PORTION OF LIGHTHOUSE POINTE INLAND SITE

MONROE COUNTY, NEW YORK

CONSTRUCTION COMPLETION REPORT

NYSDEC BCP Site Number: C828141

Prepared for:

Lighthouse Pointe Property Associates, LLC, Ontario Properties, Inc., and FRS Properties, LLC

Prepared by:

Day Engineering and Geology, D.P.C.
1563 Lyell Avenue
Rochester, New York 14606
585-454-0210

REVISED MAY 2026

CERTIFICATIONS

I, Timothy K. Hampton, am currently a registered professional engineer licensed by the State of New York, I had primary direct responsibility for implementation of the remedial program activities, and I certify that the Berm Material Management Work Plan was implemented and that all construction activities were completed in substantial conformance with the Department-approved Berm Material Management Work Plan dated September 12, 2024.

I certify that all data generated in support of this report have been submitted in accordance with the Department's electronic data deliverable and have been accepted by the Department. I certify that all information and statements in this certification form are true. I understand that a false statement made herein is punishable as a Class "A" misdemeanor, pursuant to Section 210.45 of the Penal Law. I, Timothy K. Hampton, of Day Engineering and Geology, D.P.C., am certifying as Owner's Designated Site Representative, and I have been authorized and designated by all site owners to sign this certification for the site.



054981	05-21-2026	
NYS Professional Engineer #	Date	Signature

TABLE OF CONTENTS

CERTIFICATIONS II
TABLE OF CONTENTS III
LIST OF ACRONYMS IV
CONSTRUCTION COMPLETION REPORT 1
1.0 BACKGROUND AND SITE DESCRIPTION 1
2.0 SUMMARY OF SITE REMEDY 3
2.1 REMEDIAL ACTION OBJECTIVES 3
2.1.1 Groundwater RAOs 3
2.1.2 Soil RAOs 3
2.1.3 Soil Vapor RAOs 4
2.2 DESCRIPTION OF SELECTED REMEDY 4
3.0 DESCRIPTION OF BERM MATERIAL REMEDIAL ACTIONS PERFORMED 6
3.1 GOVERNING DOCUMENTS 6
3.1.1 Site Specific Health & Safety Plan (HASP) 6
3.1.2 Community Air Monitoring Plan (CAMP) 6
3.2 REMEDIAL PROGRAM ELEMENTS 7
3.2.1 Contractors and Consultants 7
3.2.2 Site Preparation 8
3.2.3 General Site Controls 8
3.2.4 Nuisance Controls 8
3.2.5 CAMP Results 9
3.2.6 Reporting 10
3.3 CONTAMINATED MATERIALS REMOVAL 11
3.3.1 Debris, Trash and C&D Removal 11
3.4 DEVIATIONS FROM THE REMEDIAL ACTION WORK PLAN 13

LIST OF ACRONYMS

Acronym	Definition
ALS	ALS Environmental
BCA	Brownfield Cleanup Agreement
CAMP	Community Air Monitoring Plan
Casella	Casella Waste Systems, Inc.
C&D	Construction and Demolition
DAY	Day Engineering, P.C.
HASP	Health and Safety Plan
HAZWOPER	Hazardous Waste Operations and Emergency Response
ISMP	Interim Site Management Plan
NYSDEC	New York State Department of Environmental Conservation
NYSDOH	New York State Department of Health
PCB	Polychlorinated Biphenyl
PFAS	per- and polyfluoroalkyl substances
PID	Photoionization Detector
RAO	Remedial Action Objective
SVOC	Semi-Volatile Organic Compound
TAL	Target Analyte List
TCL	Target Compound List
TCLP	Toxicity Characteristic Leaching Procedure
TIC	Tentatively Identified Compound
Victor	Victor Excavating
VOC	Volatile Organic Compound
WM	Waste Management

CONSTRUCTION COMPLETION REPORT

1.0 BACKGROUND AND SITE DESCRIPTION

Lighthouse Pointe Property Associates, LLC entered into a Brownfield Cleanup Agreement (BCA) with the New York State Department of Environmental Conservation (NYSDEC) in June 2020, to investigate and remediate a property located in the Town of Irondequoit, Monroe County, New York. The property will be remediated to restricted residential use. If the final remedy for the Site includes a cover system, it will need to meet the requirement of DER-10.

The site is located in the County of Monroe, New York and consists of eight parcels with a total area of approximately 18.87 acres. The Inland Site is currently comprised of eight parcels; two of the parcels are owned by FRS Properties, LLC, and six of the parcels are owned by Ontario Properties, Inc. Each of the parcels have an address located on Marina Drive. Each of the parcels are located on Monroe County Tax Map 047.18-1, with properties listed as parcels 5.1, 5.2, 6.1, 7.12, 7.2, 7.112, 8.1, and 8.2. The site is bounded by Rochester Yacht Club to the north, Pattonwood Drive to the south, a residential neighborhood and the Lighthouse Pointe Inland East BCP Site to the east, and the Genesee River and the Lighthouse Pointe Riverfront North BCP Site to the west. The boundaries of the site are shown on Figure 1 and Figure 1A (boundaries highlighted blue).

A berm constructed of material that originated from the perimeter of an off-site marina basin had been placed on a portion of the Site. The location of the berm is shown on Figure 2, and it covers an approximate area of 19,318 square feet. In a NYSDEC letter dated September 8, 2023, it was identified that the soil/fill material used to construct the berm needed to be sampled in accordance with DER-10 Section 5.4(e).

On October 13, 2023, DAY submitted a Berm Material Sampling Plan to address the NYSDEC's requirement that the soil/fill material imported (without approval) to the Site will be sampled in accordance with DER-10 Section 5.4(e). In a letter dated January 31, 2024, the NYSDEC conditionally approved the Berm Material Sampling Plan.

In March 2024 the berm material sampling plan was implemented, and the work was documented in a Berm Material Sampling and Analysis Report dated July 8, 2024. During this work, samples of berm material were successfully collected from the ground surface to bottom of the berm at nine test boring locations, and the results of screening did not show field evidence of impact (i.e., no odors, no elevated photoionization detector (PID) readings, no sheen or free product, no staining, etc.).

Analytical laboratory results for berm material samples tested contained concentrations of volatile organic compounds (VOCs), 1,4-dioxane, metals, cyanide, pesticides, and polychlorinated biphenyls (PCBs) that were either non-detect or below respective Restricted Residential Use soil cleanup objectives (SCOs), Commercial Use SCOs and Protection of Groundwater SCOs. The detected concentrations of semi-volatile organic compounds (SVOCs) in the three samples tested were below Commercial Use SCOs. However, one of the three samples contained three SVOCs [i.e., benzo(a)anthracene, benzo(b)fluoranthene and chrysene] that exceeded their respective Restricted Residential Use SCOs and/or Protection of Groundwater SCOs by a factor of 1.8 or less. Per- and polyfluoroalkyl substances (PFAS) detected in each of the three samples tested did not exceed respective Restricted Residential Use SCOs or Commercial Use SCOs. However, the concentrations of PFOS detected in each of the three samples tested (i.e., B-1,2,3, B-4,5,6 and B- 7,8,9) exceeded its Protection of Groundwater SCO by a factor of 5 or less.

2.0 SUMMARY OF SITE REMEDY

2.1 REMEDIAL ACTION OBJECTIVES

Based on the request by the NYSDEC to prepare an Interim Site Management Plan ("ISMP") for the Inland Site, draft/interim Remedial Action Objectives (RAOs)were developed and presented in the Interim Site Management Plan, Lighthouse Pointe Inland (Marsh 2023). The generic RAOs identified in NYSDEC's DER-10 Section 4.1(c) were presented for use for the various media. The generic RAOs are listed below for soil, groundwater, and soil vapor, which are the media impacted at the Site.

2.1.1 Groundwater RAOs

RAOs for Public Health Protection

- Prevent ingestion of groundwater with contaminant levels exceeding drinking water standards.
- Prevent contact with, or inhalation of, volatiles emanating from contaminated groundwater.

RAOs for Environmental Protection

- Restore groundwater aquifer to pre-disposal/pre-release conditions..
- Prevent the discharge of contaminants to surface water.
- Remove the source of ground or surface water contamination.

2.1.2 Soil RAOs

RAOs for Public Health Protection

- Prevent ingestion/direct contact with contaminated soil.
- Prevent inhalation of or exposure from contaminants volatilizing from contaminants in soil.

RAOs for Environmental Protection

- Prevent migration of contaminants that would result in groundwater or surface water contamination.
- Prevent impacts to biota due to ingestion/direct contact with contaminated soil that would cause toxicity or bioaccumulation through the terrestrial food chain.

2.1.3 Soil Vapor RAOs

RAOs for Public Health Protection

- Mitigate impacts to public health resulting from existing, or the potential for, soil vapor intrusion into buildings at a site.

2.2 DESCRIPTION OF SELECTED REMEDY

The berm material area was remediated in accordance with the remedy approved by the NYSDEC in the Berm Material Management Work Plan dated September 12, 2024.

The factors considered during the selection of the remedy are those listed in 6NYCRR 375-1.8. The following are the components of the selected remedy:

1. Removal and disposal of debris, trash and C&D from the upper one foot of berm material.

Components of the Berm Material Management Work Plan that have been completed include the following:

- Notification to the NYSDEC Project Manager at least seven days prior to the start of fieldwork.
- Site preparation involving mobilization of heavy equipment and air monitoring equipment.
- Removal of large pieces of debris, trash and C&D from the upper one foot of berm material.
- Connection of and layout hoses and nozzles onto existing hose bibs for dust suppression, if needed.
- Further waste characterization laboratory testing, waste profiling of the removed

material.

- Disposal of Debris, Trash and C&D at an appropriate regulated landfill facility.
- Health and safety and community air monitoring.
- Field documentation.
- Preparation of this CCR.

Future actions to be taken to ensure that the berm material remains stabilized and is effective at mitigating potential exposure include the following:

- Inspect the berm area annually.
- Reapply additional commercially available bagged topsoil and grass seed as deemed necessary to ensure vegetative growth over entire berm.
- Remove any additional pieces of debris, trash and C&D greater than six inches longest axis from the surface of the berm material should it be observed, and dispose of the removed material in accordance with applicable regulations.
- Further address the berm material in the final site remedy.

3.0 DESCRIPTION OF REMEDIAL ACTIONS PERFORMED

Interim remedial activities completed at the Site were conducted in accordance with the NYSDEC-approved Berm Material Management Work Plan for the Portion of Lighthouse Point Inland Site dated September 12, 2024, and the NYSDEC conditional approval letter dated November 13, 2024. All deviations from this Work Plan are noted below.

3.1 GOVERNING DOCUMENTS

The Berm Material Management Work Plan included a site-specific Health and Safety Plan (HASP) with a Community Air Monitoring Plan (CAMP). These governing plans were adhered to during the execution of the Berm Material Management Work Plan.

3.1.1 Site Specific Health & Safety Plan (HASP)

All remedial work performed under this Berm Material Management Work Plan was in full compliance with governmental requirements, including Site and worker safety requirements mandated by Federal OSHA. On-site workers were required to have OSHA 1910.120 Hazardous Waste Operations and Emergency Response (HAZWOPER) Certification.

The Health and Safety Plan (HASP) was complied with for the remedial and invasive work performed at the Site. Accidents and/or reportable HASP incidents did not occur during the implementation of the work described herein.

3.1.2 Community Air Monitoring Plan (CAMP)

The CAMP implemented during the fieldwork was included within the HASP that was provided in Appendix A of the approved Berm Material Management Work Plan. The CAMP was based on, and conducted in accordance with, the New York State Department of Health (NYSDOH) Generic CAMP included as Appendix 1A of DER-10. In addition, NYSDEC CAMP special requirements were implemented when work was completed within 20 feet of potentially exposed populations or occupied structures (i.e., in proximity to the residential properties that adjoin the work area to the east). Total volatile organic compound (VOC) and particulate concentrations were monitored between the work zone

and residential properties to the east and at downwind perimeter locations during work that involved the disturbance of contaminated material and potentially contaminated material (i.e., during debris, trash and C&D removal, and during regrading work). Each day, wind directions were monitoring and prior to intrusive work and throughout the duration of the intrusive work. Particulates in air were monitored using Thermo Fisher Scientific DataRAM real time aerosol monitors. An initial action level of 100 micrograms per cubic meter ($\mu g/m^3$) above background for the 15-minute average was used during CAMP monitoring for particulates. Total VOCs in air was measured using MiniRAE 2000 photoionization detectors (PIDs). A PID action level of 5 ppm above background for the 15-minute average was used during CAMP monitoring for VOCs. The daily CAMP Air Monitoring Report Sheets with field figures are included in Appendix A. Results of the CAMP monitoring are further discussed in Section 3.2.5.

3.2 REMEDIAL PROGRAM ELEMENTS

3.2.1 Contractors and Consultants

Contractors and consultants that performed work as part of the supplemental polishing phase remedial actions, and a description of their associated tasks, are provided below.

- Victor Excavating (Victor) – Site preparation activities; removal of debris, trash and C&D from the upper one foot of berm material using an excavator equip with a trommel bucket; removal of arborvitae trees and staging; loading of debris, trash and C&D into roll-off dumpsters; and re-grading of the berm.
- Casella Waste Systems, Inc. (Casella) – Provide roll-off dumpsters; prepare waste profile; and provide waste hauling from Site to Landfill.
- Waste Management (WM) – Company that operates the disposal facility and approved the waste profile for the removed material.
- High Acres Landfill – Disposal facility where the debris, trash and C&D removed from the upper one foot of berm was disposed.
- ALS Environmental (ALS) – Analytical laboratory testing services.

3.2.2 Site Preparation

The NYSDEC Project Manager was notified at least seven days prior to the start of the fieldwork. Prior to beginning the removal of debris, trash and C&D, roll-off dumpsters were delivered to the Site, and a utility stakeout was completed that included mark out of buried utilities. Each roll-off dumpster was fitted with a poly plastic liner prior to being used. In addition, One excavator was equipped with an Okada TMB70 Trommel Bucket, and another excavator was equipped with a toothless grading bucket. Hoses connected to a water supply were set up in proximity to the berm material, in case dust suppression became necessary. No erosion controls were installed prior to the work.

3.2.3 General Site Controls

- Site security: Access to the Site was limited to staff, workers and pertinent agencies involved with the project.
- Job site record keeping: Daily site activities were recorded by Day Engineering, P.C. (DAY) in a field logbook, including names of on-Site personnel. Copies of these field notes are provided in Appendix B.
- Equipment decontamination and residual waste management: Trucks and heavy equipment (excavators) arrived on-Site clean. Prior to leaving the Site, the trucks and heavy equipment were cleaned as necessary to remove visible dirt/debris. Each roll-off dumpster was lined with plastic sheeting and covered with a tarp prior to being transported from the Site to the disposal facility.
- Stockpile methods: The berm material consists of a soil matrix with lesser amounts of debris, trash and C&D. The debris, trash and C&D were removed from the upper one foot of berm material using a screening process further defined in this CCR. The resulting debris, trash and C&D that included some adhered soil were direct-loaded into the lined roll-off dumpsters using the excavator.

3.2.4 Nuisance Controls

- Truck wash and egress housekeeping: Heavy equipment (i.e., excavators) generally stayed within the limits of the berm. The excavators were cleaned over and at the west toe of the berm material to remove visible dirt/debris before being taken off-

Site. The cleaning involved use of shovels and brushes to remove the berm material from the excavators that consisted primarily of soil. The soil removed from the excavators was placed on the berm material area. Trucks that were on-Site did not encounter the berm material and therefore did not need to be decontaminated or washed.

- Dust control: Dust generation during intrusive activities completed during the implementation of the remedial actions was monitored by DAY as part of the CAMP, and the results are discussed in Section 3.2.5. Hoses were attached to hose bibs near the berm material to allow for dampening, if necessary, to control airborne dust.
- Odor control: No nuisance odors were encountered during the field activities.
- Responding to complaints: No complaints were received during the implementation of the remedial actions.

3.2.5 CAMP Results

CAMP monitoring was completed by DAY during all ground intrusive activities. Continuous perimeter and work zone air monitoring was conducted using a Thermo Scientific, Inc. DataRAM particulate detection monitor and MiniRAE 2000 PID during the removal of debris, trash and C&D, handling activities, and final grading. The CAMP monitoring was conducted between December 9, 2024 and December 13, 2024, which is when active material excavation, material screening and material regrading were being conducted at the berm. At the beginning of each workday, and in accordance with CAMP Special Requirements, one CAMP monitoring station was set up between the work zone and the adjoining residential properties east of the Site. A second CAMP monitoring station was set up downwind of the work zone. Wind direction and work areas were taken into account on a daily basis when selecting monitoring stations. Air monitoring was also conducted within the work zone. Prior to the commencement of debris, trash and C&D removal each day, background volatile organic compound (VOC) vapor and particulate levels were recorded upwind of the work zone.

Information pertaining to the CAMP monitoring is summarized in Table A below

Table A – CAMP Monitoring Summary

Monitoring Station	Date	Intrusive Activities Being Performed	Range of 15-Minute TWA VOC Readings (PPM)	Range of 15-Minute TWA Particulate Readings (mg/m3}	Corrective Actions
CAMP 1	12/9/2024	excavate and screen berm material	0.0 – 0.0	0.000 – 0.003	Not Required
CAMP 2	12/9/2024	excavate and screen berm material	0.0 – 0.0	0.000 – 0.003	Not Required
CAMP 1	12/10/2024	excavate and screen berm material	0.0 – 0.0	0.000 – 0.000	Not Required
CAMP 2	12/10/2024	excavate and screen berm material	0.0 – 0.0	0.000 – 0.001	Not Required
CAMP 1	12/11/2024	excavate, screen and grade berm material	0.0 – 0.0	0.000 – 0.003	Not Required
CAMP 2	12/11/2024	excavate, screen and grade berm material	0.0 – 0.0	0.000 – 0.019	Not Required
CAMP 1	12/12/2024	excavate, screen and grade berm material	0.0 – 0.0	0.000 – 0.000	Not Required
CAMP 2	12/12/2024	excavate, screen and grade berm material	0.0 – 0.0	0.000 – 0.000	Not Required
CAMP 1	12/13/2024	excavate, screen and grade berm material	0.0 – 0.0	0.000 – 0.000	Not Required
CAMP 2	12/13/2024	excavate, screen and grade berm material	0.0 – 0.0	0.000 n- 0.001	Not Required

During field activities, CAMP action levels were not exceeded. Since CAMP action levels were not exceeded and there was no visible fugitive dust leaving the work zone, dust suppression was not necessary. Copies of field data sheets relating to the CAMP are provided in Appendix A.

3.2.6 Reporting

Project updates were occasionally provided to the NYSDEC via phone call and email from DAY. In general, updates included a summary of completed work and anticipated upcoming activities.

A DAY representative took field notes on work completed each day, which are included in electronic format in Appendix B.

The digital photo log required by the Berm Material Management Work Plan is included in electronic format in Appendix C.

3.3 CONTAMINATED MATERIALS REMOVAL

The location of the berm where debris, trash and C&D were removed, is shown in Figure 2.

3.3.1 Debris, Trash and C&D Removal

Between December 9, 2024 and December 13, 2024, an excavator equipped with an Okada TMB70 Trommel Bucket was used to remove pieces of debris, trash and C&D from the upper one foot of berm material. Segregation of this material was conducted over the berm material so that the soil portion of the material was placed in the same general area where it originated. The debris, trash and C&D with some adhered soil were direct loaded into ten lined roll-off bins provided by Casella. A laser level and measuring stick were used to verify that the upper one foot of berm material had been screened for debris, trash and C&D material. Following the removal of debris, trash and C&D, a different excavator equipped with a grading bucket was used to grade the soil to stabilize the berm and minimize erosion.

During a July 11, 2025 site visit, the NYSDEC noted that areas of the berm had not been stabilized, and that debris could be observed protruding from the berm soils. Some areas of the berm surface, primarily under existing tree canopy, were noted to be sparsely vegetated. As a result, the initial April 2025 submission of this CCR was disapproved. To address this condition, the following actions were taken:

On October 9, 2025, large pieces of visible solid waste greater than 6 inches in size (wood, plastic, concrete, asphalt, etc.) on the surface of the berm were removed by hand and disposed as solid waste via the site owner's solid waste dumpsters. It is estimated that less than three cubic yards of solid waste greater than 6 inches in size were removed.

Between October 9, 2025 and October 14, 2025, a total of 220 bags of Scotts commercial topsoil (0.75-cubic yard/bag) were used to dress the ground surface ($\leq$2 inches

of topsoil) over sparsely vegetated areas of the berm, primarily beneath existing tree canopy. Approximate areas where the topsoil was applied are shown on Figure 3. Subsequently, numerous bags of Scotts grass seed were applied to the newly topsoiled areas of the berm and covered with numerous bales of straw to establish additional vegetative growth and stabilize the berm as a measure to minimize erosion.

As a result of the action taken as described in this section, the upper screened berm material is considered interim cover. If a cover system is proposed as part of the final remedy, additional evaluation and measures will be needed in the area off the berm.

3.3.1.1 Disposal Details

As part of the previous investigation of the berm material, samples were collected from nine test borings in the berm on March 7, 2024. The analytical laboratory results of these samples were used to assist in characterization the waste. These previous samples included the following:

- Discrete B-1 through B-9, which were analyzed for:
  - Target compound list (TCL) VOCs and tentatively identified compounds (TICs).
- Composite samples B-1,2,3, B-4,5,6, and B-7,8,9, which were analyzed for:
  - TCL semi-volatile organic compounds (SVOCs),
  - 1,4-dioxane,
  - target analyte list (TAL) metals,
  - cyanide,
  - polychlorinated biphenyls (PCBs),
  - pesticides and
  - per- and polyfluoroalkyl substances (PFAS).

The previous test results for samples described above were provided to Waste Management to assist in obtaining waste disposal approvals. Based on its review of the previous test results, Waste Management requested a sample from each roll-off be tested for toxicity characteristic leaching procedure (TCLP) lead to further characterize the material. On January 8, 2025, a DAY representative collected one discrete sample from each roll-off bin

(designated as samples RO-1 through RO-10). These 10 samples were tested for TCLP lead. Based on these test results, the material was characterized as non-hazardous regulated solid waste, and waste profile #128876NY was generated. Copies of ALS's analytical data packages for the previous samples collected from the berm on March 7, 2024, and the ten supplemental samples collected from the ten roll-offs on January 8, 2025, are included in Appendix D.

Between February 19, 2025 and March 12, 2025, Casella loaded the 10 roll-off bins containing the non-hazardous regulated solid waste onto its NYSDEC Part 364 Permitted trucks (Permit #8A-1099), and transported the roll-offs off-site to off-Site to High Acres Landfill, where the material was disposed under waste profile #128876NY. DAY was on-site during load out activities on February 19, 2025. A total of approximately 114.54 tons of debris, trash and C&D with some adhered soil was disposed.

Copies of waste transport and disposal documentation are provided in Appendix E. In addition, Appendix E includes a letter from Casella indicating that the roll-off dumpsters were free of debris and properly covered before being transported off-site.

As part of regular service, Casella emptied the Site owner's solid waste dumpsters into a Part 364 permitted Casella truck, which included the large pieces of visible solid waste greater than 6 inches in size (wood, plastic, concrete, asphalt, etc.) that were removed from the surface of the berm. Casella's truck then transported and dropped off the material at a regulated solid waste transfer station, which was later disposed at one of the following regulated landfill facilities: Mill Seat Landfill; Ontario County Landfill; or Highland Landfill.

3.4 DEVIATIONS FROM THE REMEDIAL ACTION WORK PLAN

The Berm Material Management Work Plan stated that the ten arborvitae trees would remain on the berm; however, they were removed in order to accommodate the excavator and were unable to be replanted. The NYSDEC was notified of this deviation on December 11, 2024 via email.

During a July 11, 2025 site visit, the NYSDEC noted that areas of the berm had not been stabilized, and that debris could be observed protruding from the berm soils. Some areas

of the berm surface, primarily under existing tree canopy, were noted to be sparsely vegetated. As a result, the initial April 2025 submission of this CCR was disapproved by the NYSDEC in a letter dated August 22, 2025. On October 9, 2025, a proposed scope of work and schedule were provided to the NYSDEC in an email from DAY. The proposed scope of berm stabilization work included the following:

- large pieces of visible solid waste greater than 6 inches in size (wood, plastic, etc.) on the surface of the berm will be removed by hand and disposed as a solid waste.
- In areas deemed necessary, imported commercially available bagged topsoil will be used to dress the ground surface over a sparsely vegetated area beneath an existing tree that was noted, and possibly at other similar areas deemed necessary by the QEP to supplement vegetative growth.
- A statement will be added to the revised CCR, such as the following: "The upper screened berm material is considered interim cover. If a cover system is being proposed as part of the final remedy, additional evaluation and measures will be needed in the area of the berm."

In an email dated October 9, 2025, the NYSDEC conditionally approved the proposed scope of berm stabilization work. This work was completed as described in Section 3.3.

No other major deviations were made from the work proposed in the Berm Material Management Work Plan.

LIST OF FIGURES

Figure 1 Project Locus Map

Figure 1A Site Boundaries

Figure 2 Site Plan with area Where Debris, Trash, and C&D Removed from Upper One Foot of Berm Material

Figure 3 Site Plan with Areas where ≤2 Inches Imported Commercially-Bagged Topsoil Applied

LIST OF APPENDICES

Appendix A	CAMP Documentation
Appendix B	Field Notes
Appendix C	Photo Log
Appendix D	Analytical Laboratory Packages
Appendix E	Waste Transport and Disposal Documentation

FIGURES

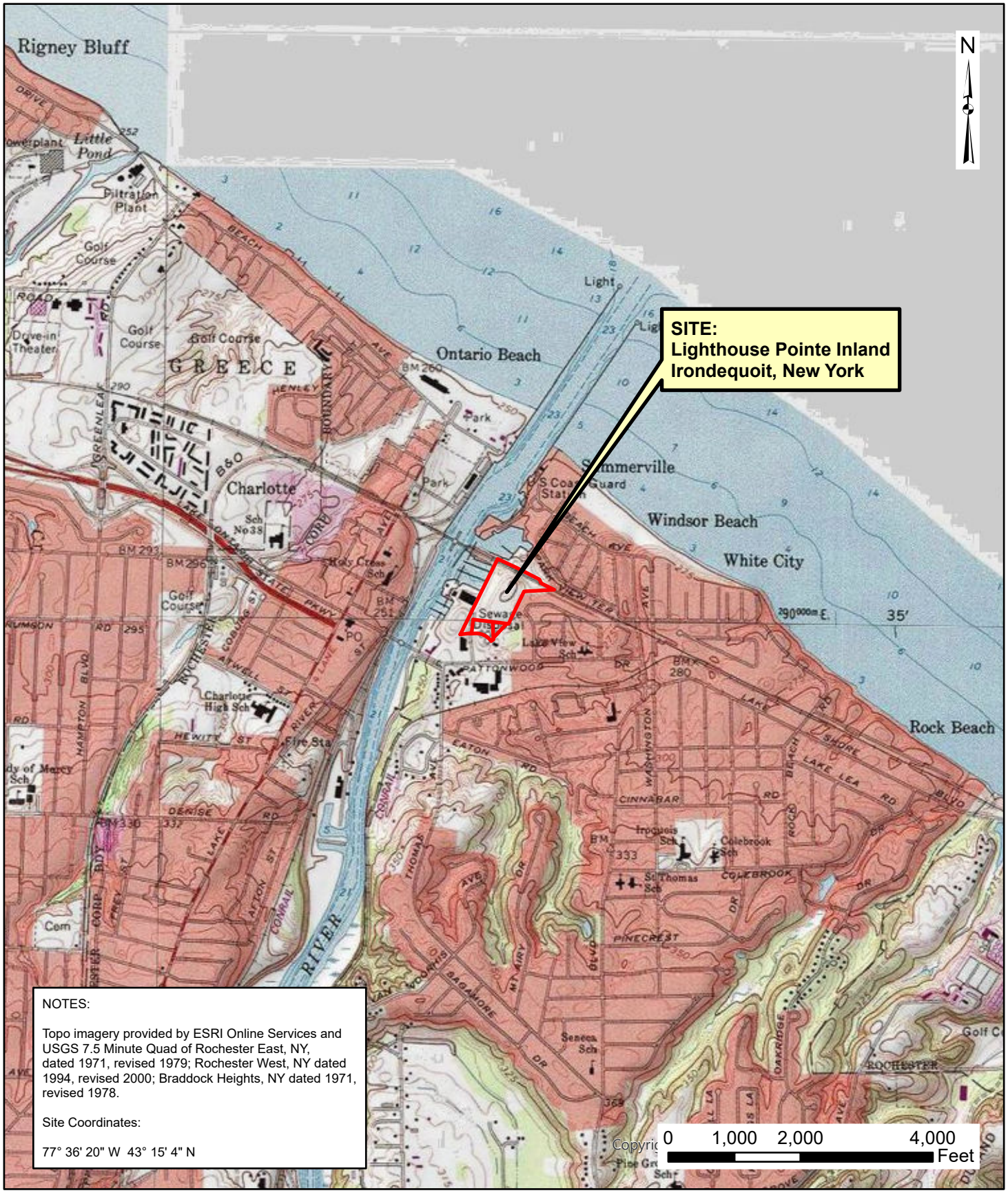

NOTES:

Topo imagery provided by ESRI Online Services and USGS 7.5 Minute Quad of Rochester East, NY, dated 1971, revised 1979; Rochester West, NY dated 1994, revised 2000; Braddock Heights, NY dated 1971, revised 1978.

Site Coordinates:

77° 36' 20" W 43° 15' 4" N

Date: 06-08-2023 Drawn By: CPS Scale: AS NOTED	**DAY ENGINEERING, P.C.** Environmental Engineering Consultants Rochester, New York 14606	Project Title: LIGHTHOUSE POINTE INLAND BCP SITE NO. C828141 IRONDEQUOIT, NEW YORK Drawing Title: Project Locus Map	Project No. 6048S-23 FIGURE 1

Document Path: E:\GIS Mapping\Shumway\6086S-23\Shumay - Berm and HASP.aprx

Last Date Saved: 6/9/2023 8:11 AM

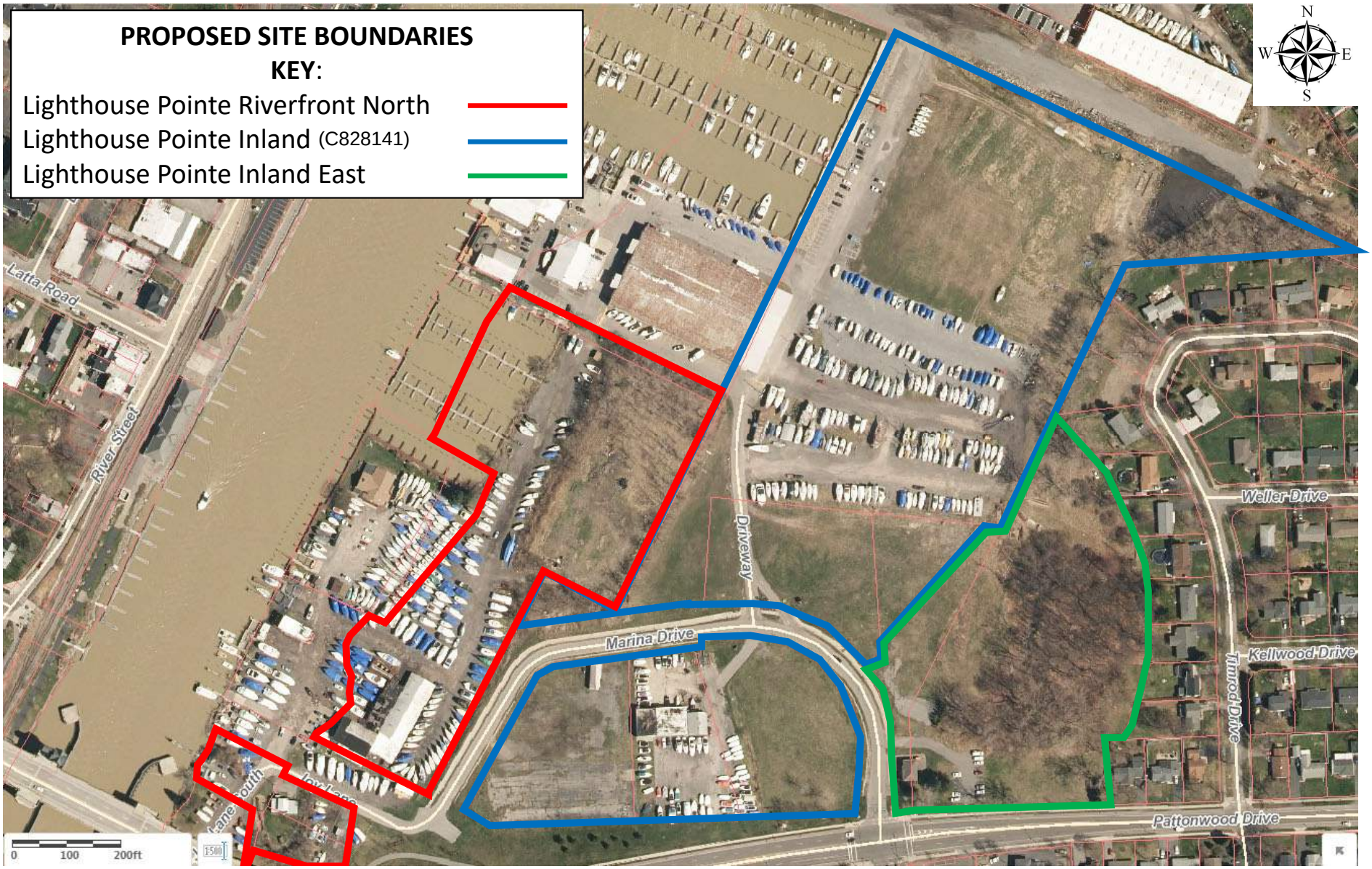

Figure 1A - Boundaries of Lighthouse Pointe Inland NYSDEC Site #C828141 (Boundarries Highlighted Blue)

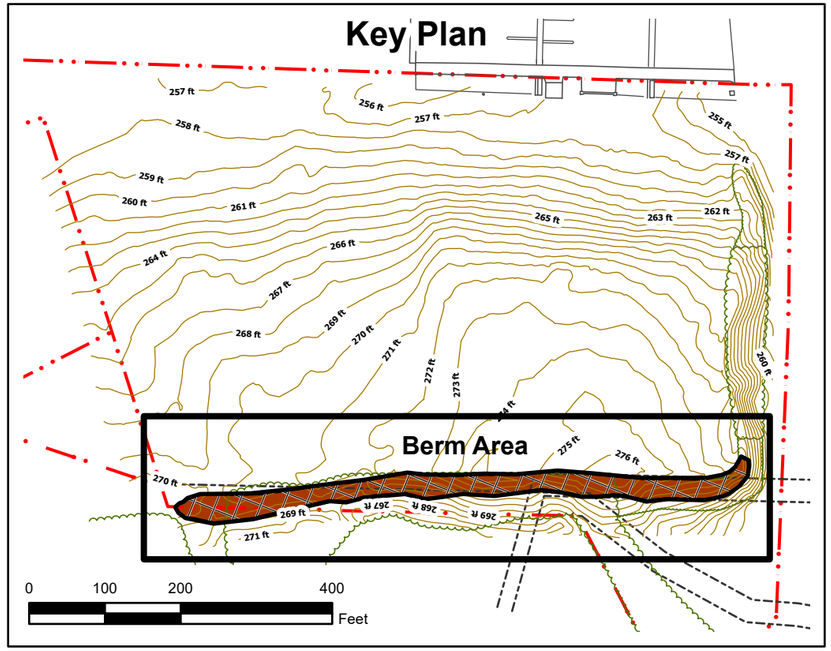



Legend

- Berm test boring
- Edge of vegetation
- Utility easement
- Berm area where debris, trash, construction and demolition (C&D) material removed from upper 1.0 foot

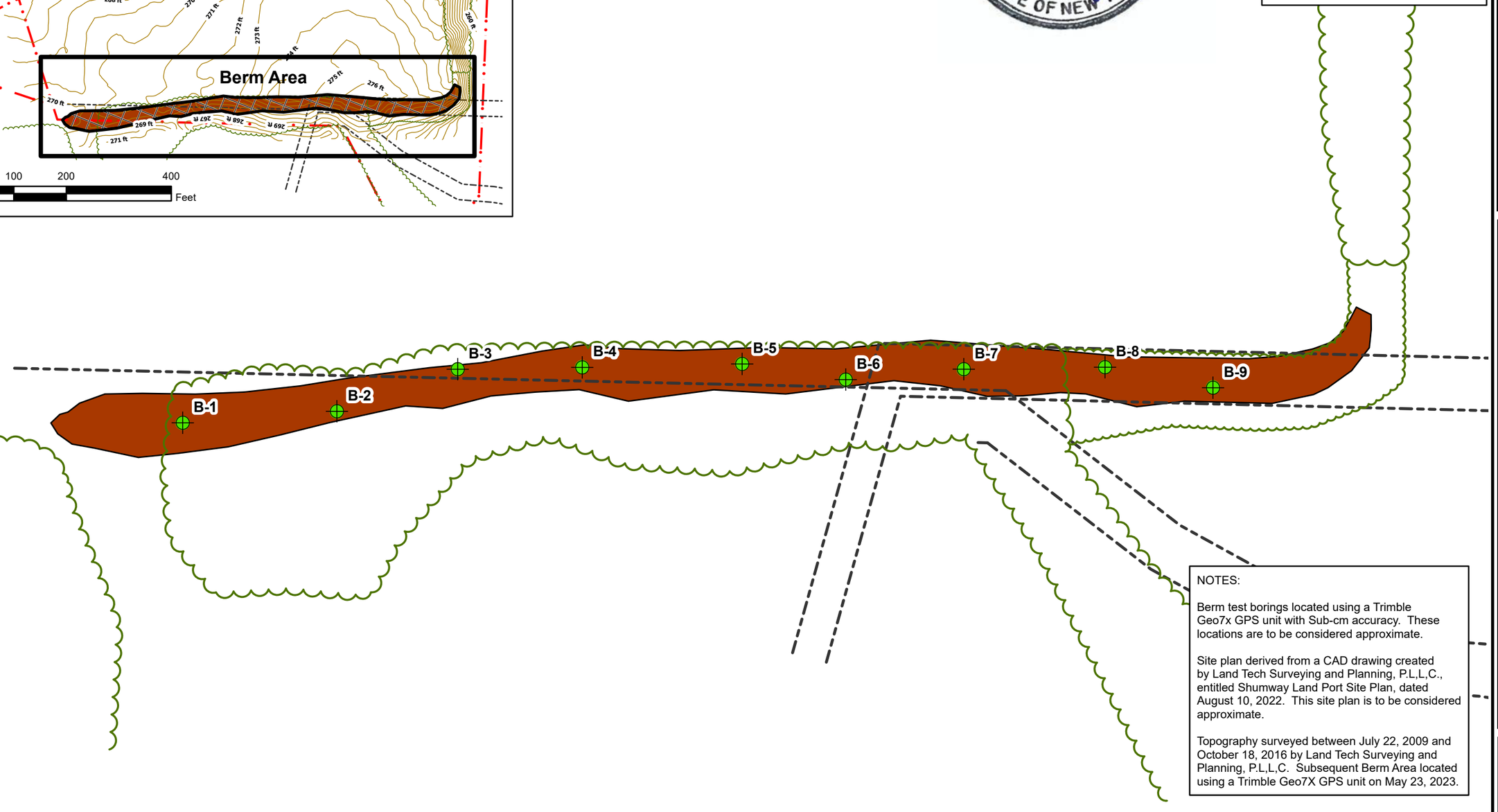

NOTES:

Berm test borings located using a Trimble Geo7x GPS unit with Sub-cm accuracy. These locations are to be considered approximate.

Site plan derived from a CAD drawing created by Land Tech Surveying and Planning, P.L,L,C., entitled Shumway Land Port Site Plan, dated August 10, 2022. This site plan is to be considered approximate.

Topography surveyed between July 22, 2009 and October 18, 2016 by Land Tech Surveying and Planning, P.L,L,C. Subsequent Berm Area located using a Trimble Geo7X GPS unit on May 23, 2023.

0 30 60 120 Feet

PROJECT MANAGER	JAD	DATE DRAWN	3-2025
DRAWN	CPS	DATE ISSUED	3-3-2025
SCALE	AS NOTED		

day
DAY ENGINEERING, P.C.
Environmental Engineering Consultants
Rochester, New York 14606

Project Title
LIGHTHOUSE POINTE INLAND
IRONDEQUOIT, NEW YORK
NYSDEC SITE #C828141

Drawing Title
Site Plan with Area Where Debris, Trash, and C&D Removed from Upper One Foot of Berm Material

Project No.
6048S-23

FIGURE 2

Last Date Saved: 3/3/2025 2:21 PM Document Path: E:\GIS Mapping\Shumway\6048S-23\Shumway - Berm and HASP\Shumay - Berm and HASP.aprx

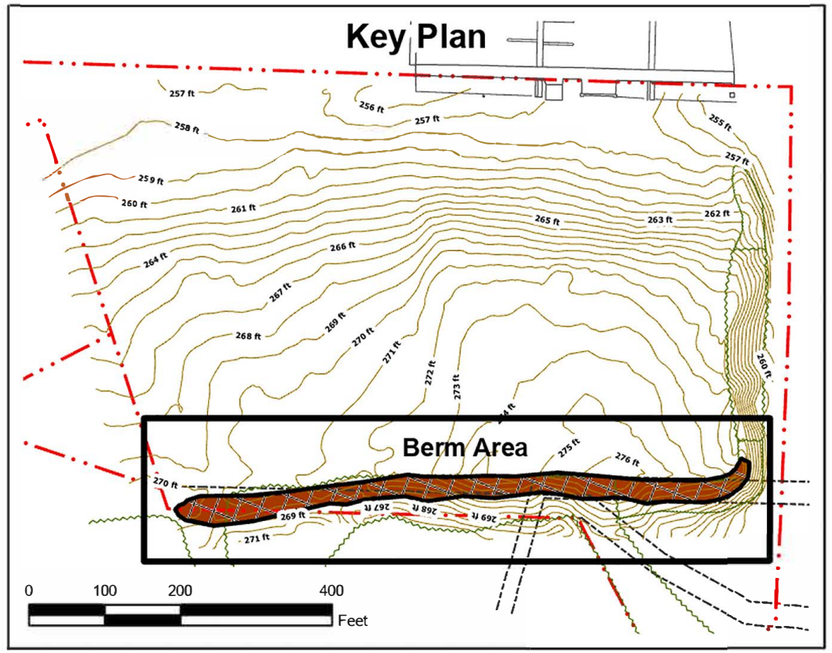



Legend

- Edge of vegetation
- Utility easement
- Approximate Area where < 2 inches commercially-bagged imported topsoil applied to top of berm to support grass seed germination
- Berm area where debris, trash, construction and demolition (C&D) material removed from upper 1.0 foot

NOTES:

Berm test borings located using a Trimble Geo7x GPS unit with Sub-cm accuracy. These locations are to be considered approximate.

Site plan derived from a CAD drawing created by Land Tech Surveying and Planning, P.L,L,C., entitled Shumway Land Port Site Plan, dated August 10, 2022. This site plan is to be considered approximate.

Topography surveyed between July 22, 2009 and October 18, 2016 by Land Tech Surveying and Planning, P.L,L,C. Subsequent Berm Area located using a Trimble Geo7X GPS unit on May 23, 2023.

0 30 60 120 Feet

DATE	05-2026
PROJECT MANAGER	JAD
DATE DRAWN	05-2026
	CPS
DATE ISSUED	05-11-2026
SCALE	AS NOTED

day ENGINEERING AND GEOLOGY, D.P.C.
1563 Lyell Avenue
Rochester, New York 14606

Project Title
LIGHTHOUSE POINTE INLAND
IRONDEQUOIT, NEW YORK
NYSDEC SITE #C828141

Drawing Title
Site Plan with Areas Where <2 Inches Imported Commercially-Bagged Topsoil Applied

Project No.
6048S-23

FIGURE 3

Last Date Saved: 5/11/2026 8:11 AM Document Path: E:\GIS Mapping\Shumway\6048S-23\Shumway - Berm and HASP\Shumay - Berm and HASP.aprx

APPENDIX A

CAMP Documentation

day
DAY ENVIRONMENTAL, INC.

ENVIRONMENTAL CONSULTANTS
AN AFFILIATE OF DAY ENGINEERING, P.C.

AIR MONITORING REPORT SHEET

DATE: 12/9/24

JOB #: 6048S-23

SITE: Lighthouse Pointe Inland, Irondequoit, NY

BY: HEB

ON-SITE: 800 OFF-SITE: 1530

WEATHER CONDITIONS: 30°-40°, cloudy/rain PREVAILING WIND DIRECTION: SW

PERSONNEL ON-SITE: HEB, JAD, CD, Doug, Logan (VE) Scott (DEC)

NOTES: 915 start

DESCRIPTION	TIME	LOCATION	PID (ppm)	PARTICULATES (mg/m³)
Background	850	BG-1	0.0	0.000
CAMP-1	930	CAMP-1	0.0	0.000
CAMP-2	930	CAMP-2	0.0	0.000
CAMP-1	945	CAMP-1	0.0	0.000
CAMP-2	945	CAMP-2	0.0	0.000
CAMP-1	1000	CAMP-1	0.0	0.000
CAMP-2	1000	CAMP 2	0.0	0.000
CAMP-1	1015	CAMP B1	0.0	0.000
CAMP-2	1015	CAMP B2	0.0	0.000
	1030	CAMP 21	0.0	0.000
	1030	CAMP B2	0.0	0.002
	1045	CAMP 1	0.0	0.002
	1045	CAMP 2	0.0	0.012
	1100	CAMP 1	0.0	0.002
	1100	CAMP 2	0.0	0.009
	1115	CAMP 1	0.0	0.000
	1115	CAMP 2		0.000

demonstrate hourly

DESCRIPTION: BZ = Breathing Zone, BG = Upwind Background, CAMP = Outside work area/at property boundary

Action Levels: 15-Minute Average **PID >5 ppm**; 15-Minute Average **Particulates >0.1 mg/m³** (>100 ug/m³)

F\non-major\bonitatem\5721S-20\CAMP

1563 LYELL AVENUE
ROCHESTER, NEW YORK 14606
(585) 454-0210
FAX (585) 454-0825

www.dayenvironmental.com

420 LEXINGTON AVENUE, SUITE 300
NEW YORK, NEW YORK 10170
(212) 986-8645
FAX (212) 986-8657

day
DAY ENVIRONMENTAL, INC.

ENVIRONMENTAL CONSULTANTS
AN AFFILIATE OF DAY ENGINEERING, P C

AIR MONITORING REPORT SHEET (Continued)

DATE: 12/9/24

JOB #: 6048S-23

DESCRIPTION	TIME	LOCATION	PID (ppm)	PARTICULATES (mg/m3)
CAMP	1130	CAMP 1	0.0	0.000
	1130	CAMP 2	0.0	0.000
	1145	CAMP 1	0.0	0.002
	1145	CAMP 2	0.0	0.006
	1200	CAMP 1	0.0	0.000
	1200	CAMP 2	0.0	0.000
	1215	CAMP 1	0.0	0.000
	1215	CAMP 2	0.0	0.003
	1230	CAMP 1	0.0	0.002
	1230	CAMP 2	0.0	0.001
	1245	CAMP 1	0.0	0.001
	1245	CAMP 2	0.0	0.002
	1300	CAMP 1	0.0	0.002
	1300	CAMP 2	0.0	0.002
	1315	CAMP 1	0.0	0.003
	1315	CAMP 2	0.0	0.000
	1330	CAMP 1	0.0	0.000
	1330	CAMP 2	0.0	0.000
	1345	CAMP 1	0.0	0.000
	1345	CAMP 2	0.0	0.000
	1400	CAMP 1	0.0	0.000
	1400	CAMP 2	0.0	0.001
	1415	CAMP 1	0.0	0.000
	1415	CAMP 2	0.0	0.000
	1430	CAMP 1	0.0	0.001
	1430	CAMP 2	0.0	0.000
	1445	CAMP 1	0.0	0.000
	1445	CAMP 2	0.0	0.000
	1500	CAMP 1	0.0	0.000
	1500	CAMP 2	0.0	0.001
	1515	CAMP 1	0.0	0.001
	1515	CAMP 2	0.0	0.000
	45		and	and

DESCRIPTION: BZ = Breathing Zone, BG = Upwind Background, CAMP = Outside work area/at property boundary

Action Levels: 15-Minute Average **PID >5 ppm**; 15-Minute Average **Particulates >0.1 mg/m³** (>100 ug/m³)

1563 LYELL AVENUE
ROCHESTER, NEW YORK 14606
(585) 454-0210
FAX (585) 454-0825

www.dayenvironmental.com

420 LEXINGTON AVENUE, SUITE 300
NEW YORK, NEW YORK 10170
(212) 986-8645
FAX (212) 986-8657

day
DAY ENVIRONMENTAL, INC.

ENVIRONMENTAL CONSULTANTS
AN AFFILIATE OF DAY ENGINEERING, P.C.

AIR MONITORING REPORT SHEET (Continued)

DATE: 12/9/24

JOB #: 6048S-23

DESCRIPTION	TIME	LOCATION	PID (ppm)	PARTICULATES (mg/m3)
Breathing Zone ↓	930	BZ-1	0.0	0.000
	1030	BZ-1	0.0	0.000
	1130	BZ-1	0.0	0.000
	1230	BZ-1	0.0	0.000
	1330	BZ-1	0.0	0.001
	1430	BZ-1	0.0	0.000

DESCRIPTION: BZ = Breathing Zone, BG = Upwind Background, CAMP = Outside work area/at property boundary

Action Levels: 15-Minute Average **PID >5 ppm**; 15-Minute Average **Particulates >0.1 mg/m^3** (>100 ug/m^3)

1563 LYELL AVENUE
ROCHESTER, NEW YORK 14606
(585) 454-0210
FAX (585) 454-0825

www.dayenvironmental.com

420 LEXINGTON AVENUE, SUITE 300
NEW YORK, NEW YORK 10170
(212) 986-8645
FAX (212) 986-8657

FIGURE 2

6048S-23

Project No.

Project Title
LIGHTHOUSE POINTE INLAND
IRONDEQUOIT NEW YORK
NYSDEC SITE #C828141

Drawing Title
Site Plan with Topography

day
DAY ENGINEERING, P.C.
Environmental Engineering Consultants
Rochester, New York 14608

PROJECT MANAGER	DRAFT
JAD	
DATE	DRAWN
06-2023	CPS
SCALE	DATE REVISED
AS NOTED	06-09-2023

NOTES

Site plan derived from a CAD drawing created by Land Tech Surveying and Planning, P.L.L.C. entitled Shumway Land Port Site Plan, dated August 10, 2022. This site plan is to be considered approximate

Topography surveyed between July 22, 2009 and October 18, 2016 and Subsequent Berm Area located using a Trimble Geo 7X GPS unit on May 23, 2023.

0 40 80 160 Feet

Legend

- Edge of vegetation
- Elevation contour
- Utility easement
- Property boundary
- Berm (19,318 sq. ft.)

BG-1

12/9/24

276 ft
275 ft
269 ft
267 ft
266 ft
268 ft
270 ft
271 ft
269 ft
270 ft
273 ft
274 ft
273 ft
272 ft
271 ft
270 ft
269 ft
268 ft
267 ft
266 ft
265 ft
264 ft
263 ft
262 ft
261 ft
260 ft
259 ft
258 ft
257 ft
256 ft
258 ft
257 ft
256 ft
257 ft
260 ft

day
DAY ENVIRONMENTAL, INC.

ENVIRONMENTAL CONSULTANTS
AN AFFILIATE OF DAY ENGINEERING, P.C.

AIR MONITORING REPORT SHEET

DATE: 12/10/24 PAGE: 1 OF 2

JOB #: 6048S-23

SITE: Lighthouse Pointe Inland, Irondequoit, NY

BY: HEB

ON-SITE: 730 OFF-SITE: 1540

WEATHER CONDITIONS: 35-45° cloudy PREVAILING WIND DIRECTION: N

PERSONNEL ON-SITE: HB, CD, Doug, Ken (Victor)

NOTES: 945 Start. CAMP 1 = ~~up~~ downwind, CAMP 2 = neighborhood. Stop excavation 1325

DESCRIPTION	TIME	LOCATION	PID (ppm)	PARTICULATES (mg/m³)
BG = Background	745	BG 1	0.0	0.000
CAMP	1000	CAMP 1	0.0	0.000
	1000	CAMP 2	0.0	0.000
	1015	CAMP 1	0.0	0.000
	1015	CAMP-2	0.0	0.000
	1030	CAMP 1	0.0	0.000
	1030	CAMP 2	0.0	0.000
	1045	CAMP 1	0.0	0.000
	1045	CAMP 2	0.0	0.001
	1100	CAMP 1	0.0	0.000
	1100	CAMP 2	0.0	0.001
	1115	CAMP 1	0.0	0.000
	1115	CAMP 2	0.0	0.000
	1130	CAMP 1	0.0	0.000
	1130	CAMP 2	0.0	0.000
	1145	CAMP 1	0.0	0.000
	1145	CAMP 2	0.0	0.001

DESCRIPTION: BZ = Breathing Zone, BG = Upwind Background, CAMP = Outside work area/at property boundary

Action Levels: 15-Minute Average **PID >5 ppm**; 15-Minute Average **Particulates >0.1 mg/m³** (>100 ug/m³)

F\non-major\bonitatem\5721S-20\CAMP

1563 LYELL AVENUE
ROCHESTER, NEW YORK 14606
(585) 454-0210
FAX (585) 454-0825

www.dayenvironmental.com

420 LEXINGTON AVENUE, SUITE 300
NEW YORK, NEW YORK 10170
(212) 986-8645
FAX (212) 986-8657

day
DAY ENVIRONMENTAL, INC.

ENVIRONMENTAL CONSULTANTS
AN AFFILIATE OF DAY ENGINEERING P C

AIR MONITORING REPORT SHEET (Continued)

DATE: 12/10/24 PAGE: 2 OF 2

JOB #: 6048S-23

DESCRIPTION	TIME	LOCATION	PID (ppm)	PARTICULATES (mg/m3)
	1200	CAMP-1	0.0	0.000
	1200	CAMP-2	0.0	0.000
	1215	CAMP-1	0.0	0.000
	1215	CAMP-2	0.0	0.000
	1230	CAMP-1	0.0	0.000
	1230	CAMP-2	0.0	0.000
	1245	CAMP-1	0.0	0.000
	1245	CAMP-2	0.0	0.000
	1300	CAMP-1	0.0	0.000
	1300	CAMP-2	0.0	0.000
	1315	CAMP-1	0.0	0.000
	1315	CAMP-2	0.0	0.000
	1330	CAMP-1	0.0	0.000
	1330	CAMP-2	0.0	0.001
	1345	CAMP-1	0.0	0.000
	1345	CAMP-2	0.0	0.000
	1400	CAMP-1	0.0	0.000
	1400	CAMP-2	0.0	0.000
	1415	CAMP-1	0.0	0.000
	1415	CAMP-2	0.0	0.000
	1430	CAMP-1	0.0	0.000
	1430	CAMP-2	0.0	0.000
	1445	CAMP-1	0.0	0.000
	1445	CAMP-2	0.0	0.000
	1500	CAMP-1	0.0	0.000
	1500	CAMP-2	0.0	0.000
	1515	CAMP-1	0.0	0.000
	1515	CAMP-2	0.0	0.000
	~~1530~~	~~CAMP-1~~		
	1530	CAMP-2		

DESCRIPTION: BZ = Breathing Zone, BG = Upwind Background, CAMP = Outside work area/at property boundary

Action Levels: 15-Minute Average **PID >5 ppm**; 15-Minute Average **Particulates >0.1 mg/m^3** (>100 ug/m^3)

1563 LYELL AVENUE
ROCHESTER, NEW YORK 14606
(585) 454-0210
FAX (585) 454-0825

www.dayenvironmental.com

420 LEXINGTON AVENUE, SUITE 300
NEW YORK, NEW YORK 10170
(212) 986-8645
FAX (212) 986-8657

day
DAY ENVIRONMENTAL, INC.

ENVIRONMENTAL CONSULTANTS
AN AFFILIATE OF DAY ENGINEERING, P.C.

AIR MONITORING REPORT SHEET (Continued)

DATE: 12/10/24

JOB #: 6048S-23

DESCRIPTION	TIME	LOCATION	PID (ppm)	PARTICULATES (mg/m3)
Breathing zone	1000	BZ-1	0.0	0.000
	1100	BZ-1	0.0	0.001
	1200	BZ-1	0.0	0.001
	1300	BZ-1	0.0	0.000
	1400	BZ-1	0.0	0.000
	1500	BZ-1	0.0	0.000

DESCRIPTION: BZ = Breathing Zone, BG = Upwind Background, CAMP = Outside work area/at property boundary

Action Levels: 15-Minute Average **PID >5 ppm**; 15-Minute Average **Particulates >0.1 mg/m^3** (>100 ug/m^3)

1563 LYELL AVENUE
ROCHESTER, NEW YORK 14606
(585) 454-0210
FAX (585) 454-0825

www.dayenvironmental.com

420 LEXINGTON AVENUE, SUITE 300
NEW YORK, NEW YORK 10170
(212) 986-8645
FAX (212) 986-8657

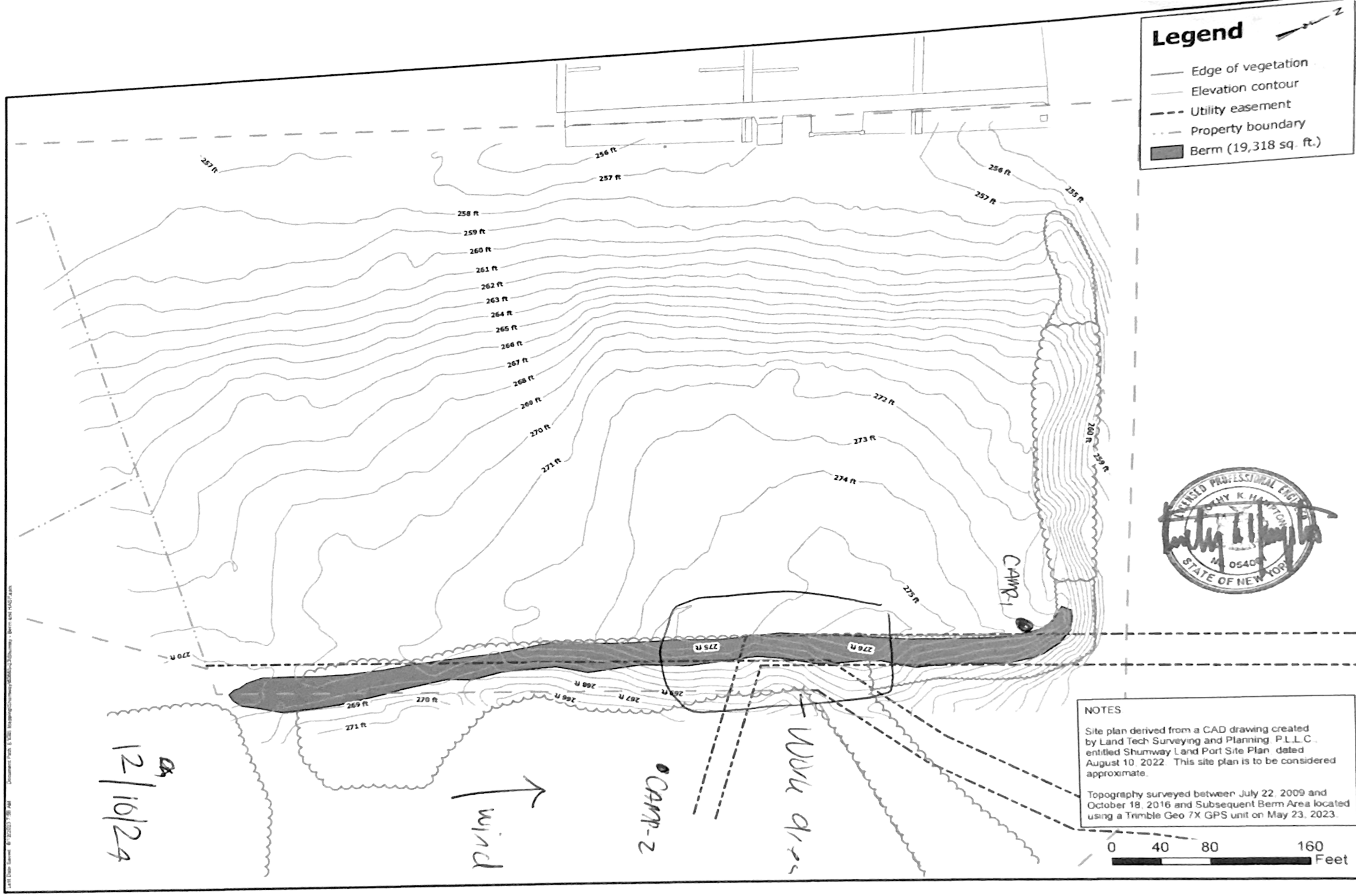

day
DAY ENGINEERING, P.C.
Environmental Engineering Consultants
Rochester, New York 14606

PROJECT MANAGER: JAD
DATE: 06-2023
DRAWN BY: CPS
DATE: 06-2023
SCALE: AS NOTED
DATE: 06-09-2023

Project Title: LIGHTHOUSE POINTE INLAND
IRONDEQUOIT NEW YORK
NYSDEC SITE #C828141

Drawing Title: Site Plan with Topography

Project No.: 6048S-23

FIGURE 2

LICENSED PROFESSIONAL ENGINEER
TIMOTHY K. HAMPTON
No. 0540
STATE OF NEW YORK

12/10/24

day

DAY ENVIRONMENTAL, INC.

ENVIRONMENTAL CONSULTANTS
AN AFFILIATE OF DAY ENGINEERING, P.C.

AIR MONITORING REPORT SHEET

DATE: 12/11/24

PAGE: 1 OF 2

JOB #: 6048S-23

SITE: Lighthouse Pointe Inland, Irondequoit, NY

BY: HEB

ON-SITE: 720 OFF-SITE: 1530

WEATHER CONDITIONS: 30-45° rainy PREVAILING WIND DIRECTION: NE

PERSONNEL ON-SITE: HEB, Doug, Ken (Victor)

NOTES: 800 Start excavating. CAMP 1 = downwind
CAMP 2 = neighborhood

DESCRIPTION	TIME	LOCATION	PID (ppm)	PARTICULATES (mg/m^3)
background	735	BG-1	0.0	0.009
CAMP	815	CAMP1	0.0	0.005
↓	815	CAMP2	0.0	0.000
	830	CAMP1	0.0	0.000
	830	CAMP2	0.0	0.000
	845	CAMP1	0.0	0.000
	845	CAMP2	0.0	0.000
	900	CAMP1	0.0	0.000
	900	CAMP2	0.0	0.000
	915	CAMP1	0.0	0.000
	915	CAMP2	0.0	0.012
	930	CAMP1	0.0	0.001
	930	CAMP2	0.0	0.015
	945	CAMP1	0.0	0.000
	945	CAMP2	0.0	0.014
	1000	CAMP1	0.0	0.000
↓	1000	CAMP2	0.0	0.015

DESCRIPTION: BZ = Breathing Zone, BG = Upwind Background, CAMP = Outside work area/at property boundary

Action Levels: 15-Minute Average **PID >5 ppm**; 15-Minute Average **Particulates >0.1 mg/m^3** (>100 ug/m^3)

F\non-major\bonitatem\5721S-20\CAMP

1563 LYELL AVENUE
ROCHESTER, NEW YORK 14606
(585) 454-0210
FAX (585) 454-0825

www.dayenvironmental.com

420 LEXINGTON AVENUE, SUITE 300
NEW YORK, NEW YORK 10170
(212) 986-8645
FAX (212) 986-8657

day
DAY ENVIRONMENTAL, INC.

ENVIRONMENTAL CONSULTANTS
AN AFFILIATE OF DAY ENGINEERING, P.C.

AIR MONITORING REPORT SHEET (Continued)

DATE: 12/11/24

JOB #: 6048S-23

DESCRIPTION	TIME	LOCATION	PID (ppm)	PARTICULATES (mg/m3)
CAMP	1015	CAMP1	0.0	0.006
	1015	CAMP2	0.0	0.015
	1030	CAMP1	0.0	0.006
	1030	CAMP2	0.0	0.011
	1045	CAMP1	0.0	0.001
	1045	CAMP2	0.0	0.0016
	1100	CAMP1	0.0	0.000
	1100	CAMP2	0.0	0.012
	1115	CAMP1	0.0	0.00
	1115	CAMP2	0.0	0.006
	1130	CAMP1	0.0	0.000
	1130	CAMP2	0.0	0.002
	1145	CAMP1	0.0	0.000
	1145	CAMP2	0.0	0.000
	1200	CAMP1	0.0	0.000
	1200	CAMP2	0.0	0.000
	1215	CAMP1	0.0	0.000
	1215	CAMP2	0.0	0.000
	1230	CAMP1	0.0	0.000
	1230	CAMP2	0.0	0.000
	1245	CAMP1	0.0	0.000
	1245	CAMP2	0.0	0.010
	1300	CAMP1	0.0	0.000
	1300	CAMP2	0.0	0.008
	1315	CAMP1	0.0	0.003
	1315	CAMP2	0.0	0.015
	1330	CAMP1	0.0	0.002
	1330	CAMP2	0.0	0.019
	1345	CAMP1	0.0	0.000
	1345	CAMP2	0.0	0.014
	1400	CAMP1	0.0	0.006
	1400	CAMP2	0.0	0.012
	1415	CAMP1	0.0	0.000
	1415	CAMP2	0.0	0.012
		→ next page		

DESCRIPTION: BZ = Breathing Zone, BG = Upwind Background, CAMP = Outside work area/at property boundary

Action Levels: 15-Minute Average **PID >5 ppm**; 15-Minute Average **Particulates >0.1 mg/m³** (>100 ug/m³)

1563 LYELL AVENUE
ROCHESTER, NEW YORK 14606
(585) 454-0210
FAX (585) 454-0825

www.dayenvironmental.com

420 LEXINGTON AVENUE, SUITE 300
NEW YORK, NEW YORK 10170
(212) 986-8645
FAX (212) 986-8657

day
DAY ENVIRONMENTAL, INC.

ENVIRONMENTAL CONSULTANTS
AN AFFILIATE OF DAY ENGINEERING, P.C.

AIR MONITORING REPORT SHEET (Continued)

DATE: 12/11/24

JOB #: 6048S-23

DESCRIPTION	TIME	LOCATION	PID (ppm)	PARTICULATES (mg/m3)
	1430	CAMP 1	0.0	0.000
	1430	CAMP2	0.0	0.010
	1445	CAMP1	0.0	0.006
	1445	CAMP2	0.0	0.007
	1500	CAMP1	0.0	0.000
	1500	CAMP2	0.0	0.012
	1515	CAMP1	0.0	0.000
	1515	CAMP2	0.0	0.009

DESCRIPTION: BZ = Breathing Zone, BG = Upwind Background, CAMP = Outside work area/at property boundary

Action Levels: 15-Minute Average **PID >5 ppm**; 15-Minute Average **Particulates >0.1 mg/m^3** (>100 ug/m^3)

1563 LYELL AVENUE
ROCHESTER, NEW YORK 14606
(585) 454-0210
FAX (585) 454-0825

www.dayenvironmental.com

420 LEXINGTON AVENUE, SUITE 300
NEW YORK, NEW YORK 10170
(212) 986-8645
FAX (212) 986-8657

day
DAY ENVIRONMENTAL, INC.

ENVIRONMENTAL CONSULTANTS
AN AFFILIATE OF DAY ENGINEERING, P.C.

AIR MONITORING REPORT SHEET (Continued)

DATE: 12/11/24 PAGE: 2 OF 2

JOB #: 6048S-23

DESCRIPTION	TIME	LOCATION	PID (ppm)	PARTICULATES (mg/m3)
Breathing zone	930	Bz-1	0.0	0.000
	930	Bz-1	0.0	0.000
	1030	Bz-1	0.0	0.003
	1130	Bz-1	0.0	0.002
	1230	Bz-1	0.0	0.002
	1330	Bz-1	0.0	0.000
	1430	Bz-1	0.0	0.000

DESCRIPTION: BZ = Breathing Zone, BG = Upwind Background, CAMP = Outside work area/at property boundary

Action Levels: 15-Minute Average **PID >5 ppm**; 15-Minute Average **Particulates >0.1 mg/m^3** (>100 ug/m^3)

1563 LYELL AVENUE
ROCHESTER, NEW YORK 14606
(585) 454-0210
FAX (585) 454-0825

www.dayenvironmental.com

420 LEXINGTON AVENUE, SUITE 300
NEW YORK, NEW YORK 10170
(212) 986-8645
FAX (212) 986-8657

Legend

- Edge of vegetation
- Elevation contour
- Utility easement
- Property boundary
- Berm (19,318 sq. ft.)

N

257 ft
256 ft
257 ft
258 ft
259 ft
260 ft
261 ft
262 ft
263 ft
264 ft
265 ft
266 ft
267 ft
268 ft
269 ft
270 ft
271 ft
272 ft
273 ft
274 ft
275 ft
256 ft
257 ft
258 ft
259 ft
270 ft
271 ft
269 ft
270 ft
271 ft
275 ft
276 ft
268 ft
266 ft
267 ft
269 ft

Wind

CAMP 2

CAMP 1

NOTES:

Site plan derived from a CAD drawing created by Land Tech Surveying and Planning, P.L.L.C., entitled Shumway Land Port Site Plan, dated August 10, 2022. This site plan is to be considered approximate.

Topography surveyed between July 22, 2009 and October 18, 2016 and Subsequent Berm Area located using a Trimble Geo 7X GPS unit on May 23, 2023.

0 40 80 160 Feet

LICENSED PROFESSIONAL ENGINEER
TIMOTHY K. HAMILTON
No. 064077
STATE OF NEW YORK

12/11/24

PROJECT MANAGER	JAD
DATE	06-2023
DATE DRAWN	06-2023
SCALE	AS NOTED
DATE ISSUED	06-09-2023

day
DAY ENGINEERING, P.C.
Environmental Engineering Consultants
Rochester, New York 14606

Project Title
LIGHTHOUSE POINTE INLAND
IRONDEQUOIT NEW YORK
NYSDEC SITE #C828141

Drawing Title
Site Plan with Topography

Project No.
6048S-23

FIGURE 2

day
DAY ENVIRONMENTAL, INC.

ENVIRONMENTAL CONSULTANTS
AN AFFILIATE OF DAY ENGINEERING, P.C.

AIR MONITORING REPORT SHEET

DATE: 12/12/24 PAGE: 1 OF 2

JOB #: 6048S-23

SITE: Lighthouse Pointe Inland, Irondequoit, NY

BY: HEB

ON-SITE: 715 OFF-SITE: 1530

WEATHER CONDITIONS: 30°, sunny PREVAILING WIND DIRECTION: E

PERSONNEL ON-SITE: HEB, CD, Doug, Ken

NOTES: 730 start. CAMP1 = downwind
CAMP2 = neighborhood

DESCRIPTION	TIME	LOCATION	PID (ppm)	PARTICULATES (mg/m^3)
Background	725	BG-1	0.0	0.001
CAMP	745	CAMP1	0.0	0.000
	745	CAMP2	0.0	0.000
	900	CAMP1	0.0	0.000
	800	CAMP2	0.0	0.000
	915	CAMP1	0.0	0.000
	915	CAMP2	0.0	0.000
	930	CAMP1	0.0	0.000
	930	CAMP2	0.0	0.000
	945	CAMP1	0.0	0.000
	945	CAMP2	0.0	0.000
	900	CAMP1	0.0	0.000
	900	CAMP2	0.0	0.000
	915	CAMP1	0.0	0.000
	915	CAMP2	0.0	0.000
	930	CAMP1	0.0	0.000
	930	CAMP2	0.0	0.000

DESCRIPTION: BZ = Breathing Zone, BG = Upwind Background, CAMP = Outside work area/at property boundary

Action Levels: 15-Minute Average **PID >5 ppm**; 15-Minute Average **Particulates >0.1 mg/m^3** (>100 ug/m^3)

F\non-major\bonitatem\5721S-20\CAMP

1563 LYELL AVENUE
ROCHESTER, NEW YORK 14606
(585) 454-0210
FAX (585) 454-0825

www.dayenvironmental.com

420 LEXINGTON AVENUE, SUITE 300
NEW YORK, NEW YORK 10170
(212) 986-8645
FAX (212) 986-8657

day
DAY ENVIRONMENTAL, INC.

ENVIRONMENTAL CONSULTANTS
AN AFFILIATE OF DAY ENGINEERING, P.C.

AIR MONITORING REPORT SHEET (Continued)

DATE: 12/12/24

JOB #: 6048S-23

DESCRIPTION	TIME	LOCATION	PID (ppm)	PARTICULATES (mg/m3)
	945	CAMP1	0.0	0.000
	945	CAMP2	0.0	0.000
	1000	CAMP1	0.0	0.000
	1000	CAMP2	0.0	0.000
	1015	CAMP1	0.0	0.000
	1015	CAMP2	0.0	0.000
	1030	CAMP1	0.0	0.000
	1030	CAMP2	0.0	0.000
	1045	CAMP1	0.0	0.000
	1045	CAMP2	0.0	0.000
	1100	CAMP1	0.0	0.000
	1100	CAMP2	0.0	0.000
	1115	CAMP1	0.0	0.000
	1115	CAMP2	0.0	0.000
	1130	CAMP1	0.0	0.000
	1130	CAMP2	0.0	0.000
	1145	CAMP1	0.0	0.000
	1145	CAMP2	0.0	0.000
	1200	CAMP1	0.0	0.000
	1200	CAMP2	0.0	0.000
	1215	CAMP1	0.0	0.000
	1215	CAMP2	0.0	0.000
	1230	CAMP1	0.0	0.000
	1230	CAMP2	0.0	0.000
	1245	CAMP1	0.0	0.000
	1245	CAMP2	0.0	0.000
	1300	CAMP1	0.0	0.000
	1300	CAMP2	0.0	0.000
	1315	CAMP1	0.0	0.000
	1315	CAMP2	0.0	0.000
	1330	CAMP1	0.0	0.000
	1330	CAMP2	0.0	0.000
	1345	CAMP1	0.0	0.000
	1345	CAMP2	0.0	0.000

DESCRIPTION: BZ = Breathing Zone, BG = Upwind Background, CAMP = Outside work area/at property boundary

Action Levels: 15-Minute Average **PID >5 ppm**; 15-Minute Average **Particulates >0.1 mg/m³** (>100 ug/m³)

1563 LYELL AVENUE
ROCHESTER, NEW YORK 14606
(585) 454-0210
FAX (585) 454-0825

www.dayenvironmental.com

420 LEXINGTON AVENUE, SUITE 300
NEW YORK, NEW YORK 10170
(212) 986-8645
FAX (212) 986-8657

day
DAY ENVIRONMENTAL, INC.

ENVIRONMENTAL CONSULTANTS
AN AFFILIATE OF DAY ENGINEERING, P.C.

AIR MONITORING REPORT SHEET (Continued)

DATE: 12/12/12/24 PAGE: 2 OF 2

JOB #: 6048S-23

DESCRIPTION	TIME	LOCATION	PID (ppm)	PARTICULATES (mg/m3)
	1400	CAMP1	0.0	0.000
	1400	CAMP2	0.0	0.000
	1415	CAMP1	0.0	0.000
	1415	CAMP2	0.0	0.000
	1430	CAMP1	0.0	0.000
	1430	CAMP2	0.0	0.000
	1445	CAMP1	0.0	0.000
	1445	CAMP2	0.0	0.000
	1500	CAMP1	0.0	0.000
	1500	CAMP2	0.0	0.000

DESCRIPTION: BZ = Breathing Zone, BG = Upwind Background, CAMP = Outside work area/at property boundary

Action Levels: 15-Minute Average **PID >5 ppm**; 15-Minute Average **Particulates >0.1 mg/m^3** (>100 ug/m^3)

1563 LYELL AVENUE
ROCHESTER, NEW YORK 14606
(585) 454-0210
FAX (585) 454-0825

www.dayenvironmental.com

420 LEXINGTON AVENUE, SUITE 300
NEW YORK, NEW YORK 10170
(212) 986-8645
FAX (212) 986-8657

day
DAY ENVIRONMENTAL, INC.

ENVIRONMENTAL CONSULTANTS
AN AFFILIATE OF DAY ENGINEERING, P.C

AIR MONITORING REPORT SHEET (Continued)

DATE: 12/12/24

JOB #: 6048S-23

DESCRIPTION	TIME	LOCATION	PID (ppm)	PARTICULATES (mg/m3)
Breathing Zone	0900	BZ-1	0.0	0.000
	0900	BZ-1	0.0	0.001
	1000	BZ-1	0.0	0.000
	1100	BZ-1	0.0	0.000
	1200	BZ-1	0.0	0.001
	1300	BZ-1	0.0	0.000
	1400	BZ-1	0.0	0.000
	1500	BZ-1	0.0	0.000

DESCRIPTION: BZ = Breathing Zone, BG = Upwind Background, CAMP = Outside work area/at property boundary

Action Levels: 15-Minute Average **PID >5 ppm**; 15-Minute Average **Particulates >0.1 mg/m^3** (>100 ug/m^3)

1563 LYELL AVENUE
ROCHESTER, NEW YORK 14606
(585) 454-0210
FAX (585) 454-0825

www.dayenvironmental.com

420 LEXINGTON AVENUE, SUITE 300
NEW YORK, NEW YORK 10170
(212) 986-8645
FAX (212) 986-8657

Legend

- Edge of vegetation
- Elevation contour
- Utility easement
- Property boundary
- Berm (19,318 sq. ft.)

N

257 ft
256 ft
258 ft
259 ft
260 ft
261 ft
262 ft
263 ft
264 ft
265 ft
266 ft
267 ft
268 ft
269 ft
270 ft
271 ft
272 ft
273 ft
274 ft
275 ft
276 ft
255 ft
260 ft
259 ft
270 ft
269 ft
271 ft
268 ft
286 ft
287 ft
269 ft

Work area

Pump

Camp 1

Camp 2

NOTES:

Site plan derived from a CAD drawing created by Land Tech Surveying and Planning, P.L.L.C., entitled Shumway Land Port Site Plan, dated August 10, 2022. This site plan is to be considered approximate.

Topography surveyed between July 22, 2009 and October 18, 2016 and Subsequent Berm Area located using a Trimble Geo 7X GPS unit on May 23, 2023.

0 40 80 160 Feet

LICENSED PROFESSIONAL ENGINEER
TIMOTHY K. HAMPTON
No. 054067
STATE OF NEW YORK

12/12/24

PROJECT MANAGER	JAD
DATE	06-2023
DRAWN	CPS
DATE	06-2023
SCALE	AS NOTED
DATE ISSUED	08-09-2023

day
DAY ENGINEERING, P.C.
Environmental Engineering Consultants
Rochester, New York 14606

Project Title: LIGHTHOUSE POINTE INLAND
IRONDEQUOIT NEW YORK
NYSDEC SITE #C828141

Drawing Title: Site Plan with Topography

Project No.: 6048S-23

FIGURE 2

day
DAY ENVIRONMENTAL, INC.

ENVIRONMENTAL CONSULTANTS
AN AFFILIATE OF DAY ENGINEERING, P.C.

AIR MONITORING REPORT SHEET

DATE: 12/13/24 PAGE: 1 OF 2

JOB #: 6048S-23

SITE: Lighthouse Pointe Inland, Irondequoit, NY

BY: HEB

ON-SITE: 720 OFF-SITE: 1200

WEATHER CONDITIONS: 20°, sunny PREVAILING WIND DIRECTION: NE

PERSONNEL ON-SITE: HEB, Doug, Ken

NOTES: 1000 start

CAMP1 = downwind CAMP2 = ~~upwind~~ neighborhood

DESCRIPTION	TIME	LOCATION	PID (ppm)	PARTICULATES (mg/m³)
Bckg-ound	820	BG-1	0.0	0.000
CAMP	1015	CAMP1	0.0	0.000
	1015	CAMP2	0.0	0.001
	1030	CAMP1	0.0	0.000
	1030	CAMP2	0.0	0.000
	1045	CAMP1	0.0	0.000
	1045	CAMP2	0.0	0.000
	1100	CAMP1	0.0	0.000
	1100	CAMP2	0.0	0.000
	1115	CAMP1	0.0	0.000
	1115	CAMP2	0.0	0.000
	1130	CAMP1	0.0	0.000
	1130	CAMP2	0.0	0.000
	1145	CAMP1	0.0	0.000
	1145	CAMP2	0.0	0.000
	~~1200~~	~~CAMP1~~		
	~~1200~~	~~CAMP2~~		

DESCRIPTION: BZ = Breathing Zone, BG = Upwind Background, CAMP = Outside work area/at property boundary

Action Levels: 15-Minute Average **PID >5 ppm**; 15-Minute Average **Particulates >0.1 mg/m³** (>100 ug/m³)

F\non-major\bonitatem\5721S-20\CAMP

1563 LYELL AVENUE
ROCHESTER, NEW YORK 14606
(585) 454-0210
FAX (585) 454-0825

www.dayenvironmental.com

420 LEXINGTON AVENUE, SUITE 300
NEW YORK, NEW YORK 10170
(212) 986-8645
FAX (212) 986-8657

DAY ENVIRONMENTAL, INC.

ENVIRONMENTAL CONSULTANTS
AN AFFILIATE OF DAY ENGINEERING, P.C.

AIR MONITORING REPORT SHEET (Continued)

DATE: 12/13/24 PAGE: 2 OF 2

JOB #: 6048S-23

DESCRIPTION	TIME	LOCATION	PID (ppm)	PARTICULATES (mg/m3)
Breathing zone	1030	BZ-1	0 0	0 000
↓	1130	BZ-1	0 0	0-000

DESCRIPTION: BZ = Breathing Zone, BG = Upwind Background, CAMP = Outside work area/at property boundary

Action Levels: 15-Minute Average **PID >5 ppm**; 15-Minute Average **Particulates >0.1 mg/m³** (>100 ug/m³)

1563 LYELL AVENUE
ROCHESTER, NEW YORK 14606
(585) 454-0210
FAX (585) 454-0825

www.dayenvironmental.com

420 LEXINGTON AVENUE, SUITE 300
NEW YORK, NEW YORK 10170
(212) 986-8645
FAX (212) 986-8657

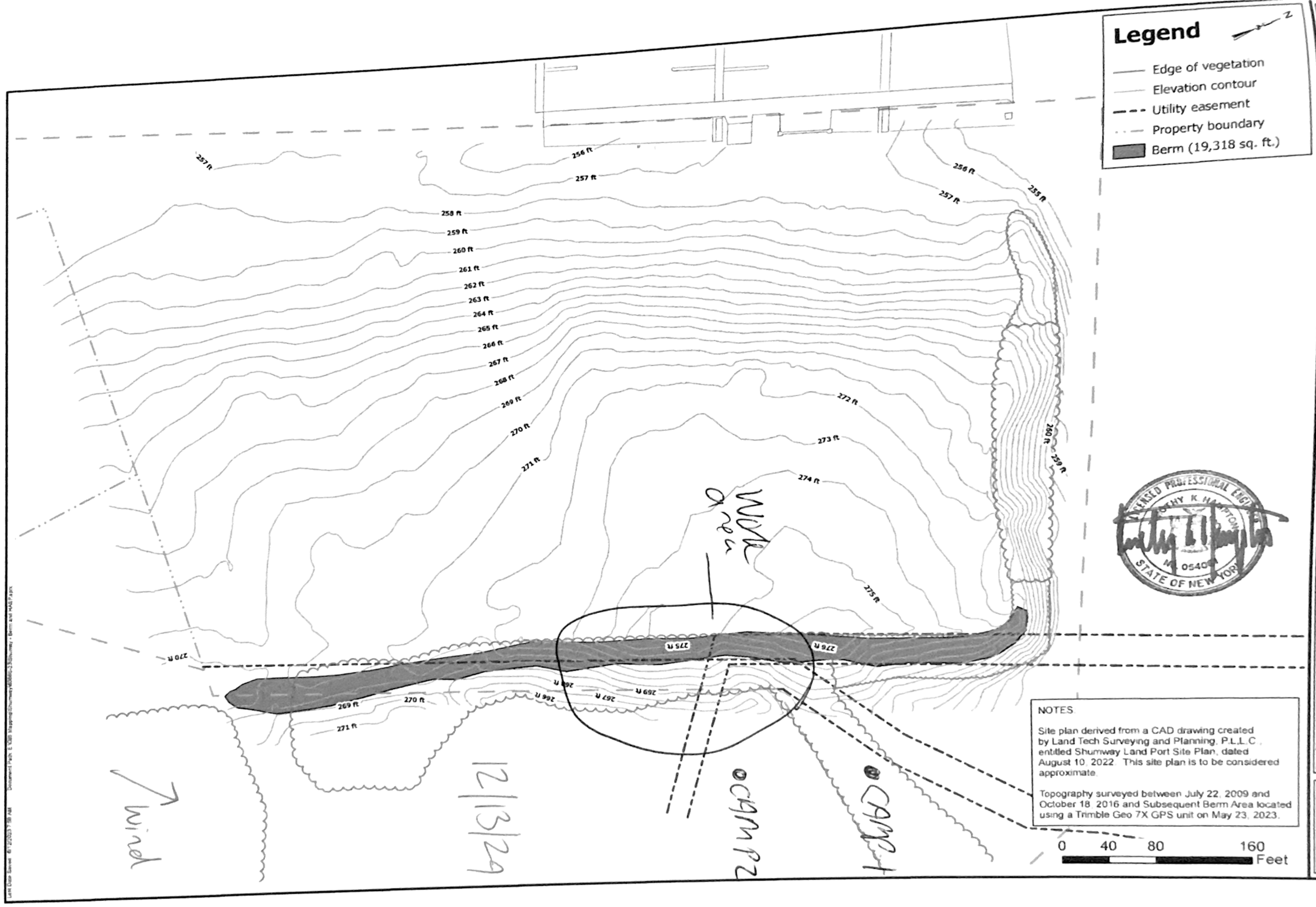

NOTES:

Site plan derived from a CAD drawing created by Land Tech Surveying and Planning, P.L.L.C., entitled Shumway Land Port Site Plan, dated August 10, 2022. This site plan is to be considered approximate.

Topography surveyed between July 22, 2009 and October 18, 2016 and Subsequent Berm Area located using a Trimble Geo 7X GPS unit on May 23, 2023.

LICENSED PROFESSIONAL ENGINEER
TIMOTHY K. HAMILTON
M. 054042
STATE OF NEW YORK

PROJECT MANAGER	DATE	DRAWN	DATE
JAD	06-2023	CPS	06-2023
SCALE	DATE REVISED		
AS NOTED	06-09-2023		

day
DAY ENGINEERING, P.C.
Environmental Engineering Consultants
Rochester, New York 14606

Project Title
LIGHTHOUSE POINTE INLAND
IRONDEQUOIT NEW YORK
NYSDEC SITE #C828141

Drawing Title
Site Plan with Topography

Project No.
6048S-23

FIGURE 2

APPENDIX B

Field Notes

Location Shumway, Marina Date 12/9/24 115

Project / Client 60485-23

795	HEB onsite. JAD here w/ Doug Hofmann and Logan from Victo Excavating	
800	CP onsite	
835	hose lining set up and the roll offs	
	4017 code to bathroom	
915	Start excavating	
925	Scott Williams (DEC) on site	
1030	JAP offsite	
1130	Scott offsite	
1900	Scott back onsite 1 full roll off bin	
1545	2 full roll offs 80 sifted offsite	

Rite in the Rain.

116 Location Shumway Marina Date 12/10/24

Project / Client 60485.23

725	HEB, Doug, onsite		ken (Victor)	
735	CD onsite			
	no roll offs			
940	1 roll off onsite			
	Using laser level + stakes for 1' depth measurements			
1033	another Roll off onsite			
1035	Scott Williams (DEC) onsite			
1100	JAD onsite			
1130	another Roll off onsite ~~05~~ total JAD offsite			
	plucking trees out w/ excavator			
145	Scott offsite			
220	another roll off onsite			
1345	Scott back onsite			
1540	all offsite			

Location Shumway Marina Date 12/11/24

Project / Client 60485-23.

720 HEB onsite, Ken and Doug (Victor) here setting up

wind : NE

PID + dust calibrated

745 AMP stations set up

800 start excavating

815 Casella onsite w/ another roll off

845 begin grading work. On North berm area

1150 JAD onsite

1215 JAD offsite

300 2 more roll offs

1517 due excavating. clean up

1530 all offsite

Rite in the Rain.

118

Location Shumway Date 12/12/24

Project / Client 604835-23

715 HEB, Doug Kaa Onsite
PID, dust calibrated
show on ground

730 start excavating

10 total roll offs
On site

845 CD Onsite
cleaning through
debris on graded
mound

910 Excavator to fix excavation
on site

940 Excavator fixed

1400 done w/ south end
of berm.
grading

1515 all of for site

Location Shumway

Date 12/13/24

Project / Client C0048S-23

720 HEB, Doug, Ken (Victo-) onsite

750 CD onsite

830 CD offsite. CAMP set up

840 Rew (Excavator mtc.) onsite to fix excavator

950 new excavator onsite

1100 JHD onsite.

1200 all offsite

Rite in the Rain.

Location Lighthouse Pointe Date 1-8-2025

Project / Client Shumay · 60485-23

JAD on-site.

weather: 15-20°F, 15-30 MPH wind, mostly cloudy

objectives: collect soil sample from each of 10 roll-offs for TCLP leach testing. (North to South)

1002	RO-1	North
1005	RO-2	↓
1010	RO-3	
1015	RO-4	
1025	RO-5	
1027	RO-6	
1030	RO-7	
1039	RO-8	
1042	RO-9	
1045	RO-10	South

1100 off-site.

Rite in the Rain

Location Shumway Maring Date 2/19/24

Project / Client 6004 85-23

700 HEB Onsite

750 Dave Boon Onsite (casella)
Trucks running late

800 Dave offsite
810 Dave back onsite

833 truck onsite for 1st dumpste
Brian is drive
USPOT 757485
truck 4890

850 all offsite
Bria to keep
coming back for
dumpster

Rite in the Rain

1030 JSD on-Site.
Weather partly sunny . 65°F 0-5 mph wind
objective: remove visible debris/C+D >6" from beam material surface, dress spoil area w/ topsoil where necessary, and apply grass seed.
Skip + about 5 employees assist JSD with picking out C+D + solid waste from surface of berm >6" long ax/15.
- laying down topsoil + seeding will be conducted over next few business days.
1300 - off . Site

Rite in the Rain

Location Lighthouse Points Intmd Date 10/15/2025

Project / Client Shumway. 60485-25

1315 JAD (DAY) on-site.
weather: sunny 55°F 5-10 MPH wind
objectives: site visit with Mackenzie Rees (NYSDEC) to observe, document, discuss status of berm condition
Note, Skip Scat JAD exempt on 10/15/25 indicating 220 bags of topsoil (0.75 CY/bag) have been placed as cover on berm along with hay + grass seed.

1333 Mackenzie Rees on Scott Williams on-site.
Mackenzie Scott if bldgs constructed on-site, need continuous methane monitoring + alarm and be registered + also evaluate geotech.
Part 363.9

1500 site visit adjourned - no addl'l topsoil dressing, seed or hay required @ this time - DEC satisfied with current condition but stated addl'l seeding, etc. may be needed if current seeding does not germinate + grow.

1510 everyone off-site.

APPENDIX C

Photo Log

Photo Log
Portion of Lighthouse Pointe Inland Site
Irondequoit, New York



Trommel bucket (Okada TMB70) excavator attachment (12/9/24)



Screening berm material using trommel bucket – facing east (12/9/24)



Example of removed debris, trash and C&D from berm (12/9/24)



Lined roll-off bin staged at north end of the berm – facing north (12/9/24)



Screened berm material prior to grading (12/9/24)



Removed arborvitae trees – facing northeast (12/10/24)



Grading the berm after removal of debris, trash and C&D – facing east (12/11/24)



Graded berm material after removal of debris, trash and C&D – facing north (12/12/24)



Graded berm material after removal of debris, trash and C&D – facing south (12/12/24)



Staged roll-off bins before removal – facing north (2/19/25)



Loading roll-off bins onto truck for disposal – facing north (2/19/25)



Roll-off bin cover applied before removing form Site – facing north (2/19/25)



Debris >6 inches removed from surface of berm (10-9-2025)


Debris >6 inches removed from surface of berm (10-9-2025)



Area of berm after debris >6 inches removed – facing southeast (10-9-2025)



Area of berm after debris >6 inches removed (10-9-2025)



Area of berm after debris >6 inches removed – facing south (10-9-2025)



Area of berm after debris >6 inches removed (10-9-2025)



Area of berm after debris >6 inches removed – facing south (10-9-2025)



Area of berm after debris >6 inches removed – facing north (10-9-2025)



Area of berm after debris >6 inches removed – facing north (10-9-2025)



Area of berm after debris >6 inches removed (10-9-2025)



Area of berm after debris >6 inches removed (10-9-2025)



Topsoil, grass seed and straw applied for berm stabilization – facing north (10-13-2025)



Topsoil, grass seed and straw applied for berm stabilization (10-13-2025)



Topsoil and grass seed used for berm stabilization (10-13-2025)



Topsoil, grass seed and straw applied for berm stabilization – facing east (10-15-2025)



Topsoil, grass seed and straw applied for berm stabilization – facing north (10-15-2025)



Topsoil, grass seed and straw applied for berm stabilization – facing north (10-15-2025)



Topsoil, grass seed and straw applied for berm stabilization – facing northeast (10-15-2025)



Topsoil, grass seed and straw applied for berm stabilization – facing south (10-15-2025)

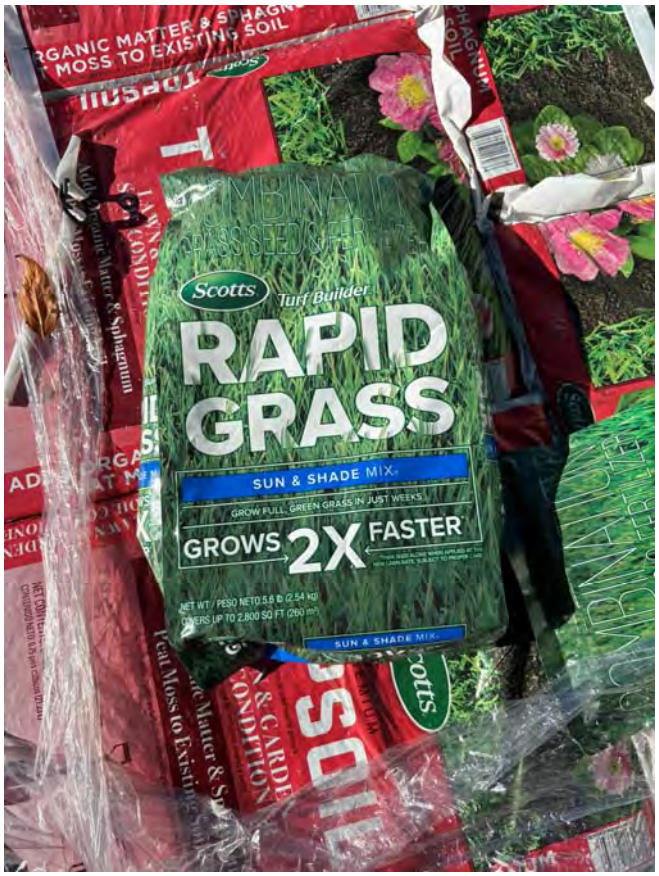

Topsoil and grass seed used for berm stabilization (10-15-2025)

APPENDIX D

Analytical Laboratory Packages

June 11, 2024 Service Request No:R2401914

Mr. Jeff Danzinger
Day Environmental, Inc.
1563 Lyell Avenue
Rochester, NY 14606

Laboratory Results for: Shumway Marina

Dear Mr.Danzinger,

Enclosed are the results of the sample(s) submitted to our laboratory March 08, 2024
For your reference, these analyses have been assigned our service request number **R2401914.**

All testing was performed according to our laboratory's quality assurance program and met the requirements of the TNI standards except as noted in the case narrative report. Any testing not included in the lab's accreditation is identified on a Non-Certified Analytes report. All results are intended to be considered in their entirety. ALS Environmental is not responsible for use of less than the complete report. Results apply only to the individual samples submitted to the lab for analysis, as listed in the report. The measurement uncertainty of the results included in this report is within that expected when using the prescribed method(s), and represented by Laboratory Control Sample control limits. Any events, such as QC failures or Holding Time exceedances, which may add to the uncertainty are explained in the report narrative or are flagged with qualifiers. The flags are explained in the Report Qualifiers and Definitions page of this report.

Please contact me if you have any questions. My extension is 7476. You may also contact me via email at Chris.Leavy@alsglobal.com.

Respectfully submitted,

ALS Group USA, Corp. dba ALS Environmental

Christopher Leavy
Project Manager

ADDRESS 1565 Jefferson Road, Building 300, Suite 360, Rochester, NY 14623
PHONE +1 585 288 5380 | FAX +1 585 288 8475
ALS Group USA, Corp.
dba ALS Environmental

ALS Environmental
ALS Group USA, Corp
1565 Jefferson Road, Building 300, Suite 360
Rochester, NY 14623
T : +1 585 288 5380
F : +1 585 288 8475
www.alsglobal.com

Table of Contents

CoverLetter 1
Table of Contents 2
Narrative Documents 13
Case Narrative 14
Sample Receipt Information 16
Sample Cross-Reference 17
Chain Of Custody 18
Miscellaneous Forms 21
Qualifiers 22
Acronyms 23
Non-Certified Analytes 24
Analyst Summary 25
Prep Method Inorganic 30
Sample Results 31
Volatile Organic Compounds by GCMS 32
8260C - Volatile Organic Compounds by GC/MS
B-1 - VOA GCMS 33
B-2 - VOA GCMS 36
B-3 - VOA GCMS 39
B-4 - VOA GCMS 42
B-5 - VOA GCMS 45
B-6 - VOA GCMS 48

Table of Contents (continued)

B-7 - VOA GCMS 51
B-8 - VOA GCMS 54
B-9 - VOA GCMS 57
EB-030724 - VOA GCMS 60
Semivolatile Organic Compounds by GCMS 63
8270D - Semivolatile Organic Compounds by GC/MS
EB-030724 - Semivoa GCMS 64
8270D - Semivolatile Organic Compounds by GC/MS using Microwave Digestion
B-1,2,3 - Semivoa GCMS 67
B-4,5,6 - Semivoa GCMS 70
B-7,8,9 - Semivoa GCMS 73
8270D SIM - 1,4-Dioxane by GC/MS
EB-030724 - Semivoa GCMS 76
Semivolatile Organic Compounds by GC 77
8081B - Organochlorine Pesticides by Gas Chromatography
EB-030724 - Semivoa GC 78
8081B - Organochlorine Pesticides by Gas Chromatography using Microwave Extraction
B-1,2,3 - Semivoa GC 79
B-4,5,6 - Semivoa GC 80
B-7,8,9 - Semivoa GC 81
8082A - Polychlorinated Biphenyls (PCBs) by GC
EB-030724 - Semivoa GC 82
8082A - Polychlorinated Biphenyls (PCBs) by GC using Microwave Extraction
B-1,2,3 - Semivoa GC 83
B-4,5,6 - Semivoa GC 84
B-7,8,9 - Semivoa GC 85
Metals 86
Sample Results 87
General Chemistry 94
B-1 - GenChem 95
B-2 - GenChem 96
B-3 - GenChem 97

Table of Contents (continued)

B-4 - GenChem 98
B-1,2,3 - GenChem 99
B-4,5,6 - GenChem 101
B-7,8,9 - GenChem 103
B-5 - GenChem 105
B-6 - GenChem 106
B-7 - GenChem 107
B-8 - GenChem 108
B-9 - GenChem 109
EB-030724 - GenChem 110
QC Summary Forms 111
Volatile Organic Compounds by GCMS 112
8260C - Volatile Organic Compounds by GC/MS
VOA GCMS Surrogate Summary 113
RQ2402663-06 B-1 - DMS VOA GCMS 117
MB Summary VOA GCMS 119
Method Blank - VOA GCMS 121
Method Blank - VOA GCMS 124
LCS Summary VOA GCMS 127
RQ2402623-03 - LCS VOA GCMS 129
RQ2402663-03 - LCS VOA GCMS 131
Tune Summary 8260C 133
IS Summary VOA GCMS 135
Semivolatile Organic Compounds by GCMS 139
8270D - Semivolatile Organic Compounds by GC/MS
Semivoa GCMS Surrogate Summary 140
MB Summary Semivoa GCMS 142
Method Blank - Semivoa GCMS 143
LCS Summary Semivoa GCMS 145
RQ2402696-03 - DLCS Semivoa GCMS 146
Tune Summary 8270D 149
IS Summary Semivoa GCMS 150

Table of Contents (continued)

8270D - Semivolatile Organic Compounds by GC/MS using Microwave Digestion

Semivoa GCMS Surrogate Summary 152

RQ2402686-02 B-1,2,3 - DMS Semivoa GCMS 154

MB Summary Semivoa GCMS 157

Method Blank - Semivoa GCMS 158

LCS Summary Semivoa GCMS 161

RQ2402686-05 - DLCS Semivoa GCMS 162

Tune Summary 8270D 164

IS Summary Semivoa GCMS 165

8270D SIM - 1,4-Dioxane by GC/MS

Semivoa GCMS Surrogate Summary 167

MB Summary Semivoa GCMS 168

Method Blank - Semivoa GCMS 169

LCS Summary Semivoa GCMS 170

RQ2402539-03 - DLCS Semivoa GCMS 171

Tune Summary 8270D SIM 172

IS Summary Semivoa GCMS 173

Semivolatile Organic Compounds by GC 174

8081B - Organochlorine Pesticides by Gas Chromatography

Semivoa GC Surrogate Summary 175

MB Summary Semivoa GC 176

Method Blank - Semivoa GC 178

LCS Summary Semivoa GC 179

RQ2402583-03 - DLCS Semivoa GC 181

Dual Column Confirmation 182

8081B - Organochlorine Pesticides by Gas Chromatography using Microwave Extraction

Semivoa GC Surrogate Summary 185

RQ2402543-05 B-1,2,3 - DMS Semivoa GC 186

MB Summary Semivoa GC 187

Method Blank - Semivoa GC 190

Method Blank - Semivoa GC 191

LCS Summary Semivoa GC 192

Table of Contents (continued)

RQ2402543-03 - DLCS Semivoa GC 195
RQ2402685-03 - DLCS Semivoa GC 196
Dual Column Confirmation 197
8082A - Polychlorinated Biphenyls (PCBs) by GC
Semivoa GC Surrogate Summary 208
MB Summary Semivoa GC 209
Method Blank - Semivoa GC 210
LCS Summary Semivoa GC 211
RQ2402926-07 - DLCS Semivoa GC 212
Dual Column Confirmation 213
8082A - Polychlorinated Biphenyls (PCBs) by GC using Microwave Extraction
Semivoa GC Surrogate Summary 215
RQ2402543-07 B-1,2,3 - DMS Semivoa GC 216
MB Summary Semivoa GC 217
Method Blank - Semivoa GC 219
Method Blank - Semivoa GC 220
LCS Summary Semivoa GC 221
RQ2402543-03 - DLCS Semivoa GC 223
RQ2402685-05 - DLCS Semivoa GC 224
Dual Column Confirmation 225
Metals 231
Initial and Continuing Calibration Verification 232
Blank Summary 240
Interference Check Sample 248
Matrix Spike Summary 252
Post Digestion Spike Summary 255
Laboratory Control Sample Summary 257
Serial Dilution Sample Summary 262
Method Detection Limits 265
Linear Ranges 270
Analysis Run Log 272
General Chemistry 279

Table of Contents (continued)

Method Blank - GenChem 280
Method Blank - GenChem 281
R2401914-005DMS B-1,2,3 - DMS GenChem 282
R2401914-005DUP 283
R2401914-LCS1 - LCS GenChem 284
R2401914-LCS2 - LCS GenChem 285
R2401914-LCS3 - LCS GenChem 286
R2401914-LCS4 - LCS GenChem 287
CN Tot - CCB GenChem 288
CN Tot - CCV GenChem 289
Raw Data 290
Volatile Organic Compounds by GCMS 291
8260C - VOC FP
Form 1s
B-1 - VOA GCMS 292
B-2 - VOA GCMS 295
B-3 - VOA GCMS 298
B-4 - VOA GCMS 301
B-5 - VOA GCMS 304
B-6 - VOA GCMS 307
B-7 - VOA GCMS 310
B-8 - VOA GCMS 313
B-9 - VOA GCMS 316
EB-030724 - VOA GCMS 319
Raw Data 322
ICAL Summary 847
ICAL Summary 854
ICV Summary 862
ICV Summary 864
RQ2402623-02 - CCV VOA GCMS 866
RQ2402663-02 - CCV VOA GCMS 868
Run Log 870

Table of Contents (continued)

Run Log Sheets 874

Semivolatile Organic Compounds by GCMS 880

8270D - SVO MW

Form 1s

B-1,2,3 - Semivoa GCMS 881

B-4,5,6 - Semivoa GCMS 884

B-7,8,9 - Semivoa GCMS 887

Raw Data 890

ICAL Summary 1159

ICV Summary 1172

RQ2402882-04 - CCV Semivoa GCMS 1175

Run Log 1177

Run Log Sheets 1179

Prep Summary Semivoa GCMS 1180

Prep Sheets 1181

8270D - SVO

Form 1s

EB-030724 - Semivoa GCMS 1183

Raw Data 1186

ICAL Summary 1363

ICV Summary 1376

RQ2402837-02 - CCV Semivoa GCMS 1378

Run Log 1380

Run Log Sheets 1381

Prep Summary Semivoa GCMS 1382

Prep Sheets 1383

8270D SIM - 1,4-Dioxane

Form 1s

EB-030724 - Semivoa GCMS 1385

Raw Data 1386

ICAL Summary 1445

ICV Summary 1447

Table of Contents (continued)

RQ2402613-02 - CCV Semivoa GCMS 1448
Run Log 1449
Prep Summary Semivoa GCMS 1450
Semivolatile Organic Compounds by GC 1451
8081B - Pest OC MW
Form 1s
B-1,2,3 - Semivoa GC 1452
B-4,5,6 - Semivoa GC 1453
B-7,8,9 - Semivoa GC 1454
Raw Data 1455
ICAL Summary 1762
ICAL Summary 1766
ICV Summary 1770
ICV Summary 1771
RQ2402662-02 - CCV Semivoa GC 1772
RQ2402662-03 - CCV Semivoa GC 1774
RQ2402665-02 - CCV Semivoa GC 1776
RQ2402665-03 - CCV Semivoa GC 1778
RQ2403032-04 - CCV Semivoa GC 1780
RQ2403032-06 - CCV Semivoa GC 1782
RQ2403209-05 - CCV Semivoa GC 1784
Run Log 1786
Run Log Sheets 1790
Prep Summary Semivoa GC 1792
Prep Sheets 1794
8082A - PCB MW
Form 1s
B-1,2,3 - Semivoa GC 1797
B-4,5,6 - Semivoa GC 1798
B-7,8,9 - Semivoa GC 1799
Raw Data 1800
ICAL Summary 2041

Table of Contents (continued)

ICAL Summary 2048
ICV Summary 2055
ICV Summary 2056
RQ2402610-02 - CCV Semivoa GC 2057
RQ2402610-04 - CCV Semivoa GC 2059
RQ2402610-05 - CCV Semivoa GC 2061
RQ2403026-02 - CCV Semivoa GC 2063
RQ2403026-04 - CCV Semivoa GC 2065
RQ2403026-05 - CCV Semivoa GC 2067
Run Log 2069
Prep Summary Semivoa GC 2071
Prep Sheets 2073
8081B - Pest OC
Form 1s
EB-030724 - Semivoa GC 2076
Raw Data 2077
ICAL Summary 2129
ICAL Summary 2133
ICV Summary 2137
ICV Summary 2138
RQ2402900-02 - CCV Semivoa GC 2139
RQ2402900-03 - CCV Semivoa GC 2141
RQ2402900-04 - CCV Semivoa GC 2143
RQ2402900-05 - CCV Semivoa GC 2145
RQ2402900-06 - CCV Semivoa GC 2147
Run Log 2149
Run Log Sheets 2151
Prep Summary Semivoa GC 2153
Prep Sheets 2154
8082A - PCB
Form 1s
EB-030724 - Semivoa GC 2156

Table of Contents (continued)

Raw Data 2157
ICAL Summary 2221
ICAL Summary 2228
ICV Summary 2235
ICV Summary 2236
RQ2403182-01 - CCV Semivoa GC 2237
RQ2403182-04 - CCV Semivoa GC 2239
RQ2403182-05 - CCV Semivoa GC 2241
RQ2403182-07 - CCV Semivoa GC 2243
Run Log 2245
Prep Summary Semivoa GC 2247
Prep Sheets 2248
Metals 2250
Sample Results 2251
834770 2258
834546 2367
834953 2378
834772 2450
834700 2559
Initial and Continuing Calibration Verification 2573
Blank Summary 2581
Analysis Run Log 2589
Sample Preparation Summary 2596
General Chemistry 2601
B-1 - GenChem 2602
B-2 - GenChem 2603
B-3 - GenChem 2604
B-4 - GenChem 2605
B-1,2,3 - GenChem 2606
B-4,5,6 - GenChem 2608
B-7,8,9 - GenChem 2610
B-5 - GenChem 2612

Table of Contents (continued)

B-6 - GenChem 2613
B-7 - GenChem 2614
B-8 - GenChem 2615
B-9 - GenChem 2616
EB-030724 - GenChem 2617
9012B - CN Tot - 835057 2618
ALS SOP - Total Solids - 835686 2643
Subcontracted Test Results 2648
R2401914_TIER IV-KELSO 2649
Table of Contents 2650
Case Narrative 2654
Chain of Custody 2656
Total Solids 2659
Solids, Total 2660
TS B-1,2,3 - DUP GenChem 2661
General Chemistry 2662
Solids, Total Suspended (TSS) 2663
1633 TSS Screen - LCS GenChem 2664
Per- and Polyfluoroalkyl Substances (PFAS) by LCMSMS Compliant with Table B-24 of DOD 2665
Raw Data 2786
Total Solids 2787
Run 834840 TS 2788
General Chemistry 2789
Run 835110 1633 TSS Screen 2790
Per- and Polyfluoroalkyl Substances (PFAS) by LCMSMS Compliant with Table B-24 2795

Narrative Documents

ALS Environmental—Rochester Laboratory
1565 Jefferson Road, Building 300, Suite 360, Rochester, NY 14623
Phone (585) 288-5380 Fax (585) 288-8475
www.alsglobal.com

Client: Day Environmental, Inc.
Project: Shumway Marina
Sample Matrix: Soil, Water

Service Request: R2401914
Date Received: 03/08/2024

CASE NARRATIVE

All analyses were performed consistent with the quality assurance program of ALS Environmental. This report contains analytical results for samples for the Tier level IV requested by the client.
Manual Integrations may have been used in the quantitation of the results in this report. Manual Integrations are readily identified in the raw data on the Quantitation Reports (Organics) by the automatic placement of an “m” next to the sample result. For Ion Chromatography, the manual integrations are identified by the automatic placement of “manipulated” or "manually integrated" in the upper left corner of the chromatogram (Hexavalent Chromium) or “M” by the result in the “Type” column (anions). The reason for the manual integration is noted on the “after” chromatogram, which is found with the original chromatogram and quantitation report. All integrations follow the lab SOP ADM-INT “Manual Integration.”

Sample Receipt:

Fourteen soil, water samples were received for analysis at ALS Environmental on 03/08/2024. Any discrepancies upon initial sample inspection are annotated on the sample receipt and preservation form included within this report. The samples were stored at minimum in accordance with the analytical method requirements.

Semivolatiles by GC/MS:

Method 8270D, 03/19/2024: The upper control limit was exceeded for one or more analytes in the Continuing Calibration Verification (CCV). The field samples analyzed in this sequence did not contain the analyte(s) in question above the Method Reporting Limit (MRL). Since the exceedance equates to a potential high bias, the data quality was not significantly affected and no further corrective action was taken.

Method 8270D, 835431: The reporting limit is elevated for one or more analytes. The sample extract was diluted prior to instrumental analysis due to relatively high levels of non-target background components. The extract was highly colored and viscous, which indicated the need to perform a dilution prior to injection into the instrument. Clean-up of the extract was performed within the scope of the method, but did not eliminate enough of the background components to prevent dilution. The result(s) are flagged to indicate the matrix interference.

Semivoa GC:

Method 8081B, 03/26/2024: The upper control limit was exceeded for one or more analytes in the Continuing Calibration Verification (CCV). The field samples analyzed in this sequence did not contain the analyte(s) in question above the Method Reporting Limit (MRL). Since the exceedance equates to a potential high bias, the data quality was not significantly affected and no further corrective action was taken.
Method 8081B, 836187s: The control limits were exceeded for one or more surrogates due to matrix interferences. A re-extraction and reanalysis was performed, but produced similar results. The re-extraction was performed out of holding time. No further corrective action was required.

Method 8081B, 03/26/2024: The control limits were exceeded for analytes in the Continuing Calibration Verification (CCV). The QC failure was most likely due to the composition of the sample(s) immediately preceding the failing CCV. In order to protect the integrity of the instrument, no further corrective action was taken. Results should be considered estimated.

Method 8081B, 03/12/2024: The control limits for matrix spike recovery of one or more of the spiked analytes is not applicable. The analysis of this sample required a dilution such that the added spike concentration was diluted outside of a useable level. Matrix spikes which have been diluted have been flagged with a "D". No further corrective action was required.
Method 8081B, 03/12/2024: The control limit was exceeded for one or more surrogates in the Continuing Calibration Verification (CCV). The surrogates were within acceptance limits for the associated field samples. The data quality was not significantly affected and no further corrective action was taken.

Method 8081B, 03/12/2024: The control limits were exceeded for analytes in the Continuing Calibration Verification (CCV). The

Approved by _____ Date 03/29/2024

QC failure was most likely due to the composition of the sample(s) immediately preceding the failing CCV. In order to protect the integrity of the instrument, no further corrective action was taken. Results should be considered estimated.

Method 8081B, 834826: The reporting limit is elevated for one or more analytes. The sample extract was diluted prior to instrumental analysis due to relatively high levels of non-target background components. The extract was highly colored and viscous, which indicated the need to perform a dilution prior to injection into the instrument. Clean-up of the extract was performed within the scope of the method, but did not eliminate enough of the background components to prevent dilution. The result(s) are flagged to indicate the matrix interference.

Method 8081B: The lower control limit was exceeded for one or more analytes in the Continuing Calibration Verification (CCV) on one detector. All recoveries were acceptable on the secondary detector. Since there were no detections of the analyte(s) above the MRL in the associated field samples, the quantitation is not affected. The data quality was not significantly affected and no further corrective action was taken.

Method 8081B, 835457: The control limits were exceeded for one or more surrogates due to suspected matrix interferences. Sample is scheduled for re-extraction.
The RPD between the LCS and the LCSD was greater than the RPD limit. The percent recovery limit was met for both the LCS and the LCSD.

Method 8082A, 03/25/2024: The upper control limit was exceeded for one or more analytes in the Continuing Calibration Verification (CCV). The field samples analyzed in this sequence did not contain the analyte(s) in question above the Method Reporting Limit (MRL). Since the exceedance equates to a potential high bias, the data quality was not significantly affected and no further corrective action was taken.

Due to a limitation in LIMS, PCBs in this report are flagged for holding time. The holding time for PCB's is 1 year and the PCB results should not be flagged on the final report.

Method 8082A, 03/20/2024: The upper control limit was exceeded for one or more analytes in the Continuing Calibration Verification (CCV). The field samples analyzed in this sequence did not contain the analyte(s) in question above the Method Reporting Limit (MRL). Since the exceedance equates to a potential high bias, the data quality was not significantly affected and no further corrective action was taken.

Method 8082A, 835456: The control limits were exceeded for one or more surrogates due to suspected matrix interferences. Sample was scheduled for re-extraction.

Metals:

No significant anomalies were noted with this analysis.

General Chemistry:

No significant anomalies were noted with this analysis.

Subcontracted Analytical Parameters:

No significant anomalies were noted with this analysis.

Volatiles by GC/MS:

No significant anomalies were noted with this analysis.



Approved by _____ Date 03/29/2024

Sample Receipt Information

ALS Environmental—Rochester Laboratory
1565 Jefferson Road, Building 300, Suite 360, Rochester, NY 14623
Phone (585) 288-5380 Fax (585) 288-8475
www.alsglobal.com

Client: Day Environmental, Inc. **Service Request:**R2401914
Project: Shumway Marina/6048S-23

SAMPLE CROSS-REFERENCE

SAMPLE #	CLIENT SAMPLE ID	DATE	TIME
R2401914-001	B-1	3/7/2024	0950
R2401914-002	B-2	3/7/2024	1023
R2401914-003	B-3	3/7/2024	1050
R2401914-004	B-4	3/7/2024	1205
R2401914-005	B-1,2,3	3/7/2024	1105
R2401914-006	B-4,5,6	3/7/2024	1330
R2401914-007	B-7,8,9	3/7/2024	1530
R2401914-008	B-5	3/7/2024	1235
R2401914-009	B-6	3/7/2024	1320
R2401914-010	B-7	3/7/2024	1410
R2401914-011	B-8	3/7/2024	1425
R2401914-012	B-9	3/7/2024	1515
R2401914-013	EB-030724	3/7/2024	1645
R2401914-014	FB-030724	3/7/2024	1650

Chain of Custody / Analytical Request Form

72232

SR#:

1565 Jefferson Road, Building 300, Suite 360 • Rochester, NY 14623 • +1 585 288 5380 • alsglobal.com

Page 1 of 2

Report To:

Company: Day Environmental
Contact: Jeff Danziger
Email: Jdanziger@daymail.net
Phone: 585-454-0210
Address: 1563 Lyell Ave
Rochester, NY

ALL SHADED AREAS MUST BE COMPLETED BY THE CLIENT / SAMPLER

Project Name: Shumway Marina
Project Number: 60485-23
ALS Quote #: R-0041-GL-24
Sampler's Signature:
Email CC:
Email CC:
State Samples Collected (Circle or Write): (NY) MA, PA, CT, Other:

Preservative: 0. None; 1. HCl; 2. HNO3; 3. H2SO4; 4. NAOH; 5. Zn Acet.; 6. MeOH; 7. NaHSO4; 8. Other

Lab ID (ALS)	Sample ID:	Date	Time	Matrix (GW WW SW DW S L NA)	Number of Containers	MS/MSD?	GC/MS VOA - 8260 • 624 • 524 • TCLP	GC/MS SVOA - 8270 • 625 • TCLP	Pesticides - 8081 • 608 • TCLP	PCBs - 8082 • 608	Herbicides - 8151 • TCLP	Metals, Total - Select Below	Metals, Dissolved - Field / In-Lab Filter	Cyanide 9012 / [illegible]	PFAS 1633	1,4-dioxane 8270				Notes:
	B-1	3/7	950	S	12	X	X							X	X	X				
	B-2		1023	S	4		X													
	B-3		1050	S	4		X													
	B-4		1204	S	4		X													
	B-1, 2, 3		1105	S	11	X		X	X	X		X		X	X	X				
	B-4, 5, 6		1330	S	10	X		X	X	X		X		X	X	X				
	B-7, 8, 9		1530	S	6			X	X	X		X		X	X	X				
	B-5		1235	S	4	X	X													
	B-6		1320	S	4	X	X													
	B-7	↓	1410	S	4	X	X													

Special Instructions / Comments:
B-1 = VOC MS/MSD also
B-1,2,3 = SVOC, metals, PCBs, cyanide, pest., 1,4 dioxane MS/MSD also
B-4,5,6 = PFAS MS/MSD also

Turnaround Requirements

____Rush (Surcharges Apply)
Subject to Availability
Please Check with your PM
X Standard (10 Business Days)
Date Required:

Report Requirements

____Tier II/Cat A -Results/QC
X Tier IV/Cat B - Data Validation Report w/. Data
EDD: X Yes ____No
EDD Type: NYS Equis

Metals: RCRA 8 • PP 13 • (TAL 23) • TCLP • Other (List)

VOA/SVOA Report List: (TCL) + TICs • BTEX • TCLP • CP-51/Stars • THM • Other: _____

Invoice To: (X Same as Report To)

PO #:
Company:
Contact:
Email:

	Relinquished By:	Received By:	Relinquished By:	Received By:	Relinquished By:	Received By:
Signature						
Printed Name	Hannah Bensil	Remy Rubin				
Company	Day Environmental	ALS				
Date/Time	3/8/24 10:20	3/8/24 1020				

R2401914 5
Day Environmental, Inc.
Shumway Marina

Distribution: White - Lab Copy; Yellow - Return to Originator

© 2012 by ALS Group

Chain of Custody / Analytical Request Form

69154

SR#:

1565 Jefferson Road, Building 300, Suite 360 • Rochester, NY 14623 • +1 585 288 5380 • alsglobal.com

Report To:	ALL SHADED AREAS MUST BE COMPLETED BY THE CLIENT / SAMPLER
Company: Day Environmental	Project Name: Shumway Marina
Contact: Jeff Danzinger	Project Number: 60485-23
Email: Jdanzinger@daymn.com	ALS Quote #: R-0041-GL-24
Phone: 585-454-0210	Sampler's Signature:
Address: 1563 Lyell Ave	Email CC:
Rochester, NY	Email CC:
	State Samples Collected (Circle or Write): NY, MA, PA, CT, Other:

Preservative: GW, WW, SW, DW, S, L, NA

0. None
1. HCl
2. HNO3
3. H2SO4
4. NAOH
5. Zn Acet.
6. MeOH
7. NaHSO4
8. Other

Lab ID (ALS)	Sample ID:	Date	Time	Matrix	Number of Containers	MS/MSD?	GC/MS VOA - 8260 • 624 • 524 • TCLP	GC/MS SVOA - 8270 • 625 • TCLP	Pesticides - 8081 • 608 • TCLP	PCBs - 8082 • 608	Herbicides - 8151 • TCLP	Metals, Total - Select Below	Metals, Dissolved - Field / In-Lab Filter	Cyanide 9012	PFAS 1633	1,4-dioxane 8270	Notes:
	B-8	3/7	1425	S	4		X										
	B-9	↓	1515	S	4		X										
	EB-030724		1045	DI	11		X	X	X	X		X		X	X	X	
	FB-030724		1050	DI	1										X		

Special Instructions / Comments:

Turnaround Requirements

____Rush (Surcharges Apply)
Subject to Availability
Please Check with your PM
X Standard (10 Business Days)
Date Required:

Report Requirements

____Tier II/Cat A -Results/QC
X Tier IV/Cat B - Data Validation Report w/. Data
EDD: X Yes ____No
EDD Type: NYS Equis

Metals: RCRA 8 • PP 13 • (TAL 23) • TCLP • Other (List)

VOA/SVOA Report List: (TCL) + TICs • BTEX • TCLP • CP-51/Stars • THM • Other: _____

Invoice To: (X Same as Report To)

PO #:
Company:
Contact:
Email:
Phone:
Address:

	Relinquished By:	Received By:	Relinquished By:	Received By:	Relinquished By:	Received By:
Signature						
Printed Name	Hannah Beasley	Remy Rubin				
Company	Day Environmental	ALS				
Date/Time	3/8 1020	3/8/24 1020				

Distribution: White - Lab Copy; Yellow - Return to Originator

© 2012 by ALS Group

Cooler Receipt and Preservation Check Form

R2401914 5
Day Environmental, Inc.
Shumway Marine

Project/Client _____ Folder Number _____

Cooler received on 3/8/24 by: RR

COURIER: ALS UPS FEDEX VELOCITY (CLIENT)

1	Were **Custody seals** on outside of cooler?	Y (N)
2	**Custody papers** properly completed (ink, signed)?	(Y) N
3	Did all bottles arrive in good **condition** (unbroken)?	(Y) N
4	Circle: (Wet Ice) **Dry Ice Gel packs** present?	(Y) N

5a	**Perchlorate** samples have required headspace?	Y N (NA)
5b	Did VOA vials, Alk,or Sulfide have sig* **bubbles**?	Y N (NA)
6	Where did the bottles originate?	(ALS/ROC) CLIENT
7	Soil VOA received as:	Bulk Encore 5035set (NA)

8. Temperature Readings Date: 3/8/24 Time: 1022 ID: (IR#12) IR#11 From: Temp Blank (Sample Bottle)

Observed Temp (°C)	1.2	12.7					
Within 0-6°C?	(Y) N	Y (N)	Y N	Y N	Y N	Y N	Y N
If <0°C, were samples frozen?	Y N	Y N	Y N	Y N	Y N	Y N	Y N

If out of Temperature, note packing/ice condition: _____ Ice melted (Poorly Packed) (described below) Same Day Rule

&Client Approval to Run Samples: _____ Standing Approval Client aware at drop-off Client notified by: _____

All samples held in storage location: SMO by RR on 3/8 at 1025
5035 samples placed in storage location: _____ by _____ on _____ at _____ within 48 hours of sampling? Y N

Cooler Breakdown/Preservation Check**: Date: 3/8/24 Time: 1800 by: SES

9. Were all bottle labels complete (*i.e.* analysis, preservation, etc.)? (YES) NO
10. Did all bottle labels and tags agree with custody papers? (YES) NO
11. Were correct containers used for the tests indicated? (YES) NO
12. Were 5035 vials acceptable (no extra labels, not leaking)? YES NO (N/A)
13. Were dissolved metals filtered in the field? YES NO (N/A)
14. Air Samples: Cassettes / Tubes Intact Y / N with MS Y / N Canisters Pressurized Tedlar® Bags Inflated (N/A)

pH	Lot of test paper	Reagent	Preserved? Yes	Preserved? No	Lot Received	Exp	Sample ID Adjusted	Vol. Added	Lot Added	Final pH
≥12	213623	NaOH	✓		label →					
≤2	213623	HNO_3	✓		label →					
≤2		H_2SO_4								
<4		$NaHSO_4$								
5-9		For 608pest			No=Notify for 3day					
Residual Chlorine (-)		For (CN) Phenol, 625, 608pest, 522	✓		If +, contact PM to add $Na_2S_2O_3$ (625, 608, CN), ascorbic (phenol).					
		$Na_2S_2O_3$								
		ZnAcetate	-	-						
		HCl	**	**	24001661	4/26				

**VOAs and 1664 Not to be tested before analysis. Otherwise, all bottles of all samples with chemical preservatives are checked (not just representatives).

Bottle lot numbers: 080822-2ERG, 111323-1GJ, 112723-3AXH, 112723-3

Explain all Discrepancies/ Other Comments:

MeOH: EG508 exp 03/25

HPROD	BULK
HTR	FLDT
(SUB)	HGFB
ALS	LL3541

Labels secondary reviewed by: SES

PC Secondary Review: _____

*significant air bubbles: VOA > 5-6 mm ; WC > 1 in. diameter

P:\INTRANET\QAQC\Forms Controlled\Cooler Receipt r20.doc 01/23/2023

Miscellaneous Forms

ALS Environmental—Rochester Laboratory
1565 Jefferson Road, Building 300, Suite 360, Rochester, NY 14623
Phone (585) 288-5380 Fax (585) 288-8475
www.alsglobal.com

REPORT QUALIFIERS AND DEFINITIONS

U	Analyte was analyzed for but not detected. The sample quantitation limit has been corrected for dilution and for percent moisture, unless otherwise noted in the case narrative.
J	Estimated value due to either being a Tentatively Identified Compound (TIC) or that the concentration is between the MRL and the MDL. Concentrations are not verified within the linear range of the calibration. For DoD: concentration >40% difference between two GC columns (pesticides/Arclors).
B	Analyte was also detected in the associated method blank at a concentration that may have contributed to the sample result.
E	Inorganics- Concentration is estimated due to the serial dilution was outside control limits.
E	Organics- Concentration has exceeded the calibration range for that specific analysis.
D	Concentration is a result of a dilution, typically a secondary analysis of the sample due to exceeding the calibration range or that a surrogate has been diluted out of the sample and cannot be assessed.
*	Indicates that a quality control parameter has exceeded laboratory limits. Under the "Notes" column of the Form I, this qualifier denotes analysis was performed out of Holding Time.
H	Analysis was performed out of hold time for tests that have an "immediate" hold time criteria.
#	Spike was diluted out.
+	Correlation coefficient for MSA is <0.995.
N	Inorganics- Matrix spike recovery was outside laboratory limits.
N	Organics- Presumptive evidence of a compound (reported as a TIC) based on the MS library search.
S	Concentration has been determined using Method of Standard Additions (MSA).
W	Post-Digestion Spike recovery is outside control limits and the sample absorbance is <50% of the spike absorbance.
P	Concentration >40% difference between the two GC columns.
C	Confirmed by GC/MS
Q	DoD reports: indicates a pesticide/Aroclor is not confirmed (≥100% Difference between two GC columns).
X	See Case Narrative for discussion.
MRL LOQ	Method Reporting Limit. Also known as: Limit of Quantitation (LOQ) The lowest concentration at which the method analyte may be reliably quantified under the method conditions.
MDL	Method Detection Limit. A statistical value derived from a study designed to provide the lowest concentration that will be detected 99% of the time. Values between the MDL and MRL are estimated (see J qualifier).
LOD	Limit of Detection. A value at or above the MDL which has been verified to be detectable.
ND	Non-Detect. Analyte was not detected at the concentration listed. Same as U qualifier.

Rochester Lab ID # for State Accreditations[1]

NELAP States
Florida ID # E87674
New Hampshire ID # 2941
New York ID # 10145
Pennsylvania ID# 68-786
Virginia #460167

Non-NELAP States
Connecticut ID #PH0556
Delaware Approved
Maine ID #NY01587
North Carolina #36701
North Carolina #676
Rhode Island LAO00333

[1] Analyses were performed according to our laboratory's NELAP-approved quality assurance program and any applicable state or agency requirements. The test results meet requirements of the current NELAP/TNI standards or state or agency requirements, where applicable, except as noted in the case narrative. Since not all analyte/method/matrix combinations are offered for state/NELAC accreditation, this report may contain results which are not accredited. For a specific list of accredited analytes, contact the laboratory. To verify NH accredited analytes, go to https://www4.des.state.nh.us/CertifiedLabs/Certified-Method.aspx.

ALS Laboratory Group

Acronyms

ASTM	American Society for Testing and Materials
A2LA	American Association for Laboratory Accreditation
CARB	California Air Resources Board
CAS Number	Chemical Abstract Service registry Number
CFC	Chlorofluorocarbon
CFU	Colony-Forming Unit
DEC	Department of Environmental Conservation
DEQ	Department of Environmental Quality
DHS	Department of Health Services
DOE	Department of Ecology
DOH	Department of Health
EPA	U. S. Environmental Protection Agency
ELAP	Environmental Laboratory Accreditation Program
GC	Gas Chromatography
GC/MS	Gas Chromatography/Mass Spectrometry
LUFT	Leaking Underground Fuel Tank
M	Modified
MCL	Maximum Contaminant Level is the highest permissible concentration of a substance allowed in drinking water as established by the USEPA.
MDL	Method Detection Limit
MPN	Most Probable Number
MRL	Method Reporting Limit
NA	Not Applicable
NC	Not Calculated
NCASI	National Council of the Paper Industry for Air and Stream Improvement
ND	Not Detected
NIOSH	National Institute for Occupational Safety and Health
PQL	Practical Quantitation Limit
RCRA	Resource Conservation and Recovery Act
SIM	Selected Ion Monitoring
TPH	Total Petroleum Hydrocarbons
tr	Trace level is the concentration of an analyte that is less than the PQL but greater than or equal to the MDL.

Client: Day Environmental, Inc. **Service Request:** R2401914
Project: Shumway Marina/6048S-23

Non-Certified Analytes

Certifying Agency: New York Department of Health

Method	Matrix	Analyte
ALS SOP	Soil	Total Solids

Client: Day Environmental, Inc. **Service Request:** R2401914
Project: Shumway Marina/6048S-23

Sample Name: B-1 **Date Collected:** 03/7/24
Lab Code: R2401914-001 **Date Received:** 03/8/24
Sample Matrix: Soil

Analysis Method	Extracted/Digested By	Analyzed By
8260C		FNAEGLER
ALS SOP		HCASTROVINCI

Sample Name: B-2 **Date Collected:** 03/7/24
Lab Code: R2401914-002 **Date Received:** 03/8/24
Sample Matrix: Soil

Analysis Method	Extracted/Digested By	Analyzed By
8260C		FNAEGLER
ALS SOP		HCASTROVINCI

Sample Name: B-3 **Date Collected:** 03/7/24
Lab Code: R2401914-003 **Date Received:** 03/8/24
Sample Matrix: Soil

Analysis Method	Extracted/Digested By	Analyzed By
8260C		FNAEGLER
ALS SOP		HCASTROVINCI

Sample Name: B-4 **Date Collected:** 03/7/24
Lab Code: R2401914-004 **Date Received:** 03/8/24
Sample Matrix: Soil

Analysis Method	Extracted/Digested By	Analyzed By
8260C		FNAEGLER
ALS SOP		HCASTROVINCI

Client: Day Environmental, Inc. **Service Request:** R2401914
Project: Shumway Marina/6048S-23

Sample Name: B-1,2,3 **Date Collected:** 03/7/24
Lab Code: R2401914-005 **Date Received:** 03/8/24
Sample Matrix: Soil

Analysis Method	Extracted/Digested By	Analyzed By
160.3 Modified		PPRICE
1633	JBUSICK	PSALYARDS
6010C	CDISTEFANO	MMCMAHON
7471B	ECASTROVINCI	ECASTROVINCI
8081B	JVANHEYNINGEN	AFELSER
8082A	JVANHEYNINGEN	AFELSER
8270D	JVANHEYNINGEN	AMOSES
9012B	SZOGBY	MROGERSON
ALS SOP		HCASTROVINCI

Sample Name: B-4,5,6 **Date Collected:** 03/7/24
Lab Code: R2401914-006 **Date Received:** 03/8/24
Sample Matrix: Soil

Analysis Method	Extracted/Digested By	Analyzed By
160.3 Modified		PPRICE
1633	JBUSICK	PSALYARDS
6010C	CDISTEFANO	MMCMAHON
7471B	ECASTROVINCI	ECASTROVINCI
8081B	JVANHEYNINGEN	AFELSER
8082A	JVANHEYNINGEN	AFELSER
8270D	JVANHEYNINGEN	AMOSES
9012B	SZOGBY	MROGERSON
ALS SOP		HCASTROVINCI

Sample Name: B-7,8,9 **Date Collected:** 03/7/24
Lab Code: R2401914-007 **Date Received:** 03/8/24
Sample Matrix: Soil

Analysis Method	Extracted/Digested By	Analyzed By
160.3 Modified		PPRICE
1633	JBUSICK	PSALYARDS

Client: Day Environmental, Inc. **Service Request:** R2401914
Project: Shumway Marina/6048S-23

Sample Name: B-7,8,9 **Date Collected:** 03/7/24
Lab Code: R2401914-007 **Date Received:** 03/8/24
Sample Matrix: Soil

Analysis Method	Extracted/Digested By	Analyzed By
6010C	CDISTEFANO	MMCMAHON
7471B	ECASTROVINCI	ECASTROVINCI
8081B	JVANHEYNINGEN	AFELSER
8082A	JVANHEYNINGEN	AFELSER
8270D	JVANHEYNINGEN	AMOSES
9012B	SZOGBY	MROGERSON
ALS SOP		HCASTROVINCI

Sample Name: B-5 **Date Collected:** 03/7/24
Lab Code: R2401914-008 **Date Received:** 03/8/24
Sample Matrix: Soil

Analysis Method	Extracted/Digested By	Analyzed By
8260C		FNAEGLER
ALS SOP		HCASTROVINCI

Sample Name: B-6 **Date Collected:** 03/7/24
Lab Code: R2401914-009 **Date Received:** 03/8/24
Sample Matrix: Soil

Analysis Method	Extracted/Digested By	Analyzed By
8260C		FNAEGLER
ALS SOP		HCASTROVINCI

Sample Name: B-7 **Date Collected:** 03/7/24
Lab Code: R2401914-010 **Date Received:** 03/8/24
Sample Matrix: Soil

Analysis Method	Extracted/Digested By	Analyzed By
8260C		FNAEGLER
ALS SOP		HCASTROVINCI

Client: Day Environmental, Inc. **Service Request:** R2401914
Project: Shumway Marina/6048S-23

Sample Name: B-8 **Date Collected:** 03/7/24
Lab Code: R2401914-011 **Date Received:** 03/8/24
Sample Matrix: Soil

Analysis Method	Extracted/Digested By	Analyzed By
8260C		FNAEGLER
ALS SOP		HCASTROVINCI

Sample Name: B-9 **Date Collected:** 03/7/24
Lab Code: R2401914-012 **Date Received:** 03/8/24
Sample Matrix: Soil

Analysis Method	Extracted/Digested By	Analyzed By
8260C		FNAEGLER
ALS SOP		HCASTROVINCI

Sample Name: EB-030724 **Date Collected:** 03/7/24
Lab Code: R2401914-013 **Date Received:** 03/8/24
Sample Matrix: Water

Analysis Method	Extracted/Digested By	Analyzed By
1633	ADAVISON	PSALYARDS
6010C	CDISTEFANO	MMCMAHON
7470A	ECASTROVINCI	ECASTROVINCI
8081B	JVANHEYNINGEN	AFELSER
8082A	JVANHEYNINGEN	AFELSER
8260C		KRUEST
8270D	AMOSES	AMOSES
8270D SIM	KPROCOPIO	KPROCOPIO
9012B	SZOGBY	MROGERSON
SM 2540 D Modified		AWILSON

Client: Day Environmental, Inc. **Service Request:** R2401914
Project: Shumway Marina/6048S-23

Sample Name: EB-030724 **Date Collected:** 03/7/24
Lab Code: R2401914-013.R01 **Date Received:** 03/8/24
Sample Matrix: Water

Analysis Method	Extracted/Digested By	Analyzed By
8081B	JVANHEYNINGEN	AFELSER
8082A	JVANHEYNINGEN	AFELSER

Sample Name: FB-030724 **Date Collected:** 03/7/24
Lab Code: R2401914-014 **Date Received:** 03/8/24
Sample Matrix: Water

Analysis Method	Extracted/Digested By	Analyzed By
1633	ADAVISON	PSALYARDS
SM 2540 D Modified		AWILSON

PREPARATION METHODS

The preparation methods associated with this report are found in these tables unless discussed in the case narrative.

INORGANIC

Water/Liquid Matrix

Analytical Method	Preparation Method
200.7	200.2
200.8	200.2
6010C or 6010D	3005A/3010A
6020A or 6020B	ILM05.3
9034 Sulfide Acid Soluble	9030B
SM 4500-CN-N-2016 Amenable and Residual Cyanide	SM 4500-CN-G and SM 4500-CN-B,C-2016
SM 4500-CN-E WAD Cyanide	SM 4500-CN-I

Solid/Soil/Non-Aqueous Matrix

Analytical Method	Preparation Method
6010C or 6010D	3050B
6020A or 6020B	3050B
6010C or 6010D TCLP (1311) extract	3005A/3010A
6010C or 6010D SPLP (1312) extract	3005A/3010A
7199	3060A
300.0 Anions/ 350.1/ 353.2/ SM 2320B/ SM 5210B/ 9056A Anions	DI extraction
For analytical methods not listed, the preparation method is the same as the analytical method reference.	

ORGANIC

Preparation Methods for Organic methods are listed in the header of the Results pages.

Regarding "Bulk/5035A":
For soil/solid samples submitted in soil jars for Volatiles analysis, the prep method is listed as "Bulk/5035A". The lab follows the closed-system EPA 5035A protocols once the sample is transferred to a sealed vial, but collection in bulk in soil jars does not follow the collection protocols listed in EPA 5035A. In accordance with the NYSDOH technical notice of October 2012, all results or reporting limits <200 ug/kg are to be considered estimated due to potential low bias.

Sample Results

ALS Environmental—Rochester Laboratory
1565 Jefferson Road, Building 300, Suite 360, Rochester, NY 14623
Phone (585) 288-5380 Fax (585) 288-8475
www.alsglobal.com

Volatile Organic Compounds by GC/MS

ALS Environmental—Rochester Laboratory
1565 Jefferson Road, Building 300, Suite 360, Rochester, NY 14623
Phone (585) 288-5380 Fax (585) 288-8475
www.alsglobal.com

Analytical Report

Client:	Day Environmental, Inc.	**Service Request:**	R2401914
Project:	Shumway Marina/6048S-23	**Date Collected:**	03/07/24 09:50
Sample Matrix:	Soil	**Date Received:**	03/08/24 10:20
Sample Name:	B-1	**Units:**	ug/Kg
Lab Code:	R2401914-001	**Basis:**	Dry

Volatile Organic Compounds by GC/MS

Analysis Method: 8260C
Prep Method: EPA 5035A

Analyte Name	Result	MRL	MDL	Dil.	Date Analyzed	Q
1,1,1-Trichloroethane (TCA)	0.21 U	5.1	0.21	.97	03/13/24 13:19	
1,1,2,2-Tetrachloroethane	0.21 U	5.1	0.21	.97	03/13/24 13:19	
1,1,2-Trichloroethane	0.21 U	5.1	0.21	.97	03/13/24 13:19	
1,1-Dichloroethane (1,1-DCA)	0.21 U	5.1	0.21	.97	03/13/24 13:19	
1,1-Dichloroethene (1,1-DCE)	0.21 U	5.1	0.21	.97	03/13/24 13:19	
1,2-Dichloroethane	0.21 U	5.1	0.21	.97	03/13/24 13:19	
1,2-Dichloropropane	0.21 U	5.1	0.21	.97	03/13/24 13:19	
2-Butanone (MEK)	2.1 U	5.1	2.1	.97	03/13/24 13:19	
2-Hexanone	1.9 U	5.1	1.9	.97	03/13/24 13:19	
4-Methyl-2-pentanone	0.24 U	5.1	0.24	.97	03/13/24 13:19	
Acetone	16 U	26	16	.97	03/13/24 13:19	
Benzene	0.21 U	5.1	0.21	.97	03/13/24 13:19	
Bromodichloromethane	0.21 U	5.1	0.21	.97	03/13/24 13:19	
Bromoform	0.52 U	5.1	0.52	.97	03/13/24 13:19	
Bromomethane	2.3 U	5.1	2.3	.97	03/13/24 13:19	
Carbon Disulfide	**0.30 J**	5.1	0.30	.97	03/13/24 13:19	
Carbon Tetrachloride	0.27 U	5.1	0.27	.97	03/13/24 13:19	
Chlorobenzene	0.21 U	5.1	0.21	.97	03/13/24 13:19	
Chloroethane	0.42 U	5.1	0.42	.97	03/13/24 13:19	
Chloroform	0.36 U	5.1	0.36	.97	03/13/24 13:19	
Chloromethane	1.5 U	5.1	1.5	.97	03/13/24 13:19	
Dibromochloromethane	0.21 U	5.1	0.21	.97	03/13/24 13:19	
Dichloromethane	2.9 U	5.1	2.9	.97	03/13/24 13:19	
Ethylbenzene	1.1 U	5.1	1.1	.97	03/13/24 13:19	
Methyl tert-Butyl Ether	0.21 U	5.1	0.21	.97	03/13/24 13:19	
Styrene	1.1 U	5.1	1.1	.97	03/13/24 13:19	
Tetrachloroethene (PCE)	0.24 U	5.1	0.24	.97	03/13/24 13:19	
Toluene	2.1 U	5.1	2.1	.97	03/13/24 13:19	
Trichloroethene (TCE)	0.23 U	5.1	0.23	.97	03/13/24 13:19	
Vinyl Chloride	0.48 U	5.1	0.48	.97	03/13/24 13:19	
cis-1,2-Dichloroethene	0.21 U	5.1	0.21	.97	03/13/24 13:19	
cis-1,3-Dichloropropene	0.21 U	5.1	0.21	.97	03/13/24 13:19	
m,p-Xylenes	2.1 U	10	2.1	.97	03/13/24 13:19	
o-Xylene	1.1 U	5.1	1.1	.97	03/13/24 13:19	
trans-1,2-Dichloroethene	0.21 U	5.1	0.21	.97	03/13/24 13:19	
trans-1,3-Dichloropropene	0.21 U	5.1	0.21	.97	03/13/24 13:19	

Analytical Report

Client:	Day Environmental, Inc.	**Service Request:**	R2401914
Project:	Shumway Marina/6048S-23	**Date Collected:**	03/07/24 09:50
Sample Matrix:	Soil	**Date Received:**	03/08/24 10:20
Sample Name:	B-1	**Units:**	ug/Kg
Lab Code:	R2401914-001	**Basis:**	Dry

Volatile Organic Compounds by GC/MS

Analysis Method: 8260C
Prep Method: EPA 5035A

Surrogate Name	% Rec	Control Limits	Date Analyzed	Q
1,2-Dichloroethane-d4	110	67 - 128	03/13/24 13:19	
4-Bromofluorobenzene	68	31 - 154	03/13/24 13:19	
Dibromofluoromethane	103	63 - 138	03/13/24 13:19	
Toluene-d8	96	66 - 138	03/13/24 13:19	

Analytical Report

Client:	Day Environmental, Inc.	**Service Request:**	R2401914
Project:	Shumway Marina/6048S-23	**Date Collected:**	03/07/24 09:50
Sample Matrix:	Soil	**Date Received:**	03/08/24 10:20
Sample Name:	B-1	**Units:**	ug/Kg
Lab Code:	R2401914-001	**Basis:**	Dry

Volatile Organic Compounds by GC/MS

Analysis Method: 8260C
Prep Method: EPA 5035A

Tentatively Identified Compounds

CAS#	Compound Identification	RT	Result ug/Kg	Q
	No Tentatively Identified Compounds Detected			

Analytical Report

Client:	Day Environmental, Inc.	**Service Request:**	R2401914
Project:	Shumway Marina/6048S-23	**Date Collected:**	03/07/24 10:23
Sample Matrix:	Soil	**Date Received:**	03/08/24 10:20
Sample Name:	B-2	**Units:**	ug/Kg
Lab Code:	R2401914-002	**Basis:**	Dry

Volatile Organic Compounds by GC/MS

Analysis Method: 8260C
Prep Method: EPA 5035A

Analyte Name	Result	MRL	MDL	Dil.	Date Analyzed	Q
1,1,1-Trichloroethane (TCA)	0.30 U	7.5	0.30	1.33	03/13/24 13:42	
1,1,2,2-Tetrachloroethane	0.30 U	7.5	0.30	1.33	03/13/24 13:42	
1,1,2-Trichloroethane	0.30 U	7.5	0.30	1.33	03/13/24 13:42	
1,1-Dichloroethane (1,1-DCA)	0.30 U	7.5	0.30	1.33	03/13/24 13:42	
1,1-Dichloroethene (1,1-DCE)	0.30 U	7.5	0.30	1.33	03/13/24 13:42	
1,2-Dichloroethane	0.30 U	7.5	0.30	1.33	03/13/24 13:42	
1,2-Dichloropropane	0.30 U	7.5	0.30	1.33	03/13/24 13:42	
2-Butanone (MEK)	3.0 U	7.5	3.0	1.33	03/13/24 13:42	
2-Hexanone	2.7 U	7.5	2.7	1.33	03/13/24 13:42	
4-Methyl-2-pentanone	0.35 U	7.5	0.35	1.33	03/13/24 13:42	
Acetone	23 U	37	23	1.33	03/13/24 13:42	
Benzene	0.30 U	7.5	0.30	1.33	03/13/24 13:42	
Bromodichloromethane	0.30 U	7.5	0.30	1.33	03/13/24 13:42	
Bromoform	0.75 U	7.5	0.75	1.33	03/13/24 13:42	
Bromomethane	3.3 U	7.5	3.3	1.33	03/13/24 13:42	
Carbon Disulfide	0.44 U	7.5	0.44	1.33	03/13/24 13:42	
Carbon Tetrachloride	0.39 U	7.5	0.39	1.33	03/13/24 13:42	
Chlorobenzene	0.30 U	7.5	0.30	1.33	03/13/24 13:42	
Chloroethane	0.62 U	7.5	0.62	1.33	03/13/24 13:42	
Chloroform	0.53 U	7.5	0.53	1.33	03/13/24 13:42	
Chloromethane	2.1 U	7.5	2.1	1.33	03/13/24 13:42	
Dibromochloromethane	0.30 U	7.5	0.30	1.33	03/13/24 13:42	
Dichloromethane	4.2 U	7.5	4.2	1.33	03/13/24 13:42	
Ethylbenzene	1.5 U	7.5	1.5	1.33	03/13/24 13:42	
Methyl tert-Butyl Ether	0.30 U	7.5	0.30	1.33	03/13/24 13:42	
Styrene	1.5 U	7.5	1.5	1.33	03/13/24 13:42	
Tetrachloroethene (PCE)	0.35 U	7.5	0.35	1.33	03/13/24 13:42	
Toluene	3.0 U	7.5	3.0	1.33	03/13/24 13:42	
Trichloroethene (TCE)	0.33 U	7.5	0.33	1.33	03/13/24 13:42	
Vinyl Chloride	0.69 U	7.5	0.69	1.33	03/13/24 13:42	
cis-1,2-Dichloroethene	0.30 U	7.5	0.30	1.33	03/13/24 13:42	
cis-1,3-Dichloropropene	0.30 U	7.5	0.30	1.33	03/13/24 13:42	
m,p-Xylenes	3.0 U	15	3.0	1.33	03/13/24 13:42	
o-Xylene	1.5 U	7.5	1.5	1.33	03/13/24 13:42	
trans-1,2-Dichloroethene	0.30 U	7.5	0.30	1.33	03/13/24 13:42	
trans-1,3-Dichloropropene	0.30 U	7.5	0.30	1.33	03/13/24 13:42	

Analytical Report

Client:	Day Environmental, Inc.	**Service Request:**	R2401914
Project:	Shumway Marina/6048S-23	**Date Collected:**	03/07/24 10:23
Sample Matrix:	Soil	**Date Received:**	03/08/24 10:20
Sample Name:	B-2	**Units:**	ug/Kg
Lab Code:	R2401914-002	**Basis:**	Dry

Volatile Organic Compounds by GC/MS

Analysis Method: 8260C
Prep Method: EPA 5035A

Surrogate Name	% Rec	Control Limits	Date Analyzed	Q
1,2-Dichloroethane-d4	110	67 - 128	03/13/24 13:42	
4-Bromofluorobenzene	67	31 - 154	03/13/24 13:42	
Dibromofluoromethane	104	63 - 138	03/13/24 13:42	
Toluene-d8	98	66 - 138	03/13/24 13:42	

Analytical Report

Client:	Day Environmental, Inc.	**Service Request:**	R2401914
Project:	Shumway Marina/6048S-23	**Date Collected:**	03/07/24 10:23
Sample Matrix:	Soil	**Date Received:**	03/08/24 10:20
Sample Name:	B-2	**Units:**	ug/Kg
Lab Code:	R2401914-002	**Basis:**	Dry

Volatile Organic Compounds by GC/MS

Analysis Method: 8260C
Prep Method: EPA 5035A

Tentatively Identified Compounds

CAS#	Compound Identification	RT	Result ug/Kg	Q
	No Tentatively Identified Compounds Detected			

Analytical Report

Client:	Day Environmental, Inc.	**Service Request:**	R2401914
Project:	Shumway Marina/6048S-23	**Date Collected:**	03/07/24 10:50
Sample Matrix:	Soil	**Date Received:**	03/08/24 10:20
Sample Name:	B-3	**Units:**	ug/Kg
Lab Code:	R2401914-003	**Basis:**	Dry

Volatile Organic Compounds by GC/MS

Analysis Method: 8260C
Prep Method: EPA 5035A

Analyte Name	Result	MRL	MDL	Dil.	Date Analyzed	Q
1,1,1-Trichloroethane (TCA)	0.35 U	8.7	0.35	1.4	03/13/24 14:06	
1,1,2,2-Tetrachloroethane	0.35 U	8.7	0.35	1.4	03/13/24 14:06	
1,1,2-Trichloroethane	0.35 U	8.7	0.35	1.4	03/13/24 14:06	
1,1-Dichloroethane (1,1-DCA)	0.35 U	8.7	0.35	1.4	03/13/24 14:06	
1,1-Dichloroethene (1,1-DCE)	0.35 U	8.7	0.35	1.4	03/13/24 14:06	
1,2-Dichloroethane	0.35 U	8.7	0.35	1.4	03/13/24 14:06	
1,2-Dichloropropane	0.35 U	8.7	0.35	1.4	03/13/24 14:06	
2-Butanone (MEK)	**7.1 J**	8.7	3.5	1.4	03/13/24 14:06	
2-Hexanone	3.2 U	8.7	3.2	1.4	03/13/24 14:06	
4-Methyl-2-pentanone	0.41 U	8.7	0.41	1.4	03/13/24 14:06	
Acetone	27 U	44	27	1.4	03/13/24 14:06	
Benzene	0.35 U	8.7	0.35	1.4	03/13/24 14:06	
Bromodichloromethane	0.35 U	8.7	0.35	1.4	03/13/24 14:06	
Bromoform	0.88 U	8.7	0.88	1.4	03/13/24 14:06	
Bromomethane	3.9 U	8.7	3.9	1.4	03/13/24 14:06	
Carbon Disulfide	0.51 U	8.7	0.51	1.4	03/13/24 14:06	
Carbon Tetrachloride	0.46 U	8.7	0.46	1.4	03/13/24 14:06	
Chlorobenzene	0.35 U	8.7	0.35	1.4	03/13/24 14:06	
Chloroethane	0.72 U	8.7	0.72	1.4	03/13/24 14:06	
Chloroform	0.61 U	8.7	0.61	1.4	03/13/24 14:06	
Chloromethane	2.5 U	8.7	2.5	1.4	03/13/24 14:06	
Dibromochloromethane	0.35 U	8.7	0.35	1.4	03/13/24 14:06	
Dichloromethane	4.9 U	8.7	4.9	1.4	03/13/24 14:06	
Ethylbenzene	1.8 U	8.7	1.8	1.4	03/13/24 14:06	
Methyl tert-Butyl Ether	0.35 U	8.7	0.35	1.4	03/13/24 14:06	
Styrene	1.8 U	8.7	1.8	1.4	03/13/24 14:06	
Tetrachloroethene (PCE)	0.41 U	8.7	0.41	1.4	03/13/24 14:06	
Toluene	3.5 U	8.7	3.5	1.4	03/13/24 14:06	
Trichloroethene (TCE)	0.39 U	8.7	0.39	1.4	03/13/24 14:06	
Vinyl Chloride	0.81 U	8.7	0.81	1.4	03/13/24 14:06	
cis-1,2-Dichloroethene	0.35 U	8.7	0.35	1.4	03/13/24 14:06	
cis-1,3-Dichloropropene	0.35 U	8.7	0.35	1.4	03/13/24 14:06	
m,p-Xylenes	3.5 U	17	3.5	1.4	03/13/24 14:06	
o-Xylene	1.8 U	8.7	1.8	1.4	03/13/24 14:06	
trans-1,2-Dichloroethene	0.35 U	8.7	0.35	1.4	03/13/24 14:06	
trans-1,3-Dichloropropene	0.35 U	8.7	0.35	1.4	03/13/24 14:06	

Analytical Report

Client:	Day Environmental, Inc.	**Service Request:**	R2401914
Project:	Shumway Marina/6048S-23	**Date Collected:**	03/07/24 10:50
Sample Matrix:	Soil	**Date Received:**	03/08/24 10:20
Sample Name:	B-3	**Units:**	ug/Kg
Lab Code:	R2401914-003	**Basis:**	Dry

Volatile Organic Compounds by GC/MS

Analysis Method: 8260C
Prep Method: EPA 5035A

Surrogate Name	% Rec	Control Limits	Date Analyzed	Q
1,2-Dichloroethane-d4	113	67 - 128	03/13/24 14:06	
4-Bromofluorobenzene	89	31 - 154	03/13/24 14:06	
Dibromofluoromethane	104	63 - 138	03/13/24 14:06	
Toluene-d8	102	66 - 138	03/13/24 14:06	

Analytical Report

Client:	Day Environmental, Inc.	**Service Request:**	R2401914
Project:	Shumway Marina/6048S-23	**Date Collected:**	03/07/24 10:50
Sample Matrix:	Soil	**Date Received:**	03/08/24 10:20
Sample Name:	B-3	**Units:**	ug/Kg
Lab Code:	R2401914-003	**Basis:**	Dry

Volatile Organic Compounds by GC/MS

Analysis Method: 8260C
Prep Method: EPA 5035A

Tentatively Identified Compounds

CAS#	Compound Identification	RT	Result ug/Kg	Q
	No Tentatively Identified Compounds Detected			

Analytical Report

Client:	Day Environmental, Inc.	**Service Request:**	R2401914
Project:	Shumway Marina/6048S-23	**Date Collected:**	03/07/24 12:05
Sample Matrix:	Soil	**Date Received:**	03/08/24 10:20
Sample Name:	B-4	**Units:**	ug/Kg
Lab Code:	R2401914-004	**Basis:**	Dry

Volatile Organic Compounds by GC/MS

Analysis Method: 8260C
Prep Method: EPA 5035A

Analyte Name	Result		MRL	MDL	Dil.	Date Analyzed	Q
1,1,1-Trichloroethane (TCA)	0.30	U	7.4	0.30	1.17	03/13/24 14:29	
1,1,2,2-Tetrachloroethane	0.30	U	7.4	0.30	1.17	03/13/24 14:29	
1,1,2-Trichloroethane	0.30	U	7.4	0.30	1.17	03/13/24 14:29	
1,1-Dichloroethane (1,1-DCA)	0.30	U	7.4	0.30	1.17	03/13/24 14:29	
1,1-Dichloroethene (1,1-DCE)	0.30	U	7.4	0.30	1.17	03/13/24 14:29	
1,2-Dichloroethane	0.30	U	7.4	0.30	1.17	03/13/24 14:29	
1,2-Dichloropropane	0.30	U	7.4	0.30	1.17	03/13/24 14:29	
2-Butanone (MEK)	**29**		7.4	3.0	1.17	03/13/24 14:29	
2-Hexanone	2.7	U	7.4	2.7	1.17	03/13/24 14:29	
4-Methyl-2-pentanone	0.34	U	7.4	0.34	1.17	03/13/24 14:29	
Acetone	**88**		37	23	1.17	03/13/24 14:29	
Benzene	0.30	U	7.4	0.30	1.17	03/13/24 14:29	
Bromodichloromethane	0.30	U	7.4	0.30	1.17	03/13/24 14:29	
Bromoform	0.74	U	7.4	0.74	1.17	03/13/24 14:29	
Bromomethane	3.3	U	7.4	3.3	1.17	03/13/24 14:29	
Carbon Disulfide	**0.97**	**J**	7.4	0.43	1.17	03/13/24 14:29	
Carbon Tetrachloride	0.39	U	7.4	0.39	1.17	03/13/24 14:29	
Chlorobenzene	0.30	U	7.4	0.30	1.17	03/13/24 14:29	
Chloroethane	0.61	U	7.4	0.61	1.17	03/13/24 14:29	
Chloroform	0.52	U	7.4	0.52	1.17	03/13/24 14:29	
Chloromethane	2.1	U	7.4	2.1	1.17	03/13/24 14:29	
Dibromochloromethane	0.30	U	7.4	0.30	1.17	03/13/24 14:29	
Dichloromethane	4.2	U	7.4	4.2	1.17	03/13/24 14:29	
Ethylbenzene	1.5	U	7.4	1.5	1.17	03/13/24 14:29	
Methyl tert-Butyl Ether	0.30	U	7.4	0.30	1.17	03/13/24 14:29	
Styrene	1.5	U	7.4	1.5	1.17	03/13/24 14:29	
Tetrachloroethene (PCE)	0.34	U	7.4	0.34	1.17	03/13/24 14:29	
Toluene	3.0	U	7.4	3.0	1.17	03/13/24 14:29	
Trichloroethene (TCE)	0.33	U	7.4	0.33	1.17	03/13/24 14:29	
Vinyl Chloride	0.68	U	7.4	0.68	1.17	03/13/24 14:29	
cis-1,2-Dichloroethene	0.30	U	7.4	0.30	1.17	03/13/24 14:29	
cis-1,3-Dichloropropene	0.30	U	7.4	0.30	1.17	03/13/24 14:29	
m,p-Xylenes	3.0	U	15	3.0	1.17	03/13/24 14:29	
o-Xylene	1.5	U	7.4	1.5	1.17	03/13/24 14:29	
trans-1,2-Dichloroethene	0.30	U	7.4	0.30	1.17	03/13/24 14:29	
trans-1,3-Dichloropropene	0.30	U	7.4	0.30	1.17	03/13/24 14:29	

Analytical Report

Client:	Day Environmental, Inc.	**Service Request:**	R2401914
Project:	Shumway Marina/6048S-23	**Date Collected:**	03/07/24 12:05
Sample Matrix:	Soil	**Date Received:**	03/08/24 10:20
Sample Name:	B-4	**Units:**	ug/Kg
Lab Code:	R2401914-004	**Basis:**	Dry

Volatile Organic Compounds by GC/MS

Analysis Method: 8260C
Prep Method: EPA 5035A

Surrogate Name	% Rec	Control Limits	Date Analyzed	Q
1,2-Dichloroethane-d4	110	67 - 128	03/13/24 14:29	
4-Bromofluorobenzene	90	31 - 154	03/13/24 14:29	
Dibromofluoromethane	101	63 - 138	03/13/24 14:29	
Toluene-d8	100	66 - 138	03/13/24 14:29	

Analytical Report

Client:	Day Environmental, Inc.	**Service Request:**	R2401914
Project:	Shumway Marina/6048S-23	**Date Collected:**	03/07/24 12:05
Sample Matrix:	Soil	**Date Received:**	03/08/24 10:20
Sample Name:	B-4	**Units:**	ug/Kg
Lab Code:	R2401914-004	**Basis:**	Dry

Volatile Organic Compounds by GC/MS

Analysis Method: 8260C
Prep Method: EPA 5035A

Tentatively Identified Compounds

CAS#	Compound Identification	RT	Result ug/Kg	Q
	No Tentatively Identified Compounds Detected			

Analytical Report

Client:	Day Environmental, Inc.	**Service Request:**	R2401914
Project:	Shumway Marina/6048S-23	**Date Collected:**	03/07/24 12:35
Sample Matrix:	Soil	**Date Received:**	03/08/24 10:20
Sample Name:	B-5	**Units:**	ug/Kg
Lab Code:	R2401914-008	**Basis:**	Dry

Volatile Organic Compounds by GC/MS

Analysis Method: 8260C
Prep Method: EPA 5035A

Analyte Name	Result	MRL	MDL	Dil.	Date Analyzed	Q
1,1,1-Trichloroethane (TCA)	0.22 U	5.3	0.22	.85	03/13/24 14:52	
1,1,2,2-Tetrachloroethane	0.22 U	5.3	0.22	.85	03/13/24 14:52	
1,1,2-Trichloroethane	0.22 U	5.3	0.22	.85	03/13/24 14:52	
1,1-Dichloroethane (1,1-DCA)	0.22 U	5.3	0.22	.85	03/13/24 14:52	
1,1-Dichloroethene (1,1-DCE)	0.22 U	5.3	0.22	.85	03/13/24 14:52	
1,2-Dichloroethane	0.22 U	5.3	0.22	.85	03/13/24 14:52	
1,2-Dichloropropane	0.22 U	5.3	0.22	.85	03/13/24 14:52	
2-Butanone (MEK)	2.2 U	5.3	2.2	.85	03/13/24 14:52	
2-Hexanone	2.0 U	5.3	2.0	.85	03/13/24 14:52	
4-Methyl-2-pentanone	0.25 U	5.3	0.25	.85	03/13/24 14:52	
Acetone	16 U	26	16	.85	03/13/24 14:52	
Benzene	0.22 U	5.3	0.22	.85	03/13/24 14:52	
Bromodichloromethane	0.22 U	5.3	0.22	.85	03/13/24 14:52	
Bromoform	0.53 U	5.3	0.53	.85	03/13/24 14:52	
Bromomethane	2.4 U	5.3	2.4	.85	03/13/24 14:52	
Carbon Disulfide	0.31 U	5.3	0.31	.85	03/13/24 14:52	
Carbon Tetrachloride	0.28 U	5.3	0.28	.85	03/13/24 14:52	
Chlorobenzene	0.22 U	5.3	0.22	.85	03/13/24 14:52	
Chloroethane	0.44 U	5.3	0.44	.85	03/13/24 14:52	
Chloroform	0.37 U	5.3	0.37	.85	03/13/24 14:52	
Chloromethane	1.5 U	5.3	1.5	.85	03/13/24 14:52	
Dibromochloromethane	0.22 U	5.3	0.22	.85	03/13/24 14:52	
Dichloromethane	3.0 U	5.3	3.0	.85	03/13/24 14:52	
Ethylbenzene	1.1 U	5.3	1.1	.85	03/13/24 14:52	
Methyl tert-Butyl Ether	0.22 U	5.3	0.22	.85	03/13/24 14:52	
Styrene	1.1 U	5.3	1.1	.85	03/13/24 14:52	
Tetrachloroethene (PCE)	0.25 U	5.3	0.25	.85	03/13/24 14:52	
Toluene	2.2 U	5.3	2.2	.85	03/13/24 14:52	
Trichloroethene (TCE)	0.24 U	5.3	0.24	.85	03/13/24 14:52	
Vinyl Chloride	0.49 U	5.3	0.49	.85	03/13/24 14:52	
cis-1,2-Dichloroethene	0.22 U	5.3	0.22	.85	03/13/24 14:52	
cis-1,3-Dichloropropene	0.22 U	5.3	0.22	.85	03/13/24 14:52	
m,p-Xylenes	2.2 U	11	2.2	.85	03/13/24 14:52	
o-Xylene	1.1 U	5.3	1.1	.85	03/13/24 14:52	
trans-1,2-Dichloroethene	0.22 U	5.3	0.22	.85	03/13/24 14:52	
trans-1,3-Dichloropropene	0.22 U	5.3	0.22	.85	03/13/24 14:52	

Analytical Report

Client:	Day Environmental, Inc.	**Service Request:**	R2401914
Project:	Shumway Marina/6048S-23	**Date Collected:**	03/07/24 12:35
Sample Matrix:	Soil	**Date Received:**	03/08/24 10:20
Sample Name:	B-5	**Units:**	ug/Kg
Lab Code:	R2401914-008	**Basis:**	Dry

Volatile Organic Compounds by GC/MS

Analysis Method: 8260C
Prep Method: EPA 5035A

Surrogate Name	% Rec	Control Limits	Date Analyzed	Q
1,2-Dichloroethane-d4	112	67 - 128	03/13/24 14:52	
4-Bromofluorobenzene	86	31 - 154	03/13/24 14:52	
Dibromofluoromethane	103	63 - 138	03/13/24 14:52	
Toluene-d8	101	66 - 138	03/13/24 14:52	

Analytical Report

Client:	Day Environmental, Inc.	**Service Request:**	R2401914
Project:	Shumway Marina/6048S-23	**Date Collected:**	03/07/24 12:35
Sample Matrix:	Soil	**Date Received:**	03/08/24 10:20
Sample Name:	B-5	**Units:**	ug/Kg
Lab Code:	R2401914-008	**Basis:**	Dry

Volatile Organic Compounds by GC/MS

Analysis Method: 8260C
Prep Method: EPA 5035A

Tentatively Identified Compounds

CAS#	Compound Identification	RT	Result ug/Kg	Q
	No Tentatively Identified Compounds Detected			

Analytical Report

Client:	Day Environmental, Inc.	**Service Request:**	R2401914
Project:	Shumway Marina/6048S-23	**Date Collected:**	03/07/24 13:20
Sample Matrix:	Soil	**Date Received:**	03/08/24 10:20
Sample Name:	B-6	**Units:**	ug/Kg
Lab Code:	R2401914-009	**Basis:**	Dry

Volatile Organic Compounds by GC/MS

Analysis Method: 8260C
Prep Method: EPA 5035A

Analyte Name	Result	MRL	MDL	Dil.	Date Analyzed	Q
1,1,1-Trichloroethane (TCA)	0.27 U	6.7	0.27	1.15	03/13/24 15:16	
1,1,2,2-Tetrachloroethane	0.27 U	6.7	0.27	1.15	03/13/24 15:16	
1,1,2-Trichloroethane	0.27 U	6.7	0.27	1.15	03/13/24 15:16	
1,1-Dichloroethane (1,1-DCA)	0.27 U	6.7	0.27	1.15	03/13/24 15:16	
1,1-Dichloroethene (1,1-DCE)	0.27 U	6.7	0.27	1.15	03/13/24 15:16	
1,2-Dichloroethane	0.27 U	6.7	0.27	1.15	03/13/24 15:16	
1,2-Dichloropropane	0.27 U	6.7	0.27	1.15	03/13/24 15:16	
2-Butanone (MEK)	2.7 U	6.7	2.7	1.15	03/13/24 15:16	
2-Hexanone	2.5 U	6.7	2.5	1.15	03/13/24 15:16	
4-Methyl-2-pentanone	0.31 U	6.7	0.31	1.15	03/13/24 15:16	
Acetone	21 U	34	21	1.15	03/13/24 15:16	
Benzene	0.27 U	6.7	0.27	1.15	03/13/24 15:16	
Bromodichloromethane	0.27 U	6.7	0.27	1.15	03/13/24 15:16	
Bromoform	0.68 U	6.7	0.68	1.15	03/13/24 15:16	
Bromomethane	3.0 U	6.7	3.0	1.15	03/13/24 15:16	
Carbon Disulfide	0.40 U	6.7	0.40	1.15	03/13/24 15:16	
Carbon Tetrachloride	0.35 U	6.7	0.35	1.15	03/13/24 15:16	
Chlorobenzene	0.27 U	6.7	0.27	1.15	03/13/24 15:16	
Chloroethane	0.56 U	6.7	0.56	1.15	03/13/24 15:16	
Chloroform	0.48 U	6.7	0.48	1.15	03/13/24 15:16	
Chloromethane	1.9 U	6.7	1.9	1.15	03/13/24 15:16	
Dibromochloromethane	0.27 U	6.7	0.27	1.15	03/13/24 15:16	
Dichloromethane	3.8 U	6.7	3.8	1.15	03/13/24 15:16	
Ethylbenzene	1.4 U	6.7	1.4	1.15	03/13/24 15:16	
Methyl tert-Butyl Ether	0.27 U	6.7	0.27	1.15	03/13/24 15:16	
Styrene	1.4 U	6.7	1.4	1.15	03/13/24 15:16	
Tetrachloroethene (PCE)	0.31 U	6.7	0.31	1.15	03/13/24 15:16	
Toluene	2.7 U	6.7	2.7	1.15	03/13/24 15:16	
Trichloroethene (TCE)	0.30 U	6.7	0.30	1.15	03/13/24 15:16	
Vinyl Chloride	0.62 U	6.7	0.62	1.15	03/13/24 15:16	
cis-1,2-Dichloroethene	0.27 U	6.7	0.27	1.15	03/13/24 15:16	
cis-1,3-Dichloropropene	0.27 U	6.7	0.27	1.15	03/13/24 15:16	
m,p-Xylenes	2.7 U	13	2.7	1.15	03/13/24 15:16	
o-Xylene	1.4 U	6.7	1.4	1.15	03/13/24 15:16	
trans-1,2-Dichloroethene	0.27 U	6.7	0.27	1.15	03/13/24 15:16	
trans-1,3-Dichloropropene	0.27 U	6.7	0.27	1.15	03/13/24 15:16	

Analytical Report

Client:	Day Environmental, Inc.	**Service Request:**	R2401914
Project:	Shumway Marina/6048S-23	**Date Collected:**	03/07/24 13:20
Sample Matrix:	Soil	**Date Received:**	03/08/24 10:20
Sample Name:	B-6	**Units:**	ug/Kg
Lab Code:	R2401914-009	**Basis:**	Dry

Volatile Organic Compounds by GC/MS

Analysis Method: 8260C
Prep Method: EPA 5035A

Surrogate Name	% Rec	Control Limits	Date Analyzed	Q
1,2-Dichloroethane-d4	113	67 - 128	03/13/24 15:16	
4-Bromofluorobenzene	88	31 - 154	03/13/24 15:16	
Dibromofluoromethane	102	63 - 138	03/13/24 15:16	
Toluene-d8	102	66 - 138	03/13/24 15:16	

Analytical Report

Client:	Day Environmental, Inc.	**Service Request:**	R2401914
Project:	Shumway Marina/6048S-23	**Date Collected:**	03/07/24 13:20
Sample Matrix:	Soil	**Date Received:**	03/08/24 10:20
Sample Name:	B-6	**Units:**	ug/Kg
Lab Code:	R2401914-009	**Basis:**	Dry

Volatile Organic Compounds by GC/MS

Analysis Method: 8260C
Prep Method: EPA 5035A

Tentatively Identified Compounds

CAS#	Compound Identification	RT	Result ug/Kg	Q
	No Tentatively Identified Compounds Detected			

Analytical Report

Client:	Day Environmental, Inc.	**Service Request:**	R2401914
Project:	Shumway Marina/6048S-23	**Date Collected:**	03/07/24 14:10
Sample Matrix:	Soil	**Date Received:**	03/08/24 10:20
Sample Name:	B-7	**Units:**	ug/Kg
Lab Code:	R2401914-010	**Basis:**	Dry

Volatile Organic Compounds by GC/MS

Analysis Method: 8260C
Prep Method: EPA 5035A

Analyte Name	Result	MRL	MDL	Dil.	Date Analyzed	Q
1,1,1-Trichloroethane (TCA)	0.42 U	10	0.42	1.78	03/13/24 15:39	
1,1,2,2-Tetrachloroethane	0.42 U	10	0.42	1.78	03/13/24 15:39	
1,1,2-Trichloroethane	0.42 U	10	0.42	1.78	03/13/24 15:39	
1,1-Dichloroethane (1,1-DCA)	0.42 U	10	0.42	1.78	03/13/24 15:39	
1,1-Dichloroethene (1,1-DCE)	0.42 U	10	0.42	1.78	03/13/24 15:39	
1,2-Dichloroethane	0.42 U	10	0.42	1.78	03/13/24 15:39	
1,2-Dichloropropane	0.42 U	10	0.42	1.78	03/13/24 15:39	
2-Butanone (MEK)	4.2 U	10	4.2	1.78	03/13/24 15:39	
2-Hexanone	3.8 U	10	3.8	1.78	03/13/24 15:39	
4-Methyl-2-pentanone	0.49 U	10	0.49	1.78	03/13/24 15:39	
Acetone	32 U	52	32	1.78	03/13/24 15:39	
Benzene	0.42 U	10	0.42	1.78	03/13/24 15:39	
Bromodichloromethane	0.42 U	10	0.42	1.78	03/13/24 15:39	
Bromoform	1.1 U	10	1.1	1.78	03/13/24 15:39	
Bromomethane	4.6 U	10	4.6	1.78	03/13/24 15:39	
Carbon Disulfide	0.61 U	10	0.61	1.78	03/13/24 15:39	
Carbon Tetrachloride	0.55 U	10	0.55	1.78	03/13/24 15:39	
Chlorobenzene	0.42 U	10	0.42	1.78	03/13/24 15:39	
Chloroethane	0.86 U	10	0.86	1.78	03/13/24 15:39	
Chloroform	0.74 U	10	0.74	1.78	03/13/24 15:39	
Chloromethane	3.0 U	10	3.0	1.78	03/13/24 15:39	
Dibromochloromethane	0.42 U	10	0.42	1.78	03/13/24 15:39	
Dichloromethane	5.9 U	10	5.9	1.78	03/13/24 15:39	
Ethylbenzene	2.1 U	10	2.1	1.78	03/13/24 15:39	
Methyl tert-Butyl Ether	0.42 U	10	0.42	1.78	03/13/24 15:39	
Styrene	2.1 U	10	2.1	1.78	03/13/24 15:39	
Tetrachloroethene (PCE)	0.49 U	10	0.49	1.78	03/13/24 15:39	
Toluene	4.2 U	10	4.2	1.78	03/13/24 15:39	
Trichloroethene (TCE)	0.46 U	10	0.46	1.78	03/13/24 15:39	
Vinyl Chloride	0.97 U	10	0.97	1.78	03/13/24 15:39	
cis-1,2-Dichloroethene	0.42 U	10	0.42	1.78	03/13/24 15:39	
cis-1,3-Dichloropropene	0.42 U	10	0.42	1.78	03/13/24 15:39	
m,p-Xylenes	4.2 U	21	4.2	1.78	03/13/24 15:39	
o-Xylene	2.1 U	10	2.1	1.78	03/13/24 15:39	
trans-1,2-Dichloroethene	0.42 U	10	0.42	1.78	03/13/24 15:39	
trans-1,3-Dichloropropene	0.42 U	10	0.42	1.78	03/13/24 15:39	

Analytical Report

Client:	Day Environmental, Inc.	**Service Request:**	R2401914
Project:	Shumway Marina/6048S-23	**Date Collected:**	03/07/24 14:10
Sample Matrix:	Soil	**Date Received:**	03/08/24 10:20
Sample Name:	B-7	**Units:**	ug/Kg
Lab Code:	R2401914-010	**Basis:**	Dry

Volatile Organic Compounds by GC/MS

Analysis Method: 8260C
Prep Method: EPA 5035A

Surrogate Name	% Rec	Control Limits	Date Analyzed	Q
1,2-Dichloroethane-d4	113	67 - 128	03/13/24 15:39	
4-Bromofluorobenzene	86	31 - 154	03/13/24 15:39	
Dibromofluoromethane	104	63 - 138	03/13/24 15:39	
Toluene-d8	102	66 - 138	03/13/24 15:39	

Analytical Report

Client:	Day Environmental, Inc.	**Service Request:**	R2401914
Project:	Shumway Marina/6048S-23	**Date Collected:**	03/07/24 14:10
Sample Matrix:	Soil	**Date Received:**	03/08/24 10:20
Sample Name:	B-7	**Units:**	ug/Kg
Lab Code:	R2401914-010	**Basis:**	Dry

Volatile Organic Compounds by GC/MS

Analysis Method: 8260C
Prep Method: EPA 5035A

Tentatively Identified Compounds

CAS#	Compound Identification	RT	Result ug/Kg	Q
	No Tentatively Identified Compounds Detected			

Analytical Report

Client:	Day Environmental, Inc.	**Service Request:**	R2401914
Project:	Shumway Marina/6048S-23	**Date Collected:**	03/07/24 14:25
Sample Matrix:	Soil	**Date Received:**	03/08/24 10:20
Sample Name:	B-8	**Units:**	ug/Kg
Lab Code:	R2401914-011	**Basis:**	Dry

Volatile Organic Compounds by GC/MS

Analysis Method: 8260C
Prep Method: EPA 5035A

Analyte Name	Result	MRL	MDL	Dil.	Date Analyzed	Q
1,1,1-Trichloroethane (TCA)	0.29 U	7.2	0.29	1.2	03/13/24 16:02	
1,1,2,2-Tetrachloroethane	0.29 U	7.2	0.29	1.2	03/13/24 16:02	
1,1,2-Trichloroethane	0.29 U	7.2	0.29	1.2	03/13/24 16:02	
1,1-Dichloroethane (1,1-DCA)	0.29 U	7.2	0.29	1.2	03/13/24 16:02	
1,1-Dichloroethene (1,1-DCE)	0.29 U	7.2	0.29	1.2	03/13/24 16:02	
1,2-Dichloroethane	0.29 U	7.2	0.29	1.2	03/13/24 16:02	
1,2-Dichloropropane	0.29 U	7.2	0.29	1.2	03/13/24 16:02	
2-Butanone (MEK)	2.9 U	7.2	2.9	1.2	03/13/24 16:02	
2-Hexanone	2.6 U	7.2	2.6	1.2	03/13/24 16:02	
4-Methyl-2-pentanone	0.34 U	7.2	0.34	1.2	03/13/24 16:02	
Acetone	22 U	36	22	1.2	03/13/24 16:02	
Benzene	0.29 U	7.2	0.29	1.2	03/13/24 16:02	
Bromodichloromethane	0.29 U	7.2	0.29	1.2	03/13/24 16:02	
Bromoform	0.72 U	7.2	0.72	1.2	03/13/24 16:02	
Bromomethane	3.2 U	7.2	3.2	1.2	03/13/24 16:02	
Carbon Disulfide	0.42 U	7.2	0.42	1.2	03/13/24 16:02	
Carbon Tetrachloride	0.38 U	7.2	0.38	1.2	03/13/24 16:02	
Chlorobenzene	0.29 U	7.2	0.29	1.2	03/13/24 16:02	
Chloroethane	0.59 U	7.2	0.59	1.2	03/13/24 16:02	
Chloroform	0.51 U	7.2	0.51	1.2	03/13/24 16:02	
Chloromethane	2.1 U	7.2	2.1	1.2	03/13/24 16:02	
Dibromochloromethane	0.29 U	7.2	0.29	1.2	03/13/24 16:02	
Dichloromethane	4.1 U	7.2	4.1	1.2	03/13/24 16:02	
Ethylbenzene	1.5 U	7.2	1.5	1.2	03/13/24 16:02	
Methyl tert-Butyl Ether	0.29 U	7.2	0.29	1.2	03/13/24 16:02	
Styrene	1.5 U	7.2	1.5	1.2	03/13/24 16:02	
Tetrachloroethene (PCE)	0.34 U	7.2	0.34	1.2	03/13/24 16:02	
Toluene	2.9 U	7.2	2.9	1.2	03/13/24 16:02	
Trichloroethene (TCE)	0.32 U	7.2	0.32	1.2	03/13/24 16:02	
Vinyl Chloride	0.67 U	7.2	0.67	1.2	03/13/24 16:02	
cis-1,2-Dichloroethene	0.29 U	7.2	0.29	1.2	03/13/24 16:02	
cis-1,3-Dichloropropene	0.29 U	7.2	0.29	1.2	03/13/24 16:02	
m,p-Xylenes	2.9 U	14	2.9	1.2	03/13/24 16:02	
o-Xylene	1.5 U	7.2	1.5	1.2	03/13/24 16:02	
trans-1,2-Dichloroethene	0.29 U	7.2	0.29	1.2	03/13/24 16:02	
trans-1,3-Dichloropropene	0.29 U	7.2	0.29	1.2	03/13/24 16:02	

Analytical Report

Client:	Day Environmental, Inc.	**Service Request:**	R2401914
Project:	Shumway Marina/6048S-23	**Date Collected:**	03/07/24 14:25
Sample Matrix:	Soil	**Date Received:**	03/08/24 10:20
Sample Name:	B-8	**Units:**	ug/Kg
Lab Code:	R2401914-011	**Basis:**	Dry

Volatile Organic Compounds by GC/MS

Analysis Method: 8260C
Prep Method: EPA 5035A

Surrogate Name	% Rec	Control Limits	Date Analyzed	Q
1,2-Dichloroethane-d4	110	67 - 128	03/13/24 16:02	
4-Bromofluorobenzene	85	31 - 154	03/13/24 16:02	
Dibromofluoromethane	101	63 - 138	03/13/24 16:02	
Toluene-d8	99	66 - 138	03/13/24 16:02	

Analytical Report

Client:	Day Environmental, Inc.	**Service Request:**	R2401914
Project:	Shumway Marina/6048S-23	**Date Collected:**	03/07/24 14:25
Sample Matrix:	Soil	**Date Received:**	03/08/24 10:20
Sample Name:	B-8	**Units:**	ug/Kg
Lab Code:	R2401914-011	**Basis:**	Dry

Volatile Organic Compounds by GC/MS

Analysis Method: 8260C
Prep Method: EPA 5035A

Tentatively Identified Compounds

CAS#	Compound Identification	RT	Result ug/Kg	Q
	No Tentatively Identified Compounds Detected			

Analytical Report

Client:	Day Environmental, Inc.	**Service Request:**	R2401914
Project:	Shumway Marina/6048S-23	**Date Collected:**	03/07/24 15:15
Sample Matrix:	Soil	**Date Received:**	03/08/24 10:20
Sample Name:	B-9	**Units:**	ug/Kg
Lab Code:	R2401914-012	**Basis:**	Dry

Volatile Organic Compounds by GC/MS

Analysis Method: 8260C
Prep Method: EPA 5035A

Analyte Name	Result	MRL	MDL	Dil.	Date Analyzed	Q
1,1,1-Trichloroethane (TCA)	0.25 U	6.1	0.25	1.09	03/13/24 16:25	
1,1,2,2-Tetrachloroethane	0.25 U	6.1	0.25	1.09	03/13/24 16:25	
1,1,2-Trichloroethane	0.25 U	6.1	0.25	1.09	03/13/24 16:25	
1,1-Dichloroethane (1,1-DCA)	0.25 U	6.1	0.25	1.09	03/13/24 16:25	
1,1-Dichloroethene (1,1-DCE)	0.25 U	6.1	0.25	1.09	03/13/24 16:25	
1,2-Dichloroethane	0.25 U	6.1	0.25	1.09	03/13/24 16:25	
1,2-Dichloropropane	0.25 U	6.1	0.25	1.09	03/13/24 16:25	
2-Butanone (MEK)	2.5 U	6.1	2.5	1.09	03/13/24 16:25	
2-Hexanone	2.3 U	6.1	2.3	1.09	03/13/24 16:25	
4-Methyl-2-pentanone	0.29 U	6.1	0.29	1.09	03/13/24 16:25	
Acetone	19 U	31	19	1.09	03/13/24 16:25	
Benzene	0.25 U	6.1	0.25	1.09	03/13/24 16:25	
Bromodichloromethane	0.25 U	6.1	0.25	1.09	03/13/24 16:25	
Bromoform	0.62 U	6.1	0.62	1.09	03/13/24 16:25	
Bromomethane	2.7 U	6.1	2.7	1.09	03/13/24 16:25	
Carbon Disulfide	0.36 U	6.1	0.36	1.09	03/13/24 16:25	
Carbon Tetrachloride	**18**	6.1	0.32	1.09	03/13/24 16:25	
Chlorobenzene	0.25 U	6.1	0.25	1.09	03/13/24 16:25	
Chloroethane	0.51 U	6.1	0.51	1.09	03/13/24 16:25	
Chloroform	**2.9 J**	6.1	0.43	1.09	03/13/24 16:25	
Chloromethane	1.8 U	6.1	1.8	1.09	03/13/24 16:25	
Dibromochloromethane	0.25 U	6.1	0.25	1.09	03/13/24 16:25	
Dichloromethane	3.5 U	6.1	3.5	1.09	03/13/24 16:25	
Ethylbenzene	1.3 U	6.1	1.3	1.09	03/13/24 16:25	
Methyl tert-Butyl Ether	0.25 U	6.1	0.25	1.09	03/13/24 16:25	
Styrene	1.3 U	6.1	1.3	1.09	03/13/24 16:25	
Tetrachloroethene (PCE)	0.29 U	6.1	0.29	1.09	03/13/24 16:25	
Toluene	2.5 U	6.1	2.5	1.09	03/13/24 16:25	
Trichloroethene (TCE)	0.27 U	6.1	0.27	1.09	03/13/24 16:25	
Vinyl Chloride	0.57 U	6.1	0.57	1.09	03/13/24 16:25	
cis-1,2-Dichloroethene	0.25 U	6.1	0.25	1.09	03/13/24 16:25	
cis-1,3-Dichloropropene	0.25 U	6.1	0.25	1.09	03/13/24 16:25	
m,p-Xylenes	2.5 U	12	2.5	1.09	03/13/24 16:25	
o-Xylene	1.3 U	6.1	1.3	1.09	03/13/24 16:25	
trans-1,2-Dichloroethene	0.25 U	6.1	0.25	1.09	03/13/24 16:25	
trans-1,3-Dichloropropene	0.25 U	6.1	0.25	1.09	03/13/24 16:25	

Analytical Report

Client:	Day Environmental, Inc.	**Service Request:**	R2401914
Project:	Shumway Marina/6048S-23	**Date Collected:**	03/07/24 15:15
Sample Matrix:	Soil	**Date Received:**	03/08/24 10:20
Sample Name:	B-9	**Units:**	ug/Kg
Lab Code:	R2401914-012	**Basis:**	Dry

Volatile Organic Compounds by GC/MS

Analysis Method: 8260C
Prep Method: EPA 5035A

Surrogate Name	% Rec	Control Limits	Date Analyzed	Q
1,2-Dichloroethane-d4	110	67 - 128	03/13/24 16:25	
4-Bromofluorobenzene	82	31 - 154	03/13/24 16:25	
Dibromofluoromethane	100	63 - 138	03/13/24 16:25	
Toluene-d8	98	66 - 138	03/13/24 16:25	

Analytical Report

Client:	Day Environmental, Inc.	**Service Request:**	R2401914
Project:	Shumway Marina/6048S-23	**Date Collected:**	03/07/24 15:15
Sample Matrix:	Soil	**Date Received:**	03/08/24 10:20
Sample Name:	B-9	**Units:**	ug/Kg
Lab Code:	R2401914-012	**Basis:**	Dry

Volatile Organic Compounds by GC/MS

Analysis Method: 8260C
Prep Method: EPA 5035A

Tentatively Identified Compounds

CAS#	Compound Identification	RT	Result ug/Kg	Q
	No Tentatively Identified Compounds Detected			

Client:	Day Environmental, Inc.	**Service Request:**	R2401914
Project:	Shumway Marina/6048S-23	**Date Collected:**	03/07/24 16:45
Sample Matrix:	Water	**Date Received:**	03/08/24 10:20
Sample Name:	EB-030724	**Units:**	ug/L
Lab Code:	R2401914-013	**Basis:**	NA

Volatile Organic Compounds by GC/MS

Analysis Method: 8260C
Prep Method: EPA 5030C

Analyte Name	Result	MRL	MDL	Dil.	Date Analyzed	Q
1,1,1-Trichloroethane (TCA)	0.20 U	5.0	0.20	1	03/12/24 20:18	
1,1,2,2-Tetrachloroethane	0.20 U	5.0	0.20	1	03/12/24 20:18	
1,1,2-Trichloroethane	0.20 U	5.0	0.20	1	03/12/24 20:18	
1,1-Dichloroethane (1,1-DCA)	0.20 U	5.0	0.20	1	03/12/24 20:18	
1,1-Dichloroethene (1,1-DCE)	0.20 U	5.0	0.20	1	03/12/24 20:18	
1,2-Dichloroethane	0.20 U	5.0	0.20	1	03/12/24 20:18	
1,2-Dichloropropane	0.20 U	5.0	0.20	1	03/12/24 20:18	
2-Butanone (MEK)	0.78 U	10	0.78	1	03/12/24 20:18	
2-Hexanone	0.20 U	10	0.20	1	03/12/24 20:18	
4-Methyl-2-pentanone	0.20 U	10	0.20	1	03/12/24 20:18	
Acetone	**7.0 J**	10	5.0	1	03/12/24 20:18	
Benzene	0.20 U	5.0	0.20	1	03/12/24 20:18	
Bromodichloromethane	0.20 U	5.0	0.20	1	03/12/24 20:18	
Bromoform	0.25 U	5.0	0.25	1	03/12/24 20:18	
Bromomethane	0.70 U	5.0	0.70	1	03/12/24 20:18	
Carbon Disulfide	0.42 U	10	0.42	1	03/12/24 20:18	
Carbon Tetrachloride	0.34 U	5.0	0.34	1	03/12/24 20:18	
Chlorobenzene	0.20 U	5.0	0.20	1	03/12/24 20:18	
Chloroethane	0.23 U	5.0	0.23	1	03/12/24 20:18	
Chloroform	0.51 U	5.0	0.51	1	03/12/24 20:18	
Chloromethane	0.80 U	5.0	0.80	1	03/12/24 20:18	
Dibromochloromethane	0.20 U	5.0	0.20	1	03/12/24 20:18	
Dichloromethane	0.65 U	5.0	0.65	1	03/12/24 20:18	
Ethylbenzene	0.20 U	5.0	0.20	1	03/12/24 20:18	
Methyl tert-Butyl Ether	0.20 U	5.0	0.20	1	03/12/24 20:18	
Styrene	0.20 U	5.0	0.20	1	03/12/24 20:18	
Tetrachloroethene (PCE)	0.21 U	5.0	0.21	1	03/12/24 20:18	
Toluene	0.20 U	5.0	0.20	1	03/12/24 20:18	
Trichloroethene (TCE)	0.20 U	5.0	0.20	1	03/12/24 20:18	
Vinyl Chloride	0.20 U	5.0	0.20	1	03/12/24 20:18	
cis-1,2-Dichloroethene	0.23 U	5.0	0.23	1	03/12/24 20:18	
cis-1,3-Dichloropropene	0.20 U	5.0	0.20	1	03/12/24 20:18	
m,p-Xylenes	0.20 U	5.0	0.20	1	03/12/24 20:18	
o-Xylene	0.20 U	5.0	0.20	1	03/12/24 20:18	
trans-1,2-Dichloroethene	0.20 U	5.0	0.20	1	03/12/24 20:18	
trans-1,3-Dichloropropene	0.23 U	5.0	0.23	1	03/12/24 20:18	

Analytical Report

Client:	Day Environmental, Inc.	**Service Request:**	R2401914
Project:	Shumway Marina/6048S-23	**Date Collected:**	03/07/24 16:45
Sample Matrix:	Water	**Date Received:**	03/08/24 10:20
Sample Name:	EB-030724	**Units:**	ug/L
Lab Code:	R2401914-013	**Basis:**	NA

Volatile Organic Compounds by GC/MS

Analysis Method: 8260C
Prep Method: EPA 5030C

Surrogate Name	% Rec	Control Limits	Date Analyzed	Q
1,2-Dichloroethane-d4	107	73 - 125	03/12/24 20:18	
4-Bromofluorobenzene	103	85 - 122	03/12/24 20:18	
Dibromofluoromethane	101	80 - 116	03/12/24 20:18	
Toluene-d8	103	87 - 121	03/12/24 20:18	

Analytical Report

Client:	Day Environmental, Inc.	**Service Request:**	R2401914
Project:	Shumway Marina/6048S-23	**Date Collected:**	03/07/24 16:45
Sample Matrix:	Water	**Date Received:**	03/08/24 10:20
Sample Name:	EB-030724	**Units:**	ug/L
Lab Code:	R2401914-013	**Basis:**	NA

Volatile Organic Compounds by GC/MS

Analysis Method: 8260C
Prep Method: EPA 5030C

Tentatively Identified Compounds

CAS#	Compound Identification	RT	Result ug/L	Q
	unknown	0.99	10.2	J

Semivolatile Organic Compounds by GC/MS

ALS Environmental—Rochester Laboratory
1565 Jefferson Road, Building 300, Suite 360, Rochester, NY 14623
Phone (585) 288-5380 Fax (585) 288-8475
www.alsglobal.com

Analytical Report

Client:	Day Environmental, Inc.	**Service Request:**	R2401914
Project:	Shumway Marina/6048S-23	**Date Collected:**	03/07/24 16:45
Sample Matrix:	Water	**Date Received:**	03/08/24 10:20
Sample Name:	EB-030724	**Units:**	ug/L
Lab Code:	R2401914-013	**Basis:**	NA

Semivolatile Organic Compounds by GC/MS

Analysis Method: 8270D
Prep Method: EPA 3510C

Analyte Name	Result	MRL	MDL	Dil.	Date Analyzed	Date Extracted	Q
1,2,4,5-Tetrachlorobenzene	1.2 U	9.8	1.2	1	03/15/24 15:42	3/14/24	
2,3,4,6-Tetrachlorophenol	1.2 U	9.8	1.2	1	03/15/24 15:42	3/14/24	
2,4,5-Trichlorophenol	1.1 U	9.8	1.1	1	03/15/24 15:42	3/14/24	
2,4,6-Trichlorophenol	1.4 U	9.8	1.4	1	03/15/24 15:42	3/14/24	
2,4-Dichlorophenol	1.3 U	9.8	1.3	1	03/15/24 15:42	3/14/24	
2,4-Dimethylphenol	4.3 U	9.8	4.3	1	03/15/24 15:42	3/14/24	
2,4-Dinitrophenol	20 U	49	20	1	03/15/24 15:42	3/14/24	
2,4-Dinitrotoluene	2.4 U	9.8	2.4	1	03/15/24 15:42	3/14/24	
2,6-Dinitrotoluene	1.4 U	9.8	1.4	1	03/15/24 15:42	3/14/24	
2-Chloronaphthalene	1.4 U	9.8	1.4	1	03/15/24 15:42	3/14/24	
2-Chlorophenol	1.1 U	9.8	1.1	1	03/15/24 15:42	3/14/24	
2-Methylnaphthalene	1.3 U	9.8	1.3	1	03/15/24 15:42	3/14/24	
2-Methylphenol	1.0 U	9.8	1.0	1	03/15/24 15:42	3/14/24	
2-Nitroaniline	1.4 U	9.8	1.4	1	03/15/24 15:42	3/14/24	
2-Nitrophenol	1.5 U	9.8	1.5	1	03/15/24 15:42	3/14/24	
3,3'-Dichlorobenzidine	1.2 U	9.8	1.2	1	03/15/24 15:42	3/14/24	
3- and 4-Methylphenol Coelution	1.2 U	9.8	1.2	1	03/15/24 15:42	3/14/24	
3-Nitroaniline	1.1 U	9.8	1.1	1	03/15/24 15:42	3/14/24	
4,6-Dinitro-2-methylphenol	8.7 U	49	8.7	1	03/15/24 15:42	3/14/24	
4-Bromophenyl Phenyl Ether	1.7 U	9.8	1.7	1	03/15/24 15:42	3/14/24	
4-Chloro-3-methylphenol	1.1 U	9.8	1.1	1	03/15/24 15:42	3/14/24	
4-Chloroaniline	1.0 U	9.8	1.0	1	03/15/24 15:42	3/14/24	
4-Chlorophenyl Phenyl Ether	1.5 U	9.8	1.5	1	03/15/24 15:42	3/14/24	
4-Nitroaniline	1.4 U	9.8	1.4	1	03/15/24 15:42	3/14/24	
4-Nitrophenol	6.4 U	49	6.4	1	03/15/24 15:42	3/14/24	
Acenaphthene	1.4 U	9.8	1.4	1	03/15/24 15:42	3/14/24	
Acenaphthylene	1.4 U	9.8	1.4	1	03/15/24 15:42	3/14/24	
Acetophenone	1.3 U	9.8	1.3	1	03/15/24 15:42	3/14/24	
Anthracene	1.3 U	9.8	1.3	1	03/15/24 15:42	3/14/24	
Atrazine	2.1 U	9.8	2.1	1	03/15/24 15:42	3/14/24	
Benz(a)anthracene	1.6 U	9.8	1.6	1	03/15/24 15:42	3/14/24	
Benzaldehyde	1.0 U	9.8	1.0	1	03/15/24 15:42	3/14/24	
Benzo(a)pyrene	1.2 U	9.8	1.2	1	03/15/24 15:42	3/14/24	
Benzo(b)fluoranthene	1.2 U	9.8	1.2	1	03/15/24 15:42	3/14/24	
Benzo(g,h,i)perylene	2.1 U	9.8	2.1	1	03/15/24 15:42	3/14/24	
Benzo(k)fluoranthene	1.3 U	9.8	1.3	1	03/15/24 15:42	3/14/24	
Biphenyl	1.4 U	9.8	1.4	1	03/15/24 15:42	3/14/24	
2,2'-Oxybis(1-chloropropane)	1.4 U	9.8	1.4	1	03/15/24 15:42	3/14/24	
Bis(2-chloroethoxy)methane	1.9 U	9.8	1.9	1	03/15/24 15:42	3/14/24	
Bis(2-chloroethyl) Ether	1.3 U	9.8	1.3	1	03/15/24 15:42	3/14/24	
Bis(2-ethylhexyl) Phthalate	7.8 U	9.8	7.8	1	03/15/24 15:42	3/14/24	

Analytical Report

Client:	Day Environmental, Inc.	**Service Request:**	R2401914
Project:	Shumway Marina/6048S-23	**Date Collected:**	03/07/24 16:45
Sample Matrix:	Water	**Date Received:**	03/08/24 10:20
Sample Name:	EB-030724	**Units:**	ug/L
Lab Code:	R2401914-013	**Basis:**	NA

Semivolatile Organic Compounds by GC/MS

Analysis Method: 8270D
Prep Method: EPA 3510C

Analyte Name	Result	MRL	MDL	Dil.	Date Analyzed	Date Extracted	Q
Butyl Benzyl Phthalate	1.4 U	9.8	1.4	1	03/15/24 15:42	3/14/24	
Caprolactam	1.0 U	9.8	1.0	1	03/15/24 15:42	3/14/24	
Carbazole	1.6 U	9.8	1.6	1	03/15/24 15:42	3/14/24	
Chrysene	1.2 U	9.8	1.2	1	03/15/24 15:42	3/14/24	
Di-n-butyl Phthalate	1.7 U	9.8	1.7	1	03/15/24 15:42	3/14/24	
Di-n-octyl Phthalate	3.3 U	9.8	3.3	1	03/15/24 15:42	3/14/24	
Dibenz(a,h)anthracene	1.1 U	9.8	1.1	1	03/15/24 15:42	3/14/24	
Dibenzofuran	1.4 U	9.8	1.4	1	03/15/24 15:42	3/14/24	
Diethyl Phthalate	**2.4 J**	9.8	1.1	1	03/15/24 15:42	3/14/24	
Dimethyl Phthalate	1.3 U	9.8	1.3	1	03/15/24 15:42	3/14/24	
Fluoranthene	1.5 U	9.8	1.5	1	03/15/24 15:42	3/14/24	
Fluorene	1.3 U	9.8	1.3	1	03/15/24 15:42	3/14/24	
Hexachlorobenzene	1.6 U	9.8	1.6	1	03/15/24 15:42	3/14/24	
Hexachlorobutadiene	1.0 U	9.8	1.0	1	03/15/24 15:42	3/14/24	
Hexachlorocyclopentadiene	2.2 U	9.8	2.2	1	03/15/24 15:42	3/14/24	
Hexachloroethane	1.1 U	9.8	1.1	1	03/15/24 15:42	3/14/24	
Indeno(1,2,3-cd)pyrene	1.8 U	9.8	1.8	1	03/15/24 15:42	3/14/24	
Isophorone	1.4 U	9.8	1.4	1	03/15/24 15:42	3/14/24	
N-Nitrosodi-n-propylamine	1.2 U	9.8	1.2	1	03/15/24 15:42	3/14/24	
N-Nitrosodiphenylamine	2.7 U	9.8	2.7	1	03/15/24 15:42	3/14/24	
Naphthalene	1.2 U	9.8	1.2	1	03/15/24 15:42	3/14/24	
Nitrobenzene	1.5 U	9.8	1.5	1	03/15/24 15:42	3/14/24	
Pentachlorophenol (PCP)	9.7 U	49	9.7	1	03/15/24 15:42	3/14/24	
Phenanthrene	1.4 U	9.8	1.4	1	03/15/24 15:42	3/14/24	
Phenol	1.0 U	9.8	1.0	1	03/15/24 15:42	3/14/24	
Pyrene	1.5 U	9.8	1.5	1	03/15/24 15:42	3/14/24	

Surrogate Name	% Rec	Control Limits	Date Analyzed	Q
2,4,6-Tribromophenol	105	31 - 133	03/15/24 15:42	
2-Fluorobiphenyl	71	25 - 99	03/15/24 15:42	
2-Fluorophenol	41	15 - 72	03/15/24 15:42	
Nitrobenzene-d5	68	22 - 104	03/15/24 15:42	
Phenol-d6	32	10 - 55	03/15/24 15:42	
Terphenyl-d14	70	10 - 143	03/15/24 15:42	

Tentatively Identified Compounds

CAS#	Compound Identification	RT	Result ug/L	Q
000110-82-7	Cyclohexane	1.36	25	JN
000994-05-8	Butane, 2-methoxy-2-methyl-	1.48	160	JN

Analytical Report

Client:	Day Environmental, Inc.	**Service Request:**	R2401914
Project:	Shumway Marina/6048S-23	**Date Collected:**	03/07/24 16:45
Sample Matrix:	Water	**Date Received:**	03/08/24 10:20
Sample Name:	EB-030724	**Units:**	ug/L
Lab Code:	R2401914-013	**Basis:**	NA

Semivolatile Organic Compounds by GC/MS

Analysis Method: 8270D
Prep Method: EPA 3510C

Tentatively Identified Compounds

CAS#	Compound Identification	RT	Result ug/L	Q
000057-11-4	Octadecanoic acid	10.40	7.3	JN
082304-66-3	7,9-Di-tert-butyl-1-oxaspiro(4,5)deca-6,9-diene-2,8-dione	9.41	13	JN

Client:	Day Environmental, Inc.	**Service Request:**	R2401914
Project:	Shumway Marina/6048S-23	**Date Collected:**	03/07/24 11:05
Sample Matrix:	Soil	**Date Received:**	03/08/24 10:20
Sample Name:	B-1,2,3	**Units:**	ug/Kg
Lab Code:	R2401914-005	**Basis:**	Dry

Semivolatile Organic Compounds by GC/MS using Microwave Digestion

Analysis Method: 8270D
Prep Method: EPA 3546

Analyte Name	Result		MRL	MDL	Dil.	Date Analyzed	Date Extracted	Q
1,2,4,5-Tetrachlorobenzene	1400	U	5900	1400	10	03/19/24 21:09	3/14/24	
1,4-Dioxane	580	U	1200	580	10	03/19/24 21:09	3/14/24	
2,3,4,6-Tetrachlorophenol	2100	U	5900	2100	10	03/19/24 21:09	3/14/24	
2,4,5-Trichlorophenol	1500	U	5900	1500	10	03/19/24 21:09	3/14/24	
2,4,6-Trichlorophenol	1400	U	5900	1400	10	03/19/24 21:09	3/14/24	
2,4-Dichlorophenol	1200	U	5900	1200	10	03/19/24 21:09	3/14/24	
2,4-Dimethylphenol	1100	U	5900	1100	10	03/19/24 21:09	3/14/24	
2,4-Dinitrophenol	10000	U	30000	10000	10	03/19/24 21:09	3/14/24	
2,4-Dinitrotoluene	2300	U	5900	2300	10	03/19/24 21:09	3/14/24	
2,6-Dinitrotoluene	1300	U	5900	1300	10	03/19/24 21:09	3/14/24	
2-Chloronaphthalene	1200	U	5900	1200	10	03/19/24 21:09	3/14/24	
2-Chlorophenol	980	U	5900	980	10	03/19/24 21:09	3/14/24	
2-Methylnaphthalene	2100	U	5900	2100	10	03/19/24 21:09	3/14/24	
2-Methylphenol	1300	U	5900	1300	10	03/19/24 21:09	3/14/24	
2-Nitroaniline	1400	U	30000	1400	10	03/19/24 21:09	3/14/24	
2-Nitrophenol	1400	U	5900	1400	10	03/19/24 21:09	3/14/24	
3,3'-Dichlorobenzidine	2200	U	5900	2200	10	03/19/24 21:09	3/14/24	
3- and 4-Methylphenol Coelution	1200	U	5900	1200	10	03/19/24 21:09	3/14/24	
3-Nitroaniline	1200	U	30000	1200	10	03/19/24 21:09	3/14/24	
4,6-Dinitro-2-methylphenol	3400	U	30000	3400	10	03/19/24 21:09	3/14/24	
4-Bromophenyl Phenyl Ether	1600	U	5900	1600	10	03/19/24 21:09	3/14/24	
4-Chloro-3-methylphenol	1200	U	5900	1200	10	03/19/24 21:09	3/14/24	
4-Chloroaniline	2200	U	5900	2200	10	03/19/24 21:09	3/14/24	
4-Chlorophenyl Phenyl Ether	1300	U	5900	1300	10	03/19/24 21:09	3/14/24	
4-Nitroaniline	1300	U	30000	1300	10	03/19/24 21:09	3/14/24	
4-Nitrophenol	3100	U	30000	3100	10	03/19/24 21:09	3/14/24	
Acenaphthene	1200	U	5900	1200	10	03/19/24 21:09	3/14/24	
Acenaphthylene	1200	U	5900	1200	10	03/19/24 21:09	3/14/24	
Acetophenone	1700	U	5900	1700	10	03/19/24 21:09	3/14/24	
Anthracene	990	U	5900	990	10	03/19/24 21:09	3/14/24	
Atrazine	1800	U	5900	1800	10	03/19/24 21:09	3/14/24	
Benz(a)anthracene	**1100**	**J**	5900	880	10	03/19/24 21:09	3/14/24	
Benzaldehyde	1500	U	30000	1500	10	03/19/24 21:09	3/14/24	
Benzo(a)pyrene	1600	U	5900	1600	10	03/19/24 21:09	3/14/24	
Benzo(b)fluoranthene	**1800**	**J**	5900	980	10	03/19/24 21:09	3/14/24	
Benzo(g,h,i)perylene	1400	U	5900	1400	10	03/19/24 21:09	3/14/24	
Benzo(k)fluoranthene	950	U	5900	950	10	03/19/24 21:09	3/14/24	
Biphenyl	1800	U	5900	1800	10	03/19/24 21:09	3/14/24	
2,2'-Oxybis(1-chloropropane)	1300	U	5900	1300	10	03/19/24 21:09	3/14/24	
Bis(2-chloroethoxy)methane	1500	U	5900	1500	10	03/19/24 21:09	3/14/24	
Bis(2-chloroethyl) Ether	1200	U	5900	1200	10	03/19/24 21:09	3/14/24	

Client:	Day Environmental, Inc.	**Service Request:**	R2401914
Project:	Shumway Marina/6048S-23	**Date Collected:**	03/07/24 11:05
Sample Matrix:	Soil	**Date Received:**	03/08/24 10:20
Sample Name:	B-1,2,3	**Units:**	ug/Kg
Lab Code:	R2401914-005	**Basis:**	Dry

Semivolatile Organic Compounds by GC/MS using Microwave Digestion

Analysis Method: 8270D
Prep Method: EPA 3546

Analyte Name	Result		MRL	MDL	Dil.	Date Analyzed	Date Extracted	Q
Bis(2-ethylhexyl) Phthalate	1100	U	8900	1100	10	03/19/24 21:09	3/14/24	
Butyl Benzyl Phthalate	710	U	5900	710	10	03/19/24 21:09	3/14/24	
Caprolactam	1300	U	5900	1300	10	03/19/24 21:09	3/14/24	
Carbazole	960	U	5900	960	10	03/19/24 21:09	3/14/24	
Chrysene	**1500**	**J**	5900	870	10	03/19/24 21:09	3/14/24	
Di-n-butyl Phthalate	950	U	5900	950	10	03/19/24 21:09	3/14/24	
Di-n-octyl Phthalate	2100	U	5900	2100	10	03/19/24 21:09	3/14/24	
Dibenz(a,h)anthracene	1300	U	5900	1300	10	03/19/24 21:09	3/14/24	
Dibenzofuran	1100	U	5900	1100	10	03/19/24 21:09	3/14/24	
Diethyl Phthalate	1100	U	5900	1100	10	03/19/24 21:09	3/14/24	
Dimethyl Phthalate	1200	U	5900	1200	10	03/19/24 21:09	3/14/24	
Fluoranthene	**3200**	**J**	5900	1500	10	03/19/24 21:09	3/14/24	
Fluorene	1100	U	5900	1100	10	03/19/24 21:09	3/14/24	
Hexachlorobenzene	1500	U	5900	1500	10	03/19/24 21:09	3/14/24	
Hexachlorobutadiene	2100	U	5900	2100	10	03/19/24 21:09	3/14/24	
Hexachlorocyclopentadiene	1900	U	5900	1900	10	03/19/24 21:09	3/14/24	
Hexachloroethane	1100	U	5900	1100	10	03/19/24 21:09	3/14/24	
Indeno(1,2,3-cd)pyrene	1900	U	5900	1900	10	03/19/24 21:09	3/14/24	
Isophorone	1300	U	5900	1300	10	03/19/24 21:09	3/14/24	
N-Nitrosodi-n-propylamine	1800	U	5900	1800	10	03/19/24 21:09	3/14/24	
N-Nitrosodiphenylamine	3700	U	5900	3700	10	03/19/24 21:09	3/14/24	
Naphthalene	1100	U	5900	1100	10	03/19/24 21:09	3/14/24	
Nitrobenzene	1100	U	5900	1100	10	03/19/24 21:09	3/14/24	
Pentachlorophenol (PCP)	5900	U	30000	5900	10	03/19/24 21:09	3/14/24	
Phenanthrene	**2400**	**J**	5900	830	10	03/19/24 21:09	3/14/24	
Phenol	1200	U	5900	1200	10	03/19/24 21:09	3/14/24	
Pyrene	**2700**	**J**	5900	980	10	03/19/24 21:09	3/14/24	

Surrogate Name	% Rec	Control Limits	Date Analyzed	Q
2,4,6-Tribromophenol	55	18 - 123	03/19/24 21:09	
2-Fluorobiphenyl	90	18 - 104	03/19/24 21:09	
2-Fluorophenol	75	13 - 96	03/19/24 21:09	
Nitrobenzene-d5	75	12 - 98	03/19/24 21:09	
Phenol-d6	82	16 - 95	03/19/24 21:09	
Terphenyl-d14	96	26 - 134	03/19/24 21:09	

Tentatively Identified Compounds

CAS#	Compound Identification	RT	Result ug/Kg	Q
000814-78-8	3-Buten-2-one, 3-methyl-	1.40	2400	JN

Analytical Report

Client:	Day Environmental, Inc.	**Service Request:**	R2401914
Project:	Shumway Marina/6048S-23	**Date Collected:**	03/07/24 11:05
Sample Matrix:	Soil	**Date Received:**	03/08/24 10:20
Sample Name:	B-1,2,3	**Units:**	ug/Kg
Lab Code:	R2401914-005	**Basis:**	Dry

Semivolatile Organic Compounds by GC/MS using Microwave Digestion

Analysis Method: 8270D
Prep Method: EPA 3546

Tentatively Identified Compounds

CAS#	Compound Identification	RT	Result ug/Kg	Q
000994-05-8	Butane, 2-methoxy-2-methyl-	1.46	3500	JN
	unknown	1.52	1600	J
	unknown	10.54	2300	J
000559-74-0	Friedelan-3-one	11.18	20000	JN
	unknown	2.73	12000	J
000141-79-7	3-Penten-2-one, 4-methyl-	2.76	5100	JN
	unknown	3.03	10000	J
	unknown	3.18	18000	J
	unknown	4.05	4800	J
	unknown hydrocarbon	4.20	2100	J
	unknown	4.36	1500	J
	unknown hydrocarbon	4.38	2400	J
	unknown	8.76	11000	J
	unknown hydrocarbon	9.52	1500	J
000057-10-3	n-Hexadecanoic acid	9.55	1800	JN

Client:	Day Environmental, Inc.	**Service Request:**	R2401914
Project:	Shumway Marina/6048S-23	**Date Collected:**	03/07/24 13:30
Sample Matrix:	Soil	**Date Received:**	03/08/24 10:20
Sample Name:	B-4,5,6	**Units:**	ug/Kg
Lab Code:	R2401914-006	**Basis:**	Dry

Semivolatile Organic Compounds by GC/MS using Microwave Digestion

Analysis Method: 8270D
Prep Method: EPA 3546

Analyte Name	Result	MRL	MDL	Dil.	Date Analyzed	Date Extracted	Q
1,2,4,5-Tetrachlorobenzene	450 U	2000	450	5	03/19/24 22:22	3/14/24	
1,4-Dioxane	200 U	410	200	5	03/19/24 22:22	3/14/24	
2,3,4,6-Tetrachlorophenol	700 U	2000	700	5	03/19/24 22:22	3/14/24	
2,4,5-Trichlorophenol	500 U	2000	500	5	03/19/24 22:22	3/14/24	
2,4,6-Trichlorophenol	450 U	2000	450	5	03/19/24 22:22	3/14/24	
2,4-Dichlorophenol	390 U	2000	390	5	03/19/24 22:22	3/14/24	
2,4-Dimethylphenol	360 U	2000	360	5	03/19/24 22:22	3/14/24	
2,4-Dinitrophenol	3500 U	10000	3500	5	03/19/24 22:22	3/14/24	
2,4-Dinitrotoluene	780 U	2000	780	5	03/19/24 22:22	3/14/24	
2,6-Dinitrotoluene	440 U	2000	440	5	03/19/24 22:22	3/14/24	
2-Chloronaphthalene	410 U	2000	410	5	03/19/24 22:22	3/14/24	
2-Chlorophenol	340 U	2000	340	5	03/19/24 22:22	3/14/24	
2-Methylnaphthalene	710 U	2000	710	5	03/19/24 22:22	3/14/24	
2-Methylphenol	420 U	2000	420	5	03/19/24 22:22	3/14/24	
2-Nitroaniline	480 U	10000	480	5	03/19/24 22:22	3/14/24	
2-Nitrophenol	470 U	2000	470	5	03/19/24 22:22	3/14/24	
3,3'-Dichlorobenzidine	740 U	2000	740	5	03/19/24 22:22	3/14/24	
3- and 4-Methylphenol Coelution	390 U	2000	390	5	03/19/24 22:22	3/14/24	
3-Nitroaniline	410 U	10000	410	5	03/19/24 22:22	3/14/24	
4,6-Dinitro-2-methylphenol	1200 U	10000	1200	5	03/19/24 22:22	3/14/24	
4-Bromophenyl Phenyl Ether	530 U	2000	530	5	03/19/24 22:22	3/14/24	
4-Chloro-3-methylphenol	410 U	2000	410	5	03/19/24 22:22	3/14/24	
4-Chloroaniline	740 U	2000	740	5	03/19/24 22:22	3/14/24	
4-Chlorophenyl Phenyl Ether	430 U	2000	430	5	03/19/24 22:22	3/14/24	
4-Nitroaniline	440 U	10000	440	5	03/19/24 22:22	3/14/24	
4-Nitrophenol	1100 U	10000	1100	5	03/19/24 22:22	3/14/24	
Acenaphthene	380 U	2000	380	5	03/19/24 22:22	3/14/24	
Acenaphthylene	410 U	2000	410	5	03/19/24 22:22	3/14/24	
Acetophenone	580 U	2000	580	5	03/19/24 22:22	3/14/24	
Anthracene	340 U	2000	340	5	03/19/24 22:22	3/14/24	
Atrazine	600 U	2000	600	5	03/19/24 22:22	3/14/24	
Benz(a)anthracene	**490 J**	2000	300	5	03/19/24 22:22	3/14/24	
Benzaldehyde	490 U	10000	490	5	03/19/24 22:22	3/14/24	
Benzo(a)pyrene	**560 J**	2000	540	5	03/19/24 22:22	3/14/24	
Benzo(b)fluoranthene	**780 J**	2000	340	5	03/19/24 22:22	3/14/24	
Benzo(g,h,i)perylene	470 U	2000	470	5	03/19/24 22:22	3/14/24	
Benzo(k)fluoranthene	330 U	2000	330	5	03/19/24 22:22	3/14/24	
Biphenyl	600 U	2000	600	5	03/19/24 22:22	3/14/24	
2,2'-Oxybis(1-chloropropane)	420 U	2000	420	5	03/19/24 22:22	3/14/24	
Bis(2-chloroethoxy)methane	500 U	2000	500	5	03/19/24 22:22	3/14/24	
Bis(2-chloroethyl) Ether	400 U	2000	400	5	03/19/24 22:22	3/14/24	

Client:	Day Environmental, Inc.	**Service Request:**	R2401914
Project:	Shumway Marina/6048S-23	**Date Collected:**	03/07/24 13:30
Sample Matrix:	Soil	**Date Received:**	03/08/24 10:20
Sample Name:	B-4,5,6	**Units:**	ug/Kg
Lab Code:	R2401914-006	**Basis:**	Dry

Semivolatile Organic Compounds by GC/MS using Microwave Digestion

Analysis Method: 8270D
Prep Method: EPA 3546

Analyte Name	Result	MRL	MDL	Dil.	Date Analyzed	Date Extracted	Q
Bis(2-ethylhexyl) Phthalate	370 U	3100	370	5	03/19/24 22:22	3/14/24	
Butyl Benzyl Phthalate	250 U	2000	250	5	03/19/24 22:22	3/14/24	
Caprolactam	450 U	2000	450	5	03/19/24 22:22	3/14/24	
Carbazole	330 U	2000	330	5	03/19/24 22:22	3/14/24	
Chrysene	**620 J**	2000	300	5	03/19/24 22:22	3/14/24	
Di-n-butyl Phthalate	330 U	2000	330	5	03/19/24 22:22	3/14/24	
Di-n-octyl Phthalate	710 U	2000	710	5	03/19/24 22:22	3/14/24	
Dibenz(a,h)anthracene	440 U	2000	440	5	03/19/24 22:22	3/14/24	
Dibenzofuran	370 U	2000	370	5	03/19/24 22:22	3/14/24	
Diethyl Phthalate	360 U	2000	360	5	03/19/24 22:22	3/14/24	
Dimethyl Phthalate	390 U	2000	390	5	03/19/24 22:22	3/14/24	
Fluoranthene	**1100 J**	2000	510	5	03/19/24 22:22	3/14/24	
Fluorene	380 U	2000	380	5	03/19/24 22:22	3/14/24	
Hexachlorobenzene	490 U	2000	490	5	03/19/24 22:22	3/14/24	
Hexachlorobutadiene	710 U	2000	710	5	03/19/24 22:22	3/14/24	
Hexachlorocyclopentadiene	640 U	2000	640	5	03/19/24 22:22	3/14/24	
Hexachloroethane	380 U	2000	380	5	03/19/24 22:22	3/14/24	
Indeno(1,2,3-cd)pyrene	650 U	2000	650	5	03/19/24 22:22	3/14/24	
Isophorone	420 U	2000	420	5	03/19/24 22:22	3/14/24	
N-Nitrosodi-n-propylamine	620 U	2000	620	5	03/19/24 22:22	3/14/24	
N-Nitrosodiphenylamine	1300 U	2000	1300	5	03/19/24 22:22	3/14/24	
Naphthalene	380 U	2000	380	5	03/19/24 22:22	3/14/24	
Nitrobenzene	360 U	2000	360	5	03/19/24 22:22	3/14/24	
Pentachlorophenol (PCP)	2000 U	10000	2000	5	03/19/24 22:22	3/14/24	
Phenanthrene	**620 J**	2000	290	5	03/19/24 22:22	3/14/24	
Phenol	410 U	2000	410	5	03/19/24 22:22	3/14/24	
Pyrene	**1100 J**	2000	340	5	03/19/24 22:22	3/14/24	

Surrogate Name	% Rec	Control Limits	Date Analyzed	Q
2,4,6-Tribromophenol	59	18 - 123	03/19/24 22:22	
2-Fluorobiphenyl	86	18 - 104	03/19/24 22:22	
2-Fluorophenol	78	13 - 96	03/19/24 22:22	
Nitrobenzene-d5	77	12 - 98	03/19/24 22:22	
Phenol-d6	86	16 - 95	03/19/24 22:22	
Terphenyl-d14	97	26 - 134	03/19/24 22:22	

Tentatively Identified Compounds

CAS#	Compound Identification	RT	Result ug/Kg	Q
000814-78-8	3-Buten-2-one, 3-methyl-	1.41	1800	JN

Analytical Report

Client:	Day Environmental, Inc.	**Service Request:**	R2401914
Project:	Shumway Marina/6048S-23	**Date Collected:**	03/07/24 13:30
Sample Matrix:	Soil	**Date Received:**	03/08/24 10:20
Sample Name:	B-4,5,6	**Units:**	ug/Kg
Lab Code:	R2401914-006	**Basis:**	Dry

Semivolatile Organic Compounds by GC/MS using Microwave Digestion

Analysis Method: 8270D
Prep Method: EPA 3546

Tentatively Identified Compounds

CAS#	Compound Identification	RT	Result ug/Kg	Q
	unknown	1.46	1700	J
001569-50-2	3-Penten-2-ol	1.53	1700	JN
	unknown hydrocarbon	11.70	970	J
001740-19-8	1-Phenanthrenecarboxylic acid, 1,2,3,4,4a,9,10,10a-octahydro-1,4a-dimethyl-7 -(1-methylethy	11.89	850	JN
	unknown	11.91	2200	J
054833-48-6	Heptadecane, 2,6,10,15-tetramethyl-	13.35	850	JN
000629-93-6	Octadecane, 1-iodo-	16.32	1000	JN
	unknown	2.73	12000	J
000141-79-7	3-Penten-2-one, 4-methyl-	2.77	3500	JN
	unknown	3.03	11000	J
	unknown	3.18	8000	J
000100-41-4	Ethylbenzene	3.40	830	JN
000100-42-5	Styrene	3.67	4000	JN
	unknown	4.05	3300	J
	unknown	4.36	870	J
	unknown	4.38	2200	J
	unknown	5.03	750	J
	unknown	8.65	1000	J
000057-10-3	n-Hexadecanoic acid	9.55	1400	JN

Client:	Day Environmental, Inc.	**Service Request:**	R2401914
Project:	Shumway Marina/6048S-23	**Date Collected:**	03/07/24 15:30
Sample Matrix:	Soil	**Date Received:**	03/08/24 10:20
Sample Name:	B-7,8,9	**Units:**	ug/Kg
Lab Code:	R2401914-007	**Basis:**	Dry

Semivolatile Organic Compounds by GC/MS using Microwave Digestion

Analysis Method: 8270D
Prep Method: EPA 3546

Analyte Name	Result	MRL	MDL	Dil.	Date Analyzed	Date Extracted	Q
1,2,4,5-Tetrachlorobenzene	430 U	1900	430	5	03/19/24 22:46	3/14/24	
1,4-Dioxane	190 U	390	190	5	03/19/24 22:46	3/14/24	
2,3,4,6-Tetrachlorophenol	680 U	1900	680	5	03/19/24 22:46	3/14/24	
2,4,5-Trichlorophenol	480 U	1900	480	5	03/19/24 22:46	3/14/24	
2,4,6-Trichlorophenol	430 U	1900	430	5	03/19/24 22:46	3/14/24	
2,4-Dichlorophenol	380 U	1900	380	5	03/19/24 22:46	3/14/24	
2,4-Dimethylphenol	350 U	1900	350	5	03/19/24 22:46	3/14/24	
2,4-Dinitrophenol	3300 U	10000	3300	5	03/19/24 22:46	3/14/24	
2,4-Dinitrotoluene	750 U	1900	750	5	03/19/24 22:46	3/14/24	
2,6-Dinitrotoluene	430 U	1900	430	5	03/19/24 22:46	3/14/24	
2-Chloronaphthalene	390 U	1900	390	5	03/19/24 22:46	3/14/24	
2-Chlorophenol	330 U	1900	330	5	03/19/24 22:46	3/14/24	
2-Methylnaphthalene	690 U	1900	690	5	03/19/24 22:46	3/14/24	
2-Methylphenol	410 U	1900	410	5	03/19/24 22:46	3/14/24	
2-Nitroaniline	460 U	10000	460	5	03/19/24 22:46	3/14/24	
2-Nitrophenol	450 U	1900	450	5	03/19/24 22:46	3/14/24	
3,3'-Dichlorobenzidine	710 U	1900	710	5	03/19/24 22:46	3/14/24	
3- and 4-Methylphenol Coelution	370 U	1900	370	5	03/19/24 22:46	3/14/24	
3-Nitroaniline	390 U	10000	390	5	03/19/24 22:46	3/14/24	
4,6-Dinitro-2-methylphenol	1100 U	10000	1100	5	03/19/24 22:46	3/14/24	
4-Bromophenyl Phenyl Ether	510 U	1900	510	5	03/19/24 22:46	3/14/24	
4-Chloro-3-methylphenol	390 U	1900	390	5	03/19/24 22:46	3/14/24	
4-Chloroaniline	710 U	1900	710	5	03/19/24 22:46	3/14/24	
4-Chlorophenyl Phenyl Ether	420 U	1900	420	5	03/19/24 22:46	3/14/24	
4-Nitroaniline	420 U	10000	420	5	03/19/24 22:46	3/14/24	
4-Nitrophenol	1000 U	10000	1000	5	03/19/24 22:46	3/14/24	
Acenaphthene	370 U	1900	370	5	03/19/24 22:46	3/14/24	
Acenaphthylene	400 U	1900	400	5	03/19/24 22:46	3/14/24	
Acetophenone	560 U	1900	560	5	03/19/24 22:46	3/14/24	
Anthracene	330 U	1900	330	5	03/19/24 22:46	3/14/24	
Atrazine	580 U	1900	580	5	03/19/24 22:46	3/14/24	
Benz(a)anthracene	**550 J**	1900	290	5	03/19/24 22:46	3/14/24	
Benzaldehyde	470 U	10000	470	5	03/19/24 22:46	3/14/24	
Benzo(a)pyrene	**640 J**	1900	520	5	03/19/24 22:46	3/14/24	
Benzo(b)fluoranthene	**950 J**	1900	330	5	03/19/24 22:46	3/14/24	
Benzo(g,h,i)perylene	**490 J**	1900	450	5	03/19/24 22:46	3/14/24	
Benzo(k)fluoranthene	**330 J**	1900	320	5	03/19/24 22:46	3/14/24	
Biphenyl	570 U	1900	570	5	03/19/24 22:46	3/14/24	
2,2'-Oxybis(1-chloropropane)	400 U	1900	400	5	03/19/24 22:46	3/14/24	
Bis(2-chloroethoxy)methane	480 U	1900	480	5	03/19/24 22:46	3/14/24	
Bis(2-chloroethyl) Ether	390 U	1900	390	5	03/19/24 22:46	3/14/24	

Client:	Day Environmental, Inc.	**Service Request:**	R2401914
Project:	Shumway Marina/6048S-23	**Date Collected:**	03/07/24 15:30
Sample Matrix:	Soil	**Date Received:**	03/08/24 10:20
Sample Name:	B-7,8,9	**Units:**	ug/Kg
Lab Code:	R2401914-007	**Basis:**	Dry

Semivolatile Organic Compounds by GC/MS using Microwave Digestion

Analysis Method: 8270D
Prep Method: EPA 3546

Analyte Name	Result		MRL	MDL	Dil.	Date Analyzed	Date Extracted	Q
Bis(2-ethylhexyl) Phthalate	**530**	**J**	2900	360	5	03/19/24 22:46	3/14/24	
Butyl Benzyl Phthalate	240	U	1900	240	5	03/19/24 22:46	3/14/24	
Caprolactam	430	U	1900	430	5	03/19/24 22:46	3/14/24	
Carbazole	320	U	1900	320	5	03/19/24 22:46	3/14/24	
Chrysene	**770**	**J**	1900	290	5	03/19/24 22:46	3/14/24	
Di-n-butyl Phthalate	320	U	1900	320	5	03/19/24 22:46	3/14/24	
Di-n-octyl Phthalate	680	U	1900	680	5	03/19/24 22:46	3/14/24	
Dibenz(a,h)anthracene	420	U	1900	420	5	03/19/24 22:46	3/14/24	
Dibenzofuran	360	U	1900	360	5	03/19/24 22:46	3/14/24	
Diethyl Phthalate	350	U	1900	350	5	03/19/24 22:46	3/14/24	
Dimethyl Phthalate	370	U	1900	370	5	03/19/24 22:46	3/14/24	
Fluoranthene	**1300**	**J**	1900	490	5	03/19/24 22:46	3/14/24	
Fluorene	370	U	1900	370	5	03/19/24 22:46	3/14/24	
Hexachlorobenzene	470	U	1900	470	5	03/19/24 22:46	3/14/24	
Hexachlorobutadiene	690	U	1900	690	5	03/19/24 22:46	3/14/24	
Hexachlorocyclopentadiene	620	U	1900	620	5	03/19/24 22:46	3/14/24	
Hexachloroethane	370	U	1900	370	5	03/19/24 22:46	3/14/24	
Indeno(1,2,3-cd)pyrene	630	U	1900	630	5	03/19/24 22:46	3/14/24	
Isophorone	410	U	1900	410	5	03/19/24 22:46	3/14/24	
N-Nitrosodi-n-propylamine	600	U	1900	600	5	03/19/24 22:46	3/14/24	
N-Nitrosodiphenylamine	1300	U	1900	1300	5	03/19/24 22:46	3/14/24	
Naphthalene	370	U	1900	370	5	03/19/24 22:46	3/14/24	
Nitrobenzene	350	U	1900	350	5	03/19/24 22:46	3/14/24	
Pentachlorophenol (PCP)	2000	U	10000	2000	5	03/19/24 22:46	3/14/24	
Phenanthrene	**700**	**J**	1900	280	5	03/19/24 22:46	3/14/24	
Phenol	390	U	1900	390	5	03/19/24 22:46	3/14/24	
Pyrene	**1200**	**J**	1900	330	5	03/19/24 22:46	3/14/24	

Surrogate Name	% Rec	Control Limits	Date Analyzed	Q
2,4,6-Tribromophenol	51	18 - 123	03/19/24 22:46	
2-Fluorobiphenyl	80	18 - 104	03/19/24 22:46	
2-Fluorophenol	73	13 - 96	03/19/24 22:46	
Nitrobenzene-d5	65	12 - 98	03/19/24 22:46	
Phenol-d6	81	16 - 95	03/19/24 22:46	
Terphenyl-d14	89	26 - 134	03/19/24 22:46	

Tentatively Identified Compounds

CAS#	Compound Identification	RT	Result ug/Kg	Q
000814-78-8	3-Buten-2-one, 3-methyl-	1.40	1600	JN

Client:	Day Environmental, Inc.	**Service Request:**	R2401914
Project:	Shumway Marina/6048S-23	**Date Collected:**	03/07/24 15:30
Sample Matrix:	Soil	**Date Received:**	03/08/24 10:20
Sample Name:	B-7,8,9	**Units:**	ug/Kg
Lab Code:	R2401914-007	**Basis:**	Dry

Semivolatile Organic Compounds by GC/MS using Microwave Digestion

Analysis Method: 8270D
Prep Method: EPA 3546

Tentatively Identified Compounds

CAS#	Compound Identification	RT	Result ug/Kg	Q
	unknown	1.46	1600	J
001569-50-2	3-Penten-2-ol	1.52	1400	JN
000057-11-4	Octadecanoic acid	10.38	460	JN
001740-19-8	1-Phenanthrenecarboxylic acid, 1,2,3,4,4a,9,10,10a-octahydro-1,4a-dimethyl-7 -(1-methylethy	11.88	500	JN
054833-48-6	Heptadecane, 2,6,10,15-tetramethyl-	13.35	680	JN
000630-07-9	Pentatriacontane	16.32	580	JN
000590-90-9	2-Butanone, 4-hydroxy-	2.64	680	JN
	unknown	2.73	8900	J
000141-79-7	3-Penten-2-one, 4-methyl-	2.77	3200	JN
	unknown	3.03	7400	J
	unknown	3.18	6100	J
	unknown	4.05	3100	J
	unknown	4.36	830	J
	unknown	4.38	1700	J
	unknown hydrocarbon	4.75	590	J
	unknown	5.03	500	J
	unknown	9.16	470	J
1000333-19-5	cis-9-Hexadecenoic acid	9.52	760	JN
000057-10-3	n-Hexadecanoic acid	9.55	1200	JN

Analytical Report

Client:	Day Environmental, Inc.	**Service Request:**	R2401914
Project:	Shumway Marina/6048S-23	**Date Collected:**	03/07/24 16:45
Sample Matrix:	Water	**Date Received:**	03/08/24 10:20
Sample Name:	EB-030724	**Units:**	ug/L
Lab Code:	R2401914-013	**Basis:**	NA

1,4-Dioxane by GC/MS

Analysis Method: 8270D SIM
Prep Method: EPA 3535A

Analyte Name	Result	MRL	MDL	Dil.	Date Analyzed	Date Extracted	Q
1,4-Dioxane	0.027 U	0.040	0.027	1	03/11/24 19:32	3/11/24	

Surrogate Name	% Rec	Control Limits	Date Analyzed	Q
Tetrahydrofuran-d8 (SUR)	93	64 - 124	03/11/24 19:32	

Semivolatile Organic Compounds by GC

ALS Environmental—Rochester Laboratory
1565 Jefferson Road, Building 300, Suite 360, Rochester, NY 14623
Phone (585) 288-5380 Fax (585) 288-8475
www.alsglobal.com

Client:	Day Environmental, Inc.	**Service Request:**	R2401914
Project:	Shumway Marina/6048S-23	**Date Collected:**	03/07/24 16:45
Sample Matrix:	Water	**Date Received:**	03/08/24 10:20
Sample Name:	EB-030724	**Units:**	ug/L
Lab Code:	R2401914-013	**Basis:**	NA

Organochlorine Pesticides by Gas Chromatography

Analysis Method: 8081B
Prep Method: EPA 3510C

Analyte Name	Result	MRL	MDL	Dil.	Date Analyzed	Date Extracted	Q
4,4'-DDD	0.020 U	0.049	0.020	1	03/20/24 12:54	3/12/24	
4,4'-DDE	0.020 U	0.049	0.020	1	03/20/24 12:54	3/12/24	
4,4'-DDT	0.020 U	0.049	0.020	1	03/20/24 12:54	3/12/24	
Aldrin	0.020 U	0.049	0.020	1	03/20/24 12:54	3/12/24	
Dieldrin	0.020 U	0.049	0.020	1	03/20/24 12:54	3/12/24	
Endosulfan I	0.020 U	0.049	0.020	1	03/20/24 12:54	3/12/24	
Endosulfan II	0.020 U	0.049	0.020	1	03/20/24 12:54	3/12/24	
Endosulfan Sulfate	0.020 U	0.049	0.020	1	03/20/24 12:54	3/12/24	
Endrin	0.020 U	0.049	0.020	1	03/20/24 12:54	3/12/24	
Endrin Aldehyde	0.020 U	0.049	0.020	1	03/20/24 12:54	3/12/24	
Endrin Ketone	0.020 U	0.049	0.020	1	03/20/24 12:54	3/12/24	
Heptachlor	0.020 U	0.049	0.020	1	03/20/24 12:54	3/12/24	
Heptachlor Epoxide	0.020 U	0.049	0.020	1	03/20/24 12:54	3/12/24	
Methoxychlor	0.020 U	0.049	0.020	1	03/20/24 12:54	3/12/24	
Toxaphene	0.50 U	0.50	0.50	1	03/20/24 12:54	3/12/24	
alpha-BHC	0.020 U	0.049	0.020	1	03/20/24 12:54	3/12/24	
alpha-Chlordane	0.020 U	0.049	0.020	1	03/20/24 12:54	3/12/24	
beta-BHC	0.020 U	0.049	0.020	1	03/20/24 12:54	3/12/24	
delta-BHC	0.020 U	0.049	0.020	1	03/20/24 12:54	3/12/24	
gamma-BHC (Lindane)	0.020 U	0.049	0.020	1	03/20/24 12:54	3/12/24	
gamma-Chlordane	0.020 U	0.049	0.020	1	03/20/24 12:54	3/12/24	

Surrogate Name	% Rec	Control Limits	Date Analyzed	Q
Decachlorobiphenyl	5 *	10 - 111	03/20/24 12:54	*
Tetrachloro-m-xylene	54	10 - 101	03/20/24 12:54	

Analytical Report

Client:	Day Environmental, Inc.	**Service Request:**	R2401914
Project:	Shumway Marina/6048S-23	**Date Collected:**	03/07/24 11:05
Sample Matrix:	Soil	**Date Received:**	03/08/24 10:20
Sample Name:	B-1,2,3	**Units:**	ug/Kg
Lab Code:	R2401914-005	**Basis:**	Dry

Organochlorine Pesticides by Gas Chromatography using Microwave Extraction

Analysis Method: 8081B
Prep Method: EPA 3546

Analyte Name	Result	MRL	MDL	Dil.	Date Analyzed	Date Extracted	Q
4,4'-DDD	5.0 U	10	5.0	5	03/12/24 16:44	3/11/24	
4,4'-DDE	5.0 U	10	5.0	5	03/12/24 16:44	3/11/24	
4,4'-DDT	5.0 U	10	5.0	5	03/12/24 16:44	3/11/24	
Aldrin	5.0 U	10	5.0	5	03/12/24 16:44	3/11/24	
Dieldrin	5.0 U	10	5.0	5	03/12/24 16:44	3/11/24	
Endosulfan I	5.0 U	10	5.0	5	03/12/24 16:44	3/11/24	
Endosulfan II	5.0 U	10	5.0	5	03/12/24 16:44	3/11/24	
Endosulfan Sulfate	5.0 U	10	5.0	5	03/12/24 16:44	3/11/24	
Endrin	5.0 U	10	5.0	5	03/12/24 16:44	3/11/24	
Endrin Aldehyde	5.0 U	10	5.0	5	03/12/24 16:44	3/11/24	
Endrin Ketone	5.0 U	10	5.0	5	03/12/24 16:44	3/11/24	
Heptachlor	5.0 U	10	5.0	5	03/12/24 16:44	3/11/24	
Heptachlor Epoxide	5.0 U	10	5.0	5	03/12/24 16:44	3/11/24	
Methoxychlor	5.0 U	10	5.0	5	03/12/24 16:44	3/11/24	
Toxaphene	120 U	200	120	5	03/12/24 16:44	3/11/24	
alpha-BHC	5.0 U	10	5.0	5	03/12/24 16:44	3/11/24	
alpha-Chlordane	5.0 U	10	5.0	5	03/12/24 16:44	3/11/24	
beta-BHC	5.0 U	10	5.0	5	03/12/24 16:44	3/11/24	
delta-BHC	5.0 U	10	5.0	5	03/12/24 16:44	3/11/24	
gamma-BHC (Lindane)	5.0 U	10	5.0	5	03/12/24 16:44	3/11/24	
gamma-Chlordane	5.0 U	10	5.0	5	03/12/24 16:44	3/11/24	

Surrogate Name	% Rec	Control Limits	Date Analyzed	Q
Decachlorobiphenyl	52	10 - 159	03/12/24 16:44	
Tetrachloro-m-xylene	57	10 - 132	03/12/24 16:44	

Analytical Report

Client:	Day Environmental, Inc.	**Service Request:**	R2401914
Project:	Shumway Marina/6048S-23	**Date Collected:**	03/07/24 13:30
Sample Matrix:	Soil	**Date Received:**	03/08/24 10:20
Sample Name:	B-4,5,6	**Units:**	ug/Kg
Lab Code:	R2401914-006	**Basis:**	Dry

Organochlorine Pesticides by Gas Chromatography using Microwave Extraction

Analysis Method: 8081B
Prep Method: EPA 3546

Analyte Name	Result	MRL	MDL	Dil.	Date Analyzed	Date Extracted	Q
4,4'-DDD	5.2 U	10	5.2	5	03/12/24 17:36	3/11/24	
4,4'-DDE	5.2 U	10	5.2	5	03/12/24 17:36	3/11/24	
4,4'-DDT	5.2 U	10	5.2	5	03/12/24 17:36	3/11/24	
Aldrin	5.2 U	10	5.2	5	03/12/24 17:36	3/11/24	
Dieldrin	5.2 U	10	5.2	5	03/12/24 17:36	3/11/24	
Endosulfan I	5.2 U	10	5.2	5	03/12/24 17:36	3/11/24	
Endosulfan II	5.2 U	10	5.2	5	03/12/24 17:36	3/11/24	
Endosulfan Sulfate	5.2 U	10	5.2	5	03/12/24 17:36	3/11/24	
Endrin	5.2 U	10	5.2	5	03/12/24 17:36	3/11/24	
Endrin Aldehyde	5.2 U	10	5.2	5	03/12/24 17:36	3/11/24	
Endrin Ketone	5.2 U	10	5.2	5	03/12/24 17:36	3/11/24	
Heptachlor	5.2 U	10	5.2	5	03/12/24 17:36	3/11/24	
Heptachlor Epoxide	5.2 U	10	5.2	5	03/12/24 17:36	3/11/24	
Methoxychlor	5.2 U	10	5.2	5	03/12/24 17:36	3/11/24	
Toxaphene	120 U	200	120	5	03/12/24 17:36	3/11/24	
alpha-BHC	5.2 U	10	5.2	5	03/12/24 17:36	3/11/24	
alpha-Chlordane	**8.6 J**	10	5.2	5	03/12/24 17:36	3/11/24	
beta-BHC	5.2 U	10	5.2	5	03/12/24 17:36	3/11/24	
delta-BHC	5.2 U	10	5.2	5	03/12/24 17:36	3/11/24	
gamma-BHC (Lindane)	5.2 U	10	5.2	5	03/12/24 17:36	3/11/24	
gamma-Chlordane	**8.6 J**	10	5.2	5	03/12/24 17:36	3/11/24	

Surrogate Name	% Rec	Control Limits	Date Analyzed	Q
Decachlorobiphenyl	49	10 - 159	03/12/24 17:36	
Tetrachloro-m-xylene	57	10 - 132	03/12/24 17:36	

Analytical Report

Client:	Day Environmental, Inc.	**Service Request:**	R2401914
Project:	Shumway Marina/6048S-23	**Date Collected:**	03/07/24 15:30
Sample Matrix:	Soil	**Date Received:**	03/08/24 10:20
Sample Name:	B-7,8,9	**Units:**	ug/Kg
Lab Code:	R2401914-007	**Basis:**	Dry

Organochlorine Pesticides by Gas Chromatography using Microwave Extraction

Analysis Method: 8081B
Prep Method: EPA 3546

Analyte Name	Result	MRL	MDL	Dil.	Date Analyzed	Date Extracted	Q
4,4'-DDD	1.5 U	3.0	1.5	1	03/26/24 16:29	3/14/24	
4,4'-DDE	1.5 U	3.0	1.5	1	03/26/24 16:29	3/14/24	
4,4'-DDT	1.5 U	3.0	1.5	1	03/26/24 16:29	3/14/24	
Aldrin	1.5 U	3.0	1.5	1	03/26/24 16:29	3/14/24	
Dieldrin	**9.7**	3.0	1.5	1	03/26/24 16:29	3/14/24	
Endosulfan I	1.5 U	3.0	1.5	1	03/26/24 16:29	3/14/24	
Endosulfan II	1.5 U	3.0	1.5	1	03/26/24 16:29	3/14/24	
Endosulfan Sulfate	1.5 U	3.0	1.5	1	03/26/24 16:29	3/14/24	
Endrin	1.5 U	3.0	1.5	1	03/26/24 16:29	3/14/24	
Endrin Aldehyde	1.5 U	3.0	1.5	1	03/26/24 16:29	3/14/24	
Endrin Ketone	1.5 U	3.0	1.5	1	03/26/24 16:29	3/14/24	
Heptachlor	1.5 U	3.0	1.5	1	03/26/24 16:29	3/14/24	
Heptachlor Epoxide	1.5 U	3.0	1.5	1	03/26/24 16:29	3/14/24	
Methoxychlor	1.5 U	3.0	1.5	1	03/26/24 16:29	3/14/24	
Toxaphene	34 U	58	34	1	03/26/24 16:29	3/14/24	
alpha-BHC	1.5 U	3.0	1.5	1	03/26/24 16:29	3/14/24	
alpha-Chlordane	**2.4 J**	3.0	1.5	1	03/26/24 16:29	3/14/24	
beta-BHC	1.5 U	3.0	1.5	1	03/26/24 16:29	3/14/24	
delta-BHC	1.5 U	3.0	1.5	1	03/26/24 16:29	3/14/24	
gamma-BHC (Lindane)	1.5 U	3.0	1.5	1	03/26/24 16:29	3/14/24	
gamma-Chlordane	**3.0 J**	3.0	1.5	1	03/26/24 16:29	3/14/24	

Surrogate Name	% Rec	Control Limits	Date Analyzed	Q
Decachlorobiphenyl	36	10 - 159	03/26/24 16:29	
Tetrachloro-m-xylene	58	10 - 132	03/26/24 16:29	

Analytical Report

Client:	Day Environmental, Inc.	**Service Request:**	R2401914
Project:	Shumway Marina/6048S-23	**Date Collected:**	03/07/24 16:45
Sample Matrix:	Water	**Date Received:**	03/08/24 10:20
Sample Name:	EB-030724	**Units:**	ug/L
Lab Code:	R2401914-013	**Basis:**	NA

Polychlorinated Biphenyls (PCBs) by GC

Analysis Method: 8082A
Prep Method: EPA 3510C

Analyte Name	Result	MRL	MDL	Dil.	Date Analyzed	Date Extracted	Q
Aroclor 1016	0.50 U	0.98	0.50	1	03/25/24 18:45	3/21/24	*
Aroclor 1221	1.0 U	2.0	1.0	1	03/25/24 18:45	3/21/24	*
Aroclor 1232	0.50 U	0.98	0.50	1	03/25/24 18:45	3/21/24	*
Aroclor 1242	0.50 U	0.98	0.50	1	03/25/24 18:45	3/21/24	*
Aroclor 1248	0.50 U	0.98	0.50	1	03/25/24 18:45	3/21/24	*
Aroclor 1254	0.50 U	0.98	0.50	1	03/25/24 18:45	3/21/24	*
Aroclor 1260	0.50 U	0.98	0.50	1	03/25/24 18:45	3/21/24	*

Surrogate Name	% Rec	Control Limits	Date Analyzed	Q
Decachlorobiphenyl	12	10 - 118	03/25/24 18:45	
Tetrachloro-m-xylene	76	10 - 103	03/25/24 18:45	

Analytical Report

Client:	Day Environmental, Inc.	**Service Request:**	R2401914
Project:	Shumway Marina/6048S-23	**Date Collected:**	03/07/24 11:05
Sample Matrix:	Soil	**Date Received:**	03/08/24 10:20
Sample Name:	B-1,2,3	**Units:**	ug/Kg
Lab Code:	R2401914-005	**Basis:**	Dry

Polychlorinated Biphenyls (PCBs) by GC using Microwave Extraction

Analysis Method: 8082A
Prep Method: EPA 3546

Analyte Name	Result	MRL	MDL	Dil.	Date Analyzed	Date Extracted	Q
Aroclor 1016	21 U	39	21	1	03/11/24 21:39	3/11/24	
Aroclor 1221	31 U	80	31	1	03/11/24 21:39	3/11/24	
Aroclor 1232	23 U	39	23	1	03/11/24 21:39	3/11/24	
Aroclor 1242	21 U	39	21	1	03/11/24 21:39	3/11/24	
Aroclor 1248	22 U	39	22	1	03/11/24 21:39	3/11/24	
Aroclor 1254	21 U	39	21	1	03/11/24 21:39	3/11/24	
Aroclor 1260	21 U	39	21	1	03/11/24 21:39	3/11/24	

Surrogate Name	% Rec	Control Limits	Date Analyzed	Q
Decachlorobiphenyl	65	10 - 138	03/11/24 21:39	
Tetrachloro-m-xylene	55	11 - 122	03/11/24 21:39	

Analytical Report

Client:	Day Environmental, Inc.	**Service Request:**	R2401914
Project:	Shumway Marina/6048S-23	**Date Collected:**	03/07/24 13:30
Sample Matrix:	Soil	**Date Received:**	03/08/24 10:20
Sample Name:	B-4,5,6	**Units:**	ug/Kg
Lab Code:	R2401914-006	**Basis:**	Dry

Polychlorinated Biphenyls (PCBs) by GC using Microwave Extraction

Analysis Method: 8082A
Prep Method: EPA 3546

Analyte Name	Result	MRL	MDL	Dil.	Date Analyzed	Date Extracted	Q
Aroclor 1016	21 U	41	21	1	03/11/24 22:22	3/11/24	
Aroclor 1221	32 U	82	32	1	03/11/24 22:22	3/11/24	
Aroclor 1232	24 U	41	24	1	03/11/24 22:22	3/11/24	
Aroclor 1242	21 U	41	21	1	03/11/24 22:22	3/11/24	
Aroclor 1248	23 U	41	23	1	03/11/24 22:22	3/11/24	
Aroclor 1254	21 U	41	21	1	03/11/24 22:22	3/11/24	
Aroclor 1260	21 U	41	21	1	03/11/24 22:22	3/11/24	

Surrogate Name	% Rec	Control Limits	Date Analyzed	Q
Decachlorobiphenyl	71	10 - 138	03/11/24 22:22	
Tetrachloro-m-xylene	55	11 - 122	03/11/24 22:22	

Analytical Report

Client:	Day Environmental, Inc.	**Service Request:**	R2401914
Project:	Shumway Marina/6048S-23	**Date Collected:**	03/07/24 15:30
Sample Matrix:	Soil	**Date Received:**	03/08/24 10:20
Sample Name:	B-7,8,9	**Units:**	ug/Kg
Lab Code:	R2401914-007	**Basis:**	Dry

Polychlorinated Biphenyls (PCBs) by GC using Microwave Extraction

Analysis Method: 8082A
Prep Method: EPA 3546

Analyte Name	Result	MRL	MDL	Dil.	Date Analyzed	Date Extracted	Q
Aroclor 1016	31 U	58	31	1	03/21/24 17:21	3/14/24	
Aroclor 1221	46 U	120	46	1	03/21/24 17:21	3/14/24	
Aroclor 1232	34 U	58	34	1	03/21/24 17:21	3/14/24	
Aroclor 1242	31 U	58	31	1	03/21/24 17:21	3/14/24	
Aroclor 1248	32 U	58	32	1	03/21/24 17:21	3/14/24	
Aroclor 1254	31 U	58	31	1	03/21/24 17:21	3/14/24	
Aroclor 1260	31 U	58	31	1	03/21/24 17:21	3/14/24	

Surrogate Name	% Rec	Control Limits	Date Analyzed	Q
Decachlorobiphenyl	39	10 - 138	03/21/24 17:21	
Tetrachloro-m-xylene	60	11 - 122	03/21/24 17:21	

Metals

ALS Environmental—Rochester Laboratory
1565 Jefferson Road, Building 300, Suite 360, Rochester, NY 14623
Phone (585) 288-5380 Fax (585) 288-8475
www.alsglobal.com

Form 1

Inorganic Analysis Data Sheet

Metals by EPA 6010C,Mercury by EPA 7471B,Mercury by EPA 7470A

Workorder

R2401914

Client

Day Environmental, Inc.

Project

Shumway Marina

06/05/2024

ALS Environmental–Rochester Laboratory
1565 Jefferson Road, Building 300, Suite 360, Rochester, NY 14623
Phone (585) 288-5380 Fax (585) 288-8475
www.alsglobal.com

Form 1 - Inorganic Analysis Data Sheet

Client Day Environmental, Inc.

Project Shumway Marina

Workorder **R2401914**

Metals by EPA 6010C (P),Mercury by EPA 7471B (CV)

B-1,2,3	Collected	Received	Matrix	Prep Method	Basis	%Solid
R2401914-005	03/07/24 1105	03/08/24 1020	Soil	EPA 3050B,Method	Dry	84

MC	Analyte	Result	Q	Units	DL	LOQ	DF	Analysis Date	Run ID	PrepBatch
P	Aluminum, Total	9420		mg/Kg	14	22	1	03/12/24 13:23	R-ICP-AES-07_834770	435222
P	Antimony, Total	6.6	U	mg/Kg	0.6	6.6	1	03/12/24 13:23	R-ICP-AES-07_834770	435222
P	Arsenic, Total	8.0		mg/Kg	0.8	1.1	1	03/12/24 13:23	R-ICP-AES-07_834770	435222
P	Barium, Total	151		mg/Kg	0.3	2.2	1	03/12/24 13:23	R-ICP-AES-07_834770	435222
P	Beryllium, Total	1.54		mg/Kg	0.04	0.33	1	03/12/24 13:23	R-ICP-AES-07_834770	435222
P	Cadmium, Total	0.57		mg/Kg	0.10	0.55	1	03/12/24 13:23	R-ICP-AES-07_834770	435222
P	Calcium, Total	57400		mg/Kg	400	1100	10	03/12/24 14:37	R-ICP-AES-07_834770	435222
P	Chromium, Total	11.1		mg/Kg	0.4	1.1	1	03/12/24 13:23	R-ICP-AES-07_834770	435222
P	Cobalt, Total	5.6		mg/Kg	0.10	5.5	1	03/12/24 13:23	R-ICP-AES-07_834770	435222
P	Copper, Total	121		mg/Kg	0.3	2.2	1	03/12/24 13:23	R-ICP-AES-07_834770	435222
P	Iron, Total	14200		mg/Kg	150	220	10	03/12/24 14:37	R-ICP-AES-07_834770	435222
P	Lead, Total	46.2		mg/Kg	0.5	5.5	1	03/12/24 13:23	R-ICP-AES-07_834770	435222
P	Magnesium, Total	16500		mg/Kg	20	110	1	03/12/24 13:23	R-ICP-AES-07_834770	435222
P	Manganese, Total	345		mg/Kg	0.6	2.2	1	03/12/24 13:23	R-ICP-AES-07_834770	435222
CV	Mercury, Total	0.082		mg/Kg	0.016	0.024	1	03/11/24 10:41	R-CVAA-03_834546	435157
P	Nickel, Total	19.5		mg/Kg	0.8	4.4	1	03/12/24 13:23	R-ICP-AES-07_834770	435222
P	Potassium, Total	1080		mg/Kg	60	220	1	03/12/24 13:23	R-ICP-AES-07_834770	435222
P	Selenium, Total	1.1	U	mg/Kg	0.6	1.1	1	03/12/24 13:23	R-ICP-AES-07_834770	435222
P	Silver, Total	0.8	J	mg/Kg	0.10	1.1	1	03/12/24 13:23	R-ICP-AES-07_834770	435222
P	Sodium, Total	120		mg/Kg	30	110	1	03/12/24 13:23	R-ICP-AES-07_834770	435222
P	Thallium, Total	1.1	U	mg/Kg	0.8	1.1	1	03/12/24 13:23	R-ICP-AES-07_834770	435222
P	Vanadium, Total	13.4		mg/Kg	0.08	5.5	1	03/12/24 13:23	R-ICP-AES-07_834770	435222
P	Zinc, Total	102		mg/Kg	1.6	2.2	1	03/12/24 13:23	R-ICP-AES-07_834770	435222

MC - Method Class CV - Cold Vapor/AA P - ICP/AES MS - ICP/MS

Form 1 - Inorganic Analysis Data Sheet

Client Day Environmental, Inc. Workorder

Project Shumway Marina **R2401914**

Metals by EPA 6010C (P),Mercury by EPA 7471B (CV)

B-4,5,6	Collected	Received	Matrix	Prep Method	Basis	%Solid
R2401914-006	03/07/24 1330	03/08/24 1020	Soil	EPA 3050B,Method	Dry	81

MC	Analyte	Result	Q	Units	DL	LOQ	DF	Analysis Date	Run ID	PrepBatch
P	Aluminum, Total	10900		mg/Kg	15	24	1	03/12/24 13:39	R-ICP-AES-07_834770	435222
P	Antimony, Total	7.3	U	mg/Kg	0.7	7.3	1	03/12/24 13:39	R-ICP-AES-07_834770	435222
P	Arsenic, Total	8.8		mg/Kg	0.9	1.2	1	03/12/24 13:39	R-ICP-AES-07_834770	435222
P	Barium, Total	122		mg/Kg	0.4	2.4	1	03/12/24 13:39	R-ICP-AES-07_834770	435222
P	Beryllium, Total	1.34		mg/Kg	0.04	0.36	1	03/12/24 13:39	R-ICP-AES-07_834770	435222
P	Cadmium, Total	0.56	J	mg/Kg	0.11	0.61	1	03/12/24 13:39	R-ICP-AES-07_834770	435222
P	Calcium, Total	43900		mg/Kg	400	1200	10	03/12/24 14:59	R-ICP-AES-07_834770	435222
P	Chromium, Total	16.6		mg/Kg	0.5	1.2	1	03/12/24 13:39	R-ICP-AES-07_834770	435222
P	Cobalt, Total	7.6		mg/Kg	0.2	6.1	1	03/12/24 13:39	R-ICP-AES-07_834770	435222
P	Copper, Total	68.5		mg/Kg	0.3	2.4	1	03/12/24 13:39	R-ICP-AES-07_834770	435222
P	Iron, Total	20000		mg/Kg	160	240	10	03/12/24 14:59	R-ICP-AES-07_834770	435222
P	Lead, Total	152		mg/Kg	0.5	6.1	1	03/12/24 13:39	R-ICP-AES-07_834770	435222
P	Magnesium, Total	13700		mg/Kg	20	120	1	03/12/24 13:39	R-ICP-AES-07_834770	435222
P	Manganese, Total	443		mg/Kg	0.6	2.4	1	03/12/24 13:39	R-ICP-AES-07_834770	435222
CV	Mercury, Total	0.403		mg/Kg	0.016	0.024	1	03/11/24 10:48	R-CVAA-03_834546	435157
P	Nickel, Total	20.0		mg/Kg	0.8	4.8	1	03/12/24 13:39	R-ICP-AES-07_834770	435222
P	Potassium, Total	1390		mg/Kg	70	240	1	03/12/24 13:39	R-ICP-AES-07_834770	435222
P	Selenium, Total	1.2	U	mg/Kg	0.7	1.2	1	03/12/24 13:39	R-ICP-AES-07_834770	435222
P	Silver, Total	0.6	J	mg/Kg	0.2	1.2	1	03/12/24 13:39	R-ICP-AES-07_834770	435222
P	Sodium, Total	120		mg/Kg	30	120	1	03/12/24 13:39	R-ICP-AES-07_834770	435222
P	Thallium, Total	1.2	U	mg/Kg	0.8	1.2	1	03/12/24 13:39	R-ICP-AES-07_834770	435222
P	Vanadium, Total	16.6		mg/Kg	0.09	6.1	1	03/12/24 13:39	R-ICP-AES-07_834770	435222
P	Zinc, Total	140		mg/Kg	1.7	2.4	1	03/12/24 13:39	R-ICP-AES-07_834770	435222

MC - Method Class CV - Cold Vapor/AA P - ICP/AES MS - ICP/MS

Form 1 - Inorganic Analysis Data Sheet

Client Day Environmental, Inc. | Workorder **R2401914**

Project Shumway Marina

Metals by EPA 6010C (P),Mercury by EPA 7471B (CV)

B-7,8,9	Collected	Received	Matrix	Prep Method	Basis	%Solid
R2401914-007	03/07/24 1530	03/08/24 1020	Soil	EPA 3050B,Method	Dry	82.9

MC	Analyte	Result	Q	Units	DL	LOQ	DF	Analysis Date	Run ID	PrepBatch
P	Aluminum, Total	10400		mg/Kg	14	22	1	03/12/24 13:42	R-ICP-AES-07_834770	435222
P	Antimony, Total	6.7	U	mg/Kg	0.7	6.7	1	03/12/24 13:42	R-ICP-AES-07_834770	435222
P	Arsenic, Total	9.4		mg/Kg	0.8	1.1	1	03/12/24 13:42	R-ICP-AES-07_834770	435222
P	Barium, Total	262		mg/Kg	0.3	2.2	1	03/12/24 13:42	R-ICP-AES-07_834770	435222
P	Beryllium, Total	1.91		mg/Kg	0.04	0.34	1	03/12/24 13:42	R-ICP-AES-07_834770	435222
P	Cadmium, Total	1.42		mg/Kg	0.10	0.56	1	03/12/24 13:42	R-ICP-AES-07_834770	435222
P	Calcium, Total	74200		mg/Kg	400	1100	10	03/12/24 15:02	R-ICP-AES-07_834770	435222
P	Chromium, Total	24.8		mg/Kg	0.4	1.1	1	03/12/24 13:42	R-ICP-AES-07_834770	435222
P	Cobalt, Total	7.6		mg/Kg	0.10	5.6	1	03/12/24 13:42	R-ICP-AES-07_834770	435222
P	Copper, Total	60.4		mg/Kg	0.3	2.2	1	03/12/24 13:42	R-ICP-AES-07_834770	435222
P	Iron, Total	66000		mg/Kg	800	1100	50	03/14/24 10:48	R-ICP-AES-07_834953	435222
P	Lead, Total	253		mg/Kg	0.5	5.6	1	03/12/24 13:42	R-ICP-AES-07_834770	435222
P	Magnesium, Total	18200		mg/Kg	20	110	1	03/12/24 13:42	R-ICP-AES-07_834770	435222
P	Manganese, Total	571		mg/Kg	0.6	2.2	1	03/12/24 13:42	R-ICP-AES-07_834770	435222
CV	Mercury, Total	0.362		mg/Kg	0.016	0.024	1	03/11/24 10:51	R-CVAA-03_834546	435157
P	Nickel, Total	24.6		mg/Kg	0.8	4.5	1	03/12/24 13:42	R-ICP-AES-07_834770	435222
P	Potassium, Total	1010		mg/Kg	60	220	1	03/12/24 13:42	R-ICP-AES-07_834770	435222
P	Selenium, Total	1.1	U	mg/Kg	0.7	1.1	1	03/12/24 13:42	R-ICP-AES-07_834770	435222
P	Silver, Total	2.1		mg/Kg	0.2	1.1	1	03/12/24 13:42	R-ICP-AES-07_834770	435222
P	Sodium, Total	120		mg/Kg	30	110	1	03/12/24 13:42	R-ICP-AES-07_834770	435222
P	Thallium, Total	1.1	U	mg/Kg	0.8	1.1	1	03/12/24 13:42	R-ICP-AES-07_834770	435222
P	Vanadium, Total	15.3		mg/Kg	0.08	5.6	1	03/12/24 13:42	R-ICP-AES-07_834770	435222
P	Zinc, Total	228		mg/Kg	1.6	2.2	1	03/12/24 13:42	R-ICP-AES-07_834770	435222

MC - Method Class CV - Cold Vapor/AA P - ICP/AES MS - ICP/MS

Form 1 - Inorganic Analysis Data Sheet

Client Day Environmental, Inc.

Project Shumway Marina

Workorder **R2401914**

Metals by EPA 6010C (P),Mercury by EPA 7470A (CV)

EB-030724

	Collected	Received	Matrix	Prep Method
R2401914-013	03/07/24 1645	03/08/24 1020	Water	EPA 3005A/3010A,Method

MC	Analyte	Result	Q	Units	DL	LOQ	DF	Analysis Date	Run ID	PrepBatch
P	Aluminum, Total	100	U	ug/L	30	100	1	03/12/24 18:32	R-ICP-AES-07_834772	435230
P	Antimony, Total	60	U	ug/L	11	60	1	03/12/24 18:32	R-ICP-AES-07_834772	435230
P	Arsenic, Total	10	U	ug/L	6	10	1	03/12/24 18:32	R-ICP-AES-07_834772	435230
P	Barium, Total	20	U	ug/L	3	20	1	03/12/24 18:32	R-ICP-AES-07_834772	435230
P	Beryllium, Total	3.0	U	ug/L	0.2	3.0	1	03/12/24 18:32	R-ICP-AES-07_834772	435230
P	Cadmium, Total	5.0	U	ug/L	0.4	5.0	1	03/12/24 18:32	R-ICP-AES-07_834772	435230
P	Calcium, Total	1000	U	ug/L	300	1000	1	03/12/24 18:32	R-ICP-AES-07_834772	435230
P	Chromium, Total	10	U	ug/L	2	10	1	03/12/24 18:32	R-ICP-AES-07_834772	435230
P	Cobalt, Total	50	U	ug/L	0.9	50	1	03/12/24 18:32	R-ICP-AES-07_834772	435230
P	Copper, Total	20	U	ug/L	4	20	1	03/12/24 18:32	R-ICP-AES-07_834772	435230
P	Iron, Total	100	U	ug/L	70	100	1	03/12/24 18:32	R-ICP-AES-07_834772	435230
P	Lead, Total	50	U	ug/L	4	50	1	03/12/24 18:32	R-ICP-AES-07_834772	435230
P	Magnesium, Total	1000	U	ug/L	30	1000	1	03/12/24 18:32	R-ICP-AES-07_834772	435230
P	Manganese, Total	10	U	ug/L	4	10	1	03/12/24 18:32	R-ICP-AES-07_834772	435230
CV	Mercury, Total	0.20	U	ug/L	0.08	0.20	1	03/12/24 13:35	R-CVAA-03_834700	435235
P	Nickel, Total	40	U	ug/L	3	40	1	03/12/24 18:32	R-ICP-AES-07_834772	435230
P	Potassium, Total	2000	U	ug/L	400	2000	1	03/12/24 18:32	R-ICP-AES-07_834772	435230
P	Selenium, Total	10	U	ug/L	7	10	1	03/12/24 18:32	R-ICP-AES-07_834772	435230
P	Silver, Total	10	U	ug/L	0.6	10	1	03/12/24 18:32	R-ICP-AES-07_834772	435230
P	Sodium, Total	400	J	ug/L	300	1000	1	03/12/24 18:32	R-ICP-AES-07_834772	435230
P	Thallium, Total	10	U	ug/L	8	10	1	03/12/24 18:32	R-ICP-AES-07_834772	435230
P	Vanadium, Total	50	U	ug/L	0.7	50	1	03/12/24 18:32	R-ICP-AES-07_834772	435230
P	Zinc, Total	20	U	ug/L	3	20	1	03/12/24 18:32	R-ICP-AES-07_834772	435230

MC - Method Class CV - Cold Vapor/AA P - ICP/AES MS - ICP/MS

Form 1 - Inorganic Analysis Data Sheet

Client Day Environmental, Inc. Workorder

Project Shumway Marina **R2401914**

Metals by EPA 6010C (P),Mercury by EPA 7471B (CV)

Method Blank

	Matrix	Prep Method
R2401914-MB1	Soil	EPA 3050B,Method

MC	Analyte	Result	Q	Units	DL	LOQ	DF	Analysis Date	Run ID	PrepBatch
P	Aluminum, Total	20	U	mg/Kg	12	20	1	03/12/24 12:41	R-ICP-AES-07_834770	435222
P	Antimony, Total	6.0	U	mg/Kg	0.6	6.0	1	03/12/24 12:41	R-ICP-AES-07_834770	435222
P	Arsenic, Total	1.0	U	mg/Kg	0.7	1.0	1	03/12/24 12:41	R-ICP-AES-07_834770	435222
P	Barium, Total	2.0	U	mg/Kg	0.3	2.0	1	03/12/24 12:41	R-ICP-AES-07_834770	435222
P	Beryllium, Total	0.30	U	mg/Kg	0.03	0.30	1	03/12/24 12:41	R-ICP-AES-07_834770	435222
P	Cadmium, Total	0.50	U	mg/Kg	0.09	0.50	1	03/12/24 12:41	R-ICP-AES-07_834770	435222
P	Calcium, Total	100	U	mg/Kg	40	100	1	03/12/24 12:41	R-ICP-AES-07_834770	435222
P	Chromium, Total	1.0	U	mg/Kg	0.4	1.0	1	03/12/24 12:41	R-ICP-AES-07_834770	435222
P	Cobalt, Total	5.0	U	mg/Kg	0.09	5.0	1	03/12/24 12:41	R-ICP-AES-07_834770	435222
P	Copper, Total	2.0	U	mg/Kg	0.3	2.0	1	03/12/24 12:41	R-ICP-AES-07_834770	435222
P	Iron, Total	20	U	mg/Kg	13	20	1	03/12/24 12:41	R-ICP-AES-07_834770	435222
P	Lead, Total	5.0	U	mg/Kg	0.4	5.0	1	03/12/24 12:41	R-ICP-AES-07_834770	435222
P	Magnesium, Total	100	U	mg/Kg	20	100	1	03/12/24 12:41	R-ICP-AES-07_834770	435222
P	Manganese, Total	2.0	U	mg/Kg	0.5	2.0	1	03/12/24 12:41	R-ICP-AES-07_834770	435222
CV	Mercury, Total	0.020	U	mg/Kg	0.013	0.020	1	03/11/24 09:46	R-CVAA-03_834546	435157
P	Nickel, Total	4.0	U	mg/Kg	0.7	4.0	1	03/12/24 12:41	R-ICP-AES-07_834770	435222
P	Potassium, Total	200	U	mg/Kg	50	200	1	03/12/24 12:41	R-ICP-AES-07_834770	435222
P	Selenium, Total	1.0	U	mg/Kg	0.6	1.0	1	03/12/24 12:41	R-ICP-AES-07_834770	435222
P	Silver, Total	1.0	U	mg/Kg	0.09	1.0	1	03/12/24 12:41	R-ICP-AES-07_834770	435222
P	Sodium, Total	100	U	mg/Kg	20	100	1	03/12/24 12:41	R-ICP-AES-07_834770	435222
P	Thallium, Total	1.0	U	mg/Kg	0.7	1.0	1	03/12/24 12:41	R-ICP-AES-07_834770	435222
P	Vanadium, Total	5.0	U	mg/Kg	0.07	5.0	1	03/12/24 12:41	R-ICP-AES-07_834770	435222
P	Zinc, Total	2.0	U	mg/Kg	1.4	2.0	1	03/12/24 12:41	R-ICP-AES-07_834770	435222

MC - Method Class CV - Cold Vapor/AA P - ICP/AES MS - ICP/MS

Form 1 - Inorganic Analysis Data Sheet

Client Day Environmental, Inc. Workorder

Project Shumway Marina **R2401914**

Metals by EPA 6010C (P),Mercury by EPA 7470A (CV)

Method Blank

	Matrix	Prep Method
R2401914-MB2	Water	EPA 3005A/3010A,Method

MC	Analyte	Result	Q	Units	DL	LOQ	DF	Analysis Date	Run ID	PrepBatch
P	Aluminum, Total	100	U	ug/L	30	100	1	03/12/24 16:59	R-ICP-AES-07_834772	435230
P	Antimony, Total	21	J	ug/L	11	60	1	03/12/24 16:59	R-ICP-AES-07_834772	435230
P	Arsenic, Total	10	U	ug/L	6	10	1	03/12/24 16:59	R-ICP-AES-07_834772	435230
P	Barium, Total	20	U	ug/L	3	20	1	03/12/24 16:59	R-ICP-AES-07_834772	435230
P	Beryllium, Total	3.0	U	ug/L	0.2	3.0	1	03/12/24 16:59	R-ICP-AES-07_834772	435230
P	Cadmium, Total	5.0	U	ug/L	0.4	5.0	1	03/12/24 16:59	R-ICP-AES-07_834772	435230
P	Calcium, Total	1000	U	ug/L	300	1000	1	03/12/24 16:59	R-ICP-AES-07_834772	435230
P	Chromium, Total	10	U	ug/L	2	10	1	03/12/24 16:59	R-ICP-AES-07_834772	435230
P	Cobalt, Total	50	U	ug/L	0.9	50	1	03/12/24 16:59	R-ICP-AES-07_834772	435230
P	Copper, Total	20	U	ug/L	4	20	1	03/12/24 16:59	R-ICP-AES-07_834772	435230
P	Iron, Total	100	U	ug/L	70	100	1	03/12/24 16:59	R-ICP-AES-07_834772	435230
P	Lead, Total	50	U	ug/L	4	50	1	03/12/24 16:59	R-ICP-AES-07_834772	435230
P	Magnesium, Total	1000	U	ug/L	30	1000	1	03/12/24 16:59	R-ICP-AES-07_834772	435230
P	Manganese, Total	10	U	ug/L	4	10	1	03/12/24 16:59	R-ICP-AES-07_834772	435230
CV	Mercury, Total	0.20	U	ug/L	0.08	0.20	1	03/12/24 12:37	R-CVAA-03_834700	435235
P	Nickel, Total	40	U	ug/L	3	40	1	03/12/24 16:59	R-ICP-AES-07_834772	435230
P	Potassium, Total	2000	U	ug/L	400	2000	1	03/12/24 16:59	R-ICP-AES-07_834772	435230
P	Selenium, Total	10	U	ug/L	7	10	1	03/12/24 16:59	R-ICP-AES-07_834772	435230
P	Silver, Total	10	U	ug/L	0.6	10	1	03/12/24 16:59	R-ICP-AES-07_834772	435230
P	Sodium, Total	1000	U	ug/L	300	1000	1	03/12/24 16:59	R-ICP-AES-07_834772	435230
P	Thallium, Total	10	U	ug/L	8	10	1	03/12/24 16:59	R-ICP-AES-07_834772	435230
P	Vanadium, Total	50	U	ug/L	0.7	50	1	03/12/24 16:59	R-ICP-AES-07_834772	435230
P	Zinc, Total	20	U	ug/L	3	20	1	03/12/24 16:59	R-ICP-AES-07_834772	435230

MC - Method Class CV - Cold Vapor/AA P - ICP/AES MS - ICP/MS

General Chemistry

ALS Environmental—Rochester Laboratory
1565 Jefferson Road, Building 300, Suite 360, Rochester, NY 14623
Phone (585) 288-5380 Fax (585) 288-8475
www.alsglobal.com

Analytical Report

Client:	Day Environmental, Inc.	**Service Request:**	R2401914
Project:	Shumway Marina/6048S-23	**Date Collected:**	03/07/24 09:50
Sample Matrix:	Soil	**Date Received:**	03/08/24 10:20
Sample Name:	B-1	**Basis:**	As Received
Lab Code:	R2401914-001		

Inorganic Parameters

Analyte Name	Analysis Method	Result	Units	MRL	MDL	Dil.	Date Analyzed	Q
Total Solids	ALS SOP	**94.7**	Percent	-	-	1	03/22/24 11:30	

Analytical Report

Client:	Day Environmental, Inc.	**Service Request:**	R2401914
Project:	Shumway Marina/6048S-23	**Date Collected:**	03/07/24 10:23
Sample Matrix:	Soil	**Date Received:**	03/08/24 10:20
Sample Name:	B-2	**Basis:**	As Received
Lab Code:	R2401914-002		

Inorganic Parameters

Analyte Name	Analysis Method	Result	Units	MRL	MDL	Dil.	Date Analyzed	Q
Total Solids	ALS SOP	**89.0**	Percent	-	-	1	03/22/24 11:30	

Analytical Report

Client:	Day Environmental, Inc.	**Service Request:**	R2401914
Project:	Shumway Marina/6048S-23	**Date Collected:**	03/07/24 10:50
Sample Matrix:	Soil	**Date Received:**	03/08/24 10:20
Sample Name:	B-3	**Basis:**	As Received
Lab Code:	R2401914-003		

Inorganic Parameters

Analyte Name	Analysis Method	Result	Units	MRL	MDL	Dil.	Date Analyzed	Q
Total Solids	ALS SOP	**80.4**	Percent	-	-	1	03/22/24 11:30	

Analytical Report

Client:	Day Environmental, Inc.	**Service Request:**	R2401914
Project:	Shumway Marina/6048S-23	**Date Collected:**	03/07/24 12:05
Sample Matrix:	Soil	**Date Received:**	03/08/24 10:20
Sample Name:	B-4	**Basis:**	As Received
Lab Code:	R2401914-004		

Inorganic Parameters

Analyte Name	Analysis Method	Result	Units	MRL	MDL	Dil.	Date Analyzed	Q
Total Solids	ALS SOP	**79.4**	Percent	-	-	1	03/22/24 11:30	

Analytical Report

Client:	Day Environmental, Inc.	**Service Request:**	R2401914
Project:	Shumway Marina/6048S-23	**Date Collected:**	03/07/24 11:05
Sample Matrix:	Soil	**Date Received:**	03/08/24 10:20
Sample Name:	B-1,2,3	**Basis:**	Dry
Lab Code:	R2401914-005		

Inorganic Parameters

Analyte Name	Analysis Method	Result	Units	MRL	MDL	Dil.	Date Analyzed	Date Extracted	Q
Cyanide, Total	9012B	**3.47**	mg/Kg	0.35	0.20	1	03/14/24 22:09	03/13/24	

Analytical Report

Client:	Day Environmental, Inc.	**Service Request:**	R2401914
Project:	Shumway Marina/6048S-23	**Date Collected:**	03/07/24 11:05
Sample Matrix:	Soil	**Date Received:**	03/08/24 10:20
Sample Name:	B-1,2,3	**Basis:**	As Received
Lab Code:	R2401914-005		

Inorganic Parameters

Analyte Name	Analysis Method	Result	Units	MRL	MDL	Dil.	Date Analyzed	Date Extracted	Q
Total Solids	ALS SOP	**84.0**	Percent	-	-	1	03/22/24 11:30	NA	

Analytical Report

Client:	Day Environmental, Inc.	**Service Request:**	R2401914
Project:	Shumway Marina/6048S-23	**Date Collected:**	03/07/24 13:30
Sample Matrix:	Soil	**Date Received:**	03/08/24 10:20
Sample Name:	B-4,5,6	**Basis:**	Dry
Lab Code:	R2401914-006		

Inorganic Parameters

Analyte Name	Analysis Method	Result	Units	MRL	MDL	Dil.	Date Analyzed	Date Extracted	Q
Cyanide, Total	9012B	**2.67**	mg/Kg	0.33	0.19	1	03/14/24 22:11	03/13/24	

Analytical Report

Client:	Day Environmental, Inc.	**Service Request:**	R2401914
Project:	Shumway Marina/6048S-23	**Date Collected:**	03/07/24 13:30
Sample Matrix:	Soil	**Date Received:**	03/08/24 10:20
Sample Name:	B-4,5,6	**Basis:**	As Received
Lab Code:	R2401914-006		

Inorganic Parameters

Analyte Name	Analysis Method	Result	Units	MRL	MDL	Dil.	Date Analyzed	Date Extracted	Q
Total Solids	ALS SOP	**81.0**	Percent	-	-	1	03/22/24 11:30	NA	

Analytical Report

Client:	Day Environmental, Inc.	**Service Request:**	R2401914
Project:	Shumway Marina/6048S-23	**Date Collected:**	03/07/24 15:30
Sample Matrix:	Soil	**Date Received:**	03/08/24 10:20
Sample Name:	B-7,8,9	**Basis:**	Dry
Lab Code:	R2401914-007		

Inorganic Parameters

Analyte Name	Analysis Method	Result	Units	MRL	MDL	Dil.	Date Analyzed	Date Extracted	Q
Cyanide, Total	9012B	**6.53**	mg/Kg	0.32	0.19	1	03/14/24 22:14	03/13/24	

Analytical Report

Client:	Day Environmental, Inc.	**Service Request:**	R2401914
Project:	Shumway Marina/6048S-23	**Date Collected:**	03/07/24 15:30
Sample Matrix:	Soil	**Date Received:**	03/08/24 10:20
Sample Name:	B-7,8,9	**Basis:**	As Received
Lab Code:	R2401914-007		

Inorganic Parameters

Analyte Name	Analysis Method	Result	Units	MRL	MDL	Dil.	Date Analyzed	Date Extracted	Q
Total Solids	ALS SOP	**82.9**	Percent	-	-	1	03/22/24 11:30	NA	

Analytical Report

Client:	Day Environmental, Inc.	**Service Request:**	R2401914
Project:	Shumway Marina/6048S-23	**Date Collected:**	03/07/24 12:35
Sample Matrix:	Soil	**Date Received:**	03/08/24 10:20
Sample Name:	B-5	**Basis:**	As Received
Lab Code:	R2401914-008		

Inorganic Parameters

Analyte Name	Analysis Method	Result	Units	MRL	MDL	Dil.	Date Analyzed	Q
Total Solids	ALS SOP	**80.5**	Percent	-	-	1	03/22/24 11:30	

Analytical Report

Client:	Day Environmental, Inc.	**Service Request:**	R2401914
Project:	Shumway Marina/6048S-23	**Date Collected:**	03/07/24 13:20
Sample Matrix:	Soil	**Date Received:**	03/08/24 10:20
Sample Name:	B-6	**Basis:**	As Received
Lab Code:	R2401914-009		

Inorganic Parameters

Analyte Name	Analysis Method	Result	Units	MRL	MDL	Dil.	Date Analyzed	Q
Total Solids	ALS SOP	**85.5**	Percent	-	-	1	03/22/24 11:30	

Analytical Report

Client:	Day Environmental, Inc.	**Service Request:**	R2401914
Project:	Shumway Marina/6048S-23	**Date Collected:**	03/07/24 14:10
Sample Matrix:	Soil	**Date Received:**	03/08/24 10:20
Sample Name:	B-7	**Basis:**	As Received
Lab Code:	R2401914-010		

Inorganic Parameters

Analyte Name	Analysis Method	Result	Units	MRL	MDL	Dil.	Date Analyzed	Q
Total Solids	ALS SOP	**85.2**	Percent	-	-	1	03/22/24 11:30	

Analytical Report

Client:	Day Environmental, Inc.	**Service Request:**	R2401914
Project:	Shumway Marina/6048S-23	**Date Collected:**	03/07/24 14:25
Sample Matrix:	Soil	**Date Received:**	03/08/24 10:20
Sample Name:	B-8	**Basis:**	As Received
Lab Code:	R2401914-011		

Inorganic Parameters

Analyte Name	Analysis Method	Result	Units	MRL	MDL	Dil.	Date Analyzed	Q
Total Solids	ALS SOP	**83.4**	Percent	-	-	1	03/22/24 11:30	

Analytical Report

Client:	Day Environmental, Inc.	**Service Request:**	R2401914
Project:	Shumway Marina/6048S-23	**Date Collected:**	03/07/24 15:15
Sample Matrix:	Soil	**Date Received:**	03/08/24 10:20
Sample Name:	B-9	**Basis:**	As Received
Lab Code:	R2401914-012		

Inorganic Parameters

Analyte Name	Analysis Method	Result	Units	MRL	MDL	Dil.	Date Analyzed	Q
Total Solids	ALS SOP	**88.9**	Percent	-	-	1	03/22/24 11:30	

Analytical Report

Client:	Day Environmental, Inc.	**Service Request:**	R2401914
Project:	Shumway Marina/6048S-23	**Date Collected:**	03/07/24 16:45
Sample Matrix:	Water	**Date Received:**	03/08/24 10:20
Sample Name:	EB-030724	**Basis:**	NA
Lab Code:	R2401914-013		

Inorganic Parameters

Analyte Name	Analysis Method	Result	Units	MRL	MDL	Dil.	Date Analyzed	Date Extracted	Q
Cyanide, Total	9012B	0.004 U	mg/L	0.010	0.004	1	03/14/24 21:52	03/13/24	

QC Summary Forms

ALS Environmental—Rochester Laboratory
1565 Jefferson Road, Building 300, Suite 360, Rochester, NY 14623
Phone (585) 288-5380 Fax (585) 288-8475
www.alsglobal.com

Volatile Organic Compounds by GC/MS

ALS Environmental—Rochester Laboratory
1565 Jefferson Road, Building 300, Suite 360, Rochester, NY 14623
Phone (585) 288-5380 Fax (585) 288-8475
www.alsglobal.com

Client: Day Environmental, Inc. **Service Request:** R2401914
Project: Shumway Marina/6048S-23
Sample Matrix: Soil

SURROGATE RECOVERY SUMMARY
Volatile Organic Compounds by GC/MS

Analysis Method: 8260C
Extraction Method: EPA 5035A

Sample Name	Lab Code	1,2-Dichloroethane-d4 67 - 128	4-Bromofluorobenzene 31 - 154	Dibromofluoromethane 63 - 138
B-1	R2401914-001	110	68	103
B-2	R2401914-002	110	67	104
B-3	R2401914-003	113	89	104
B-4	R2401914-004	110	90	101
B-5	R2401914-008	112	86	103
B-6	R2401914-009	113	88	102
B-7	R2401914-010	113	86	104
B-8	R2401914-011	110	85	101
B-9	R2401914-012	110	82	100
Lab Control Sample	RQ2402663-03	106	103	103
Method Blank	RQ2402663-04	104	93	98
B-1 MS	RQ2402663-05	106	72	104
B-1 DMS	RQ2402663-06	108	83	104

Client: Day Environmental, Inc. **Service Request:** R2401914
Project: Shumway Marina/6048S-23
Sample Matrix: Soil

SURROGATE RECOVERY SUMMARY
Volatile Organic Compounds by GC/MS

Analysis Method: 8260C
Extraction Method: EPA 5035A

Sample Name	Lab Code	Toluene-d8 66 - 138
B-1	R2401914-001	96
B-2	R2401914-002	98
B-3	R2401914-003	102
B-4	R2401914-004	100
B-5	R2401914-008	101
B-6	R2401914-009	102
B-7	R2401914-010	102
B-8	R2401914-011	99
B-9	R2401914-012	98
Lab Control Sample	RQ2402663-03	103
Method Blank	RQ2402663-04	101
B-1 MS	RQ2402663-05	99
B-1 DMS	RQ2402663-06	100

Client: Day Environmental, Inc. **Service Request:** R2401914
Project: Shumway Marina/6048S-23
Sample Matrix: Water

SURROGATE RECOVERY SUMMARY
Volatile Organic Compounds by GC/MS

Analysis Method: 8260C
Extraction Method: EPA 5030C

Sample Name	Lab Code	1,2-Dichloroethane-d4 73 - 125	4-Bromofluorobenzene 85 - 122	Dibromofluoromethane 80 - 116
EB-030724	R2401914-013	107	103	101
Lab Control Sample	RQ2402623-03	105	102	104
Method Blank	RQ2402623-04	106	103	98

Client: Day Environmental, Inc. **Service Request:** R2401914
Project: Shumway Marina/6048S-23
Sample Matrix: Water

SURROGATE RECOVERY SUMMARY
Volatile Organic Compounds by GC/MS

Analysis Method: 8260C
Extraction Method: EPA 5030C

Sample Name	Lab Code	Toluene-d8 87 - 121
EB-030724	R2401914-013	103
Lab Control Sample	RQ2402623-03	104
Method Blank	RQ2402623-04	103

Client:	Day Environmental, Inc.	**Service Request:**	R2401914
Project:	Shumway Marina/6048S-23	**Date Collected:**	03/07/24
Sample Matrix:	Soil	**Date Received:**	03/08/24
		Date Analyzed:	03/13/24
		Date Extracted:	NA

Duplicate Matrix Spike Summary
Volatile Organic Compounds by GC/MS

Sample Name:	B-1	**Units:**	ug/Kg
Lab Code:	R2401914-001	**Basis:**	Dry
Analysis Method:	8260C		
Prep Method:	EPA 5035A		

		Matrix Spike			Duplicate Matrix Spike					
		RQ2402663-05			RQ2402663-06					
Analyte Name	**Sample Result**	**Result**	**Spike Amount**	**% Rec**	**Result**	**Spike Amount**	**% Rec**	**% Rec Limits**	**RPD**	**RPD Limit**
1,1,1-Trichloroethane (TCA)	0.34 U	82.4	82.9	99	99.8	94.5	106	44-124	7	30
1,1,2,2-Tetrachloroethane	0.34 U	86.3	82.9	104	108	94.5	114	41-155	9	30
1,1,2-Trichloroethane	0.34 U	58.0	82.9	70	85.3	94.5	90	48-124	25	30
1,1-Dichloroethane (1,1-DCA)	0.34 U	81.7	82.9	99	101	94.5	107	41-138	8	30
1,1-Dichloroethene (1,1-DCE)	0.34 U	84.9	82.9	102	96.0	94.5	102	46-124	<1	30
1,2-Dichloroethane	0.34 U	51.4	82.9	62	81.5	94.5	86	49-119	32*	30
1,2-Dichloropropane	0.34 U	72.7	82.9	88	95.8	94.5	101	60-126	14	30
2-Butanone (MEK)	3.4 U	53.1	82.9	64	63.0	94.5	67	13-176	5	30
2-Hexanone	3.0 U	49.3	82.9	59	76.0	94.5	80	12-163	30	30
4-Methyl-2-pentanone	0.39 U	72.5	82.9	87	98.3	94.5	104	38-148	18	30
Acetone	25 U	909 E	82.9	1096 *	731 E	94.5	774 *	11-183	34*	30
Benzene	0.34 U	77.1	82.9	93	97.2	94.5	103	51-123	10	30
Bromodichloromethane	0.34 U	58.6	82.9	71	85.9	94.5	91	39-122	25	30
Bromoform	0.83 U	50.2	82.9	61	82.6	94.5	87	16-135	35*	30
Bromomethane	3.7 U	78.7	82.9	95	95.0	94.5	100	10-150	5	30
Carbon Disulfide	0.30 J	52.3	82.9	63	71.4	94.5	75	44-139	17	30
Carbon Tetrachloride	0.44 U	87.6	82.9	106	107	94.5	113	46-137	6	30
Chlorobenzene	0.34 U	44.4	82.9	54	67.1	94.5	71	25-129	27	30
Chloroethane	0.68 U	81.0	82.9	98	107	94.5	113	10-166	14	30
Chloroform	0.59 U	70.2	82.9	85	93.0	94.5	98	55-118	14	30
Chloromethane	2.4 U	75.0	82.9	90	89.7	94.5	95	10-139	5	30
Dibromochloromethane	0.34 U	57.5	82.9	69	84.2	94.5	89	36-125	25	30
Dichloromethane	4.7 U	60.8	82.9	73	83.9	94.5	89	49-125	20	30
Ethylbenzene	1.7 U	61.3	82.9	74	79.4	94.5	84	23-132	13	30
Methyl tert-Butyl Ether	0.34 U	98.2	82.9	119	115	94.5	122	62-130	2	30
Styrene	1.7 U	38.0	82.9	46	62.6	94.5	66	15-160	36*	30
Tetrachloroethene (PCE)	0.39 U	75.1	82.9	91	88.7	94.5	94	21-137	3	30
Toluene	3.4 U	62.9	82.9	76	84.3	94.5	89	11-152	16	30
Trichloroethene (TCE)	0.37 U	55.2	82.9	67	80.3	94.5	85	23-140	24	30
Vinyl Chloride	0.77 U	76.4	82.9	92	86.2	94.5	91	59-153	1	30
cis-1,2-Dichloroethene	0.34 U	53.7	82.9	65	82.5	94.5	87	42-129	29	30
cis-1,3-Dichloropropene	0.34 U	36.2	82.9	44	70.6	94.5	75	14-139	52*	30
m,p-Xylenes	3.4 U	117	166	71	152	189	81	20-135	13	30

Results flagged with an asterisk (*) indicate values outside control criteria.

Results flagged with a pound (#) indicate the control criteria is not applicable.

Percent recoveries and relative percent differences (RPD) are determined by the software using values in the calculation which have not been rounded.

Matrix Spike and Matrix Spike Duplicate Data is presented for information purposes only. The matrix may or may not be relevant to samples reported in this report. The laboratory evaluates system performance based on the LCS and LCSD control limits.

Client:	Day Environmental, Inc.	**Service Request:**	R2401914
Project:	Shumway Marina/6048S-23	**Date Collected:**	03/07/24
Sample Matrix:	Soil	**Date Received:**	03/08/24
		Date Analyzed:	03/13/24
		Date Extracted:	NA

Duplicate Matrix Spike Summary
Volatile Organic Compounds by GC/MS

Sample Name:	B-1	**Units:**	ug/Kg
Lab Code:	R2401914-001	**Basis:**	Dry
Analysis Method:	8260C		
Prep Method:	EPA 5035A		

		Matrix Spike RQ2402663-05			Duplicate Matrix Spike RQ2402663-06					
Analyte Name	**Sample Result**	**Result**	**Spike Amount**	**% Rec**	**Result**	**Spike Amount**	**% Rec**	**% Rec Limits**	**RPD**	**RPD Limit**
o-Xylene	1.7 U	63.7	82.9	77	80.7	94.5	85	26-137	10	30
trans-1,2-Dichloroethene	0.34 U	57.7	82.9	70	80.0	94.5	85	34-128	19	30
trans-1,3-Dichloropropene	0.34 U	23.9	82.9	29	56.0	94.5	59	17-155	68*	30

Results flagged with an asterisk (*) indicate values outside control criteria.

Results flagged with a pound (#) indicate the control criteria is not applicable.

Percent recoveries and relative percent differences (RPD) are determined by the software using values in the calculation which have not been rounded.

Matrix Spike and Matrix Spike Duplicate Data is presented for information purposes only. The matrix may or may not be relevant to samples reported in this report. The laboratory evaluates system performance based on the LCS and LCSD control limits.

Client:	Day Environmental, Inc.	**Service Request:**	R2401914
Project:	Shumway Marina/6048S-23	**Date Analyzed:**	03/12/24 16:05
Sample Matrix:	Water	**Date Extracted:**	

Method Blank Summary
Volatile Organic Compounds by GC/MS

Sample Name: Method Blank **Instrument ID:** R-MS-17
Lab Code: RQ2402623-04 **File ID:** I:\ACQUDATA\MSVOA17\Data\031224\K0440.D\

Analysis Method: 8260C **Analysis Lot:** 834716
Prep Method: EPA 5030C

This Method Blank applies to the following analyses.

Sample Name	Lab Code	File ID	Date Analyzed
Lab Control Sample	RQ2402623-03	I:\ACQUDATA\MSVOA17\Data\031224 \K0437.D\	03/12/24 14:47
EB-030724	R2401914-013	I:\ACQUDATA\MSVOA17\Data\031224 \K0451.D\	03/12/24 20:18

ALS Group USA, Corp.
dba ALS Environmental

QA/QC Report

Client:	Day Environmental, Inc.	**Service Request:**	R2401914
Project:	Shumway Marina/6048S-23	**Date Analyzed:**	03/13/24 12:23
Sample Matrix:	Soil	**Date Extracted:**	

Method Blank Summary
Volatile Organic Compounds by GC/MS

Sample Name:	Method Blank	**Instrument ID:**	R-MS-14
Lab Code:	RQ2402663-04	**File ID:**	I:\ACQUDATA\MSVOA14\Data\031324\F8761.D\
Analysis Method:	8260C	**Analysis Lot:**	834804
Prep Method:	EPA 5035A		

This Method Blank applies to the following analyses.

Sample Name	Lab Code	File ID	Date Analyzed
Lab Control Sample	RQ2402663-03	I:\ACQUDATA\MSVOA14\Data\031324\F8759.D	03/13/24 11:26
B-1	R2401914-001	I:\ACQUDATA\MSVOA14\Data\031324\F8763.D	03/13/24 13:19
B-2	R2401914-002	I:\ACQUDATA\MSVOA14\Data\031324\F8764.D	03/13/24 13:42
B-3	R2401914-003	I:\ACQUDATA\MSVOA14\Data\031324\F8765.D	03/13/24 14:06
B-4	R2401914-004	I:\ACQUDATA\MSVOA14\Data\031324\F8766.D	03/13/24 14:29
B-5	R2401914-008	I:\ACQUDATA\MSVOA14\Data\031324\F8767.D	03/13/24 14:52
B-6	R2401914-009	I:\ACQUDATA\MSVOA14\Data\031324\F8768.D	03/13/24 15:16
B-7	R2401914-010	I:\ACQUDATA\MSVOA14\Data\031324\F8769.D	03/13/24 15:39
B-8	R2401914-011	I:\ACQUDATA\MSVOA14\Data\031324\F8770.D	03/13/24 16:02
B-9	R2401914-012	I:\ACQUDATA\MSVOA14\Data\031324\F8771.D	03/13/24 16:25
B-1MS	RQ2402663-05	I:\ACQUDATA\MSVOA14\Data\031324\F8781.D	03/13/24 20:18
B-1DMS	RQ2402663-06	I:\ACQUDATA\MSVOA14\Data\031324\F8782.D	03/13/24 20:42

Analytical Report

Client:	Day Environmental, Inc.	**Service Request:**	R2401914
Project:	Shumway Marina/6048S-23	**Date Collected:**	NA
Sample Matrix:	Water	**Date Received:**	NA
Sample Name:	Method Blank	**Units:**	ug/L
Lab Code:	RQ2402623-04	**Basis:**	NA

Volatile Organic Compounds by GC/MS

Analysis Method: 8260C
Prep Method: EPA 5030C

Analyte Name	Result		MRL	MDL	Dil.	Date Analyzed	Q
1,1,1-Trichloroethane (TCA)	0.20	U	5.0	0.20	1	03/12/24 16:05	
1,1,2,2-Tetrachloroethane	0.20	U	5.0	0.20	1	03/12/24 16:05	
1,1,2-Trichloroethane	0.20	U	5.0	0.20	1	03/12/24 16:05	
1,1-Dichloroethane (1,1-DCA)	0.20	U	5.0	0.20	1	03/12/24 16:05	
1,1-Dichloroethene (1,1-DCE)	0.20	U	5.0	0.20	1	03/12/24 16:05	
1,2-Dichloroethane	0.20	U	5.0	0.20	1	03/12/24 16:05	
1,2-Dichloropropane	0.20	U	5.0	0.20	1	03/12/24 16:05	
2-Butanone (MEK)	0.78	U	10	0.78	1	03/12/24 16:05	
2-Hexanone	0.20	U	10	0.20	1	03/12/24 16:05	
4-Methyl-2-pentanone	0.20	U	10	0.20	1	03/12/24 16:05	
Acetone	5.0	U	10	5.0	1	03/12/24 16:05	
Benzene	0.20	U	5.0	0.20	1	03/12/24 16:05	
Bromodichloromethane	0.20	U	5.0	0.20	1	03/12/24 16:05	
Bromoform	0.25	U	5.0	0.25	1	03/12/24 16:05	
Bromomethane	0.70	U	5.0	0.70	1	03/12/24 16:05	
Carbon Disulfide	0.42	U	10	0.42	1	03/12/24 16:05	
Carbon Tetrachloride	0.34	U	5.0	0.34	1	03/12/24 16:05	
Chlorobenzene	0.20	U	5.0	0.20	1	03/12/24 16:05	
Chloroethane	0.23	U	5.0	0.23	1	03/12/24 16:05	
Chloroform	0.51	U	5.0	0.51	1	03/12/24 16:05	
Chloromethane	0.80	U	5.0	0.80	1	03/12/24 16:05	
Dibromochloromethane	0.20	U	5.0	0.20	1	03/12/24 16:05	
Dichloromethane	0.65	U	5.0	0.65	1	03/12/24 16:05	
Ethylbenzene	0.20	U	5.0	0.20	1	03/12/24 16:05	
Methyl tert-Butyl Ether	0.20	U	5.0	0.20	1	03/12/24 16:05	
Styrene	0.20	U	5.0	0.20	1	03/12/24 16:05	
Tetrachloroethene (PCE)	0.21	U	5.0	0.21	1	03/12/24 16:05	
Toluene	0.20	U	5.0	0.20	1	03/12/24 16:05	
Trichloroethene (TCE)	0.20	U	5.0	0.20	1	03/12/24 16:05	
Vinyl Chloride	0.20	U	5.0	0.20	1	03/12/24 16:05	
cis-1,2-Dichloroethene	0.23	U	5.0	0.23	1	03/12/24 16:05	
cis-1,3-Dichloropropene	0.20	U	5.0	0.20	1	03/12/24 16:05	
m,p-Xylenes	0.20	U	5.0	0.20	1	03/12/24 16:05	
o-Xylene	0.20	U	5.0	0.20	1	03/12/24 16:05	
trans-1,2-Dichloroethene	0.20	U	5.0	0.20	1	03/12/24 16:05	
trans-1,3-Dichloropropene	0.23	U	5.0	0.23	1	03/12/24 16:05	

Analytical Report

Client:	Day Environmental, Inc.	**Service Request:**	R2401914
Project:	Shumway Marina/6048S-23	**Date Collected:**	NA
Sample Matrix:	Water	**Date Received:**	NA
Sample Name:	Method Blank	**Units:**	ug/L
Lab Code:	RQ2402623-04	**Basis:**	NA

Volatile Organic Compounds by GC/MS

Analysis Method: 8260C
Prep Method: EPA 5030C

Surrogate Name	% Rec	Control Limits	Date Analyzed	Q
1,2-Dichloroethane-d4	106	73 - 125	03/12/24 16:05	
4-Bromofluorobenzene	103	85 - 122	03/12/24 16:05	
Dibromofluoromethane	98	80 - 116	03/12/24 16:05	
Toluene-d8	103	87 - 121	03/12/24 16:05	

ALS Group USA, Corp.
dba ALS Environmental

Analytical Report

Client:	Day Environmental, Inc.	**Service Request:**	R2401914
Project:	Shumway Marina/6048S-23	**Date Collected:**	NA
Sample Matrix:	Water	**Date Received:**	NA
Sample Name:	Method Blank	**Units:**	ug/L
Lab Code:	RQ2402623-04	**Basis:**	NA

Volatile Organic Compounds by GC/MS

Analysis Method: 8260C
Prep Method: EPA 5030C

Tentatively Identified Compounds

CAS#	Compound Identification	RT	Result ug/L	Q
	unknown	0.99	8.0	J

Analytical Report

Client:	Day Environmental, Inc.	**Service Request:**	R2401914
Project:	Shumway Marina/6048S-23	**Date Collected:**	NA
Sample Matrix:	Soil	**Date Received:**	NA
Sample Name:	Method Blank	**Units:**	ug/Kg
Lab Code:	RQ2402663-04	**Basis:**	Dry

Volatile Organic Compounds by GC/MS

Analysis Method: 8260C
Prep Method: EPA 5035A

Analyte Name	Result		MRL	MDL	Dil.	Date Analyzed	Q
1,1,1-Trichloroethane (TCA)	0.20	U	5.0	0.20	1	03/13/24 12:23	
1,1,2,2-Tetrachloroethane	0.20	U	5.0	0.20	1	03/13/24 12:23	
1,1,2-Trichloroethane	0.20	U	5.0	0.20	1	03/13/24 12:23	
1,1-Dichloroethane (1,1-DCA)	0.20	U	5.0	0.20	1	03/13/24 12:23	
1,1-Dichloroethene (1,1-DCE)	0.20	U	5.0	0.20	1	03/13/24 12:23	
1,2-Dichloroethane	0.20	U	5.0	0.20	1	03/13/24 12:23	
1,2-Dichloropropane	0.20	U	5.0	0.20	1	03/13/24 12:23	
2-Butanone (MEK)	2.0	U	5.0	2.0	1	03/13/24 12:23	
2-Hexanone	1.8	U	5.0	1.8	1	03/13/24 12:23	
4-Methyl-2-pentanone	0.23	U	5.0	0.23	1	03/13/24 12:23	
Acetone	15	U	25	15	1	03/13/24 12:23	
Benzene	0.20	U	5.0	0.20	1	03/13/24 12:23	
Bromodichloromethane	0.20	U	5.0	0.20	1	03/13/24 12:23	
Bromoform	0.50	U	5.0	0.50	1	03/13/24 12:23	
Bromomethane	2.2	U	5.0	2.2	1	03/13/24 12:23	
Carbon Disulfide	0.29	U	5.0	0.29	1	03/13/24 12:23	
Carbon Tetrachloride	0.26	U	5.0	0.26	1	03/13/24 12:23	
Chlorobenzene	0.20	U	5.0	0.20	1	03/13/24 12:23	
Chloroethane	0.41	U	5.0	0.41	1	03/13/24 12:23	
Chloroform	0.35	U	5.0	0.35	1	03/13/24 12:23	
Chloromethane	1.4	U	5.0	1.4	1	03/13/24 12:23	
Dibromochloromethane	0.20	U	5.0	0.20	1	03/13/24 12:23	
Dichloromethane	2.8	U	5.0	2.8	1	03/13/24 12:23	
Ethylbenzene	1.0	U	5.0	1.0	1	03/13/24 12:23	
Methyl tert-Butyl Ether	0.20	U	5.0	0.20	1	03/13/24 12:23	
Styrene	1.0	U	5.0	1.0	1	03/13/24 12:23	
Tetrachloroethene (PCE)	0.23	U	5.0	0.23	1	03/13/24 12:23	
Toluene	2.0	U	5.0	2.0	1	03/13/24 12:23	
Trichloroethene (TCE)	0.22	U	5.0	0.22	1	03/13/24 12:23	
Vinyl Chloride	0.46	U	5.0	0.46	1	03/13/24 12:23	
cis-1,2-Dichloroethene	0.20	U	5.0	0.20	1	03/13/24 12:23	
cis-1,3-Dichloropropene	0.20	U	5.0	0.20	1	03/13/24 12:23	
m,p-Xylenes	2.0	U	10	2.0	1	03/13/24 12:23	
o-Xylene	1.0	U	5.0	1.0	1	03/13/24 12:23	
trans-1,2-Dichloroethene	0.20	U	5.0	0.20	1	03/13/24 12:23	
trans-1,3-Dichloropropene	0.20	U	5.0	0.20	1	03/13/24 12:23	

Analytical Report

Client:	Day Environmental, Inc.	**Service Request:**	R2401914
Project:	Shumway Marina/6048S-23	**Date Collected:**	NA
Sample Matrix:	Soil	**Date Received:**	NA
Sample Name:	Method Blank	**Units:**	ug/Kg
Lab Code:	RQ2402663-04	**Basis:**	Dry

Volatile Organic Compounds by GC/MS

Analysis Method: 8260C
Prep Method: EPA 5035A

Surrogate Name	% Rec	Control Limits	Date Analyzed	Q
1,2-Dichloroethane-d4	104	67 - 128	03/13/24 12:23	
4-Bromofluorobenzene	93	31 - 154	03/13/24 12:23	
Dibromofluoromethane	98	63 - 138	03/13/24 12:23	
Toluene-d8	101	66 - 138	03/13/24 12:23	

ALS Group USA, Corp.
dba ALS Environmental

Analytical Report

Client:	Day Environmental, Inc.	**Service Request:**	R2401914
Project:	Shumway Marina/6048S-23	**Date Collected:**	NA
Sample Matrix:	Soil	**Date Received:**	NA
Sample Name:	Method Blank	**Units:**	ug/Kg
Lab Code:	RQ2402663-04	**Basis:**	Dry

Volatile Organic Compounds by GC/MS

Analysis Method: 8260C
Prep Method: EPA 5035A

Tentatively Identified Compounds

CAS#	Compound Identification	RT	Result ug/Kg	Q
	No Tentatively Identified Compounds Detected			

Client:	Day Environmental, Inc.	**Service Request:**	R2401914
Project:	Shumway Marina/6048S-23	**Date Analyzed:**	03/12/24 14:47
Sample Matrix:	Water	**Date Extracted:**	

Lab Control Sample Summary
Volatile Organic Compounds by GC/MS

Sample Name:	Lab Control Sample	**Instrument ID:**	R-MS-17
Lab Code:	RQ2402623-03	**File ID:**	I:\ACQUDATA\MSVOA17\Data\031224\K0437.D\
Analysis Method:	8260C	**Analysis Lot:**	834716
Prep Method:	EPA 5030C		

This Lab Control Sample applies to the following analyses.

Sample Name	Lab Code	File ID	Date Analyzed
Method Blank	RQ2402623-04	I:\ACQUDATA\MSVOA17\Data\031224 \K0440.D\	03/12/24 16:05
EB-030724	R2401914-013	I:\ACQUDATA\MSVOA17\Data\031224 \K0451.D\	03/12/24 20:18

Client:	Day Environmental, Inc.	**Service Request:**	R2401914
Project:	Shumway Marina/6048S-23	**Date Analyzed:**	03/13/24 11:26
Sample Matrix:	Soil	**Date Extracted:**	

Lab Control Sample Summary
Volatile Organic Compounds by GC/MS

Sample Name: Lab Control Sample
Lab Code: RQ2402663-03
Instrument ID: R-MS-14
File ID: I:\ACQUDATA\MSVOA14\Data\031324\F8759.D\

Analysis Method: 8260C
Prep Method: EPA 5035A
Analysis Lot: 834804

This Lab Control Sample applies to the following analyses.

Sample Name	Lab Code	File ID	Date Analyzed
Method Blank	RQ2402663-04	I:\ACQUDATA\MSVOA14\Data\031324\F8761.D	03/13/24 12:23
B-1	R2401914-001	I:\ACQUDATA\MSVOA14\Data\031324\F8763.D	03/13/24 13:19
B-2	R2401914-002	I:\ACQUDATA\MSVOA14\Data\031324\F8764.D	03/13/24 13:42
B-3	R2401914-003	I:\ACQUDATA\MSVOA14\Data\031324\F8765.D	03/13/24 14:06
B-4	R2401914-004	I:\ACQUDATA\MSVOA14\Data\031324\F8766.D	03/13/24 14:29
B-5	R2401914-008	I:\ACQUDATA\MSVOA14\Data\031324\F8767.D	03/13/24 14:52
B-6	R2401914-009	I:\ACQUDATA\MSVOA14\Data\031324\F8768.D	03/13/24 15:16
B-7	R2401914-010	I:\ACQUDATA\MSVOA14\Data\031324\F8769.D	03/13/24 15:39
B-8	R2401914-011	I:\ACQUDATA\MSVOA14\Data\031324\F8770.D	03/13/24 16:02
B-9	R2401914-012	I:\ACQUDATA\MSVOA14\Data\031324\F8771.D	03/13/24 16:25
B-1MS	RQ2402663-05	I:\ACQUDATA\MSVOA14\Data\031324\F8781.D	03/13/24 20:18
B-1DMS	RQ2402663-06	I:\ACQUDATA\MSVOA14\Data\031324\F8782.D	03/13/24 20:42

Client: Day Environmental, Inc. **Service Request:** R2401914
Project: Shumway Marina/6048S-23 **Date Analyzed:** 03/12/24
Sample Matrix: Water

Lab Control Sample Summary
Volatile Organic Compounds by GC/MS

Units:ug/L
Basis:NA

Lab Control Sample
RQ2402623-03

Analyte Name	Analytical Method	Result	Spike Amount	% Rec	% Rec Limits
1,1,1-Trichloroethane (TCA)	8260C	20.9	20.0	104	75-125
1,1,2,2-Tetrachloroethane	8260C	19.6	20.0	98	78-126
1,1,2-Trichloroethane	8260C	21.0	20.0	105	82-121
1,1-Dichloroethane (1,1-DCA)	8260C	21.0	20.0	105	80-124
1,1-Dichloroethene (1,1-DCE)	8260C	19.8	20.0	99	69-142
1,2-Dichloroethane	8260C	21.3	20.0	107	71-127
1,2-Dichloropropane	8260C	20.6	20.0	103	80-119
2-Butanone (MEK)	8260C	16.5	20.0	82	61-137
2-Hexanone	8260C	19.2	20.0	96	63-124
4-Methyl-2-pentanone	8260C	19.4	20.0	97	66-124
Acetone	8260C	16.2	20.0	81	40-161
Benzene	8260C	21.4	20.0	107	79-119
Bromodichloromethane	8260C	21.3	20.0	107	81-123
Bromoform	8260C	21.7	20.0	109	65-146
Bromomethane	8260C	20.0	20.0	100	42-166
Carbon Disulfide	8260C	16.1	20.0	81	66-128
Carbon Tetrachloride	8260C	20.9	20.0	105	70-127
Chlorobenzene	8260C	20.9	20.0	105	80-121
Chloroethane	8260C	16.3	20.0	82	62-131
Chloroform	8260C	20.4	20.0	102	79-120
Chloromethane	8260C	20.2	20.0	101	72-179
Dibromochloromethane	8260C	21.1	20.0	106	72-128
Dichloromethane	8260C	20.9	20.0	105	73-122
Ethylbenzene	8260C	21.2	20.0	106	76-120
Methyl tert-Butyl Ether	8260C	21.1	20.0	105	75-118
Styrene	8260C	21.8	20.0	109	80-124
Tetrachloroethene (PCE)	8260C	21.2	20.0	106	72-125
Toluene	8260C	21.5	20.0	107	79-119
Trichloroethene (TCE)	8260C	20.8	20.0	104	74-122
Vinyl Chloride	8260C	18.2	20.0	91	74-159
cis-1,2-Dichloroethene	8260C	21.6	20.0	108	80-121
cis-1,3-Dichloropropene	8260C	21.6	20.0	108	77-122
m,p-Xylenes	8260C	44.1	40.0	110	80-126

Client: Day Environmental, Inc.
Project: Shumway Marina/6048S-23
Sample Matrix: Water

Service Request: R2401914
Date Analyzed: 03/12/24

Lab Control Sample Summary
Volatile Organic Compounds by GC/MS

Units:ug/L
Basis:NA

Lab Control Sample
RQ2402623-03

Analyte Name	Analytical Method	Result	Spike Amount	% Rec	% Rec Limits
o-Xylene	8260C	21.7	20.0	108	79-123
trans-1,2-Dichloroethene	8260C	19.5	20.0	97	73-118
trans-1,3-Dichloropropene	8260C	21.2	20.0	106	71-133

Client: Day Environmental, Inc. **Service Request:** R2401914
Project: Shumway Marina/6048S-23 **Date Analyzed:** 03/13/24
Sample Matrix: Soil

Lab Control Sample Summary
Volatile Organic Compounds by GC/MS

Units:ug/Kg
Basis: Dry

Lab Control Sample
RQ2402663-03

Analyte Name	Analytical Method	Result	Spike Amount	% Rec	% Rec Limits
1,1,1-Trichloroethane (TCA)	8260C	20.5	20.0	103	68-123
1,1,2,2-Tetrachloroethane	8260C	20.7	20.0	104	78-121
1,1,2-Trichloroethane	8260C	21.5	20.0	108	84-117
1,1-Dichloroethane (1,1-DCA)	8260C	21.0	20.0	105	76-123
1,1-Dichloroethene (1,1-DCE)	8260C	20.1	20.0	101	67-147
1,2-Dichloroethane	8260C	21.7	20.0	109	74-116
1,2-Dichloropropane	8260C	21.0	20.0	105	79-112
2-Butanone (MEK)	8260C	18.7	20.0	93	67-129
2-Hexanone	8260C	20.5	20.0	103	68-118
4-Methyl-2-pentanone	8260C	21.1	20.0	105	64-123
Acetone	8260C	18.8 J	20.0	94	32-154
Benzene	8260C	21.8	20.0	109	77-114
Bromodichloromethane	8260C	21.5	20.0	107	72-118
Bromoform	8260C	24.8	20.0	124	55-134
Bromomethane	8260C	20.9	20.0	105	10-150
Carbon Disulfide	8260C	18.2	20.0	91	44-139
Carbon Tetrachloride	8260C	20.7	20.0	104	51-123
Chlorobenzene	8260C	20.4	20.0	102	79-115
Chloroethane	8260C	15.9	20.0	80	10-140
Chloroform	8260C	21.4	20.0	107	76-115
Chloromethane	8260C	19.2	20.0	96	63-189
Dibromochloromethane	8260C	22.7	20.0	114	68-121
Dichloromethane	8260C	19.7	20.0	98	72-118
Ethylbenzene	8260C	21.3	20.0	107	64-118
Methyl tert-Butyl Ether	8260C	20.8	20.0	104	76-118
Styrene	8260C	21.6	20.0	108	74-117
Tetrachloroethene (PCE)	8260C	21.6	20.0	108	58-124
Toluene	8260C	21.8	20.0	109	72-116
Trichloroethene (TCE)	8260C	20.9	20.0	104	69-118
Vinyl Chloride	8260C	18.6	20.0	93	59-153
cis-1,2-Dichloroethene	8260C	21.3	20.0	106	79-113
cis-1,3-Dichloropropene	8260C	22.2	20.0	111	66-117
m,p-Xylenes	8260C	43.4	40.0	109	68-118

Client: Day Environmental, Inc.
Project: Shumway Marina/6048S-23
Sample Matrix: Soil

Service Request: R2401914
Date Analyzed: 03/13/24

Lab Control Sample Summary
Volatile Organic Compounds by GC/MS

Units:ug/Kg
Basis: Dry

Lab Control Sample
RQ2402663-03

Analyte Name	Analytical Method	Result	Spike Amount	% Rec	% Rec Limits
o-Xylene	8260C	21.0	20.0	105	71-116
trans-1,2-Dichloroethene	8260C	20.6	20.0	103	73-114
trans-1,3-Dichloropropene	8260C	23.0	20.0	115	57-135

Client: Day Environmental, Inc. **Service Request:**R2401914
Project: Shumway Marina/6048S-23 **Date Analyzed:**03/12/24 13:40

Tune Summary
Volatile Organic Compounds by GC/MS

File ID: I:\ACQUDATA\MSVOA17\Data\031224\K0435.D\ **Analytical Method:** 8260C
Instrument ID: R-MS-17 **Analysis Lot:** 834716

Target Mass	Relative to Mass	Lower Limit %	Upper Limit %	Relative Abundance %	Raw Abundance	Result Pass/Fail
50	95	15	40	21.6	39645	Pass
75	95	30	60	51.8	95171	Pass
95	95	100	100	100.0	183880	Pass
96	95	5	9	7.0	12911	Pass
173	174	0	2	0.7	1021	Pass
174	95	50	120	79.0	145184	Pass
175	174	5	9	7.4	10714	Pass
176	174	95	101	95.0	137952	Pass
177	176	5	9	6.8	9411	Pass

Sample Name	Lab Code	File ID:	Date Analyzed:	Q
Continuing Calibration Verification	RQ2402623-02	I:\ACQUDATA\MSVOA17\Data\031224\K0436.D\	03/12/24 14:13	
Lab Control Sample	RQ2402623-03	I:\ACQUDATA\MSVOA17\Data\031224\K0437.D\	03/12/24 14:47	
Method Blank	RQ2402623-04	I:\ACQUDATA\MSVOA17\Data\031224\K0440.D\	03/12/24 16:05	
EB-030724	R2401914-013	I:\ACQUDATA\MSVOA17\Data\031224\K0451.D\	03/12/24 20:18	

Client: Day Environmental, Inc. **Service Request:**R2401914
Project: Shumway Marina/6048S-23 **Date Analyzed:**03/13/24 10:19

Tune Summary
Volatile Organic Compounds by GC/MS

File ID: I:\ACQUDATA\MSVOA14\Data\031324\F8757.D\ **Analytical Method:** 8260C
Instrument ID: R-MS-14 **Analysis Lot:** 834804

Target Mass	Relative to Mass	Lower Limit %	Upper Limit %	Relative Abundance %	Raw Abundance	Result Pass/Fail
50	95	15	40	22.0	38725	Pass
75	95	30	60	53.1	93475	Pass
95	95	100	100	100.0	176000	Pass
96	95	5	9	7.0	12324	Pass
173	174	0	2	0.0	0	Pass
174	95	50	120	87.8	154547	Pass
175	174	5	9	8.4	12976	Pass
176	174	95	101	98.5	152227	Pass
177	176	5	9	6.6	10009	Pass

Sample Name	Lab Code	File ID:	Date Analyzed:	Q
Continuing Calibration Verification	RQ2402663-02	I:\ACQUDATA\MSVOA14\Data\031324\F8758.D\	03/13/24 10:51	
Lab Control Sample	RQ2402663-03	I:\ACQUDATA\MSVOA14\Data\031324\F8759.D\	03/13/24 11:26	
Method Blank	RQ2402663-04	I:\ACQUDATA\MSVOA14\Data\031324\F8761.D\	03/13/24 12:23	
B-1	R2401914-001	I:\ACQUDATA\MSVOA14\Data\031324\F8763.D\	03/13/24 13:19	
B-2	R2401914-002	I:\ACQUDATA\MSVOA14\Data\031324\F8764.D\	03/13/24 13:42	
B-3	R2401914-003	I:\ACQUDATA\MSVOA14\Data\031324\F8765.D\	03/13/24 14:06	
B-4	R2401914-004	I:\ACQUDATA\MSVOA14\Data\031324\F8766.D\	03/13/24 14:29	
B-5	R2401914-008	I:\ACQUDATA\MSVOA14\Data\031324\F8767.D\	03/13/24 14:52	
B-6	R2401914-009	I:\ACQUDATA\MSVOA14\Data\031324\F8768.D\	03/13/24 15:16	
B-7	R2401914-010	I:\ACQUDATA\MSVOA14\Data\031324\F8769.D\	03/13/24 15:39	
B-8	R2401914-011	I:\ACQUDATA\MSVOA14\Data\031324\F8770.D\	03/13/24 16:02	
B-9	R2401914-012	I:\ACQUDATA\MSVOA14\Data\031324\F8771.D\	03/13/24 16:25	
B-1	RQ2402663-05	I:\ACQUDATA\MSVOA14\Data\031324\F8781.D\	03/13/24 20:18	
B-1	RQ2402663-06	I:\ACQUDATA\MSVOA14\Data\031324\F8782.D\	03/13/24 20:42	

Client: Day Environmental, Inc. **Service Request:**R2401914
Project: Shumway Marina/6048S-23 **Date Analyzed:**03/12/24 14:13

Internal Standard Area and RT SUMMARY
Volatile Organic Compounds by GC/MS

File ID: I:\ACQUDATA\MSVOA17\Data\031224\K0436.D\ **Lab Code:**RQ2402623-02
Instrument ID: R-MS-17 **Analysis Lot:**834716
Analysis Method: 8260C **Signal ID:**1

		1,4-Dichlorobenzene-d4		1,4-Difluorobenzene		Chlorobenzene-d5	
		Area	**RT**	**Area**	**RT**	**Area**	**RT**
	Result ==>	289,585	11.68	612,858	6.24	557,671	9.62
	Upper Limit ==>	579,170	11.85	1,225,716	6.41	1,115,342	9.79
	Lower Limit ==>	144,793	11.51	306,429	6.07	278,836	9.45
Associated Analyses							
Lab Control Sample	RQ2402623-03	279759	11.68	608326	6.24	546038	9.62
Method Blank	RQ2402623-04	271694	11.68	609066	6.24	551563	9.62
EB-030724	R2401914-013	258012	11.68	585732	6.24	525815	9.62

ALS Group USA, Corp.
dba ALS Environmental

QA/QC Report

Client: Day Environmental, Inc. **Service Request:**R2401914
Project: Shumway Marina/6048S-23 **Date Analyzed:**03/12/24 14:13

Internal Standard Area and RT SUMMARY
Volatile Organic Compounds by GC/MS

File ID: I:\ACQUDATA\MSVOA17\Data\031224\K0436.D\ **Lab Code:**RQ2402623-02
Instrument ID: R-MS-17 **Analysis Lot:**834716
Analysis Method: 8260C **Signal ID:**1

		Pentafluorobenzene	
		Area	**RT**
	Result ==>	407,506	5.08
	Upper Limit ==>	815,012	5.25
	Lower Limit ==>	203,753	4.91
Associated Analyses			
Lab Control Sample	RQ2402623-03	411137	5.08
Method Blank	RQ2402623-04	407407	5.09
EB-030724	R2401914-013	396472	5.09

ALS Group USA, Corp.
dba ALS Environmental

QA/QC Report

Client: Day Environmental, Inc. **Service Request:**R2401914
Project: Shumway Marina/6048S-23 **Date Analyzed:**03/13/24 10:51

Internal Standard Area and RT SUMMARY
Volatile Organic Compounds by GC/MS

File ID: I:\ACQUDATA\MSVOA14\Data\031324\F8758.D\ **Lab Code:**RQ2402663-02
Instrument ID: R-MS-14 **Analysis Lot:**834804
Analysis Method: 8260C **Signal ID:**1

		1,4-Dichlorobenzene-d4		1,4-Difluorobenzene		Chlorobenzene-d5	
		Area	**RT**	**Area**	**RT**	**Area**	**RT**
	Result ==>	258,268	12.04	543,262	6.48	487,615	9.93
	Upper Limit ==>	516,536	12.21	1,086,524	6.65	975,230	10.10
	Lower Limit ==>	129,134	11.87	271,631	6.31	243,808	9.76
Associated Analyses							
Lab Control Sample	RQ2402663-03	293273	12.03	628811	6.48	557161	9.93
Method Blank	RQ2402663-04	271649	12.03	597314	6.48	521605	9.93
B-1	R2401914-001	159816	12.04	607834	6.48	449964	9.93
B-2	R2401914-002	144822	12.03	589992	6.48	422510	9.93
B-3	R2401914-003	200567	12.03	530344	6.48	433946	9.93
B-4	R2401914-004	238192	12.04	597441	6.48	489805	9.93
B-5	R2401914-008	207850	12.04	617153	6.48	511287	9.93
B-6	R2401914-009	213943	12.03	607566	6.48	497789	9.93
B-7	R2401914-010	208403	12.03	589571	6.48	495019	9.93
B-8	R2401914-011	220153	12.04	629870	6.48	510539	9.93
B-9	R2401914-012	213376	12.04	643912	6.48	517483	9.93
B-1MS	RQ2402663-05	176837	12.04	665219	6.48	498124	9.93
B-1DMS	RQ2402663-06	227554	12.03	707788	6.48	574201	9.93

QA/QC Report

Client: Day Environmental, Inc. **Service Request:**R2401914
Project: Shumway Marina/6048S-23 **Date Analyzed:**03/13/24 10:51

Internal Standard Area and RT SUMMARY
Volatile Organic Compounds by GC/MS

File ID: I:\ACQUDATA\MSVOA14\Data\031324\F8758.D\ **Lab Code:**RQ2402663-02
Instrument ID: R-MS-14 **Analysis Lot:**834804
Analysis Method: 8260C **Signal ID:**1

		Pentafluorobenzene	
		Area	**RT**
	Result ==>	359,405	5.35
	Upper Limit ==>	718,810	5.52
	Lower Limit ==>	179,703	5.18
Associated Analyses			
Lab Control Sample	RQ2402663-03	409635	5.35
Method Blank	RQ2402663-04	389970	5.36
B-1	R2401914-001	407530	5.36
B-2	R2401914-002	403306	5.35
B-3	R2401914-003	352279	5.36
B-4	R2401914-004	395449	5.36
B-5	R2401914-008	399853	5.36
B-6	R2401914-009	408336	5.36
B-7	R2401914-010	389460	5.36
B-8	R2401914-011	413025	5.36
B-9	R2401914-012	420618	5.36
B-1MS	RQ2402663-05	449793	5.36
B-1DMS	RQ2402663-06	474020	5.36

Semivolatile Organic Compounds by GC/MS

ALS Environmental—Rochester Laboratory
1565 Jefferson Road, Building 300, Suite 360, Rochester, NY 14623
Phone (585) 288-5380 Fax (585) 288-8475
www.alsglobal.com

Client: Day Environmental, Inc. **Service Request:** R2401914
Project: Shumway Marina/6048S-23
Sample Matrix: Water

SURROGATE RECOVERY SUMMARY
Semivolatile Organic Compounds by GC/MS

Analysis Method: 8270D
Extraction Method: EPA 3510C

Sample Name	Lab Code	2,4,6-Tribromophenol 31 - 133	2-Fluorobiphenyl 25 - 99	2-Fluorophenol 15 - 72
EB-030724	R2401914-013	105	71	41
Method Blank	RQ2402696-01	110	75	51
Lab Control Sample	RQ2402696-02	114	79	52
Duplicate Lab Control Sample	RQ2402696-03	101	68	46

Client: Day Environmental, Inc. **Service Request:** R2401914
Project: Shumway Marina/6048S-23
Sample Matrix: Water

SURROGATE RECOVERY SUMMARY
Semivolatile Organic Compounds by GC/MS

Analysis Method: 8270D
Extraction Method: EPA 3510C

Sample Name	Lab Code	Nitrobenzene-d5 22 - 104	Phenol-d6 10 - 55	Terphenyl-d14 10 - 143
EB-030724	R2401914-013	68	32	70
Method Blank	RQ2402696-01	78	39	88
Lab Control Sample	RQ2402696-02	79	42	88
Duplicate Lab Control Sample	RQ2402696-03	67	37	78

Client:	Day Environmental, Inc.	**Service Request:**	R2401914
Project:	Shumway Marina/6048S-23	**Date Analyzed:**	03/15/24 13:21
Sample Matrix:	Water	**Date Extracted:**	03/14/24

Method Blank Summary
Semivolatile Organic Compounds by GC/MS

Sample Name:	Method Blank	**Instrument ID:**	R-MS-65
Lab Code:	RQ2402696-01	**File ID:**	I:\ACQUDATA\5977-MS65\Data\031524\A2402.D\
Analysis Method:	8270D	**Analysis Lot:**	835120
Prep Method:	EPA 3510C	**Extraction Lot:**	435417

This Method Blank applies to the following analyses.

Sample Name	Lab Code	File ID	Date Analyzed
Lab Control Sample	RQ2402696-02	I:\ACQUDATA\5977-MS65\Data\031524 \A2403.D\	03/15/24 13:45
Duplicate Lab Control Sample	RQ2402696-03	I:\ACQUDATA\5977-MS65\Data\031524 \A2404.D\	03/15/24 14:08
EB-030724	R2401914-013	I:\ACQUDATA\5977-MS65\Data\031524 \A2408.D\	03/15/24 15:42

Analytical Report

Client:	Day Environmental, Inc.	**Service Request:**	R2401914
Project:	Shumway Marina/6048S-23	**Date Collected:**	NA
Sample Matrix:	Water	**Date Received:**	NA
Sample Name:	Method Blank	**Units:**	ug/L
Lab Code:	RQ2402696-01	**Basis:**	NA

Semivolatile Organic Compounds by GC/MS

Analysis Method: 8270D
Prep Method: EPA 3510C

Analyte Name	Result		MRL	MDL	Dil.	Date Analyzed	Date Extracted	Q
1,2,4,5-Tetrachlorobenzene	1.2	U	10	1.2	1	03/15/24 13:21	3/14/24	
2,3,4,6-Tetrachlorophenol	1.2	U	10	1.2	1	03/15/24 13:21	3/14/24	
2,4,5-Trichlorophenol	1.1	U	10	1.1	1	03/15/24 13:21	3/14/24	
2,4,6-Trichlorophenol	1.4	U	10	1.4	1	03/15/24 13:21	3/14/24	
2,4-Dichlorophenol	1.3	U	10	1.3	1	03/15/24 13:21	3/14/24	
2,4-Dimethylphenol	4.3	U	10	4.3	1	03/15/24 13:21	3/14/24	
2,4-Dinitrophenol	20	U	50	20	1	03/15/24 13:21	3/14/24	
2,4-Dinitrotoluene	2.4	U	10	2.4	1	03/15/24 13:21	3/14/24	
2,6-Dinitrotoluene	1.4	U	10	1.4	1	03/15/24 13:21	3/14/24	
2-Chloronaphthalene	1.4	U	10	1.4	1	03/15/24 13:21	3/14/24	
2-Chlorophenol	1.1	U	10	1.1	1	03/15/24 13:21	3/14/24	
2-Methylnaphthalene	1.3	U	10	1.3	1	03/15/24 13:21	3/14/24	
2-Methylphenol	1.0	U	10	1.0	1	03/15/24 13:21	3/14/24	
2-Nitroaniline	1.4	U	10	1.4	1	03/15/24 13:21	3/14/24	
2-Nitrophenol	1.5	U	10	1.5	1	03/15/24 13:21	3/14/24	
3,3'-Dichlorobenzidine	1.2	U	10	1.2	1	03/15/24 13:21	3/14/24	
3- and 4-Methylphenol Coelution	1.2	U	10	1.2	1	03/15/24 13:21	3/14/24	
3-Nitroaniline	1.1	U	10	1.1	1	03/15/24 13:21	3/14/24	
4,6-Dinitro-2-methylphenol	8.7	U	50	8.7	1	03/15/24 13:21	3/14/24	
4-Bromophenyl Phenyl Ether	1.7	U	10	1.7	1	03/15/24 13:21	3/14/24	
4-Chloro-3-methylphenol	1.1	U	10	1.1	1	03/15/24 13:21	3/14/24	
4-Chloroaniline	1.0	U	10	1.0	1	03/15/24 13:21	3/14/24	
4-Chlorophenyl Phenyl Ether	1.5	U	10	1.5	1	03/15/24 13:21	3/14/24	
4-Nitroaniline	1.4	U	10	1.4	1	03/15/24 13:21	3/14/24	
4-Nitrophenol	6.4	U	50	6.4	1	03/15/24 13:21	3/14/24	
Acenaphthene	1.4	U	10	1.4	1	03/15/24 13:21	3/14/24	
Acenaphthylene	1.4	U	10	1.4	1	03/15/24 13:21	3/14/24	
Acetophenone	1.3	U	10	1.3	1	03/15/24 13:21	3/14/24	
Anthracene	1.3	U	10	1.3	1	03/15/24 13:21	3/14/24	
Atrazine	2.1	U	10	2.1	1	03/15/24 13:21	3/14/24	
Benz(a)anthracene	1.6	U	10	1.6	1	03/15/24 13:21	3/14/24	
Benzaldehyde	1.0	U	10	1.0	1	03/15/24 13:21	3/14/24	
Benzo(a)pyrene	1.2	U	10	1.2	1	03/15/24 13:21	3/14/24	
Benzo(b)fluoranthene	1.2	U	10	1.2	1	03/15/24 13:21	3/14/24	
Benzo(g,h,i)perylene	2.1	U	10	2.1	1	03/15/24 13:21	3/14/24	
Benzo(k)fluoranthene	1.3	U	10	1.3	1	03/15/24 13:21	3/14/24	
Biphenyl	1.4	U	10	1.4	1	03/15/24 13:21	3/14/24	
2,2'-Oxybis(1-chloropropane)	1.4	U	10	1.4	1	03/15/24 13:21	3/14/24	
Bis(2-chloroethoxy)methane	1.9	U	10	1.9	1	03/15/24 13:21	3/14/24	
Bis(2-chloroethyl) Ether	1.3	U	10	1.3	1	03/15/24 13:21	3/14/24	
Bis(2-ethylhexyl) Phthalate	7.8	U	10	7.8	1	03/15/24 13:21	3/14/24	

Analytical Report

Client:	Day Environmental, Inc.	**Service Request:**	R2401914
Project:	Shumway Marina/6048S-23	**Date Collected:**	NA
Sample Matrix:	Water	**Date Received:**	NA
Sample Name:	Method Blank	**Units:**	ug/L
Lab Code:	RQ2402696-01	**Basis:**	NA

Semivolatile Organic Compounds by GC/MS

Analysis Method: 8270D
Prep Method: EPA 3510C

Analyte Name	Result	MRL	MDL	Dil.	Date Analyzed	Date Extracted	Q
Butyl Benzyl Phthalate	1.4 U	10	1.4	1	03/15/24 13:21	3/14/24	
Caprolactam	1.0 U	10	1.0	1	03/15/24 13:21	3/14/24	
Carbazole	1.6 U	10	1.6	1	03/15/24 13:21	3/14/24	
Chrysene	1.2 U	10	1.2	1	03/15/24 13:21	3/14/24	
Di-n-butyl Phthalate	1.7 U	10	1.7	1	03/15/24 13:21	3/14/24	
Di-n-octyl Phthalate	3.3 U	10	3.3	1	03/15/24 13:21	3/14/24	
Dibenz(a,h)anthracene	1.1 U	10	1.1	1	03/15/24 13:21	3/14/24	
Dibenzofuran	1.4 U	10	1.4	1	03/15/24 13:21	3/14/24	
Diethyl Phthalate	1.1 U	10	1.1	1	03/15/24 13:21	3/14/24	
Dimethyl Phthalate	1.3 U	10	1.3	1	03/15/24 13:21	3/14/24	
Fluoranthene	1.5 U	10	1.5	1	03/15/24 13:21	3/14/24	
Fluorene	1.3 U	10	1.3	1	03/15/24 13:21	3/14/24	
Hexachlorobenzene	1.6 U	10	1.6	1	03/15/24 13:21	3/14/24	
Hexachlorobutadiene	1.0 U	10	1.0	1	03/15/24 13:21	3/14/24	
Hexachlorocyclopentadiene	2.2 U	10	2.2	1	03/15/24 13:21	3/14/24	
Hexachloroethane	1.1 U	10	1.1	1	03/15/24 13:21	3/14/24	
Indeno(1,2,3-cd)pyrene	1.8 U	10	1.8	1	03/15/24 13:21	3/14/24	
Isophorone	1.4 U	10	1.4	1	03/15/24 13:21	3/14/24	
N-Nitrosodi-n-propylamine	1.2 U	10	1.2	1	03/15/24 13:21	3/14/24	
N-Nitrosodiphenylamine	2.7 U	10	2.7	1	03/15/24 13:21	3/14/24	
Naphthalene	1.2 U	10	1.2	1	03/15/24 13:21	3/14/24	
Nitrobenzene	1.5 U	10	1.5	1	03/15/24 13:21	3/14/24	
Pentachlorophenol (PCP)	9.7 U	50	9.7	1	03/15/24 13:21	3/14/24	
Phenanthrene	1.4 U	10	1.4	1	03/15/24 13:21	3/14/24	
Phenol	1.0 U	10	1.0	1	03/15/24 13:21	3/14/24	
Pyrene	1.5 U	10	1.5	1	03/15/24 13:21	3/14/24	

Surrogate Name	% Rec	Control Limits	Date Analyzed	Q
2,4,6-Tribromophenol	110	31 - 133	03/15/24 13:21	
2-Fluorobiphenyl	75	25 - 99	03/15/24 13:21	
2-Fluorophenol	51	15 - 72	03/15/24 13:21	
Nitrobenzene-d5	78	22 - 104	03/15/24 13:21	
Phenol-d6	39	10 - 55	03/15/24 13:21	
Terphenyl-d14	88	10 - 143	03/15/24 13:21	

Tentatively Identified Compounds

CAS#	Compound Identification	RT	Result ug/L	Q
000994-05-8	Butane, 2-methoxy-2-methyl-	1.47	190	JN
000057-10-3	n-Hexadecanoic acid	9.57	8.0	JN

Client:	Day Environmental, Inc.	**Service Request:**	R2401914
Project:	Shumway Marina/6048S-23	**Date Analyzed:**	03/15/24 13:45
Sample Matrix:	Water	**Date Extracted:**	03/14/24

Lab Control Sample Summary
Semivolatile Organic Compounds by GC/MS

Sample Name:	Lab Control Sample	**Instrument ID:**	R-MS-65
Lab Code:	RQ2402696-02	**File ID:**	I:\ACQUDATA\5977-MS65\Data\031524\A2403.D\
Analysis Method:	8270D	**Analysis Lot:**	835120
Prep Method:	EPA 3510C	**Extraction Lot:**	435417

This Lab Control Sample applies to the following analyses.

Sample Name	Lab Code	File ID	Date Analyzed
Method Blank	RQ2402696-01	I:\ACQUDATA\5977-MS65\Data\031524 \A2402.D\	03/15/24 13:21
Duplicate Lab Control Sample	RQ2402696-03	I:\ACQUDATA\5977-MS65\Data\031524 \A2404.D\	03/15/24 14:08
EB-030724	R2401914-013	I:\ACQUDATA\5977-MS65\Data\031524 \A2408.D\	03/15/24 15:42

Client: Day Environmental, Inc. **Service Request:** R2401914
Project: Shumway Marina/6048S-23 **Date Analyzed:** 03/15/24
Sample Matrix: Water

Duplicate Lab Control Sample Summary
Semivolatile Organic Compounds by GC/MS

Units:ug/L
Basis:NA

		Lab Control Sample			Duplicate Lab Control Sample					
		RQ2402696-02			RQ2402696-03					
Analyte Name	**Analytical Method**	**Result**	**Spike Amount**	**% Rec**	**Result**	**Spike Amount**	**% Rec**	**% Rec Limits**	**RPD**	**RPD Limit**
1,2,4,5-Tetrachlorobenzene	8270D	29.9	41.0	73	25.8	41.0	63	10-116	15	30
2,3,4,6-Tetrachlorophenol	8270D	89.4	80.0	112	77.3	80.0	97	55-126	14	30
2,4,5-Trichlorophenol	8270D	78.4	80.0	98	68.0	80.0	85	55-114	14	30
2,4,6-Trichlorophenol	8270D	79.8	80.0	100	68.9	80.0	86	49-103	15	30
2,4-Dichlorophenol	8270D	76.6	80.0	96	67.2	80.0	84	43-101	13	30
2,4-Dimethylphenol	8270D	69.8	80.0	87	60.6	80.0	76	45-129	13	30
2,4-Dinitrophenol	8270D	80.1	80.0	100	70.6	80.0	88	14-129	13	30
2,4-Dinitrotoluene	8270D	84.9	80.0	106	75.9	80.0	95	58-124	11	30
2,6-Dinitrotoluene	8270D	83.5	80.0	104	72.9	80.0	91	62-126	13	30
2-Chloronaphthalene	8270D	61.2	80.0	76	54.3	80.0	68	38-97	11	30
2-Chlorophenol	8270D	62.8	80.0	78	56.1	80.0	70	33-93	11	30
2-Methylnaphthalene	8270D	56.2	80.0	70	50.4	80.0	63	35-94	11	30
2-Methylphenol	8270D	65.1	80.0	81	56.8	80.0	71	41-97	13	30
2-Nitroaniline	8270D	73.7	80.0	92	65.1	80.0	81	56-122	13	30
2-Nitrophenol	8270D	73.2	80.0	92	64.7	80.0	81	36-101	13	30
3,3'-Dichlorobenzidine	8270D	52.9	80.0	66	48.4	80.0	61	37-130	8	30
3- and 4-Methylphenol Coelution	8270D	64.9	80.0	81	57.1	80.0	71	40-92	13	30
3-Nitroaniline	8270D	68.9	80.0	86	63.0	80.0	79	52-115	8	30
4,6-Dinitro-2-methylphenol	8270D	61.1	80.0	76	53.6	80.0	67	31-119	13	30
4-Bromophenyl Phenyl Ether	8270D	69.6	80.0	87	61.4	80.0	77	54-123	12	30
4-Chloro-3-methylphenol	8270D	70.8	80.0	88	62.2	80.0	78	52-104	12	30
4-Chloroaniline	8270D	68.3	80.0	85	62.8	80.0	78	43-113	9	30
4-Chlorophenyl Phenyl Ether	8270D	73.6	80.0	92	64.7	80.0	81	52-113	13	30
4-Nitroaniline	8270D	77.8	80.0	97	69.5	80.0	87	54-118	11	30
4-Nitrophenol	8270D	48.7 J	80.0	61	40.5 J	80.0	51	16-64	18	30
Acenaphthene	8270D	64.6	80.0	81	57.3	80.0	72	46-103	12	30
Acenaphthylene	8270D	66.1	80.0	83	59.6	80.0	74	51-114	11	30
Acetophenone	8270D	127	160	80	113	160	71	39-99	12	30
Anthracene	8270D	68.5	80.0	86	60.9	80.0	76	61-115	12	30
Atrazine	8270D	78.5	80.0	98	71.3	80.0	89	51-145	10	30
Benz(a)anthracene	8270D	73.2	80.0	92	65.7	80.0	82	60-110	11	30
Benzaldehyde	8270D	66.1	80.0	83	59.1	80.0	74	17-120	11	30
Benzo(a)pyrene	8270D	73.3	80.0	92	65.7	80.0	82	68-137	11	30

Client: Day Environmental, Inc. **Service Request:** R2401914
Project: Shumway Marina/6048S-23 **Date Analyzed:** 03/15/24
Sample Matrix: Water

Duplicate Lab Control Sample Summary
Semivolatile Organic Compounds by GC/MS

Units:ug/L
Basis:NA

		Lab Control Sample			Duplicate Lab Control Sample					
		RQ2402696-02			RQ2402696-03					
Analyte Name	**Analytical Method**	**Result**	**Spike Amount**	**% Rec**	**Result**	**Spike Amount**	**% Rec**	**% Rec Limits**	**RPD**	**RPD Limit**
Benzo(b)fluoranthene	8270D	72.9	80.0	91	65.9	80.0	82	59-114	10	30
Benzo(g,h,i)perylene	8270D	69.3	80.0	87	61.3	80.0	77	60-123	12	30
Benzo(k)fluoranthene	8270D	77.8	80.0	97	67.8	80.0	85	62-122	13	30
Biphenyl	8270D	60.6	80.0	76	52.7	80.0	66	29-93	14	30
2,2'-Oxybis(1-chloropropane)	8270D	62.9	80.0	79	55.4	80.0	69	32-104	14	30
Bis(2-chloroethoxy)methane	8270D	75.9	80.0	95	66.9	80.0	84	55-126	12	30
Bis(2-chloroethyl) Ether	8270D	66.4	80.0	83	58.2	80.0	73	36-101	13	30
Bis(2-ethylhexyl) Phthalate	8270D	75.0	80.0	94	65.9	80.0	82	51-132	14	30
Butyl Benzyl Phthalate	8270D	71.1	80.0	89	63.1	80.0	79	54-122	12	30
Caprolactam	8270D	27.7	80.0	35	24.5	80.0	31	13-50	12	30
Carbazole	8270D	71.9	80.0	90	63.4	80.0	79	64-133	13	30
Chrysene	8270D	73.0	80.0	91	65.5	80.0	82	64-116	10	30
Di-n-butyl Phthalate	8270D	76.3	80.0	95	68.4	80.0	86	61-147	10	30
Di-n-octyl Phthalate	8270D	78.0	80.0	98	68.6	80.0	86	43-139	13	30
Dibenz(a,h)anthracene	8270D	81.9	80.0	102	72.4	80.0	90	34-140	13	30
Dibenzofuran	8270D	68.8	80.0	86	61.1	80.0	76	50-107	12	30
Diethyl Phthalate	8270D	73.0	80.0	91	64.1	80.0	80	57-113	13	30
Dimethyl Phthalate	8270D	73.6	80.0	92	64.5	80.0	81	64-114	13	30
Fluoranthene	8270D	72.0	80.0	90	64.3	80.0	80	58-129	12	30
Fluorene	8270D	75.4	80.0	94	66.1	80.0	83	54-111	12	30
Hexachlorobenzene	8270D	67.2	80.0	84	59.5	80.0	74	54-122	13	30
Hexachlorobutadiene	8270D	50.6	80.0	63	46.7	80.0	58	25-89	8	30
Hexachlorocyclopentadiene	8270D	31.1	80.0	39	28.1	80.0	35	10-71	11	30
Hexachloroethane	8270D	44.4	80.0	56	40.7	80.0	51	16-81	9	30
Indeno(1,2,3-cd)pyrene	8270D	70.4	80.0	88	61.6	80.0	77	54-119	13	30
Isophorone	8270D	64.9	80.0	81	57.8	80.0	72	51-108	12	30
N-Nitrosodi-n-propylamine	8270D	65.6	80.0	82	58.1	80.0	73	44-101	12	30
N-Nitrosodiphenylamine	8270D	79.4	80.0	99	70.3	80.0	88	65-126	12	30
Naphthalene	8270D	58.5	80.0	73	52.2	80.0	65	32-91	12	30
Nitrobenzene	8270D	65.6	80.0	82	57.1	80.0	71	39-100	14	30
Pentachlorophenol (PCP)	8270D	77.2	80.0	96	66.6	80.0	83	11-154	15	30
Phenanthrene	8270D	69.3	80.0	87	61.7	80.0	77	60-111	12	30
Phenol	8270D	39.3	80.0	49	33.3	80.0	42	10-67	15	30

Client: Day Environmental, Inc.
Project: Shumway Marina/6048S-23
Sample Matrix: Water

Service Request: R2401914
Date Analyzed: 03/15/24

Duplicate Lab Control Sample Summary
Semivolatile Organic Compounds by GC/MS

Units:ug/L
Basis:NA

		Lab Control Sample			Duplicate Lab Control Sample					
		RQ2402696-02			RQ2402696-03					
Analyte Name	**Analytical Method**	**Result**	**Spike Amount**	**% Rec**	**Result**	**Spike Amount**	**% Rec**	**% Rec Limits**	**RPD**	**RPD Limit**
Pyrene	8270D	70.6	80.0	88	63.0	80.0	79	62-111	11	30

Client: Day Environmental, Inc. **Service Request:**R2401914
Project: Shumway Marina/6048S-23 **Date Analyzed:**03/15/24 11:41

Tune Summary
Semivolatile Organic Compounds by GC/MS

File ID: I:\ACQUDATA\5977-MS65\Data\031524\A2400.D\ **Analytical Method:** 8270D
Instrument ID: R-MS-65 **Analysis Lot:** 835120

Target Mass	Relative to Mass	Lower Limit %	Upper Limit %	Relative Abundance %	Raw Abundance	Result Pass/Fail
68	69	0.00	2	1.6	1179	Pass
69	69	100	100	100.0	75538	Pass
70	69	0.00	2	0.4	307	Pass
197	198	0.00	2	0.7	1164	Pass
198	198	100	100	100.0	166501	Pass
199	198	5	9	6.6	11017	Pass
365	198	1	200	2.2	3660	Pass
441	443	0.01	150	88.6	18229	Pass
442	442	100	100	100.0	107021	Pass
443	442	15	24	19.2	20571	Pass

Sample Name	Lab Code	File ID:	Date Analyzed:	Q
Continuing Calibration Verification	RQ2402837-02	I:\ACQUDATA\5977-MS65\Data\031524\A2401.D\	03/15/24 12:01	
Method Blank	RQ2402696-01	I:\ACQUDATA\5977-MS65\Data\031524\A2402.D\	03/15/24 13:21	
Lab Control Sample	RQ2402696-02	I:\ACQUDATA\5977-MS65\Data\031524\A2403.D\	03/15/24 13:45	
Duplicate Lab Control Sample	RQ2402696-03	I:\ACQUDATA\5977-MS65\Data\031524\A2404.D\	03/15/24 14:08	
EB-030724	R2401914-013	I:\ACQUDATA\5977-MS65\Data\031524\A2408.D\	03/15/24 15:42	

Client: Day Environmental, Inc. **Service Request:**R2401914
Project: Shumway Marina/6048S-23 **Date Analyzed:**03/15/24 12:01

Internal Standard Area and RT SUMMARY
Semivolatile Organic Compounds by GC/MS

File ID: I:\ACQUDATA\5977-MS65\Data\031524\A2401.D\ **Lab Code:**RQ2402837-02
Instrument ID: R-MS-65 **Analysis Lot:**835120
Analysis Method: 8270D **Signal ID:**1

		1,4-Dichlorobenzene-d4		Acenaphthene-d10		Chrysene-d12	
		Area	**RT**	**Area**	**RT**	**Area**	**RT**
	Result ==>	845,479	4.63	1,896,515	7.53	2,892,345	12.24
	Upper Limit ==>	1,690,958	4.80	3,793,030	7.70	5,784,690	12.41
	Lower Limit ==>	422,740	4.46	948,258	7.36	1,446,173	12.07
Associated Analyses							
Method Blank	RQ2402696-01	879365	4.63	1866520	7.53	2692955	12.23
Lab Control Sample	RQ2402696-02	869648	4.63	1877776	7.53	2753610	12.22
Duplicate Lab Control Sample	RQ2402696-03	938290	4.63	2047677	7.53	3001365	12.22
EB-030724	R2401914-013	896858	4.63	1956866	7.53	2941944	12.22

Client: Day Environmental, Inc. **Service Request:**R2401914
Project: Shumway Marina/6048S-23 **Date Analyzed:**03/15/24 12:01

Internal Standard Area and RT SUMMARY
Semivolatile Organic Compounds by GC/MS

File ID: I:\ACQUDATA\5977-MS65\Data\031524\A2401.D\ **Lab Code:**RQ2402837-02
Instrument ID: R-MS-65 **Analysis Lot:**835120
Analysis Method: 8270D **Signal ID:**1

		Naphthalene-d8		Perylene-d12		Phenanthrene-d10	
		Area	**RT**	**Area**	**RT**	**Area**	**RT**
	Result ==>	3,305,045	5.81	3,024,677	15.10	3,012,548	9.01
	Upper Limit ==>	6,610,090	5.98	6,049,354	15.27	6,025,096	9.18
	Lower Limit ==>	1,652,523	5.64	1,512,339	14.93	1,506,274	8.84
Associated Analyses							
Method Blank	RQ2402696-01	3356019	5.81	2680251	15.10	3207540	9.01
Lab Control Sample	RQ2402696-02	3350924	5.81	2850697	15.09	3091701	9.00
Duplicate Lab Control Sample	RQ2402696-03	3608415	5.81	3141086	15.08	3351897	9.00
EB-030724	R2401914-013	3462166	5.81	3040776	15.08	3384328	9.00

Client: Day Environmental, Inc. **Service Request:** R2401914
Project: Shumway Marina/6048S-23
Sample Matrix: Soil

SURROGATE RECOVERY SUMMARY

Semivolatile Organic Compounds by GC/MS using Microwave Digestion

Analysis Method: 8270D
Extraction Method: EPA 3546

Sample Name	Lab Code	2,4,6-Tribromophenol 18 - 123	2-Fluorobiphenyl 18 - 104	2-Fluorophenol 13 - 96
B-1,2,3	R2401914-005	55	90	75
B-4,5,6	R2401914-006	59	86	78
B-7,8,9	R2401914-007	51	80	73
B-1,2,3 MS	RQ2402686-01	34	73	61
B-1,2,3 DMS	RQ2402686-02	21	59	52
Method Blank	RQ2402686-03	63	65	52
Lab Control Sample	RQ2402686-04	64	76	70
Duplicate Lab Control Sample	RQ2402686-05	65	78	71

Client: Day Environmental, Inc. **Service Request:** R2401914
Project: Shumway Marina/6048S-23
Sample Matrix: Soil

SURROGATE RECOVERY SUMMARY

Semivolatile Organic Compounds by GC/MS using Microwave Digestion

Analysis Method: 8270D
Extraction Method: EPA 3546

Sample Name	Lab Code	Nitrobenzene-d5 12 - 98	Phenol-d6 16 - 95	Terphenyl-d14 26 - 134
B-1,2,3	R2401914-005	75	82	96
B-4,5,6	R2401914-006	77	86	97
B-7,8,9	R2401914-007	65	81	89
B-1,2,3 MS	RQ2402686-01	59	68	81
B-1,2,3 DMS	RQ2402686-02	40	50	65
Method Blank	RQ2402686-03	57	61	95
Lab Control Sample	RQ2402686-04	73	78	89
Duplicate Lab Control Sample	RQ2402686-05	75	78	88

Client:	Day Environmental, Inc.	**Service Request:**	R2401914
Project:	Shumway Marina/6048S-23	**Date Collected:**	03/07/24
Sample Matrix:	Soil	**Date Received:**	03/08/24
		Date Analyzed:	03/19/24
		Date Extracted:	03/14/24

Duplicate Matrix Spike Summary
Semivolatile Organic Compounds by GC/MS using Microwave Digestion

Sample Name:	B-1,2,3	**Units:**	ug/Kg
Lab Code:	R2401914-005	**Basis:**	Dry
Analysis Method:	8270D		
Prep Method:	EPA 3546		

		Matrix Spike			Duplicate Matrix Spike				
		RQ2402686-01			RQ2402686-02				
Analyte Name	**Sample Result**	**Result**	**Spike Amount**	**% Rec**	**Result**	**Spike Amount**	**% Rec**	**% Rec Limits**	**RPD**	**RPD Limit**
1,2,4,5-Tetrachlorobenzene	860 U	1240 J	2000	62	1010 J	2000	50	10-174	20	30
1,4-Dioxane	380 U	1190	3910	30	1220	3910	31	10-47	3	30
2,3,4,6-Tetrachlorophenol	1400 U	1510 J	3910	39 *	1400 U	3910	0 *	42-127	NC	30
2,4,5-Trichlorophenol	960 U	2430 J	3910	62	1670 J	3910	43	33-134	37*	30
2,4,6-Trichlorophenol	860 U	2010 J	3910	51	1460 J	3910	37	24-131	32*	30
2,4-Dichlorophenol	750 U	2530 J	3910	65	1920 J	3910	49	17-125	27	30
2,4-Dimethylphenol	700 U	2520 J	3910	65	2200 J	3910	56	21-116	13	30
2,4-Dinitrophenol	6600 U	6600 U	3910	0 *	6600 U	3910	0 *	10-80	NC	30
2,4-Dinitrotoluene	1500 U	1500 U	3910	0 *	1500 U	3910	0 *	55-118	NC	30
2,6-Dinitrotoluene	850 U	850 U	3910	0 *	850 U	3910	0 *	38-136	NC	30
2-Chloronaphthalene	780 U	2910 J	3910	74	2360 J	3910	60	27-121	21	30
2-Chlorophenol	650 U	2590 J	3910	66	2060 J	3910	53	20-97	23	30
2-Methylnaphthalene	1400 U	3760 J	3910	96	3290 J	3910	84	23-111	13	30
2-Methylphenol	800 U	2970 J	3910	76	2430 J	3910	62	28-105	20	30
2-Nitroaniline	920 U	4650 J	3910	119	2120 J	3910	54	40-124	75*	30
2-Nitrophenol	900 U	900 U	3910	0 *	900 U	3910	0 *	15-107	NC	30
3,3'-Dichlorobenzidine	1500 U	1500 U	3910	0 *	1500 U	3910	0 *	19-111	NC	30
3- and 4-Methylphenol Coelution	740 U	3080 J	3910	79	2390 J	3910	61	25-112	25	30
3-Nitroaniline	780 U	1270 J	3910	32 *	780 U	3910	0 *	36-112	NC	30
4,6-Dinitro-2-methylphenol	2200 U	2200 U	3910	0 *	2200 U	3910	0 *	23-107	NC	30
4-Bromophenyl Phenyl Ether	1100 U	2890 J	3910	74	2230 J	3910	57	38-138	26	30
4-Chloro-3-methylphenol	780 U	3150 J	3910	81	2470 J	3910	63	25-123	24	30
4-Chloroaniline	1500 U	1500 U	3910	0 *	1500 U	3910	0 *	30-87	NC	30
4-Chlorophenyl Phenyl Ether	830 U	2760 J	3910	71	2190 J	3910	56	41-130	23	30
4-Nitroaniline	840 U	1800 J	3910	46 *	1060 J	3910	27 *	49-119	52*	30
4-Nitrophenol	2000 U	2010 J	3910	51	2000 U	3910	0 *	33-124	NC	30
Acenaphthene	730 U	3040 J	3910	78	2500 J	3910	64	34-121	19	30
Acenaphthylene	790 U	2930 J	3910	75	2250 J	3910	58	39-124	26	30
Acetophenone	1200 U	5370	7820	69	4690	7820	60	20-89	14	30
Anthracene	650 U	2800 J	3910	72	2170 J	3910	55 *	58-119	25	30
Atrazine	1200 U	2680 J	3910	69	1600 J	3910	41 *	43-131	50*	30
Benz(a)anthracene	1100 J	4140	3910	79	3260 J	3910	56 *	60-114	24	30
Benzaldehyde	940 U	2560 J	3910	66	2430 J	3910	62	10-103	5	30

Results flagged with an asterisk (*) indicate values outside control criteria.

Results flagged with a pound (#) indicate the control criteria is not applicable.

Percent recoveries and relative percent differences (RPD) are determined by the software using values in the calculation which have not been rounded.

Matrix Spike and Matrix Spike Duplicate Data is presented for information purposes only. The matrix may or may not be relevant to samples reported in this report. The laboratory evaluates system performance based on the LCS and LCSD control limits.

Client:	Day Environmental, Inc.	**Service Request:**	R2401914
Project:	Shumway Marina/6048S-23	**Date Collected:**	03/07/24
Sample Matrix:	Soil	**Date Received:**	03/08/24
		Date Analyzed:	03/19/24
		Date Extracted:	03/14/24

Duplicate Matrix Spike Summary
Semivolatile Organic Compounds by GC/MS using Microwave Digestion

Sample Name:	B-1,2,3	**Units:**	ug/Kg
Lab Code:	R2401914-005	**Basis:**	Dry
Analysis Method:	8270D		
Prep Method:	EPA 3546		

		Matrix Spike			Duplicate Matrix Spike					
		RQ2402686-01			RQ2402686-02					
Analyte Name	**Sample Result**	**Result**	**Spike Amount**	**% Rec**	**Result**	**Spike Amount**	**% Rec**	**% Rec Limits**	**RPD**	**RPD Limit**
Benzo(a)pyrene	1100 U	4420	3910	113	3440 J	3910	88	72-128	25	30
Benzo(b)fluoranthene	1800 J	4850	3910	79	3820 J	3910	53 *	64-109	24	30
Benzo(g,h,i)perylene	890 U	3900 J	3910	100	2910 J	3910	74	59-129	29	30
Benzo(k)fluoranthene	630 U	3880 J	3910	99	3110 J	3910	80	70-110	22	30
Biphenyl	1200 U	2960 J	3910	76	2350 J	3910	60	17-123	23	30
2,2'-Oxybis(1-chloropropane)	800 U	3150 J	3910	81 *	2890 J	3910	74	22-80	9	30
Bis(2-chloroethoxy)methane	950 U	3060 J	3910	78	2210 J	3910	56	31-112	32*	30
Bis(2-chloroethyl) Ether	770 U	2580 J	3910	66	2250 J	3910	58	21-83	14	30
Bis(2-ethylhexyl) Phthalate	710 U	4240 J	3910	109	3340 J	3910	85	57-117	24	30
Butyl Benzyl Phthalate	470 U	3820 J	3910	98	3050 J	3910	78	60-116	23	30
Caprolactam	850 U	2830 J	3910	72	2140 J	3910	55	10-150	27	30
Carbazole	630 U	3210 J	3910	82	2620 J	3910	67	63-129	20	30
Chrysene	1500 J	4640	3910	81	3750 J	3910	58 *	65-114	21	30
Di-n-butyl Phthalate	630 U	3860 J	3910	99	3070 J	3910	78	71-126	23	30
Di-n-octyl Phthalate	1400 U	4560	3910	117 *	3620 J	3910	93	60-115	23	30
Dibenz(a,h)anthracene	840 U	3450 J	3910	88	2560 J	3910	66	60-128	30	30
Dibenzofuran	710 U	3270 J	3910	84	2680 J	3910	69	38-124	20	30
Diethyl Phthalate	690 U	3250 J	3910	83	2450 J	3910	63	51-113	28	30
Dimethyl Phthalate	740 U	2820 J	3910	72	1690 J	3910	43	40-127	50*	30
Fluoranthene	3200 J	5890	3910	69	5120	3910	49 *	61-131	14	30
Fluorene	730 U	3120 J	3910	80	2490 J	3910	64	39-128	22	30
Hexachlorobenzene	930 U	2540 J	3910	65	1980 J	3910	51	42-135	25	30
Hexachlorobutadiene	1400 U	2400 J	3910	61	2020 J	3910	52	19-96	17	30
Hexachlorocyclopentadiene	1300 U	1300 U	3910	0 *	1300 U	3910	0 *	10-112	NC	30
Hexachloroethane	730 U	730 U	3910	0 *	730 U	3910	0 *	15-75	NC	30
Indeno(1,2,3-cd)pyrene	1300 U	3830 J	3910	98	2960 J	3910	76	60-123	26	30
Isophorone	810 U	2860 J	3910	73	2410 J	3910	62	27-106	17	30
N-Nitrosodi-n-propylamine	1200 U	3090 J	3910	79	2650 J	3910	68	22-99	15	30
N-Nitrosodiphenylamine	2500 U	3280 J	3910	84	2540 J	3910	65	51-127	25	30
Naphthalene	730 U	3340 J	3910	85	3040 J	3910	78	21-101	9	30
Nitrobenzene	690 U	2480 J	3910	64	1550 J	3910	40	22-98	46*	30
Pentachlorophenol (PCP)	3900 U	3900 U	3910	0 *	3900 U	3910	0 *	46-124	NC	30
Phenanthrene	2400 J	4830	3910	63	4380	3910	51 *	56-117	10	30

Results flagged with an asterisk (*) indicate values outside control criteria.

Results flagged with a pound (#) indicate the control criteria is not applicable.

Percent recoveries and relative percent differences (RPD) are determined by the software using values in the calculation which have not been rounded.

Matrix Spike and Matrix Spike Duplicate Data is presented for information purposes only. The matrix may or may not be relevant to samples reported in this report. The laboratory evaluates system performance based on the LCS and LCSD control limits.

Client:	Day Environmental, Inc.	**Service Request:**	R2401914
Project:	Shumway Marina/6048S-23	**Date Collected:**	03/07/24
Sample Matrix:	Soil	**Date Received:**	03/08/24
		Date Analyzed:	03/19/24
		Date Extracted:	03/14/24

Duplicate Matrix Spike Summary
Semivolatile Organic Compounds by GC/MS using Microwave Digestion

Sample Name:	B-1,2,3	**Units:**	ug/Kg
Lab Code:	R2401914-005	**Basis:**	Dry
Analysis Method:	8270D		
Prep Method:	EPA 3546		

		Matrix Spike RQ2402686-01			Duplicate Matrix Spike RQ2402686-02					
Analyte Name	**Sample Result**	**Result**	**Spike Amount**	**% Rec**	**Result**	**Spike Amount**	**% Rec**	**% Rec Limits**	**RPD**	**RPD Limit**
Phenol	780 U	3100 J	3910	79	2640 J	3910	68	24-102	16	30
Pyrene	2700 J	5810	3910	80	4960	3910	58 *	67-118	16	30

Results flagged with an asterisk (*) indicate values outside control criteria.

Results flagged with a pound (#) indicate the control criteria is not applicable.

Percent recoveries and relative percent differences (RPD) are determined by the software using values in the calculation which have not been rounded.

Matrix Spike and Matrix Spike Duplicate Data is presented for information purposes only. The matrix may or may not be relevant to samples reported in this report. The laboratory evaluates system performance based on the LCS and LCSD control limits.

Client:	Day Environmental, Inc.	**Service Request:**	R2401914
Project:	Shumway Marina/6048S-23	**Date Analyzed:**	03/19/24 18:20
Sample Matrix:	Soil	**Date Extracted:**	03/14/24

Method Blank Summary
Semivolatile Organic Compounds by GC/MS using Microwave Digestion

Sample Name:	Method Blank	**Instrument ID:**	R-MS-64
Lab Code:	RQ2402686-03	**File ID:**	I:\ACQUDATA\5977-MS64\Data\031924\D6499.D\
Analysis Method:	8270D	**Analysis Lot:**	835431
Prep Method:	EPA 3546	**Extraction Lot:**	435409

This Method Blank applies to the following analyses.

Sample Name	Lab Code	File ID	Date Analyzed
Lab Control Sample	RQ2402686-04	I:\ACQUDATA\5977-MS64\Data\031924 \D6500.D\	03/19/24 18:44
Duplicate Lab Control Sample	RQ2402686-05	I:\ACQUDATA\5977-MS64\Data\031924 \D6501.D\	03/19/24 19:08
B-1,2,3	R2401914-005	I:\ACQUDATA\5977-MS64\Data\031924 \D6506.D\	03/19/24 21:09
B-1,2,3MS	RQ2402686-01	I:\ACQUDATA\5977-MS64\Data\031924 \D6507.D\	03/19/24 21:34
B-1,2,3DMS	RQ2402686-02	I:\ACQUDATA\5977-MS64\Data\031924 \D6508.D\	03/19/24 21:58
B-4,5,6	R2401914-006	I:\ACQUDATA\5977-MS64\Data\031924 \D6509.D\	03/19/24 22:22
B-7,8,9	R2401914-007	I:\ACQUDATA\5977-MS64\Data\031924 \D6510.D\	03/19/24 22:46

Analytical Report

Client:	Day Environmental, Inc.	**Service Request:**	R2401914
Project:	Shumway Marina/6048S-23	**Date Collected:**	NA
Sample Matrix:	Soil	**Date Received:**	NA
Sample Name:	Method Blank	**Units:**	ug/Kg
Lab Code:	RQ2402686-03	**Basis:**	Dry

Semivolatile Organic Compounds by GC/MS using Microwave Digestion

Analysis Method: 8270D
Prep Method: EPA 3546

Analyte Name	Result		MRL	MDL	Dil.	Date Analyzed	Date Extracted	Q
1,2,4,5-Tetrachlorobenzene	74	U	330	74	1	03/19/24 18:20	3/14/24	
1,4-Dioxane	32	U	66	32	1	03/19/24 18:20	3/14/24	
2,3,4,6-Tetrachlorophenol	120	U	330	120	1	03/19/24 18:20	3/14/24	
2,4,5-Trichlorophenol	82	U	330	82	1	03/19/24 18:20	3/14/24	
2,4,6-Trichlorophenol	74	U	330	74	1	03/19/24 18:20	3/14/24	
2,4-Dichlorophenol	64	U	330	64	1	03/19/24 18:20	3/14/24	
2,4-Dimethylphenol	59	U	330	59	1	03/19/24 18:20	3/14/24	
2,4-Dinitrophenol	560	U	1700	560	1	03/19/24 18:20	3/14/24	
2,4-Dinitrotoluene	130	U	330	130	1	03/19/24 18:20	3/14/24	
2,6-Dinitrotoluene	72	U	330	72	1	03/19/24 18:20	3/14/24	
2-Chloronaphthalene	66	U	330	66	1	03/19/24 18:20	3/14/24	
2-Chlorophenol	55	U	330	55	1	03/19/24 18:20	3/14/24	
2-Methylnaphthalene	120	U	330	120	1	03/19/24 18:20	3/14/24	
2-Methylphenol	69	U	330	69	1	03/19/24 18:20	3/14/24	
2-Nitroaniline	78	U	1700	78	1	03/19/24 18:20	3/14/24	
2-Nitrophenol	77	U	330	77	1	03/19/24 18:20	3/14/24	
3,3'-Dichlorobenzidine	120	U	330	120	1	03/19/24 18:20	3/14/24	
3- and 4-Methylphenol Coelution	63	U	330	63	1	03/19/24 18:20	3/14/24	
3-Nitroaniline	67	U	1700	67	1	03/19/24 18:20	3/14/24	
4,6-Dinitro-2-methylphenol	190	U	1700	190	1	03/19/24 18:20	3/14/24	
4-Bromophenyl Phenyl Ether	87	U	330	87	1	03/19/24 18:20	3/14/24	
4-Chloro-3-methylphenol	67	U	330	67	1	03/19/24 18:20	3/14/24	
4-Chloroaniline	120	U	330	120	1	03/19/24 18:20	3/14/24	
4-Chlorophenyl Phenyl Ether	71	U	330	71	1	03/19/24 18:20	3/14/24	
4-Nitroaniline	71	U	1700	71	1	03/19/24 18:20	3/14/24	
4-Nitrophenol	170	U	1700	170	1	03/19/24 18:20	3/14/24	
Acenaphthene	63	U	330	63	1	03/19/24 18:20	3/14/24	
Acenaphthylene	67	U	330	67	1	03/19/24 18:20	3/14/24	
Acetophenone	95	U	330	95	1	03/19/24 18:20	3/14/24	
Anthracene	55	U	330	55	1	03/19/24 18:20	3/14/24	
Atrazine	98	U	330	98	1	03/19/24 18:20	3/14/24	
Benz(a)anthracene	49	U	330	49	1	03/19/24 18:20	3/14/24	
Benzaldehyde	80	U	1700	80	1	03/19/24 18:20	3/14/24	
Benzo(a)pyrene	88	U	330	88	1	03/19/24 18:20	3/14/24	
Benzo(b)fluoranthene	55	U	330	55	1	03/19/24 18:20	3/14/24	
Benzo(g,h,i)perylene	76	U	330	76	1	03/19/24 18:20	3/14/24	
Benzo(k)fluoranthene	54	U	330	54	1	03/19/24 18:20	3/14/24	
Biphenyl	98	U	330	98	1	03/19/24 18:20	3/14/24	
2,2'-Oxybis(1-chloropropane)	68	U	330	68	1	03/19/24 18:20	3/14/24	
Bis(2-chloroethoxy)methane	81	U	330	81	1	03/19/24 18:20	3/14/24	
Bis(2-chloroethyl) Ether	65	U	330	65	1	03/19/24 18:20	3/14/24	

Client:	Day Environmental, Inc.	**Service Request:**	R2401914
Project:	Shumway Marina/6048S-23	**Date Collected:**	NA
Sample Matrix:	Soil	**Date Received:**	NA
Sample Name:	Method Blank	**Units:**	ug/Kg
Lab Code:	RQ2402686-03	**Basis:**	Dry

Semivolatile Organic Compounds by GC/MS using Microwave Digestion

Analysis Method: 8270D
Prep Method: EPA 3546

Analyte Name	Result	MRL	MDL	Dil.	Date Analyzed	Date Extracted	Q
Bis(2-ethylhexyl) Phthalate	61 U	500	61	1	03/19/24 18:20	3/14/24	
Butyl Benzyl Phthalate	40 U	330	40	1	03/19/24 18:20	3/14/24	
Caprolactam	73 U	330	73	1	03/19/24 18:20	3/14/24	
Carbazole	54 U	330	54	1	03/19/24 18:20	3/14/24	
Chrysene	49 U	330	49	1	03/19/24 18:20	3/14/24	
Di-n-butyl Phthalate	54 U	330	54	1	03/19/24 18:20	3/14/24	
Di-n-octyl Phthalate	120 U	330	120	1	03/19/24 18:20	3/14/24	
Dibenz(a,h)anthracene	72 U	330	72	1	03/19/24 18:20	3/14/24	
Dibenzofuran	60 U	330	60	1	03/19/24 18:20	3/14/24	
Diethyl Phthalate	59 U	330	59	1	03/19/24 18:20	3/14/24	
Dimethyl Phthalate	63 U	330	63	1	03/19/24 18:20	3/14/24	
Fluoranthene	83 U	330	83	1	03/19/24 18:20	3/14/24	
Fluorene	62 U	330	62	1	03/19/24 18:20	3/14/24	
Hexachlorobenzene	79 U	330	79	1	03/19/24 18:20	3/14/24	
Hexachlorobutadiene	120 U	330	120	1	03/19/24 18:20	3/14/24	
Hexachlorocyclopentadiene	110 U	330	110	1	03/19/24 18:20	3/14/24	
Hexachloroethane	62 U	330	62	1	03/19/24 18:20	3/14/24	
Indeno(1,2,3-cd)pyrene	110 U	330	110	1	03/19/24 18:20	3/14/24	
Isophorone	69 U	330	69	1	03/19/24 18:20	3/14/24	
N-Nitrosodi-n-propylamine	110 U	330	110	1	03/19/24 18:20	3/14/24	
N-Nitrosodiphenylamine	210 U	330	210	1	03/19/24 18:20	3/14/24	
Naphthalene	62 U	330	62	1	03/19/24 18:20	3/14/24	
Nitrobenzene	59 U	330	59	1	03/19/24 18:20	3/14/24	
Pentachlorophenol (PCP)	330 U	1700	330	1	03/19/24 18:20	3/14/24	
Phenanthrene	47 U	330	47	1	03/19/24 18:20	3/14/24	
Phenol	67 U	330	67	1	03/19/24 18:20	3/14/24	
Pyrene	55 U	330	55	1	03/19/24 18:20	3/14/24	

Surrogate Name	% Rec	Control Limits	Date Analyzed	Q
2,4,6-Tribromophenol	63	18 - 123	03/19/24 18:20	
2-Fluorobiphenyl	65	18 - 104	03/19/24 18:20	
2-Fluorophenol	52	13 - 96	03/19/24 18:20	
Nitrobenzene-d5	57	12 - 98	03/19/24 18:20	
Phenol-d6	61	16 - 95	03/19/24 18:20	
Terphenyl-d14	95	26 - 134	03/19/24 18:20	

Tentatively Identified Compounds

CAS#	Compound Identification	RT	Result ug/Kg	Q
	unknown	1.47	700	J

Analytical Report

Client:	Day Environmental, Inc.	**Service Request:**	R2401914
Project:	Shumway Marina/6048S-23	**Date Collected:**	NA
Sample Matrix:	Soil	**Date Received:**	NA
Sample Name:	Method Blank	**Units:**	ug/Kg
Lab Code:	RQ2402686-03	**Basis:**	Dry

Semivolatile Organic Compounds by GC/MS using Microwave Digestion

Analysis Method: 8270D
Prep Method: EPA 3546

Tentatively Identified Compounds

CAS#	Compound Identification	RT	Result ug/Kg	Q
000625-86-5	Furan, 2,5-dimethyl-	1.76	470	JN
	unknown	10.88	78	J
	unknown	18.20	110	J
000141-79-7	3-Penten-2-one, 4-methyl-	2.77	1700	JN
002216-30-0	Heptane, 2,5-dimethyl-	3.15	150	JN
	unknown	3.19	7500	J
003074-71-3	Heptane, 2,3-dimethyl-	3.34	220	JN
	unknown	3.36	130	J
002216-34-4	Octane, 4-methyl-	3.40	200	JN
	unknown	3.96	330	J
	unknown	4.06	120	J
	unknown	4.20	490	J
	unknown	4.36	180	J
	unknown	4.39	180	J
013150-81-7	2,6-Dimethyldecane	4.45	130	JN
	unknown	4.75	190	J
	unknown	4.86	180	J
	unknown	5.03	95	J
	unknown	9.17	140	J

Client:	Day Environmental, Inc.	**Service Request:**	R2401914
Project:	Shumway Marina/6048S-23	**Date Analyzed:**	03/19/24 18:44
Sample Matrix:	Soil	**Date Extracted:**	03/14/24

Lab Control Sample Summary
Semivolatile Organic Compounds by GC/MS using Microwave Digestion

Sample Name:	Lab Control Sample	**Instrument ID:**	R-MS-64
Lab Code:	RQ2402686-04	**File ID:**	I:\ACQUDATA\5977-MS64\Data\031924\D6500.D\
Analysis Method:	8270D	**Analysis Lot:**	835431
Prep Method:	EPA 3546	**Extraction Lot:**	435409

This Lab Control Sample applies to the following analyses.

Sample Name	Lab Code	File ID	Date Analyzed
Method Blank	RQ2402686-03	I:\ACQUDATA\5977-MS64\Data\031924 \D6499.D\	03/19/24 18:20
Duplicate Lab Control Sample	RQ2402686-05	I:\ACQUDATA\5977-MS64\Data\031924 \D6501.D\	03/19/24 19:08
B-1,2,3	R2401914-005	I:\ACQUDATA\5977-MS64\Data\031924 \D6506.D\	03/19/24 21:09
B-1,2,3MS	RQ2402686-01	I:\ACQUDATA\5977-MS64\Data\031924 \D6507.D\	03/19/24 21:34
B-1,2,3DMS	RQ2402686-02	I:\ACQUDATA\5977-MS64\Data\031924 \D6508.D\	03/19/24 21:58
B-4,5,6	R2401914-006	I:\ACQUDATA\5977-MS64\Data\031924 \D6509.D\	03/19/24 22:22
B-7,8,9	R2401914-007	I:\ACQUDATA\5977-MS64\Data\031924 \D6510.D\	03/19/24 22:46

Client: Day Environmental, Inc. **Service Request:** R2401914
Project: Shumway Marina/6048S-23 **Date Analyzed:** 03/19/24
Sample Matrix: Soil

Duplicate Lab Control Sample Summary
Semivolatile Organic Compounds by GC/MS using Microwave Digestion

Units:ug/Kg
Basis: Dry

	Lab Control Sample				Duplicate Lab Control Sample					
	RQ2402686-04				RQ2402686-05					
Analyte Name	**Analytical Method**	**Result**	**Spike Amount**	**% Rec**	**Result**	**Spike Amount**	**% Rec**	**% Rec Limits**	**RPD**	**RPD Limit**
1,2,4,5-Tetrachlorobenzene	8270D	1080	1660	65	1080	1680	64	20-126	<1	30
1,4-Dioxane	8270D	1130	3230	35	1110	3290	34	10-58	2	30
2,3,4,6-Tetrachlorophenol	8270D	2790	3230	86	2790	3290	85	42-117	<1	30
2,4,5-Trichlorophenol	8270D	2730	3230	84	2770	3290	84	40-114	1	30
2,4,6-Trichlorophenol	8270D	2560	3230	79	2630	3290	80	33-108	3	30
2,4-Dichlorophenol	8270D	2540	3230	78	2620	3290	80	30-103	3	30
2,4-Dimethylphenol	8270D	2630	3230	81	2670	3290	81	32-100	2	30
2,4-Dinitrophenol	8270D	2660	3230	82	2690	3290	82	10-97	<1	30
2,4-Dinitrotoluene	8270D	3150	3230	97	3240	3290	99	53-120	3	30
2,6-Dinitrotoluene	8270D	3160	3230	98	3180	3290	97	48-119	<1	30
2-Chloronaphthalene	8270D	2440	3230	75	2540	3290	77	33-103	4	30
2-Chlorophenol	8270D	2350	3230	73	2420	3290	74	26-90	3	30
2-Methylnaphthalene	8270D	2320	3230	72	2420	3290	74	29-99	4	30
2-Methylphenol	8270D	2690	3230	83	2780	3290	85	33-99	3	30
2-Nitroaniline	8270D	3360	3230	104	3410	3290	104	41-119	2	30
2-Nitrophenol	8270D	2470	3230	76	2560	3290	78	24-98	4	30
3- and 4-Methylphenol Coelution	8270D	2660	3230	82	2720	3290	83	32-100	2	30
3-Nitroaniline	8270D	1630	3230	51	1650 J	3290	50	29-105	<1	30
4,6-Dinitro-2-methylphenol	8270D	2920	3230	90	2990	3290	91	20-105	2	30
4-Bromophenyl Phenyl Ether	8270D	2710	3230	84	2740	3290	83	37-116	1	30
4-Chloro-3-methylphenol	8270D	3090	3230	96	3130	3290	95	40-116	1	30
4-Chloroaniline	8270D	999	3230	31	1010	3290	31	10-87	1	30
4-Chlorophenyl Phenyl Ether	8270D	2310	3230	71	2360	3290	72	42-111	2	30
4-Nitroaniline	8270D	2400	3230	74	2440	3290	74	43-120	2	30
4-Nitrophenol	8270D	2790	3230	86	2870	3290	87	34-116	3	30
Acenaphthene	8270D	2580	3230	80	2650	3290	81	41-110	3	30
Acenaphthylene	8270D	2670	3230	82	2760	3290	84	44-122	4	30
Acetophenone	8270D	3740	6470	58	3850	6570	59	23-87	3	30
Anthracene	8270D	2760	3230	85	2810	3290	86	41-123	2	30
Benz(a)anthracene	8270D	2780	3230	86	2870	3290	87	44-116	3	30
Benzo(a)pyrene	8270D	3040	3230	94	3090	3290	94	56-146	1	30
Benzo(b)fluoranthene	8270D	2850	3230	88	2900	3290	88	47-120	2	30
Benzo(g,h,i)perylene	8270D	2750	3230	85	2780	3290	85	41-129	<1	30

Client: Day Environmental, Inc. **Service Request:** R2401914
Project: Shumway Marina/6048S-23 **Date Analyzed:** 03/19/24
Sample Matrix: Soil

Duplicate Lab Control Sample Summary
Semivolatile Organic Compounds by GC/MS using Microwave Digestion

Units:ug/Kg
Basis: Dry

		Lab Control Sample			Duplicate Lab Control Sample					
		RQ2402686-04			RQ2402686-05					
Analyte Name	**Analytical Method**	**Result**	**Spike Amount**	**% Rec**	**Result**	**Spike Amount**	**% Rec**	**% Rec Limits**	**RPD**	**RPD Limit**
Benzo(k)fluoranthene	8270D	3010	3230	93	3090	3290	94	49-124	3	30
Biphenyl	8270D	2430	3230	75	2460	3290	75	24-112	1	30
2,2'-Oxybis(1-chloropropane)	8270D	2680	3230	83	2740	3290	83	22-99	2	30
Bis(2-chloroethoxy)methane	8270D	3000	3230	93	3060	3290	93	38-119	2	30
Bis(2-chloroethyl) Ether	8270D	2300	3230	71	2360	3290	72	23-94	2	30
Bis(2-ethylhexyl) Phthalate	8270D	3920	3230	121	4010	3290	122	38-139	2	30
Butyl Benzyl Phthalate	8270D	3800	3230	117	3830	3290	116	40-134	<1	30
Caprolactam	8270D	2790	3230	86	2710	3290	83	21-128	3	30
Carbazole	8270D	2880	3230	89	2970	3290	90	42-131	3	30
Chrysene	8270D	2860	3230	89	2930	3290	89	44-119	2	30
Di-n-butyl Phthalate	8270D	3670	3230	114	3710	3290	113	42-141	1	30
Di-n-octyl Phthalate	8270D	4430	3230	137	4530	3290	138	38-143	2	30
Dibenz(a,h)anthracene	8270D	3110	3230	96	3150	3290	96	18-146	1	30
Dibenzofuran	8270D	2580	3230	80	2650	3290	81	43-113	3	30
Diethyl Phthalate	8270D	2870	3230	89	2940	3290	90	43-118	3	30
Dimethyl Phthalate	8270D	2790	3230	86	2860	3290	87	40-118	2	30
Fluoranthene	8270D	2930	3230	90	3000	3290	91	39-128	3	30
Fluorene	8270D	2500	3230	77	2570	3290	78	40-117	3	30
Hexachlorobenzene	8270D	2400	3230	74	2410	3290	73	35-122	<1	30
Hexachlorobutadiene	8270D	1870	3230	58	1950	3290	59	28-96	4	30
Hexachlorocyclopentadiene	8270D	1920	3230	60	2040	3290	62	10-111	6	30
Hexachloroethane	8270D	1750	3230	54	1780	3290	54	18-85	2	30
Indeno(1,2,3-cd)pyrene	8270D	2730	3230	85	2770	3290	84	43-129	1	30
Isophorone	8270D	2600	3230	80	2640	3290	80	39-104	1	30
N-Nitrosodi-n-propylamine	8270D	2540	3230	79	2630	3290	80	30-98	3	30
N-Nitrosodiphenylamine	8270D	3020	3230	93	3110	3290	95	43-130	3	30
Naphthalene	8270D	2120	3230	66	2220	3290	67	31-93	4	30
Nitrobenzene	8270D	2440	3230	76	2520	3290	77	31-99	3	30
Pentachlorophenol (PCP)	8270D	2170	3230	67	2220	3290	68	36-138	2	30
Phenanthrene	8270D	2750	3230	85	2800	3290	85	39-120	2	30
Phenol	8270D	2660	3230	82	2730	3290	83	31-100	2	30
Pyrene	8270D	3050	3230	94	3070	3290	93	45-125	<1	30

Client: Day Environmental, Inc. **Service Request:**R2401914
Project: Shumway Marina/6048S-23 **Date Analyzed:**03/19/24 12:08

Tune Summary
Semivolatile Organic Compounds by GC/MS using Microwave Digestion

File ID: I:\ACQUDATA\5977-MS64\Data\031924\D6484.D\ **Analytical Method:** 8270D
Instrument ID: R-MS-64 **Analysis Lot:** 835431

Target Mass	Relative to Mass	Lower Limit %	Upper Limit %	Relative Abundance %	Raw Abundance	Result Pass/Fail
68	69	0.00	2	1.5	1824	Pass
69	69	100	100	100.0	122608	Pass
70	69	0.00	2	0.5	592	Pass
197	198	0.00	2	0.7	1583	Pass
198	198	100	100	100.0	226131	Pass
199	198	5	9	6.9	15517	Pass
365	198	1	200	1.9	4407	Pass
441	443	0.01	150	83.2	21425	Pass
442	442	100	100	100.0	130501	Pass
443	442	15	24	19.7	25753	Pass

Sample Name	Lab Code	File ID:	Date Analyzed:	Q
Continuing Calibration Verification	RQ2402882-04	I:\ACQUDATA\5977-MS64\Data\031924\D6485.D\	03/19/24 12:27	
Method Blank	RQ2402686-03	I:\ACQUDATA\5977-MS64\Data\031924\D6499.D\	03/19/24 18:20	
Lab Control Sample	RQ2402686-04	I:\ACQUDATA\5977-MS64\Data\031924\D6500.D\	03/19/24 18:44	
Duplicate Lab Control Sample	RQ2402686-05	I:\ACQUDATA\5977-MS64\Data\031924\D6501.D\	03/19/24 19:08	
B-1,2,3	R2401914-005	I:\ACQUDATA\5977-MS64\Data\031924\D6506.D\	03/19/24 21:09	
B-1,2,3	RQ2402686-01	I:\ACQUDATA\5977-MS64\Data\031924\D6507.D\	03/19/24 21:34	
B-1,2,3	RQ2402686-02	I:\ACQUDATA\5977-MS64\Data\031924\D6508.D\	03/19/24 21:58	
B-4,5,6	R2401914-006	I:\ACQUDATA\5977-MS64\Data\031924\D6509.D\	03/19/24 22:22	
B-7,8,9	R2401914-007	I:\ACQUDATA\5977-MS64\Data\031924\D6510.D\	03/19/24 22:46	

Client: Day Environmental, Inc. **Service Request:**R2401914
Project: Shumway Marina/6048S-23 **Date Analyzed:**03/19/24 12:27

Internal Standard Area and RT SUMMARY

Semivolatile Organic Compounds by GC/MS using Microwave Digestion

File ID: I:\ACQUDATA\5977-MS64\Data\031924\D6485.D\ **Lab Code:**RQ2402882-04
Instrument ID: R-MS-64 **Analysis Lot:**835431
Analysis Method: 8270D **Signal ID:**1

		1,4-Dichlorobenzene-d4		Acenaphthene-d10		Chrysene-d12	
		Area	**RT**	**Area**	**RT**	**Area**	**RT**
	Result ==>	555,808	4.64	1,205,124	7.54	1,675,904	12.18
	Upper Limit ==>	1,111,616	5.14	2,410,248	8.04	3,351,808	12.68
	Lower Limit ==>	277,904	4.14	602,562	7.04	837,952	11.68
Associated Analyses							
Method Blank	RQ2402686-03	537664	4.64	1147883	7.53	1488258	12.16
Lab Control Sample	RQ2402686-04	518326	4.64	1097255	7.53	1440241	12.17
Duplicate Lab Control Sample	RQ2402686-05	495632	4.64	1049445	7.53	1422968	12.17
B-1,2,3	R2401914-005	454835	4.64	998734	7.53	1357418	12.17
B-1,2,3MS	RQ2402686-01	443101	4.64	977406	7.53	1318766	12.17
B-1,2,3DMS	RQ2402686-02	478455	4.64	1063485	7.53	1407095	12.17
B-4,5,6	R2401914-006	467872	4.64	1050787	7.53	1347232	12.17
B-7,8,9	R2401914-007	474960	4.64	1065635	7.53	1374003	12.17

QA/QC Report

Client: Day Environmental, Inc. **Service Request:**R2401914
Project: Shumway Marina/6048S-23 **Date Analyzed:**03/19/24 12:27

Internal Standard Area and RT SUMMARY

Semivolatile Organic Compounds by GC/MS using Microwave Digestion

File ID: I:\ACQUDATA\5977-MS64\Data\031924\D6485.D\ **Lab Code:**RQ2402882-04
Instrument ID: R-MS-64 **Analysis Lot:**835431
Analysis Method: 8270D **Signal ID:**1

		Naphthalene-d8		Perylene-d12		Phenanthrene-d10	
		Area	**RT**	**Area**	**RT**	**Area**	**RT**
	Result ==>	2,227,329	5.82	1,677,732	15.00	1,920,433	9.00
	Upper Limit ==>	4,454,658	6.32	3,355,464	15.50	3,840,866	9.50
	Lower Limit ==>	1,113,665	5.32	838,866	14.50	960,217	8.50
Associated Analyses							
Method Blank	RQ2402686-03	2164687	5.82	1528570	14.99	1942463	9.00
Lab Control Sample	RQ2402686-04	2082225	5.82	1474518	14.99	1744036	9.00
Duplicate Lab Control Sample	RQ2402686-05	2000495	5.82	1466578	14.99	1690287	9.00
B-1,2,3	R2401914-005	1867894	5.82	1394616	14.99	1690864	9.00
B-1,2,3MS	RQ2402686-01	1822895	5.82	1344063	14.99	1647940	9.00
B-1,2,3DMS	RQ2402686-02	1961208	5.82	1432833	14.99	1786632	9.00
B-4,5,6	R2401914-006	1932626	5.82	1363652	14.99	1746342	9.00
B-7,8,9	R2401914-007	1981186	5.82	1384681	14.99	1774437	9.00

Client: Day Environmental, Inc. **Service Request:** R2401914
Project: Shumway Marina/6048S-23
Sample Matrix: Water

SURROGATE RECOVERY SUMMARY
1,4-Dioxane by GC/MS

Analysis Method: 8270D SIM
Extraction Method: EPA 3535A

		Tetrahydrofuran-d8 (SUR)
Sample Name	**Lab Code**	**64 - 124**
EB-030724	R2401914-013	93
Method Blank	RQ2402539-01	80
Lab Control Sample	RQ2402539-02	83
Duplicate Lab Control Sample	RQ2402539-03	94

ALS Group USA, Corp.
dba ALS Environmental

QA/QC Report

Client:	Day Environmental, Inc.	**Service Request:**	R2401914
Project:	Shumway Marina/6048S-23	**Date Analyzed:**	03/11/24 17:08
Sample Matrix:	Water	**Date Extracted:**	03/11/24

Method Blank Summary
1,4-Dioxane by GC/MS

Sample Name:	Method Blank	**Instrument ID:**	R-MS-56
Lab Code:	RQ2402539-01	**File ID:**	I:\ACQUDATA\5975E\data\031124\BM4135.D\
Analysis Method:	8270D SIM	**Analysis Lot:**	834679
Prep Method:	EPA 3535A	**Extraction Lot:**	435220

This Method Blank applies to the following analyses.

Sample Name	Lab Code	File ID	Date Analyzed
Lab Control Sample	RQ2402539-02	I:\ACQUDATA\5975E\data\031124\BM4136.D\	03/11/24 17:26
Duplicate Lab Control Sample	RQ2402539-03	I:\ACQUDATA\5975E\data\031124\BM4137.D\	03/11/24 17:44
EB-030724	R2401914-013	I:\ACQUDATA\5975E\data\031124\BM4143.D\	03/11/24 19:32

Analytical Report

Client:	Day Environmental, Inc.	**Service Request:**	R2401914
Project:	Shumway Marina/6048S-23	**Date Collected:**	NA
Sample Matrix:	Water	**Date Received:**	NA
Sample Name:	Method Blank	**Units:**	ug/L
Lab Code:	RQ2402539-01	**Basis:**	NA

1,4-Dioxane by GC/MS

Analysis Method: 8270D SIM
Prep Method: EPA 3535A

Analyte Name	Result	MRL	MDL	Dil.	Date Analyzed	Date Extracted	Q
1,4-Dioxane	0.027 U	0.040	0.027	1	03/11/24 17:08	3/11/24	

Surrogate Name	% Rec	Control Limits	Date Analyzed	Q
Tetrahydrofuran-d8 (SUR)	80	64 - 124	03/11/24 17:08	

ALS Group USA, Corp.
dba ALS Environmental

QA/QC Report

Client:	Day Environmental, Inc.	**Service Request:**	R2401914
Project:	Shumway Marina/6048S-23	**Date Analyzed:**	03/11/24 17:26
Sample Matrix:	Water	**Date Extracted:**	03/11/24

Lab Control Sample Summary
1,4-Dioxane by GC/MS

Sample Name:	Lab Control Sample	**Instrument ID:**	R-MS-56
Lab Code:	RQ2402539-02	**File ID:**	I:\ACQUDATA\5975E\data\031124\BM4136.D\
Analysis Method:	8270D SIM	**Analysis Lot:**	834679
Prep Method:	EPA 3535A	**Extraction Lot:**	435220

This Lab Control Sample applies to the following analyses.

Sample Name	Lab Code	File ID	Date Analyzed
Method Blank	RQ2402539-01	I:\ACQUDATA\5975E\data\031124\BM4135.D\	03/11/24 17:08
Duplicate Lab Control Sample	RQ2402539-03	I:\ACQUDATA\5975E\data\031124\BM4137.D\	03/11/24 17:44
EB-030724	R2401914-013	I:\ACQUDATA\5975E\data\031124\BM4143.D\	03/11/24 19:32

ALS Group USA, Corp.
dba ALS Environmental

QA/QC Report

Client: Day Environmental, Inc. **Service Request:** R2401914
Project: Shumway Marina/6048S-23 **Date Analyzed:** 03/11/24
Sample Matrix: Water

Duplicate Lab Control Sample Summary
1,4-Dioxane by GC/MS

Units:ug/L
Basis:NA

		Lab Control Sample			Duplicate Lab Control Sample					
		RQ2402539-02			RQ2402539-03					
Analyte Name	**Analytical Method**	**Result**	**Spike Amount**	**% Rec**	**Result**	**Spike Amount**	**% Rec**	**% Rec Limits**	**RPD**	**RPD Limit**
1,4-Dioxane	8270D SIM	8.78	9.99	88	9.67	9.99	97	58-124	10	30

Client: Day Environmental, Inc. **Service Request:**R2401914
Project: Shumway Marina/6048S-23 **Date Analyzed:**03/11/24 14:56

Tune Summary
1,4-Dioxane by GC/MS

File ID: I:\ACQUDATA\5975E\data\031124\BM4133.D\ **Analytical Method:** 8270D SIM
Instrument ID: R-MS-56 **Analysis Lot:** 834679

Target Mass	Relative to Mass	Lower Limit %	Upper Limit %	Relative Abundance %	Raw Abundance	Result Pass/Fail
68	69	0.00	2	1.3	10562	Pass
69	69	100	100	100.0	792103	Pass
70	69	0.00	2	0.5	3821	Pass
197	198	0.00	2	0.0	0	Pass
198	198	100	100	100.0	2056704	Pass
199	198	5	9	6.9	141163	Pass
365	198	1	200	2.6	52603	Pass
441	443	0.00	150	86.7	198165	Pass
442	442	100	100	100.0	1178539	Pass
443	442	15	24	19.4	228587	Pass

Sample Name	Lab Code	File ID:	Date Analyzed:	Q
Continuing Calibration Verification	RQ2402613-02	I:\ACQUDATA\5975E\data\031124\BM4134.D\	03/11/24 15:30	
Method Blank	RQ2402539-01	I:\ACQUDATA\5975E\data\031124\BM4135.D\	03/11/24 17:08	
Lab Control Sample	RQ2402539-02	I:\ACQUDATA\5975E\data\031124\BM4136.D\	03/11/24 17:26	
Duplicate Lab Control Sample	RQ2402539-03	I:\ACQUDATA\5975E\data\031124\BM4137.D\	03/11/24 17:44	
EB-030724	R2401914-013	I:\ACQUDATA\5975E\data\031124\BM4143.D\	03/11/24 19:32	

ALS Group USA, Corp.
dba ALS Environmental

QA/QC Report

Client: Day Environmental, Inc. **Service Request:**R2401914
Project: Shumway Marina/6048S-23 **Date Analyzed:**03/11/24 15:30

Internal Standard Area and RT SUMMARY
1,4-Dioxane by GC/MS

File ID: I:\ACQUDATA\5975E\data\031124\BM4134.D\ **Lab Code:**RQ2402613-02
Instrument ID: R-MS-56 **Analysis Lot:**834679
Analysis Method: 8270D SIM **Signal ID:**1

		Toluene-d8	
		Area	**RT**
	Result ==>	166,594	5.45
	Upper Limit ==>	333,188	5.95
	Lower Limit ==>	83,297	4.95
Associated Analyses			
Continuing Calibration Verification	RQ2402613-02	149304	5.45
Method Blank	RQ2402539-01	153784	5.43
Lab Control Sample	RQ2402539-02	156387	5.43
Duplicate Lab Control Sample	RQ2402539-03	139600	5.44
EB-030724	R2401914-013	135205	5.43

Semivolatile Organic Compounds by GC

ALS Environmental—Rochester Laboratory
1565 Jefferson Road, Building 300, Suite 360, Rochester, NY 14623
Phone (585) 288-5380 Fax (585) 288-8475
www.alsglobal.com

Client: Day Environmental, Inc. **Service Request:** R2401914
Project: Shumway Marina/6048S-23
Sample Matrix: Water

SURROGATE RECOVERY SUMMARY
Organochlorine Pesticides by Gas Chromatography

Analysis Method: 8081B
Extraction Method: EPA 3510C

Sample Name	Lab Code	Decachlorobiphenyl 10 - 111	Tetrachloro-m-xylene 10 - 101
EB-030724	R2401914-013	5 *	54
Lab Control Sample	RQ2402583-02	22	58
Duplicate Lab Control Sample	RQ2402583-03	27	58
Method Blank	RQ2402583-04	24	48

Client: Day Environmental, Inc. **Service Request:** R2401914
Project: Shumway Marina/6048S-23 **Date Analyzed:** NA
Sample Matrix: Water

Method Blank Summary
Organochlorine Pesticides by Gas Chromatography

Sample Name: **Instrument ID:**
Lab Code: **File ID:**

Analysis Method: 8081B **Analysis Lot:**835457

This Method Blank applies to the following analyses.

Sample Name	Lab Code	File ID	Date Analyzed
Performance Evaluation	RQ2402900-01	I:\ACQUDATA\7890N.net\data\032024 \AG5263.D\	03/20/24 10:52

Client:	Day Environmental, Inc.	**Service Request:**	R2401914
Project:	Shumway Marina/6048S-23	**Date Analyzed:**	03/20/24 12:02
Sample Matrix:	Water	**Date Extracted:**	03/12/24

Method Blank Summary
Organochlorine Pesticides by Gas Chromatography

Sample Name:	Method Blank	**Instrument ID:**	R-GC-63
Lab Code:	RQ2402583-04	**File ID:**	I:\ACQUDATA\7890N.net\data\032024\AG5267.D\
Analysis Method:	8081B	**Analysis Lot:**	835457
Prep Method:	EPA 3510C	**Extraction Lot:**	435281

This Method Blank applies to the following analyses.

Sample Name	Lab Code	File ID	Date Analyzed
Lab Control Sample	RQ2402583-02	I:\ACQUDATA\7890N.net\data\032024 \AG5268.D\	03/20/24 12:19
Duplicate Lab Control Sample	RQ2402583-03	I:\ACQUDATA\7890N.net\data\032024 \AG5269.D\	03/20/24 12:36
EB-030724	R2401914-013	I:\ACQUDATA\7890N.net\data\032024 \AG5270.D\	03/20/24 12:54

Analytical Report

Client:	Day Environmental, Inc.	**Service Request:**	R2401914
Project:	Shumway Marina/6048S-23	**Date Collected:**	NA
Sample Matrix:	Water	**Date Received:**	NA
Sample Name:	Method Blank	**Units:**	ug/L
Lab Code:	RQ2402583-04	**Basis:**	NA

Organochlorine Pesticides by Gas Chromatography

Analysis Method: 8081B
Prep Method: EPA 3510C

Analyte Name	Result	MRL	MDL	Dil.	Date Analyzed	Date Extracted	Q
4,4'-DDD	0.020 U	0.050	0.020	1	03/20/24 12:02	3/12/24	
4,4'-DDE	0.020 U	0.050	0.020	1	03/20/24 12:02	3/12/24	
4,4'-DDT	0.020 U	0.050	0.020	1	03/20/24 12:02	3/12/24	
Aldrin	0.020 U	0.050	0.020	1	03/20/24 12:02	3/12/24	
Dieldrin	0.020 U	0.050	0.020	1	03/20/24 12:02	3/12/24	
Endosulfan I	0.020 U	0.050	0.020	1	03/20/24 12:02	3/12/24	
Endosulfan II	0.020 U	0.050	0.020	1	03/20/24 12:02	3/12/24	
Endosulfan Sulfate	0.020 U	0.050	0.020	1	03/20/24 12:02	3/12/24	
Endrin	0.020 U	0.050	0.020	1	03/20/24 12:02	3/12/24	
Endrin Aldehyde	0.020 U	0.050	0.020	1	03/20/24 12:02	3/12/24	
Endrin Ketone	0.020 U	0.050	0.020	1	03/20/24 12:02	3/12/24	
Heptachlor	0.020 U	0.050	0.020	1	03/20/24 12:02	3/12/24	
Heptachlor Epoxide	0.020 U	0.050	0.020	1	03/20/24 12:02	3/12/24	
Methoxychlor	0.020 U	0.050	0.020	1	03/20/24 12:02	3/12/24	
Toxaphene	0.50 U	0.50	0.50	1	03/20/24 12:02	3/12/24	
alpha-BHC	0.020 U	0.050	0.020	1	03/20/24 12:02	3/12/24	
alpha-Chlordane	0.020 U	0.050	0.020	1	03/20/24 12:02	3/12/24	
beta-BHC	0.020 U	0.050	0.020	1	03/20/24 12:02	3/12/24	
delta-BHC	0.020 U	0.050	0.020	1	03/20/24 12:02	3/12/24	
gamma-BHC (Lindane)	0.020 U	0.050	0.020	1	03/20/24 12:02	3/12/24	
gamma-Chlordane	0.020 U	0.050	0.020	1	03/20/24 12:02	3/12/24	

Surrogate Name	% Rec	Control Limits	Date Analyzed	Q
Decachlorobiphenyl	24	10 - 111	03/20/24 12:02	
Tetrachloro-m-xylene	48	10 - 101	03/20/24 12:02	

Client:	Day Environmental, Inc.	**Service Request:**	R2401914
Project:	Shumway Marina/6048S-23	**Date Analyzed:**	NA
Sample Matrix:	Water		

Lab Control Sample Summary
Organochlorine Pesticides by Gas Chromatography

Sample Name: **Instrument ID:**

Lab Code: **File ID:**

Analysis Method: 8081B **Analysis Lot:**835457

This Lab Control Sample applies to the following analyses.

Sample Name	Lab Code	File ID	Date Analyzed
Performance Evaluation	RQ2402900-01	I:\ACQUDATA\7890N.net\data\032024 \AG5263.D\	03/20/24 10:52

ALS Group USA, Corp.
dba ALS Environmental

QA/QC Report

Client:	Day Environmental, Inc.	**Service Request:**	R2401914
Project:	Shumway Marina/6048S-23	**Date Analyzed:**	03/20/24 12:19
Sample Matrix:	Water	**Date Extracted:**	03/12/24

Lab Control Sample Summary
Organochlorine Pesticides by Gas Chromatography

Sample Name:	Lab Control Sample	**Instrument ID:**	R-GC-63
Lab Code:	RQ2402583-02	**File ID:**	I:\ACQUDATA\7890N.net\data\032024\AG5268.D\
Analysis Method:	8081B	**Analysis Lot:**	835457
Prep Method:	EPA 3510C	**Extraction Lot:**	435281

This Lab Control Sample applies to the following analyses.

Sample Name	Lab Code	File ID	Date Analyzed
Method Blank	RQ2402583-04	I:\ACQUDATA\7890N.net\data\032024 \AG5267.D\	03/20/24 12:02
Duplicate Lab Control Sample	RQ2402583-03	I:\ACQUDATA\7890N.net\data\032024 \AG5269.D\	03/20/24 12:36
EB-030724	R2401914-013	I:\ACQUDATA\7890N.net\data\032024 \AG5270.D\	03/20/24 12:54

Client: Day Environmental, Inc. **Service Request:** R2401914
Project: Shumway Marina/6048S-23 **Date Analyzed:** 03/20/24
Sample Matrix: Water

Duplicate Lab Control Sample Summary
Organochlorine Pesticides by Gas Chromatography

Units:ug/L
Basis:NA

		Lab Control Sample			Duplicate Lab Control Sample					
		RQ2402583-02			RQ2402583-03					
Analyte Name	**Analytical Method**	**Result**	**Spike Amount**	**% Rec**	**Result**	**Spike Amount**	**% Rec**	**% Rec Limits**	**RPD**	**RPD Limit**
4,4'-DDD	8081B	0.276	0.392	70	0.277	0.392	71	38-116	<1	30
4,4'-DDE	8081B	0.259	0.392	66	0.263	0.392	67	40-107	2	30
4,4'-DDT	8081B	0.281	0.392	72	0.300	0.392	76	41-121	7	30
Aldrin	8081B	0.239	0.392	61	0.231	0.392	59	27-85	4	30
Dieldrin	8081B	0.271	0.392	69	0.281	0.392	72	45-112	4	30
Endosulfan I	8081B	0.261	0.392	66	0.270	0.392	69	44-111	3	30
Endosulfan II	8081B	0.276	0.392	70	0.279	0.392	71	44-114	1	30
Endosulfan Sulfate	8081B	0.260	0.392	66	0.274	0.392	70	38-119	5	30
Endrin	8081B	0.293	0.392	75	0.297	0.392	76	47-116	1	30
Endrin Aldehyde	8081B	0.279	0.392	71	0.299	0.392	76	10-134	7	30
Endrin Ketone	8081B	0.265	0.392	68	0.278	0.392	71	44-120	5	30
Heptachlor	8081B	0.267	0.392	68	0.272	0.392	69	33-99	2	30
Heptachlor Epoxide	8081B	0.285	0.392	73	0.297	0.392	76	46-111	4	30
Methoxychlor	8081B	0.272	0.392	69	0.292	0.392	74	29-138	7	30
alpha-BHC	8081B	0.288	0.392	73	0.305	0.392	78	39-107	6	30
alpha-Chlordane	8081B	0.266	0.392	68	0.273	0.392	70	44-107	3	30
beta-BHC	8081B	0.299	0.392	76	0.322	0.392	82	47-110	7	30
delta-BHC	8081B	0.293	0.392	75	0.306	0.392	78	43-109	4	30
gamma-BHC (Lindane)	8081B	0.292	0.392	74	0.311	0.392	79	41-105	6	30
gamma-Chlordane	8081B	0.268	0.392	68	0.274	0.392	70	41-107	2	30

Confirmation Results

Client: Day Environmental, Inc.
Project: Shumway Marina/6048S-23
Matrix: Water

Service Request: R2401914
Date Collected: NA
Date Received:

Sample Name: Lab Control Sample
Lab Code: RQ2402583-02

Units: ug/L
Basis: NA

Organochlorine Pesticides by Gas Chromatography

Analytical Method: 8081B
Prep Method: EPA 3510C

	MDL	Primary Result	Confirmation Result	RPD	Q	Dilution Factor	Date Analyzed
4,4'-DDD	0.020	0.276	0.280	1		1	03/20/24 12:19
4,4'-DDE	0.020	0.259	0.272	5		1	03/20/24 12:19
4,4'-DDT	0.020	0.281	0.296	5		1	03/20/24 12:19
Aldrin	0.020	0.239	0.257	7		1	03/20/24 12:19
Dieldrin	0.020	0.271	0.284	5		1	03/20/24 12:19
Endosulfan I	0.020	0.261	0.273	4		1	03/20/24 12:19
Endosulfan II	0.020	0.276	0.294	6		1	03/20/24 12:19
Endosulfan Sulfate	0.020	0.260	0.272	5		1	03/20/24 12:19
Endrin	0.020	0.293	0.296	1		1	03/20/24 12:19
Endrin Aldehyde	0.020	0.279	0.280	<1		1	03/20/24 12:19
Endrin Ketone	0.020	0.265	0.281	6		1	03/20/24 12:19
Heptachlor	0.020	0.267	0.297	11		1	03/20/24 12:19
Heptachlor Epoxide	0.020	0.285	0.298	4		1	03/20/24 12:19
Methoxychlor	0.020	0.272	0.287	5		1	03/20/24 12:19
alpha-BHC	0.020	0.288	0.301	4		1	03/20/24 12:19
alpha-Chlordane	0.020	0.266	0.271	2		1	03/20/24 12:19
beta-BHC	0.020	0.299	0.314	5		1	03/20/24 12:19
delta-BHC	0.020	0.293	0.298	2		1	03/20/24 12:19
gamma-BHC (Lindane)	0.020	0.292	0.304	4		1	03/20/24 12:19
gamma-Chlordane	0.020	0.268	0.278	4		1	03/20/24 12:19

ALS Group USA, Corp.
dba ALS Environmental

Confirmation Results

Client:	Day Environmental, Inc.	**Service Request:**	R2401914
Project:	Shumway Marina/6048S-23	**Date Collected:**	NA
Matrix:	Water	**Date Received:**	
Sample Name:	Duplicate Lab Control Sample		
Lab Code:	RQ2402583-03	**Units:**	ug/L
		Basis:	NA

Organochlorine Pesticides by Gas Chromatography

Analytical Method: 8081B
Prep Method: EPA 3510C

	MDL	Primary Result	Confirmation Result	RPD	Q	Dilution Factor	Date Analyzed
4,4'-DDD	0.020	0.277	0.285	3		1	03/20/24 12:36
4,4'-DDE	0.020	0.263	0.281	7		1	03/20/24 12:36
4,4'-DDT	0.020	0.300	0.322	7		1	03/20/24 12:36
Aldrin	0.020	0.231	0.244	5		1	03/20/24 12:36
Dieldrin	0.020	0.281	0.290	3		1	03/20/24 12:36
Endosulfan I	0.020	0.270	0.277	3		1	03/20/24 12:36
Endosulfan II	0.020	0.279	0.289	4		1	03/20/24 12:36
Endosulfan Sulfate	0.020	0.274	0.284	4		1	03/20/24 12:36
Endrin	0.020	0.297	0.299	<1		1	03/20/24 12:36
Endrin Aldehyde	0.020	0.299	0.303	1		1	03/20/24 12:36
Endrin Ketone	0.020	0.278	0.287	3		1	03/20/24 12:36
Heptachlor	0.020	0.272	0.290	6		1	03/20/24 12:36
Heptachlor Epoxide	0.020	0.297	0.304	2		1	03/20/24 12:36
Methoxychlor	0.020	0.292	0.313	7		1	03/20/24 12:36
alpha-BHC	0.020	0.305	0.307	<1		1	03/20/24 12:36
alpha-Chlordane	0.020	0.273	0.273	<1		1	03/20/24 12:36
beta-BHC	0.020	0.322	0.327	2		1	03/20/24 12:36
delta-BHC	0.020	0.306	0.312	2		1	03/20/24 12:36
gamma-BHC (Lindane)	0.020	0.311	0.314	<1		1	03/20/24 12:36
gamma-Chlordane	0.020	0.274	0.280	2		1	03/20/24 12:36

Confirmation Results

Client: Day Environmental, Inc.
Project: Shumway Marina/6048S-23
Matrix: Water

Service Request: R2401914
Date Collected: NA
Date Received:

Sample Name: Performance Evaluation
Lab Code: RQ2402900-01

Units: ug/L
Basis: NA

Organochlorine Pesticides by Gas Chromatography

Prep Method: 8081B

	MDL	Primary Result	Confirmation Result	RPD	Q	Dilution Factor	Date Analyzed
4,4'-DDD		0.84	0.98	15		1	03/20/24 10:52
4,4'-DDE		0.14	0.14	<1		1	03/20/24 10:52
4,4'-DDT		83	87	5		1	03/20/24 10:52
Aldrin		0	0			1	03/20/24 10:52
Dieldrin		0	0			1	03/20/24 10:52
Endosulfan I		0	0			1	03/20/24 10:52
Endosulfan II		0	0			1	03/20/24 10:52
Endosulfan Sulfate		0	0			1	03/20/24 10:52
Endrin		41	43	5		1	03/20/24 10:52
Endrin Aldehyde		1.5	1.6	6		1	03/20/24 10:52
Endrin Ketone		1.6	1.6	<1		1	03/20/24 10:52
Heptachlor		0	0			1	03/20/24 10:52
Heptachlor Epoxide		0	0			1	03/20/24 10:52
Methoxychlor		160	170	6	E	1	03/20/24 10:52
Toxaphene		0	0			1	03/20/24 10:52
alpha-BHC		8.8	9.8	11		1	03/20/24 10:52
alpha-Chlordane		0	0			1	03/20/24 10:52
beta-BHC		8.5	9.2	8		1	03/20/24 10:52
delta-BHC		0	0			1	03/20/24 10:52
gamma-BHC (Lindane)		8.6	9.7	12		1	03/20/24 10:52
gamma-Chlordane		0	0			1	03/20/24 10:52

Client: Day Environmental, Inc. **Service Request:** R2401914
Project: Shumway Marina/6048S-23
Sample Matrix: Soil

SURROGATE RECOVERY SUMMARY

Organochlorine Pesticides by Gas Chromatography using Microwave Extraction

Analysis Method: 8081B
Extraction Method: EPA 3546

Sample Name	Lab Code	Decachlorobiphenyl 10 - 159	Tetrachloro-m-xylene 10 - 132
B-1,2,3	R2401914-005	52	57
B-4,5,6	R2401914-006	49	57
B-7,8,9	R2401914-007	36	58
Method Blank	RQ2402543-01	51	76
Lab Control Sample	RQ2402543-02	42	75
Duplicate Lab Control Sample	RQ2402543-03	38	72
B-1,2,3 MS	RQ2402543-04	39	61
B-1,2,3 DMS	RQ2402543-05	54	72
Method Blank	RQ2402685-01	46	76
Lab Control Sample	RQ2402685-02	45	74
Duplicate Lab Control Sample	RQ2402685-03	45	79

Client:	Day Environmental, Inc.	**Service Request:**	R2401914
Project:	Shumway Marina/6048S-23	**Date Collected:**	03/07/24
Sample Matrix:	Soil	**Date Received:**	03/08/24
		Date Analyzed:	03/12/24
		Date Extracted:	03/11/24

Duplicate Matrix Spike Summary
Organochlorine Pesticides by Gas Chromatography using Microwave Extraction

Sample Name:	B-1,2,3	**Units:**	ug/Kg
Lab Code:	R2401914-005	**Basis:**	Dry
Analysis Method:	8081B		
Prep Method:	EPA 3546		

		Matrix Spike			Duplicate Matrix Spike					
		RQ2402543-04			RQ2402543-05					
Analyte Name	**Sample Result**	**Result**	**Spike Amount**	**% Rec**	**Result**	**Spike Amount**	**% Rec**	**% Rec Limits**	**RPD**	**RPD Limit**
4,4'-DDD	5.0 U	6.88 J	7.93	87	7.62 J	7.87	97	10-165	10	30
4,4'-DDE	5.0 U	5.50 J	7.93	69	5.29 J	7.87	67	10-200	4	30
4,4'-DDT	5.0 U	9.42 J	7.93	119	9.21 J	7.87	117	10-200	2	30
Aldrin	5.0 U	5.28 J	7.93	67	5.0 U	7.87	0 *	10-171	NC	30
Dieldrin	5.0 U	7.12 J	7.93	90	6.15 J	7.87	78	10-200	15	30
Endosulfan I	5.0 U	5.04 J	7.93	64	5.23 J	7.87	67	10-174	4	30
Endosulfan II	5.0 U	5.0 U	7.93	0 *	5.0 U	7.87	0 *	10-185	NC	30
Endosulfan Sulfate	5.0 U	5.0 U	7.93	0 *	5.0 U	7.87	0 *	10-155	NC	30
Endrin	5.0 U	7.97 J	7.93	100	9.78 J	7.87	124	10-200	20	30
Endrin Aldehyde	5.0 U	5.80 J	7.93	73	5.0 U	7.87	0 *	10-148	NC	30
Endrin Ketone	5.0 U	5.71 J	7.93	72	5.54 J	7.87	70	10-197	3	30
Heptachlor	5.0 U	5.0 U	7.93	0 *	5.80 J	7.87	74	12-160	NC	30
Heptachlor Epoxide	5.0 U	6.01 J	7.93	76	13.9	7.87	177	10-180	79*	30
Methoxychlor	5.0 U	7.42 J	7.93	94	9.66 J	7.87	123	10-200	26	30
alpha-BHC	5.0 U	5.0 U	7.93	0 *	5.0 U	7.87	0 *	10-149	NC	30
alpha-Chlordane	5.0 U	5.81 J	7.93	73	6.54 J	7.87	83	10-175	12	30
beta-BHC	5.0 U	5.0 U	7.93	0 *	6.15 J	7.87	78	10-162	NC	30
delta-BHC	5.0 U	5.0 U	7.93	0 *	5.0 U	7.87	0 *	10-157	NC	30
gamma-BHC (Lindane)	5.0 U	5.0 U	7.93	0 *	5.0 U	7.87	0 *	10-170	NC	30
gamma-Chlordane	5.0 U	5.0 U	7.93	0 *	6.39 J	7.87	81	10-176	NC	30

Results flagged with an asterisk (*) indicate values outside control criteria.

Results flagged with a pound (#) indicate the control criteria is not applicable.

Percent recoveries and relative percent differences (RPD) are determined by the software using values in the calculation which have not been rounded.

Matrix Spike and Matrix Spike Duplicate Data is presented for information purposes only. The matrix may or may not be relevant to samples reported in this report. The laboratory evaluates system performance based on the LCS and LCSD control limits.

Client: Day Environmental, Inc. **Service Request:** R2401914
Project: Shumway Marina/6048S-23 **Date Analyzed:** NA
Sample Matrix: Soil

Method Blank Summary
Organochlorine Pesticides by Gas Chromatography using Microwave Extraction

Sample Name: **Instrument ID:**
Lab Code: **File ID:**

Analysis Method: 8081B **Analysis Lot:**834812

This Method Blank applies to the following analyses.

Sample Name	Lab Code	File ID	Date Analyzed
Performance Evaluation	RQ2402662-01	I:\ACQUDATA\7890N.net\data\031124 \AG5210.D\	03/11/24 18:07
Performance Evaluation	RQ2402665-01	I:\ACQUDATA\7890N.net\data\031224 \AG5231.D\	03/12/24 13:50
Performance Evaluation	RQ2403032-02	I:\ACQUDATA\7890N.net\data\032224 \AG5350.D\	03/22/24 17:40

Client:	Day Environmental, Inc.	**Service Request:**	R2401914
Project:	Shumway Marina/6048S-23	**Date Analyzed:**	03/11/24 19:16
Sample Matrix:	Soil	**Date Extracted:**	03/11/24

Method Blank Summary
Organochlorine Pesticides by Gas Chromatography using Microwave Extraction

Sample Name:	Method Blank	**Instrument ID:**	R-GC-63
Lab Code:	RQ2402543-01	**File ID:**	I:\ACQUDATA\7890N.net\data\031124\AG5214.D\
Analysis Method:	8081B	**Analysis Lot:**	834812,834826
Prep Method:	EPA 3546	**Extraction Lot:**	435221

This Method Blank applies to the following analyses.

Sample Name	Lab Code	File ID	Date Analyzed
Lab Control Sample	RQ2402543-02	I:\ACQUDATA\7890N.net\data\031124 \AG5215.D\	03/11/24 19:34
Duplicate Lab Control Sample	RQ2402543-03	I:\ACQUDATA\7890N.net\data\031124 \AG5216.D\	03/11/24 19:51
B-1,2,3	R2401914-005	I:\ACQUDATA\7890N.net\data\031224 \AG5241.D\	03/12/24 16:44
B-1,2,3MS	RQ2402543-04	I:\ACQUDATA\7890N.net\data\031224 \AG5242.D\	03/12/24 17:01
B-1,2,3DMS	RQ2402543-05	I:\ACQUDATA\7890N.net\data\031224 \AG5243.D\	03/12/24 17:18
B-4,5,6	R2401914-006	I:\ACQUDATA\7890N.net\data\031224 \AG5244.D\	03/12/24 17:36

Client:	Day Environmental, Inc.	**Service Request:**	R2401914
Project:	Shumway Marina/6048S-23	**Date Analyzed:**	03/22/24 19:41
Sample Matrix:	Soil	**Date Extracted:**	03/14/24

Method Blank Summary
Organochlorine Pesticides by Gas Chromatography using Microwave Extraction

Sample Name:	Method Blank	**Instrument ID:**	R-GC-63
Lab Code:	RQ2402685-01	**File ID:**	I:\ACQUDATA\7890N.net\data\032224\AG5357.D\
Analysis Method:	8081B	**Analysis Lot:**	835829,836187
Prep Method:	EPA 3546	**Extraction Lot:**	435408

This Method Blank applies to the following analyses.

Sample Name	Lab Code	File ID	Date Analyzed
Lab Control Sample	RQ2402685-02	I:\ACQUDATA\7890N.net\data\032224 \AG5358.D\	03/22/24 19:58
Duplicate Lab Control Sample	RQ2402685-03	I:\ACQUDATA\7890N.net\data\032224 \AG5359.D\	03/22/24 20:16
B-7,8,9	R2401914-007	I:\ACQUDATA\7890N.net\data\032624 \AG5425.D\	03/26/24 16:29

Analytical Report

Client:	Day Environmental, Inc.	**Service Request:**	R2401914
Project:	Shumway Marina/6048S-23	**Date Collected:**	NA
Sample Matrix:	Soil	**Date Received:**	NA
Sample Name:	Method Blank	**Units:**	ug/Kg
Lab Code:	RQ2402543-01	**Basis:**	Dry

Organochlorine Pesticides by Gas Chromatography using Microwave Extraction

Analysis Method: 8081B
Prep Method: EPA 3546

Analyte Name	Result		MRL	MDL	Dil.	Date Analyzed	Date Extracted	Q
4,4'-DDD	0.84	U	1.7	0.84	1	03/11/24 19:16	3/11/24	
4,4'-DDE	0.84	U	1.7	0.84	1	03/11/24 19:16	3/11/24	
4,4'-DDT	0.84	U	1.7	0.84	1	03/11/24 19:16	3/11/24	
Aldrin	0.84	U	1.7	0.84	1	03/11/24 19:16	3/11/24	
Dieldrin	0.84	U	1.7	0.84	1	03/11/24 19:16	3/11/24	
Endosulfan I	0.84	U	1.7	0.84	1	03/11/24 19:16	3/11/24	
Endosulfan II	0.84	U	1.7	0.84	1	03/11/24 19:16	3/11/24	
Endosulfan Sulfate	0.84	U	1.7	0.84	1	03/11/24 19:16	3/11/24	
Endrin	0.84	U	1.7	0.84	1	03/11/24 19:16	3/11/24	
Endrin Aldehyde	0.84	U	1.7	0.84	1	03/11/24 19:16	3/11/24	
Endrin Ketone	0.84	U	1.7	0.84	1	03/11/24 19:16	3/11/24	
Heptachlor	0.84	U	1.7	0.84	1	03/11/24 19:16	3/11/24	
Heptachlor Epoxide	0.84	U	1.7	0.84	1	03/11/24 19:16	3/11/24	
Methoxychlor	0.84	U	1.7	0.84	1	03/11/24 19:16	3/11/24	
Toxaphene	19	U	33	19	1	03/11/24 19:16	3/11/24	
alpha-BHC	0.84	U	1.7	0.84	1	03/11/24 19:16	3/11/24	
alpha-Chlordane	0.84	U	1.7	0.84	1	03/11/24 19:16	3/11/24	
beta-BHC	0.84	U	1.7	0.84	1	03/11/24 19:16	3/11/24	
delta-BHC	0.84	U	1.7	0.84	1	03/11/24 19:16	3/11/24	
gamma-BHC (Lindane)	0.84	U	1.7	0.84	1	03/11/24 19:16	3/11/24	
gamma-Chlordane	0.84	U	1.7	0.84	1	03/11/24 19:16	3/11/24	

Surrogate Name	% Rec	Control Limits	Date Analyzed	Q
Decachlorobiphenyl	51	10 - 159	03/11/24 19:16	
Tetrachloro-m-xylene	76	10 - 132	03/11/24 19:16	

Analytical Report

Client:	Day Environmental, Inc.	**Service Request:**	R2401914
Project:	Shumway Marina/6048S-23	**Date Collected:**	NA
Sample Matrix:	Soil	**Date Received:**	NA
Sample Name:	Method Blank	**Units:**	ug/Kg
Lab Code:	RQ2402685-01	**Basis:**	Dry

Organochlorine Pesticides by Gas Chromatography using Microwave Extraction

Analysis Method: 8081B
Prep Method: EPA 3546

Analyte Name	Result	MRL	MDL	Dil.	Date Analyzed	Date Extracted	Q
4,4'-DDD	0.84 U	1.7	0.84	1	03/22/24 19:41	3/14/24	
4,4'-DDE	0.84 U	1.7	0.84	1	03/22/24 19:41	3/14/24	
4,4'-DDT	0.84 U	1.7	0.84	1	03/22/24 19:41	3/14/24	
Aldrin	0.84 U	1.7	0.84	1	03/22/24 19:41	3/14/24	
Dieldrin	0.84 U	1.7	0.84	1	03/22/24 19:41	3/14/24	
Endosulfan I	0.84 U	1.7	0.84	1	03/22/24 19:41	3/14/24	
Endosulfan II	0.84 U	1.7	0.84	1	03/22/24 19:41	3/14/24	
Endosulfan Sulfate	0.84 U	1.7	0.84	1	03/22/24 19:41	3/14/24	
Endrin	0.84 U	1.7	0.84	1	03/22/24 19:41	3/14/24	
Endrin Aldehyde	0.84 U	1.7	0.84	1	03/22/24 19:41	3/14/24	
Endrin Ketone	0.84 U	1.7	0.84	1	03/22/24 19:41	3/14/24	
Heptachlor	0.84 U	1.7	0.84	1	03/22/24 19:41	3/14/24	
Heptachlor Epoxide	0.84 U	1.7	0.84	1	03/22/24 19:41	3/14/24	
Methoxychlor	0.84 U	1.7	0.84	1	03/22/24 19:41	3/14/24	
Toxaphene	19 U	33	19	1	03/22/24 19:41	3/14/24	
alpha-BHC	0.84 U	1.7	0.84	1	03/22/24 19:41	3/14/24	
alpha-Chlordane	0.84 U	1.7	0.84	1	03/22/24 19:41	3/14/24	
beta-BHC	0.84 U	1.7	0.84	1	03/22/24 19:41	3/14/24	
delta-BHC	0.84 U	1.7	0.84	1	03/22/24 19:41	3/14/24	
gamma-BHC (Lindane)	0.84 U	1.7	0.84	1	03/22/24 19:41	3/14/24	
gamma-Chlordane	0.84 U	1.7	0.84	1	03/22/24 19:41	3/14/24	

Surrogate Name	% Rec	Control Limits	Date Analyzed	Q
Decachlorobiphenyl	46	10 - 159	03/22/24 19:41	
Tetrachloro-m-xylene	76	10 - 132	03/22/24 19:41	

ALS Group USA, Corp.
dba ALS Environmental

QA/QC Report

Client:	Day Environmental, Inc.	**Service Request:**	R2401914
Project:	Shumway Marina/6048S-23	**Date Analyzed:**	NA
Sample Matrix:	Soil		

Lab Control Sample Summary
Organochlorine Pesticides by Gas Chromatography using Microwave Extraction

Sample Name:	**Instrument ID:**
Lab Code:	**File ID:**
Analysis Method: 8081B	**Analysis Lot:**834812

This Lab Control Sample applies to the following analyses.

Sample Name	Lab Code	File ID	Date Analyzed
Performance Evaluation	RQ2402662-01	I:\ACQUDATA\7890N.net\data\031124 \AG5210.D\	03/11/24 18:07
Performance Evaluation	RQ2402665-01	I:\ACQUDATA\7890N.net\data\031224 \AG5231.D\	03/12/24 13:50
Performance Evaluation	RQ2403032-02	I:\ACQUDATA\7890N.net\data\032224 \AG5350.D\	03/22/24 17:40

Client:	Day Environmental, Inc.	**Service Request:**	R2401914
Project:	Shumway Marina/6048S-23	**Date Analyzed:**	03/11/24 19:34
Sample Matrix:	Soil	**Date Extracted:**	03/11/24

Lab Control Sample Summary
Organochlorine Pesticides by Gas Chromatography using Microwave Extraction

Sample Name:	Lab Control Sample	**Instrument ID:**	R-GC-63
Lab Code:	RQ2402543-02	**File ID:**	I:\ACQUDATA\7890N.net\data\031124\AG5215.D\
Analysis Method:	8081B	**Analysis Lot:**	834812,834826
Prep Method:	EPA 3546	**Extraction Lot:**	435221

This Lab Control Sample applies to the following analyses.

Sample Name	Lab Code	File ID	Date Analyzed
Method Blank	RQ2402543-01	I:\ACQUDATA\7890N.net\data\031124 \AG5214.D\	03/11/24 19:16
Duplicate Lab Control Sample	RQ2402543-03	I:\ACQUDATA\7890N.net\data\031124 \AG5216.D\	03/11/24 19:51
B-1,2,3	R2401914-005	I:\ACQUDATA\7890N.net\data\031224 \AG5241.D\	03/12/24 16:44
B-1,2,3MS	RQ2402543-04	I:\ACQUDATA\7890N.net\data\031224 \AG5242.D\	03/12/24 17:01
B-1,2,3DMS	RQ2402543-05	I:\ACQUDATA\7890N.net\data\031224 \AG5243.D\	03/12/24 17:18
B-4,5,6	R2401914-006	I:\ACQUDATA\7890N.net\data\031224 \AG5244.D\	03/12/24 17:36

Client:	Day Environmental, Inc.	**Service Request:**	R2401914
Project:	Shumway Marina/6048S-23	**Date Analyzed:**	03/22/24 19:58
Sample Matrix:	Soil	**Date Extracted:**	03/14/24

Lab Control Sample Summary
Organochlorine Pesticides by Gas Chromatography using Microwave Extraction

Sample Name:	Lab Control Sample	**Instrument ID:**	R-GC-63
Lab Code:	RQ2402685-02	**File ID:**	I:\ACQUDATA\7890N.net\data\032224\AG5358.D\
Analysis Method:	8081B	**Analysis Lot:**	835829,836187
Prep Method:	EPA 3546	**Extraction Lot:**	435408

This Lab Control Sample applies to the following analyses.

Sample Name	Lab Code	File ID	Date Analyzed
Method Blank	RQ2402685-01	I:\ACQUDATA\7890N.net\data\032224\AG5357.D\	03/22/24 19:41
Duplicate Lab Control Sample	RQ2402685-03	I:\ACQUDATA\7890N.net\data\032224\AG5359.D\	03/22/24 20:16
B-7,8,9	R2401914-007	I:\ACQUDATA\7890N.net\data\032624\AG5425.D\	03/26/24 16:29

Client: Day Environmental, Inc. **Service Request:** R2401914
Project: Shumway Marina/6048S-23 **Date Analyzed:** 03/11/24
Sample Matrix: Soil

Duplicate Lab Control Sample Summary
Organochlorine Pesticides by Gas Chromatography using Microwave Extraction

Units:ug/Kg
Basis: Dry

		Lab Control Sample			Duplicate Lab Control Sample					
		RQ2402543-02			RQ2402543-03					
Analyte Name	**Analytical Method**	**Result**	**Spike Amount**	**% Rec**	**Result**	**Spike Amount**	**% Rec**	**% Rec Limits**	**RPD**	**RPD Limit**
4,4'-DDD	8081B	4.56	6.66	69	4.72	6.66	71	48-121	3	30
4,4'-DDE	8081B	4.90	6.66	74	4.44	6.66	67	51-119	10	30
4,4'-DDT	8081B	5.76	6.66	87	5.57	6.66	84	51-126	3	30
Aldrin	8081B	5.38	6.66	81	5.00	6.66	75	45-109	7	30
Dieldrin	8081B	5.17	6.66	78	4.89	6.66	73	56-111	5	30
Endosulfan I	8081B	4.99	6.66	75	4.51	6.66	68	54-109	10	30
Endosulfan II	8081B	4.92	6.66	74	4.95	6.66	74	50-116	<1	30
Endosulfan Sulfate	8081B	5.32	6.66	80	5.06	6.66	76	55-115	5	30
Endrin	8081B	5.32	6.66	80	4.93	6.66	74	49-124	8	30
Endrin Aldehyde	8081B	5.71	6.66	86	5.32	6.66	80	21-139	7	30
Endrin Ketone	8081B	5.22	6.66	78	4.92	6.66	74	50-124	6	30
Heptachlor	8081B	5.50	6.66	83	5.23	6.66	79	43-115	5	30
Heptachlor Epoxide	8081B	5.48	6.66	82	5.01	6.66	75	53-113	9	30
Methoxychlor	8081B	5.10	6.66	77	4.83	6.66	73	47-141	5	30
alpha-BHC	8081B	5.58	6.66	84	5.13	6.66	77	44-109	8	30
alpha-Chlordane	8081B	5.10	6.66	77	4.44	6.66	67	52-114	14	30
beta-BHC	8081B	6.76	6.66	102	5.64	6.66	85	49-119	18	30
delta-BHC	8081B	5.60	6.66	84	5.04	6.66	76	49-113	10	30
gamma-BHC (Lindane)	8081B	5.45	6.66	82	5.07	6.66	76	43-112	7	30
gamma-Chlordane	8081B	5.27	6.66	79	4.92	6.66	74	51-117	7	30

Client: Day Environmental, Inc. **Service Request:** R2401914
Project: Shumway Marina/6048S-23 **Date Analyzed:** 03/22/24
Sample Matrix: Soil

Duplicate Lab Control Sample Summary
Organochlorine Pesticides by Gas Chromatography using Microwave Extraction

Units:ug/Kg
Basis: Dry

		Lab Control Sample			Duplicate Lab Control Sample					
		RQ2402685-02			RQ2402685-03					
Analyte Name	**Analytical Method**	**Result**	**Spike Amount**	**% Rec**	**Result**	**Spike Amount**	**% Rec**	**% Rec Limits**	**RPD**	**RPD Limit**
4,4'-DDD	8081B	4.43	6.73	66	4.36	6.52	67	48-121	2	30
4,4'-DDE	8081B	5.01	6.73	74	5.19	6.52	80	51-119	4	30
4,4'-DDT	8081B	4.40	6.73	65	4.08	6.52	63	51-126	8	30
Aldrin	8081B	4.87	6.73	72	5.49	6.52	84	45-109	12	30
Dieldrin	8081B	4.90	6.73	73	4.92	6.52	75	56-111	<1	30
Endosulfan I	8081B	4.66	6.73	69	4.89	6.52	75	54-109	5	30
Endosulfan II	8081B	4.76	6.73	71	4.91	6.52	75	50-116	3	30
Endosulfan Sulfate	8081B	4.61	6.73	69	4.88	6.52	75	55-115	6	30
Endrin	8081B	5.28	6.73	78	5.17	6.52	79	49-124	2	30
Endrin Aldehyde	8081B	4.73	6.73	70	4.85	6.52	74	21-139	2	30
Endrin Ketone	8081B	4.30	6.73	64	4.40	6.52	67	50-124	2	30
Heptachlor	8081B	4.55	6.73	68	5.70	6.52	87	43-115	22	30
Heptachlor Epoxide	8081B	5.03	6.73	75	5.48	6.52	84	53-113	9	30
Methoxychlor	8081B	4.08	6.73	61	4.05	6.52	62	47-141	<1	30
alpha-BHC	8081B	4.94	6.73	73	5.47	6.52	84	44-109	10	30
alpha-Chlordane	8081B	4.78	6.73	71	5.13	6.52	79	52-114	7	30
beta-BHC	8081B	5.81	6.73	86	7.06	6.52	108	49-119	19	30
delta-BHC	8081B	5.39	6.73	80	6.06	6.52	93	49-113	12	30
gamma-BHC (Lindane)	8081B	5.21	6.73	77	5.68	6.52	87	43-112	9	30
gamma-Chlordane	8081B	4.79	6.73	71	5.19	6.52	80	51-117	8	30

Confirmation Results

Client: Day Environmental, Inc.
Project: Shumway Marina/6048S-23
Matrix: Soil

Service Request: R2401914
Date Collected: 03/07/24 13:30
Date Received: 3/8/24

Sample Name: B-4,5,6
Lab Code: R2401914-006

Units: ug/Kg
Basis: Dry
Percent Solids: 81.0

Organochlorine Pesticides by Gas Chromatography using Microwave Extraction

Analytical Method: 8081B
Prep Method: EPA 3546

	MDL	Primary Result	Confirmation Result	RPD	Q	Dilution Factor	Date Analyzed
alpha-Chlordane	5.2	8.6	9.0	5	J	5	03/12/24 17:36
gamma-Chlordane	5.2	8.6	9.1	6	J	5	03/12/24 17:36

Confirmation Results

Client: Day Environmental, Inc.
Project: Shumway Marina/6048S-23
Matrix: Soil

Service Request: R2401914
Date Collected: 03/07/24 15:30
Date Received: 3/8/24

Sample Name: B-7,8,9
Lab Code: R2401914-007

Units: ug/Kg
Basis: Dry
Percent Solids: 82.9

Organochlorine Pesticides by Gas Chromatography using Microwave Extraction

Analytical Method: 8081B
Prep Method: EPA 3546

	MDL	Primary Result	Confirmation Result	RPD	Q	Dilution Factor	Date Analyzed
Dieldrin	1.5	9.7	11	13		1	03/26/24 16:29
alpha-Chlordane	1.5	2.4	3.3	32	J	1	03/26/24 16:29
gamma-Chlordane	1.5	3.0	3.0	<1	J	1	03/26/24 16:29

ALS Group USA, Corp.
dba ALS Environmental

Confirmation Results

Client: Day Environmental, Inc.
Project: Shumway Marina/6048S-23
Matrix: Soil

Service Request: R2401914
Date Collected: NA
Date Received:

Sample Name: Lab Control Sample
Lab Code: RQ2402543-02

Units: ug/Kg
Basis: Dry

Organochlorine Pesticides by Gas Chromatography using Microwave Extraction

Analytical Method: 8081B
Prep Method: EPA 3546

	MDL	Primary Result	Confirmation Result	RPD	Q	Dilution Factor	Date Analyzed
4,4'-DDD	0.84	4.56	5.18	13		1	03/11/24 19:34
4,4'-DDE	0.84	4.90	5.43	10		1	03/11/24 19:34
4,4'-DDT	0.84	5.76	5.81	<1		1	03/11/24 19:34
Aldrin	0.84	5.38	5.66	5		1	03/11/24 19:34
Dieldrin	0.84	5.17	5.23	1		1	03/11/24 19:34
Endosulfan I	0.84	4.99	5.11	2		1	03/11/24 19:34
Endosulfan II	0.84	4.92	5.18	5		1	03/11/24 19:34
Endosulfan Sulfate	0.84	5.32	5.44	2		1	03/11/24 19:34
Endrin	0.84	5.32	5.56	4		1	03/11/24 19:34
Endrin Aldehyde	0.84	5.71	5.93	4		1	03/11/24 19:34
Endrin Ketone	0.84	5.22	5.40	3		1	03/11/24 19:34
Heptachlor	0.84	5.50	5.93	8		1	03/11/24 19:34
Heptachlor Epoxide	0.84	5.48	5.61	2		1	03/11/24 19:34
Methoxychlor	0.84	5.10	5.72	11		1	03/11/24 19:34
alpha-BHC	0.84	5.58	5.68	2		1	03/11/24 19:34
alpha-Chlordane	0.84	5.10	5.11	<1		1	03/11/24 19:34
beta-BHC	0.84	6.76	6.12	10		1	03/11/24 19:34
delta-BHC	0.84	5.60	5.75	3		1	03/11/24 19:34
gamma-BHC (Lindane)	0.84	5.45	5.69	4		1	03/11/24 19:34
gamma-Chlordane	0.84	5.27	5.49	4		1	03/11/24 19:34

ALS Group USA, Corp.
dba ALS Environmental

Confirmation Results

Client: Day Environmental, Inc.
Project: Shumway Marina/6048S-23
Matrix: Soil

Service Request: R2401914
Date Collected: NA
Date Received:

Sample Name: Duplicate Lab Control Sample
Lab Code: RQ2402543-03

Units: ug/Kg
Basis: Dry

Organochlorine Pesticides by Gas Chromatography using Microwave Extraction

Analytical Method: 8081B
Prep Method: EPA 3546

	MDL	Primary Result	Confirmation Result	RPD	Q	Dilution Factor	Date Analyzed
4,4'-DDD	0.84	4.72	5.01	6		1	03/11/24 19:51
4,4'-DDE	0.84	4.44	5.02	12		1	03/11/24 19:51
4,4'-DDT	0.84	5.57	5.74	3		1	03/11/24 19:51
Aldrin	0.84	5.00	5.02	<1		1	03/11/24 19:51
Dieldrin	0.84	4.89	4.93	<1		1	03/11/24 19:51
Endosulfan I	0.84	4.51	4.71	4		1	03/11/24 19:51
Endosulfan II	0.84	4.95	5.04	2		1	03/11/24 19:51
Endosulfan Sulfate	0.84	5.06	5.09	<1		1	03/11/24 19:51
Endrin	0.84	4.93	5.22	6		1	03/11/24 19:51
Endrin Aldehyde	0.84	5.32	5.63	6		1	03/11/24 19:51
Endrin Ketone	0.84	4.92	5.01	2		1	03/11/24 19:51
Heptachlor	0.84	5.23	5.48	5		1	03/11/24 19:51
Heptachlor Epoxide	0.84	5.01	5.14	3		1	03/11/24 19:51
Methoxychlor	0.84	4.83	5.71	17		1	03/11/24 19:51
alpha-BHC	0.84	5.13	5.30	3		1	03/11/24 19:51
alpha-Chlordane	0.84	4.44	4.78	7		1	03/11/24 19:51
beta-BHC	0.84	5.64	5.67	<1		1	03/11/24 19:51
delta-BHC	0.84	5.04	5.41	7		1	03/11/24 19:51
gamma-BHC (Lindane)	0.84	5.07	5.40	6		1	03/11/24 19:51
gamma-Chlordane	0.84	4.92	5.00	2		1	03/11/24 19:51

Confirmation Results

Client: Day Environmental, Inc.
Project: Shumway Marina/6048S-23
Matrix: Soil

Service Request: R2401914
Date Collected: 03/07/24 11:05
Date Received: 3/8/24

Sample Name: B-1,2,3
Lab Code: RQ2402543-04

Units: ug/Kg
Basis: Dry
Percent Solids: 84.0

Organochlorine Pesticides by Gas Chromatography using Microwave Extraction

Analytical Method: 8081B
Prep Method: EPA 3546

	MDL	Primary Result	Confirmation Result	RPD	Q	Dilution Factor	Date Analyzed
4,4'-DDD	5.0	6.88	7.99	15	J	5	03/12/24 17:01
4,4'-DDE	5.0	5.50	6.55	17	J	5	03/12/24 17:01
4,4'-DDT	5.0	9.42	9.64	2	J	5	03/12/24 17:01
Aldrin	5.0	5.28	5.60	6	J	5	03/12/24 17:01
Dieldrin	5.0	7.12	9.77	31	J	5	03/12/24 17:01
Endosulfan I	5.0	5.04	10.3	69	J	5	03/12/24 17:01
Endrin	5.0	7.97	8.17	2	J	5	03/12/24 17:01
Endrin Aldehyde	5.0	5.80	5.92	2	J	5	03/12/24 17:01
Endrin Ketone	5.0	5.71	6.67	16	J	5	03/12/24 17:01
Heptachlor Epoxide	5.0	6.01	8.17	30	J	5	03/12/24 17:01
Methoxychlor	5.0	7.42	8.47	13	J	5	03/12/24 17:01
alpha-Chlordane	5.0	5.81	7.43	24	J	5	03/12/24 17:01

Confirmation Results

Client: Day Environmental, Inc.
Project: Shumway Marina/6048S-23
Matrix: Soil

Service Request: R2401914
Date Collected: 03/07/24 11:05
Date Received: 3/8/24

Sample Name: B-1,2,3
Lab Code: RQ2402543-05

Units: ug/Kg
Basis: Dry
Percent Solids: 84.0

Organochlorine Pesticides by Gas Chromatography using Microwave Extraction

Analytical Method: 8081B
Prep Method: EPA 3546

	MDL	Primary Result	Confirmation Result	RPD	Q	Dilution Factor	Date Analyzed
4,4'-DDD	5.0	7.62	7.76	2	J	5	03/12/24 17:18
4,4'-DDE	5.0	5.29	6.07	14	J	5	03/12/24 17:18
4,4'-DDT	5.0	9.21	10.8	16	J	5	03/12/24 17:18
Dieldrin	5.0	6.15	7.99	26	J	5	03/12/24 17:18
Endosulfan I	5.0	5.23	12.2	80	J	5	03/12/24 17:18
Endrin	5.0	9.78	15.8	47	J	5	03/12/24 17:18
Endrin Ketone	5.0	5.54	6.77	20	J	5	03/12/24 17:18
Heptachlor	5.0	5.80	6.95	18	J	5	03/12/24 17:18
Heptachlor Epoxide	5.0	13.9	15.2	9		5	03/12/24 17:18
Methoxychlor	5.0	9.66	10.5	8	J	5	03/12/24 17:18
alpha-Chlordane	5.0	6.54	9.64	38	J	5	03/12/24 17:18
beta-BHC	5.0	6.15	6.43	4	J	5	03/12/24 17:18
gamma-Chlordane	5.0	6.39	8.76	31	J	5	03/12/24 17:18

Confirmation Results

Client: Day Environmental, Inc.
Project: Shumway Marina/6048S-23
Matrix: Soil

Service Request: R2401914
Date Collected: NA
Date Received:

Sample Name: Performance Evaluation
Lab Code: RQ2402662-01

Units: ug/Kg
Basis: Dry

Organochlorine Pesticides by Gas Chromatography using Microwave Extraction

Prep Method: 8081B

	MDL	Primary Result	Confirmation Result	RPD	Q	Dilution Factor	Date Analyzed
4,4'-DDD		0.72	1.0	33		1	03/11/24 18:07
4,4'-DDE		0.12	0.13	8		1	03/11/24 18:07
4,4'-DDT		84	85	1		1	03/11/24 18:07
Aldrin		0	0			1	03/11/24 18:07
Dieldrin		0	0			1	03/11/24 18:07
Endosulfan I		0	0			1	03/11/24 18:07
Endosulfan II		0	0			1	03/11/24 18:07
Endosulfan Sulfate		0	0			1	03/11/24 18:07
Endrin		42	44	5		1	03/11/24 18:07
Endrin Aldehyde		1.3	1.4	7		1	03/11/24 18:07
Endrin Ketone		1.4	1.5	7		1	03/11/24 18:07
Heptachlor		0	0			1	03/11/24 18:07
Heptachlor Epoxide		0	0			1	03/11/24 18:07
Methoxychlor		160	170	6	E	1	03/11/24 18:07
Toxaphene		0	0			1	03/11/24 18:07
alpha-BHC		9.2	9.4	2		1	03/11/24 18:07
alpha-Chlordane		0	0			1	03/11/24 18:07
beta-BHC		8.7	9.0	3		1	03/11/24 18:07
delta-BHC		0	0			1	03/11/24 18:07
gamma-BHC (Lindane)		9.0	9.3	3		1	03/11/24 18:07
gamma-Chlordane		0	0			1	03/11/24 18:07

Confirmation Results

Client: Day Environmental, Inc.
Project: Shumway Marina/6048S-23
Matrix: Soil

Service Request: R2401914
Date Collected: NA
Date Received:

Sample Name: Performance Evaluation
Lab Code: RQ2402665-01

Units: ug/Kg
Basis: Dry

Organochlorine Pesticides by Gas Chromatography using Microwave Extraction

Prep Method: 8081B

	MDL	Primary Result	Confirmation Result	RPD	Q	Dilution Factor	Date Analyzed
4,4'-DDD		0.41	0.73	56		1	03/12/24 13:50
4,4'-DDE		0.077	0.092	18		1	03/12/24 13:50
4,4'-DDT		92	99	7		1	03/12/24 13:50
Aldrin		0	0			1	03/12/24 13:50
Dieldrin		0	0			1	03/12/24 13:50
Endosulfan I		0	0			1	03/12/24 13:50
Endosulfan II		0	0			1	03/12/24 13:50
Endosulfan Sulfate		0	0			1	03/12/24 13:50
Endrin		45	49	9		1	03/12/24 13:50
Endrin Aldehyde		0.80	0.83	4		1	03/12/24 13:50
Endrin Ketone		1.2	1.5	22		1	03/12/24 13:50
Heptachlor		0	0			1	03/12/24 13:50
Heptachlor Epoxide		0	0			1	03/12/24 13:50
Methoxychlor		190	210	10	E	1	03/12/24 13:50
Toxaphene		0	0			1	03/12/24 13:50
alpha-BHC		9.3	9.7	4		1	03/12/24 13:50
alpha-Chlordane		0	0			1	03/12/24 13:50
beta-BHC		8.9	9.6	8		1	03/12/24 13:50
delta-BHC		0	0			1	03/12/24 13:50
gamma-BHC (Lindane)		9.4	9.8	4		1	03/12/24 13:50
gamma-Chlordane		0	0			1	03/12/24 13:50

ALS Group USA, Corp.
dba ALS Environmental

Confirmation Results

Client:	Day Environmental, Inc.	**Service Request:**	R2401914
Project:	Shumway Marina/6048S-23	**Date Collected:**	NA
Matrix:	Soil	**Date Received:**	
Sample Name:	Lab Control Sample		
Lab Code:	RQ2402685-02	**Units:**	ug/Kg
		Basis:	Dry

Organochlorine Pesticides by Gas Chromatography using Microwave Extraction

Analytical Method: 8081B
Prep Method: EPA 3546

	MDL	Primary Result	Confirmation Result	RPD	Q	Dilution Factor	Date Analyzed
4,4'-DDD	0.85	4.43	5.63	24		1	03/22/24 19:58
4,4'-DDE	0.85	5.01	5.61	11		1	03/22/24 19:58
4,4'-DDT	0.85	4.40	5.88	29		1	03/22/24 19:58
Aldrin	0.85	4.87	5.62	14		1	03/22/24 19:58
Dieldrin	0.85	4.90	5.88	18		1	03/22/24 19:58
Endosulfan I	0.85	4.66	5.28	12		1	03/22/24 19:58
Endosulfan II	0.85	4.76	5.54	15		1	03/22/24 19:58
Endosulfan Sulfate	0.85	4.61	5.70	21		1	03/22/24 19:58
Endrin	0.85	5.28	6.38	19		1	03/22/24 19:58
Endrin Aldehyde	0.85	4.73	5.78	20		1	03/22/24 19:58
Endrin Ketone	0.85	4.30	5.93	32		1	03/22/24 19:58
Heptachlor	0.85	4.55	6.01	28		1	03/22/24 19:58
Heptachlor Epoxide	0.85	5.03	6.45	25		1	03/22/24 19:58
Methoxychlor	0.85	4.08	5.93	37		1	03/22/24 19:58
alpha-BHC	0.85	4.94	6.32	25		1	03/22/24 19:58
alpha-Chlordane	0.85	4.78	5.35	11		1	03/22/24 19:58
beta-BHC	0.85	5.81	6.96	18		1	03/22/24 19:58
delta-BHC	0.85	5.39	6.30	16		1	03/22/24 19:58
gamma-BHC (Lindane)	0.85	5.21	6.73	25		1	03/22/24 19:58
gamma-Chlordane	0.85	4.79	5.60	16		1	03/22/24 19:58

ALS Group USA, Corp.
dba ALS Environmental

Confirmation Results

Client: Day Environmental, Inc.
Project: Shumway Marina/6048S-23
Matrix: Soil

Service Request: R2401914
Date Collected: NA
Date Received:

Sample Name: Duplicate Lab Control Sample
Lab Code: RQ2402685-03

Units: ug/Kg
Basis: Dry

Organochlorine Pesticides by Gas Chromatography using Microwave Extraction

Analytical Method: 8081B
Prep Method: EPA 3546

	MDL	Primary Result	Confirmation Result	RPD	Q	Dilution Factor	Date Analyzed
4,4'-DDD	0.84	4.36	5.70	27		1	03/22/24 20:16
4,4'-DDE	0.84	5.19	5.79	11		1	03/22/24 20:16
4,4'-DDT	0.84	4.08	5.78	34		1	03/22/24 20:16
Aldrin	0.84	5.49	5.75	5		1	03/22/24 20:16
Dieldrin	0.84	4.92	5.80	16		1	03/22/24 20:16
Endosulfan I	0.84	4.89	5.38	10		1	03/22/24 20:16
Endosulfan II	0.84	4.91	5.50	11		1	03/22/24 20:16
Endosulfan Sulfate	0.84	4.88	5.83	18		1	03/22/24 20:16
Endrin	0.84	5.17	6.17	18		1	03/22/24 20:16
Endrin Aldehyde	0.84	4.85	5.71	16		1	03/22/24 20:16
Endrin Ketone	0.84	4.40	5.86	28		1	03/22/24 20:16
Heptachlor	0.84	5.70	6.07	6		1	03/22/24 20:16
Heptachlor Epoxide	0.84	5.48	6.08	10		1	03/22/24 20:16
Methoxychlor	0.84	4.05	6.08	40		1	03/22/24 20:16
alpha-BHC	0.84	5.47	6.34	15		1	03/22/24 20:16
alpha-Chlordane	0.84	5.13	5.49	7		1	03/22/24 20:16
beta-BHC	0.84	7.06	7.46	6		1	03/22/24 20:16
delta-BHC	0.84	6.06	6.33	4		1	03/22/24 20:16
gamma-BHC (Lindane)	0.84	5.68	6.56	14		1	03/22/24 20:16
gamma-Chlordane	0.84	5.19	5.48	5		1	03/22/24 20:16

Confirmation Results

Client: Day Environmental, Inc.
Project: Shumway Marina/6048S-23
Matrix: Soil

Service Request: R2401914
Date Collected: NA
Date Received:

Sample Name: Performance Evaluation
Lab Code: RQ2403032-02

Units: ug/Kg
Basis: Dry

Organochlorine Pesticides by Gas Chromatography using Microwave Extraction

Prep Method: 8081B

	MDL	Primary Result	Confirmation Result	RPD	Q	Dilution Factor	Date Analyzed
4,4'-DDT	0.84	44	64	37		1	03/22/24 17:40
Endrin	0.84	29	34	16		1	03/22/24 17:40
Methoxychlor	0.84	90	140	43	E	1	03/22/24 17:40
Toxaphene		0	0			1	03/22/24 17:40
alpha-BHC	0.84	6.1	6.5	6		1	03/22/24 17:40
beta-BHC	0.84	5.8	6.4	10		1	03/22/24 17:40
gamma-BHC (Lindane)	0.84	6.0	6.6	10		1	03/22/24 17:40

Client: Day Environmental, Inc. **Service Request:** R2401914
Project: Shumway Marina/6048S-23
Sample Matrix: Water

SURROGATE RECOVERY SUMMARY
Polychlorinated Biphenyls (PCBs) by GC

Analysis Method: 8082A
Extraction Method: EPA 3510C

Sample Name	Lab Code	Decachlorobiphenyl 10 - 118	Tetrachloro-m-xylene 10 - 103
EB-030724	R2401914-013	12	76
Method Blank	RQ2402926-03	66	73
Lab Control Sample	RQ2402926-06	53	77
Duplicate Lab Control Sample	RQ2402926-07	55	67

Client:	Day Environmental, Inc.	**Service Request:**	R2401914
Project:	Shumway Marina/6048S-23	**Date Analyzed:**	03/25/24 18:03
Sample Matrix:	Water	**Date Extracted:**	03/21/24

Method Blank Summary
Polychlorinated Biphenyls (PCBs) by GC

Sample Name:	Method Blank	**Instrument ID:**	R-GC-58
Lab Code:	RQ2402926-03	**File ID:**	I:\ACQUDATA\6890G\Data\032524\BM1517.D\
Analysis Method:	8082A	**Analysis Lot:**	836117
Prep Method:	EPA 3510C	**Extraction Lot:**	435735

This Method Blank applies to the following analyses.

Sample Name	Lab Code	File ID	Date Analyzed
Lab Control Sample	RQ2402926-06	I:\ACQUDATA\6890G\Data\032524\BM1518.D\	03/25/24 18:17
Duplicate Lab Control Sample	RQ2402926-07	I:\ACQUDATA\6890G\Data\032524\BM1519.D\	03/25/24 18:31
EB-030724	R2401914-013	I:\ACQUDATA\6890G\Data\032524\BM1520.D\	03/25/24 18:45

Analytical Report

Client:	Day Environmental, Inc.	**Service Request:**	R2401914
Project:	Shumway Marina/6048S-23	**Date Collected:**	NA
Sample Matrix:	Water	**Date Received:**	NA
Sample Name:	Method Blank	**Units:**	ug/L
Lab Code:	RQ2402926-03	**Basis:**	NA

Polychlorinated Biphenyls (PCBs) by GC

Analysis Method: 8082A
Prep Method: Method

Analyte Name	Result	MRL	MDL	Dil.	Date Analyzed	Date Extracted	Q
Aroclor 1016	0.50 U	1.0	0.50	1	03/25/24 18:03	3/21/24	
Aroclor 1221	1.0 U	2.0	1.0	1	03/25/24 18:03	3/21/24	
Aroclor 1232	0.50 U	1.0	0.50	1	03/25/24 18:03	3/21/24	
Aroclor 1242	0.50 U	1.0	0.50	1	03/25/24 18:03	3/21/24	
Aroclor 1248	0.50 U	1.0	0.50	1	03/25/24 18:03	3/21/24	
Aroclor 1254	0.50 U	1.0	0.50	1	03/25/24 18:03	3/21/24	
Aroclor 1260	0.50 U	1.0	0.50	1	03/25/24 18:03	3/21/24	

Surrogate Name	% Rec	Control Limits	Date Analyzed	Q
Decachlorobiphenyl	66	10 - 118	03/25/24 18:03	
Tetrachloro-m-xylene	73	10 - 103	03/25/24 18:03	

Client:	Day Environmental, Inc.	**Service Request:**	R2401914
Project:	Shumway Marina/6048S-23	**Date Analyzed:**	03/25/24 18:17
Sample Matrix:	Water	**Date Extracted:**	03/21/24

Lab Control Sample Summary
Polychlorinated Biphenyls (PCBs) by GC

Sample Name:	Lab Control Sample	**Instrument ID:**	R-GC-58
Lab Code:	RQ2402926-06	**File ID:**	I:\ACQUDATA\6890G\Data\032524\BM1518.D\
Analysis Method:	8082A	**Analysis Lot:**	836117
Prep Method:	Method	**Extraction Lot:**	435735

This Lab Control Sample applies to the following analyses.

Sample Name	Lab Code	File ID	Date Analyzed
Method Blank	RQ2402926-03	I:\ACQUDATA\6890G\Data\032524\BM1517.D\	03/25/24 18:03
Duplicate Lab Control Sample	RQ2402926-07	I:\ACQUDATA\6890G\Data\032524\BM1519.D\	03/25/24 18:31
EB-030724	R2401914-013	I:\ACQUDATA\6890G\Data\032524\BM1520.D\	03/25/24 18:45

ALS Group USA, Corp.
dba ALS Environmental

QA/QC Report

Client: Day Environmental, Inc.
Project: Shumway Marina/6048S-23
Sample Matrix: Water

Service Request: R2401914
Date Analyzed: 03/25/24

Duplicate Lab Control Sample Summary
Polychlorinated Biphenyls (PCBs) by GC

Units:ug/L
Basis:NA

			Lab Control Sample			Duplicate Lab Control Sample				
			RQ2402926-06			RQ2402926-07				
Analyte Name	**Analytical Method**	**Result**	**Spike Amount**	**% Rec**	**Result**	**Spike Amount**	**% Rec**	**% Rec Limits**	**RPD**	**RPD Limit**
Aroclor 1016	8082A	4.71	4.00	118	4.29	4.00	107	35-131	9	30
Aroclor 1260	8082A	4.37	4.00	109	4.34	4.00	108	37-141	<1	30

ALS Group USA, Corp.
dba ALS Environmental

Confirmation Results

Client:	Day Environmental, Inc.	**Service Request:**	R2401914
Project:	Shumway Marina/6048S-23	**Date Collected:**	NA
Matrix:	Water	**Date Received:**	
Sample Name:	Lab Control Sample		
Lab Code:	RQ2402926-06	**Units:**	ug/L
		Basis:	NA

Polychlorinated Biphenyls (PCBs) by GC

Analytical Method: 8082A
Prep Method: EPA 3510C

	MDL	Primary Result	Confirmation Result	RPD	Q	Dilution Factor	Date Analyzed
Aroclor 1016	0.50	4.71	4.75	<1		1	03/25/24 18:17
Aroclor 1260	0.50	4.37	4.47	2		1	03/25/24 18:17

ALS Group USA, Corp.
dba ALS Environmental

Confirmation Results

Client:	Day Environmental, Inc.	**Service Request:**	R2401914
Project:	Shumway Marina/6048S-23	**Date Collected:**	NA
Matrix:	Water	**Date Received:**	
Sample Name:	Duplicate Lab Control Sample		
Lab Code:	RQ2402926-07	**Units:**	ug/L
		Basis:	NA

Polychlorinated Biphenyls (PCBs) by GC

Analytical Method: 8082A
Prep Method: EPA 3510C

	MDL	Primary Result	Confirmation Result	RPD	Q	Dilution Factor	Date Analyzed
Aroclor 1016	0.50	4.29	4.29	<1		1	03/25/24 18:31
Aroclor 1260	0.50	4.34	4.37	<1		1	03/25/24 18:31

Client: Day Environmental, Inc. **Service Request:** R2401914
Project: Shumway Marina/6048S-23
Sample Matrix: Soil

SURROGATE RECOVERY SUMMARY
Polychlorinated Biphenyls (PCBs) by GC using Microwave Extraction

Analysis Method: 8082A
Extraction Method: EPA 3546

Sample Name	Lab Code	Decachlorobiphenyl 10 - 138	Tetrachloro-m-xylene 11 - 122
B-1,2,3	R2401914-005	65	55
B-4,5,6	R2401914-006	71	55
B-7,8,9	R2401914-007	39	60
Method Blank	RQ2402543-01	77	81
Lab Control Sample	RQ2402543-02	84	81
Duplicate Lab Control Sample	RQ2402543-03	75	78
B-1,2,3 MS	RQ2402543-06	57	54
B-1,2,3 DMS	RQ2402543-07	62	53
Method Blank	RQ2402685-01	69	82
Lab Control Sample	RQ2402685-04	71	88
Duplicate Lab Control Sample	RQ2402685-05	75	83

Client:	Day Environmental, Inc.	**Service Request:**	R2401914
Project:	Shumway Marina/6048S-23	**Date Collected:**	03/07/24
Sample Matrix:	Soil	**Date Received:**	03/08/24
		Date Analyzed:	03/11/24
		Date Extracted:	03/11/24

Duplicate Matrix Spike Summary
Polychlorinated Biphenyls (PCBs) by GC using Microwave Extraction

Sample Name:	B-1,2,3	**Units:**	ug/Kg
Lab Code:	R2401914-005	**Basis:**	Dry
Analysis Method:	8082A		
Prep Method:	EPA 3546		

		Matrix Spike			Duplicate Matrix Spike					
		RQ2402543-06			RQ2402543-07					
Analyte Name	**Sample Result**	**Result**	**Spike Amount**	**% Rec**	**Result**	**Spike Amount**	**% Rec**	**% Rec Limits**	**RPD**	**RPD Limit**
Aroclor 1016	21 U	140	197	71	142	198	72	26-137	2	30
Aroclor 1260	21 U	167	197	85	196	198	99	30-156	16	30

Results flagged with an asterisk (*) indicate values outside control criteria.

Results flagged with a pound (#) indicate the control criteria is not applicable.

Percent recoveries and relative percent differences (RPD) are determined by the software using values in the calculation which have not been rounded.

Matrix Spike and Matrix Spike Duplicate Data is presented for information purposes only. The matrix may or may not be relevant to samples reported in this report. The laboratory evaluates system performance based on the LCS and LCSD control limits.

Client:	Day Environmental, Inc.	**Service Request:**	R2401914
Project:	Shumway Marina/6048S-23	**Date Analyzed:**	03/11/24 19:03
Sample Matrix:	Soil	**Date Extracted:**	03/11/24

Method Blank Summary
Polychlorinated Biphenyls (PCBs) by GC using Microwave Extraction

Sample Name:	Method Blank	**Instrument ID:**	R-GC-58
Lab Code:	RQ2402543-01	**File ID:**	I:\ACQUDATA\6890G\Data\031124\BM1372.D\
Analysis Method:	8082A	**Analysis Lot:**	834676
Prep Method:	EPA 3546	**Extraction Lot:**	435221

This Method Blank applies to the following analyses.

Sample Name	Lab Code	File ID	Date Analyzed
Lab Control Sample	RQ2402543-02	I:\ACQUDATA\6890G\Data\031124\BM1373.D\	03/11/24 19:18
Duplicate Lab Control Sample	RQ2402543-03	I:\ACQUDATA\6890G\Data\031124\BM1374.D\	03/11/24 19:32
B-1,2,3	R2401914-005	I:\ACQUDATA\6890G\Data\031124\BM1383.D\	03/11/24 21:39
B-1,2,3MS	RQ2402543-06	I:\ACQUDATA\6890G\Data\031124\BM1384.D\	03/11/24 21:54
B-1,2,3DMS	RQ2402543-07	I:\ACQUDATA\6890G\Data\031124\BM1385.D\	03/11/24 22:08
B-4,5,6	R2401914-006	I:\ACQUDATA\6890G\Data\031124\BM1386.D\	03/11/24 22:22

Client:	Day Environmental, Inc.	**Service Request:**	R2401914
Project:	Shumway Marina/6048S-23	**Date Analyzed:**	03/21/24 16:24
Sample Matrix:	Soil	**Date Extracted:**	03/14/24

Method Blank Summary
Polychlorinated Biphenyls (PCBs) by GC using Microwave Extraction

Sample Name:	Method Blank	**Instrument ID:**	R-GC-58
Lab Code:	RQ2402685-01	**File ID:**	I:\ACQUDATA\6890G\Data\032124\BM1445.D\
Analysis Method:	8082A	**Analysis Lot:**	835802
Prep Method:	EPA 3546	**Extraction Lot:**	435408

This Method Blank applies to the following analyses.

Sample Name	Lab Code	File ID	Date Analyzed
Lab Control Sample	RQ2402685-04	I:\ACQUDATA\6890G\Data\032124\BM1447.D\	03/21/24 16:53
Duplicate Lab Control Sample	RQ2402685-05	I:\ACQUDATA\6890G\Data\032124\BM1448.D\	03/21/24 17:07
B-7,8,9	R2401914-007	I:\ACQUDATA\6890G\Data\032124\BM1449.D\	03/21/24 17:21

Analytical Report

Client:	Day Environmental, Inc.	**Service Request:**	R2401914
Project:	Shumway Marina/6048S-23	**Date Collected:**	NA
Sample Matrix:	Soil	**Date Received:**	NA
Sample Name:	Method Blank	**Units:**	ug/Kg
Lab Code:	RQ2402543-01	**Basis:**	Dry

Polychlorinated Biphenyls (PCBs) by GC using Microwave Extraction

Analysis Method: 8082A
Prep Method: EPA 3546

Analyte Name	Result	MRL	MDL	Dil.	Date Analyzed	Date Extracted	Q
Aroclor 1016	17 U	33	17	1	03/11/24 19:03	3/11/24	
Aroclor 1221	26 U	67	26	1	03/11/24 19:03	3/11/24	
Aroclor 1232	19 U	33	19	1	03/11/24 19:03	3/11/24	
Aroclor 1242	17 U	33	17	1	03/11/24 19:03	3/11/24	
Aroclor 1248	18 U	33	18	1	03/11/24 19:03	3/11/24	
Aroclor 1254	17 U	33	17	1	03/11/24 19:03	3/11/24	
Aroclor 1260	17 U	33	17	1	03/11/24 19:03	3/11/24	

Surrogate Name	% Rec	Control Limits	Date Analyzed	Q
Decachlorobiphenyl	77	10 - 138	03/11/24 19:03	
Tetrachloro-m-xylene	81	11 - 122	03/11/24 19:03	

Analytical Report

Client:	Day Environmental, Inc.	**Service Request:**	R2401914
Project:	Shumway Marina/6048S-23	**Date Collected:**	NA
Sample Matrix:	Soil	**Date Received:**	NA
Sample Name:	Method Blank	**Units:**	ug/Kg
Lab Code:	RQ2402685-01	**Basis:**	Dry

Polychlorinated Biphenyls (PCBs) by GC using Microwave Extraction

Analysis Method: 8082A
Prep Method: EPA 3546

Analyte Name	Result	MRL	MDL	Dil.	Date Analyzed	Date Extracted	Q
Aroclor 1016	17 U	32	17	1	03/21/24 16:24	3/14/24	
Aroclor 1221	26 U	65	26	1	03/21/24 16:24	3/14/24	
Aroclor 1232	19 U	32	19	1	03/21/24 16:24	3/14/24	
Aroclor 1242	17 U	32	17	1	03/21/24 16:24	3/14/24	
Aroclor 1248	18 U	32	18	1	03/21/24 16:24	3/14/24	
Aroclor 1254	17 U	32	17	1	03/21/24 16:24	3/14/24	
Aroclor 1260	17 U	32	17	1	03/21/24 16:24	3/14/24	

Surrogate Name	% Rec	Control Limits	Date Analyzed	Q
Decachlorobiphenyl	69	10 - 138	03/21/24 16:24	
Tetrachloro-m-xylene	82	11 - 122	03/21/24 16:24	

ALS Group USA, Corp.
dba ALS Environmental

QA/QC Report

Client:	Day Environmental, Inc.	**Service Request:**	R2401914
Project:	Shumway Marina/6048S-23	**Date Analyzed:**	03/11/24 19:18
Sample Matrix:	Soil	**Date Extracted:**	03/11/24

Lab Control Sample Summary
Polychlorinated Biphenyls (PCBs) by GC using Microwave Extraction

Sample Name:	Lab Control Sample	**Instrument ID:**	R-GC-58
Lab Code:	RQ2402543-02	**File ID:**	I:\ACQUDATA\6890G\Data\031124\BM1373.D\
Analysis Method:	8082A	**Analysis Lot:**	834676
Prep Method:	EPA 3546	**Extraction Lot:**	435221

This Lab Control Sample applies to the following analyses.

Sample Name	Lab Code	File ID	Date Analyzed
Method Blank	RQ2402543-01	I:\ACQUDATA\6890G\Data\031124\BM1372.D\	03/11/24 19:03
Duplicate Lab Control Sample	RQ2402543-03	I:\ACQUDATA\6890G\Data\031124\BM1374.D\	03/11/24 19:32
B-1,2,3	R2401914-005	I:\ACQUDATA\6890G\Data\031124\BM1383.D\	03/11/24 21:39
B-1,2,3MS	RQ2402543-06	I:\ACQUDATA\6890G\Data\031124\BM1384.D\	03/11/24 21:54
B-1,2,3DMS	RQ2402543-07	I:\ACQUDATA\6890G\Data\031124\BM1385.D\	03/11/24 22:08
B-4,5,6	R2401914-006	I:\ACQUDATA\6890G\Data\031124\BM1386.D\	03/11/24 22:22

Client:	Day Environmental, Inc.	**Service Request:**	R2401914
Project:	Shumway Marina/6048S-23	**Date Analyzed:**	03/21/24 16:53
Sample Matrix:	Soil	**Date Extracted:**	03/14/24

Lab Control Sample Summary
Polychlorinated Biphenyls (PCBs) by GC using Microwave Extraction

Sample Name:	Lab Control Sample	**Instrument ID:**	R-GC-58
Lab Code:	RQ2402685-04	**File ID:**	I:\ACQUDATA\6890G\Data\032124\BM1447.D\
Analysis Method:	8082A	**Analysis Lot:**	835802
Prep Method:	EPA 3546	**Extraction Lot:**	435408

This Lab Control Sample applies to the following analyses.

Sample Name	Lab Code	File ID	Date Analyzed
Method Blank	RQ2402685-01	I:\ACQUDATA\6890G\Data\032124\BM1445.D\	03/21/24 16:24
Duplicate Lab Control Sample	RQ2402685-05	I:\ACQUDATA\6890G\Data\032124\BM1448.D\	03/21/24 17:07
B-7,8,9	R2401914-007	I:\ACQUDATA\6890G\Data\032124\BM1449.D\	03/21/24 17:21

ALS Group USA, Corp.
dba ALS Environmental

QA/QC Report

Client: Day Environmental, Inc. **Service Request:** R2401914
Project: Shumway Marina/6048S-23 **Date Analyzed:** 03/11/24
Sample Matrix: Soil

Duplicate Lab Control Sample Summary
Polychlorinated Biphenyls (PCBs) by GC using Microwave Extraction

Units:ug/Kg
Basis: Dry

			Lab Control Sample		Duplicate Lab Control Sample					
			RQ2402543-02		RQ2402543-03					
Analyte Name	**Analytical Method**	**Result**	**Spike Amount**	**% Rec**	**Result**	**Spike Amount**	**% Rec**	**% Rec Limits**	**RPD**	**RPD Limit**
Aroclor 1016	8082A	167	166	100	121	166	73	34-141	32*	30
Aroclor 1260	8082A	192	166	115	121	166	73	30-158	45*	30

ALS Group USA, Corp.
dba ALS Environmental

QA/QC Report

Client: Day Environmental, Inc. **Service Request:** R2401914
Project: Shumway Marina/6048S-23 **Date Analyzed:** 03/21/24
Sample Matrix: Soil

Duplicate Lab Control Sample Summary
Polychlorinated Biphenyls (PCBs) by GC using Microwave Extraction

Units:ug/Kg
Basis: Dry

			Lab Control Sample			Duplicate Lab Control Sample				
			RQ2402685-04			RQ2402685-05				
Analyte Name	**Analytical Method**	**Result**	**Spike Amount**	**% Rec**	**Result**	**Spike Amount**	**% Rec**	**% Rec Limits**	**RPD**	**RPD Limit**
Aroclor 1016	8082A	174	165	105	173	168	103	34-141	<1	30
Aroclor 1260	8082A	181	165	109	192	168	115	30-158	6	30

Confirmation Results

Client: Day Environmental, Inc.
Project: Shumway Marina/6048S-23
Matrix: Soil

Service Request: R2401914
Date Collected: NA
Date Received:

Sample Name: Lab Control Sample
Lab Code: RQ2402543-02

Units: ug/Kg
Basis: Dry

Polychlorinated Biphenyls (PCBs) by GC using Microwave Extraction

Analytical Method: 8082A
Prep Method: EPA 3546

	MDL	Primary Result	Confirmation Result	RPD	Q	Dilution Factor	Date Analyzed
Aroclor 1016	17	167	175	5		1	03/11/24 19:18
Aroclor 1260	17	192	196	2		1	03/11/24 19:18

Confirmation Results

Client: Day Environmental, Inc.
Project: Shumway Marina/6048S-23
Matrix: Soil

Service Request: R2401914
Date Collected: NA
Date Received:

Sample Name: Duplicate Lab Control Sample
Lab Code: RQ2402543-03

Units: ug/Kg
Basis: Dry

Polychlorinated Biphenyls (PCBs) by GC using Microwave Extraction

Analytical Method: 8082A
Prep Method: EPA 3546

	MDL	Primary Result	Confirmation Result	RPD	Q	Dilution Factor	Date Analyzed
Aroclor 1016	17	121	125	3		1	03/11/24 19:32
Aroclor 1260	17	121	125	3		1	03/11/24 19:32

ALS Group USA, Corp.
dba ALS Environmental

Confirmation Results

Client: Day Environmental, Inc.
Project: Shumway Marina/6048S-23
Matrix: Soil

Service Request: R2401914
Date Collected: 03/07/24 11:05
Date Received: 3/8/24

Sample Name: B-1,2,3
Lab Code: RQ2402543-06

Units: ug/Kg
Basis: Dry
Percent Solids: 84.0

Polychlorinated Biphenyls (PCBs) by GC using Microwave Extraction

Analytical Method: 8082A
Prep Method: EPA 3546

	MDL	Primary Result	Confirmation Result	RPD	Q	Dilution Factor	Date Analyzed
Aroclor 1016	21	140	140	<1		1	03/11/24 21:54
Aroclor 1260	21	167	221	28		1	03/11/24 21:54

Confirmation Results

Client: Day Environmental, Inc.
Project: Shumway Marina/6048S-23
Matrix: Soil

Service Request: R2401914
Date Collected: 03/07/24 11:05
Date Received: 3/8/24

Sample Name: B-1,2,3
Lab Code: RQ2402543-07

Units: ug/Kg
Basis: Dry
Percent Solids: 84.0

Polychlorinated Biphenyls (PCBs) by GC using Microwave Extraction

Analytical Method: 8082A
Prep Method: EPA 3546

	MDL	Primary Result	Confirmation Result	RPD	Q	Dilution Factor	Date Analyzed
Aroclor 1016	21	142	155	9		1	03/11/24 22:08
Aroclor 1260	21	196	241	21		1	03/11/24 22:08

Confirmation Results

Client: Day Environmental, Inc.
Project: Shumway Marina/6048S-23
Matrix: Soil

Service Request: R2401914
Date Collected: NA
Date Received:

Sample Name: Lab Control Sample
Lab Code: RQ2402685-04

Units: ug/Kg
Basis: Dry

Polychlorinated Biphenyls (PCBs) by GC using Microwave Extraction

Analytical Method: 8082A
Prep Method: EPA 3546

	MDL	Primary Result	Confirmation Result	RPD	Q	Dilution Factor	Date Analyzed
Aroclor 1016	17	174	187	7		1	03/21/24 16:53
Aroclor 1260	17	181	192	6		1	03/21/24 16:53

ALS Group USA, Corp.
dba ALS Environmental

Confirmation Results

Client:	Day Environmental, Inc.	**Service Request:**	R2401914
Project:	Shumway Marina/6048S-23	**Date Collected:**	NA
Matrix:	Soil	**Date Received:**	
Sample Name:	Duplicate Lab Control Sample		
Lab Code:	RQ2402685-05	**Units:**	ug/Kg
		Basis:	Dry

Polychlorinated Biphenyls (PCBs) by GC using Microwave Extraction

Analytical Method: 8082A
Prep Method: EPA 3546

	MDL	Primary Result	Confirmation Result	RPD	Q	Dilution Factor	Date Analyzed
Aroclor 1016	18	173	195	12		1	03/21/24 17:07
Aroclor 1260	18	192	207	8		1	03/21/24 17:07

Metals

ALS Environmental—Rochester Laboratory
1565 Jefferson Road, Building 300, Suite 360, Rochester, NY 14623
Phone (585) 288-5380 Fax (585) 288-8475
www.alsglobal.com

Form 2

Calibration Verifications

Mercury by EPA 7471B,Mercury by EPA 7470A,Metals by EPA 6010C

Workorder

R2401914

Client

Day Environmental, Inc.

Project

Shumway Marina

06/05/2024

ALS Environmental–Rochester Laboratory
1565 Jefferson Road, Building 300, Suite 360, Rochester, NY 14623
Phone (585) 288-5380 Fax (585) 288-8475
www.alsglobal.com

Form 2 - Calibration Verifications

Client	Day Environmental, Inc.	Workorder	
Project	Shumway Marina	**R2401914**	

Mercury by EPA 7471B

R-CVAA-03_834546		ICV			LLCCV			CCV			CCV			CCV			LLCCV		
Units ug/L	**Run Date**	03/11/24			03/11/24			03/11/24			03/11/24			03/11/24			03/11/24		
	Run Time	09:33			09:38			09:41			10:14			10:33			10:53		
Analyte		Found	%R	Q	Found	%R	Q	Found	%R	Q	Found	%R	Q	Found	%R	Q	Found	%R	Q
Mercury		3.00	**100**		0.196	**98**		3.00	**100**		3.00	**100**		3.02	**101**		0.197	**99**	

R-CVAA-03_834546		CCV		
Units ug/L	**Run Date**	03/11/24		
	Run Time	10:56		
Analyte		Found	%R	Q
Mercury		3.01	**100**	

QC ID	%R Limits	
CCV	80 - 120	**3.0** - Hg
ICV	90 - 110	**3.0** - Hg
LLCCV	70 - 130	**0.2** - Hg

Form 2 - Calibration Verifications

Client	Day Environmental, Inc.	Workorder	
Project	Shumway Marina	**R2401914**	

Mercury by EPA 7470A

R-CVAA-03_834700		ICV			CCV			LLCCV			CCV			CCV			CCV		
Units ug/L	**Run Date**	03/12/24			03/12/24			03/12/24			03/12/24			03/12/24			03/12/24		
	Run Time	12:01			12:09			12:29			12:31			12:57			13:20		
Analyte		Found	%R	Q	Found	%R	Q	Found	%R	Q	Found	%R	Q	Found	%R	Q	Found	%R	Q
Mercury		3.09	**103**		3.09	**103**		0.203	**102**		3.09	**103**		3.08	**103**		3.08	**103**	

R-CVAA-03_834700		LLCCV			CCV		
Units ug/L	**Run Date**	03/12/24			03/12/24		
	Run Time	13:40			13:43		
Analyte		Found	%R	Q	Found	%R	Q
Mercury		0.202	**101**		3.11	**104**	

QC ID	%R Limits	
CCV	80 - 120	**3.0** - Hg
ICV	90 - 110	**3.0** - Hg
LLCCV	70 - 130	**0.2** - Hg

Form 2 - Calibration Verifications

Client Day Environmental, Inc. | **Workorder** R2401914

Project Shumway Marina

Metals by EPA 6010C (P)

R-ICP-AES-07_834770		ICV			LLCCV			CCV			CCV			CCV			CCV		
Units ppm	**Run Date**	03/12/24			03/12/24			03/12/24			03/12/24			03/12/24			03/12/24		
	Run Time	12:18			12:25			12:34			13:13			13:52			14:43		
Analyte		Found	%R	Q	Found	%R	Q	Found	%R	Q	Found	%R	Q	Found	%R	Q	Found	%R	Q
Aluminum		9.84	**98**		0.191	**96**		9.90	**99**		9.95	**100**		10.00	**100**		9.94	**99**	
Antimony		4.84	**97**		0.0637	**106**		4.85	**97**		4.87	**97**		4.90	**98**		4.91	**98**	
Arsenic		0.981	**98**		0.0191	**96**		0.979	**98**		0.980	**98**		0.980	**98**		0.982	**98**	
Barium		10.10	**101**		0.205	**102**		10.10	**101**		10.20	**102**		10.20	**102**		10.20	**102**	
Beryllium		0.238	**95**		0.00480	**96**		0.238	**95**		0.238	**95**		0.239	**96**		0.239	**96**	
Cadmium		0.504	**101**		0.0104	**104**		0.506	**101**		0.508	**102**		0.509	**102**		0.508	**102**	
Calcium		25.50	**102**		0.988	**99**		25.60	**102**		25.70	**103**		25.70	**103**		25.60	**102**	
Chromium		0.515	**103**		0.00990	**99**		0.516	**103**		0.518	**104**		0.518	**104**		0.515	**103**	
Cobalt		2.51	**101**		0.0512	**102**		2.52	**101**		2.52	**101**		2.54	**102**		2.53	**101**	
Copper		1.22	**98**		0.0243	**97**		1.23	**98**		1.23	**98**		1.23	**98**		1.23	**99**	
Iron		4.97	**99**		0.105	**105**		5.00	**100**		5.03	**101**		5.04	**101**		5.02	**100**	
Lead		0.504	**101**		0.0111	**111**		0.508	**102**		0.508	**102**		0.510	**102**		0.508	**102**	
Magnesium		25.10	**100**		0.971	**97**		25.20	**101**		25.20	**101**		25.20	**101**		25.10	**100**	
Manganese		0.743	**99**		0.0152	**101**		0.745	**99**		0.749	**100**		0.752	**100**		0.748	**100**	
Nickel		2.09	**104**		0.0395	**99**		2.09	**105**		2.10	**105**		2.11	**105**		2.11	**105**	
Potassium		24.10	**96**		0.874	**87**		24.10	**96**		24.10	**97**		24.30	**97**		24.40	**98**	
Selenium		0.490	**98**		0.00840	**84**		0.487	**97**		0.495	**99**		0.490	**98**		0.486	**97**	
Silver		0.516	**103**		0.00980	**98**		0.517	**103**		0.517	**103**		0.519	**104**		0.518	**104**	
Sodium		25.00	**100**		0.866	**87**		25.00	**100**		25.00	**100**		25.00	**100**		25.00	**100**	
Thallium		1.01	**101**		0.0198	**99**		1.01	**101**		1.01	**101**		1.02	**102**		1.01	**101**	
Vanadium		2.48	**99**		0.0490	**98**		2.49	**100**		2.50	**100**		2.50	**100**		2.49	**100**	
Zinc		0.986	**99**		0.0191	**96**		0.993	**99**		0.996	**100**		0.999	**100**		0.992	**99**	

QC ID	%R Limits	
CCV	90 - 110	**10.0** - Al, Ba; **5.0** - Sb, Fe; **1.0** - As, Tl, Zn; **0.250** - Be; **0.5** - Cd, Cr, Pb, Se, Ag; **25.0** - Ca, Mg, K, Na; **2.50** - Co, V; **1.25** - Cu; **0.750** - Mn; **2.0** - Ni
ICV	90 - 110	**10.0** - Al, Ba; **5.0** - Sb, Fe; **1.0** - As, Tl, Zn; **0.250** - Be; **0.5** - Cd, Cr, Pb, Se, Ag; **25.0** - Ca, Mg, K, Na; **2.50** - Co, V; **1.25** - Cu; **0.750** - Mn; **2.0** - Ni
LLCCV	70 - 130	**0.2** - Al, Ba; **0.06** - Sb; **0.02** - As, Tl, Zn; **0.005** - Be; **0.01** - Cd, Cr, Pb, Se, Ag; **1.0** - Ca, Mg, K, Na; **0.05** - Co, V; **0.0250** - Cu; **0.1** - Fe; **0.0150** - Mn; **0.04** - Ni

Form 2 - Calibration Verifications

Client Day Environmental, Inc. | Workorder **R2401914**

Project Shumway Marina

Metals by EPA 6010C (P)

R-ICP-AES-07_834770		CCV			LLCCV			CCV		
Units ppm	**Run Date**	03/12/24			03/12/24			03/12/24		
	Run Time	15:22			15:28			15:48		
Analyte		Found	%R	Q	Found	%R	Q	Found	%R	Q
Aluminum		9.98	**100**		0.193	**97**		9.93	**99**	
Antimony		4.89	**98**		0.0625	**104**		4.87	**97**	
Arsenic		0.980	**98**		0.0198	**99**		0.980	**98**	
Barium		10.20	**102**		0.206	**103**		10.20	**102**	
Beryllium		0.239	**96**		0.00490	**98**		0.239	**95**	
Cadmium		0.508	**102**		0.0104	**104**		0.507	**101**	
Calcium		25.60	**102**		0.990	**99**		25.50	**102**	
Chromium		0.514	**103**		0.0101	**101**		0.513	**103**	
Cobalt		2.53	**101**		0.0505	**101**		2.51	**101**	
Copper		1.23	**99**		0.0245	**98**		1.23	**98**	
Iron		5.01	**100**		0.109	**109**		5.00	**100**	
Lead		0.509	**102**		0.00990	**99**		0.508	**102**	
Magnesium		25.10	**100**		0.969	**97**		25.00	**100**	
Manganese		0.748	**100**		0.0152	**101**		0.746	**99**	
Nickel		2.11	**105**		0.0399	**100**		2.10	**105**	
Potassium		24.20	**97**		0.922	**92**		24.10	**97**	
Selenium		0.490	**98**		0.0103	**103**		0.486	**97**	
Silver		0.518	**104**		0.0100	**100**		0.516	**103**	
Sodium		24.90	**100**		0.782	**78**		24.70	**99**	
Thallium		1.01	**101**		0.0185	**93**		1.02	**102**	
Vanadium		2.49	**100**		0.0493	**99**		2.49	**99**	
Zinc		0.994	**99**		0.0192	**96**		0.988	**99**	

QC ID	%R Limits	
CCV	90 - 110	**10.0** - Al, Ba; **5.0** - Sb, Fe; **1.0** - As, Tl, Zn; **0.250** - Be; **0.5** - Cd, Cr, Pb, Se, Ag; **25.0** - Ca, Mg, K, Na; **2.50** - Co, V; **1.25** - Cu; **0.750** - Mn; **2.0** - Ni
ICV	90 - 110	**10.0** - Al, Ba; **5.0** - Sb, Fe; **1.0** - As, Tl, Zn; **0.250** - Be; **0.5** - Cd, Cr, Pb, Se, Ag; **25.0** - Ca, Mg, K, Na; **2.50** - Co, V; **1.25** - Cu; **0.750** - Mn; **2.0** - Ni
LLCCV	70 - 130	**0.2** - Al, Ba; **0.06** - Sb; **0.02** - As, Tl, Zn; **0.005** - Be; **0.01** - Cd, Cr, Pb, Se, Ag; **1.0** - Ca, Mg, K, Na; **0.05** - Co, V; **0.0250** - Cu; **0.1** - Fe; **0.0150** - Mn; **0.04** - Ni

Form 2 - Calibration Verifications

Client Day Environmental, Inc. | **Workorder** R2401914

Project Shumway Marina

Metals by EPA 6010C (P)

R-ICP-AES-07_834772		ICV			CCV			LLCCV			CCV			CCV			CCV		
Units ppm	**Run Date**	03/12/24			03/12/24			03/12/24			03/12/24			03/12/24			03/12/24		
	Run Time	12:18			16:36			16:43			16:52			17:31			18:10		
Analyte		Found	%R	Q	Found	%R	Q	Found	%R	Q	Found	%R	Q	Found	%R	Q	Found	%R	Q
Aluminum		9.84	**98**		9.93	**99**		0.195	**97**		9.93	**99**		10.10	**101**		10.00	**100**	
Antimony		4.84	**97**		4.88	**98**		0.0649	**108**		4.87	**97**		5.01	**100**		4.95	**99**	
Arsenic		0.981	**98**		0.980	**98**		0.0201	**101**		0.977	**98**		0.995	**100**		0.986	**99**	
Barium		10.10	**101**		10.20	**102**		0.207	**103**		10.20	**102**		10.40	**104**		10.30	**103**	
Beryllium		0.238	**95**		0.239	**95**		0.00490	**98**		0.239	**96**		0.244	**98**		0.242	**97**	
Cadmium		0.504	**101**		0.505	**101**		0.0104	**104**		0.506	**101**		0.517	**103**		0.510	**102**	
Calcium		25.50	**102**		25.40	**102**		0.991	**99**		25.50	**102**		26.10	**104**		25.80	**103**	
Chromium		0.515	**103**		0.512	**102**		0.0100	**100**		0.511	**102**		0.522	**104**		0.518	**104**	
Cobalt		2.51	**101**		2.52	**101**		0.0509	**102**		2.50	**100**		2.57	**103**		2.54	**102**	
Copper		1.22	**98**		1.23	**98**		0.0247	**99**		1.23	**98**		1.25	**100**		1.26	**101**	
Iron		4.97	**99**		4.98	**100**		0.107	**107**		5.00	**100**		5.08	**102**		5.03	**101**	
Lead		0.504	**101**		0.505	**101**		0.00960	**96**		0.506	**101**		0.515	**103**		0.511	**102**	
Magnesium		25.10	**100**		24.90	**100**		0.968	**97**		25.00	**100**		25.50	**102**		25.20	**101**	
Manganese		0.743	**99**		0.745	**99**		0.0153	**102**		0.744	**99**		0.760	**101**		0.754	**101**	
Nickel		2.09	**104**		2.10	**105**		0.0402	**101**		2.10	**105**		2.14	**107**		2.12	**106**	
Potassium		24.10	**96**		24.20	**97**		1.08	**108**		24.00	**96**		25.50	**102**		24.90	**100**	
Selenium		0.490	**98**		0.484	**97**		0.00700	**70**		0.482	**96**		0.492	**98**		0.490	**98**	
Silver		0.516	**103**		0.516	**103**		0.0101	**101**		0.516	**103**		0.526	**105**		0.524	**105**	
Sodium		25.00	**100**		25.20	**101**		1.10	**110**		24.80	**99**		26.50	**106**		26.00	**104**	
Thallium		1.01	**101**		1.01	**101**		0.0182	**91**		1.00	**100**		1.03	**103**		1.02	**102**	
Vanadium		2.48	**99**		2.48	**99**		0.0494	**99**		2.48	**99**		2.54	**101**		2.52	**101**	
Zinc		0.986	**99**		0.987	**99**		0.0192	**96**		0.985	**99**		1.01	**101**		1.00	**100**	

QC ID	%R Limits	
CCV	90 - 110	**10.0** - Al, Ba; **5.0** - Sb, Fe; **1.0** - As, Tl, Zn; **0.250** - Be; **0.5** - Cd, Cr, Pb, Se, Ag; **25.0** - Ca, Mg, K, Na; **2.50** - Co, V; **1.25** - Cu; **0.750** - Mn; **2.0** - Ni
ICV	90 - 110	**10.0** - Al, Ba; **5.0** - Sb, Fe; **1.0** - As, Tl, Zn; **0.250** - Be; **0.5** - Cd, Cr, Pb, Se, Ag; **25.0** - Ca, Mg, K, Na; **2.50** - Co, V; **1.25** - Cu; **0.750** - Mn; **2.0** - Ni
LLCCV	70 - 130	**0.2** - Al, Ba; **0.06** - Sb; **0.02** - As, Tl, Zn; **0.005** - Be; **0.01** - Cd, Cr, Pb, Se, Ag; **1.0** - Ca, Mg, K, Na; **0.05** - Co, V; **0.0250** - Cu; **0.1** - Fe; **0.0150** - Mn; **0.04** - Ni

Form 2 - Calibration Verifications

Client Day Environmental, Inc. | Workorder **R2401914**

Project Shumway Marina

Metals by EPA 6010C (P)

R-ICP-AES-07_834772		CCV			CCV			LLCCV			CCV		
Units ppm	**Run Date**	03/12/24			03/12/24			03/12/24			03/12/24		
	Run Time	18:49			18:58			19:05			19:14		
Analyte		Found	%R	Q	Found	%R	Q	Found	%R	Q	Found	%R	Q
Aluminum		9.99	**100**		9.98	**100**		0.192	**96**		9.92	**99**	
Antimony		4.91	**98**		4.92	**98**		0.0625	**104**		4.87	**97**	
Arsenic		0.983	**98**		0.983	**98**		0.0201	**101**		0.977	**98**	
Barium		10.30	**103**		10.20	**102**		0.205	**103**		10.20	**102**	
Beryllium		0.241	**96**		0.241	**96**		0.00480	**96**		0.239	**96**	
Cadmium		0.508	**102**		0.508	**102**		0.0104	**104**		0.504	**101**	
Calcium		25.70	**103**		25.70	**103**		0.985	**98**		25.50	**102**	
Chromium		0.516	**103**		0.516	**103**		0.00990	**99**		0.512	**102**	
Cobalt		2.53	**101**		2.53	**101**		0.0508	**102**		2.51	**100**	
Copper		1.25	**100**		1.24	**99**		0.0247	**99**		1.24	**99**	
Iron		5.02	**100**		5.01	**100**		0.106	**106**		5.00	**100**	
Lead		0.510	**102**		0.510	**102**		0.0103	**103**		0.504	**101**	
Magnesium		25.10	**100**		25.10	**100**		0.966	**97**		24.90	**100**	
Manganese		0.751	**100**		0.750	**100**		0.0152	**101**		0.744	**99**	
Nickel		2.11	**106**		2.11	**105**		0.0396	**99**		2.09	**105**	
Potassium		24.50	**98**		24.40	**98**		1.10	**110**		24.10	**96**	
Selenium		0.485	**97**		0.486	**97**		0.0117	**117**		0.480	**96**	
Silver		0.522	**104**		0.521	**104**		0.0101	**101**		0.517	**103**	
Sodium		25.40	**102**		25.30	**101**		1.16	**116**		25.00	**100**	
Thallium		1.02	**102**		1.01	**101**		0.0174	**87**		1.01	**101**	
Vanadium		2.51	**100**		2.51	**100**		0.0493	**99**		2.49	**99**	
Zinc		0.992	**99**		0.992	**99**		0.0190	**95**		0.987	**99**	

QC ID	%R Limits	
CCV	90 - 110	**10.0** - Al, Ba; **5.0** - Sb, Fe; **1.0** - As, Tl, Zn; **0.250** - Be; **0.5** - Cd, Cr, Pb, Se, Ag; **25.0** - Ca, Mg, K, Na; **2.50** - Co, V; **1.25** - Cu; **0.750** - Mn; **2.0** - Ni
ICV	90 - 110	**10.0** - Al, Ba; **5.0** - Sb, Fe; **1.0** - As, Tl, Zn; **0.250** - Be; **0.5** - Cd, Cr, Pb, Se, Ag; **25.0** - Ca, Mg, K, Na; **2.50** - Co, V; **1.25** - Cu; **0.750** - Mn; **2.0** - Ni
LLCCV	70 - 130	**0.2** - Al, Ba; **0.06** - Sb; **0.02** - As, Tl, Zn; **0.005** - Be; **0.01** - Cd, Cr, Pb, Se, Ag; **1.0** - Ca, Mg, K, Na; **0.05** - Co, V; **0.0250** - Cu; **0.1** - Fe; **0.0150** - Mn; **0.04** - Ni

Form 2 - Calibration Verifications

Client	Day Environmental, Inc.	Workorder	
Project	Shumway Marina	**R2401914**	

Metals by EPA 6010C (P)

R-ICP-AES-07_834953		ICV			LLCCV			CCV			CCV			CCV			LLCCV		
Units ppm	**Run Date**	03/14/24			03/14/24			03/14/24			03/14/24			03/14/24			03/14/24		
	Run Time	10:20			10:26			10:35			10:54			10:54			11:00		
Analyte		Found	%R	Q	Found	%R	Q	Found	%R	Q	Found	%R	Q	Found	%R	Q	Found	%R	Q
Iron		4.95	**99**		0.102	**102**		4.99	**100**		4.97	**99**		4.97	**99**		0.102	**102**	

QC ID	%R Limits	
CCV	90 - 110	**5.0** - Fe
ICV	90 - 110	**5.0** - Fe
LLCCV	70 - 130	**0.1** - Fe

right solutions.
right partner.

Form 3

Blanks

Mercury by EPA 7471B,Mercury by EPA 7470A,Metals by EPA 6010C

Workorder

R2401914

Client

Day Environmental, Inc.

Project

Shumway Marina

06/05/2024

ALS Environmental–Rochester Laboratory
1565 Jefferson Road, Building 300, Suite 360, Rochester, NY 14623
Phone (585) 288-5380 Fax (585) 288-8475
www.alsglobal.com

Form 3 - Blanks

Client	Day Environmental, Inc.	Workorder	
Project	Shumway Marina	**R2401914**	

Mercury by EPA 7471B

R-CVAA-03_834546			ICB		CCB		CCB		CCB		CCB		
		Run Date	03/11/24		03/11/24		03/11/24		03/11/24		03/11/24		
		Run Time	09:36		09:43		10:17		10:36		10:59		
		Units	mg/Kg		mg/Kg		mg/Kg		mg/Kg		mg/Kg		
Analyte	DL	LOQ	Result	Q	Result	Q	Result	Q	Result	Q	Result	Q	
Mercury	0.013	0.020	0.013	U	0.013	U	0.013	U	0.013	U	0.013	U	

Q - Result Flag * - Result Outside Limits

Form 3 - Blanks

Client	Day Environmental, Inc.	Workorder	
Project	Shumway Marina	**R2401914**	

Mercury by EPA 7470A

R-CVAA-03_834700			ICB		CCB		CCB		CCB		CCB		CCB	
		Run Date	03/12/24		03/12/24		03/12/24		03/12/24		03/12/24		03/12/24	
		Run Time	12:03		12:11		12:34		12:59		13:22		13:45	
		Units	ug/L		ug/L		ug/L		ug/L		ug/L		ug/L	
Analyte	DL	LOQ	Result	Q	Result	Q	Result	Q	Result	Q	Result	Q	Result	Q
Mercury	0.08	0.20	0.08	U	0.08	U	0.08	U	0.08	U	0.08	U	0.08	U

Form 3 - Blanks

Client	Day Environmental, Inc.	Workorder	
Project	Shumway Marina	**R2401914**	

Metals by EPA 6010C (P)

R-ICP-AES-07_834770			ICB		CCB		CCB		CCB		CCB		CCB	
		Run Date	03/12/24		03/12/24		03/12/24		03/12/24		03/12/24		03/12/24	
		Run Time	12:21		12:38		13:16		13:55		14:46		15:25	
		Units	mg/Kg		mg/Kg		mg/Kg		mg/Kg		mg/Kg		mg/Kg	
Analyte	DL	LOQ	Result	Q	Result	Q	Result	Q	Result	Q	Result	Q	Result	Q
Aluminum	12	20	12	U	12	U	12	U	12	U	12	U	12	U
Antimony	0.6	6.0	0.6	U	0.6	U	0.6	U	0.6	U	0.6	U	0.6	U
Arsenic	0.7	1.0	0.7	U	0.7	U	0.7	U	0.7	U	0.7	U	0.7	U
Barium	0.3	2.0	0.3	U	0.3	U	0.3	U	0.3	U	0.3	U	0.3	U
Beryllium	0.03	0.30	0.03	U	0.03	U	0.03	U	0.03	U	0.03	U	0.03	U
Cadmium	0.09	0.50	0.09	U	0.09	U	0.09	U	0.09	U	0.09	U	0.09	U
Calcium	40	100	40	U	40	U	40	U	40	U	40	U	40	U
Chromium	0.4	1.0	0.4	U	0.4	U	0.4	U	0.4	U	0.4	U	0.4	U
Cobalt	0.09	5.0	0.09	U	0.09	U	0.09	U	0.09	U	0.09	U	0.09	U
Copper	0.3	2.0	0.3	U	0.3	U	0.3	U	0.3	U	0.3	U	0.3	U
Iron	13	20	13	U	13	U	13	U	13	U	13	U	13	U
Lead	0.4	5.0	0.4	U	0.4	U	0.4	U	0.4	U	0.4	U	0.4	U
Magnesium	20	100	20	U	20	U	20	U	20	U	20	U	20	U
Manganese	0.5	2.0	0.5	U	0.5	U	0.5	U	0.5	U	0.5	U	0.5	U
Nickel	0.7	4.0	0.7	U	0.7	U	0.7	U	0.7	U	0.7	U	0.7	U
Potassium	50	200	50	U	50	U	50	U	50	U	50	U	50	U
Selenium	0.6	1.0	0.6	U	0.6	U	0.6	U	0.6	U	0.6	U	0.6	U
Silver	0.09	1.0	0.09	U	0.09	U	0.09	U	0.09	U	0.09	U	0.09	U
Sodium	20	100	20	U	20	U	20	U	20	U	20	U	20	U
Thallium	0.7	1.0	0.7	U	0.7	U	0.7	U	0.7	U	0.7	U	0.7	U
Vanadium	0.07	5.0	0.07	U	0.07	U	0.07	U	0.07	U	0.07	U	0.07	U
Zinc	1.4	2.0	1.4	U	1.4	U	1.4	U	1.4	U	1.4	U	1.4	U

Form 3 - Blanks

Client	Day Environmental, Inc.	Workorder	
Project	Shumway Marina	**R2401914**	

Metals by EPA 6010C (P)

R-ICP-AES-07_834770			CCB		
		Run Date	03/12/24		
		Run Time	15:51		
		Units	mg/Kg		
Analyte	DL	LOQ	Result	Q	
Aluminum	12	20	12	U	
Antimony	0.6	6.0	0.6	U	
Arsenic	0.7	1.0	0.7	U	
Barium	0.3	2.0	0.3	U	
Beryllium	0.03	0.30	0.03	U	
Cadmium	0.09	0.50	0.09	U	
Calcium	40	100	40	U	
Chromium	0.4	1.0	0.4	U	
Cobalt	0.09	5.0	0.09	U	
Copper	0.3	2.0	0.3	U	
Iron	13	20	13	U	
Lead	0.4	5.0	0.4	U	
Magnesium	20	100	20	U	
Manganese	0.5	2.0	0.5	U	
Nickel	0.7	4.0	0.7	U	
Potassium	50	200	50	U	
Selenium	0.6	1.0	0.6	U	
Silver	0.09	1.0	0.09	U	
Sodium	20	100	20	U	
Thallium	0.7	1.0	0.7	U	
Vanadium	0.07	5.0	0.07	U	
Zinc	1.4	2.0	1.4	U	

Form 3 - Blanks

Client Day Environmental, Inc. | **Workorder** R2401914

Project Shumway Marina

Metals by EPA 6010C (P)

R-ICP-AES-07_834772			ICB		CCB		CCB		CCB		CCB		CCB	
		Run Date	03/12/24		03/12/24		03/12/24		03/12/24		03/12/24		03/12/24	
		Run Time	12:21		16:39		16:56		17:34		18:13		18:52	
		Units	ug/L		ug/L		ug/L		ug/L		ug/L		ug/L	
Analyte	DL	LOQ	Result	Q	Result	Q	Result	Q	Result	Q	Result	Q	Result	Q
Aluminum	30	100	30	U	30	U	30	U	30	U	30	U	30	U
Antimony	11	60	11	U	11	U	11	U	11	U	11	U	11	U
Arsenic	6	10	6	U	6	U	6	U	6	U	6	U	6	U
Barium	3	20	3	U	3	U	3	U	3	U	3	U	3	U
Beryllium	0.2	3.0	0.2	U	0.2	U	0.2	U	0.2	U	0.2	U	0.2	U
Cadmium	0.4	5.0	0.4	U	0.4	U	0.4	U	0.4	U	0.4	U	0.4	U
Calcium	300	1000	300	U	300	U	300	U	300	U	300	U	300	U
Chromium	2	10	2	U	2	U	2	U	2	U	2	U	2	U
Cobalt	0.9	50	0.9	U	0.9	U	0.9	U	0.9	U	0.9	U	0.9	U
Copper	4	20	4	U	4	U	4	U	4	U	4	U	4	U
Iron	70	100	70	U	70	U	70	U	70	U	70	U	70	U
Lead	4	50	4	U	4	U	4	U	4	U	4	U	4	U
Magnesium	30	1000	30	U	30	U	30	U	30	U	30	U	30	U
Manganese	4	10	4	U	4	U	4	U	4	U	4	U	4	U
Nickel	3	40	3	U	3	U	3	U	3	U	3	U	3	U
Potassium	400	2000	400	U	400	U	400	U	900	J	500	J	400	U
Selenium	7	10	7	U	7	U	7	U	7	U	7	U	7	U
Silver	0.6	10	0.6	U	0.6	U	0.6	U	0.6	U	0.6	U	0.6	U
Sodium	300	1000	300	U	300	U	300	U	1000	J	600	J	300	U
Thallium	8	10	8	U	8	U	8	U	8	U	8	U	8	U
Vanadium	0.7	50	0.7	U	0.7	U	0.7	U	0.7	U	0.7	U	0.7	U
Zinc	3	20	3	U	3	U	3	U	3	U	3	U	3	U

Form 3 - Blanks

Client	Day Environmental, Inc.	Workorder	
Project	Shumway Marina	**R2401914**	

Metals by EPA 6010C (P)

R-ICP-AES-07_834772			CCB		CCB		
		Run Date	03/12/24		03/12/24		
		Run Time	19:02		19:18		
		Units	ug/L		ug/L		
Analyte	DL	LOQ	Result	Q	Result	Q	
Aluminum	30	100	30	U	30	U	
Antimony	11	60	11	U	11	U	
Arsenic	6	10	6	U	6	U	
Barium	3	20	3	U	3	U	
Beryllium	0.2	3.0	0.2	U	0.2	U	
Cadmium	0.4	5.0	0.4	U	0.4	U	
Calcium	300	1000	300	U	300	U	
Chromium	2	10	2	U	2	U	
Cobalt	0.9	50	0.9	U	0.9	U	
Copper	4	20	4	U	4	U	
Iron	70	100	70	U	70	U	
Lead	4	50	4	U	4	U	
Magnesium	30	1000	30	U	30	U	
Manganese	4	10	4	U	4	U	
Nickel	3	40	3	U	3	U	
Potassium	400	2000	400	U	400	U	
Selenium	7	10	7	U	7	U	
Silver	0.6	10	0.6	U	0.6	U	
Sodium	300	1000	300	U	300	U	
Thallium	8	10	8	U	8	U	
Vanadium	0.7	50	0.7	U	0.7	U	
Zinc	3	20	3	U	3	U	

Form 3 - Blanks

Client	Day Environmental, Inc.	Workorder	
Project	Shumway Marina	**R2401914**	

Metals by EPA 6010C (P)

R-ICP-AES-07_834953			ICB		CCB		CCB		CCB		
		Run Date	03/14/24		03/14/24		03/14/24		03/14/24		
		Run Time	10:23		10:38		10:57		10:57		
		Units	mg/Kg		mg/Kg		mg/Kg		mg/Kg		
Analyte	DL	LOQ	Result	Q	Result	Q	Result	Q	Result	Q	
Iron	70	100	13	U	13	U	13	U	13	U	

Form 4

Interference Checks

Metals by EPA 6010C

Workorder

R2401914

Client

Day Environmental, Inc.

Project

Shumway Marina

06/05/2024

ALS Environmental–Rochester Laboratory
1565 Jefferson Road, Building 300, Suite 360, Rochester, NY 14623
Phone (585) 288-5380 Fax (585) 288-8475
www.alsglobal.com

Form 4 - Interference Checks

Client Day Environmental, Inc. | Workorder **R2401914**

Project Shumway Marina

Metals by EPA 6010C

R-ICP-AES-07_834770				ICSA1			ICSAB1			ICSA2			ICSAB2		
Units mg/Kg			**Run Date**	03/12/24			03/12/24			03/12/24			03/12/24		
			Run Time	12:28			12:31			15:31			15:35		
Analyte	ICSA True	ICSAB True	Limits	Found	%R	Q	Found	%R	Q	Found	%R	Q	Found	%R	Q
Aluminum, Total	25000	25000	80-120	25500	**102**		25200	**101**		25700	**103**		25400	**102**	
Antimony, Total	NA	60	80-120	0.6U	NS		61.2	**102**		0.6U	NS		61.2	**102**	
Arsenic, Total	NA	10	80-120	0.7U	NS		9.46	**95**		0.7U	NS		9.46	**95**	
Barium, Total	NA	50	80-120	0.3U	NS		51.7	**103**		0.3U	NS		52.0	**104**	
Beryllium, Total	NA	50	80-120	0.03U	NS		48.3	**97**		0.03U	NS		48.6	**97**	
Cadmium, Total	NA	100	80-120	0.09U	NS		96.4	**96**		0.09U	NS		96.8	**97**	
Calcium, Total	25000	25000	80-120	24100	**96**		23800	**95**		24200	**97**		23800	**95**	
Chromium, Total	NA	50	80-120	0.4U	NS		51.6	**103**		0.4U	NS		51.5	**103**	
Cobalt, Total	NA	50	80-120	0.170J	NS		48.8	**98**		0.200J	NS		48.9	**98**	
Copper, Total	NA	50	80-120	0.3U	NS		53.2	**106**		0.3U	NS		53.4	**107**	
Iron, Total	10000	10000	80-120	9450	**94**		9410	**94**		9500	**95**		9450	**94**	
Lead, Total	NA	5	80-120	0.4U	NS		4.89J	**98**		0.4U	NS		5.08	**102**	
Magnesium, Total	25000	25000	80-120	26300	**105**		26200	**105**		26300	**105**		26100	**104**	
Manganese, Total	NA	50	80-120	0.5U	NS		48.8	**98**		0.5U	NS		49.0	**98**	
Nickel, Total	NA	100	80-120	0.7U	NS		98.6	**99**		0.7U	NS		98.9	**99**	
Potassium, Total	NA	NA	80-120	50U	NS		50U	**NS**		50U	NS		50U	**NS**	
Selenium, Total	NA	5	80-120	0.6U	NS		4.39	**88**		0.6U	NS		4.19	**84**	
Silver, Total	NA	20	80-120	0.09U	NS		21.8	**109**		0.09U	NS		21.8	**109**	
Sodium, Total	NA	NA	80-120	20U	NS		21.4J	**NS**		20U	NS		20U	**NS**	
Thallium, Total	NA	10	80-120	0.7U	NS		10.3	**103**		0.7U	NS		10.0	**100**	
Vanadium, Total	NA	50	80-120	0.190J	NS		50.6	**101**		0.220J	NS		50.6	**101**	
Zinc, Total	NA	100	80-120	1.4U	NS		101	**101**		1.4U	NS		101	**101**	

Q - Flag Recovery (%R) Failure (Spiked Analytes) | Spiked Analyte %R Limits 80-120% | * - % Recovery Outside of Limits

Q - Found Conc. above Limit (non-Spiked Analytes) | non-Spiked Analyte Limit is Limits | * - Found Conc. Above Limit

Form 4 - Interference Checks

Client Day Environmental, Inc. Workorder

Project Shumway Marina **R2401914**

Metals by EPA 6010C

R-ICP-AES-07_834772				ICSA1			ICSAB1			ICSA2			ICSAB2		
Units ug/L			**Run Date**	03/12/24			03/12/24			03/12/24			03/12/24		
			Run Time	16:46			16:49			19:08			19:11		
Analyte	ICSA True	ICSAB True	Limits	Found	%R	Q	Found	%R	Q	Found	%R	Q	Found	%R	Q
Aluminum, Total	250000	250000	80-120	257000	**103**		255000	**102**		255000	**102**		252000	**101**	
Antimony, Total	NA	600	80-120	11U	NS		615	**102**		11U	NS		608	**101**	
Arsenic, Total	NA	100	80-120	6U	NS		96.1	**96**		6U	NS		89.8	**90**	
Barium, Total	NA	500	80-120	3U	NS		521	**104**		3U	NS		516	**103**	
Beryllium, Total	NA	500	80-120	0.2U	NS		487	**97**		0.2U	NS		483	**97**	
Cadmium, Total	NA	1000	80-120	0.4U	NS		968	**97**		0.4U	NS		956	**96**	
Calcium, Total	250000	250000	80-120	242000	**97**		238000	**95**		240000	**96**		237000	**95**	
Chromium, Total	NA	500	80-120	2U	NS		514	**103**		2U	NS		510	**102**	
Cobalt, Total	NA	500	80-120	1.80J	NS		488	**98**		1.80J	NS		484	**97**	
Copper, Total	NA	500	80-120	4U	NS		536	**107**		4U	NS		532	**106**	
Iron, Total	100000	100000	80-120	94800	**95**		94600	**95**		94200	**94**		93700	**94**	
Lead, Total	NA	50	80-120	4U	NS		50.3	**101**		4U	NS		50.2	**100**	
Magnesium, Total	250000	250000	80-120	262000	**105**		261000	**104**		261000	**104**		258000	**103**	
Manganese, Total	NA	500	80-120	4U	NS		490	**98**		4U	NS		486	**97**	
Nickel, Total	NA	1000	80-120	3U	NS		992	**99**		3U	NS		980	**98**	
Potassium, Total	NA	NA	80-120	400U	NS		400U	**NS**		400U	NS		400U	**NS**	
Selenium, Total	NA	50	80-120	7U	NS		45.6	**91**		7U	NS		42.6	**85**	
Silver, Total	NA	200	80-120	0.6U	NS		219	**110**		0.6U	NS		217	**108**	
Sodium, Total	NA	NA	80-120	468J	NS		434J	**NS**		570J	NS		556J	**NS**	
Thallium, Total	NA	100	80-120	8U	NS		99.2	**99**		8U	NS		100	**100**	
Vanadium, Total	NA	500	80-120	2.10J	NS		507	**101**		2.10J	NS		503	**101**	
Zinc, Total	NA	1000	80-120	11.7J	NS		1010	**101**		11.5J	NS		998	**100**	

Q - Flag Recovery (%R) Failure (Spiked Analytes) Spiked Analyte %R Limits 80-120% * - % Recovery Outside of Limits

Q - Found Conc. above Limit (non-Spiked Analytes) non-Spiked Analyte Limit is Limits * - Found Conc. Above Limit

Form 4 - Interference Checks

Client	Day Environmental, Inc.	Workorder	
Project	Shumway Marina	**R2401914**	

Metals by EPA 6010C

R-ICP-AES-07_834953				ICSA1			ICSAB1			ICSA2			ICSAB2		
Units mg/Kg			**Run Date**	03/14/24			03/14/24			03/14/24			03/14/24		
			Run Time	10:29			10:32			11:03			11:06		
Analyte	ICSA True	ICSAB True	Limits	Found	%R	Q	Found	%R	Q	Found	%R	Q	Found	%R	Q
Iron, Total	10000	10000	80-120	9390	**94**		9420	**94**		9370	**94**		9370	**94**	

Q - Flag Recovery (%R) Failure (Spiked Analytes)
Spiked Analyte %R Limits 80-120%
* - % Recovery Outside of Limits

Q - Found Conc. above Limit (non-Spiked Analytes)
non-Spiked Analyte Limit is Limits
* - Found Conc. Above Limit

Form 5A

Matrix Spike Sample Recovery

Metals by EPA 6010C,Mercury by EPA 7471B

Workorder

R2401914

Client

Day Environmental, Inc.

Project

Shumway Marina

06/05/2024

ALS Environmental–Rochester Laboratory
1565 Jefferson Road, Building 300, Suite 360, Rochester, NY 14623
Phone (585) 288-5380 Fax (585) 288-8475
www.alsglobal.com

Form 5A - Matrix Spike Sample Recovery

Client	Day Environmental, Inc.	Workorder	
Project	Shumway Marina	**R2401914**	

RunID

Mercury by EPA 7471B

R-CVAA-03-834546

B-1,2,3 (R2401914-005)				R2401914-005MS				R2401914-005DMS						
Sample Matrix	Soil	**Analysis Batch**	834546	**Run Date**	03/11/24			**Run Date**	03/11/24					
Result Units	mg/Kg	**Prep Batch**	435157	**Run Time**	10:43			**Run Time**	10:46					
Prep Method	Method	**Prep Date**	03/08/2024	**Prep Amt**	0.5100 g			**Prep Amt**	0.5000 g					

Analyte	%R Limits	DF	Sample Result	MS Result	Spike Added	%R	Q	MSD Result	Spike Added	%R	Q	RPD Limit	RPD	Q
Mercury, Total	80-120	1	0.082	0.202497	0.117	**103**		0.221666	0.119	**117**		20	**9**	

RPD Relative Percent Difference **%R** %Recovery **Q** %R or RPD Flag **NC** Not Calculated **DF** Dilution Factor
MS\D Matrix Spike \Duplicate **OOL** Out of Limits * %R or RPD OOL **NS** Not Spiked **Amt** weight or volume

Form 5A - Matrix Spike Sample Recovery

Client Day Environmental, Inc. | **Workorder** R2401914

Project Shumway Marina

RunID

Metals by EPA 6010C (P)

R-ICP-AES-07-834770

B-1,2,3 (R2401914-005)				R2401914-005MS		R2401914-005DMS	
Sample Matrix	Soil	**Analysis Batch**	834770	**Run Date**	03/12/24	**Run Date**	03/12/24
Result Units	mg/Kg	**Prep Batch**	435222	**Run Time**	13:26	**Run Time**	13:29
Prep Method	EPA 3050B	**Prep Date**	03/11/2024	**Prep Amt**	0.5500 g	**Prep Amt**	0.5100 g

Analyte	%R Limits	DF	Sample Result	MS Result	Spike Added	%R	Q	MSD Result	Spike Added	%R	Q	RPD Limit	RPD	Q
Aluminum, Total	75-125	1	9420	7820.422	216	NC		8559.523	233	NC		20	**9**	
Antimony, Total	75-125	1	6.6U	34.78354	54.1	**64**	*	35.37581	58.4	**61**	*	20	**2**	
Arsenic, Total	75-125	1	8.0	16.74242	4.3	**202**	*	13.63211	4.7	**121**		20	**20**	
Barium, Total	75-125	1	151	305.0324	216	**71**	*	343.2773	233	**82**		20	**12**	
Beryllium, Total	75-125	1	1.54	5.692640	5.41	**77**		6.115779	5.84	**78**		20	**7**	
Cadmium, Total	75-125	1	0.57	5.248917	5.41	**86**		5.765639	5.84	**89**		20	**9**	
Calcium, Total	75-125	10	57400	55681.49	200	NC		68910.48	200	NC		20	**21**	*
Chromium, Total	75-125	1	11.1	30.48701	21.6	**90**		35.20074	23.3	**103**		20	**14**	
Cobalt, Total	75-125	1	5.6	54.28571	54.1	**90**		58.80018	58.4	**91**		20	**8**	
Copper, Total	75-125	1	121	157.6406	27.1	NC		180.9757	29.2	NC		20	**14**	
Iron, Total	75-125	10	14200	16976.19	110	NC		20774.85	120	NC		20	**20**	
Lead, Total	75-125	1	46.2	101.6017	54.1	**102**		103.6064	58.4	**98**		20	**2**	
Magnesium, Total	75-125	1	16500	16894.43	220	NC		15770.43	230	NC		20	**7**	
Manganese, Total	75-125	1	345	363.7229	54.1	NC		409.8856	58.4	NC		20	**12**	
Nickel, Total	75-125	1	19.5	65.58441	54.1	**85**		75.94537	58.4	**97**		20	**15**	
Potassium, Total	75-125	1	1080	3189.231	2160	**97**		3308.601	2330	**95**		20	**4**	
Selenium, Total	75-125	1	1.1U	95.73593	109	**88**		104.3417	118	**89**		20	**9**	
Silver, Total	75-125	1	0.8J	5.876623	5.4	**95**		6.676003	5.8	**101**		20	**13**	
Sodium, Total	75-125	1	120	2376.114	2160	**104**		2543.604	2330	**104**		20	**7**	
Thallium, Total	75-125	1	1.1U	183.9826	216	**85**		196.1367	233	**84**		20	**6**	
Vanadium, Total	75-125	1	13.4	63.78787	54.1	**93**		68.69747	58.4	**95**		20	**7**	
Zinc, Total	75-125	1	102	142.9761	54.1	**75**		182.5746	58.4	**138**	*	20	**24**	*

RPD Relative Percent Difference **%R** %Recovery **Q** %R or RPD Flag **NC** Not Calculated **DF** Dilution Factor

MS\D Matrix Spike \Duplicate **OOL** Out of Limits * %R or RPD OOL **NS** Not Spiked **Amt** weight or volume

Form 5B

Post-Digestion Spike Sample Recovery

Metals by EPA 6010C

Workorder

R2401914

Client

Day Environmental, Inc.

Project

Shumway Marina

06/05/2024

ALS Environmental–Rochester Laboratory
1565 Jefferson Road, Building 300, Suite 360, Rochester, NY 14623
Phone (585) 288-5380 Fax (585) 288-8475
www.alsglobal.com

Form 5B - Post-Digestion Spike Sample Recovery

Client Day Environmental, Inc. | Workorder **R2401914**

Project Shumway Marina

Metals by EPA 6010C (P)

B-1,2,3 (PDS)	Matrix	Units	DF	Analysis Date	%Solids
RQ2402648-21	Soil	mg/Kg	1	03/12/24 1333	84.0

Analyte	Spike Added	Sample Result	Q	PDS Result	Q	%R	Q	%R Limits
Aluminum, Total	238	9420		10100		NC		75-125
Antimony, Total	59.5	6.6	U	53.3		90		75-125
Arsenic, Total	4.8	8.0		12.3		91		75-125
Barium, Total	238	151		365		90		75-125
Beryllium, Total	5.95	1.54		6.62		85		75-125
Cadmium, Total	5.95	0.57		5.60		84		75-125
Calcium, Total	200	57400		69500		NC		75-125
Chromium, Total	23.8	11.1		32.4		90		75-125
Cobalt, Total	59.5	5.6		56.4		85		75-125
Copper, Total	29.8	121		155		NC		75-125
Iron, Total	120	14200		17800		NC		75-125
Lead, Total	59.5	46.2		98.4		88		75-125
Magnesium, Total	240	16500		17600		NC		75-125
Manganese, Total	59.5	345		412		NC		75-125
Nickel, Total	59.5	19.5		71.8		88		75-125
Potassium, Total	2380	1080		3420		98		75-125
Selenium, Total	120	1.1	U	103		86		75-125
Silver, Total	6.0	0.8	J	6.4		95		75-125
Sodium, Total	2380	120		2480		99		75-125
Thallium, Total	238	1.1	U	197		83		75-125
Vanadium, Total	59.5	13.4		66.1		89		75-125
Zinc, Total	59.5	102		161		98		75-125

- %Recovery Flag * - %Recovery Outside Limits NC - Not Calculated NS - Not Spiked

Form 7

Laboratory Control Sample

Metals by EPA 6010C,Mercury by EPA 7471B,Mercury by EPA 7470A

Workorder

R2401914

Client

Day Environmental, Inc.

Project

Shumway Marina

06/05/2024

ALS Environmental–Rochester Laboratory
1565 Jefferson Road, Building 300, Suite 360, Rochester, NY 14623
Phone (585) 288-5380 Fax (585) 288-8475
www.alsglobal.com

Form 7 - Laboratory Control Sample

Client	Day Environmental, Inc.	Workorder	
Project	Shumway Marina	**R2401914**	

RunID

Mercury by EPA 7471B

R-CVAA-03-834546

R-CVAA-03_834546			R2401914-LCS1	
Spike Matrix	Soil	**Result Units**	mg/Kg	**Run Date**	03/11/24
Prep Date	03/08/24	**Analysis Batch**	834546	**Run Time**	09:48
Prep Method	Method	**Prep Batch**	435157	**Prep Amt**	0.5 g

Analyte	%Recovery Limits	Spike Added	LCS Result	%R	Q
Mercury, Total	80-120	0.100	0.0976	**98**	

Form 7 - Laboratory Control Sample

Client	Day Environmental, Inc.	Workorder	
Project	Shumway Marina	**R2401914**	

RunID

Mercury by EPA 7470A

R-CVAA-03-834700

R-CVAA-03_834700				R2401914-LCS2		
Spike Matrix	Water	**Result Units**	ug/L	**Run Date**	03/12/24	
Prep Date	03/11/24	**Analysis Batch**	834700	**Run Time**	12:39	
Prep Method	Method	**Prep Batch**	435235	**Prep Amt**	25 mL	

Analyte	%Recovery Limits	Spike Added	LCS Result	%R	Q
Mercury, Total	80-120	1.00	1.00	**100**	

Form 7 - Laboratory Control Sample

Client Day Environmental, Inc.

Project Shumway Marina

Workorder **R2401914**

RunID R-ICP-AES-07-834770

Metals by EPA 6010C (P)

R-ICP-AES-07_834770				R2401914-LCS1	
Spike Matrix	Soil	**Result Units**	mg/Kg	**Run Date**	03/12/24
Prep Date	03/11/24	**Analysis Batch**	834770	**Run Time**	12:44
Prep Method	EPA 3050B	**Prep Batch**	435222	**Prep Amt**	0.5 g

Analyte	%Recovery Limits	Spike Added	LCS Result	%R	Q
Aluminum, Total	80-120	200	186	**93**	
Antimony, Total	80-120	50.0	48.0	**96**	
Arsenic, Total	80-120	4.0	3.58	**90**	
Barium, Total	80-120	200	200	**100**	
Beryllium, Total	80-120	5.00	4.62	**92**	
Cadmium, Total	80-120	5.00	4.98	**100**	
Calcium, Total	80-120	200	199	**100**	
Chromium, Total	80-120	20.0	20.0	**100**	
Cobalt, Total	80-120	50.0	50.4	**101**	
Copper, Total	80-120	25.0	24.6	**99**	
Iron, Total	80-120	100	98.4	**98**	
Lead, Total	80-120	50.0	49.7	**99**	
Magnesium, Total	80-120	200	190	**95**	
Manganese, Total	80-120	50.0	48.5	**97**	
Nickel, Total	80-120	50.0	51.4	**103**	
Potassium, Total	80-120	2000	1830	**92**	
Selenium, Total	80-120	101	91.9	**91**	
Silver, Total	80-120	5.0	4.93	**99**	
Sodium, Total	80-120	2000	1900	**95**	
Thallium, Total	80-120	200	196	**98**	
Vanadium, Total	80-120	50.0	48.7	**97**	
Zinc, Total	80-120	50.0	48.7	**97**	

Form 7 - Laboratory Control Sample

Client Day Environmental, Inc.

Project Shumway Marina

Workorder **R2401914**

RunID R-ICP-AES-07-834772

Metals by EPA 6010C (P)

R-ICP-AES-07_834772				R2401914-LCS2	
Spike Matrix	Water	**Result Units**	ug/L	**Run Date**	03/12/24
Prep Date	03/11/24	**Analysis Batch**	834772	**Run Time**	17:02
Prep Method	EPA 3005A/3010A	**Prep Batch**	435230	**Prep Amt**	50 mL

Analyte	%Recovery Limits	Spike Added	LCS Result	%R	Q
Aluminum, Total	80-120	2000	1870	**94**	
Antimony, Total	80-120	500	492	**98**	
Arsenic, Total	80-120	40	36.7	**92**	
Barium, Total	80-120	2000	1960	**98**	
Beryllium, Total	80-120	50.0	46.1	**92**	
Cadmium, Total	80-120	50.0	49.6	**99**	
Calcium, Total	80-120	2000	1910	**96**	
Chromium, Total	80-120	200	192	**96**	
Cobalt, Total	80-120	500	493	**99**	
Copper, Total	80-120	250	241	**97**	
Iron, Total	80-120	1000	956	**96**	
Lead, Total	80-120	500	495	**99**	
Magnesium, Total	80-120	2000	1880	**94**	
Manganese, Total	80-120	500	472	**94**	
Nickel, Total	80-120	500	507	**101**	
Potassium, Total	80-120	20000	18000	**90**	
Selenium, Total	80-120	1010	976	**97**	
Silver, Total	80-120	50	49.6	**99**	
Sodium, Total	80-120	20000	18600	**93**	
Thallium, Total	80-120	2000	1930	**97**	
Vanadium, Total	80-120	500	469	**94**	
Zinc, Total	80-120	500	495	**99**	

Form 9

ICP Serial Dilutions

Metals by EPA 6010C

Workorder

R2401914

Client

Day Environmental, Inc.

Project

Shumway Marina

06/05/2024

ALS Environmental–Rochester Laboratory
1565 Jefferson Road, Building 300, Suite 360, Rochester, NY 14623
Phone (585) 288-5380 Fax (585) 288-8475
www.alsglobal.com

Form 9 - ICP Serial Dilutions

Client Day Environmental, Inc.

Project Shumway Marina

Workorder **R2401914**

Metals by EPA 6010C (P)

B-1,2,3 (SD)	Matrix	Units	Analysis Date	%Solids
RQ2402648-22	Soil	mg/Kg	03/12/24 1336	84.0

Analyte	Dilution	DL	LOQ	Sample Result		SD Result		Diff	Q	DL x 50
Aluminum, Total	5	14	22	9420		10600		13	*	700
Antimony, Total	5	0.6	6.6	6.6	U	36	U	NC		30
Arsenic, Total	5	0.8	1.1	8.0		10.1		NC		40
Barium, Total	5	0.3	2.2	151		177		17	*	15
Beryllium, Total	5	0.04	0.33	1.54		1.8		NC		2
Cadmium, Total	5	0.10	0.55	0.57		0.7	J	NC		5
Chromium, Total	5	0.4	1.1	11.1		13.1		NC		20
Cobalt, Total	5	0.10	5.5	5.6		7	J	25	*	5
Copper, Total	5	0.3	2.2	121		136		12	*	15
Lead, Total	5	0.5	5.5	46.2		56		21	*	25
Magnesium, Total	5	20	110	16500		19300		17	*	1000
Manganese, Total	5	0.6	2.2	345		411		19	*	30
Nickel, Total	5	0.8	4.4	19.5		24	J	NC		40
Potassium, Total	5	60	220	1080		1100	J	NC		3000
Selenium, Total	5	0.6	1.1	1.1	U	6.0	U	NC		30
Silver, Total	5	0.10	1.1	0.8	J	0.8	J	NC		5
Sodium, Total	5	30	110	120		600	U	NC		1500
Thallium, Total	5	0.8	1.1	1.1	U	6.0	U	NC		40
Vanadium, Total	5	0.08	5.5	13.4		15	J	12	*	4
Zinc, Total	5	1.6	2.2	102		121		19	*	80
Calcium, Total	50	400	1100	57400		59200		3		20000
Iron, Total	50	150	220	14200		14600		3		7500

NC - Sample and/or Serial Dilution result(s) do not meet criteria for evaluation. %Diff Not Calculated.

Form 9 - ICP Serial Dilutions

Client	Day Environmental, Inc.	Workorder	
Project	Shumway Marina	**R2401914**	

Metals by EPA 6010C (P)

B-7,8,9 (SD)	**Matrix**	**Units**	**Analysis Date**	**%Solids**
RQ2402718-13	Soil	mg/Kg	03/14/24 1051	82.9

Analyte	Dilution	DL	LOQ	Sample Result	SD Result	Diff	Q	DL x 50
Iron, Total	250	800	1100	66000	71800	9		40000

NC - Sample and/or Serial Dilution result(s) do not meet criteria for evaluation. %Diff Not Calculated.

Form 10

Detection Limits

Metals by EPA 6010C,Mercury by EPA 7470A,Mercury by EPA 7471B

Workorder

R2401914

Client

Day Environmental, Inc.

Project

Shumway Marina

06/05/2024

ALS Environmental–Rochester Laboratory
1565 Jefferson Road, Building 300, Suite 360, Rochester, NY 14623
Phone (585) 288-5380 Fax (585) 288-8475
www.alsglobal.com

Form 10 - Detection Limits

Client	Day Environmental, Inc.	Workorder	
Project	Shumway Marina	**R2401914**	

Mercury by EPA 7470A

Analyte	CAS	Units	DL	LOQ	Prep Method	Leach Method
Mercury, Total	7439-97-6	ug/L	0.08	0.20	7470A	NA

Form 10 - Detection Limits

Client	Day Environmental, Inc.	Workorder	
Project	Shumway Marina	**R2401914**	

Mercury by EPA 7471B

Analyte	CAS	Units	DL	LOQ	Prep Method	Leach Method
Mercury, Total	7439-97-6	mg/Kg	0.013	0.020	7471B	NA

Form 10 - Detection Limits

Client	Day Environmental, Inc.	Workorder	
Project	Shumway Marina	**R2401914**	

Metals by EPA 6010C (P)

Analyte	CAS	Units	DL	LOQ	Prep Method	Leach Method
Aluminum, Total	7429-90-5	mg/Kg	12	20	EPA 3050B	NA
Antimony, Total	7440-36-0	mg/Kg	0.6	6.0	EPA 3050B	NA
Arsenic, Total	7440-38-2	mg/Kg	0.7	1.0	EPA 3050B	NA
Barium, Total	7440-39-3	mg/Kg	0.3	2.0	EPA 3050B	NA
Beryllium, Total	7440-41-7	mg/Kg	0.03	0.30	EPA 3050B	NA
Cadmium, Total	7440-43-9	mg/Kg	0.09	0.50	EPA 3050B	NA
Calcium, Total	7440-70-2	mg/Kg	40	100	EPA 3050B	NA
Chromium, Total	7440-47-3	mg/Kg	0.4	1.0	EPA 3050B	NA
Cobalt, Total	7440-48-4	mg/Kg	0.09	5.0	EPA 3050B	NA
Copper, Total	7440-50-8	mg/Kg	0.3	2.0	EPA 3050B	NA
Iron, Total	7439-89-6	mg/Kg	13	20	EPA 3050B	NA
Lead, Total	7439-92-1	mg/Kg	0.4	5.0	EPA 3050B	NA
Magnesium, Total	7439-95-4	mg/Kg	20	100	EPA 3050B	NA
Manganese, Total	7439-96-5	mg/Kg	0.5	2.0	EPA 3050B	NA
Nickel, Total	7440-02-0	mg/Kg	0.7	4.0	EPA 3050B	NA
Potassium, Total	7440-09-7	mg/Kg	50	200	EPA 3050B	NA
Selenium, Total	7782-49-2	mg/Kg	0.6	1.0	EPA 3050B	NA
Silver, Total	7440-22-4	mg/Kg	0.09	1.0	EPA 3050B	NA
Sodium, Total	7440-23-5	mg/Kg	20	100	EPA 3050B	NA
Thallium, Total	7440-28-0	mg/Kg	0.7	1.0	EPA 3050B	NA
Vanadium, Total	7440-62-2	mg/Kg	0.07	5.0	EPA 3050B	NA
Zinc, Total	7440-66-6	mg/Kg	1.4	2.0	EPA 3050B	NA

Form 10 - Detection Limits

Client	Day Environmental, Inc.	Workorder	
Project	Shumway Marina	**R2401914**	

Metals by EPA 6010C (P)

Analyte	CAS	Units	DL	LOQ	Prep Method	Leach Method
Aluminum, Total	7429-90-5	ug/L	30	100	EPA 3005A/3010A	NA
Antimony, Total	7440-36-0	ug/L	11	60	EPA 3005A/3010A	NA
Arsenic, Total	7440-38-2	ug/L	6	10	EPA 3005A/3010A	NA
Barium, Total	7440-39-3	ug/L	3	20	EPA 3005A/3010A	NA
Beryllium, Total	7440-41-7	ug/L	0.2	3.0	EPA 3005A/3010A	NA
Cadmium, Total	7440-43-9	ug/L	0.4	5.0	EPA 3005A/3010A	NA
Calcium, Total	7440-70-2	ug/L	300	1000	EPA 3005A/3010A	NA
Chromium, Total	7440-47-3	ug/L	2	10	EPA 3005A/3010A	NA
Cobalt, Total	7440-48-4	ug/L	0.9	50	EPA 3005A/3010A	NA
Copper, Total	7440-50-8	ug/L	4	20	EPA 3005A/3010A	NA
Iron, Total	7439-89-6	ug/L	70	100	EPA 3005A/3010A	NA
Lead, Total	7439-92-1	ug/L	4	50	EPA 3005A/3010A	NA
Magnesium, Total	7439-95-4	ug/L	30	1000	EPA 3005A/3010A	NA
Manganese, Total	7439-96-5	ug/L	4	10	EPA 3005A/3010A	NA
Nickel, Total	7440-02-0	ug/L	3	40	EPA 3005A/3010A	NA
Potassium, Total	7440-09-7	ug/L	400	2000	EPA 3005A/3010A	NA
Selenium, Total	7782-49-2	ug/L	7	10	EPA 3005A/3010A	NA
Silver, Total	7440-22-4	ug/L	0.6	10	EPA 3005A/3010A	NA
Sodium, Total	7440-23-5	ug/L	300	1000	EPA 3005A/3010A	NA
Thallium, Total	7440-28-0	ug/L	8	10	EPA 3005A/3010A	NA
Vanadium, Total	7440-62-2	ug/L	0.7	50	EPA 3005A/3010A	NA
Zinc, Total	7440-66-6	ug/L	3	20	EPA 3005A/3010A	NA

Form 12

Linear Ranges

Metals by EPA 6010C

Workorder

R2401914

Client

Day Environmental, Inc.

Project

Shumway Marina

06/05/2024

ALS Environmental–Rochester Laboratory
1565 Jefferson Road, Building 300, Suite 360, Rochester, NY 14623
Phone (585) 288-5380 Fax (585) 288-8475
www.alsglobal.com

Form 12 - Linear Ranges

Client	Day Environmental, Inc.	Workorder	
Project	Shumway Marina	**R2401914**	

Metals by EPA 6010C (P)

Analysis Method Metals by EPA 6010C (P)

Analyte	Linear Range	Units
AG 328	1	mg/L
AL 237	500	mg/L
AS 188	4	mg/L
B 249	10	mg/L
BA 233	40	mg/L
BE 313	1	mg/L
CA 227	250	mg/L
CD 226	2	mg/L
CO 228	10	mg/L
CR 267	10	mg/L
CU 324	4	mg/L
FE 259	50	mg/L
K 766	150	mg/L
MG 279	500	mg/L
MN 257	10	mg/L
MO 202	10	mg/L
NA 589	200	mg/L
NI 231	8	mg/L
PB 220	10	mg/L
SB 206	10	mg/L
SE 196	2	mg/L
SI 252	20	mg/L
SN 189	10	mg/L
SR 421	10	mg/L
TI 337	10	mg/L
TL 191	3	mg/L
V 292	10	mg/L
ZN 206	4	mg/L

right solutions.
right partner.

Analysis Run Log

Mercury by EPA 7471B,Mercury by EPA 7470A,Metals by EPA 6010C

Workorder

R2401914

Client

Day Environmental, Inc.

Project

Shumway Marina

06/05/2024

ALS Environmental–Rochester Laboratory
1565 Jefferson Road, Building 300, Suite 360, Rochester, NY 14623
Phone (585) 288-5380 Fax (585) 288-8475
www.alsglobal.com

Form 14 - Analysis Run Log

Client	Day Environmental, Inc.	Workorder	
Project	Shumway Marina	**R2401914**	

Mercury by EPA 7471B

R-CVAA-03_834546	Instrument ID	Start Date	End Date
	R-CVAA-03	03/11/24	03/11/24

Time	Sample ID	DF	Analytes
09:33	Initial Cal. Verif. (ICV)	1	Hg
09:36	Initial Cal. Blank (ICB)	1	Hg
09:38	Low-Level Cont. Cal. (LLCCV)	1	Hg
09:41	Cont. Cal. Verif. (CCV)	1	Hg
09:43	Cont. Cal. Blank (CCB)	1	Hg
09:46	Method Blank (MB)	1	Hg
09:48	Lab Control Sample (LCS)	1	Hg
10:14	Cont. Cal. Verif. (CCV)	1	Hg
10:17	Cont. Cal. Blank (CCB)	1	Hg
10:33	Cont. Cal. Verif. (CCV)	1	Hg
10:36	Cont. Cal. Blank (CCB)	1	Hg
10:41	R2401914-005-B-1,2,3-SMPL	1	Hg
10:43	Matrix Spike (MS)	1	Hg
10:46	Matrix Spike Duplicate (DMS)	1	Hg
10:48	R2401914-006-B-4,5,6-SMPL	1	Hg
10:51	R2401914-007-B-7,8,9-SMPL	1	Hg
10:53	Low-Level Cont. Cal. (LLCCV)	1	Hg
10:56	Cont. Cal. Verif. (CCV)	1	Hg
10:59	Cont. Cal. Blank (CCB)	1	Hg

Form 14 - Analysis Run Log

Client	Day Environmental, Inc.	Workorder	
Project	Shumway Marina	**R2401914**	

Mercury by EPA 7470A

R-CVAA-03_834700	Instrument ID	Start Date	End Date
	R-CVAA-03	03/12/24	03/12/24

Time	Sample ID	DF	Analytes
12:01	Initial Cal. Verif. (ICV)	1	Hg
12:03	Initial Cal. Blank (ICB)	1	Hg
12:09	Cont. Cal. Verif. (CCV)	1	Hg
12:11	Cont. Cal. Blank (CCB)	1	Hg
12:29	Low-Level Cont. Cal. (LLCCV)	1	Hg
12:31	Cont. Cal. Verif. (CCV)	1	Hg
12:34	Cont. Cal. Blank (CCB)	1	Hg
12:37	Method Blank (MB)	1	Hg
12:39	Lab Control Sample (LCS)	1	Hg
12:57	Cont. Cal. Verif. (CCV)	1	Hg
12:59	Cont. Cal. Blank (CCB)	1	Hg
13:20	Cont. Cal. Verif. (CCV)	1	Hg
13:22	Cont. Cal. Blank (CCB)	1	Hg
13:35	R2401914-013-EB-030724-SMPL	1	Hg
13:40	Low-Level Cont. Cal. (LLCCV)	1	Hg
13:43	Cont. Cal. Verif. (CCV)	1	Hg
13:45	Cont. Cal. Blank (CCB)	1	Hg

Form 14 - Analysis Run Log

Client	Day Environmental, Inc.	Workorder	
Project	Shumway Marina	**R2401914**	

Metals by EPA 6010C (P)

R-ICP-AES-07_834770	Instrument ID	Start Date	End Date
	R-ICP-AES-07	03/12/24	03/12/24

Time	Sample ID	DF	Analytes
12:18	Initial Cal. Verif. (ICV)	1	Al,Sb,As,Ba,Be,Cd,Ca,Cr,Co,Cu,Fe,Pb,Mg,Mn,Ni,K,Se,Ag,Na,Tl,V,Zn
12:21	Initial Cal. Blank (ICB)	1	Al,Sb,As,Ba,Be,Cd,Ca,Cr,Co,Cu,Fe,Pb,Mg,Mn,Ni,K,Se,Ag,Na,Tl,V,Zn
12:25	Low-Level Cont. Cal. (LLCCV)	1	Al,Sb,As,Ba,Be,Cd,Ca,Cr,Co,Cu,Fe,Pb,Mg,Mn,Ni,K,Se,Ag,Na,Tl,V,Zn
12:28	Interf. Check Sol. A (ICSA)	1	Al,Sb,As,Ba,Be,Cd,Ca,Cr,Co,Cu,Fe,Pb,Mg,Mn,Ni,K,Se,Ag,Na,Tl,V,Zn
12:31	Interf. Check Sol. AB (ICSAB)	1	Al,Sb,As,Ba,Be,Cd,Ca,Cr,Co,Cu,Fe,Pb,Mg,Mn,Ni,K,Se,Ag,Na,Tl,V,Zn
12:34	Cont. Cal. Verif. (CCV)	1	Al,Sb,As,Ba,Be,Cd,Ca,Cr,Co,Cu,Fe,Pb,Mg,Mn,Ni,K,Se,Ag,Na,Tl,V,Zn
12:38	Cont. Cal. Blank (CCB)	1	Al,Sb,As,Ba,Be,Cd,Ca,Cr,Co,Cu,Fe,Pb,Mg,Mn,Ni,K,Se,Ag,Na,Tl,V,Zn
12:41	Method Blank (MB)	1	Al,Sb,As,Ba,Be,Cd,Ca,Cr,Co,Cu,Fe,Pb,Mg,Mn,Ni,K,Se,Ag,Na,Tl,V,Zn
12:44	Lab Control Sample (LCS)	1	Al,Sb,As,Ba,Be,Cd,Ca,Cr,Co,Cu,Fe,Pb,Mg,Mn,Ni,K,Se,Ag,Na,Tl,V,Zn
13:13	Cont. Cal. Verif. (CCV)	1	Al,Sb,As,Ba,Be,Cd,Ca,Cr,Co,Cu,Fe,Pb,Mg,Mn,Ni,K,Se,Ag,Na,Tl,V,Zn
13:16	Cont. Cal. Blank (CCB)	1	Al,Sb,As,Ba,Be,Cd,Ca,Cr,Co,Cu,Fe,Pb,Mg,Mn,Ni,K,Se,Ag,Na,Tl,V,Zn
13:23	R2401914-005-B-1,2,3-SMPL	1	Al,Sb,As,Ba,Be,Cd,Cr,Co,Cu,Pb,Mg,Mn,Ni,K,Se,Ag,Na,Tl,V,Zn
13:26	Matrix Spike (MS)	1	Al,Sb,As,Ba,Be,Cd,Cr,Co,Cu,Pb,Mg,Mn,Ni,K,Se,Ag,Na,Tl,V,Zn
13:29	Matrix Spike Duplicate (DMS)	1	Al,Sb,As,Ba,Be,Cd,Cr,Co,Cu,Pb,Mg,Mn,Ni,K,Se,Ag,Na,Tl,V,Zn
13:33	Post-Digestion Spike (PS)	1	Al,Sb,As,Ba,Be,Cd,Cr,Co,Cu,Pb,Mg,Mn,Ni,K,Se,Ag,Na,Tl,V,Zn
13:36	Serial Dilution (SD)	5	Al,Sb,As,Ba,Be,Cd,Cr,Co,Cu,Pb,Mg,Mn,Ni,K,Se,Ag,Na,Tl,V,Zn
13:39	R2401914-006-B-4,5,6-SMPL	1	Al,Sb,As,Ba,Be,Cd,Cr,Co,Cu,Pb,Mg,Mn,Ni,K,Se,Ag,Na,Tl,V,Zn
13:42	R2401914-007-B-7,8,9-SMPL	1	Al,Sb,As,Ba,Be,Cd,Cr,Co,Cu,Pb,Mg,Mn,Ni,K,Se,Ag,Na,Tl,V,Zn
13:42	R2401914-007-B-7,8,9-SMPL	1	Al,Sb,As,Ba,Be,Cd,Cr,Co,Cu,Pb,Mg,Mn,Ni,K,Se,Ag,Na,Tl,V,Zn
13:52	Cont. Cal. Verif. (CCV)	1	Al,Sb,As,Ba,Be,Cd,Ca,Cr,Co,Cu,Fe,Pb,Mg,Mn,Ni,K,Se,Ag,Na,Tl,V,Zn
13:55	Cont. Cal. Blank (CCB)	1	Al,Sb,As,Ba,Be,Cd,Ca,Cr,Co,Cu,Fe,Pb,Mg,Mn,Ni,K,Se,Ag,Na,Tl,V,Zn
14:37	R2401914-005-B-1,2,3-SMPL	10	Ca,Fe
14:40	Matrix Spike (MS)	10	Ca,Fe
14:43	Cont. Cal. Verif. (CCV)	1	Al,Sb,As,Ba,Be,Cd,Ca,Cr,Co,Cu,Fe,Pb,Mg,Mn,Ni,K,Se,Ag,Na,Tl,V,Zn
14:46	Cont. Cal. Blank (CCB)	1	Al,Sb,As,Ba,Be,Cd,Ca,Cr,Co,Cu,Fe,Pb,Mg,Mn,Ni,K,Se,Ag,Na,Tl,V,Zn
14:49	Matrix Spike Duplicate (DMS)	10	Ca,Fe
14:53	Post-Digestion Spike (PS)	10	Ca,Fe

Form 14 - Analysis Run Log

Client	Day Environmental, Inc.	Workorder	
Project	Shumway Marina	**R2401914**	

Metals by EPA 6010C (P)

R-ICP-AES-07_834770	**Instrument ID**	**Start Date**	**End Date**
	R-ICP-AES-07	03/12/24	03/12/24

Time	Sample ID	DF	Analytes
14:56	Serial Dilution (SD)	50	Ca,Fe
14:59	R2401914-006-B-4,5,6-SMPL	10	Ca,Fe
15:02	R2401914-007-B-7,8,9-SMPL	10	Ca
15:22	Cont. Cal. Verif. (CCV)	1	Al,Sb,As,Ba,Be,Cd,Ca,Cr,Co,Cu,Fe,Pb,Mg,Mn,Ni,K,Se,Ag,Na,Tl,V,Zn
15:25	Cont. Cal. Blank (CCB)	1	Al,Sb,As,Ba,Be,Cd,Ca,Cr,Co,Cu,Fe,Pb,Mg,Mn,Ni,K,Se,Ag,Na,Tl,V,Zn
15:28	Low-Level Cont. Cal. (LLCCV)	1	Al,Sb,As,Ba,Be,Cd,Ca,Cr,Co,Cu,Fe,Pb,Mg,Mn,Ni,K,Se,Ag,Na,Tl,V,Zn
15:31	Interf. Check Sol. A (ICSA)	1	Al,Sb,As,Ba,Be,Cd,Ca,Cr,Co,Cu,Fe,Pb,Mg,Mn,Ni,K,Se,Ag,Na,Tl,V,Zn
15:35	Interf. Check Sol. AB (ICSAB)	1	Al,Sb,As,Ba,Be,Cd,Ca,Cr,Co,Cu,Fe,Pb,Mg,Mn,Ni,K,Se,Ag,Na,Tl,V,Zn
15:48	Cont. Cal. Verif. (CCV)	1	Al,Sb,As,Ba,Be,Cd,Ca,Cr,Co,Cu,Fe,Pb,Mg,Mn,Ni,K,Se,Ag,Na,Tl,V,Zn
15:51	Cont. Cal. Blank (CCB)	1	Al,Sb,As,Ba,Be,Cd,Ca,Cr,Co,Cu,Fe,Pb,Mg,Mn,Ni,K,Se,Ag,Na,Tl,V,Zn

Form 14 - Analysis Run Log

Client	Day Environmental, Inc.	Workorder	
Project	Shumway Marina	**R2401914**	

Metals by EPA 6010C (P)

R-ICP-AES-07_834772	Instrument ID	Start Date	End Date
	R-ICP-AES-07	03/12/24	03/12/24

Time	Sample ID	DF	Analytes
12:18	Initial Cal. Verif. (ICV)	1	Al,Sb,As,Ba,Be,Cd,Ca,Cr,Co,Cu,Fe,Pb,Mg,Mn,Ni,K,Se,Ag,Na,Tl,V,Zn
12:21	Initial Cal. Blank (ICB)	1	Al,Sb,As,Ba,Be,Cd,Ca,Cr,Co,Cu,Fe,Pb,Mg,Mn,Ni,K,Se,Ag,Na,Tl,V,Zn
16:36	Cont. Cal. Verif. (CCV)	1	Al,Sb,As,Ba,Be,Cd,Ca,Cr,Co,Cu,Fe,Pb,Mg,Mn,Ni,K,Se,Ag,Na,Tl,V,Zn
16:39	Cont. Cal. Blank (CCB)	1	Al,Sb,As,Ba,Be,Cd,Ca,Cr,Co,Cu,Fe,Pb,Mg,Mn,Ni,K,Se,Ag,Na,Tl,V,Zn
16:43	Low-Level Cont. Cal. (LLCCV)	1	Al,Sb,As,Ba,Be,Cd,Ca,Cr,Co,Cu,Fe,Pb,Mg,Mn,Ni,K,Se,Ag,Na,Tl,V,Zn
16:46	Interf. Check Sol. A (ICSA)	1	Al,Sb,As,Ba,Be,Cd,Ca,Cr,Co,Cu,Fe,Pb,Mg,Mn,Ni,K,Se,Ag,Na,Tl,V,Zn
16:49	Interf. Check Sol. AB (ICSAB)	1	Al,Sb,As,Ba,Be,Cd,Ca,Cr,Co,Cu,Fe,Pb,Mg,Mn,Ni,K,Se,Ag,Na,Tl,V,Zn
16:52	Cont. Cal. Verif. (CCV)	1	Al,Sb,As,Ba,Be,Cd,Ca,Cr,Co,Cu,Fe,Pb,Mg,Mn,Ni,K,Se,Ag,Na,Tl,V,Zn
16:56	Cont. Cal. Blank (CCB)	1	Al,Sb,As,Ba,Be,Cd,Ca,Cr,Co,Cu,Fe,Pb,Mg,Mn,Ni,K,Se,Ag,Na,Tl,V,Zn
16:59	Method Blank (MB)	1	Al,Sb,As,Ba,Be,Cd,Ca,Cr,Co,Cu,Fe,Pb,Mg,Mn,Ni,K,Se,Ag,Na,Tl,V,Zn
17:02	Lab Control Sample (LCS)	1	Al,Sb,As,Ba,Be,Cd,Ca,Cr,Co,Cu,Fe,Pb,Mg,Mn,Ni,K,Se,Ag,Na,Tl,V,Zn
17:31	Cont. Cal. Verif. (CCV)	1	Al,Sb,As,Ba,Be,Cd,Ca,Cr,Co,Cu,Fe,Pb,Mg,Mn,Ni,K,Se,Ag,Na,Tl,V,Zn
17:34	Cont. Cal. Blank (CCB)	1	Al,Sb,As,Ba,Be,Cd,Ca,Cr,Co,Cu,Fe,Pb,Mg,Mn,Ni,K,Se,Ag,Na,Tl,V,Zn
18:10	Cont. Cal. Verif. (CCV)	1	Al,Sb,As,Ba,Be,Cd,Ca,Cr,Co,Cu,Fe,Pb,Mg,Mn,Ni,K,Se,Ag,Na,Tl,V,Zn
18:13	Cont. Cal. Blank (CCB)	1	Al,Sb,As,Ba,Be,Cd,Ca,Cr,Co,Cu,Fe,Pb,Mg,Mn,Ni,K,Se,Ag,Na,Tl,V,Zn
18:32	R2401914-013-EB-030724-SMPL	1	Al,Sb,As,Ba,Be,Cd,Ca,Cr,Co,Cu,Fe,Pb,Mg,Mn,Ni,K,Se,Ag,Na,Tl,V,Zn
18:49	Cont. Cal. Verif. (CCV)	1	Al,Sb,As,Ba,Be,Cd,Ca,Cr,Co,Cu,Fe,Pb,Mg,Mn,Ni,K,Se,Ag,Na,Tl,V,Zn
18:52	Cont. Cal. Blank (CCB)	1	Al,Sb,As,Ba,Be,Cd,Ca,Cr,Co,Cu,Fe,Pb,Mg,Mn,Ni,K,Se,Ag,Na,Tl,V,Zn
18:58	Cont. Cal. Verif. (CCV)	1	Al,Sb,As,Ba,Be,Cd,Ca,Cr,Co,Cu,Fe,Pb,Mg,Mn,Ni,K,Se,Ag,Na,Tl,V,Zn
19:02	Cont. Cal. Blank (CCB)	1	Al,Sb,As,Ba,Be,Cd,Ca,Cr,Co,Cu,Fe,Pb,Mg,Mn,Ni,K,Se,Ag,Na,Tl,V,Zn
19:05	Low-Level Cont. Cal. (LLCCV)	1	Al,Sb,As,Ba,Be,Cd,Ca,Cr,Co,Cu,Fe,Pb,Mg,Mn,Ni,K,Se,Ag,Na,Tl,V,Zn
19:08	Interf. Check Sol. A (ICSA)	1	Al,Sb,As,Ba,Be,Cd,Ca,Cr,Co,Cu,Fe,Pb,Mg,Mn,Ni,K,Se,Ag,Na,Tl,V,Zn
19:11	Interf. Check Sol. AB (ICSAB)	1	Al,Sb,As,Ba,Be,Cd,Ca,Cr,Co,Cu,Fe,Pb,Mg,Mn,Ni,K,Se,Ag,Na,Tl,V,Zn
19:14	Cont. Cal. Verif. (CCV)	1	Al,Sb,As,Ba,Be,Cd,Ca,Cr,Co,Cu,Fe,Pb,Mg,Mn,Ni,K,Se,Ag,Na,Tl,V,Zn
19:18	Cont. Cal. Blank (CCB)	1	Al,Sb,As,Ba,Be,Cd,Ca,Cr,Co,Cu,Fe,Pb,Mg,Mn,Ni,K,Se,Ag,Na,Tl,V,Zn

Form 14 - Analysis Run Log

Client	Day Environmental, Inc.	Workorder	
Project	Shumway Marina	**R2401914**	

Metals by EPA 6010C (P)

R-ICP-AES-07_834953	**Instrument ID**	**Start Date**	**End Date**
	R-ICP-AES-07	03/14/24	03/14/24

Time	Sample ID	DF	Analytes
10:20	Initial Cal. Verif. (ICV)	1	Fe
10:23	Initial Cal. Blank (ICB)	1	Fe
10:26	Low-Level Cont. Cal. (LLCCV)	1	Fe
10:29	Interf. Check Sol. A (ICSA)	1	Fe
10:32	Interf. Check Sol. AB (ICSAB)	1	Fe
10:35	Cont. Cal. Verif. (CCV)	1	Fe
10:38	Cont. Cal. Blank (CCB)	1	Fe
10:48	R2401914-007-B-7,8,9-SMPL	50	Fe
10:51	Serial Dilution (SD)	250	Fe
10:54	Cont. Cal. Verif. (CCV)	1	Fe
10:54	Cont. Cal. Verif. (CCV)	1	Fe
10:57	Cont. Cal. Blank (CCB)	1	Fe
10:57	Cont. Cal. Blank (CCB)	1	Fe
11:00	Low-Level Cont. Cal. (LLCCV)	1	Fe
11:03	Interf. Check Sol. A (ICSA)	1	Fe
11:06	Interf. Check Sol. AB (ICSAB)	1	Fe

General Chemistry

ALS Environmental—Rochester Laboratory
1565 Jefferson Road, Building 300, Suite 360, Rochester, NY 14623
Phone (585) 288-5380 Fax (585) 288-8475
www.alsglobal.com

Analytical Report

Client:	Day Environmental, Inc.	**Service Request:**	R2401914
Project:	Shumway Marina/6048S-23	**Date Collected:**	NA
Sample Matrix:	Soil	**Date Received:**	NA
Sample Name:	Method Blank	**Basis:**	Dry
Lab Code:	R2401914-MB1		

Inorganic Parameters

Analyte Name	Analysis Method	Result	Units	MRL	MDL	Dil.	Date Analyzed	Date Extracted	Q
Cyanide, Total	9012B	0.17 U	mg/Kg	0.30	0.17	1	03/14/24 22:02	03/13/24	

Analytical Report

Client:	Day Environmental, Inc.	**Service Request:**	R2401914
Project:	Shumway Marina/6048S-23	**Date Collected:**	NA
Sample Matrix:	Water	**Date Received:**	NA
Sample Name:	Method Blank	**Basis:**	NA
Lab Code:	R2401914-MB2		

Inorganic Parameters

Analyte Name	Analysis Method	Result	Units	MRL	MDL	Dil.	Date Analyzed	Date Extracted	Q
Cyanide, Total	9012B	0.004 U	mg/L	0.010	0.004	1	03/14/24 21:43	03/13/24	

Client:	Day Environmental, Inc.	**Service Request:**	R2401914
Project:	Shumway Marina/6048S-23	**Date Collected:**	03/07/24
Sample Matrix:	Soil	**Date Received:**	03/08/24
		Date Analyzed:	03/14/24
		Date Extracted:	03/13/24

Duplicate Matrix Spike Summary
Cyanide, Total

Sample Name:	B-1,2,3	**Units:**	mg/Kg
Lab Code:	R2401914-005	**Basis:**	Dry
Analysis Method:	9012B		
Prep Method:	Method		

		Matrix Spike			Duplicate Matrix Spike					
		R2401914-005MS			R2401914-005DMS					
Analyte Name	**Sample Result**	**Result**	**Spike Amount**	**% Rec**	**Result**	**Spike Amount**	**% Rec**	**% Rec Limits**	**RPD**	**RPD Limit**
Cyanide, Total	3.47	20.6	3.14	545 *	10.4	3.48	199 *	10-159	66*	30

Results flagged with an asterisk (*) indicate values outside control criteria.

Results flagged with a pound (#) indicate the control criteria is not applicable.

Percent recoveries and relative percent differences (RPD) are determined by the software using values in the calculation which have not been rounded.

Matrix Spike and Matrix Spike Duplicate Data is presented for information purposes only. The matrix may or may not be relevant to samples reported in this report. The laboratory evaluates system performance based on the LCS and LCSD control limits.

ALS Group USA, Corp.

dba ALS Environmental

QA/QC Report

Client:	Day Environmental, Inc.	**Service Request:**	R2401914
Project	Shumway Marina/6048S-23	**Date Collected:**	03/07/24
Sample Matrix:	Soil	**Date Received:**	03/08/24
		Date Analyzed:	03/22/24

Replicate Sample Summary
General Chemistry Parameters

Sample Name:	B-1,2,3	**Units:**	Percent
Lab Code:	R2401914-005	**Basis:**	As Received

Analyte Name	Analysis Method	MRL	MDL	Sample Result	Duplicate Sample R2401914-005DUP Result	Average	RPD	RPD Limit
Total Solids	ALS SOP	-	-	84.0	85.0	84.5	1	20

Results flagged with an asterisk (*) indicate values outside control criteria.

Results flagged with a pound (#) indicate the control criteria is not applicable.

Percent recoveries and relative percent differences (RPD) are determined by the software using values in the calculation which have not been rounded.

Client: Day Environmental, Inc.
Project: Shumway Marina/6048S-23
Sample Matrix: Soil

Service Request: R2401914
Date Analyzed: 03/14/24

Lab Control Sample Summary
General Chemistry Parameters

Units:mg/Kg
Basis: Dry

Lab Control Sample
R2401914-LCS1

Analyte Name	Analytical Method	Result	Spike Amount	% Rec	% Rec Limits
Cyanide, Total	9012B	3.01	3.00	100	85-115

Client: Day Environmental, Inc.
Project: Shumway Marina/6048S-23
Sample Matrix: Soil

Service Request: R2401914
Date Analyzed: 03/14/24

Lab Control Sample Summary
General Chemistry Parameters

Units:mg/Kg
Basis: Dry

Lab Control Sample
R2401914-LCS2

Analyte Name	Analytical Method	Result	Spike Amount	% Rec	% Rec Limits
Cyanide, Total	9012B	18.0	18.0	100	85-115

Client: Day Environmental, Inc.
Project: Shumway Marina/6048S-23
Sample Matrix: Water

Service Request: R2401914
Date Analyzed: 03/14/24

Lab Control Sample Summary
General Chemistry Parameters

Units:mg/L
Basis:NA

Lab Control Sample
R2401914-LCS3

Analyte Name	Analytical Method	Result	Spike Amount	% Rec	% Rec Limits
Cyanide, Total	9012B	0.106	0.100	106	85-115

Client: Day Environmental, Inc.
Project: Shumway Marina/6048S-23
Sample Matrix: Water

Service Request: R2401914
Date Analyzed: 03/14/24

Lab Control Sample Summary
General Chemistry Parameters

Units:mg/L
Basis:NA

Lab Control Sample
R2401914-LCS4

Analyte Name	Analytical Method	Result	Spike Amount	% Rec	% Rec Limits
Cyanide, Total	9012B	0.613	0.600	102	85-115

Client: Day Environmental, Inc. **Service Request:**R2401914
Project: Shumway Marina/6048S-23

Continuing Calibration Blank (CCB) Summary
Cyanide, Total

Analysis Method: 9012B **Units:**mg/L

	Analysis Lot	Lab Code	Date Analyzed	MRL	MDL	Result	Q
CCB1	835056	RQ2402759-05	03/14/24 21:35	0.010	0.004	0.004	U
CCB2	835056	RQ2402759-06	03/14/24 21:45	0.010	0.004	0.004	U
CCB3	835056	RQ2402759-07	03/14/24 21:54	0.010	0.004	0.004	U
CCB4	835056	RQ2402759-08	03/14/24 22:04	0.010	0.004	0.004	U
CCB5	835057	RQ2402763-05	03/14/24 21:54	0.30	0.17	0.17	U
CCB6	835057	RQ2402763-06	03/14/24 22:04	0.30	0.17	0.17	U
CCB7	835057	RQ2402763-07	03/14/24 22:13	0.30	0.17	0.17	U
CCB8	835057	RQ2402763-08	03/14/24 22:15	0.30	0.17	0.17	U

Client: Day Environmental, Inc. **Service Request:** R2401914
Project: Shumway Marina/6048S-23

Continuing Calibration Verification (CCV) Summary

Cyanide, Total

Analysis Method: 9012B **Units:** mg/L

	Analysis Lot	Lab Code	Date Analyzed	True Value	Measured Value	Percent Recovery	Acceptance Limits
CCV1	835056	RQ2402759-01	03/14/24 21:35	0.500	0.516	103	85-115
CCV2	835056	RQ2402759-02	03/14/24 21:44	0.500	0.512	102	85-115
CCV3	835056	RQ2402759-03	03/14/24 21:53	0.500	0.511	102	85-115
CCV4	835056	RQ2402759-04	03/14/24 22:03	0.500	0.508	102	85-115
CCV5	835057	RQ2402763-01	03/14/24 21:53	0.500	0.511	102	85-115
CCV6	835057	RQ2402763-02	03/14/24 22:03	0.500	0.508	102	85-115
CCV7	835057	RQ2402763-03	03/14/24 22:12	0.500	0.510	102	85-115
CCV8	835057	RQ2402763-04	03/14/24 22:14	0.500	0.509	102	85-115

Raw Data

ALS Environmental—Rochester Laboratory
1565 Jefferson Road, Building 300, Suite 360, Rochester, NY 14623
Phone (585) 288-5380 Fax (585) 288-8475
www.alsglobal.com

Volatile Organic Compounds by GC/MS

ALS Environmental—Rochester Laboratory
1565 Jefferson Road, Building 300, Suite 360, Rochester, NY 14623
Phone (585) 288-5380 Fax (585) 288-8475
www.alsglobal.com

Analytical Report

Client:	Day Environmental, Inc.	**Service Request:**	R2401914
Project:	Shumway Marina/6048S-23	**Date Collected:**	03/07/24 09:50
Sample Matrix:	Soil	**Date Received:**	03/08/24 10:20
Sample Name:	B-1	**Units:**	ug/Kg
Lab Code:	R2401914-001	**Basis:**	Dry

Volatile Organic Compounds by GC/MS

Analysis Method: 8260C
Prep Method: EPA 5035A

Analyte Name	Result	MRL	MDL	Dil.	Date Analyzed	Q
1,1,1-Trichloroethane (TCA)	0.21 U	5.1	0.21	.97	03/13/24 13:19	
1,1,2,2-Tetrachloroethane	0.21 U	5.1	0.21	.97	03/13/24 13:19	
1,1,2-Trichloroethane	0.21 U	5.1	0.21	.97	03/13/24 13:19	
1,1-Dichloroethane (1,1-DCA)	0.21 U	5.1	0.21	.97	03/13/24 13:19	
1,1-Dichloroethene (1,1-DCE)	0.21 U	5.1	0.21	.97	03/13/24 13:19	
1,2-Dichloroethane	0.21 U	5.1	0.21	.97	03/13/24 13:19	
1,2-Dichloropropane	0.21 U	5.1	0.21	.97	03/13/24 13:19	
2-Butanone (MEK)	2.1 U	5.1	2.1	.97	03/13/24 13:19	
2-Hexanone	1.9 U	5.1	1.9	.97	03/13/24 13:19	
4-Methyl-2-pentanone	0.24 U	5.1	0.24	.97	03/13/24 13:19	
Acetone	16 U	26	16	.97	03/13/24 13:19	
Benzene	0.21 U	5.1	0.21	.97	03/13/24 13:19	
Bromodichloromethane	0.21 U	5.1	0.21	.97	03/13/24 13:19	
Bromoform	0.52 U	5.1	0.52	.97	03/13/24 13:19	
Bromomethane	2.3 U	5.1	2.3	.97	03/13/24 13:19	
Carbon Disulfide	**0.30 J**	5.1	0.30	.97	03/13/24 13:19	
Carbon Tetrachloride	0.27 U	5.1	0.27	.97	03/13/24 13:19	
Chlorobenzene	0.21 U	5.1	0.21	.97	03/13/24 13:19	
Chloroethane	0.42 U	5.1	0.42	.97	03/13/24 13:19	
Chloroform	0.36 U	5.1	0.36	.97	03/13/24 13:19	
Chloromethane	1.5 U	5.1	1.5	.97	03/13/24 13:19	
Dibromochloromethane	0.21 U	5.1	0.21	.97	03/13/24 13:19	
Dichloromethane	2.9 U	5.1	2.9	.97	03/13/24 13:19	
Ethylbenzene	1.1 U	5.1	1.1	.97	03/13/24 13:19	
Methyl tert-Butyl Ether	0.21 U	5.1	0.21	.97	03/13/24 13:19	
Styrene	1.1 U	5.1	1.1	.97	03/13/24 13:19	
Tetrachloroethene (PCE)	0.24 U	5.1	0.24	.97	03/13/24 13:19	
Toluene	2.1 U	5.1	2.1	.97	03/13/24 13:19	
Trichloroethene (TCE)	0.23 U	5.1	0.23	.97	03/13/24 13:19	
Vinyl Chloride	0.48 U	5.1	0.48	.97	03/13/24 13:19	
cis-1,2-Dichloroethene	0.21 U	5.1	0.21	.97	03/13/24 13:19	
cis-1,3-Dichloropropene	0.21 U	5.1	0.21	.97	03/13/24 13:19	
m,p-Xylenes	2.1 U	10	2.1	.97	03/13/24 13:19	
o-Xylene	1.1 U	5.1	1.1	.97	03/13/24 13:19	
trans-1,2-Dichloroethene	0.21 U	5.1	0.21	.97	03/13/24 13:19	
trans-1,3-Dichloropropene	0.21 U	5.1	0.21	.97	03/13/24 13:19	

Analytical Report

Client:	Day Environmental, Inc.	**Service Request:**	R2401914
Project:	Shumway Marina/6048S-23	**Date Collected:**	03/07/24 09:50
Sample Matrix:	Soil	**Date Received:**	03/08/24 10:20
Sample Name:	B-1	**Units:**	ug/Kg
Lab Code:	R2401914-001	**Basis:**	Dry

Volatile Organic Compounds by GC/MS

Analysis Method: 8260C
Prep Method: EPA 5035A

Surrogate Name	% Rec	Control Limits	Date Analyzed	Q
1,2-Dichloroethane-d4	110	67 - 128	03/13/24 13:19	
4-Bromofluorobenzene	68	31 - 154	03/13/24 13:19	
Dibromofluoromethane	103	63 - 138	03/13/24 13:19	
Toluene-d8	96	66 - 138	03/13/24 13:19	

ALS Group USA, Corp.
dba ALS Environmental

Analytical Report

Client:	Day Environmental, Inc.	**Service Request:**	R2401914
Project:	Shumway Marina/6048S-23	**Date Collected:**	03/07/24 09:50
Sample Matrix:	Soil	**Date Received:**	03/08/24 10:20
Sample Name:	B-1	**Units:**	ug/Kg
Lab Code:	R2401914-001	**Basis:**	Dry

Volatile Organic Compounds by GC/MS

Analysis Method: 8260C
Prep Method: EPA 5035A

Tentatively Identified Compounds

CAS#	Compound Identification	RT	Result ug/Kg	Q
	No Tentatively Identified Compounds Detected			

Analytical Report

Client:	Day Environmental, Inc.	**Service Request:**	R2401914
Project:	Shumway Marina/6048S-23	**Date Collected:**	03/07/24 10:23
Sample Matrix:	Soil	**Date Received:**	03/08/24 10:20
Sample Name:	B-2	**Units:**	ug/Kg
Lab Code:	R2401914-002	**Basis:**	Dry

Volatile Organic Compounds by GC/MS

Analysis Method: 8260C
Prep Method: EPA 5035A

Analyte Name	Result	MRL	MDL	Dil.	Date Analyzed	Q
1,1,1-Trichloroethane (TCA)	0.30 U	7.5	0.30	1.33	03/13/24 13:42	
1,1,2,2-Tetrachloroethane	0.30 U	7.5	0.30	1.33	03/13/24 13:42	
1,1,2-Trichloroethane	0.30 U	7.5	0.30	1.33	03/13/24 13:42	
1,1-Dichloroethane (1,1-DCA)	0.30 U	7.5	0.30	1.33	03/13/24 13:42	
1,1-Dichloroethene (1,1-DCE)	0.30 U	7.5	0.30	1.33	03/13/24 13:42	
1,2-Dichloroethane	0.30 U	7.5	0.30	1.33	03/13/24 13:42	
1,2-Dichloropropane	0.30 U	7.5	0.30	1.33	03/13/24 13:42	
2-Butanone (MEK)	3.0 U	7.5	3.0	1.33	03/13/24 13:42	
2-Hexanone	2.7 U	7.5	2.7	1.33	03/13/24 13:42	
4-Methyl-2-pentanone	0.35 U	7.5	0.35	1.33	03/13/24 13:42	
Acetone	23 U	37	23	1.33	03/13/24 13:42	
Benzene	0.30 U	7.5	0.30	1.33	03/13/24 13:42	
Bromodichloromethane	0.30 U	7.5	0.30	1.33	03/13/24 13:42	
Bromoform	0.75 U	7.5	0.75	1.33	03/13/24 13:42	
Bromomethane	3.3 U	7.5	3.3	1.33	03/13/24 13:42	
Carbon Disulfide	0.44 U	7.5	0.44	1.33	03/13/24 13:42	
Carbon Tetrachloride	0.39 U	7.5	0.39	1.33	03/13/24 13:42	
Chlorobenzene	0.30 U	7.5	0.30	1.33	03/13/24 13:42	
Chloroethane	0.62 U	7.5	0.62	1.33	03/13/24 13:42	
Chloroform	0.53 U	7.5	0.53	1.33	03/13/24 13:42	
Chloromethane	2.1 U	7.5	2.1	1.33	03/13/24 13:42	
Dibromochloromethane	0.30 U	7.5	0.30	1.33	03/13/24 13:42	
Dichloromethane	4.2 U	7.5	4.2	1.33	03/13/24 13:42	
Ethylbenzene	1.5 U	7.5	1.5	1.33	03/13/24 13:42	
Methyl tert-Butyl Ether	0.30 U	7.5	0.30	1.33	03/13/24 13:42	
Styrene	1.5 U	7.5	1.5	1.33	03/13/24 13:42	
Tetrachloroethene (PCE)	0.35 U	7.5	0.35	1.33	03/13/24 13:42	
Toluene	3.0 U	7.5	3.0	1.33	03/13/24 13:42	
Trichloroethene (TCE)	0.33 U	7.5	0.33	1.33	03/13/24 13:42	
Vinyl Chloride	0.69 U	7.5	0.69	1.33	03/13/24 13:42	
cis-1,2-Dichloroethene	0.30 U	7.5	0.30	1.33	03/13/24 13:42	
cis-1,3-Dichloropropene	0.30 U	7.5	0.30	1.33	03/13/24 13:42	
m,p-Xylenes	3.0 U	15	3.0	1.33	03/13/24 13:42	
o-Xylene	1.5 U	7.5	1.5	1.33	03/13/24 13:42	
trans-1,2-Dichloroethene	0.30 U	7.5	0.30	1.33	03/13/24 13:42	
trans-1,3-Dichloropropene	0.30 U	7.5	0.30	1.33	03/13/24 13:42	

Analytical Report

Client:	Day Environmental, Inc.	**Service Request:**	R2401914
Project:	Shumway Marina/6048S-23	**Date Collected:**	03/07/24 10:23
Sample Matrix:	Soil	**Date Received:**	03/08/24 10:20
Sample Name:	B-2	**Units:**	ug/Kg
Lab Code:	R2401914-002	**Basis:**	Dry

Volatile Organic Compounds by GC/MS

Analysis Method: 8260C
Prep Method: EPA 5035A

Surrogate Name	% Rec	Control Limits	Date Analyzed	Q
1,2-Dichloroethane-d4	110	67 - 128	03/13/24 13:42	
4-Bromofluorobenzene	67	31 - 154	03/13/24 13:42	
Dibromofluoromethane	104	63 - 138	03/13/24 13:42	
Toluene-d8	98	66 - 138	03/13/24 13:42	

Analytical Report

Client:	Day Environmental, Inc.	**Service Request:**	R2401914
Project:	Shumway Marina/6048S-23	**Date Collected:**	03/07/24 10:23
Sample Matrix:	Soil	**Date Received:**	03/08/24 10:20
Sample Name:	B-2	**Units:**	ug/Kg
Lab Code:	R2401914-002	**Basis:**	Dry

Volatile Organic Compounds by GC/MS

Analysis Method: 8260C
Prep Method: EPA 5035A

Tentatively Identified Compounds

CAS#	Compound Identification	RT	Result ug/Kg	Q
	No Tentatively Identified Compounds Detected			

Analytical Report

Client:	Day Environmental, Inc.	**Service Request:**	R2401914
Project:	Shumway Marina/6048S-23	**Date Collected:**	03/07/24 10:50
Sample Matrix:	Soil	**Date Received:**	03/08/24 10:20
Sample Name:	B-3	**Units:**	ug/Kg
Lab Code:	R2401914-003	**Basis:**	Dry

Volatile Organic Compounds by GC/MS

Analysis Method: 8260C
Prep Method: EPA 5035A

Analyte Name	Result	MRL	MDL	Dil.	Date Analyzed	Q
1,1,1-Trichloroethane (TCA)	0.35 U	8.7	0.35	1.4	03/13/24 14:06	
1,1,2,2-Tetrachloroethane	0.35 U	8.7	0.35	1.4	03/13/24 14:06	
1,1,2-Trichloroethane	0.35 U	8.7	0.35	1.4	03/13/24 14:06	
1,1-Dichloroethane (1,1-DCA)	0.35 U	8.7	0.35	1.4	03/13/24 14:06	
1,1-Dichloroethene (1,1-DCE)	0.35 U	8.7	0.35	1.4	03/13/24 14:06	
1,2-Dichloroethane	0.35 U	8.7	0.35	1.4	03/13/24 14:06	
1,2-Dichloropropane	0.35 U	8.7	0.35	1.4	03/13/24 14:06	
2-Butanone (MEK)	**7.1 J**	8.7	3.5	1.4	03/13/24 14:06	
2-Hexanone	3.2 U	8.7	3.2	1.4	03/13/24 14:06	
4-Methyl-2-pentanone	0.41 U	8.7	0.41	1.4	03/13/24 14:06	
Acetone	27 U	44	27	1.4	03/13/24 14:06	
Benzene	0.35 U	8.7	0.35	1.4	03/13/24 14:06	
Bromodichloromethane	0.35 U	8.7	0.35	1.4	03/13/24 14:06	
Bromoform	0.88 U	8.7	0.88	1.4	03/13/24 14:06	
Bromomethane	3.9 U	8.7	3.9	1.4	03/13/24 14:06	
Carbon Disulfide	0.51 U	8.7	0.51	1.4	03/13/24 14:06	
Carbon Tetrachloride	0.46 U	8.7	0.46	1.4	03/13/24 14:06	
Chlorobenzene	0.35 U	8.7	0.35	1.4	03/13/24 14:06	
Chloroethane	0.72 U	8.7	0.72	1.4	03/13/24 14:06	
Chloroform	0.61 U	8.7	0.61	1.4	03/13/24 14:06	
Chloromethane	2.5 U	8.7	2.5	1.4	03/13/24 14:06	
Dibromochloromethane	0.35 U	8.7	0.35	1.4	03/13/24 14:06	
Dichloromethane	4.9 U	8.7	4.9	1.4	03/13/24 14:06	
Ethylbenzene	1.8 U	8.7	1.8	1.4	03/13/24 14:06	
Methyl tert-Butyl Ether	0.35 U	8.7	0.35	1.4	03/13/24 14:06	
Styrene	1.8 U	8.7	1.8	1.4	03/13/24 14:06	
Tetrachloroethene (PCE)	0.41 U	8.7	0.41	1.4	03/13/24 14:06	
Toluene	3.5 U	8.7	3.5	1.4	03/13/24 14:06	
Trichloroethene (TCE)	0.39 U	8.7	0.39	1.4	03/13/24 14:06	
Vinyl Chloride	0.81 U	8.7	0.81	1.4	03/13/24 14:06	
cis-1,2-Dichloroethene	0.35 U	8.7	0.35	1.4	03/13/24 14:06	
cis-1,3-Dichloropropene	0.35 U	8.7	0.35	1.4	03/13/24 14:06	
m,p-Xylenes	3.5 U	17	3.5	1.4	03/13/24 14:06	
o-Xylene	1.8 U	8.7	1.8	1.4	03/13/24 14:06	
trans-1,2-Dichloroethene	0.35 U	8.7	0.35	1.4	03/13/24 14:06	
trans-1,3-Dichloropropene	0.35 U	8.7	0.35	1.4	03/13/24 14:06	

Analytical Report

Client:	Day Environmental, Inc.	**Service Request:**	R2401914
Project:	Shumway Marina/6048S-23	**Date Collected:**	03/07/24 10:50
Sample Matrix:	Soil	**Date Received:**	03/08/24 10:20
Sample Name:	B-3	**Units:**	ug/Kg
Lab Code:	R2401914-003	**Basis:**	Dry

Volatile Organic Compounds by GC/MS

Analysis Method: 8260C
Prep Method: EPA 5035A

Surrogate Name	% Rec	Control Limits	Date Analyzed	Q
1,2-Dichloroethane-d4	113	67 - 128	03/13/24 14:06	
4-Bromofluorobenzene	89	31 - 154	03/13/24 14:06	
Dibromofluoromethane	104	63 - 138	03/13/24 14:06	
Toluene-d8	102	66 - 138	03/13/24 14:06	

Analytical Report

Client:	Day Environmental, Inc.	**Service Request:**	R2401914
Project:	Shumway Marina/6048S-23	**Date Collected:**	03/07/24 10:50
Sample Matrix:	Soil	**Date Received:**	03/08/24 10:20
Sample Name:	B-3	**Units:**	ug/Kg
Lab Code:	R2401914-003	**Basis:**	Dry

Volatile Organic Compounds by GC/MS

Analysis Method: 8260C
Prep Method: EPA 5035A

Tentatively Identified Compounds

CAS#	Compound Identification	RT	Result ug/Kg	Q
	No Tentatively Identified Compounds Detected			

Analytical Report

Client:	Day Environmental, Inc.	**Service Request:**	R2401914
Project:	Shumway Marina/6048S-23	**Date Collected:**	03/07/24 12:05
Sample Matrix:	Soil	**Date Received:**	03/08/24 10:20
Sample Name:	B-4	**Units:**	ug/Kg
Lab Code:	R2401914-004	**Basis:**	Dry

Volatile Organic Compounds by GC/MS

Analysis Method: 8260C
Prep Method: EPA 5035A

Analyte Name	Result		MRL	MDL	Dil.	Date Analyzed	Q
1,1,1-Trichloroethane (TCA)	0.30	U	7.4	0.30	1.17	03/13/24 14:29	
1,1,2,2-Tetrachloroethane	0.30	U	7.4	0.30	1.17	03/13/24 14:29	
1,1,2-Trichloroethane	0.30	U	7.4	0.30	1.17	03/13/24 14:29	
1,1-Dichloroethane (1,1-DCA)	0.30	U	7.4	0.30	1.17	03/13/24 14:29	
1,1-Dichloroethene (1,1-DCE)	0.30	U	7.4	0.30	1.17	03/13/24 14:29	
1,2-Dichloroethane	0.30	U	7.4	0.30	1.17	03/13/24 14:29	
1,2-Dichloropropane	0.30	U	7.4	0.30	1.17	03/13/24 14:29	
2-Butanone (MEK)	**29**		7.4	3.0	1.17	03/13/24 14:29	
2-Hexanone	2.7	U	7.4	2.7	1.17	03/13/24 14:29	
4-Methyl-2-pentanone	0.34	U	7.4	0.34	1.17	03/13/24 14:29	
Acetone	**88**		37	23	1.17	03/13/24 14:29	
Benzene	0.30	U	7.4	0.30	1.17	03/13/24 14:29	
Bromodichloromethane	0.30	U	7.4	0.30	1.17	03/13/24 14:29	
Bromoform	0.74	U	7.4	0.74	1.17	03/13/24 14:29	
Bromomethane	3.3	U	7.4	3.3	1.17	03/13/24 14:29	
Carbon Disulfide	**0.97**	**J**	7.4	0.43	1.17	03/13/24 14:29	
Carbon Tetrachloride	0.39	U	7.4	0.39	1.17	03/13/24 14:29	
Chlorobenzene	0.30	U	7.4	0.30	1.17	03/13/24 14:29	
Chloroethane	0.61	U	7.4	0.61	1.17	03/13/24 14:29	
Chloroform	0.52	U	7.4	0.52	1.17	03/13/24 14:29	
Chloromethane	2.1	U	7.4	2.1	1.17	03/13/24 14:29	
Dibromochloromethane	0.30	U	7.4	0.30	1.17	03/13/24 14:29	
Dichloromethane	4.2	U	7.4	4.2	1.17	03/13/24 14:29	
Ethylbenzene	1.5	U	7.4	1.5	1.17	03/13/24 14:29	
Methyl tert-Butyl Ether	0.30	U	7.4	0.30	1.17	03/13/24 14:29	
Styrene	1.5	U	7.4	1.5	1.17	03/13/24 14:29	
Tetrachloroethene (PCE)	0.34	U	7.4	0.34	1.17	03/13/24 14:29	
Toluene	3.0	U	7.4	3.0	1.17	03/13/24 14:29	
Trichloroethene (TCE)	0.33	U	7.4	0.33	1.17	03/13/24 14:29	
Vinyl Chloride	0.68	U	7.4	0.68	1.17	03/13/24 14:29	
cis-1,2-Dichloroethene	0.30	U	7.4	0.30	1.17	03/13/24 14:29	
cis-1,3-Dichloropropene	0.30	U	7.4	0.30	1.17	03/13/24 14:29	
m,p-Xylenes	3.0	U	15	3.0	1.17	03/13/24 14:29	
o-Xylene	1.5	U	7.4	1.5	1.17	03/13/24 14:29	
trans-1,2-Dichloroethene	0.30	U	7.4	0.30	1.17	03/13/24 14:29	
trans-1,3-Dichloropropene	0.30	U	7.4	0.30	1.17	03/13/24 14:29	

ALS Group USA, Corp.
dba ALS Environmental

Analytical Report

Client:	Day Environmental, Inc.	**Service Request:**	R2401914
Project:	Shumway Marina/6048S-23	**Date Collected:**	03/07/24 12:05
Sample Matrix:	Soil	**Date Received:**	03/08/24 10:20
Sample Name:	B-4	**Units:**	ug/Kg
Lab Code:	R2401914-004	**Basis:**	Dry

Volatile Organic Compounds by GC/MS

Analysis Method: 8260C
Prep Method: EPA 5035A

Surrogate Name	% Rec	Control Limits	Date Analyzed	Q
1,2-Dichloroethane-d4	110	67 - 128	03/13/24 14:29	
4-Bromofluorobenzene	90	31 - 154	03/13/24 14:29	
Dibromofluoromethane	101	63 - 138	03/13/24 14:29	
Toluene-d8	100	66 - 138	03/13/24 14:29	

ALS Group USA, Corp.
dba ALS Environmental

Analytical Report

Client:	Day Environmental, Inc.	**Service Request:**	R2401914
Project:	Shumway Marina/6048S-23	**Date Collected:**	03/07/24 12:05
Sample Matrix:	Soil	**Date Received:**	03/08/24 10:20
Sample Name:	B-4	**Units:**	ug/Kg
Lab Code:	R2401914-004	**Basis:**	Dry

Volatile Organic Compounds by GC/MS

Analysis Method: 8260C
Prep Method: EPA 5035A

Tentatively Identified Compounds

CAS#	Compound Identification	RT	Result ug/Kg	Q
	No Tentatively Identified Compounds Detected			

Analytical Report

Client:	Day Environmental, Inc.	**Service Request:**	R2401914
Project:	Shumway Marina/6048S-23	**Date Collected:**	03/07/24 12:35
Sample Matrix:	Soil	**Date Received:**	03/08/24 10:20
Sample Name:	B-5	**Units:**	ug/Kg
Lab Code:	R2401914-008	**Basis:**	Dry

Volatile Organic Compounds by GC/MS

Analysis Method: 8260C
Prep Method: EPA 5035A

Analyte Name	Result	MRL	MDL	Dil.	Date Analyzed	Q
1,1,1-Trichloroethane (TCA)	0.22 U	5.3	0.22	.85	03/13/24 14:52	
1,1,2,2-Tetrachloroethane	0.22 U	5.3	0.22	.85	03/13/24 14:52	
1,1,2-Trichloroethane	0.22 U	5.3	0.22	.85	03/13/24 14:52	
1,1-Dichloroethane (1,1-DCA)	0.22 U	5.3	0.22	.85	03/13/24 14:52	
1,1-Dichloroethene (1,1-DCE)	0.22 U	5.3	0.22	.85	03/13/24 14:52	
1,2-Dichloroethane	0.22 U	5.3	0.22	.85	03/13/24 14:52	
1,2-Dichloropropane	0.22 U	5.3	0.22	.85	03/13/24 14:52	
2-Butanone (MEK)	2.2 U	5.3	2.2	.85	03/13/24 14:52	
2-Hexanone	2.0 U	5.3	2.0	.85	03/13/24 14:52	
4-Methyl-2-pentanone	0.25 U	5.3	0.25	.85	03/13/24 14:52	
Acetone	16 U	26	16	.85	03/13/24 14:52	
Benzene	0.22 U	5.3	0.22	.85	03/13/24 14:52	
Bromodichloromethane	0.22 U	5.3	0.22	.85	03/13/24 14:52	
Bromoform	0.53 U	5.3	0.53	.85	03/13/24 14:52	
Bromomethane	2.4 U	5.3	2.4	.85	03/13/24 14:52	
Carbon Disulfide	0.31 U	5.3	0.31	.85	03/13/24 14:52	
Carbon Tetrachloride	0.28 U	5.3	0.28	.85	03/13/24 14:52	
Chlorobenzene	0.22 U	5.3	0.22	.85	03/13/24 14:52	
Chloroethane	0.44 U	5.3	0.44	.85	03/13/24 14:52	
Chloroform	0.37 U	5.3	0.37	.85	03/13/24 14:52	
Chloromethane	1.5 U	5.3	1.5	.85	03/13/24 14:52	
Dibromochloromethane	0.22 U	5.3	0.22	.85	03/13/24 14:52	
Dichloromethane	3.0 U	5.3	3.0	.85	03/13/24 14:52	
Ethylbenzene	1.1 U	5.3	1.1	.85	03/13/24 14:52	
Methyl tert-Butyl Ether	0.22 U	5.3	0.22	.85	03/13/24 14:52	
Styrene	1.1 U	5.3	1.1	.85	03/13/24 14:52	
Tetrachloroethene (PCE)	0.25 U	5.3	0.25	.85	03/13/24 14:52	
Toluene	2.2 U	5.3	2.2	.85	03/13/24 14:52	
Trichloroethene (TCE)	0.24 U	5.3	0.24	.85	03/13/24 14:52	
Vinyl Chloride	0.49 U	5.3	0.49	.85	03/13/24 14:52	
cis-1,2-Dichloroethene	0.22 U	5.3	0.22	.85	03/13/24 14:52	
cis-1,3-Dichloropropene	0.22 U	5.3	0.22	.85	03/13/24 14:52	
m,p-Xylenes	2.2 U	11	2.2	.85	03/13/24 14:52	
o-Xylene	1.1 U	5.3	1.1	.85	03/13/24 14:52	
trans-1,2-Dichloroethene	0.22 U	5.3	0.22	.85	03/13/24 14:52	
trans-1,3-Dichloropropene	0.22 U	5.3	0.22	.85	03/13/24 14:52	

Analytical Report

Client:	Day Environmental, Inc.	**Service Request:**	R2401914
Project:	Shumway Marina/6048S-23	**Date Collected:**	03/07/24 12:35
Sample Matrix:	Soil	**Date Received:**	03/08/24 10:20
Sample Name:	B-5	**Units:**	ug/Kg
Lab Code:	R2401914-008	**Basis:**	Dry

Volatile Organic Compounds by GC/MS

Analysis Method: 8260C
Prep Method: EPA 5035A

Surrogate Name	% Rec	Control Limits	Date Analyzed	Q
1,2-Dichloroethane-d4	112	67 - 128	03/13/24 14:52	
4-Bromofluorobenzene	86	31 - 154	03/13/24 14:52	
Dibromofluoromethane	103	63 - 138	03/13/24 14:52	
Toluene-d8	101	66 - 138	03/13/24 14:52	

ALS Group USA, Corp.
dba ALS Environmental

Analytical Report

Client:	Day Environmental, Inc.	**Service Request:**	R2401914
Project:	Shumway Marina/6048S-23	**Date Collected:**	03/07/24 12:35
Sample Matrix:	Soil	**Date Received:**	03/08/24 10:20
Sample Name:	B-5	**Units:**	ug/Kg
Lab Code:	R2401914-008	**Basis:**	Dry

Volatile Organic Compounds by GC/MS

Analysis Method: 8260C
Prep Method: EPA 5035A

Tentatively Identified Compounds

CAS#	Compound Identification	RT	Result ug/Kg	Q
	No Tentatively Identified Compounds Detected			

Analytical Report

Client:	Day Environmental, Inc.	**Service Request:**	R2401914
Project:	Shumway Marina/6048S-23	**Date Collected:**	03/07/24 13:20
Sample Matrix:	Soil	**Date Received:**	03/08/24 10:20
Sample Name:	B-6	**Units:**	ug/Kg
Lab Code:	R2401914-009	**Basis:**	Dry

Volatile Organic Compounds by GC/MS

Analysis Method: 8260C
Prep Method: EPA 5035A

Analyte Name	Result	MRL	MDL	Dil.	Date Analyzed	Q
1,1,1-Trichloroethane (TCA)	0.27 U	6.7	0.27	1.15	03/13/24 15:16	
1,1,2,2-Tetrachloroethane	0.27 U	6.7	0.27	1.15	03/13/24 15:16	
1,1,2-Trichloroethane	0.27 U	6.7	0.27	1.15	03/13/24 15:16	
1,1-Dichloroethane (1,1-DCA)	0.27 U	6.7	0.27	1.15	03/13/24 15:16	
1,1-Dichloroethene (1,1-DCE)	0.27 U	6.7	0.27	1.15	03/13/24 15:16	
1,2-Dichloroethane	0.27 U	6.7	0.27	1.15	03/13/24 15:16	
1,2-Dichloropropane	0.27 U	6.7	0.27	1.15	03/13/24 15:16	
2-Butanone (MEK)	2.7 U	6.7	2.7	1.15	03/13/24 15:16	
2-Hexanone	2.5 U	6.7	2.5	1.15	03/13/24 15:16	
4-Methyl-2-pentanone	0.31 U	6.7	0.31	1.15	03/13/24 15:16	
Acetone	21 U	34	21	1.15	03/13/24 15:16	
Benzene	0.27 U	6.7	0.27	1.15	03/13/24 15:16	
Bromodichloromethane	0.27 U	6.7	0.27	1.15	03/13/24 15:16	
Bromoform	0.68 U	6.7	0.68	1.15	03/13/24 15:16	
Bromomethane	3.0 U	6.7	3.0	1.15	03/13/24 15:16	
Carbon Disulfide	0.40 U	6.7	0.40	1.15	03/13/24 15:16	
Carbon Tetrachloride	0.35 U	6.7	0.35	1.15	03/13/24 15:16	
Chlorobenzene	0.27 U	6.7	0.27	1.15	03/13/24 15:16	
Chloroethane	0.56 U	6.7	0.56	1.15	03/13/24 15:16	
Chloroform	0.48 U	6.7	0.48	1.15	03/13/24 15:16	
Chloromethane	1.9 U	6.7	1.9	1.15	03/13/24 15:16	
Dibromochloromethane	0.27 U	6.7	0.27	1.15	03/13/24 15:16	
Dichloromethane	3.8 U	6.7	3.8	1.15	03/13/24 15:16	
Ethylbenzene	1.4 U	6.7	1.4	1.15	03/13/24 15:16	
Methyl tert-Butyl Ether	0.27 U	6.7	0.27	1.15	03/13/24 15:16	
Styrene	1.4 U	6.7	1.4	1.15	03/13/24 15:16	
Tetrachloroethene (PCE)	0.31 U	6.7	0.31	1.15	03/13/24 15:16	
Toluene	2.7 U	6.7	2.7	1.15	03/13/24 15:16	
Trichloroethene (TCE)	0.30 U	6.7	0.30	1.15	03/13/24 15:16	
Vinyl Chloride	0.62 U	6.7	0.62	1.15	03/13/24 15:16	
cis-1,2-Dichloroethene	0.27 U	6.7	0.27	1.15	03/13/24 15:16	
cis-1,3-Dichloropropene	0.27 U	6.7	0.27	1.15	03/13/24 15:16	
m,p-Xylenes	2.7 U	13	2.7	1.15	03/13/24 15:16	
o-Xylene	1.4 U	6.7	1.4	1.15	03/13/24 15:16	
trans-1,2-Dichloroethene	0.27 U	6.7	0.27	1.15	03/13/24 15:16	
trans-1,3-Dichloropropene	0.27 U	6.7	0.27	1.15	03/13/24 15:16	

Analytical Report

Client:	Day Environmental, Inc.	**Service Request:**	R2401914
Project:	Shumway Marina/6048S-23	**Date Collected:**	03/07/24 13:20
Sample Matrix:	Soil	**Date Received:**	03/08/24 10:20
Sample Name:	B-6	**Units:**	ug/Kg
Lab Code:	R2401914-009	**Basis:**	Dry

Volatile Organic Compounds by GC/MS

Analysis Method: 8260C
Prep Method: EPA 5035A

Surrogate Name	% Rec	Control Limits	Date Analyzed	Q
1,2-Dichloroethane-d4	113	67 - 128	03/13/24 15:16	
4-Bromofluorobenzene	88	31 - 154	03/13/24 15:16	
Dibromofluoromethane	102	63 - 138	03/13/24 15:16	
Toluene-d8	102	66 - 138	03/13/24 15:16	

ALS Group USA, Corp.
dba ALS Environmental

Analytical Report

Client:	Day Environmental, Inc.	**Service Request:**	R2401914
Project:	Shumway Marina/6048S-23	**Date Collected:**	03/07/24 13:20
Sample Matrix:	Soil	**Date Received:**	03/08/24 10:20
Sample Name:	B-6	**Units:**	ug/Kg
Lab Code:	R2401914-009	**Basis:**	Dry

Volatile Organic Compounds by GC/MS

Analysis Method: 8260C
Prep Method: EPA 5035A

Tentatively Identified Compounds

CAS#	Compound Identification	RT	Result ug/Kg	Q
	No Tentatively Identified Compounds Detected			

Analytical Report

Client:	Day Environmental, Inc.	**Service Request:**	R2401914
Project:	Shumway Marina/6048S-23	**Date Collected:**	03/07/24 14:10
Sample Matrix:	Soil	**Date Received:**	03/08/24 10:20
Sample Name:	B-7	**Units:**	ug/Kg
Lab Code:	R2401914-010	**Basis:**	Dry

Volatile Organic Compounds by GC/MS

Analysis Method: 8260C
Prep Method: EPA 5035A

Analyte Name	Result	MRL	MDL	Dil.	Date Analyzed	Q
1,1,1-Trichloroethane (TCA)	0.42 U	10	0.42	1.78	03/13/24 15:39	
1,1,2,2-Tetrachloroethane	0.42 U	10	0.42	1.78	03/13/24 15:39	
1,1,2-Trichloroethane	0.42 U	10	0.42	1.78	03/13/24 15:39	
1,1-Dichloroethane (1,1-DCA)	0.42 U	10	0.42	1.78	03/13/24 15:39	
1,1-Dichloroethene (1,1-DCE)	0.42 U	10	0.42	1.78	03/13/24 15:39	
1,2-Dichloroethane	0.42 U	10	0.42	1.78	03/13/24 15:39	
1,2-Dichloropropane	0.42 U	10	0.42	1.78	03/13/24 15:39	
2-Butanone (MEK)	4.2 U	10	4.2	1.78	03/13/24 15:39	
2-Hexanone	3.8 U	10	3.8	1.78	03/13/24 15:39	
4-Methyl-2-pentanone	0.49 U	10	0.49	1.78	03/13/24 15:39	
Acetone	32 U	52	32	1.78	03/13/24 15:39	
Benzene	0.42 U	10	0.42	1.78	03/13/24 15:39	
Bromodichloromethane	0.42 U	10	0.42	1.78	03/13/24 15:39	
Bromoform	1.1 U	10	1.1	1.78	03/13/24 15:39	
Bromomethane	4.6 U	10	4.6	1.78	03/13/24 15:39	
Carbon Disulfide	0.61 U	10	0.61	1.78	03/13/24 15:39	
Carbon Tetrachloride	0.55 U	10	0.55	1.78	03/13/24 15:39	
Chlorobenzene	0.42 U	10	0.42	1.78	03/13/24 15:39	
Chloroethane	0.86 U	10	0.86	1.78	03/13/24 15:39	
Chloroform	0.74 U	10	0.74	1.78	03/13/24 15:39	
Chloromethane	3.0 U	10	3.0	1.78	03/13/24 15:39	
Dibromochloromethane	0.42 U	10	0.42	1.78	03/13/24 15:39	
Dichloromethane	5.9 U	10	5.9	1.78	03/13/24 15:39	
Ethylbenzene	2.1 U	10	2.1	1.78	03/13/24 15:39	
Methyl tert-Butyl Ether	0.42 U	10	0.42	1.78	03/13/24 15:39	
Styrene	2.1 U	10	2.1	1.78	03/13/24 15:39	
Tetrachloroethene (PCE)	0.49 U	10	0.49	1.78	03/13/24 15:39	
Toluene	4.2 U	10	4.2	1.78	03/13/24 15:39	
Trichloroethene (TCE)	0.46 U	10	0.46	1.78	03/13/24 15:39	
Vinyl Chloride	0.97 U	10	0.97	1.78	03/13/24 15:39	
cis-1,2-Dichloroethene	0.42 U	10	0.42	1.78	03/13/24 15:39	
cis-1,3-Dichloropropene	0.42 U	10	0.42	1.78	03/13/24 15:39	
m,p-Xylenes	4.2 U	21	4.2	1.78	03/13/24 15:39	
o-Xylene	2.1 U	10	2.1	1.78	03/13/24 15:39	
trans-1,2-Dichloroethene	0.42 U	10	0.42	1.78	03/13/24 15:39	
trans-1,3-Dichloropropene	0.42 U	10	0.42	1.78	03/13/24 15:39	

Analytical Report

Client:	Day Environmental, Inc.	**Service Request:**	R2401914
Project:	Shumway Marina/6048S-23	**Date Collected:**	03/07/24 14:10
Sample Matrix:	Soil	**Date Received:**	03/08/24 10:20
Sample Name:	B-7	**Units:**	ug/Kg
Lab Code:	R2401914-010	**Basis:**	Dry

Volatile Organic Compounds by GC/MS

Analysis Method: 8260C
Prep Method: EPA 5035A

Surrogate Name	% Rec	Control Limits	Date Analyzed	Q
1,2-Dichloroethane-d4	113	67 - 128	03/13/24 15:39	
4-Bromofluorobenzene	86	31 - 154	03/13/24 15:39	
Dibromofluoromethane	104	63 - 138	03/13/24 15:39	
Toluene-d8	102	66 - 138	03/13/24 15:39	

ALS Group USA, Corp.
dba ALS Environmental

Analytical Report

Client:	Day Environmental, Inc.	**Service Request:**	R2401914
Project:	Shumway Marina/6048S-23	**Date Collected:**	03/07/24 14:10
Sample Matrix:	Soil	**Date Received:**	03/08/24 10:20
Sample Name:	B-7	**Units:**	ug/Kg
Lab Code:	R2401914-010	**Basis:**	Dry

Volatile Organic Compounds by GC/MS

Analysis Method: 8260C
Prep Method: EPA 5035A

Tentatively Identified Compounds

CAS#	Compound Identification	RT	Result ug/Kg	Q
	No Tentatively Identified Compounds Detected			

Analytical Report

Client:	Day Environmental, Inc.	**Service Request:**	R2401914
Project:	Shumway Marina/6048S-23	**Date Collected:**	03/07/24 14:25
Sample Matrix:	Soil	**Date Received:**	03/08/24 10:20
Sample Name:	B-8	**Units:**	ug/Kg
Lab Code:	R2401914-011	**Basis:**	Dry

Volatile Organic Compounds by GC/MS

Analysis Method: 8260C
Prep Method: EPA 5035A

Analyte Name	Result	MRL	MDL	Dil.	Date Analyzed	Q
1,1,1-Trichloroethane (TCA)	0.29 U	7.2	0.29	1.2	03/13/24 16:02	
1,1,2,2-Tetrachloroethane	0.29 U	7.2	0.29	1.2	03/13/24 16:02	
1,1,2-Trichloroethane	0.29 U	7.2	0.29	1.2	03/13/24 16:02	
1,1-Dichloroethane (1,1-DCA)	0.29 U	7.2	0.29	1.2	03/13/24 16:02	
1,1-Dichloroethene (1,1-DCE)	0.29 U	7.2	0.29	1.2	03/13/24 16:02	
1,2-Dichloroethane	0.29 U	7.2	0.29	1.2	03/13/24 16:02	
1,2-Dichloropropane	0.29 U	7.2	0.29	1.2	03/13/24 16:02	
2-Butanone (MEK)	2.9 U	7.2	2.9	1.2	03/13/24 16:02	
2-Hexanone	2.6 U	7.2	2.6	1.2	03/13/24 16:02	
4-Methyl-2-pentanone	0.34 U	7.2	0.34	1.2	03/13/24 16:02	
Acetone	22 U	36	22	1.2	03/13/24 16:02	
Benzene	0.29 U	7.2	0.29	1.2	03/13/24 16:02	
Bromodichloromethane	0.29 U	7.2	0.29	1.2	03/13/24 16:02	
Bromoform	0.72 U	7.2	0.72	1.2	03/13/24 16:02	
Bromomethane	3.2 U	7.2	3.2	1.2	03/13/24 16:02	
Carbon Disulfide	0.42 U	7.2	0.42	1.2	03/13/24 16:02	
Carbon Tetrachloride	0.38 U	7.2	0.38	1.2	03/13/24 16:02	
Chlorobenzene	0.29 U	7.2	0.29	1.2	03/13/24 16:02	
Chloroethane	0.59 U	7.2	0.59	1.2	03/13/24 16:02	
Chloroform	0.51 U	7.2	0.51	1.2	03/13/24 16:02	
Chloromethane	2.1 U	7.2	2.1	1.2	03/13/24 16:02	
Dibromochloromethane	0.29 U	7.2	0.29	1.2	03/13/24 16:02	
Dichloromethane	4.1 U	7.2	4.1	1.2	03/13/24 16:02	
Ethylbenzene	1.5 U	7.2	1.5	1.2	03/13/24 16:02	
Methyl tert-Butyl Ether	0.29 U	7.2	0.29	1.2	03/13/24 16:02	
Styrene	1.5 U	7.2	1.5	1.2	03/13/24 16:02	
Tetrachloroethene (PCE)	0.34 U	7.2	0.34	1.2	03/13/24 16:02	
Toluene	2.9 U	7.2	2.9	1.2	03/13/24 16:02	
Trichloroethene (TCE)	0.32 U	7.2	0.32	1.2	03/13/24 16:02	
Vinyl Chloride	0.67 U	7.2	0.67	1.2	03/13/24 16:02	
cis-1,2-Dichloroethene	0.29 U	7.2	0.29	1.2	03/13/24 16:02	
cis-1,3-Dichloropropene	0.29 U	7.2	0.29	1.2	03/13/24 16:02	
m,p-Xylenes	2.9 U	14	2.9	1.2	03/13/24 16:02	
o-Xylene	1.5 U	7.2	1.5	1.2	03/13/24 16:02	
trans-1,2-Dichloroethene	0.29 U	7.2	0.29	1.2	03/13/24 16:02	
trans-1,3-Dichloropropene	0.29 U	7.2	0.29	1.2	03/13/24 16:02	

Analytical Report

Client:	Day Environmental, Inc.	**Service Request:**	R2401914
Project:	Shumway Marina/6048S-23	**Date Collected:**	03/07/24 14:25
Sample Matrix:	Soil	**Date Received:**	03/08/24 10:20
Sample Name:	B-8	**Units:**	ug/Kg
Lab Code:	R2401914-011	**Basis:**	Dry

Volatile Organic Compounds by GC/MS

Analysis Method: 8260C
Prep Method: EPA 5035A

Surrogate Name	% Rec	Control Limits	Date Analyzed	Q
1,2-Dichloroethane-d4	110	67 - 128	03/13/24 16:02	
4-Bromofluorobenzene	85	31 - 154	03/13/24 16:02	
Dibromofluoromethane	101	63 - 138	03/13/24 16:02	
Toluene-d8	99	66 - 138	03/13/24 16:02	

ALS Group USA, Corp.
dba ALS Environmental

Analytical Report

Client:	Day Environmental, Inc.	**Service Request:**	R2401914
Project:	Shumway Marina/6048S-23	**Date Collected:**	03/07/24 14:25
Sample Matrix:	Soil	**Date Received:**	03/08/24 10:20
Sample Name:	B-8	**Units:**	ug/Kg
Lab Code:	R2401914-011	**Basis:**	Dry

Volatile Organic Compounds by GC/MS

Analysis Method: 8260C
Prep Method: EPA 5035A

Tentatively Identified Compounds

CAS#	Compound Identification	RT	Result ug/Kg	Q
	No Tentatively Identified Compounds Detected			

Analytical Report

Client:	Day Environmental, Inc.	**Service Request:**	R2401914
Project:	Shumway Marina/6048S-23	**Date Collected:**	03/07/24 15:15
Sample Matrix:	Soil	**Date Received:**	03/08/24 10:20
Sample Name:	B-9	**Units:**	ug/Kg
Lab Code:	R2401914-012	**Basis:**	Dry

Volatile Organic Compounds by GC/MS

Analysis Method: 8260C
Prep Method: EPA 5035A

Analyte Name	Result	MRL	MDL	Dil.	Date Analyzed	Q
1,1,1-Trichloroethane (TCA)	0.25 U	6.1	0.25	1.09	03/13/24 16:25	
1,1,2,2-Tetrachloroethane	0.25 U	6.1	0.25	1.09	03/13/24 16:25	
1,1,2-Trichloroethane	0.25 U	6.1	0.25	1.09	03/13/24 16:25	
1,1-Dichloroethane (1,1-DCA)	0.25 U	6.1	0.25	1.09	03/13/24 16:25	
1,1-Dichloroethene (1,1-DCE)	0.25 U	6.1	0.25	1.09	03/13/24 16:25	
1,2-Dichloroethane	0.25 U	6.1	0.25	1.09	03/13/24 16:25	
1,2-Dichloropropane	0.25 U	6.1	0.25	1.09	03/13/24 16:25	
2-Butanone (MEK)	2.5 U	6.1	2.5	1.09	03/13/24 16:25	
2-Hexanone	2.3 U	6.1	2.3	1.09	03/13/24 16:25	
4-Methyl-2-pentanone	0.29 U	6.1	0.29	1.09	03/13/24 16:25	
Acetone	19 U	31	19	1.09	03/13/24 16:25	
Benzene	0.25 U	6.1	0.25	1.09	03/13/24 16:25	
Bromodichloromethane	0.25 U	6.1	0.25	1.09	03/13/24 16:25	
Bromoform	0.62 U	6.1	0.62	1.09	03/13/24 16:25	
Bromomethane	2.7 U	6.1	2.7	1.09	03/13/24 16:25	
Carbon Disulfide	0.36 U	6.1	0.36	1.09	03/13/24 16:25	
Carbon Tetrachloride	**18**	6.1	0.32	1.09	03/13/24 16:25	
Chlorobenzene	0.25 U	6.1	0.25	1.09	03/13/24 16:25	
Chloroethane	0.51 U	6.1	0.51	1.09	03/13/24 16:25	
Chloroform	**2.9 J**	6.1	0.43	1.09	03/13/24 16:25	
Chloromethane	1.8 U	6.1	1.8	1.09	03/13/24 16:25	
Dibromochloromethane	0.25 U	6.1	0.25	1.09	03/13/24 16:25	
Dichloromethane	3.5 U	6.1	3.5	1.09	03/13/24 16:25	
Ethylbenzene	1.3 U	6.1	1.3	1.09	03/13/24 16:25	
Methyl tert-Butyl Ether	0.25 U	6.1	0.25	1.09	03/13/24 16:25	
Styrene	1.3 U	6.1	1.3	1.09	03/13/24 16:25	
Tetrachloroethene (PCE)	0.29 U	6.1	0.29	1.09	03/13/24 16:25	
Toluene	2.5 U	6.1	2.5	1.09	03/13/24 16:25	
Trichloroethene (TCE)	0.27 U	6.1	0.27	1.09	03/13/24 16:25	
Vinyl Chloride	0.57 U	6.1	0.57	1.09	03/13/24 16:25	
cis-1,2-Dichloroethene	0.25 U	6.1	0.25	1.09	03/13/24 16:25	
cis-1,3-Dichloropropene	0.25 U	6.1	0.25	1.09	03/13/24 16:25	
m,p-Xylenes	2.5 U	12	2.5	1.09	03/13/24 16:25	
o-Xylene	1.3 U	6.1	1.3	1.09	03/13/24 16:25	
trans-1,2-Dichloroethene	0.25 U	6.1	0.25	1.09	03/13/24 16:25	
trans-1,3-Dichloropropene	0.25 U	6.1	0.25	1.09	03/13/24 16:25	

Analytical Report

Client:	Day Environmental, Inc.	**Service Request:**	R2401914
Project:	Shumway Marina/6048S-23	**Date Collected:**	03/07/24 15:15
Sample Matrix:	Soil	**Date Received:**	03/08/24 10:20
Sample Name:	B-9	**Units:**	ug/Kg
Lab Code:	R2401914-012	**Basis:**	Dry

Volatile Organic Compounds by GC/MS

Analysis Method: 8260C
Prep Method: EPA 5035A

Surrogate Name	% Rec	Control Limits	Date Analyzed	Q
1,2-Dichloroethane-d4	110	67 - 128	03/13/24 16:25	
4-Bromofluorobenzene	82	31 - 154	03/13/24 16:25	
Dibromofluoromethane	100	63 - 138	03/13/24 16:25	
Toluene-d8	98	66 - 138	03/13/24 16:25	

Analytical Report

Client:	Day Environmental, Inc.	**Service Request:**	R2401914
Project:	Shumway Marina/6048S-23	**Date Collected:**	03/07/24 15:15
Sample Matrix:	Soil	**Date Received:**	03/08/24 10:20
Sample Name:	B-9	**Units:**	ug/Kg
Lab Code:	R2401914-012	**Basis:**	Dry

Volatile Organic Compounds by GC/MS

Analysis Method: 8260C
Prep Method: EPA 5035A

Tentatively Identified Compounds

CAS#	Compound Identification	RT	Result ug/Kg	Q
	No Tentatively Identified Compounds Detected			

Analytical Report

Client:	Day Environmental, Inc.	**Service Request:**	R2401914
Project:	Shumway Marina/6048S-23	**Date Collected:**	03/07/24 16:45
Sample Matrix:	Water	**Date Received:**	03/08/24 10:20
Sample Name:	EB-030724	**Units:**	ug/L
Lab Code:	R2401914-013	**Basis:**	NA

Volatile Organic Compounds by GC/MS

Analysis Method: 8260C
Prep Method: EPA 5030C

Analyte Name	Result	MRL	MDL	Dil.	Date Analyzed	Q
1,1,1-Trichloroethane (TCA)	0.20 U	5.0	0.20	1	03/12/24 20:18	
1,1,2,2-Tetrachloroethane	0.20 U	5.0	0.20	1	03/12/24 20:18	
1,1,2-Trichloroethane	0.20 U	5.0	0.20	1	03/12/24 20:18	
1,1-Dichloroethane (1,1-DCA)	0.20 U	5.0	0.20	1	03/12/24 20:18	
1,1-Dichloroethene (1,1-DCE)	0.20 U	5.0	0.20	1	03/12/24 20:18	
1,2-Dichloroethane	0.20 U	5.0	0.20	1	03/12/24 20:18	
1,2-Dichloropropane	0.20 U	5.0	0.20	1	03/12/24 20:18	
2-Butanone (MEK)	0.78 U	10	0.78	1	03/12/24 20:18	
2-Hexanone	0.20 U	10	0.20	1	03/12/24 20:18	
4-Methyl-2-pentanone	0.20 U	10	0.20	1	03/12/24 20:18	
Acetone	**7.0 J**	10	5.0	1	03/12/24 20:18	
Benzene	0.20 U	5.0	0.20	1	03/12/24 20:18	
Bromodichloromethane	0.20 U	5.0	0.20	1	03/12/24 20:18	
Bromoform	0.25 U	5.0	0.25	1	03/12/24 20:18	
Bromomethane	0.70 U	5.0	0.70	1	03/12/24 20:18	
Carbon Disulfide	0.42 U	10	0.42	1	03/12/24 20:18	
Carbon Tetrachloride	0.34 U	5.0	0.34	1	03/12/24 20:18	
Chlorobenzene	0.20 U	5.0	0.20	1	03/12/24 20:18	
Chloroethane	0.23 U	5.0	0.23	1	03/12/24 20:18	
Chloroform	0.51 U	5.0	0.51	1	03/12/24 20:18	
Chloromethane	0.80 U	5.0	0.80	1	03/12/24 20:18	
Dibromochloromethane	0.20 U	5.0	0.20	1	03/12/24 20:18	
Dichloromethane	0.65 U	5.0	0.65	1	03/12/24 20:18	
Ethylbenzene	0.20 U	5.0	0.20	1	03/12/24 20:18	
Methyl tert-Butyl Ether	0.20 U	5.0	0.20	1	03/12/24 20:18	
Styrene	0.20 U	5.0	0.20	1	03/12/24 20:18	
Tetrachloroethene (PCE)	0.21 U	5.0	0.21	1	03/12/24 20:18	
Toluene	0.20 U	5.0	0.20	1	03/12/24 20:18	
Trichloroethene (TCE)	0.20 U	5.0	0.20	1	03/12/24 20:18	
Vinyl Chloride	0.20 U	5.0	0.20	1	03/12/24 20:18	
cis-1,2-Dichloroethene	0.23 U	5.0	0.23	1	03/12/24 20:18	
cis-1,3-Dichloropropene	0.20 U	5.0	0.20	1	03/12/24 20:18	
m,p-Xylenes	0.20 U	5.0	0.20	1	03/12/24 20:18	
o-Xylene	0.20 U	5.0	0.20	1	03/12/24 20:18	
trans-1,2-Dichloroethene	0.20 U	5.0	0.20	1	03/12/24 20:18	
trans-1,3-Dichloropropene	0.23 U	5.0	0.23	1	03/12/24 20:18	

Analytical Report

Client:	Day Environmental, Inc.	**Service Request:**	R2401914
Project:	Shumway Marina/6048S-23	**Date Collected:**	03/07/24 16:45
Sample Matrix:	Water	**Date Received:**	03/08/24 10:20
Sample Name:	EB-030724	**Units:**	ug/L
Lab Code:	R2401914-013	**Basis:**	NA

Volatile Organic Compounds by GC/MS

Analysis Method: 8260C
Prep Method: EPA 5030C

Surrogate Name	% Rec	Control Limits	Date Analyzed	Q
1,2-Dichloroethane-d4	107	73 - 125	03/12/24 20:18	
4-Bromofluorobenzene	103	85 - 122	03/12/24 20:18	
Dibromofluoromethane	101	80 - 116	03/12/24 20:18	
Toluene-d8	103	87 - 121	03/12/24 20:18	

Analytical Report

Client:	Day Environmental, Inc.	**Service Request:**	R2401914
Project:	Shumway Marina/6048S-23	**Date Collected:**	03/07/24 16:45
Sample Matrix:	Water	**Date Received:**	03/08/24 10:20
Sample Name:	EB-030724	**Units:**	ug/L
Lab Code:	R2401914-013	**Basis:**	NA

Volatile Organic Compounds by GC/MS

Analysis Method: 8260C
Prep Method: EPA 5030C

Tentatively Identified Compounds

CAS#	Compound Identification	RT	Result ug/L	Q
	unknown	0.99	10.2	J

Quantitation Report (Qedit)

Data Path : I:\ACQUDATA\MSVOA14\Data\031324\
Data File : F8763.D
Acq On : 13 Mar 2024 01:19 pm
Operator : F.NAEGLER
Sample : R2401914-001|0.97
Misc : DAY 6658 T4
ALS Vial : 10 Sample Multiplier: 1

Quant Time: Mar 13 13:36:53 2024
Quant Method : I:\ACQUDATA\MSVOA14\Methods\S022624.M
Quant Title : MS#14 - 8260 SOILS 10ml PURGE
QLast Update : Tue Feb 27 10:12:18 2024
Response via : Initial Calibration

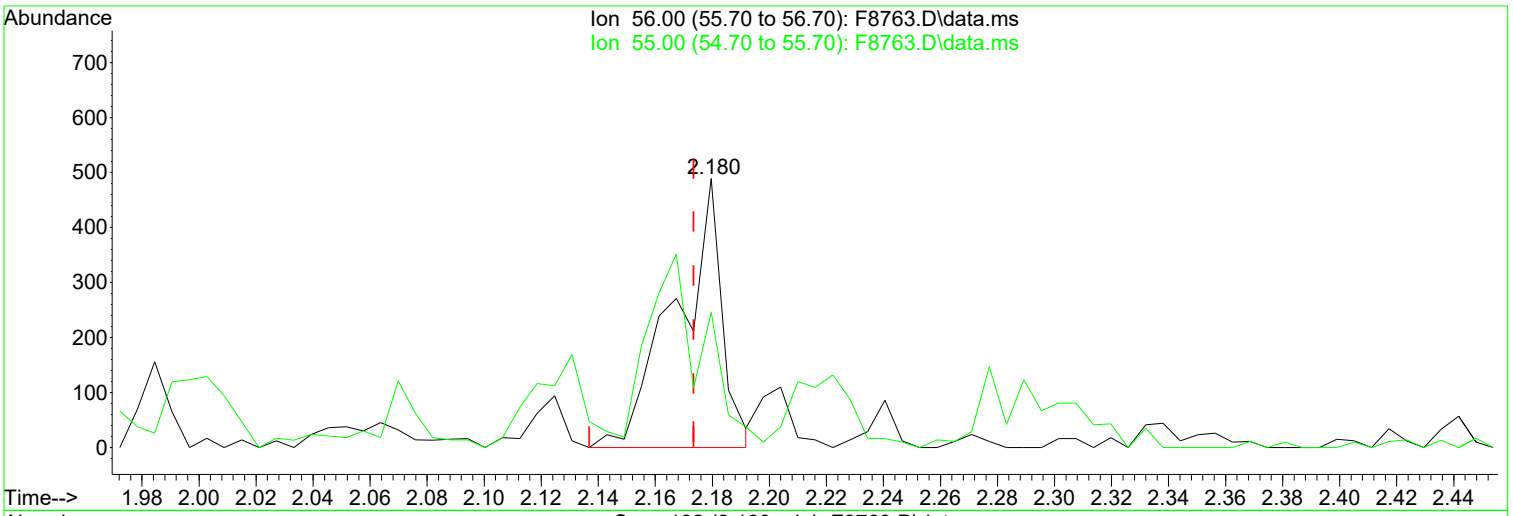

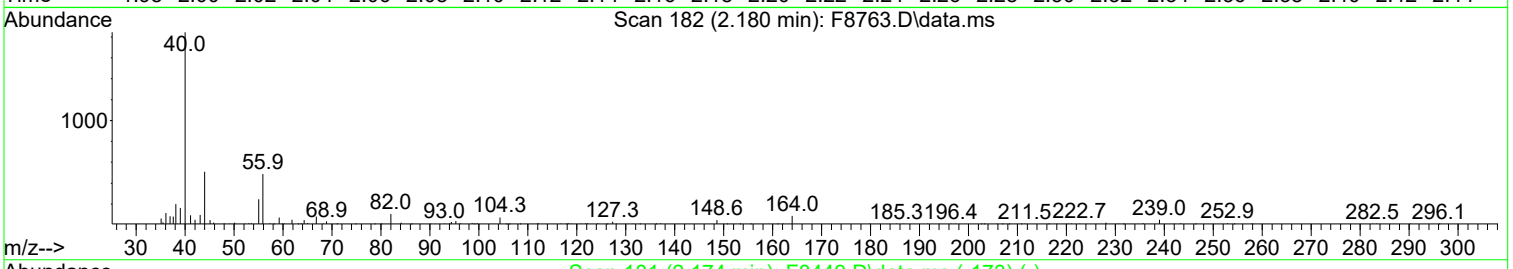

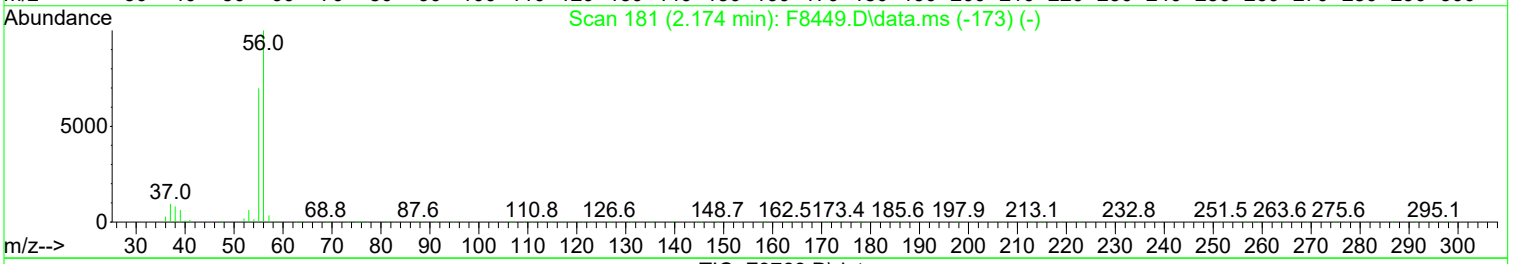

TIC: F8763.D\data.ms

(12) Acrolein

2.180min (+ 0.006) 0.83 ug/L m

response 548

Ion	Exp%	Act%
56.00	100.00	100.00
55.00	71.20	50.31#
0.00	0.00	0.00
0.00	0.00	0.00

Manual Integration:

After

Poor integration.

03/14/24

Quantitation Report (Qedit)

Data Path : I:\ACQUDATA\MSVOA14\Data\031324\
Data File : F8763.D
Acq On : 13 Mar 2024 01:19 pm
Operator : F.NAEGLER
Sample : R2401914-001|0.97
Misc : DAY 6658 T4
ALS Vial : 10 Sample Multiplier: 1

Quant Time: Mar 13 13:36:53 2024
Quant Method : I:\ACQUDATA\MSVOA14\Methods\S022624.M
Quant Title : MS#14 - 8260 SOILS 10ml PURGE
QLast Update : Tue Feb 27 10:12:18 2024
Response via : Initial Calibration

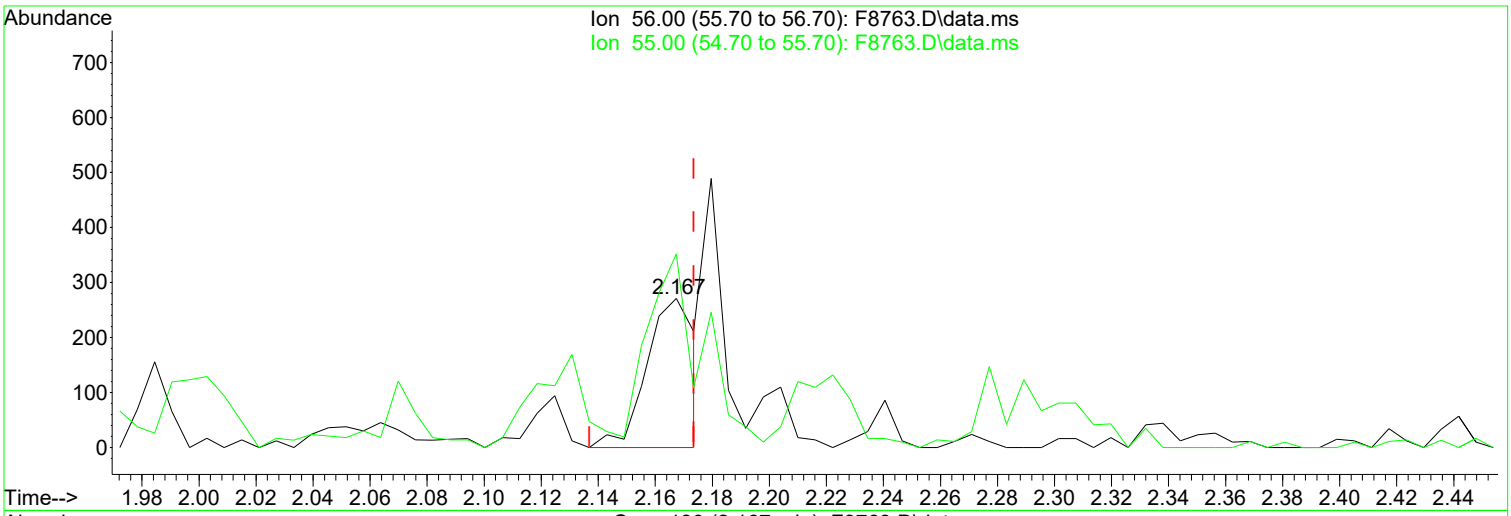

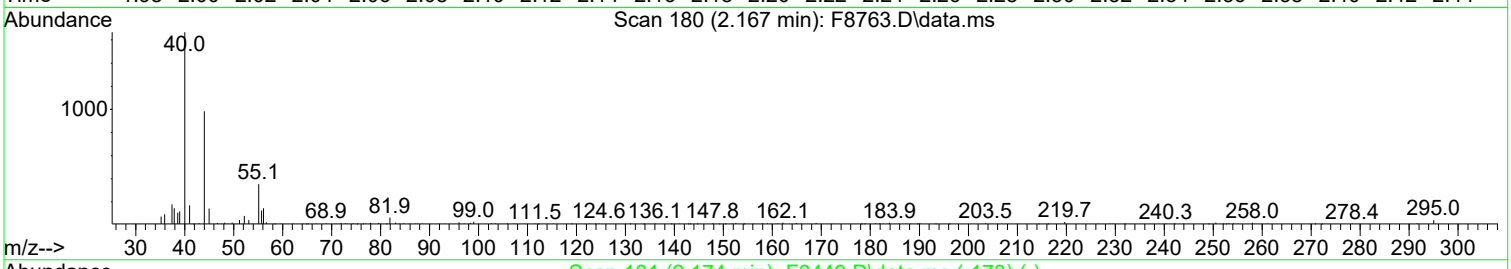

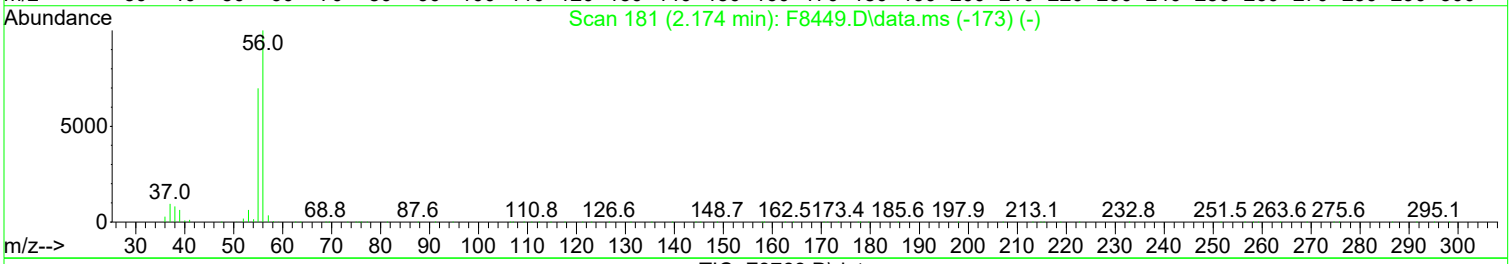

TIC: F8763.D\data.ms

(12) Acrolein

2.167min (-0.006) 0.48 ug/L

response 318

Ion	Exp%	Act%
56.00	100.00	100.00
55.00	71.20	162.24#
0.00	0.00	0.00
0.00	0.00	0.00

Manual Integration:

Before

03/14/24

Quantitation Report (Qedit)

Data Path : I:\ACQUDATA\MSVOA14\Data\031324\
Data File : F8763.D
Acq On : 13 Mar 2024 01:19 pm
Operator : F.NAEGLER
Sample : R2401914-001|0.97
Misc : DAY 6658 T4
ALS Vial : 10 Sample Multiplier: 1

Quant Time: Mar 13 13:36:53 2024
Quant Method : I:\ACQUDATA\MSVOA14\Methods\S022624.M
Quant Title : MS#14 - 8260 SOILS 10ml PURGE
QLast Update : Tue Feb 27 10:12:18 2024
Response via : Initial Calibration

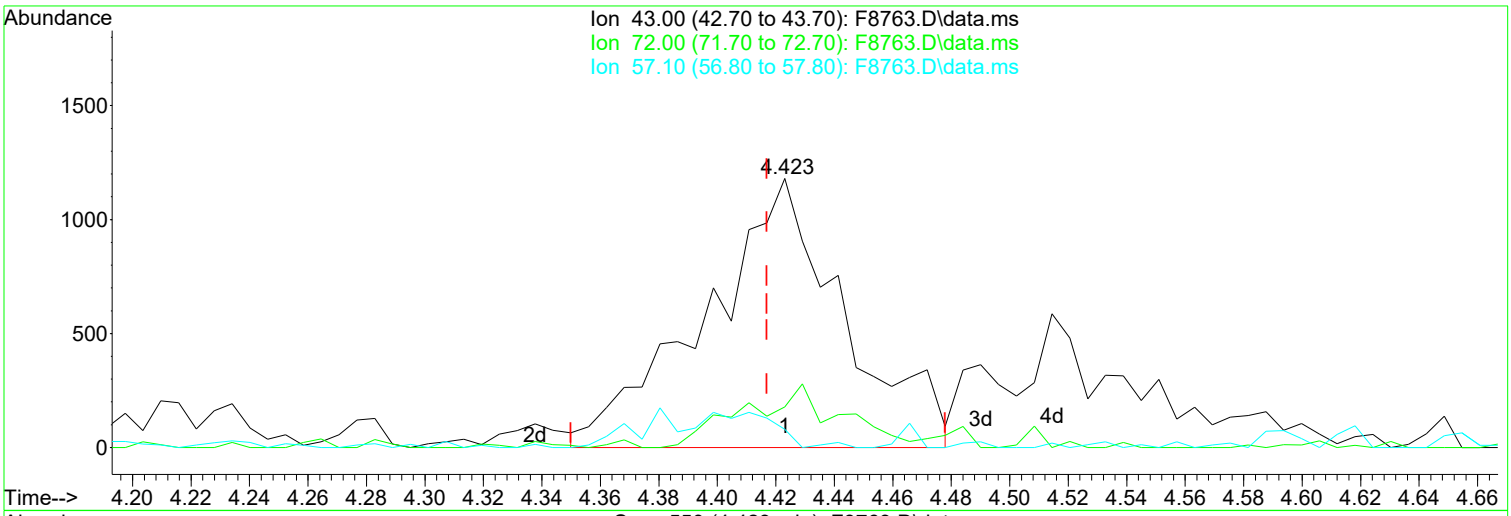

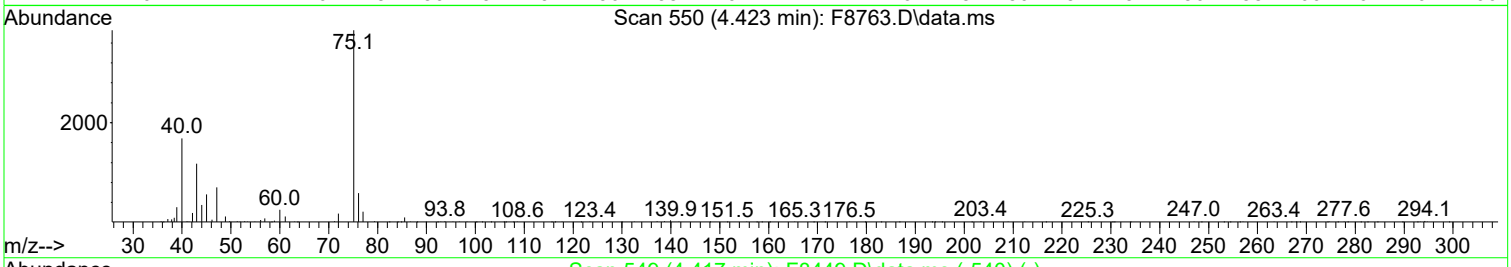

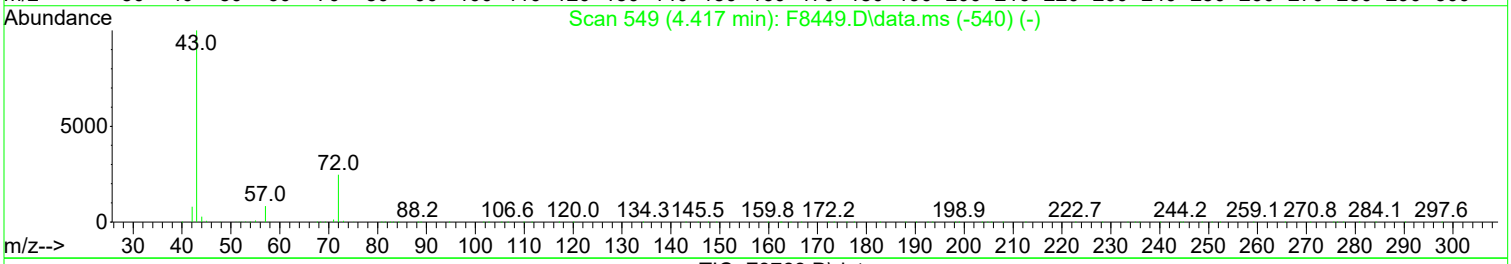

TIC: F8763.D\data.ms

(34) 2-Butanone (P)

4.423min (+ 0.006) 1.65 ug/L m

response 3863

Ion	Exp%	Act%
43.00	100.00	100.00
72.00	25.20	15.08
57.10	8.40	6.78
0.00	0.00	0.00

Manual Integration:

After

Poor integration.

03/14/24

Quantitation Report (Qedit)

Data Path : I:\ACQUDATA\MSVOA14\Data\031324\
Data File : F8763.D
Acq On : 13 Mar 2024 01:19 pm
Operator : F.NAEGLER
Sample : R2401914-001|0.97
Misc : DAY 6658 T4
ALS Vial : 10 Sample Multiplier: 1

Quant Time: Mar 13 13:36:53 2024
Quant Method : I:\ACQUDATA\MSVOA14\Methods\S022624.M
Quant Title : MS#14 - 8260 SOILS 10ml PURGE
QLast Update : Tue Feb 27 10:12:18 2024
Response via : Initial Calibration

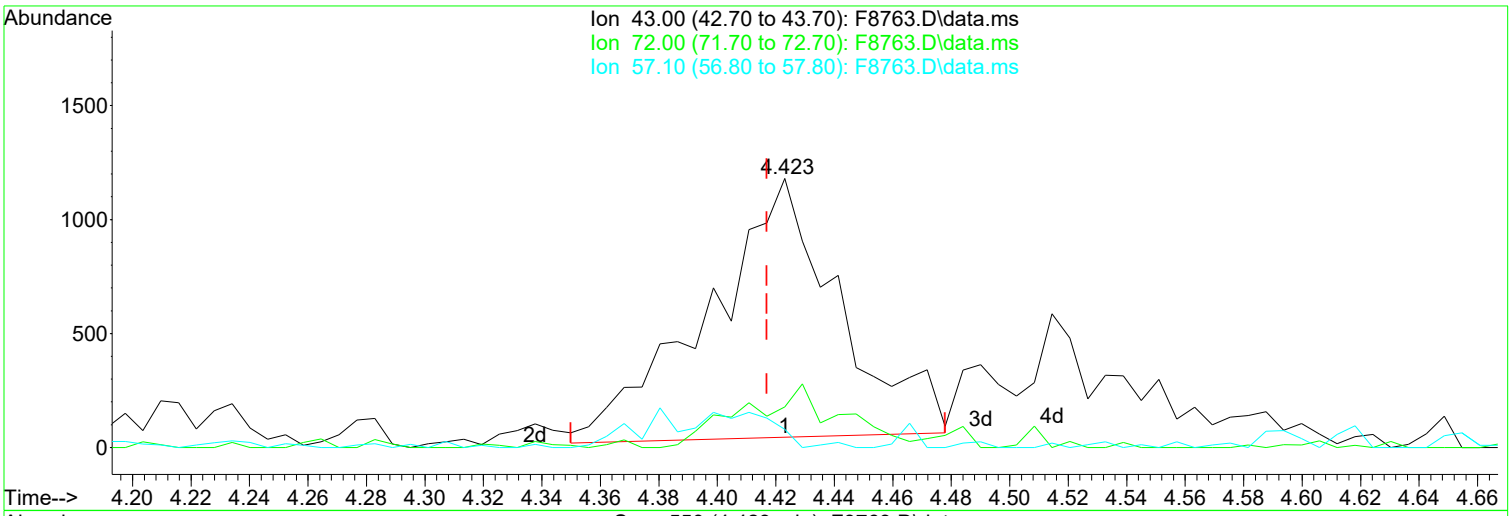

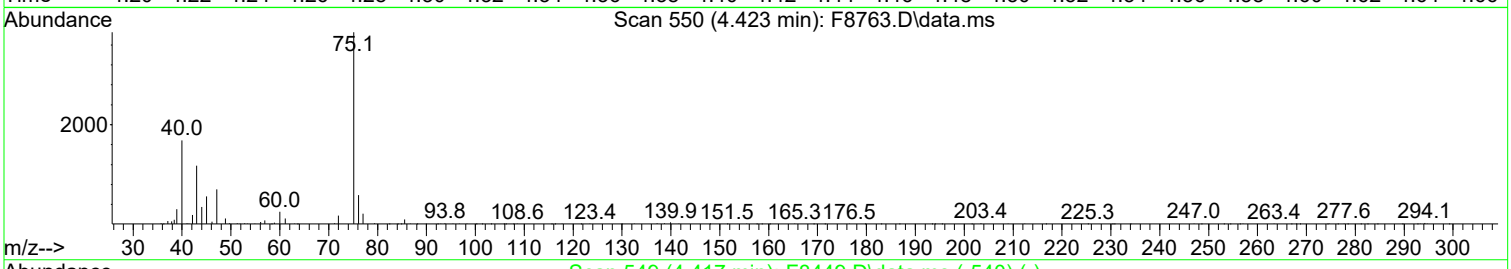

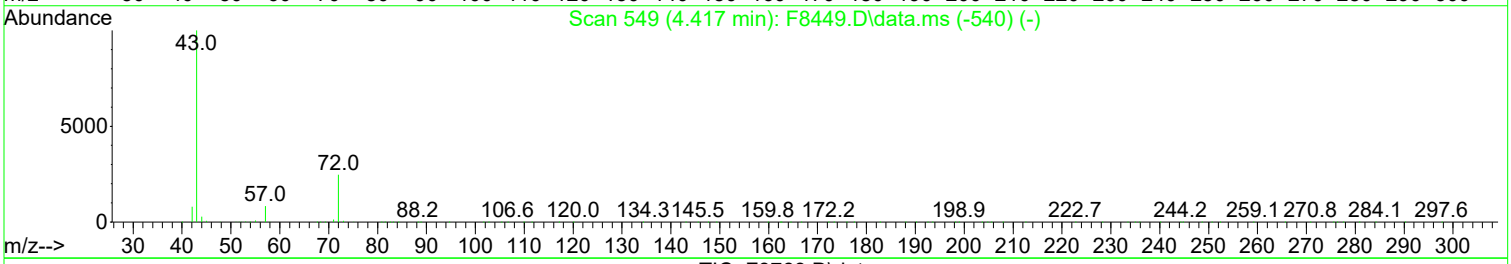

TIC: F8763.D\data.ms

(34) 2-Butanone (P)

4.423min (+ 0.006) 1.51 ug/L

response 3541

Ion	Exp%	Act%
43.00	100.00	100.00
72.00	25.20	15.08
57.10	8.40	6.78
0.00	0.00	0.00

Manual Integration:

Before

03/14/24

Quantitation Report (Qedit)

Data Path : I:\ACQUDATA\MSVOA14\Data\031324\
Data File : F8763.D
Acq On : 13 Mar 2024 01:19 pm
Operator : F.NAEGLER
Sample : R2401914-001|0.97
Misc : DAY 6658 T4
ALS Vial : 10 Sample Multiplier: 1

Quant Time: Mar 13 13:36:53 2024
Quant Method : I:\ACQUDATA\MSVOA14\Methods\S022624.M
Quant Title : MS#14 - 8260 SOILS 10ml PURGE
QLast Update : Tue Feb 27 10:12:18 2024
Response via : Initial Calibration

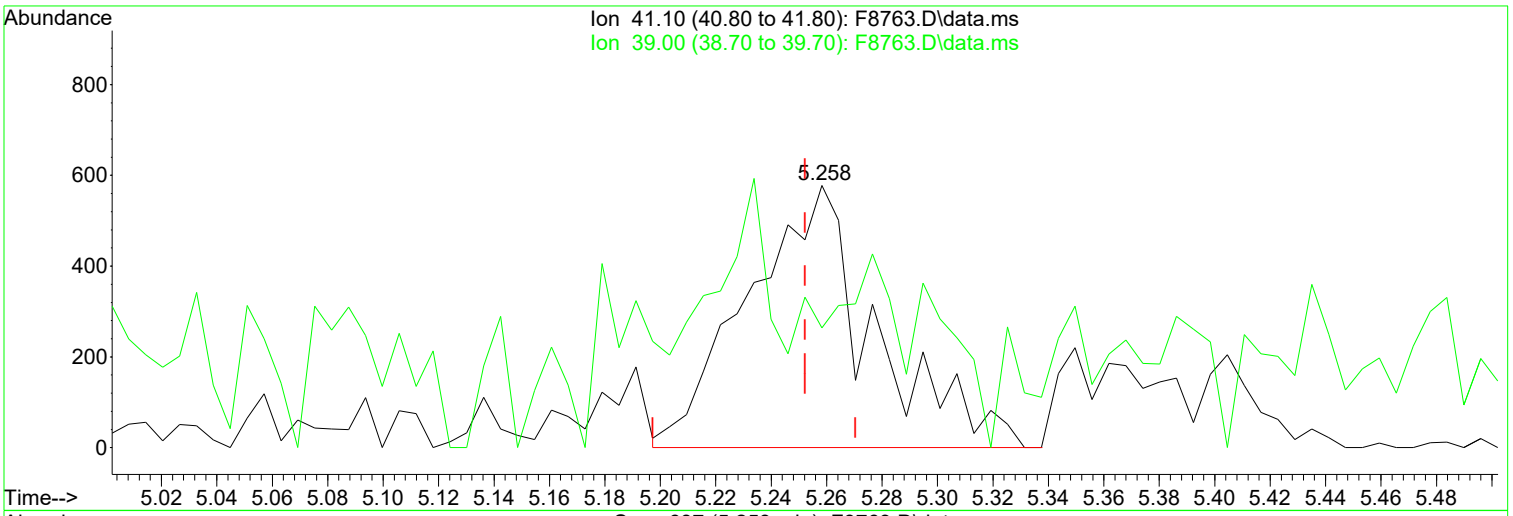

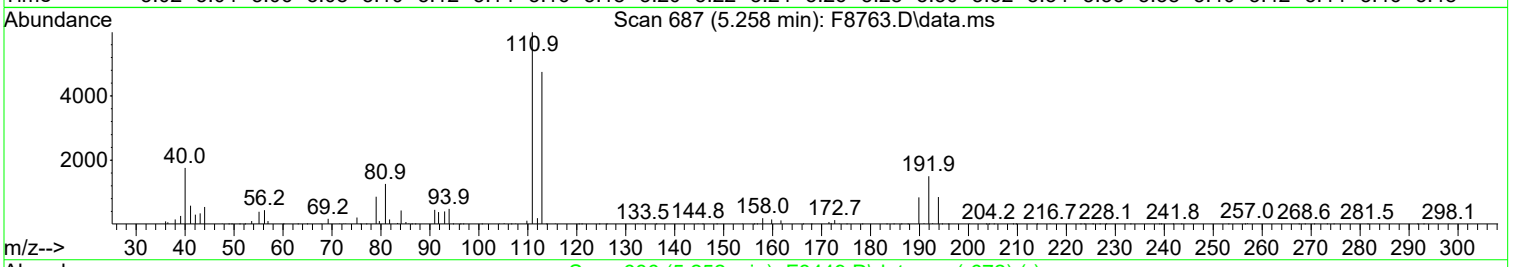

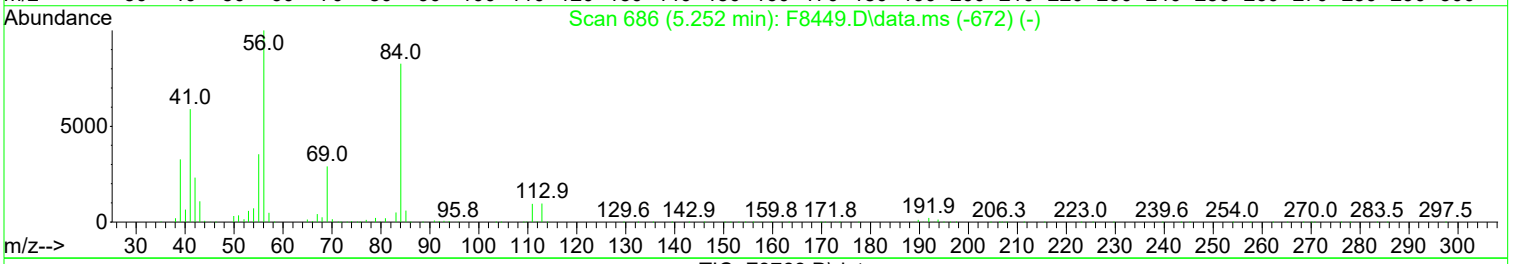

TIC: F8763.D\data.ms

(43) Cyclohexane (P)

5.258min (+ 0.006) 0.53 ug/L m

response 1819

Ion	Exp%	Act%
41.10	100.00	100.00
39.00	55.60	45.67
0.00	0.00	0.00
0.00	0.00	0.00

Manual Integration:

After

Poor integration.

03/14/24

Quantitation Report (Qedit)

Data Path : I:\ACQUDATA\MSVOA14\Data\031324\
Data File : F8763.D
Acq On : 13 Mar 2024 01:19 pm
Operator : F.NAEGLER
Sample : R2401914-001|0.97
Misc : DAY 6658 T4
ALS Vial : 10 Sample Multiplier: 1

Quant Time: Mar 13 13:36:53 2024
Quant Method : I:\ACQUDATA\MSVOA14\Methods\S022624.M
Quant Title : MS#14 - 8260 SOILS 10ml PURGE
QLast Update : Tue Feb 27 10:12:18 2024
Response via : Initial Calibration

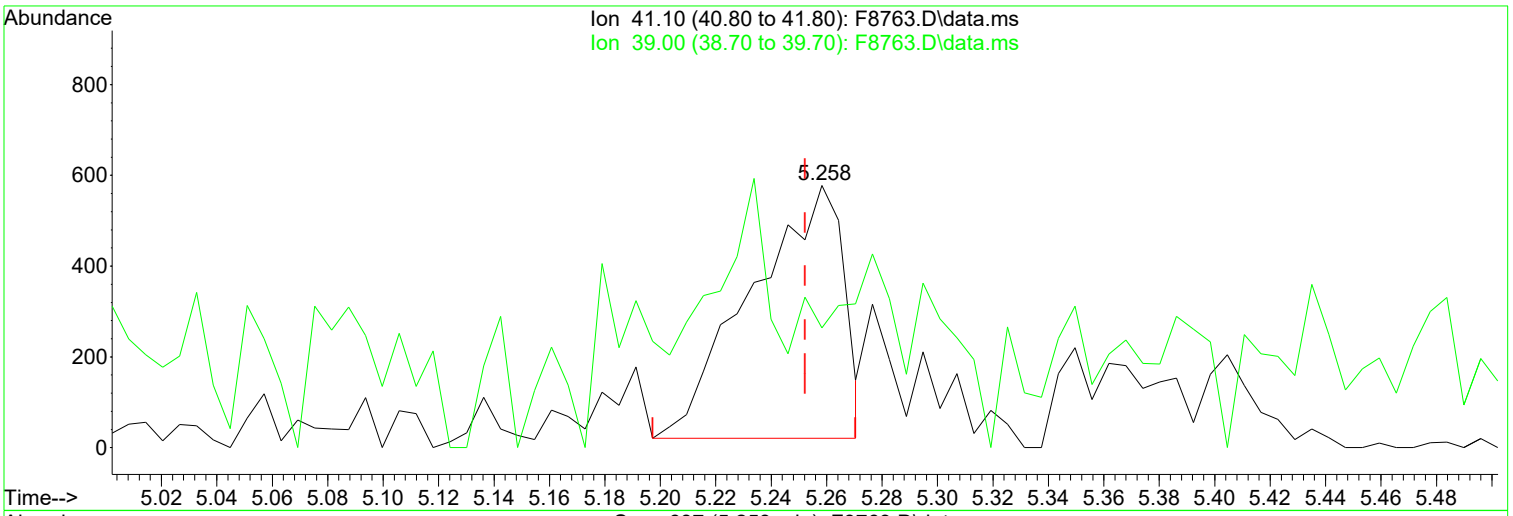

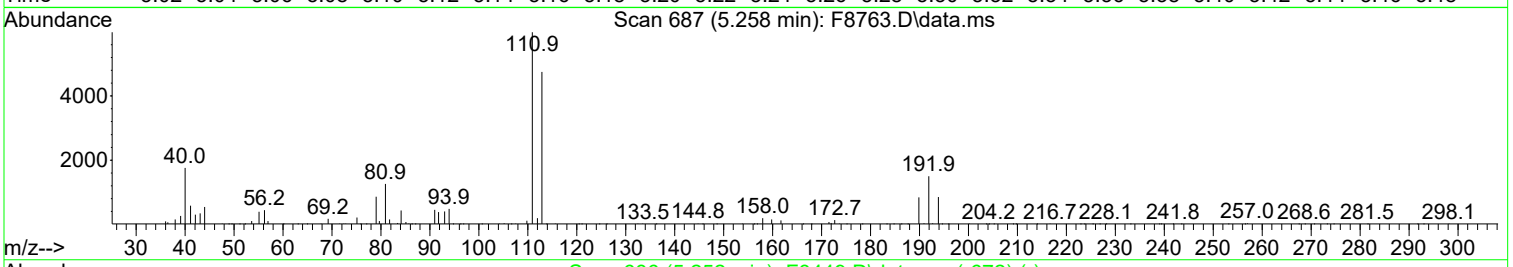

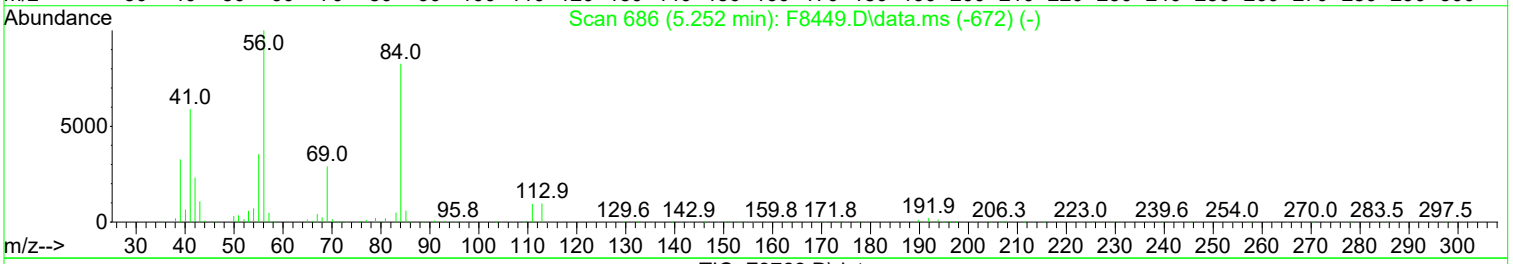

TIC: F8763.D\data.ms

(43) Cyclohexane (P)

5.258min (+ 0.006) 0.38 ug/L

response 1286

Ion	Exp%	Act%
41.10	100.00	100.00
39.00	55.60	45.67
0.00	0.00	0.00
0.00	0.00	0.00

Manual Integration:

Before

03/14/24

Quantitation Report (QT Reviewed)

Data Path : I:\ACQUDATA\MSVOA14\Data\031324\
Data File : F8763.D
Acq On : 13 Mar 2024 01:19 pm
Operator : F.NAEGLER
Sample : R2401914-001|0.97
Misc : DAY 6658 T4
ALS Vial : 10 Sample Multiplier: 1

Quant Time: Mar 13 13:36:53 2024
Quant Method : I:\ACQUDATA\MSVOA14\Methods\S022624.M
Quant Title : MS#14 - 8260 SOILS 10ml PURGE
QLast Update : Tue Feb 27 10:12:18 2024
Response via : Initial Calibration

Compound	R.T.	QIon	Response	Conc	Units		Dev(Min)
Internal Standards							
1) Pentafluorobenzene	5.356	168	407530	50.00	ug/L		0.00
42) 1,4-Difluorobenzene	6.484	114	607834	50.00	ug/L		0.00
70) d5-Chlorobenzene	9.934	117	449964	50.00	ug/L		0.00
87) 1,4-Dichlorobenzene-d4	12.037	152	159816	50.00	ug/L		0.00
System Monitoring Compounds							
44) SURR4,Dibrflmethane	5.216	113	183174	51.64	ug/L		0.00
Spiked Amount 50.000	Range 63 - 138		Recovery = 103.28%				
47) SURR1,1,2-dichloroetha...	5.770	65	225593	54.94	ug/L		0.00
Spiked Amount 50.000	Range 67 - 128		Recovery = 109.88%				
64) SURR3,Toluene-d8	8.367	98	671596	48.17	ug/L		0.00
Spiked Amount 50.000	Range 66 - 138		Recovery = 96.34%				
69) SURR2,BFB	11.044	95	166733	34.04	ug/L		0.00
Spiked Amount 50.000	Range 31 - 154		Recovery = 68.08%				
Target Compounds							Qvalue
5) Bromomethane	1.546	94	800	0.257	ug/L		86
12) Acrolein	2.180	56	548m	0.831	ug/L		
15) Acetone	2.308	43	12042	3.667	ug/L		88
18) Carbon Disulfide	2.423	76	2918	0.297	ug/L		88
21) Methyl Acetate	2.606	43	12761	3.053	ug/L		91
22) Methylene Chloride	2.698	84	759	0.210	ug/L	#	64
34) 2-Butanone	4.423	43	3863m	1.648	ug/L		
43) Cyclohexane	5.258	41	1819m	0.534	ug/L		
54) Methylcyclohexane	7.032	55	3409	0.767	ug/L	#	84
65) Toluene	8.441	91	5352	0.384	ug/L		89
80) (m+p)Xylene	10.196	106	1588	0.313	ug/L		88
81) o-Xylene	10.574	106	1237	0.251	ug/L	#	71
96) 1,2,4-Trimethylbenzene	11.751	105	1881	0.255	ug/L		93
107) Naphthalen	13.842	128	3860	0.516	ug/L		97

(#) = qualifier out of range (m) = manual integration (+) = signals summed

Quantitation Report (QT Reviewed)

Data Path : I:\ACQUDATA\MSVOA14\Data\031324\
Data File : F8763.D
Acq On : 13 Mar 2024 01:19 pm
Operator : F.NAEGLER
Sample : R2401914-001|0.97
Misc : DAY 6658 T4
ALS Vial : 10 Sample Multiplier: 1

Quant Time: Mar 13 13:36:53 2024
Quant Method : I:\ACQUDATA\MSVOA14\Methods\S022624.M
Quant Title : MS#14 - 8260 SOILS 10ml PURGE
QLast Update : Tue Feb 27 10:12:18 2024
Response via : Initial Calibration

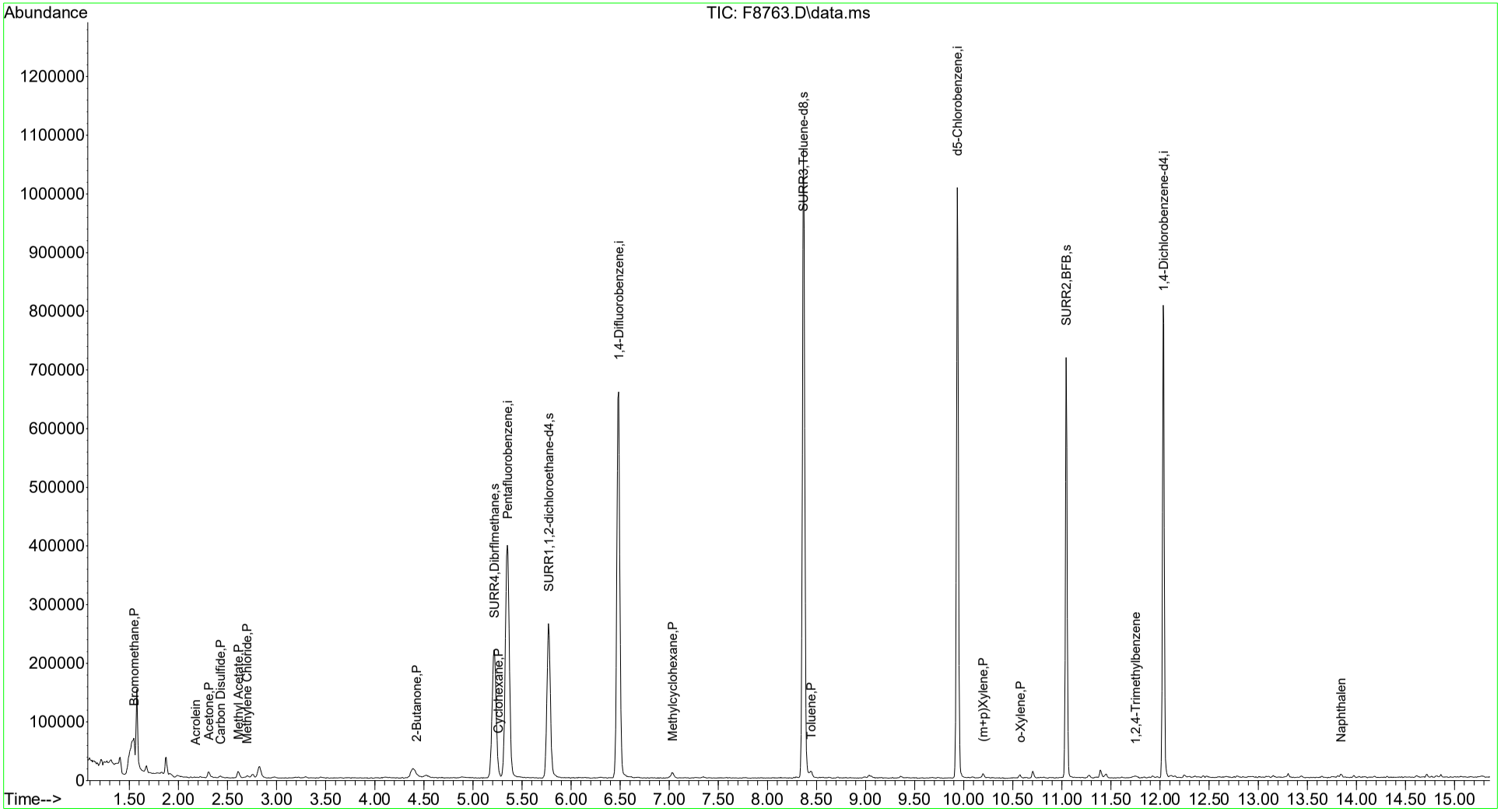

1st FJ 03/14/24
2nd 03/15/24

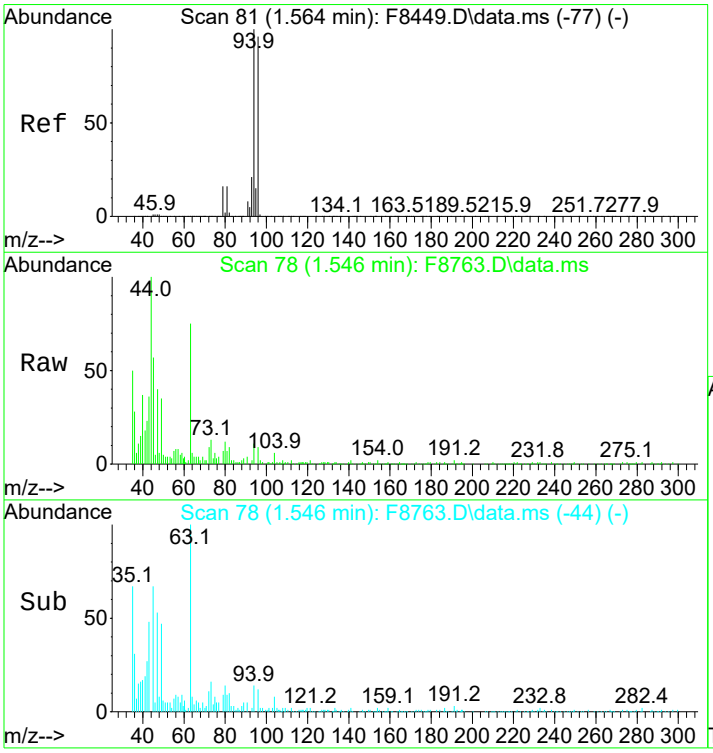

#5
Bromomethane
Concen: 0.26 ug/L
RT: 1.546 min Scan# 78
Delta R.T. -0.018 min
Lab File: F8763.D
Acq: 13 Mar 2024 01:19 pm

Tgt Ion: 94 Resp: 800

Ion	Ratio	Lower	Upper
94	100		
96	82.2	75.6	115.6

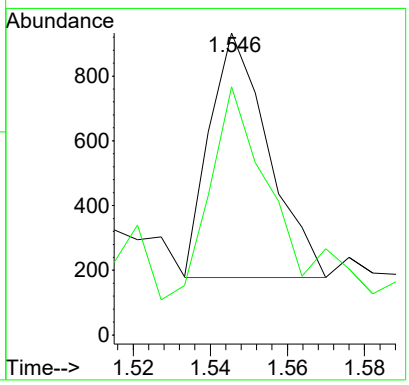

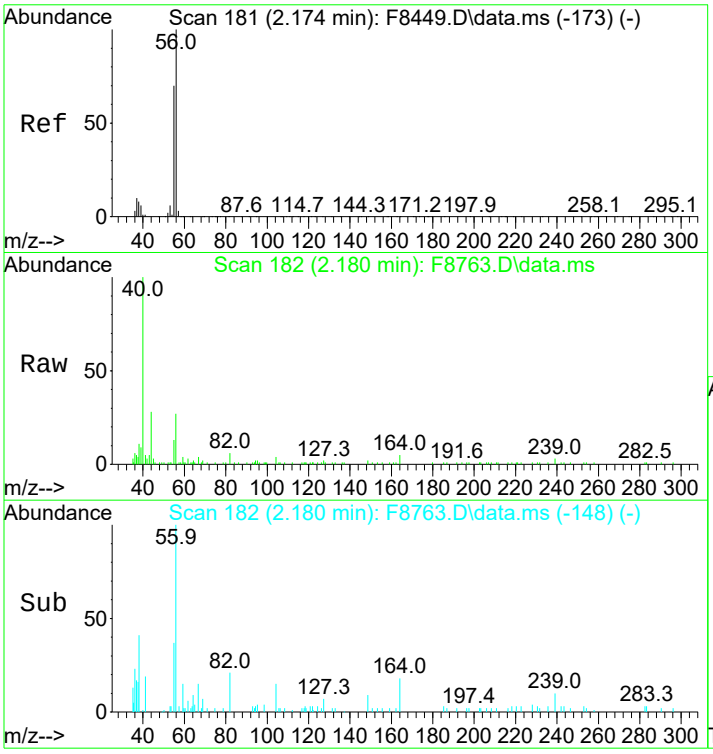

#12
Acrolein
Concen: 0.83 ug/L m
RT: 2.180 min Scan# 182
Delta R.T. 0.006 min
Lab File: F8763.D
Acq: 13 Mar 2024 01:19 pm

Tgt Ion: 56 Resp: 548

Ion	Ratio	Lower	Upper
56	100		
55	50.3	51.2	91.2#

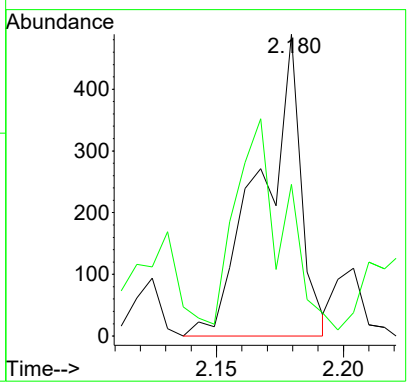

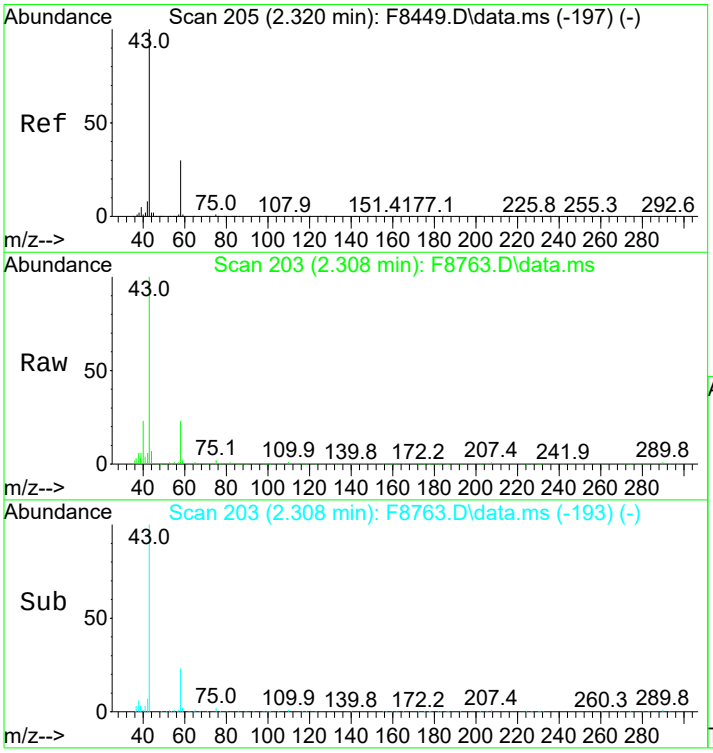

#15
Acetone
Concen: 3.67 ug/L
RT: 2.308 min Scan# 203
Delta R.T. -0.011 min
Lab File: F8763.D
Acq: 13 Mar 2024 01:19 pm

Tgt Ion: 43 Resp: 12042

Ion	Ratio	Lower	Upper
43	100		
58	23.2	10.5	50.5
42	6.4	0.0	28.1

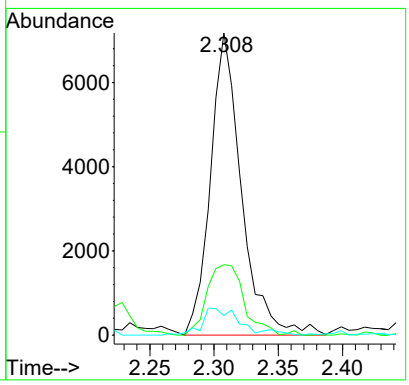

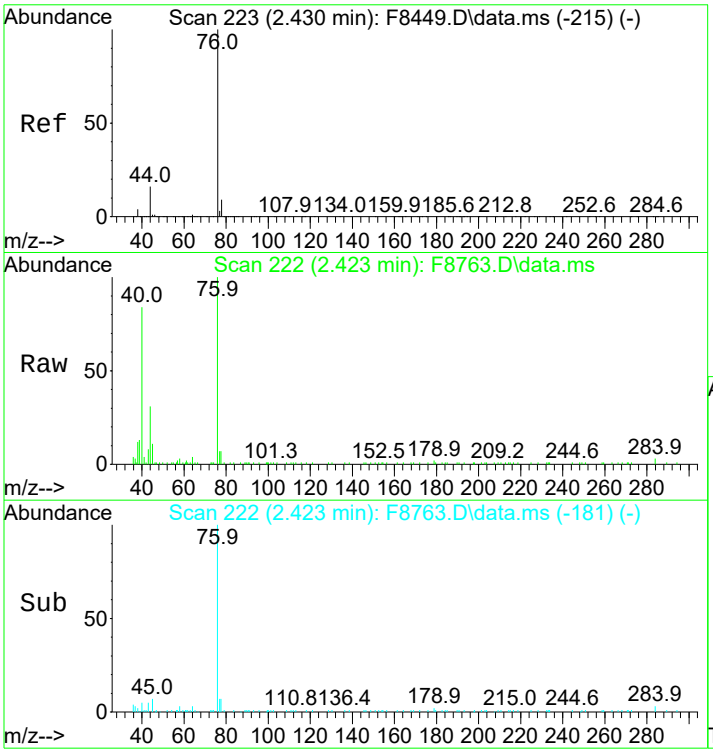

#18
Carbon Disulfide
Concen: 0.30 ug/L
RT: 2.423 min Scan# 222
Delta R.T. -0.006 min
Lab File: F8763.D
Acq: 13 Mar 2024 01:19 pm

Tgt Ion: 76 Resp: 2918

Ion	Ratio	Lower	Upper
76	100		
78	7.3	0.0	29.2
77	14.2	0.0	22.6

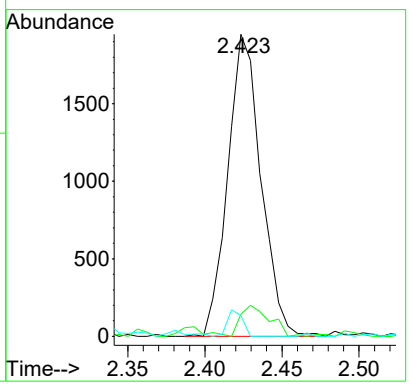

1st FW 03/14/24
2nd 03/15/24

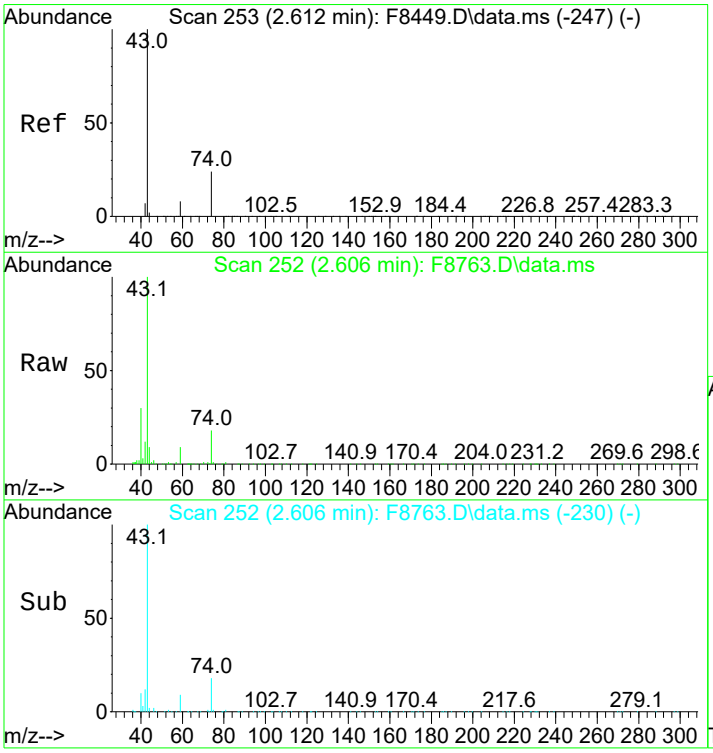

#21
Methyl Acetate
Concen: 3.05 ug/L
RT: 2.606 min Scan# 252
Delta R.T. -0.006 min
Lab File: F8763.D
Acq: 13 Mar 2024 01:19 pm

Tgt Ion: 43 Resp: 12761

Ion	Ratio	Lower	Upper
43	100		
59	9.4	0.0	28.1
74	18.1	3.4	43.4

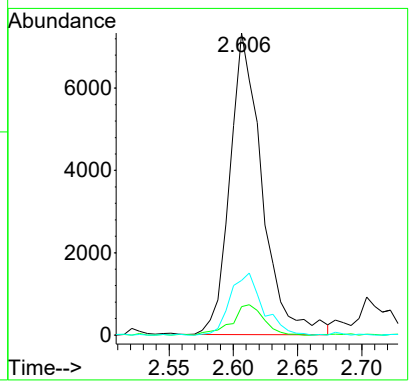

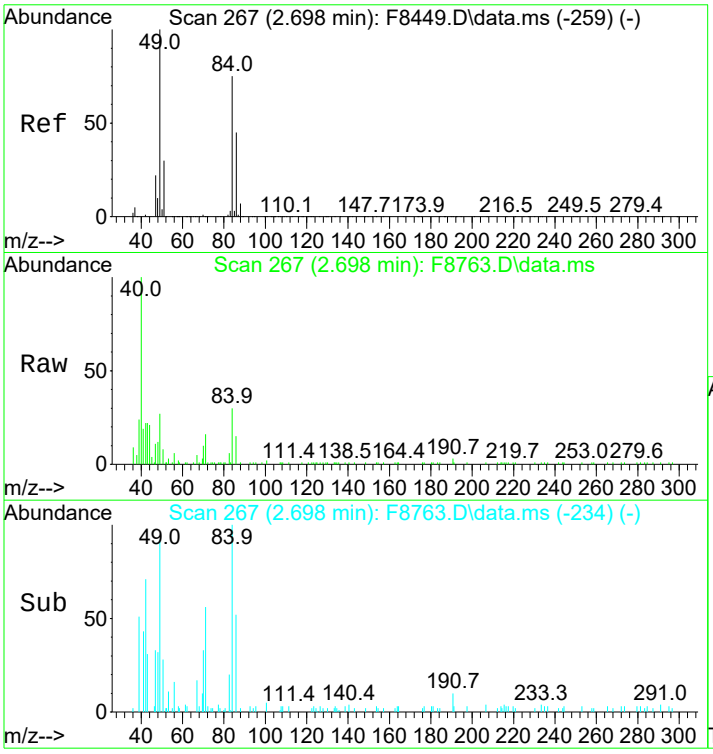

#22
Methylene Chloride
Concen: 0.21 ug/L
RT: 2.698 min Scan# 267
Delta R.T. -0.000 min
Lab File: F8763.D
Acq: 13 Mar 2024 01:19 pm

Tgt Ion: 84 Resp: 759

Ion	Ratio	Lower	Upper
84	100		
86	50.9	40.6	80.6
49	89.3	114.2	154.2#
51	0.0	20.5	60.5#

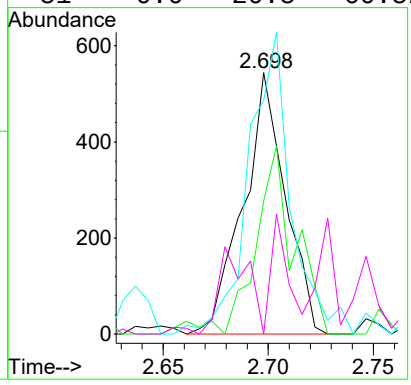

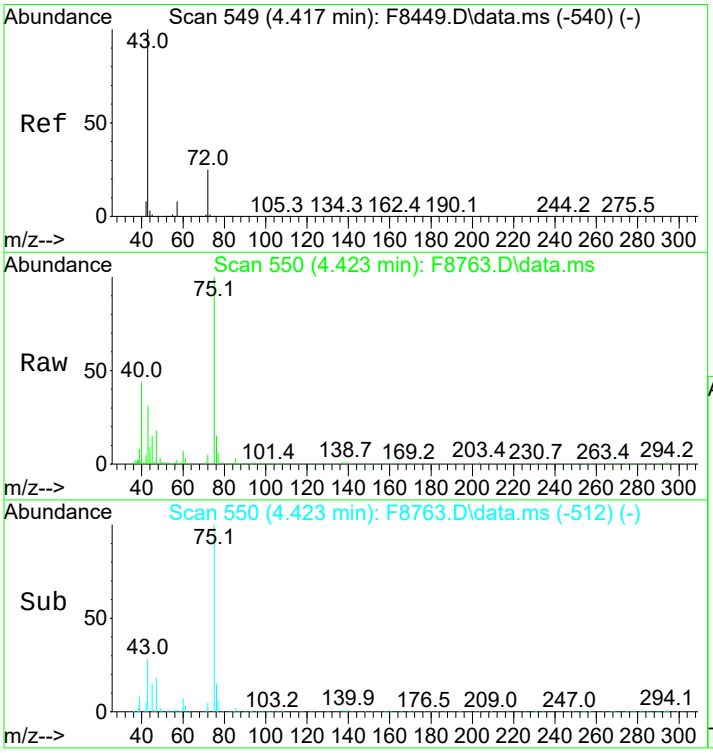

#34
2-Butanone
Concen: 1.65 ug/L m
RT: 4.423 min Scan# 550
Delta R.T. 0.006 min
Lab File: F8763.D
Acq: 13 Mar 2024 01:19 pm

Tgt Ion: 43 Resp: 3863

Ion	Ratio	Lower	Upper
43	100		
72	15.1	5.2	45.2
57	6.8	0.0	28.4

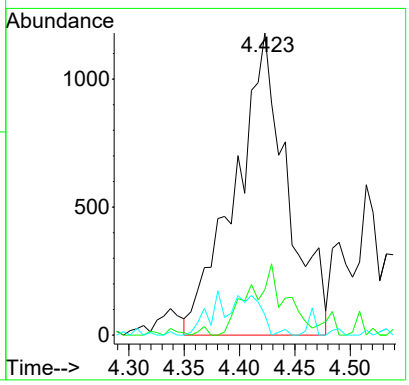

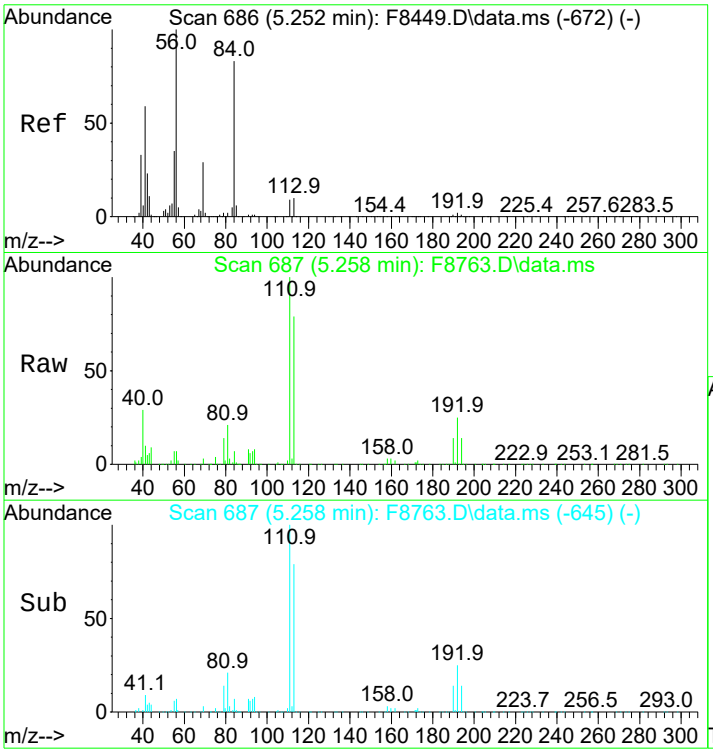

#43
Cyclohexane
Concen: 0.53 ug/L m
RT: 5.258 min Scan# 687
Delta R.T. 0.006 min
Lab File: F8763.D
Acq: 13 Mar 2024 01:19 pm

Tgt Ion: 41 Resp: 1819

Ion	Ratio	Lower	Upper
41	100		
39	45.7	35.6	75.6

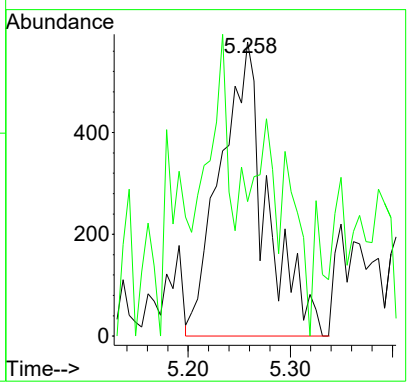

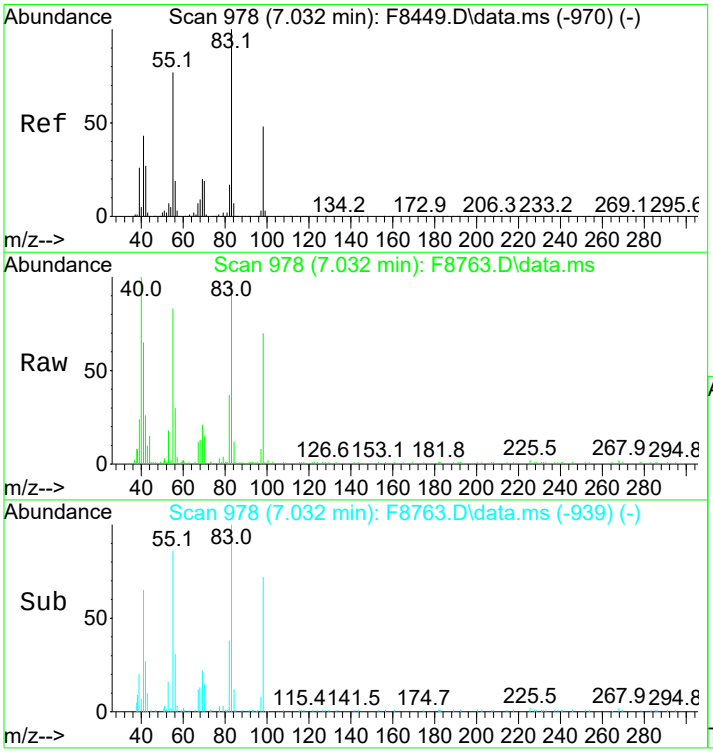

#54
Methylcyclohexane
Concen: 0.77 ug/L
RT: 7.032 min Scan# 978
Delta R.T. -0.000 min
Lab File: F8763.D
Acq: 13 Mar 2024 01:19 pm

Tgt Ion: 55 Resp: 3409

Ion	Ratio	Lower	Upper
55	100		
83	116.6	107.0	147.0
98	84.2	41.3	81.3#

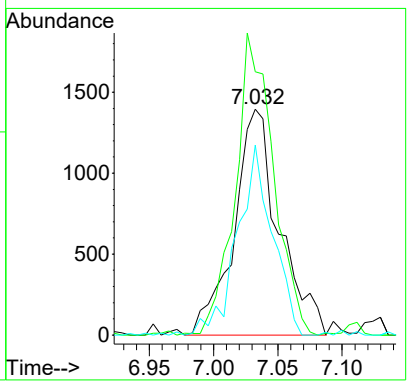

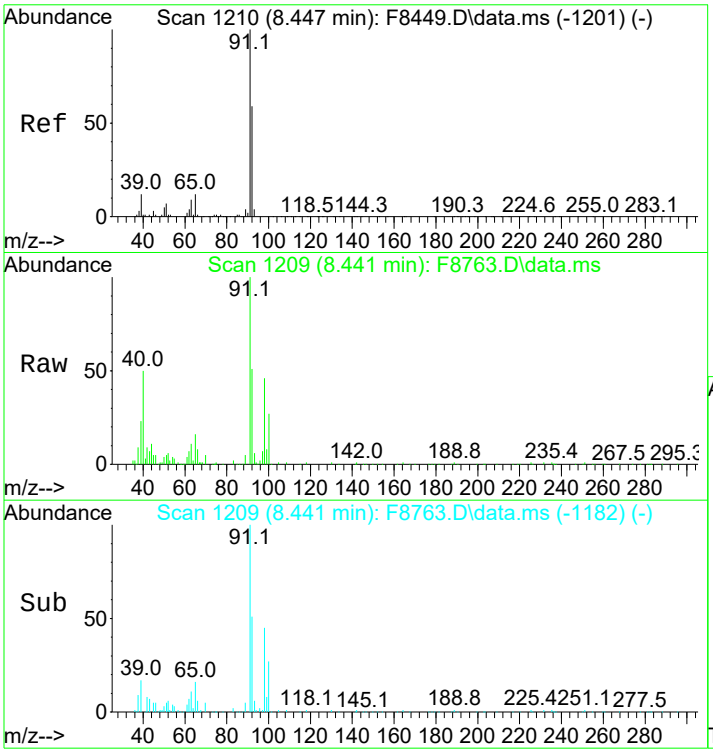

#65
Toluene
Concen: 0.38 ug/L
RT: 8.441 min Scan# 1209
Delta R.T. -0.006 min
Lab File: F8763.D
Acq: 13 Mar 2024 01:19 pm

Tgt Ion: 91 Resp: 5352

Ion	Ratio	Lower	Upper
91	100		
92	50.8	39.2	79.2
65	16.1	0.0	31.6

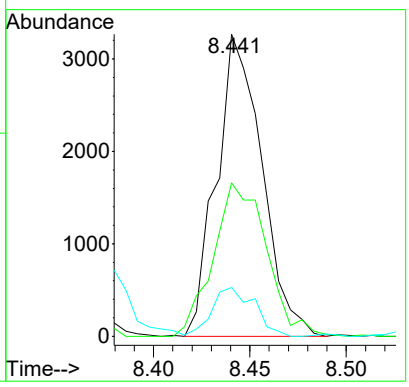

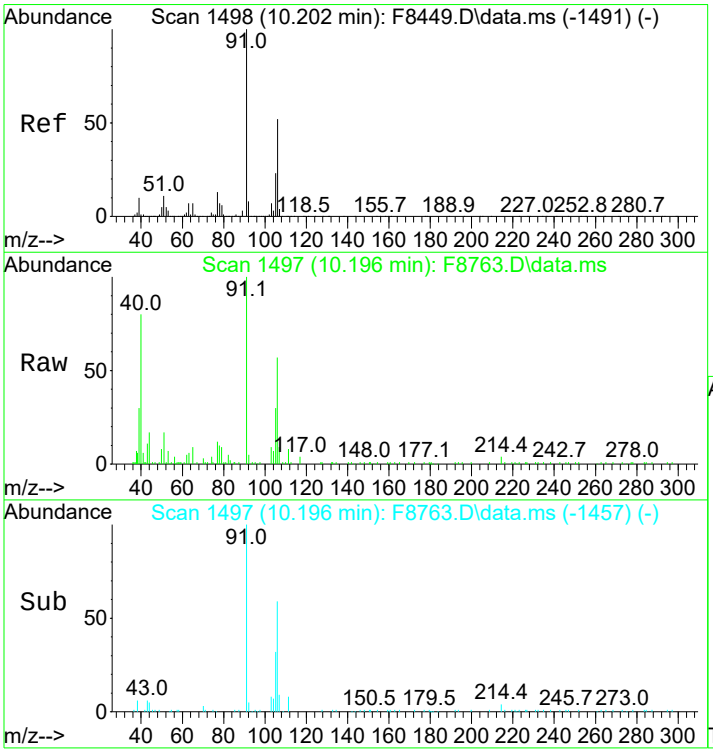

#80
(m+p)Xylene
Concen: 0.31 ug/L
RT: 10.196 min Scan# 1497
Delta R.T. -0.006 min
Lab File: F8763.D
Acq: 13 Mar 2024 01:19 pm

Tgt Ion:106 Resp: 1588

Ion	Ratio	Lower	Upper
106	100		
91	175.3	173.4	213.4
77	20.2	5.9	45.9

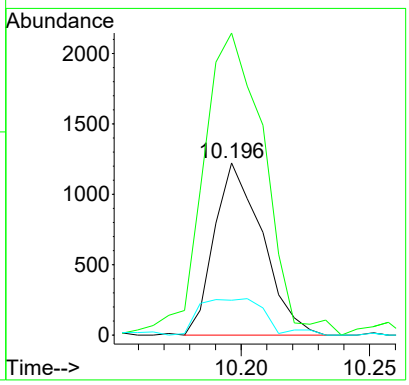

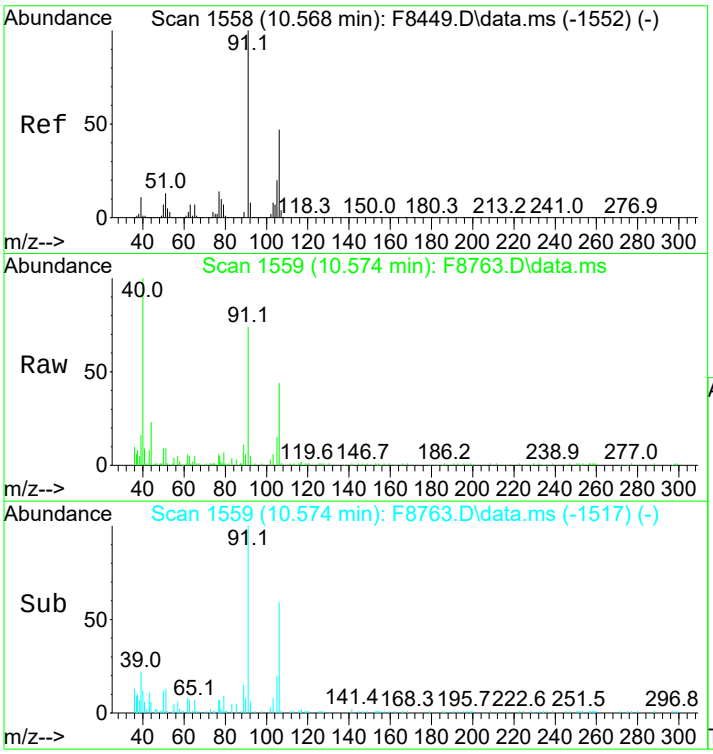

#81
o-Xylene
Concen: 0.25 ug/L
RT: 10.574 min Scan# 1559
Delta R.T. 0.006 min
Lab File: F8763.D
Acq: 13 Mar 2024 01:19 pm

Tgt Ion:106 Resp: 1237

Ion	Ratio	Lower	Upper
106	100		
91	168.3	194.0	234.0#

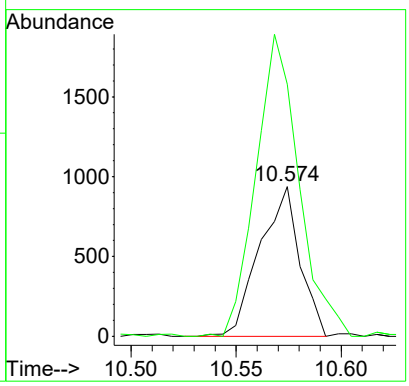

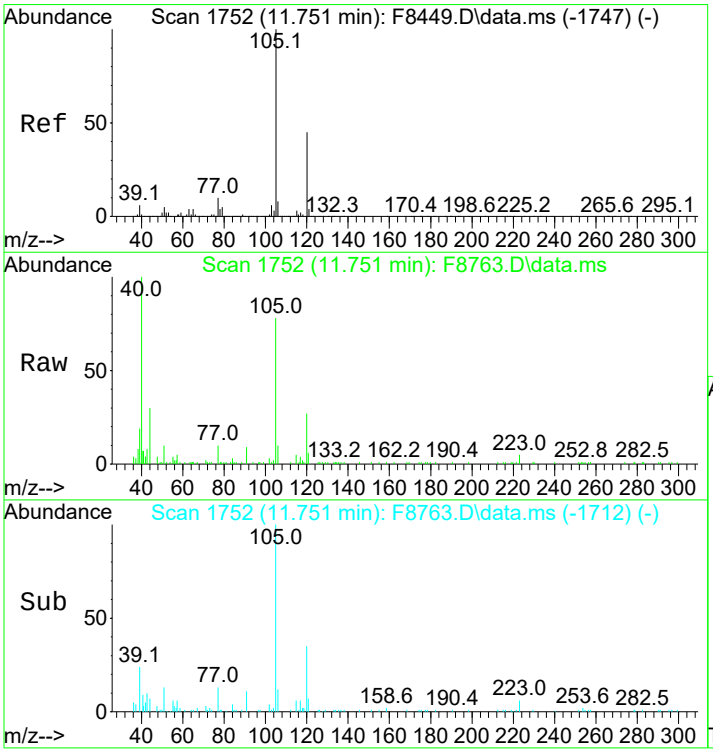

#96
1,2,4-Trimethylbenzene
Concen: 0.26 ug/L
RT: 11.751 min Scan# 1752
Delta R.T. -0.000 min
Lab File: F8763.D
Acq: 13 Mar 2024 01:19 pm

Tgt Ion:105 Resp: 1881

Ion	Ratio	Lower	Upper
105	100		
120	42.3	27.0	67.0
65	1.5	0.0	24.6

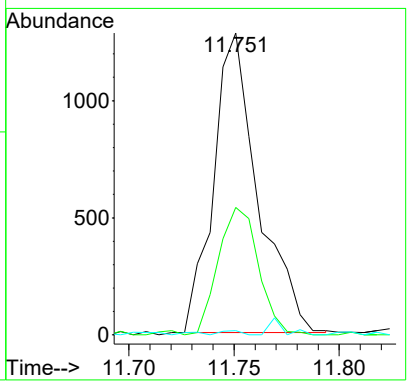

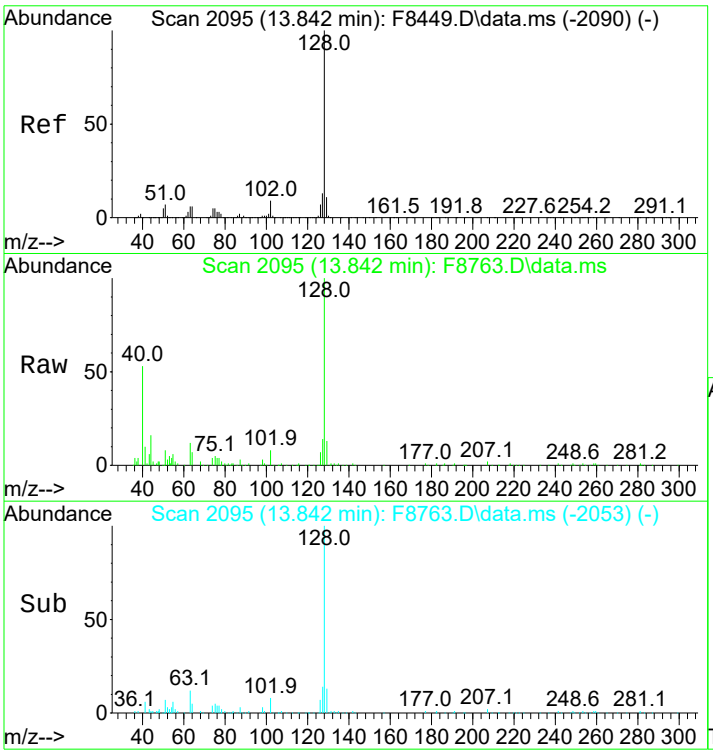

#107
Naphthalen
Concen: 0.52 ug/L
RT: 13.842 min Scan# 2095
Delta R.T. -0.000 min
Lab File: F8763.D
Acq: 13 Mar 2024 01:19 pm

Tgt Ion:128 Resp: 3860

Ion	Ratio	Lower	Upper
128	100		
127	14.4	0.0	32.8
102	8.1	0.0	28.8

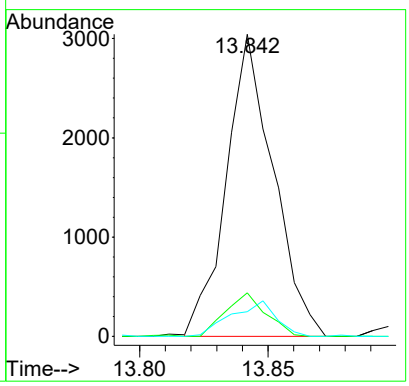

Quantitation Report (Qedit)

Data Path : I:\ACQUDATA\MSVOA14\Data\031324\
Data File : F8764.D
Acq On : 13 Mar 2024 01:42 pm
Operator : F.NAEGLER
Sample : R2401914-002|1.33
Misc : DAY 6658 T4
ALS Vial : 11 Sample Multiplier: 1

Quant Time: Mar 13 14:04:47 2024
Quant Method : I:\ACQUDATA\MSVOA14\Methods\S022624.M
Quant Title : MS#14 - 8260 SOILS 10ml PURGE
QLast Update : Tue Feb 27 10:12:18 2024
Response via : Initial Calibration

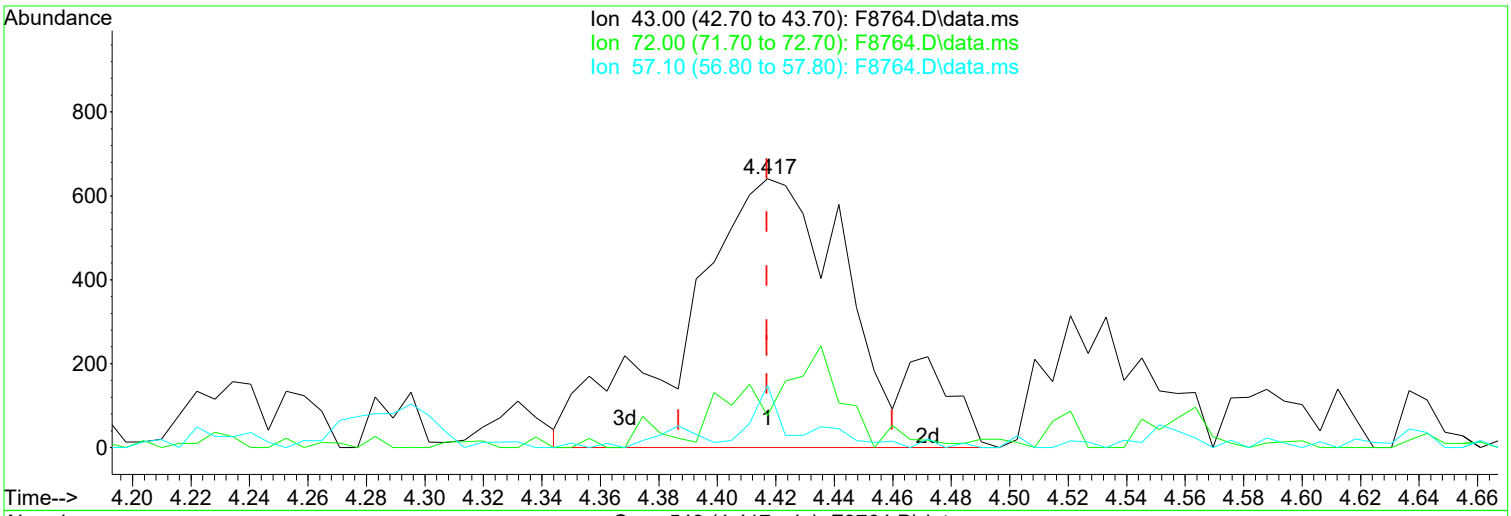

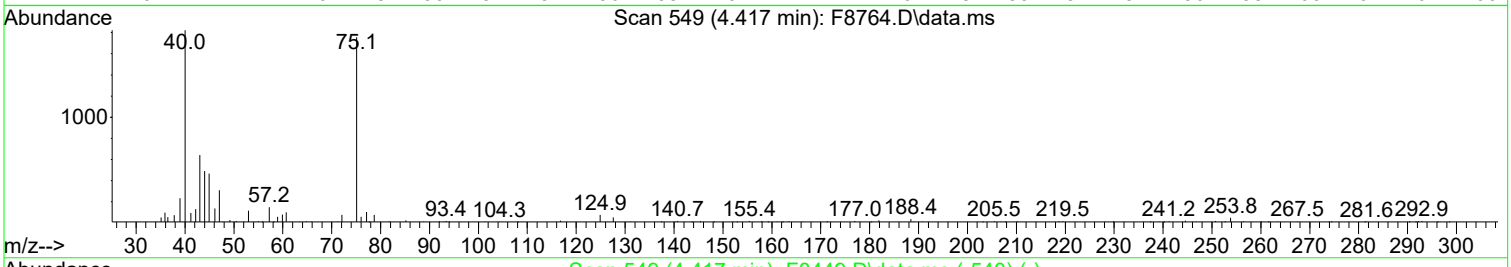

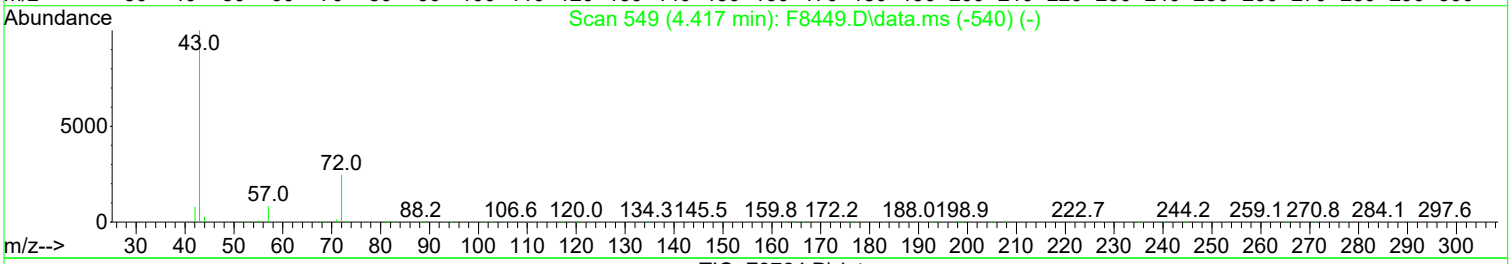

TIC: F8764.D\data.ms

(34) 2-Butanone (P)

4.417min (+ 0.000) 1.13 ug/L m

response 2633

Ion	Exp%	Act%
43.00	100.00	100.00
72.00	25.20	11.86
57.10	8.40	23.24
0.00	0.00	0.00

Manual Integration:

After

Poor integration.

03/14/24

Quantitation Report (Qedit)

Data Path : I:\ACQUDATA\MSVOA14\Data\031324\
Data File : F8764.D
Acq On : 13 Mar 2024 01:42 pm
Operator : F.NAEGLER
Sample : R2401914-002|1.33
Misc : DAY 6658 T4
ALS Vial : 11 Sample Multiplier: 1

Quant Time: Mar 13 14:04:47 2024
Quant Method : I:\ACQUDATA\MSVOA14\Methods\S022624.M
Quant Title : MS#14 - 8260 SOILS 10ml PURGE
QLast Update : Tue Feb 27 10:12:18 2024
Response via : Initial Calibration

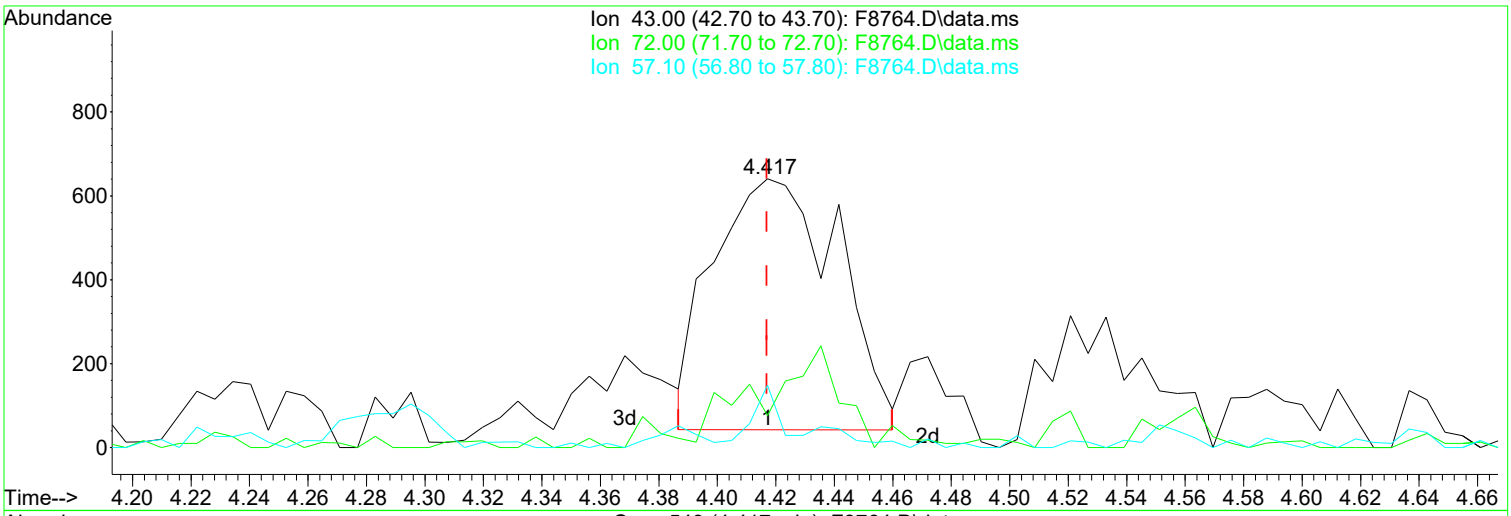

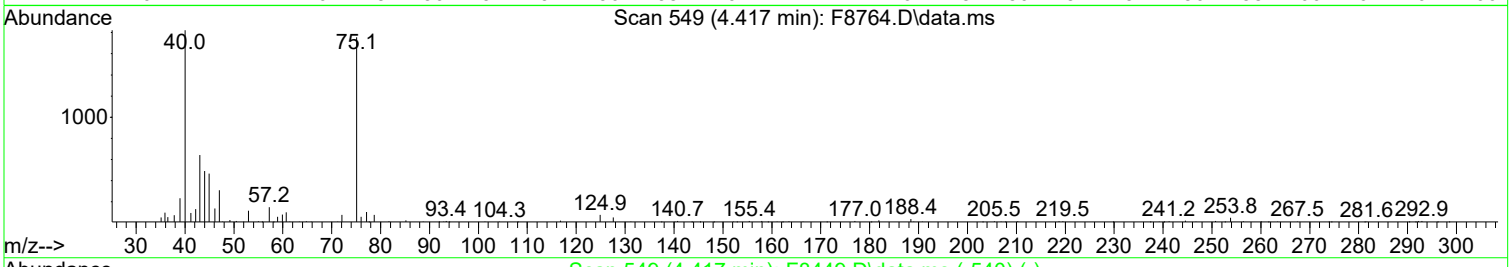

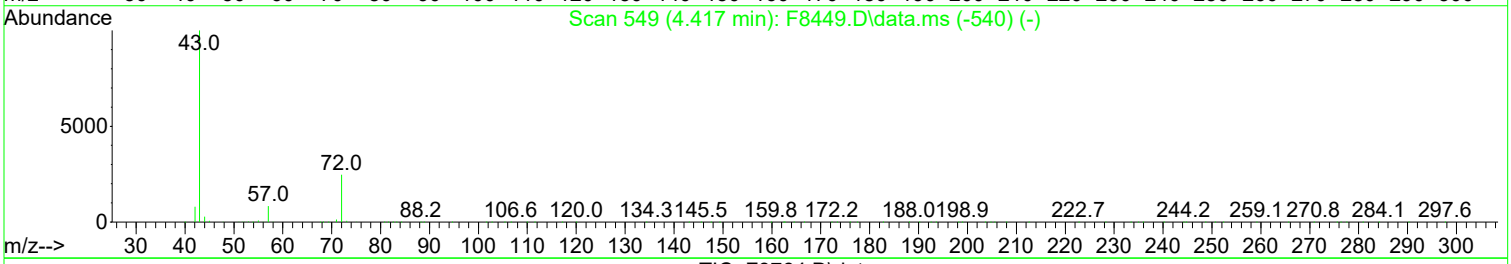

TIC: F8764.D\data.ms

(34) 2-Butanone (P)

4.417min (+ 0.000) 0.77 ug/L

response 1784

Ion	Exp%	Act%
43.00	100.00	100.00
72.00	25.20	11.86
57.10	8.40	23.24
0.00	0.00	0.00

Manual Integration:

Before

03/14/24

Quantitation Report (Qedit)

Data Path : I:\ACQUDATA\MSVOA14\Data\031324\
Data File : F8764.D
Acq On : 13 Mar 2024 01:42 pm
Operator : F.NAEGLER
Sample : R2401914-002|1.33
Misc : DAY 6658 T4
ALS Vial : 11 Sample Multiplier: 1

Quant Time: Mar 13 14:04:47 2024
Quant Method : I:\ACQUDATA\MSVOA14\Methods\S022624.M
Quant Title : MS#14 - 8260 SOILS 10ml PURGE
QLast Update : Tue Feb 27 10:12:18 2024
Response via : Initial Calibration

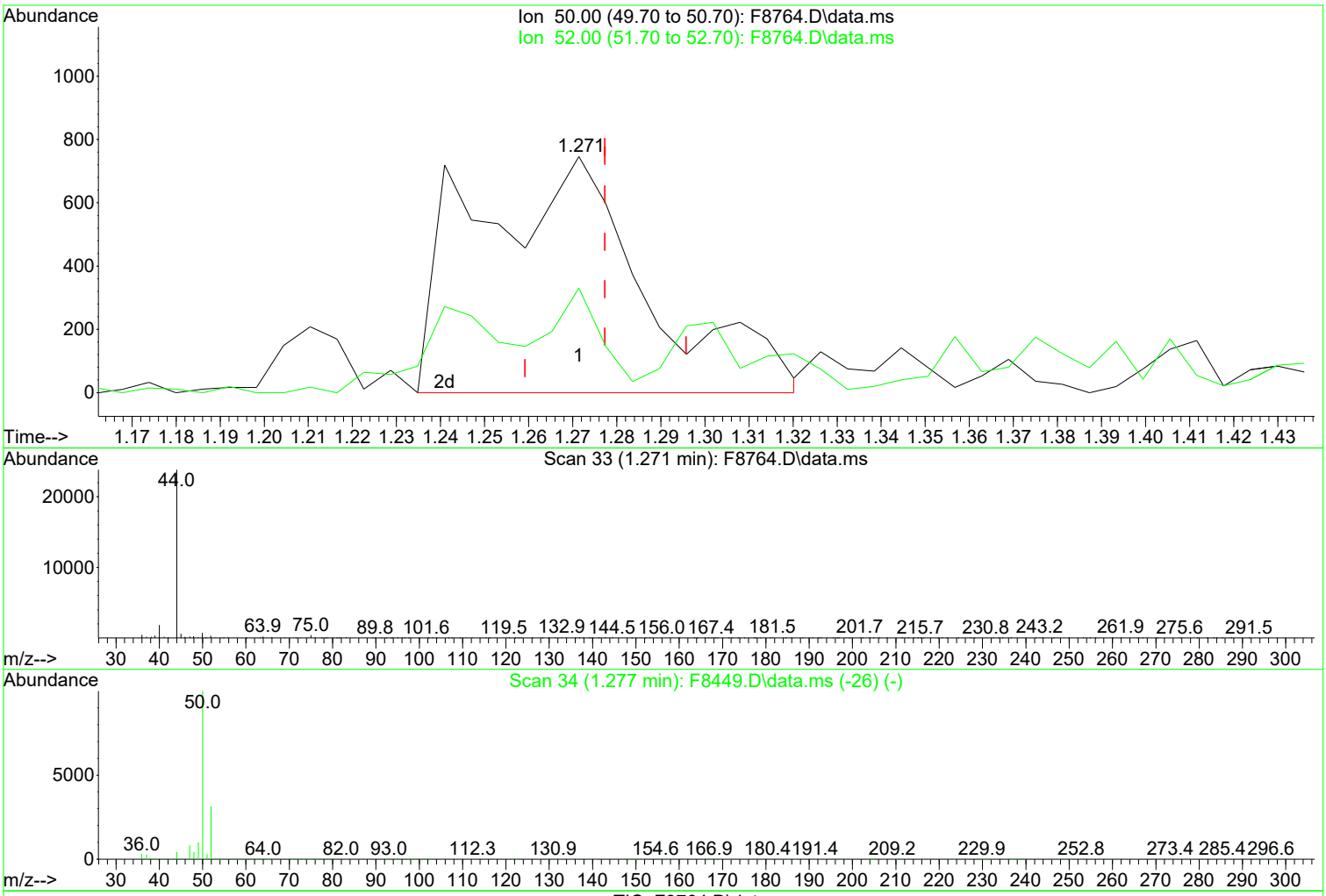

TIC: F8764.D\data.ms

(3) Chloromethane (P)

1.271min (-0.006) 0.46 ug/L m

response 2025

Ion	Exp%	Act%
50.00	100.00	100.00
52.00	31.20	44.37
0.00	0.00	0.00
0.00	0.00	0.00

Manual Integration:

After

Poor integration.

03/14/24

Quantitation Report (Qedit)

Data Path : I:\ACQUDATA\MSVOA14\Data\031324\
Data File : F8764.D
Acq On : 13 Mar 2024 01:42 pm
Operator : F.NAEGLER
Sample : R2401914-002|1.33
Misc : DAY 6658 T4
ALS Vial : 11 Sample Multiplier: 1

Quant Time: Mar 13 14:04:47 2024
Quant Method : I:\ACQUDATA\MSVOA14\Methods\S022624.M
Quant Title : MS#14 - 8260 SOILS 10ml PURGE
QLast Update : Tue Feb 27 10:12:18 2024
Response via : Initial Calibration

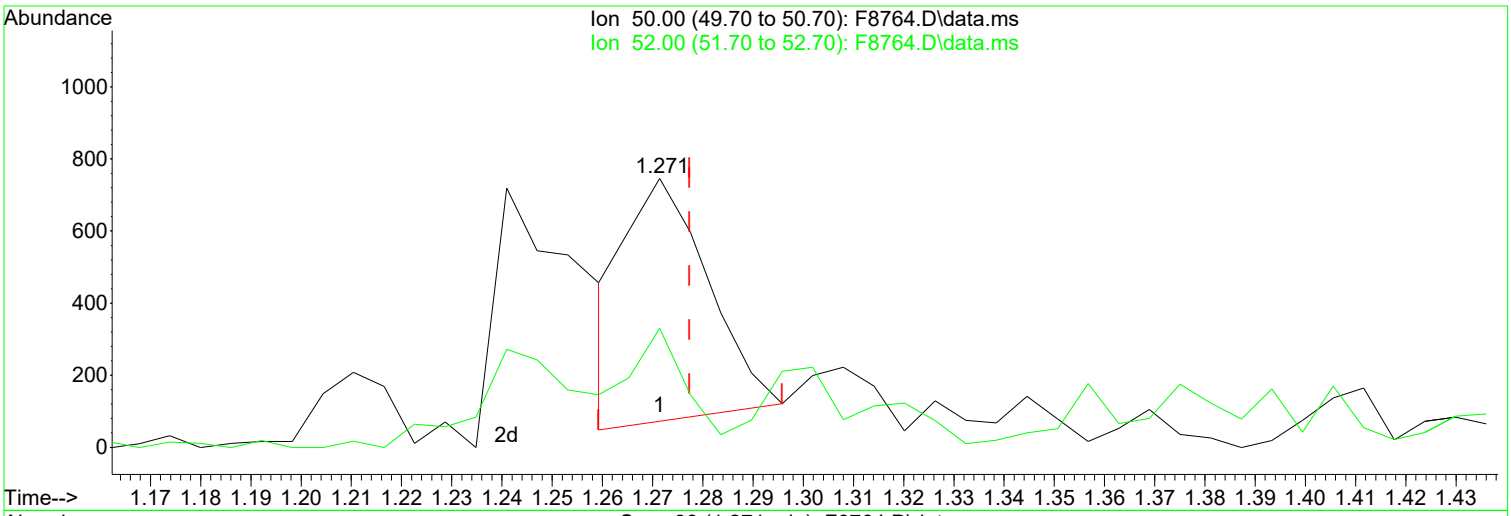

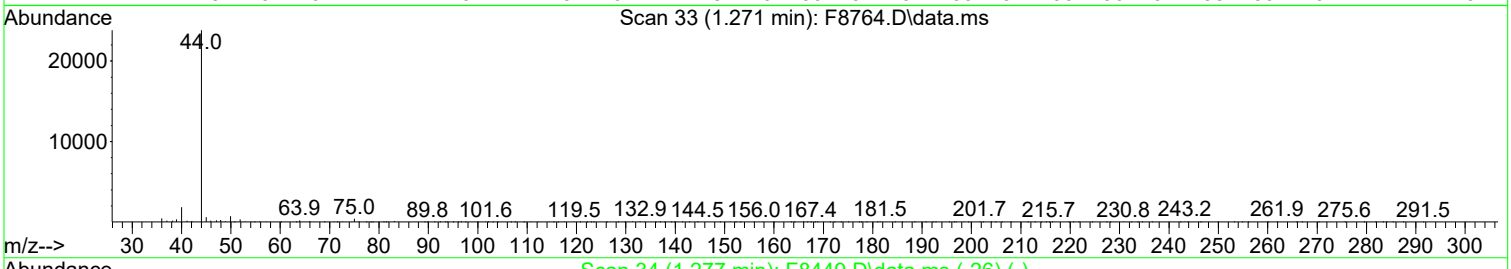

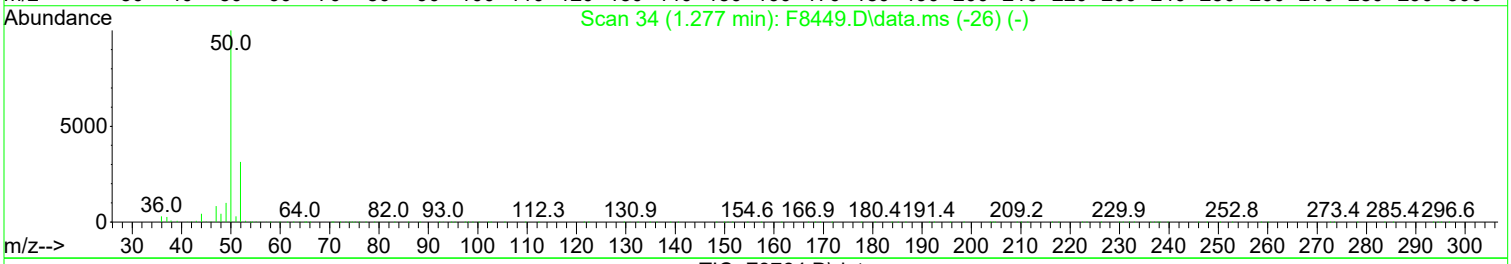

TIC: F8764.D\data.ms

(3) Chloromethane (P)

1.271min (-0.006) 0.18 ug/L

response 782

Ion	Exp%	Act%
50.00	100.00	100.00
52.00	31.20	43.78
0.00	0.00	0.00
0.00	0.00	0.00

Manual Integration:

Before

03/14/24

Quantitation Report (Qedit)

Data Path : I:\ACQUDATA\MSVOA14\Data\031324\
Data File : F8764.D
Acq On : 13 Mar 2024 01:42 pm
Operator : F.NAEGLER
Sample : R2401914-002|1.33
Misc : DAY 6658 T4
ALS Vial : 11 Sample Multiplier: 1

Quant Time: Mar 13 14:04:47 2024
Quant Method : I:\ACQUDATA\MSVOA14\Methods\S022624.M
Quant Title : MS#14 - 8260 SOILS 10ml PURGE
QLast Update : Tue Feb 27 10:12:18 2024
Response via : Initial Calibration

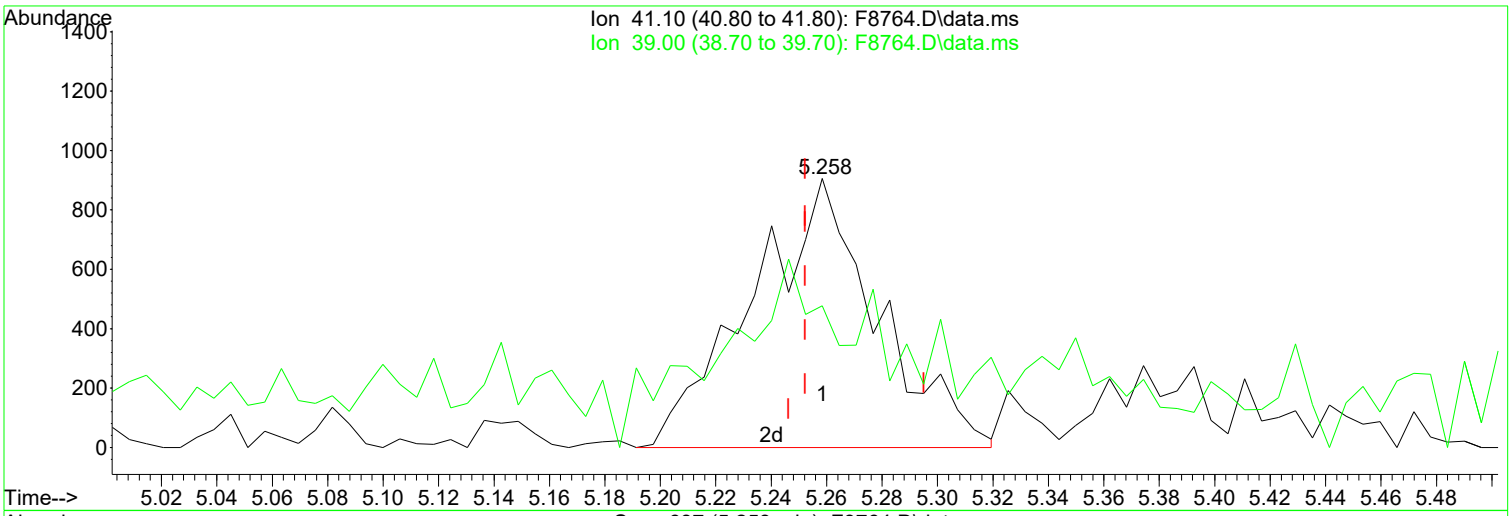

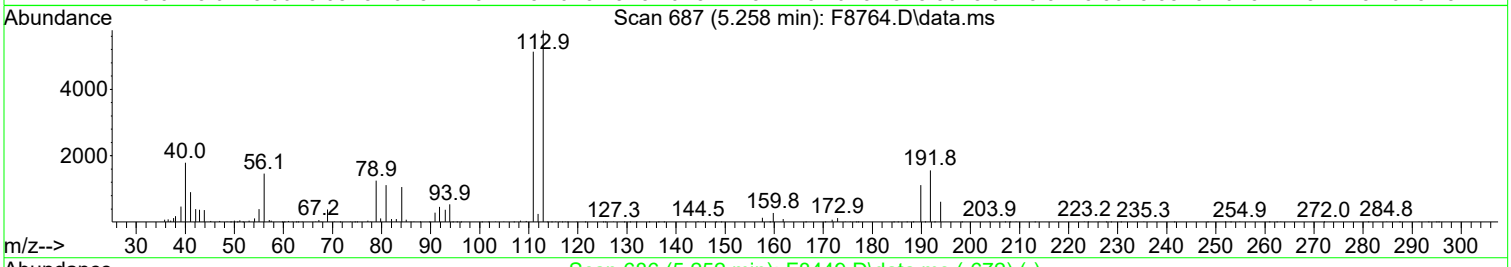

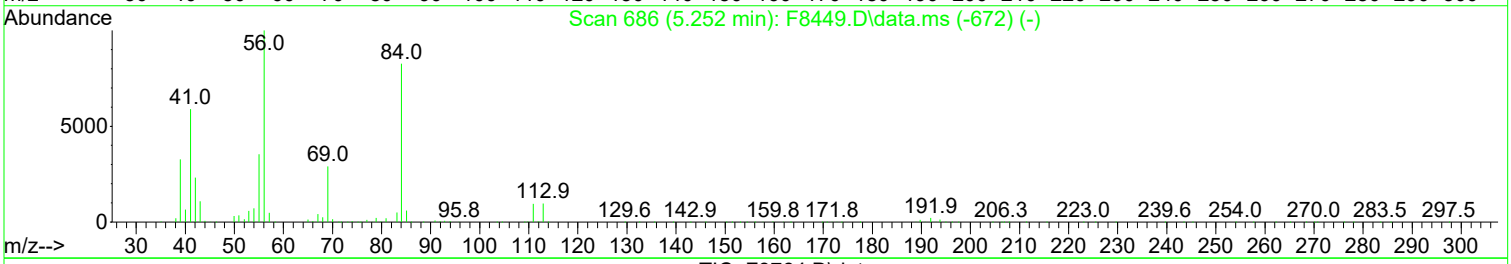

TIC: F8764.D\data.ms

(43) Cyclohexane (P)

5.258min (+ 0.006) 0.86 ug/L m

response 2851

Ion	Exp%	Act%
41.10	100.00	100.00
39.00	55.60	52.65
0.00	0.00	0.00
0.00	0.00	0.00

Manual Integration:

After

Poor integration.

03/14/24

Quantitation Report (Qedit)

Data Path : I:\ACQUDATA\MSVOA14\Data\031324\
Data File : F8764.D
Acq On : 13 Mar 2024 01:42 pm
Operator : F.NAEGLER
Sample : R2401914-002|1.33
Misc : DAY 6658 T4
ALS Vial : 11 Sample Multiplier: 1

Quant Time: Mar 13 14:04:47 2024
Quant Method : I:\ACQUDATA\MSVOA14\Methods\S022624.M
Quant Title : MS#14 - 8260 SOILS 10ml PURGE
QLast Update : Tue Feb 27 10:12:18 2024
Response via : Initial Calibration

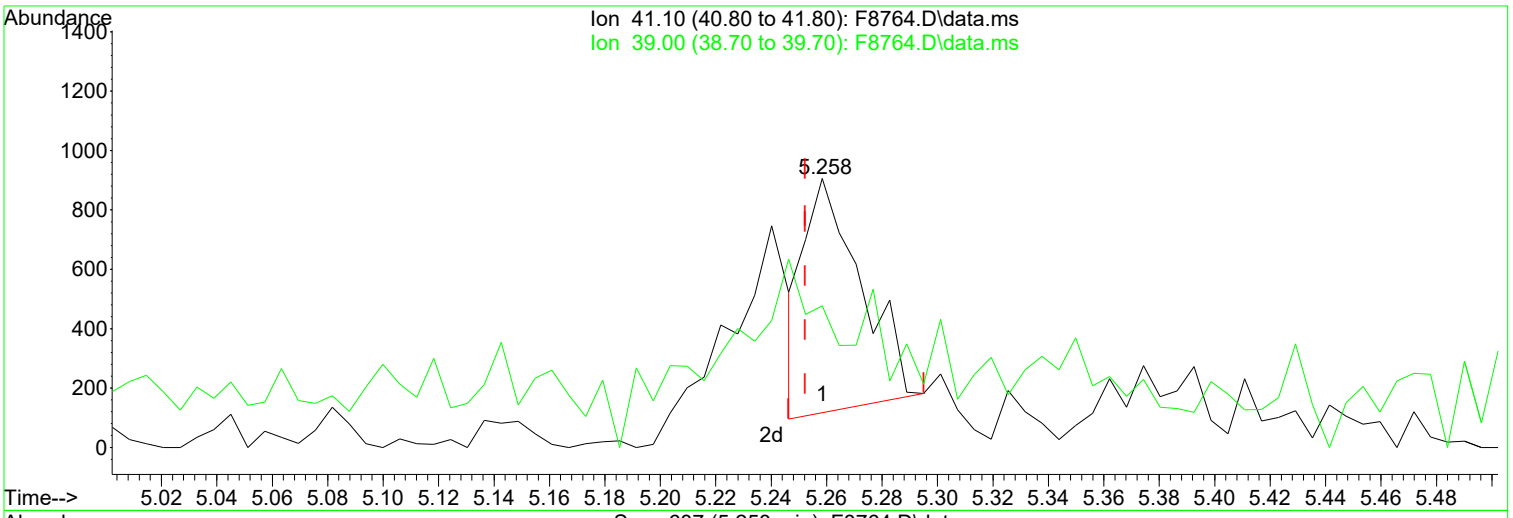

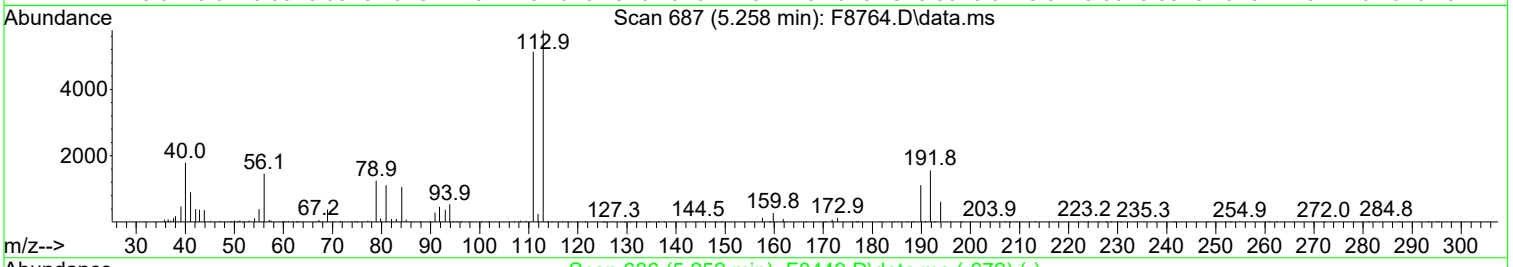

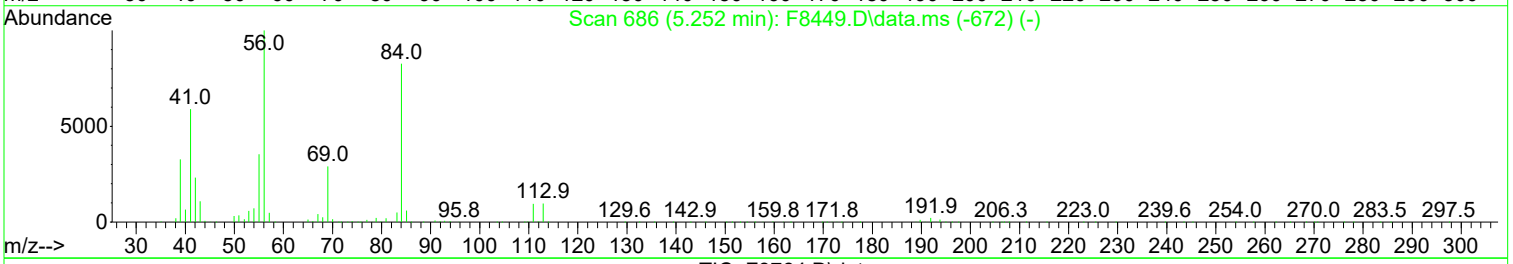

TIC: F8764.D\data.ms

(43) Cyclohexane (P)

5.258min (+ 0.006) 0.34 ug/L

response 1127

Ion	Exp%	Act%
41.10	100.00	100.00
39.00	55.60	52.65
0.00	0.00	0.00
0.00	0.00	0.00

Manual Integration:

Before

03/14/24

Quantitation Report (Qedit)

Data Path : I:\ACQUDATA\MSVOA14\Data\031324\
Data File : F8764.D
Acq On : 13 Mar 2024 01:42 pm
Operator : F.NAEGLER
Sample : R2401914-002|1.33
Misc : DAY 6658 T4
ALS Vial : 11 Sample Multiplier: 1

Quant Time: Mar 13 14:04:47 2024
Quant Method : I:\ACQUDATA\MSVOA14\Methods\S022624.M
Quant Title : MS#14 - 8260 SOILS 10ml PURGE
QLast Update : Tue Feb 27 10:12:18 2024
Response via : Initial Calibration

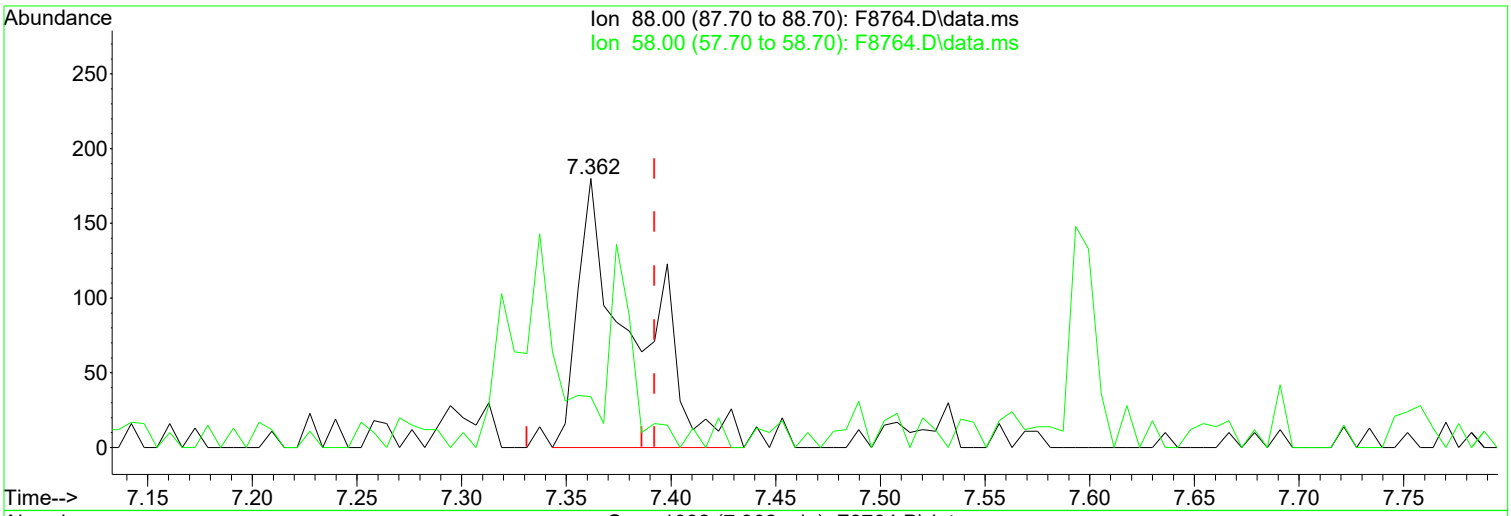

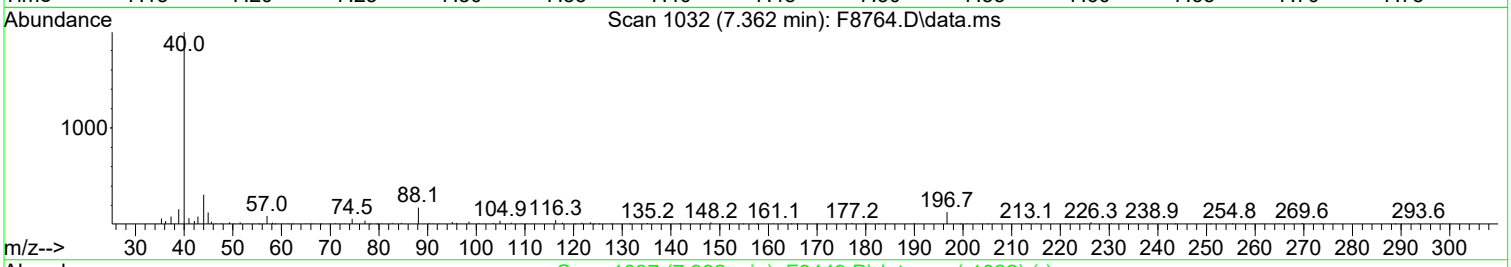

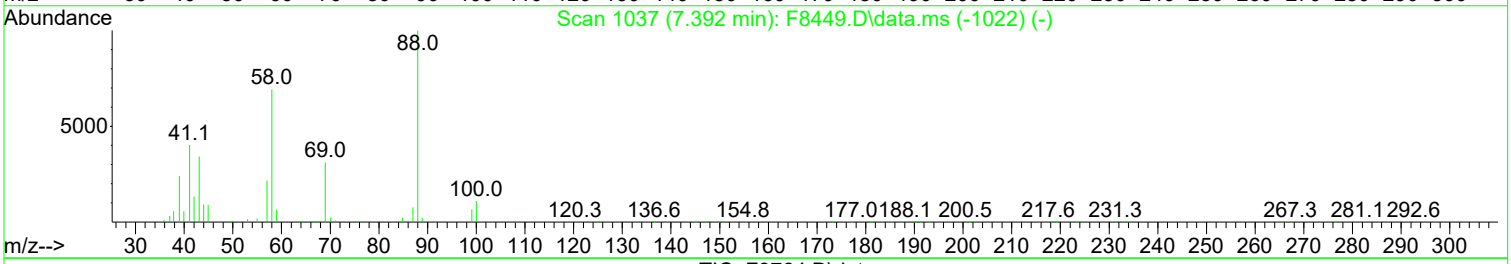

TIC: F8764.D\data.ms

(57) 1,4-Dioxane

7.362min (-0.030) 4.94 ug/L m

response 335

Ion	Exp%	Act%
88.00	100.00	100.00
58.00	69.30	13.33#
0.00	0.00	0.00
0.00	0.00	0.00

Manual Integration:

After

Poor integration.

03/14/24

1st FN 03/14/24
2nd 03/15/24

Quantitation Report (Qedit)

Data Path : I:\ACQUDATA\MSVOA14\Data\031324\
Data File : F8764.D
Acq On : 13 Mar 2024 01:42 pm
Operator : F.NAEGLER
Sample : R2401914-002|1.33
Misc : DAY 6658 T4
ALS Vial : 11 Sample Multiplier: 1

Quant Time: Mar 13 14:04:47 2024
Quant Method : I:\ACQUDATA\MSVOA14\Methods\S022624.M
Quant Title : MS#14 - 8260 SOILS 10ml PURGE
QLast Update : Tue Feb 27 10:12:18 2024
Response via : Initial Calibration

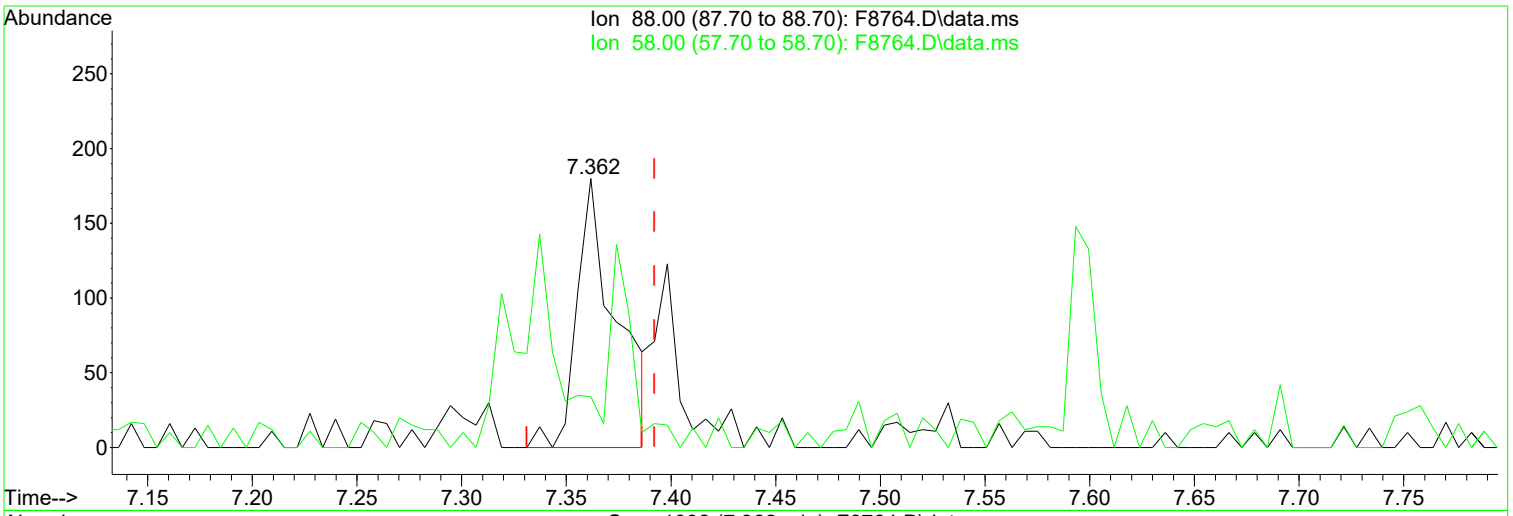

TIC: F8764.D\data.ms

(57) 1,4-Dioxane

7.362min (-0.030) 3.44 ug/L

response 233

Ion	Exp%	Act%
88.00	100.00	100.00
58.00	69.30	18.89#
0.00	0.00	0.00
0.00	0.00	0.00

Manual Integration:

Before

03/14/24

Quantitation Report (QT Reviewed)

Data Path : I:\ACQUDATA\MSVOA14\Data\031324\
Data File : F8764.D
Acq On : 13 Mar 2024 01:42 pm
Operator : F.NAEGLER
Sample : R2401914-002|1.33
Misc : DAY 6658 T4
ALS Vial : 11 Sample Multiplier: 1

Quant Time: Mar 13 14:04:47 2024
Quant Method : I:\ACQUDATA\MSVOA14\Methods\S022624.M
Quant Title : MS#14 - 8260 SOILS 10ml PURGE
QLast Update : Tue Feb 27 10:12:18 2024
Response via : Initial Calibration

Compound	R.T.	QIon	Response	Conc	Units	Dev(Min)
Internal Standards						
1) Pentafluorobenzene	5.350	168	403306	50.00	ug/L	0.00
42) 1,4-Difluorobenzene	6.484	114	589992	50.00	ug/L	0.00
70) d5-Chlorobenzene	9.934	117	422510	50.00	ug/L	0.00
87) 1,4-Dichlorobenzene-d4	12.031	152	144822	50.00	ug/L	0.00
System Monitoring Compounds						
44) SURR4,Dibrflmethane	5.216	113	178520	51.85	ug/L	0.00
Spiked Amount 50.000	Range 63 - 138		Recovery = 103.70%			
47) SURR1,1,2-dichloroetha...	5.771	65	219160	54.99	ug/L	0.00
Spiked Amount 50.000	Range 67 - 128		Recovery = 109.98%			
64) SURR3,Toluene-d8	8.368	98	663663	49.04	ug/L	0.00
Spiked Amount 50.000	Range 66 - 138		Recovery = 98.08%			
69) SURR2,BFB	11.044	95	158778	33.40	ug/L	0.00
Spiked Amount 50.000	Range 31 - 154		Recovery = 66.80%			
Target Compounds						Qvalue
3) Chloromethane	1.271	50	2025m	0.456	ug/L	
12) Acrolein	2.168	56	235	0.360	ug/L	87
15) Acetone	2.308	43	6884	1.091	ug/L	92
21) Methyl Acetate	2.607	43	1012	0.245	ug/L	82
22) Methylene Chloride	2.698	84	753	0.211	ug/L	90
34) 2-Butanone	4.417	43	2633m	1.135	ug/L	
43) Cyclohexane	5.258	41	2851m	0.862	ug/L	
54) Methylcyclohexane	7.039	55	5610	1.301	ug/L	93
57) 1,4-Dioxane	7.362	88	335m	4.940	ug/L	
65) Toluene	8.441	91	7129	0.527	ug/L	99
80) (m+p)Xylene	10.203	106	2118	0.445	ug/L	90
81) o-Xylene	10.568	106	1806	0.391	ug/L #	58
96) 1,2,4-Trimethylbenzene	11.751	105	2096	0.314	ug/L	84
107) Naphthalen	13.842	128	2876	0.425	ug/L	92

(#) = qualifier out of range (m) = manual integration (+) = signals summed

Quantitation Report (QT Reviewed)

Data Path : I:\ACQUDATA\MSVOA14\Data\031324\
Data File : F8764.D
Acq On : 13 Mar 2024 01:42 pm
Operator : F.NAEGLER
Sample : R2401914-002|1.33
Misc : DAY 6658 T4
ALS Vial : 11 Sample Multiplier: 1

Quant Time: Mar 13 14:04:47 2024
Quant Method : I:\ACQUDATA\MSVOA14\Methods\S022624.M
Quant Title : MS#14 - 8260 SOILS 10ml PURGE
QLast Update : Tue Feb 27 10:12:18 2024
Response via : Initial Calibration

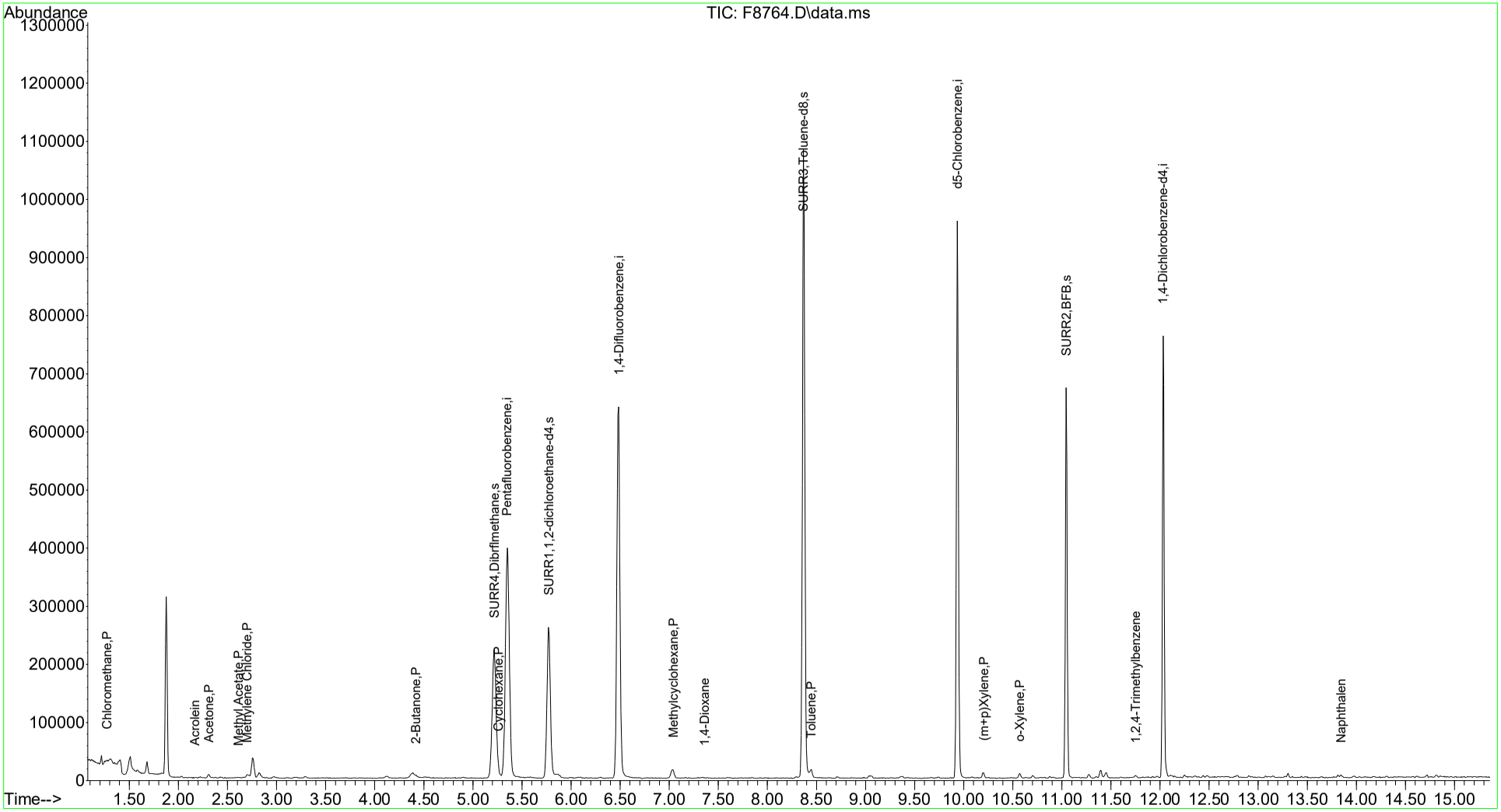

1st FN 03/14/24
2nd 03/15/24

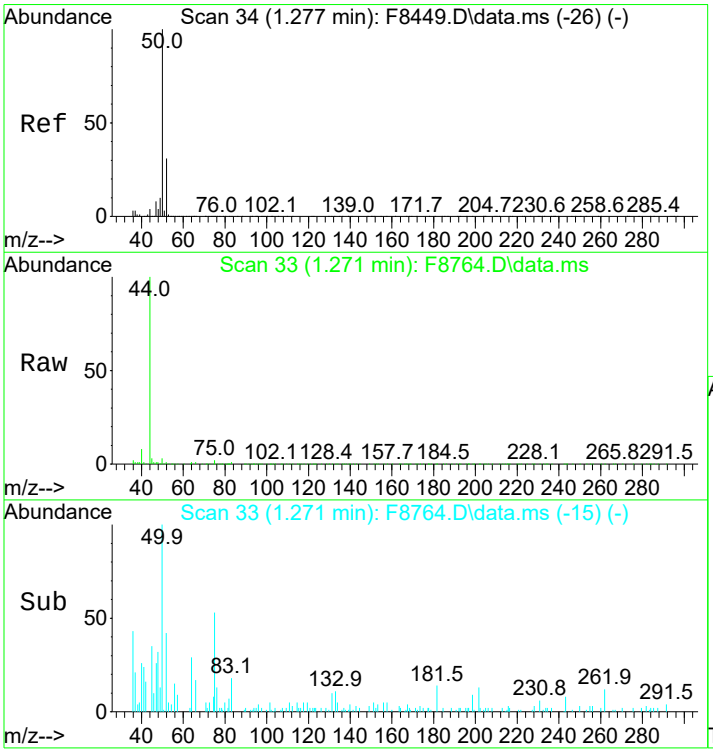

#3
Chloromethane
Concen: 0.46 ug/L m
RT: 1.271 min Scan# 33
Delta R.T. -0.006 min
Lab File: F8764.D
Acq: 13 Mar 2024 01:42 pm

Tgt Ion: 50 Resp: 2025

Ion	Ratio	Lower	Upper
50	100		
52	44.4	11.2	51.2

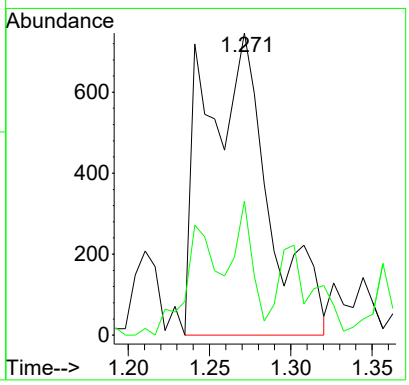

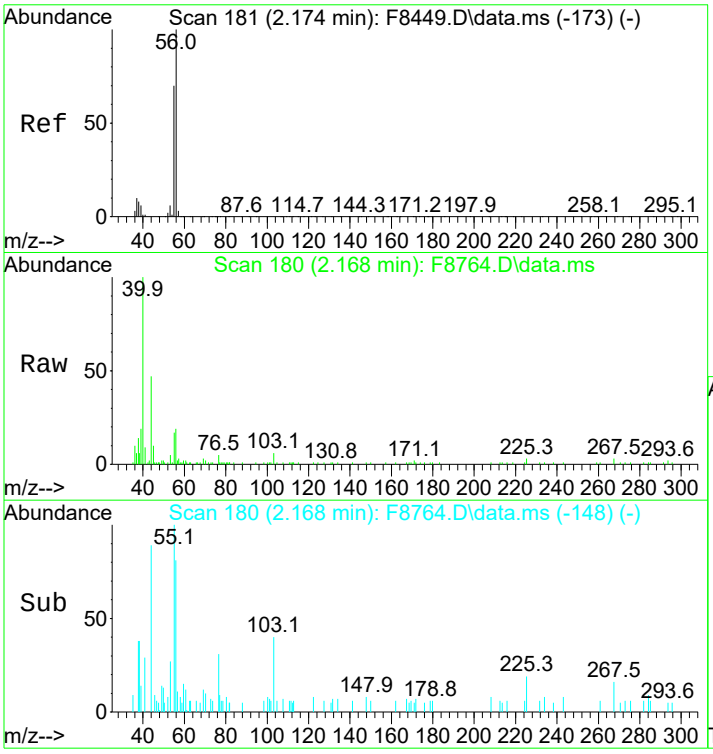

#12
Acrolein
Concen: 0.36 ug/L
RT: 2.168 min Scan# 180
Delta R.T. -0.006 min
Lab File: F8764.D
Acq: 13 Mar 2024 01:42 pm

Tgt Ion: 56 Resp: 235

Ion	Ratio	Lower	Upper
56	100		
55	82.3	51.2	91.2

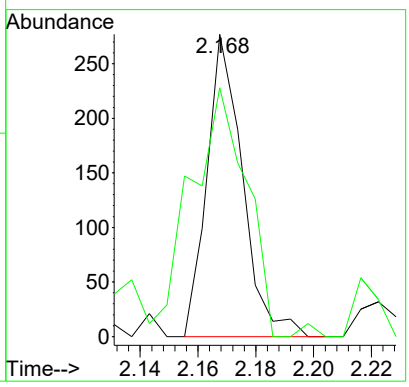

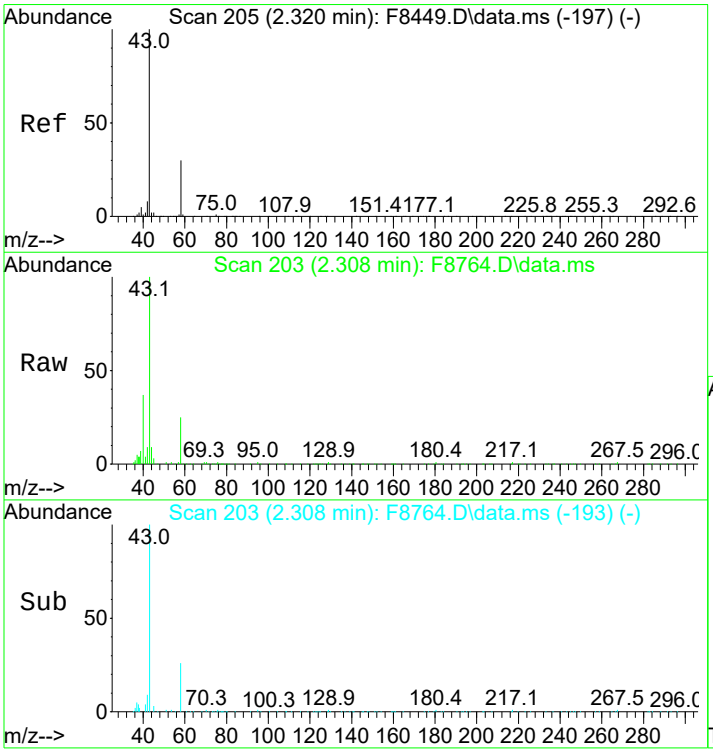

#15
Acetone
Concen: 1.09 ug/L
RT: 2.308 min Scan# 203
Delta R.T. -0.011 min
Lab File: F8764.D
Acq: 13 Mar 2024 01:42 pm

Tgt Ion: 43 Resp: 6884

Ion	Ratio	Lower	Upper
43	100		
58	25.3	10.5	50.5
42	8.7	0.0	28.1

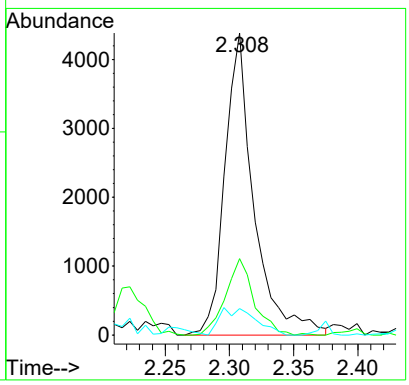

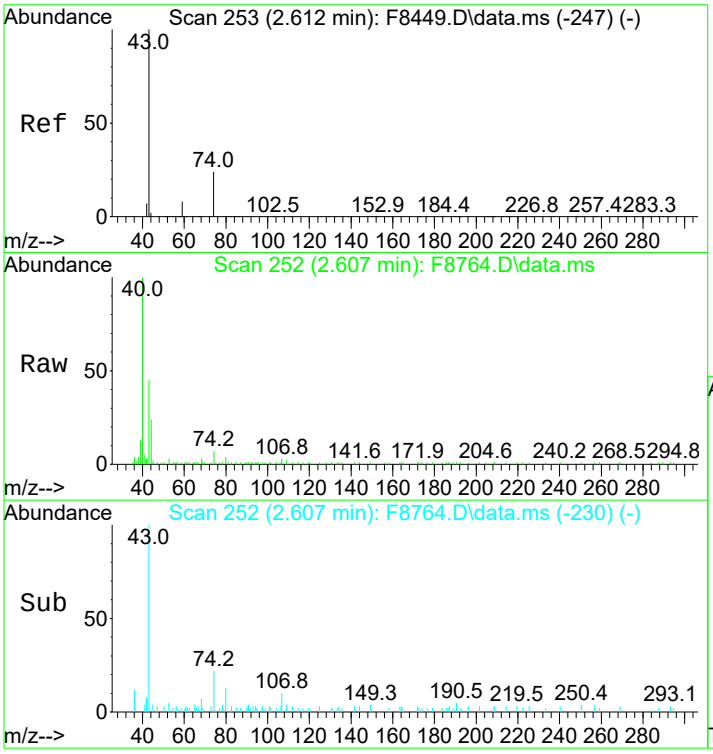

#21
Methyl Acetate
Concen: 0.24 ug/L
RT: 2.607 min Scan# 252
Delta R.T. -0.006 min
Lab File: F8764.D
Acq: 13 Mar 2024 01:42 pm

Tgt Ion: 43 Resp: 1012

Ion	Ratio	Lower	Upper
43	100		
59	0.0	0.0	28.1
74	15.6	3.4	43.4

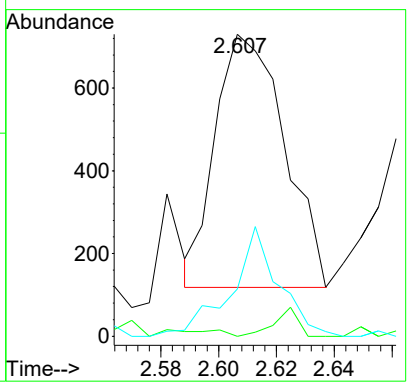

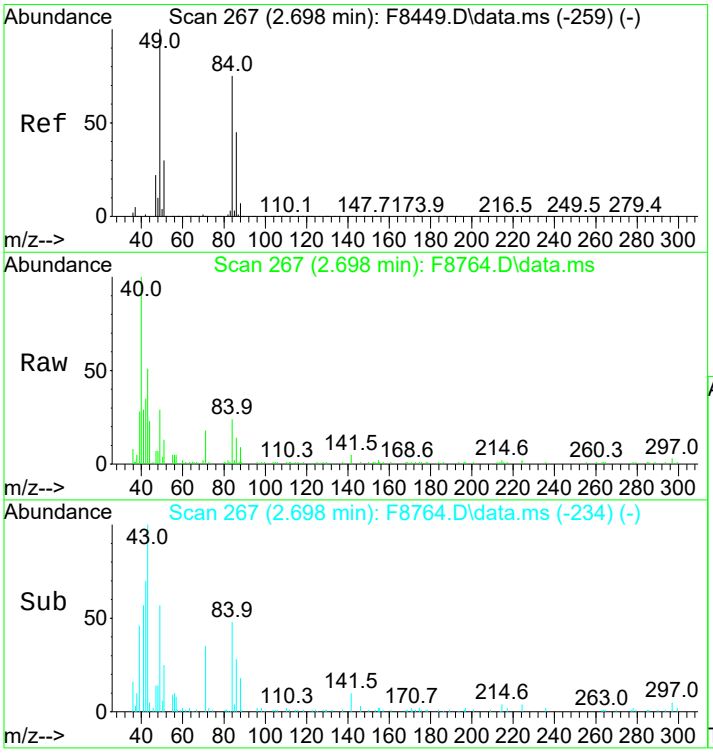

#22
Methylene Chloride
Concen: 0.21 ug/L
RT: 2.698 min Scan# 267
Delta R.T. 0.000 min
Lab File: F8764.D
Acq: 13 Mar 2024 01:42 pm

Tgt Ion: 84 Resp: 753

Ion	Ratio	Lower	Upper
84	100		
86	58.0	40.6	80.6
49	121.2	114.2	154.2
51	51.8	20.5	60.5

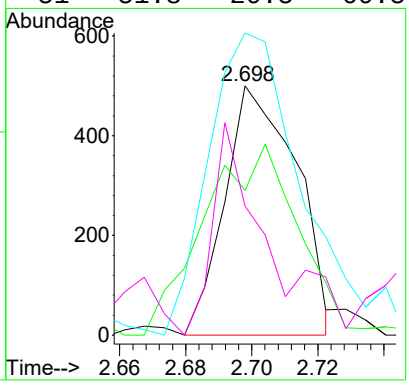

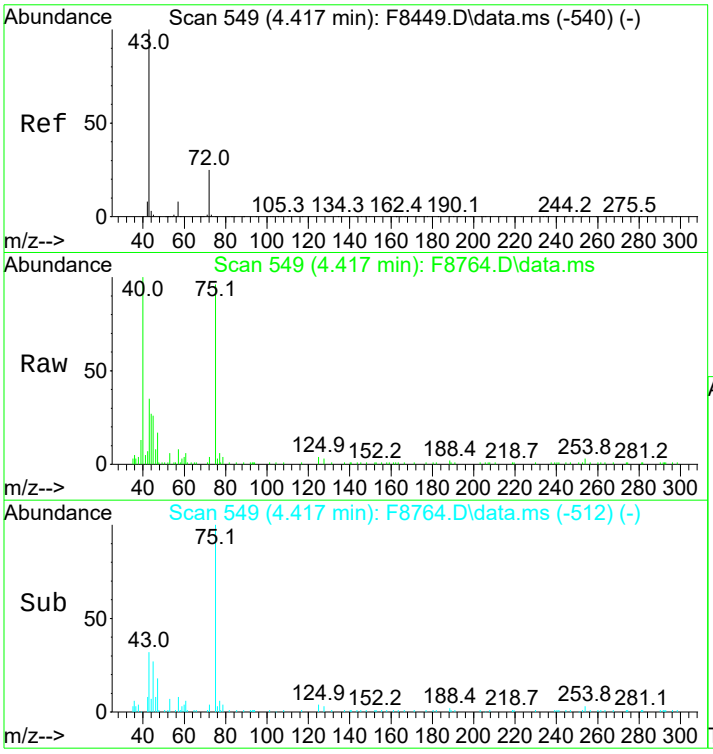

#34
2-Butanone
Concen: 1.13 ug/L m
RT: 4.417 min Scan# 549
Delta R.T. 0.000 min
Lab File: F8764.D
Acq: 13 Mar 2024 01:42 pm

Tgt Ion: 43 Resp: 2633

Ion	Ratio	Lower	Upper
43	100		
72	11.9	5.2	45.2
57	23.2	0.0	28.4

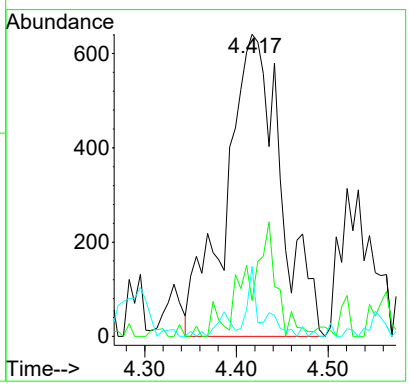

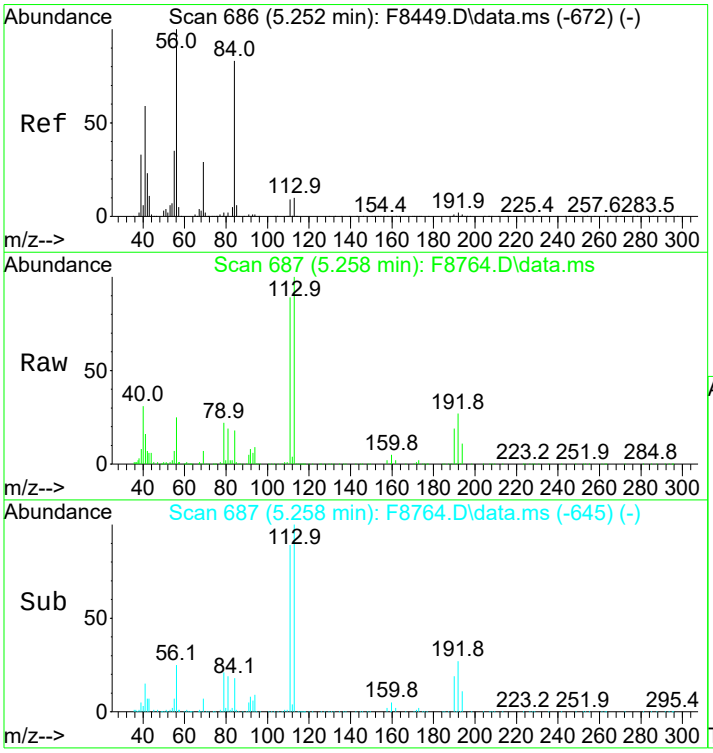

#43
Cyclohexane
Concen: 0.86 ug/L m
RT: 5.258 min Scan# 687
Delta R.T. 0.006 min
Lab File: F8764.D
Acq: 13 Mar 2024 01:42 pm

Tgt Ion: 41 Resp: 2851

Ion	Ratio	Lower	Upper
41	100		
39	52.6	35.6	75.6

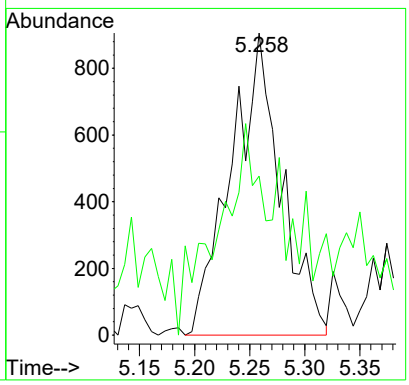

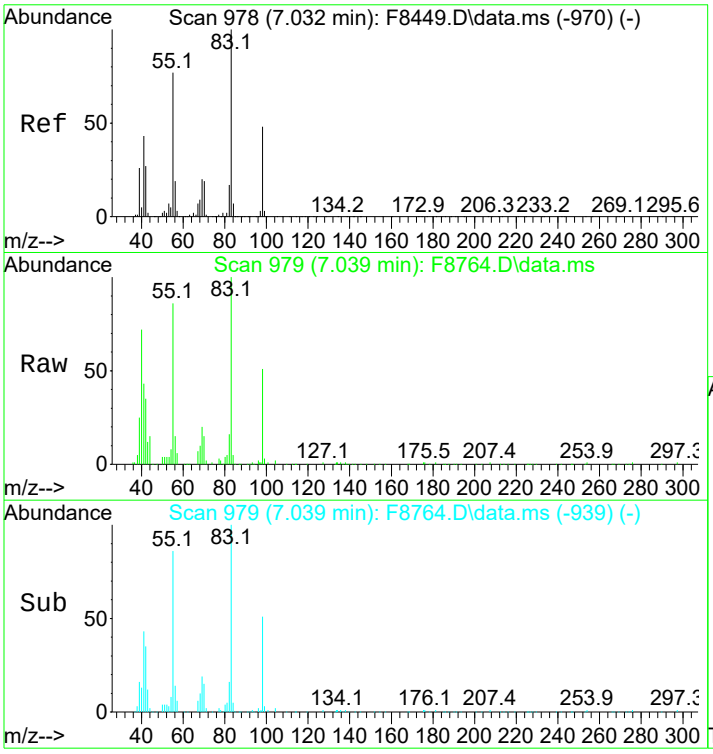

#54
Methylcyclohexane
Concen: 1.30 ug/L
RT: 7.039 min Scan# 979
Delta R.T. 0.006 min
Lab File: F8764.D
Acq: 13 Mar 2024 01:42 pm

Tgt Ion: 55 Resp: 5610

Ion	Ratio	Lower	Upper
55	100		
83	116.9	107.0	147.0
98	59.1	41.3	81.3

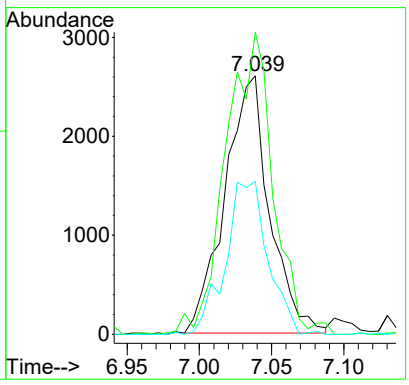

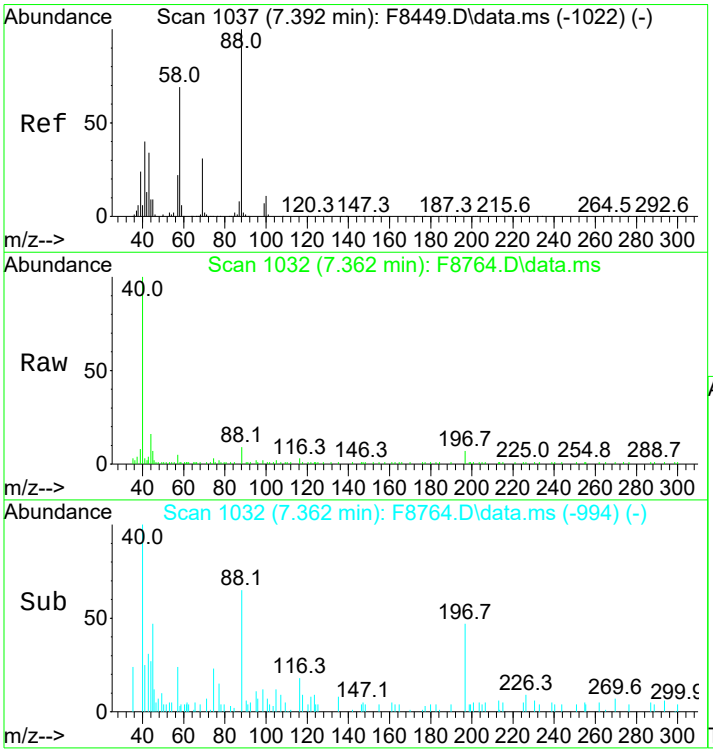

#57
1,4-Dioxane
Concen: 4.94 ug/L m
RT: 7.362 min Scan# 1032
Delta R.T. -0.030 min
Lab File: F8764.D
Acq: 13 Mar 2024 01:42 pm

Tgt Ion: 88 Resp: 335

Ion	Ratio	Lower	Upper
88	100		
58	13.3	49.3	89.3#

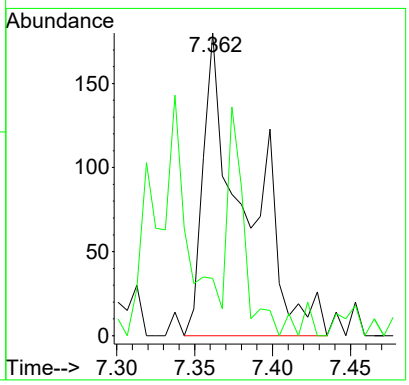

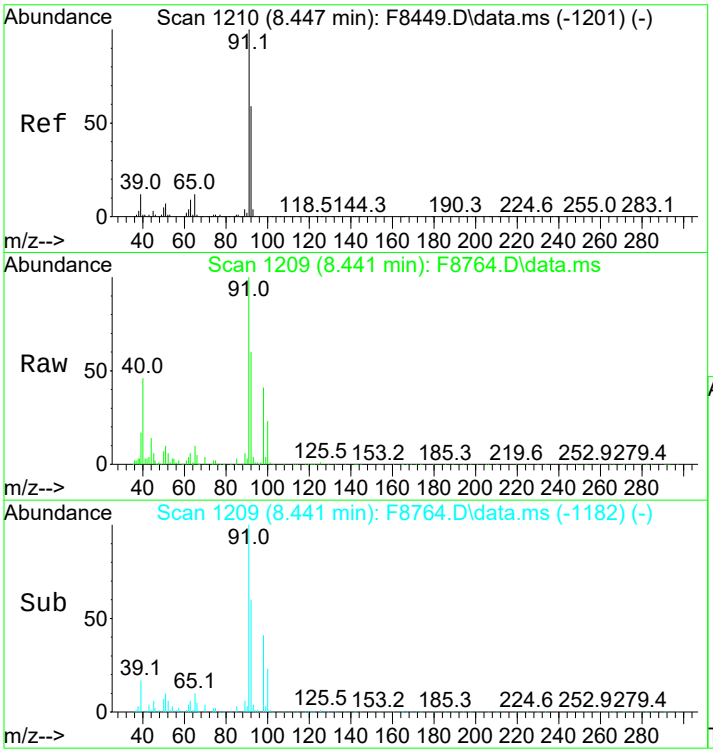

#65
Toluene
Concen: 0.53 ug/L
RT: 8.441 min Scan# 1209
Delta R.T. -0.006 min
Lab File: F8764.D
Acq: 13 Mar 2024 01:42 pm

Tgt Ion: 91 Resp: 7129

Ion	Ratio	Lower	Upper
91	100		
92	59.8	39.2	79.2
65	10.1	0.0	31.6

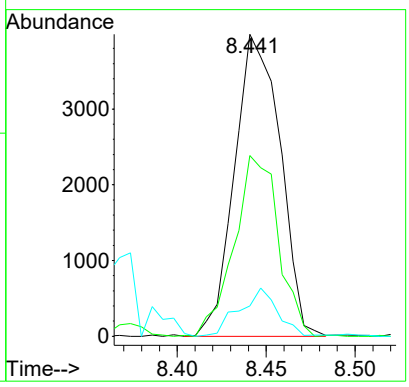

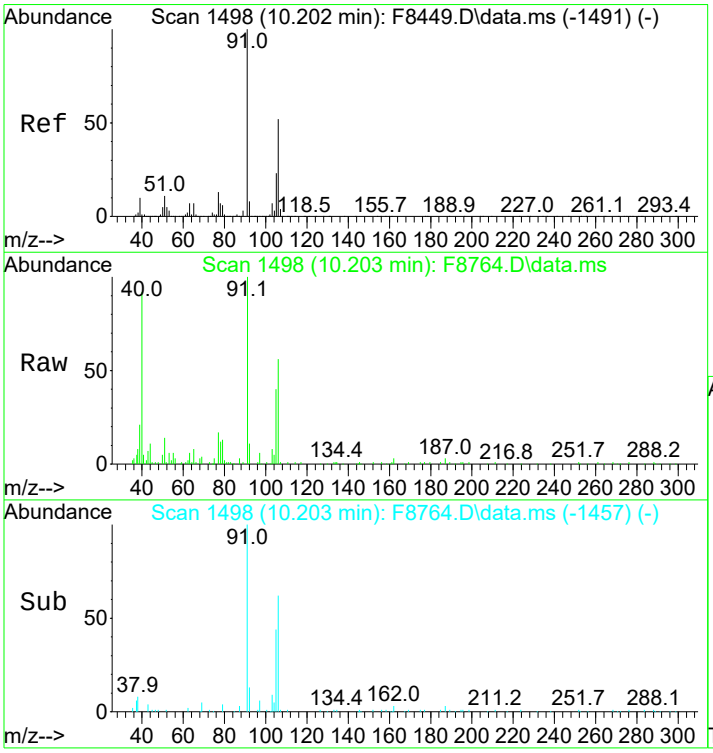

#80
(m+p)Xylene
Concen: 0.45 ug/L
RT: 10.203 min Scan# 1498
Delta R.T. 0.000 min
Lab File: F8764.D
Acq: 13 Mar 2024 01:42 pm

Tgt Ion:106 Resp: 2118

Ion	Ratio	Lower	Upper
106	100		
91	178.6	173.4	213.4
77	30.3	5.9	45.9

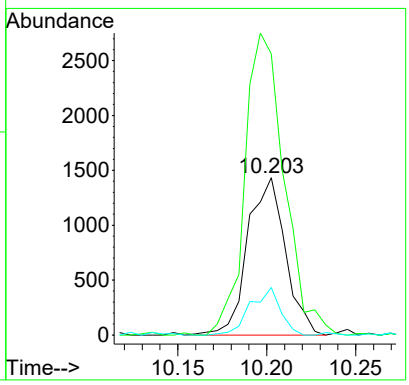

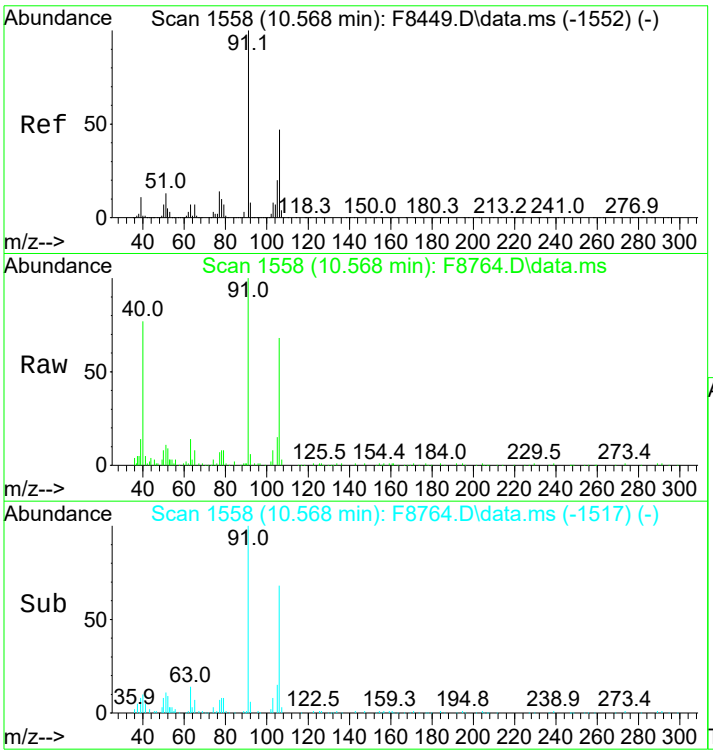

#81
o-Xylene
Concen: 0.39 ug/L
RT: 10.568 min Scan# 1558
Delta R.T. 0.000 min
Lab File: F8764.D
Acq: 13 Mar 2024 01:42 pm

Tgt Ion:106 Resp: 1806

Ion	Ratio	Lower	Upper
106	100		
91	148.0	194.0	234.0#

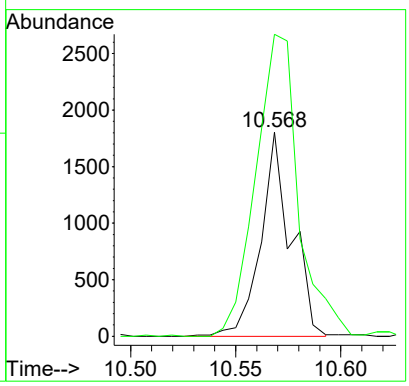



#96
1,2,4-Trimethylbenzene
Concen: 0.31 ug/L
RT: 11.751 min Scan# 1752
Delta R.T. 0.000 min
Lab File: F8764.D
Acq: 13 Mar 2024 01:42 pm

Tgt Ion:105 Resp: 2096

Ion	Ratio	Lower	Upper
105	100		
120	36.4	27.0	67.0
65	9.3	0.0	24.6

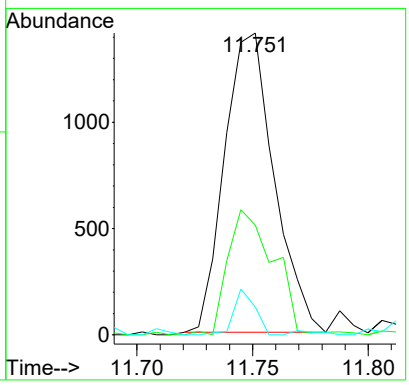



#107
Naphthalen
Concen: 0.42 ug/L
RT: 13.842 min Scan# 2095
Delta R.T. 0.000 min
Lab File: F8764.D
Acq: 13 Mar 2024 01:42 pm

Tgt Ion:128 Resp: 2876

Ion	Ratio	Lower	Upper
128	100		
127	17.0	0.0	32.8
102	10.5	0.0	28.8

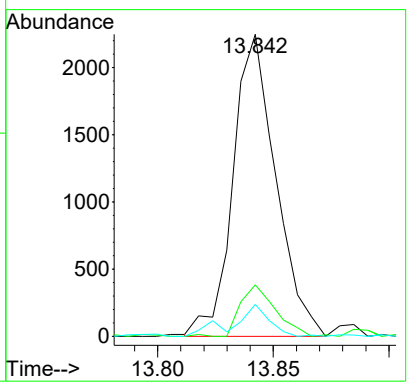

Quantitation Report (Qedit)

Data Path : I:\ACQUDATA\MSVOA14\Data\031324\
Data File : F8765.D
Acq On : 13 Mar 2024 02:06 pm
Operator : F.NAEGLER
Sample : R2401914-003|1.40
Misc : DAY 6658 T4
ALS Vial : 12 Sample Multiplier: 1

Quant Time: Mar 14 08:32:36 2024
Quant Method : I:\ACQUDATA\MSVOA14\Methods\S022624.M
Quant Title : MS#14 - 8260 SOILS 10ml PURGE
QLast Update : Tue Feb 27 10:12:18 2024
Response via : Initial Calibration

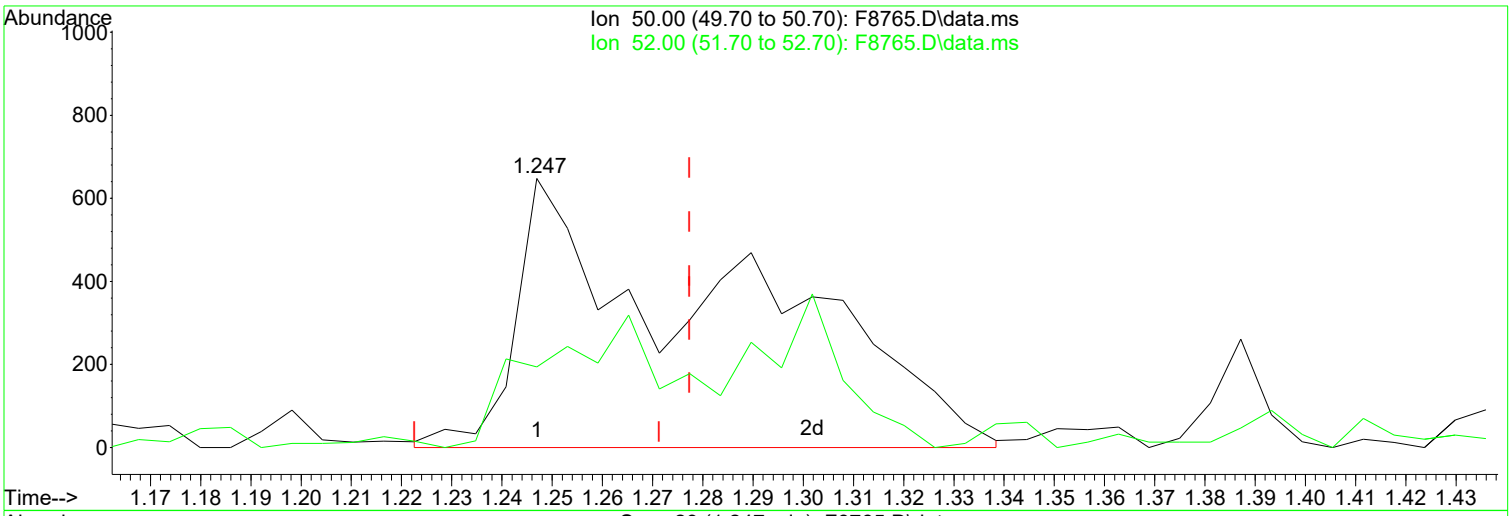

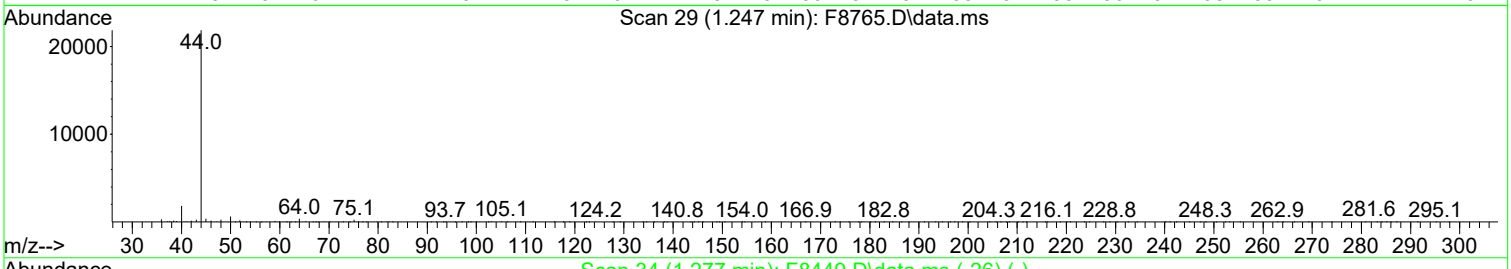

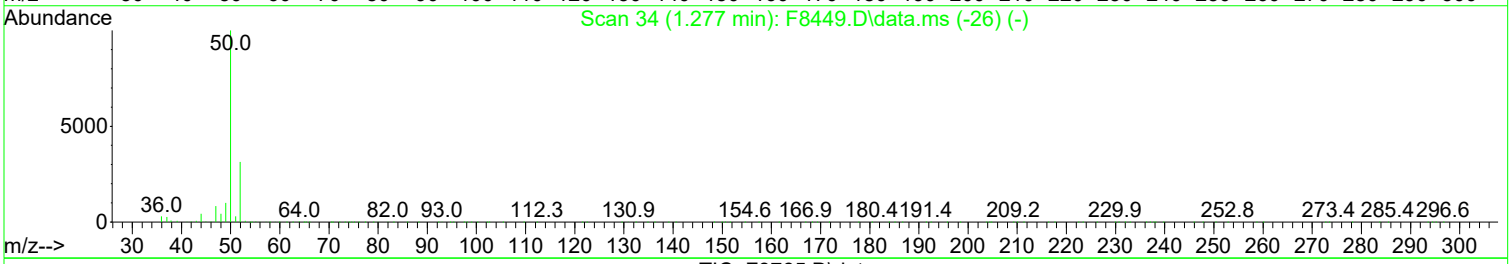

TIC: F8765.D\data.ms

(3) Chloromethane (P)

1.247min (-0.030) 0.49 ug/L m

response 1905

Ion	Exp%	Act%
50.00	100.00	100.00
52.00	31.20	29.94
0.00	0.00	0.00
0.00	0.00	0.00

Manual Integration:

After

Poor integration.

03/14/24

Quantitation Report (Qedit)

Data Path : I:\ACQUDATA\MSVOA14\Data\031324\
Data File : F8765.D
Acq On : 13 Mar 2024 02:06 pm
Operator : F.NAEGLER
Sample : R2401914-003|1.40
Misc : DAY 6658 T4
ALS Vial : 12 Sample Multiplier: 1

Quant Time: Mar 14 08:32:36 2024
Quant Method : I:\ACQUDATA\MSVOA14\Methods\S022624.M
Quant Title : MS#14 - 8260 SOILS 10ml PURGE
QLast Update : Tue Feb 27 10:12:18 2024
Response via : Initial Calibration

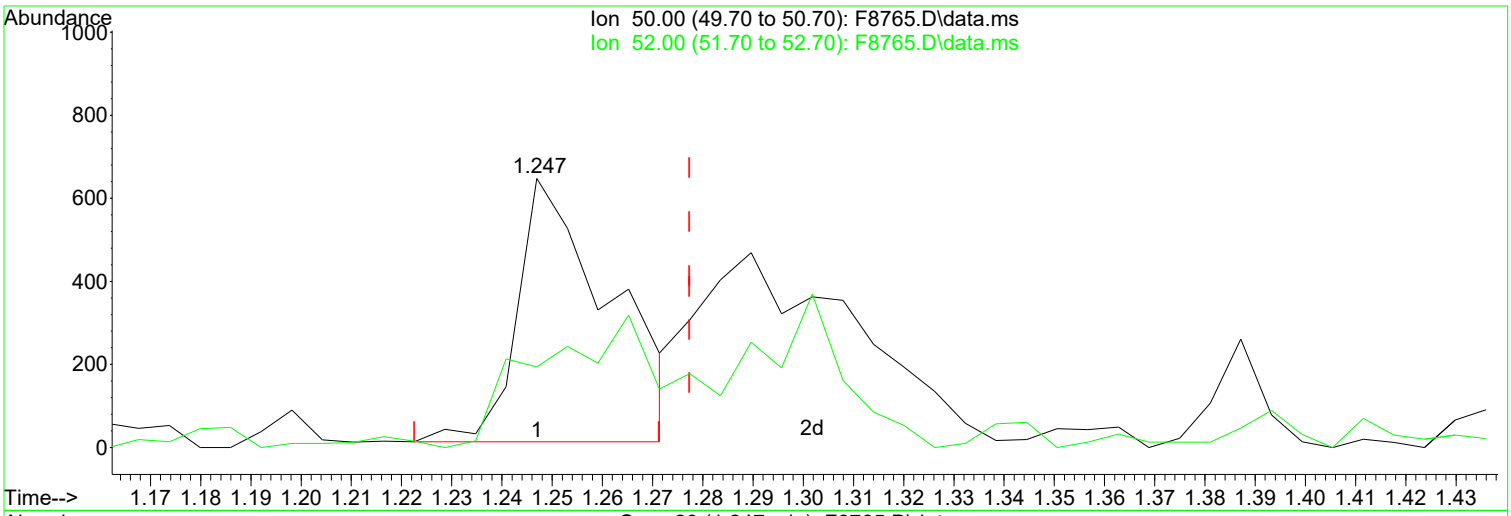

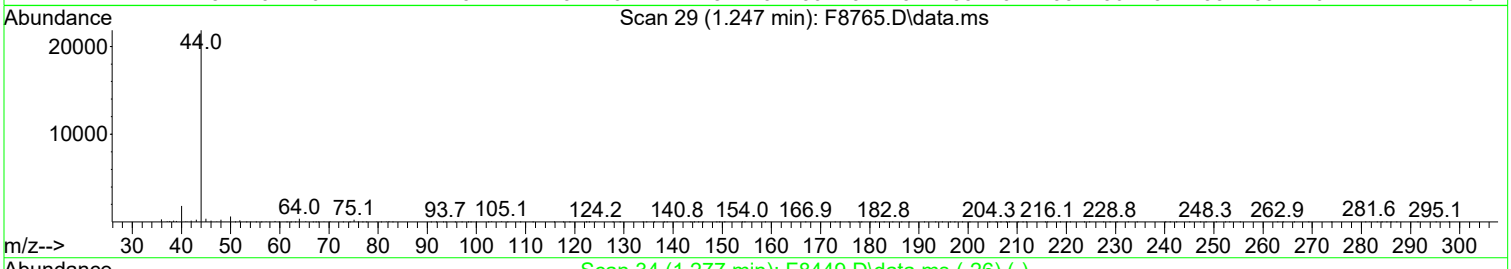

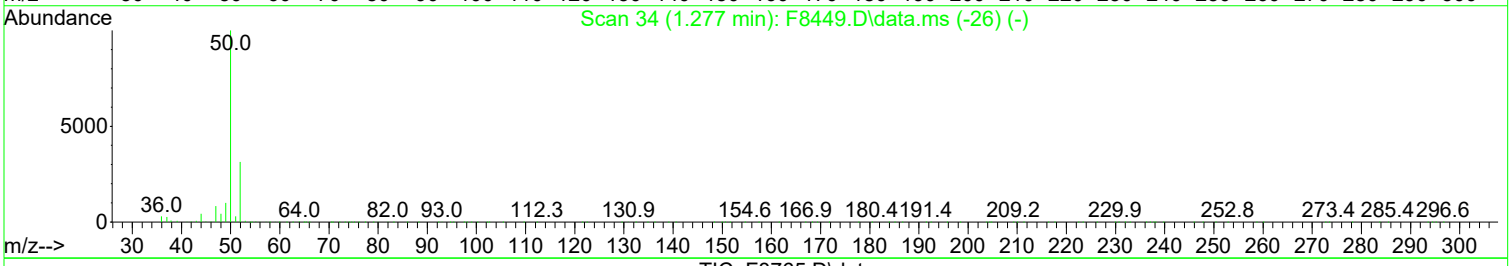

TIC: F8765.D\data.ms

(3) Chloromethane (P)

1.247min (-0.030) 0.21 ug/L

response 814

Ion	Exp%	Act%
50.00	100.00	100.00
52.00	31.20	29.94
0.00	0.00	0.00
0.00	0.00	0.00

Manual Integration:

Before

03/14/24

1st FW 03/14/24
2nd WR 03/15/24

Data Path : I:\ACQUDATA\MSVOA14\Data\031324\
Data File : F8765.D
Acq On : 13 Mar 2024 02:06 pm
Operator : F.NAEGLER
Sample : R2401914-003|1.40
Misc : DAY 6658 T4
ALS Vial : 12 Sample Multiplier: 1

Quant Time: Mar 14 08:32:36 2024
Quant Method : I:\ACQUDATA\MSVOA14\Methods\S022624.M
Quant Title : MS#14 - 8260 SOILS 10ml PURGE
QLast Update : Tue Feb 27 10:12:18 2024
Response via : Initial Calibration

Compound	R.T.	QIon	Response	Conc	Units	Dev(Min)
Internal Standards						
1) Pentafluorobenzene	5.356	168	352279	50.00	ug/L	0.00
42) 1,4-Difluorobenzene	6.484	114	530344	50.00	ug/L	0.00
70) d5-Chlorobenzene	9.934	117	433946	50.00	ug/L	0.00
87) 1,4-Dichlorobenzene-d4	12.031	152	200567	50.00	ug/L	0.00
System Monitoring Compounds						
44) SURR4,Dibrflmethane	5.216	113	160546	51.87	ug/L	0.00
Spiked Amount 50.000	Range 63 - 138		Recovery = 103.74%			
47) SURR1,1,2-dichloroetha...	5.770	65	201591	56.27	ug/L	0.00
Spiked Amount 50.000	Range 67 - 128		Recovery = 112.54%			
64) SURR3,Toluene-d8	8.367	98	619591	50.94	ug/L	0.00
Spiked Amount 50.000	Range 66 - 138		Recovery = 101.88%			
69) SURR2,BFB	11.044	95	189583	44.36	ug/L	0.00
Spiked Amount 50.000	Range 31 - 154		Recovery = 88.72%			
Target Compounds						Qvalue
3) Chloromethane	1.247	50	1905m	0.491	ug/L	
15) Acetone	2.308	43	26027	12.827	ug/L	95
21) Methyl Acetate	2.613	43	1407	0.389	ug/L	84
34) 2-Butanone	4.423	43	8251	4.071	ug/L	95
51) n-Heptane	6.307	43	1841	0.455	ug/L #	71
72) 2-Hexanone	9.270	43	940	0.392	ug/L #	66

(#) = qualifier out of range (m) = manual integration (+) = signals summed

Quantitation Report (QT Reviewed)

Data Path : I:\ACQUDATA\MSVOA14\Data\031324\
Data File : F8765.D
Acq On : 13 Mar 2024 02:06 pm
Operator : F.NAEGLER
Sample : R2401914-003|1.40
Misc : DAY 6658 T4
ALS Vial : 12 Sample Multiplier: 1

Quant Time: Mar 14 08:32:36 2024
Quant Method : I:\ACQUDATA\MSVOA14\Methods\S022624.M
Quant Title : MS#14 - 8260 SOILS 10ml PURGE
QLast Update : Tue Feb 27 10:12:18 2024
Response via : Initial Calibration

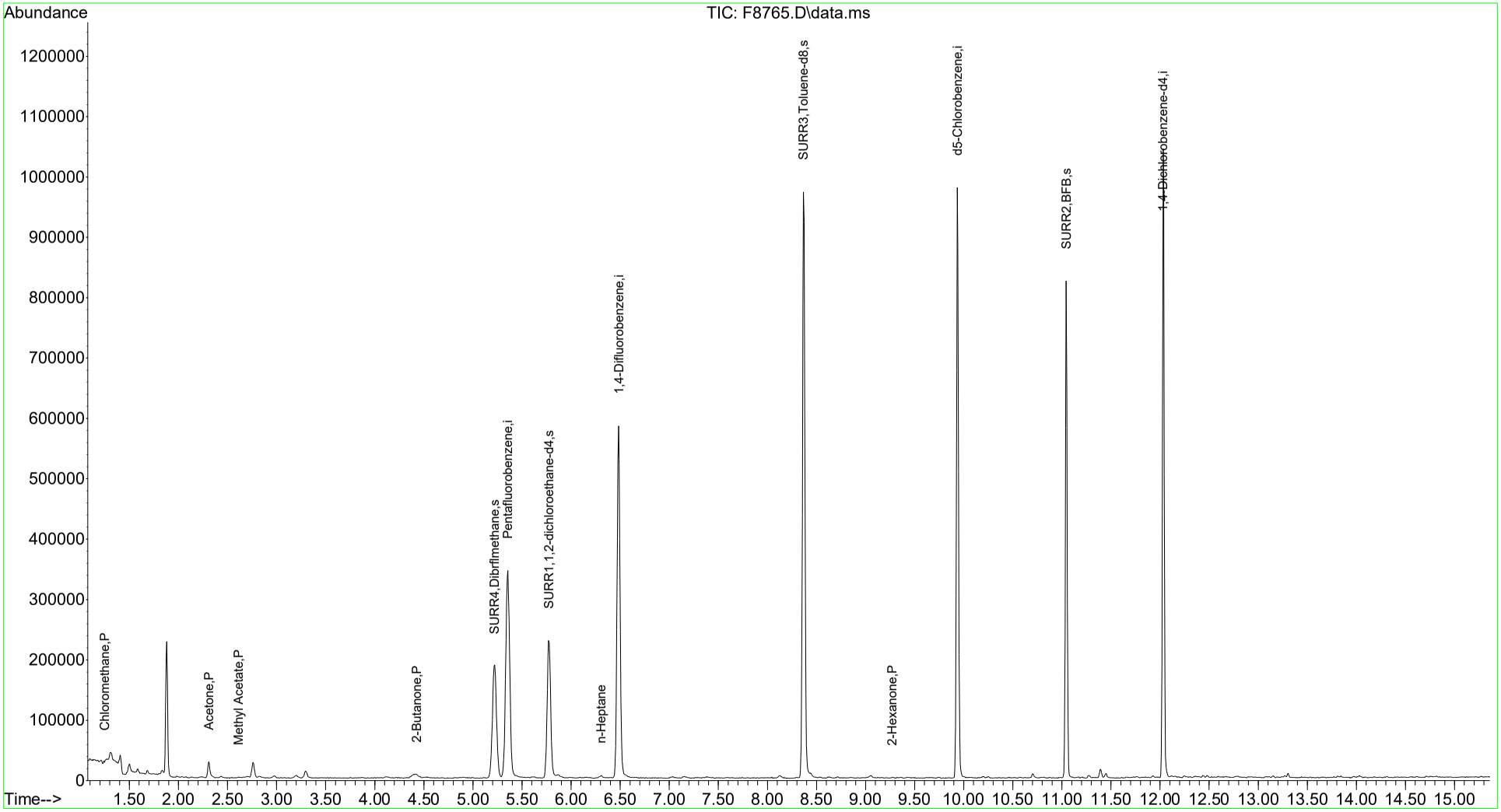

1st FJ 03/14/24
2nd 03/15/24

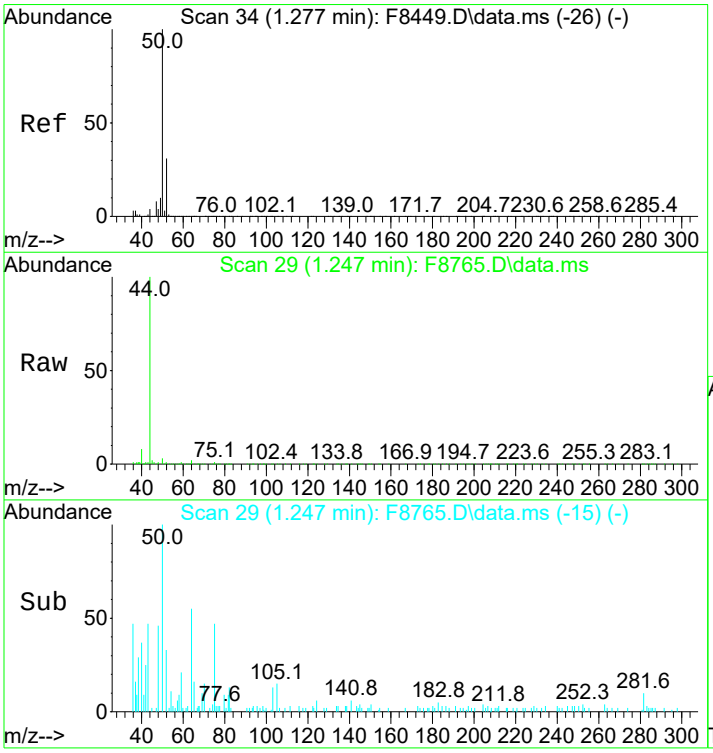

#3
Chloromethane
Concen: 0.49 ug/L m
RT: 1.247 min Scan# 29
Delta R.T. -0.030 min
Lab File: F8765.D
Acq: 13 Mar 2024 02:06 pm

Tgt Ion: 50 Resp: 1905

Ion	Ratio	Lower	Upper
50	100		
52	29.9	11.2	51.2

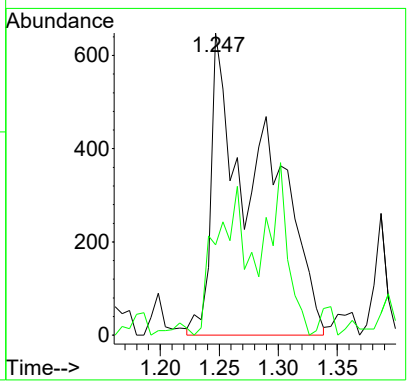

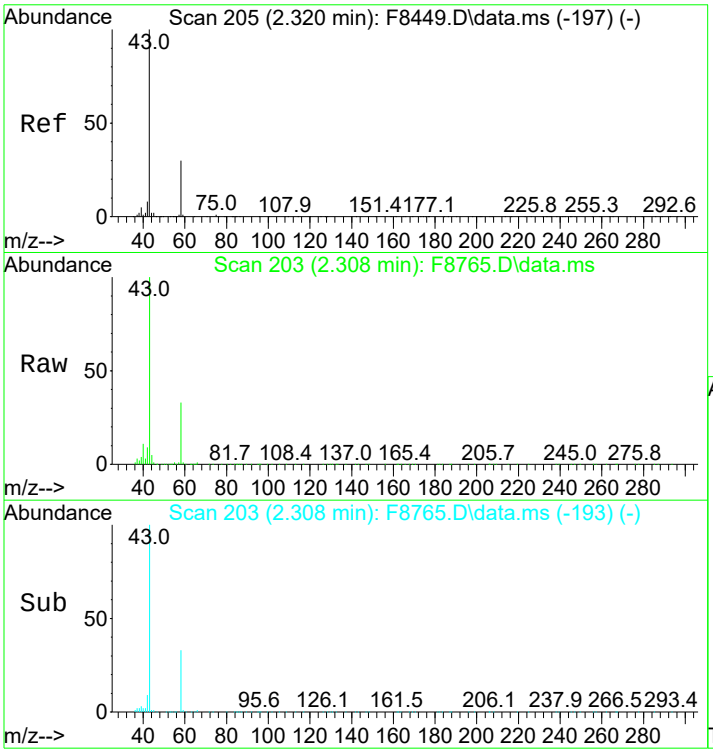

#15
Acetone
Concen: 12.83 ug/L
RT: 2.308 min Scan# 203
Delta R.T. -0.011 min
Lab File: F8765.D
Acq: 13 Mar 2024 02:06 pm

Tgt Ion: 43 Resp: 26027

Ion	Ratio	Lower	Upper
43	100		
58	33.4	10.5	50.5
42	9.2	0.0	28.1

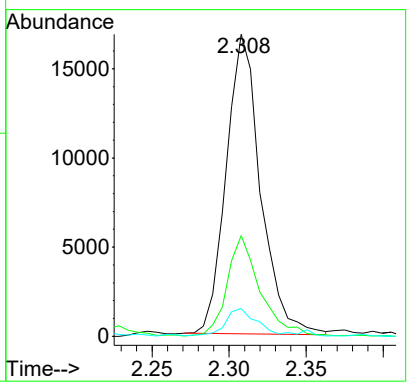

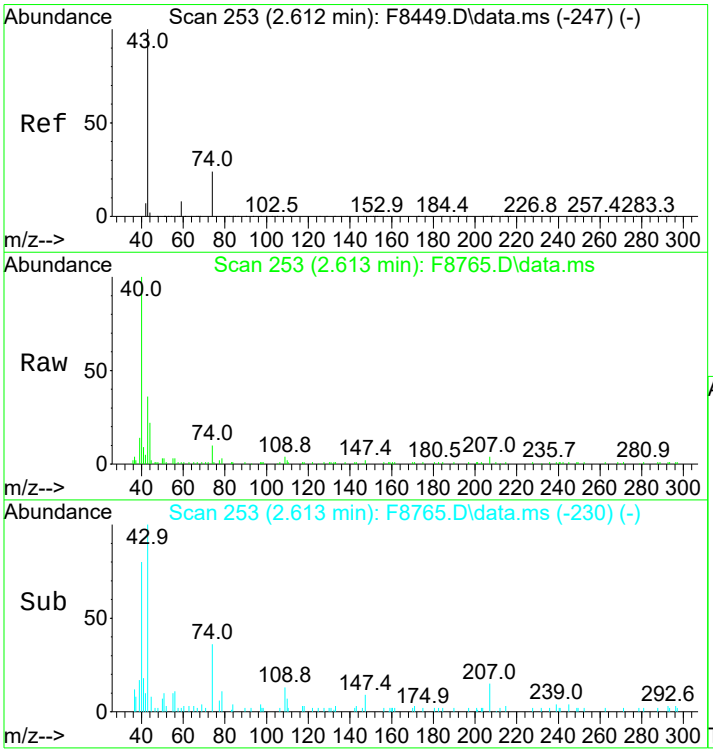

#21
Methyl Acetate
Concen: 0.39 ug/L
RT: 2.613 min Scan# 253
Delta R.T. 0.000 min
Lab File: F8765.D
Acq: 13 Mar 2024 02:06 pm

Tgt Ion: 43 Resp: 1407

Ion	Ratio	Lower	Upper
43	100		
59	1.4	0.0	28.1
74	30.9	3.4	43.4

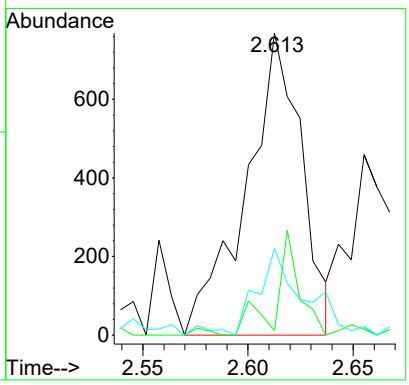

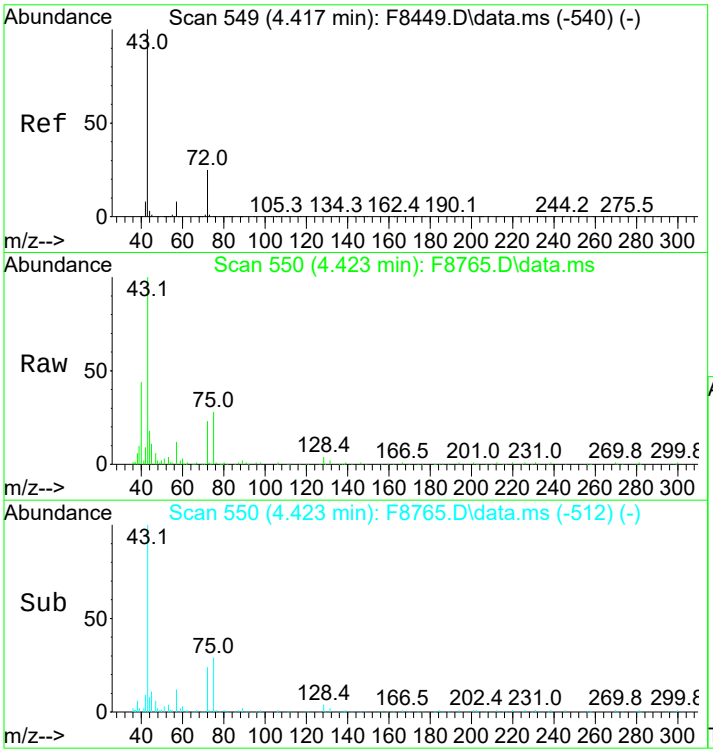

#34
2-Butanone
Concen: 4.07 ug/L
RT: 4.423 min Scan# 550
Delta R.T. 0.006 min
Lab File: F8765.D
Acq: 13 Mar 2024 02:06 pm

Tgt Ion: 43 Resp: 8251

Ion	Ratio	Lower	Upper
43	100		
72	23.4	5.2	45.2
57	12.0	0.0	28.4

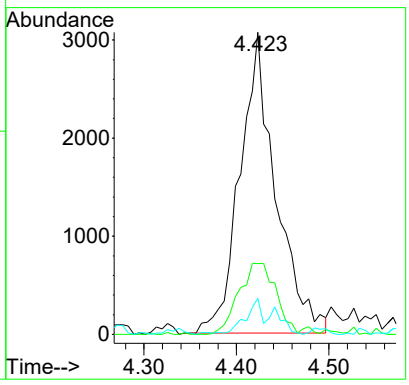

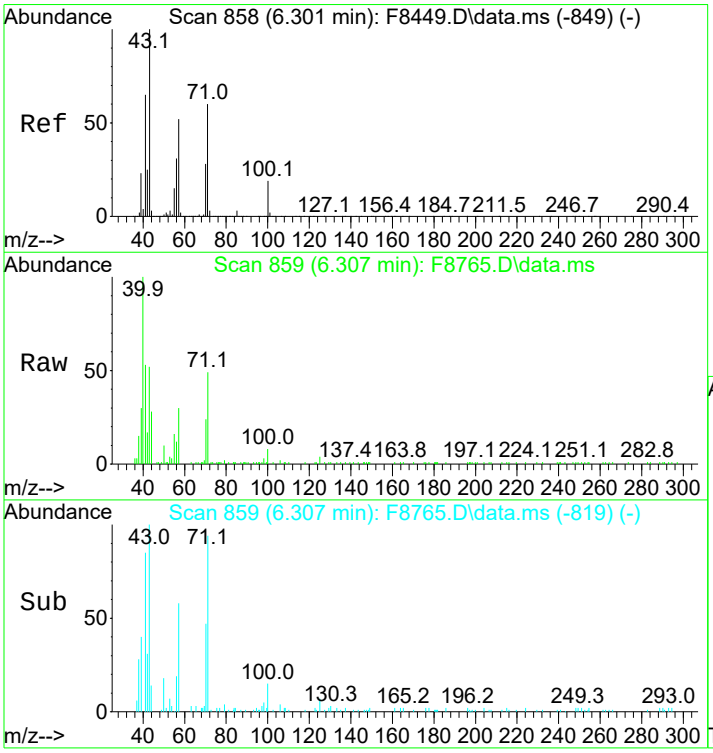

#51
n-Heptane
Concen: 0.46 ug/L
RT: 6.307 min Scan# 859
Delta R.T. 0.006 min
Lab File: F8765.D
Acq: 13 Mar 2024 02:06 pm

Tgt Ion: 43 Resp: 1841

Ion	Ratio	Lower	Upper
43	100		
57	58.4	31.6	71.6
71	94.2	39.5	79.5#

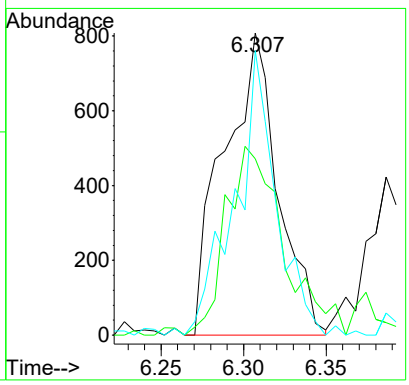

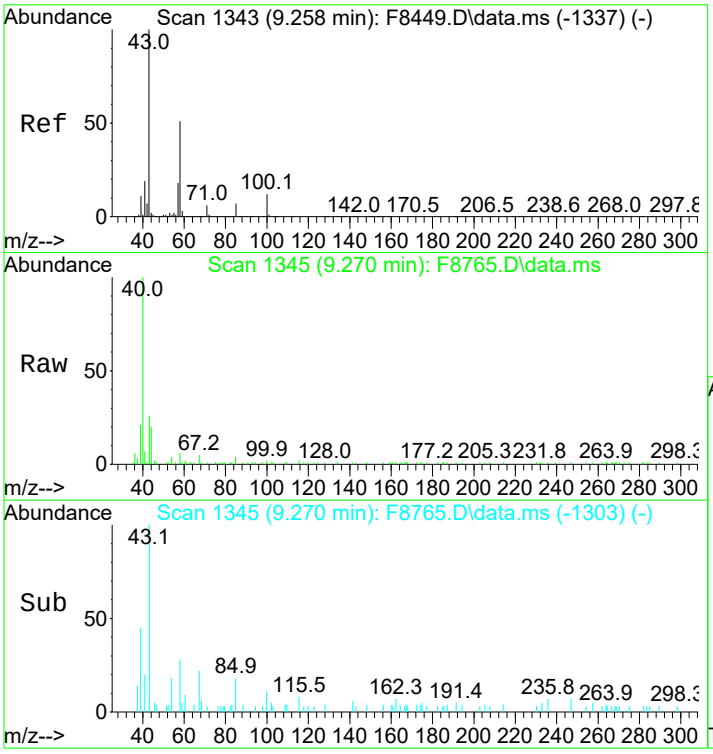

#72
2-Hexanone
Concen: 0.39 ug/L
RT: 9.270 min Scan# 1345
Delta R.T. 0.012 min
Lab File: F8765.D
Acq: 13 Mar 2024 02:06 pm

Tgt Ion: 43 Resp: 940

Ion	Ratio	Lower	Upper
43	100		
58	22.6	30.4	70.4#
100	8.7	0.0	32.0

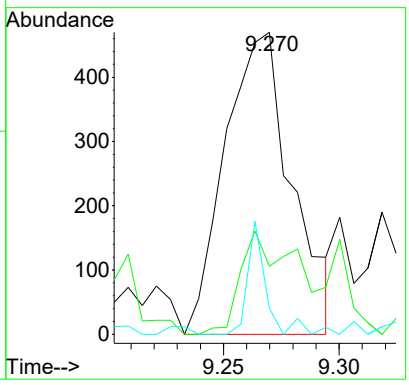

Quantitation Report (QT Reviewed)

Data Path : I:\ACQUDATA\MSVOA14\Data\031324\
Data File : F8766.D
Acq On : 13 Mar 2024 02:29 pm
Operator : F.NAEGLER
Sample : R2401914-004|1.17
Misc : DAY 6658 T4
ALS Vial : 13 Sample Multiplier: 1

Quant Time: Mar 14 08:32:51 2024
Quant Method : I:\ACQUDATA\MSVOA14\Methods\S022624.M
Quant Title : MS#14 - 8260 SOILS 10ml PURGE
QLast Update : Tue Feb 27 10:12:18 2024
Response via : Initial Calibration

Compound	R.T.	QIon	Response	Conc	Units	Dev(Min)
Internal Standards						
1) Pentafluorobenzene	5.356	168	395449	50.00	ug/L	0.00
42) 1,4-Difluorobenzene	6.484	114	597441	50.00	ug/L	0.00
70) d5-Chlorobenzene	9.934	117	489805	50.00	ug/L	0.00
87) 1,4-Dichlorobenzene-d4	12.038	152	238192	50.00	ug/L	0.00
System Monitoring Compounds						
44) SURR4,Dibrflmethane	5.216	113	176595	50.65	ug/L	0.00
Spiked Amount 50.000	Range 63 - 138		Recovery = 101.30%			
47) SURR1,1,2-dichloroetha...	5.770	65	222496	55.13	ug/L	0.00
Spiked Amount 50.000	Range 67 - 128		Recovery = 110.26%			
64) SURR3,Toluene-d8	8.367	98	682396	49.80	ug/L	0.00
Spiked Amount 50.000	Range 66 - 138		Recovery = 99.60%			
69) SURR2,BFB	11.044	95	216370	44.94	ug/L	0.00
Spiked Amount 50.000	Range 31 - 154		Recovery = 89.88%			
Target Compounds						Qvalue
5) Bromomethane	1.558	94	645	0.214	ug/L #	73
12) Acrolein	2.167	56	635	0.992	ug/L	88
15) Acetone	2.308	43	119111	60.044	ug/L	98
18) Carbon Disulfide	2.430	76	6262	0.658	ug/L	97
21) Methyl Acetate	2.606	43	1367	0.337	ug/L	96
34) 2-Butanone	4.411	43	44360	19.497	ug/L	99
51) n-Heptane	6.295	43	1158	0.254	ug/L	83

(#) = qualifier out of range (m) = manual integration (+) = signals summed

Quantitation Report (QT Reviewed)

Data Path : I:\ACQUDATA\MSVOA14\Data\031324\
Data File : F8766.D
Acq On : 13 Mar 2024 02:29 pm
Operator : F.NAEGLER
Sample : R2401914-004|1.17
Misc : DAY 6658 T4
ALS Vial : 13 Sample Multiplier: 1

Quant Time: Mar 14 08:32:51 2024
Quant Method : I:\ACQUDATA\MSVOA14\Methods\S022624.M
Quant Title : MS#14 - 8260 SOILS 10ml PURGE
QLast Update : Tue Feb 27 10:12:18 2024
Response via : Initial Calibration

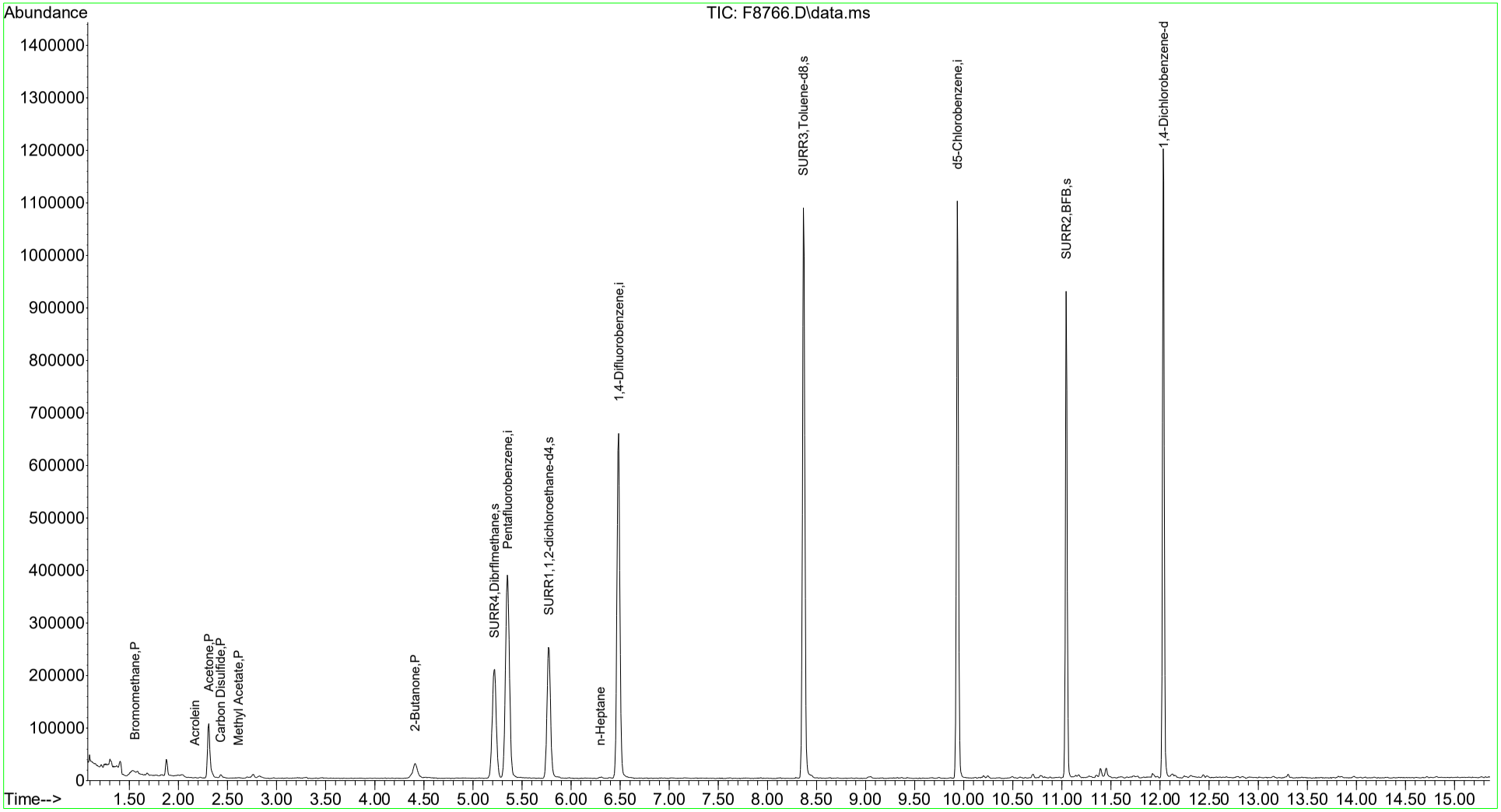

Page 362 of 5087

1st FJ 03/14/24
2nd 03/15/24

1st FW 03/14/24
2nd 03/15/24

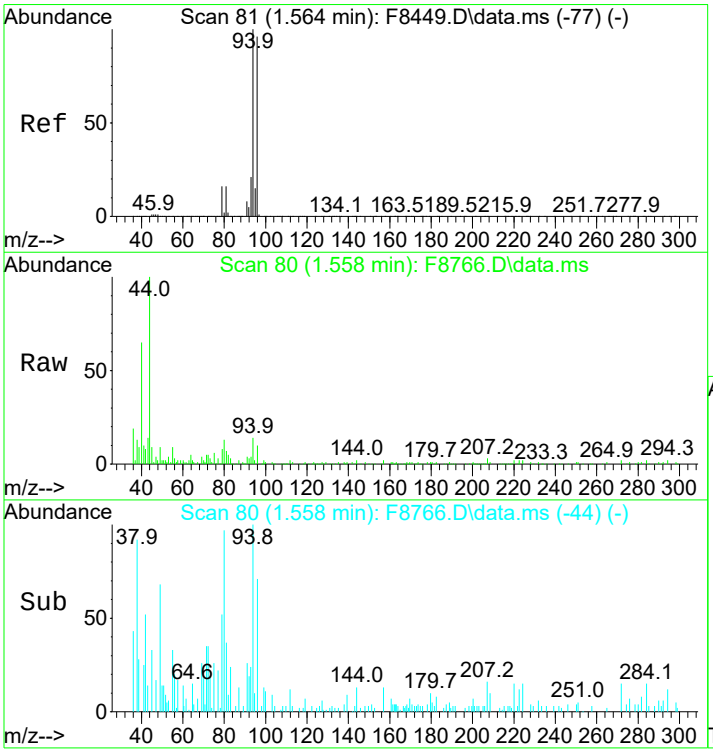

#5
Bromomethane
Concen: 0.21 ug/L
RT: 1.558 min Scan# 80
Delta R.T. -0.006 min
Lab File: F8766.D
Acq: 13 Mar 2024 02:29 pm

Tgt Ion: 94 Resp: 645

Ion	Ratio	Lower	Upper
94	100		
96	69.5	75.6	115.6#

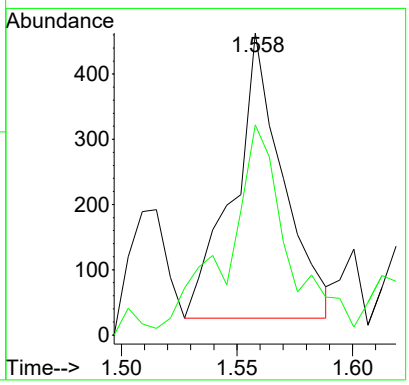

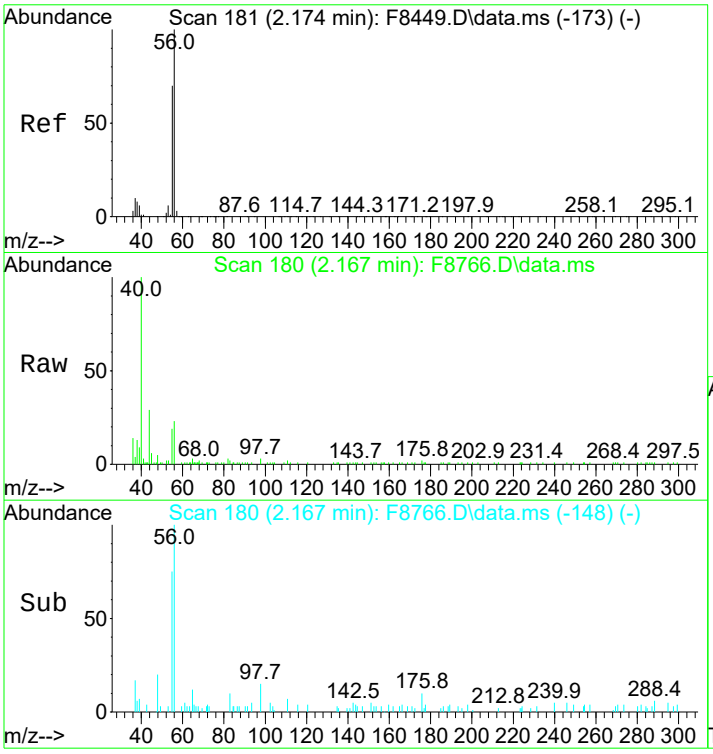

#12
Acrolein
Concen: 0.99 ug/L
RT: 2.167 min Scan# 180
Delta R.T. -0.006 min
Lab File: F8766.D
Acq: 13 Mar 2024 02:29 pm

Tgt Ion: 56 Resp: 635

Ion	Ratio	Lower	Upper
56	100		
55	81.4	51.2	91.2

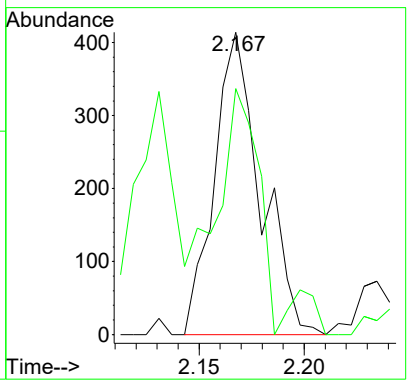

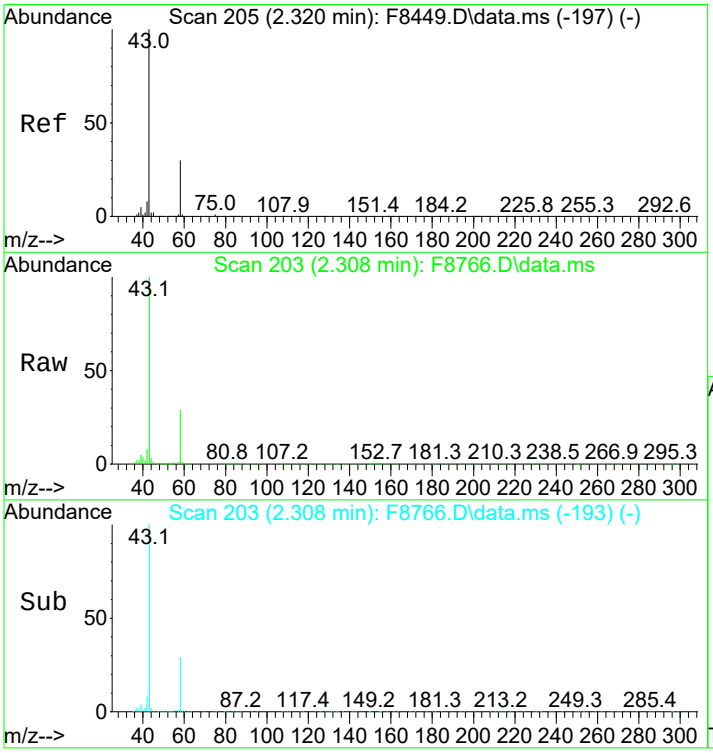

#15
Acetone
Concen: 60.04 ug/L
RT: 2.308 min Scan# 203
Delta R.T. -0.011 min
Lab File: F8766.D
Acq: 13 Mar 2024 02:29 pm

Tgt Ion: 43 Resp: 119111

Ion	Ratio	Lower	Upper
43	100		
58	28.8	10.5	50.5
42	8.2	0.0	28.1

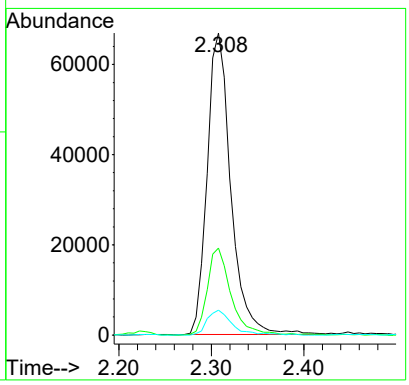

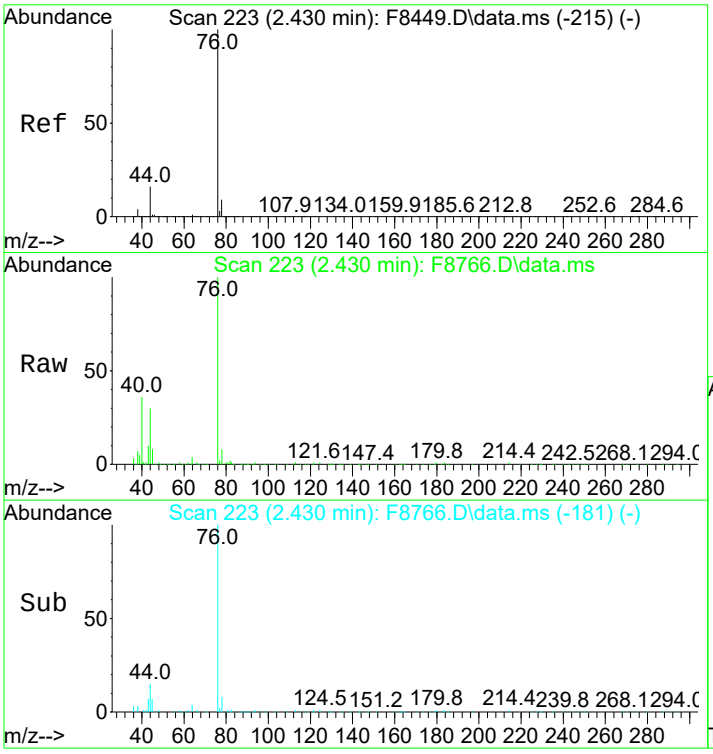

#18
Carbon Disulfide
Concen: 0.66 ug/L
RT: 2.430 min Scan# 223
Delta R.T. 0.000 min
Lab File: F8766.D
Acq: 13 Mar 2024 02:29 pm

Tgt Ion: 76 Resp: 6262

Ion	Ratio	Lower	Upper
76	100		
78	7.7	0.0	29.2
77	2.2	0.0	22.6

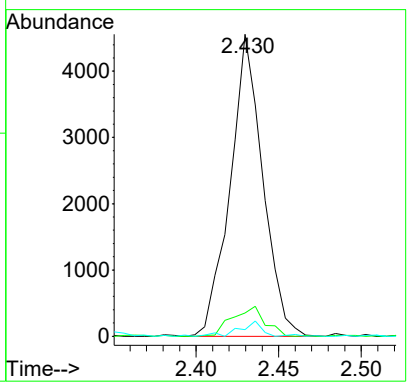

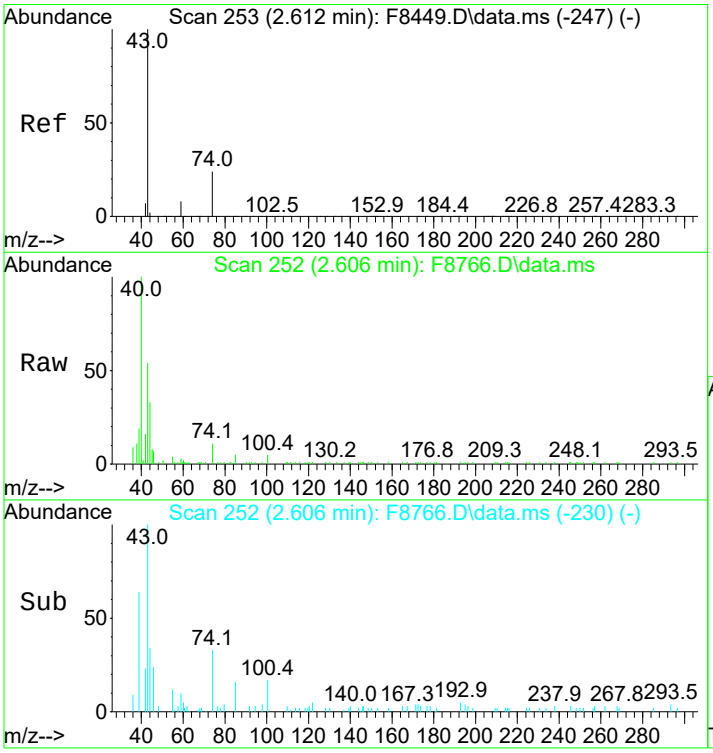

#21
Methyl Acetate
Concen: 0.34 ug/L
RT: 2.606 min Scan# 252
Delta R.T. -0.006 min
Lab File: F8766.D
Acq: 13 Mar 2024 02:29 pm

Tgt Ion: 43 Resp: 1367

Ion	Ratio	Lower	Upper
43	100		
59	7.7	0.0	28.1
74	20.9	3.4	43.4

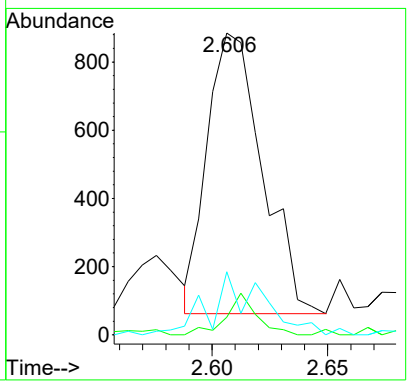

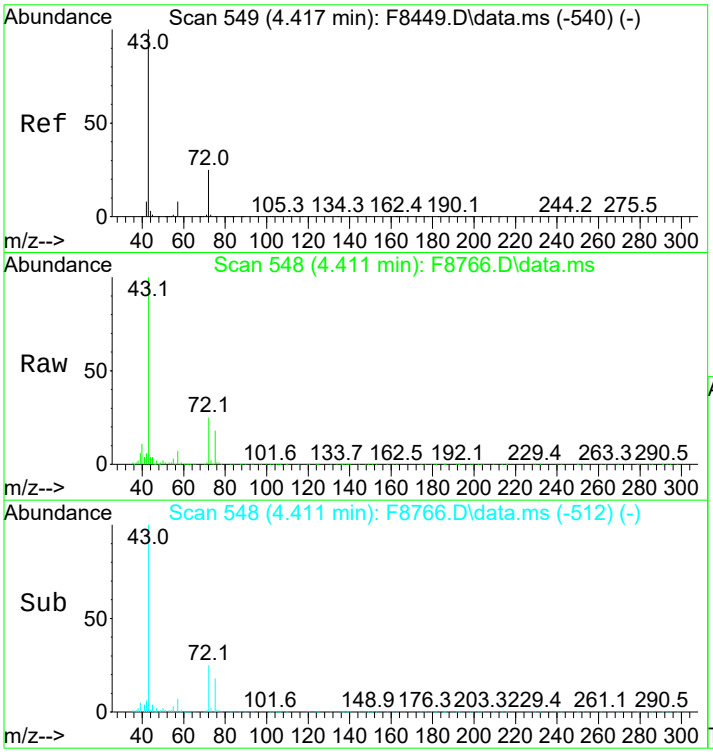

#34
2-Butanone
Concen: 19.50 ug/L
RT: 4.411 min Scan# 548
Delta R.T. -0.006 min
Lab File: F8766.D
Acq: 13 Mar 2024 02:29 pm

Tgt Ion: 43 Resp: 44360

Ion	Ratio	Lower	Upper
43	100		
72	24.9	5.2	45.2
57	7.2	0.0	28.4

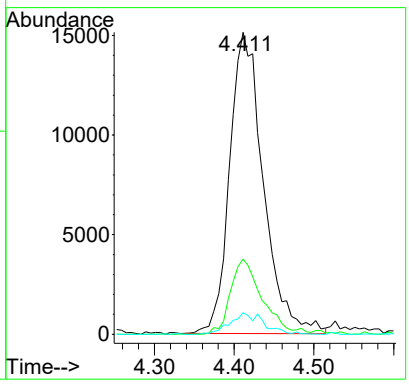

1st FW 03/14/24
2nd 03/15/24

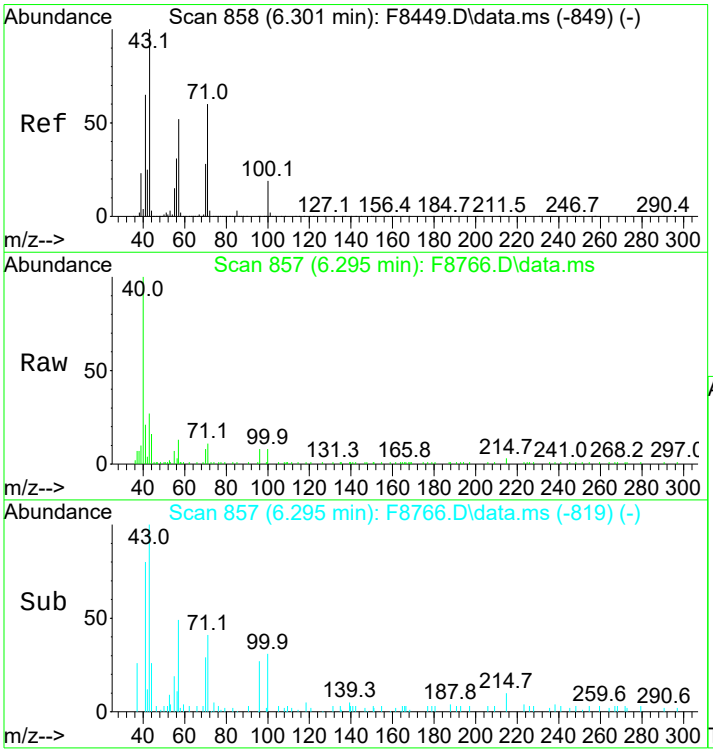

#51
n-Heptane
Concen: 0.25 ug/L
RT: 6.295 min Scan# 857
Delta R.T. -0.006 min
Lab File: F8766.D
Acq: 13 Mar 2024 02:29 pm

Tgt Ion: 43 Resp: 1158

Ion	Ratio	Lower	Upper
43	100		
57	47.6	31.6	71.6
71	39.8	39.5	79.5

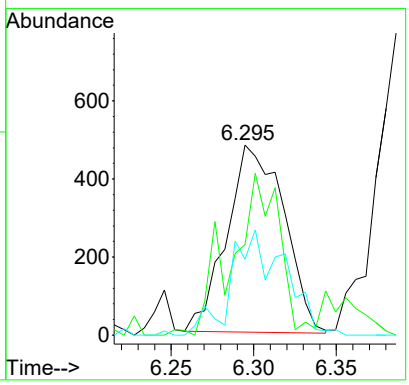

Quantitation Report (Qedit)

Data Path : I:\ACQUDATA\MSVOA14\Data\031324\
Data File : F8767.D
Acq On : 13 Mar 2024 02:52 pm
Operator : F.NAEGLER
Sample : R2401914-008|0.85
Misc : DAY 6658 T4
ALS Vial : 14 Sample Multiplier: 1

Quant Time: Mar 14 08:33:09 2024
Quant Method : I:\ACQUDATA\MSVOA14\Methods\S022624.M
Quant Title : MS#14 - 8260 SOILS 10ml PURGE
QLast Update : Tue Feb 27 10:12:18 2024
Response via : Initial Calibration

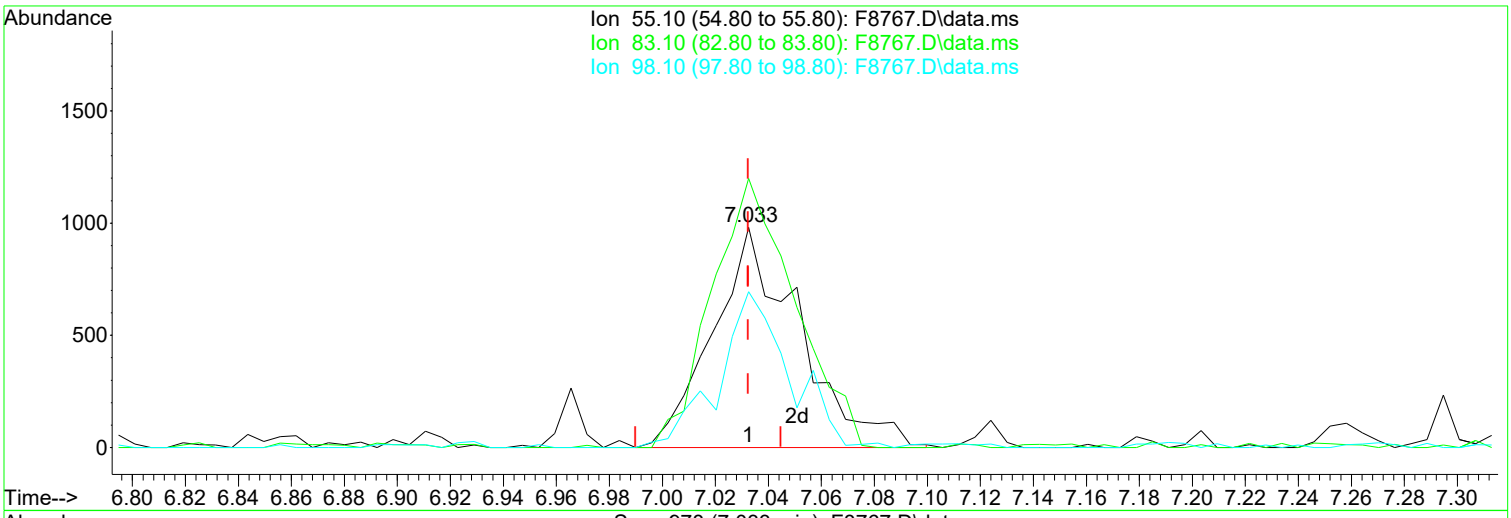

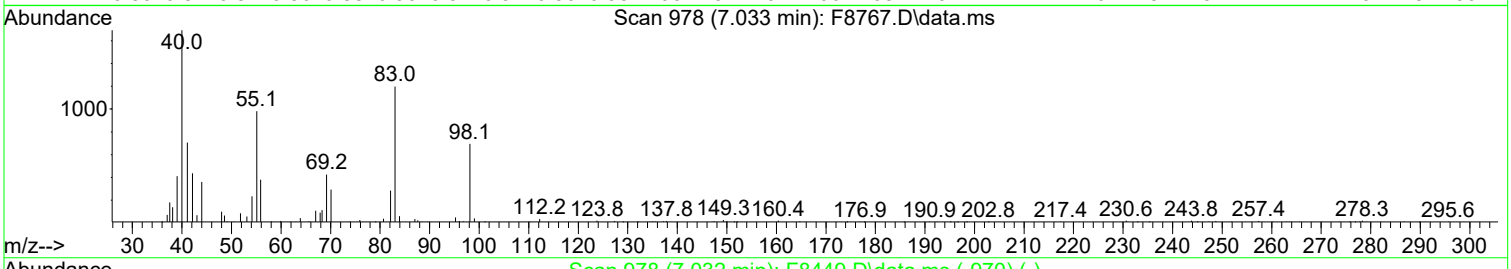



TIC: F8767.D\data.ms

(54) Methylcyclohexane (P)

7.033min (+ 0.000) 0.49 ug/L m

response 2223

Ion	Exp%	Act%
55.10	100.00	100.00
83.10	127.00	122.22
98.10	61.30	70.85
0.00	0.00	0.00

Manual Integration:

After

Poor integration.

03/14/24

Quantitation Report (Qedit)

Data Path : I:\ACQUDATA\MSVOA14\Data\031324\
Data File : F8767.D
Acq On : 13 Mar 2024 02:52 pm
Operator : F.NAEGLER
Sample : R2401914-008|0.85
Misc : DAY 6658 T4
ALS Vial : 14 Sample Multiplier: 1

Quant Time: Mar 14 08:33:09 2024
Quant Method : I:\ACQUDATA\MSVOA14\Methods\S022624.M
Quant Title : MS#14 - 8260 SOILS 10ml PURGE
QLast Update : Tue Feb 27 10:12:18 2024
Response via : Initial Calibration

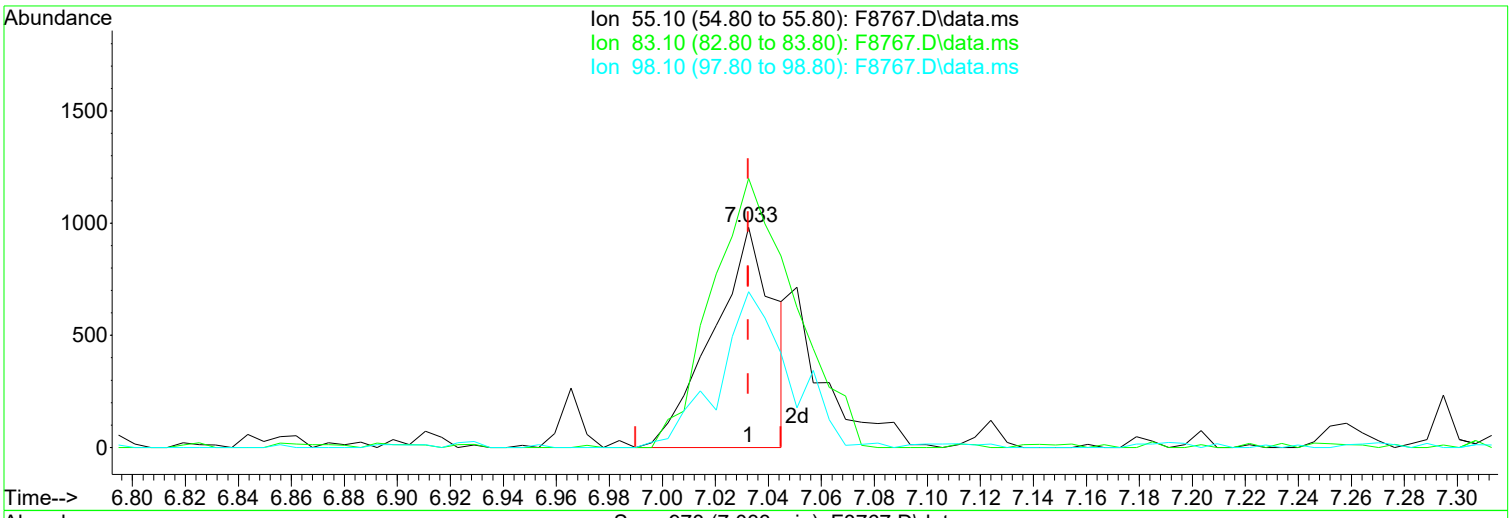

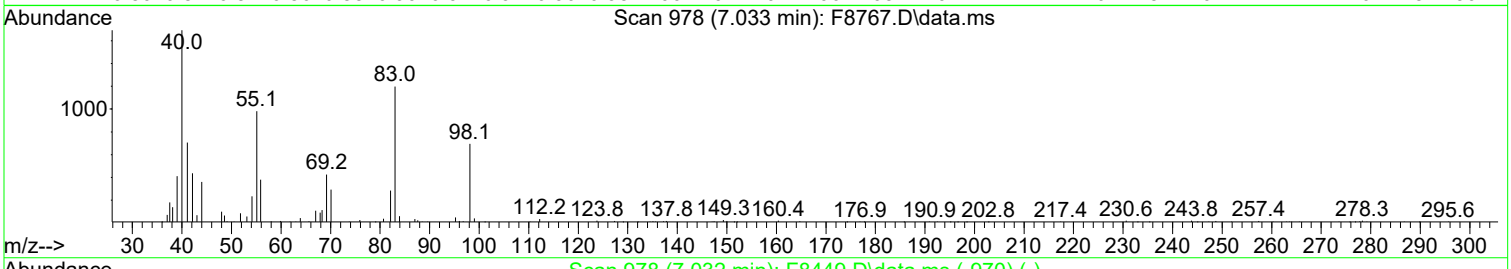



TIC: F8767.D\data.ms

(54) Methylcyclohexane (P)

7.033min (+ 0.000) 0.35 ug/L

response 1574

Ion	Exp%	Act%
55.10	100.00	100.00
83.10	127.00	122.22
98.10	61.30	70.85
0.00	0.00	0.00

Manual Integration:

Before

03/14/24

Quantitation Report (QT Reviewed)

Data Path : I:\ACQUDATA\MSVOA14\Data\031324\
Data File : F8767.D
Acq On : 13 Mar 2024 02:52 pm
Operator : F.NAEGLER
Sample : R2401914-008|0.85
Misc : DAY 6658 T4
ALS Vial : 14 Sample Multiplier: 1

Quant Time: Mar 14 08:33:09 2024
Quant Method : I:\ACQUDATA\MSVOA14\Methods\S022624.M
Quant Title : MS#14 - 8260 SOILS 10ml PURGE
QLast Update : Tue Feb 27 10:12:18 2024
Response via : Initial Calibration

Compound	R.T.	QIon	Response	Conc	Units	Dev(Min)
Internal Standards						
1) Pentafluorobenzene	5.356	168	399853	50.00	ug/L	0.00
42) 1,4-Difluorobenzene	6.484	114	617153	50.00	ug/L	0.00
70) d5-Chlorobenzene	9.934	117	511287	50.00	ug/L	0.00
87) 1,4-Dichlorobenzene-d4	12.038	152	207850	50.00	ug/L	0.00
System Monitoring Compounds						
44) SURR4,Dibrflmethane	5.222	113	184774	51.30	ug/L	0.00
Spiked Amount 50.000	Range 63 - 138		Recovery = 102.60%			
47) SURR1,1,2-dichloroetha...	5.777	65	233375	55.98	ug/L	0.00
Spiked Amount 50.000	Range 67 - 128		Recovery = 111.96%			
64) SURR3,Toluene-d8	8.368	98	717499	50.69	ug/L	0.00
Spiked Amount 50.000	Range 66 - 138		Recovery = 101.38%			
69) SURR2,BFB	11.044	95	214501	43.13	ug/L	0.00
Spiked Amount 50.000	Range 31 - 154		Recovery = 86.26%			
Target Compounds						Qvalue
15) Acetone	2.320	43	4638	Below Cal		96
21) Methyl Acetate	2.619	43	1113	0.271	ug/L	92
22) Methylene Chloride	2.704	84	786	0.222	ug/L #	63
34) 2-Butanone	4.417	43	1564	0.680	ug/L	76
51) n-Heptane	6.307	43	1281	0.272	ug/L #	71
54) Methylcyclohexane	7.033	55	2223m	0.493	ug/L	
65) Toluene	8.447	91	3398	0.240	ug/L	90
80) (m+p)Xylene	10.190	106	1633	0.284	ug/L #	48

(#) = qualifier out of range (m) = manual integration (+) = signals summed

Quantitation Report (QT Reviewed)

Data Path : I:\ACQUDATA\MSVOA14\Data\031324\
Data File : F8767.D
Acq On : 13 Mar 2024 02:52 pm
Operator : F.NAEGLER
Sample : R2401914-008|0.85
Misc : DAY 6658 T4
ALS Vial : 14 Sample Multiplier: 1

Quant Time: Mar 14 08:33:09 2024
Quant Method : I:\ACQUDATA\MSVOA14\Methods\S022624.M
Quant Title : MS#14 - 8260 SOILS 10ml PURGE
QLast Update : Tue Feb 27 10:12:18 2024
Response via : Initial Calibration

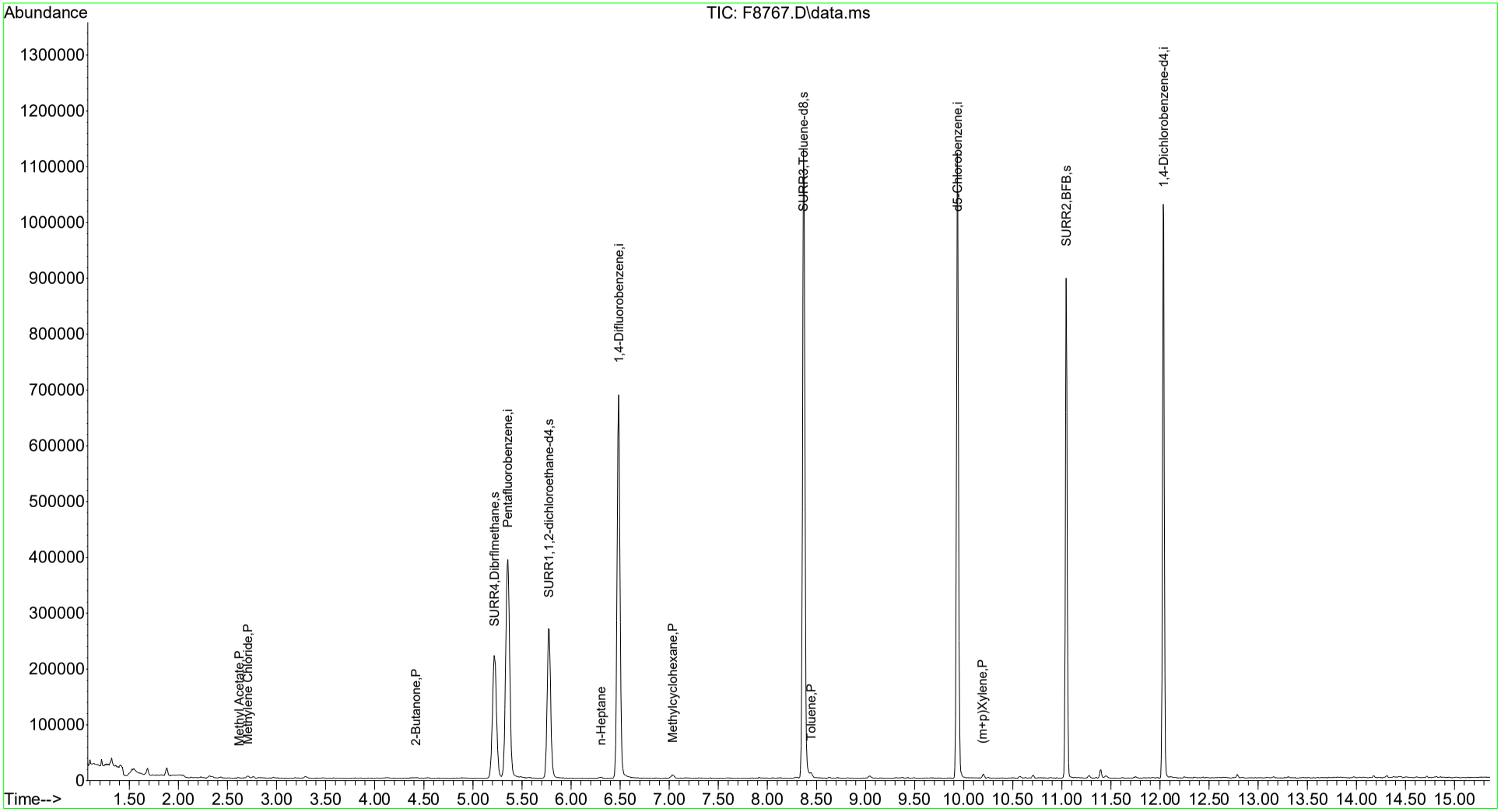

1st FN 03/14/24
2nd 03/15/24

1st FW 03/14/24
2nd 03/15/24

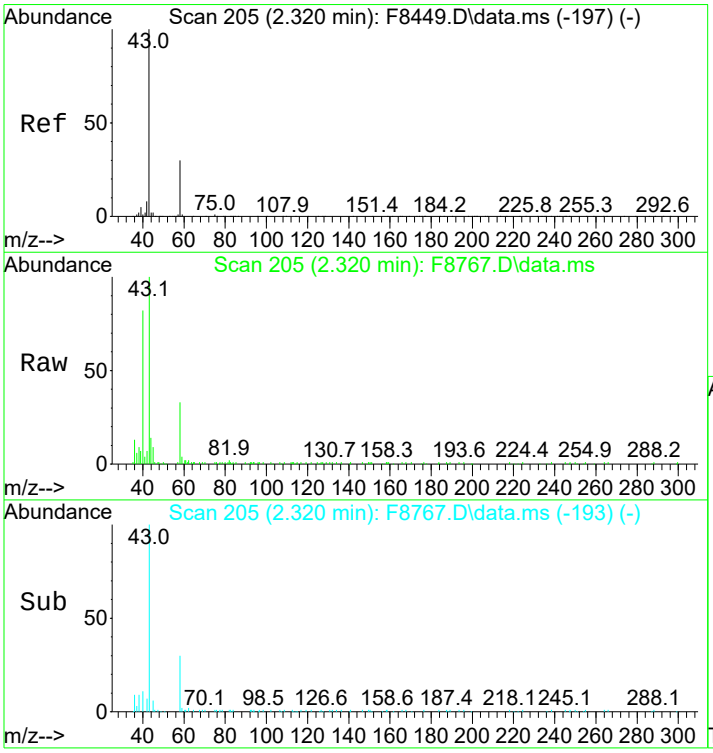

#15
Acetone
Concen: Below Cal
RT: 2.320 min Scan# 205
Delta R.T. 0.001 min
Lab File: F8767.D
Acq: 13 Mar 2024 02:52 pm

Tgt Ion: 43 Resp: 4638

Ion	Ratio	Lower	Upper
43	100		
58	33.2	10.5	50.5
42	7.1	0.0	28.1

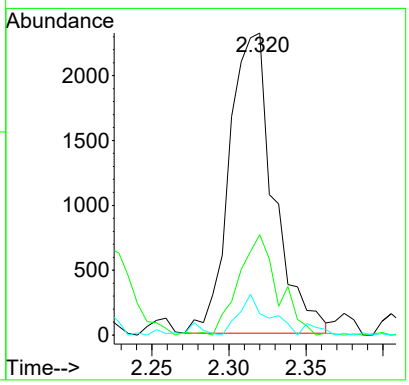

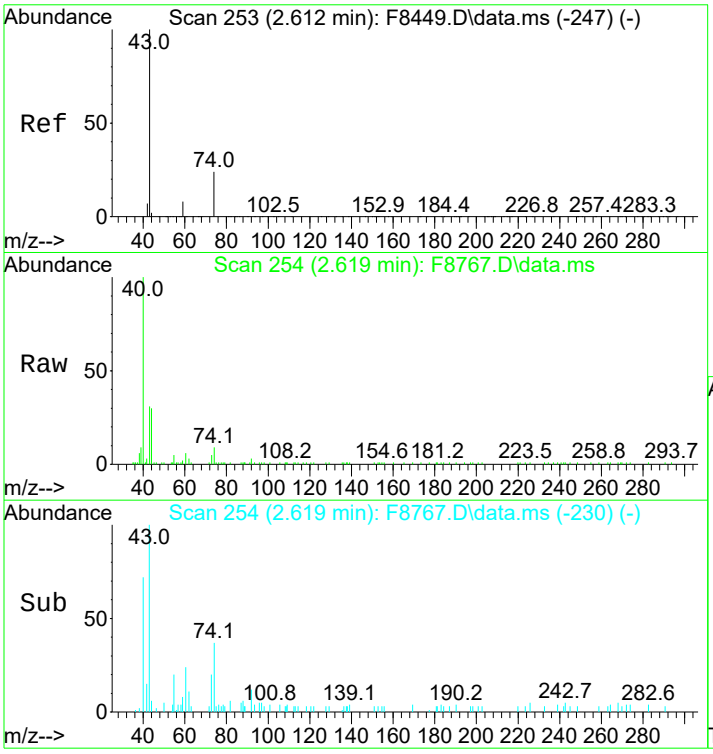

#21
Methyl Acetate
Concen: 0.27 ug/L
RT: 2.619 min Scan# 254
Delta R.T. 0.006 min
Lab File: F8767.D
Acq: 13 Mar 2024 02:52 pm

Tgt Ion: 43 Resp: 1113

Ion	Ratio	Lower	Upper
43	100		
59	6.0	0.0	28.1
74	27.4	3.4	43.4

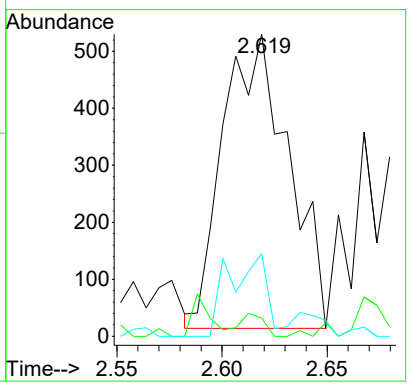

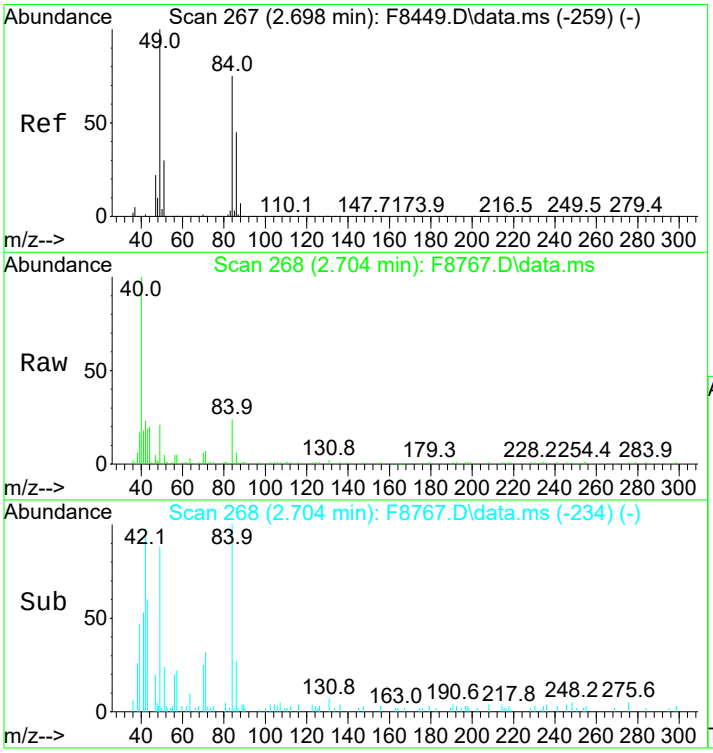

#22
Methylene Chloride
Concen: 0.22 ug/L
RT: 2.704 min Scan# 268
Delta R.T. 0.006 min
Lab File: F8767.D
Acq: 13 Mar 2024 02:52 pm

Tgt Ion: 84 Resp: 786

Ion	Ratio	Lower	Upper
84	100		
86	28.8	40.6	80.6#
49	89.6	114.2	154.2#
51	23.0	20.5	60.5

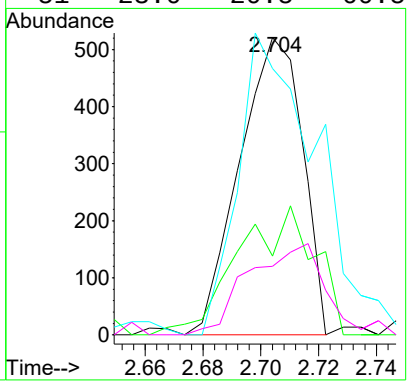

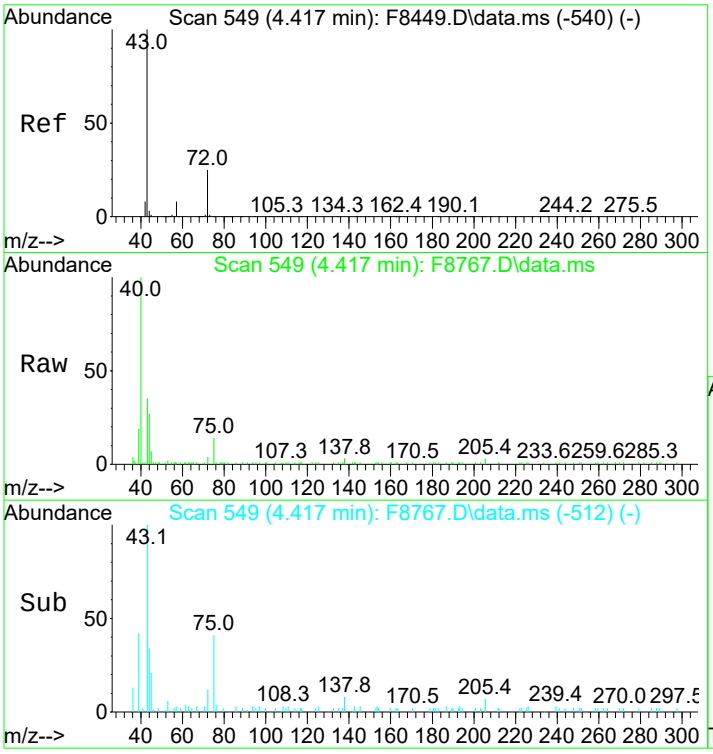

#34
2-Butanone
Concen: 0.68 ug/L
RT: 4.417 min Scan# 549
Delta R.T. 0.000 min
Lab File: F8767.D
Acq: 13 Mar 2024 02:52 pm

Tgt Ion: 43 Resp: 1564

Ion	Ratio	Lower	Upper
43	100		
72	11.6	5.2	45.2
57	2.5	0.0	28.4

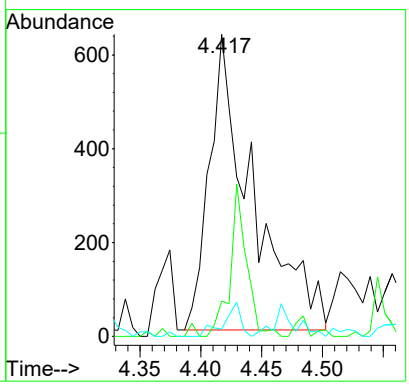

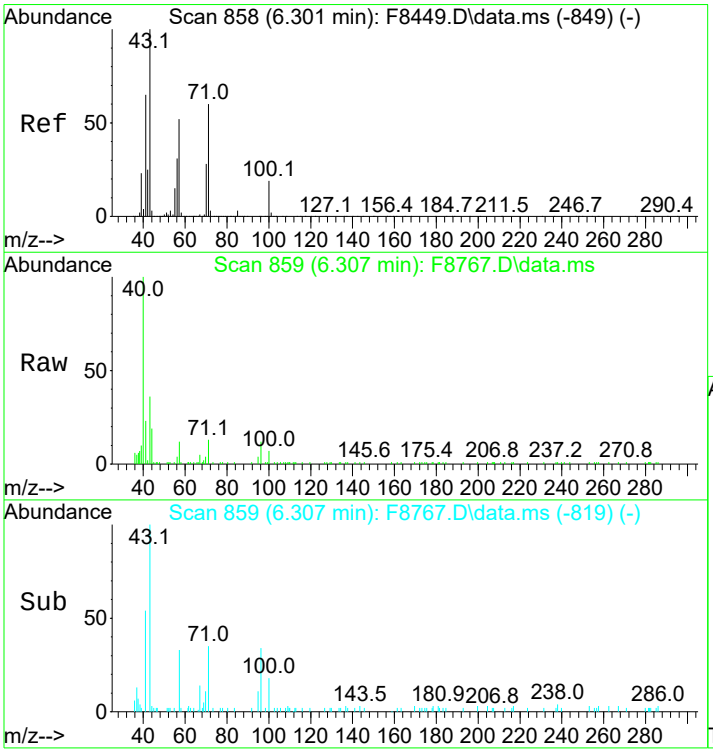

#51
n-Heptane
Concen: 0.27 ug/L
RT: 6.307 min Scan# 859
Delta R.T. 0.006 min
Lab File: F8767.D
Acq: 13 Mar 2024 02:52 pm

Tgt Ion: 43 Resp: 1281

Ion	Ratio	Lower	Upper
43	100		
57	32.7	31.6	71.6
71	36.5	39.5	79.5#

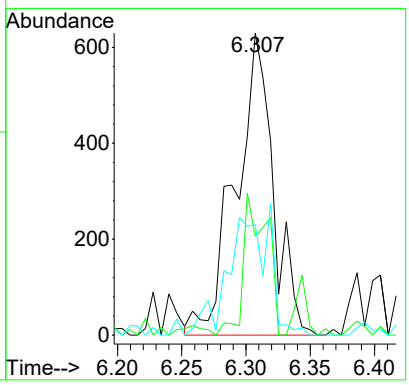

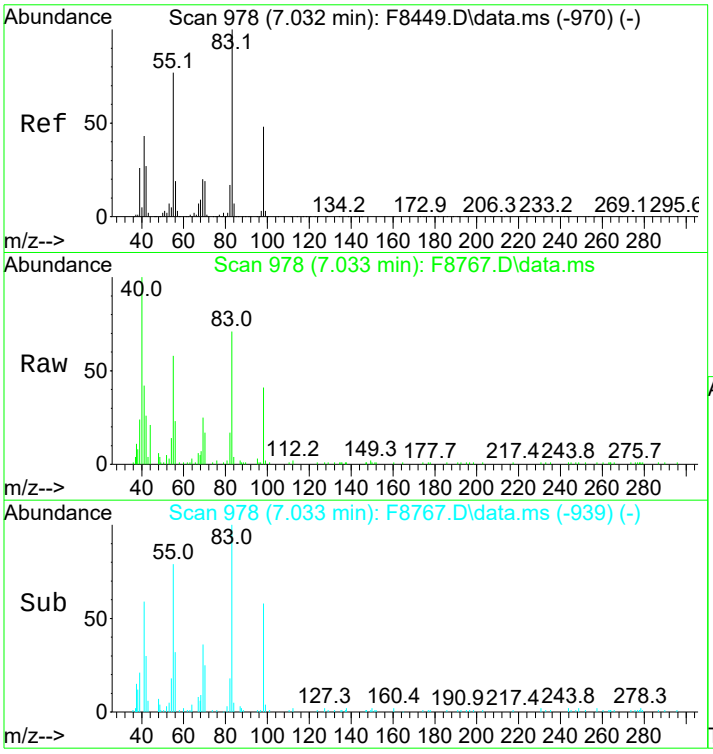

#54
Methylcyclohexane
Concen: 0.49 ug/L m
RT: 7.033 min Scan# 978
Delta R.T. 0.000 min
Lab File: F8767.D
Acq: 13 Mar 2024 02:52 pm

Tgt Ion: 55 Resp: 2223

Ion	Ratio	Lower	Upper
55	100		
83	122.2	107.0	147.0
98	70.8	41.3	81.3

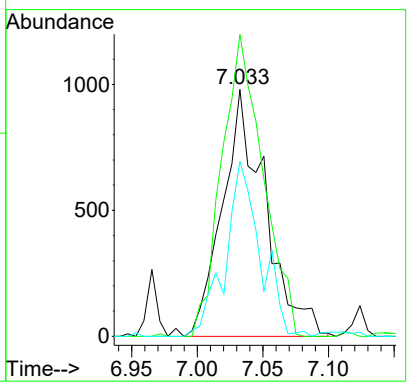

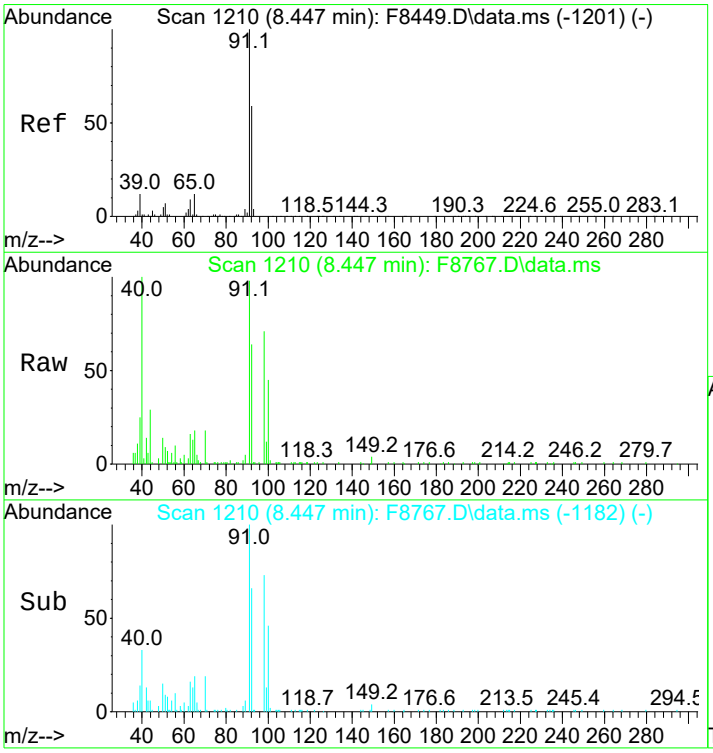

#65
Toluene
Concen: 0.24 ug/L
RT: 8.447 min Scan# 1210
Delta R.T. 0.000 min
Lab File: F8767.D
Acq: 13 Mar 2024 02:52 pm

Tgt Ion: 91 Resp: 3398

Ion	Ratio	Lower	Upper
91	100		
92	65.4	39.2	79.2
65	18.7	0.0	31.6

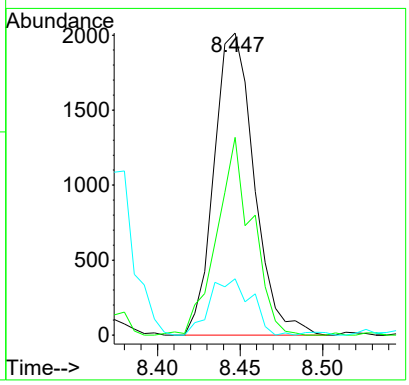

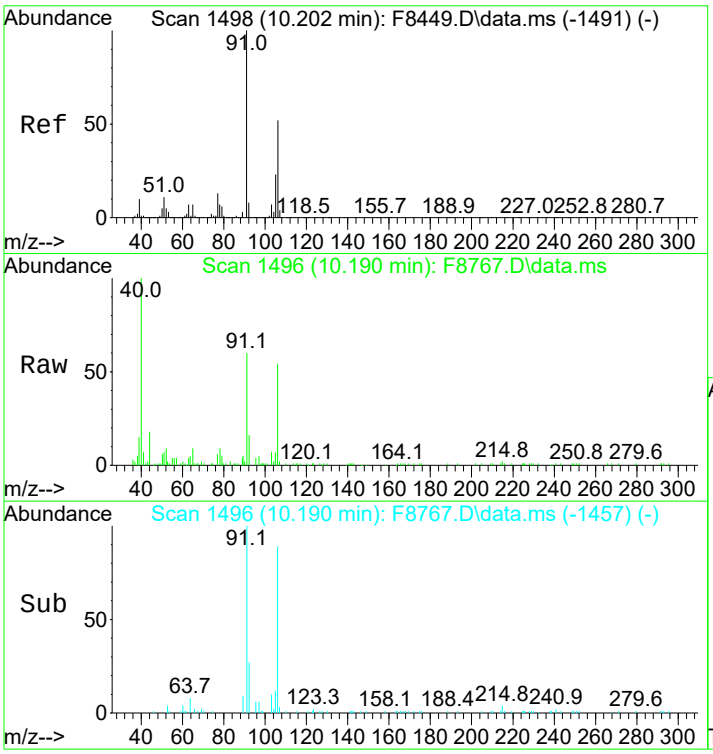

#80
(m+p)Xylene
Concen: 0.28 ug/L
RT: 10.190 min Scan# 1496
Delta R.T. -0.012 min
Lab File: F8767.D
Acq: 13 Mar 2024 02:52 pm

Tgt Ion:106 Resp: 1633

Ion	Ratio	Lower	Upper
106	100		
91	112.5	173.4	213.4#
77	10.6	5.9	45.9

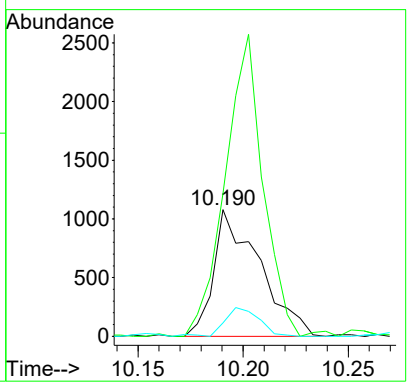

Quantitation Report (QT Reviewed)

Data Path : I:\ACQUDATA\MSVOA14\Data\031324\
Data File : F8768.D
Acq On : 13 Mar 2024 03:16 pm
Operator : F.NAEGLER
Sample : R2401914-009|1.15
Misc : DAY 6658 T4
ALS Vial : 15 Sample Multiplier: 1

Quant Time: Mar 14 08:33:24 2024
Quant Method : I:\ACQUDATA\MSVOA14\Methods\S022624.M
Quant Title : MS#14 - 8260 SOILS 10ml PURGE
QLast Update : Tue Feb 27 10:12:18 2024
Response via : Initial Calibration

Compound	R.T.	QIon	Response	Conc	Units	Dev(Min)
Internal Standards						
1) Pentafluorobenzene	5.356	168	408336	50.00	ug/L	0.00
42) 1,4-Difluorobenzene	6.484	114	607566	50.00	ug/L	0.00
70) d5-Chlorobenzene	9.934	117	497789	50.00	ug/L	0.00
87) 1,4-Dichlorobenzene-d4	12.031	152	213943	50.00	ug/L	0.00
System Monitoring Compounds						
44) SURR4,Dibrflmethane	5.216	113	180801	50.99	ug/L	0.00
Spiked Amount 50.000	Range 63 - 138		Recovery = 101.98%			
47) SURR1,1,2-dichloroetha...	5.770	65	231607	56.43	ug/L	0.00
Spiked Amount 50.000	Range 67 - 128		Recovery = 112.86%			
64) SURR3,Toluene-d8	8.367	98	707396	50.76	ug/L	0.00
Spiked Amount 50.000	Range 66 - 138		Recovery = 101.52%			
69) SURR2,BFB	11.044	95	215017	43.92	ug/L	0.00
Spiked Amount 50.000	Range 31 - 154		Recovery = 87.84%			
Target Compounds						Qvalue
15) Acetone	2.314	43	4578	Below Cal		83
21) Methyl Acetate	2.613	43	1217	0.291	ug/L	81
22) Methylene Chloride	2.704	84	774	0.214	ug/L #	77
57) 1,4-Dioxane	7.368	88	346	4.955	ug/L #	48

(#) = qualifier out of range (m) = manual integration (+) = signals summed

Quantitation Report (QT Reviewed)

Data Path : I:\ACQUDATA\MSVOA14\Data\031324\
Data File : F8768.D
Acq On : 13 Mar 2024 03:16 pm
Operator : F.NAEGLER
Sample : R2401914-009|1.15
Misc : DAY 6658 T4
ALS Vial : 15 Sample Multiplier: 1

Quant Time: Mar 14 08:33:24 2024
Quant Method : I:\ACQUDATA\MSVOA14\Methods\S022624.M
Quant Title : MS#14 - 8260 SOILS 10ml PURGE
QLast Update : Tue Feb 27 10:12:18 2024
Response via : Initial Calibration

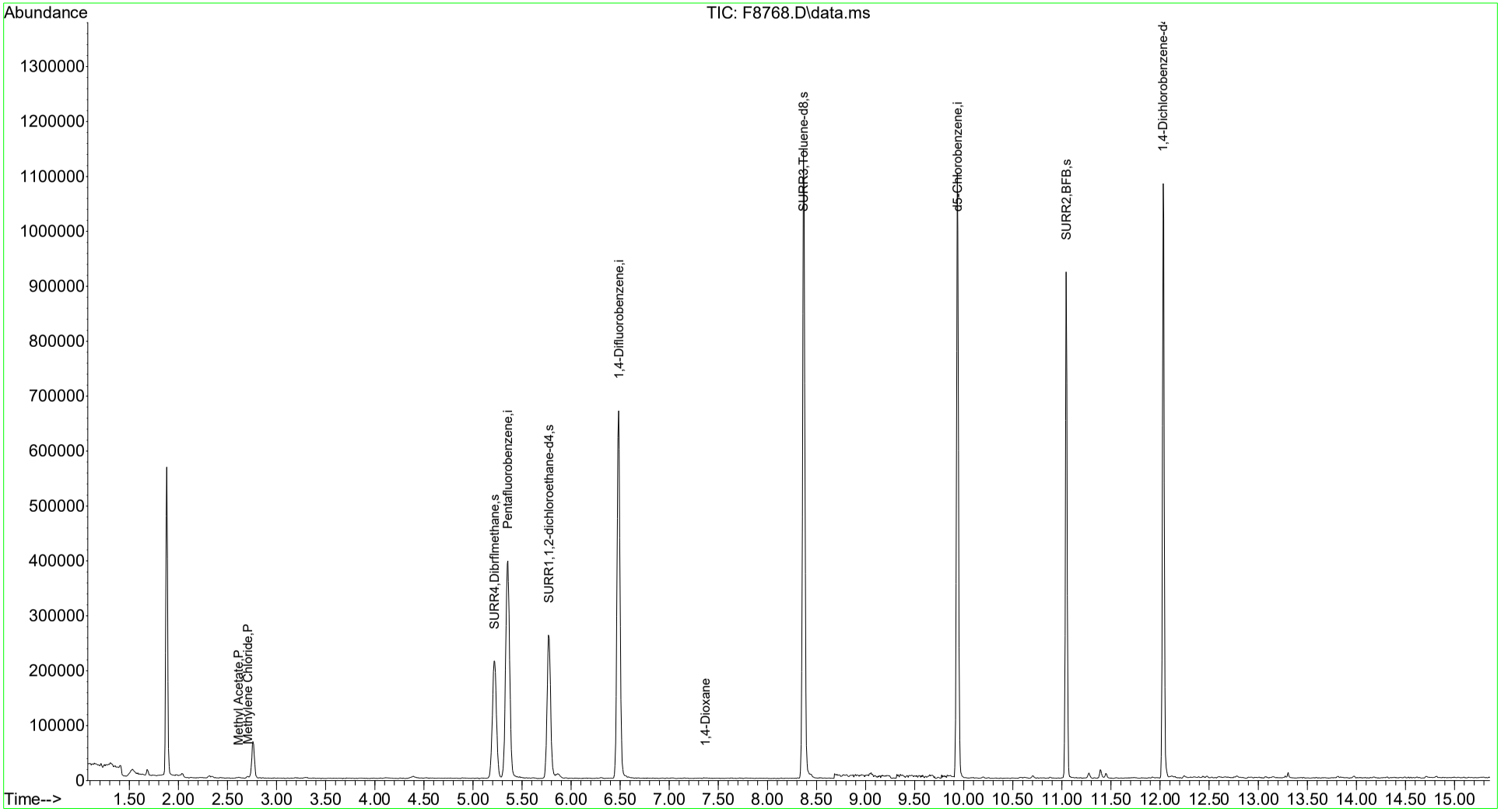

1st FJ 03/14/24
2nd 03/15/24

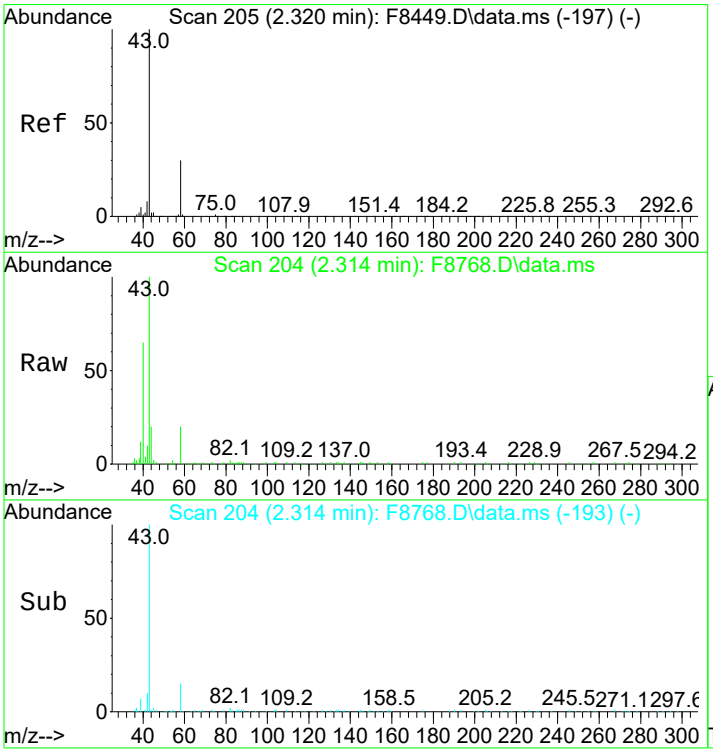

#15
Acetone
Concen: Below Cal
RT: 2.314 min Scan# 204
Delta R.T. -0.005 min
Lab File: F8768.D
Acq: 13 Mar 2024 03:16 pm

Tgt Ion: 43 Resp: 4578

Ion	Ratio	Lower	Upper
43	100		
58	19.7	10.5	50.5
42	10.4	0.0	28.1

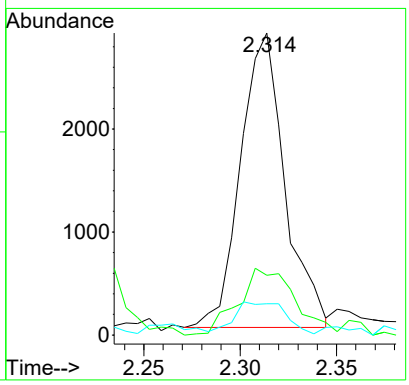

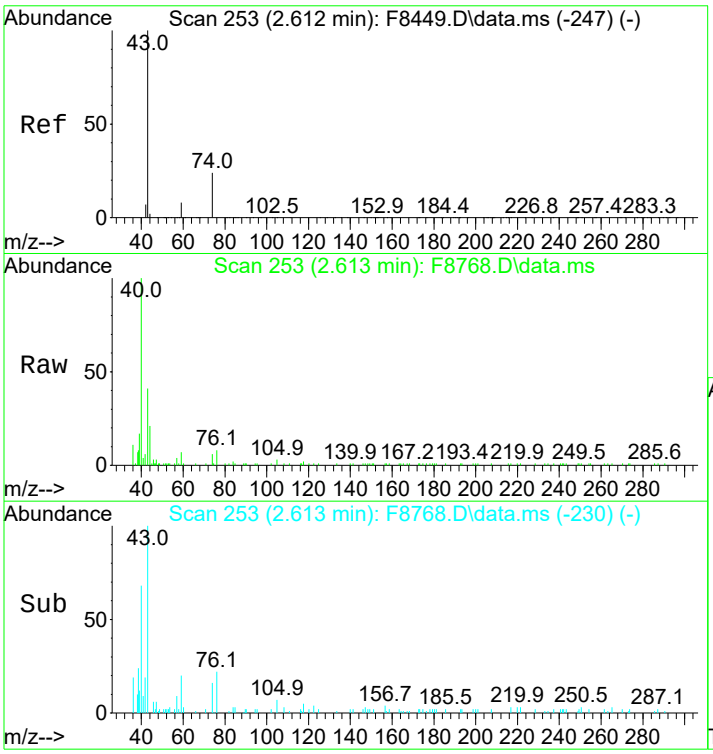

#21
Methyl Acetate
Concen: 0.29 ug/L
RT: 2.613 min Scan# 253
Delta R.T. 0.000 min
Lab File: F8768.D
Acq: 13 Mar 2024 03:16 pm

Tgt Ion: 43 Resp: 1217

Ion	Ratio	Lower	Upper
43	100		
59	18.0	0.0	28.1
74	15.9	3.4	43.4

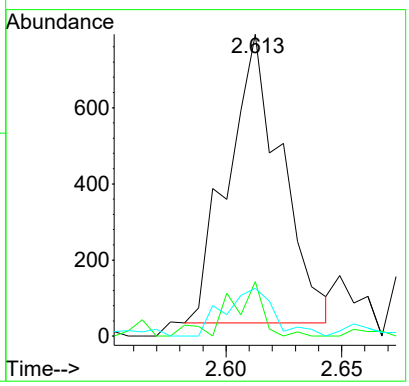

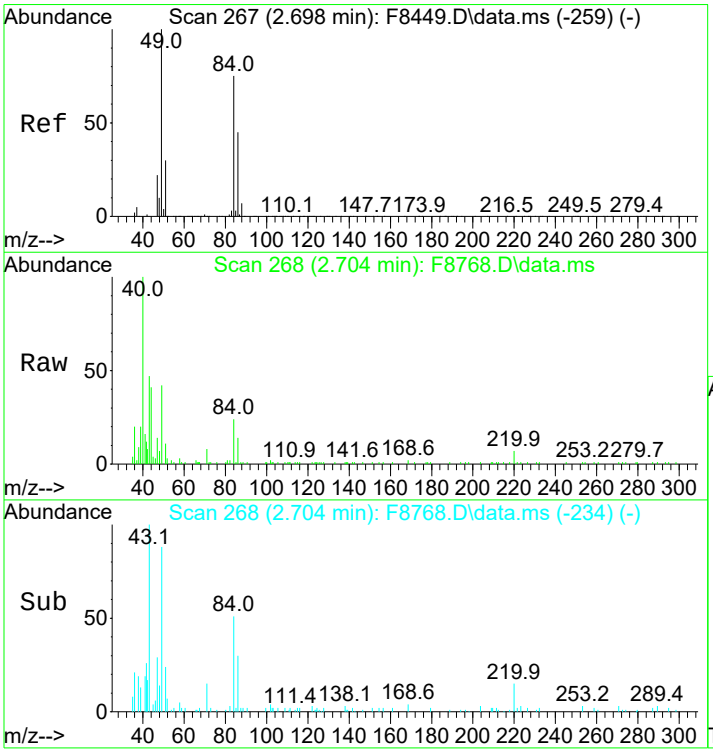

#22
Methylene Chloride
Concen: 0.21 ug/L
RT: 2.704 min Scan# 268
Delta R.T. 0.006 min
Lab File: F8768.D
Acq: 13 Mar 2024 03:16 pm

Tgt Ion: 84 Resp: 774

Ion	Ratio	Lower	Upper
84	100		
86	58.5	40.6	80.6
49	177.8	114.2	154.2#
51	47.1	20.5	60.5

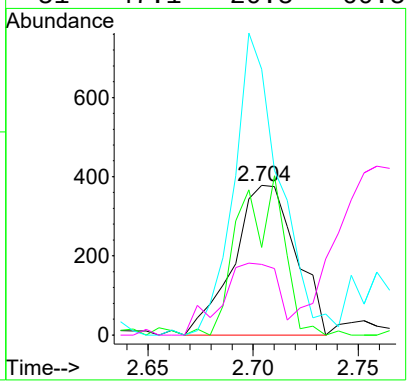

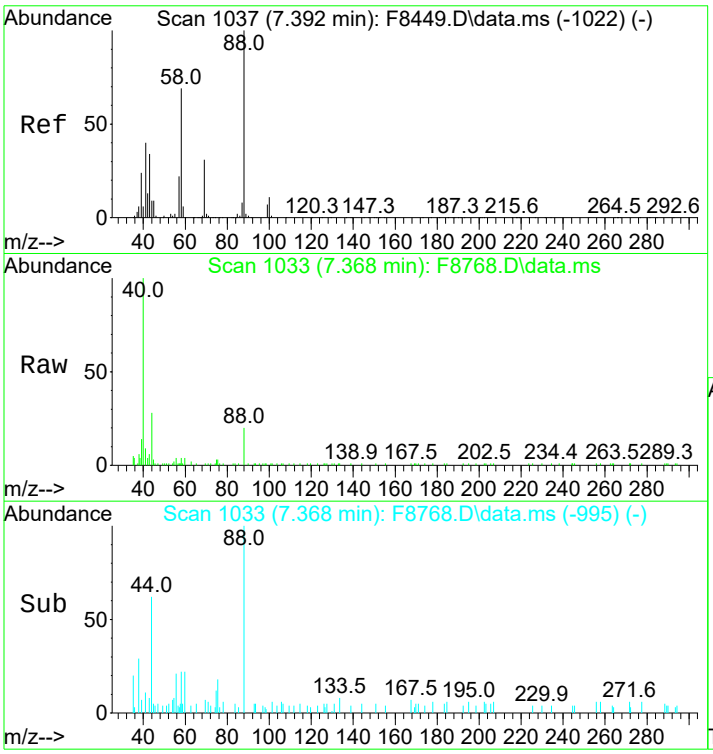

#57
1,4-Dioxane
Concen: 4.95 ug/L
RT: 7.368 min Scan# 1033
Delta R.T. -0.024 min
Lab File: F8768.D
Acq: 13 Mar 2024 03:16 pm

Tgt Ion: 88 Resp: 346

Ion	Ratio	Lower	Upper
88	100		
58	26.8	49.3	89.3#

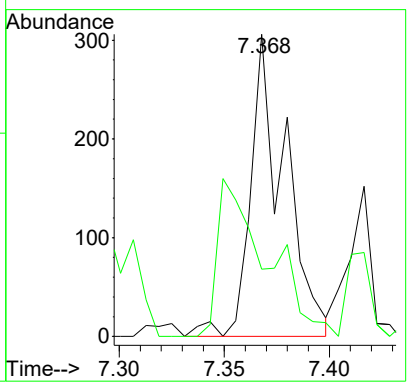

Quantitation Report (QT Reviewed)

Data Path : I:\ACQUDATA\MSVOA14\Data\031324\
Data File : F8769.D
Acq On : 13 Mar 2024 03:39 pm
Operator : F.NAEGLER
Sample : R2401914-010|1.78
Misc : DAY 6658 T4
ALS Vial : 16 Sample Multiplier: 1

Quant Time: Mar 14 08:33:44 2024
Quant Method : I:\ACQUDATA\MSVOA14\Methods\S022624.M
Quant Title : MS#14 - 8260 SOILS 10ml PURGE
QLast Update : Tue Feb 27 10:12:18 2024
Response via : Initial Calibration

Compound	R.T.	QIon	Response	Conc	Units	Dev(Min)
Internal Standards						
1) Pentafluorobenzene	5.356	168	389460	50.00	ug/L	0.00
42) 1,4-Difluorobenzene	6.484	114	589571	50.00	ug/L	0.00
70) d5-Chlorobenzene	9.934	117	495019	50.00	ug/L	0.00
87) 1,4-Dichlorobenzene-d4	12.031	152	208403	50.00	ug/L	0.00
System Monitoring Compounds						
44) SURR4,Dibrflmethane	5.216	113	178507	51.88	ug/L	0.00
Spiked Amount 50.000	Range 63 - 138		Recovery = 103.76%			
47) SURR1,1,2-dichloroetha...	5.770	65	224096	56.27	ug/L	0.00
Spiked Amount 50.000	Range 67 - 128		Recovery = 112.54%			
64) SURR3,Toluene-d8	8.367	98	692011	51.18	ug/L	0.00
Spiked Amount 50.000	Range 66 - 138		Recovery = 102.36%			
69) SURR2,BFB	11.044	95	205472	43.25	ug/L	0.00
Spiked Amount 50.000	Range 31 - 154		Recovery = 86.50%			
Target Compounds						Qvalue
5) Bromomethane	1.564	94	765	0.258	ug/L #	57
34) 2-Butanone	4.441	43	1539	0.687	ug/L	82

(#) = qualifier out of range (m) = manual integration (+) = signals summed

Quantitation Report (QT Reviewed)

Data Path : I:\ACQUDATA\MSVOA14\Data\031324\
Data File : F8769.D
Acq On : 13 Mar 2024 03:39 pm
Operator : F.NAEGLER
Sample : R2401914-010|1.78
Misc : DAY 6658 T4
ALS Vial : 16 Sample Multiplier: 1

Quant Time: Mar 14 08:33:44 2024
Quant Method : I:\ACQUDATA\MSVOA14\Methods\S022624.M
Quant Title : MS#14 - 8260 SOILS 10ml PURGE
QLast Update : Tue Feb 27 10:12:18 2024
Response via : Initial Calibration

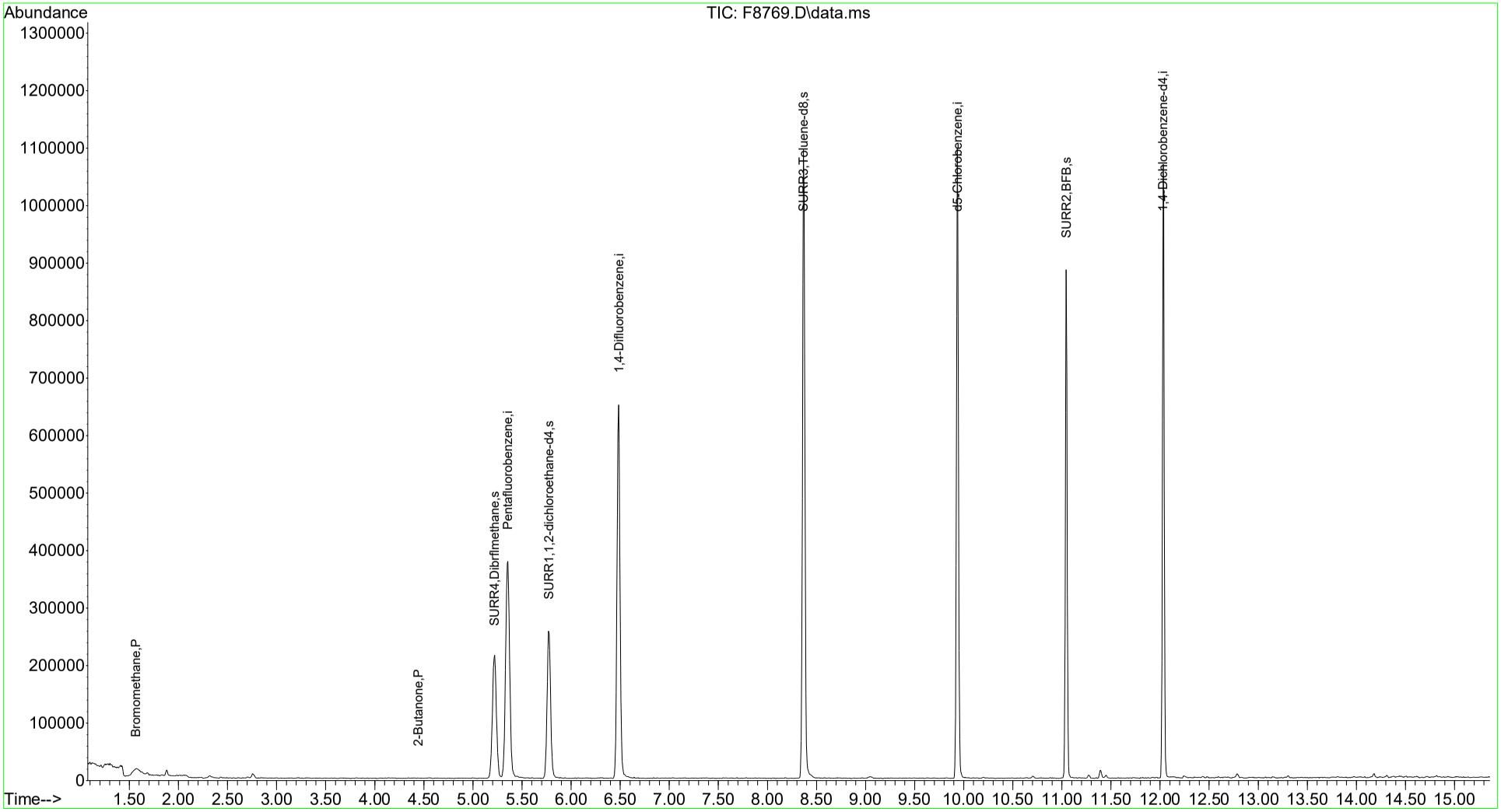

1st FJ 03/14/24
2nd 03/15/24

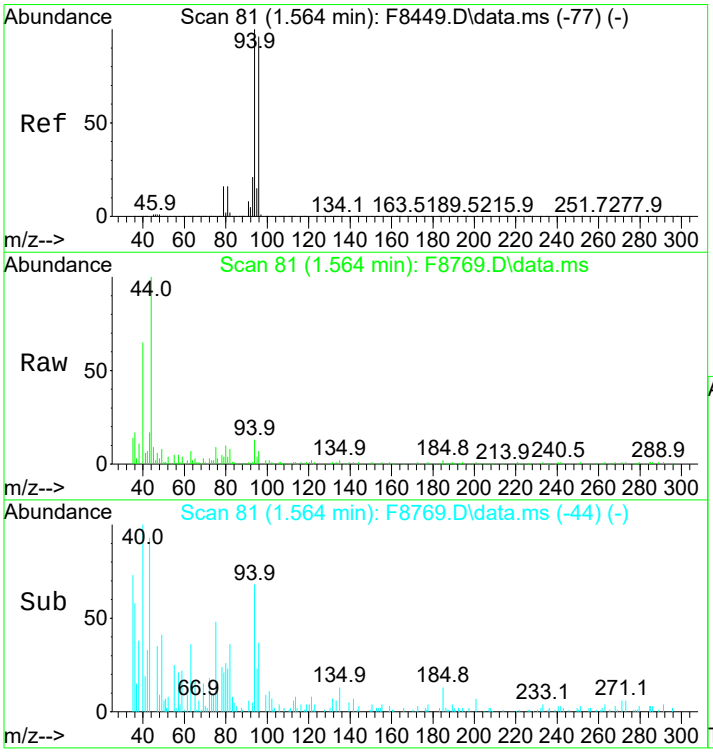

#5
Bromomethane
Concen: 0.26 ug/L
RT: 1.564 min Scan# 81
Delta R.T. 0.000 min
Lab File: F8769.D
Acq: 13 Mar 2024 03:39 pm

Tgt Ion: 94 Resp: 765

Ion	Ratio	Lower	Upper
94	100		
96	54.1	75.6	115.6#

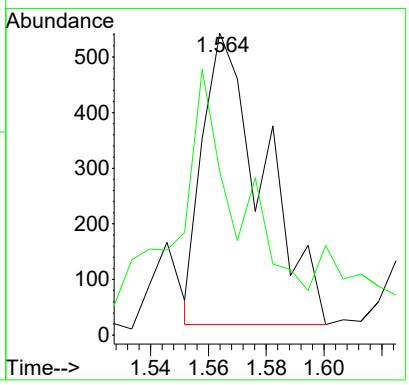

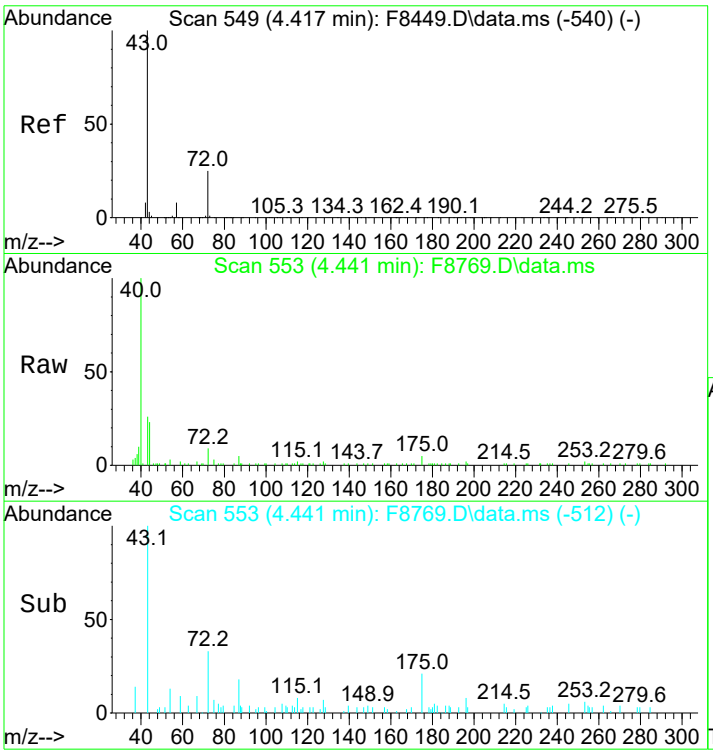

#34
2-Butanone
Concen: 0.69 ug/L
RT: 4.441 min Scan# 553
Delta R.T. 0.024 min
Lab File: F8769.D
Acq: 13 Mar 2024 03:39 pm

Tgt Ion: 43 Resp: 1539

Ion	Ratio	Lower	Upper
43	100		
72	33.1	5.2	45.2
57	0.0	0.0	28.4

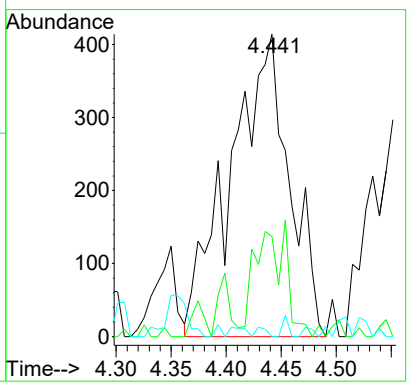

Quantitation Report (Qedit)

Data Path : I:\ACQUDATA\MSVOA14\Data\031324\
Data File : F8770.D
Acq On : 13 Mar 2024 04:02 pm
Operator : F.NAEGLER
Sample : R2401914-011|1.20
Misc : DAY 6658 T4
ALS Vial : 17 Sample Multiplier: 1

Quant Time: Mar 14 08:33:58 2024
Quant Method : I:\ACQUDATA\MSVOA14\Methods\S022624.M
Quant Title : MS#14 - 8260 SOILS 10ml PURGE
QLast Update : Tue Feb 27 10:12:18 2024
Response via : Initial Calibration

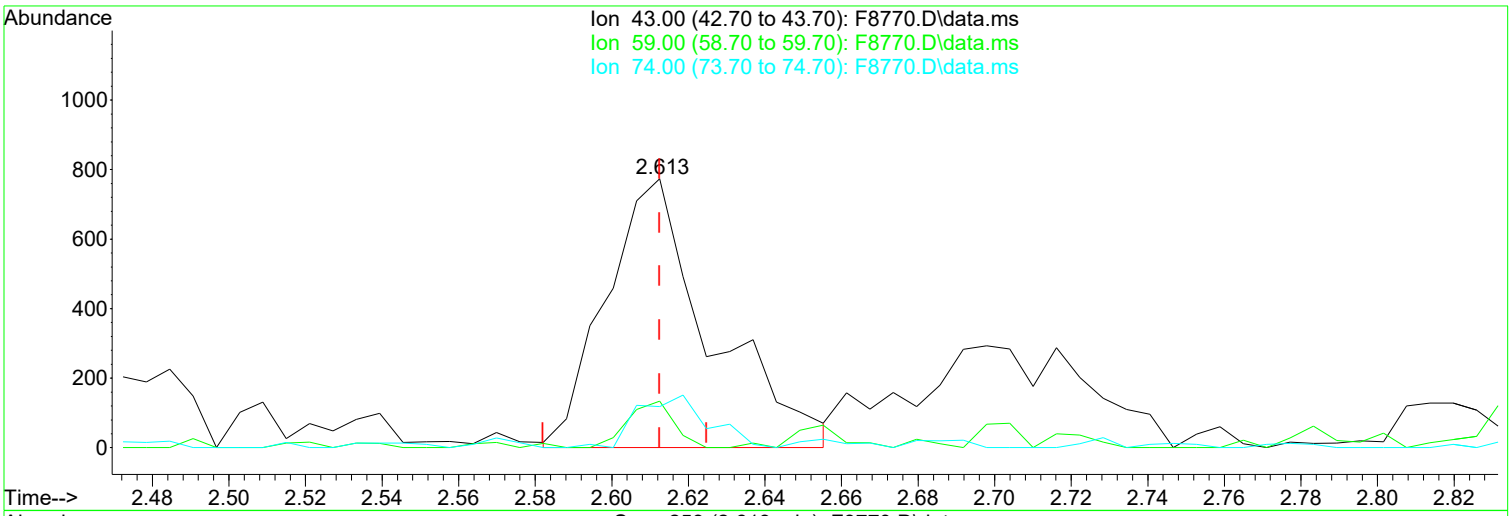

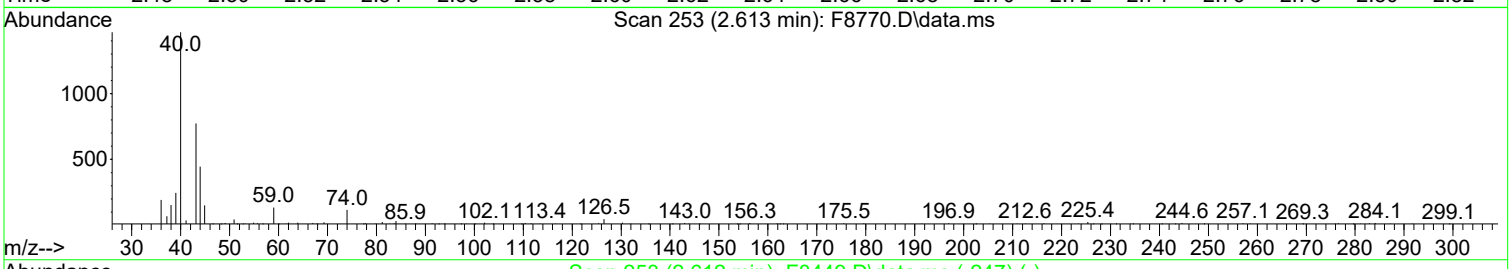

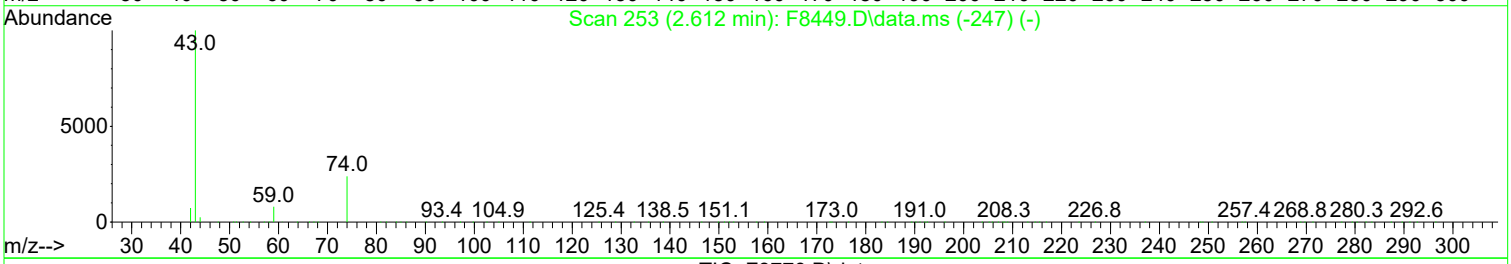

TIC: F8770.D\data.ms

(21) Methyl Acetate (P)

2.613min (+ 0.000) 0.35 ug/L m

response 1471

Ion	Exp%	Act%
43.00	100.00	100.00
59.00	8.10	17.31
74.00	23.40	15.25
0.00	0.00	0.00

Manual Integration:

After

Poor integration.

03/14/24

Quantitation Report (Qedit)

Data Path : I:\ACQUDATA\MSVOA14\Data\031324\
Data File : F8770.D
Acq On : 13 Mar 2024 04:02 pm
Operator : F.NAEGLER
Sample : R2401914-011|1.20
Misc : DAY 6658 T4
ALS Vial : 17 Sample Multiplier: 1

Quant Time: Mar 14 08:33:58 2024
Quant Method : I:\ACQUDATA\MSVOA14\Methods\S022624.M
Quant Title : MS#14 - 8260 SOILS 10ml PURGE
QLast Update : Tue Feb 27 10:12:18 2024
Response via : Initial Calibration

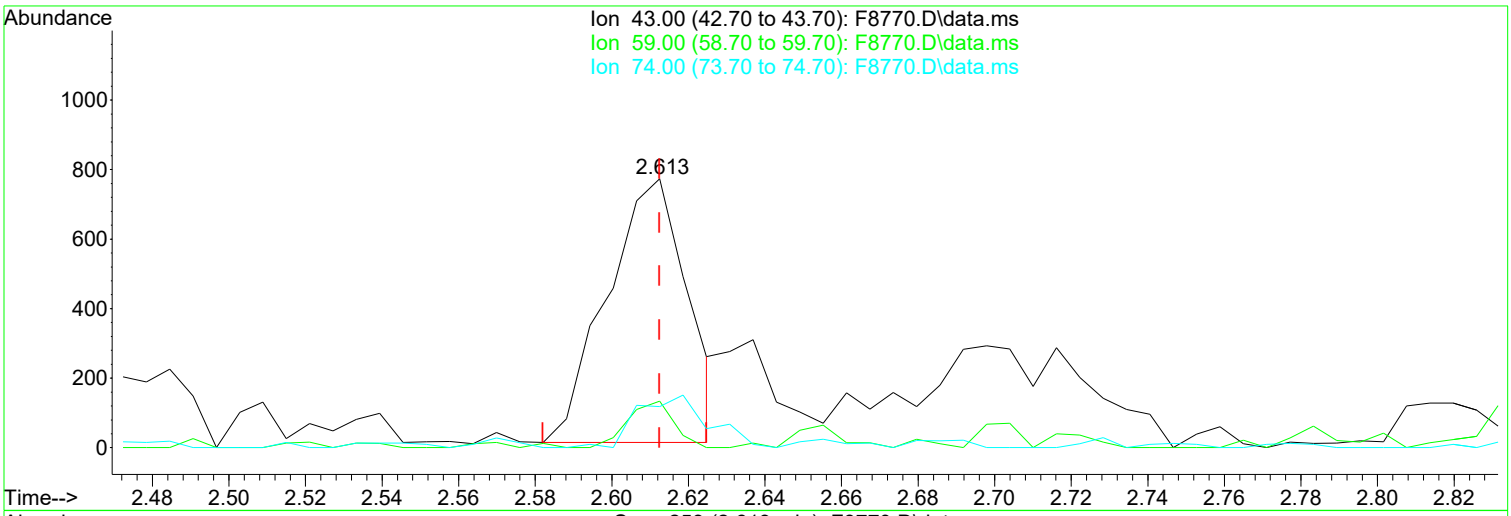

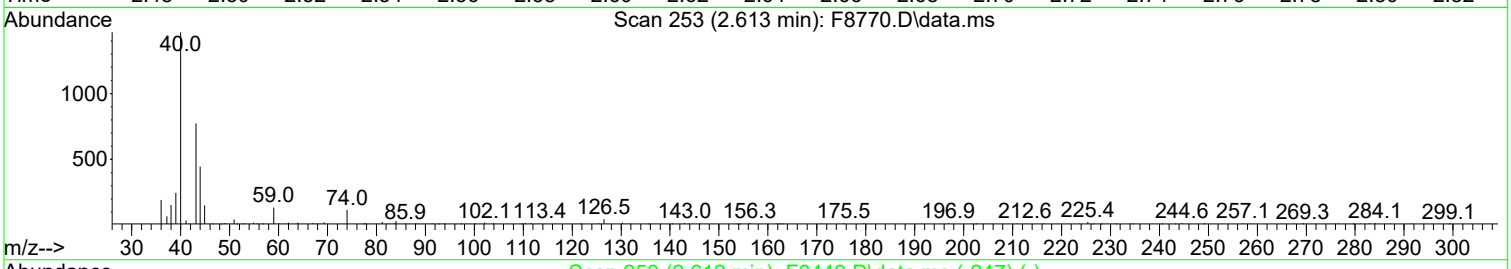

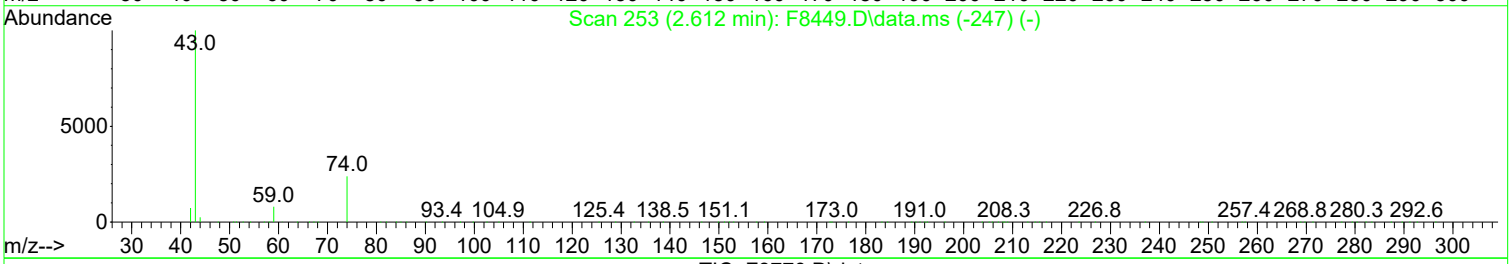

TIC: F8770.D\data.ms

(21) Methyl Acetate (P)

2.613min (+ 0.000) 0.26 ug/L

response 1107

Ion	Exp%	Act%
43.00	100.00	100.00
59.00	8.10	17.31
74.00	23.40	15.25
0.00	0.00	0.00

Manual Integration:

Before

03/14/24

Quantitation Report (Qedit)

Data Path : I:\ACQUDATA\MSVOA14\Data\031324\
Data File : F8770.D
Acq On : 13 Mar 2024 04:02 pm
Operator : F.NAEGLER
Sample : R2401914-011|1.20
Misc : DAY 6658 T4
ALS Vial : 17 Sample Multiplier: 1

Quant Time: Mar 14 08:33:58 2024
Quant Method : I:\ACQUDATA\MSVOA14\Methods\S022624.M
Quant Title : MS#14 - 8260 SOILS 10ml PURGE
QLast Update : Tue Feb 27 10:12:18 2024
Response via : Initial Calibration

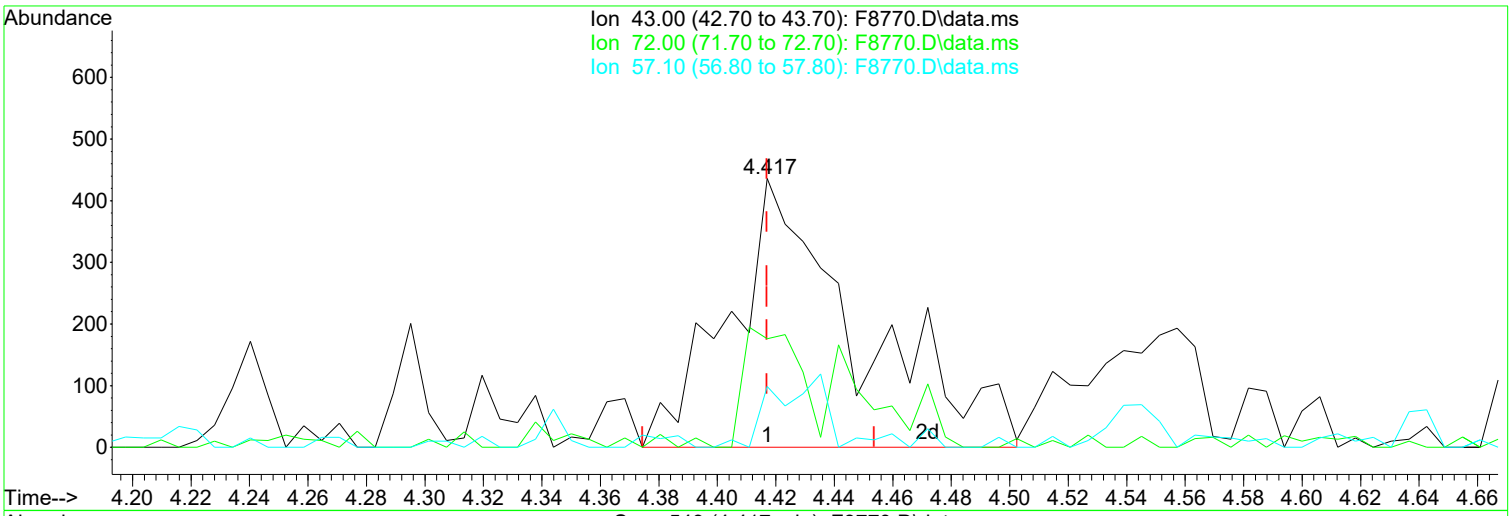

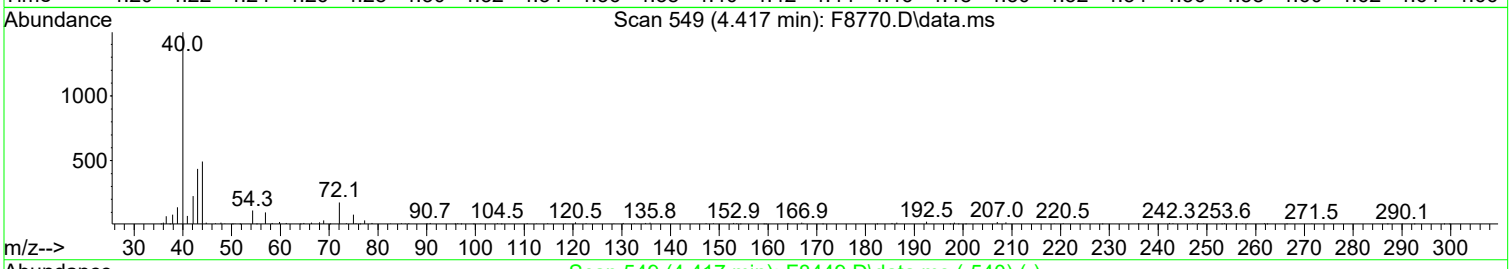

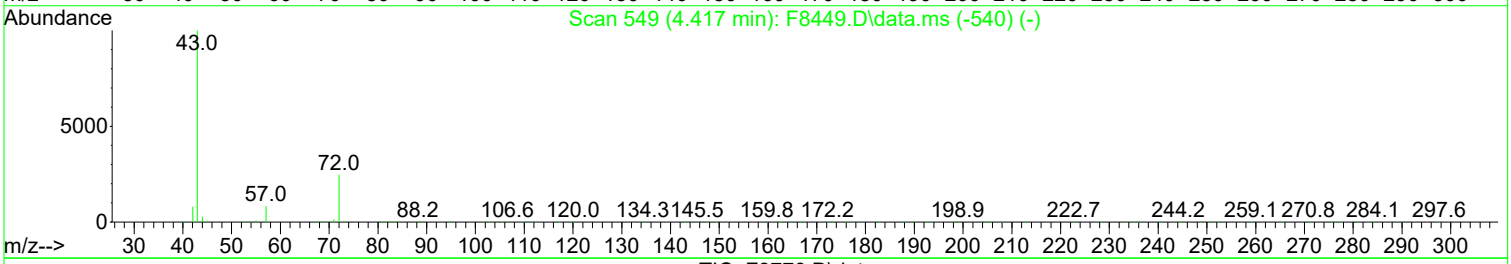

TIC: F8770.D\data.ms

(34) 2-Butanone (P)

4.417min (+ 0.000) 0.57 ug/L m

response 1346

Ion	Exp%	Act%
43.00	100.00	100.00
72.00	25.20	40.37
57.10	8.40	22.71
0.00	0.00	0.00

Manual Integration:

After

Poor integration.

03/14/24

Quantitation Report (Qedit)

Data Path : I:\ACQUDATA\MSVOA14\Data\031324\
Data File : F8770.D
Acq On : 13 Mar 2024 04:02 pm
Operator : F.NAEGLER
Sample : R2401914-011|1.20
Misc : DAY 6658 T4
ALS Vial : 17 Sample Multiplier: 1

Quant Time: Mar 14 08:33:58 2024
Quant Method : I:\ACQUDATA\MSVOA14\Methods\S022624.M
Quant Title : MS#14 - 8260 SOILS 10ml PURGE
QLast Update : Tue Feb 27 10:12:18 2024
Response via : Initial Calibration

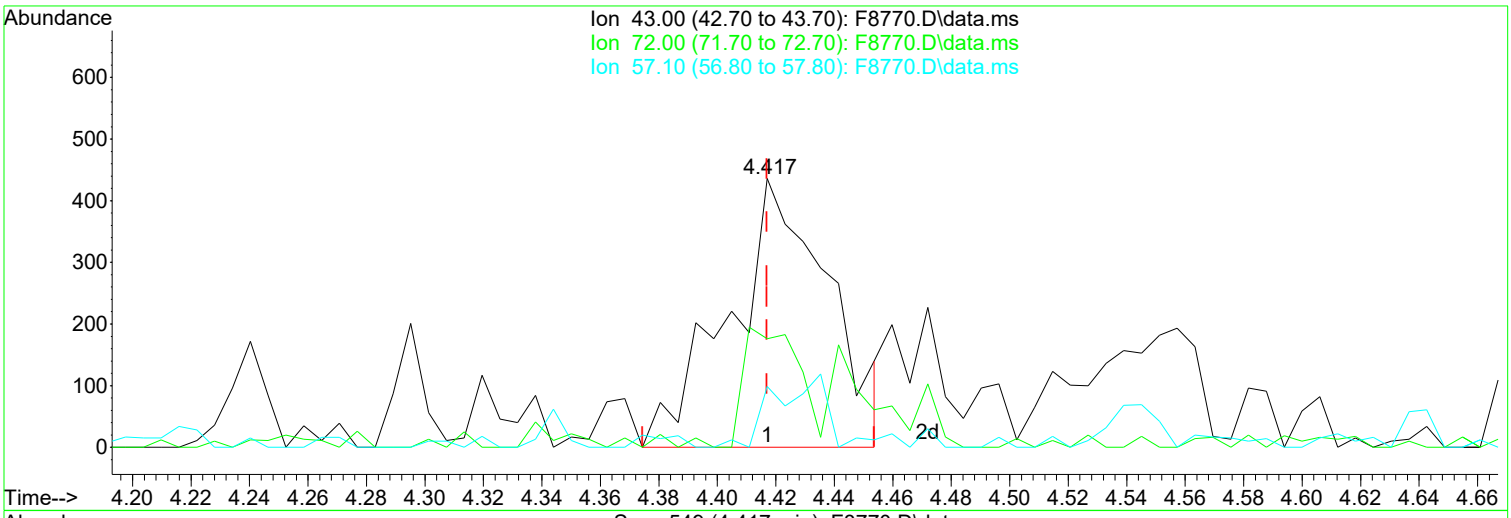

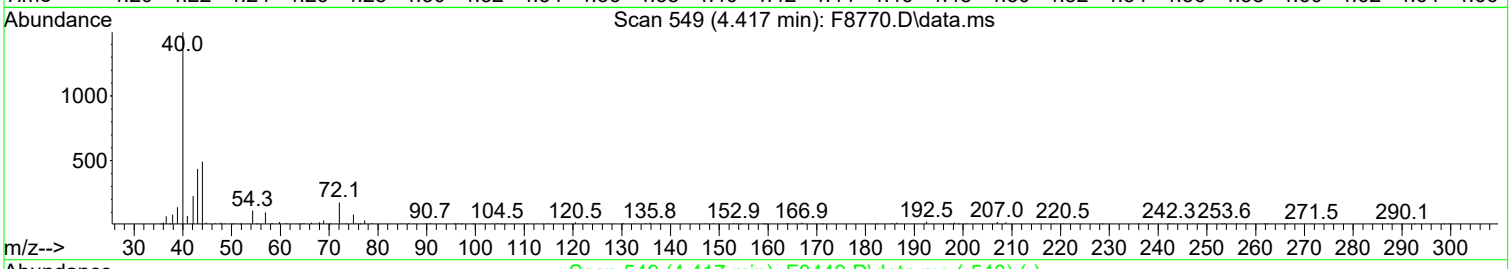

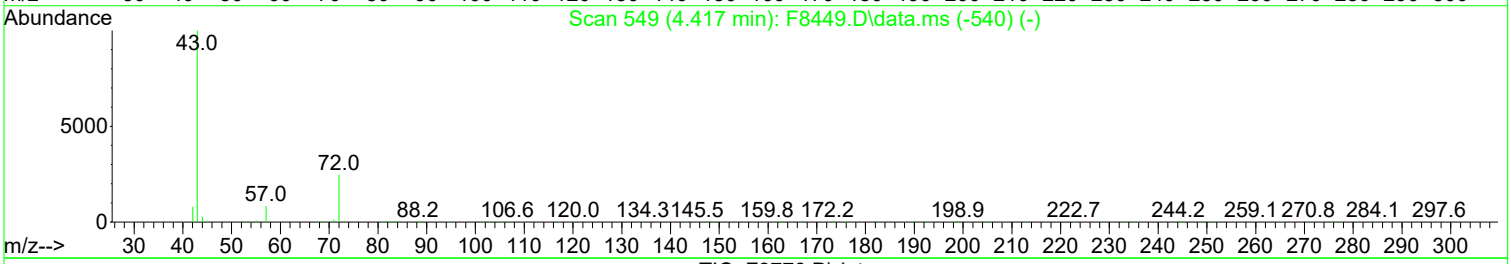

TIC: F8770.D\data.ms

(34) 2-Butanone (P)

4.417min (+ 0.000) 0.43 ug/L

response 1028

Ion	Exp%	Act%
43.00	100.00	100.00
72.00	25.20	40.37
57.10	8.40	22.71
0.00	0.00	0.00

Manual Integration:

Before

03/14/24

Quantitation Report (QT Reviewed)

Data Path : I:\ACQUDATA\MSVOA14\Data\031324\
Data File : F8770.D
Acq On : 13 Mar 2024 04:02 pm
Operator : F.NAEGLER
Sample : R2401914-011|1.20
Misc : DAY 6658 T4
ALS Vial : 17 Sample Multiplier: 1

Quant Time: Mar 14 08:33:58 2024
Quant Method : I:\ACQUDATA\MSVOA14\Methods\S022624.M
Quant Title : MS#14 - 8260 SOILS 10ml PURGE
QLast Update : Tue Feb 27 10:12:18 2024
Response via : Initial Calibration

Compound	R.T.	QIon	Response	Conc	Units	Dev(Min)
Internal Standards						
1) Pentafluorobenzene	5.356	168	413025	50.00	ug/L	0.00
42) 1,4-Difluorobenzene	6.484	114	629870	50.00	ug/L	0.00
70) d5-Chlorobenzene	9.934	117	510539	50.00	ug/L	0.00
87) 1,4-Dichlorobenzene-d4	12.038	152	220153	50.00	ug/L	0.00
System Monitoring Compounds						
44) SURR4,Dibrflmethane	5.216	113	185461	50.45	ug/L	0.00
Spiked Amount 50.000	Range 63 - 138		Recovery = 100.90%			
47) SURR1,1,2-dichloroetha...	5.770	65	234313	55.07	ug/L	0.00
Spiked Amount 50.000	Range 67 - 128		Recovery = 110.14%			
64) SURR3,Toluene-d8	8.367	98	717809	49.69	ug/L	0.00
Spiked Amount 50.000	Range 66 - 138		Recovery = 99.38%			
69) SURR2,BFB	11.044	95	216030	42.56	ug/L	0.00
Spiked Amount 50.000	Range 31 - 154		Recovery = 85.12%			
Target Compounds						Qvalue
15) Acetone	2.314	43	5564	0.349	ug/L	91
21) Methyl Acetate	2.613	43	1471m	0.347	ug/L	
34) 2-Butanone	4.417	43	1346m	0.566	ug/L	
80) (m+p)Xylene	10.196	106	4419	0.769	ug/L	96

(#) = qualifier out of range (m) = manual integration (+) = signals summed

Quantitation Report (QT Reviewed)

Data Path : I:\ACQUDATA\MSVOA14\Data\031324\
Data File : F8770.D
Acq On : 13 Mar 2024 04:02 pm
Operator : F.NAEGLER
Sample : R2401914-011|1.20
Misc : DAY 6658 T4
ALS Vial : 17 Sample Multiplier: 1

Quant Time: Mar 14 08:33:58 2024
Quant Method : I:\ACQUDATA\MSVOA14\Methods\S022624.M
Quant Title : MS#14 - 8260 SOILS 10ml PURGE
QLast Update : Tue Feb 27 10:12:18 2024
Response via : Initial Calibration

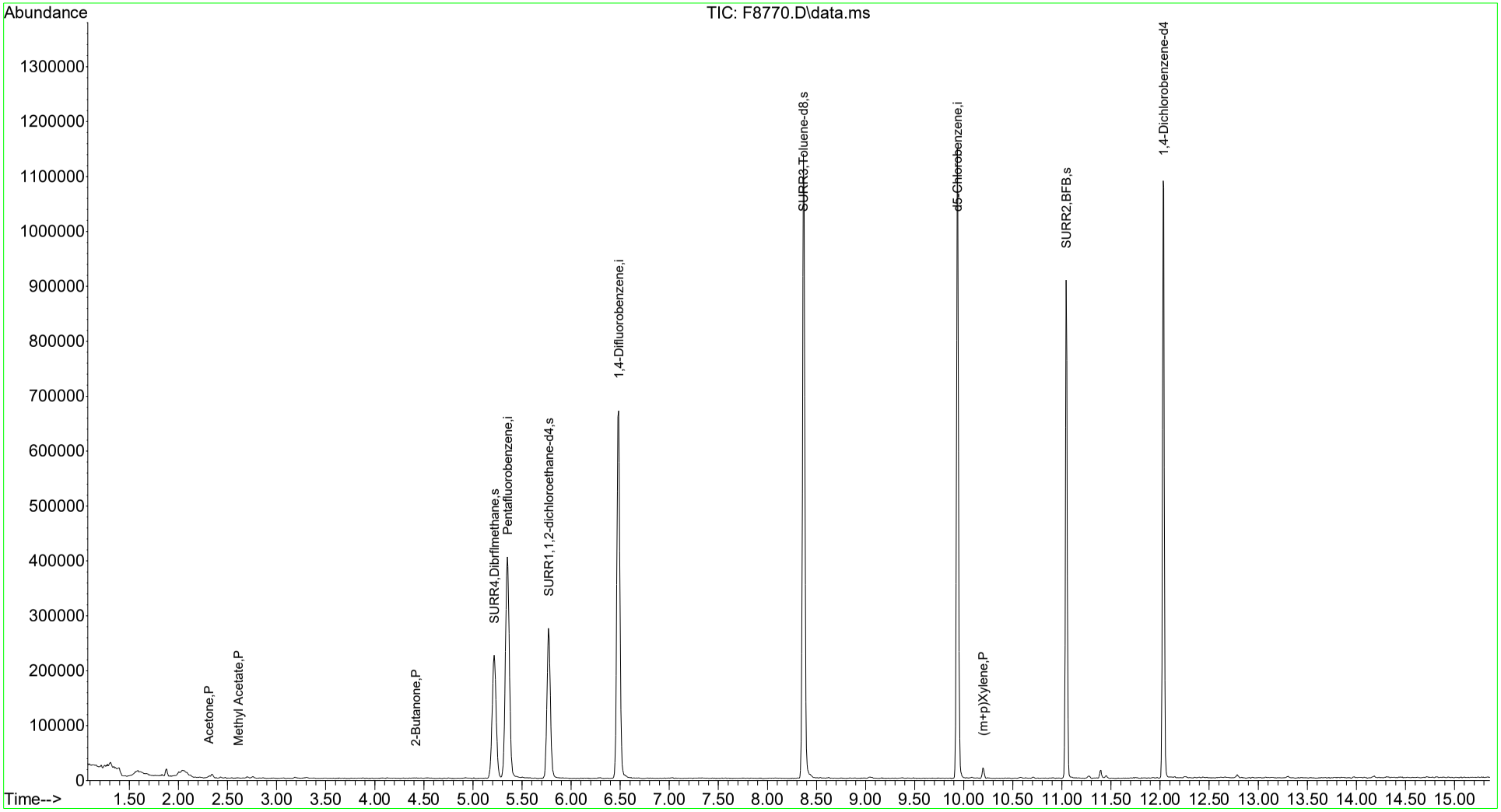

1st FJ 03/14/24
2nd 03/15/24

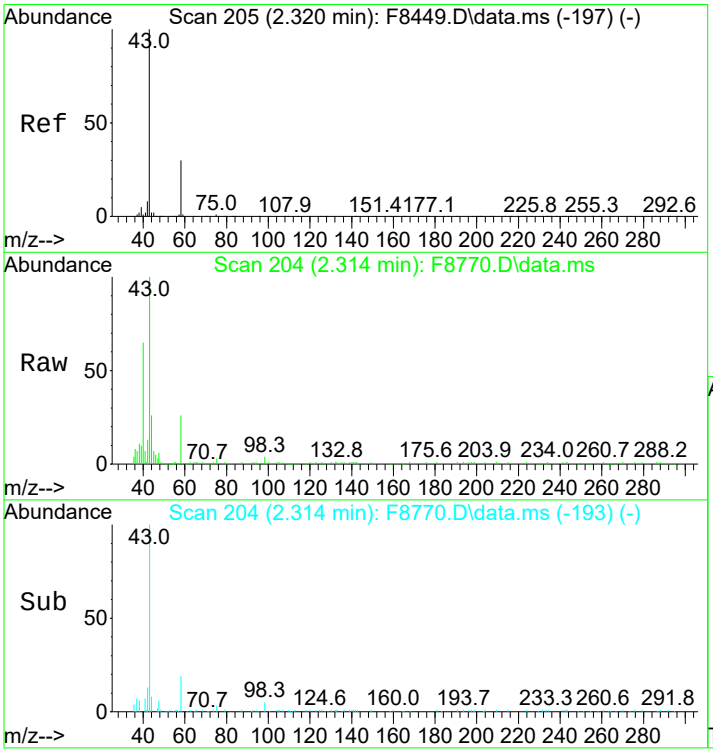

#15
Acetone
Concen: 0.35 ug/L
RT: 2.314 min Scan# 204
Delta R.T. -0.005 min
Lab File: F8770.D
Acq: 13 Mar 2024 04:02 pm

Tgt Ion: 43 Resp: 5564

Ion	Ratio	Lower	Upper
43	100		
58	26.2	10.5	50.5
42	13.3	0.0	28.1

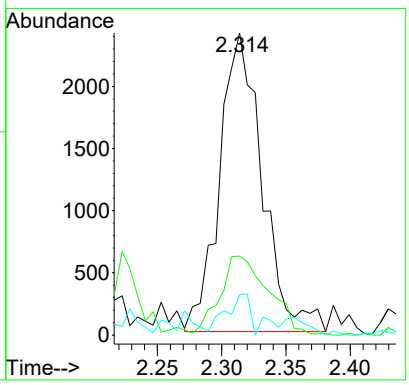

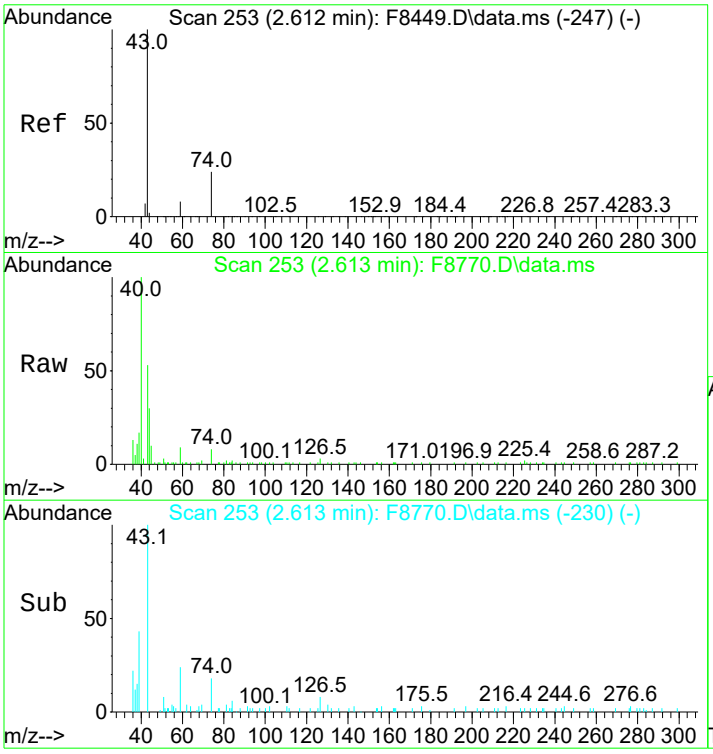

#21
Methyl Acetate
Concen: 0.35 ug/L m
RT: 2.613 min Scan# 253
Delta R.T. 0.000 min
Lab File: F8770.D
Acq: 13 Mar 2024 04:02 pm

Tgt Ion: 43 Resp: 1471

Ion	Ratio	Lower	Upper
43	100		
59	17.3	0.0	28.1
74	15.2	3.4	43.4

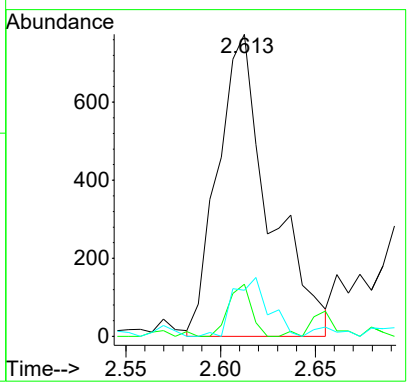

1st FW 03/14/24
2nd 03/15/24

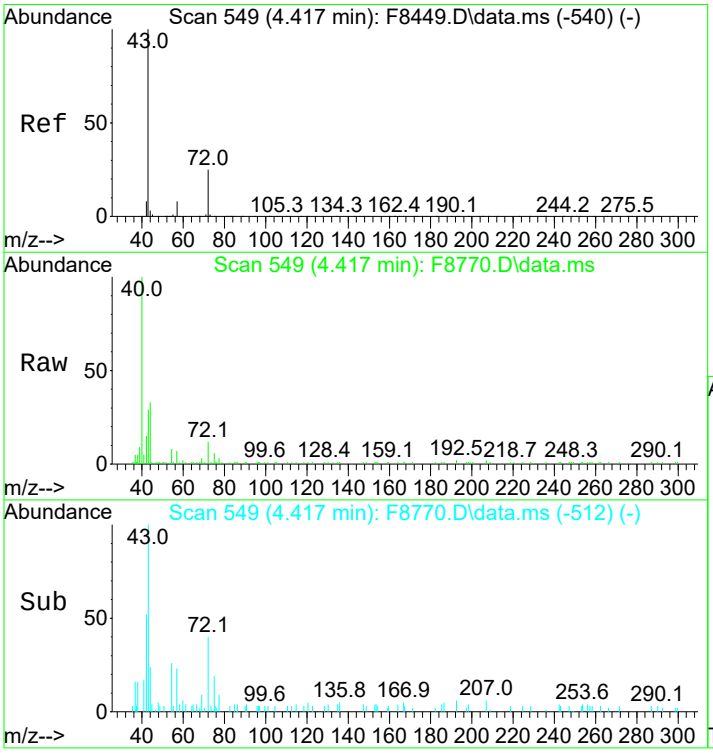

#34
2-Butanone
Concen: 0.57 ug/L m
RT: 4.417 min Scan# 549
Delta R.T. 0.000 min
Lab File: F8770.D
Acq: 13 Mar 2024 04:02 pm

Tgt Ion: 43 Resp: 1346

Ion	Ratio	Lower	Upper
43	100		
72	40.4	5.2	45.2
57	22.7	0.0	28.4

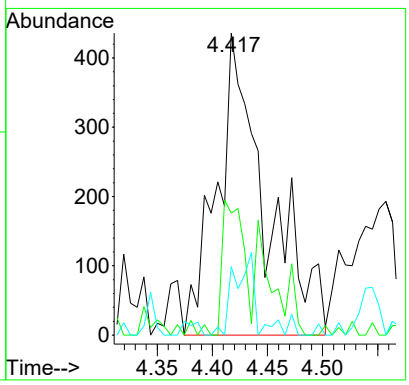

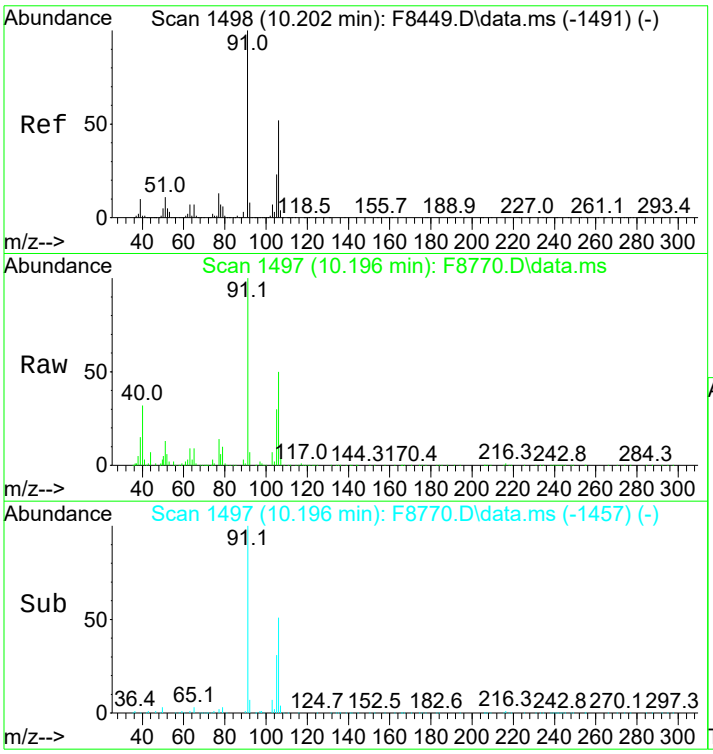

#80
(m+p)Xylene
Concen: 0.77 ug/L
RT: 10.196 min Scan# 1497
Delta R.T. -0.006 min
Lab File: F8770.D
Acq: 13 Mar 2024 04:02 pm

Tgt Ion:106 Resp: 4419

Ion	Ratio	Lower	Upper
106	100		
91	199.8	173.4	213.4
77	28.7	5.9	45.9

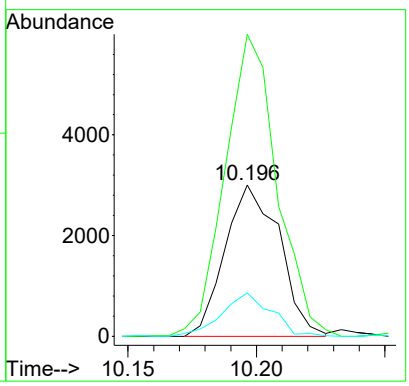

Quantitation Report (Qedit)

Data Path : I:\ACQUDATA\MSVOA14\Data\031324\
Data File : F8771.D
Acq On : 13 Mar 2024 04:25 pm
Operator : F.NAEGLER
Sample : R2401914-012|1.09
Misc : DAY 6658 T4
ALS Vial : 18 Sample Multiplier: 1

Quant Time: Mar 14 08:34:15 2024
Quant Method : I:\ACQUDATA\MSVOA14\Methods\S022624.M
Quant Title : MS#14 - 8260 SOILS 10ml PURGE
QLast Update : Tue Feb 27 10:12:18 2024
Response via : Initial Calibration

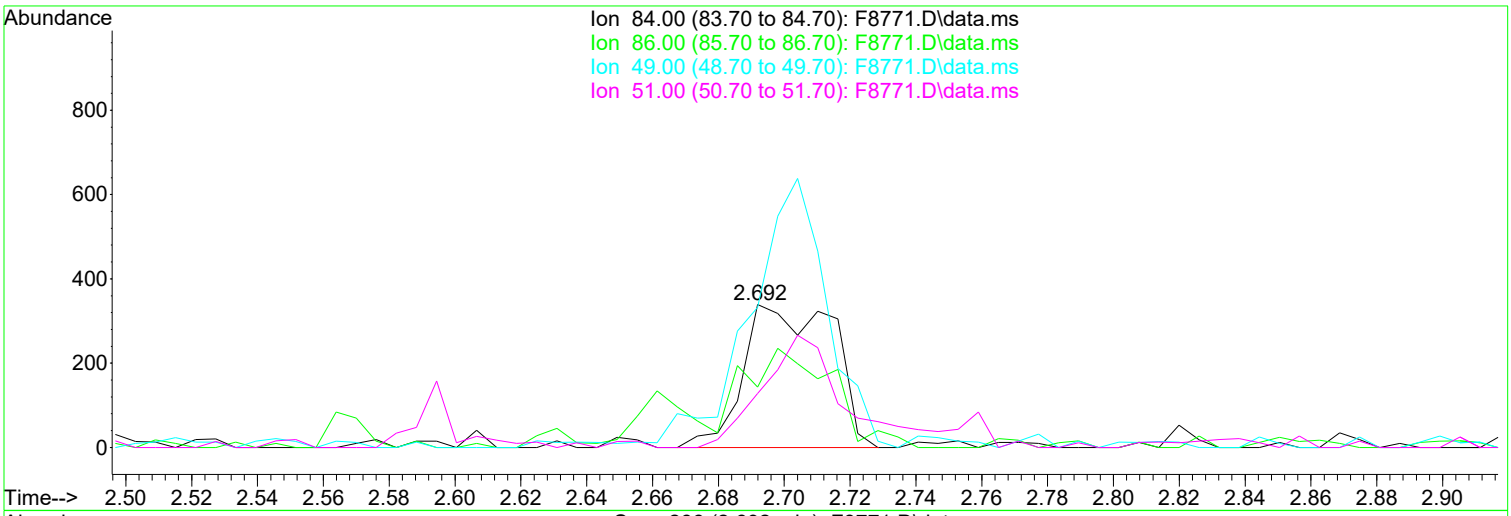

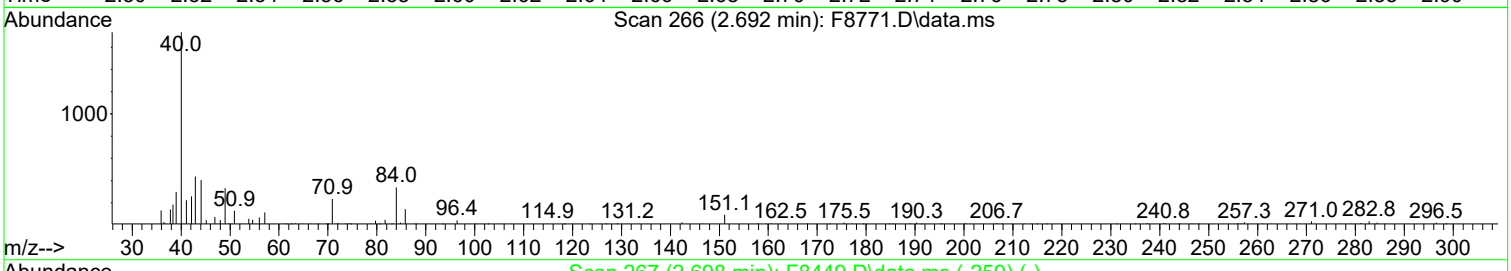



TIC: F8771.D\data.ms

(22) Methylene Chloride (P)

2.692min (-0.006) 0.17 ug/L m

response 642

Ion	Exp%	Act%
84.00	100.00	100.00
86.00	60.60	42.18
49.00	134.20	97.94#
51.00	40.50	37.76

Manual Integration:

After

Poor integration.

03/15/24

Quantitation Report (Qedit)

Data Path : I:\ACQUDATA\MSVOA14\Data\031324\
Data File : F8771.D
Acq On : 13 Mar 2024 04:25 pm
Operator : F.NAEGLER
Sample : R2401914-012|1.09
Misc : DAY 6658 T4
ALS Vial : 18 Sample Multiplier: 1

Quant Time: Mar 14 08:34:15 2024
Quant Method : I:\ACQUDATA\MSVOA14\Methods\S022624.M
Quant Title : MS#14 - 8260 SOILS 10ml PURGE
QLast Update : Tue Feb 27 10:12:18 2024
Response via : Initial Calibration

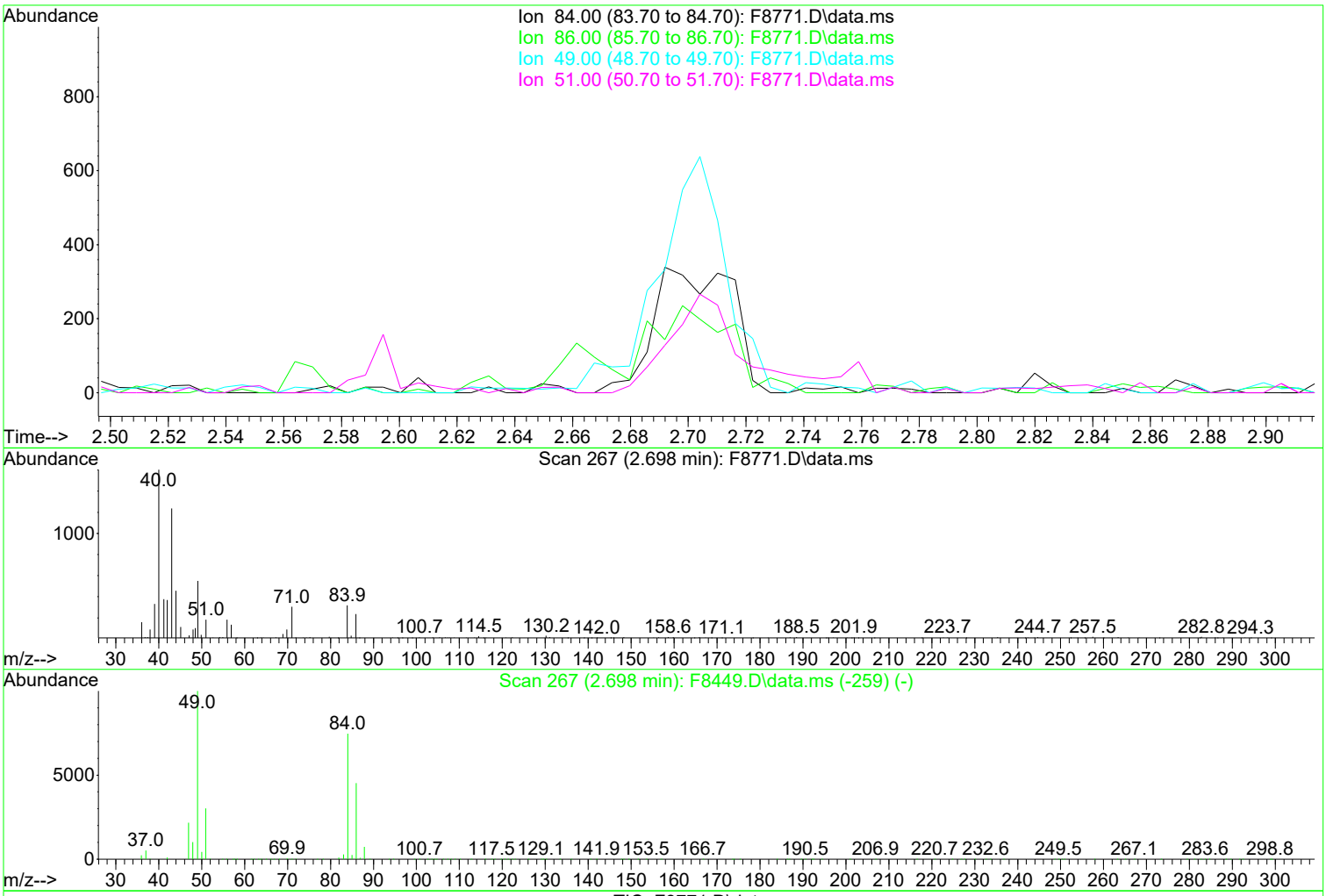

TIC: F8771.D\data.ms

(22) Methylene Chloride (P)

2.698min (-2.698) 0.00 ug/L

response 0

Ion	Exp%	Act%
84.00	100.00	0.00
86.00	60.60	0.00#
49.00	134.20	0.00#
51.00	40.50	0.00#

Manual Integration:

Before

03/15/24

Quantitation Report (QT Reviewed)

Data Path : I:\ACQUDATA\MSVOA14\Data\031324\
Data File : F8771.D
Acq On : 13 Mar 2024 04:25 pm
Operator : F.NAEGLER
Sample : R2401914-012|1.09
Misc : DAY 6658 T4
ALS Vial : 18 Sample Multiplier: 1

Quant Time: Mar 14 08:34:15 2024
Quant Method : I:\ACQUDATA\MSVOA14\Methods\S022624.M
Quant Title : MS#14 - 8260 SOILS 10ml PURGE
QLast Update : Tue Feb 27 10:12:18 2024
Response via : Initial Calibration

Compound	R.T.	QIon	Response	Conc	Units	Dev(Min)
Internal Standards						
1) Pentafluorobenzene	5.356	168	420618	50.00	ug/L	0.00
42) 1,4-Difluorobenzene	6.484	114	643912	50.00	ug/L	0.00
70) d5-Chlorobenzene	9.934	117	517483	50.00	ug/L	0.00
87) 1,4-Dichlorobenzene-d4	12.038	152	213376	50.00	ug/L	0.00
System Monitoring Compounds						
44) SURR4,Dibrflmethane	5.216	113	188572	50.18	ug/L	0.00
Spiked Amount 50.000	Range 63 - 138		Recovery = 100.36%			
47) SURR1,1,2-dichloroetha...	5.771	65	239020	54.95	ug/L	0.00
Spiked Amount 50.000	Range 67 - 128		Recovery = 109.90%			
64) SURR3,Toluene-d8	8.368	98	725795	49.14	ug/L	0.00
Spiked Amount 50.000	Range 66 - 138		Recovery = 98.28%			
69) SURR2,BFB	11.044	95	213697	41.18	ug/L	0.00
Spiked Amount 50.000	Range 31 - 154		Recovery = 82.36%			
Target Compounds						Qvalue
12) Acrolein	2.168	56	301	0.442	ug/L #	42
15) Acetone	2.314	43	4517	Below Cal		84
39) Chloroform	4.917	83	14521	2.371	ug/L	96
45) Carbontetrachloride	5.472	121	17414	14.582	ug/L	80
54) Methylcyclohexane	7.032	55	3618	0.769	ug/L	89
65) Toluene	8.441	91	4790	0.325	ug/L	82
80) (m+p)Xylene	10.203	106	2200	0.378	ug/L	94
81) o-Xylene	10.575	106	1206	0.213	ug/L #	85

(#) = qualifier out of range (m) = manual integration (+) = signals summed

Quantitation Report (QT Reviewed)

Data Path : I:\ACQUDATA\MSVOA14\Data\031324\
Data File : F8771.D
Acq On : 13 Mar 2024 04:25 pm
Operator : F.NAEGLER
Sample : R2401914-012|1.09
Misc : DAY 6658 T4
ALS Vial : 18 Sample Multiplier: 1

Quant Time: Mar 14 08:34:15 2024
Quant Method : I:\ACQUDATA\MSVOA14\Methods\S022624.M
Quant Title : MS#14 - 8260 SOILS 10ml PURGE
QLast Update : Tue Feb 27 10:12:18 2024
Response via : Initial Calibration

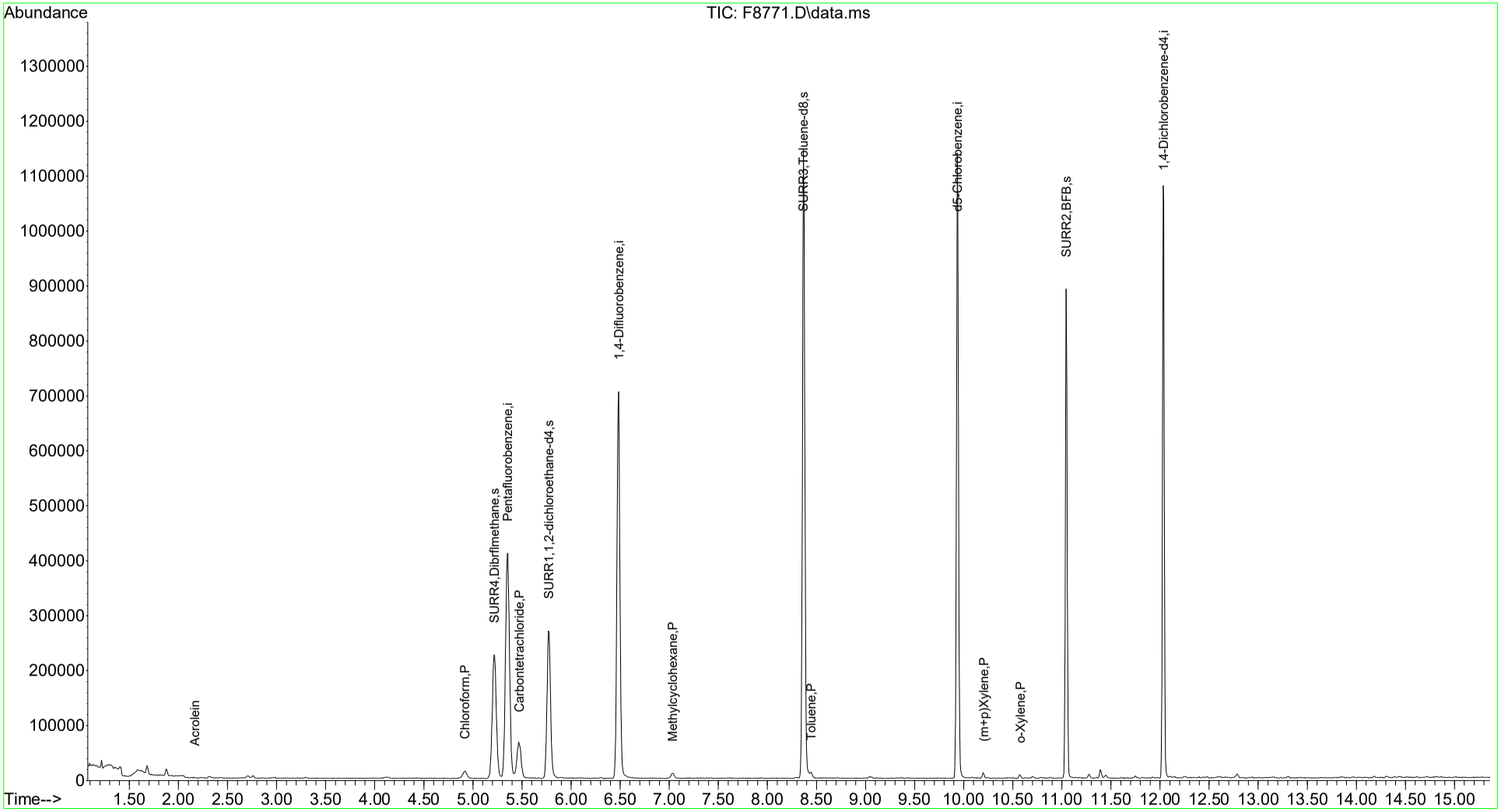

1st FJ 03/15/24
2nd 03/15/24

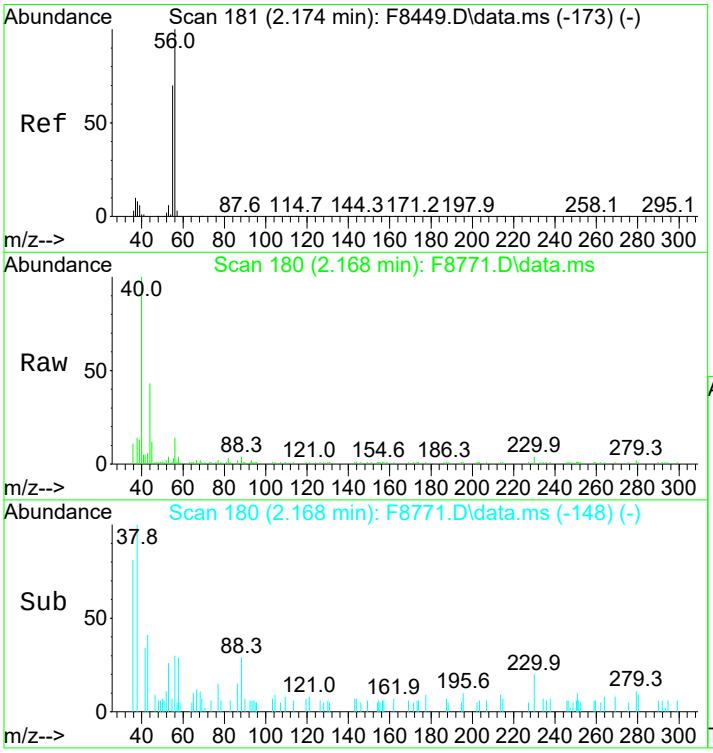

#12
Acrolein
Concen: 0.44 ug/L
RT: 2.168 min Scan# 180
Delta R.T. -0.006 min
Lab File: F8771.D
Acq: 13 Mar 2024 04:25 pm

Tgt Ion: 56 Resp: 301

Ion	Ratio	Lower	Upper
56	100		
55	23.3	51.2	91.2#

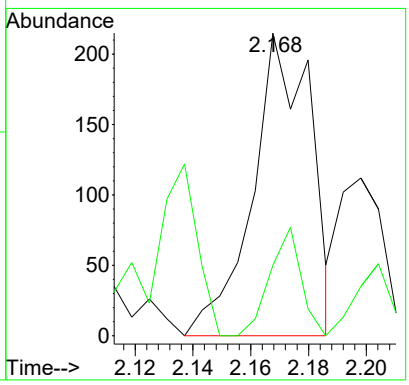

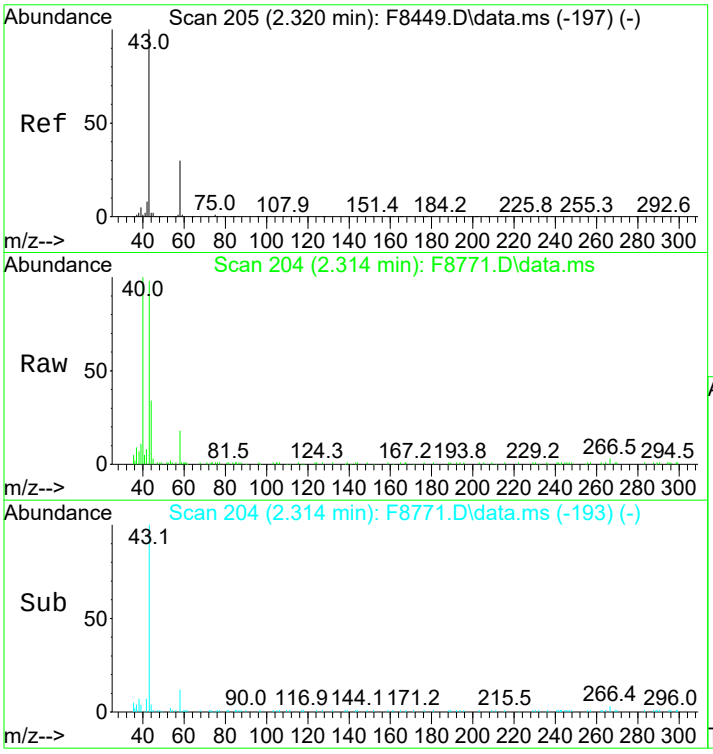

#15
Acetone
Concen: Below Cal
RT: 2.314 min Scan# 204
Delta R.T. -0.005 min
Lab File: F8771.D
Acq: 13 Mar 2024 04:25 pm

Tgt Ion: 43 Resp: 4517

Ion	Ratio	Lower	Upper
43	100		
58	19.1	10.5	50.5
42	8.1	0.0	28.1

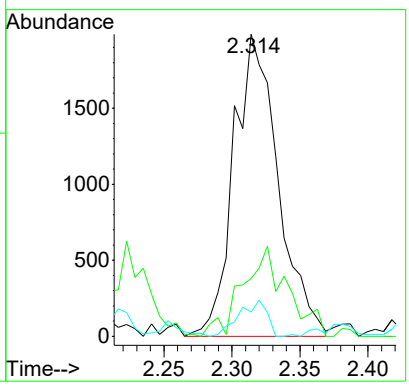

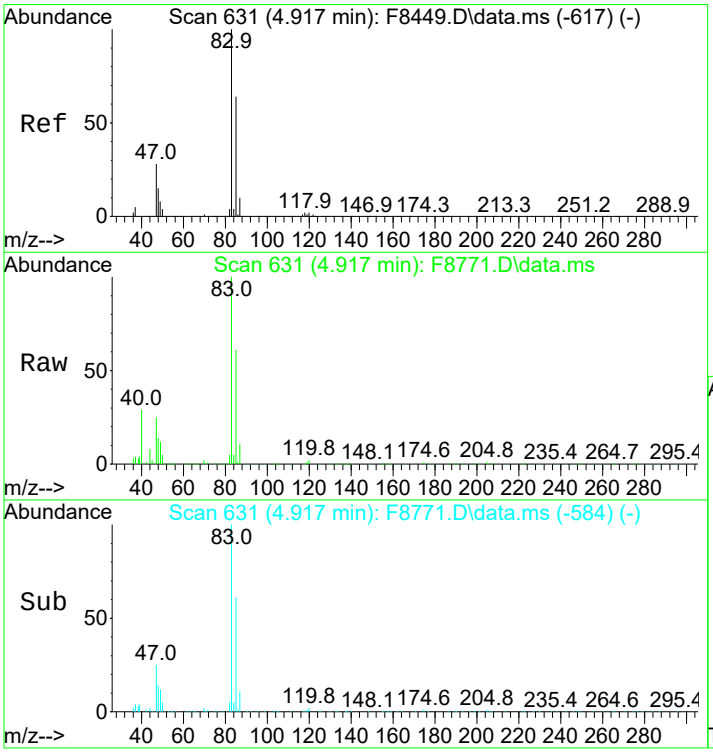

#39
Chloroform
Concen: 2.37 ug/L
RT: 4.917 min Scan# 631
Delta R.T. 0.000 min
Lab File: F8771.D
Acq: 13 Mar 2024 04:25 pm

Tgt Ion: 83 Resp: 14521

Ion	Ratio	Lower	Upper
83	100		
85	61.4	44.0	84.0
47	25.2	8.3	48.3

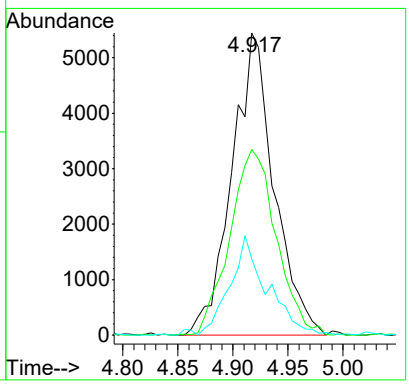

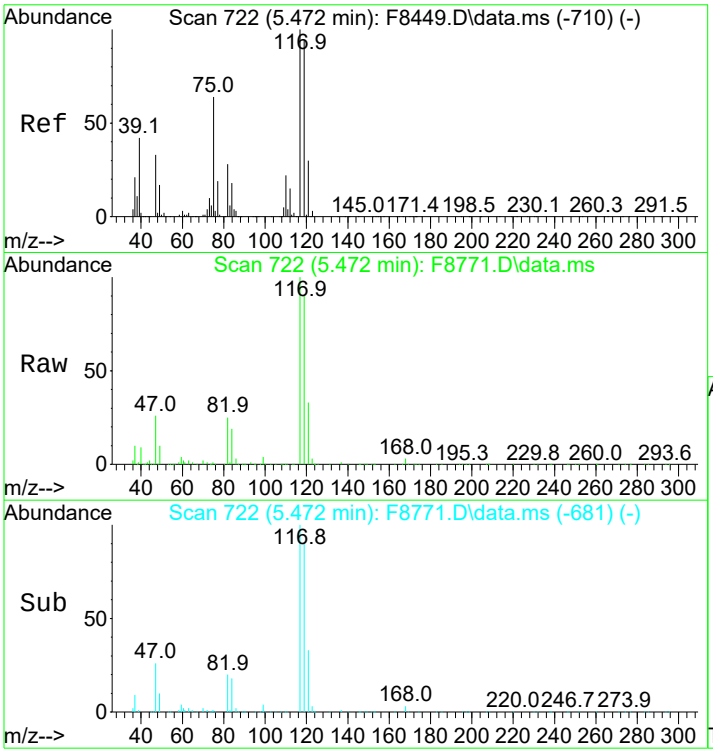

#45
Carbontetrachloride
Concen: 14.58 ug/L
RT: 5.472 min Scan# 722
Delta R.T. 0.000 min
Lab File: F8771.D
Acq: 13 Mar 2024 04:25 pm

Tgt Ion:121 Resp: 17414

Ion	Ratio	Lower	Upper
121	100		
82	75.7	75.7	115.7

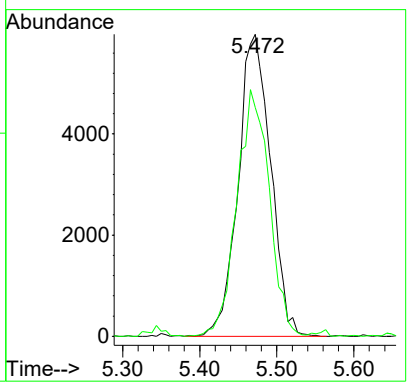

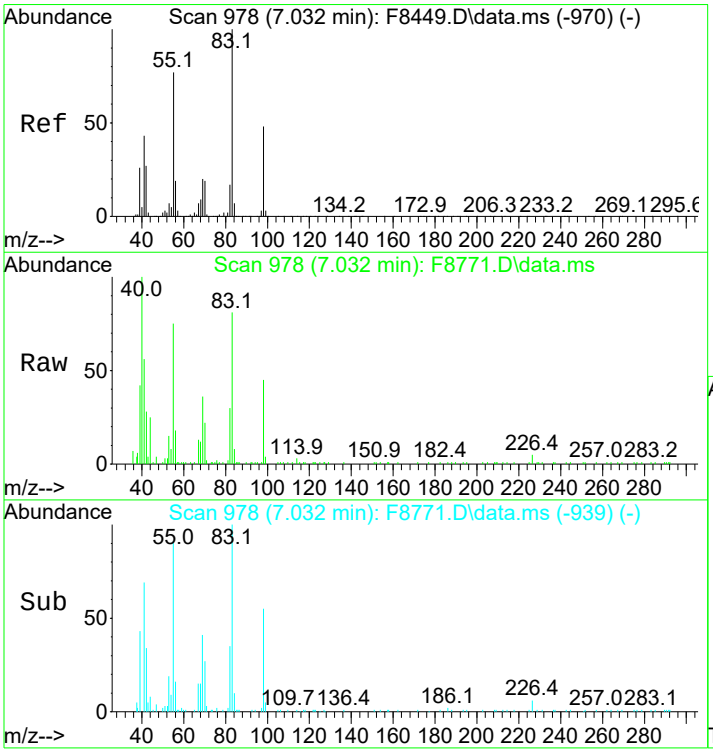

#54
Methylcyclohexane
Concen: 0.77 ug/L
RT: 7.032 min Scan# 978
Delta R.T. 0.000 min
Lab File: F8771.D
Acq: 13 Mar 2024 04:25 pm

Tgt Ion: 55 Resp: 3618

Ion	Ratio	Lower	Upper
55	100		
83	108.7	107.0	147.0
98	60.6	41.3	81.3

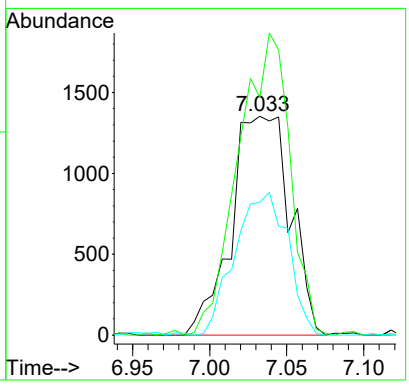

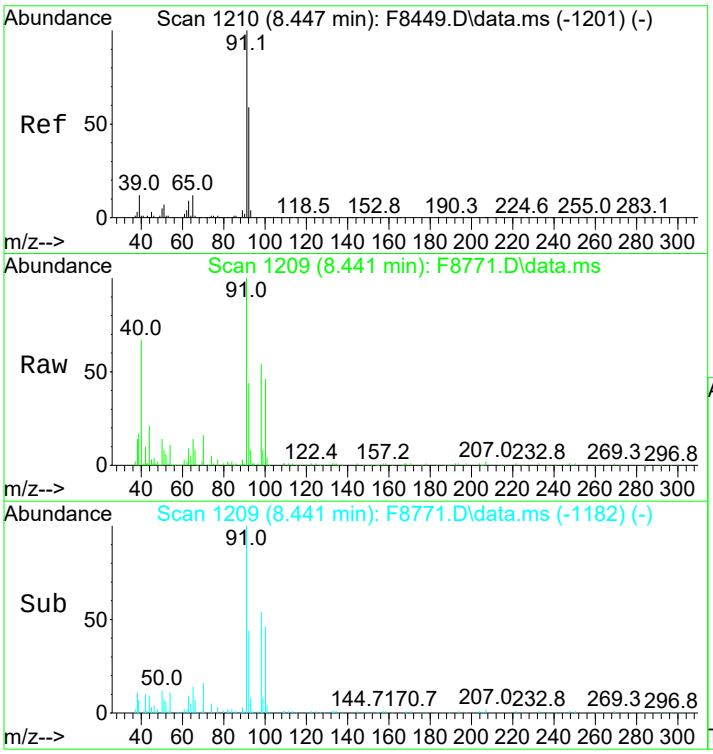

#65
Toluene
Concen: 0.32 ug/L
RT: 8.441 min Scan# 1209
Delta R.T. -0.006 min
Lab File: F8771.D
Acq: 13 Mar 2024 04:25 pm

Tgt Ion: 91 Resp: 4790

Ion	Ratio	Lower	Upper
91	100		
92	44.1	39.2	79.2
65	14.3	0.0	31.6

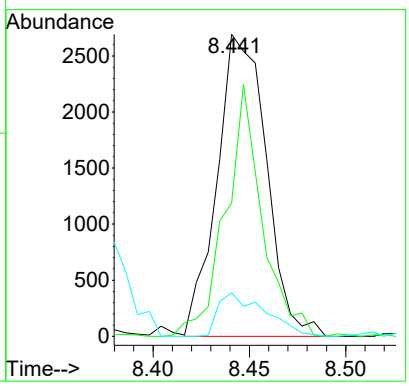

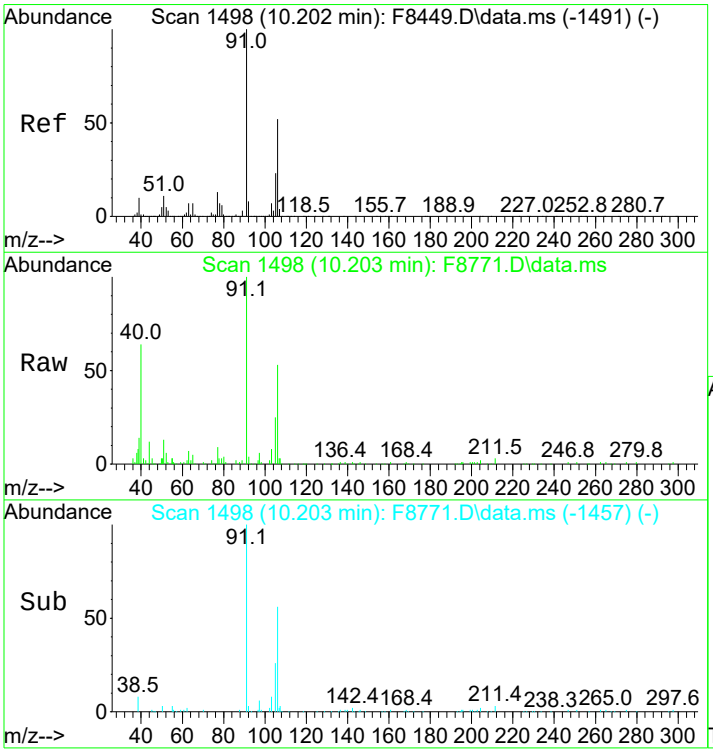

#80
(m+p)Xylene
Concen: 0.38 ug/L
RT: 10.203 min Scan# 1498
Delta R.T. 0.000 min
Lab File: F8771.D
Acq: 13 Mar 2024 04:25 pm

Tgt Ion:106 Resp: 2200

Ion	Ratio	Lower	Upper
106	100		
91	187.7	173.4	213.4
77	16.1	5.9	45.9

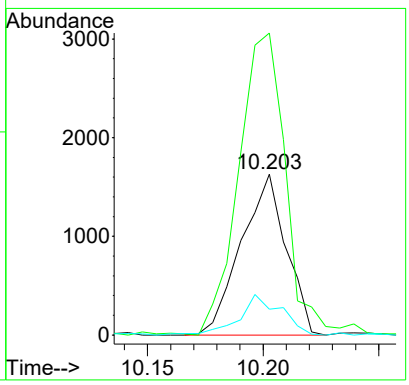

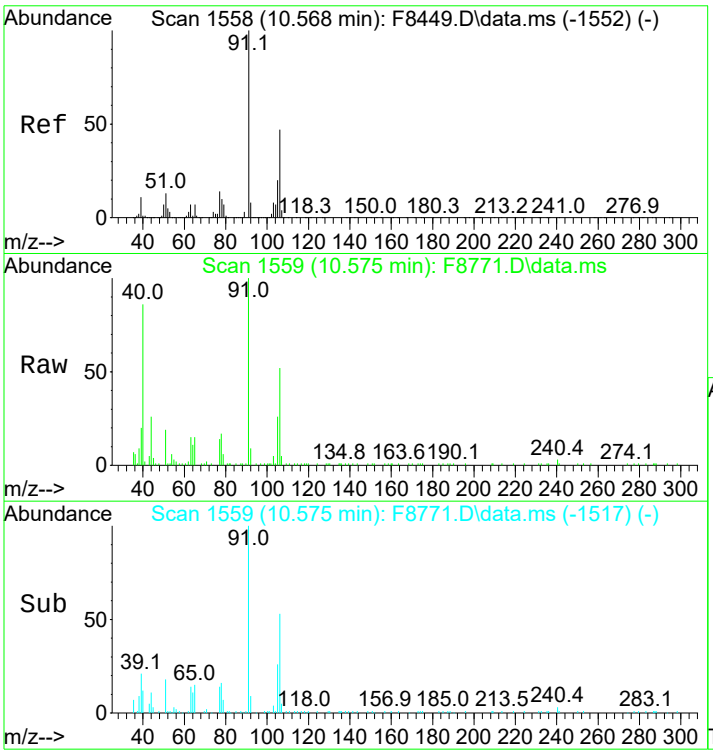

#81
o-Xylene
Concen: 0.21 ug/L
RT: 10.575 min Scan# 1559
Delta R.T. 0.006 min
Lab File: F8771.D
Acq: 13 Mar 2024 04:25 pm

Tgt Ion:106 Resp: 1206

Ion	Ratio	Lower	Upper
106	100		
91	190.8	194.0	234.0#

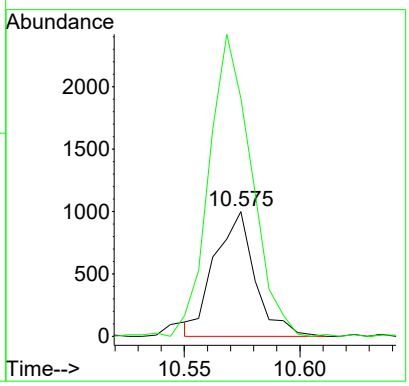

Quantitation Report (Qedit)

Data Path : I:\ACQUDATA\MSVOA17\Data\031224\
Data File : K0451.D
Acq On : 12 Mar 2024 08:18 pm
Operator : K.Ruest
Sample : R2401914-013
Misc : DAY 524 T4
ALS Vial : 14 Sample Multiplier: 1

Quant Time: Mar 13 10:12:30 2024
Quant Method : I:\ACQUDATA\MSVOA17\Methods\W021524.m
Quant Title : MS#17 - 8260 WATERS 5mL Purge
QLast Update : Fri Feb 16 09:34:06 2024
Response via : Initial Calibration

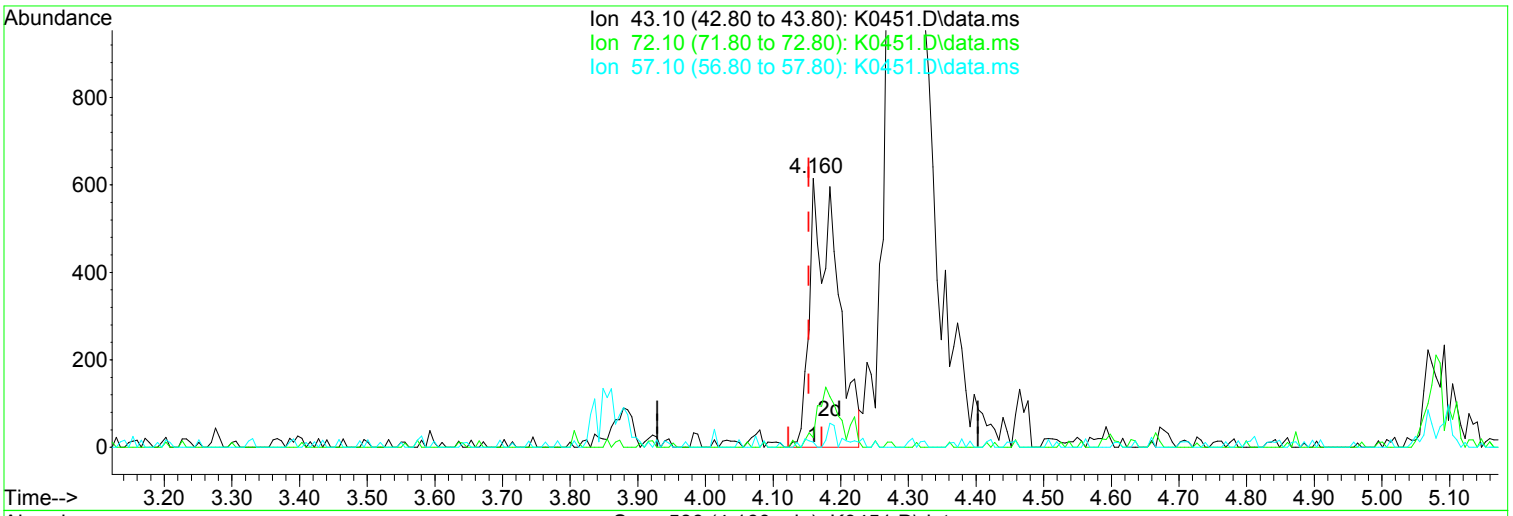

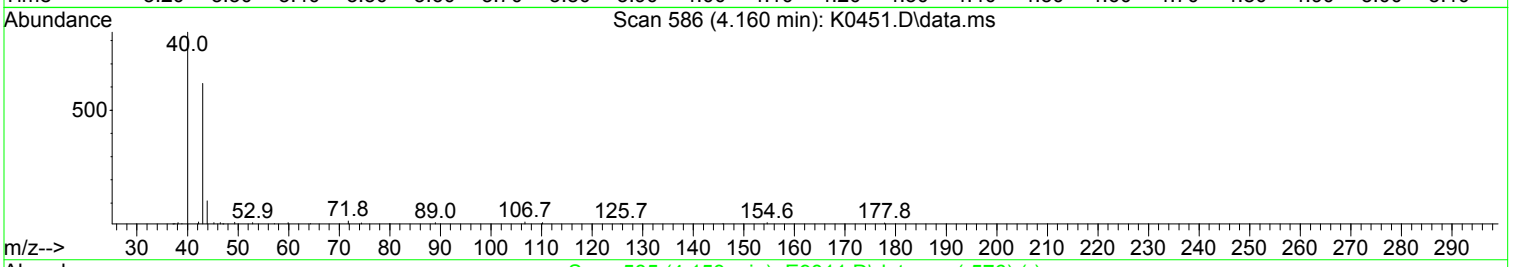

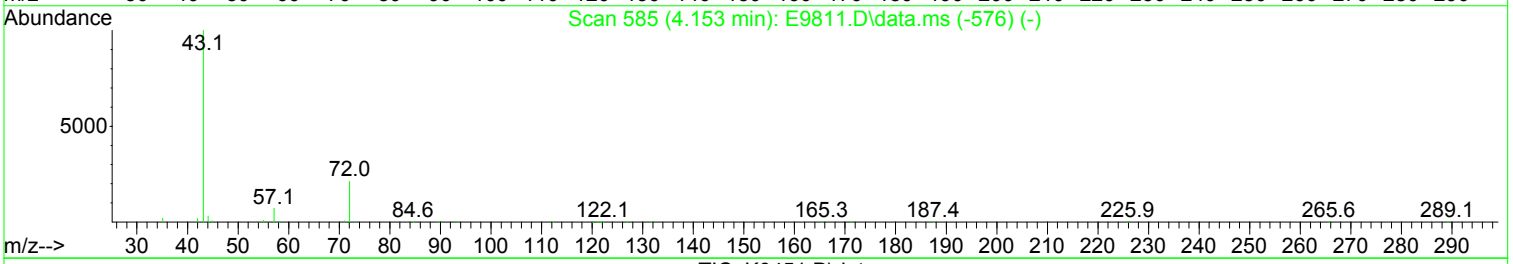

TIC: K0451.D\data.ms

(35) 2-Butanone (P)

4.160min (+ 0.006) 0.70 ug/L m

response 1676

Ion	Exp%	Act%
43.10	100.00	100.00
72.10	22.60	0.00#
57.10	7.80	1.95
0.00	0.00	0.00

Manual Integration:

After

Split Peak.

03/13/24

Quantitation Report (Qedit)

Data Path : I:\ACQUDATA\MSVOA17\Data\031224\
Data File : K0451.D
Acq On : 12 Mar 2024 08:18 pm
Operator : K.Ruest
Sample : R2401914-013
Misc : DAY 524 T4
ALS Vial : 14 Sample Multiplier: 1

Quant Time: Mar 13 10:12:30 2024
Quant Method : I:\ACQUDATA\MSVOA17\Methods\W021524.m
Quant Title : MS#17 - 8260 WATERS 5mL Purge
QLast Update : Fri Feb 16 09:34:06 2024
Response via : Initial Calibration

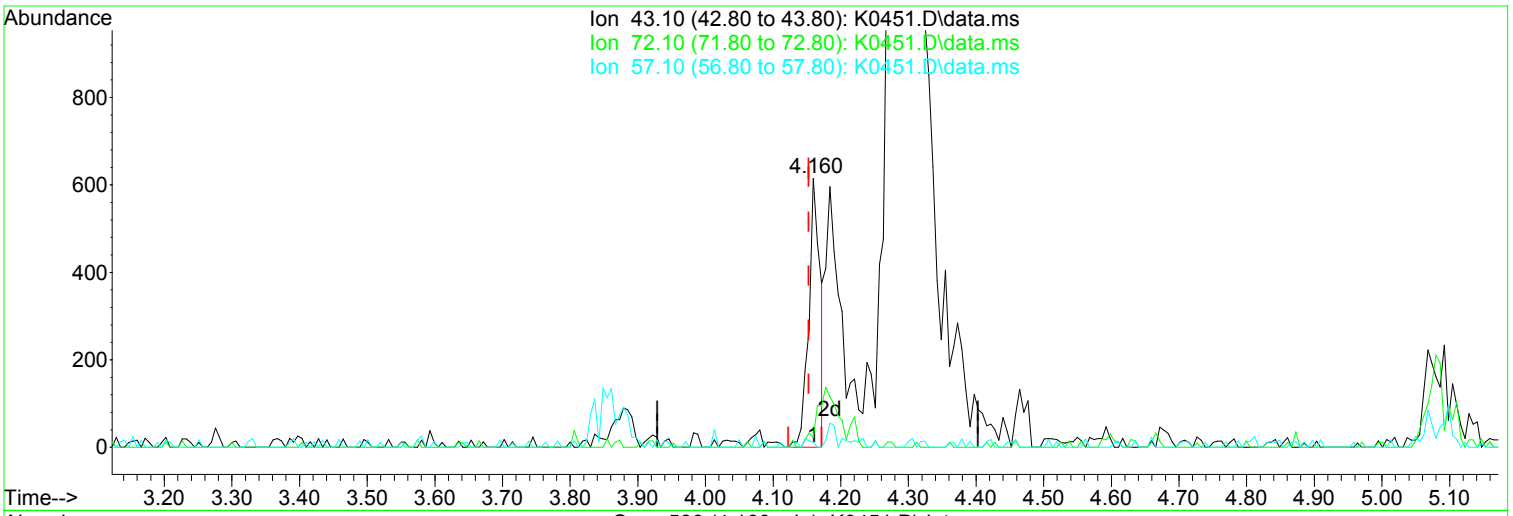

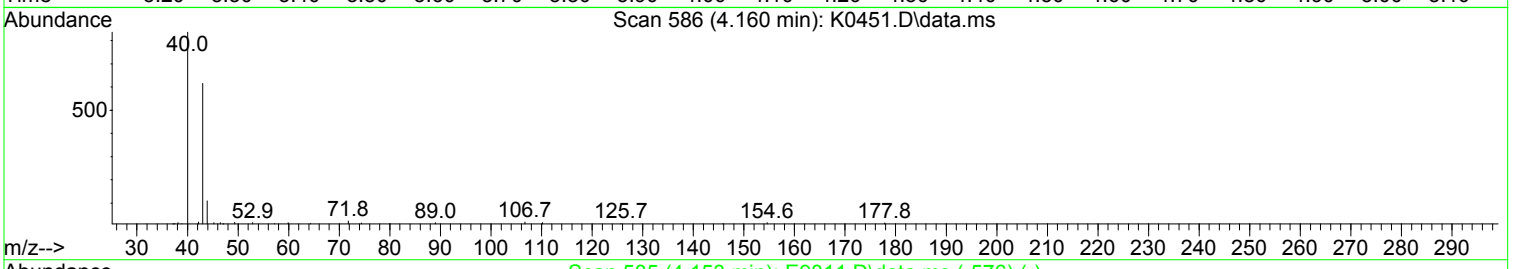

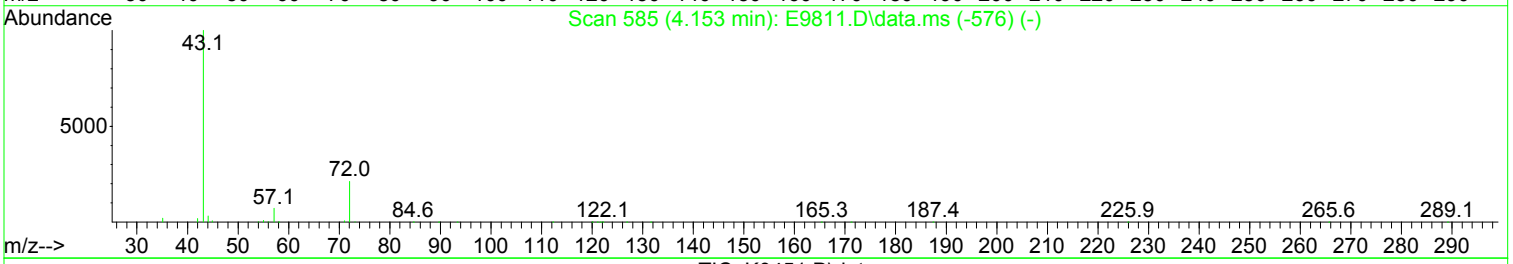

TIC: K0451.D\data.ms

(35) 2-Butanone (P)

4.160min (+ 0.006) 0.30 ug/L

response 720

Ion	Exp%	Act%
43.10	100.00	100.00
72.10	22.60	3.58
57.10	7.80	1.95
0.00	0.00	0.00

Manual Integration:

Before

03/13/24

Quantitation Report (QT Reviewed)

Data Path : I:\ACQUDATA\MSVOA17\Data\031224\
Data File : K0451.D
Acq On : 12 Mar 2024 08:18 pm
Operator : K.Ruest
Sample : R2401914-013
Misc : DAY 524 T4
ALS Vial : 14 Sample Multiplier: 1

Quant Time: Mar 13 10:12:30 2024
Quant Method : I:\ACQUDATA\MSVOA17\Methods\W021524.m
Quant Title : MS#17 - 8260 WATERS 5mL Purge
QLast Update : Fri Feb 16 09:34:06 2024
Response via : Initial Calibration

Compound	R.T.	QIon	Response	Conc	Units	Dev(Min)
Internal Standards						
1) Pentafluorobenzene	5.086	168	396472	50.00	ug/L	0.00
43) 1,4-Difluorobenzene	6.244	114	585732	50.00	ug/L	0.00
71) d5-Chlorobenzene	9.616	117	525815	50.00	ug/L	0.00
91) 1,4-Dichlorobenzene-d4	11.683	152	258012	50.00	ug/L	0.00
System Monitoring Compounds						
45) surr4,Dibrflmethane	4.922	113	191304	50.39	ug/L	0.00
Spiked Amount 50.000	Range 80 - 116		Recovery = 100.78%			
48) surr1,1,2-dichloroetha...	5.501	65	242644	53.29	ug/L	0.00
Spiked Amount 50.000	Range 73 - 125		Recovery = 106.58%			
65) SURR3,Toluene-d8	8.104	98	704649	51.53	ug/L	0.00
Spiked Amount 50.000	Range 87 - 121		Recovery = 103.06%			
70) SURR2,BFB	10.707	95	269737	51.54	ug/L	0.00
Spiked Amount 50.000	Range 85 - 122		Recovery = 103.08%			
Target Compounds						Qvalue
10) Diethyl Ether	1.971	59	938	Below Cal	#	82
16) Acetone	2.196	43	12906	6.959	ug/L	94
35) 2-Butanone	4.160	43	1676m	0.701	ug/L	

(#) = qualifier out of range (m) = manual integration (+) = signals summed

Quantitation Report (QT Reviewed)

Data Path : I:\ACQUDATA\MSVOA17\Data\031224\
Data File : K0451.D
Acq On : 12 Mar 2024 08:18 pm
Operator : K.Ruest
Sample : R2401914-013
Misc : DAY 524 T4
ALS Vial : 14 Sample Multiplier: 1

Quant Time: Mar 13 10:12:30 2024
Quant Method : I:\ACQUDATA\MSVOA17\Methods\W021524.m
Quant Title : MS#17 - 8260 WATERS 5mL Purge
QLast Update : Fri Feb 16 09:34:06 2024
Response via : Initial Calibration



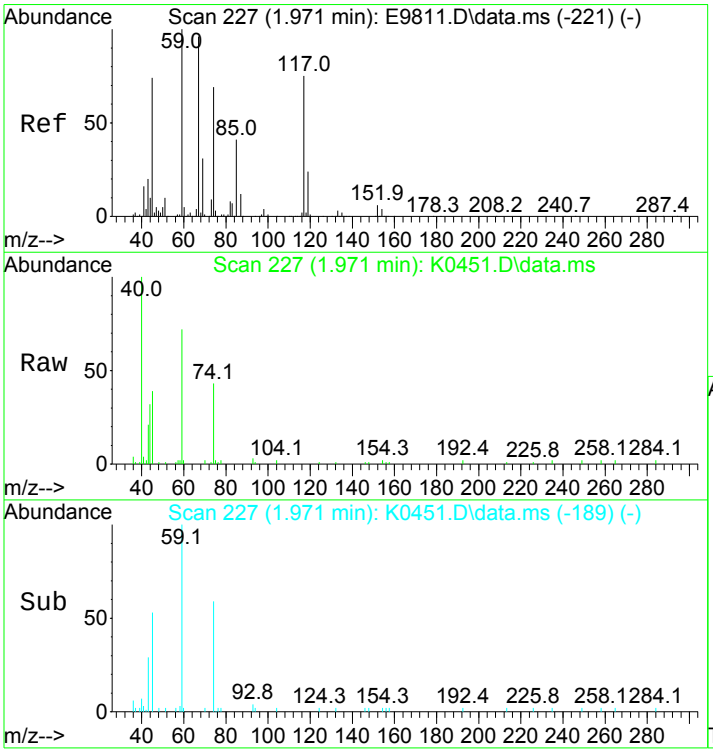

#10
Diethyl Ether
Concen: Below Cal
RT: 1.971 min Scan# 227
Delta R.T. 0.001 min
Lab File: K0451.D
Acq: 12 Mar 2024 08:18 pm

Tgt Ion: 59 Resp: 938

Ion	Ratio	Lower	Upper
59	100		
45	53.4	54.3	94.3#
74	59.5	48.9	88.9

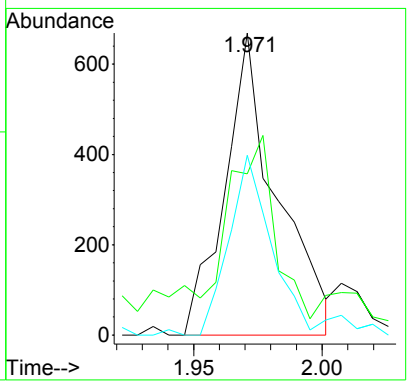

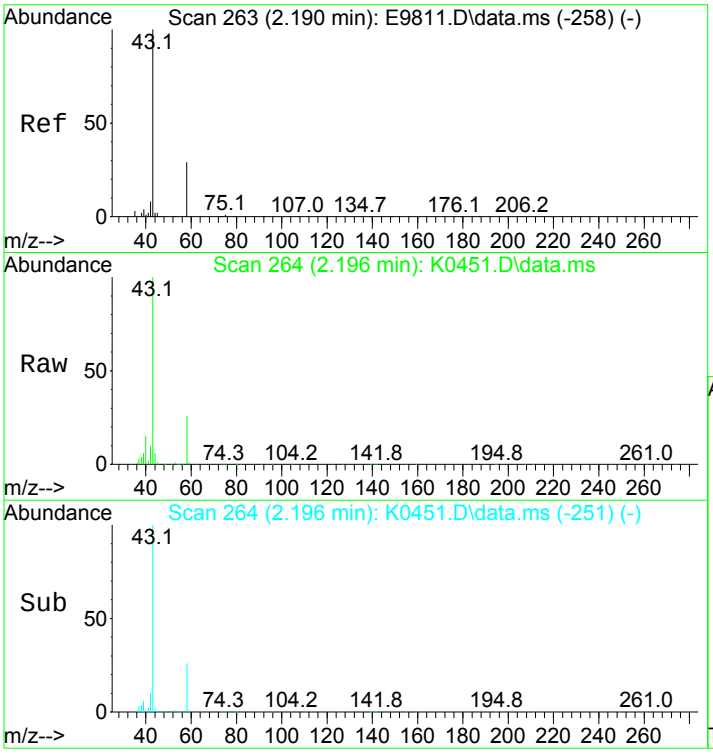

#16
Acetone
Concen: 6.96 ug/L
RT: 2.196 min Scan# 264
Delta R.T. 0.006 min
Lab File: K0451.D
Acq: 12 Mar 2024 08:18 pm

Tgt Ion: 43 Resp: 12906

Ion	Ratio	Lower	Upper
43	100		
58	25.9	9.3	49.3
42	9.8	0.0	27.8

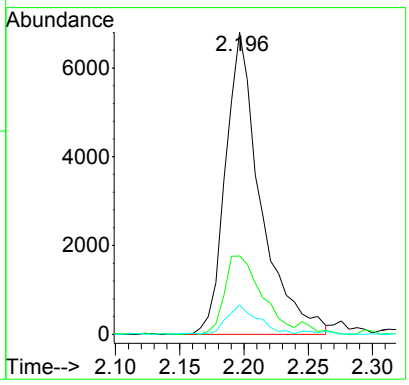

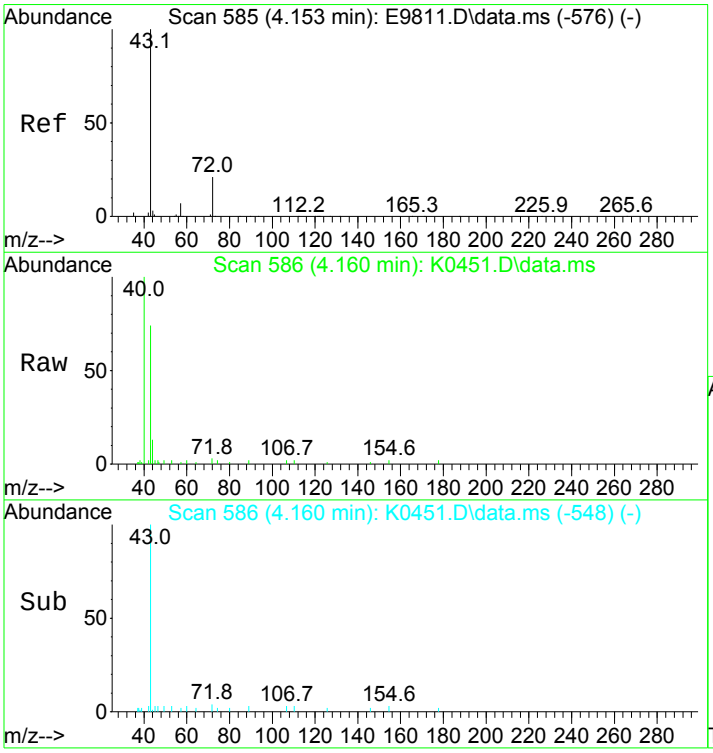

#35
2-Butanone
Concen: 0.70 ug/L m
RT: 4.160 min Scan# 586
Delta R.T. 0.006 min
Lab File: K0451.D
Acq: 12 Mar 2024 08:18 pm

Tgt Ion: 43 Resp: 1676

Ion	Ratio	Lower	Upper
43	100		
72	0.0	2.6	42.6#
57	2.0	0.0	27.8

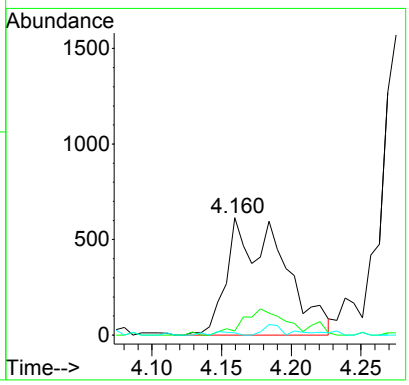

1st 03/13/24
2nd 03/13/24

LSC Area Percent Report

Data Path : I:\ACQUDATA\MSVOA17\Data\031224\
Data File : K0451.D
Acq On : 12 Mar 2024 08:18 pm
Operator : K.Ruest
Sample : R2401914-013
Misc : DAY 524 T4
ALS Vial : 14 Sample Multiplier: 1

Integration Parameters: CPD4.P
Integrator: RTE
Smoothing : OFF Filtering: 5
Sampling : 1 Min Area: 250 Area counts
Start Thrs: 0.2 Max Peaks: 100
Stop Thrs : 0.1 Peak Location: TOP

If leading or trailing edge < 100 prefer < Baseline drop else tangent >
Peak separation: 5

Method : I:\ACQUDATA\MSVOA17\Methods\W021524.m
Title : MS#17 - 8260 WATERS 5mL Purge

Signal : TIC: K0451.D\data.ms

peak #	R.T. min	first scan	max scan	last scan	PK TY	peak height	corr. area	corr. % max.	% of total
1	0.989	58	66	84	rBV	116191	235357	12.30%	2.216%
2	2.196	257	264	274	rBV	11047	21100	1.10%	0.199%
3	4.922	696	711	726	rBV	185238	632484	33.05%	5.956%
4	5.086	726	738	768	rVB	329255	1152336	60.21%	10.851%
5	5.501	794	806	827	rBV2	225608	667130	34.86%	6.282%
6	6.244	918	928	953	rBV	560266	1367005	71.42%	12.873%
7	8.104	1225	1233	1244	rBV	1108319	1913946	100.00%	18.023%
8	9.616	1475	1481	1496	rVB	1129833	1629581	85.14%	15.345%
9	10.707	1654	1660	1668	rBV	1022743	1341324	70.08%	12.631%
10	11.049	1711	1716	1721	rVB	15795	21420	1.12%	0.202%
11	11.683	1815	1820	1828	rVB	1363762	1637734	85.57%	15.422%

Sum of corrected areas: 10619417

LSC Report - Integrated Chromatogram

Data Path : I:\ACQUDATA\MSVOA17\Data\031224\
Data File : K0451.D
Acq On : 12 Mar 2024 08:18 pm
Operator : K.Ruest
Sample : R2401914-013
Misc : DAY 524 T4
ALS Vial : 14 Sample Multiplier: 1

Quant Method : I:\ACQUDATA\MSVOA17\Methods\W021524.m
Quant Title : MS#17 - 8260 WATERS 5mL Purge

TIC Library : I:\ACQUDATA\DATABASE\NBS75K.L
TIC Integration Parameters: LSCINT.P

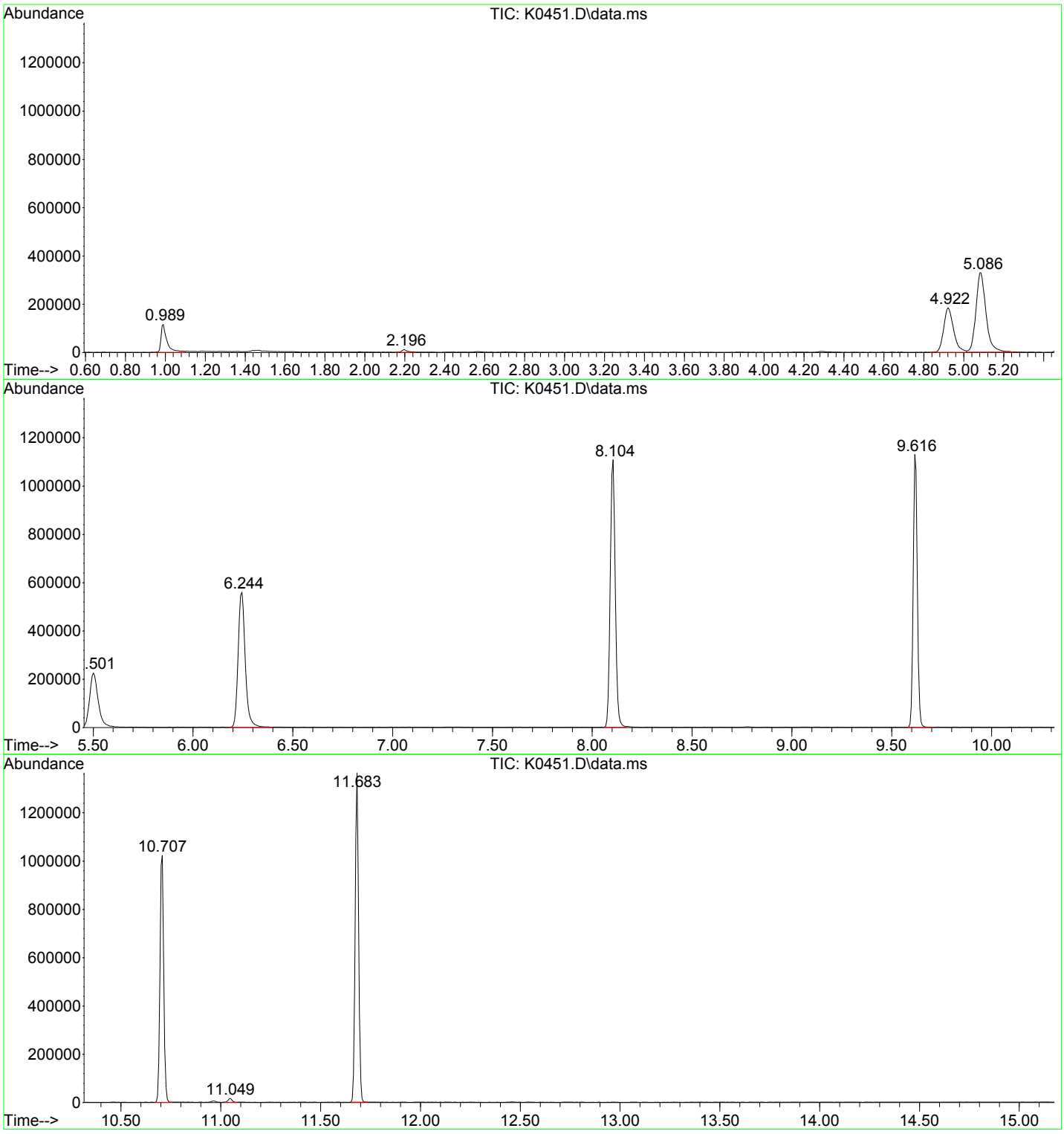

Library Search Compound Report

Data Path : I:\ACQUDATA\MSVOA17\Data\031224\
Data File : K0451.D
Acq On : 12 Mar 2024 08:18 pm
Operator : K.Ruest
Sample : R2401914-013
Misc : DAY 524 T4
ALS Vial : 14 Sample Multiplier: 1

Quant Method : I:\ACQUDATA\MSVOA17\Methods\W021524.m
Quant Title : MS#17 - 8260 WATERS 5mL Purge

TIC Library : I:\ACQUDATA\DATABASE\NBS75K.L
TIC Integration Parameters: LSCINT.P

****

Peak Number 1 unknown Concentration Rank 1

R.T.	EstConc	Area	Relative to ISTD	R.T.
0.989	10.21 ug/L	235357	Pentafluorobenzene	5.086

Hit# of 5	Tentative ID	MW	MolForm	CAS#	Qual
1	Carbon dioxide	44	CO2	000124-38-9	4
2	Carbon dioxide	44	CO2	000124-38-9	4
3	Ethylene oxide	44	C2H4O	000075-21-8	3
4	Nitrous Oxide	44	N2O	010024-97-2	3
5	Nitrous Oxide	44	N2O	010024-97-2	3

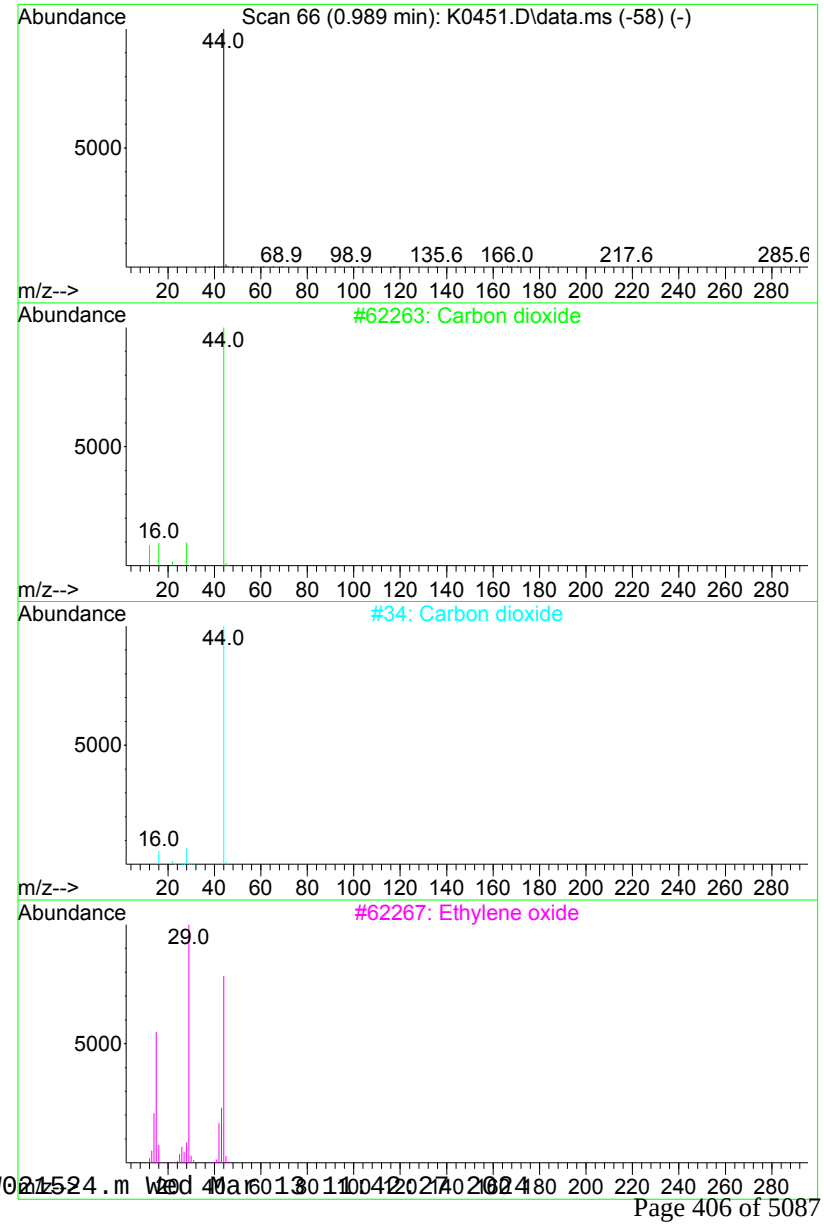

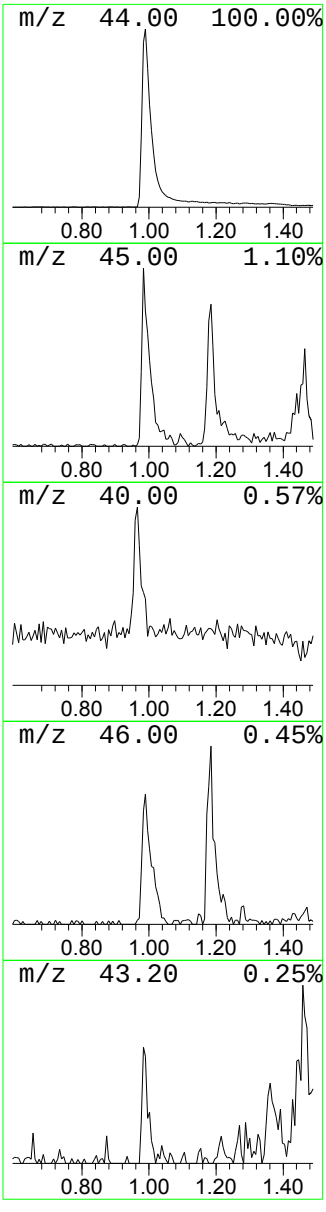

1st 03/13/24
2nd 03/13/24

Tentatively Identified Compound (LSC) summary

Data Path : I:\ACQUDATA\MSVOA17\Data\031224\
Data File : K0451.D
Acq On : 12 Mar 2024 08:18 pm
Operator : K.Ruest
Sample : R2401914-013
Misc : DAY 524 T4
ALS Vial : 14 Sample Multiplier: 1

Quant Method : I:\ACQUDATA\MSVOA17\Methods\W021524.m
Quant Title : MS#17 - 8260 WATERS 5mL Purge

TIC Library : I:\ACQUDATA\DATABASE\NBS75K.L
TIC Integration Parameters: LSCINT.P

					--Internal Standard---			
TIC Top Hit name	RT	EstConc	Units	Response	#	RT	Resp	Conc
unknown	0.989	10.2	ug/L	235357	1	5.086	1152340	50.0

Quantitation Report (QT Reviewed)

Data Path : I:\ACQUDATA\MSVOA17\Data\031224\
Data File : K0440.D
Acq On : 12 Mar 2024 04:05 pm
Operator : K.Ruest
Sample : MBLK-FP
Misc :
ALS Vial : 3 Sample Multiplier: 1

Quant Time: Mar 12 16:30:01 2024
Quant Method : I:\ACQUDATA\MSVOA17\Methods\W021524.m
Quant Title : MS#17 - 8260 WATERS 5mL Purge
QLast Update : Fri Feb 16 09:34:06 2024
Response via : Initial Calibration

Compound	R.T.	QIon	Response	Conc	Units	Dev(Min)
Internal Standards						
1) Pentafluorobenzene	5.087	168	407407	50.00	ug/L	0.00
43) 1,4-Difluorobenzene	6.245	114	609066	50.00	ug/L	0.00
71) d5-Chlorobenzene	9.616	117	551563	50.00	ug/L	0.00
91) 1,4-Dichlorobenzene-d4	11.683	152	271694	50.00	ug/L	0.00
System Monitoring Compounds						
45) surr4,Dibrflmethane	4.916	113	193336	48.97	ug/L	0.00
Spiked Amount 50.000	Range 80 - 116		Recovery = 97.94%			
48) surr1,1,2-dichloroetha...	5.501	65	251770	53.18	ug/L	0.00
Spiked Amount 50.000	Range 73 - 125		Recovery = 106.36%			
65) SURR3,Toluene-d8	8.104	98	731315	51.43	ug/L	0.00
Spiked Amount 50.000	Range 87 - 121		Recovery = 102.86%			
70) SURR2,BFB	10.701	95	279539	51.37	ug/L	0.00
Spiked Amount 50.000	Range 85 - 122		Recovery = 102.74%			
Target Compounds						Qvalue
16) Acetone	2.197	43	886	0.465	ug/L	96
23) Methylene Chloride	2.563	84	657	Below Cal	#	78
112) Trielution Dichlorotol...	12.738	125	2075	0.286	ug/L #	69

(#) = qualifier out of range (m) = manual integration (+) = signals summed

Quantitation Report (QT Reviewed)

Data Path : I:\ACQUDATA\MSVOA17\Data\031224\
Data File : K0440.D
Acq On : 12 Mar 2024 04:05 pm
Operator : K.Ruest
Sample : MBLK-FP
Misc :
ALS Vial : 3 Sample Multiplier: 1

Quant Time: Mar 12 16:30:01 2024
Quant Method : I:\ACQUDATA\MSVOA17\Methods\W021524.m
Quant Title : MS#17 - 8260 WATERS 5mL Purge
QLast Update : Fri Feb 16 09:34:06 2024
Response via : Initial Calibration



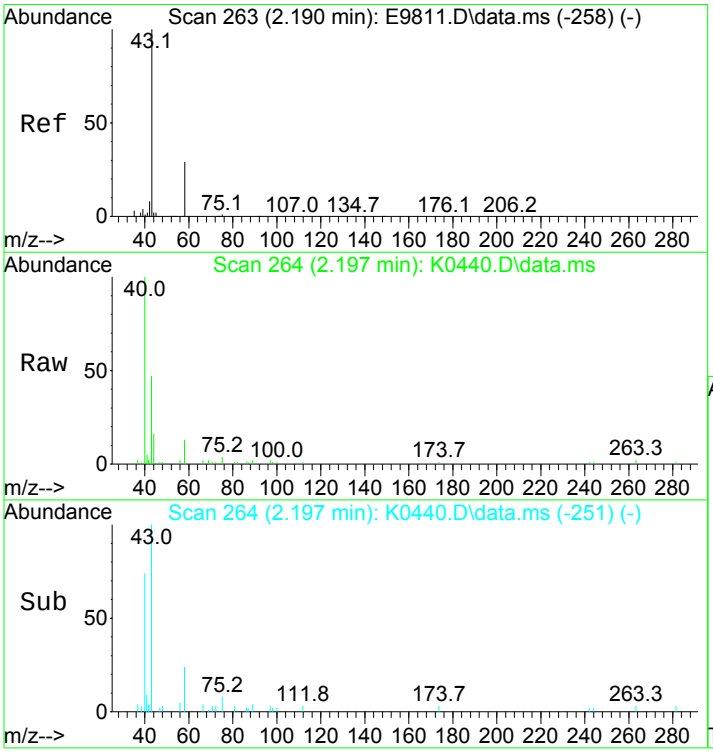

#16
Acetone
Concen: 0.46 ug/L
RT: 2.197 min Scan# 264
Delta R.T. 0.007 min
Lab File: K0440.D
Acq: 12 Mar 2024 04:05 pm

Tgt Ion: 43 Resp: 886

Ion	Ratio	Lower	Upper
43	100		
58	28.3	9.3	49.3
42	3.8	0.0	27.8

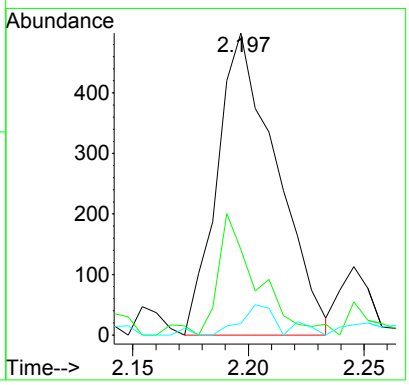

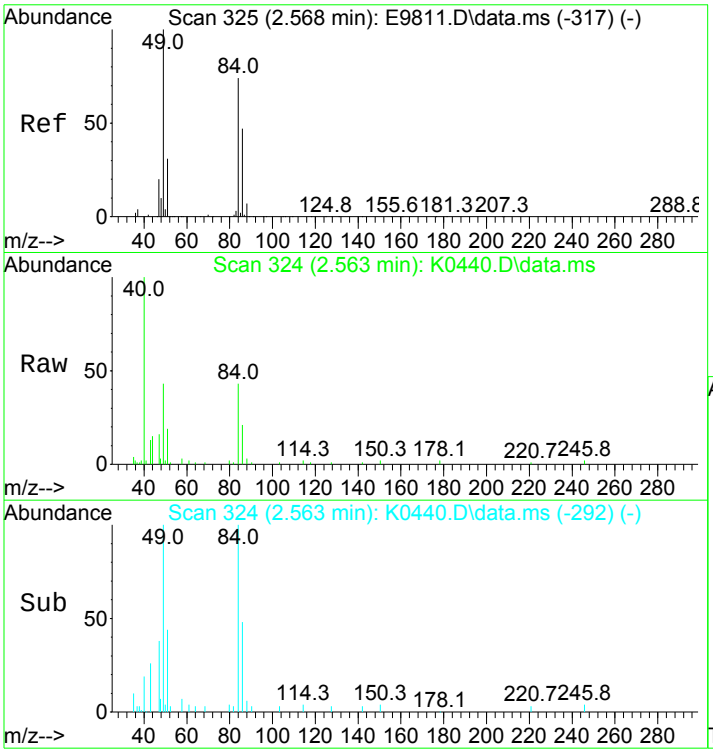

#23
Methylene Chloride
Concen: Below Cal
RT: 2.563 min Scan# 324
Delta R.T. -0.005 min
Lab File: K0440.D
Acq: 12 Mar 2024 04:05 pm

Tgt Ion: 84 Resp: 657

Ion	Ratio	Lower	Upper
84	100		
86	48.3	43.3	83.3
49	100.3	115.4	155.4#
51	43.9	22.6	62.6

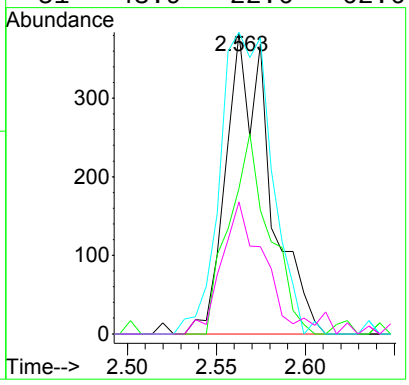

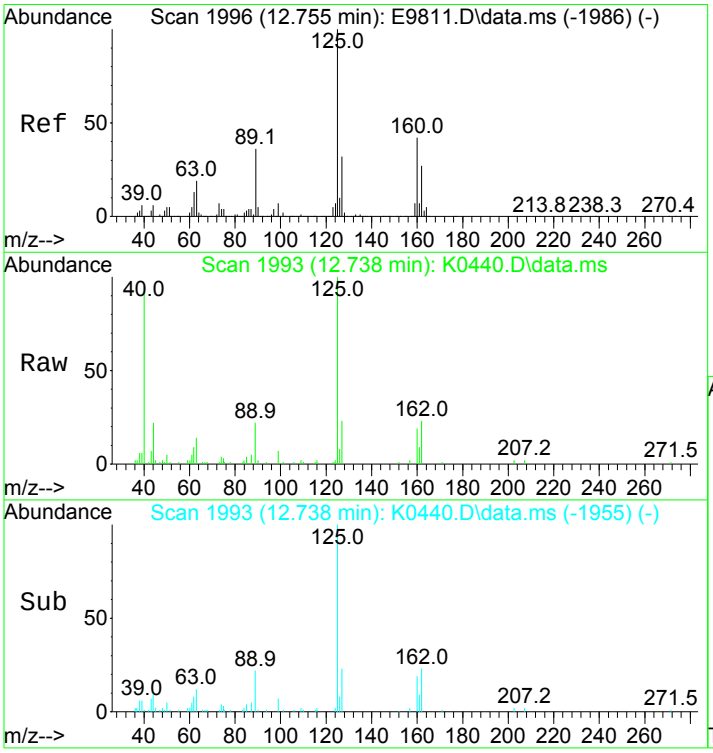

#112
Trielution Dichlorotoluene
Concen: 0.29 ug/L
RT: 12.738 min Scan# 1993
Delta R.T. -0.018 min
Lab File: K0440.D
Acq: 12 Mar 2024 04:05 pm

Tgt Ion:125 Resp: 2075

Ion	Ratio	Lower	Upper
125	100		
160	18.8	22.2	62.2#
89	22.4	16.1	56.1

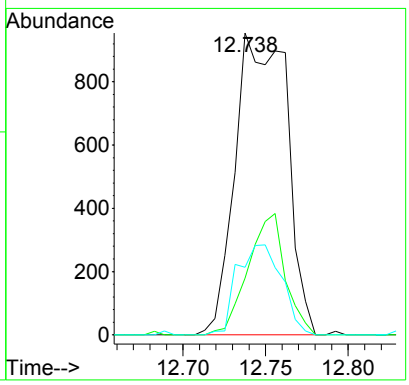

1st 03/12/24
2nd 03/13/24

LSC Area Percent Report

Data Path : I:\ACQUDATA\MSVOA17\Data\031224\
Data File : K0440.D
Acq On : 12 Mar 2024 04:05 pm
Operator : K.Ruest
Sample : MBLK-FP
Misc :
ALS Vial : 3 Sample Multiplier: 1

Integration Parameters: CPD4.P
Integrator: RTE
Smoothing : OFF Filtering: 5
Sampling : 1 Min Area: 250 Area counts
Start Thrs: 0.2 Max Peaks: 100
Stop Thrs : 0.1 Peak Location: TOP

If leading or trailing edge < 100 prefer < Baseline drop else tangent >
Peak separation: 5

Method : I:\ACQUDATA\MSVOA17\Methods\W021524.m
Title : MS#17 - 8260 WATERS 5mL Purge

Signal : TIC: K0440.D\data.ms

peak #	R.T. min	first scan	max scan	last scan	PK TY	peak height	corr. area	corr. % max.	% of total
1	0.990	62	66	82	rBV	102289	188793	9.59%	1.731%
2	4.922	698	711	726	rBV2	188652	647791	32.89%	5.940%
3	5.087	726	738	770	rVB	339491	1187931	60.32%	10.893%
4	5.501	792	806	824	rBV	231300	680971	34.58%	6.245%
5	6.245	916	928	948	rBV	586182	1416387	71.92%	12.988%
6	8.104	1225	1233	1252	rVB	1141070	1969274	100.00%	18.058%
7	9.616	1475	1481	1493	rBV	1192646	1690693	85.85%	15.504%
8	10.707	1654	1660	1669	rBV	1055726	1377926	69.97%	12.636%
9	11.049	1711	1716	1721	rBV	18133	22951	1.17%	0.210%
10	11.683	1814	1820	1828	rBV	1442683	1722365	87.46%	15.794%

Sum of corrected areas: 10905082

LSC Report - Integrated Chromatogram

Data Path : I:\ACQUDATA\MSVOA17\Data\031224\
Data File : K0440.D
Acq On : 12 Mar 2024 04:05 pm
Operator : K.Ruest
Sample : MBLK-FP
Misc :
ALS Vial : 3 Sample Multiplier: 1

Quant Method : I:\ACQUDATA\MSVOA17\Methods\W021524.m
Quant Title : MS#17 - 8260 WATERS 5mL Purge

TIC Library : I:\ACQUDATA\DATABASE\NBS75K.L
TIC Integration Parameters: LSCINT.P

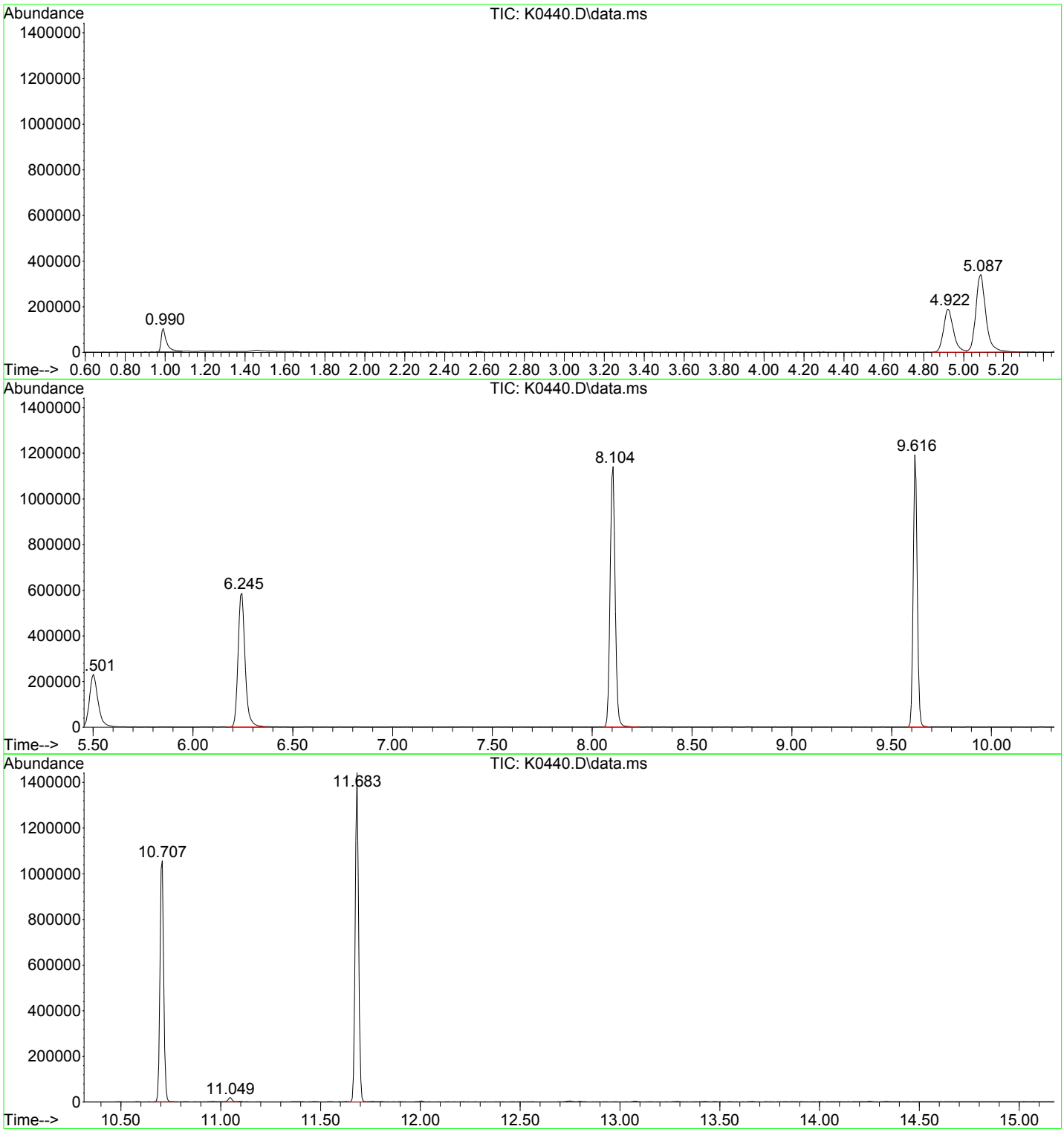

Library Search Compound Report

Data Path : I:\ACQUDATA\MSVOA17\Data\031224\
Data File : K0440.D
Acq On : 12 Mar 2024 04:05 pm
Operator : K.Ruest
Sample : MBLK-FP
Misc :
ALS Vial : 3 Sample Multiplier: 1

Quant Method : I:\ACQUDATA\MSVOA17\Methods\W021524.m
Quant Title : MS#17 - 8260 WATERS 5mL Purge

TIC Library : I:\ACQUDATA\DATABASE\NBS75K.L
TIC Integration Parameters: LSCINT.P

****

Peak Number 1 unknown Concentration Rank 1

R.T.	EstConc	Area	Relative to ISTD	R.T.
0.990	7.95 ug/L	188793	Pentafluorobenzene	5.087

Hit# of 5	Tentative ID	MW	MolForm	CAS#	Qual
1	Carbon dioxide	44	CO2	000124-38-9	4
2	Carbon dioxide	44	CO2	000124-38-9	4
3	Ethylene oxide	44	C2H4O	000075-21-8	3
4	Nitrous Oxide	44	N2O	010024-97-2	3
5	Nitrous Oxide	44	N2O	010024-97-2	3

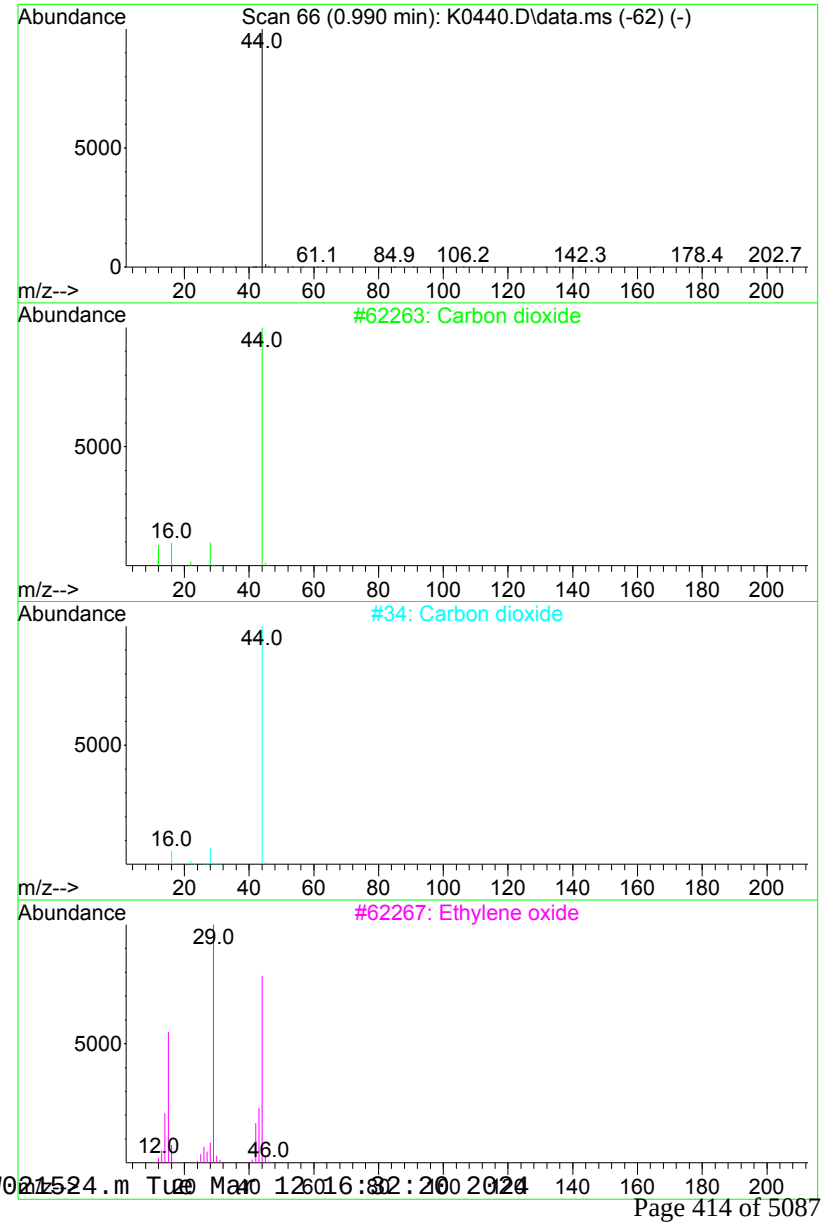

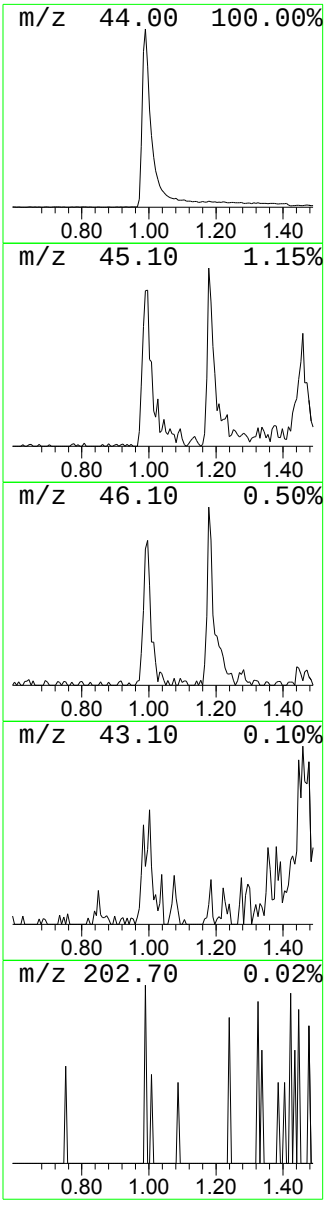

Tentatively Identified Compound (LSC) summary

Data Path : I:\ACQUDATA\MSVOA17\Data\031224\
Data File : K0440.D
Acq On : 12 Mar 2024 04:05 pm
Operator : K.Ruest
Sample : MBLK-FP
Misc :
ALS Vial : 3 Sample Multiplier: 1

Quant Method : I:\ACQUDATA\MSVOA17\Methods\W021524.m
Quant Title : MS#17 - 8260 WATERS 5mL Purge

TIC Library : I:\ACQUDATA\DATABASE\NBS75K.L
TIC Integration Parameters: LSCINT.P

					Internal Standard			
TIC Top Hit name	RT	EstConc	Units	Response	#	RT	Resp	Conc
unknown	0.990	8.0	ug/L	188793	1	5.087	1187930	50.0

Quantitation Report (Qedit)

Data Path : I:\ACQUDATA\MSVOA14\Data\031324\
Data File : F8761.D
Acq On : 13 Mar 2024 12:23 pm
Operator : F.NAEGLER
Sample : MBLK
Misc :
ALS Vial : 8 Sample Multiplier: 1

Quant Time: Mar 13 12:39:37 2024
Quant Method : I:\ACQUDATA\MSVOA14\Methods\S022624.M
Quant Title : MS#14 - 8260 SOILS 10ml PURGE
QLast Update : Tue Feb 27 10:12:18 2024
Response via : Initial Calibration

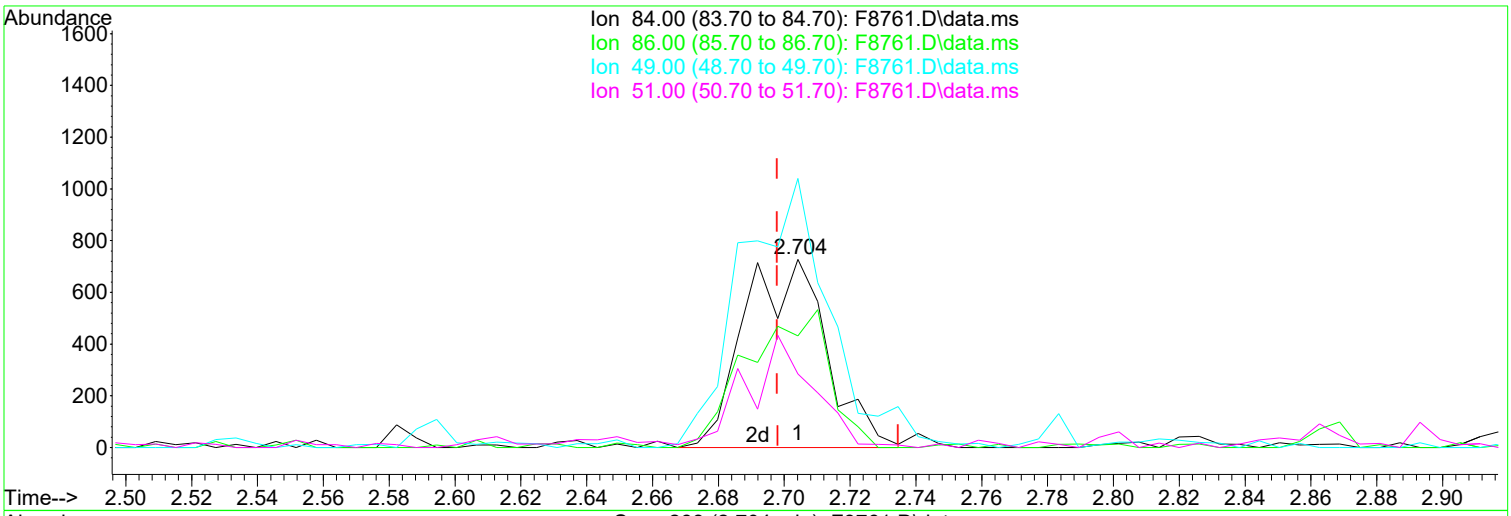

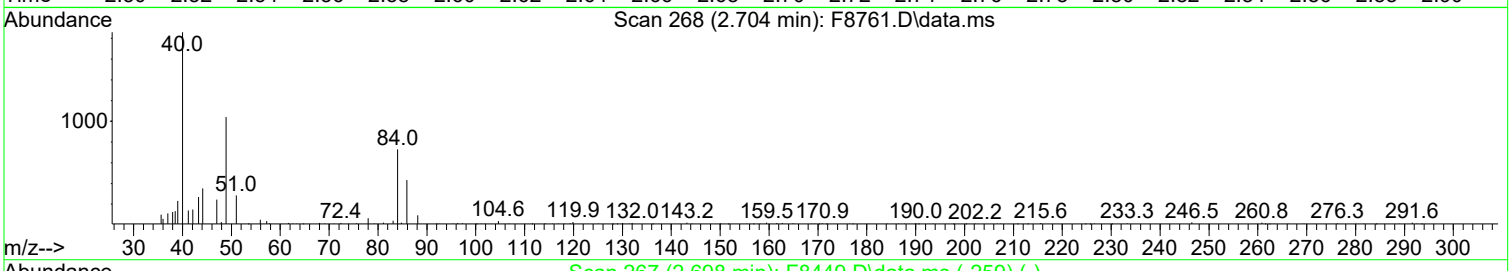

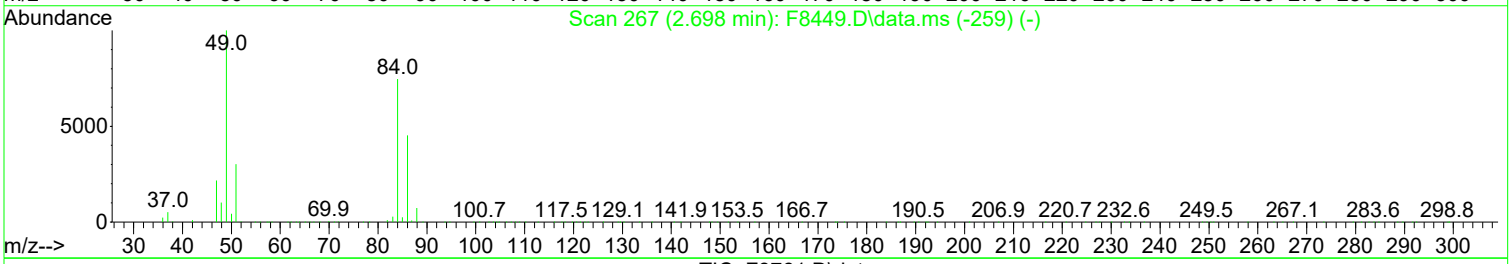

TIC: F8761.D\data.ms

(22) Methylene Chloride (P)

2.704min (+ 0.006) 0.37 ug/L m

response 1265

Ion	Exp%	Act%
84.00	100.00	100.00
86.00	60.60	59.34
49.00	134.20	142.86
51.00	40.50	39.01

Manual Integration:

After

Poor integration.

03/14/24

Quantitation Report (Qedit)

Data Path : I:\ACQUDATA\MSVOA14\Data\031324\
Data File : F8761.D
Acq On : 13 Mar 2024 12:23 pm
Operator : F.NAEGLER
Sample : MBLK
Misc :
ALS Vial : 8 Sample Multiplier: 1

Quant Time: Mar 13 12:39:37 2024
Quant Method : I:\ACQUDATA\MSVOA14\Methods\S022624.M
Quant Title : MS#14 - 8260 SOILS 10ml PURGE
QLast Update : Tue Feb 27 10:12:18 2024
Response via : Initial Calibration

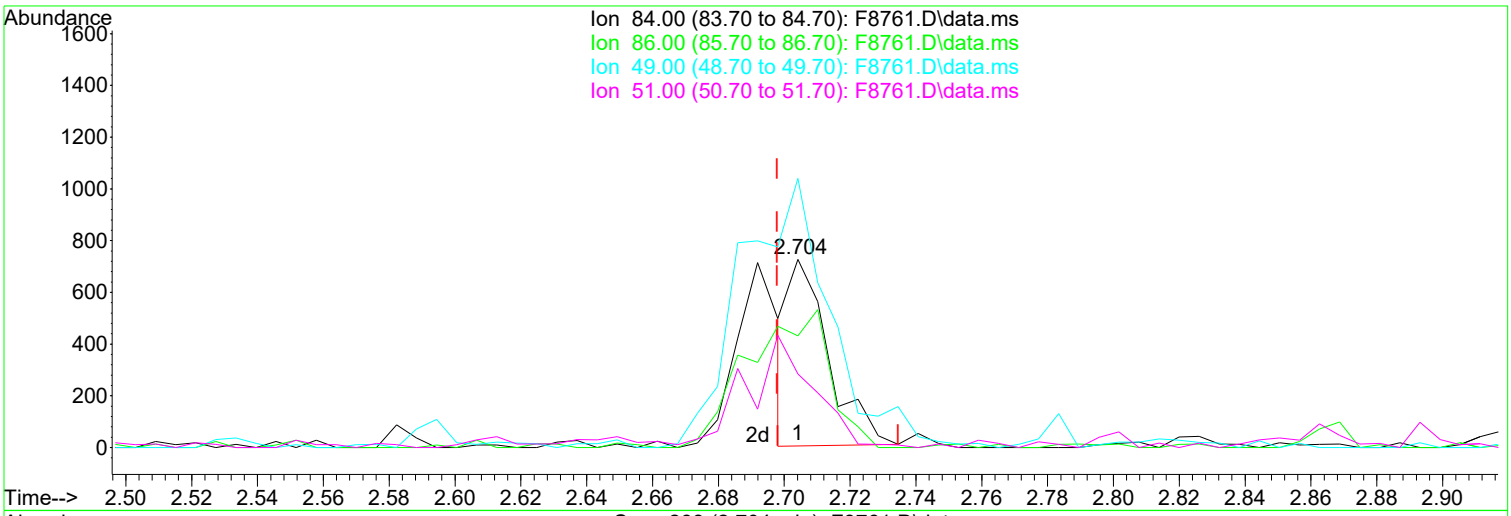

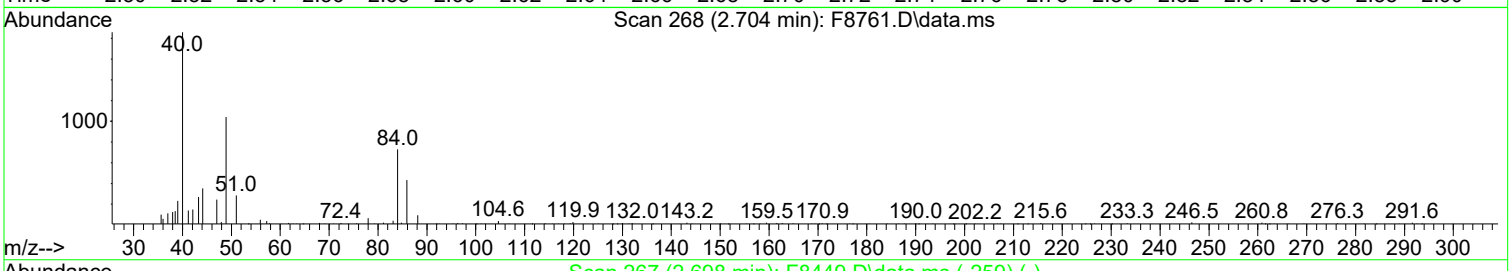

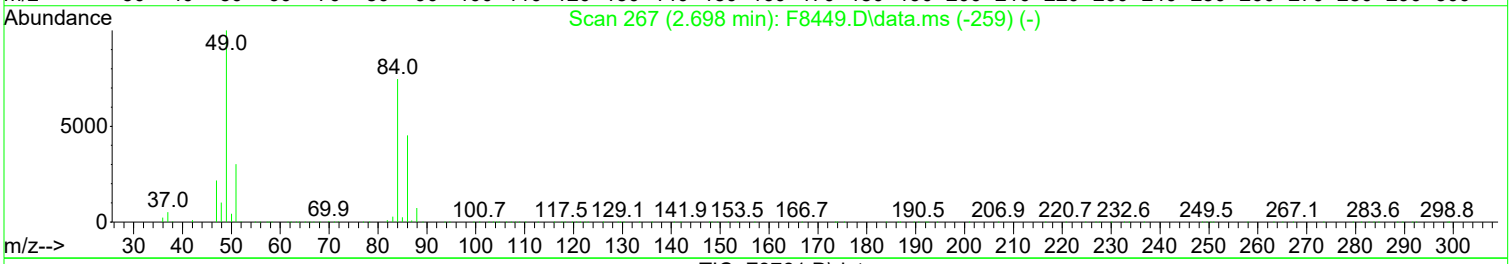

TIC: F8761.D\data.ms

(22) Methylene Chloride (P)

2.704min (+ 0.006) 0.17 ug/L

response 601

Ion	Exp%	Act%
84.00	100.00	100.00
86.00	60.60	59.34
49.00	134.20	142.86
51.00	40.50	39.01

Manual Integration:

Before

03/14/24

Quantitation Report (QT Reviewed)

Data Path : I:\ACQUDATA\MSVOA14\Data\031324\
Data File : F8761.D
Acq On : 13 Mar 2024 12:23 pm
Operator : F.NAEGLER
Sample : MBLK
Misc :
ALS Vial : 8 Sample Multiplier: 1

Quant Time: Mar 13 12:39:37 2024
Quant Method : I:\ACQUDATA\MSVOA14\Methods\S022624.M
Quant Title : MS#14 - 8260 SOILS 10ml PURGE
QLast Update : Tue Feb 27 10:12:18 2024
Response via : Initial Calibration

Compound	R.T.	QIon	Response	Conc	Units		Dev(Min)
Internal Standards							
1) Pentafluorobenzene	5.356	168	389970	50.00	ug/L		0.00
42) 1,4-Difluorobenzene	6.484	114	597314	50.00	ug/L		0.00
70) d5-Chlorobenzene	9.934	117	521605	50.00	ug/L		0.00
87) 1,4-Dichlorobenzene-d4	12.032	152	271649	50.00	ug/L		0.00
System Monitoring Compounds							
44) SURR4,Dibrflmethane	5.216	113	170692	48.97	ug/L		0.00
Spiked Amount 50.000	Range 63 - 138		Recovery = 97.94%				
47) SURR1,1,2-dichloroetha...	5.771	65	209701	51.97	ug/L		0.00
Spiked Amount 50.000	Range 67 - 128		Recovery = 103.94%				
64) SURR3,Toluene-d8	8.368	98	689911	50.36	ug/L		0.00
Spiked Amount 50.000	Range 66 - 138		Recovery = 100.72%				
69) SURR2,BFB	11.044	95	223917	46.52	ug/L		0.00
Spiked Amount 50.000	Range 31 - 154		Recovery = 93.04%				
Target Compounds							Qvalue
15) Acetone	2.308	43	6989	1.267	ug/L		94
21) Methyl Acetate	2.619	43	940	0.235	ug/L		85
22) Methylene Chloride	2.704	84	1265m	0.366	ug/L		
23) TBA	2.844	59	1122	2.136	ug/L		98
34) 2-Butanone	4.423	43	2237	0.997	ug/L		95
72) 2-Hexanone	9.264	43	1061	0.368	ug/L		93
85) Cyclohexanone	11.001	55	848	1.031	ug/L	#	63
105) 1,2,4-Tcbenzene	13.647	180	1081	0.219	ug/L	#	76
107) Naphthalen	13.842	128	4170	0.328	ug/L		84
108) 1,2,3-Tclbenzene	14.031	180	1185	0.248	ug/L	#	78

(#) = qualifier out of range (m) = manual integration (+) = signals summed

Quantitation Report (QT Reviewed)

Data Path : I:\ACQUDATA\MSVOA14\Data\031324\
Data File : F8761.D
Acq On : 13 Mar 2024 12:23 pm
Operator : F.NAEGLER
Sample : MBLK
Misc :
ALS Vial : 8 Sample Multiplier: 1

Quant Time: Mar 13 12:39:37 2024
Quant Method : I:\ACQUDATA\MSVOA14\Methods\S022624.M
Quant Title : MS#14 - 8260 SOILS 10ml PURGE
QLast Update : Tue Feb 27 10:12:18 2024
Response via : Initial Calibration

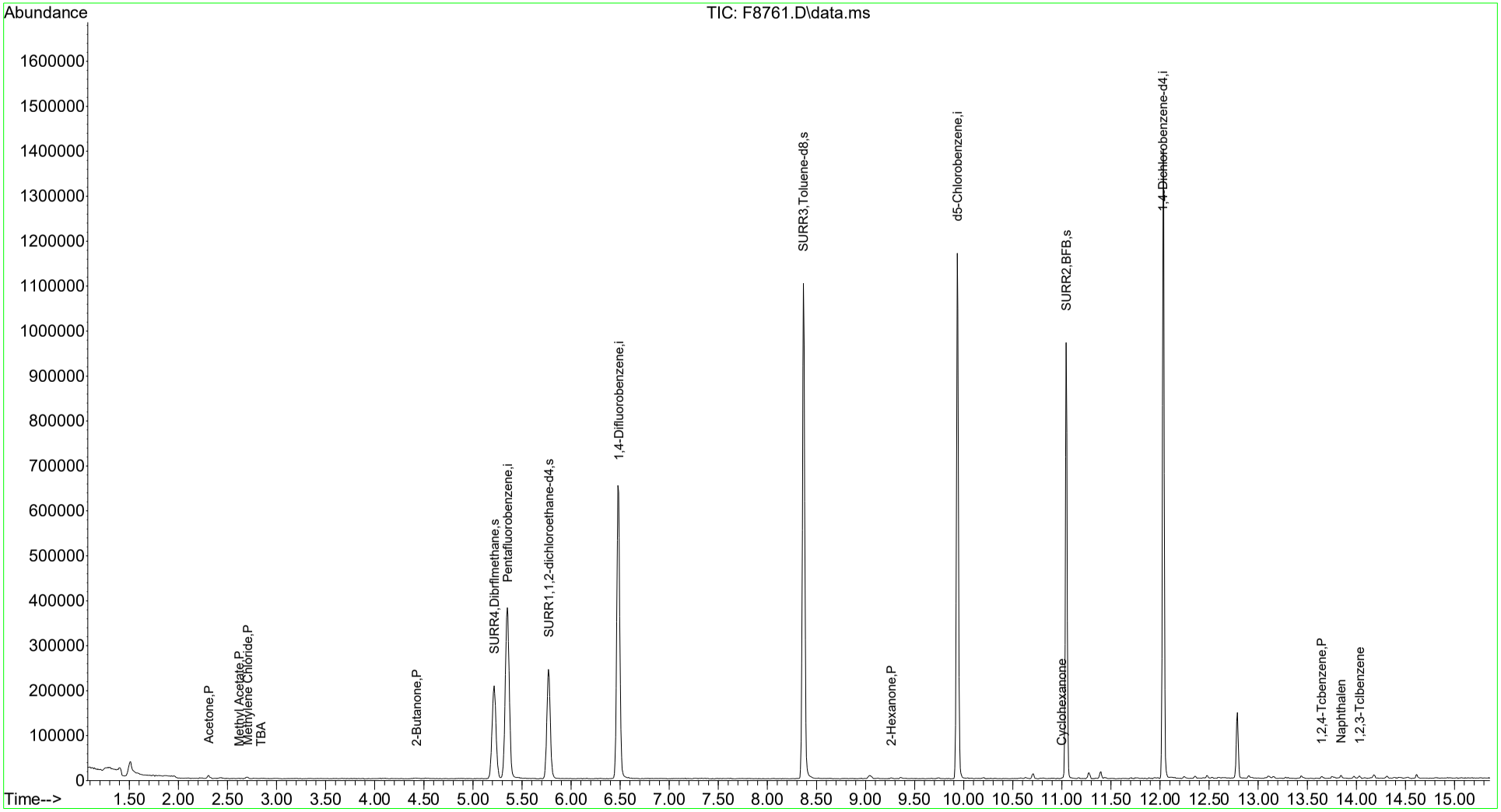

1st FJ 03/14/24
2nd 03/15/24

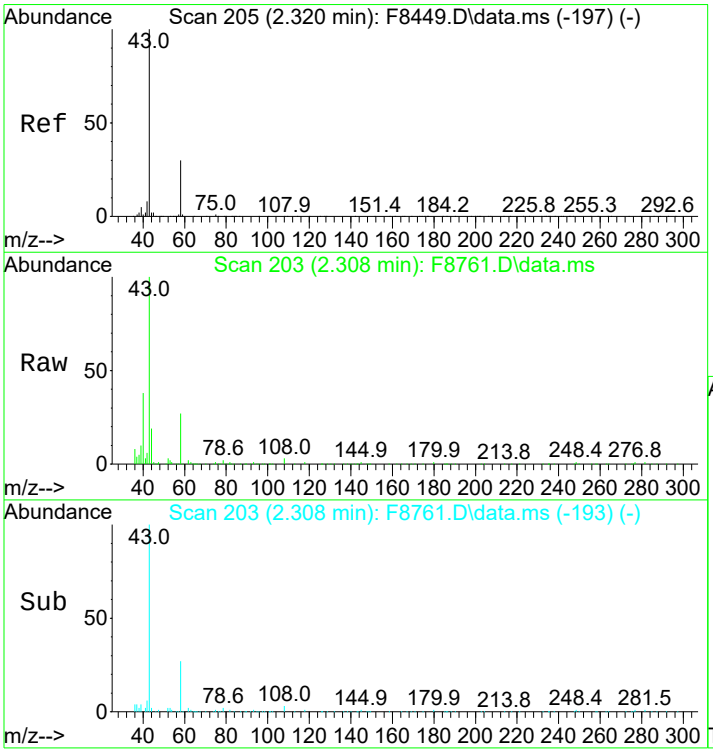

#15
Acetone
Concen: 1.27 ug/L
RT: 2.308 min Scan# 203
Delta R.T. -0.011 min
Lab File: F8761.D
Acq: 13 Mar 2024 12:23 pm

Tgt Ion: 43 Resp: 6989

Ion	Ratio	Lower	Upper
43	100		
58	27.3	10.5	50.5
42	5.8	0.0	28.1

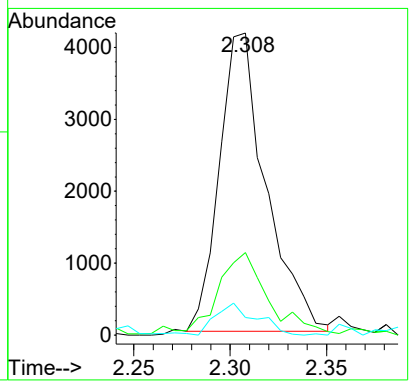

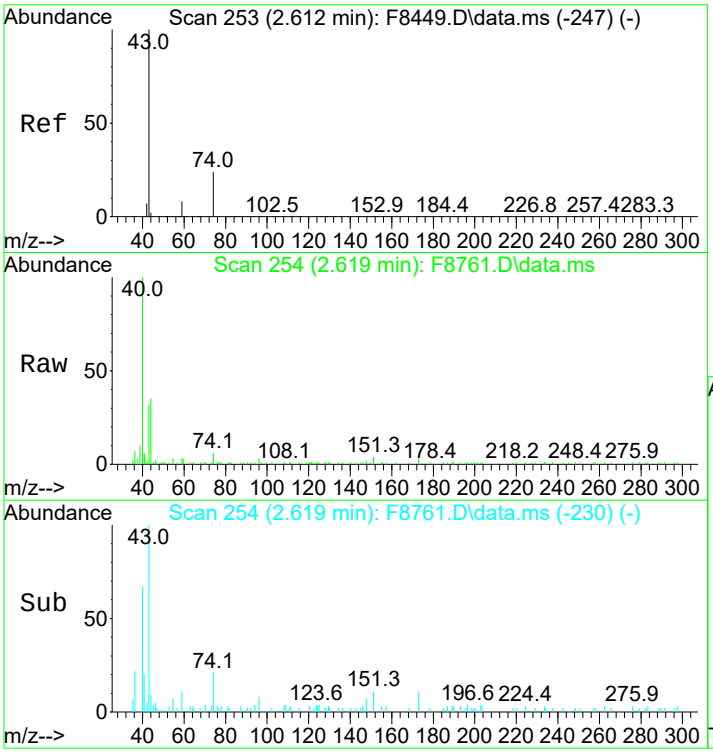

#21
Methyl Acetate
Concen: 0.23 ug/L
RT: 2.619 min Scan# 254
Delta R.T. 0.006 min
Lab File: F8761.D
Acq: 13 Mar 2024 12:23 pm

Tgt Ion: 43 Resp: 940

Ion	Ratio	Lower	Upper
43	100		
59	21.6	0.0	28.1
74	19.8	3.4	43.4

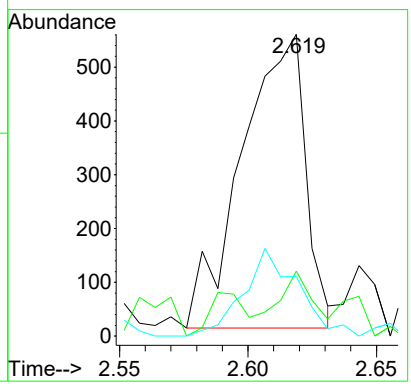

1st FW 03/14/24
2nd 03/15/24

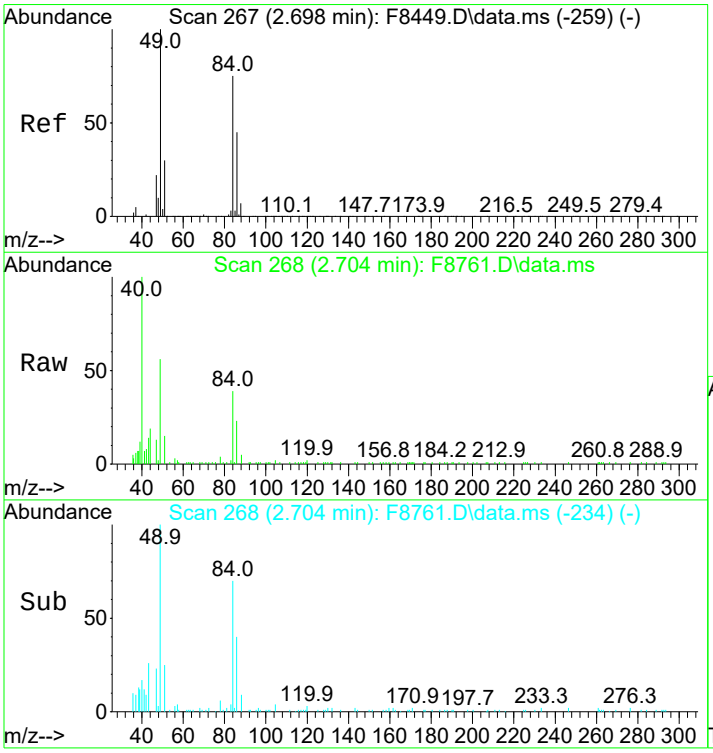

#22
Methylene Chloride
Concen: 0.37 ug/L m
RT: 2.704 min Scan# 268
Delta R.T. 0.006 min
Lab File: F8761.D
Acq: 13 Mar 2024 12:23 pm

Tgt Ion: 84 Resp: 1265

Ion	Ratio	Lower	Upper
84	100		
86	59.3	40.6	80.6
49	142.9	114.2	154.2
51	39.0	20.5	60.5

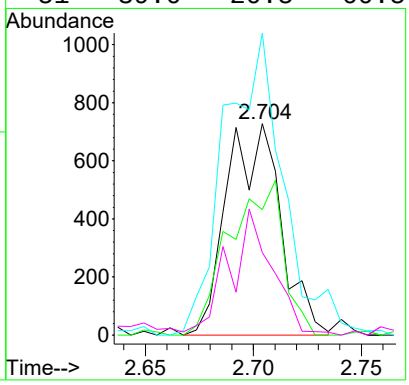

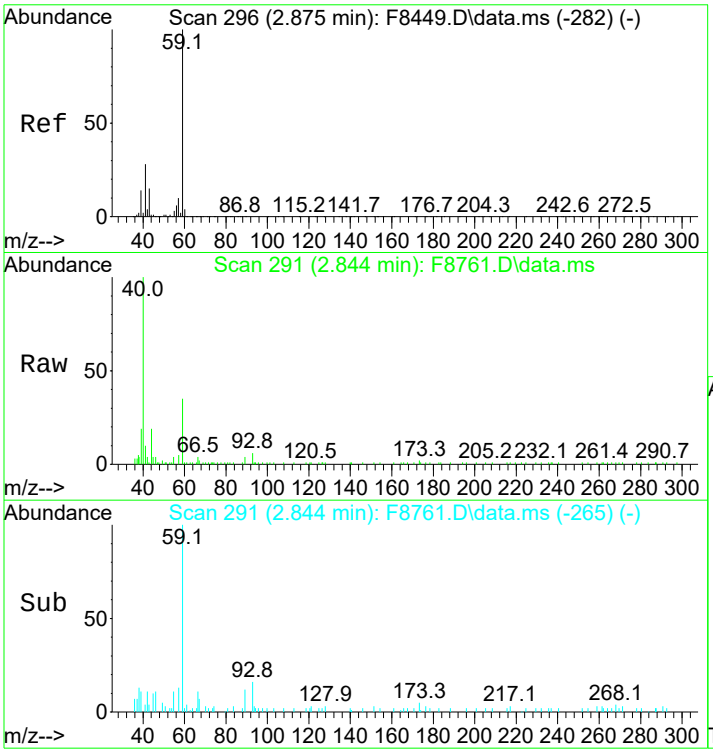

#23
TBA
Concen: 2.14 ug/L
RT: 2.844 min Scan# 291
Delta R.T. -0.030 min
Lab File: F8761.D
Acq: 13 Mar 2024 12:23 pm

Tgt Ion: 59 Resp: 1122

Ion	Ratio	Lower	Upper
59	100		
41	28.7	7.9	47.9

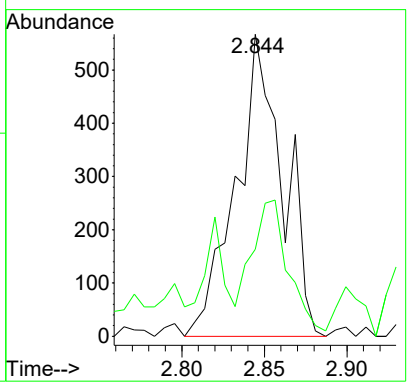

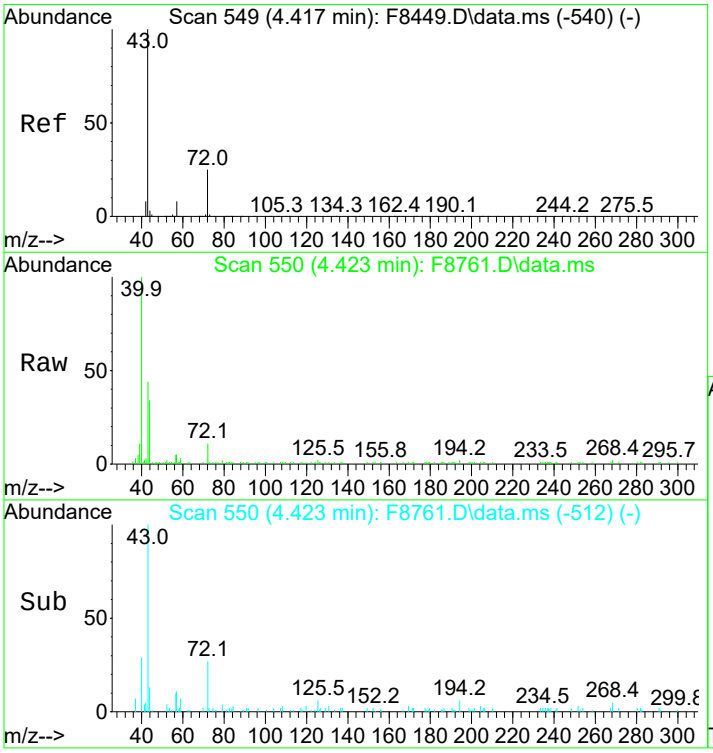

#34
2-Butanone
Concen: 1.00 ug/L
RT: 4.423 min Scan# 550
Delta R.T. 0.006 min
Lab File: F8761.D
Acq: 13 Mar 2024 12:23 pm

Tgt Ion: 43 Resp: 2237

Ion	Ratio	Lower	Upper
43	100		
72	27.2	5.2	45.2
57	10.7	0.0	28.4

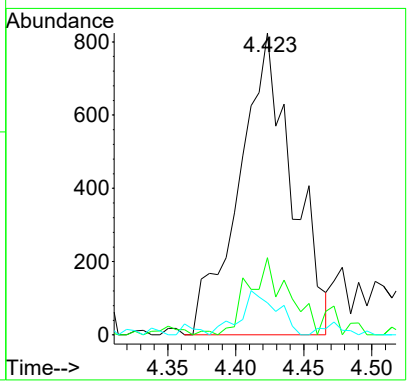

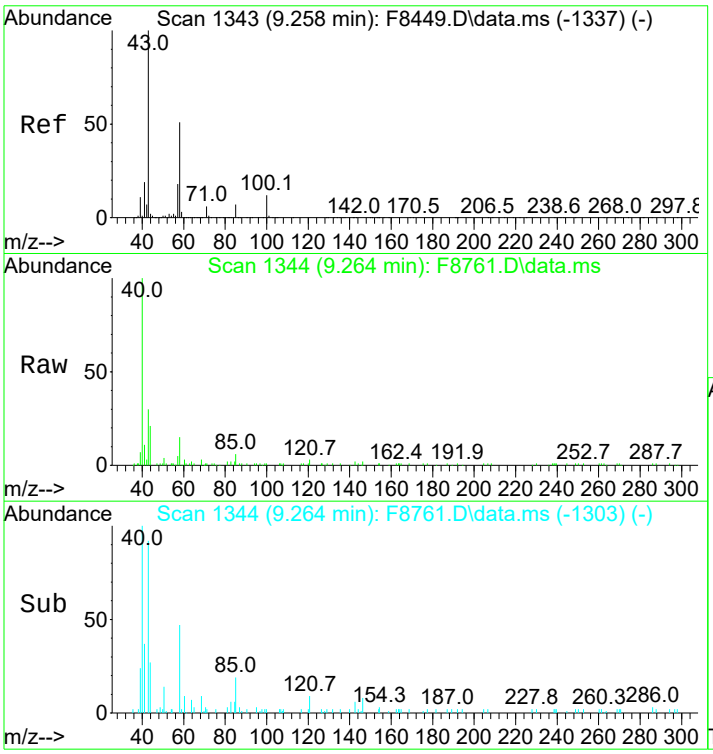

#72
2-Hexanone
Concen: 0.37 ug/L
RT: 9.264 min Scan# 1344
Delta R.T. 0.006 min
Lab File: F8761.D
Acq: 13 Mar 2024 12:23 pm

Tgt Ion: 43 Resp: 1061

Ion	Ratio	Lower	Upper
43	100		
58	48.9	30.4	70.4
100	2.2	0.0	32.0

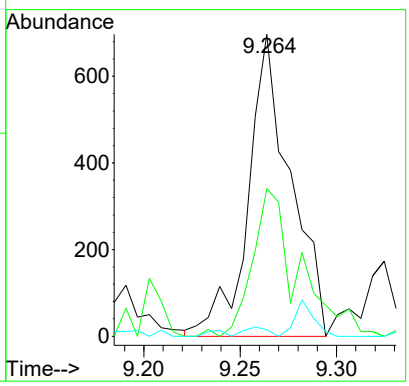

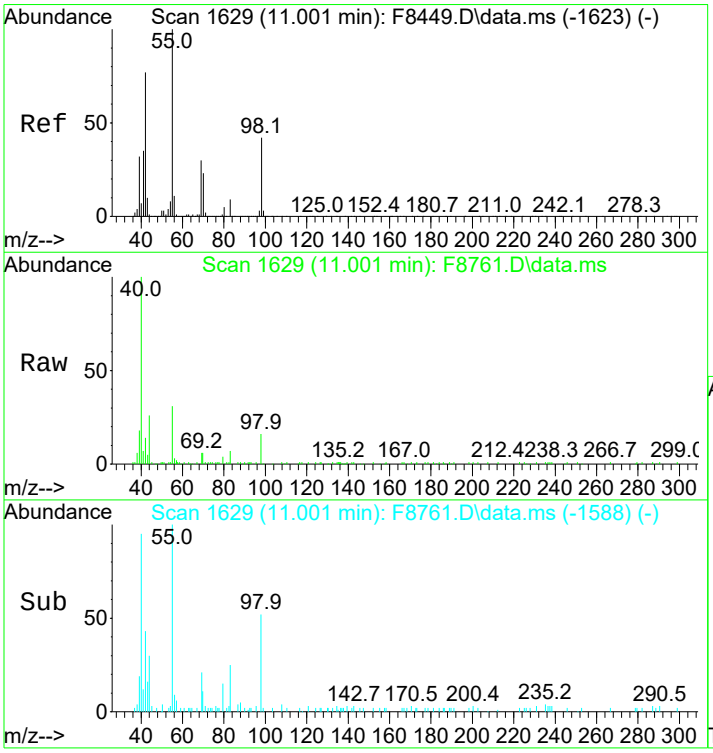

#85
Cyclohexanone
Concen: 1.03 ug/L
RT: 11.001 min Scan# 1629
Delta R.T. 0.000 min
Lab File: F8761.D
Acq: 13 Mar 2024 12:23 pm

Tgt Ion: 55 Resp: 848

Ion	Ratio	Lower	Upper
55	100		
42	44.3	56.6	96.6#

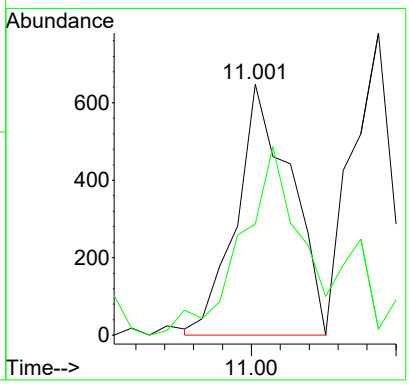

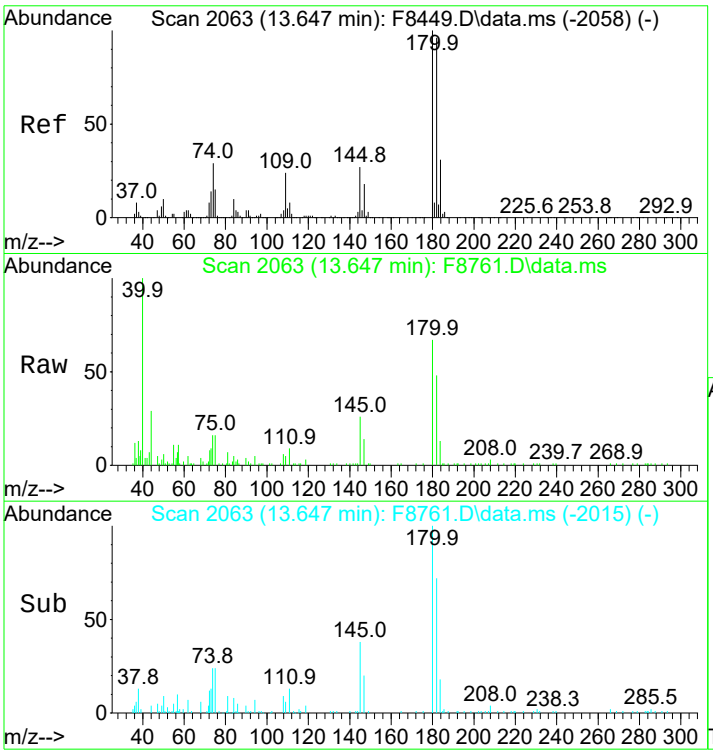

#105
1,2,4-Tcbenzene
Concen: 0.22 ug/L
RT: 13.647 min Scan# 2063
Delta R.T. 0.000 min
Lab File: F8761.D
Acq: 13 Mar 2024 12:23 pm

Tgt Ion:180 Resp: 1081

Ion	Ratio	Lower	Upper
180	100		
182	71.6	75.7	115.7#
145	38.2	7.5	47.5

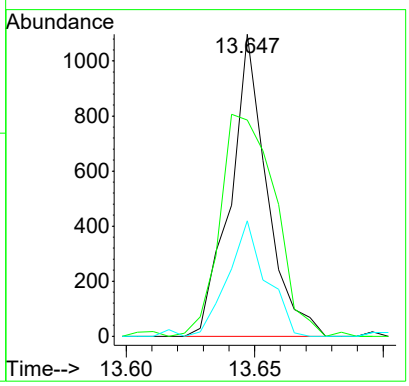

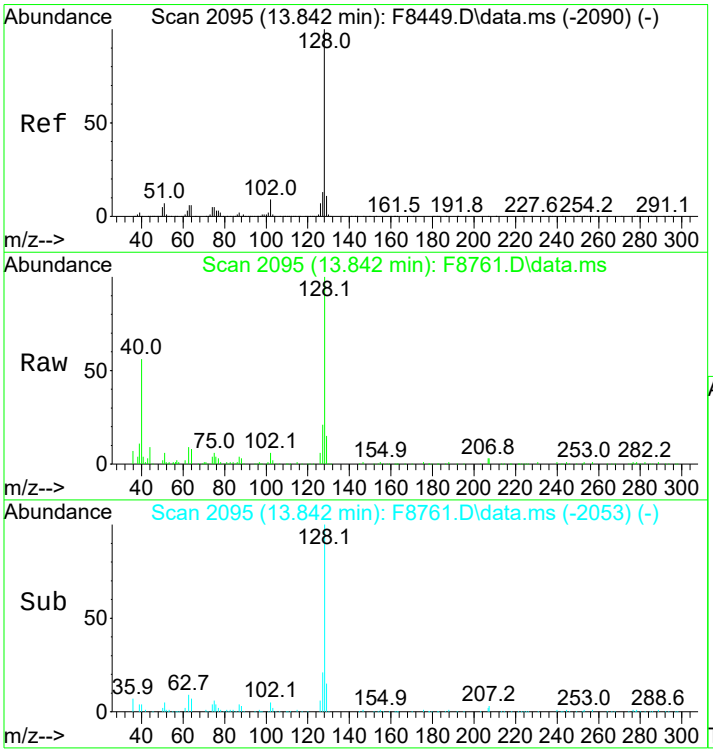

#107
Naphthalen
Concen: 0.33 ug/L
RT: 13.842 min Scan# 2095
Delta R.T. 0.000 min
Lab File: F8761.D
Acq: 13 Mar 2024 12:23 pm

Tgt Ion:128 Resp: 4170

Ion	Ratio	Lower	Upper
128	100		
127	20.9	0.0	32.8
102	5.7	0.0	28.8

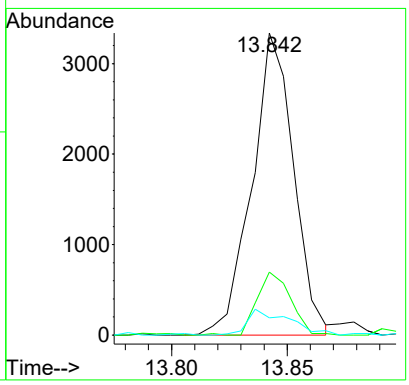

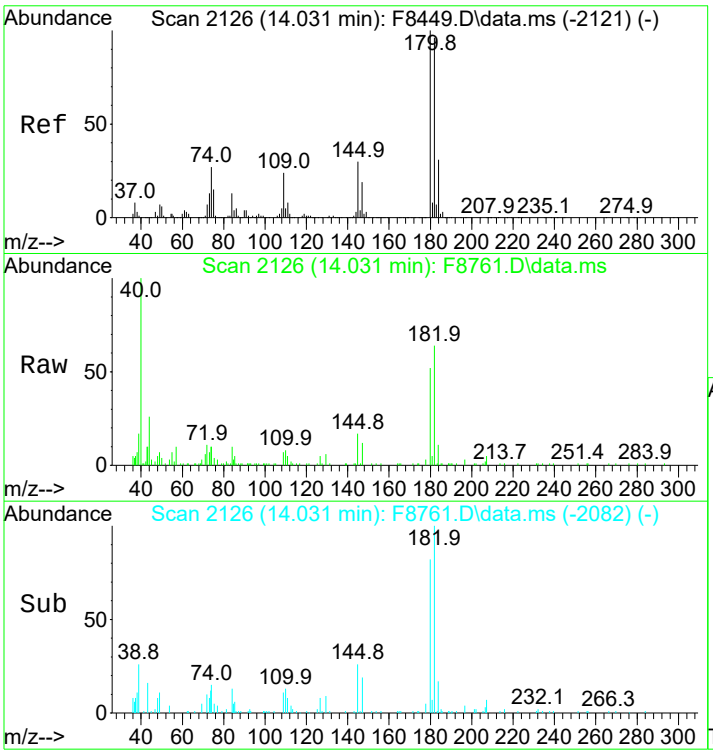

#108
1,2,3-Tclbenzene
Concen: 0.25 ug/L
RT: 14.031 min Scan# 2126
Delta R.T. 0.000 min
Lab File: F8761.D
Acq: 13 Mar 2024 12:23 pm

Tgt Ion:180 Resp: 1185

Ion	Ratio	Lower	Upper
180	100		
182	122.6	75.5	115.5#
145	31.6	9.9	49.9

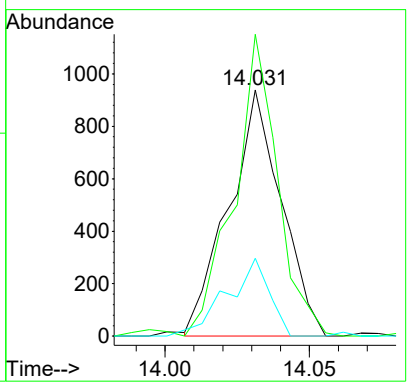

1st 03/12/24
2nd 03/13/24

Quantitation Report (Qedit)

Data Path : I:\ACQUDATA\MSVOA17\Data\031224\
Data File : K0437.D
Acq On : 12 Mar 2024 02:47 pm
Operator : K.Ruest
Sample : LCS-FP
Misc :
ALS Vial : 1 Sample Multiplier: 1

Quant Time: Mar 12 15:02:58 2024
Quant Method : I:\ACQUDATA\MSVOA17\Methods\W021524.m
Quant Title : MS#17 - 8260 WATERS 5mL Purge
QLast Update : Fri Feb 16 09:34:06 2024
Response via : Initial Calibration

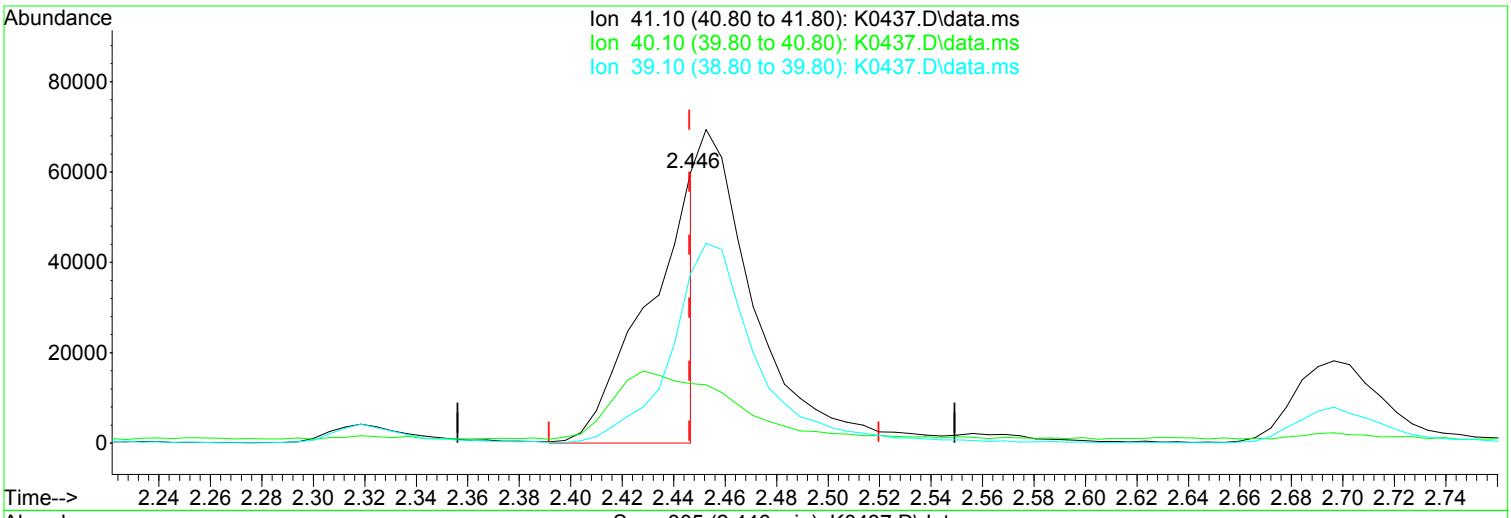

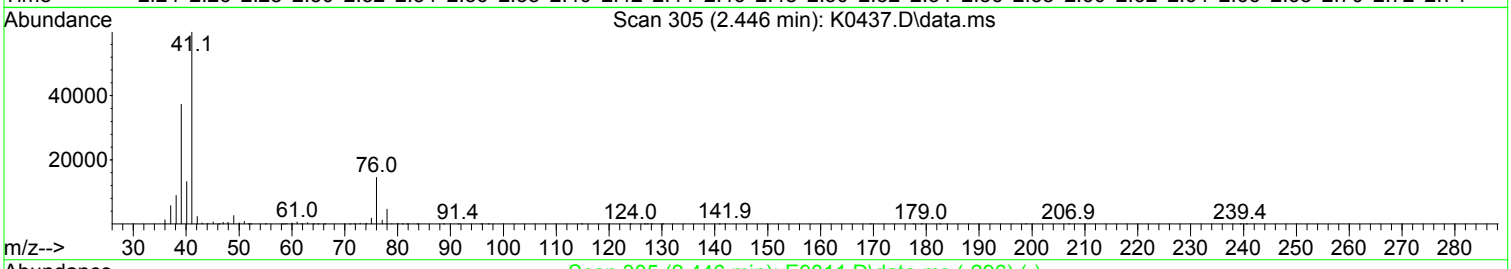

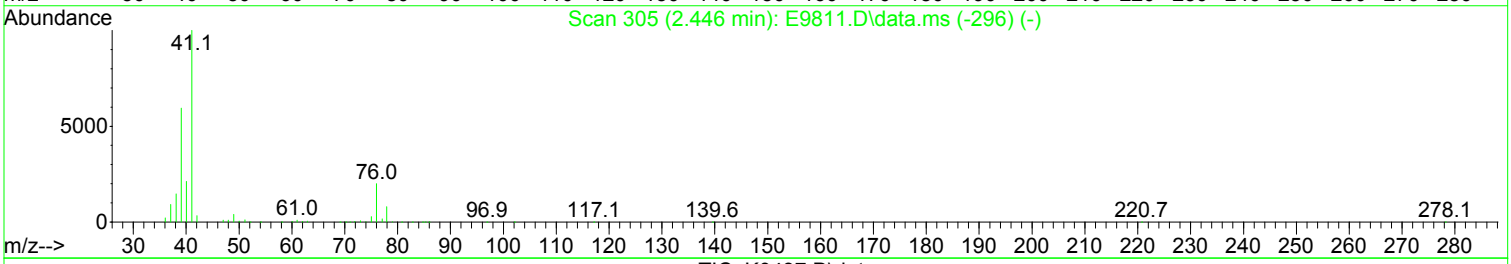

TIC: K0437.D\data.ms

(20) Acetonitrile

2.446min (+ 0.000) 102.26 ug/L m

response 79485

Ion	Exp%	Act%
41.10	100.00	100.00
40.10	21.20	21.99
39.10	59.50	62.52
0.00	0.00	0.00

Manual Integration:

After

Poor integration.

03/12/24

Quantitation Report (Qedit)

Data Path : I:\ACQUDATA\MSVOA17\Data\031224\
Data File : K0437.D
Acq On : 12 Mar 2024 02:47 pm
Operator : K.Ruest
Sample : LCS-FP
Misc :
ALS Vial : 1 Sample Multiplier: 1

Quant Time: Mar 12 15:02:58 2024
Quant Method : I:\ACQUDATA\MSVOA17\Methods\W021524.m
Quant Title : MS#17 - 8260 WATERS 5mL Purge
QLast Update : Fri Feb 16 09:34:06 2024
Response via : Initial Calibration

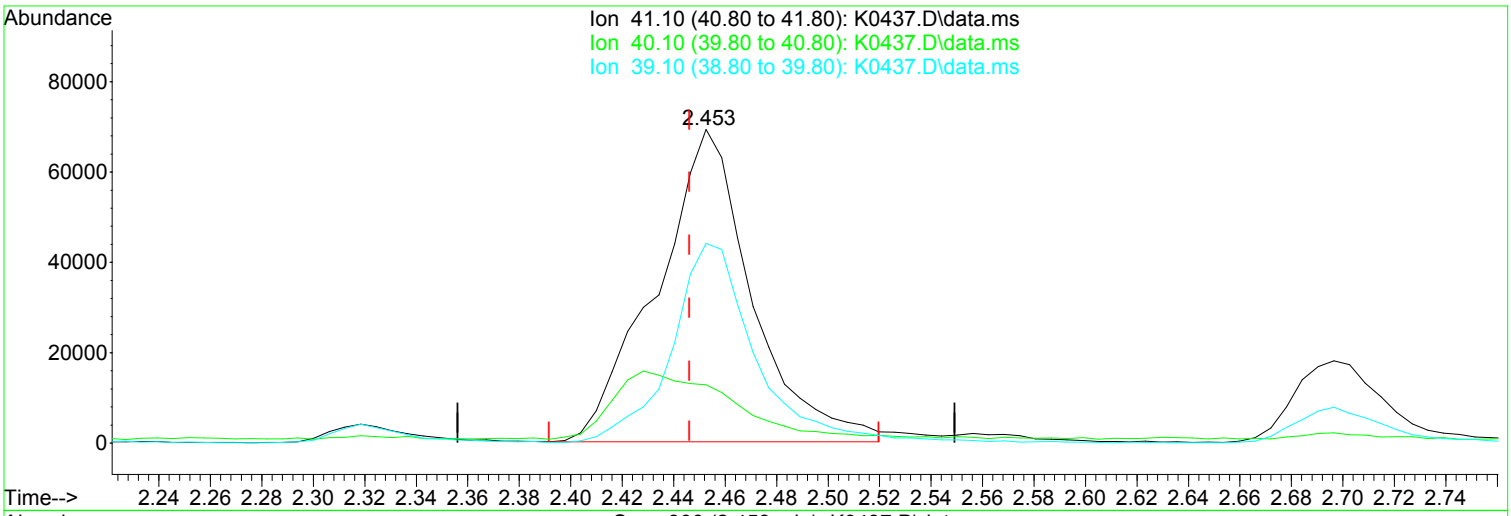

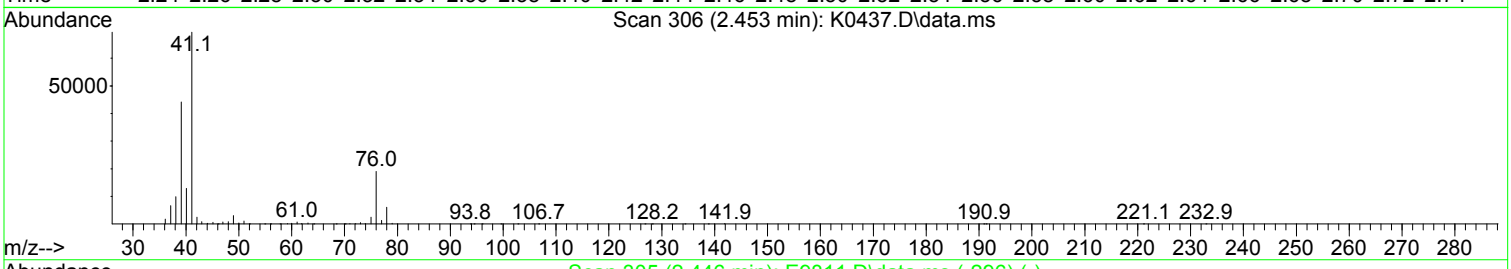

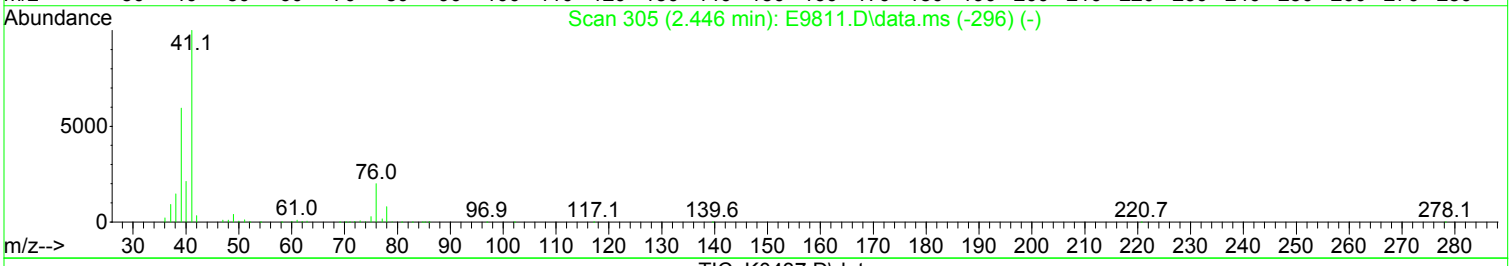

TIC: K0437.D\data.ms

(20) Acetonitrile

2.453min (+ 0.006) 229.82 ug/L

response 178639

Ion	Exp%	Act%
41.10	100.00	100.00
40.10	21.20	18.57
39.10	59.50	63.65
0.00	0.00	0.00

Manual Integration:

Before

03/12/24

Quantitation Report (Qedit)

Data Path : I:\ACQUDATA\MSVOA17\Data\031224\
Data File : K0437.D
Acq On : 12 Mar 2024 02:47 pm
Operator : K.Ruest
Sample : LCS-FP
Misc :
ALS Vial : 1 Sample Multiplier: 1

Quant Time: Mar 12 15:02:58 2024
Quant Method : I:\ACQUDATA\MSVOA17\Methods\W021524.m
Quant Title : MS#17 - 8260 WATERS 5mL Purge
QLast Update : Fri Feb 16 09:34:06 2024
Response via : Initial Calibration

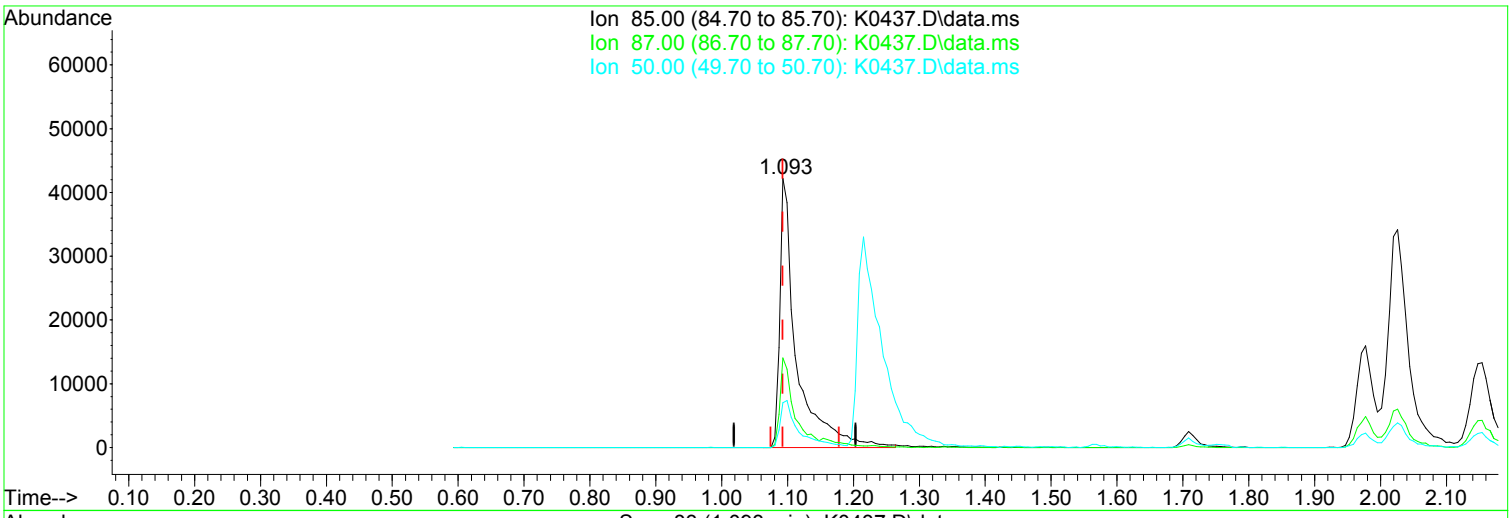

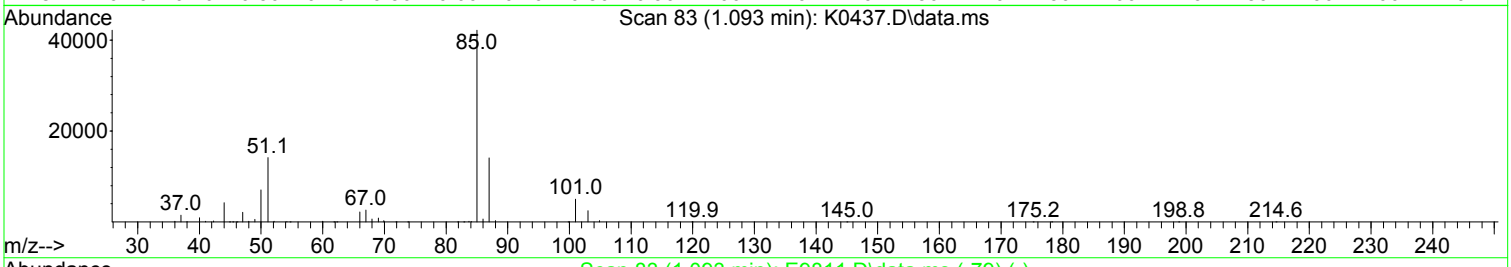

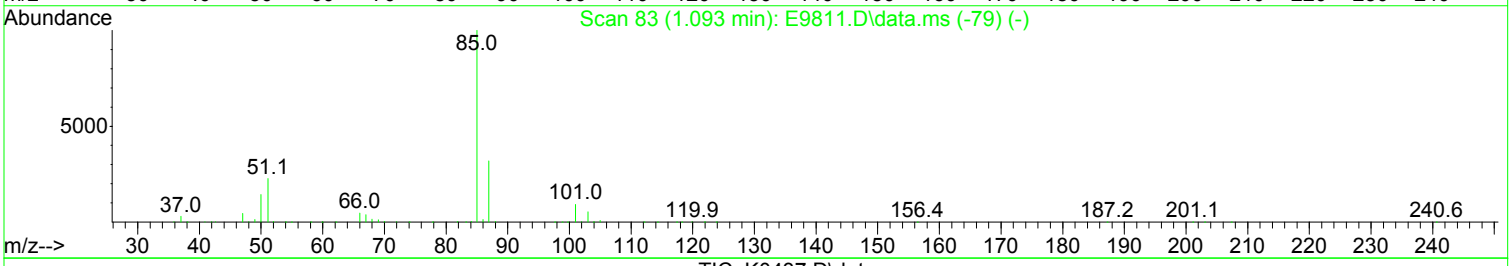

TIC: K0437.D\data.ms

(3) Dichlorodifluoromethane (P)

1.093min (+ 0.000) 14.19 ug/L m

response 74333

Ion	Exp%	Act%
85.00	100.00	100.00
87.00	31.90	33.33
50.00	14.40	16.68
0.00	0.00	0.00

Manual Integration:

After

Poor integration.

03/12/24

Quantitation Report (Qedit)

Data Path : I:\ACQUDATA\MSVOA17\Data\031224\
Data File : K0437.D
Acq On : 12 Mar 2024 02:47 pm
Operator : K.Ruest
Sample : LCS-FP
Misc :
ALS Vial : 1 Sample Multiplier: 1

Quant Time: Mar 12 15:02:58 2024
Quant Method : I:\ACQUDATA\MSVOA17\Methods\W021524.m
Quant Title : MS#17 - 8260 WATERS 5mL Purge
QLast Update : Fri Feb 16 09:34:06 2024
Response via : Initial Calibration

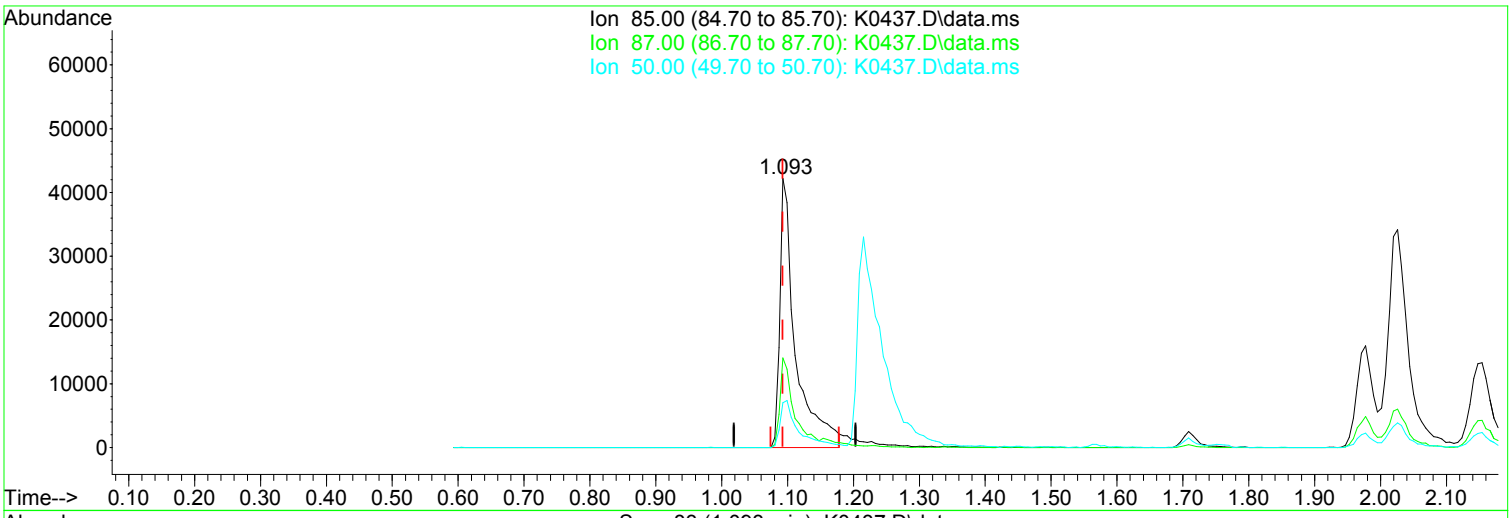

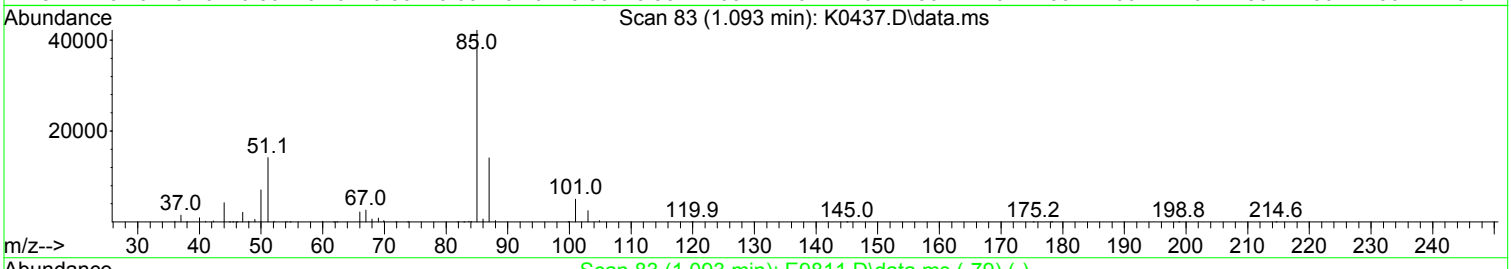

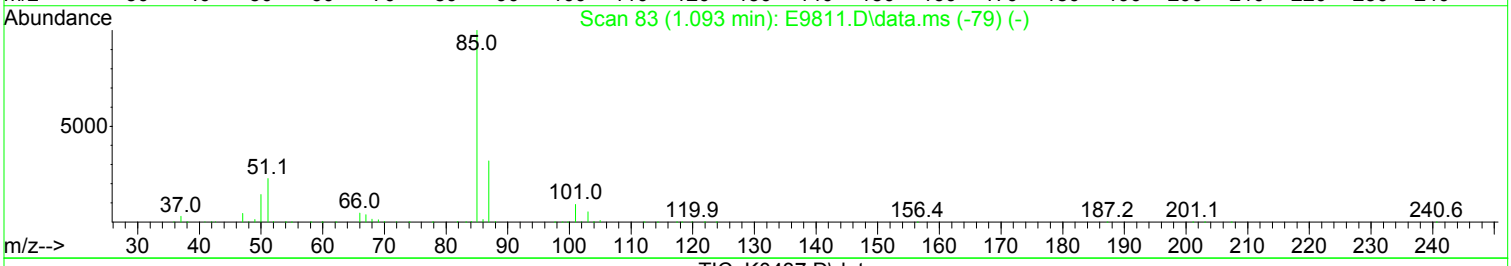

TIC: K0437.D\data.ms

(3) Dichlorodifluoromethane (P)

1.093min (+ 0.000) 13.28 ug/L

response 69570

Ion	Exp%	Act%
85.00	100.00	100.00
87.00	31.90	33.33
50.00	14.40	16.68
0.00	0.00	0.00

Manual Integration:

Before

03/12/24

Quantitation Report (QT Reviewed)

Data Path : I:\ACQUDATA\MSVOA17\Data\031224\
Data File : K0437.D
Acq On : 12 Mar 2024 02:47 pm
Operator : K.Ruest
Sample : LCS-FP
Misc :
ALS Vial : 1 Sample Multiplier: 1

Quant Time: Mar 12 15:02:58 2024
Quant Method : I:\ACQUDATA\MSVOA17\Methods\W021524.m
Quant Title : MS#17 - 8260 WATERS 5mL Purge
QLast Update : Fri Feb 16 09:34:06 2024
Response via : Initial Calibration

Compound	R.T.	QIon	Response	Conc	Units	Dev(Min)
Internal Standards						
1) Pentafluorobenzene	5.080	168	411137	50.00	ug/L	0.00
43) 1,4-Difluorobenzene	6.239	114	608326	50.00	ug/L	0.00
71) d5-Chlorobenzene	9.616	117	546038	50.00	ug/L	0.00
91) 1,4-Dichlorobenzene-d4	11.683	152	279759	50.00	ug/L	0.00
System Monitoring Compounds						
45) surr4,Dibrflmethane	4.922	113	205449	52.11	ug/L	0.00
Spiked Amount 50.000	Range 80 - 116		Recovery = 104.22%			
48) surr1,1,2-dichloroetha...	5.501	65	247861	52.42	ug/L	0.00
Spiked Amount 50.000	Range 73 - 125		Recovery = 104.84%			
65) SURR3,Toluene-d8	8.098	98	741429	52.20	ug/L	0.00
Spiked Amount 50.000	Range 87 - 121		Recovery = 104.40%			
70) SURR2,BFB	10.701	95	275826	50.75	ug/L	0.00
Spiked Amount 50.000	Range 85 - 122		Recovery = 101.50%			
Target Compounds						Qvalue
2) Chlorodifluoromethane	1.099	51	79879	20.659	ug/L	100
3) Dichlorodifluoromethane	1.093	85	74333m	14.186	ug/L	
4) Chloromethane	1.215	50	82761	20.226	ug/L	97
5) Vinyl Chloride	1.288	62	76022	18.223	ug/L	99
6) Bromomethane	1.495	94	48241	20.007	ug/L	99
7) Chloroethane	1.569	64	45403	16.327	ug/L	97
8) Freon 21	1.709	67	103963	17.248	ug/L	97
9) Trichlorofluoromethane	1.752	101	121566	21.118	ug/L	99
10) Diethyl Ether	1.971	59	65734	20.713	ug/L	99
11) Freon 123a	1.977	67	68755	19.783	ug/L	97
12) Freon 123	2.026	83	102132	22.949	ug/L	100
13) Acrolein	2.069	56	31483	38.178	ug/L	95
14) 1,1-Diclethene	2.142	96	62948	19.799	ug/L	97
15) Freon 113	2.148	101	69580	20.845	ug/L	100
16) Acetone	2.197	43	31191	16.218	ug/L	96
17) 2-Propanol	2.318	45	113852	344.230	ug/L	99
18) Iodomethane	2.264	142	89349	16.970	ug/L	98
19) Carbon Disulfide	2.325	76	143370	16.112	ug/L	100
20) Acetonitrile	2.446	41	79485m	102.258	ug/L	
21) Allyl Chloride	2.453	76	36589	20.576	ug/L	99
22) Methyl Acetate	2.483	43	64117	12.857	ug/L	93
23) Methylene Chloride	2.562	84	69531	20.918	ug/L	95
24) TBA	2.696	59	210097	366.361	ug/L	98
25) Acrylonitrile	2.812	53	177330	98.240	ug/L	99
26) Methyl-t-Butyl Ether	2.849	73	231018	21.086	ug/L	99
27) trans-1,2-Dichloroethene	2.837	96	66765	19.464	ug/L	99
28) 1,1-Diclethane	3.306	63	126392	20.987	ug/L	99
29) Vinyl Acetate	3.398	86	12761	25.450	ug/L #	70
30) DIPE	3.422	45	250065	22.083	ug/L	99
31) 2-Chloro-1,3-Butadiene	3.422	53	107343	17.593	ug/L	100
32) ETBE	3.916	59	219832	19.815	ug/L	98
33) 2,2-Dichloropropane	4.080	77	111653	20.915	ug/L	97
34) cis-1,2-Dichloroethene	4.093	96	82276	21.606	ug/L	97
35) 2-Butanone	4.154	43	40812	16.452	ug/L	95
36) Propionitrile	4.227	54	71617	98.380	ug/L	93
37) Bromochloromethane	4.458	130	55207	21.213	ug/L	96
38) Methacrylonitrile	4.483	67	34289	19.476	ug/L	88
39) Tetrahydrofuran	4.562	42	30003	19.768	ug/L	100
40) Chloroform	4.635	83	129619	20.437	ug/L	97

1st 03/12/24
2nd 03/13/24

Data Path : I:\ACQUDATA\MSVOA17\Data\031224\
Data File : K0437.D
Acq On : 12 Mar 2024 02:47 pm
Operator : K.Ruest
Sample : LCS-FP
Misc :
ALS Vial : 1 Sample Multiplier: 1

Quant Time: Mar 12 15:02:58 2024
Quant Method : I:\ACQUDATA\MSVOA17\Methods\W021524.m
Quant Title : MS#17 - 8260 WATERS 5mL Purge
QLast Update : Fri Feb 16 09:34:06 2024
Response via : Initial Calibration

Compound	R.T.	QIon	Response	Conc	Units	Dev(Min)
41) 1,1,1-Trichloroethane	4.916	97	118928	20.881	ug/L	97
42) TAME	5.836	73	208418	20.904	ug/L	99
44) Cyclohexane	5.007	41	66796	19.451	ug/L	99
46) Carbontetrachloride	5.214	117	107910	20.916	ug/L	98
47) 1,1-Dichloropropene	5.233	75	91203	19.778	ug/L	96
49) Benzene	5.574	78	273898	21.432	ug/L	99
50) 1,2-Dichloroethane	5.629	62	114997	21.303	ug/L	98
51) Iso-Butyl Alcohol	5.635	43	78981	392.571	ug/L	95
52) n-Heptane	6.092	43	113294	21.483	ug/L	99
53) 1-Butanol	6.647	56	116169	972.535	ug/L	97
54) Trichloroethene	6.574	130	82755	20.807	ug/L	98
55) Methylcyclohexane	6.812	55	94653	19.024	ug/L	97
56) 1,2-Diclpropane	6.866	63	70458	20.630	ug/L	99
57) Dibromomethane	7.013	93	51146	21.100	ug/L	96
58) 1,4-Dioxane	7.098	88	22629	381.332	ug/L	99
59) Methyl Methacrylate	7.116	69	58313	20.977	ug/L	99
60) Bromodichloromethane	7.250	83	100637	21.315	ug/L	99
61) 2-Nitropropane	7.549	41	51194	37.859	ug/L	97
63) cis-1,3-Dichloropropene	7.805	75	118856	21.627	ug/L	100
64) 4-Methyl-2-pentanone	8.025	43	90216	19.379	ug/L	96
66) Toluene	8.177	91	305242	21.468	ug/L	100
67) trans-1,3-Dichloropropene	8.458	75	110713	21.200	ug/L	99
68) Ethyl Methacrylate	8.610	69	104560	20.752	ug/L	96
69) 1,1,2-Trichloroethane	8.647	97	72859	21.029	ug/L	98
72) Tetrachloroethene	8.775	164	67552	21.219	ug/L	98
73) 2-Hexanone	8.958	43	65359	19.147	ug/L	97
74) 1,3-Dichloropropane	8.817	76	117763	20.770	ug/L	97
75) Dibromochloromethane	9.049	129	86825	21.095	ug/L	97
76) N-Butyl Acetate	9.116	43	125240	17.677	ug/L	98
77) 1,2-Dibromoethane	9.140	107	78984	21.113	ug/L	98
78) 3-Chlorobenzotrifluoride	9.671	180	116959	20.050	ug/L	95
79) Chlorobenzene	9.640	112	211582	20.941	ug/L	96
80) 4-Chlorobenzotrifluoride	9.726	180	103814	19.511	ug/L	97
81) 1,1,1,2-Tetrachloroethane	9.732	131	81565	20.961	ug/L	97
82) Ethylbenzene	9.768	106	110809	21.208	ug/L	99
83) (m+p)Xylene	9.884	106	280340	44.101	ug/L	98
84) o-Xylene	10.244	106	135587	21.688	ug/L	97
85) Styrene	10.256	104	230571	21.816	ug/L	97
86) Bromoform	10.408	173	58263	21.715	ug/L	100
87) 2-Chlorobenzotrifluoride	10.494	180	109523	19.926	ug/L	98
88) Isopropylbenzene	10.579	105	356934	21.863	ug/L	99
89) Cyclohexanone	10.646	55	60366	65.476	ug/L	92
90) trans-1,4-Dichloro-2-B...	10.896	53	27827	17.803	ug/L	90
92) 1,1,2,2-Tetrachloroethane	10.847	83	96618	19.566	ug/L	98
93) Bromobenzene	10.823	156	95815	20.732	ug/L	98
94) 1,2,3-Trichloropropane	10.878	110	34300	19.241	ug/L	97
95) n-Propylbenzene	10.939	91	406617	21.529	ug/L	99
96) 2-Chlorotoluene	11.000	91	247209	21.408	ug/L	100
97) 3-Chlorotoluene	11.055	91	246317	20.201	ug/L	99
98) 4-Chlorotoluene	11.091	91	288233	20.929	ug/L	96
99) 1,3,5-Trimethylbenzene	11.091	105	297903	21.069	ug/L	98
100) tert-Butylbenzene	11.366	119	272124	21.939	ug/L	100
101) 1,2,4-Trimethylbenzene	11.408	105	301147	21.596	ug/L	99
102) 3,4-Dichlorobenzotrifl...	11.469	214	87101	19.992	ug/L	97
103) sec-Butylbenzene	11.549	105	383938	21.977	ug/L	99
104) p-Isopropyltoluene	11.670	119	341201	22.271	ug/L	97

Quantitation Report (QT Reviewed)

Data Path : I:\ACQUDATA\MSVOA17\Data\031224\
Data File : K0437.D
Acq On : 12 Mar 2024 02:47 pm
Operator : K.Ruest
Sample : LCS-FP
Misc :
ALS Vial : 1 Sample Multiplier: 1

Quant Time: Mar 12 15:02:58 2024
Quant Method : I:\ACQUDATA\MSVOA17\Methods\W021524.m
Quant Title : MS#17 - 8260 WATERS 5mL Purge
QLast Update : Fri Feb 16 09:34:06 2024
Response via : Initial Calibration

Compound	R.T.	QIon	Response	Conc	Units	Dev(Min)
105) 1,3-Dclbenz	11.628	146	184197	21.420	ug/L	99
106) 1,4-Dclbenz	11.701	146	183609	20.878	ug/L	98
107) 2,4-Dichlorobenzotrifl...	11.762	214	77424	18.913	ug/L	99
108) 2,5-Dichlorobenzotrifl...	11.805	214	87127	19.698	ug/L	98
109) n-Butylbenzene	12.006	91	282331	21.872	ug/L	98
110) 1,2-Dclbenz	12.000	146	179561	21.547	ug/L	97
111) 1,2-Dibromo-3-chloropr...	12.634	157	22987	18.326	ug/L	94
112) Trielution Dichlorotol...	12.750	125	455549	60.905	ug/L	97
113) 1,3,5-Trichlorobenzene	12.798	180	121273	19.876	ug/L	98
114) Coelution Dichlorotoluene	13.079	125	319479	40.623	ug/L	99
115) 1,2,4-Tcbenzene	13.286	180	120563	21.231	ug/L	96
116) Hexachlorobt	13.426	225	60599	21.414	ug/L	95
117) Naphthalen	13.475	128	312142	20.614	ug/L	99
118) 1,2,3-Tclbenzene	13.664	180	114400	21.578	ug/L	100
119) 2,4,5-Trichlorotoluene	14.249	159	81583	20.320	ug/L	98
120) 2,3,6-Trichlorotoluene	14.335	159	80625	21.402	ug/L	97

(#) = qualifier out of range (m) = manual integration (+) = signals summed

1st 03/12/24
2nd 03/13/24

Data Path : I:\ACQUDATA\MSVOA17\Data\031224\
Data File : K0437.D
Acq On : 12 Mar 2024 02:47 pm
Operator : K.Ruest
Sample : LCS-FP
Misc :
ALS Vial : 1 Sample Multiplier: 1

Quant Time: Mar 12 15:02:58 2024
Quant Method : I:\ACQUDATA\MSVOA17\Methods\W021524.m
Quant Title : MS#17 - 8260 WATERS 5mL Purge
QLast Update : Fri Feb 16 09:34:06 2024
Response via : Initial Calibration

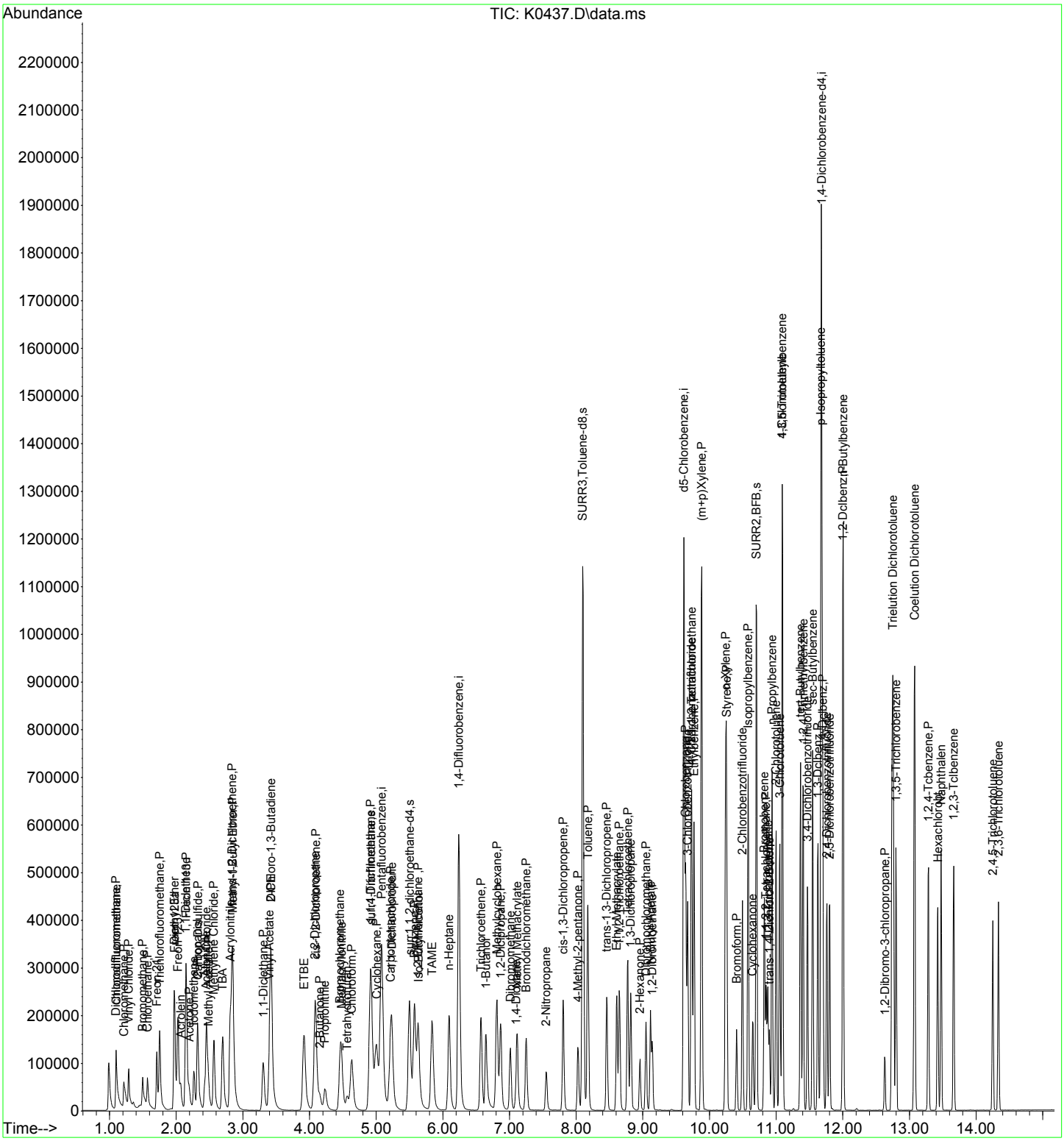

Quantitation Report (Qedit)

Data Path : I:\ACQUDATA\MSVOA14\Data\031324\
Data File : F8759.D
Acq On : 13 Mar 2024 11:26 am
Operator : F.NAEGLER
Sample : LCS
Misc :
ALS Vial : 6 Sample Multiplier: 1

Quant Time: Mar 13 11:42:02 2024
Quant Method : I:\ACQUDATA\MSVOA14\Methods\S022624.M
Quant Title : MS#14 - 8260 SOILS 10ml PURGE
QLast Update : Tue Feb 27 10:12:18 2024
Response via : Initial Calibration

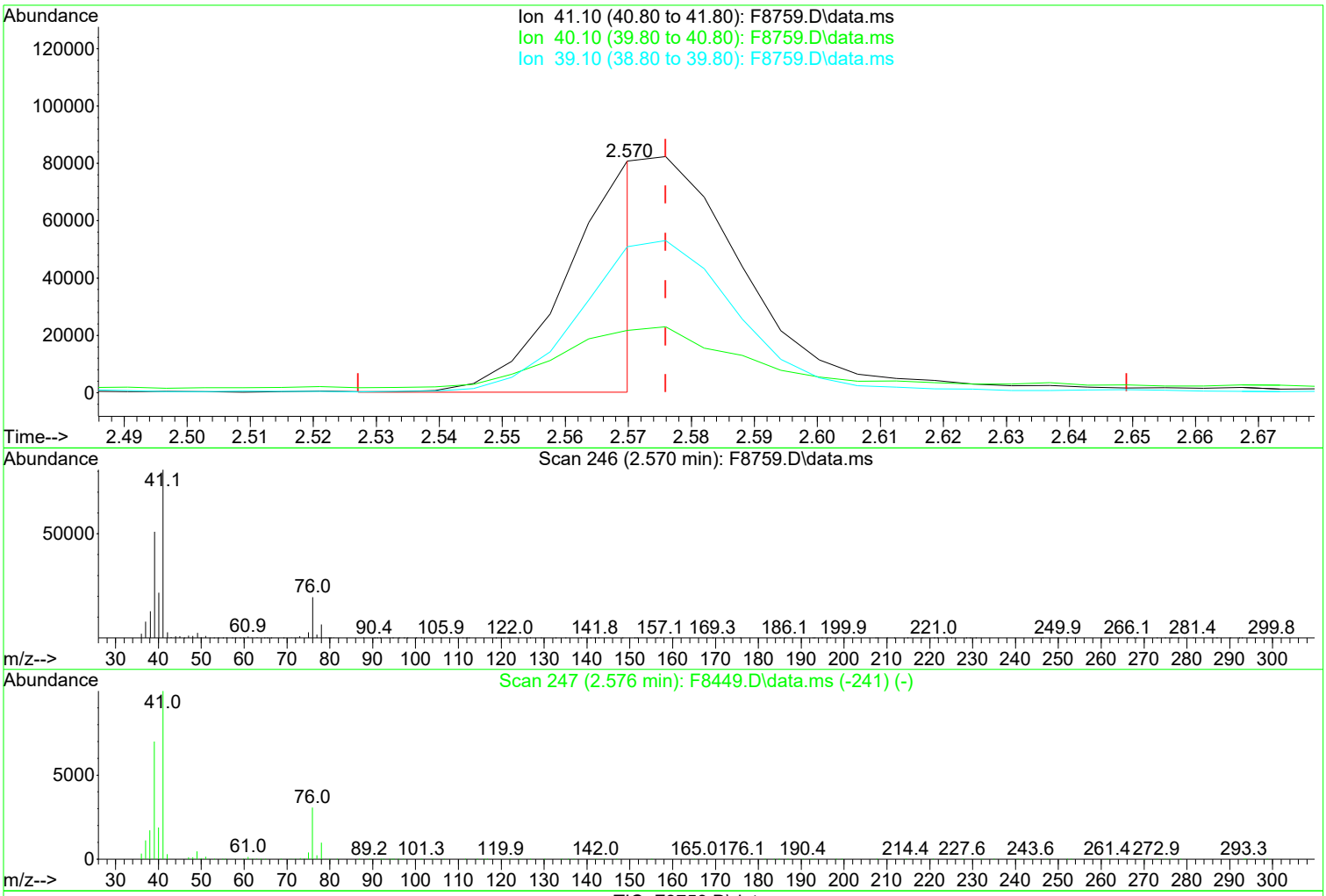

TIC: F8759.D\data.ms

(19) Acetonitrile

2.570min (-0.006) 126.21 ug/L m

response 66369

Ion	Exp%	Act%
41.10	100.00	100.00
40.10	19.10	26.88
39.10	70.70	63.05
0.00	0.00	0.00

Manual Integration:

After

Poor integration.

03/13/24

Quantitation Report (Qedit)

Data Path : I:\ACQUDATA\MSVOA14\Data\031324\
Data File : F8759.D
Acq On : 13 Mar 2024 11:26 am
Operator : F.NAEGLER
Sample : LCS
Misc :
ALS Vial : 6 Sample Multiplier: 1

Quant Time: Mar 13 11:42:02 2024
Quant Method : I:\ACQUDATA\MSVOA14\Methods\S022624.M
Quant Title : MS#14 - 8260 SOILS 10ml PURGE
QLast Update : Tue Feb 27 10:12:18 2024
Response via : Initial Calibration

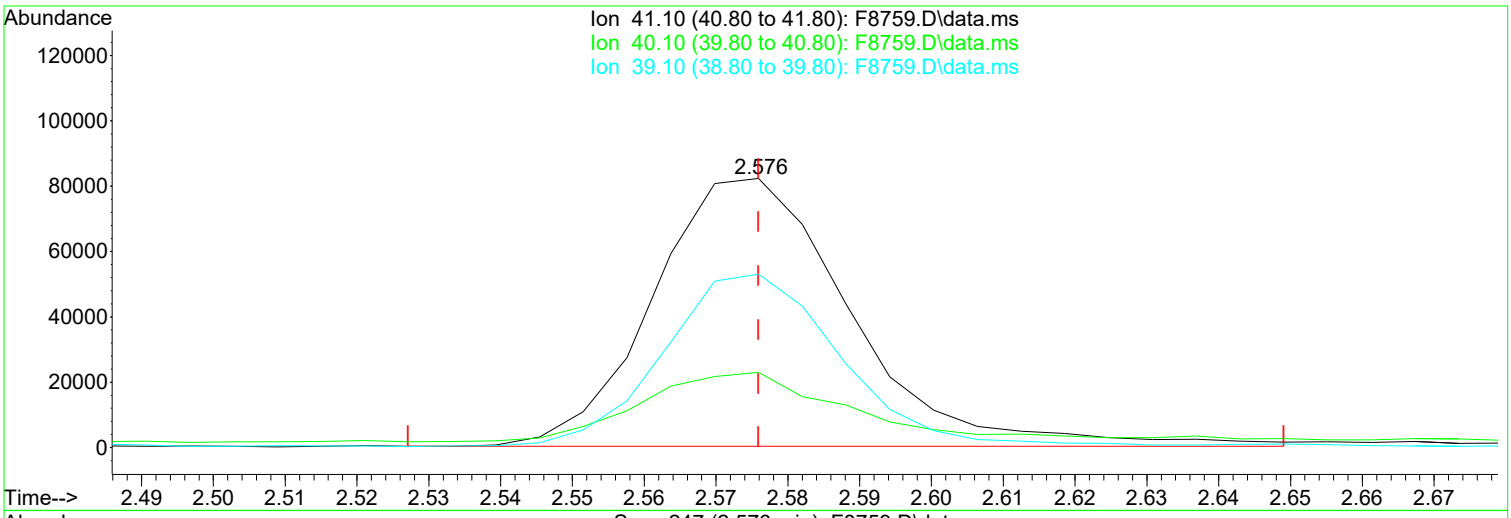

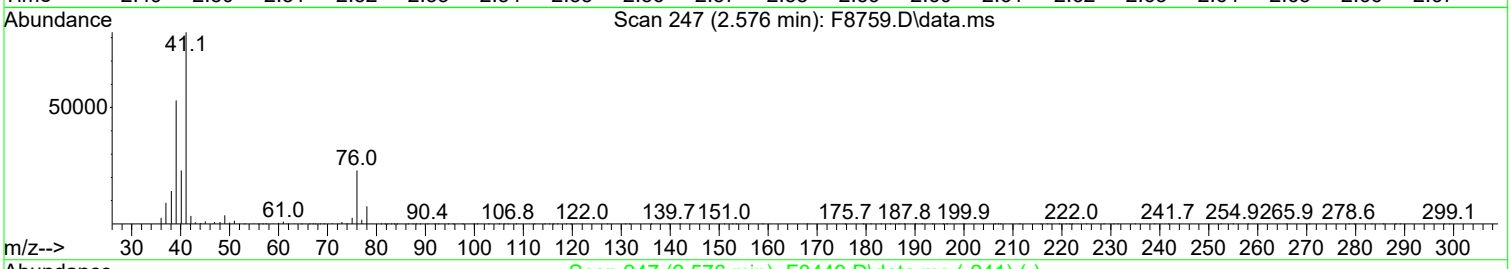

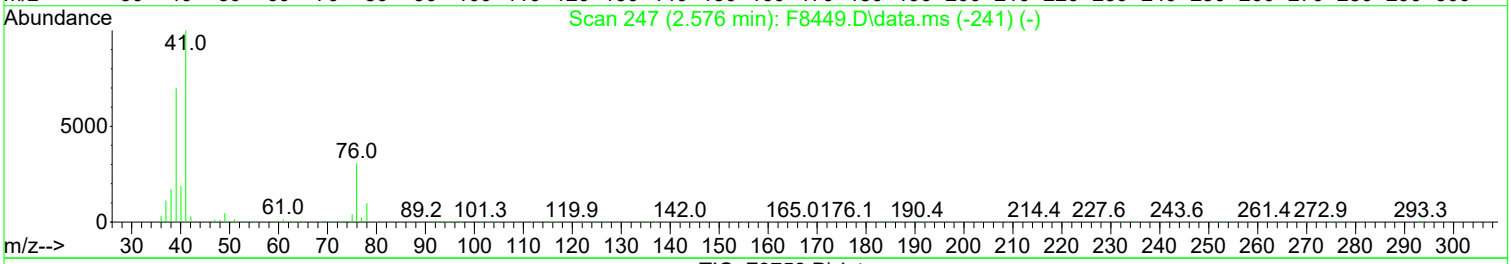

TIC: F8759.D\data.ms

(19) Acetonitrile

2.576min (0.000) 299.62 ug/L

response 157556

Ion	Exp%	Act%
41.10	100.00	100.00
40.10	19.10	27.91
39.10	70.70	64.51
0.00	0.00	0.00

Manual Integration:

Before

03/13/24

Quantitation Report (Qedit)

Data Path : I:\ACQUDATA\MSVOA14\Data\031324\
Data File : F8759.D
Acq On : 13 Mar 2024 11:26 am
Operator : F.NAEGLER
Sample : LCS
Misc :
ALS Vial : 6 Sample Multiplier: 1

Quant Time: Mar 13 11:42:02 2024
Quant Method : I:\ACQUDATA\MSVOA14\Methods\S022624.M
Quant Title : MS#14 - 8260 SOILS 10ml PURGE
QLast Update : Tue Feb 27 10:12:18 2024
Response via : Initial Calibration

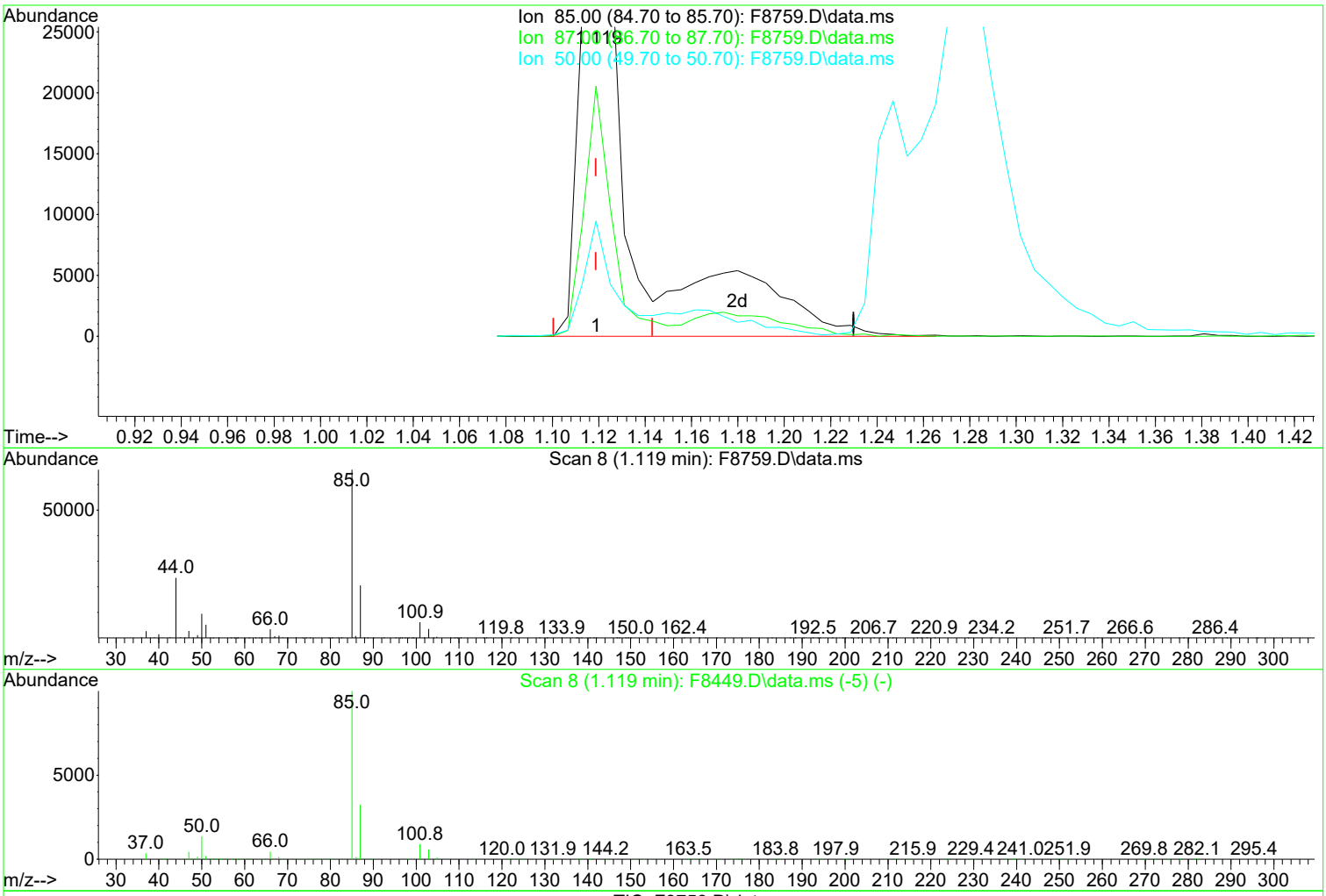

TIC: F8759.D\data.ms

(2) Dichlorodifluoromethane (P)

1.119min (0.000) 17.25 ug/L m

response 70255

Ion	Exp%	Act%
85.00	100.00	100.00
87.00	32.40	31.23
50.00	13.70	14.38
0.00	0.00	0.00

Manual Integration:

After

Poor integration.

03/13/24

Quantitation Report (Qedit)

Data Path : I:\ACQUDATA\MSVOA14\Data\031324\
Data File : F8759.D
Acq On : 13 Mar 2024 11:26 am
Operator : F.NAEGLER
Sample : LCS
Misc :
ALS Vial : 6 Sample Multiplier: 1

Quant Time: Mar 13 11:42:02 2024
Quant Method : I:\ACQUDATA\MSVOA14\Methods\S022624.M
Quant Title : MS#14 - 8260 SOILS 10ml PURGE
QLast Update : Tue Feb 27 10:12:18 2024
Response via : Initial Calibration

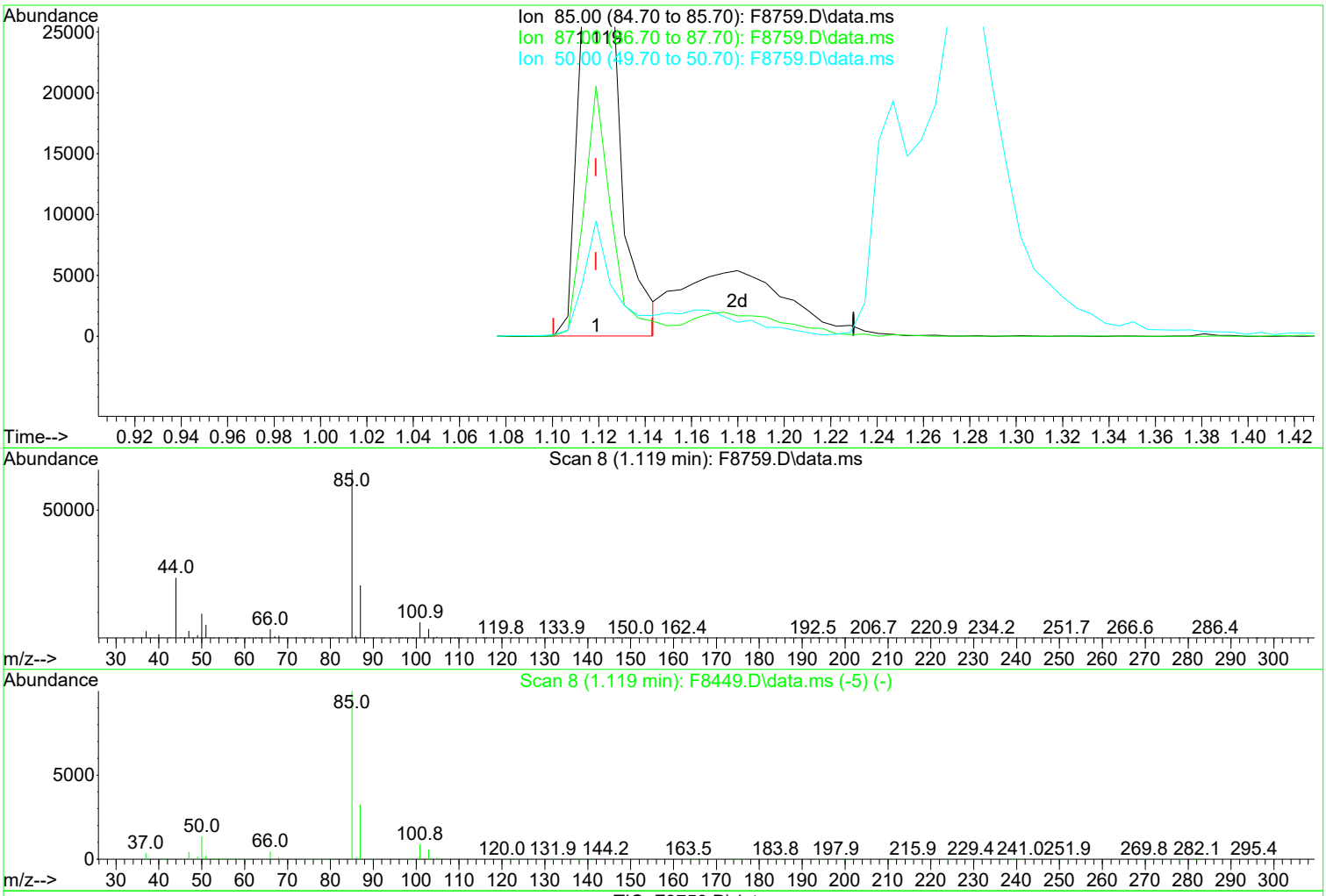

TIC: F8759.D\data.ms

(2) Dichlorodifluoromethane (P)

1.119min (0.000) 12.84 ug/L

response 52295

Ion	Exp%	Act%
85.00	100.00	100.00
87.00	32.40	31.23
50.00	13.70	14.38
0.00	0.00	0.00

Manual Integration:

Before

03/13/24

Quantitation Report (Qedit)

Data Path : I:\ACQUDATA\MSVOA14\Data\031324\
Data File : F8759.D
Acq On : 13 Mar 2024 11:26 am
Operator : F.NAEGLER
Sample : LCS
Misc :
ALS Vial : 6 Sample Multiplier: 1

Quant Time: Mar 13 11:42:02 2024
Quant Method : I:\ACQUDATA\MSVOA14\Methods\S022624.M
Quant Title : MS#14 - 8260 SOILS 10ml PURGE
QLast Update : Tue Feb 27 10:12:18 2024
Response via : Initial Calibration

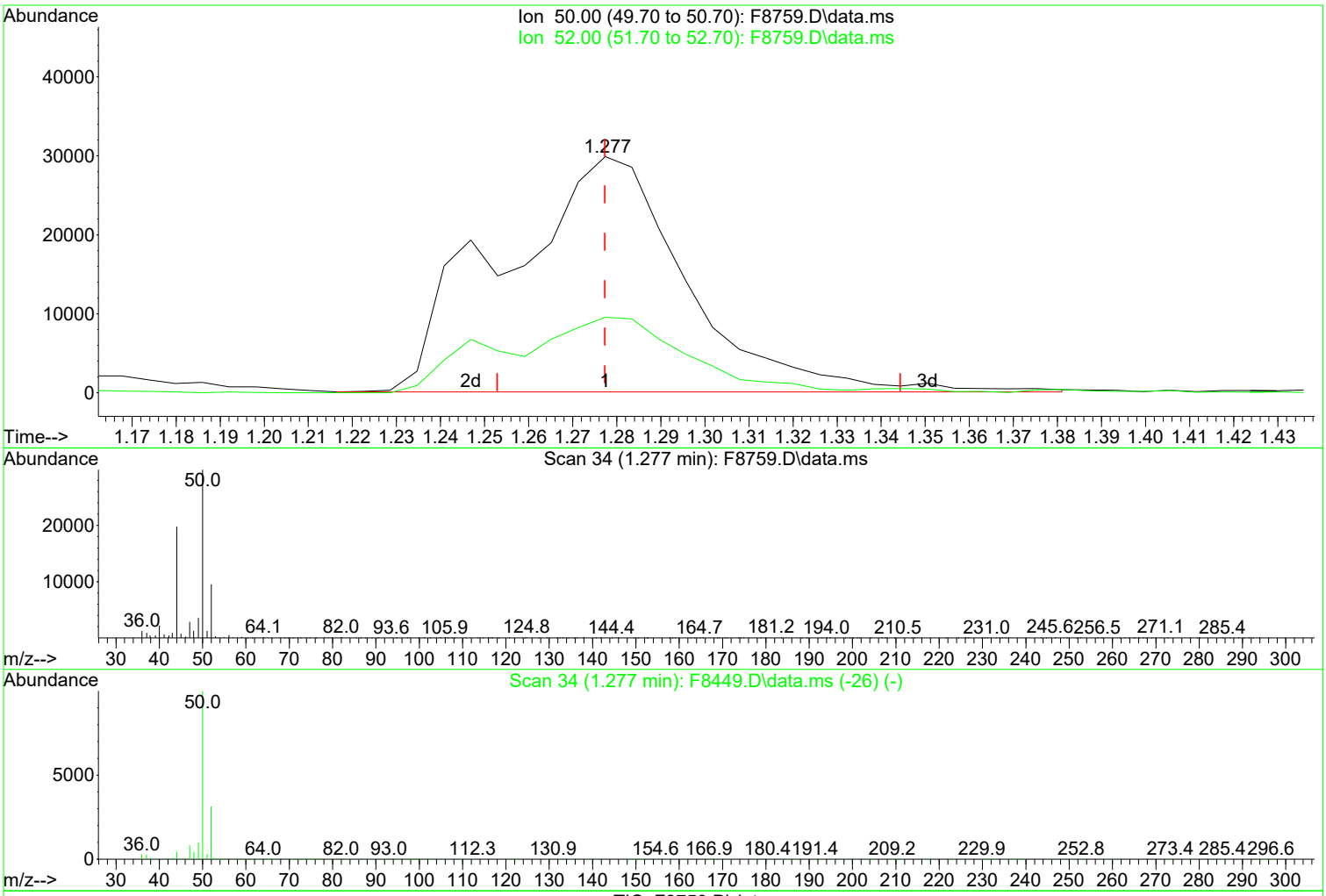

TIC: F8759.D\data.ms

(3) Chloromethane (P)

1.277min (0.000) 19.22 ug/L m

response 86699

Ion	Exp%	Act%
50.00	100.00	100.00
52.00	31.20	31.95
0.00	0.00	0.00
0.00	0.00	0.00

Manual Integration:

After

Poor integration.

03/13/24

Quantitation Report (Qedit)

Data Path : I:\ACQUDATA\MSVOA14\Data\031324\
Data File : F8759.D
Acq On : 13 Mar 2024 11:26 am
Operator : F.NAEGLER
Sample : LCS
Misc :
ALS Vial : 6 Sample Multiplier: 1

Quant Time: Mar 13 11:42:02 2024
Quant Method : I:\ACQUDATA\MSVOA14\Methods\S022624.M
Quant Title : MS#14 - 8260 SOILS 10ml PURGE
QLast Update : Tue Feb 27 10:12:18 2024
Response via : Initial Calibration

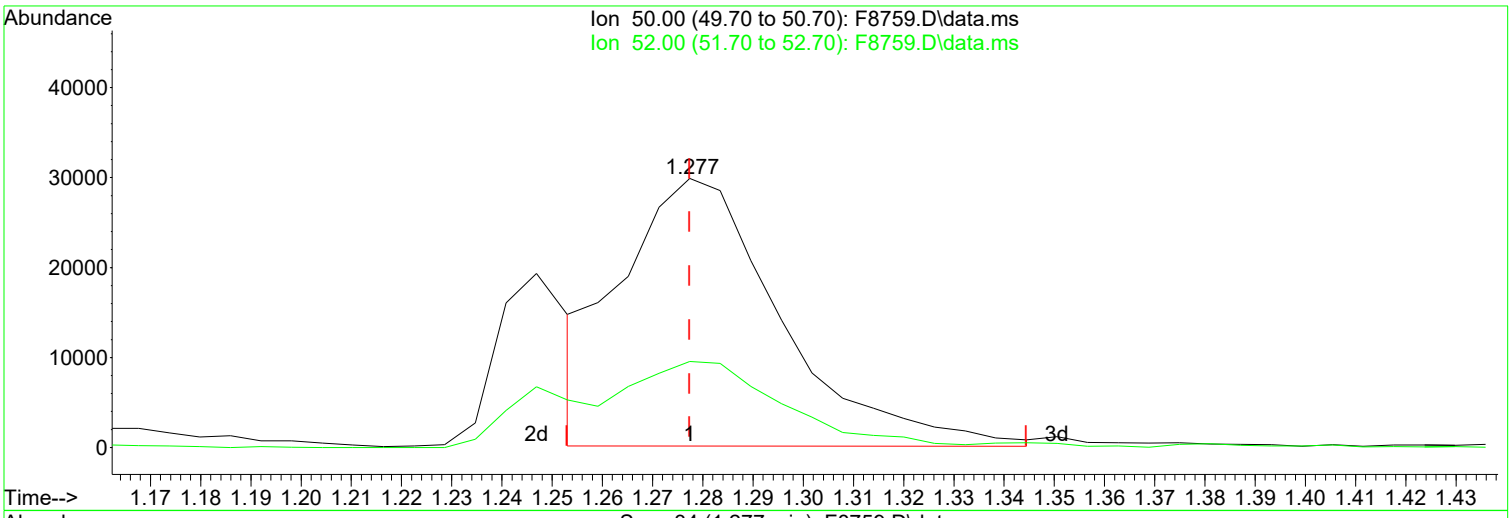

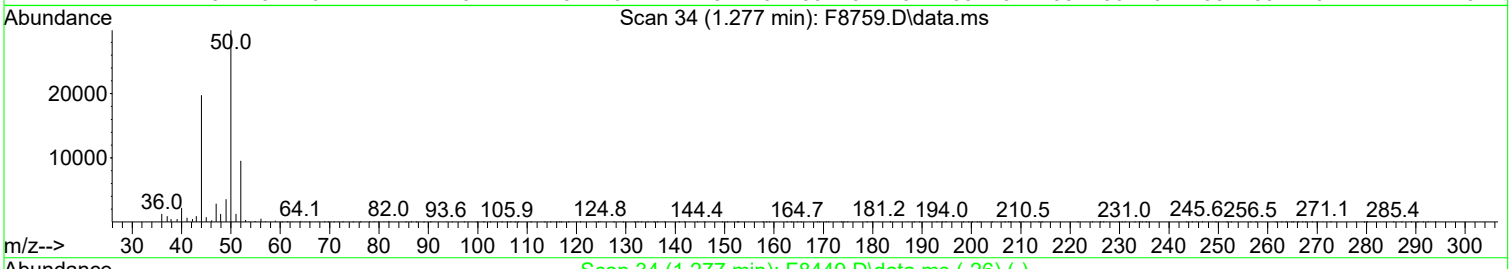

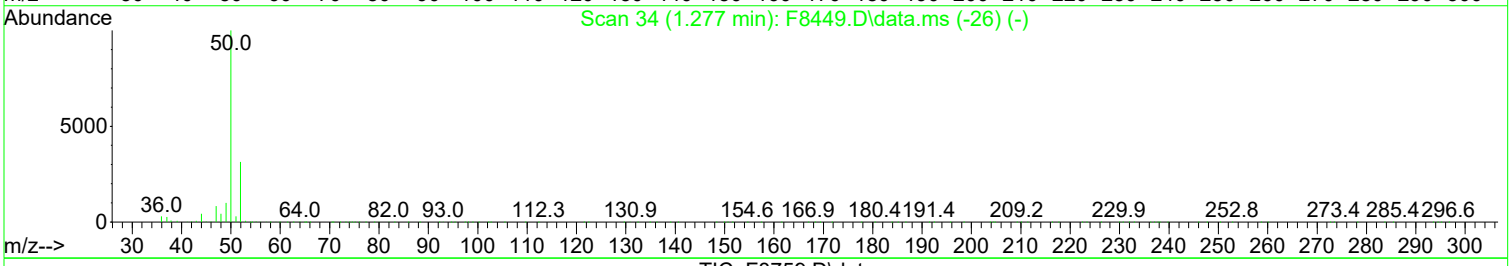

TIC: F8759.D\data.ms

(3) Chloromethane (P)

1.277min (0.000) 14.61 ug/L

response 65896

Ion	Exp%	Act%
50.00	100.00	100.00
52.00	31.20	31.95
0.00	0.00	0.00
0.00	0.00	0.00

Manual Integration:

Before

03/13/24

Quantitation Report (Qedit)

Data Path : I:\ACQUDATA\MSVOA14\Data\031324\
Data File : F8759.D
Acq On : 13 Mar 2024 11:26 am
Operator : F.NAEGLER
Sample : LCS
Misc :
ALS Vial : 6 Sample Multiplier: 1

Quant Time: Mar 13 11:42:02 2024
Quant Method : I:\ACQUDATA\MSVOA14\Methods\S022624.M
Quant Title : MS#14 - 8260 SOILS 10ml PURGE
QLast Update : Tue Feb 27 10:12:18 2024
Response via : Initial Calibration

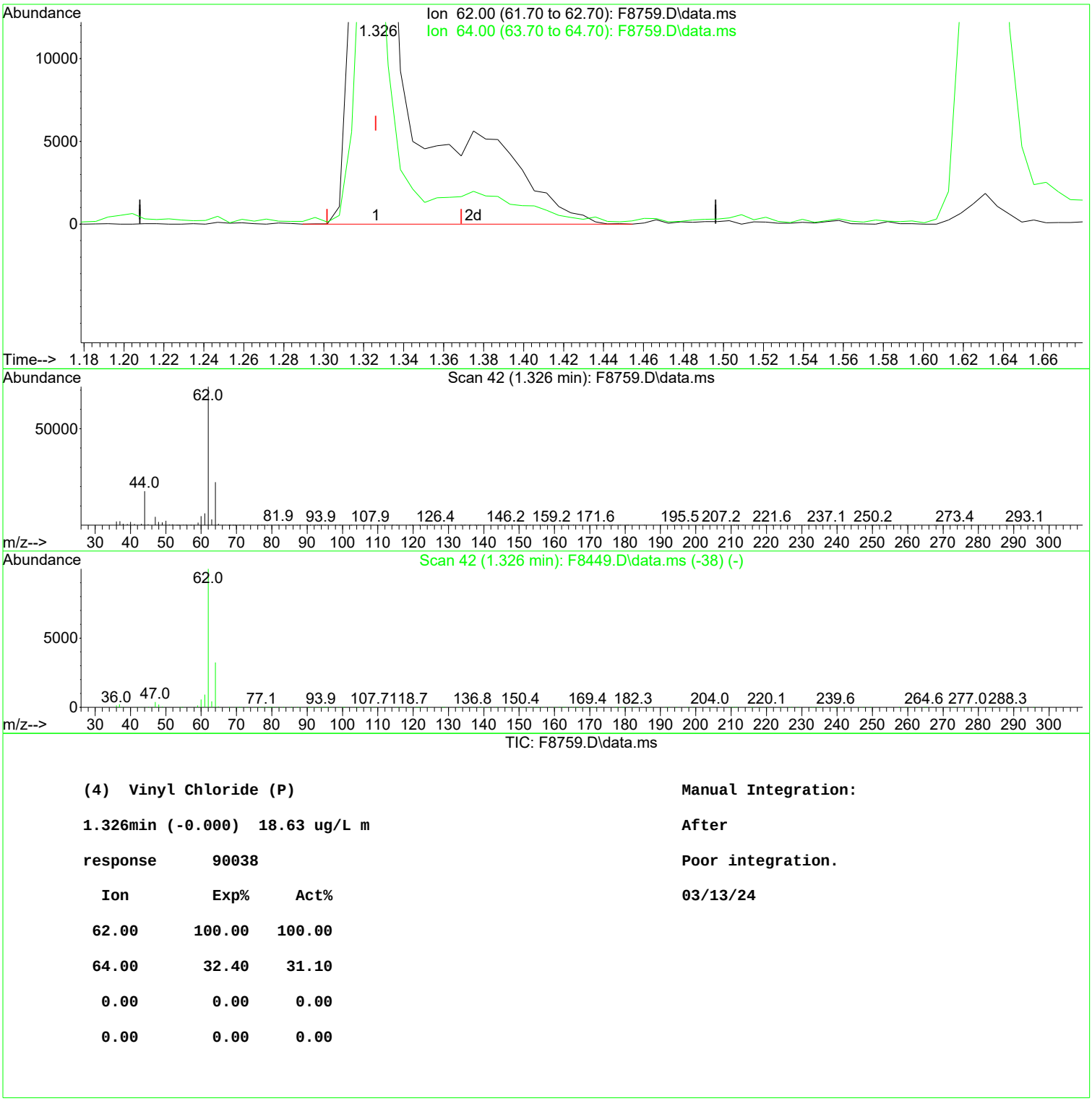

(4) Vinyl Chloride (P)

1.326min (-0.000) 18.63 ug/L m

response 90038

Ion	Exp%	Act%
62.00	100.00	100.00
64.00	32.40	31.10
0.00	0.00	0.00
0.00	0.00	0.00

Manual Integration:

After

Poor integration.

03/13/24

Quantitation Report (Qedit)

Data Path : I:\ACQUDATA\MSVOA14\Data\031324\
Data File : F8759.D
Acq On : 13 Mar 2024 11:26 am
Operator : F.NAEGLER
Sample : LCS
Misc :
ALS Vial : 6 Sample Multiplier: 1

Quant Time: Mar 13 11:42:02 2024
Quant Method : I:\ACQUDATA\MSVOA14\Methods\S022624.M
Quant Title : MS#14 - 8260 SOILS 10ml PURGE
QLast Update : Tue Feb 27 10:12:18 2024
Response via : Initial Calibration

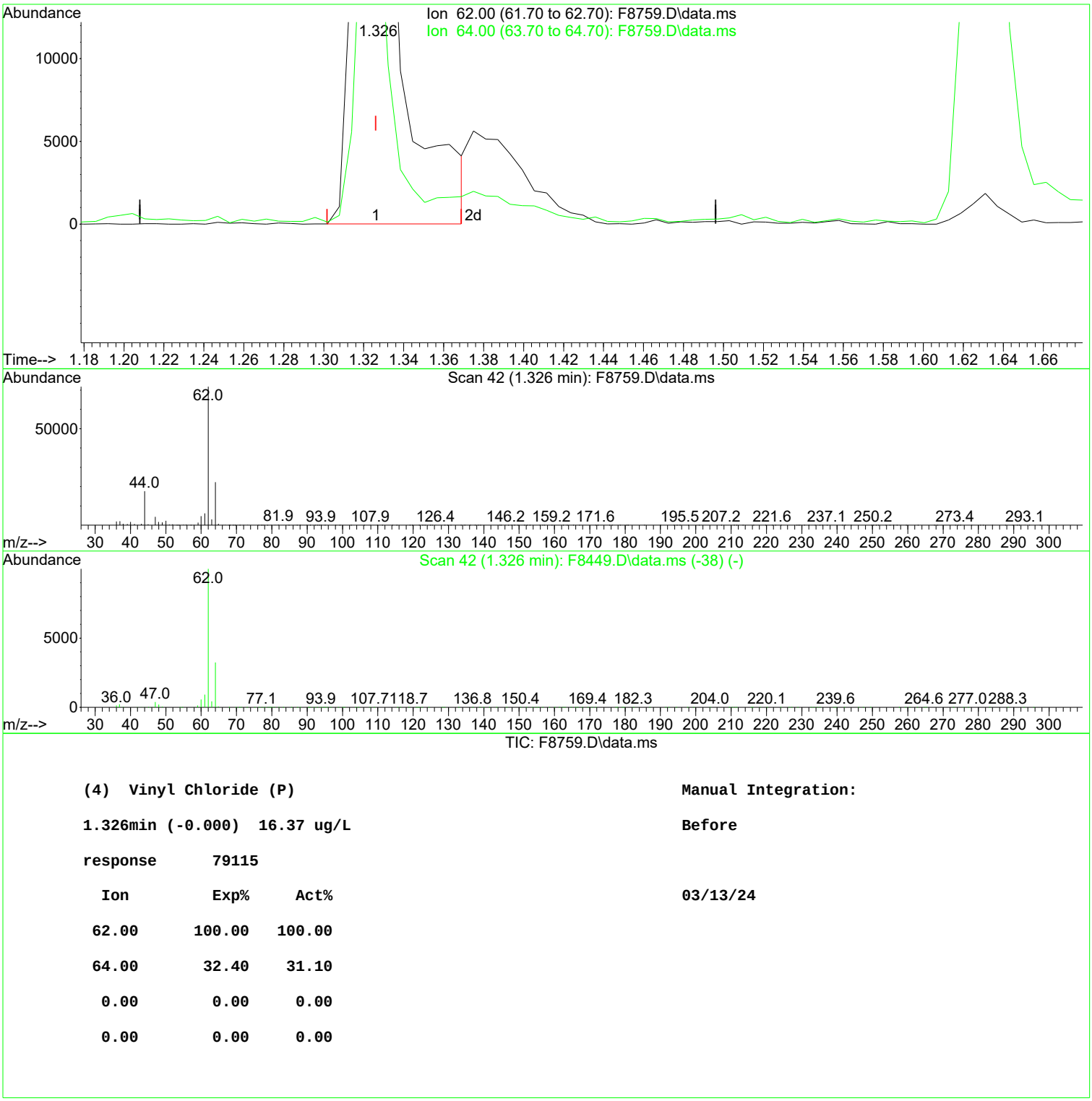

TIC: F8759.D\data.ms

(4) Vinyl Chloride (P)

1.326min (-0.000) 16.37 ug/L

response 79115

Ion	Exp%	Act%
62.00	100.00	100.00
64.00	32.40	31.10
0.00	0.00	0.00
0.00	0.00	0.00

Manual Integration:

Before

03/13/24

Quantitation Report (QT Reviewed)

Data Path : I:\ACQUDATA\MSVOA14\Data\031324\
Data File : F8759.D
Acq On : 13 Mar 2024 11:26 am
Operator : F.NAEGLER
Sample : LCS
Misc :
ALS Vial : 6 Sample Multiplier: 1

Quant Time: Mar 13 11:42:02 2024
Quant Method : I:\ACQUDATA\MSVOA14\Methods\S022624.M
Quant Title : MS#14 - 8260 SOILS 10ml PURGE
QLast Update : Tue Feb 27 10:12:18 2024
Response via : Initial Calibration

Compound	R.T.	QIon	Response	Conc	Units		Dev(Min)
Internal Standards							
1) Pentafluorobenzene	5.350	168	409635	50.00	ug/L		0.00
42) 1,4-Difluorobenzene	6.484	114	628811	50.00	ug/L		0.00
70) d5-Chlorobenzene	9.934	117	557161	50.00	ug/L		0.00
87) 1,4-Dichlorobenzene-d4	12.031	152	293273	50.00	ug/L		0.00
System Monitoring Compounds							
44) SURR4,Dibrflmethane	5.210	113	189398	51.61	ug/L		0.00
Spiked Amount 50.000	Range 63 - 138		Recovery = 103.22%				
47) SURR1,1,2-dichloroetha...	5.770	65	226041	53.21	ug/L		0.00
Spiked Amount 50.000	Range 67 - 128		Recovery = 106.42%				
64) SURR3,Toluene-d8	8.367	98	740015	51.31	ug/L		0.00
Spiked Amount 50.000	Range 66 - 138		Recovery = 102.62%				
69) SURR2,BFB	11.044	95	260067	51.32	ug/L		0.00
Spiked Amount 50.000	Range 31 - 154		Recovery = 102.64%				
Target Compounds							Qvalue
2) Dichlorodifluoromethane	1.119	85	70255m	17.253	ug/L		
3) Chloromethane	1.277	50	86699m	19.218	ug/L		
4) Vinyl Chloride	1.326	62	90038m	18.626	ug/L		
5) Bromomethane	1.552	94	65332	20.911	ug/L		100
6) Chloroethane	1.631	64	62491	15.903	ug/L		98
7) Freon 21	1.777	67	136975	18.870	ug/L		100
8) Trichlorofluoromethane	1.820	101	123295	20.414	ug/L		98
9) Diethyl Ether	2.052	59	59883	21.939	ug/L		94
10) Freon 123a	2.064	67	87746	21.360	ug/L		96
11) Freon 123	2.113	83	115530	25.071	ug/L		97
12) Acrolein	2.167	56	26846	40.492	ug/L		93
13) 1,1-Diclethene	2.241	96	62592	20.139	ug/L		93
14) Freon 113	2.241	101	66720	20.950	ug/L		95
15) Acetone	2.302	43	42080	18.795	ug/L		94
16) 2-Propanol	2.436	45	111576	324.260	ug/L		98
17) Iodomethane	2.375	142	90843	19.803	ug/L		98
18) Carbon Disulfide	2.430	76	179359	18.181	ug/L		99
19) Acetonitrile	2.570	41	66369m	126.213	ug/L		
20) Allyl Chloride	2.576	76	36574	24.231	ug/L	#	91
21) Methyl Acetate	2.606	43	64045	15.242	ug/L		99
22) Methylene Chloride	2.698	84	71492	19.688	ug/L		92
23) TBA	2.844	59	184411	334.178	ug/L		90
24) Acrylonitrile	2.978	53	157603	101.351	ug/L		93
25) Methyl-t-Butyl Ether	2.990	73	190414	20.849	ug/L		98
26) trans-1,2-Dichloroethene	2.978	96	71003	20.580	ug/L		97
27) 1,1-Diclethane	3.484	63	127251	21.029	ug/L		97
28) Vinyl Acetate	3.582	86	9449	26.794	ug/L	#	97
29) DIPE	3.594	45	228115	22.776	ug/L		99
30) 2-Chloro-1,3-Butadiene	3.600	53	112683	20.721	ug/L		97
31) ETBE	4.118	59	176261	19.955	ug/L		98
32) 2,2-Dichloropropane	4.313	77	78395	19.243	ug/L		94
33) cis-1,2-Dichloroethene	4.326	96	80294	21.252	ug/L		98
34) 2-Butanone	4.405	43	44049	18.690	ug/L		96
35) Propionitrile	4.521	54	68645	101.027	ug/L		99
36) Bromochloromethane	4.728	130	48950	21.766	ug/L		98
37) Methacrylonitrile	4.771	67	33080	20.814	ug/L		88
38) Tetrahydrofuran	4.832	42	31137	20.658	ug/L		88
39) Chloroform	4.911	83	127846	21.433	ug/L		97
40) 1,1,1-Trichloroethane	5.191	97	99253	20.526	ug/L		96

1st FNJ 03/13/24
2nd WR 03/15/24

Data Path : I:\ACQUDATA\MSVOA14\Data\031324\
Data File : F8759.D
Acq On : 13 Mar 2024 11:26 am
Operator : F.NAEGLER
Sample : LCS
Misc :
ALS Vial : 6 Sample Multiplier: 1

Quant Time: Mar 13 11:42:02 2024
Quant Method : I:\ACQUDATA\MSVOA14\Methods\S022624.M
Quant Title : MS#14 - 8260 SOILS 10ml PURGE
QLast Update : Tue Feb 27 10:12:18 2024
Response via : Initial Calibration

Compound	R.T.	QIon	Response	Conc	Units		Dev(Min)
41) TAME	6.069	73	173505	21.370	ug/L		98
43) Cyclohexane	5.252	41	77879	22.083	ug/L		88
45) Carbontetrachloride	5.466	121	24143	20.703	ug/L		97
46) 1,1-Dichloropropene	5.490	75	95218	20.673	ug/L		98
48) Benzene	5.825	78	285646	21.772	ug/L		99
49) 1,2-Dichloroethane	5.892	62	102210	21.723	ug/L		97
50) Iso-Butyl Alcohol	5.892	43	74507	417.155	ug/L		100
51) n-Heptane	6.295	43	100920	21.040	ug/L		95
52) 1-Butanol	6.886	56	104565	1099.374	ug/L		94
53) Trichloroethene	6.807	130	78994	20.899	ug/L		95
54) Methylcyclohexane	7.032	55	102594	22.325	ug/L		99
55) 1,2-Diclpropane	7.118	63	72939	20.982	ug/L		96
56) Dibromomethane	7.270	93	45500	20.996	ug/L		97
57) 1,4-Dioxane	7.343	88	24988	345.746	ug/L		92
58) Methyl Methacrylate	7.355	69	49599	21.634	ug/L		98
59) Bromodichloromethane	7.508	83	86899	21.463	ug/L		97
60) 2-Nitropropane	7.831	41	22051	42.371	ug/L	#	81
61) 2-Chloroethylvinyl Ether	7.935	63	33847	23.705	ug/L		91
62) cis-1,3-Dichloropropene	8.075	75	95585	22.246	ug/L		99
63) 4-Methyl-2-pentanone	8.300	43	83077	21.088	ug/L		97
65) Toluene	8.447	91	314097	21.796	ug/L		97
66) trans-1,3-Dichloropropene	8.745	75	77590	22.986	ug/L		95
67) Ethyl Methacrylate	8.892	69	81911	21.417	ug/L		94
68) 1,1,2-Trichloroethane	8.947	97	62610	21.509	ug/L		96
71) Tetrachloroethene	9.056	164	64774	21.647	ug/L		95
72) 2-Hexanone	9.258	43	63108	20.504	ug/L		98
73) 1,3-Dichloropropane	9.123	76	108351	21.124	ug/L		97
74) Dibromochloromethane	9.361	129	61519	22.741	ug/L		98
75) N-Butyl Acetate	9.410	43	106693	20.083	ug/L		98
76) 1,2-Dibromoethane	9.459	107	57047	21.409	ug/L		100
77) Chlorobenzene	9.965	112	199560	20.377	ug/L		98
78) 1,1,1,2-Tetrachloroethane	10.056	131	58105	19.624	ug/L		97
79) Ethylbenzene	10.081	106	107366	21.310	ug/L		98
80) (m+p)Xylene	10.202	106	272386	43.422	ug/L		95
81) o-Xylene	10.568	106	127784	20.968	ug/L		95
82) Styrene	10.587	104	219512	21.626	ug/L		97
83) Bromoform	10.751	173	37444	24.833	ug/L		97
84) Isopropylbenzene	10.910	105	338054	20.822	ug/L		98
85) Cyclohexanone	11.001	55	401326	456.657	ug/L		100
86) trans-1,4-Dichloro-2-B...	11.245	53	20806	20.336	ug/L		95
88) 1,1,2,2-Tetrachloroethane	11.196	83	85204	20.705	ug/L		99
89) Bromobenzene	11.166	156	88423	21.685	ug/L		93
90) 1,2,3-Trichloropropane	11.227	110	28759	21.527	ug/L		94
91) n-Propylbenzene	11.275	91	415014	21.308	ug/L		99
92) 2-Chlorotoluene	11.342	91	235256	20.841	ug/L		97
93) 4-Chlorotoluene	11.440	91	275516	20.844	ug/L		98
94) 1,3,5-Trimethylbenzene	11.434	105	279421	20.446	ug/L		98
95) tert-Butylbenzene	11.708	119	254485	21.283	ug/L		99
96) 1,2,4-Trimethylbenzene	11.745	105	282243	20.880	ug/L		98
97) sec-Butylbenzene	11.891	105	380485	21.470	ug/L		99
98) p-Isopropyltoluene	12.013	119	321964	21.484	ug/L		97
99) 1,3-Dclbenz	11.977	146	172156	22.170	ug/L		98
100) 1,4-Dclbenz	12.056	146	173036	21.740	ug/L		99
101) n-Butylbenzene	12.354	91	304001	21.666	ug/L		98
102) 1,2-Dclbenz	12.361	146	158031	21.121	ug/L		98
103) 1,2-Dibromo-3-chloropr...	13.001	157	17947	19.911	ug/L		96

Quantitation Report (QT Reviewed)

Data Path : I:\ACQUDATA\MSVOA14\Data\031324\
Data File : F8759.D
Acq On : 13 Mar 2024 11:26 am
Operator : F.NAEGLER
Sample : LCS
Misc :
ALS Vial : 6 Sample Multiplier: 1

Quant Time: Mar 13 11:42:02 2024
Quant Method : I:\ACQUDATA\MSVOA14\Methods\S022624.M
Quant Title : MS#14 - 8260 SOILS 10ml PURGE
QLast Update : Tue Feb 27 10:12:18 2024
Response via : Initial Calibration

Compound	R.T.	QIon	Response	Conc	Units	Dev(Min)
104) 1,3,5-Trichlorobenzene	13.159	180	129431	21.325	ug/L	99
105) 1,2,4-Tcbenzene	13.647	180	124579	23.392	ug/L	100
106) Hexachlorobt	13.781	225	63690	20.385	ug/L	99
107) Naphthalen	13.842	128	306745	22.367	ug/L	99
108) 1,2,3-Tclbenzene	14.031	180	119357	23.144	ug/L	98

(#) = qualifier out of range (m) = manual integration (+) = signals summed

Quantitation Report (QT Reviewed)

Data Path : I:\ACQUDATA\MSVOA14\Data\031324\
Data File : F8759.D
Acq On : 13 Mar 2024 11:26 am
Operator : F.NAEGLER
Sample : LCS
Misc :
ALS Vial : 6 Sample Multiplier: 1

Quant Time: Mar 13 11:42:02 2024
Quant Method : I:\ACQUDATA\MSVOA14\Methods\S022624.M
Quant Title : MS#14 - 8260 SOILS 10ml PURGE
QLast Update : Tue Feb 27 10:12:18 2024
Response via : Initial Calibration

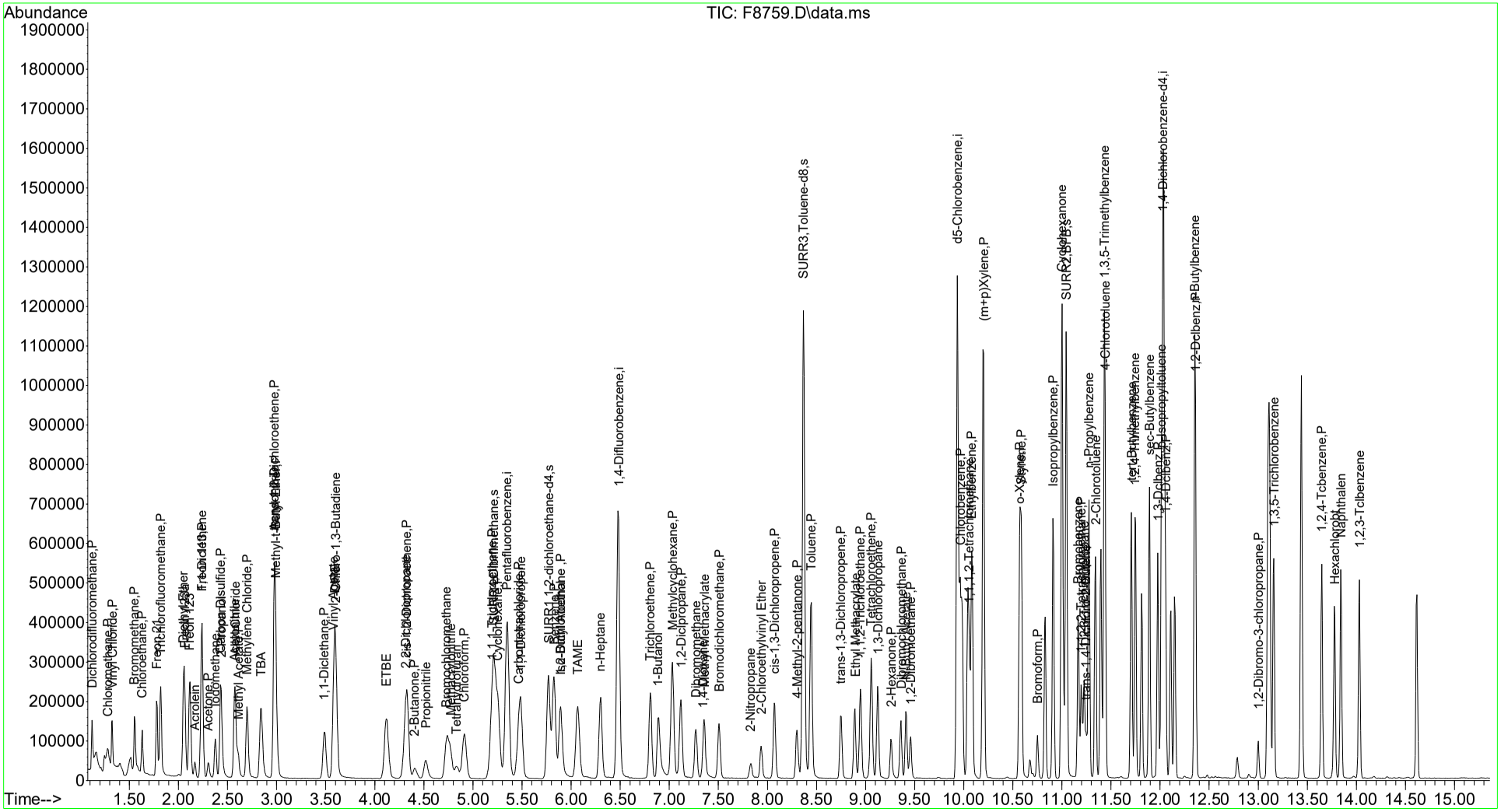

1st FJ 03/13/24
2nd 03/15/24

Quantitation Report (Qedit)

Data Path : I:\ACQUDATA\MSVOA14\Data\031324\
Data File : F8781.D
Acq On : 13 Mar 2024 08:18 pm
Operator : F.NAEGLER
Sample : R2401914-001MS|1.57
Misc : DAY 6658 T4
ALS Vial : 28 Sample Multiplier: 1

Quant Time: Mar 14 08:38:51 2024
Quant Method : I:\ACQUDATA\MSVOA14\Methods\S022624.M
Quant Title : MS#14 - 8260 SOILS 10ml PURGE
QLast Update : Tue Feb 27 10:12:18 2024
Response via : Initial Calibration

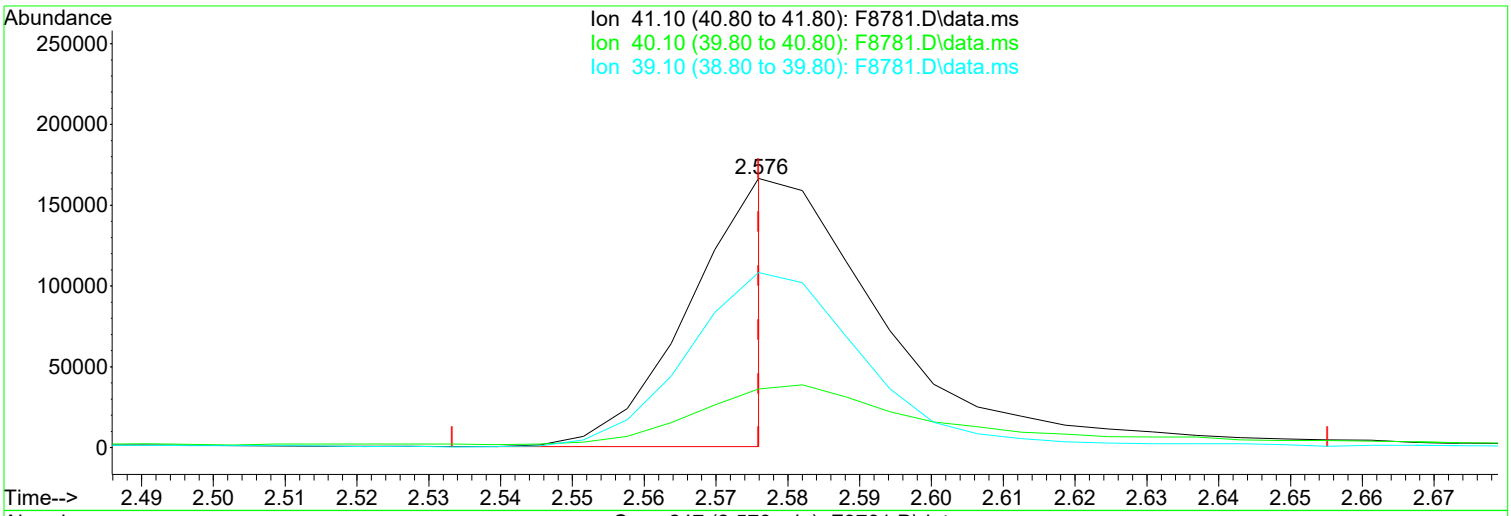

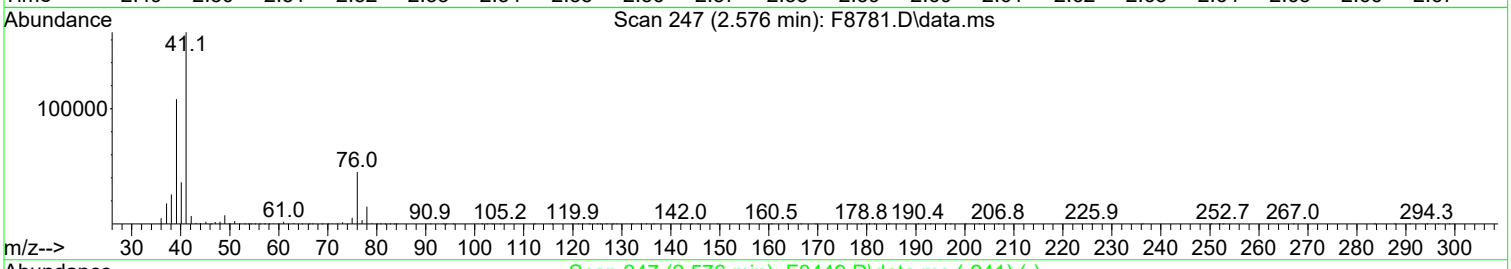

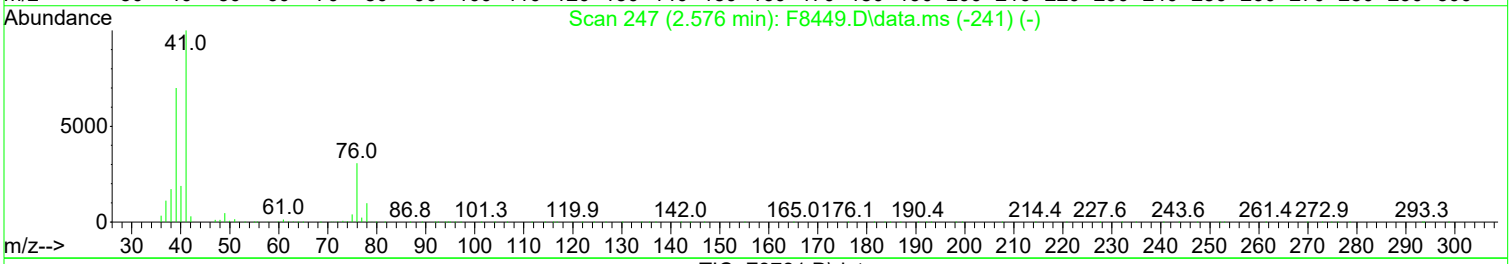

TIC: F8781.D\data.ms

(19) Acetonitrile

2.576min (+ 0.000) 242.39 ug/L m

response 139958

Ion	Exp%	Act%
41.10	100.00	100.00
40.10	19.10	21.80
39.10	70.70	65.12
0.00	0.00	0.00

Manual Integration:

After

Poor integration.

03/15/24

Quantitation Report (Qedit)

Data Path : I:\ACQUDATA\MSVOA14\Data\031324\
Data File : F8781.D
Acq On : 13 Mar 2024 08:18 pm
Operator : F.NAEGLER
Sample : R2401914-001MS|1.57
Misc : DAY 6658 T4
ALS Vial : 28 Sample Multiplier: 1

Quant Time: Mar 14 08:38:51 2024
Quant Method : I:\ACQUDATA\MSVOA14\Methods\S022624.M
Quant Title : MS#14 - 8260 SOILS 10ml PURGE
QLast Update : Tue Feb 27 10:12:18 2024
Response via : Initial Calibration

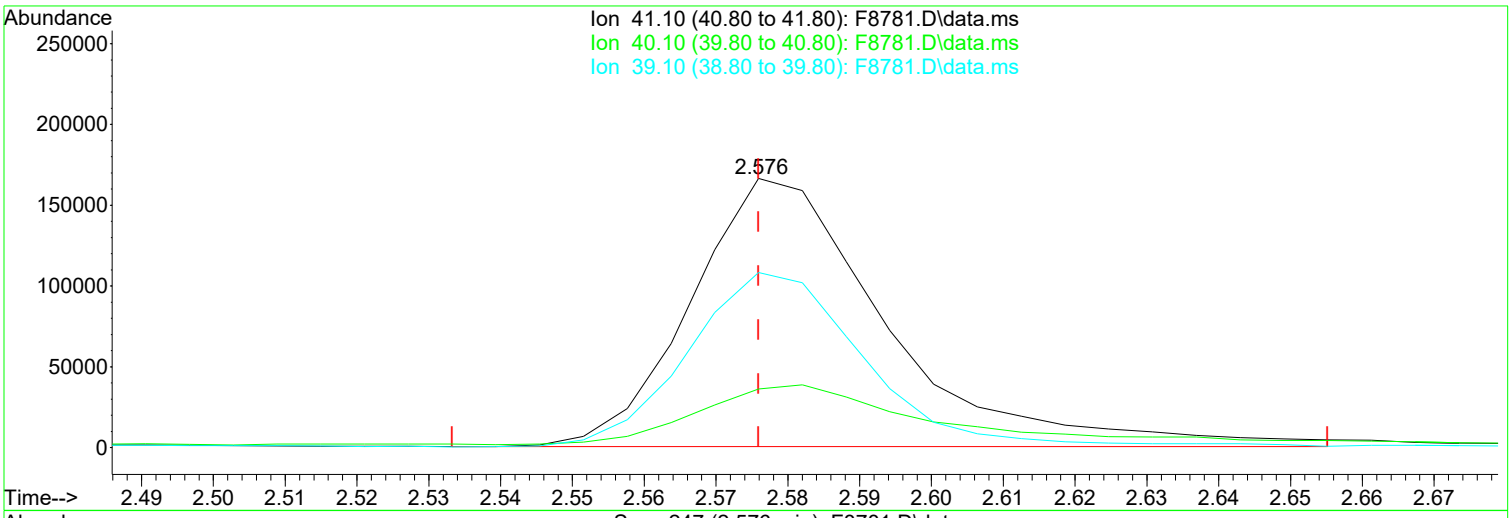

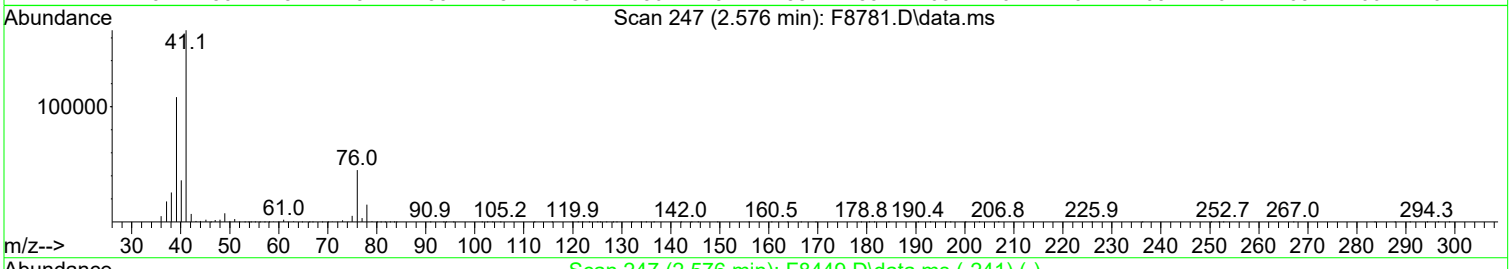

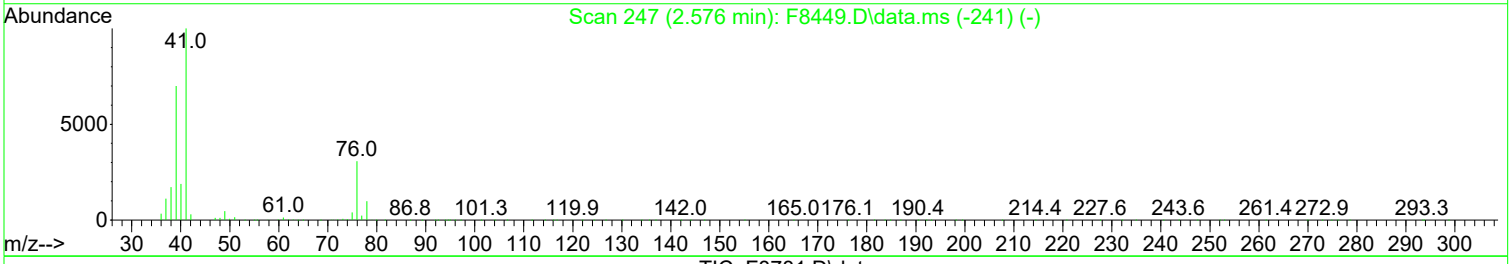

TIC: F8781.D\data.ms

(19) Acetonitrile

2.576min (+ 0.000) 547.72 ug/L

response 316254

Ion	Exp%	Act%
41.10	100.00	100.00
40.10	19.10	21.80
39.10	70.70	65.12
0.00	0.00	0.00

Manual Integration:

Before

03/15/24

Quantitation Report (Qedit)

Data Path : I:\ACQUDATA\MSVOA14\Data\031324\
Data File : F8781.D
Acq On : 13 Mar 2024 08:18 pm
Operator : F.NAEGLER
Sample : R2401914-001MS|1.57
Misc : DAY 6658 T4
ALS Vial : 28 Sample Multiplier: 1

Quant Time: Mar 14 08:38:51 2024
Quant Method : I:\ACQUDATA\MSVOA14\Methods\S022624.M
Quant Title : MS#14 - 8260 SOILS 10ml PURGE
QLast Update : Tue Feb 27 10:12:18 2024
Response via : Initial Calibration

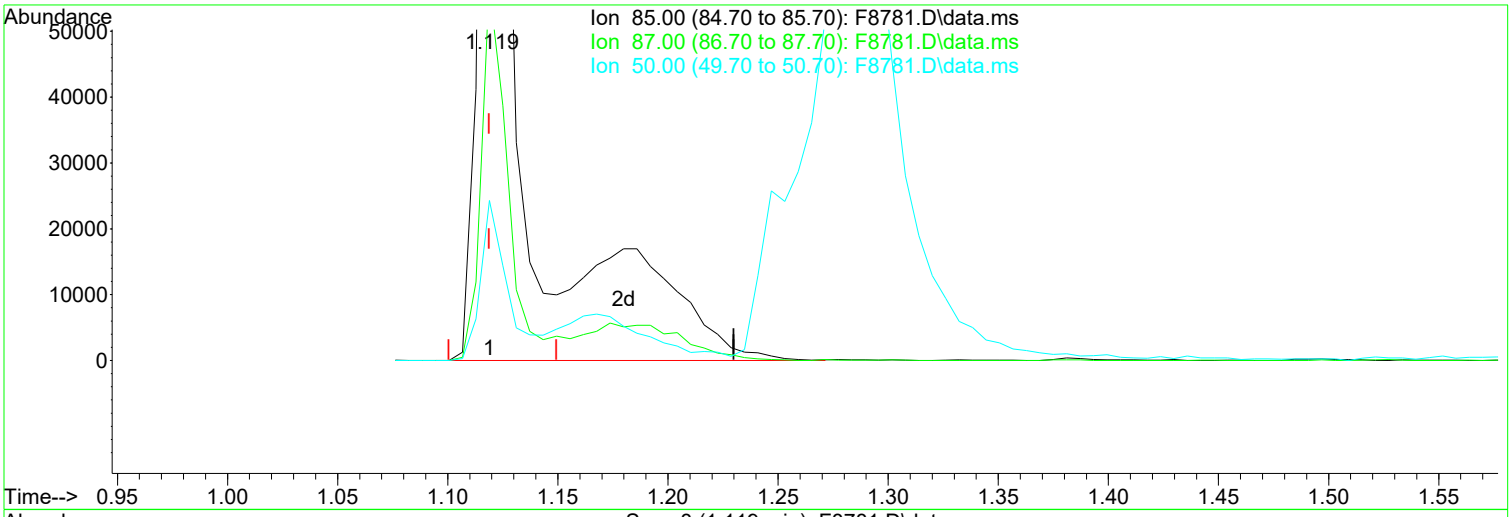

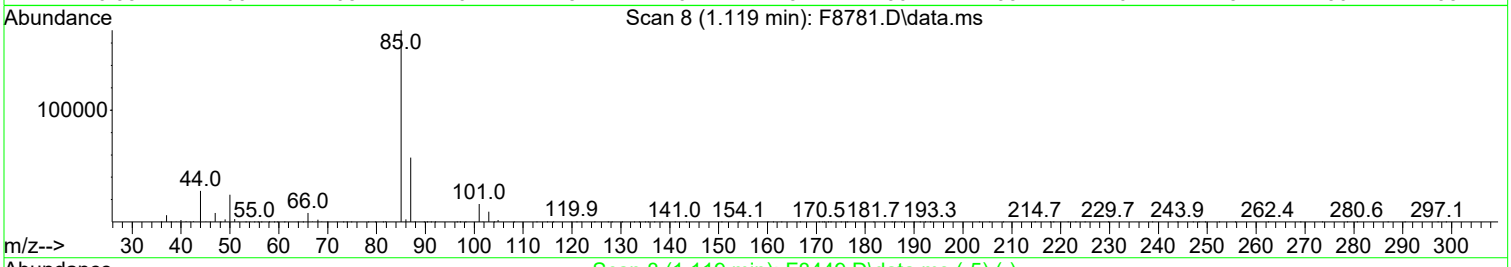

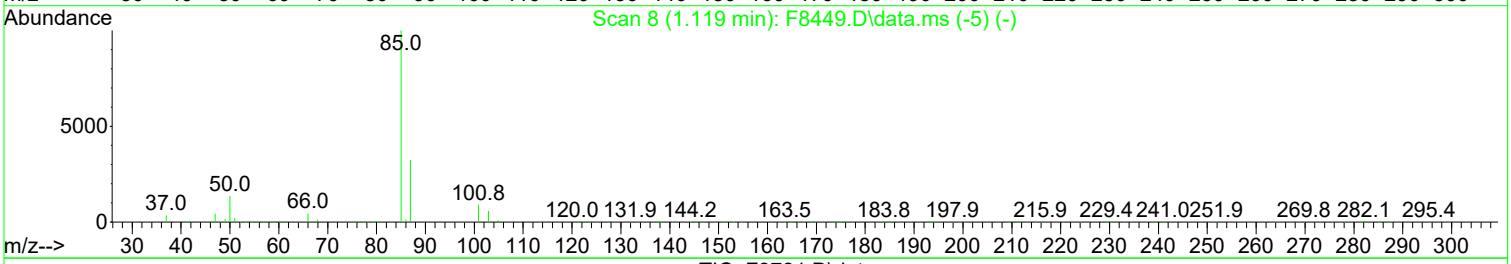

TIC: F8781.D\data.ms

(2) Dichlorodifluoromethane (P)

1.119min (+ 0.000) 45.18 ug/L m

response 202015

Ion	Exp%	Act%
85.00	100.00	100.00
87.00	32.40	33.60
50.00	13.70	14.16
0.00	0.00	0.00

Manual Integration:

After

Poor integration.

03/15/24

Quantitation Report (Qedit)

Data Path : I:\ACQUDATA\MSVOA14\Data\031324\
Data File : F8781.D
Acq On : 13 Mar 2024 08:18 pm
Operator : F.NAEGLER
Sample : R2401914-001MS|1.57
Misc : DAY 6658 T4
ALS Vial : 28 Sample Multiplier: 1

Quant Time: Mar 14 08:38:51 2024
Quant Method : I:\ACQUDATA\MSVOA14\Methods\S022624.M
Quant Title : MS#14 - 8260 SOILS 10ml PURGE
QLast Update : Tue Feb 27 10:12:18 2024
Response via : Initial Calibration

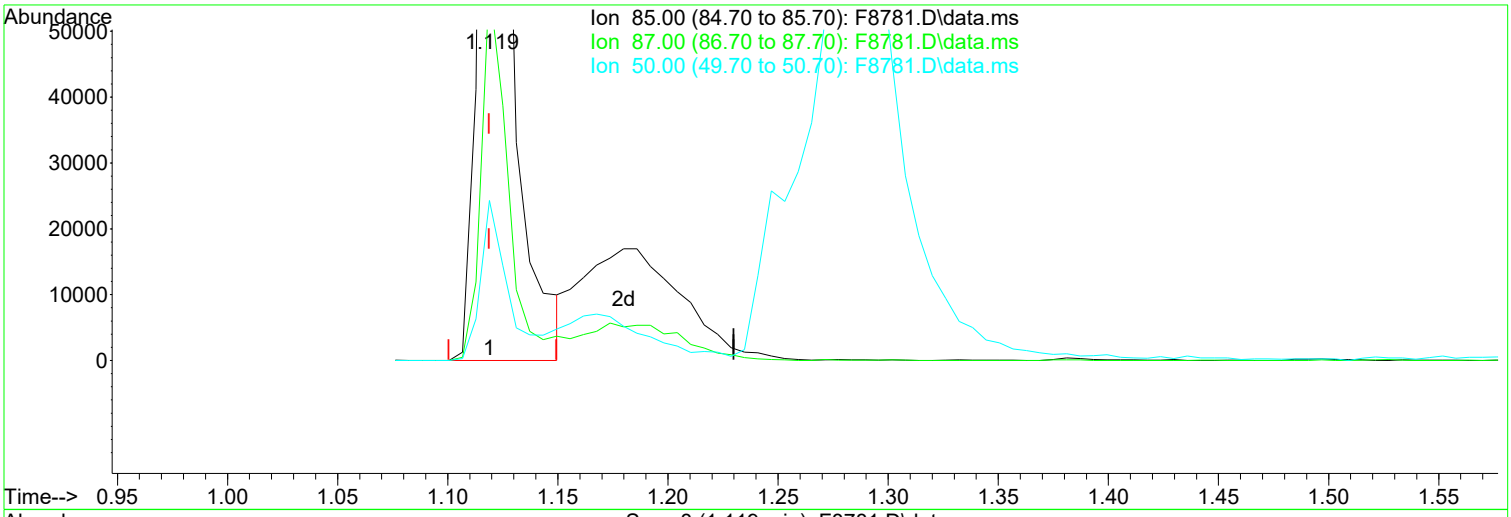

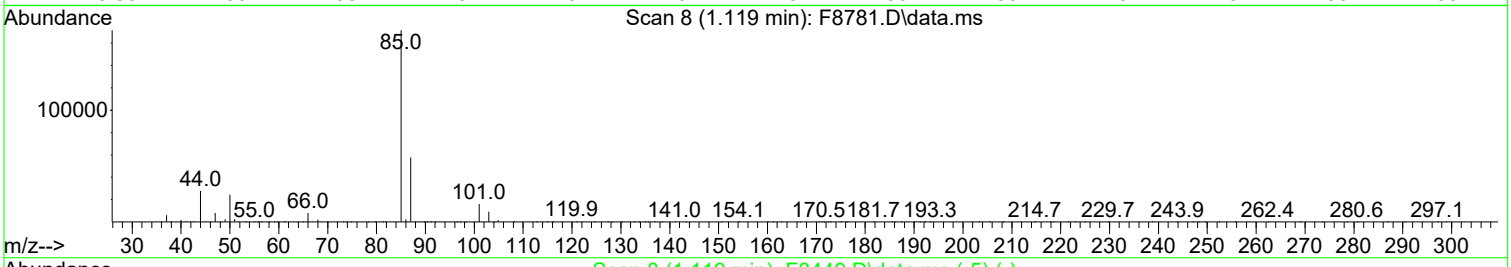

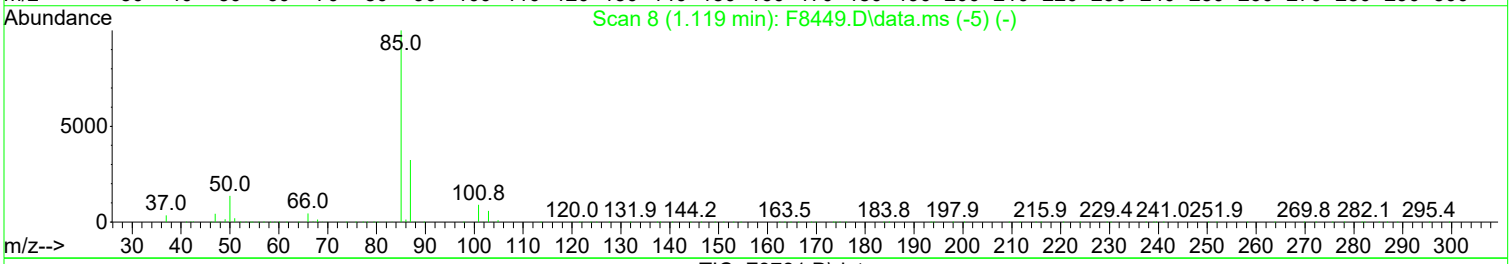

TIC: F8781.D\data.ms

(2) Dichlorodifluoromethane (P)

1.119min (+ 0.000) 33.04 ug/L

response 147726

Ion	Exp%	Act%
85.00	100.00	100.00
87.00	32.40	33.60
50.00	13.70	14.16
0.00	0.00	0.00

Manual Integration:

Before

03/15/24

Quantitation Report (Qedit)

Data Path : I:\ACQUDATA\MSVOA14\Data\031324\
Data File : F8781.D
Acq On : 13 Mar 2024 08:18 pm
Operator : F.NAEGLER
Sample : R2401914-001MS|1.57
Misc : DAY 6658 T4
ALS Vial : 28 Sample Multiplier: 1

Quant Time: Mar 14 08:38:51 2024
Quant Method : I:\ACQUDATA\MSVOA14\Methods\S022624.M
Quant Title : MS#14 - 8260 SOILS 10ml PURGE
QLast Update : Tue Feb 27 10:12:18 2024
Response via : Initial Calibration

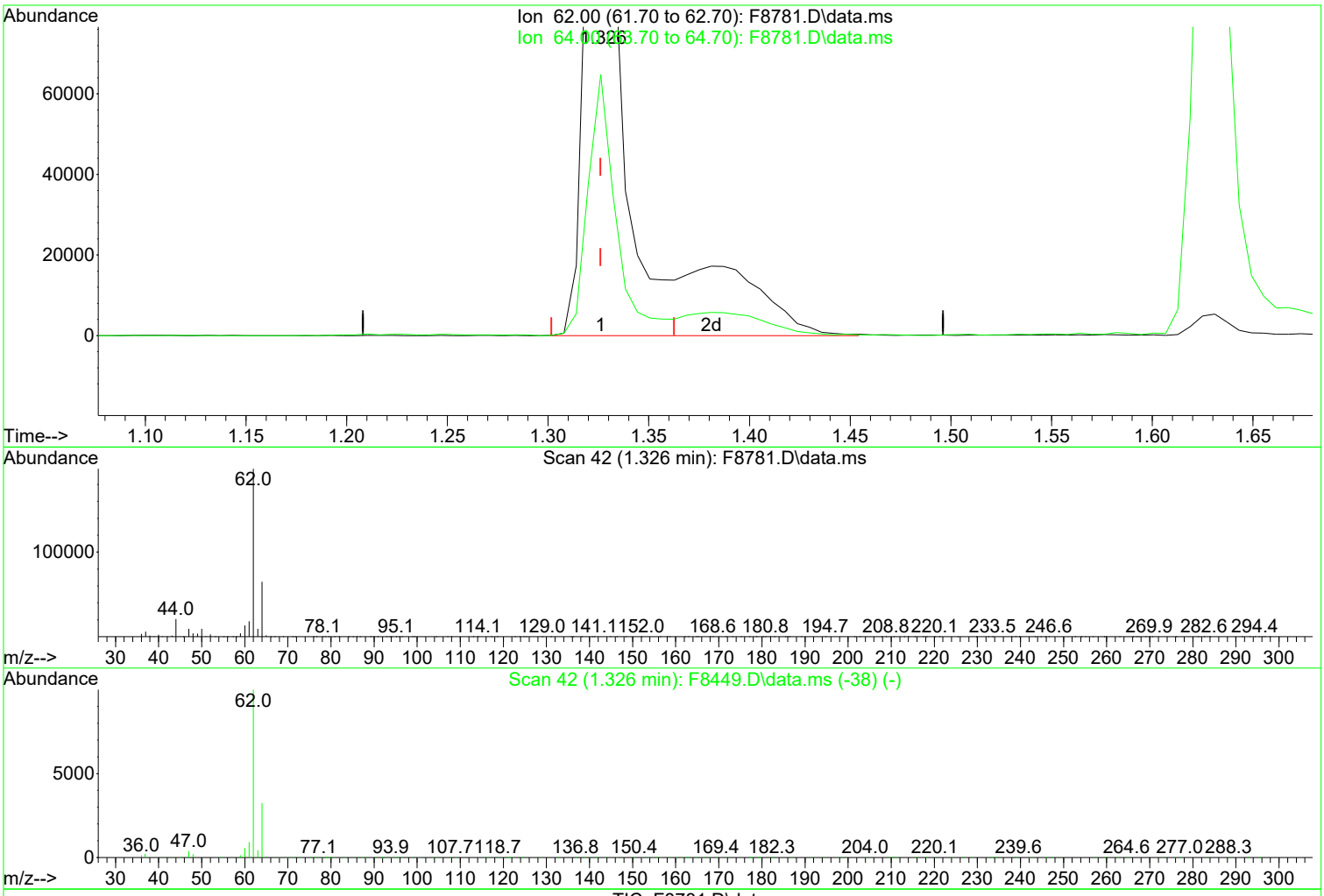

TIC: F8781.D\data.ms

(4) Vinyl Chloride (P)

1.326min (+ 0.000) 46.09 ug/L m

response 244635

Ion	Exp%	Act%
62.00	100.00	100.00
64.00	32.40	32.67
0.00	0.00	0.00
0.00	0.00	0.00

Manual Integration:

After

Poor integration.

03/15/24

1st FJ 03/15/24
2nd 03/15/24

Quantitation Report (Qedit)

Data Path : I:\ACQUDATA\MSVOA14\Data\031324\
Data File : F8781.D
Acq On : 13 Mar 2024 08:18 pm
Operator : F.NAEGLER
Sample : R2401914-001MS|1.57
Misc : DAY 6658 T4
ALS Vial : 28 Sample Multiplier: 1

Quant Time: Mar 14 08:38:51 2024
Quant Method : I:\ACQUDATA\MSVOA14\Methods\S022624.M
Quant Title : MS#14 - 8260 SOILS 10ml PURGE
QLast Update : Tue Feb 27 10:12:18 2024
Response via : Initial Calibration

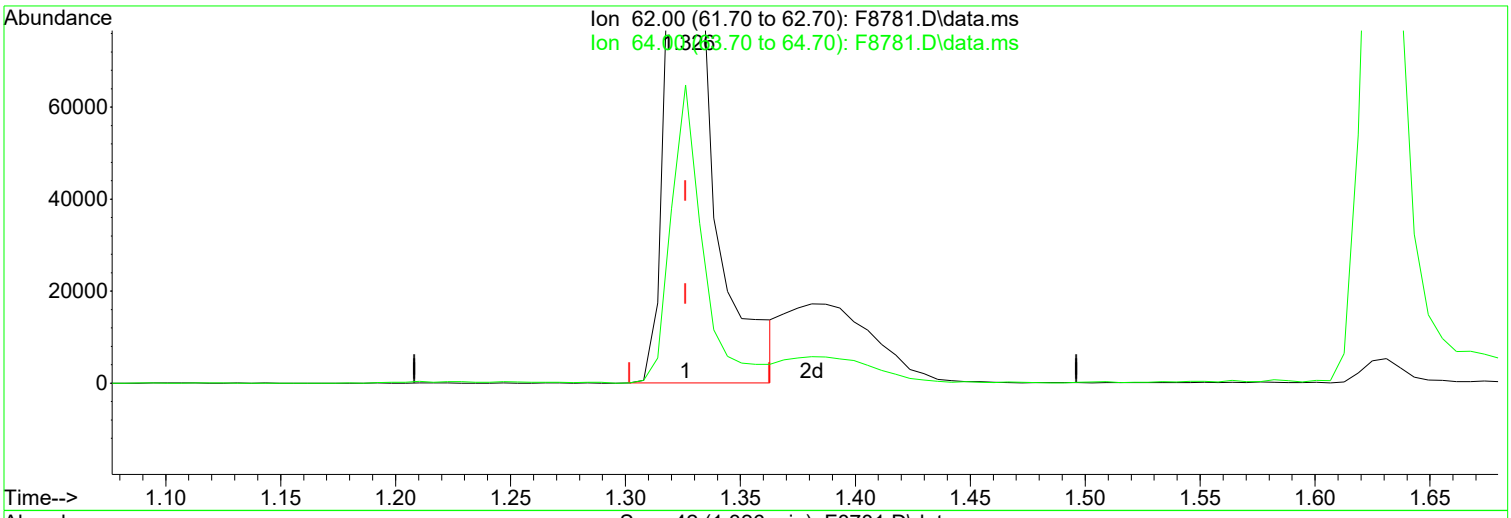

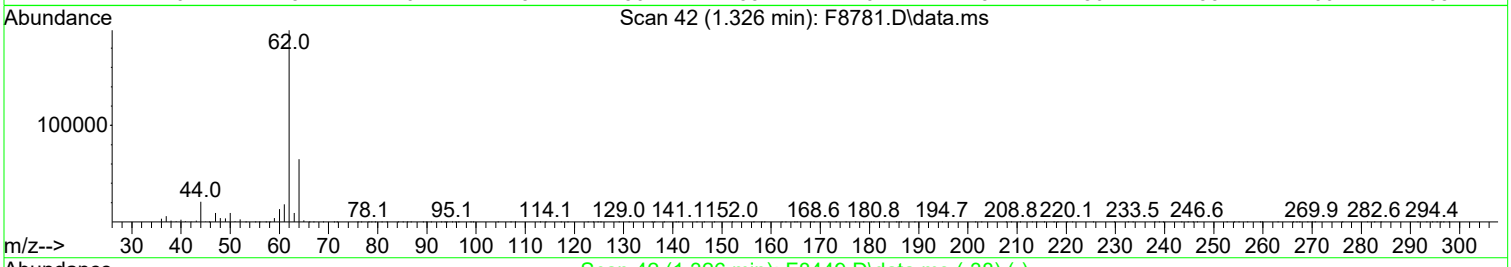

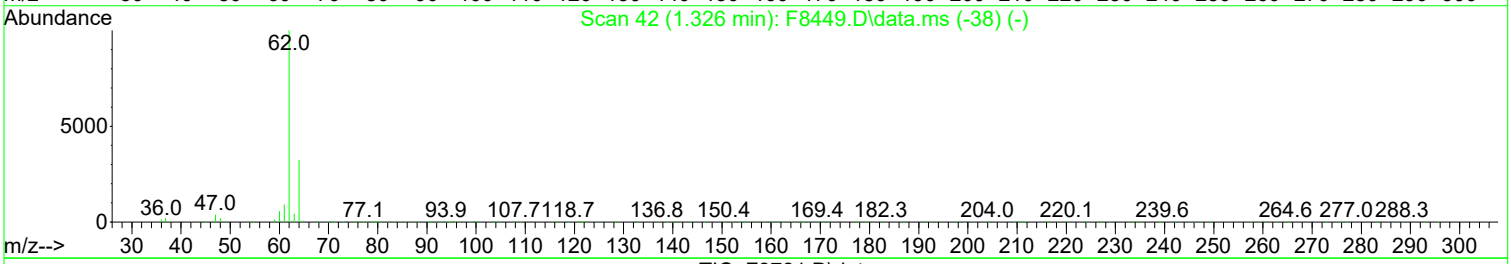

TIC: F8781.D\data.ms

(4) Vinyl Chloride (P)

1.326min (+ 0.000) 37.20 ug/L

response 197437

Ion	Exp%	Act%
62.00	100.00	100.00
64.00	32.40	32.67
0.00	0.00	0.00
0.00	0.00	0.00

Manual Integration:

Before

03/15/24

1st FNJ 03/15/24
2nd WR 03/15/24

Data Path : I:\ACQUDATA\MSVOA14\Data\031324\
Data File : F8781.D
Acq On : 13 Mar 2024 08:18 pm
Operator : F.NAEGLER
Sample : R2401914-001MS|1.57
Misc : DAY 6658 T4
ALS Vial : 28 Sample Multiplier: 1

Quant Time: Mar 14 08:38:51 2024
Quant Method : I:\ACQUDATA\MSVOA14\Methods\S022624.M
Quant Title : MS#14 - 8260 SOILS 10ml PURGE
QLast Update : Tue Feb 27 10:12:18 2024
Response via : Initial Calibration

Compound	R.T.	QIon	Response	Conc	Units		Dev(Min)
Internal Standards							
1) Pentafluorobenzene	5.356	168	449793	50.00	ug/L		0.00
42) 1,4-Difluorobenzene	6.484	114	665219	50.00	ug/L		0.00
70) d5-Chlorobenzene	9.934	117	498124	50.00	ug/L		0.00
87) 1,4-Dichlorobenzene-d4	12.037	152	176837	50.00	ug/L		0.00
System Monitoring Compounds							
44) SURR4,Dibrflmethane	5.222	113	202790	52.24	ug/L		0.00
Spiked Amount 50.000	Range 63 - 138		Recovery = 104.48%				
47) SURR1,1,2-dichloroetha...	5.777	65	238529	53.08	ug/L		0.00
Spiked Amount 50.000	Range 67 - 128		Recovery = 106.16%				
64) SURR3,Toluene-d8	8.367	98	757062	49.62	ug/L		0.00
Spiked Amount 50.000	Range 66 - 138		Recovery = 99.24%				
69) SURR2,BFB	11.044	95	192212	35.86	ug/L		0.00
Spiked Amount 50.000	Range 31 - 154		Recovery = 71.72%				
Target Compounds							Qvalue
2) Dichlorodifluoromethane	1.119	85	202015m	45.181	ug/L		
3) Chloromethane	1.290	50	223959	45.210	ug/L		99
4) Vinyl Chloride	1.326	62	244635m	46.089	ug/L		
5) Bromomethane	1.558	94	162891	47.483	ug/L		100
6) Chloroethane	1.631	64	210701	48.831	ug/L		98
7) Freon 21	1.783	67	370252	46.453	ug/L		98
8) Trichlorofluoromethane	1.820	101	376316	56.745	ug/L		98
9) Diethyl Ether	2.052	59	162350	54.169	ug/L		99
10) Freon 123a	2.064	67	275240	61.021	ug/L		96
11) Freon 123	2.119	83	349634	69.098	ug/L		99
12) Acrolein	2.167	56	7520	10.330	ug/L		97
13) 1,1-Diclethene	2.241	96	174704	51.193	ug/L		93
14) Freon 113	2.241	101	216862	62.015	ug/L		95
15) Acetone	2.308	43	1139436	548.238	ug/L		99
16) 2-Propanol	2.472	45	92227	244.099	ug/L		92
17) Iodomethane	2.381	142	150976	29.974	ug/L		97
18) Carbon Disulfide	2.430	76	341802	31.554	ug/L		99
19) Acetonitrile	2.576	41	139958m	242.393	ug/L		
20) Allyl Chloride	2.576	76	73236	44.189	ug/L	#	87
21) Methyl Acetate	2.612	43	167349	36.271	ug/L		96
22) Methylene Chloride	2.704	84	146161	36.657	ug/L		98
23) TBA	2.856	59	600942	991.764	ug/L		91
24) Acrylonitrile	2.984	53	230109	134.767	ug/L		97
25) Methyl-t-Butyl Ether	2.990	73	594270	59.259	ug/L		99
26) trans-1,2-Dichloroethene	2.984	96	131887	34.815	ug/L		99
27) 1,1-Diclethane	3.490	63	327326	49.262	ug/L		100
29) DIPE	3.594	45	678211	61.669	ug/L	#	73
30) 2-Chloro-1,3-Butadiene	3.606	53	258260	43.251	ug/L		97
31) ETBE	4.124	59	529132	54.557	ug/L		98
32) 2,2-Dichloropropane	4.319	77	213757	47.784	ug/L		95
33) cis-1,2-Dichloroethene	4.338	96	134438	32.406	ug/L		89
34) 2-Butanone	4.417	43	82935	32.048	ug/L		94
35) Propionitrile	4.533	54	105472	141.368	ug/L		100
36) Bromochloromethane	4.734	130	76912	31.147	ug/L		94
37) Methacrylonitrile	4.771	67	38733	22.195	ug/L		98
38) Tetrahydrofuran	4.844	42	83115	50.220	ug/L		95
39) Chloroform	4.917	83	277417	42.356	ug/L		99
40) 1,1,1-Trichloroethane	5.191	97	264004	49.722	ug/L		99
41) TAME	6.069	73	508851	57.079	ug/L		97

1st FNJ 03/15/24
2nd WR 03/15/24

Data Path : I:\ACQUDATA\MSVOA14\Data\031324\
Data File : F8781.D
Acq On : 13 Mar 2024 08:18 pm
Operator : F.NAEGLER
Sample : R2401914-001MS|1.57
Misc : DAY 6658 T4
ALS Vial : 28 Sample Multiplier: 1

Quant Time: Mar 14 08:38:51 2024
Quant Method : I:\ACQUDATA\MSVOA14\Methods\S022624.M
Quant Title : MS#14 - 8260 SOILS 10ml PURGE
QLast Update : Tue Feb 27 10:12:18 2024
Response via : Initial Calibration

Compound	R.T.	QIon	Response	Conc	Units		Dev(Min)
43) Cyclohexane	5.258	41	225206	60.362	ug/L		88
45) Carbontetrachloride	5.466	121	65163	52.820	ug/L		91
46) 1,1-Dichloropropene	5.490	75	208846	42.862	ug/L		97
48) Benzene	5.831	78	645199	46.485	ug/L		99
49) 1,2-Dichloroethane	5.892	62	154407	31.021	ug/L		98
50) Iso-Butyl Alcohol	5.911	43	238490	1148.299	ug/L		100
51) n-Heptane	6.301	43	319161	62.898	ug/L		98
52) 1-Butanol	6.904	56	349005	2913.514	ug/L		97
53) Trichloroethene	6.813	130	133124	33.292	ug/L		98
54) Methylcyclohexane	7.032	55	281651	57.935	ug/L		98
55) 1,2-Diclpropane	7.124	63	161353	43.874	ug/L		97
56) Dibromomethane	7.270	93	53435	23.308	ug/L		97
57) 1,4-Dioxane	7.368	88	113642	1486.348	ug/L		97
58) Methyl Methacrylate	7.355	69	139885	57.675	ug/L		97
59) Bromodichloromethane	7.508	83	151402	35.347	ug/L		99
60) 2-Nitropropane	7.831	41	44954	75.261	ug/L		93
61) 2-Chloroethylvinyl Ether	7.941	63	31084	20.578	ug/L		95
62) cis-1,3-Dichloropropene	8.075	75	99177	21.837	ug/L		96
63) 4-Methyl-2-pentanone	8.300	43	182304	43.742	ug/L		95
65) Toluene	8.447	91	578445	37.943	ug/L		100
66) trans-1,3-Dichloropropene	8.752	75	50246	14.438	ug/L		97
67) Ethyl Methacrylate	8.892	69	15381	3.801	ug/L		94
68) 1,1,2-Trichloroethane	8.953	97	107760	34.994	ug/L		92
71) Tetrachloroethene	9.062	164	121127	45.277	ug/L		97
72) 2-Hexanone	9.258	43	81836	29.739	ug/L		99
73) 1,3-Dichloropropane	9.123	76	147588	32.184	ug/L		100
74) Dibromochloromethane	9.361	129	85915	34.691	ug/L		96
75) N-Butyl Acetate	9.410	43	2488	0.524	ug/L		95
76) 1,2-Dibromoethane	9.459	107	51971	21.815	ug/L		100
77) Chlorobenzene	9.965	112	234718	26.807	ug/L		99
78) 1,1,1,2-Tetrachloroethane	10.056	131	111997	42.309	ug/L		97
79) Ethylbenzene	10.087	106	166499	36.964	ug/L		99
80) (m+p)Xylene	10.202	106	397131	70.811	ug/L		98
81) o-Xylene	10.568	106	209360	38.425	ug/L		97
82) Styrene	10.587	104	208102	22.932	ug/L		97
83) Bromoform	10.751	173	41408	30.266	ug/L		97
84) Isopropylbenzene	10.910	105	554272	38.186	ug/L		98
85) Cyclohexanone	11.001	55	868589	1105.479	ug/L		100
86) trans-1,4-Dichloro-2-B...	11.251	53	8028	8.776	ug/L		84
88) 1,1,2,2-Tetrachloroethane	11.196	83	129138	52.044	ug/L		98
89) Bromobenzene	11.166	156	105158	42.770	ug/L	#	71
90) 1,2,3-Trichloropropane	11.227	110	39739	49.331	ug/L		98
91) n-Propylbenzene	11.275	91	503742	42.893	ug/L		98
92) 2-Chlorotoluene	11.342	91	276523	40.626	ug/L		98
93) 4-Chlorotoluene	11.434	91	239819	30.089	ug/L		94
94) 1,3,5-Trimethylbenzene	11.428	105	391983	47.568	ug/L		98
95) tert-Butylbenzene	11.708	119	416165	57.722	ug/L		98
96) 1,2,4-Trimethylbenzene	11.751	105	329994	40.487	ug/L		100
97) sec-Butylbenzene	11.891	105	516523	48.337	ug/L		99
98) p-Isopropyltoluene	12.013	119	377194	41.741	ug/L		98
99) 1,3-Dclbenz	11.977	146	115482	24.663	ug/L		97
100) 1,4-Dclbenz	12.056	146	99981	20.832	ug/L		98
101) n-Butylbenzene	12.355	91	276400	32.669	ug/L		100
102) 1,2-Dclbenz	12.361	146	114920	25.473	ug/L		99
103) 1,2-Dibromo-3-chloropr...	13.001	157	16901	31.096	ug/L		85
104) 1,3,5-Trichlorobenzene	13.159	180	80488	21.992	ug/L		99

Quantitation Report (QT Reviewed)

Data Path : I:\ACQUDATA\MSVOA14\Data\031324\
Data File : F8781.D
Acq On : 13 Mar 2024 08:18 pm
Operator : F.NAEGLER
Sample : R2401914-001MS|1.57
Misc : DAY 6658 T4
ALS Vial : 28 Sample Multiplier: 1

Quant Time: Mar 14 08:38:51 2024
Quant Method : I:\ACQUDATA\MSVOA14\Methods\S022624.M
Quant Title : MS#14 - 8260 SOILS 10ml PURGE
QLast Update : Tue Feb 27 10:12:18 2024
Response via : Initial Calibration

Compound	R.T.	QIon	Response	Conc	Units	Dev(Min)
105) 1,2,4-Tcbenzene	13.647	180	49015	15.263	ug/L	94
106) Hexachlorobt	13.775	225	58406	31.003	ug/L	97
107) Naphthalen	13.842	128	137867	16.672	ug/L	99
108) 1,2,3-Tclbenzene	14.031	180	45442	14.613	ug/L	98

(#) = qualifier out of range (m) = manual integration (+) = signals summed

Quantitation Report (QT Reviewed)

Data Path : I:\ACQUDATA\MSVOA14\Data\031324\
Data File : F8781.D
Acq On : 13 Mar 2024 08:18 pm
Operator : F.NAEGLER
Sample : R2401914-001MS|1.57
Misc : DAY 6658 T4
ALS Vial : 28 Sample Multiplier: 1

Quant Time: Mar 14 08:38:51 2024
Quant Method : I:\ACQUDATA\MSVOA14\Methods\S022624.M
Quant Title : MS#14 - 8260 SOILS 10ml PURGE
QLast Update : Tue Feb 27 10:12:18 2024
Response via : Initial Calibration

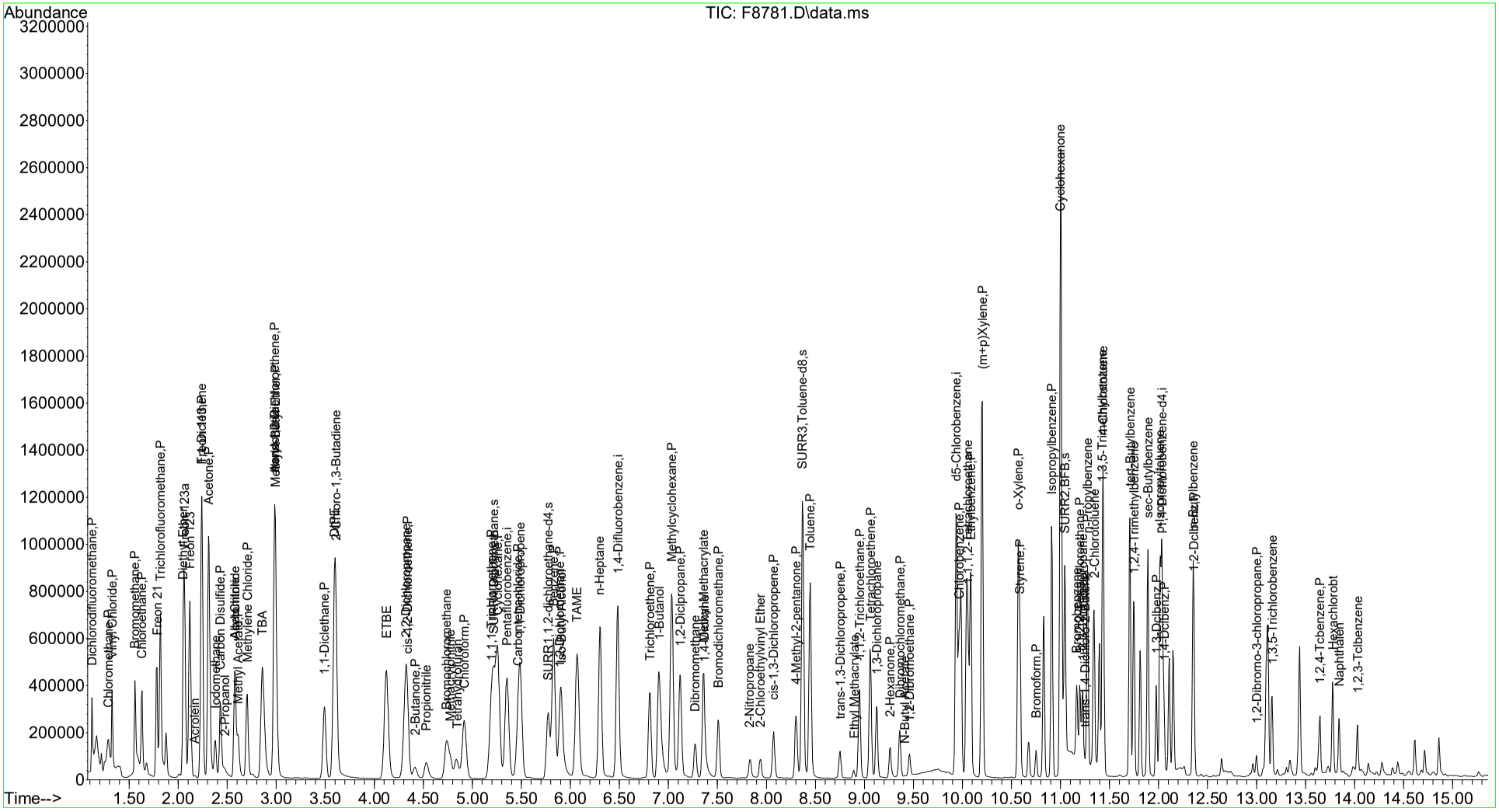

1st FJ 03/15/24
2nd 03/15/24

Quantitation Report (Qedit)

Data Path : I:\ACQUDATA\MSVOA14\Data\031324\
Data File : F8782.D
Acq On : 13 Mar 2024 08:42 pm
Operator : F.NAEGLER
Sample : R2401914-001DMS|1.79
Misc : DAY 6658 T4
ALS Vial : 29 Sample Multiplier: 1

Quant Time: Mar 14 08:39:06 2024
Quant Method : I:\ACQUDATA\MSVOA14\Methods\S022624.M
Quant Title : MS#14 - 8260 SOILS 10ml PURGE
QLast Update : Tue Feb 27 10:12:18 2024
Response via : Initial Calibration

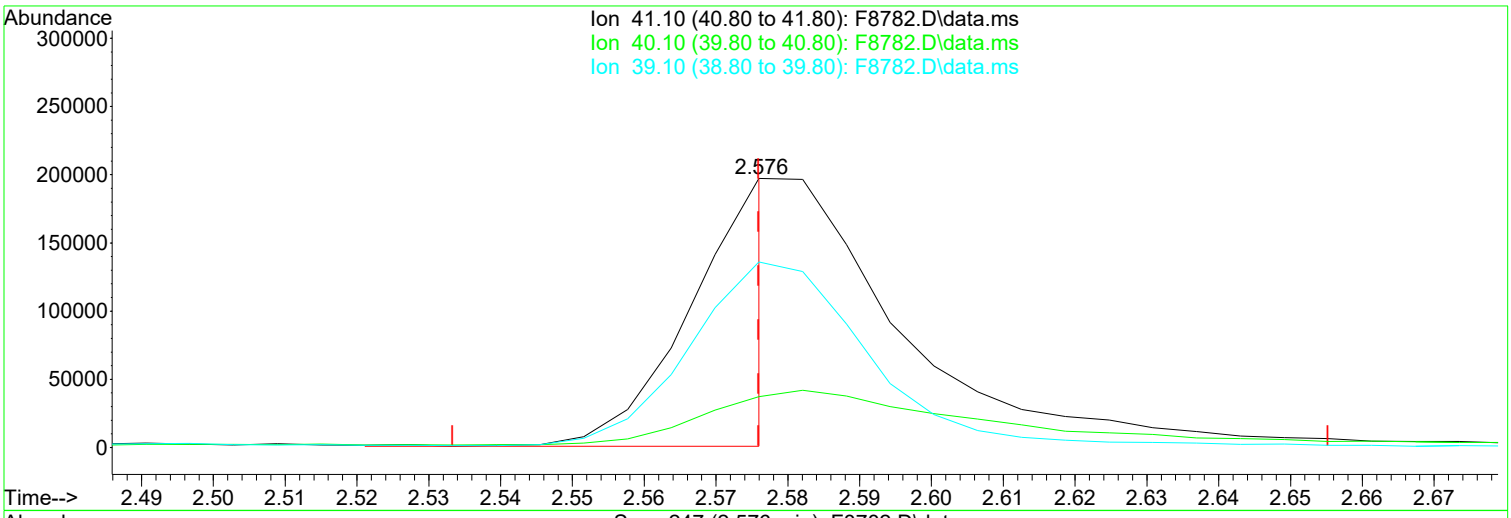

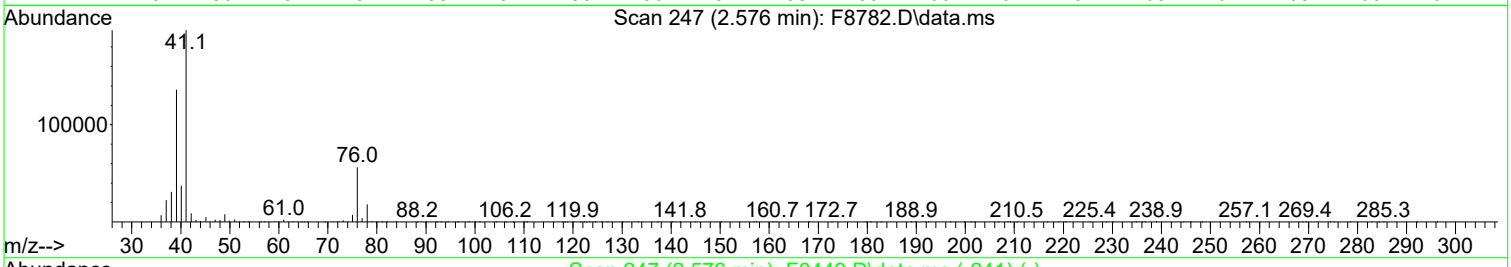

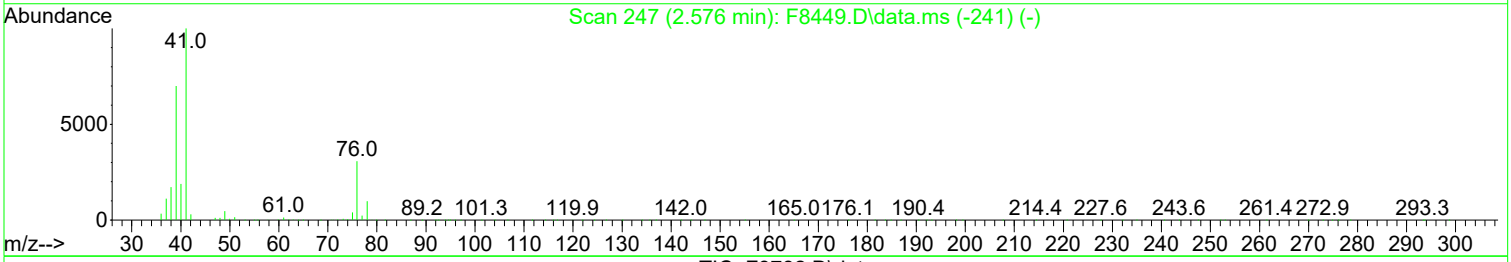

TIC: F8782.D\data.ms

(19) Acetonitrile

2.576min (+ 0.000) 267.53 ug/L m

response 162793

Ion	Exp%	Act%
41.10	100.00	100.00
40.10	19.10	18.88
39.10	70.70	69.04
0.00	0.00	0.00

Manual Integration:

After

Poor integration.

03/15/24

1st FN 03/15/24
2nd 03/15/24

Quantitation Report (Qedit)

Data Path : I:\ACQUDATA\MSVOA14\Data\031324\
Data File : F8782.D
Acq On : 13 Mar 2024 08:42 pm
Operator : F.NAEGLER
Sample : R2401914-001DMS|1.79
Misc : DAY 6658 T4
ALS Vial : 29 Sample Multiplier: 1

Quant Time: Mar 14 08:39:06 2024
Quant Method : I:\ACQUDATA\MSVOA14\Methods\S022624.M
Quant Title : MS#14 - 8260 SOILS 10ml PURGE
QLast Update : Tue Feb 27 10:12:18 2024
Response via : Initial Calibration

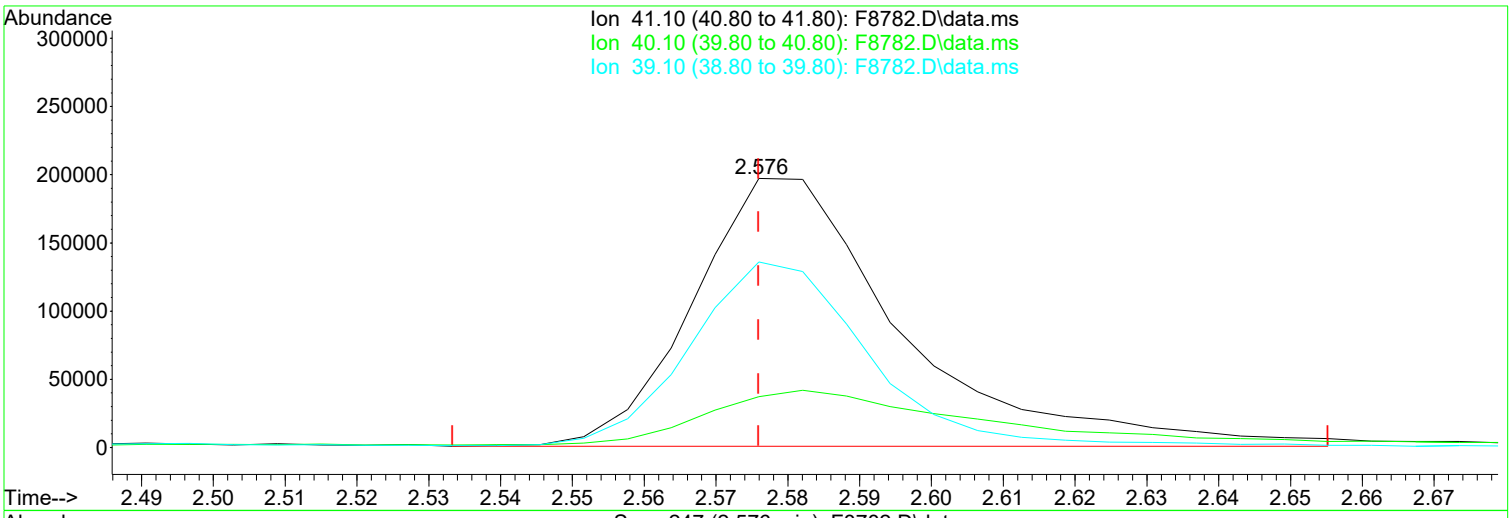

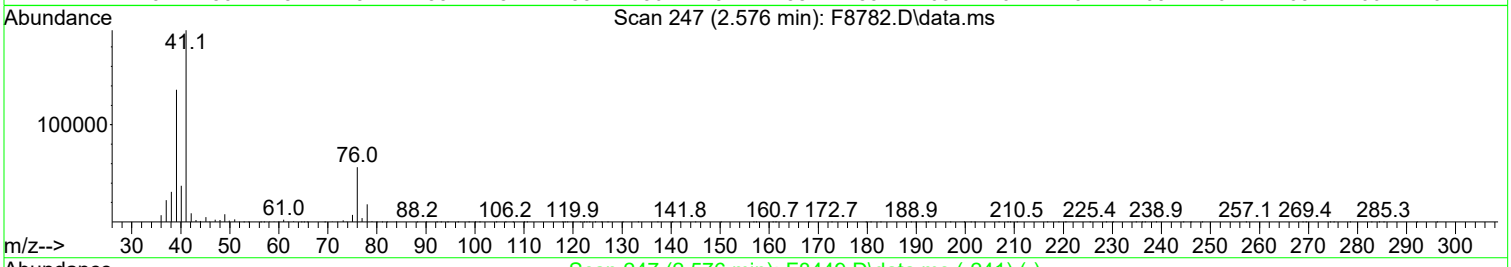

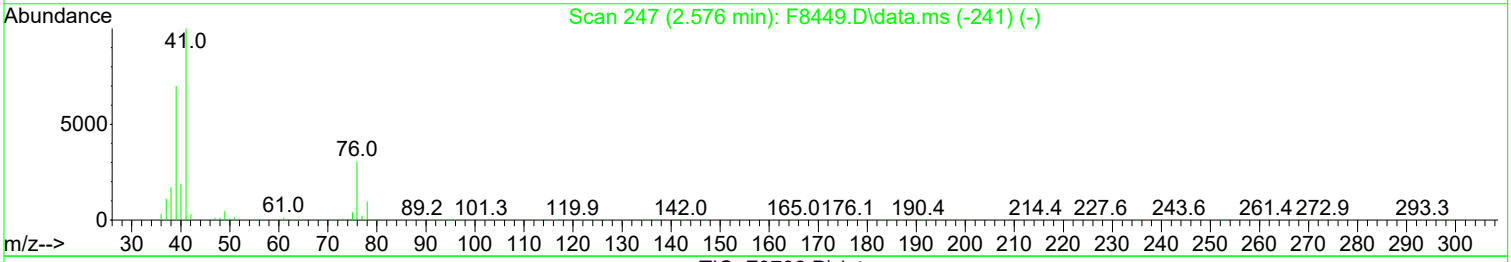

TIC: F8782.D\data.ms

(19) Acetonitrile

2.576min (+ 0.000) 653.68 ug/L

response 397765

Ion	Exp%	Act%
41.10	100.00	100.00
40.10	19.10	18.88
39.10	70.70	69.04
0.00	0.00	0.00

Manual Integration:

Before

03/15/24

Quantitation Report (Qedit)

Data Path : I:\ACQUDATA\MSVOA14\Data\031324\
Data File : F8782.D
Acq On : 13 Mar 2024 08:42 pm
Operator : F.NAEGLER
Sample : R2401914-001DMS|1.79
Misc : DAY 6658 T4
ALS Vial : 29 Sample Multiplier: 1

Quant Time: Mar 14 08:39:06 2024
Quant Method : I:\ACQUDATA\MSVOA14\Methods\S022624.M
Quant Title : MS#14 - 8260 SOILS 10ml PURGE
QLast Update : Tue Feb 27 10:12:18 2024
Response via : Initial Calibration

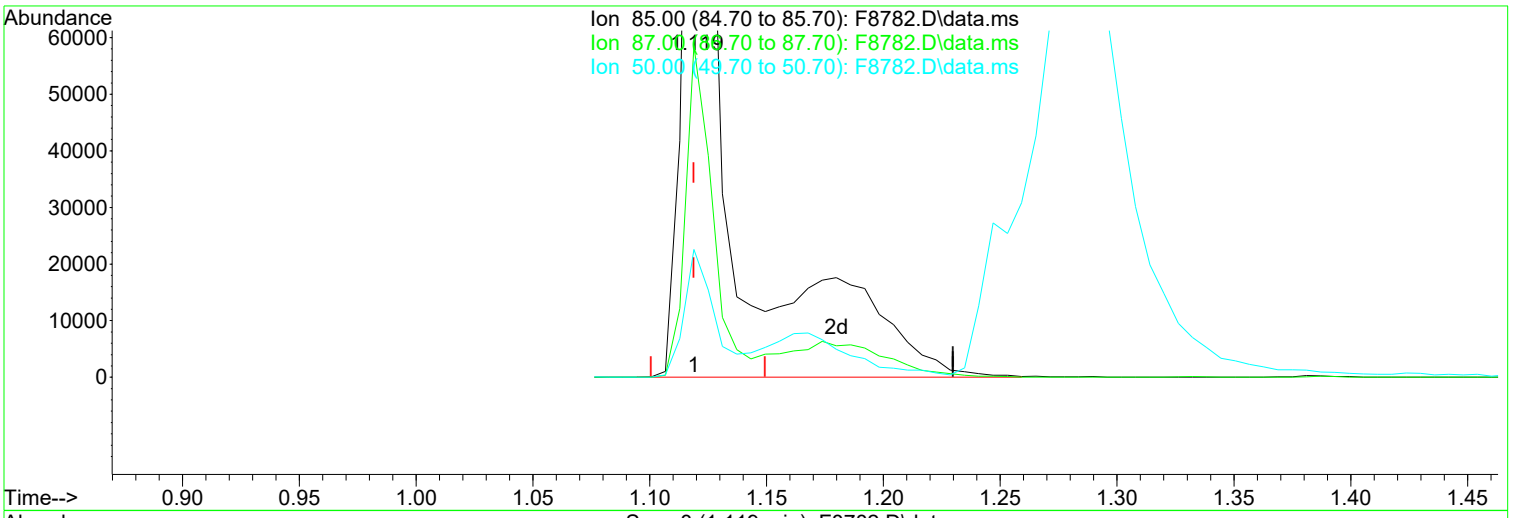

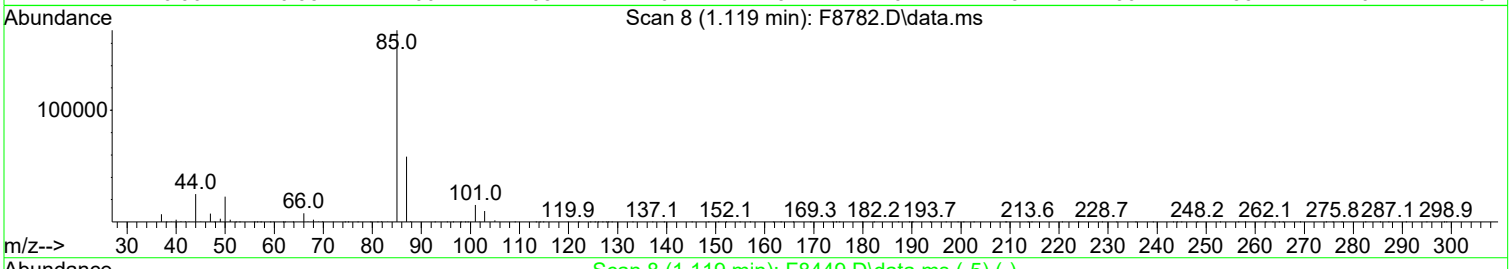

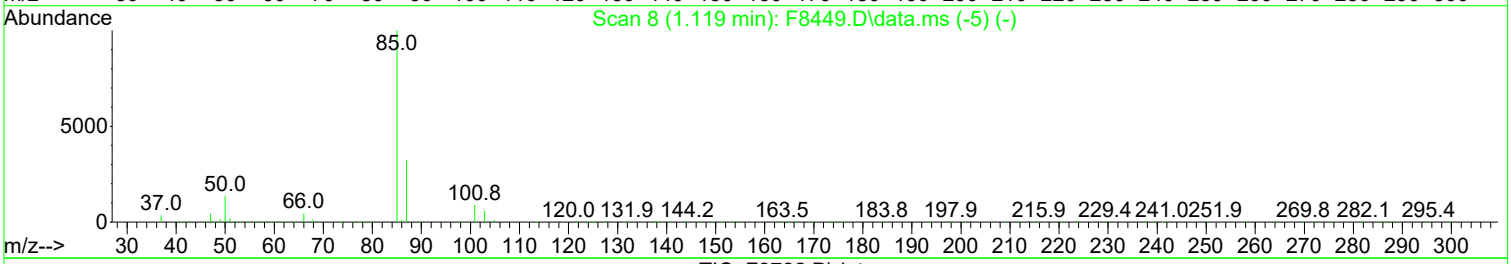

TIC: F8782.D\data.ms

(2) Dichlorodifluoromethane (P)

1.119min (+ 0.000) 42.79 ug/L m

response 201626

Ion	Exp%	Act%
85.00	100.00	100.00
87.00	32.40	34.12
50.00	13.70	13.16
0.00	0.00	0.00

Manual Integration:

After

Poor integration.

03/15/24

Quantitation Report (Qedit)

Data Path : I:\ACQUDATA\MSVOA14\Data\031324\
Data File : F8782.D
Acq On : 13 Mar 2024 08:42 pm
Operator : F.NAEGLER
Sample : R2401914-001DMS|1.79
Misc : DAY 6658 T4
ALS Vial : 29 Sample Multiplier: 1

Quant Time: Mar 14 08:39:06 2024
Quant Method : I:\ACQUDATA\MSVOA14\Methods\S022624.M
Quant Title : MS#14 - 8260 SOILS 10ml PURGE
QLast Update : Tue Feb 27 10:12:18 2024
Response via : Initial Calibration

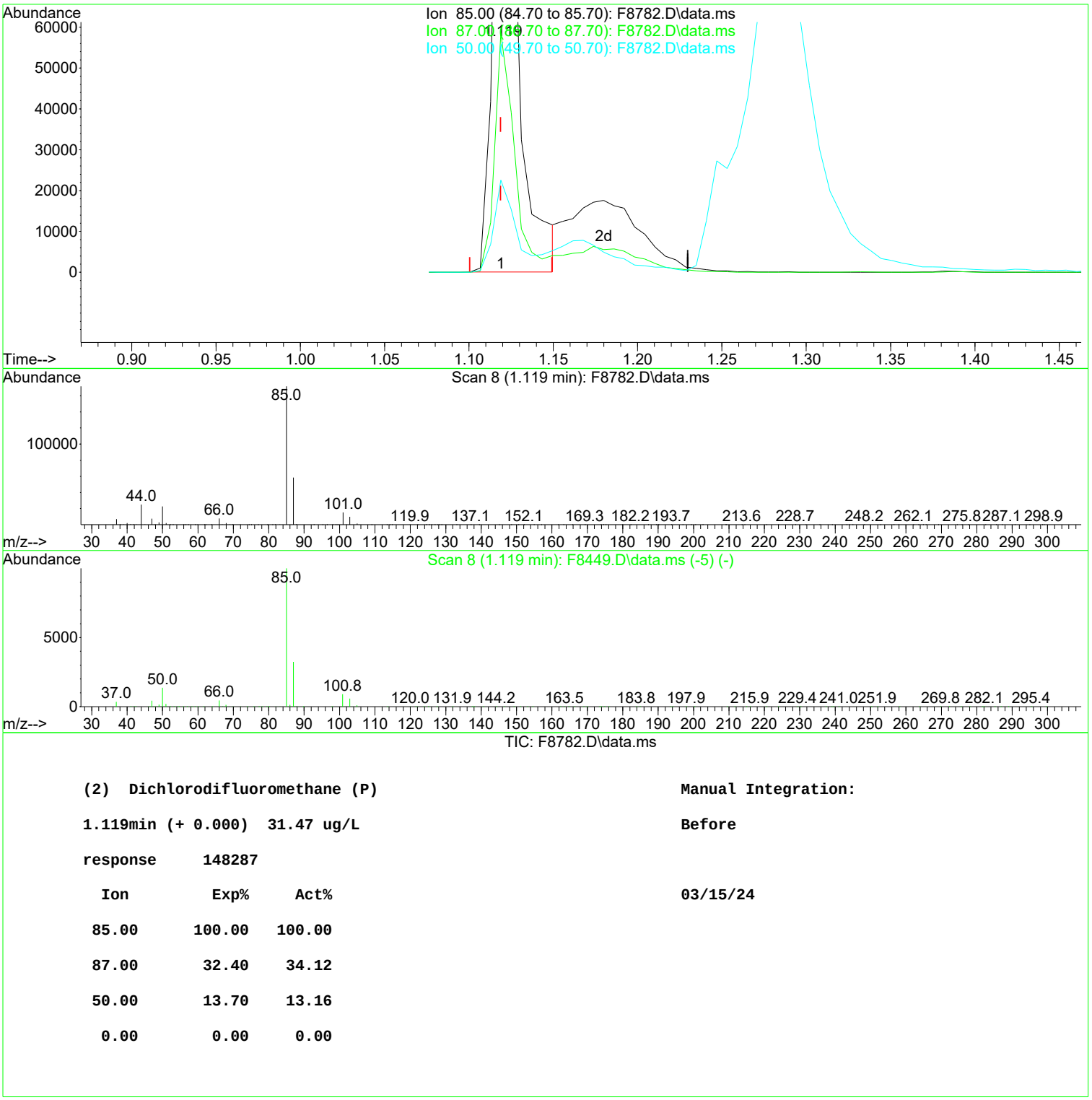

TIC: F8782.D\data.ms

(2) Dichlorodifluoromethane (P)

1.119min (+ 0.000) 31.47 ug/L

response 148287

Ion	Exp%	Act%
85.00	100.00	100.00
87.00	32.40	34.12
50.00	13.70	13.16
0.00	0.00	0.00

Manual Integration:

Before

03/15/24

Quantitation Report (Qedit)

Data Path : I:\ACQUDATA\MSVOA14\Data\031324\
Data File : F8782.D
Acq On : 13 Mar 2024 08:42 pm
Operator : F.NAEGLER
Sample : R2401914-001DMS|1.79
Misc : DAY 6658 T4
ALS Vial : 29 Sample Multiplier: 1

Quant Time: Mar 14 08:39:06 2024
Quant Method : I:\ACQUDATA\MSVOA14\Methods\S022624.M
Quant Title : MS#14 - 8260 SOILS 10ml PURGE
QLast Update : Tue Feb 27 10:12:18 2024
Response via : Initial Calibration

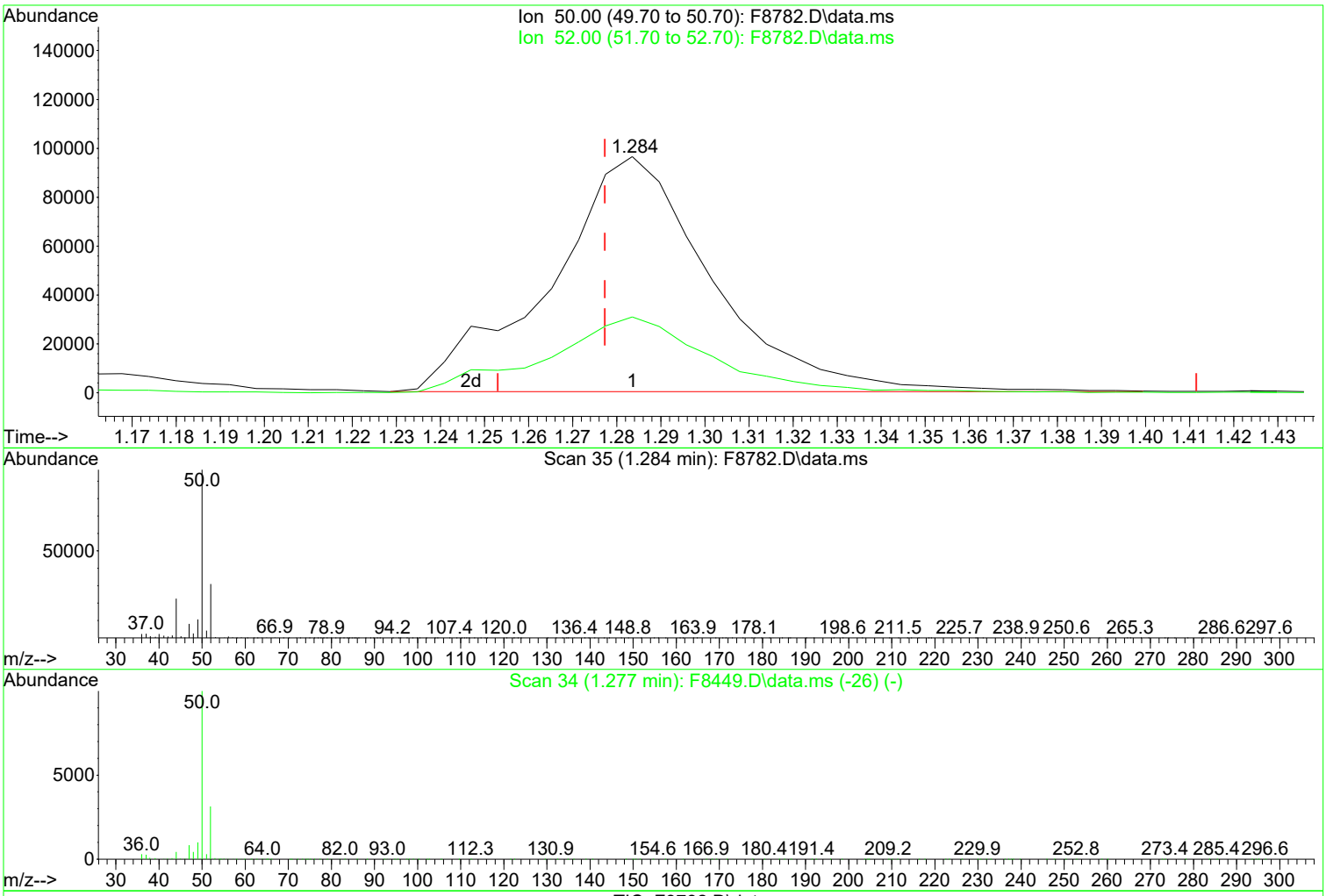

TIC: F8782.D\data.ms

(3) Chloromethane (P)

1.284min (+ 0.006) 47.43 ug/L m

response 247610

Ion	Exp%	Act%
50.00	100.00	100.00
52.00	31.20	32.12
0.00	0.00	0.00
0.00	0.00	0.00

Manual Integration:

After

Poor integration.

03/15/24

Quantitation Report (Qedit)

Data Path : I:\ACQUDATA\MSVOA14\Data\031324\
Data File : F8782.D
Acq On : 13 Mar 2024 08:42 pm
Operator : F.NAEGLER
Sample : R2401914-001DMS|1.79
Misc : DAY 6658 T4
ALS Vial : 29 Sample Multiplier: 1

Quant Time: Mar 14 08:39:06 2024
Quant Method : I:\ACQUDATA\MSVOA14\Methods\S022624.M
Quant Title : MS#14 - 8260 SOILS 10ml PURGE
QLast Update : Tue Feb 27 10:12:18 2024
Response via : Initial Calibration

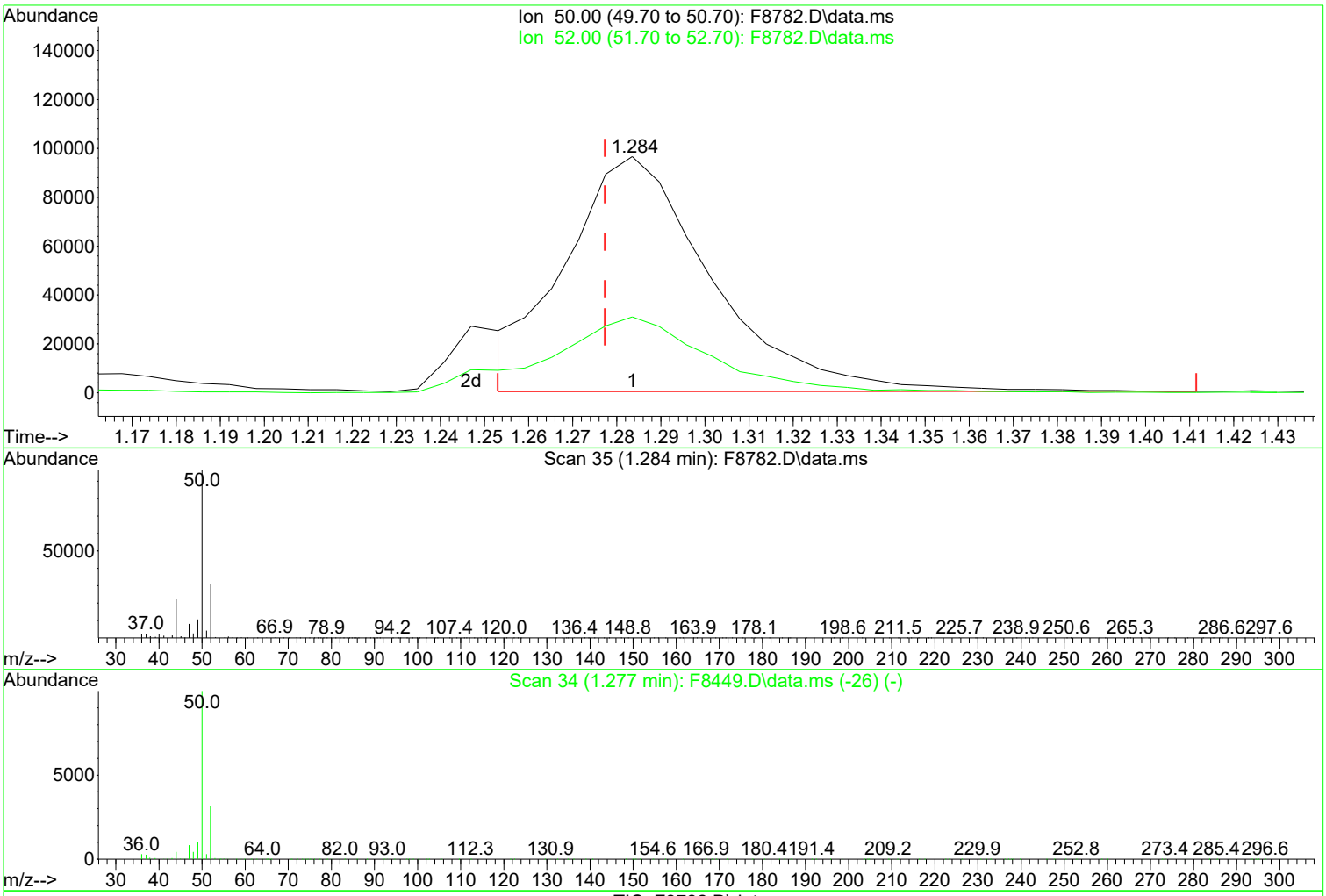

TIC: F8782.D\data.ms

(3) Chloromethane (P)

1.284min (+ 0.006) 42.72 ug/L

response 223022

Ion	Exp%	Act%
50.00	100.00	100.00
52.00	31.20	32.12
0.00	0.00	0.00
0.00	0.00	0.00

Manual Integration:

Before

03/15/24

Quantitation Report (QT Reviewed)

Data Path : I:\ACQUDATA\MSVOA14\Data\031324\
Data File : F8782.D
Acq On : 13 Mar 2024 08:42 pm
Operator : F.NAEGLER
Sample : R2401914-001DMS|1.79
Misc : DAY 6658 T4
ALS Vial : 29 Sample Multiplier: 1

Quant Time: Mar 14 08:39:06 2024
Quant Method : I:\ACQUDATA\MSVOA14\Methods\S022624.M
Quant Title : MS#14 - 8260 SOILS 10ml PURGE
QLast Update : Tue Feb 27 10:12:18 2024
Response via : Initial Calibration

Compound	R.T.	QIon	Response	Conc	Units		Dev(Min)
Internal Standards							
1) Pentafluorobenzene	5.356	168	474020	50.00	ug/L		0.00
42) 1,4-Difluorobenzene	6.484	114	707788	50.00	ug/L		0.00
70) d5-Chlorobenzene	9.934	117	574201	50.00	ug/L		0.00
87) 1,4-Dichlorobenzene-d4	12.031	152	227554	50.00	ug/L		0.00
System Monitoring Compounds							
44) SURR4,Dibrflmethane	5.222	113	215615	52.20	ug/L		0.00
Spiked Amount 50.000	Range 63 - 138		Recovery = 104.40%				
47) SURR1,1,2-dichloroetha...	5.770	65	258628	54.09	ug/L		0.00
Spiked Amount 50.000	Range 67 - 128		Recovery = 108.18%				
64) SURR3,Toluene-d8	8.367	98	810267	49.91	ug/L		0.00
Spiked Amount 50.000	Range 66 - 138		Recovery = 99.82%				
69) SURR2,BFB	11.044	95	236137	41.40	ug/L		0.00
Spiked Amount 50.000	Range 31 - 154		Recovery = 82.80%				
Target Compounds							Qvalue
2) Dichlorodifluoromethane	1.119	85	201626m	42.789	ug/L		
3) Chloromethane	1.284	50	247610m	47.430	ug/L		
4) Vinyl Chloride	1.326	62	254987	45.584	ug/L		99
5) Bromomethane	1.564	94	181645	50.244	ug/L		98
6) Chloroethane	1.631	64	256650	56.440	ug/L		95
7) Freon 21	1.783	67	403372	48.021	ug/L		99
8) Trichlorofluoromethane	1.820	101	390857	55.925	ug/L		98
9) Diethyl Ether	2.052	59	193387	61.227	ug/L		99
10) Freon 123a	2.064	67	293301	61.701	ug/L		95
11) Freon 123	2.119	83	363656	68.196	ug/L		99
12) Acrolein	2.174	56	10679	13.919	ug/L		95
13) 1,1-Diclethene	2.241	96	182728	50.807	ug/L		95
14) Freon 113	2.241	101	223084	60.534	ug/L		94
15) Acetone	2.314	43	862433	386.884	ug/L		99
16) 2-Propanol	2.485	45	166000	416.900	ug/L		97
17) Iodomethane	2.375	142	208335	39.247	ug/L		98
18) Carbon Disulfide	2.430	76	431382	37.789	ug/L		100
19) Acetonitrile	2.576	41	162793m	267.531	ug/L		
20) Allyl Chloride	2.576	76	92688	53.067	ug/L	#	91
21) Methyl Acetate	2.613	43	212305	43.663	ug/L		96
22) Methylene Chloride	2.704	84	186607	44.409	ug/L		95
23) TBA	2.869	59	580535	909.118	ug/L		93
24) Acrylonitrile	2.984	53	336121	186.793	ug/L		99
25) Methyl-t-Butyl Ether	2.990	73	645727	61.099	ug/L		98
26) trans-1,2-Dichloroethene	2.984	96	168880	42.301	ug/L		98
27) 1,1-Diclethane	3.490	63	373741	53.373	ug/L		98
28) Vinyl Acetate	3.612	86	733	2.095	ug/L	#	1
29) DIPE	3.594	45	747363	64.484	ug/L	#	72
30) 2-Chloro-1,3-Butadiene	3.606	53	304040	48.316	ug/L		99
31) ETBE	4.124	59	583506	57.088	ug/L		100
32) 2,2-Dichloropropane	4.320	77	237193	50.313	ug/L		97
33) cis-1,2-Dichloroethene	4.332	96	190846	43.652	ug/L		96
34) 2-Butanone	4.423	43	90918	33.337	ug/L		96
35) Propionitrile	4.533	54	150193	191.020	ug/L		96
36) Bromochloromethane	4.740	130	112430	43.203	ug/L		98
37) Methacrylonitrile	4.771	67	68856	37.439	ug/L		96
38) Tetrahydrofuran	4.844	42	88207	50.572	ug/L		92
39) Chloroform	4.917	83	339554	49.193	ug/L		99
40) 1,1,1-Trichloroethane	5.197	97	295306	52.775	ug/L		96

1st FNJ 03/15/24
2nd WR 03/15/24

Data Path : I:\ACQUDATA\MSVOA14\Data\031324\
Data File : F8782.D
Acq On : 13 Mar 2024 08:42 pm
Operator : F.NAEGLER
Sample : R2401914-001DMS|1.79
Misc : DAY 6658 T4
ALS Vial : 29 Sample Multiplier: 1

Quant Time: Mar 14 08:39:06 2024
Quant Method : I:\ACQUDATA\MSVOA14\Methods\S022624.M
Quant Title : MS#14 - 8260 SOILS 10ml PURGE
QLast Update : Tue Feb 27 10:12:18 2024
Response via : Initial Calibration

Compound	R.T.	QIon	Response	Conc	Units		Dev(Min)
41) TAME	6.069	73	568912	60.555	ug/L		99
43) Cyclohexane	5.258	41	233691	58.869	ug/L		93
45) Carbontetrachloride	5.472	121	74103	56.454	ug/L		90
46) 1,1-Dichloropropene	5.490	75	248967	48.023	ug/L		98
48) Benzene	5.831	78	759346	51.419	ug/L		98
49) 1,2-Dichloroethane	5.898	62	228378	43.122	ug/L		98
50) Iso-Butyl Alcohol	5.917	43	233863	1068.274	ug/L		98
51) n-Heptane	6.301	43	333079	61.693	ug/L		97
52) 1-Butanol	6.910	56	349586	2775.452	ug/L		99
53) Trichloroethene	6.807	130	180834	42.503	ug/L		95
54) Methylcyclohexane	7.032	55	293022	56.649	ug/L		99
55) 1,2-Diclpropane	7.118	63	198399	50.703	ug/L		97
56) Dibromomethane	7.270	93	90856	37.247	ug/L		99
57) 1,4-Dioxane	7.380	88	92487	1136.904	ug/L		97
58) Methyl Methacrylate	7.362	69	181556	70.354	ug/L		96
59) Bromodichloromethane	7.508	83	207136	45.451	ug/L		98
60) 2-Nitropropane	7.831	41	56619	86.709	ug/L		98
61) 2-Chloroethylvinyl Ether	7.935	63	63800	39.697	ug/L		97
62) cis-1,3-Dichloropropene	8.075	75	185711	37.333	ug/L		99
63) 4-Methyl-2-pentanone	8.300	43	230704	52.026	ug/L		96
65) Toluene	8.447	91	723096	44.579	ug/L		98
66) trans-1,3-Dichloropropene	8.752	75	114702	29.652	ug/L		96
67) Ethyl Methacrylate	8.892	69	68790	15.979	ug/L		98
68) 1,1,2-Trichloroethane	8.947	97	147836	45.121	ug/L		97
71) Tetrachloroethene	9.056	164	144653	46.907	ug/L		98
72) 2-Hexanone	9.258	43	127538	40.207	ug/L		99
73) 1,3-Dichloropropane	9.123	76	231448	43.784	ug/L		98
74) Dibromochloromethane	9.361	129	129474	44.549	ug/L		98
75) N-Butyl Acetate	9.416	43	13494	2.465	ug/L		94
76) 1,2-Dibromoethane	9.459	107	101747	37.050	ug/L		97
77) Chlorobenzene	9.965	112	358530	35.523	ug/L		98
78) 1,1,1,2-Tetrachloroethane	10.056	131	143016	46.869	ug/L		99
79) Ethylbenzene	10.087	106	218194	42.022	ug/L		97
80) (m+p)Xylene	10.203	106	520512	80.514	ug/L		98
81) o-Xylene	10.568	106	268204	42.704	ug/L		97
82) Styrene	10.587	104	346376	33.112	ug/L		98
83) Bromoform	10.751	173	71364	43.676	ug/L		99
84) Isopropylbenzene	10.910	105	667030	39.866	ug/L		99
85) Cyclohexanone	11.001	55	1072491	1184.141	ug/L		99
86) trans-1,4-Dichloro-2-B...	11.245	53	19757	18.737	ug/L		87
88) 1,1,2,2-Tetrachloroethane	11.196	83	182724	57.227	ug/L		99
89) Bromobenzene	11.166	156	131617	41.600	ug/L		88
90) 1,2,3-Trichloropropane	11.227	110	61530	59.358	ug/L	#	87
91) n-Propylbenzene	11.275	91	683094	45.201	ug/L		98
92) 2-Chlorotoluene	11.343	91	384049	43.848	ug/L		98
93) 4-Chlorotoluene	11.440	91	379709	37.023	ug/L		99
94) 1,3,5-Trimethylbenzene	11.434	105	501335	47.279	ug/L		99
95) tert-Butylbenzene	11.708	119	491316	52.958	ug/L		99
96) 1,2,4-Trimethylbenzene	11.751	105	442923	42.231	ug/L		97
97) sec-Butylbenzene	11.891	105	641164	46.628	ug/L		99
98) p-Isopropyltoluene	12.013	119	488895	42.044	ug/L		98
99) 1,3-Dclbenz	11.977	146	199076	33.040	ug/L		99
100) 1,4-Dclbenz	12.056	146	181981	29.467	ug/L		98
101) n-Butylbenzene	12.355	91	392944	36.092	ug/L		98
102) 1,2-Dclbenz	12.361	146	201389	34.690	ug/L		99
103) 1,2-Dibromo-3-chloropr...	13.001	157	28605	40.900	ug/L		96

Quantitation Report (QT Reviewed)

Data Path : I:\ACQUDATA\MSVOA14\Data\031324\
Data File : F8782.D
Acq On : 13 Mar 2024 08:42 pm
Operator : F.NAEGLER
Sample : R2401914-001DMS|1.79
Misc : DAY 6658 T4
ALS Vial : 29 Sample Multiplier: 1

Quant Time: Mar 14 08:39:06 2024
Quant Method : I:\ACQUDATA\MSVOA14\Methods\S022624.M
Quant Title : MS#14 - 8260 SOILS 10ml PURGE
QLast Update : Tue Feb 27 10:12:18 2024
Response via : Initial Calibration

Compound	R.T.	QIon	Response	Conc	Units	Dev(Min)
104) 1,3,5-Trichlorobenzene	13.159	180	132404	28.115	ug/L	99
105) 1,2,4-Tcbenzene	13.647	180	105012	25.412	ug/L	99
106) Hexachlorobt	13.775	225	80305	33.127	ug/L	98
107) Naphthalen	13.842	128	289906	27.244	ug/L	98
108) 1,2,3-Tclbenzene	14.031	180	99941	24.976	ug/L	97

(#) = qualifier out of range (m) = manual integration (+) = signals summed

Quantitation Report (QT Reviewed)

Data Path : I:\ACQUDATA\MSVOA14\Data\031324\
Data File : F8782.D
Acq On : 13 Mar 2024 08:42 pm
Operator : F.NAEGLER
Sample : R2401914-001DMS|1.79
Misc : DAY 6658 T4
ALS Vial : 29 Sample Multiplier: 1

Quant Time: Mar 14 08:39:06 2024
Quant Method : I:\ACQUDATA\MSVOA14\Methods\S022624.M
Quant Title : MS#14 - 8260 SOILS 10ml PURGE
QLast Update : Tue Feb 27 10:12:18 2024
Response via : Initial Calibration



1st FJ 03/15/24
2nd 03/15/24

1st 03/12/24
2nd 03/13/24

Quantitation Report (Qedit)

Data Path : I:\ACQUDATA\MSVOA17\Data\031224\
Data File : K0436.D
Acq On : 12 Mar 2024 02:13 pm
Operator : K.Ruest
Sample : CCV
Misc :
ALS Vial : 1 Sample Multiplier: 1

Quant Time: Mar 12 14:30:57 2024
Quant Method : I:\ACQUDATA\MSVOA17\Methods\W021524.m
Quant Title : MS#17 - 8260 WATERS 5mL Purge
QLast Update : Fri Feb 16 09:34:06 2024
Response via : Initial Calibration

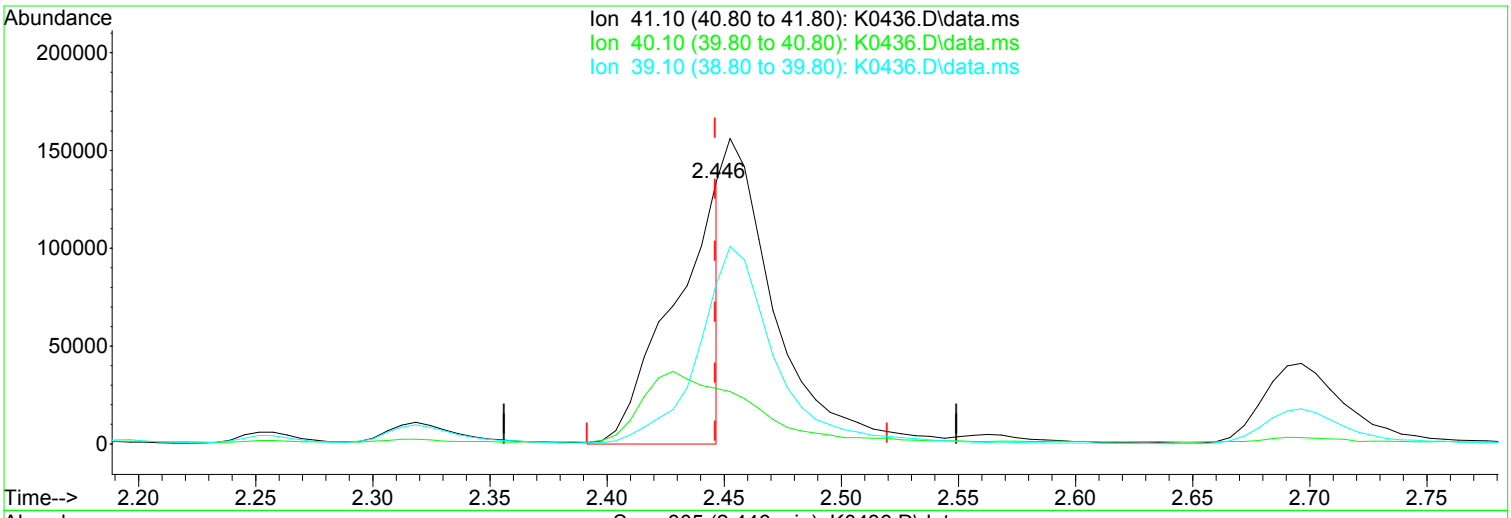

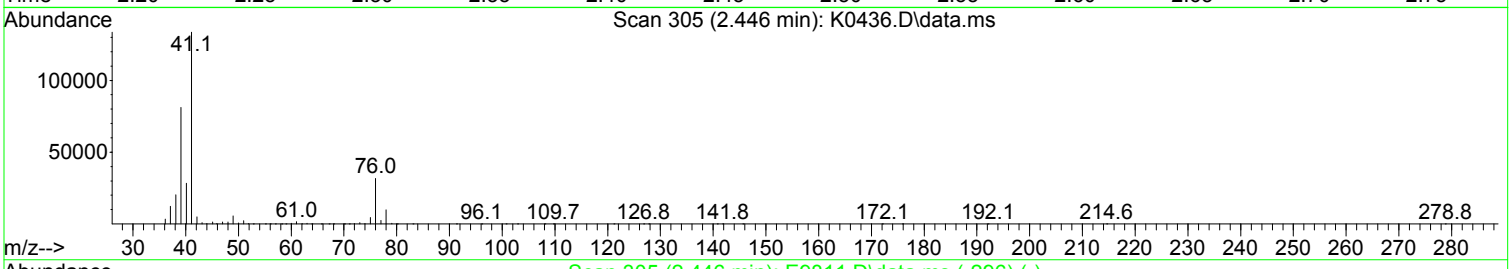

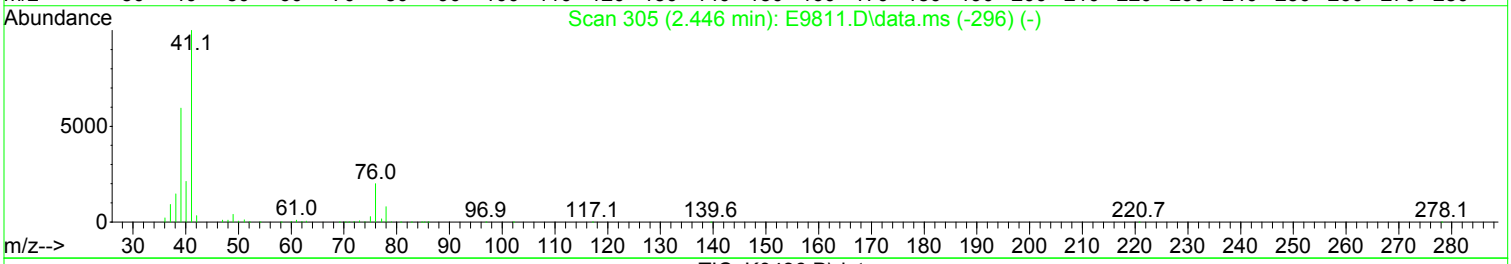

TIC: K0436.D\data.ms

(20) Acetonitrile

2.446min (+ 0.000) 248.21 ug/L m

response 191233

Ion	Exp%	Act%
41.10	100.00	100.00
40.10	21.20	21.21
39.10	59.50	60.81
0.00	0.00	0.00

Manual Integration:

After

Poor integration.

03/12/24

1st 03/12/24
2nd 03/13/24

Quantitation Report (Qedit)

Data Path : I:\ACQUDATA\MSVOA17\Data\031224\
Data File : K0436.D
Acq On : 12 Mar 2024 02:13 pm
Operator : K.Ruest
Sample : CCV
Misc :
ALS Vial : 1 Sample Multiplier: 1

Quant Time: Mar 12 14:30:57 2024
Quant Method : I:\ACQUDATA\MSVOA17\Methods\W021524.m
Quant Title : MS#17 - 8260 WATERS 5mL Purge
QLast Update : Fri Feb 16 09:34:06 2024
Response via : Initial Calibration

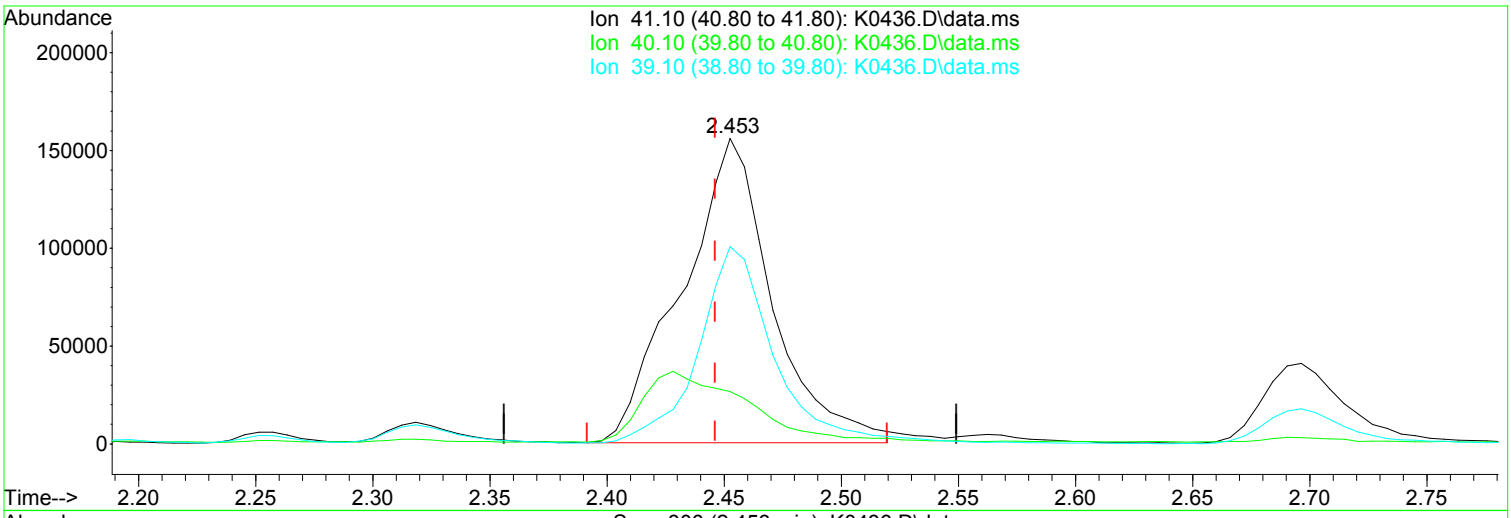

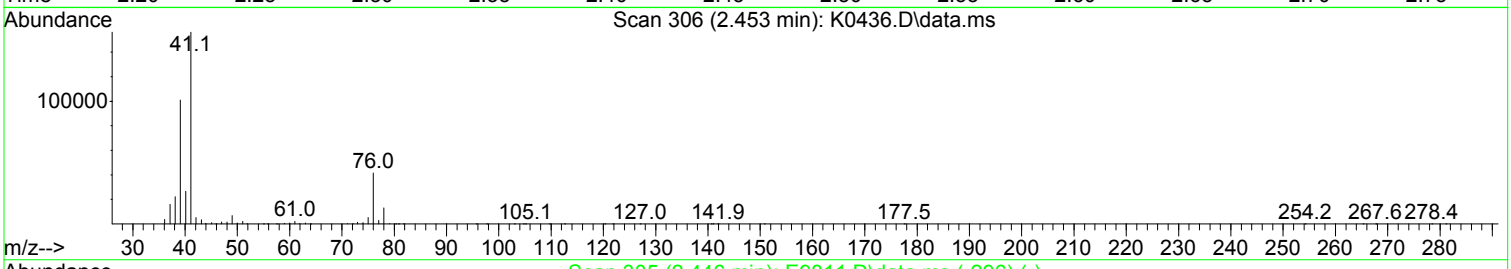

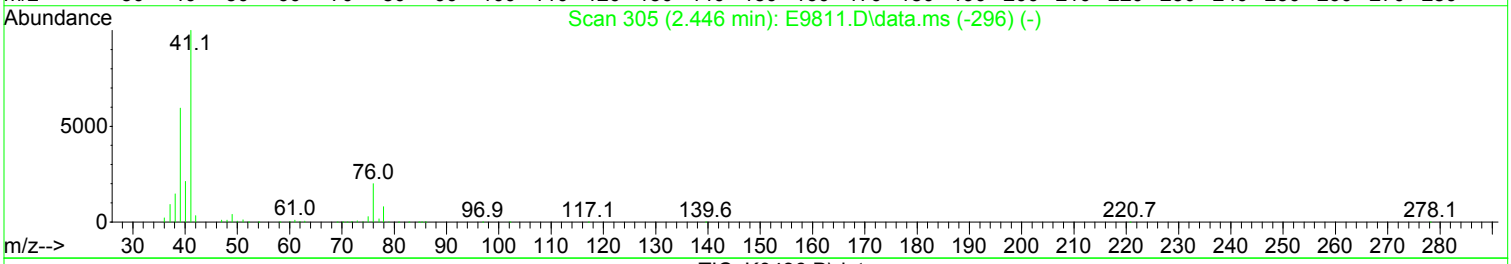

TIC: K0436.D\data.ms

(20) Acetonitrile

2.453min (+ 0.006) 539.64 ug/L

response 415760

Ion	Exp%	Act%
41.10	100.00	100.00
40.10	21.20	17.09
39.10	59.50	64.55
0.00	0.00	0.00

Manual Integration:

Before

03/12/24

Quantitation Report (Qedit)

Data Path : I:\ACQUDATA\MSVOA17\Data\031224\
Data File : K0436.D
Acq On : 12 Mar 2024 02:13 pm
Operator : K.Ruest
Sample : CCV
Misc :
ALS Vial : 1 Sample Multiplier: 1

Quant Time: Mar 12 14:30:57 2024
Quant Method : I:\ACQUDATA\MSVOA17\Methods\W021524.m
Quant Title : MS#17 - 8260 WATERS 5mL Purge
QLast Update : Fri Feb 16 09:34:06 2024
Response via : Initial Calibration

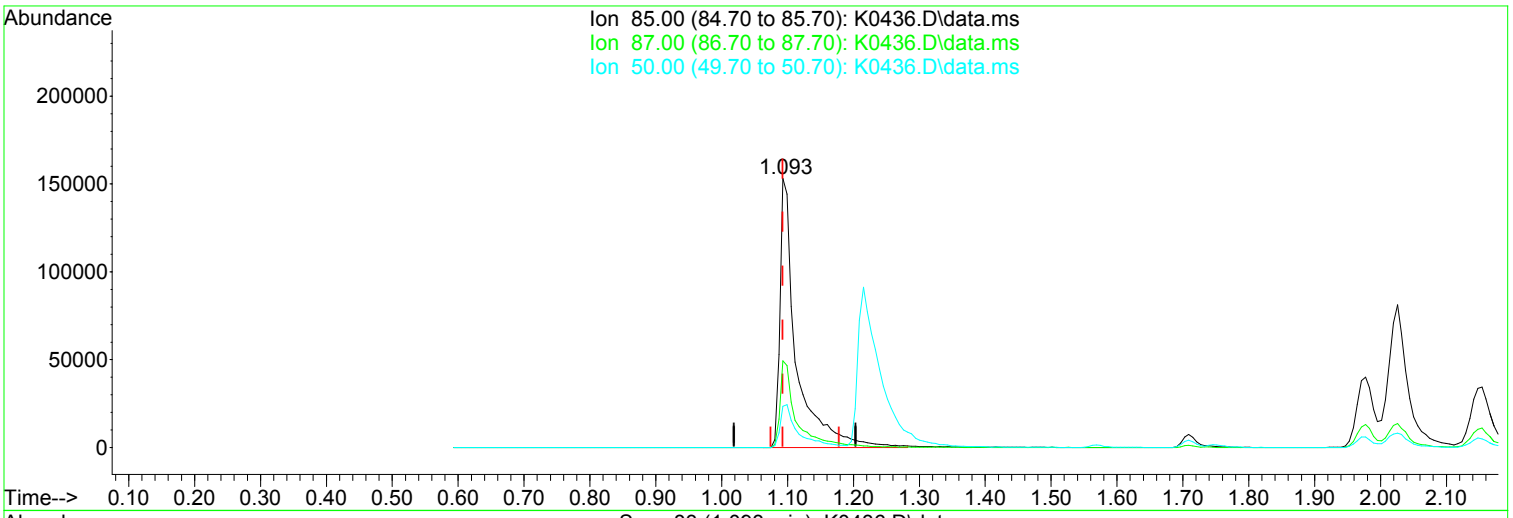

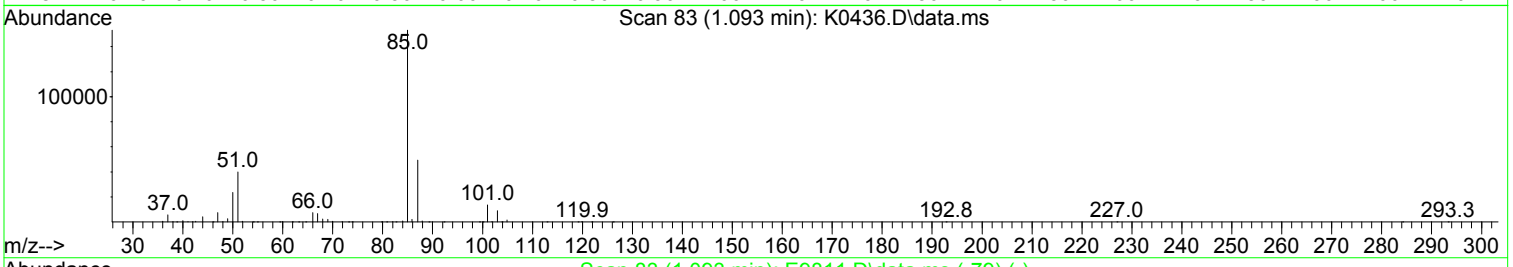

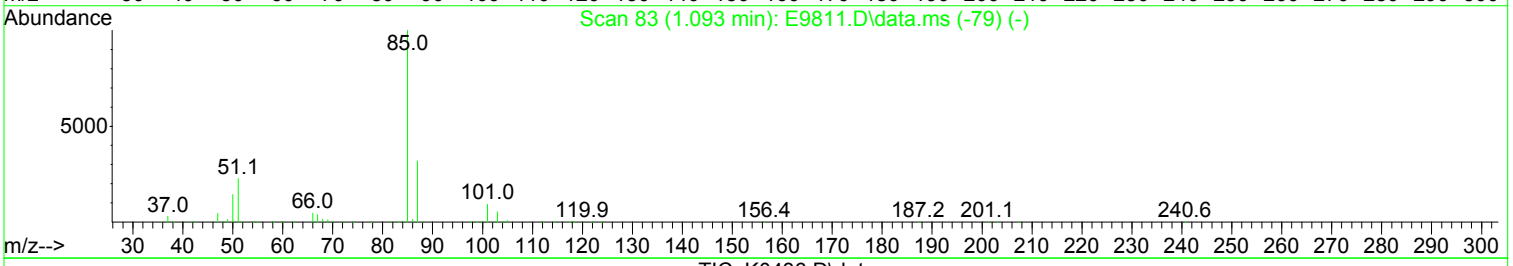

TIC: K0436.D\data.ms

(3) Dichlorodifluoromethane (P)

1.093min (+ 0.000) 51.19 ug/L m

response 265862

Ion	Exp%	Act%
85.00	100.00	100.00
87.00	31.90	32.28
50.00	14.40	15.38
0.00	0.00	0.00

Manual Integration:

After

Poor integration.

03/12/24

Quantitation Report (Qedit)

Data Path : I:\ACQUDATA\MSVOA17\Data\031224\
Data File : K0436.D
Acq On : 12 Mar 2024 02:13 pm
Operator : K.Ruest
Sample : CCV
Misc :
ALS Vial : 1 Sample Multiplier: 1

Quant Time: Mar 12 14:30:57 2024
Quant Method : I:\ACQUDATA\MSVOA17\Methods\W021524.m
Quant Title : MS#17 - 8260 WATERS 5mL Purge
QLast Update : Fri Feb 16 09:34:06 2024
Response via : Initial Calibration

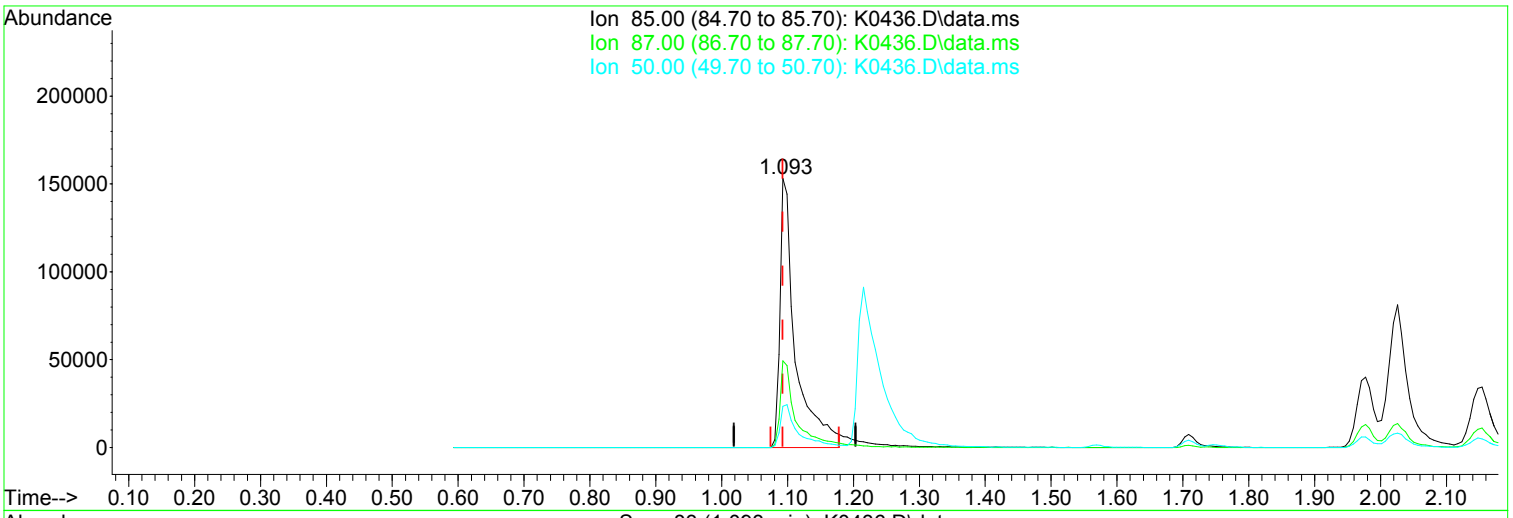

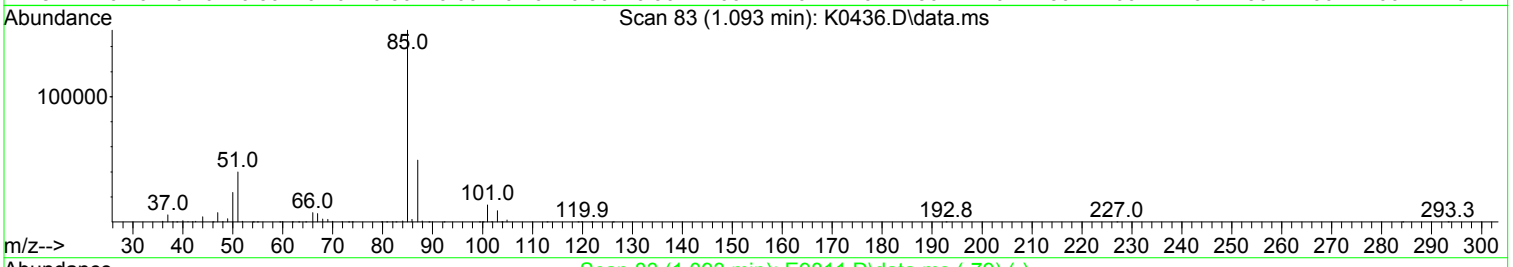

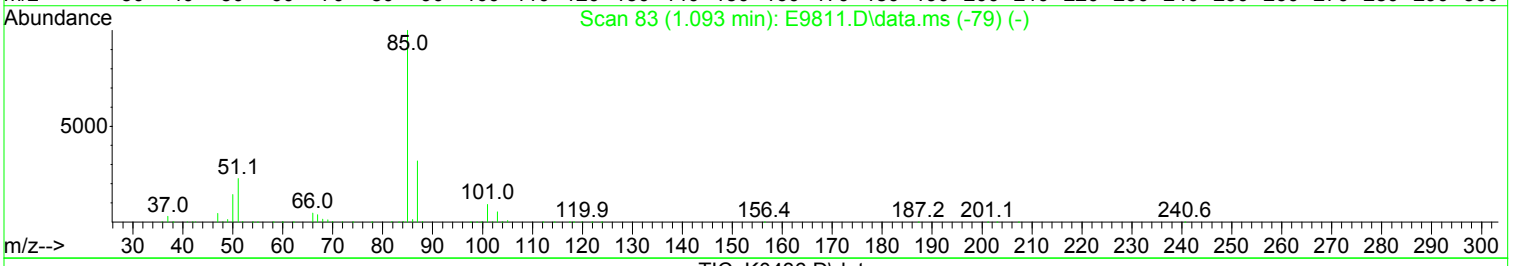

TIC: K0436.D\data.ms

(3) Dichlorodifluoromethane (P)

1.093min (+ 0.000) 47.88 ug/L

response 248680

Ion	Exp%	Act%
85.00	100.00	100.00
87.00	31.90	32.28
50.00	14.40	15.38
0.00	0.00	0.00

Manual Integration:

Before

03/12/24

Evaluate Continuing Calibration Report

Data Path : I:\ACQUDATA\MSVOA17\Data\031224\
Data File : K0436.D
Acq On : 12 Mar 2024 02:13 pm
Operator : K.Ruest
Sample : CCV
Misc :
ALS Vial : 1 Sample Multiplier: 1

Quant Time: Mar 12 14:30:57 2024
Quant Method : I:\ACQUDATA\MSVOA17\Methods\W021524.m
Quant Title : MS#17 - 8260 WATERS 5mL Purge
QLast Update : Fri Feb 16 09:34:06 2024
Response via : Initial Calibration

Min. RRF : 0.000 Min. Rel. Area : 50% Max. R.T. Dev 0.50min
Max. RRF Dev : 20% Max. Rel. Area : 200%

		Compound	Amount	Calc.	%Dev	Area%	Dev(min)
1	i	Pentafluorobenzene	50.000	50.000	0.0	88	0.00
2		Chlorodifluoromethane	50.000	56.703	-13.4	101	0.00
3	P	Dichlorodifluoromethane	50.000	51.191	-2.4	82	0.00
4	P	Chloromethane	50.000	51.925	-3.8	91	0.00
5	P	Vinyl Chloride	50.000	53.001	-6.0	89	0.00
6	P	Bromomethane	50.000	58.186	-16.4	96	0.00
7	P	Chloroethane	50.000	54.512	-9.0	93	0.00
8		Freon 21	50.000	53.115	-6.2	96	0.00
9	P	Trichlorofluoromethane	50.000	53.633	-7.3	91	0.00
10		Diethyl Ether	50.000	52.115	-4.2	91	0.00
11		Freon 123a	50.000	51.992	-4.0	94	0.00
12		Freon 123	50.000	53.939	-7.9	95	0.00
13		Acrolein	250.000	260.513	-4.2	94	0.00
14		1,1-Diclethene	50.000	51.513	-3.0	89	0.00
15	P	Freon 113	50.000	53.390	-6.8	90	0.00
16	P	Acetone	50.000	44.744	10.5	80	0.00
17		2-Propanol	1000.000	871.766	12.8	80	0.00
18		Iodomethane	50.000	49.020	2.0	82	0.00
19	P	Carbon Disulfide	50.000	47.297	5.4	81	0.00
20		Acetonitrile	250.000	248.214	0.7	86	0.00
21		Allyl Chloride	50.000	49.181	1.6	83	0.00
22	P	Methyl Acetate	50.000	46.325	7.3	85	0.00
23	P	Methylene Chloride	50.000	51.816	-3.6	90	0.00
24		TBA	1000.000	839.920	16.0	75	0.00
25		Acrylonitrile	250.000	233.848	6.5	82	0.00
26	P	Methyl-t-Butyl Ether	50.000	50.645	-1.3	89	0.00
27	P	trans-1,2-Dichloroethene	50.000	51.560	-3.1	90	0.00
28	P	1,1-Diclethane	50.000	51.372	-2.7	88	0.00
29		Vinyl Acetate	50.000	48.351	3.3	83	0.00
30		DIPE	50.000	51.093	-2.2	90	0.00
31		2-Chloro-1,3-Butadiene	50.000	49.441	1.1	88	0.00
32		ETBE	50.000	49.517	1.0	88	0.00
33		2,2-Dichloropropane	50.000	51.421	-2.8	89	0.00
34	P	cis-1,2-Dichloroethene	50.000	52.776	-5.6	92	0.00
35	P	2-Butanone	50.000	44.644	10.7	81	0.00
36		Propionitrile	250.000	231.748	7.3	81	0.00
37		Bromochloromethane	50.000	51.749	-3.5	90	0.00
38		Methacrylonitrile	50.000	47.706	4.6	83	0.00
39		Tetrahydrofuran	50.000	45.900	8.2	83	0.00
40	P	Chloroform	50.000	50.898	-1.8	92	0.00
41	P	1,1,1-Trichloroethane	50.000	53.229	-6.5	90	0.00
42		TAME	50.000	48.992	2.0	86	0.00
43	i	1,4-Difluorobenzene	50.000	50.000	0.0	90	0.00
44	P	Cyclohexane	50.000	53.959	-7.9	100	0.00
45	s	surr4,Dibrflmethane	50.000	52.961	-5.9	91	0.00
46	P	Carbontetrachloride	50.000	52.296	-4.6	92	0.00
47		1,1-Dichloropropene	50.000	49.814	0.4	91	0.00
48	s	surr1,1,2-dichloroethane-d4	50.000	52.513	-5.0	91	0.00
49	P	Benzene	50.000	51.286	-2.6	90	0.00
50	P	1,2-Dichloroethane	50.000	51.198	-2.4	92	0.00
51		Iso-Butyl Alcohol	1000.000	948.995	5.1	82	0.00

1st 03/12/24
2nd 03/13/24

Data Path : I:\ACQUDATA\MSVOA17\Data\031224\
Data File : K0436.D
Acq On : 12 Mar 2024 02:13 pm
Operator : K.Ruest
Sample : CCV
Misc :
ALS Vial : 1 Sample Multiplier: 1

Quant Time: Mar 12 14:30:57 2024
Quant Method : I:\ACQUDATA\MSVOA17\Methods\W021524.m
Quant Title : MS#17 - 8260 WATERS 5mL Purge
QLast Update : Fri Feb 16 09:34:06 2024
Response via : Initial Calibration

Min. RRF : 0.000 Min. Rel. Area : 50% Max. R.T. Dev 0.50min
Max. RRF Dev : 20% Max. Rel. Area : 200%

		Compound	Amount	Calc.	%Dev	Area%	Dev(min)
52		n-Heptane	50.000	50.303	-0.6	90	0.00
53		1-Butanol	2500.000	2429.375	2.8	79	0.00
54	P	Trichloroethene	50.000	50.373	-0.7	90	0.00
55	P	Methylcyclohexane	50.000	52.087	-4.2	97	0.00
56	P	1,2-Diclpropane	50.000	51.211	-2.4	91	0.00
57		Dibromomethane	50.000	49.187	1.6	89	0.00
58		1,4-Dioxane	1000.000	852.768	14.7	76	0.00
59		Methyl Methacrylate	50.000	48.332	3.3	83	0.00
60	P	Bromodichloromethane	50.000	52.769	-5.5	91	0.00
61		2-Nitropropane	100.000	95.746	4.3	87	0.00
62		2-Chloroethylvinyl Ether	50.000	30.414	39.2#	54	0.00
63	P	cis-1,3-Dichloropropene	50.000	52.707	-5.4	92	0.00
64	P	4-Methyl-2-pentanone	50.000	44.820	10.4	81	0.00
65	s	SURR3,Toluene-d8	50.000	52.741	-5.5	92	0.00
66	P	Toluene	50.000	51.919	-3.8	91	0.00
67	P	trans-1,3-Dichloropropene	50.000	51.172	-2.3	89	0.00
68		Ethyl Methacrylate	50.000	49.164	1.7	84	0.00
69	P	1,1,2-Trichloroethane	50.000	49.884	0.2	88	0.00
70	s	SURR2,BFB	50.000	53.154	-6.3	94	0.00
71	i	d5-Chlorobenzene	50.000	50.000	0.0	90	0.00
72	P	Tetrachloroethene	50.000	50.083	-0.2	90	0.00
73	P	2-Hexanone	50.000	43.562	12.9	80	0.00
74		1,3-Dichloropropane	50.000	48.711	2.6	91	0.00
75	P	Dibromochloromethane	50.000	51.897	-3.8	88	0.00
76		N-Butyl Acetate	50.000	46.265	7.5	85	0.00
77	P	1,2-Dibromoethane	50.000	48.805	2.4	90	0.00
78		3-Chlorobenzotrifluoride	50.000	48.860	2.3	88	0.00
79	P	Chlorobenzene	50.000	49.727	0.5	92	0.00
80		4-Chlorobenzotrifluoride	50.000	47.683	4.6	87	0.00
81		1,1,1,2-Tetrachloroethane	50.000	51.615	-3.2	90	0.00
82	P	Ethylbenzene	50.000	50.657	-1.3	90	0.00
83	P	(m+p)Xylene	100.000	102.705	-2.7	92	0.00
84	P	o-Xylene	50.000	51.254	-2.5	92	0.00
85	P	Styrene	50.000	51.951	-3.9	91	0.00
86	P	Bromoform	50.000	50.694	-1.4	85	0.00
87		2-Chlorobenzotrifluoride	50.000	49.482	1.0	87	0.00
88	P	Isopropylbenzene	50.000	51.740	-3.5	92	0.00
89		Cyclohexanone	1000.000	602.101	39.8#	55	0.00
90		trans-1,4-Dichloro-2-Butene	50.000	35.594	28.8#	62	0.00
91	i	1,4-Dichlorobenzene-d4	50.000	50.000	0.0	89	0.00
92	P	1,1,2,2-Tetrachloroethane	50.000	45.008	10.0	84	0.00
93		Bromobenzene	50.000	47.866	4.3	90	0.00
94		1,2,3-Trichloropropane	50.000	43.820	12.4	84	0.00
95		n-Propylbenzene	50.000	50.002	-0.0	92	0.00
96		2-Chlorotoluene	50.000	49.937	0.1	92	0.00
97		3-Chlorotoluene	50.000	48.029	3.9	90	0.00
98		4-Chlorotoluene	50.000	48.526	2.9	92	0.00
99		1,3,5-Trimethylbenzene	50.000	50.638	-1.3	92	0.00
100		tert-Butylbenzene	50.000	50.124	-0.2	91	0.00
101		1,2,4-Trimethylbenzene	50.000	50.912	-1.8	91	0.00

Evaluate Continuing Calibration Report

Data Path : I:\ACQUDATA\MSVOA17\Data\031224\
Data File : K0436.D
Acq On : 12 Mar 2024 02:13 pm
Operator : K.Ruest
Sample : CCV
Misc :
ALS Vial : 1 Sample Multiplier: 1

Quant Time: Mar 12 14:30:57 2024
Quant Method : I:\ACQUDATA\MSVOA17\Methods\W021524.m
Quant Title : MS#17 - 8260 WATERS 5mL Purge
QLast Update : Fri Feb 16 09:34:06 2024
Response via : Initial Calibration

Min. RRF : 0.000 Min. Rel. Area : 50% Max. R.T. Dev 0.50min
Max. RRF Dev : 20% Max. Rel. Area : 200%

		Compound	Amount	Calc.	%Dev	Area%	Dev(min)
102		3,4-Dichlorobenzotrifluorid	50.000	48.365	3.3	86	0.00
103		sec-Butylbenzene	50.000	50.329	-0.7	91	0.00
104		p-Isopropyltoluene	50.000	51.003	-2.0	91	0.00
105	P	1,3-Dclbenz	50.000	48.768	2.5	91	0.00
106	P	1,4-Dclbenz	50.000	47.500	5.0	89	0.00
107		2,4-Dichlorobenzotrifluorid	50.000	45.842	8.3	84	0.00
108		2,5-Dichlorobenzotrifluorid	50.000	48.181	3.6	88	0.00
109		n-Butylbenzene	50.000	51.376	-2.8	90	0.00
110	P	1,2-Dclbenz	50.000	49.010	2.0	91	0.00
111	P	1,2-Dibromo-3-chloropropane	50.000	45.301	9.4	79	0.00
112		Trielution Dichlorotoluene	150.000	150.570	-0.4	89	0.00
113		1,3,5-Trichlorobenzene	50.000	48.923	2.2	88	0.00
114		Coelution Dichlorotoluene	100.000	100.916	-0.9	90	0.00
115	P	1,2,4-Tcbenzene	50.000	49.119	1.8	87	0.00
116		Hexachlorobt	50.000	49.292	1.4	87	0.00
117		Naphthalen	50.000	48.433	3.1	84	0.00
118		1,2,3-Tclbenzene	50.000	49.931	0.1	87	0.00
119		2,4,5-Trichlorotoluene	50.000	49.937	0.1	85	0.00
120		2,3,6-Trichlorotoluene	50.000	50.553	-1.1	87	0.00

(#) = Out of Range SPCC's out = 0 CCC's out = 0

Quantitation Report (QT Reviewed)

Data Path : I:\ACQUDATA\MSVOA17\Data\031224\
Data File : K0436.D
Acq On : 12 Mar 2024 02:13 pm
Operator : K.Ruest
Sample : CCV
Misc :
ALS Vial : 1 Sample Multiplier: 1

Quant Time: Mar 12 14:30:57 2024
Quant Method : I:\ACQUDATA\MSVOA17\Methods\W021524.m
Quant Title : MS#17 - 8260 WATERS 5mL Purge
QLast Update : Fri Feb 16 09:34:06 2024
Response via : Initial Calibration

Compound	R.T.	QIon	Response	Conc	Units	Dev(Min)
Internal Standards						
1) Pentafluorobenzene	5.080	168	407506	50.00	ug/L	0.00
43) 1,4-Difluorobenzene	6.238	114	612858	50.00	ug/L	0.00
71) d5-Chlorobenzene	9.616	117	557671	50.00	ug/L	0.00
91) 1,4-Dichlorobenzene-d4	11.683	152	289585	50.00	ug/L	0.00
System Monitoring Compounds						
45) surr4,Dibrflmethane	4.916	113	210374	52.96	ug/L	0.00
Spiked Amount 50.000	Range 80 - 116		Recovery = 105.92%			
48) surr1,1,2-dichloroetha...	5.495	65	250160	52.51	ug/L	0.00
Spiked Amount 50.000	Range 73 - 125		Recovery = 105.02%			
65) SURR3,Toluene-d8	8.104	98	754673	52.74	ug/L	0.00
Spiked Amount 50.000	Range 87 - 121		Recovery = 105.48%			
70) SURR2,BFB	10.707	95	291047	53.15	ug/L	0.00
Spiked Amount 50.000	Range 85 - 122		Recovery = 106.30%			
Target Compounds						Qvalue
2) Chlorodifluoromethane	1.099	51	217308	56.703	ug/L	99
3) Dichlorodifluoromethane	1.093	85	265862m	51.191	ug/L	
4) Chloromethane	1.215	50	210588	51.925	ug/L	94
5) Vinyl Chloride	1.288	62	219153	53.001	ug/L	99
6) Bromomethane	1.495	94	125981	58.186	ug/L	92
7) Chloroethane	1.569	64	150248	54.512	ug/L	97
8) Freon 21	1.709	67	317322	53.115	ug/L	100
9) Trichlorofluoromethane	1.751	101	306016	53.633	ug/L	99
10) Diethyl Ether	1.971	59	161216	52.115	ug/L	98
11) Freon 123a	1.977	67	179100	51.992	ug/L	99
12) Freon 123	2.026	83	237929	53.939	ug/L	99
13) Acrolein	2.062	56	212934	260.513	ug/L	100
14) 1,1-Diclethene	2.142	96	162334	51.513	ug/L	95
15) Freon 113	2.154	101	176639	53.390	ug/L	97
16) Acetone	2.196	43	85291	44.744	ug/L	96
17) 2-Propanol	2.318	45	285785	871.766	ug/L	98
18) Iodomethane	2.264	142	255821	49.020	ug/L	96
19) Carbon Disulfide	2.325	76	417142	47.297	ug/L	100
20) Acetonitrile	2.446	41	191233m	248.214	ug/L	
21) Allyl Chloride	2.453	76	86685	49.181	ug/L	96
22) Methyl Acetate	2.477	43	228973	46.325	ug/L	98
23) Methylene Chloride	2.568	84	169160	51.816	ug/L	99
24) TBA	2.696	59	477415	839.920	ug/L	98
25) Acrylonitrile	2.806	53	418384	233.848	ug/L	100
26) Methyl-t-Butyl Ether	2.849	73	549953	50.645	ug/L	100
27) trans-1,2-Dichloroethene	2.837	96	175296	51.560	ug/L	98
28) 1,1-Diclethane	3.306	63	306654	51.372	ug/L	100
29) Vinyl Acetate	3.391	86	24030	48.351	ug/L #	85
30) DIPE	3.422	45	573445	51.093	ug/L	99
31) 2-Chloro-1,3-Butadiene	3.416	53	299004	49.441	ug/L	98
32) ETBE	3.916	59	544496	49.517	ug/L	99
33) 2,2-Dichloropropane	4.080	77	272083	51.421	ug/L	95
34) cis-1,2-Dichloroethene	4.093	96	199203	52.776	ug/L	99
35) 2-Butanone	4.153	43	109768	44.644	ug/L	97
36) Propionitrile	4.233	54	167213	231.748	ug/L	99
37) Bromochloromethane	4.458	130	133486	51.749	ug/L	97
38) Methacrylonitrile	4.477	67	83247	47.706	ug/L	96
39) Tetrahydrofuran	4.562	42	69048	45.900	ug/L	88
40) Chloroform	4.635	83	319956	50.898	ug/L	98

Quantitation Report (QT Reviewed)

Data Path : I:\ACQUDATA\MSVOA17\Data\031224\
Data File : K0436.D
Acq On : 12 Mar 2024 02:13 pm
Operator : K.Ruest
Sample : CCV
Misc :
ALS Vial : 1 Sample Multiplier: 1

Quant Time: Mar 12 14:30:57 2024
Quant Method : I:\ACQUDATA\MSVOA17\Methods\W021524.m
Quant Title : MS#17 - 8260 WATERS 5mL Purge
QLast Update : Fri Feb 16 09:34:06 2024
Response via : Initial Calibration

Compound	R.T.	QIon	Response	Conc	Units	Dev(Min)
41) 1,1,1-Trichloroethane	4.916	97	300487	53.229	ug/L	98
42) TAME	5.836	73	484153	48.992	ug/L	99
44) Cyclohexane	5.001	41	186679	53.959	ug/L	96
46) Carbontetrachloride	5.214	117	271812	52.296	ug/L	100
47) 1,1-Dichloropropene	5.233	75	231425	49.814	ug/L	99
49) Benzene	5.574	78	660312	51.286	ug/L	99
50) 1,2-Dichloroethane	5.623	62	278431	51.198	ug/L	99
51) Iso-Butyl Alcohol	5.635	43	192350	948.995	ug/L	95
52) n-Heptane	6.092	43	267254	50.303	ug/L	99
53) 1-Butanol	6.641	56	292350	2429.375	ug/L	98
54) Trichloroethene	6.574	130	201841	50.373	ug/L	98
55) Methylcyclohexane	6.812	55	261083	52.087	ug/L	94
56) 1,2-Diclpropane	6.866	63	176202	51.211	ug/L	100
57) Dibromomethane	7.013	93	120114	49.187	ug/L	99
58) 1,4-Dioxane	7.092	88	50982	852.768	ug/L	86
59) Methyl Methacrylate	7.110	69	135358	48.332	ug/L	93
60) Bromodichloromethane	7.250	83	251003	52.769	ug/L	99
61) 2-Nitropropane	7.549	41	130436	95.746	ug/L	97
62) 2-Chloroethylvinyl Ether	7.677	63	38693	30.414	ug/L	96
63) cis-1,3-Dichloropropene	7.805	75	291825	52.707	ug/L	99
64) 4-Methyl-2-pentanone	8.025	43	210211	44.820	ug/L	99
66) Toluene	8.177	91	743706	51.919	ug/L	99
67) trans-1,3-Dichloropropene	8.458	75	269222	51.172	ug/L	97
68) Ethyl Methacrylate	8.610	69	249556	49.164	ug/L	97
69) 1,1,2-Trichloroethane	8.653	97	174122	49.884	ug/L	97
72) Tetrachloroethene	8.775	164	162842	50.083	ug/L	97
73) 2-Hexanone	8.957	43	151871	43.562	ug/L	99
74) 1,3-Dichloropropane	8.823	76	282064	48.711	ug/L	97
75) Dibromochloromethane	9.049	129	218153	51.897	ug/L	99
76) N-Butyl Acetate	9.116	43	334771	46.265	ug/L	99
77) 1,2-Dibromoethane	9.140	107	186468	48.805	ug/L	99
78) 3-Chlorobenzotrifluoride	9.677	180	291091	48.860	ug/L	99
79) Chlorobenzene	9.646	112	513124	49.727	ug/L	99
80) 4-Chlorobenzotrifluoride	9.732	180	259113	47.683	ug/L	99
81) 1,1,1,2-Tetrachloroethane	9.738	131	205131	51.615	ug/L	99
82) Ethylbenzene	9.768	106	270319	50.657	ug/L	99
83) (m+p)Xylene	9.884	106	666782	102.705	ug/L	99
84) o-Xylene	10.244	106	327260	51.254	ug/L	94
85) Styrene	10.256	104	560757	51.951	ug/L	98
86) Bromoform	10.408	173	138917	50.694	ug/L	99
87) 2-Chlorobenzotrifluoride	10.494	180	277776	49.482	ug/L	97
88) Isopropylbenzene	10.579	105	862697	51.740	ug/L	99
89) Cyclohexanone	10.646	55	566940	602.101	ug/L	95
90) trans-1,4-Dichloro-2-B...	10.902	53	56821	35.594	ug/L	96
92) 1,1,2,2-Tetrachloroethane	10.853	83	230061	45.008	ug/L	97
93) Bromobenzene	10.823	156	228981	47.866	ug/L	99
94) 1,2,3-Trichloropropane	10.878	110	80859	43.820	ug/L	99
95) n-Propylbenzene	10.939	91	977539	50.002	ug/L	100
96) 2-Chlorotoluene	11.000	91	596913	49.937	ug/L	99
97) 3-Chlorotoluene	11.055	91	606195	48.029	ug/L	100
98) 4-Chlorotoluene	11.091	91	691764	48.526	ug/L	95
99) 1,3,5-Trimethylbenzene	11.097	105	741119	50.638	ug/L	99
100) tert-Butylbenzene	11.366	119	643568	50.124	ug/L	99
101) 1,2,4-Trimethylbenzene	11.408	105	734905	50.912	ug/L	99
102) 3,4-Dichlorobenzotrifl...	11.469	214	218123	48.365	ug/L	96
103) sec-Butylbenzene	11.548	105	910147	50.329	ug/L	99

Quantitation Report (QT Reviewed)

Data Path : I:\ACQUDATA\MSVOA17\Data\031224\
Data File : K0436.D
Acq On : 12 Mar 2024 02:13 pm
Operator : K.Ruest
Sample : CCV
Misc :
ALS Vial : 1 Sample Multiplier: 1

Quant Time: Mar 12 14:30:57 2024
Quant Method : I:\ACQUDATA\MSVOA17\Methods\W021524.m
Quant Title : MS#17 - 8260 WATERS 5mL Purge
QLast Update : Fri Feb 16 09:34:06 2024
Response via : Initial Calibration

Compound	R.T.	QIon	Response	Conc	Units	Dev(Min)
104) p-Isopropyltoluene	11.670	119	808812	51.003	ug/L	98
105) 1,3-Dclbenz	11.628	146	434110	48.768	ug/L	100
106) 1,4-Dclbenz	11.701	146	432400	47.500	ug/L	98
107) 2,4-Dichlorobenzotrifl...	11.762	214	194248	45.842	ug/L	98
108) 2,5-Dichlorobenzotrifl...	11.805	214	220595	48.181	ug/L	98
109) n-Butylbenzene	12.006	91	686486	51.376	ug/L	100
110) 1,2-Dclbenz	12.006	146	422772	49.010	ug/L	99
111) 1,2-Dibromo-3-chloropr...	12.634	157	58818	45.301	ug/L	97
112) Trielution Dichlorotol...	12.749	125	1165775	150.570	ug/L	100
113) 1,3,5-Trichlorobenzene	12.798	180	308984	48.923	ug/L	100
114) Coelution Dichlorotoluene	13.079	125	821530	100.916	ug/L	98
115) 1,2,4-Tcbenzene	13.286	180	288726	49.119	ug/L	97
116) Hexachlorobt	13.426	225	144391	49.292	ug/L	98
117) Naphthalen	13.475	128	759126	48.433	ug/L	99
118) 1,2,3-Tclbenzene	13.664	180	274012	49.931	ug/L	99
119) 2,4,5-Trichlorotoluene	14.249	159	207530	49.937	ug/L	99
120) 2,3,6-Trichlorotoluene	14.335	159	197131	50.553	ug/L	99

(#) = qualifier out of range (m) = manual integration (+) = signals summed

Quantitation Report (QT Reviewed)

Data Path : I:\ACQUDATA\MSVOA17\Data\031224\
Data File : K0436.D
Acq On : 12 Mar 2024 02:13 pm
Operator : K.Ruest
Sample : CCV
Misc :
ALS Vial : 1 Sample Multiplier: 1

Quant Time: Mar 12 14:30:57 2024
Quant Method : I:\ACQUDATA\MSVOA17\Methods\W021524.m
Quant Title : MS#17 - 8260 WATERS 5mL Purge
QLast Update : Fri Feb 16 09:34:06 2024
Response via : Initial Calibration

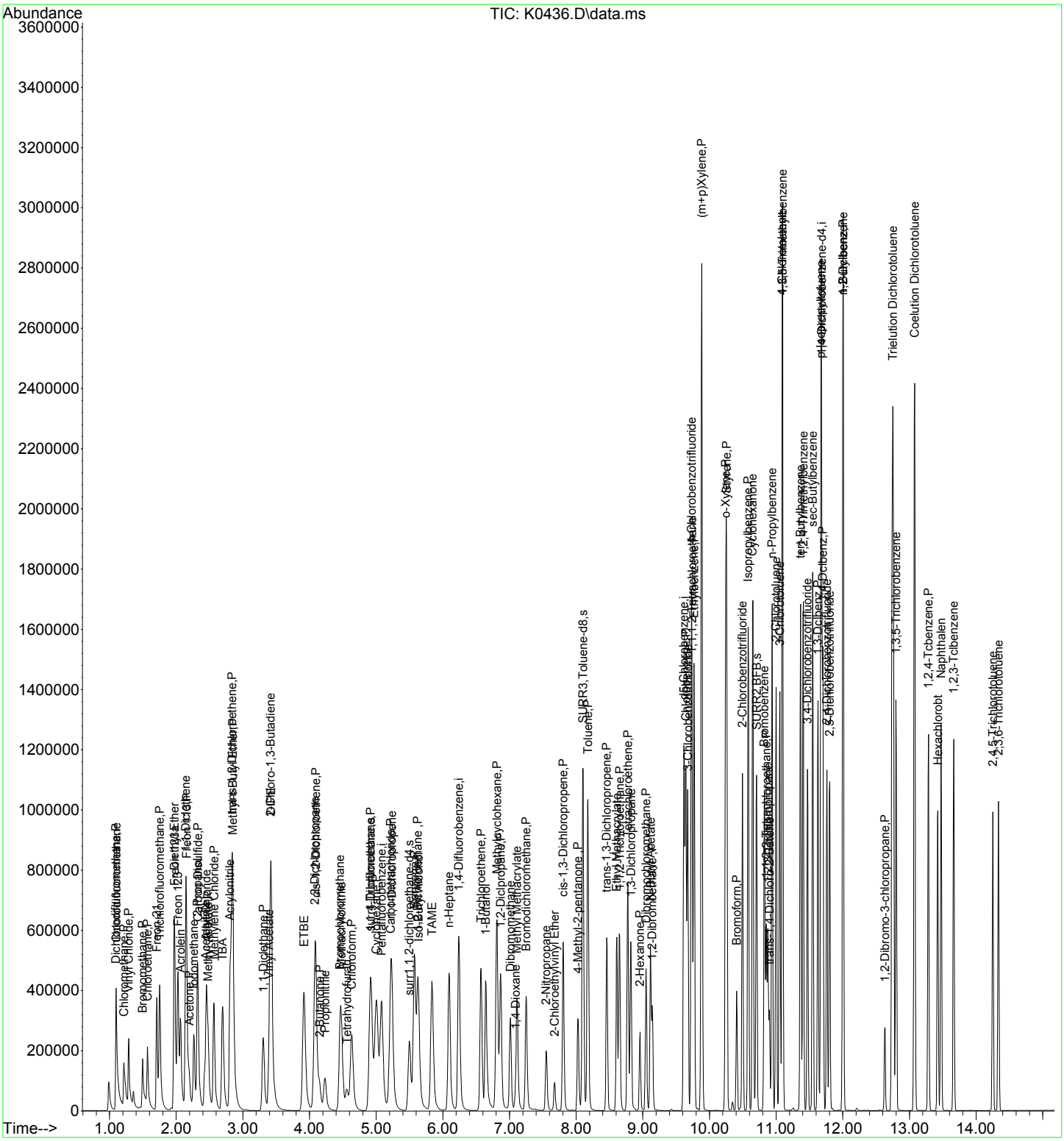

Quantitation Report (Qedit)

Data Path : I:\ACQUDATA\MSVOA14\Data\031324\
Data File : F8758.D
Acq On : 13 Mar 2024 10:51 am
Operator : F.NAEGLER
Sample : CCV
Misc :
ALS Vial : 5 Sample Multiplier: 1

Quant Time: Mar 13 11:07:31 2024
Quant Method : I:\ACQUDATA\MSVOA14\Methods\S022624.M
Quant Title : MS#14 - 8260 SOILS 10ml PURGE
QLast Update : Tue Feb 27 10:12:18 2024
Response via : Initial Calibration

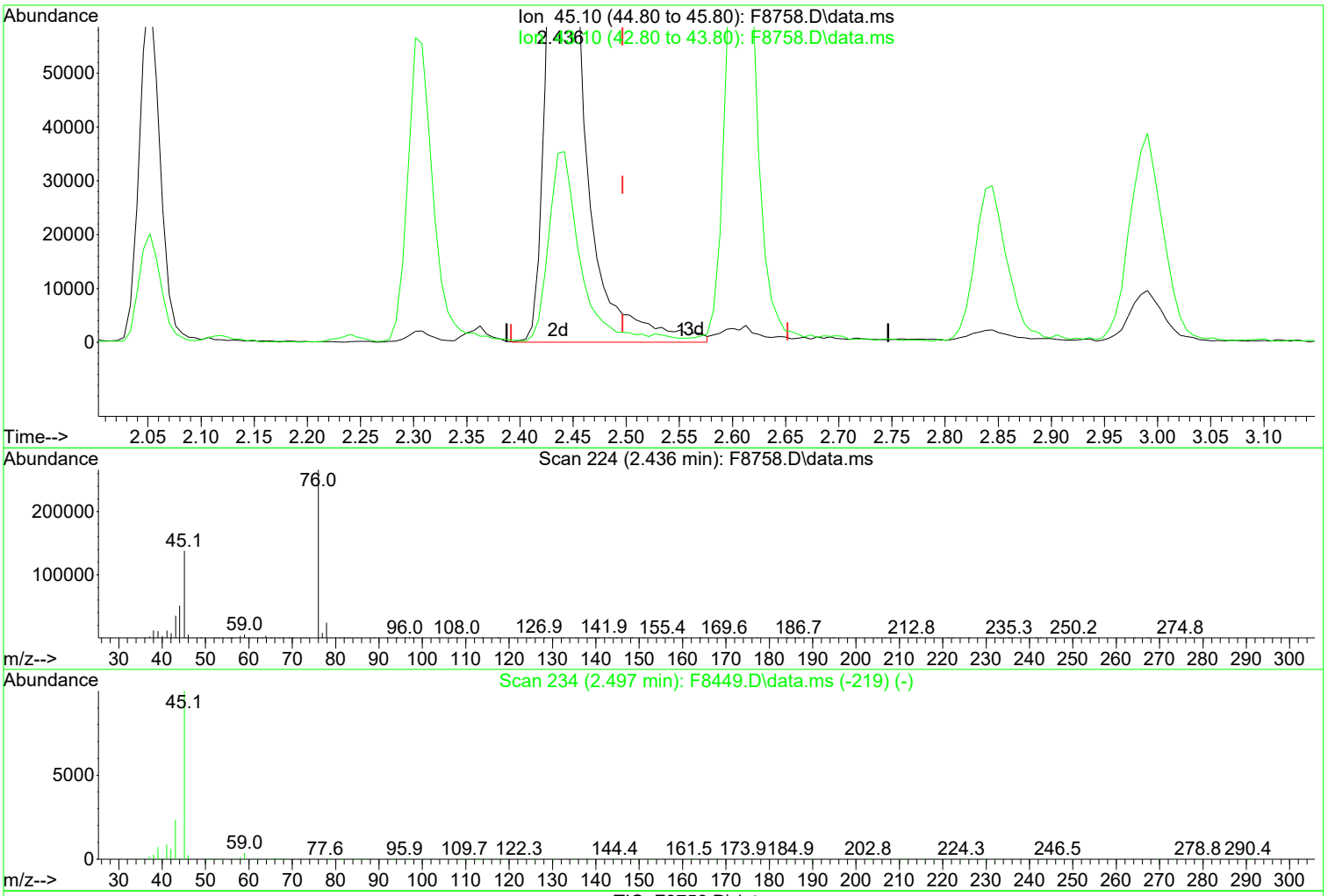

TIC: F8758.D\data.ms

(16) 2-Propanol

2.436min (-0.061) 910.00 ug/L m

response 274729

Ion	Exp%	Act%
45.10	100.00	100.00
43.10	24.60	25.51
0.00	0.00	0.00
0.00	0.00	0.00

Manual Integration:

After

Peak not found.

03/13/24

Quantitation Report (Qedit)

Data Path : I:\ACQUDATA\MSVOA14\Data\031324\
Data File : F8758.D
Acq On : 13 Mar 2024 10:51 am
Operator : F.NAEGLER
Sample : CCV
Misc :
ALS Vial : 5 Sample Multiplier: 1

Quant Time: Mar 13 11:07:31 2024
Quant Method : I:\ACQUDATA\MSVOA14\Methods\S022624.M
Quant Title : MS#14 - 8260 SOILS 10ml PURGE
QLast Update : Tue Feb 27 10:12:18 2024
Response via : Initial Calibration

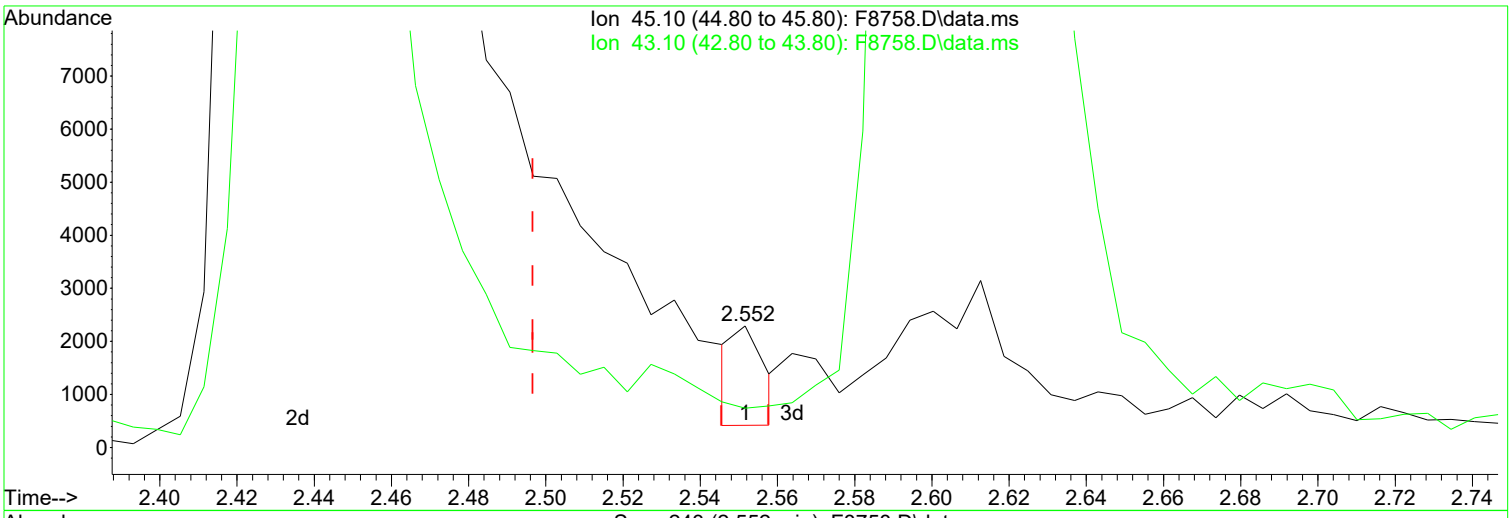

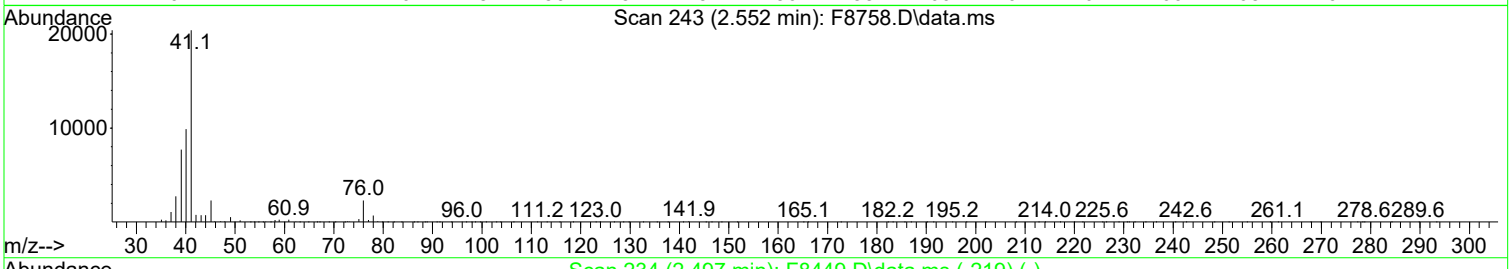

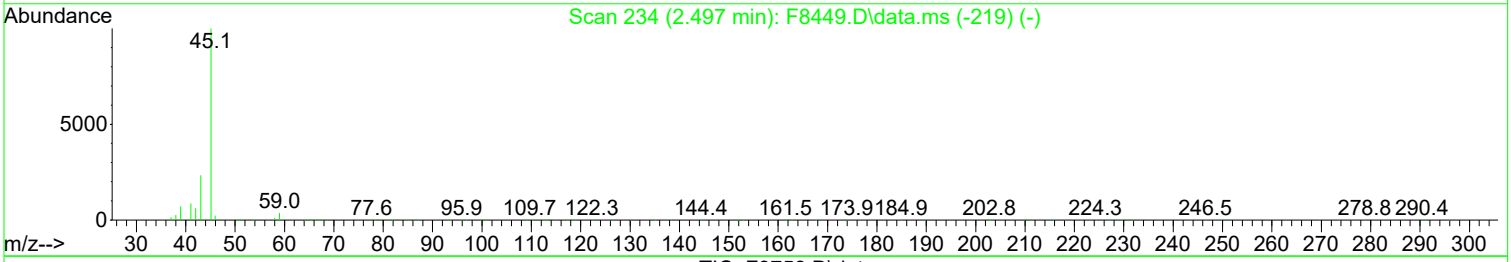

TIC: F8758.D\data.ms

(16) 2-Propanol

2.552min (+ 0.055) 3.45 ug/L

response 1041

Ion	Exp%	Act%
45.10	100.00	100.00
43.10	24.60	32.32
0.00	0.00	0.00
0.00	0.00	0.00

Manual Integration:

Before

03/13/24

Quantitation Report (Qedit)

Data Path : I:\ACQUDATA\MSVOA14\Data\031324\
Data File : F8758.D
Acq On : 13 Mar 2024 10:51 am
Operator : F.NAEGLER
Sample : CCV
Misc :
ALS Vial : 5 Sample Multiplier: 1

Quant Time: Mar 13 11:07:31 2024
Quant Method : I:\ACQUDATA\MSVOA14\Methods\S022624.M
Quant Title : MS#14 - 8260 SOILS 10ml PURGE
QLast Update : Tue Feb 27 10:12:18 2024
Response via : Initial Calibration

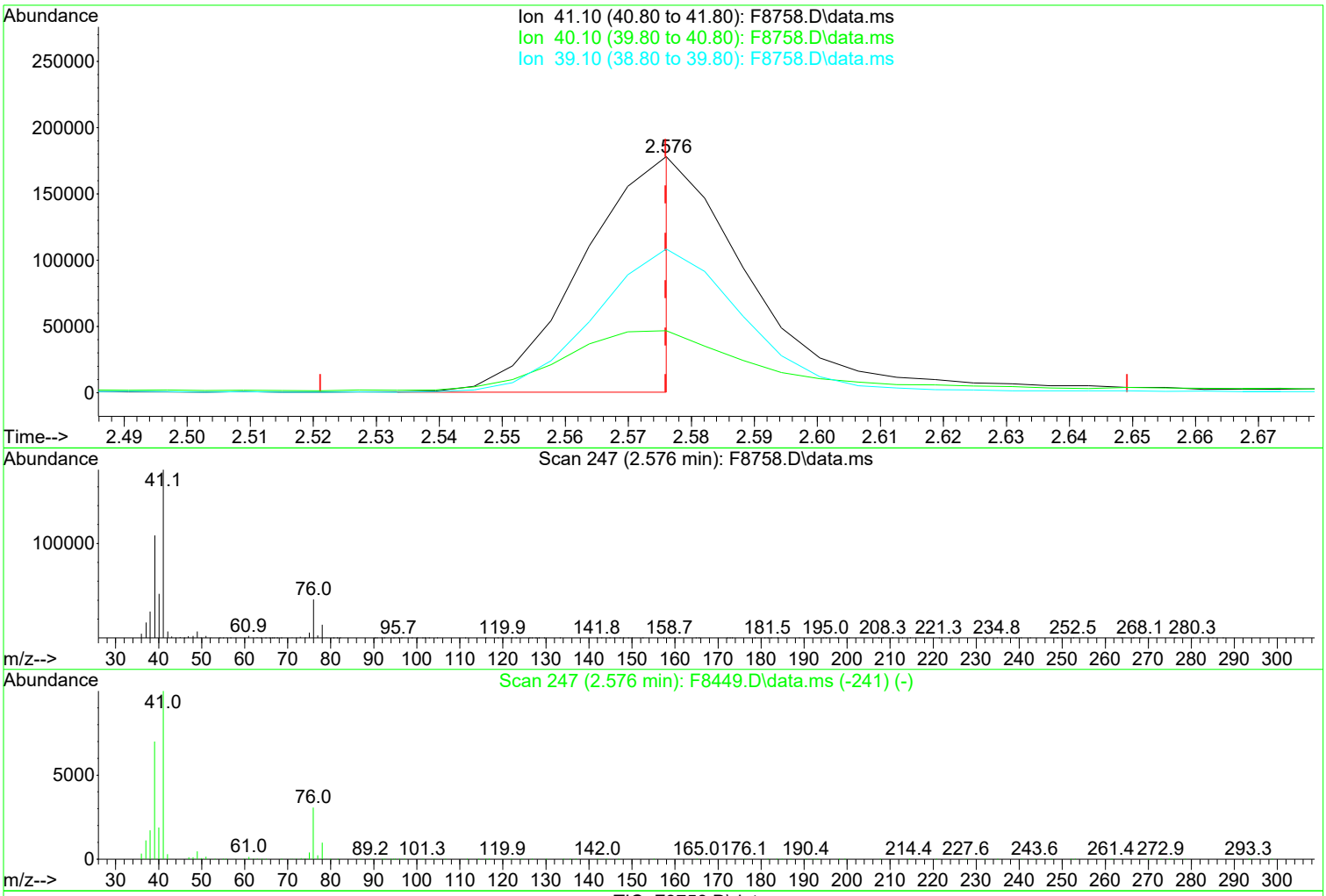

TIC: F8758.D\data.ms

(19) Acetonitrile

2.576min (+ 0.000) 414.84 ug/L m

response 191397

Ion	Exp%	Act%
41.10	100.00	100.00
40.10	19.10	26.28
39.10	70.70	60.90
0.00	0.00	0.00

Manual Integration:

After

Poor integration.

03/13/24

Quantitation Report (Qedit)

Data Path : I:\ACQUDATA\MSVOA14\Data\031324\
Data File : F8758.D
Acq On : 13 Mar 2024 10:51 am
Operator : F.NAEGLER
Sample : CCV
Misc :
ALS Vial : 5 Sample Multiplier: 1

Quant Time: Mar 13 11:07:31 2024
Quant Method : I:\ACQUDATA\MSVOA14\Methods\S022624.M
Quant Title : MS#14 - 8260 SOILS 10ml PURGE
QLast Update : Tue Feb 27 10:12:18 2024
Response via : Initial Calibration

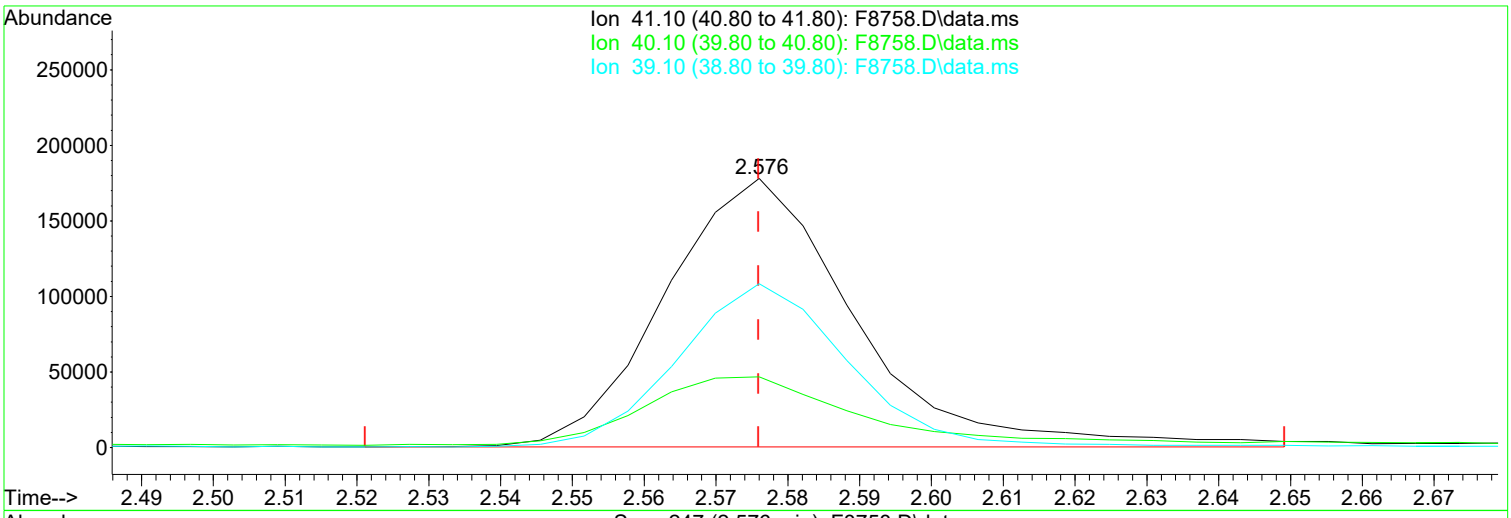

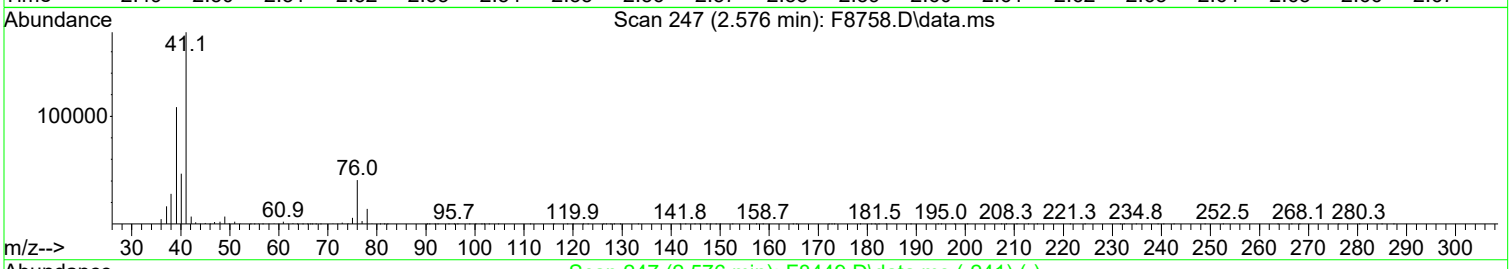

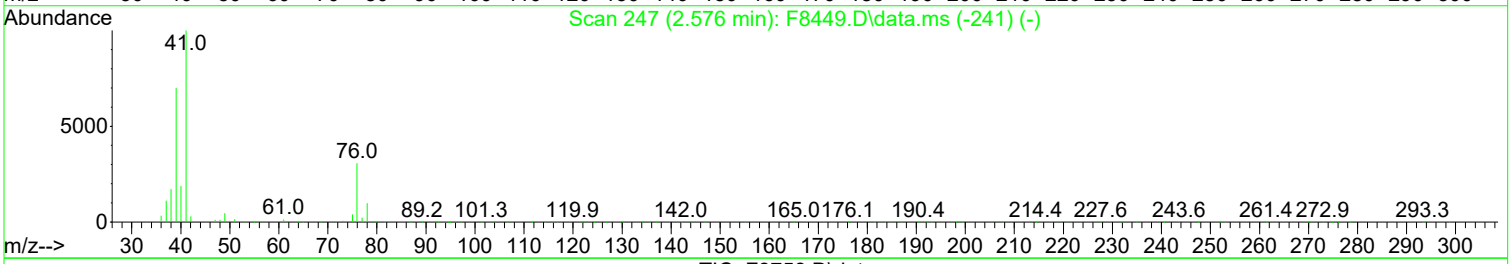

TIC: F8758.D\data.ms

(19) Acetonitrile

2.576min (+ 0.000) 715.56 ug/L

response 330139

Ion	Exp%	Act%
41.10	100.00	100.00
40.10	19.10	26.28
39.10	70.70	60.90
0.00	0.00	0.00

Manual Integration:

Before

03/13/24

Quantitation Report (Qedit)

Data Path : I:\ACQUDATA\MSVOA14\Data\031324\
Data File : F8758.D
Acq On : 13 Mar 2024 10:51 am
Operator : F.NAEGLER
Sample : CCV
Misc :
ALS Vial : 5 Sample Multiplier: 1

Quant Time: Mar 13 11:07:31 2024
Quant Method : I:\ACQUDATA\MSVOA14\Methods\S022624.M
Quant Title : MS#14 - 8260 SOILS 10ml PURGE
QLast Update : Tue Feb 27 10:12:18 2024
Response via : Initial Calibration

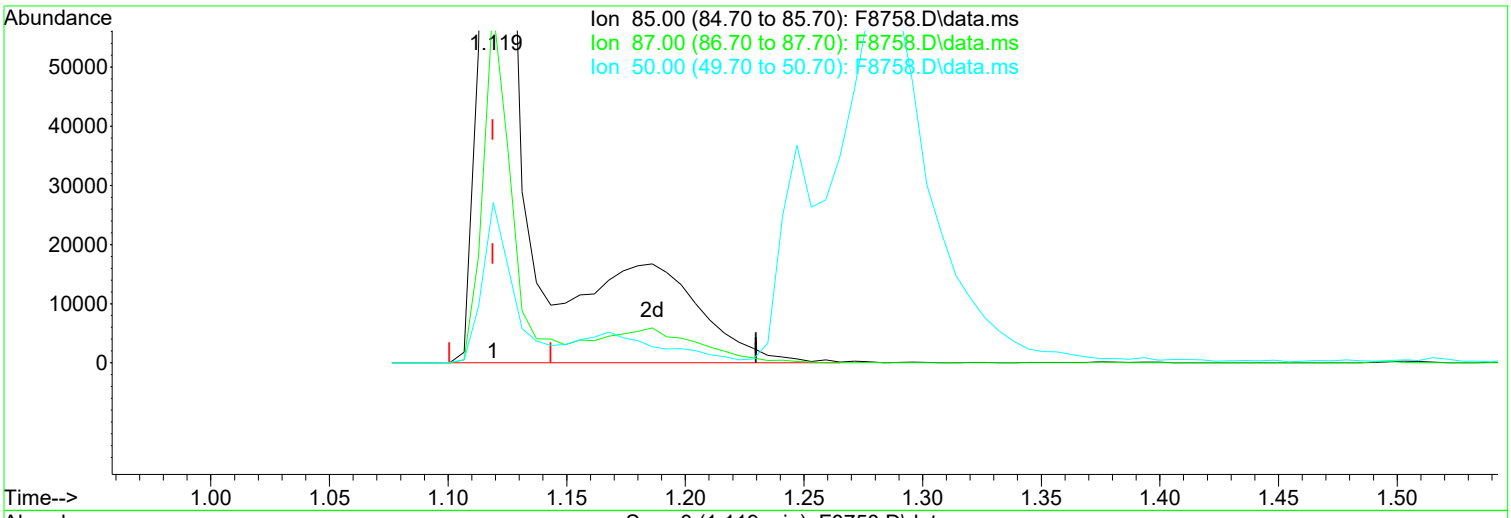

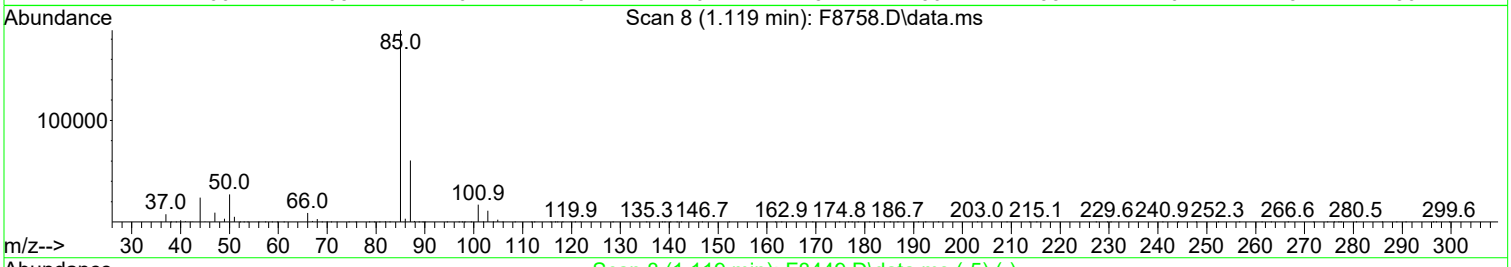

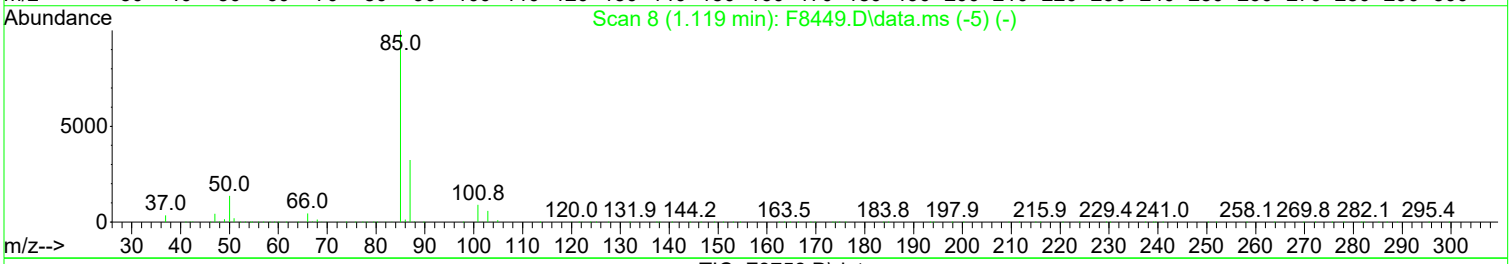

TIC: F8758.D\data.ms

(2) Dichlorodifluoromethane (P)

1.119min (+ 0.000) 57.98 ug/L m

response 207159

Ion	Exp%	Act%
85.00	100.00	100.00
87.00	32.40	32.09
50.00	13.70	14.37
0.00	0.00	0.00

Manual Integration:

After

Poor integration.

03/13/24

Quantitation Report (Qedit)

Data Path : I:\ACQUDATA\MSVOA14\Data\031324\
Data File : F8758.D
Acq On : 13 Mar 2024 10:51 am
Operator : F.NAEGLER
Sample : CCV
Misc :
ALS Vial : 5 Sample Multiplier: 1

Quant Time: Mar 13 11:07:31 2024
Quant Method : I:\ACQUDATA\MSVOA14\Methods\S022624.M
Quant Title : MS#14 - 8260 SOILS 10ml PURGE
QLast Update : Tue Feb 27 10:12:18 2024
Response via : Initial Calibration

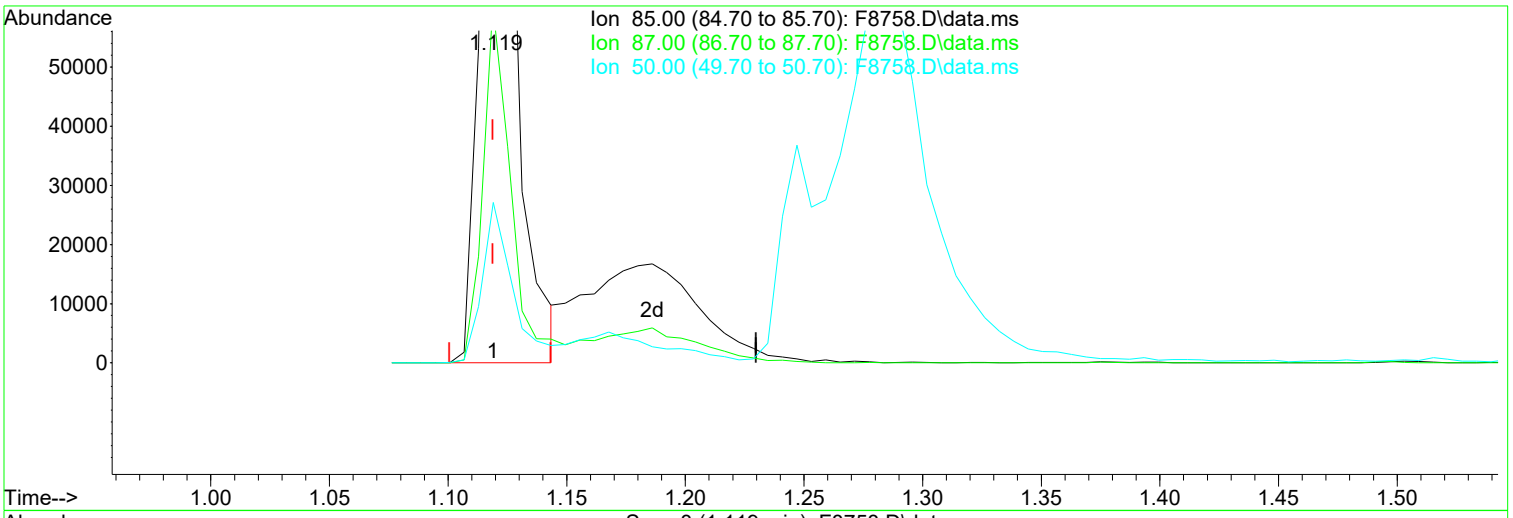

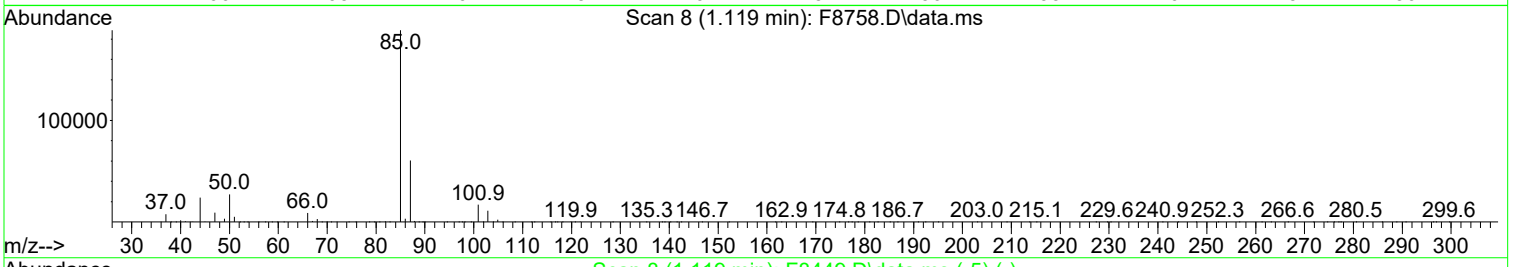

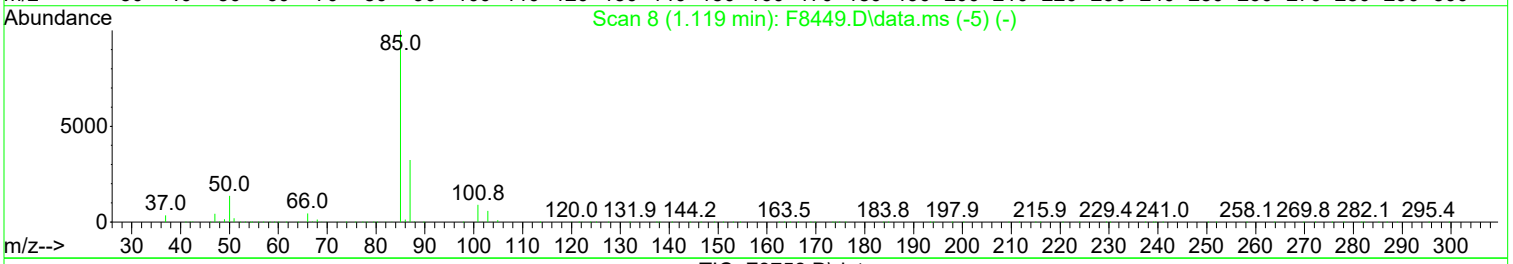

TIC: F8758.D\data.ms

(2) Dichlorodifluoromethane (P)

1.119min (+ 0.000) 41.96 ug/L

response 149912

Ion	Exp%	Act%
85.00	100.00	100.00
87.00	32.40	32.09
50.00	13.70	14.37
0.00	0.00	0.00

Manual Integration:

Before

03/13/24

Quantitation Report (Qedit)

Data Path : I:\ACQUDATA\MSVOA14\Data\031324\
Data File : F8758.D
Acq On : 13 Mar 2024 10:51 am
Operator : F.NAEGLER
Sample : CCV
Misc :
ALS Vial : 5 Sample Multiplier: 1

Quant Time: Mar 13 11:07:31 2024
Quant Method : I:\ACQUDATA\MSVOA14\Methods\S022624.M
Quant Title : MS#14 - 8260 SOILS 10ml PURGE
QLast Update : Tue Feb 27 10:12:18 2024
Response via : Initial Calibration

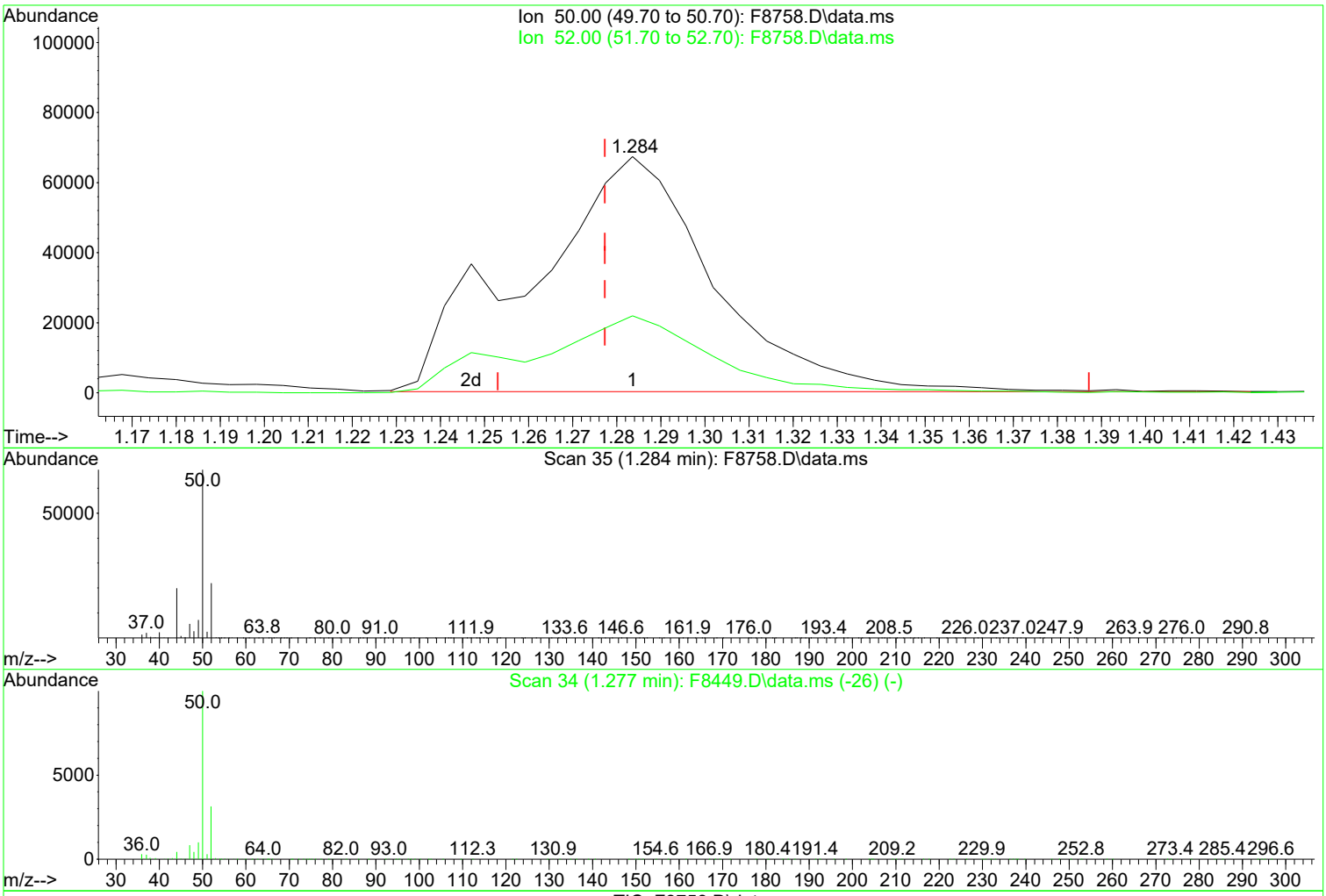

TIC: F8758.D\data.ms

(3) Chloromethane (P)

1.284min (+ 0.006) 49.33 ug/L m

response 195253

Ion	Exp%	Act%
50.00	100.00	100.00
52.00	31.20	32.57
0.00	0.00	0.00
0.00	0.00	0.00

Manual Integration:

After

Poor integration.

03/13/24

Quantitation Report (Qedit)

Data Path : I:\ACQUDATA\MSVOA14\Data\031324\
Data File : F8758.D
Acq On : 13 Mar 2024 10:51 am
Operator : F.NAEGLER
Sample : CCV
Misc :
ALS Vial : 5 Sample Multiplier: 1

Quant Time: Mar 13 11:07:31 2024
Quant Method : I:\ACQUDATA\MSVOA14\Methods\S022624.M
Quant Title : MS#14 - 8260 SOILS 10ml PURGE
QLast Update : Tue Feb 27 10:12:18 2024
Response via : Initial Calibration

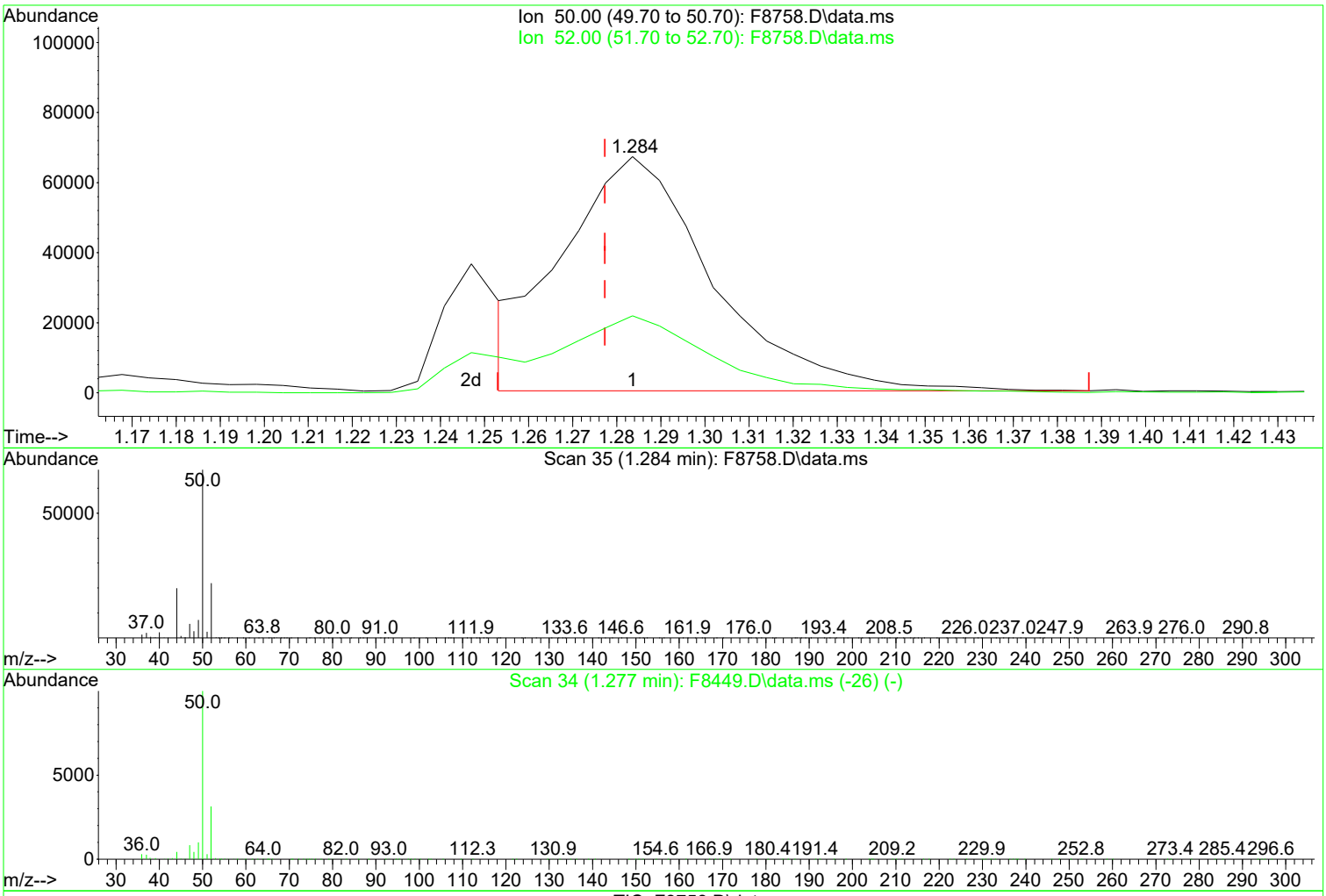

TIC: F8758.D\data.ms

(3) Chloromethane (P)

1.284min (+ 0.006) 40.29 ug/L

response 159492

Ion	Exp%	Act%
50.00	100.00	100.00
52.00	31.20	32.57
0.00	0.00	0.00
0.00	0.00	0.00

Manual Integration:

Before

03/13/24

Quantitation Report (Qedit)

Data Path : I:\ACQUDATA\MSVOA14\Data\031324\
Data File : F8758.D
Acq On : 13 Mar 2024 10:51 am
Operator : F.NAEGLER
Sample : CCV
Misc :
ALS Vial : 5 Sample Multiplier: 1

Quant Time: Mar 13 11:07:31 2024
Quant Method : I:\ACQUDATA\MSVOA14\Methods\S022624.M
Quant Title : MS#14 - 8260 SOILS 10ml PURGE
QLast Update : Tue Feb 27 10:12:18 2024
Response via : Initial Calibration

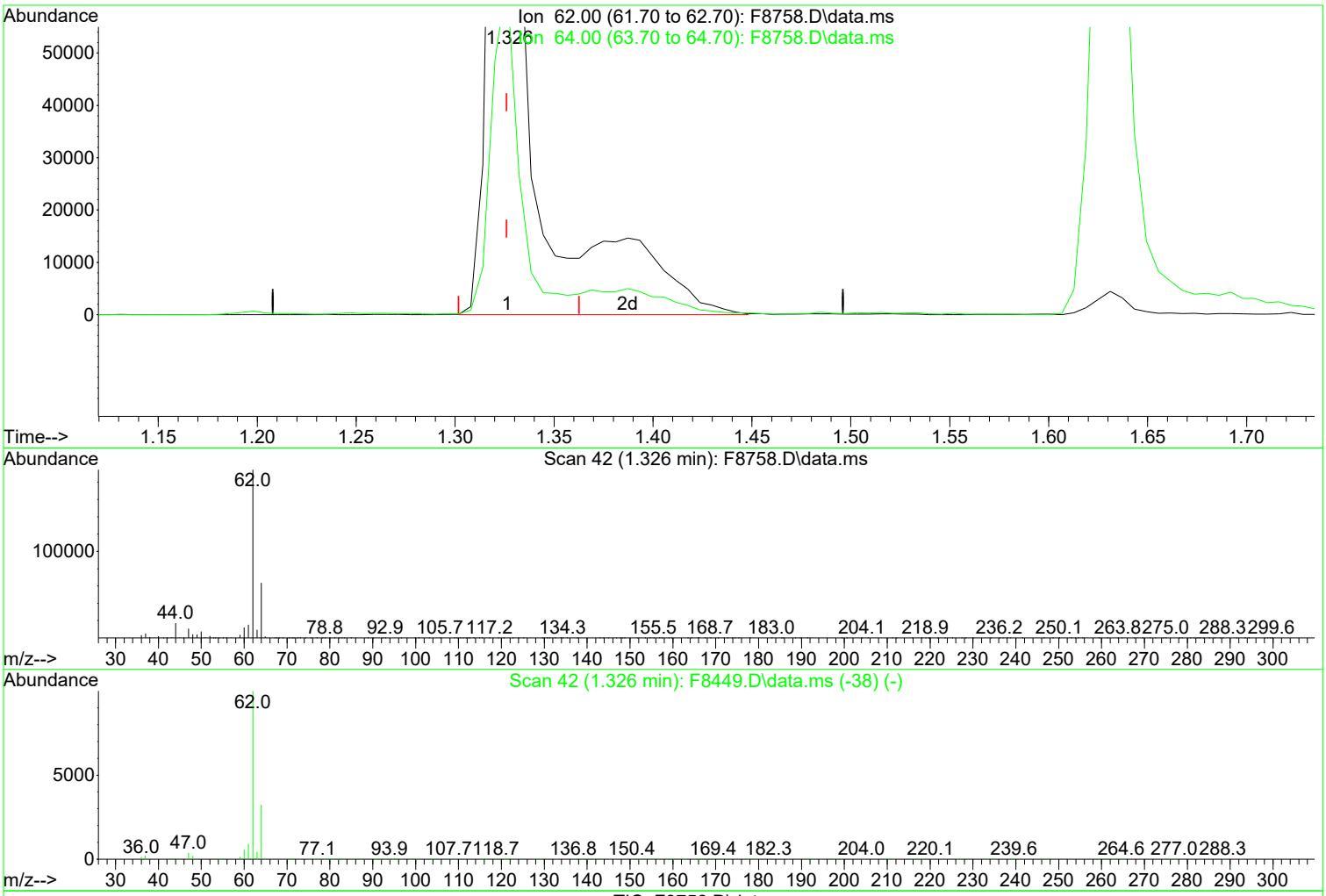

TIC: F8758.D\data.ms

(4) Vinyl Chloride (P)

1.326min (+ 0.000) 55.07 ug/L m

response 233558

Ion	Exp%	Act%
62.00	100.00	100.00
64.00	32.40	32.72
0.00	0.00	0.00
0.00	0.00	0.00

Manual Integration:

After

Poor integration.

03/13/24

Quantitation Report (Qedit)

Data Path : I:\ACQUDATA\MSVOA14\Data\031324\
Data File : F8758.D
Acq On : 13 Mar 2024 10:51 am
Operator : F.NAEGLER
Sample : CCV
Misc :
ALS Vial : 5 Sample Multiplier: 1

Quant Time: Mar 13 11:07:31 2024
Quant Method : I:\ACQUDATA\MSVOA14\Methods\S022624.M
Quant Title : MS#14 - 8260 SOILS 10ml PURGE
QLast Update : Tue Feb 27 10:12:18 2024
Response via : Initial Calibration

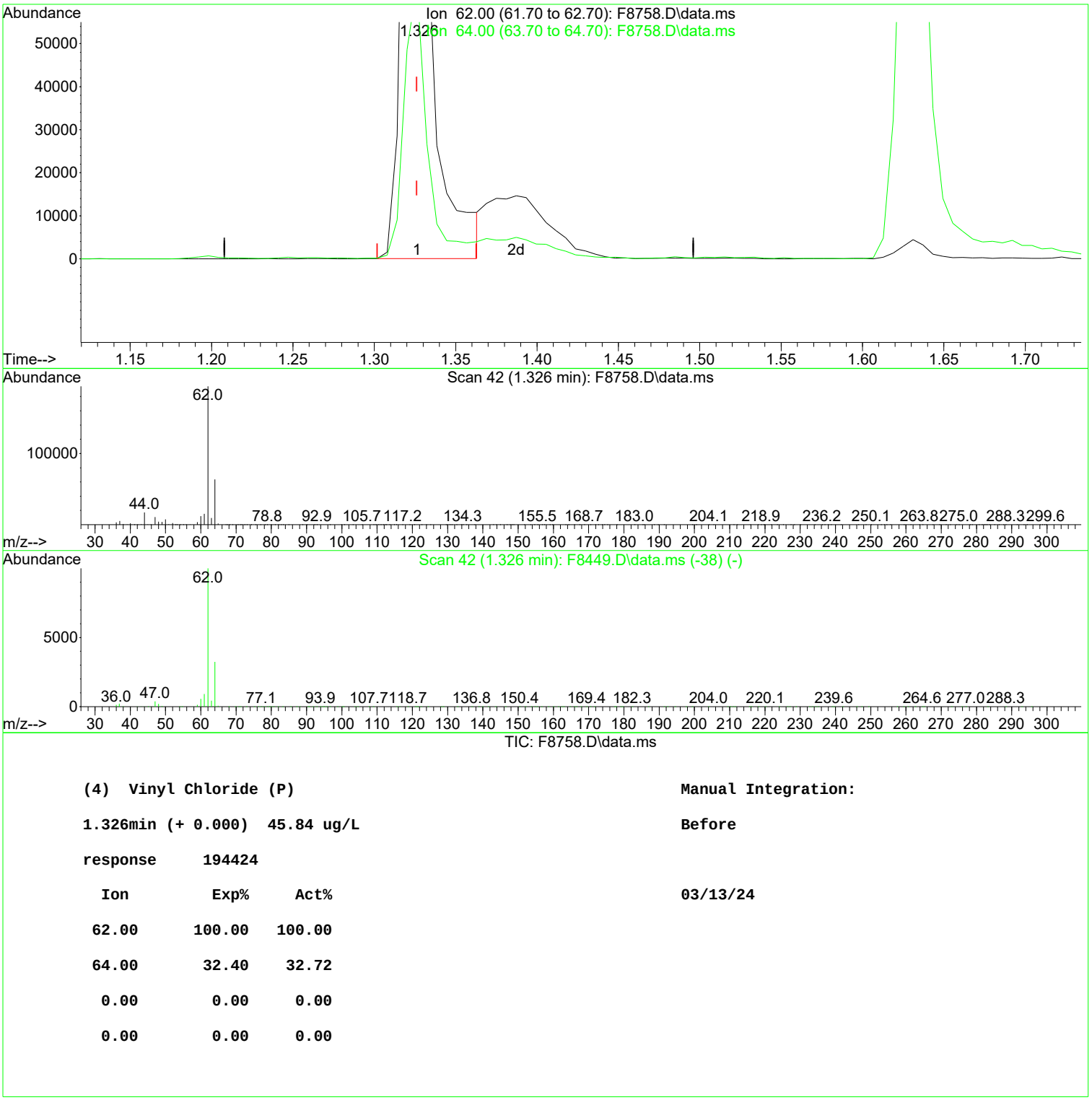

TIC: F8758.D\data.ms

(4) Vinyl Chloride (P)

1.326min (+ 0.000) 45.84 ug/L

response 194424

Ion	Exp%	Act%
62.00	100.00	100.00
64.00	32.40	32.72
0.00	0.00	0.00
0.00	0.00	0.00

Manual Integration:

Before

03/13/24

Evaluate Continuing Calibration Report

Data Path : I:\ACQUDATA\MSVOA14\Data\031324\
Data File : F8758.D
Acq On : 13 Mar 2024 10:51 am
Operator : F.NAEGLER
Sample : CCV
Misc :
ALS Vial : 5 Sample Multiplier: 1

Quant Time: Mar 13 11:07:31 2024
Quant Method : I:\ACQUDATA\MSVOA14\Methods\S022624.M
Quant Title : MS#14 - 8260 SOILS 10ml PURGE
QLast Update : Tue Feb 27 10:12:18 2024
Response via : Initial Calibration

Min. RRF : 0.000 Min. Rel. Area : 50% Max. R.T. Dev 0.50min
Max. RRF Dev : 20% Max. Rel. Area : 200%

		Compound	Amount	Calc.	%Dev	Area%	Dev(min)
1	i	Pentafluorobenzene	50.000	50.000	0.0	88	0.00
2	P	Dichlorodifluoromethane	50.000	57.984	-16.0	94	0.00
3	P	Chloromethane	50.000	49.328	1.3	83	0.00
4	P	Vinyl Chloride	50.000	55.068	-10.1	92	0.00
5	P	Bromomethane	50.000	52.622	-5.2	98	-0.01
6	P	Chloroethane	50.000	47.253	5.5	79	0.00
7		Freon 21	50.000	52.885	-5.8	91	0.00
8	P	Trichlorofluoromethane	50.000	50.429	-0.9	84	0.00
9		Diethyl Ether	50.000	49.441	1.1	85	0.00
10		Freon 123a	50.000	49.590	0.8	90	0.00
11		Freon 123	50.000	50.933	-1.9	89	0.00
12		Acrolein	250.000	293.228	-17.3	102	0.00
13		1,1-Diclethene	50.000	50.412	-0.8	85	0.00
14	P	Freon 113	50.000	51.811	-3.6	86	0.00
15	P	Acetone	50.000	51.368	-2.7	88	-0.02
16		2-Propanol	1000.000	909.998	9.0	81	-0.06
17		Iodomethane	50.000	52.846	-5.7	90	0.00
18	P	Carbon Disulfide	50.000	51.392	-2.8	90	0.00
19		Acetonitrile	250.000	414.845	-65.9#	149	0.00
20		Allyl Chloride	50.000	51.375	-2.8	93	0.00
21	P	Methyl Acetate	50.000	51.050	-2.1	91	0.00
22	P	Methylene Chloride	50.000	45.566	8.9	83	0.00
23		TBA	1000.000	840.616	15.9	72	-0.03
24		Acrylonitrile	250.000	257.413	-3.0	88	0.00
25	P	Methyl-t-Butyl Ether	50.000	47.386	5.2	79	0.00
26	P	trans-1,2-Dichloroethene	50.000	51.661	-3.3	87	0.00
27	P	1,1-Diclethane	50.000	50.663	-1.3	84	0.00
28		Vinyl Acetate	50.000	49.291	1.4	86	0.00
29		DIPE	50.000	48.042	3.9	79	0.00
30		2-Chloro-1,3-Butadiene	50.000	54.113	-8.2	92	0.00
31		ETBE	50.000	44.203	11.6	74	0.00
32		2,2-Dichloropropane	50.000	47.024	6.0	76	0.00
33	P	cis-1,2-Dichloroethene	50.000	50.776	-1.6	86	0.00
34	P	2-Butanone	50.000	53.019	-6.0	91	0.00
35		Propionitrile	250.000	255.026	-2.0	88	-0.01
36		Bromochloromethane	50.000	51.186	-2.4	87	0.00
37		Methacrylonitrile	50.000	52.099	-4.2	88	0.00
38		Tetrahydrofuran	50.000	49.160	1.7	85	0.00
39	P	Chloroform	50.000	51.070	-2.1	85	0.00
40	P	1,1,1-Trichloroethane	50.000	49.179	1.6	80	0.00
41		TAME	50.000	44.958	10.1	73	0.00
42	i	1,4-Difluorobenzene	50.000	50.000	0.0	86	0.00
43	P	Cyclohexane	50.000	53.606	-7.2	94	0.00
44	s	SURR4,Dibrflmethane	50.000	52.757	-5.5	91	0.00
45	P	Carbontetrachloride	50.000	51.384	-2.8	84	0.00
46		1,1-Dichloropropene	50.000	52.409	-4.8	87	0.00
47	s	SURR1,1,2-dichloroethane-d4	50.000	52.049	-4.1	91	0.00
48	P	Benzene	50.000	52.188	-4.4	87	0.00
49	P	1,2-Dichloroethane	50.000	51.097	-2.2	85	0.00
50		Iso-Butyl Alcohol	1000.000	1025.314	-2.5	82	-0.03
51		n-Heptane	50.000	57.855	-15.7	100	0.00

1st FNJ 03/13/24
2nd WR 03/15/24

Data Path : I:\ACQUDATA\MSVOA14\Data\031324\
Data File : F8758.D
Acq On : 13 Mar 2024 10:51 am
Operator : F.NAEGLER
Sample : CCV
Misc :
ALS Vial : 5 Sample Multiplier: 1

Quant Time: Mar 13 11:07:31 2024
Quant Method : I:\ACQUDATA\MSVOA14\Methods\S022624.M
Quant Title : MS#14 - 8260 SOILS 10ml PURGE
QLast Update : Tue Feb 27 10:12:18 2024
Response via : Initial Calibration

Min. RRF : 0.000 Min. Rel. Area : 50% Max. R.T. Dev 0.50min
Max. RRF Dev : 20% Max. Rel. Area : 200%

		Compound	Amount	Calc.	%Dev	Area%	Dev(min)
52		1-Butanol	2500.000	2695.667	-7.8	82	-0.03
53	P	Trichloroethene	50.000	50.883	-1.8	85	0.00
54	P	Methylcyclohexane	50.000	53.948	-7.9	92	0.00
55	P	1,2-Diclpropane	50.000	51.976	-4.0	87	0.00
56		Dibromomethane	50.000	50.478	-1.0	85	0.00
57		1,4-Dioxane	1000.000	946.140	5.4	83	-0.05
58		Methyl Methacrylate	50.000	52.374	-4.7	85	0.00
59	P	Bromodichloromethane	50.000	52.624	-5.2	84	0.00
60		2-Nitropropane	100.000	108.522	-8.5	89	0.00
61		2-Chloroethylvinyl Ether	50.000	62.793	-25.6#	112	0.00
62	P	cis-1,3-Dichloropropene	50.000	52.948	-5.9	82	0.00
63	P	4-Methyl-2-pentanone	50.000	53.860	-7.7	90	0.00
64	s	SURR3,Toluene-d8	50.000	53.386	-6.8	93	0.00
65	P	Toluene	50.000	52.335	-4.7	87	0.00
66	P	trans-1,3-Dichloropropene	50.000	53.343	-6.7	83	0.00
67		Ethyl Methacrylate	50.000	51.336	-2.7	82	0.00
68	P	1,1,2-Trichloroethane	50.000	52.221	-4.4	87	0.00
69	s	SURR2,BFB	50.000	54.070	-8.1	95	0.00
70	i	d5-Chlorobenzene	50.000	50.000	0.0	90	0.00
71	P	Tetrachloroethene	50.000	51.101	-2.2	88	0.00
72	P	2-Hexanone	50.000	52.648	-5.3	91	0.00
73		1,3-Dichloropropane	50.000	50.566	-1.1	88	0.00
74	P	Dibromochloromethane	50.000	53.029	-6.1	87	0.00
75		N-Butyl Acetate	50.000	50.575	-1.2	87	0.00
76	P	1,2-Dibromoethane	50.000	51.818	-3.6	94	0.00
77	P	Chlorobenzene	50.000	49.885	0.2	87	0.00
78		1,1,1,2-Tetrachloroethane	50.000	50.492	-1.0	83	0.00
79	P	Ethylbenzene	50.000	51.401	-2.8	86	0.00
80	P	(m+p)Xylene	100.000	102.539	-2.5	86	0.00
81	P	o-Xylene	50.000	51.226	-2.5	85	0.00
82	P	Styrene	50.000	52.653	-5.3	88	0.00
83	P	Bromoform	50.000	54.455	-8.9	89	0.00
84	P	Isopropylbenzene	50.000	51.397	-2.8	86	0.00
85		Cyclohexanone	1000.000	855.503	14.4	68	0.00
86		trans-1,4-Dichloro-2-Butene	50.000	41.093	17.8	70	0.00
87	i	1,4-Dichlorobenzene-d4	50.000	50.000	0.0	89	0.00
88	P	1,1,2,2-Tetrachloroethane	50.000	50.225	-0.5	87	0.00
89		Bromobenzene	50.000	51.243	-2.5	89	0.00
90		1,2,3-Trichloropropane	50.000	49.844	0.3	86	0.00
91		n-Propylbenzene	50.000	51.650	-3.3	87	0.00
92		2-Chlorotoluene	50.000	49.794	0.4	85	0.00
93		4-Chlorotoluene	50.000	50.454	-0.9	86	0.00
94		1,3,5-Trimethylbenzene	50.000	51.779	-3.6	86	0.00
95		tert-Butylbenzene	50.000	50.894	-1.8	84	0.00
96		1,2,4-Trimethylbenzene	50.000	51.085	-2.2	85	0.00
97		sec-Butylbenzene	50.000	51.745	-3.5	85	0.00
98		p-Isopropyltoluene	50.000	52.420	-4.8	87	0.00
99	P	1,3-Dclbenz	50.000	52.083	-4.2	91	0.00
100	P	1,4-Dclbenz	50.000	50.606	-1.2	89	0.00
101		n-Butylbenzene	50.000	53.961	-7.9	92	0.00

1st FW 03/13/24
2nd WR 03/15/24

Data Path : I:\ACQUDATA\MSVOA14\Data\031324\
Data File : F8758.D
Acq On : 13 Mar 2024 10:51 am
Operator : F.NAEGLER
Sample : CCV
Misc :
ALS Vial : 5 Sample Multiplier: 1

Quant Time: Mar 13 11:07:31 2024
Quant Method : I:\ACQUDATA\MSVOA14\Methods\S022624.M
Quant Title : MS#14 - 8260 SOILS 10ml PURGE
QLast Update : Tue Feb 27 10:12:18 2024
Response via : Initial Calibration

Min. RRF : 0.000 Min. Rel. Area : 50% Max. R.T. Dev 0.50min
Max. RRF Dev : 20% Max. Rel. Area : 200%

	Compound	Amount	Calc.	%Dev	Area%	Dev(min)
102 P	1,2-Dclbenz	50.000	51.305	-2.6	88	0.00
103 P	1,2-Dibromo-3-chloropropane	50.000	49.637	0.7	83	0.00
104	1,3,5-Trichlorobenzene	50.000	50.923	-1.8	91	0.00
105 P	1,2,4-Tcbenzene	50.000	54.224	-8.4	96	0.00
106	Hexachlorobt	50.000	51.971	-3.9	91	0.00
107	Naphthalen	50.000	50.534	-1.1	87	0.00
108	1,2,3-Tclbenzene	50.000	51.924	-3.8	91	0.00

(#) = Out of Range SPCC's out = 0 CCC's out = 0

Quantitation Report (QT Reviewed)

Data Path : I:\ACQUDATA\MSVOA14\Data\031324\
Data File : F8758.D
Acq On : 13 Mar 2024 10:51 am
Operator : F.NAEGLER
Sample : CCV
Misc :
ALS Vial : 5 Sample Multiplier: 1

Quant Time: Mar 13 11:07:31 2024
Quant Method : I:\ACQUDATA\MSVOA14\Methods\S022624.M
Quant Title : MS#14 - 8260 SOILS 10ml PURGE
QLast Update : Tue Feb 27 10:12:18 2024
Response via : Initial Calibration

Compound	R.T.	QIon	Response	Conc	Units		Dev(Min)
Internal Standards							
1) Pentafluorobenzene	5.350	168	359405	50.00	ug/L		0.00
42) 1,4-Difluorobenzene	6.484	114	543262	50.00	ug/L		0.00
70) d5-Chlorobenzene	9.934	117	487615	50.00	ug/L		0.00
87) 1,4-Dichlorobenzene-d4	12.038	152	258268	50.00	ug/L		0.00
System Monitoring Compounds							
44) SURR4,Dibrflmethane	5.216	113	167258	52.76	ug/L		0.00
Spiked Amount 50.000	Range 63 - 138		Recovery = 105.52%				
47) SURR1,1,2-dichloroetha...	5.771	65	191015	52.05	ug/L		0.00
Spiked Amount 50.000	Range 67 - 128		Recovery = 104.10%				
64) SURR3,Toluene-d8	8.368	98	665194	53.39	ug/L		0.00
Spiked Amount 50.000	Range 66 - 138		Recovery = 106.78%				
69) SURR2,BFB	11.044	95	236714	54.07	ug/L		0.00
Spiked Amount 50.000	Range 31 - 154		Recovery = 108.14%				
Target Compounds							Qvalue
2) Dichlorodifluoromethane	1.119	85	207159m	57.984	ug/L		
3) Chloromethane	1.284	50	195253m	49.328	ug/L		
4) Vinyl Chloride	1.326	62	233558m	55.068	ug/L		
5) Bromomethane	1.552	94	144243	52.622	ug/L		96
6) Chloroethane	1.631	64	162919	47.253	ug/L		98
7) Freon 21	1.783	67	336815	52.885	ug/L		100
8) Trichlorofluoromethane	1.820	101	267223	50.429	ug/L		100
9) Diethyl Ether	2.052	59	118403	49.441	ug/L		99
10) Freon 123a	2.064	67	178732	49.590	ug/L		100
11) Freon 123	2.119	83	205927	50.933	ug/L		99
12) Acrolein	2.168	56	170569	293.228	ug/L		99
13) 1,1-Diclethene	2.241	96	137466	50.412	ug/L		96
14) Freon 113	2.241	101	144771	51.811	ug/L		99
15) Acetone	2.302	43	93297	51.368	ug/L		92
16) 2-Propanol	2.436	45	274729m	909.998	ug/L		
17) Iodomethane	2.375	142	212694	52.846	ug/L		100
18) Carbon Disulfide	2.430	76	444822	51.392	ug/L		99
19) Acetonitrile	2.576	41	191397m	414.845	ug/L		
20) Allyl Chloride	2.576	76	68036	51.375	ug/L	#	61
21) Methyl Acetate	2.606	43	188204	51.050	ug/L		96
22) Methylene Chloride	2.698	84	145171	45.566	ug/L		97
23) TBA	2.844	59	406999	840.616	ug/L		88
24) Acrylonitrile	2.978	53	351199	257.413	ug/L		99
25) Methyl-t-Butyl Ether	2.991	73	379714	47.386	ug/L		99
26) trans-1,2-Dichloroethene	2.984	96	156378	51.661	ug/L		99
27) 1,1-Diclethane	3.490	63	268985	50.663	ug/L		98
28) Vinyl Acetate	3.582	86	15812	49.291	ug/L	#	75
29) DIPE	3.594	45	422167	48.042	ug/L		96
30) 2-Chloro-1,3-Butadiene	3.600	53	258184	54.113	ug/L		97
31) ETBE	4.118	59	342559	44.203	ug/L		99
32) 2,2-Dichloropropane	4.313	77	168086	47.024	ug/L		94
33) cis-1,2-Dichloroethene	4.332	96	168315	50.776	ug/L		94
34) 2-Butanone	4.411	43	109633	53.019	ug/L		97
35) Propionitrile	4.521	54	152035	255.026	ug/L		99
36) Bromochloromethane	4.734	130	100997	51.186	ug/L		98
37) Methacrylonitrile	4.771	67	72649	52.099	ug/L		94
38) Tetrahydrofuran	4.832	42	65011	49.160	ug/L		94
39) Chloroform	4.917	83	267272	51.070	ug/L		98
40) 1,1,1-Trichloroethane	5.197	97	208644	49.179	ug/L		98

1st FNJ 03/13/24
2nd WR 03/15/24

Data Path : I:\ACQUDATA\MSVOA14\Data\031324\
Data File : F8758.D
Acq On : 13 Mar 2024 10:51 am
Operator : F.NAEGLER
Sample : CCV
Misc :
ALS Vial : 5 Sample Multiplier: 1

Quant Time: Mar 13 11:07:31 2024
Quant Method : I:\ACQUDATA\MSVOA14\Methods\S022624.M
Quant Title : MS#14 - 8260 SOILS 10ml PURGE
QLast Update : Tue Feb 27 10:12:18 2024
Response via : Initial Calibration

Compound	R.T.	QIon	Response	Conc	Units	Dev(Min)
41) TAME	6.069	73	320253	44.958	ug/L	94
43) Cyclohexane	5.252	41	163334	53.606	ug/L	98
45) Carbontetrachloride	5.466	121	51770	51.384	ug/L	90
46) 1,1-Dichloropropene	5.490	75	208548	52.409	ug/L	98
48) Benzene	5.831	78	591556	52.188	ug/L	98
49) 1,2-Dichloroethane	5.892	62	207711	51.097	ug/L	97
50) Iso-Butyl Alcohol	5.892	43	171407	1025.314	ug/L	99
51) n-Heptane	6.301	43	239751	57.855	ug/L	100
52) 1-Butanol	6.886	56	258817	2695.667	ug/L	92
53) Trichloroethene	6.807	130	166164	50.883	ug/L	96
54) Methylcyclohexane	7.032	55	214185	53.948	ug/L	98
55) 1,2-Diclpropane	7.118	63	156104	51.976	ug/L	99
56) Dibromomethane	7.270	93	94509	50.478	ug/L	98
57) 1,4-Dioxane	7.343	88	59077	946.140	ug/L	95
58) Methyl Methacrylate	7.356	69	103741	52.374	ug/L	96
59) Bromodichloromethane	7.508	83	184079	52.624	ug/L	98
60) 2-Nitropropane	7.831	41	57165	108.522	ug/L	92
61) 2-Chloroethylvinyl Ether	7.935	63	77461	62.793	ug/L	99
62) cis-1,3-Dichloropropene	8.075	75	207615	52.948	ug/L	99
63) 4-Methyl-2-pentanone	8.300	43	183319	53.860	ug/L	92
65) Toluene	8.447	91	651575	52.335	ug/L	98
66) trans-1,3-Dichloropropene	8.752	75	167871	53.343	ug/L	99
67) Ethyl Methacrylate	8.892	69	169632	51.336	ug/L	100
68) 1,1,2-Trichloroethane	8.947	97	131329	52.221	ug/L	97
71) Tetrachloroethene	9.056	164	133824	51.101	ug/L	95
72) 2-Hexanone	9.258	43	141818	52.648	ug/L	95
73) 1,3-Dichloropropane	9.123	76	226992	50.566	ug/L	97
74) Dibromochloromethane	9.361	129	132820	53.029	ug/L	99
75) N-Butyl Acetate	9.410	43	235149	50.575	ug/L	99
76) 1,2-Dibromoethane	9.459	107	120843	51.818	ug/L	99
77) Chlorobenzene	9.965	112	427560	49.885	ug/L	98
78) 1,1,1,2-Tetrachloroethane	10.056	131	130839	50.492	ug/L	98
79) Ethylbenzene	10.087	106	226644	51.401	ug/L	97
80) (m+p)Xylene	10.203	106	562939	102.539	ug/L	99
81) o-Xylene	10.568	106	273213	51.226	ug/L	96
82) Styrene	10.587	104	467734	52.653	ug/L	99
83) Bromoform	10.751	173	77664	54.455	ug/L	99
84) Isopropylbenzene	10.910	105	730289	51.397	ug/L	99
85) Cyclohexanone	11.001	55	657999	855.503	ug/L	98
86) trans-1,4-Dichloro-2-B...	11.245	53	36796	41.093	ug/L	92
88) 1,1,2,2-Tetrachloroethane	11.196	83	182015	50.225	ug/L	98
89) Bromobenzene	11.166	156	184007	51.243	ug/L	95
90) 1,2,3-Trichloropropane	11.227	110	58642	49.844	ug/L	97
91) n-Propylbenzene	11.276	91	885911	51.650	ug/L	98
92) 2-Chlorotoluene	11.343	91	494990	49.794	ug/L	97
93) 4-Chlorotoluene	11.440	91	587302	50.454	ug/L	99
94) 1,3,5-Trimethylbenzene	11.434	105	623162	51.779	ug/L	99
95) tert-Butylbenzene	11.708	119	535902	50.894	ug/L	100
96) 1,2,4-Trimethylbenzene	11.751	105	608099	51.085	ug/L	98
97) sec-Butylbenzene	11.891	105	807567	51.745	ug/L	99
98) p-Isopropyltoluene	12.019	119	691821	52.420	ug/L	99
99) 1,3-Dclbenz	11.977	146	356167	52.083	ug/L	99
100) 1,4-Dclbenz	12.056	146	354714	50.606	ug/L	97
101) n-Butylbenzene	12.355	91	666778	53.961	ug/L	96
102) 1,2-Dclbenz	12.361	146	338051	51.305	ug/L	99
103) 1,2-Dibromo-3-chloropr...	13.001	157	39401	49.637	ug/L	92

Quantitation Report (QT Reviewed)

Data Path : I:\ACQUDATA\MSVOA14\Data\031324\
Data File : F8758.D
Acq On : 13 Mar 2024 10:51 am
Operator : F.NAEGLER
Sample : CCV
Misc :
ALS Vial : 5 Sample Multiplier: 1

Quant Time: Mar 13 11:07:31 2024
Quant Method : I:\ACQUDATA\MSVOA14\Methods\S022624.M
Quant Title : MS#14 - 8260 SOILS 10ml PURGE
QLast Update : Tue Feb 27 10:12:18 2024
Response via : Initial Calibration

Compound	R.T.	QIon	Response	Conc	Units	Dev(Min)
104) 1,3,5-Trichlorobenzene	13.159	180	272189	50.923	ug/L	99
105) 1,2,4-Tcbenzene	13.647	180	254315	54.224	ug/L	96
106) Hexachlorobt	13.781	225	142992	51.971	ug/L	100
107) Naphthalen	13.842	128	610322	50.534	ug/L	97
108) 1,2,3-Tclbenzene	14.031	180	235823	51.924	ug/L	99

(#) = qualifier out of range (m) = manual integration (+) = signals summed

Quantitation Report (QT Reviewed)

Data Path : I:\ACQUDATA\MSVOA14\Data\031324\
Data File : F8758.D
Acq On : 13 Mar 2024 10:51 am
Operator : F.NAEGLER
Sample : CCV
Misc :
ALS Vial : 5 Sample Multiplier: 1

Quant Time: Mar 13 11:07:31 2024
Quant Method : I:\ACQUDATA\MSVOA14\Methods\S022624.M
Quant Title : MS#14 - 8260 SOILS 10ml PURGE
QLast Update : Tue Feb 27 10:12:18 2024
Response via : Initial Calibration

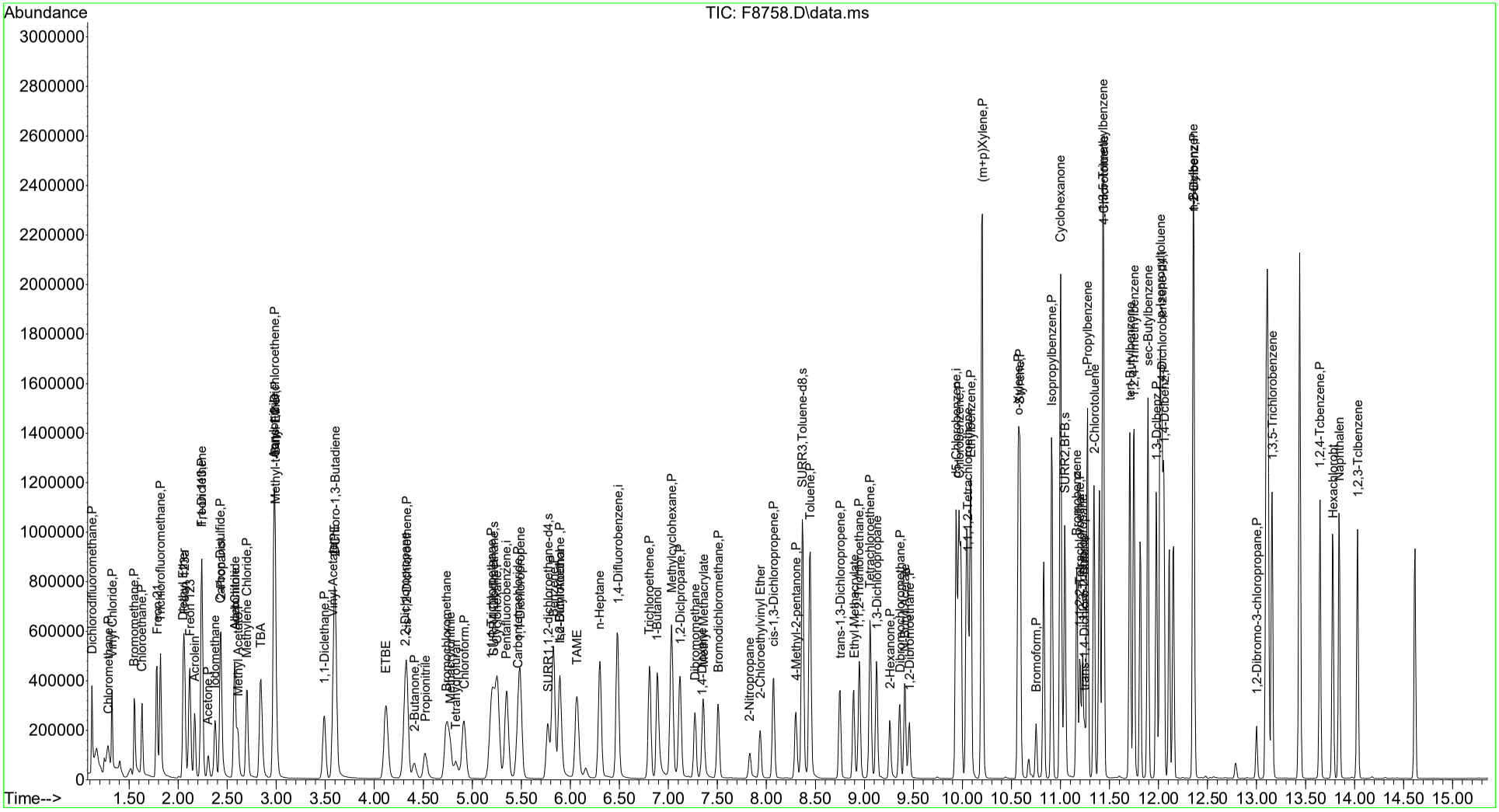

1st FN 03/13/24
2nd 03/15/24

1st 03/12/24
2nd 03/13/24

Data Path : I:\ACQUDATA\MSVOA17\Data\031224\
Data File : K0435.D
Acq On : 12 Mar 2024 01:40 pm
Operator : K.Ruest
Sample : TUNE
Misc :
ALS Vial : 2 Sample Multiplier: 1

Integration File: CPD4.P

Method : I:\ACQUDATA\MSVOA17\Methods\W021524.m
Title : MS#17 - 8260 WATERS 5mL Purge
Last Update : Fri Feb 16 09:34:06 2024

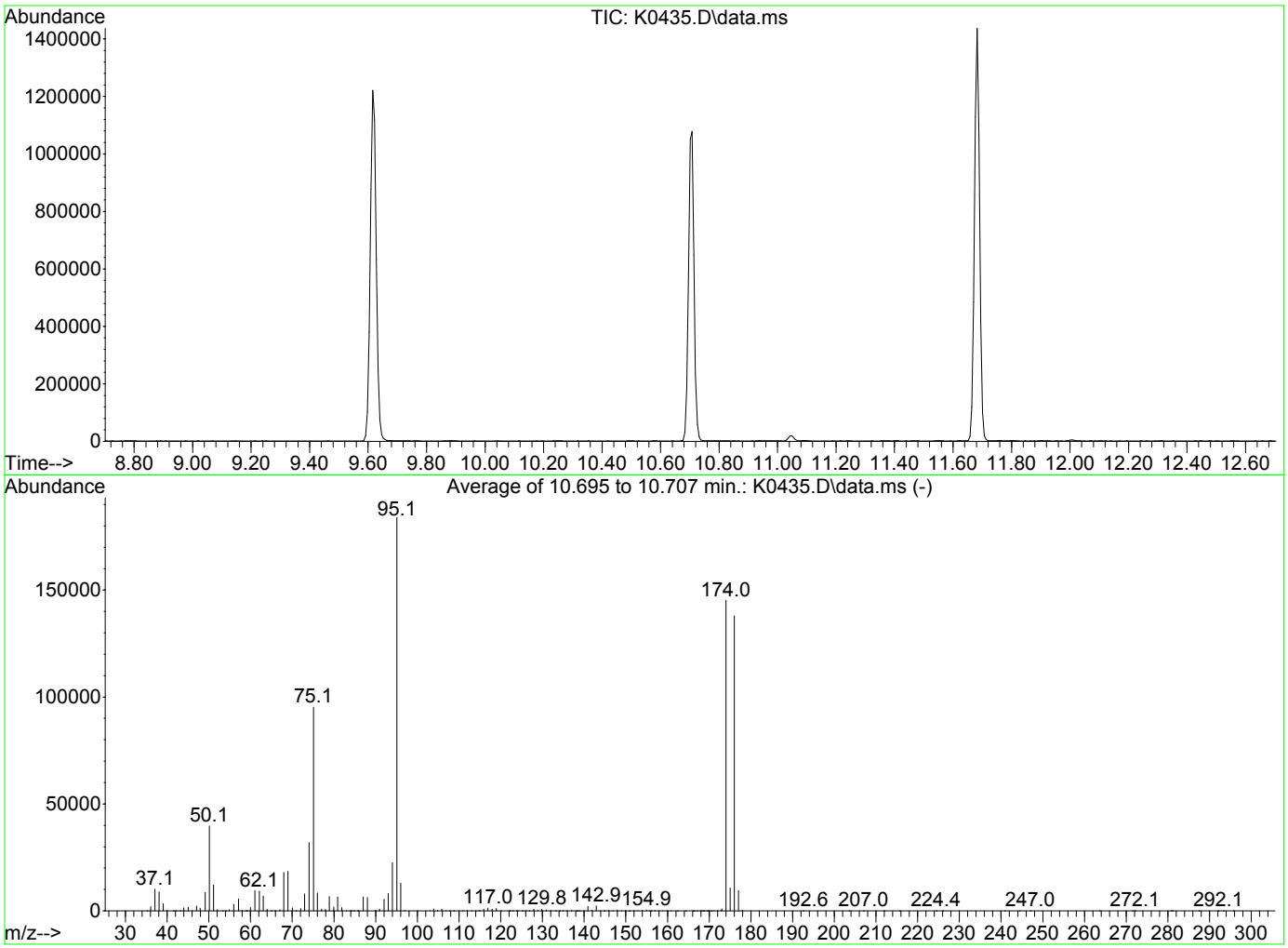

AutoFind: Scans 1658, 1659, 1660; Background Corrected with Scan 1653

Target Mass	Rel. to Mass	Lower Limit%	Upper Limit%	Rel. Abn%	Raw Abn	Result Pass/Fail
50	95	15	40	21.6	39645	PASS
75	95	30	80	51.8	95171	PASS
95	95	100	100	100.0	183880	PASS
96	95	5	9	7.0	12911	PASS
173	174	0.00	2	0.7	1021	PASS
174	95	50	120	79.0	145184	PASS
175	174	5	9	7.4	10714	PASS
176	174	95	101	95.0	137952	PASS
177	176	5	9	6.8	9411	PASS

1st FJ 03/13/24
2nd 03/15/24

Data Path : I:\ACQUDATA\MSVOA14\Data\031324\
Data File : F8757.D
Acq On : 13 Mar 2024 10:19 am
Operator : F.NAEGLER
Sample : TUNE
Misc :
ALS Vial : 4 Sample Multiplier: 1

Integration File: CPD4.P

Method : I:\ACQUDATA\MSVOA14\Methods\S022624.M
Title : MS#14 - 8260 SOILS 10ml PURGE
Last Update : Tue Feb 27 10:12:18 2024

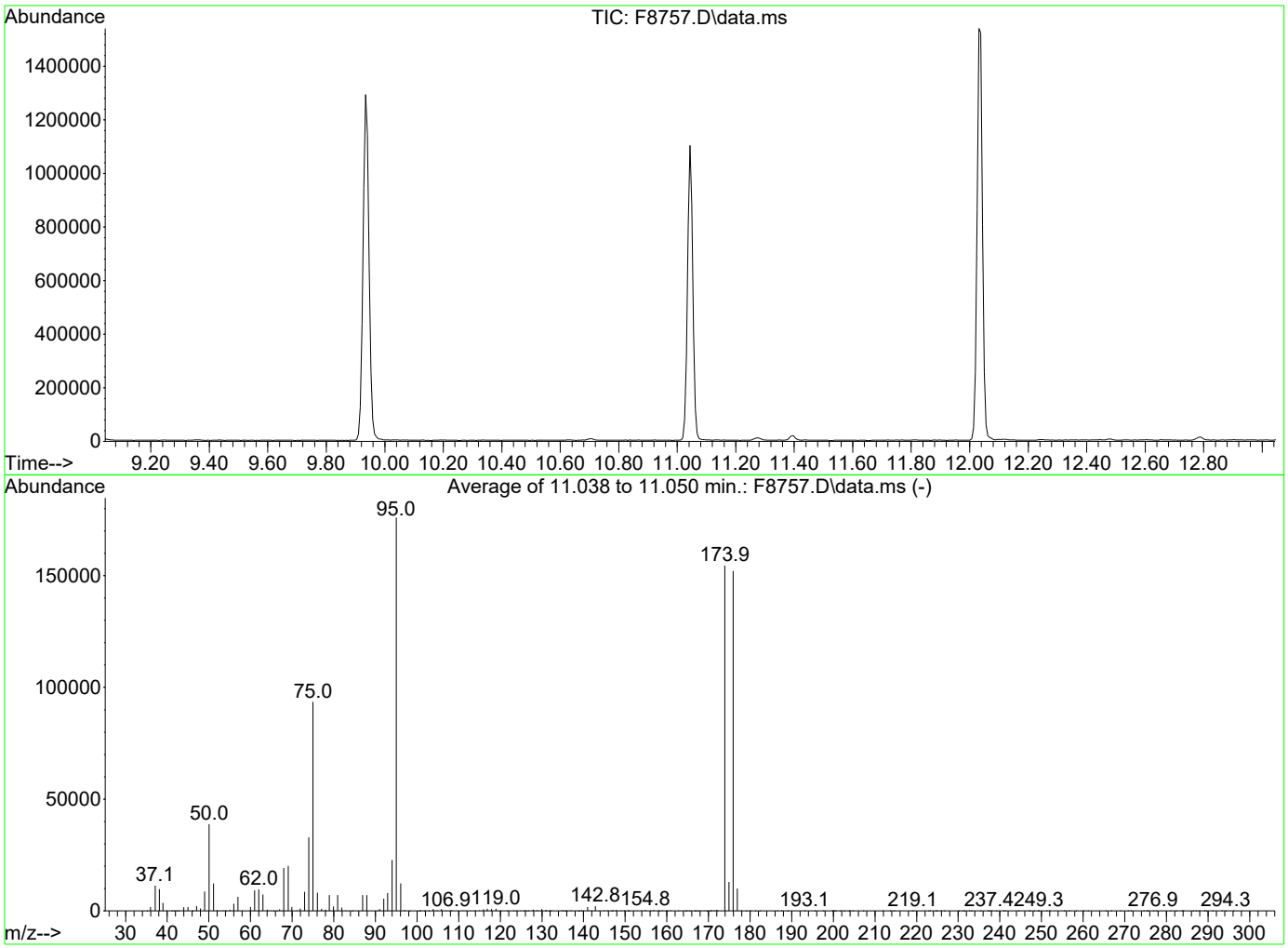

AutoFind: Scans 1635, 1636, 1637; Background Corrected with Scan 1626

Target Mass	Rel. to Mass	Lower Limit%	Upper Limit%	Rel. Abn%	Raw Abn	Result Pass/Fail
50	95	15	40	22.0	38725	PASS
75	95	30	80	53.1	93475	PASS
95	95	100	100	100.0	176000	PASS
96	95	5	9	7.0	12324	PASS
173	174	0.00	2	0.0	0	PASS
174	95	50	120	87.8	154547	PASS
175	174	5	9	8.4	12976	PASS
176	174	95	101	98.5	152227	PASS
177	176	5	9	6.6	10009	PASS

Quantitation Report (QT Reviewed)

Data Path : I:\ACQUDATA\MSVOA14\Data\022624\
Data File : F8456.D
Acq On : 26 Feb 2024 10:32 pm
Operator : F.NAEGLER
Sample : 50 PPB ICV
Misc :
ALS Vial : 14 Sample Multiplier: 1

Quant Time: Feb 27 10:55:03 2024
Quant Method : I:\ACQUDATA\MSVOA14\Methods\S022624.M
Quant Title : MS#14 - 8260 SOILS 10ml PURGE
QLast Update : Tue Feb 27 10:12:18 2024
Response via : Initial Calibration

Compound	R.T.	QIon	Response	Conc	Units	Dev(Min)
Internal Standards						
1) Pentafluorobenzene	5.356	168	396291	50.00	ug/L	0.00
42) 1,4-Difluorobenzene	6.484	114	606487	50.00	ug/L	0.00
70) d5-Chlorobenzene	9.934	117	527118	50.00	ug/L	0.00
87) 1,4-Dichlorobenzene-d4	12.031	152	278098	50.00	ug/L	0.00
System Monitoring Compounds						
44) SURR4,Dibrflmethane	5.222	113	180863	51.10	ug/L	0.00
Spiked Amount 50.000	Range 63 - 138		Recovery = 102.20%			
47) SURR1,1,2-dichloroetha...	5.770	65	207932	50.75	ug/L	0.00
Spiked Amount 50.000	Range 67 - 128		Recovery = 101.50%			
64) SURR3,Toluene-d8	8.367	98	703556	50.58	ug/L	0.00
Spiked Amount 50.000	Range 66 - 138		Recovery = 101.16%			
69) SURR2,BFB	11.044	95	247427	50.63	ug/L	0.00
Spiked Amount 50.000	Range 31 - 154		Recovery = 101.26%			
Target Compounds						Qvalue
2) Dichlorodifluoromethane	1.119	85	162542m	41.261	ug/L	
3) Chloromethane	1.283	50	226132m	51.812	ug/L	
4) Vinyl Chloride	1.326	62	218618	46.748	ug/L	100
5) Bromomethane	1.564	94	149732	49.540	ug/L	97
6) Chloroethane	1.631	64	166148	43.705	ug/L	97
7) Freon 21	1.783	67	345360	49.179	ug/L	98
8) Trichlorofluoromethane	1.820	101	312955	53.562	ug/L	98
9) Diethyl Ether	2.052	59	146851	55.613	ug/L	98
10) Freon 123a	2.064	67	222244	55.923	ug/L	99
11) Freon 123	2.119	83	287993	64.600	ug/L	98
12) Acrolein	2.174	56	59398	92.608	ug/L	96
13) 1,1-Diclethene	2.241	96	158501	52.715	ug/L	96
14) Freon 113	2.241	101	166914	54.176	ug/L	99
15) Acetone	2.320	43	91059	45.163	ug/L	97
16) 2-Propanol	2.484	45	351211	1055.053	ug/L	97
17) Iodomethane	2.375	142	224995	50.699	ug/L	99
18) Carbon Disulfide	2.430	76	451426	47.301	ug/L	99
19) Acetonitrile	2.576	41	152711m	300.186	ug/L	
20) Allyl Chloride	2.582	76	90133	61.726	ug/L	95
21) Methyl Acetate	2.612	43	156488	38.496	ug/L	97
22) Methylene Chloride	2.704	84	173139	49.286	ug/L	96
23) TBA	2.869	59	542830	1016.806	ug/L	100
24) Acrylonitrile	2.984	53	391488	260.235	ug/L	100
25) Methyl-t-Butyl Ether	2.990	73	474041	53.651	ug/L	99
26) trans-1,2-Dichloroethene	2.984	96	170278	51.017	ug/L	100
27) 1,1-Diclethane	3.490	63	323535	55.265	ug/L	99
28) Vinyl Acetate	3.588	86	21234	59.167	ug/L #	75
29) DIPE	3.594	45	508620	52.492	ug/L	94
30) 2-Chloro-1,3-Butadiene	3.606	53	273296	51.948	ug/L	99
31) ETBE	4.124	59	417559	48.865	ug/L	97
32) 2,2-Dichloropropane	4.319	77	225853	57.304	ug/L	96
33) cis-1,2-Dichloroethene	4.338	96	194974	53.344	ug/L	97
34) 2-Butanone	4.417	43	101057	44.323	ug/L	99
35) Propionitrile	4.533	54	170888	259.970	ug/L	99
36) Bromochloromethane	4.740	130	116186	53.403	ug/L	99
37) Methacrylonitrile	4.777	67	80104	52.098	ug/L	95
38) Tetrahydrofuran	4.844	42	73013	50.072	ug/L	98
39) Chloroform	4.917	83	307279	53.249	ug/L	98
40) 1,1,1-Trichloroethane	5.197	97	260554	55.698	ug/L	98

1st FJ 02/27/24
2nd AM 02/27/24

Data Path : I:\ACQUDATA\MSVOA14\Data\022624\
Data File : F8456.D
Acq On : 26 Feb 2024 10:32 pm
Operator : F.NAEGLER
Sample : 50 PPB ICV
Misc :
ALS Vial : 14 Sample Multiplier: 1

Quant Time: Feb 27 10:55:03 2024
Quant Method : I:\ACQUDATA\MSVOA14\Methods\S022624.M
Quant Title : MS#14 - 8260 SOILS 10ml PURGE
QLast Update : Tue Feb 27 10:12:18 2024
Response via : Initial Calibration

Compound	R.T.	QIon	Response	Conc	Units	Dev(Min)
41) TAME	6.069	73	420942	53.593	ug/L	99
43) Cyclohexane	5.258	41	192239	56.516	ug/L	93
45) Carbontetrachloride	5.472	121	64048	56.943	ug/L	95
46) 1,1-Dichloropropene	5.490	75	233302	52.518	ug/L	99
48) Benzene	5.831	78	685600	54.180	ug/L	100
49) 1,2-Dichloroethane	5.892	62	239370	52.747	ug/L	98
50) Iso-Butyl Alcohol	5.917	43	204021	1085.424	ug/L	100
51) n-Heptane	6.301	43	262026	56.639	ug/L	99
52) 1-Butanol	6.917	56	296042	2749.163	ug/L	96
53) Trichloroethene	6.813	130	191212	52.449	ug/L	97
54) Methylcyclohexane	7.032	55	247571	55.857	ug/L	96
55) 1,2-Diclpropane	7.124	63	174968	52.184	ug/L	97
56) Dibromomethane	7.270	93	107736	51.544	ug/L	97
57) 1,4-Dioxane	7.386	88	69396	995.541	ug/L	99
58) Methyl Methacrylate	7.355	69	121672	55.023	ug/L	98
59) Bromodichloromethane	7.508	83	210813	53.984	ug/L	99
60) 2-Nitropropane	7.831	41	61614	105.487	ug/L	89
61) 2-Chloroethylvinyl Ether	7.935	63	70668	51.314	ug/L	95
62) cis-1,3-Dichloropropene	8.075	75	246940	56.118	ug/L	100
63) 4-Methyl-2-pentanone	8.300	43	195381	51.420	ug/L	99
65) Toluene	8.447	91	736980	53.024	ug/L	100
66) trans-1,3-Dichloropropene	8.752	75	201030	56.766	ug/L	98
67) Ethyl Methacrylate	8.892	69	202705	54.950	ug/L	97
68) 1,1,2-Trichloroethane	8.947	97	144617	51.510	ug/L	98
71) Tetrachloroethene	9.056	164	146009	51.575	ug/L	98
72) 2-Hexanone	9.258	43	151300	51.959	ug/L	98
73) 1,3-Dichloropropane	9.123	76	253037	52.143	ug/L	98
74) Dibromochloromethane	9.361	129	146200	53.915	ug/L	99
75) N-Butyl Acetate	9.410	43	262805	52.287	ug/L	99
76) 1,2-Dibromoethane	9.459	107	126518	50.186	ug/L	99
77) Chlorobenzene	9.965	112	462647	49.933	ug/L	99
78) 1,1,1,2-Tetrachloroethane	10.056	131	149301	53.299	ug/L	99
79) Ethylbenzene	10.087	106	253475	53.178	ug/L	98
80) (m+p)Xylene	10.202	106	623659	105.086	ug/L	97
81) o-Xylene	10.568	106	303036	52.559	ug/L	98
82) Styrene	10.587	104	504152	52.499	ug/L	97
83) Bromoform	10.751	173	92047	59.024	ug/L	99
84) Isopropylbenzene	10.910	105	806598	52.513	ug/L	99
85) Cyclohexanone	11.001	55	875896	1053.461	ug/L	99
86) trans-1,4-Dichloro-2-B...	11.245	53	43400	44.836	ug/L	98
88) 1,1,2,2-Tetrachloroethane	11.196	83	200292	51.328	ug/L	99
89) Bromobenzene	11.166	156	195351	50.523	ug/L	98
90) 1,2,3-Trichloropropane	11.227	110	65269	51.521	ug/L	97
91) n-Propylbenzene	11.275	91	964152	52.204	ug/L	99
92) 2-Chlorotoluene	11.342	91	532034	49.704	ug/L	99
93) 4-Chlorotoluene	11.440	91	615592	49.113	ug/L	99
94) 1,3,5-Trimethylbenzene	11.434	105	669942	51.697	ug/L	99
95) tert-Butylbenzene	11.708	119	624316	55.063	ug/L	100
96) 1,2,4-Trimethylbenzene	11.751	105	646308	50.423	ug/L	99
97) sec-Butylbenzene	11.891	105	911994	54.270	ug/L	100
98) p-Isopropyltoluene	12.013	119	742282	52.233	ug/L	98
99) 1,3-Dclbenz	11.976	146	356147	48.366	ug/L	99
100) 1,4-Dclbenz	12.056	146	353133	46.788	ug/L	99
101) n-Butylbenzene	12.354	91	681472	51.217	ug/L	98
102) 1,2-Dclbenz	12.361	146	339033	47.785	ug/L	100
103) 1,2-Dibromo-3-chloropr...	13.001	157	46734	54.677	ug/L	88

1st FJ 02/27/24
2nd AM 02/27/24

Data Path : I:\ACQUDATA\MSVOA14\Data\022624\
Data File : F8456.D
Acq On : 26 Feb 2024 10:32 pm
Operator : F.NAEGLER
Sample : 50 PPB ICV
Misc :
ALS Vial : 14 Sample Multiplier: 1

Quant Time: Feb 27 10:55:03 2024
Quant Method : I:\ACQUDATA\MSVOA14\Methods\S022624.M
Quant Title : MS#14 - 8260 SOILS 10ml PURGE
QLast Update : Tue Feb 27 10:12:18 2024
Response via : Initial Calibration

Compound	R.T.	QIon	Response	Conc	Units	Dev(Min)
104) 1,3,5-Trichlorobenzene	13.159	180	237161	41.206	ug/L	98
105) 1,2,4-Tcbenzene	13.647	180	216296	42.829	ug/L	100
106) Hexachlorobt	13.775	225	150264	50.720	ug/L	98
107) Naphthalen	13.842	128	621939	47.824	ug/L	99
108) 1,2,3-Tclbenzene	14.031	180	217922	44.561	ug/L	98

(#) = qualifier out of range (m) = manual integration (+) = signals summed

Quantitation Report (QT Reviewed)

Data Path : I:\ACQUDATA\MSVOA14\Data\022624\
Data File : F8456.D
Acq On : 26 Feb 2024 10:32 pm
Operator : F.NAEGLER
Sample : 50 PPB ICV
Misc :
ALS Vial : 14 Sample Multiplier: 1

Quant Time: Feb 27 10:55:03 2024
Quant Method : I:\ACQUDATA\MSVOA14\Methods\S022624.M
Quant Title : MS#14 - 8260 SOILS 10ml PURGE
QLast Update : Tue Feb 27 10:12:18 2024
Response via : Initial Calibration

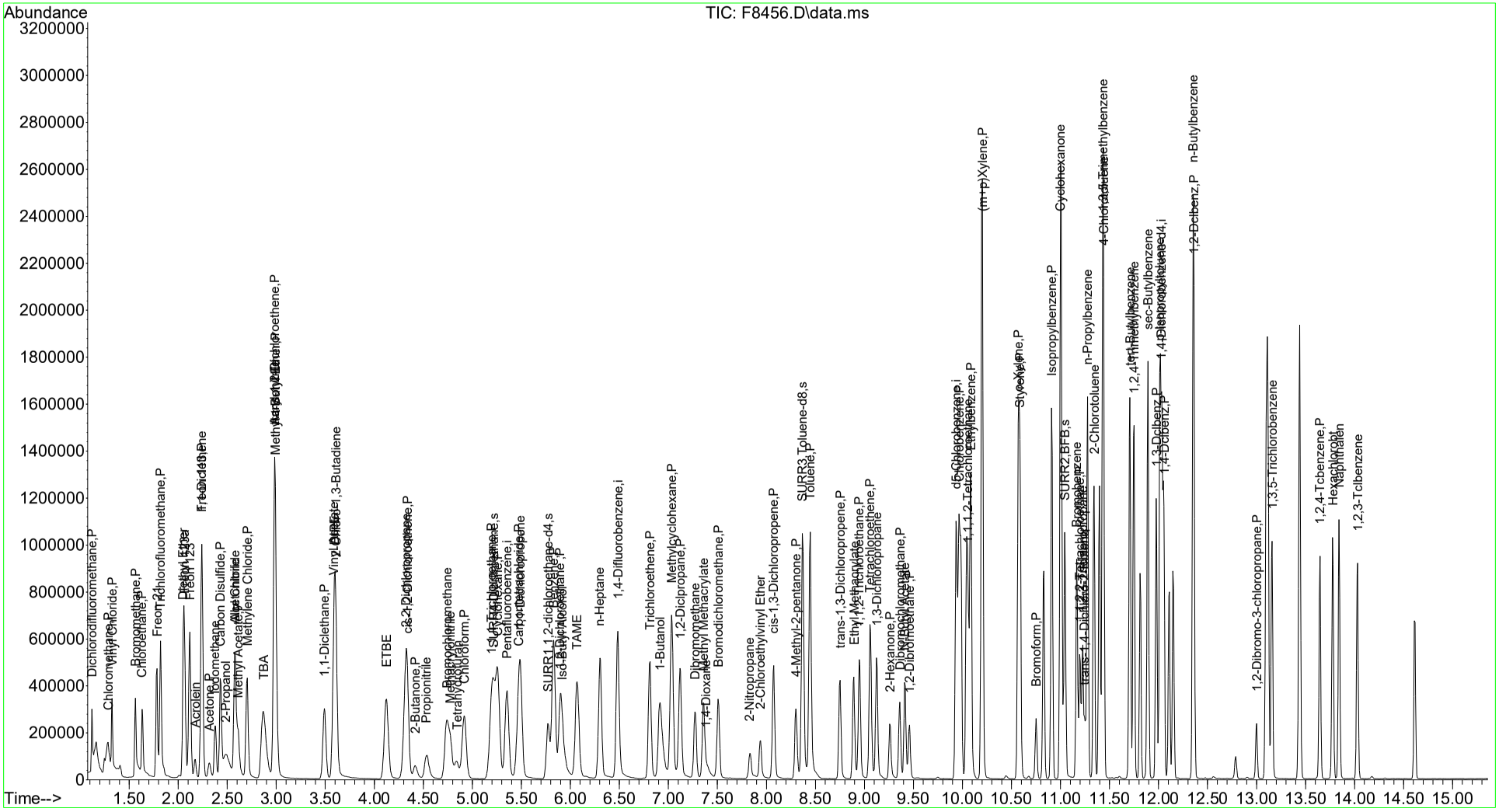

1st FJ 02/27/24
2nd AM 02/27/24

1st FJ 02/27/24
2nd AM 02/27/24

Data Path : I:\ACQUDATA\MSVOA14\Data\022624\
Data File : F8443.D
Acq On : 26 Feb 2024 05:19 pm
Operator : F.NAEGLER
Sample : TUNE
Misc :
ALS Vial : 1 Sample Multiplier: 1

Integration File: CPD4.P

Method : I:\ACQUDATA\MSVOA14\Methods\S022624.M
Title : MS#14 - 8260 SOILS 10ml PURGE
Last Update : Tue Feb 27 10:12:18 2024

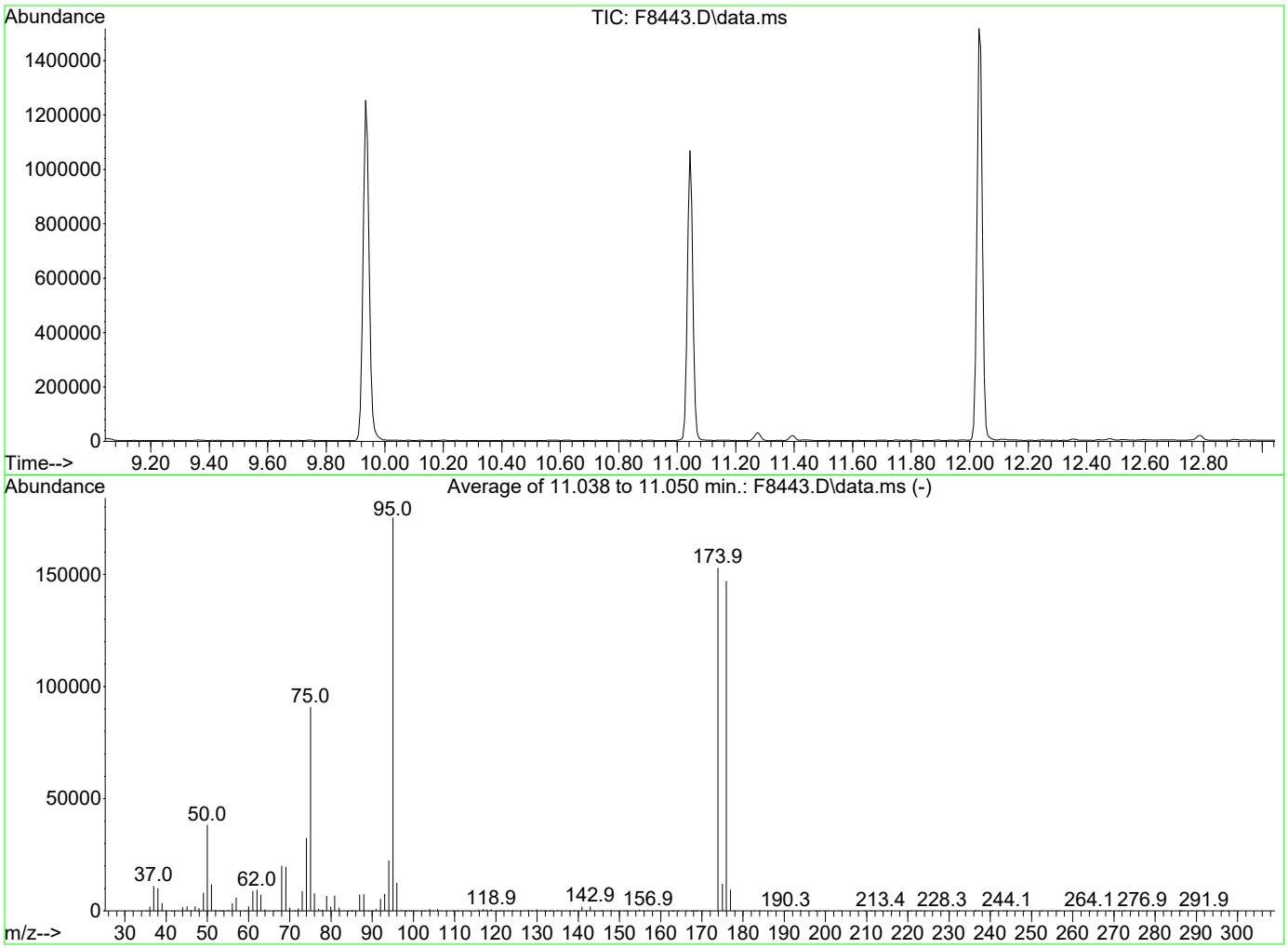

AutoFind: Scans 1635, 1636, 1637; Background Corrected with Scan 1628

Target Mass	Rel. to Mass	Lower Limit%	Upper Limit%	Rel. Abn%	Raw Abn	Result Pass/Fail
50	95	15	40	21.9	38337	PASS
75	95	30	80	51.9	90955	PASS
95	95	100	100	100.0	175360	PASS
96	95	5	9	7.1	12493	PASS
173	174	0.00	2	0.0	0	PASS
174	95	50	120	87.2	152947	PASS
175	174	5	9	7.9	12072	PASS
176	174	95	101	96.2	147069	PASS
177	176	5	9	6.4	9423	PASS

1st FJ 02/27/24
2nd AM 02/27/24

Quantitation Report (Qedit)

Data Path : I:\ACQUDATA\MSVOA14\Data\022624\
Data File : F8444.D
Acq On : 26 Feb 2024 05:53 pm
Operator : F.NAEGLER
Sample : ICAL BLK
Misc :
ALS Vial : 2 Sample Multiplier: 1

Quant Time: Feb 27 10:51:34 2024
Quant Method : I:\ACQUDATA\MSVOA14\Methods\S022624.M
Quant Title : MS#14 - 8260 SOILS 10ml PURGE
QLast Update : Tue Feb 27 10:12:18 2024
Response via : Initial Calibration

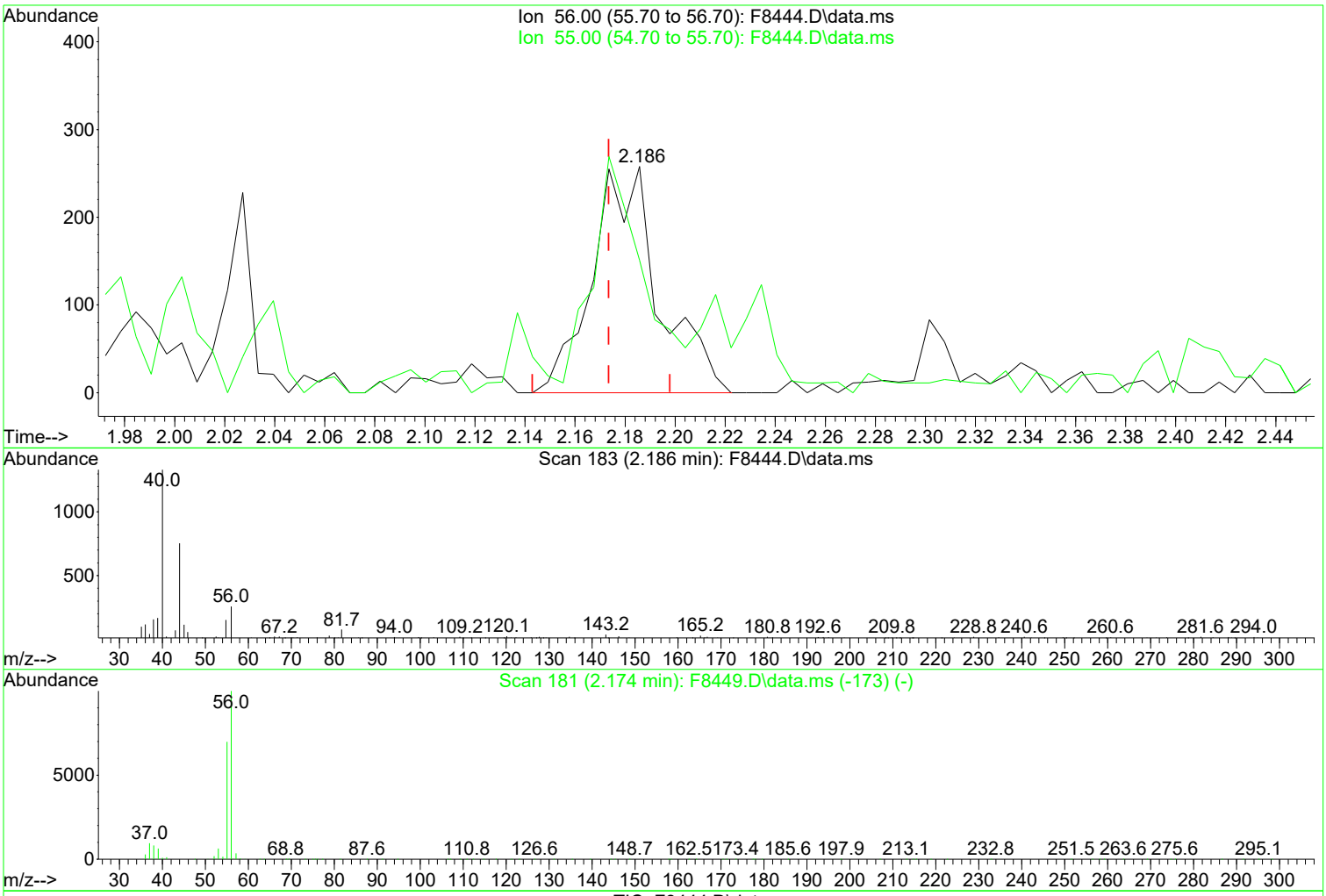

TIC: F8444.D\data.ms

(12) Acrolein

2.186min (+ 0.012) 0.74 ug/L m

response 473

Ion	Exp%	Act%
56.00	100.00	100.00
55.00	71.20	58.53
0.00	0.00	0.00
0.00	0.00	0.00

Manual Integration:

After

Poor integration.

02/27/24

1st FJ 02/27/24
2nd AM 02/27/24

Quantitation Report (Qedit)

Data Path : I:\ACQUDATA\MSVOA14\Data\022624\
Data File : F8444.D
Acq On : 26 Feb 2024 05:53 pm
Operator : F.NAEGLER
Sample : ICAL BLK
Misc :
ALS Vial : 2 Sample Multiplier: 1

Quant Time: Feb 27 10:51:34 2024
Quant Method : I:\ACQUDATA\MSVOA14\Methods\S022624.M
Quant Title : MS#14 - 8260 SOILS 10ml PURGE
QLast Update : Tue Feb 27 10:12:18 2024
Response via : Initial Calibration

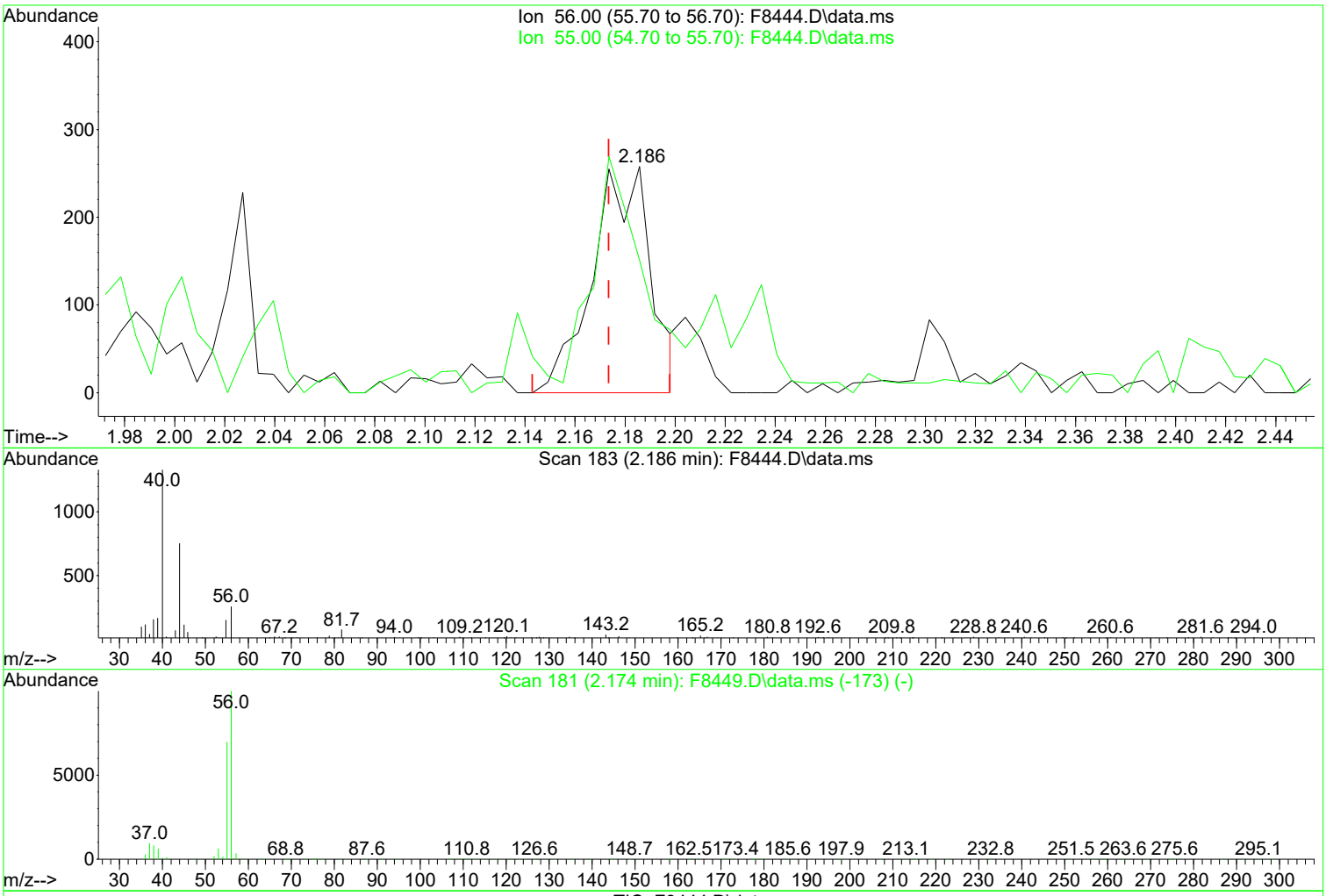

TIC: F8444.D\data.ms

(12) Acrolein

2.186min (+ 0.012) 0.65 ug/L

response 413

Ion	Exp%	Act%
56.00	100.00	100.00
55.00	71.20	58.53
0.00	0.00	0.00
0.00	0.00	0.00

Manual Integration:

Before

02/27/24

Quantitation Report (QT Reviewed)

Data Path : I:\ACQUDATA\MSVOA14\Data\022624\
Data File : F8444.D
Acq On : 26 Feb 2024 05:53 pm
Operator : F.NAEGLER
Sample : ICAL BLK
Misc :
ALS Vial : 2 Sample Multiplier: 1

Quant Time: Feb 27 10:51:34 2024
Quant Method : I:\ACQUDATA\MSVOA14\Methods\S022624.M
Quant Title : MS#14 - 8260 SOILS 10ml PURGE
QLast Update : Tue Feb 27 10:12:18 2024
Response via : Initial Calibration

Compound	R.T.	QIon	Response	Conc	Units	Dev(Min)
Internal Standards						
1) Pentafluorobenzene	5.350	168	393659	50.00	ug/L	0.00
42) 1,4-Difluorobenzene	6.484	114	603476	50.00	ug/L	0.00
70) d5-Chlorobenzene	9.934	117	524711	50.00	ug/L	0.00
87) 1,4-Dichlorobenzene-d4	12.031	152	264658	50.00	ug/L	0.00
System Monitoring Compounds						
44) SURR4,Dibrflmethane	5.216	113	165631	47.03	ug/L	0.00
Spiked Amount 50.000	Range 63 - 138		Recovery = 94.06%			
47) SURR1,1,2-dichloroetha...	5.770	65	202712	49.72	ug/L	0.00
Spiked Amount 50.000	Range 67 - 128		Recovery = 99.44%			
64) SURR3,Toluene-d8	8.367	98	676644	48.89	ug/L	0.00
Spiked Amount 50.000	Range 66 - 138		Recovery = 97.78%			
69) SURR2,BFB	11.044	95	234341	48.19	ug/L	0.00
Spiked Amount 50.000	Range 31 - 154		Recovery = 96.38%			
Target Compounds						Qvalue
5) Bromomethane	1.564	94	744	0.248	ug/L #	71
12) Acrolein	2.186	56	473m	0.742	ug/L	
15) Acetone	2.320	43	9753	2.682	ug/L	91
21) Methyl Acetate	2.625	43	1270	0.315	ug/L	86
22) Methylene Chloride	2.704	84	1136	0.326	ug/L #	92
34) 2-Butanone	4.429	43	1857	0.820	ug/L	84
107) Naphthalen	13.842	128	2891	0.234	ug/L	90

(#) = qualifier out of range (m) = manual integration (+) = signals summed

Quantitation Report (QT Reviewed)

Data Path : I:\ACQUDATA\MSVOA14\Data\022624\
Data File : F8444.D
Acq On : 26 Feb 2024 05:53 pm
Operator : F.NAEGLER
Sample : ICAL BLK
Misc :
ALS Vial : 2 Sample Multiplier: 1

Quant Time: Feb 27 10:51:34 2024
Quant Method : I:\ACQUDATA\MSVOA14\Methods\S022624.M
Quant Title : MS#14 - 8260 SOILS 10ml PURGE
QLast Update : Tue Feb 27 10:12:18 2024
Response via : Initial Calibration

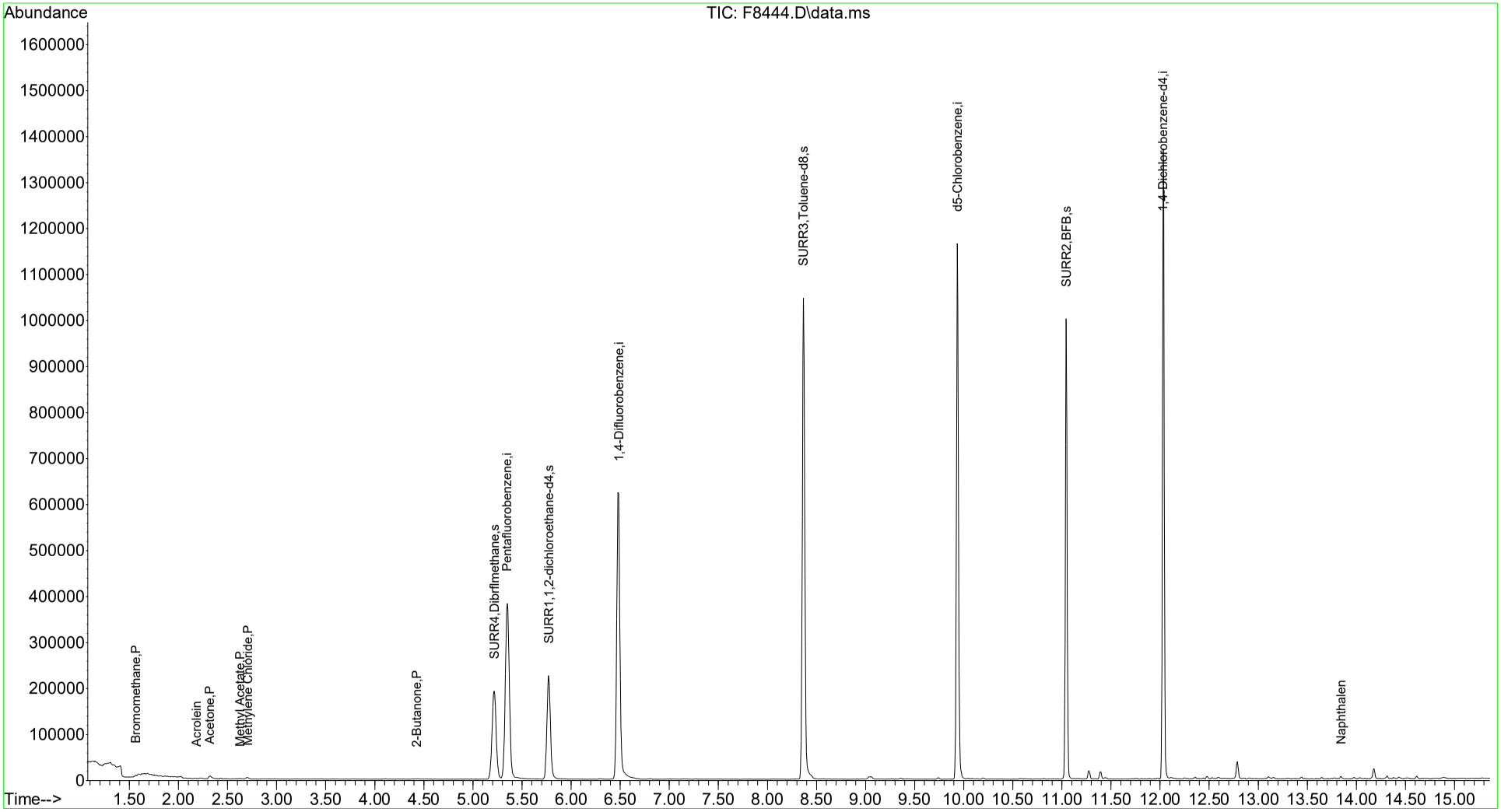

1st FN 02/27/24
2nd AM 02/27/24

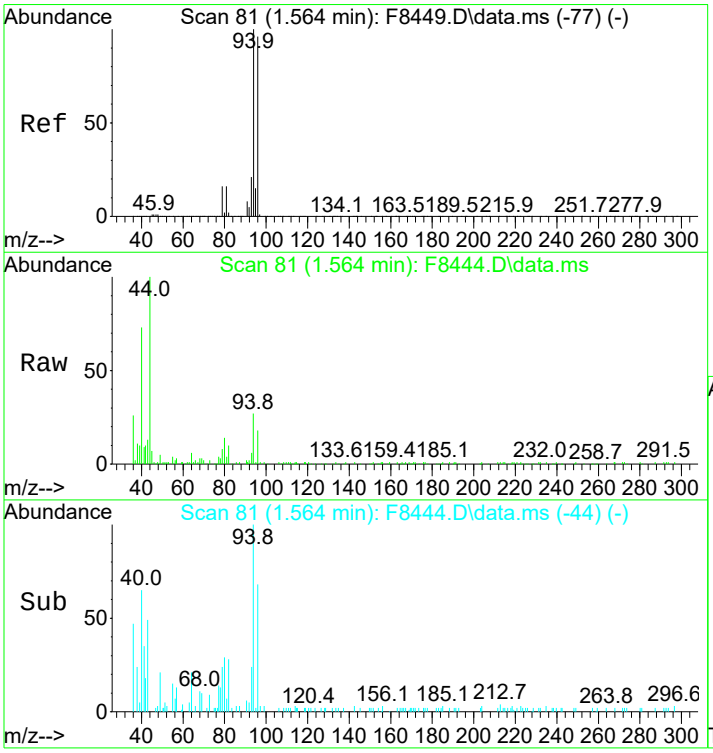

#5
Bromomethane
Concen: 0.25 ug/L
RT: 1.564 min Scan# 81
Delta R.T. 0.000 min
Lab File: F8444.D
Acq: 26 Feb 2024 05:53 pm

Tgt Ion: 94 Resp: 744

Ion	Ratio	Lower	Upper
94	100		
96	67.5	75.6	115.6#

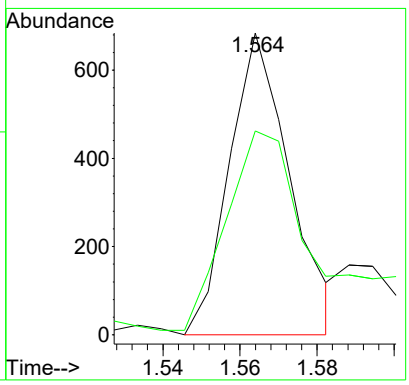

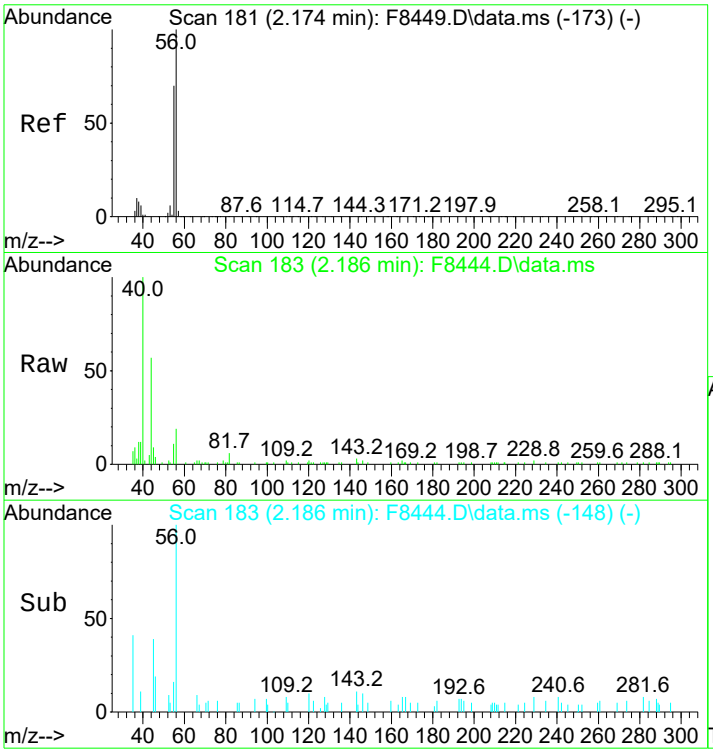

#12
Acrolein
Concen: 0.74 ug/L m
RT: 2.186 min Scan# 183
Delta R.T. 0.012 min
Lab File: F8444.D
Acq: 26 Feb 2024 05:53 pm

Tgt Ion: 56 Resp: 473

Ion	Ratio	Lower	Upper
56	100		
55	58.5	51.2	91.2

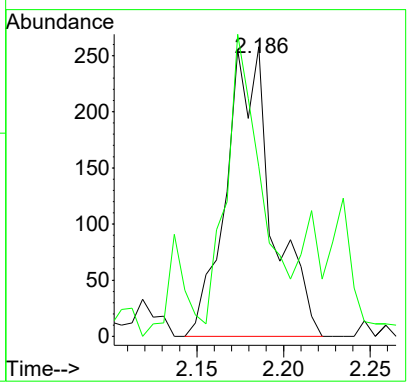

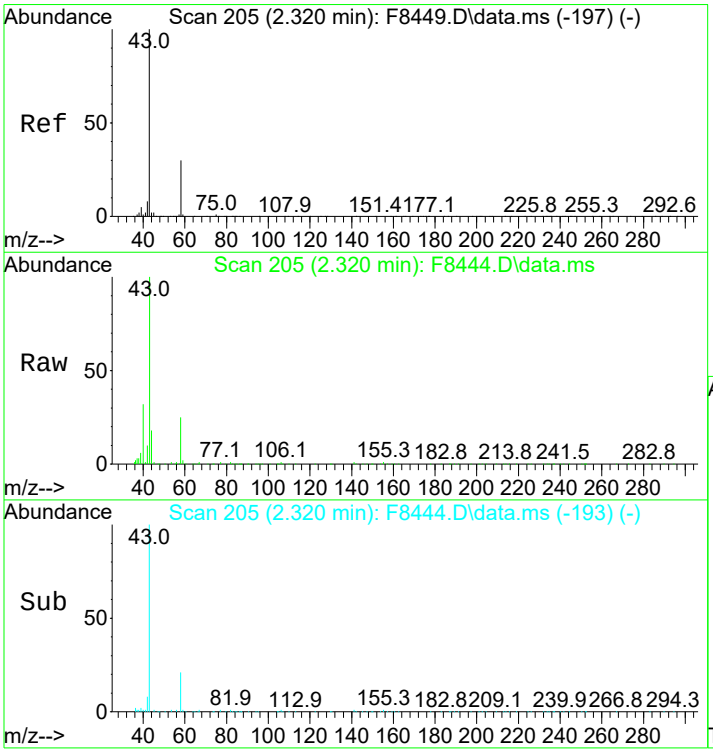

#15
Acetone
Concen: 2.68 ug/L
RT: 2.320 min Scan# 205
Delta R.T. 0.001 min
Lab File: F8444.D
Acq: 26 Feb 2024 05:53 pm

Tgt Ion: 43 Resp: 9753

Ion	Ratio	Lower	Upper
43	100		
58	25.1	10.5	50.5
42	10.3	0.0	28.1

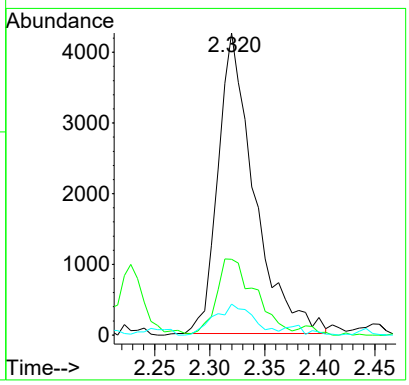

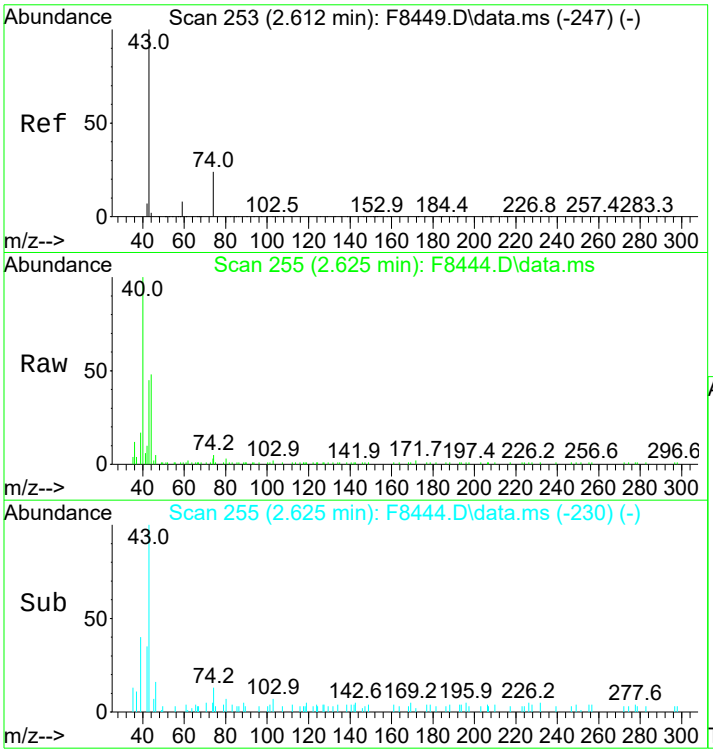

#21
Methyl Acetate
Concen: 0.31 ug/L
RT: 2.625 min Scan# 255
Delta R.T. 0.012 min
Lab File: F8444.D
Acq: 26 Feb 2024 05:53 pm

Tgt Ion: 43 Resp: 1270

Ion	Ratio	Lower	Upper
43	100		
59	2.6	0.0	28.1
74	16.8	3.4	43.4

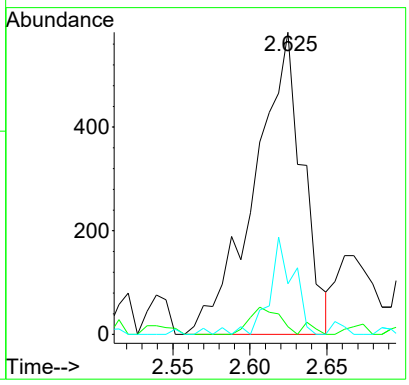

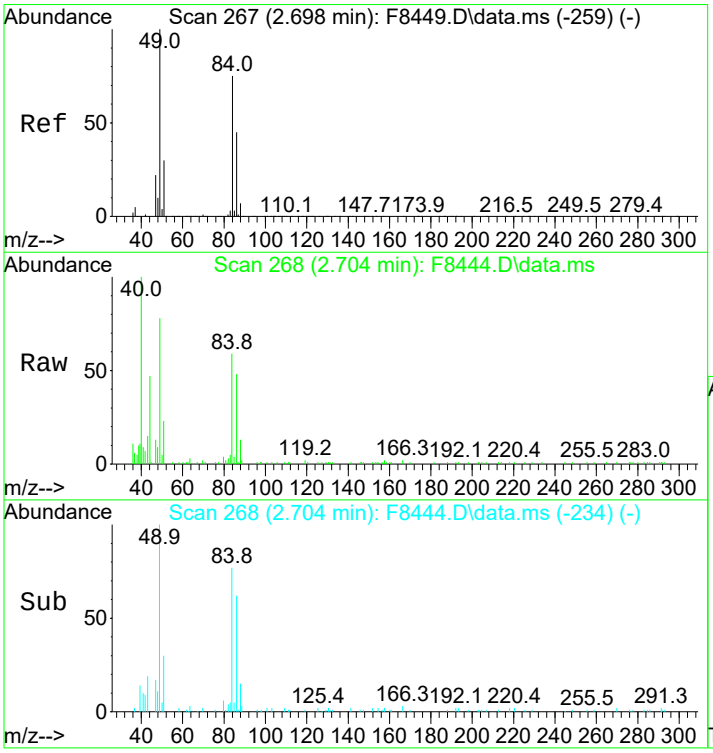

#22
Methylene Chloride
Concen: 0.33 ug/L
RT: 2.704 min Scan# 268
Delta R.T. 0.006 min
Lab File: F8444.D
Acq: 26 Feb 2024 05:53 pm

Tgt Ion: 84 Resp: 1136

Ion	Ratio	Lower	Upper
84	100		
86	80.8	40.6	80.6#
49	131.9	114.2	154.2
51	38.9	20.5	60.5

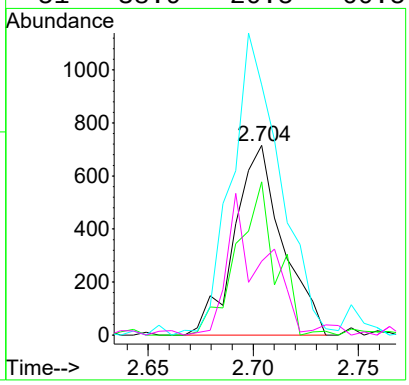

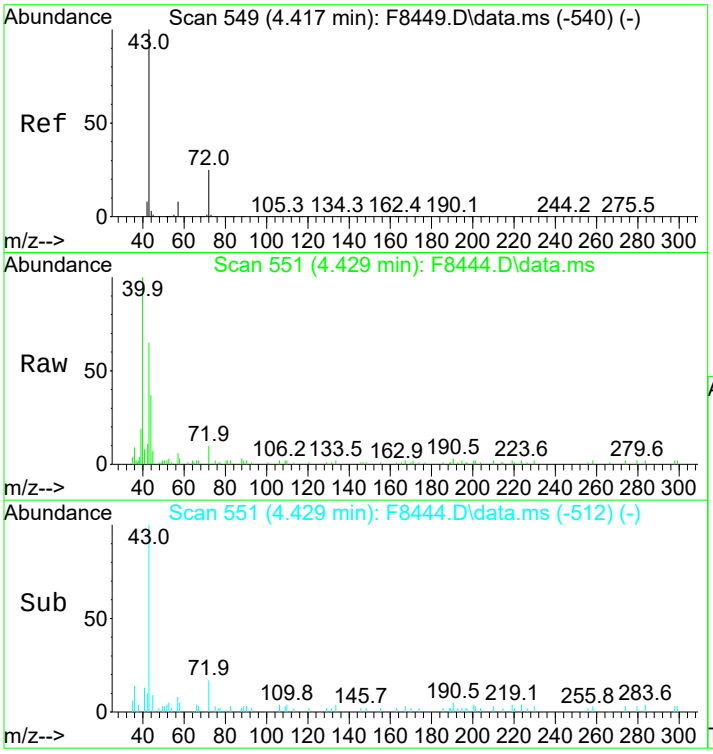

#34
2-Butanone
Concen: 0.82 ug/L
RT: 4.429 min Scan# 551
Delta R.T. 0.012 min
Lab File: F8444.D
Acq: 26 Feb 2024 05:53 pm

Tgt Ion: 43 Resp: 1857

Ion	Ratio	Lower	Upper
43	100		
72	15.1	5.2	45.2
57	9.6	0.0	28.4

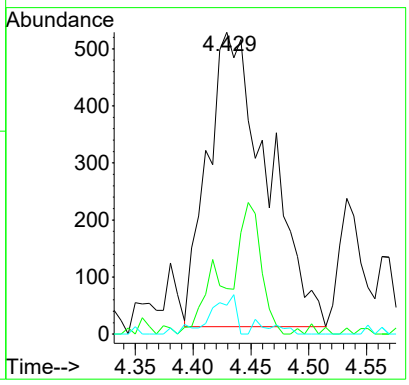

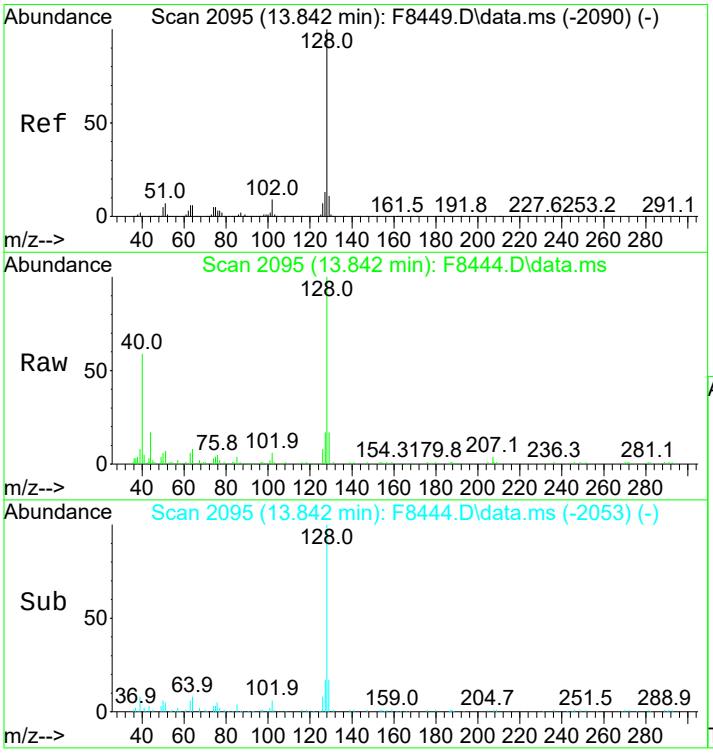

#107
Naphthalen
Concen: 0.23 ug/L
RT: 13.842 min Scan# 2095
Delta R.T. 0.000 min
Lab File: F8444.D
Acq: 26 Feb 2024 05:53 pm

Tgt Ion:128 Resp: 2891

Ion	Ratio	Lower	Upper
128	100		
127	17.5	0.0	32.8
102	6.3	0.0	28.8

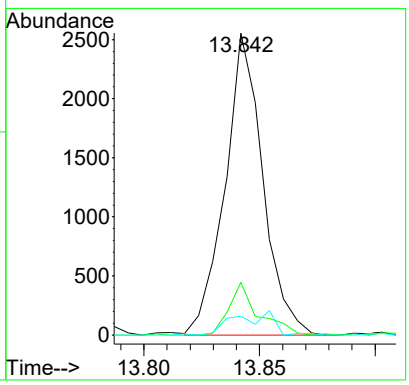

Quantitation Report (Qedit)

Data Path : I:\ACQUDATA\MSVOA14\Data\022624\
Data File : F8445.D
Acq On : 26 Feb 2024 06:16 pm
Operator : F.NAEGLER
Sample : 1 PPB STD
Misc :
ALS Vial : 3 Sample Multiplier: 1

Quant Time: Feb 27 09:53:10 2024
Quant Method : I:\ACQUDATA\MSVOA14\Methods\S022624.M
Quant Title : MS#14 - 8260 SOILS 10ml PURGE
QLast Update : Fri Dec 29 10:04:46 2023
Response via : Initial Calibration

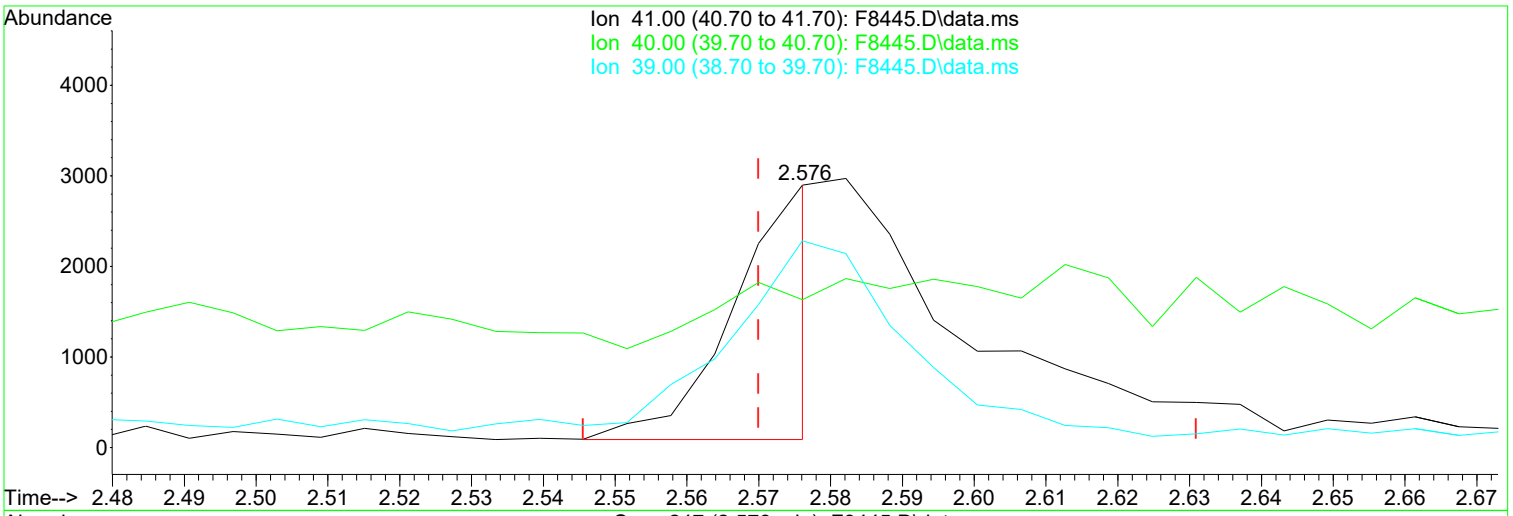

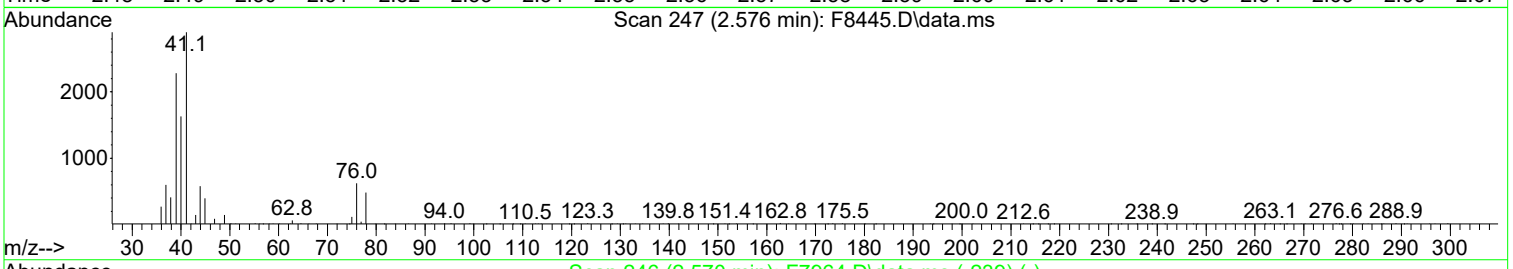

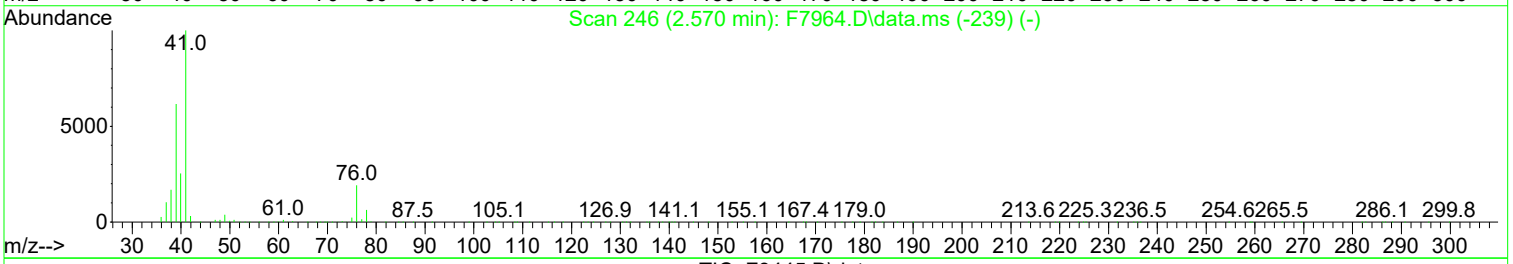

TIC: F8445.D\data.ms

(19) Acetonitrile

2.576min (+ 0.006) 2.50 ug/L m

response 2330

Ion	Exp%	Act%
41.00	100.00	100.00
40.00	25.60	56.33#
39.00	61.70	78.75
0.00	0.00	0.00

Manual Integration:

After

Poor integration.

02/27/24

Quantitation Report (Qedit)

Data Path : I:\ACQUDATA\MSVOA14\Data\022624\
Data File : F8445.D
Acq On : 26 Feb 2024 06:16 pm
Operator : F.NAEGLER
Sample : 1 PPB STD
Misc :
ALS Vial : 3 Sample Multiplier: 1

Quant Time: Feb 27 09:53:10 2024
Quant Method : I:\ACQUDATA\MSVOA14\Methods\S022624.M
Quant Title : MS#14 - 8260 SOILS 10ml PURGE
QLast Update : Fri Dec 29 10:04:46 2023
Response via : Initial Calibration

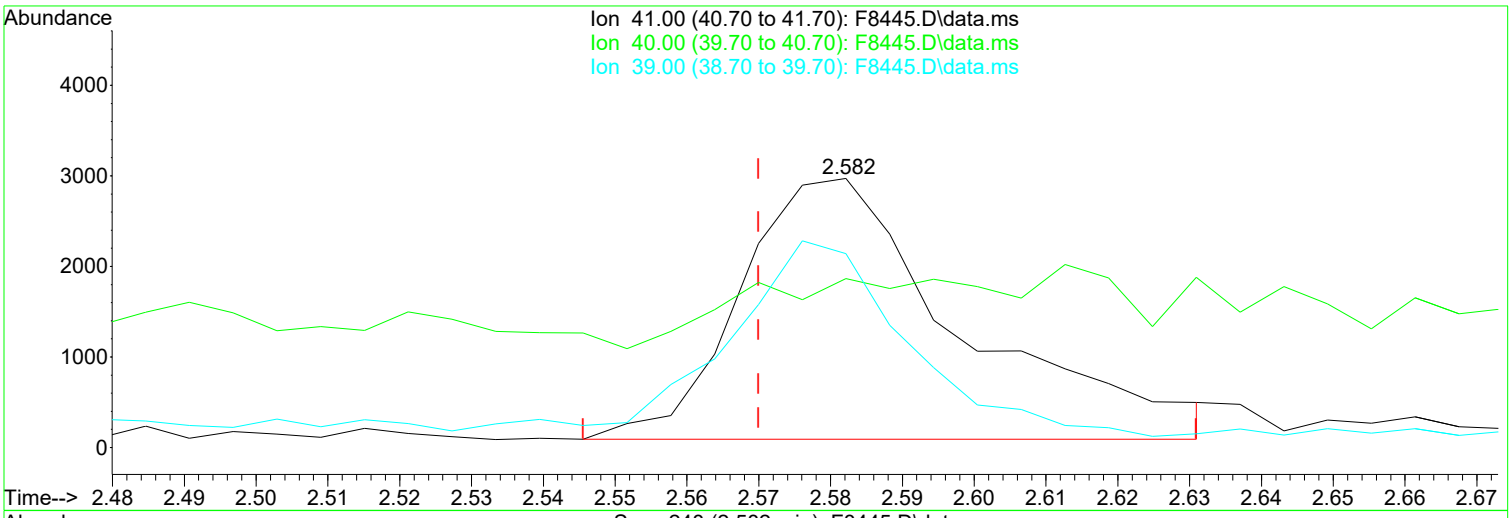

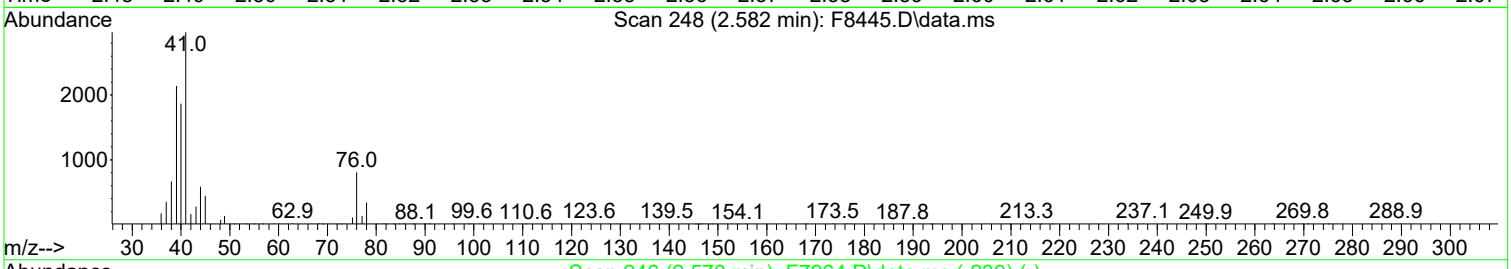

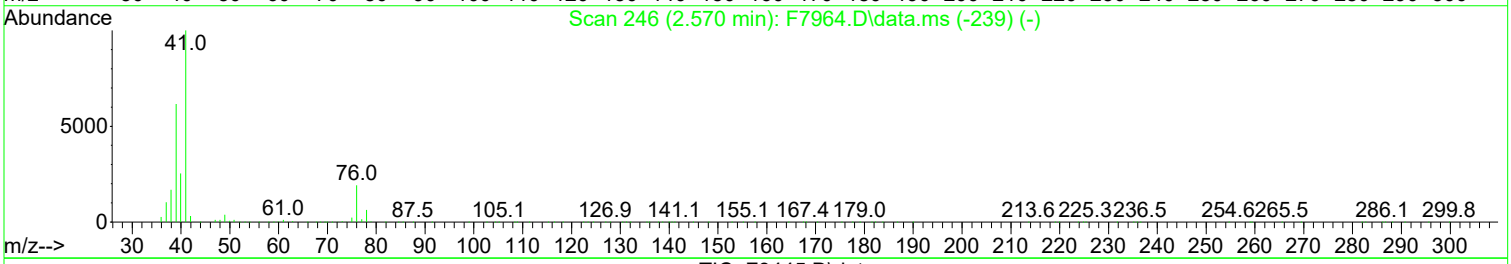

TIC: F8445.D\data.ms

(19) Acetonitrile

2.582min (+ 0.012) 6.67 ug/L

response 6205

Ion	Exp%	Act%
41.00	100.00	100.00
40.00	25.60	62.86#
39.00	61.70	72.12
0.00	0.00	0.00

Manual Integration:

Before

02/27/24

Quantitation Report (Qedit)

Data Path : I:\ACQUDATA\MSVOA14\Data\022624\
Data File : F8445.D
Acq On : 26 Feb 2024 06:16 pm
Operator : F.NAEGLER
Sample : 1 PPB STD
Misc :
ALS Vial : 3 Sample Multiplier: 1

Quant Time: Feb 27 09:53:10 2024
Quant Method : I:\ACQUDATA\MSVOA14\Methods\S022624.M
Quant Title : MS#14 - 8260 SOILS 10ml PURGE
QLast Update : Fri Dec 29 10:04:46 2023
Response via : Initial Calibration

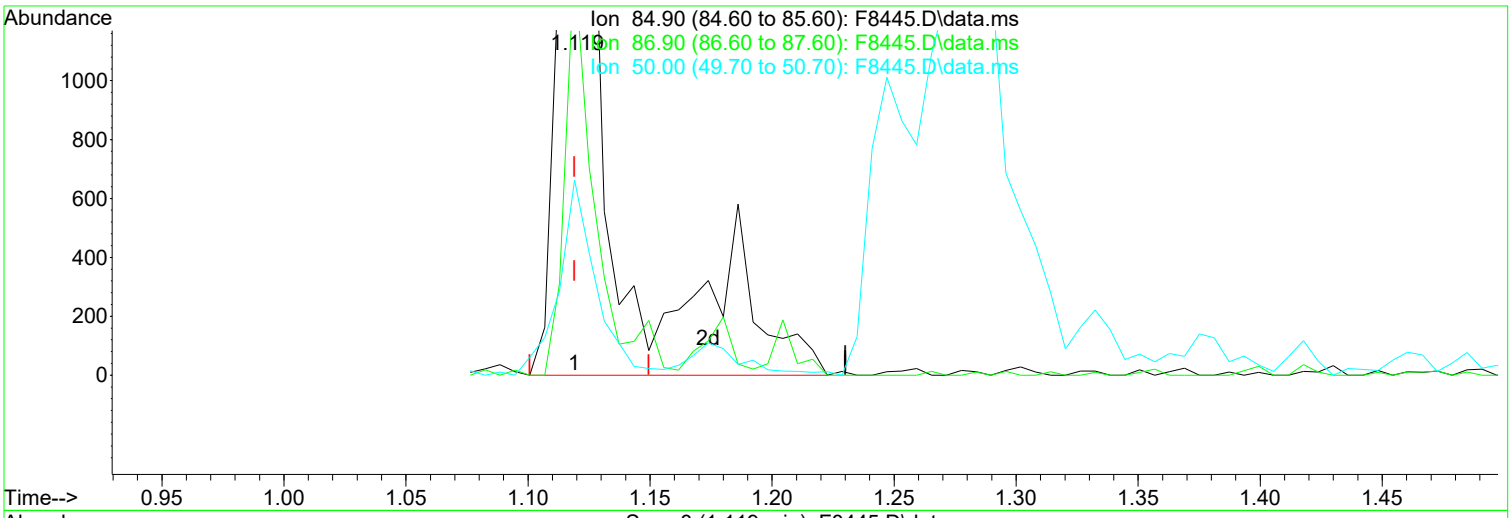

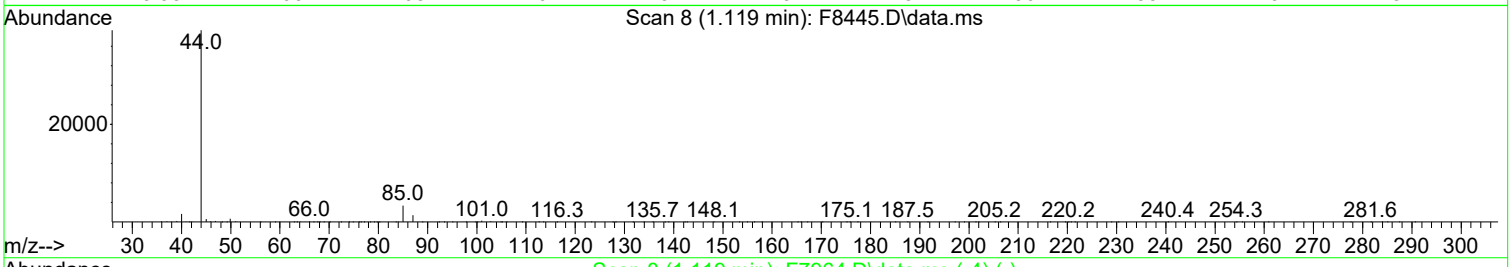

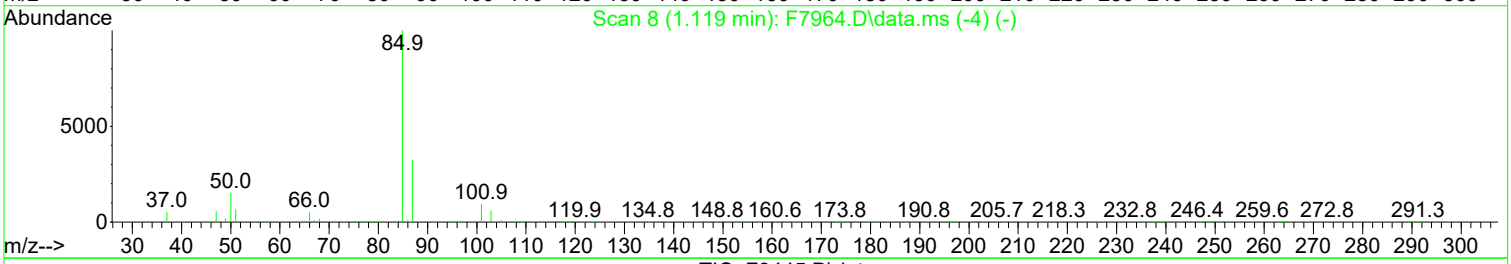

TIC: F8445.D\data.ms

(2) Dichlorodifluoromethane (P)

1.119min (0.000) 0.77 ug/L m

response 4004

Ion	Exp%	Act%
84.90	100.00	100.00
86.90	32.50	41.79
50.00	15.40	19.66
0.00	0.00	0.00

Manual Integration:

After

Poor integration.

02/27/24

Quantitation Report (Qedit)

Data Path : I:\ACQUDATA\MSVOA14\Data\022624\
Data File : F8445.D
Acq On : 26 Feb 2024 06:16 pm
Operator : F.NAEGLER
Sample : 1 PPB STD
Misc :
ALS Vial : 3 Sample Multiplier: 1

Quant Time: Feb 27 09:53:10 2024
Quant Method : I:\ACQUDATA\MSVOA14\Methods\S022624.M
Quant Title : MS#14 - 8260 SOILS 10ml PURGE
QLast Update : Fri Dec 29 10:04:46 2023
Response via : Initial Calibration

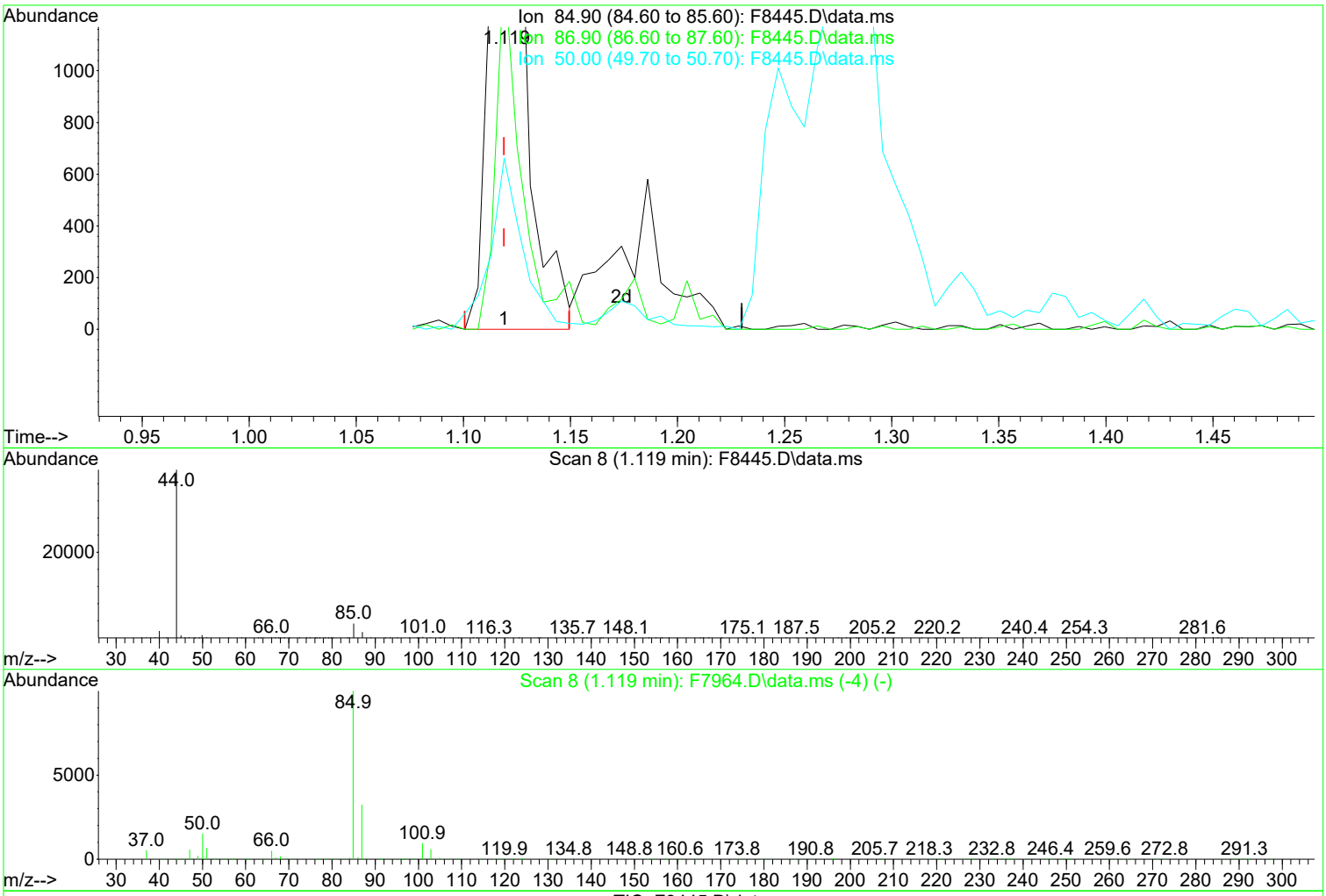

TIC: F8445.D\data.ms

(2) Dichlorodifluoromethane (P)

1.119min (0.000) 0.60 ug/L

response 3100

Ion	Exp%	Act%
84.90	100.00	100.00
86.90	32.50	41.79
50.00	15.40	19.66
0.00	0.00	0.00

Manual Integration:

Before

02/27/24

Quantitation Report (Qedit)

Data Path : I:\ACQUDATA\MSVOA14\Data\022624\
Data File : F8445.D
Acq On : 26 Feb 2024 06:16 pm
Operator : F.NAEGLER
Sample : 1 PPB STD
Misc :
ALS Vial : 3 Sample Multiplier: 1

Quant Time: Feb 27 09:53:10 2024
Quant Method : I:\ACQUDATA\MSVOA14\Methods\S022624.M
Quant Title : MS#14 - 8260 SOILS 10ml PURGE
QLast Update : Fri Dec 29 10:04:46 2023
Response via : Initial Calibration

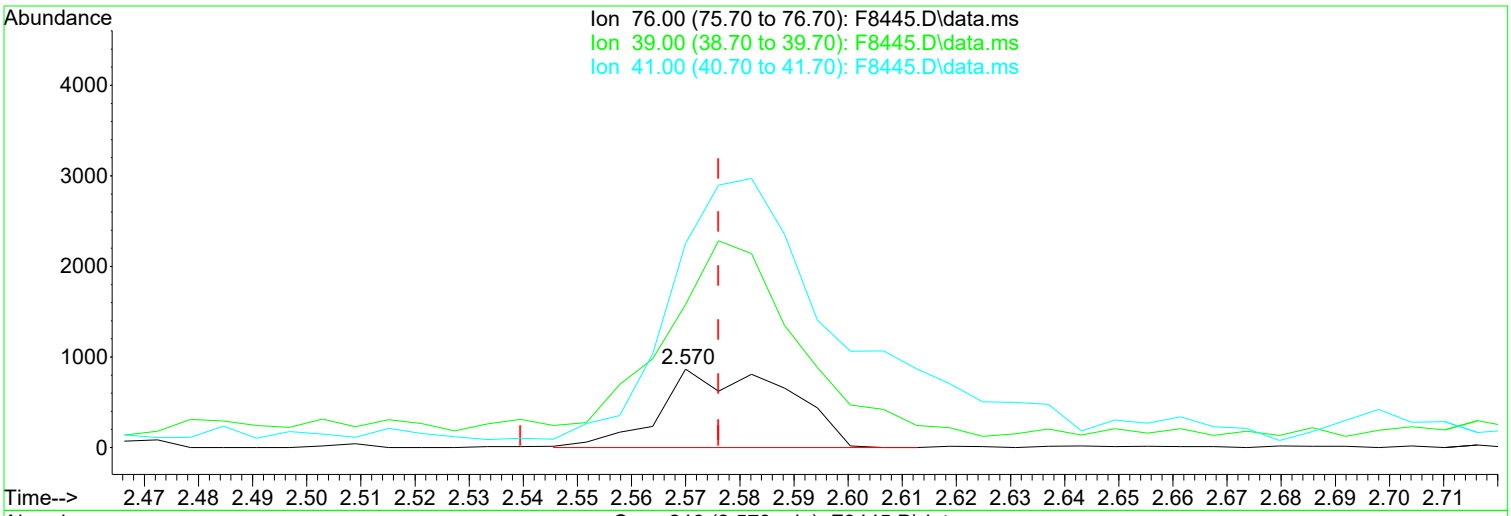

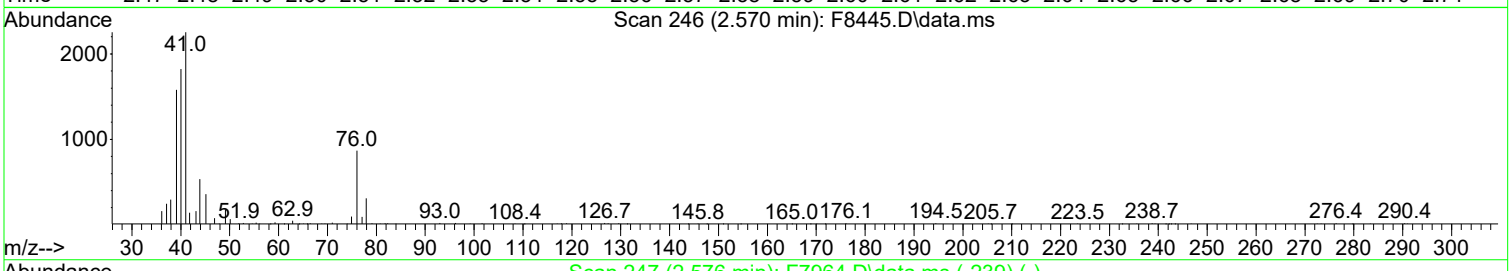

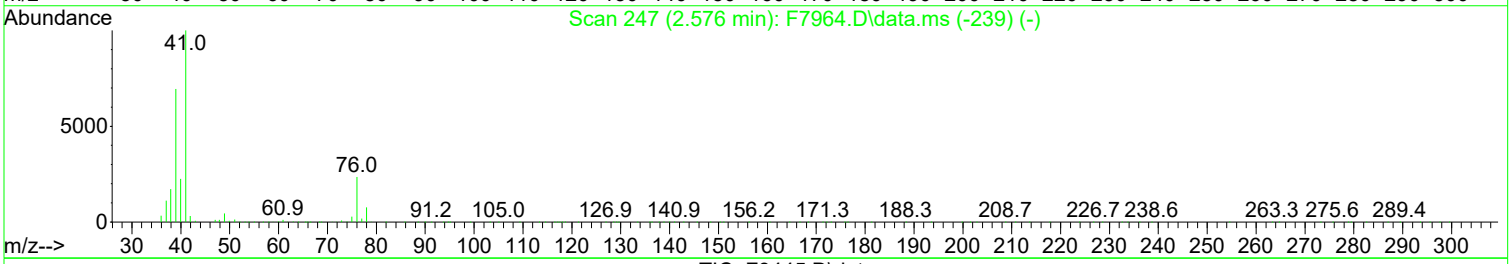

TIC: F8445.D\data.ms

(20) Allyl Chloride

2.570min (-0.006) 0.64 ug/L m

response 1417

Ion	Exp%	Act%
76.00	100.00	100.00
39.00	294.30	182.12#
41.00	423.50	259.98#
0.00	0.00	0.00

Manual Integration:

After

Poor integration.

02/27/24

Quantitation Report (Qedit)

Data Path : I:\ACQUDATA\MSVOA14\Data\022624\
Data File : F8445.D
Acq On : 26 Feb 2024 06:16 pm
Operator : F.NAEGLER
Sample : 1 PPB STD
Misc :
ALS Vial : 3 Sample Multiplier: 1

Quant Time: Feb 27 09:53:10 2024
Quant Method : I:\ACQUDATA\MSVOA14\Methods\S022624.M
Quant Title : MS#14 - 8260 SOILS 10ml PURGE
QLast Update : Fri Dec 29 10:04:46 2023
Response via : Initial Calibration

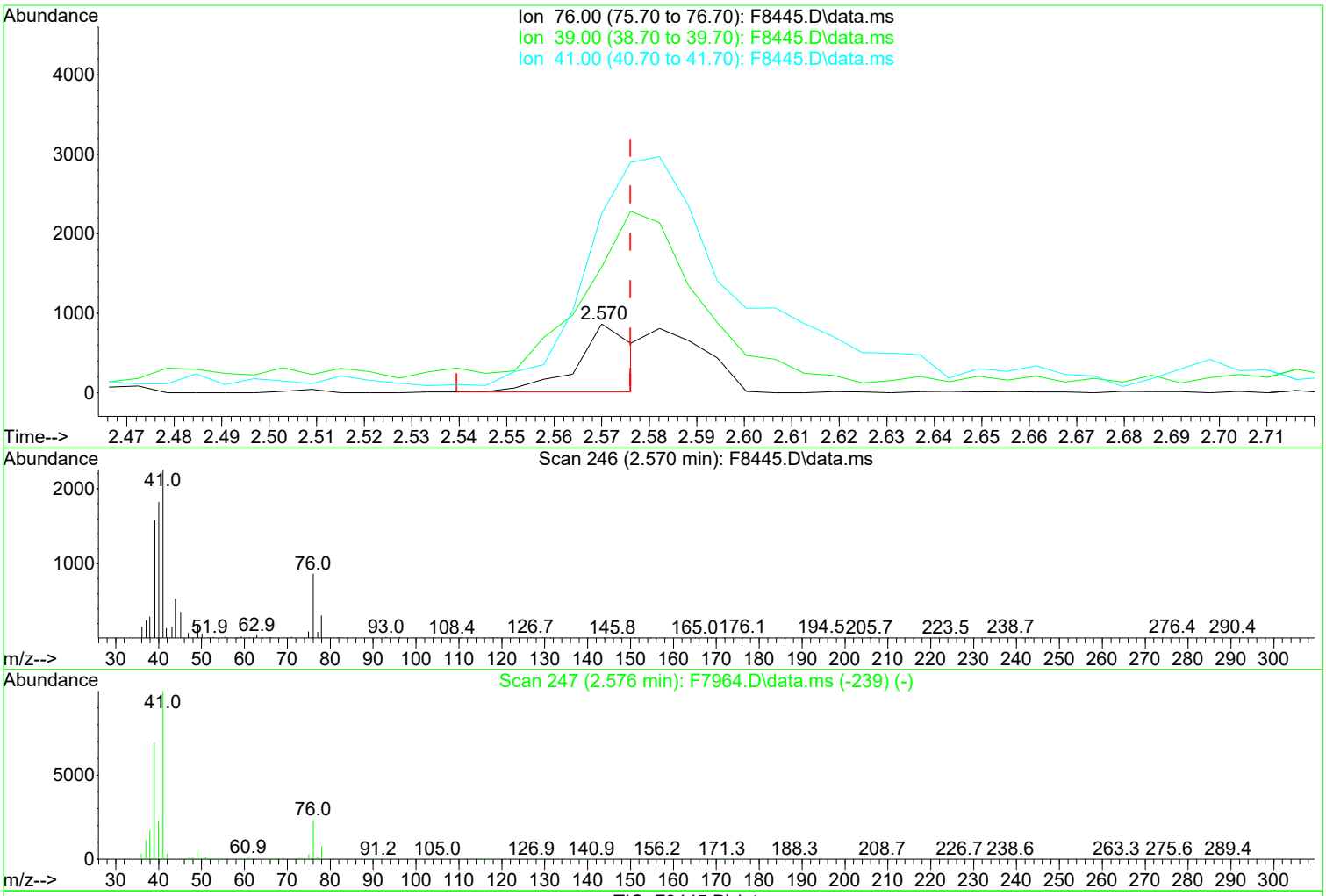

TIC: F8445.D\data.ms

(20) Allyl Chloride

2.570min (-0.006) 0.31 ug/L

response 693

Ion	Exp%	Act%
76.00	100.00	100.00
39.00	294.30	182.12#
41.00	423.50	259.98#
0.00	0.00	0.00

Manual Integration:

Before

02/27/24

Quantitation Report (Qedit)

Data Path : I:\ACQUDATA\MSVOA14\Data\022624\
Data File : F8445.D
Acq On : 26 Feb 2024 06:16 pm
Operator : F.NAEGLER
Sample : 1 PPB STD
Misc :
ALS Vial : 3 Sample Multiplier: 1

Quant Time: Feb 27 09:53:10 2024
Quant Method : I:\ACQUDATA\MSVOA14\Methods\S022624.M
Quant Title : MS#14 - 8260 SOILS 10ml PURGE
QLast Update : Fri Dec 29 10:04:46 2023
Response via : Initial Calibration

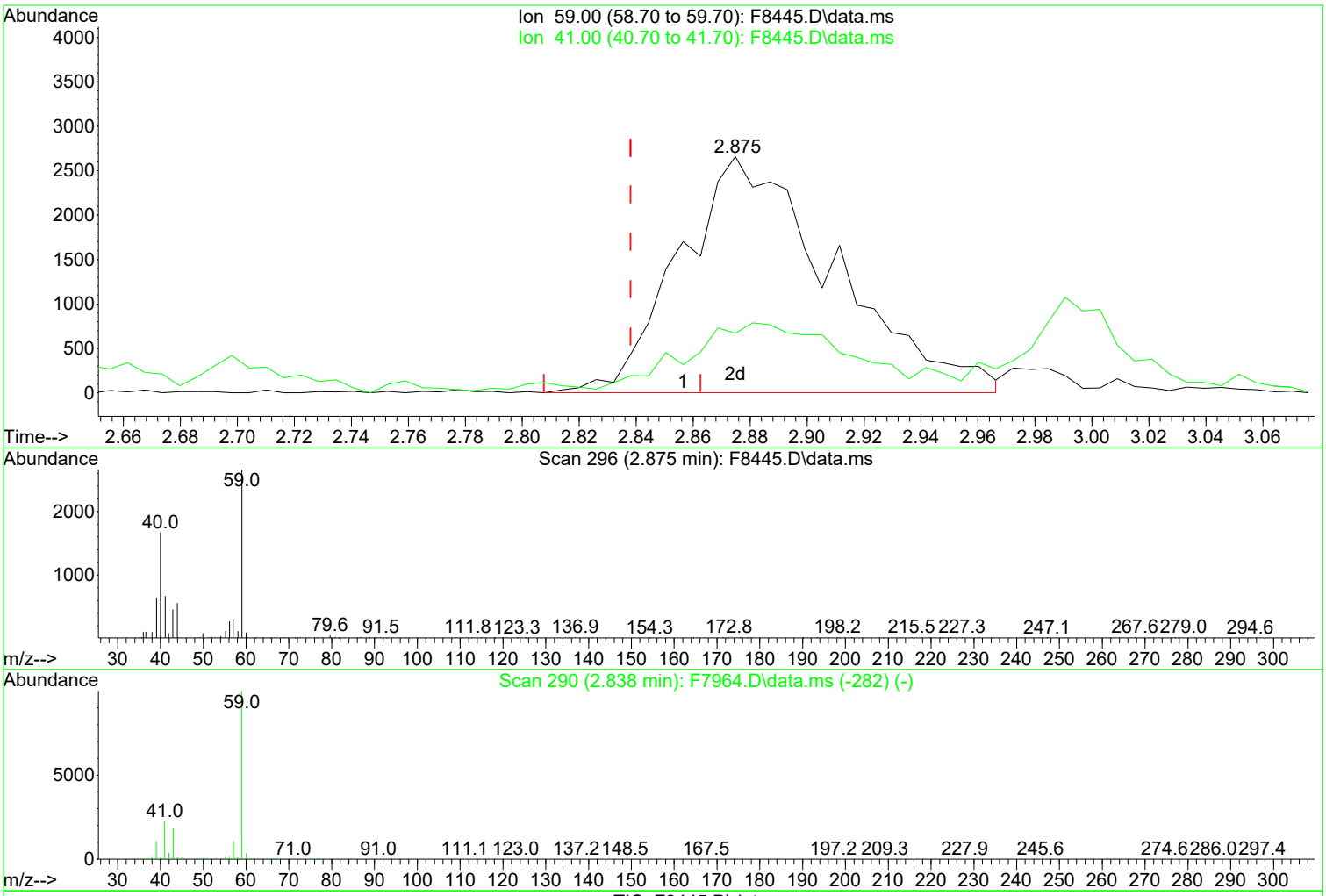

TIC: F8445.D\data.ms

(23) TBA

2.875min (+ 0.037) 13.34 ug/L m

response 10014

Ion	Exp%	Act%
59.00	100.00	100.00
41.00	22.50	25.21
0.00	0.00	0.00
0.00	0.00	0.00

Manual Integration:

After

Poor integration.

02/27/24

Quantitation Report (Qedit)

Data Path : I:\ACQUDATA\MSVOA14\Data\022624\
Data File : F8445.D
Acq On : 26 Feb 2024 06:16 pm
Operator : F.NAEGLER
Sample : 1 PPB STD
Misc :
ALS Vial : 3 Sample Multiplier: 1

Quant Time: Feb 27 09:53:10 2024
Quant Method : I:\ACQUDATA\MSVOA14\Methods\S022624.M
Quant Title : MS#14 - 8260 SOILS 10ml PURGE
QLast Update : Fri Dec 29 10:04:46 2023
Response via : Initial Calibration

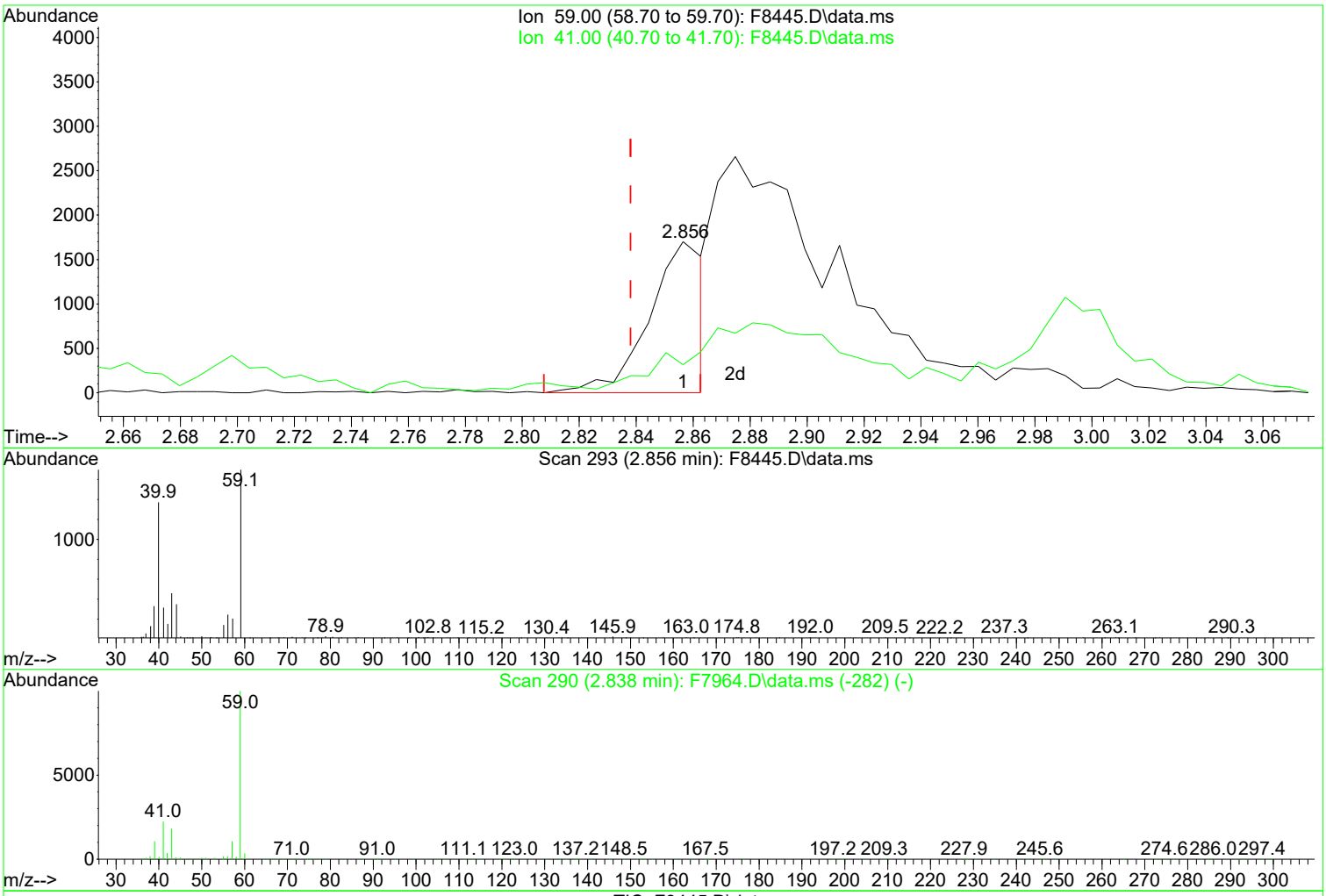

TIC: F8445.D\data.ms

(23) TBA

2.856min (+ 0.018) 3.03 ug/L

response 2274

Ion	Exp%	Act%
59.00	100.00	100.00
41.00	22.50	18.53
0.00	0.00	0.00
0.00	0.00	0.00

Manual Integration:

Before

02/27/24

Quantitation Report (Qedit)

Data Path : I:\ACQUDATA\MSVOA14\Data\022624\
Data File : F8445.D
Acq On : 26 Feb 2024 06:16 pm
Operator : F.NAEGLER
Sample : 1 PPB STD
Misc :
ALS Vial : 3 Sample Multiplier: 1

Quant Time: Feb 27 09:53:10 2024
Quant Method : I:\ACQUDATA\MSVOA14\Methods\S022624.M
Quant Title : MS#14 - 8260 SOILS 10ml PURGE
QLast Update : Fri Dec 29 10:04:46 2023
Response via : Initial Calibration

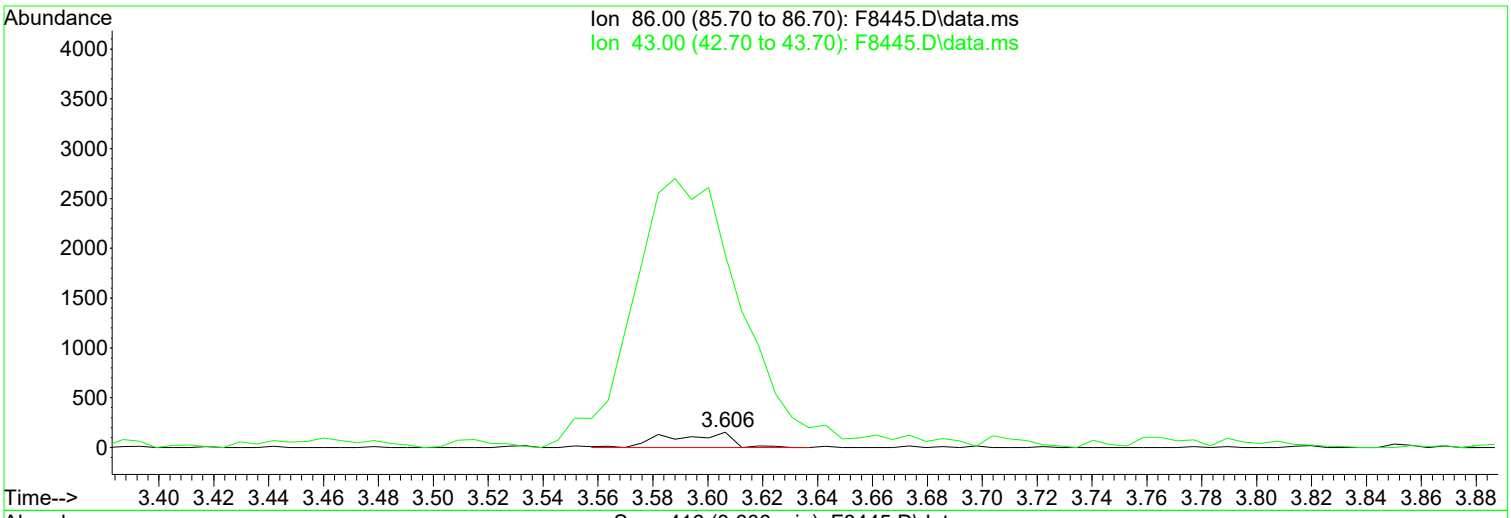

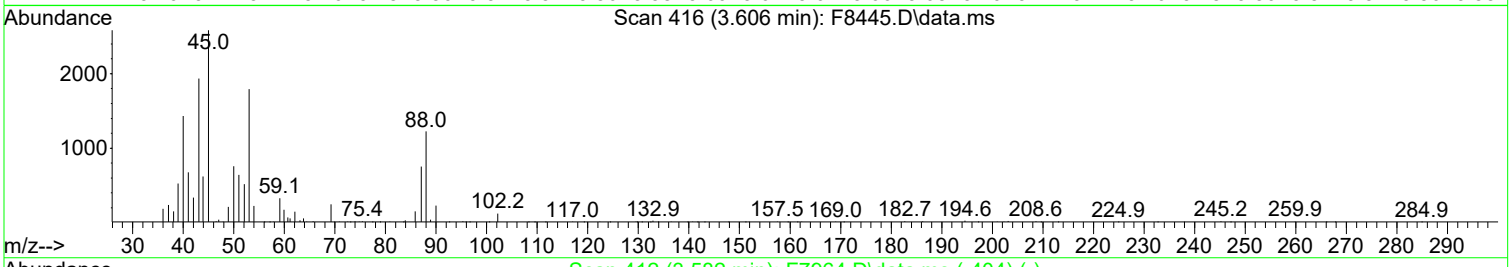

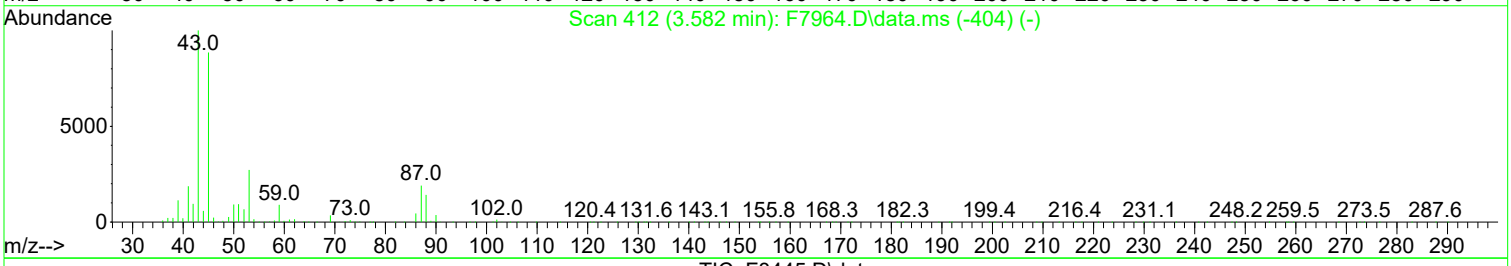

TIC: F8445.D\data.ms

(28) Vinyl Acetate

3.606min (+ 0.024) 0.45 ug/L m

response 243

Ion	Exp%	Act%
86.00	100.00	100.00
43.00	2206.20	1257.14#
0.00	0.00	0.00
0.00	0.00	0.00

Manual Integration:

After

Peak not found.

02/27/24

Quantitation Report (Qedit)

Data Path : I:\ACQUDATA\MSVOA14\Data\022624\
Data File : F8445.D
Acq On : 26 Feb 2024 06:16 pm
Operator : F.NAEGLER
Sample : 1 PPB STD
Misc :
ALS Vial : 3 Sample Multiplier: 1

Quant Time: Feb 27 09:53:10 2024
Quant Method : I:\ACQUDATA\MSVOA14\Methods\S022624.M
Quant Title : MS#14 - 8260 SOILS 10ml PURGE
QLast Update : Fri Dec 29 10:04:46 2023
Response via : Initial Calibration

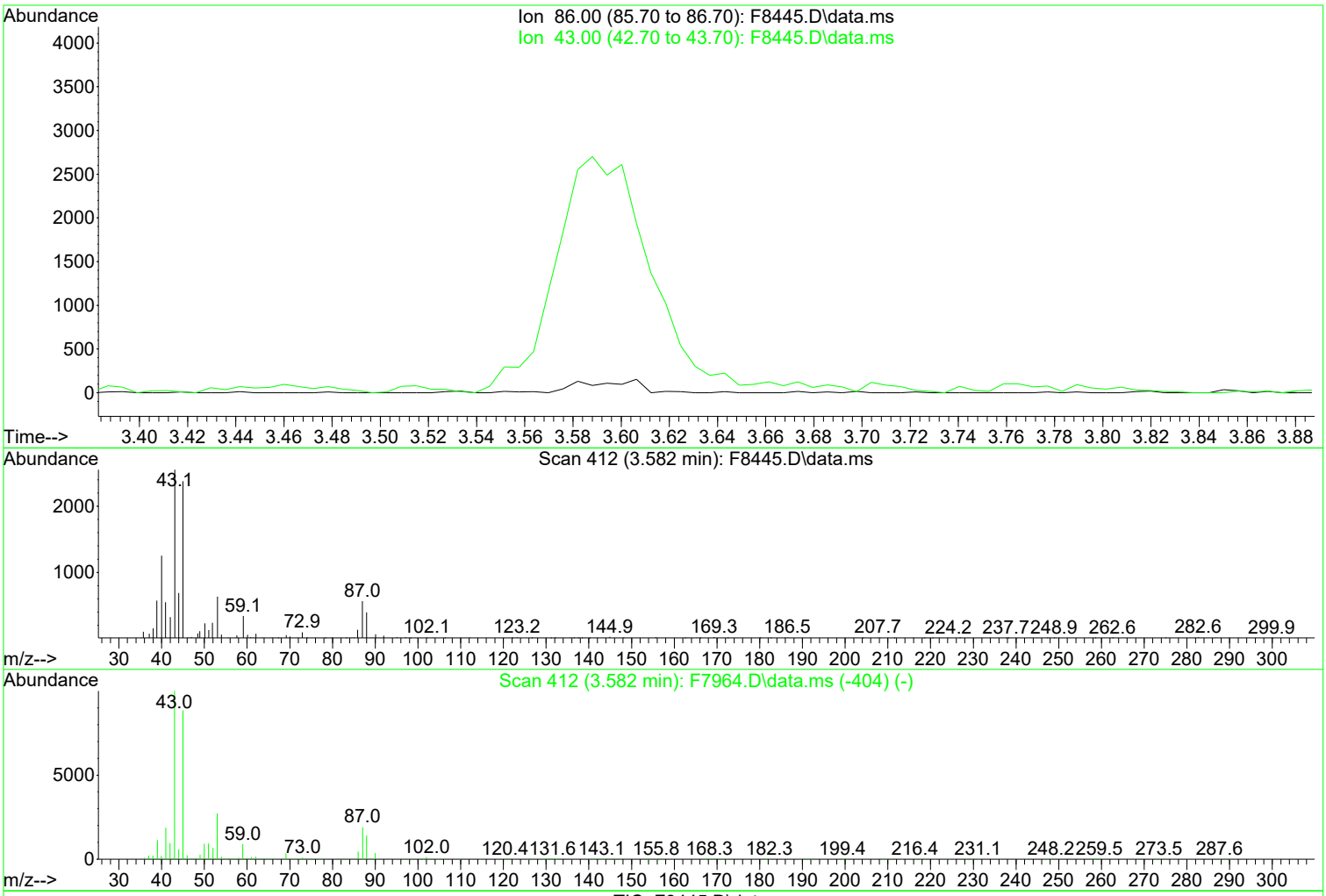

TIC: F8445.D\data.ms

(28) Vinyl Acetate

3.582min (-3.582) 0.00 ug/L

response 0

Ion	Exp%	Act%
86.00	100.00	0.00
43.00	2206.20	0.00#
0.00	0.00	0.00
0.00	0.00	0.00

Manual Integration:

Before

02/27/24

Quantitation Report (Qedit)

Data Path : I:\ACQUDATA\MSVOA14\Data\022624\
Data File : F8445.D
Acq On : 26 Feb 2024 06:16 pm
Operator : F.NAEGLER
Sample : 1 PPB STD
Misc :
ALS Vial : 3 Sample Multiplier: 1

Quant Time: Feb 27 09:53:10 2024
Quant Method : I:\ACQUDATA\MSVOA14\Methods\S022624.M
Quant Title : MS#14 - 8260 SOILS 10ml PURGE
QLast Update : Fri Dec 29 10:04:46 2023
Response via : Initial Calibration

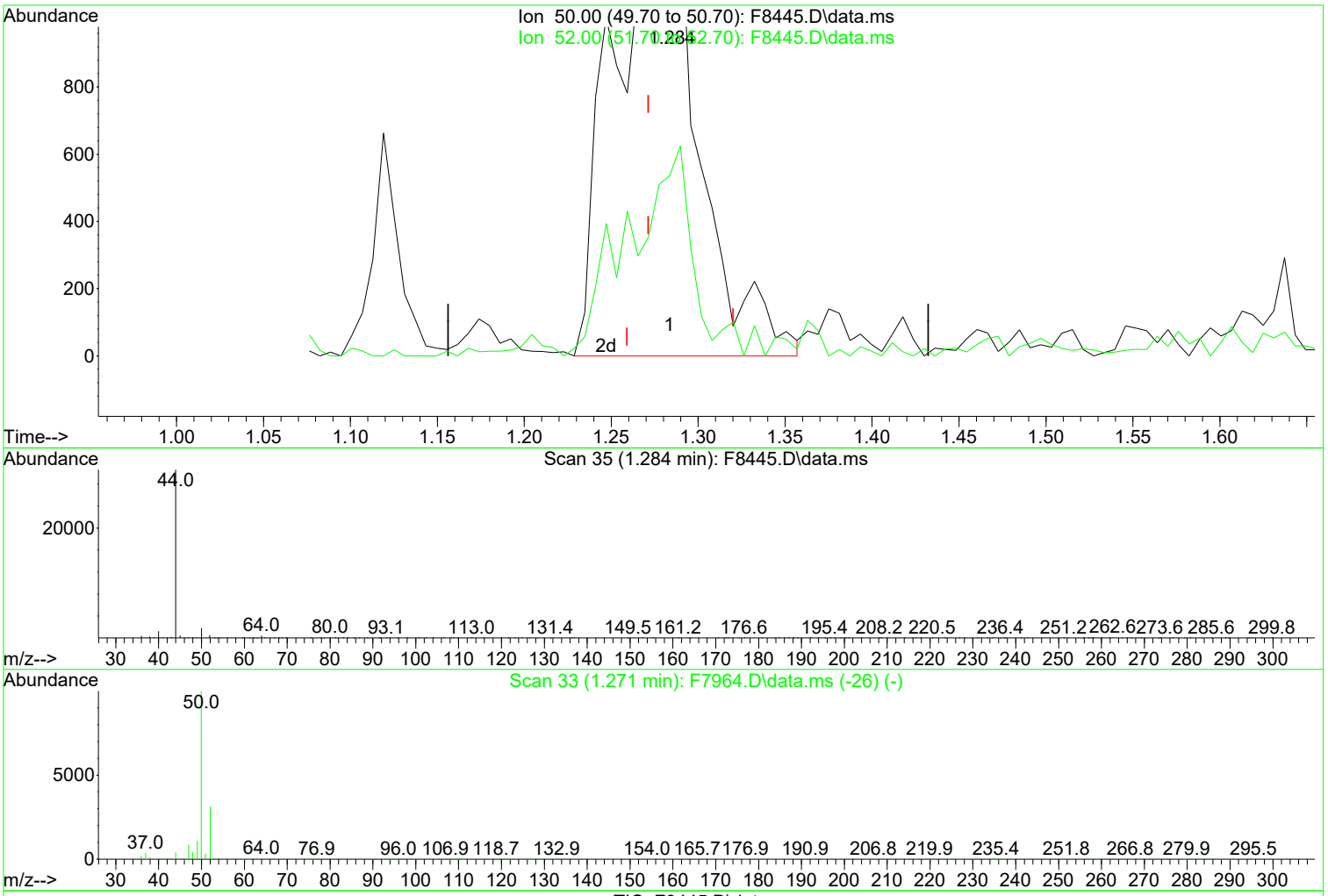

TIC: F8445.D\data.ms

(3) Chloromethane (P)

1.284min (+ 0.012) 0.78 ug/L m

response 4965

Ion	Exp%	Act%
50.00	100.00	100.00
52.00	31.20	29.73
0.00	0.00	0.00
0.00	0.00	0.00

Manual Integration:

After

Poor integration.

02/27/24

Quantitation Report (Qedit)

Data Path : I:\ACQUDATA\MSVOA14\Data\022624\
Data File : F8445.D
Acq On : 26 Feb 2024 06:16 pm
Operator : F.NAEGLER
Sample : 1 PPB STD
Misc :
ALS Vial : 3 Sample Multiplier: 1

Quant Time: Feb 27 09:53:10 2024
Quant Method : I:\ACQUDATA\MSVOA14\Methods\S022624.M
Quant Title : MS#14 - 8260 SOILS 10ml PURGE
QLast Update : Fri Dec 29 10:04:46 2023
Response via : Initial Calibration

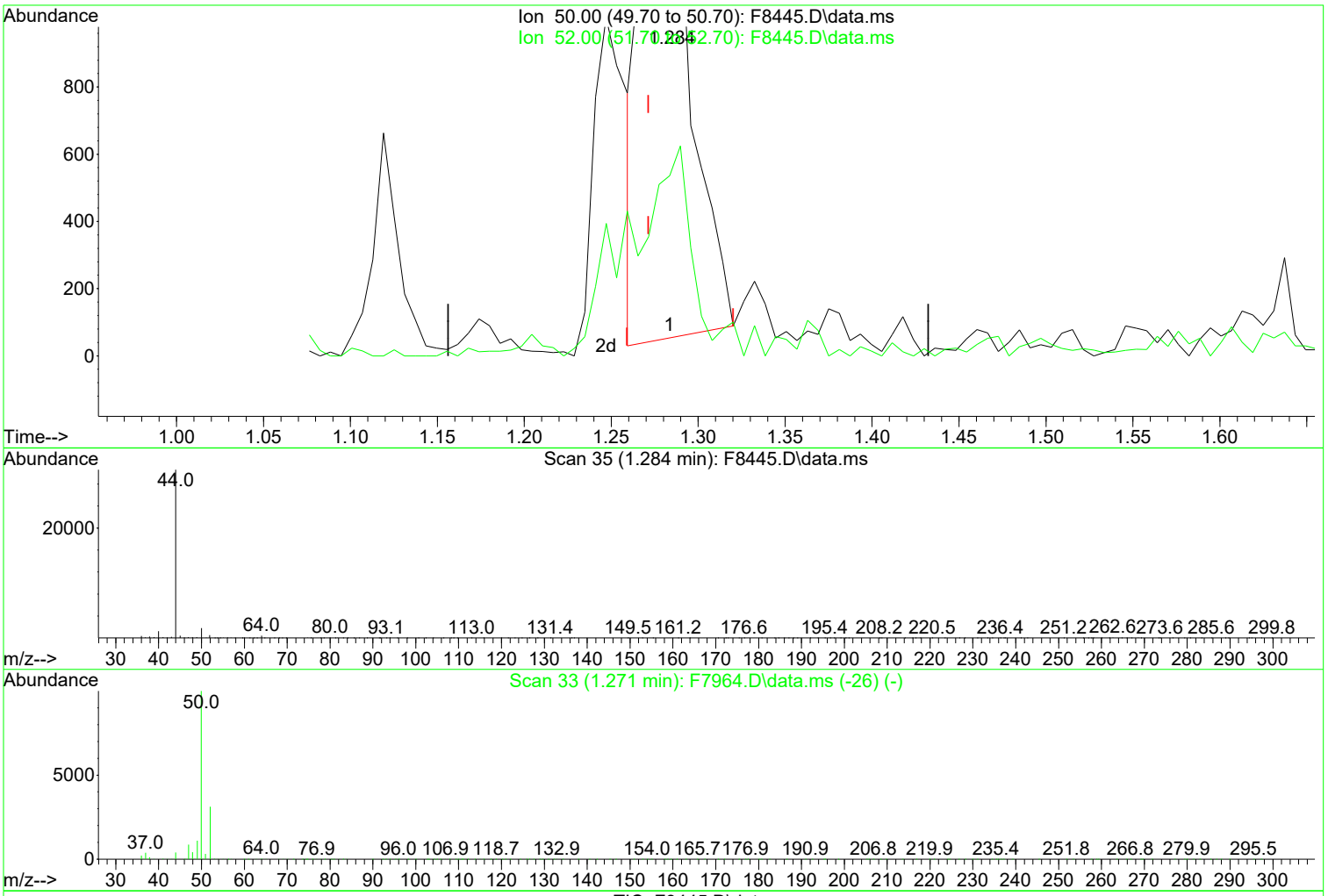

TIC: F8445.D\data.ms

(3) Chloromethane (P)

1.284min (+ 0.012) 0.50 ug/L

response 3186

Ion	Exp%	Act%
50.00	100.00	100.00
52.00	31.20	29.73
0.00	0.00	0.00
0.00	0.00	0.00

Manual Integration:

Before

02/27/24

Quantitation Report (Qedit)

Data Path : I:\ACQUDATA\MSVOA14\Data\022624\
Data File : F8445.D
Acq On : 26 Feb 2024 06:16 pm
Operator : F.NAEGLER
Sample : 1 PPB STD
Misc :
ALS Vial : 3 Sample Multiplier: 1

Quant Time: Feb 27 09:53:10 2024
Quant Method : I:\ACQUDATA\MSVOA14\Methods\S022624.M
Quant Title : MS#14 - 8260 SOILS 10ml PURGE
QLast Update : Fri Dec 29 10:04:46 2023
Response via : Initial Calibration

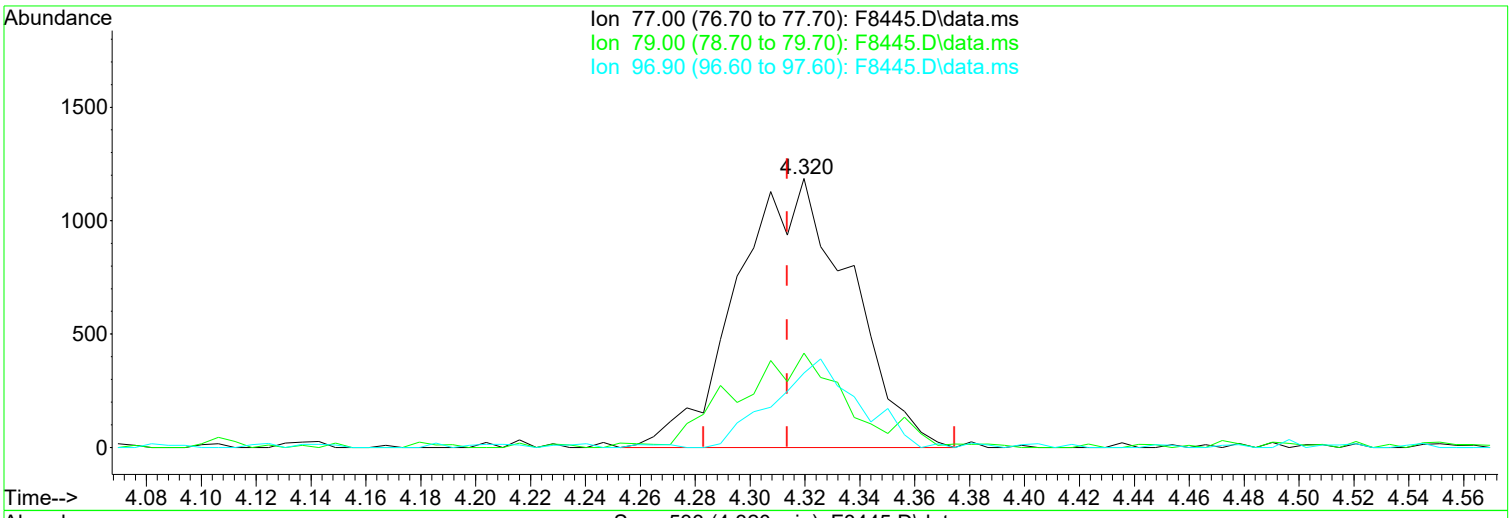

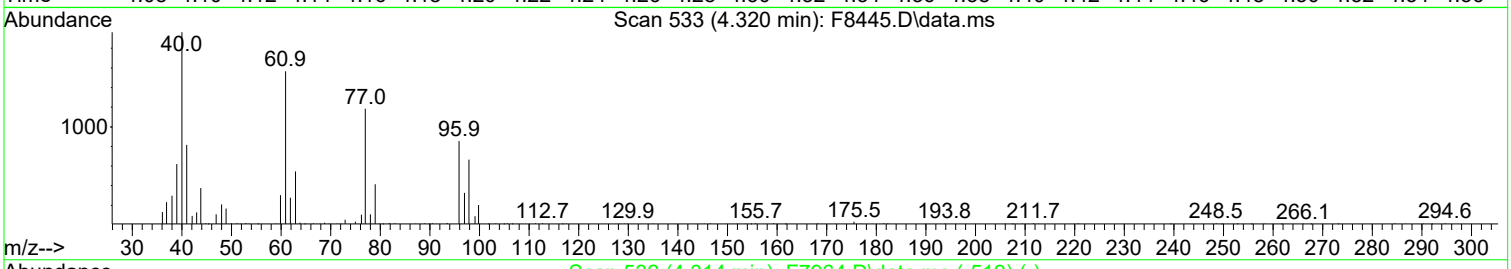

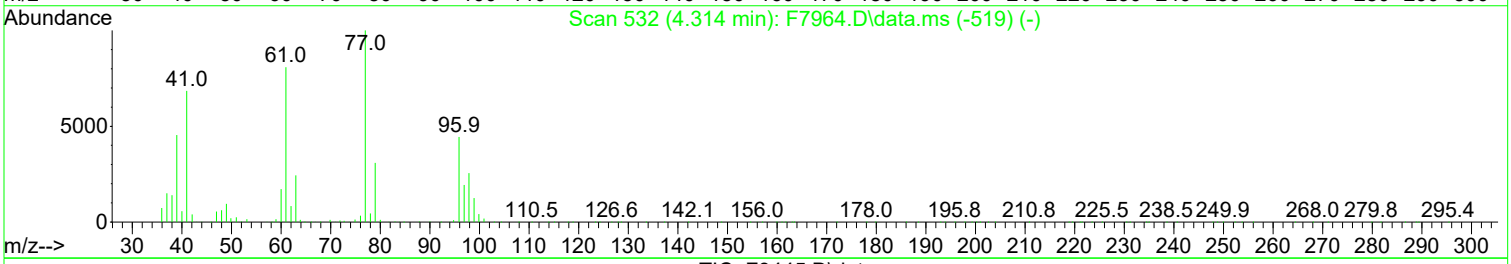

TIC: F8445.D\data.ms

(32) 2,2-Dichloropropane

4.320min (+ 0.006) 0.55 ug/L m

response 3397

Ion	Exp%	Act%
77.00	100.00	100.00
79.00	31.00	35.08
96.90	19.30	27.66
0.00	0.00	0.00

Manual Integration:

After

Poor integration.

02/27/24

Quantitation Report (Qedit)

Data Path : I:\ACQUDATA\MSVOA14\Data\022624\
Data File : F8445.D
Acq On : 26 Feb 2024 06:16 pm
Operator : F.NAEGLER
Sample : 1 PPB STD
Misc :
ALS Vial : 3 Sample Multiplier: 1

Quant Time: Feb 27 09:53:10 2024
Quant Method : I:\ACQUDATA\MSVOA14\Methods\S022624.M
Quant Title : MS#14 - 8260 SOILS 10ml PURGE
QLast Update : Fri Dec 29 10:04:46 2023
Response via : Initial Calibration

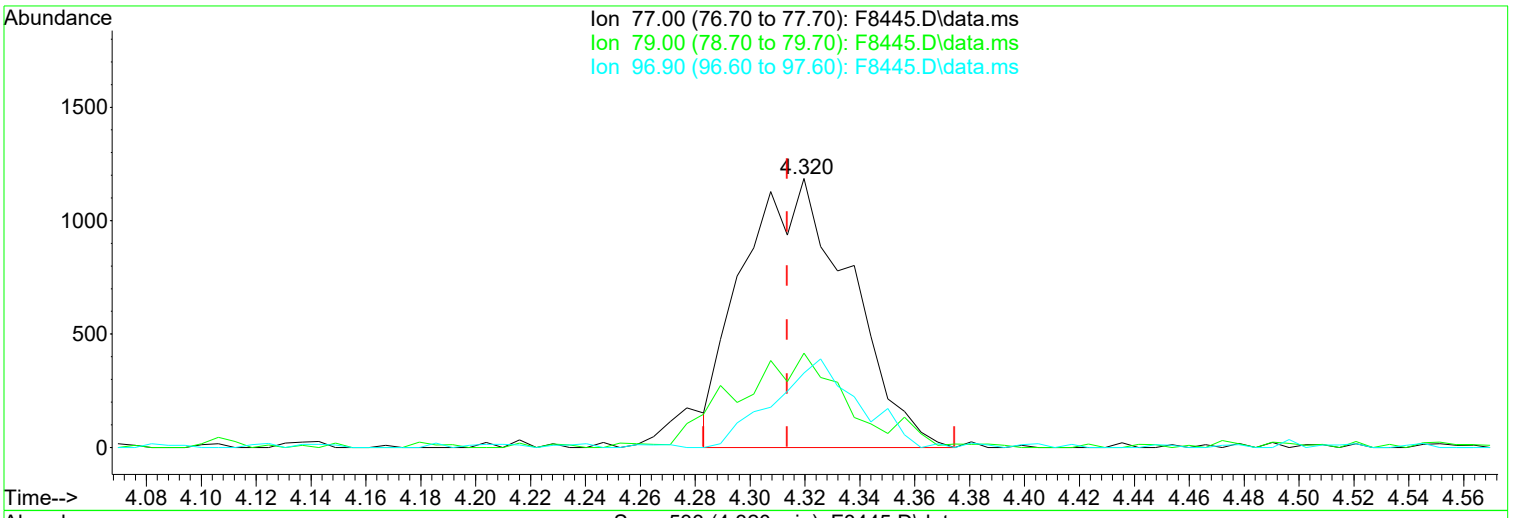

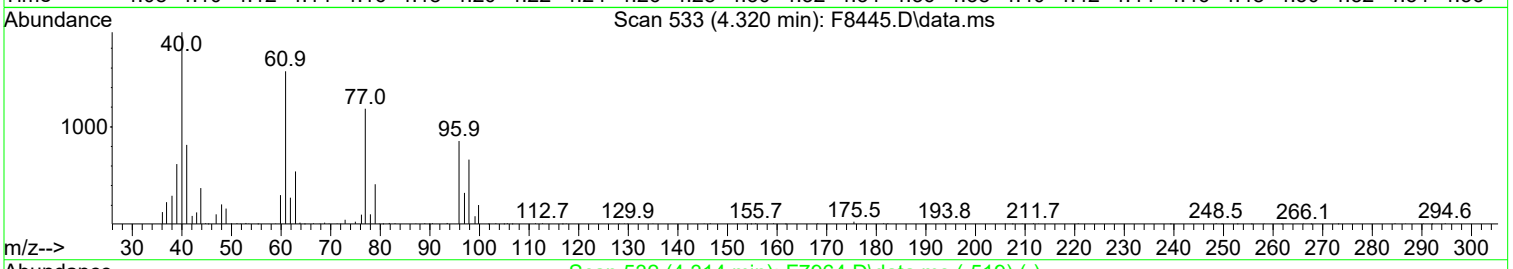

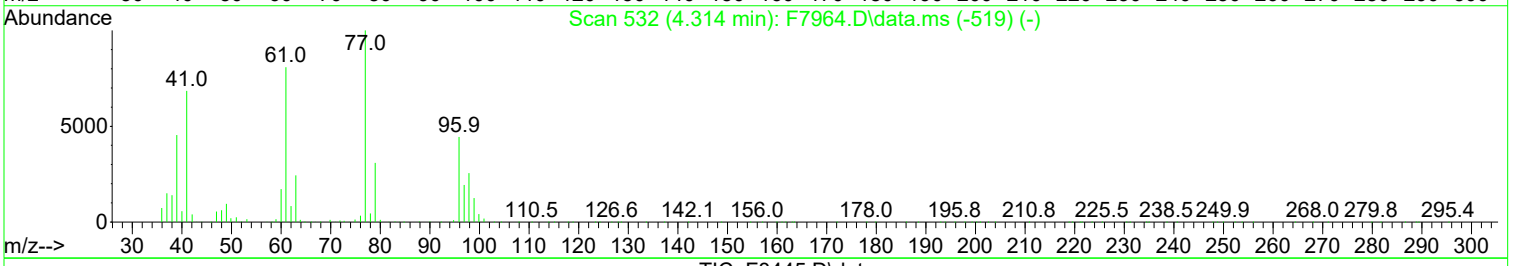

TIC: F8445.D\data.ms

(32) 2,2-Dichloropropane

4.320min (+ 0.006) 0.52 ug/L

response 3214

Ion	Exp%	Act%
77.00	100.00	100.00
79.00	31.00	35.08
96.90	19.30	27.66
0.00	0.00	0.00

Manual Integration:

Before

02/27/24

Quantitation Report (Qedit)

Data Path : I:\ACQUDATA\MSVOA14\Data\022624\
Data File : F8445.D
Acq On : 26 Feb 2024 06:16 pm
Operator : F.NAEGLER
Sample : 1 PPB STD
Misc :
ALS Vial : 3 Sample Multiplier: 1

Quant Time: Feb 27 09:53:10 2024
Quant Method : I:\ACQUDATA\MSVOA14\Methods\S022624.M
Quant Title : MS#14 - 8260 SOILS 10ml PURGE
QLast Update : Fri Dec 29 10:04:46 2023
Response via : Initial Calibration

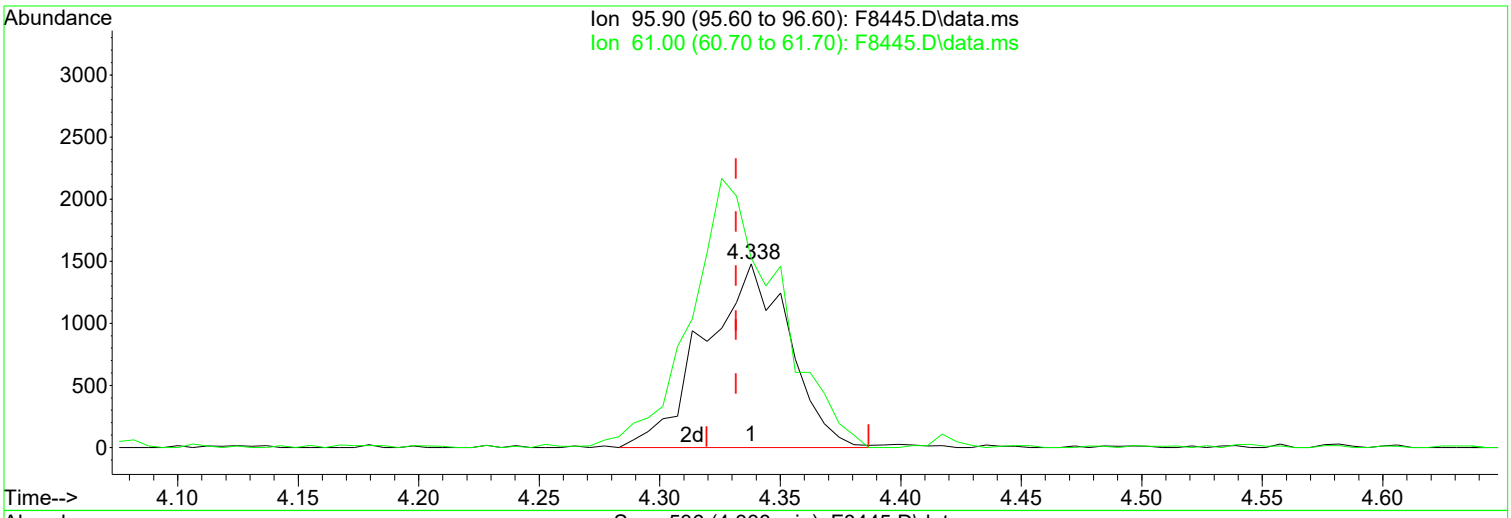

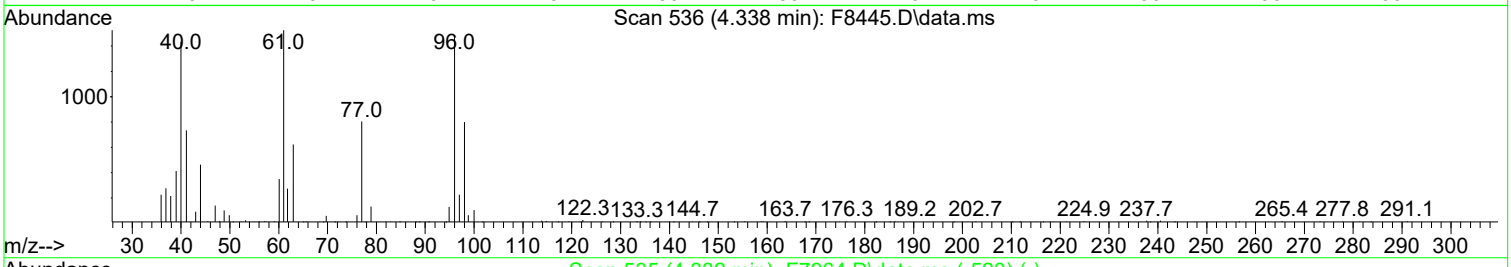

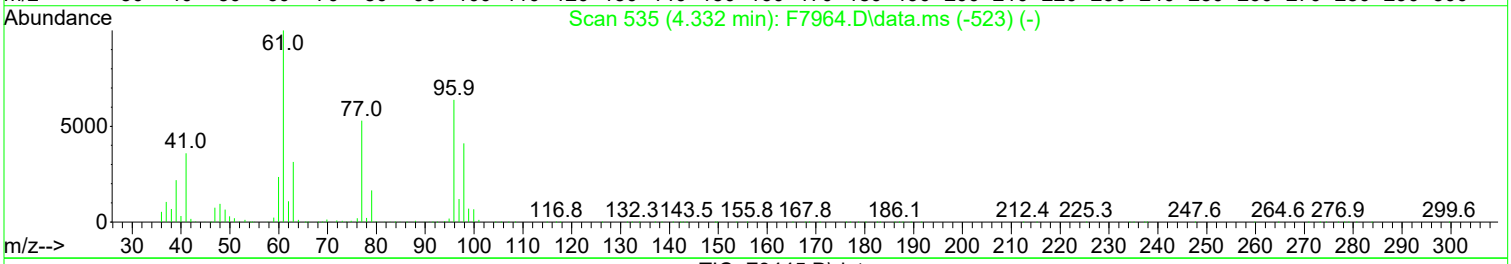

TIC: F8445.D\data.ms

(33) cis-1,2-Dichloroethene (P)

4.338min (+ 0.006) 0.88 ug/L m

response 3593

Ion	Exp%	Act%
95.90	100.00	100.00
61.00	157.00	103.18#
0.00	0.00	0.00
0.00	0.00	0.00

Manual Integration:

After

Poor integration.

02/27/24

Quantitation Report (Qedit)

Data Path : I:\ACQUDATA\MSVOA14\Data\022624\
Data File : F8445.D
Acq On : 26 Feb 2024 06:16 pm
Operator : F.NAEGLER
Sample : 1 PPB STD
Misc :
ALS Vial : 3 Sample Multiplier: 1

Quant Time: Feb 27 09:53:10 2024
Quant Method : I:\ACQUDATA\MSVOA14\Methods\S022624.M
Quant Title : MS#14 - 8260 SOILS 10ml PURGE
QLast Update : Fri Dec 29 10:04:46 2023
Response via : Initial Calibration

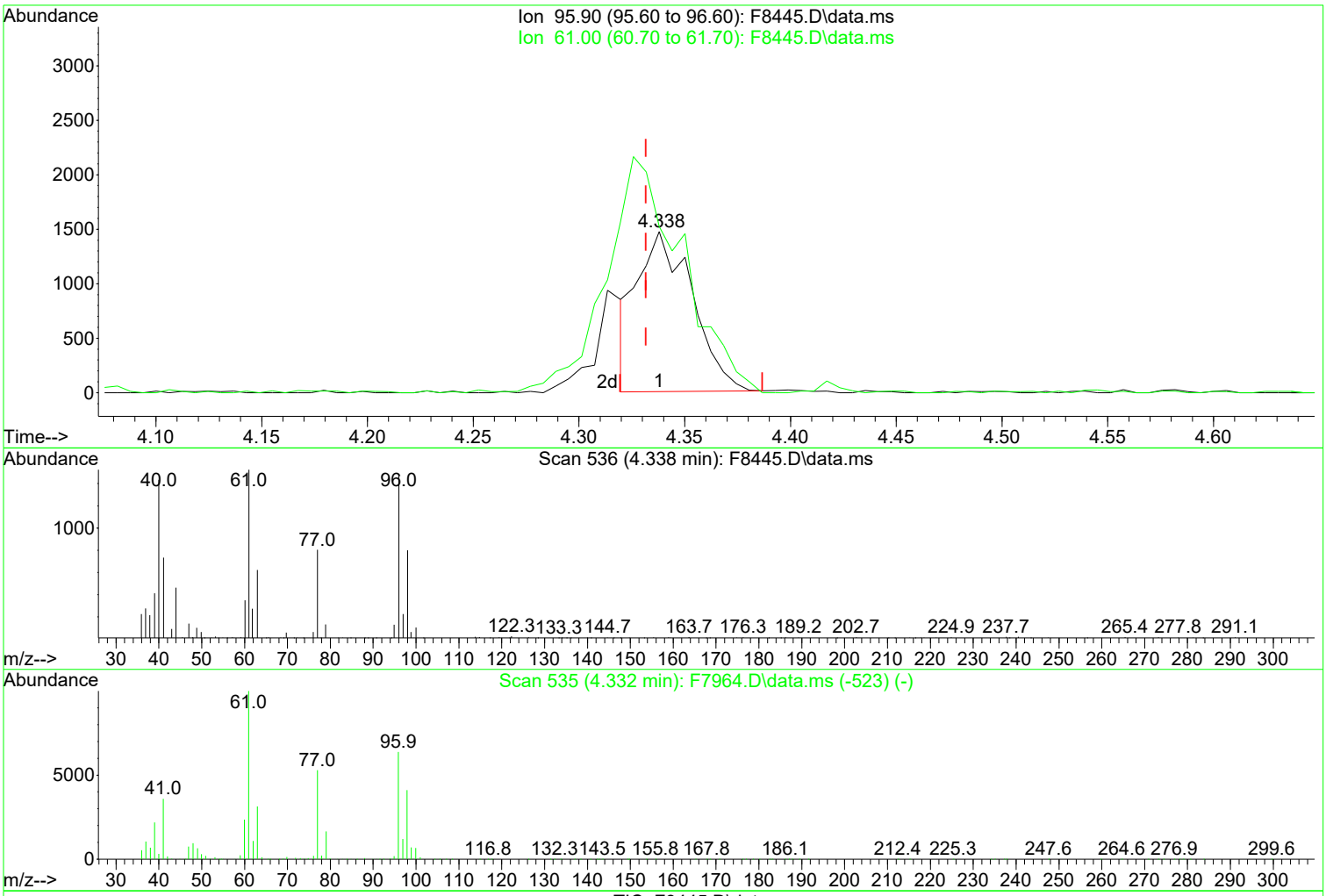

TIC: F8445.D\data.ms

(33) cis-1,2-Dichloroethene (P)

4.338min (+ 0.006) 0.64 ug/L

response 2643

Ion	Exp%	Act%
95.90	100.00	100.00
61.00	157.00	103.18#
0.00	0.00	0.00
0.00	0.00	0.00

Manual Integration:

Before

02/27/24

Quantitation Report (Qedit)

Data Path : I:\ACQUDATA\MSVOA14\Data\022624\
Data File : F8445.D
Acq On : 26 Feb 2024 06:16 pm
Operator : F.NAEGLER
Sample : 1 PPB STD
Misc :
ALS Vial : 3 Sample Multiplier: 1

Quant Time: Feb 27 09:53:10 2024
Quant Method : I:\ACQUDATA\MSVOA14\Methods\S022624.M
Quant Title : MS#14 - 8260 SOILS 10ml PURGE
QLast Update : Fri Dec 29 10:04:46 2023
Response via : Initial Calibration

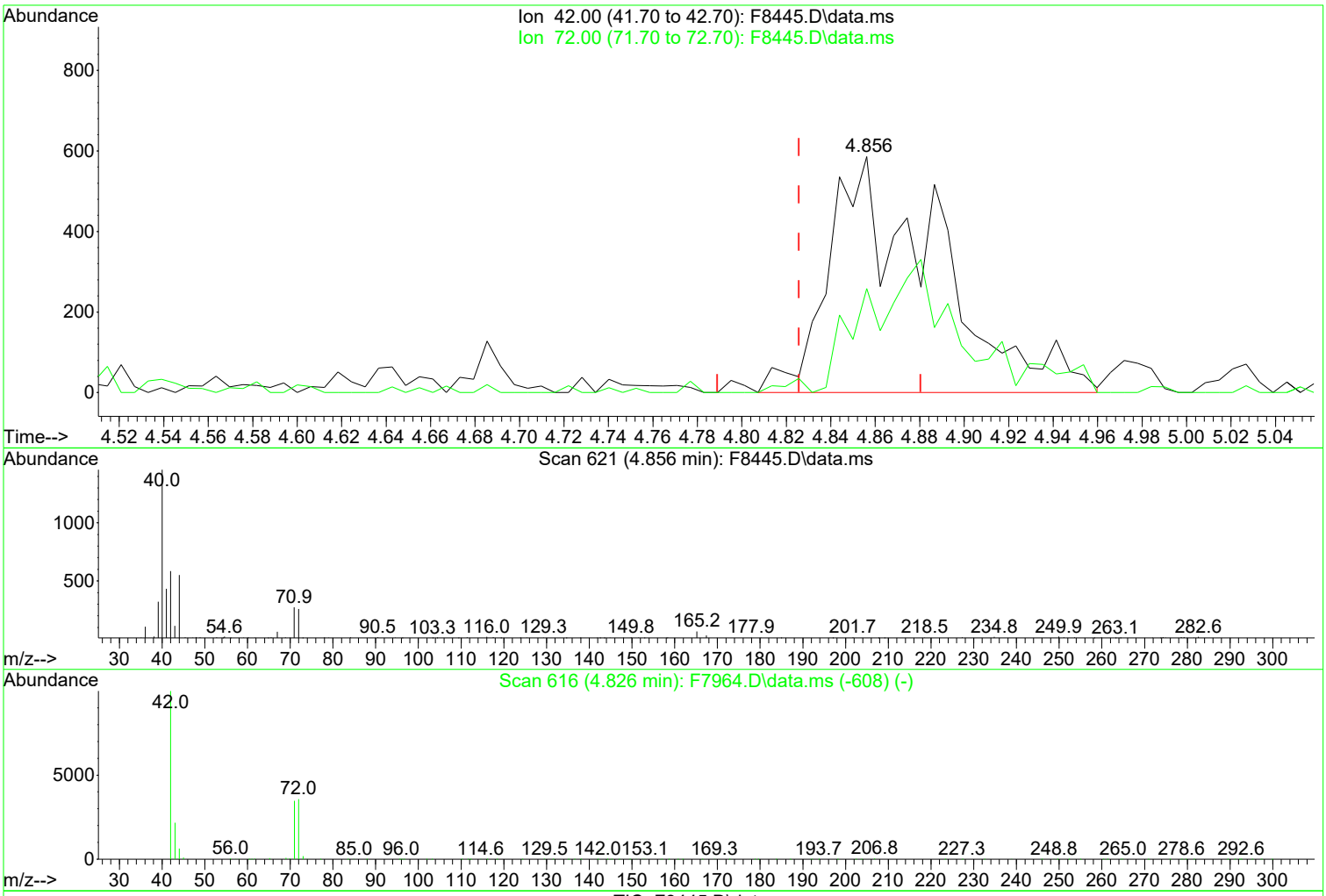

TIC: F8445.D\data.ms

(38) Tetrahydrofuran

4.856min (+ 0.030) 1.01 ug/L m

response 1988

Ion	Exp%	Act%
42.00	100.00	100.00
72.00	33.70	44.03
0.00	0.00	0.00
0.00	0.00	0.00

Manual Integration:

After

Poor integration.

02/27/24

Quantitation Report (Qedit)

Data Path : I:\ACQUDATA\MSVOA14\Data\022624\
Data File : F8445.D
Acq On : 26 Feb 2024 06:16 pm
Operator : F.NAEGLER
Sample : 1 PPB STD
Misc :
ALS Vial : 3 Sample Multiplier: 1

Quant Time: Feb 27 09:53:10 2024
Quant Method : I:\ACQUDATA\MSVOA14\Methods\S022624.M
Quant Title : MS#14 - 8260 SOILS 10ml PURGE
QLast Update : Fri Dec 29 10:04:46 2023
Response via : Initial Calibration

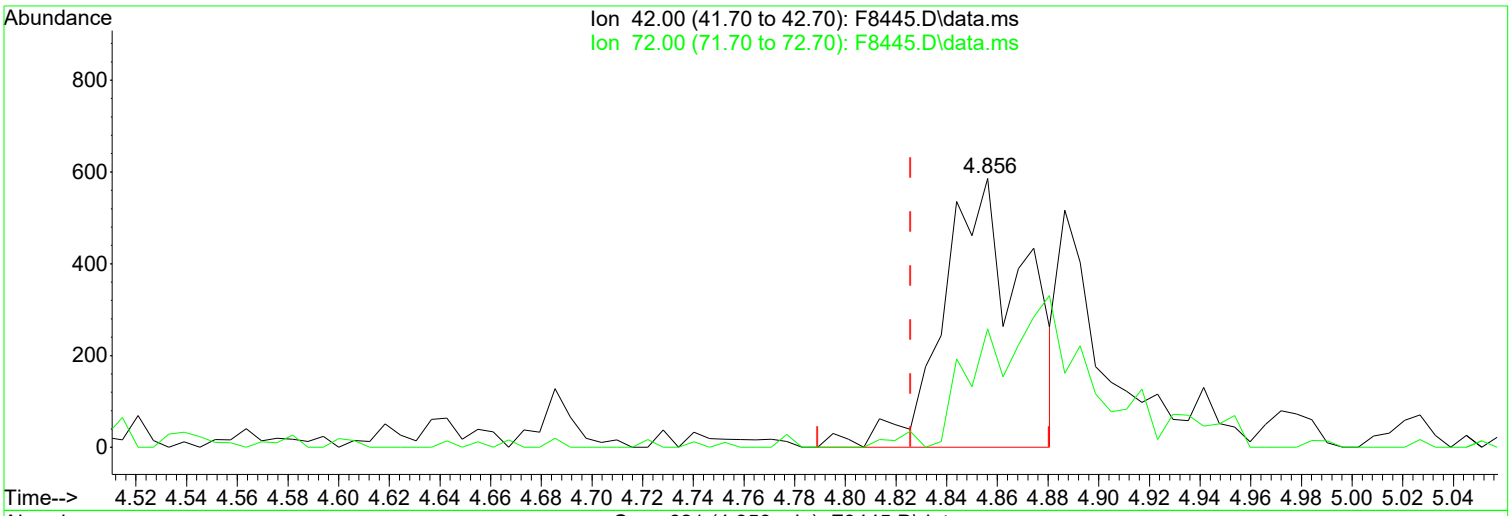

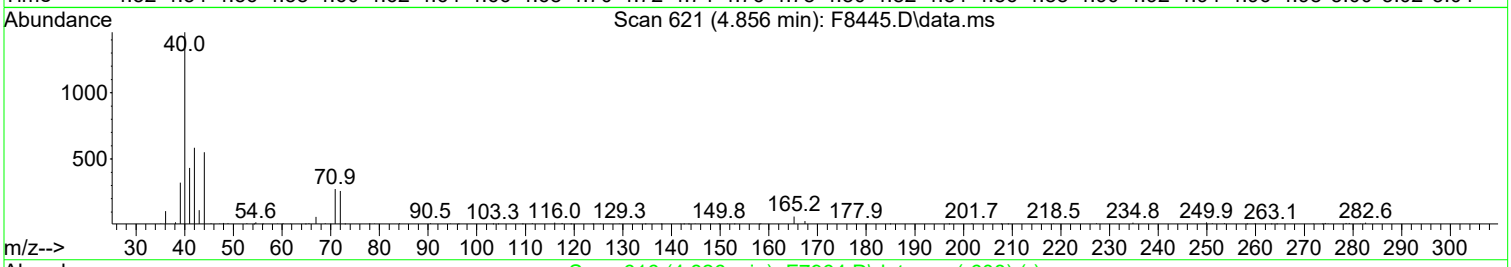

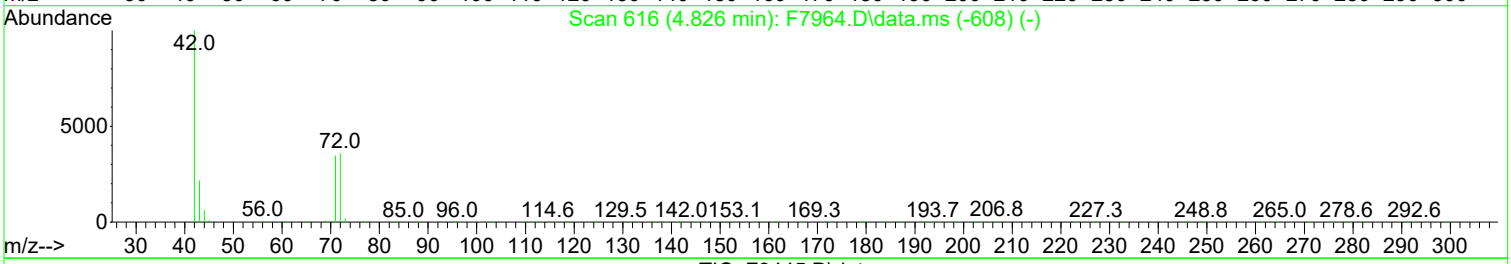

TIC: F8445.D\data.ms

(38) Tetrahydrofuran

4.856min (+ 0.030) 0.66 ug/L

response 1299

Ion	Exp%	Act%
42.00	100.00	100.00
72.00	33.70	44.03
0.00	0.00	0.00
0.00	0.00	0.00

Manual Integration:

Before

02/27/24

Quantitation Report (Qedit)

Data Path : I:\ACQUDATA\MSVOA14\Data\022624\
Data File : F8445.D
Acq On : 26 Feb 2024 06:16 pm
Operator : F.NAEGLER
Sample : 1 PPB STD
Misc :
ALS Vial : 3 Sample Multiplier: 1

Quant Time: Feb 27 09:53:10 2024
Quant Method : I:\ACQUDATA\MSVOA14\Methods\S022624.M
Quant Title : MS#14 - 8260 SOILS 10ml PURGE
QLast Update : Fri Dec 29 10:04:46 2023
Response via : Initial Calibration

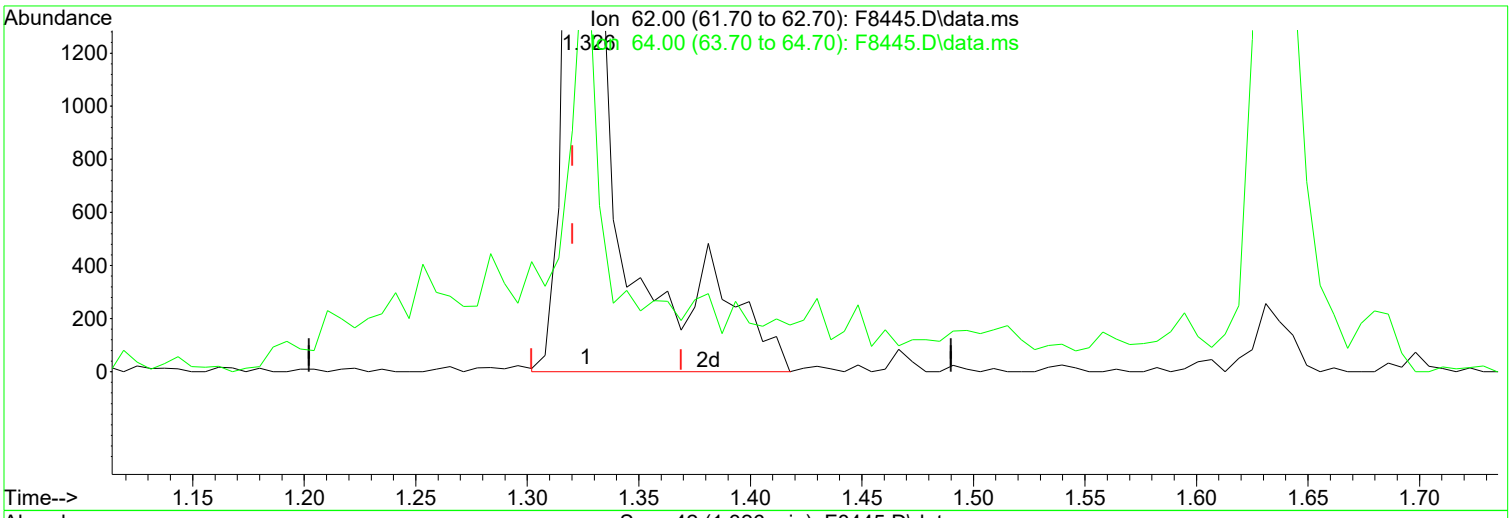

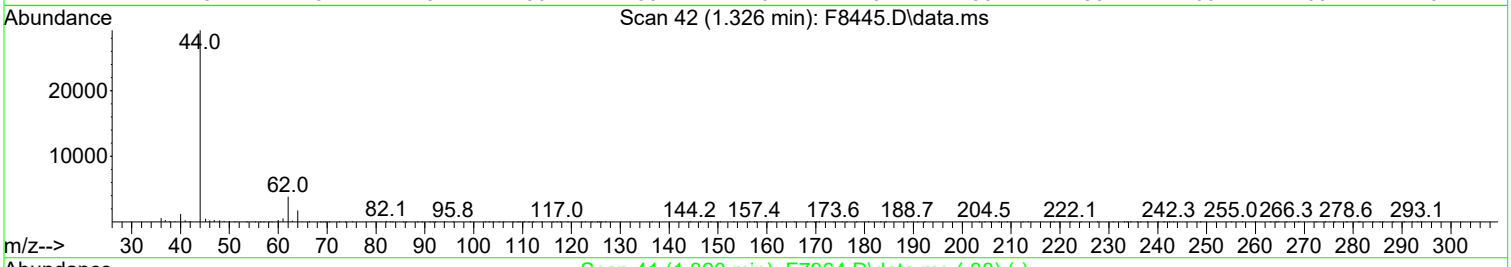

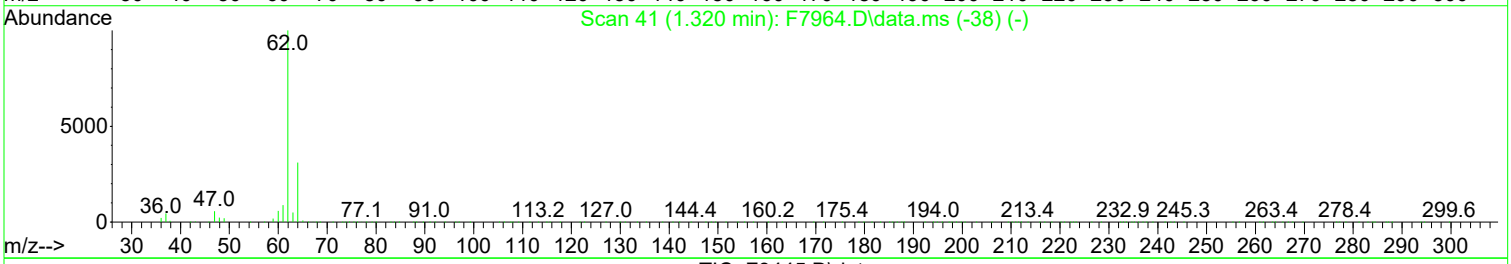

TIC: F8445.D\data.ms

(4) Vinyl Chloride (P)

1.326min (+ 0.006) 0.81 ug/L m

response 4993

Ion	Exp%	Act%
62.00	100.00	100.00
64.00	31.40	45.87
0.00	0.00	0.00
0.00	0.00	0.00

Manual Integration:

After

Poor integration.

02/27/24

Quantitation Report (Qedit)

Data Path : I:\ACQUDATA\MSVOA14\Data\022624\
Data File : F8445.D
Acq On : 26 Feb 2024 06:16 pm
Operator : F.NAEGLER
Sample : 1 PPB STD
Misc :
ALS Vial : 3 Sample Multiplier: 1

Quant Time: Feb 27 09:53:10 2024
Quant Method : I:\ACQUDATA\MSVOA14\Methods\S022624.M
Quant Title : MS#14 - 8260 SOILS 10ml PURGE
QLast Update : Fri Dec 29 10:04:46 2023
Response via : Initial Calibration

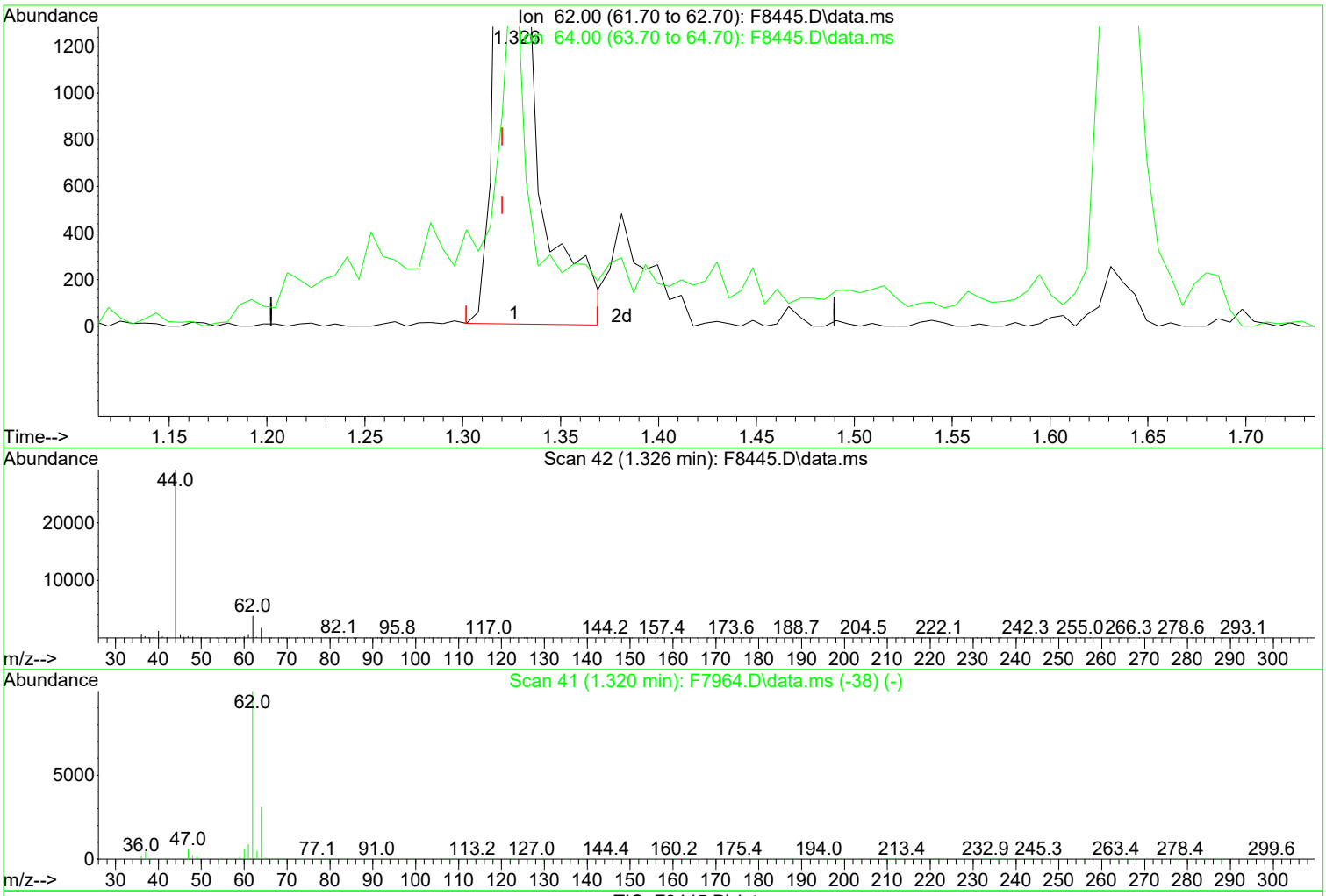

TIC: F8445.D\data.ms

(4) Vinyl Chloride (P)

1.326min (+ 0.006) 0.70 ug/L

response 4317

Ion	Exp%	Act%
62.00	100.00	100.00
64.00	31.40	45.87
0.00	0.00	0.00
0.00	0.00	0.00

Manual Integration:

Before

02/27/24

Quantitation Report (Qedit)

Data Path : I:\ACQUDATA\MSVOA14\Data\022624\
Data File : F8445.D
Acq On : 26 Feb 2024 06:16 pm
Operator : F.NAEGLER
Sample : 1 PPB STD
Misc :
ALS Vial : 3 Sample Multiplier: 1

Quant Time: Feb 27 09:53:10 2024
Quant Method : I:\ACQUDATA\MSVOA14\Methods\S022624.M
Quant Title : MS#14 - 8260 SOILS 10ml PURGE
QLast Update : Fri Dec 29 10:04:46 2023
Response via : Initial Calibration

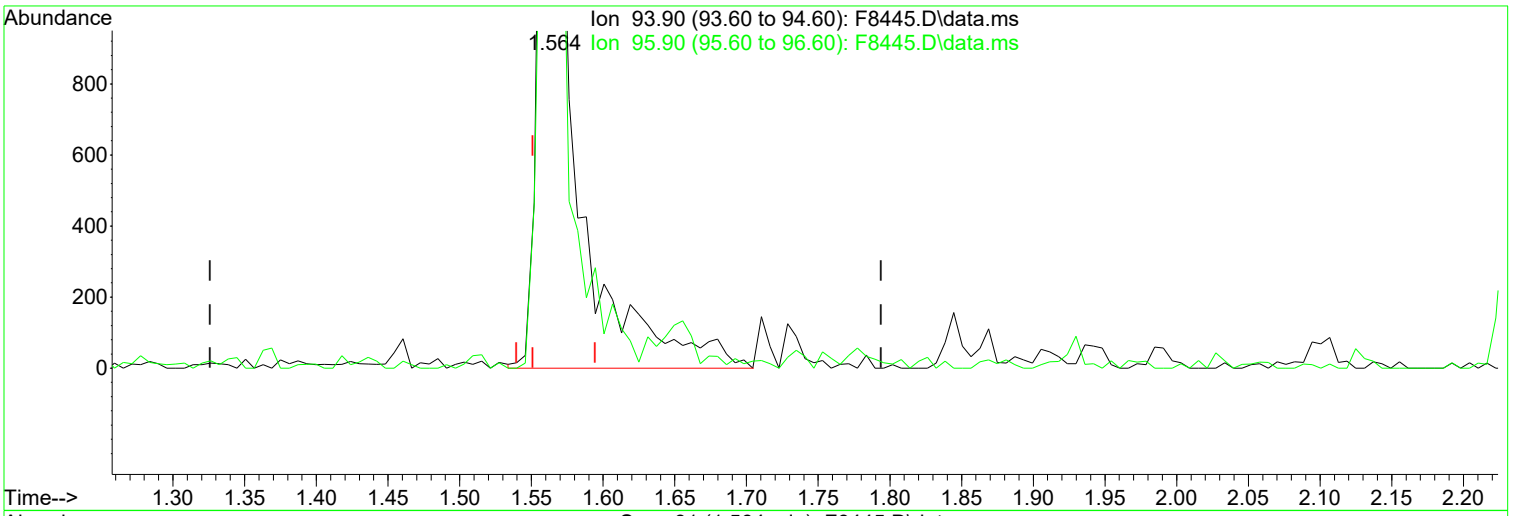

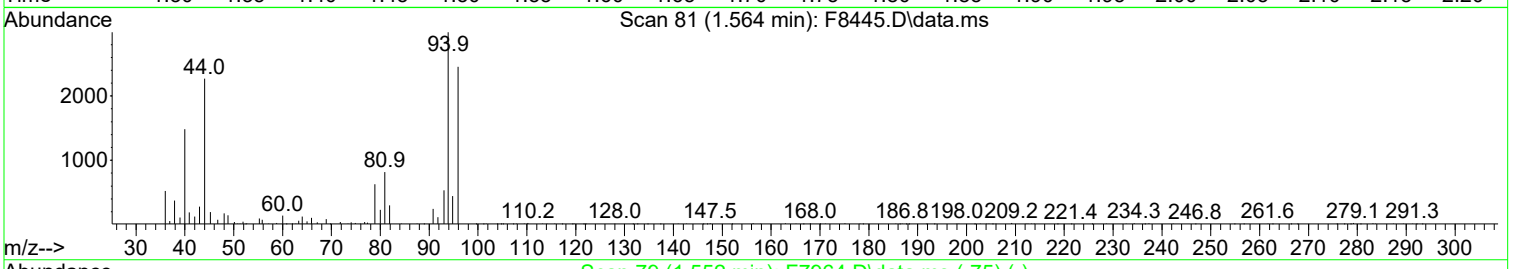

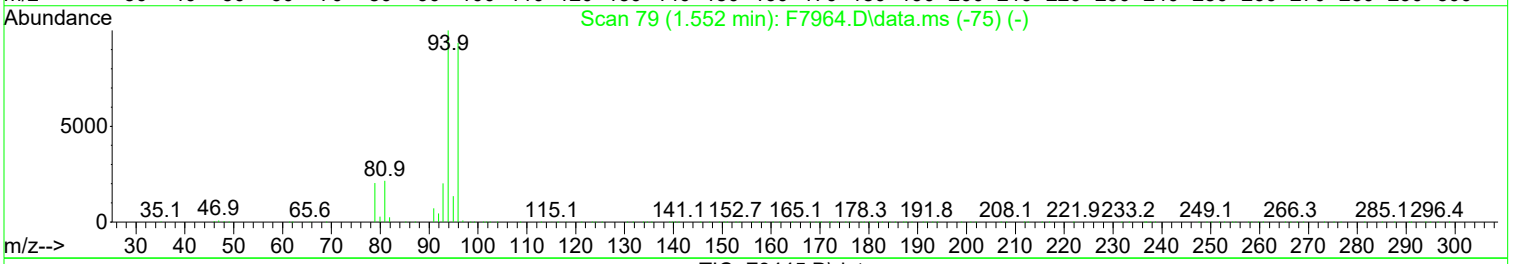

TIC: F8445.D\data.ms

(5) Bromomethane (P)

1.564min (+ 0.013) 0.87 ug/L m

response 3969

Ion	Exp%	Act%
93.90	100.00	100.00
95.90	93.50	82.02
0.00	0.00	0.00
0.00	0.00	0.00

Manual Integration:

After

Poor integration.

02/27/24

Quantitation Report (Qedit)

Data Path : I:\ACQUDATA\MSVOA14\Data\022624\
Data File : F8445.D
Acq On : 26 Feb 2024 06:16 pm
Operator : F.NAEGLER
Sample : 1 PPB STD
Misc :
ALS Vial : 3 Sample Multiplier: 1

Quant Time: Feb 27 09:53:10 2024
Quant Method : I:\ACQUDATA\MSVOA14\Methods\S022624.M
Quant Title : MS#14 - 8260 SOILS 10ml PURGE
QLast Update : Fri Dec 29 10:04:46 2023
Response via : Initial Calibration

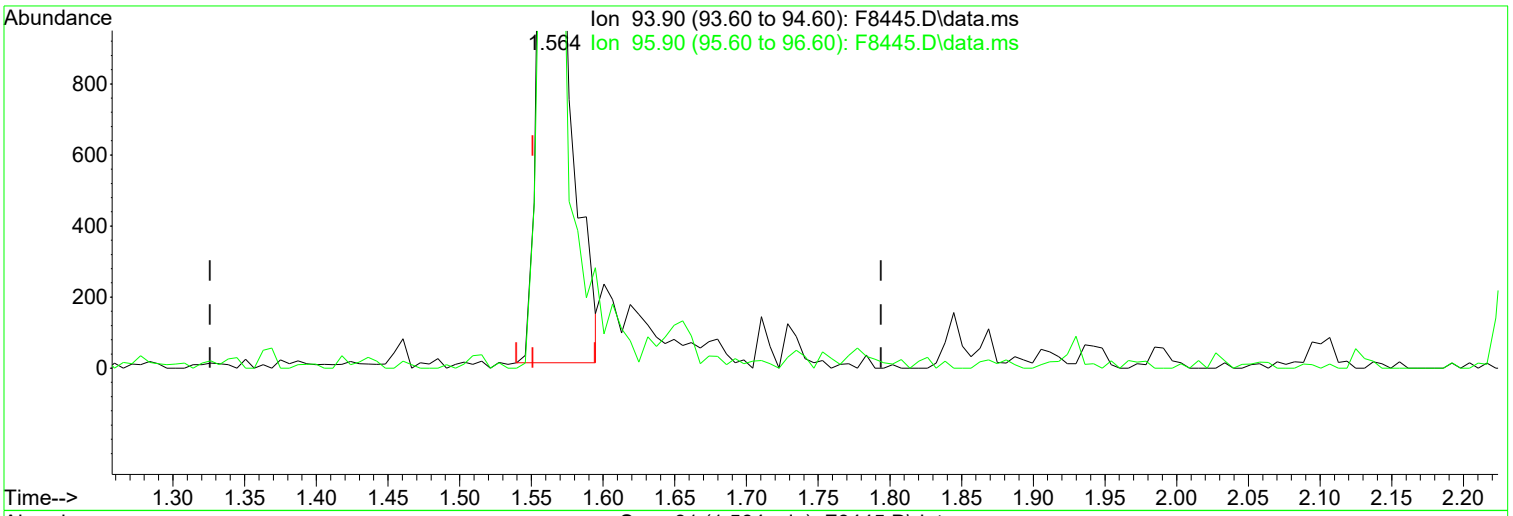

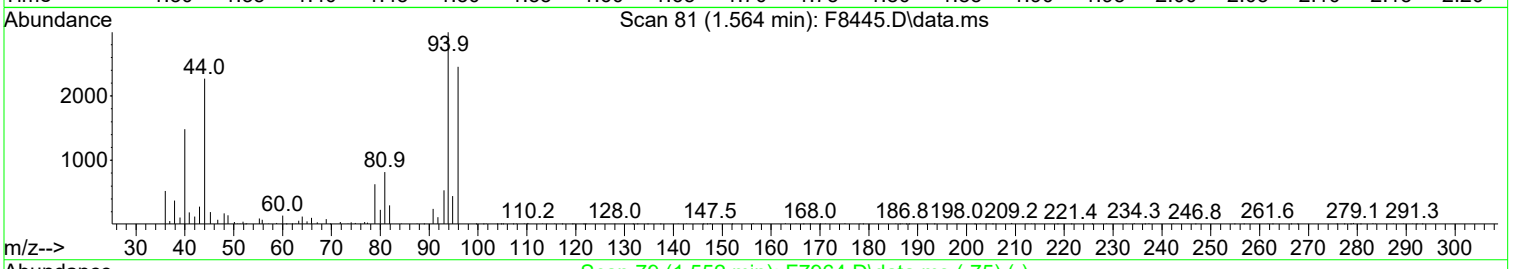

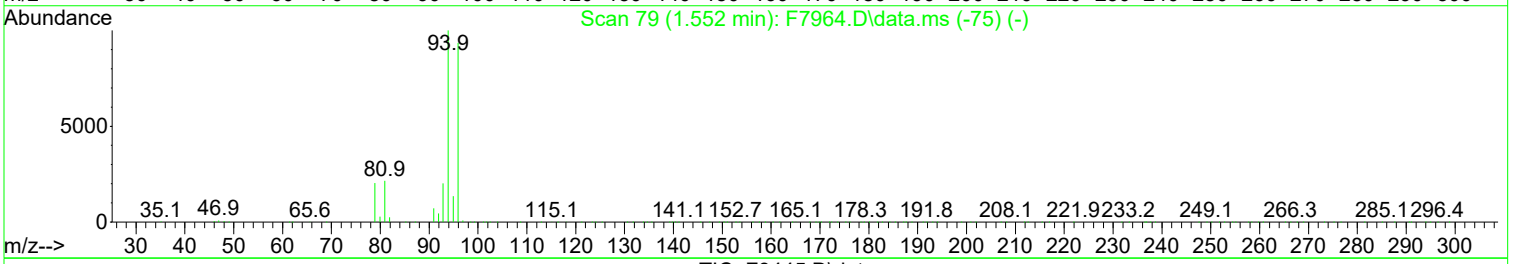

TIC: F8445.D\data.ms

(5) Bromomethane (P)

1.564min (+ 0.013) 0.73 ug/L

response 3312

Ion	Exp%	Act%
93.90	100.00	100.00
95.90	93.50	82.02
0.00	0.00	0.00
0.00	0.00	0.00

Manual Integration:

Before

02/27/24

Quantitation Report (Qedit)

Data Path : I:\ACQUDATA\MSVOA14\Data\022624\
Data File : F8445.D
Acq On : 26 Feb 2024 06:16 pm
Operator : F.NAEGLER
Sample : 1 PPB STD
Misc :
ALS Vial : 3 Sample Multiplier: 1

Quant Time: Feb 27 09:53:10 2024
Quant Method : I:\ACQUDATA\MSVOA14\Methods\S022624.M
Quant Title : MS#14 - 8260 SOILS 10ml PURGE
QLast Update : Fri Dec 29 10:04:46 2023
Response via : Initial Calibration

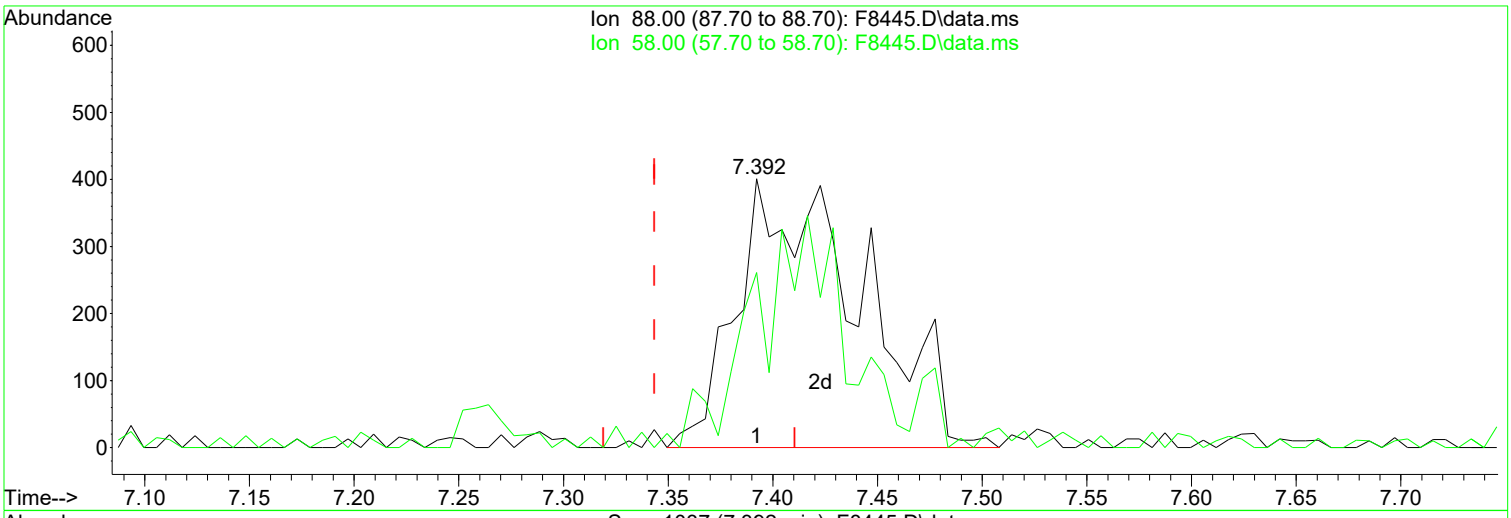

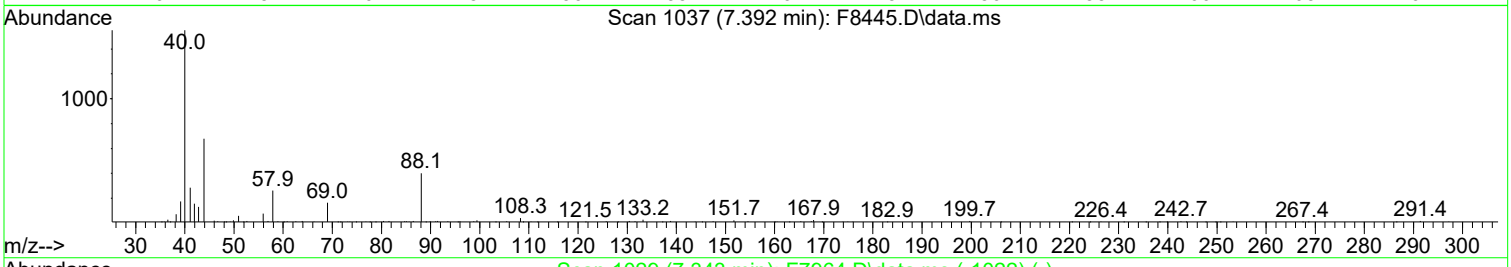

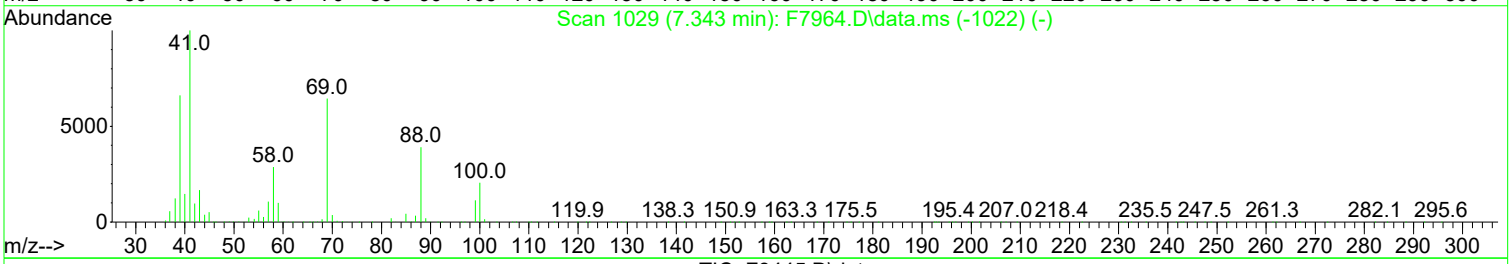

TIC: F8445.D\data.ms

(57) 1,4-Dioxane

7.392min (+ 0.049) 27.47 ug/L m

response 1647

Ion	Exp%	Act%
88.00	100.00	100.00
58.00	73.80	65.09
0.00	0.00	0.00
0.00	0.00	0.00

Manual Integration:

After

Poor integration.

02/27/24

Quantitation Report (Qedit)

Data Path : I:\ACQUDATA\MSVOA14\Data\022624\
Data File : F8445.D
Acq On : 26 Feb 2024 06:16 pm
Operator : F.NAEGLER
Sample : 1 PPB STD
Misc :
ALS Vial : 3 Sample Multiplier: 1

Quant Time: Feb 27 09:53:10 2024
Quant Method : I:\ACQUDATA\MSVOA14\Methods\S022624.M
Quant Title : MS#14 - 8260 SOILS 10ml PURGE
QLast Update : Fri Dec 29 10:04:46 2023
Response via : Initial Calibration

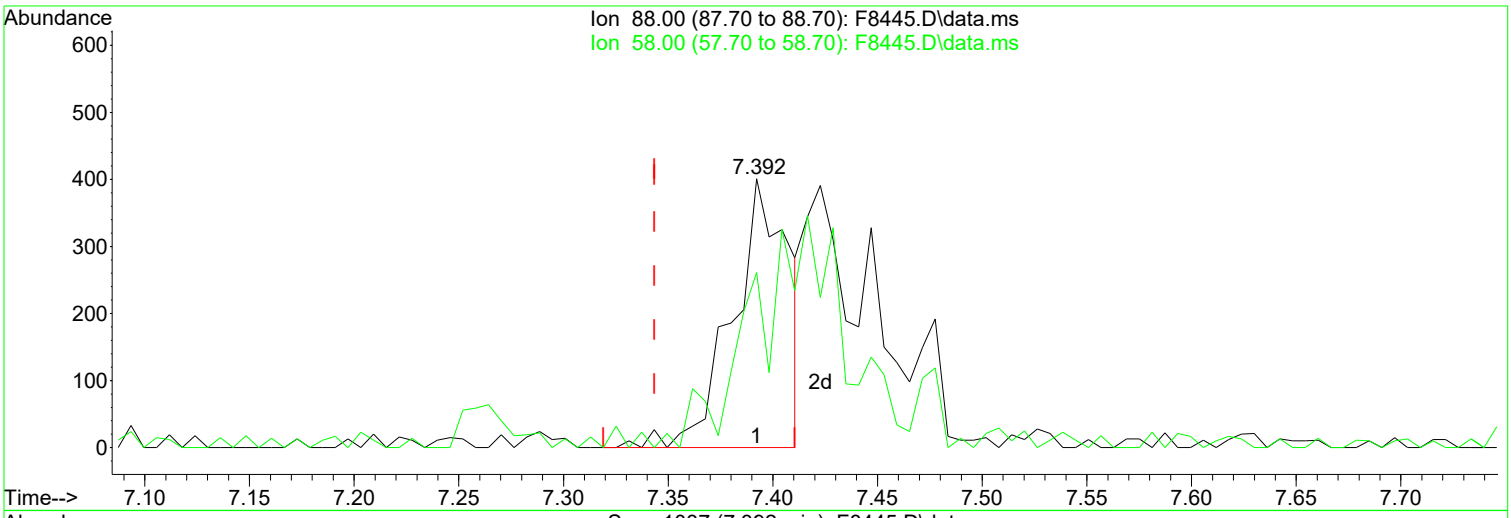

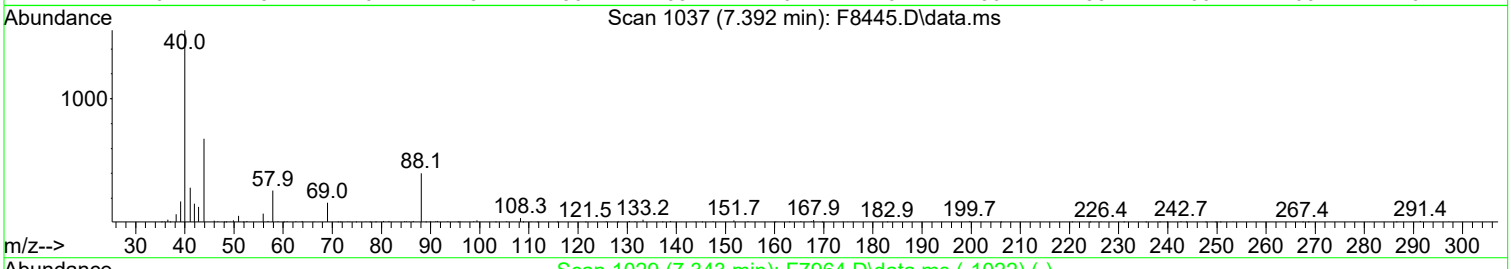

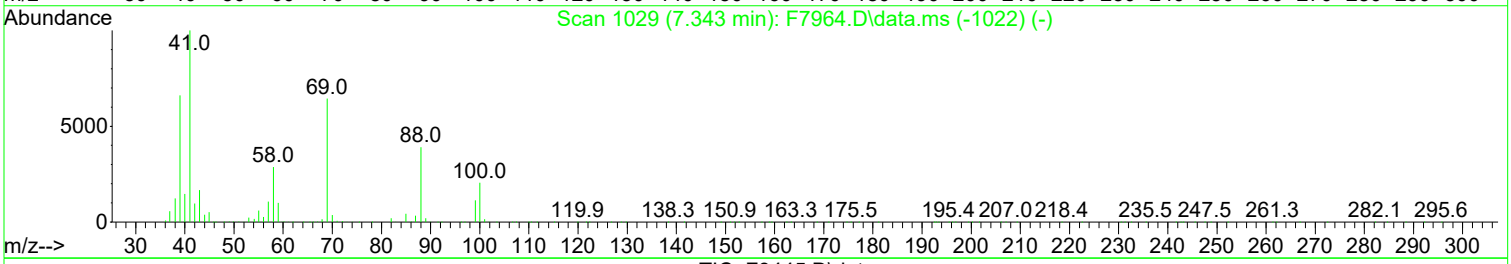

TIC: F8445.D\data.ms

(57) 1,4-Dioxane

7.392min (+ 0.049) 12.37 ug/L

response 742

Ion	Exp%	Act%
88.00	100.00	100.00
58.00	73.80	65.09
0.00	0.00	0.00
0.00	0.00	0.00

Manual Integration:

Before

02/27/24

Quantitation Report (Qedit)

Data Path : I:\ACQUDATA\MSVOA14\Data\022624\
Data File : F8445.D
Acq On : 26 Feb 2024 06:16 pm
Operator : F.NAEGLER
Sample : 1 PPB STD
Misc :
ALS Vial : 3 Sample Multiplier: 1

Quant Time: Feb 27 09:53:10 2024
Quant Method : I:\ACQUDATA\MSVOA14\Methods\S022624.M
Quant Title : MS#14 - 8260 SOILS 10ml PURGE
QLast Update : Fri Dec 29 10:04:46 2023
Response via : Initial Calibration

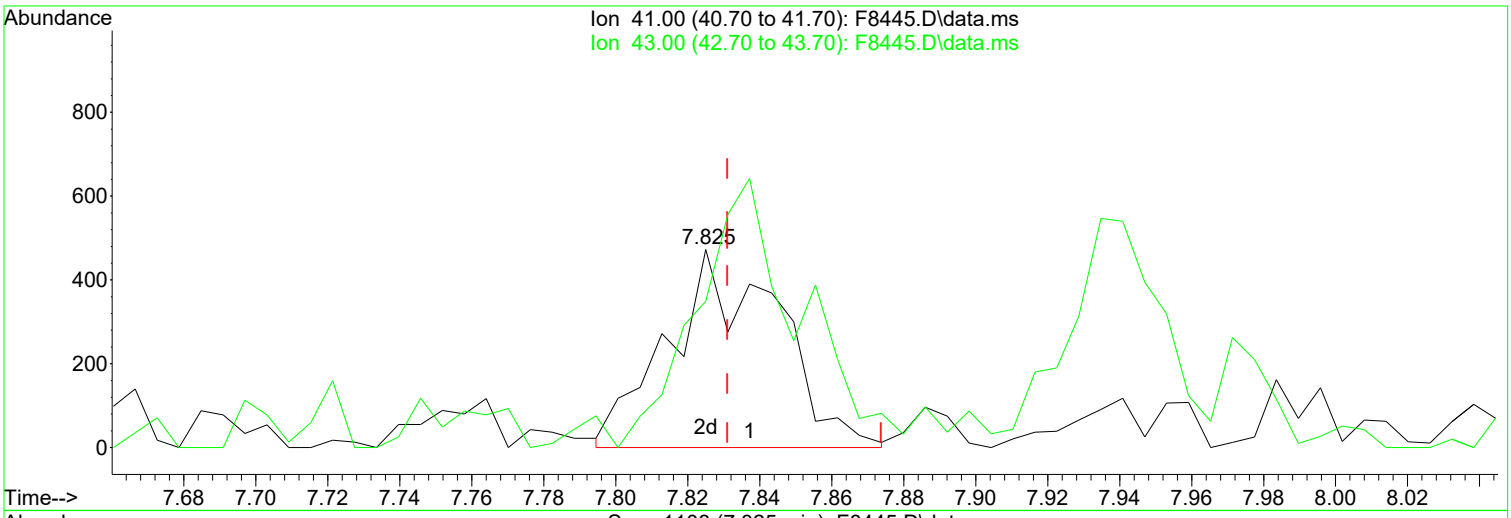

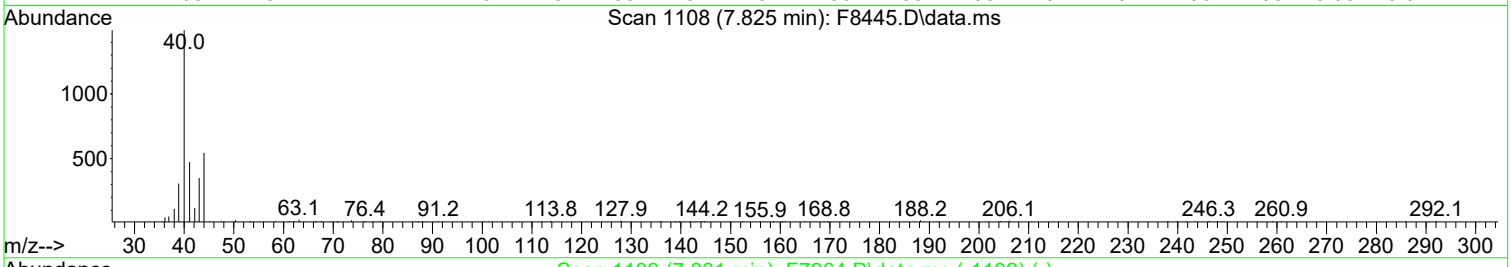

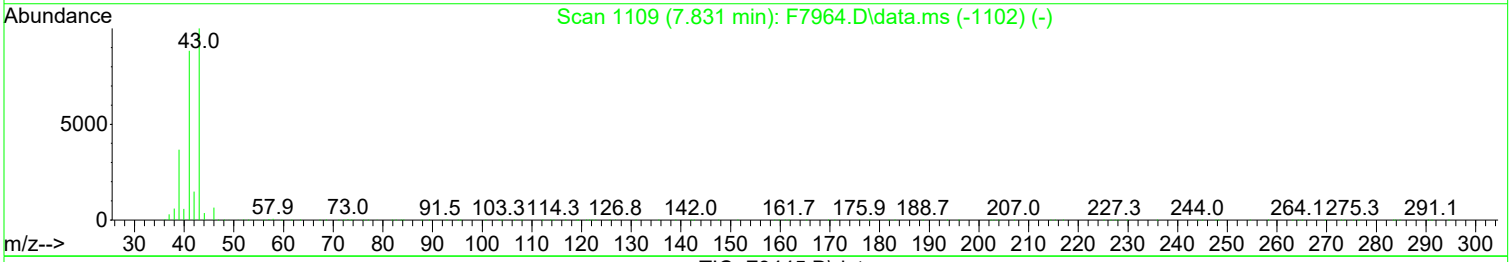

TIC: F8445.D\data.ms

(60) 2-Nitropropane

7.825min (-0.006) 0.70 ug/L m

response 1000

Ion	Exp%	Act%
41.00	100.00	100.00
43.00	114.00	73.78#
0.00	0.00	0.00
0.00	0.00	0.00

Manual Integration:

After

Poor integration.

02/27/24

Quantitation Report (Qedit)

Data Path : I:\ACQUDATA\MSVOA14\Data\022624\
Data File : F8445.D
Acq On : 26 Feb 2024 06:16 pm
Operator : F.NAEGLER
Sample : 1 PPB STD
Misc :
ALS Vial : 3 Sample Multiplier: 1

Quant Time: Feb 27 09:53:10 2024
Quant Method : I:\ACQUDATA\MSVOA14\Methods\S022624.M
Quant Title : MS#14 - 8260 SOILS 10ml PURGE
QLast Update : Fri Dec 29 10:04:46 2023
Response via : Initial Calibration

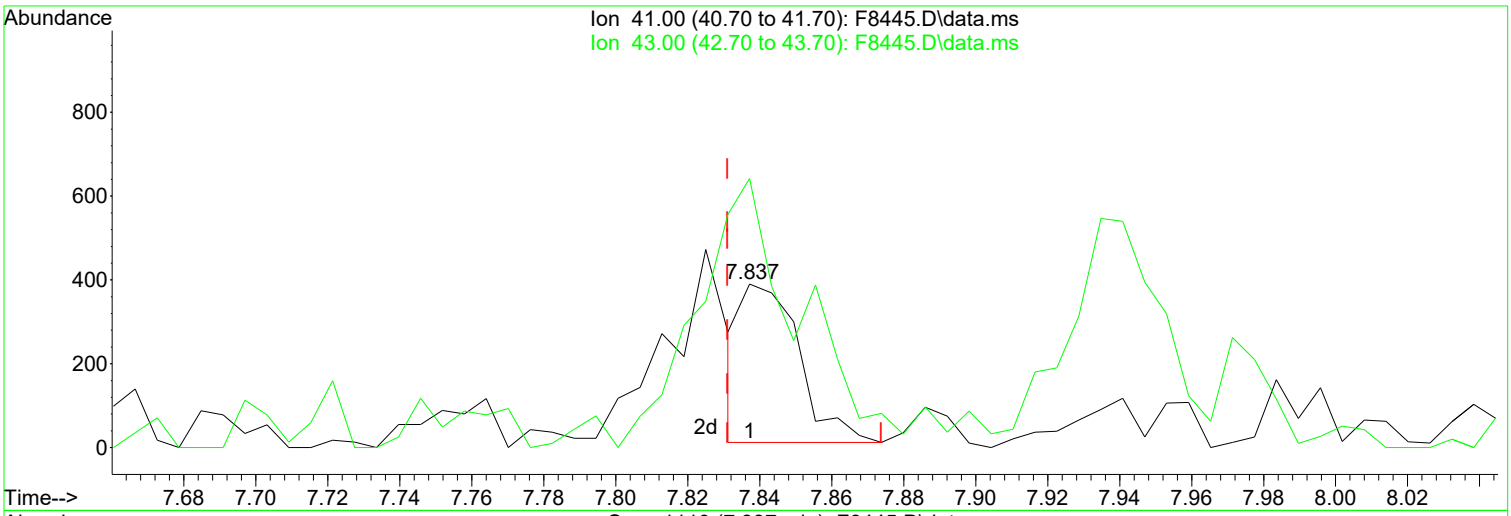

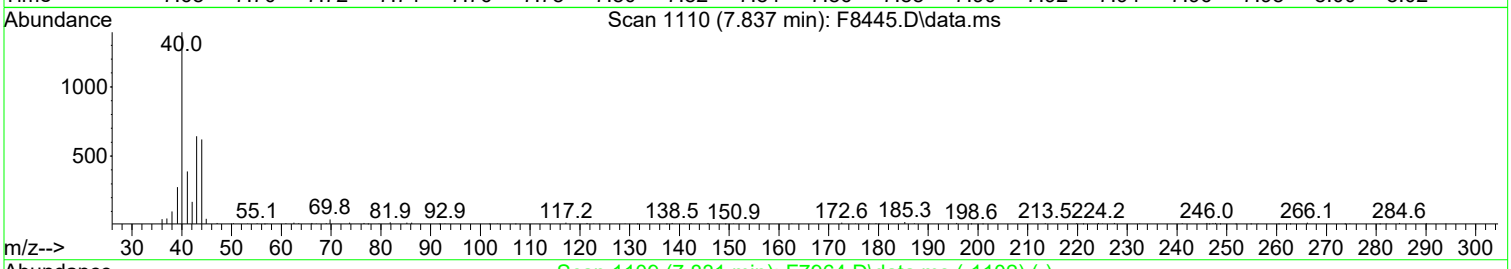

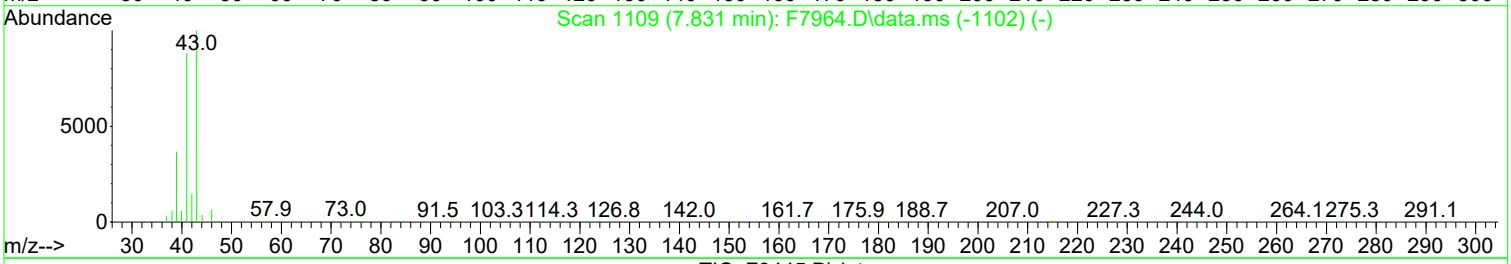

TIC: F8445.D\data.ms

(60) 2-Nitropropane

7.837min (+ 0.006) 0.29 ug/L

response 421

Ion	Exp%	Act%
41.00	100.00	100.00
43.00	114.00	164.62#
0.00	0.00	0.00
0.00	0.00	0.00

Manual Integration:

Before

02/27/24

1st FJ 02/27/24
2nd AM 02/27/24

Quantitation Report (Qedit)

Data Path : I:\ACQUDATA\MSVOA14\Data\022624\
Data File : F8445.D
Acq On : 26 Feb 2024 06:16 pm
Operator : F.NAEGLER
Sample : 1 PPB STD
Misc :
ALS Vial : 3 Sample Multiplier: 1

Quant Time: Feb 27 09:53:10 2024
Quant Method : I:\ACQUDATA\MSVOA14\Methods\S022624.M
Quant Title : MS#14 - 8260 SOILS 10ml PURGE
QLast Update : Fri Dec 29 10:04:46 2023
Response via : Initial Calibration

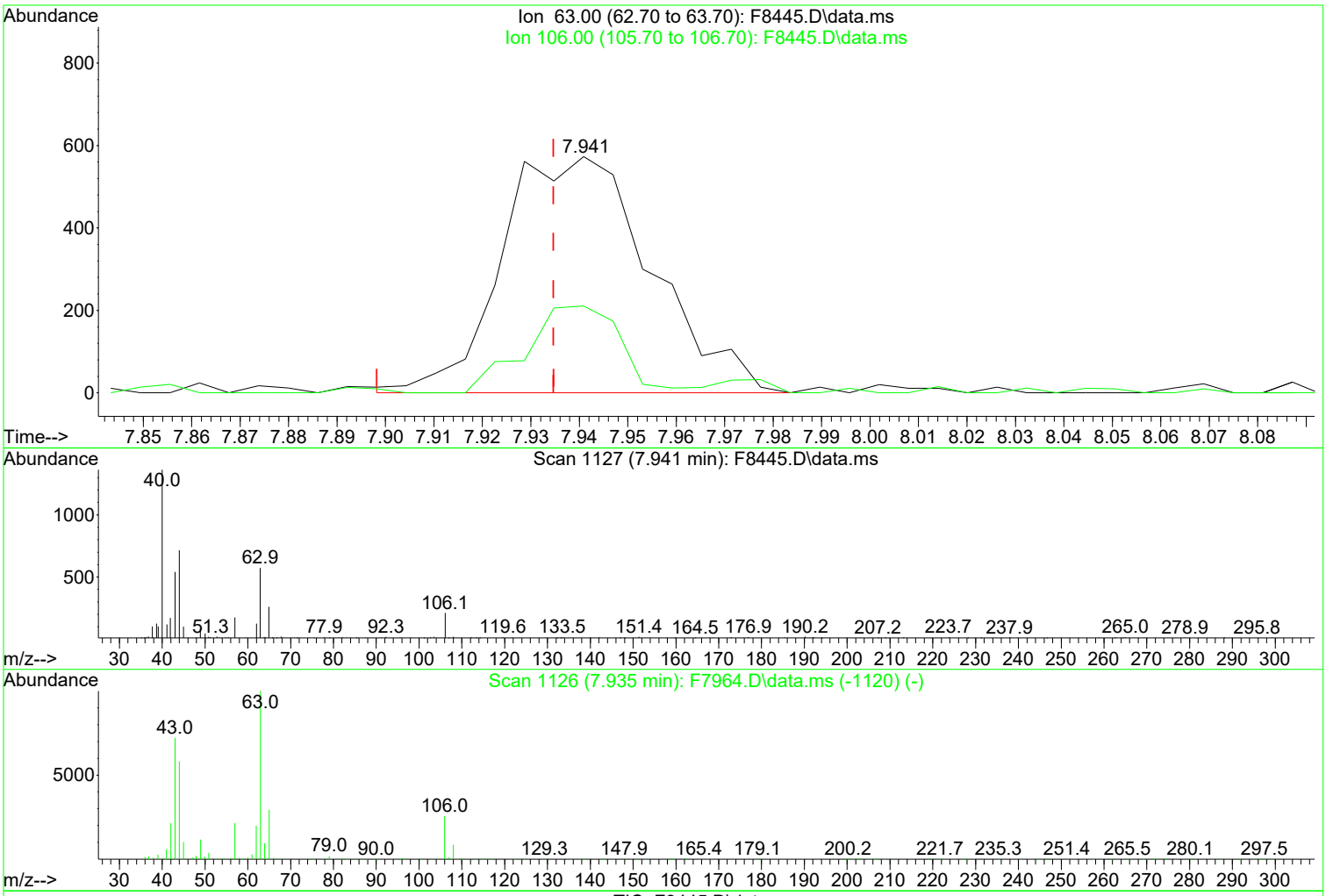

TIC: F8445.D\data.ms

(61) 2-Chloroethylvinyl Ether

7.941min (+ 0.006) 0.64 ug/L m

response 1229

Ion	Exp%	Act%
63.00	100.00	100.00
106.00	25.60	36.82
0.00	0.00	0.00
0.00	0.00	0.00

Manual Integration:

After

Poor integration.

02/27/24

1st FJ 02/27/24
2nd AM 02/27/24

Quantitation Report (Qedit)

Data Path : I:\ACQUDATA\MSVOA14\Data\022624\
Data File : F8445.D
Acq On : 26 Feb 2024 06:16 pm
Operator : F.NAEGLER
Sample : 1 PPB STD
Misc :
ALS Vial : 3 Sample Multiplier: 1

Quant Time: Feb 27 09:53:10 2024
Quant Method : I:\ACQUDATA\MSVOA14\Methods\S022624.M
Quant Title : MS#14 - 8260 SOILS 10ml PURGE
QLast Update : Fri Dec 29 10:04:46 2023
Response via : Initial Calibration

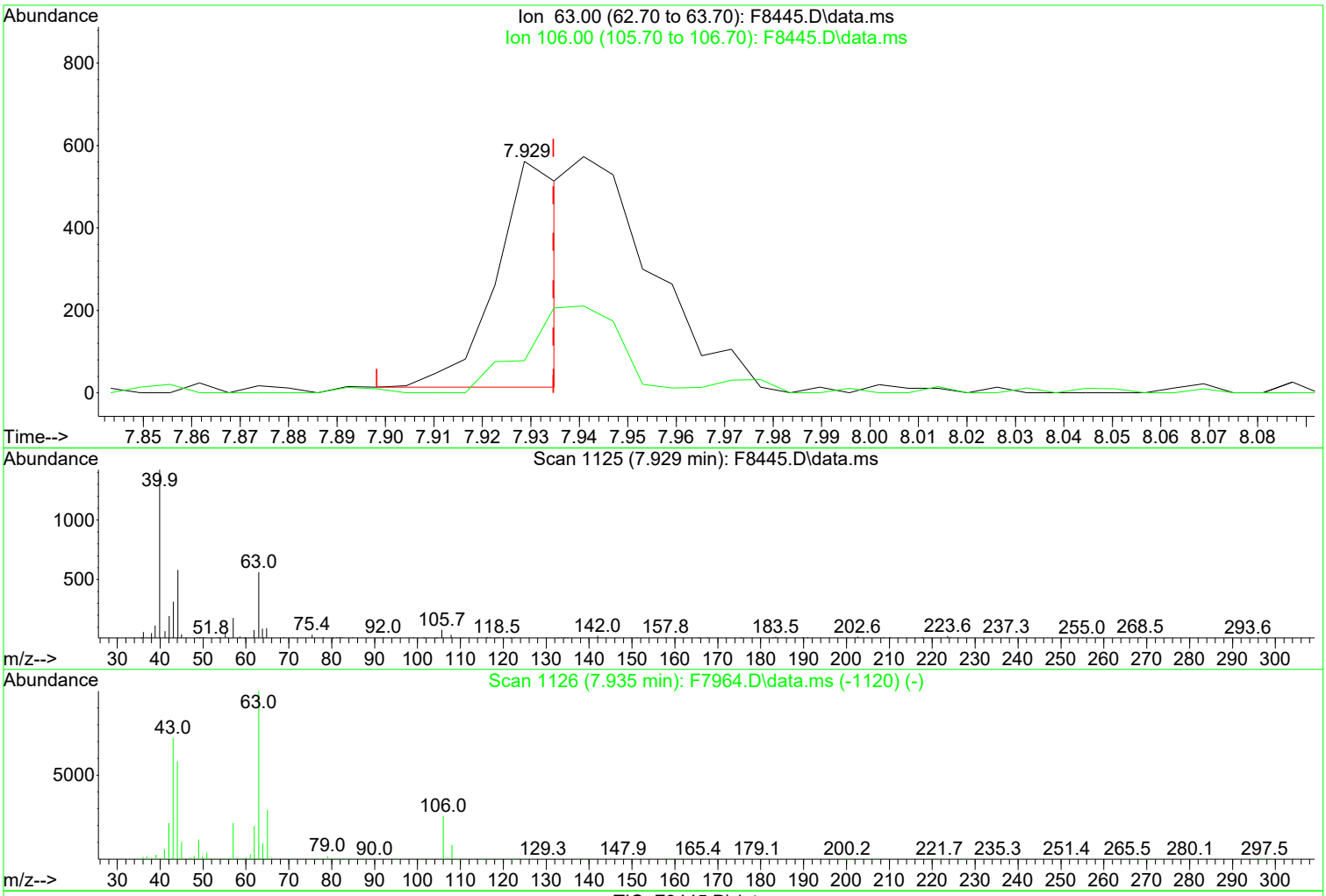

TIC: F8445.D\data.ms

(61) 2-Chloroethylvinyl Ether

7.929min (-0.006) 0.27 ug/L

response 512

Ion	Exp%	Act%
63.00	100.00	100.00
106.00	25.60	13.88
0.00	0.00	0.00
0.00	0.00	0.00

Manual Integration:

Before

02/27/24

Quantitation Report (Qedit)

Data Path : I:\ACQUDATA\MSVOA14\Data\022624\
Data File : F8445.D
Acq On : 26 Feb 2024 06:16 pm
Operator : F.NAEGLER
Sample : 1 PPB STD
Misc :
ALS Vial : 3 Sample Multiplier: 1

Quant Time: Feb 27 09:53:10 2024
Quant Method : I:\ACQUDATA\MSVOA14\Methods\S022624.M
Quant Title : MS#14 - 8260 SOILS 10ml PURGE
QLast Update : Fri Dec 29 10:04:46 2023
Response via : Initial Calibration

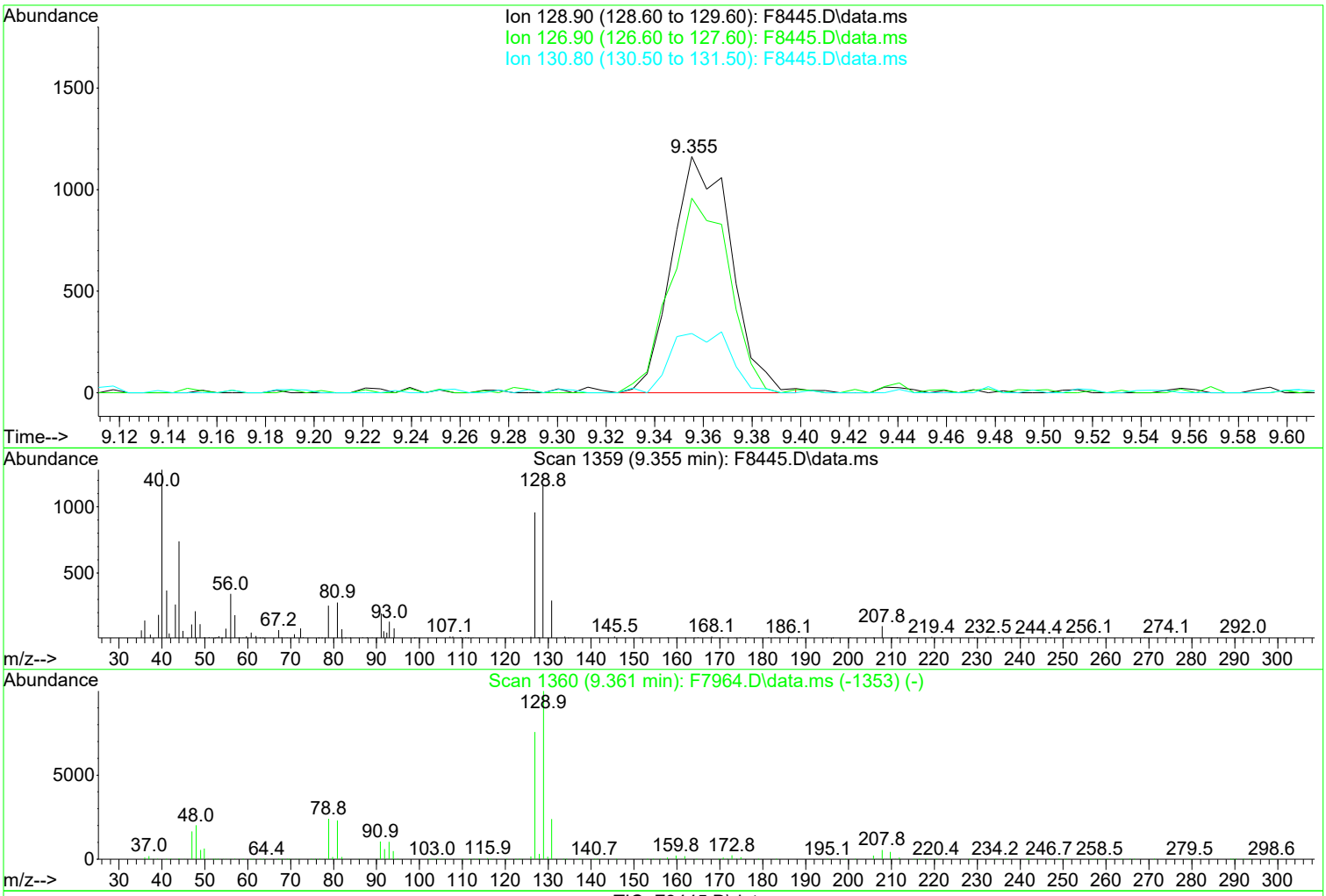

TIC: F8445.D\data.ms

(74) Dibromochloromethane (P)

9.355min (-0.006) 0.69 ug/L m

response 1964

Ion	Exp%	Act%
128.90	100.00	100.00
126.90	75.70	82.44
130.80	23.80	25.13
0.00	0.00	0.00

Manual Integration:

After

Peak not found.

02/27/24

Quantitation Report (Qedit)

Data Path : I:\ACQUDATA\MSVOA14\Data\022624\
Data File : F8445.D
Acq On : 26 Feb 2024 06:16 pm
Operator : F.NAEGLER
Sample : 1 PPB STD
Misc :
ALS Vial : 3 Sample Multiplier: 1

Quant Time: Feb 27 09:53:10 2024
Quant Method : I:\ACQUDATA\MSVOA14\Methods\S022624.M
Quant Title : MS#14 - 8260 SOILS 10ml PURGE
QLast Update : Fri Dec 29 10:04:46 2023
Response via : Initial Calibration

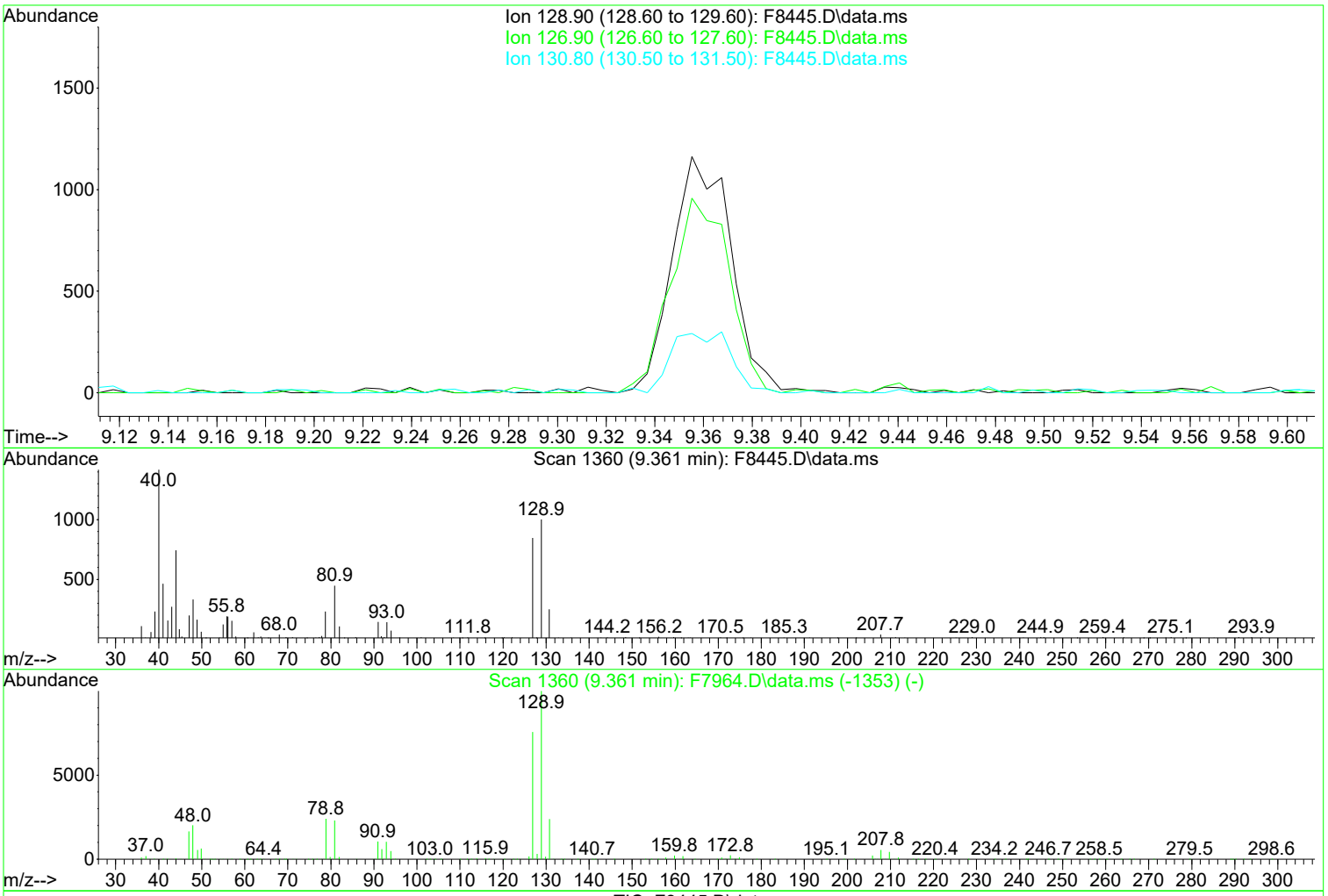

TIC: F8445.D\data.ms

(74) Dibromochloromethane (P)

9.361min (-9.361) 0.00 ug/L

response 0

Ion	Exp%	Act%
128.90	100.00	0.00
126.90	75.70	0.00#
130.80	23.80	0.00#
0.00	0.00	0.00

Manual Integration:

Before

02/27/24

Quantitation Report (QT Reviewed)

Data Path : I:\ACQUDATA\MSVOA14\Data\022624\
Data File : F8445.D
Acq On : 26 Feb 2024 06:16 pm
Operator : F.NAEGLER
Sample : 1 PPB STD
Misc :
ALS Vial : 3 Sample Multiplier: 1

Quant Time: Feb 27 09:53:10 2024
Quant Method : I:\ACQUDATA\MSVOA14\Methods\S022624.M
Quant Title : MS#14 - 8260 SOILS 10ml PURGE
QLast Update : Fri Dec 29 10:04:46 2023
Response via : Initial Calibration

Compound	R.T.	QIon	Response	Conc	Units		Dev(Min)
Internal Standards							
1) Pentafluorobenzene	5.356	168	400632	50.00	ug/L		0.00
42) 1,4-Difluorobenzene	6.484	114	600771	50.00	ug/L		0.00
70) d5-Chlorobenzene	9.934	117	513306	50.00	ug/L		0.00
87) 1,4-Dichlorobenzene-d4	12.032	152	264363	50.00	ug/L		0.00
System Monitoring Compounds							
44) SURR4,Dibrflmethane	5.216	113	38800	10.75	ug/L		0.00
Spiked Amount 50.000	Range 63 - 138		Recovery = 21.50%#				
47) SURR1,1,2-dichloroetha...	5.771	65	45126	9.47	ug/L		0.00
Spiked Amount 50.000	Range 67 - 128		Recovery = 18.94%#				
64) SURR3,Toluene-d8	8.368	98	159957	10.92	ug/L		0.00
Spiked Amount 50.000	Range 66 - 138		Recovery = 21.84%#				
69) SURR2,BFB	11.044	95	52813	10.09	ug/L		0.00
Spiked Amount 50.000	Range 31 - 154		Recovery = 20.18%#				
Target Compounds							Qvalue
2) Dichlorodifluoromethane	1.119	85	4004m	0.773	ug/L		
3) Chloromethane	1.284	50	4965m	0.785	ug/L		
4) Vinyl Chloride	1.326	62	4993m	0.807	ug/L		
5) Bromomethane	1.564	94	3969m	0.870	ug/L		
6) Chloroethane	1.631	64	3343	0.693	ug/L		84
7) Freon 21	1.784	67	7064	0.713	ug/L		97
8) Trichlorofluoromethane	1.820	101	5441	0.687	ug/L		97
9) Diethyl Ether	2.052	59	2802	0.849	ug/L	#	87
10) Freon 123a	2.064	67	4459	0.984	ug/L		92
11) Freon 123	2.119	83	4514	0.919	ug/L		95
12) Acrolein	2.168	56	3474	3.882	ug/L		84
13) 1,1-Diclethene	2.241	96	2885	0.878	ug/L	#	84
14) Freon 113	2.235	101	2892	0.856	ug/L		94
15) Acetone	2.314	43	9495	4.057	ug/L		87
16) 2-Propanol	2.491	45	6710	13.510	ug/L		87
17) Iodomethane	2.381	142	4019	1.002	ug/L		91
18) Carbon Disulfide	2.436	76	9430	0.793	ug/L		96
19) Acetonitrile	2.576	41	2330m	2.504	ug/L		
20) Allyl Chloride	2.570	76	1417m	0.639	ug/L		
21) Methyl Acetate	2.619	43	3885	0.645	ug/L		98
22) Methylene Chloride	2.704	84	4372	1.050	ug/L	#	78
23) TBA	2.875	59	10014m	13.338	ug/L		
24) Acrylonitrile	2.985	53	7395	3.954	ug/L		95
25) Methyl-t-Butyl Ether	2.991	73	8467	0.777	ug/L		92
26) trans-1,2-Dichloroethene	2.991	96	3420	0.930	ug/L		92
27) 1,1-Diclethane	3.491	63	5659	0.776	ug/L		94
28) Vinyl Acetate	3.606	86	243m	0.447	ug/L		
29) DIPE	3.600	45	8569	0.599	ug/L		85
30) 2-Chloro-1,3-Butadiene	3.594	53	4361	0.612	ug/L		89
31) ETBE	4.125	59	8143	0.666	ug/L		83
32) 2,2-Dichloropropane	4.320	77	3397m	0.552	ug/L		
33) cis-1,2-Dichloroethene	4.338	96	3593m	0.876	ug/L		
34) 2-Butanone	4.435	43	3386	1.127	ug/L		88
35) Propionitrile	4.551	54	3446	4.312	ug/L		77
36) Bromochloromethane	4.740	130	2080	0.923	ug/L		95
37) Methacrylonitrile	4.771	67	1595	0.836	ug/L	#	46
38) Tetrahydrofuran	4.856	42	1988m	1.008	ug/L		
39) Chloroform	4.917	83	5427	0.786	ug/L		88
40) 1,1,1-Trichloroethane	5.191	97	4077	0.703	ug/L		88

1st FJ 02/27/24
2nd AM 02/27/24

Data Path : I:\ACQUDATA\MSVOA14\Data\022624\
Data File : F8445.D
Acq On : 26 Feb 2024 06:16 pm
Operator : F.NAEGLER
Sample : 1 PPB STD
Misc :
ALS Vial : 3 Sample Multiplier: 1

Quant Time: Feb 27 09:53:10 2024
Quant Method : I:\ACQUDATA\MSVOA14\Methods\S022624.M
Quant Title : MS#14 - 8260 SOILS 10ml PURGE
QLast Update : Fri Dec 29 10:04:46 2023
Response via : Initial Calibration

Compound	R.T.	QIon	Response	Conc	Units		Dev(Min)
41) TAME	6.069	73	6960	0.643	ug/L		97
43) Cyclohexane	5.252	41	3608	0.797	ug/L		99
45) Carbontetrachloride	5.466	121	977	0.757	ug/L	#	45
46) 1,1-Dichloropropene	5.496	75	4831	1.066	ug/L		90
48) Benzene	5.825	78	12158	0.923	ug/L		89
49) 1,2-Dichloroethane	5.899	62	4540	0.910	ug/L		92
50) Iso-Butyl Alcohol	5.923	43	2653	11.058	ug/L		89
51) n-Heptane	6.301	43	4987	0.888	ug/L		92
52) 1-Butanol	6.935	56	2769	19.104	ug/L		92
53) Trichloroethene	6.813	130	3882	1.184	ug/L	#	84
54) Methylcyclohexane	7.032	55	4245	0.809	ug/L	#	86
55) 1,2-Diclpropane	7.118	63	3412	0.926	ug/L		90
56) Dibromomethane	7.270	93	2253	1.046	ug/L		82
57) 1,4-Dioxane	7.392	88	1647m	27.467	ug/L		
58) Methyl Methacrylate	7.362	69	2048	0.777	ug/L		87
59) Bromodichloromethane	7.508	83	3409	0.731	ug/L		98
60) 2-Nitropropane	7.825	41	1000m	0.699	ug/L		
61) 2-Chloroethylvinyl Ether	7.941	63	1229m	0.643	ug/L		
62) cis-1,3-Dichloropropene	8.081	75	3533	0.642	ug/L		91
63) 4-Methyl-2-pentanone	8.307	43	2889	0.582	ug/L		89
65) Toluene	8.447	91	13797	0.960	ug/L		94
66) trans-1,3-Dichloropropene	8.752	75	2672	0.533	ug/L		85
67) Ethyl Methacrylate	8.892	69	3077	0.675	ug/L		87
68) 1,1,2-Trichloroethane	8.947	97	2884	1.022	ug/L		81
71) Tetrachloroethene	9.056	164	3067	1.341	ug/L	#	79
72) 2-Hexanone	9.264	43	2595	0.740	ug/L		92
73) 1,3-Dichloropropane	9.124	76	4771	0.974	ug/L		97
74) Dibromochloromethane	9.355	129	1964m	0.691	ug/L		
75) N-Butyl Acetate	9.416	43	4020	0.601	ug/L		91
76) 1,2-Dibromoethane	9.459	107	2543	0.931	ug/L		82
77) Chlorobenzene	9.965	112	9243	1.095	ug/L		89
78) 1,1,1,2-Tetrachloroethane	10.056	131	2236	0.780	ug/L		92
79) Ethylbenzene	10.081	106	4392	1.015	ug/L		97
80) (m+p)Xylene	10.203	106	11398	2.085	ug/L	#	78
81) o-Xylene	10.568	106	5410	1.012	ug/L	#	75
82) Styrene	10.587	104	8663	0.927	ug/L		97
83) Bromoform	10.751	173	1327	0.789	ug/L		93
84) Isopropylbenzene	10.910	105	13564	0.985	ug/L		91
85) Cyclohexanone	11.007	55	14944	16.381	ug/L		91
86) trans-1,4-Dichloro-2-B...	11.251	53	974	0.626	ug/L	#	61
88) 1,1,2,2-Tetrachloroethane	11.196	83	3640	0.909	ug/L		85
89) Bromobenzene	11.166	156	3809	1.084	ug/L		91
90) 1,2,3-Trichloropropane	11.227	110	1189	0.924	ug/L		94
91) n-Propylbenzene	11.276	91	17000	0.912	ug/L		97
92) 2-Chlorotoluene	11.343	91	9977	0.946	ug/L		92
93) 4-Chlorotoluene	11.440	91	11780	0.926	ug/L		88
94) 1,3,5-Trimethylbenzene	11.434	105	10948	0.853	ug/L		97
95) tert-Butylbenzene	11.708	119	9871	0.950	ug/L		99
96) 1,2,4-Trimethylbenzene	11.751	105	11525	0.914	ug/L		92
97) sec-Butylbenzene	11.891	105	14323	0.907	ug/L		97
98) p-Isopropyltoluene	12.019	119	12079	0.913	ug/L		92
99) 1,3-Dclbenz	11.977	146	7424	1.107	ug/L		96
100) 1,4-Dclbenz	12.056	146	7985	1.139	ug/L		98
101) n-Butylbenzene	12.355	91	12545	0.954	ug/L		91
102) 1,2-Dclbenz	12.361	146	7172	1.098	ug/L		91
103) 1,2-Dibromo-3-chloropr...	12.995	157	763	0.896	ug/L	#	61

Quantitation Report (QT Reviewed)

Data Path : I:\ACQUDATA\MSVOA14\Data\022624\
Data File : F8445.D
Acq On : 26 Feb 2024 06:16 pm
Operator : F.NAEGLER
Sample : 1 PPB STD
Misc :
ALS Vial : 3 Sample Multiplier: 1

Quant Time: Feb 27 09:53:10 2024
Quant Method : I:\ACQUDATA\MSVOA14\Methods\S022624.M
Quant Title : MS#14 - 8260 SOILS 10ml PURGE
QLast Update : Fri Dec 29 10:04:46 2023
Response via : Initial Calibration

Compound	R.T.	QIon	Response	Conc	Units	Dev(Min)
104) 1,3,5-Trichlorobenzene	13.159	180	5997	1.210	ug/L	98
105) 1,2,4-Tcbenzene	13.647	180	5240	1.232	ug/L	97
106) Hexachlorobt	13.781	225	3279	1.553	ug/L	92
107) Naphthalen	13.842	128	12880	1.182	ug/L	98
108) 1,2,3-Tclbenzene	14.031	180	5143	1.312	ug/L	89

(#) = qualifier out of range (m) = manual integration (+) = signals summed

Quantitation Report (QT Reviewed)

Data Path : I:\ACQUDATA\MSVOA14\Data\022624\
Data File : F8445.D
Acq On : 26 Feb 2024 06:16 pm
Operator : F.NAEGLER
Sample : 1 PPB STD
Misc :
ALS Vial : 3 Sample Multiplier: 1

Quant Time: Feb 27 09:53:10 2024
Quant Method : I:\ACQUDATA\MSVOA14\Methods\S022624.M
Quant Title : MS#14 - 8260 SOILS 10ml PURGE
QLast Update : Fri Dec 29 10:04:46 2023
Response via : Initial Calibration

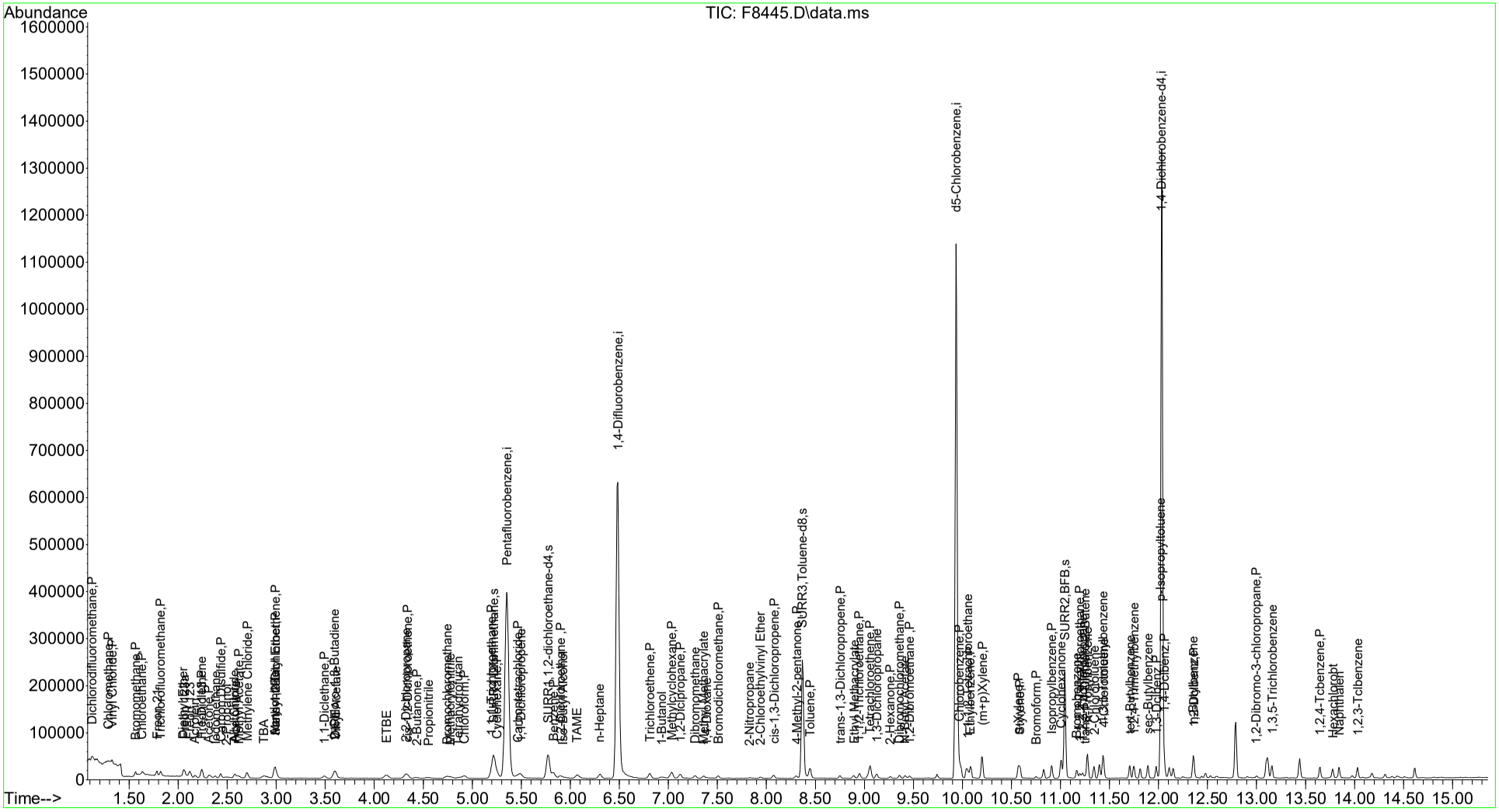

1st FJ 02/27/24
2nd AM 02/27/24

Quantitation Report (Qedit)

Data Path : I:\ACQUDATA\MSVOA14\Data\022624\
Data File : F8446.D
Acq On : 26 Feb 2024 06:39 pm
Operator : F.NAEGLER
Sample : 2 PPB STD
Misc :
ALS Vial : 4 Sample Multiplier: 1

Quant Time: Feb 27 09:57:50 2024
Quant Method : I:\ACQUDATA\MSVOA14\Methods\S022624.M
Quant Title : MS#14 - 8260 SOILS 10ml PURGE
QLast Update : Fri Dec 29 10:04:46 2023
Response via : Initial Calibration

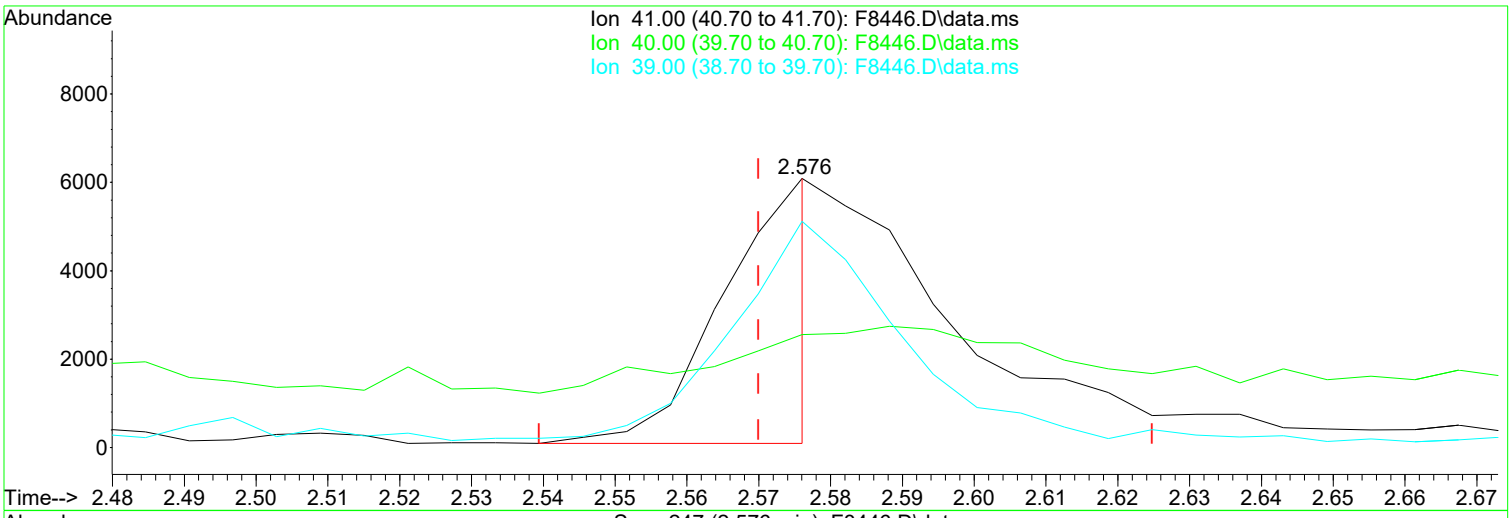

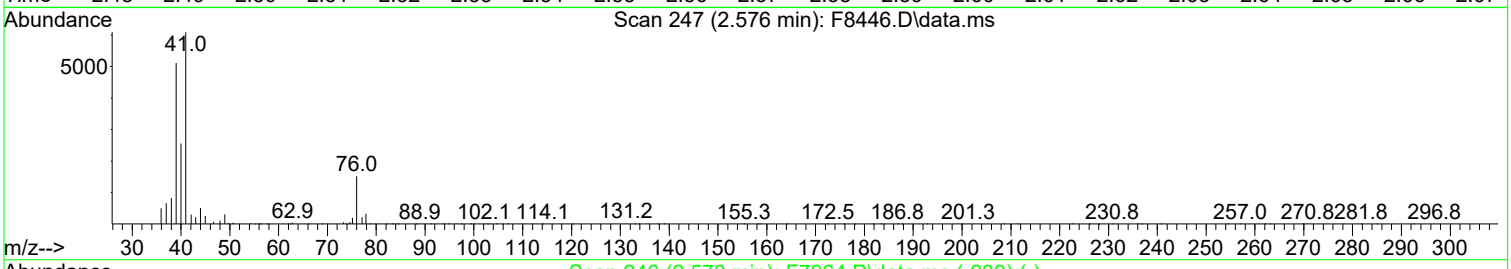

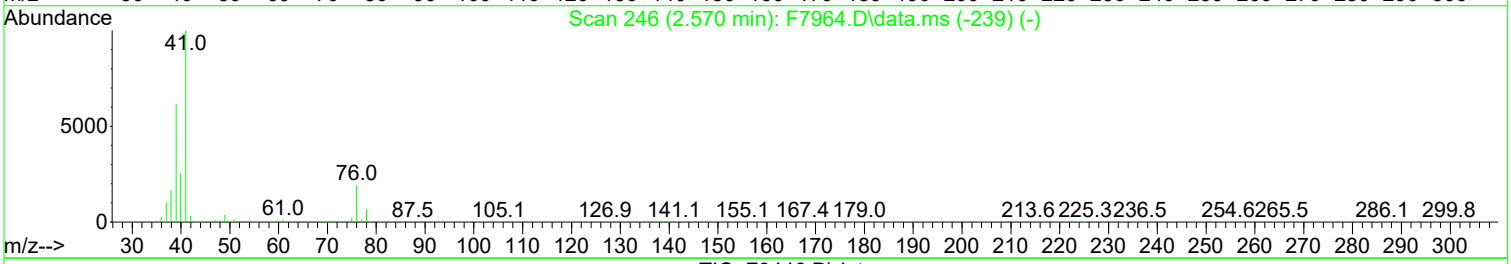

TIC: F8446.D\data.ms

(19) Acetonitrile

2.576min (+ 0.006) 5.78 ug/L m

response 5514

Ion	Exp%	Act%
41.00	100.00	100.00
40.00	25.60	41.96
39.00	61.70	84.08#
0.00	0.00	0.00

Manual Integration:

After

Poor integration.

02/27/24

Quantitation Report (Qedit)

Data Path : I:\ACQUDATA\MSVOA14\Data\022624\
Data File : F8446.D
Acq On : 26 Feb 2024 06:39 pm
Operator : F.NAEGLER
Sample : 2 PPB STD
Misc :
ALS Vial : 4 Sample Multiplier: 1

Quant Time: Feb 27 09:57:50 2024
Quant Method : I:\ACQUDATA\MSVOA14\Methods\S022624.M
Quant Title : MS#14 - 8260 SOILS 10ml PURGE
QLast Update : Fri Dec 29 10:04:46 2023
Response via : Initial Calibration

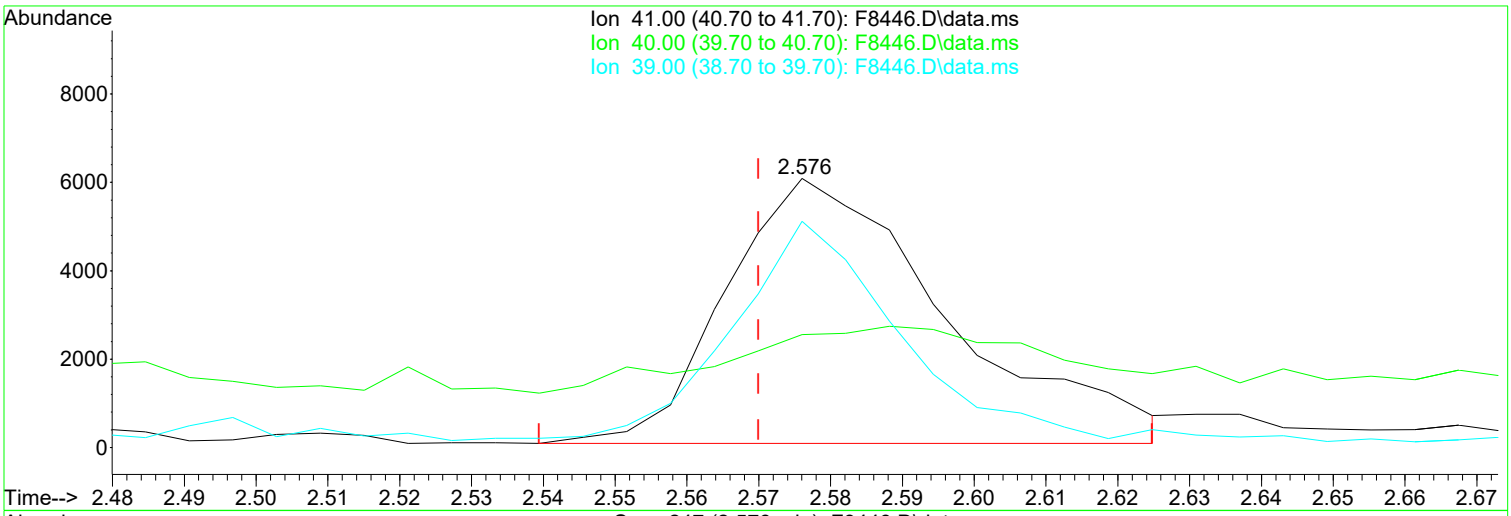

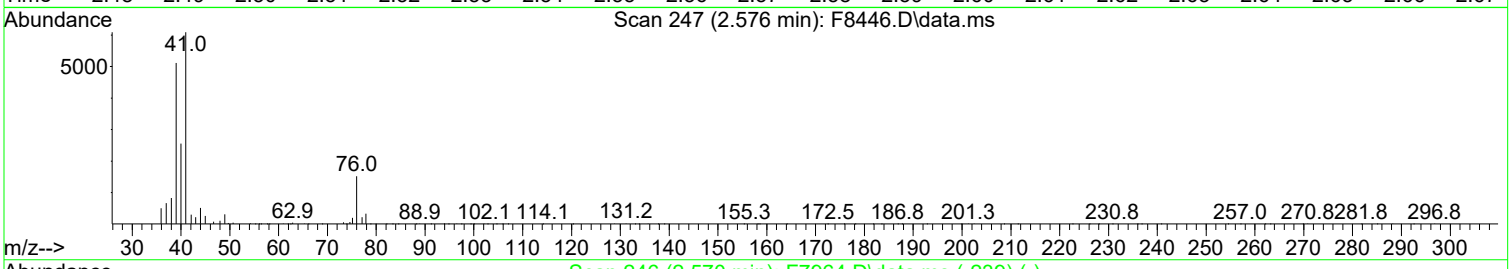

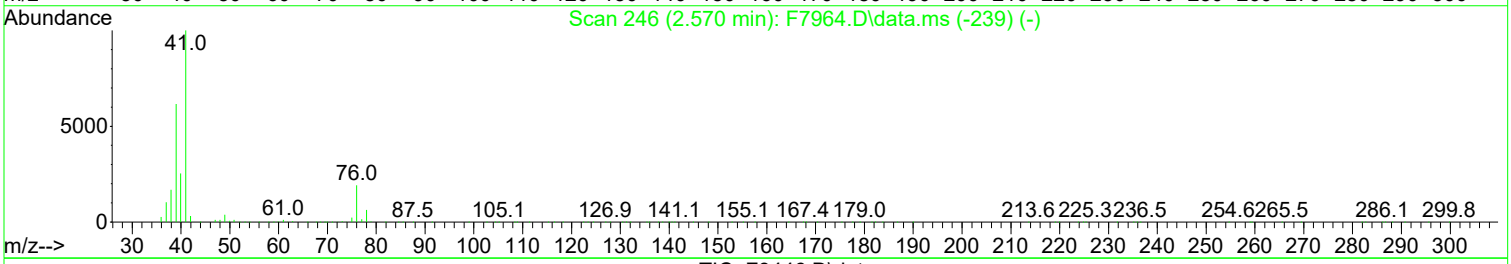

TIC: F8446.D\data.ms

(19) Acetonitrile

2.576min (+ 0.006) 13.49 ug/L

response 12858

Ion	Exp%	Act%
41.00	100.00	100.00
40.00	25.60	41.96
39.00	61.70	84.08#
0.00	0.00	0.00

Manual Integration:

Before

02/27/24

Quantitation Report (Qedit)

Data Path : I:\ACQUDATA\MSVOA14\Data\022624\
Data File : F8446.D
Acq On : 26 Feb 2024 06:39 pm
Operator : F.NAEGLER
Sample : 2 PPB STD
Misc :
ALS Vial : 4 Sample Multiplier: 1

Quant Time: Feb 27 09:57:50 2024
Quant Method : I:\ACQUDATA\MSVOA14\Methods\S022624.M
Quant Title : MS#14 - 8260 SOILS 10ml PURGE
QLast Update : Fri Dec 29 10:04:46 2023
Response via : Initial Calibration

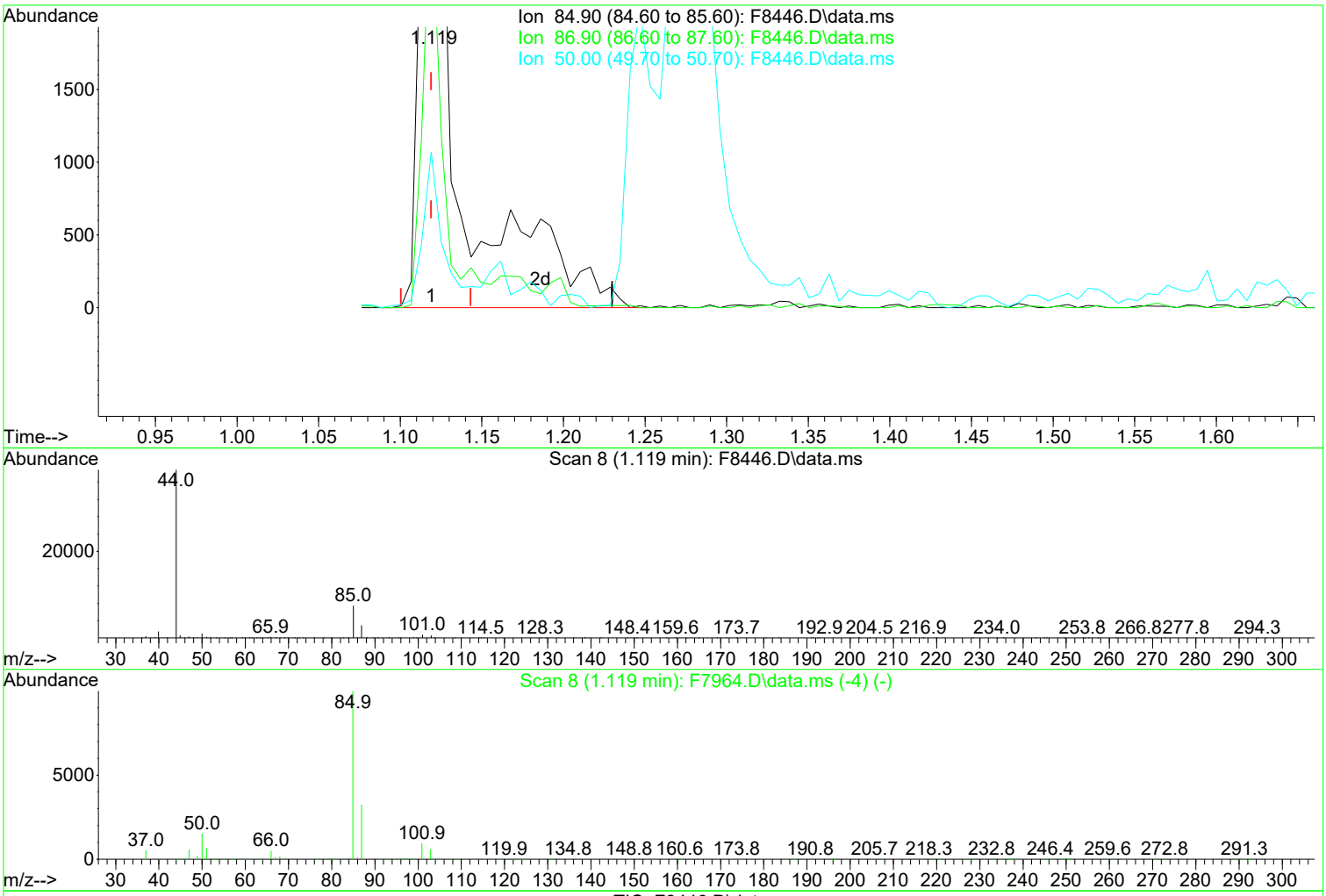

TIC: F8446.D\data.ms

(2) Dichlorodifluoromethane (P)

1.119min (-0.000) 1.47 ug/L m

response 7790

Ion	Exp%	Act%
84.90	100.00	100.00
86.90	32.50	39.15
50.00	15.40	14.33
0.00	0.00	0.00

Manual Integration:

After

Poor integration.

02/27/24

Quantitation Report (Qedit)

Data Path : I:\ACQUDATA\MSVOA14\Data\022624\
Data File : F8446.D
Acq On : 26 Feb 2024 06:39 pm
Operator : F.NAEGLER
Sample : 2 PPB STD
Misc :
ALS Vial : 4 Sample Multiplier: 1

Quant Time: Feb 27 09:57:50 2024
Quant Method : I:\ACQUDATA\MSVOA14\Methods\S022624.M
Quant Title : MS#14 - 8260 SOILS 10ml PURGE
QLast Update : Fri Dec 29 10:04:46 2023
Response via : Initial Calibration

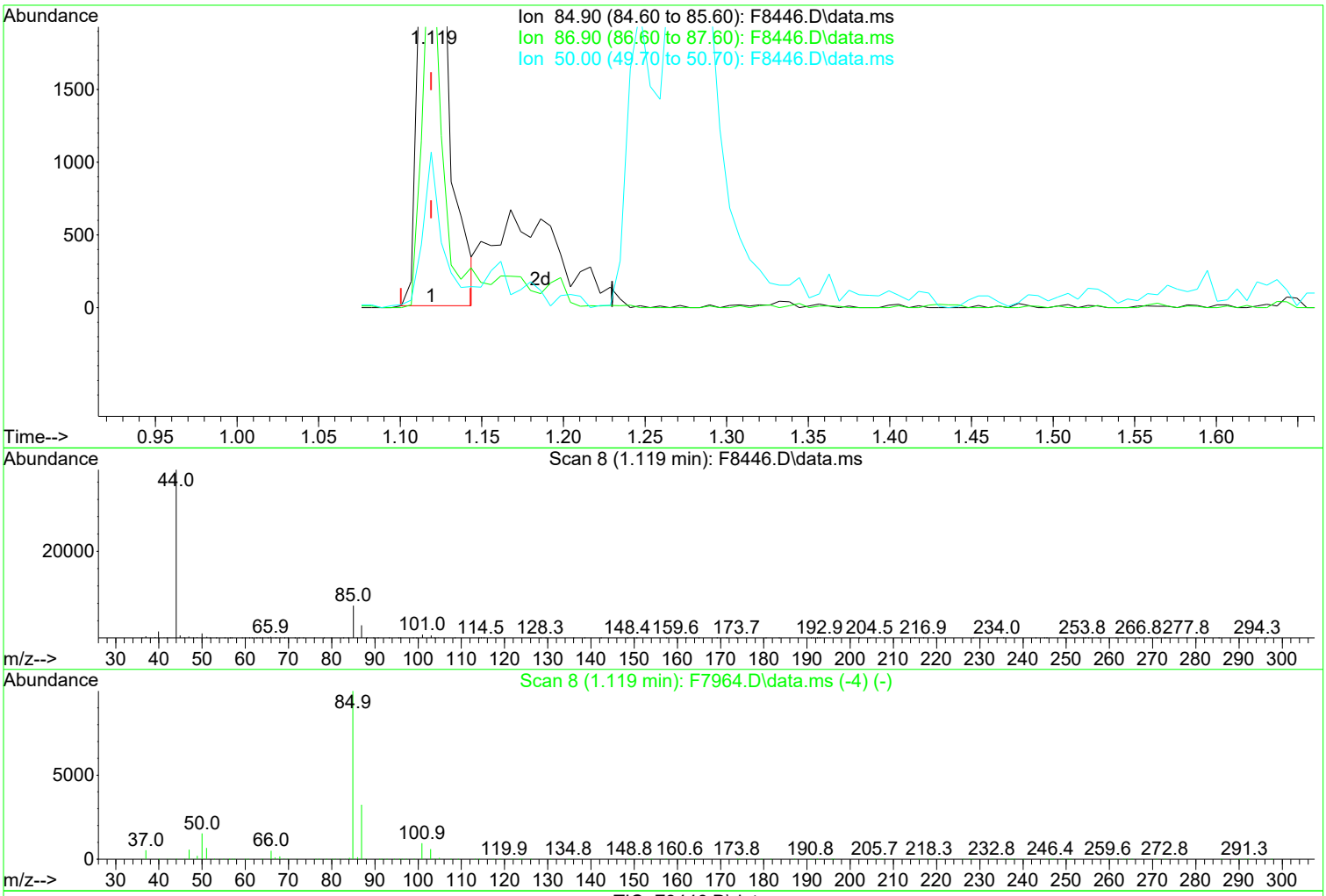

TIC: F8446.D\data.ms

(2) Dichlorodifluoromethane (P)

1.119min (-0.000) 1.08 ug/L

response 5736

Ion	Exp%	Act%
84.90	100.00	100.00
86.90	32.50	39.15
50.00	15.40	14.33
0.00	0.00	0.00

Manual Integration:

Before

02/27/24

Quantitation Report (Qedit)

Data Path : I:\ACQUDATA\MSVOA14\Data\022624\
Data File : F8446.D
Acq On : 26 Feb 2024 06:39 pm
Operator : F.NAEGLER
Sample : 2 PPB STD
Misc :
ALS Vial : 4 Sample Multiplier: 1

Quant Time: Feb 27 09:57:50 2024
Quant Method : I:\ACQUDATA\MSVOA14\Methods\S022624.M
Quant Title : MS#14 - 8260 SOILS 10ml PURGE
QLast Update : Fri Dec 29 10:04:46 2023
Response via : Initial Calibration

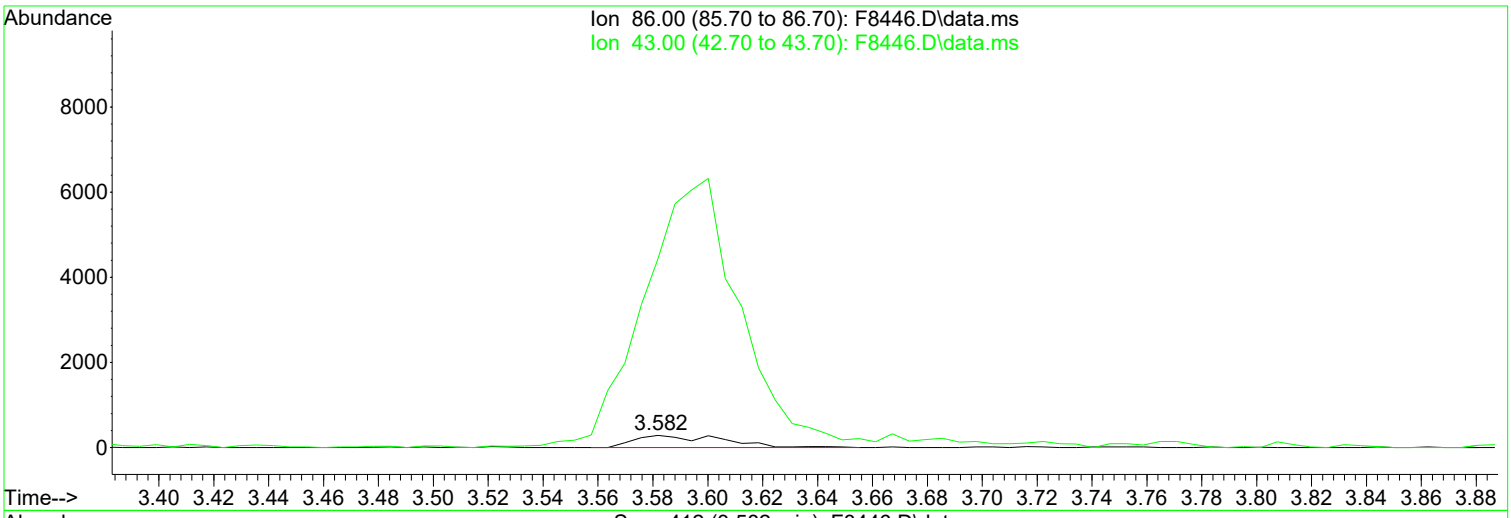

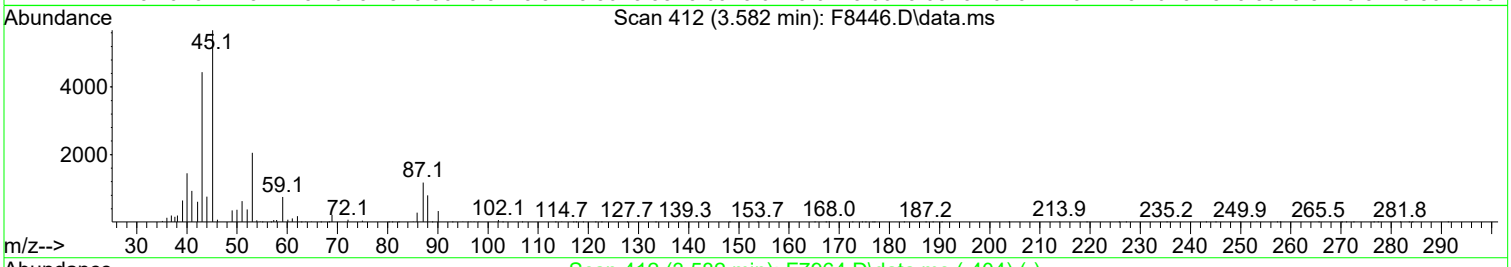

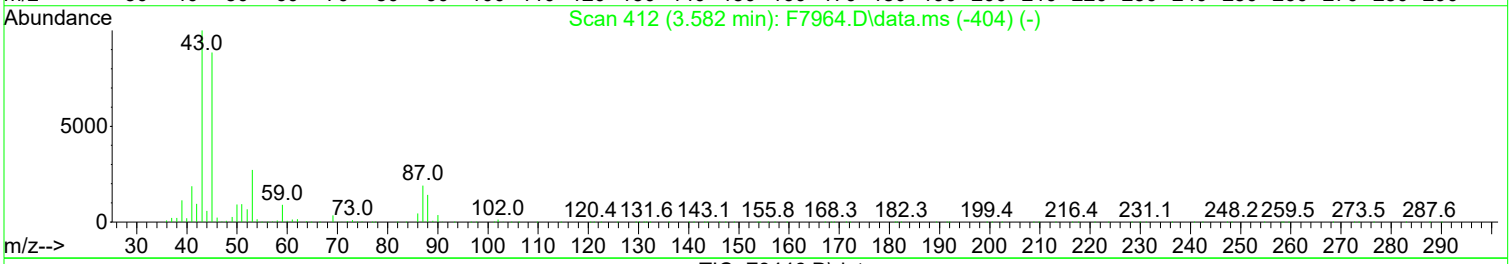

TIC: F8446.D\data.ms

(28) Vinyl Acetate

3.582min (-0.000) 1.18 ug/L m

response 658

Ion	Exp%	Act%
86.00	100.00	100.00
43.00	2206.20	1547.04#
0.00	0.00	0.00
0.00	0.00	0.00

Manual Integration:

After

Peak not found.

02/27/24

Quantitation Report (Qedit)

Data Path : I:\ACQUDATA\MSVOA14\Data\022624\
Data File : F8446.D
Acq On : 26 Feb 2024 06:39 pm
Operator : F.NAEGLER
Sample : 2 PPB STD
Misc :
ALS Vial : 4 Sample Multiplier: 1

Quant Time: Feb 27 09:57:50 2024
Quant Method : I:\ACQUDATA\MSVOA14\Methods\S022624.M
Quant Title : MS#14 - 8260 SOILS 10ml PURGE
QLast Update : Fri Dec 29 10:04:46 2023
Response via : Initial Calibration

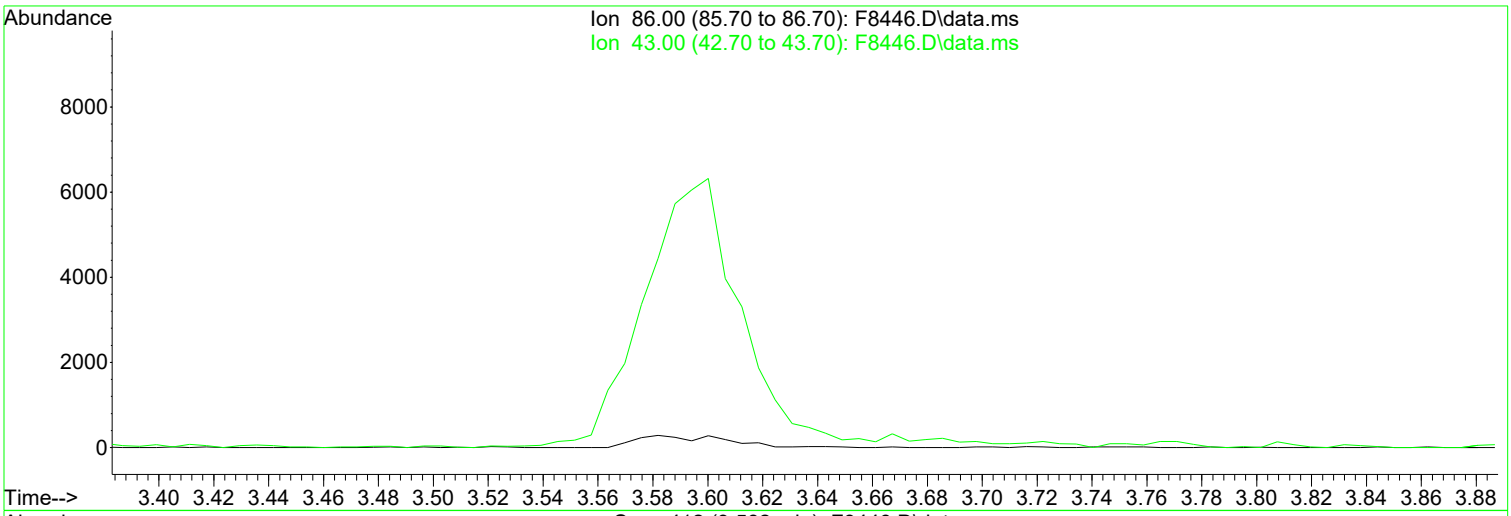

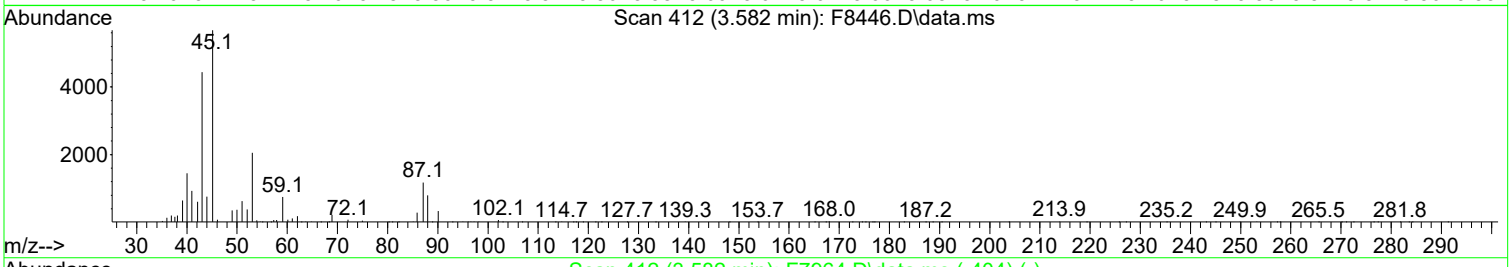

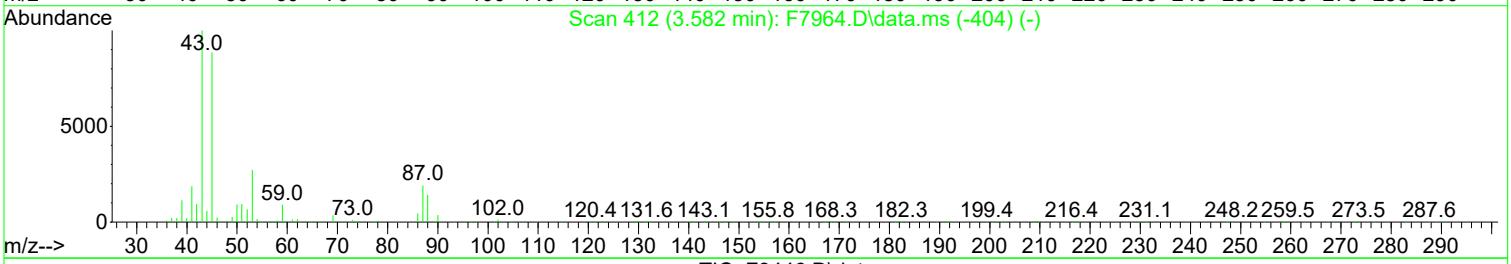

TIC: F8446.D\data.ms

(28) Vinyl Acetate

3.582min (-3.582) 0.00 ug/L

response 0

Ion	Exp%	Act%
86.00	100.00	0.00
43.00	2206.20	0.00#
0.00	0.00	0.00
0.00	0.00	0.00

Manual Integration:

Before

02/27/24

Quantitation Report (Qedit)

Data Path : I:\ACQUDATA\MSVOA14\Data\022624\
Data File : F8446.D
Acq On : 26 Feb 2024 06:39 pm
Operator : F.NAEGLER
Sample : 2 PPB STD
Misc :
ALS Vial : 4 Sample Multiplier: 1

Quant Time: Feb 27 09:57:50 2024
Quant Method : I:\ACQUDATA\MSVOA14\Methods\S022624.M
Quant Title : MS#14 - 8260 SOILS 10ml PURGE
QLast Update : Fri Dec 29 10:04:46 2023
Response via : Initial Calibration

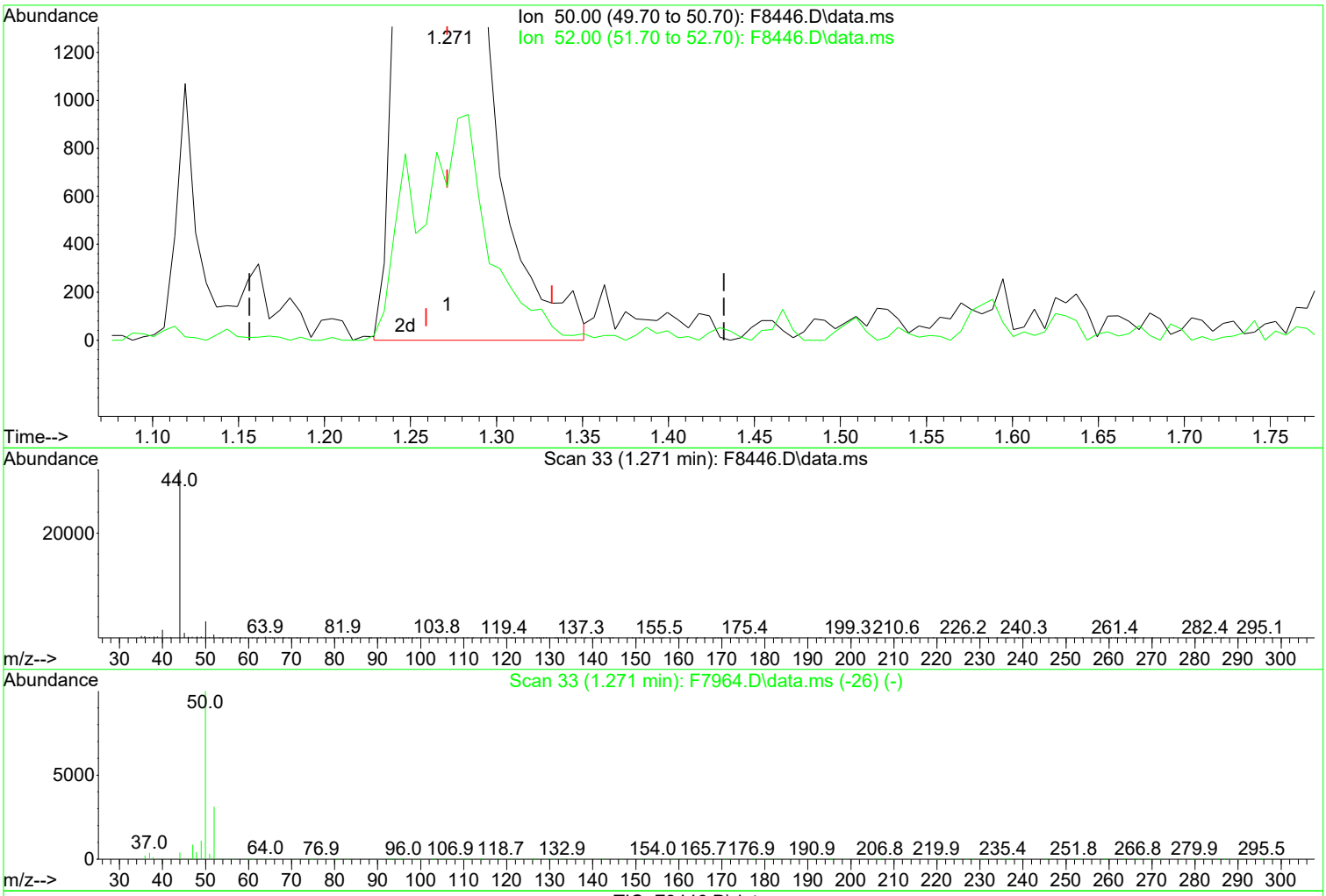

TIC: F8446.D\data.ms

(3) Chloromethane (P)

1.271min (-0.000) 1.36 ug/L m

response 8819

Ion	Exp%	Act%
50.00	100.00	100.00
52.00	31.20	20.08
0.00	0.00	0.00
0.00	0.00	0.00

Manual Integration:

After

Poor integration.

02/27/24

Quantitation Report (Qedit)

Data Path : I:\ACQUDATA\MSVOA14\Data\022624\
Data File : F8446.D
Acq On : 26 Feb 2024 06:39 pm
Operator : F.NAEGLER
Sample : 2 PPB STD
Misc :
ALS Vial : 4 Sample Multiplier: 1

Quant Time: Feb 27 09:57:50 2024
Quant Method : I:\ACQUDATA\MSVOA14\Methods\S022624.M
Quant Title : MS#14 - 8260 SOILS 10ml PURGE
QLast Update : Fri Dec 29 10:04:46 2023
Response via : Initial Calibration

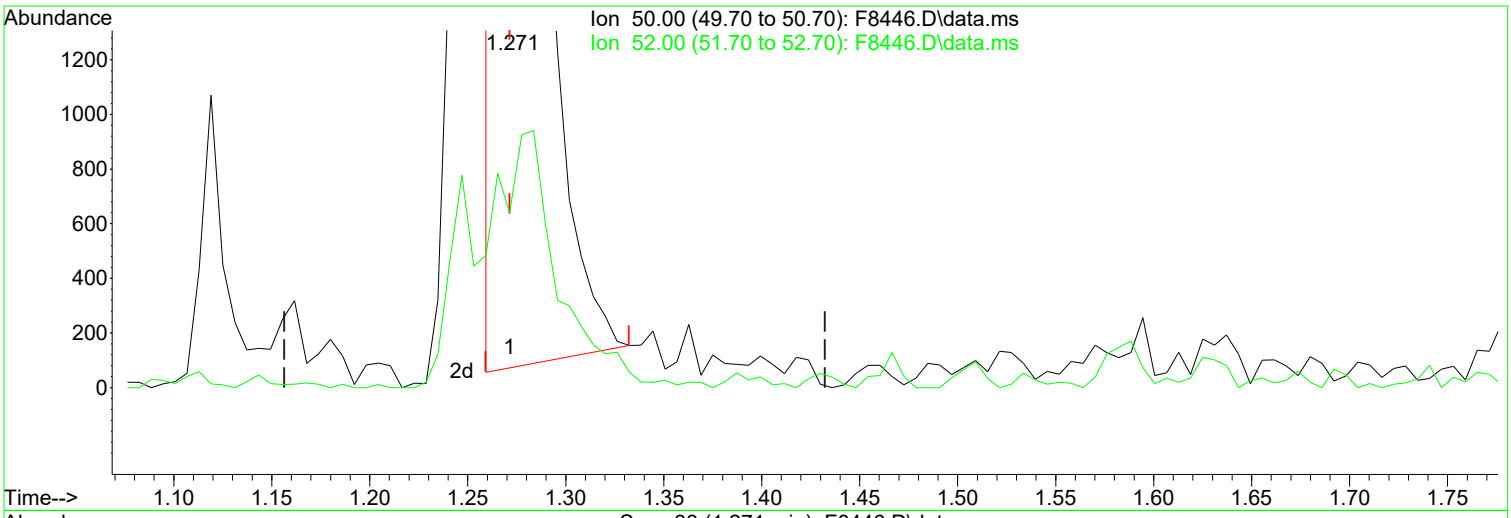

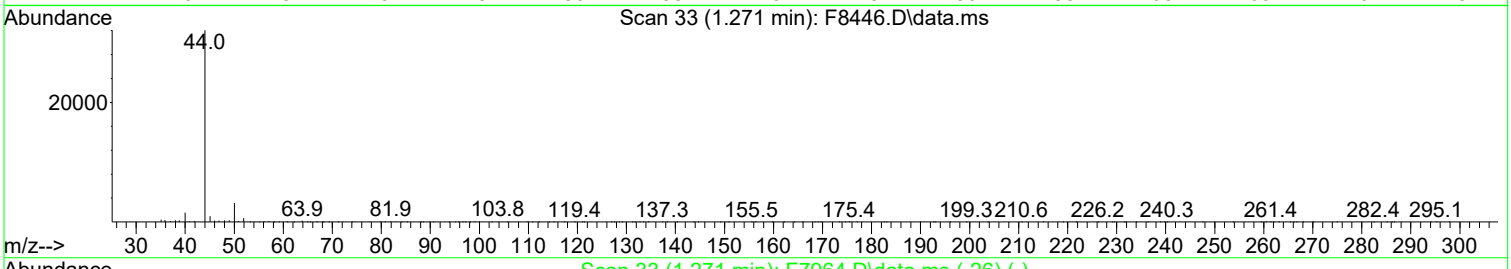

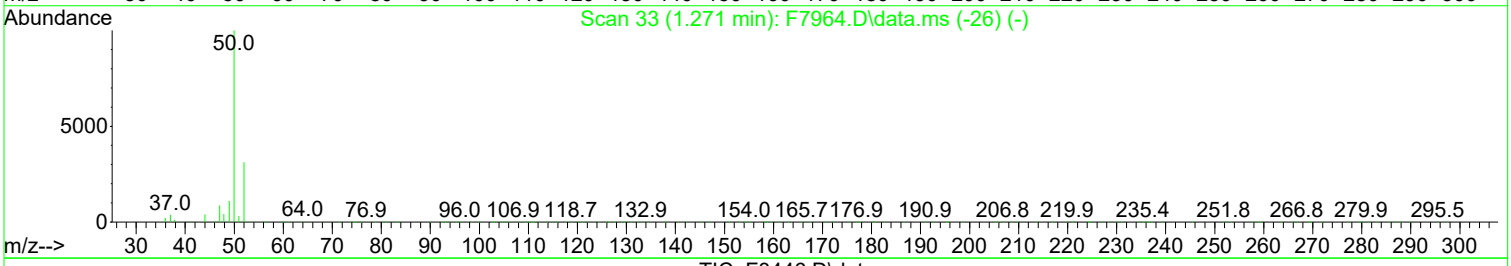

TIC: F8446.D\data.ms

(3) Chloromethane (P)

1.271min (-0.000) 0.87 ug/L

response 5656

Ion	Exp%	Act%
50.00	100.00	100.00
52.00	31.20	20.08
0.00	0.00	0.00
0.00	0.00	0.00

Manual Integration:

Before

02/27/24

Quantitation Report (Qedit)

Data Path : I:\ACQUDATA\MSVOA14\Data\022624\
Data File : F8446.D
Acq On : 26 Feb 2024 06:39 pm
Operator : F.NAEGLER
Sample : 2 PPB STD
Misc :
ALS Vial : 4 Sample Multiplier: 1

Quant Time: Feb 27 09:57:50 2024
Quant Method : I:\ACQUDATA\MSVOA14\Methods\S022624.M
Quant Title : MS#14 - 8260 SOILS 10ml PURGE
QLast Update : Fri Dec 29 10:04:46 2023
Response via : Initial Calibration

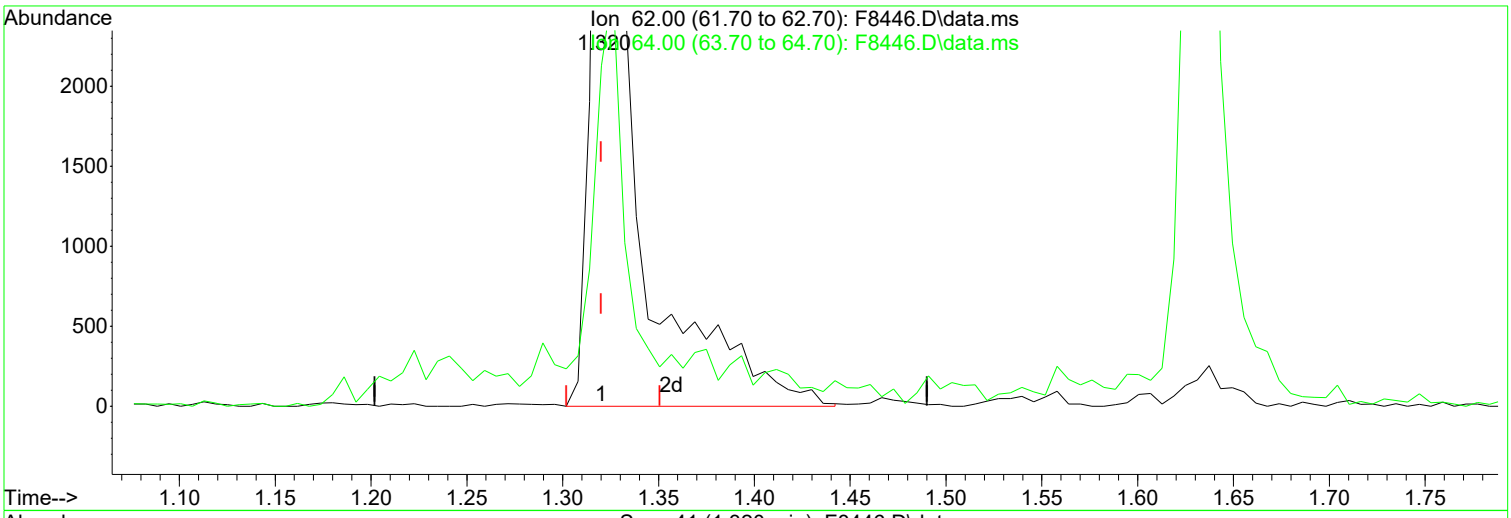

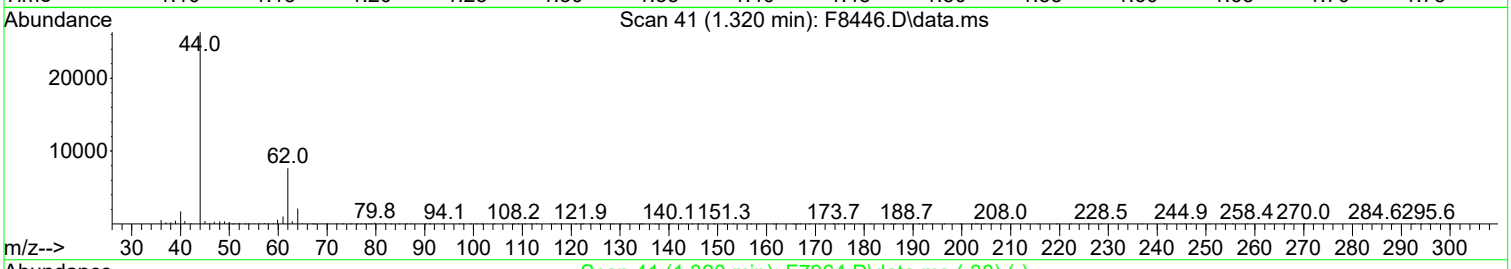

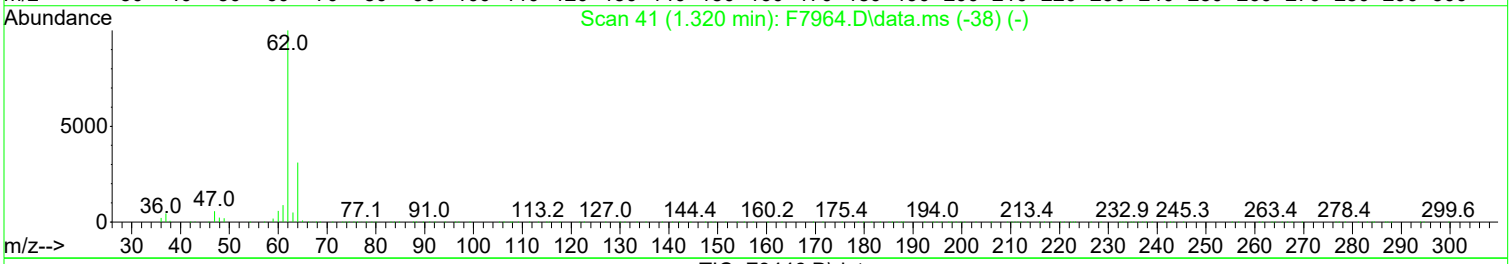

TIC: F8446.D\data.ms

(4) Vinyl Chloride (P)

1.320min (-0.000) 1.48 ug/L m

response 9401

Ion	Exp%	Act%
62.00	100.00	100.00
64.00	31.40	27.89
0.00	0.00	0.00
0.00	0.00	0.00

Manual Integration:

After

Poor integration.

02/27/24

Quantitation Report (Qedit)

Data Path : I:\ACQUDATA\MSVOA14\Data\022624\
Data File : F8446.D
Acq On : 26 Feb 2024 06:39 pm
Operator : F.NAEGLER
Sample : 2 PPB STD
Misc :
ALS Vial : 4 Sample Multiplier: 1

Quant Time: Feb 27 09:57:50 2024
Quant Method : I:\ACQUDATA\MSVOA14\Methods\S022624.M
Quant Title : MS#14 - 8260 SOILS 10ml PURGE
QLast Update : Fri Dec 29 10:04:46 2023
Response via : Initial Calibration

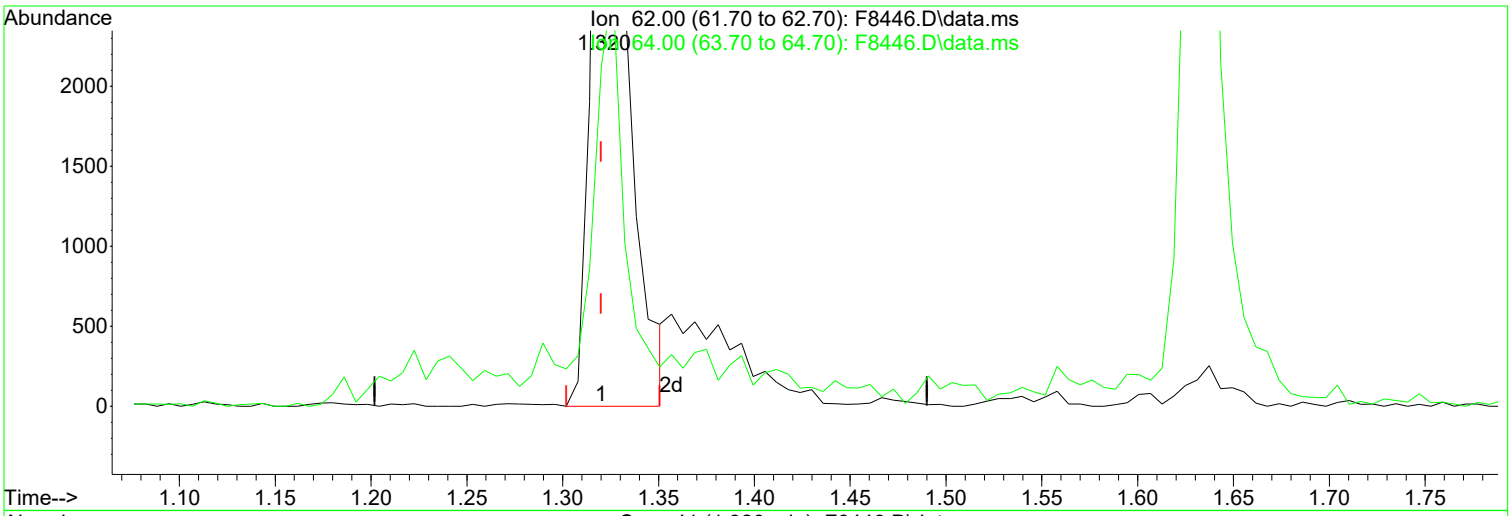

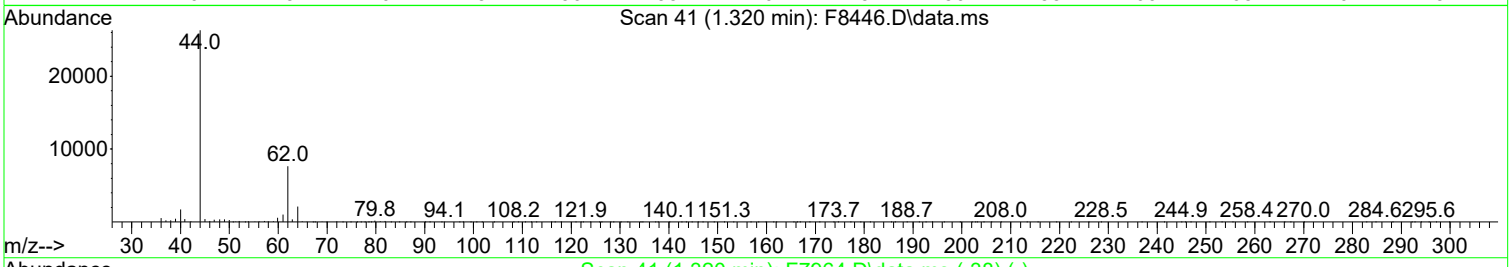

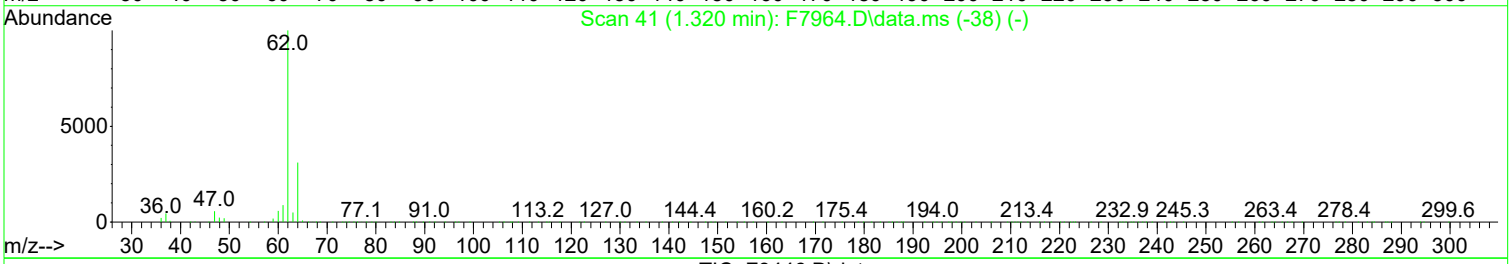

TIC: F8446.D\data.ms

(4) Vinyl Chloride (P)

1.320min (-0.000) 1.25 ug/L

response 7897

Ion	Exp%	Act%
62.00	100.00	100.00
64.00	31.40	27.89
0.00	0.00	0.00
0.00	0.00	0.00

Manual Integration:

Before

02/27/24

Quantitation Report (Qedit)

Data Path : I:\ACQUDATA\MSVOA14\Data\022624\
Data File : F8446.D
Acq On : 26 Feb 2024 06:39 pm
Operator : F.NAEGLER
Sample : 2 PPB STD
Misc :
ALS Vial : 4 Sample Multiplier: 1

Quant Time: Feb 27 09:57:50 2024
Quant Method : I:\ACQUDATA\MSVOA14\Methods\S022624.M
Quant Title : MS#14 - 8260 SOILS 10ml PURGE
QLast Update : Fri Dec 29 10:04:46 2023
Response via : Initial Calibration

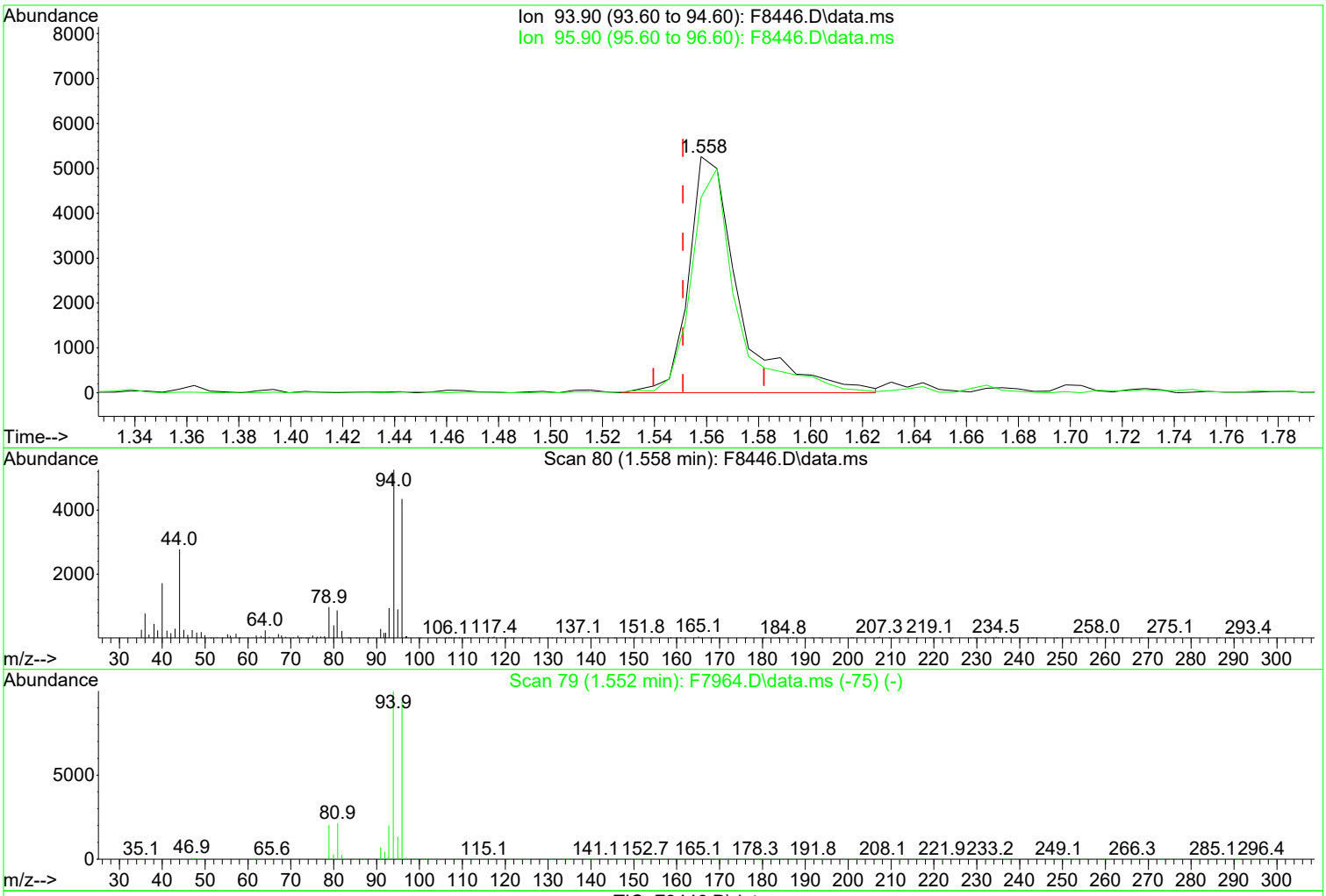

TIC: F8446.D\data.ms

(5) Bromomethane (P)

1.558min (+ 0.007) 1.52 ug/L m

response 7118

Ion	Exp%	Act%
93.90	100.00	100.00
95.90	93.50	82.62
0.00	0.00	0.00
0.00	0.00	0.00

Manual Integration:

After

Poor integration.

02/27/24

1st FJ 02/27/24
2nd AM 02/27/24

Data Path : I:\ACQUDATA\MSVOA14\Data\022624\
Data File : F8446.D
Acq On : 26 Feb 2024 06:39 pm
Operator : F.NAEGLER
Sample : 2 PPB STD
Misc :
ALS Vial : 4 Sample Multiplier: 1

Quant Time: Feb 27 09:57:50 2024
Quant Method : I:\ACQUDATA\MSVOA14\Methods\S022624.M
Quant Title : MS#14 - 8260 SOILS 10ml PURGE
QLast Update : Fri Dec 29 10:04:46 2023
Response via : Initial Calibration

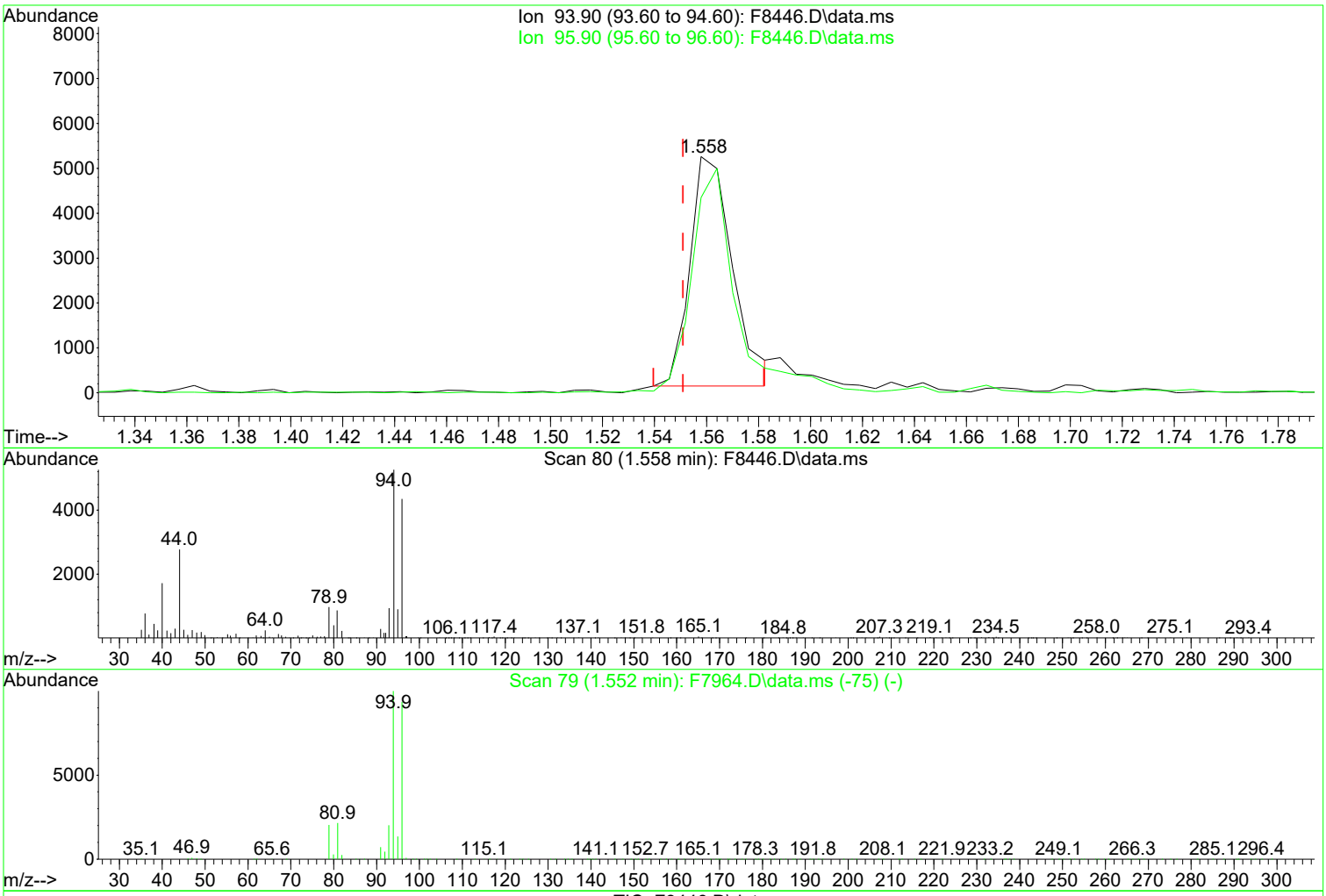

TIC: F8446.D\data.ms

(5) Bromomethane (P)

1.558min (+ 0.007) 1.24 ug/L

response 5804

Ion	Exp%	Act%
93.90	100.00	100.00
95.90	93.50	82.62
0.00	0.00	0.00
0.00	0.00	0.00

Manual Integration:

Before

02/27/24

Quantitation Report (QT Reviewed)

Data Path : I:\ACQUDATA\MSVOA14\Data\022624\
Data File : F8446.D
Acq On : 26 Feb 2024 06:39 pm
Operator : F.NAEGLER
Sample : 2 PPB STD
Misc :
ALS Vial : 4 Sample Multiplier: 1

Quant Time: Feb 27 09:57:50 2024
Quant Method : I:\ACQUDATA\MSVOA14\Methods\S022624.M
Quant Title : MS#14 - 8260 SOILS 10ml PURGE
QLast Update : Fri Dec 29 10:04:46 2023
Response via : Initial Calibration

Compound	R.T.	QIon	Response	Conc	Units		Dev(Min)
Internal Standards							
1) Pentafluorobenzene	5.350	168	410410	50.00	ug/L		0.00
42) 1,4-Difluorobenzene	6.484	114	605510	50.00	ug/L		0.00
70) d5-Chlorobenzene	9.934	117	524848	50.00	ug/L		0.00
87) 1,4-Dichlorobenzene-d4	12.038	152	264360	50.00	ug/L		0.00
System Monitoring Compounds							
44) SURR4,Dibrflmethane	5.210	113	38847	10.68	ug/L		0.00
Spiked Amount 50.000	Range 63 - 138		Recovery = 21.36%#				
47) SURR1,1,2-dichloroetha...	5.771	65	47143	9.82	ug/L		0.00
Spiked Amount 50.000	Range 67 - 128		Recovery = 19.64%#				
64) SURR3,Toluene-d8	8.368	98	165279	11.19	ug/L		0.00
Spiked Amount 50.000	Range 66 - 138		Recovery = 22.38%#				
69) SURR2,BFB	11.044	95	53130	10.07	ug/L		0.00
Spiked Amount 50.000	Range 31 - 154		Recovery = 20.14%#				
Target Compounds							Qvalue
2) Dichlorodifluoromethane	1.119	85	7790m	1.468	ug/L		
3) Chloromethane	1.271	50	8819m	1.361	ug/L		
4) Vinyl Chloride	1.320	62	9401m	1.483	ug/L		
5) Bromomethane	1.558	94	7118m	1.524	ug/L		
6) Chloroethane	1.631	64	7760	1.571	ug/L		88
7) Freon 21	1.783	67	13987	1.379	ug/L		89
8) Trichlorofluoromethane	1.820	101	12447	1.535	ug/L		93
9) Diethyl Ether	2.052	59	4894	1.448	ug/L		92
10) Freon 123a	2.064	67	8102	1.745	ug/L		95
11) Freon 123	2.113	83	8800	1.748	ug/L		96
12) Acrolein	2.168	56	6425	7.008	ug/L		99
13) 1,1-Diclethene	2.241	96	6207	1.845	ug/L	#	86
14) Freon 113	2.241	101	6066	1.752	ug/L	#	76
15) Acetone	2.314	43	11100	4.630	ug/L		93
16) 2-Propanol	2.485	45	12724	25.009	ug/L		82
17) Iodomethane	2.375	142	8581	2.088	ug/L		84
18) Carbon Disulfide	2.430	76	18570	1.524	ug/L		99
19) Acetonitrile	2.576	41	5514m	5.784	ug/L		
20) Allyl Chloride	2.582	76	3002	1.321	ug/L	#	57
21) Methyl Acetate	2.613	43	8804	1.426	ug/L		80
22) Methylene Chloride	2.698	84	8139	1.908	ug/L	#	80
23) TBA	2.869	59	19588	25.469	ug/L		86
24) Acrylonitrile	2.984	53	14619	7.630	ug/L		92
25) Methyl-t-Butyl Ether	2.997	73	17150	1.536	ug/L		92
26) trans-1,2-Dichloroethene	2.984	96	6413	1.702	ug/L		94
27) 1,1-Diclethane	3.497	63	11421	1.529	ug/L		97
28) Vinyl Acetate	3.582	86	658m	1.182	ug/L		
29) DIPE	3.594	45	18640	1.273	ug/L		90
30) 2-Chloro-1,3-Butadiene	3.606	53	10561	1.446	ug/L		100
31) ETBE	4.124	59	16737	1.336	ug/L		98
32) 2,2-Dichloropropane	4.307	77	6972	1.106	ug/L		94
33) cis-1,2-Dichloroethene	4.338	96	7374	1.755	ug/L	#	71
34) 2-Butanone	4.417	43	6128	1.991	ug/L		94
35) Propionitrile	4.533	54	6562	8.015	ug/L		72
36) Bromochloromethane	4.740	130	4667	2.022	ug/L	#	75
37) Methacrylonitrile	4.777	67	3159	1.616	ug/L	#	70
38) Tetrahydrofuran	4.850	42	3332	1.650	ug/L		68
39) Chloroform	4.917	83	11428	1.615	ug/L		94
40) 1,1,1-Trichloroethane	5.204	97	9081	1.529	ug/L		87

1st FJ 02/27/24
2nd AM 02/27/24

Data Path : I:\ACQUDATA\MSVOA14\Data\022624\
Data File : F8446.D
Acq On : 26 Feb 2024 06:39 pm
Operator : F.NAEGLER
Sample : 2 PPB STD
Misc :
ALS Vial : 4 Sample Multiplier: 1

Quant Time: Feb 27 09:57:50 2024
Quant Method : I:\ACQUDATA\MSVOA14\Methods\S022624.M
Quant Title : MS#14 - 8260 SOILS 10ml PURGE
QLast Update : Fri Dec 29 10:04:46 2023
Response via : Initial Calibration

Compound	R.T.	QIon	Response	Conc	Units		Dev(Min)
41) TAME	6.075	73	14853	1.339	ug/L		84
43) Cyclohexane	5.252	41	6821	1.496	ug/L		96
45) Carbontetrachloride	5.472	121	2200	1.690	ug/L	#	78
46) 1,1-Dichloropropene	5.496	75	8520	1.866	ug/L		97
48) Benzene	5.825	78	25848	1.947	ug/L		96
49) 1,2-Dichloroethane	5.892	62	9219	1.833	ug/L		96
50) Iso-Butyl Alcohol	5.929	43	5850	24.192	ug/L		89
51) n-Heptane	6.307	43	10208	1.804	ug/L		96
52) 1-Butanol	6.923	56	5413	37.053	ug/L		86
53) Trichloroethene	6.807	130	7472	2.261	ug/L		96
54) Methylcyclohexane	7.032	55	8572	1.621	ug/L		95
55) 1,2-Diclpropane	7.124	63	6461	1.741	ug/L		95
56) Dibromomethane	7.270	93	4113	1.894	ug/L		92
57) 1,4-Dioxane	7.404	88	3047	50.418	ug/L	#	67
58) Methyl Methacrylate	7.362	69	3821	1.438	ug/L	#	76
59) Bromodichloromethane	7.508	83	7081	1.507	ug/L		98
60) 2-Nitropropane	7.831	41	1680	1.165	ug/L		88
61) 2-Chloroethylvinyl Ether	7.941	63	2503	1.299	ug/L		75
62) cis-1,3-Dichloropropene	8.081	75	6600	1.190	ug/L		94
63) 4-Methyl-2-pentanone	8.307	43	6846	1.369	ug/L		98
65) Toluene	8.447	91	27740	1.915	ug/L		91
66) trans-1,3-Dichloropropene	8.752	75	5391	1.067	ug/L		98
67) Ethyl Methacrylate	8.892	69	6309	1.372	ug/L		97
68) 1,1,2-Trichloroethane	8.953	97	5476	1.925	ug/L		85
71) Tetrachloroethene	9.056	164	5904	2.525	ug/L	#	77
72) 2-Hexanone	9.270	43	5334	1.487	ug/L		95
73) 1,3-Dichloropropane	9.124	76	9729	1.942	ug/L		89
74) Dibromochloromethane	9.361	129	4237	1.458	ug/L		90
75) N-Butyl Acetate	9.416	43	9176	1.342	ug/L		94
76) 1,2-Dibromoethane	9.459	107	5162	1.847	ug/L		83
77) Chlorobenzene	9.959	112	19544	2.265	ug/L		97
78) 1,1,1,2-Tetrachloroethane	10.056	131	5038	1.719	ug/L	#	81
79) Ethylbenzene	10.087	106	9674	2.187	ug/L	#	87
80) (m+p)Xylene	10.203	106	22156	3.964	ug/L		99
81) o-Xylene	10.574	106	10977	2.009	ug/L	#	71
82) Styrene	10.593	104	17740	1.856	ug/L		85
83) Bromoform	10.751	173	2490	1.448	ug/L		71
84) Isopropylbenzene	10.910	105	30751	2.183	ug/L		99
85) Cyclohexanone	11.007	55	31124	33.366	ug/L		85
86) trans-1,4-Dichloro-2-B...	11.245	53	1859	1.168	ug/L	#	68
88) 1,1,2,2-Tetrachloroethane	11.202	83	7583	1.894	ug/L		96
89) Bromobenzene	11.172	156	7879	2.243	ug/L	#	70
90) 1,2,3-Trichloropropane	11.233	110	2393	1.859	ug/L	#	72
91) n-Propylbenzene	11.276	91	35309	1.894	ug/L		94
92) 2-Chlorotoluene	11.343	91	21038	1.996	ug/L		98
93) 4-Chlorotoluene	11.440	91	24179	1.901	ug/L		95
94) 1,3,5-Trimethylbenzene	11.434	105	23781	1.854	ug/L		98
95) tert-Butylbenzene	11.708	119	21163	2.037	ug/L		95
96) 1,2,4-Trimethylbenzene	11.751	105	24257	1.923	ug/L		100
97) sec-Butylbenzene	11.891	105	32249	2.041	ug/L		96
98) p-Isopropyltoluene	12.019	119	27329	2.065	ug/L		95
99) 1,3-Dclbenz	11.977	146	15007	2.238	ug/L		96
100) 1,4-Dclbenz	12.056	146	15469	2.207	ug/L		98
101) n-Butylbenzene	12.355	91	25223	1.918	ug/L		97
102) 1,2-Dclbenz	12.361	146	13600	2.082	ug/L		94
103) 1,2-Dibromo-3-chloropr...	13.001	157	1358	1.595	ug/L		94

Quantitation Report (QT Reviewed)

Data Path : I:\ACQUDATA\MSVOA14\Data\022624\
Data File : F8446.D
Acq On : 26 Feb 2024 06:39 pm
Operator : F.NAEGLER
Sample : 2 PPB STD
Misc :
ALS Vial : 4 Sample Multiplier: 1

Quant Time: Feb 27 09:57:50 2024
Quant Method : I:\ACQUDATA\MSVOA14\Methods\S022624.M
Quant Title : MS#14 - 8260 SOILS 10ml PURGE
QLast Update : Fri Dec 29 10:04:46 2023
Response via : Initial Calibration

Compound	R.T.	QIon	Response	Conc	Units	Dev(Min)
104) 1,3,5-Trichlorobenzene	13.159	180	11120	2.244	ug/L	99
105) 1,2,4-Tcbenzene	13.647	180	10763	2.531	ug/L	96
106) Hexachlorobt	13.781	225	5488	2.599	ug/L	87
107) Naphthalen	13.842	128	24832	2.280	ug/L	93
108) 1,2,3-Tclbenzene	14.031	180	9961	2.542	ug/L	93

(#) = qualifier out of range (m) = manual integration (+) = signals summed

Quantitation Report (QT Reviewed)

Data Path : I:\ACQUDATA\MSVOA14\Data\022624\
Data File : F8446.D
Acq On : 26 Feb 2024 06:39 pm
Operator : F.NAEGLER
Sample : 2 PPB STD
Misc :
ALS Vial : 4 Sample Multiplier: 1

Quant Time: Feb 27 09:57:50 2024
Quant Method : I:\ACQUDATA\MSVOA14\Methods\S022624.M
Quant Title : MS#14 - 8260 SOILS 10ml PURGE
QLast Update : Fri Dec 29 10:04:46 2023
Response via : Initial Calibration

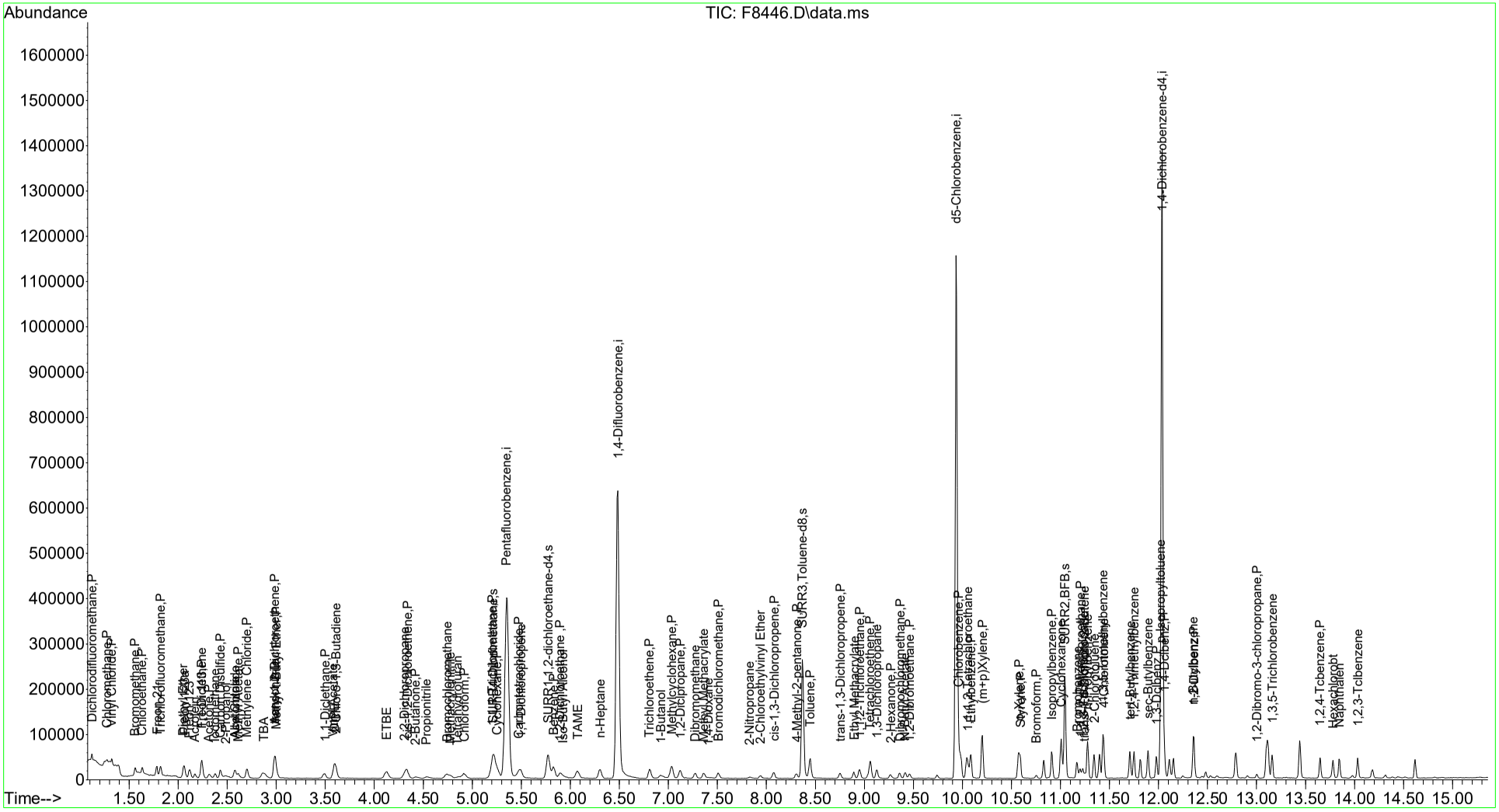

1st FJ 02/27/24
2nd AM 02/27/24

Quantitation Report (Qedit)

Data Path : I:\ACQUDATA\MSVOA14\Data\022624\
Data File : F8447.D
Acq On : 26 Feb 2024 07:02 pm
Operator : F.NAEGLER
Sample : 5 PPB STD
Misc :
ALS Vial : 5 Sample Multiplier: 1

Quant Time: Feb 27 10:00:02 2024
Quant Method : I:\ACQUDATA\MSVOA14\Methods\S022624.M
Quant Title : MS#14 - 8260 SOILS 10ml PURGE
QLast Update : Fri Dec 29 10:04:46 2023
Response via : Initial Calibration

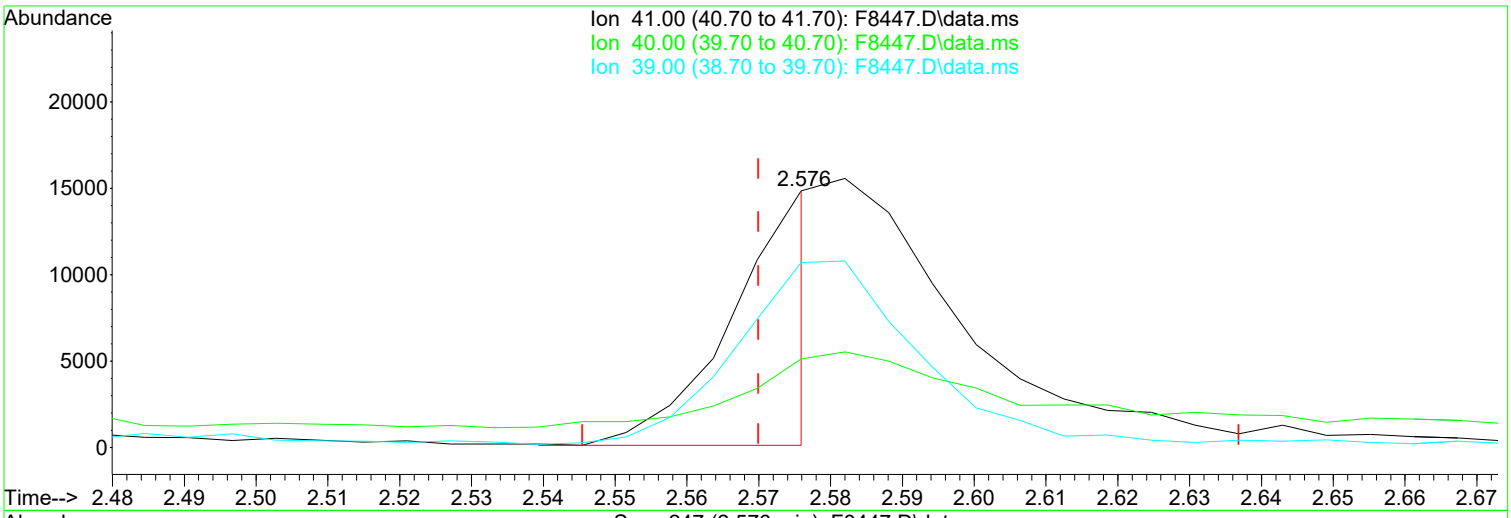

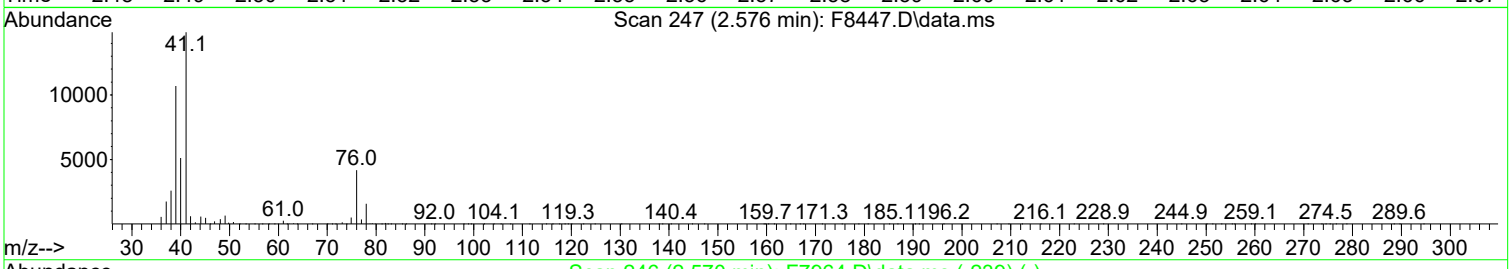

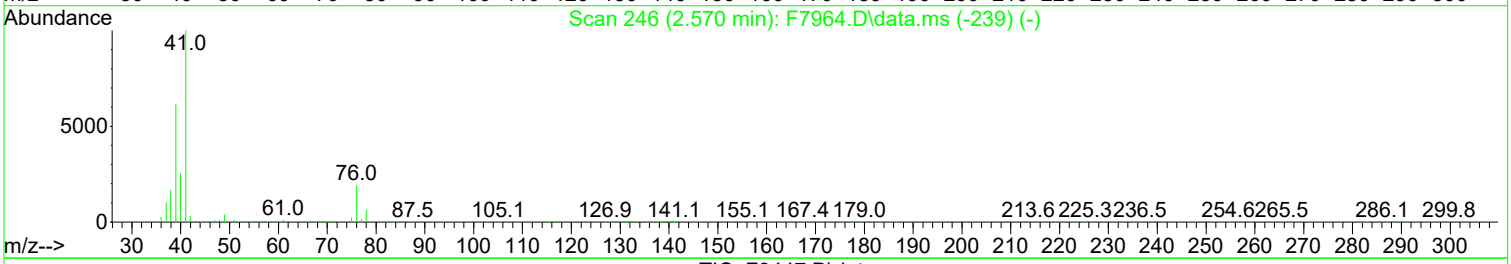

TIC: F8447.D\data.ms

(19) Acetonitrile

2.576min (+ 0.006) 13.31 ug/L m

response 12266

Ion	Exp%	Act%
41.00	100.00	100.00
40.00	25.60	34.48
39.00	61.70	72.01
0.00	0.00	0.00

Manual Integration:

After

Poor integration.

02/27/24

Quantitation Report (Qedit)

Data Path : I:\ACQUDATA\MSVOA14\Data\022624\
Data File : F8447.D
Acq On : 26 Feb 2024 07:02 pm
Operator : F.NAEGLER
Sample : 5 PPB STD
Misc :
ALS Vial : 5 Sample Multiplier: 1

Quant Time: Feb 27 10:00:02 2024
Quant Method : I:\ACQUDATA\MSVOA14\Methods\S022624.M
Quant Title : MS#14 - 8260 SOILS 10ml PURGE
QLast Update : Fri Dec 29 10:04:46 2023
Response via : Initial Calibration

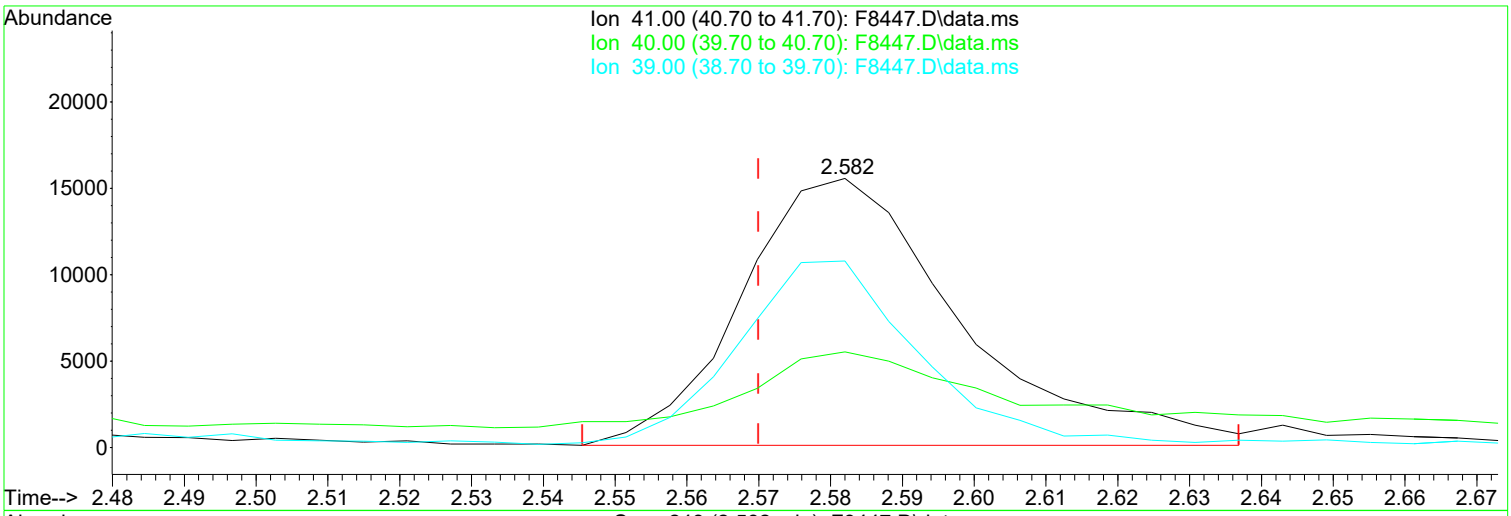

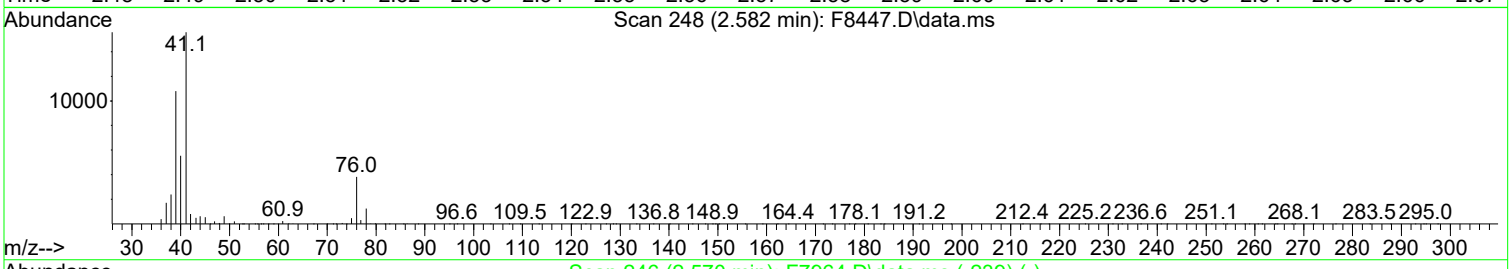

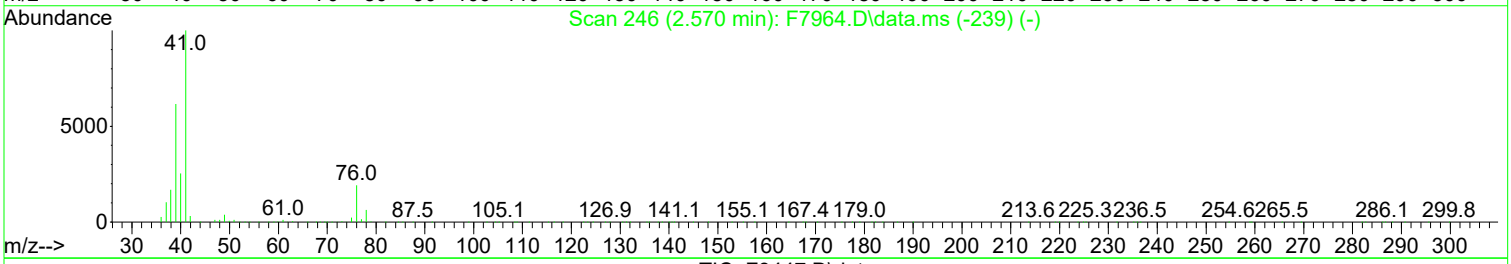

TIC: F8447.D\data.ms

(19) Acetonitrile

2.582min (+ 0.012) 35.68 ug/L

response 32876

Ion	Exp%	Act%
41.00	100.00	100.00
40.00	25.60	35.58
39.00	61.70	69.30
0.00	0.00	0.00

Manual Integration:

Before

02/27/24

Quantitation Report (Qedit)

Data Path : I:\ACQUDATA\MSVOA14\Data\022624\
Data File : F8447.D
Acq On : 26 Feb 2024 07:02 pm
Operator : F.NAEGLER
Sample : 5 PPB STD
Misc :
ALS Vial : 5 Sample Multiplier: 1

Quant Time: Feb 27 10:00:02 2024
Quant Method : I:\ACQUDATA\MSVOA14\Methods\S022624.M
Quant Title : MS#14 - 8260 SOILS 10ml PURGE
QLast Update : Fri Dec 29 10:04:46 2023
Response via : Initial Calibration

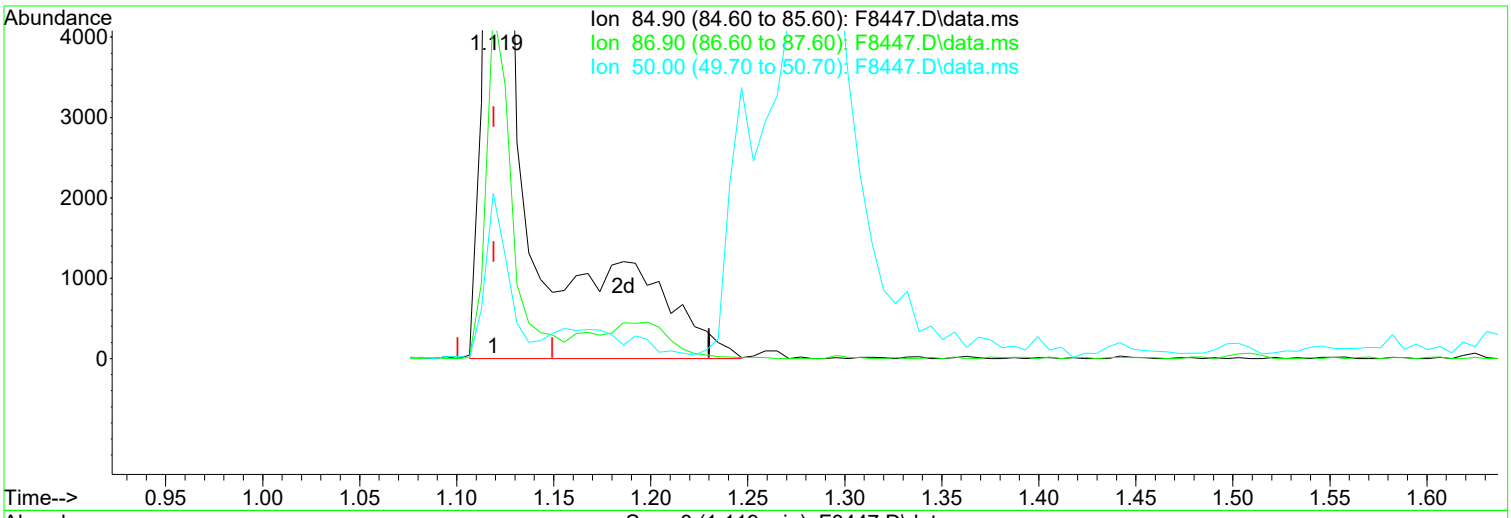

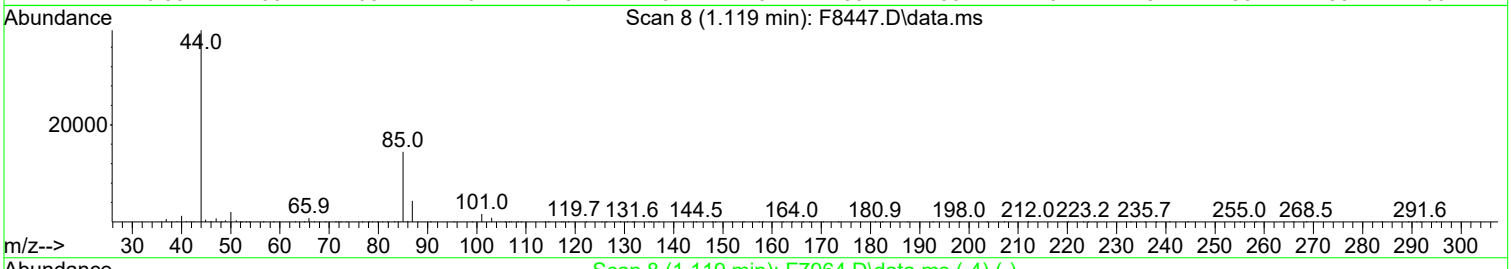

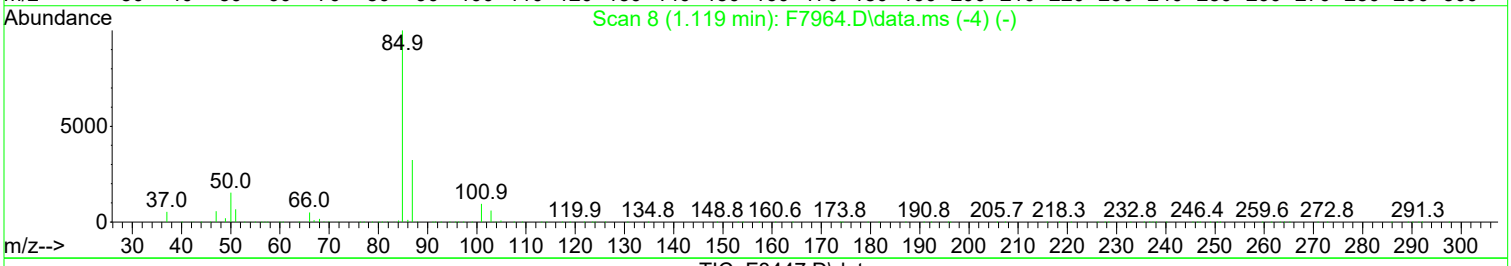

TIC: F8447.D\data.ms

(2) Dichlorodifluoromethane (P)

1.119min (-0.000) 3.21 ug/L m

response 16449

Ion	Exp%	Act%
84.90	100.00	100.00
86.90	32.50	30.36
50.00	15.40	14.28
0.00	0.00	0.00

Manual Integration:

After

Poor integration.

02/27/24

Quantitation Report (Qedit)

Data Path : I:\ACQUDATA\MSVOA14\Data\022624\
Data File : F8447.D
Acq On : 26 Feb 2024 07:02 pm
Operator : F.NAEGLER
Sample : 5 PPB STD
Misc :
ALS Vial : 5 Sample Multiplier: 1

Quant Time: Feb 27 10:00:02 2024
Quant Method : I:\ACQUDATA\MSVOA14\Methods\S022624.M
Quant Title : MS#14 - 8260 SOILS 10ml PURGE
QLast Update : Fri Dec 29 10:04:46 2023
Response via : Initial Calibration

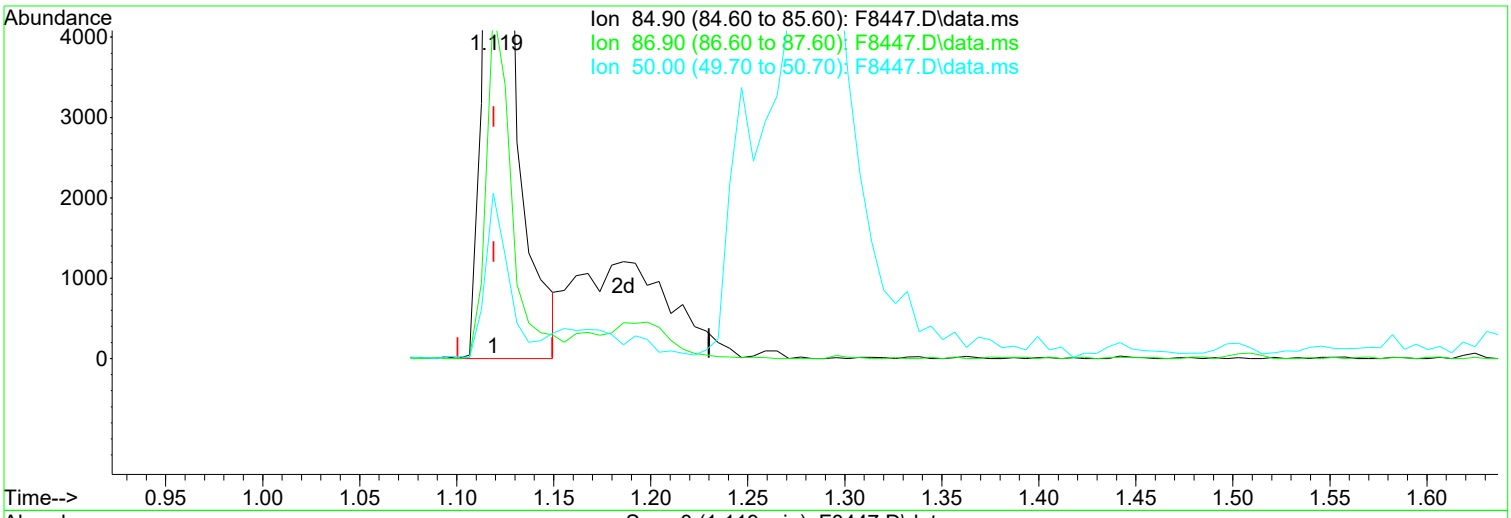

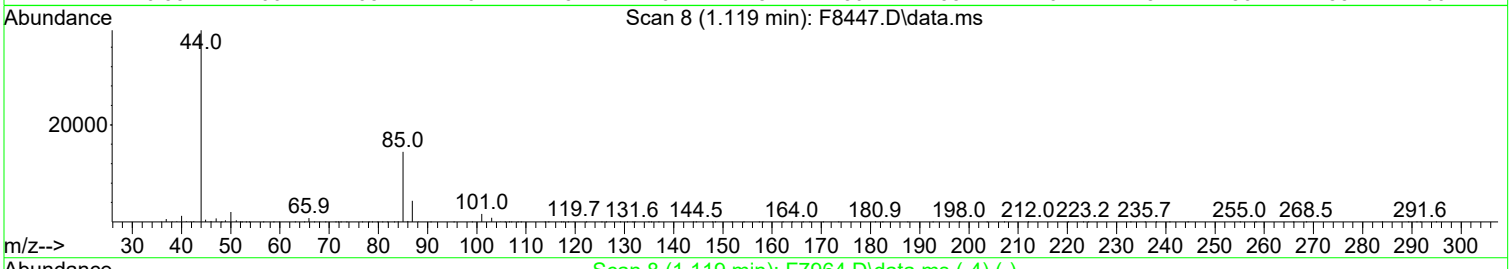

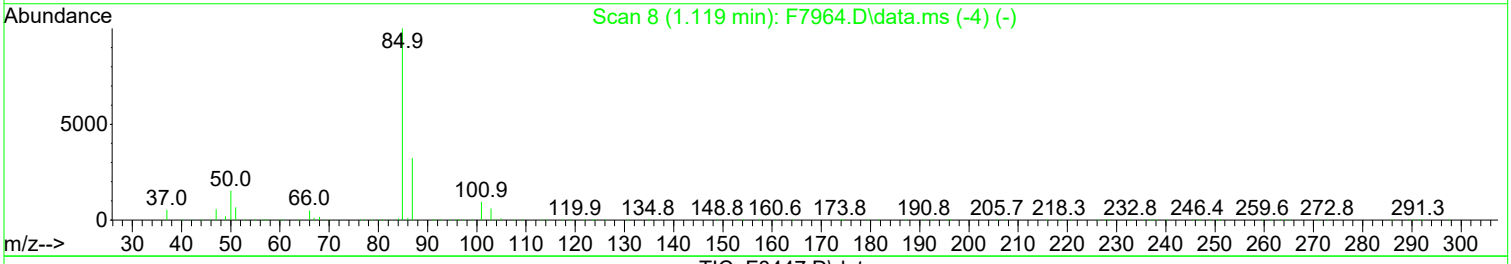

TIC: F8447.D\data.ms

(2) Dichlorodifluoromethane (P)

1.119min (-0.000) 2.39 ug/L

response 12258

Ion	Exp%	Act%
84.90	100.00	100.00
86.90	32.50	30.36
50.00	15.40	14.28
0.00	0.00	0.00

Manual Integration:

Before

02/27/24

Quantitation Report (Qedit)

Data Path : I:\ACQUDATA\MSVOA14\Data\022624\
Data File : F8447.D
Acq On : 26 Feb 2024 07:02 pm
Operator : F.NAEGLER
Sample : 5 PPB STD
Misc :
ALS Vial : 5 Sample Multiplier: 1

Quant Time: Feb 27 10:00:02 2024
Quant Method : I:\ACQUDATA\MSVOA14\Methods\S022624.M
Quant Title : MS#14 - 8260 SOILS 10ml PURGE
QLast Update : Fri Dec 29 10:04:46 2023
Response via : Initial Calibration

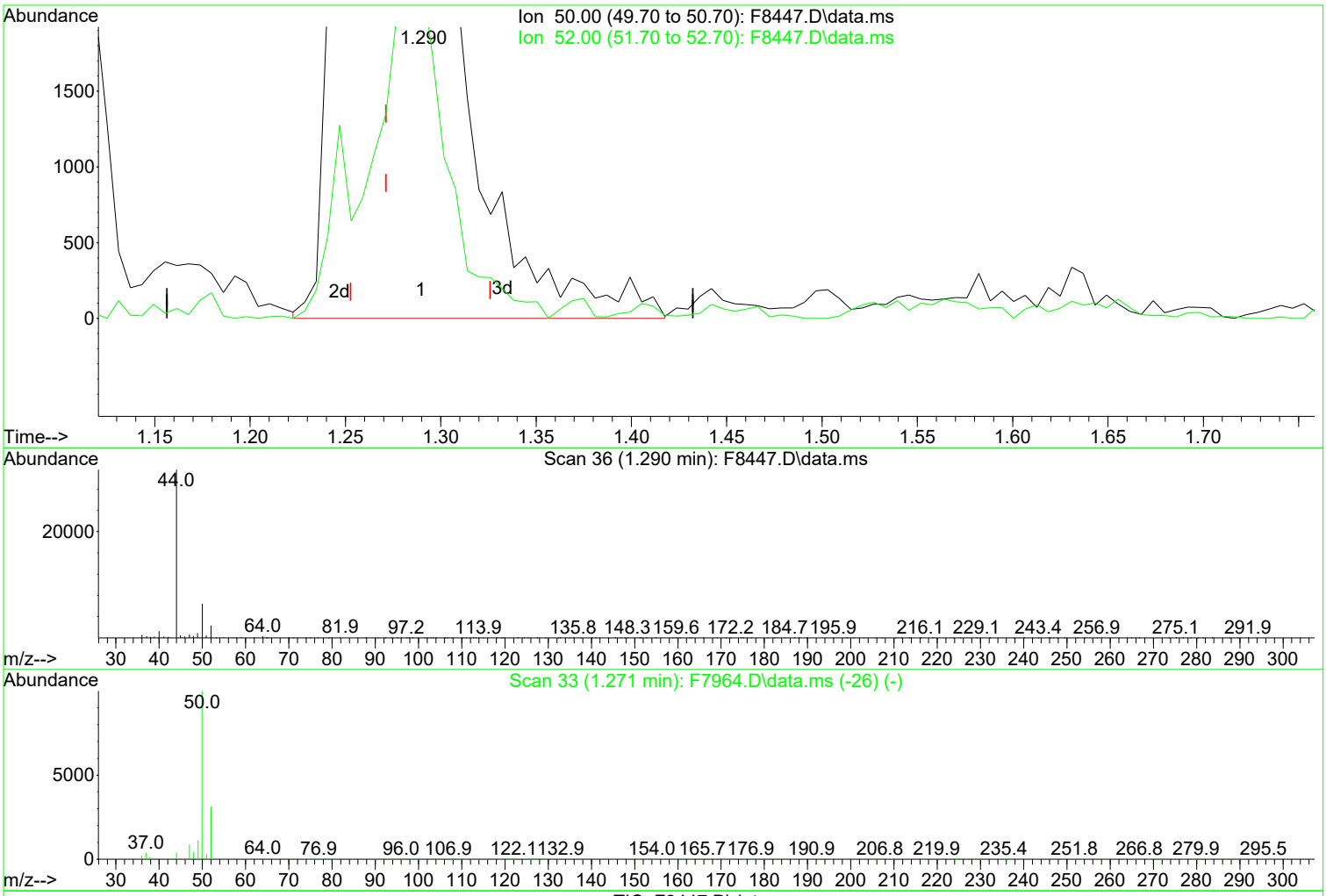

TIC: F8447.D\data.ms

(3) Chloromethane (P)

1.290min (+ 0.018) 3.22 ug/L m

response 20150

Ion	Exp%	Act%
50.00	100.00	100.00
52.00	31.20	36.07
0.00	0.00	0.00
0.00	0.00	0.00

Manual Integration:

After

Poor integration.

02/27/24

Quantitation Report (Qedit)

Data Path : I:\ACQUDATA\MSVOA14\Data\022624\
Data File : F8447.D
Acq On : 26 Feb 2024 07:02 pm
Operator : F.NAEGLER
Sample : 5 PPB STD
Misc :
ALS Vial : 5 Sample Multiplier: 1

Quant Time: Feb 27 10:00:02 2024
Quant Method : I:\ACQUDATA\MSVOA14\Methods\S022624.M
Quant Title : MS#14 - 8260 SOILS 10ml PURGE
QLast Update : Fri Dec 29 10:04:46 2023
Response via : Initial Calibration

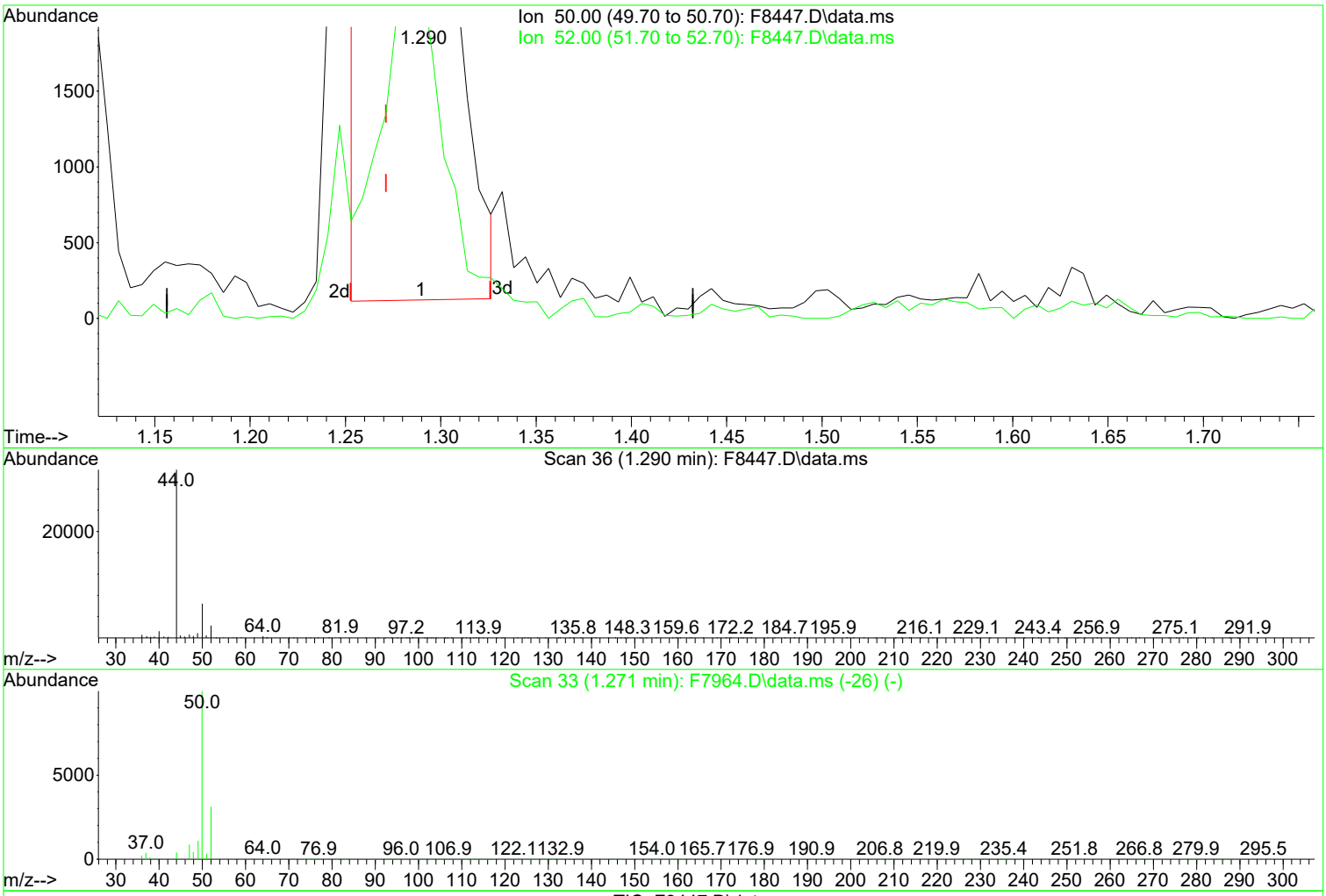

TIC: F8447.D\data.ms

(3) Chloromethane (P)

1.290min (+ 0.018) 2.43 ug/L

response 15197

Ion	Exp%	Act%
50.00	100.00	100.00
52.00	31.20	36.07
0.00	0.00	0.00
0.00	0.00	0.00

Manual Integration:

Before

02/27/24

Quantitation Report (Qedit)

Data Path : I:\ACQUDATA\MSVOA14\Data\022624\
Data File : F8447.D
Acq On : 26 Feb 2024 07:02 pm
Operator : F.NAEGLER
Sample : 5 PPB STD
Misc :
ALS Vial : 5 Sample Multiplier: 1

Quant Time: Feb 27 10:00:02 2024
Quant Method : I:\ACQUDATA\MSVOA14\Methods\S022624.M
Quant Title : MS#14 - 8260 SOILS 10ml PURGE
QLast Update : Fri Dec 29 10:04:46 2023
Response via : Initial Calibration

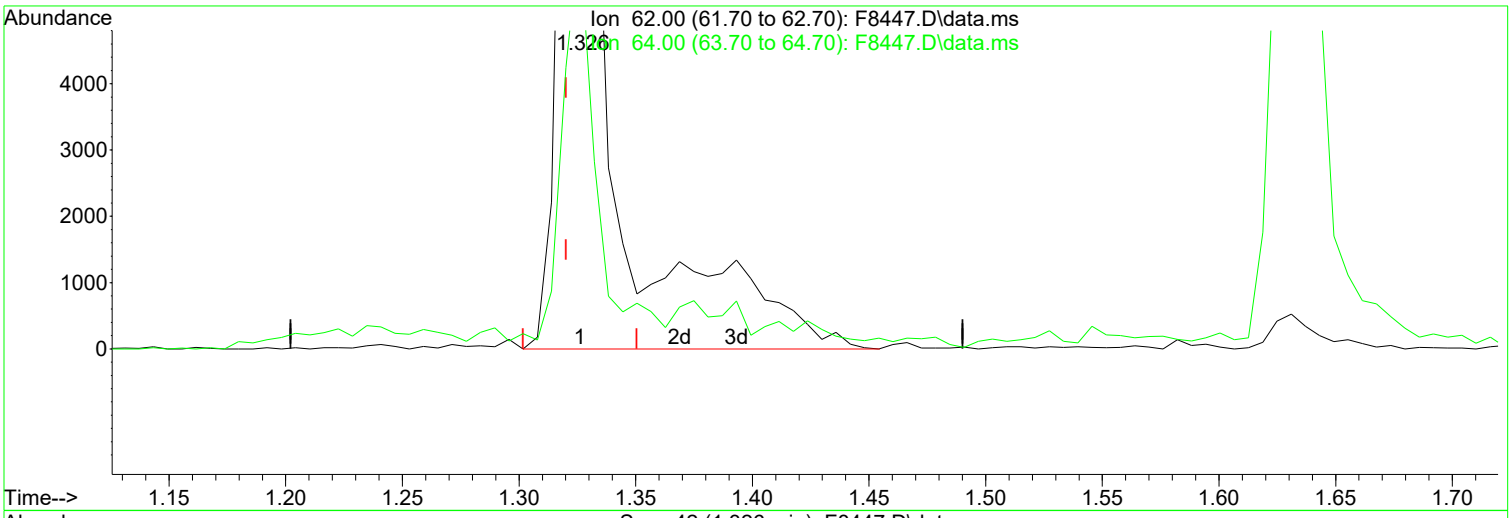

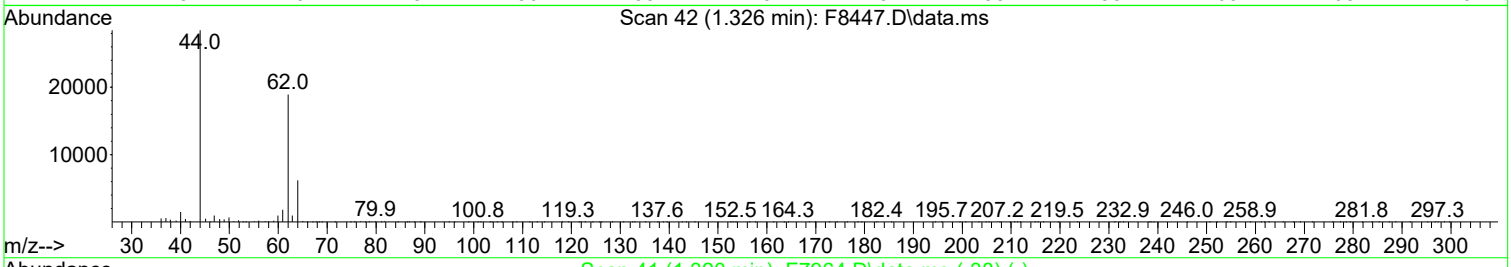

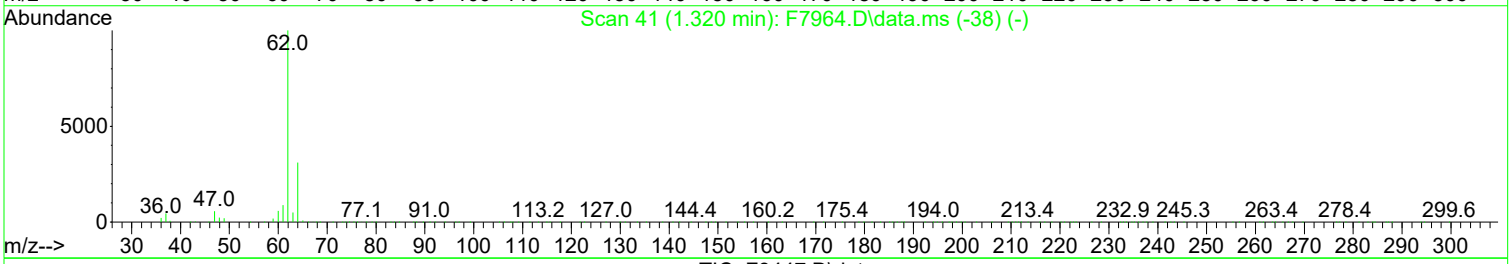

TIC: F8447.D\data.ms

(4) Vinyl Chloride (P)

1.326min (+ 0.006) 3.54 ug/L m

response 21712

Ion	Exp%	Act%
62.00	100.00	100.00
64.00	31.40	32.76
0.00	0.00	0.00
0.00	0.00	0.00

Manual Integration:

After

Poor integration.

02/27/24

Quantitation Report (Qedit)

Data Path : I:\ACQUDATA\MSVOA14\Data\022624\
Data File : F8447.D
Acq On : 26 Feb 2024 07:02 pm
Operator : F.NAEGLER
Sample : 5 PPB STD
Misc :
ALS Vial : 5 Sample Multiplier: 1

Quant Time: Feb 27 10:00:02 2024
Quant Method : I:\ACQUDATA\MSVOA14\Methods\S022624.M
Quant Title : MS#14 - 8260 SOILS 10ml PURGE
QLast Update : Fri Dec 29 10:04:46 2023
Response via : Initial Calibration

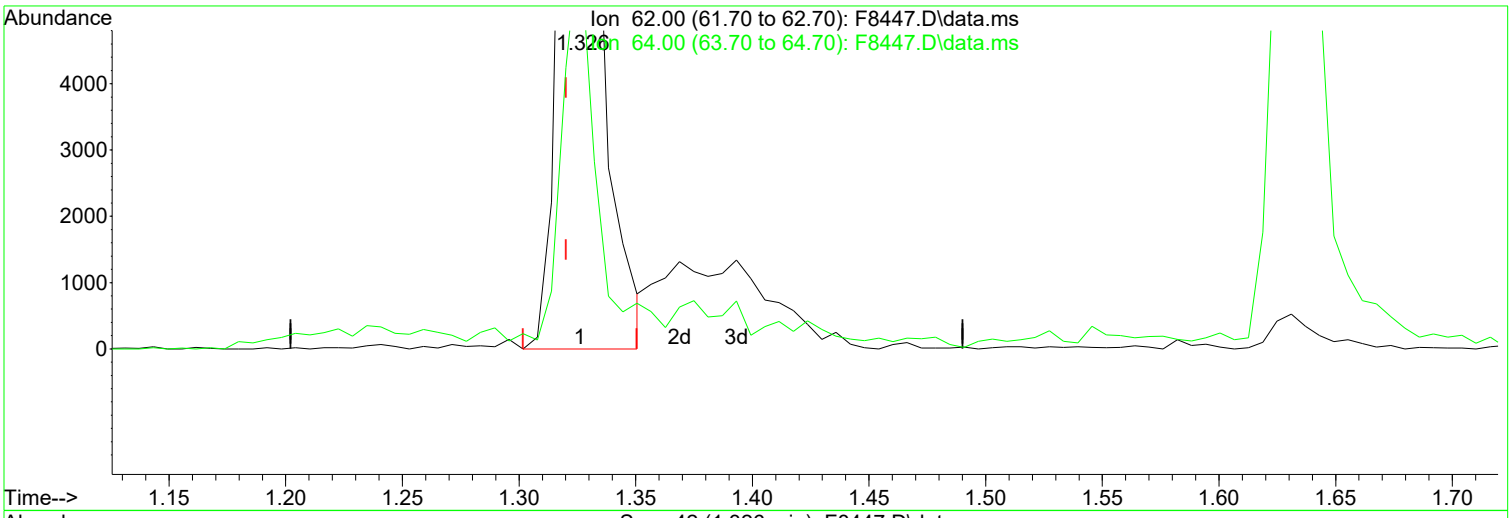

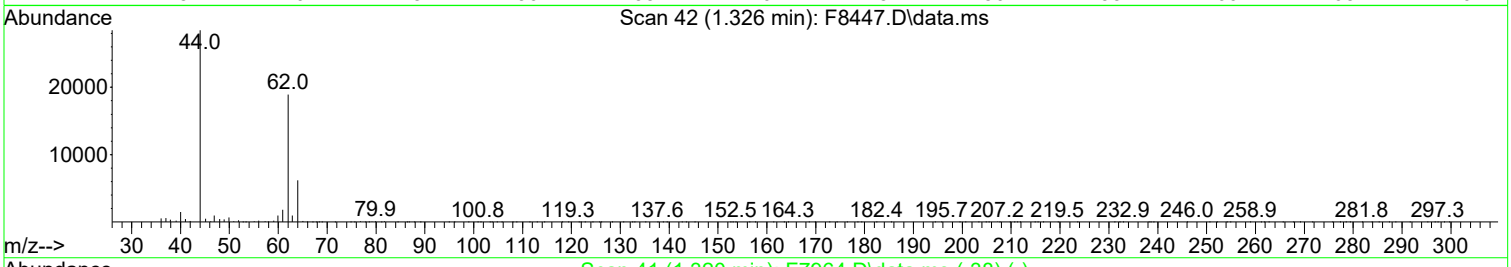

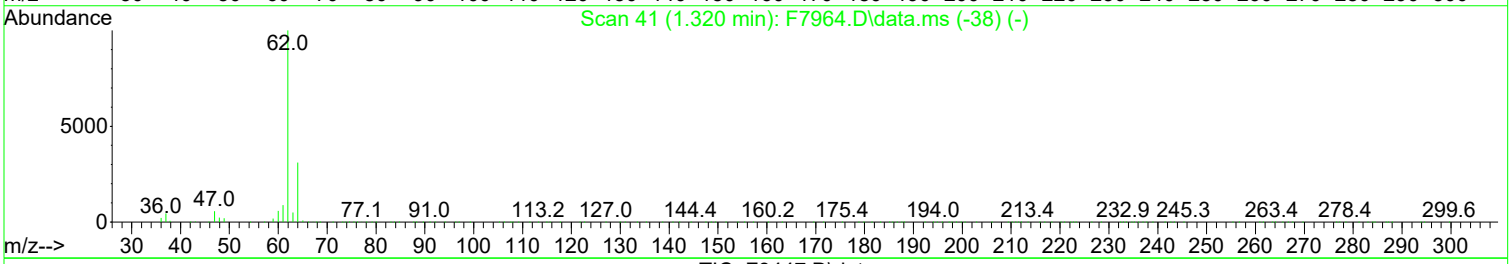

TIC: F8447.D\data.ms

(4) Vinyl Chloride (P)

1.326min (+ 0.006) 2.82 ug/L

response 17314

Ion	Exp%	Act%
62.00	100.00	100.00
64.00	31.40	32.76
0.00	0.00	0.00
0.00	0.00	0.00

Manual Integration:

Before

02/27/24

Quantitation Report (QT Reviewed)

Data Path : I:\ACQUDATA\MSVOA14\Data\022624\
Data File : F8447.D
Acq On : 26 Feb 2024 07:02 pm
Operator : F.NAEGLER
Sample : 5 PPB STD
Misc :
ALS Vial : 5 Sample Multiplier: 1

Quant Time: Feb 27 10:00:02 2024
Quant Method : I:\ACQUDATA\MSVOA14\Methods\S022624.M
Quant Title : MS#14 - 8260 SOILS 10ml PURGE
QLast Update : Fri Dec 29 10:04:46 2023
Response via : Initial Calibration

Compound	R.T.	QIon	Response	Conc	Units		Dev(Min)
Internal Standards							
1) Pentafluorobenzene	5.356	168	396735	50.00	ug/L		0.00
42) 1,4-Difluorobenzene	6.484	114	605987	50.00	ug/L		0.00
70) d5-Chlorobenzene	9.934	117	513022	50.00	ug/L		0.00
87) 1,4-Dichlorobenzene-d4	12.037	152	262709	50.00	ug/L		0.00
System Monitoring Compounds							
44) SURR4,Dibrflmethane	5.222	113	39249	10.78	ug/L		0.01
Spiked Amount 50.000	Range 63 - 138		Recovery = 21.56%#				
47) SURR1,1,2-dichloroetha...	5.770	65	46127	9.60	ug/L		0.00
Spiked Amount 50.000	Range 67 - 128		Recovery = 19.20%#				
64) SURR3,Toluene-d8	8.367	98	155963	10.55	ug/L		0.00
Spiked Amount 50.000	Range 66 - 138		Recovery = 21.10%#				
69) SURR2,BFB	11.044	95	52358	9.92	ug/L		0.00
Spiked Amount 50.000	Range 31 - 154		Recovery = 19.84%#				
Target Compounds							Qvalue
2) Dichlorodifluoromethane	1.119	85	16449m	3.206	ug/L		
3) Chloromethane	1.290	50	20150m	3.217	ug/L		
4) Vinyl Chloride	1.326	62	21712m	3.542	ug/L		
5) Bromomethane	1.564	94	14462	3.203	ug/L		99
6) Chloroethane	1.631	64	16881	3.536	ug/L		98
7) Freon 21	1.783	67	30943	3.155	ug/L		97
8) Trichlorofluoromethane	1.820	101	25835	3.295	ug/L		90
9) Diethyl Ether	2.058	59	12302	3.766	ug/L		88
10) Freon 123a	2.064	67	16988	3.784	ug/L		95
11) Freon 123	2.119	83	20132	4.137	ug/L		89
12) Acrolein	2.174	56	15760	17.783	ug/L		91
13) 1,1-Diclethene	2.241	96	13787	4.239	ug/L	#	84
14) Freon 113	2.241	101	14478	4.326	ug/L		83
15) Acetone	2.320	43	14263	6.154	ug/L		96
16) 2-Propanol	2.466	45	29630	60.244	ug/L		84
17) Iodomethane	2.381	142	18328	4.614	ug/L		90
18) Carbon Disulfide	2.430	76	40965	3.477	ug/L		97
19) Acetonitrile	2.576	41	12266m	13.311	ug/L		
20) Allyl Chloride	2.576	76	7150	3.255	ug/L	#	76
21) Methyl Acetate	2.612	43	19746	3.309	ug/L		91
22) Methylene Chloride	2.704	84	16299	3.954	ug/L	#	86
23) TBA	2.862	59	46365	62.364	ug/L		83
24) Acrylonitrile	2.984	53	35340	19.080	ug/L		98
25) Methyl-t-Butyl Ether	2.990	73	40099	3.716	ug/L		95
26) trans-1,2-Dichloroethene	2.984	96	15549	4.270	ug/L	#	87
27) 1,1-Diclethane	3.490	63	26600	3.684	ug/L		96
28) Vinyl Acetate	3.582	86	1442	2.681	ug/L	#	1
29) DIPE	3.600	45	44231	3.124	ug/L	#	81
30) 2-Chloro-1,3-Butadiene	3.606	53	22615	3.204	ug/L		79
31) ETBE	4.124	59	38401	3.172	ug/L		93
32) 2,2-Dichloropropane	4.313	77	16202	2.659	ug/L		97
33) cis-1,2-Dichloroethene	4.332	96	17523	4.314	ug/L	#	73
34) 2-Butanone	4.429	43	11143	3.745	ug/L		92
35) Propionitrile	4.539	54	15357	19.404	ug/L		92
36) Bromochloromethane	4.740	130	10193	4.569	ug/L	#	80
37) Methacrylonitrile	4.783	67	7124	3.770	ug/L	#	68
38) Tetrahydrofuran	4.844	42	7403	3.791	ug/L		95
39) Chloroform	4.923	83	27721	4.053	ug/L		96
40) 1,1,1-Trichloroethane	5.197	97	20737	3.613	ug/L		80

1st FJ 02/27/24
2nd AM 02/27/24

Data Path : I:\ACQUDATA\MSVOA14\Data\022624\
Data File : F8447.D
Acq On : 26 Feb 2024 07:02 pm
Operator : F.NAEGLER
Sample : 5 PPB STD
Misc :
ALS Vial : 5 Sample Multiplier: 1

Quant Time: Feb 27 10:00:02 2024
Quant Method : I:\ACQUDATA\MSVOA14\Methods\S022624.M
Quant Title : MS#14 - 8260 SOILS 10ml PURGE
QLast Update : Fri Dec 29 10:04:46 2023
Response via : Initial Calibration

Compound	R.T.	QIon	Response	Conc	Units		Dev(Min)
41) TAME	6.075	73	35317	3.293	ug/L		95
43) Cyclohexane	5.258	41	15375	3.369	ug/L		96
45) Carbontetrachloride	5.472	121	4591	3.524	ug/L		86
46) 1,1-Dichloropropene	5.496	75	20001	4.376	ug/L		96
48) Benzene	5.831	78	59461	4.476	ug/L		97
49) 1,2-Dichloroethane	5.898	62	21030	4.178	ug/L		97
50) Iso-Butyl Alcohol	5.917	43	14445	59.688	ug/L		87
51) n-Heptane	6.307	43	19046	3.364	ug/L		90
52) 1-Butanol	6.910	56	16535	113.097	ug/L		98
53) Trichloroethene	6.813	130	16096	4.868	ug/L		92
54) Methylcyclohexane	7.032	55	18370	3.470	ug/L		89
55) 1,2-Diclpropane	7.118	63	15510	4.175	ug/L		100
56) Dibromomethane	7.270	93	9631	4.432	ug/L		84
57) 1,4-Dioxane	7.380	88	6670	110.279	ug/L		79
58) Methyl Methacrylate	7.362	69	9956	3.744	ug/L	#	84
59) Bromodichloromethane	7.508	83	16623	3.534	ug/L		95
60) 2-Nitropropane	7.837	41	4376	3.033	ug/L		98
61) 2-Chloroethylvinyl Ether	7.935	63	5970	3.096	ug/L		97
62) cis-1,3-Dichloropropene	8.075	75	17664	3.182	ug/L		95
63) 4-Methyl-2-pentanone	8.300	43	17213	3.439	ug/L		97
65) Toluene	8.447	91	64219	4.429	ug/L		97
66) trans-1,3-Dichloropropene	8.745	75	13140	2.599	ug/L		92
67) Ethyl Methacrylate	8.892	69	16121	3.503	ug/L		90
68) 1,1,2-Trichloroethane	8.947	97	13187	4.631	ug/L		99
71) Tetrachloroethene	9.062	164	12201	5.339	ug/L	#	85
72) 2-Hexanone	9.264	43	13082	3.730	ug/L		95
73) 1,3-Dichloropropane	9.123	76	22747	4.645	ug/L		90
74) Dibromochloromethane	9.361	129	10424	3.669	ug/L		97
75) N-Butyl Acetate	9.416	43	19624	2.936	ug/L		91
76) 1,2-Dibromoethane	9.459	107	12145	4.447	ug/L		95
77) Chlorobenzene	9.965	112	43043	5.103	ug/L		97
78) 1,1,1,2-Tetrachloroethane	10.056	131	11437	3.993	ug/L		95
79) Ethylbenzene	10.087	106	21593	4.994	ug/L	#	82
80) (m+p)Xylene	10.202	106	52826	9.670	ug/L		95
81) o-Xylene	10.568	106	25264	4.730	ug/L		91
82) Styrene	10.587	104	41907	4.486	ug/L		94
83) Bromoform	10.751	173	5929	3.528	ug/L		99
84) Isopropylbenzene	10.910	105	67355	4.892	ug/L		99
85) Cyclohexanone	11.007	55	66725	73.180	ug/L		86
86) trans-1,4-Dichloro-2-B...	11.251	53	4106	2.640	ug/L	#	72
88) 1,1,2,2-Tetrachloroethane	11.196	83	17568	4.416	ug/L		95
89) Bromobenzene	11.166	156	17505	5.015	ug/L		92
90) 1,2,3-Trichloropropane	11.227	110	6119	4.784	ug/L	#	90
91) n-Propylbenzene	11.275	91	80143	4.326	ug/L		97
92) 2-Chlorotoluene	11.342	91	48736	4.652	ug/L		99
93) 4-Chlorotoluene	11.440	91	55532	4.394	ug/L		93
94) 1,3,5-Trimethylbenzene	11.434	105	56046	4.396	ug/L		94
95) tert-Butylbenzene	11.708	119	49766	4.821	ug/L		97
96) 1,2,4-Trimethylbenzene	11.751	105	54489	4.347	ug/L		93
97) sec-Butylbenzene	11.891	105	71416	4.549	ug/L		97
98) p-Isopropyltoluene	12.019	119	60144	4.572	ug/L		94
99) 1,3-Dclbenz	11.977	146	33187	4.981	ug/L		95
100) 1,4-Dclbenz	12.056	146	33999	4.880	ug/L		95
101) n-Butylbenzene	12.354	91	54810	4.194	ug/L		98
102) 1,2-Dclbenz	12.361	146	32311	4.978	ug/L		98
103) 1,2-Dibromo-3-chloropr...	13.001	157	3331	3.938	ug/L	#	78

Quantitation Report (QT Reviewed)

Data Path : I:\ACQUDATA\MSVOA14\Data\022624\
Data File : F8447.D
Acq On : 26 Feb 2024 07:02 pm
Operator : F.NAEGLER
Sample : 5 PPB STD
Misc :
ALS Vial : 5 Sample Multiplier: 1

Quant Time: Feb 27 10:00:02 2024
Quant Method : I:\ACQUDATA\MSVOA14\Methods\S022624.M
Quant Title : MS#14 - 8260 SOILS 10ml PURGE
QLast Update : Fri Dec 29 10:04:46 2023
Response via : Initial Calibration

Compound	R.T.	QIon	Response	Conc	Units	Dev(Min)
104) 1,3,5-Trichlorobenzene	13.159	180	25577	5.195	ug/L	99
105) 1,2,4-Tcbenzene	13.647	180	22034	5.215	ug/L	93
106) Hexachlorobt	13.781	225	12327	5.874	ug/L	96
107) Naphthalen	13.842	128	57615	5.322	ug/L	97
108) 1,2,3-Tclbenzene	14.031	180	22470	5.769	ug/L	99

(#) = qualifier out of range (m) = manual integration (+) = signals summed

Quantitation Report (QT Reviewed)

Data Path : I:\ACQUDATA\MSVOA14\Data\022624\
Data File : F8447.D
Acq On : 26 Feb 2024 07:02 pm
Operator : F.NAEGLER
Sample : 5 PPB STD
Misc :
ALS Vial : 5 Sample Multiplier: 1

Quant Time: Feb 27 10:00:02 2024
Quant Method : I:\ACQUDATA\MSVOA14\Methods\S022624.M
Quant Title : MS#14 - 8260 SOILS 10ml PURGE
QLast Update : Fri Dec 29 10:04:46 2023
Response via : Initial Calibration

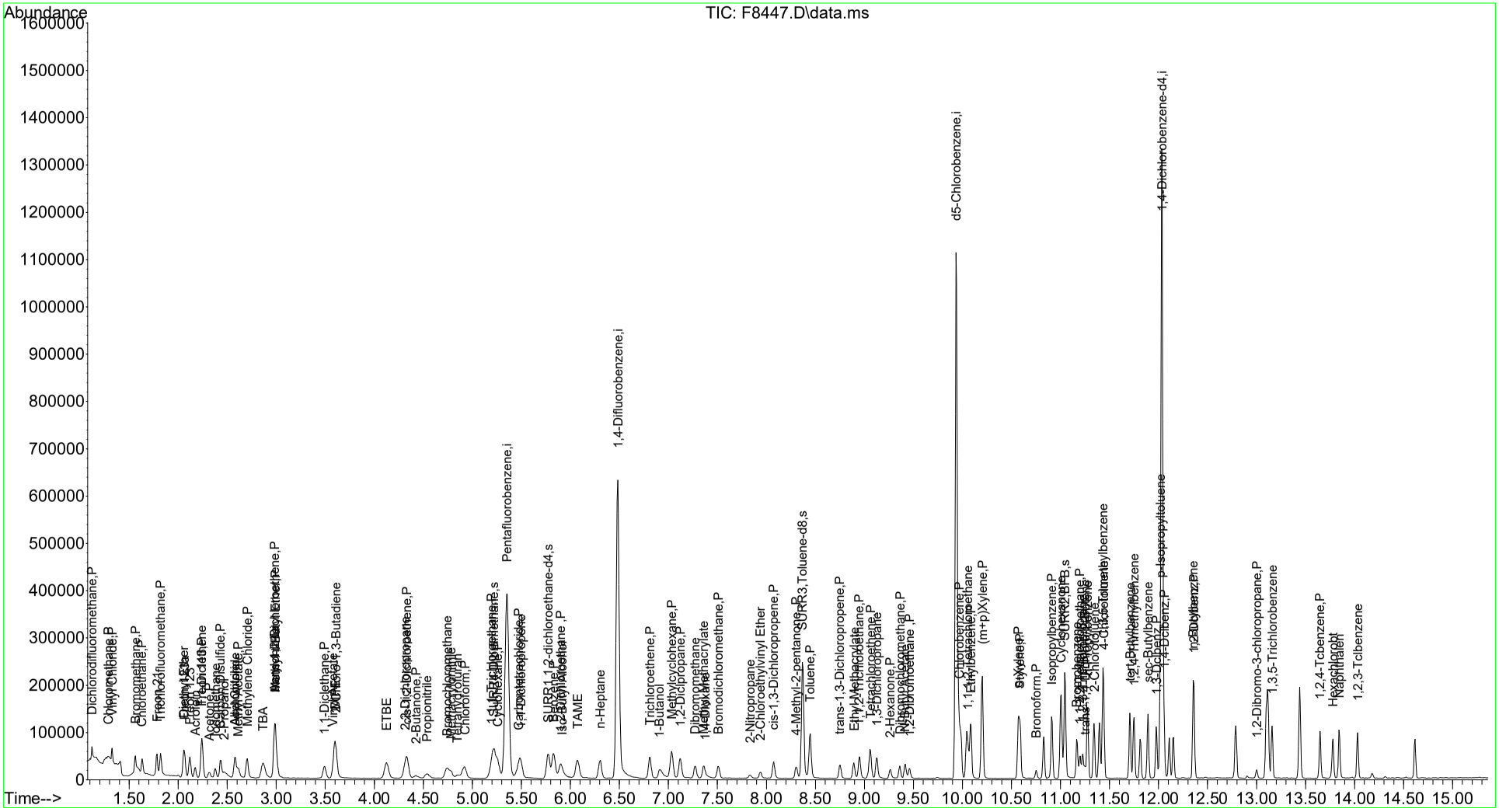

1st FJ 02/27/24
2nd AM 02/27/24

Quantitation Report (Qedit)

Data Path : I:\ACQUDATA\MSVOA14\Data\022624\
Data File : F8448.D
Acq On : 26 Feb 2024 07:26 pm
Operator : F.NAEGLER
Sample : 20 PPB STD
Misc :
ALS Vial : 6 Sample Multiplier: 1

Quant Time: Feb 27 10:01:54 2024
Quant Method : I:\ACQUDATA\MSVOA14\Methods\S022624.M
Quant Title : MS#14 - 8260 SOILS 10ml PURGE
QLast Update : Fri Dec 29 10:04:46 2023
Response via : Initial Calibration

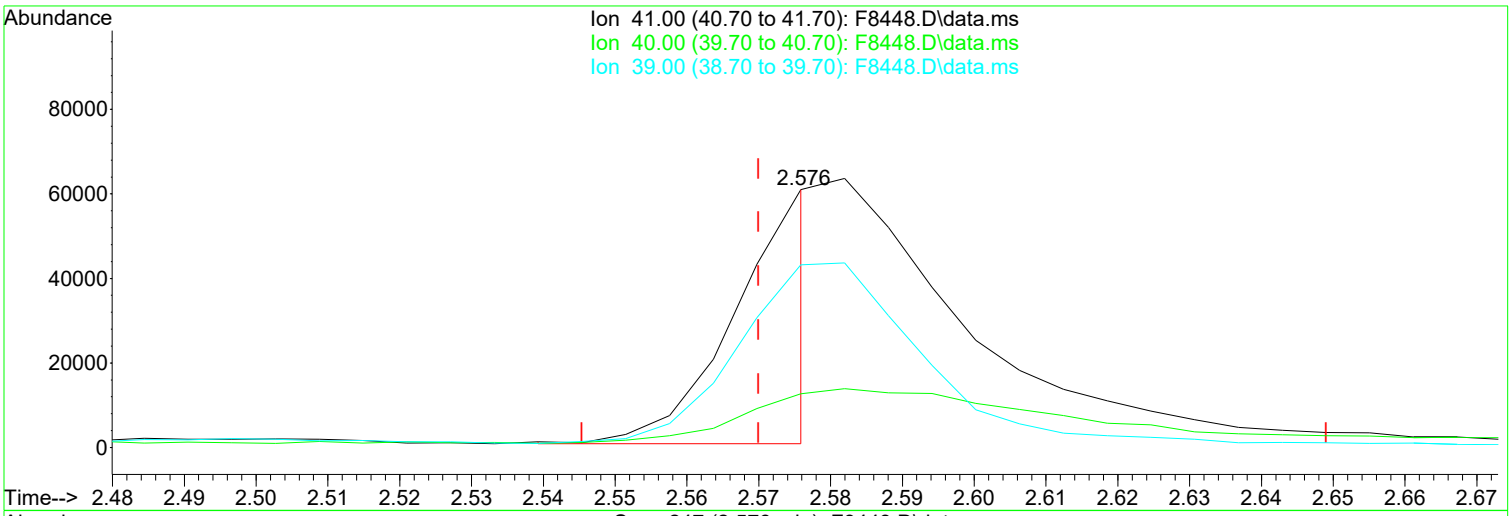

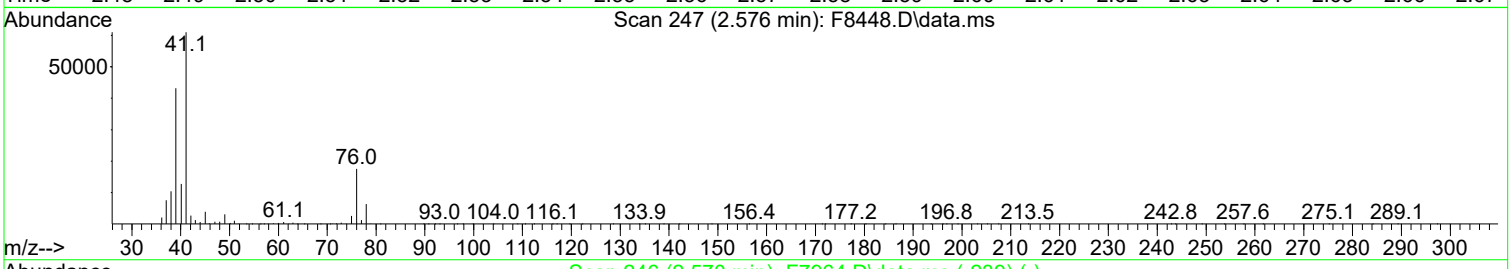

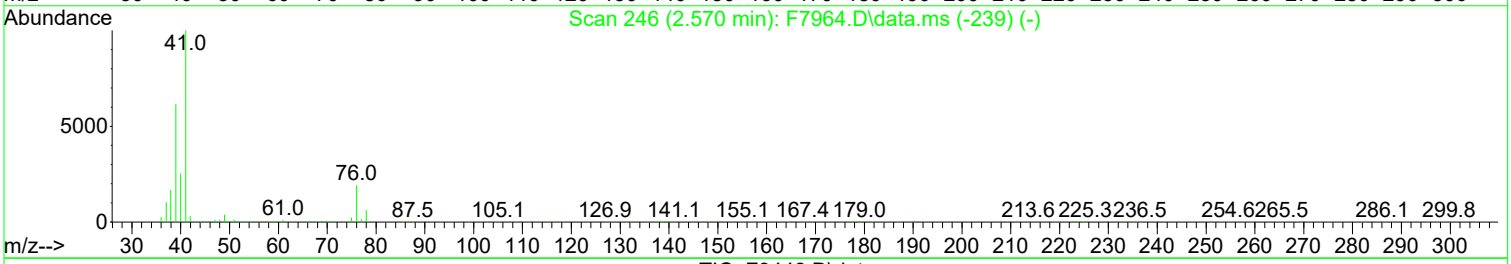

TIC: F8448.D\data.ms

(19) Acetonitrile

2.576min (+ 0.006) 51.84 ug/L m

response 48144

Ion	Exp%	Act%
41.00	100.00	100.00
40.00	25.60	20.84
39.00	61.70	70.82
0.00	0.00	0.00

Manual Integration:

After

Poor integration.

02/27/24

Quantitation Report (Qedit)

Data Path : I:\ACQUDATA\MSVOA14\Data\022624\
Data File : F8448.D
Acq On : 26 Feb 2024 07:26 pm
Operator : F.NAEGLER
Sample : 20 PPB STD
Misc :
ALS Vial : 6 Sample Multiplier: 1

Quant Time: Feb 27 10:01:54 2024
Quant Method : I:\ACQUDATA\MSVOA14\Methods\S022624.M
Quant Title : MS#14 - 8260 SOILS 10ml PURGE
QLast Update : Fri Dec 29 10:04:46 2023
Response via : Initial Calibration

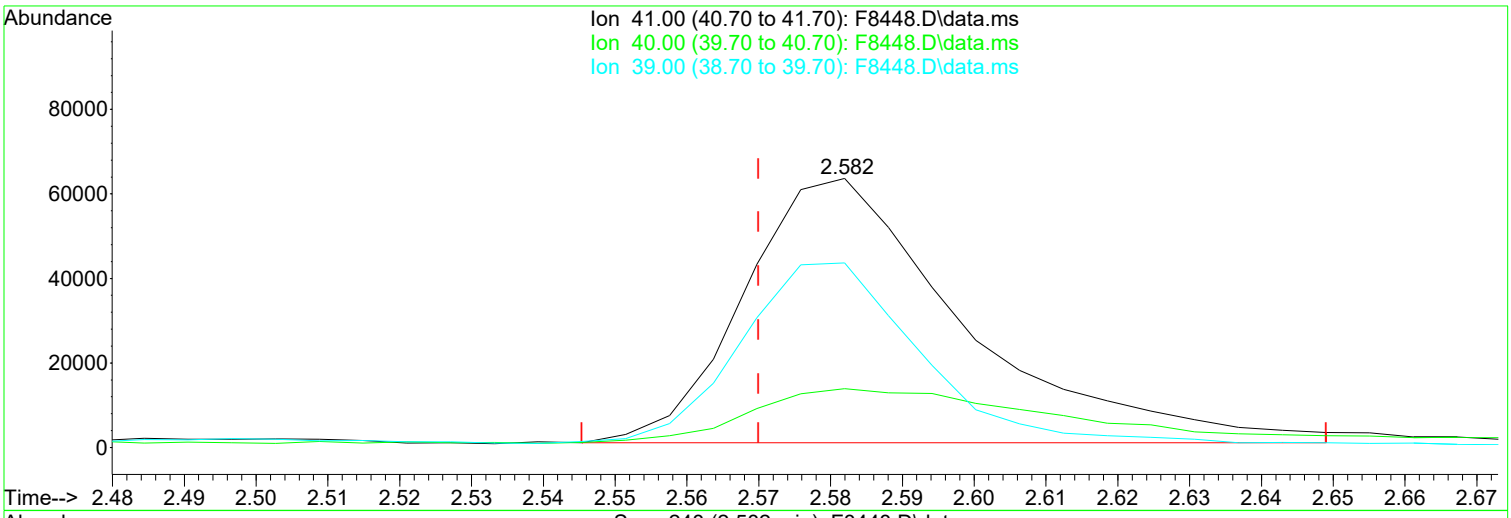

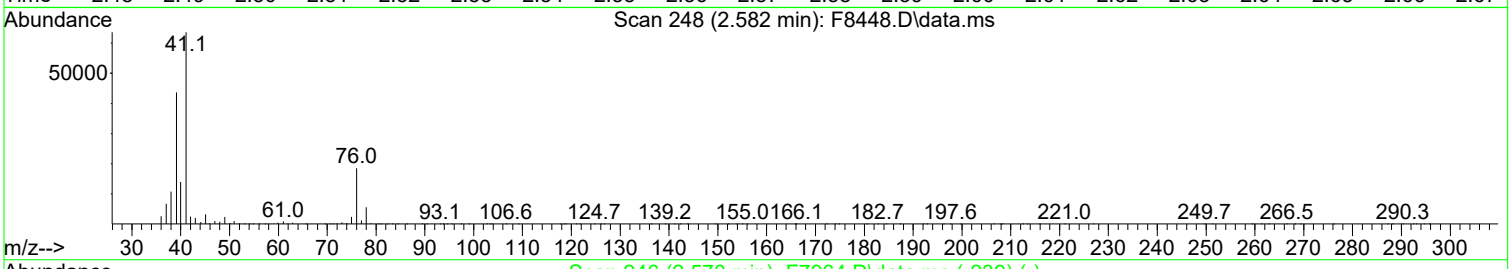

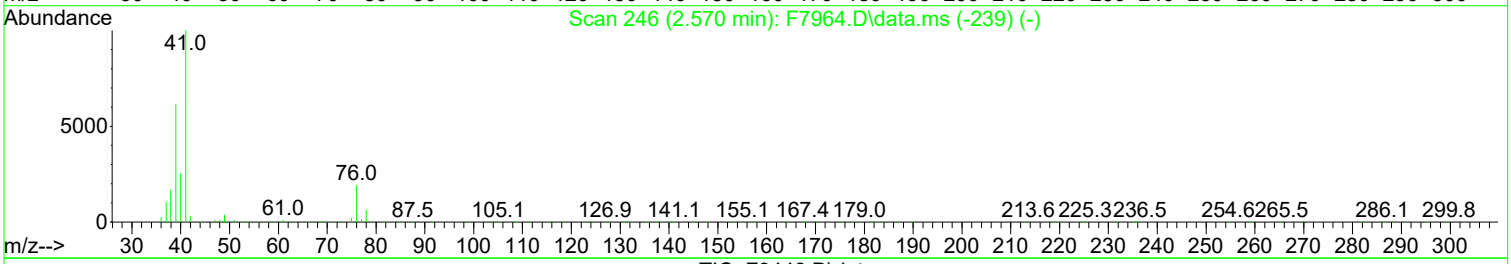

TIC: F8448.D\data.ms

(19) Acetonitrile

2.582min (+ 0.012) 144.18 ug/L

response 133907

Ion	Exp%	Act%
41.00	100.00	100.00
40.00	25.60	21.89
39.00	61.70	68.64
0.00	0.00	0.00

Manual Integration:

Before

02/27/24

Quantitation Report (Qedit)

Data Path : I:\ACQUDATA\MSVOA14\Data\022624\
Data File : F8448.D
Acq On : 26 Feb 2024 07:26 pm
Operator : F.NAEGLER
Sample : 20 PPB STD
Misc :
ALS Vial : 6 Sample Multiplier: 1

Quant Time: Feb 27 10:01:54 2024
Quant Method : I:\ACQUDATA\MSVOA14\Methods\S022624.M
Quant Title : MS#14 - 8260 SOILS 10ml PURGE
QLast Update : Fri Dec 29 10:04:46 2023
Response via : Initial Calibration

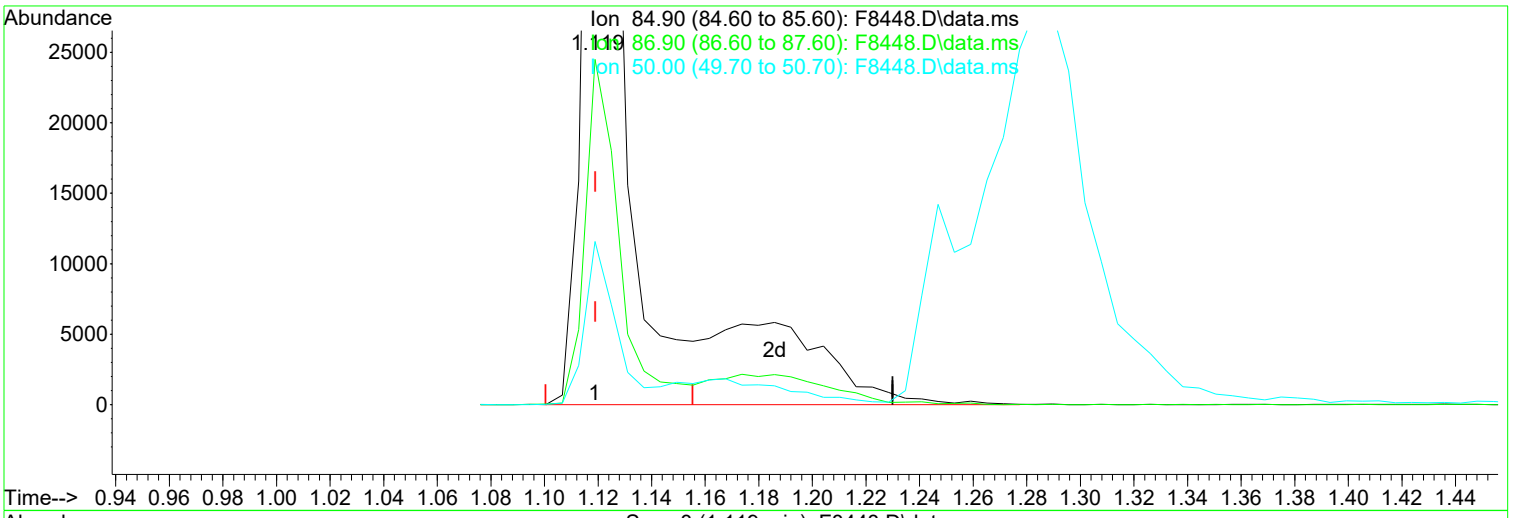

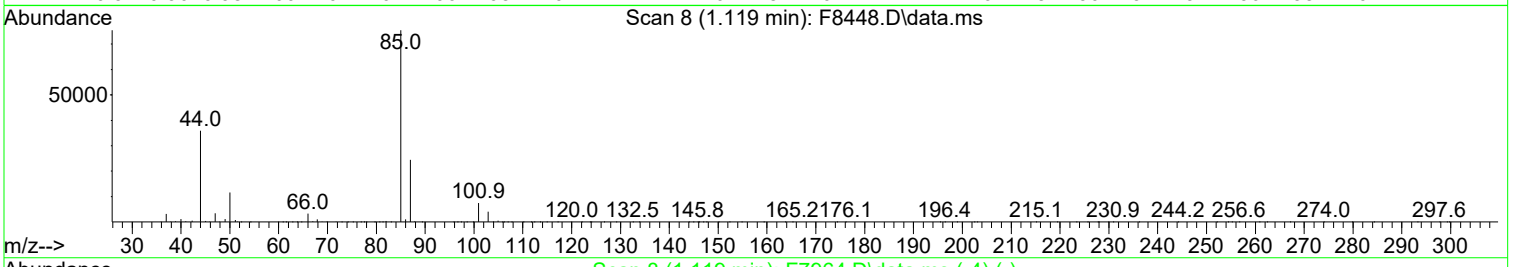

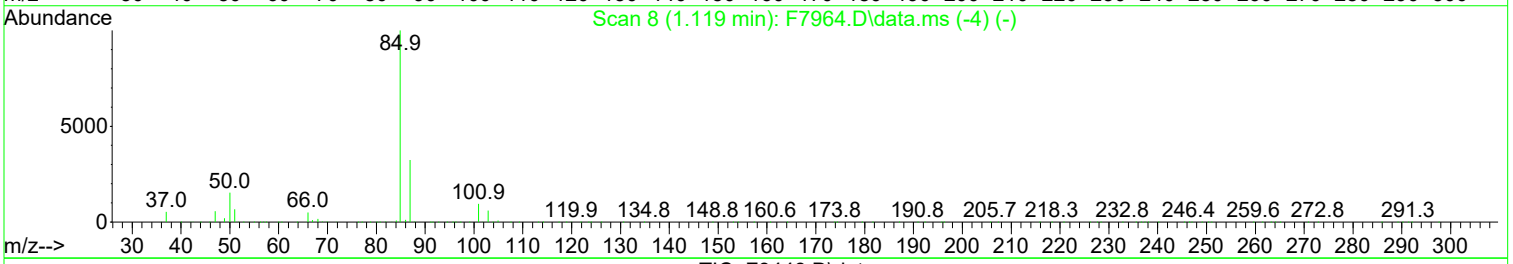

TIC: F8448.D\data.ms

(2) Dichlorodifluoromethane (P)

1.119min (-0.000) 16.56 ug/L m

response 85629

Ion	Exp%	Act%
84.90	100.00	100.00
86.90	32.50	32.46
50.00	15.40	15.35
0.00	0.00	0.00

Manual Integration:

After

Poor integration.

02/27/24

Quantitation Report (Qedit)

Data Path : I:\ACQUDATA\MSVOA14\Data\022624\
Data File : F8448.D
Acq On : 26 Feb 2024 07:26 pm
Operator : F.NAEGLER
Sample : 20 PPB STD
Misc :
ALS Vial : 6 Sample Multiplier: 1

Quant Time: Feb 27 10:01:54 2024
Quant Method : I:\ACQUDATA\MSVOA14\Methods\S022624.M
Quant Title : MS#14 - 8260 SOILS 10ml PURGE
QLast Update : Fri Dec 29 10:04:46 2023
Response via : Initial Calibration

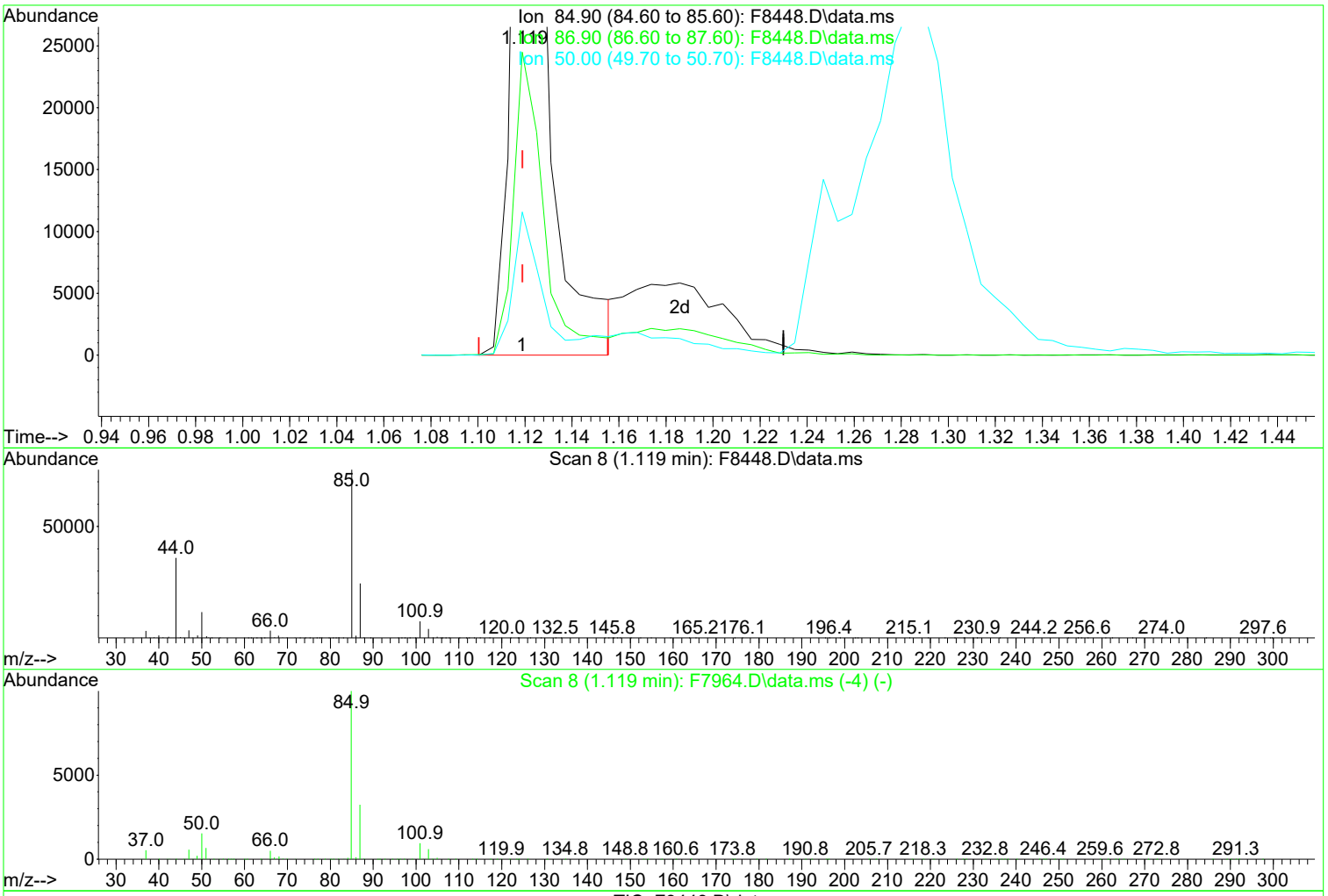

TIC: F8448.D\data.ms

(2) Dichlorodifluoromethane (P)

1.119min (-0.000) 13.12 ug/L

response 67843

Ion	Exp%	Act%
84.90	100.00	100.00
86.90	32.50	32.46
50.00	15.40	15.35
0.00	0.00	0.00

Manual Integration:

Before

02/27/24

Quantitation Report (Qedit)

Data Path : I:\ACQUDATA\MSVOA14\Data\022624\
Data File : F8448.D
Acq On : 26 Feb 2024 07:26 pm
Operator : F.NAEGLER
Sample : 20 PPB STD
Misc :
ALS Vial : 6 Sample Multiplier: 1

Quant Time: Feb 27 10:01:54 2024
Quant Method : I:\ACQUDATA\MSVOA14\Methods\S022624.M
Quant Title : MS#14 - 8260 SOILS 10ml PURGE
QLast Update : Fri Dec 29 10:04:46 2023
Response via : Initial Calibration

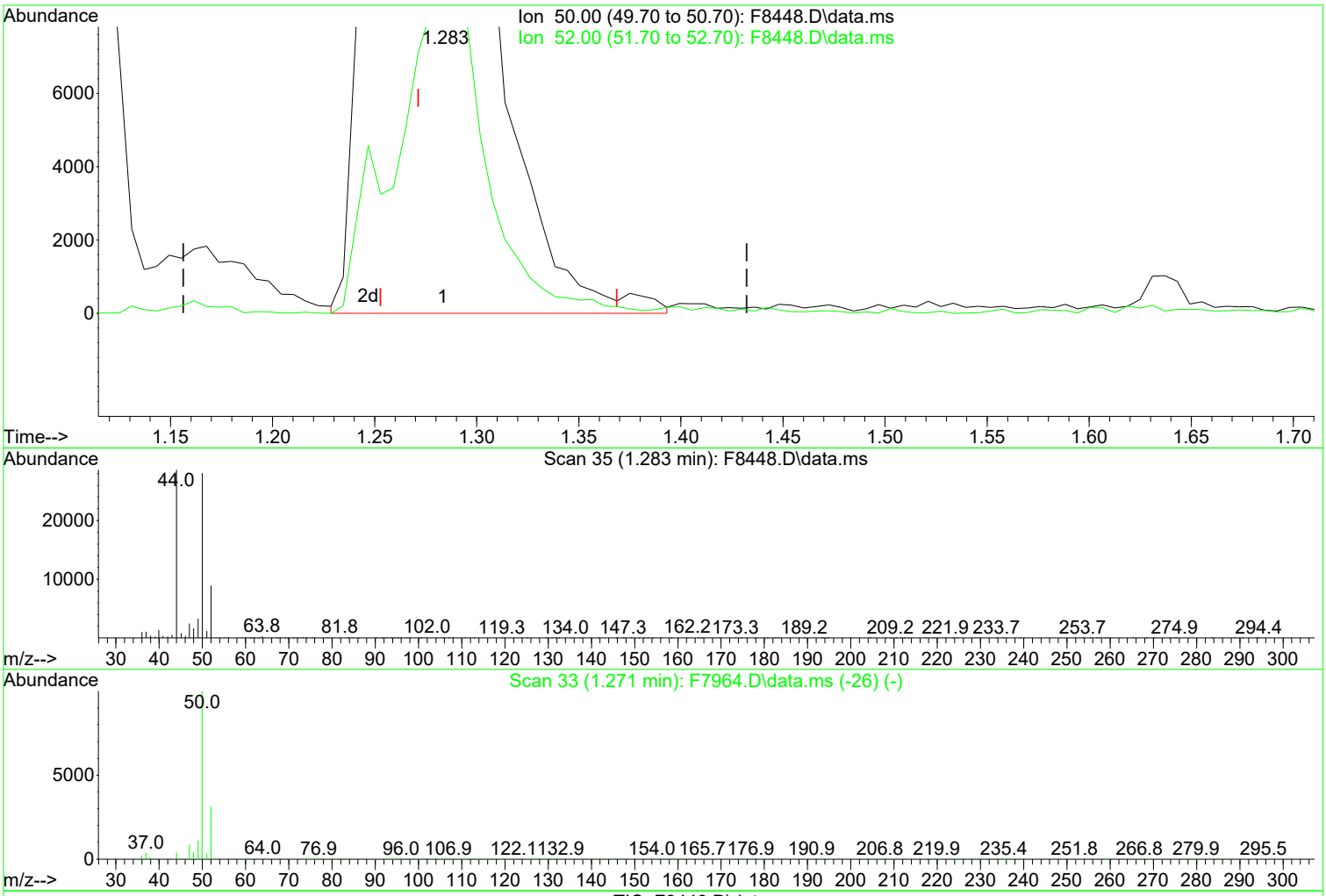

TIC: F8448.D\data.ms

(3) Chloromethane (P)

1.283min (+ 0.012) 13.45 ug/L m

response 84915

Ion	Exp%	Act%
50.00	100.00	100.00
52.00	31.20	31.76
0.00	0.00	0.00
0.00	0.00	0.00

Manual Integration:

After

Poor integration.

02/27/24

Quantitation Report (Qedit)

Data Path : I:\ACQUDATA\MSVOA14\Data\022624\
Data File : F8448.D
Acq On : 26 Feb 2024 07:26 pm
Operator : F.NAEGLER
Sample : 20 PPB STD
Misc :
ALS Vial : 6 Sample Multiplier: 1

Quant Time: Feb 27 10:01:54 2024
Quant Method : I:\ACQUDATA\MSVOA14\Methods\S022624.M
Quant Title : MS#14 - 8260 SOILS 10ml PURGE
QLast Update : Fri Dec 29 10:04:46 2023
Response via : Initial Calibration

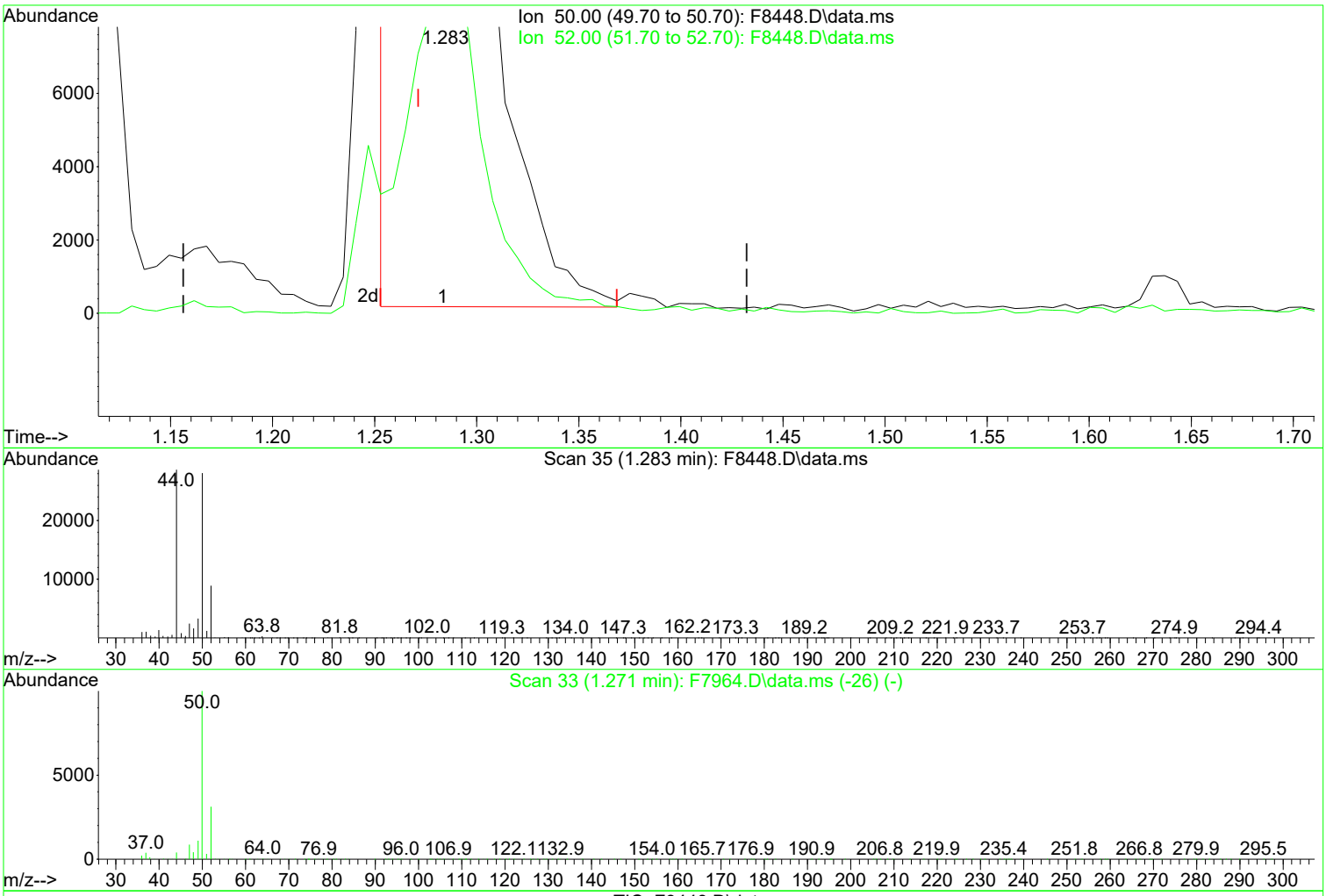

TIC: F8448.D\data.ms

(3) Chloromethane (P)

1.283min (+ 0.012) 11.21 ug/L

response 70764

Ion	Exp%	Act%
50.00	100.00	100.00
52.00	31.20	31.76
0.00	0.00	0.00
0.00	0.00	0.00

Manual Integration:

Before

02/27/24

Quantitation Report (Qedit)

Data Path : I:\ACQUDATA\MSVOA14\Data\022624\
Data File : F8448.D
Acq On : 26 Feb 2024 07:26 pm
Operator : F.NAEGLER
Sample : 20 PPB STD
Misc :
ALS Vial : 6 Sample Multiplier: 1

Quant Time: Feb 27 10:01:54 2024
Quant Method : I:\ACQUDATA\MSVOA14\Methods\S022624.M
Quant Title : MS#14 - 8260 SOILS 10ml PURGE
QLast Update : Fri Dec 29 10:04:46 2023
Response via : Initial Calibration

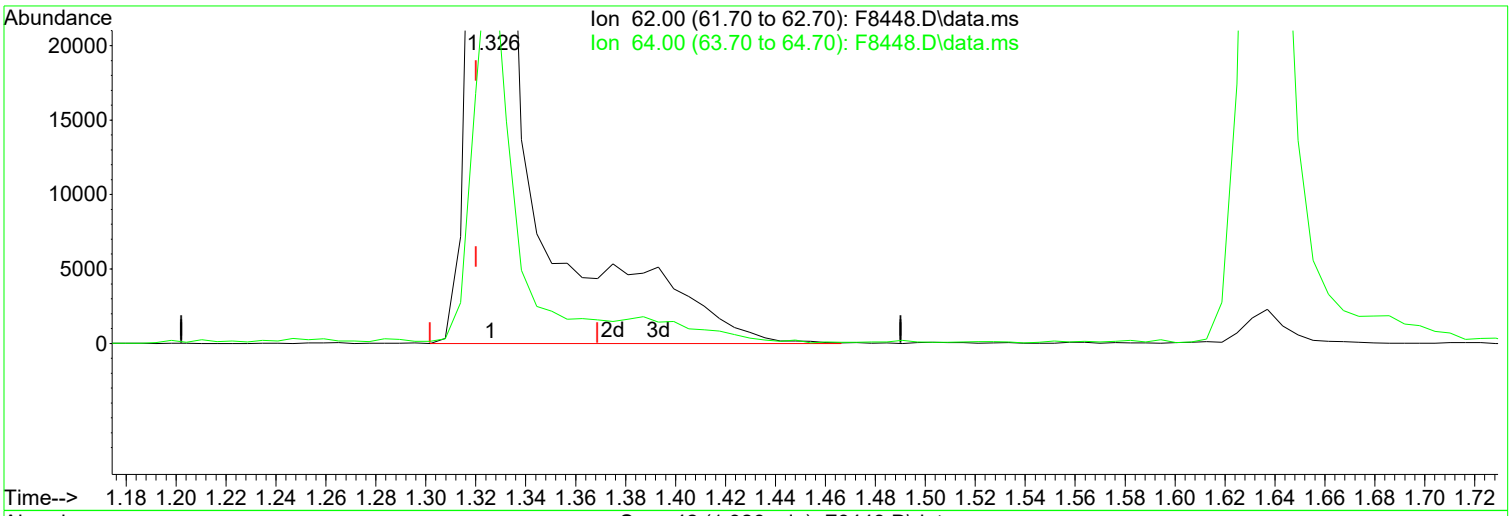

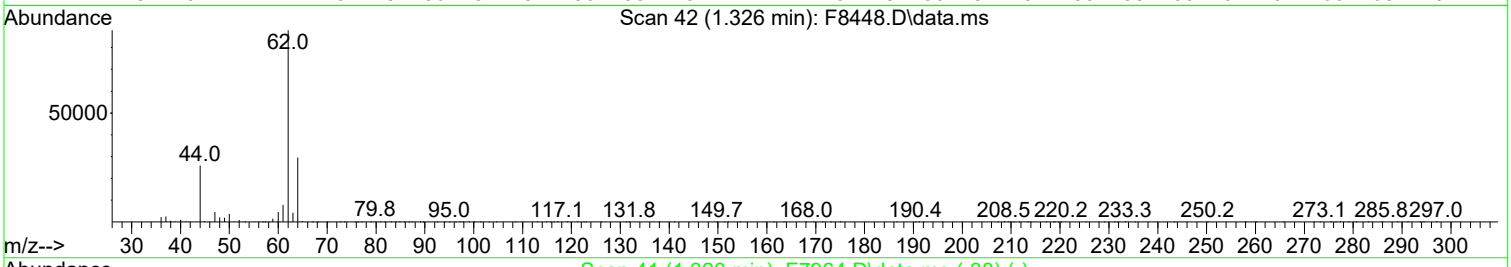

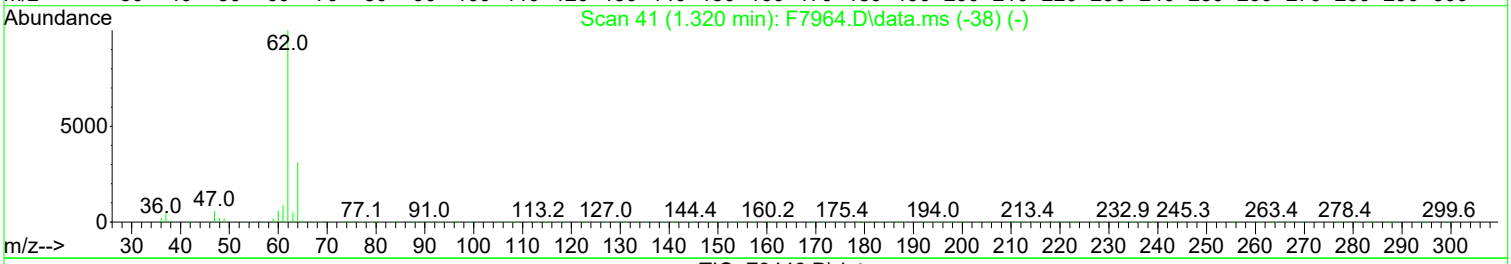

TIC: F8448.D\data.ms

(4) Vinyl Chloride (P)

1.326min (+ 0.006) 15.95 ug/L m

response 98537

Ion	Exp%	Act%
62.00	100.00	100.00
64.00	31.40	33.55
0.00	0.00	0.00
0.00	0.00	0.00

Manual Integration:

After

Poor integration.

02/27/24

Quantitation Report (Qedit)

Data Path : I:\ACQUDATA\MSVOA14\Data\022624\
Data File : F8448.D
Acq On : 26 Feb 2024 07:26 pm
Operator : F.NAEGLER
Sample : 20 PPB STD
Misc :
ALS Vial : 6 Sample Multiplier: 1

Quant Time: Feb 27 10:01:54 2024
Quant Method : I:\ACQUDATA\MSVOA14\Methods\S022624.M
Quant Title : MS#14 - 8260 SOILS 10ml PURGE
QLast Update : Fri Dec 29 10:04:46 2023
Response via : Initial Calibration

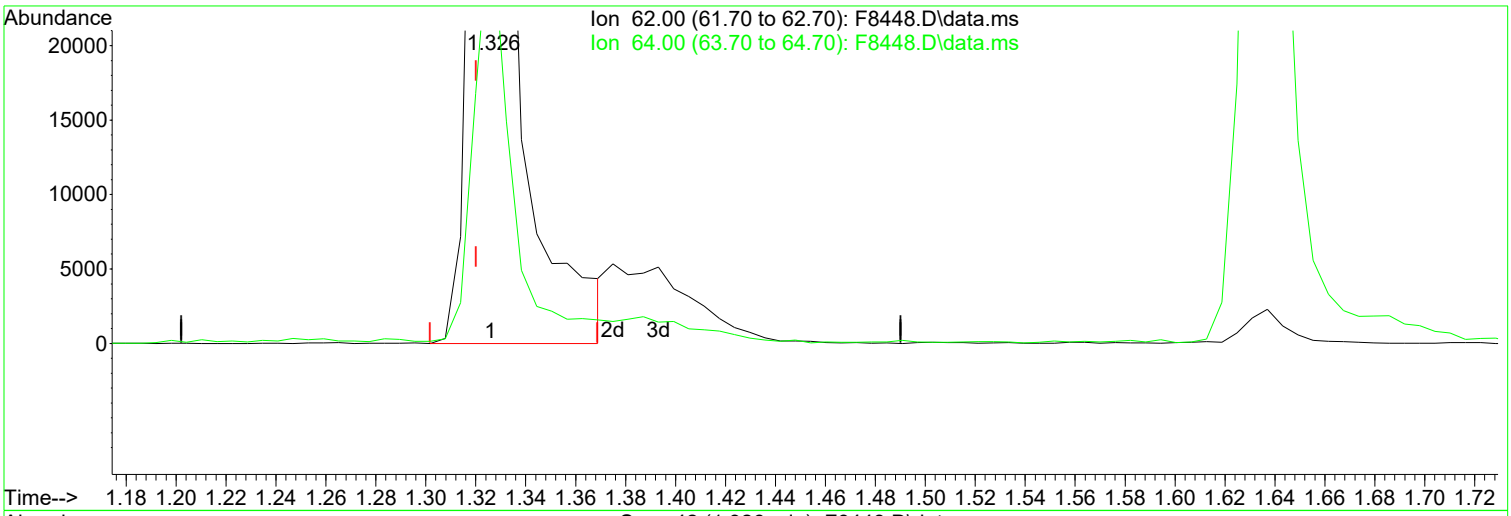

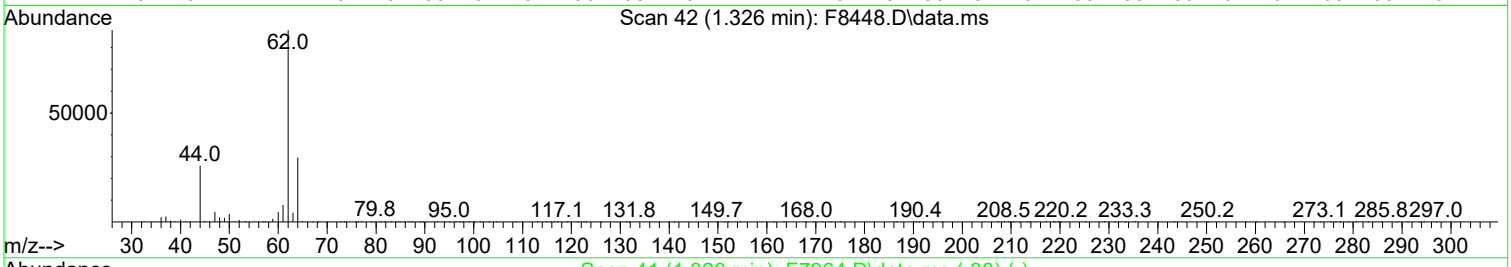

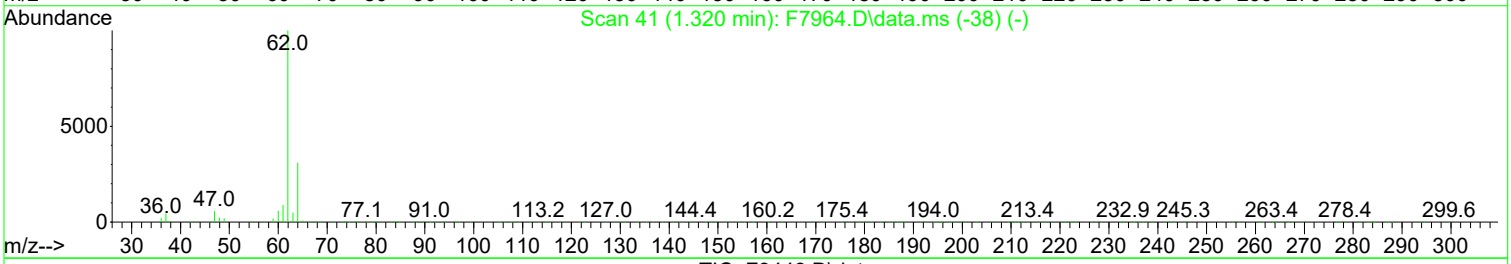

TIC: F8448.D\data.ms

(4) Vinyl Chloride (P)

1.326min (+ 0.006) 13.96 ug/L

response 86258

Ion	Exp%	Act%
62.00	100.00	100.00
64.00	31.40	33.55
0.00	0.00	0.00
0.00	0.00	0.00

Manual Integration:

Before

02/27/24

Quantitation Report (QT Reviewed)

Data Path : I:\ACQUDATA\MSVOA14\Data\022624\
Data File : F8448.D
Acq On : 26 Feb 2024 07:26 pm
Operator : F.NAEGLER
Sample : 20 PPB STD
Misc :
ALS Vial : 6 Sample Multiplier: 1

Quant Time: Feb 27 10:01:54 2024
Quant Method : I:\ACQUDATA\MSVOA14\Methods\S022624.M
Quant Title : MS#14 - 8260 SOILS 10ml PURGE
QLast Update : Fri Dec 29 10:04:46 2023
Response via : Initial Calibration

Compound	R.T.	QIon	Response	Conc	Units		Dev(Min)
Internal Standards							
1) Pentafluorobenzene	5.356	168	399868	50.00	ug/L		0.00
42) 1,4-Difluorobenzene	6.484	114	607676	50.00	ug/L		0.00
70) d5-Chlorobenzene	9.934	117	528030	50.00	ug/L		0.00
87) 1,4-Dichlorobenzene-d4	12.037	152	275610	50.00	ug/L		0.00
System Monitoring Compounds							
44) SURR4,Dibrflmethane	5.222	113	67030	18.36	ug/L		0.01
Spiked Amount 50.000	Range 63 - 138		Recovery = 36.72%#				
47) SURR1,1,2-dichloroetha...	5.776	65	78081	16.20	ug/L		0.00
Spiked Amount 50.000	Range 67 - 128		Recovery = 32.40%#				
64) SURR3,Toluene-d8	8.367	98	267189	18.03	ug/L		0.00
Spiked Amount 50.000	Range 66 - 138		Recovery = 36.06%#				
69) SURR2,BFB	11.044	95	90971	17.18	ug/L		0.00
Spiked Amount 50.000	Range 31 - 154		Recovery = 34.36%				
Target Compounds							Qvalue
2) Dichlorodifluoromethane	1.119	85	85629m	16.558	ug/L		
3) Chloromethane	1.283	50	84915m	13.449	ug/L		
4) Vinyl Chloride	1.326	62	98537m	15.949	ug/L		
5) Bromomethane	1.564	94	56493	12.414	ug/L		99
6) Chloroethane	1.637	64	73626	15.300	ug/L		98
7) Freon 21	1.783	67	137165	13.875	ug/L		100
8) Trichlorofluoromethane	1.820	101	122712	15.528	ug/L		96
9) Diethyl Ether	2.052	59	56881	17.276	ug/L		94
10) Freon 123a	2.064	67	83748	18.508	ug/L		100
11) Freon 123	2.119	83	97183	19.813	ug/L		99
12) Acrolein	2.173	56	62824	70.332	ug/L		98
13) 1,1-Diclethene	2.241	96	62214	18.980	ug/L		91
14) Freon 113	2.241	101	64907	19.243	ug/L		90
15) Acetone	2.320	43	43618	18.672	ug/L		97
16) 2-Propanol	2.490	45	117074	236.172	ug/L		85
17) Iodomethane	2.381	142	88997	22.230	ug/L		92
18) Carbon Disulfide	2.436	76	190418	16.038	ug/L		98
19) Acetonitrile	2.576	41	48144m	51.836	ug/L		
20) Allyl Chloride	2.582	76	30032	13.567	ug/L	#	68
21) Methyl Acetate	2.612	43	73998	12.304	ug/L		97
22) Methylene Chloride	2.704	84	66778	16.071	ug/L		89
23) TBA	2.868	59	190476	254.196	ug/L		87
24) Acrylonitrile	2.984	53	149704	80.191	ug/L		98
25) Methyl-t-Butyl Ether	2.990	73	175497	16.138	ug/L		97
26) trans-1,2-Dichloroethene	2.984	96	68828	18.752	ug/L		91
27) 1,1-Diclethane	3.490	63	120717	16.589	ug/L		99
28) Vinyl Acetate	3.588	86	7035	12.976	ug/L	#	73
29) DIPE	3.594	45	202397	14.184	ug/L		84
30) 2-Chloro-1,3-Butadiene	3.606	53	109616	15.408	ug/L		91
31) ETBE	4.124	59	168597	13.817	ug/L		98
32) 2,2-Dichloropropane	4.319	77	77840	12.675	ug/L		96
33) cis-1,2-Dichloroethene	4.332	96	74414	18.176	ug/L		89
34) 2-Butanone	4.417	43	44542	14.854	ug/L		97
35) Propionitrile	4.539	54	66745	83.674	ug/L		100
36) Bromochloromethane	4.734	130	43523	19.355	ug/L	#	83
37) Methacrylonitrile	4.783	67	29932	15.715	ug/L	#	77
38) Tetrahydrofuran	4.850	42	28468	14.465	ug/L		90
39) Chloroform	4.917	83	119983	17.405	ug/L		97
40) 1,1,1-Trichloroethane	5.191	97	95923	16.582	ug/L		97

1st FJ 02/27/24
2nd AM 02/27/24

Data Path : I:\ACQUDATA\MSVOA14\Data\022624\
Data File : F8448.D
Acq On : 26 Feb 2024 07:26 pm
Operator : F.NAEGLER
Sample : 20 PPB STD
Misc :
ALS Vial : 6 Sample Multiplier: 1

Quant Time: Feb 27 10:01:54 2024
Quant Method : I:\ACQUDATA\MSVOA14\Methods\S022624.M
Quant Title : MS#14 - 8260 SOILS 10ml PURGE
QLast Update : Fri Dec 29 10:04:46 2023
Response via : Initial Calibration

Compound	R.T.	QIon	Response	Conc	Units		Dev(Min)
41) TAME	6.069	73	157289	14.551	ug/L		94
43) Cyclohexane	5.258	41	67579	14.766	ug/L		94
45) Carbontetrachloride	5.466	121	22409	17.155	ug/L	#	79
46) 1,1-Dichloropropene	5.496	75	90553	19.757	ug/L		94
48) Benzene	5.831	78	256734	19.273	ug/L		96
49) 1,2-Dichloroethane	5.892	62	91315	18.091	ug/L		96
50) Iso-Butyl Alcohol	5.917	43	69066	284.595	ug/L		100
51) n-Heptane	6.301	43	97925	17.245	ug/L		87
52) 1-Butanol	6.916	56	94625	645.423	ug/L		99
53) Trichloroethene	6.813	130	74614	22.502	ug/L		93
54) Methylcyclohexane	7.032	55	88722	16.714	ug/L		90
55) 1,2-Diclpropane	7.118	63	68090	18.279	ug/L		97
56) Dibromomethane	7.270	93	42006	19.276	ug/L		86
57) 1,4-Dioxane	7.392	88	27253	449.339	ug/L		92
58) Methyl Methacrylate	7.362	69	42614	15.982	ug/L		87
59) Bromodichloromethane	7.508	83	77027	16.330	ug/L		93
60) 2-Nitropropane	7.831	41	19847	13.717	ug/L		98
61) 2-Chloroethylvinyl Ether	7.935	63	26500	13.704	ug/L		94
62) cis-1,3-Dichloropropene	8.075	75	85166	15.300	ug/L		93
63) 4-Methyl-2-pentanone	8.300	43	72966	14.537	ug/L		94
65) Toluene	8.447	91	287601	19.778	ug/L		97
66) trans-1,3-Dichloropropene	8.751	75	65301	12.878	ug/L		98
67) Ethyl Methacrylate	8.892	69	72297	15.668	ug/L		92
68) 1,1,2-Trichloroethane	8.953	97	55073	19.289	ug/L		93
71) Tetrachloroethene	9.062	164	57475	24.437	ug/L		95
72) 2-Hexanone	9.264	43	55246	15.306	ug/L		89
73) 1,3-Dichloropropane	9.123	76	96790	19.205	ug/L		94
74) Dibromochloromethane	9.361	129	52128	17.826	ug/L		97
75) N-Butyl Acetate	9.410	43	92052	13.380	ug/L		92
76) 1,2-Dibromoethane	9.459	107	47681	16.961	ug/L		96
77) Chlorobenzene	9.965	112	186866	21.524	ug/L		98
78) 1,1,1,2-Tetrachloroethane	10.056	131	54028	18.327	ug/L		97
79) Ethylbenzene	10.087	106	98065	22.035	ug/L		94
80) (m+p)Xylene	10.202	106	241577	42.965	ug/L		94
81) o-Xylene	10.568	106	116033	21.105	ug/L		97
82) Styrene	10.586	104	193803	20.154	ug/L		96
83) Bromoform	10.751	173	27984	16.176	ug/L		94
84) Isopropylbenzene	10.910	105	316000	22.300	ug/L		98
85) Cyclohexanone	11.001	55	317594	338.417	ug/L		92
86) trans-1,4-Dichloro-2-B...	11.245	53	19417	12.127	ug/L		80
88) 1,1,2,2-Tetrachloroethane	11.196	83	76393	18.305	ug/L		99
89) Bromobenzene	11.166	156	76098	20.781	ug/L		94
90) 1,2,3-Trichloropropane	11.227	110	25158	18.749	ug/L	#	89
91) n-Propylbenzene	11.275	91	380312	19.566	ug/L		96
92) 2-Chlorotoluene	11.342	91	212106	19.298	ug/L		96
93) 4-Chlorotoluene	11.440	91	248570	18.749	ug/L		92
94) 1,3,5-Trimethylbenzene	11.434	105	267153	19.974	ug/L		95
95) tert-Butylbenzene	11.708	119	235246	21.724	ug/L		99
96) 1,2,4-Trimethylbenzene	11.751	105	259281	19.718	ug/L		94
97) sec-Butylbenzene	11.891	105	349851	21.241	ug/L		99
98) p-Isopropyltoluene	12.013	119	292539	21.198	ug/L		95
99) 1,3-Dclbenz	11.976	146	143689	20.557	ug/L		98
100) 1,4-Dclbenz	12.056	146	148449	20.311	ug/L		98
101) n-Butylbenzene	12.354	91	274644	20.030	ug/L		98
102) 1,2-Dclbenz	12.361	146	140007	20.559	ug/L		97
103) 1,2-Dibromo-3-chloropr...	13.001	157	15993	18.022	ug/L		94

Quantitation Report (QT Reviewed)

Data Path : I:\ACQUDATA\MSVOA14\Data\022624\
Data File : F8448.D
Acq On : 26 Feb 2024 07:26 pm
Operator : F.NAEGLER
Sample : 20 PPB STD
Misc :
ALS Vial : 6 Sample Multiplier: 1

Quant Time: Feb 27 10:01:54 2024
Quant Method : I:\ACQUDATA\MSVOA14\Methods\S022624.M
Quant Title : MS#14 - 8260 SOILS 10ml PURGE
QLast Update : Fri Dec 29 10:04:46 2023
Response via : Initial Calibration

Compound	R.T.	QIon	Response	Conc	Units	Dev(Min)
104) 1,3,5-Trichlorobenzene	13.159	180	117465	22.740	ug/L	99
105) 1,2,4-Tcbenzene	13.647	180	100424	22.654	ug/L	95
106) Hexachlorobt	13.781	225	60560	27.505	ug/L	99
107) Naphthalen	13.842	128	255854	22.529	ug/L	99
108) 1,2,3-Tclbenzene	14.031	180	96622	23.647	ug/L	100

(#) = qualifier out of range (m) = manual integration (+) = signals summed

Quantitation Report (QT Reviewed)

Data Path : I:\ACQUDATA\MSVOA14\Data\022624\
Data File : F8448.D
Acq On : 26 Feb 2024 07:26 pm
Operator : F.NAEGLER
Sample : 20 PPB STD
Misc :
ALS Vial : 6 Sample Multiplier: 1

Quant Time: Feb 27 10:01:54 2024
Quant Method : I:\ACQUDATA\MSVOA14\Methods\S022624.M
Quant Title : MS#14 - 8260 SOILS 10ml PURGE
QLast Update : Fri Dec 29 10:04:46 2023
Response via : Initial Calibration

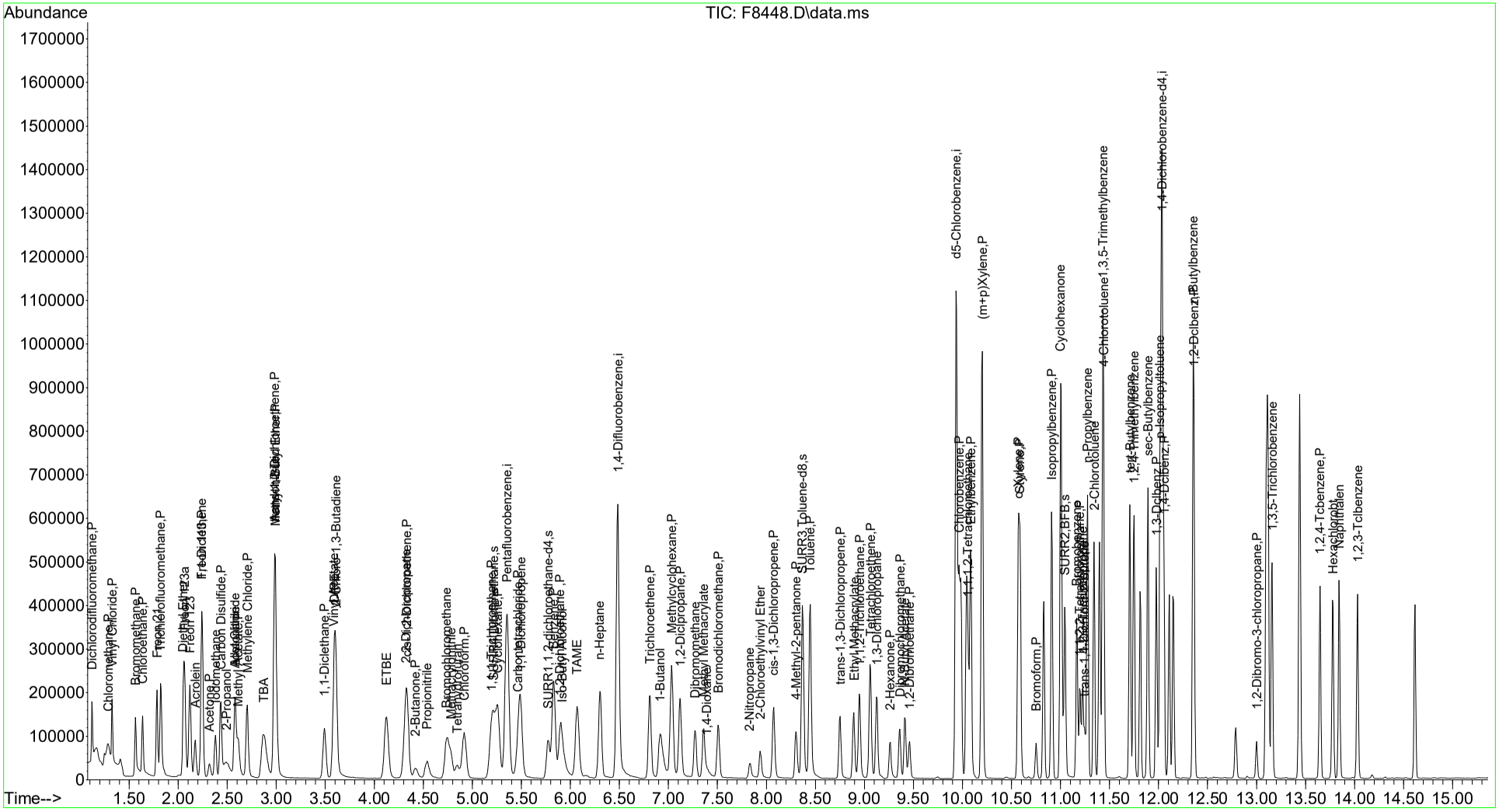

1st FJ 02/27/24
2nd AM 02/27/24

Quantitation Report (Qedit)

Data Path : I:\ACQUDATA\MSVOA14\Data\022624\
Data File : F8449.D
Acq On : 26 Feb 2024 07:49 pm
Operator : F.NAEGLER
Sample : 50 PPB STD
Misc :
ALS Vial : 7 Sample Multiplier: 1

Quant Time: Feb 27 10:03:42 2024
Quant Method : I:\ACQUDATA\MSVOA14\Methods\S022624.M
Quant Title : MS#14 - 8260 SOILS 10ml PURGE
QLast Update : Fri Dec 29 10:04:46 2023
Response via : Initial Calibration

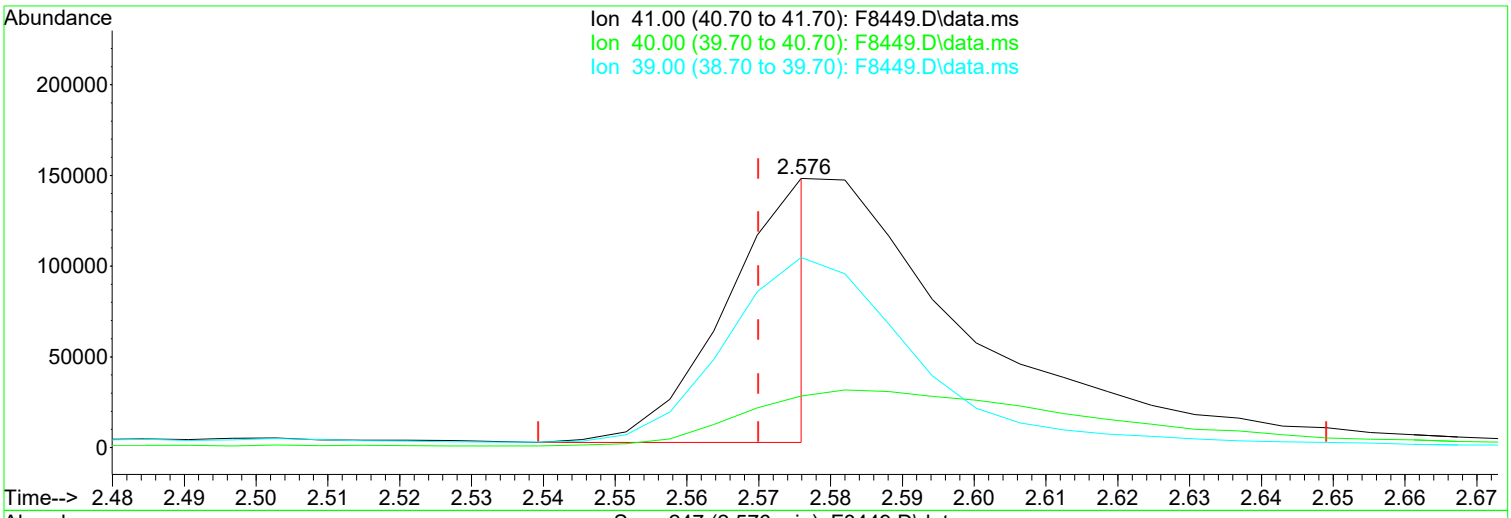

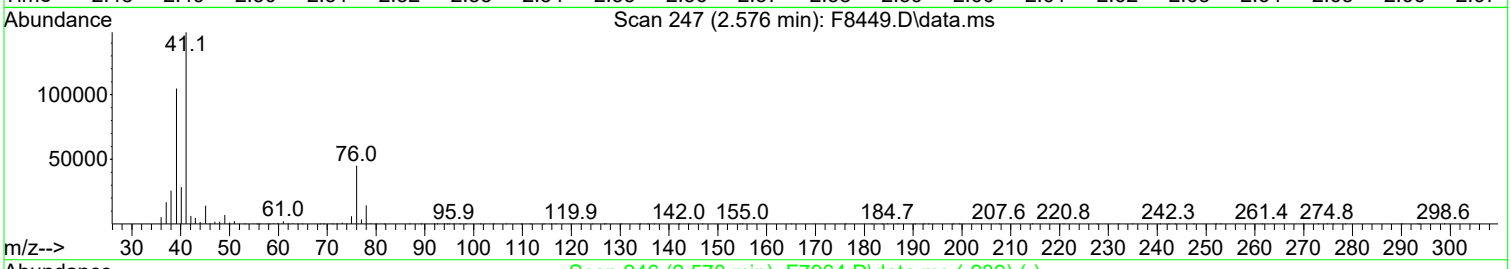

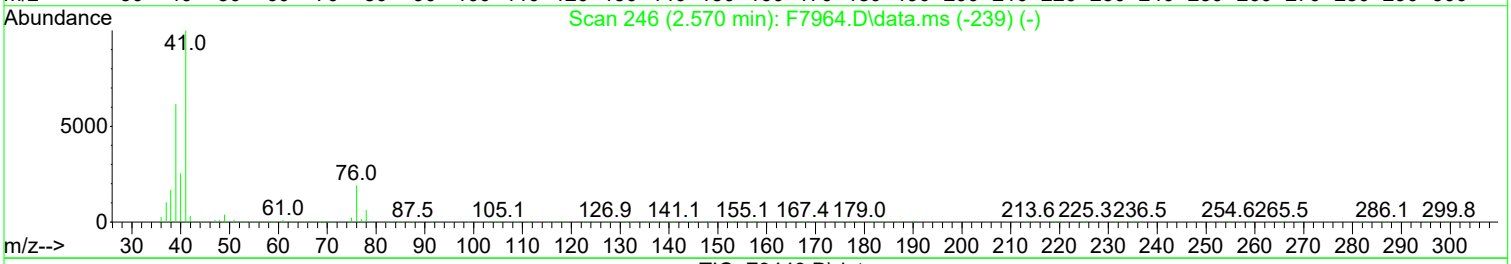

TIC: F8449.D\data.ms

(19) Acetonitrile

2.576min (+ 0.006) 136.25 ug/L m

response 128817

Ion	Exp%	Act%
41.00	100.00	100.00
40.00	25.60	19.13
39.00	61.70	70.70
0.00	0.00	0.00

Manual Integration:

After

Poor integration.

02/27/24

1st FJ 02/27/24
2nd AM 02/27/24

Quantitation Report (Qedit)

Data Path : I:\ACQUDATA\MSVOA14\Data\022624\
Data File : F8449.D
Acq On : 26 Feb 2024 07:49 pm
Operator : F.NAEGLER
Sample : 50 PPB STD
Misc :
ALS Vial : 7 Sample Multiplier: 1

Quant Time: Feb 27 10:03:42 2024
Quant Method : I:\ACQUDATA\MSVOA14\Methods\S022624.M
Quant Title : MS#14 - 8260 SOILS 10ml PURGE
QLast Update : Fri Dec 29 10:04:46 2023
Response via : Initial Calibration

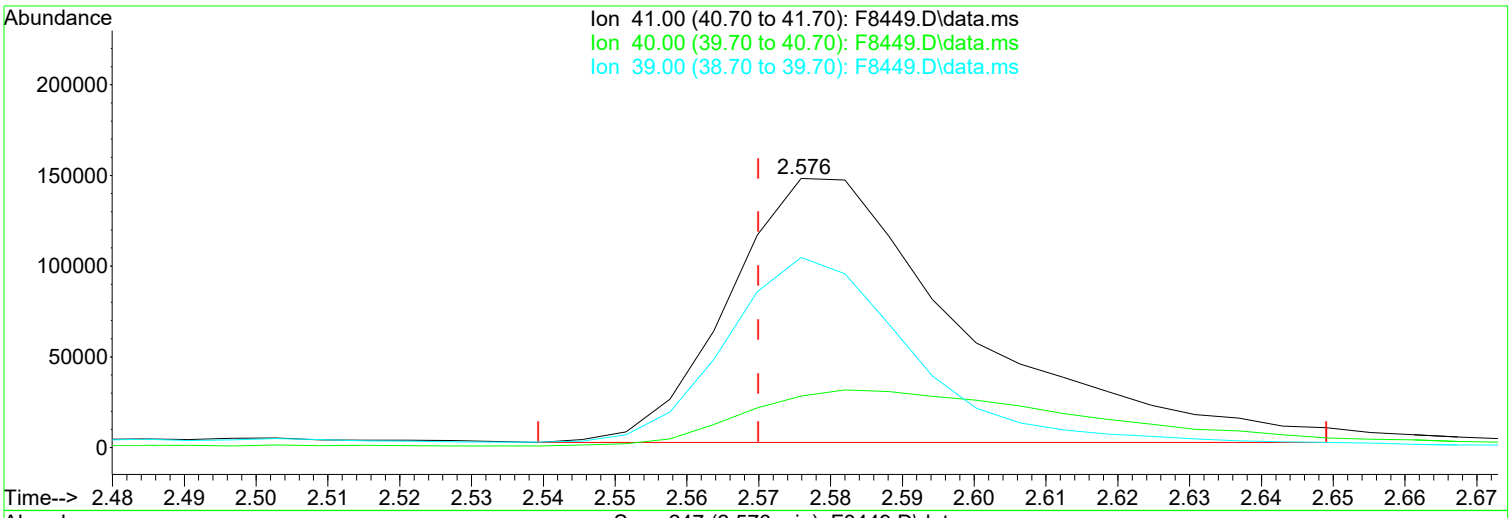

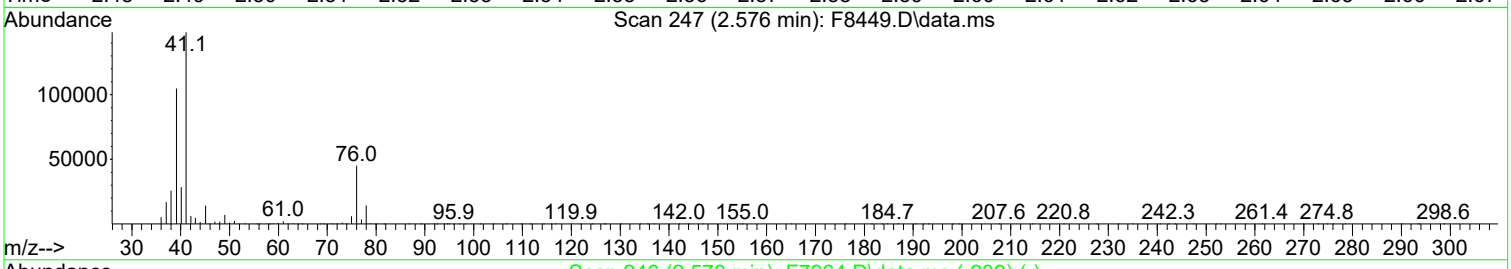

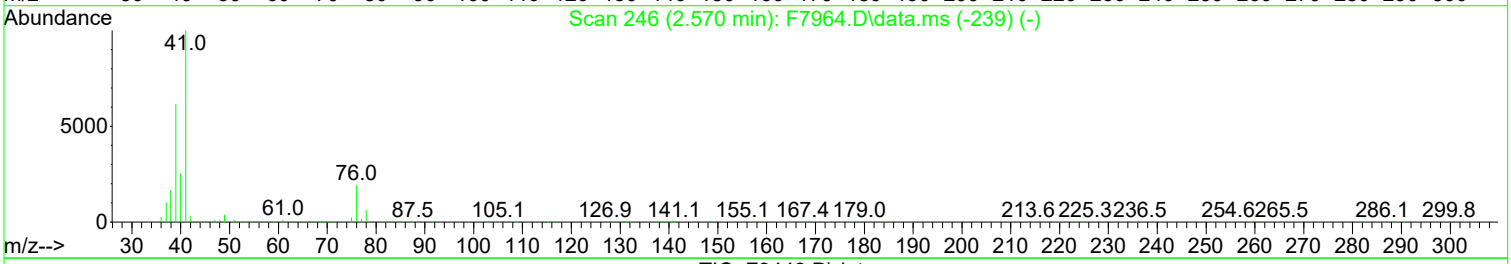

TIC: F8449.D\data.ms

(19) Acetonitrile

2.576min (+ 0.006) 354.67 ug/L

response 335325

Ion	Exp%	Act%
41.00	100.00	100.00
40.00	25.60	19.13
39.00	61.70	70.70
0.00	0.00	0.00

Manual Integration:

Before

02/27/24

Quantitation Report (Qedit)

Data Path : I:\ACQUDATA\MSVOA14\Data\022624\
Data File : F8449.D
Acq On : 26 Feb 2024 07:49 pm
Operator : F.NAEGLER
Sample : 50 PPB STD
Misc :
ALS Vial : 7 Sample Multiplier: 1

Quant Time: Feb 27 10:03:42 2024
Quant Method : I:\ACQUDATA\MSVOA14\Methods\S022624.M
Quant Title : MS#14 - 8260 SOILS 10ml PURGE
QLast Update : Fri Dec 29 10:04:46 2023
Response via : Initial Calibration

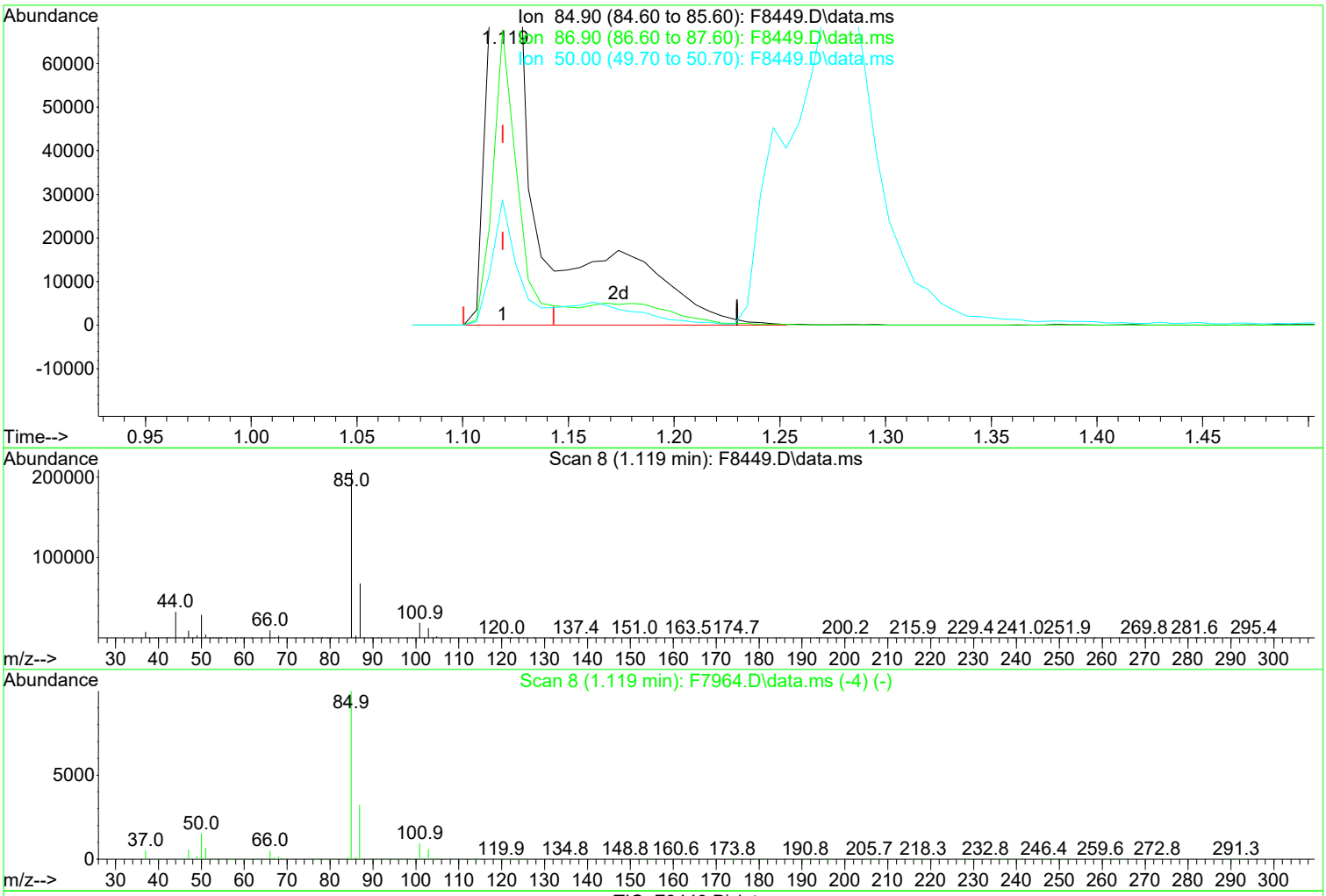

TIC: F8449.D\data.ms

(2) Dichlorodifluoromethane (P)

1.119min (-0.000) 41.90 ug/L m

response 220577

Ion	Exp%	Act%
84.90	100.00	100.00
86.90	32.50	32.42
50.00	15.40	13.74
0.00	0.00	0.00

Manual Integration:

After

Poor integration.

02/27/24

Quantitation Report (Qedit)

Data Path : I:\ACQUDATA\MSVOA14\Data\022624\
Data File : F8449.D
Acq On : 26 Feb 2024 07:49 pm
Operator : F.NAEGLER
Sample : 50 PPB STD
Misc :
ALS Vial : 7 Sample Multiplier: 1

Quant Time: Feb 27 10:03:42 2024
Quant Method : I:\ACQUDATA\MSVOA14\Methods\S022624.M
Quant Title : MS#14 - 8260 SOILS 10ml PURGE
QLast Update : Fri Dec 29 10:04:46 2023
Response via : Initial Calibration

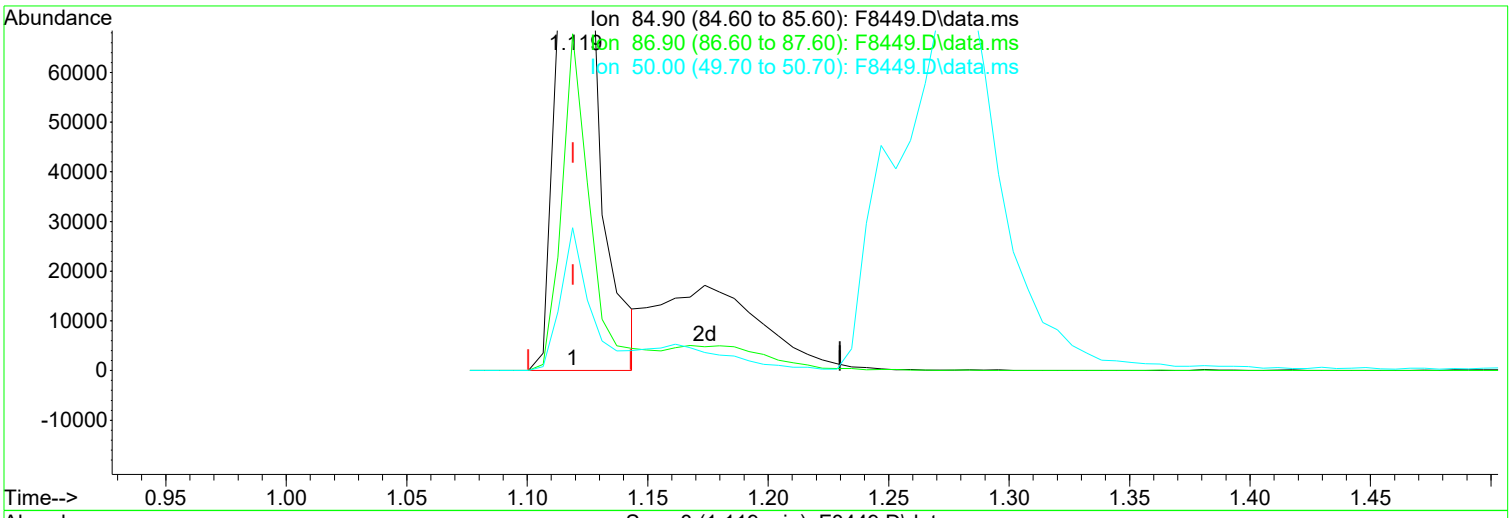

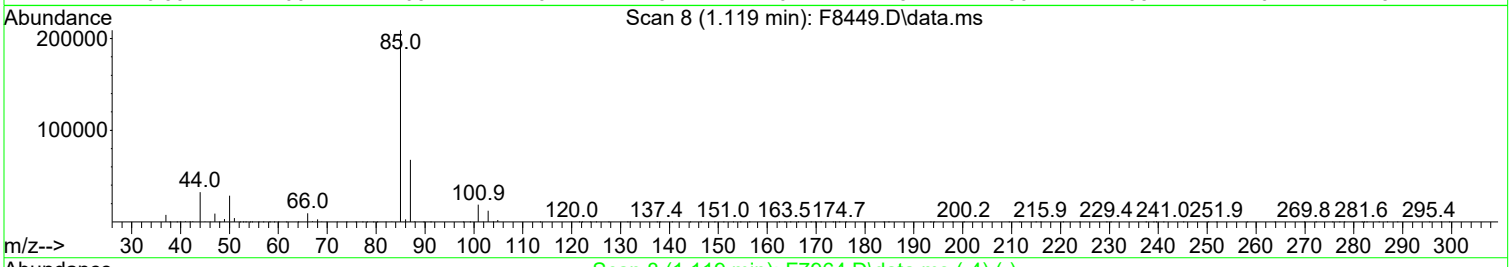

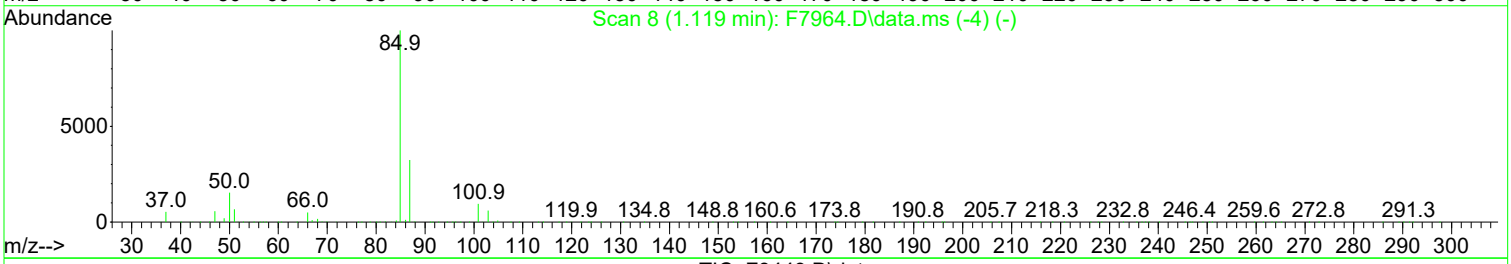

TIC: F8449.D\data.ms

(2) Dichlorodifluoromethane (P)

1.119min (-0.000) 31.87 ug/L

response 167758

Ion	Exp%	Act%
84.90	100.00	100.00
86.90	32.50	32.42
50.00	15.40	13.74
0.00	0.00	0.00

Manual Integration:

Before

02/27/24

Quantitation Report (Qedit)

Data Path : I:\ACQUDATA\MSVOA14\Data\022624\
Data File : F8449.D
Acq On : 26 Feb 2024 07:49 pm
Operator : F.NAEGLER
Sample : 50 PPB STD
Misc :
ALS Vial : 7 Sample Multiplier: 1

Quant Time: Feb 27 10:03:42 2024
Quant Method : I:\ACQUDATA\MSVOA14\Methods\S022624.M
Quant Title : MS#14 - 8260 SOILS 10ml PURGE
QLast Update : Fri Dec 29 10:04:46 2023
Response via : Initial Calibration

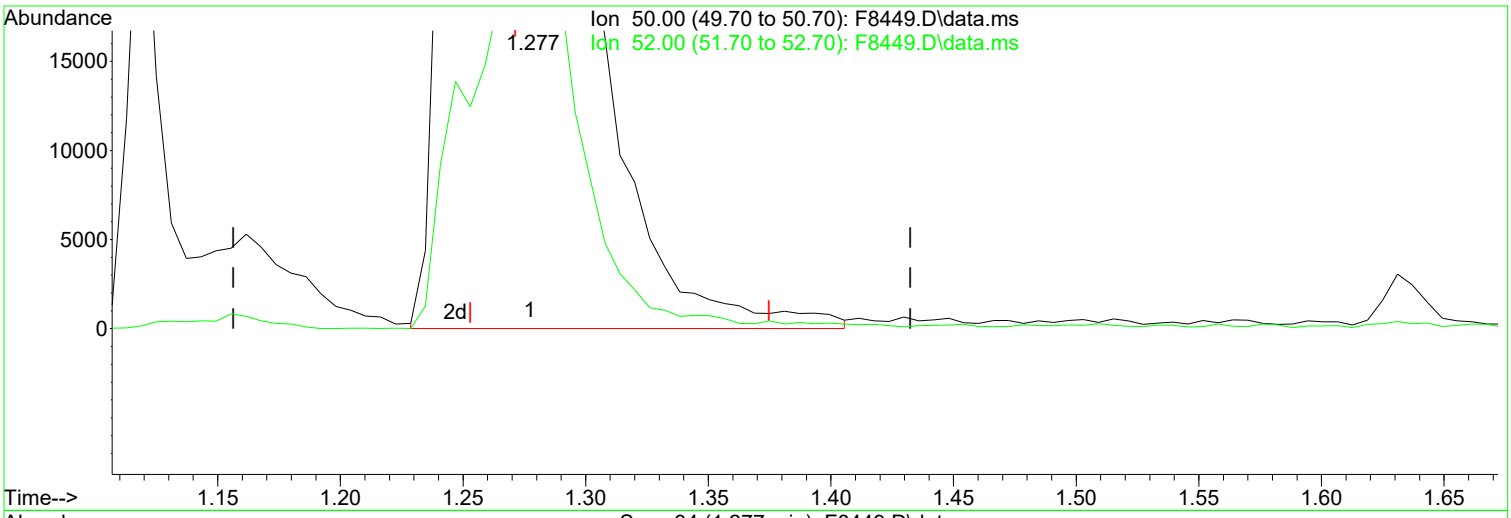

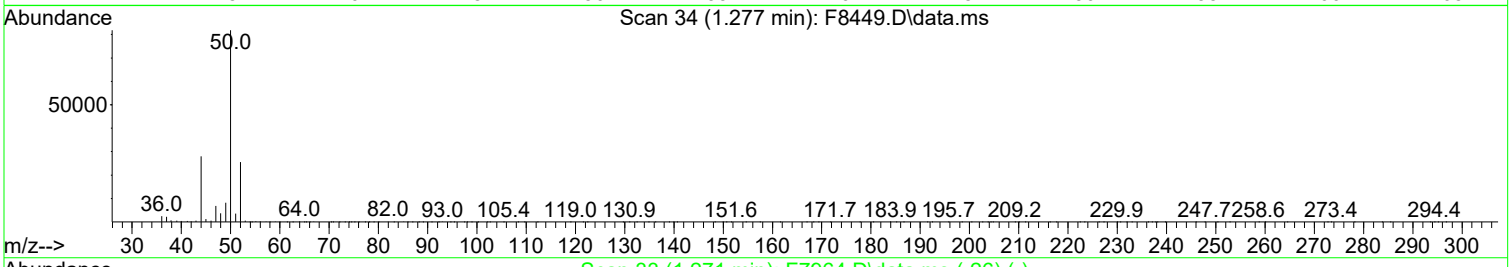

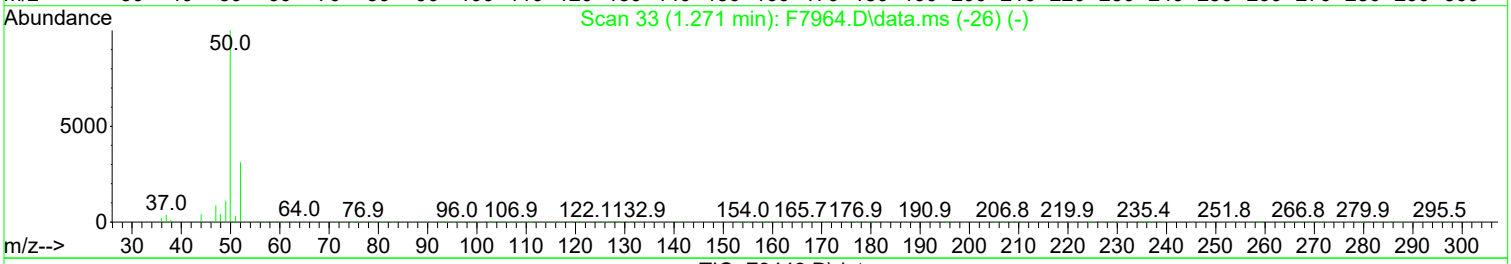

TIC: F8449.D\data.ms

(3) Chloromethane (P)

1.277min (+ 0.006) 36.41 ug/L m

response 234007

Ion	Exp%	Act%
50.00	100.00	100.00
52.00	31.20	31.24
0.00	0.00	0.00
0.00	0.00	0.00

Manual Integration:

After

Poor integration.

02/27/24

Quantitation Report (Qedit)

Data Path : I:\ACQUDATA\MSVOA14\Data\022624\
Data File : F8449.D
Acq On : 26 Feb 2024 07:49 pm
Operator : F.NAEGLER
Sample : 50 PPB STD
Misc :
ALS Vial : 7 Sample Multiplier: 1

Quant Time: Feb 27 10:03:42 2024
Quant Method : I:\ACQUDATA\MSVOA14\Methods\S022624.M
Quant Title : MS#14 - 8260 SOILS 10ml PURGE
QLast Update : Fri Dec 29 10:04:46 2023
Response via : Initial Calibration

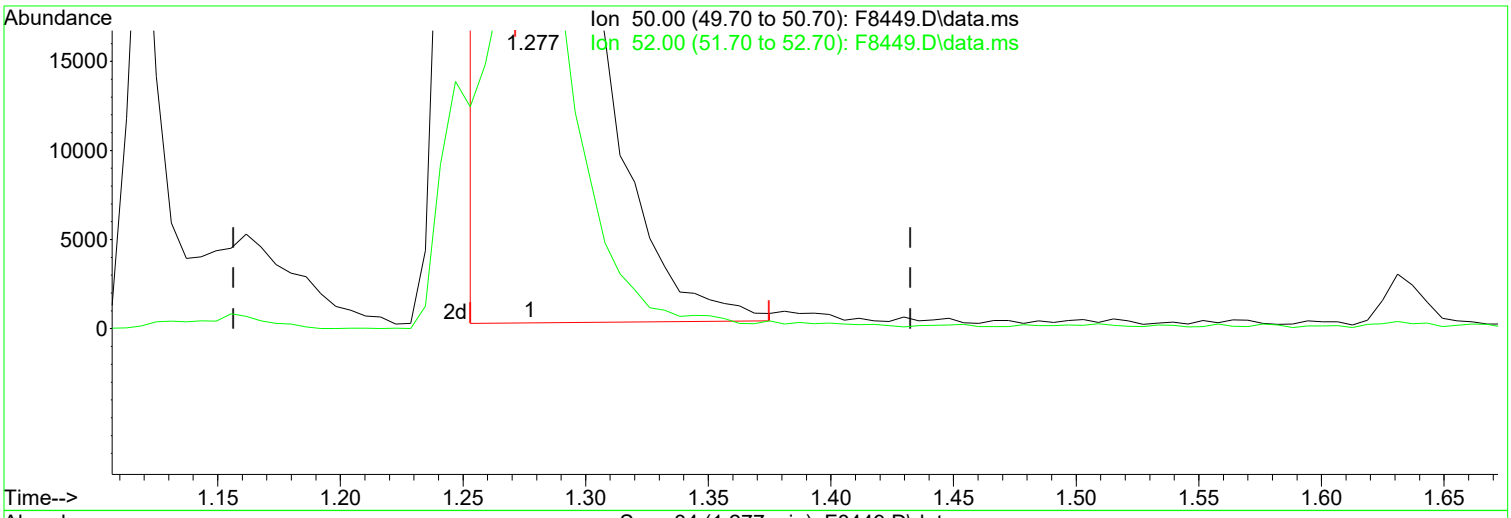

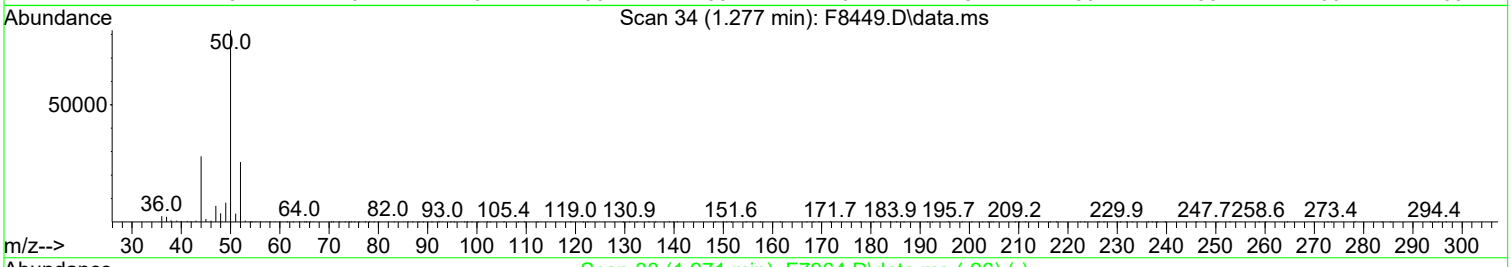

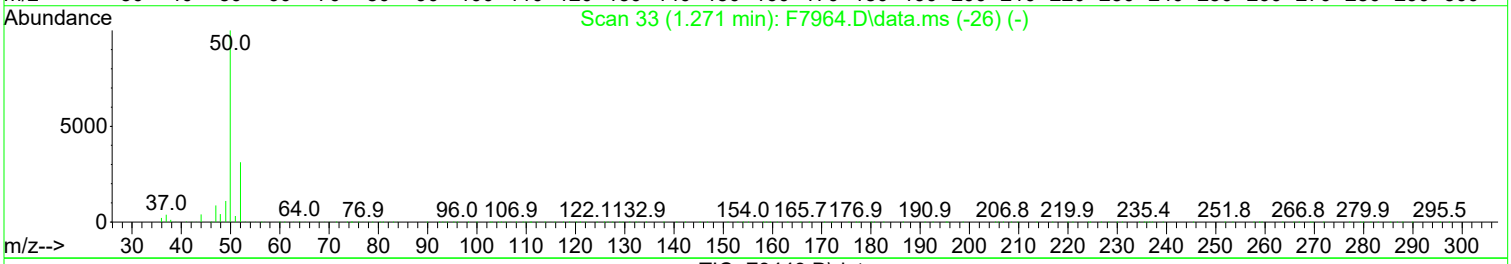

TIC: F8449.D\data.ms

(3) Chloromethane (P)

1.277min (+ 0.006) 28.94 ug/L

response 185996

Ion	Exp%	Act%
50.00	100.00	100.00
52.00	31.20	31.24
0.00	0.00	0.00
0.00	0.00	0.00

Manual Integration:

Before

02/27/24

Quantitation Report (QT Reviewed)

Data Path : I:\ACQUDATA\MSVOA14\Data\022624\
Data File : F8449.D
Acq On : 26 Feb 2024 07:49 pm
Operator : F.NAEGLER
Sample : 50 PPB STD
Misc :
ALS Vial : 7 Sample Multiplier: 1

Quant Time: Feb 27 10:03:42 2024
Quant Method : I:\ACQUDATA\MSVOA14\Methods\S022624.M
Quant Title : MS#14 - 8260 SOILS 10ml PURGE
QLast Update : Fri Dec 29 10:04:46 2023
Response via : Initial Calibration

Compound	R.T.	QIon	Response	Conc	Units		Dev(Min)
Internal Standards							
1) Pentafluorobenzene	5.356	168	407047	50.00	ug/L		0.00
42) 1,4-Difluorobenzene	6.484	114	631300	50.00	ug/L		0.00
70) d5-Chlorobenzene	9.934	117	541603	50.00	ug/L		0.00
87) 1,4-Dichlorobenzene-d4	12.037	152	290349	50.00	ug/L		0.00
System Monitoring Compounds							
44) SURR4,Dibrflmethane	5.216	113	183318	48.34	ug/L		0.00
Spiked Amount 50.000	Range 63 - 138		Recovery = 96.68%				
47) SURR1,1,2-dichloroetha...	5.770	65	210782	42.11	ug/L		0.00
Spiked Amount 50.000	Range 67 - 128		Recovery = 84.22%				
64) SURR3,Toluene-d8	8.367	98	713344	46.34	ug/L		0.00
Spiked Amount 50.000	Range 66 - 138		Recovery = 92.68%				
69) SURR2,BFB	11.044	95	249900	45.43	ug/L		0.00
Spiked Amount 50.000	Range 31 - 154		Recovery = 90.86%				
Target Compounds							Qvalue
2) Dichlorodifluoromethane	1.119	85	220577m	41.900	ug/L		
3) Chloromethane	1.277	50	234007m	36.408	ug/L		
4) Vinyl Chloride	1.326	62	253892	40.371	ug/L		98
5) Bromomethane	1.564	94	147106	31.755	ug/L		98
6) Chloroethane	1.631	64	205255	41.901	ug/L		98
7) Freon 21	1.783	67	371805	36.947	ug/L		99
8) Trichlorofluoromethane	1.820	101	319795	39.754	ug/L		99
9) Diethyl Ether	2.052	59	138825	41.421	ug/L		94
10) Freon 123a	2.064	67	199053	43.215	ug/L		93
11) Freon 123	2.119	83	231244	46.314	ug/L		98
12) Acrolein	2.174	56	167416	184.118	ug/L		99
13) 1,1-Diclethene	2.241	96	160785	48.186	ug/L		97
14) Freon 113	2.241	101	168136	48.969	ug/L		93
15) Acetone	2.320	43	106206	44.662	ug/L		92
16) 2-Propanol	2.497	45	338818	671.440	ug/L		91
17) Iodomethane	2.375	142	236983	58.151	ug/L		96
18) Carbon Disulfide	2.430	76	496124	41.048	ug/L		99
19) Acetonitrile	2.576	41	128817m	136.250	ug/L		
20) Allyl Chloride	2.576	76	73112	32.445	ug/L	#	64
21) Methyl Acetate	2.612	43	207679	33.923	ug/L		91
22) Methylene Chloride	2.698	84	174565	41.270	ug/L	#	87
23) TBA	2.875	59	563108	738.230	ug/L		89
24) Acrylonitrile	2.984	53	400495	210.748	ug/L		97
25) Methyl-t-Butyl Ether	2.990	73	482234	43.561	ug/L		99
26) trans-1,2-Dichloroethene	2.984	96	180278	48.249	ug/L		91
27) 1,1-Diclethane	3.490	63	322133	43.486	ug/L		99
28) Vinyl Acetate	3.588	86	18297	33.153	ug/L	#	66
29) DIPE	3.594	45	535835	36.890	ug/L		88
30) 2-Chloro-1,3-Butadiene	3.606	53	281621	38.887	ug/L		90
31) ETBE	4.124	59	464307	37.379	ug/L		98
32) 2,2-Dichloropropane	4.319	77	221013	35.354	ug/L		95
33) cis-1,2-Dichloroethene	4.338	96	196038	47.040	ug/L	#	84
34) 2-Butanone	4.417	43	120155	39.363	ug/L		89
35) Propionitrile	4.533	54	173616	213.812	ug/L		100
36) Bromochloromethane	4.740	130	115959	50.659	ug/L	#	76
37) Methacrylonitrile	4.777	67	82579	42.592	ug/L	#	78
38) Tetrahydrofuran	4.838	42	76601	38.235	ug/L		86
39) Chloroform	4.917	83	313613	44.690	ug/L		96
40) 1,1,1-Trichloroethane	5.191	97	261439	44.397	ug/L		96

1st FJ 02/27/24
2nd AM 02/27/24

Data Path : I:\ACQUDATA\MSVOA14\Data\022624\
Data File : F8449.D
Acq On : 26 Feb 2024 07:49 pm
Operator : F.NAEGLER
Sample : 50 PPB STD
Misc :
ALS Vial : 7 Sample Multiplier: 1

Quant Time: Feb 27 10:03:42 2024
Quant Method : I:\ACQUDATA\MSVOA14\Methods\S022624.M
Quant Title : MS#14 - 8260 SOILS 10ml PURGE
QLast Update : Fri Dec 29 10:04:46 2023
Response via : Initial Calibration

Compound	R.T.	QIon	Response	Conc	Units		Dev(Min)
41) TAME	6.069	73	437582	39.768	ug/L		94
43) Cyclohexane	5.252	41	174078	36.613	ug/L		96
45) Carbontetrachloride	5.472	121	61887	45.605	ug/L		88
46) 1,1-Dichloropropene	5.496	75	239273	50.251	ug/L		95
48) Benzene	5.831	78	680624	49.183	ug/L		97
49) 1,2-Dichloroethane	5.892	62	243672	46.468	ug/L		98
50) Iso-Butyl Alcohol	5.923	43	208697	827.780	ug/L		95
51) n-Heptane	6.301	43	240799	40.820	ug/L		92
52) 1-Butanol	6.917	56	315006	2068.204	ug/L		93
53) Trichloroethene	6.813	130	195334	56.703	ug/L		93
54) Methylcyclohexane	7.032	55	232713	42.198	ug/L		91
55) 1,2-Diclpropane	7.118	63	179140	46.291	ug/L		100
56) Dibromomethane	7.270	93	111128	49.087	ug/L	#	80
57) 1,4-Dioxane	7.392	88	71286	1131.359	ug/L		95
58) Methyl Methacrylate	7.355	69	121490	43.859	ug/L		92
59) Bromodichloromethane	7.508	83	219340	44.760	ug/L		97
60) 2-Nitropropane	7.831	41	64325	42.794	ug/L		99
61) 2-Chloroethylvinyl Ether	7.935	63	69462	34.577	ug/L		93
62) cis-1,3-Dichloropropene	8.075	75	252349	43.639	ug/L		95
63) 4-Methyl-2-pentanone	8.300	43	202614	38.857	ug/L		89
65) Toluene	8.447	91	749959	49.645	ug/L		97
66) trans-1,3-Dichloropropene	8.752	75	203456	38.622	ug/L		97
67) Ethyl Methacrylate	8.892	69	206512	43.080	ug/L		88
68) 1,1,2-Trichloroethane	8.947	97	150885	50.868	ug/L		96
71) Tetrachloroethene	9.056	164	151309	62.720	ug/L		93
72) 2-Hexanone	9.258	43	155107	41.895	ug/L		93
73) 1,3-Dichloropropane	9.123	76	258372	49.980	ug/L		94
74) Dibromochloromethane	9.361	129	152569	50.866	ug/L		98
75) N-Butyl Acetate	9.410	43	271801	38.518	ug/L		92
76) 1,2-Dibromoethane	9.459	107	128127	44.435	ug/L		94
77) Chlorobenzene	9.965	112	489799	55.003	ug/L		97
78) 1,1,1,2-Tetrachloroethane	10.056	131	158266	52.339	ug/L		98
79) Ethylbenzene	10.087	106	262262	57.452	ug/L	#	87
80) (m+p)Xylene	10.202	106	652409	113.125	ug/L		92
81) o-Xylene	10.568	106	320045	56.753	ug/L		94
82) Styrene	10.587	104	532898	54.029	ug/L		98
83) Bromoform	10.751	173	87632	49.387	ug/L		98
84) Isopropylbenzene	10.910	105	850133	58.489	ug/L		98
85) Cyclohexanone	11.001	55	968279	1005.908	ug/L		92
86) trans-1,4-Dichloro-2-B...	11.245	53	52547	31.997	ug/L		89
88) 1,1,2,2-Tetrachloroethane	11.196	83	210318	47.837	ug/L		99
89) Bromobenzene	11.166	156	206024	53.405	ug/L		95
90) 1,2,3-Trichloropropane	11.227	110	68529	48.478	ug/L		92
91) n-Propylbenzene	11.275	91	1017580	49.694	ug/L		97
92) 2-Chlorotoluene	11.342	91	583889	50.427	ug/L		98
93) 4-Chlorotoluene	11.440	91	679386	48.643	ug/L		92
94) 1,3,5-Trimethylbenzene	11.434	105	722437	51.271	ug/L		95
95) tert-Butylbenzene	11.708	119	641533	56.235	ug/L		99
96) 1,2,4-Trimethylbenzene	11.751	105	712195	51.412	ug/L		97
97) sec-Butylbenzene	11.891	105	949200	54.704	ug/L		99
98) p-Isopropyltoluene	12.019	119	795027	54.686	ug/L		96
99) 1,3-Dclbenz	11.977	146	390621	53.047	ug/L		100
100) 1,4-Dclbenz	12.056	146	396730	51.525	ug/L		99
101) n-Butylbenzene	12.354	91	727173	50.342	ug/L		98
102) 1,2-Dclbenz	12.361	146	383947	53.517	ug/L		96
103) 1,2-Dibromo-3-chloropr...	13.001	157	47311	50.607	ug/L		98

Quantitation Report (QT Reviewed)

Data Path : I:\ACQUDATA\MSVOA14\Data\022624\
Data File : F8449.D
Acq On : 26 Feb 2024 07:49 pm
Operator : F.NAEGLER
Sample : 50 PPB STD
Misc :
ALS Vial : 7 Sample Multiplier: 1

Quant Time: Feb 27 10:03:42 2024
Quant Method : I:\ACQUDATA\MSVOA14\Methods\S022624.M
Quant Title : MS#14 - 8260 SOILS 10ml PURGE
QLast Update : Fri Dec 29 10:04:46 2023
Response via : Initial Calibration

Compound	R.T.	QIon	Response	Conc	Units	Dev(Min)
104) 1,3,5-Trichlorobenzene	13.159	180	299309	55.003	ug/L	99
105) 1,2,4-Tcbenzene	13.647	180	263539	56.431	ug/L	97
106) Hexachlorobt	13.781	225	156972	67.673	ug/L	97
107) Naphthalen	13.842	128	702446	58.713	ug/L	99
108) 1,2,3-Tclbenzene	14.031	180	257776	59.884	ug/L	99

(#) = qualifier out of range (m) = manual integration (+) = signals summed

Quantitation Report (QT Reviewed)

Data Path : I:\ACQUDATA\MSVOA14\Data\022624\
Data File : F8449.D
Acq On : 26 Feb 2024 07:49 pm
Operator : F.NAEGLER
Sample : 50 PPB STD
Misc :
ALS Vial : 7 Sample Multiplier: 1

Quant Time: Feb 27 10:03:42 2024
Quant Method : I:\ACQUDATA\MSVOA14\Methods\S022624.M
Quant Title : MS#14 - 8260 SOILS 10ml PURGE
QLast Update : Fri Dec 29 10:04:46 2023
Response via : Initial Calibration

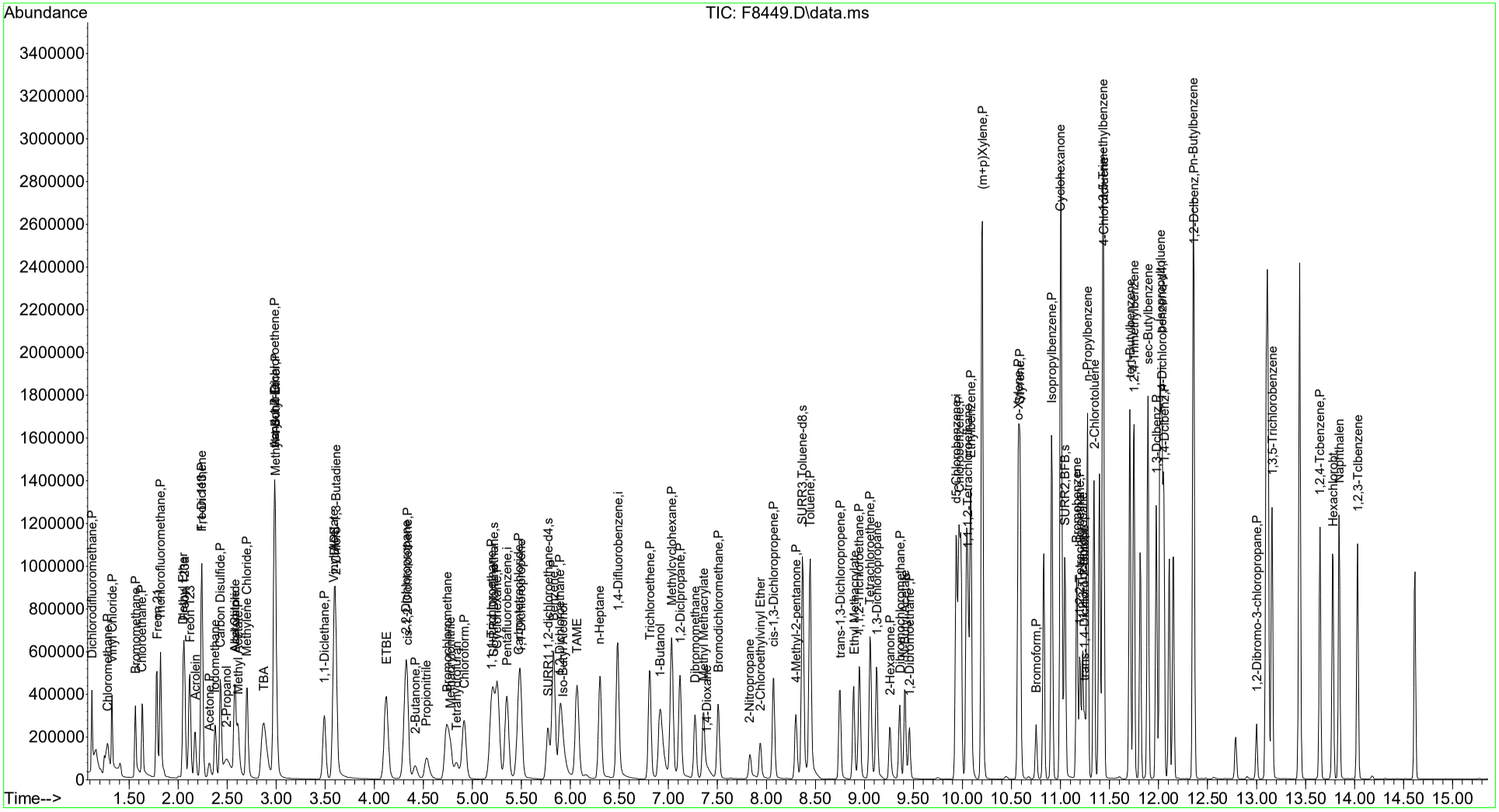

1st FJ 02/27/24
2nd AM 02/27/24

Quantitation Report (Qedit)

Data Path : I:\ACQUDATA\MSVOA14\Data\022624\
Data File : F8450.D
Acq On : 26 Feb 2024 08:12 pm
Operator : F.NAEGLER
Sample : 100 PPB STD
Misc :
ALS Vial : 8 Sample Multiplier: 1

Quant Time: Feb 27 10:05:33 2024
Quant Method : I:\ACQUDATA\MSVOA14\Methods\S022624.M
Quant Title : MS#14 - 8260 SOILS 10ml PURGE
QLast Update : Fri Dec 29 10:04:46 2023
Response via : Initial Calibration

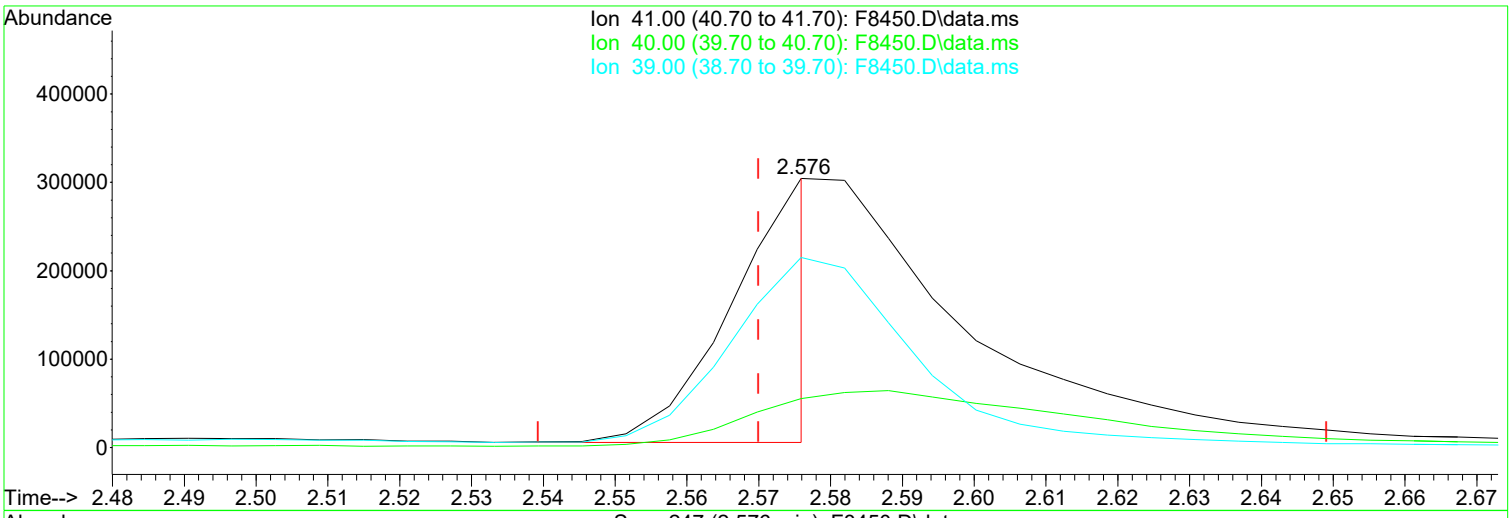

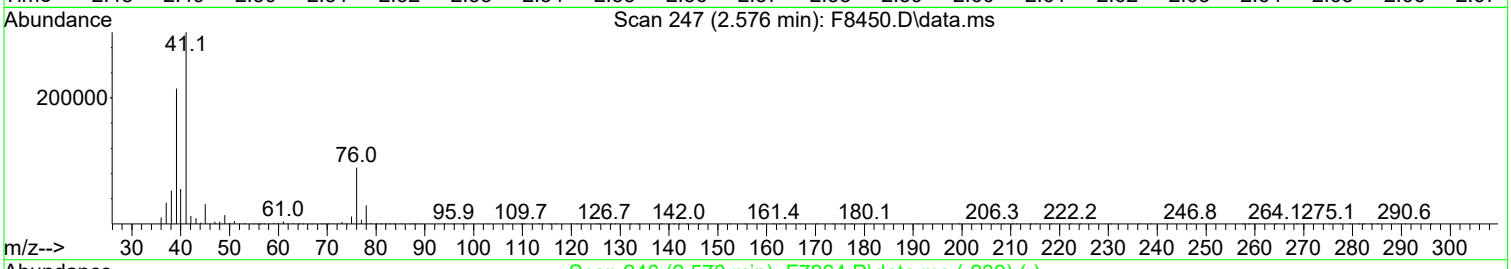

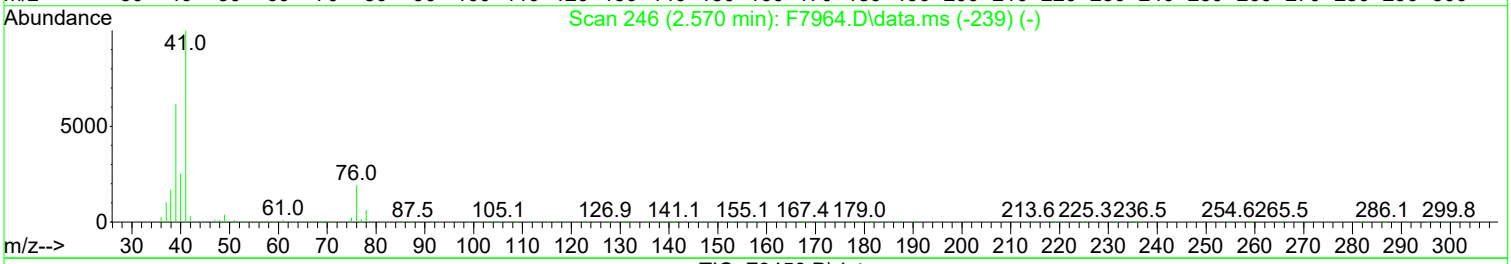

TIC: F8450.D\data.ms

(19) Acetonitrile

2.576min (+ 0.006) 258.32 ug/L m

response 249638

Ion	Exp%	Act%
41.00	100.00	100.00
40.00	25.60	18.18
39.00	61.70	70.65
0.00	0.00	0.00

Manual Integration:

After

Poor integration.

02/27/24

Quantitation Report (Qedit)

Data Path : I:\ACQUDATA\MSVOA14\Data\022624\
Data File : F8450.D
Acq On : 26 Feb 2024 08:12 pm
Operator : F.NAEGLER
Sample : 100 PPB STD
Misc :
ALS Vial : 8 Sample Multiplier: 1

Quant Time: Feb 27 10:05:33 2024
Quant Method : I:\ACQUDATA\MSVOA14\Methods\S022624.M
Quant Title : MS#14 - 8260 SOILS 10ml PURGE
QLast Update : Fri Dec 29 10:04:46 2023
Response via : Initial Calibration

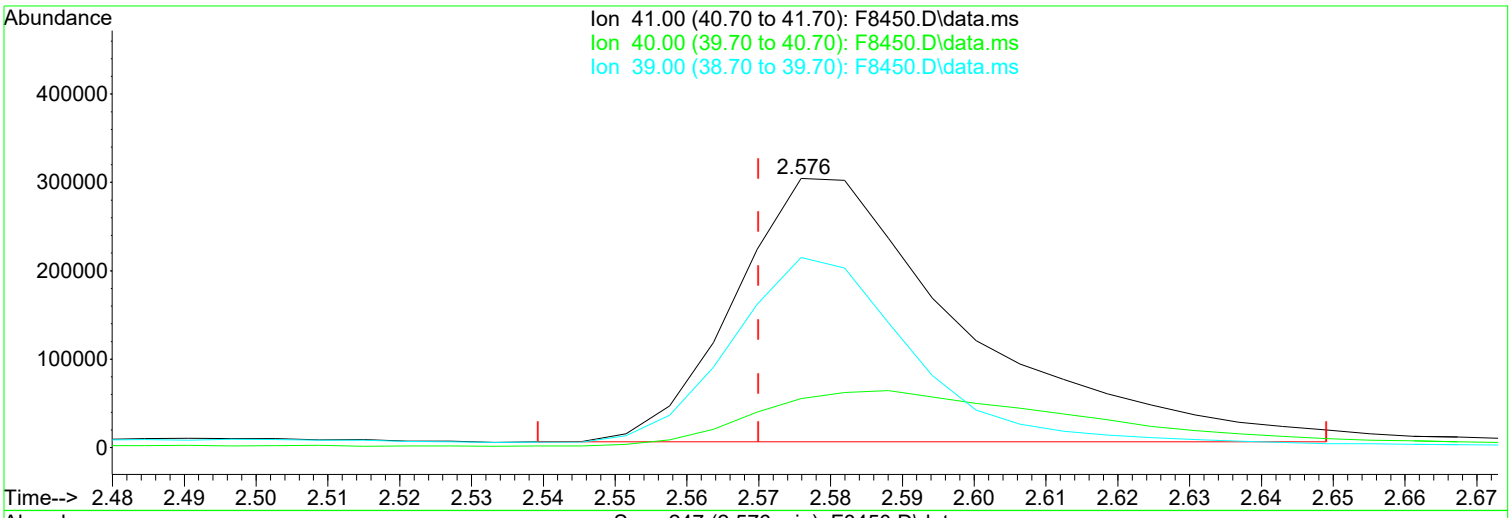

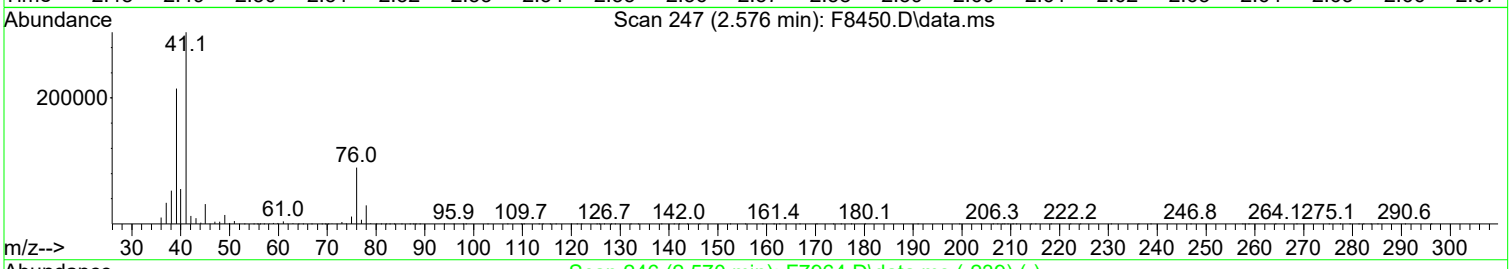

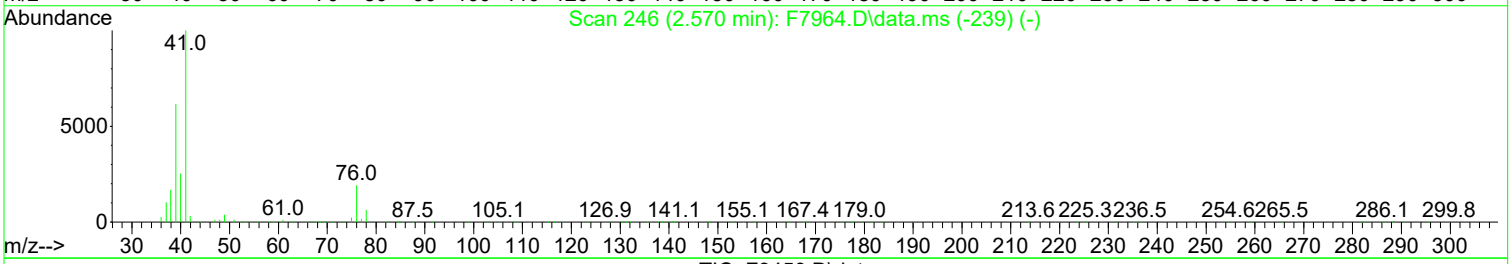

TIC: F8450.D\data.ms

(19) Acetonitrile

2.576min (+ 0.006) 688.56 ug/L

response 665412

Ion	Exp%	Act%
41.00	100.00	100.00
40.00	25.60	18.18
39.00	61.70	70.65
0.00	0.00	0.00

Manual Integration:

Before

02/27/24

Quantitation Report (Qedit)

Data Path : I:\ACQUDATA\MSVOA14\Data\022624\
Data File : F8450.D
Acq On : 26 Feb 2024 08:12 pm
Operator : F.NAEGLER
Sample : 100 PPB STD
Misc :
ALS Vial : 8 Sample Multiplier: 1

Quant Time: Feb 27 10:05:33 2024
Quant Method : I:\ACQUDATA\MSVOA14\Methods\S022624.M
Quant Title : MS#14 - 8260 SOILS 10ml PURGE
QLast Update : Fri Dec 29 10:04:46 2023
Response via : Initial Calibration

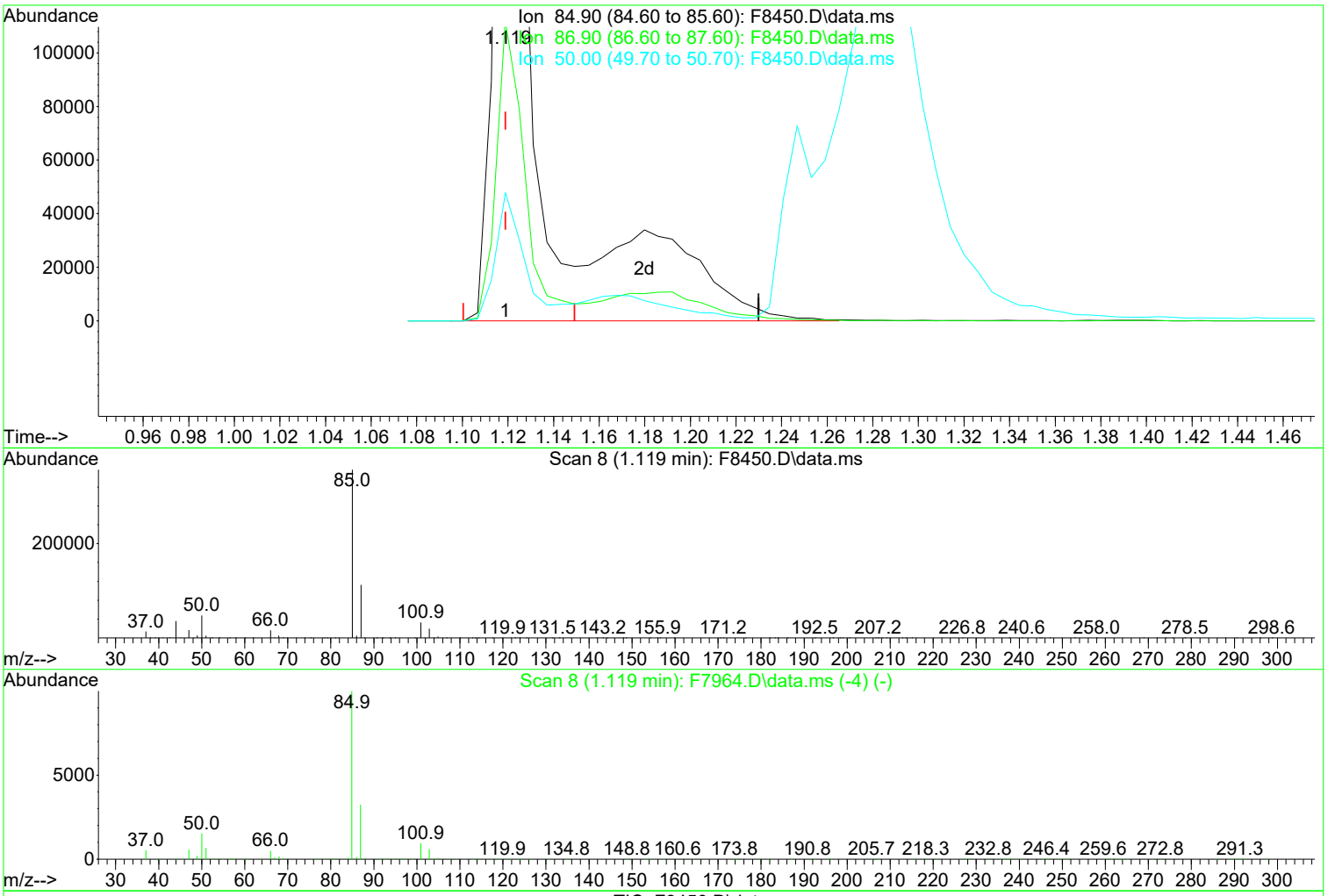

TIC: F8450.D\data.ms

(2) Dichlorodifluoromethane (P)

1.119min (-0.000) 75.42 ug/L m

response 405817

Ion	Exp%	Act%
84.90	100.00	100.00
86.90	32.50	31.51
50.00	15.40	13.42
0.00	0.00	0.00

Manual Integration:

After

Poor integration.

02/27/24

Quantitation Report (Qedit)

Data Path : I:\ACQUDATA\MSVOA14\Data\022624\
Data File : F8450.D
Acq On : 26 Feb 2024 08:12 pm
Operator : F.NAEGLER
Sample : 100 PPB STD
Misc :
ALS Vial : 8 Sample Multiplier: 1

Quant Time: Feb 27 10:05:33 2024
Quant Method : I:\ACQUDATA\MSVOA14\Methods\S022624.M
Quant Title : MS#14 - 8260 SOILS 10ml PURGE
QLast Update : Fri Dec 29 10:04:46 2023
Response via : Initial Calibration

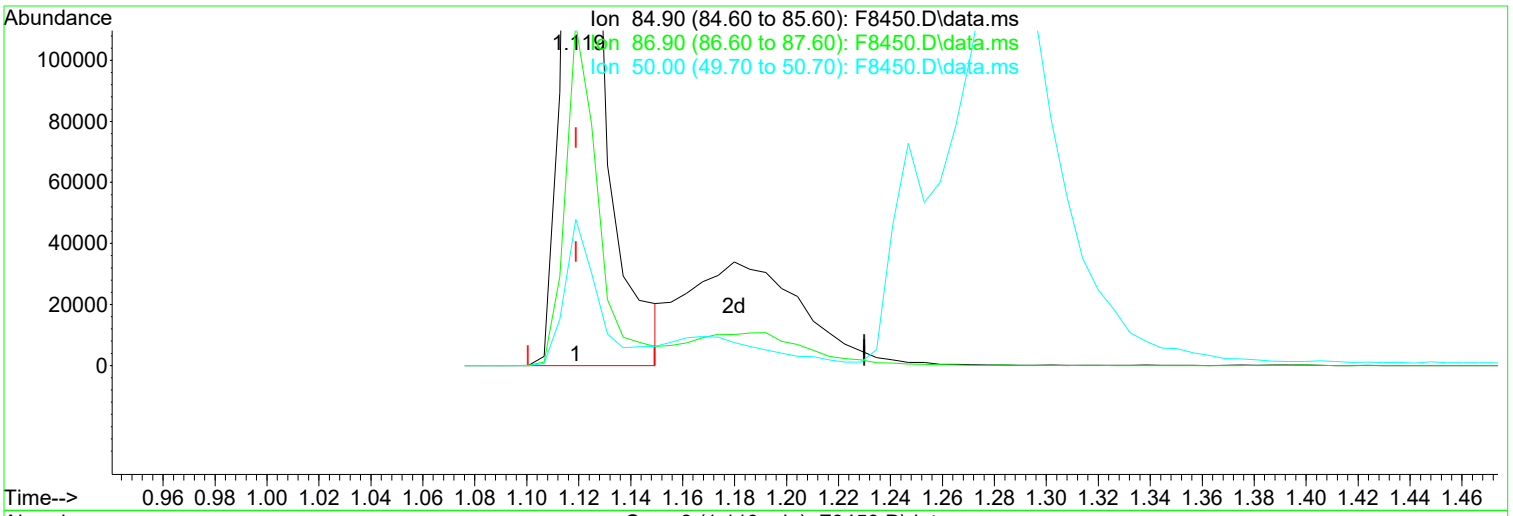

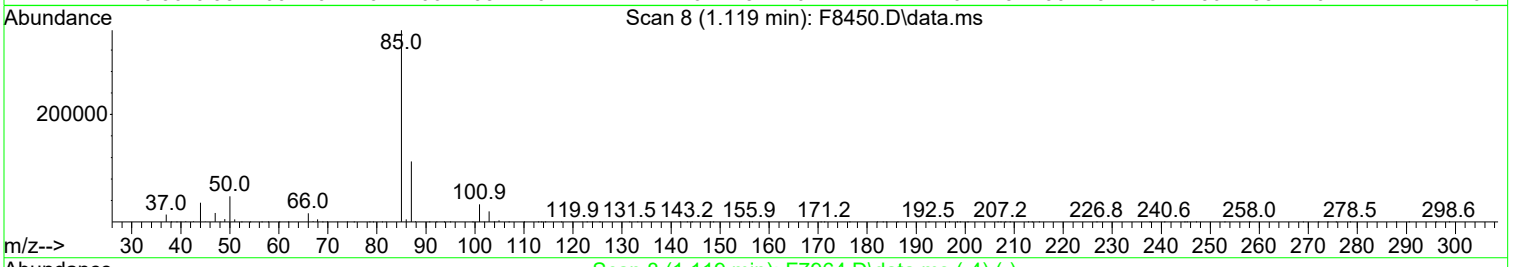

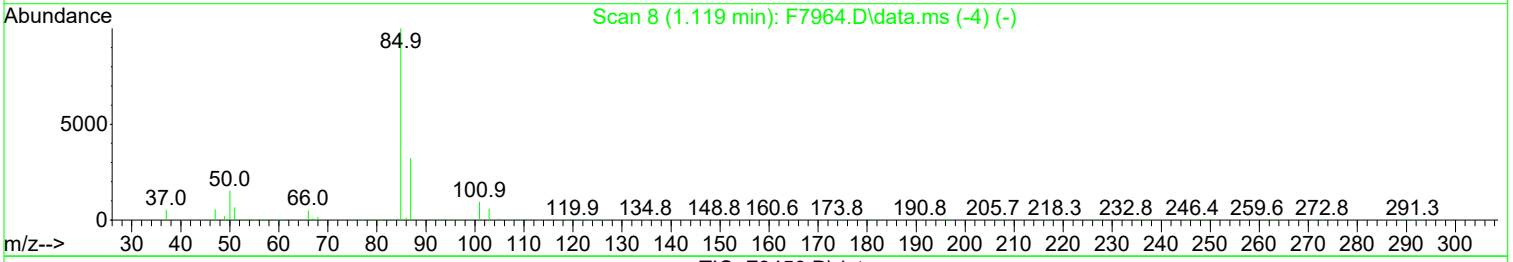

TIC: F8450.D\data.ms

(2) Dichlorodifluoromethane (P)

1.119min (-0.000) 55.75 ug/L

response 300011

Ion	Exp%	Act%
84.90	100.00	100.00
86.90	32.50	31.51
50.00	15.40	13.42
0.00	0.00	0.00

Manual Integration:

Before

02/27/24

Quantitation Report (Qedit)

Data Path : I:\ACQUDATA\MSVOA14\Data\022624\
Data File : F8450.D
Acq On : 26 Feb 2024 08:12 pm
Operator : F.NAEGLER
Sample : 100 PPB STD
Misc :
ALS Vial : 8 Sample Multiplier: 1

Quant Time: Feb 27 10:05:33 2024
Quant Method : I:\ACQUDATA\MSVOA14\Methods\S022624.M
Quant Title : MS#14 - 8260 SOILS 10ml PURGE
QLast Update : Fri Dec 29 10:04:46 2023
Response via : Initial Calibration

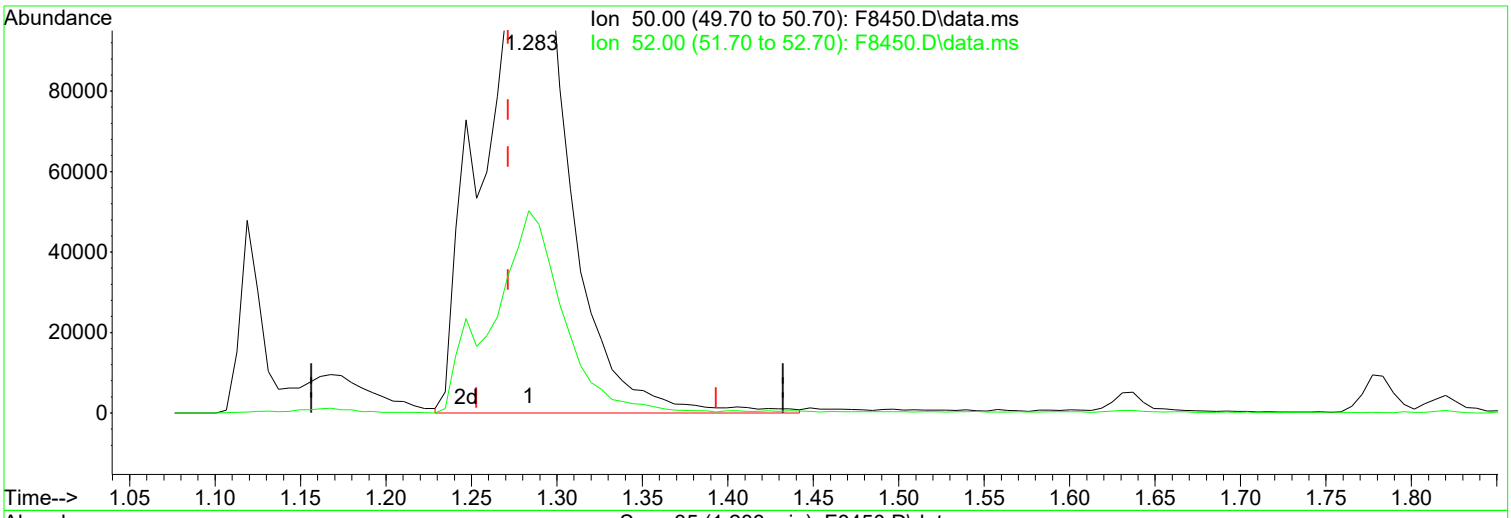

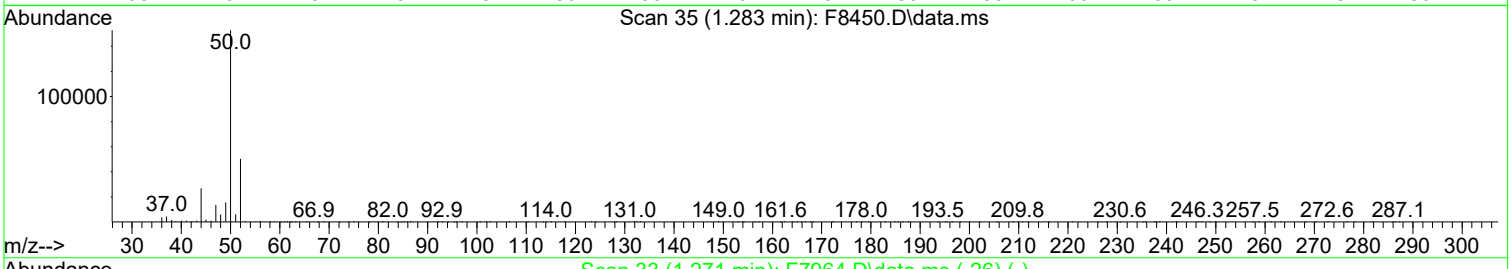

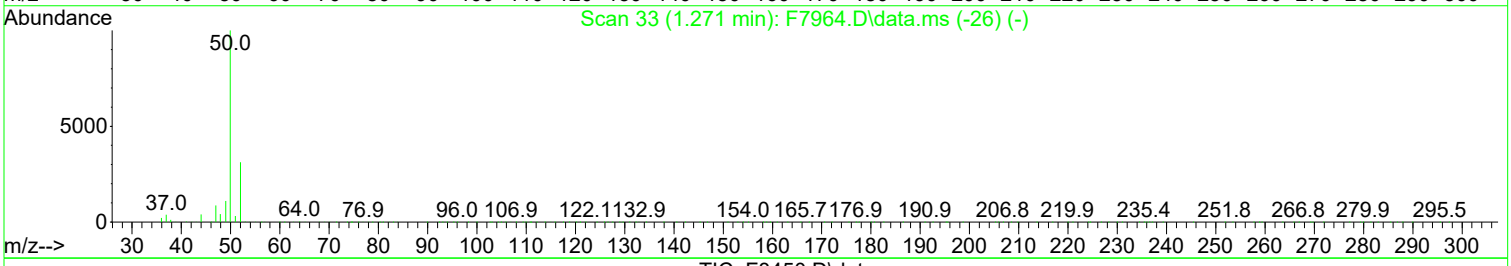

TIC: F8450.D\data.ms

(3) Chloromethane (P)

1.283min (+ 0.012) 68.94 ug/L m

response 452895

Ion	Exp%	Act%
50.00	100.00	100.00
52.00	31.20	32.90
0.00	0.00	0.00
0.00	0.00	0.00

Manual Integration:

After

Poor integration.

02/27/24

Quantitation Report (Qedit)

Data Path : I:\ACQUDATA\MSVOA14\Data\022624\
Data File : F8450.D
Acq On : 26 Feb 2024 08:12 pm
Operator : F.NAEGLER
Sample : 100 PPB STD
Misc :
ALS Vial : 8 Sample Multiplier: 1

Quant Time: Feb 27 10:05:33 2024
Quant Method : I:\ACQUDATA\MSVOA14\Methods\S022624.M
Quant Title : MS#14 - 8260 SOILS 10ml PURGE
QLast Update : Fri Dec 29 10:04:46 2023
Response via : Initial Calibration

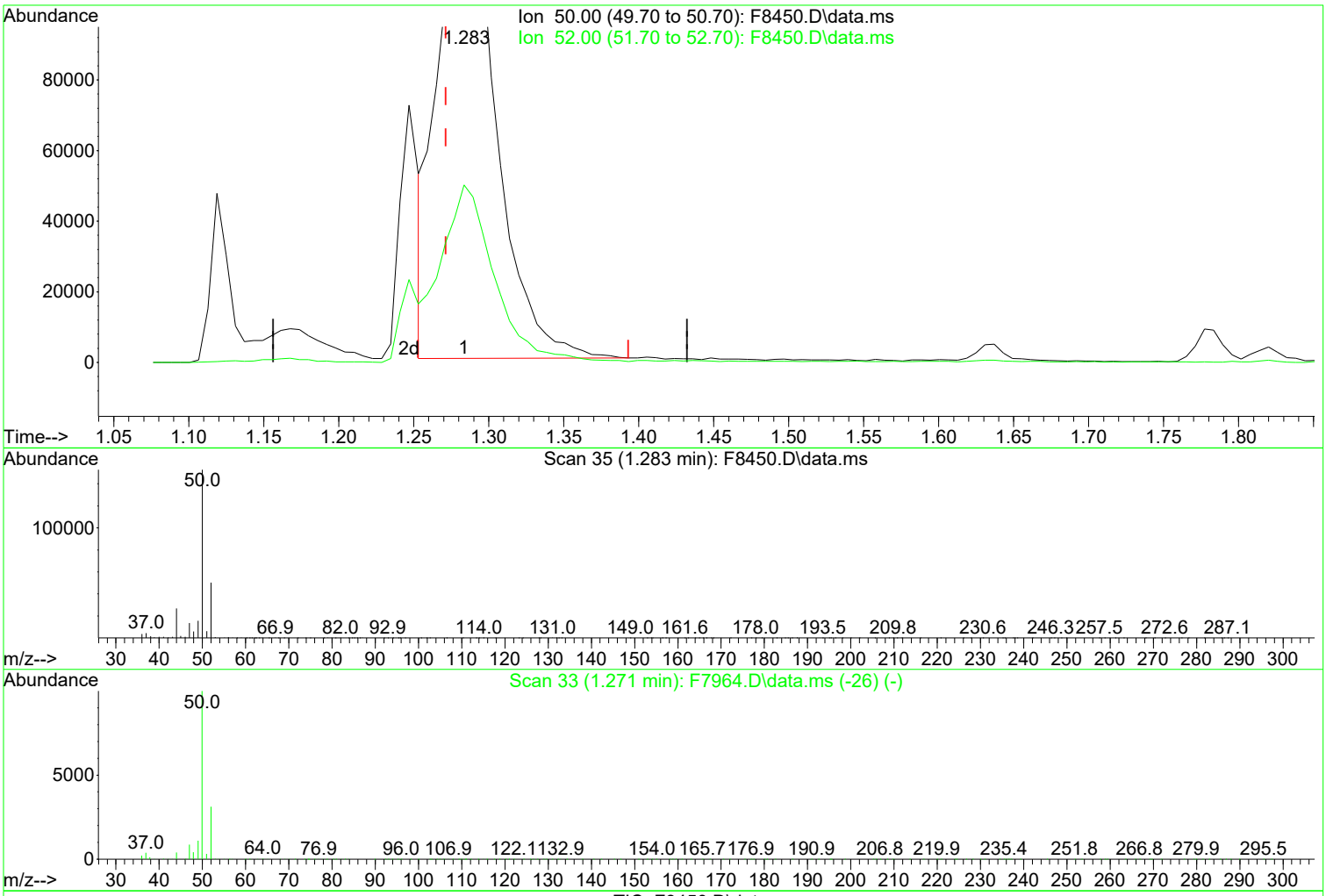

TIC: F8450.D\data.ms

(3) Chloromethane (P)

1.283min (+ 0.012) 57.01 ug/L

response 374569

Ion	Exp%	Act%
50.00	100.00	100.00
52.00	31.20	32.90
0.00	0.00	0.00
0.00	0.00	0.00

Manual Integration:

Before

02/27/24

Quantitation Report (Qedit)

Data Path : I:\ACQUDATA\MSVOA14\Data\022624\
Data File : F8450.D
Acq On : 26 Feb 2024 08:12 pm
Operator : F.NAEGLER
Sample : 100 PPB STD
Misc :
ALS Vial : 8 Sample Multiplier: 1

Quant Time: Feb 27 10:05:33 2024
Quant Method : I:\ACQUDATA\MSVOA14\Methods\S022624.M
Quant Title : MS#14 - 8260 SOILS 10ml PURGE
QLast Update : Fri Dec 29 10:04:46 2023
Response via : Initial Calibration

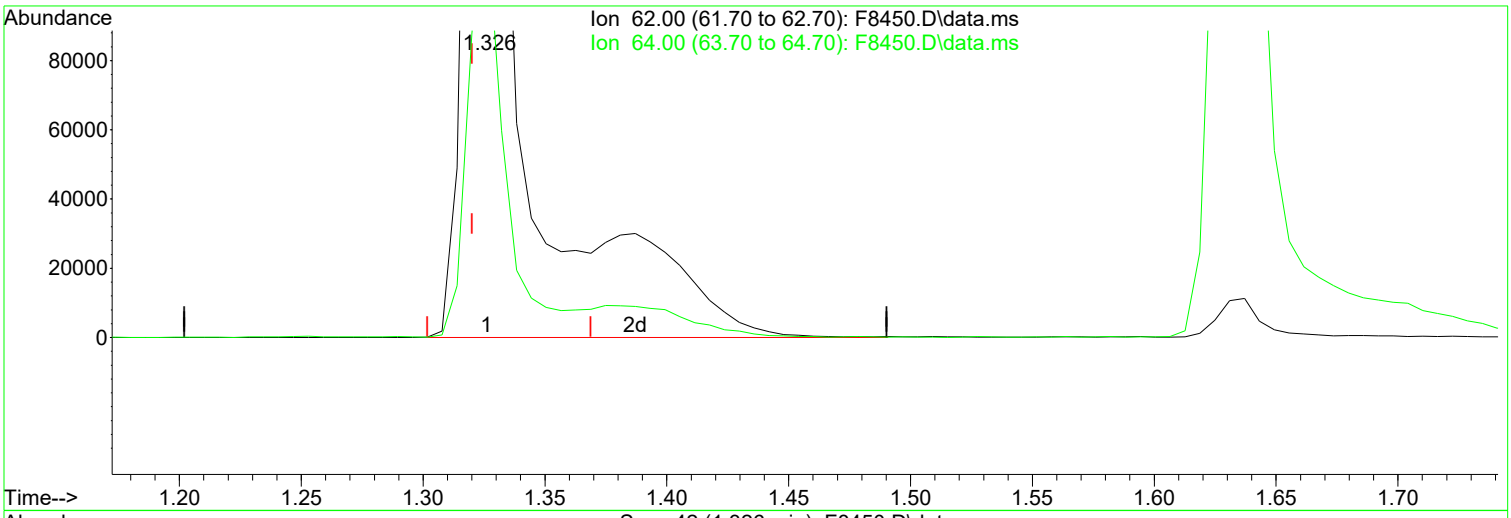

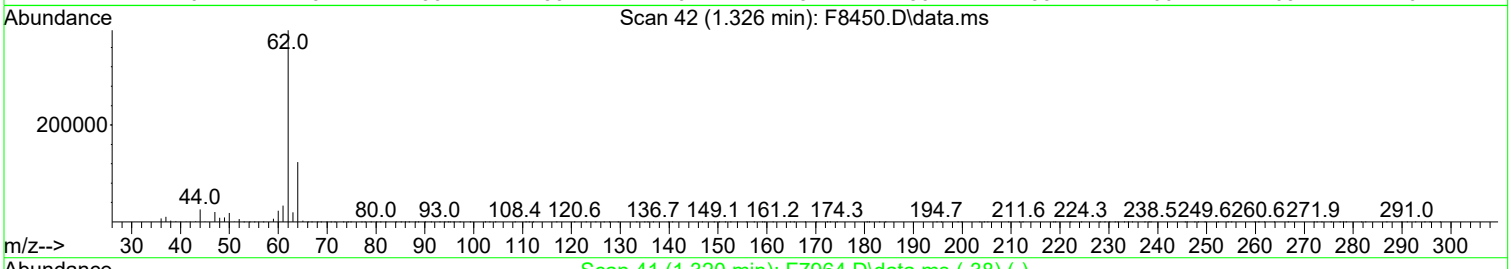

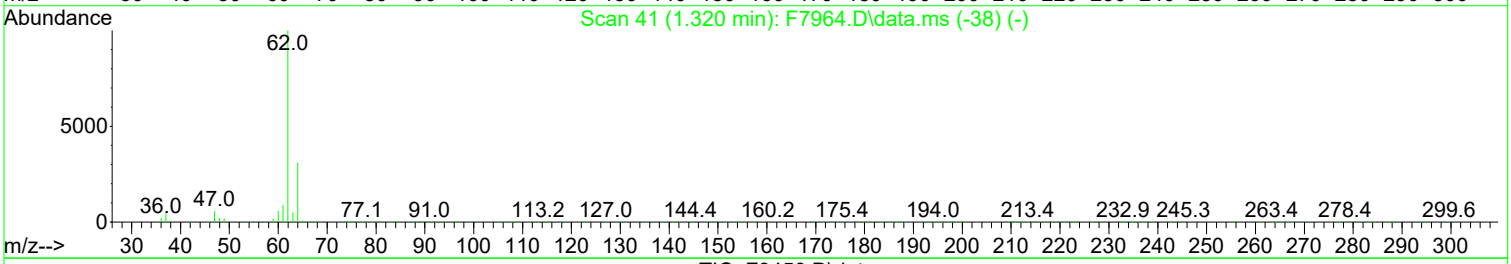

TIC: F8450.D\data.ms

(4) Vinyl Chloride (P)

1.326min (+ 0.006) 74.75 ug/L m

response 480526

Ion	Exp%	Act%
62.00	100.00	100.00
64.00	31.40	31.22
0.00	0.00	0.00
0.00	0.00	0.00

Manual Integration:

After

Poor integration.

02/27/24

Quantitation Report (Qedit)

Data Path : I:\ACQUDATA\MSVOA14\Data\022624\
Data File : F8450.D
Acq On : 26 Feb 2024 08:12 pm
Operator : F.NAEGLER
Sample : 100 PPB STD
Misc :
ALS Vial : 8 Sample Multiplier: 1

Quant Time: Feb 27 10:05:33 2024
Quant Method : I:\ACQUDATA\MSVOA14\Methods\S022624.M
Quant Title : MS#14 - 8260 SOILS 10ml PURGE
QLast Update : Fri Dec 29 10:04:46 2023
Response via : Initial Calibration

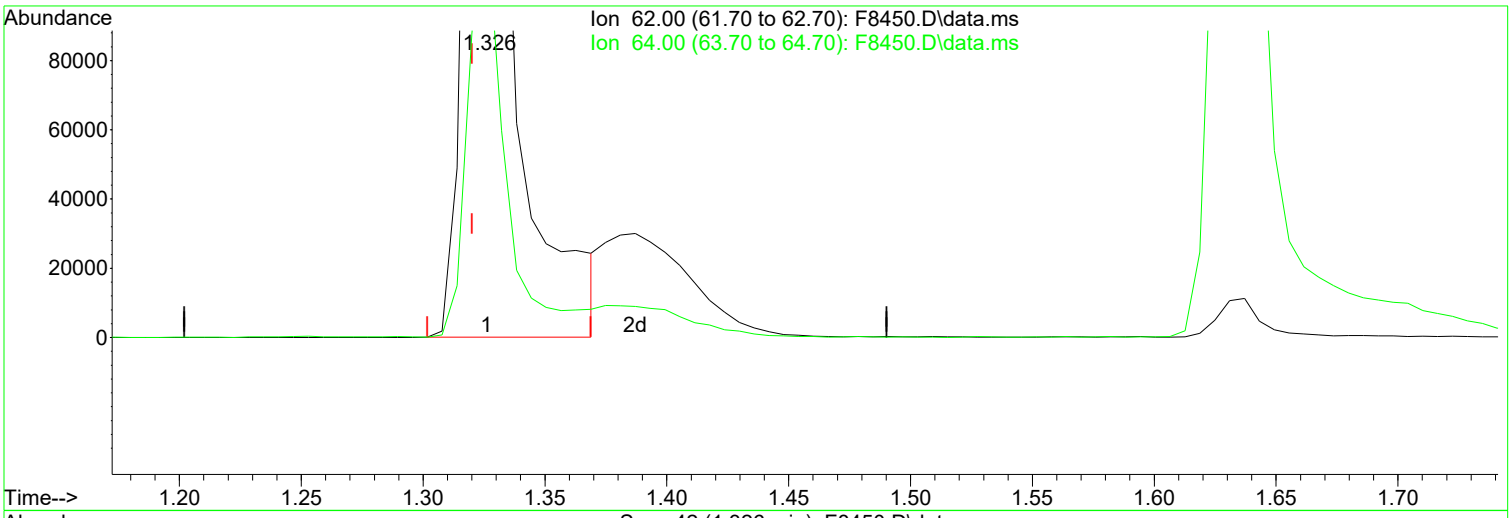

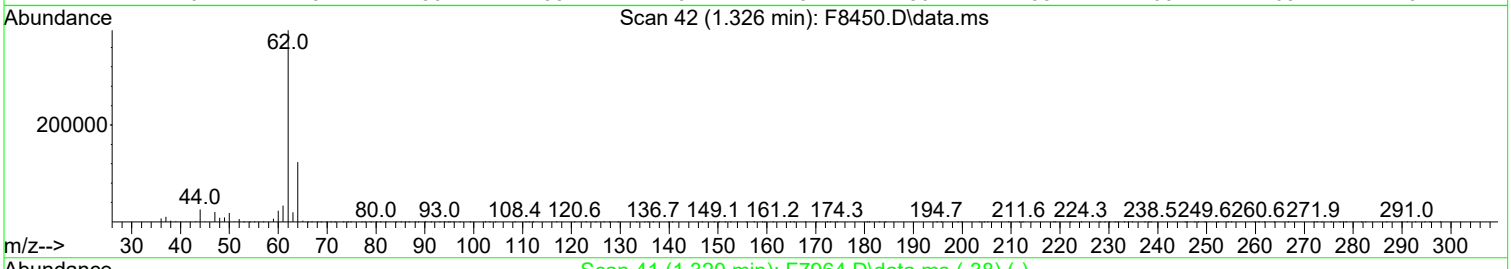

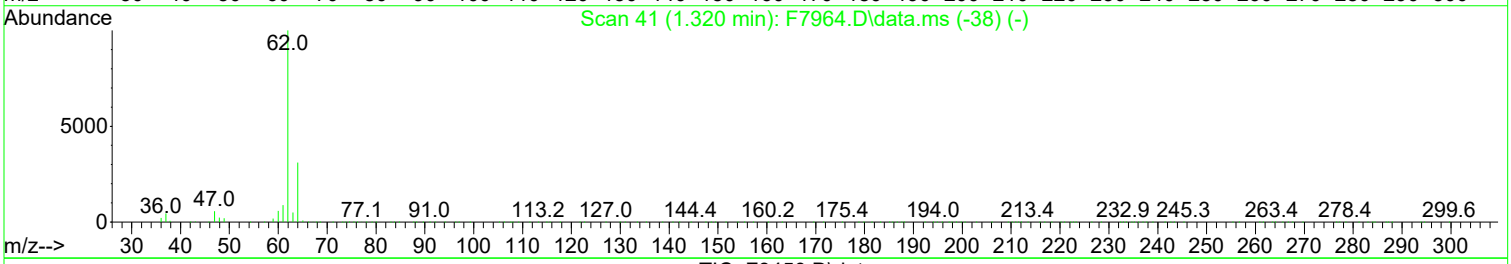

TIC: F8450.D\data.ms

(4) Vinyl Chloride (P)

1.326min (+ 0.006) 62.98 ug/L

response 404873

Ion	Exp%	Act%
62.00	100.00	100.00
64.00	31.40	31.22
0.00	0.00	0.00
0.00	0.00	0.00

Manual Integration:

Before

02/27/24

Quantitation Report (QT Reviewed)

Data Path : I:\ACQUDATA\MSVOA14\Data\022624\
Data File : F8450.D
Acq On : 26 Feb 2024 08:12 pm
Operator : F.NAEGLER
Sample : 100 PPB STD
Misc :
ALS Vial : 8 Sample Multiplier: 1

Quant Time: Feb 27 10:05:33 2024
Quant Method : I:\ACQUDATA\MSVOA14\Methods\S022624.M
Quant Title : MS#14 - 8260 SOILS 10ml PURGE
QLast Update : Fri Dec 29 10:04:46 2023
Response via : Initial Calibration

Compound	R.T.	QIon	Response	Conc	Units		Dev(Min)
Internal Standards							
1) Pentafluorobenzene	5.356	168	416060	50.00	ug/L		0.00
42) 1,4-Difluorobenzene	6.484	114	641911	50.00	ug/L		0.00
70) d5-Chlorobenzene	9.934	117	557780	50.00	ug/L		0.00
87) 1,4-Dichlorobenzene-d4	12.037	152	301876	50.00	ug/L		0.00
System Monitoring Compounds							
44) SURR4,Dibrflmethane	5.216	113	367519	95.32	ug/L		0.00
Spiked Amount 50.000	Range 63 - 138		Recovery = 190.64%#				
47) SURR1,1,2-dichloroetha...	5.770	65	420573	82.62	ug/L		0.00
Spiked Amount 50.000	Range 67 - 128		Recovery = 165.24%#				
64) SURR3,Toluene-d8	8.367	98	1434011	91.61	ug/L		0.00
Spiked Amount 50.000	Range 66 - 138		Recovery = 183.22%#				
69) SURR2,BFB	11.044	95	520246	93.01	ug/L		0.00
Spiked Amount 50.000	Range 31 - 154		Recovery = 186.02%#				
Target Compounds							Qvalue
2) Dichlorodifluoromethane	1.119	85	405817m	75.418	ug/L		
3) Chloromethane	1.283	50	452895m	68.937	ug/L		
4) Vinyl Chloride	1.326	62	480526m	74.752	ug/L		
5) Bromomethane	1.564	94	282477	59.655	ug/L		98
6) Chloroethane	1.631	64	421028	84.087	ug/L		100
7) Freon 21	1.783	67	680224	66.130	ug/L		99
8) Trichlorofluoromethane	1.820	101	602243	73.243	ug/L		98
9) Diethyl Ether	2.052	59	266057	77.664	ug/L		92
10) Freon 123a	2.064	67	356843	75.793	ug/L		97
11) Freon 123	2.119	83	411290	80.589	ug/L		98
12) Acrolein	2.174	56	326226	350.999	ug/L		98
13) 1,1-Diclethene	2.241	96	312711	91.687	ug/L		91
14) Freon 113	2.241	101	319794	91.121	ug/L		89
15) Acetone	2.320	43	189365	77.907	ug/L		91
16) 2-Propanol	2.491	45	687368	1332.657	ug/L		95
17) Iodomethane	2.375	142	454387	109.082	ug/L		95
18) Carbon Disulfide	2.430	76	975097	78.930	ug/L		98
19) Acetonitrile	2.576	41	249638m	258.322	ug/L		
20) Allyl Chloride	2.576	76	148103	64.300	ug/L	#	69
21) Methyl Acetate	2.612	43	413208	66.033	ug/L		92
22) Methylene Chloride	2.704	84	340413	78.736	ug/L	#	88
23) TBA	2.875	59	1141838	1464.512	ug/L		94
24) Acrylonitrile	2.984	53	796328	409.965	ug/L		98
25) Methyl-t-Butyl Ether	2.990	73	940397	83.107	ug/L		98
26) trans-1,2-Dichloroethene	2.984	96	347904	91.096	ug/L		92
27) 1,1-Diclethane	3.490	63	625043	82.549	ug/L		99
28) Vinyl Acetate	3.588	86	38806	68.790	ug/L	#	70
29) DIPE	3.600	45	1049081	70.661	ug/L		82
30) 2-Chloro-1,3-Butadiene	3.606	53	552066	74.579	ug/L		90
31) ETBE	4.124	59	916736	72.203	ug/L		95
32) 2,2-Dichloropropane	4.319	77	443852	69.461	ug/L		96
33) cis-1,2-Dichloroethene	4.332	96	383840	90.108	ug/L		91
34) 2-Butanone	4.417	43	227699	72.979	ug/L		87
35) Propionitrile	4.533	54	340925	410.762	ug/L		99
36) Bromochloromethane	4.734	130	229206	97.963	ug/L	#	78
37) Methacrylonitrile	4.777	67	160992	81.237	ug/L	#	78
38) Tetrahydrofuran	4.838	42	145107	70.860	ug/L		91
39) Chloroform	4.917	83	613155	85.482	ug/L		96
40) 1,1,1-Trichloroethane	5.191	97	506026	84.071	ug/L		96

1st FJ 02/27/24
2nd AM 02/27/24

Data Path : I:\ACQUDATA\MSVOA14\Data\022624\
Data File : F8450.D
Acq On : 26 Feb 2024 08:12 pm
Operator : F.NAEGLER
Sample : 100 PPB STD
Misc :
ALS Vial : 8 Sample Multiplier: 1

Quant Time: Feb 27 10:05:33 2024
Quant Method : I:\ACQUDATA\MSVOA14\Methods\S022624.M
Quant Title : MS#14 - 8260 SOILS 10ml PURGE
QLast Update : Fri Dec 29 10:04:46 2023
Response via : Initial Calibration

Compound	R.T.	QIon	Response	Conc	Units		Dev(Min)
41) TAME	6.069	73	851840	75.738	ug/L		93
43) Cyclohexane	5.258	41	313870	64.923	ug/L		99
45) Carbontetrachloride	5.472	121	121035	87.717	ug/L		87
46) 1,1-Dichloropropene	5.496	75	453433	93.655	ug/L		95
48) Benzene	5.831	78	1320559	93.848	ug/L		96
49) 1,2-Dichloroethane	5.892	62	475008	89.086	ug/L		97
50) Iso-Butyl Alcohol	5.917	43	430073	1677.651	ug/L		96
51) n-Heptane	6.301	43	487582	81.288	ug/L		90
52) 1-Butanol	6.917	56	678462	4380.877	ug/L		96
53) Trichloroethene	6.807	130	376000	107.345	ug/L		90
54) Methylcyclohexane	7.032	55	432721	77.169	ug/L		93
55) 1,2-Diclpropane	7.118	63	351119	89.232	ug/L		100
56) Dibromomethane	7.270	93	212769	92.429	ug/L		83
57) 1,4-Dioxane	7.398	88	135857	2120.505	ug/L		86
58) Methyl Methacrylate	7.355	69	243812	86.563	ug/L		92
59) Bromodichloromethane	7.508	83	431742	86.648	ug/L		97
60) 2-Nitropropane	7.831	41	157243	102.882	ug/L		97
61) 2-Chloroethylvinyl Ether	7.935	63	149659	73.266	ug/L		97
62) cis-1,3-Dichloropropene	8.075	75	505711	86.007	ug/L		96
63) 4-Methyl-2-pentanone	8.300	43	395165	74.532	ug/L		94
65) Toluene	8.447	91	1432920	93.287	ug/L		97
66) trans-1,3-Dichloropropene	8.752	75	424043	79.165	ug/L		98
67) Ethyl Methacrylate	8.892	69	414337	85.005	ug/L		89
68) 1,1,2-Trichloroethane	8.947	97	291622	96.690	ug/L		97
71) Tetrachloroethene	9.062	164	282282	113.617	ug/L		93
72) 2-Hexanone	9.258	43	300117	78.712	ug/L		92
73) 1,3-Dichloropropane	9.123	76	497662	93.478	ug/L		94
74) Dibromochloromethane	9.361	129	310721	100.589	ug/L		97
75) N-Butyl Acetate	9.410	43	533856	73.460	ug/L		94
76) 1,2-Dibromoethane	9.459	107	254437	85.681	ug/L		95
77) Chlorobenzene	9.965	112	930297	101.440	ug/L		97
78) 1,1,1,2-Tetrachloroethane	10.056	131	316554	101.649	ug/L		98
79) Ethylbenzene	10.087	106	493632	105.000	ug/L		93
80) (m+p)Xylene	10.202	106	1245065	209.628	ug/L		96
81) o-Xylene	10.568	106	608230	104.728	ug/L		93
82) Styrene	10.587	104	1027015	101.107	ug/L		96
83) Bromoform	10.751	173	186225	101.907	ug/L		100
84) Isopropylbenzene	10.910	105	1623274	108.442	ug/L		99
85) Cyclohexanone	11.007	55	1754430	1769.750	ug/L		91
86) trans-1,4-Dichloro-2-B...	11.245	53	98971	58.518	ug/L		96
88) 1,1,2,2-Tetrachloroethane	11.196	83	414988	90.785	ug/L		98
89) Bromobenzene	11.172	156	401522	100.107	ug/L	#	85
90) 1,2,3-Trichloropropane	11.227	110	132399	90.084	ug/L	#	91
91) n-Propylbenzene	11.275	91	1977372	92.878	ug/L		97
92) 2-Chlorotoluene	11.342	91	1124789	93.432	ug/L		98
93) 4-Chlorotoluene	11.440	91	1329584	91.562	ug/L		92
94) 1,3,5-Trimethylbenzene	11.434	105	1426977	97.405	ug/L		95
95) tert-Butylbenzene	11.708	119	1223582	103.159	ug/L		98
96) 1,2,4-Trimethylbenzene	11.751	105	1377052	95.612	ug/L		96
97) sec-Butylbenzene	11.891	105	1818570	100.804	ug/L		99
98) p-Isopropyltoluene	12.019	119	1566107	103.611	ug/L		96
99) 1,3-Dclbenz	11.976	146	759378	99.188	ug/L		100
100) 1,4-Dclbenz	12.056	146	759052	94.817	ug/L		98
101) n-Butylbenzene	12.354	91	1446285	96.303	ug/L		99
102) 1,2-Dclbenz	12.361	146	729095	97.745	ug/L		98
103) 1,2-Dibromo-3-chloropr...	13.001	157	97541	100.352	ug/L		95

1st FJ 02/27/24
2nd AM 02/27/24

Data Path : I:\ACQUDATA\MSVOA14\Data\022624\
Data File : F8450.D
Acq On : 26 Feb 2024 08:12 pm
Operator : F.NAEGLER
Sample : 100 PPB STD
Misc :
ALS Vial : 8 Sample Multiplier: 1

Quant Time: Feb 27 10:05:33 2024
Quant Method : I:\ACQUDATA\MSVOA14\Methods\S022624.M
Quant Title : MS#14 - 8260 SOILS 10ml PURGE
QLast Update : Fri Dec 29 10:04:46 2023
Response via : Initial Calibration

Compound	R.T.	QIon	Response	Conc	Units	Dev(Min)
104) 1,3,5-Trichlorobenzene	13.159	180	591641	104.572	ug/L	100
105) 1,2,4-Tcbenzene	13.647	180	510386	105.115	ug/L	97
106) Hexachlorobt	13.781	225	310691	128.830	ug/L	96
107) Naphthalen	13.842	128	1350392	108.560	ug/L	99
108) 1,2,3-Tclbenzene	14.031	180	490714	109.645	ug/L	99

(#) = qualifier out of range (m) = manual integration (+) = signals summed

Quantitation Report (QT Reviewed)

Data Path : I:\ACQUDATA\MSVOA14\Data\022624\
Data File : F8450.D
Acq On : 26 Feb 2024 08:12 pm
Operator : F.NAEGLER
Sample : 100 PPB STD
Misc :
ALS Vial : 8 Sample Multiplier: 1

Quant Time: Feb 27 10:05:33 2024
Quant Method : I:\ACQUDATA\MSVOA14\Methods\S022624.M
Quant Title : MS#14 - 8260 SOILS 10ml PURGE
QLast Update : Fri Dec 29 10:04:46 2023
Response via : Initial Calibration

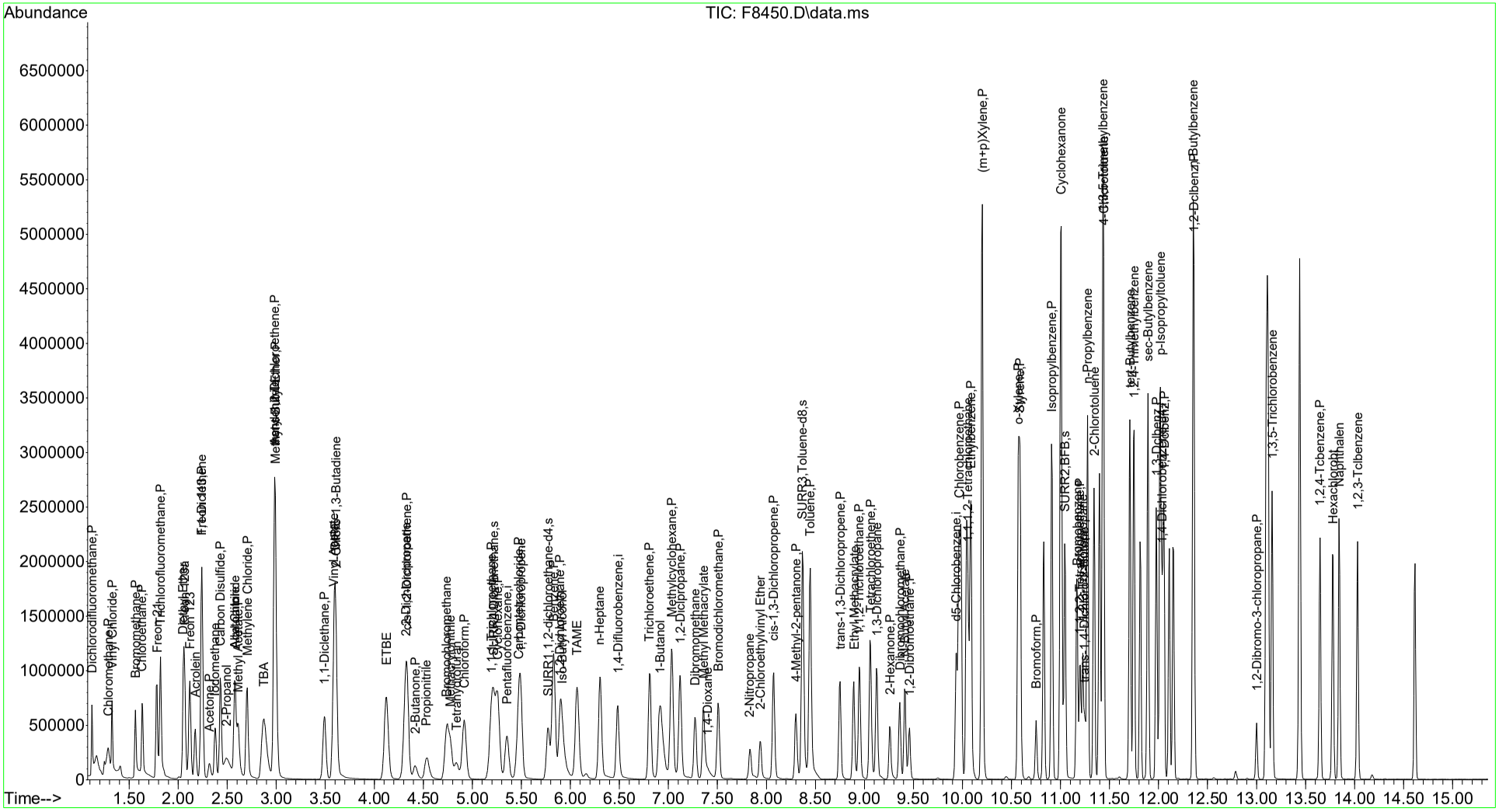

Page 603 of 5087

1st FJ 02/27/24
2nd AM 02/27/24

Quantitation Report (Qedit)

Data Path : I:\ACQUDATA\MSVOA14\Data\022624\
Data File : F8451.D
Acq On : 26 Feb 2024 08:36 pm
Operator : F.NAEGLER
Sample : 150 PPB STD
Misc :
ALS Vial : 9 Sample Multiplier: 1

Quant Time: Feb 27 10:07:21 2024
Quant Method : I:\ACQUDATA\MSVOA14\Methods\S022624.M
Quant Title : MS#14 - 8260 SOILS 10ml PURGE
QLast Update : Fri Dec 29 10:04:46 2023
Response via : Initial Calibration

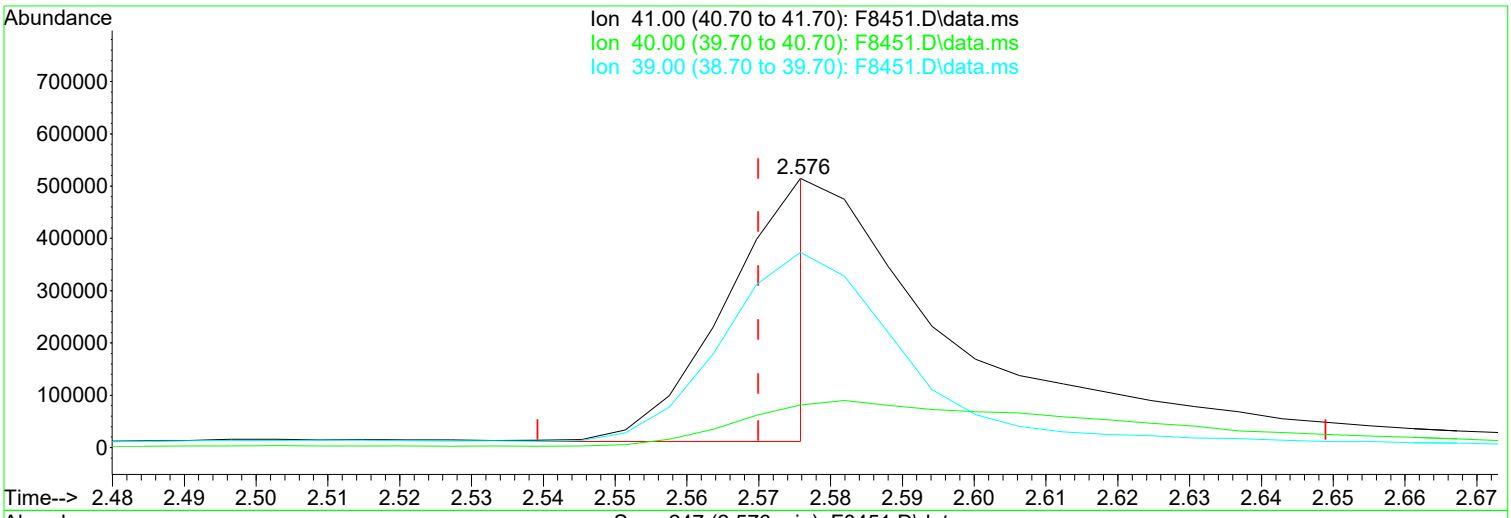

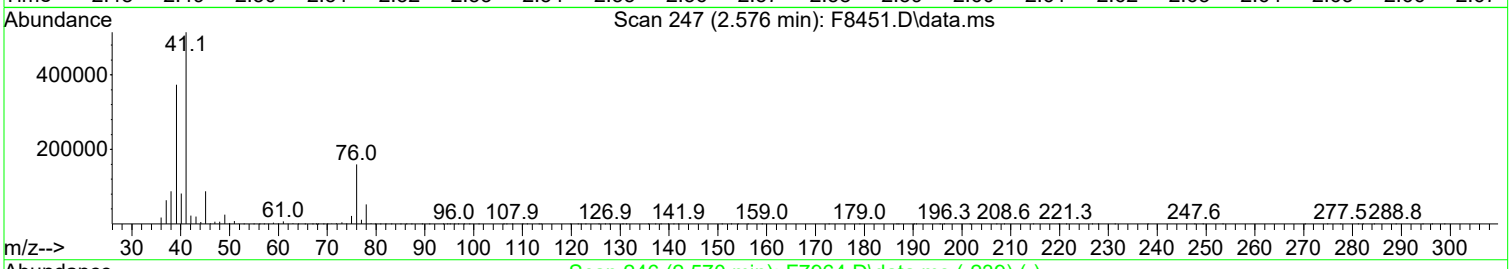

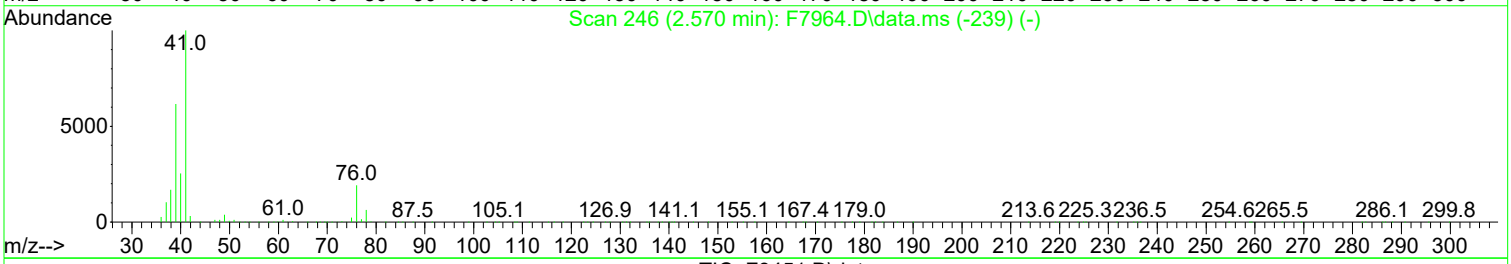

TIC: F8451.D\data.ms

(19) Acetonitrile

2.576min (+ 0.006) 441.93 ug/L m

response 446843

Ion	Exp%	Act%
41.00	100.00	100.00
40.00	25.60	15.86
39.00	61.70	72.59
0.00	0.00	0.00

Manual Integration:

After

Poor integration.

02/27/24

Quantitation Report (Qedit)

Data Path : I:\ACQUDATA\MSVOA14\Data\022624\
Data File : F8451.D
Acq On : 26 Feb 2024 08:36 pm
Operator : F.NAEGLER
Sample : 150 PPB STD
Misc :
ALS Vial : 9 Sample Multiplier: 1

Quant Time: Feb 27 10:07:21 2024
Quant Method : I:\ACQUDATA\MSVOA14\Methods\S022624.M
Quant Title : MS#14 - 8260 SOILS 10ml PURGE
QLast Update : Fri Dec 29 10:04:46 2023
Response via : Initial Calibration

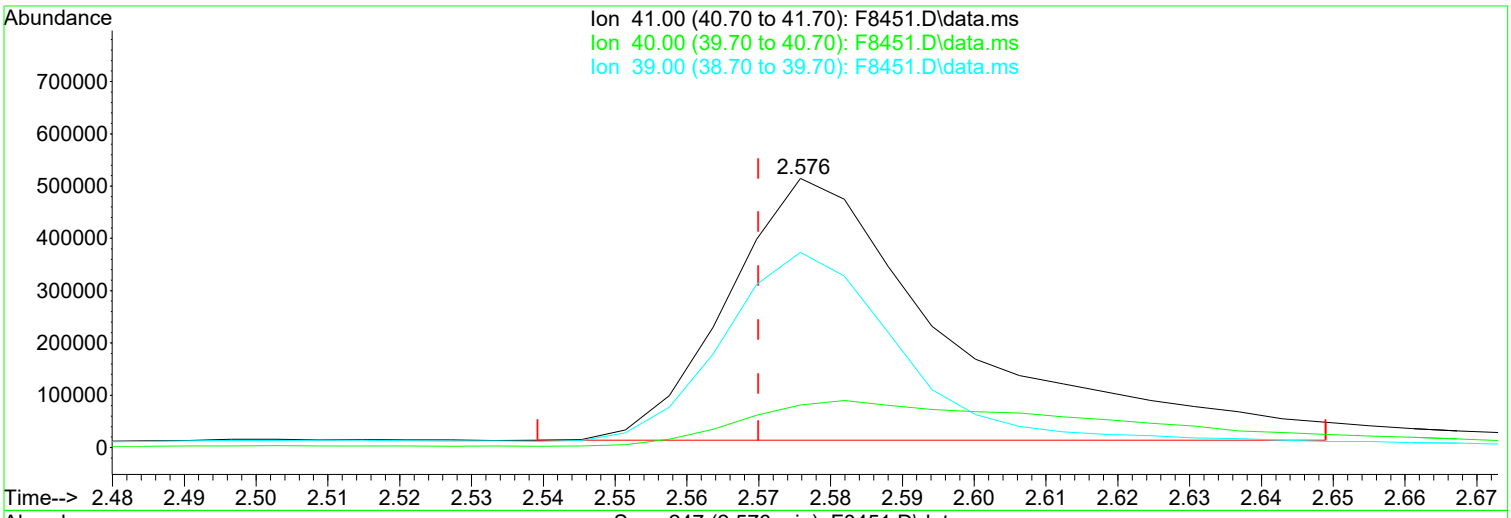

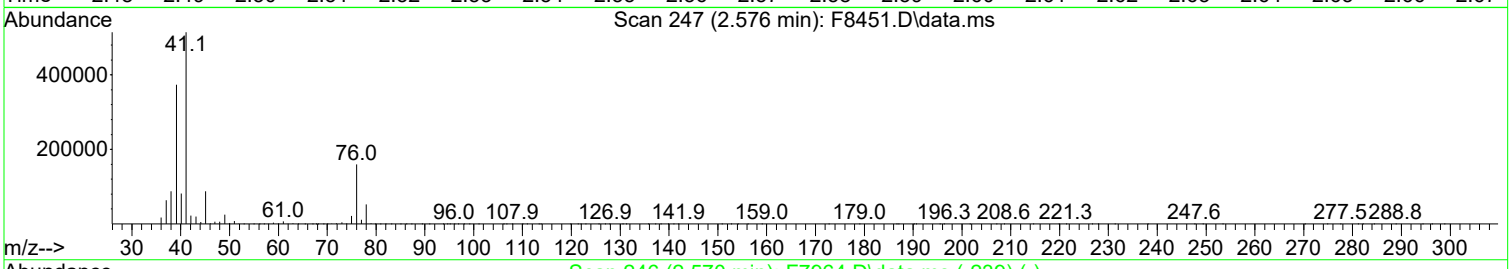

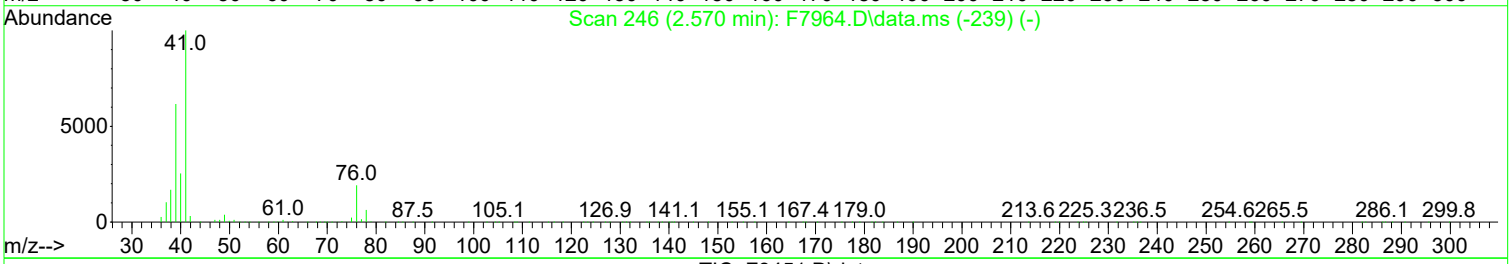

TIC: F8451.D\data.ms

(19) Acetonitrile

2.576min (+ 0.006) 1075.02 ug/L

response 1086976

Ion	Exp%	Act%
41.00	100.00	100.00
40.00	25.60	15.86
39.00	61.70	72.59
0.00	0.00	0.00

Manual Integration:

Before

02/27/24

Quantitation Report (Qedit)

Data Path : I:\ACQUDATA\MSVOA14\Data\022624\
Data File : F8451.D
Acq On : 26 Feb 2024 08:36 pm
Operator : F.NAEGLER
Sample : 150 PPB STD
Misc :
ALS Vial : 9 Sample Multiplier: 1

Quant Time: Feb 27 10:07:21 2024
Quant Method : I:\ACQUDATA\MSVOA14\Methods\S022624.M
Quant Title : MS#14 - 8260 SOILS 10ml PURGE
QLast Update : Fri Dec 29 10:04:46 2023
Response via : Initial Calibration

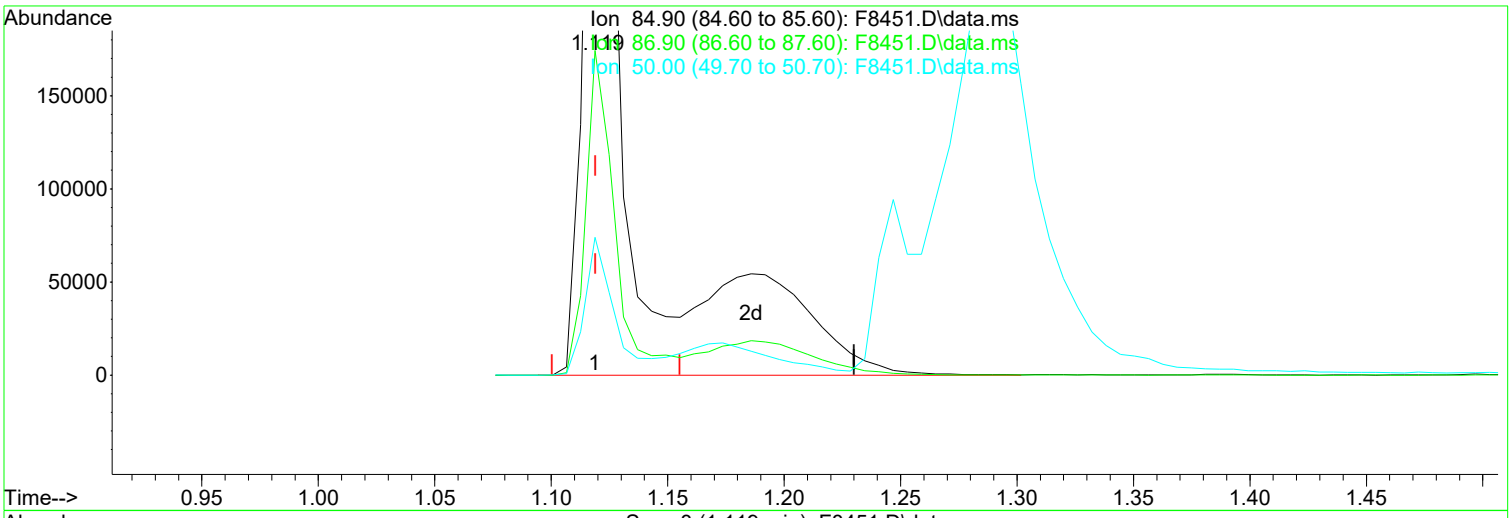

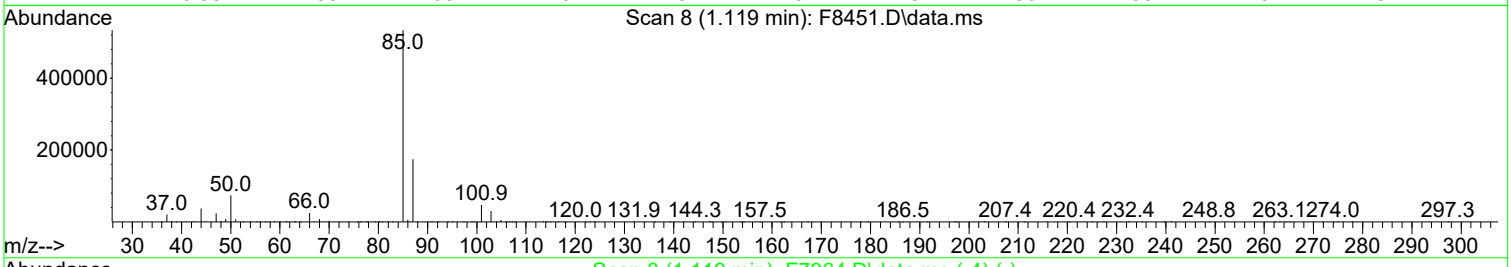

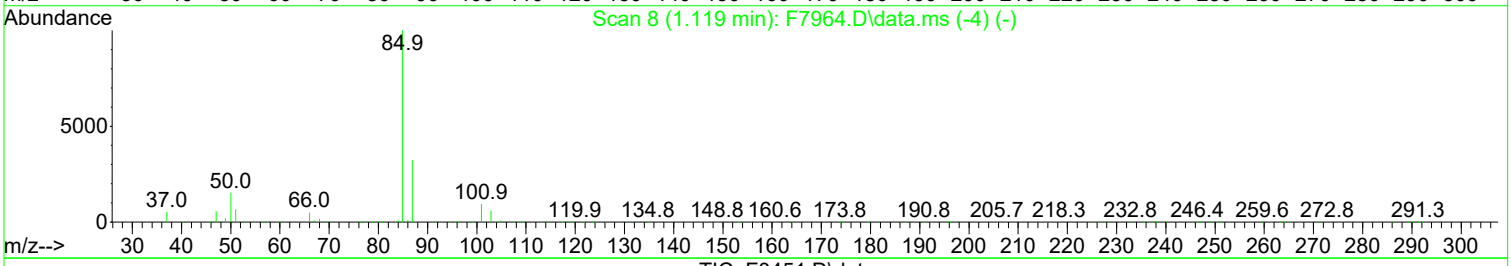

TIC: F8451.D\data.ms

(2) Dichlorodifluoromethane (P)

1.119min (-0.000) 113.82 ug/L m

response 640813

Ion	Exp%	Act%
84.90	100.00	100.00
86.90	32.50	32.69
50.00	15.40	13.86
0.00	0.00	0.00

Manual Integration:

After

Poor integration.

02/27/24

Quantitation Report (Qedit)

Data Path : I:\ACQUDATA\MSVOA14\Data\022624\
Data File : F8451.D
Acq On : 26 Feb 2024 08:36 pm
Operator : F.NAEGLER
Sample : 150 PPB STD
Misc :
ALS Vial : 9 Sample Multiplier: 1

Quant Time: Feb 27 10:07:21 2024
Quant Method : I:\ACQUDATA\MSVOA14\Methods\S022624.M
Quant Title : MS#14 - 8260 SOILS 10ml PURGE
QLast Update : Fri Dec 29 10:04:46 2023
Response via : Initial Calibration

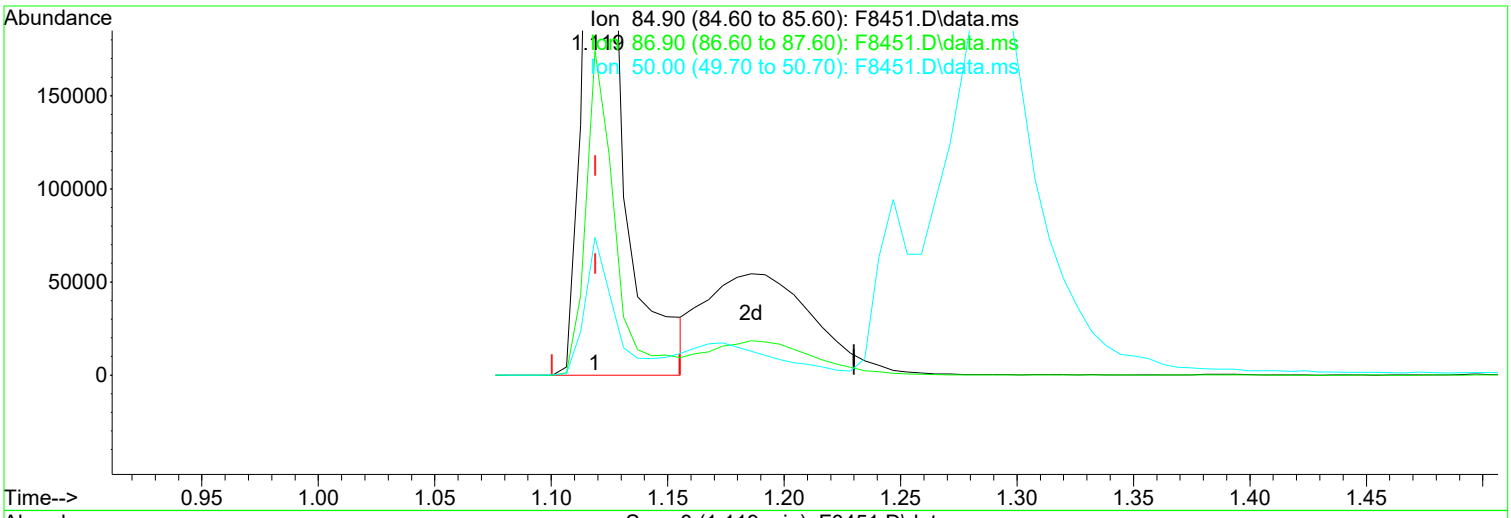

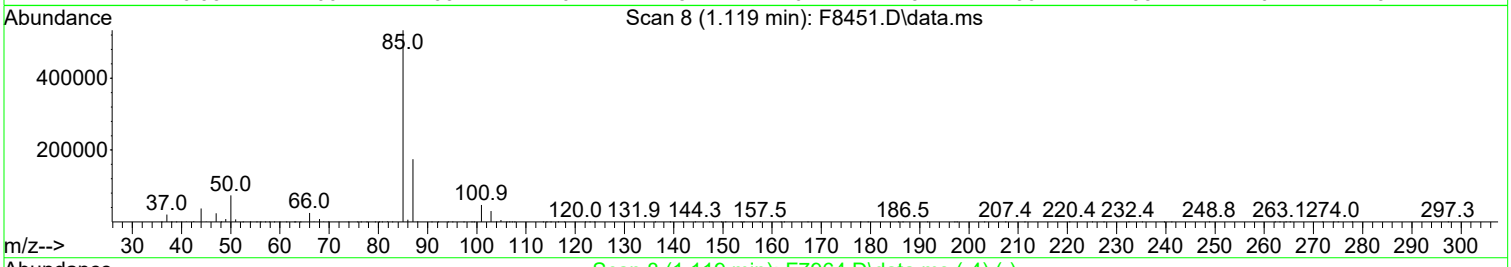

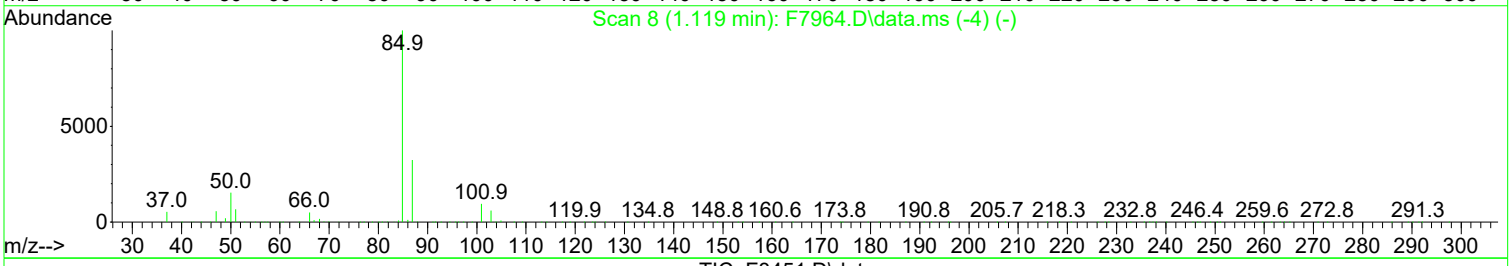

TIC: F8451.D\data.ms

(2) Dichlorodifluoromethane (P)

1.119min (-0.000) 82.02 ug/L

response 461798

Ion	Exp%	Act%
84.90	100.00	100.00
86.90	32.50	32.69
50.00	15.40	13.86
0.00	0.00	0.00

Manual Integration:

Before

02/27/24

Quantitation Report (Qedit)

Data Path : I:\ACQUDATA\MSVOA14\Data\022624\
Data File : F8451.D
Acq On : 26 Feb 2024 08:36 pm
Operator : F.NAEGLER
Sample : 150 PPB STD
Misc :
ALS Vial : 9 Sample Multiplier: 1

Quant Time: Feb 27 10:07:21 2024
Quant Method : I:\ACQUDATA\MSVOA14\Methods\S022624.M
Quant Title : MS#14 - 8260 SOILS 10ml PURGE
QLast Update : Fri Dec 29 10:04:46 2023
Response via : Initial Calibration

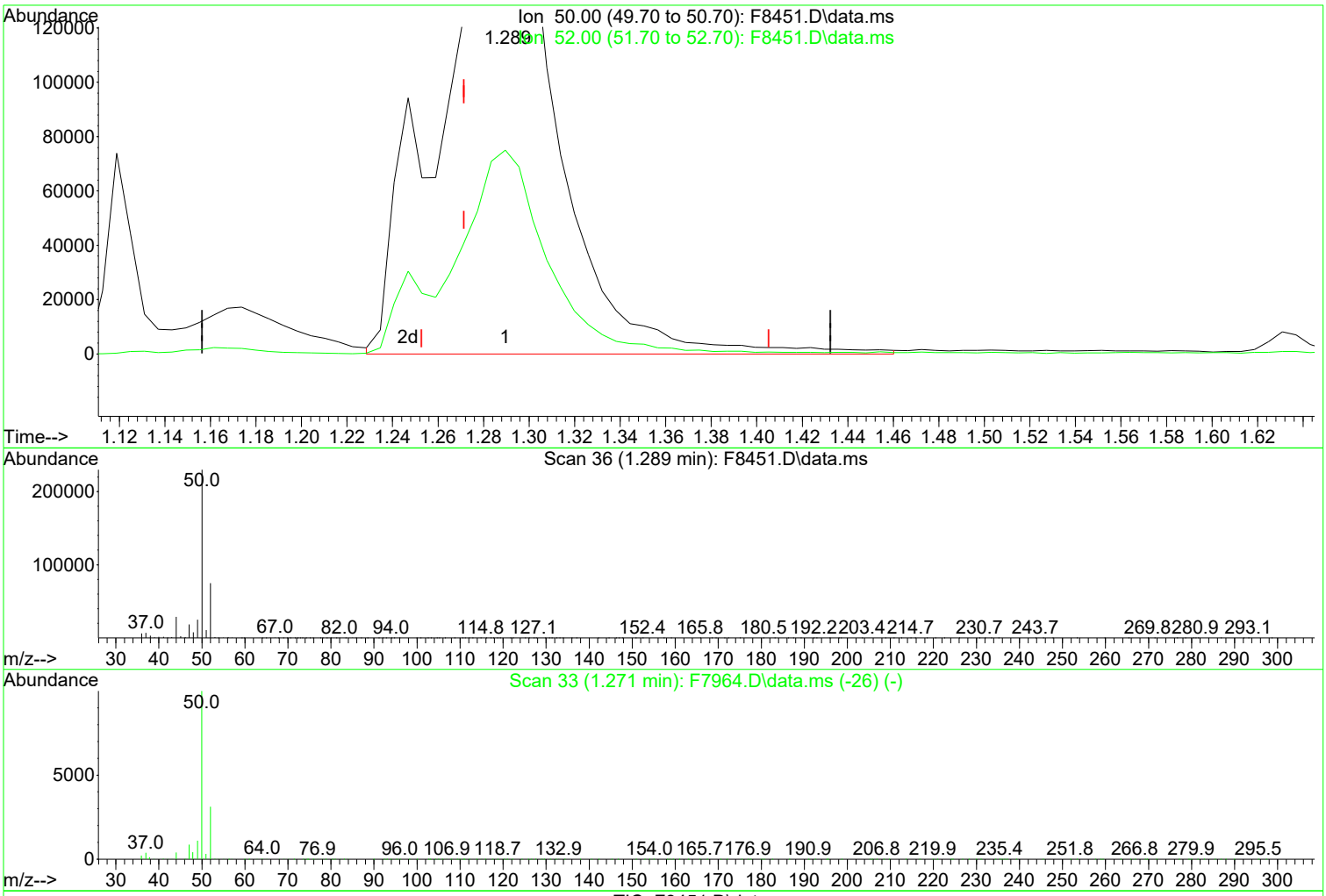

TIC: F8451.D\data.ms

(3) Chloromethane (P)

1.289min (+ 0.018) 99.41 ug/L m

response 683346

Ion	Exp%	Act%
50.00	100.00	100.00
52.00	31.20	32.62
0.00	0.00	0.00
0.00	0.00	0.00

Manual Integration:

After

Poor integration.

02/27/24

Quantitation Report (Qedit)

Data Path : I:\ACQUDATA\MSVOA14\Data\022624\
Data File : F8451.D
Acq On : 26 Feb 2024 08:36 pm
Operator : F.NAEGLER
Sample : 150 PPB STD
Misc :
ALS Vial : 9 Sample Multiplier: 1

Quant Time: Feb 27 10:07:21 2024
Quant Method : I:\ACQUDATA\MSVOA14\Methods\S022624.M
Quant Title : MS#14 - 8260 SOILS 10ml PURGE
QLast Update : Fri Dec 29 10:04:46 2023
Response via : Initial Calibration

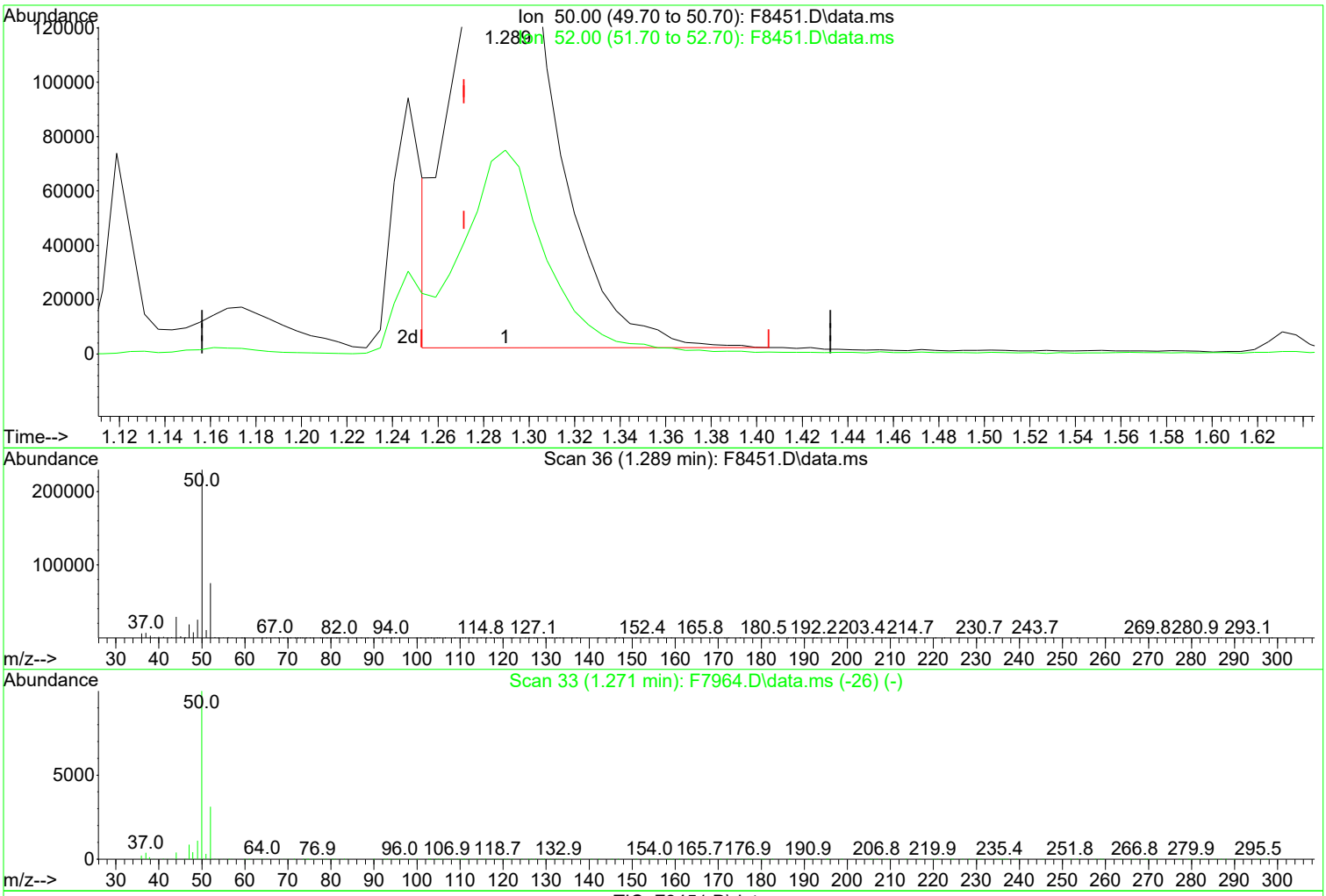

TIC: F8451.D\data.ms

(3) Chloromethane (P)

1.289min (+ 0.018) 83.18 ug/L

response 571749

Ion	Exp%	Act%
50.00	100.00	100.00
52.00	31.20	32.62
0.00	0.00	0.00
0.00	0.00	0.00

Manual Integration:

Before

02/27/24

Quantitation Report (Qedit)

Data Path : I:\ACQUDATA\MSVOA14\Data\022624\
Data File : F8451.D
Acq On : 26 Feb 2024 08:36 pm
Operator : F.NAEGLER
Sample : 150 PPB STD
Misc :
ALS Vial : 9 Sample Multiplier: 1

Quant Time: Feb 27 10:07:21 2024
Quant Method : I:\ACQUDATA\MSVOA14\Methods\S022624.M
Quant Title : MS#14 - 8260 SOILS 10ml PURGE
QLast Update : Fri Dec 29 10:04:46 2023
Response via : Initial Calibration

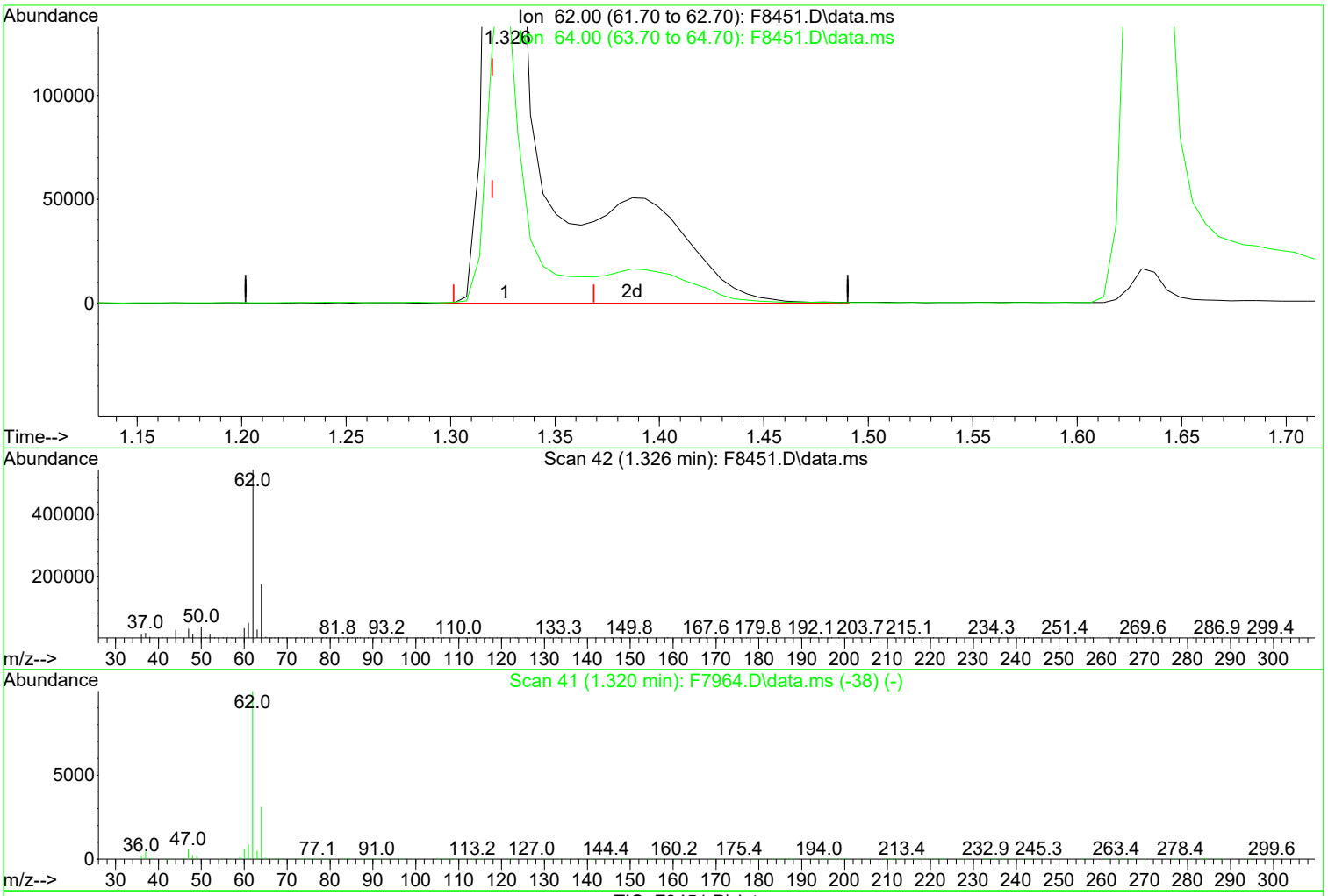

TIC: F8451.D\data.ms

(4) Vinyl Chloride (P)

1.326min (+ 0.006) 106.53 ug/L m

response 716503

Ion	Exp%	Act%
62.00	100.00	100.00
64.00	31.40	31.98
0.00	0.00	0.00
0.00	0.00	0.00

Manual Integration:

After

Poor integration.

02/27/24

Quantitation Report (Qedit)

Data Path : I:\ACQUDATA\MSVOA14\Data\022624\
Data File : F8451.D
Acq On : 26 Feb 2024 08:36 pm
Operator : F.NAEGLER
Sample : 150 PPB STD
Misc :
ALS Vial : 9 Sample Multiplier: 1

Quant Time: Feb 27 10:07:21 2024
Quant Method : I:\ACQUDATA\MSVOA14\Methods\S022624.M
Quant Title : MS#14 - 8260 SOILS 10ml PURGE
QLast Update : Fri Dec 29 10:04:46 2023
Response via : Initial Calibration

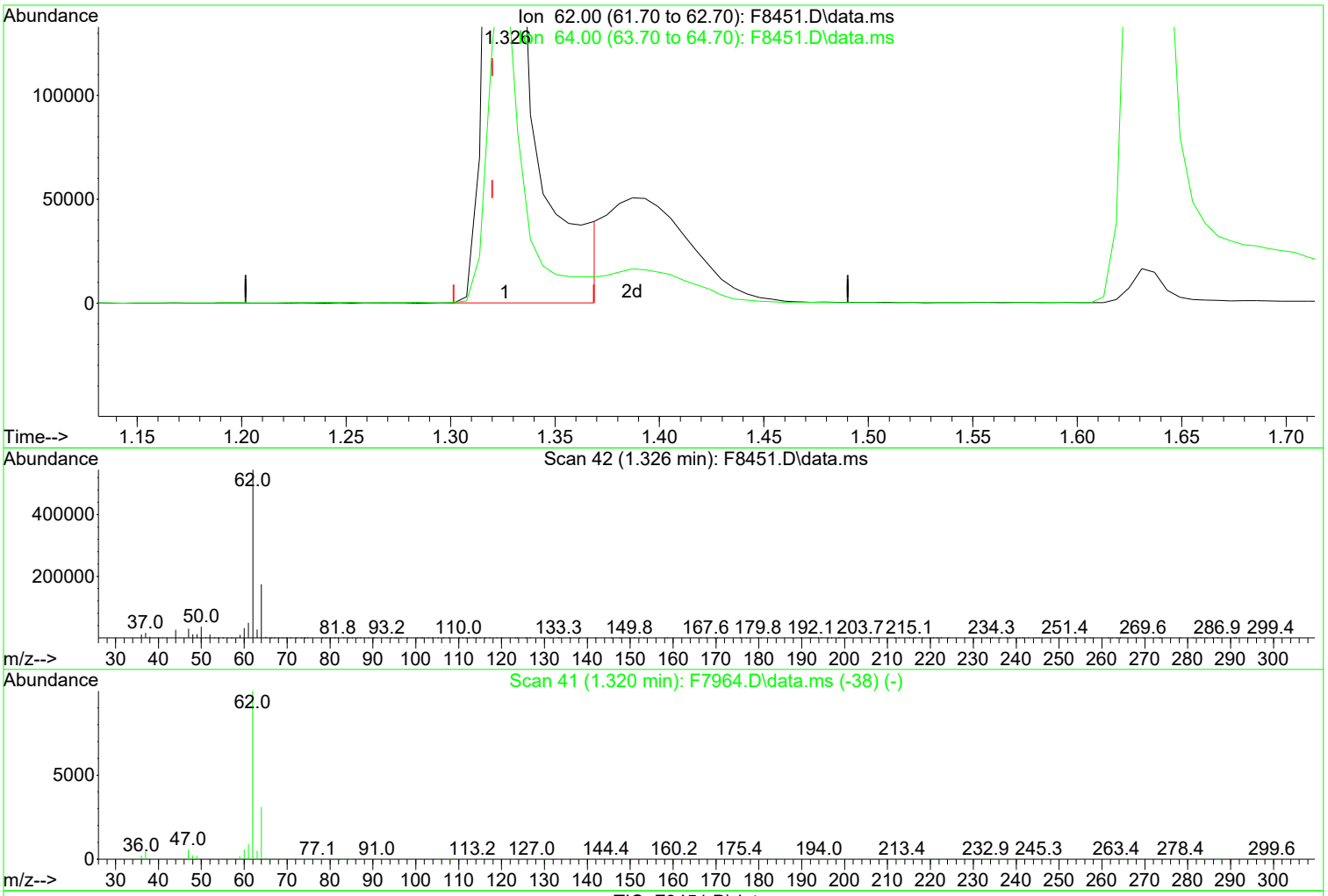

TIC: F8451.D\data.ms

(4) Vinyl Chloride (P)

1.326min (+ 0.006) 85.46 ug/L

response 574819

Ion	Exp%	Act%
62.00	100.00	100.00
64.00	31.40	31.98
0.00	0.00	0.00
0.00	0.00	0.00

Manual Integration:

Before

02/27/24

Quantitation Report (QT Reviewed)

Data Path : I:\ACQUDATA\MSVOA14\Data\022624\
Data File : F8451.D
Acq On : 26 Feb 2024 08:36 pm
Operator : F.NAEGLER
Sample : 150 PPB STD
Misc :
ALS Vial : 9 Sample Multiplier: 1

Quant Time: Feb 27 10:07:21 2024
Quant Method : I:\ACQUDATA\MSVOA14\Methods\S022624.M
Quant Title : MS#14 - 8260 SOILS 10ml PURGE
QLast Update : Fri Dec 29 10:04:46 2023
Response via : Initial Calibration

Compound	R.T.	QIon	Response	Conc	Units		Dev(Min)
Internal Standards							
1) Pentafluorobenzene	5.356	168	435323	50.00	ug/L		0.00
42) 1,4-Difluorobenzene	6.484	114	664501	50.00	ug/L		0.00
70) d5-Chlorobenzene	9.934	117	578074	50.00	ug/L		0.00
87) 1,4-Dichlorobenzene-d4	12.037	152	317259	50.00	ug/L		0.00
System Monitoring Compounds							
44) SURR4,Dibrflmethane	5.222	113	751404	188.26	ug/L		0.01
Spiked Amount 50.000	Range 63 - 138		Recovery = 376.52%#				
47) SURR1,1,2-dichloroetha...	5.776	65	865254	164.21	ug/L		0.00
Spiked Amount 50.000	Range 67 - 128		Recovery = 328.42%#				
64) SURR3,Toluene-d8	8.373	98	2926299	180.59	ug/L		0.00
Spiked Amount 50.000	Range 66 - 138		Recovery = 361.18%#				
69) SURR2,BFB	11.044	95	1082606	186.97	ug/L		0.00
Spiked Amount 50.000	Range 31 - 154		Recovery = 373.94%#				
Target Compounds							Qvalue
2) Dichlorodifluoromethane	1.119	85	640813m	113.821	ug/L		
3) Chloromethane	1.289	50	683346m	99.412	ug/L		
4) Vinyl Chloride	1.326	62	716503m	106.530	ug/L		
5) Bromomethane	1.564	94	434000	87.599	ug/L		99
6) Chloroethane	1.631	64	672102	128.291	ug/L		99
7) Freon 21	1.777	67	1365187	126.848	ug/L		99
8) Trichlorofluoromethane	1.814	101	975070	113.337	ug/L		98
9) Diethyl Ether	2.052	59	456457	127.347	ug/L		92
10) Freon 123a	2.064	67	735711	149.350	ug/L		92
11) Freon 123	2.119	83	799209	149.669	ug/L		96
12) Acrolein	2.173	56	554333	570.036	ug/L		99
13) 1,1-Diclethene	2.241	96	493730	138.356	ug/L	#	89
14) Freon 113	2.241	101	509468	138.743	ug/L		91
15) Acetone	2.320	43	330817	130.080	ug/L		95
16) 2-Propanol	2.503	45	1263958	2342.104	ug/L		96
17) Iodomethane	2.375	142	776410	178.140	ug/L		98
18) Carbon Disulfide	2.430	76	1765850	136.613	ug/L		99
19) Acetonitrile	2.576	41	446843m	441.926	ug/L		
20) Allyl Chloride	2.576	76	257335	106.780	ug/L	#	63
21) Methyl Acetate	2.612	43	756048	115.474	ug/L		93
22) Methylene Chloride	2.704	84	529973	117.157	ug/L	#	87
23) TBA	2.881	59	1984406	2432.559	ug/L		96
24) Acrylonitrile	2.984	53	1273133	626.431	ug/L		99
25) Methyl-t-Butyl Ether	2.990	73	1511532	127.670	ug/L		99
26) trans-1,2-Dichloroethene	2.984	96	542593	135.786	ug/L		91
27) 1,1-Diclethane	3.490	63	973761	122.913	ug/L		99
28) Vinyl Acetate	3.588	86	68221	115.581	ug/L	#	57
29) DIPE	3.594	45	1702578	109.602	ug/L		93
30) 2-Chloro-1,3-Butadiene	3.600	53	994377	128.387	ug/L		93
31) ETBE	4.124	59	1503036	113.143	ug/L		95
32) 2,2-Dichloropropane	4.319	77	708950	106.039	ug/L		98
33) cis-1,2-Dichloroethene	4.332	96	597103	133.969	ug/L		90
34) 2-Butanone	4.417	43	393899	120.662	ug/L		92
35) Propionitrile	4.539	54	540841	622.795	ug/L		98
36) Bromochloromethane	4.740	130	357455	146.017	ug/L	#	80
37) Methacrylonitrile	4.777	67	254206	122.597	ug/L	#	80
38) Tetrahydrofuran	4.838	42	234063	109.242	ug/L		89
39) Chloroform	4.917	83	944167	125.805	ug/L		94
40) 1,1,1-Trichloroethane	5.197	97	800142	127.053	ug/L		97

1st FJ 02/27/24
2nd AM 02/27/24

Data Path : I:\ACQUDATA\MSVOA14\Data\022624\
Data File : F8451.D
Acq On : 26 Feb 2024 08:36 pm
Operator : F.NAEGLER
Sample : 150 PPB STD
Misc :
ALS Vial : 9 Sample Multiplier: 1

Quant Time: Feb 27 10:07:21 2024
Quant Method : I:\ACQUDATA\MSVOA14\Methods\S022624.M
Quant Title : MS#14 - 8260 SOILS 10ml PURGE
QLast Update : Fri Dec 29 10:04:46 2023
Response via : Initial Calibration

Compound	R.T.	QIon	Response	Conc	Units		Dev(Min)
41) TAME	6.069	73	1412046	119.992	ug/L		94
43) Cyclohexane	5.258	41	616309	123.149	ug/L		97
45) Carbontetrachloride	5.472	121	196228	137.376	ug/L		83
46) 1,1-Dichloropropene	5.490	75	705711	140.806	ug/L		96
48) Benzene	5.831	78	2043313	140.275	ug/L		97
49) 1,2-Dichloroethane	5.892	62	733657	132.916	ug/L		97
50) Iso-Butyl Alcohol	5.917	43	744221	2804.405	ug/L		96
51) n-Heptane	6.307	43	706545	113.788	ug/L		91
52) 1-Butanol	6.923	56	1272660	7938.292	ug/L		96
53) Trichloroethene	6.807	130	578007	159.406	ug/L		93
54) Methylcyclohexane	7.032	55	855136	147.315	ug/L		91
55) 1,2-Diclpropane	7.118	63	549086	134.799	ug/L		100
56) Dibromomethane	7.270	93	335706	140.876	ug/L		83
57) 1,4-Dioxane	7.410	88	232460	3504.972	ug/L		89
58) Methyl Methacrylate	7.361	69	392149	134.495	ug/L		92
59) Bromodichloromethane	7.508	83	694121	134.570	ug/L		98
60) 2-Nitropropane	7.831	41	273676	172.975	ug/L		99
61) 2-Chloroethylvinyl Ether	7.935	63	270396	127.874	ug/L		97
62) cis-1,3-Dichloropropene	8.075	75	818634	134.494	ug/L		96
63) 4-Methyl-2-pentanone	8.300	43	693561	126.365	ug/L		93
65) Toluene	8.447	91	2252252	141.642	ug/L		98
66) trans-1,3-Dichloropropene	8.751	75	695636	125.455	ug/L		97
67) Ethyl Methacrylate	8.892	69	674908	133.757	ug/L		88
68) 1,1,2-Trichloroethane	8.953	97	462041	147.986	ug/L		97
71) Tetrachloroethene	9.062	164	442207	171.738	ug/L		93
72) 2-Hexanone	9.257	43	531037	134.386	ug/L		91
73) 1,3-Dichloropropane	9.123	76	781216	141.587	ug/L		95
74) Dibromochloromethane	9.361	129	503115	157.155	ug/L		98
75) N-Butyl Acetate	9.410	43	945144	125.489	ug/L		92
76) 1,2-Dibromoethane	9.459	107	409689	133.119	ug/L		93
77) Chlorobenzene	9.965	112	1462859	153.911	ug/L		99
78) 1,1,1,2-Tetrachloroethane	10.056	131	509713	157.929	ug/L		97
79) Ethylbenzene	10.087	106	773616	158.779	ug/L		91
80) (m+p)Xylene	10.202	106	1971112	320.219	ug/L		95
81) o-Xylene	10.568	106	970189	161.187	ug/L		94
82) Styrene	10.586	104	1652209	156.945	ug/L		96
83) Bromoform	10.751	173	307918	162.585	ug/L		98
84) Isopropylbenzene	10.910	105	2549818	164.359	ug/L		99
85) Cyclohexanone	11.007	55	3066516	2984.699	ug/L		89
86) trans-1,4-Dichloro-2-B...	11.251	53	162135	92.499	ug/L		91
88) 1,1,2,2-Tetrachloroethane	11.196	83	655548	136.458	ug/L		99
89) Bromobenzene	11.166	156	628612	149.125	ug/L		96
90) 1,2,3-Trichloropropane	11.227	110	210009	135.962	ug/L	#	91
91) n-Propylbenzene	11.275	91	3100543	138.572	ug/L		97
92) 2-Chlorotoluene	11.342	91	1782719	140.904	ug/L		98
93) 4-Chlorotoluene	11.440	91	2122503	139.079	ug/L		93
94) 1,3,5-Trimethylbenzene	11.434	105	2260312	146.808	ug/L		95
95) tert-Butylbenzene	11.708	119	1923869	154.336	ug/L		100
96) 1,2,4-Trimethylbenzene	11.751	105	2225983	147.061	ug/L		97
97) sec-Butylbenzene	11.891	105	2876923	151.737	ug/L		99
98) p-Isopropyltoluene	12.019	119	2452572	154.391	ug/L		96
99) 1,3-Dclbenz	11.976	146	1208854	150.241	ug/L		99
100) 1,4-Dclbenz	12.056	146	1223057	145.371	ug/L		99
101) n-Butylbenzene	12.354	91	2264845	143.496	ug/L		99
102) 1,2-Dclbenz	12.360	146	1169953	149.243	ug/L		98
103) 1,2-Dibromo-3-chloropr...	13.001	157	163769	160.319	ug/L		92

Quantitation Report (QT Reviewed)

Data Path : I:\ACQUDATA\MSVOA14\Data\022624\
Data File : F8451.D
Acq On : 26 Feb 2024 08:36 pm
Operator : F.NAEGLER
Sample : 150 PPB STD
Misc :
ALS Vial : 9 Sample Multiplier: 1

Quant Time: Feb 27 10:07:21 2024
Quant Method : I:\ACQUDATA\MSVOA14\Methods\S022624.M
Quant Title : MS#14 - 8260 SOILS 10ml PURGE
QLast Update : Fri Dec 29 10:04:46 2023
Response via : Initial Calibration

Compound	R.T.	QIon	Response	Conc	Units	Dev(Min)
104) 1,3,5-Trichlorobenzene	13.159	180	994504	167.254	ug/L	99
105) 1,2,4-Tcbenzene	13.647	180	825834	161.836	ug/L	96
106) Hexachlorobt	13.775	225	489074	192.964	ug/L	97
107) Naphthalen	13.842	128	2193197	167.765	ug/L	98
108) 1,2,3-Tclbenzene	14.031	180	802846	170.690	ug/L	100

(#) = qualifier out of range (m) = manual integration (+) = signals summed

Quantitation Report (QT Reviewed)

Data Path : I:\ACQUDATA\MSVOA14\Data\022624\
Data File : F8451.D
Acq On : 26 Feb 2024 08:36 pm
Operator : F.NAEGLER
Sample : 150 PPB STD
Misc :
ALS Vial : 9 Sample Multiplier: 1

Quant Time: Feb 27 10:07:21 2024
Quant Method : I:\ACQUDATA\MSVOA14\Methods\S022624.M
Quant Title : MS#14 - 8260 SOILS 10ml PURGE
QLast Update : Fri Dec 29 10:04:46 2023
Response via : Initial Calibration

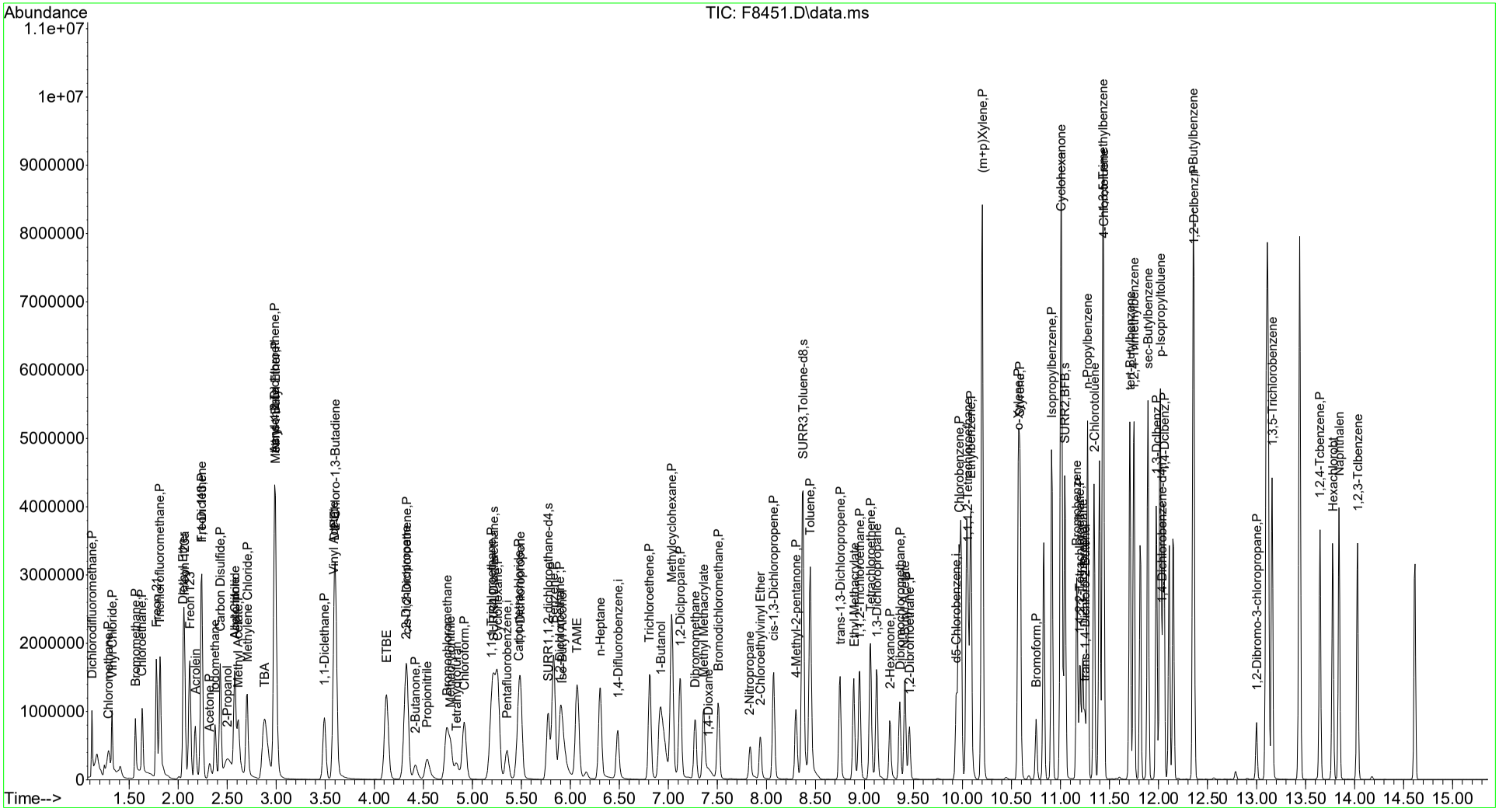

1st FJ 02/27/24
2nd AM 02/27/24

Quantitation Report (Qedit)

Data Path : I:\ACQUDATA\MSVOA14\Data\022624\
Data File : F8452.D
Acq On : 26 Feb 2024 08:59 pm
Operator : F.NAEGLER
Sample : 200 PPB STD
Misc :
ALS Vial : 10 Sample Multiplier: 1

Quant Time: Feb 27 10:09:16 2024
Quant Method : I:\ACQUDATA\MSVOA14\Methods\S022624.M
Quant Title : MS#14 - 8260 SOILS 10ml PURGE
QLast Update : Fri Dec 29 10:04:46 2023
Response via : Initial Calibration

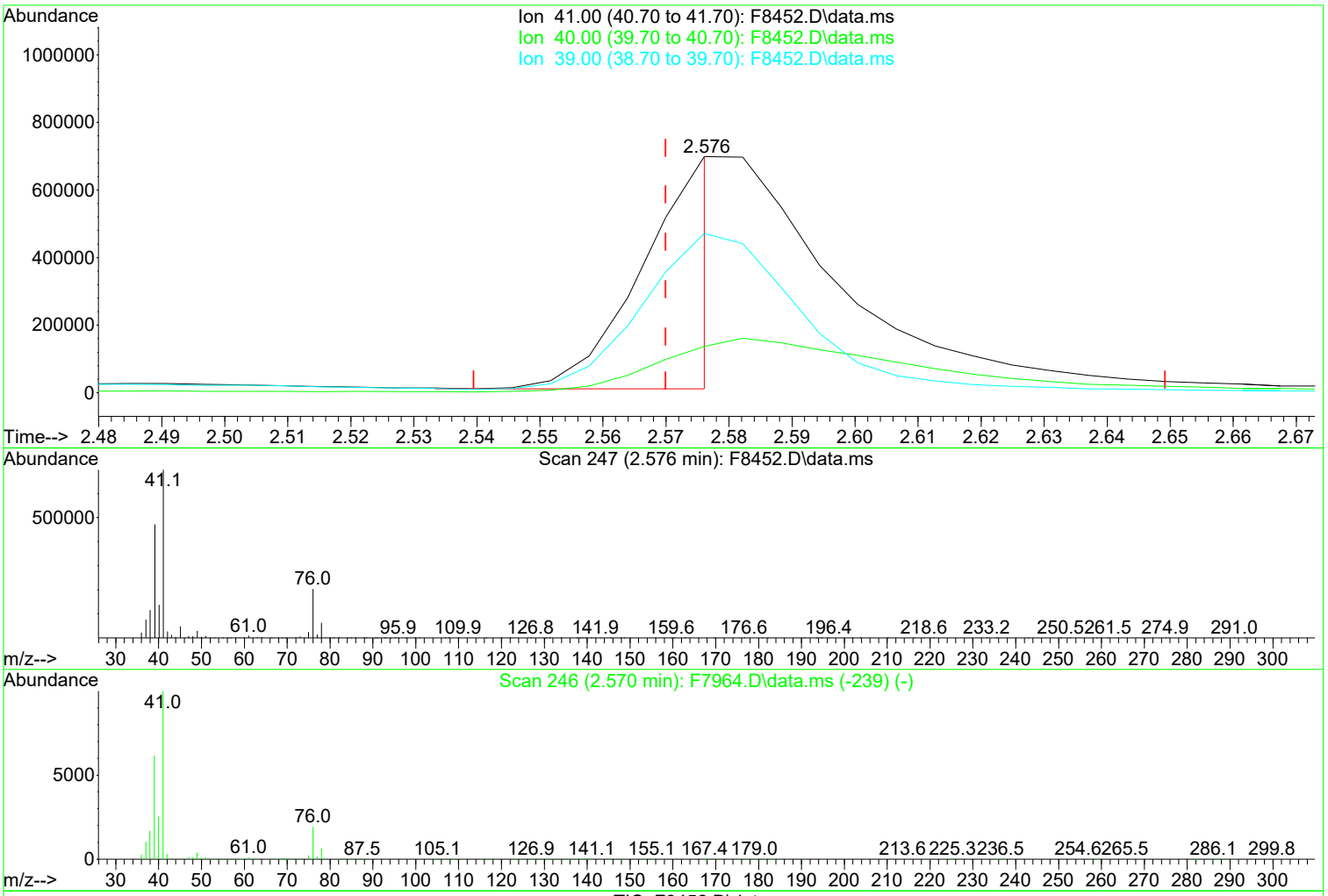

TIC: F8452.D\data.ms

(19) Acetonitrile

2.576min (+ 0.006) 588.63 ug/L m

response 581416

Ion	Exp%	Act%
41.00	100.00	100.00
40.00	25.60	19.65
39.00	61.70	67.49
0.00	0.00	0.00

Manual Integration:

After

Poor integration.

02/27/24

Quantitation Report (Qedit)

Data Path : I:\ACQUDATA\MSVOA14\Data\022624\
Data File : F8452.D
Acq On : 26 Feb 2024 08:59 pm
Operator : F.NAEGLER
Sample : 200 PPB STD
Misc :
ALS Vial : 10 Sample Multiplier: 1

Quant Time: Feb 27 10:09:16 2024
Quant Method : I:\ACQUDATA\MSVOA14\Methods\S022624.M
Quant Title : MS#14 - 8260 SOILS 10ml PURGE
QLast Update : Fri Dec 29 10:04:46 2023
Response via : Initial Calibration

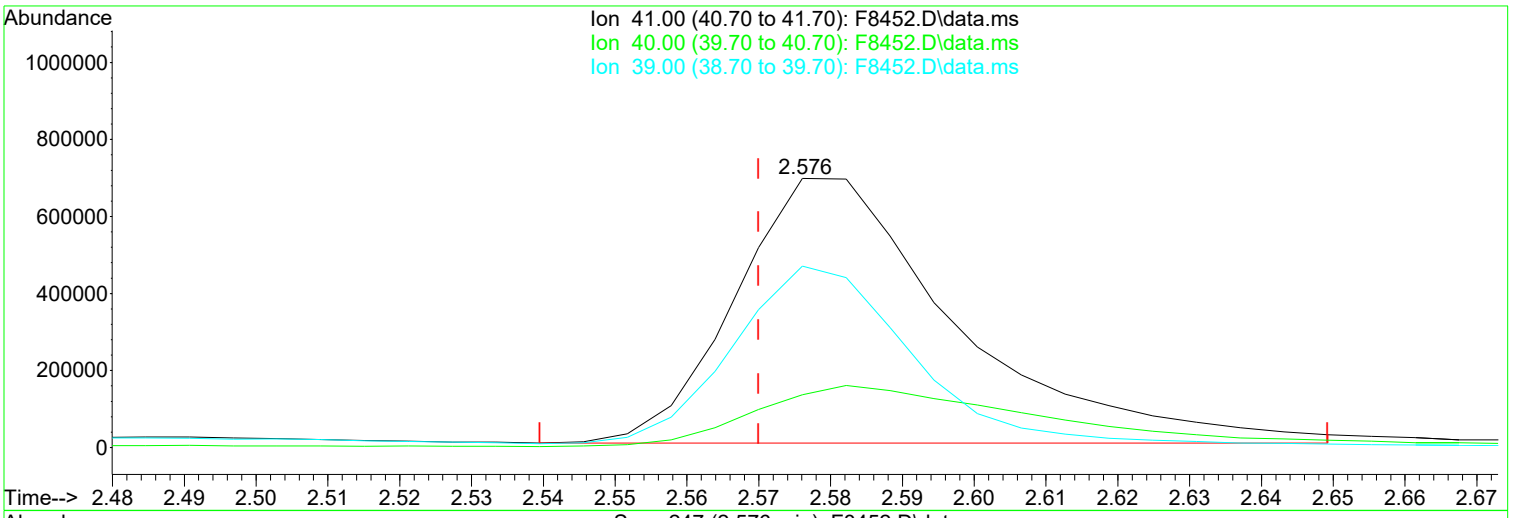

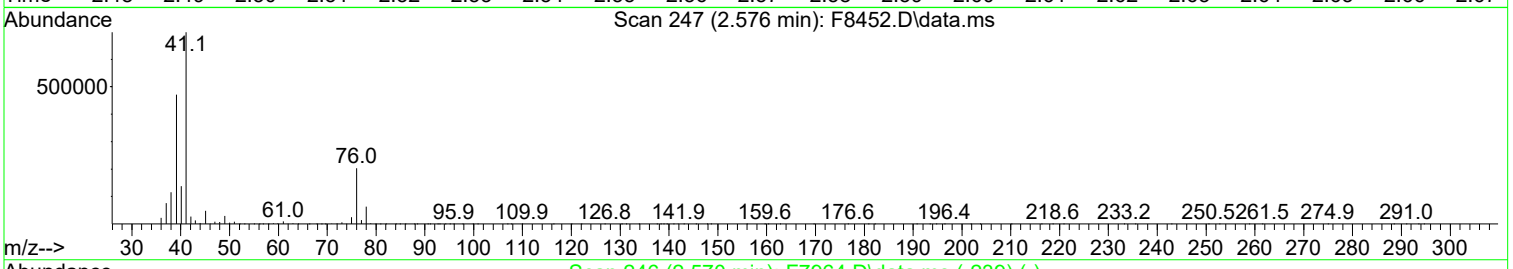

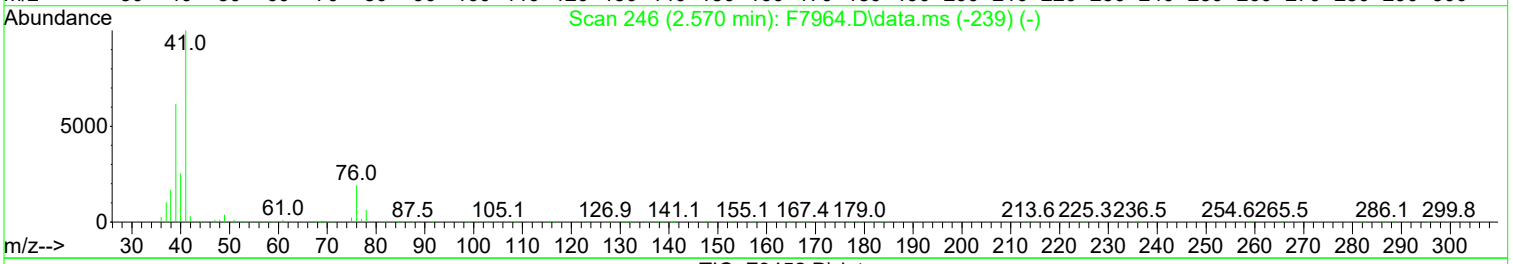

TIC: F8452.D\data.ms

(19) Acetonitrile

2.576min (+ 0.006) 1497.33 ug/L

response 1478973

Ion	Exp%	Act%
41.00	100.00	100.00
40.00	25.60	19.65
39.00	61.70	67.49
0.00	0.00	0.00

Manual Integration:

Before

02/27/24

Quantitation Report (Qedit)

Data Path : I:\ACQUDATA\MSVOA14\Data\022624\
Data File : F8452.D
Acq On : 26 Feb 2024 08:59 pm
Operator : F.NAEGLER
Sample : 200 PPB STD
Misc :
ALS Vial : 10 Sample Multiplier: 1

Quant Time: Feb 27 10:09:16 2024
Quant Method : I:\ACQUDATA\MSVOA14\Methods\S022624.M
Quant Title : MS#14 - 8260 SOILS 10ml PURGE
QLast Update : Fri Dec 29 10:04:46 2023
Response via : Initial Calibration

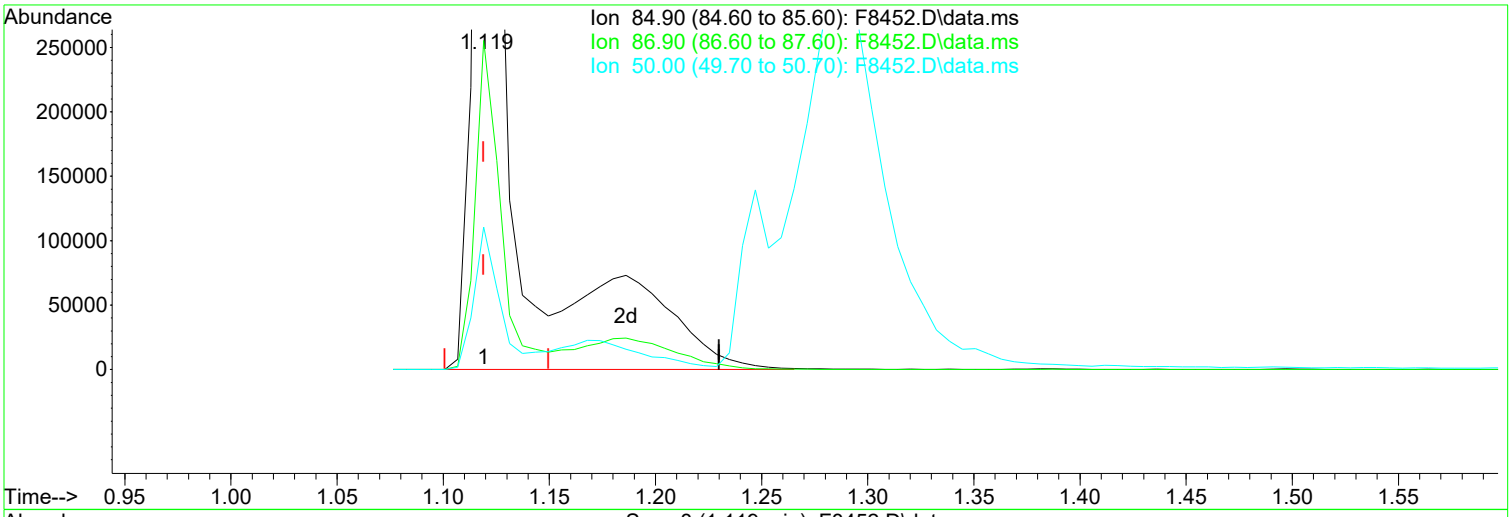

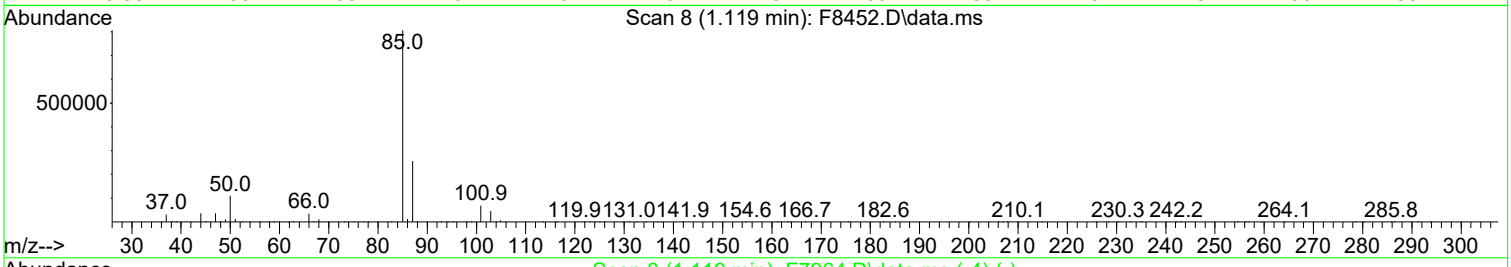

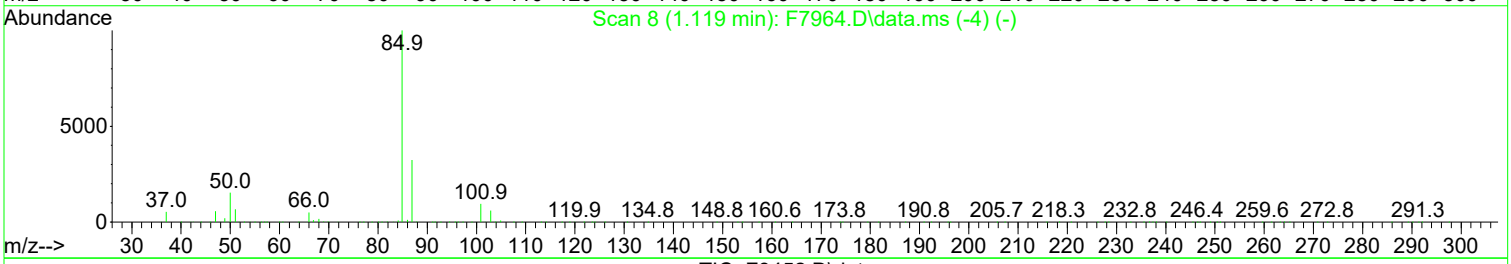

TIC: F8452.D\data.ms

(2) Dichlorodifluoromethane (P)

1.119min (+ 0.000) 164.48 ug/L m

response 904582

Ion	Exp%	Act%
84.90	100.00	100.00
86.90	32.50	31.67
50.00	15.40	13.72
0.00	0.00	0.00

Manual Integration:

After

Poor integration.

02/27/24

Quantitation Report (Qedit)

Data Path : I:\ACQUDATA\MSVOA14\Data\022624\
Data File : F8452.D
Acq On : 26 Feb 2024 08:59 pm
Operator : F.NAEGLER
Sample : 200 PPB STD
Misc :
ALS Vial : 10 Sample Multiplier: 1

Quant Time: Feb 27 10:09:16 2024
Quant Method : I:\ACQUDATA\MSVOA14\Methods\S022624.M
Quant Title : MS#14 - 8260 SOILS 10ml PURGE
QLast Update : Fri Dec 29 10:04:46 2023
Response via : Initial Calibration

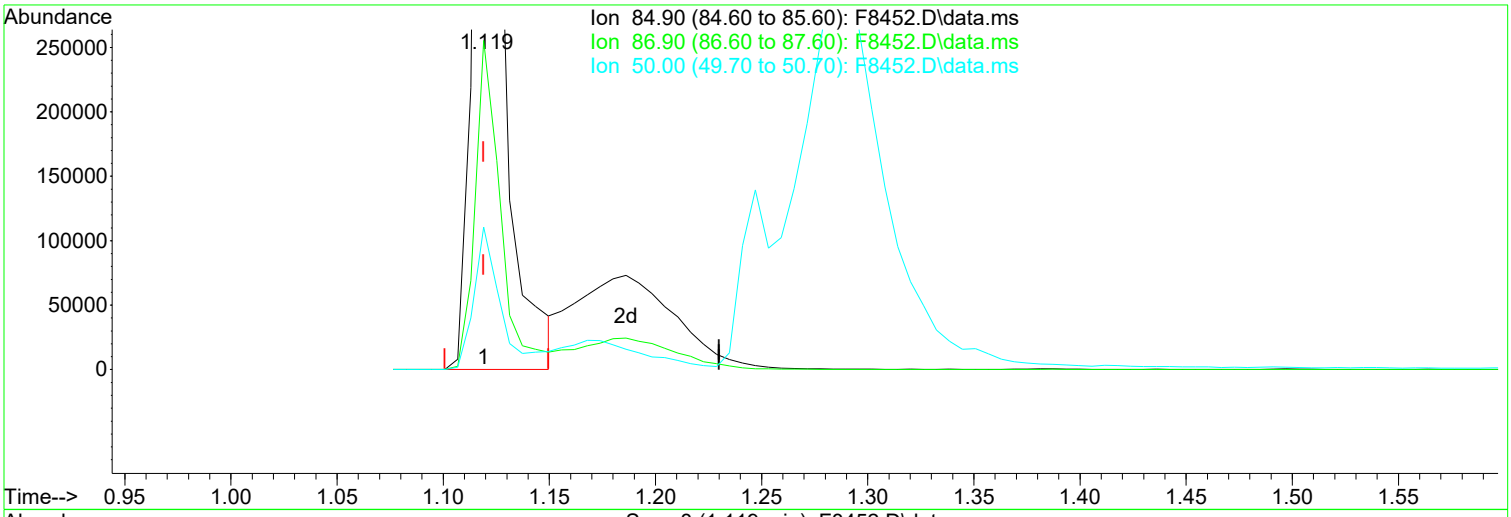

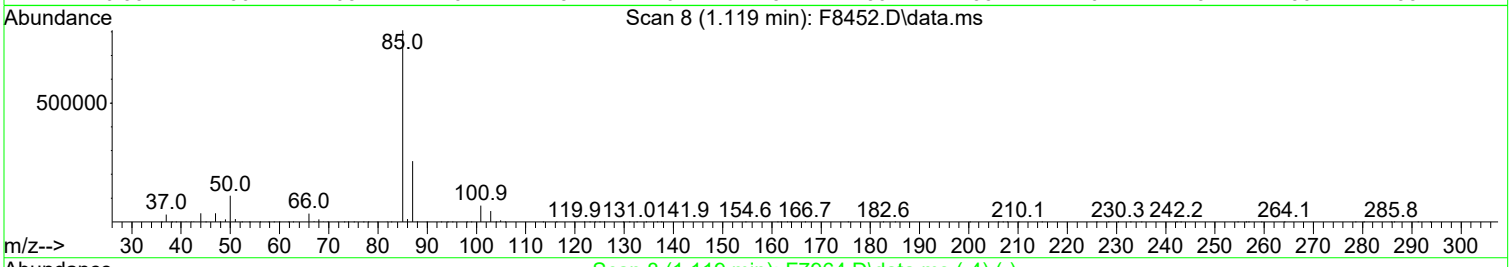

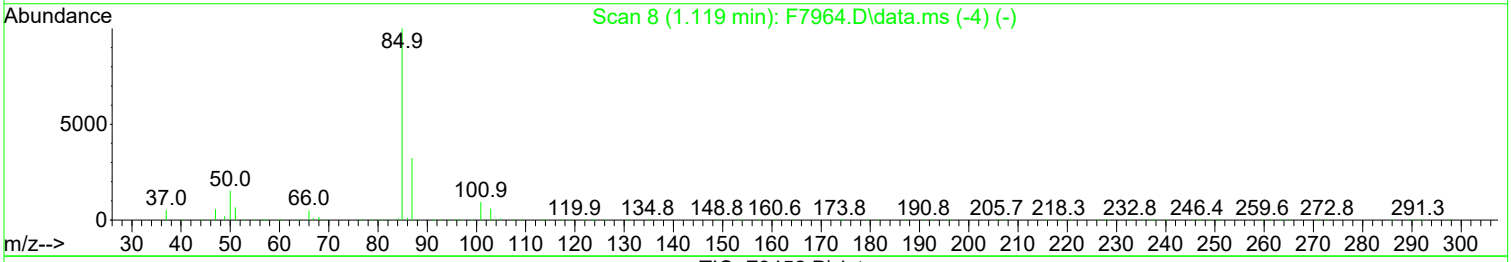

TIC: F8452.D\data.ms

(2) Dichlorodifluoromethane (P)

1.119min (+ 0.000) 120.63 ug/L

response 663429

Ion	Exp%	Act%
84.90	100.00	100.00
86.90	32.50	31.67
50.00	15.40	13.72
0.00	0.00	0.00

Manual Integration:

Before

02/27/24

Quantitation Report (Qedit)

Data Path : I:\ACQUDATA\MSVOA14\Data\022624\
Data File : F8452.D
Acq On : 26 Feb 2024 08:59 pm
Operator : F.NAEGLER
Sample : 200 PPB STD
Misc :
ALS Vial : 10 Sample Multiplier: 1

Quant Time: Feb 27 10:09:16 2024
Quant Method : I:\ACQUDATA\MSVOA14\Methods\S022624.M
Quant Title : MS#14 - 8260 SOILS 10ml PURGE
QLast Update : Fri Dec 29 10:04:46 2023
Response via : Initial Calibration

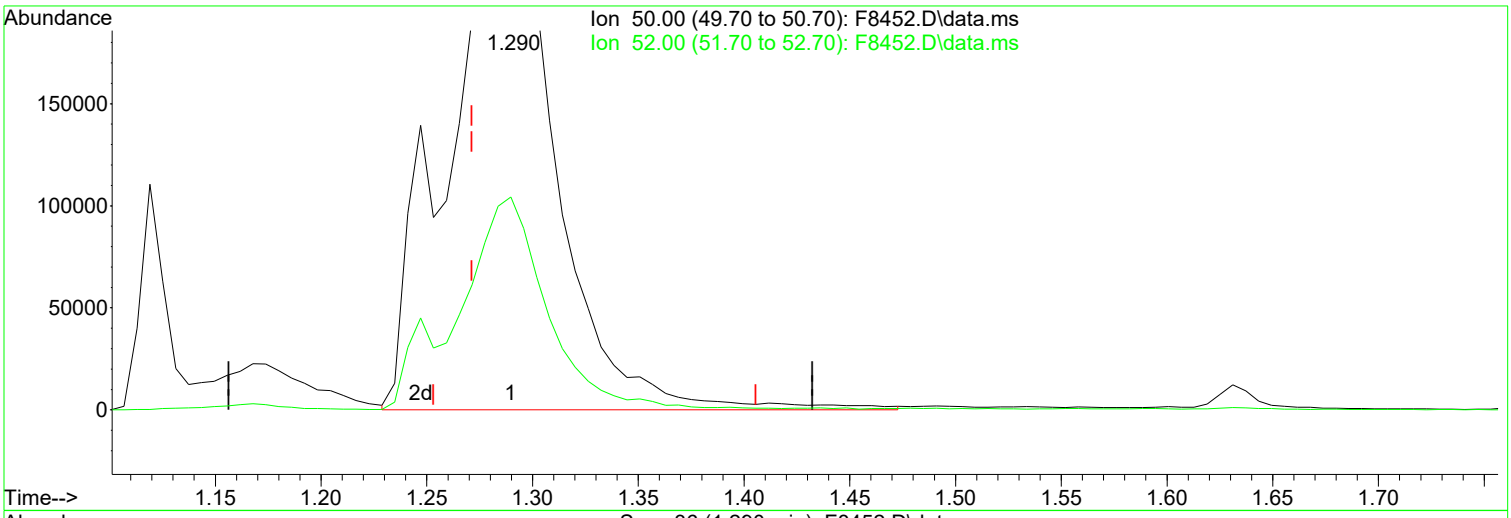

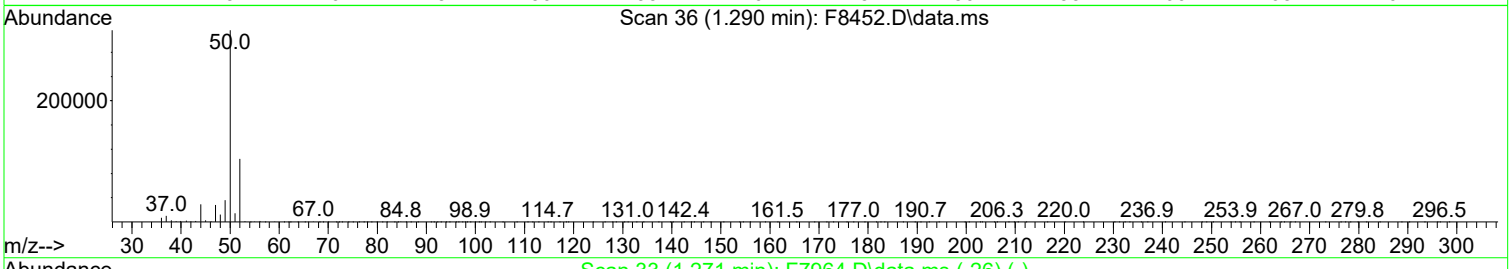

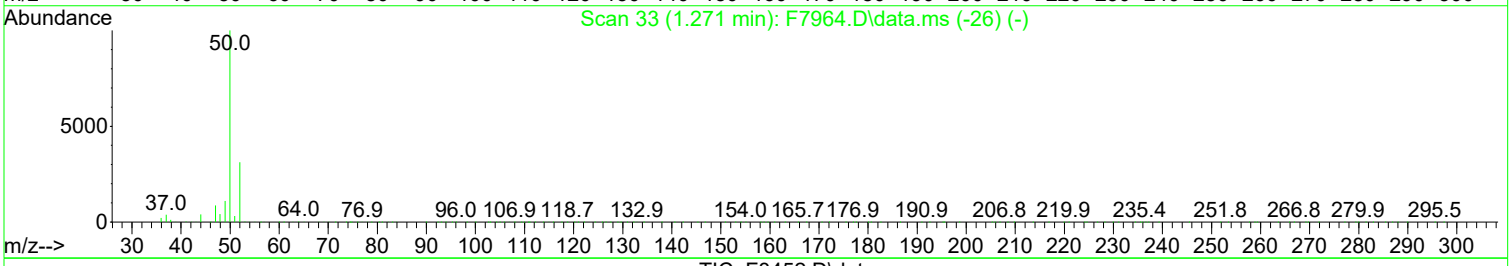

TIC: F8452.D\data.ms

(3) Chloromethane (P)

1.290min (+ 0.018) 143.70 ug/L m

response 964926

Ion	Exp%	Act%
50.00	100.00	100.00
52.00	31.20	32.98
0.00	0.00	0.00
0.00	0.00	0.00

Manual Integration:

After

Poor integration.

02/27/24

Quantitation Report (Qedit)

Data Path : I:\ACQUDATA\MSVOA14\Data\022624\
Data File : F8452.D
Acq On : 26 Feb 2024 08:59 pm
Operator : F.NAEGLER
Sample : 200 PPB STD
Misc :
ALS Vial : 10 Sample Multiplier: 1

Quant Time: Feb 27 10:09:16 2024
Quant Method : I:\ACQUDATA\MSVOA14\Methods\S022624.M
Quant Title : MS#14 - 8260 SOILS 10ml PURGE
QLast Update : Fri Dec 29 10:04:46 2023
Response via : Initial Calibration

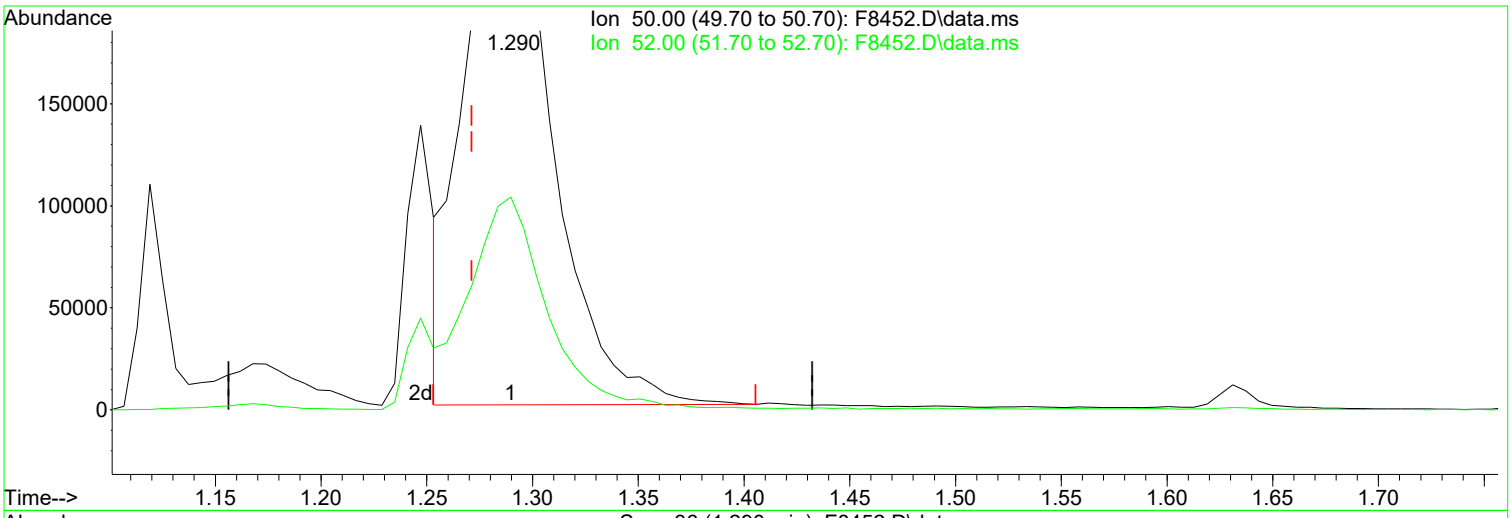

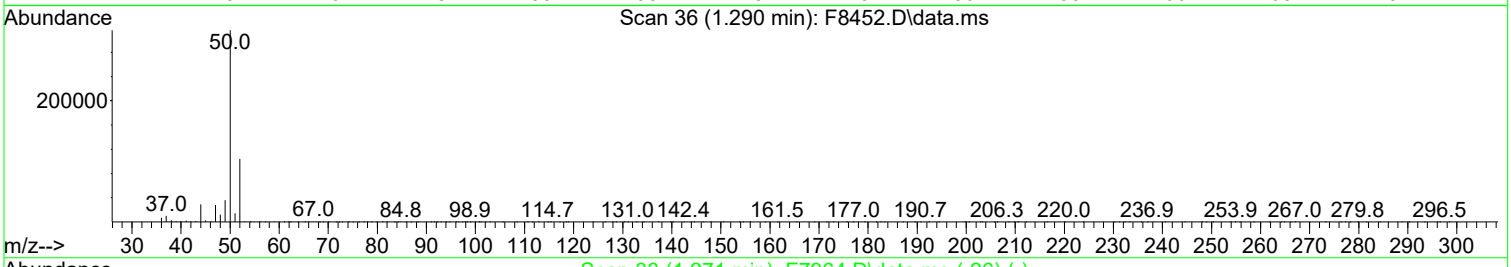

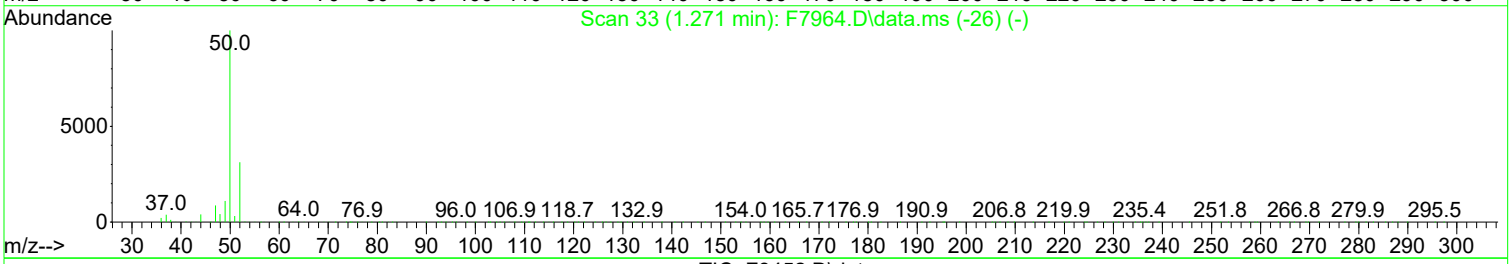

TIC: F8452.D\data.ms

(3) Chloromethane (P)

1.290min (+ 0.018) 120.16 ug/L

response 806877

Ion	Exp%	Act%
50.00	100.00	100.00
52.00	31.20	32.98
0.00	0.00	0.00
0.00	0.00	0.00

Manual Integration:

Before

02/27/24

Quantitation Report (QT Reviewed)

Data Path : I:\ACQUDATA\MSVOA14\Data\022624\
Data File : F8452.D
Acq On : 26 Feb 2024 08:59 pm
Operator : F.NAEGLER
Sample : 200 PPB STD
Misc :
ALS Vial : 10 Sample Multiplier: 1

Quant Time: Feb 27 10:09:16 2024
Quant Method : I:\ACQUDATA\MSVOA14\Methods\S022624.M
Quant Title : MS#14 - 8260 SOILS 10ml PURGE
QLast Update : Fri Dec 29 10:04:46 2023
Response via : Initial Calibration

Compound	R.T.	QIon	Response	Conc	Units		Dev(Min)
Internal Standards							
1) Pentafluorobenzene	5.356	168	425254	50.00	ug/L		0.00
42) 1,4-Difluorobenzene	6.484	114	643812	50.00	ug/L		0.00
70) d5-Chlorobenzene	9.934	117	560255	50.00	ug/L		0.00
87) 1,4-Dichlorobenzene-d4	12.038	152	302836	50.00	ug/L		0.00
System Monitoring Compounds							
44) SURR4,Dibrflmethane	5.222	113	194306	50.25	ug/L		0.01
Spiked Amount 50.000	Range 63 - 138		Recovery = 100.50%				
47) SURR1,1,2-dichloroetha...	5.771	65	224342	43.94	ug/L		0.00
Spiked Amount 50.000	Range 67 - 128		Recovery = 87.88%				
64) SURR3,Toluene-d8	8.368	98	741863	47.25	ug/L		0.00
Spiked Amount 50.000	Range 66 - 138		Recovery = 94.50%				
69) SURR2,BFB	11.044	95	271674	48.43	ug/L		0.00
Spiked Amount 50.000	Range 31 - 154		Recovery = 96.86%				
Target Compounds							Qvalue
2) Dichlorodifluoromethane	1.119	85	904582m	164.476	ug/L		
3) Chloromethane	1.290	50	964926m	143.700	ug/L		
4) Vinyl Chloride	1.326	62	1039895	158.272	ug/L		99
5) Bromomethane	1.564	94	630905	130.358	ug/L		98
6) Chloroethane	1.631	64	912779	178.358	ug/L		99
7) Freon 21	1.777	67	1600388	152.223	ug/L		98
8) Trichlorofluoromethane	1.820	101	1336826	159.065	ug/L		99
9) Diethyl Ether	2.052	59	580902	165.903	ug/L		93
10) Freon 123a	2.064	67	898567	186.729	ug/L		93
11) Freon 123	2.119	83	1039346	199.248	ug/L		96
12) Acrolein	2.174	56	719815	757.731	ug/L		99
13) 1,1-Diclethene	2.241	96	699770	200.737	ug/L		91
14) Freon 113	2.241	101	716392	199.714	ug/L		90
15) Acetone	2.314	43	408410	164.392	ug/L		94
16) 2-Propanol	2.485	45	1700798	3226.187	ug/L		99
17) Iodomethane	2.375	142	1051853	247.053	ug/L		96
18) Carbon Disulfide	2.430	76	2311923	183.095	ug/L		99
19) Acetonitrile	2.576	41	581416m	588.634	ug/L		
20) Allyl Chloride	2.576	76	325799	138.389	ug/L	#	68
21) Methyl Acetate	2.613	43	911464	142.508	ug/L		92
22) Methylene Chloride	2.704	84	735400	166.418	ug/L	#	87
23) TBA	2.869	59	2725248	3419.811	ug/L		98
24) Acrylonitrile	2.985	53	1762778	887.892	ug/L		99
25) Methyl-t-Butyl Ether	2.991	73	2103623	181.888	ug/L		99
26) trans-1,2-Dichloroethene	2.985	96	770114	197.288	ug/L		91
27) 1,1-Diclethane	3.491	63	1350071	174.448	ug/L		99
28) Vinyl Acetate	3.588	86	91518	158.723	ug/L	#	55
29) DIPE	3.594	45	2235325	147.305	ug/L		93
30) 2-Chloro-1,3-Butadiene	3.606	53	1276588	168.727	ug/L		92
31) ETBE	4.125	59	1997047	153.889	ug/L		96
32) 2,2-Dichloropropane	4.320	77	1046632	160.253	ug/L		95
33) cis-1,2-Dichloroethene	4.332	96	824391	189.345	ug/L		89
34) 2-Butanone	4.411	43	503896	158.011	ug/L		91
35) Propionitrile	4.533	54	736398	868.063	ug/L		98
36) Bromochloromethane	4.740	130	491678	205.601	ug/L	#	79
37) Methacrylonitrile	4.777	67	344892	170.271	ug/L	#	78
38) Tetrahydrofuran	4.832	42	335920	160.493	ug/L		87
39) Chloroform	4.917	83	1313233	179.125	ug/L		95
40) 1,1,1-Trichloroethane	5.198	97	1147011	186.444	ug/L		96

1st FJ 02/27/24
2nd AM 02/27/24

Data Path : I:\ACQUDATA\MSVOA14\Data\022624\
Data File : F8452.D
Acq On : 26 Feb 2024 08:59 pm
Operator : F.NAEGLER
Sample : 200 PPB STD
Misc :
ALS Vial : 10 Sample Multiplier: 1

Quant Time: Feb 27 10:09:16 2024
Quant Method : I:\ACQUDATA\MSVOA14\Methods\S022624.M
Quant Title : MS#14 - 8260 SOILS 10ml PURGE
QLast Update : Fri Dec 29 10:04:46 2023
Response via : Initial Calibration

Compound	R.T.	QIon	Response	Conc	Units		Dev(Min)
41) TAME	6.069	73	1872922	162.924	ug/L		93
43) Cyclohexane	5.258	41	773584	159.542	ug/L		98
45) Carbontetrachloride	5.472	121	285815	206.525	ug/L		85
46) 1,1-Dichloropropene	5.490	75	997257	205.371	ug/L		98
48) Benzene	5.832	78	2826700	200.292	ug/L		96
49) 1,2-Dichloroethane	5.893	62	998808	186.769	ug/L		97
50) Iso-Butyl Alcohol	5.911	43	1069173	4158.372	ug/L		97
51) n-Heptane	6.307	43	983430	163.470	ug/L		91
52) 1-Butanol	6.911	56	1776639	11438.009	ug/L		95
53) Trichloroethene	6.813	130	793323	225.818	ug/L		92
54) Methylcyclohexane	7.033	55	1064163	189.216	ug/L		91
55) 1,2-Diclpropane	7.118	63	751656	190.459	ug/L		100
56) Dibromomethane	7.270	93	461772	200.006	ug/L		83
57) 1,4-Dioxane	7.374	88	312136	4857.545	ug/L		96
58) Methyl Methacrylate	7.362	69	544745	192.835	ug/L		89
59) Bromodichloromethane	7.508	83	969216	193.942	ug/L		98
60) 2-Nitropropane	7.831	41	403316	263.105	ug/L		99
61) 2-Chloroethylvinyl Ether	7.941	63	342194	167.028	ug/L		94
62) cis-1,3-Dichloropropene	8.075	75	1130170	191.643	ug/L		97
63) 4-Methyl-2-pentanone	8.301	43	899420	169.138	ug/L		93
65) Toluene	8.447	91	3081282	200.007	ug/L		98
66) trans-1,3-Dichloropropene	8.752	75	975202	181.525	ug/L		98
67) Ethyl Methacrylate	8.892	69	938688	192.012	ug/L		86
68) 1,1,2-Trichloroethane	8.953	97	626902	207.241	ug/L		96
71) Tetrachloroethene	9.063	164	607207	243.319	ug/L		94
72) 2-Hexanone	9.258	43	675056	176.265	ug/L		93
73) 1,3-Dichloropropane	9.124	76	1073489	200.746	ug/L		94
74) Dibromochloromethane	9.361	129	713216	229.868	ug/L		98
75) N-Butyl Acetate	9.410	43	1247208	170.861	ug/L		93
76) 1,2-Dibromoethane	9.459	107	573896	192.405	ug/L		96
77) Chlorobenzene	9.965	112	2003768	217.526	ug/L		98
78) 1,1,1,2-Tetrachloroethane	10.056	131	715514	228.746	ug/L		98
79) Ethylbenzene	10.087	106	1054304	223.270	ug/L		91
80) (m+p)Xylene	10.203	106	2713363	454.822	ug/L		98
81) o-Xylene	10.568	106	1317602	225.868	ug/L		95
82) Styrene	10.587	104	2255842	221.100	ug/L		96
83) Bromoform	10.751	173	440691	240.091	ug/L		97
84) Isopropylbenzene	10.910	105	3508556	233.351	ug/L		99
85) Cyclohexanone	11.007	55	3916261	3933.006	ug/L		90
86) trans-1,4-Dichloro-2-B...	11.251	53	223900	131.799	ug/L		90
88) 1,1,2,2-Tetrachloroethane	11.196	83	902467	196.803	ug/L		98
89) Bromobenzene	11.166	156	853126	212.026	ug/L		95
90) 1,2,3-Trichloropropane	11.227	110	283296	192.143	ug/L	#	88
91) n-Propylbenzene	11.276	91	4206596	196.959	ug/L		98
92) 2-Chlorotoluene	11.343	91	2414781	199.952	ug/L		98
93) 4-Chlorotoluene	11.440	91	2874686	197.338	ug/L		93
94) 1,3,5-Trimethylbenzene	11.434	105	3073071	209.102	ug/L		95
95) tert-Butylbenzene	11.708	119	2609567	219.314	ug/L		98
96) 1,2,4-Trimethylbenzene	11.751	105	2984796	206.584	ug/L		97
97) sec-Butylbenzene	11.891	105	3896374	215.294	ug/L		98
98) p-Isopropyltoluene	12.019	119	3294119	217.243	ug/L		96
99) 1,3-Dclbenz	11.977	146	1608873	209.480	ug/L		100
100) 1,4-Dclbenz	12.056	146	1615190	201.122	ug/L		98
101) n-Butylbenzene	12.355	91	3055860	202.834	ug/L		98
102) 1,2-Dclbenz	12.361	146	1578649	210.968	ug/L		97
103) 1,2-Dibromo-3-chloropr...	13.001	157	228015	233.842	ug/L		93

Quantitation Report (QT Reviewed)

Data Path : I:\ACQUDATA\MSVOA14\Data\022624\
Data File : F8452.D
Acq On : 26 Feb 2024 08:59 pm
Operator : F.NAEGLER
Sample : 200 PPB STD
Misc :
ALS Vial : 10 Sample Multiplier: 1

Quant Time: Feb 27 10:09:16 2024
Quant Method : I:\ACQUDATA\MSVOA14\Methods\S022624.M
Quant Title : MS#14 - 8260 SOILS 10ml PURGE
QLast Update : Fri Dec 29 10:04:46 2023
Response via : Initial Calibration

Compound	R.T.	QIon	Response	Conc	Units	Dev(Min)
104) 1,3,5-Trichlorobenzene	13.159	180	1208645	212.949	ug/L	99
105) 1,2,4-Tcbenzene	13.647	180	1071609	220.001	ug/L	98
106) Hexachlorobt	13.781	225	647444	267.615	ug/L	97
107) Naphthalen	13.842	128	2963779	237.507	ug/L	99
108) 1,2,3-Tclbenzene	14.031	180	1021725	227.570	ug/L	98

(#) = qualifier out of range (m) = manual integration (+) = signals summed

Quantitation Report (QT Reviewed)

Data Path : I:\ACQUDATA\MSVOA14\Data\022624\
Data File : F8452.D
Acq On : 26 Feb 2024 08:59 pm
Operator : F.NAEGLER
Sample : 200 PPB STD
Misc :
ALS Vial : 10 Sample Multiplier: 1

Quant Time: Feb 27 10:09:16 2024
Quant Method : I:\ACQUDATA\MSVOA14\Methods\S022624.M
Quant Title : MS#14 - 8260 SOILS 10ml PURGE
QLast Update : Fri Dec 29 10:04:46 2023
Response via : Initial Calibration

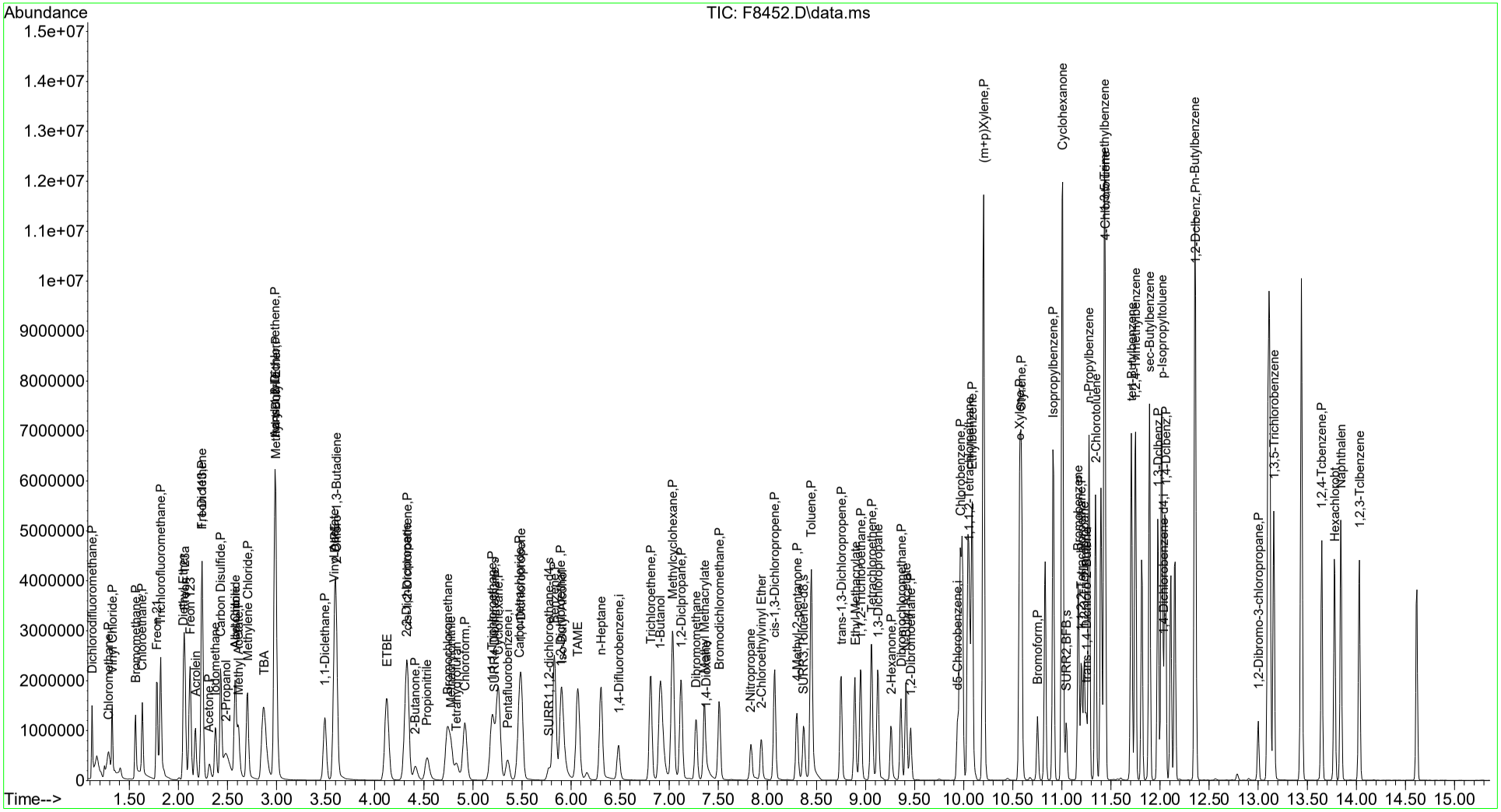

1st FJ 02/27/24
2nd AM 02/27/24

Quantitation Report (Qedit)

Data Path : I:\ACQUDATA\MSVOA14\Data\022624\
Data File : F8456.D
Acq On : 26 Feb 2024 10:32 pm
Operator : F.NAEGLER
Sample : 50 PPB ICV
Misc :
ALS Vial : 14 Sample Multiplier: 1

Quant Time: Feb 27 10:55:03 2024
Quant Method : I:\ACQUDATA\MSVOA14\Methods\S022624.M
Quant Title : MS#14 - 8260 SOILS 10ml PURGE
QLast Update : Tue Feb 27 10:12:18 2024
Response via : Initial Calibration

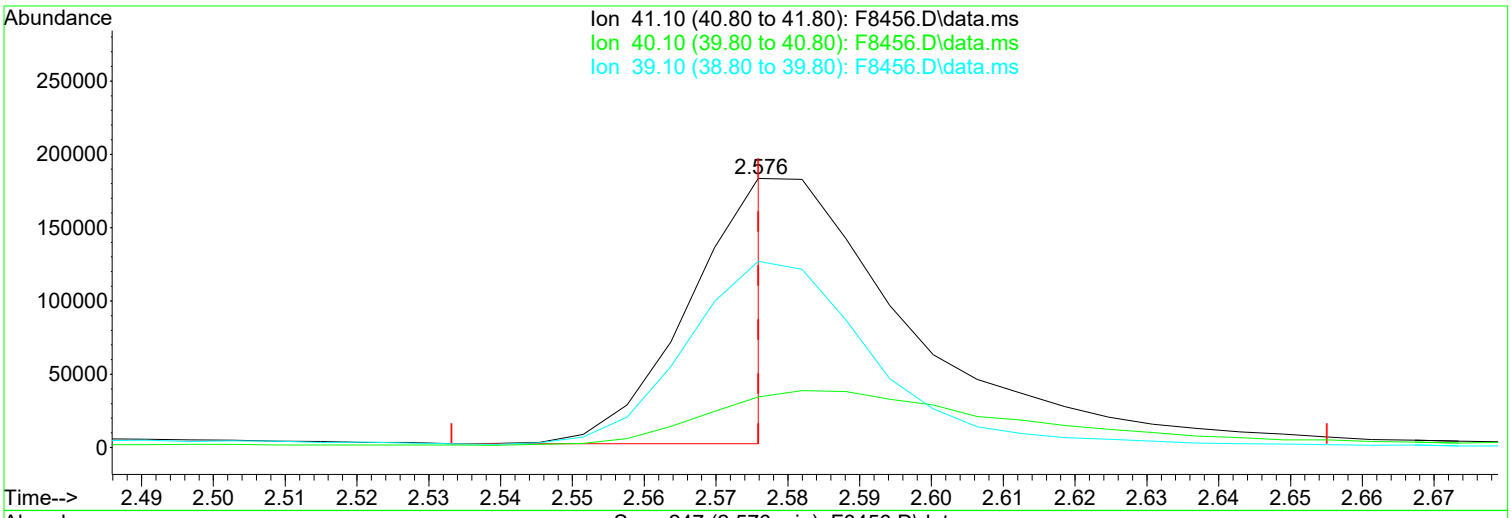

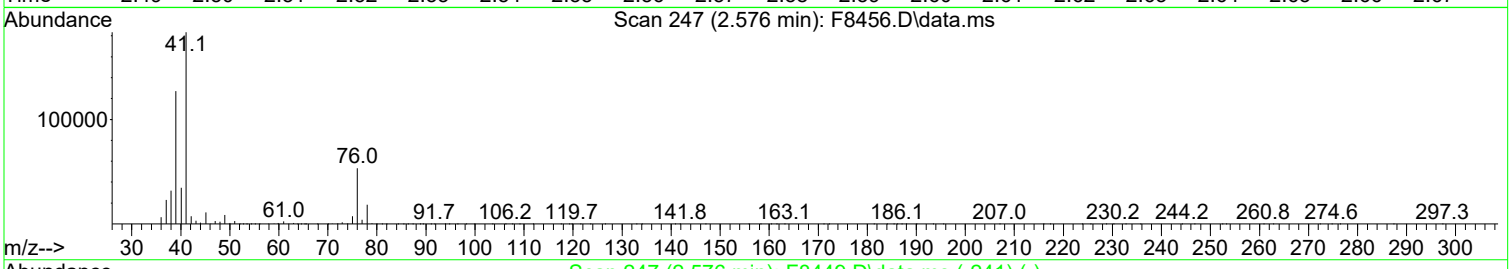

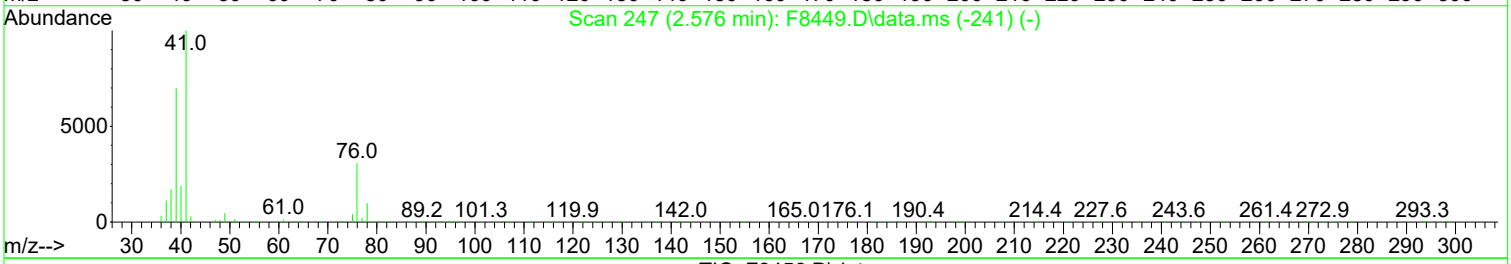

TIC: F8456.D\data.ms

(19) Acetonitrile

2.576min (-0.000) 300.19 ug/L m

response 152711

Ion	Exp%	Act%
41.10	100.00	100.00
40.10	19.10	18.85
39.10	70.70	69.27
0.00	0.00	0.00

Manual Integration:

After

Poor integration.

02/27/24

Quantitation Report (Qedit)

Data Path : I:\ACQUDATA\MSVOA14\Data\022624\
Data File : F8456.D
Acq On : 26 Feb 2024 10:32 pm
Operator : F.NAEGLER
Sample : 50 PPB ICV
Misc :
ALS Vial : 14 Sample Multiplier: 1

Quant Time: Feb 27 10:55:03 2024
Quant Method : I:\ACQUDATA\MSVOA14\Methods\S022624.M
Quant Title : MS#14 - 8260 SOILS 10ml PURGE
QLast Update : Tue Feb 27 10:12:18 2024
Response via : Initial Calibration

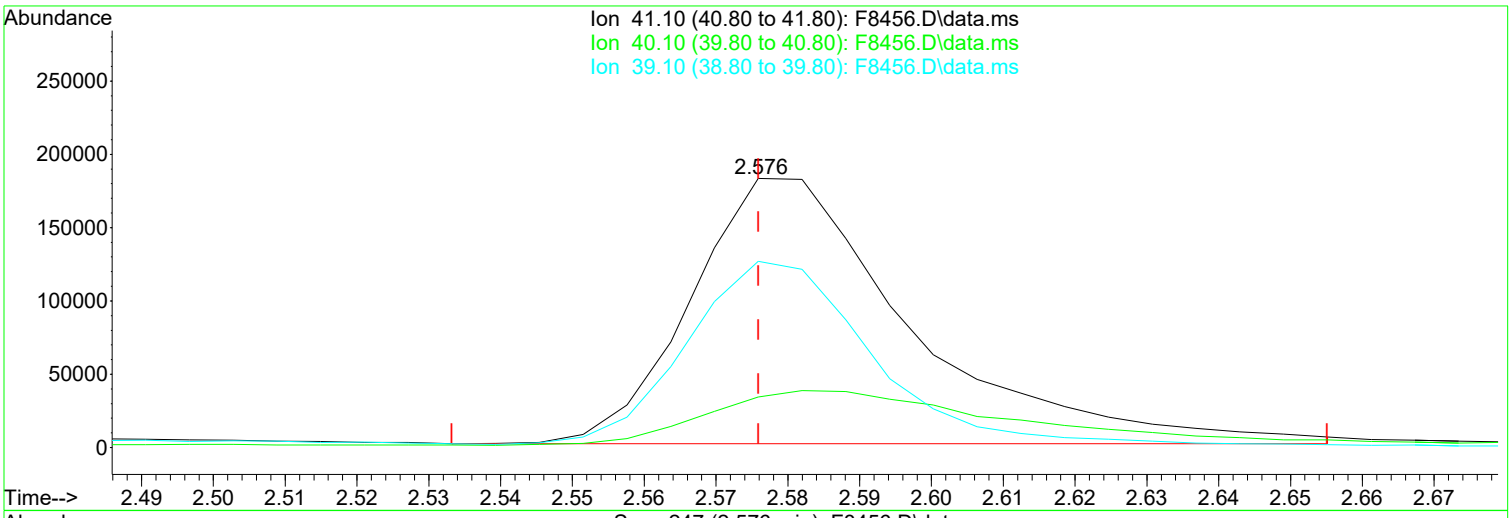

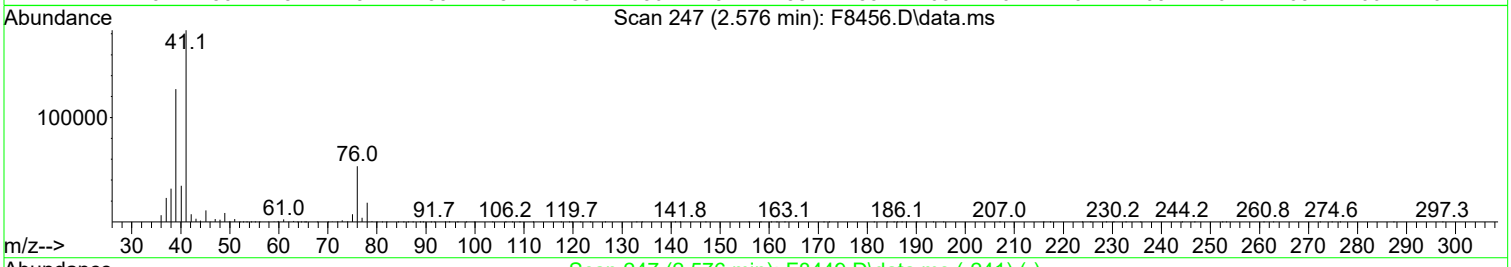

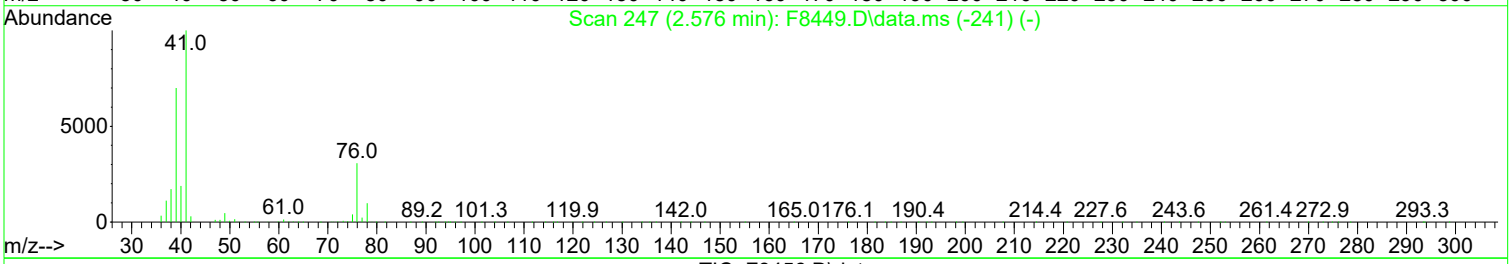

TIC: F8456.D\data.ms

(19) Acetonitrile

2.576min (-0.000) 759.38 ug/L

response 386312

Ion	Exp%	Act%
41.10	100.00	100.00
40.10	19.10	18.85
39.10	70.70	69.27
0.00	0.00	0.00

Manual Integration:

Before

02/27/24

Quantitation Report (Qedit)

Data Path : I:\ACQUDATA\MSVOA14\Data\022624\
Data File : F8456.D
Acq On : 26 Feb 2024 10:32 pm
Operator : F.NAEGLER
Sample : 50 PPB ICV
Misc :
ALS Vial : 14 Sample Multiplier: 1

Quant Time: Feb 27 10:55:03 2024
Quant Method : I:\ACQUDATA\MSVOA14\Methods\S022624.M
Quant Title : MS#14 - 8260 SOILS 10ml PURGE
QLast Update : Tue Feb 27 10:12:18 2024
Response via : Initial Calibration

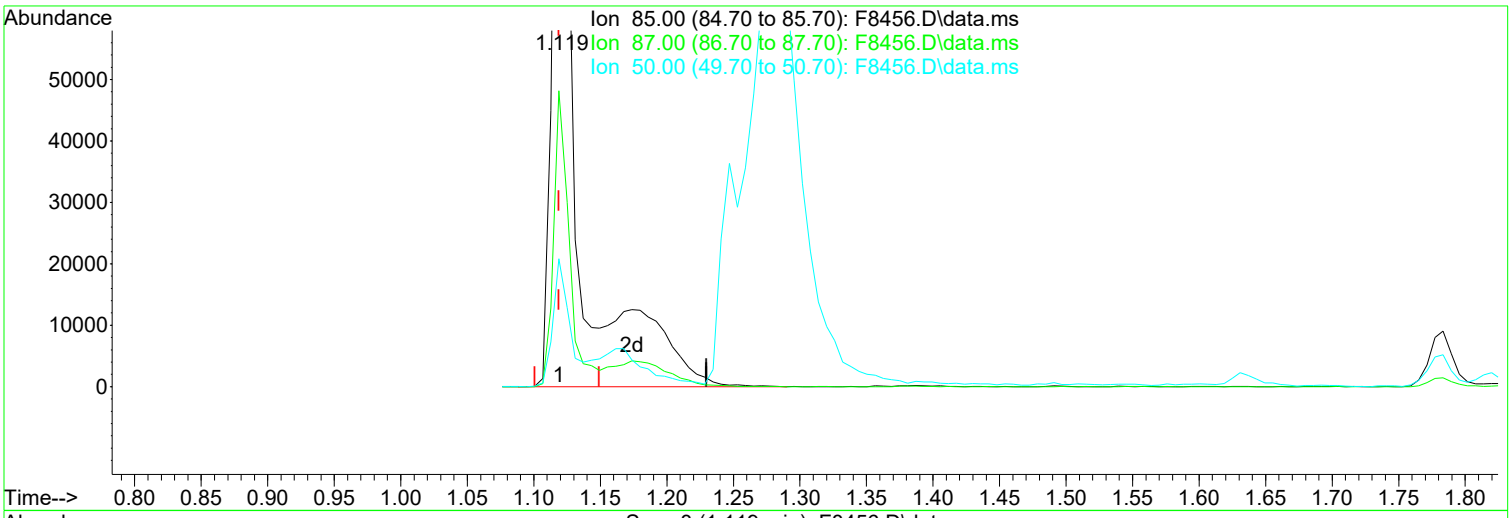

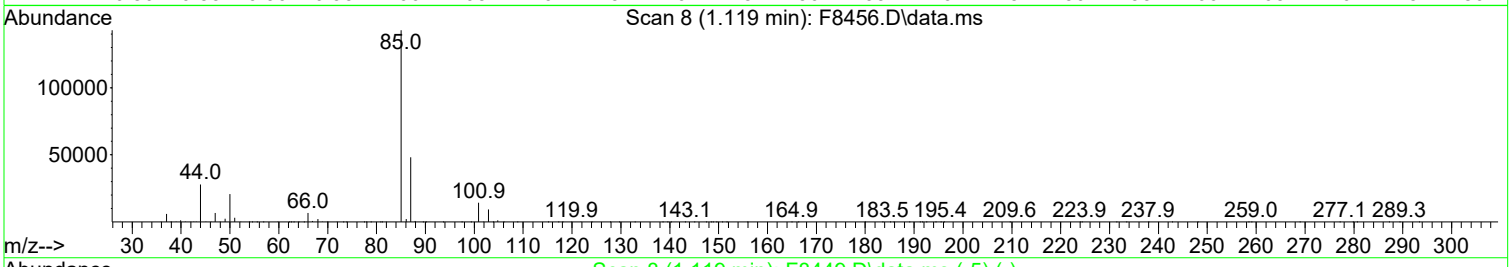

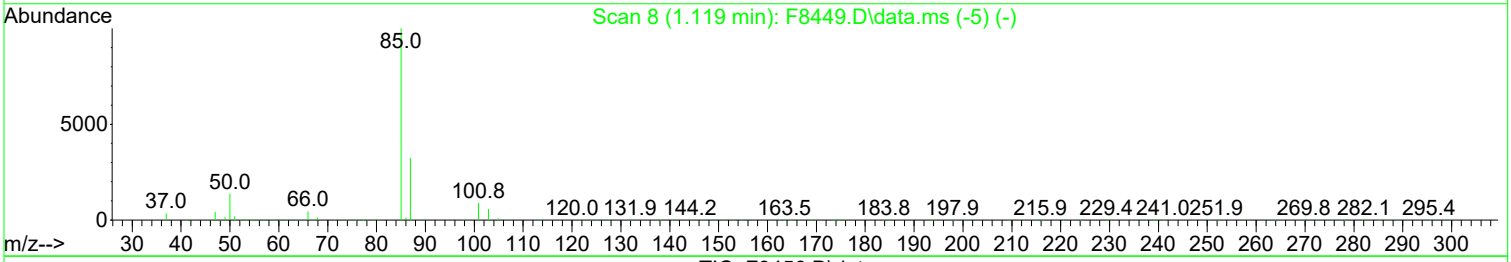

TIC: F8456.D\data.ms

(2) Dichlorodifluoromethane (P)

1.119min (-0.000) 41.26 ug/L m

response 162542

Ion	Exp%	Act%
85.00	100.00	100.00
87.00	32.40	33.74
50.00	13.70	14.57
0.00	0.00	0.00

Manual Integration:

After

Poor integration.

02/27/24

Quantitation Report (Qedit)

Data Path : I:\ACQUDATA\MSVOA14\Data\022624\
Data File : F8456.D
Acq On : 26 Feb 2024 10:32 pm
Operator : F.NAEGLER
Sample : 50 PPB ICV
Misc :
ALS Vial : 14 Sample Multiplier: 1

Quant Time: Feb 27 10:55:03 2024
Quant Method : I:\ACQUDATA\MSVOA14\Methods\S022624.M
Quant Title : MS#14 - 8260 SOILS 10ml PURGE
QLast Update : Tue Feb 27 10:12:18 2024
Response via : Initial Calibration

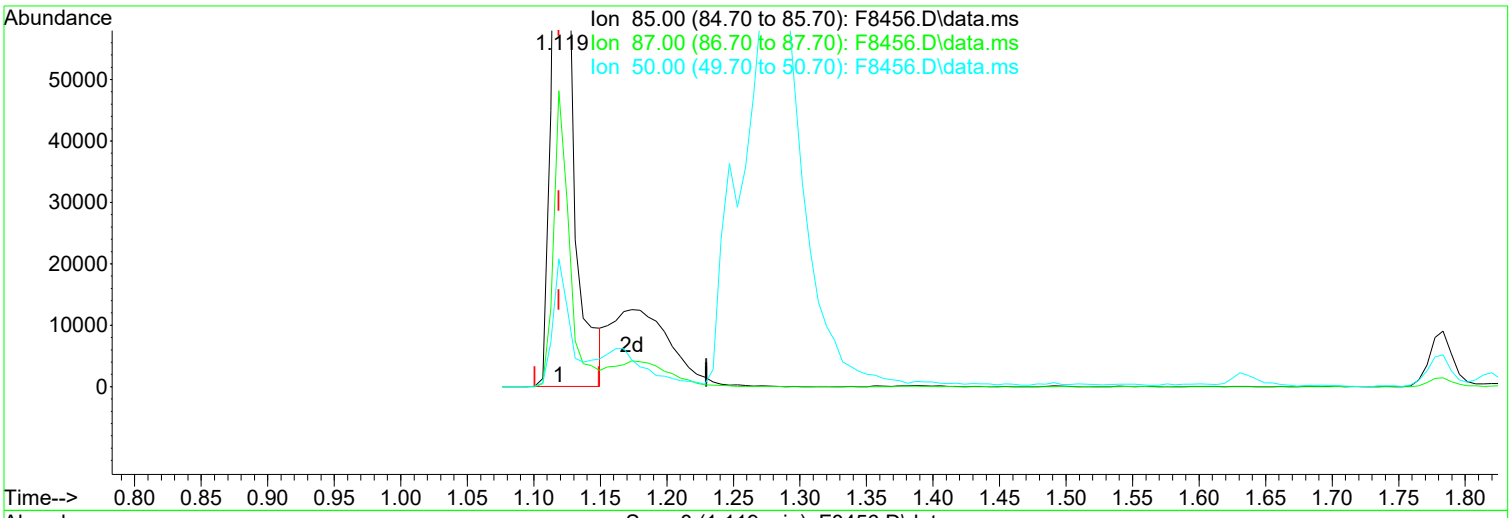

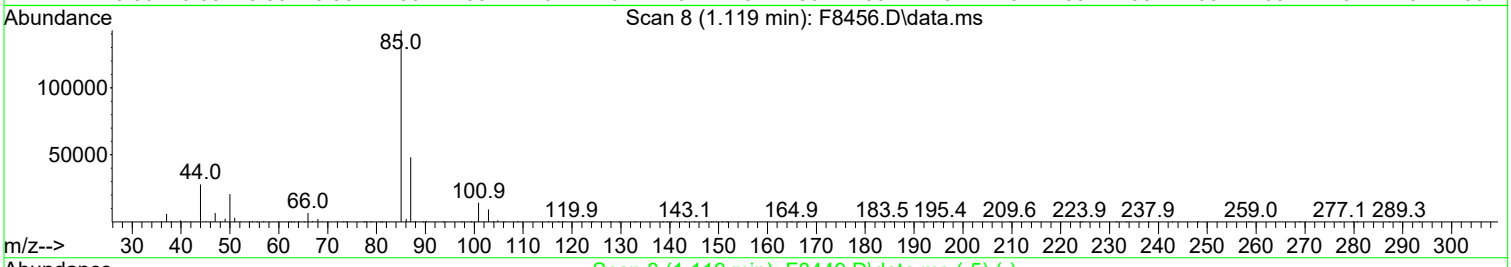

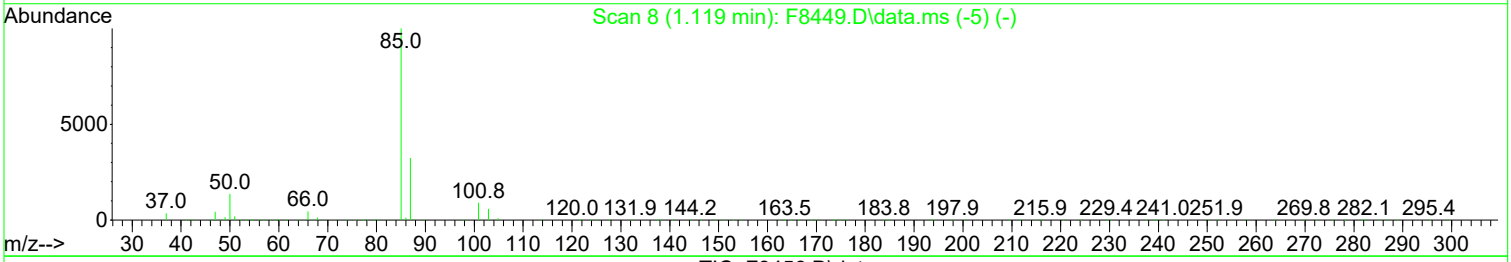

TIC: F8456.D\data.ms

(2) Dichlorodifluoromethane (P)

1.119min (-0.000) 31.09 ug/L

response 122468

Ion	Exp%	Act%
85.00	100.00	100.00
87.00	32.40	33.74
50.00	13.70	14.57
0.00	0.00	0.00

Manual Integration:

Before

02/27/24

Quantitation Report (Qedit)

Data Path : I:\ACQUDATA\MSVOA14\Data\022624\
Data File : F8456.D
Acq On : 26 Feb 2024 10:32 pm
Operator : F.NAEGLER
Sample : 50 PPB ICV
Misc :
ALS Vial : 14 Sample Multiplier: 1

Quant Time: Feb 27 10:55:03 2024
Quant Method : I:\ACQUDATA\MSVOA14\Methods\S022624.M
Quant Title : MS#14 - 8260 SOILS 10ml PURGE
QLast Update : Tue Feb 27 10:12:18 2024
Response via : Initial Calibration

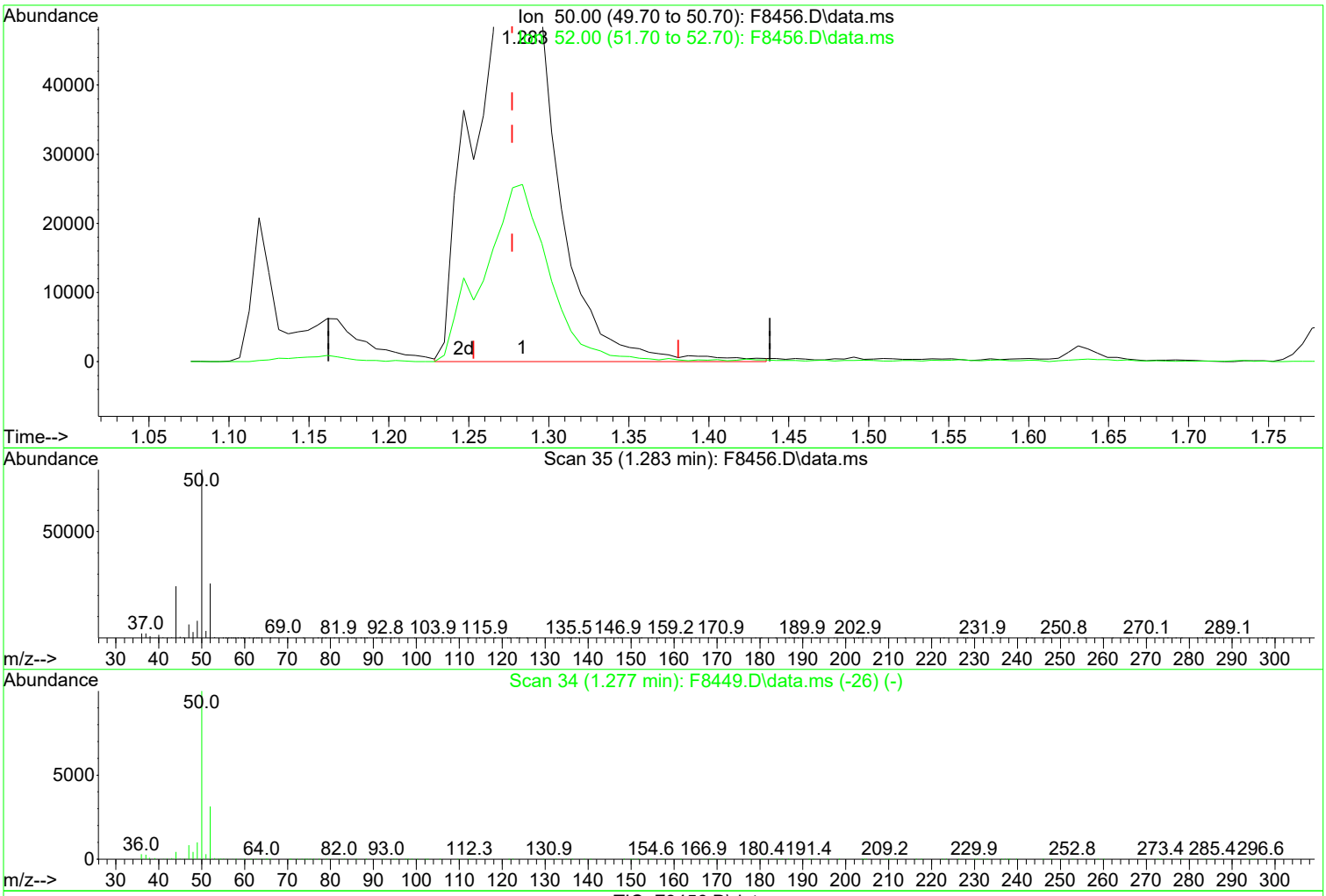

TIC: F8456.D\data.ms

(3) Chloromethane (P)

1.283min (+ 0.006) 51.81 ug/L m

response 226132

Ion	Exp%	Act%
50.00	100.00	100.00
52.00	31.20	32.42
0.00	0.00	0.00
0.00	0.00	0.00

Manual Integration:

After

Poor integration.

02/27/24

Quantitation Report (Qedit)

Data Path : I:\ACQUDATA\MSVOA14\Data\022624\
Data File : F8456.D
Acq On : 26 Feb 2024 10:32 pm
Operator : F.NAEGLER
Sample : 50 PPB ICV
Misc :
ALS Vial : 14 Sample Multiplier: 1

Quant Time: Feb 27 10:55:03 2024
Quant Method : I:\ACQUDATA\MSVOA14\Methods\S022624.M
Quant Title : MS#14 - 8260 SOILS 10ml PURGE
QLast Update : Tue Feb 27 10:12:18 2024
Response via : Initial Calibration

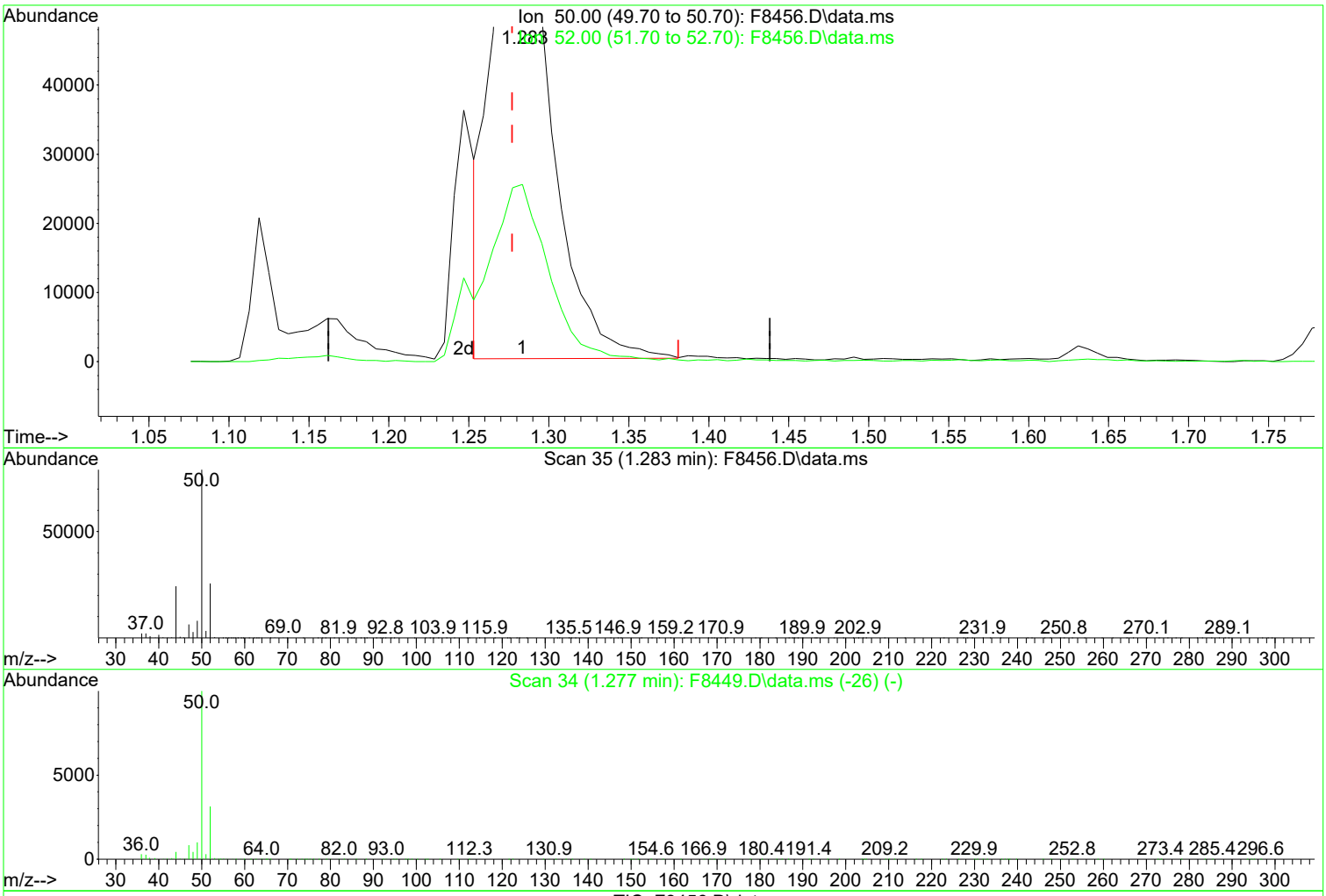

TIC: F8456.D\data.ms

(3) Chloromethane (P)

1.283min (+ 0.006) 42.80 ug/L

response 186802

Ion	Exp%	Act%
50.00	100.00	100.00
52.00	31.20	32.42
0.00	0.00	0.00
0.00	0.00	0.00

Manual Integration:

Before

02/27/24

Evaluate Continuing Calibration Report

Data Path : I:\ACQUDATA\MSVOA14\Data\022624\
Data File : F8456.D
Acq On : 26 Feb 2024 10:32 pm
Operator : F.NAEGLER
Sample : 50 PPB ICV
Misc :
ALS Vial : 14 Sample Multiplier: 1

Quant Time: Feb 27 10:55:03 2024
Quant Method : I:\ACQUDATA\MSVOA14\Methods\S022624.M
Quant Title : MS#14 - 8260 SOILS 10ml PURGE
QLast Update : Tue Feb 27 10:12:18 2024
Response via : Initial Calibration

Min. RRF : 0.000 Min. Rel. Area : 50% Max. R.T. Dev 0.50min
Max. RRF Dev : 20% Max. Rel. Area : 200%

		Compound	Amount	Calc.	%Dev	Area%	Dev(min)
1	i	Pentafluorobenzene	50.000	50.000	0.0	97	0.00
2	P	Dichlorodifluoromethane	50.000	41.261	17.5	74	0.00
3	P	Chloromethane	50.000	51.812	-3.6	97	0.00
4	P	Vinyl Chloride	50.000	46.748	6.5	86	0.00
5	P	Bromomethane	50.000	49.540	0.9	102	0.00
6	P	Chloroethane	50.000	43.705	12.6	81	0.00
7		Freon 21	50.000	49.179	1.6	93	0.00
8	P	Trichlorofluoromethane	50.000	53.562	-7.1	98	0.00
9		Diethyl Ether	50.000	55.613	-11.2	106	0.00
10		Freon 123a	50.000	55.923	-11.8	112	0.00
11		Freon 123	50.000	64.600	-29.2#	125	0.00
12		Acrolein	250.000	92.608	63.0#	35	0.00
13		1,1-Diclethene	50.000	52.715	-5.4	99	0.00
14	P	Freon 113	50.000	54.176	-8.4	99	0.00
15	P	Acetone	50.000	45.163	9.7	86	0.00
16		2-Propanol	1000.000	1055.053	-5.5	104	-0.01
17		Iodomethane	50.000	50.699	-1.4	95	0.00
18	P	Carbon Disulfide	50.000	47.301	5.4	91	0.00
19		Acetonitrile	250.000	300.186	-20.1#	119	0.00
20		Allyl Chloride	50.000	61.726	-23.5#	123	0.00
21	P	Methyl Acetate	50.000	38.496	23.0#	75	0.00
22	P	Methylene Chloride	50.000	49.286	1.4	99	0.00
23		TBA	1000.000	1016.806	-1.7	96	0.00
24		Acrylonitrile	250.000	260.235	-4.1	98	0.00
25	P	Methyl-t-Butyl Ether	50.000	53.651	-7.3	98	0.00
26	P	trans-1,2-Dichloroethene	50.000	51.017	-2.0	94	0.00
27	P	1,1-Diclethane	50.000	55.265	-10.5	100	0.00
28		Vinyl Acetate	50.000	59.167	-18.3	116	0.00
29		DIPE	50.000	52.492	-5.0	95	0.00
30		2-Chloro-1,3-Butadiene	50.000	51.948	-3.9	97	0.00
31		ETBE	50.000	48.865	2.3	90	0.00
32		2,2-Dichloropropane	50.000	57.304	-14.6	102	0.00
33	P	cis-1,2-Dichloroethene	50.000	53.344	-6.7	99	0.00
34	P	2-Butanone	50.000	44.323	11.4	84	0.00
35		Propionitrile	250.000	259.970	-4.0	98	0.00
36		Bromochloromethane	50.000	53.403	-6.8	100	0.00
37		Methacrylonitrile	50.000	52.098	-4.2	97	0.00
38		Tetrahydrofuran	50.000	50.072	-0.1	95	0.00
39	P	Chloroform	50.000	53.249	-6.5	98	0.00
40	P	1,1,1-Trichloroethane	50.000	55.698	-11.4	100	0.00
41		TAME	50.000	53.593	-7.2	96	0.00
42	i	1,4-Difluorobenzene	50.000	50.000	0.0	96	0.00
43	P	Cyclohexane	50.000	56.516	-13.0	110	0.00
44	s	SURR4,Dibrflmethane	50.000	51.101	-2.2	99	0.00
45	P	Carbontetrachloride	50.000	56.943	-13.9	103	0.00
46		1,1-Dichloropropene	50.000	52.518	-5.0	98	0.00
47	s	SURR1,1,2-dichloroethane-d4	50.000	50.752	-1.5	99	0.00
48	P	Benzene	50.000	54.180	-8.4	101	0.00
49	P	1,2-Dichloroethane	50.000	52.747	-5.5	98	0.00
50		Iso-Butyl Alcohol	1000.000	1085.424	-8.5	98	0.00
51		n-Heptane	50.000	56.639	-13.3	109	0.00

1st FJ 02/27/24
2nd AM 02/27/24

Data Path : I:\ACQUDATA\MSVOA14\Data\022624\
Data File : F8456.D
Acq On : 26 Feb 2024 10:32 pm
Operator : F.NAEGLER
Sample : 50 PPB ICV
Misc :
ALS Vial : 14 Sample Multiplier: 1

Quant Time: Feb 27 10:55:03 2024
Quant Method : I:\ACQUDATA\MSVOA14\Methods\S022624.M
Quant Title : MS#14 - 8260 SOILS 10ml PURGE
QLast Update : Tue Feb 27 10:12:18 2024
Response via : Initial Calibration

Min. RRF : 0.000 Min. Rel. Area : 50% Max. R.T. Dev 0.50min
Max. RRF Dev : 20% Max. Rel. Area : 200%

		Compound	Amount	Calc.	%Dev	Area%	Dev(min)
52		1-Butanol	2500.000	2749.163	-10.0	94	0.00
53	P	Trichloroethene	50.000	52.449	-4.9	98	0.00
54	P	Methylcyclohexane	50.000	55.857	-11.7	106	0.00
55	P	1,2-Diclpropane	50.000	52.184	-4.4	98	0.00
56		Dibromomethane	50.000	51.544	-3.1	97	0.00
57		1,4-Dioxane	1000.000	995.541	0.4	97	0.00
58		Methyl Methacrylate	50.000	55.023	-10.0	100	0.00
59	P	Bromodichloromethane	50.000	53.984	-8.0	96	0.00
60		2-Nitropropane	100.000	105.487	-5.5	96	0.00
61		2-Chloroethylvinyl Ether	50.000	51.314	-2.6	102	0.00
62	P	cis-1,3-Dichloropropene	50.000	56.118	-12.2	98	0.00
63	P	4-Methyl-2-pentanone	50.000	51.420	-2.8	96	0.00
64	s	SURR3,Toluene-d8	50.000	50.578	-1.2	99	0.00
65	P	Toluene	50.000	53.024	-6.0	98	0.00
66	P	trans-1,3-Dichloropropene	50.000	56.766	-13.5	99	0.00
67		Ethyl Methacrylate	50.000	54.950	-9.9	98	0.00
68	P	1,1,2-Trichloroethane	50.000	51.510	-3.0	96	0.00
69	s	SURR2,BFB	50.000	50.625	-1.3	99	0.00
70	i	d5-Chlorobenzene	50.000	50.000	0.0	97	0.00
71	P	Tetrachloroethene	50.000	51.575	-3.2	96	0.00
72	P	2-Hexanone	50.000	51.959	-3.9	98	0.00
73		1,3-Dichloropropane	50.000	52.143	-4.3	98	0.00
74	P	Dibromochloromethane	50.000	53.915	-7.8	96	0.00
75		N-Butyl Acetate	50.000	52.287	-4.6	97	0.00
76	P	1,2-Dibromoethane	50.000	50.186	-0.4	99	0.00
77	P	Chlorobenzene	50.000	49.933	0.1	94	0.00
78		1,1,1,2-Tetrachloroethane	50.000	53.299	-6.6	94	0.00
79	P	Ethylbenzene	50.000	53.178	-6.4	97	0.00
80	P	(m+p)Xylene	100.000	105.086	-5.1	96	0.00
81	P	o-Xylene	50.000	52.559	-5.1	95	0.00
82	P	Styrene	50.000	52.499	-5.0	95	0.00
83	P	Bromoform	50.000	59.024	-18.0	105	0.00
84	P	Isopropylbenzene	50.000	52.513	-5.0	95	0.00
85		Cyclohexanone	1000.000	1053.461	-5.3	90	0.00
86		trans-1,4-Dichloro-2-Butene	50.000	44.836	10.3	83	0.00
87	i	1,4-Dichlorobenzene-d4	50.000	50.000	0.0	96	0.00
88	P	1,1,2,2-Tetrachloroethane	50.000	51.328	-2.7	95	0.00
89		Bromobenzene	50.000	50.523	-1.0	95	0.00
90		1,2,3-Trichloropropane	50.000	51.521	-3.0	95	0.00
91		n-Propylbenzene	50.000	52.204	-4.4	95	0.00
92		2-Chlorotoluene	50.000	49.704	0.6	91	0.00
93		4-Chlorotoluene	50.000	49.113	1.8	91	0.00
94		1,3,5-Trimethylbenzene	50.000	51.697	-3.4	93	0.00
95		tert-Butylbenzene	50.000	55.063	-10.1	97	0.00
96		1,2,4-Trimethylbenzene	50.000	50.423	-0.8	91	0.00
97		sec-Butylbenzene	50.000	54.270	-8.5	96	0.00
98		p-Isopropyltoluene	50.000	52.233	-4.5	93	0.00
99	P	1,3-Dclbenz	50.000	48.366	3.3	91	0.00
100	P	1,4-Dclbenz	50.000	46.788	6.4	89	0.00
101		n-Butylbenzene	50.000	51.217	-2.4	94	0.00

Evaluate Continuing Calibration Report

Data Path : I:\ACQUDATA\MSVOA14\Data\022624\
Data File : F8456.D
Acq On : 26 Feb 2024 10:32 pm
Operator : F.NAEGLER
Sample : 50 PPB ICV
Misc :
ALS Vial : 14 Sample Multiplier: 1

Quant Time: Feb 27 10:55:03 2024
Quant Method : I:\ACQUDATA\MSVOA14\Methods\S022624.M
Quant Title : MS#14 - 8260 SOILS 10ml PURGE
QLast Update : Tue Feb 27 10:12:18 2024
Response via : Initial Calibration

Min. RRF : 0.000 Min. Rel. Area : 50% Max. R.T. Dev 0.50min
Max. RRF Dev : 20% Max. Rel. Area : 200%

	Compound	Amount	Calc.	%Dev	Area%	Dev(min)
102 P	1,2-Dclbenz	50.000	47.785	4.4	88	0.00
103 P	1,2-Dibromo-3-chloropropane	50.000	54.677	-9.4	99	0.00
104	1,3,5-Trichlorobenzene	50.000	41.206	17.6	79	0.00
105 P	1,2,4-Tcbenzene	50.000	42.829	14.3	82	0.00
106	Hexachlorobt	50.000	50.720	-1.4	96	0.00
107	Naphthalen	50.000	47.824	4.4	89	0.00
108	1,2,3-Tclbenzene	50.000	44.561	10.9	85	0.00

(#) = Out of Range SPCC's out = 0 CCC's out = 0

ALS Group USA, Corp.

DBA ALS Environmetal

QC/QC Report

Date Analyzed: 2/26/24 17:19

ICAL Tune Summary

Volatile Organic Compounds by GC/MS

File ID: I:\ACQUDATA\MSVOA14\Data\022624\F8443.D Analytical Method: 8260C/624.1

Instrument ID: R-MS-14

Target Mass	Relative to Mass	Lower Limit %	Upper Limit %	Relative Abundance %	Raw Abundance	Results Pass/Fail
50	95	15	40	21.9	38337	PASS
75	95	30	60	51.9	90955	PASS
95	95	100	100	100.0	175360	PASS
96	95	5	9	7.1	12493	PASS
173	174	0	2	0.0	0	PASS
174	95	50	120	87.2	152947	PASS
175	174	5	9	7.9	12072	PASS
176	174	95	101	96.2	147069	PASS
177	176	5	9	6.4	9423	PASS

Sample Name	Lab Code	File ID:	Date Analyzes:	Q
ICAL BLK	ICAL BLK	I:\ACQUDATA\MSVOA14\Data\022624\F8444.D	2/26/24 17:53	
1 PPB STD	1 PPB STD	I:\ACQUDATA\MSVOA14\DATA\022624\F8445.D	2/26/24 18:16	
2 PPB STD	2 PPB STD	I:\ACQUDATA\MSVOA14\DATA\022624\F8446.D	2/26/24 18:39	
5 PPB STD	5 PPB STD	I:\ACQUDATA\MSVOA14\DATA\022624\F8447.D	2/26/24 19:02	
20 PPB STD	20 PPB STD	I:\ACQUDATA\MSVOA14\Data\022624\F8448.D	2/26/24 19:26	
50 PPB STD	50 PPB STD	I:\ACQUDATA\MSVOA14\Data\022624\F8449.D	2/26/24 19:49	
100 PPB STD	100 PPB STD	I:\ACQUDATA\MSVOA14\Data\022624\F8450.D	2/26/24 20:12	
150 PPB STD	150 PPB STD	I:\ACQUDATA\MSVOA14\Data\022624\F8451.D	2/26/24 20:36	
200 PPB STD	200 PPB STD	I:\ACQUDATA\MSVOA14\DATA\022624\F8452.D	2/26/24 20:59	
50 PPB ICV	50 PPB ICV	I:\ACQUDATA\MSVOA14\Data\022624\F8456.D	2/26/24 22:32	

Analysis: 8260-Soil | Analyst: F. Naylor | pH strips: — | Tune Method: SOZ2624.M

Date: 2/26/24 | Balance ID: — | ResCl strips: — | Run Method: ↓

Instr. MS14 | 50 mL Class A used for dilution FV | Syringes: 210903 / 218579 | LIMS Run#: —

Data Path: j:\acqudata\msvoa(InstID)\(Date)

Pos.	Sample	Diln.	Diln. Prep./	RL	Vial	HS	Cl	pH	File#	OK?	Comments
1	TUNE								F8443	Y	
2	ICALBLK								44	Y	
3	1 ppb std								45	Y	
4	2								46	Y	
5	5								47	Y	
6	20								48	Y	
7	50								49	Y	
8	100								50	Y	
9	150								51	Y	
10	200								52	Y	
11	BLK								53	Y	
12	↓								54	Y	
13	↓								55	Y	
14	50 ppb ICV								56	Y	
15	BLK								57	Y	
16	↓								↓ 58	Y	

SOIL ICAL TABLE

CONC (PPB)		1.0	2.0	5.0	20	50	100	150	200
1° T/G = 233701	10mL/1mL →	10mL/5mL	20mL/5mL	50mL/5mL	2mL/5mL	5mL/5mL	10mL/5mL	15mL/5mL	20mL/5mL
1° HSL = 233702		↓	↓	↓	↓	↓	↓	↓	↓
1° Fr = 233687		↓	↓	↓	↓	↓	↓	↓	↓
1° OCC = 232984		↓	↓	↓	↓	↓	↓	↓	↓

All samples = 5 mL + 5 uL combined IS/ 10 mL purged for dilution

Primary SEE TABLE ABOVE

Primary :

Primary :

Primary :

Primary :

Fr Secondary 200 : 233493 – 5mL 12.5uL

T/G Secondary 500 : 233745 – 5uL

HSL Secondary ↓ : 233494 –

OCC Secondary ↓ : 232672 – ↓

Secondary :

5mL (ICV)

Combined IS/Surr : —

Surrogate 50 : 233764

Internal Std 50 : 233765

Reagents: MeOH: 229828

ALS Group USA, Corp.

DBA ALS Environmetal

QC/QC Report

Date Analyzed: 2/15/24 12:24

ICAL Tune Summary
Volatile Organic Compounds by GC/MS

File ID: I:\ACQUDATA\MSVOA17\Data\021524\E9805.D Analytical Method: 8260C/624.1

Instrument ID: R-MS-11

Target Mass	Relative to Mass	Lower Limit %	Upper Limit %	Relative Abundance %	Raw Abundance	Results Pass/Fail
50	95	15	40	20.3	42204	PASS
75	95	30	60	50.2	104364	PASS
95	95	100	100	100.0	207744	PASS
96	95	5	9	6.9	14383	PASS
173	174	0	2	0.9	1480	PASS
174	95	50	120	76.3	158429	PASS
175	174	5	9	7.3	11640	PASS
176	174	95	101	97.7	154715	PASS
177	176	5	9	6.9	10740	PASS

Sample Name	Lab Code	File ID:	Date Analyzes:	Q
0.5ppb	0.5ppb	I:\ACQUDATA\MSVOA17\Data\021524\E9806.D	2/15/24 12:47	
1.0ppb	1.0ppb	I:\ACQUDATA\MSVOA17\Data\021524\E9807.D	2/15/24 13:10	
2.0ppb	2.0ppb	I:\ACQUDATA\MSVOA17\Data\021524\E9808.D	2/15/24 13:33	
5.0ppb	5.0ppb	I:\ACQUDATA\MSVOA17\Data\021524\E9809.D	2/15/24 13:56	
20ppb	20ppb	I:\ACQUDATA\MSVOA17\Data\021524\E9810.D	2/15/24 14:19	
50ppb	50ppb	I:\ACQUDATA\MSVOA17\Data\021524\E9811.D	2/15/24 14:42	
100ppb	100ppb	I:\ACQUDATA\MSVOA17\Data\021524\E9812.D	2/15/24 15:05	
150ppb	150ppb	I:\ACQUDATA\MSVOA17\Data\021524\E9813.D	2/15/24 15:28	
200ppb	200ppb	I:\ACQUDATA\MSVOA17\Data\021524\E9814.D	2/15/24 15:51	
ICV50	ICV50	I:\ACQUDATA\MSVOA17\Data\021524\E9818.D	2/15/24 17:23	

Quantitation Report (QT Reviewed)

Data Path : I:\ACQUDATA\MSVOA17\Data\021524\
Data File : E9818.D
Acq On : 15 Feb 2024 05:23 pm
Operator : K.Ruest
Sample : ICV50
Misc :
ALS Vial : 14 Sample Multiplier: 1

Quant Time: Feb 16 11:02:20 2024
Quant Method : I:\ACQUDATA\MSVOA17\Methods\W021524.m
Quant Title : MS#17 - 8260 WATERS 5mL Purge
QLast Update : Fri Feb 16 09:34:06 2024
Response via : Initial Calibration

Compound	R.T.	QIon	Response	Conc	Units		Dev(Min)
Internal Standards							
1) Pentafluorobenzene	5.086	168	468129	50.00	ug/L		0.00
43) 1,4-Difluorobenzene	6.245	114	685387	50.00	ug/L		0.00
71) d5-Chlorobenzene	9.622	117	611873	50.00	ug/L		0.00
91) 1,4-Dichlorobenzene-d4	11.683	152	308717	50.00	ug/L		0.00
System Monitoring Compounds							
45) surr4,Dibrflmethane	4.922	113	225391	50.74	ug/L		0.00
Spiked Amount 50.000	Range 80 - 116		Recovery = 101.48%				
48) surr1,1,2-dichloroetha...	5.501	65	268125	50.33	ug/L		0.00
Spiked Amount 50.000	Range 73 - 125		Recovery = 100.66%				
65) SURR3,Toluene-d8	8.104	98	803657	50.22	ug/L		0.00
Spiked Amount 50.000	Range 87 - 121		Recovery = 100.44%				
70) SURR2,BFB	10.707	95	302534	49.40	ug/L		0.00
Spiked Amount 50.000	Range 85 - 122		Recovery = 98.80%				
Target Compounds							Qvalue
2) Chlorodifluoromethane	1.099	51	240607	54.652	ug/L		97
3) Dichlorodifluoromethane	1.093	85	180877m	30.317	ug/L		
4) Chloromethane	1.215	50	202706	43.509	ug/L		100
5) Vinyl Chloride	1.288	62	197669	41.615	ug/L		98
6) Bromomethane	1.495	94	123376	48.373	ug/L		95
7) Chloroethane	1.569	64	123323	38.949	ug/L		96
8) Freon 21	1.709	67	309877	45.152	ug/L		98
9) Trichlorofluoromethane	1.751	101	327224	49.923	ug/L		99
10) Diethyl Ether	1.971	59	183443	51.616	ug/L		99
11) Freon 123a	1.977	67	203269	51.367	ug/L		99
12) Freon 123	2.026	83	313078	61.784	ug/L		98
13) Acrolein	2.068	56	92608	98.628	ug/L		99
14) 1,1-Diclethene	2.148	96	183147	50.591	ug/L		94
15) Freon 113	2.148	101	196462	51.691	ug/L		99
16) Acetone	2.190	43	104221	47.594	ug/L		97
17) 2-Propanol	2.318	45	368706	979.060	ug/L		99
18) Iodomethane	2.264	142	284355	47.431	ug/L		98
19) Carbon Disulfide	2.325	76	468702	46.261	ug/L		100
20) Acetonitrile	2.446	41	230538m	260.480	ug/L		
21) Allyl Chloride	2.453	76	107970	53.324	ug/L		98
22) Methyl Acetate	2.483	43	209254	36.853	ug/L		98
23) Methylene Chloride	2.568	84	197684	52.719	ug/L		99
24) TBA	2.696	59	645857	989.114	ug/L		99
25) Acrylonitrile	2.812	53	517691	251.882	ug/L		100
26) Methyl-t-Butyl Ether	2.849	73	645946	51.781	ug/L		100
27) trans-1,2-Dichloroethene	2.837	96	195713	50.111	ug/L		98
28) 1,1-Diclethane	3.306	63	364879	53.211	ug/L		98
29) Vinyl Acetate	3.398	86	35754	62.624	ug/L	#	71
30) DIPE	3.422	45	639693	49.614	ug/L		95
31) 2-Chloro-1,3-Butadiene	3.422	53	331899	47.773	ug/L		99
32) ETBE	3.916	59	586770	46.451	ug/L		99
33) 2,2-Dichloropropane	4.080	77	314648	51.765	ug/L		99
34) cis-1,2-Dichloroethene	4.093	96	229368	52.899	ug/L		95
35) 2-Butanone	4.153	43	123874	43.857	ug/L		99
36) Propionitrile	4.233	54	211300	254.925	ug/L		98
37) Bromochloromethane	4.464	130	156684	52.877	ug/L		99
38) Methacrylonitrile	4.483	67	102904	51.334	ug/L		94
39) Tetrahydrofuran	4.562	42	84760	49.047	ug/L		98
40) Chloroform	4.635	83	362911	50.255	ug/L		98

1st 02/16/24
2nd 02/16/24

Data Path : I:\ACQUDATA\MSVOA17\Data\021524\
Data File : E9818.D
Acq On : 15 Feb 2024 05:23 pm
Operator : K.Ruest
Sample : ICV50
Misc :
ALS Vial : 14 Sample Multiplier: 1

Quant Time: Feb 16 11:02:20 2024
Quant Method : I:\ACQUDATA\MSVOA17\Methods\W021524.m
Quant Title : MS#17 - 8260 WATERS 5mL Purge
QLast Update : Fri Feb 16 09:34:06 2024
Response via : Initial Calibration

Compound	R.T.	QIon	Response	Conc	Units	Dev(Min)
41) 1,1,1-Trichloroethane	4.922	97	351290	54.170	ug/L	98
42) TAME	5.842	73	573846	50.548	ug/L	98
44) Cyclohexane	5.007	41	200717	51.877	ug/L	100
46) Carbontetrachloride	5.214	117	310919	53.490	ug/L	99
47) 1,1-Dichloropropene	5.233	75	259989	50.041	ug/L	99
49) Benzene	5.574	78	775636	53.868	ug/L	99
50) 1,2-Dichloroethane	5.629	62	312165	51.327	ug/L	98
51) Iso-Butyl Alcohol	5.635	43	239133	1054.959	ug/L	96
52) n-Heptane	6.098	43	302850	50.970	ug/L	97
53) 1-Butanol	6.647	56	361560	2686.555	ug/L	99
54) Trichloroethene	6.574	130	233622	52.135	ug/L	96
55) Methylcyclohexane	6.812	55	289611	51.664	ug/L	99
56) 1,2-Diclpropane	6.866	63	202210	52.551	ug/L	100
57) Dibromomethane	7.013	93	143240	52.450	ug/L	98
58) 1,4-Dioxane	7.092	88	63324	947.123	ug/L	89
59) Methyl Methacrylate	7.116	69	171547	54.772	ug/L	95
60) Bromodichloromethane	7.250	83	287496	54.045	ug/L	99
61) 2-Nitropropane	7.555	41	154600	101.475	ug/L	96
62) 2-Chloroethylvinyl Ether	7.677	63	75318	52.938	ug/L	100
63) cis-1,3-Dichloropropene	7.805	75	336785	54.390	ug/L	99
64) 4-Methyl-2-pentanone	8.031	43	259916	49.553	ug/L	98
66) Toluene	8.177	91	854951	53.369	ug/L	99
67) trans-1,3-Dichloropropene	8.464	75	318320	54.102	ug/L	100
68) Ethyl Methacrylate	8.610	69	313302	55.190	ug/L	99
69) 1,1,2-Trichloroethane	8.653	97	203405	52.107	ug/L	96
72) Tetrachloroethene	8.775	164	190941	53.523	ug/L	97
73) 2-Hexanone	8.957	43	195034	50.987	ug/L	98
74) 1,3-Dichloropropane	8.823	76	326041	51.318	ug/L	97
75) Dibromochloromethane	9.049	129	252222	54.687	ug/L	99
76) N-Butyl Acetate	9.116	43	400109	50.396	ug/L	99
77) 1,2-Dibromoethane	9.146	107	218444	52.109	ug/L	99
78) 3-Chlorobenzotrifluoride	9.677	180	312055	47.739	ug/L	100
79) Chlorobenzene	9.646	112	584521	51.628	ug/L	99
80) 4-Chlorobenzotrifluoride	9.732	180	282029	47.302	ug/L	100
81) 1,1,1,2-Tetrachloroethane	9.738	131	234713	53.827	ug/L	98
82) Ethylbenzene	9.768	106	316780	54.105	ug/L	99
83) (m+p)Xylene	9.884	106	782133	109.801	ug/L	98
84) o-Xylene	10.244	106	384060	54.822	ug/L	93
85) Styrene	10.256	104	654580	55.271	ug/L	98
86) Bromoform	10.408	173	181390	60.330	ug/L	99
87) 2-Chlorobenzotrifluoride	10.494	180	302353	49.089	ug/L	99
88) Isopropylbenzene	10.585	105	984702	53.826	ug/L	98
89) Cyclohexanone	10.652	55	1114902	1079.159	ug/L	99
90) trans-1,4-Dichloro-2-B...	10.902	53	84246	48.099	ug/L	98
92) 1,1,2,2-Tetrachloroethane	10.853	83	280844	51.538	ug/L	98
93) Bromobenzene	10.823	156	265925	52.143	ug/L	96
94) 1,2,3-Trichloropropane	10.878	110	99733	50.699	ug/L	98
95) n-Propylbenzene	10.939	91	1113156	53.411	ug/L	100
96) 2-Chlorotoluene	11.000	91	682118	53.528	ug/L	99
97) 3-Chlorotoluene	11.055	91	651468	48.417	ug/L	99
98) 4-Chlorotoluene	11.097	91	801559	52.743	ug/L	99
99) 1,3,5-Trimethylbenzene	11.097	105	842499	53.997	ug/L	99
100) tert-Butylbenzene	11.366	119	756989	55.304	ug/L	99
101) 1,2,4-Trimethylbenzene	11.408	105	846093	54.983	ug/L	99
102) 3,4-Dichlorobenzotrifl...	11.469	214	238260	49.556	ug/L	99
103) sec-Butylbenzene	11.548	105	1065951	55.292	ug/L	99

Quantitation Report (QT Reviewed)

Data Path : I:\ACQUDATA\MSVOA17\Data\021524\
Data File : E9818.D
Acq On : 15 Feb 2024 05:23 pm
Operator : K.Ruest
Sample : ICV50
Misc :
ALS Vial : 14 Sample Multiplier: 1

Quant Time: Feb 16 11:02:20 2024
Quant Method : I:\ACQUDATA\MSVOA17\Methods\W021524.m
Quant Title : MS#17 - 8260 WATERS 5mL Purge
QLast Update : Fri Feb 16 09:34:06 2024
Response via : Initial Calibration

Compound	R.T.	QIon	Response	Conc	Units	Dev(Min)
104) p-Isopropyltoluene	11.677	119	937296	55.442	ug/L	99
105) 1,3-Dclbenz	11.628	146	502819	52.987	ug/L	98
106) 1,4-Dclbenz	11.701	146	511907	52.749	ug/L	99
107) 2,4-Dichlorobenzotrifl...	11.762	214	214500	47.484	ug/L	99
108) 2,5-Dichlorobenzotrifl...	11.805	214	241436	49.464	ug/L	99
109) n-Butylbenzene	12.006	91	811667	56.980	ug/L	99
110) 1,2-Dclbenz	12.006	146	484788	52.717	ug/L	98
111) 1,2-Dibromo-3-chloropr...	12.634	157	77624	56.081	ug/L	97
112) Trielution Dichlorotol...	12.749	125	1252060	151.693	ug/L	99
113) 1,3,5-Trichlorobenzene	12.798	180	336386	49.961	ug/L	99
114) Coelution Dichlorotoluene	13.079	125	889195	102.459	ug/L	99
115) 1,2,4-Tcbenzene	13.286	180	345382	55.116	ug/L	98
116) Hexachlorobt	13.426	225	173655	55.608	ug/L	98
117) Naphthalen	13.475	128	956682	57.254	ug/L	99
118) 1,2,3-Tclbenzene	13.664	180	335383	57.326	ug/L	100
119) 2,4,5-Trichlorotoluene	14.249	159	235507	53.157	ug/L	99
120) 2,3,6-Trichlorotoluene	14.335	159	221446	53.269	ug/L	99

(#) = qualifier out of range (m) = manual integration (+) = signals summed

Quantitation Report (QT Reviewed)

Data Path : I:\ACQUDATA\MSVOA17\Data\021524\
Data File : E9818.D
Acq On : 15 Feb 2024 05:23 pm
Operator : K.Ruest
Sample : ICV50
Misc :
ALS Vial : 14 Sample Multiplier: 1

Quant Time: Feb 16 11:02:20 2024
Quant Method : I:\ACQUDATA\MSVOA17\Methods\W021524.m
Quant Title : MS#17 - 8260 WATERS 5mL Purge
QLast Update : Fri Feb 16 09:34:06 2024
Response via : Initial Calibration

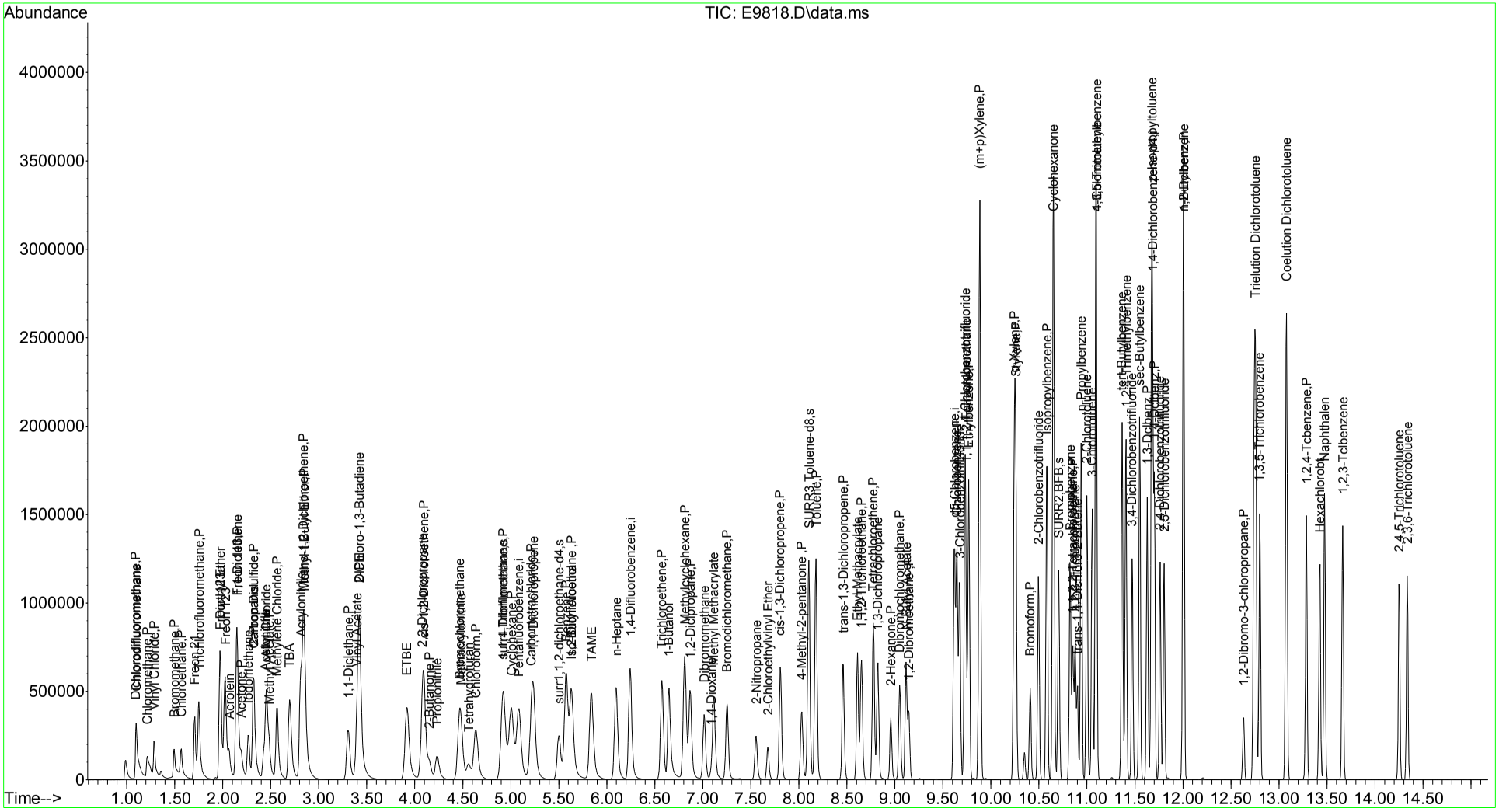

1st 02/16/24
2nd 02/16/24

1st 02/16/24
2nd 02/16/24

Data Path : I:\ACQUDATA\MSVOA17\Data\021524\
Data File : E9804.D
Acq On : 15 Feb 2024 11:26 am
Operator : K.Ruest
Sample : TUNE
Misc :
ALS Vial : 3 Sample Multiplier: 1

Integration File: CPD4.P

Method : I:\ACQUDATA\MSVOA17\Methods\W021524.m
Title : MS#17 - 8260 WATERS 5mL Purge
Last Update : Thu Jan 04 14:47:51 2024

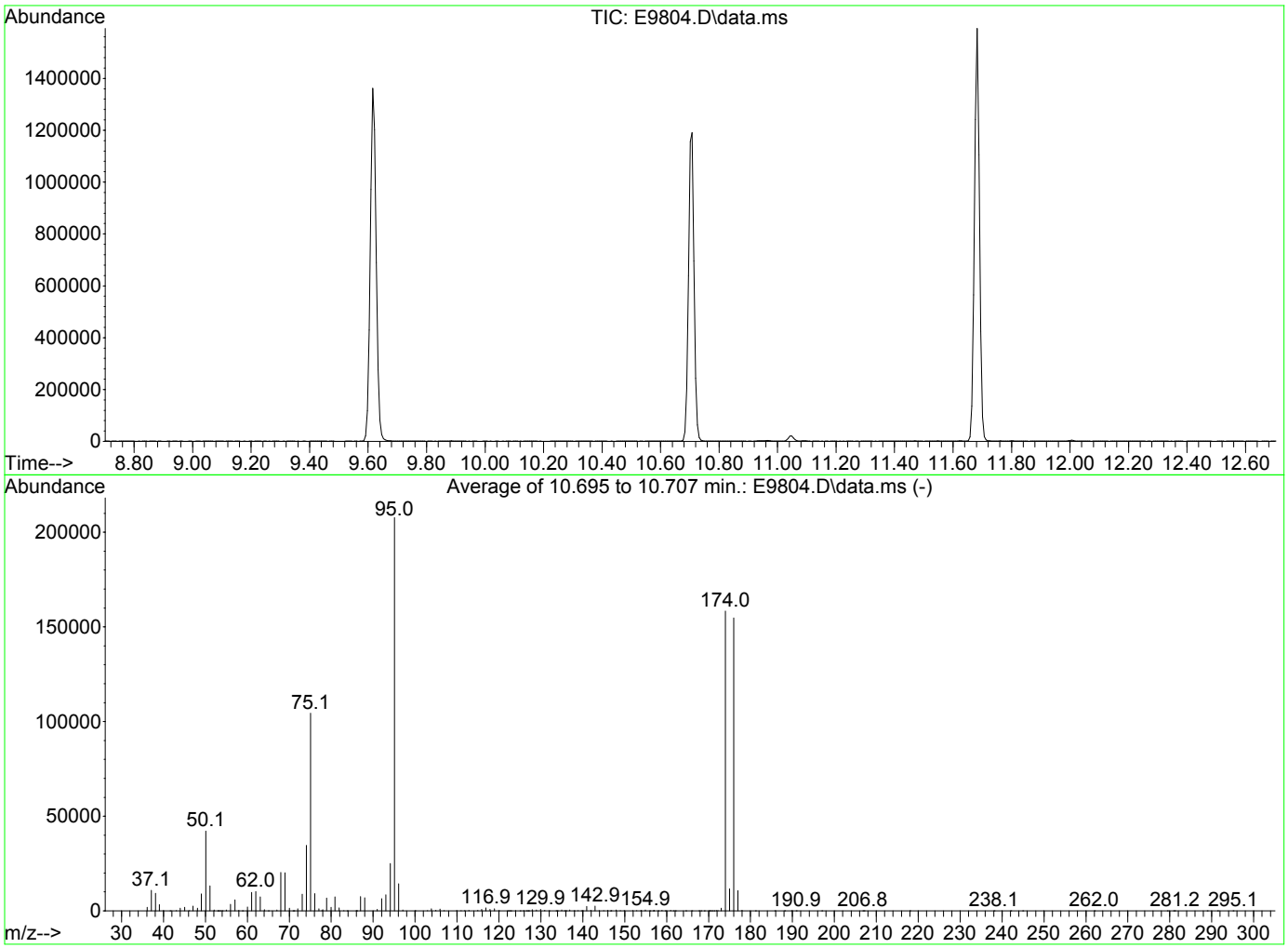

AutoFind: Scans 1658, 1659, 1660; Background Corrected with Scan 1652

Target Mass	Rel. to Mass	Lower Limit%	Upper Limit%	Rel. Abn%	Raw Abn	Result Pass/Fail
50	95	15	40	20.3	42204	PASS
75	95	30	80	50.2	104364	PASS
95	95	100	100	100.0	207744	PASS
96	95	5	9	6.9	14383	PASS
173	174	0.00	2	0.9	1480	PASS
174	95	50	120	76.3	158429	PASS
175	174	5	9	7.3	11640	PASS
176	174	95	101	97.7	154715	PASS
177	176	5	9	6.9	10740	PASS

Quantitation Report (QT Reviewed)

Data Path : I:\ACQUDATA\MSVOA17\Data\021524\
Data File : E9805.D
Acq On : 15 Feb 2024 12:24 pm
Operator : K.Ruest
Sample : IBLK
Misc :
ALS Vial : 1 Sample Multiplier: 1

Quant Time: Feb 16 11:19:20 2024
Quant Method : I:\ACQUDATA\MSVOA17\Methods\W021524.m
Quant Title : MS#17 - 8260 WATERS 5mL Purge
QLast Update : Fri Feb 16 09:34:06 2024
Response via : Initial Calibration

Compound	R.T.	QIon	Response	Conc	Units	Dev(Min)
Internal Standards						
1) Pentafluorobenzene	5.074	168	464305	50.00	ug/L	-0.01
43) 1,4-Difluorobenzene	6.239	114	695000	50.00	ug/L	0.00
71) d5-Chlorobenzene	9.616	117	615525	50.00	ug/L	0.00
91) 1,4-Dichlorobenzene-d4	11.683	152	300659	50.00	ug/L	0.00
System Monitoring Compounds						
45) surr4,Dibrflmethane	4.916	113	234924	52.15	ug/L	0.00
Spiked Amount 50.000	Range 80 - 116		Recovery = 104.30%			
48) surr1,1,2-dichloroetha...	5.495	65	293520	54.33	ug/L	0.00
Spiked Amount 50.000	Range 73 - 125		Recovery = 108.66%			
65) SURR3,Toluene-d8	8.098	98	829668	51.13	ug/L	0.00
Spiked Amount 50.000	Range 87 - 121		Recovery = 102.26%			
70) SURR2,BFB	10.701	95	309484	49.84	ug/L	0.00
Spiked Amount 50.000	Range 85 - 122		Recovery = 99.68%			
Target Compounds						Qvalue
16) Acetone	2.191	43	712	0.328	ug/L	84
23) Methylene Chloride	2.562	84	745	Below Cal	#	86

(#) = qualifier out of range (m) = manual integration (+) = signals summed

Quantitation Report (QT Reviewed)

Data Path : I:\ACQUDATA\MSVOA17\Data\021524\
Data File : E9805.D
Acq On : 15 Feb 2024 12:24 pm
Operator : K.Ruest
Sample : IBLK
Misc :
ALS Vial : 1 Sample Multiplier: 1

Quant Time: Feb 16 11:19:20 2024
Quant Method : I:\ACQUDATA\MSVOA17\Methods\W021524.m
Quant Title : MS#17 - 8260 WATERS 5mL Purge
QLast Update : Fri Feb 16 09:34:06 2024
Response via : Initial Calibration

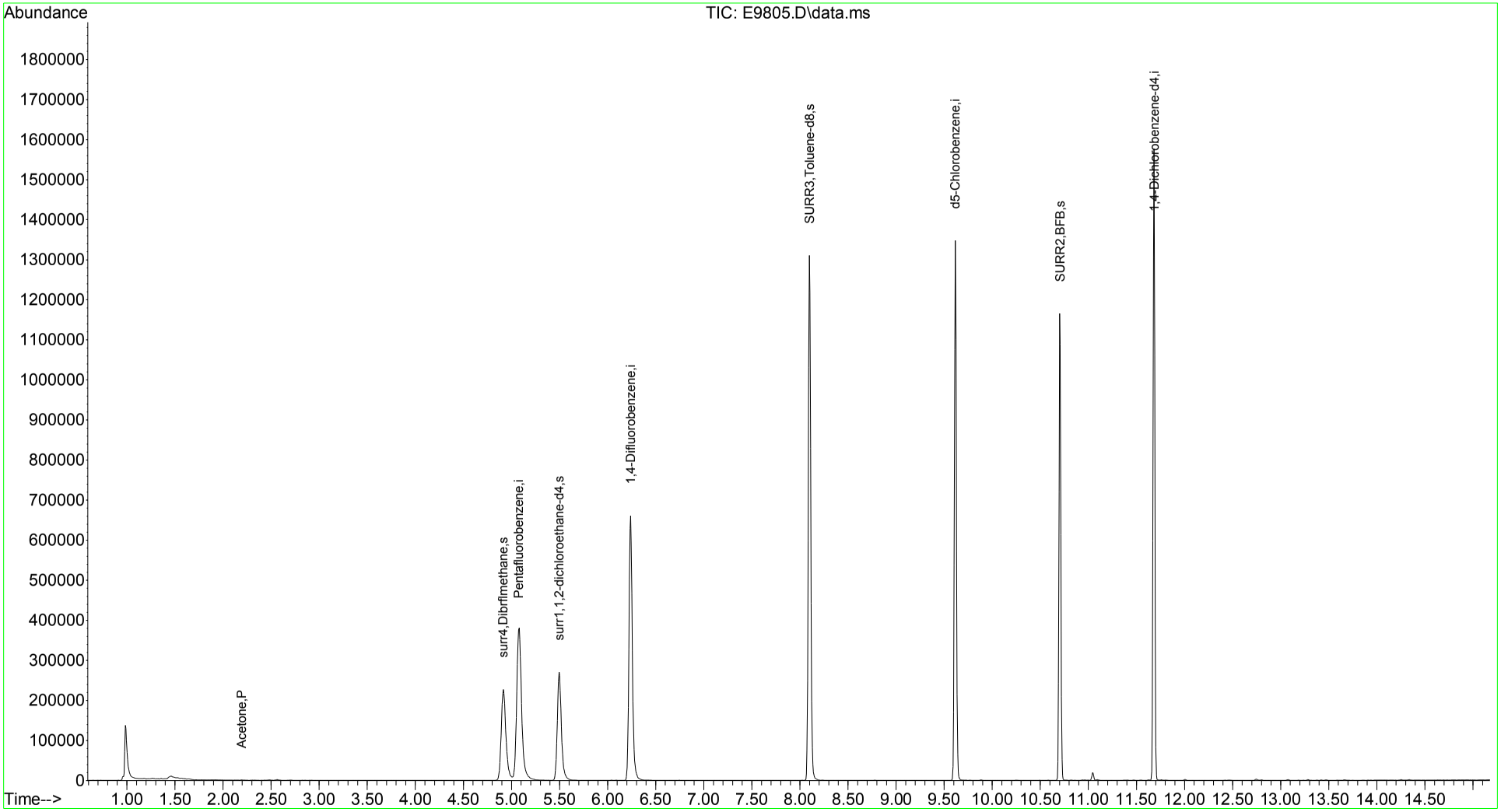

1st 02/16/24
2nd 02/16/24

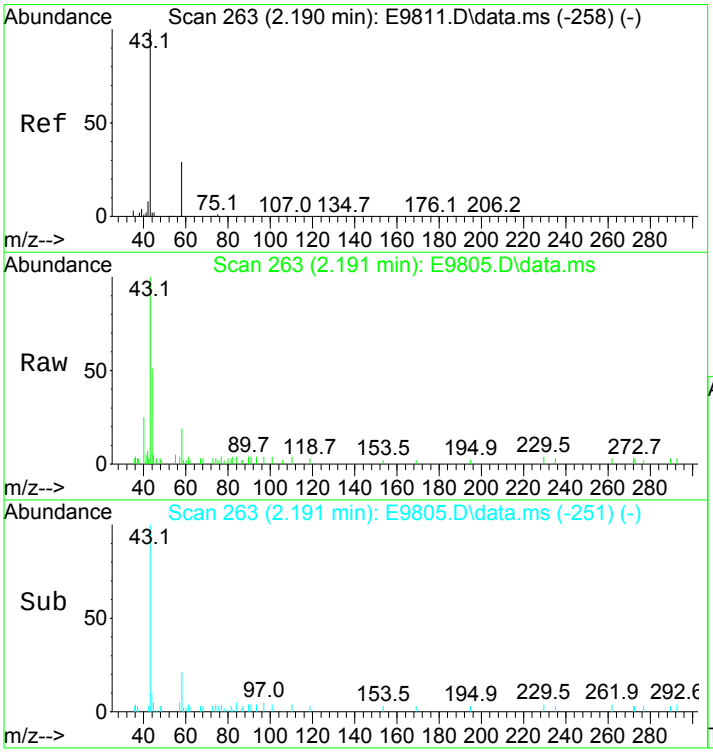

#16
Acetone
Concen: 0.33 ug/L
RT: 2.191 min Scan# 263
Delta R.T. 0.000 min
Lab File: E9805.D
Acq: 15 Feb 2024 12:24 pm

Tgt Ion: 43 Resp: 712

Ion	Ratio	Lower	Upper
43	100		
58	19.2	9.3	49.3
42	9.8	0.0	27.8

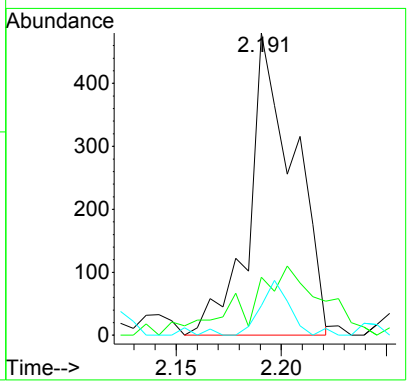

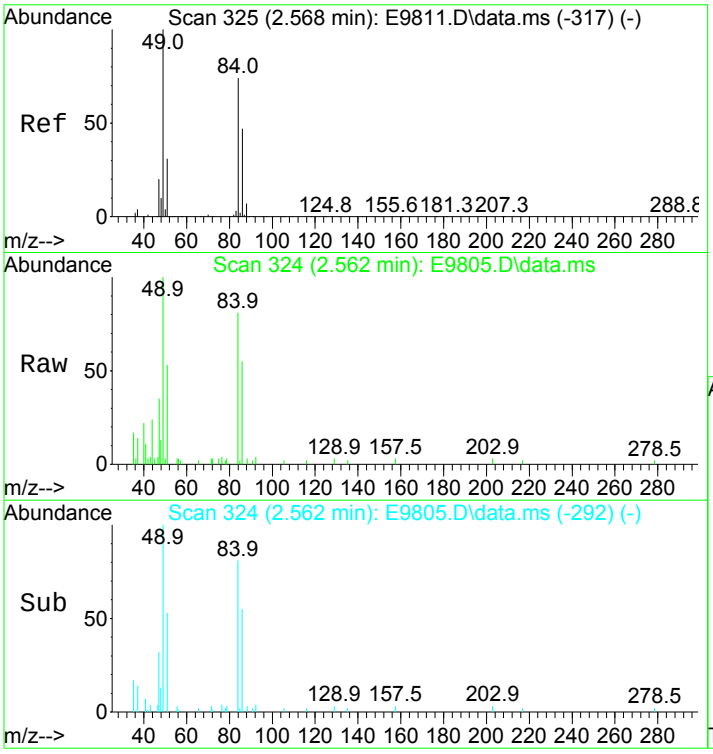

#23
Methylene Chloride
Concen: Below Cal
RT: 2.562 min Scan# 324
Delta R.T. -0.006 min
Lab File: E9805.D
Acq: 15 Feb 2024 12:24 pm

Tgt Ion: 84 Resp: 745

Ion	Ratio	Lower	Upper
84	100		
86	67.5	43.3	83.3
49	122.7	115.4	155.4
51	65.5	22.6	62.6#

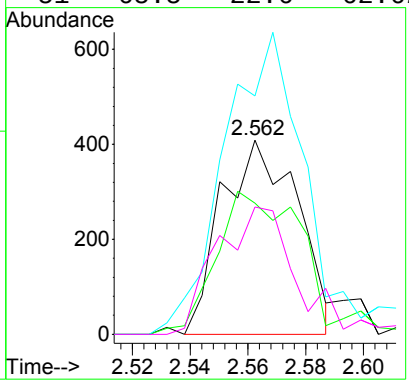

1st 02/16/24
2nd 02/16/24

Quantitation Report (Qedit)

Data Path : I:\ACQUDATA\MSVOA17\Data\021524\
Data File : E9806.D
Acq On : 15 Feb 2024 12:47 pm
Operator : K.Ruest
Sample : 0.5ppb
Misc : WATER ICAL
ALS Vial : 2 Sample Multiplier: 1

Quant Time: Feb 15 13:27:28 2024
Quant Method : I:\ACQUDATA\MSVOA17\Methods\W021524.m
Quant Title : MS#17 - 8260 WATERS 5mL Purge
QLast Update : Thu Jan 04 14:47:51 2024
Response via : Initial Calibration

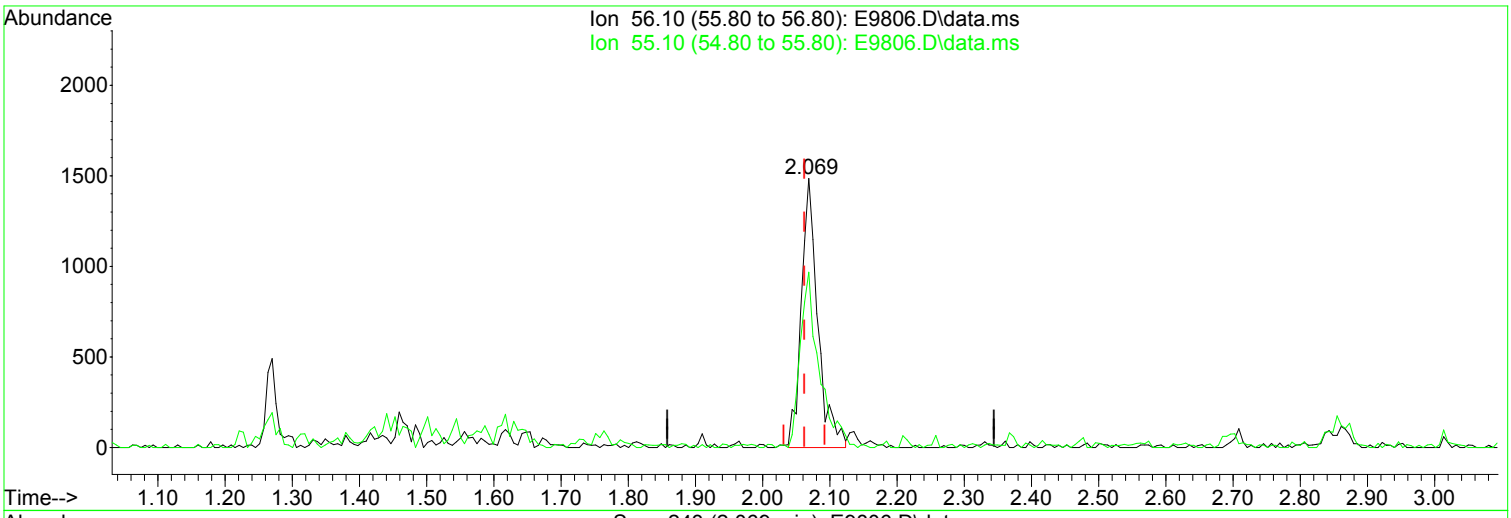

TIC: E9806.D\data.ms

(13) Acrolein

2.069min (+ 0.006) 2.55 ug/L m

response 2529

Ion	Exp%	Act%
56.10	100.00	100.00
55.10	70.00	65.19
0.00	0.00	0.00
0.00	0.00	0.00

Manual Integration:

After

Poor integration.

02/16/24

Quantitation Report (Qedit)

Data Path : I:\ACQUDATA\MSVOA17\Data\021524\
Data File : E9806.D
Acq On : 15 Feb 2024 12:47 pm
Operator : K.Ruest
Sample : 0.5ppb
Misc : WATER ICAL
ALS Vial : 2 Sample Multiplier: 1

Quant Time: Feb 15 13:27:28 2024
Quant Method : I:\ACQUDATA\MSVOA17\Methods\W021524.m
Quant Title : MS#17 - 8260 WATERS 5mL Purge
QLast Update : Thu Jan 04 14:47:51 2024
Response via : Initial Calibration

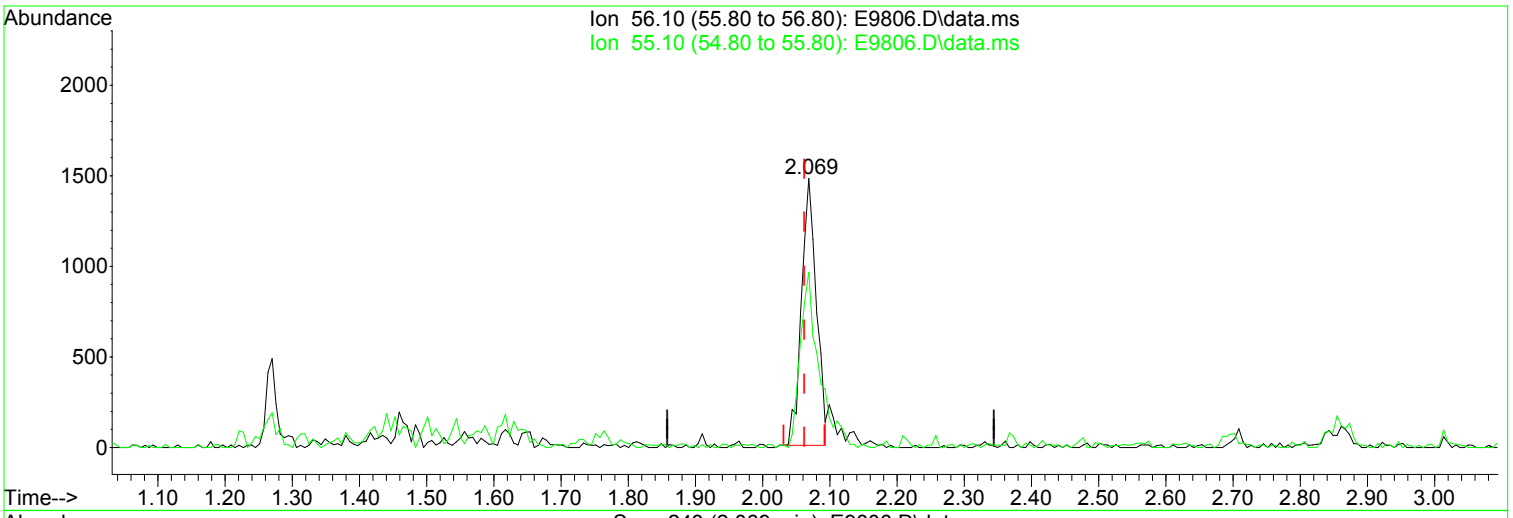

TIC: E9806.D\data.ms

(13) Acrolein

2.069min (+ 0.006) 2.28 ug/L

response 2267

Ion	Exp%	Act%
56.10	100.00	100.00
55.10	70.00	65.19
0.00	0.00	0.00
0.00	0.00	0.00

Manual Integration:

Before

02/16/24

1st 02/16/24
2nd 02/16/24

Quantitation Report (Qedit)

Data Path : I:\ACQUDATA\MSVOA17\Data\021524\
Data File : E9806.D
Acq On : 15 Feb 2024 12:47 pm
Operator : K.Ruest
Sample : 0.5ppb
Misc : WATER ICAL
ALS Vial : 2 Sample Multiplier: 1

Quant Time: Feb 15 13:27:28 2024
Quant Method : I:\ACQUDATA\MSVOA17\Methods\W021524.m
Quant Title : MS#17 - 8260 WATERS 5mL Purge
QLast Update : Thu Jan 04 14:47:51 2024
Response via : Initial Calibration

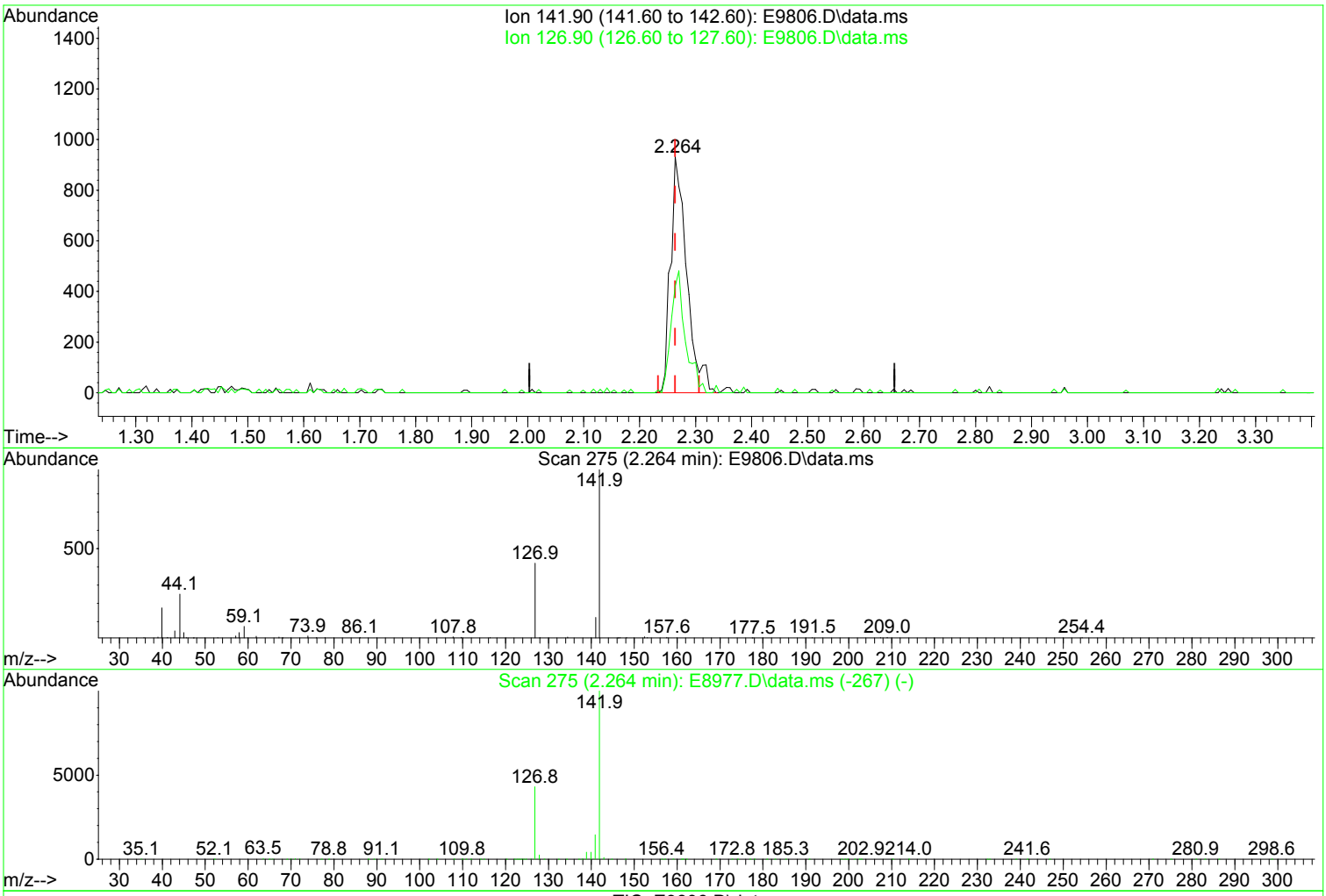

TIC: E9806.D\data.ms

(18) Iodomethane

2.264min (+ 0.000) 0.29 ug/L m

response 1880

Ion	Exp%	Act%
141.90	100.00	100.00
126.90	43.00	45.06
0.00	0.00	0.00
0.00	0.00	0.00

Manual Integration:

After

Poor integration.

02/16/24

Quantitation Report (Qedit)

Data Path : I:\ACQUDATA\MSVOA17\Data\021524\
Data File : E9806.D
Acq On : 15 Feb 2024 12:47 pm
Operator : K.Ruest
Sample : 0.5ppb
Misc : WATER ICAL
ALS Vial : 2 Sample Multiplier: 1

Quant Time: Feb 15 13:27:28 2024
Quant Method : I:\ACQUDATA\MSVOA17\Methods\W021524.m
Quant Title : MS#17 - 8260 WATERS 5mL Purge
QLast Update : Thu Jan 04 14:47:51 2024
Response via : Initial Calibration

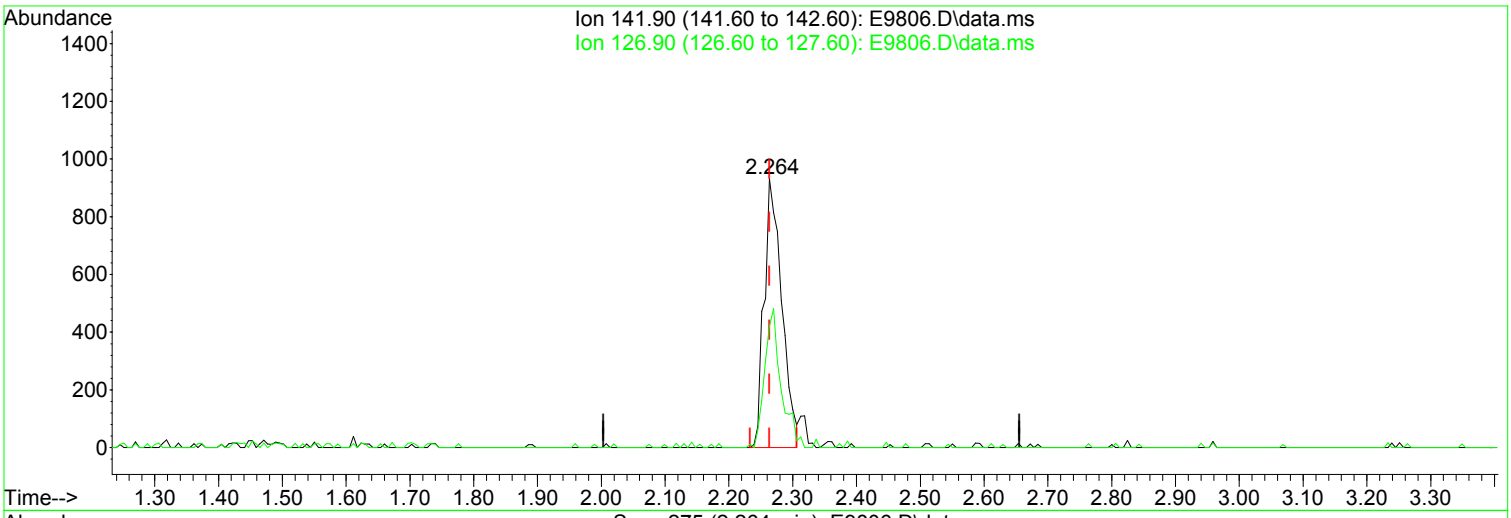

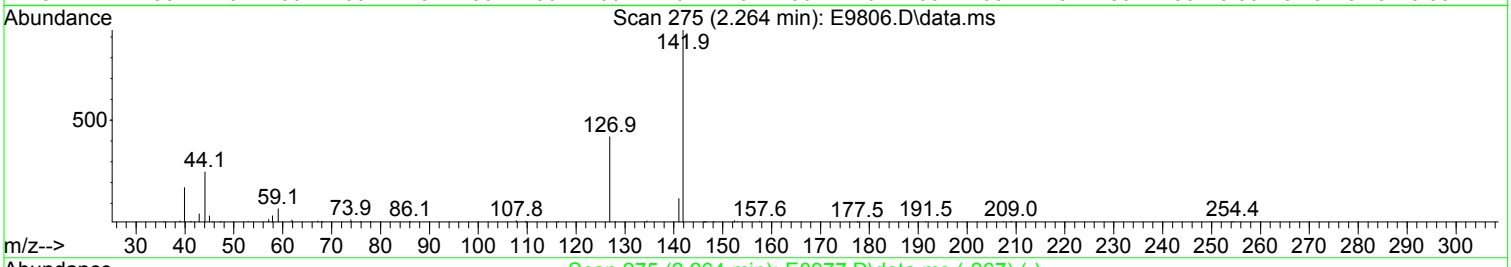

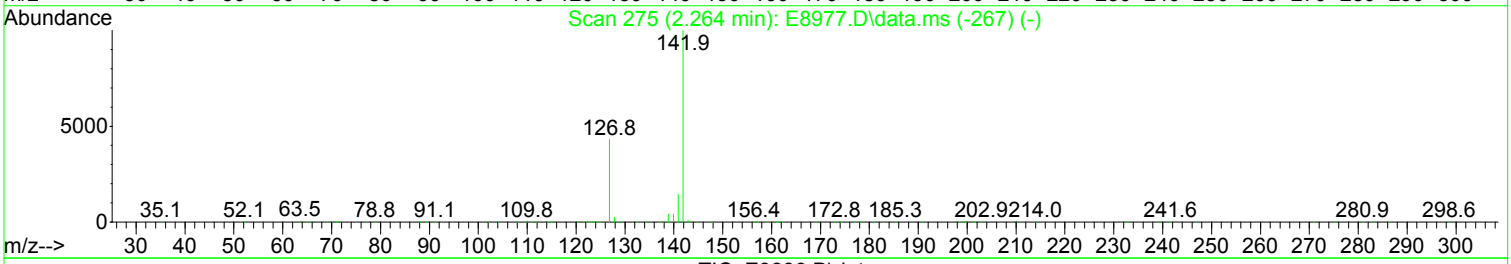

TIC: E9806.D\data.ms

(18) Iodomethane

2.264min (+ 0.000) 0.27 ug/L

response 1788

Ion	Exp%	Act%
141.90	100.00	100.00
126.90	43.00	45.06
0.00	0.00	0.00
0.00	0.00	0.00

Manual Integration:

Before

02/16/24

Quantitation Report (Qedit)

Data Path : I:\ACQUDATA\MSVOA17\Data\021524\
Data File : E9806.D
Acq On : 15 Feb 2024 12:47 pm
Operator : K.Ruest
Sample : 0.5ppb
Misc : WATER ICAL
ALS Vial : 2 Sample Multiplier: 1

Quant Time: Feb 15 13:27:28 2024
Quant Method : I:\ACQUDATA\MSVOA17\Methods\W021524.m
Quant Title : MS#17 - 8260 WATERS 5mL Purge
QLast Update : Thu Jan 04 14:47:51 2024
Response via : Initial Calibration

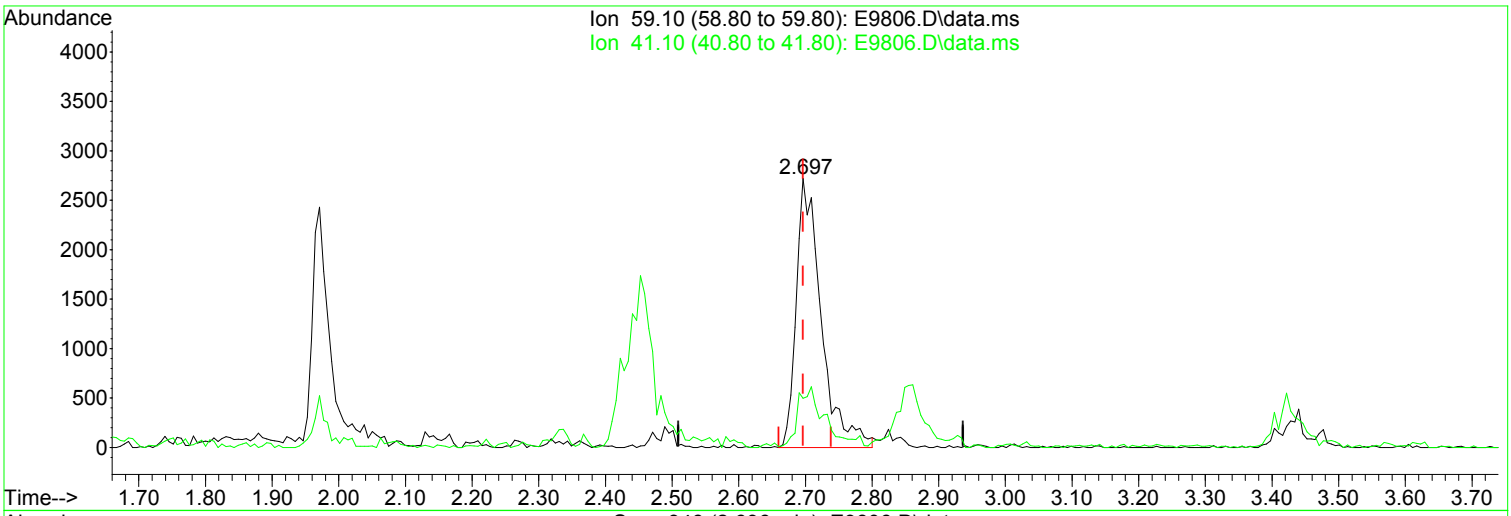

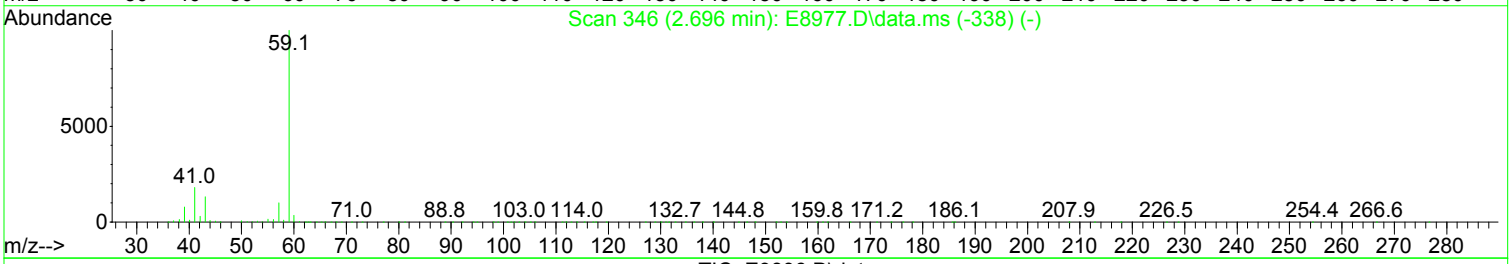

TIC: E9806.D\data.ms

(24) TBA

2.696min (+ 0.000) 10.89 ug/L m

response 7095

Ion	Exp%	Act%
59.10	100.00	100.00
41.10	18.30	18.35
0.00	0.00	0.00
0.00	0.00	0.00

Manual Integration:

After

Poor integration.

02/16/24

Quantitation Report (Qedit)

Data Path : I:\ACQUDATA\MSVOA17\Data\021524\
Data File : E9806.D
Acq On : 15 Feb 2024 12:47 pm
Operator : K.Ruest
Sample : 0.5ppb
Misc : WATER ICAL
ALS Vial : 2 Sample Multiplier: 1

Quant Time: Feb 15 13:27:28 2024
Quant Method : I:\ACQUDATA\MSVOA17\Methods\W021524.m
Quant Title : MS#17 - 8260 WATERS 5mL Purge
QLast Update : Thu Jan 04 14:47:51 2024
Response via : Initial Calibration

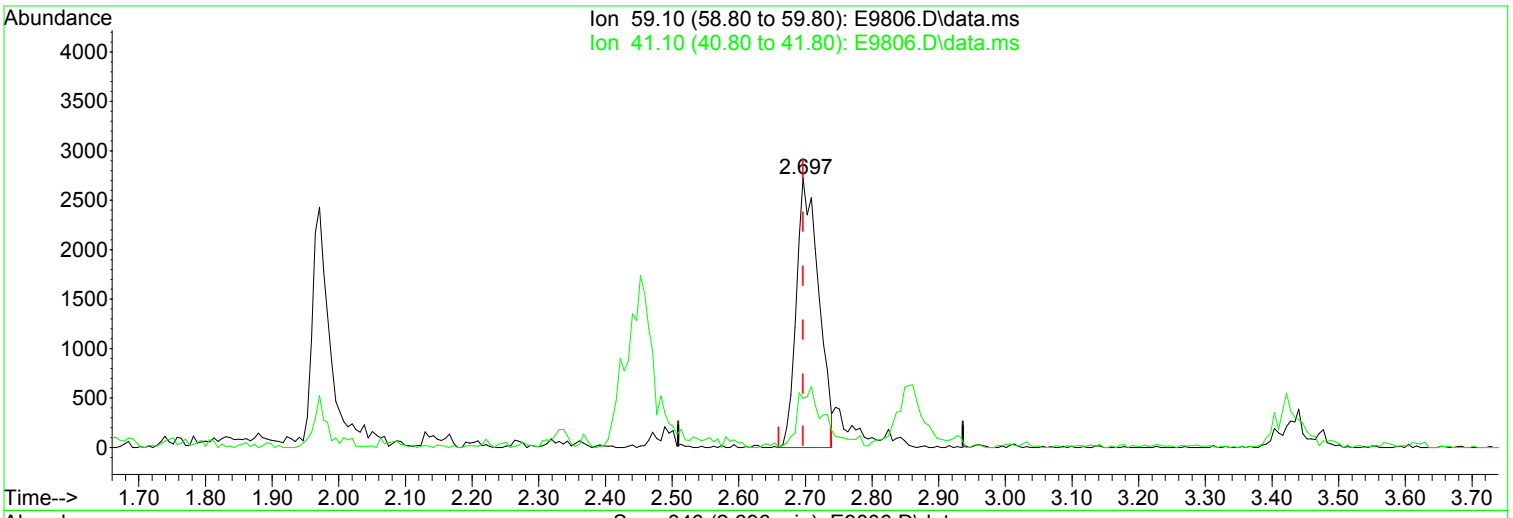

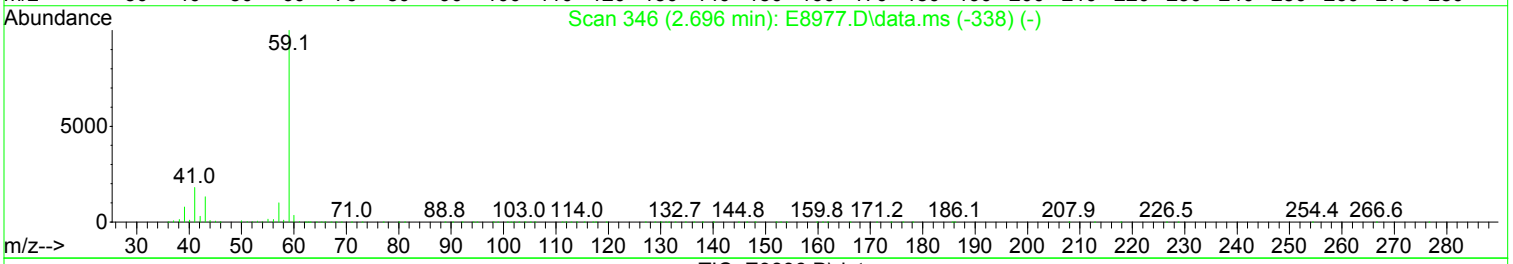

TIC: E9806.D\data.ms

(24) TBA

2.696min (+ 0.000) 9.76 ug/L

response 6354

Ion	Exp%	Act%
59.10	100.00	100.00
41.10	18.30	18.35
0.00	0.00	0.00
0.00	0.00	0.00

Manual Integration:

Before

02/16/24

Quantitation Report (Qedit)

Data Path : I:\ACQUDATA\MSVOA17\Data\021524\
Data File : E9806.D
Acq On : 15 Feb 2024 12:47 pm
Operator : K.Ruest
Sample : 0.5ppb
Misc : WATER ICAL
ALS Vial : 2 Sample Multiplier: 1

Quant Time: Feb 15 13:27:28 2024
Quant Method : I:\ACQUDATA\MSVOA17\Methods\W021524.m
Quant Title : MS#17 - 8260 WATERS 5mL Purge
QLast Update : Thu Jan 04 14:47:51 2024
Response via : Initial Calibration

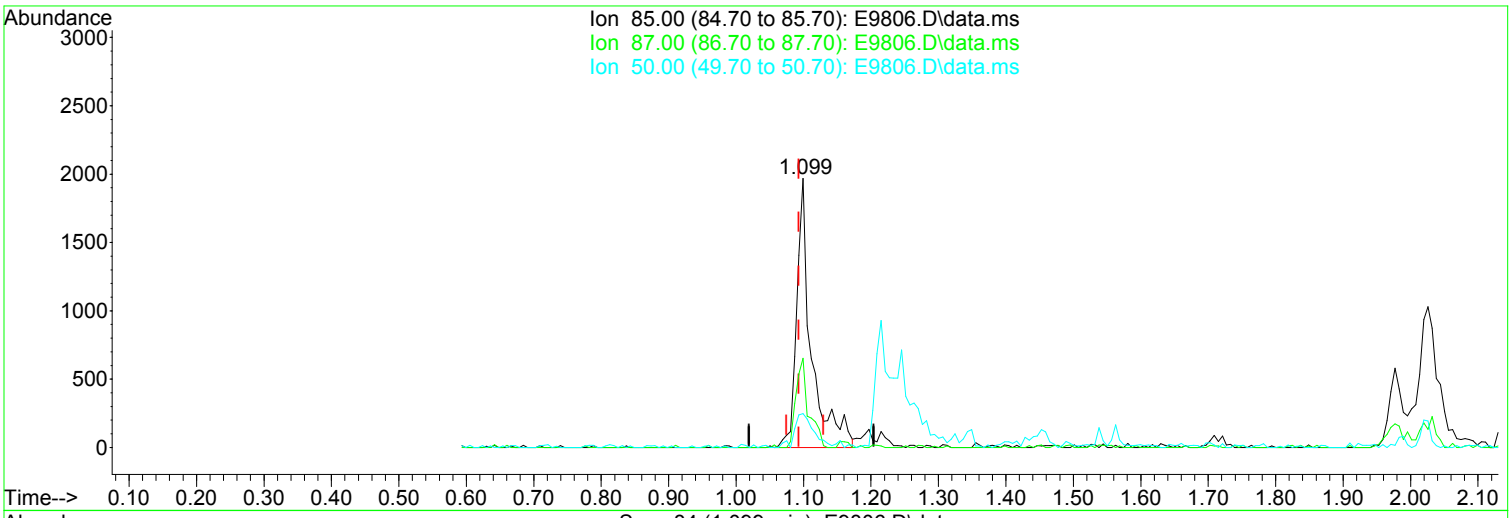

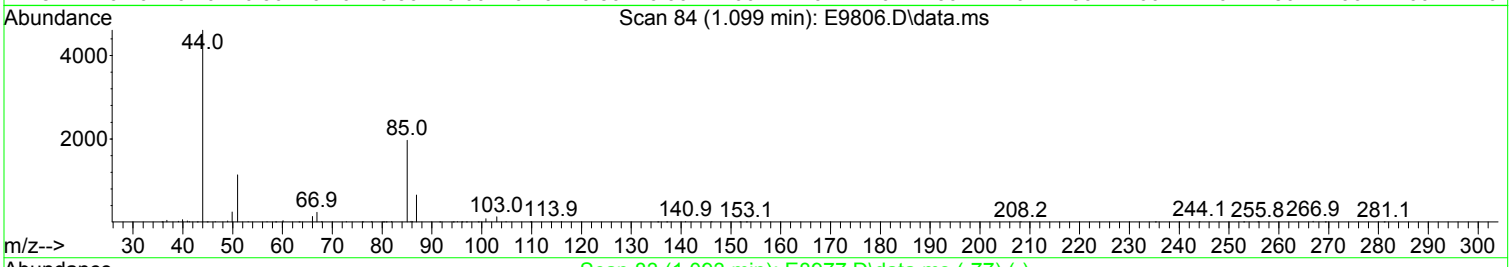

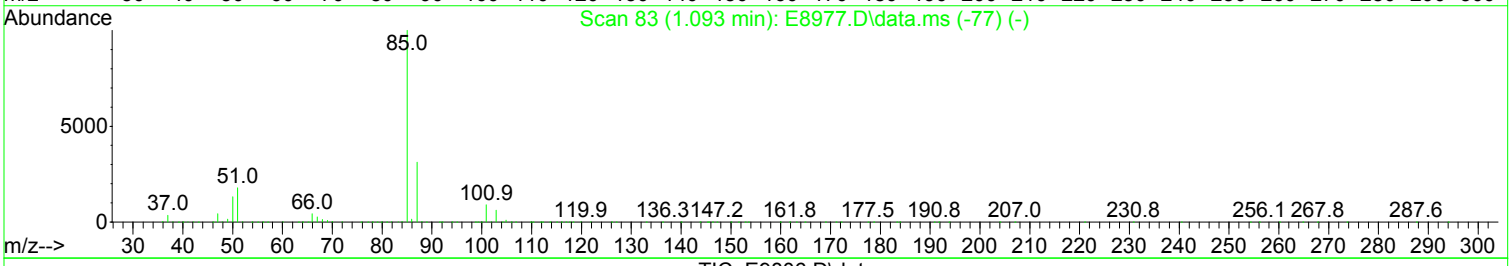

TIC: E9806.D\data.ms

(3) Dichlorodifluoromethane (P)

1.099min (+ 0.006) 0.52 ug/L m

response 2952

Ion	Exp%	Act%
85.00	100.00	100.00
87.00	31.10	33.18
50.00	13.20	12.60
0.00	0.00	0.00

Manual Integration:

After

Poor integration.

02/16/24

Quantitation Report (Qedit)

Data Path : I:\ACQUDATA\MSVOA17\Data\021524\
Data File : E9806.D
Acq On : 15 Feb 2024 12:47 pm
Operator : K.Ruest
Sample : 0.5ppb
Misc : WATER ICAL
ALS Vial : 2 Sample Multiplier: 1

Quant Time: Feb 15 13:27:28 2024
Quant Method : I:\ACQUDATA\MSVOA17\Methods\W021524.m
Quant Title : MS#17 - 8260 WATERS 5mL Purge
QLast Update : Thu Jan 04 14:47:51 2024
Response via : Initial Calibration

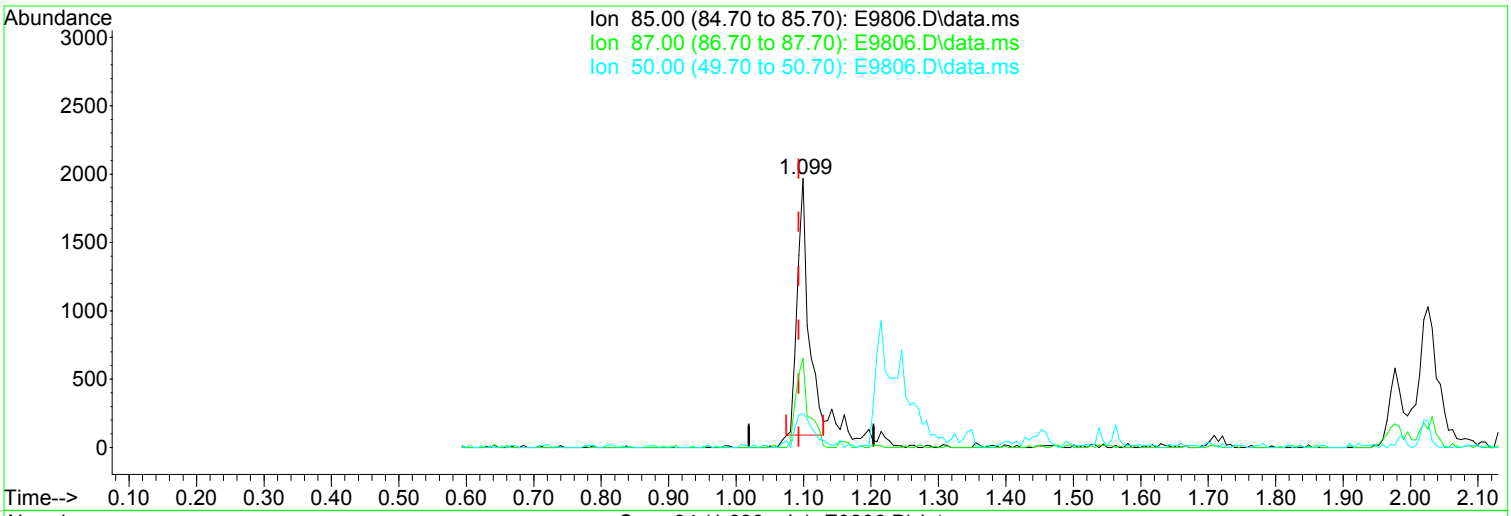

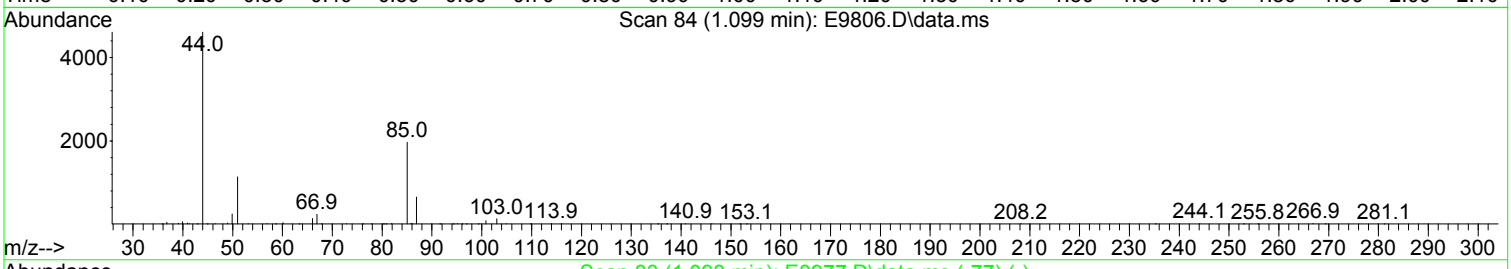

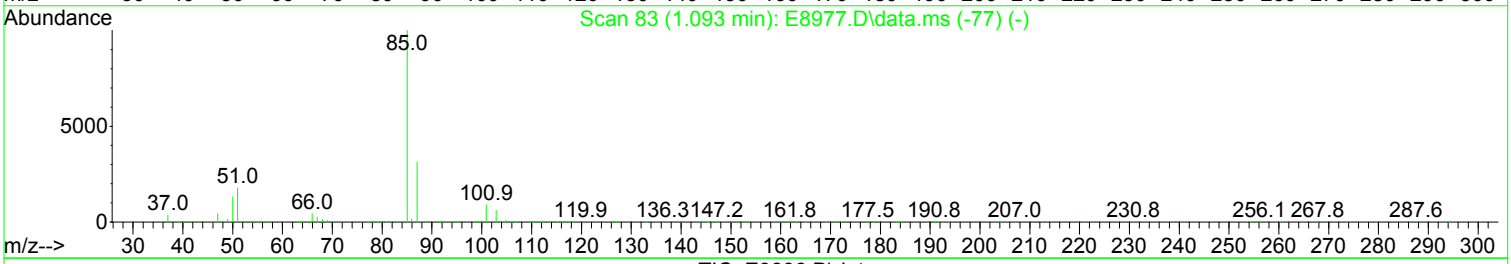

TIC: E9806.D\data.ms

(3) Dichlorodifluoromethane (P)

1.099min (+ 0.006) 0.38 ug/L

response 2160

Ion	Exp%	Act%
85.00	100.00	100.00
87.00	31.10	33.18
50.00	13.20	12.60
0.00	0.00	0.00

Manual Integration:

Before

02/16/24

Quantitation Report (Qedit)

Data Path : I:\ACQUDATA\MSVOA17\Data\021524\
Data File : E9806.D
Acq On : 15 Feb 2024 12:47 pm
Operator : K.Ruest
Sample : 0.5ppb
Misc : WATER ICAL
ALS Vial : 2 Sample Multiplier: 1

Quant Time: Feb 15 13:27:28 2024
Quant Method : I:\ACQUDATA\MSVOA17\Methods\W021524.m
Quant Title : MS#17 - 8260 WATERS 5mL Purge
QLast Update : Thu Jan 04 14:47:51 2024
Response via : Initial Calibration

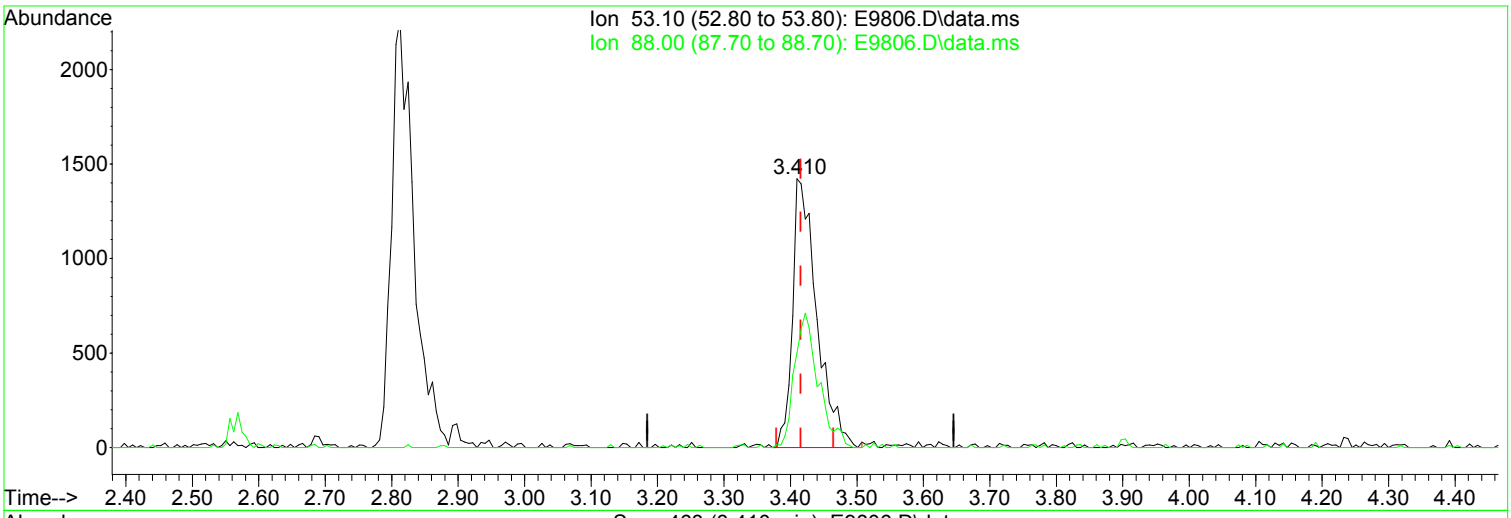

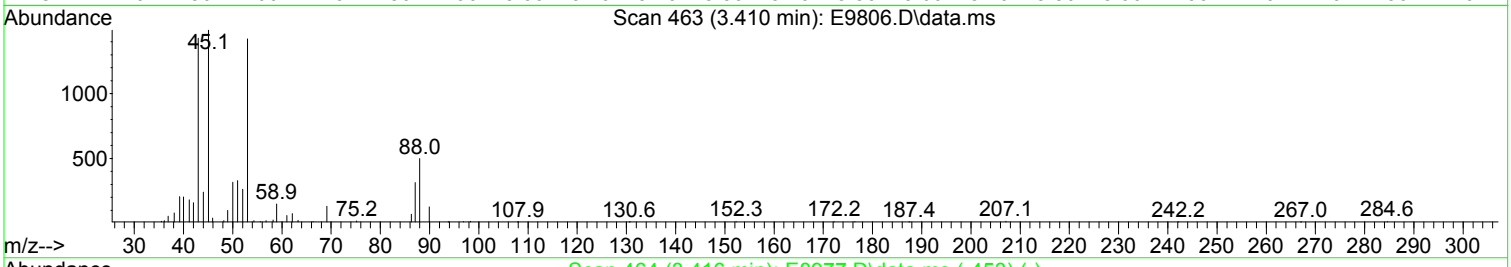

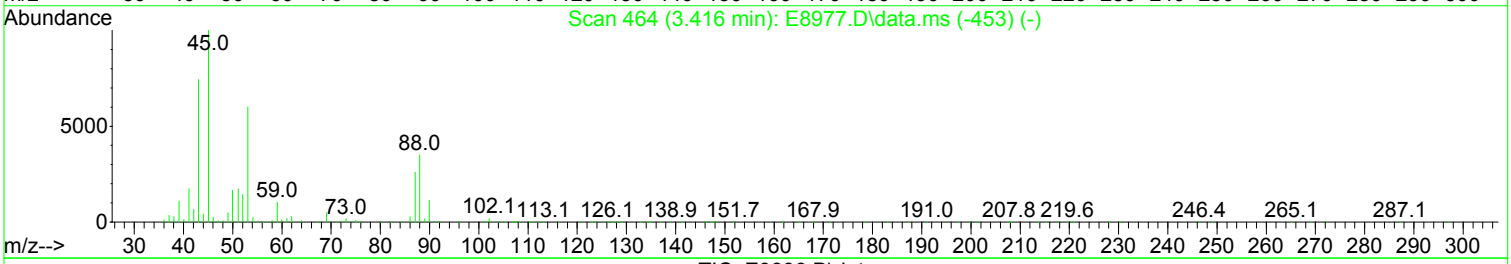

TIC: E9806.D\data.ms

(31) 2-Chloro-1,3-Butadiene

3.410min (-0.006) 0.52 ug/L m

response 3598

Ion	Exp%	Act%
53.10	100.00	100.00
88.00	58.30	35.07#
0.00	0.00	0.00
0.00	0.00	0.00

Manual Integration:

After

Poor integration.

02/16/24

Quantitation Report (Qedit)

Data Path : I:\ACQUDATA\MSVOA17\Data\021524\
Data File : E9806.D
Acq On : 15 Feb 2024 12:47 pm
Operator : K.Ruest
Sample : 0.5ppb
Misc : WATER ICAL
ALS Vial : 2 Sample Multiplier: 1

Quant Time: Feb 15 13:27:28 2024
Quant Method : I:\ACQUDATA\MSVOA17\Methods\W021524.m
Quant Title : MS#17 - 8260 WATERS 5mL Purge
QLast Update : Thu Jan 04 14:47:51 2024
Response via : Initial Calibration

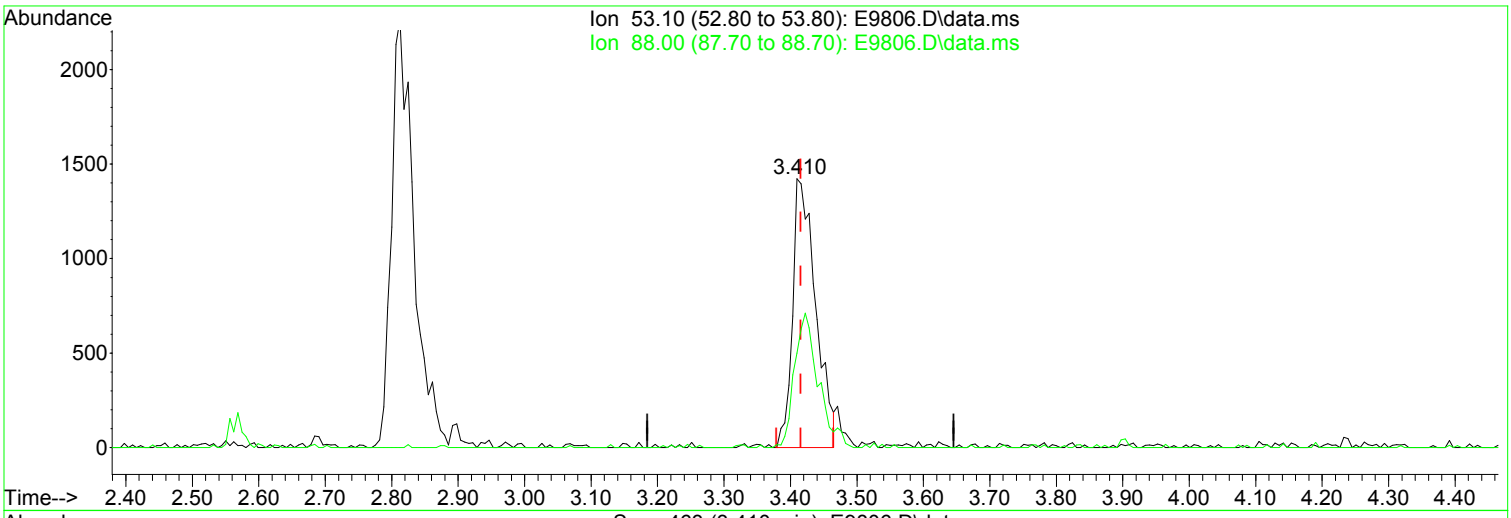

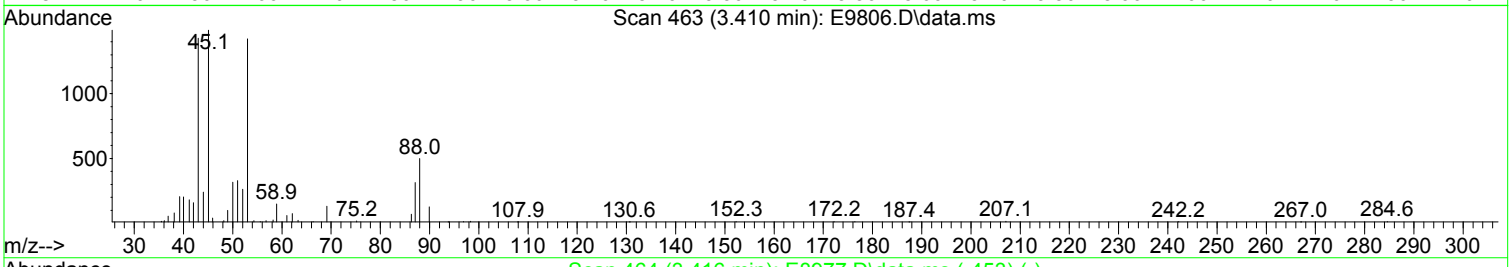

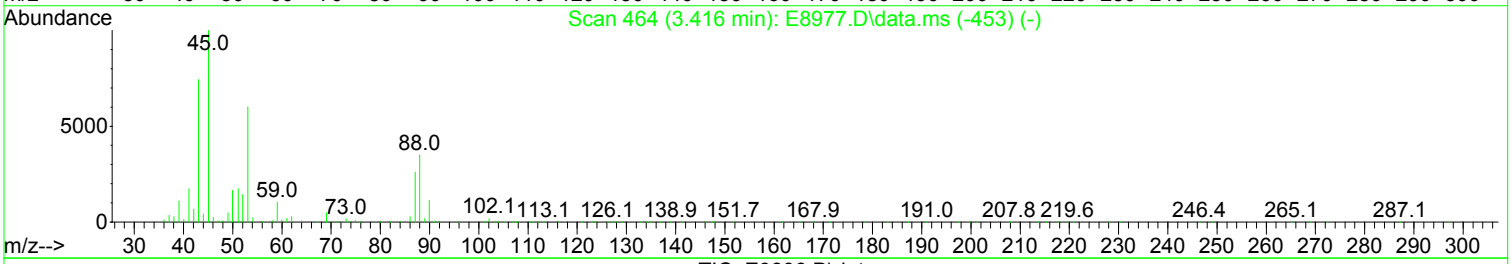

TIC: E9806.D\data.ms

(31) 2-Chloro-1,3-Butadiene

3.410min (-0.006) 0.50 ug/L

response 3426

Ion	Exp%	Act%
53.10	100.00	100.00
88.00	58.30	35.07#
0.00	0.00	0.00
0.00	0.00	0.00

Manual Integration:

Before

02/16/24

Quantitation Report (Qedit)

Data Path : I:\ACQUDATA\MSVOA17\Data\021524\
Data File : E9806.D
Acq On : 15 Feb 2024 12:47 pm
Operator : K.Ruest
Sample : 0.5ppb
Misc : WATER ICAL
ALS Vial : 2 Sample Multiplier: 1

Quant Time: Feb 15 13:27:28 2024
Quant Method : I:\ACQUDATA\MSVOA17\Methods\W021524.m
Quant Title : MS#17 - 8260 WATERS 5mL Purge
QLast Update : Thu Jan 04 14:47:51 2024
Response via : Initial Calibration

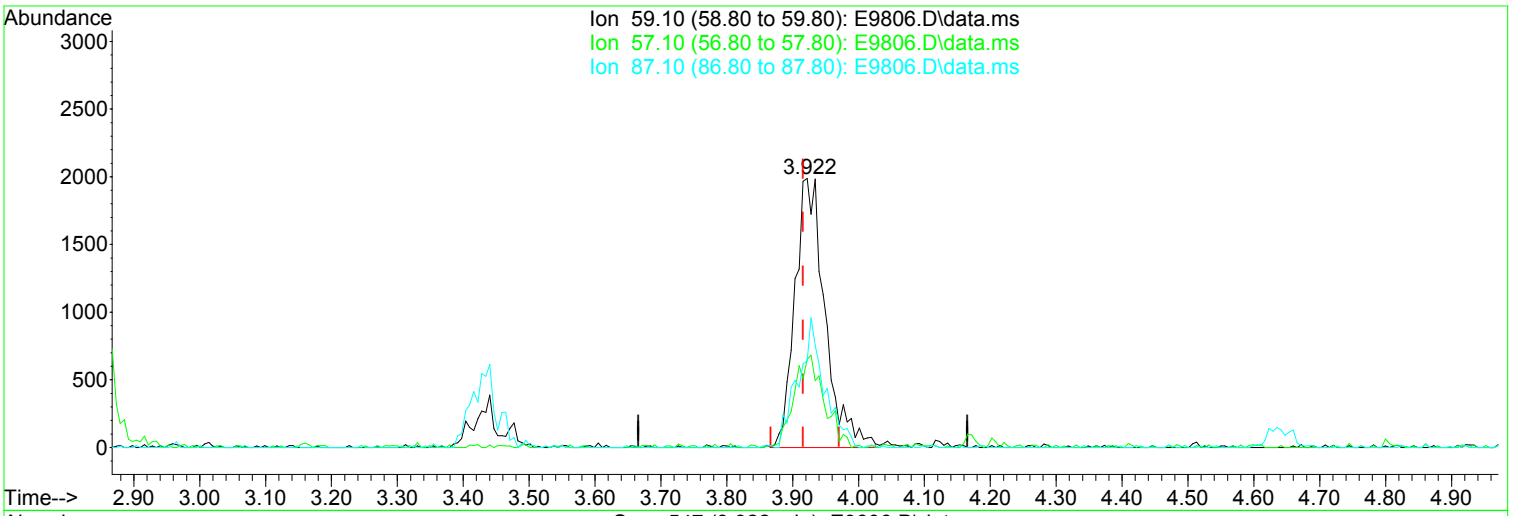

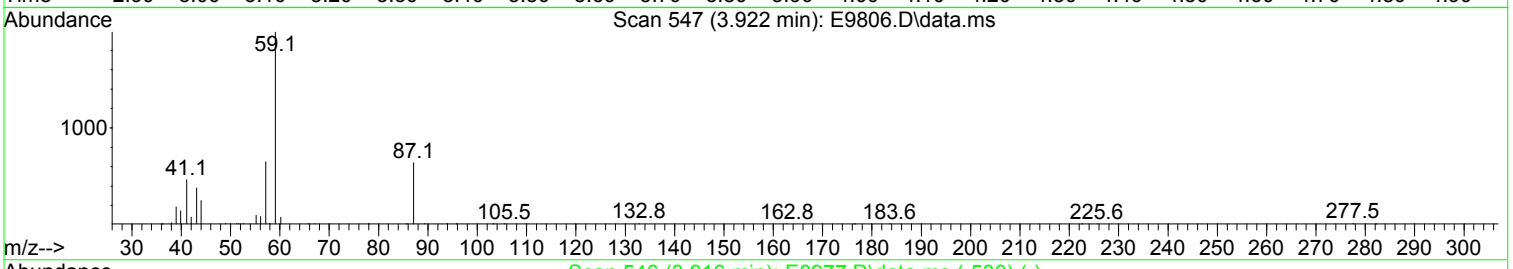

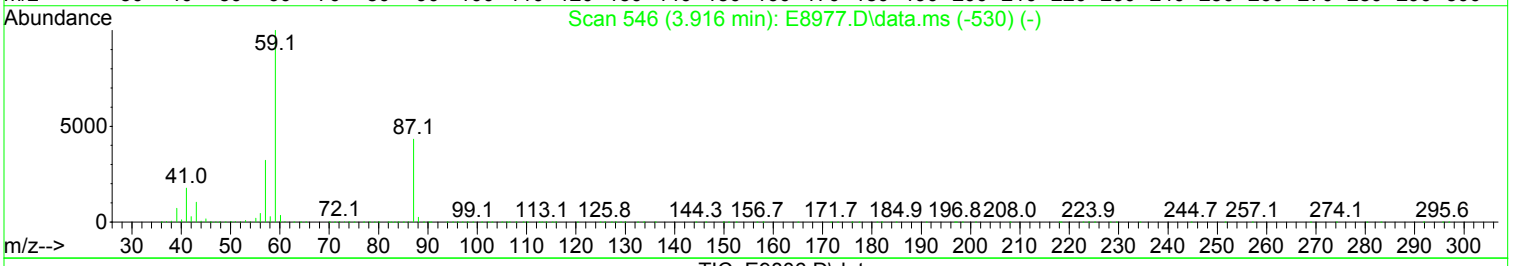

TIC: E9806.D\data.ms

(32) ETBE

3.922min (+ 0.006) 0.46 ug/L m

response 6309

Ion	Exp%	Act%
59.10	100.00	100.00
57.10	32.40	32.81
87.10	43.30	32.26
0.00	0.00	0.00

Manual Integration:

After

Poor integration.

02/16/24

Quantitation Report (Qedit)

Data Path : I:\ACQUDATA\MSVOA17\Data\021524\
Data File : E9806.D
Acq On : 15 Feb 2024 12:47 pm
Operator : K.Ruest
Sample : 0.5ppb
Misc : WATER ICAL
ALS Vial : 2 Sample Multiplier: 1

Quant Time: Feb 15 13:27:28 2024
Quant Method : I:\ACQUDATA\MSVOA17\Methods\W021524.m
Quant Title : MS#17 - 8260 WATERS 5mL Purge
QLast Update : Thu Jan 04 14:47:51 2024
Response via : Initial Calibration

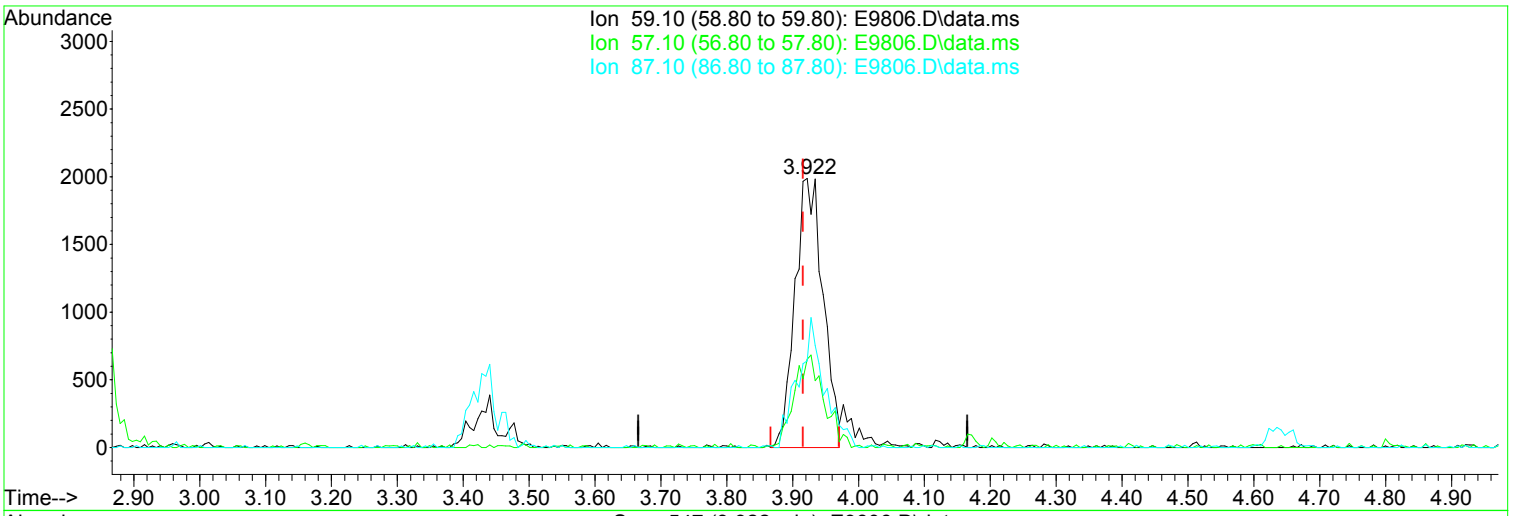

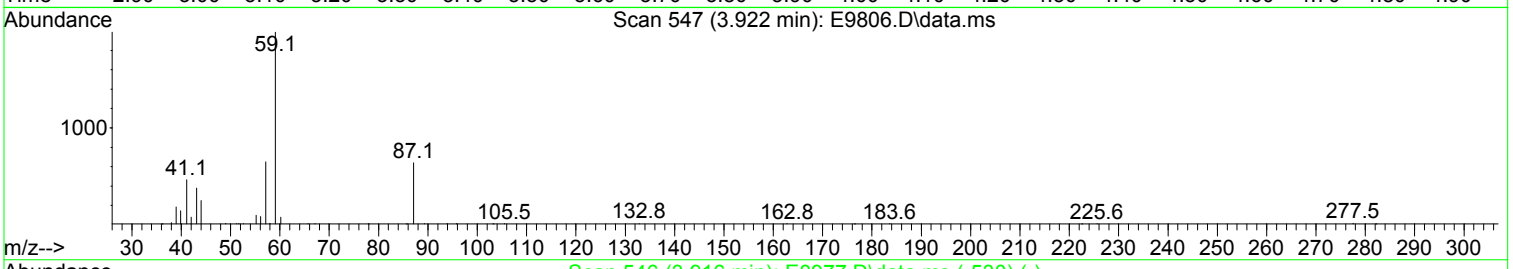

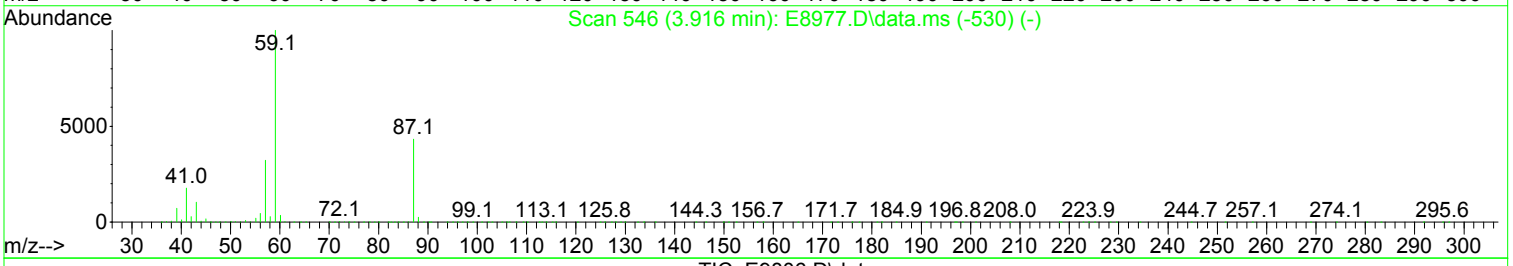

TIC: E9806.D\data.ms

(32) ETBE

3.922min (+ 0.006) 0.43 ug/L

response 5880

Ion	Exp%	Act%
59.10	100.00	100.00
57.10	32.40	32.81
87.10	43.30	32.26
0.00	0.00	0.00

Manual Integration:

Before

02/16/24

Quantitation Report (Qedit)

Data Path : I:\ACQUDATA\MSVOA17\Data\021524\
Data File : E9806.D
Acq On : 15 Feb 2024 12:47 pm
Operator : K.Ruest
Sample : 0.5ppb
Misc : WATER ICAL
ALS Vial : 2 Sample Multiplier: 1

Quant Time: Feb 15 13:27:28 2024
Quant Method : I:\ACQUDATA\MSVOA17\Methods\W021524.m
Quant Title : MS#17 - 8260 WATERS 5mL Purge
QLast Update : Thu Jan 04 14:47:51 2024
Response via : Initial Calibration

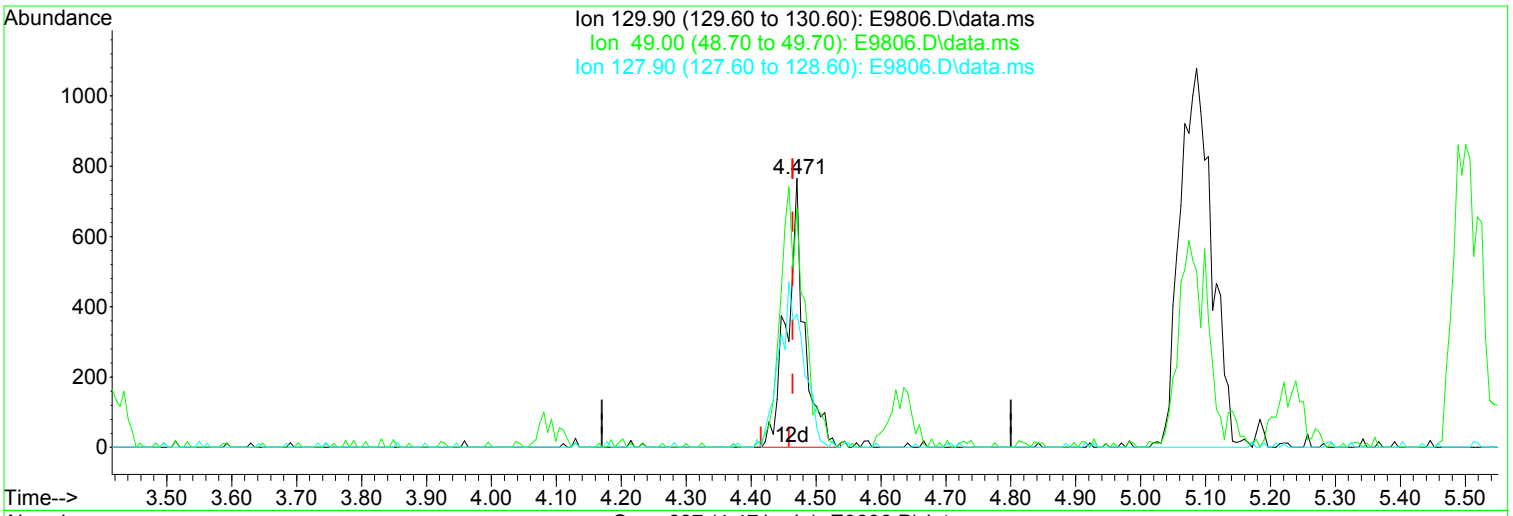

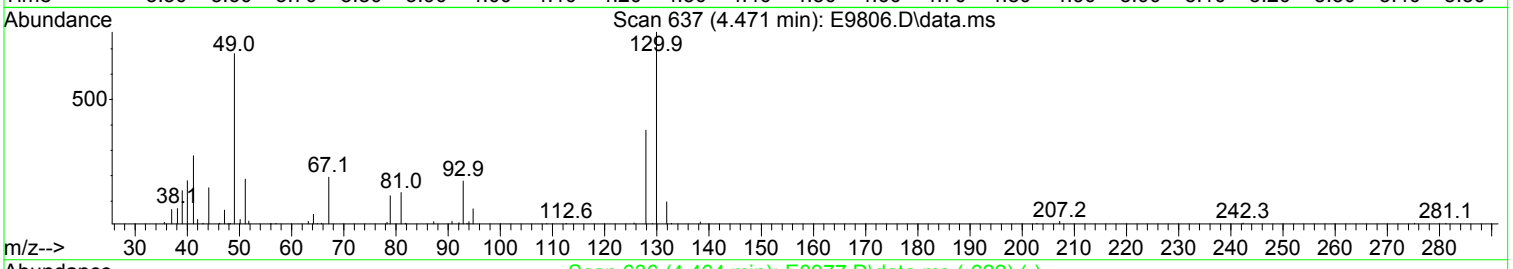

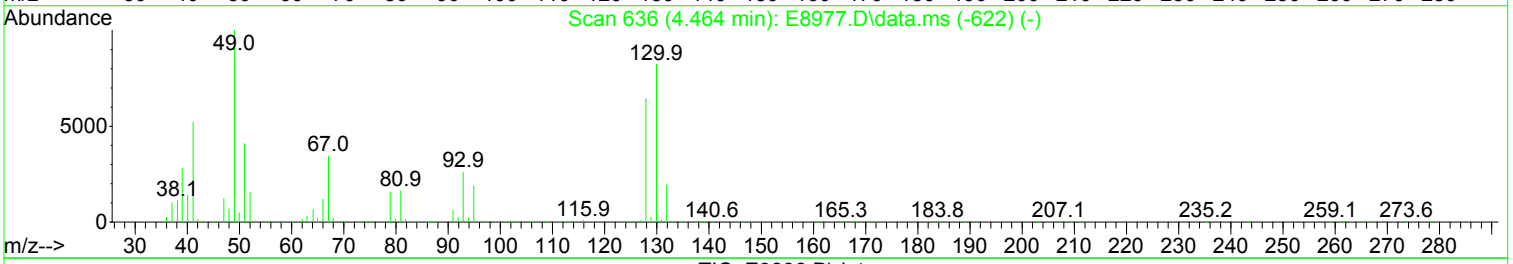

TIC: E9806.D\data.ms

(37) Bromochloromethane

4.471min (+ 0.006) 0.44 ug/L m

response 1440

Ion	Exp%	Act%
129.90	100.00	100.00
49.00	121.60	88.89#
127.90	78.30	49.54#
0.00	0.00	0.00

Manual Integration:

After

Split Peak.

02/16/24

Quantitation Report (Qedit)

Data Path : I:\ACQUDATA\MSVOA17\Data\021524\
Data File : E9806.D
Acq On : 15 Feb 2024 12:47 pm
Operator : K.Ruest
Sample : 0.5ppb
Misc : WATER ICAL
ALS Vial : 2 Sample Multiplier: 1

Quant Time: Feb 15 13:27:28 2024
Quant Method : I:\ACQUDATA\MSVOA17\Methods\W021524.m
Quant Title : MS#17 - 8260 WATERS 5mL Purge
QLast Update : Thu Jan 04 14:47:51 2024
Response via : Initial Calibration

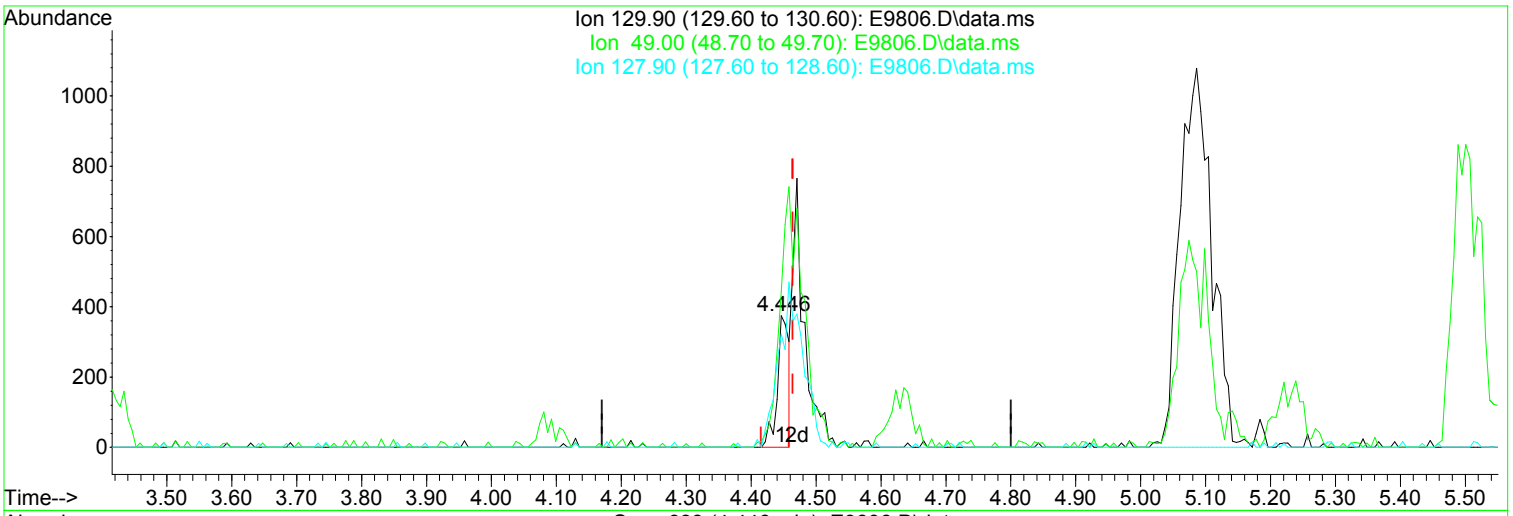

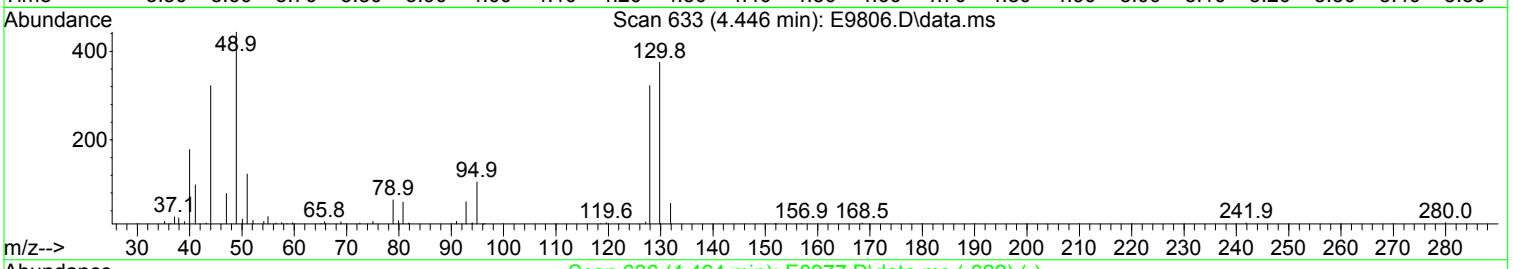

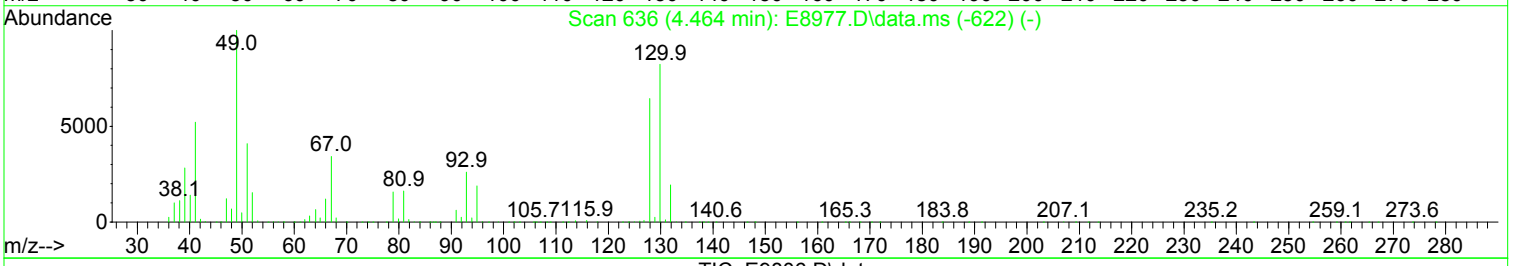

TIC: E9806.D\data.ms

(37) Bromochloromethane

4.446min (-0.018) 0.14 ug/L

response 471

Ion	Exp%	Act%
129.90	100.00	100.00
49.00	121.60	118.13
127.90	78.30	85.87
0.00	0.00	0.00

Manual Integration:

Before

02/16/24

Quantitation Report (Qedit)

Data Path : I:\ACQUDATA\MSVOA17\Data\021524\
Data File : E9806.D
Acq On : 15 Feb 2024 12:47 pm
Operator : K.Ruest
Sample : 0.5ppb
Misc : WATER ICAL
ALS Vial : 2 Sample Multiplier: 1

Quant Time: Feb 15 13:27:28 2024
Quant Method : I:\ACQUDATA\MSVOA17\Methods\W021524.m
Quant Title : MS#17 - 8260 WATERS 5mL Purge
QLast Update : Thu Jan 04 14:47:51 2024
Response via : Initial Calibration

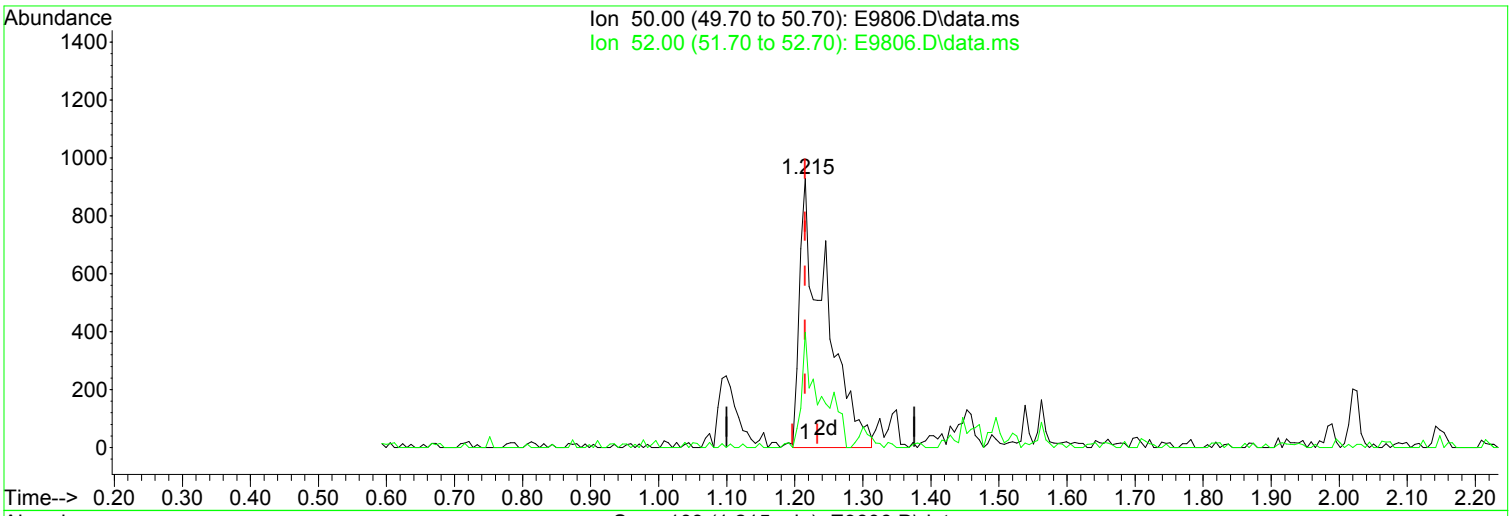

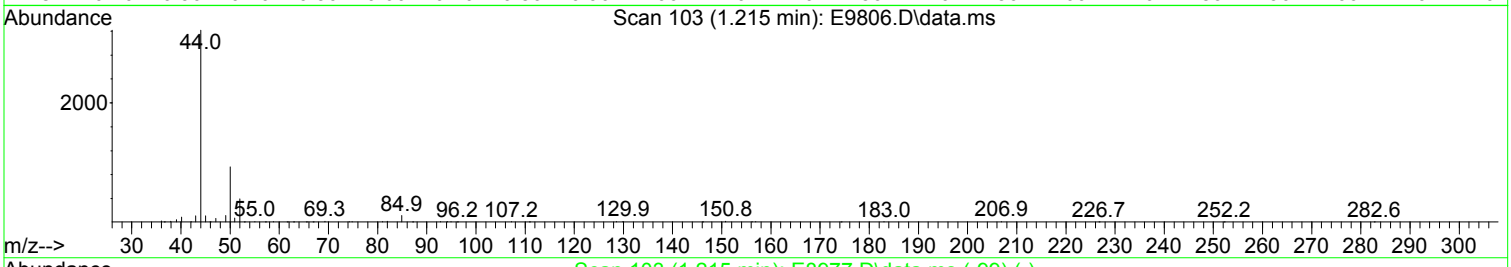

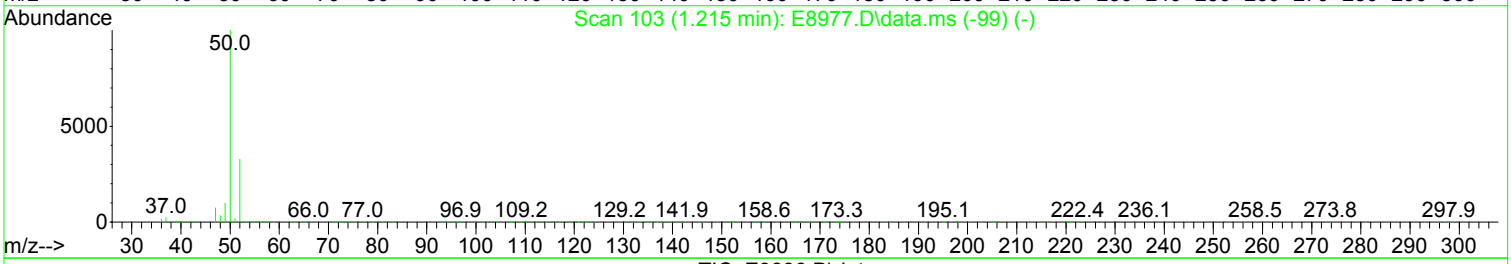

TIC: E9806.D\data.ms

(4) Chloromethane (P)

1.215min (+ 0.000) 0.47 ug/L m

response 2455

Ion	Exp%	Act%
50.00	100.00	100.00
52.00	32.80	42.84
0.00	0.00	0.00
0.00	0.00	0.00

Manual Integration:

After

Split Peak.

02/16/24

Quantitation Report (Qedit)

Data Path : I:\ACQUDATA\MSVOA17\Data\021524\
Data File : E9806.D
Acq On : 15 Feb 2024 12:47 pm
Operator : K.Ruest
Sample : 0.5ppb
Misc : WATER ICAL
ALS Vial : 2 Sample Multiplier: 1

Quant Time: Feb 15 13:27:28 2024
Quant Method : I:\ACQUDATA\MSVOA17\Methods\W021524.m
Quant Title : MS#17 - 8260 WATERS 5mL Purge
QLast Update : Thu Jan 04 14:47:51 2024
Response via : Initial Calibration

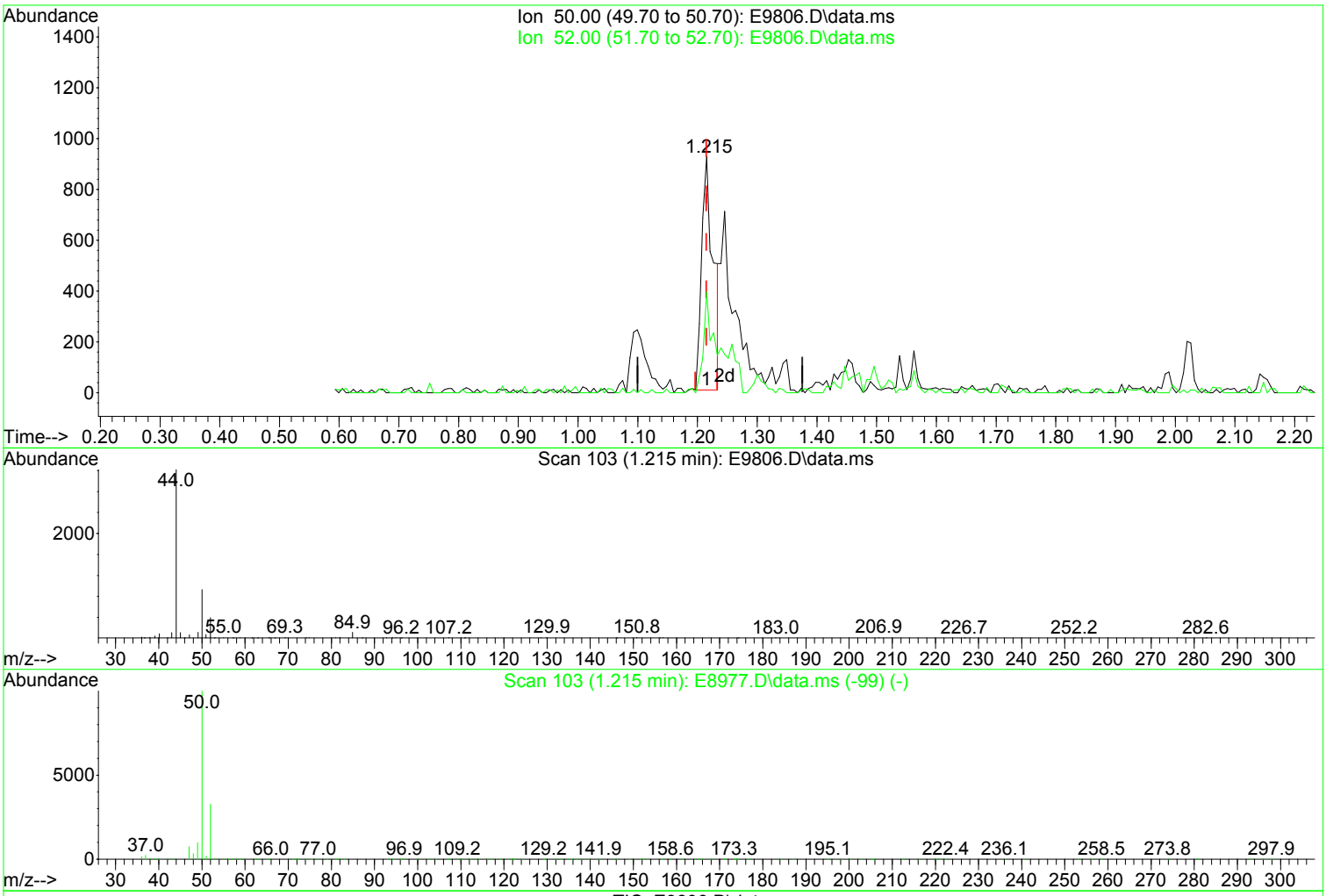

TIC: E9806.D\data.ms

(4) Chloromethane (P)

1.215min (+ 0.000) 0.24 ug/L

response 1242

Ion	Exp%	Act%
50.00	100.00	100.00
52.00	32.80	42.84
0.00	0.00	0.00
0.00	0.00	0.00

Manual Integration:

Before

02/16/24

Quantitation Report (Qedit)

Data Path : I:\ACQUDATA\MSVOA17\Data\021524\
Data File : E9806.D
Acq On : 15 Feb 2024 12:47 pm
Operator : K.Ruest
Sample : 0.5ppb
Misc : WATER ICAL
ALS Vial : 2 Sample Multiplier: 1

Quant Time: Feb 15 13:27:28 2024
Quant Method : I:\ACQUDATA\MSVOA17\Methods\W021524.m
Quant Title : MS#17 - 8260 WATERS 5mL Purge
QLast Update : Thu Jan 04 14:47:51 2024
Response via : Initial Calibration

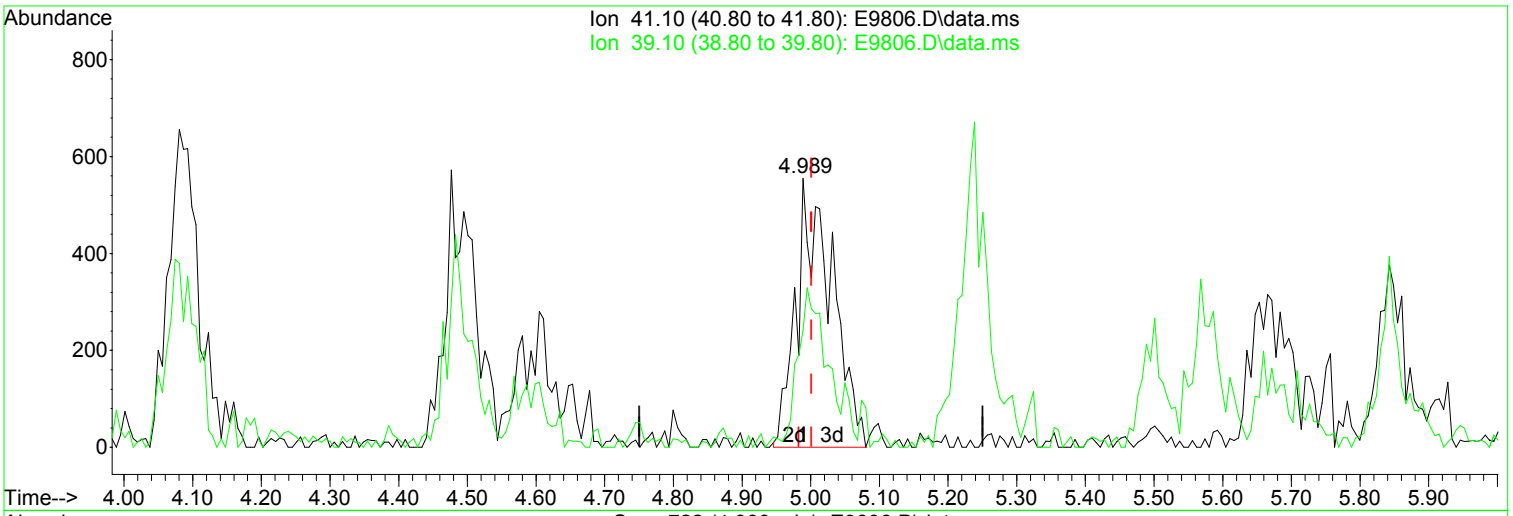

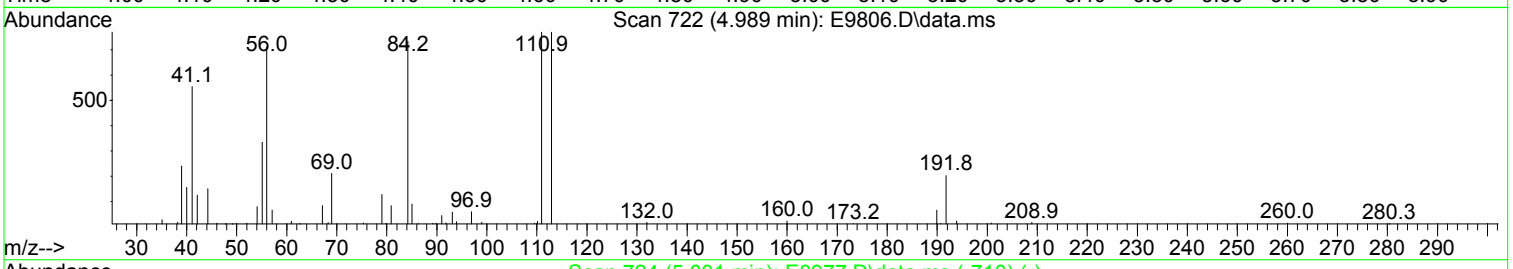

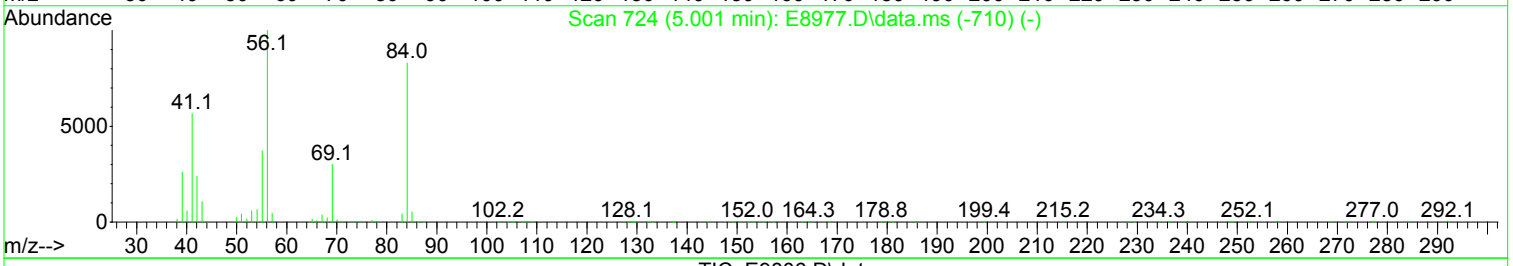

TIC: E9806.D\data.ms

(44) Cyclohexane (P)

4.989min (-0.012) 0.49 ug/L m

response 2004

Ion	Exp%	Act%
41.10	100.00	100.00
39.10	46.60	43.42
0.00	0.00	0.00
0.00	0.00	0.00

Manual Integration:

After

Split Peak.

02/16/24

1st 02/16/24
2nd 02/16/24

Quantitation Report (Qedit)

Data Path : I:\ACQUDATA\MSVOA17\Data\021524\
Data File : E9806.D
Acq On : 15 Feb 2024 12:47 pm
Operator : K.Ruest
Sample : 0.5ppb
Misc : WATER ICAL
ALS Vial : 2 Sample Multiplier: 1

Quant Time: Feb 15 13:27:28 2024
Quant Method : I:\ACQUDATA\MSVOA17\Methods\W021524.m
Quant Title : MS#17 - 8260 WATERS 5mL Purge
QLast Update : Thu Jan 04 14:47:51 2024
Response via : Initial Calibration

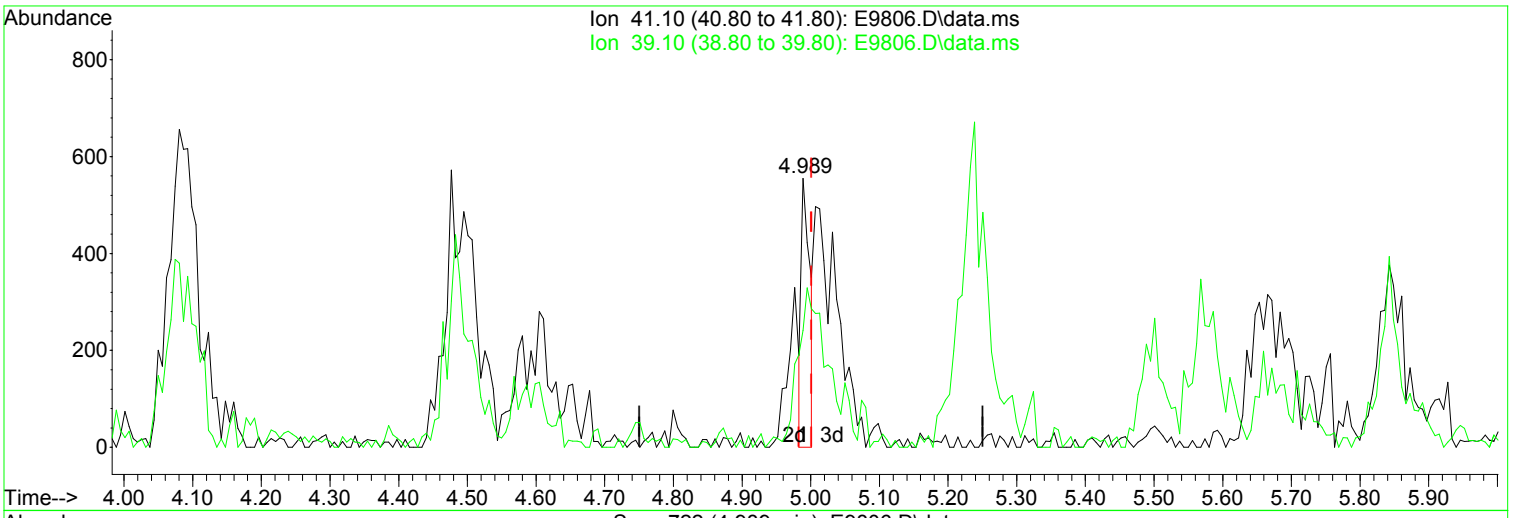

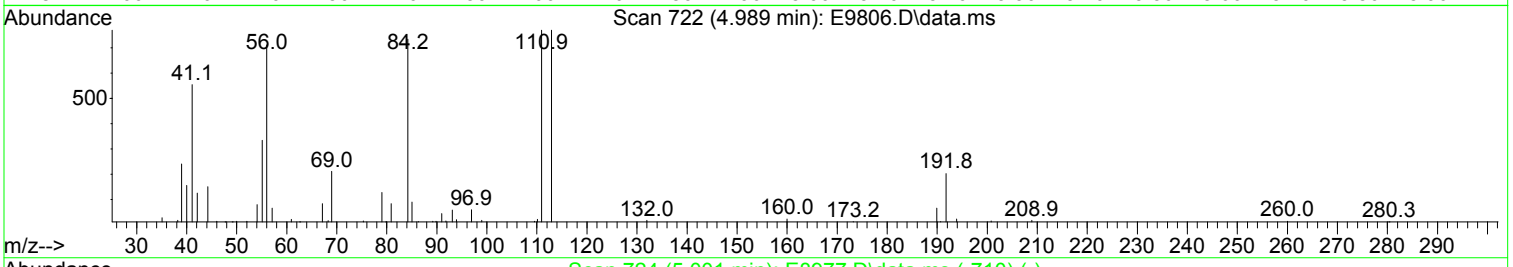

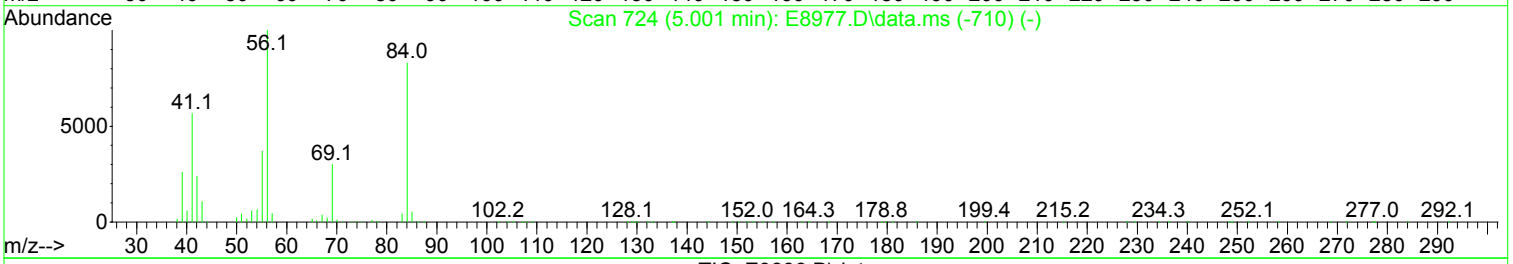

TIC: E9806.D\data.ms

(44) Cyclohexane (P)

4.989min (-0.012) 0.12 ug/L

response 485

Ion	Exp%	Act%
41.10	100.00	100.00
39.10	46.60	43.42
0.00	0.00	0.00
0.00	0.00	0.00

Manual Integration:

Before

02/16/24

Quantitation Report (Qedit)

Data Path : I:\ACQUDATA\MSVOA17\Data\021524\
Data File : E9806.D
Acq On : 15 Feb 2024 12:47 pm
Operator : K.Ruest
Sample : 0.5ppb
Misc : WATER ICAL
ALS Vial : 2 Sample Multiplier: 1

Quant Time: Feb 15 13:27:28 2024
Quant Method : I:\ACQUDATA\MSVOA17\Methods\W021524.m
Quant Title : MS#17 - 8260 WATERS 5mL Purge
QLast Update : Thu Jan 04 14:47:51 2024
Response via : Initial Calibration

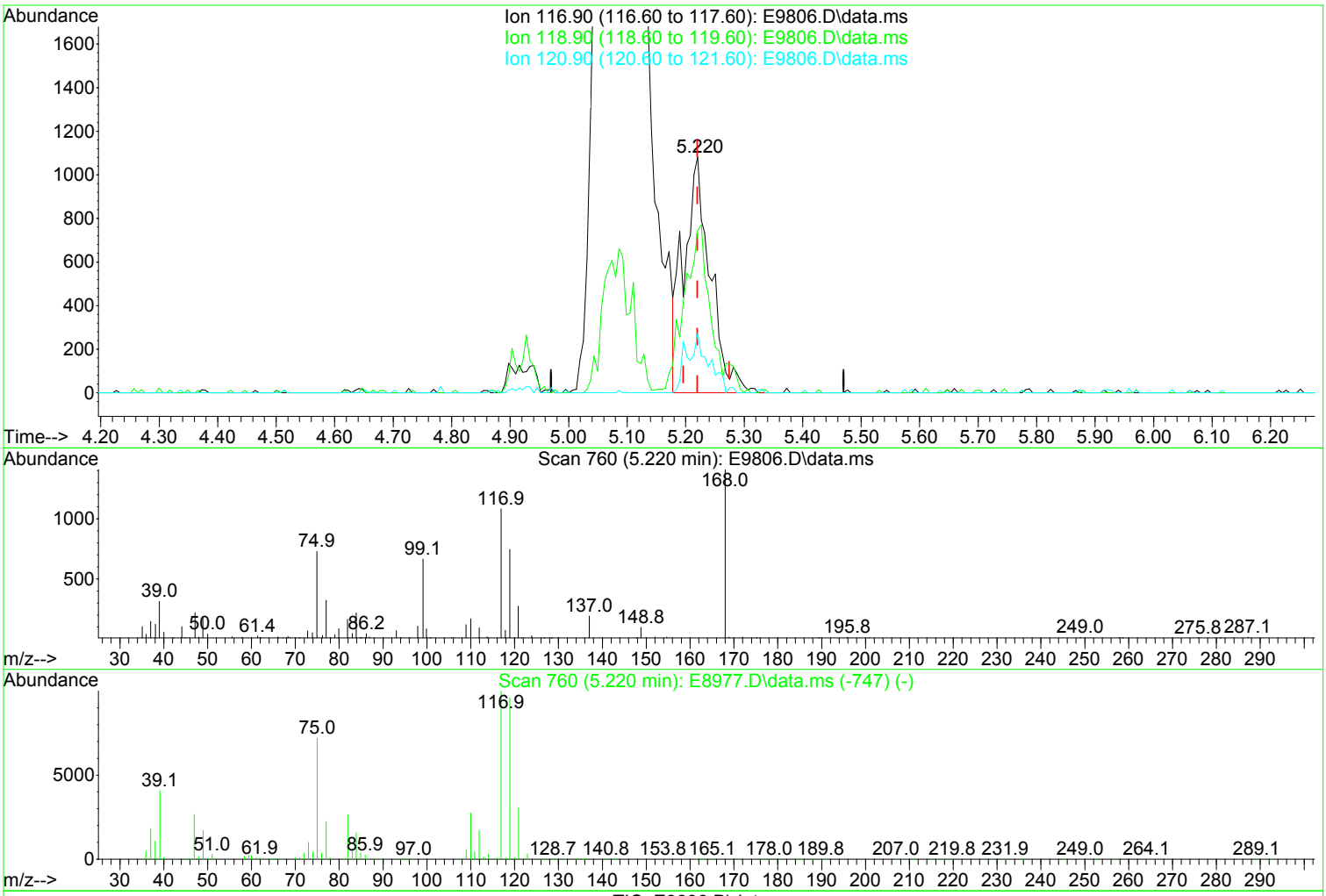

TIC: E9806.D\data.ms

(46) Carbontetrachloride (P)

5.220min (+ 0.000) 0.55 ug/L m

response 3390

Ion	Exp%	Act%
116.90	100.00	100.00
118.90	94.80	68.79#
120.90	30.20	25.21
0.00	0.00	0.00

Manual Integration:

After

Split Peak.

02/16/24

Quantitation Report (Qedit)

Data Path : I:\ACQUDATA\MSVOA17\Data\021524\
Data File : E9806.D
Acq On : 15 Feb 2024 12:47 pm
Operator : K.Ruest
Sample : 0.5ppb
Misc : WATER ICAL
ALS Vial : 2 Sample Multiplier: 1

Quant Time: Feb 15 13:27:28 2024
Quant Method : I:\ACQUDATA\MSVOA17\Methods\W021524.m
Quant Title : MS#17 - 8260 WATERS 5mL Purge
QLast Update : Thu Jan 04 14:47:51 2024
Response via : Initial Calibration

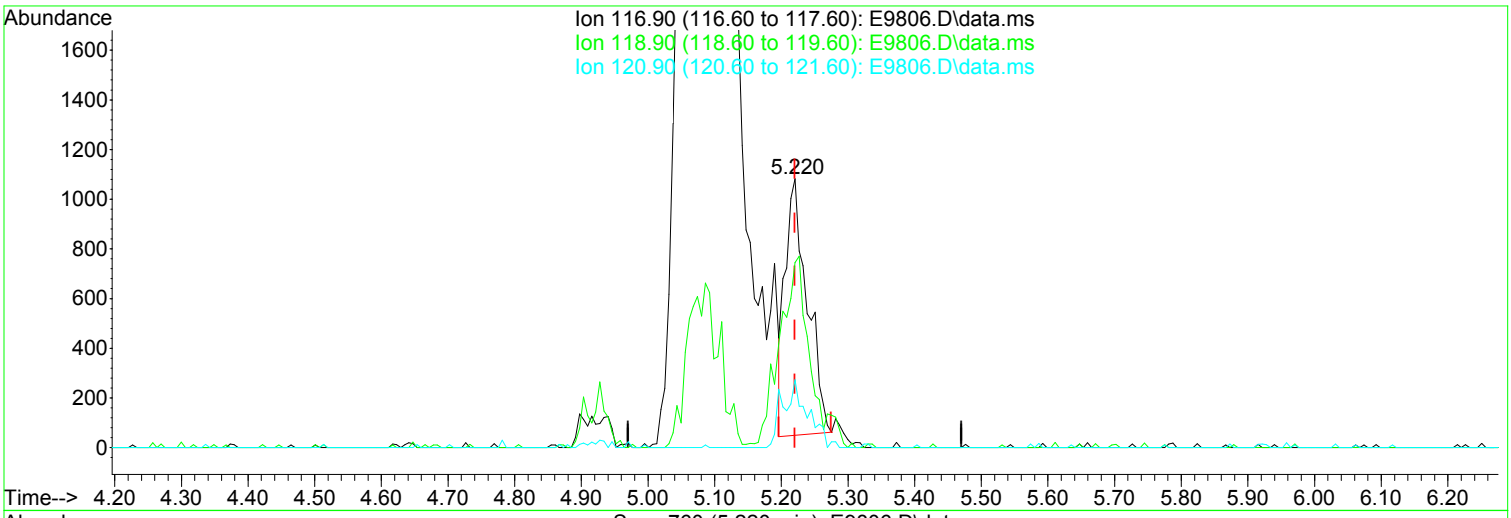

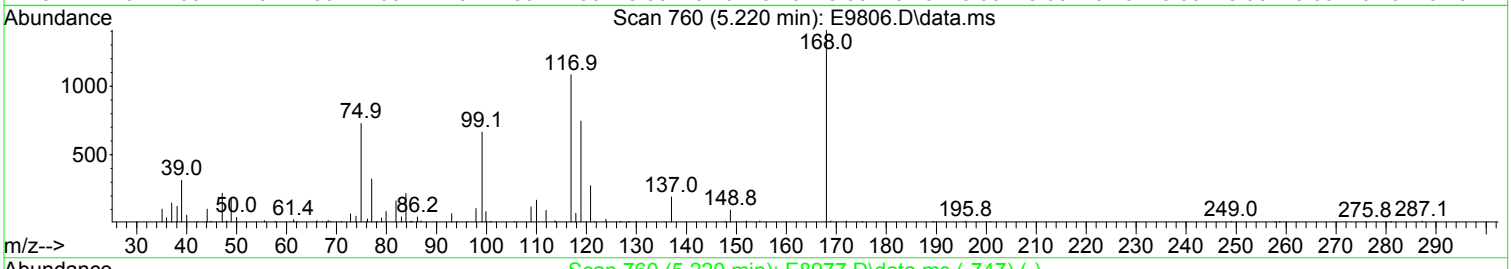

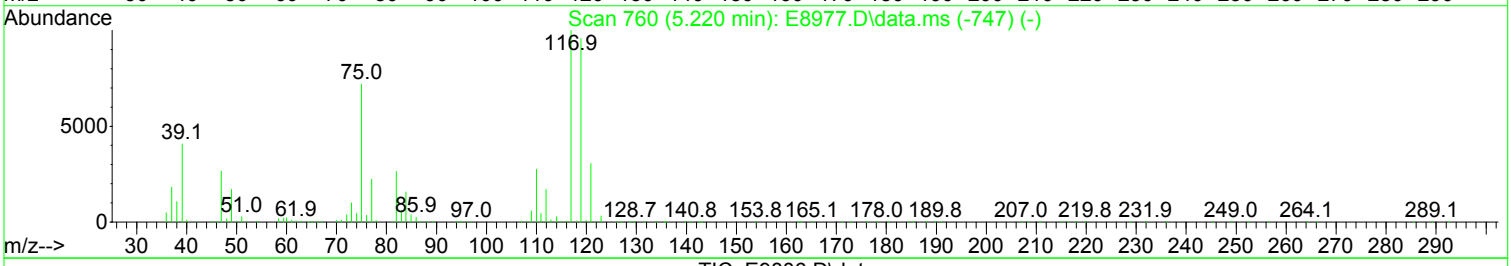

TIC: E9806.D\data.ms

(46) Carbontetrachloride (P)

5.220min (+ 0.000) 0.39 ug/L

response 2376

Ion	Exp%	Act%
116.90	100.00	100.00
118.90	94.80	68.79#
120.90	30.20	26.32
0.00	0.00	0.00

Manual Integration:

Before

02/16/24

Quantitation Report (Qedit)

Data Path : I:\ACQUDATA\MSVOA17\Data\021524\
Data File : E9806.D
Acq On : 15 Feb 2024 12:47 pm
Operator : K.Ruest
Sample : 0.5ppb
Misc : WATER ICAL
ALS Vial : 2 Sample Multiplier: 1

Quant Time: Feb 15 13:27:28 2024
Quant Method : I:\ACQUDATA\MSVOA17\Methods\W021524.m
Quant Title : MS#17 - 8260 WATERS 5mL Purge
QLast Update : Thu Jan 04 14:47:51 2024
Response via : Initial Calibration

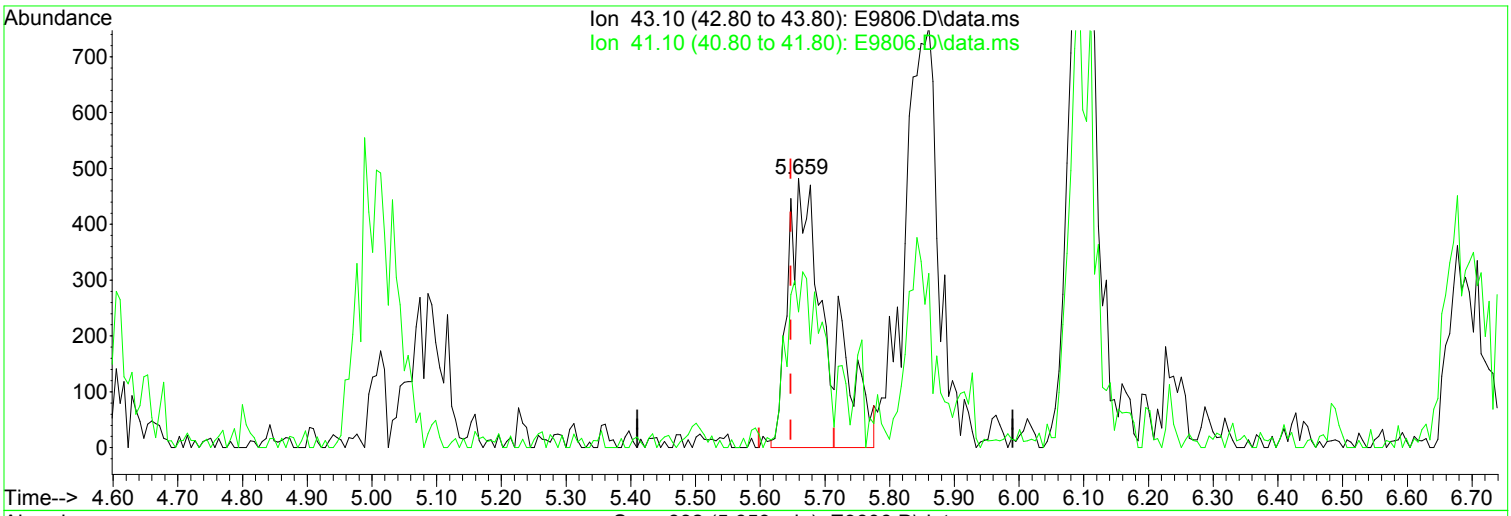

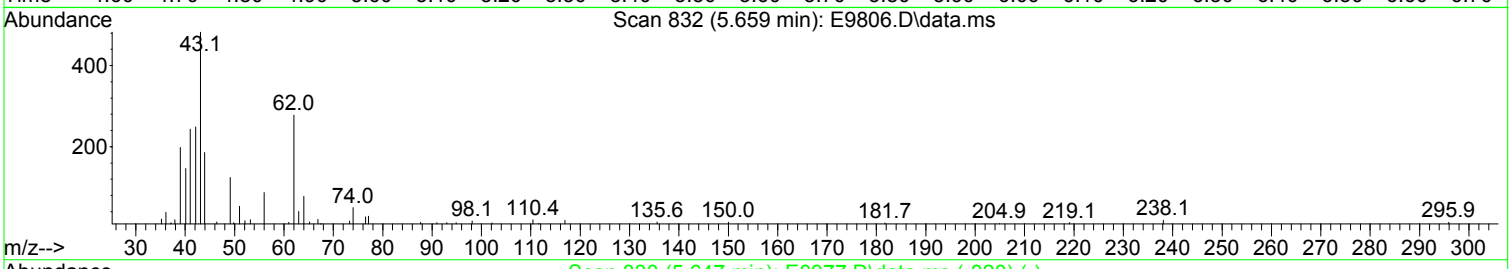

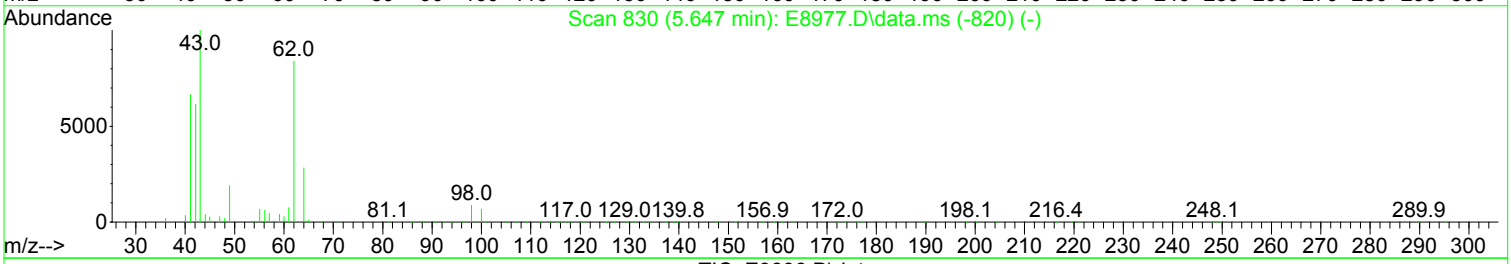

TIC: E9806.D\data.ms

(51) Iso-Butyl Alcohol

5.659min (+ 0.012) 11.26 ug/L m

response 2039

Ion	Exp%	Act%
43.10	100.00	100.00
41.10	66.90	50.41
0.00	0.00	0.00
0.00	0.00	0.00

Manual Integration:

After

Poor integration.

02/16/24

Quantitation Report (Qedit)

Data Path : I:\ACQUDATA\MSVOA17\Data\021524\
Data File : E9806.D
Acq On : 15 Feb 2024 12:47 pm
Operator : K.Ruest
Sample : 0.5ppb
Misc : WATER ICAL
ALS Vial : 2 Sample Multiplier: 1

Quant Time: Feb 15 13:27:28 2024
Quant Method : I:\ACQUDATA\MSVOA17\Methods\W021524.m
Quant Title : MS#17 - 8260 WATERS 5mL Purge
QLast Update : Thu Jan 04 14:47:51 2024
Response via : Initial Calibration

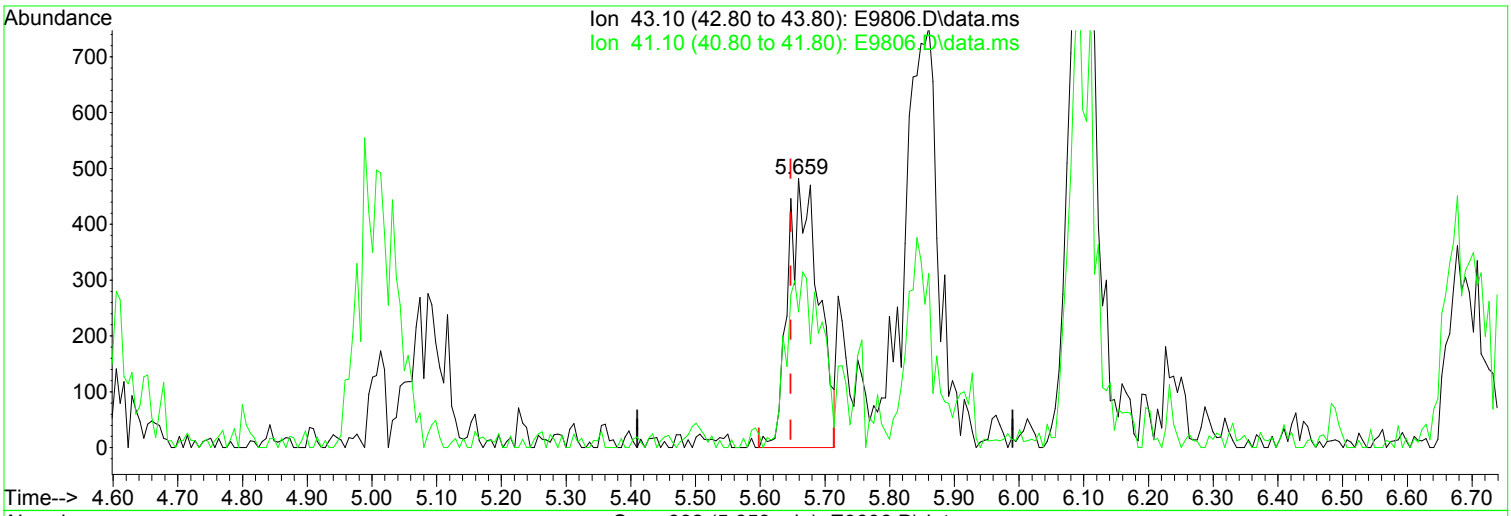

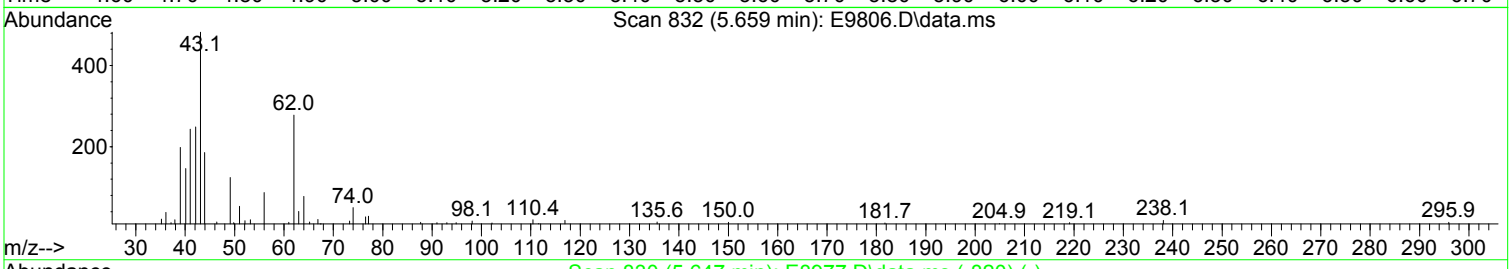

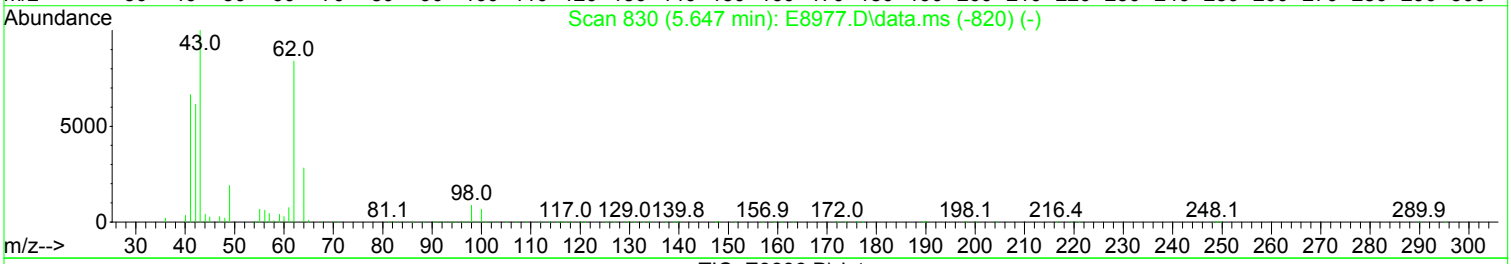

TIC: E9806.D\data.ms

(51) Iso-Butyl Alcohol

5.659min (+ 0.012) 8.66 ug/L

response 1569

Ion	Exp%	Act%
43.10	100.00	100.00
41.10	66.90	50.41
0.00	0.00	0.00
0.00	0.00	0.00

Manual Integration:

Before

02/16/24

1st 02/16/24
2nd 02/16/24

Quantitation Report (Qedit)

Data Path : I:\ACQUDATA\MSVOA17\Data\021524\
Data File : E9806.D
Acq On : 15 Feb 2024 12:47 pm
Operator : K.Ruest
Sample : 0.5ppb
Misc : WATER ICAL
ALS Vial : 2 Sample Multiplier: 1

Quant Time: Feb 15 13:27:28 2024
Quant Method : I:\ACQUDATA\MSVOA17\Methods\W021524.m
Quant Title : MS#17 - 8260 WATERS 5mL Purge
QLast Update : Thu Jan 04 14:47:51 2024
Response via : Initial Calibration

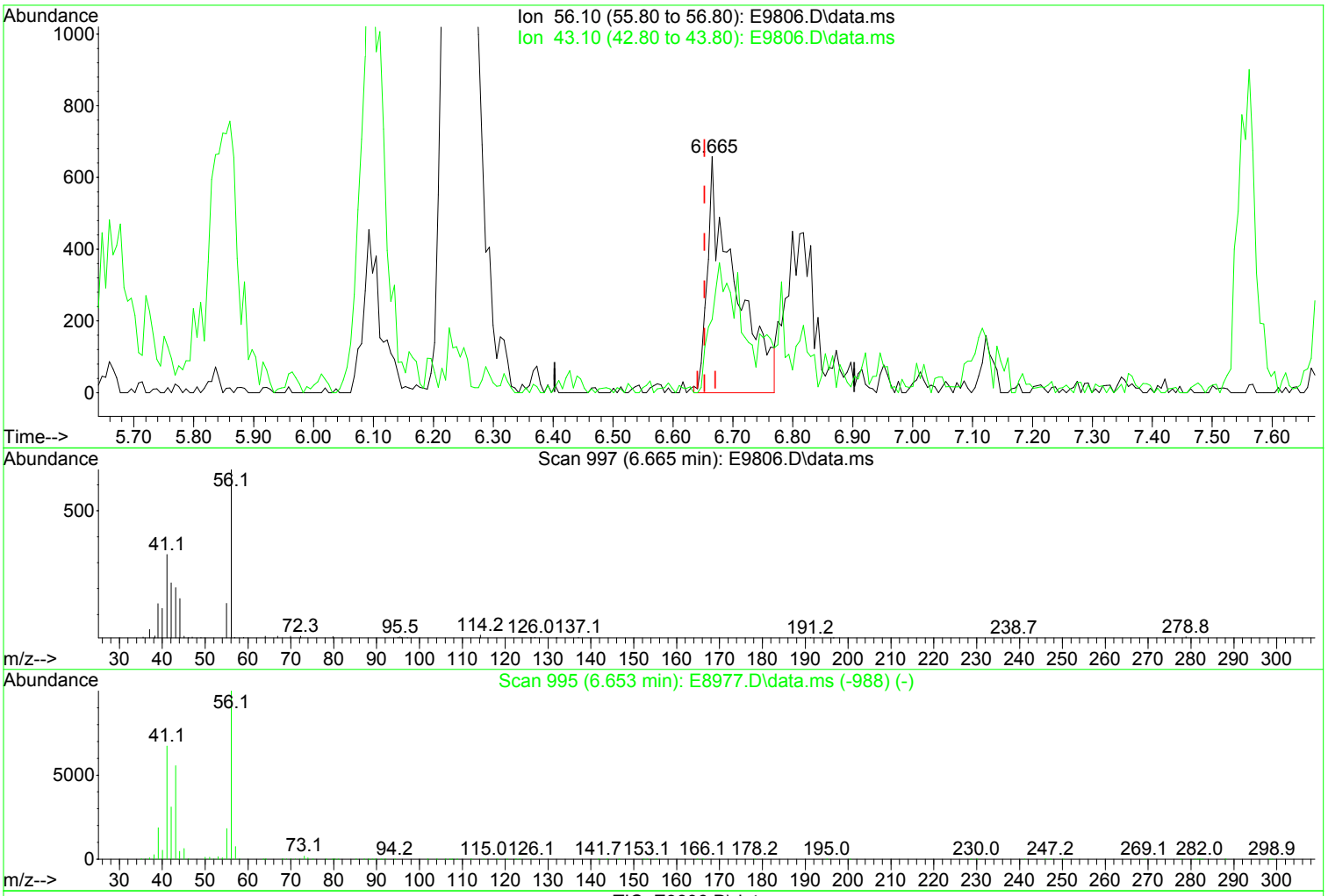

TIC: E9806.D\data.ms

(53) 1-Butanol

6.665min (+ 0.012) 20.20 ug/L m

response 2094

Ion	Exp%	Act%
56.10	100.00	100.00
43.10	56.50	31.00#
0.00	0.00	0.00
0.00	0.00	0.00

Manual Integration:

After

Split Peak.

02/16/24

Quantitation Report (Qedit)

Data Path : I:\ACQUDATA\MSVOA17\Data\021524\
Data File : E9806.D
Acq On : 15 Feb 2024 12:47 pm
Operator : K.Ruest
Sample : 0.5ppb
Misc : WATER ICAL
ALS Vial : 2 Sample Multiplier: 1

Quant Time: Feb 15 13:27:28 2024
Quant Method : I:\ACQUDATA\MSVOA17\Methods\W021524.m
Quant Title : MS#17 - 8260 WATERS 5mL Purge
QLast Update : Thu Jan 04 14:47:51 2024
Response via : Initial Calibration

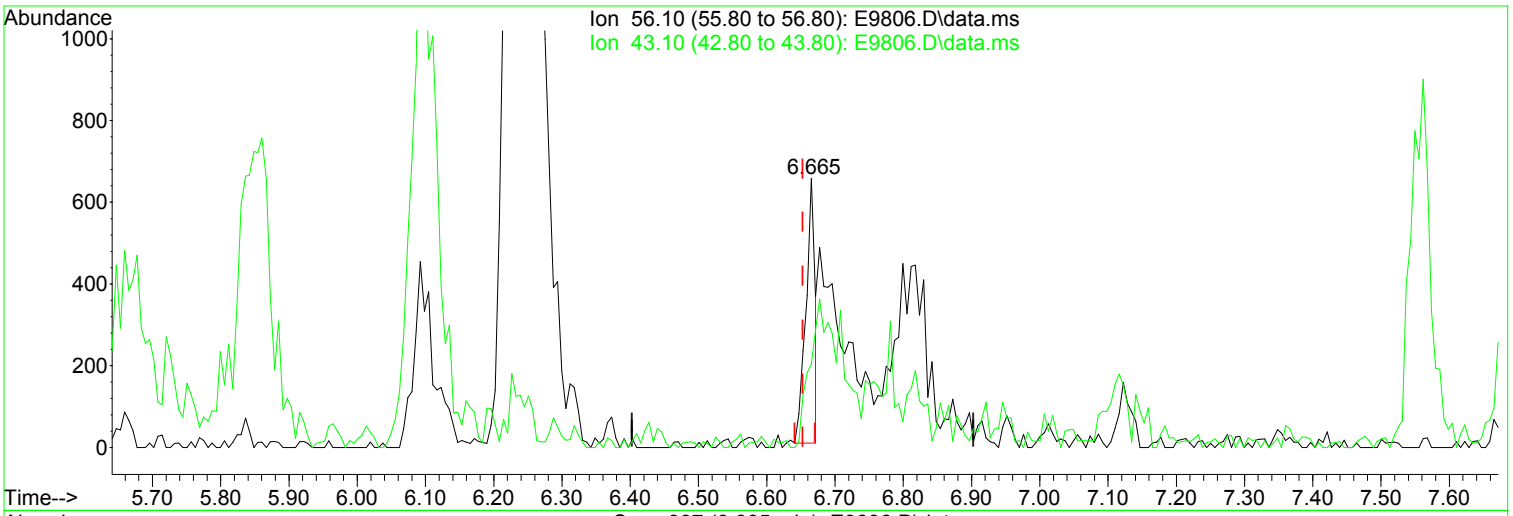

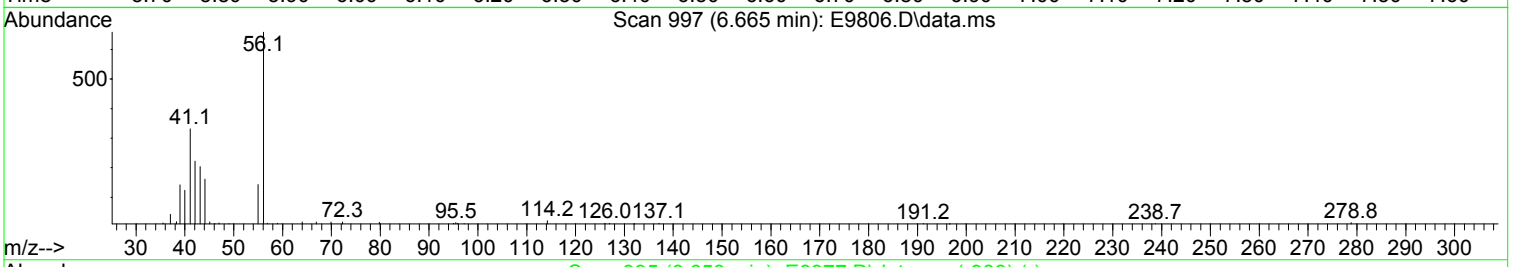

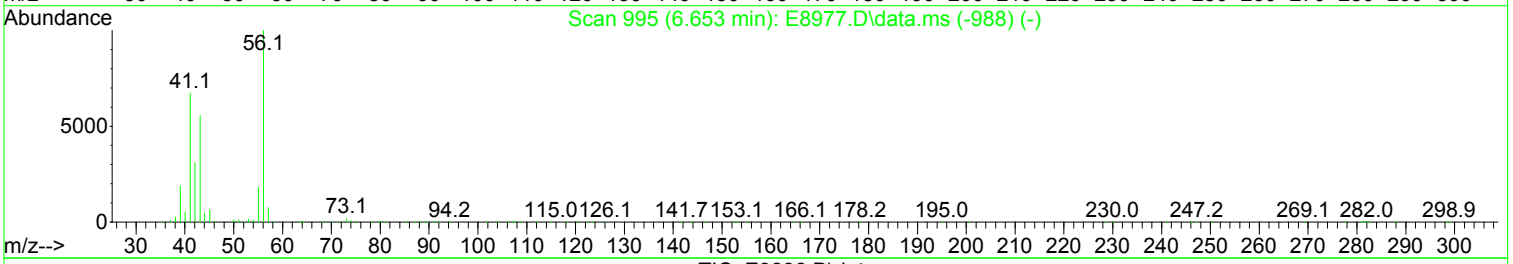

TIC: E9806.D\data.ms

(53) 1-Butanol

6.665min (+ 0.012) 5.87 ug/L

response 608

Ion	Exp%	Act%
56.10	100.00	100.00
43.10	56.50	31.00#
0.00	0.00	0.00
0.00	0.00	0.00

Manual Integration:

Before

02/16/24

1st 02/16/24
2nd 02/16/24

Quantitation Report (Qedit)

Data Path : I:\ACQUDATA\MSVOA17\Data\021524\
Data File : E9806.D
Acq On : 15 Feb 2024 12:47 pm
Operator : K.Ruest
Sample : 0.5ppb
Misc : WATER ICAL
ALS Vial : 2 Sample Multiplier: 1

Quant Time: Feb 15 13:27:28 2024
Quant Method : I:\ACQUDATA\MSVOA17\Methods\W021524.m
Quant Title : MS#17 - 8260 WATERS 5mL Purge
QLast Update : Thu Jan 04 14:47:51 2024
Response via : Initial Calibration

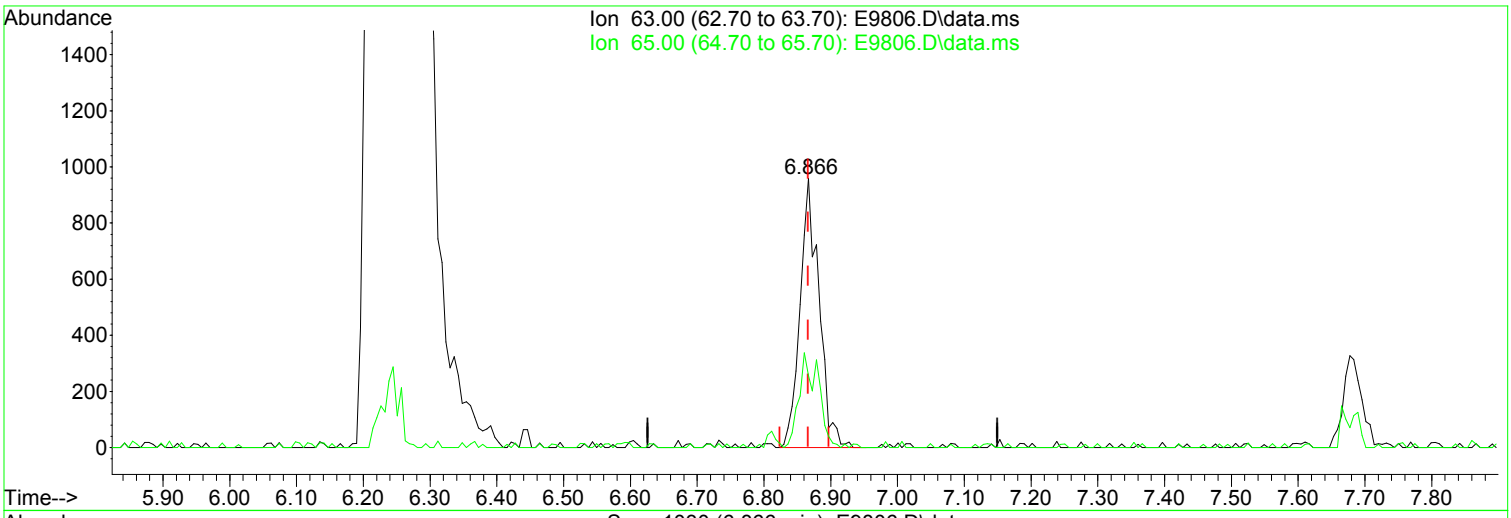

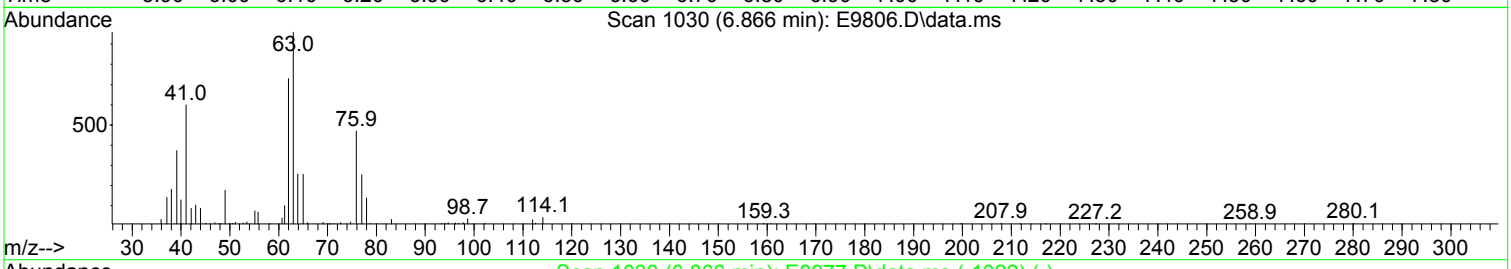

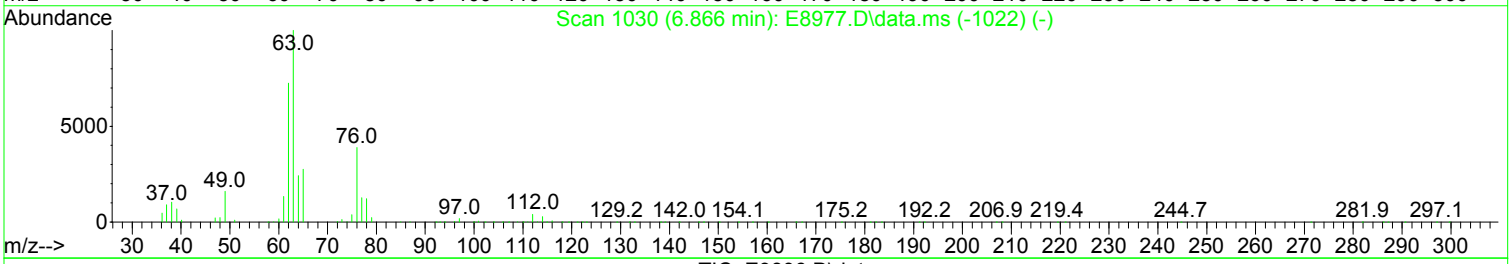

TIC: E9806.D\data.ms

(56) 1,2-Diclpropane (P)

6.866min (+ 0.000) 0.43 ug/L m

response 1888

Ion	Exp%	Act%
63.00	100.00	100.00
65.00	30.00	26.69
0.00	0.00	0.00
0.00	0.00	0.00

Manual Integration:

After

Poor integration.

02/16/24

Quantitation Report (Qedit)

Data Path : I:\ACQUDATA\MSVOA17\Data\021524\
Data File : E9806.D
Acq On : 15 Feb 2024 12:47 pm
Operator : K.Ruest
Sample : 0.5ppb
Misc : WATER ICAL
ALS Vial : 2 Sample Multiplier: 1

Quant Time: Feb 15 13:27:28 2024
Quant Method : I:\ACQUDATA\MSVOA17\Methods\W021524.m
Quant Title : MS#17 - 8260 WATERS 5mL Purge
QLast Update : Thu Jan 04 14:47:51 2024
Response via : Initial Calibration

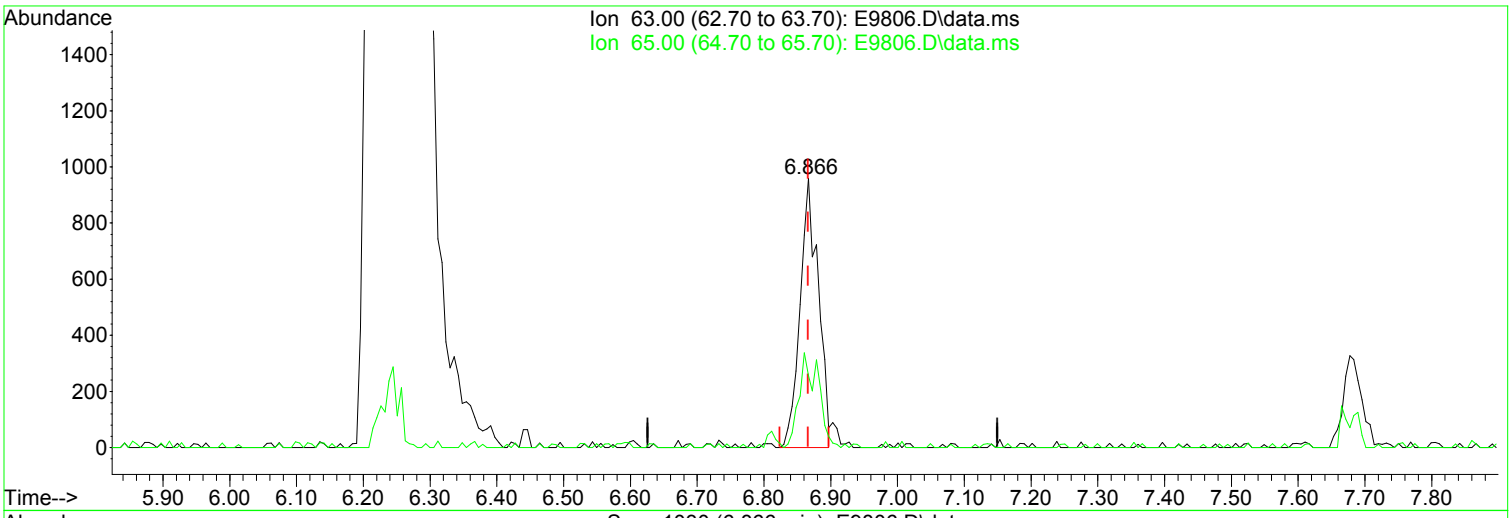

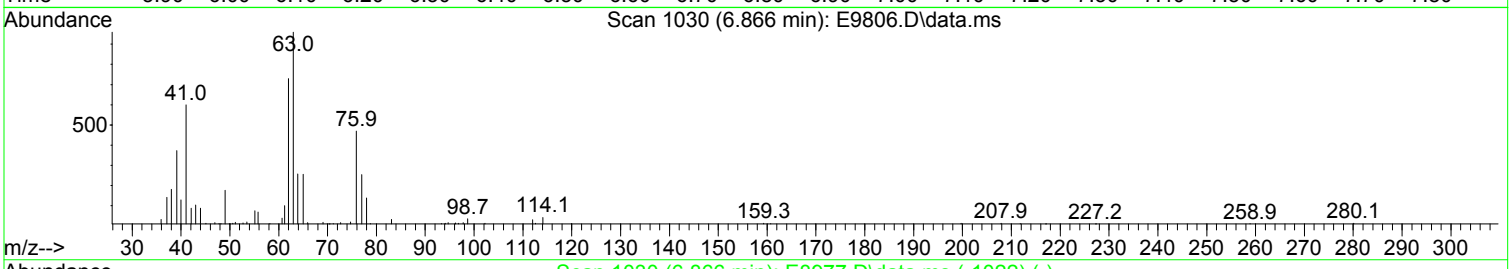

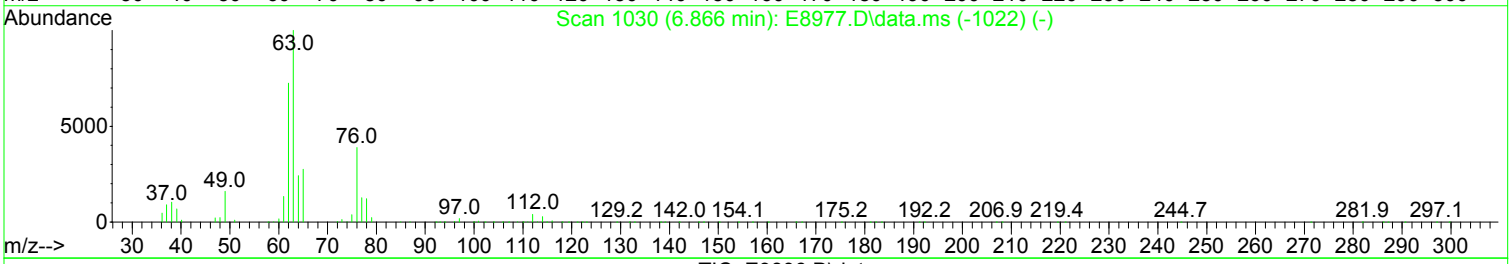

TIC: E9806.D\data.ms

(56) 1,2-Diclpropane (P)

6.866min (+ 0.000) 0.41 ug/L

response 1815

Ion	Exp%	Act%
63.00	100.00	100.00
65.00	30.00	26.69
0.00	0.00	0.00
0.00	0.00	0.00

Manual Integration:

Before

02/16/24

Quantitation Report (Qedit)

Data Path : I:\ACQUDATA\MSVOA17\Data\021524\
Data File : E9806.D
Acq On : 15 Feb 2024 12:47 pm
Operator : K.Ruest
Sample : 0.5ppb
Misc : WATER ICAL
ALS Vial : 2 Sample Multiplier: 1

Quant Time: Feb 15 13:27:28 2024
Quant Method : I:\ACQUDATA\MSVOA17\Methods\W021524.m
Quant Title : MS#17 - 8260 WATERS 5mL Purge
QLast Update : Thu Jan 04 14:47:51 2024
Response via : Initial Calibration

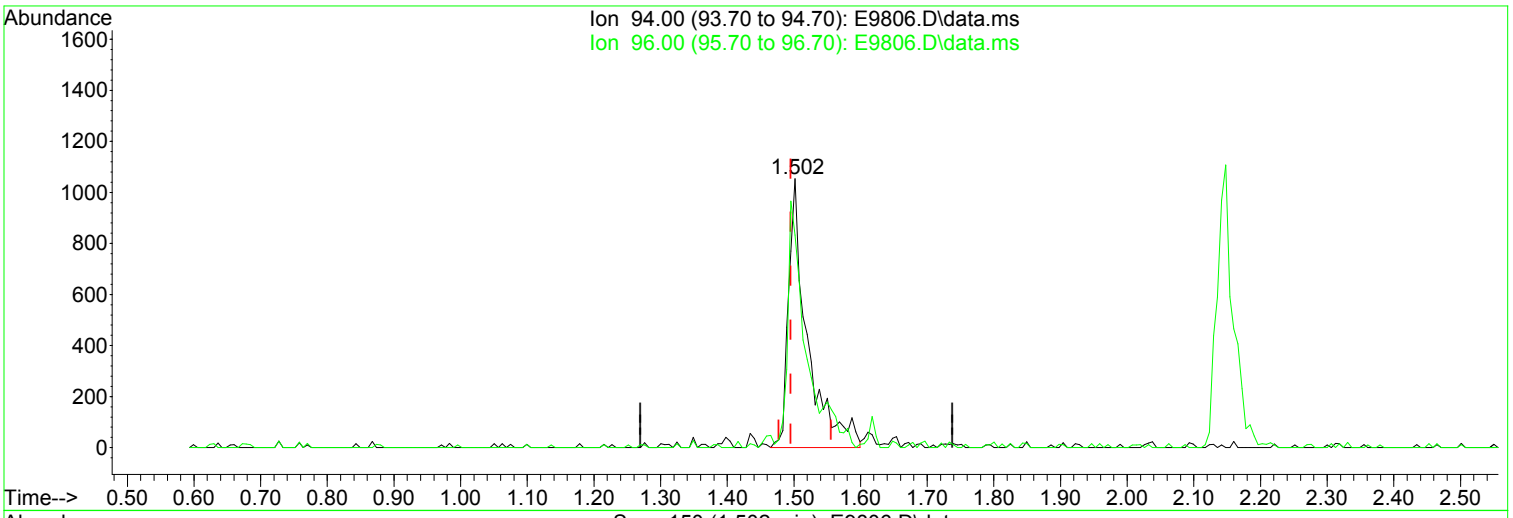

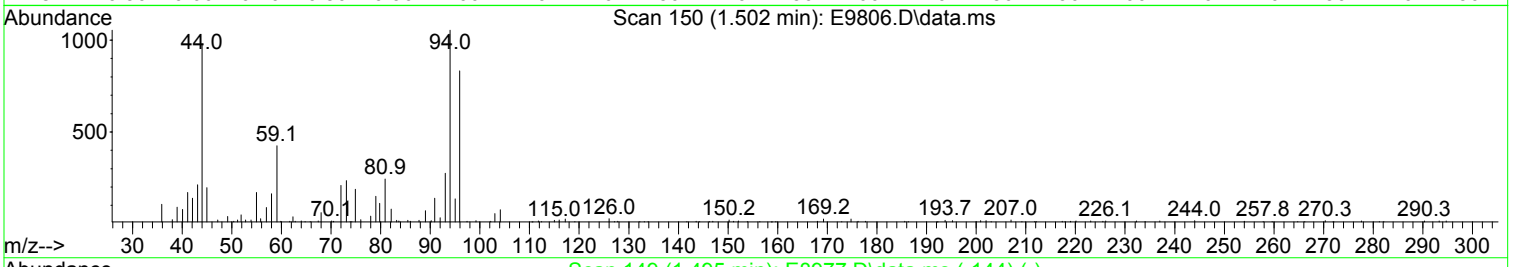

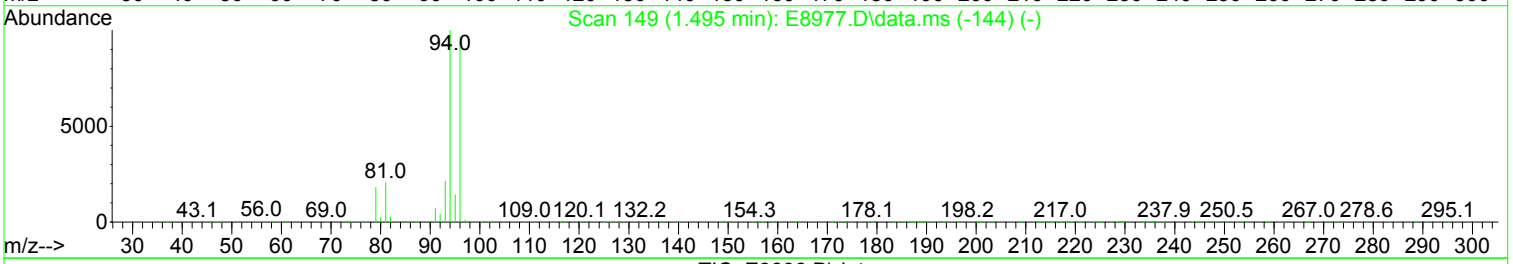

TIC: E9806.D\data.ms

(6) Bromomethane (P)

1.502min (+ 0.007) 0.74 ug/L m

response 2089

Ion	Exp%	Act%
94.00	100.00	100.00
96.00	96.90	79.03
0.00	0.00	0.00
0.00	0.00	0.00

Manual Integration:

After

Poor integration.

02/16/24

Quantitation Report (Qedit)

Data Path : I:\ACQUDATA\MSVOA17\Data\021524\
Data File : E9806.D
Acq On : 15 Feb 2024 12:47 pm
Operator : K.Ruest
Sample : 0.5ppb
Misc : WATER ICAL
ALS Vial : 2 Sample Multiplier: 1

Quant Time: Feb 15 13:27:28 2024
Quant Method : I:\ACQUDATA\MSVOA17\Methods\W021524.m
Quant Title : MS#17 - 8260 WATERS 5mL Purge
QLast Update : Thu Jan 04 14:47:51 2024
Response via : Initial Calibration

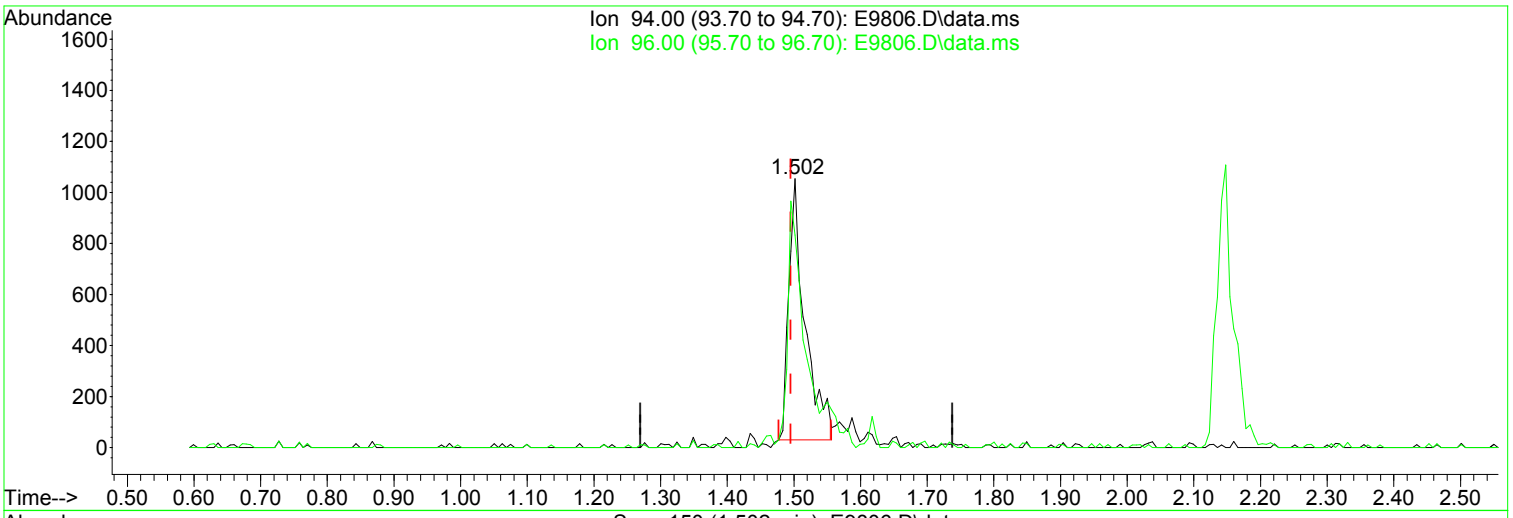

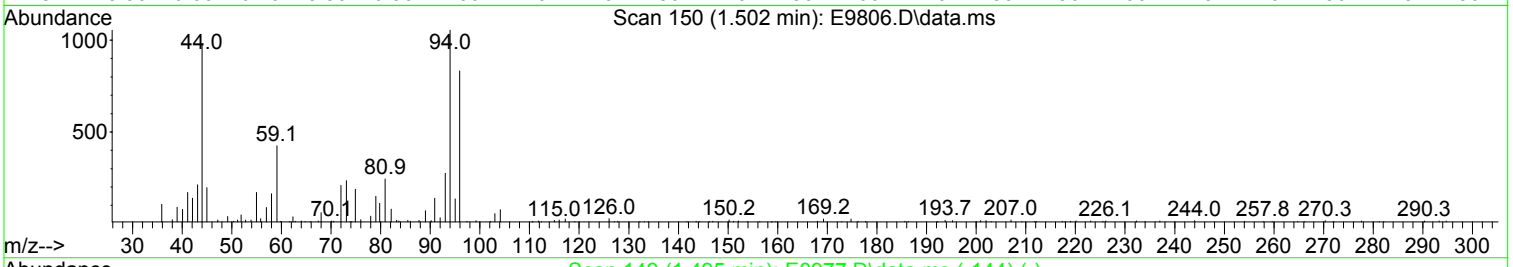

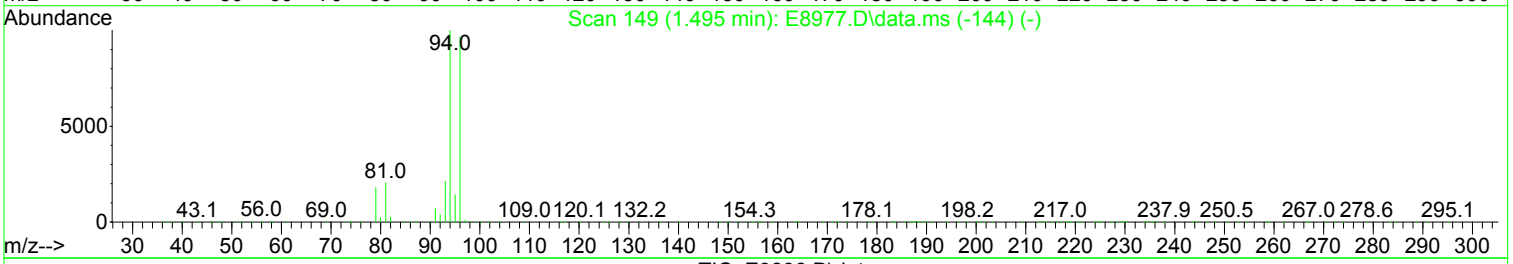

TIC: E9806.D\data.ms

(6) Bromomethane (P)

1.502min (+ 0.007) 0.61 ug/L

response 1727

Ion	Exp%	Act%
94.00	100.00	100.00
96.00	96.90	79.03
0.00	0.00	0.00
0.00	0.00	0.00

Manual Integration:

Before

02/16/24

Quantitation Report (Qedit)

Data Path : I:\ACQUDATA\MSVOA17\Data\021524\
Data File : E9806.D
Acq On : 15 Feb 2024 12:47 pm
Operator : K.Ruest
Sample : 0.5ppb
Misc : WATER ICAL
ALS Vial : 2 Sample Multiplier: 1

Quant Time: Feb 15 13:27:28 2024
Quant Method : I:\ACQUDATA\MSVOA17\Methods\W021524.m
Quant Title : MS#17 - 8260 WATERS 5mL Purge
QLast Update : Thu Jan 04 14:47:51 2024
Response via : Initial Calibration

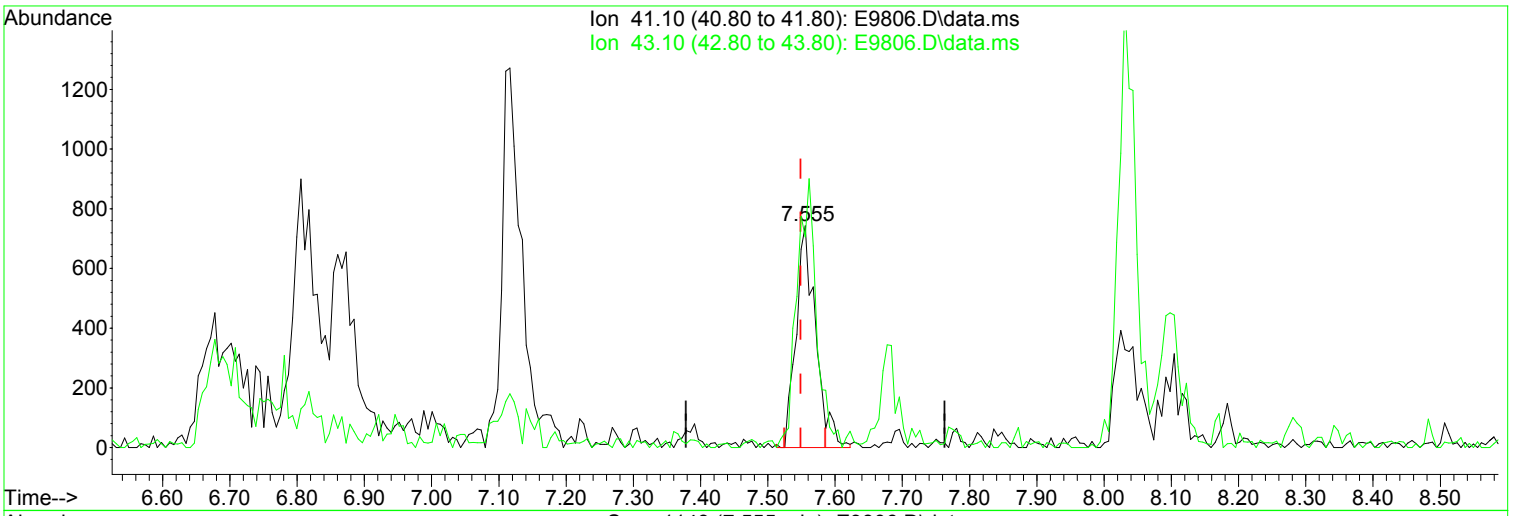

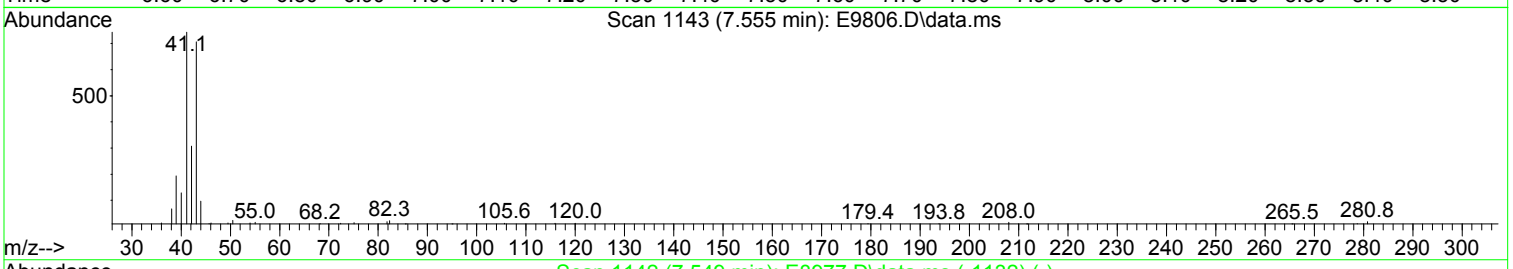

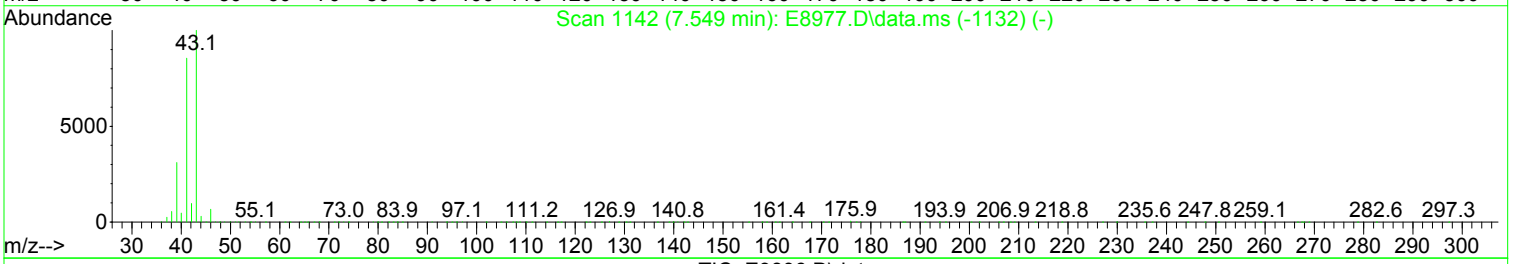

TIC: E9806.D\data.ms

(61) 2-Nitropropane

7.555min (+ 0.006) 1.00 ug/L m

response 1514

Ion	Exp%	Act%
41.10	100.00	100.00
43.10	117.60	95.02#
0.00	0.00	0.00
0.00	0.00	0.00

Manual Integration:

After

Poor integration.

02/16/24

1st 02/16/24
2nd 02/16/24

Quantitation Report (Qedit)

Data Path : I:\ACQUDATA\MSVOA17\Data\021524\
Data File : E9806.D
Acq On : 15 Feb 2024 12:47 pm
Operator : K.Ruest
Sample : 0.5ppb
Misc : WATER ICAL
ALS Vial : 2 Sample Multiplier: 1

Quant Time: Feb 15 13:27:28 2024
Quant Method : I:\ACQUDATA\MSVOA17\Methods\W021524.m
Quant Title : MS#17 - 8260 WATERS 5mL Purge
QLast Update : Thu Jan 04 14:47:51 2024
Response via : Initial Calibration

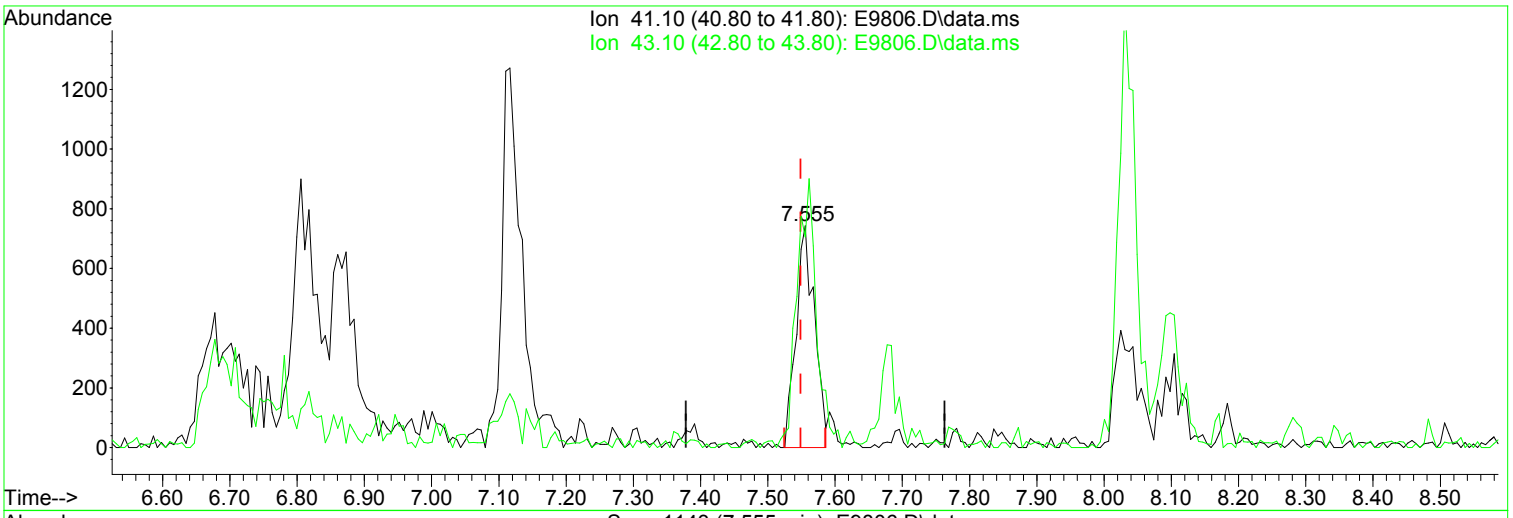

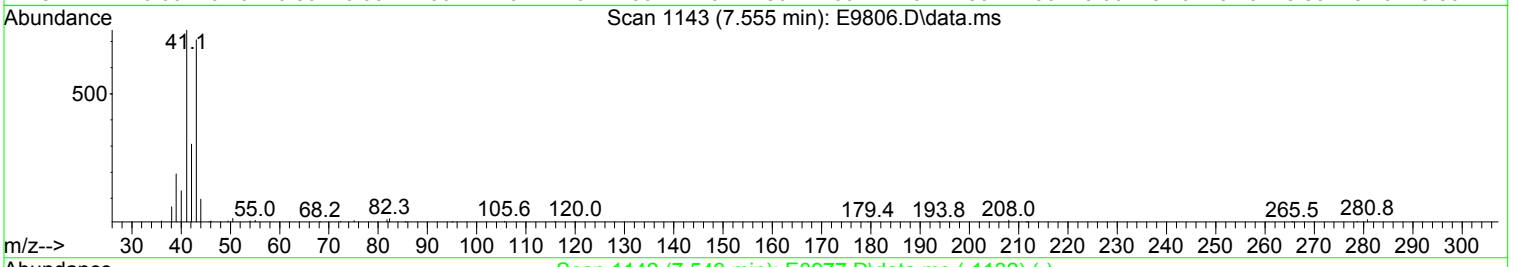

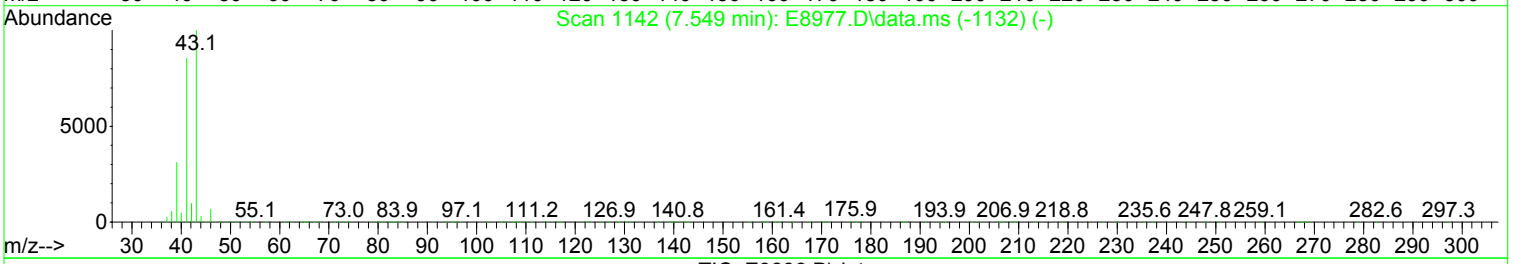

TIC: E9806.D\data.ms

(61) 2-Nitropropane

7.555min (+ 0.006) 0.93 ug/L

response 1416

Ion	Exp%	Act%
41.10	100.00	100.00
43.10	117.60	95.02#
0.00	0.00	0.00
0.00	0.00	0.00

Manual Integration:

Before

02/16/24

Quantitation Report (Qedit)

Data Path : I:\ACQUDATA\MSVOA17\Data\021524\
Data File : E9806.D
Acq On : 15 Feb 2024 12:47 pm
Operator : K.Ruest
Sample : 0.5ppb
Misc : WATER ICAL
ALS Vial : 2 Sample Multiplier: 1

Quant Time: Feb 15 13:27:28 2024
Quant Method : I:\ACQUDATA\MSVOA17\Methods\W021524.m
Quant Title : MS#17 - 8260 WATERS 5mL Purge
QLast Update : Thu Jan 04 14:47:51 2024
Response via : Initial Calibration

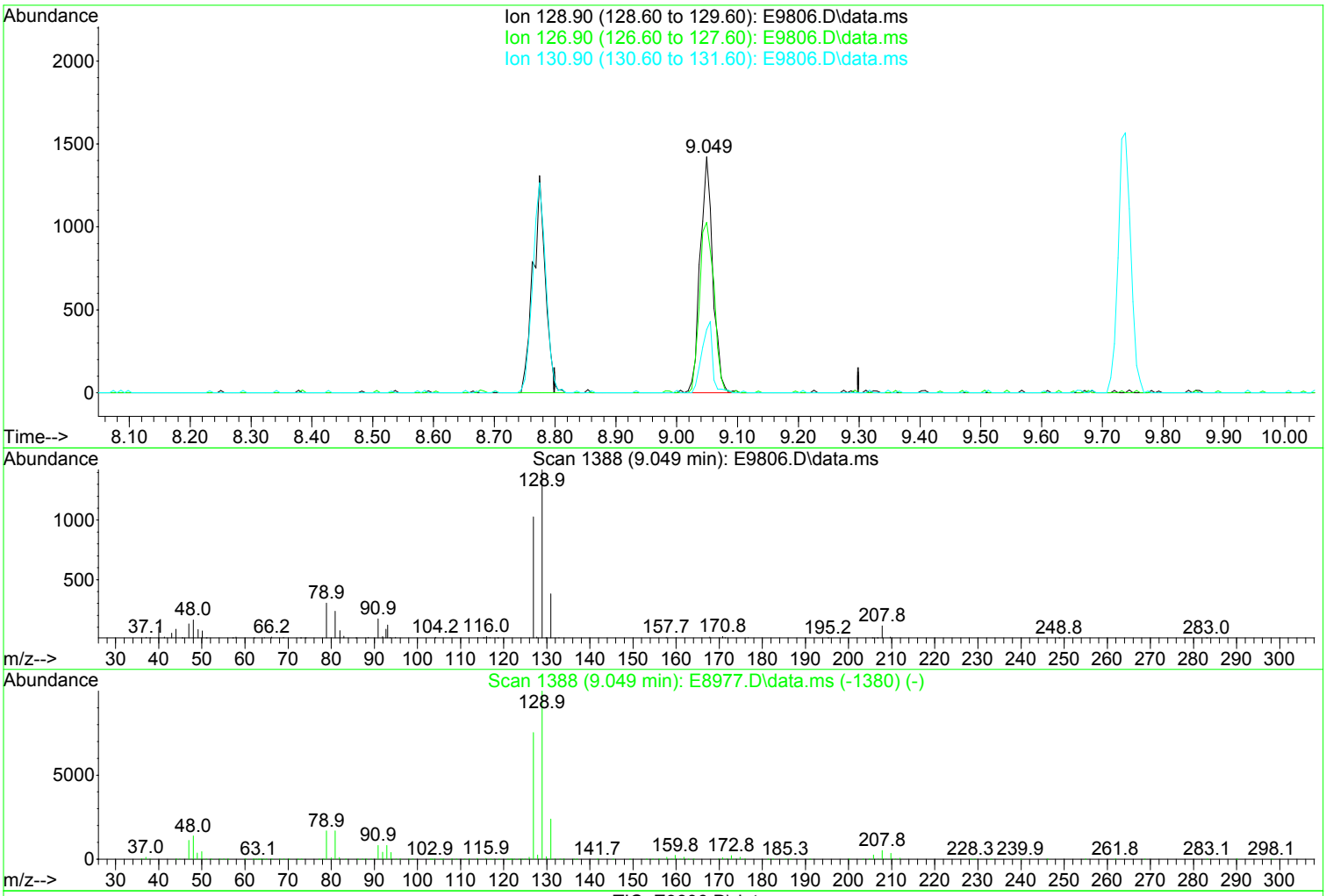

TIC: E9806.D\data.ms

(75) Dibromochloromethane (P)

9.049min (+ 0.000) 0.40 ug/L m

response 2056

Ion	Exp%	Act%
128.90	100.00	100.00
126.90	75.40	72.24
130.90	23.90	26.77
0.00	0.00	0.00

Manual Integration:

After

Peak not found.

02/16/24

Quantitation Report (Qedit)

Data Path : I:\ACQUDATA\MSVOA17\Data\021524\
Data File : E9806.D
Acq On : 15 Feb 2024 12:47 pm
Operator : K.Ruest
Sample : 0.5ppb
Misc : WATER ICAL
ALS Vial : 2 Sample Multiplier: 1

Quant Time: Feb 15 13:27:28 2024
Quant Method : I:\ACQUDATA\MSVOA17\Methods\W021524.m
Quant Title : MS#17 - 8260 WATERS 5mL Purge
QLast Update : Thu Jan 04 14:47:51 2024
Response via : Initial Calibration

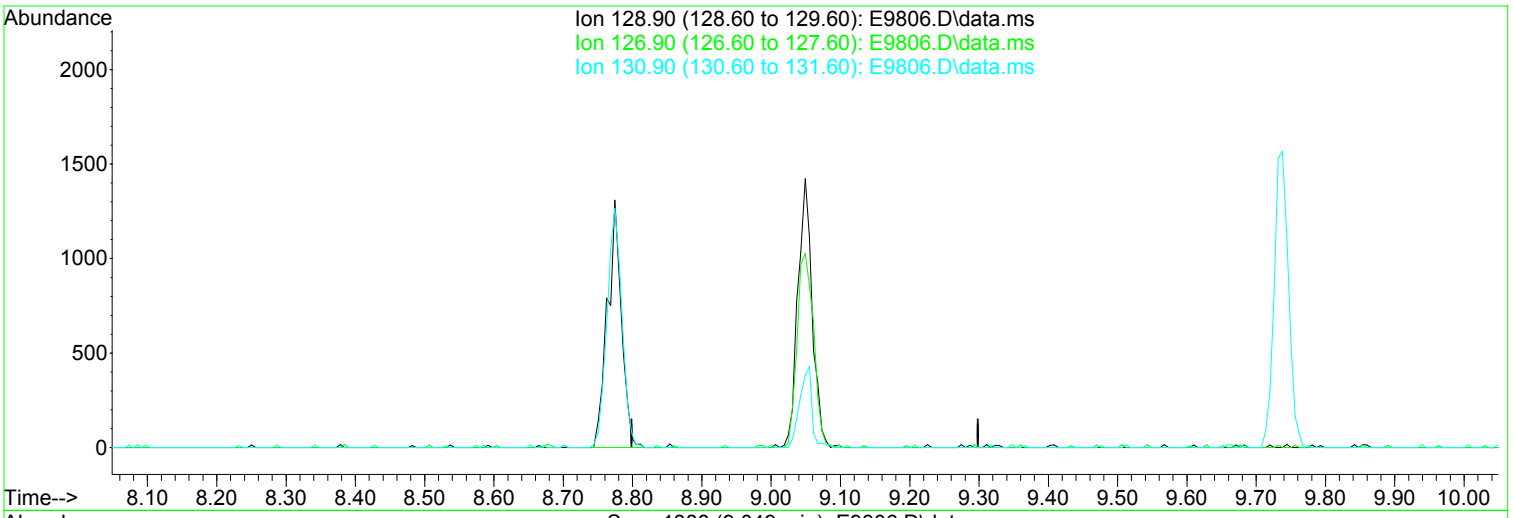

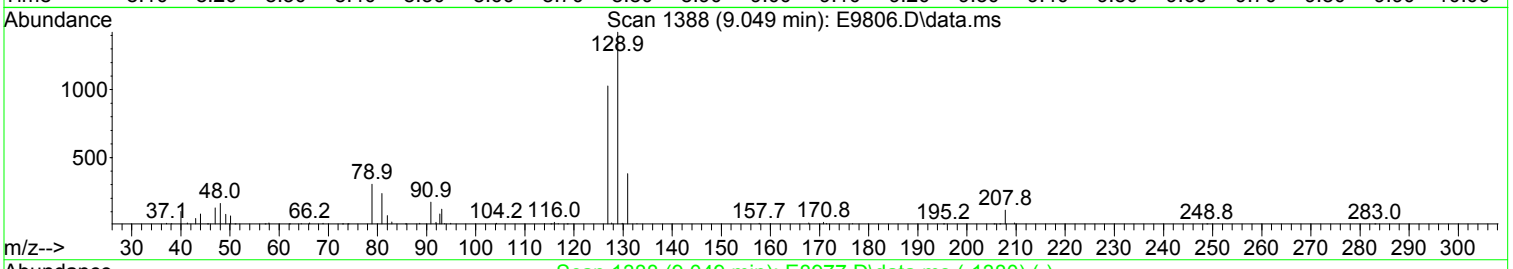

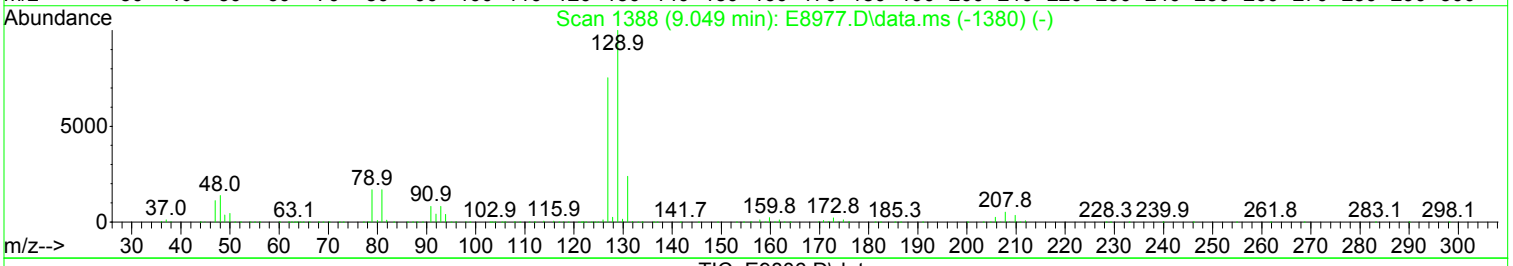

TIC: E9806.D\data.ms

(75) Dibromochloromethane (P)

9.049min (-9.049) 0.00 ug/L

response 0

Ion	Exp%	Act%
128.90	100.00	0.00
126.90	75.40	0.00#
130.90	23.90	0.00#
0.00	0.00	0.00

Manual Integration:

Before

02/16/24

Quantitation Report (Qedit)

Data Path : I:\ACQUDATA\MSVOA17\Data\021524\
Data File : E9806.D
Acq On : 15 Feb 2024 12:47 pm
Operator : K.Ruest
Sample : 0.5ppb
Misc : WATER ICAL
ALS Vial : 2 Sample Multiplier: 1

Quant Time: Feb 15 13:27:28 2024
Quant Method : I:\ACQUDATA\MSVOA17\Methods\W021524.m
Quant Title : MS#17 - 8260 WATERS 5mL Purge
QLast Update : Thu Jan 04 14:47:51 2024
Response via : Initial Calibration

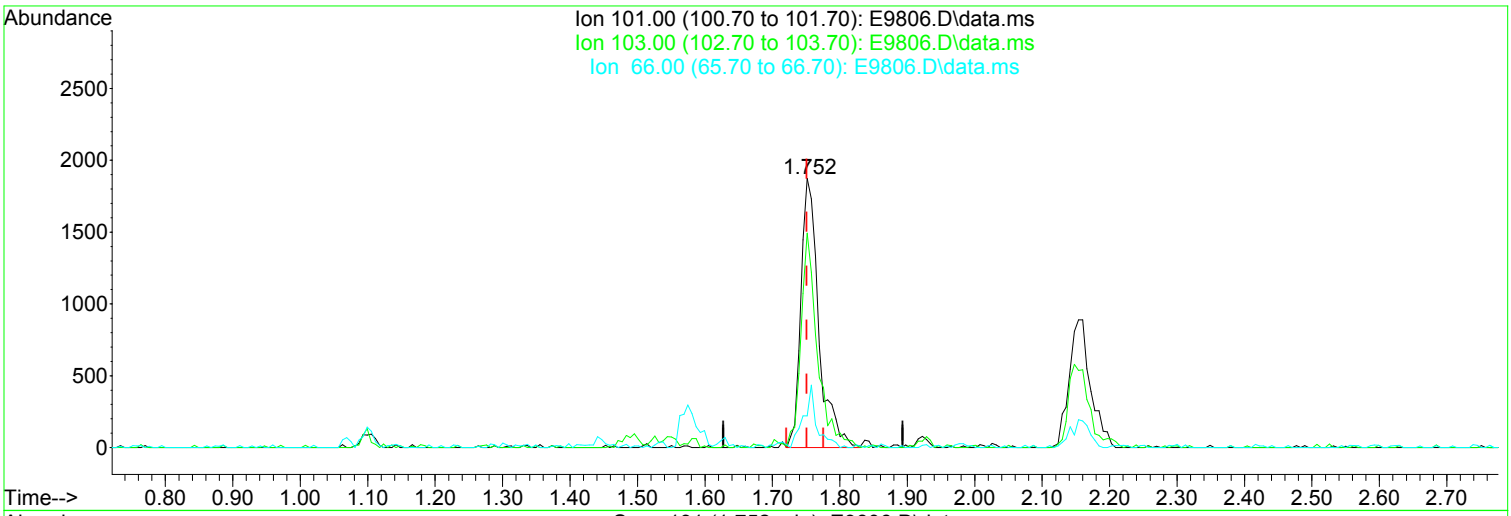

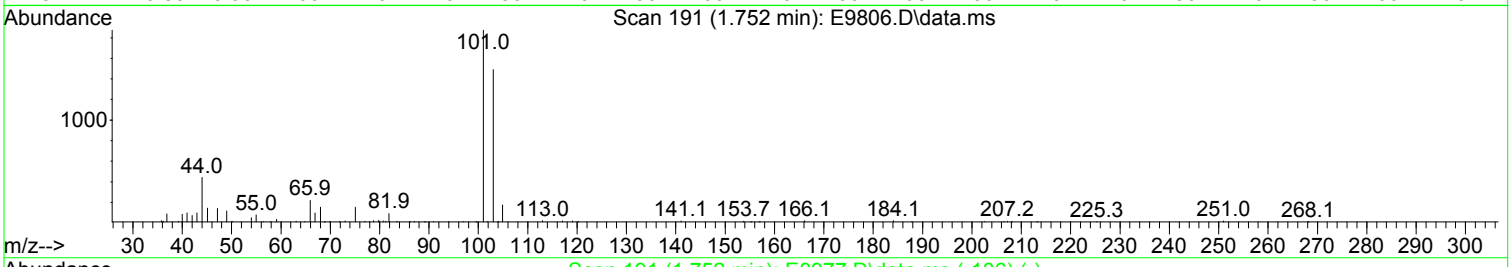

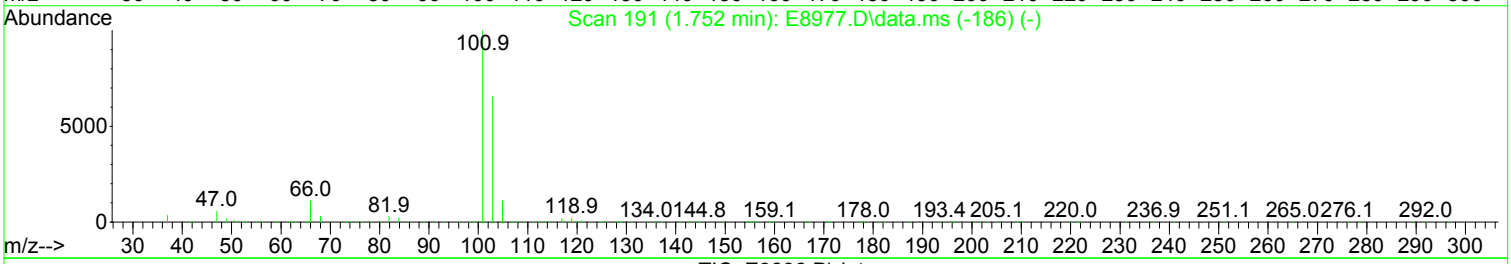

TIC: E9806.D\data.ms

(9) Trichlorofluoromethane (P)

1.752min (+ 0.000) 0.52 ug/L m

response 3446

Ion	Exp%	Act%
101.00	100.00	100.00
103.00	65.60	79.66
66.00	12.80	11.75
0.00	0.00	0.00

Manual Integration:

After

Split Peak.

02/16/24

Quantitation Report (Qedit)

Data Path : I:\ACQUDATA\MSVOA17\Data\021524\
Data File : E9806.D
Acq On : 15 Feb 2024 12:47 pm
Operator : K.Ruest
Sample : 0.5ppb
Misc : WATER ICAL
ALS Vial : 2 Sample Multiplier: 1

Quant Time: Feb 15 13:27:28 2024
Quant Method : I:\ACQUDATA\MSVOA17\Methods\W021524.m
Quant Title : MS#17 - 8260 WATERS 5mL Purge
QLast Update : Thu Jan 04 14:47:51 2024
Response via : Initial Calibration

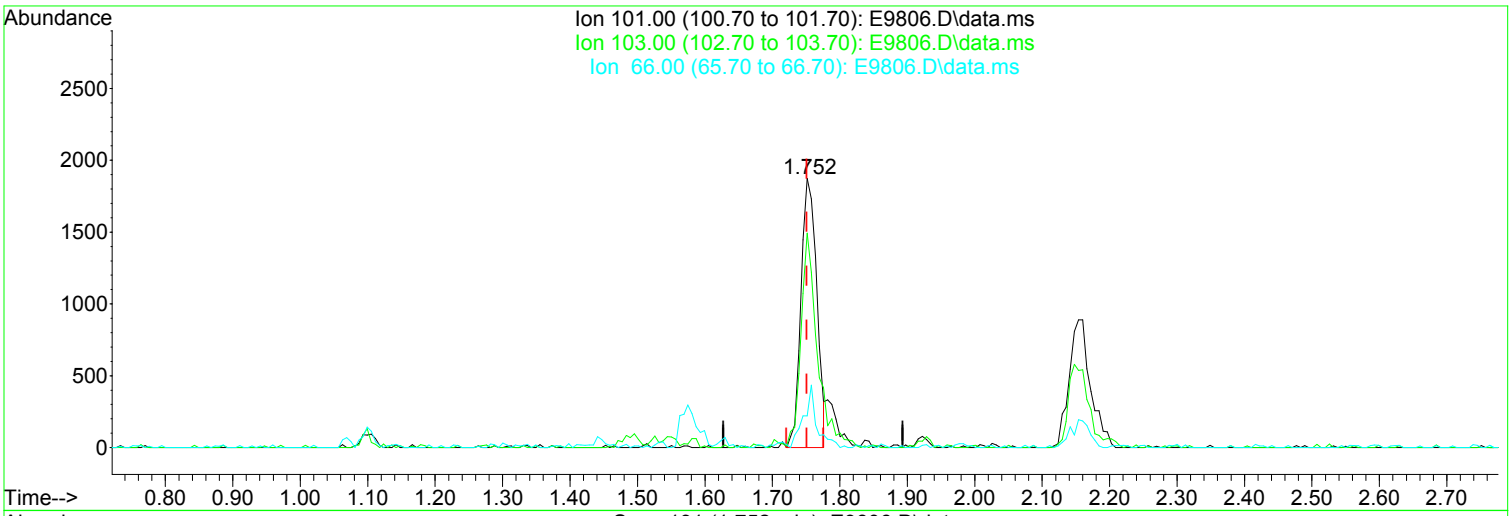

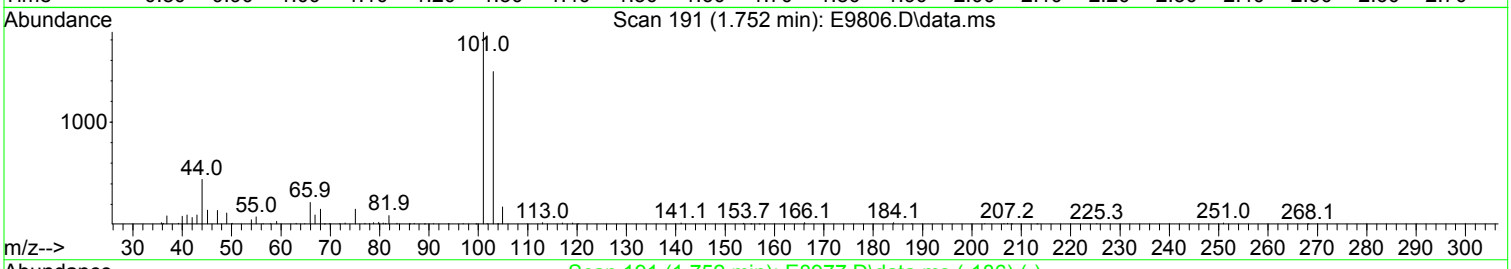

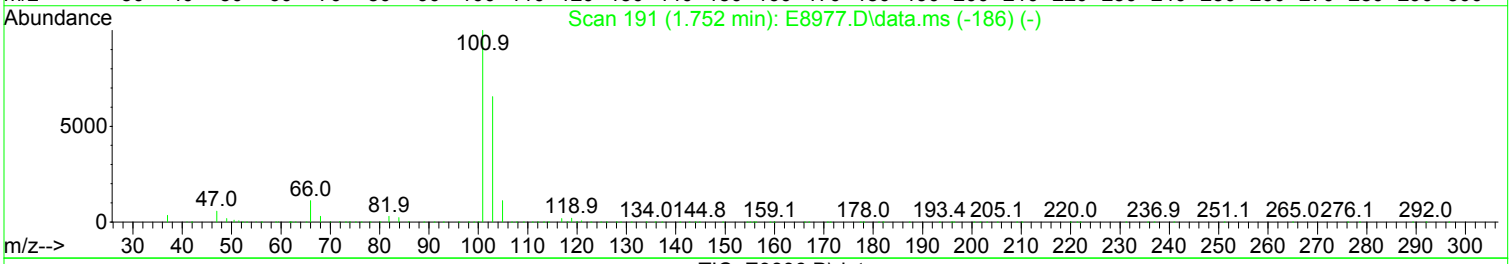

TIC: E9806.D\data.ms

(9) Trichlorofluoromethane (P)

1.752min (+ 0.000) 0.46 ug/L

response 3042

Ion	Exp%	Act%
101.00	100.00	100.00
103.00	65.60	79.66
66.00	12.80	11.75
0.00	0.00	0.00

Manual Integration:

Before

02/16/24

Quantitation Report (QT Reviewed)

Data Path : I:\ACQUDATA\MSVOA17\Data\021524\
Data File : E9806.D
Acq On : 15 Feb 2024 12:47 pm
Operator : K.Ruest
Sample : 0.5ppb
Misc : WATER ICAL
ALS Vial : 2 Sample Multiplier: 1

Quant Time: Feb 15 13:27:28 2024
Quant Method : I:\ACQUDATA\MSVOA17\Methods\W021524.m
Quant Title : MS#17 - 8260 WATERS 5mL Purge
QLast Update : Thu Jan 04 14:47:51 2024
Response via : Initial Calibration

Compound	R.T.	QIon	Response	Conc	Units		Dev(Min)
Internal Standards							
1) Pentafluorobenzene	5.086	168	472385	50.00	ug/L		0.00
43) 1,4-Difluorobenzene	6.245	114	697866	50.00	ug/L		0.00
71) d5-Chlorobenzene	9.616	117	601861	50.00	ug/L		0.00
91) 1,4-Dichlorobenzene-d4	11.683	152	276150	50.00	ug/L		0.00
System Monitoring Compounds							
45) surr4,Dibrflmethane	4.922	113	44298	9.82	ug/L		0.00
Spiked Amount 50.000	Range 80 - 116		Recovery = 19.64%#				
48) surr1,1,2-dichloroetha...	5.501	65	56030	11.96	ug/L		0.00
Spiked Amount 50.000	Range 73 - 125		Recovery = 23.92%#				
65) SURR3,Toluene-d8	8.104	98	169745	10.24	ug/L		0.00
Spiked Amount 50.000	Range 87 - 121		Recovery = 20.48%#				
70) SURR2,BFB	10.707	95	67742	11.34	ug/L		0.00
Spiked Amount 50.000	Range 85 - 122		Recovery = 22.68%#				
Target Compounds							Qvalue
2) Chlorodifluoromethane	1.099	51	2364	0.501	ug/L		87
3) Dichlorodifluoromethane	1.099	85	2952m	0.523	ug/L		
4) Chloromethane	1.215	50	2455m	0.474	ug/L		
5) Vinyl Chloride	1.288	62	2203	0.382	ug/L		88
6) Bromomethane	1.502	94	2089m	0.738	ug/L		
7) Chloroethane	1.575	64	1688	0.458	ug/L		90
8) Freon 21	1.709	67	3317	0.439	ug/L		88
9) Trichlorofluoromethane	1.752	101	3446m	0.516	ug/L		
10) Diethyl Ether	1.971	59	3989	1.041	ug/L	#	79
11) Freon 123a	1.977	67	1867	0.400	ug/L		91
12) Freon 123	2.026	83	2341	0.407	ug/L		94
13) Acrolein	2.069	56	2529m	2.547	ug/L		
14) 1,1-Diclethene	2.148	96	1884	0.451	ug/L		89
15) Freon 113	2.154	101	1963	0.453	ug/L		92
16) Acetone	2.203	43	1402	0.635	ug/L		89
17) 2-Propanol	2.331	45	4121	10.663	ug/L		86
18) Iodomethane	2.264	142	1880m	0.288	ug/L		
19) Carbon Disulfide	2.319	76	4938	0.400	ug/L		93
21) Allyl Chloride	2.459	76	1196	0.499	ug/L	#	71
22) Methyl Acetate	2.483	43	3379	0.596	ug/L		96
23) Methylene Chloride	2.568	84	2808	0.605	ug/L	#	78
24) TBA	2.696	59	7095m	10.893	ug/L		
25) Acrylonitrile	2.812	53	5314	2.353	ug/L		88
26) Methyl-t-Butyl Ether	2.855	73	6359	0.478	ug/L		91
27) trans-1,2-Dichloroethene	2.837	96	1988	0.447	ug/L		97
28) 1,1-Diclethane	3.306	63	3529	0.466	ug/L		82
30) DIPE	3.428	45	6854	0.477	ug/L		97
31) 2-Chloro-1,3-Butadiene	3.410	53	3598m	0.522	ug/L		
32) ETBE	3.922	59	6309m	0.459	ug/L		
33) 2,2-Dichloropropane	4.086	77	3013	0.469	ug/L		94
34) cis-1,2-Dichloroethene	4.105	96	2260	0.444	ug/L		85
35) 2-Butanone	4.178	43	1673	0.546	ug/L		85
36) Propionitrile	4.257	54	2170	2.372	ug/L		86
37) Bromochloromethane	4.471	130	1440m	0.439	ug/L		
38) Methacrylonitrile	4.495	67	990	0.422	ug/L		95
39) Tetrahydrofuran	4.611	42	963	0.531	ug/L	#	58
40) Chloroform	4.641	83	4016	0.522	ug/L		91
41) 1,1,1-Trichloroethane	4.922	97	2961	0.435	ug/L		86
42) TAME	5.842	73	5712	0.431	ug/L		92

1st 02/16/24
2nd 02/16/24

Data Path : I:\ACQUDATA\MSVOA17\Data\021524\
Data File : E9806.D
Acq On : 15 Feb 2024 12:47 pm
Operator : K.Ruest
Sample : 0.5ppb
Misc : WATER ICAL
ALS Vial : 2 Sample Multiplier: 1

Quant Time: Feb 15 13:27:28 2024
Quant Method : I:\ACQUDATA\MSVOA17\Methods\W021524.m
Quant Title : MS#17 - 8260 WATERS 5mL Purge
QLast Update : Thu Jan 04 14:47:51 2024
Response via : Initial Calibration

Compound	R.T.	QIon	Response	Conc	Units		Dev(Min)
44) Cyclohexane	4.989	41	2004m	0.493	ug/L		
46) Carbontetrachloride	5.220	117	3390m	0.551	ug/L		
47) 1,1-Dichloropropene	5.245	75	3193	0.584	ug/L		93
49) Benzene	5.580	78	7519	0.475	ug/L		88
50) 1,2-Dichloroethane	5.623	62	3094	0.557	ug/L		85
51) Iso-Butyl Alcohol	5.659	43	2039m	11.257	ug/L		
52) n-Heptane	6.092	43	3394	0.537	ug/L		76
53) 1-Butanol	6.665	56	2094m	20.200	ug/L		
54) Trichloroethene	6.574	130	2361	0.494	ug/L		87
55) Methylcyclohexane	6.812	55	3061	0.533	ug/L	#	79
56) 1,2-Diclpropane	6.866	63	1888m	0.431	ug/L		
57) Dibromomethane	7.013	93	1422	0.479	ug/L		89
58) 1,4-Dioxane	7.104	88	791	11.530	ug/L		91
59) Methyl Methacrylate	7.116	69	1357	0.378	ug/L	#	73
60) Bromodichloromethane	7.257	83	2513	0.432	ug/L		95
61) 2-Nitropropane	7.555	41	1514m	0.996	ug/L		
62) 2-Chloroethylvinyl Ether	7.677	63	624	0.221	ug/L		67
63) cis-1,3-Dichloropropene	7.805	75	3297	0.475	ug/L		99
64) 4-Methyl-2-pentanone	8.031	43	2685	0.506	ug/L		82
66) Toluene	8.177	91	8230	0.470	ug/L		96
67) trans-1,3-Dichloropropene	8.464	75	2947	0.450	ug/L		87
68) Ethyl Methacrylate	8.610	69	2606	0.409	ug/L		88
69) 1,1,2-Trichloroethane	8.647	97	1968	0.462	ug/L		91
72) Tetrachloroethene	8.769	164	1915	0.539	ug/L	#	84
73) 2-Hexanone	8.964	43	1794	0.459	ug/L		94
74) 1,3-Dichloropropane	8.823	76	3485	0.529	ug/L		85
75) Dibromochloromethane	9.049	129	2056m	0.398	ug/L		
76) N-Butyl Acetate	9.116	43	3971	0.490	ug/L		85
77) 1,2-Dibromoethane	9.147	107	2170	0.502	ug/L		82
78) 3-Chlorobenzotrifluoride	9.671	180	3405	0.531	ug/L		91
79) Chlorobenzene	9.640	112	5988	0.514	ug/L		99
80) 4-Chlorobenzotrifluoride	9.732	180	3258	0.570	ug/L		90
81) 1,1,1,2-Tetrachloroethane	9.738	131	2263	0.479	ug/L		88
82) Ethylbenzene	9.768	106	3069	0.495	ug/L	#	79
83) (m+p)Xylene	9.884	106	7016	0.949	ug/L		89
84) o-Xylene	10.238	106	3429	0.474	ug/L	#	84
85) Styrene	10.256	104	5786	0.462	ug/L		89
86) Bromoform	10.409	173	1373	0.408	ug/L		99
87) 2-Chlorobenzotrifluoride	10.494	180	2945	0.485	ug/L		84
88) Isopropylbenzene	10.579	105	8883	0.469	ug/L		98
89) Cyclohexanone	10.652	55	9690	9.603	ug/L		80
90) trans-1,4-Dichloro-2-B...	10.896	53	753	0.409	ug/L	#	61
92) 1,1,2,2-Tetrachloroethane	10.847	83	2725	0.484	ug/L		92
93) Bromobenzene	10.823	156	2773	0.590	ug/L		93
94) 1,2,3-Trichloropropane	10.872	110	1087	0.578	ug/L		91
95) n-Propylbenzene	10.939	91	9962	0.262	ug/L		99
96) 2-Chlorotoluene	11.000	91	5996	0.498	ug/L		92
97) 3-Chlorotoluene	11.055	91	6646	0.524	ug/L		93
98) 4-Chlorotoluene	11.097	91	7936	0.558	ug/L		89
99) 1,3,5-Trimethylbenzene	11.091	105	7842	0.525	ug/L		97
100) tert-Butylbenzene	11.366	119	6672	0.502	ug/L		94
101) 1,2,4-Trimethylbenzene	11.408	105	7371	0.492	ug/L		94
102) 3,4-Dichlorobenzotrifl...	11.475	214	2251	0.516	ug/L		98
103) sec-Butylbenzene	11.549	105	9210	0.487	ug/L		94
104) p-Isopropyltoluene	11.670	119	8073	0.495	ug/L		91
105) 1,3-Dclbenz	11.628	146	4848	0.547	ug/L		88

Quantitation Report (QT Reviewed)

Data Path : I:\ACQUDATA\MSVOA17\Data\021524\
Data File : E9806.D
Acq On : 15 Feb 2024 12:47 pm
Operator : K.Ruest
Sample : 0.5ppb
Misc : WATER ICAL
ALS Vial : 2 Sample Multiplier: 1

Quant Time: Feb 15 13:27:28 2024
Quant Method : I:\ACQUDATA\MSVOA17\Methods\W021524.m
Quant Title : MS#17 - 8260 WATERS 5mL Purge
QLast Update : Thu Jan 04 14:47:51 2024
Response via : Initial Calibration

Compound	R.T.	QIon	Response	Conc	Units		Dev(Min)
106) 1,4-Dclbenz	11.701	146	5221	0.588	ug/L		87
107) 2,4-Dichlorobenzotrifl...	11.762	214	2465	0.643	ug/L		96
108) 2,5-Dichlorobenzotrifl...	11.805	214	2361	0.552	ug/L		94
109) n-Butylbenzene	12.006	91	6647	0.464	ug/L		96
110) 1,2-Dclbenz	12.006	146	4638	0.542	ug/L		90
111) 1,2-Dibromo-3-chloropr...	12.640	157	650	0.453	ug/L	#	54
112) Trielution Dichlorotol...	12.756	125	11393	1.443	ug/L		92
113) 1,3,5-Trichlorobenzene	12.798	180	3237	0.522	ug/L		95
114) Coelution Dichlorotoluene	13.073	125	7875	0.957	ug/L		96
115) 1,2,4-Tcbenzene	13.286	180	3328	0.587	ug/L		82
116) Hexachlorobt	13.426	225	1489	0.537	ug/L		90
117) Naphthalen	13.475	128	6500	0.401	ug/L		97
118) 1,2,3-Tclbenzene	13.664	180	2557	0.482	ug/L		93
119) 2,4,5-Trichlorotoluene	14.255	159	1818	0.443	ug/L		97
120) 2,3,6-Trichlorotoluene	14.341	159	1705	0.412	ug/L		81

(#) = qualifier out of range (m) = manual integration (+) = signals summed

Quantitation Report (QT Reviewed)

Data Path : I:\ACQUDATA\MSVOA17\Data\021524\
Data File : E9806.D
Acq On : 15 Feb 2024 12:47 pm
Operator : K.Ruest
Sample : 0.5ppb
Misc : WATER ICAL
ALS Vial : 2 Sample Multiplier: 1

Quant Time: Feb 15 13:27:28 2024
Quant Method : I:\ACQUDATA\MSVOA17\Methods\W021524.m
Quant Title : MS#17 - 8260 WATERS 5mL Purge
QLast Update : Thu Jan 04 14:47:51 2024
Response via : Initial Calibration

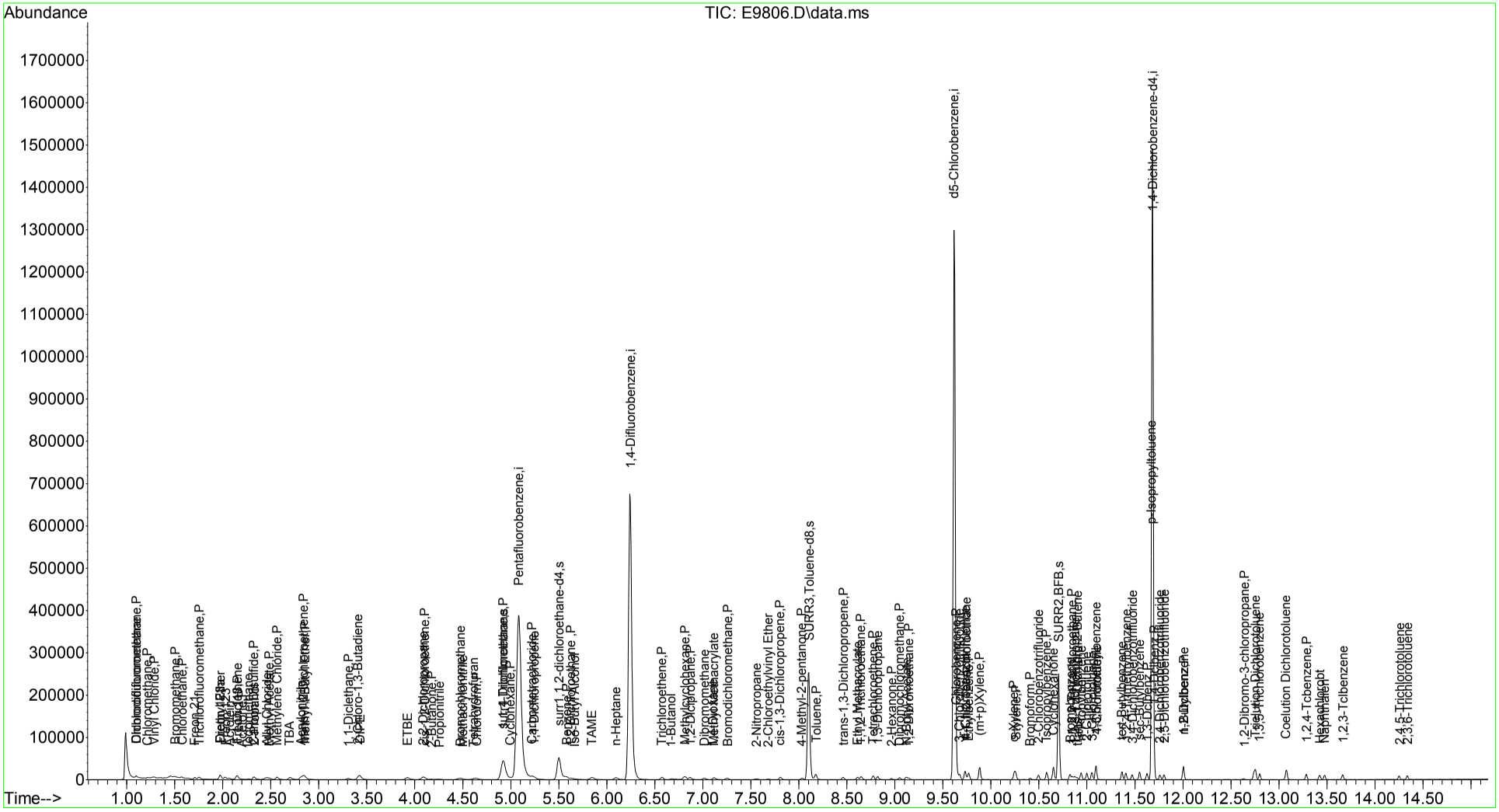

1st 02/16/24
2nd 02/16/24

Quantitation Report (Qedit)

Data Path : I:\ACQUDATA\MSVOA17\Data\021524\
Data File : E9807.D
Acq On : 15 Feb 2024 01:10 pm
Operator : K.Ruest
Sample : 1.0ppb
Misc : WATER ICAL
ALS Vial : 3 Sample Multiplier: 1

Quant Time: Feb 15 13:27:44 2024
Quant Method : I:\ACQUDATA\MSVOA17\Methods\W021524.m
Quant Title : MS#17 - 8260 WATERS 5mL Purge
QLast Update : Thu Jan 04 14:47:51 2024
Response via : Initial Calibration

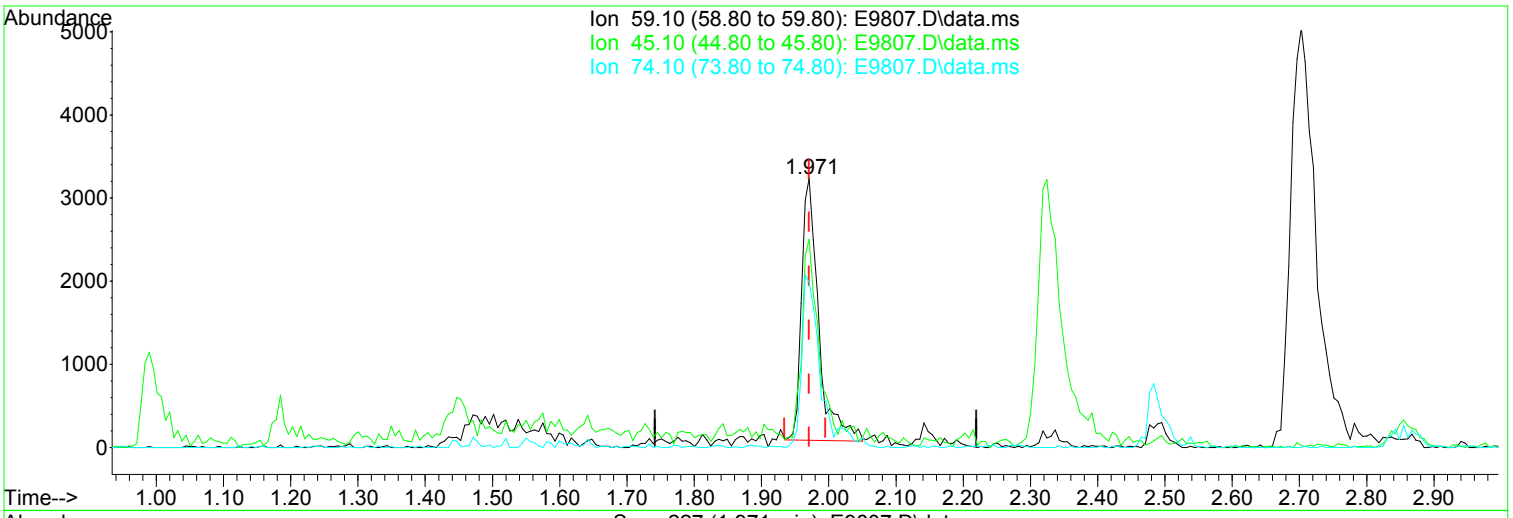

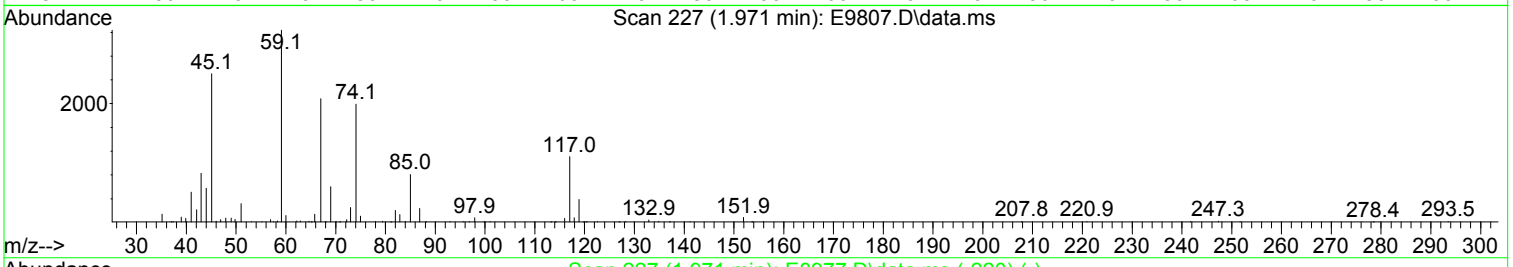

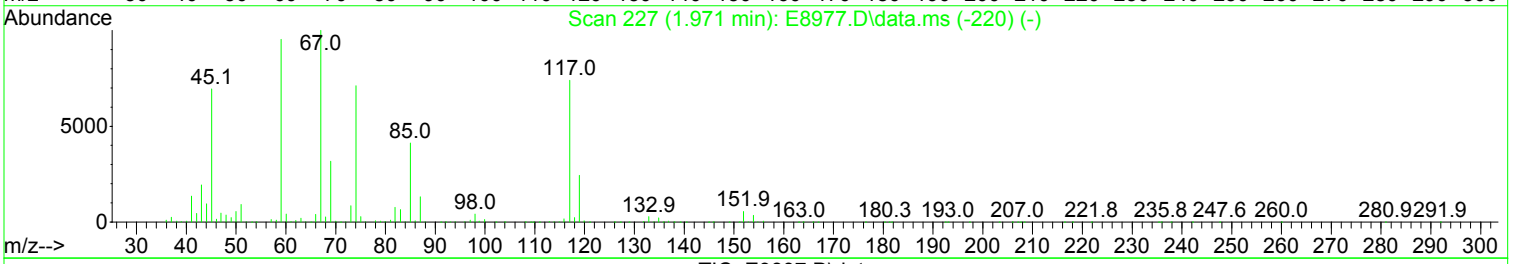

TIC: E9807.D\data.ms

(10) Diethyl Ether

1.971min (-0.000) 1.46 ug/L m

response 5576

Ion	Exp%	Act%
59.10	100.00	100.00
45.10	73.30	77.37
74.10	74.60	61.55
0.00	0.00	0.00

Manual Integration:

After

Poor integration.

02/16/24

Quantitation Report (Qedit)

Data Path : I:\ACQUDATA\MSVOA17\Data\021524\
Data File : E9807.D
Acq On : 15 Feb 2024 01:10 pm
Operator : K.Ruest
Sample : 1.0ppb
Misc : WATER ICAL
ALS Vial : 3 Sample Multiplier: 1

Quant Time: Feb 15 13:27:44 2024
Quant Method : I:\ACQUDATA\MSVOA17\Methods\W021524.m
Quant Title : MS#17 - 8260 WATERS 5mL Purge
QLast Update : Thu Jan 04 14:47:51 2024
Response via : Initial Calibration

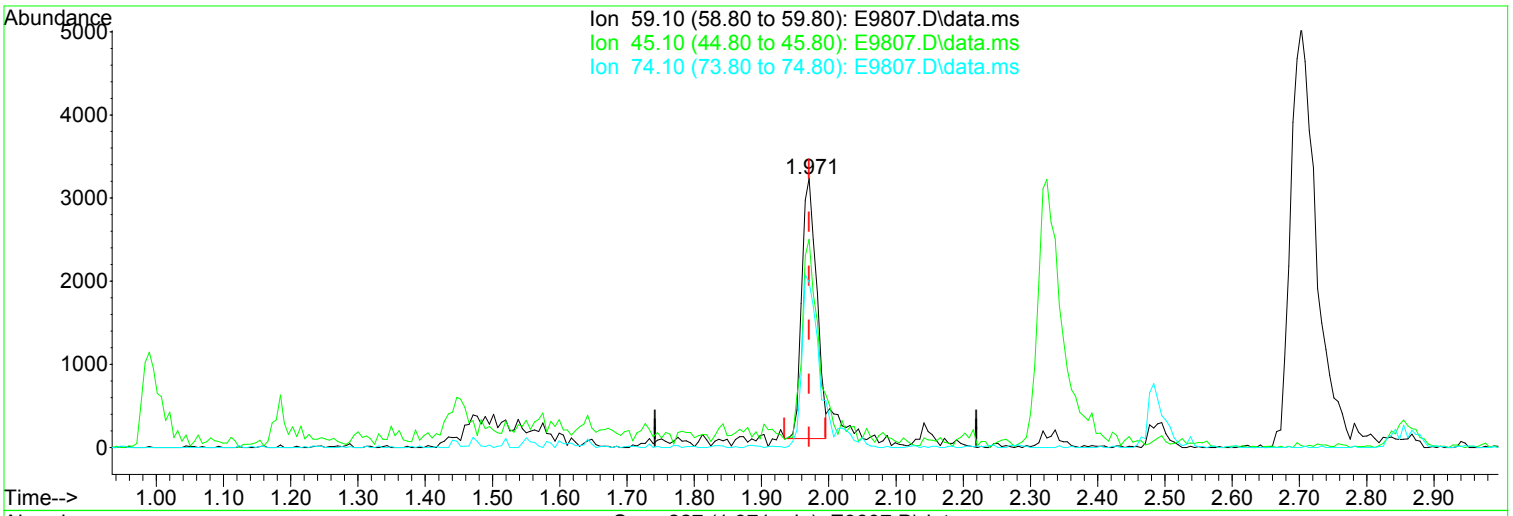

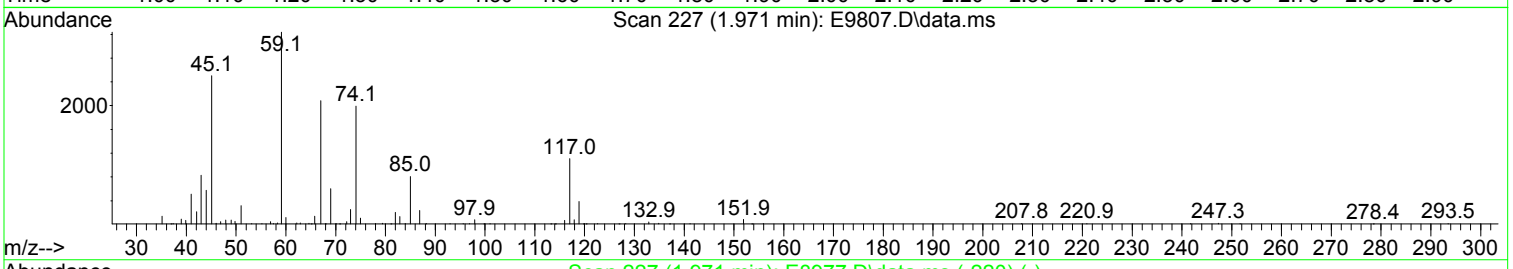

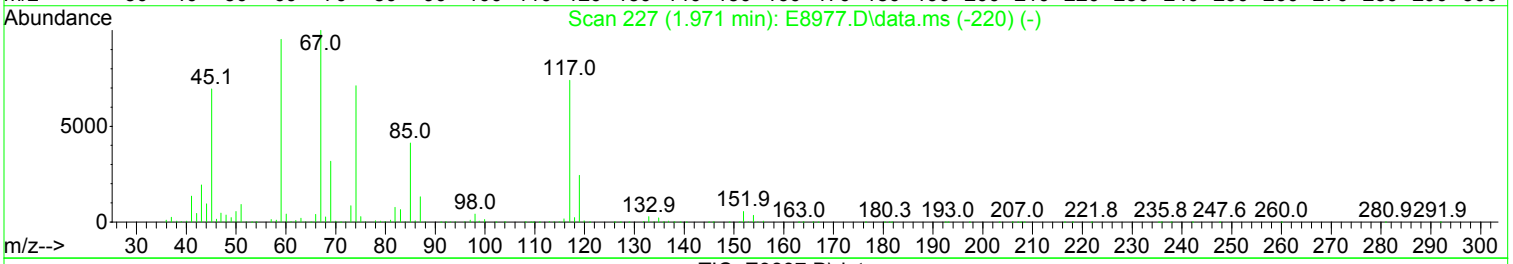

TIC: E9807.D\data.ms

(10) Diethyl Ether

1.971min (-0.000) 1.27 ug/L

response 4842

Ion	Exp%	Act%
59.10	100.00	100.00
45.10	73.30	77.37
74.10	74.60	61.55
0.00	0.00	0.00

Manual Integration:

Before

02/16/24

Quantitation Report (Qedit)

Data Path : I:\ACQUDATA\MSVOA17\Data\021524\
Data File : E9807.D
Acq On : 15 Feb 2024 01:10 pm
Operator : K.Ruest
Sample : 1.0ppb
Misc : WATER ICAL
ALS Vial : 3 Sample Multiplier: 1

Quant Time: Feb 15 13:27:44 2024
Quant Method : I:\ACQUDATA\MSVOA17\Methods\W021524.m
Quant Title : MS#17 - 8260 WATERS 5mL Purge
QLast Update : Thu Jan 04 14:47:51 2024
Response via : Initial Calibration

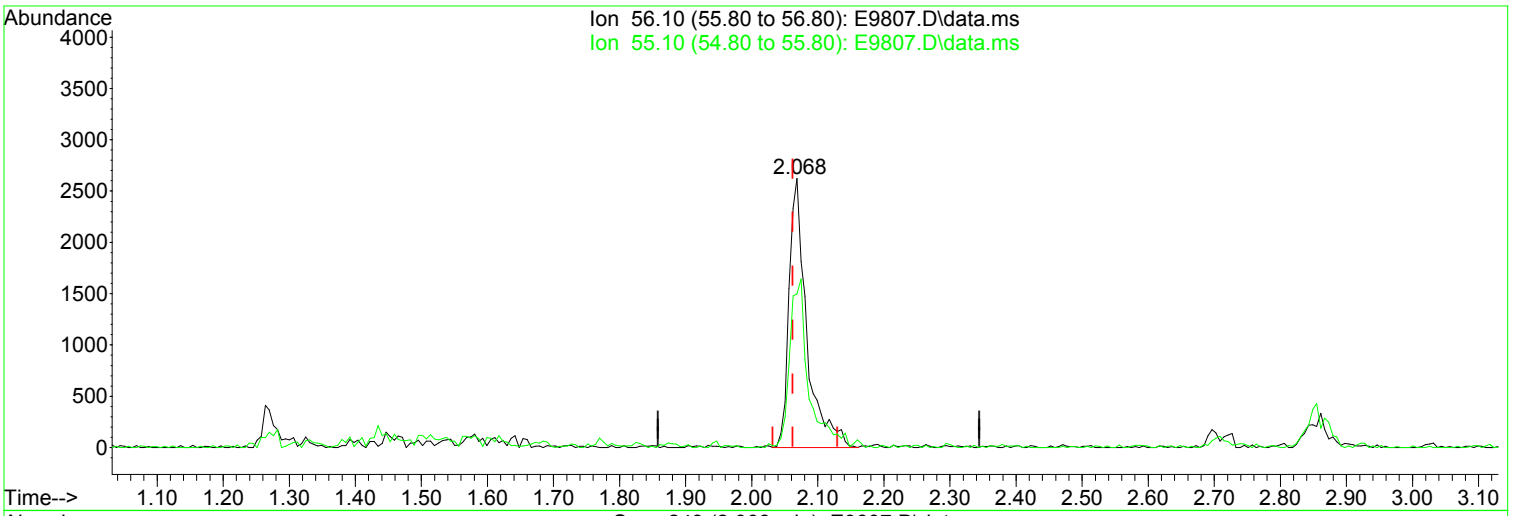

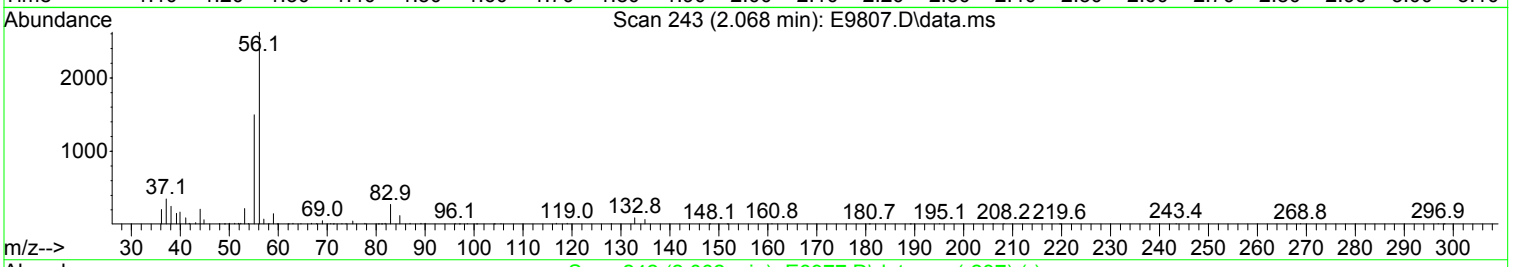

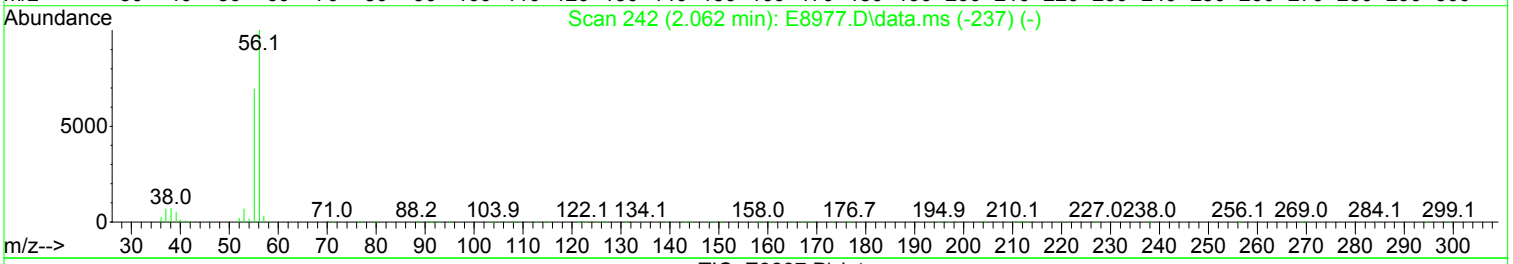

TIC: E9807.D\data.ms

(13) Acrolein

2.068min (+ 0.006) 4.98 ug/L m

response 4920

Ion	Exp%	Act%
56.10	100.00	100.00
55.10	70.00	57.06
0.00	0.00	0.00
0.00	0.00	0.00

Manual Integration:

After

Poor integration.

02/16/24

Quantitation Report (Qedit)

Data Path : I:\ACQUDATA\MSVOA17\Data\021524\
Data File : E9807.D
Acq On : 15 Feb 2024 01:10 pm
Operator : K.Ruest
Sample : 1.0ppb
Misc : WATER ICAL
ALS Vial : 3 Sample Multiplier: 1

Quant Time: Feb 15 13:27:44 2024
Quant Method : I:\ACQUDATA\MSVOA17\Methods\W021524.m
Quant Title : MS#17 - 8260 WATERS 5mL Purge
QLast Update : Thu Jan 04 14:47:51 2024
Response via : Initial Calibration

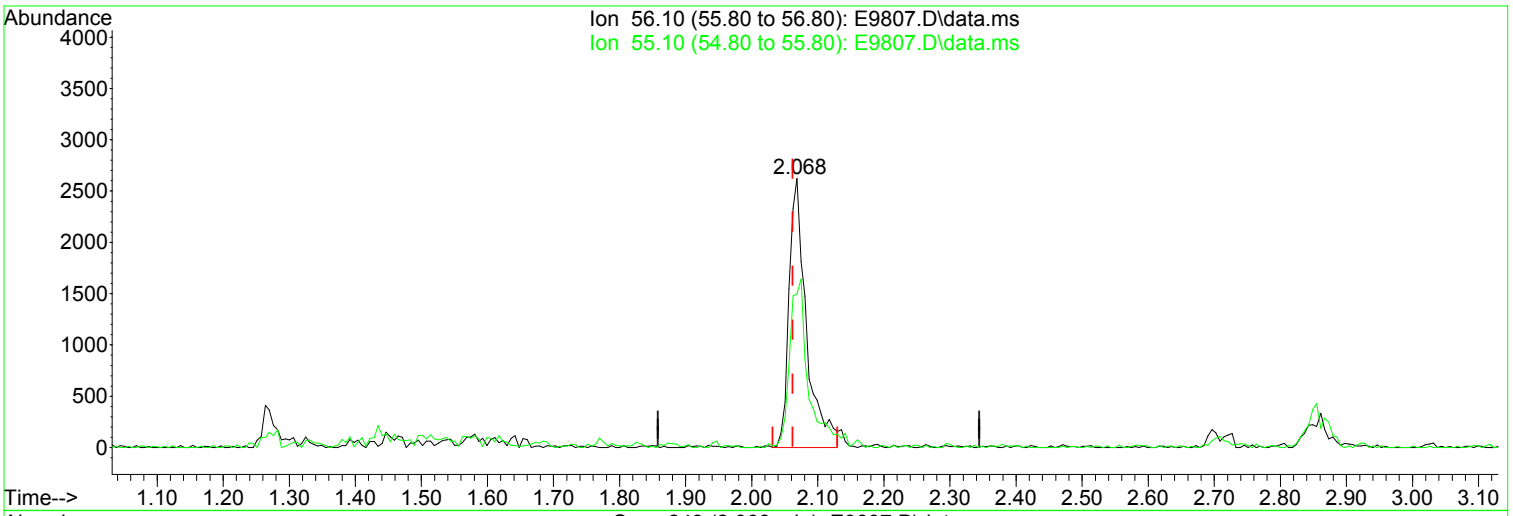

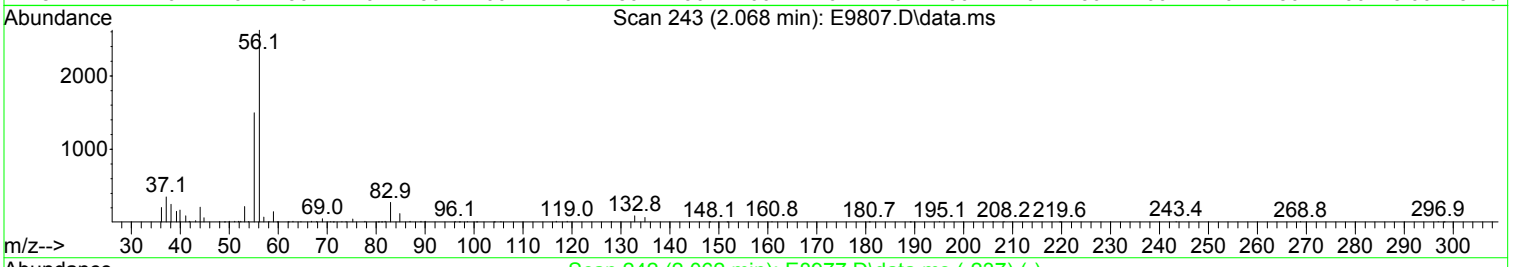

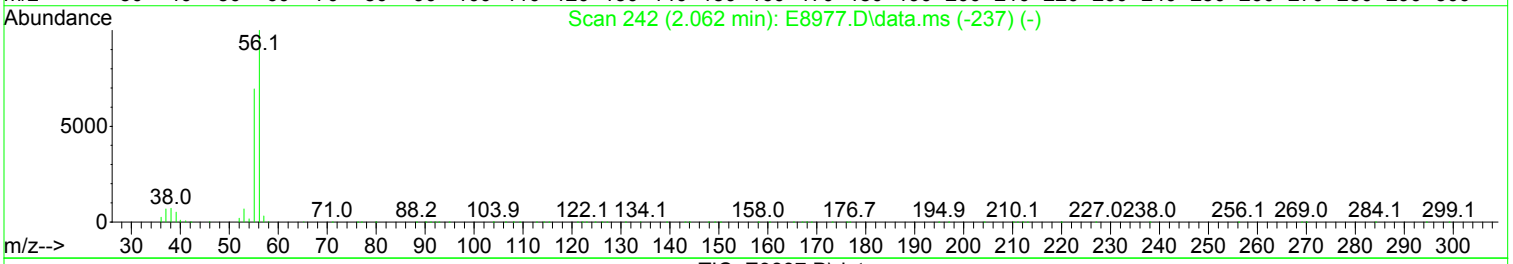

TIC: E9807.D\data.ms

(13) Acrolein

2.068min (+ 0.006) 4.88 ug/L

response 4823

Ion	Exp%	Act%
56.10	100.00	100.00
55.10	70.00	57.06
0.00	0.00	0.00
0.00	0.00	0.00

Manual Integration:

Before

02/16/24

1st 02/16/24
2nd 02/16/24

Quantitation Report (Qedit)

Data Path : I:\ACQUDATA\MSVOA17\Data\021524\
Data File : E9807.D
Acq On : 15 Feb 2024 01:10 pm
Operator : K.Ruest
Sample : 1.0ppb
Misc : WATER ICAL
ALS Vial : 3 Sample Multiplier: 1

Quant Time: Feb 15 13:27:44 2024
Quant Method : I:\ACQUDATA\MSVOA17\Methods\W021524.m
Quant Title : MS#17 - 8260 WATERS 5mL Purge
QLast Update : Thu Jan 04 14:47:51 2024
Response via : Initial Calibration

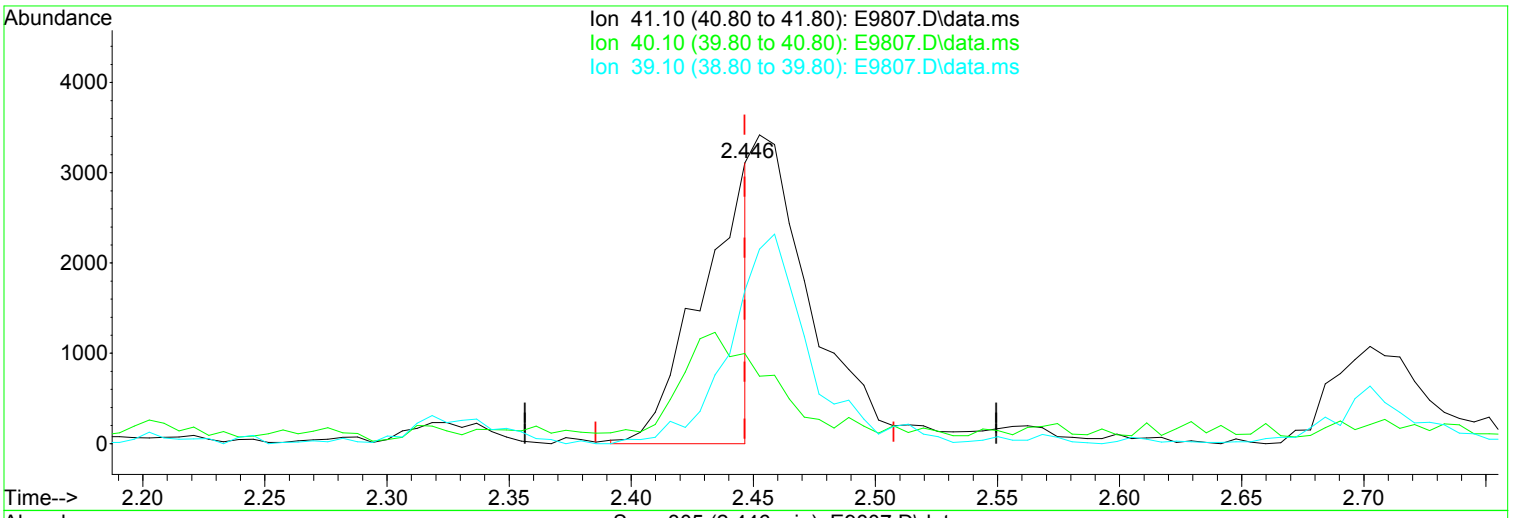

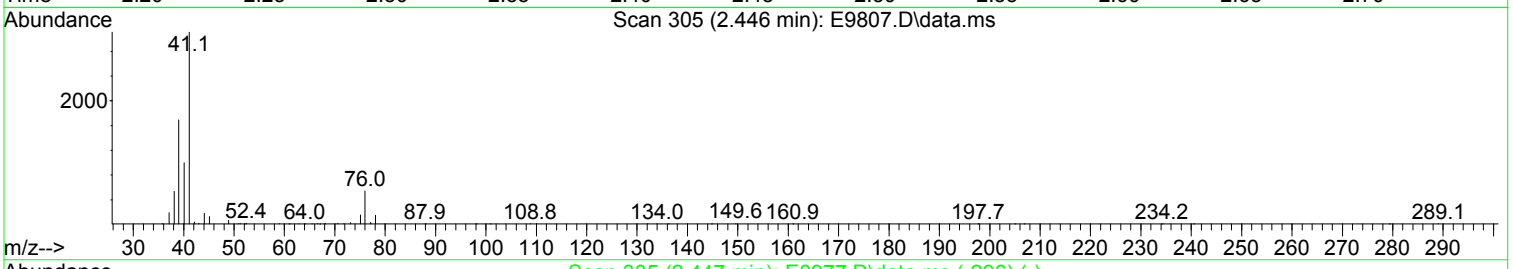

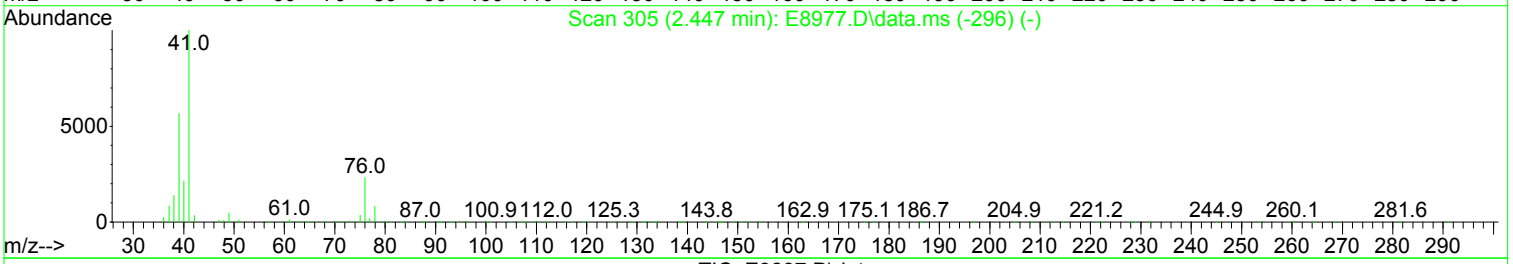

TIC: E9807.D\data.ms

(20) Acetonitrile

2.446min (-0.000) 4.57 ug/L m

response 4307

Ion	Exp%	Act%
41.10	100.00	100.00
40.10	21.50	32.08
39.10	57.00	54.47
0.00	0.00	0.00

Manual Integration:

After

Poor integration.

02/16/24

Quantitation Report (Qedit)

Data Path : I:\ACQUDATA\MSVOA17\Data\021524\
Data File : E9807.D
Acq On : 15 Feb 2024 01:10 pm
Operator : K.Ruest
Sample : 1.0ppb
Misc : WATER ICAL
ALS Vial : 3 Sample Multiplier: 1

Quant Time: Feb 15 13:27:44 2024
Quant Method : I:\ACQUDATA\MSVOA17\Methods\W021524.m
Quant Title : MS#17 - 8260 WATERS 5mL Purge
QLast Update : Thu Jan 04 14:47:51 2024
Response via : Initial Calibration

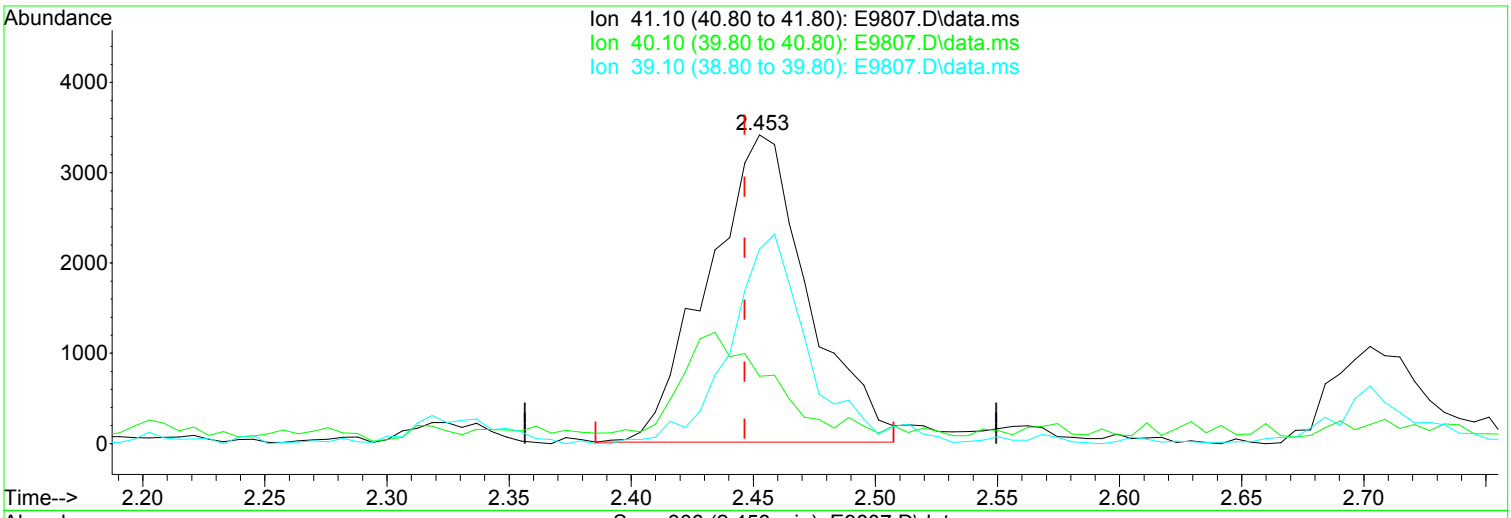

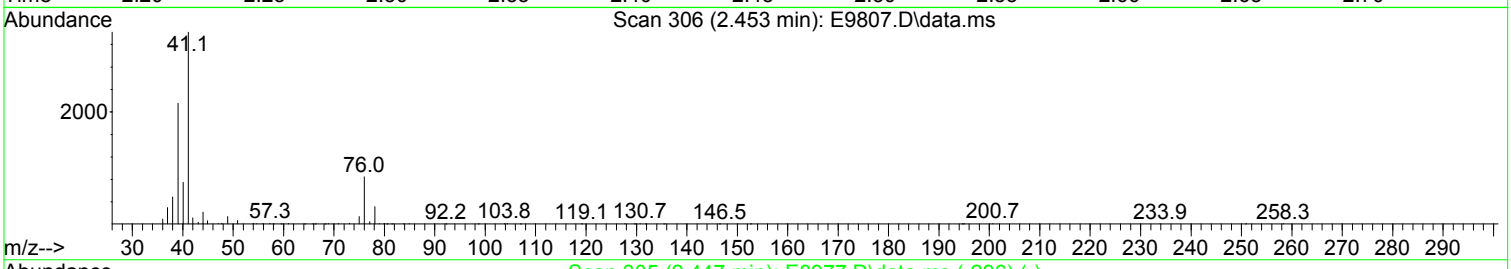

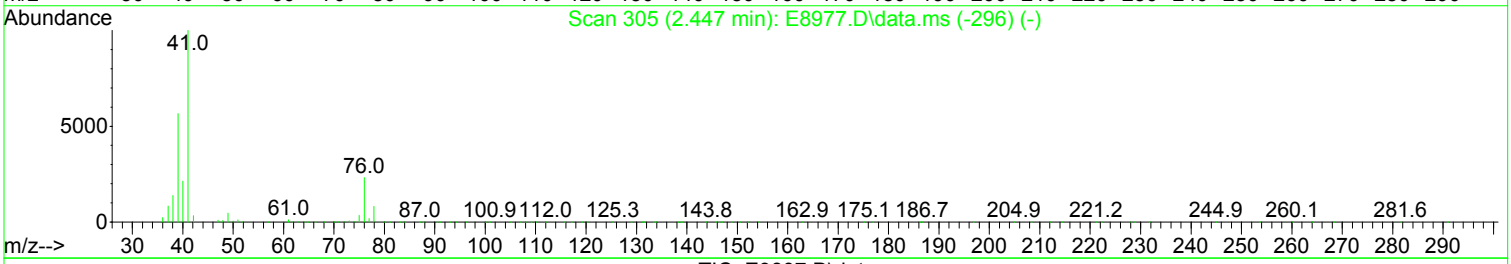

TIC: E9807.D\data.ms

(20) Acetonitrile

2.453min (+ 0.006) 10.28 ug/L

response 9687

Ion	Exp%	Act%
41.10	100.00	100.00
40.10	21.50	21.88
39.10	57.00	63.02
0.00	0.00	0.00

Manual Integration:

Before

02/16/24

Quantitation Report (Qedit)

Data Path : I:\ACQUDATA\MSVOA17\Data\021524\
Data File : E9807.D
Acq On : 15 Feb 2024 01:10 pm
Operator : K.Ruest
Sample : 1.0ppb
Misc : WATER ICAL
ALS Vial : 3 Sample Multiplier: 1

Quant Time: Feb 15 13:27:44 2024
Quant Method : I:\ACQUDATA\MSVOA17\Methods\W021524.m
Quant Title : MS#17 - 8260 WATERS 5mL Purge
QLast Update : Thu Jan 04 14:47:51 2024
Response via : Initial Calibration

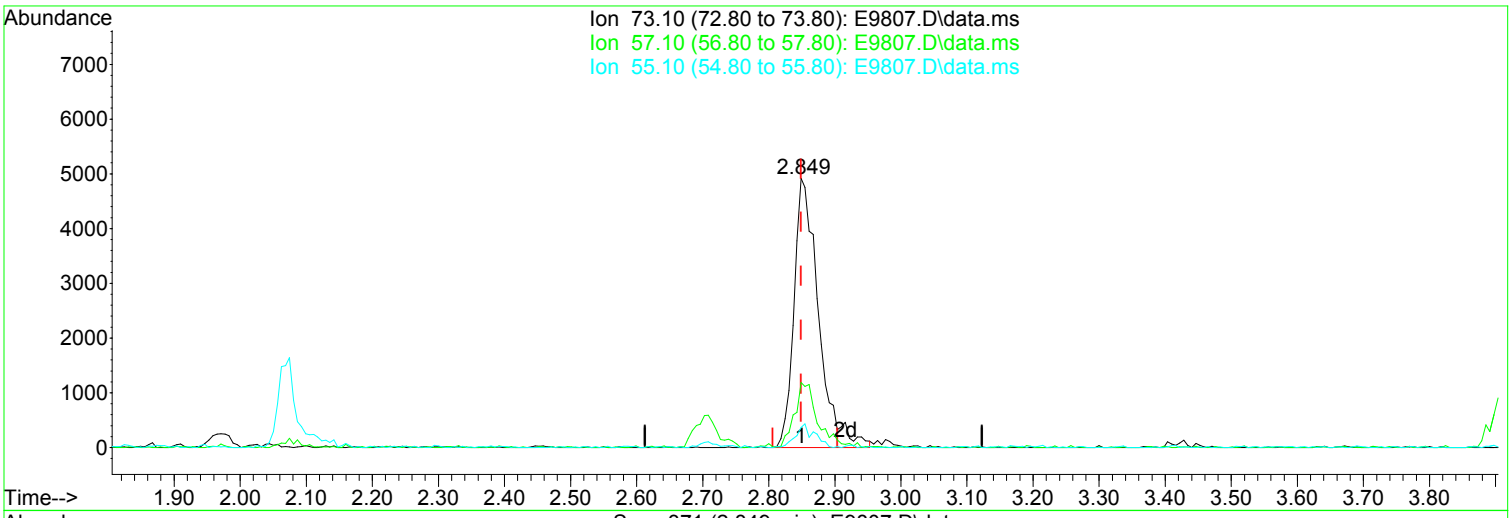

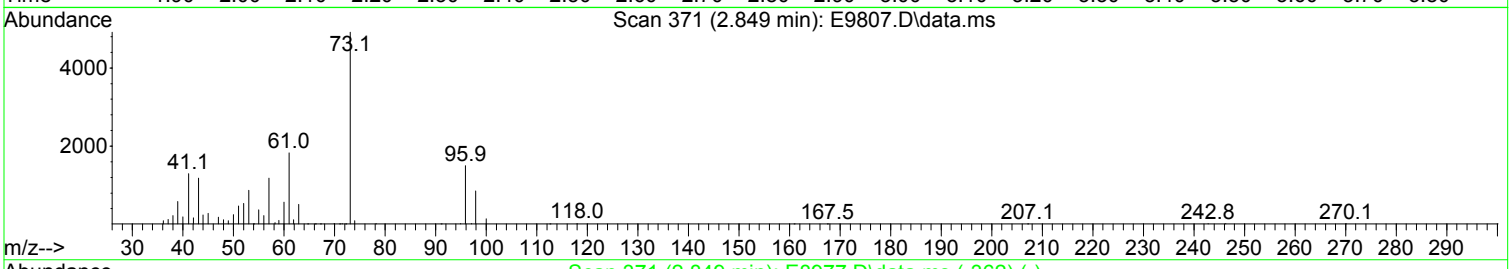

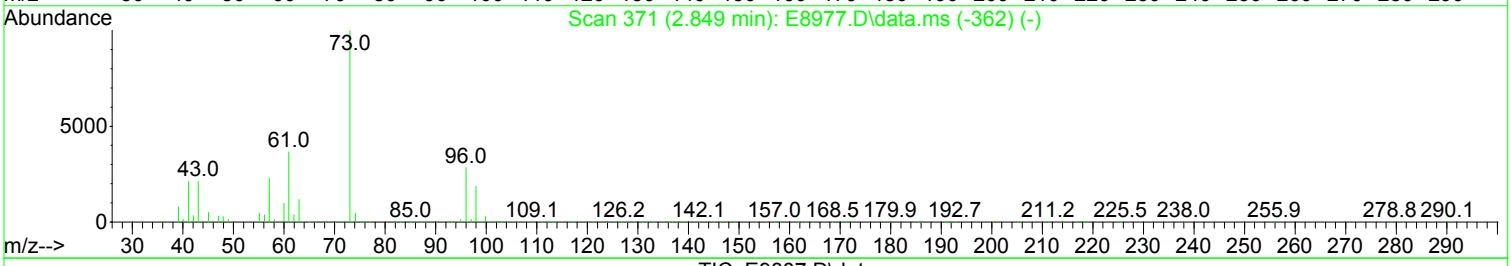

TIC: E9807.D\data.ms

(26) Methyl-t-Butyl Ether (P)

2.849min (-0.000) 0.96 ug/L m

response 12694

Ion	Exp%	Act%
73.10	100.00	100.00
57.10	23.20	24.09
55.10	4.90	7.53
0.00	0.00	0.00

Manual Integration:

After

Poor integration.

02/16/24

Quantitation Report (Qedit)

Data Path : I:\ACQUDATA\MSVOA17\Data\021524\
Data File : E9807.D
Acq On : 15 Feb 2024 01:10 pm
Operator : K.Ruest
Sample : 1.0ppb
Misc : WATER ICAL
ALS Vial : 3 Sample Multiplier: 1

Quant Time: Feb 15 13:27:44 2024
Quant Method : I:\ACQUDATA\MSVOA17\Methods\W021524.m
Quant Title : MS#17 - 8260 WATERS 5mL Purge
QLast Update : Thu Jan 04 14:47:51 2024
Response via : Initial Calibration

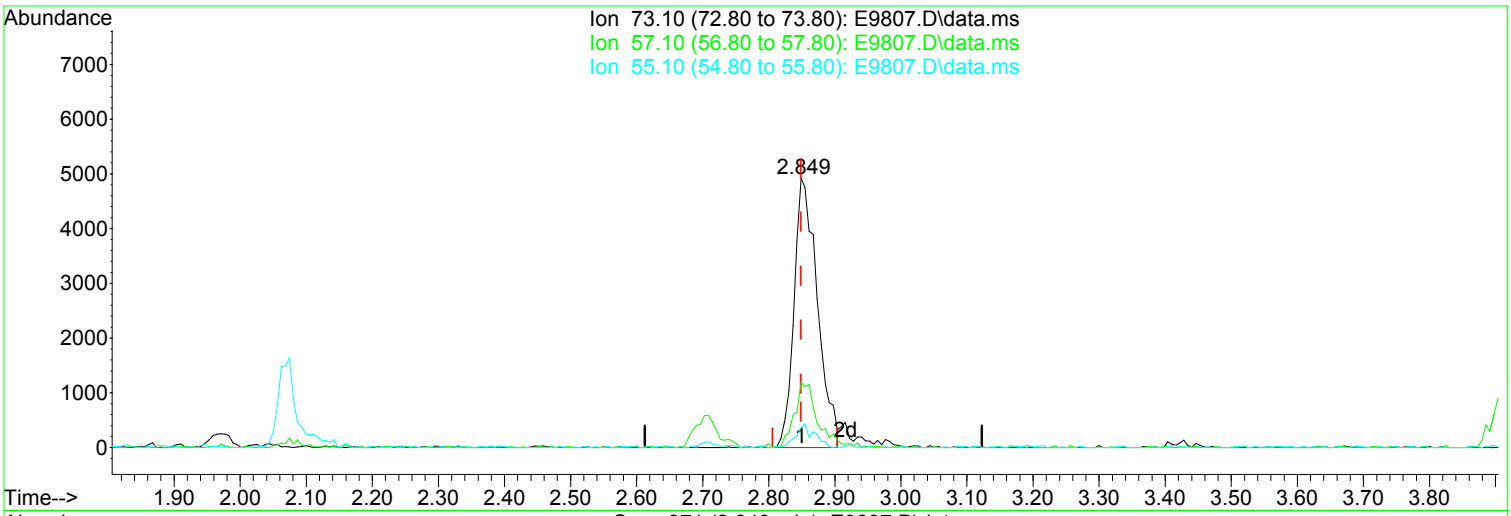

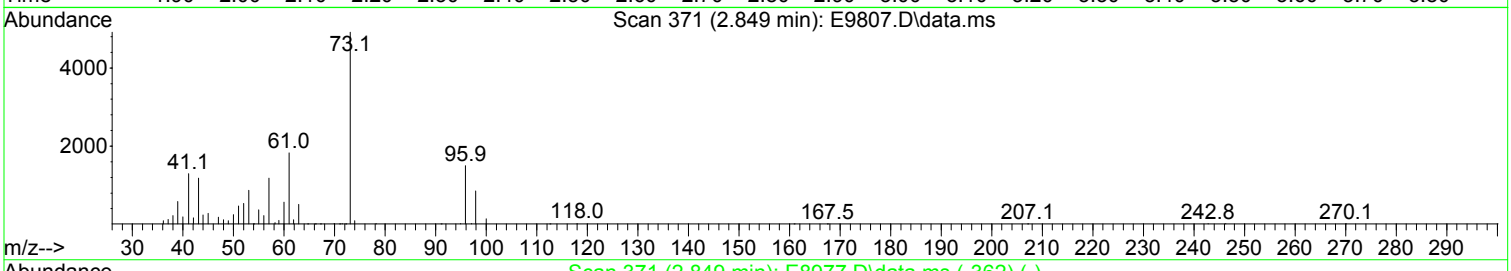

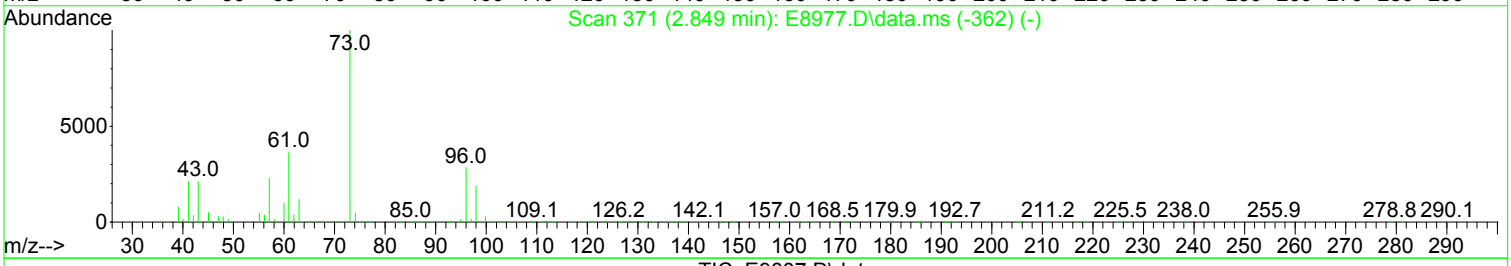

TIC: E9807.D\data.ms

(26) Methyl-t-Butyl Ether (P)

2.849min (-0.000) 0.91 ug/L

response 12052

Ion	Exp%	Act%
73.10	100.00	100.00
57.10	23.20	24.09
55.10	4.90	7.53
0.00	0.00	0.00

Manual Integration:

Before

02/16/24

Quantitation Report (Qedit)

Data Path : I:\ACQUDATA\MSVOA17\Data\021524\
Data File : E9807.D
Acq On : 15 Feb 2024 01:10 pm
Operator : K.Ruest
Sample : 1.0ppb
Misc : WATER ICAL
ALS Vial : 3 Sample Multiplier: 1

Quant Time: Feb 15 13:27:44 2024
Quant Method : I:\ACQUDATA\MSVOA17\Methods\W021524.m
Quant Title : MS#17 - 8260 WATERS 5mL Purge
QLast Update : Thu Jan 04 14:47:51 2024
Response via : Initial Calibration

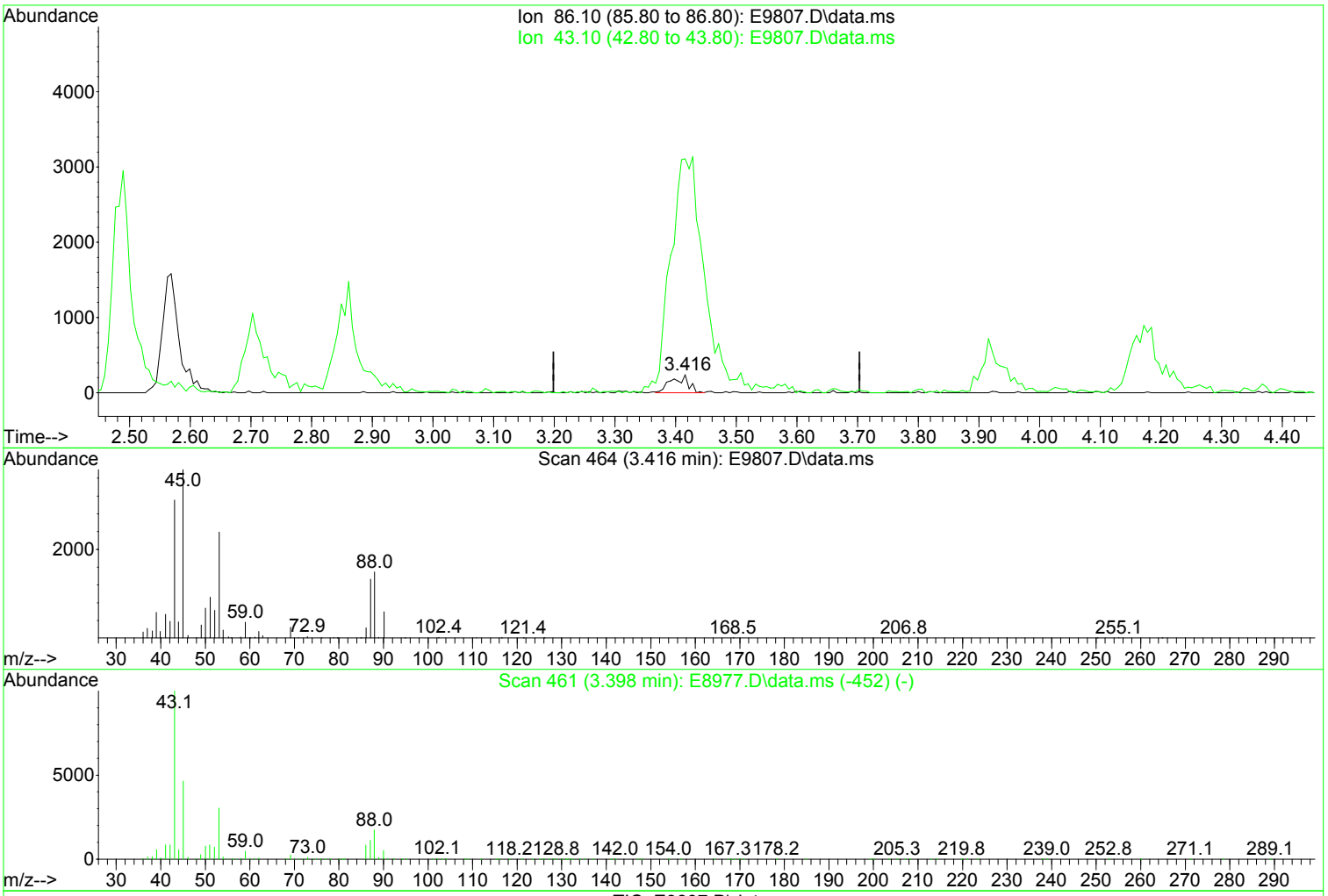

TIC: E9807.D\data.ms

(29) Vinyl Acetate

3.416min (+ 0.018) 0.64 ug/L m

response 462

Ion	Exp%	Act%
86.10	100.00	100.00
43.10	1207.90	1305.88#
0.00	0.00	0.00
0.00	0.00	0.00

Manual Integration:

After

Peak not found.

02/16/24

Quantitation Report (Qedit)

Data Path : I:\ACQUDATA\MSVOA17\Data\021524\
Data File : E9807.D
Acq On : 15 Feb 2024 01:10 pm
Operator : K.Ruest
Sample : 1.0ppb
Misc : WATER ICAL
ALS Vial : 3 Sample Multiplier: 1

Quant Time: Feb 15 13:27:44 2024
Quant Method : I:\ACQUDATA\MSVOA17\Methods\W021524.m
Quant Title : MS#17 - 8260 WATERS 5mL Purge
QLast Update : Thu Jan 04 14:47:51 2024
Response via : Initial Calibration

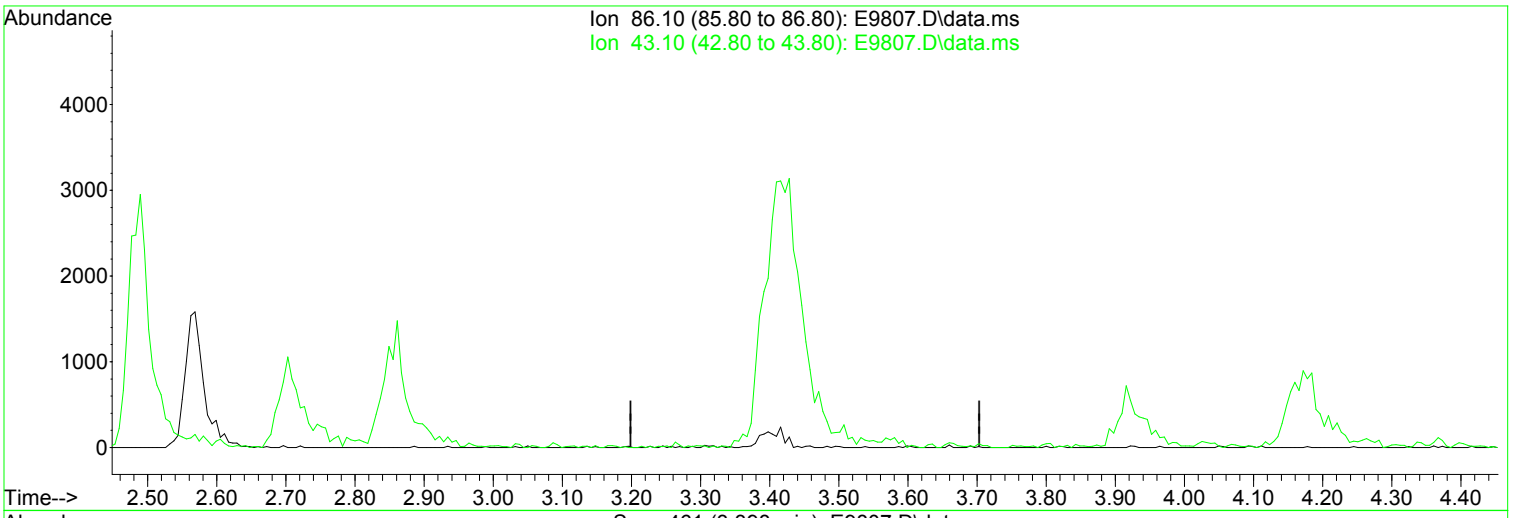

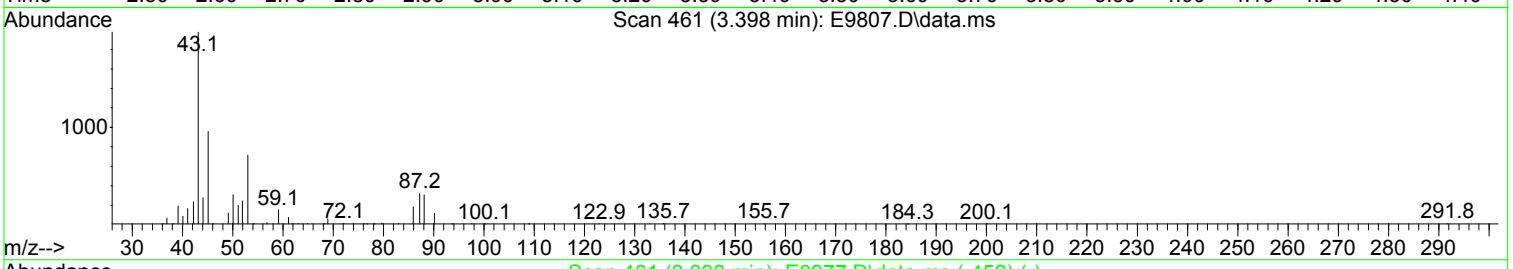

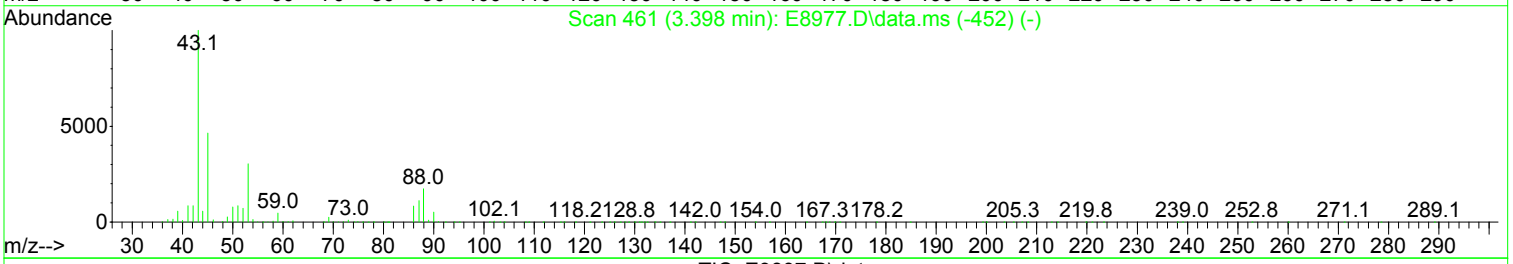

TIC: E9807.D\data.ms

(29) Vinyl Acetate

3.398min (-3.398) 0.00 ug/L

response 0

Ion	Exp%	Act%
86.10	100.00	0.00
43.10	1207.90	0.00#
0.00	0.00	0.00
0.00	0.00	0.00

Manual Integration:

Before

02/16/24

Quantitation Report (Qedit)

Data Path : I:\ACQUDATA\MSVOA17\Data\021524\
Data File : E9807.D
Acq On : 15 Feb 2024 01:10 pm
Operator : K.Ruest
Sample : 1.0ppb
Misc : WATER ICAL
ALS Vial : 3 Sample Multiplier: 1

Quant Time: Feb 15 13:27:44 2024
Quant Method : I:\ACQUDATA\MSVOA17\Methods\W021524.m
Quant Title : MS#17 - 8260 WATERS 5mL Purge
QLast Update : Thu Jan 04 14:47:51 2024
Response via : Initial Calibration

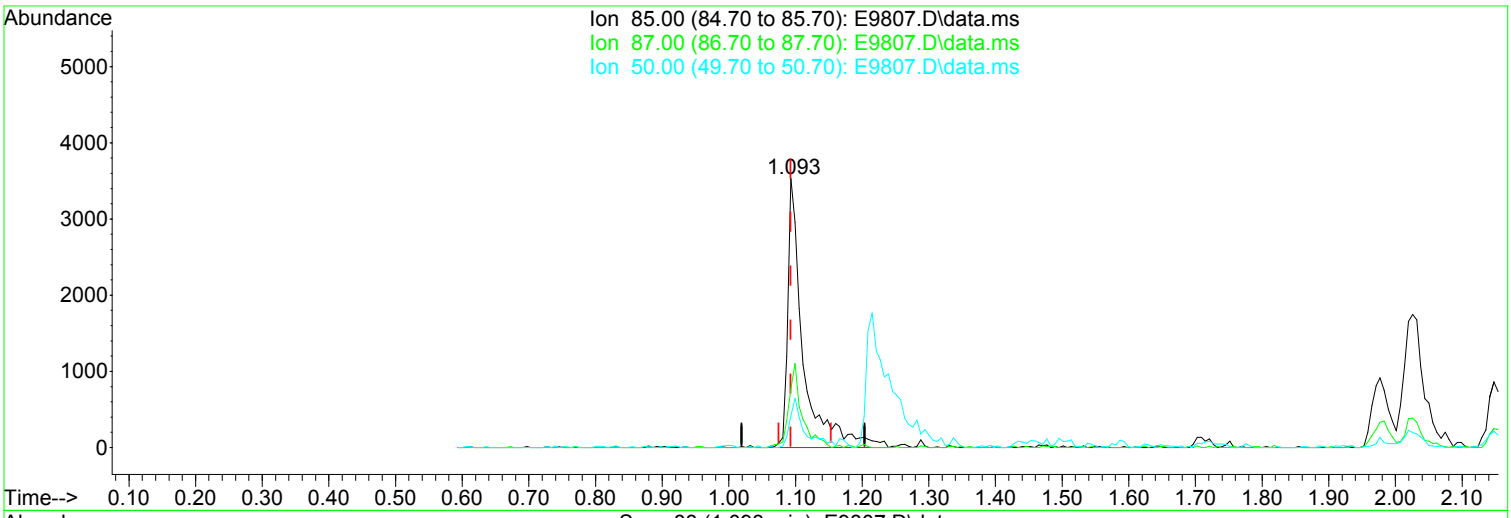

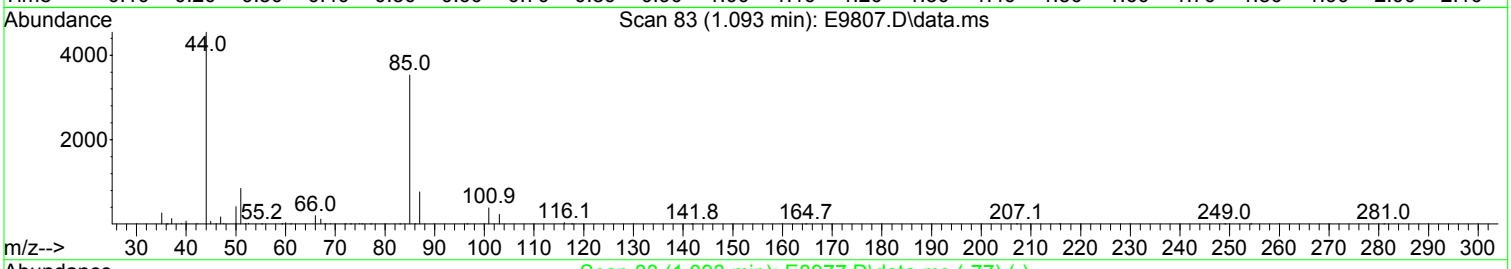

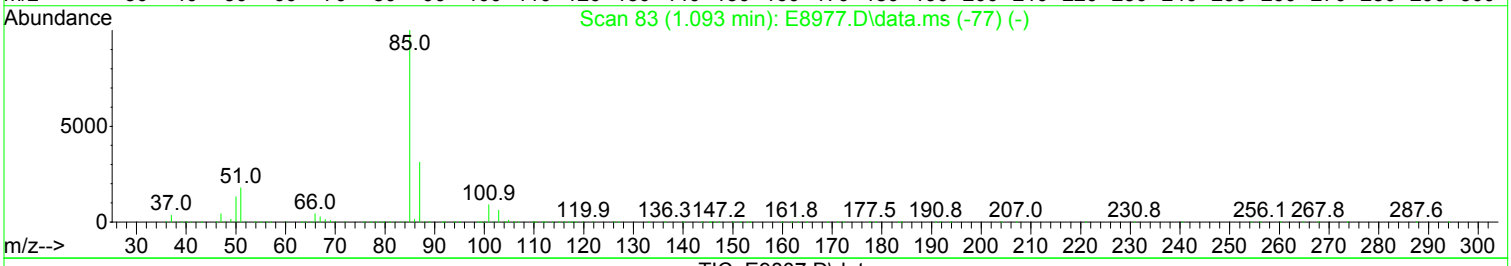

TIC: E9807.D\data.ms

(3) Dichlorodifluoromethane (P)

1.093min (-0.000) 1.02 ug/L m

response 5718

Ion	Exp%	Act%
85.00	100.00	100.00
87.00	31.10	21.75
50.00	13.20	11.81
0.00	0.00	0.00

Manual Integration:

After

Poor integration.

02/16/24

Quantitation Report (Qedit)

Data Path : I:\ACQUDATA\MSVOA17\Data\021524\
Data File : E9807.D
Acq On : 15 Feb 2024 01:10 pm
Operator : K.Ruest
Sample : 1.0ppb
Misc : WATER ICAL
ALS Vial : 3 Sample Multiplier: 1

Quant Time: Feb 15 13:27:44 2024
Quant Method : I:\ACQUDATA\MSVOA17\Methods\W021524.m
Quant Title : MS#17 - 8260 WATERS 5mL Purge
QLast Update : Thu Jan 04 14:47:51 2024
Response via : Initial Calibration

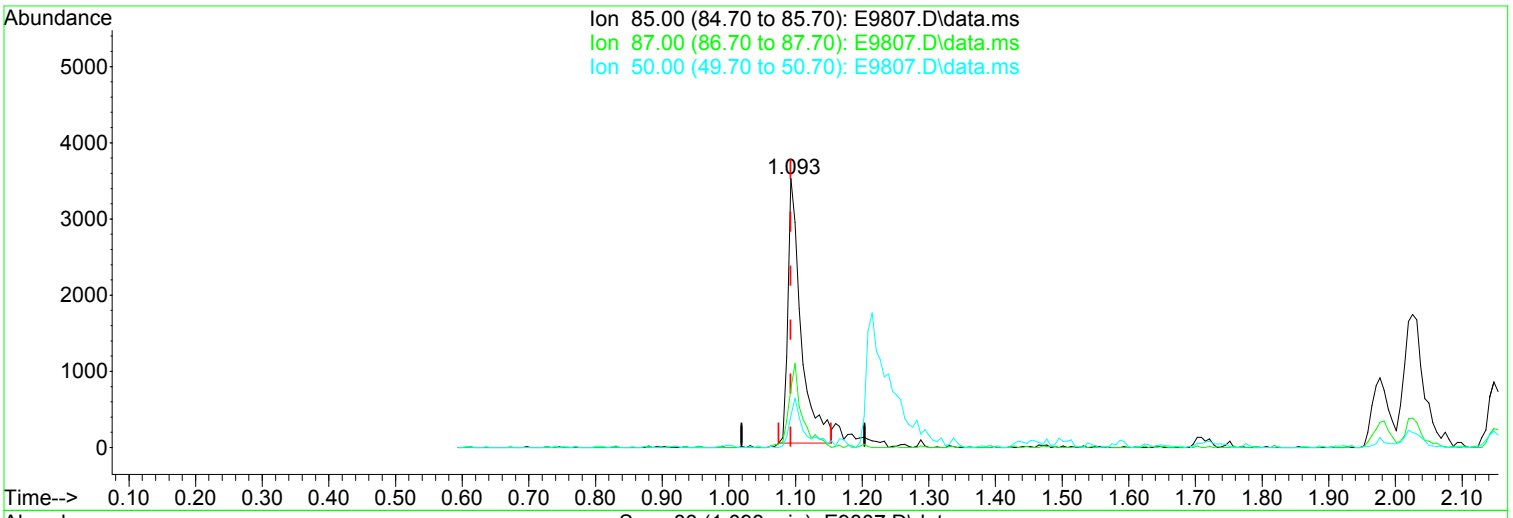

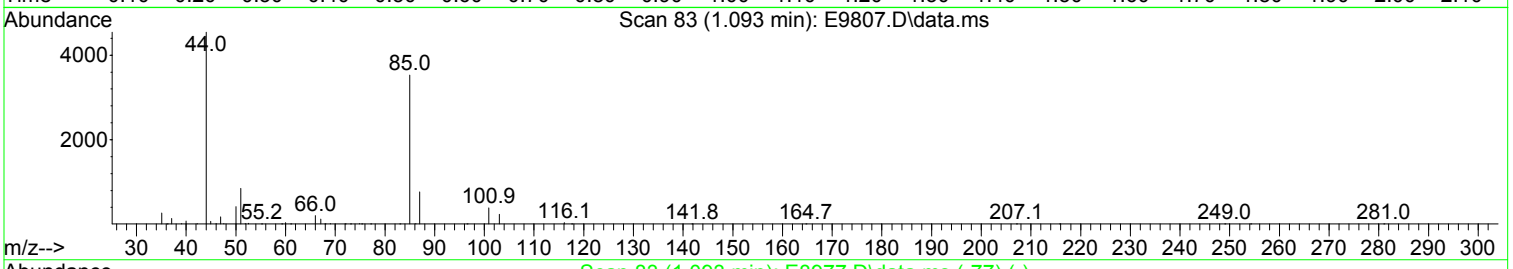

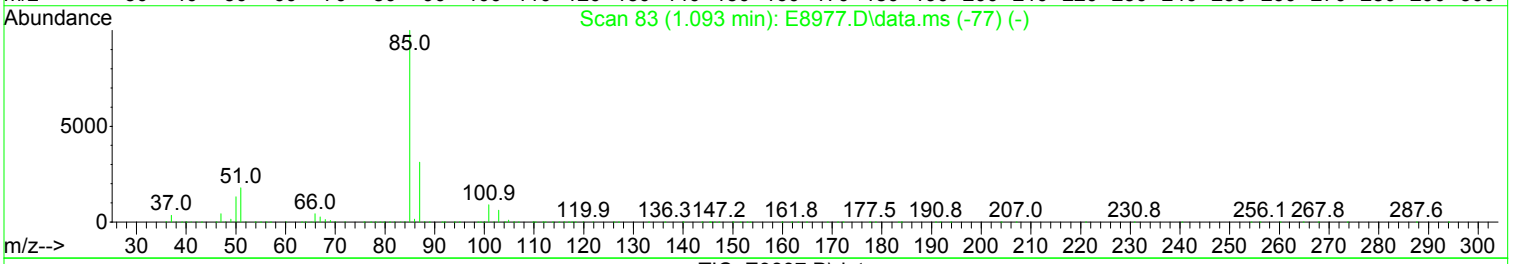

TIC: E9807.D\data.ms

(3) Dichlorodifluoromethane (P)

1.093min (-0.000) 0.84 ug/L

response 4722

Ion	Exp%	Act%
85.00	100.00	100.00
87.00	31.10	21.75
50.00	13.20	11.81
0.00	0.00	0.00

Manual Integration:

Before

02/16/24

Quantitation Report (Qedit)

Data Path : I:\ACQUDATA\MSVOA17\Data\021524\
Data File : E9807.D
Acq On : 15 Feb 2024 01:10 pm
Operator : K.Ruest
Sample : 1.0ppb
Misc : WATER ICAL
ALS Vial : 3 Sample Multiplier: 1

Quant Time: Feb 15 13:27:44 2024
Quant Method : I:\ACQUDATA\MSVOA17\Methods\W021524.m
Quant Title : MS#17 - 8260 WATERS 5mL Purge
QLast Update : Thu Jan 04 14:47:51 2024
Response via : Initial Calibration

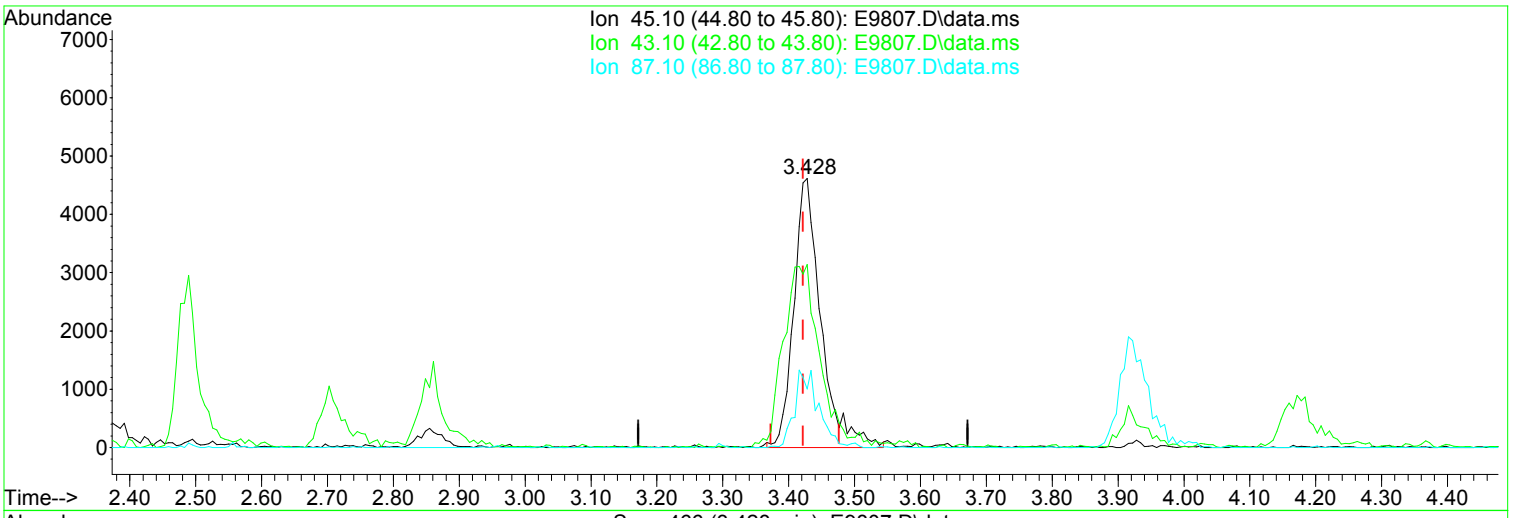

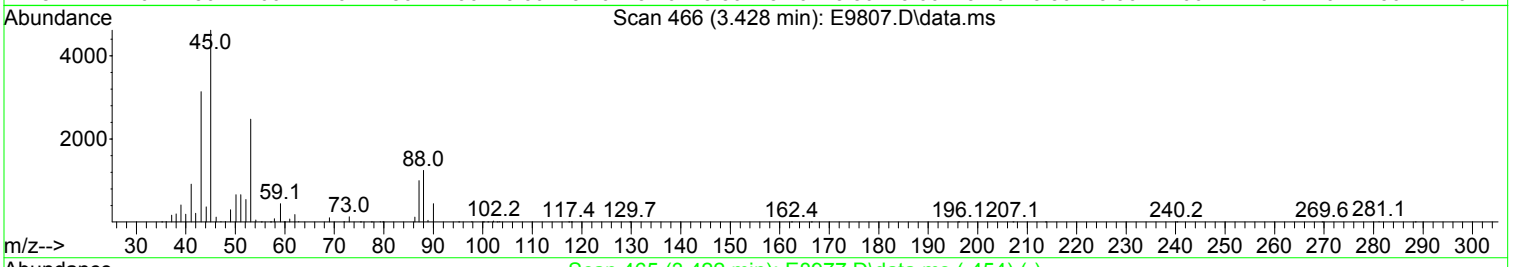

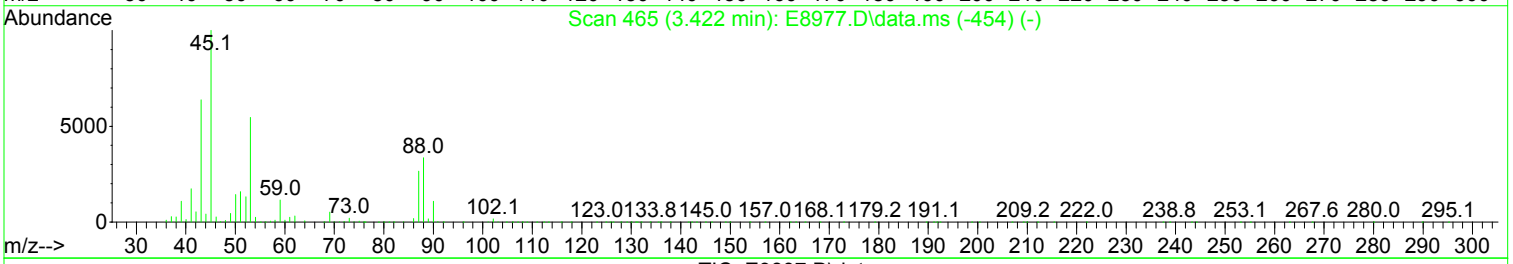

TIC: E9807.D\data.ms

(30) DIPE

3.428min (+ 0.006) 0.93 ug/L m

response 13234

Ion	Exp%	Act%
45.10	100.00	100.00
43.10	64.40	68.01
87.10	26.60	21.74
0.00	0.00	0.00

Manual Integration:

After

Poor integration.

02/16/24

Quantitation Report (Qedit)

Data Path : I:\ACQUDATA\MSVOA17\Data\021524\
Data File : E9807.D
Acq On : 15 Feb 2024 01:10 pm
Operator : K.Ruest
Sample : 1.0ppb
Misc : WATER ICAL
ALS Vial : 3 Sample Multiplier: 1

Quant Time: Feb 15 13:27:44 2024
Quant Method : I:\ACQUDATA\MSVOA17\Methods\W021524.m
Quant Title : MS#17 - 8260 WATERS 5mL Purge
QLast Update : Thu Jan 04 14:47:51 2024
Response via : Initial Calibration

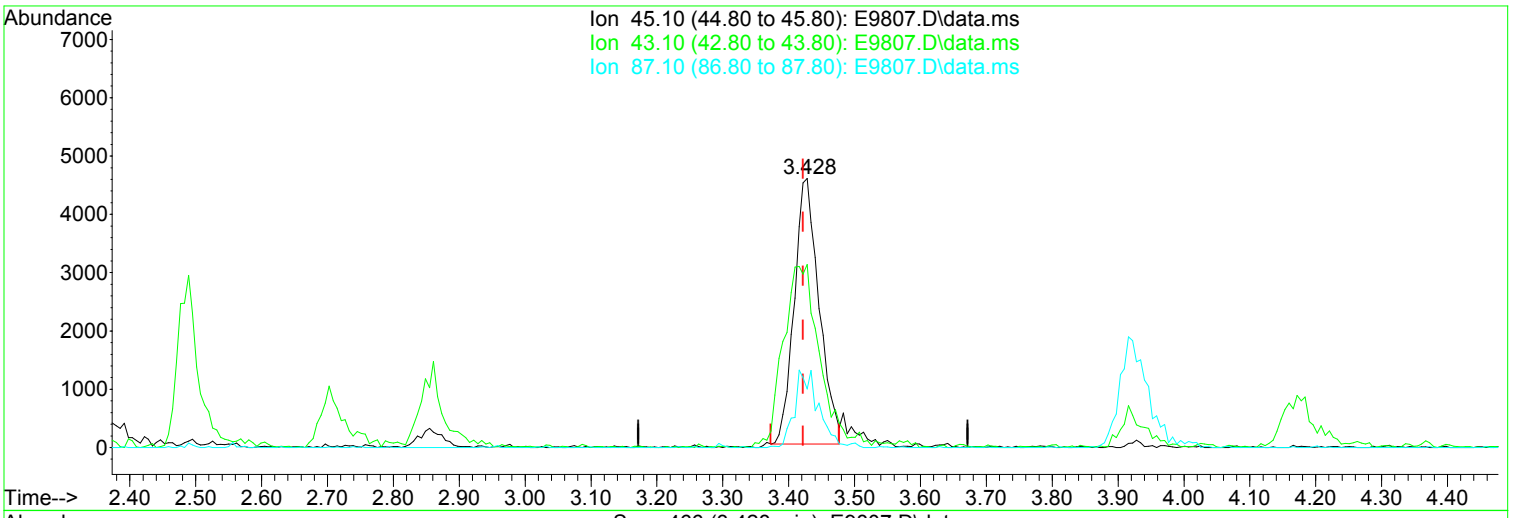

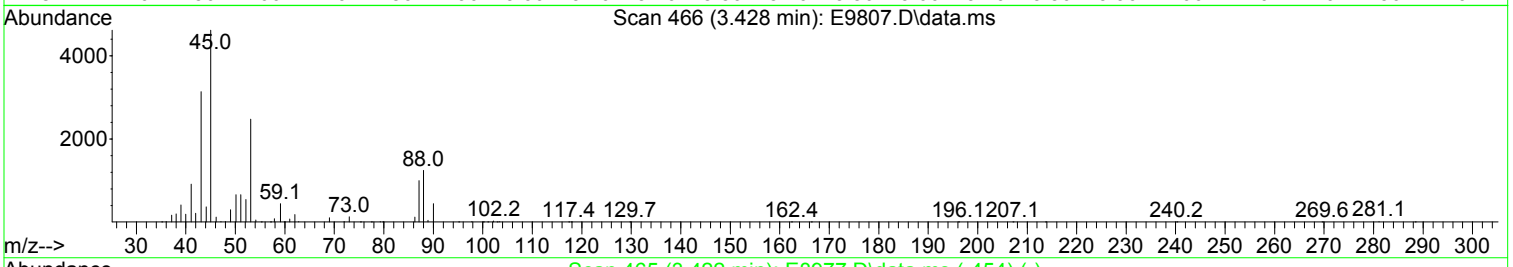

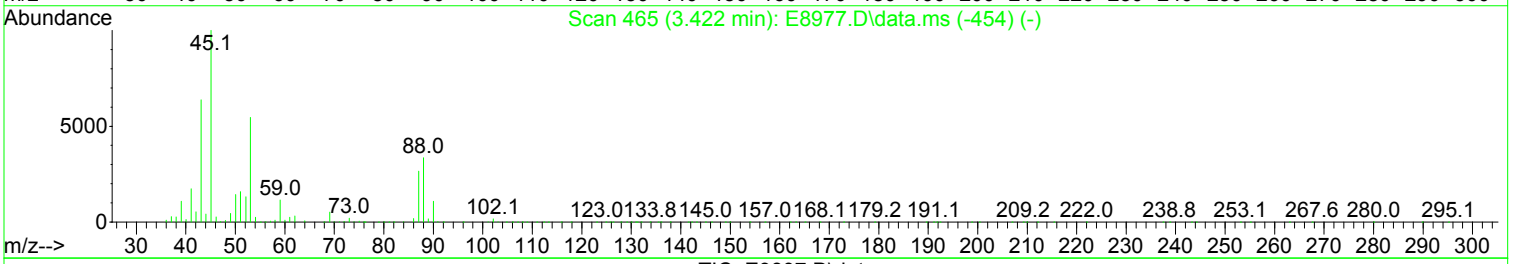

TIC: E9807.D\data.ms

(30) DIPE

3.428min (+ 0.006) 0.83 ug/L

response 11932

Ion	Exp%	Act%
45.10	100.00	100.00
43.10	64.40	68.01
87.10	26.60	21.74
0.00	0.00	0.00

Manual Integration:

Before

02/16/24

Quantitation Report (Qedit)

Data Path : I:\ACQUDATA\MSVOA17\Data\021524\
Data File : E9807.D
Acq On : 15 Feb 2024 01:10 pm
Operator : K.Ruest
Sample : 1.0ppb
Misc : WATER ICAL
ALS Vial : 3 Sample Multiplier: 1

Quant Time: Feb 15 13:27:44 2024
Quant Method : I:\ACQUDATA\MSVOA17\Methods\W021524.m
Quant Title : MS#17 - 8260 WATERS 5mL Purge
QLast Update : Thu Jan 04 14:47:51 2024
Response via : Initial Calibration

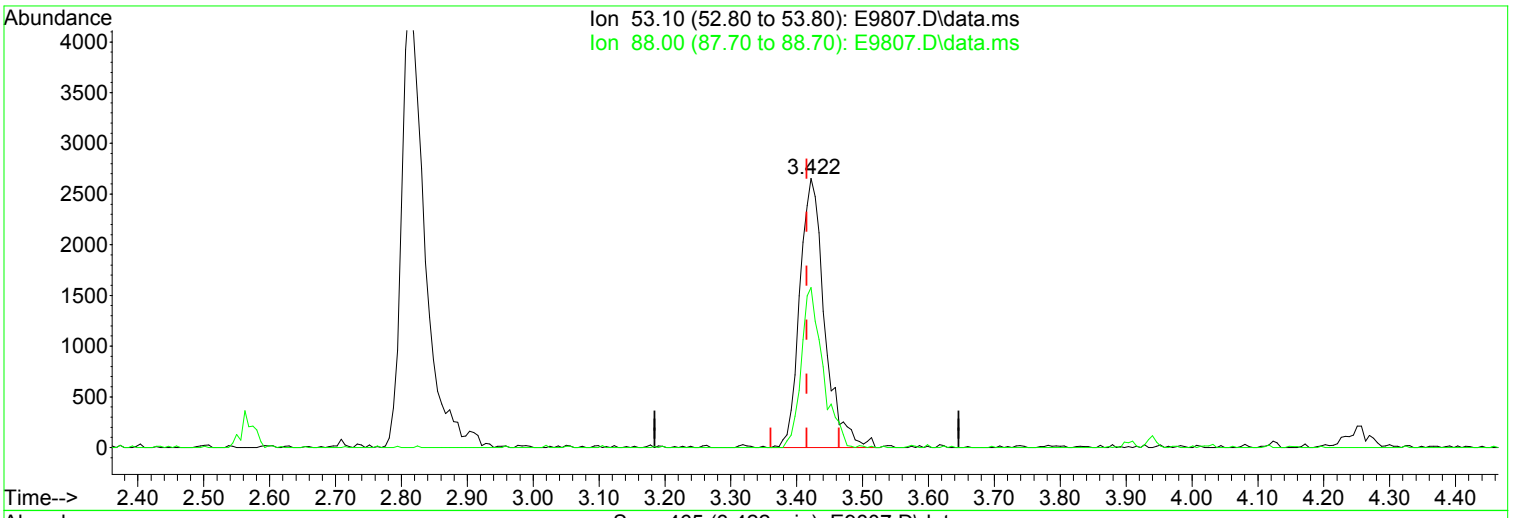

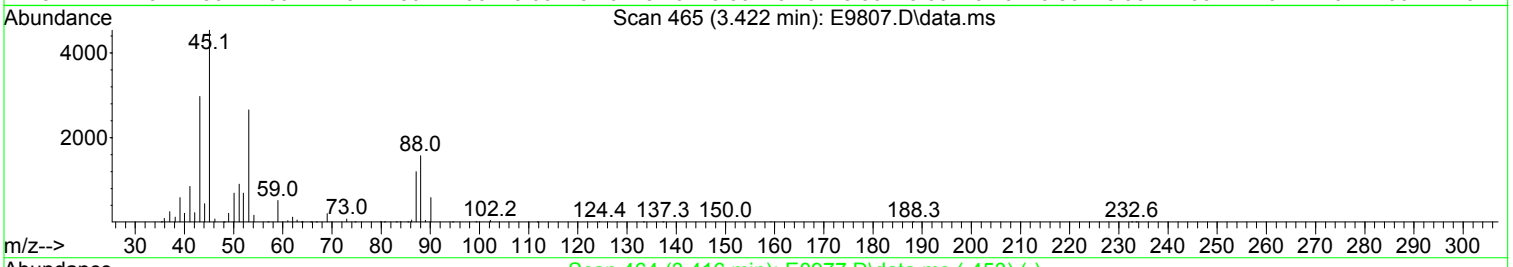

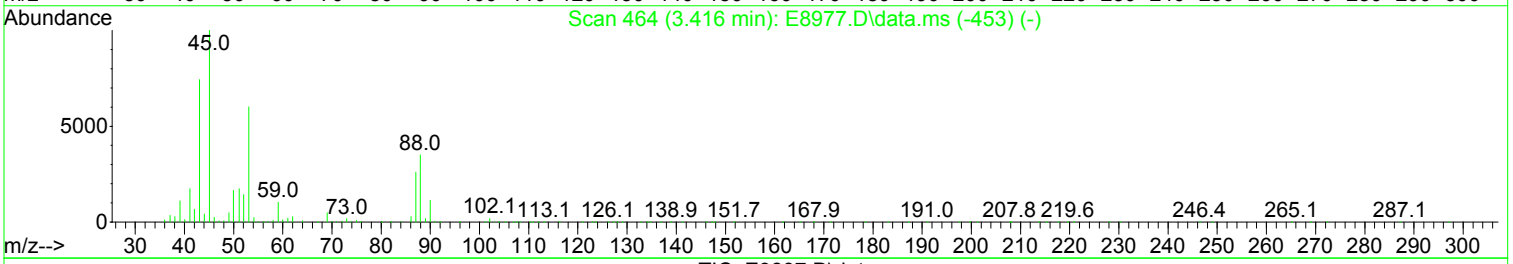

TIC: E9807.D\data.ms

(31) 2-Chloro-1,3-Butadiene

3.422min (+ 0.006) 1.02 ug/L m

response 6971

Ion	Exp%	Act%
53.10	100.00	100.00
88.00	58.30	59.48
0.00	0.00	0.00
0.00	0.00	0.00

Manual Integration:

After

Poor integration.

02/16/24

Quantitation Report (Qedit)

Data Path : I:\ACQUDATA\MSVOA17\Data\021524\
Data File : E9807.D
Acq On : 15 Feb 2024 01:10 pm
Operator : K.Ruest
Sample : 1.0ppb
Misc : WATER ICAL
ALS Vial : 3 Sample Multiplier: 1

Quant Time: Feb 15 13:27:44 2024
Quant Method : I:\ACQUDATA\MSVOA17\Methods\W021524.m
Quant Title : MS#17 - 8260 WATERS 5mL Purge
QLast Update : Thu Jan 04 14:47:51 2024
Response via : Initial Calibration

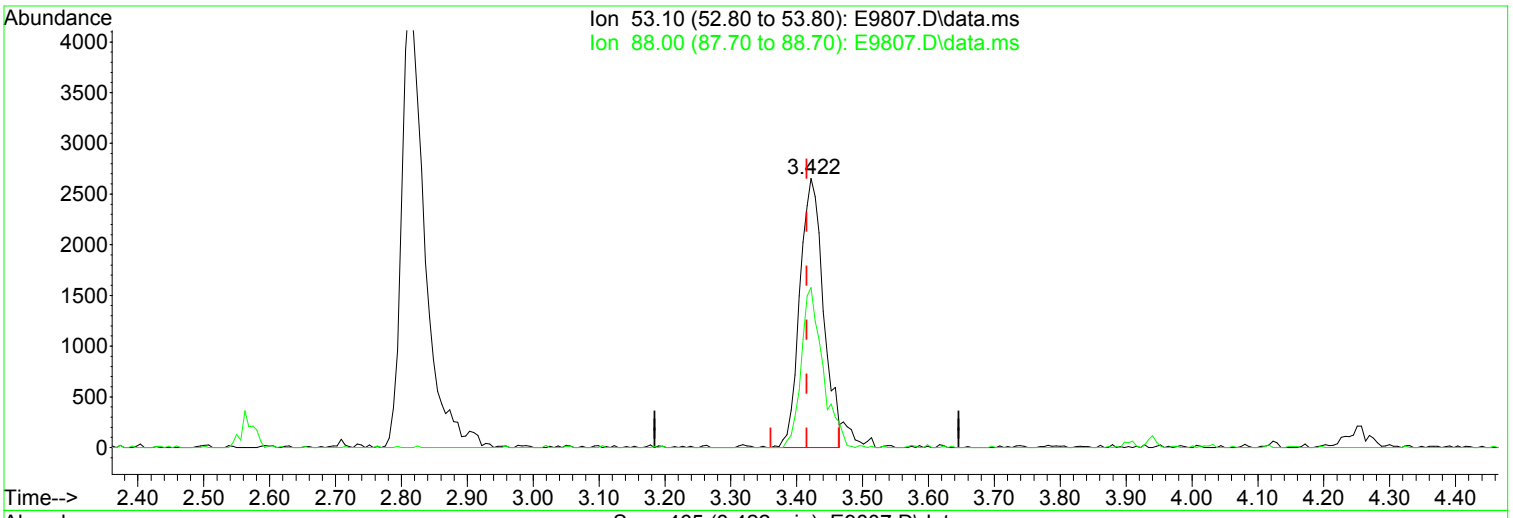

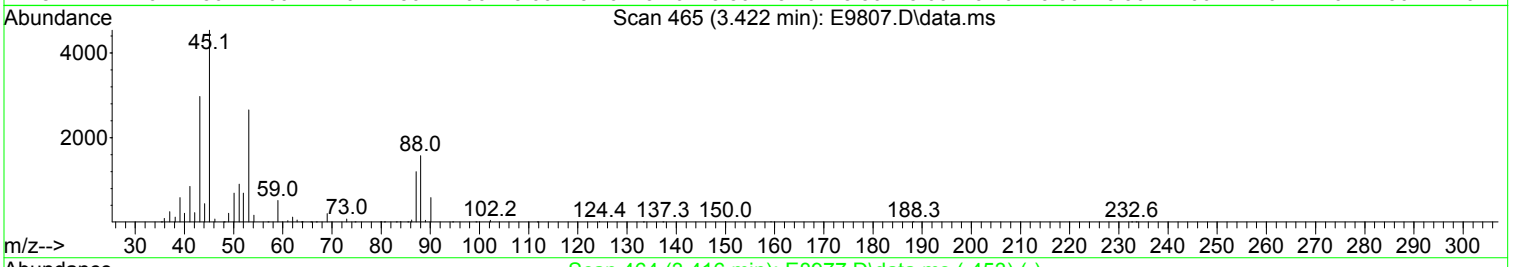

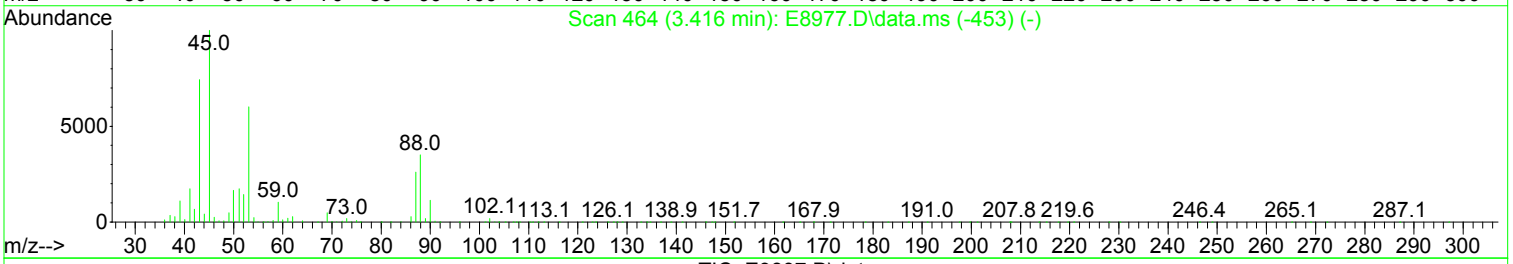

TIC: E9807.D\data.ms

(31) 2-Chloro-1,3-Butadiene

3.422min (+ 0.006) 0.97 ug/L

response 6619

Ion	Exp%	Act%
53.10	100.00	100.00
88.00	58.30	59.48
0.00	0.00	0.00
0.00	0.00	0.00

Manual Integration:

Before

02/16/24

Quantitation Report (Qedit)

Data Path : I:\ACQUDATA\MSVOA17\Data\021524\
Data File : E9807.D
Acq On : 15 Feb 2024 01:10 pm
Operator : K.Ruest
Sample : 1.0ppb
Misc : WATER ICAL
ALS Vial : 3 Sample Multiplier: 1

Quant Time: Feb 15 13:27:44 2024
Quant Method : I:\ACQUDATA\MSVOA17\Methods\W021524.m
Quant Title : MS#17 - 8260 WATERS 5mL Purge
QLast Update : Thu Jan 04 14:47:51 2024
Response via : Initial Calibration

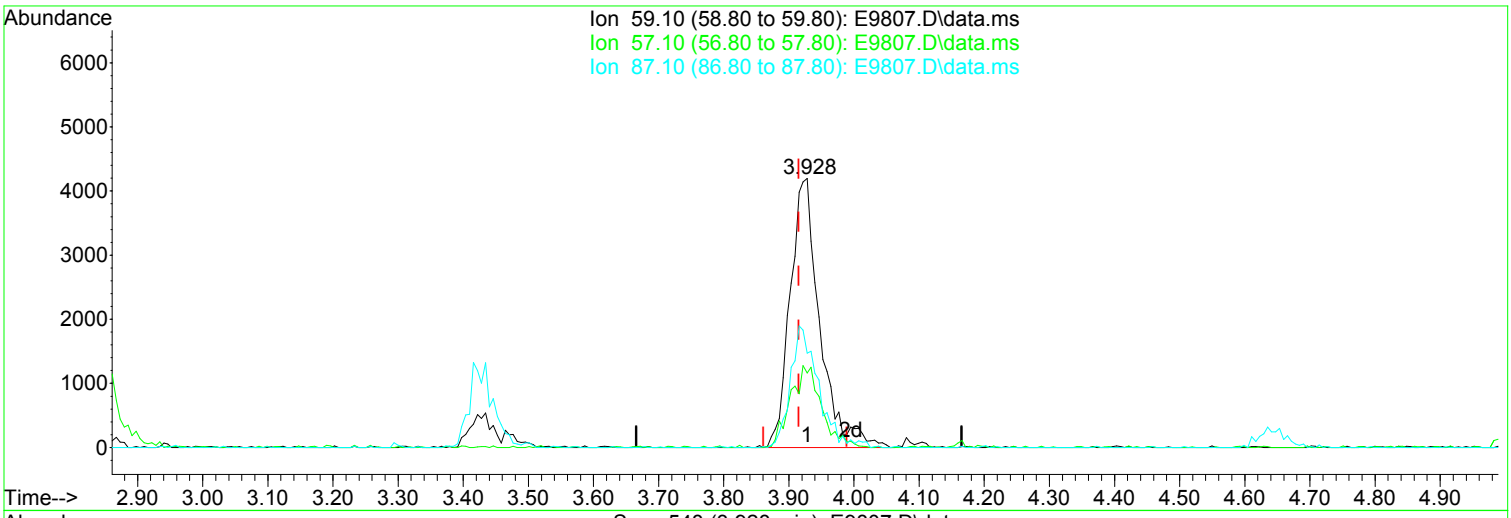

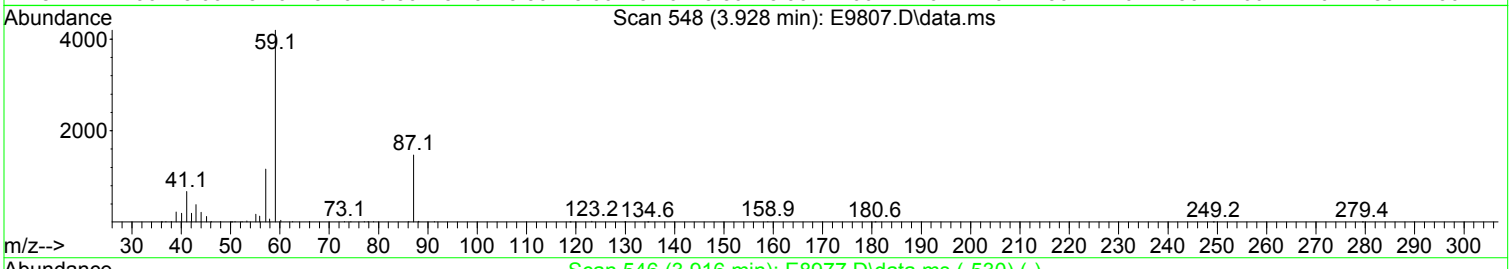

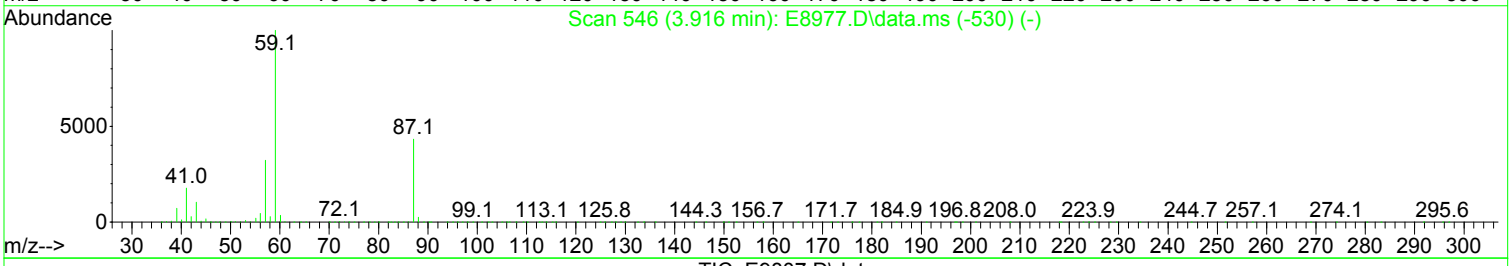

TIC: E9807.D\data.ms

(32) ETBE

3.928min (+ 0.012) 0.97 ug/L m

response 13295

Ion	Exp%	Act%
59.10	100.00	100.00
57.10	32.40	27.65
87.10	43.30	35.09
0.00	0.00	0.00

Manual Integration:

After

Poor integration.

02/16/24

Quantitation Report (Qedit)

Data Path : I:\ACQUDATA\MSVOA17\Data\021524\
Data File : E9807.D
Acq On : 15 Feb 2024 01:10 pm
Operator : K.Ruest
Sample : 1.0ppb
Misc : WATER ICAL
ALS Vial : 3 Sample Multiplier: 1

Quant Time: Feb 15 13:27:44 2024
Quant Method : I:\ACQUDATA\MSVOA17\Methods\W021524.m
Quant Title : MS#17 - 8260 WATERS 5mL Purge
QLast Update : Thu Jan 04 14:47:51 2024
Response via : Initial Calibration

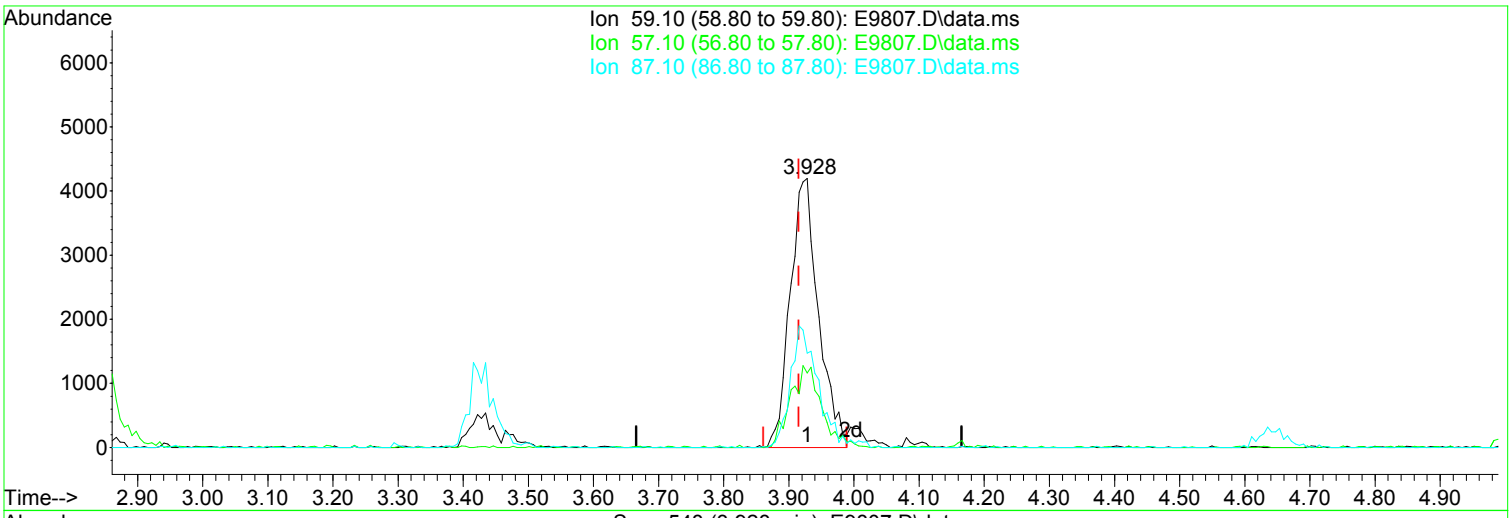

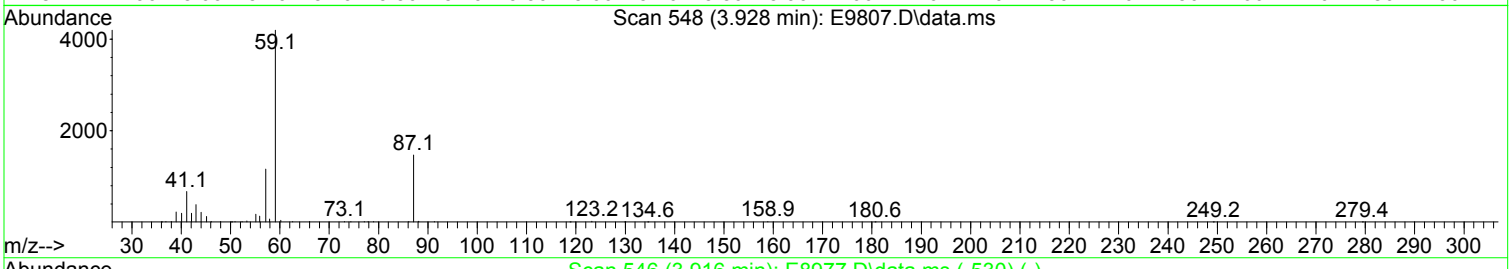

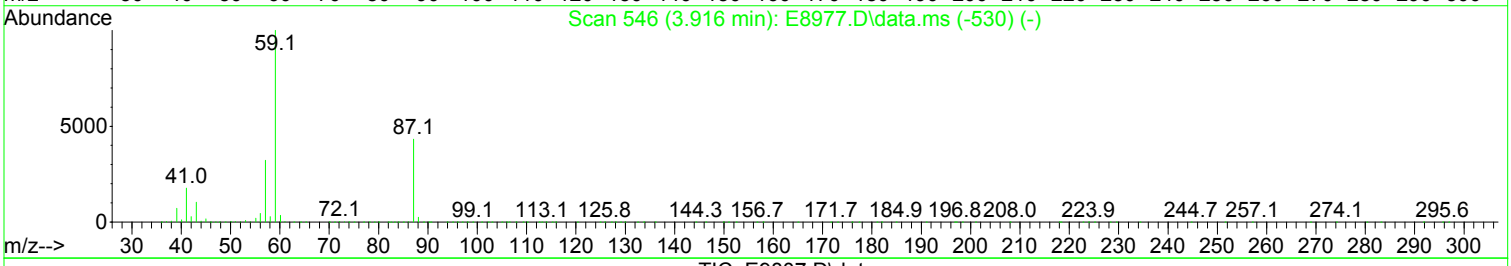

TIC: E9807.D\data.ms

(32) ETBE

3.928min (+ 0.012) 0.93 ug/L

response 12690

Ion	Exp%	Act%
59.10	100.00	100.00
57.10	32.40	27.65
87.10	43.30	35.09
0.00	0.00	0.00

Manual Integration:

Before

02/16/24

Quantitation Report (Qedit)

Data Path : I:\ACQUDATA\MSVOA17\Data\021524\
Data File : E9807.D
Acq On : 15 Feb 2024 01:10 pm
Operator : K.Ruest
Sample : 1.0ppb
Misc : WATER ICAL
ALS Vial : 3 Sample Multiplier: 1

Quant Time: Feb 15 13:27:44 2024
Quant Method : I:\ACQUDATA\MSVOA17\Methods\W021524.m
Quant Title : MS#17 - 8260 WATERS 5mL Purge
QLast Update : Thu Jan 04 14:47:51 2024
Response via : Initial Calibration

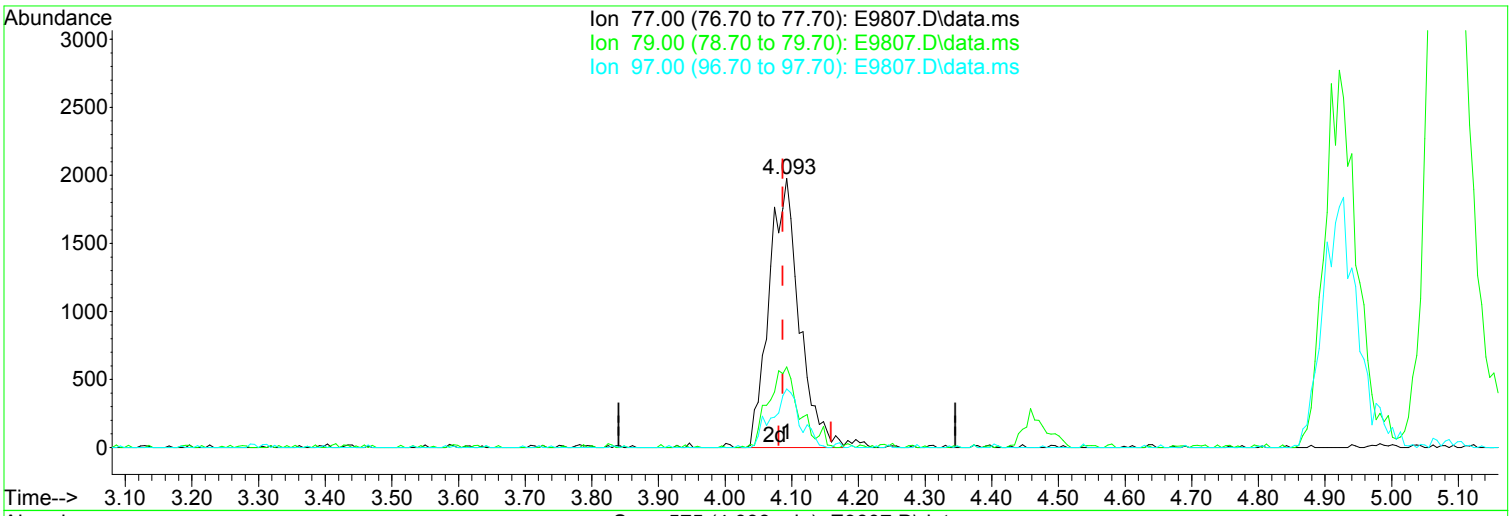

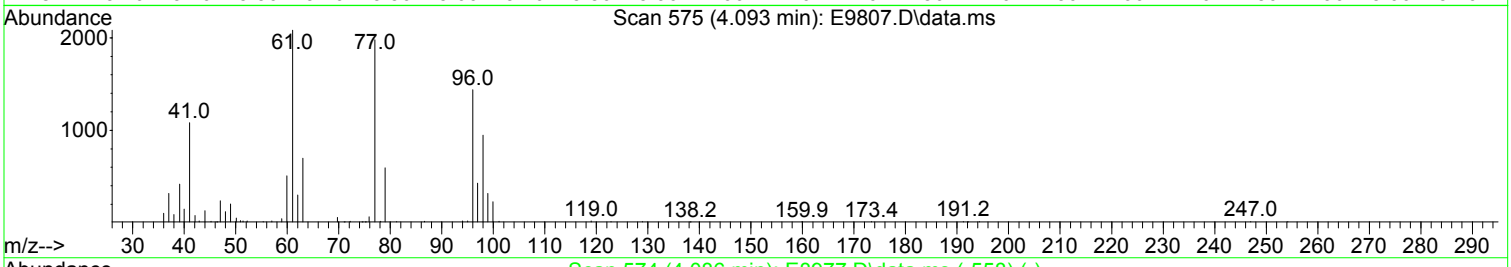

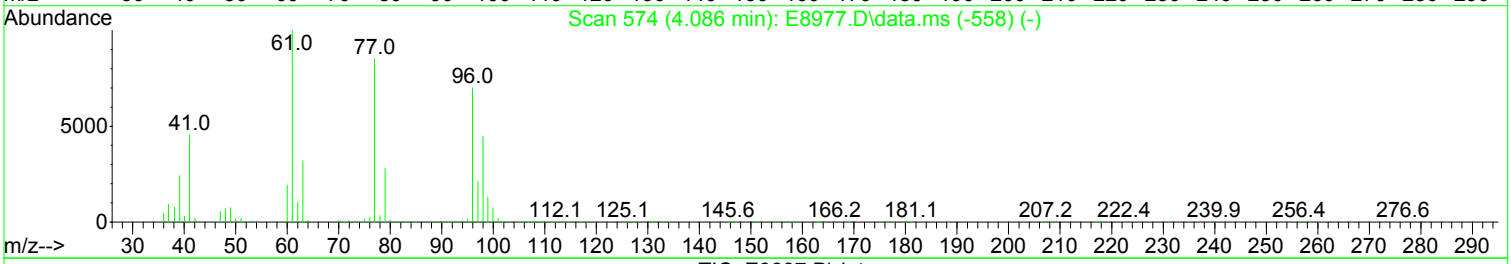

TIC: E9807.D\data.ms

(33) 2,2-Dichloropropane

4.093min (+ 0.006) 0.97 ug/L m

response 6199

Ion	Exp%	Act%
77.00	100.00	100.00
79.00	32.60	29.99
97.00	25.00	21.75
0.00	0.00	0.00

Manual Integration:

After

Split Peak.

02/16/24

Quantitation Report (Qedit)

Data Path : I:\ACQUDATA\MSVOA17\Data\021524\
Data File : E9807.D
Acq On : 15 Feb 2024 01:10 pm
Operator : K.Ruest
Sample : 1.0ppb
Misc : WATER ICAL
ALS Vial : 3 Sample Multiplier: 1

Quant Time: Feb 15 13:27:44 2024
Quant Method : I:\ACQUDATA\MSVOA17\Methods\W021524.m
Quant Title : MS#17 - 8260 WATERS 5mL Purge
QLast Update : Thu Jan 04 14:47:51 2024
Response via : Initial Calibration

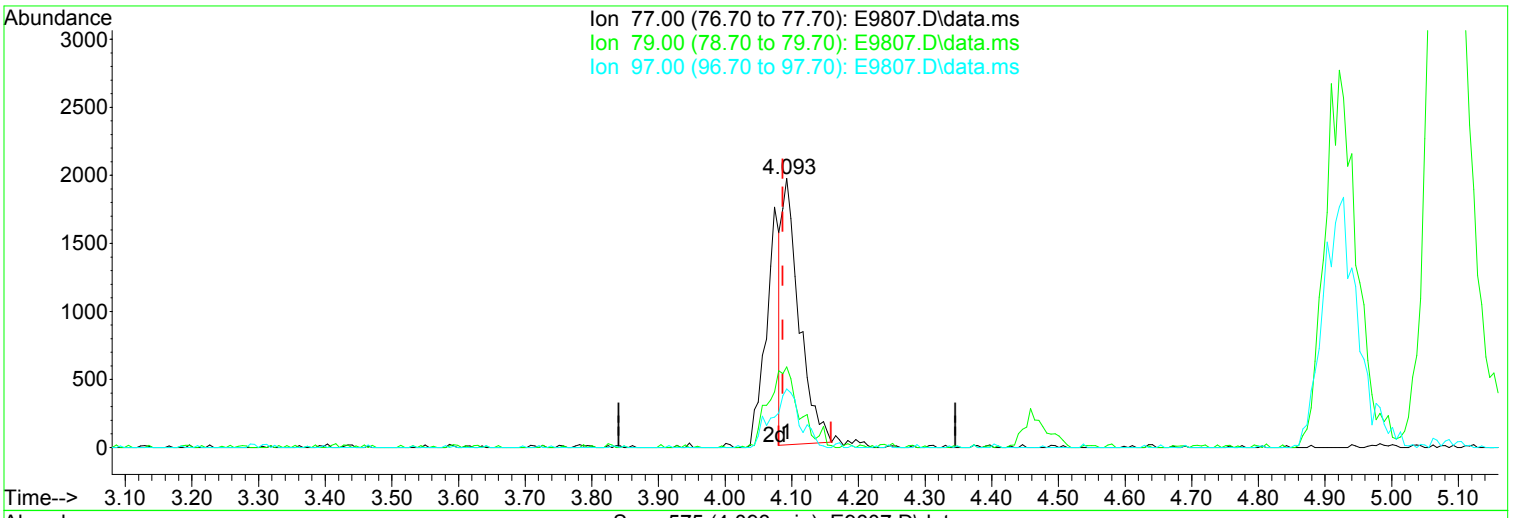

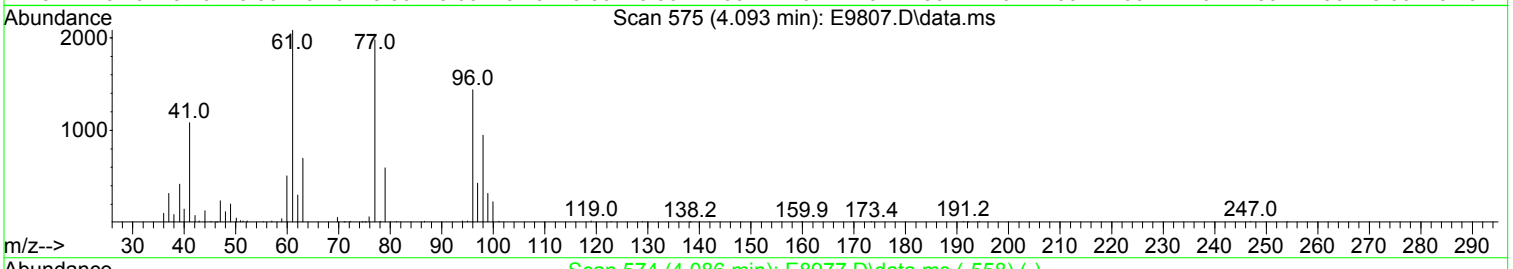

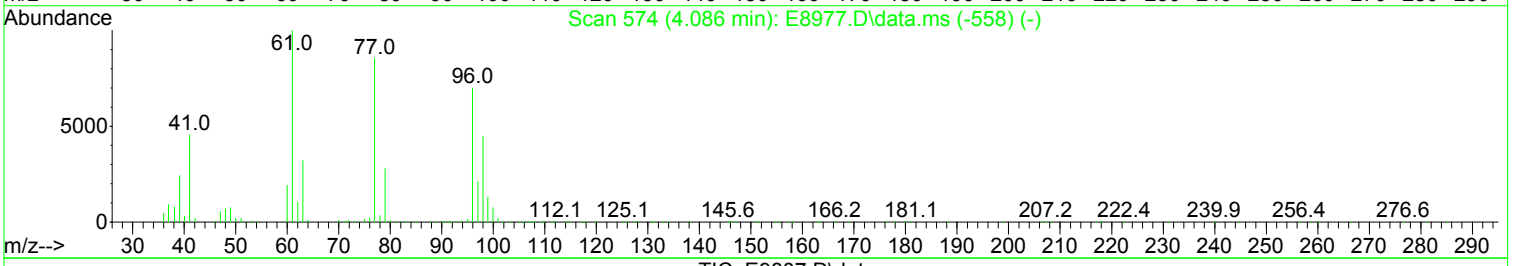

TIC: E9807.D\data.ms

(33) 2,2-Dichloropropane

4.093min (+ 0.006) 0.55 ug/L

response 3533

Ion	Exp%	Act%
77.00	100.00	100.00
79.00	32.60	29.99
97.00	25.00	21.75
0.00	0.00	0.00

Manual Integration:

Before

02/16/24

Quantitation Report (Qedit)

Data Path : I:\ACQUDATA\MSVOA17\Data\021524\
Data File : E9807.D
Acq On : 15 Feb 2024 01:10 pm
Operator : K.Ruest
Sample : 1.0ppb
Misc : WATER ICAL
ALS Vial : 3 Sample Multiplier: 1

Quant Time: Feb 15 13:27:44 2024
Quant Method : I:\ACQUDATA\MSVOA17\Methods\W021524.m
Quant Title : MS#17 - 8260 WATERS 5mL Purge
QLast Update : Thu Jan 04 14:47:51 2024
Response via : Initial Calibration

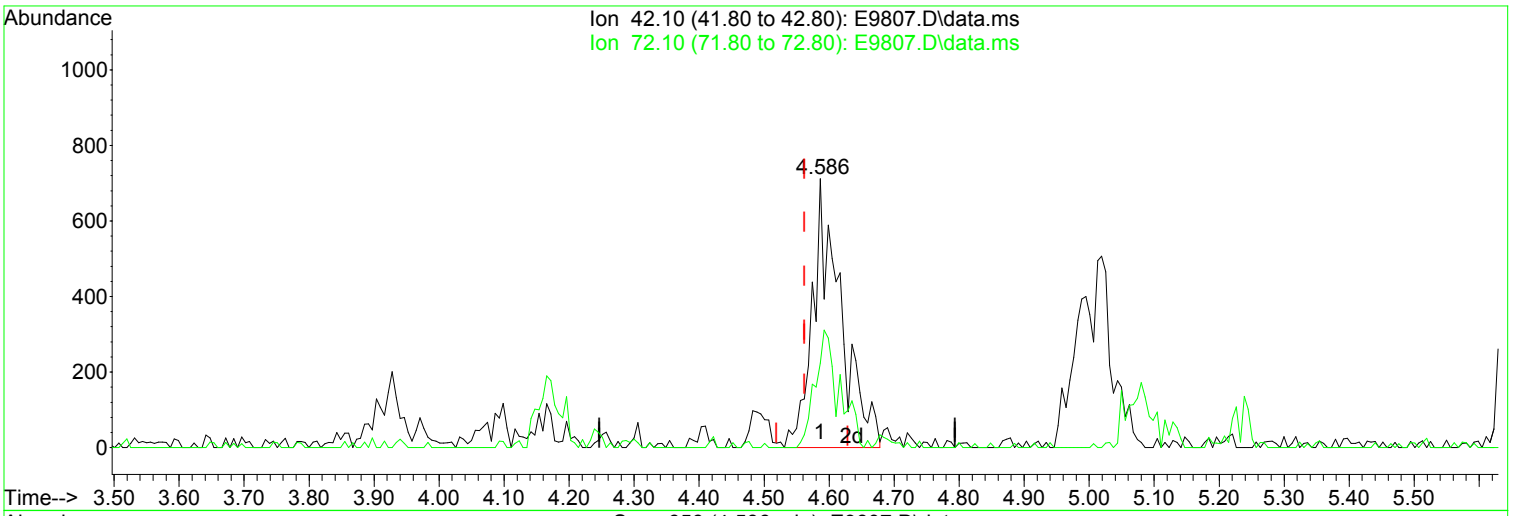

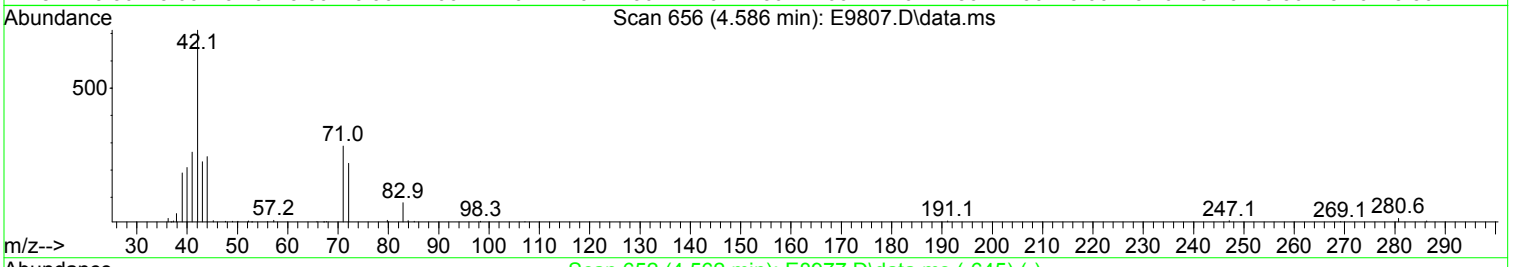

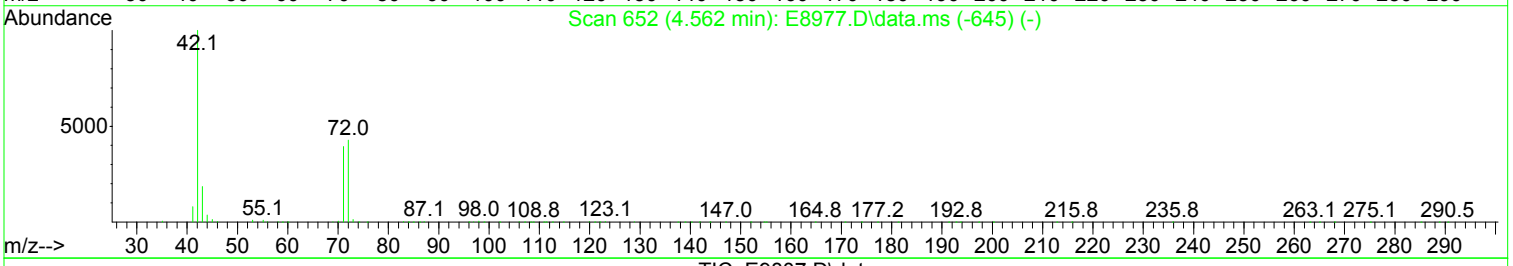

TIC: E9807.D\data.ms

(39) Tetrahydrofuran

4.586min (+ 0.024) 1.19 ug/L m

response 2143

Ion	Exp%	Act%
42.10	100.00	100.00
72.10	41.70	31.46
0.00	0.00	0.00
0.00	0.00	0.00

Manual Integration:

After

Split Peak.

02/16/24

1st 02/16/24
2nd 02/16/24

Quantitation Report (Qedit)

Data Path : I:\ACQUDATA\MSVOA17\Data\021524\
Data File : E9807.D
Acq On : 15 Feb 2024 01:10 pm
Operator : K.Ruest
Sample : 1.0ppb
Misc : WATER ICAL
ALS Vial : 3 Sample Multiplier: 1

Quant Time: Feb 15 13:27:44 2024
Quant Method : I:\ACQUDATA\MSVOA17\Methods\W021524.m
Quant Title : MS#17 - 8260 WATERS 5mL Purge
QLast Update : Thu Jan 04 14:47:51 2024
Response via : Initial Calibration

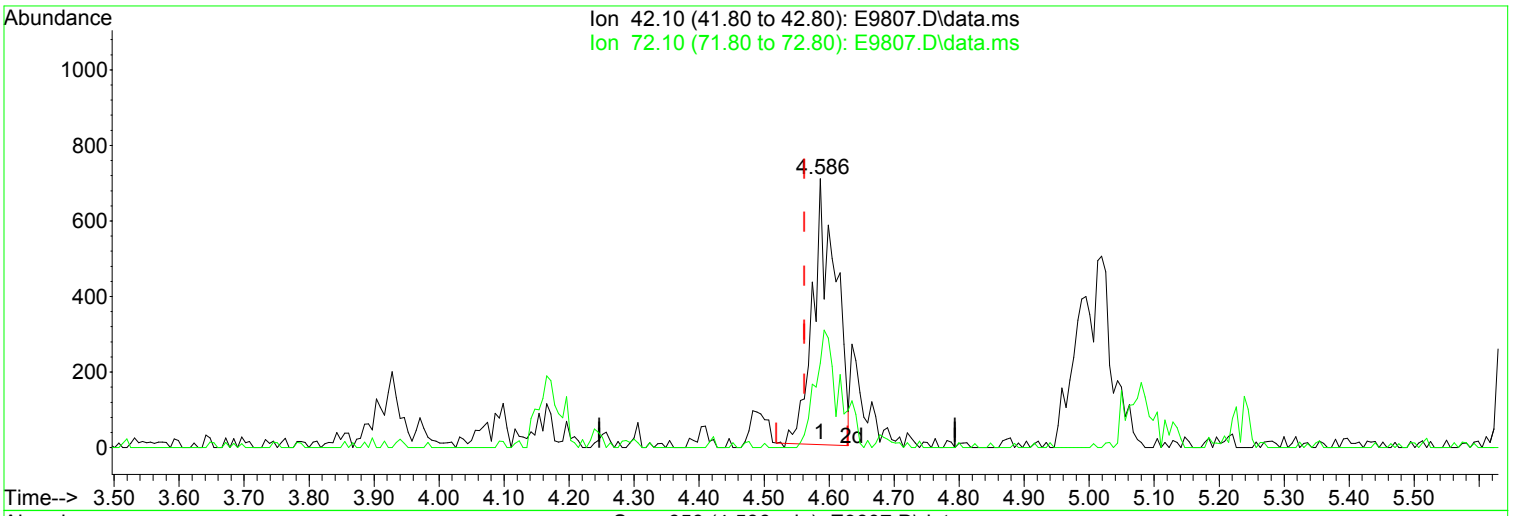

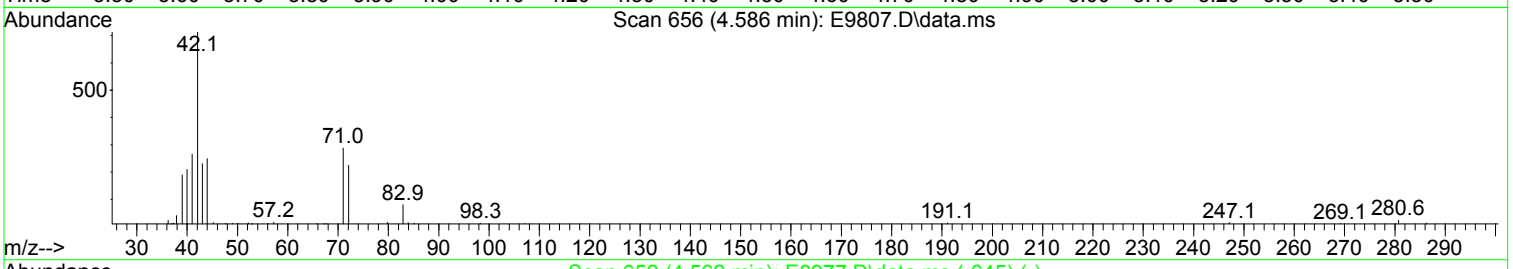

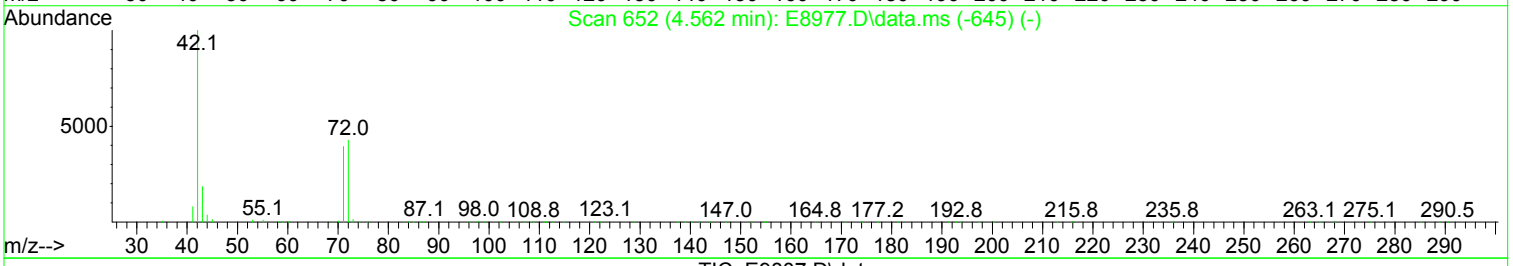

TIC: E9807.D\data.ms

(39) Tetrahydrofuran

4.586min (+ 0.024) 0.95 ug/L

response 1721

Ion	Exp%	Act%
42.10	100.00	100.00
72.10	41.70	31.46
0.00	0.00	0.00
0.00	0.00	0.00

Manual Integration:

Before

02/16/24

Quantitation Report (Qedit)

Data Path : I:\ACQUDATA\MSVOA17\Data\021524\
Data File : E9807.D
Acq On : 15 Feb 2024 01:10 pm
Operator : K.Ruest
Sample : 1.0ppb
Misc : WATER ICAL
ALS Vial : 3 Sample Multiplier: 1

Quant Time: Feb 15 13:27:44 2024
Quant Method : I:\ACQUDATA\MSVOA17\Methods\W021524.m
Quant Title : MS#17 - 8260 WATERS 5mL Purge
QLast Update : Thu Jan 04 14:47:51 2024
Response via : Initial Calibration

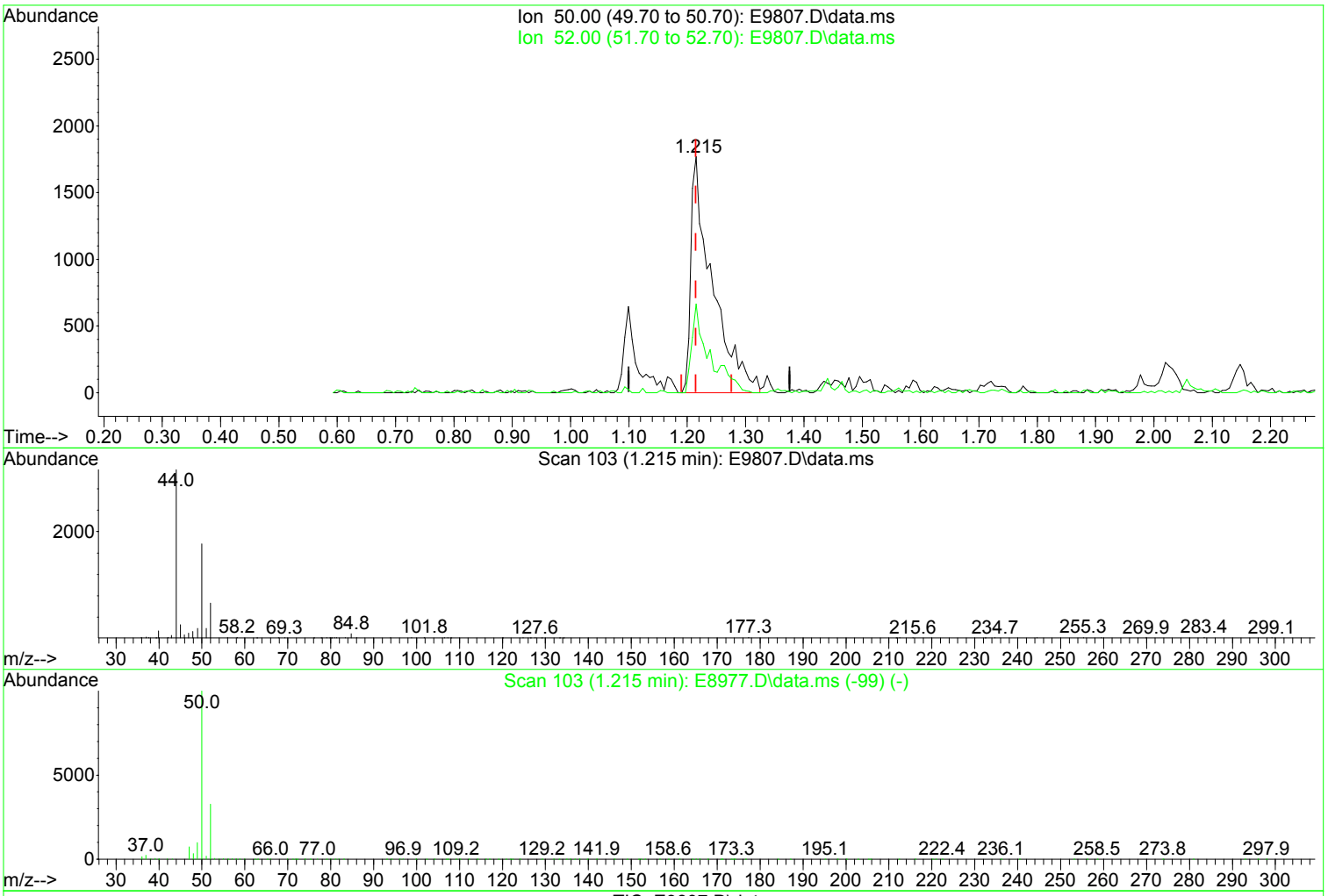

TIC: E9807.D\data.ms

(4) Chloromethane (P)

1.215min (-0.000) 0.88 ug/L m

response 4519

Ion	Exp%	Act%
50.00	100.00	100.00
52.00	32.80	37.54
0.00	0.00	0.00
0.00	0.00	0.00

Manual Integration:

After

Poor integration.

02/16/24

Quantitation Report (Qedit)

Data Path : I:\ACQUDATA\MSVOA17\Data\021524\
Data File : E9807.D
Acq On : 15 Feb 2024 01:10 pm
Operator : K.Ruest
Sample : 1.0ppb
Misc : WATER ICAL
ALS Vial : 3 Sample Multiplier: 1

Quant Time: Feb 15 13:27:44 2024
Quant Method : I:\ACQUDATA\MSVOA17\Methods\W021524.m
Quant Title : MS#17 - 8260 WATERS 5mL Purge
QLast Update : Thu Jan 04 14:47:51 2024
Response via : Initial Calibration

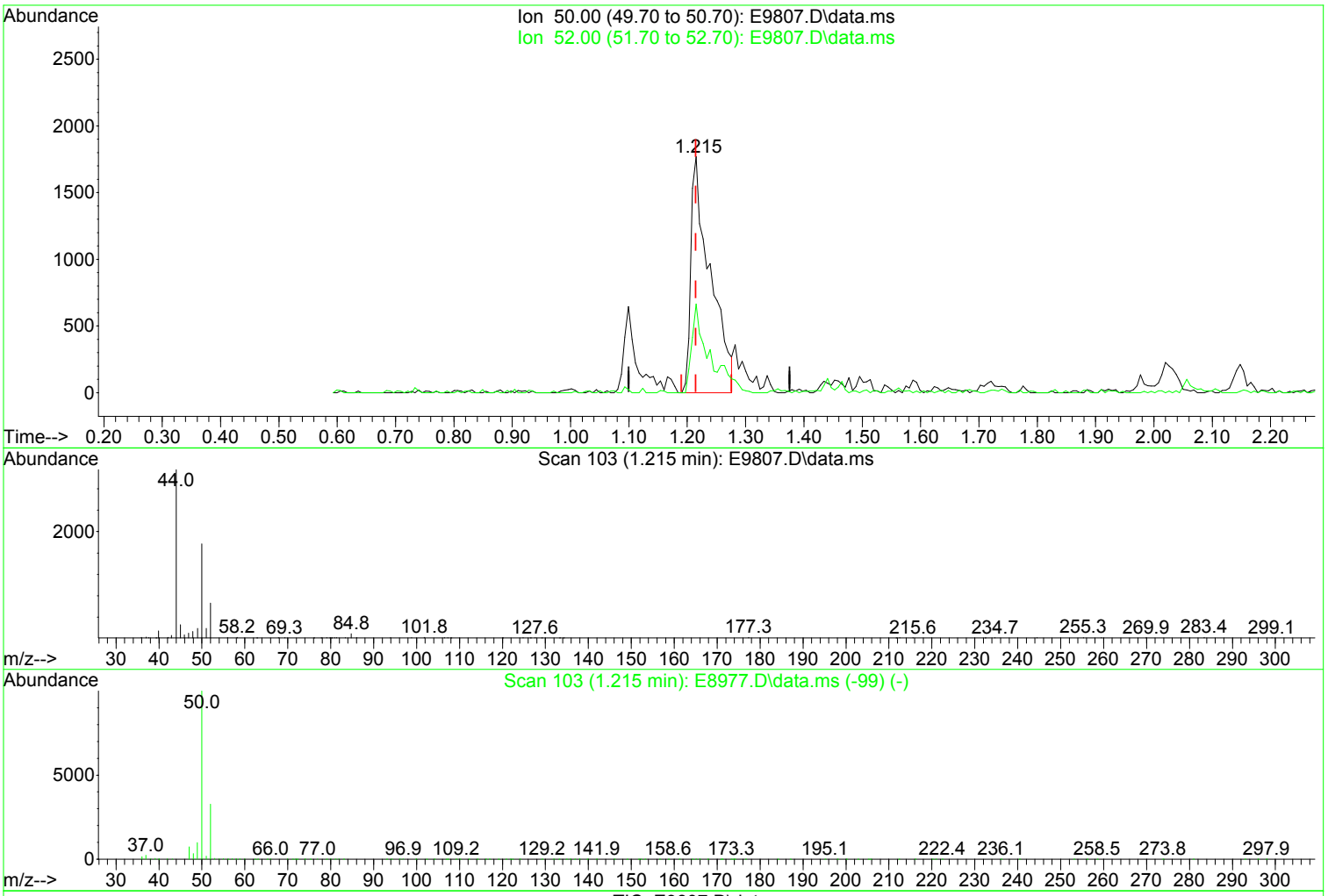

TIC: E9807.D\data.ms

(4) Chloromethane (P)

1.215min (-0.000) 0.79 ug/L

response 4058

Ion	Exp%	Act%
50.00	100.00	100.00
52.00	32.80	37.54
0.00	0.00	0.00
0.00	0.00	0.00

Manual Integration:

Before

02/16/24

Quantitation Report (Qedit)

Data Path : I:\ACQUDATA\MSVOA17\Data\021524\
Data File : E9807.D
Acq On : 15 Feb 2024 01:10 pm
Operator : K.Ruest
Sample : 1.0ppb
Misc : WATER ICAL
ALS Vial : 3 Sample Multiplier: 1

Quant Time: Feb 15 13:27:44 2024
Quant Method : I:\ACQUDATA\MSVOA17\Methods\W021524.m
Quant Title : MS#17 - 8260 WATERS 5mL Purge
QLast Update : Thu Jan 04 14:47:51 2024
Response via : Initial Calibration

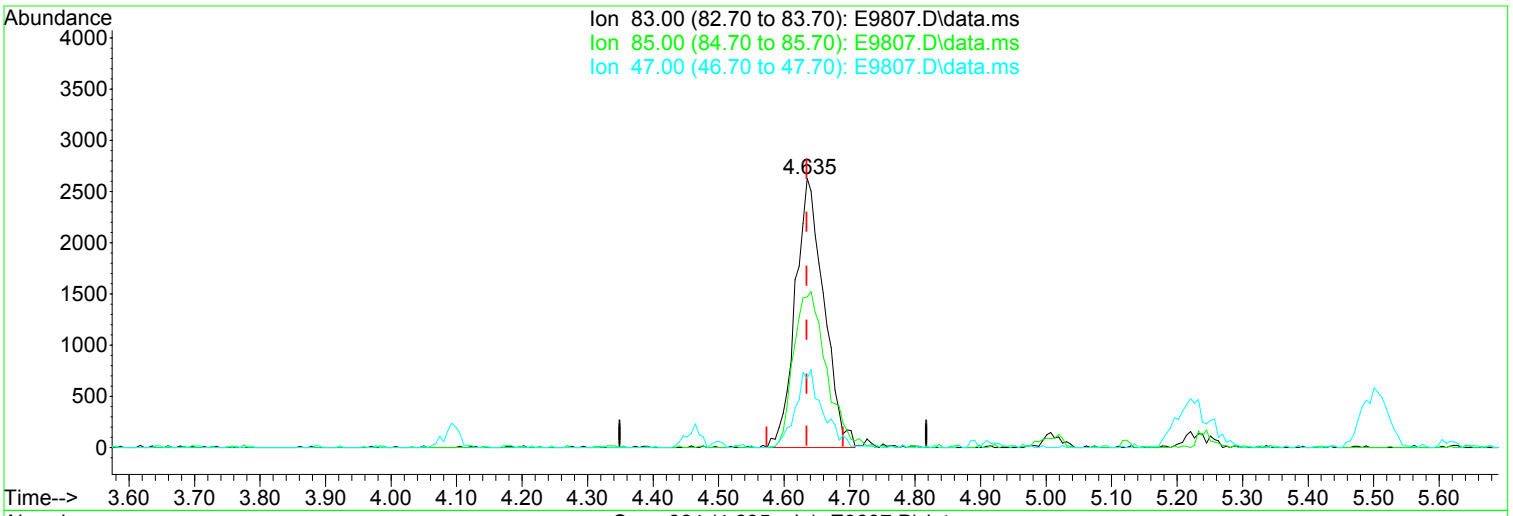

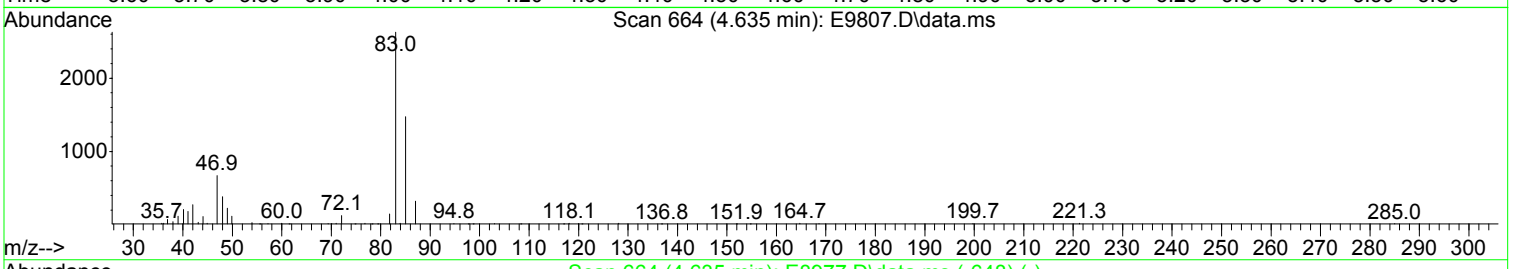

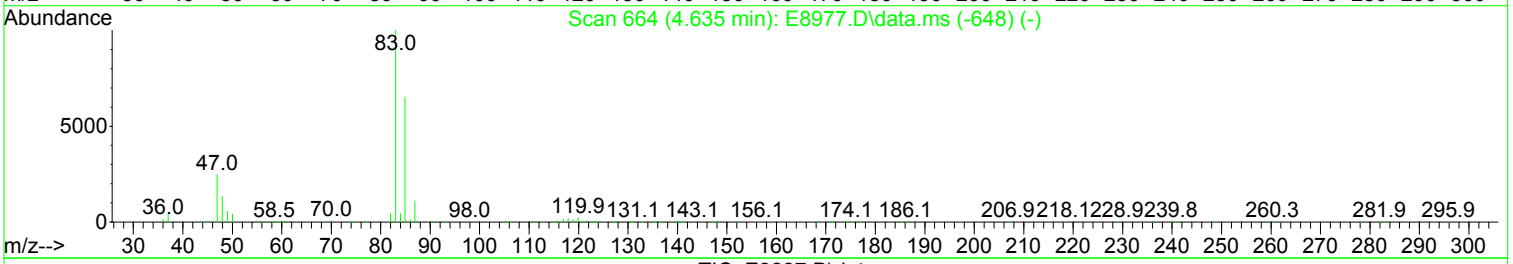

TIC: E9807.D\data.ms

(40) Chloroform (P)

4.635min (-0.000) 1.04 ug/L m

response 7959

Ion	Exp%	Act%
83.00	100.00	100.00
85.00	65.20	56.05
47.00	25.00	25.57
0.00	0.00	0.00

Manual Integration:

After

Poor integration.

02/16/24

Quantitation Report (Qedit)

Data Path : I:\ACQUDATA\MSVOA17\Data\021524\
Data File : E9807.D
Acq On : 15 Feb 2024 01:10 pm
Operator : K.Ruest
Sample : 1.0ppb
Misc : WATER ICAL
ALS Vial : 3 Sample Multiplier: 1

Quant Time: Feb 15 13:27:44 2024
Quant Method : I:\ACQUDATA\MSVOA17\Methods\W021524.m
Quant Title : MS#17 - 8260 WATERS 5mL Purge
QLast Update : Thu Jan 04 14:47:51 2024
Response via : Initial Calibration

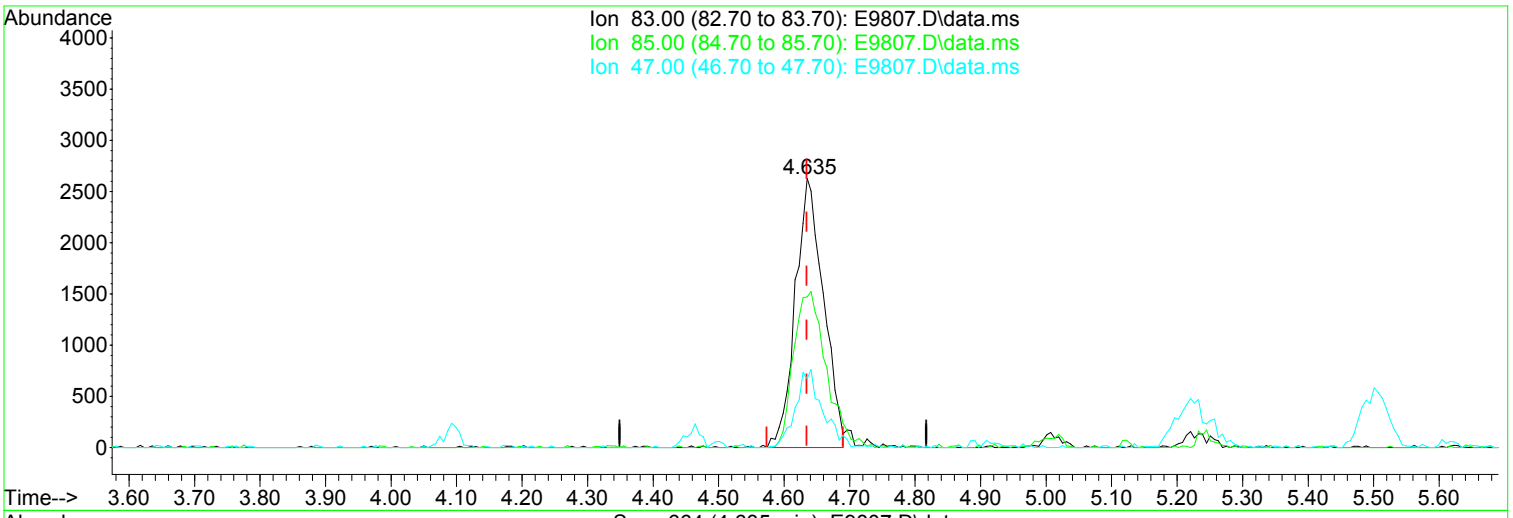

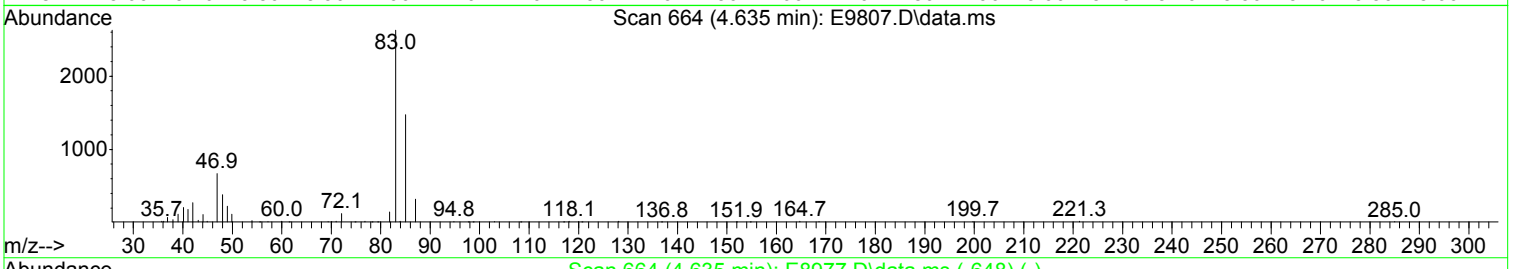

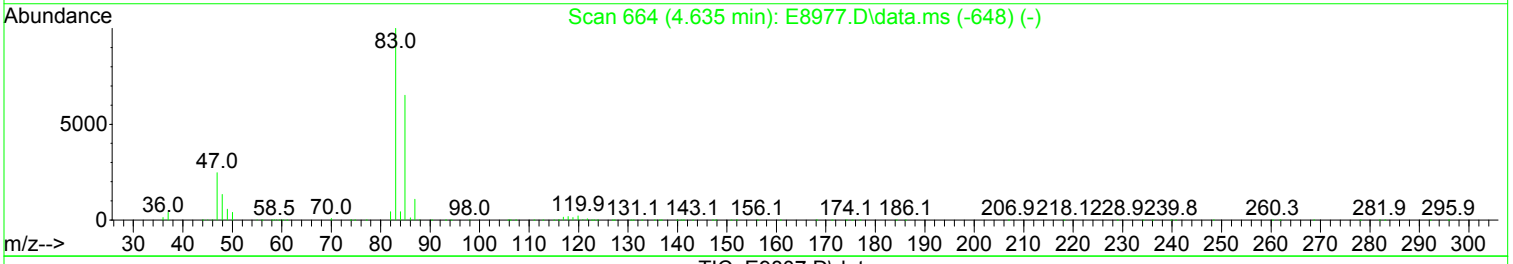

TIC: E9807.D\data.ms

(40) Chloroform (P)

4.635min (-0.000) 1.02 ug/L

response 7830

Ion	Exp%	Act%
83.00	100.00	100.00
85.00	65.20	56.05
47.00	25.00	25.57
0.00	0.00	0.00

Manual Integration:

Before

02/16/24

Quantitation Report (Qedit)

Data Path : I:\ACQUDATA\MSVOA17\Data\021524\
Data File : E9807.D
Acq On : 15 Feb 2024 01:10 pm
Operator : K.Ruest
Sample : 1.0ppb
Misc : WATER ICAL
ALS Vial : 3 Sample Multiplier: 1

Quant Time: Feb 15 13:27:44 2024
Quant Method : I:\ACQUDATA\MSVOA17\Methods\W021524.m
Quant Title : MS#17 - 8260 WATERS 5mL Purge
QLast Update : Thu Jan 04 14:47:51 2024
Response via : Initial Calibration

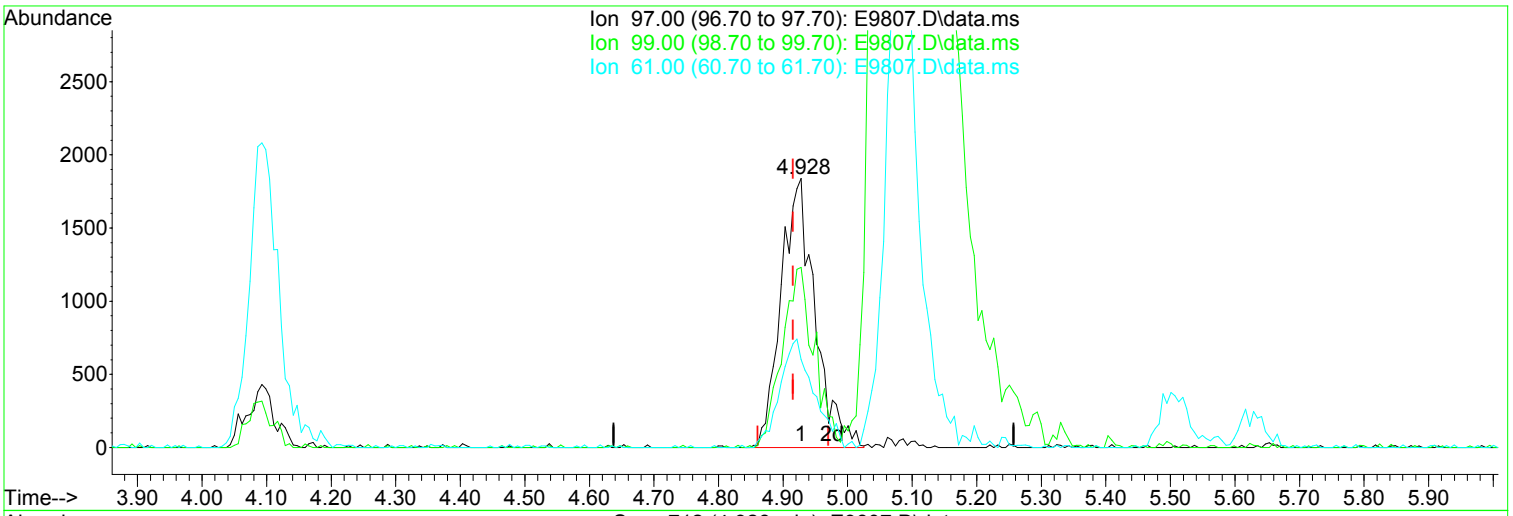

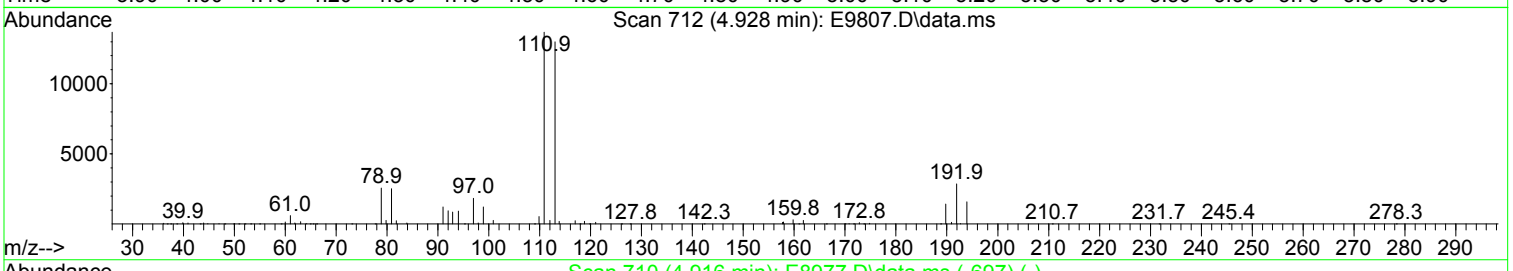

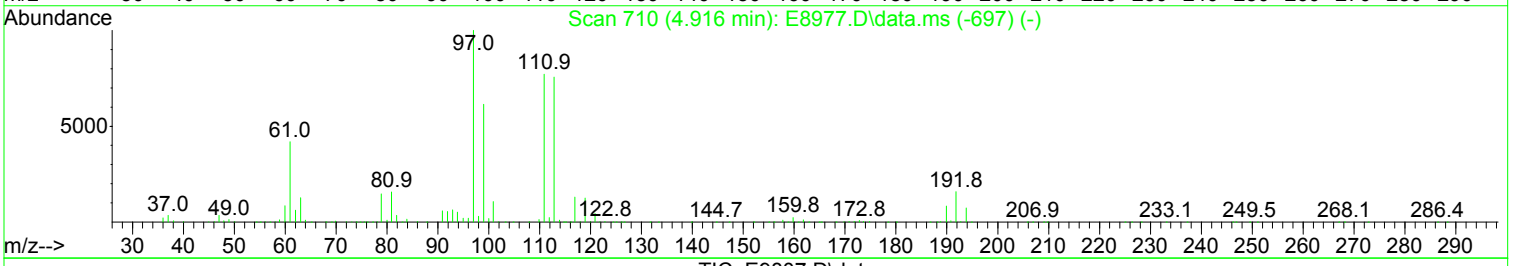

TIC: E9807.D\data.ms

(41) 1,1,1-Trichloroethane (P)

4.928min (+ 0.012) 0.99 ug/L m

response 6684

Ion	Exp%	Act%
97.00	100.00	100.00
99.00	61.40	66.92
61.00	41.90	32.70
0.00	0.00	0.00

Manual Integration:

After

Poor integration.

02/16/24

Quantitation Report (Qedit)

Data Path : I:\ACQUDATA\MSVOA17\Data\021524\
Data File : E9807.D
Acq On : 15 Feb 2024 01:10 pm
Operator : K.Ruest
Sample : 1.0ppb
Misc : WATER ICAL
ALS Vial : 3 Sample Multiplier: 1

Quant Time: Feb 15 13:27:44 2024
Quant Method : I:\ACQUDATA\MSVOA17\Methods\W021524.m
Quant Title : MS#17 - 8260 WATERS 5mL Purge
QLast Update : Thu Jan 04 14:47:51 2024
Response via : Initial Calibration

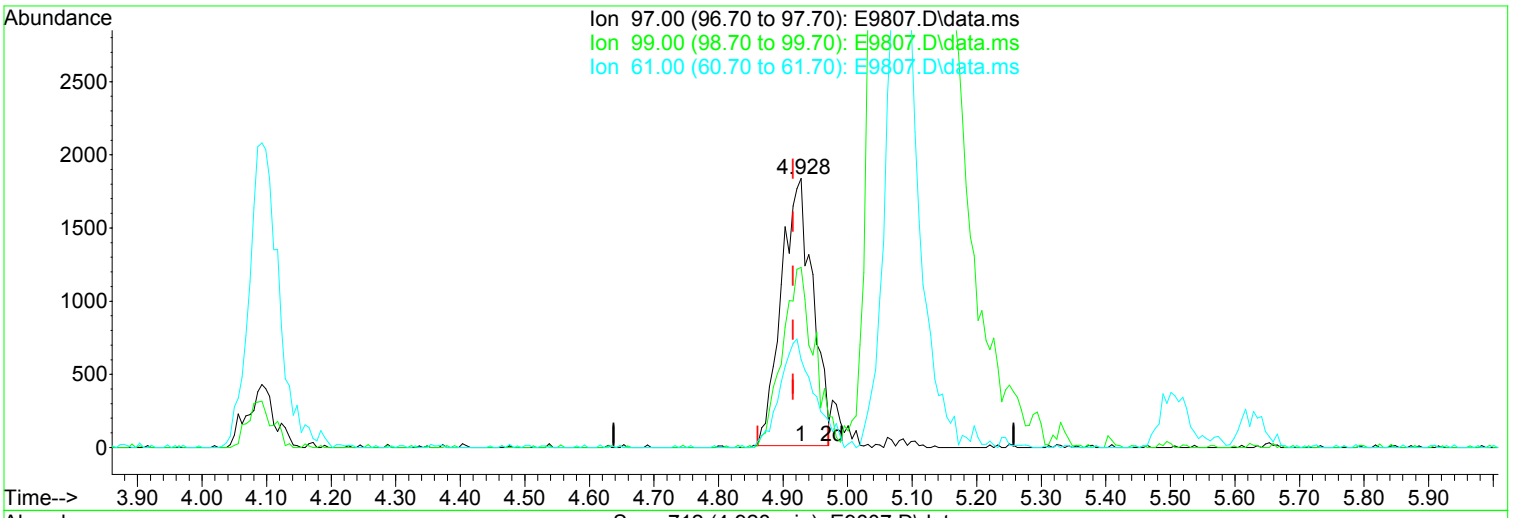

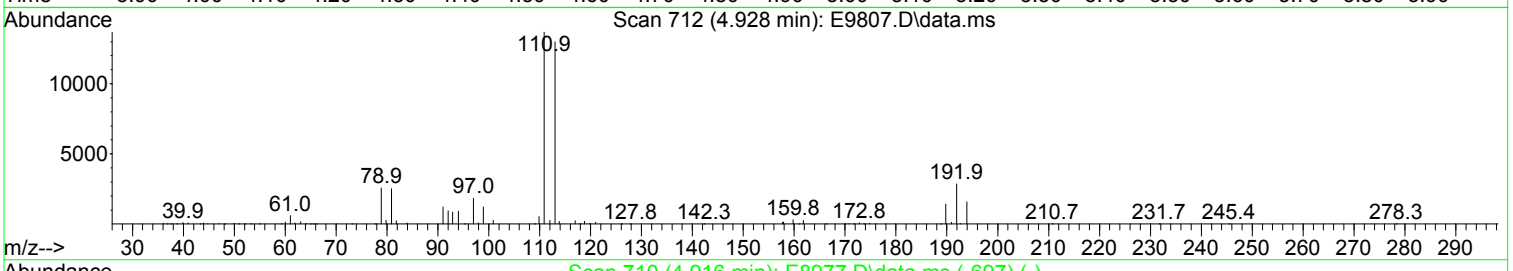

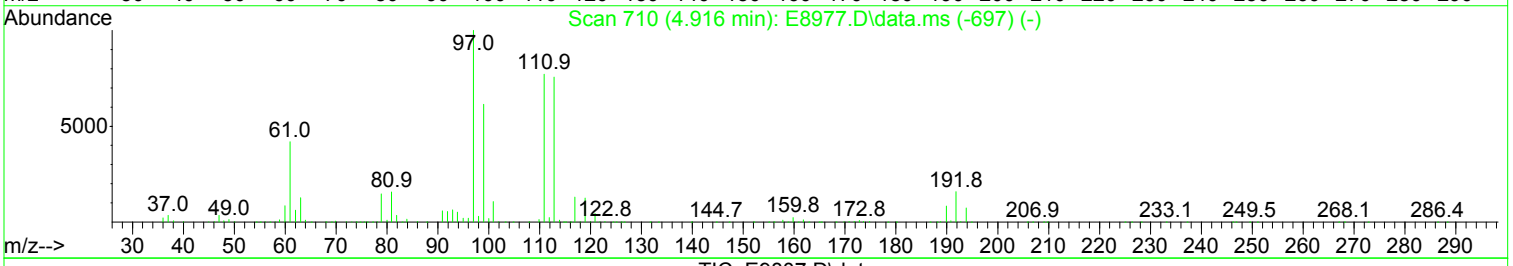

TIC: E9807.D\data.ms

(41) 1,1,1-Trichloroethane (P)

4.928min (+ 0.012) 0.91 ug/L

response 6136

Ion	Exp%	Act%
97.00	100.00	100.00
99.00	61.40	66.92
61.00	41.90	32.70
0.00	0.00	0.00

Manual Integration:

Before

02/16/24

Quantitation Report (Qedit)

Data Path : I:\ACQUDATA\MSVOA17\Data\021524\
Data File : E9807.D
Acq On : 15 Feb 2024 01:10 pm
Operator : K.Ruest
Sample : 1.0ppb
Misc : WATER ICAL
ALS Vial : 3 Sample Multiplier: 1

Quant Time: Feb 15 13:27:44 2024
Quant Method : I:\ACQUDATA\MSVOA17\Methods\W021524.m
Quant Title : MS#17 - 8260 WATERS 5mL Purge
QLast Update : Thu Jan 04 14:47:51 2024
Response via : Initial Calibration

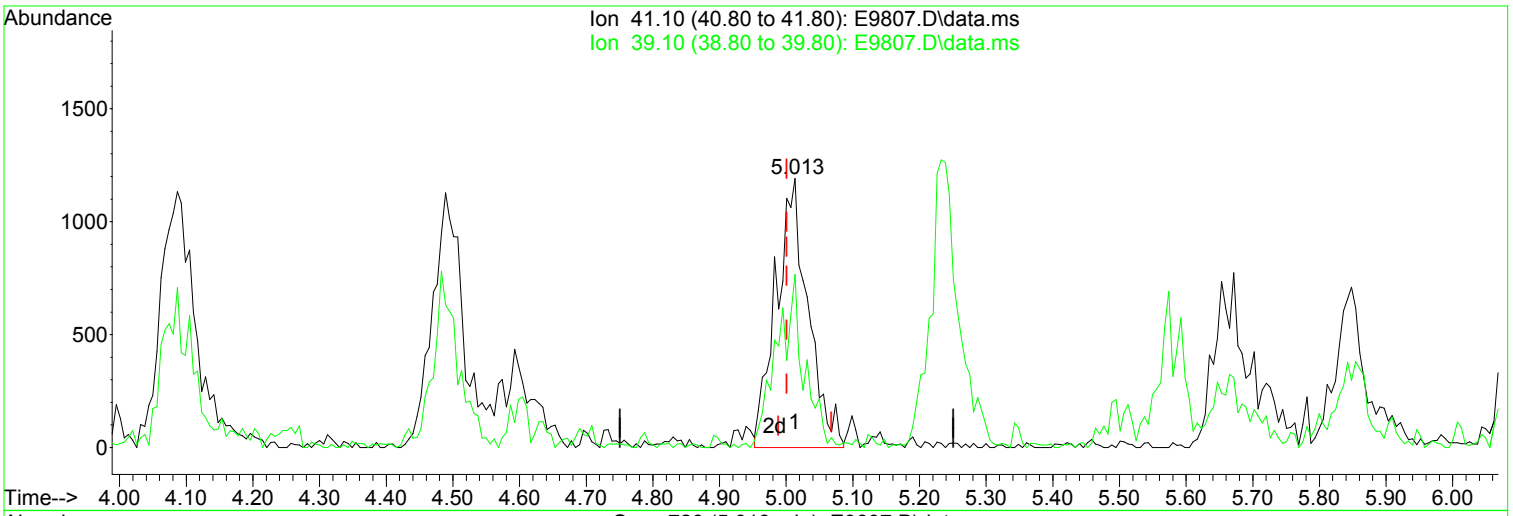

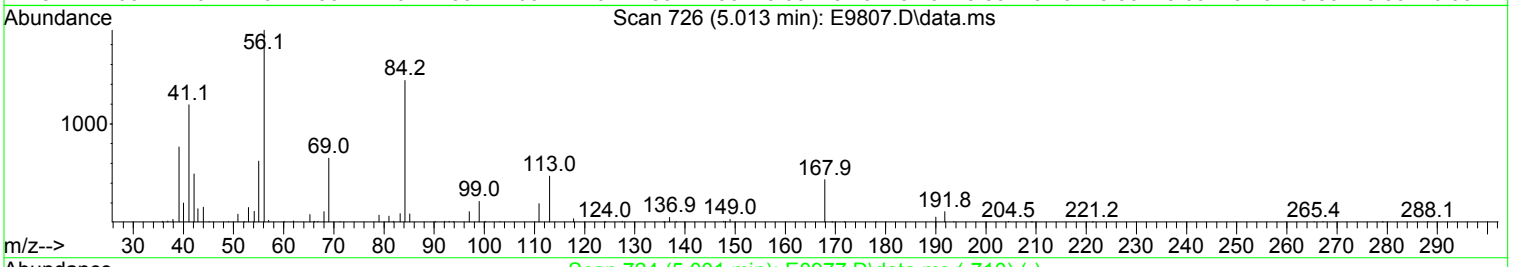

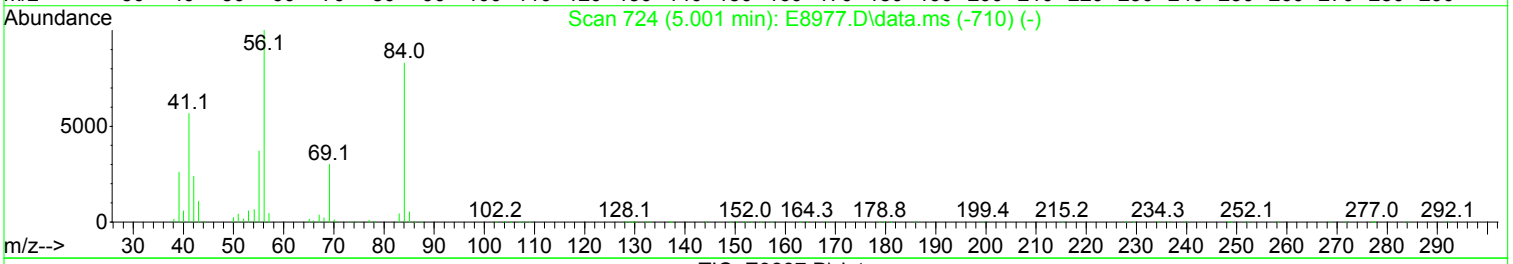

TIC: E9807.D\data.ms

(44) Cyclohexane (P)

5.013min (+ 0.012) 0.98 ug/L m

response 3980

Ion	Exp%	Act%
41.10	100.00	100.00
39.10	46.60	64.40
0.00	0.00	0.00
0.00	0.00	0.00

Manual Integration:

After

Split Peak.

02/16/24

Quantitation Report (Qedit)

Data Path : I:\ACQUDATA\MSVOA17\Data\021524\
Data File : E9807.D
Acq On : 15 Feb 2024 01:10 pm
Operator : K.Ruest
Sample : 1.0ppb
Misc : WATER ICAL
ALS Vial : 3 Sample Multiplier: 1

Quant Time: Feb 15 13:27:44 2024
Quant Method : I:\ACQUDATA\MSVOA17\Methods\W021524.m
Quant Title : MS#17 - 8260 WATERS 5mL Purge
QLast Update : Thu Jan 04 14:47:51 2024
Response via : Initial Calibration

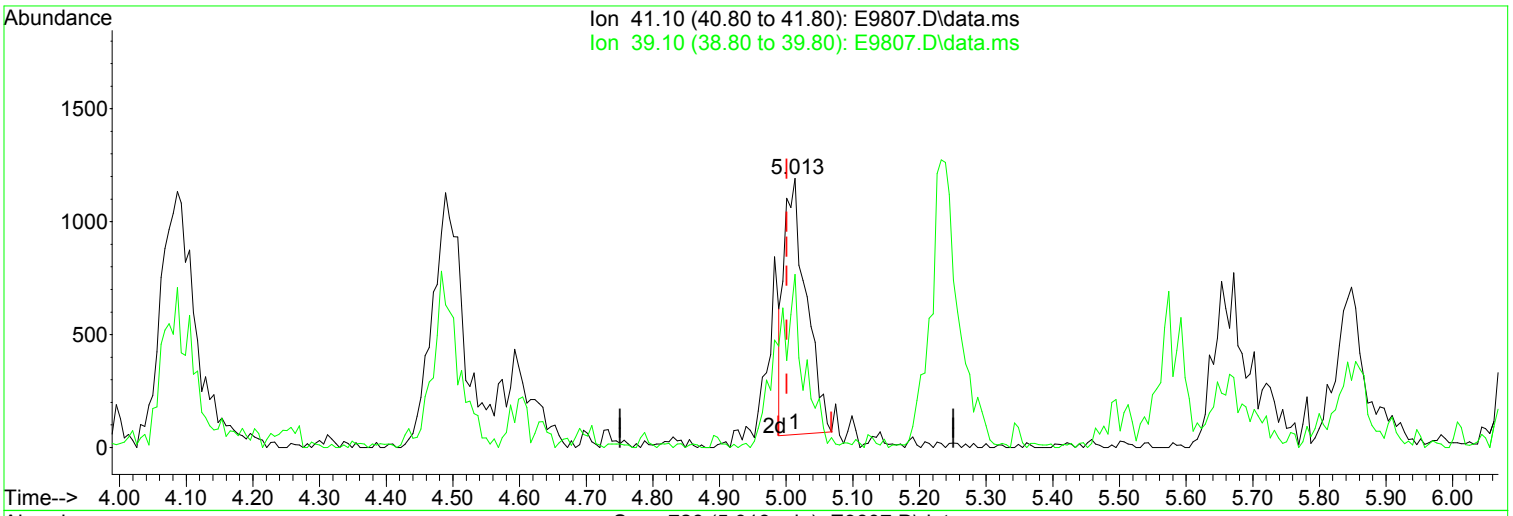

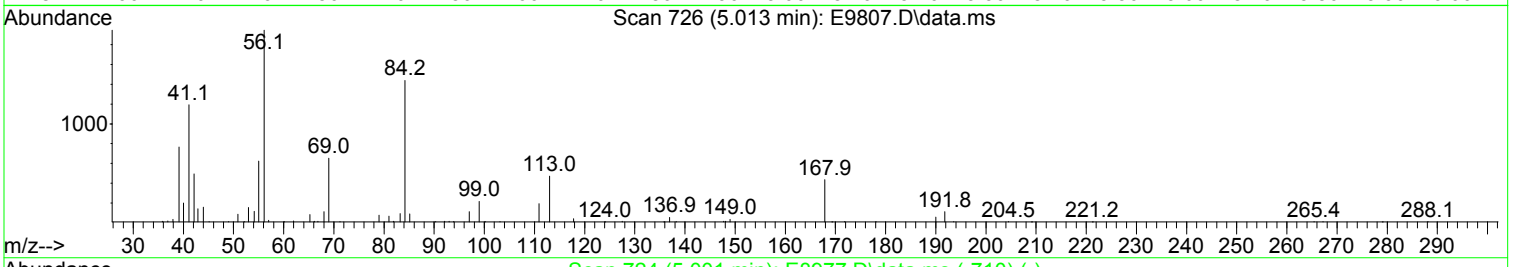

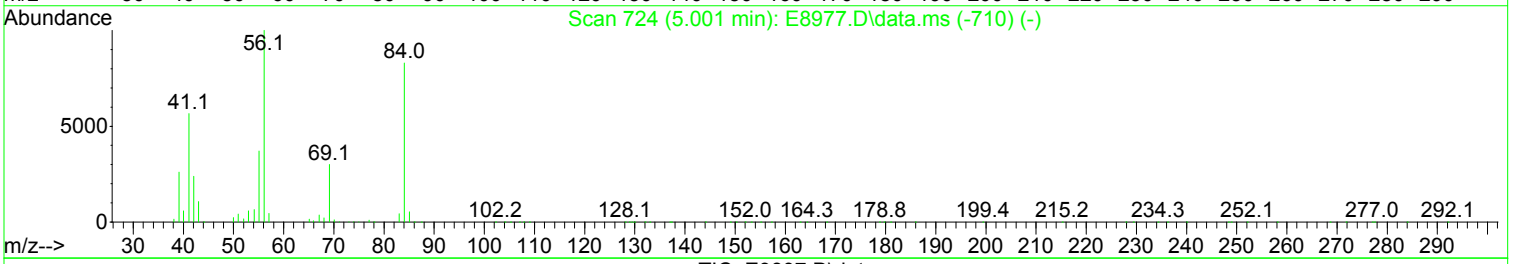

TIC: E9807.D\data.ms

(44) Cyclohexane (P)

5.013min (+ 0.012) 0.64 ug/L

response 2617

Ion	Exp%	Act%
41.10	100.00	100.00
39.10	46.60	64.40
0.00	0.00	0.00
0.00	0.00	0.00

Manual Integration:

Before

02/16/24

Quantitation Report (Qedit)

Data Path : I:\ACQUDATA\MSVOA17\Data\021524\
Data File : E9807.D
Acq On : 15 Feb 2024 01:10 pm
Operator : K.Ruest
Sample : 1.0ppb
Misc : WATER ICAL
ALS Vial : 3 Sample Multiplier: 1

Quant Time: Feb 15 13:27:44 2024
Quant Method : I:\ACQUDATA\MSVOA17\Methods\W021524.m
Quant Title : MS#17 - 8260 WATERS 5mL Purge
QLast Update : Thu Jan 04 14:47:51 2024
Response via : Initial Calibration

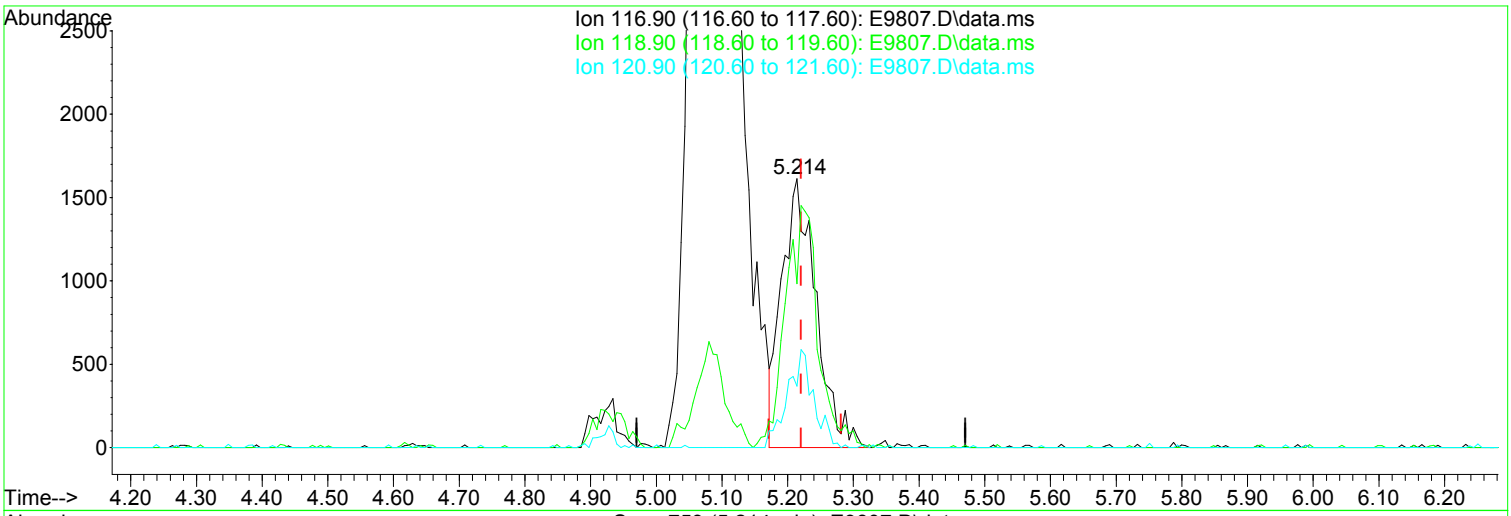

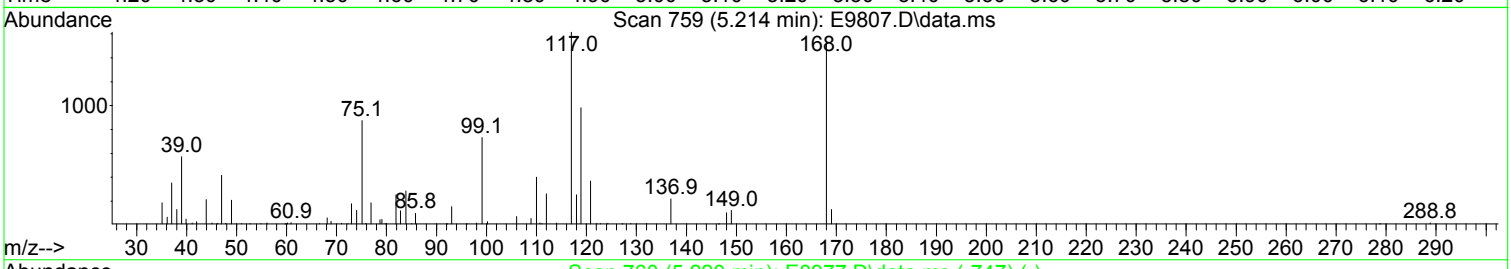

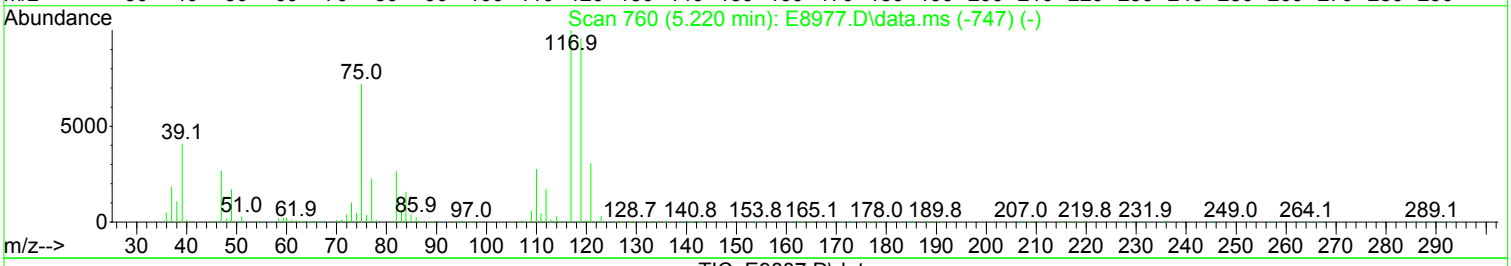

TIC: E9807.D\data.ms

(46) Carbontetrachloride (P)

5.214min (-0.006) 0.94 ug/L m

response 5815

Ion	Exp%	Act%
116.90	100.00	100.00
118.90	94.80	60.90#
120.90	30.20	22.86
0.00	0.00	0.00

Manual Integration:

After

Poor integration.

02/16/24

Quantitation Report (Qedit)

Data Path : I:\ACQUDATA\MSVOA17\Data\021524\
Data File : E9807.D
Acq On : 15 Feb 2024 01:10 pm
Operator : K.Ruest
Sample : 1.0ppb
Misc : WATER ICAL
ALS Vial : 3 Sample Multiplier: 1

Quant Time: Feb 15 13:27:44 2024
Quant Method : I:\ACQUDATA\MSVOA17\Methods\W021524.m
Quant Title : MS#17 - 8260 WATERS 5mL Purge
QLast Update : Thu Jan 04 14:47:51 2024
Response via : Initial Calibration

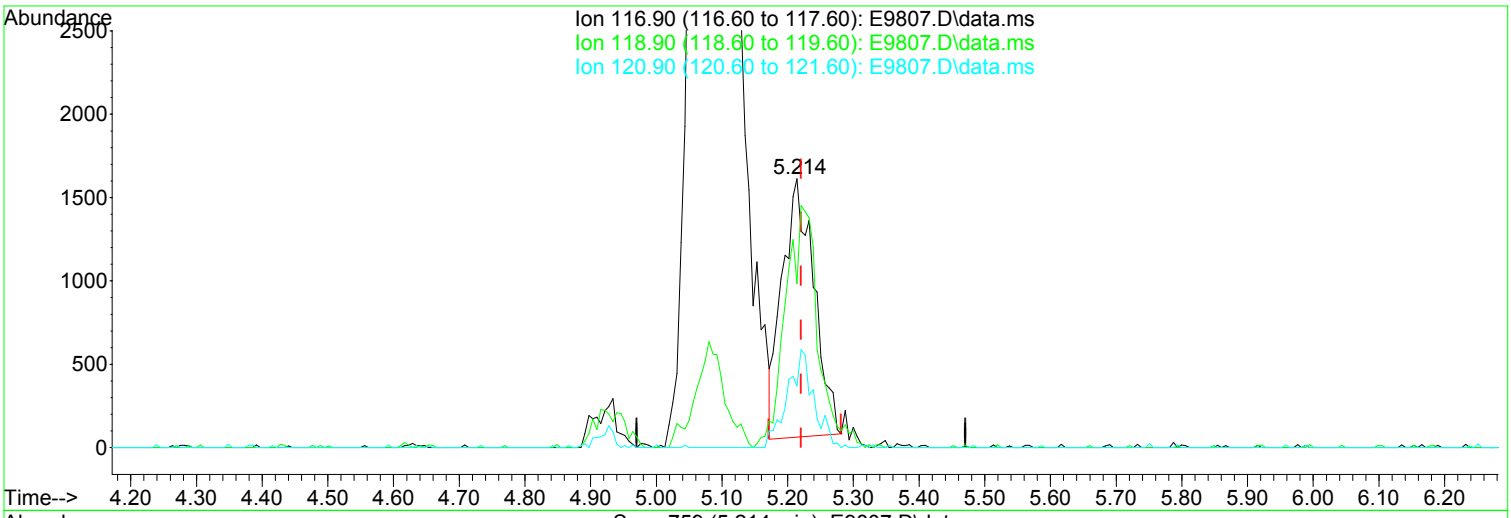

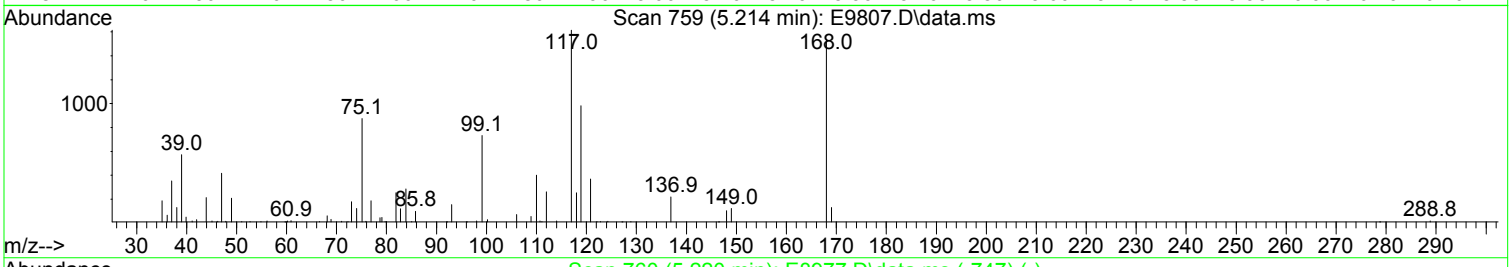

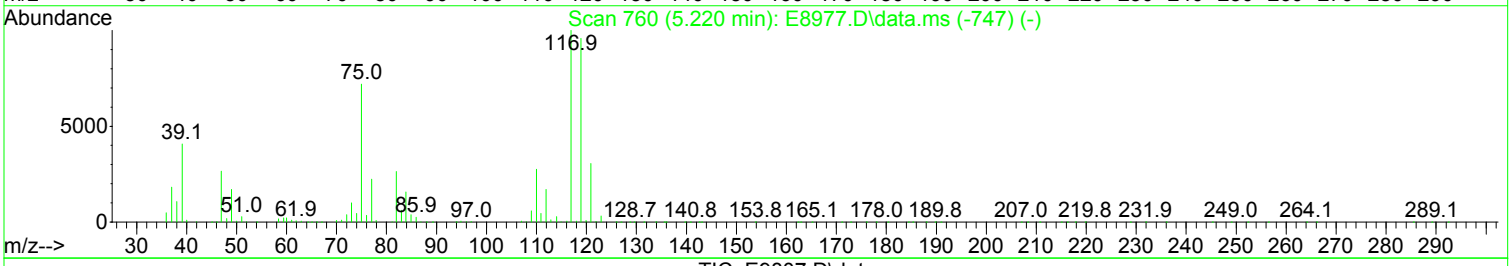

TIC: E9807.D\data.ms

(46) Carbontetrachloride (P)

5.214min (-0.006) 0.84 ug/L

response 5192

Ion	Exp%	Act%
116.90	100.00	100.00
118.90	94.80	60.90#
120.90	30.20	22.86
0.00	0.00	0.00

Manual Integration:

Before

02/16/24

Quantitation Report (Qedit)

Data Path : I:\ACQUDATA\MSVOA17\Data\021524\
Data File : E9807.D
Acq On : 15 Feb 2024 01:10 pm
Operator : K.Ruest
Sample : 1.0ppb
Misc : WATER ICAL
ALS Vial : 3 Sample Multiplier: 1

Quant Time: Feb 15 13:27:44 2024
Quant Method : I:\ACQUDATA\MSVOA17\Methods\W021524.m
Quant Title : MS#17 - 8260 WATERS 5mL Purge
QLast Update : Thu Jan 04 14:47:51 2024
Response via : Initial Calibration

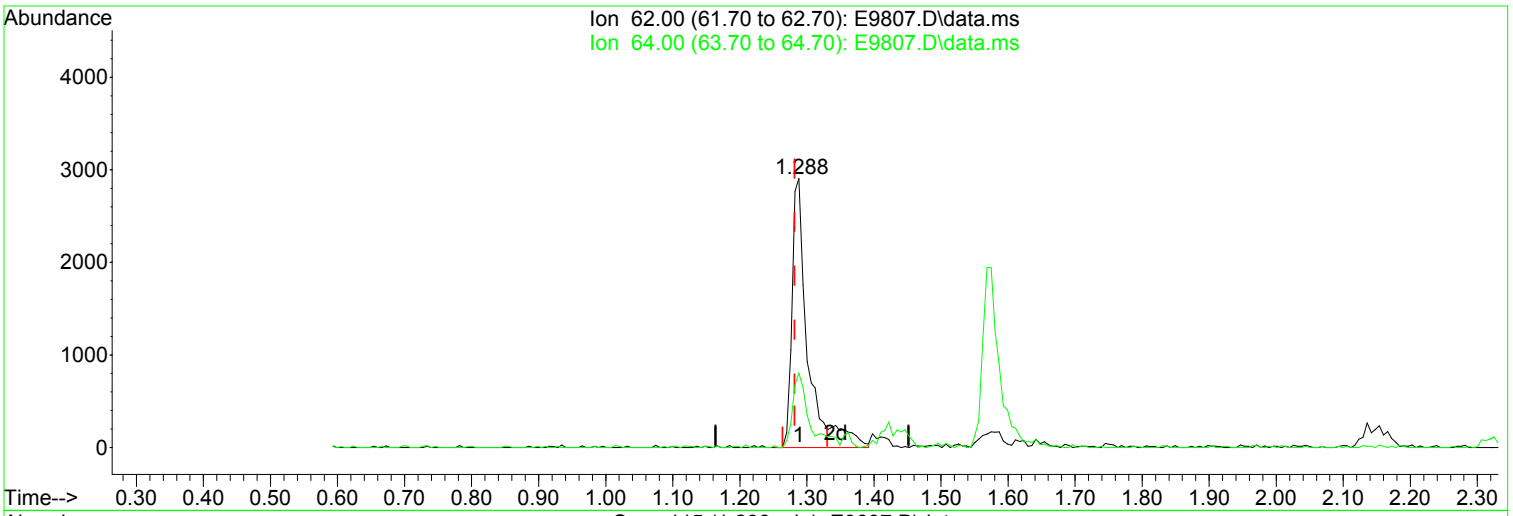

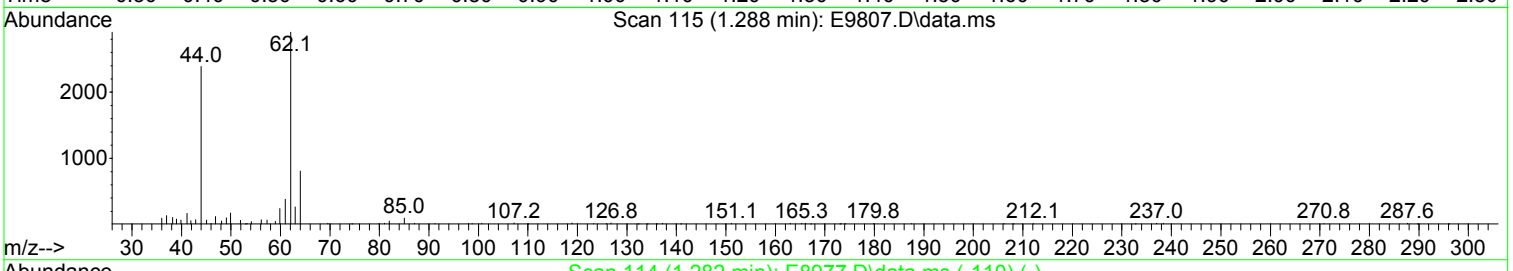

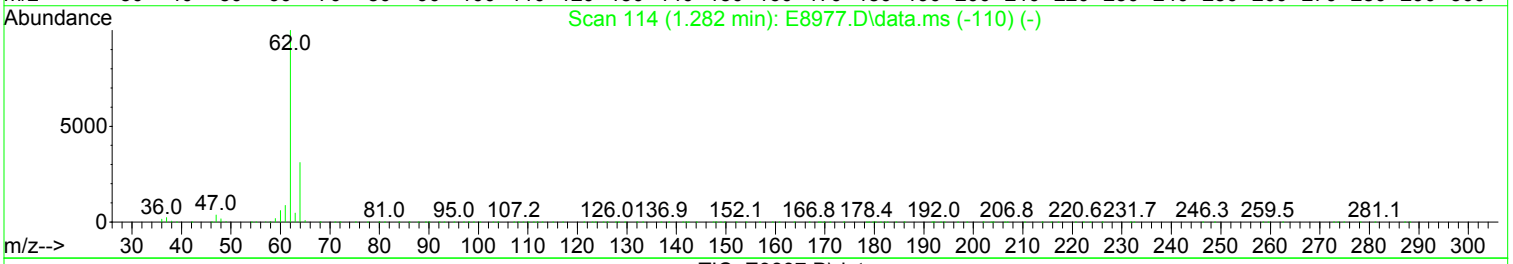

TIC: E9807.D\data.ms

(5) Vinyl Chloride (P)

1.288min (+ 0.006) 0.84 ug/L m

response 4811

Ion	Exp%	Act%
62.00	100.00	100.00
64.00	31.20	27.74
0.00	0.00	0.00
0.00	0.00	0.00

Manual Integration:

After

Poor integration.

02/16/24

Quantitation Report (Qedit)

Data Path : I:\ACQUDATA\MSVOA17\Data\021524\
Data File : E9807.D
Acq On : 15 Feb 2024 01:10 pm
Operator : K.Ruest
Sample : 1.0ppb
Misc : WATER ICAL
ALS Vial : 3 Sample Multiplier: 1

Quant Time: Feb 15 13:27:44 2024
Quant Method : I:\ACQUDATA\MSVOA17\Methods\W021524.m
Quant Title : MS#17 - 8260 WATERS 5mL Purge
QLast Update : Thu Jan 04 14:47:51 2024
Response via : Initial Calibration

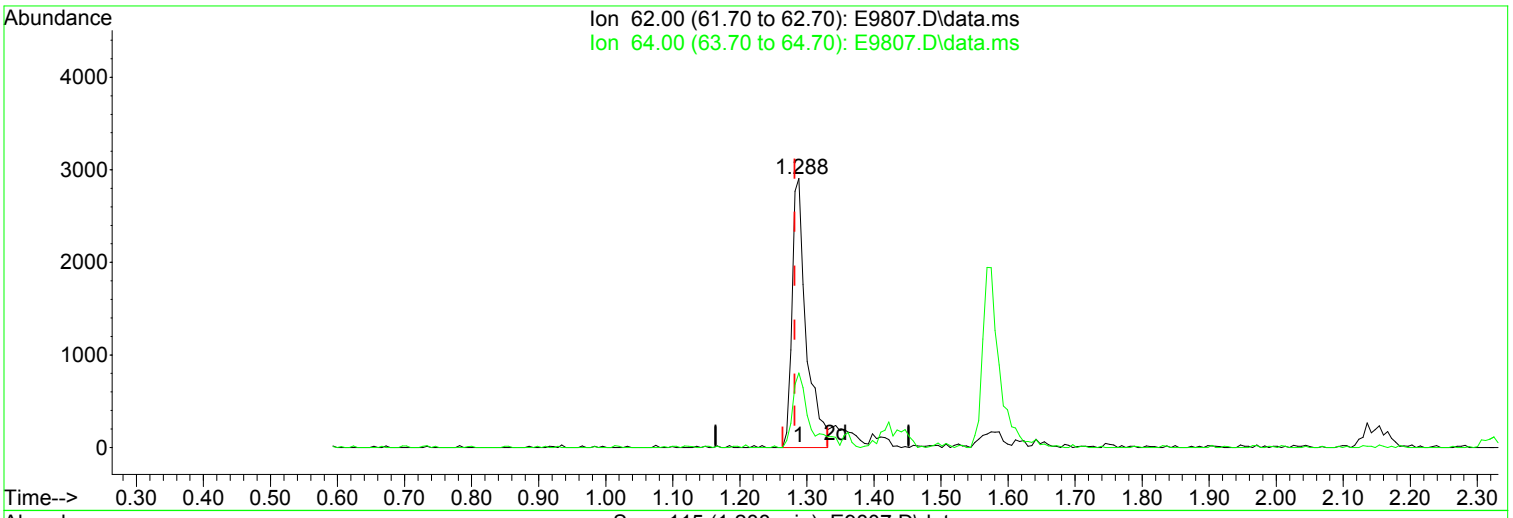

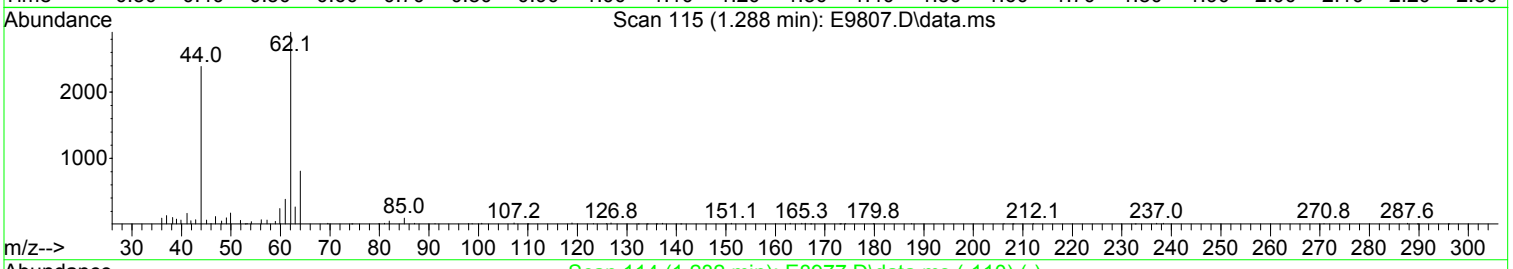

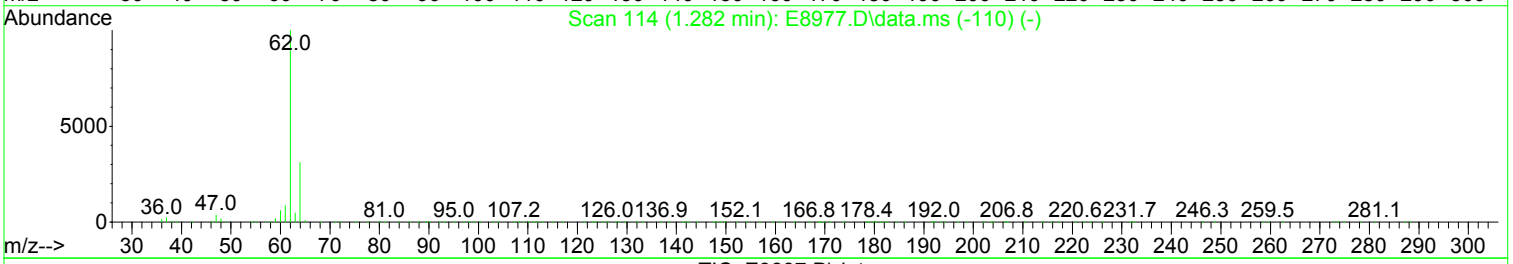

TIC: E9807.D\data.ms

(5) Vinyl Chloride (P)

1.288min (+ 0.006) 0.75 ug/L

response 4279

Ion	Exp%	Act%
62.00	100.00	100.00
64.00	31.20	27.74
0.00	0.00	0.00
0.00	0.00	0.00

Manual Integration:

Before

02/16/24

1st 02/16/24
2nd 02/16/24

Quantitation Report (Qedit)

Data Path : I:\ACQUDATA\MSVOA17\Data\021524\
Data File : E9807.D
Acq On : 15 Feb 2024 01:10 pm
Operator : K.Ruest
Sample : 1.0ppb
Misc : WATER ICAL
ALS Vial : 3 Sample Multiplier: 1

Quant Time: Feb 15 13:27:44 2024
Quant Method : I:\ACQUDATA\MSVOA17\Methods\W021524.m
Quant Title : MS#17 - 8260 WATERS 5mL Purge
QLast Update : Thu Jan 04 14:47:51 2024
Response via : Initial Calibration

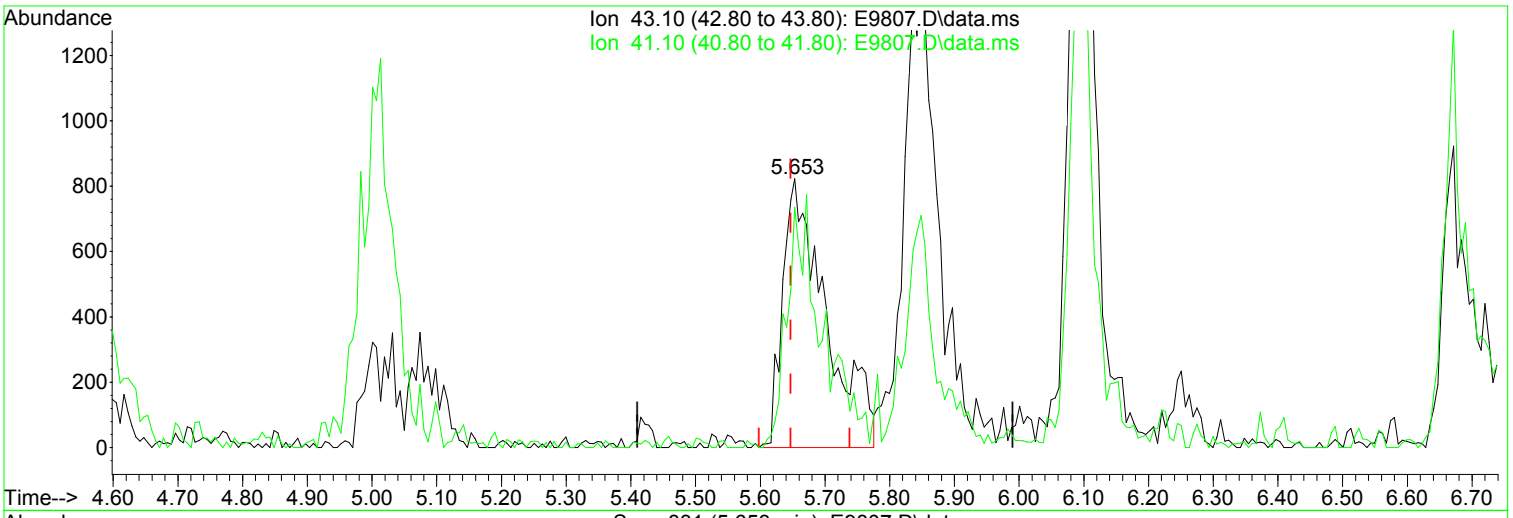

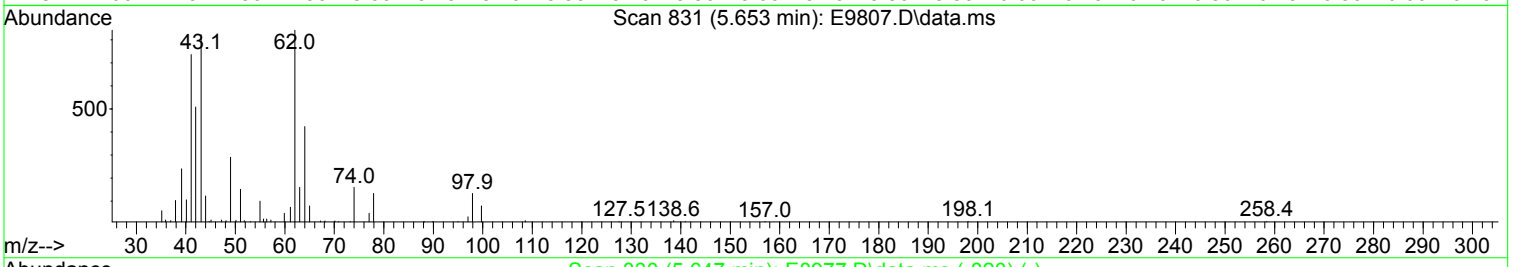

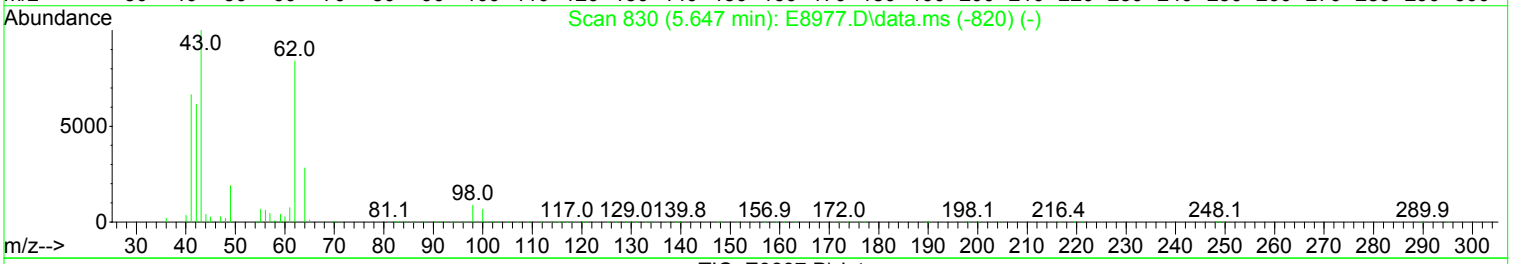

TIC: E9807.D\data.ms

(51) Iso-Butyl Alcohol

5.653min (+ 0.006) 21.02 ug/L m

response 3810

Ion	Exp%	Act%
43.10	100.00	100.00
41.10	66.90	89.43#
0.00	0.00	0.00
0.00	0.00	0.00

Manual Integration:

After

Poor integration.

02/16/24

Quantitation Report (Qedit)

Data Path : I:\ACQUDATA\MSVOA17\Data\021524\
Data File : E9807.D
Acq On : 15 Feb 2024 01:10 pm
Operator : K.Ruest
Sample : 1.0ppb
Misc : WATER ICAL
ALS Vial : 3 Sample Multiplier: 1

Quant Time: Feb 15 13:27:44 2024
Quant Method : I:\ACQUDATA\MSVOA17\Methods\W021524.m
Quant Title : MS#17 - 8260 WATERS 5mL Purge
QLast Update : Thu Jan 04 14:47:51 2024
Response via : Initial Calibration

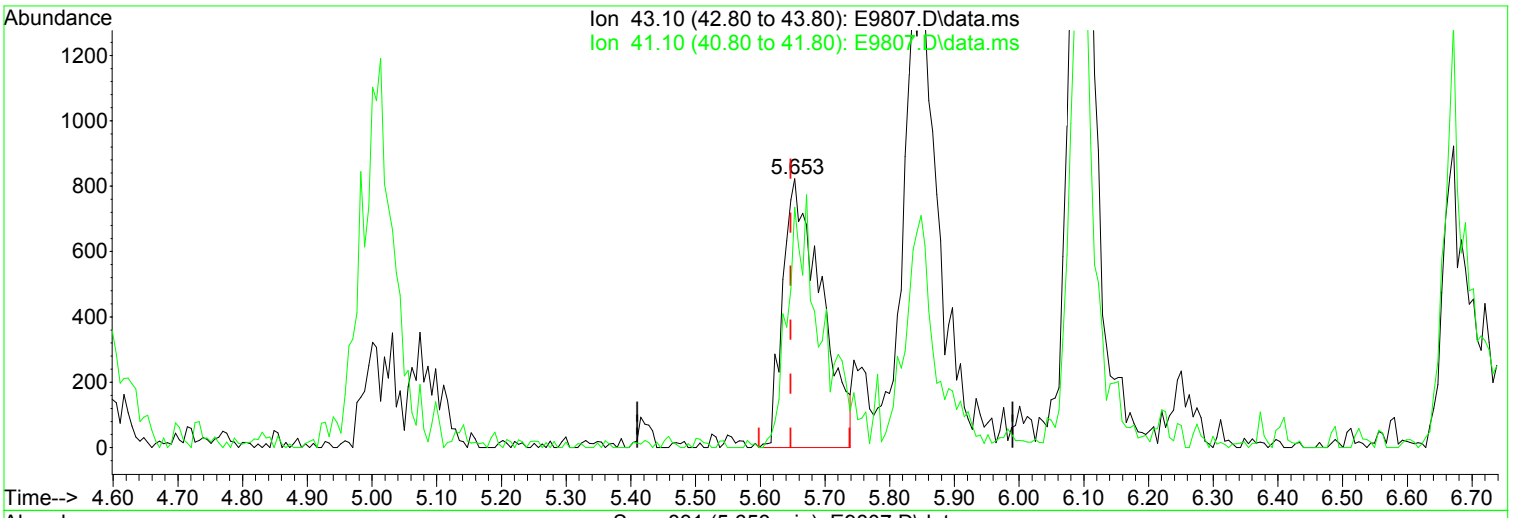

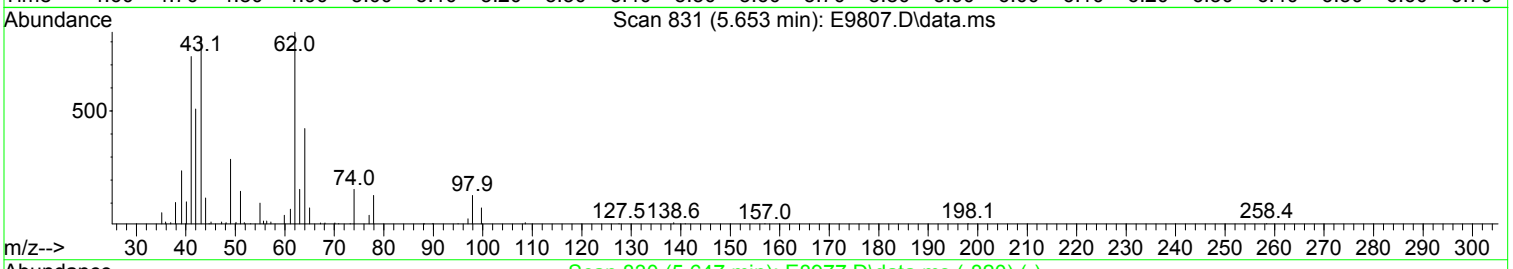

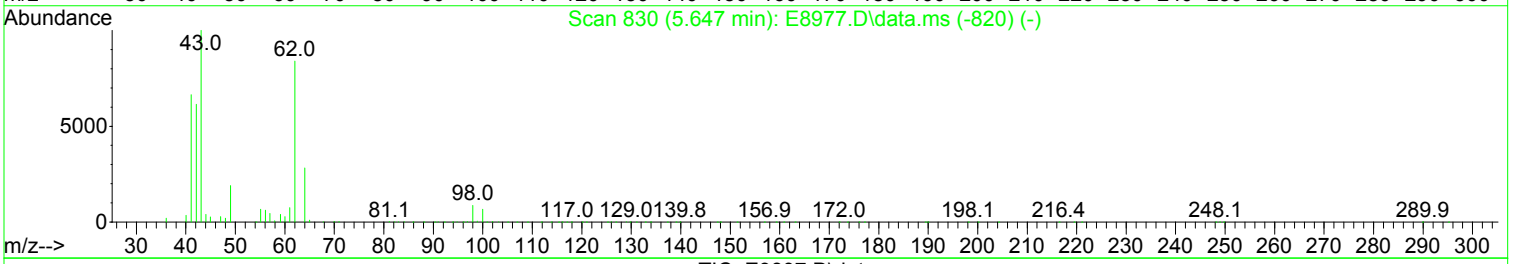

TIC: E9807.D\data.ms

(51) Iso-Butyl Alcohol

5.653min (+ 0.006) 18.61 ug/L

response 3373

Ion	Exp%	Act%
43.10	100.00	100.00
41.10	66.90	89.43#
0.00	0.00	0.00
0.00	0.00	0.00

Manual Integration:

Before

02/16/24

Quantitation Report (Qedit)

Data Path : I:\ACQUDATA\MSVOA17\Data\021524\
Data File : E9807.D
Acq On : 15 Feb 2024 01:10 pm
Operator : K.Ruest
Sample : 1.0ppb
Misc : WATER ICAL
ALS Vial : 3 Sample Multiplier: 1

Quant Time: Feb 15 13:27:44 2024
Quant Method : I:\ACQUDATA\MSVOA17\Methods\W021524.m
Quant Title : MS#17 - 8260 WATERS 5mL Purge
QLast Update : Thu Jan 04 14:47:51 2024
Response via : Initial Calibration

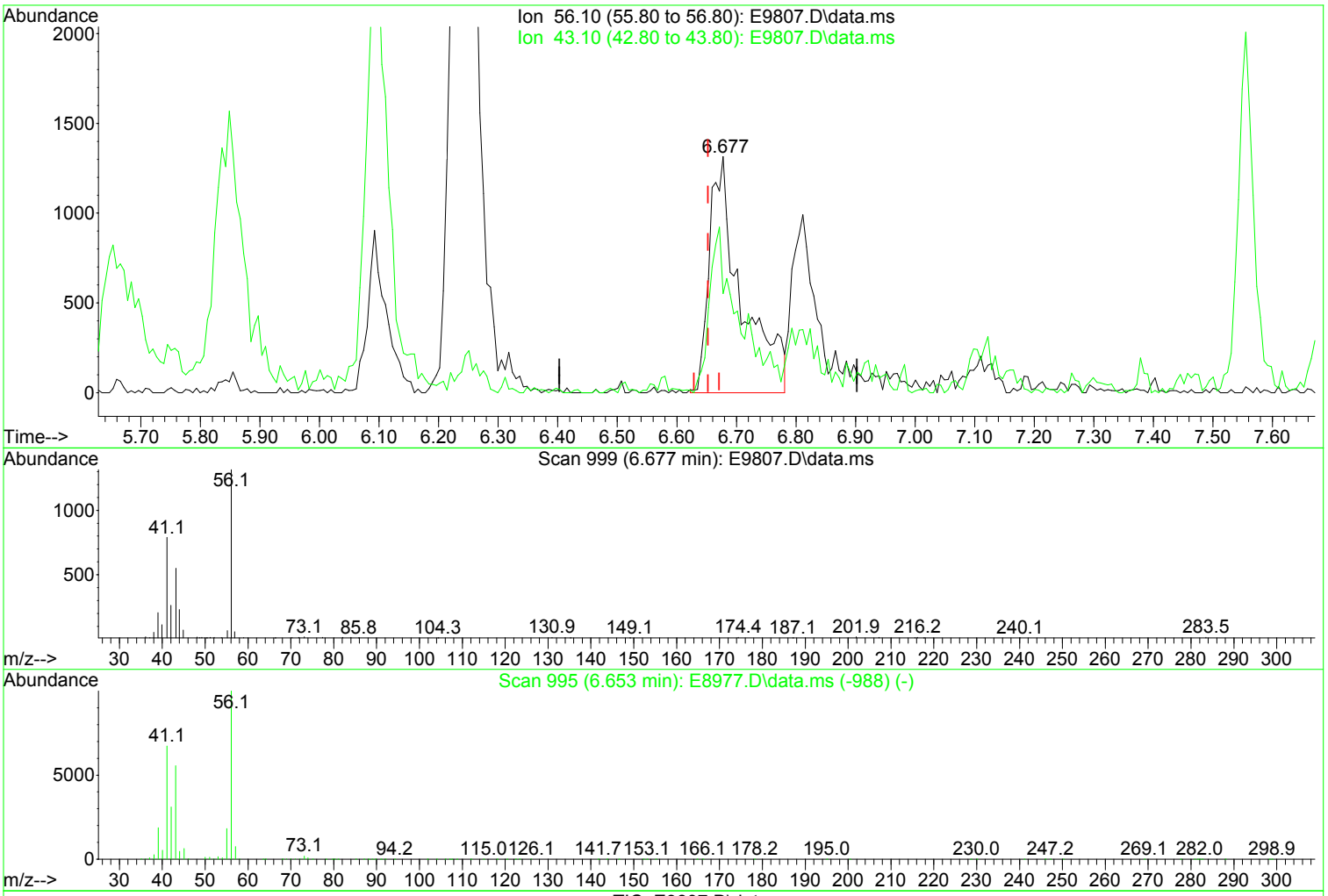

TIC: E9807.D\data.ms

(53) 1-Butanol

6.677min (+ 0.024) 47.22 ug/L m

response 4897

Ion	Exp%	Act%
56.10	100.00	100.00
43.10	56.50	41.90
0.00	0.00	0.00
0.00	0.00	0.00

Manual Integration:

After

Poor integration.

02/16/24

Quantitation Report (Qedit)

Data Path : I:\ACQUDATA\MSVOA17\Data\021524\
Data File : E9807.D
Acq On : 15 Feb 2024 01:10 pm
Operator : K.Ruest
Sample : 1.0ppb
Misc : WATER ICAL
ALS Vial : 3 Sample Multiplier: 1

Quant Time: Feb 15 13:27:44 2024
Quant Method : I:\ACQUDATA\MSVOA17\Methods\W021524.m
Quant Title : MS#17 - 8260 WATERS 5mL Purge
QLast Update : Thu Jan 04 14:47:51 2024
Response via : Initial Calibration

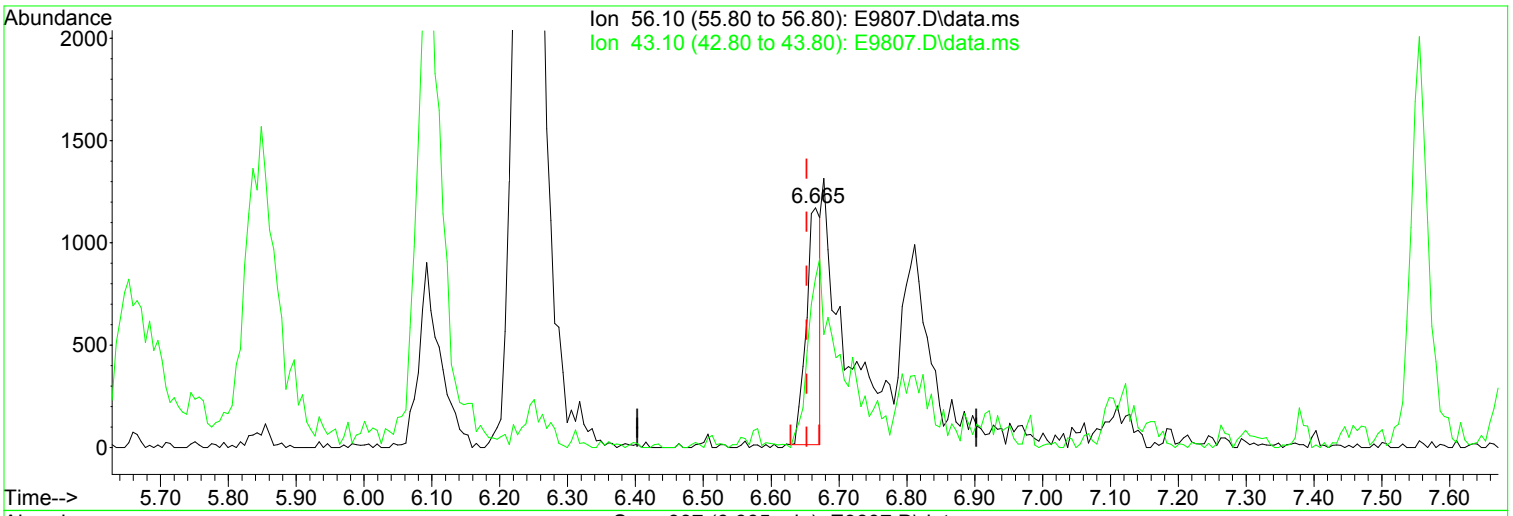

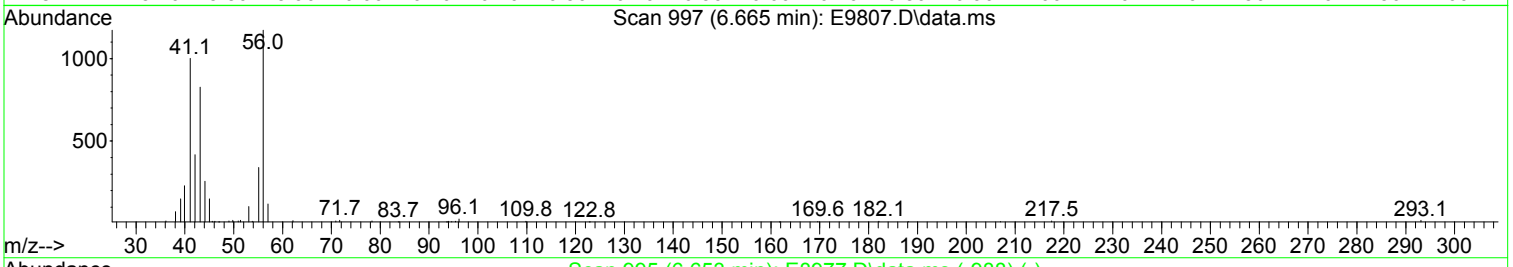

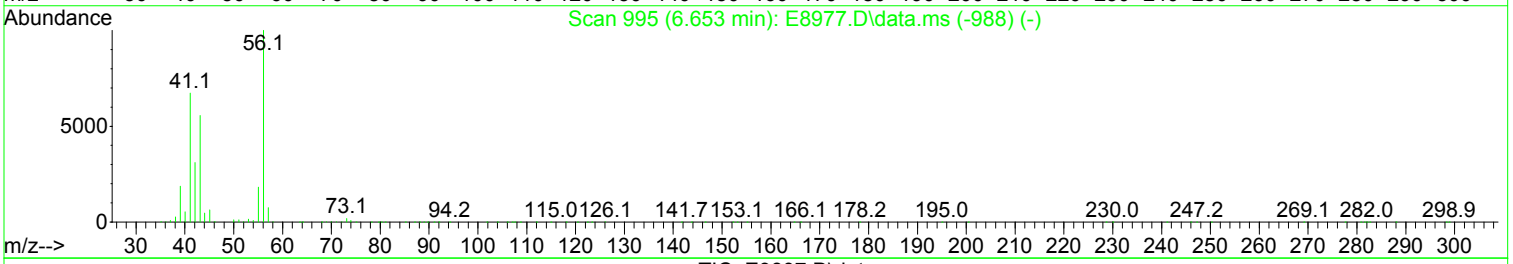

TIC: E9807.D\data.ms

(53) 1-Butanol

6.665min (+ 0.012) 16.19 ug/L

response 1679

Ion	Exp%	Act%
56.10	100.00	100.00
43.10	56.50	70.56
0.00	0.00	0.00
0.00	0.00	0.00

Manual Integration:

Before

02/16/24

Quantitation Report (Qedit)

Data Path : I:\ACQUDATA\MSVOA17\Data\021524\
Data File : E9807.D
Acq On : 15 Feb 2024 01:10 pm
Operator : K.Ruest
Sample : 1.0ppb
Misc : WATER ICAL
ALS Vial : 3 Sample Multiplier: 1

Quant Time: Feb 15 13:27:44 2024
Quant Method : I:\ACQUDATA\MSVOA17\Methods\W021524.m
Quant Title : MS#17 - 8260 WATERS 5mL Purge
QLast Update : Thu Jan 04 14:47:51 2024
Response via : Initial Calibration

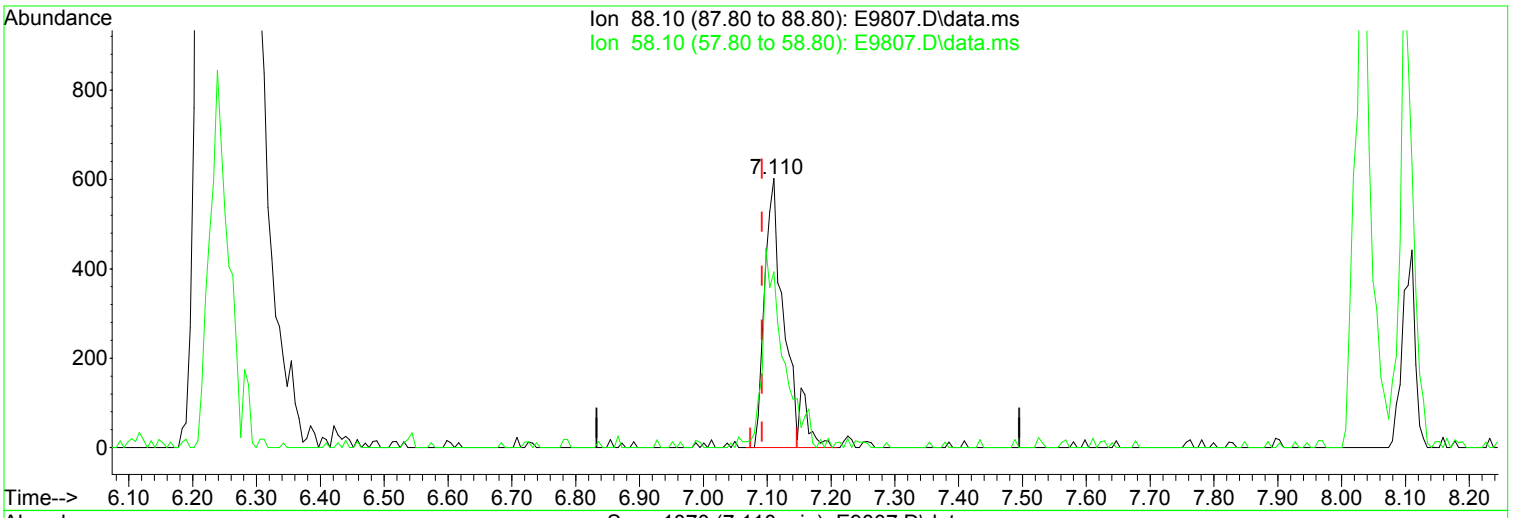

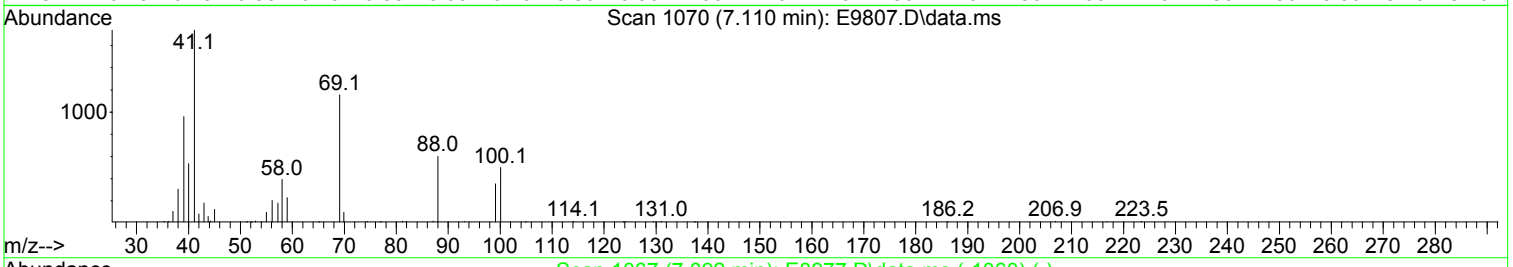

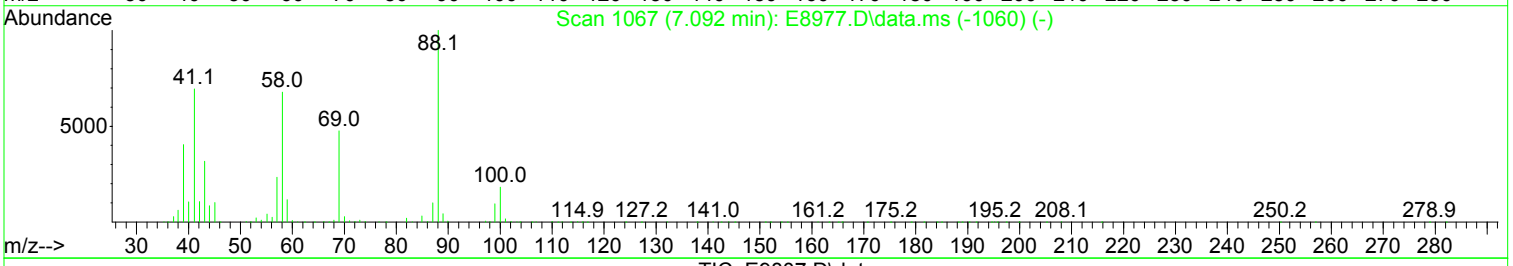

TIC: E9807.D\data.ms

(58) 1,4-Dioxane

7.110min (+ 0.018) 19.22 ug/L m

response 1319

Ion	Exp%	Act%
88.10	100.00	100.00
58.10	68.40	65.28
0.00	0.00	0.00
0.00	0.00	0.00

Manual Integration:

After

Poor integration.

02/16/24

Quantitation Report (Qedit)

Data Path : I:\ACQUDATA\MSVOA17\Data\021524\
Data File : E9807.D
Acq On : 15 Feb 2024 01:10 pm
Operator : K.Ruest
Sample : 1.0ppb
Misc : WATER ICAL
ALS Vial : 3 Sample Multiplier: 1

Quant Time: Feb 15 13:27:44 2024
Quant Method : I:\ACQUDATA\MSVOA17\Methods\W021524.m
Quant Title : MS#17 - 8260 WATERS 5mL Purge
QLast Update : Thu Jan 04 14:47:51 2024
Response via : Initial Calibration

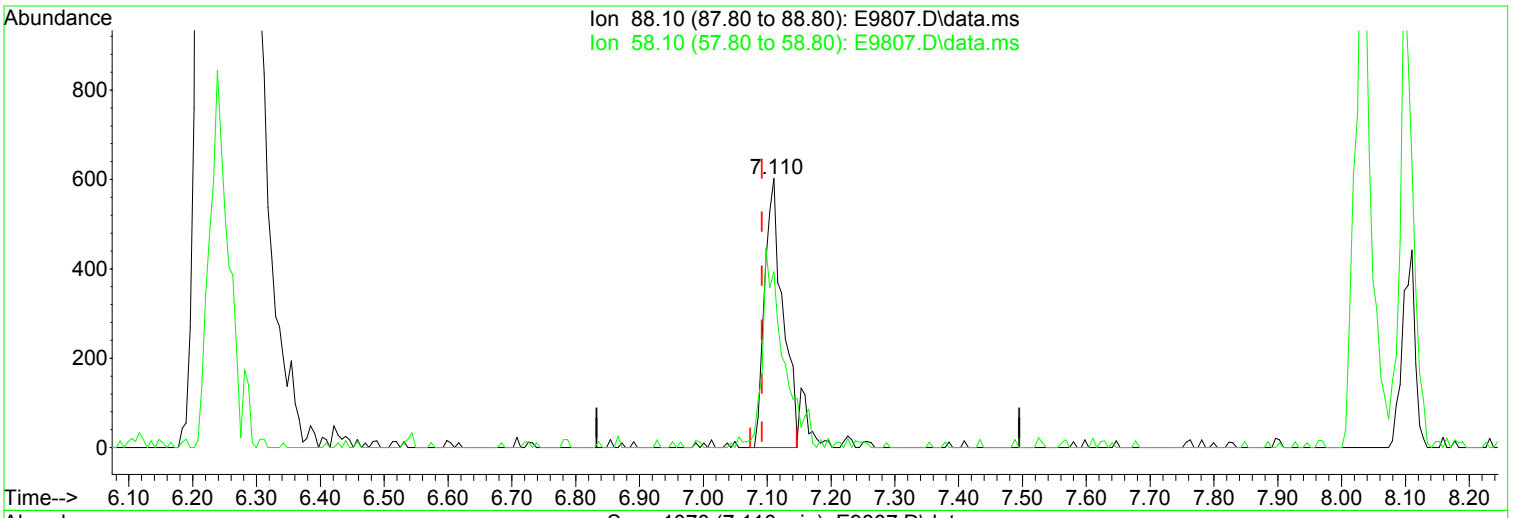

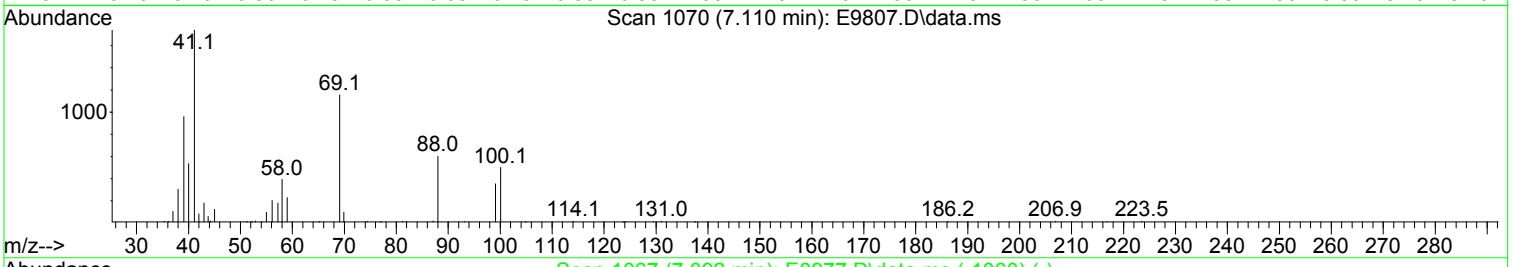

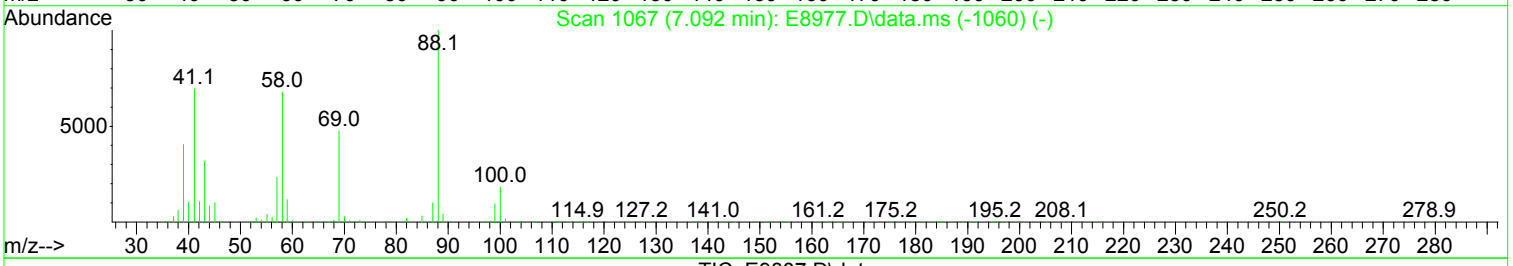

TIC: E9807.D\data.ms

(58) 1,4-Dioxane

7.110min (+ 0.018) 17.21 ug/L

response 1181

Ion	Exp%	Act%
88.10	100.00	100.00
58.10	68.40	65.28
0.00	0.00	0.00
0.00	0.00	0.00

Manual Integration:

Before

02/16/24

Quantitation Report (Qedit)

Data Path : I:\ACQUDATA\MSVOA17\Data\021524\
Data File : E9807.D
Acq On : 15 Feb 2024 01:10 pm
Operator : K.Ruest
Sample : 1.0ppb
Misc : WATER ICAL
ALS Vial : 3 Sample Multiplier: 1

Quant Time: Feb 15 13:27:44 2024
Quant Method : I:\ACQUDATA\MSVOA17\Methods\W021524.m
Quant Title : MS#17 - 8260 WATERS 5mL Purge
QLast Update : Thu Jan 04 14:47:51 2024
Response via : Initial Calibration

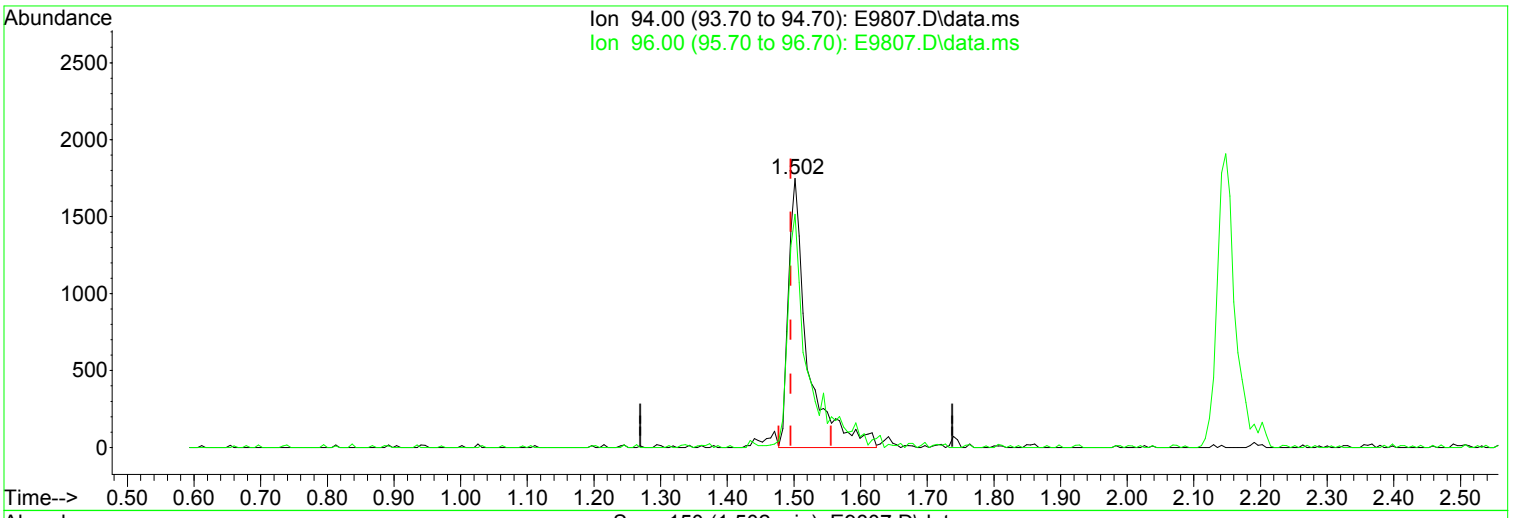

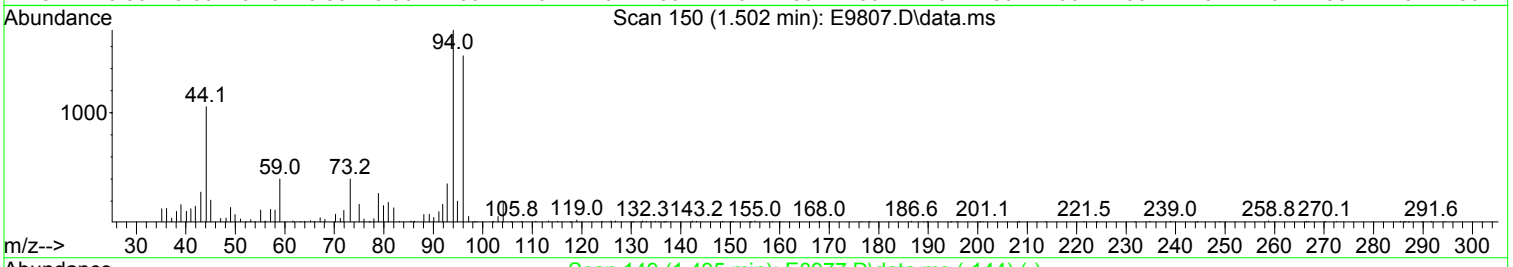

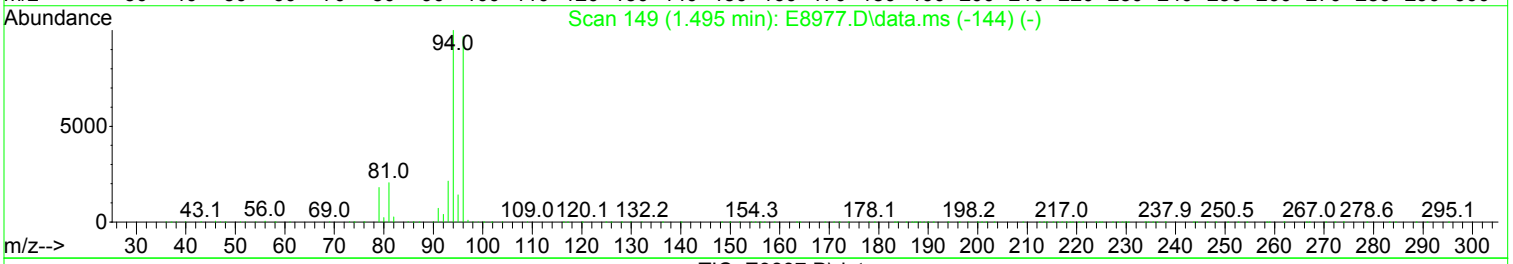

TIC: E9807.D\data.ms

(6) Bromomethane (P)

1.502min (+ 0.007) 1.24 ug/L m

response 3493

Ion	Exp%	Act%
94.00	100.00	100.00
96.00	96.90	86.73
0.00	0.00	0.00
0.00	0.00	0.00

Manual Integration:

After

Poor integration.

02/16/24

Quantitation Report (Qedit)

Data Path : I:\ACQUDATA\MSVOA17\Data\021524\
Data File : E9807.D
Acq On : 15 Feb 2024 01:10 pm
Operator : K.Ruest
Sample : 1.0ppb
Misc : WATER ICAL
ALS Vial : 3 Sample Multiplier: 1

Quant Time: Feb 15 13:27:44 2024
Quant Method : I:\ACQUDATA\MSVOA17\Methods\W021524.m
Quant Title : MS#17 - 8260 WATERS 5mL Purge
QLast Update : Thu Jan 04 14:47:51 2024
Response via : Initial Calibration

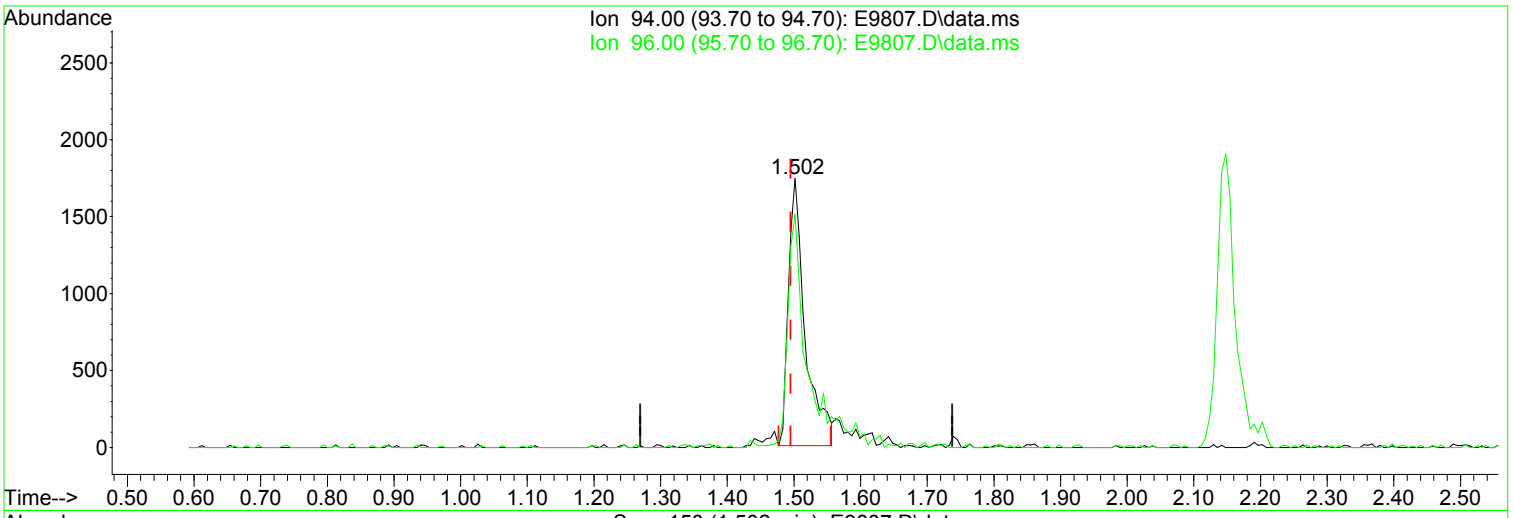

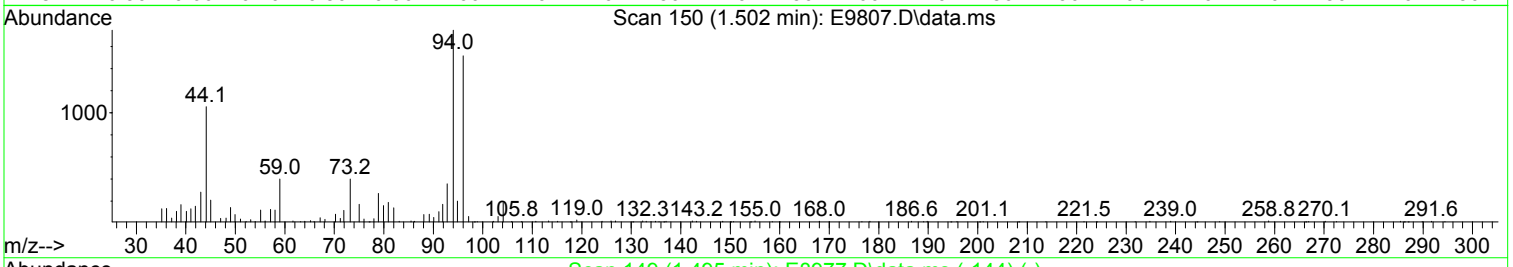

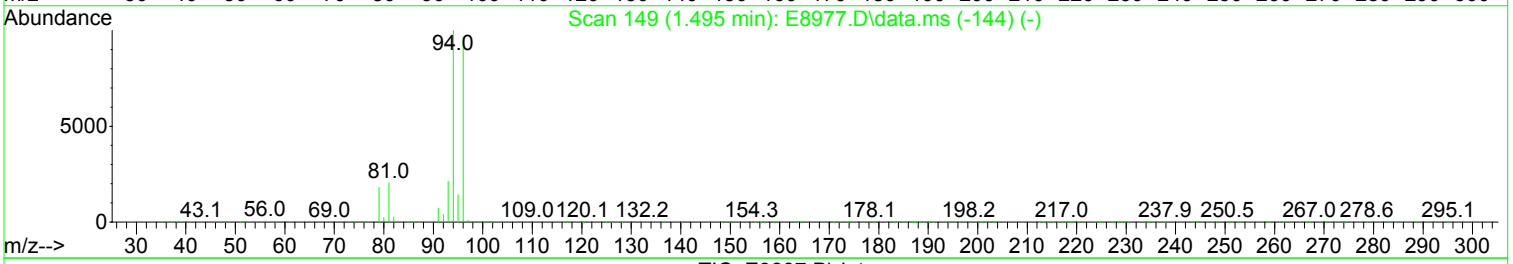

TIC: E9807.D\data.ms

(6) Bromomethane (P)

1.502min (+ 0.007) 1.08 ug/L

response 3039

Ion	Exp%	Act%
94.00	100.00	100.00
96.00	96.90	86.73
0.00	0.00	0.00
0.00	0.00	0.00

Manual Integration:

Before

02/16/24

Quantitation Report (Qedit)

Data Path : I:\ACQUDATA\MSVOA17\Data\021524\
Data File : E9807.D
Acq On : 15 Feb 2024 01:10 pm
Operator : K.Ruest
Sample : 1.0ppb
Misc : WATER ICAL
ALS Vial : 3 Sample Multiplier: 1

Quant Time: Feb 15 13:27:44 2024
Quant Method : I:\ACQUDATA\MSVOA17\Methods\W021524.m
Quant Title : MS#17 - 8260 WATERS 5mL Purge
QLast Update : Thu Jan 04 14:47:51 2024
Response via : Initial Calibration

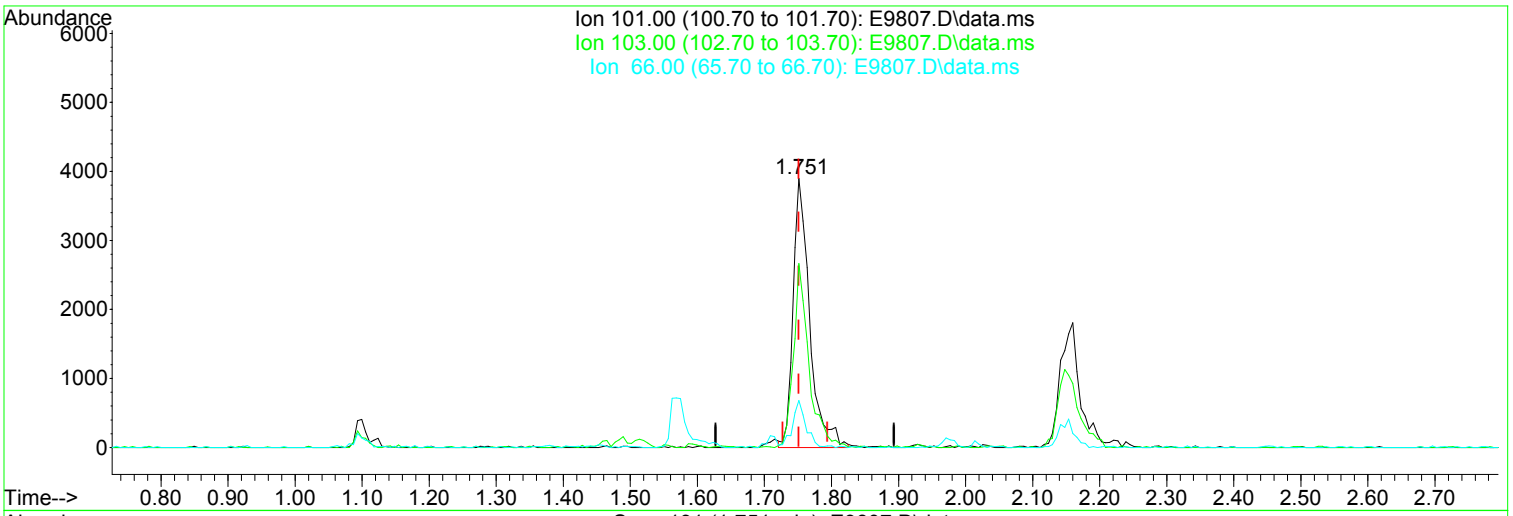

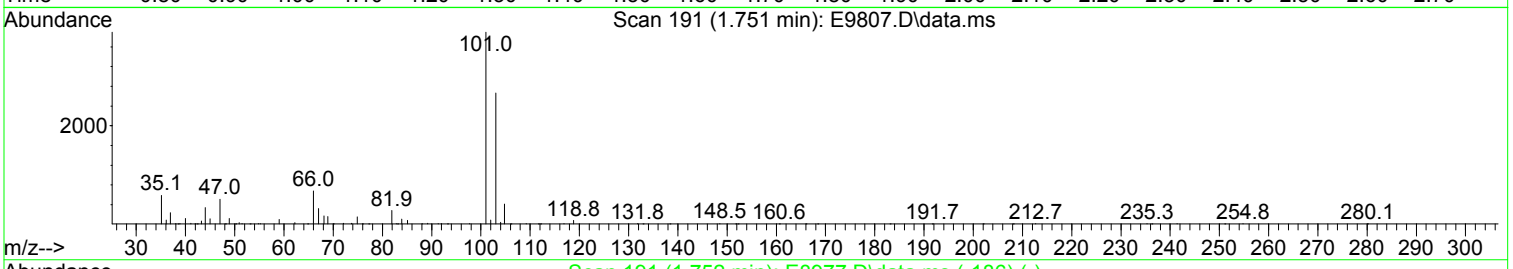

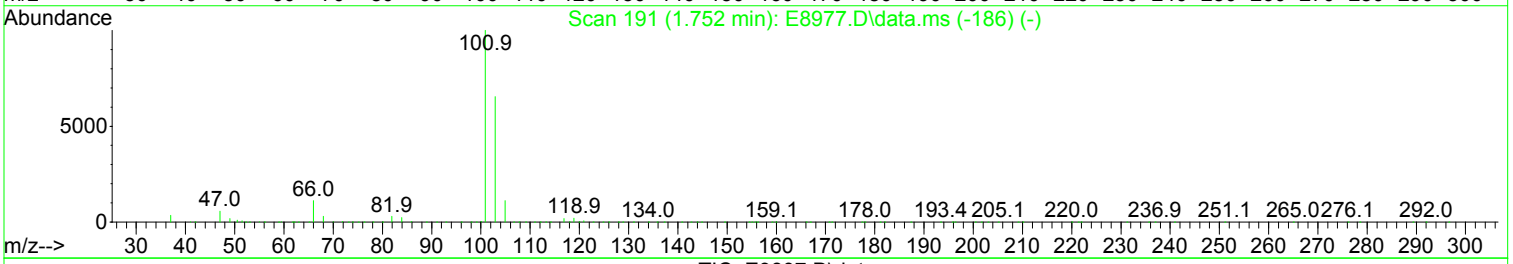

TIC: E9807.D\data.ms

(9) Trichlorofluoromethane (P)

1.751min (-0.000) 1.01 ug/L m

response 6704

Ion	Exp%	Act%
101.00	100.00	100.00
103.00	65.60	68.36
66.00	12.80	17.42
0.00	0.00	0.00

Manual Integration:

After

Poor integration.

02/16/24

Quantitation Report (Qedit)

Data Path : I:\ACQUDATA\MSVOA17\Data\021524\
Data File : E9807.D
Acq On : 15 Feb 2024 01:10 pm
Operator : K.Ruest
Sample : 1.0ppb
Misc : WATER ICAL
ALS Vial : 3 Sample Multiplier: 1

Quant Time: Feb 15 13:27:44 2024
Quant Method : I:\ACQUDATA\MSVOA17\Methods\W021524.m
Quant Title : MS#17 - 8260 WATERS 5mL Purge
QLast Update : Thu Jan 04 14:47:51 2024
Response via : Initial Calibration

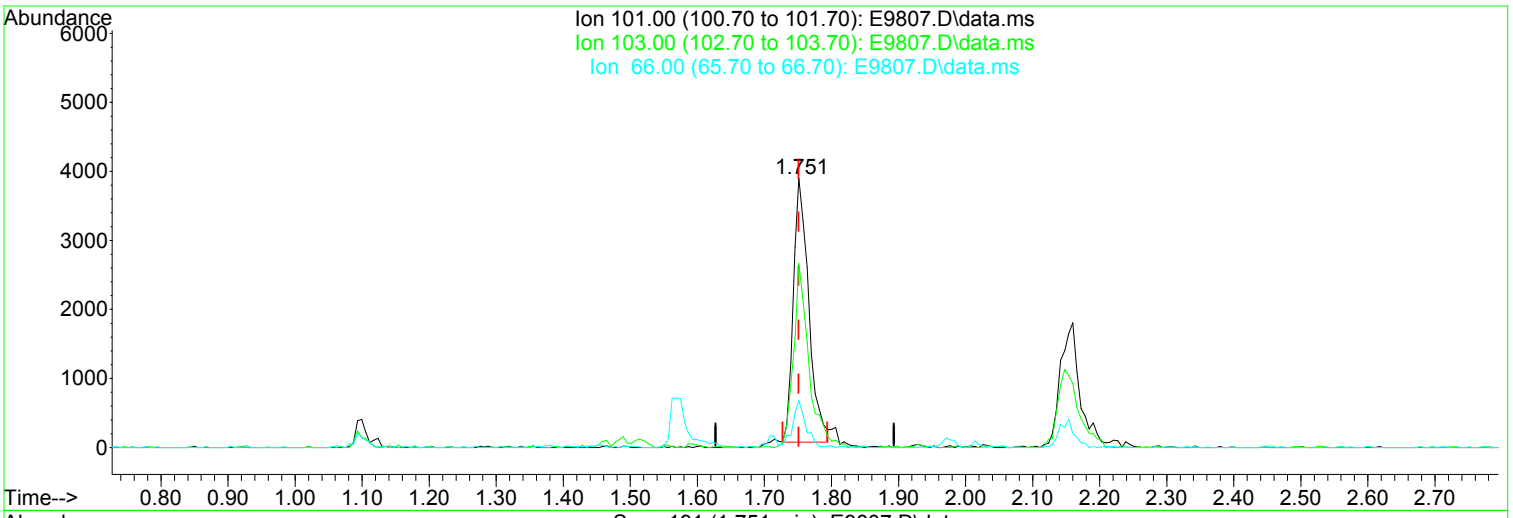

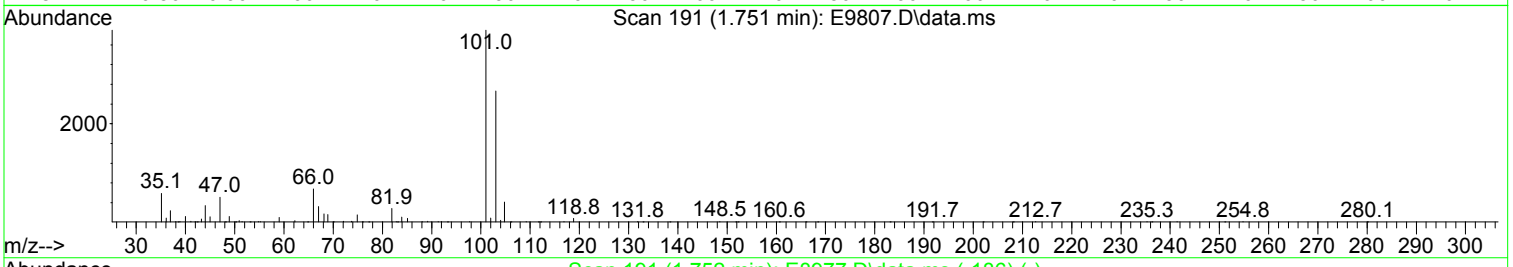

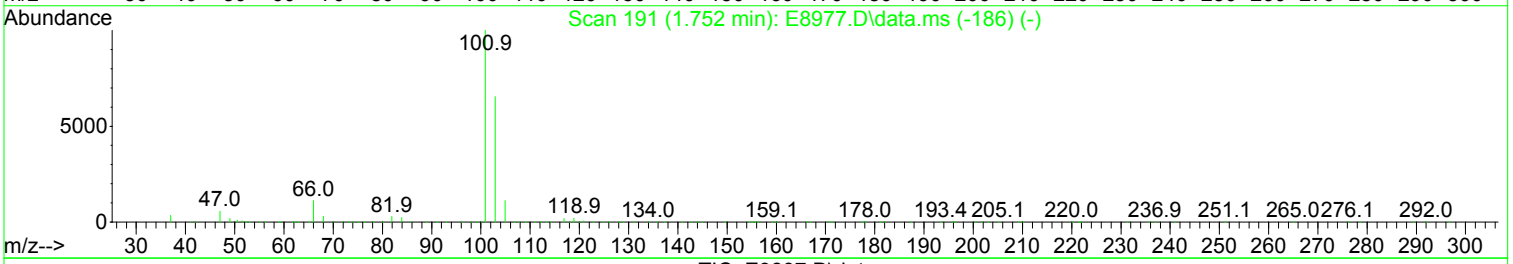

TIC: E9807.D\data.ms

(9) Trichlorofluoromethane (P)

1.751min (-0.000) 0.91 ug/L

response 6084

Ion	Exp%	Act%
101.00	100.00	100.00
103.00	65.60	68.36
66.00	12.80	17.42
0.00	0.00	0.00

Manual Integration:

Before

02/16/24

Quantitation Report (QT Reviewed)

Data Path : I:\ACQUDATA\MSVOA17\Data\021524\
Data File : E9807.D
Acq On : 15 Feb 2024 01:10 pm
Operator : K.Ruest
Sample : 1.0ppb
Misc : WATER ICAL
ALS Vial : 3 Sample Multiplier: 1

Quant Time: Feb 15 13:27:44 2024
Quant Method : I:\ACQUDATA\MSVOA17\Methods\W021524.m
Quant Title : MS#17 - 8260 WATERS 5mL Purge
QLast Update : Thu Jan 04 14:47:51 2024
Response via : Initial Calibration

Compound	R.T.	QIon	Response	Conc	Units		Dev(Min)
Internal Standards							
1) Pentafluorobenzene	5.086	168	470405	50.00	ug/L		0.00
43) 1,4-Difluorobenzene	6.245	114	698222	50.00	ug/L		0.00
71) d5-Chlorobenzene	9.616	117	611476	50.00	ug/L		0.00
91) 1,4-Dichlorobenzene-d4	11.683	152	297840	50.00	ug/L		0.00
System Monitoring Compounds							
45) surr4,Dibrflmethane	4.922	113	46693	10.34	ug/L		0.00
Spiked Amount 50.000	Range 80 - 116		Recovery = 20.68%#				
48) surr1,1,2-dichloroetha...	5.501	65	58182	12.41	ug/L		0.00
Spiked Amount 50.000	Range 73 - 125		Recovery = 24.82%#				
65) SURR3,Toluene-d8	8.104	98	175209	10.57	ug/L		0.00
Spiked Amount 50.000	Range 87 - 121		Recovery = 21.14%#				
70) SURR2,BFB	10.707	95	65212	10.91	ug/L		0.00
Spiked Amount 50.000	Range 85 - 122		Recovery = 21.82%#				
Target Compounds							Qvalue
2) Chlorodifluoromethane	1.099	51	4227	0.900	ug/L		96
3) Dichlorodifluoromethane	1.093	85	5718m	1.018	ug/L		
4) Chloromethane	1.215	50	4519m	0.877	ug/L		
5) Vinyl Chloride	1.288	62	4811m	0.838	ug/L		
6) Bromomethane	1.502	94	3493m	1.239	ug/L		
7) Chloroethane	1.569	64	3379	0.920	ug/L		91
8) Freon 21	1.709	67	7041	0.936	ug/L		97
9) Trichlorofluoromethane	1.751	101	6704m	1.007	ug/L		
10) Diethyl Ether	1.971	59	5576m	1.461	ug/L		
11) Freon 123a	1.977	67	4098	0.881	ug/L		94
12) Freon 123	2.026	83	5234	0.914	ug/L		93
13) Acrolein	2.068	56	4920m	4.975	ug/L		
14) 1,1-Diclethene	2.148	96	3675	0.883	ug/L		91
15) Freon 113	2.160	101	3679	0.853	ug/L		91
16) Acetone	2.196	43	2862	1.301	ug/L		93
17) 2-Propanol	2.325	45	7787	20.233	ug/L		85
18) Iodomethane	2.270	142	4260	0.655	ug/L		100
19) Carbon Disulfide	2.325	76	9668	0.786	ug/L		96
20) Acetonitrile	2.446	41	4307m	4.572	ug/L		
21) Allyl Chloride	2.459	76	1875	0.786	ug/L	#	92
22) Methyl Acetate	2.489	43	6380	1.131	ug/L		96
23) Methylene Chloride	2.568	84	4909	1.062	ug/L		97
24) TBA	2.703	59	13334	20.558	ug/L		93
25) Acrylonitrile	2.812	53	10528	4.682	ug/L		97
26) Methyl-t-Butyl Ether	2.849	73	12694m	0.959	ug/L		
27) trans-1,2-Dichloroethene	2.843	96	4146	0.936	ug/L		85
28) 1,1-Diclethane	3.306	63	6515	0.864	ug/L		98
29) Vinyl Acetate	3.416	86	462m	0.635	ug/L		
30) DIPE	3.428	45	13234m	0.925	ug/L		
31) 2-Chloro-1,3-Butadiene	3.422	53	6971m	1.016	ug/L		
32) ETBE	3.928	59	13295m	0.972	ug/L		
33) 2,2-Dichloropropane	4.093	77	6199m	0.970	ug/L		
34) cis-1,2-Dichloroethene	4.105	96	4379	0.864	ug/L		90
35) 2-Butanone	4.172	43	2999	0.983	ug/L		85
36) Propionitrile	4.245	54	3960	4.348	ug/L		87
37) Bromochloromethane	4.464	130	2952	0.904	ug/L		88
38) Methacrylonitrile	4.495	67	1934	0.828	ug/L	#	75
39) Tetrahydrofuran	4.586	42	2143m	1.186	ug/L		
40) Chloroform	4.635	83	7959m	1.038	ug/L		

1st 02/16/24
2nd 02/16/24

Data Path : I:\ACQUDATA\MSVOA17\Data\021524\
Data File : E9807.D
Acq On : 15 Feb 2024 01:10 pm
Operator : K.Ruest
Sample : 1.0ppb
Misc : WATER ICAL
ALS Vial : 3 Sample Multiplier: 1

Quant Time: Feb 15 13:27:44 2024
Quant Method : I:\ACQUDATA\MSVOA17\Methods\W021524.m
Quant Title : MS#17 - 8260 WATERS 5mL Purge
QLast Update : Thu Jan 04 14:47:51 2024
Response via : Initial Calibration

Compound	R.T.	QIon	Response	Conc	Units		Dev(Min)
41) 1,1,1-Trichloroethane	4.928	97	6684m	0.986	ug/L		
42) TAME	5.842	73	11324	0.858	ug/L		94
44) Cyclohexane	5.013	41	3980m	0.978	ug/L		
46) Carbontetrachloride	5.214	117	5815m	0.944	ug/L		
47) 1,1-Dichloropropene	5.239	75	5265	0.962	ug/L		93
49) Benzene	5.580	78	14882	0.940	ug/L		88
50) 1,2-Dichloroethane	5.623	62	6629	1.194	ug/L		94
51) Iso-Butyl Alcohol	5.653	43	3810m	21.024	ug/L		
52) n-Heptane	6.098	43	6564	1.039	ug/L		91
53) 1-Butanol	6.677	56	4897m	47.216	ug/L		
54) Trichloroethene	6.580	130	4463	0.933	ug/L		86
55) Methylcyclohexane	6.812	55	5743	0.999	ug/L	#	85
56) 1,2-Diclpropane	6.872	63	3898	0.890	ug/L		100
57) Dibromomethane	7.013	93	2880	0.970	ug/L		83
58) 1,4-Dioxane	7.110	88	1319m	19.217	ug/L		
59) Methyl Methacrylate	7.116	69	3132	0.873	ug/L		91
60) Bromodichloromethane	7.250	83	5192	0.892	ug/L		96
61) 2-Nitropropane	7.555	41	3061	2.013	ug/L		97
62) 2-Chloroethylvinyl Ether	7.683	63	1208	0.428	ug/L		86
63) cis-1,3-Dichloropropene	7.811	75	5854	0.844	ug/L		99
64) 4-Methyl-2-pentanone	8.037	43	5328	1.004	ug/L		98
66) Toluene	8.177	91	15958	0.911	ug/L		97
67) trans-1,3-Dichloropropene	8.464	75	5437	0.829	ug/L		90
68) Ethyl Methacrylate	8.610	69	5457	0.857	ug/L		95
69) 1,1,2-Trichloroethane	8.653	97	4103	0.963	ug/L		89
72) Tetrachloroethene	8.768	164	3456	0.957	ug/L		91
73) 2-Hexanone	8.964	43	3755	0.945	ug/L		96
74) 1,3-Dichloropropane	8.823	76	6486	0.969	ug/L		90
75) Dibromochloromethane	9.049	129	4248	0.810	ug/L		86
76) N-Butyl Acetate	9.122	43	7521	0.914	ug/L		96
77) 1,2-Dibromoethane	9.146	107	4063	0.926	ug/L		98
78) 3-Chlorobenzotrifluoride	9.671	180	6401	0.983	ug/L	#	92
79) Chlorobenzene	9.646	112	11868	1.002	ug/L		94
80) 4-Chlorobenzotrifluoride	9.732	180	6100	1.050	ug/L		96
81) 1,1,1,2-Tetrachloroethane	9.738	131	4102	0.855	ug/L		93
82) Ethylbenzene	9.768	106	5717	0.908	ug/L	#	84
83) (m+p)Xylene	9.884	106	14636	1.949	ug/L		90
84) o-Xylene	10.244	106	6965	0.948	ug/L	#	71
85) Styrene	10.256	104	11756	0.923	ug/L		89
86) Bromoform	10.408	173	2531	0.740	ug/L		97
87) 2-Chlorobenzotrifluoride	10.494	180	5971	0.968	ug/L		94
88) Isopropylbenzene	10.579	105	18930	0.984	ug/L		96
89) Cyclohexanone	10.652	55	21138	20.619	ug/L		99
90) trans-1,4-Dichloro-2-B...	10.902	53	1488	0.796	ug/L		87
92) 1,1,2,2-Tetrachloroethane	10.847	83	5370	0.885	ug/L		99
93) Bromobenzene	10.823	156	4715	0.930	ug/L		93
94) 1,2,3-Trichloropropane	10.878	110	1941	0.957	ug/L	#	90
95) n-Propylbenzene	10.939	91	21143	0.809	ug/L		99
96) 2-Chlorotoluene	11.000	91	13104	1.010	ug/L		91
97) 3-Chlorotoluene	11.055	91	13831	1.011	ug/L		96
98) 4-Chlorotoluene	11.091	91	15569	1.015	ug/L		96
99) 1,3,5-Trimethylbenzene	11.091	105	15054	0.935	ug/L		94
100) tert-Butylbenzene	11.366	119	13363	0.932	ug/L		97
101) 1,2,4-Trimethylbenzene	11.408	105	14273	0.884	ug/L		98
102) 3,4-Dichlorobenzotrifl...	11.469	214	4416	0.938	ug/L		86
103) sec-Butylbenzene	11.548	105	18545	0.909	ug/L		92

Quantitation Report (QT Reviewed)

Data Path : I:\ACQUDATA\MSVOA17\Data\021524\
Data File : E9807.D
Acq On : 15 Feb 2024 01:10 pm
Operator : K.Ruest
Sample : 1.0ppb
Misc : WATER ICAL
ALS Vial : 3 Sample Multiplier: 1

Quant Time: Feb 15 13:27:44 2024
Quant Method : I:\ACQUDATA\MSVOA17\Methods\W021524.m
Quant Title : MS#17 - 8260 WATERS 5mL Purge
QLast Update : Thu Jan 04 14:47:51 2024
Response via : Initial Calibration

Compound	R.T.	QIon	Response	Conc	Units	Dev(Min)
104) p-Isopropyltoluene	11.677	119	15616	0.887	ug/L	95
105) 1,3-Dclbenz	11.628	146	9341	0.978	ug/L	94
106) 1,4-Dclbenz	11.701	146	9890	1.034	ug/L	91
107) 2,4-Dichlorobenzotrifl...	11.768	214	4252	1.028	ug/L	84
108) 2,5-Dichlorobenzotrifl...	11.805	214	4665	1.012	ug/L	90
109) n-Butylbenzene	12.006	91	13191	0.854	ug/L	96
110) 1,2-Dclbenz	12.006	146	8922	0.966	ug/L	92
111) 1,2-Dibromo-3-chloropr...	12.634	157	1102	0.711	ug/L	92
112) Trielution Dichlorotol...	12.749	125	23277	2.733	ug/L	99
113) 1,3,5-Trichlorobenzene	12.798	180	6408	0.957	ug/L	94
114) Coelution Dichlorotoluene	13.079	125	16096	1.814	ug/L	94
115) 1,2,4-Tcbenzene	13.286	180	5669	0.927	ug/L	94
116) Hexachlorobt	13.420	225	2646	0.885	ug/L	100
117) Naphthalen	13.475	128	13769	0.787	ug/L	97
118) 1,2,3-Tclbenzene	13.664	180	5334	0.932	ug/L	97
119) 2,4,5-Trichlorotoluene	14.249	159	3828	0.865	ug/L	97
120) 2,3,6-Trichlorotoluene	14.335	159	3437	0.770	ug/L	92

(#) = qualifier out of range (m) = manual integration (+) = signals summed

Quantitation Report (QT Reviewed)

Data Path : I:\ACQUDATA\MSVOA17\Data\021524\
Data File : E9807.D
Acq On : 15 Feb 2024 01:10 pm
Operator : K.Ruest
Sample : 1.0ppb
Misc : WATER ICAL
ALS Vial : 3 Sample Multiplier: 1

Quant Time: Feb 15 13:27:44 2024
Quant Method : I:\ACQUDATA\MSVOA17\Methods\W021524.m
Quant Title : MS#17 - 8260 WATERS 5mL Purge
QLast Update : Thu Jan 04 14:47:51 2024
Response via : Initial Calibration

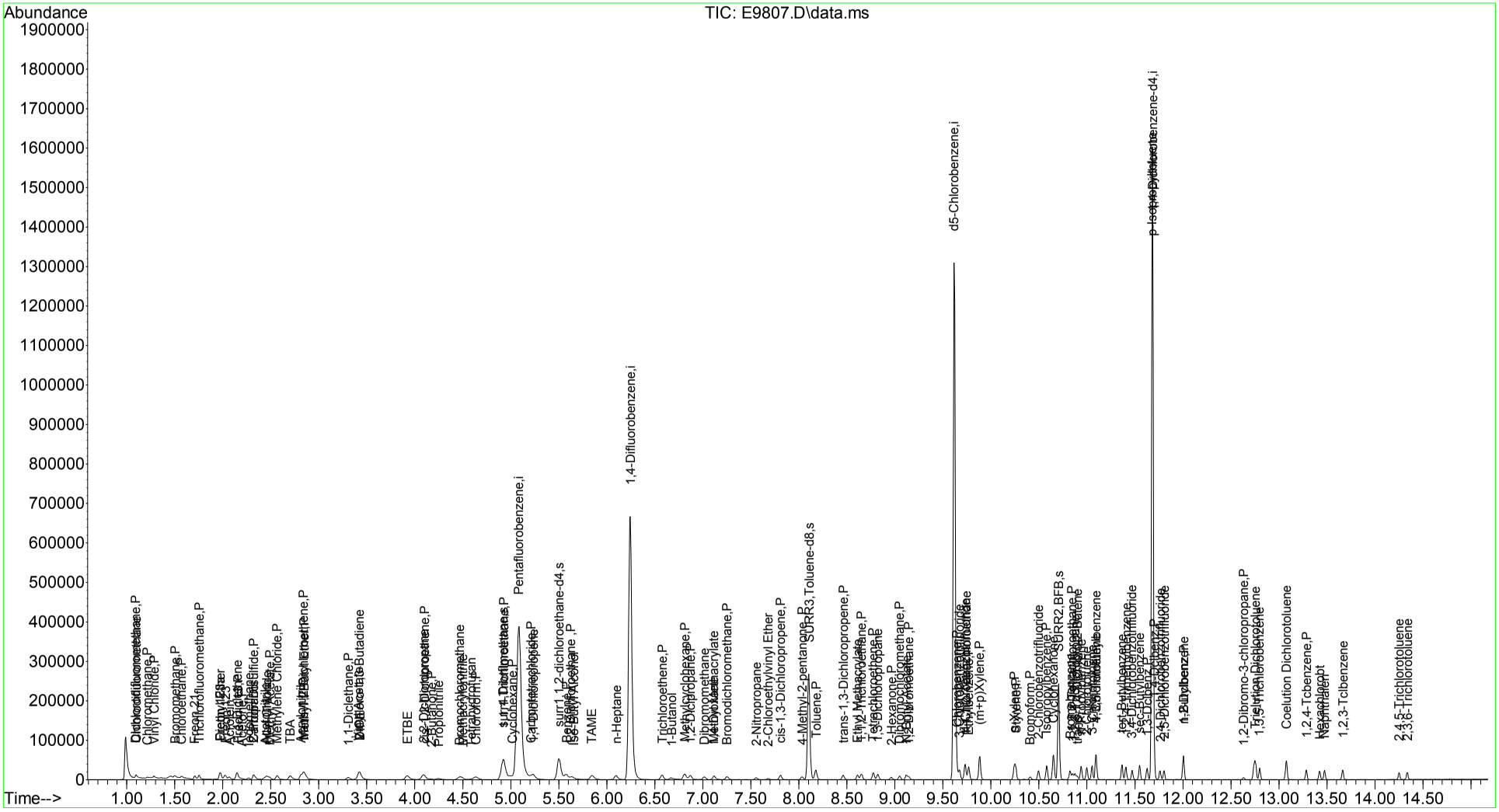

1st 02/16/24
2nd 02/16/24

1st 02/16/24
2nd 02/16/24

Quantitation Report (Qedit)

Data Path : I:\ACQUDATA\MSVOA17\Data\021524\
Data File : E9808.D
Acq On : 15 Feb 2024 01:33 pm
Operator : K.Ruest
Sample : 2.0ppb
Misc : WATER ICAL
ALS Vial : 4 Sample Multiplier: 1

Quant Time: Feb 15 13:51:34 2024
Quant Method : I:\ACQUDATA\MSVOA17\Methods\W021524.m
Quant Title : MS#17 - 8260 WATERS 5mL Purge
QLast Update : Thu Jan 04 14:47:51 2024
Response via : Initial Calibration

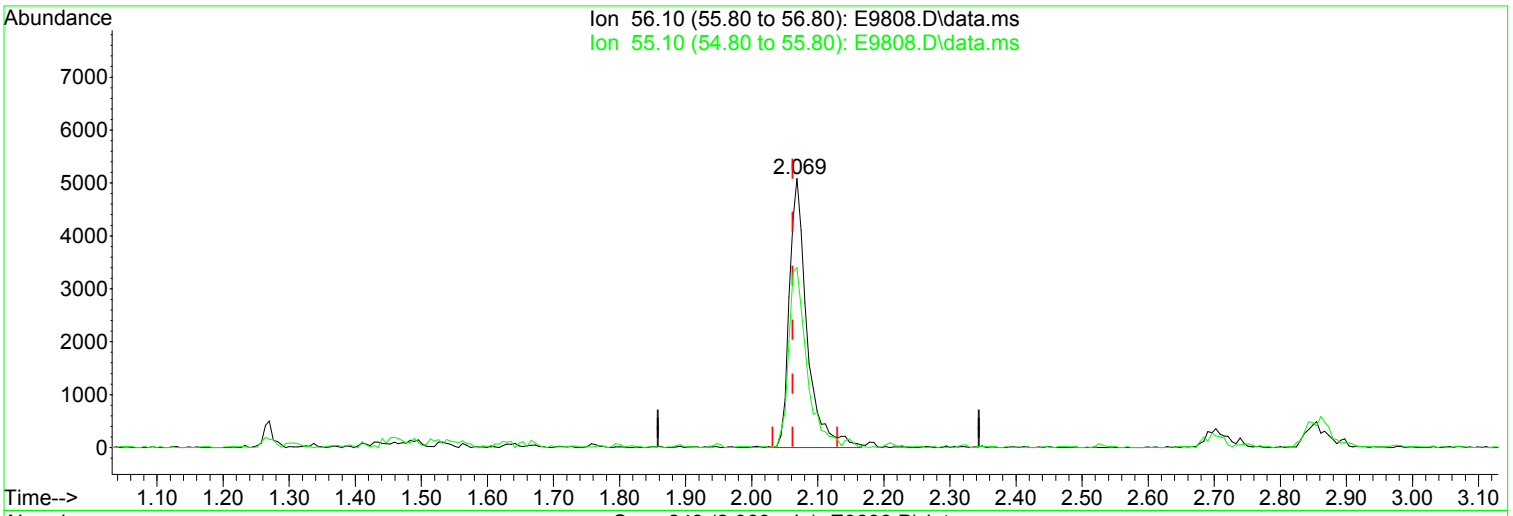

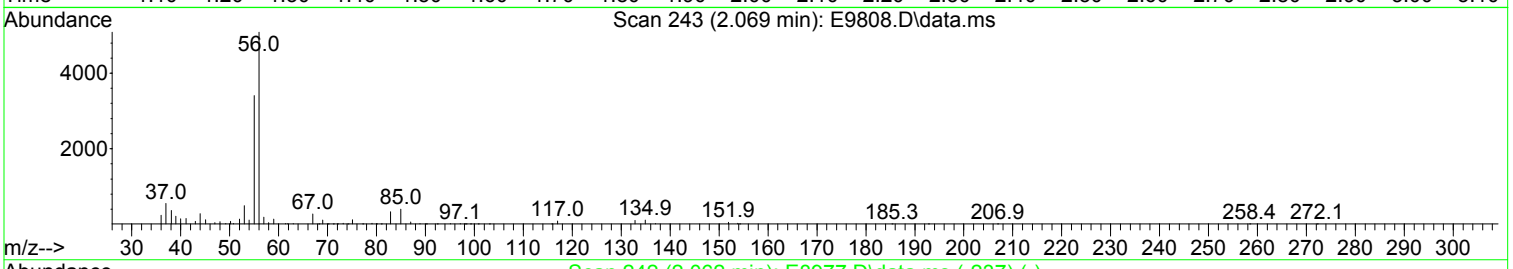

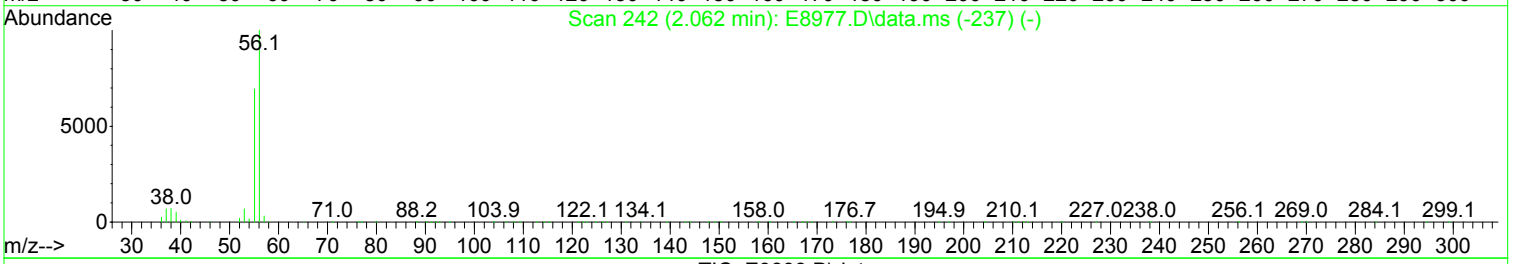

TIC: E9808.D\data.ms

(13) Acrolein

2.069min (+ 0.006) 9.72 ug/L m

response 9476

Ion	Exp%	Act%
56.10	100.00	100.00
55.10	70.00	66.94
0.00	0.00	0.00
0.00	0.00	0.00

Manual Integration:

After

Poor integration.

02/16/24

Quantitation Report (Qedit)

Data Path : I:\ACQUDATA\MSVOA17\Data\021524\
Data File : E9808.D
Acq On : 15 Feb 2024 01:33 pm
Operator : K.Ruest
Sample : 2.0ppb
Misc : WATER ICAL
ALS Vial : 4 Sample Multiplier: 1

Quant Time: Feb 15 13:51:34 2024
Quant Method : I:\ACQUDATA\MSVOA17\Methods\W021524.m
Quant Title : MS#17 - 8260 WATERS 5mL Purge
QLast Update : Thu Jan 04 14:47:51 2024
Response via : Initial Calibration

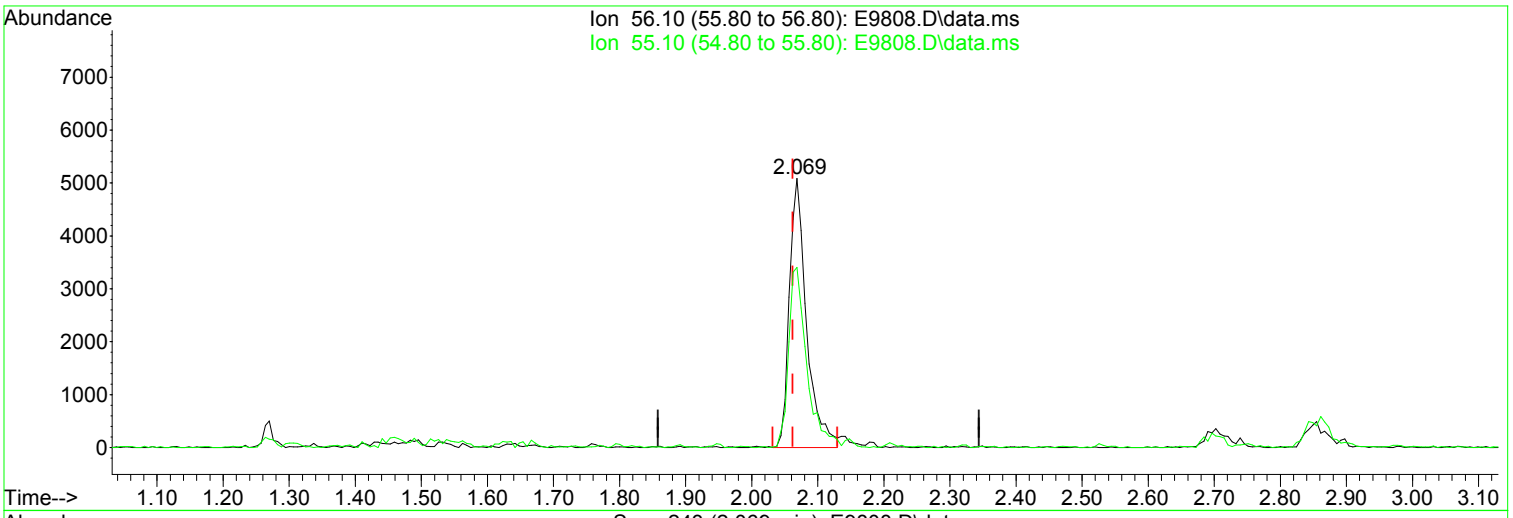

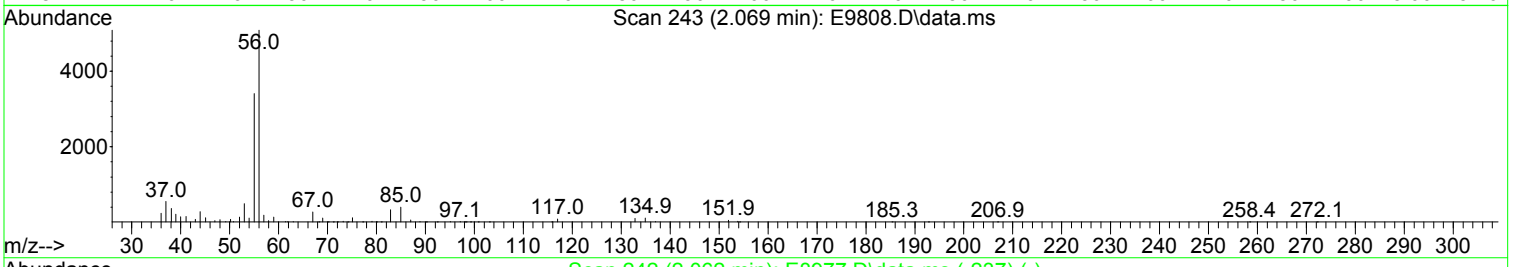

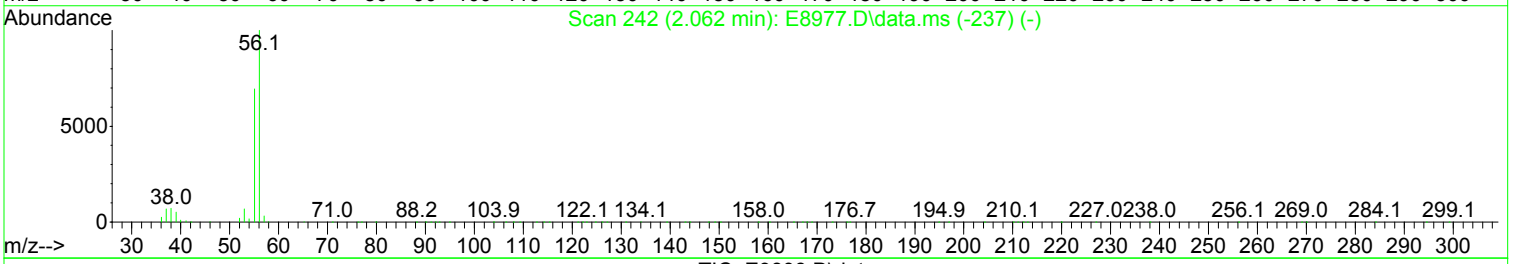

TIC: E9808.D\data.ms

(13) Acrolein

2.069min (+ 0.006) 9.44 ug/L

response 9210

Ion	Exp%	Act%
56.10	100.00	100.00
55.10	70.00	66.94
0.00	0.00	0.00
0.00	0.00	0.00

Manual Integration:

Before

02/16/24

Quantitation Report (Qedit)

Data Path : I:\ACQUDATA\MSVOA17\Data\021524\
Data File : E9808.D
Acq On : 15 Feb 2024 01:33 pm
Operator : K.Ruest
Sample : 2.0ppb
Misc : WATER ICAL
ALS Vial : 4 Sample Multiplier: 1

Quant Time: Feb 15 13:51:34 2024
Quant Method : I:\ACQUDATA\MSVOA17\Methods\W021524.m
Quant Title : MS#17 - 8260 WATERS 5mL Purge
QLast Update : Thu Jan 04 14:47:51 2024
Response via : Initial Calibration

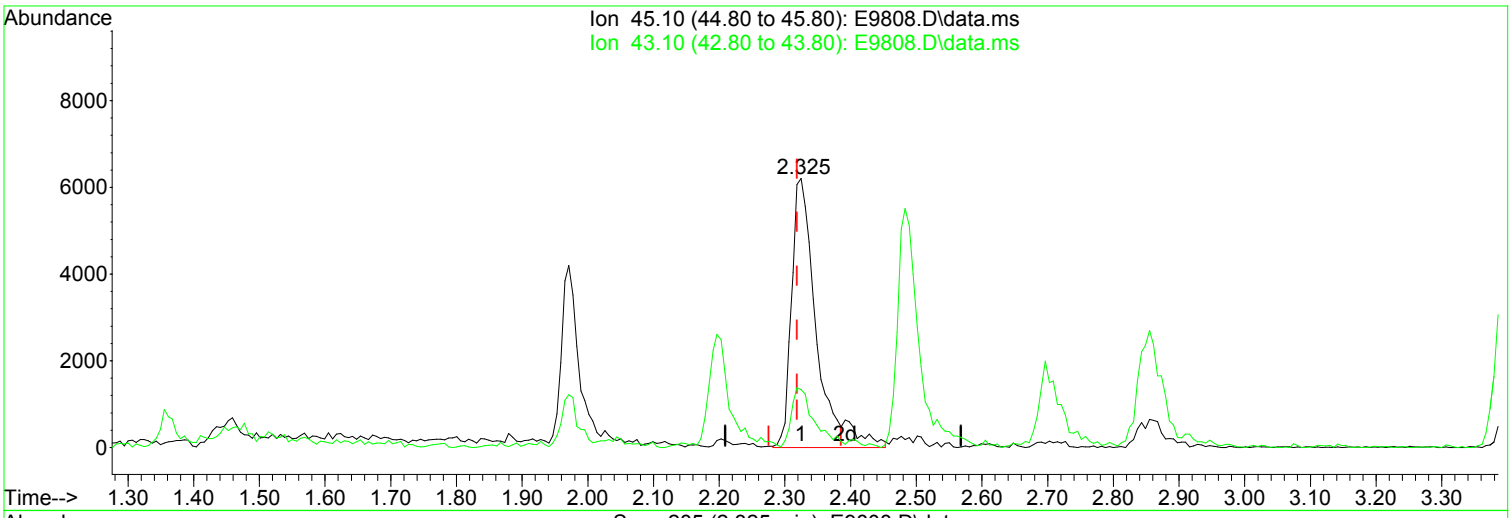

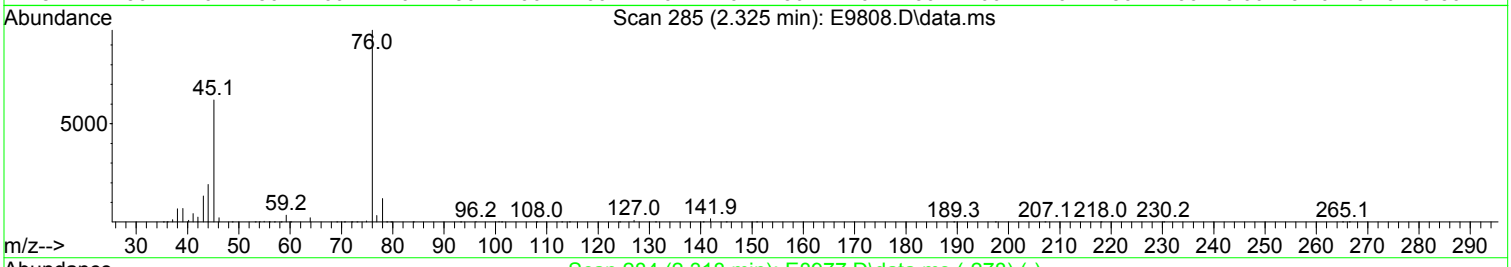

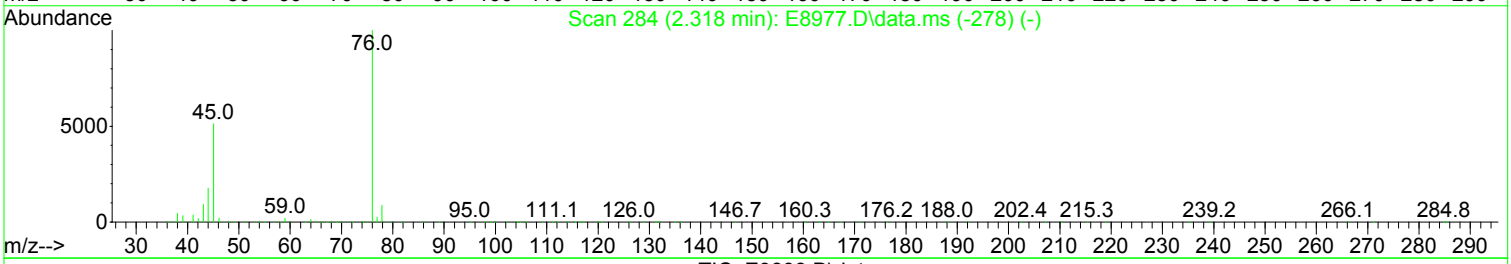

TIC: E9808.D\data.ms

(17) 2-Propanol

2.325min (+ 0.006) 43.25 ug/L m

response 16418

Ion	Exp%	Act%
45.10	100.00	100.00
43.10	18.80	21.51
0.00	0.00	0.00
0.00	0.00	0.00

Manual Integration:

After

Poor integration.

02/16/24

Quantitation Report (Qedit)

Data Path : I:\ACQUDATA\MSVOA17\Data\021524\
Data File : E9808.D
Acq On : 15 Feb 2024 01:33 pm
Operator : K.Ruest
Sample : 2.0ppb
Misc : WATER ICAL
ALS Vial : 4 Sample Multiplier: 1

Quant Time: Feb 15 13:51:34 2024
Quant Method : I:\ACQUDATA\MSVOA17\Methods\W021524.m
Quant Title : MS#17 - 8260 WATERS 5mL Purge
QLast Update : Thu Jan 04 14:47:51 2024
Response via : Initial Calibration

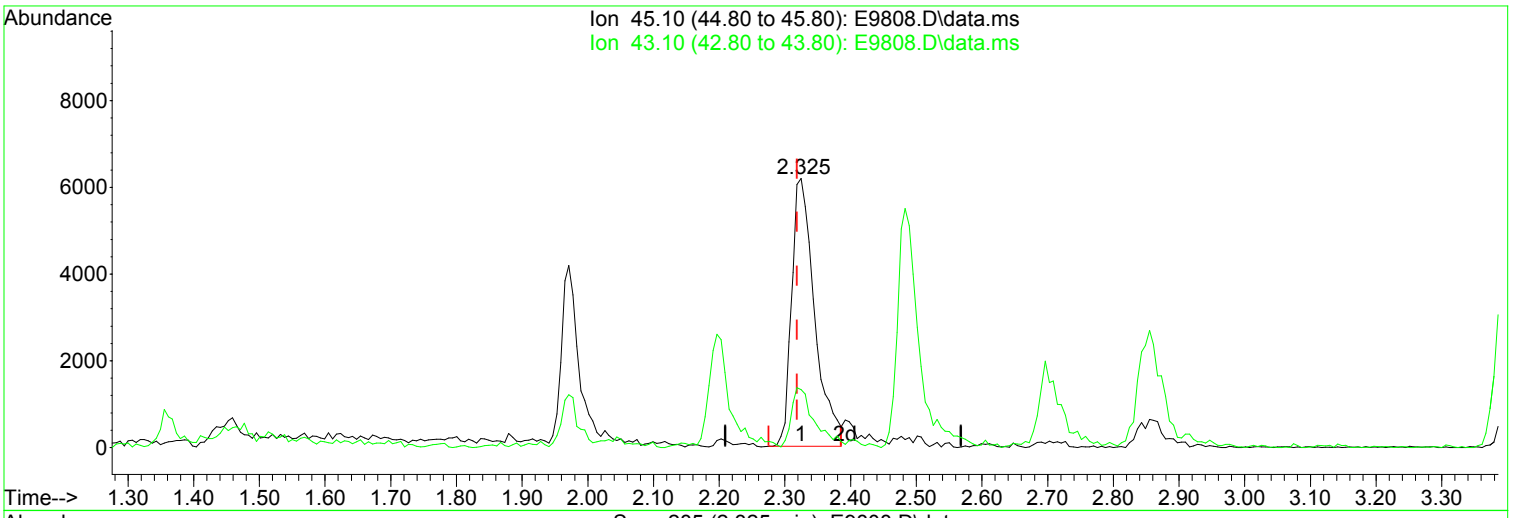

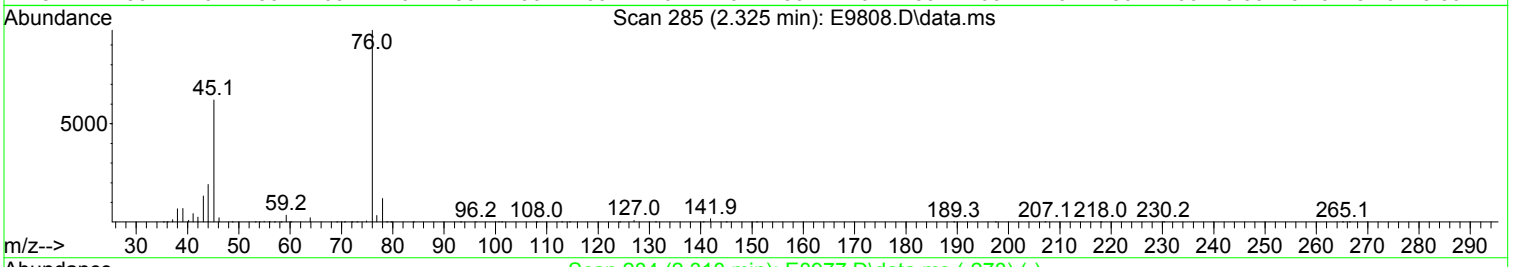

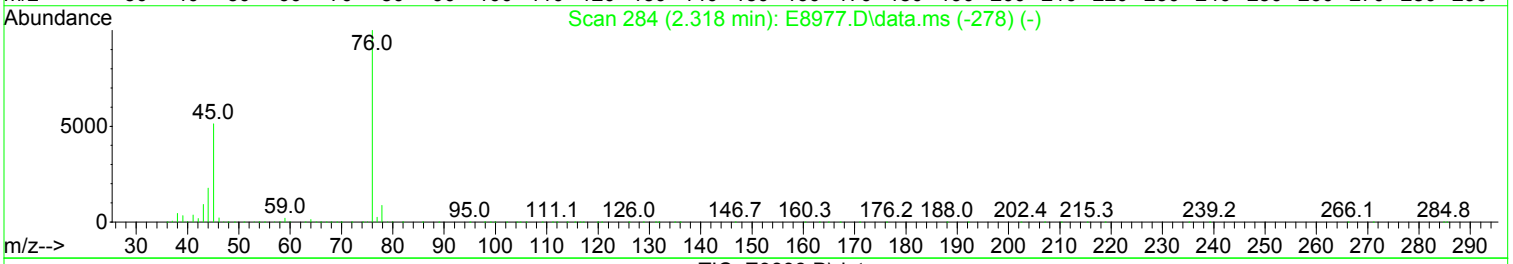

TIC: E9808.D\data.ms

(17) 2-Propanol

2.325min (+ 0.006) 39.56 ug/L

response 15016

Ion	Exp%	Act%
45.10	100.00	100.00
43.10	18.80	21.51
0.00	0.00	0.00
0.00	0.00	0.00

Manual Integration:

Before

02/16/24

Quantitation Report (Qedit)

Data Path : I:\ACQUDATA\MSVOA17\Data\021524\
Data File : E9808.D
Acq On : 15 Feb 2024 01:33 pm
Operator : K.Ruest
Sample : 2.0ppb
Misc : WATER ICAL
ALS Vial : 4 Sample Multiplier: 1

Quant Time: Feb 15 13:51:34 2024
Quant Method : I:\ACQUDATA\MSVOA17\Methods\W021524.m
Quant Title : MS#17 - 8260 WATERS 5mL Purge
QLast Update : Thu Jan 04 14:47:51 2024
Response via : Initial Calibration

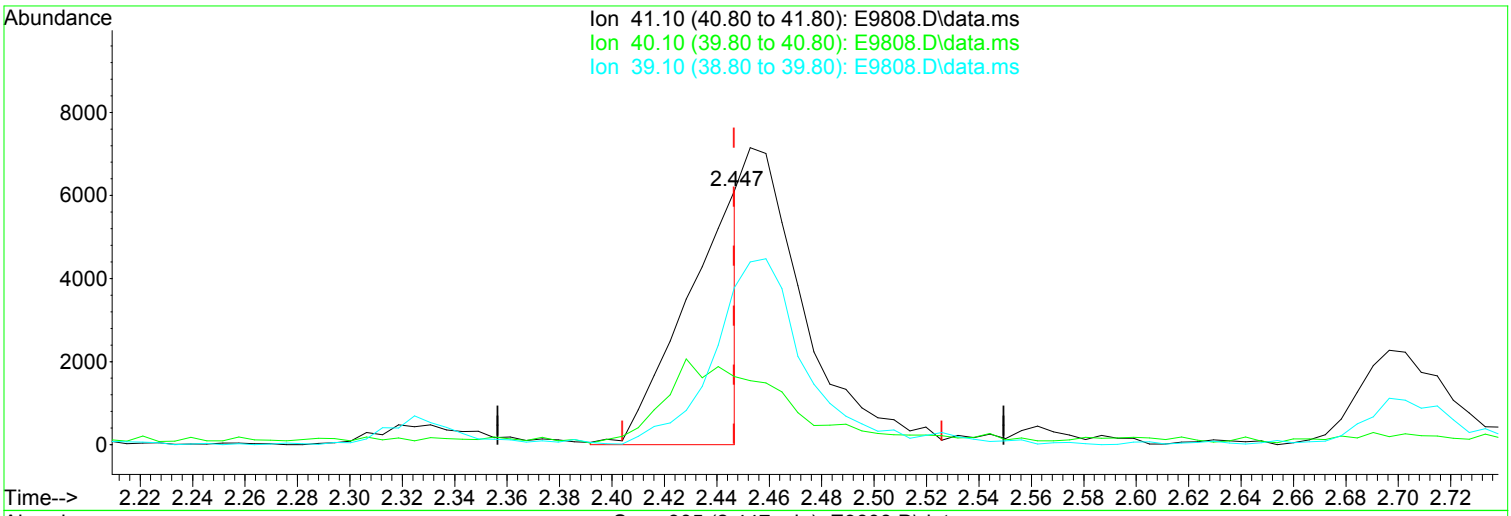

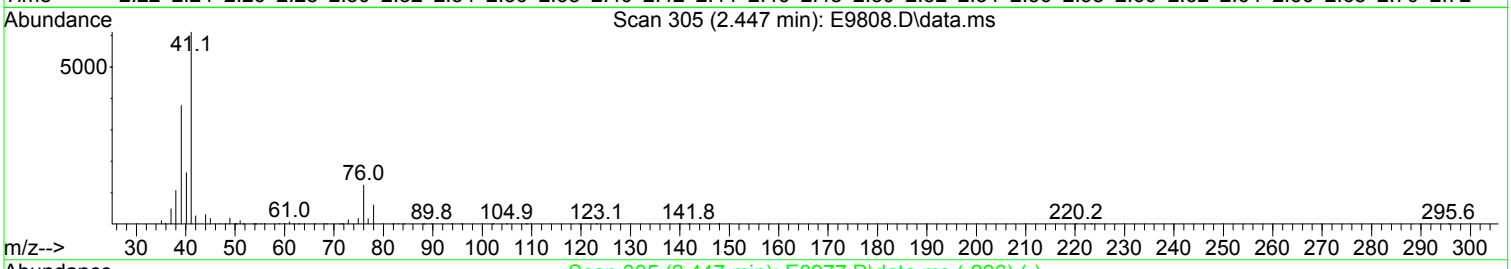

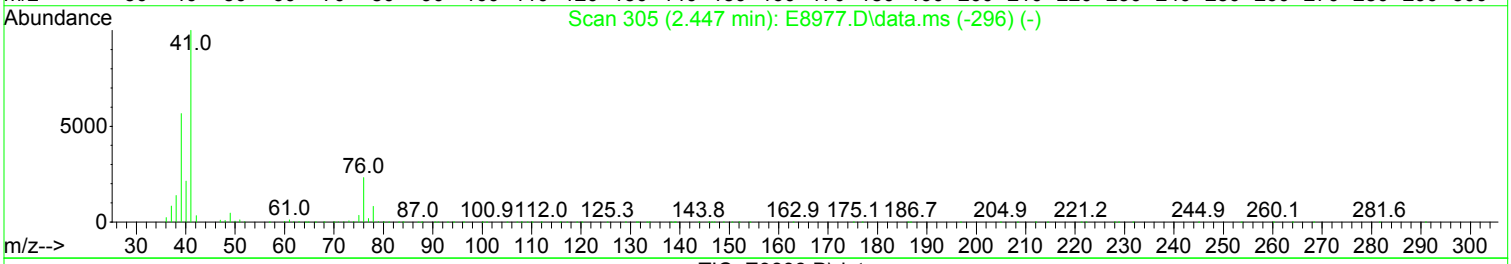

TIC: E9808.D\data.ms

(20) Acetonitrile

2.447min (+ 0.000) 9.59 ug/L m

response 8907

Ion	Exp%	Act%
41.10	100.00	100.00
40.10	21.50	26.88
39.10	57.00	61.88
0.00	0.00	0.00

Manual Integration:

After

Poor integration.

02/16/24

Quantitation Report (Qedit)

Data Path : I:\ACQUDATA\MSVOA17\Data\021524\
Data File : E9808.D
Acq On : 15 Feb 2024 01:33 pm
Operator : K.Ruest
Sample : 2.0ppb
Misc : WATER ICAL
ALS Vial : 4 Sample Multiplier: 1

Quant Time: Feb 15 13:51:34 2024
Quant Method : I:\ACQUDATA\MSVOA17\Methods\W021524.m
Quant Title : MS#17 - 8260 WATERS 5mL Purge
QLast Update : Thu Jan 04 14:47:51 2024
Response via : Initial Calibration

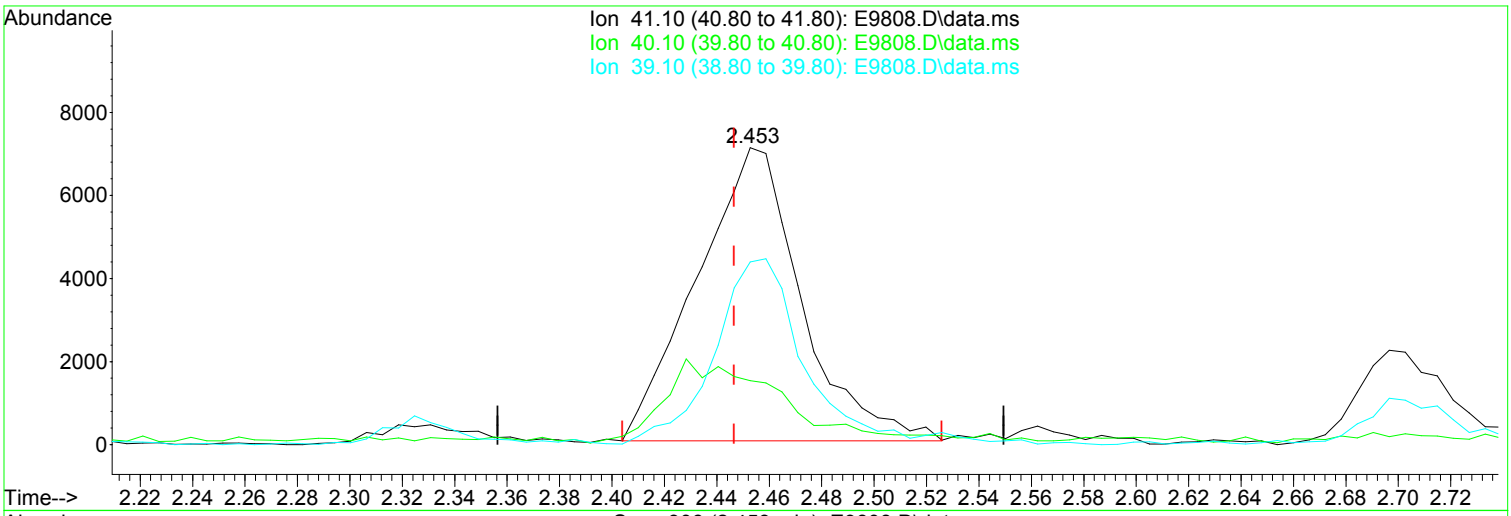

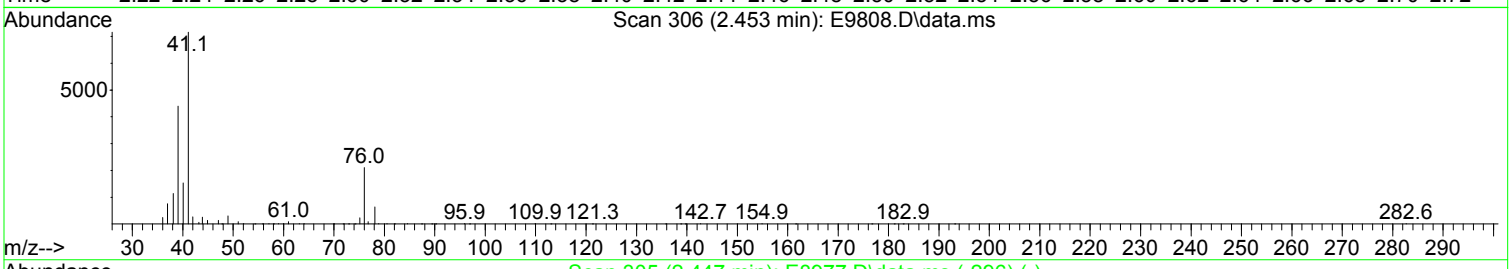

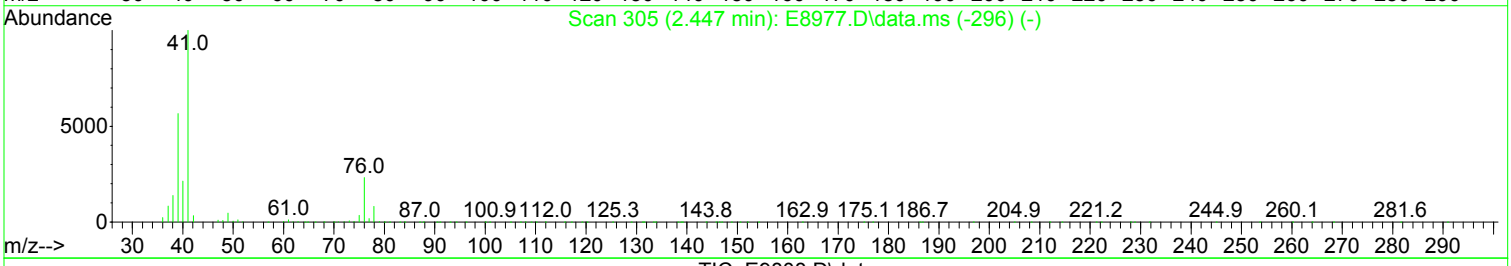

TIC: E9808.D\data.ms

(20) Acetonitrile

2.453min (+ 0.006) 21.10 ug/L

response 19601

Ion	Exp%	Act%
41.10	100.00	100.00
40.10	21.50	21.52
39.10	57.00	61.47
0.00	0.00	0.00

Manual Integration:

Before

02/16/24

1st 02/16/24
2nd 02/16/24

Quantitation Report (Qedit)

Data Path : I:\ACQUDATA\MSVOA17\Data\021524\
Data File : E9808.D
Acq On : 15 Feb 2024 01:33 pm
Operator : K.Ruest
Sample : 2.0ppb
Misc : WATER ICAL
ALS Vial : 4 Sample Multiplier: 1

Quant Time: Feb 15 13:51:34 2024
Quant Method : I:\ACQUDATA\MSVOA17\Methods\W021524.m
Quant Title : MS#17 - 8260 WATERS 5mL Purge
QLast Update : Thu Jan 04 14:47:51 2024
Response via : Initial Calibration

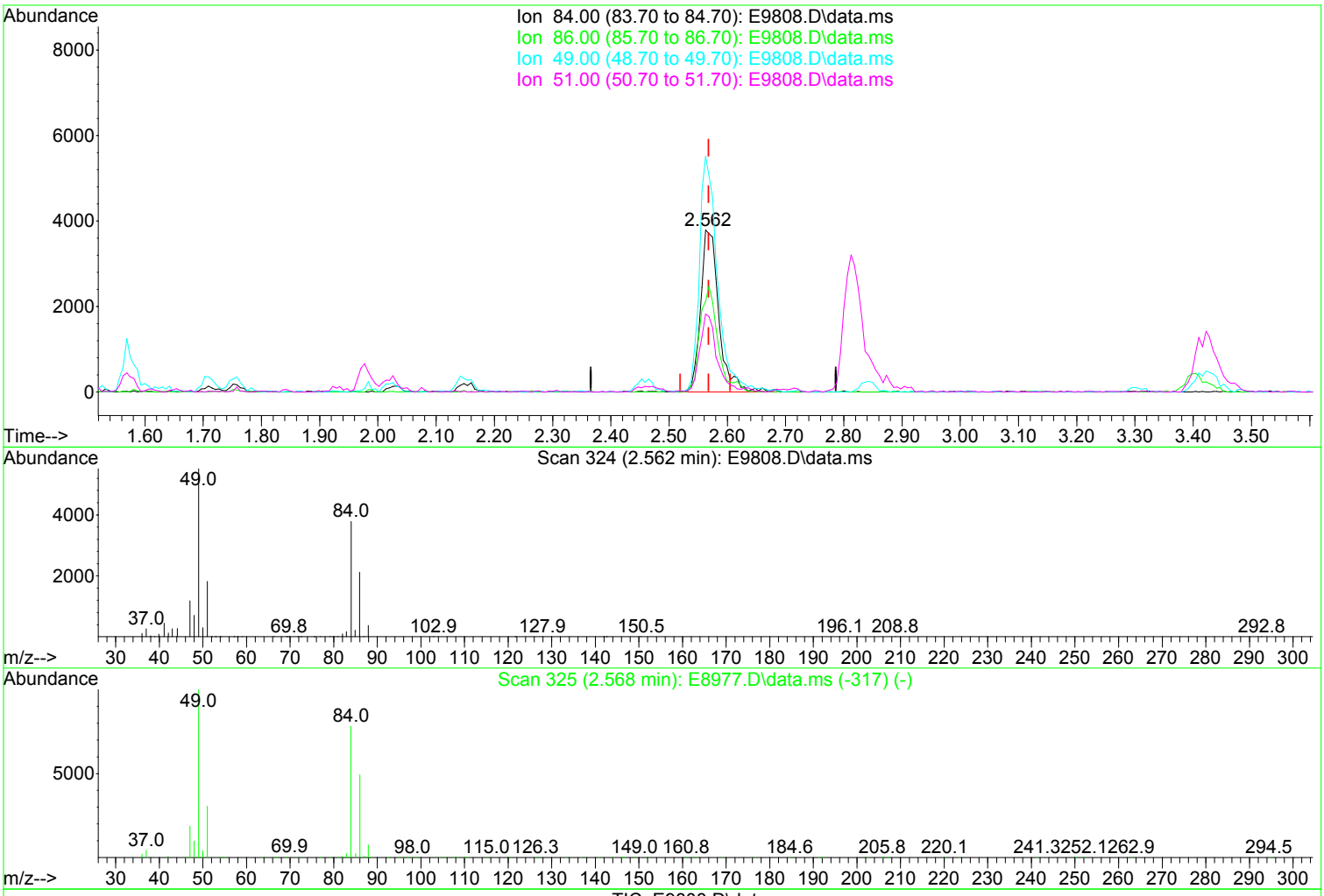

TIC: E9808.D\data.ms

(23) Methylene Chloride (P)

2.562min (-0.006) 1.83 ug/L m

response 8328

Ion	Exp%	Act%
84.00	100.00	100.00
86.00	62.90	56.10
49.00	128.10	145.49
51.00	39.10	48.10

Manual Integration:

After

Poor integration.

02/16/24

Quantitation Report (Qedit)

Data Path : I:\ACQUDATA\MSVOA17\Data\021524\
Data File : E9808.D
Acq On : 15 Feb 2024 01:33 pm
Operator : K.Ruest
Sample : 2.0ppb
Misc : WATER ICAL
ALS Vial : 4 Sample Multiplier: 1

Quant Time: Feb 15 13:51:34 2024
Quant Method : I:\ACQUDATA\MSVOA17\Methods\W021524.m
Quant Title : MS#17 - 8260 WATERS 5mL Purge
QLast Update : Thu Jan 04 14:47:51 2024
Response via : Initial Calibration

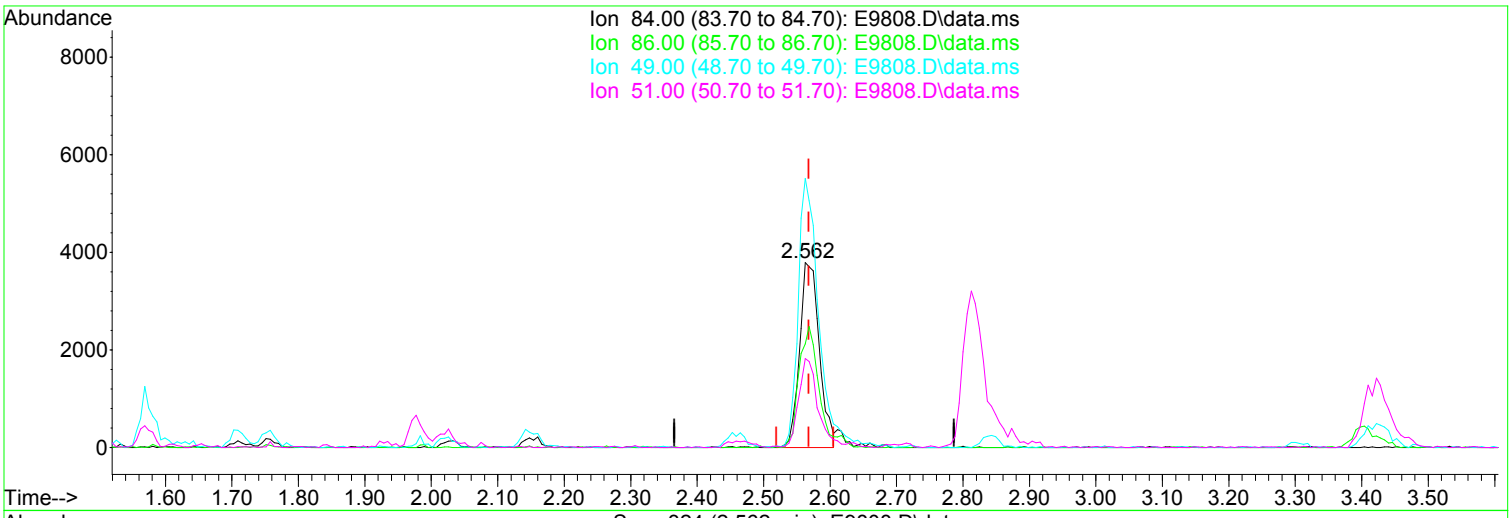

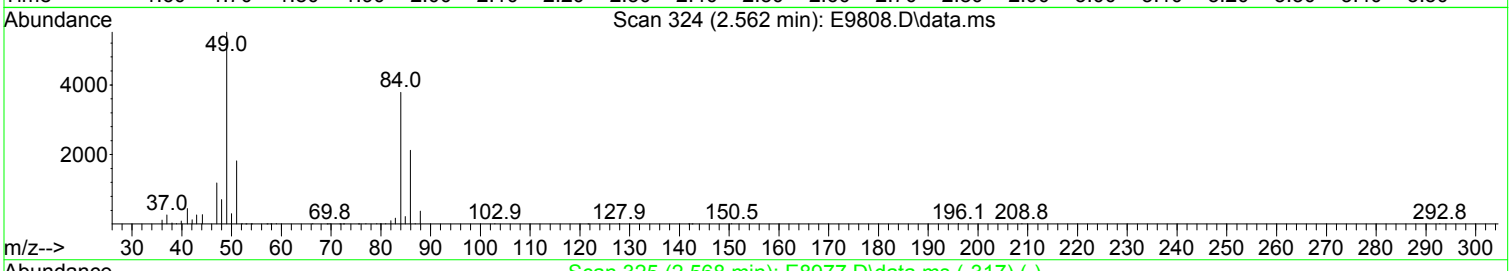

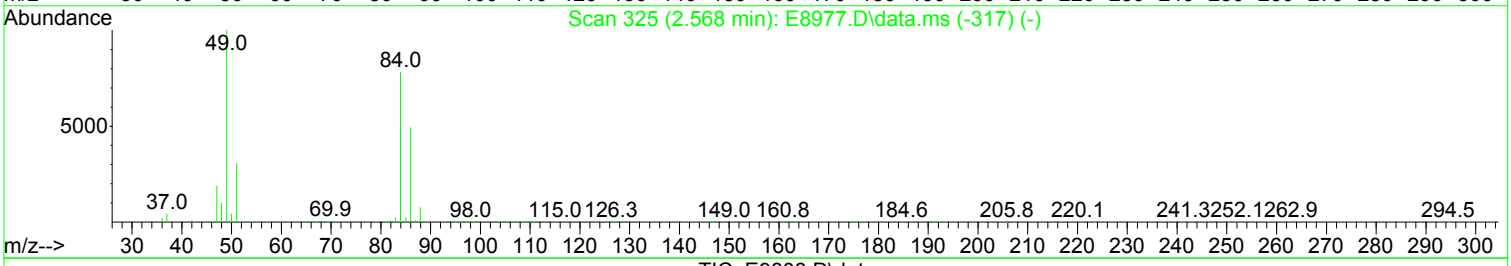

TIC: E9808.D\data.ms

(23) Methylene Chloride (P)

2.562min (-0.006) 1.72 ug/L

response 7837

Ion	Exp%	Act%
84.00	100.00	100.00
86.00	62.90	56.10
49.00	128.10	145.49
51.00	39.10	48.10

Manual Integration:

Before

02/16/24

Quantitation Report (Qedit)

Data Path : I:\ACQUDATA\MSVOA17\Data\021524\
Data File : E9808.D
Acq On : 15 Feb 2024 01:33 pm
Operator : K.Ruest
Sample : 2.0ppb
Misc : WATER ICAL
ALS Vial : 4 Sample Multiplier: 1

Quant Time: Feb 15 13:51:34 2024
Quant Method : I:\ACQUDATA\MSVOA17\Methods\W021524.m
Quant Title : MS#17 - 8260 WATERS 5mL Purge
QLast Update : Thu Jan 04 14:47:51 2024
Response via : Initial Calibration

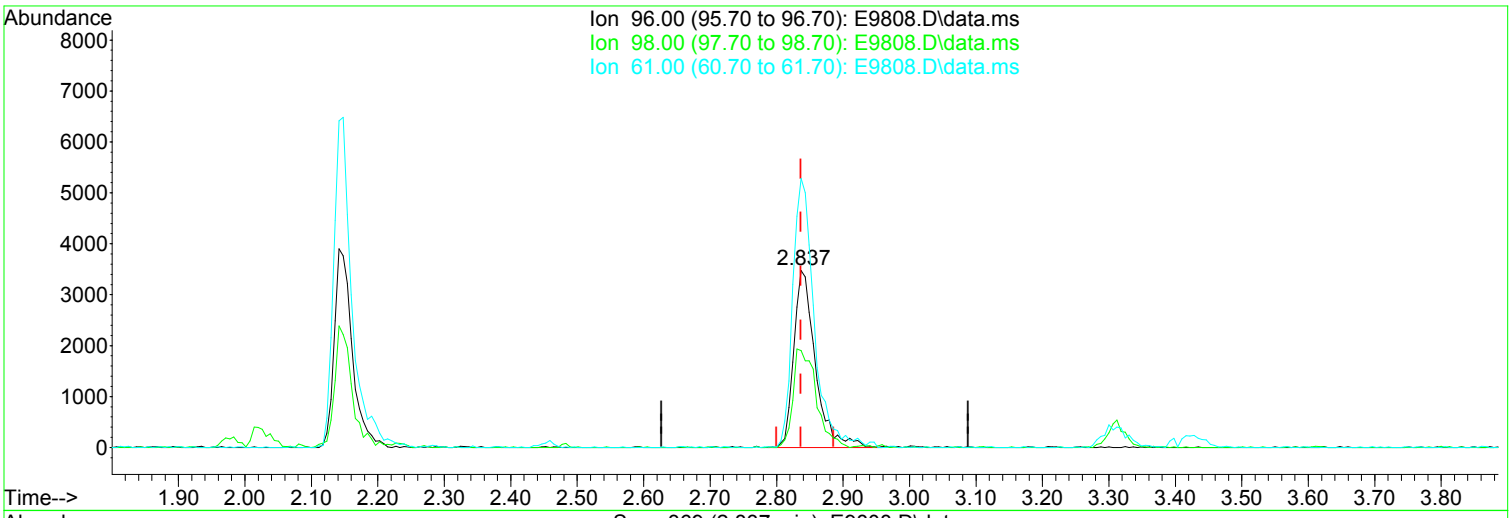

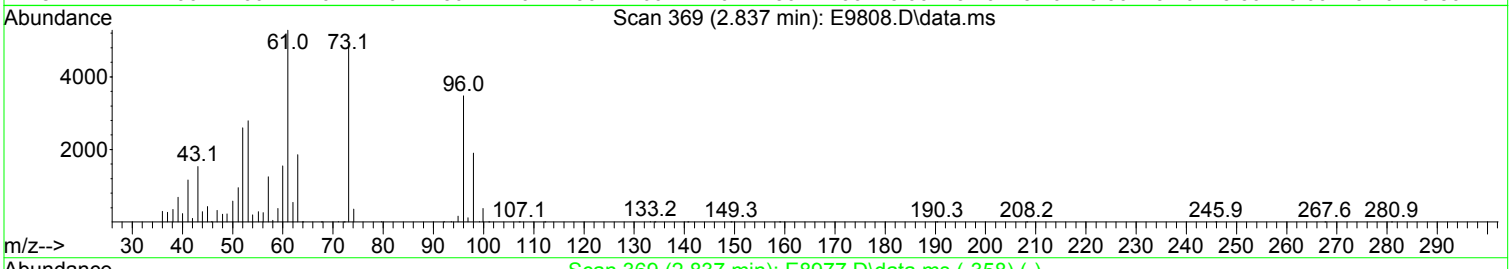

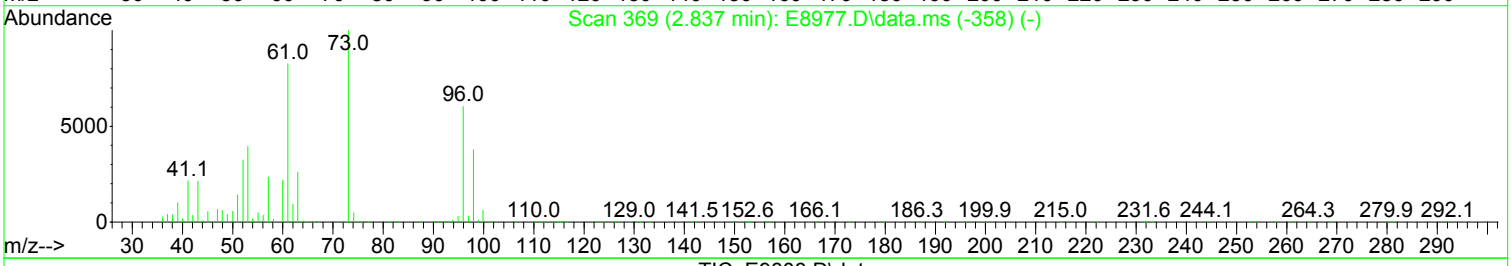

TIC: E9808.D\data.ms

(27) trans-1,2-Dichloroethene (P)

2.837min (+ 0.000) 1.80 ug/L m

response 7874

Ion	Exp%	Act%
96.00	100.00	100.00
98.00	62.60	54.82
61.00	136.90	151.97
0.00	0.00	0.00

Manual Integration:

After

Poor integration.

02/16/24

Quantitation Report (Qedit)

Data Path : I:\ACQUDATA\MSVOA17\Data\021524\
Data File : E9808.D
Acq On : 15 Feb 2024 01:33 pm
Operator : K.Ruest
Sample : 2.0ppb
Misc : WATER ICAL
ALS Vial : 4 Sample Multiplier: 1

Quant Time: Feb 15 13:51:34 2024
Quant Method : I:\ACQUDATA\MSVOA17\Methods\W021524.m
Quant Title : MS#17 - 8260 WATERS 5mL Purge
QLast Update : Thu Jan 04 14:47:51 2024
Response via : Initial Calibration

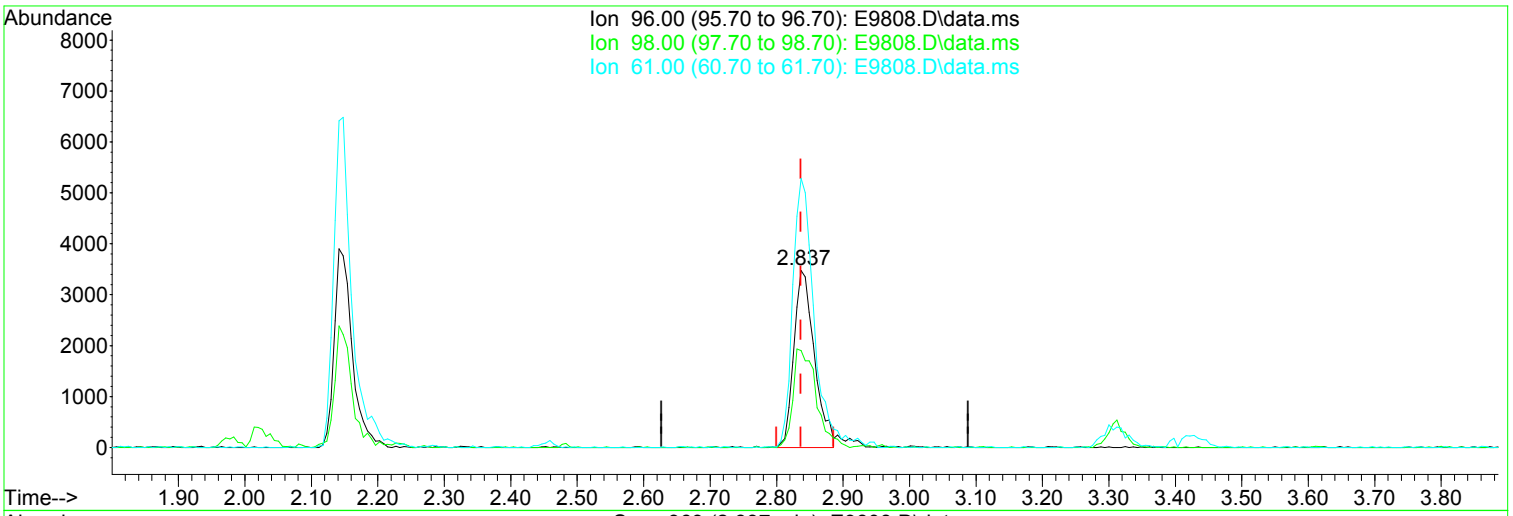

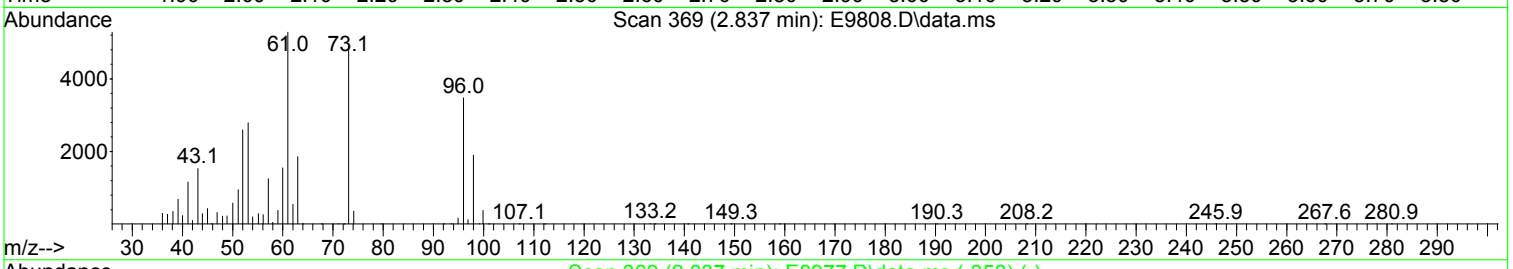

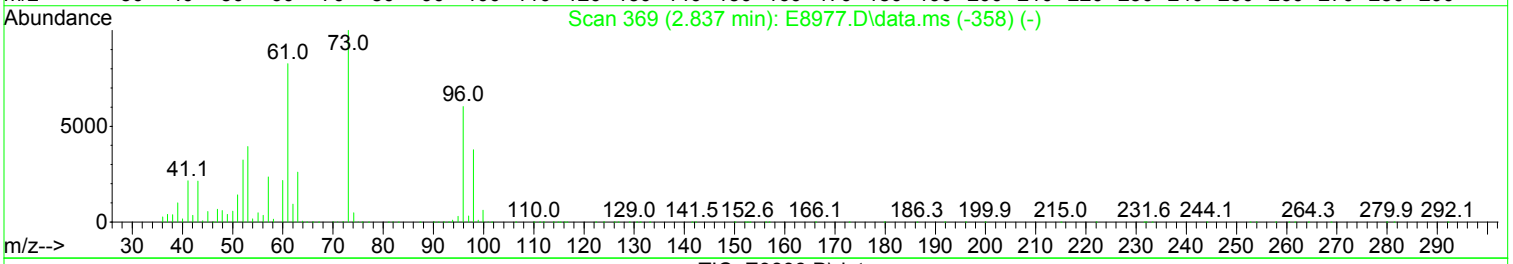

TIC: E9808.D\data.ms

(27) trans-1,2-Dichloroethene (P)

2.837min (+ 0.000) 1.71 ug/L

response 7461

Ion	Exp%	Act%
96.00	100.00	100.00
98.00	62.60	54.82
61.00	136.90	151.97
0.00	0.00	0.00

Manual Integration:

Before

02/16/24

Quantitation Report (Qedit)

Data Path : I:\ACQUDATA\MSVOA17\Data\021524\
Data File : E9808.D
Acq On : 15 Feb 2024 01:33 pm
Operator : K.Ruest
Sample : 2.0ppb
Misc : WATER ICAL
ALS Vial : 4 Sample Multiplier: 1

Quant Time: Feb 15 13:51:34 2024
Quant Method : I:\ACQUDATA\MSVOA17\Methods\W021524.m
Quant Title : MS#17 - 8260 WATERS 5mL Purge
QLast Update : Thu Jan 04 14:47:51 2024
Response via : Initial Calibration

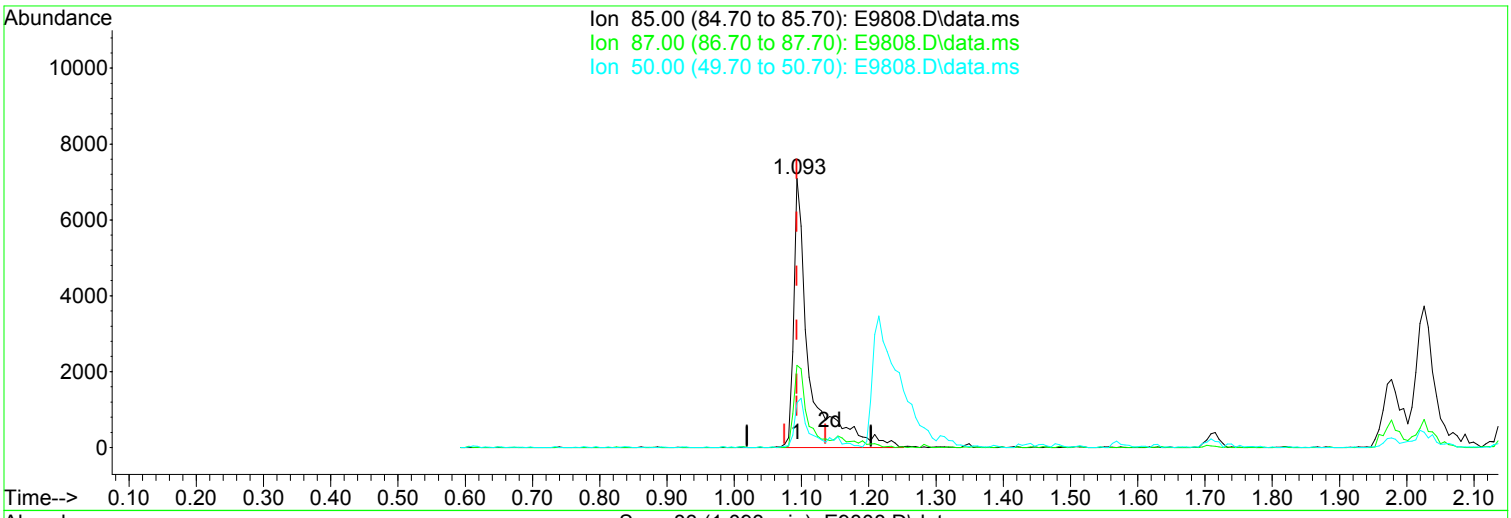

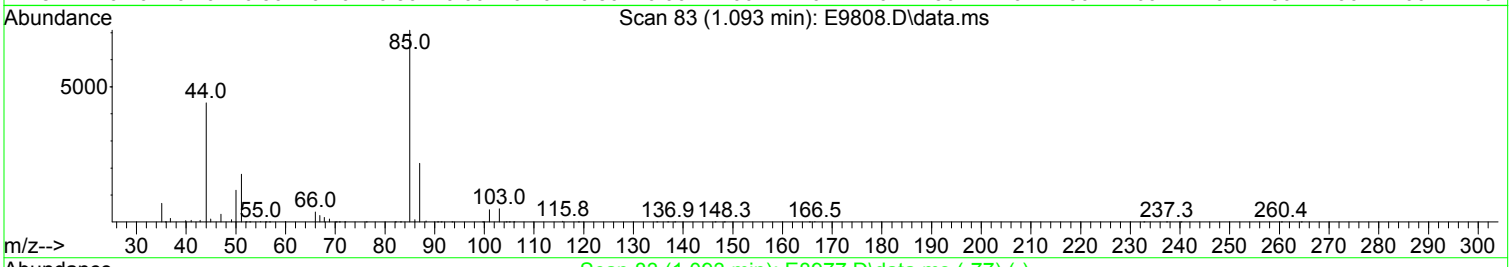

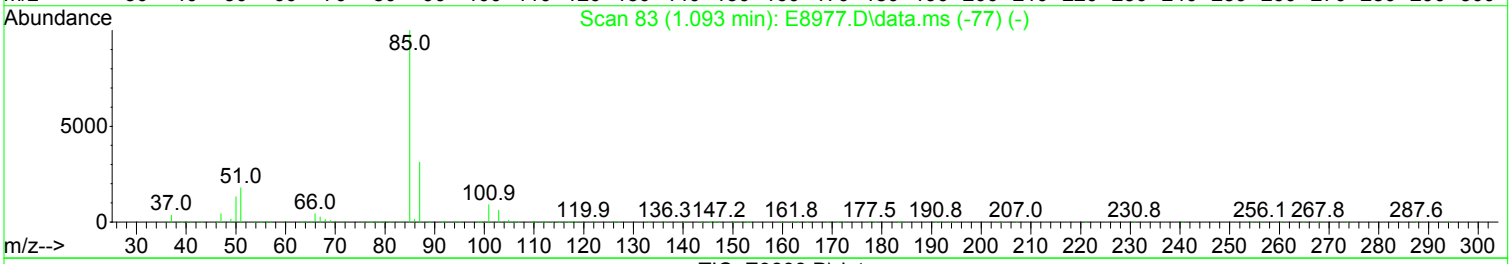

TIC: E9808.D\data.ms

(3) Dichlorodifluoromethane (P)

1.093min (+ 0.000) 2.07 ug/L m

response 11460

Ion	Exp%	Act%
85.00	100.00	100.00
87.00	31.10	30.58
50.00	13.20	16.64
0.00	0.00	0.00

Manual Integration:

After

Poor integration.

02/16/24

Quantitation Report (Qedit)

Data Path : I:\ACQUDATA\MSVOA17\Data\021524\
Data File : E9808.D
Acq On : 15 Feb 2024 01:33 pm
Operator : K.Ruest
Sample : 2.0ppb
Misc : WATER ICAL
ALS Vial : 4 Sample Multiplier: 1

Quant Time: Feb 15 13:51:34 2024
Quant Method : I:\ACQUDATA\MSVOA17\Methods\W021524.m
Quant Title : MS#17 - 8260 WATERS 5mL Purge
QLast Update : Thu Jan 04 14:47:51 2024
Response via : Initial Calibration

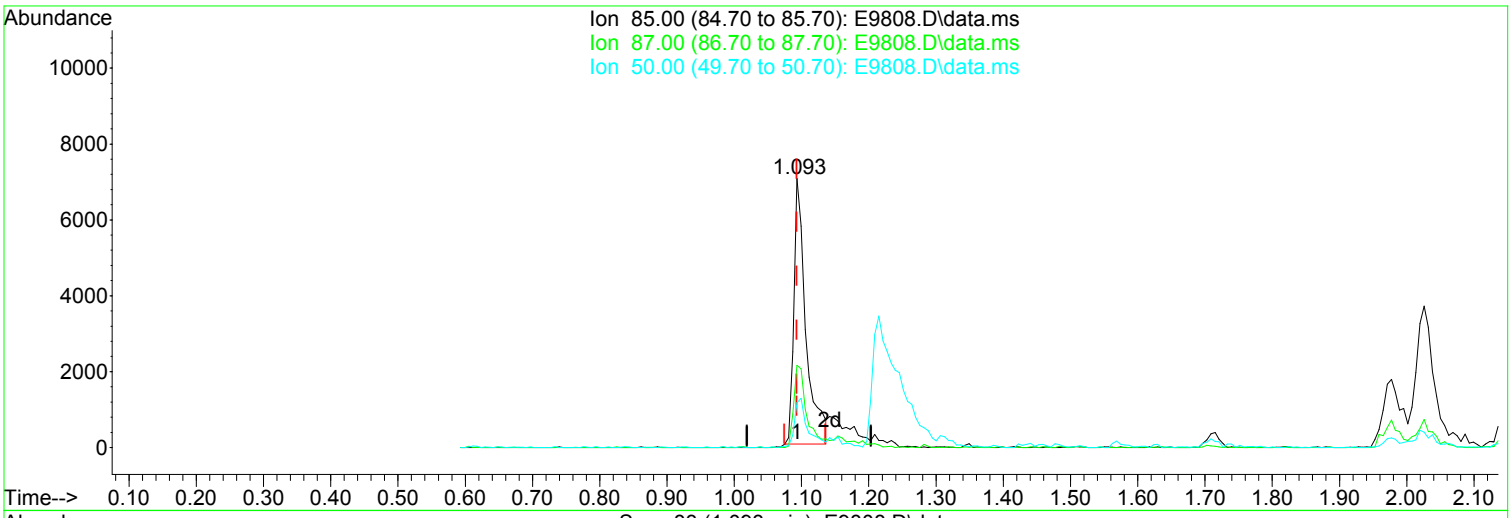

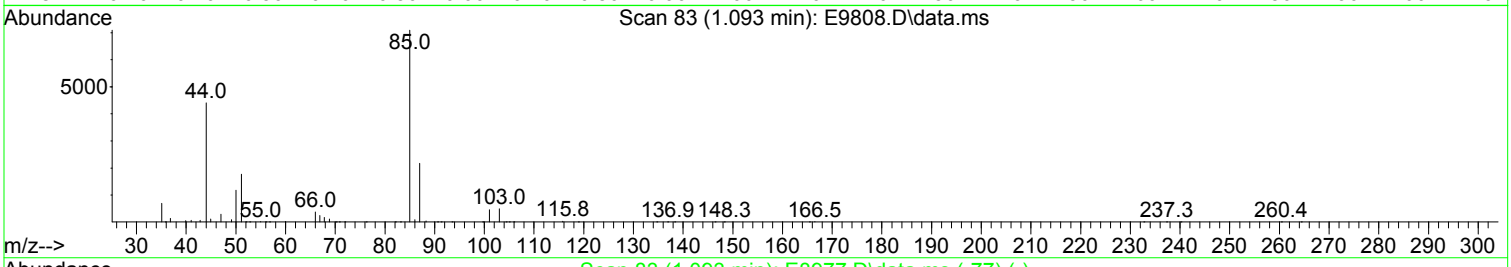

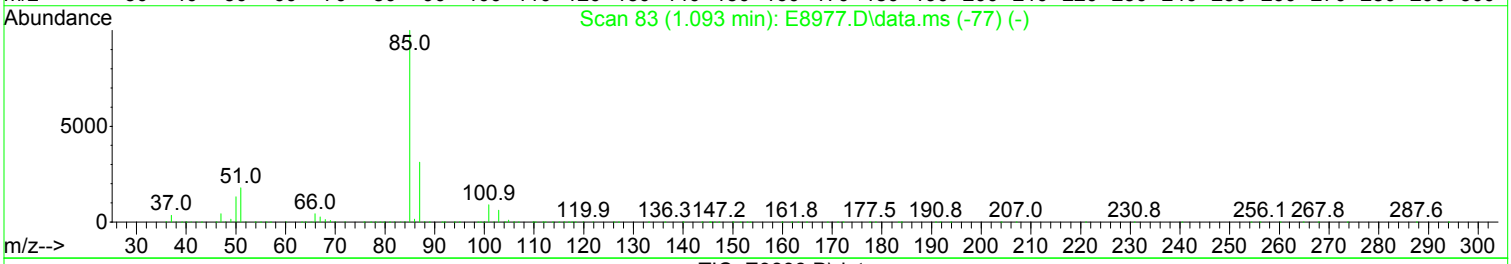

TIC: E9808.D\data.ms

(3) Dichlorodifluoromethane (P)

1.093min (+ 0.000) 1.57 ug/L

response 8674

Ion	Exp%	Act%
85.00	100.00	100.00
87.00	31.10	30.58
50.00	13.20	16.64
0.00	0.00	0.00

Manual Integration:

Before

02/16/24

Quantitation Report (Qedit)

Data Path : I:\ACQUDATA\MSVOA17\Data\021524\
Data File : E9808.D
Acq On : 15 Feb 2024 01:33 pm
Operator : K.Ruest
Sample : 2.0ppb
Misc : WATER ICAL
ALS Vial : 4 Sample Multiplier: 1

Quant Time: Feb 15 13:51:34 2024
Quant Method : I:\ACQUDATA\MSVOA17\Methods\W021524.m
Quant Title : MS#17 - 8260 WATERS 5mL Purge
QLast Update : Thu Jan 04 14:47:51 2024
Response via : Initial Calibration

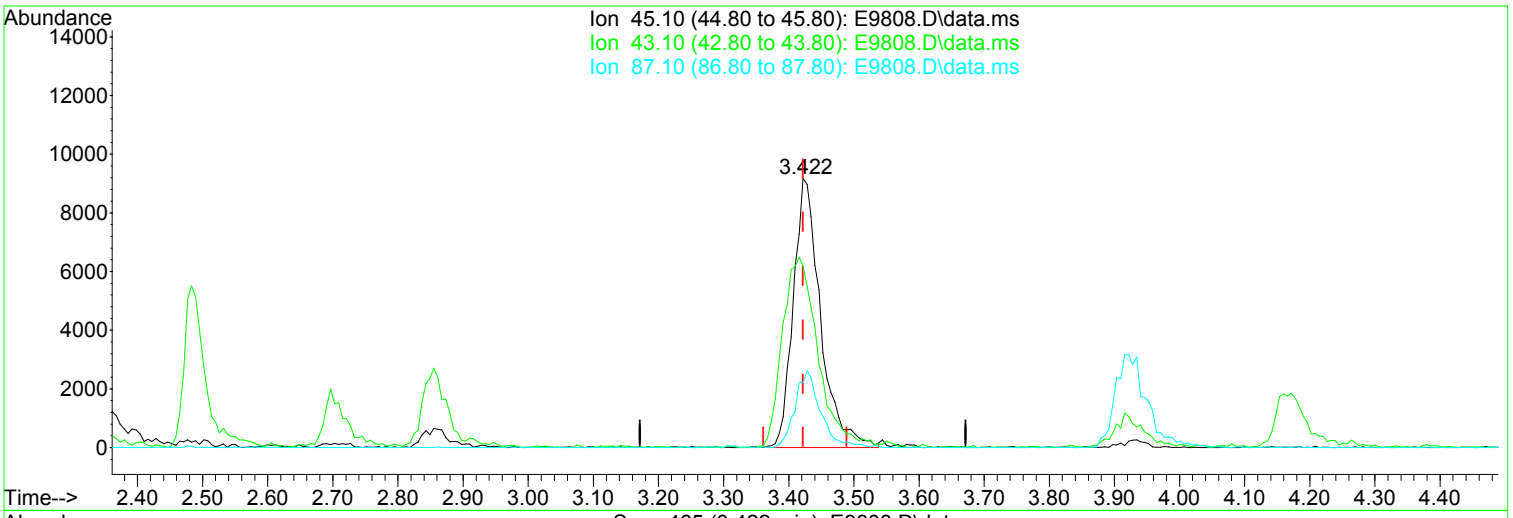

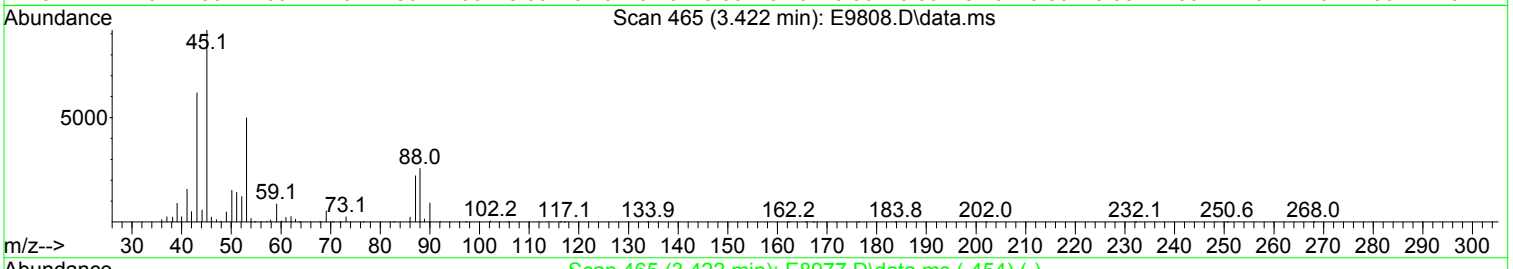

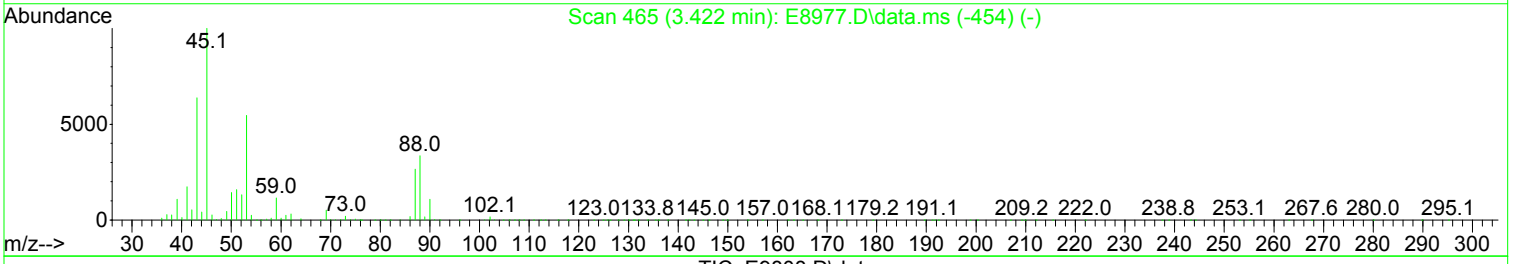

TIC: E9808.D\data.ms

(30) DIPE

3.422min (+ 0.000) 1.89 ug/L m

response 26656

Ion	Exp%	Act%
45.10	100.00	100.00
43.10	64.40	67.40
87.10	26.60	24.20
0.00	0.00	0.00

Manual Integration:

After

Poor integration.

02/16/24

Quantitation Report (Qedit)

Data Path : I:\ACQUDATA\MSVOA17\Data\021524\
Data File : E9808.D
Acq On : 15 Feb 2024 01:33 pm
Operator : K.Ruest
Sample : 2.0ppb
Misc : WATER ICAL
ALS Vial : 4 Sample Multiplier: 1

Quant Time: Feb 15 13:51:34 2024
Quant Method : I:\ACQUDATA\MSVOA17\Methods\W021524.m
Quant Title : MS#17 - 8260 WATERS 5mL Purge
QLast Update : Thu Jan 04 14:47:51 2024
Response via : Initial Calibration

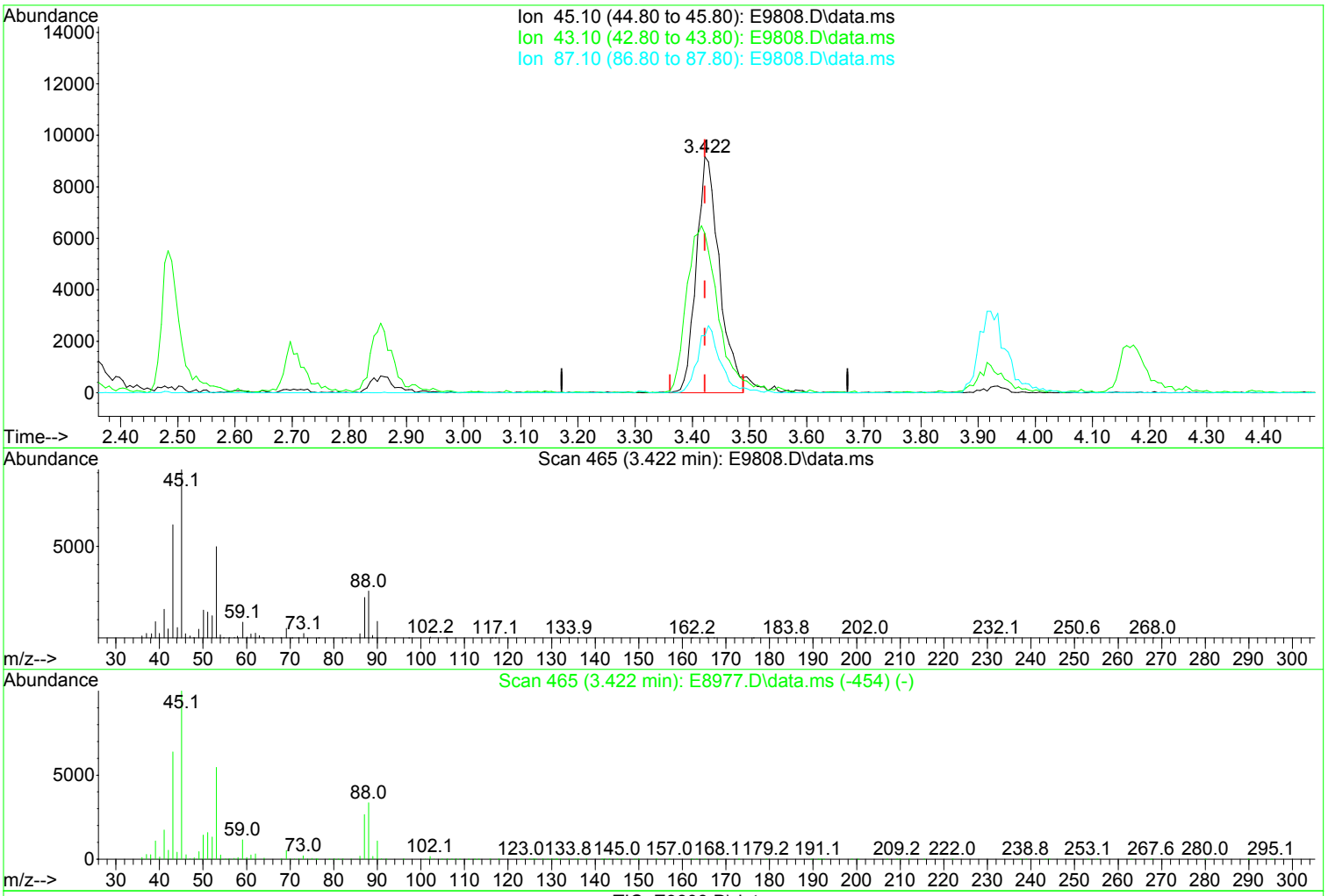

TIC: E9808.D\data.ms

(30) DIPE

3.422min (+ 0.000) 1.83 ug/L

response 25801

Ion	Exp%	Act%
45.10	100.00	100.00
43.10	64.40	67.40
87.10	26.60	24.20
0.00	0.00	0.00

Manual Integration:

Before

02/16/24

Quantitation Report (Qedit)

Data Path : I:\ACQUDATA\MSVOA17\Data\021524\
Data File : E9808.D
Acq On : 15 Feb 2024 01:33 pm
Operator : K.Ruest
Sample : 2.0ppb
Misc : WATER ICAL
ALS Vial : 4 Sample Multiplier: 1

Quant Time: Feb 15 13:51:34 2024
Quant Method : I:\ACQUDATA\MSVOA17\Methods\W021524.m
Quant Title : MS#17 - 8260 WATERS 5mL Purge
QLast Update : Thu Jan 04 14:47:51 2024
Response via : Initial Calibration

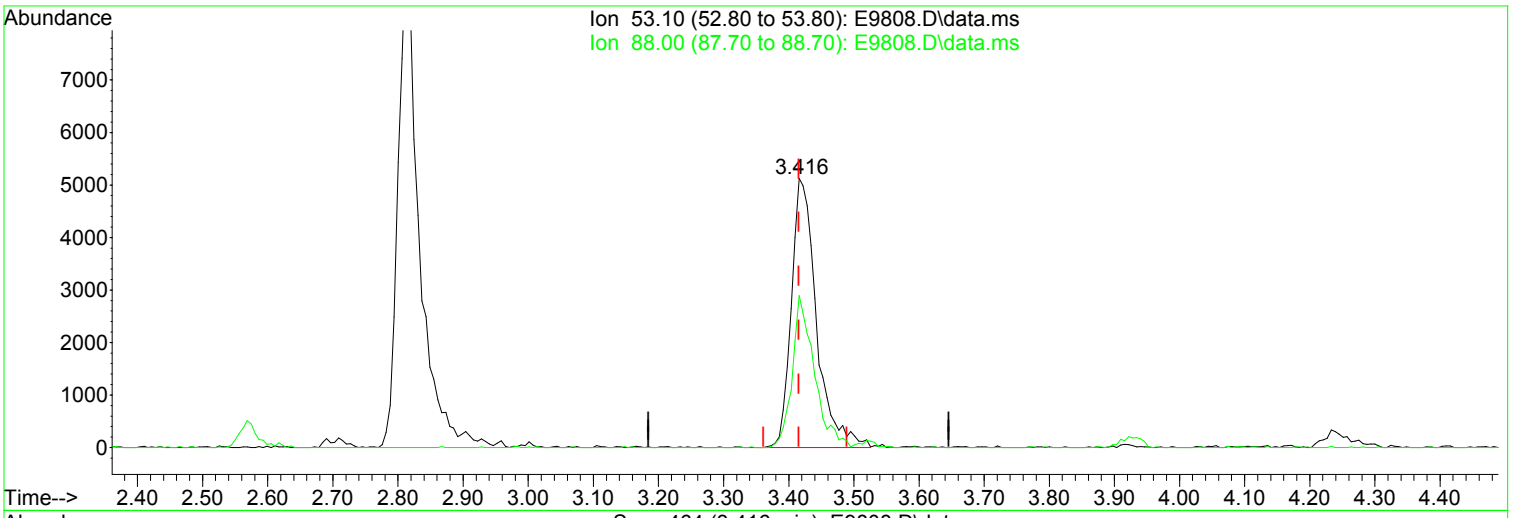

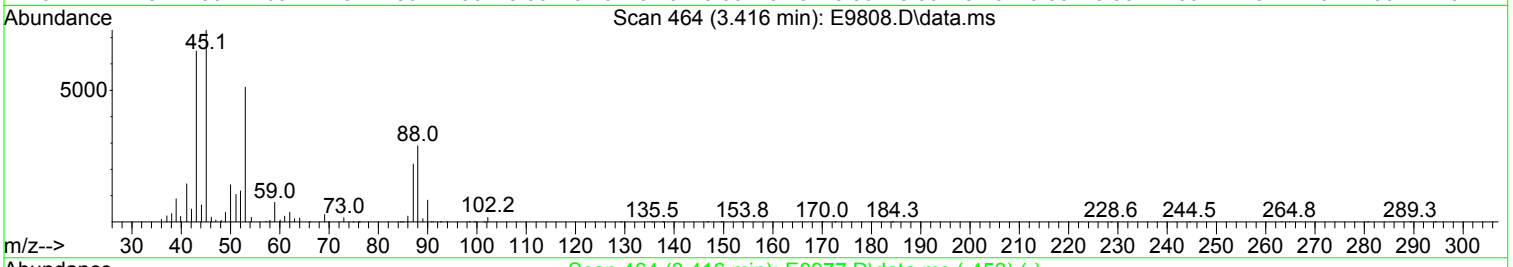

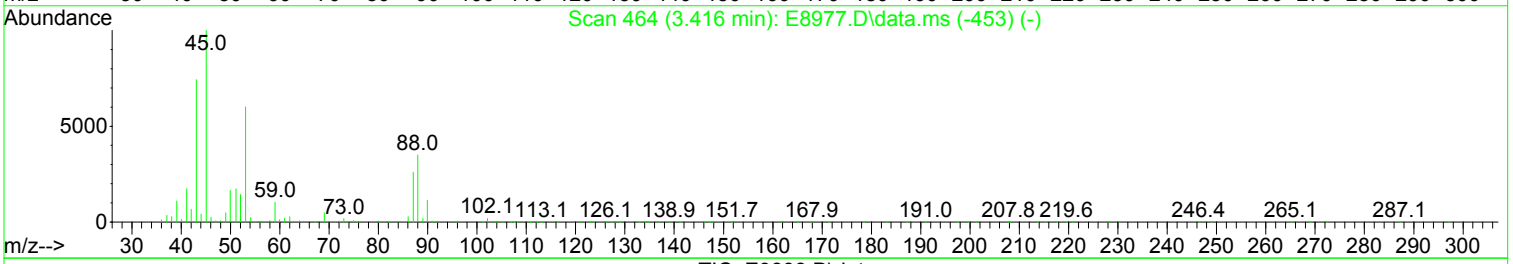

TIC: E9808.D\data.ms

(31) 2-Chloro-1,3-Butadiene

3.416min (+ 0.000) 2.03 ug/L m

response 13725

Ion	Exp%	Act%
53.10	100.00	100.00
88.00	58.30	56.51
0.00	0.00	0.00
0.00	0.00	0.00

Manual Integration:

After

Poor integration.

02/16/24

Quantitation Report (Qedit)

Data Path : I:\ACQUDATA\MSVOA17\Data\021524\
Data File : E9808.D
Acq On : 15 Feb 2024 01:33 pm
Operator : K.Ruest
Sample : 2.0ppb
Misc : WATER ICAL
ALS Vial : 4 Sample Multiplier: 1

Quant Time: Feb 15 13:51:34 2024
Quant Method : I:\ACQUDATA\MSVOA17\Methods\W021524.m
Quant Title : MS#17 - 8260 WATERS 5mL Purge
QLast Update : Thu Jan 04 14:47:51 2024
Response via : Initial Calibration

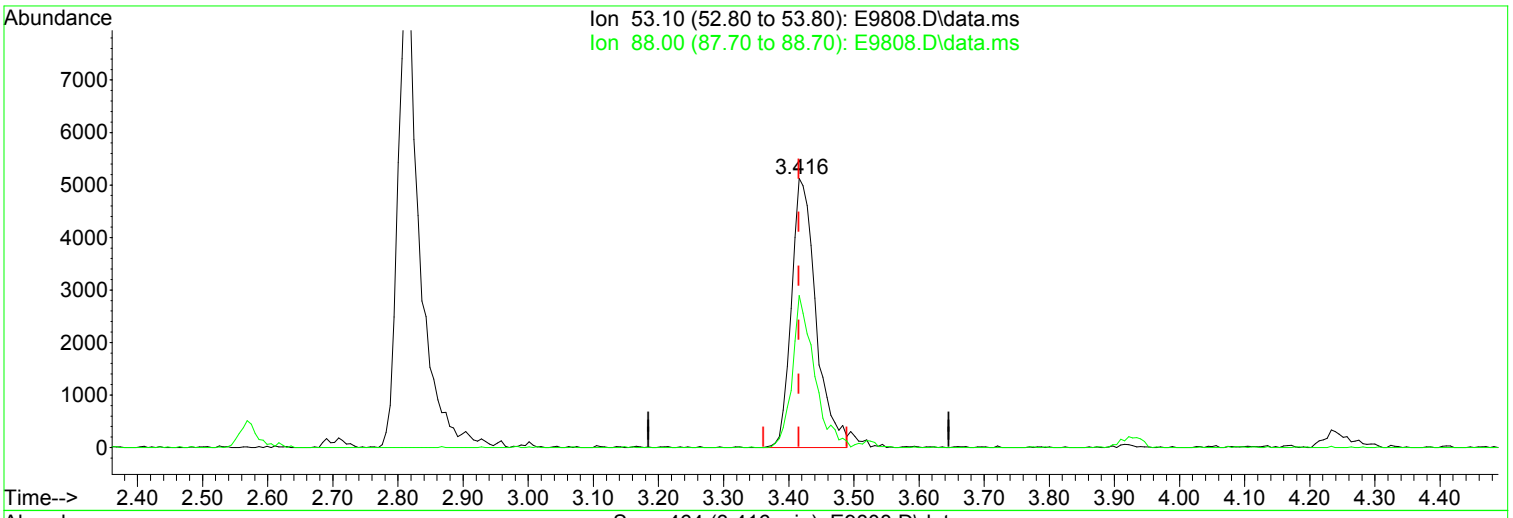

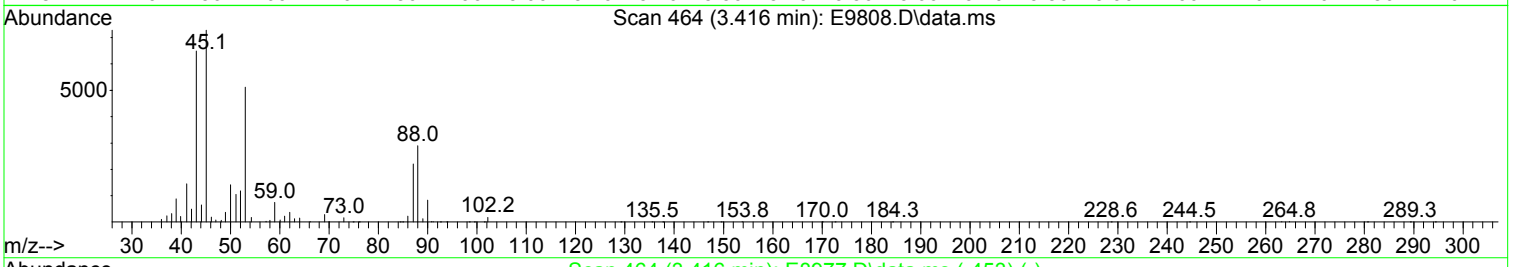

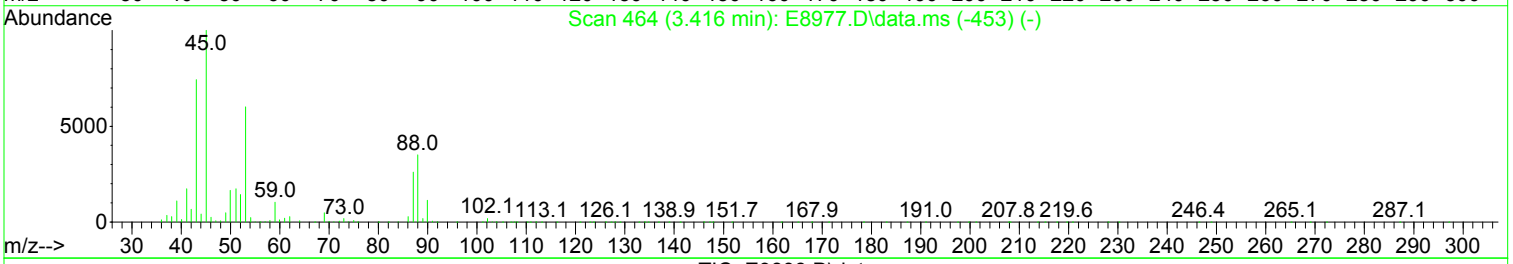

TIC: E9808.D\data.ms

(31) 2-Chloro-1,3-Butadiene

3.416min (+ 0.000) 1.98 ug/L

response 13387

Ion	Exp%	Act%
53.10	100.00	100.00
88.00	58.30	56.51
0.00	0.00	0.00
0.00	0.00	0.00

Manual Integration:

Before

02/16/24

Quantitation Report (Qedit)

Data Path : I:\ACQUDATA\MSVOA17\Data\021524\
Data File : E9808.D
Acq On : 15 Feb 2024 01:33 pm
Operator : K.Ruest
Sample : 2.0ppb
Misc : WATER ICAL
ALS Vial : 4 Sample Multiplier: 1

Quant Time: Feb 15 13:51:34 2024
Quant Method : I:\ACQUDATA\MSVOA17\Methods\W021524.m
Quant Title : MS#17 - 8260 WATERS 5mL Purge
QLast Update : Thu Jan 04 14:47:51 2024
Response via : Initial Calibration

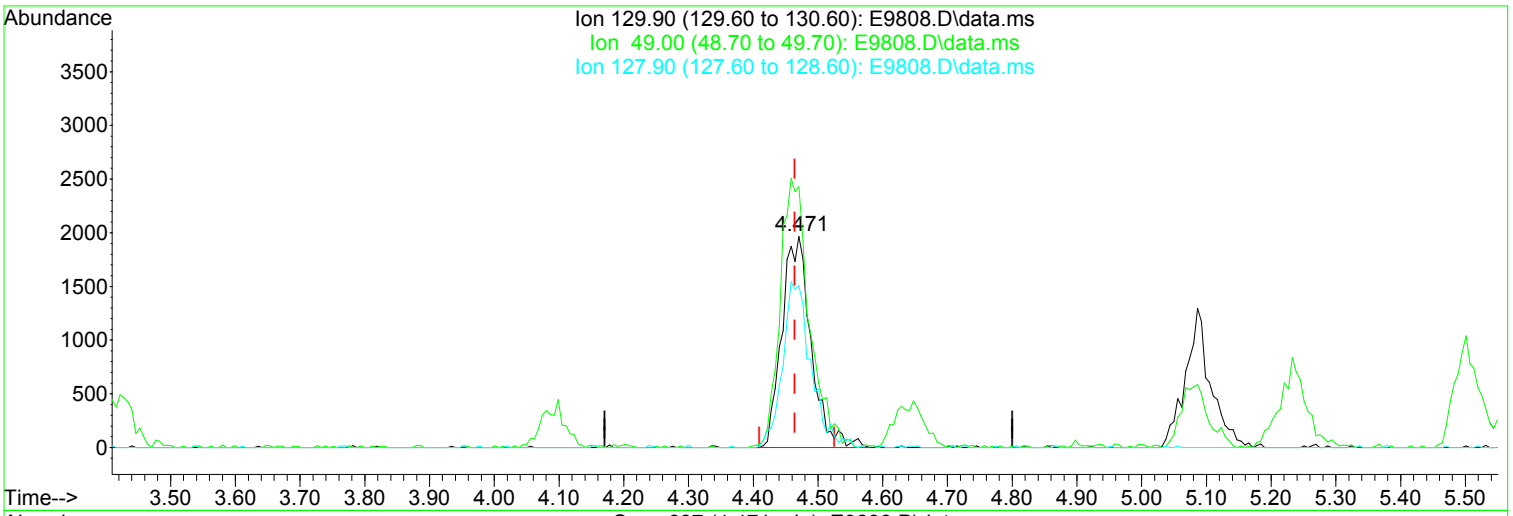

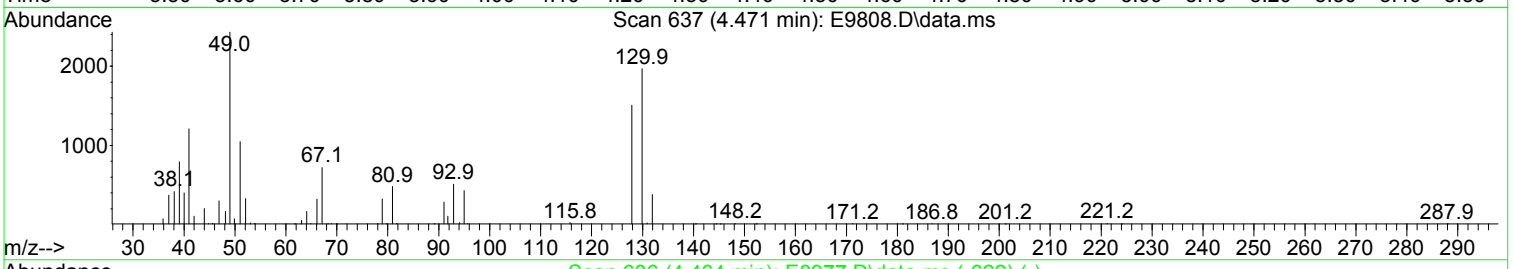

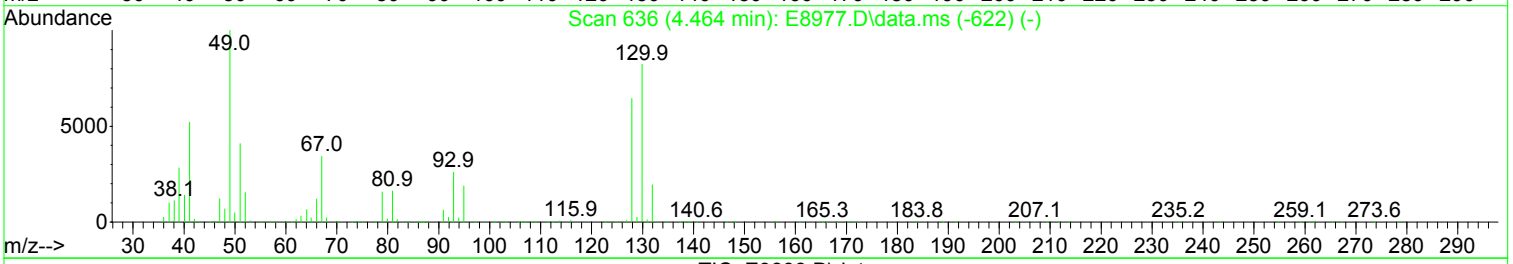

TIC: E9808.D\data.ms

(37) Bromochloromethane

4.471min (+ 0.006) 1.90 ug/L m

response 6114

Ion	Exp%	Act%
129.90	100.00	100.00
49.00	121.60	123.42
127.90	78.30	76.63
0.00	0.00	0.00

Manual Integration:

After

Poor integration.

02/16/24

Quantitation Report (Qedit)

Data Path : I:\ACQUDATA\MSVOA17\Data\021524\
Data File : E9808.D
Acq On : 15 Feb 2024 01:33 pm
Operator : K.Ruest
Sample : 2.0ppb
Misc : WATER ICAL
ALS Vial : 4 Sample Multiplier: 1

Quant Time: Feb 15 13:51:34 2024
Quant Method : I:\ACQUDATA\MSVOA17\Methods\W021524.m
Quant Title : MS#17 - 8260 WATERS 5mL Purge
QLast Update : Thu Jan 04 14:47:51 2024
Response via : Initial Calibration

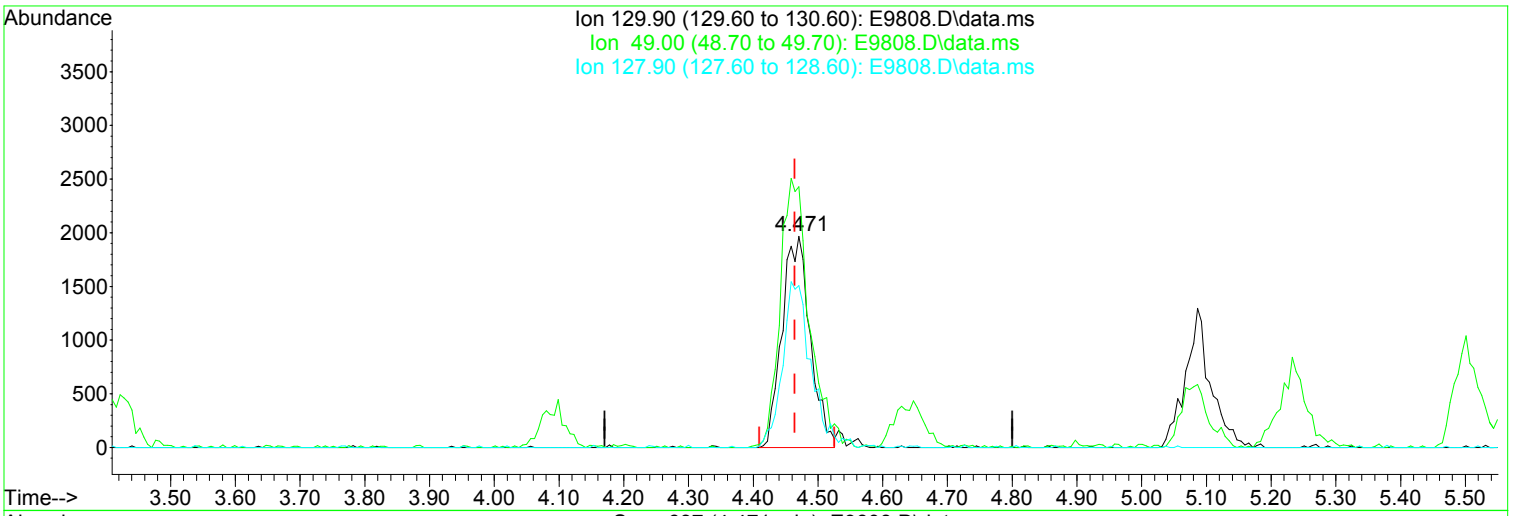

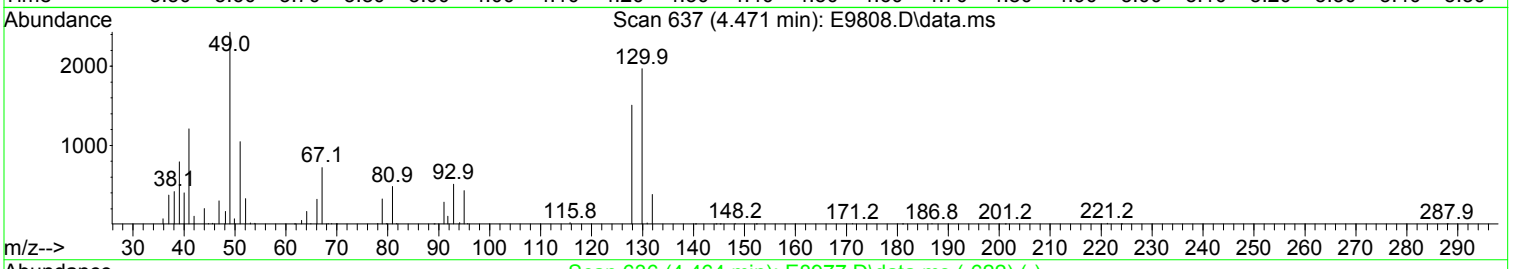

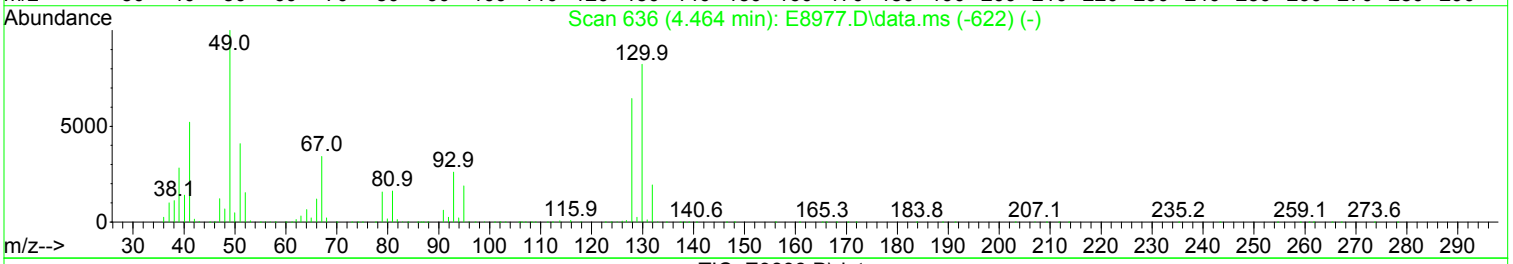

TIC: E9808.D\data.ms

(37) Bromochloromethane

4.471min (+ 0.006) 1.84 ug/L

response 5927

Ion	Exp%	Act%
129.90	100.00	100.00
49.00	121.60	123.42
127.90	78.30	76.63
0.00	0.00	0.00

Manual Integration:

Before

02/16/24

Quantitation Report (Qedit)

Data Path : I:\ACQUDATA\MSVOA17\Data\021524\
Data File : E9808.D
Acq On : 15 Feb 2024 01:33 pm
Operator : K.Ruest
Sample : 2.0ppb
Misc : WATER ICAL
ALS Vial : 4 Sample Multiplier: 1

Quant Time: Feb 15 13:51:34 2024
Quant Method : I:\ACQUDATA\MSVOA17\Methods\W021524.m
Quant Title : MS#17 - 8260 WATERS 5mL Purge
QLast Update : Thu Jan 04 14:47:51 2024
Response via : Initial Calibration

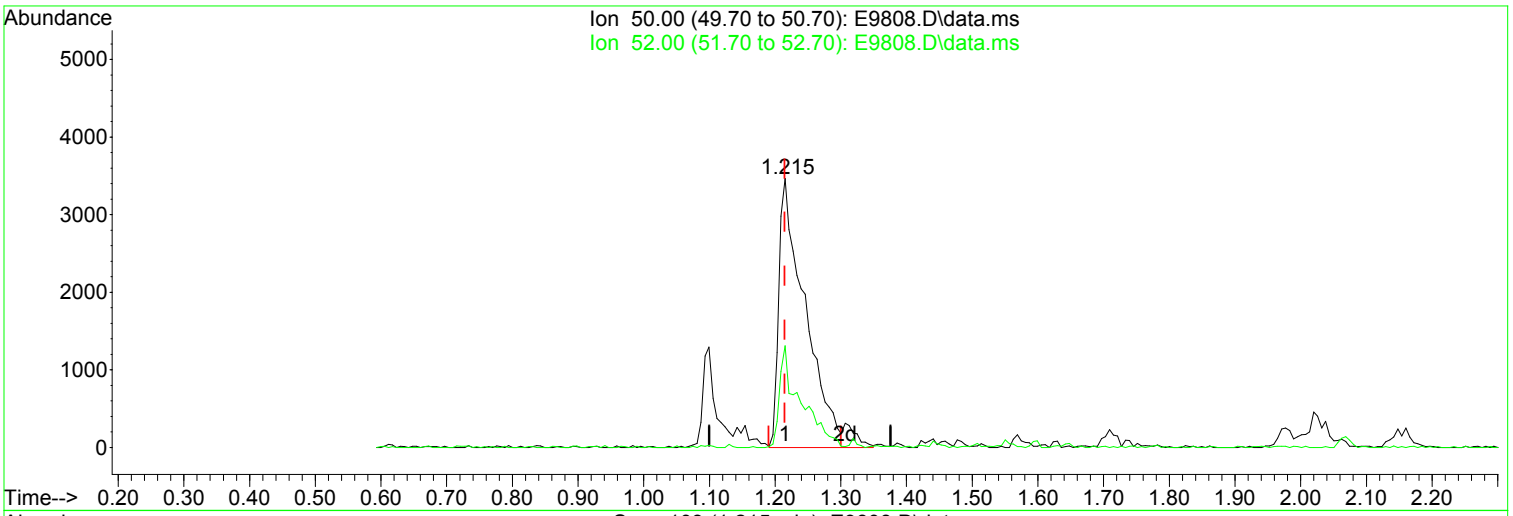

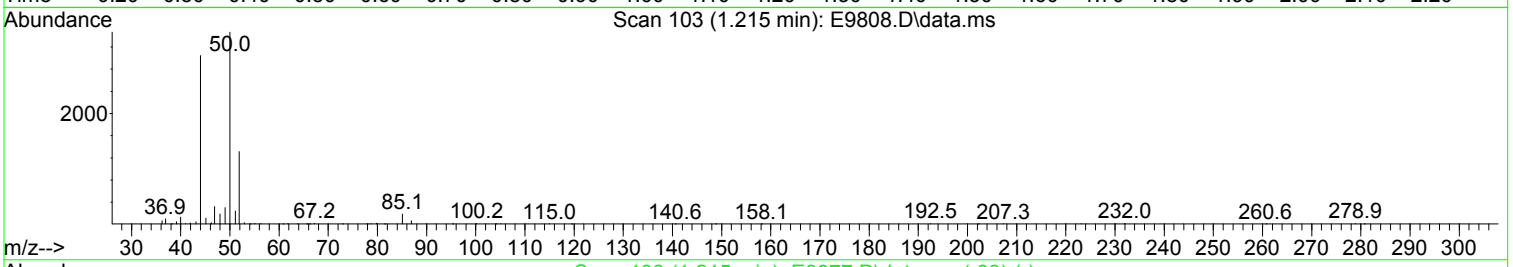

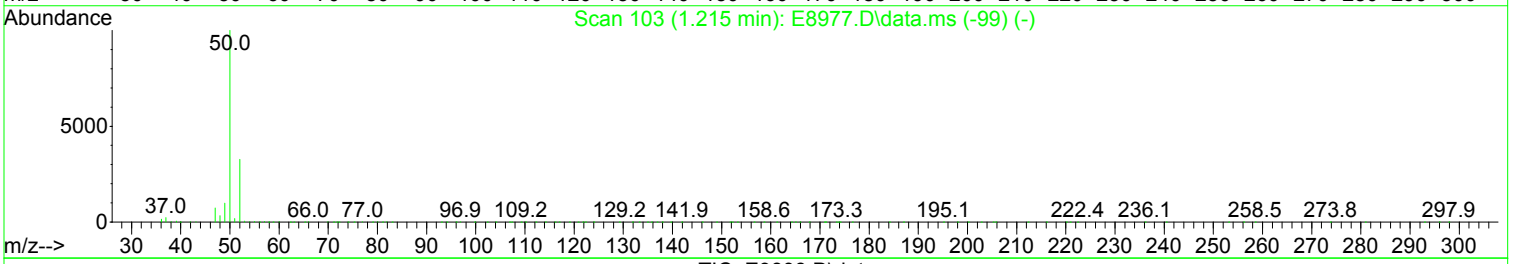

TIC: E9808.D\data.ms

(4) Chloromethane (P)

1.215min (+ 0.000) 1.96 ug/L m

response 9948

Ion	Exp%	Act%
50.00	100.00	100.00
52.00	32.80	37.85
0.00	0.00	0.00
0.00	0.00	0.00

Manual Integration:

After

Poor integration.

02/16/24

Quantitation Report (Qedit)

Data Path : I:\ACQUDATA\MSVOA17\Data\021524\
Data File : E9808.D
Acq On : 15 Feb 2024 01:33 pm
Operator : K.Ruest
Sample : 2.0ppb
Misc : WATER ICAL
ALS Vial : 4 Sample Multiplier: 1

Quant Time: Feb 15 13:51:34 2024
Quant Method : I:\ACQUDATA\MSVOA17\Methods\W021524.m
Quant Title : MS#17 - 8260 WATERS 5mL Purge
QLast Update : Thu Jan 04 14:47:51 2024
Response via : Initial Calibration

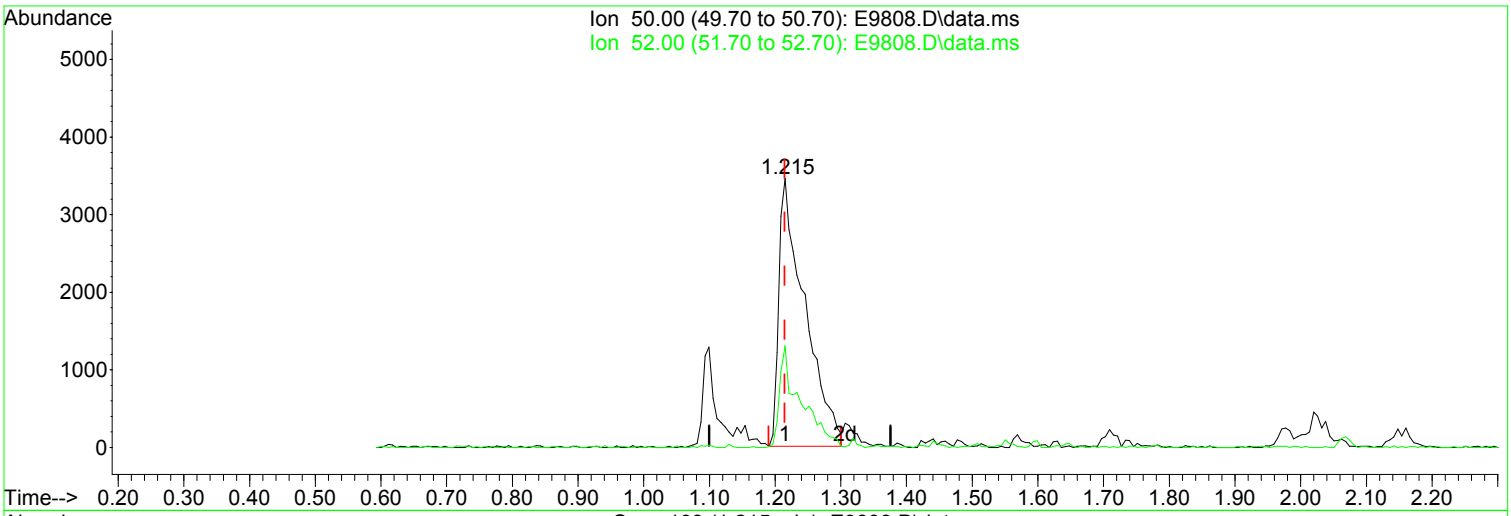

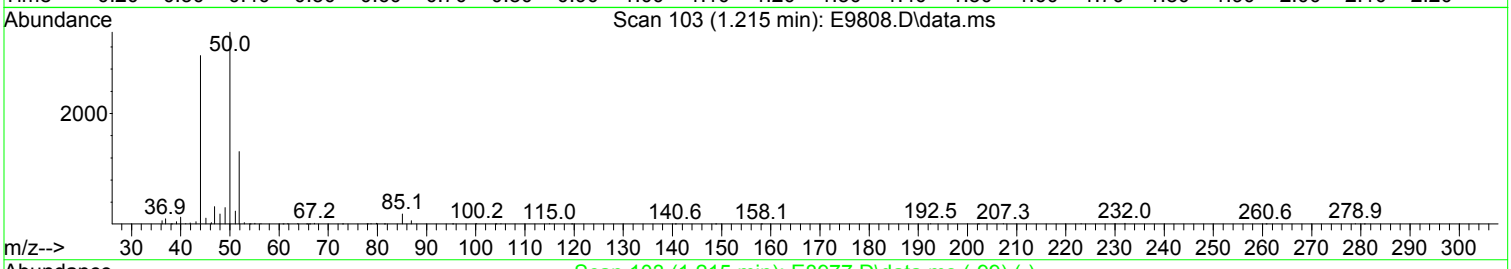

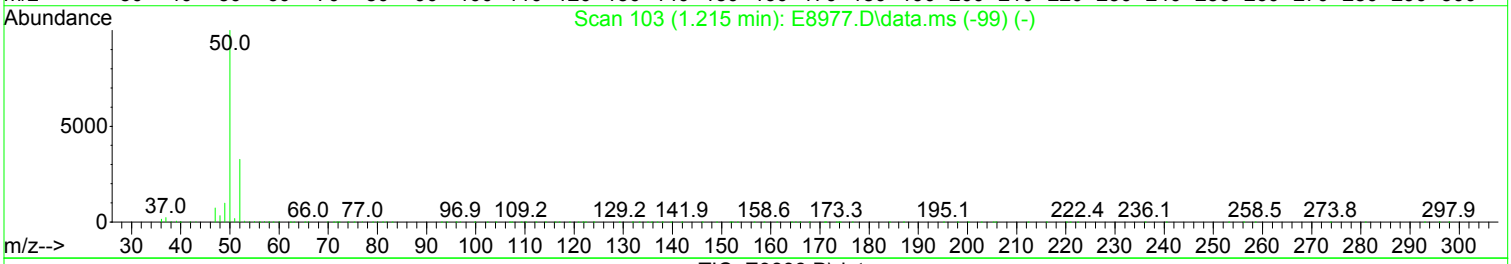

TIC: E9808.D\data.ms

(4) Chloromethane (P)

1.215min (+ 0.000) 1.85 ug/L

response 9411

Ion	Exp%	Act%
50.00	100.00	100.00
52.00	32.80	37.85
0.00	0.00	0.00
0.00	0.00	0.00

Manual Integration:

Before

02/16/24

Quantitation Report (Qedit)

Data Path : I:\ACQUDATA\MSVOA17\Data\021524\
Data File : E9808.D
Acq On : 15 Feb 2024 01:33 pm
Operator : K.Ruest
Sample : 2.0ppb
Misc : WATER ICAL
ALS Vial : 4 Sample Multiplier: 1

Quant Time: Feb 15 13:51:34 2024
Quant Method : I:\ACQUDATA\MSVOA17\Methods\W021524.m
Quant Title : MS#17 - 8260 WATERS 5mL Purge
QLast Update : Thu Jan 04 14:47:51 2024
Response via : Initial Calibration

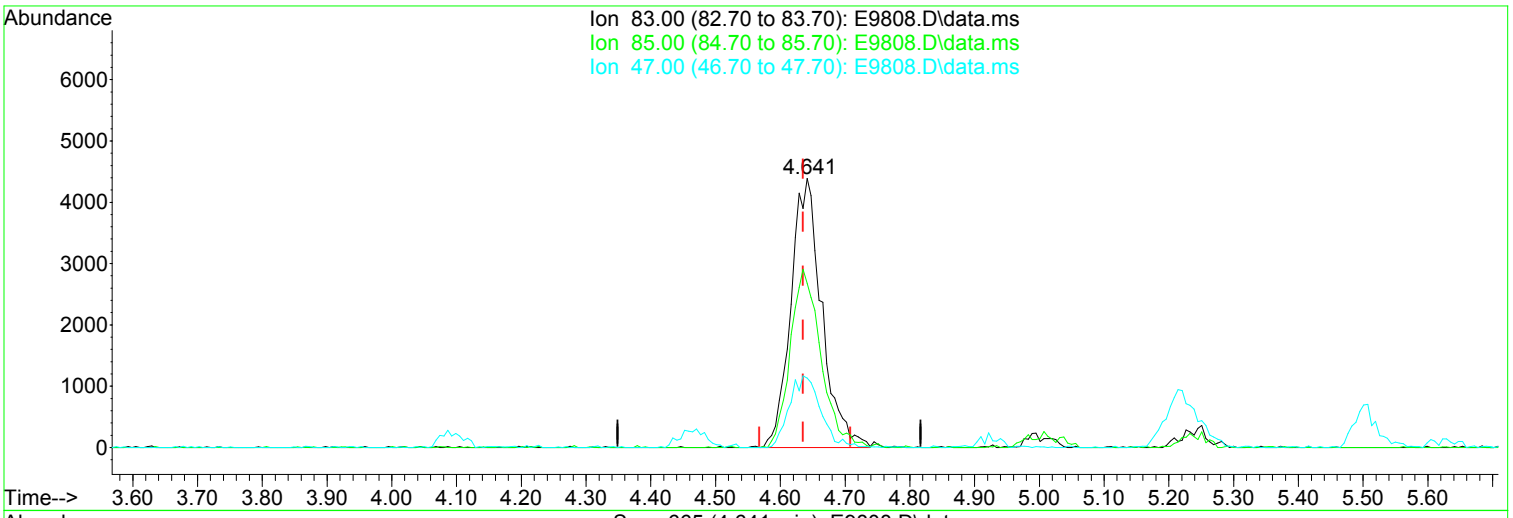

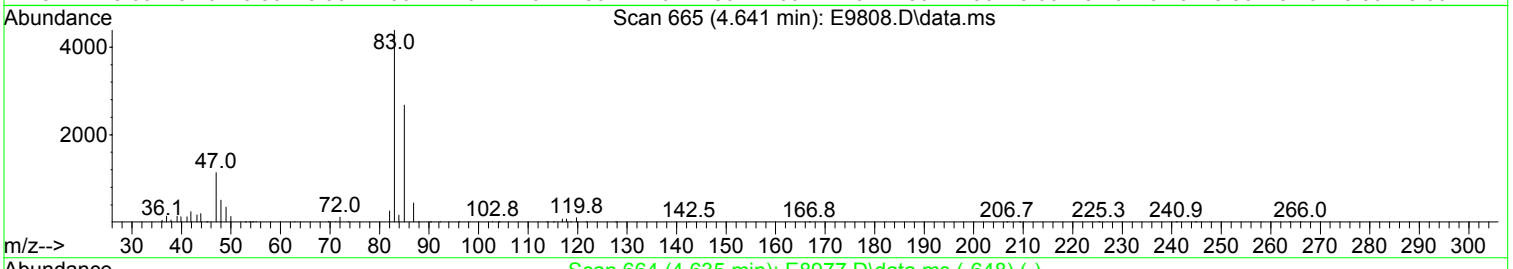

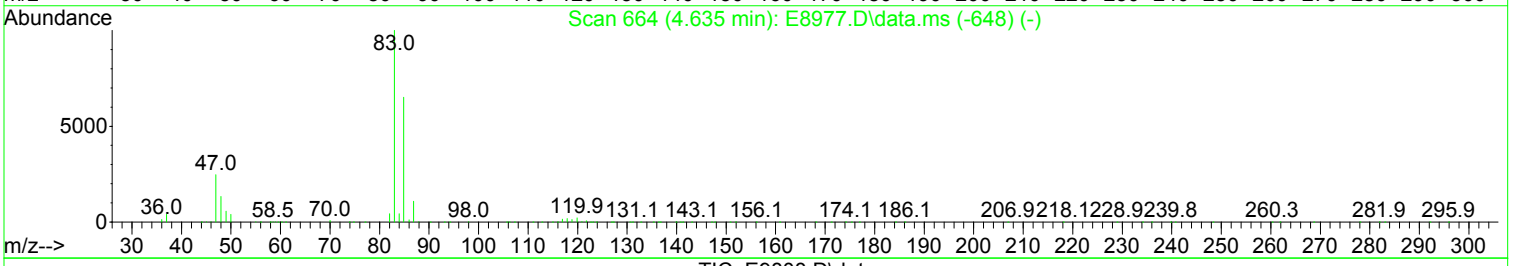

TIC: E9808.D\data.ms

(40) Chloroform (P)

4.641min (+ 0.006) 1.93 ug/L m

response 14581

Ion	Exp%	Act%
83.00	100.00	100.00
85.00	65.20	61.04
47.00	25.00	25.83
0.00	0.00	0.00

Manual Integration:

After

Poor integration.

02/16/24

Quantitation Report (Qedit)

Data Path : I:\ACQUDATA\MSVOA17\Data\021524\
Data File : E9808.D
Acq On : 15 Feb 2024 01:33 pm
Operator : K.Ruest
Sample : 2.0ppb
Misc : WATER ICAL
ALS Vial : 4 Sample Multiplier: 1

Quant Time: Feb 15 13:51:34 2024
Quant Method : I:\ACQUDATA\MSVOA17\Methods\W021524.m
Quant Title : MS#17 - 8260 WATERS 5mL Purge
QLast Update : Thu Jan 04 14:47:51 2024
Response via : Initial Calibration

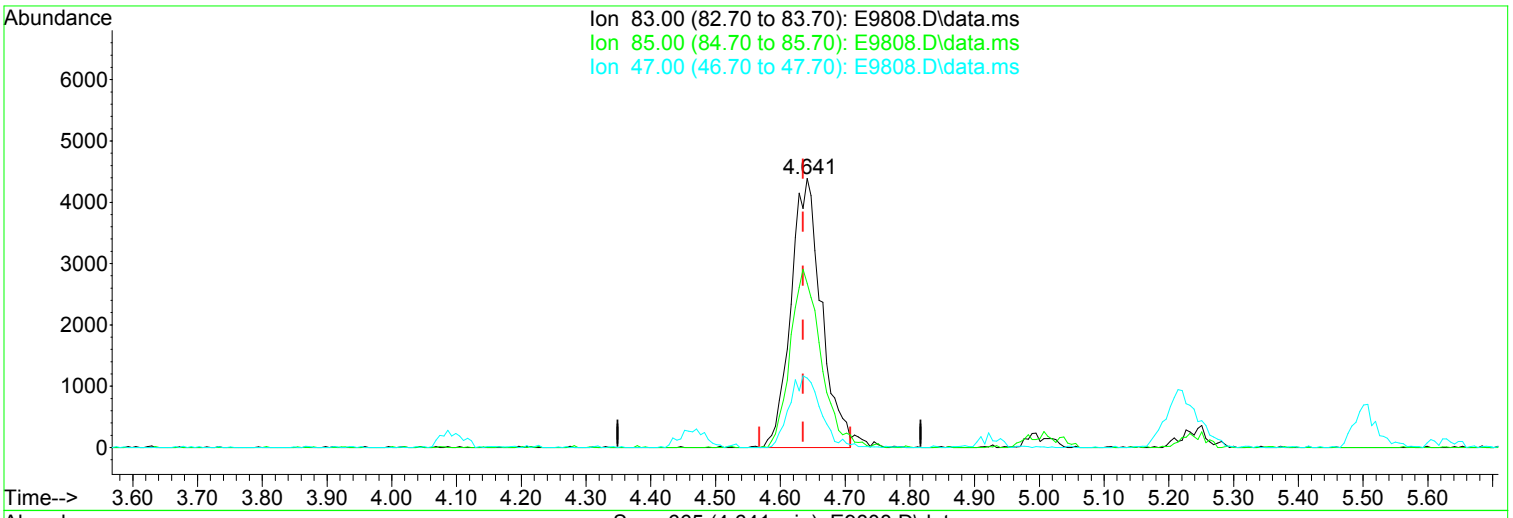

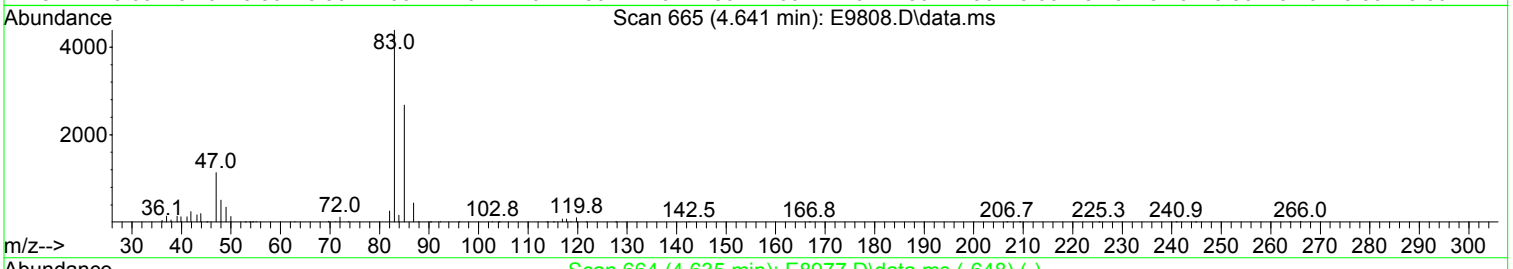

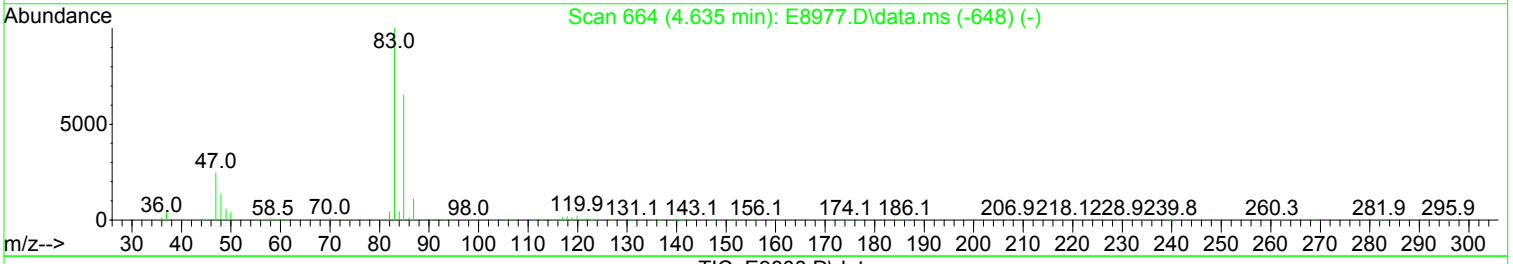

TIC: E9808.D\data.ms

(40) Chloroform (P)

4.641min (+ 0.006) 1.90 ug/L

response 14356

Ion	Exp%	Act%
83.00	100.00	100.00
85.00	65.20	61.04
47.00	25.00	25.83
0.00	0.00	0.00

Manual Integration:

Before

02/16/24

Quantitation Report (Qedit)

Data Path : I:\ACQUDATA\MSVOA17\Data\021524\
Data File : E9808.D
Acq On : 15 Feb 2024 01:33 pm
Operator : K.Ruest
Sample : 2.0ppb
Misc : WATER ICAL
ALS Vial : 4 Sample Multiplier: 1

Quant Time: Feb 15 13:51:34 2024
Quant Method : I:\ACQUDATA\MSVOA17\Methods\W021524.m
Quant Title : MS#17 - 8260 WATERS 5mL Purge
QLast Update : Thu Jan 04 14:47:51 2024
Response via : Initial Calibration

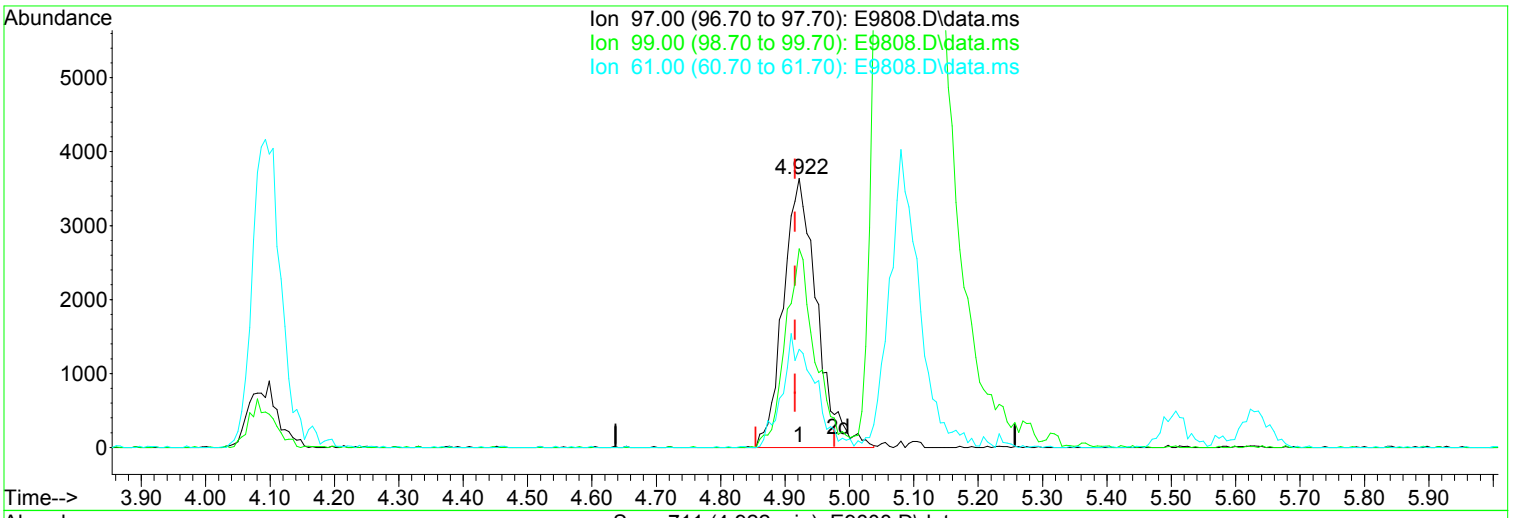

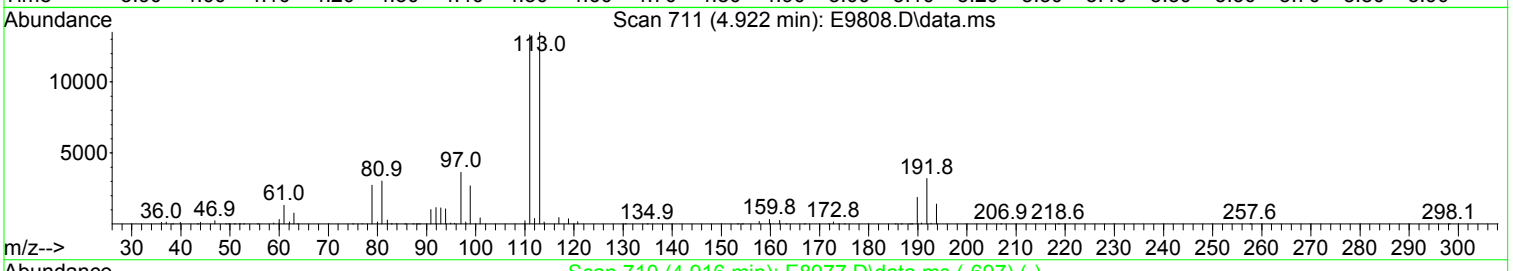

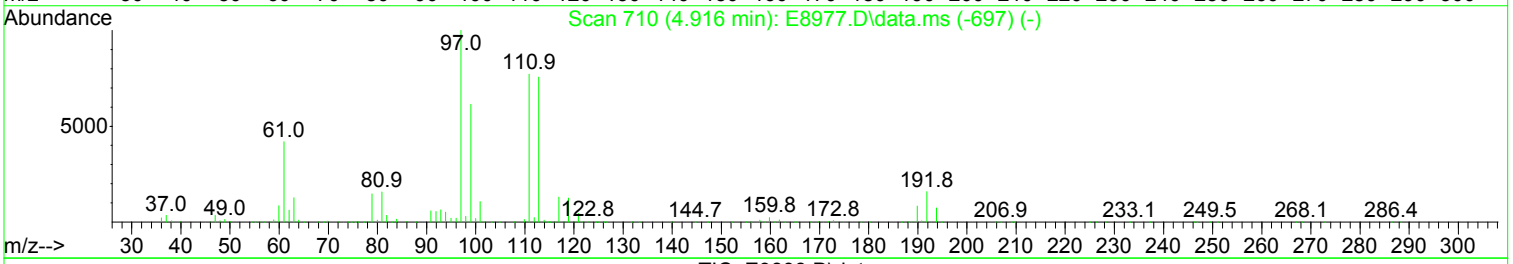

TIC: E9808.D\data.ms

(41) 1,1,1-Trichloroethane (P)

4.922min (+ 0.006) 1.97 ug/L m

response 13190

Ion	Exp%	Act%
97.00	100.00	100.00
99.00	61.40	73.82
61.00	41.90	36.46
0.00	0.00	0.00

Manual Integration:

After

Poor integration.

02/16/24

Quantitation Report (Qedit)

Data Path : I:\ACQUDATA\MSVOA17\Data\021524\
Data File : E9808.D
Acq On : 15 Feb 2024 01:33 pm
Operator : K.Ruest
Sample : 2.0ppb
Misc : WATER ICAL
ALS Vial : 4 Sample Multiplier: 1

Quant Time: Feb 15 13:51:34 2024
Quant Method : I:\ACQUDATA\MSVOA17\Methods\W021524.m
Quant Title : MS#17 - 8260 WATERS 5mL Purge
QLast Update : Thu Jan 04 14:47:51 2024
Response via : Initial Calibration

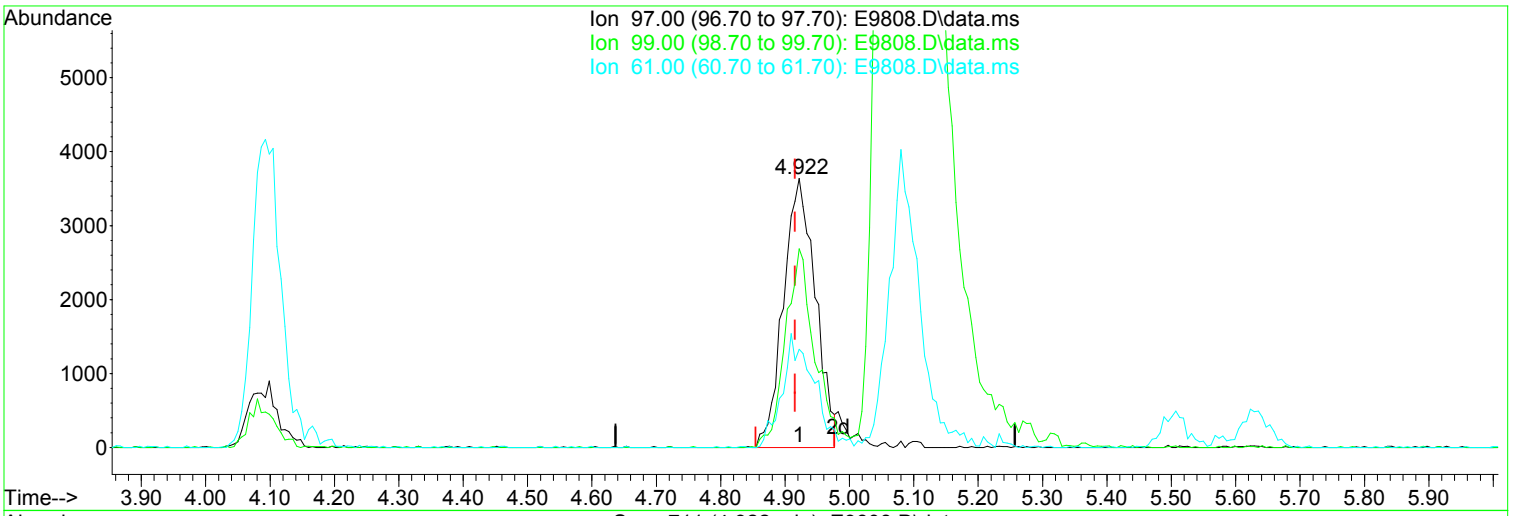

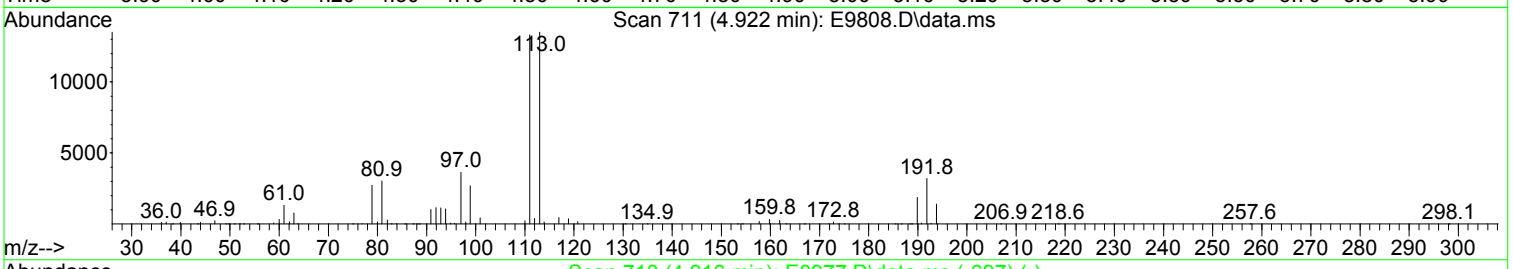

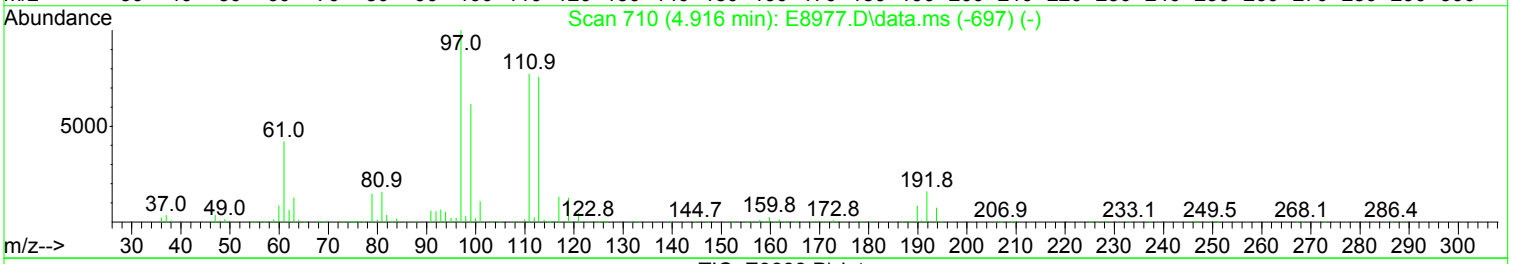

TIC: E9808.D\data.ms

(41) 1,1,1-Trichloroethane (P)

4.922min (+ 0.006) 1.88 ug/L

response 12533

Ion	Exp%	Act%
97.00	100.00	100.00
99.00	61.40	73.82
61.00	41.90	36.46
0.00	0.00	0.00

Manual Integration:

Before

02/16/24

Quantitation Report (Qedit)

Data Path : I:\ACQUDATA\MSVOA17\Data\021524\
Data File : E9808.D
Acq On : 15 Feb 2024 01:33 pm
Operator : K.Ruest
Sample : 2.0ppb
Misc : WATER ICAL
ALS Vial : 4 Sample Multiplier: 1

Quant Time: Feb 15 13:51:34 2024
Quant Method : I:\ACQUDATA\MSVOA17\Methods\W021524.m
Quant Title : MS#17 - 8260 WATERS 5mL Purge
QLast Update : Thu Jan 04 14:47:51 2024
Response via : Initial Calibration

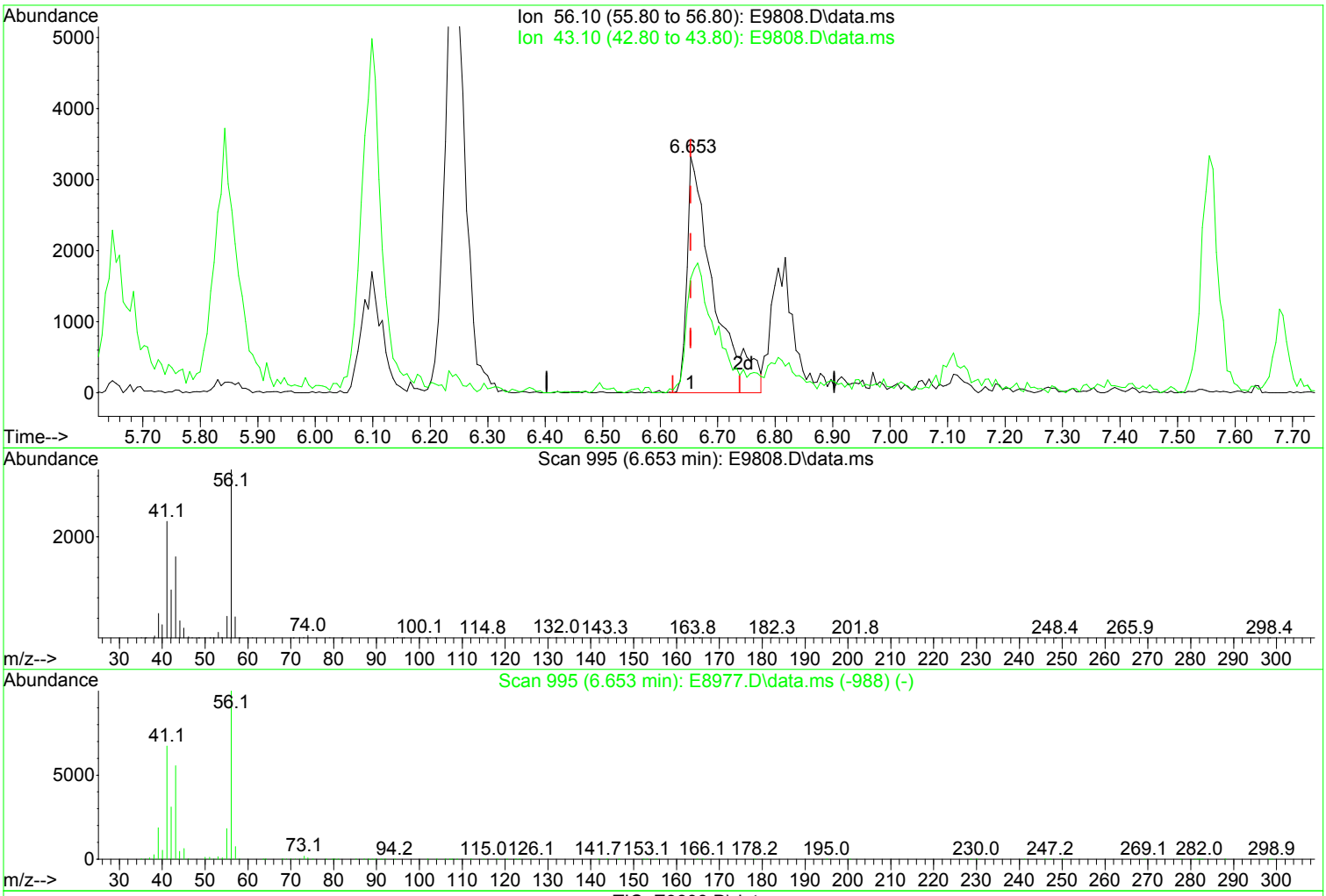

TIC: E9808.D\data.ms

(53) 1-Butanol

6.653min (+ 0.000) 105.69 ug/L m

response 10740

Ion	Exp%	Act%
56.10	100.00	100.00
43.10	56.50	48.38
0.00	0.00	0.00
0.00	0.00	0.00

Manual Integration:

After

Poor integration.

02/16/24

Quantitation Report (Qedit)

Data Path : I:\ACQUDATA\MSVOA17\Data\021524\
Data File : E9808.D
Acq On : 15 Feb 2024 01:33 pm
Operator : K.Ruest
Sample : 2.0ppb
Misc : WATER ICAL
ALS Vial : 4 Sample Multiplier: 1

Quant Time: Feb 15 13:51:34 2024
Quant Method : I:\ACQUDATA\MSVOA17\Methods\W021524.m
Quant Title : MS#17 - 8260 WATERS 5mL Purge
QLast Update : Thu Jan 04 14:47:51 2024
Response via : Initial Calibration

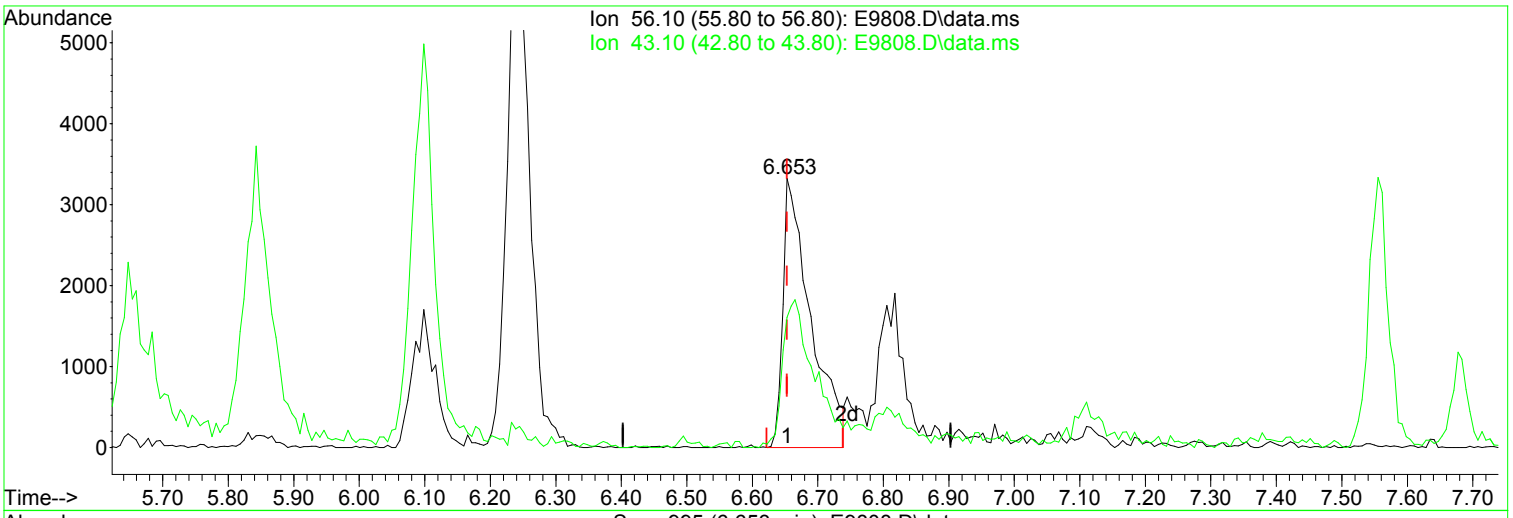

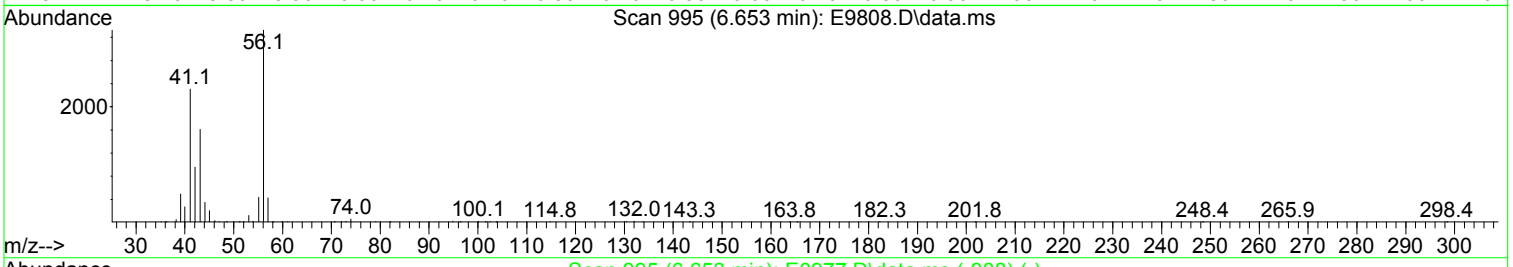

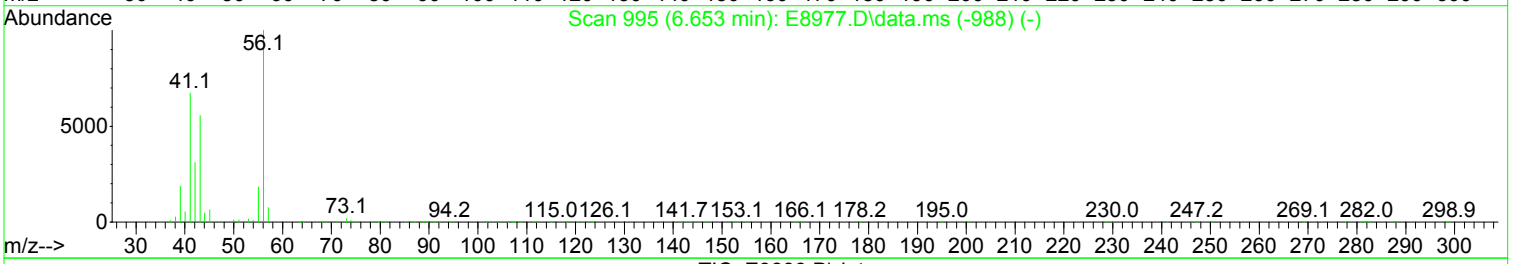

TIC: E9808.D\data.ms

(53) 1-Butanol

6.653min (+ 0.000) 95.68 ug/L

response 9722

Ion	Exp%	Act%
56.10	100.00	100.00
43.10	56.50	48.38
0.00	0.00	0.00
0.00	0.00	0.00

Manual Integration:

Before

02/16/24

Quantitation Report (Qedit)

Data Path : I:\ACQUDATA\MSVOA17\Data\021524\
Data File : E9808.D
Acq On : 15 Feb 2024 01:33 pm
Operator : K.Ruest
Sample : 2.0ppb
Misc : WATER ICAL
ALS Vial : 4 Sample Multiplier: 1

Quant Time: Feb 15 13:51:34 2024
Quant Method : I:\ACQUDATA\MSVOA17\Methods\W021524.m
Quant Title : MS#17 - 8260 WATERS 5mL Purge
QLast Update : Thu Jan 04 14:47:51 2024
Response via : Initial Calibration

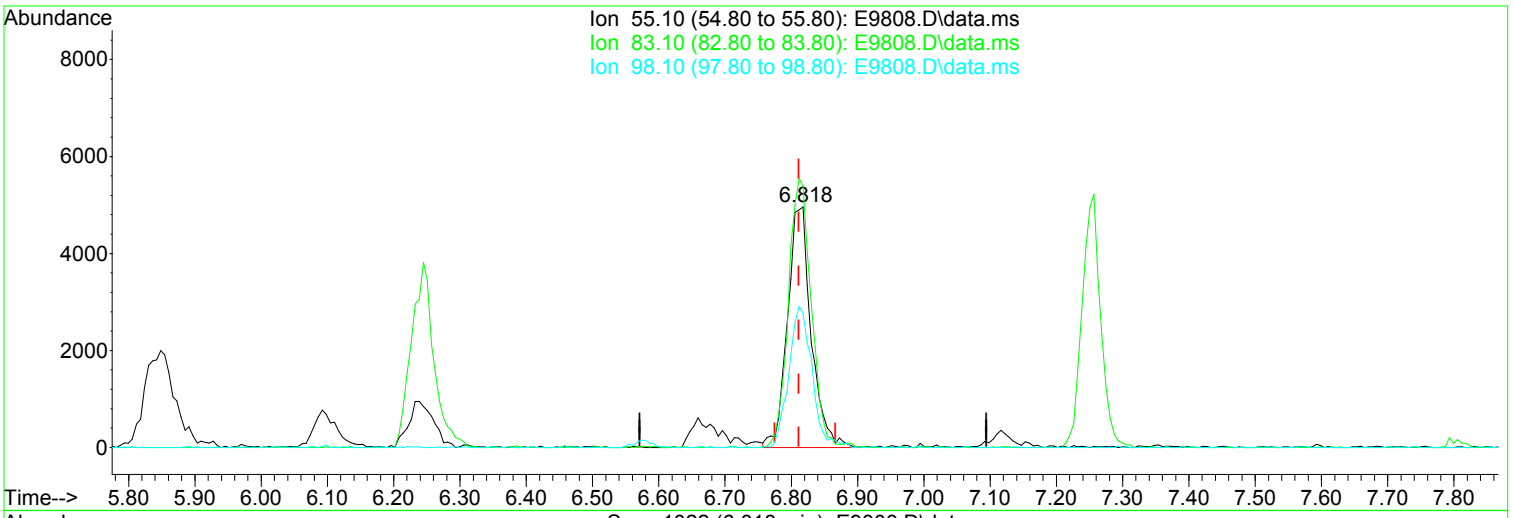

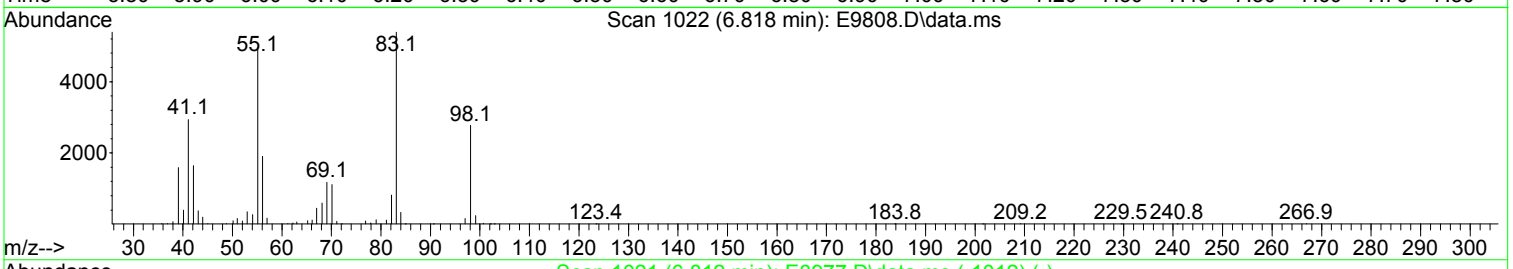



TIC: E9808.D\data.ms

(55) Methylcyclohexane (P)

6.818min (+ 0.006) 2.19 ug/L m

response 12317

Ion	Exp%	Act%
55.10	100.00	100.00
83.10	129.60	108.57#
98.10	64.50	55.84
0.00	0.00	0.00

Manual Integration:

After

Poor integration.

02/16/24

Quantitation Report (Qedit)

Data Path : I:\ACQUDATA\MSVOA17\Data\021524\
Data File : E9808.D
Acq On : 15 Feb 2024 01:33 pm
Operator : K.Ruest
Sample : 2.0ppb
Misc : WATER ICAL
ALS Vial : 4 Sample Multiplier: 1

Quant Time: Feb 15 13:51:34 2024
Quant Method : I:\ACQUDATA\MSVOA17\Methods\W021524.m
Quant Title : MS#17 - 8260 WATERS 5mL Purge
QLast Update : Thu Jan 04 14:47:51 2024
Response via : Initial Calibration

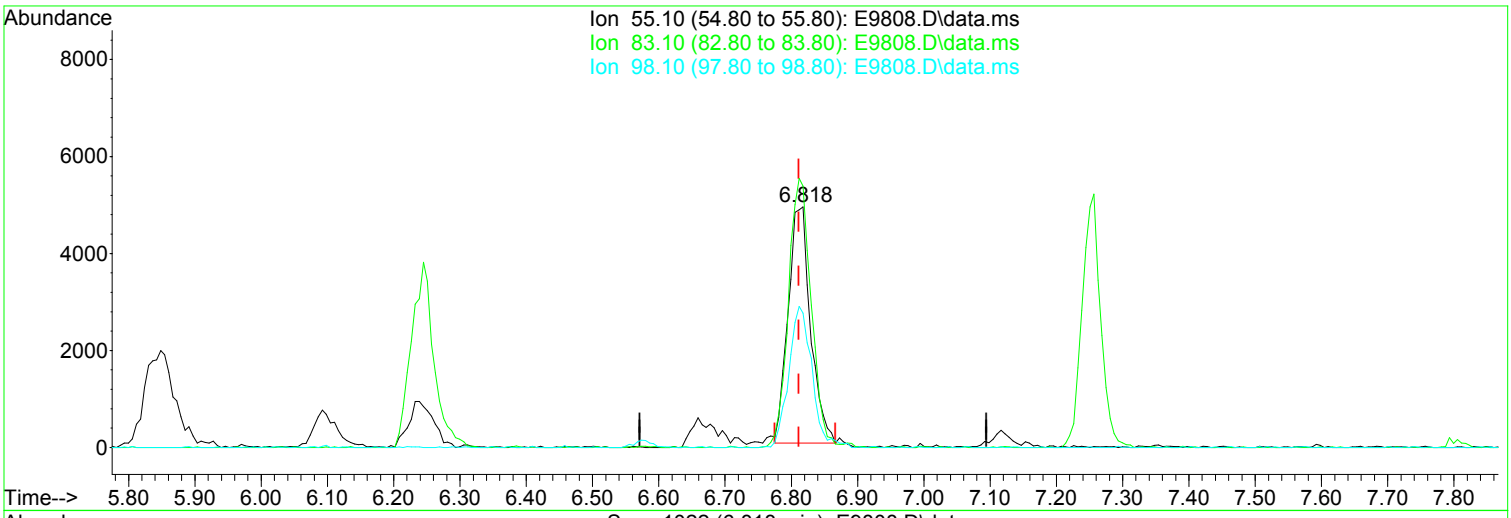

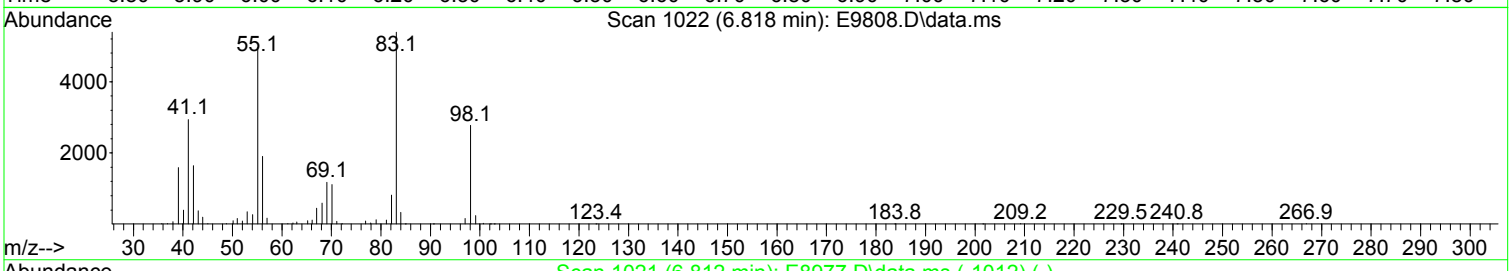

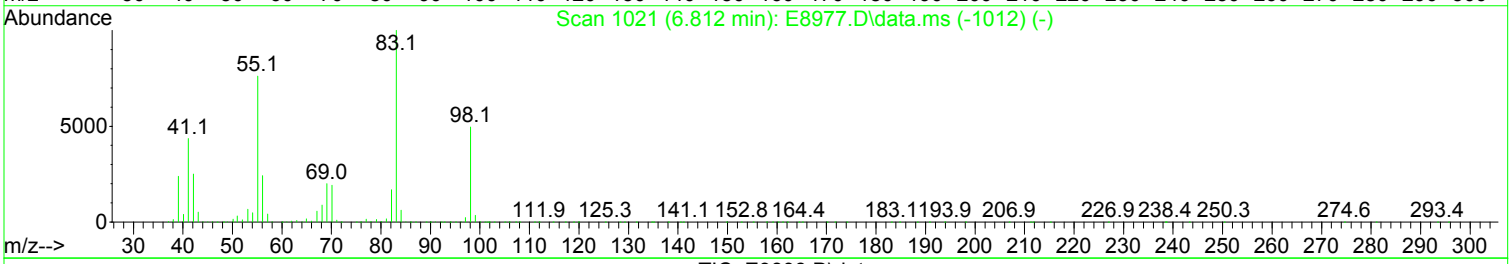

TIC: E9808.D\data.ms

(55) Methylcyclohexane (P)

6.818min (+ 0.006) 2.02 ug/L

response 11393

Ion	Exp%	Act%
55.10	100.00	100.00
83.10	129.60	108.57#
98.10	64.50	55.84
0.00	0.00	0.00

Manual Integration:

Before

02/16/24

Quantitation Report (Qedit)

Data Path : I:\ACQUDATA\MSVOA17\Data\021524\
Data File : E9808.D
Acq On : 15 Feb 2024 01:33 pm
Operator : K.Ruest
Sample : 2.0ppb
Misc : WATER ICAL
ALS Vial : 4 Sample Multiplier: 1

Quant Time: Feb 15 13:51:34 2024
Quant Method : I:\ACQUDATA\MSVOA17\Methods\W021524.m
Quant Title : MS#17 - 8260 WATERS 5mL Purge
QLast Update : Thu Jan 04 14:47:51 2024
Response via : Initial Calibration

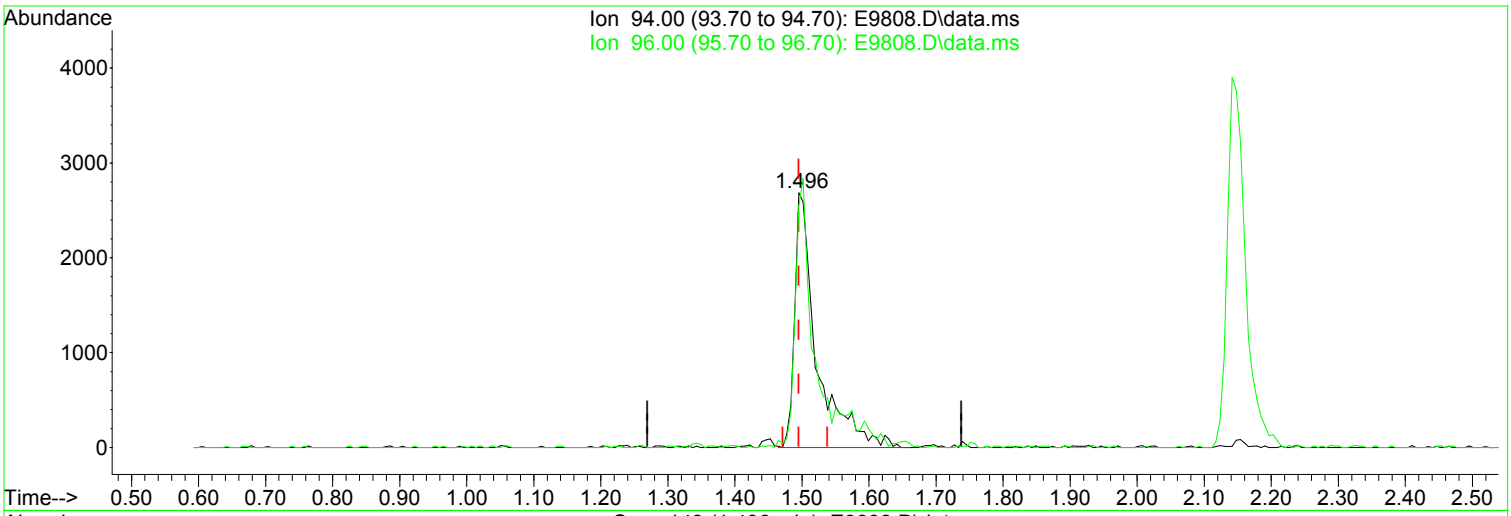

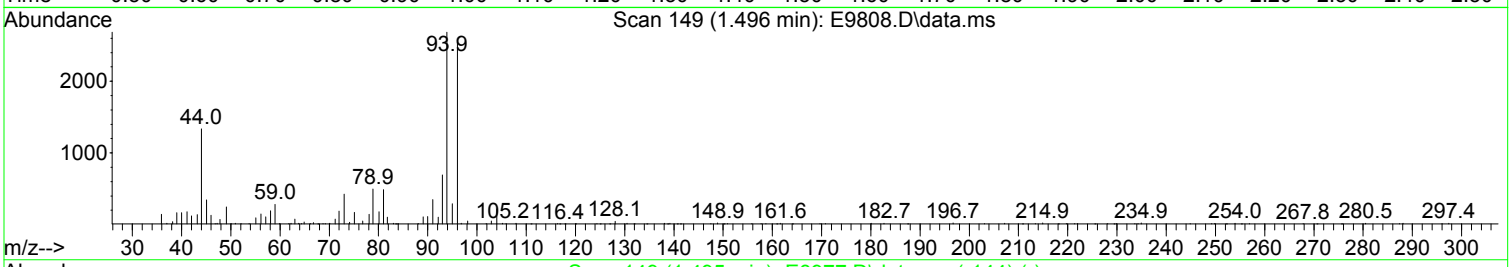

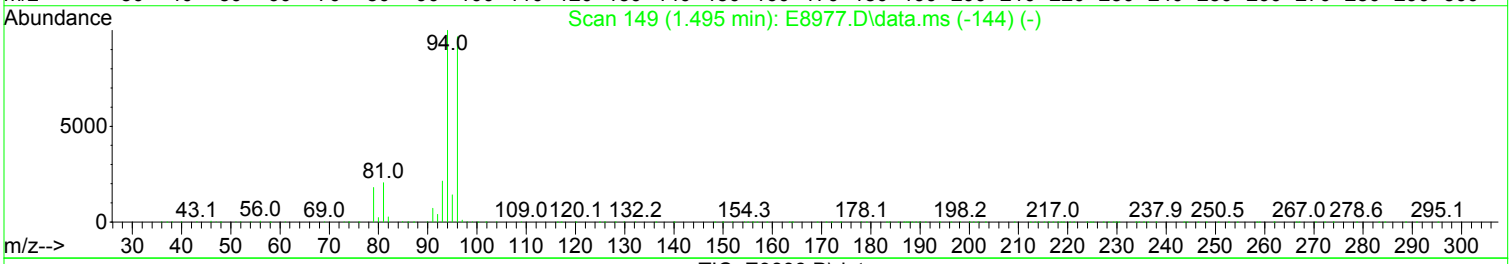

TIC: E9808.D\data.ms

(6) Bromomethane (P)

1.496min (+ 0.001) 2.23 ug/L m

response 6187

Ion	Exp%	Act%
94.00	100.00	100.00
96.00	96.90	94.86
0.00	0.00	0.00
0.00	0.00	0.00

Manual Integration:

After

Poor integration.

02/16/24

Quantitation Report (Qedit)

Data Path : I:\ACQUDATA\MSVOA17\Data\021524\
Data File : E9808.D
Acq On : 15 Feb 2024 01:33 pm
Operator : K.Ruest
Sample : 2.0ppb
Misc : WATER ICAL
ALS Vial : 4 Sample Multiplier: 1

Quant Time: Feb 15 13:51:34 2024
Quant Method : I:\ACQUDATA\MSVOA17\Methods\W021524.m
Quant Title : MS#17 - 8260 WATERS 5mL Purge
QLast Update : Thu Jan 04 14:47:51 2024
Response via : Initial Calibration

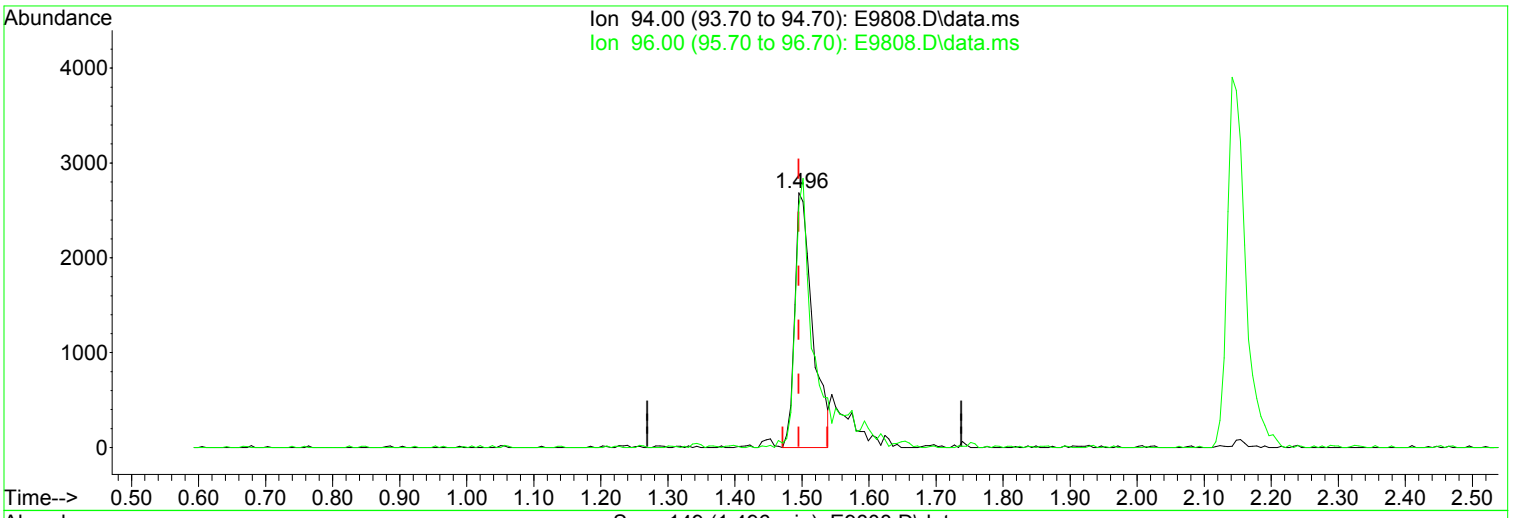

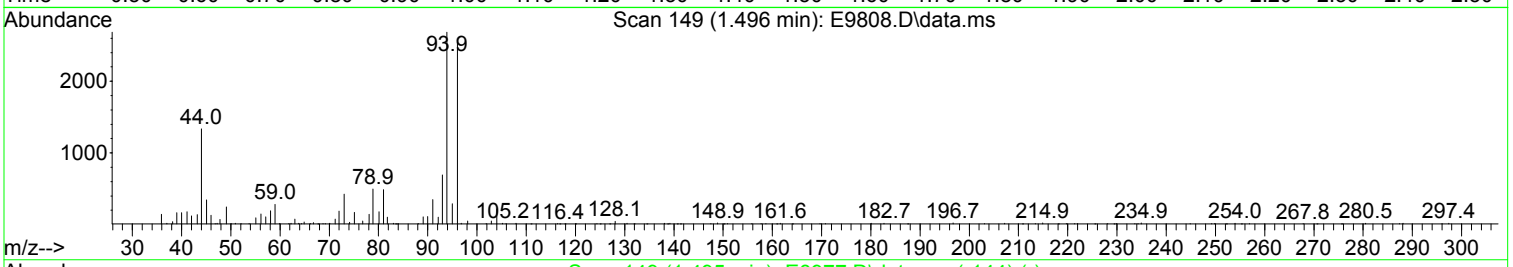

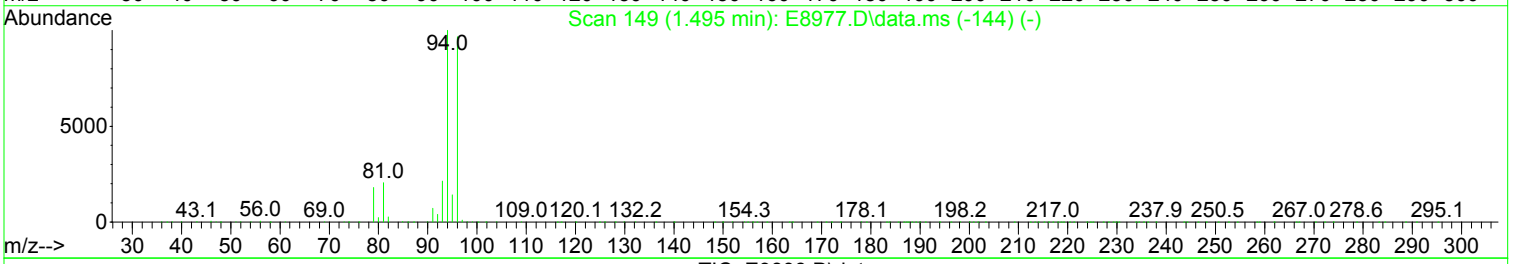

TIC: E9808.D\data.ms

(6) Bromomethane (P)

1.496min (+ 0.001) 1.77 ug/L

response 4925

Ion	Exp%	Act%
94.00	100.00	100.00
96.00	96.90	94.86
0.00	0.00	0.00
0.00	0.00	0.00

Manual Integration:

Before

02/16/24

Quantitation Report (Qedit)

Data Path : I:\ACQUDATA\MSVOA17\Data\021524\
Data File : E9808.D
Acq On : 15 Feb 2024 01:33 pm
Operator : K.Ruest
Sample : 2.0ppb
Misc : WATER ICAL
ALS Vial : 4 Sample Multiplier: 1

Quant Time: Feb 15 13:51:34 2024
Quant Method : I:\ACQUDATA\MSVOA17\Methods\W021524.m
Quant Title : MS#17 - 8260 WATERS 5mL Purge
QLast Update : Thu Jan 04 14:47:51 2024
Response via : Initial Calibration

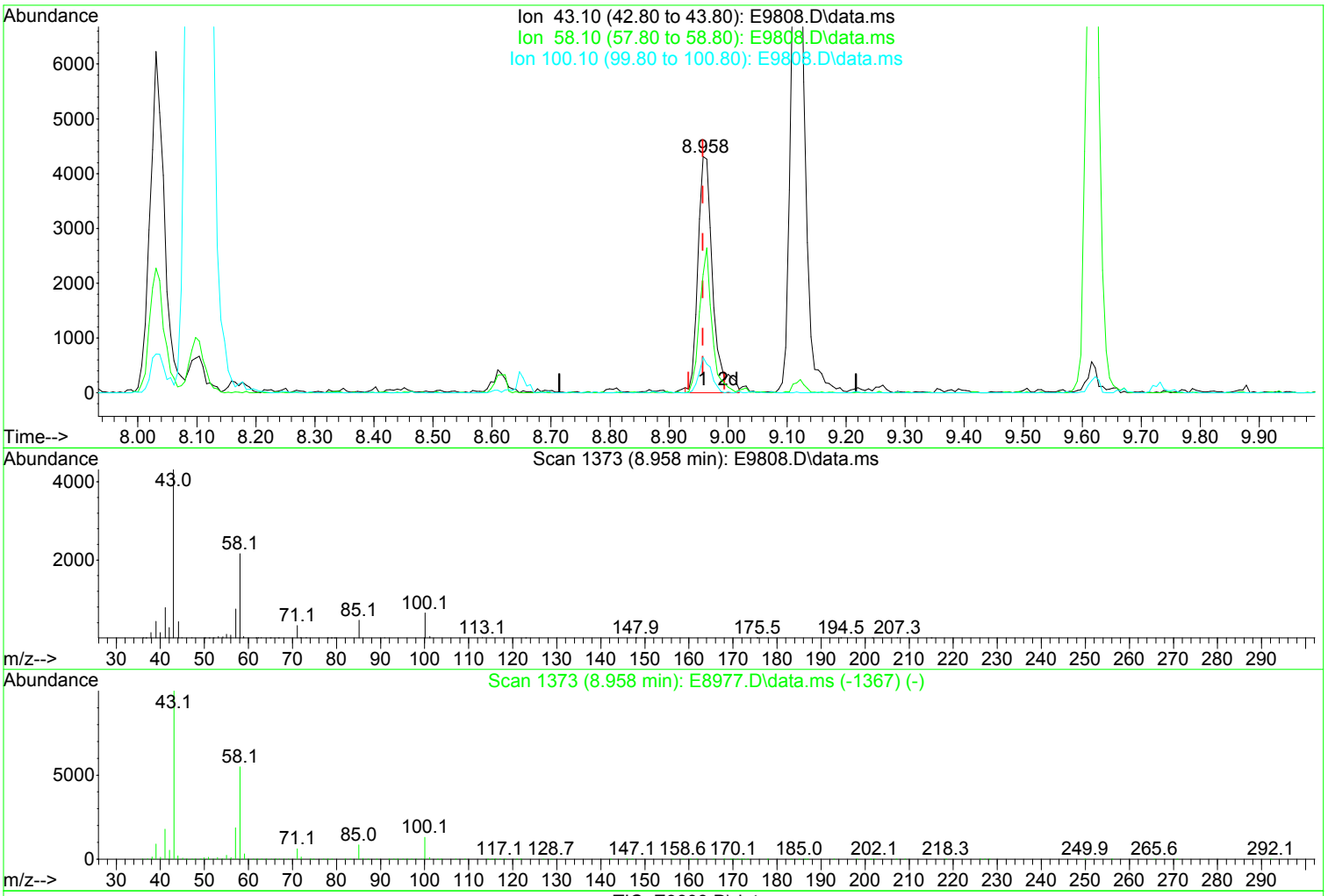

TIC: E9808.D\data.ms

(73) 2-Hexanone (P)

8.958min (+ 0.000) 1.95 ug/L m

response 7536

Ion	Exp%	Act%
43.10	100.00	100.00
58.10	54.60	50.17
100.10	13.00	15.02
0.00	0.00	0.00

Manual Integration:

After

Poor integration.

02/16/24

Quantitation Report (Qedit)

Data Path : I:\ACQUDATA\MSVOA17\Data\021524\
Data File : E9808.D
Acq On : 15 Feb 2024 01:33 pm
Operator : K.Ruest
Sample : 2.0ppb
Misc : WATER ICAL
ALS Vial : 4 Sample Multiplier: 1

Quant Time: Feb 15 13:51:34 2024
Quant Method : I:\ACQUDATA\MSVOA17\Methods\W021524.m
Quant Title : MS#17 - 8260 WATERS 5mL Purge
QLast Update : Thu Jan 04 14:47:51 2024
Response via : Initial Calibration

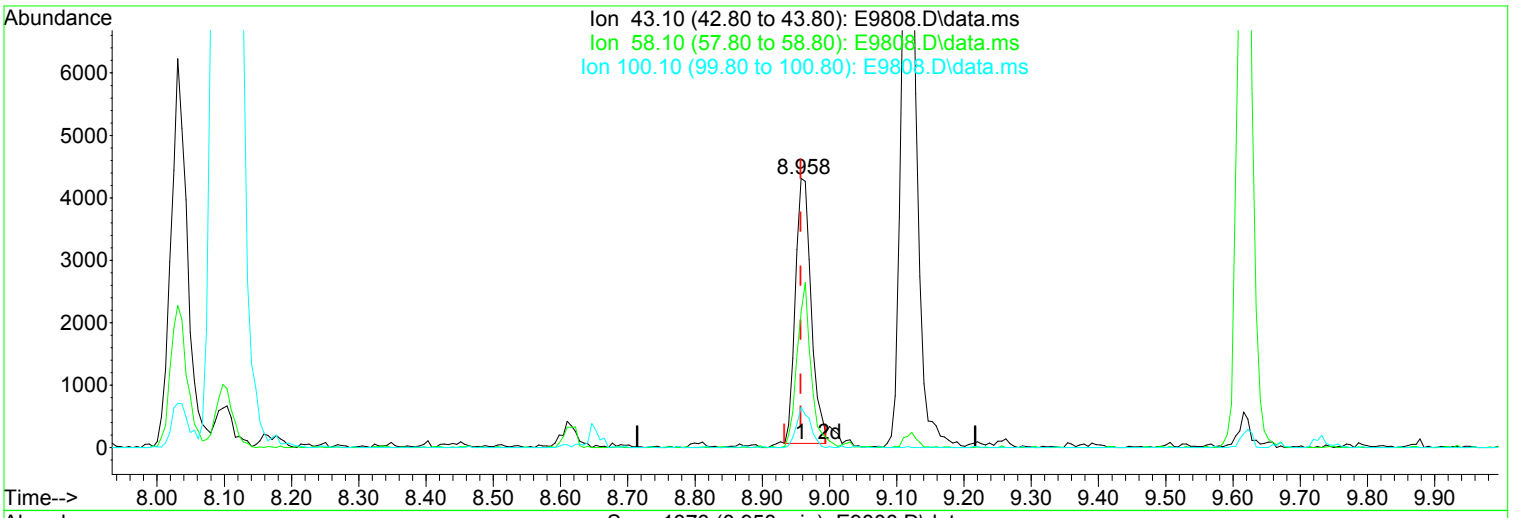

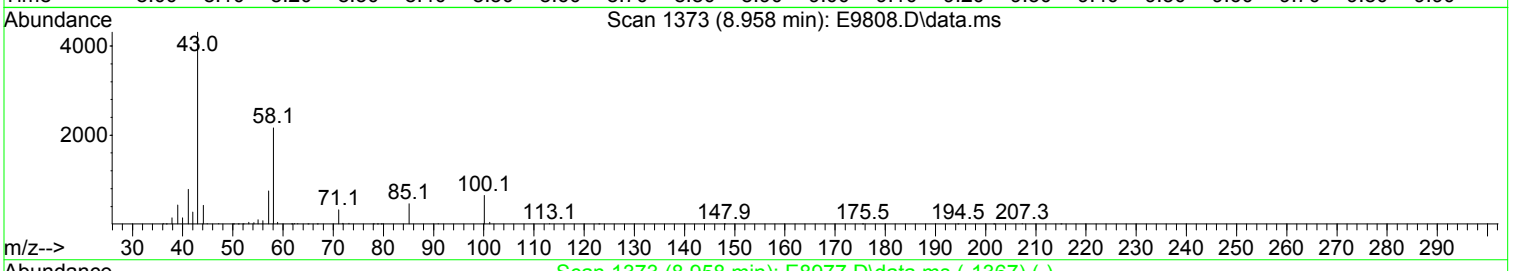

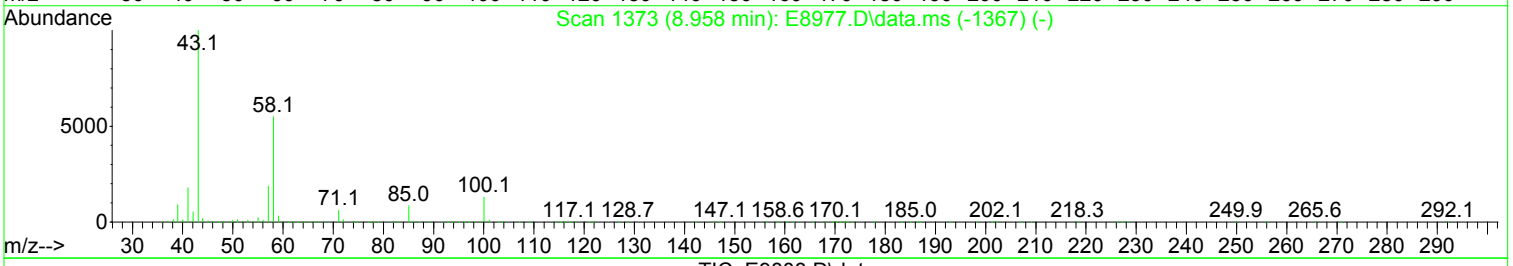

TIC: E9808.D\data.ms

(73) 2-Hexanone (P)

8.958min (+ 0.000) 1.79 ug/L

response 6948

Ion	Exp%	Act%
43.10	100.00	100.00
58.10	54.60	50.17
100.10	13.00	15.02
0.00	0.00	0.00

Manual Integration:

Before

02/16/24

Quantitation Report (QT Reviewed)

Data Path : I:\ACQUDATA\MSVOA17\Data\021524\
Data File : E9808.D
Acq On : 15 Feb 2024 01:33 pm
Operator : K.Ruest
Sample : 2.0ppb
Misc : WATER ICAL
ALS Vial : 4 Sample Multiplier: 1

Quant Time: Feb 15 13:51:34 2024
Quant Method : I:\ACQUDATA\MSVOA17\Methods\W021524.m
Quant Title : MS#17 - 8260 WATERS 5mL Purge
QLast Update : Thu Jan 04 14:47:51 2024
Response via : Initial Calibration

Compound	R.T.	QIon	Response	Conc	Units		Dev(Min)
Internal Standards							
1) Pentafluorobenzene	5.086	168	463931	50.00	ug/L		0.00
43) 1,4-Difluorobenzene	6.245	114	684077	50.00	ug/L		0.00
71) d5-Chlorobenzene	9.616	117	595865	50.00	ug/L		0.00
91) 1,4-Dichlorobenzene-d4	11.683	152	280838	50.00	ug/L		0.00
System Monitoring Compounds							
45) surr4,Dibrflmethane	4.922	113	46881	10.60	ug/L		0.00
Spiked Amount 50.000	Range 80 - 116		Recovery = 21.20%#				
48) surr1,1,2-dichloroetha...	5.501	65	59805	13.02	ug/L		0.00
Spiked Amount 50.000	Range 73 - 125		Recovery = 26.04%#				
65) SURR3,Toluene-d8	8.104	98	175485	10.80	ug/L		0.00
Spiked Amount 50.000	Range 87 - 121		Recovery = 21.60%#				
70) SURR2,BFB	10.707	95	64121	10.95	ug/L		0.00
Spiked Amount 50.000	Range 85 - 122		Recovery = 21.90%#				
Target Compounds							Qvalue
2) Chlorodifluoromethane	1.099	51	8583	1.853	ug/L		93
3) Dichlorodifluoromethane	1.093	85	11460m	2.069	ug/L		
4) Chloromethane	1.215	50	9948m	1.958	ug/L		
5) Vinyl Chloride	1.288	62	9510	1.679	ug/L		96
6) Bromomethane	1.496	94	6187m	2.226	ug/L		
7) Chloroethane	1.569	64	6707	1.853	ug/L		89
8) Freon 21	1.709	67	14809	1.997	ug/L		98
9) Trichlorofluoromethane	1.752	101	12905	1.966	ug/L		92
10) Diethyl Ether	1.971	59	9489	2.521	ug/L		97
11) Freon 123a	1.977	67	8835	1.926	ug/L		89
12) Freon 123	2.026	83	9687	1.715	ug/L		91
13) Acrolein	2.069	56	9476m	9.716	ug/L		
14) 1,1-Diclethene	2.142	96	7366	1.796	ug/L		95
15) Freon 113	2.154	101	7444	1.751	ug/L		94
16) Acetone	2.197	43	5593	2.579	ug/L		93
17) 2-Propanol	2.325	45	16418m	43.254	ug/L		
18) Iodomethane	2.270	142	9647	1.504	ug/L		99
19) Carbon Disulfide	2.325	76	19505	1.608	ug/L		92
20) Acetonitrile	2.447	41	8907m	9.587	ug/L		
21) Allyl Chloride	2.453	76	3502	1.488	ug/L	#	90
22) Methyl Acetate	2.483	43	12457	2.238	ug/L		98
23) Methylene Chloride	2.562	84	8328m	1.826	ug/L		
24) TBA	2.697	59	27906	43.626	ug/L		91
25) Acrylonitrile	2.812	53	20616	9.297	ug/L		97
26) Methyl-t-Butyl Ether	2.849	73	25810	1.976	ug/L		99
27) trans-1,2-Dichloroethene	2.837	96	7874m	1.803	ug/L		
28) 1,1-Diclethane	3.312	63	13823	1.858	ug/L		95
29) Vinyl Acetate	3.404	86	1093	1.523	ug/L	#	64
30) DIPE	3.422	45	26656m	1.890	ug/L		
31) 2-Chloro-1,3-Butadiene	3.416	53	13725m	2.029	ug/L		
32) ETBE	3.922	59	25611	1.899	ug/L		97
33) 2,2-Dichloropropane	4.087	77	12042	1.910	ug/L		91
34) cis-1,2-Dichloroethene	4.099	96	8402	1.681	ug/L		97
35) 2-Butanone	4.172	43	6125	2.035	ug/L		91
36) Propionitrile	4.245	54	8393	9.343	ug/L		96
37) Bromochloromethane	4.471	130	6114m	1.898	ug/L		
38) Methacrylonitrile	4.483	67	4155	1.803	ug/L		97
39) Tetrahydrofuran	4.599	42	3981	2.234	ug/L		87
40) Chloroform	4.641	83	14581m	1.929	ug/L		

1st 02/16/24
2nd 02/16/24

Data Path : I:\ACQUDATA\MSVOA17\Data\021524\
Data File : E9808.D
Acq On : 15 Feb 2024 01:33 pm
Operator : K.Ruest
Sample : 2.0ppb
Misc : WATER ICAL
ALS Vial : 4 Sample Multiplier: 1

Quant Time: Feb 15 13:51:34 2024
Quant Method : I:\ACQUDATA\MSVOA17\Methods\W021524.m
Quant Title : MS#17 - 8260 WATERS 5mL Purge
QLast Update : Thu Jan 04 14:47:51 2024
Response via : Initial Calibration

Compound	R.T.	QIon	Response	Conc	Units		Dev(Min)
41) 1,1,1-Trichloroethane	4.922	97	13190m	1.973	ug/L		
42) TAME	5.842	73	23010	1.769	ug/L		87
44) Cyclohexane	4.995	41	8262	2.073	ug/L		98
46) Carbontetrachloride	5.208	117	10964	1.817	ug/L		88
47) 1,1-Dichloropropene	5.233	75	11138	2.078	ug/L		90
49) Benzene	5.574	78	29336	1.891	ug/L		92
50) 1,2-Dichloroethane	5.623	62	12975	2.385	ug/L		95
51) Iso-Butyl Alcohol	5.647	43	8123	45.750	ug/L		87
52) n-Heptane	6.098	43	11815	1.908	ug/L		91
53) 1-Butanol	6.653	56	10740m	105.694	ug/L		
54) Trichloroethene	6.574	130	9314	1.986	ug/L		90
55) Methylcyclohexane	6.818	55	12317m	2.186	ug/L		
56) 1,2-Diclpropane	6.867	63	8237	1.920	ug/L		96
57) Dibromomethane	7.013	93	5475	1.881	ug/L		94
58) 1,4-Dioxane	7.104	88	2809	41.772	ug/L		97
59) Methyl Methacrylate	7.116	69	6160	1.752	ug/L	#	76
60) Bromodichloromethane	7.257	83	10182	1.786	ug/L		98
61) 2-Nitropropane	7.555	41	6255	4.198	ug/L		90
62) 2-Chloroethylvinyl Ether	7.683	63	2375	0.860	ug/L		97
63) cis-1,3-Dichloropropene	7.811	75	11625	1.710	ug/L		94
64) 4-Methyl-2-pentanone	8.031	43	10524	2.023	ug/L		93
66) Toluene	8.177	91	33160	1.933	ug/L		96
67) trans-1,3-Dichloropropene	8.464	75	11962	1.862	ug/L		97
68) Ethyl Methacrylate	8.610	69	11009	1.764	ug/L		85
69) 1,1,2-Trichloroethane	8.653	97	7719	1.850	ug/L		97
72) Tetrachloroethene	8.775	164	7346	2.088	ug/L		97
73) 2-Hexanone	8.958	43	7536m	1.946	ug/L		
74) 1,3-Dichloropropane	8.823	76	13350	2.046	ug/L		91
75) Dibromochloromethane	9.049	129	8764	1.715	ug/L		89
76) N-Butyl Acetate	9.116	43	16507	2.059	ug/L		94
77) 1,2-Dibromoethane	9.140	107	8799	2.057	ug/L		95
78) 3-Chlorobenzotrifluoride	9.677	180	13249	2.088	ug/L		96
79) Chlorobenzene	9.646	112	23411	2.029	ug/L		94
80) 4-Chlorobenzotrifluoride	9.732	180	11776	2.081	ug/L		92
81) 1,1,1,2-Tetrachloroethane	9.738	131	8441	1.805	ug/L		98
82) Ethylbenzene	9.768	106	11976	1.952	ug/L		91
83) (m+p)Xylene	9.884	106	29046	3.968	ug/L		96
84) o-Xylene	10.244	106	14512	2.027	ug/L		99
85) Styrene	10.256	104	22950	1.849	ug/L		92
86) Bromoform	10.409	173	5316	1.594	ug/L		97
87) 2-Chlorobenzotrifluoride	10.500	180	12525	2.085	ug/L		91
88) Isopropylbenzene	10.579	105	37161	1.983	ug/L		99
89) Cyclohexanone	10.652	55	45211	45.255	ug/L		98
90) trans-1,4-Dichloro-2-B...	10.902	53	3503	1.924	ug/L		81
92) 1,1,2,2-Tetrachloroethane	10.854	83	10950	1.914	ug/L		91
93) Bromobenzene	10.823	156	10437	2.183	ug/L		96
94) 1,2,3-Trichloropropane	10.878	110	3996	2.090	ug/L	#	79
95) n-Propylbenzene	10.939	91	42559	2.072	ug/L		98
96) 2-Chlorotoluene	11.000	91	26321	2.150	ug/L		96
97) 3-Chlorotoluene	11.055	91	27146	2.105	ug/L		98
98) 4-Chlorotoluene	11.097	91	31489	2.177	ug/L		94
99) 1,3,5-Trimethylbenzene	11.097	105	30571	2.013	ug/L		98
100) tert-Butylbenzene	11.366	119	27430	2.028	ug/L		99
101) 1,2,4-Trimethylbenzene	11.408	105	30257	1.987	ug/L		99
102) 3,4-Dichlorobenzotrifl...	11.475	214	9385	2.114	ug/L		96
103) sec-Butylbenzene	11.549	105	38868	2.020	ug/L		99

Quantitation Report (QT Reviewed)

Data Path : I:\ACQUDATA\MSVOA17\Data\021524\
Data File : E9808.D
Acq On : 15 Feb 2024 01:33 pm
Operator : K.Ruest
Sample : 2.0ppb
Misc : WATER ICAL
ALS Vial : 4 Sample Multiplier: 1

Quant Time: Feb 15 13:51:34 2024
Quant Method : I:\ACQUDATA\MSVOA17\Methods\W021524.m
Quant Title : MS#17 - 8260 WATERS 5mL Purge
QLast Update : Thu Jan 04 14:47:51 2024
Response via : Initial Calibration

Compound	R.T.	QIon	Response	Conc	Units		Dev(Min)
104) p-Isopropyltoluene	11.677	119	32810	1.977	ug/L		95
105) 1,3-Dclbenz	11.628	146	18868	2.094	ug/L		99
106) 1,4-Dclbenz	11.701	146	19222	2.130	ug/L		90
107) 2,4-Dichlorobenzotrifl...	11.762	214	8329	2.136	ug/L		96
108) 2,5-Dichlorobenzotrifl...	11.805	214	9701	2.232	ug/L		97
109) n-Butylbenzene	12.006	91	27325	1.875	ug/L		96
110) 1,2-Dclbenz	12.006	146	18531	2.128	ug/L		95
111) 1,2-Dibromo-3-chloropr...	12.634	157	2296	1.572	ug/L	#	74
112) Trielution Dichlorotol...	12.750	125	46703	5.815	ug/L		96
113) 1,3,5-Trichlorobenzene	12.798	180	12408	1.966	ug/L		90
114) Coelution Dichlorotoluene	13.079	125	33039	3.949	ug/L		98
115) 1,2,4-Tcbenzene	13.286	180	10883	1.887	ug/L		90
116) Hexachlorobt	13.426	225	5946	2.109	ug/L		91
117) Naphthalen	13.475	128	28234	1.712	ug/L		99
118) 1,2,3-Tclbenzene	13.664	180	10398	1.927	ug/L		91
119) 2,4,5-Trichlorotoluene	14.249	159	7498	1.796	ug/L		91
120) 2,3,6-Trichlorotoluene	14.335	159	7184	1.706	ug/L		97

(#) = qualifier out of range (m) = manual integration (+) = signals summed

Quantitation Report (QT Reviewed)

Data Path : I:\ACQUDATA\MSVOA17\Data\021524\
Data File : E9808.D
Acq On : 15 Feb 2024 01:33 pm
Operator : K.Ruest
Sample : 2.0ppb
Misc : WATER ICAL
ALS Vial : 4 Sample Multiplier: 1

Quant Time: Feb 15 13:51:34 2024
Quant Method : I:\ACQUDATA\MSVOA17\Methods\W021524.m
Quant Title : MS#17 - 8260 WATERS 5mL Purge
QLast Update : Thu Jan 04 14:47:51 2024
Response via : Initial Calibration

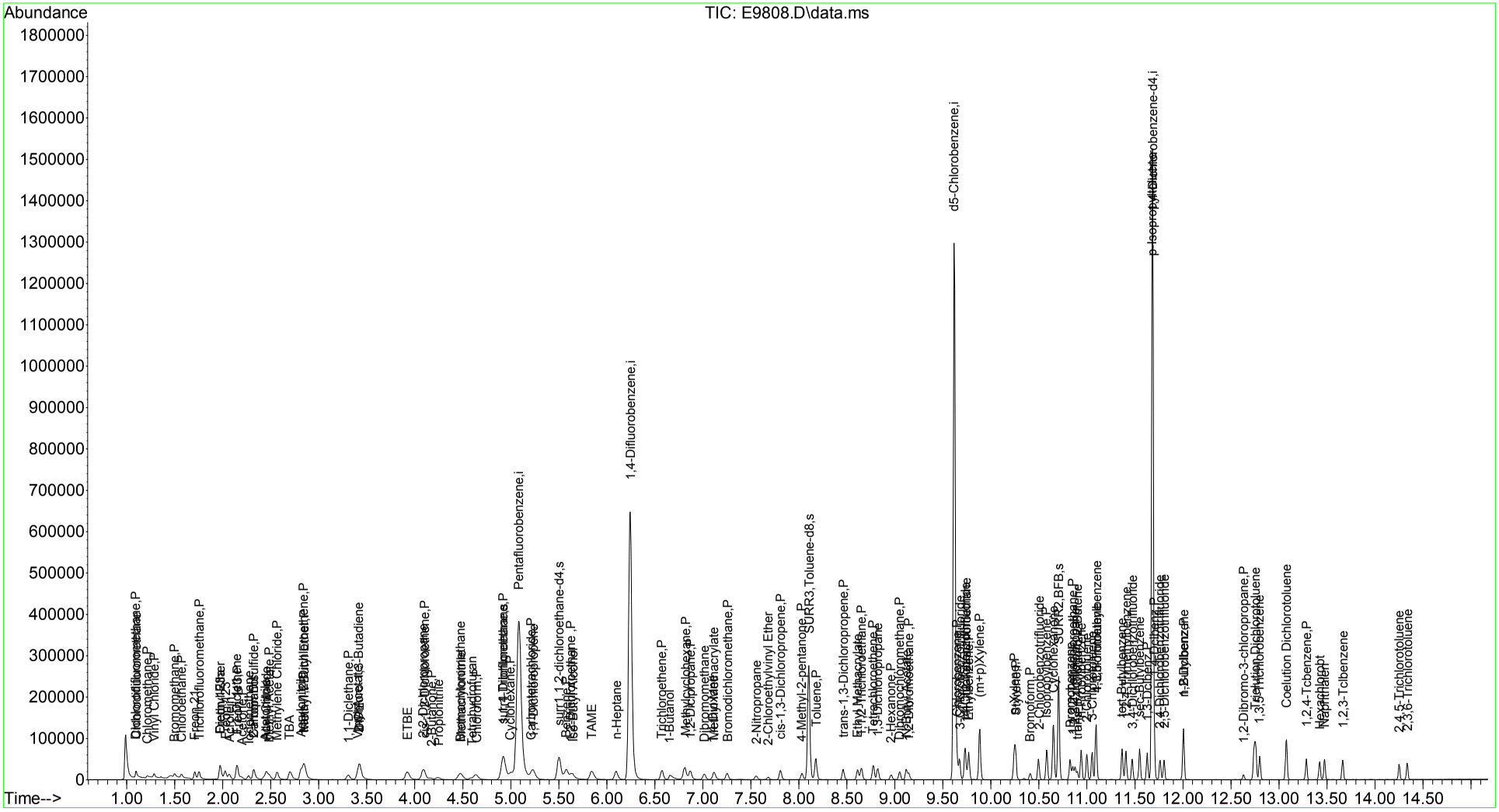

Page 767 of 5087

1st 02/16/24
2nd 02/16/24

Quantitation Report (Qedit)

Data Path : I:\ACQUDATA\MSVOA17\Data\021524\
Data File : E9809.D
Acq On : 15 Feb 2024 01:56 pm
Operator : K.Ruest
Sample : 5.0ppb
Misc : WATER ICAL
ALS Vial : 5 Sample Multiplier: 1

Quant Time: Feb 15 14:14:48 2024
Quant Method : I:\ACQUDATA\MSVOA17\Methods\W021524.m
Quant Title : MS#17 - 8260 WATERS 5mL Purge
QLast Update : Thu Jan 04 14:47:51 2024
Response via : Initial Calibration

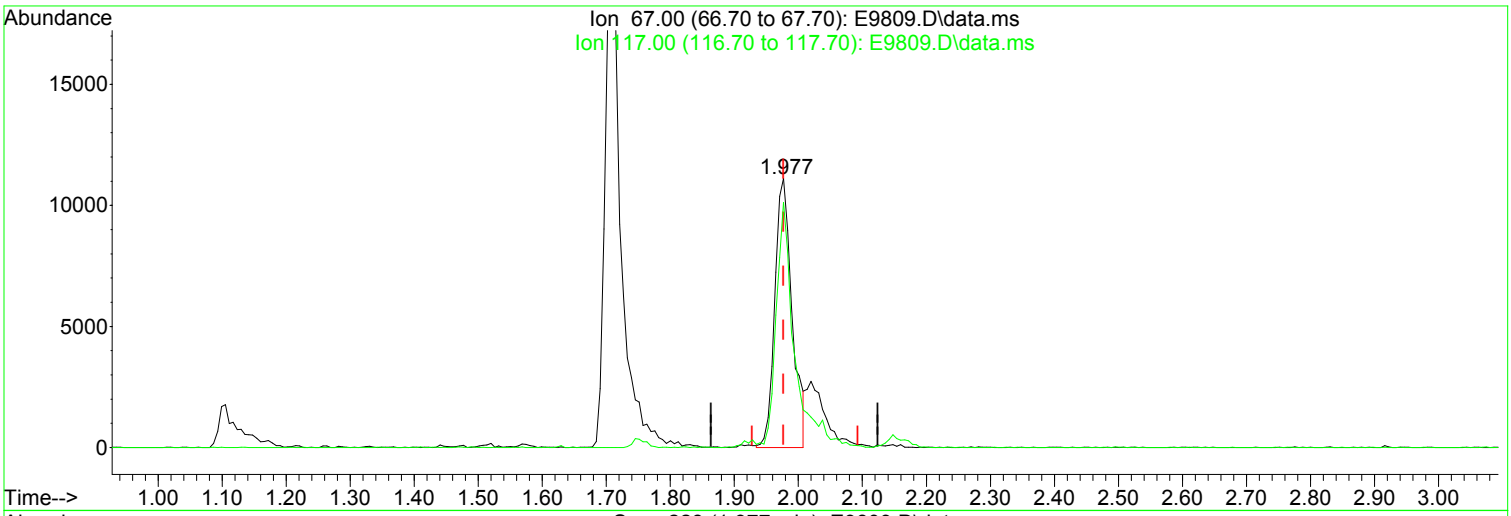

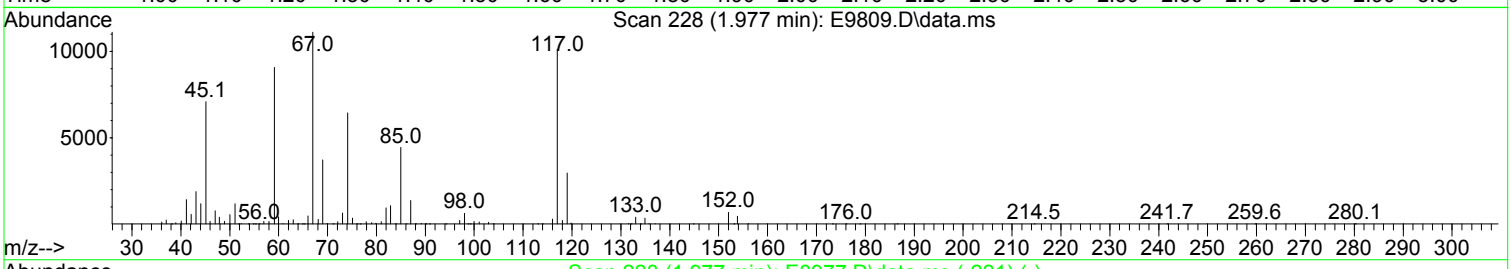

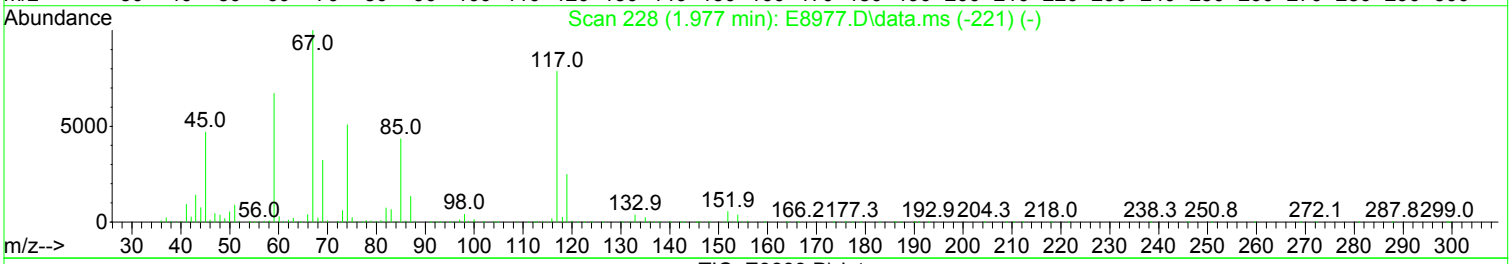

TIC: E9809.D\data.ms

(11) Freon 123a

1.977min (-0.000) 4.59 ug/L m

response 20898

Ion	Exp%	Act%
67.00	100.00	100.00
117.00	79.20	91.13
0.00	0.00	0.00
0.00	0.00	0.00

Manual Integration:

After

Poor integration.

02/16/24

Quantitation Report (Qedit)

Data Path : I:\ACQUDATA\MSVOA17\Data\021524\
Data File : E9809.D
Acq On : 15 Feb 2024 01:56 pm
Operator : K.Ruest
Sample : 5.0ppb
Misc : WATER ICAL
ALS Vial : 5 Sample Multiplier: 1

Quant Time: Feb 15 14:14:48 2024
Quant Method : I:\ACQUDATA\MSVOA17\Methods\W021524.m
Quant Title : MS#17 - 8260 WATERS 5mL Purge
QLast Update : Thu Jan 04 14:47:51 2024
Response via : Initial Calibration

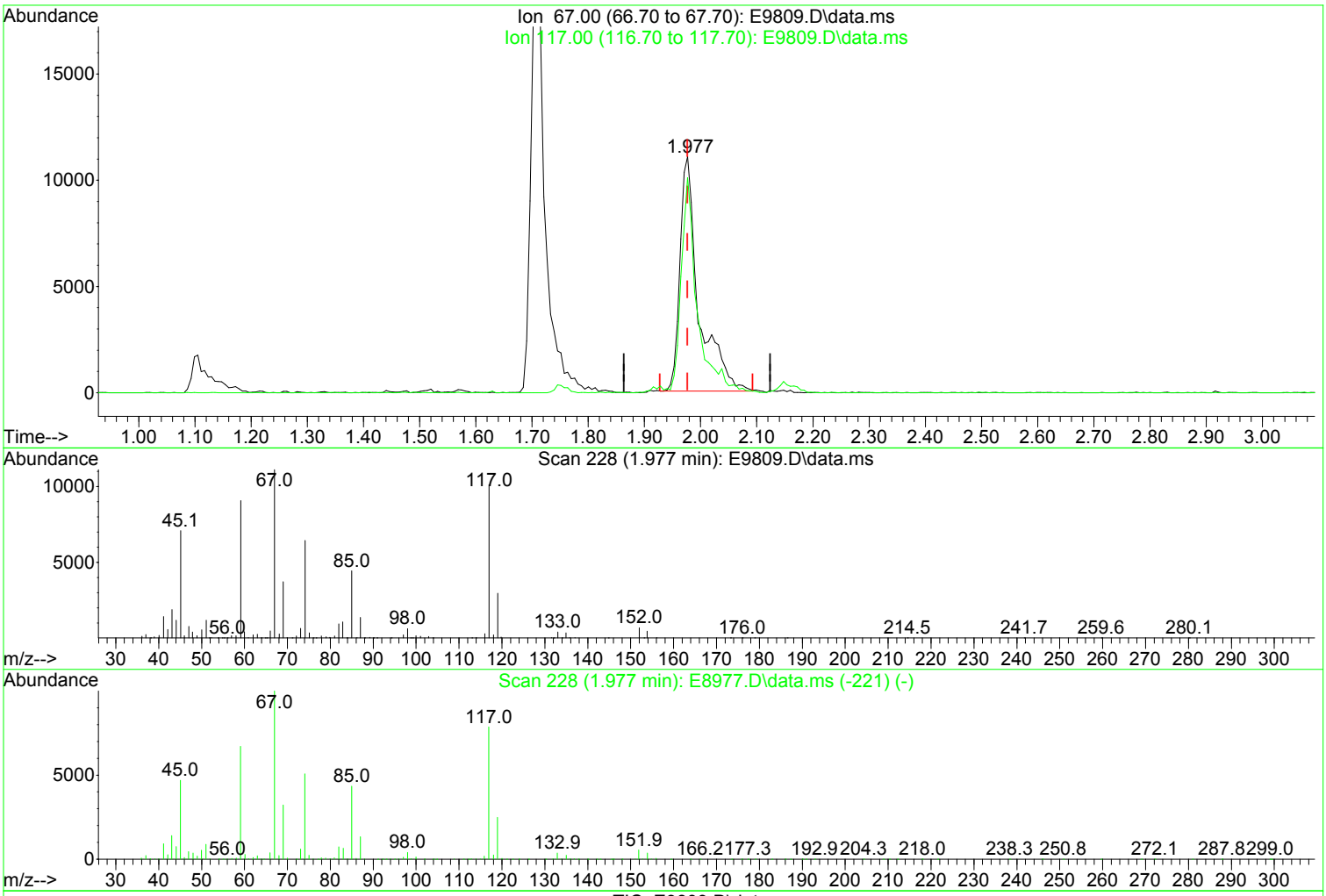

TIC: E9809.D\data.ms

(11) Freon 123a

1.977min (-0.000) 5.67 ug/L

response 25823

Ion	Exp%	Act%
67.00	100.00	100.00
117.00	79.20	91.13
0.00	0.00	0.00
0.00	0.00	0.00

Manual Integration:

Before

02/16/24

Quantitation Report (Qedit)

Data Path : I:\ACQUDATA\MSVOA17\Data\021524\
Data File : E9809.D
Acq On : 15 Feb 2024 01:56 pm
Operator : K.Ruest
Sample : 5.0ppb
Misc : WATER ICAL
ALS Vial : 5 Sample Multiplier: 1

Quant Time: Feb 15 14:14:48 2024
Quant Method : I:\ACQUDATA\MSVOA17\Methods\W021524.m
Quant Title : MS#17 - 8260 WATERS 5mL Purge
QLast Update : Thu Jan 04 14:47:51 2024
Response via : Initial Calibration

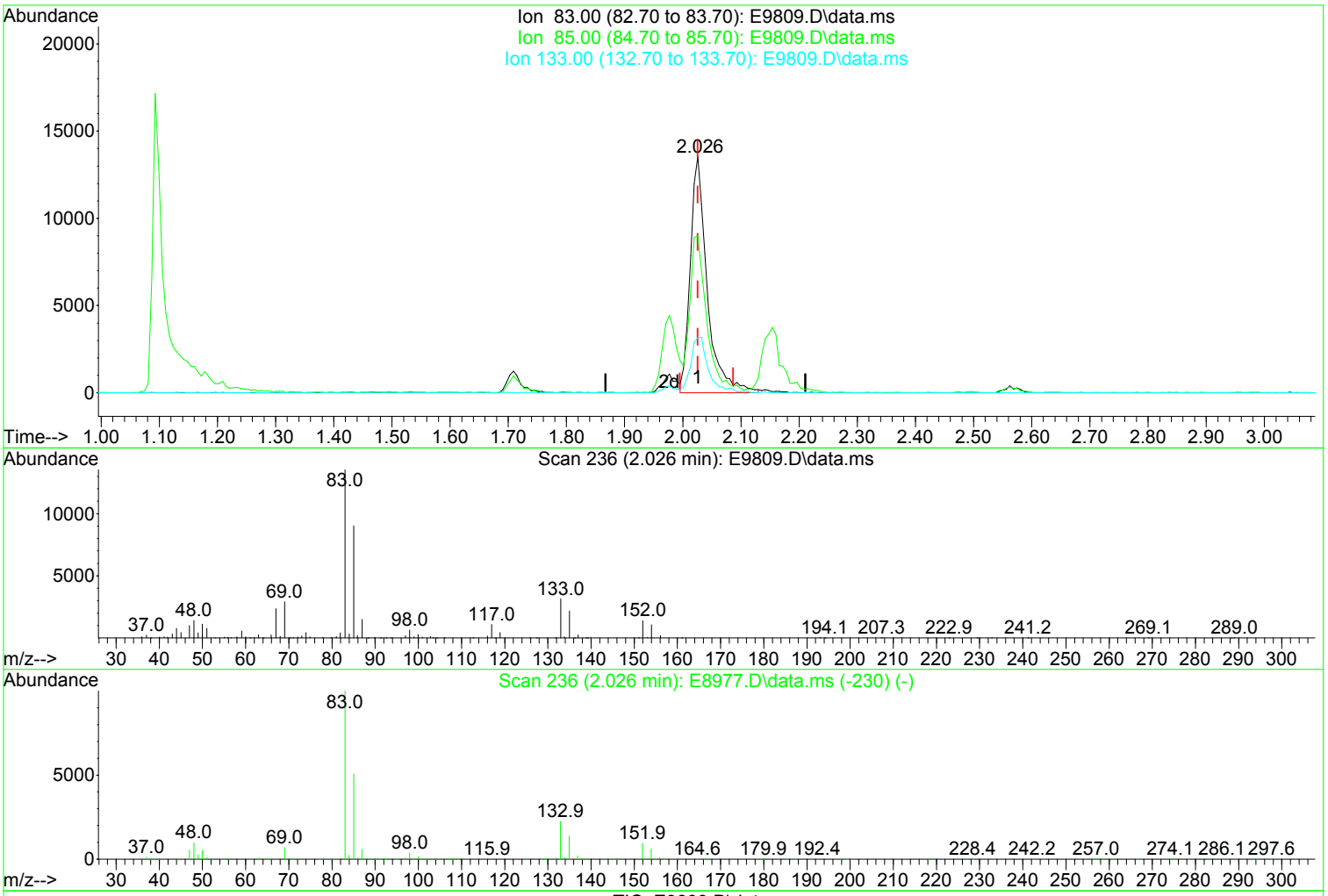

TIC: E9809.D\data.ms

(12) Freon 123

2.026min (-0.000) 4.85 ug/L m

response 27211

Ion	Exp%	Act%
83.00	100.00	100.00
85.00	68.00	66.67
133.00	23.30	23.19
0.00	0.00	0.00

Manual Integration:

After

Poor integration.

02/16/24

Quantitation Report (Qedit)

Data Path : I:\ACQUDATA\MSVOA17\Data\021524\
Data File : E9809.D
Acq On : 15 Feb 2024 01:56 pm
Operator : K.Ruest
Sample : 5.0ppb
Misc : WATER ICAL
ALS Vial : 5 Sample Multiplier: 1

Quant Time: Feb 15 14:14:48 2024
Quant Method : I:\ACQUDATA\MSVOA17\Methods\W021524.m
Quant Title : MS#17 - 8260 WATERS 5mL Purge
QLast Update : Thu Jan 04 14:47:51 2024
Response via : Initial Calibration

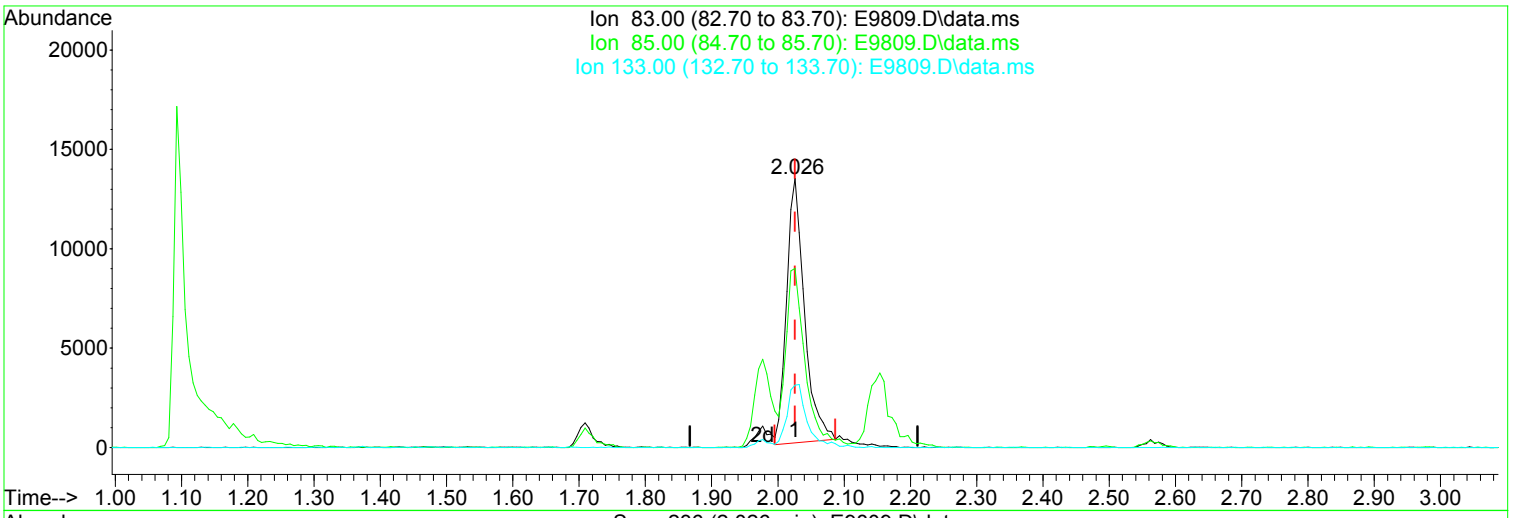

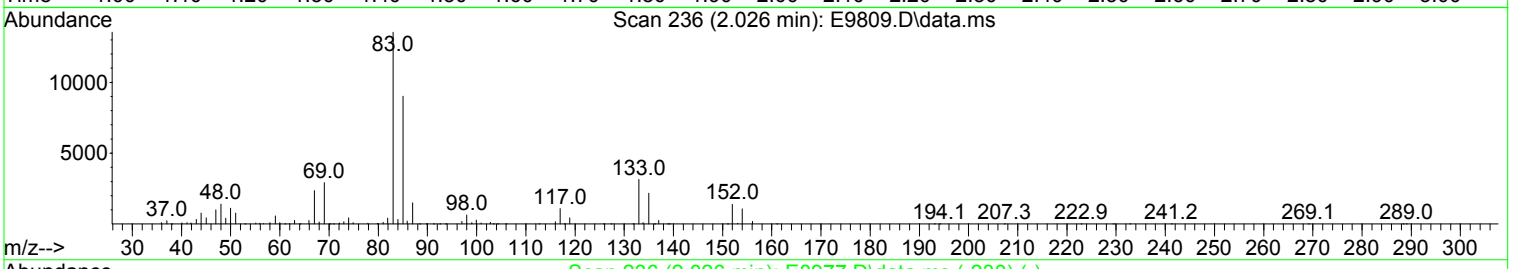

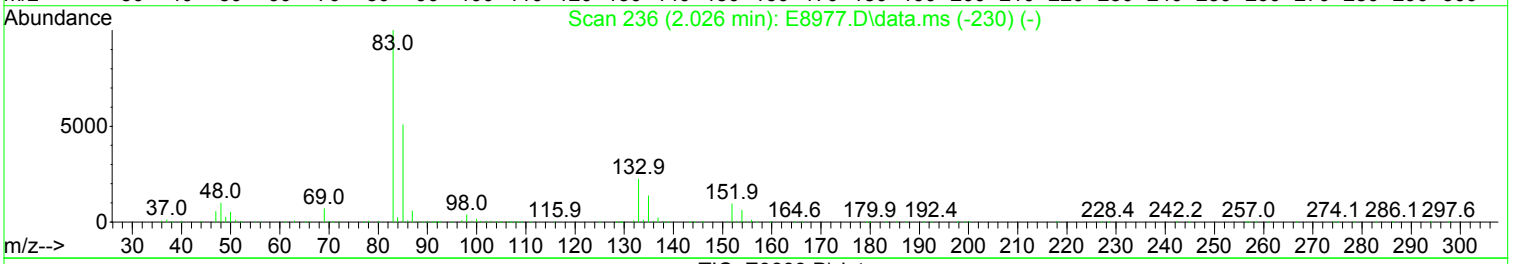

TIC: E9809.D\data.ms

(12) Freon 123

2.026min (-0.000) 4.43 ug/L

response 24845

Ion	Exp%	Act%
83.00	100.00	100.00
85.00	68.00	66.67
133.00	23.30	23.19
0.00	0.00	0.00

Manual Integration:

Before

02/16/24

Quantitation Report (Qedit)

Data Path : I:\ACQUDATA\MSVOA17\Data\021524\
Data File : E9809.D
Acq On : 15 Feb 2024 01:56 pm
Operator : K.Ruest
Sample : 5.0ppb
Misc : WATER ICAL
ALS Vial : 5 Sample Multiplier: 1

Quant Time: Feb 15 14:14:48 2024
Quant Method : I:\ACQUDATA\MSVOA17\Methods\W021524.m
Quant Title : MS#17 - 8260 WATERS 5mL Purge
QLast Update : Thu Jan 04 14:47:51 2024
Response via : Initial Calibration

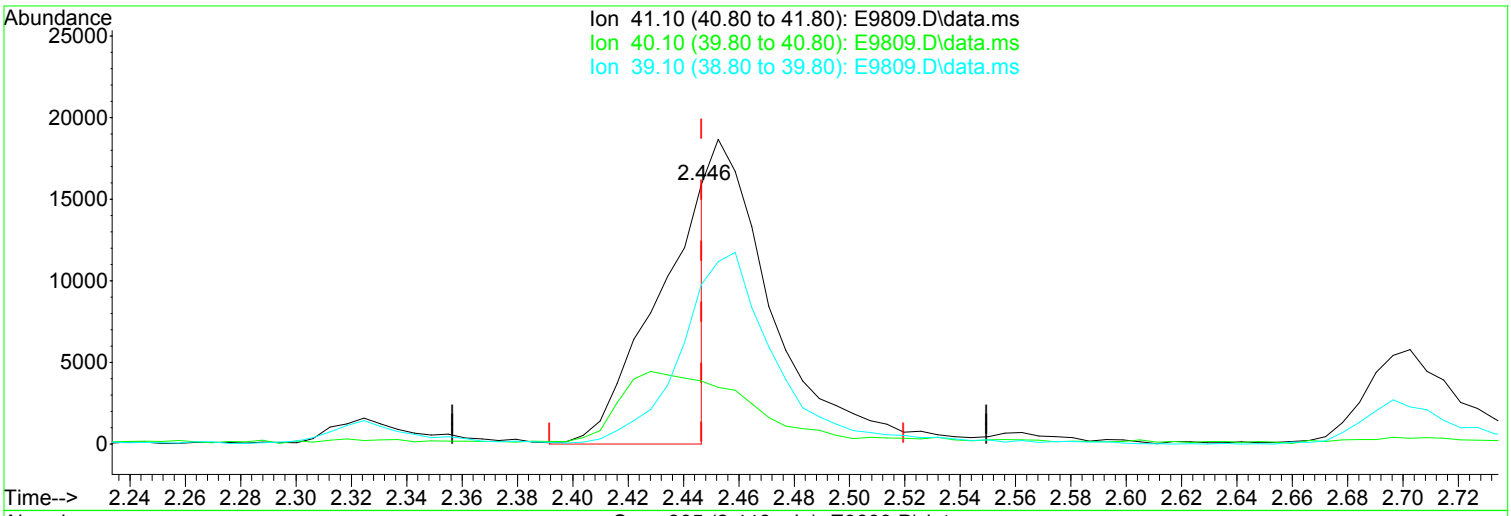

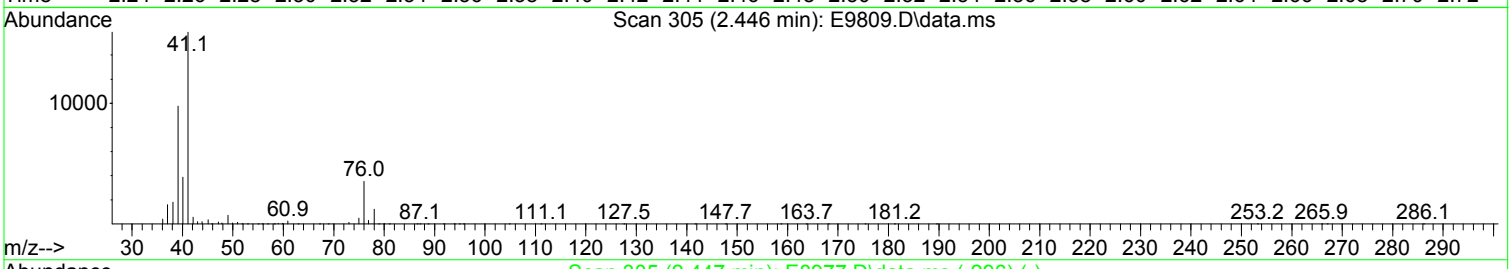

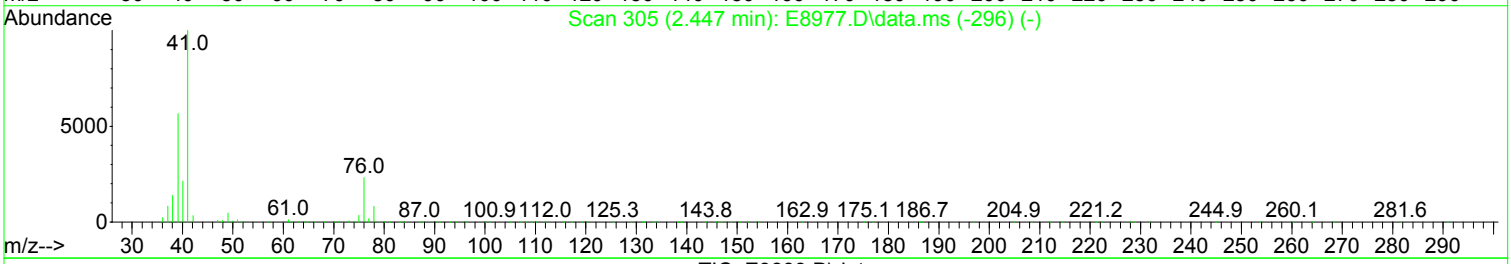

TIC: E9809.D\data.ms

(20) Acetonitrile

2.446min (-0.000) 23.17 ug/L m

response 21366

Ion	Exp%	Act%
41.10	100.00	100.00
40.10	21.50	24.35
39.10	57.00	61.41
0.00	0.00	0.00

Manual Integration:

After

Poor integration.

02/16/24

Quantitation Report (Qedit)

Data Path : I:\ACQUDATA\MSVOA17\Data\021524\
Data File : E9809.D
Acq On : 15 Feb 2024 01:56 pm
Operator : K.Ruest
Sample : 5.0ppb
Misc : WATER ICAL
ALS Vial : 5 Sample Multiplier: 1

Quant Time: Feb 15 14:14:48 2024
Quant Method : I:\ACQUDATA\MSVOA17\Methods\W021524.m
Quant Title : MS#17 - 8260 WATERS 5mL Purge
QLast Update : Thu Jan 04 14:47:51 2024
Response via : Initial Calibration

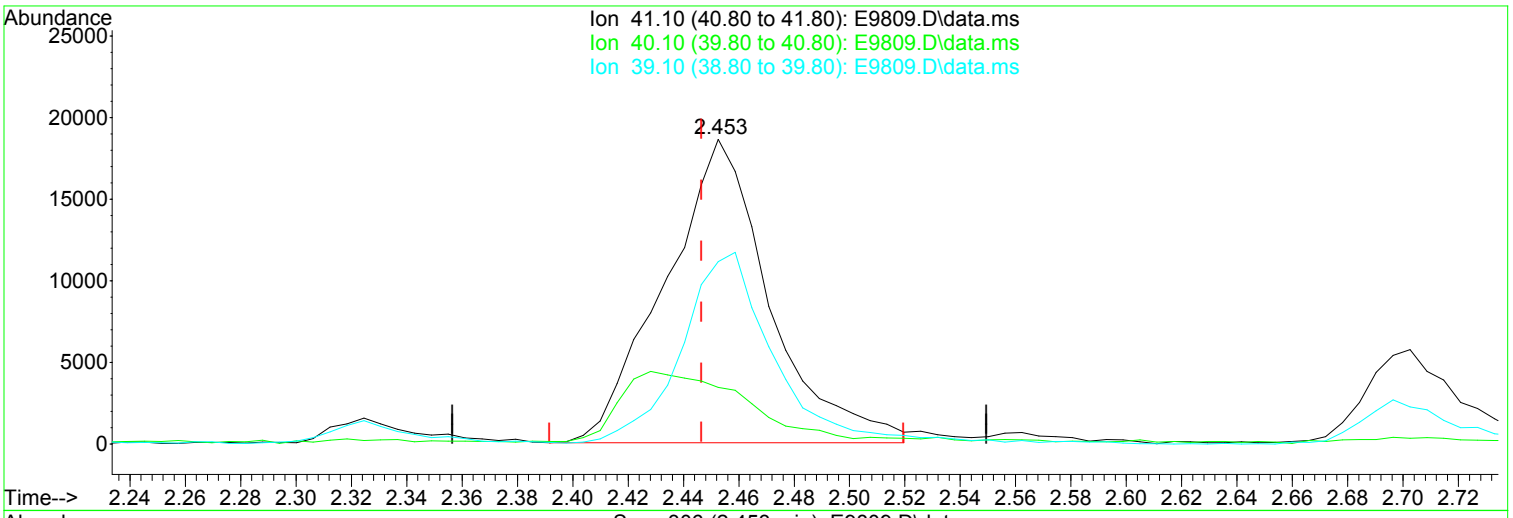

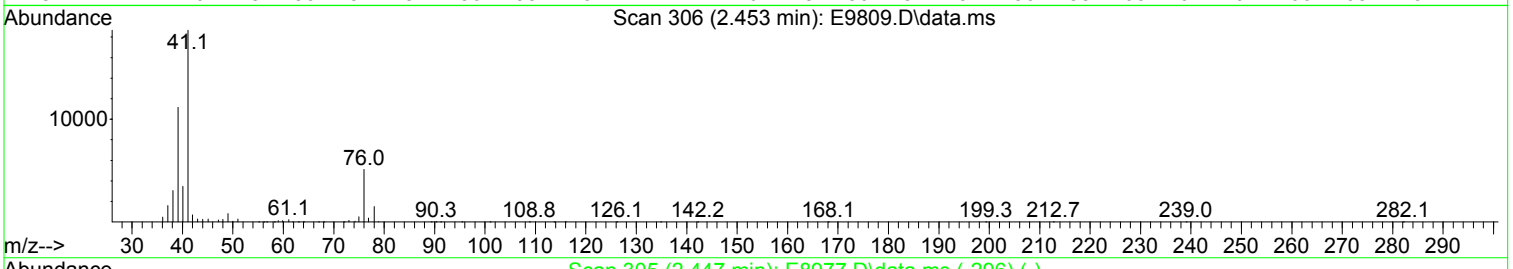

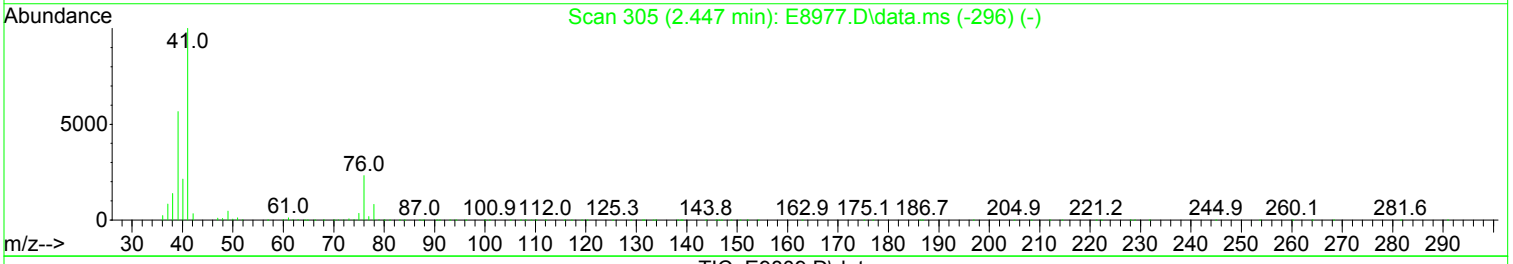

TIC: E9809.D\data.ms

(20) Acetonitrile

2.453min (+ 0.006) 53.10 ug/L

response 48954

Ion	Exp%	Act%
41.10	100.00	100.00
40.10	21.50	18.61
39.10	57.00	59.82
0.00	0.00	0.00

Manual Integration:

Before

02/16/24

Quantitation Report (Qedit)

Data Path : I:\ACQUDATA\MSVOA17\Data\021524\
Data File : E9809.D
Acq On : 15 Feb 2024 01:56 pm
Operator : K.Ruest
Sample : 5.0ppb
Misc : WATER ICAL
ALS Vial : 5 Sample Multiplier: 1

Quant Time: Feb 15 14:14:48 2024
Quant Method : I:\ACQUDATA\MSVOA17\Methods\W021524.m
Quant Title : MS#17 - 8260 WATERS 5mL Purge
QLast Update : Thu Jan 04 14:47:51 2024
Response via : Initial Calibration

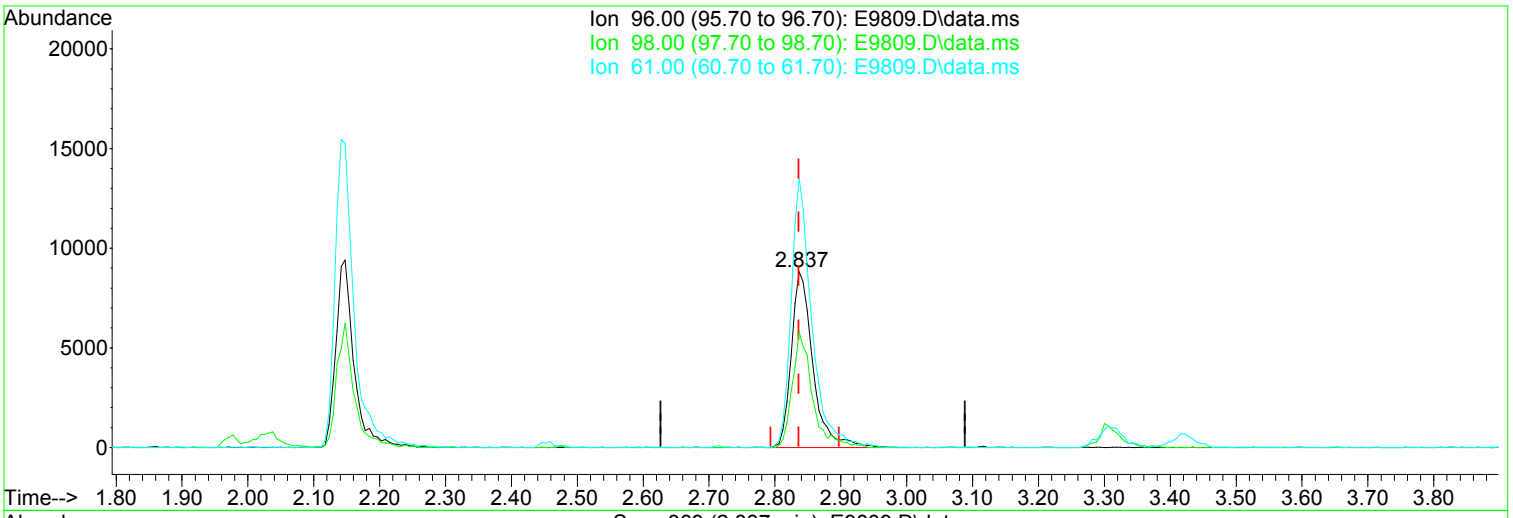

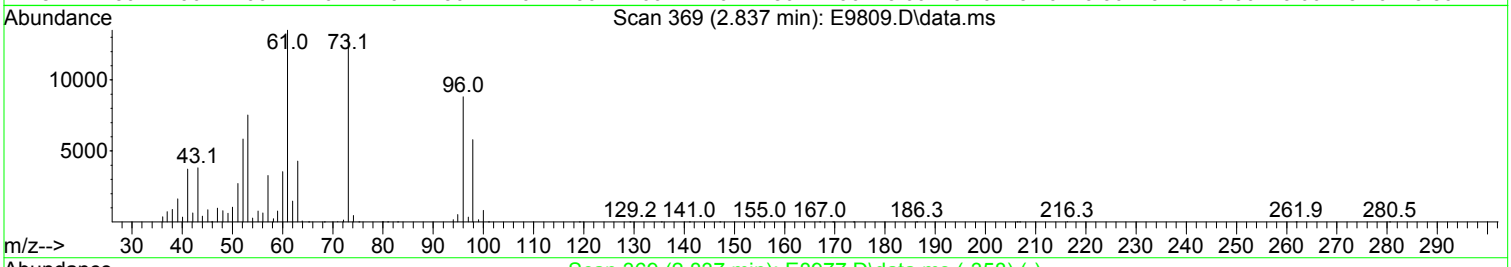

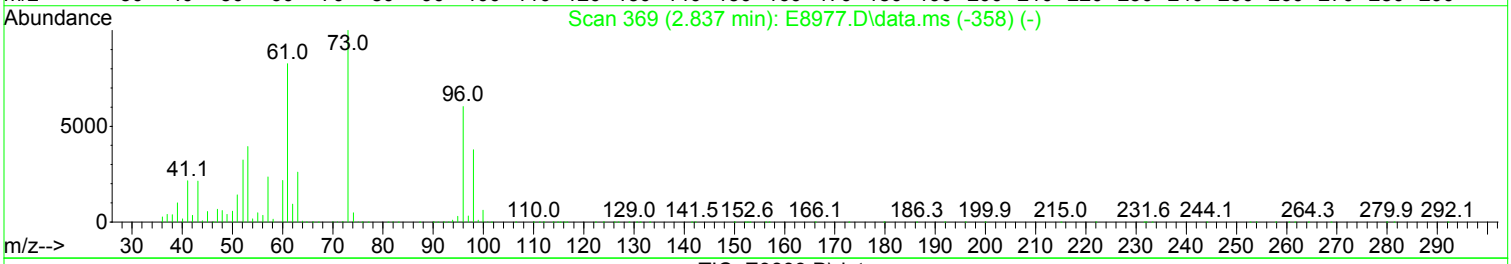

TIC: E9809.D\data.ms

(27) trans-1,2-Dichloroethene (P)

2.837min (-0.000) 4.65 ug/L m

response 20140

Ion	Exp%	Act%
96.00	100.00	100.00
98.00	62.60	65.82
61.00	136.90	153.11
0.00	0.00	0.00

Manual Integration:

After

Poor integration.

02/16/24

Quantitation Report (Qedit)

Data Path : I:\ACQUDATA\MSVOA17\Data\021524\
Data File : E9809.D
Acq On : 15 Feb 2024 01:56 pm
Operator : K.Ruest
Sample : 5.0ppb
Misc : WATER ICAL
ALS Vial : 5 Sample Multiplier: 1

Quant Time: Feb 15 14:14:48 2024
Quant Method : I:\ACQUDATA\MSVOA17\Methods\W021524.m
Quant Title : MS#17 - 8260 WATERS 5mL Purge
QLast Update : Thu Jan 04 14:47:51 2024
Response via : Initial Calibration

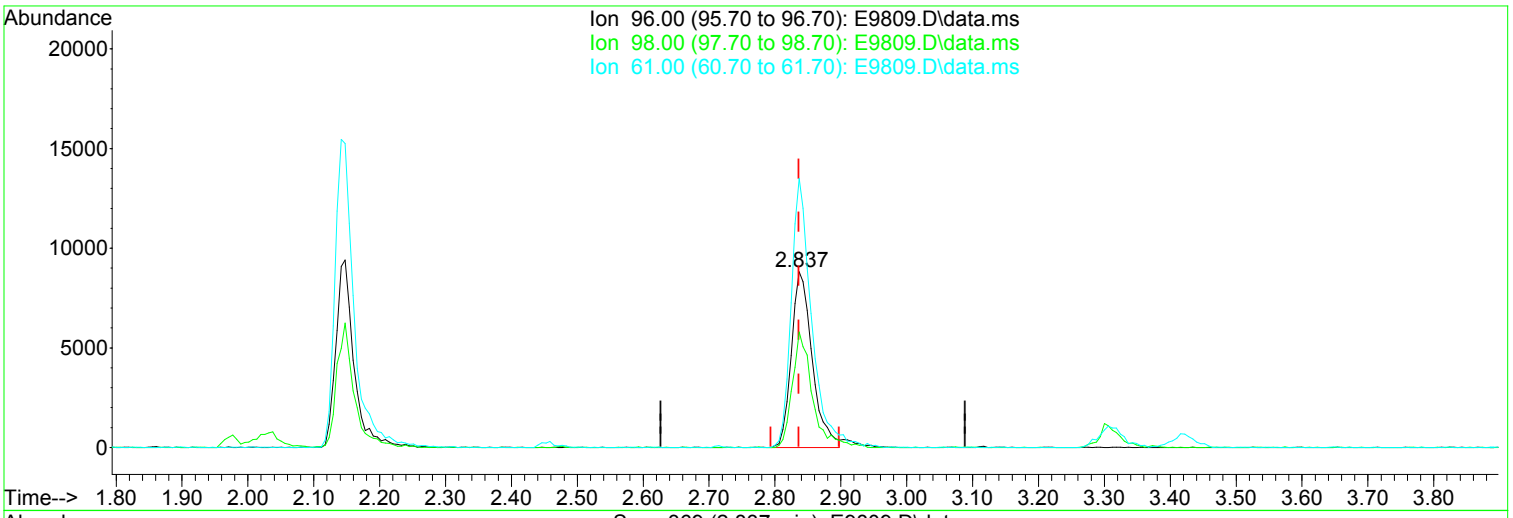

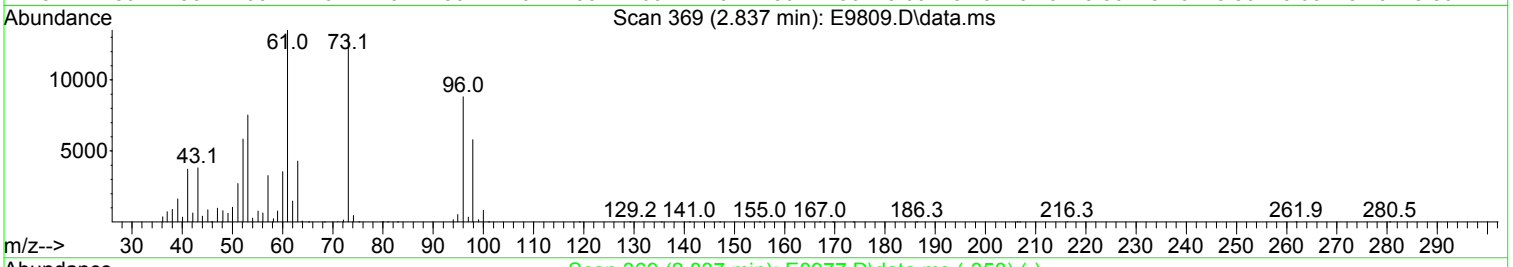

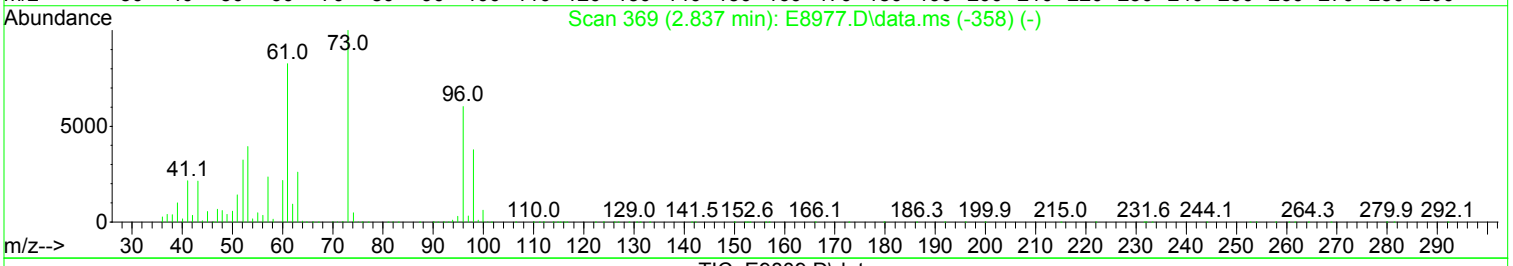

TIC: E9809.D\data.ms

(27) trans-1,2-Dichloroethene (P)

2.837min (-0.000) 4.48 ug/L

response 19419

Ion	Exp%	Act%
96.00	100.00	100.00
98.00	62.60	65.82
61.00	136.90	153.11
0.00	0.00	0.00

Manual Integration:

Before

02/16/24

Quantitation Report (Qedit)

Data Path : I:\ACQUDATA\MSVOA17\Data\021524\
Data File : E9809.D
Acq On : 15 Feb 2024 01:56 pm
Operator : K.Ruest
Sample : 5.0ppb
Misc : WATER ICAL
ALS Vial : 5 Sample Multiplier: 1

Quant Time: Feb 15 14:14:48 2024
Quant Method : I:\ACQUDATA\MSVOA17\Methods\W021524.m
Quant Title : MS#17 - 8260 WATERS 5mL Purge
QLast Update : Thu Jan 04 14:47:51 2024
Response via : Initial Calibration

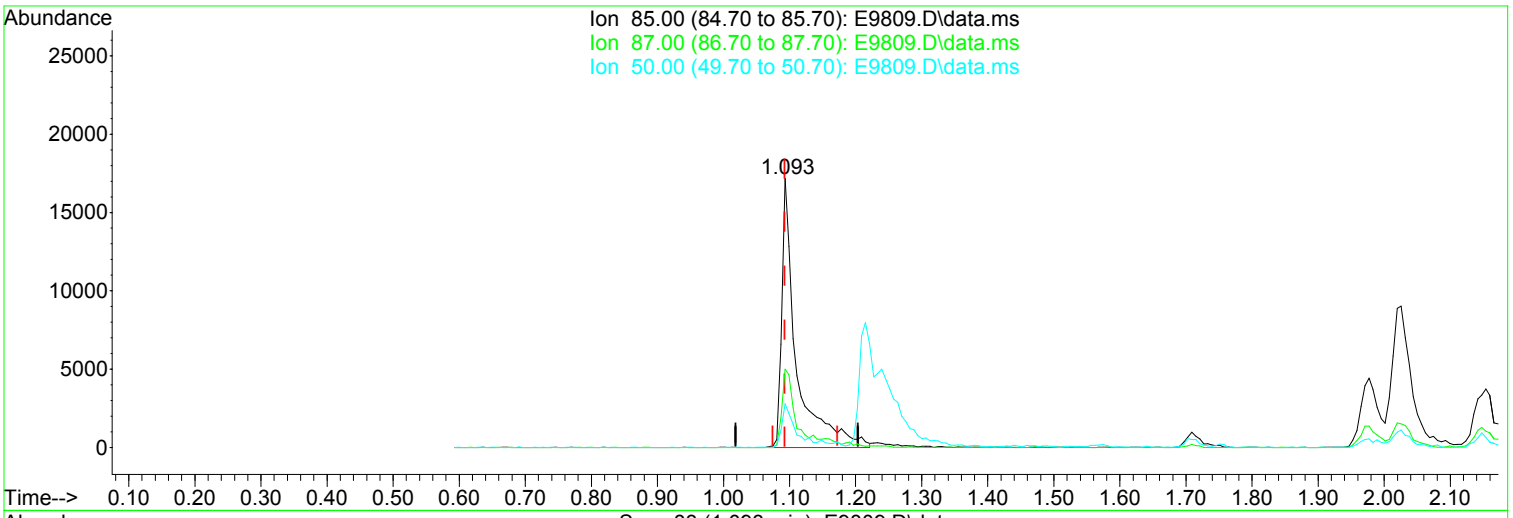

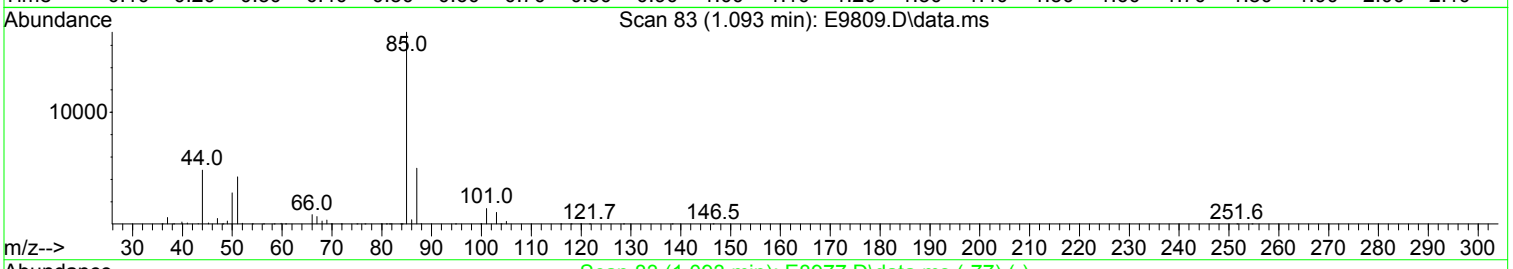

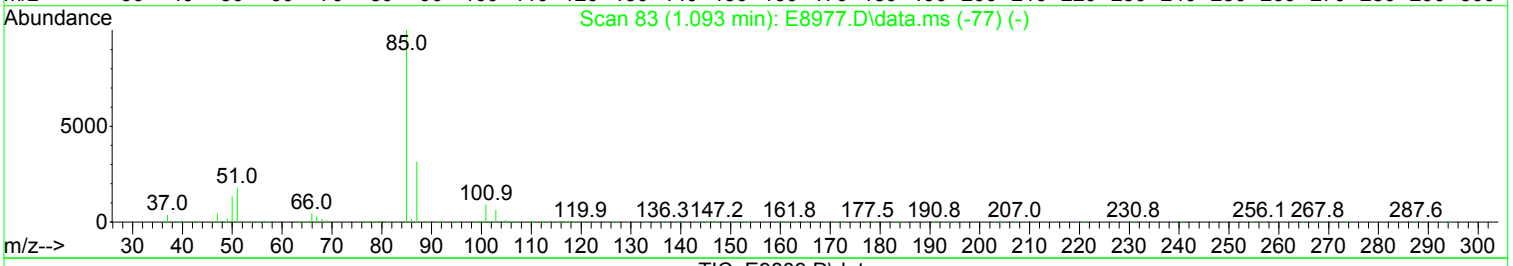

TIC: E9809.D\data.ms

(3) Dichlorodifluoromethane (P)

1.093min (-0.000) 4.87 ug/L m

response 26756

Ion	Exp%	Act%
85.00	100.00	100.00
87.00	31.10	29.12
50.00	13.20	16.30
0.00	0.00	0.00

Manual Integration:

After

Poor integration.

02/16/24

Quantitation Report (Qedit)

Data Path : I:\ACQUDATA\MSVOA17\Data\021524\
Data File : E9809.D
Acq On : 15 Feb 2024 01:56 pm
Operator : K.Ruest
Sample : 5.0ppb
Misc : WATER ICAL
ALS Vial : 5 Sample Multiplier: 1

Quant Time: Feb 15 14:14:48 2024
Quant Method : I:\ACQUDATA\MSVOA17\Methods\W021524.m
Quant Title : MS#17 - 8260 WATERS 5mL Purge
QLast Update : Thu Jan 04 14:47:51 2024
Response via : Initial Calibration

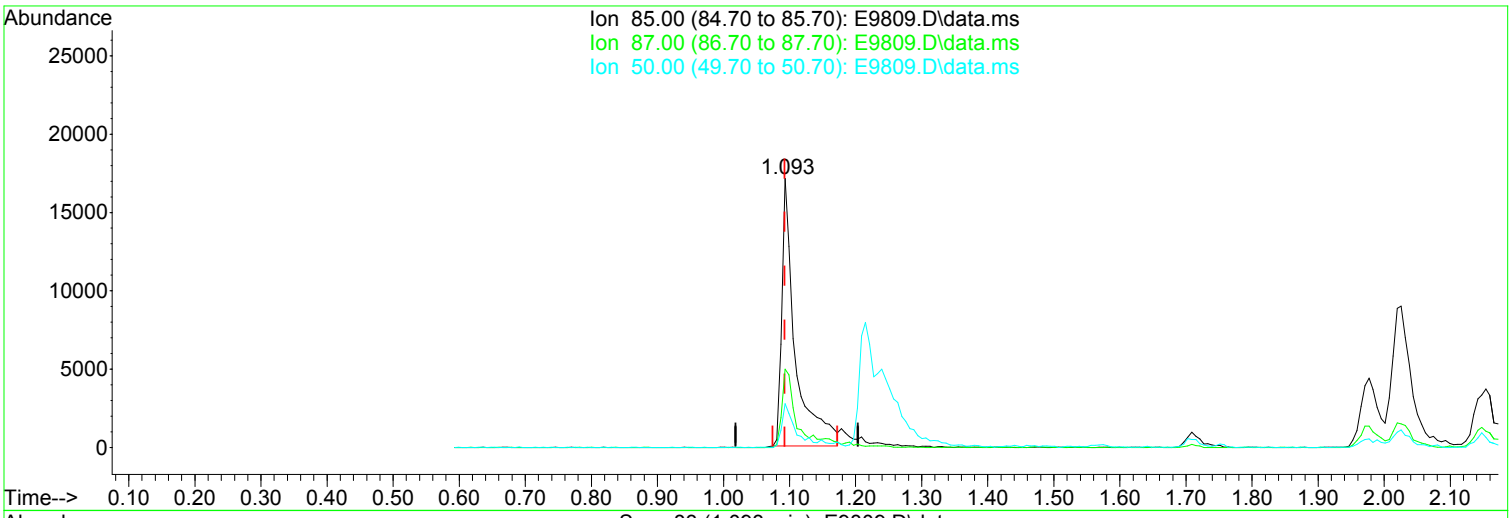

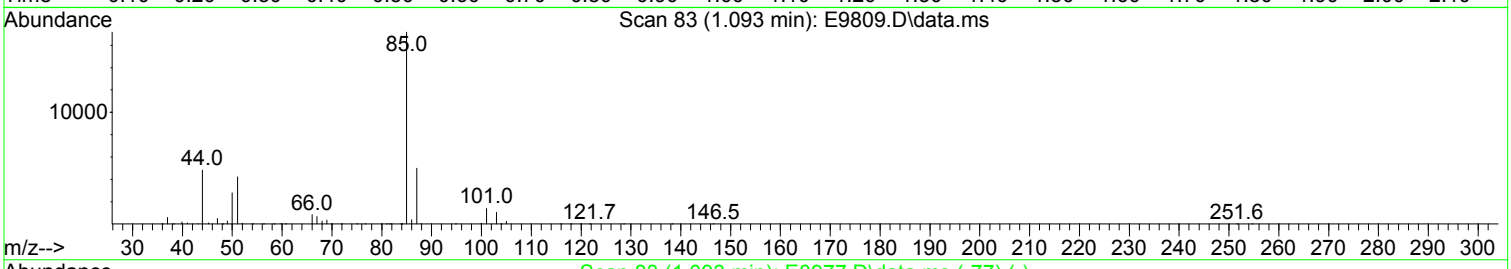

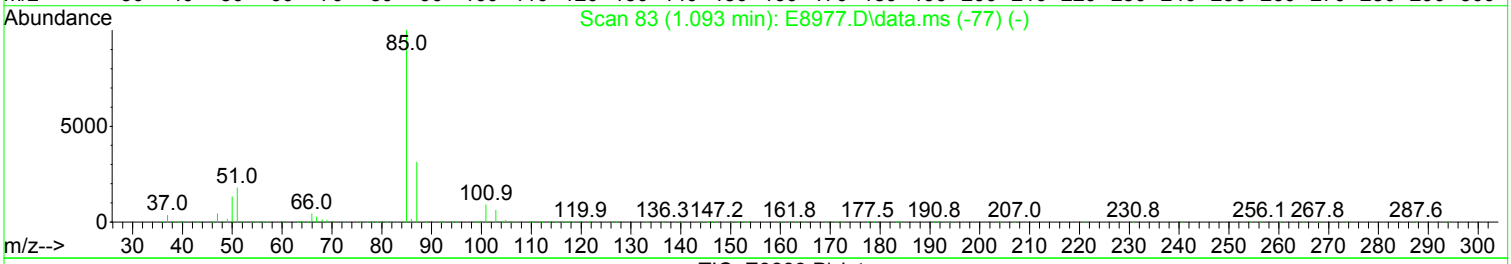

TIC: E9809.D\data.ms

(3) Dichlorodifluoromethane (P)

1.093min (-0.000) 4.41 ug/L

response 24253

Ion	Exp%	Act%
85.00	100.00	100.00
87.00	31.10	29.12
50.00	13.20	16.30
0.00	0.00	0.00

Manual Integration:

Before

02/16/24

Quantitation Report (Qedit)

Data Path : I:\ACQUDATA\MSVOA17\Data\021524\
Data File : E9809.D
Acq On : 15 Feb 2024 01:56 pm
Operator : K.Ruest
Sample : 5.0ppb
Misc : WATER ICAL
ALS Vial : 5 Sample Multiplier: 1

Quant Time: Feb 15 14:14:48 2024
Quant Method : I:\ACQUDATA\MSVOA17\Methods\W021524.m
Quant Title : MS#17 - 8260 WATERS 5mL Purge
QLast Update : Thu Jan 04 14:47:51 2024
Response via : Initial Calibration

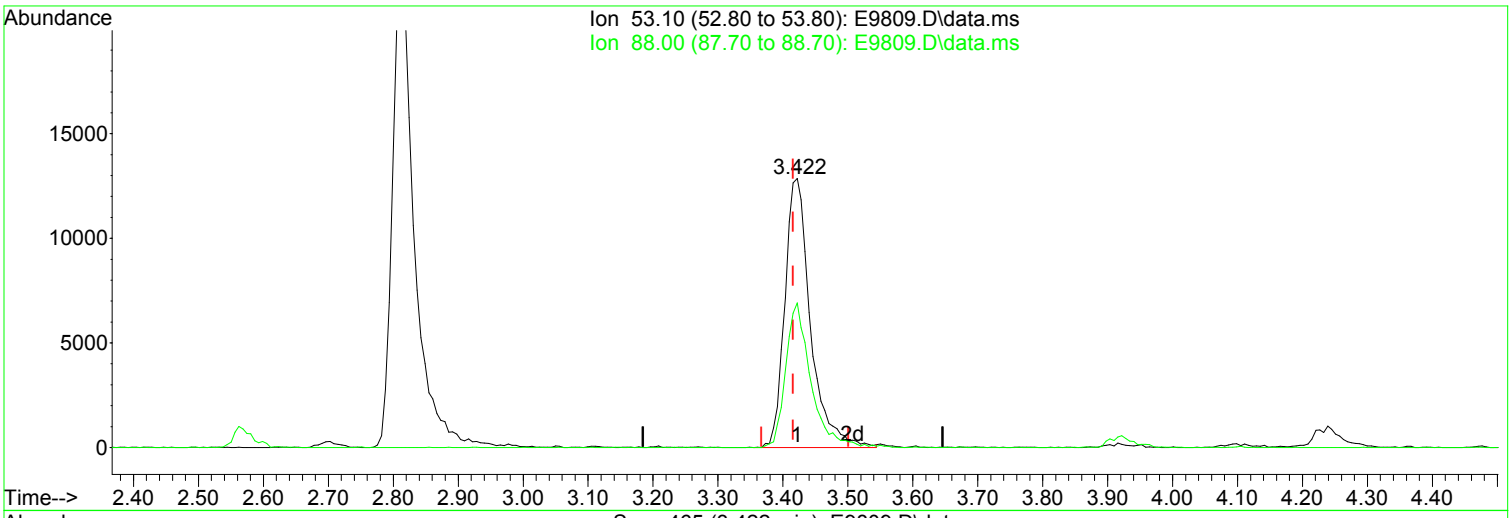

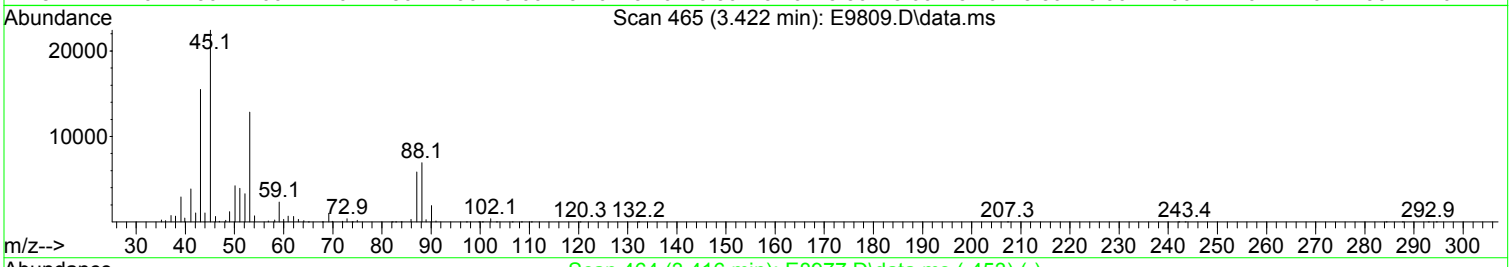

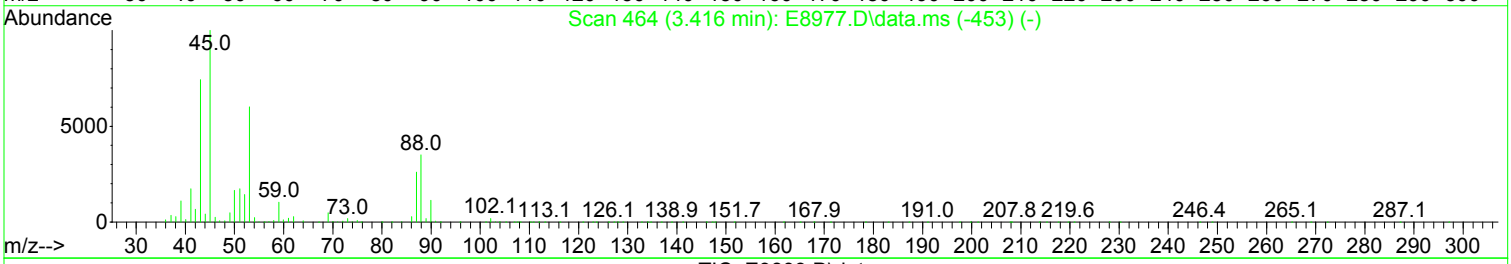

TIC: E9809.D\data.ms

(31) 2-Chloro-1,3-Butadiene

3.422min (+ 0.006) 5.27 ug/L m

response 35383

Ion	Exp%	Act%
53.10	100.00	100.00
88.00	58.30	53.81
0.00	0.00	0.00
0.00	0.00	0.00

Manual Integration:

After

Poor integration.

02/16/24

1st 02/16/24
2nd 02/16/24

Quantitation Report (Qedit)

Data Path : I:\ACQUDATA\MSVOA17\Data\021524\
Data File : E9809.D
Acq On : 15 Feb 2024 01:56 pm
Operator : K.Ruest
Sample : 5.0ppb
Misc : WATER ICAL
ALS Vial : 5 Sample Multiplier: 1

Quant Time: Feb 15 14:14:48 2024
Quant Method : I:\ACQUDATA\MSVOA17\Methods\W021524.m
Quant Title : MS#17 - 8260 WATERS 5mL Purge
QLast Update : Thu Jan 04 14:47:51 2024
Response via : Initial Calibration

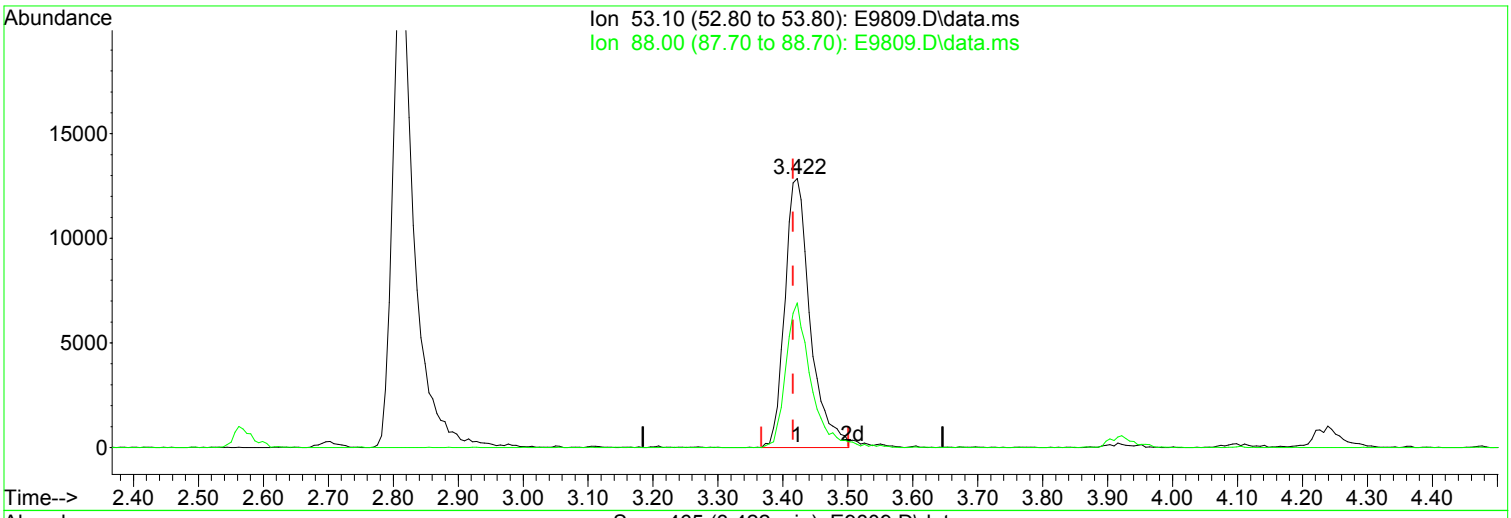

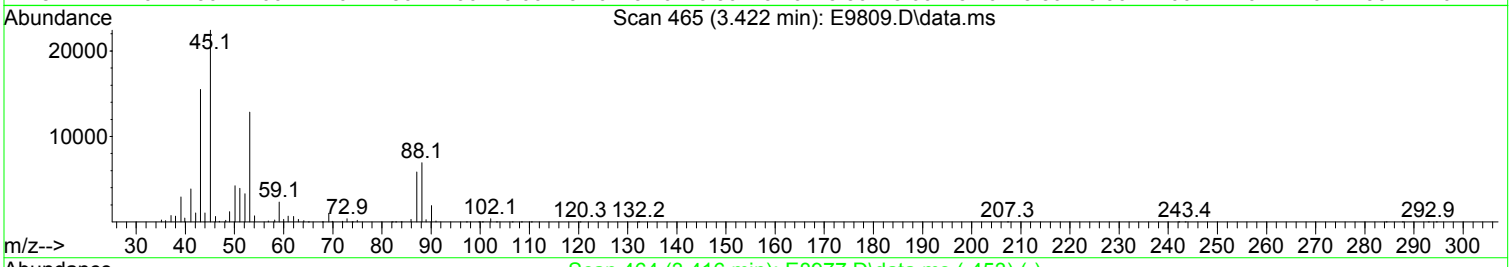

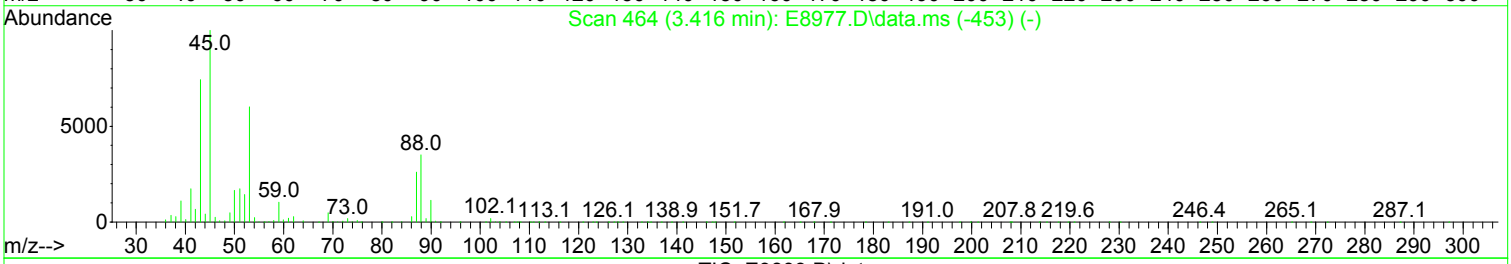

TIC: E9809.D\data.ms

(31) 2-Chloro-1,3-Butadiene

3.422min (+ 0.006) 5.19 ug/L

response 34853

Ion	Exp%	Act%
53.10	100.00	100.00
88.00	58.30	53.81
0.00	0.00	0.00
0.00	0.00	0.00

Manual Integration:

Before

02/16/24

Quantitation Report (Qedit)

Data Path : I:\ACQUDATA\MSVOA17\Data\021524\
Data File : E9809.D
Acq On : 15 Feb 2024 01:56 pm
Operator : K.Ruest
Sample : 5.0ppb
Misc : WATER ICAL
ALS Vial : 5 Sample Multiplier: 1

Quant Time: Feb 15 14:14:48 2024
Quant Method : I:\ACQUDATA\MSVOA17\Methods\W021524.m
Quant Title : MS#17 - 8260 WATERS 5mL Purge
QLast Update : Thu Jan 04 14:47:51 2024
Response via : Initial Calibration

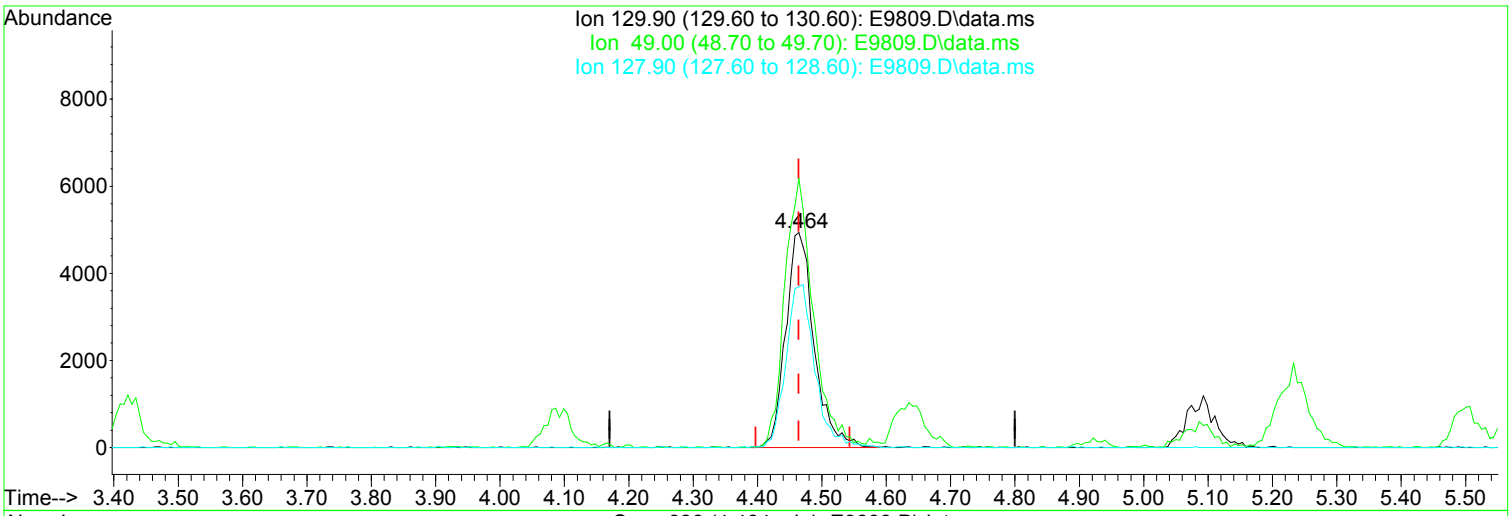

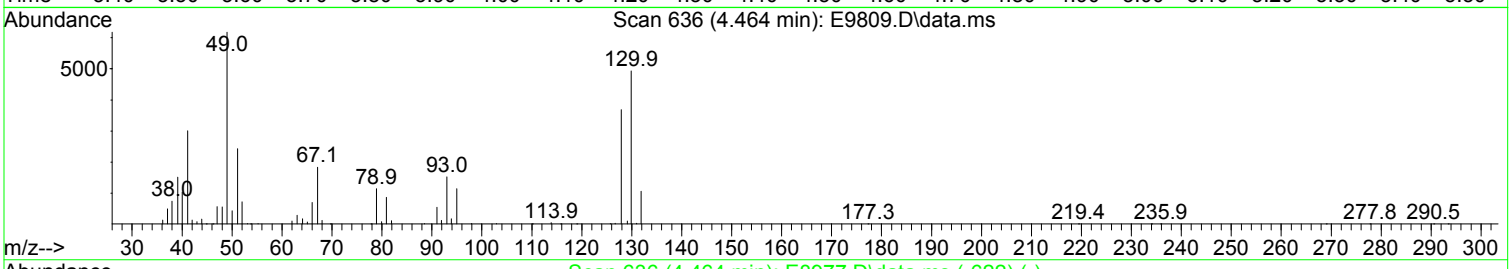

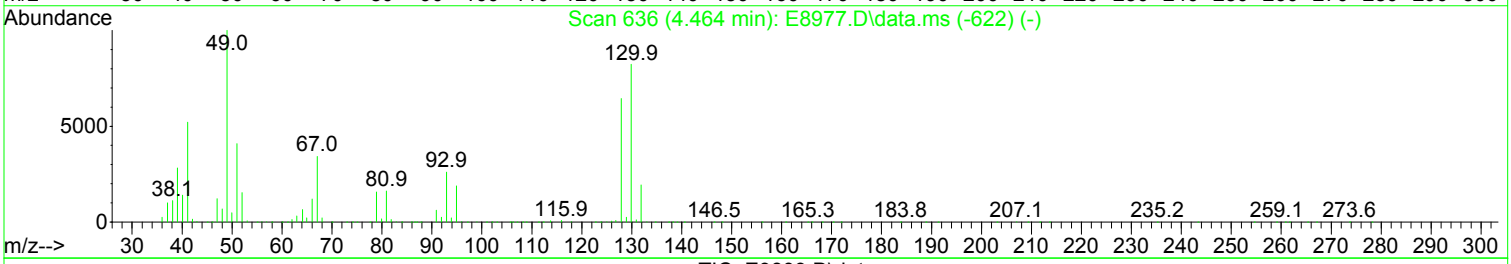

TIC: E9809.D\data.ms

(37) Bromochloromethane

4.464min (-0.000) 4.74 ug/L m

response 15160

Ion	Exp%	Act%
129.90	100.00	100.00
49.00	121.60	125.16
127.90	78.30	74.78
0.00	0.00	0.00

Manual Integration:

After

Poor integration.

02/16/24

Quantitation Report (Qedit)

Data Path : I:\ACQUDATA\MSVOA17\Data\021524\
Data File : E9809.D
Acq On : 15 Feb 2024 01:56 pm
Operator : K.Ruest
Sample : 5.0ppb
Misc : WATER ICAL
ALS Vial : 5 Sample Multiplier: 1

Quant Time: Feb 15 14:14:48 2024
Quant Method : I:\ACQUDATA\MSVOA17\Methods\W021524.m
Quant Title : MS#17 - 8260 WATERS 5mL Purge
QLast Update : Thu Jan 04 14:47:51 2024
Response via : Initial Calibration

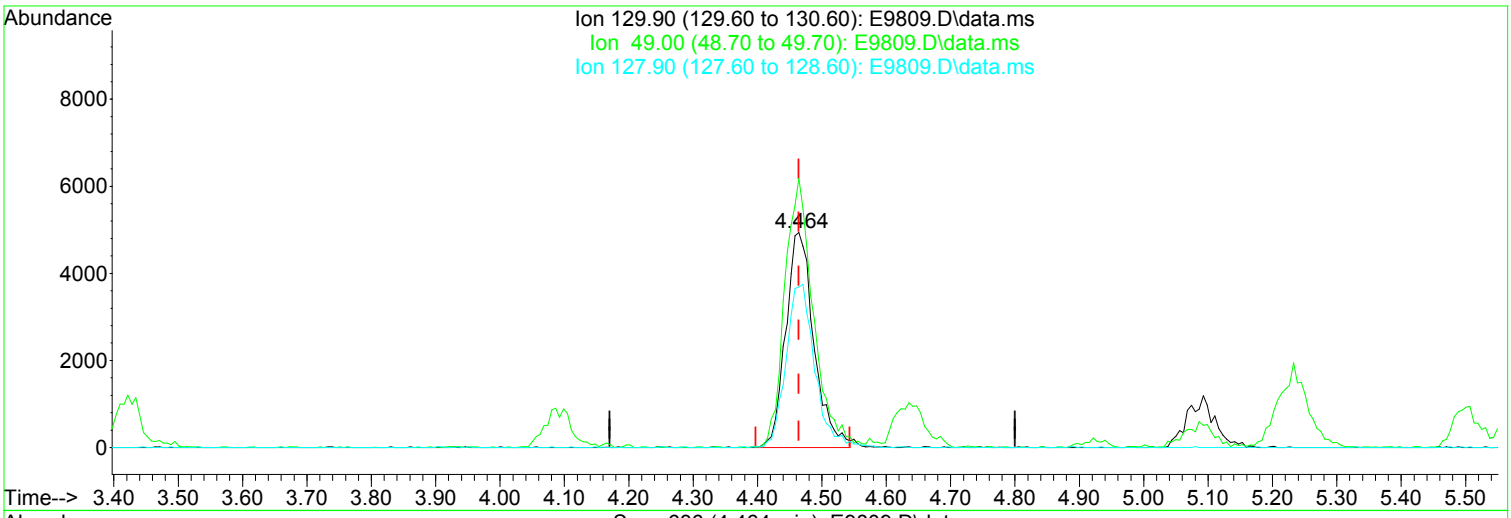

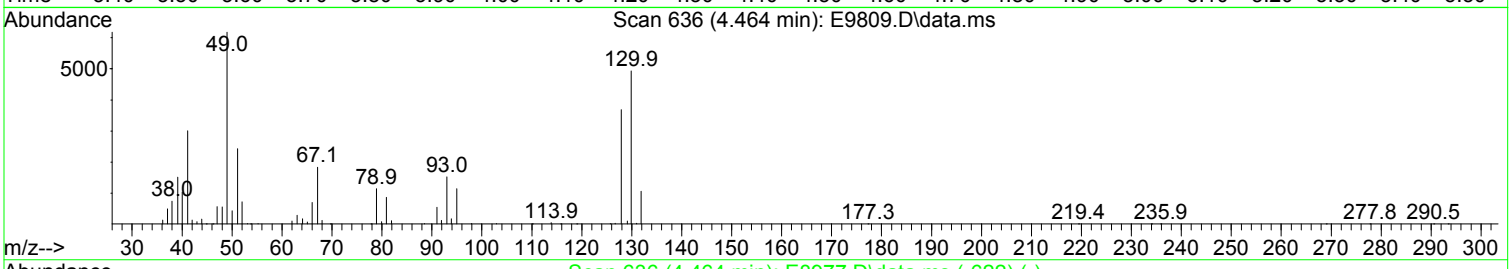

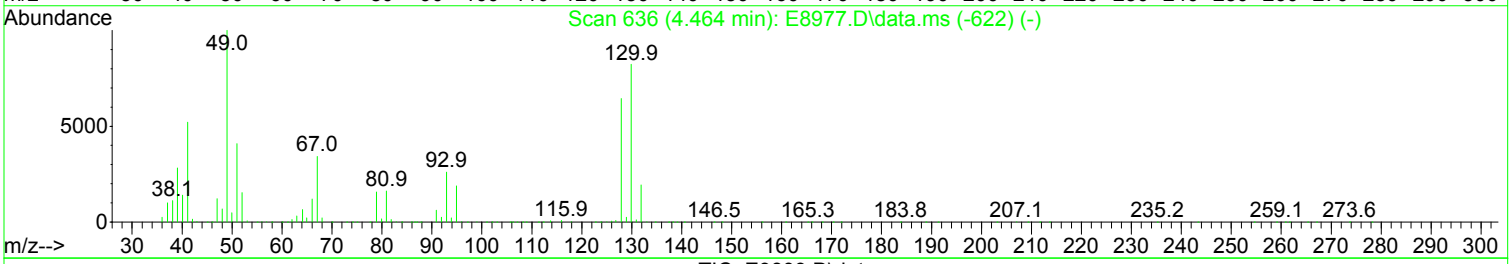

TIC: E9809.D\data.ms

(37) Bromochloromethane

4.464min (-0.000) 4.70 ug/L

response 15012

Ion	Exp%	Act%
129.90	100.00	100.00
49.00	121.60	125.16
127.90	78.30	74.78
0.00	0.00	0.00

Manual Integration:

Before

02/16/24

Quantitation Report (Qedit)

Data Path : I:\ACQUDATA\MSVOA17\Data\021524\
Data File : E9809.D
Acq On : 15 Feb 2024 01:56 pm
Operator : K.Ruest
Sample : 5.0ppb
Misc : WATER ICAL
ALS Vial : 5 Sample Multiplier: 1

Quant Time: Feb 15 14:14:48 2024
Quant Method : I:\ACQUDATA\MSVOA17\Methods\W021524.m
Quant Title : MS#17 - 8260 WATERS 5mL Purge
QLast Update : Thu Jan 04 14:47:51 2024
Response via : Initial Calibration

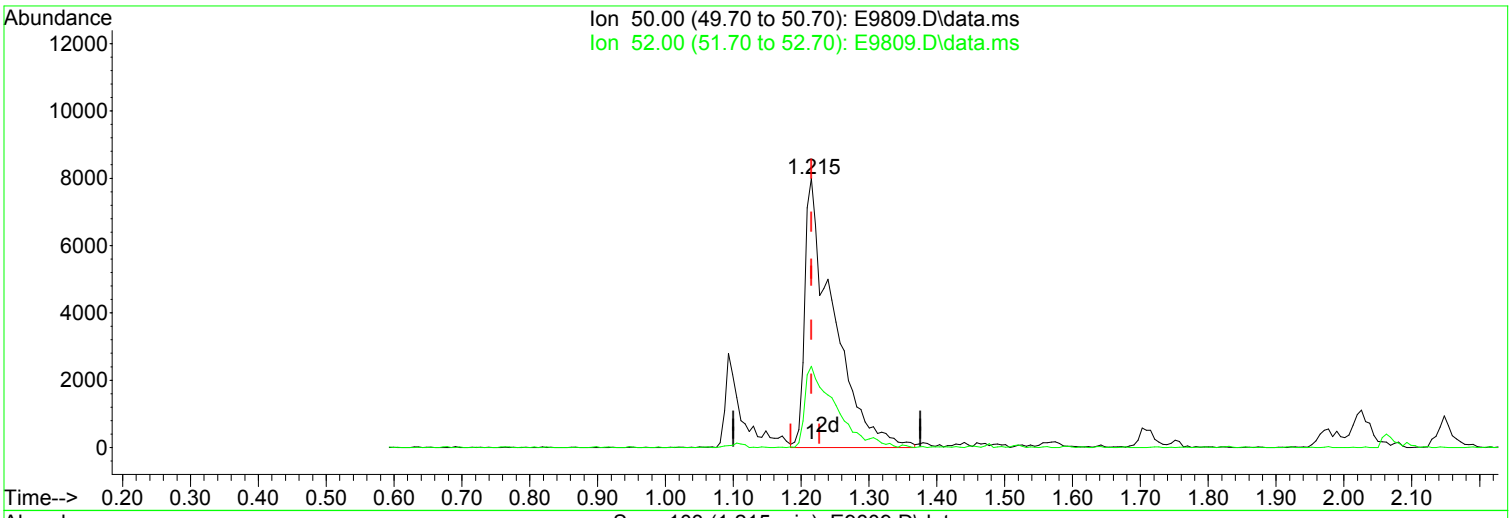

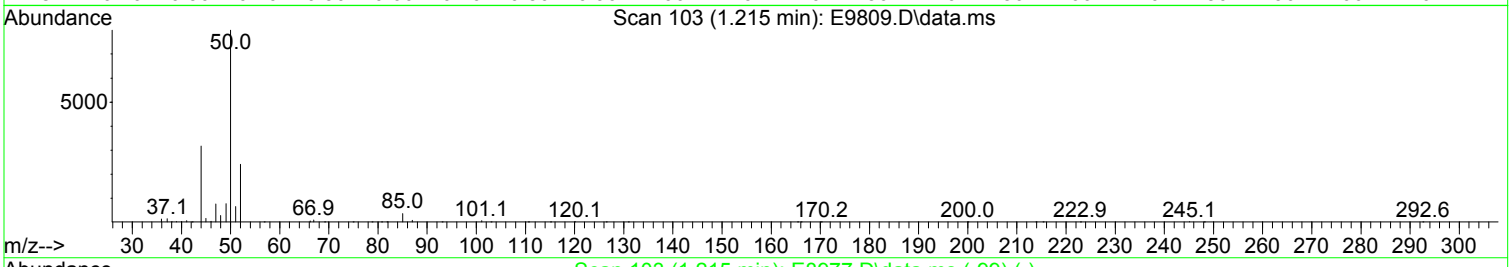

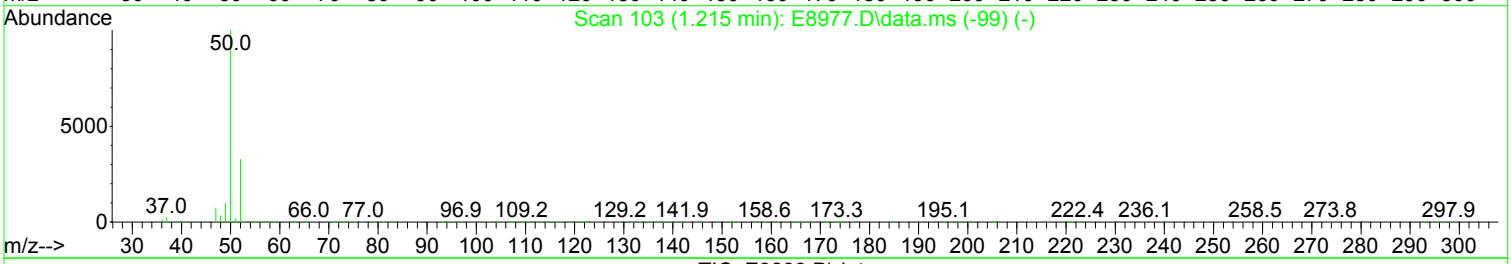

TIC: E9809.D\data.ms

(4) Chloromethane (P)

1.215min (-0.000) 4.63 ug/L m

response 23341

Ion	Exp%	Act%
50.00	100.00	100.00
52.00	32.80	30.19
0.00	0.00	0.00
0.00	0.00	0.00

Manual Integration:

After

Split Peak.

02/16/24

Quantitation Report (Qedit)

Data Path : I:\ACQUDATA\MSVOA17\Data\021524\
Data File : E9809.D
Acq On : 15 Feb 2024 01:56 pm
Operator : K.Ruest
Sample : 5.0ppb
Misc : WATER ICAL
ALS Vial : 5 Sample Multiplier: 1

Quant Time: Feb 15 14:14:48 2024
Quant Method : I:\ACQUDATA\MSVOA17\Methods\W021524.m
Quant Title : MS#17 - 8260 WATERS 5mL Purge
QLast Update : Thu Jan 04 14:47:51 2024
Response via : Initial Calibration

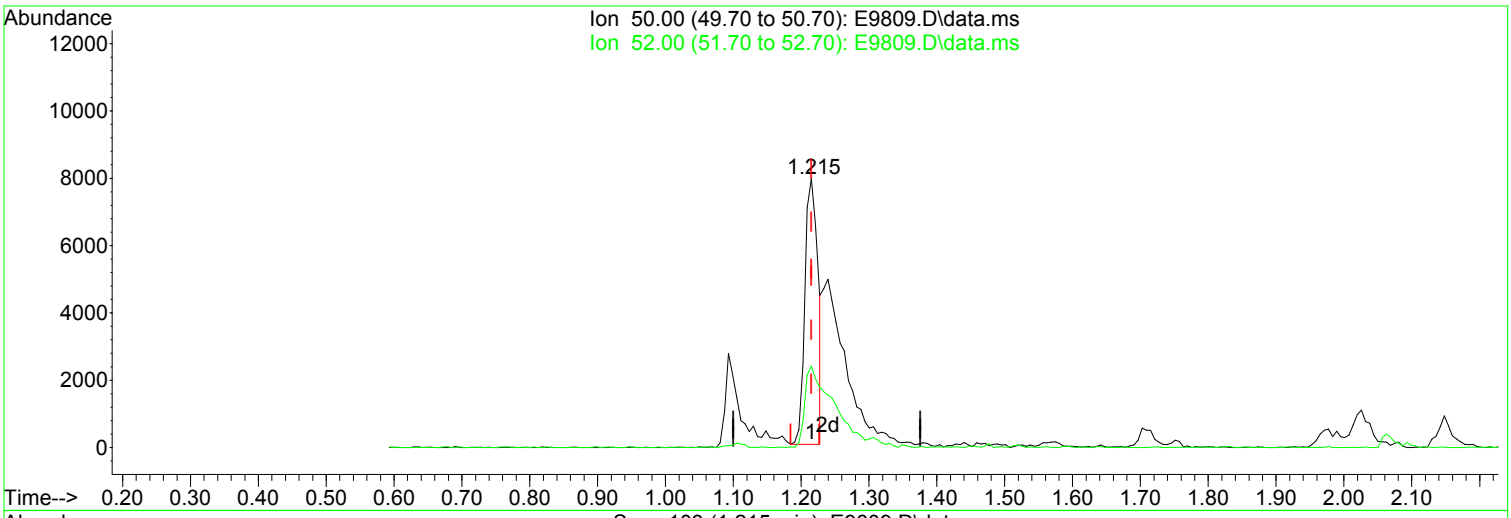

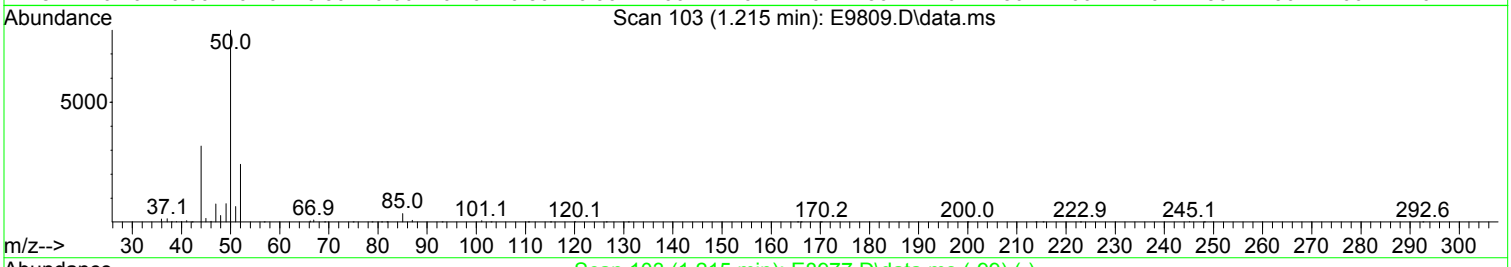

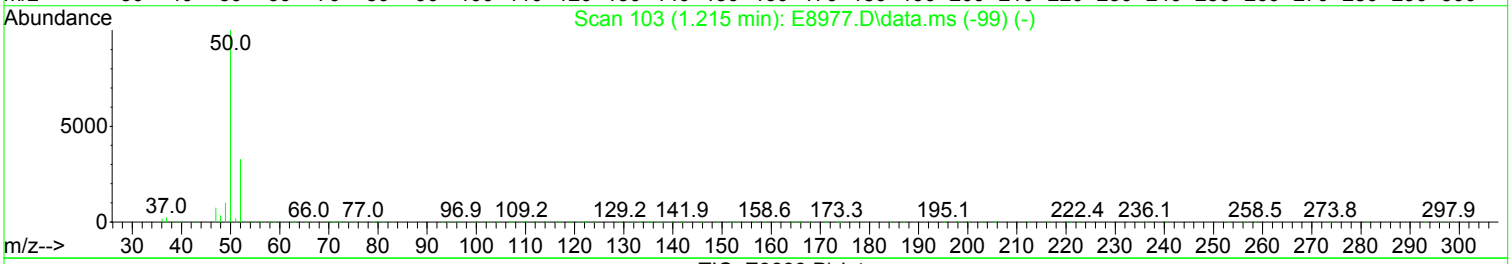

TIC: E9809.D\data.ms

(4) Chloromethane (P)

1.215min (-0.000) 2.09 ug/L

response 10528

Ion	Exp%	Act%
50.00	100.00	100.00
52.00	32.80	30.19
0.00	0.00	0.00
0.00	0.00	0.00

Manual Integration:

Before

02/16/24

Quantitation Report (Qedit)

Data Path : I:\ACQUDATA\MSVOA17\Data\021524\
Data File : E9809.D
Acq On : 15 Feb 2024 01:56 pm
Operator : K.Ruest
Sample : 5.0ppb
Misc : WATER ICAL
ALS Vial : 5 Sample Multiplier: 1

Quant Time: Feb 15 14:14:48 2024
Quant Method : I:\ACQUDATA\MSVOA17\Methods\W021524.m
Quant Title : MS#17 - 8260 WATERS 5mL Purge
QLast Update : Thu Jan 04 14:47:51 2024
Response via : Initial Calibration

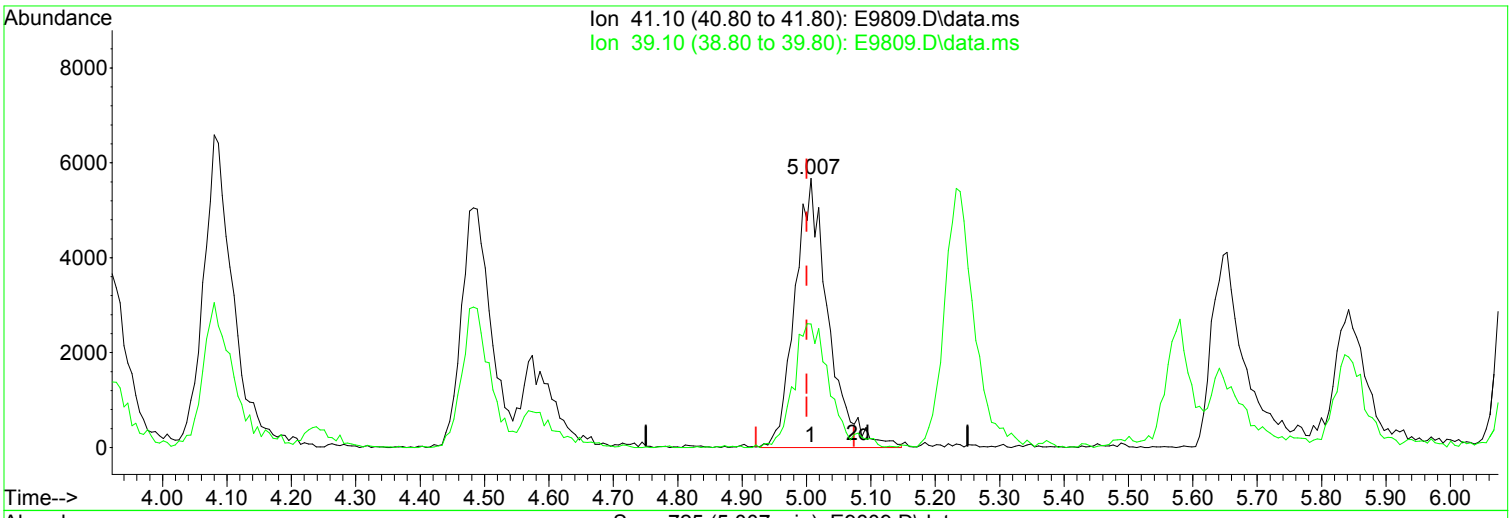

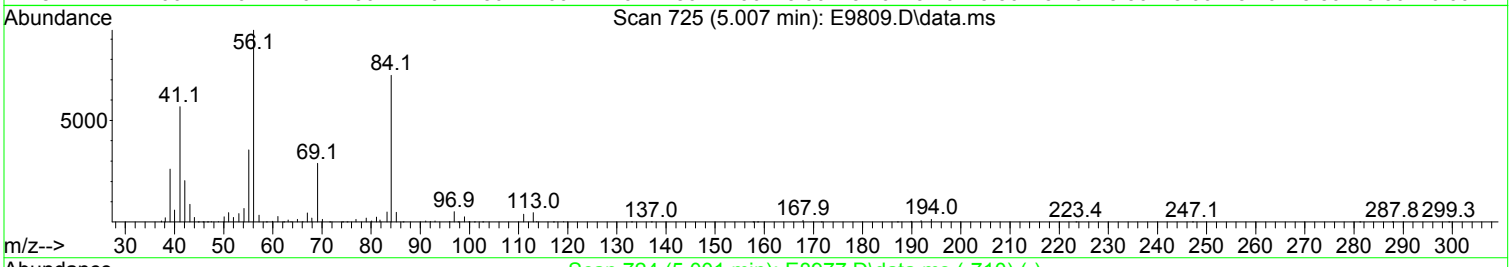

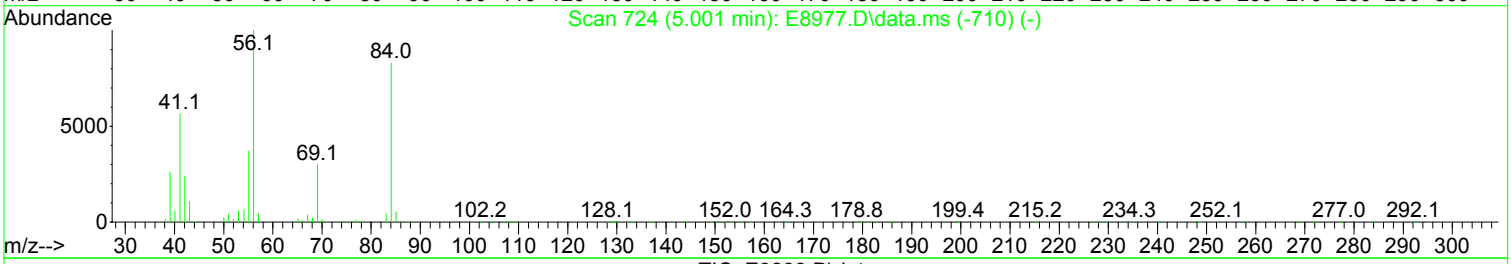

TIC: E9809.D\data.ms

(44) Cyclohexane (P)

5.007min (+ 0.006) 5.20 ug/L m

response 20460

Ion	Exp%	Act%
41.10	100.00	100.00
39.10	46.60	45.95
0.00	0.00	0.00
0.00	0.00	0.00

Manual Integration:

After

Poor integration.

02/16/24

Quantitation Report (Qedit)

Data Path : I:\ACQUDATA\MSVOA17\Data\021524\
Data File : E9809.D
Acq On : 15 Feb 2024 01:56 pm
Operator : K.Ruest
Sample : 5.0ppb
Misc : WATER ICAL
ALS Vial : 5 Sample Multiplier: 1

Quant Time: Feb 15 14:14:48 2024
Quant Method : I:\ACQUDATA\MSVOA17\Methods\W021524.m
Quant Title : MS#17 - 8260 WATERS 5mL Purge
QLast Update : Thu Jan 04 14:47:51 2024
Response via : Initial Calibration

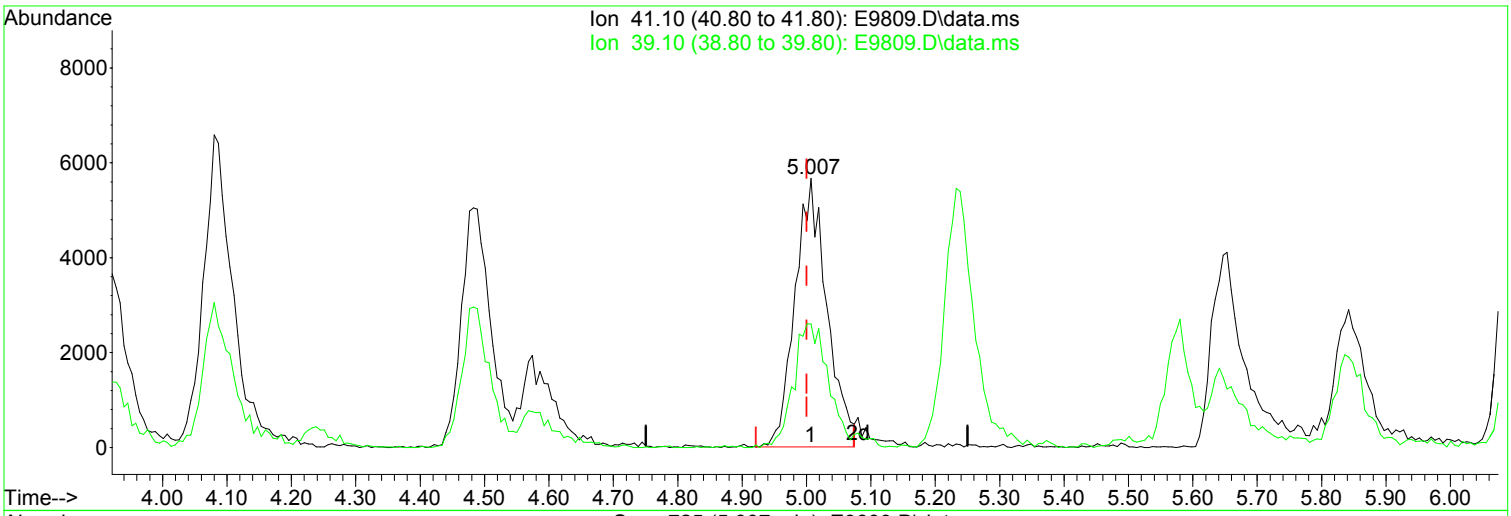

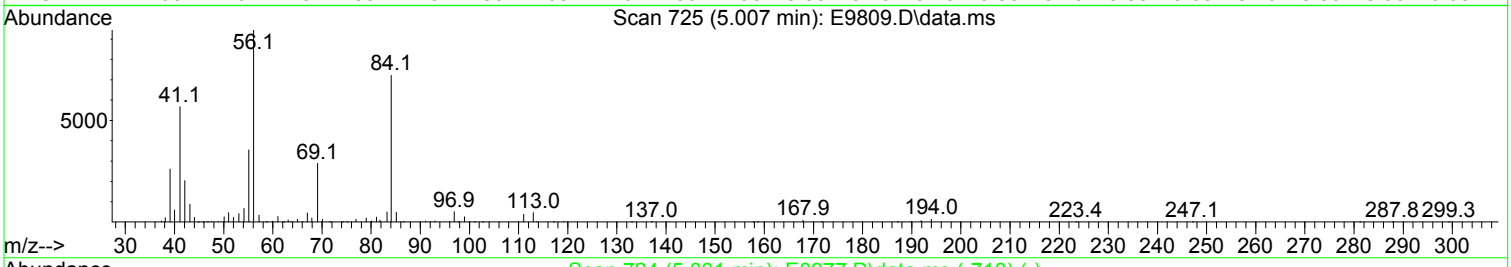

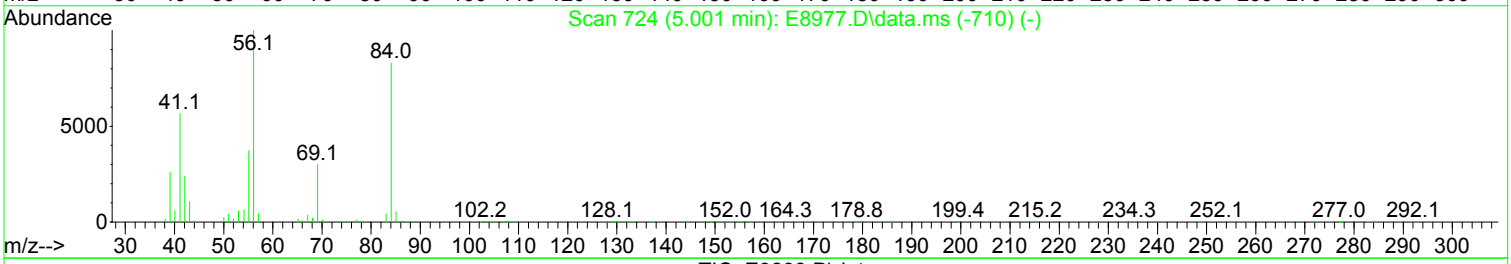

TIC: E9809.D\data.ms

(44) Cyclohexane (P)

5.007min (+ 0.006) 4.95 ug/L

response 19464

Ion	Exp%	Act%
41.10	100.00	100.00
39.10	46.60	45.95
0.00	0.00	0.00
0.00	0.00	0.00

Manual Integration:

Before

02/16/24

Quantitation Report (Qedit)

Data Path : I:\ACQUDATA\MSVOA17\Data\021524\
Data File : E9809.D
Acq On : 15 Feb 2024 01:56 pm
Operator : K.Ruest
Sample : 5.0ppb
Misc : WATER ICAL
ALS Vial : 5 Sample Multiplier: 1

Quant Time: Feb 15 14:14:48 2024
Quant Method : I:\ACQUDATA\MSVOA17\Methods\W021524.m
Quant Title : MS#17 - 8260 WATERS 5mL Purge
QLast Update : Thu Jan 04 14:47:51 2024
Response via : Initial Calibration

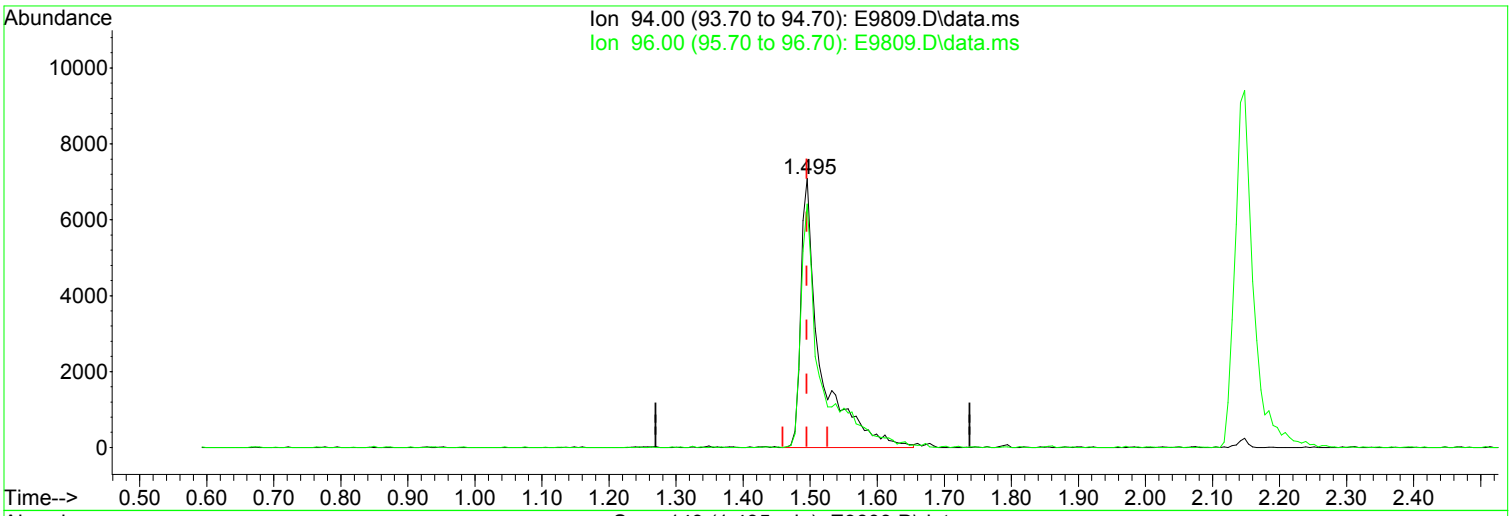

TIC: E9809.D\data.ms

(6) Bromomethane (P)

1.495min (+ 0.000) 5.27 ug/L m

response 14531

Ion	Exp%	Act%
94.00	100.00	100.00
96.00	96.90	90.52
0.00	0.00	0.00
0.00	0.00	0.00

Manual Integration:

After

Poor integration.

02/16/24

Quantitation Report (Qedit)

Data Path : I:\ACQUDATA\MSVOA17\Data\021524\
Data File : E9809.D
Acq On : 15 Feb 2024 01:56 pm
Operator : K.Ruest
Sample : 5.0ppb
Misc : WATER ICAL
ALS Vial : 5 Sample Multiplier: 1

Quant Time: Feb 15 14:14:48 2024
Quant Method : I:\ACQUDATA\MSVOA17\Methods\W021524.m
Quant Title : MS#17 - 8260 WATERS 5mL Purge
QLast Update : Thu Jan 04 14:47:51 2024
Response via : Initial Calibration

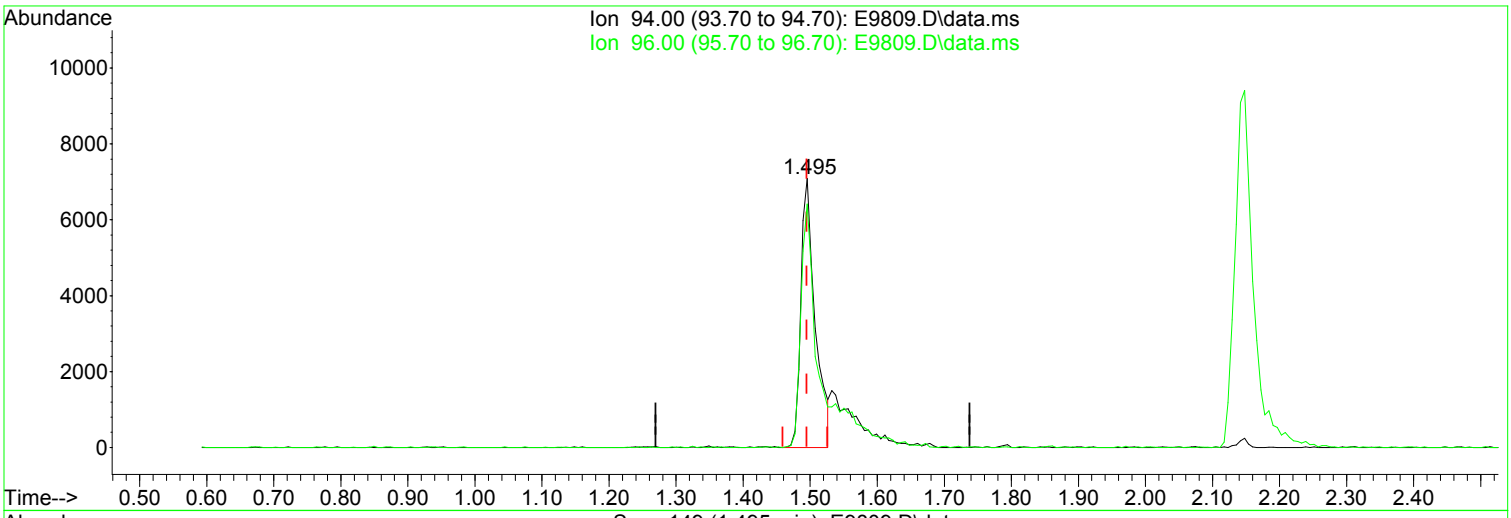

TIC: E9809.D\data.ms

(6) Bromomethane (P)

1.495min (+ 0.000) 3.80 ug/L

response 10469

Ion	Exp%	Act%
94.00	100.00	100.00
96.00	96.90	90.52
0.00	0.00	0.00
0.00	0.00	0.00

Manual Integration:

Before

02/16/24

1st 02/16/24
2nd 02/16/24

Data Path : I:\ACQUDATA\MSVOA17\Data\021524\
Data File : E9809.D
Acq On : 15 Feb 2024 01:56 pm
Operator : K.Ruest
Sample : 5.0ppb
Misc : WATER ICAL
ALS Vial : 5 Sample Multiplier: 1

Quant Time: Feb 15 14:14:48 2024
Quant Method : I:\ACQUDATA\MSVOA17\Methods\W021524.m
Quant Title : MS#17 - 8260 WATERS 5mL Purge
QLast Update : Thu Jan 04 14:47:51 2024
Response via : Initial Calibration

Compound	R.T.	QIon	Response	Conc	Units		Dev(Min)
Internal Standards							
1) Pentafluorobenzene	5.086	168	460371	50.00	ug/L		0.00
43) 1,4-Difluorobenzene	6.245	114	674918	50.00	ug/L		0.00
71) d5-Chlorobenzene	9.616	117	593585	50.00	ug/L		0.00
91) 1,4-Dichlorobenzene-d4	11.683	152	295779	50.00	ug/L		0.00
System Monitoring Compounds							
45) surr4,Dibrflmethane	4.928	113	46323	10.61	ug/L		0.00
Spiked Amount 50.000	Range 80 - 116		Recovery = 21.22%#				
48) surr1,1,2-dichloroetha...	5.501	65	57472	12.69	ug/L		0.00
Spiked Amount 50.000	Range 73 - 125		Recovery = 25.38%#				
65) SURR3,Toluene-d8	8.104	98	173054	10.80	ug/L		0.00
Spiked Amount 50.000	Range 87 - 121		Recovery = 21.60%#				
70) SURR2,BFB	10.707	95	67892	11.75	ug/L		0.00
Spiked Amount 50.000	Range 85 - 122		Recovery = 23.50%#				
Target Compounds							Qvalue
2) Chlorodifluoromethane	1.099	51	22217	4.835	ug/L		97
3) Dichlorodifluoromethane	1.093	85	26756m	4.868	ug/L		
4) Chloromethane	1.215	50	23341m	4.629	ug/L		
5) Vinyl Chloride	1.282	62	23123	4.115	ug/L		96
6) Bromomethane	1.495	94	14531m	5.268	ug/L		
7) Chloroethane	1.569	64	16119	4.487	ug/L		99
8) Freon 21	1.709	67	36487	4.958	ug/L		96
9) Trichlorofluoromethane	1.751	101	32163	4.938	ug/L		95
10) Diethyl Ether	1.971	59	19868	5.320	ug/L		94
11) Freon 123a	1.977	67	20898m	4.591	ug/L		
12) Freon 123	2.026	83	27211m	4.854	ug/L		
13) Acrolein	2.068	56	22702	23.458	ug/L		95
14) 1,1-Diclethene	2.148	96	18169	4.463	ug/L		97
15) Freon 113	2.148	101	19459	4.612	ug/L		97
16) Acetone	2.196	43	12272	5.701	ug/L		94
17) 2-Propanol	2.325	45	37827	100.427	ug/L		93
18) Iodomethane	2.264	142	28067	4.409	ug/L		93
19) Carbon Disulfide	2.325	76	48190	4.003	ug/L		97
20) Acetonitrile	2.446	41	21366m	23.175	ug/L		
21) Allyl Chloride	2.453	76	9291	3.980	ug/L	#	80
22) Methyl Acetate	2.483	43	29836	5.403	ug/L		92
23) Methylene Chloride	2.568	84	19992	4.418	ug/L		91
24) TBA	2.703	59	69669	109.757	ug/L		94
25) Acrylonitrile	2.812	53	53556	24.337	ug/L		96
26) Methyl-t-Butyl Ether	2.855	73	63995	4.938	ug/L		99
27) trans-1,2-Dichloroethene	2.837	96	20140m	4.646	ug/L		
28) 1,1-Diclethane	3.306	63	35985	4.875	ug/L		95
29) Vinyl Acetate	3.391	86	2603	3.656	ug/L	#	60
30) DIPE	3.422	45	66633	4.760	ug/L		96
31) 2-Chloro-1,3-Butadiene	3.422	53	35383m	5.272	ug/L		
32) ETBE	3.922	59	65107	4.865	ug/L		98
33) 2,2-Dichloropropane	4.086	77	31124	4.974	ug/L		96
34) cis-1,2-Dichloroethene	4.092	96	22166	4.469	ug/L		89
35) 2-Butanone	4.160	43	15060	5.041	ug/L		98
36) Propionitrile	4.239	54	21441	24.052	ug/L		98
37) Bromochloromethane	4.464	130	15160m	4.742	ug/L		
38) Methacrylonitrile	4.489	67	10187	4.455	ug/L		90
39) Tetrahydrofuran	4.574	42	8851	5.005	ug/L		95
40) Chloroform	4.641	83	36837	4.910	ug/L		96

1st 02/16/24
2nd 02/16/24

Data Path : I:\ACQUDATA\MSVOA17\Data\021524\
Data File : E9809.D
Acq On : 15 Feb 2024 01:56 pm
Operator : K.Ruest
Sample : 5.0ppb
Misc : WATER ICAL
ALS Vial : 5 Sample Multiplier: 1

Quant Time: Feb 15 14:14:48 2024
Quant Method : I:\ACQUDATA\MSVOA17\Methods\W021524.m
Quant Title : MS#17 - 8260 WATERS 5mL Purge
QLast Update : Thu Jan 04 14:47:51 2024
Response via : Initial Calibration

Compound	R.T.	QIon	Response	Conc	Units		Dev(Min)
41) 1,1,1-Trichloroethane	4.922	97	32443	4.892	ug/L		90
42) TAME	5.842	73	59200	4.586	ug/L		94
44) Cyclohexane	5.007	41	20460m	5.203	ug/L		
46) Carbontetrachloride	5.220	117	29251	4.913	ug/L		98
47) 1,1-Dichloropropene	5.239	75	25592	4.840	ug/L		95
49) Benzene	5.580	78	73358	4.793	ug/L		92
50) 1,2-Dichloroethane	5.629	62	31745	5.914	ug/L		95
51) Iso-Butyl Alcohol	5.653	43	21228	121.182	ug/L		90
52) n-Heptane	6.092	43	29337	4.802	ug/L		97
53) 1-Butanol	6.653	56	30154	300.777	ug/L		98
54) Trichloroethene	6.574	130	23380	5.054	ug/L		95
55) Methylcyclohexane	6.812	55	28438	5.116	ug/L		92
56) 1,2-Diclpropane	6.866	63	19486	4.603	ug/L		96
57) Dibromomethane	7.013	93	14292	4.978	ug/L		99
58) 1,4-Dioxane	7.110	88	7203	108.568	ug/L		93
59) Methyl Methacrylate	7.116	69	16226	4.679	ug/L		92
60) Bromodichloromethane	7.250	83	27697	4.924	ug/L		95
61) 2-Nitropropane	7.555	41	14591	9.925	ug/L		97
62) 2-Chloroethylvinyl Ether	7.677	63	6710	2.461	ug/L		97
63) cis-1,3-Dichloropropene	7.811	75	31222	4.655	ug/L		100
64) 4-Methyl-2-pentanone	8.031	43	27529	5.364	ug/L		88
66) Toluene	8.177	91	85708	5.063	ug/L		99
67) trans-1,3-Dichloropropene	8.464	75	29290	4.622	ug/L		95
68) Ethyl Methacrylate	8.610	69	28749	4.669	ug/L		88
69) 1,1,2-Trichloroethane	8.647	97	20346	4.942	ug/L		98
72) Tetrachloroethene	8.775	164	18678	5.329	ug/L		97
73) 2-Hexanone	8.957	43	19278	4.998	ug/L		95
74) 1,3-Dichloropropane	8.823	76	32735	5.036	ug/L		94
75) Dibromochloromethane	9.049	129	22486	4.418	ug/L		95
76) N-Butyl Acetate	9.116	43	41419	5.187	ug/L		97
77) 1,2-Dibromoethane	9.146	107	21564	5.061	ug/L		99
78) 3-Chlorobenzotrifluoride	9.677	180	33700	5.332	ug/L		98
79) Chlorobenzene	9.646	112	58717	5.109	ug/L		98
80) 4-Chlorobenzotrifluoride	9.732	180	30721	5.449	ug/L		96
81) 1,1,1,2-Tetrachloroethane	9.738	131	22000	4.721	ug/L		98
82) Ethylbenzene	9.768	106	31027	5.078	ug/L	#	87
83) (m+p)Xylene	9.884	106	75315	10.329	ug/L		92
84) o-Xylene	10.244	106	36382	5.100	ug/L		98
85) Styrene	10.256	104	60542	4.896	ug/L		92
86) Bromoform	10.408	173	14368	4.325	ug/L		99
87) 2-Chlorobenzotrifluoride	10.494	180	31936	5.336	ug/L		95
88) Isopropylbenzene	10.579	105	96150	5.151	ug/L		99
89) Cyclohexanone	10.652	55	117630	118.197	ug/L		100
90) trans-1,4-Dichloro-2-B...	10.896	53	8996	4.960	ug/L	#	70
92) 1,1,2,2-Tetrachloroethane	10.853	83	27646	4.589	ug/L		98
93) Bromobenzene	10.823	156	25540	5.071	ug/L		95
94) 1,2,3-Trichloropropane	10.878	110	10389	5.160	ug/L		97
95) n-Propylbenzene	10.939	91	109538	5.494	ug/L		98
96) 2-Chlorotoluene	11.000	91	66858	5.187	ug/L		94
97) 3-Chlorotoluene	11.055	91	70033	5.157	ug/L		98
98) 4-Chlorotoluene	11.091	91	79547	5.222	ug/L		97
99) 1,3,5-Trimethylbenzene	11.097	105	82346	5.148	ug/L		98
100) tert-Butylbenzene	11.366	119	71965	5.052	ug/L		97
101) 1,2,4-Trimethylbenzene	11.408	105	78670	4.905	ug/L		99
102) 3,4-Dichlorobenzotrifl...	11.469	214	23658	5.060	ug/L		96
103) sec-Butylbenzene	11.548	105	100990	4.982	ug/L		99

Quantitation Report (QT Reviewed)

Data Path : I:\ACQUDATA\MSVOA17\Data\021524\
Data File : E9809.D
Acq On : 15 Feb 2024 01:56 pm
Operator : K.Ruest
Sample : 5.0ppb
Misc : WATER ICAL
ALS Vial : 5 Sample Multiplier: 1

Quant Time: Feb 15 14:14:48 2024
Quant Method : I:\ACQUDATA\MSVOA17\Methods\W021524.m
Quant Title : MS#17 - 8260 WATERS 5mL Purge
QLast Update : Thu Jan 04 14:47:51 2024
Response via : Initial Calibration

Compound	R.T.	QIon	Response	Conc	Units	Dev(Min)
104) p-Isopropyltoluene	11.670	119	87380	4.999	ug/L	97
105) 1,3-Dclbenz	11.628	146	48774	5.140	ug/L	98
106) 1,4-Dclbenz	11.701	146	49467	5.206	ug/L	98
107) 2,4-Dichlorobenzotrifl...	11.762	214	22532	5.486	ug/L	98
108) 2,5-Dichlorobenzotrifl...	11.805	214	24230	5.293	ug/L	94
109) n-Butylbenzene	12.006	91	72290	4.710	ug/L	98
110) 1,2-Dclbenz	12.006	146	46526	5.072	ug/L	98
111) 1,2-Dibromo-3-chloropr...	12.634	157	6664	4.331	ug/L	90
112) Trielution Dichlorotol...	12.756	125	124285	14.693	ug/L	93
113) 1,3,5-Trichlorobenzene	12.798	180	33548	5.047	ug/L	100
114) Coelution Dichlorotoluene	13.079	125	85792	9.737	ug/L	97
115) 1,2,4-Tcbenzene	13.286	180	29810	4.909	ug/L	99
116) Hexachlorobt	13.426	225	16897	5.691	ug/L	97
117) Naphthalen	13.475	128	79137	4.556	ug/L	99
118) 1,2,3-Tclbenzene	13.664	180	28830	5.074	ug/L	98
119) 2,4,5-Trichlorotoluene	14.249	159	20248	4.606	ug/L	97
120) 2,3,6-Trichlorotoluene	14.335	159	20329	4.584	ug/L	97

(#) = qualifier out of range (m) = manual integration (+) = signals summed

Quantitation Report (QT Reviewed)

Data Path : I:\ACQUDATA\MSVOA17\Data\021524\
Data File : E9809.D
Acq On : 15 Feb 2024 01:56 pm
Operator : K.Ruest
Sample : 5.0ppb
Misc : WATER ICAL
ALS Vial : 5 Sample Multiplier: 1

Quant Time: Feb 15 14:14:48 2024
Quant Method : I:\ACQUDATA\MSVOA17\Methods\W021524.m
Quant Title : MS#17 - 8260 WATERS 5mL Purge
QLast Update : Thu Jan 04 14:47:51 2024
Response via : Initial Calibration

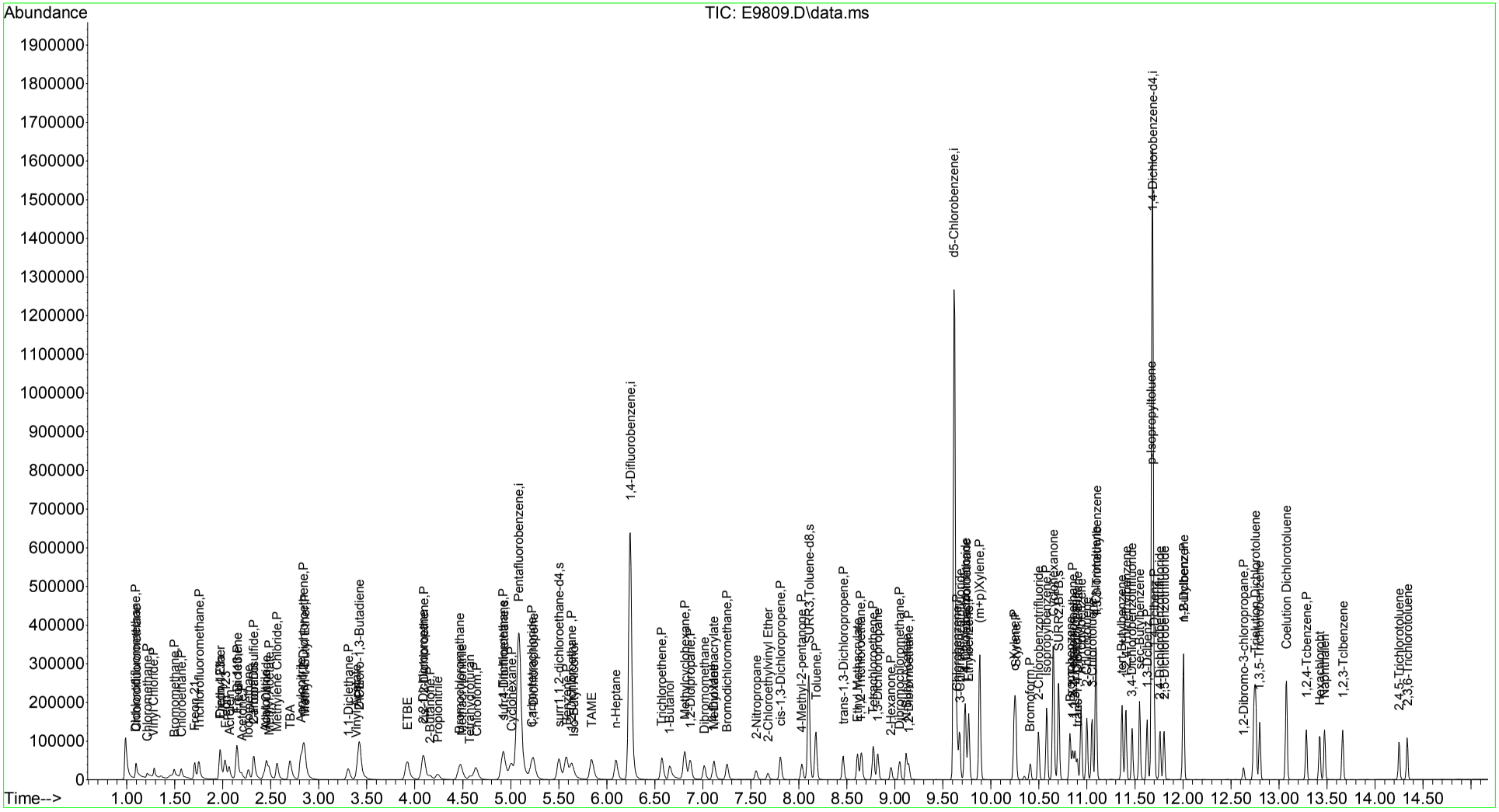

1st 02/16/24
2nd 02/16/24

Quantitation Report (Qedit)

Data Path : I:\ACQUDATA\MSVOA17\Data\021524\
Data File : E9810.D
Acq On : 15 Feb 2024 02:19 pm
Operator : K.Ruest
Sample : 20ppb
Misc : WATER ICAL
ALS Vial : 6 Sample Multiplier: 1

Quant Time: Feb 15 14:48:50 2024
Quant Method : I:\ACQUDATA\MSVOA17\Methods\W021524.m
Quant Title : MS#17 - 8260 WATERS 5mL Purge
QLast Update : Thu Jan 04 14:47:51 2024
Response via : Initial Calibration

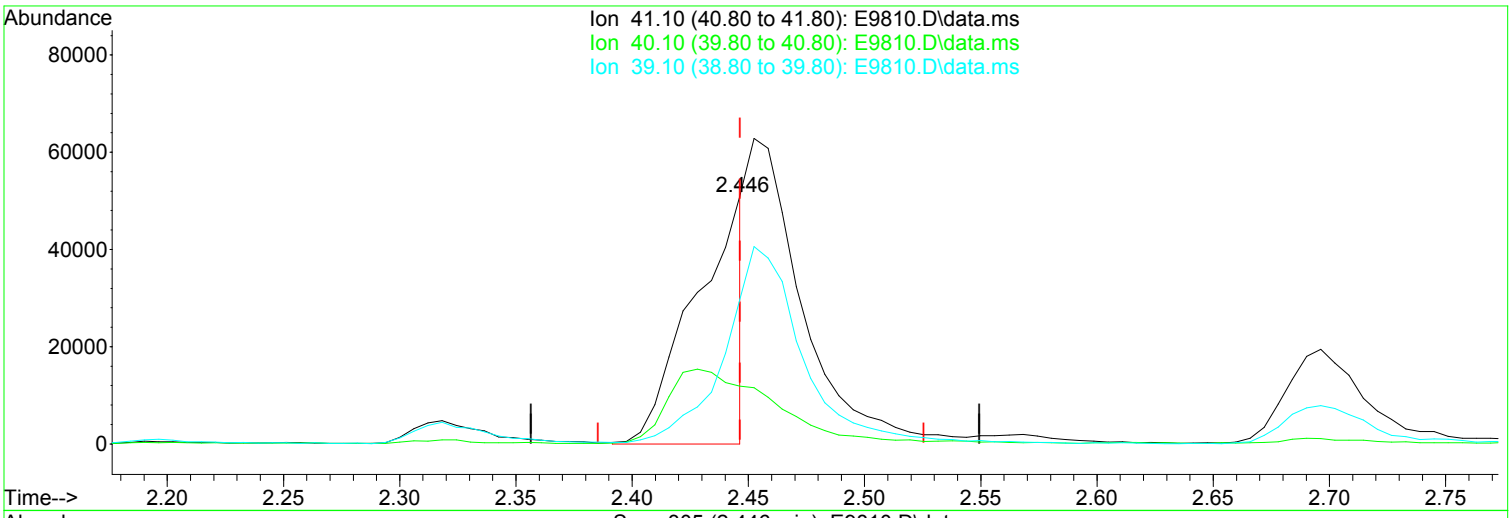

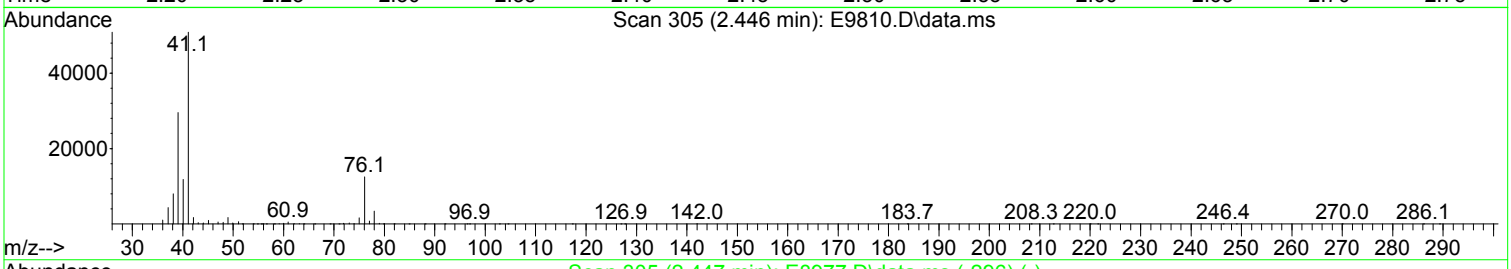

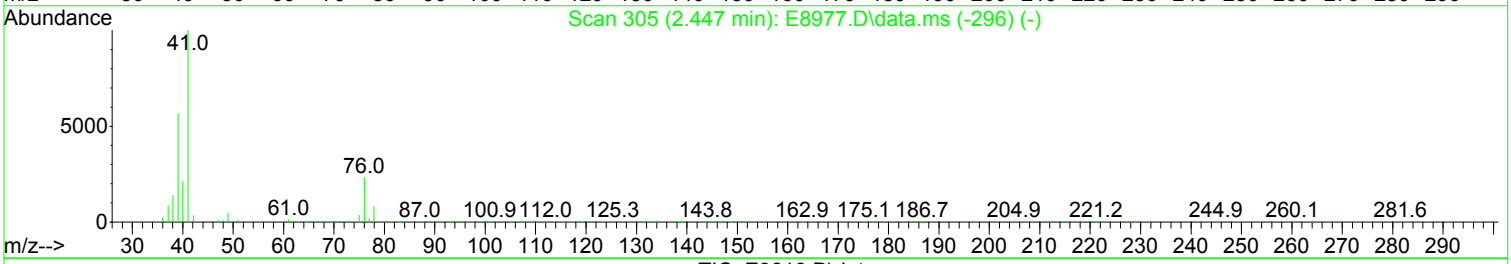

TIC: E9810.D\data.ms

(20) Acetonitrile

2.446min (-0.000) 85.16 ug/L m

response 77659

Ion	Exp%	Act%
41.10	100.00	100.00
40.10	21.50	23.31
39.10	57.00	58.15
0.00	0.00	0.00

Manual Integration:

After

Poor integration.

02/16/24

Quantitation Report (Qedit)

Data Path : I:\ACQUDATA\MSVOA17\Data\021524\
Data File : E9810.D
Acq On : 15 Feb 2024 02:19 pm
Operator : K.Ruest
Sample : 20ppb
Misc : WATER ICAL
ALS Vial : 6 Sample Multiplier: 1

Quant Time: Feb 15 14:48:50 2024
Quant Method : I:\ACQUDATA\MSVOA17\Methods\W021524.m
Quant Title : MS#17 - 8260 WATERS 5mL Purge
QLast Update : Thu Jan 04 14:47:51 2024
Response via : Initial Calibration

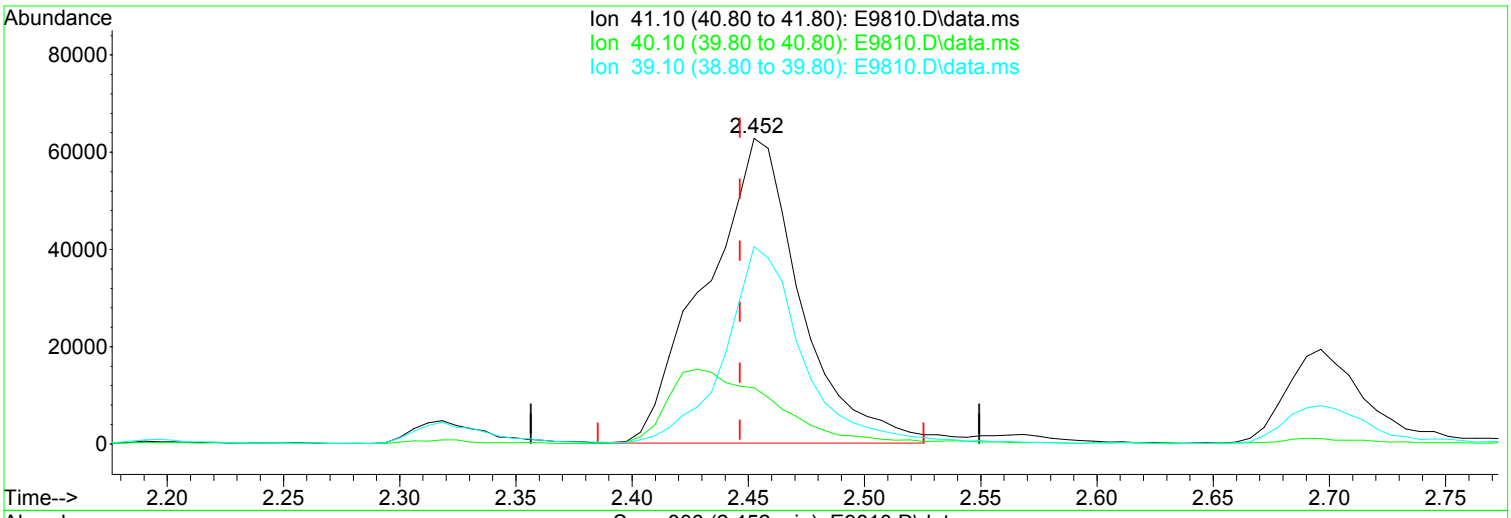

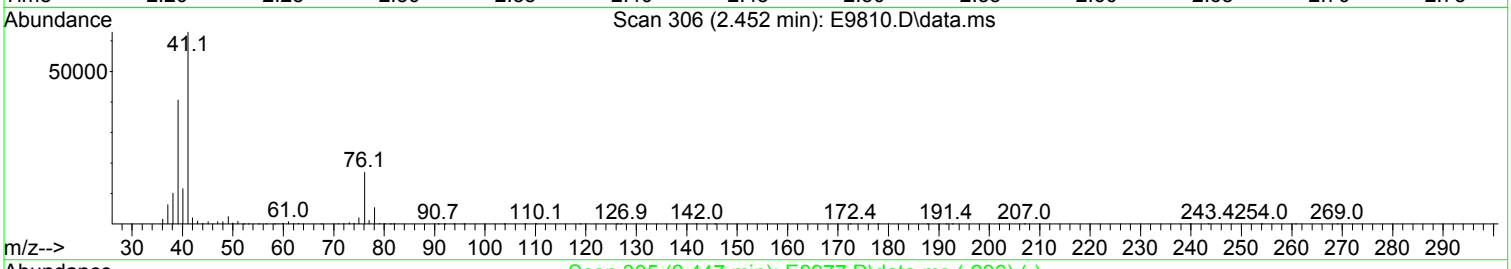

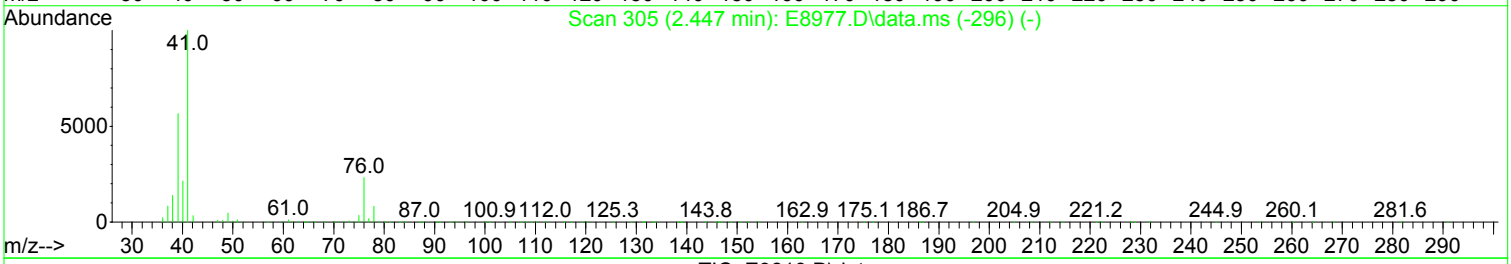

TIC: E9810.D\data.ms

(20) Acetonitrile

2.452min (+ 0.006) 193.71 ug/L

response 176654

Ion	Exp%	Act%
41.10	100.00	100.00
40.10	21.50	18.38
39.10	57.00	64.59
0.00	0.00	0.00

Manual Integration:

Before

02/16/24

Quantitation Report (Qedit)

Data Path : I:\ACQUDATA\MSVOA17\Data\021524\
Data File : E9810.D
Acq On : 15 Feb 2024 02:19 pm
Operator : K.Ruest
Sample : 20ppb
Misc : WATER ICAL
ALS Vial : 6 Sample Multiplier: 1

Quant Time: Feb 15 14:48:50 2024
Quant Method : I:\ACQUDATA\MSVOA17\Methods\W021524.m
Quant Title : MS#17 - 8260 WATERS 5mL Purge
QLast Update : Thu Jan 04 14:47:51 2024
Response via : Initial Calibration

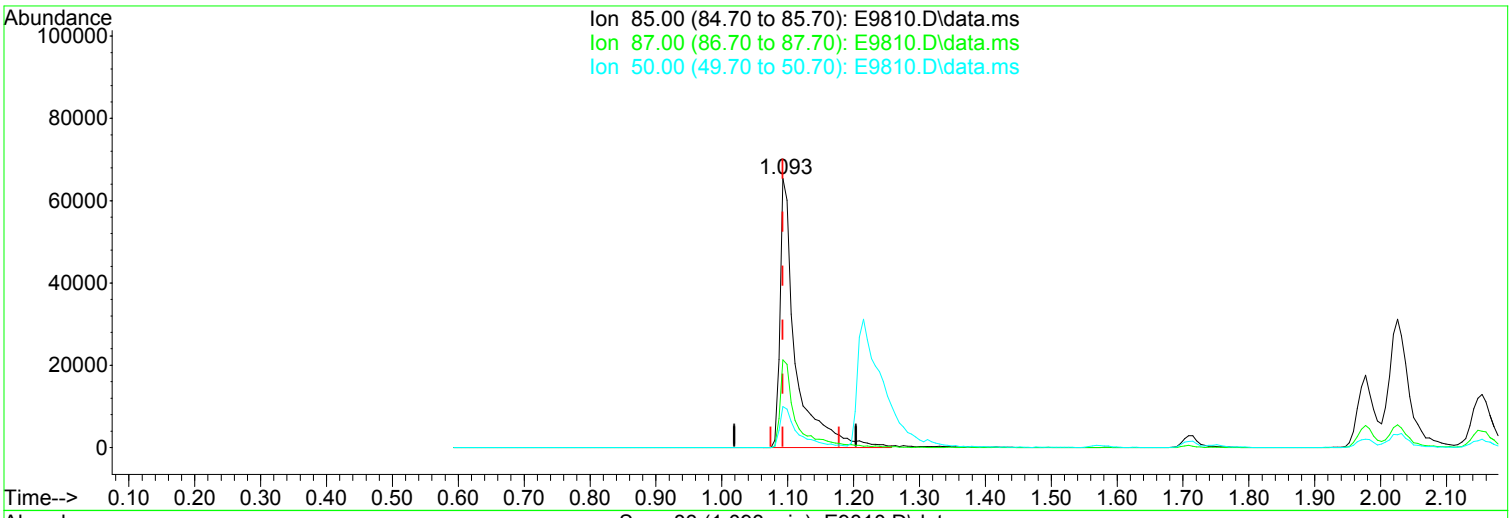

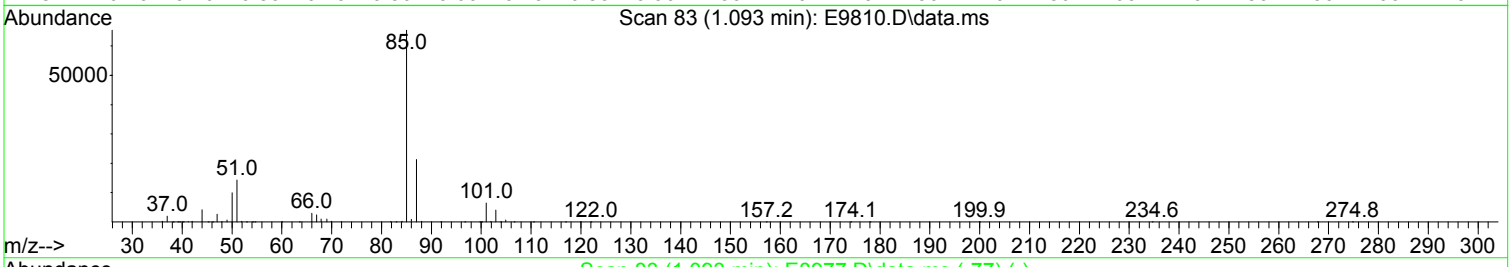

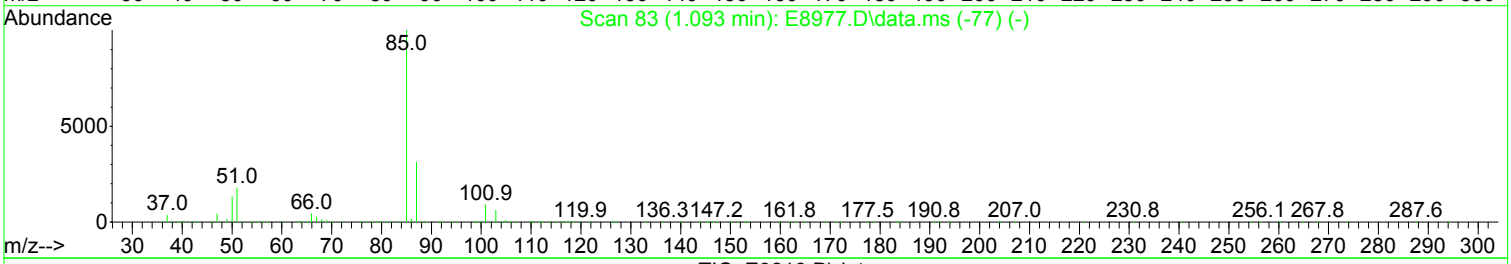

TIC: E9810.D\data.ms

(3) Dichlorodifluoromethane (P)

1.093min (-0.000) 19.69 ug/L m

response 107051

Ion	Exp%	Act%
85.00	100.00	100.00
87.00	31.10	32.60
50.00	13.20	15.23
0.00	0.00	0.00

Manual Integration:

After

Poor integration.

02/16/24

Quantitation Report (Qedit)

Data Path : I:\ACQUDATA\MSVOA17\Data\021524\
Data File : E9810.D
Acq On : 15 Feb 2024 02:19 pm
Operator : K.Ruest
Sample : 20ppb
Misc : WATER ICAL
ALS Vial : 6 Sample Multiplier: 1

Quant Time: Feb 15 14:48:50 2024
Quant Method : I:\ACQUDATA\MSVOA17\Methods\W021524.m
Quant Title : MS#17 - 8260 WATERS 5mL Purge
QLast Update : Thu Jan 04 14:47:51 2024
Response via : Initial Calibration

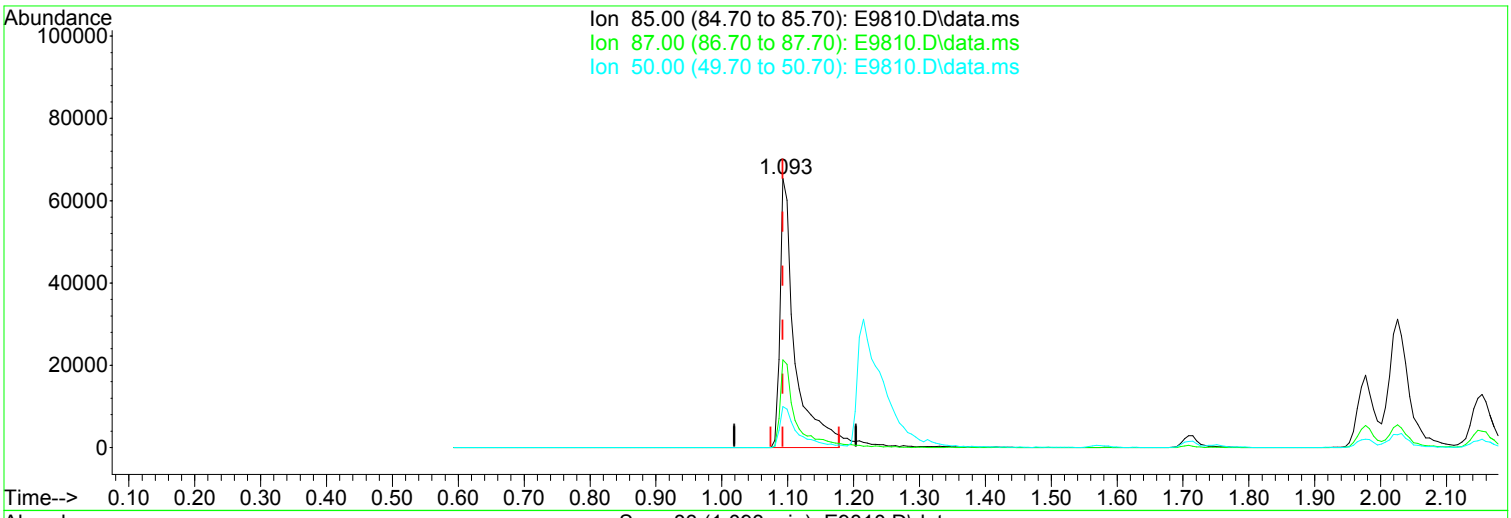

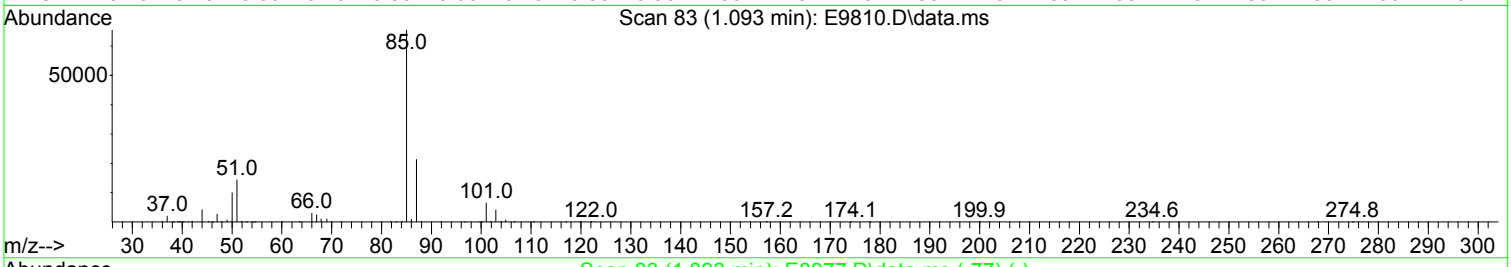

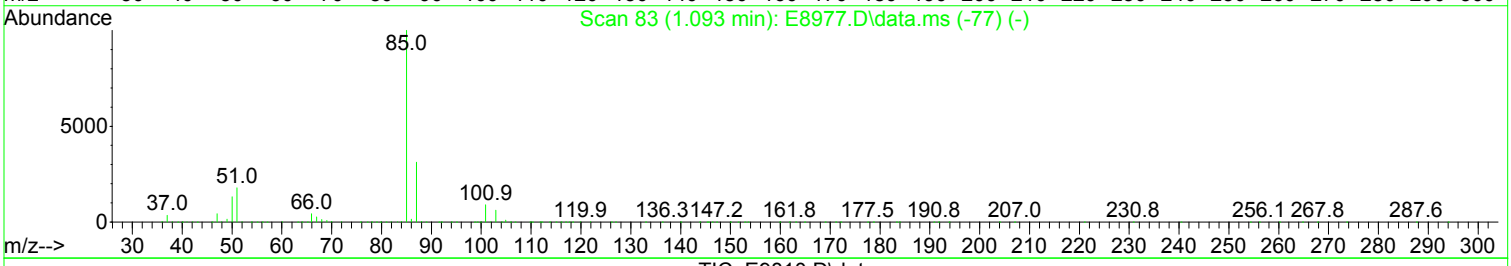

TIC: E9810.D\data.ms

(3) Dichlorodifluoromethane (P)

1.093min (-0.000) 18.63 ug/L

response 101302

Ion	Exp%	Act%
85.00	100.00	100.00
87.00	31.10	32.60
50.00	13.20	15.23
0.00	0.00	0.00

Manual Integration:

Before

02/16/24

Quantitation Report (Qedit)

Data Path : I:\ACQUDATA\MSVOA17\Data\021524\
Data File : E9810.D
Acq On : 15 Feb 2024 02:19 pm
Operator : K.Ruest
Sample : 20ppb
Misc : WATER ICAL
ALS Vial : 6 Sample Multiplier: 1

Quant Time: Feb 15 14:48:50 2024
Quant Method : I:\ACQUDATA\MSVOA17\Methods\W021524.m
Quant Title : MS#17 - 8260 WATERS 5mL Purge
QLast Update : Thu Jan 04 14:47:51 2024
Response via : Initial Calibration

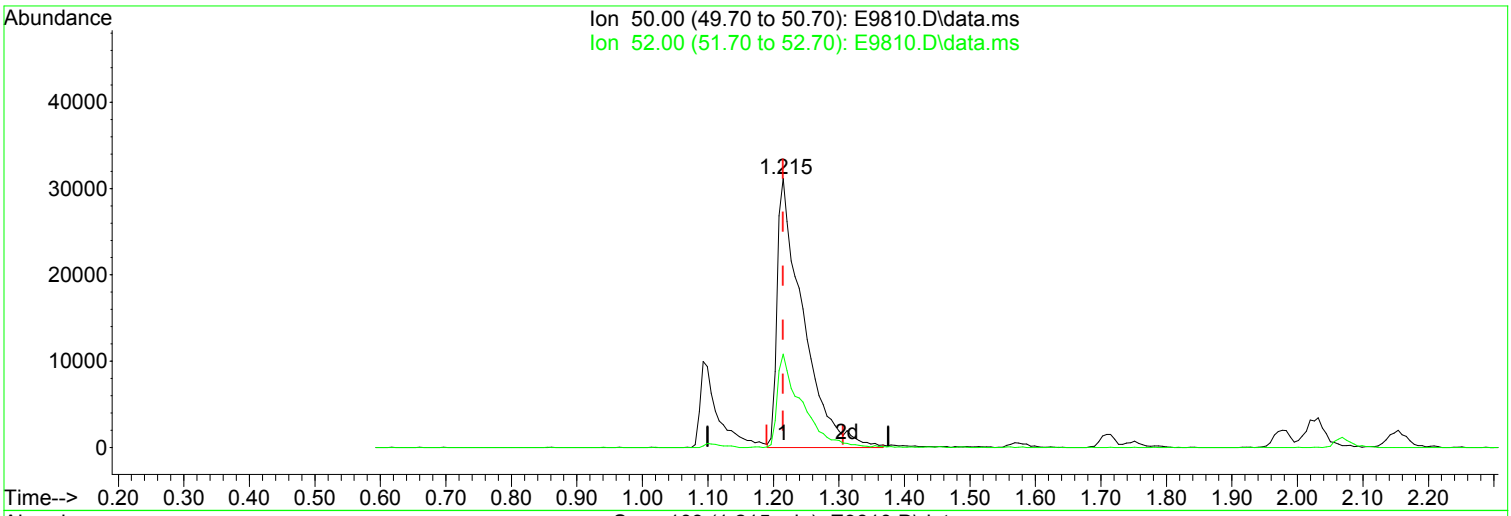

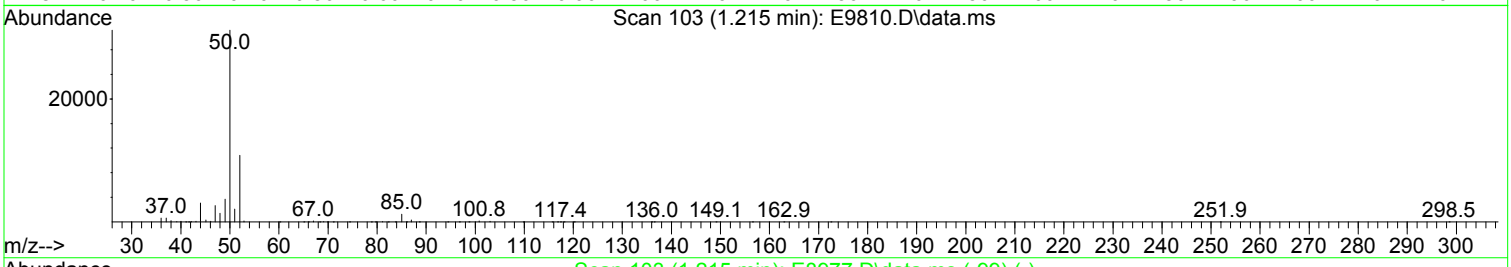

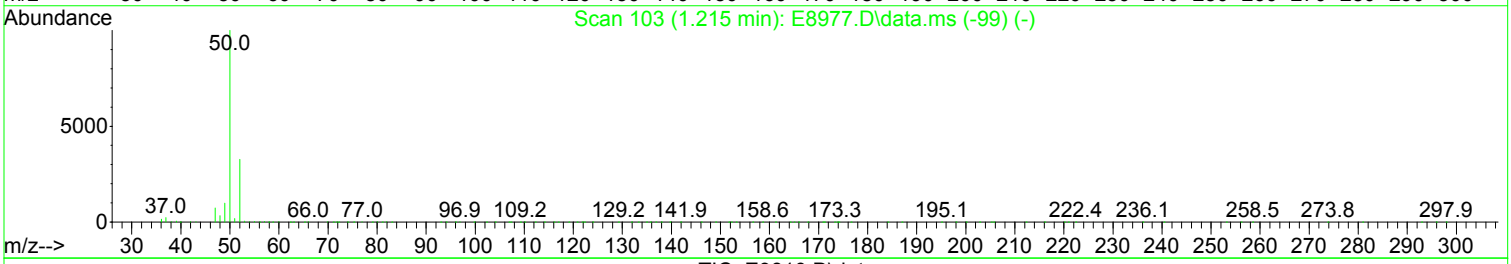

TIC: E9810.D\data.ms

(4) Chloromethane (P)

1.215min (-0.000) 17.03 ug/L m

response 84949

Ion	Exp%	Act%
50.00	100.00	100.00
52.00	32.80	34.79
0.00	0.00	0.00
0.00	0.00	0.00

Manual Integration:

After

Poor integration.

02/16/24

Quantitation Report (Qedit)

Data Path : I:\ACQUDATA\MSVOA17\Data\021524\
Data File : E9810.D
Acq On : 15 Feb 2024 02:19 pm
Operator : K.Ruest
Sample : 20ppb
Misc : WATER ICAL
ALS Vial : 6 Sample Multiplier: 1

Quant Time: Feb 15 14:48:50 2024
Quant Method : I:\ACQUDATA\MSVOA17\Methods\W021524.m
Quant Title : MS#17 - 8260 WATERS 5mL Purge
QLast Update : Thu Jan 04 14:47:51 2024
Response via : Initial Calibration

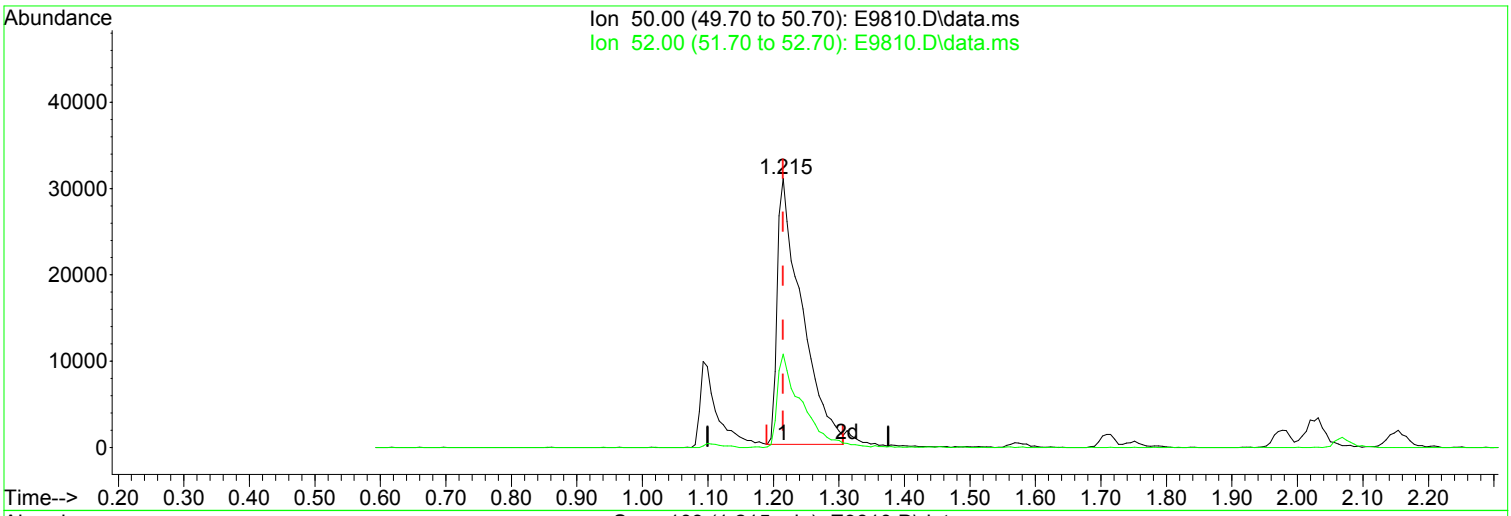

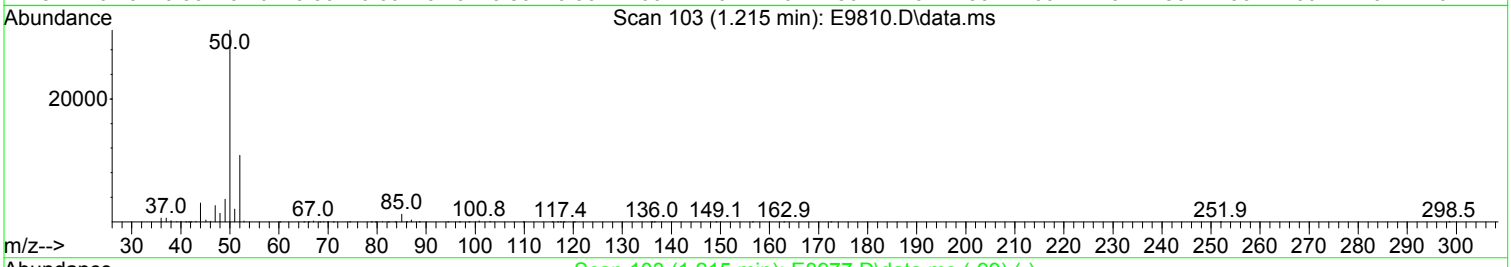

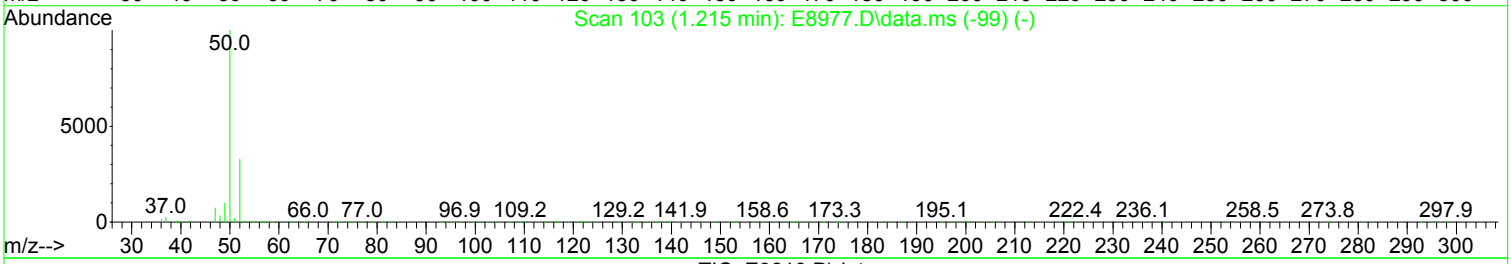

TIC: E9810.D\data.ms

(4) Chloromethane (P)

1.215min (-0.000) 15.95 ug/L

response 79557

Ion	Exp%	Act%
50.00	100.00	100.00
52.00	32.80	34.79
0.00	0.00	0.00
0.00	0.00	0.00

Manual Integration:

Before

02/16/24

Quantitation Report (QT Reviewed)

Data Path : I:\ACQUDATA\MSVOA17\Data\021524\
Data File : E9810.D
Acq On : 15 Feb 2024 02:19 pm
Operator : K.Ruest
Sample : 20ppb
Misc : WATER ICAL
ALS Vial : 6 Sample Multiplier: 1

Quant Time: Feb 15 14:48:50 2024
Quant Method : I:\ACQUDATA\MSVOA17\Methods\W021524.m
Quant Title : MS#17 - 8260 WATERS 5mL Purge
QLast Update : Thu Jan 04 14:47:51 2024
Response via : Initial Calibration

Compound	R.T.	QIon	Response	Conc	Units		Dev(Min)
Internal Standards							
1) Pentafluorobenzene	5.086	168	455379	50.00	ug/L		0.00
43) 1,4-Difluorobenzene	6.244	114	672384	50.00	ug/L		0.00
71) d5-Chlorobenzene	9.616	117	589321	50.00	ug/L		0.00
91) 1,4-Dichlorobenzene-d4	11.682	152	295332	50.00	ug/L		0.00
System Monitoring Compounds							
45) surr4,Dibrflmethane	4.921	113	79281	18.23	ug/L		0.00
Spiked Amount 50.000	Range 80 - 116		Recovery = 36.46%#				
48) surr1,1,2-dichloroetha...	5.501	65	95694	21.20	ug/L		0.00
Spiked Amount 50.000	Range 73 - 125		Recovery = 42.40%#				
65) SURR3,Toluene-d8	8.104	98	290264	18.18	ug/L		0.00
Spiked Amount 50.000	Range 87 - 121		Recovery = 36.36%#				
70) SURR2,BFB	10.707	95	106667	18.53	ug/L		0.00
Spiked Amount 50.000	Range 85 - 122		Recovery = 37.06%#				
Target Compounds							Qvalue
2) Chlorodifluoromethane	1.099	51	82970	18.253	ug/L		98
3) Dichlorodifluoromethane	1.093	85	107051m	19.690	ug/L		
4) Chloromethane	1.215	50	84949m	17.030	ug/L		
5) Vinyl Chloride	1.288	62	85051	15.301	ug/L		98
6) Bromomethane	1.501	94	50322	18.445	ug/L		93
7) Chloroethane	1.568	64	56960	16.029	ug/L		100
8) Freon 21	1.709	67	127582	17.525	ug/L		98
9) Trichlorofluoromethane	1.751	101	113072	17.552	ug/L		97
10) Diethyl Ether	1.971	59	67106	18.165	ug/L		96
11) Freon 123a	1.977	67	71927	15.976	ug/L		96
12) Freon 123	2.026	83	93612	16.882	ug/L		98
13) Acrolein	2.068	56	86559	90.422	ug/L		98
14) 1,1-Diclethene	2.148	96	61529	15.280	ug/L		94
15) Freon 113	2.154	101	63466	15.207	ug/L		98
16) Acetone	2.190	43	41311	19.403	ug/L		87
17) 2-Propanol	2.318	45	136250	365.696	ug/L		96
18) Iodomethane	2.269	142	116820	18.553	ug/L		94
19) Carbon Disulfide	2.324	76	197257	16.564	ug/L		98
20) Acetonitrile	2.446	41	77659m	85.157	ug/L		
21) Allyl Chloride	2.458	76	36710	15.896	ug/L	#	89
22) Methyl Acetate	2.483	43	100319	18.365	ug/L		99
23) Methylene Chloride	2.568	84	68886	15.392	ug/L		93
24) TBA	2.696	59	234230	373.053	ug/L		94
25) Acrylonitrile	2.812	53	189252	86.944	ug/L		98
26) Methyl-t-Butyl Ether	2.849	73	233815	18.238	ug/L		99
27) trans-1,2-Dichloroethene	2.843	96	67246	15.684	ug/L		95
28) 1,1-Diclethane	3.312	63	119969	16.431	ug/L		97
29) Vinyl Acetate	3.397	86	11463	16.278	ug/L	#	92
30) DIPE	3.422	45	237849	17.177	ug/L		97
31) 2-Chloro-1,3-Butadiene	3.422	53	135070	20.345	ug/L		89
32) ETBE	3.922	59	234050	17.681	ug/L		96
33) 2,2-Dichloropropane	4.086	77	103250	16.683	ug/L		98
34) cis-1,2-Dichloroethene	4.092	96	77069	15.707	ug/L		88
35) 2-Butanone	4.159	43	50401	17.057	ug/L		99
36) Propionitrile	4.233	54	76687	86.970	ug/L		96
37) Bromochloromethane	4.464	130	53804	17.013	ug/L		98
38) Methacrylonitrile	4.483	67	36813	16.276	ug/L	#	80
39) Tetrahydrofuran	4.568	42	30679	17.537	ug/L		98
40) Chloroform	4.635	83	127150	17.135	ug/L		98

1st 02/16/24
2nd 02/16/24

Data Path : I:\ACQUDATA\MSVOA17\Data\021524\
Data File : E9810.D
Acq On : 15 Feb 2024 02:19 pm
Operator : K.Ruest
Sample : 20ppb
Misc : WATER ICAL
ALS Vial : 6 Sample Multiplier: 1

Quant Time: Feb 15 14:48:50 2024
Quant Method : I:\ACQUDATA\MSVOA17\Methods\W021524.m
Quant Title : MS#17 - 8260 WATERS 5mL Purge
QLast Update : Thu Jan 04 14:47:51 2024
Response via : Initial Calibration

Compound	R.T.	QIon	Response	Conc	Units		Dev(Min)
41) 1,1,1-Trichloroethane	4.921	97	111773	17.037	ug/L		98
42) TAME	5.842	73	214626	16.807	ug/L		97
44) Cyclohexane	5.013	41	71620	18.281	ug/L		96
46) Carbontetrachloride	5.214	117	93940	15.838	ug/L		98
47) 1,1-Dichloropropene	5.238	75	85228	16.178	ug/L		97
49) Benzene	5.574	78	251542	16.498	ug/L		94
50) 1,2-Dichloroethane	5.629	62	113784	21.278	ug/L		93
51) Iso-Butyl Alcohol	5.635	43	80803	463.010	ug/L		96
52) n-Heptane	6.098	43	96051	15.781	ug/L		97
53) 1-Butanol	6.647	56	125674	1258.284	ug/L		100
54) Trichloroethene	6.574	130	77663	16.851	ug/L		94
55) Methylcyclohexane	6.811	55	103784	18.740	ug/L		89
56) 1,2-Diclpropane	6.866	63	71498	16.954	ug/L		98
57) Dibromomethane	7.013	93	50504	17.658	ug/L		96
58) 1,4-Dioxane	7.092	88	24022	363.440	ug/L		97
59) Methyl Methacrylate	7.116	69	59119	17.110	ug/L	#	81
60) Bromodichloromethane	7.250	83	98882	17.646	ug/L		99
61) 2-Nitropropane	7.555	41	56938	38.878	ug/L		96
62) 2-Chloroethylvinyl Ether	7.677	63	24211	8.914	ug/L		98
63) cis-1,3-Dichloropropene	7.805	75	114432	17.124	ug/L		98
64) 4-Methyl-2-pentanone	8.031	43	99663	19.493	ug/L		97
66) Toluene	8.177	91	280974	16.662	ug/L		98
67) trans-1,3-Dichloropropene	8.463	75	107853	17.084	ug/L		98
68) Ethyl Methacrylate	8.610	69	107429	17.511	ug/L		91
69) 1,1,2-Trichloroethane	8.652	97	73402	17.897	ug/L		98
72) Tetrachloroethene	8.774	164	59095	16.981	ug/L		96
73) 2-Hexanone	8.957	43	73597	19.221	ug/L		97
74) 1,3-Dichloropropane	8.823	76	118166	18.311	ug/L		93
75) Dibromochloromethane	9.049	129	87218	17.259	ug/L		97
76) N-Butyl Acetate	9.116	43	150081	18.931	ug/L		98
77) 1,2-Dibromoethane	9.146	107	79964	18.902	ug/L		99
78) 3-Chlorobenzotrifluoride	9.677	180	117661	18.750	ug/L		98
79) Chlorobenzene	9.646	112	199953	17.523	ug/L		93
80) 4-Chlorobenzotrifluoride	9.732	180	105673	18.878	ug/L		95
81) 1,1,1,2-Tetrachloroethane	9.738	131	80880	17.483	ug/L		96
82) Ethylbenzene	9.768	106	101055	16.658	ug/L		96
83) (m+p)Xylene	9.884	106	249141	34.415	ug/L		94
84) o-Xylene	10.244	106	125064	17.659	ug/L		97
85) Styrene	10.256	104	212581	17.317	ug/L		93
86) Bromoform	10.408	173	57270	17.364	ug/L		95
87) 2-Chlorobenzotrifluoride	10.494	180	113460	19.093	ug/L		98
88) Isopropylbenzene	10.579	105	313290	16.905	ug/L		97
89) Cyclohexanone	10.646	55	369587	374.057	ug/L		96
90) trans-1,4-Dichloro-2-B...	10.896	53	33534	18.622	ug/L		80
92) 1,1,2,2-Tetrachloroethane	10.853	83	101256	16.834	ug/L		98
93) Bromobenzene	10.823	156	91498	18.195	ug/L		99
94) 1,2,3-Trichloropropane	10.878	110	35671	17.744	ug/L		98
95) n-Propylbenzene	10.939	91	353252	18.302	ug/L		98
96) 2-Chlorotoluene	11.000	91	221696	17.224	ug/L		98
97) 3-Chlorotoluene	11.055	91	247131	18.226	ug/L		98
98) 4-Chlorotoluene	11.097	91	264826	17.410	ug/L		100
99) 1,3,5-Trimethylbenzene	11.097	105	270356	16.929	ug/L		97
100) tert-Butylbenzene	11.365	119	231138	16.251	ug/L		99
101) 1,2,4-Trimethylbenzene	11.408	105	272664	17.027	ug/L		97
102) 3,4-Dichlorobenzotrifl...	11.475	214	88414	18.939	ug/L		98
103) sec-Butylbenzene	11.548	105	327716	16.192	ug/L		100

Quantitation Report (QT Reviewed)

Data Path : I:\ACQUDATA\MSVOA17\Data\021524\
Data File : E9810.D
Acq On : 15 Feb 2024 02:19 pm
Operator : K.Ruest
Sample : 20ppb
Misc : WATER ICAL
ALS Vial : 6 Sample Multiplier: 1

Quant Time: Feb 15 14:48:50 2024
Quant Method : I:\ACQUDATA\MSVOA17\Methods\W021524.m
Quant Title : MS#17 - 8260 WATERS 5mL Purge
QLast Update : Thu Jan 04 14:47:51 2024
Response via : Initial Calibration

Compound	R.T.	QIon	Response	Conc	Units	Dev(Min)
104) p-Isopropyltoluene	11.670	119	295664	16.941	ug/L	96
105) 1,3-Dclbenz	11.628	146	165846	17.505	ug/L	99
106) 1,4-Dclbenz	11.701	146	169758	17.891	ug/L	99
107) 2,4-Dichlorobenzotrifl...	11.762	214	80178	19.550	ug/L	96
108) 2,5-Dichlorobenzotrifl...	11.804	214	90340	19.763	ug/L	95
109) n-Butylbenzene	12.006	91	239771	15.646	ug/L	98
110) 1,2-Dclbenz	12.006	146	167003	18.233	ug/L	99
111) 1,2-Dibromo-3-chloropr...	12.633	157	25090	16.333	ug/L	95
112) Trielution Dichlorotol...	12.749	125	468077	55.421	ug/L	98
113) 1,3,5-Trichlorobenzene	12.798	180	126597	19.072	ug/L	97
114) Coelution Dichlorotoluene	13.079	125	334184	37.985	ug/L	97
115) 1,2,4-Tcbenzene	13.286	180	110816	18.276	ug/L	99
116) Hexachlorobt	13.426	225	52916	17.849	ug/L	94
117) Naphthalen	13.475	128	316945	18.276	ug/L	99
118) 1,2,3-Tclbenzene	13.664	180	107210	18.897	ug/L	99
119) 2,4,5-Trichlorotoluene	14.249	159	84671	19.290	ug/L	98
120) 2,3,6-Trichlorotoluene	14.334	159	81221	18.343	ug/L	97

(#) = qualifier out of range (m) = manual integration (+) = signals summed

Quantitation Report (QT Reviewed)

Data Path : I:\ACQUDATA\MSVOA17\Data\021524\
Data File : E9810.D
Acq On : 15 Feb 2024 02:19 pm
Operator : K.Ruest
Sample : 20ppb
Misc : WATER ICAL
ALS Vial : 6 Sample Multiplier: 1

Quant Time: Feb 15 14:48:50 2024
Quant Method : I:\ACQUDATA\MSVOA17\Methods\W021524.m
Quant Title : MS#17 - 8260 WATERS 5mL Purge
QLast Update : Thu Jan 04 14:47:51 2024
Response via : Initial Calibration

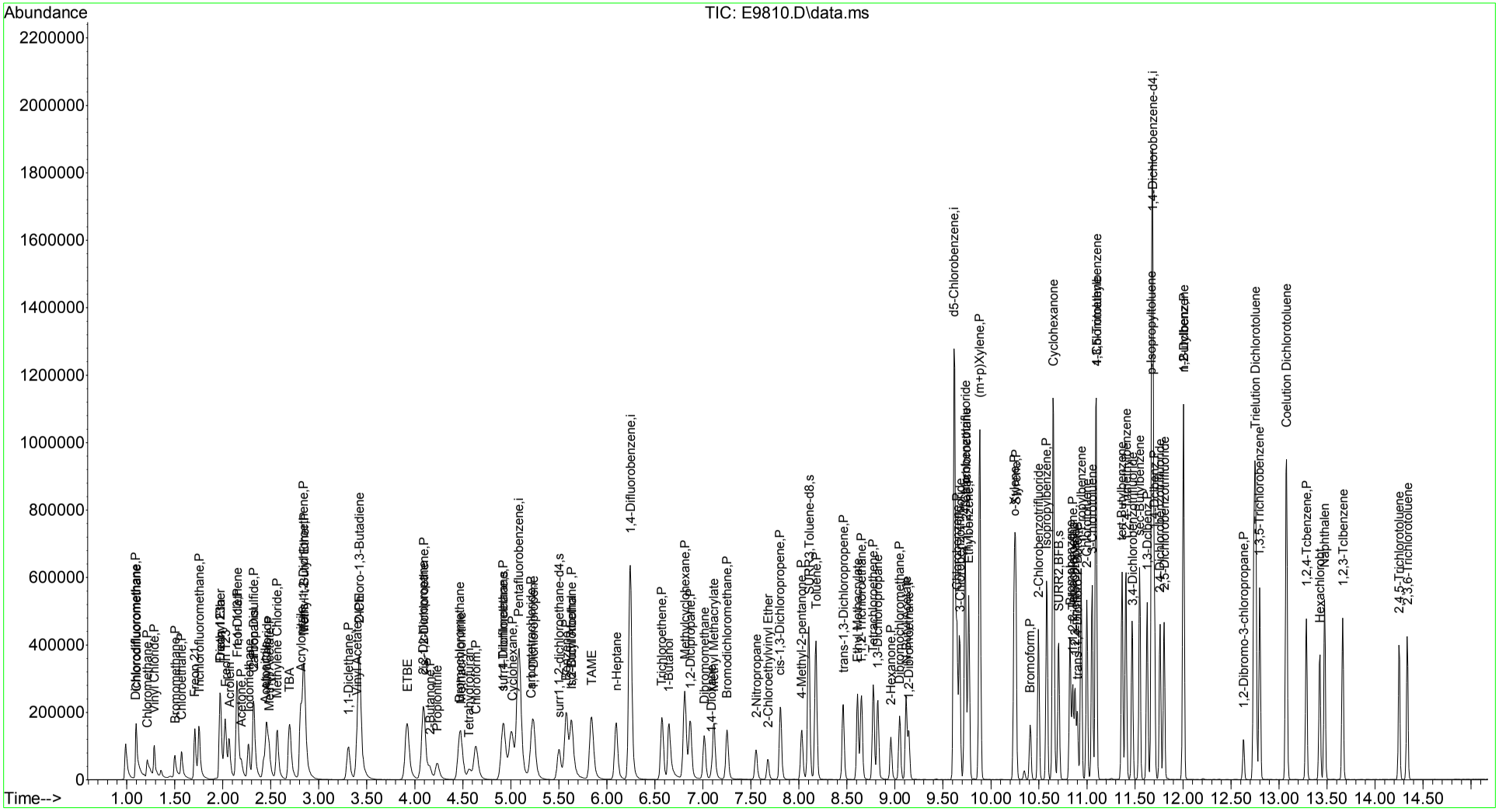

1st 02/16/24
2nd 02/16/24

Quantitation Report (Qedit)

Data Path : I:\ACQUDATA\MSVOA17\Data\021524\
Data File : E9811.D
Acq On : 15 Feb 2024 02:42 pm
Operator : K.Ruest
Sample : 50ppb
Misc : WATER ICAL
ALS Vial : 7 Sample Multiplier: 1

Quant Time: Feb 15 14:58:56 2024
Quant Method : I:\ACQUDATA\MSVOA17\Methods\W021524.m
Quant Title : MS#17 - 8260 WATERS 5mL Purge
QLast Update : Thu Jan 04 14:47:51 2024
Response via : Initial Calibration

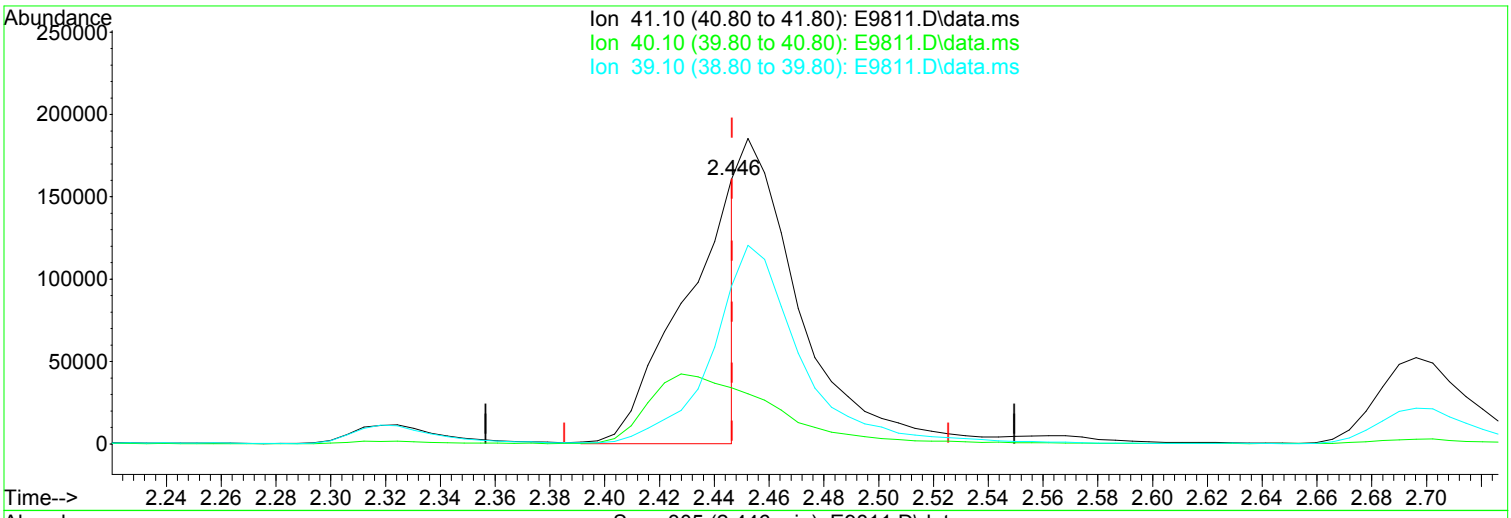

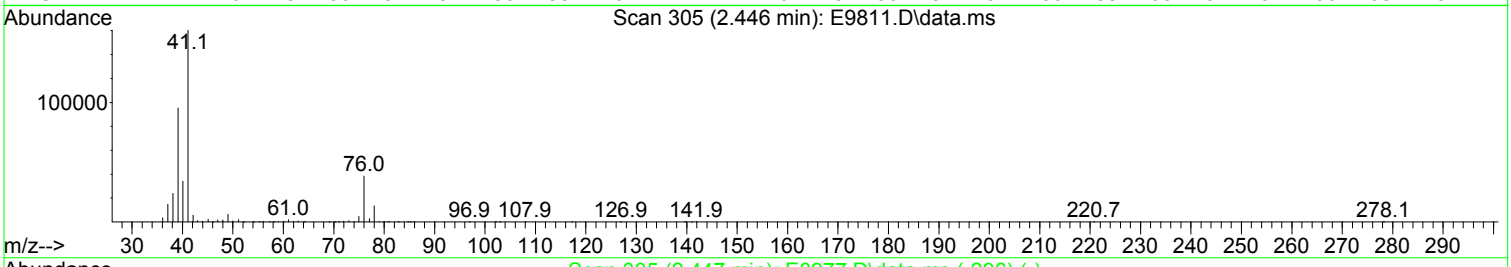

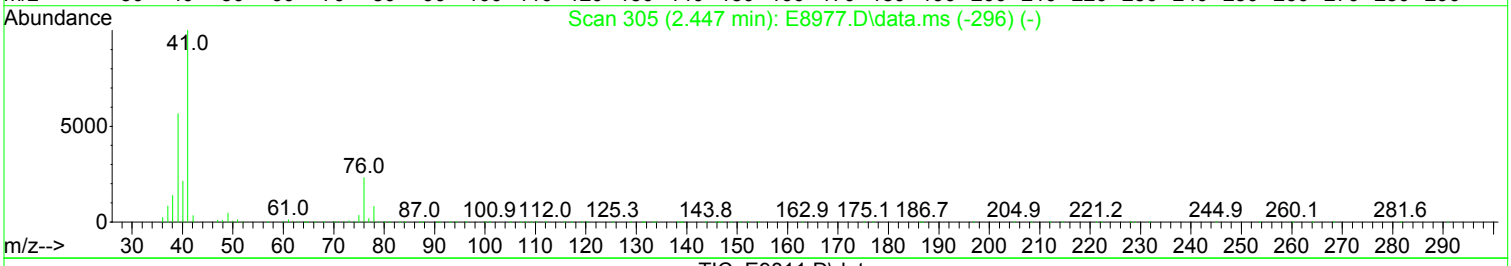

TIC: E9811.D\data.ms

(20) Acetonitrile

2.446min (-0.000) 240.73 ug/L m

response 223222

Ion	Exp%	Act%
41.10	100.00	100.00
40.10	21.50	21.23
39.10	57.00	59.52
0.00	0.00	0.00

Manual Integration:

After

Poor integration.

02/16/24

Quantitation Report (Qedit)

Data Path : I:\ACQUDATA\MSVOA17\Data\021524\
Data File : E9811.D
Acq On : 15 Feb 2024 02:42 pm
Operator : K.Ruest
Sample : 50ppb
Misc : WATER ICAL
ALS Vial : 7 Sample Multiplier: 1

Quant Time: Feb 15 14:58:56 2024
Quant Method : I:\ACQUDATA\MSVOA17\Methods\W021524.m
Quant Title : MS#17 - 8260 WATERS 5mL Purge
QLast Update : Thu Jan 04 14:47:51 2024
Response via : Initial Calibration

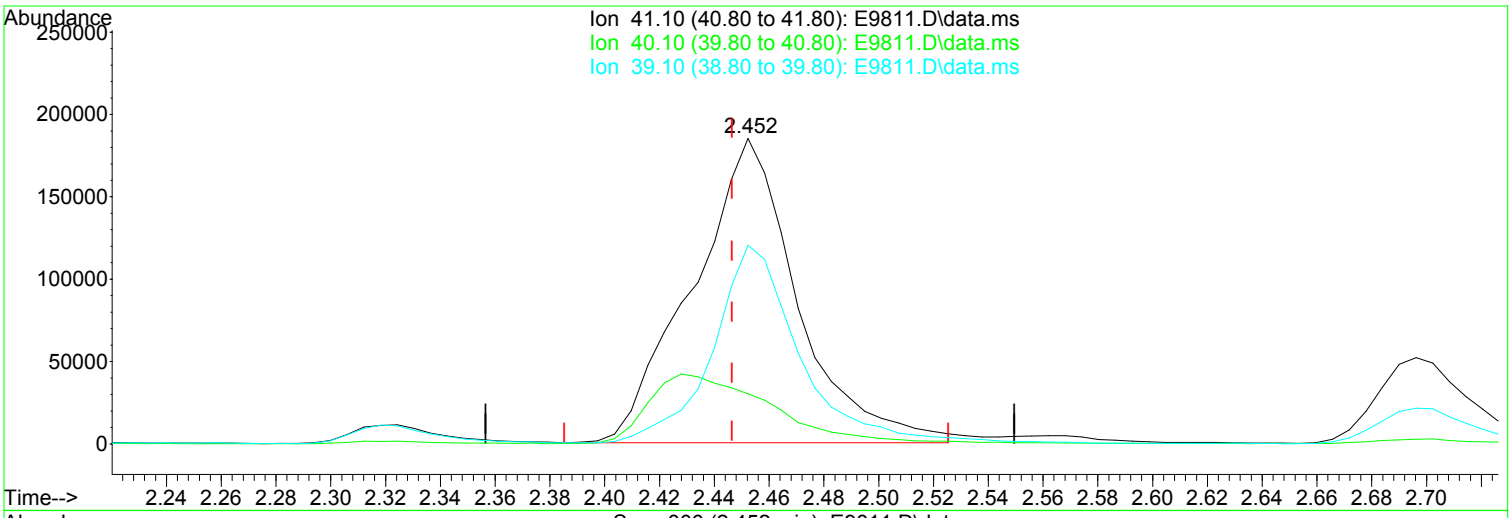

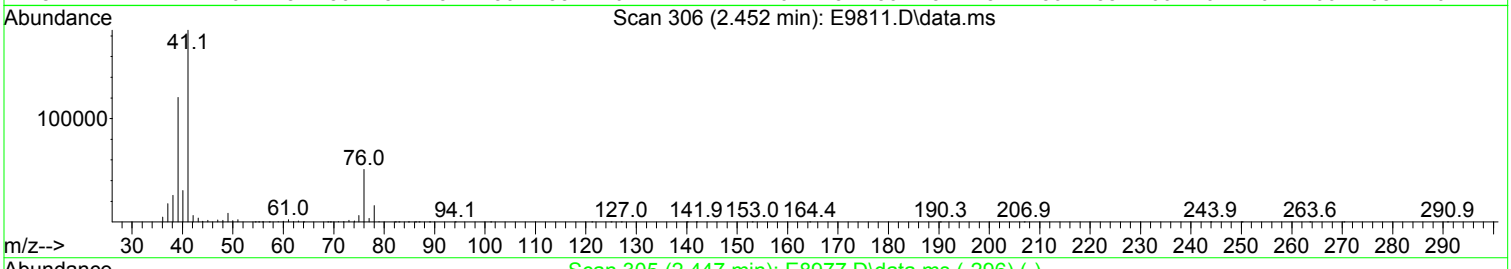

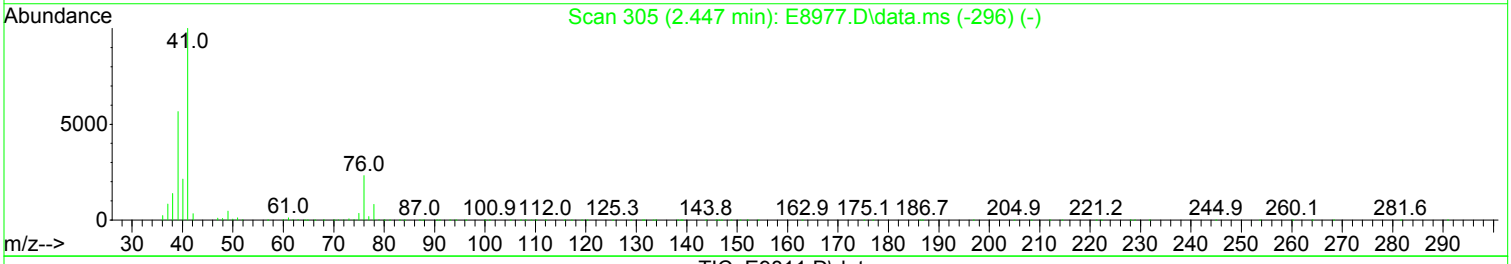

TIC: E9811.D\data.ms

(20) Acetonitrile

2.452min (+ 0.006) 530.19 ug/L

response 491629

Ion	Exp%	Act%
41.10	100.00	100.00
40.10	21.50	16.44
39.10	57.00	64.95
0.00	0.00	0.00

Manual Integration:

Before

02/16/24

Quantitation Report (Qedit)

Data Path : I:\ACQUDATA\MSVOA17\Data\021524\
Data File : E9811.D
Acq On : 15 Feb 2024 02:42 pm
Operator : K.Ruest
Sample : 50ppb
Misc : WATER ICAL
ALS Vial : 7 Sample Multiplier: 1

Quant Time: Feb 15 14:58:56 2024
Quant Method : I:\ACQUDATA\MSVOA17\Methods\W021524.m
Quant Title : MS#17 - 8260 WATERS 5mL Purge
QLast Update : Thu Jan 04 14:47:51 2024
Response via : Initial Calibration

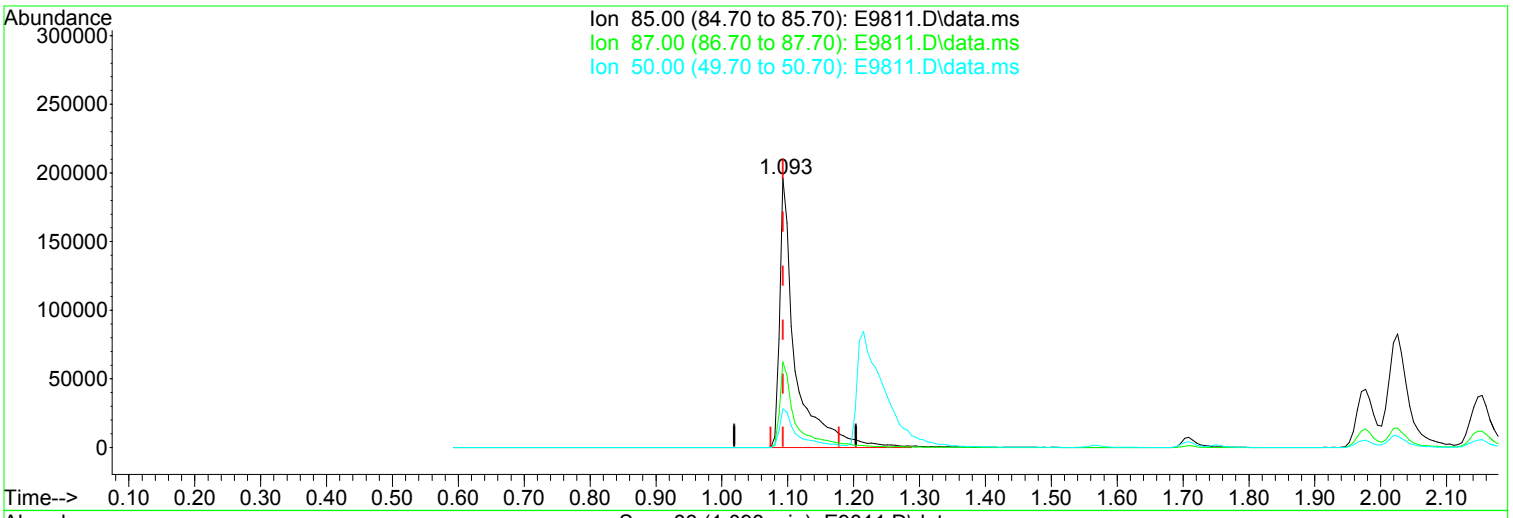

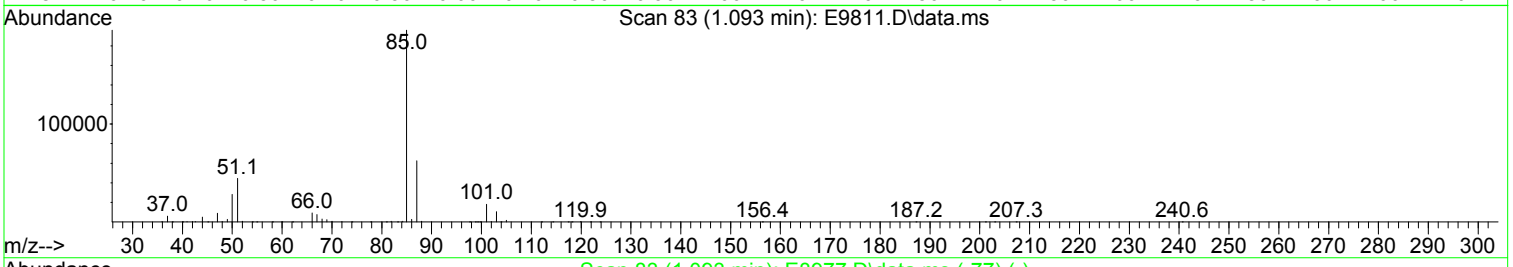

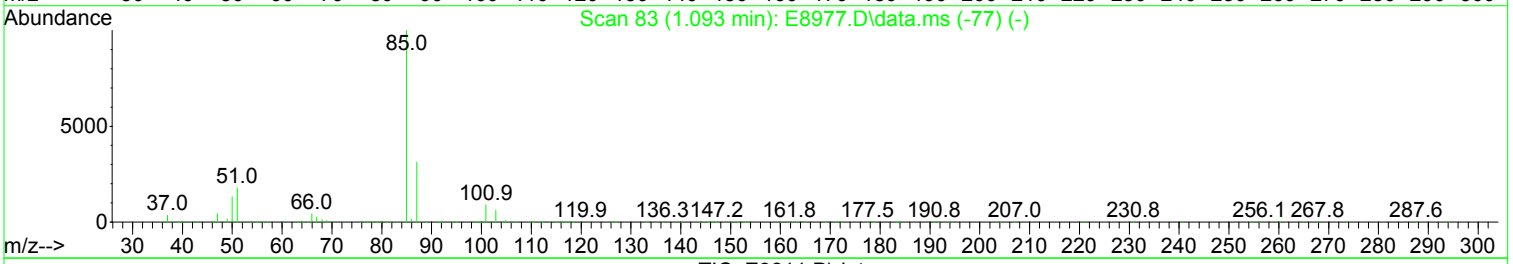

TIC: E9811.D\data.ms

(3) Dichlorodifluoromethane (P)

1.093min (-0.000) 58.48 ug/L m

response 323283

Ion	Exp%	Act%
85.00	100.00	100.00
87.00	31.10	31.90
50.00	13.20	14.40
0.00	0.00	0.00

Manual Integration:

After

Poor integration.

02/16/24

Quantitation Report (Qedit)

Data Path : I:\ACQUDATA\MSVOA17\Data\021524\
Data File : E9811.D
Acq On : 15 Feb 2024 02:42 pm
Operator : K.Ruest
Sample : 50ppb
Misc : WATER ICAL
ALS Vial : 7 Sample Multiplier: 1

Quant Time: Feb 15 14:58:56 2024
Quant Method : I:\ACQUDATA\MSVOA17\Methods\W021524.m
Quant Title : MS#17 - 8260 WATERS 5mL Purge
QLast Update : Thu Jan 04 14:47:51 2024
Response via : Initial Calibration

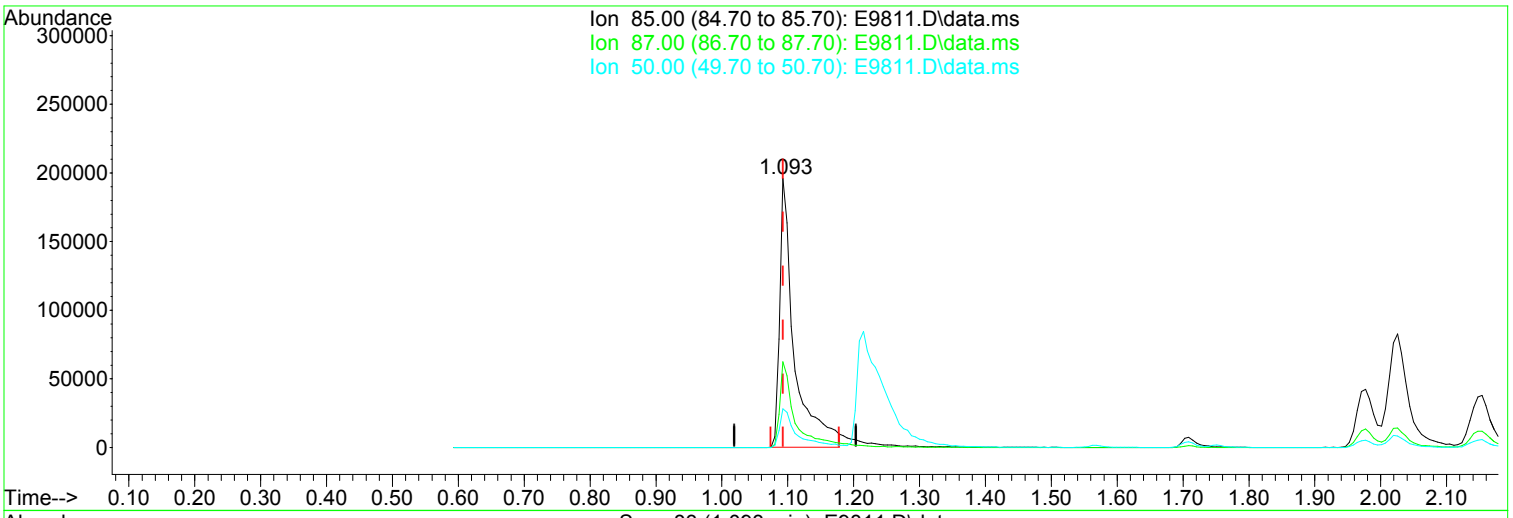

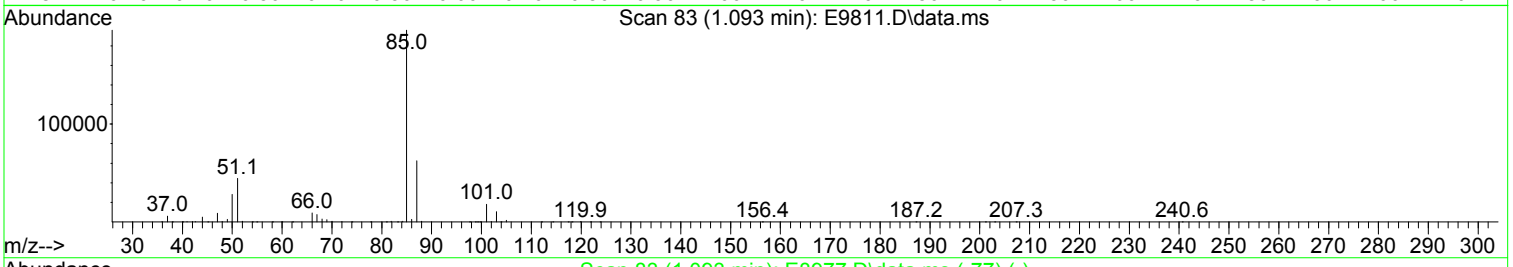

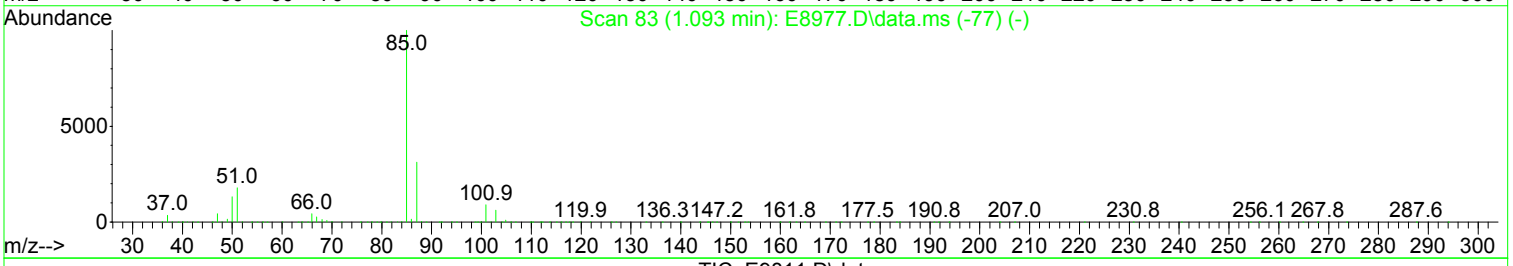

TIC: E9811.D\data.ms

(3) Dichlorodifluoromethane (P)

1.093min (-0.000) 54.33 ug/L

response 300366

Ion	Exp%	Act%
85.00	100.00	100.00
87.00	31.10	31.90
50.00	13.20	14.40
0.00	0.00	0.00

Manual Integration:

Before

02/16/24

Quantitation Report (QT Reviewed)

Data Path : I:\ACQUDATA\MSVOA17\Data\021524\
Data File : E9811.D
Acq On : 15 Feb 2024 02:42 pm
Operator : K.Ruest
Sample : 50ppb
Misc : WATER ICAL
ALS Vial : 7 Sample Multiplier: 1

Quant Time: Feb 15 14:58:56 2024
Quant Method : I:\ACQUDATA\MSVOA17\Methods\W021524.m
Quant Title : MS#17 - 8260 WATERS 5mL Purge
QLast Update : Thu Jan 04 14:47:51 2024
Response via : Initial Calibration

Compound	R.T.	QIon	Response	Conc	Units		Dev(Min)
Internal Standards							
1) Pentafluorobenzene	5.086	168	463030	50.00	ug/L		0.00
43) 1,4-Difluorobenzene	6.244	114	682500	50.00	ug/L		0.00
71) d5-Chlorobenzene	9.616	117	622737	50.00	ug/L		0.00
91) 1,4-Dichlorobenzene-d4	11.682	152	323932	50.00	ug/L		0.00
System Monitoring Compounds							
45) surr4,Dibrflmethane	4.921	113	229967	52.11	ug/L		0.00
Spiked Amount 50.000	Range 80 - 116		Recovery = 104.22%				
48) surr1,1,2-dichloroetha...	5.501	65	275619	60.16	ug/L		0.00
Spiked Amount 50.000	Range 73 - 125		Recovery = 120.32%				
65) SURR3,Toluene-d8	8.104	98	821387	50.69	ug/L		0.00
Spiked Amount 50.000	Range 87 - 121		Recovery = 101.38%				
70) SURR2,BFB	10.707	95	308392	52.79	ug/L		0.00
Spiked Amount 50.000	Range 85 - 122		Recovery = 105.58%				
Target Compounds							Qvalue
2) Chlorodifluoromethane	1.099	51	215825	46.695	ug/L		98
3) Dichlorodifluoromethane	1.093	85	323283m	58.479	ug/L		
4) Chloromethane	1.215	50	230998	45.545	ug/L		98
5) Vinyl Chloride	1.288	62	246919	43.688	ug/L		98
6) Bromomethane	1.495	94	131709	47.479	ug/L		98
7) Chloroethane	1.568	64	162412	44.948	ug/L		98
8) Freon 21	1.709	67	330114	44.595	ug/L		98
9) Trichlorofluoromethane	1.751	101	338038	51.605	ug/L		99
10) Diethyl Ether	1.971	59	177579	47.274	ug/L		96
11) Freon 123a	1.977	67	190061	41.518	ug/L		98
12) Freon 123	2.026	83	250922	44.504	ug/L		99
13) Acrolein	2.068	56	226292	232.486	ug/L		100
14) 1,1-Diclethene	2.141	96	182159	44.489	ug/L		93
15) Freon 113	2.147	101	195563	46.084	ug/L		98
16) Acetone	2.190	43	106860	49.361	ug/L		96
17) 2-Propanol	2.318	45	358486	946.281	ug/L		95
18) Iodomethane	2.263	142	312987	48.887	ug/L		95
19) Carbon Disulfide	2.324	76	513155	42.379	ug/L		100
20) Acetonitrile	2.446	41	223222m	240.730	ug/L		
21) Allyl Chloride	2.452	76	104252	44.397	ug/L	#	75
22) Methyl Acetate	2.477	43	268146	48.278	ug/L		96
23) Methylene Chloride	2.568	84	188836	41.495	ug/L		95
24) TBA	2.696	59	633682	992.574	ug/L		95
25) Acrylonitrile	2.812	53	509127	230.031	ug/L		99
26) Methyl-t-Butyl Ether	2.849	73	615576	47.224	ug/L		98
27) trans-1,2-Dichloroethene	2.836	96	193958	44.489	ug/L		94
28) 1,1-Diclethane	3.306	63	349047	47.014	ug/L		98
29) Vinyl Acetate	3.397	86	29038	40.553	ug/L	#	73
30) DIPE	3.422	45	633961	45.027	ug/L		100
31) 2-Chloro-1,3-Butadiene	3.422	53	341376	50.571	ug/L		91
32) ETBE	3.915	59	622173	46.224	ug/L		95
33) 2,2-Dichloropropane	4.080	77	307163	48.811	ug/L		96
34) cis-1,2-Dichloroethene	4.092	96	217404	43.577	ug/L		89
35) 2-Butanone	4.153	43	135506	45.101	ug/L		95
36) Propionitrile	4.232	54	206074	229.844	ug/L		98
37) Bromochloromethane	4.464	130	148976	46.328	ug/L		99
38) Methacrylonitrile	4.482	67	99869	43.426	ug/L		92
39) Tetrahydrofuran	4.562	42	83350	46.857	ug/L		98
40) Chloroform	4.635	83	348449	46.182	ug/L		99

1st 02/16/24
2nd 02/16/24

Data Path : I:\ACQUDATA\MSVOA17\Data\021524\
Data File : E9811.D
Acq On : 15 Feb 2024 02:42 pm
Operator : K.Ruest
Sample : 50ppb
Misc : WATER ICAL
ALS Vial : 7 Sample Multiplier: 1

Quant Time: Feb 15 14:58:56 2024
Quant Method : I:\ACQUDATA\MSVOA17\Methods\W021524.m
Quant Title : MS#17 - 8260 WATERS 5mL Purge
QLast Update : Thu Jan 04 14:47:51 2024
Response via : Initial Calibration

Compound	R.T.	QIon	Response	Conc	Units	Dev(Min)
41) 1,1,1-Trichloroethane	4.915	97	334024	50.073	ug/L	98
42) TAME	5.836	73	561271	43.225	ug/L	96
44) Cyclohexane	5.007	41	186697	46.948	ug/L	99
46) Carbontetrachloride	5.220	117	295334	49.053	ug/L	98
47) 1,1-Dichloropropene	5.232	75	255666	47.812	ug/L	97
49) Benzene	5.574	78	731482	47.265	ug/L	96
50) 1,2-Dichloroethane	5.629	62	301529	55.552	ug/L	94
51) Iso-Butyl Alcohol	5.635	43	235415	1328.960	ug/L	90
52) n-Heptane	6.098	43	296558	48.001	ug/L	97
53) 1-Butanol	6.647	56	372412	3673.429	ug/L	100
54) Trichloroethene	6.574	130	224229	47.930	ug/L	97
55) Methylcyclohexane	6.811	55	268745	47.807	ug/L	92
56) 1,2-Diclpropane	6.866	63	193945	45.307	ug/L	99
57) Dibromomethane	7.012	93	135083	46.529	ug/L	90
58) 1,4-Dioxane	7.092	88	66961	998.069	ug/L	99
59) Methyl Methacrylate	7.116	69	163092	46.503	ug/L	90
60) Bromodichloromethane	7.250	83	274739	48.302	ug/L	100
61) 2-Nitropropane	7.555	41	150077	100.955	ug/L	98
62) 2-Chloroethylvinyl Ether	7.677	63	71475	25.927	ug/L	100
63) cis-1,3-Dichloropropene	7.805	75	316551	46.668	ug/L	100
64) 4-Methyl-2-pentanone	8.031	43	259186	49.942	ug/L	97
66) Toluene	8.177	91	815893	47.666	ug/L	99
67) trans-1,3-Dichloropropene	8.463	75	304205	47.471	ug/L	100
68) Ethyl Methacrylate	8.610	69	296984	47.692	ug/L	91
69) 1,1,2-Trichloroethane	8.652	97	198743	47.740	ug/L	97
72) Tetrachloroethene	8.774	164	180088	48.972	ug/L	96
73) 2-Hexanone	8.957	43	190734	47.139	ug/L	97
74) 1,3-Dichloropropane	8.823	76	311605	45.696	ug/L	96
75) Dibromochloromethane	9.049	129	247833	46.412	ug/L	98
76) N-Butyl Acetate	9.116	43	394343	47.072	ug/L	98
77) 1,2-Dibromoethane	9.146	107	207835	46.493	ug/L	100
78) 3-Chlorobenzotrifluoride	9.677	180	329754	49.729	ug/L	98
79) Chlorobenzene	9.646	112	560680	46.499	ug/L	96
80) 4-Chlorobenzotrifluoride	9.731	180	299230	50.588	ug/L	97
81) 1,1,1,2-Tetrachloroethane	9.738	131	227135	46.464	ug/L	98
82) Ethylbenzene	9.768	106	298867	46.622	ug/L	94
83) (m+p)Xylene	9.884	106	725736	94.871	ug/L	94
84) o-Xylene	10.244	106	354281	47.340	ug/L	92
85) Styrene	10.256	104	617999	47.641	ug/L	92
86) Bromoform	10.408	173	163432	46.893	ug/L	98
87) 2-Chlorobenzotrifluoride	10.494	180	320200	50.993	ug/L	99
88) Isopropylbenzene	10.579	105	935716	47.781	ug/L	97
89) Cyclohexanone	10.652	55	1027415	984.043	ug/L	99
90) trans-1,4-Dichloro-2-B...	10.902	53	92137	48.420	ug/L	90
92) 1,1,2,2-Tetrachloroethane	10.853	83	272764	41.343	ug/L	99
93) Bromobenzene	10.823	156	253654	45.988	ug/L	100
94) 1,2,3-Trichloropropane	10.878	110	96263	43.656	ug/L	93
95) n-Propylbenzene	10.939	91	1058793	49.749	ug/L	98
96) 2-Chlorotoluene	11.000	91	651390	46.140	ug/L	97
97) 3-Chlorotoluene	11.054	91	674364	45.343	ug/L	99
98) 4-Chlorotoluene	11.097	91	752763	45.119	ug/L	100
99) 1,3,5-Trimethylbenzene	11.097	105	803864	45.891	ug/L	100
100) tert-Butylbenzene	11.365	119	704516	45.161	ug/L	99
101) 1,2,4-Trimethylbenzene	11.408	105	807521	45.976	ug/L	97
102) 3,4-Dichlorobenzotrifl...	11.475	214	254423	49.689	ug/L	99
103) sec-Butylbenzene	11.548	105	1001867	45.130	ug/L	99

Quantitation Report (QT Reviewed)

Data Path : I:\ACQUDATA\MSVOA17\Data\021524\
Data File : E9811.D
Acq On : 15 Feb 2024 02:42 pm
Operator : K.Ruest
Sample : 50ppb
Misc : WATER ICAL
ALS Vial : 7 Sample Multiplier: 1

Quant Time: Feb 15 14:58:56 2024
Quant Method : I:\ACQUDATA\MSVOA17\Methods\W021524.m
Quant Title : MS#17 - 8260 WATERS 5mL Purge
QLast Update : Thu Jan 04 14:47:51 2024
Response via : Initial Calibration

Compound	R.T.	QIon	Response	Conc	Units	Dev(Min)
104) p-Isopropyltoluene	11.676	119	886296	46.299	ug/L	100
105) 1,3-Dclbenz	11.627	146	478768	46.073	ug/L	99
106) 1,4-Dclbenz	11.701	146	483917	46.498	ug/L	99
107) 2,4-Dichlorobenzotrifl...	11.762	214	231433	51.449	ug/L	99
108) 2,5-Dichlorobenzotrifl...	11.804	214	250387	49.940	ug/L	96
109) n-Butylbenzene	12.005	91	765453	45.540	ug/L	100
110) 1,2-Dclbenz	12.005	146	465655	46.350	ug/L	99
111) 1,2-Dibromo-3-chloropr...	12.633	157	74693	44.329	ug/L	91
112) Trielution Dichlorotol...	12.755	125	1305833	140.961	ug/L	98
113) 1,3,5-Trichlorobenzene	12.798	180	349324	47.981	ug/L	98
114) Coelution Dichlorotoluene	13.078	125	912777	94.591	ug/L	98
115) 1,2,4-Tcbenzene	13.286	180	330828	49.742	ug/L	97
116) Hexachlorobt	13.426	225	166001	51.050	ug/L	94
117) Naphthalen	13.475	128	909102	47.793	ug/L	99
118) 1,2,3-Tclbenzene	13.664	180	313754	50.420	ug/L	99
119) 2,4,5-Trichlorotoluene	14.249	159	245490	50.989	ug/L	98
120) 2,3,6-Trichlorotoluene	14.334	159	225967	46.526	ug/L	97

(#) = qualifier out of range (m) = manual integration (+) = signals summed

Quantitation Report (QT Reviewed)

Data Path : I:\ACQUDATA\MSVOA17\Data\021524\
Data File : E9811.D
Acq On : 15 Feb 2024 02:42 pm
Operator : K.Ruest
Sample : 50ppb
Misc : WATER ICAL
ALS Vial : 7 Sample Multiplier: 1

Quant Time: Feb 15 14:58:56 2024
Quant Method : I:\ACQUDATA\MSVOA17\Methods\W021524.m
Quant Title : MS#17 - 8260 WATERS 5mL Purge
QLast Update : Thu Jan 04 14:47:51 2024
Response via : Initial Calibration

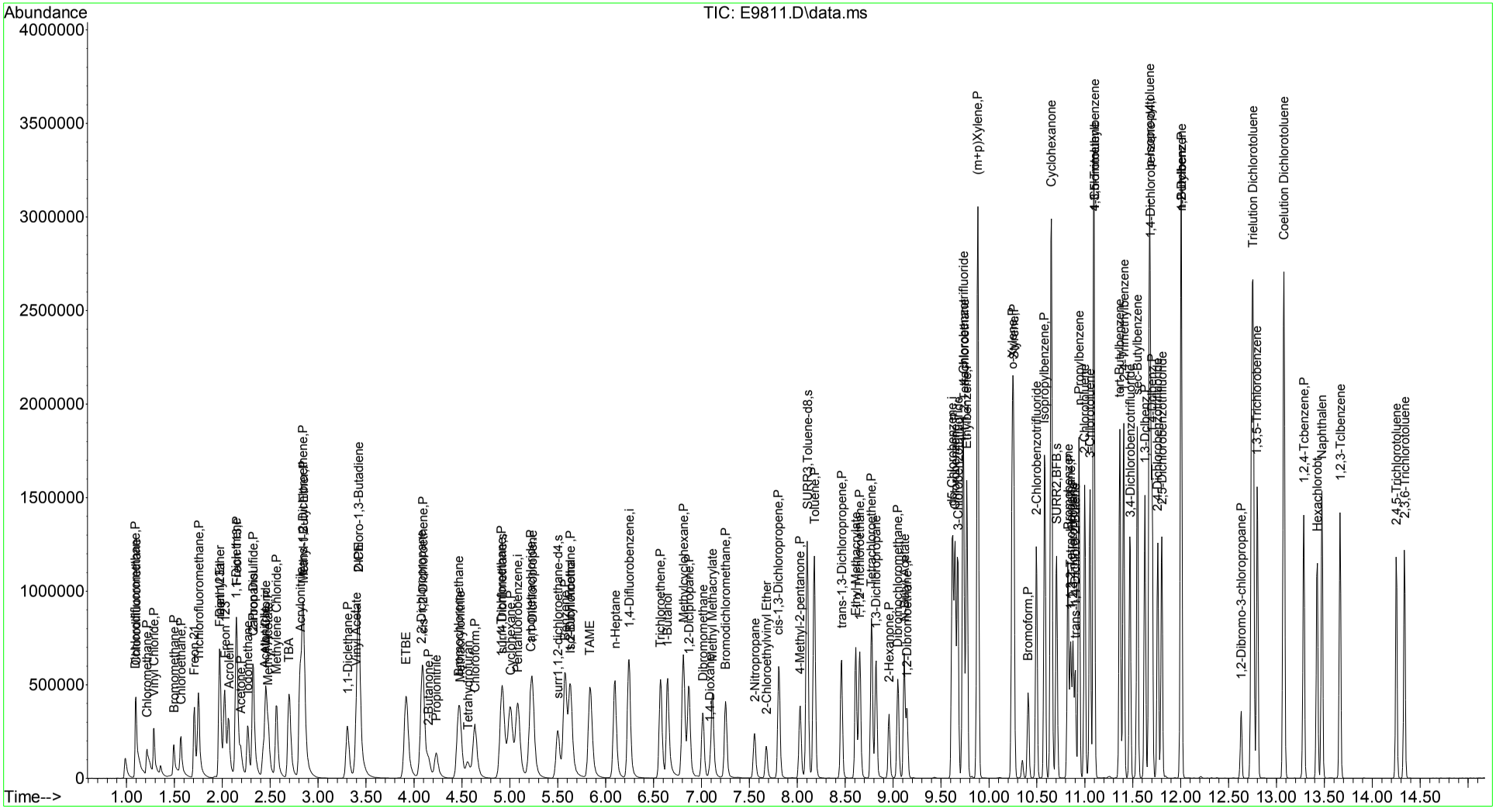

Page 809 of 5087

1st 02/16/24
2nd 02/16/24

Quantitation Report (Qedit)

Data Path : I:\ACQUDATA\MSVOA17\Data\021524\
Data File : E9812.D
Acq On : 15 Feb 2024 03:05 pm
Operator : K.Ruest
Sample : 100ppb
Misc : WATER ICAL
ALS Vial : 8 Sample Multiplier: 1

Quant Time: Feb 16 08:33:08 2024
Quant Method : I:\ACQUDATA\MSVOA17\Methods\W021524.m
Quant Title : MS#17 - 8260 WATERS 5mL Purge
QLast Update : Thu Feb 15 15:03:57 2024
Response via : Initial Calibration

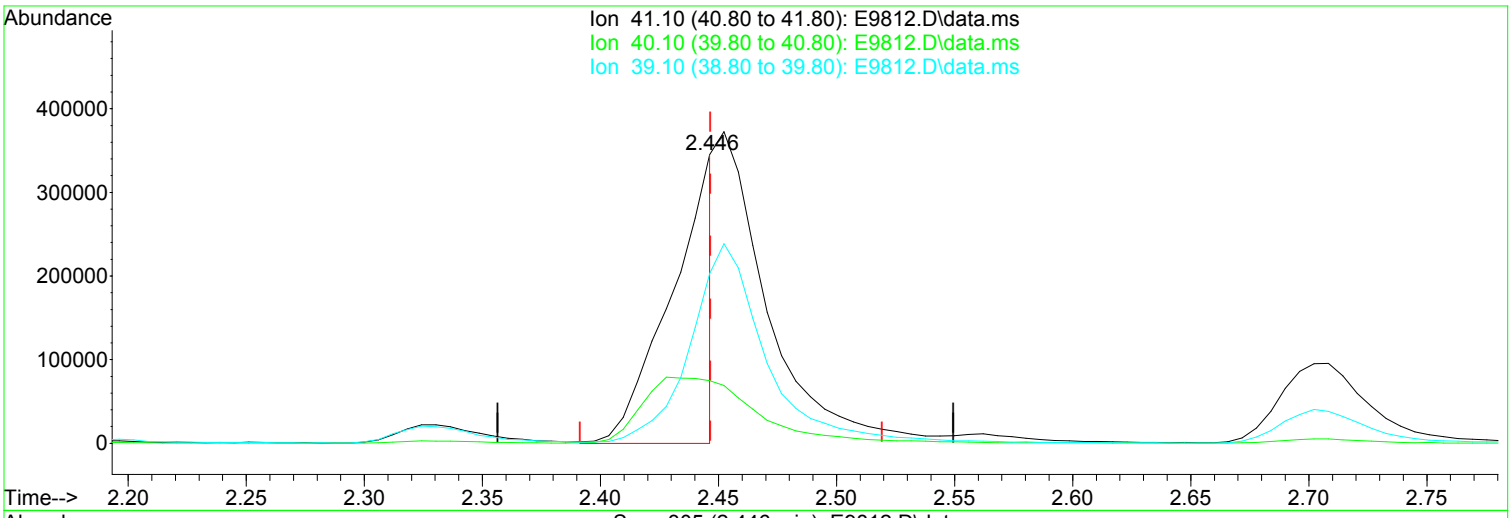

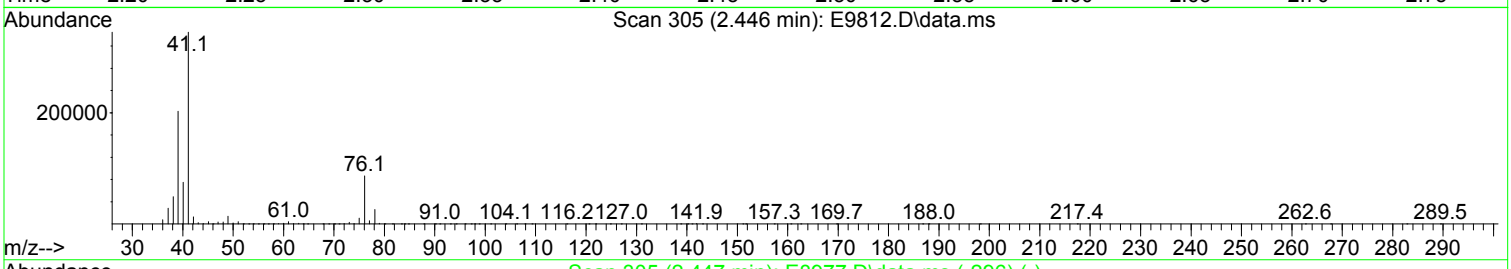

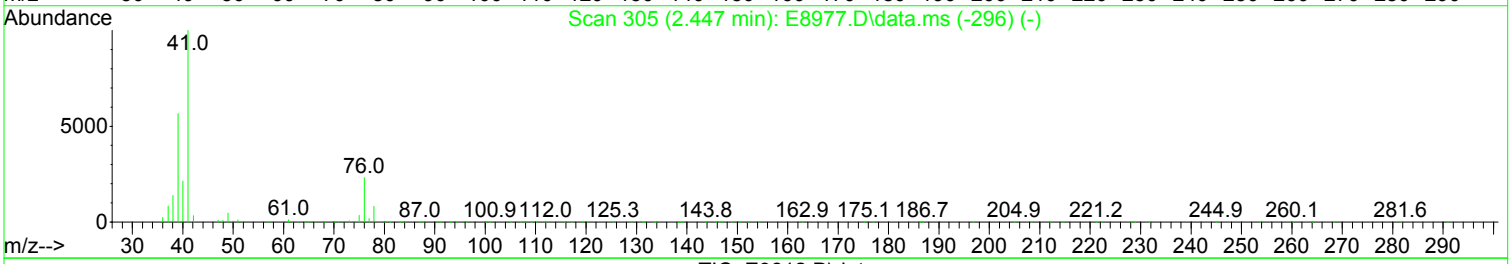

TIC: E9812.D\data.ms

(20) Acetonitrile

2.446min (-0.000) 230.80 ug/L m

response 445630

Ion	Exp%	Act%
41.10	100.00	100.00
40.10	21.50	21.72
39.10	57.00	58.75
0.00	0.00	0.00

Manual Integration:

After

Poor integration.

02/16/24

Quantitation Report (Qedit)

Data Path : I:\ACQUDATA\MSVOA17\Data\021524\
Data File : E9812.D
Acq On : 15 Feb 2024 03:05 pm
Operator : K.Ruest
Sample : 100ppb
Misc : WATER ICAL
ALS Vial : 8 Sample Multiplier: 1

Quant Time: Feb 16 08:33:08 2024
Quant Method : I:\ACQUDATA\MSVOA17\Methods\W021524.m
Quant Title : MS#17 - 8260 WATERS 5mL Purge
QLast Update : Thu Feb 15 15:03:57 2024
Response via : Initial Calibration

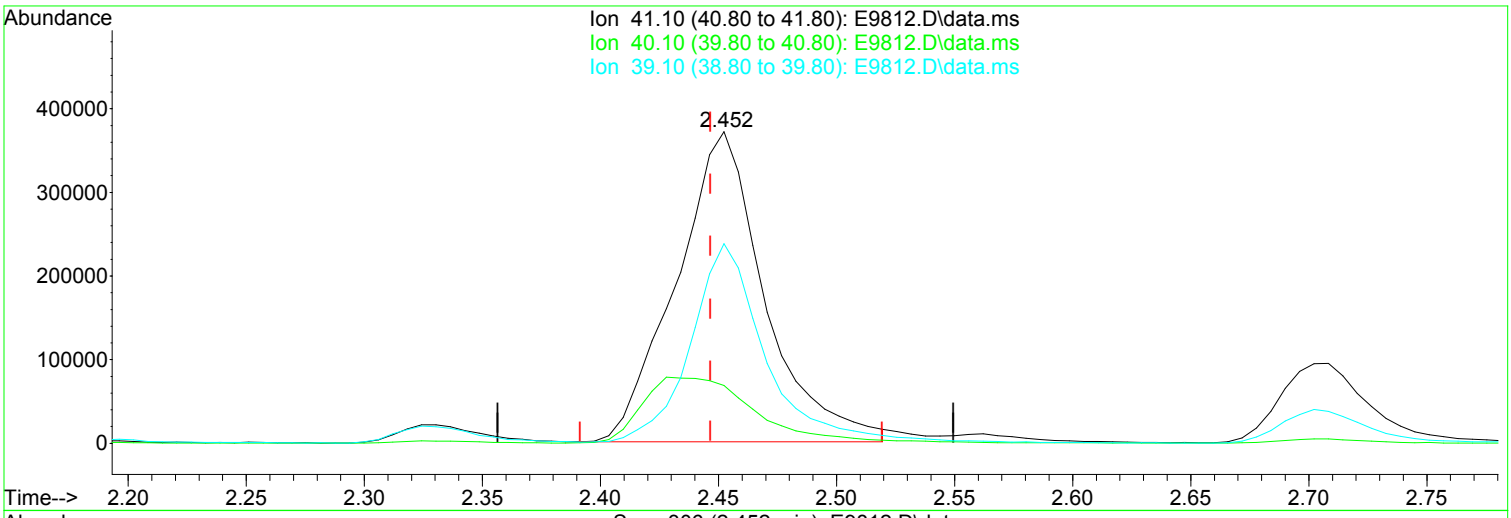

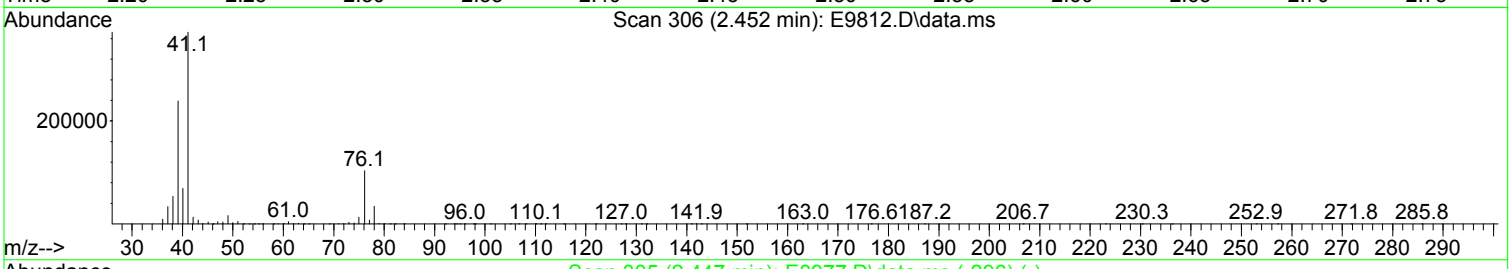

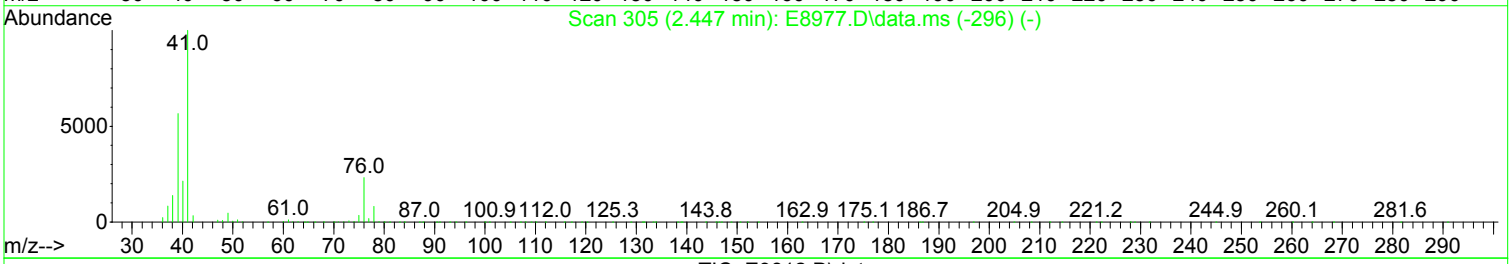

TIC: E9812.D\data.ms

(20) Acetonitrile

2.452min (+ 0.006) 500.93 ug/L

response 967193

Ion	Exp%	Act%
41.10	100.00	100.00
40.10	21.50	18.53
39.10	57.00	64.04
0.00	0.00	0.00

Manual Integration:

Before

02/16/24

Quantitation Report (Qedit)

Data Path : I:\ACQUDATA\MSVOA17\Data\021524\
Data File : E9812.D
Acq On : 15 Feb 2024 03:05 pm
Operator : K.Ruest
Sample : 100ppb
Misc : WATER ICAL
ALS Vial : 8 Sample Multiplier: 1

Quant Time: Feb 16 08:33:08 2024
Quant Method : I:\ACQUDATA\MSVOA17\Methods\W021524.m
Quant Title : MS#17 - 8260 WATERS 5mL Purge
QLast Update : Thu Feb 15 15:03:57 2024
Response via : Initial Calibration

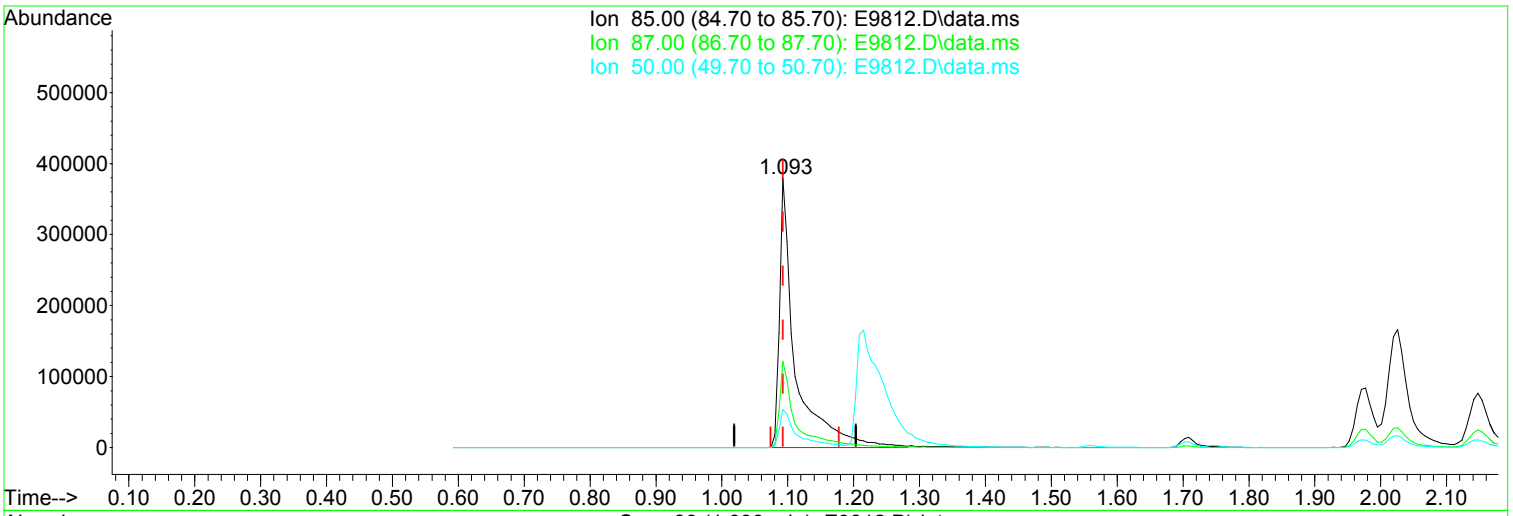

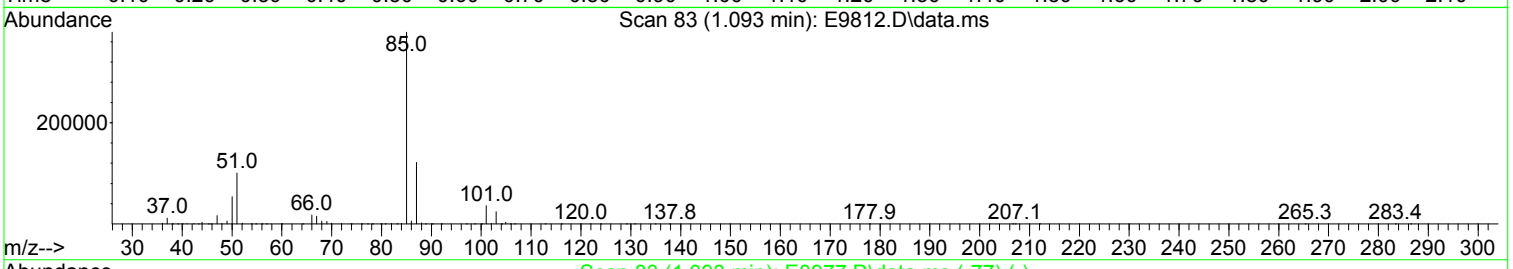

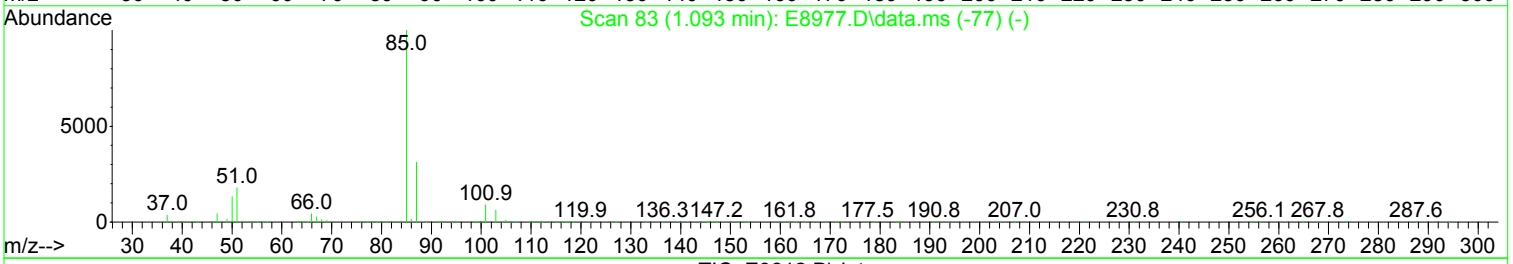

TIC: E9812.D\data.ms

(3) Dichlorodifluoromethane (P)

1.093min (-0.000) 129.03 ug/L m

response 631793

Ion	Exp%	Act%
85.00	100.00	100.00
87.00	31.10	32.12
50.00	13.20	14.16
0.00	0.00	0.00

Manual Integration:

After

Poor integration.

02/16/24

Quantitation Report (Qedit)

Data Path : I:\ACQUDATA\MSVOA17\Data\021524\
Data File : E9812.D
Acq On : 15 Feb 2024 03:05 pm
Operator : K.Ruest
Sample : 100ppb
Misc : WATER ICAL
ALS Vial : 8 Sample Multiplier: 1

Quant Time: Feb 16 08:33:08 2024
Quant Method : I:\ACQUDATA\MSVOA17\Methods\W021524.m
Quant Title : MS#17 - 8260 WATERS 5mL Purge
QLast Update : Thu Feb 15 15:03:57 2024
Response via : Initial Calibration

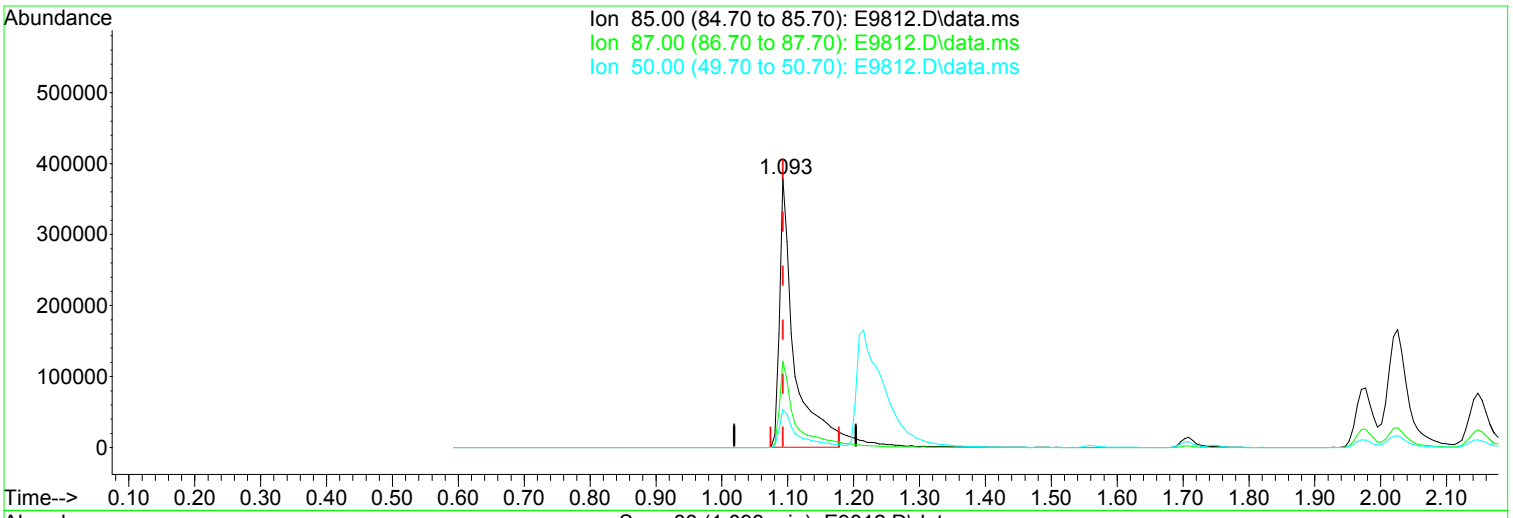

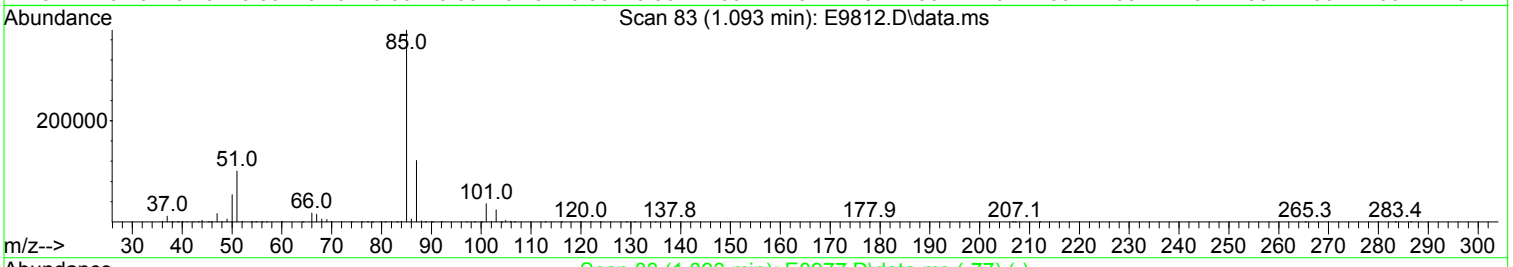

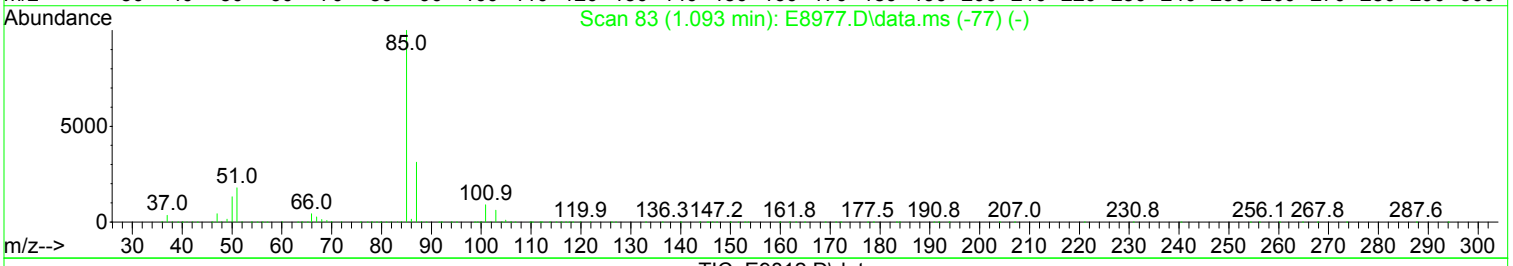

TIC: E9812.D\data.ms

(3) Dichlorodifluoromethane (P)

1.093min (-0.000) 118.68 ug/L

response 581110

Ion	Exp%	Act%
85.00	100.00	100.00
87.00	31.10	32.12
50.00	13.20	14.16
0.00	0.00	0.00

Manual Integration:

Before

02/16/24

Quantitation Report (Qedit)

Data Path : I:\ACQUDATA\MSVOA17\Data\021524\
Data File : E9812.D
Acq On : 15 Feb 2024 03:05 pm
Operator : K.Ruest
Sample : 100ppb
Misc : WATER ICAL
ALS Vial : 8 Sample Multiplier: 1

Quant Time: Feb 16 08:33:08 2024
Quant Method : I:\ACQUDATA\MSVOA17\Methods\W021524.m
Quant Title : MS#17 - 8260 WATERS 5mL Purge
QLast Update : Thu Feb 15 15:03:57 2024
Response via : Initial Calibration

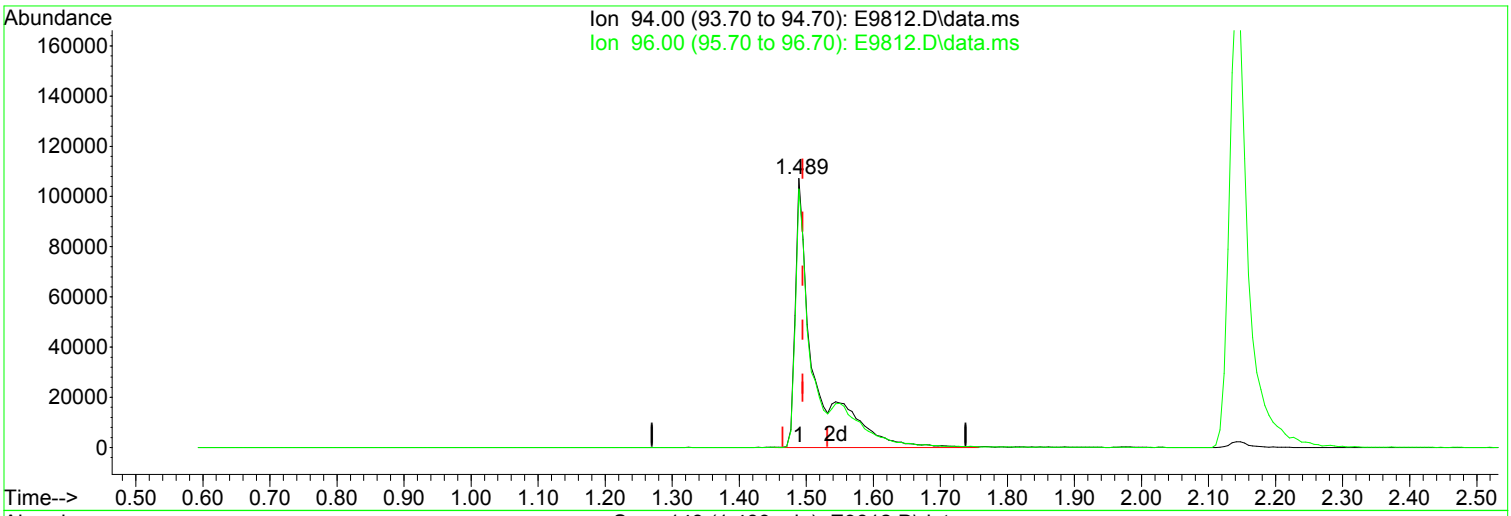

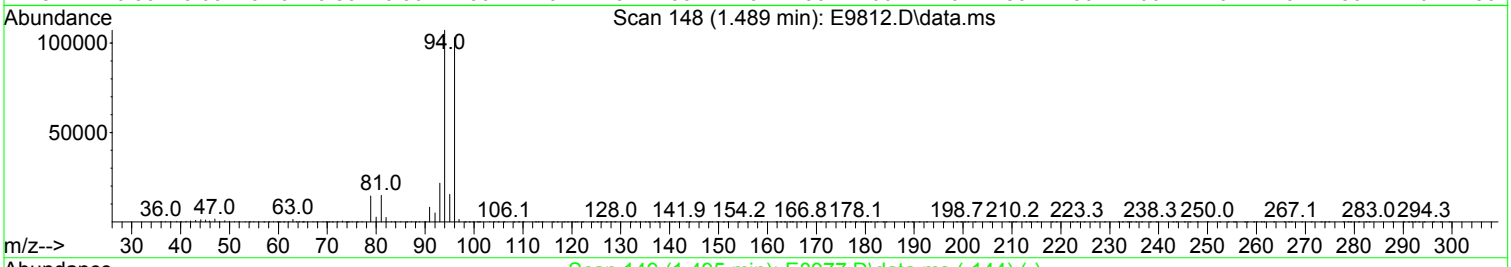

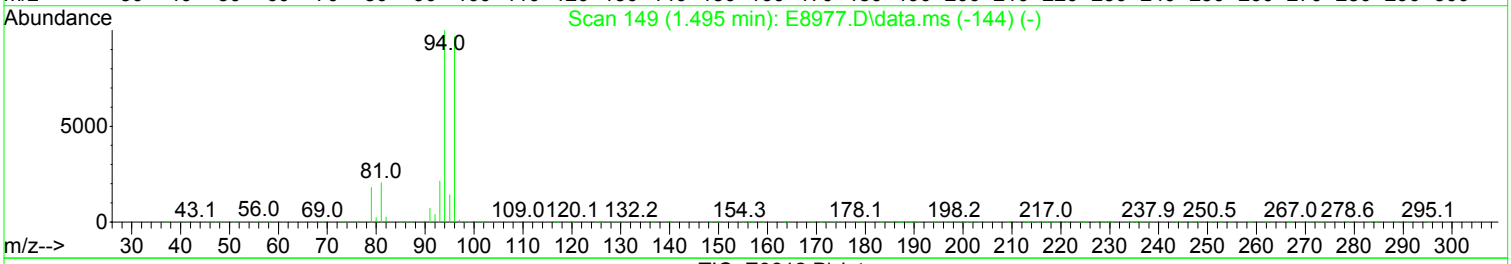

TIC: E9812.D\data.ms

(6) Bromomethane (P)

1.489min (-0.006) 80.14 ug/L m

response 216450

Ion	Exp%	Act%
94.00	100.00	100.00
96.00	96.90	96.10
0.00	0.00	0.00
0.00	0.00	0.00

Manual Integration:

After

Split Peak.

02/16/24

Quantitation Report (Qedit)

Data Path : I:\ACQUDATA\MSVOA17\Data\021524\
Data File : E9812.D
Acq On : 15 Feb 2024 03:05 pm
Operator : K.Ruest
Sample : 100ppb
Misc : WATER ICAL
ALS Vial : 8 Sample Multiplier: 1

Quant Time: Feb 16 08:33:08 2024
Quant Method : I:\ACQUDATA\MSVOA17\Methods\W021524.m
Quant Title : MS#17 - 8260 WATERS 5mL Purge
QLast Update : Thu Feb 15 15:03:57 2024
Response via : Initial Calibration

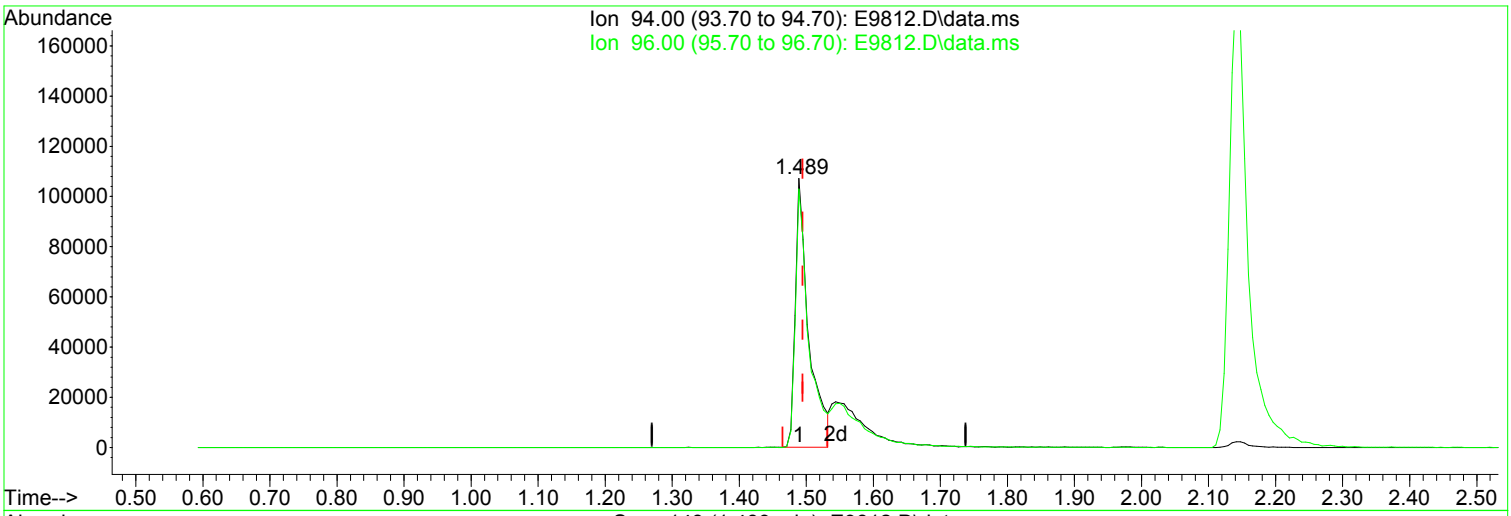

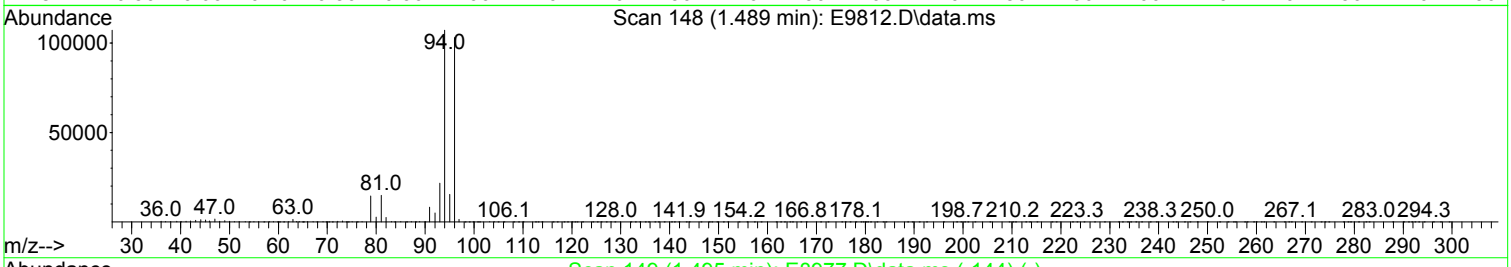

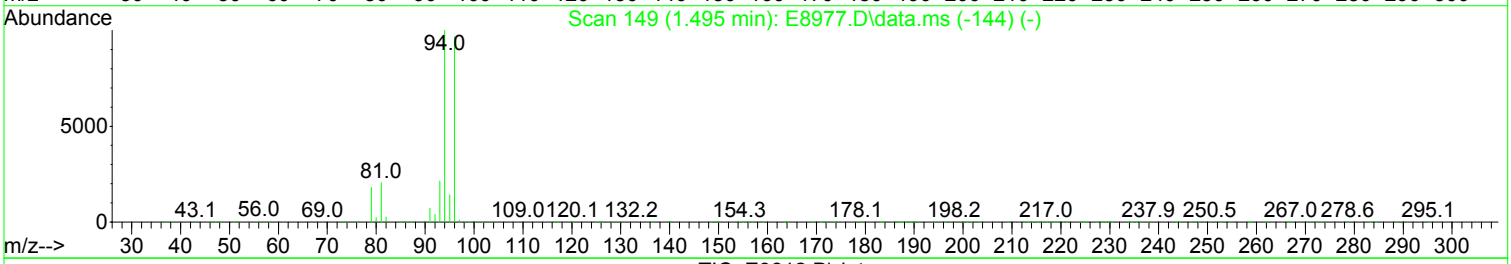

TIC: E9812.D\data.ms

(6) Bromomethane (P)

1.489min (-0.006) 55.27 ug/L

response 149279

Ion	Exp%	Act%
94.00	100.00	100.00
96.00	96.90	96.10
0.00	0.00	0.00
0.00	0.00	0.00

Manual Integration:

Before

02/16/24

Quantitation Report (QT Reviewed)

Data Path : I:\ACQUDATA\MSVOA17\Data\021524\
Data File : E9812.D
Acq On : 15 Feb 2024 03:05 pm
Operator : K.Ruest
Sample : 100ppb
Misc : WATER ICAL
ALS Vial : 8 Sample Multiplier: 1

Quant Time: Feb 16 08:33:08 2024
Quant Method : I:\ACQUDATA\MSVOA17\Methods\W021524.m
Quant Title : MS#17 - 8260 WATERS 5mL Purge
QLast Update : Thu Feb 15 15:03:57 2024
Response via : Initial Calibration

Compound	R.T.	QIon	Response	Conc	Units		Dev(Min)
Internal Standards							
1) Pentafluorobenzene	5.080	168	465116	50.00	ug/L		0.00
43) 1,4-Difluorobenzene	6.244	114	692602	50.00	ug/L		0.00
71) d5-Chlorobenzene	9.622	117	633680	50.00	ug/L		0.00
91) 1,4-Dichlorobenzene-d4	11.682	152	339113	50.00	ug/L		0.00
System Monitoring Compounds							
45) surr4,Dibrflmethane	4.921	113	457328	101.60	ug/L		0.00
Spiked Amount 50.000	Range 80 - 116		Recovery = 203.20%#				
48) surr1,1,2-dichloroetha...	5.501	65	539382	98.55	ug/L		0.00
Spiked Amount 50.000	Range 73 - 125		Recovery = 197.10%#				
65) SURR3,Toluene-d8	8.104	98	1623350	98.63	ug/L		0.00
Spiked Amount 50.000	Range 87 - 121		Recovery = 197.26%#				
70) SURR2,BFB	10.707	95	622734	99.80	ug/L		0.00
Spiked Amount 50.000	Range 85 - 122		Recovery = 199.60%#				
Target Compounds							Qvalue
2) Chlorodifluoromethane	1.099	51	433184	99.204	ug/L		98
3) Dichlorodifluoromethane	1.093	85	631793m	129.030	ug/L		
4) Chloromethane	1.215	50	452757	123.442	ug/L		100
5) Vinyl Chloride	1.288	62	485350	106.621	ug/L		99
6) Bromomethane	1.489	94	216450m	80.138	ug/L		
7) Chloroethane	1.562	64	310376	95.717	ug/L		99
8) Freon 21	1.702	67	662615	95.945	ug/L		98
9) Trichlorofluoromethane	1.745	101	667134	106.629	ug/L		99
10) Diethyl Ether	1.971	59	356105	75.211	ug/L		97
11) Freon 123a	1.971	67	376533	90.852	ug/L		100
12) Freon 123	2.026	83	501530	102.065	ug/L		99
13) Acrolein	2.062	56	465356	509.445	ug/L		98
14) 1,1-Diclethene	2.141	96	362011	100.983	ug/L		95
15) Freon 113	2.147	101	391148	105.069	ug/L		95
16) Acetone	2.196	43	220056	98.002	ug/L		96
17) 2-Propanol	2.330	45	732853	1979.069	ug/L		97
18) Iodomethane	2.263	142	640301	112.526	ug/L		96
19) Carbon Disulfide	2.318	76	1057956	107.259	ug/L		99
20) Acetonitrile	2.446	41	445630m	230.803	ug/L		
21) Allyl Chloride	2.452	76	208854	106.097	ug/L	#	78
22) Methyl Acetate	2.477	43	538959	92.631	ug/L		98
23) Methylene Chloride	2.562	84	373983	87.436	ug/L		94
24) TBA	2.702	59	1263417	1915.929	ug/L		97
25) Acrylonitrile	2.812	53	1015313	491.889	ug/L		100
26) Methyl-t-Butyl Ether	2.849	73	1221373	98.214	ug/L		98
27) trans-1,2-Dichloroethene	2.836	96	388034	101.187	ug/L		98
28) 1,1-Diclethane	3.306	63	691788	101.907	ug/L		99
29) Vinyl Acetate	3.391	86	59590	106.285	ug/L	#	96
30) DIPE	3.422	45	1243644	97.445	ug/L		98
31) 2-Chloro-1,3-Butadiene	3.422	53	693506	101.985	ug/L		91
32) ETBE	3.922	59	1241166	99.863	ug/L		97
33) 2,2-Dichloropropane	4.080	77	620172	112.094	ug/L		97
34) cis-1,2-Dichloroethene	4.092	96	436903	101.706	ug/L		93
35) 2-Butanone	4.153	43	277804	97.393	ug/L		95
36) Propionitrile	4.232	54	410189	496.503	ug/L		100
37) Bromochloromethane	4.464	130	299253	115.161	ug/L		98
38) Methacrylonitrile	4.482	67	201406	101.312	ug/L		91
39) Tetrahydrofuran	4.562	42	167685	95.475	ug/L		100
40) Chloroform	4.635	83	685922	93.997	ug/L		98

1st 02/16/24
2nd 02/16/24

Data Path : I:\ACQUDATA\MSVOA17\Data\021524\
Data File : E9812.D
Acq On : 15 Feb 2024 03:05 pm
Operator : K.Ruest
Sample : 100ppb
Misc : WATER ICAL
ALS Vial : 8 Sample Multiplier: 1

Quant Time: Feb 16 08:33:08 2024
Quant Method : I:\ACQUDATA\MSVOA17\Methods\W021524.m
Quant Title : MS#17 - 8260 WATERS 5mL Purge
QLast Update : Thu Feb 15 15:03:57 2024
Response via : Initial Calibration

Compound	R.T.	QIon	Response	Conc	Units	Dev(Min)
41) 1,1,1-Trichloroethane	4.915	97	667802	107.842	ug/L	99
42) TAME	5.836	73	1109489	97.640	ug/L	95
44) Cyclohexane	5.007	41	376855	103.242	ug/L	100
46) Carbontetrachloride	5.220	117	597858	111.221	ug/L	97
47) 1,1-Dichloropropene	5.238	75	504256	94.460	ug/L	97
49) Benzene	5.580	78	1448369	99.436	ug/L	96
50) 1,2-Dichloroethane	5.629	62	582624	92.527	ug/L	95
51) Iso-Butyl Alcohol	5.641	43	480555	2208.359	ug/L	93
52) n-Heptane	6.092	43	601121	99.589	ug/L	96
53) 1-Butanol	6.653	56	777832	7253.998	ug/L	99
54) Trichloroethene	6.574	130	447989	98.902	ug/L	97
55) Methylcyclohexane	6.811	55	545420	97.048	ug/L	89
56) 1,2-Diclpropane	6.866	63	390021	100.620	ug/L	100
57) Dibromomethane	7.012	93	270014	96.854	ug/L	92
58) 1,4-Dioxane	7.092	88	131869	1919.278	ug/L	94
59) Methyl Methacrylate	7.116	69	328245	105.863	ug/L	91
60) Bromodichloromethane	7.250	83	554332	105.099	ug/L	99
61) 2-Nitropropane	7.555	41	312091	205.648	ug/L	96
62) 2-Chloroethylvinyl Ether	7.677	63	159532	123.184	ug/L	99
63) cis-1,3-Dichloropropene	7.805	75	641042	104.058	ug/L	99
64) 4-Methyl-2-pentanone	8.031	43	528075	98.839	ug/L	98
66) Toluene	8.177	91	1613163	99.197	ug/L	99
67) trans-1,3-Dichloropropene	8.463	75	617874	105.804	ug/L	99
68) Ethyl Methacrylate	8.610	69	600541	107.176	ug/L	90
69) 1,1,2-Trichloroethane	8.652	97	388063	97.528	ug/L	99
72) Tetrachloroethene	8.774	164	360230	96.705	ug/L	99
73) 2-Hexanone	8.957	43	395099	100.990	ug/L	99
74) 1,3-Dichloropropane	8.823	76	613516	90.129	ug/L	95
75) Dibromochloromethane	9.049	129	500867	106.133	ug/L	100
76) N-Butyl Acetate	9.116	43	804347	96.888	ug/L	100
77) 1,2-Dibromoethane	9.146	107	419327	94.615	ug/L	100
78) 3-Chlorobenzotrifluoride	9.677	180	657568	96.041	ug/L	99
79) Chlorobenzene	9.646	112	1121002	93.347	ug/L	95
80) 4-Chlorobenzotrifluoride	9.731	180	596530	94.752	ug/L	100
81) 1,1,1,2-Tetrachloroethane	9.738	131	448181	98.963	ug/L	98
82) Ethylbenzene	9.768	106	593445	96.508	ug/L	96
83) (m+p)Xylene	9.884	106	1448482	193.926	ug/L	97
84) o-Xylene	10.244	106	715033	97.823	ug/L	95
85) Styrene	10.262	104	1239529	101.183	ug/L	97
86) Bromoform	10.408	173	336000	113.172	ug/L	97
87) 2-Chlorobenzotrifluoride	10.500	180	625148	97.465	ug/L	97
88) Isopropylbenzene	10.585	105	1885633	98.812	ug/L	99
89) Cyclohexanone	10.652	55	2049255	1832.302	ug/L	98
90) trans-1,4-Dichloro-2-B...	10.902	53	190481	107.931	ug/L	90
92) 1,1,2,2-Tetrachloroethane	10.853	83	545466	87.786	ug/L	99
93) Bromobenzene	10.823	156	507956	87.326	ug/L	98
94) 1,2,3-Trichloropropane	10.878	110	189098	82.588	ug/L	97
95) n-Propylbenzene	10.939	91	2128461	94.279	ug/L	98
96) 2-Chlorotoluene	11.000	91	1286956	88.517	ug/L	98
97) 3-Chlorotoluene	11.054	91	1311884	84.796	ug/L	98
98) 4-Chlorotoluene	11.097	91	1498419	85.271	ug/L	99
99) 1,3,5-Trimethylbenzene	11.097	105	1593862	90.140	ug/L	100
100) tert-Butylbenzene	11.365	119	1413246	91.487	ug/L	99
101) 1,2,4-Trimethylbenzene	11.408	105	1612345	93.721	ug/L	99
102) 3,4-Dichlorobenzotrifl...	11.475	214	510325	95.535	ug/L	99
103) sec-Butylbenzene	11.548	105	2009941	92.660	ug/L	100

Quantitation Report (QT Reviewed)

Data Path : I:\ACQUDATA\MSVOA17\Data\021524\
Data File : E9812.D
Acq On : 15 Feb 2024 03:05 pm
Operator : K.Ruest
Sample : 100ppb
Misc : WATER ICAL
ALS Vial : 8 Sample Multiplier: 1

Quant Time: Feb 16 08:33:08 2024
Quant Method : I:\ACQUDATA\MSVOA17\Methods\W021524.m
Quant Title : MS#17 - 8260 WATERS 5mL Purge
QLast Update : Thu Feb 15 15:03:57 2024
Response via : Initial Calibration

Compound	R.T.	QIon	Response	Conc	Units	Dev(Min)
104) p-Isopropyltoluene	11.676	119	1790713	95.095	ug/L	99
105) 1,3-Dclbenz	11.627	146	959890	89.066	ug/L	99
106) 1,4-Dclbenz	11.701	146	949680	85.161	ug/L	98
107) 2,4-Dichlorobenzotrifl...	11.762	214	460938	90.560	ug/L	97
108) 2,5-Dichlorobenzotrifl...	11.804	214	497571	90.599	ug/L	97
109) n-Butylbenzene	12.005	91	1552081	98.848	ug/L	99
110) 1,2-Dclbenz	12.005	146	924972	88.453	ug/L	99
111) 1,2-Dibromo-3-chloropr...	12.633	157	158539	108.468	ug/L	96
112) Trielution Dichlorotol...	12.749	125	2606013	283.616	ug/L	99
113) 1,3,5-Trichlorobenzene	12.804	180	705161	93.996	ug/L	99
114) Coelution Dichlorotoluene	13.078	125	1854946	192.581	ug/L	98
115) 1,2,4-Tcbenzene	13.286	180	671563	97.509	ug/L	99
116) Hexachlorobt	13.426	225	339457	98.642	ug/L	96
117) Naphthalen	13.475	128	1904528	108.089	ug/L	99
118) 1,2,3-Tclbenzene	13.664	180	644109	101.792	ug/L	99
119) 2,4,5-Trichlorotoluene	14.249	159	501237	106.513	ug/L	99
120) 2,3,6-Trichlorotoluene	14.334	159	457394	102.526	ug/L	98

(#) = qualifier out of range (m) = manual integration (+) = signals summed

Quantitation Report (QT Reviewed)

Data Path : I:\ACQUDATA\MSVOA17\Data\021524\
Data File : E9812.D
Acq On : 15 Feb 2024 03:05 pm
Operator : K.Ruest
Sample : 100ppb
Misc : WATER ICAL
ALS Vial : 8 Sample Multiplier: 1

Quant Time: Feb 16 08:33:08 2024
Quant Method : I:\ACQUDATA\MSVOA17\Methods\W021524.m
Quant Title : MS#17 - 8260 WATERS 5mL Purge
QLast Update : Thu Feb 15 15:03:57 2024
Response via : Initial Calibration



1st 02/16/24
2nd 02/16/24

Quantitation Report (Qedit)

Data Path : I:\ACQUDATA\MSVOA17\Data\021524\
Data File : E9813.D
Acq On : 15 Feb 2024 03:28 pm
Operator : K.Ruest
Sample : 150ppb
Misc : WATER ICAL
ALS Vial : 9 Sample Multiplier: 1

Quant Time: Feb 16 08:33:50 2024
Quant Method : I:\ACQUDATA\MSVOA17\Methods\W021524.m
Quant Title : MS#17 - 8260 WATERS 5mL Purge
QLast Update : Fri Feb 16 08:33:43 2024
Response via : Initial Calibration

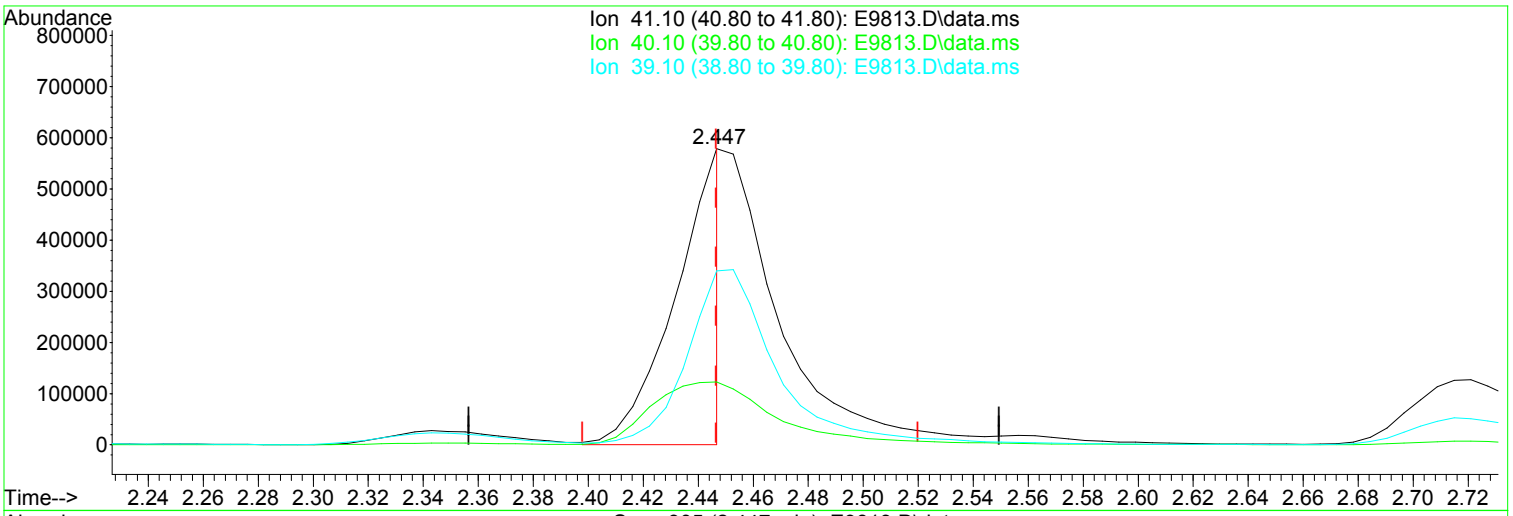

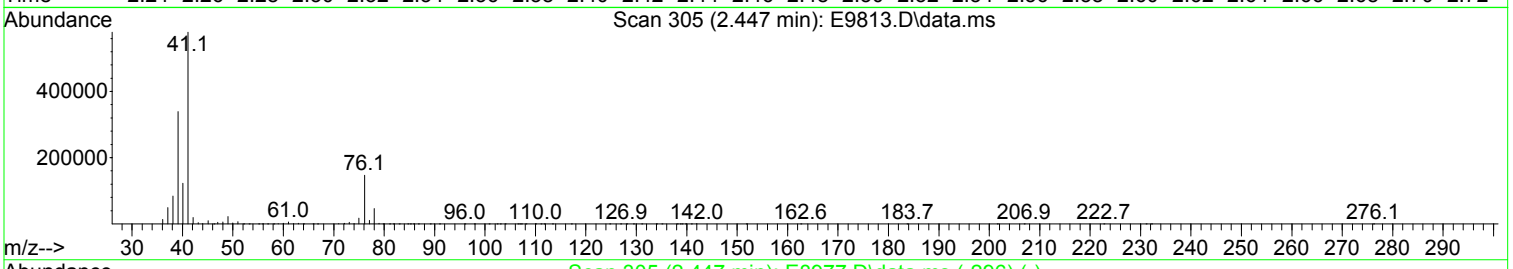

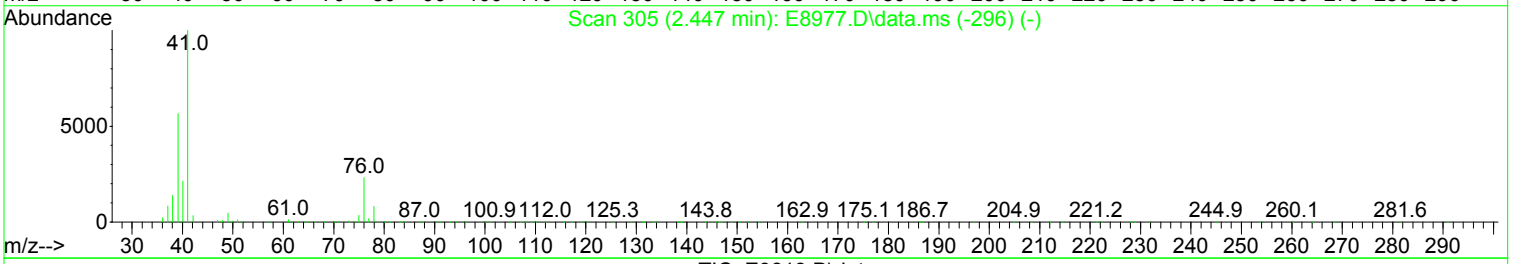

TIC: E9813.D\data.ms

(20) Acetonitrile

2.447min (+ 0.000) 354.49 ug/L m

response 687284

Ion	Exp%	Act%
41.10	100.00	100.00
40.10	21.50	21.20
39.10	57.00	58.66
0.00	0.00	0.00

Manual Integration:

After

Poor integration.

02/16/24

Quantitation Report (Qedit)

Data Path : I:\ACQUDATA\MSVOA17\Data\021524\
Data File : E9813.D
Acq On : 15 Feb 2024 03:28 pm
Operator : K.Ruest
Sample : 150ppb
Misc : WATER ICAL
ALS Vial : 9 Sample Multiplier: 1

Quant Time: Feb 16 08:33:50 2024
Quant Method : I:\ACQUDATA\MSVOA17\Methods\W021524.m
Quant Title : MS#17 - 8260 WATERS 5mL Purge
QLast Update : Fri Feb 16 08:33:43 2024
Response via : Initial Calibration

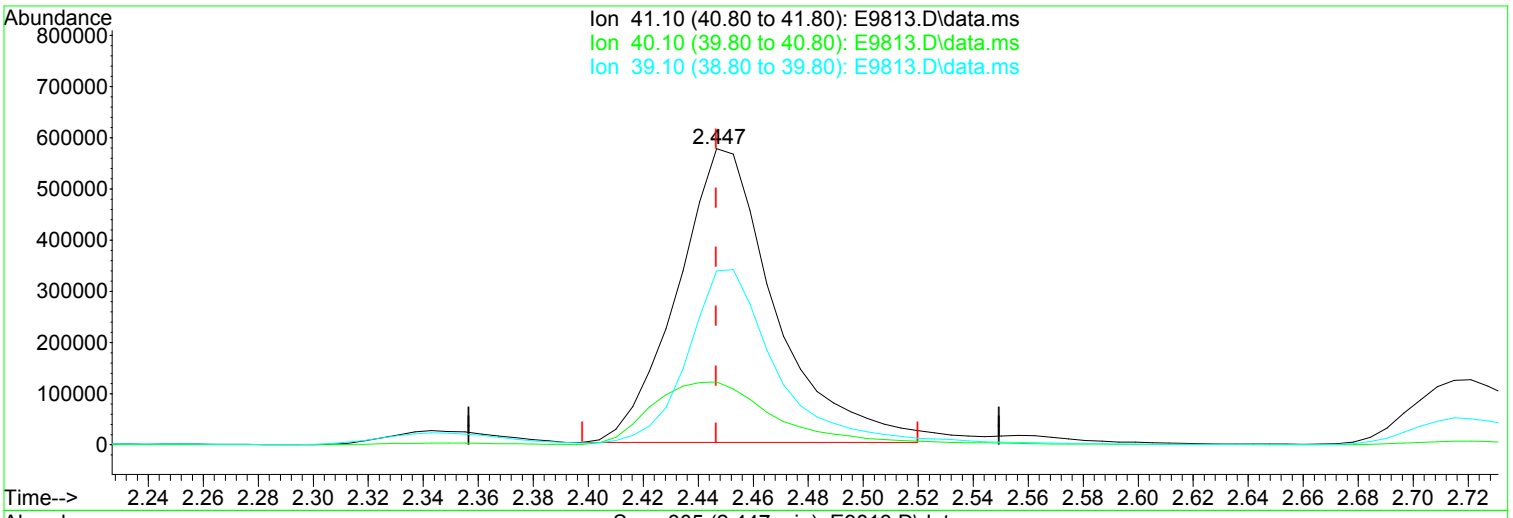

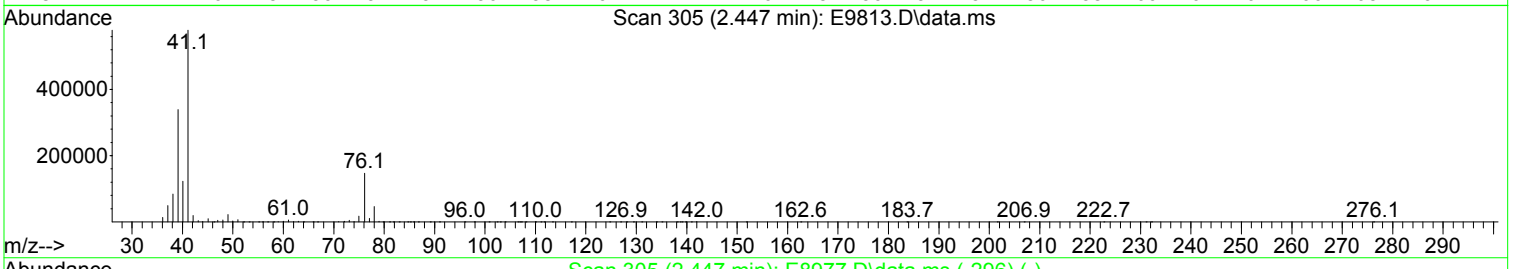

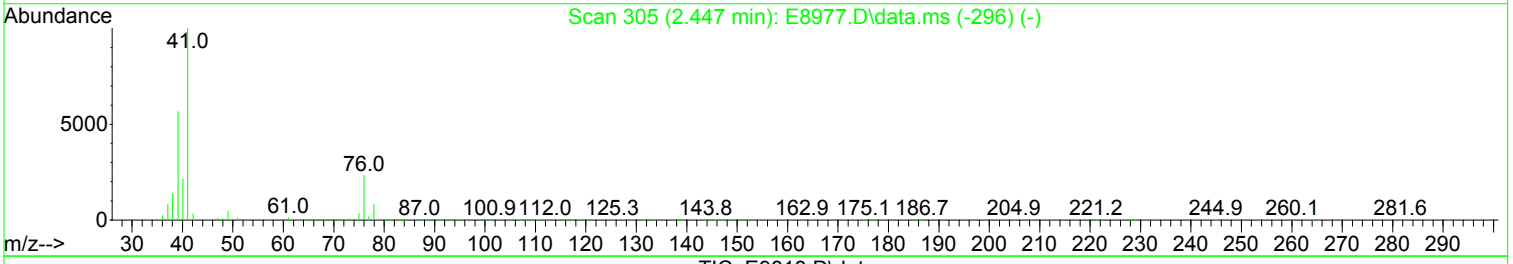

TIC: E9813.D\data.ms

(20) Acetonitrile

2.447min (+ 0.000) 733.77 ug/L

response 1422629

Ion	Exp%	Act%
41.10	100.00	100.00
40.10	21.50	21.20
39.10	57.00	58.66
0.00	0.00	0.00

Manual Integration:

Before

02/16/24

Quantitation Report (Qedit)

Data Path : I:\ACQUDATA\MSVOA17\Data\021524\
Data File : E9813.D
Acq On : 15 Feb 2024 03:28 pm
Operator : K.Ruest
Sample : 150ppb
Misc : WATER ICAL
ALS Vial : 9 Sample Multiplier: 1

Quant Time: Feb 16 08:33:50 2024
Quant Method : I:\ACQUDATA\MSVOA17\Methods\W021524.m
Quant Title : MS#17 - 8260 WATERS 5mL Purge
QLast Update : Fri Feb 16 08:33:43 2024
Response via : Initial Calibration

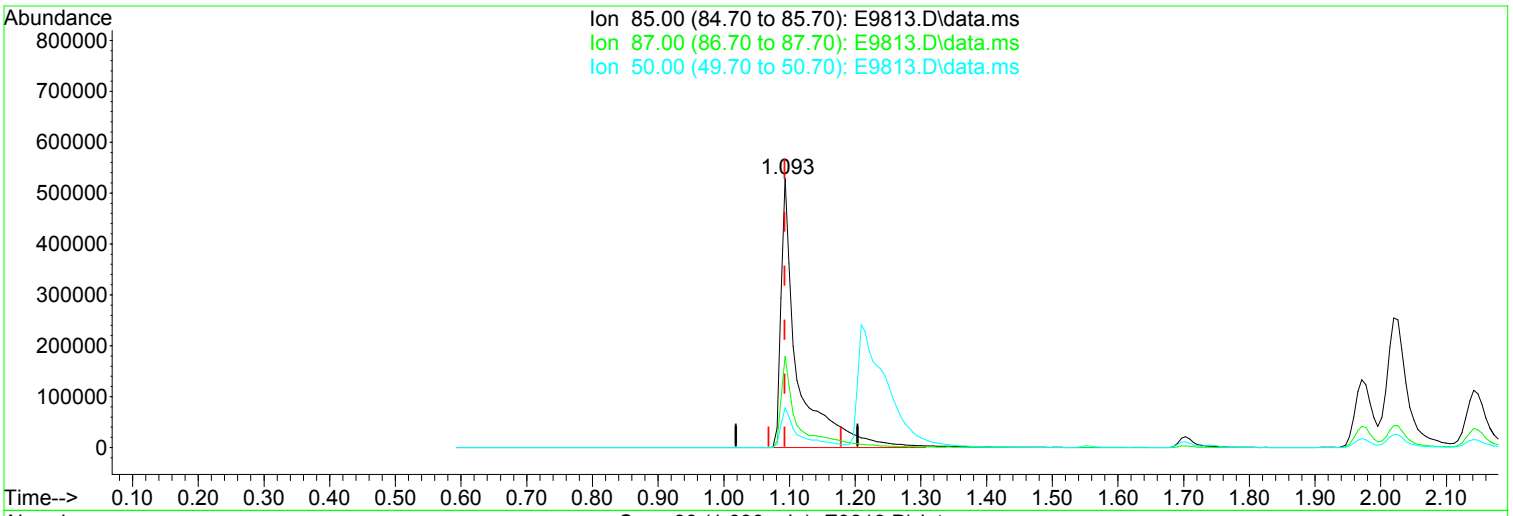

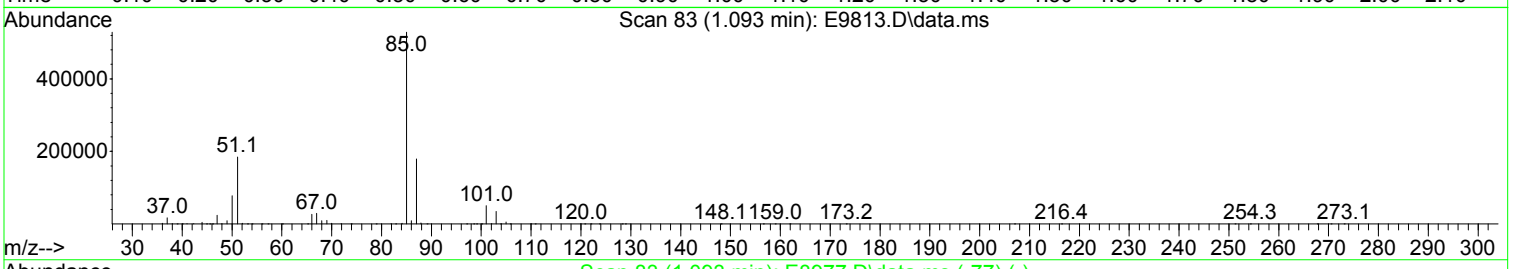

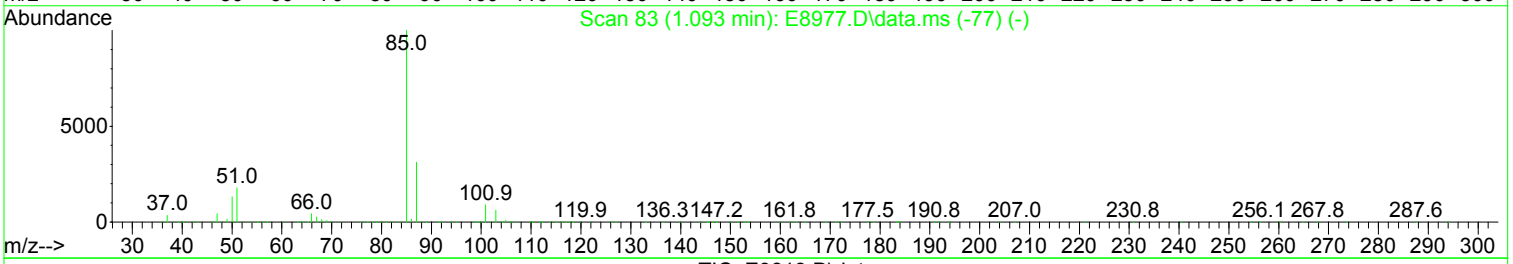

TIC: E9813.D\data.ms

(3) Dichlorodifluoromethane (P)

1.093min (+ 0.000) 184.86 ug/L m

response 932846

Ion	Exp%	Act%
85.00	100.00	100.00
87.00	31.10	33.87
50.00	13.20	14.69
0.00	0.00	0.00

Manual Integration:

After

Poor integration.

02/16/24

Quantitation Report (Qedit)

Data Path : I:\ACQUDATA\MSVOA17\Data\021524\
Data File : E9813.D
Acq On : 15 Feb 2024 03:28 pm
Operator : K.Ruest
Sample : 150ppb
Misc : WATER ICAL
ALS Vial : 9 Sample Multiplier: 1

Quant Time: Feb 16 08:33:50 2024
Quant Method : I:\ACQUDATA\MSVOA17\Methods\W021524.m
Quant Title : MS#17 - 8260 WATERS 5mL Purge
QLast Update : Fri Feb 16 08:33:43 2024
Response via : Initial Calibration

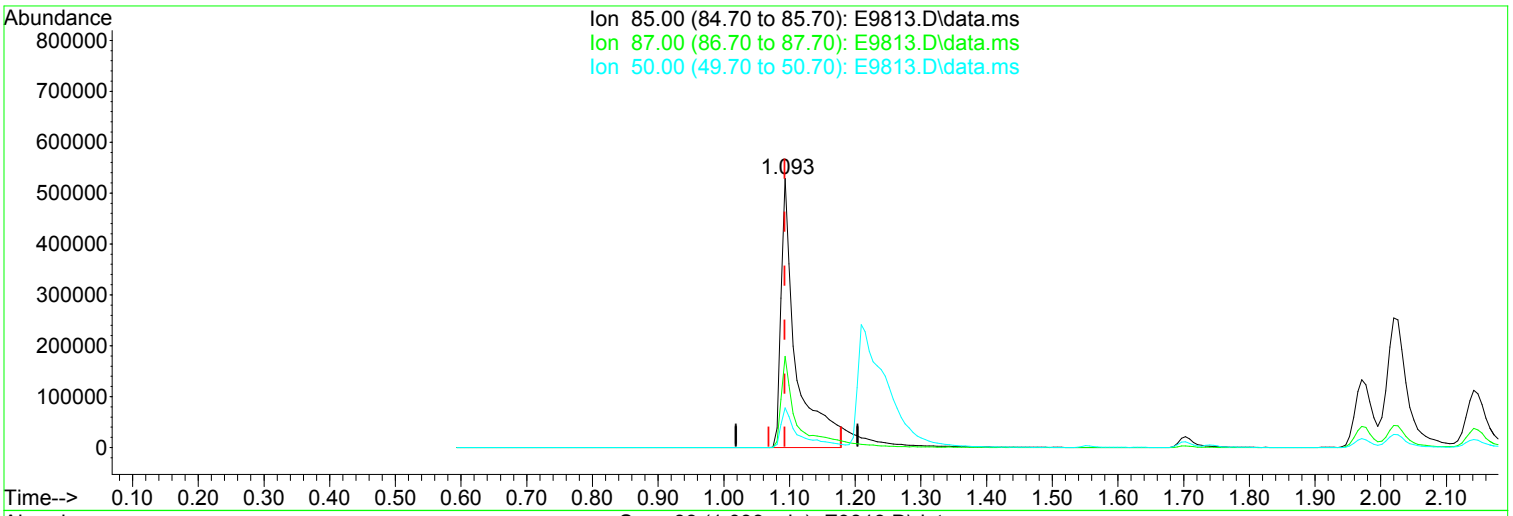

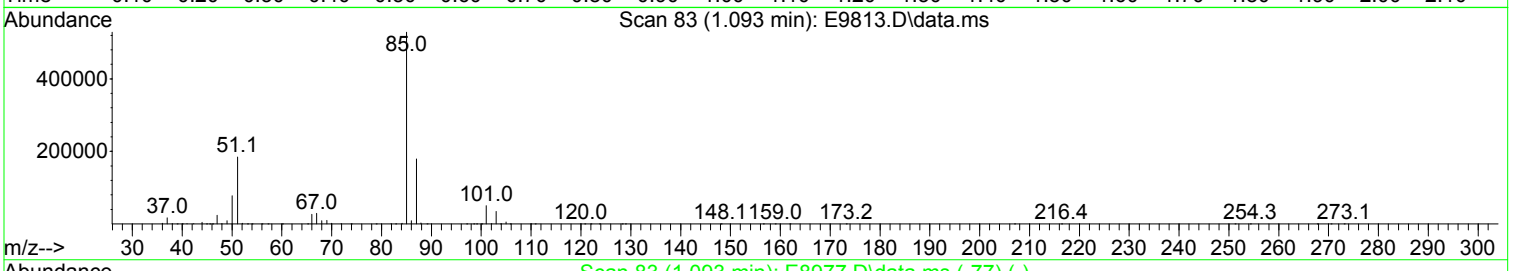

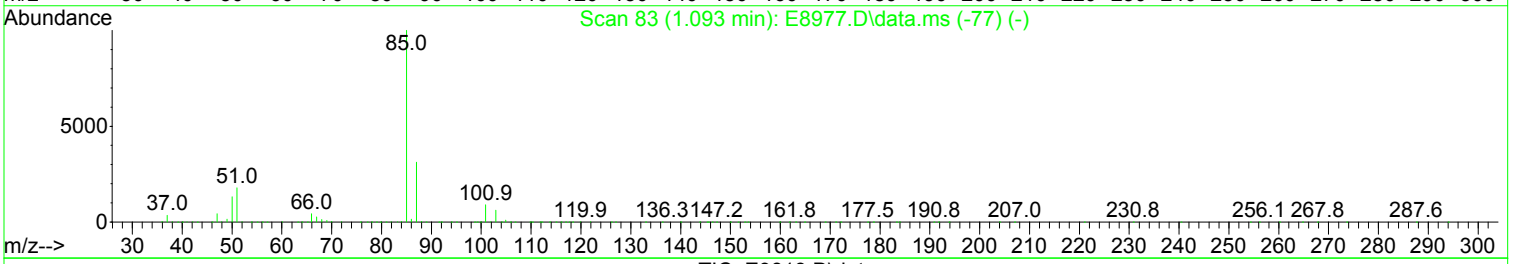

TIC: E9813.D\data.ms

(3) Dichlorodifluoromethane (P)

1.093min (+ 0.000) 165.63 ug/L

response 835809

Ion	Exp%	Act%
85.00	100.00	100.00
87.00	31.10	33.87
50.00	13.20	14.69
0.00	0.00	0.00

Manual Integration:

Before

02/16/24

Quantitation Report (Qedit)

Data Path : I:\ACQUDATA\MSVOA17\Data\021524\
Data File : E9813.D
Acq On : 15 Feb 2024 03:28 pm
Operator : K.Ruest
Sample : 150ppb
Misc : WATER ICAL
ALS Vial : 9 Sample Multiplier: 1

Quant Time: Feb 16 08:33:50 2024
Quant Method : I:\ACQUDATA\MSVOA17\Methods\W021524.m
Quant Title : MS#17 - 8260 WATERS 5mL Purge
QLast Update : Fri Feb 16 08:33:43 2024
Response via : Initial Calibration

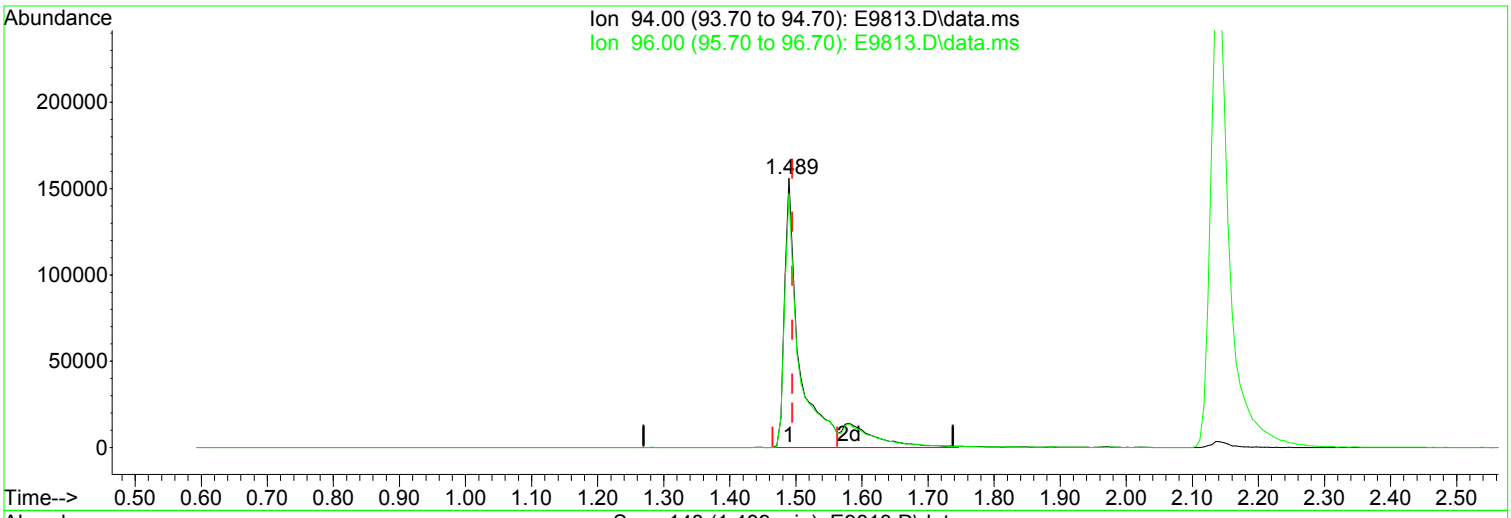

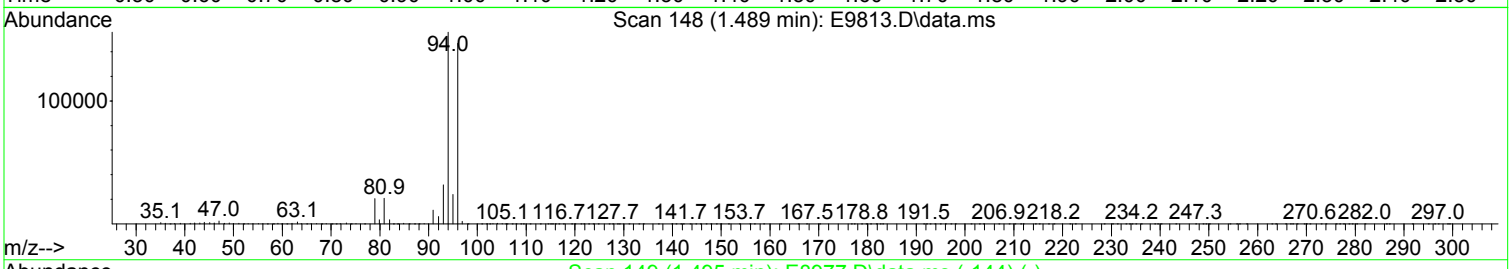

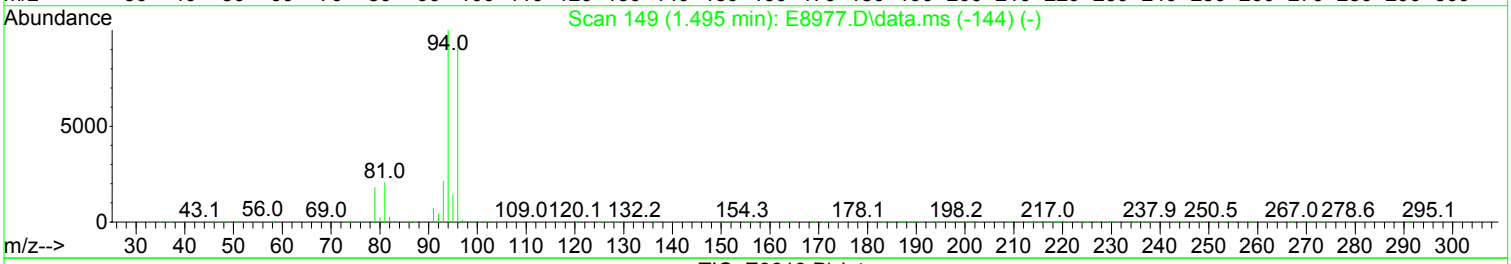

TIC: E9813.D\data.ms

(6) Bromomethane (P)

1.489min (-0.006) 113.05 ug/L m

response 286916

Ion	Exp%	Act%
94.00	100.00	100.00
96.00	96.90	94.17
0.00	0.00	0.00
0.00	0.00	0.00

Manual Integration:

After

Poor integration.

02/16/24

Quantitation Report (Qedit)

Data Path : I:\ACQUDATA\MSVOA17\Data\021524\
Data File : E9813.D
Acq On : 15 Feb 2024 03:28 pm
Operator : K.Ruest
Sample : 150ppb
Misc : WATER ICAL
ALS Vial : 9 Sample Multiplier: 1

Quant Time: Feb 16 08:33:50 2024
Quant Method : I:\ACQUDATA\MSVOA17\Methods\W021524.m
Quant Title : MS#17 - 8260 WATERS 5mL Purge
QLast Update : Fri Feb 16 08:33:43 2024
Response via : Initial Calibration

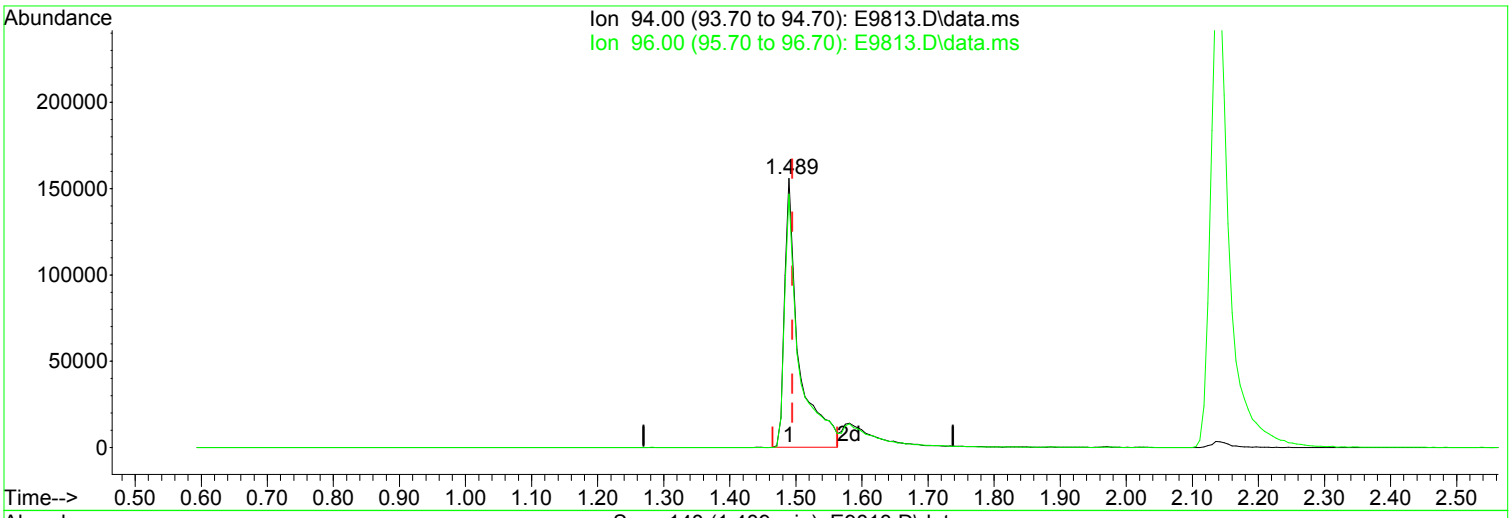

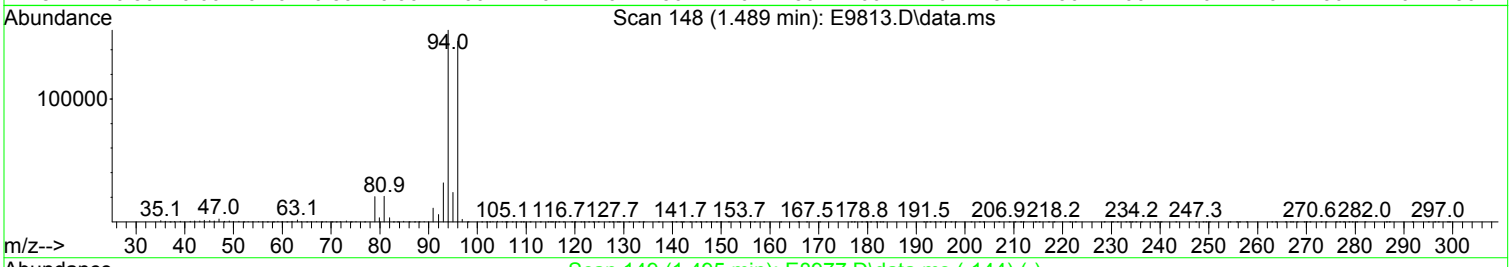

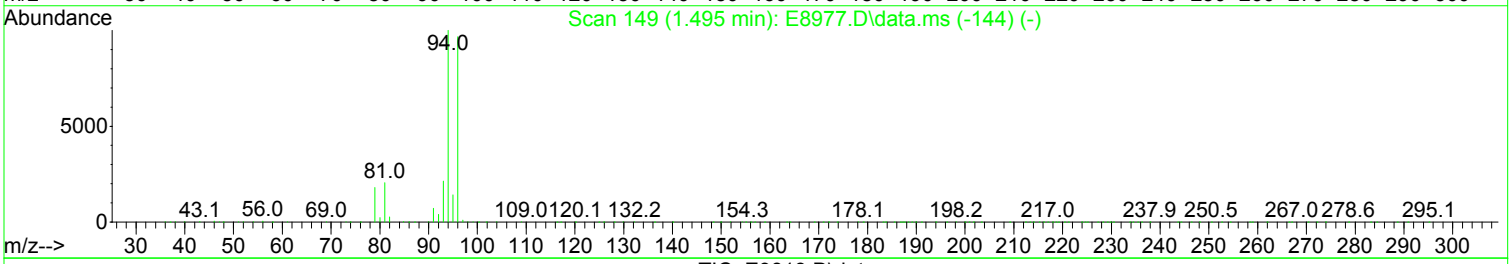

TIC: E9813.D\data.ms

(6) Bromomethane (P)

1.489min (-0.006) 92.72 ug/L

response 235322

Ion	Exp%	Act%
94.00	100.00	100.00
96.00	96.90	94.17
0.00	0.00	0.00
0.00	0.00	0.00

Manual Integration:

Before

02/16/24

Quantitation Report (Qedit)

Data Path : I:\ACQUDATA\MSVOA17\Data\021524\
Data File : E9813.D
Acq On : 15 Feb 2024 03:28 pm
Operator : K.Ruest
Sample : 150ppb
Misc : WATER ICAL
ALS Vial : 9 Sample Multiplier: 1

Quant Time: Feb 16 08:33:50 2024
Quant Method : I:\ACQUDATA\MSVOA17\Methods\W021524.m
Quant Title : MS#17 - 8260 WATERS 5mL Purge
QLast Update : Fri Feb 16 08:33:43 2024
Response via : Initial Calibration

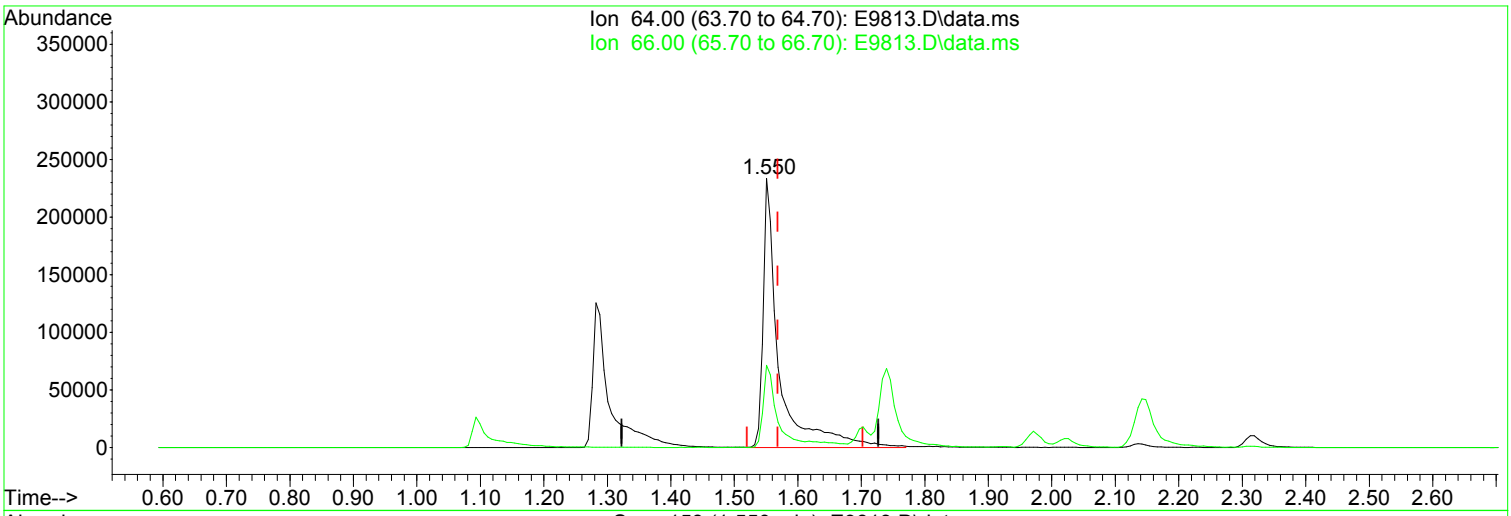

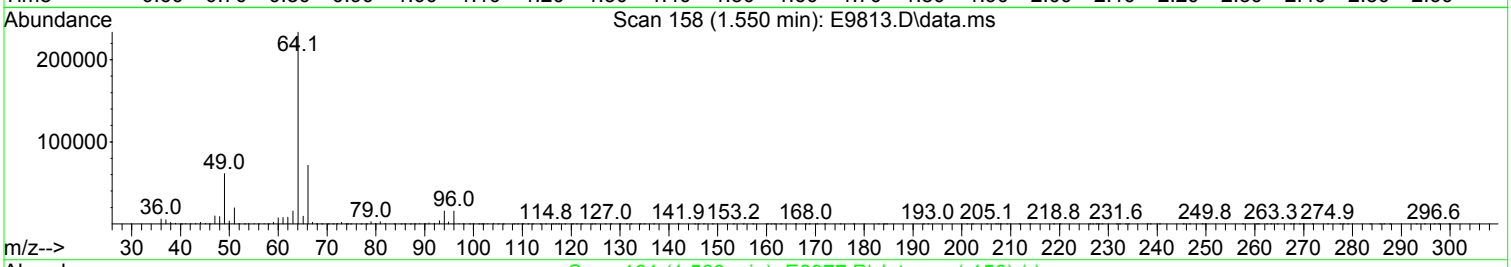

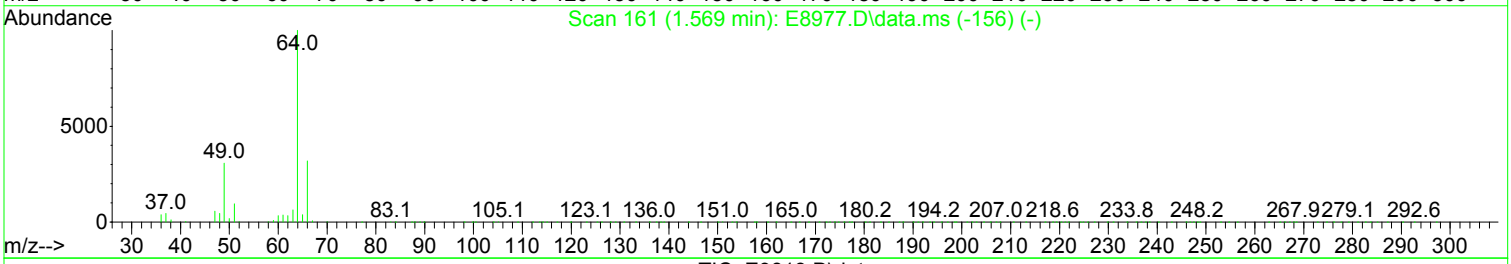

TIC: E9813.D\data.ms

(7) Chloroethane (P)

1.550min (-0.018) 124.76 ug/L m

response 403583

Ion	Exp%	Act%
64.00	100.00	100.00
66.00	31.90	30.52
0.00	0.00	0.00
0.00	0.00	0.00

Manual Integration:

After

Poor integration.

02/16/24

Quantitation Report (Qedit)

Data Path : I:\ACQUDATA\MSVOA17\Data\021524\
Data File : E9813.D
Acq On : 15 Feb 2024 03:28 pm
Operator : K.Ruest
Sample : 150ppb
Misc : WATER ICAL
ALS Vial : 9 Sample Multiplier: 1

Quant Time: Feb 16 08:33:50 2024
Quant Method : I:\ACQUDATA\MSVOA17\Methods\W021524.m
Quant Title : MS#17 - 8260 WATERS 5mL Purge
QLast Update : Fri Feb 16 08:33:43 2024
Response via : Initial Calibration

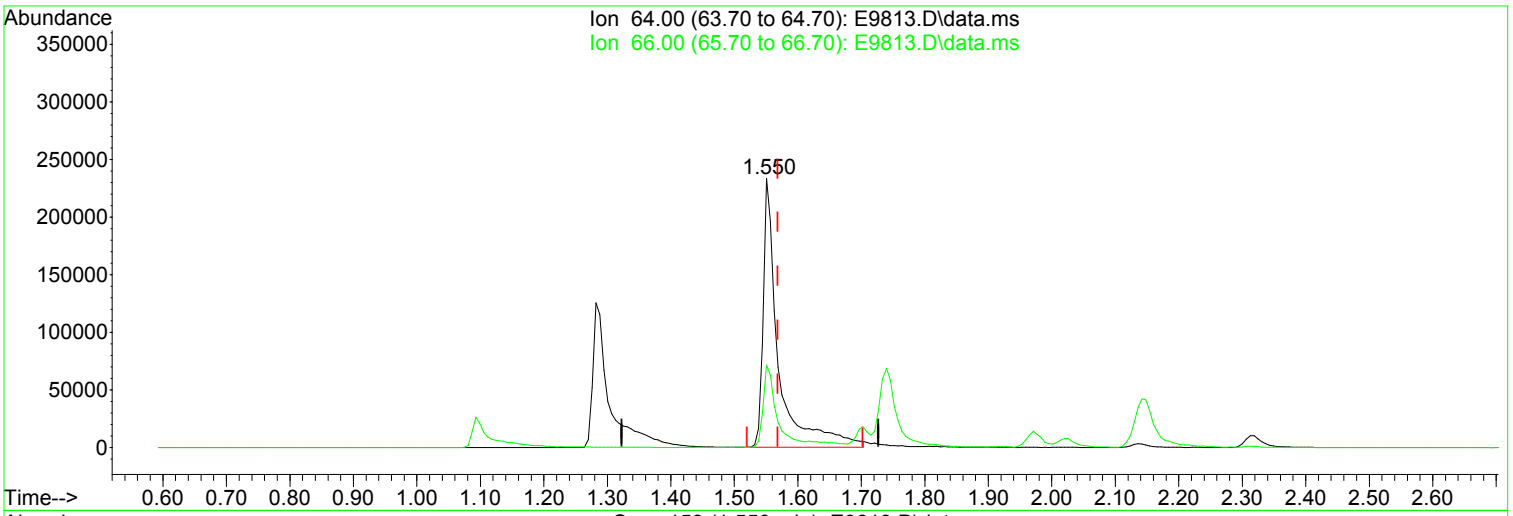

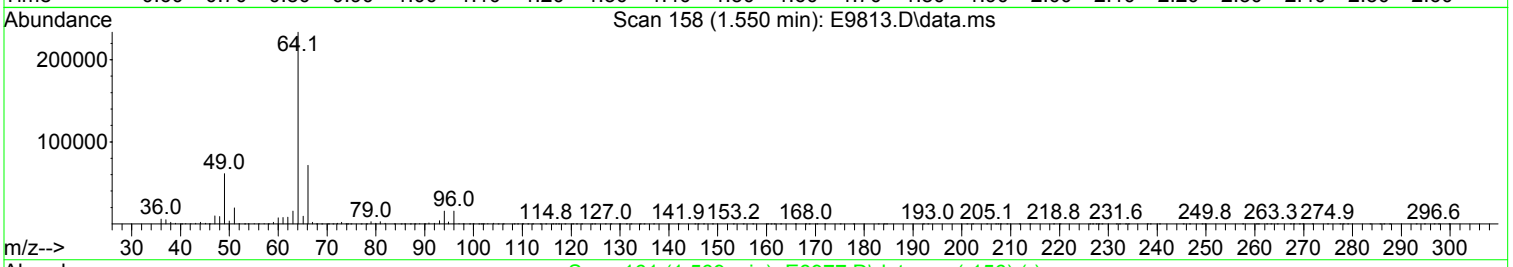

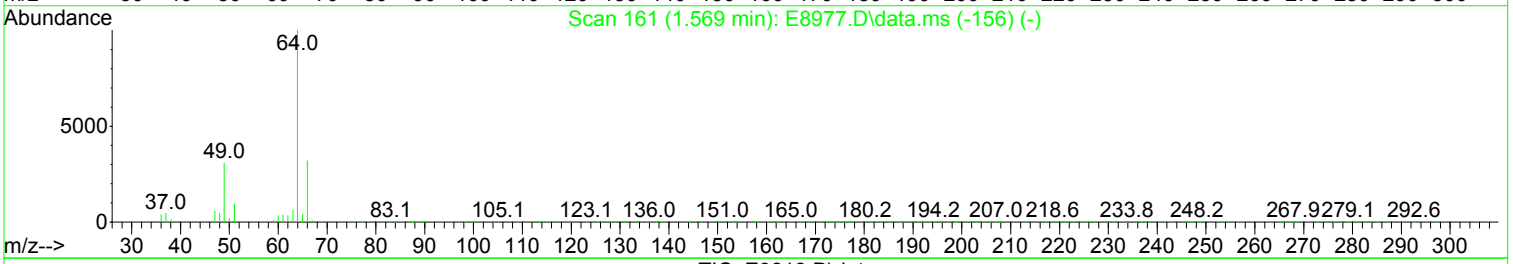

TIC: E9813.D\data.ms

(7) Chloroethane (P)

1.550min (-0.018) 121.28 ug/L

response 392330

Ion	Exp%	Act%
64.00	100.00	100.00
66.00	31.90	30.52
0.00	0.00	0.00
0.00	0.00	0.00

Manual Integration:

Before

02/16/24

Quantitation Report (QT Reviewed)

Data Path : I:\ACQUDATA\MSVOA17\Data\021524\
Data File : E9813.D
Acq On : 15 Feb 2024 03:28 pm
Operator : K.Ruest
Sample : 150ppb
Misc : WATER ICAL
ALS Vial : 9 Sample Multiplier: 1

Quant Time: Feb 16 08:33:50 2024
Quant Method : I:\ACQUDATA\MSVOA17\Methods\W021524.m
Quant Title : MS#17 - 8260 WATERS 5mL Purge
QLast Update : Fri Feb 16 08:33:43 2024
Response via : Initial Calibration

Compound	R.T.	QIon	Response	Conc	Units		Dev(Min)
Internal Standards							
1) Pentafluorobenzene	5.080	168	466871	50.00	ug/L		0.00
43) 1,4-Difluorobenzene	6.245	114	693694	50.00	ug/L		0.00
71) d5-Chlorobenzene	9.616	117	640943	50.00	ug/L		0.00
91) 1,4-Dichlorobenzene-d4	11.683	152	350693	50.00	ug/L	#	0.00
System Monitoring Compounds							
45) surr4,Dibrflmethane	4.922	113	874954	193.29	ug/L		0.00
Spiked Amount 50.000	Range 80 - 116		Recovery = 386.58%#				
48) surr1,1,2-dichloroetha...	5.501	65	1022361	187.17	ug/L		0.00
Spiked Amount 50.000	Range 73 - 125		Recovery = 374.34%#				
65) SURR3,Toluene-d8	8.104	98	3053057	185.83	ug/L		0.00
Spiked Amount 50.000	Range 87 - 121		Recovery = 371.66%#				
70) SURR2,BFB	10.707	95	1200470	192.18	ug/L		0.00
Spiked Amount 50.000	Range 85 - 122		Recovery = 384.36%#				
Target Compounds							Qvalue
2) Chlorodifluoromethane	1.099	51	669350	152.887	ug/L		97
3) Dichlorodifluoromethane	1.093	85	932846m	184.864	ug/L		
4) Chloromethane	1.209	50	686046	180.306	ug/L		97
5) Vinyl Chloride	1.282	62	735425	159.442	ug/L		100
6) Bromomethane	1.489	94	286916m	113.052	ug/L		
7) Chloroethane	1.550	64	403583m	124.756	ug/L		
8) Freon 21	1.703	67	1007957	146.248	ug/L		98
9) Trichlorofluoromethane	1.739	101	970046	153.012	ug/L		99
10) Diethyl Ether	1.971	59	524903	114.500	ug/L		97
11) Freon 123a	1.971	67	590034	143.710	ug/L		96
12) Freon 123	2.020	83	790733	159.844	ug/L		99
13) Acrolein	2.063	56	689625	750.100	ug/L		98
14) 1,1-Diclethene	2.142	96	543701	150.884	ug/L		98
15) Freon 113	2.142	101	581348	154.454	ug/L		99
16) Acetone	2.197	43	314342	140.167	ug/L		96
17) 2-Propanol	2.343	45	1126128	3034.970	ug/L		99
18) Iodomethane	2.264	142	941107	160.741	ug/L		98
19) Carbon Disulfide	2.313	76	1581834	158.129	ug/L		99
20) Acetonitrile	2.447	41	687284m	354.491	ug/L		
21) Allyl Chloride	2.453	76	315627	158.355	ug/L	#	79
22) Methyl Acetate	2.483	43	808757	140.201	ug/L		99
23) Methylene Chloride	2.562	84	554194	131.441	ug/L		97
24) TBA	2.721	59	1928872	2934.633	ug/L		96
25) Acrylonitrile	2.812	53	1495722	723.585	ug/L		99
26) Methyl-t-Butyl Ether	2.849	73	1813891	145.683	ug/L		99
27) trans-1,2-Dichloroethene	2.837	96	579587	150.315	ug/L		97
28) 1,1-Diclethane	3.300	63	1028817	150.575	ug/L		99
29) Vinyl Acetate	3.392	86	92009	161.462	ug/L	#	76
30) DIPE	3.422	45	1864125	146.046	ug/L		99
31) 2-Chloro-1,3-Butadiene	3.416	53	1022434	149.368	ug/L		93
32) ETBE	3.916	59	1852158	148.491	ug/L		97
33) 2,2-Dichloropropane	4.080	77	919557	162.770	ug/L		98
34) cis-1,2-Dichloroethene	4.093	96	646345	149.532	ug/L		90
35) 2-Butanone	4.154	43	411161	144.356	ug/L		96
36) Propionitrile	4.239	54	618568	746.661	ug/L		97
37) Bromochloromethane	4.458	130	442392	166.009	ug/L		98
38) Methacrylonitrile	4.483	67	298802	149.413	ug/L		93
39) Tetrahydrofuran	4.562	42	249290	142.696	ug/L		99
40) Chloroform	4.635	83	1029467	141.760	ug/L		98

1st FW 02/16/24
2nd FW 02/16/24

Data Path : I:\ACQUDATA\MSVOA17\Data\021524\
Data File : E9813.D
Acq On : 15 Feb 2024 03:28 pm
Operator : K.Ruest
Sample : 150ppb
Misc : WATER ICAL
ALS Vial : 9 Sample Multiplier: 1

Quant Time: Feb 16 08:33:50 2024
Quant Method : I:\ACQUDATA\MSVOA17\Methods\W021524.m
Quant Title : MS#17 - 8260 WATERS 5mL Purge
QLast Update : Fri Feb 16 08:33:43 2024
Response via : Initial Calibration

Compound	R.T.	QIon	Response	Conc	Units	Dev(Min)
41) 1,1,1-Trichloroethane	4.916	97	995987	158.460	ug/L	99
42) TAME	5.842	73	1679875	147.780	ug/L	97
44) Cyclohexane	5.001	41	582116	158.368	ug/L	100
46) Carbontetrachloride	5.221	117	890493	162.790	ug/L	96
47) 1,1-Dichloropropene	5.233	75	763674	143.969	ug/L	98
49) Benzene	5.574	78	2165336	148.544	ug/L	95
50) 1,2-Dichloroethane	5.629	62	872842	139.892	ug/L	95
51) Iso-Butyl Alcohol	5.659	43	735089	3303.896	ug/L	94
52) n-Heptane	6.092	43	879936	145.637	ug/L	98
53) 1-Butanol	6.665	56	1203616	10423.968	ug/L	99
54) Trichloroethene	6.574	130	680837	150.306	ug/L	98
55) Methylcyclohexane	6.812	55	855315	152.700	ug/L	89
56) 1,2-Diclpropane	6.867	63	576428	148.345	ug/L	99
57) Dibromomethane	7.013	93	402990	144.977	ug/L	91
58) 1,4-Dioxane	7.098	88	201070	2945.630	ug/L	94
59) Methyl Methacrylate	7.117	69	494667	157.962	ug/L	92
60) Bromodichloromethane	7.251	83	830780	156.128	ug/L	99
61) 2-Nitropropane	7.555	41	467732	306.279	ug/L	97
62) 2-Chloroethylvinyl Ether	7.677	63	257388	191.050	ug/L	98
63) cis-1,3-Dichloropropene	7.805	75	962575	155.107	ug/L	100
64) 4-Methyl-2-pentanone	8.031	43	781742	146.427	ug/L	97
66) Toluene	8.177	91	2385828	146.647	ug/L	99
67) trans-1,3-Dichloropropene	8.464	75	911695	154.590	ug/L	99
68) Ethyl Methacrylate	8.610	69	895110	157.877	ug/L	92
69) 1,1,2-Trichloroethane	8.653	97	574282	144.613	ug/L	99
72) Tetrachloroethene	8.775	164	542836	144.756	ug/L	97
73) 2-Hexanone	8.958	43	582549	146.925	ug/L	98
74) 1,3-Dichloropropane	8.824	76	910825	134.181	ug/L	95
75) Dibromochloromethane	9.049	129	747376	154.989	ug/L	97
76) N-Butyl Acetate	9.116	43	1208905	144.720	ug/L	99
77) 1,2-Dibromoethane	9.147	107	617590	138.839	ug/L	100
78) 3-Chlorobenzotrifluoride	9.677	180	999844	145.198	ug/L	99
79) Chlorobenzene	9.647	112	1663875	138.297	ug/L	96
80) 4-Chlorobenzotrifluoride	9.732	180	893364	141.353	ug/L	98
81) 1,1,1,2-Tetrachloroethane	9.738	131	669760	146.431	ug/L	99
82) Ethylbenzene	9.768	106	872079	140.916	ug/L	96
83) (m+p)Xylene	9.884	106	2145941	285.286	ug/L	100
84) o-Xylene	10.244	106	1066103	144.649	ug/L	98
85) Styrene	10.262	104	1825094	147.046	ug/L	97
86) Bromoform	10.409	173	508508	166.208	ug/L	97
87) 2-Chlorobenzotrifluoride	10.494	180	951207	147.153	ug/L	99
88) Isopropylbenzene	10.585	105	2777559	144.147	ug/L	100
89) Cyclohexanone	10.652	55	2933251	2629.740	ug/L	98
90) trans-1,4-Dichloro-2-B...	10.902	53	285391	158.085	ug/L	89
92) 1,1,2,2-Tetrachloroethane	10.854	83	810237	128.331	ug/L	98
93) Bromobenzene	10.823	156	757137	128.188	ug/L	100
94) 1,2,3-Trichloropropane	10.878	110	277537	120.201	ug/L	93
95) n-Propylbenzene	10.939	91	3148706	144.628	ug/L	98
96) 2-Chlorotoluene	11.000	91	1891293	127.886	ug/L	97
97) 3-Chlorotoluene	11.055	91	1963808	125.468	ug/L	98
98) 4-Chlorotoluene	11.098	91	2213035	124.397	ug/L	100
99) 1,3,5-Trimethylbenzene	11.098	105	2362759	131.059	ug/L	100
100) tert-Butylbenzene	11.366	119	2078936	131.739	ug/L	98
101) 1,2,4-Trimethylbenzene	11.408	105	2396249	135.906	ug/L	99
102) 3,4-Dichlorobenzotrifl...	11.476	214	761312	138.700	ug/L	99
103) sec-Butylbenzene	11.549	105	2950727	132.933	ug/L	99

Quantitation Report (QT Reviewed)

Data Path : I:\ACQUDATA\MSVOA17\Data\021524\
Data File : E9813.D
Acq On : 15 Feb 2024 03:28 pm
Operator : K.Ruest
Sample : 150ppb
Misc : WATER ICAL
ALS Vial : 9 Sample Multiplier: 1

Quant Time: Feb 16 08:33:50 2024
Quant Method : I:\ACQUDATA\MSVOA17\Methods\W021524.m
Quant Title : MS#17 - 8260 WATERS 5mL Purge
QLast Update : Fri Feb 16 08:33:43 2024
Response via : Initial Calibration

Compound	R.T.	QIon	Response	Conc	Units	Dev(Min)
104) p-Isopropyltoluene	11.677	119	2651282	137.107	ug/L	100
105) 1,3-Dclbenz	11.628	146	1423489	129.748	ug/L	99
106) 1,4-Dclbenz	11.701	146	1424881	126.231	ug/L	99
107) 2,4-Dichlorobenzotrifl...	11.762	214	700569	134.914	ug/L	99
108) 2,5-Dichlorobenzotrifl...	11.805	214	751017	134.032	ug/L	98
109) n-Butylbenzene	12.006	91	2262037	139.536	ug/L	97
110) 1,2-Dclbenz	12.006	146	1381367	129.877	ug/L	98
111) 1,2-Dibromo-3-chloropr...	12.634	157	244367	159.736	ug/L	97
112) Trielution Dichlorotol...	12.756	125	3922858	416.079	ug/L	97
113) 1,3,5-Trichlorobenzene	12.805	180	1058700	137.643	ug/L	99
114) Coelution Dichlorotoluene	13.079	125	2763760	278.938	ug/L	98
115) 1,2,4-Tcbenzene	13.286	180	1008931	142.163	ug/L	99
116) Hexachlorobt	13.426	225	490833	138.189	ug/L	95
117) Naphthalen	13.475	128	2915835	157.891	ug/L	99
118) 1,2,3-Tclbenzene	13.664	180	978422	149.138	ug/L	99
119) 2,4,5-Trichlorotoluene	14.249	159	747143	151.877	ug/L	99
120) 2,3,6-Trichlorotoluene	14.335	159	691753	149.309	ug/L	99

(#) = qualifier out of range (m) = manual integration (+) = signals summed

Quantitation Report (QT Reviewed)

Data Path : I:\ACQUDATA\MSVOA17\Data\021524\
Data File : E9813.D
Acq On : 15 Feb 2024 03:28 pm
Operator : K.Ruest
Sample : 150ppb
Misc : WATER ICAL
ALS Vial : 9 Sample Multiplier: 1

Quant Time: Feb 16 08:33:50 2024
Quant Method : I:\ACQUDATA\MSVOA17\Methods\W021524.m
Quant Title : MS#17 - 8260 WATERS 5mL Purge
QLast Update : Fri Feb 16 08:33:43 2024
Response via : Initial Calibration



1st FJ 02/16/24
2nd FJ 02/16/24

Quantitation Report (Qedit)

Data Path : I:\ACQUDATA\MSVOA17\Data\021524\
Data File : E9814.D
Acq On : 15 Feb 2024 03:51 pm
Operator : K.Ruest
Sample : 200ppb
Misc : WATER ICAL
ALS Vial : 10 Sample Multiplier: 1

Quant Time: Feb 16 08:34:16 2024
Quant Method : I:\ACQUDATA\MSVOA17\Methods\W021524.m
Quant Title : MS#17 - 8260 WATERS 5mL Purge
QLast Update : Fri Feb 16 08:34:09 2024
Response via : Initial Calibration

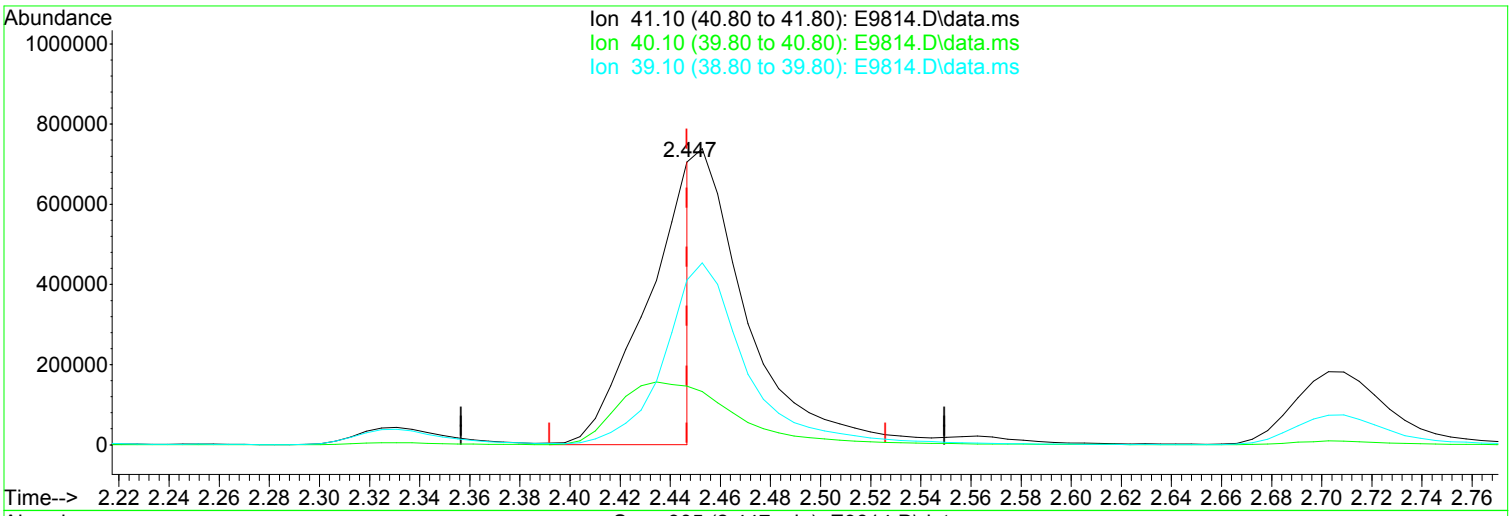

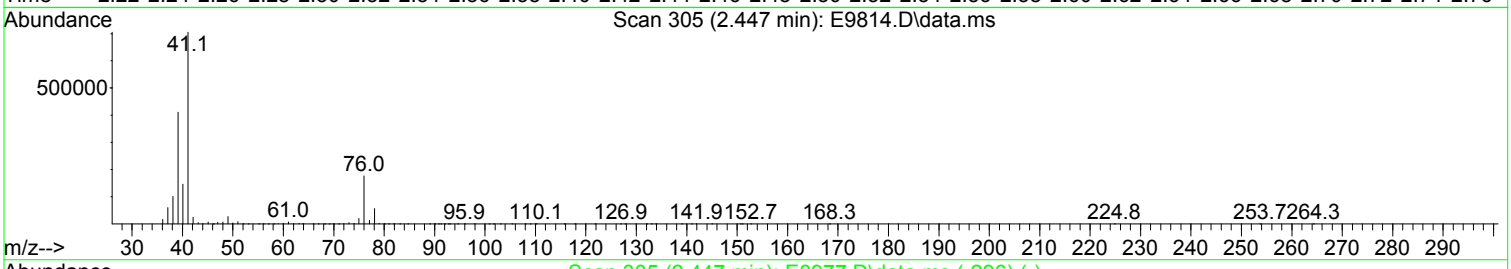

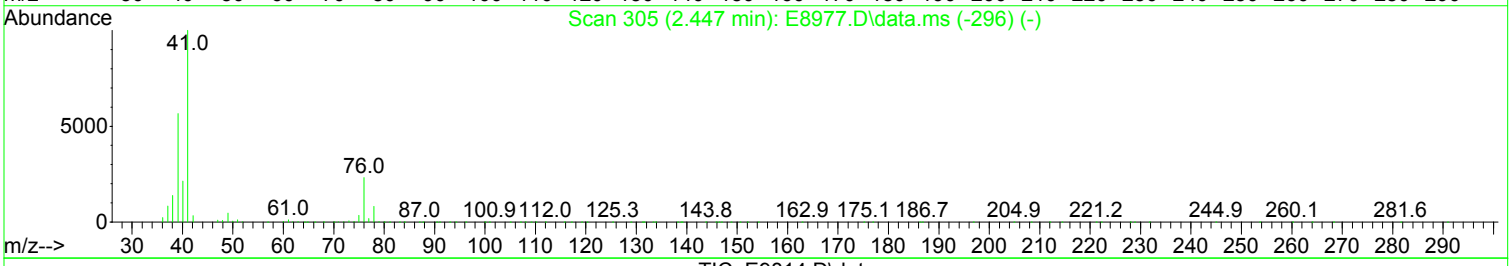

TIC: E9814.D\data.ms

(20) Acetonitrile

2.447min (+ 0.000) 470.12 ug/L m

response 901923

Ion	Exp%	Act%
41.10	100.00	100.00
40.10	21.50	20.74
39.10	57.00	58.26
0.00	0.00	0.00

Manual Integration:

After

Poor integration.

02/16/24

Quantitation Report (Qedit)

Data Path : I:\ACQUDATA\MSVOA17\Data\021524\
Data File : E9814.D
Acq On : 15 Feb 2024 03:51 pm
Operator : K.Ruest
Sample : 200ppb
Misc : WATER ICAL
ALS Vial : 10 Sample Multiplier: 1

Quant Time: Feb 16 08:34:16 2024
Quant Method : I:\ACQUDATA\MSVOA17\Methods\W021524.m
Quant Title : MS#17 - 8260 WATERS 5mL Purge
QLast Update : Fri Feb 16 08:34:09 2024
Response via : Initial Calibration

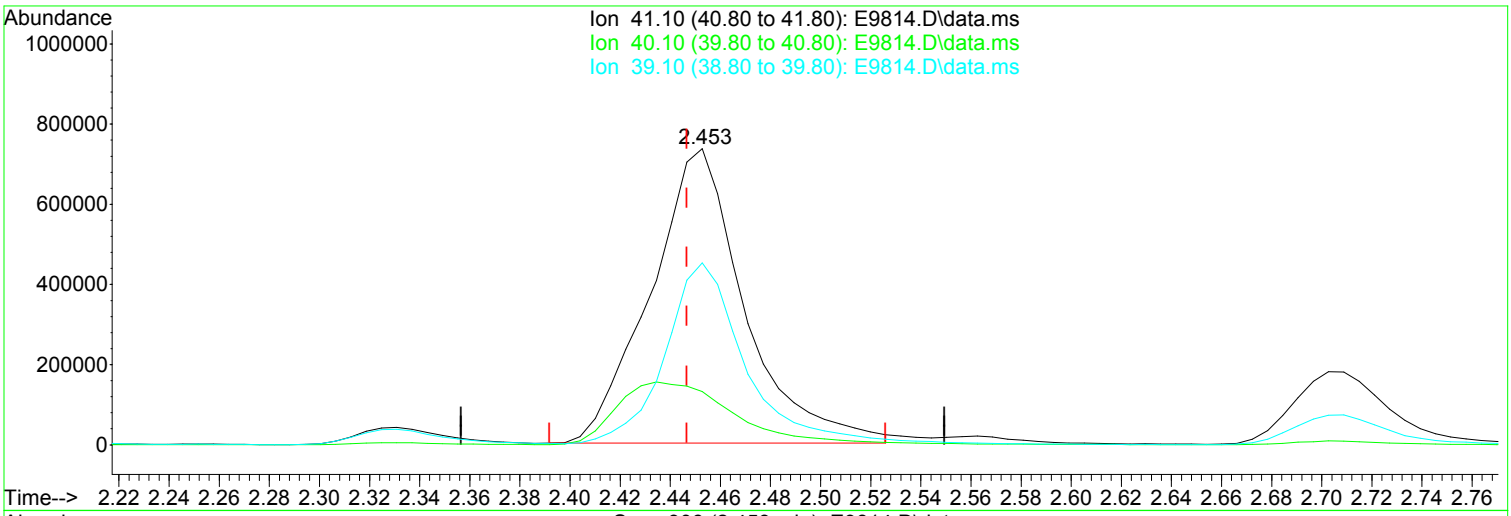

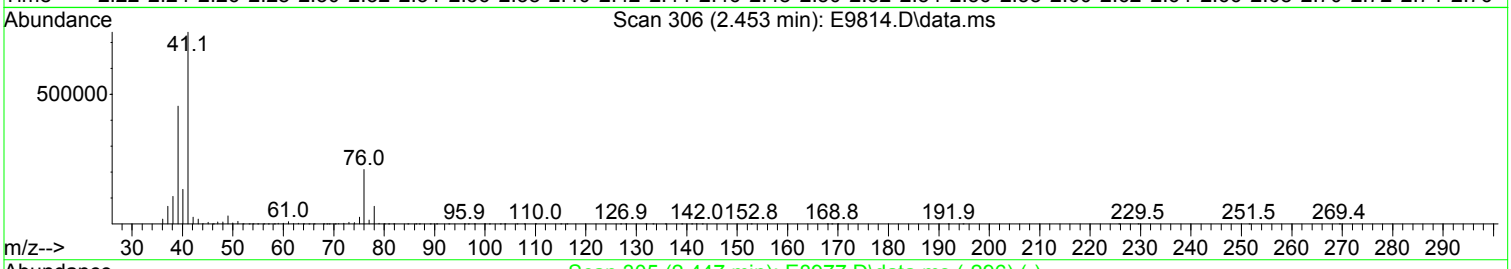

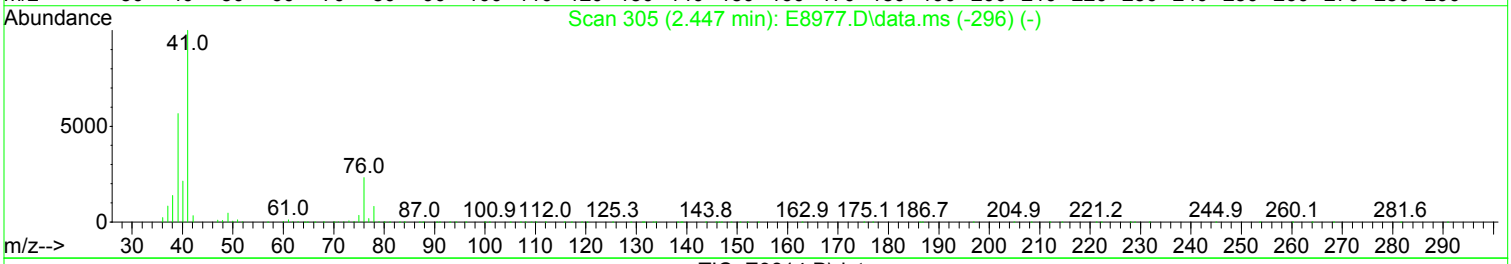

TIC: E9814.D\data.ms

(20) Acetonitrile

2.453min (+ 0.006) 998.84 ug/L

response 1916267

Ion	Exp%	Act%
41.10	100.00	100.00
40.10	21.50	18.03
39.10	57.00	61.46
0.00	0.00	0.00

Manual Integration:

Before

02/16/24

Quantitation Report (Qedit)

Data Path : I:\ACQUDATA\MSVOA17\Data\021524\
Data File : E9814.D
Acq On : 15 Feb 2024 03:51 pm
Operator : K.Ruest
Sample : 200ppb
Misc : WATER ICAL
ALS Vial : 10 Sample Multiplier: 1

Quant Time: Feb 16 08:34:16 2024
Quant Method : I:\ACQUDATA\MSVOA17\Methods\W021524.m
Quant Title : MS#17 - 8260 WATERS 5mL Purge
QLast Update : Fri Feb 16 08:34:09 2024
Response via : Initial Calibration

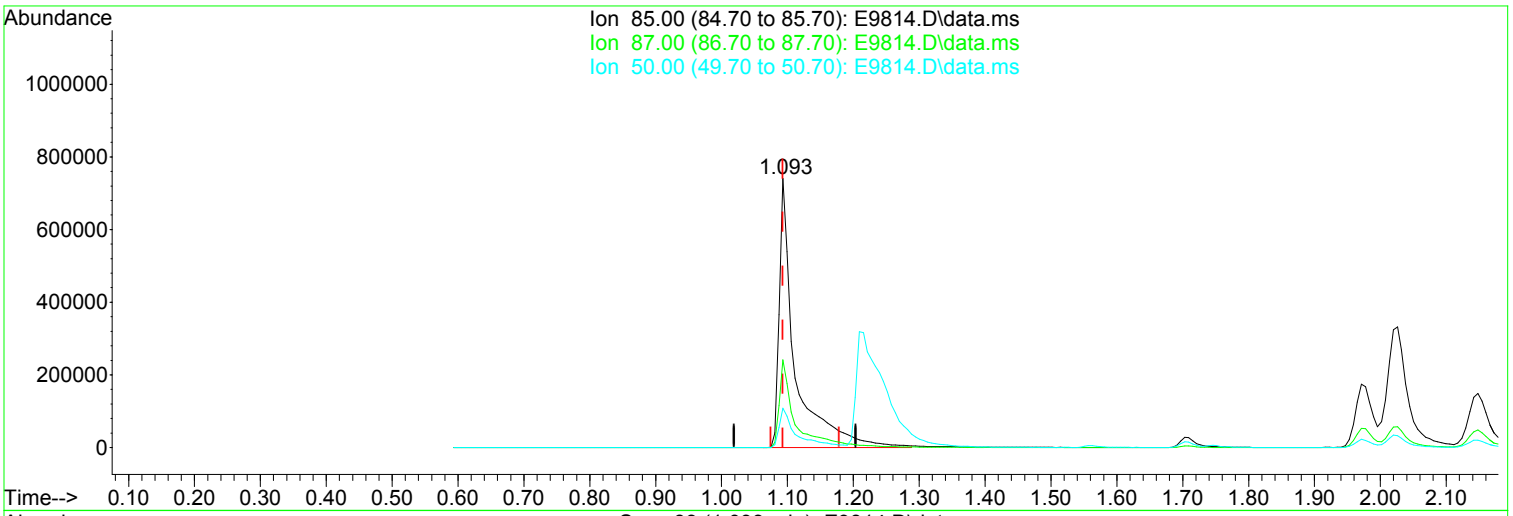

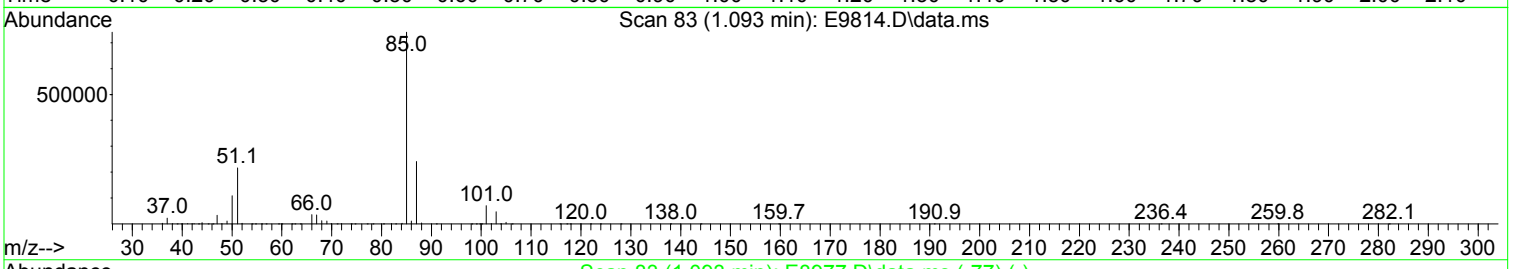

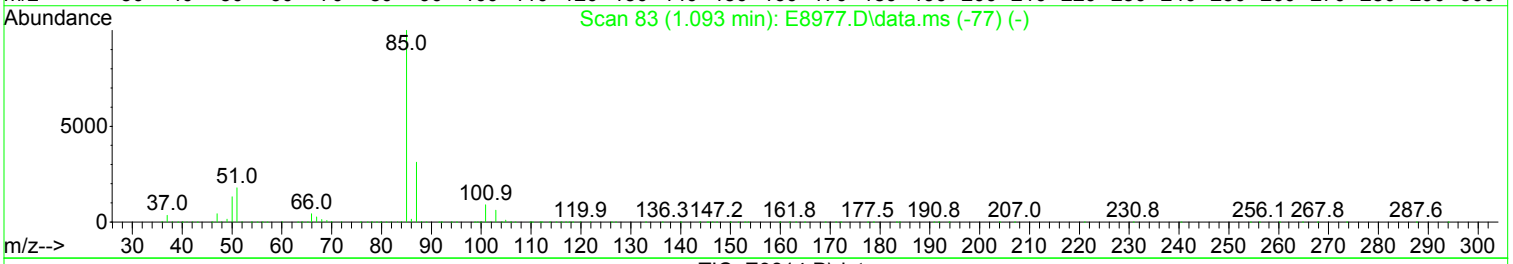

TIC: E9814.D\data.ms

(3) Dichlorodifluoromethane (P)

1.093min (+ 0.000) 245.70 ug/L m

response 1247311

Ion	Exp%	Act%
85.00	100.00	100.00
87.00	31.10	32.58
50.00	13.20	14.65
0.00	0.00	0.00

Manual Integration:

After

Poor integration.

02/16/24

Quantitation Report (Qedit)

Data Path : I:\ACQUDATA\MSVOA17\Data\021524\
Data File : E9814.D
Acq On : 15 Feb 2024 03:51 pm
Operator : K.Ruest
Sample : 200ppb
Misc : WATER ICAL
ALS Vial : 10 Sample Multiplier: 1

Quant Time: Feb 16 08:34:16 2024
Quant Method : I:\ACQUDATA\MSVOA17\Methods\W021524.m
Quant Title : MS#17 - 8260 WATERS 5mL Purge
QLast Update : Fri Feb 16 08:34:09 2024
Response via : Initial Calibration

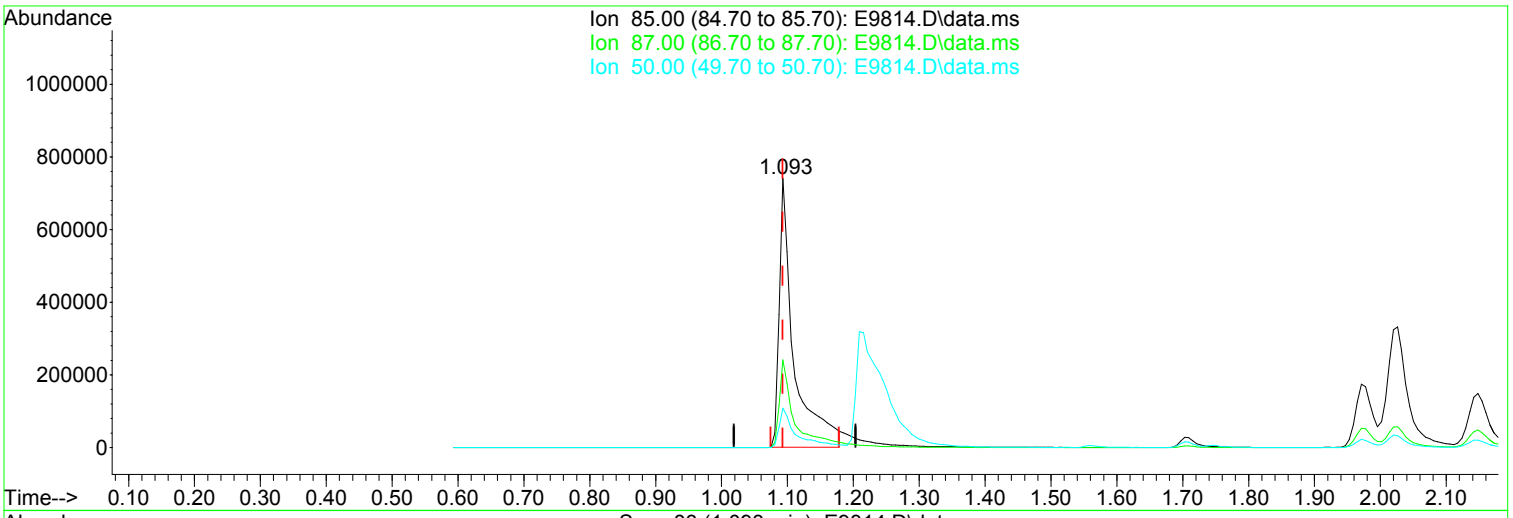

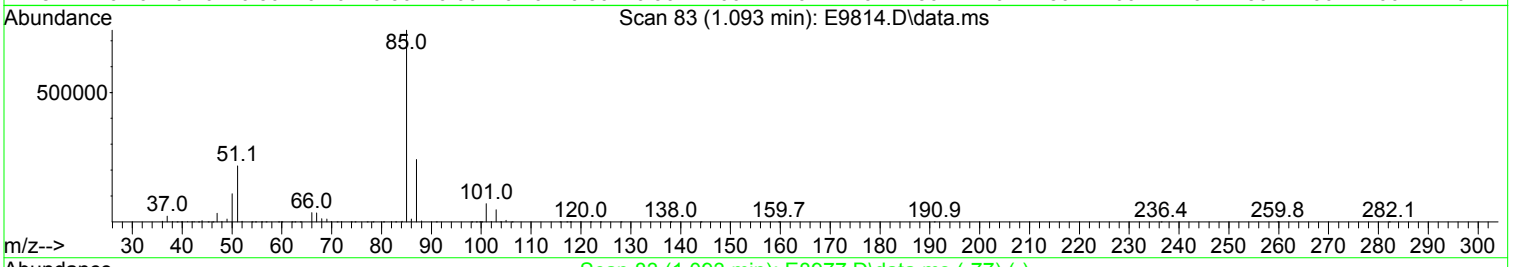

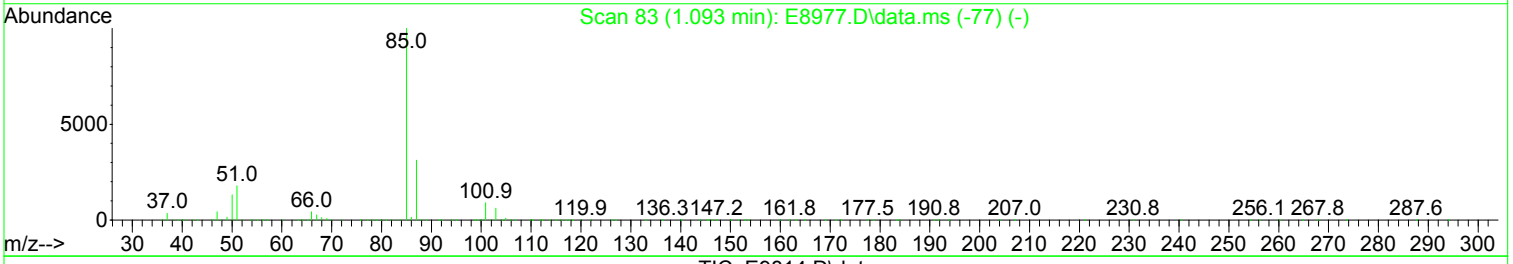

TIC: E9814.D\data.ms

(3) Dichlorodifluoromethane (P)

1.093min (+ 0.000) 224.22 ug/L

response 1138270

Ion	Exp%	Act%
85.00	100.00	100.00
87.00	31.10	32.58
50.00	13.20	14.65
0.00	0.00	0.00

Manual Integration:

Before

02/16/24

Quantitation Report (Qedit)

Data Path : I:\ACQUDATA\MSVOA17\Data\021524\
Data File : E9814.D
Acq On : 15 Feb 2024 03:51 pm
Operator : K.Ruest
Sample : 200ppb
Misc : WATER ICAL
ALS Vial : 10 Sample Multiplier: 1

Quant Time: Feb 16 08:34:16 2024
Quant Method : I:\ACQUDATA\MSVOA17\Methods\W021524.m
Quant Title : MS#17 - 8260 WATERS 5mL Purge
QLast Update : Fri Feb 16 08:34:09 2024
Response via : Initial Calibration

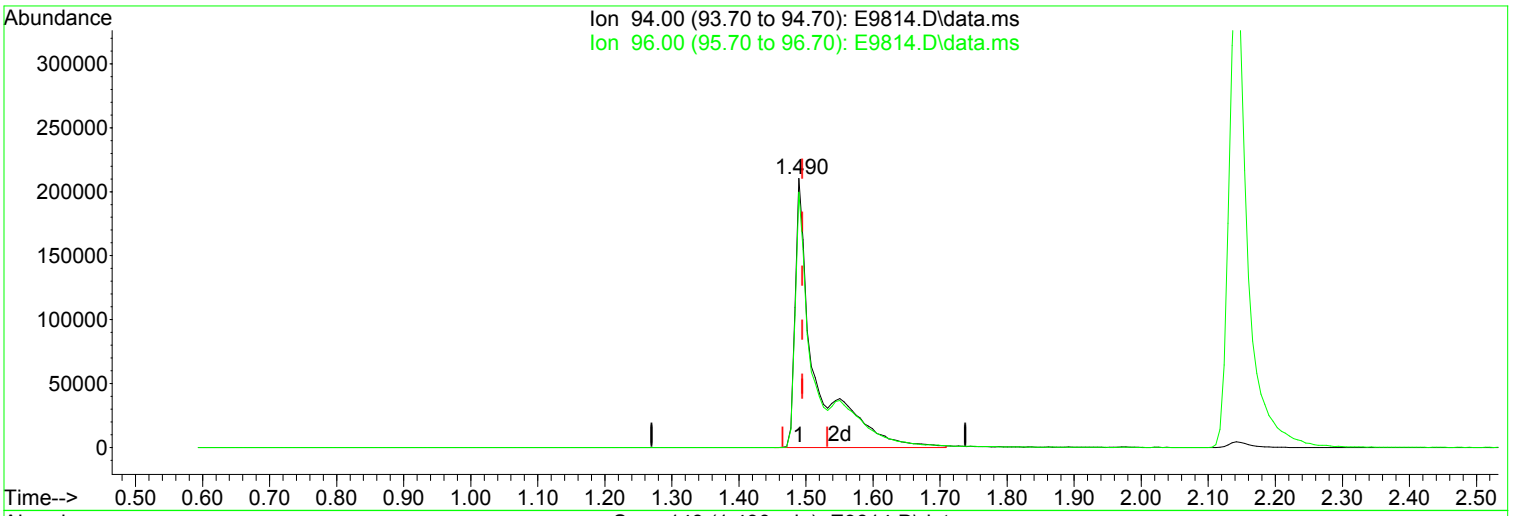

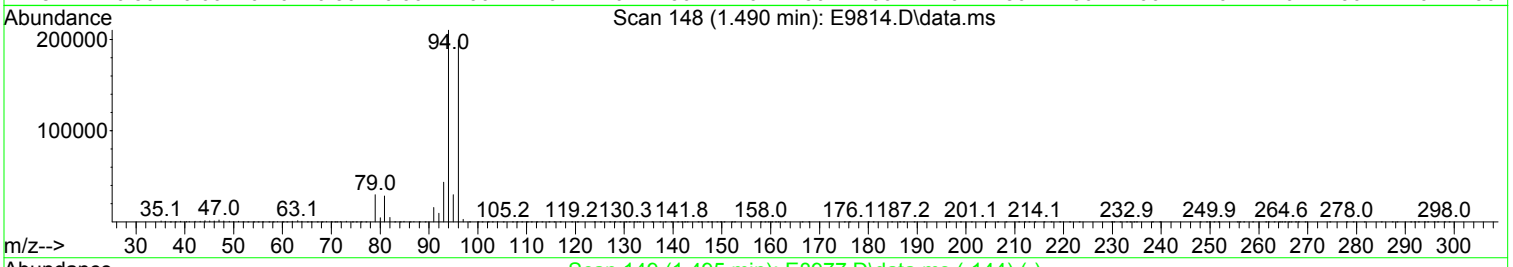

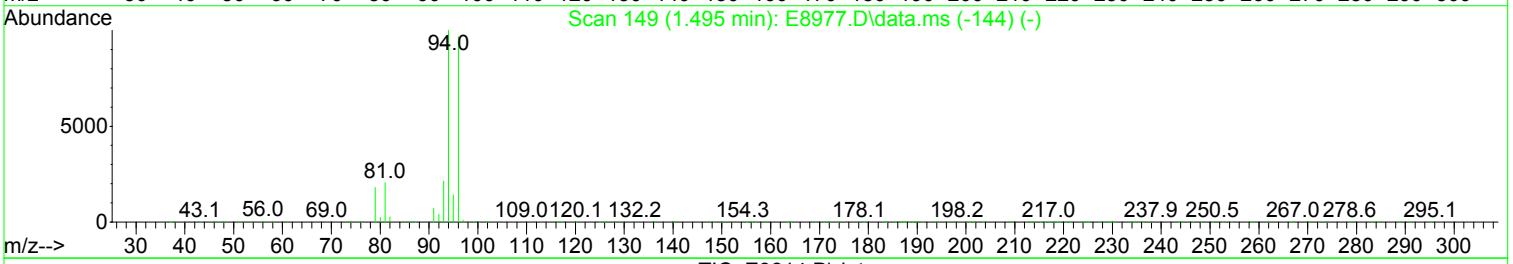

TIC: E9814.D\data.ms

(6) Bromomethane (P)

1.490min (-0.005) 182.96 ug/L m

response 439124

Ion	Exp%	Act%
94.00	100.00	100.00
96.00	96.90	94.98
0.00	0.00	0.00
0.00	0.00	0.00

Manual Integration:

After

Split Peak.

02/16/24

Quantitation Report (Qedit)

Data Path : I:\ACQUDATA\MSVOA17\Data\021524\
Data File : E9814.D
Acq On : 15 Feb 2024 03:51 pm
Operator : K.Ruest
Sample : 200ppb
Misc : WATER ICAL
ALS Vial : 10 Sample Multiplier: 1

Quant Time: Feb 16 08:34:16 2024
Quant Method : I:\ACQUDATA\MSVOA17\Methods\W021524.m
Quant Title : MS#17 - 8260 WATERS 5mL Purge
QLast Update : Fri Feb 16 08:34:09 2024
Response via : Initial Calibration

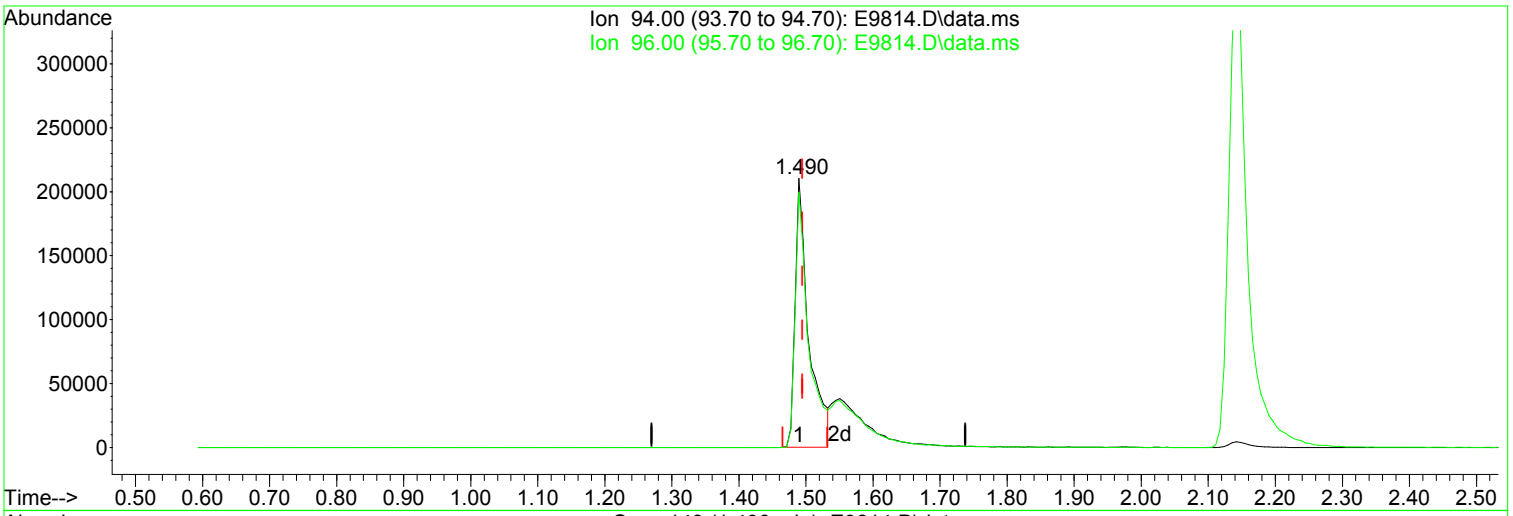

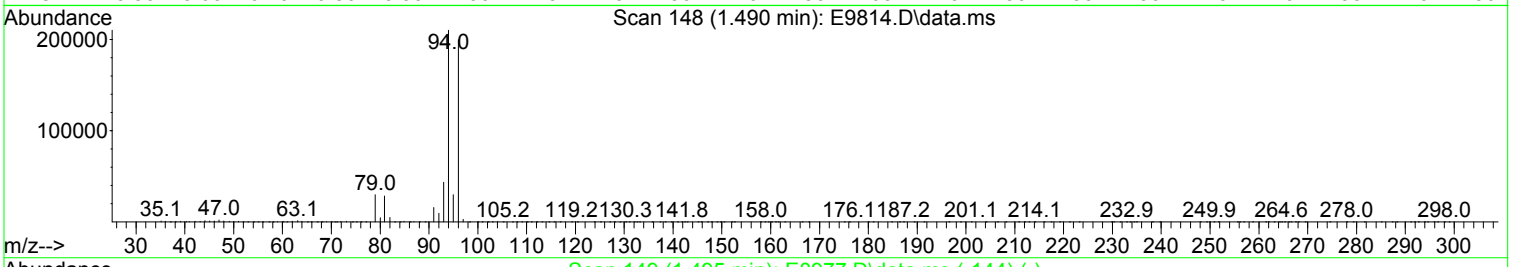

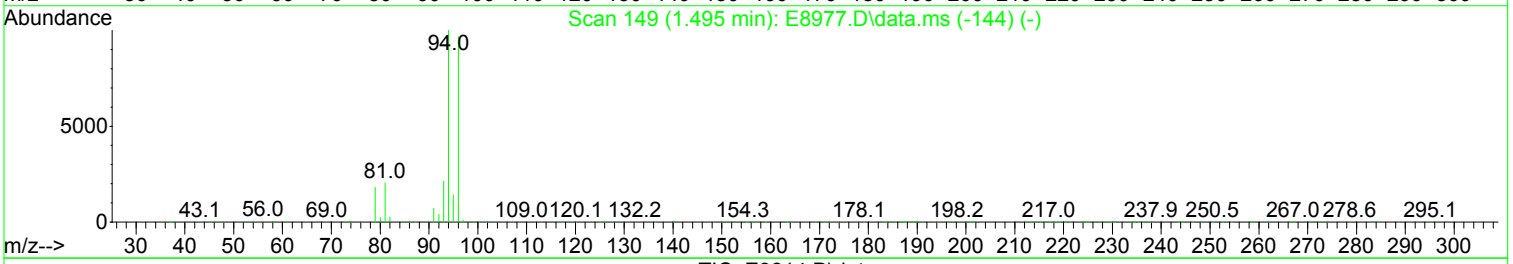

TIC: E9814.D\data.ms

(6) Bromomethane (P)

1.490min (-0.005) 123.93 ug/L

response 297451

Ion	Exp%	Act%
94.00	100.00	100.00
96.00	96.90	94.98
0.00	0.00	0.00
0.00	0.00	0.00

Manual Integration:

Before

02/16/24

Quantitation Report (QT Reviewed)

Data Path : I:\ACQUDATA\MSVOA17\Data\021524\
Data File : E9814.D
Acq On : 15 Feb 2024 03:51 pm
Operator : K.Ruest
Sample : 200ppb
Misc : WATER ICAL
ALS Vial : 10 Sample Multiplier: 1

Quant Time: Feb 16 08:34:16 2024
Quant Method : I:\ACQUDATA\MSVOA17\Methods\W021524.m
Quant Title : MS#17 - 8260 WATERS 5mL Purge
QLast Update : Fri Feb 16 08:34:09 2024
Response via : Initial Calibration

Compound	R.T.	QIon	Response	Conc	Units		Dev(Min)
Internal Standards							
1) Pentafluorobenzene	5.086	168	463657	50.00	ug/L		0.00
43) 1,4-Difluorobenzene	6.245	114	681603	50.00	ug/L		0.00
71) d5-Chlorobenzene	9.622	117	614642	50.00	ug/L		0.00
91) 1,4-Dichlorobenzene-d4	11.683	152	306227	50.00	ug/L	#	0.00
System Monitoring Compounds							
45) surr4,Dibrflmethane	4.922	113	229970	52.06	ug/L		0.00
Spiked Amount 50.000	Range 80 - 116		Recovery = 104.12%				
48) surr1,1,2-dichloroetha...	5.501	65	266569	50.31	ug/L		0.00
Spiked Amount 50.000	Range 73 - 125		Recovery = 100.62%				
65) SURR3,Toluene-d8	8.104	98	824982	51.84	ug/L		0.00
Spiked Amount 50.000	Range 87 - 121		Recovery = 103.68%				
70) SURR2,BFB	10.707	95	312216	51.27	ug/L		0.00
Spiked Amount 50.000	Range 85 - 122		Recovery = 102.54%				
Target Compounds							Qvalue
2) Chlorodifluoromethane	1.099	51	875453	200.866	ug/L		97
3) Dichlorodifluoromethane	1.093	85	1247311m	245.695	ug/L		
4) Chloromethane	1.209	50	915448	236.297	ug/L		99
5) Vinyl Chloride	1.282	62	976559	211.524	ug/L		99
6) Bromomethane	1.490	94	439124m	182.958	ug/L		
7) Chloroethane	1.563	64	612647	195.371	ug/L		99
8) Freon 21	1.703	67	1318218	193.195	ug/L		99
9) Trichlorofluoromethane	1.746	101	1305705	206.866	ug/L		99
10) Diethyl Ether	1.965	59	703045	159.129	ug/L		96
11) Freon 123a	1.971	67	763596	188.259	ug/L		100
12) Freon 123	2.026	83	1013684	204.654	ug/L		99
13) Acrolein	2.063	56	916822	1004.116	ug/L		99
14) 1,1-Diclethene	2.142	96	723960	202.152	ug/L		98
15) Freon 113	2.148	101	772908	206.007	ug/L		97
16) Acetone	2.191	43	404634	184.093	ug/L		94
17) 2-Propanol	2.331	45	1460624	3957.150	ug/L		99
18) Iodomethane	2.264	142	1252271	212.831	ug/L		97
19) Carbon Disulfide	2.319	76	2059974	205.959	ug/L		99
20) Acetonitrile	2.447	41	901923m	470.118	ug/L		
21) Allyl Chloride	2.453	76	420636	211.034	ug/L	#	84
22) Methyl Acetate	2.477	43	1052603	185.468	ug/L		99
23) Methylene Chloride	2.563	84	732987	177.802	ug/L		95
24) TBA	2.709	59	2475055	3803.551	ug/L		97
25) Acrylonitrile	2.812	53	1970259	964.003	ug/L		99
26) Methyl-t-Butyl Ether	2.849	73	2399892	194.784	ug/L		99
27) trans-1,2-Dichloroethene	2.837	96	764167	199.507	ug/L		96
28) 1,1-Diclethane	3.306	63	1363039	200.777	ug/L		99
29) Vinyl Acetate	3.392	86	125924	219.711	ug/L	#	81
30) DIPE	3.422	45	2429255	192.274	ug/L		100
31) 2-Chloro-1,3-Butadiene	3.422	53	1322791	194.689	ug/L		95
32) ETBE	3.916	59	2437985	197.061	ug/L		98
33) 2,2-Dichloropropane	4.087	77	1238694	218.455	ug/L		98
34) cis-1,2-Dichloroethene	4.093	96	864588	201.488	ug/L		92
35) 2-Butanone	4.148	43	543468	193.343	ug/L		96
36) Propionitrile	4.239	54	810293	985.417	ug/L		98
37) Bromochloromethane	4.465	130	586799	218.806	ug/L		98
38) Methacrylonitrile	4.483	67	397798	200.406	ug/L		88
39) Tetrahydrofuran	4.556	42	331193	192.455	ug/L		95
40) Chloroform	4.635	83	1366490	190.784	ug/L		99

1st 02/16/24
2nd 02/16/24

Data Path : I:\ACQUDATA\MSVOA17\Data\021524\
Data File : E9814.D
Acq On : 15 Feb 2024 03:51 pm
Operator : K.Ruest
Sample : 200ppb
Misc : WATER ICAL
ALS Vial : 10 Sample Multiplier: 1

Quant Time: Feb 16 08:34:16 2024
Quant Method : I:\ACQUDATA\MSVOA17\Methods\W021524.m
Quant Title : MS#17 - 8260 WATERS 5mL Purge
QLast Update : Fri Feb 16 08:34:09 2024
Response via : Initial Calibration

Compound	R.T.	QIon	Response	Conc	Units	Dev(Min)
41) 1,1,1-Trichloroethane	4.922	97	1329867	211.555	ug/L	97
42) TAME	5.836	73	2209856	196.113	ug/L	98
44) Cyclohexane	5.007	41	753383	206.948	ug/L	98
46) Carbontetrachloride	5.214	117	1195896	220.152	ug/L	99
47) 1,1-Dichloropropene	5.233	75	1003153	193.443	ug/L	98
49) Benzene	5.580	78	2885980	201.738	ug/L	96
50) 1,2-Dichloroethane	5.629	62	1160637	190.926	ug/L	95
51) Iso-Butyl Alcohol	5.647	43	976560	4392.895	ug/L	95
52) n-Heptane	6.098	43	1171849	198.112	ug/L	99
53) 1-Butanol	6.659	56	1593278	13302.547	ug/L	97
54) Trichloroethene	6.574	130	898486	201.823	ug/L	97
55) Methylcyclohexane	6.812	55	1102567	199.820	ug/L	90
56) 1,2-Diclpropane	6.867	63	759031	199.078	ug/L	100
57) Dibromomethane	7.013	93	536954	197.424	ug/L	91
58) 1,4-Dioxane	7.092	88	256892	3841.774	ug/L	91
59) Methyl Methacrylate	7.117	69	650715	210.085	ug/L	89
60) Bromodichloromethane	7.251	83	1114259	212.033	ug/L	100
61) 2-Nitropropane	7.556	41	634359	421.497	ug/L	99
62) 2-Chloroethylvinyl Ether	7.677	63	338156	245.842	ug/L	100
63) cis-1,3-Dichloropropene	7.805	75	1286180	210.034	ug/L	100
64) 4-Methyl-2-pentanone	8.031	43	1032816	197.672	ug/L	98
66) Toluene	8.177	91	3170720	198.904	ug/L	98
67) trans-1,3-Dichloropropene	8.464	75	1225251	210.637	ug/L	99
68) Ethyl Methacrylate	8.610	69	1189858	212.193	ug/L	91
69) 1,1,2-Trichloroethane	8.653	97	772595	198.895	ug/L	99
72) Tetrachloroethene	8.775	164	721848	201.611	ug/L	98
73) 2-Hexanone	8.958	43	771675	203.649	ug/L	97
74) 1,3-Dichloropropane	8.824	76	1210008	188.367	ug/L	95
75) Dibromochloromethane	9.049	129	994825	214.115	ug/L	99
76) N-Butyl Acetate	9.116	43	1601843	200.975	ug/L	99
77) 1,2-Dibromoethane	9.147	107	818116	193.589	ug/L	99
78) 3-Chlorobenzotrifluoride	9.677	180	1296070	197.059	ug/L	99
79) Chlorobenzene	9.647	112	2191524	191.819	ug/L	95
80) 4-Chlorobenzotrifluoride	9.732	180	1153319	191.674	ug/L	98
81) 1,1,1,2-Tetrachloroethane	9.738	131	887367	202.912	ug/L	98
82) Ethylbenzene	9.769	106	1162863	197.438	ug/L	97
83) (m+p)Xylene	9.890	106	2818105	393.086	ug/L	97
84) o-Xylene	10.244	106	1409072	200.257	ug/L	97
85) Styrene	10.262	104	2416868	203.558	ug/L	96
86) Bromoform	10.409	173	678755	228.264	ug/L	97
87) 2-Chlorobenzotrifluoride	10.500	180	1242364	200.896	ug/L	96
88) Isopropylbenzene	10.585	105	3657439	198.902	ug/L	99
89) Cyclohexanone	10.653	55	3787522	3604.470	ug/L	98
90) trans-1,4-Dichloro-2-B...	10.902	53	378382	217.101	ug/L	87
92) 1,1,2,2-Tetrachloroethane	10.854	83	1067843	197.254	ug/L	100
93) Bromobenzene	10.829	156	1003616	198.194	ug/L	91
94) 1,2,3-Trichloropropane	10.878	110	366562	186.440	ug/L	95
95) n-Propylbenzene	10.945	91	4092099	235.335	ug/L	98
96) 2-Chlorotoluene	11.000	91	2471313	194.963	ug/L	97
97) 3-Chlorotoluene	11.055	91	2603856	194.494	ug/L	98
98) 4-Chlorotoluene	11.098	91	2810124	184.841	ug/L	99
99) 1,3,5-Trimethylbenzene	11.098	105	3067983	198.013	ug/L	99
100) tert-Butylbenzene	11.366	119	2727070	200.962	ug/L	99
101) 1,2,4-Trimethylbenzene	11.408	105	3131252	205.798	ug/L	100
102) 3,4-Dichlorobenzotrifl...	11.476	214	987820	208.058	ug/L	99
103) sec-Butylbenzene	11.549	105	3850528	201.525	ug/L	99

Quantitation Report (QT Reviewed)

Data Path : I:\ACQUDATA\MSVOA17\Data\021524\
Data File : E9814.D
Acq On : 15 Feb 2024 03:51 pm
Operator : K.Ruest
Sample : 200ppb
Misc : WATER ICAL
ALS Vial : 10 Sample Multiplier: 1

Quant Time: Feb 16 08:34:16 2024
Quant Method : I:\ACQUDATA\MSVOA17\Methods\W021524.m
Quant Title : MS#17 - 8260 WATERS 5mL Purge
QLast Update : Fri Feb 16 08:34:09 2024
Response via : Initial Calibration

Compound	R.T.	QIon	Response	Conc Units	Dev(Min)
104) p-Isopropyltoluene	11.677	119	3458823	207.066 ug/L	98
105) 1,3-Dclbenz	11.628	146	1873989	198.971 ug/L	99
106) 1,4-Dclbenz	11.707	146	1869195	193.470 ug/L	97
107) 2,4-Dichlorobenzotrifl...	11.762	214	901924	201.444 ug/L	99
108) 2,5-Dichlorobenzotrifl...	11.805	214	990608	205.192 ug/L	97
109) n-Butylbenzene	12.006	91	2982140	212.521 ug/L	98
110) 1,2-Dclbenz	12.006	146	1808847	198.086 ug/L	98
111) 1,2-Dibromo-3-chloropr...	12.634	157	316678	235.154 ug/L	93
112) Trielution Dichlorotol...	12.756	125	5066889	621.312 ug/L	97
113) 1,3,5-Trichlorobenzene	12.805	180	1385926	208.497 ug/L	99
114) Coelution Dichlorotoluene	13.079	125	3547755	413.687 ug/L	97
115) 1,2,4-Tcbenzene	13.286	180	1337856	217.301 ug/L	99
116) Hexachlorobt	13.426	225	662142	215.611 ug/L	94
117) Naphthalen	13.475	128	3773422	232.253 ug/L	98
118) 1,2,3-Tclbenzene	13.664	180	1286521	224.737 ug/L	99
119) 2,4,5-Trichlorotoluene	14.256	159	1006808	233.961 ug/L	97
120) 2,3,6-Trichlorotoluene	14.335	159	937646	231.923 ug/L	98

(#) = qualifier out of range (m) = manual integration (+) = signals summed

Quantitation Report (QT Reviewed)

Data Path : I:\ACQUDATA\MSVOA17\Data\021524\
Data File : E9814.D
Acq On : 15 Feb 2024 03:51 pm
Operator : K.Ruest
Sample : 200ppb
Misc : WATER ICAL
ALS Vial : 10 Sample Multiplier: 1

Quant Time: Feb 16 08:34:16 2024
Quant Method : I:\ACQUDATA\MSVOA17\Methods\W021524.m
Quant Title : MS#17 - 8260 WATERS 5mL Purge
QLast Update : Fri Feb 16 08:34:09 2024
Response via : Initial Calibration



1st 02/16/24
2nd 02/16/24

1st 02/16/24
2nd 02/16/24

Quantitation Report (Qedit)

Data Path : I:\ACQUDATA\MSVOA17\Data\021524\
Data File : E9818.D
Acq On : 15 Feb 2024 05:23 pm
Operator : K.Ruest
Sample : ICV50
Misc :
ALS Vial : 14 Sample Multiplier: 1

Quant Time: Feb 16 11:02:20 2024
Quant Method : I:\ACQUDATA\MSVOA17\Methods\W021524.m
Quant Title : MS#17 - 8260 WATERS 5mL Purge
QLast Update : Fri Feb 16 09:34:06 2024
Response via : Initial Calibration

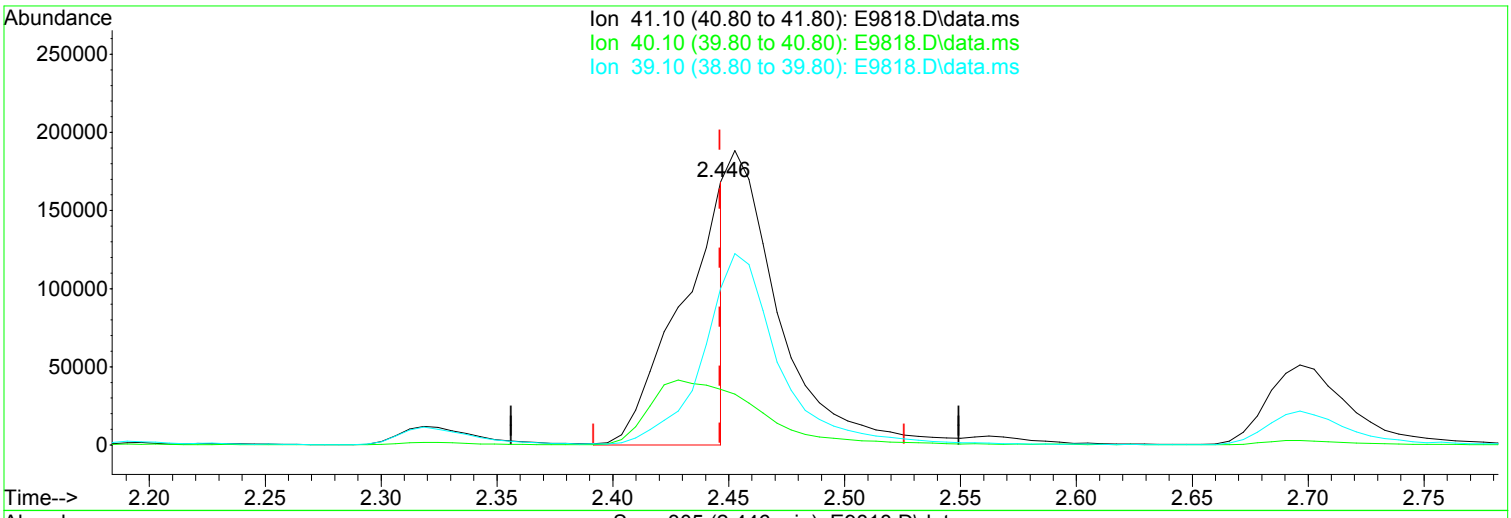

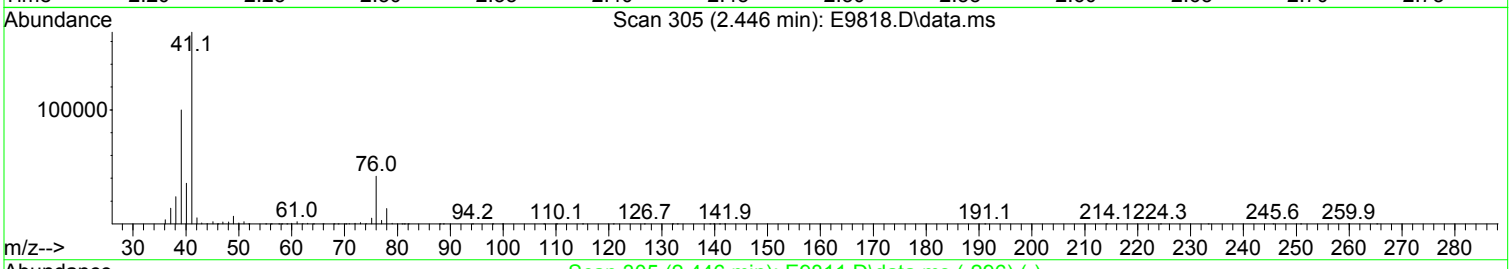

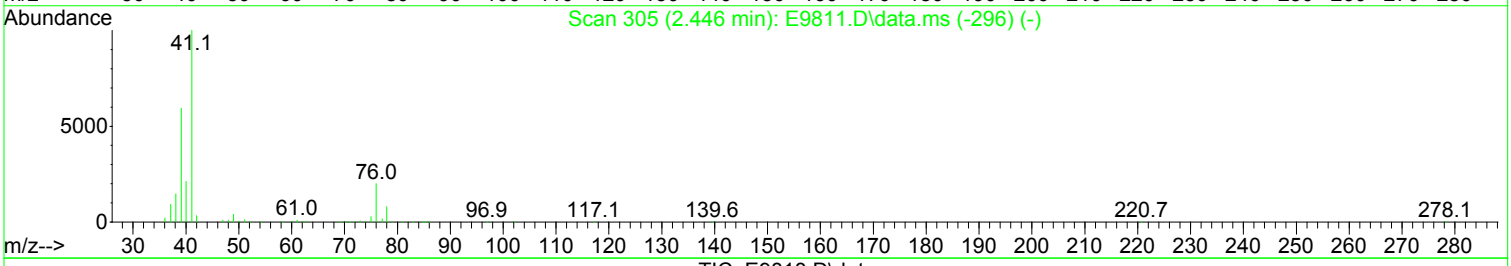

TIC: E9818.D\data.ms

(20) Acetonitrile

2.446min (+ 0.000) 260.48 ug/L m

response 230538

Ion	Exp%	Act%
41.10	100.00	100.00
40.10	21.20	21.21
39.10	59.50	59.46
0.00	0.00	0.00

Manual Integration:

After

Poor integration.

02/16/24

Quantitation Report (Qedit)

Data Path : I:\ACQUDATA\MSVOA17\Data\021524\
Data File : E9818.D
Acq On : 15 Feb 2024 05:23 pm
Operator : K.Ruest
Sample : ICV50
Misc :
ALS Vial : 14 Sample Multiplier: 1

Quant Time: Feb 16 10:12:09 2024
Quant Method : I:\ACQUDATA\MSVOA17\Methods\W021524.m
Quant Title : MS#17 - 8260 WATERS 5mL Purge
QLast Update : Fri Feb 16 09:34:06 2024
Response via : Initial Calibration

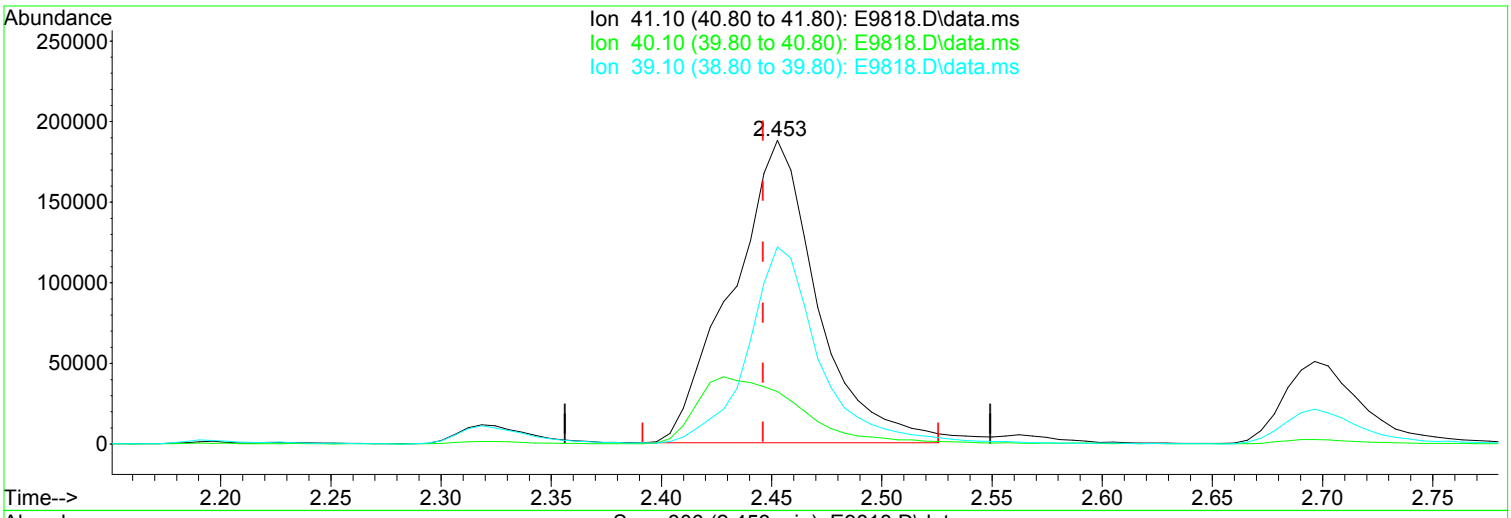

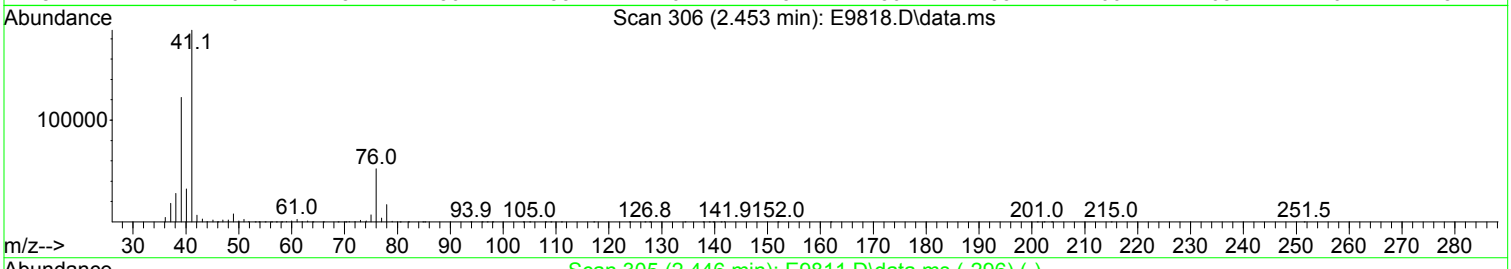

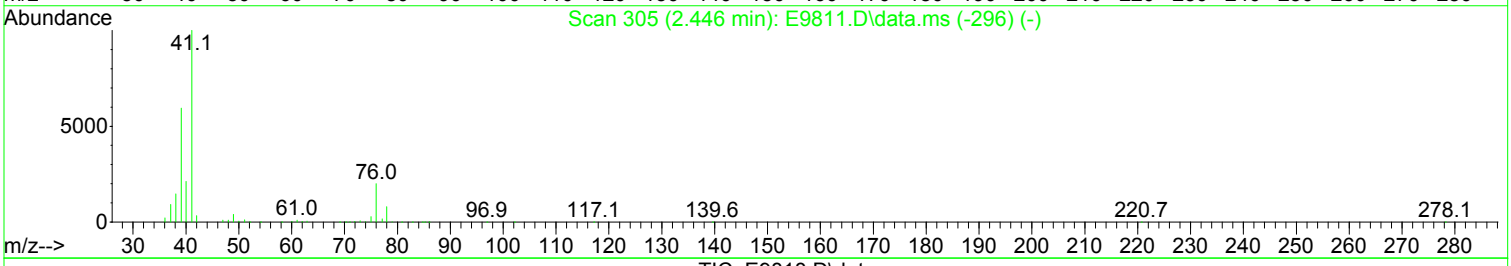

TIC: E9818.D\data.ms

(20) Acetonitrile

2.453min (+ 0.006) 569.19 ug/L

response 503760

Ion	Exp%	Act%
41.10	100.00	100.00
40.10	21.20	17.27
39.10	59.50	64.98
0.00	0.00	0.00

Manual Integration:

Before

02/16/24

Quantitation Report (Qedit)

Data Path : I:\ACQUDATA\MSVOA17\Data\021524\
Data File : E9818.D
Acq On : 15 Feb 2024 05:23 pm
Operator : K.Ruest
Sample : ICV50
Misc :
ALS Vial : 14 Sample Multiplier: 1

Quant Time: Feb 16 11:02:20 2024
Quant Method : I:\ACQUDATA\MSVOA17\Methods\W021524.m
Quant Title : MS#17 - 8260 WATERS 5mL Purge
QLast Update : Fri Feb 16 09:34:06 2024
Response via : Initial Calibration

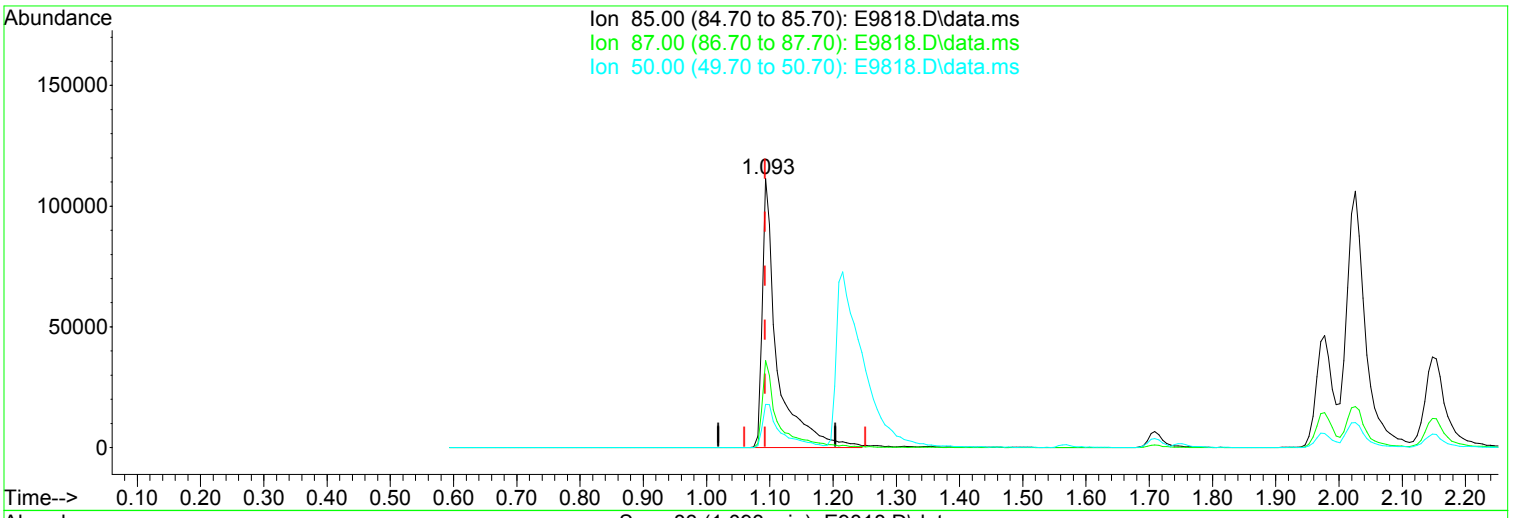

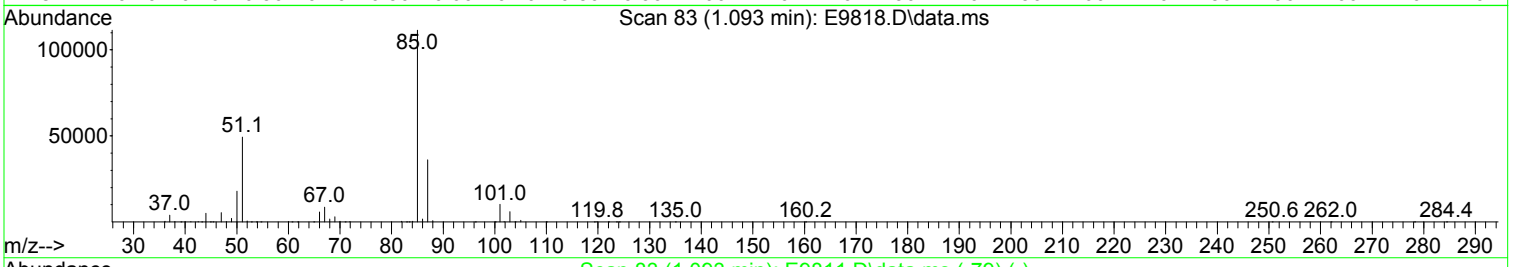

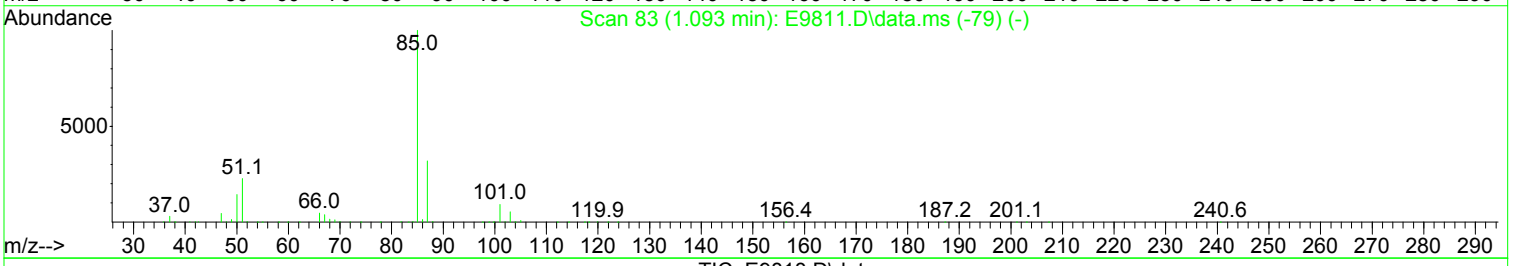

TIC: E9818.D\data.ms

(3) Dichlorodifluoromethane (P)

1.093min (+ 0.000) 30.32 ug/L m

response 180877

Ion	Exp%	Act%
85.00	100.00	100.00
87.00	31.90	32.34
50.00	14.40	16.01
0.00	0.00	0.00

Manual Integration:

After

Poor integration.

02/16/24

Quantitation Report (Qedit)

Data Path : I:\ACQUDATA\MSVOA17\Data\021524\
Data File : E9818.D
Acq On : 15 Feb 2024 05:23 pm
Operator : K.Ruest
Sample : ICV50
Misc :
ALS Vial : 14 Sample Multiplier: 1

Quant Time: Feb 16 10:12:09 2024
Quant Method : I:\ACQUDATA\MSVOA17\Methods\W021524.m
Quant Title : MS#17 - 8260 WATERS 5mL Purge
QLast Update : Fri Feb 16 09:34:06 2024
Response via : Initial Calibration

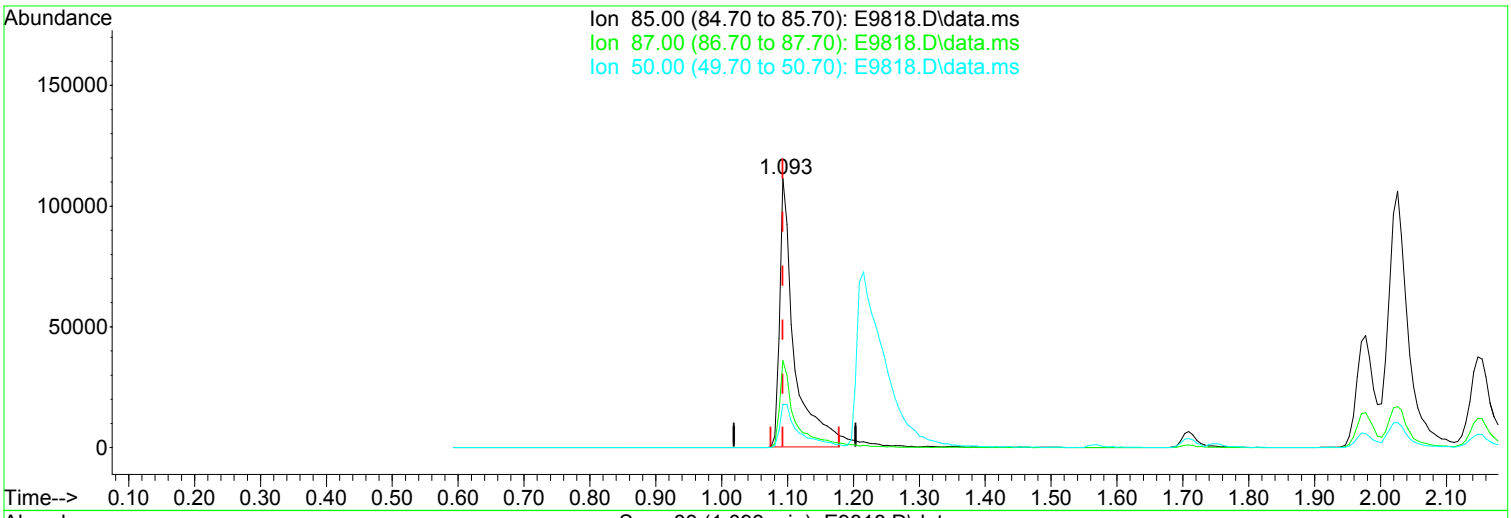

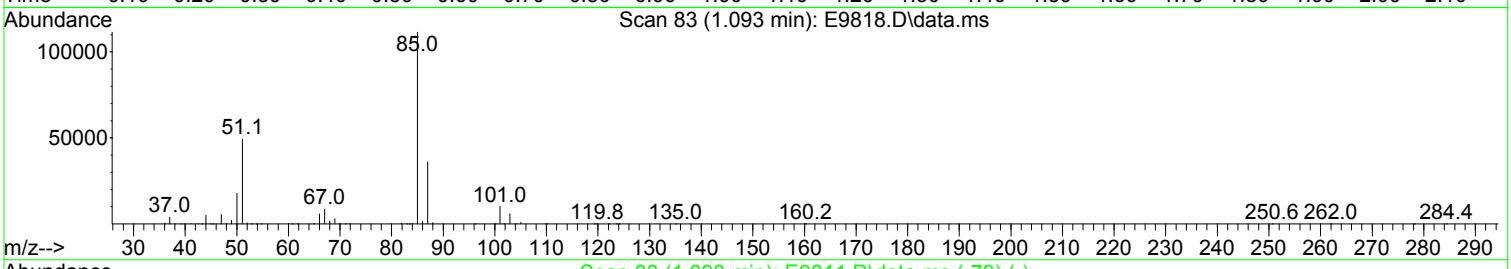

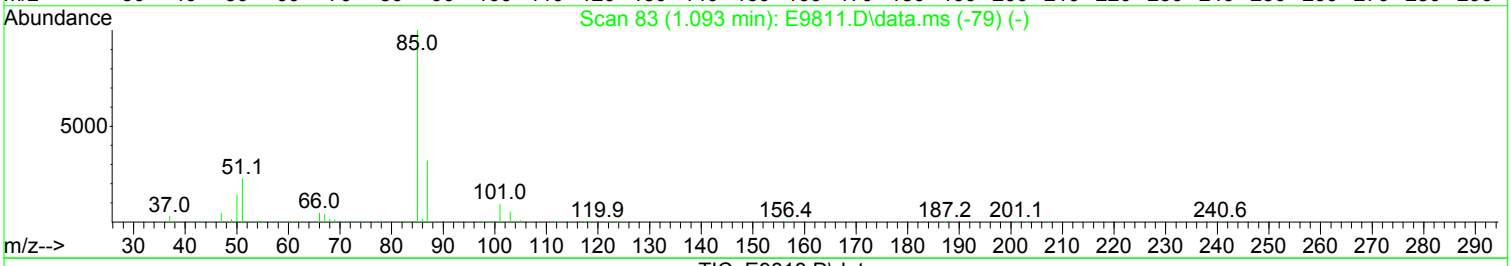

TIC: E9818.D\data.ms

(3) Dichlorodifluoromethane (P)

1.093min (+ 0.000) 28.47 ug/L

response 169834

Ion	Exp%	Act%
85.00	100.00	100.00
87.00	31.90	32.34
50.00	14.40	16.01
0.00	0.00	0.00

Manual Integration:

Before

02/16/24

Analysis: 8260+624 Waters | Analyst: KDwest | pH strips: N/A | Tune Method: W021524

Date: 2/15/24 | Balance ID: N/A | ResCl strips: N/A | Run Method: L

Instr. 17 | 50 mL Class A used for dilution FV | Syringes: 231124 + 202106 | LIMS Run#: ICAL

Data Path: j:\acqudata\msvoa(InstID)\(Date)

Pos.	Sample	Diln.	Diln. Prep./		RL	Vial	HS	Cl	pH	File#	OK?	Comments
1	BLK									E9802		
2	↓									E9803		
3	TUNE		Atomx							E9804	YT	(counts)
1	1 BLK	(5ppm)	(500ppm)	SV(SD) FV						E9805	YB	
2	0.5	5mL	—	— 50mL						E9806	Y	
3	1.0	10mL	—	—						E9807	Y	
4	2.0	20mL	—	—						E9808	Y	
5	5.0	50mL	—	1mL						E9809	Y	
6	20	—	2mL	2mL						E9810	Y	
7	50	—	5mL	5mL						E9811	Y	
8	100	—	10mL	10mL						E9812	Y	
9	150	—	15mL	20mL						E9813	Y	
10	200	—	20mL	— ↓						E9814	Y	
11	BLK									E9815	—	
12	↓									E9816	—	
13	↓									E9817		
14	ICV.50									E9818	YQ	
15	BLK									E9819	—	
16	↓									E9820	—	

(CN) KDW 2/16/24

All samples = 5 mL + 5 uL combined IS/ 5 mL purged

Combined IS/Surr :

Surrogate SD : 233407

Internal Std SD : 233408

Reagents:

500 Primary DCC : 232984
Primary FR : 233685
Primary TB : 233701 — 10mL → 1.0mL MeOH
Primary BFB : 233702 = 5ppm
Primary 2,6 : 233450
JCT

300 Secondary FR : 233493 -12.5uL
500 Secondary DCC : 232672
Secondary TB : 233454 — 5mL
Secondary BFB : 233494 = ICV.50
Secondary 2,6 : 233457
JCT

Client: Day Environmental, Inc. **Service Request:** R2401914
Project: Shumway Marina **Calibration Date:** 2/26/2024

Initial Calibration Summary
Volatile Organic Compounds by GC/MS

Calibration ID: RC2400041 **Signal ID:** 1
Instrument ID: R-MS-14

#	Lab Code	Sample Name	File Location	Acquisition Date
01	RC2400041-01	1 PPB STD	I:\ACQUDATA\MSVOA14\Data\022624\F8445.D	02/26/2024 18:16
02	RC2400041-02	2 PPB STD	I:\ACQUDATA\MSVOA14\Data\022624\F8446.D	02/26/2024 18:39
03	RC2400041-03	5 PPB STD	I:\ACQUDATA\MSVOA14\Data\022624\F8447.D	02/26/2024 19:02
04	RC2400041-04	20 PPB STD	I:\ACQUDATA\MSVOA14\Data\022624\F8448.D	02/26/2024 19:26
05	RC2400041-05	50 PPB STD	I:\ACQUDATA\MSVOA14\Data\022624\F8449.D	02/26/2024 19:49
06	RC2400041-06	100 PPB STD	I:\ACQUDATA\MSVOA14\Data\022624\F8450.D	02/26/2024 20:12
07	RC2400041-07	150 PPB STD	I:\ACQUDATA\MSVOA14\Data\022624\F8451.D	02/26/2024 20:36
08	RC2400041-08	200 PPB STD	I:\ACQUDATA\MSVOA14\Data\022624\F8452.D	02/26/2024 20:59

Analyte

1,1,1-Trichloroethane (TCA)

#	Amount	RF	#	Amount	RF	#	Amount	RF	#	Amount	RF
01	1.000	0.5088	02	2.000	0.5532	03	5.000	0.5227	04	20.000	0.5997
05	50.000	0.6423	06	100.000	0.6081	07	150.000	0.6127	08	200.000	0.6743

1,1,2,2-Tetrachloroethane

#	Amount	RF	#	Amount	RF	#	Amount	RF	#	Amount	RF
01	1.000	0.6884	02	2.000	0.7171	03	5.000	0.6687	04	20.000	0.6929
05	50.000	0.7244	06	100.000	0.6873	07	150.000	0.6888	08	200.000	0.745

1,1,2-Trichloroethane

#	Amount	RF	#	Amount	RF	#	Amount	RF	#	Amount	RF
01	1.000	0.24	02	2.000	0.2261	03	5.000	0.2176	04	20.000	0.2266
05	50.000	0.239	06	100.000	0.2272	07	150.000	0.2318	08	200.000	0.2434

1,1-Dichloroethane (1,1-DCA)

#	Amount	RF	#	Amount	RF	#	Amount	RF	#	Amount	RF
01	1.000	0.7063	02	2.000	0.6957	03	5.000	0.6705	04	20.000	0.7547
05	50.000	0.7914	06	100.000	0.7511	07	150.000	0.7456	08	200.000	0.7937

1,1-Dichloroethene (1,1-DCE)

#	Amount	RF	#	Amount	RF	#	Amount	RF	#	Amount	RF
01	1.000	0.3601	02	2.000	0.3781	03	5.000	0.3475	04	20.000	0.389
05	50.000	0.395	06	100.000	0.3758	07	150.000	0.3781	08	200.000	0.4114

1,2-Dichloroethane

#	Amount	RF	#	Amount	RF	#	Amount	RF	#	Amount	RF
01	1.000	0.3778	02	2.000	0.3806	03	5.000	0.347	04	20.000	0.3757
05	50.000	0.386	06	100.000	0.37	07	150.000	0.368	08	200.000	0.3878

1,2-Dichloroethane-d4

#	Amount	RF	#	Amount	RF	#	Amount	RF	#	Amount	RF
03	10.000	0.3806	04	20.000	0.3212	05	50.000	0.3339	06	100.000	0.3276
07	200.000	0.3255									

Client: Day Environmental, Inc. **Service Request:** R2401914
Project: Shumway Marina **Calibration Date:** 2/26/2024

Initial Calibration Summary
Volatile Organic Compounds by GC/MS

Calibration ID: RC2400041 **Signal ID:** 1
Instrument ID: R-MS-14

Analyte

1,2-Dichloropropane

#	Amount	RF	#	Amount	RF	#	Amount	RF	#	Amount	RF
01	1.000	0.284	02	2.000	0.2668	03	5.000	0.2559	04	20.000	0.2801
05	50.000	0.2838	06	100.000	0.2735	07	150.000	0.2754	08	200.000	0.2919

2-Butanone (MEK)

#	Amount	RF	#	Amount	RF	#	Amount	RF	#	Amount	RF
03	5.000	0.2809	04	20.000	0.2785	05	50.000	0.2952	06	100.000	0.2736
07	150.000	0.3016	08	200.000	0.2962						

2-Hexanone

#	Amount	RF	#	Amount	RF	#	Amount	RF	#	Amount	RF
02	2.000	0.2541	03	5.000	0.255	04	20.000	0.2616	05	50.000	0.2864
06	100.000	0.269	07	150.000	0.3062	08	200.000	0.3012			

4-Bromofluorobenzene

#	Amount	RF	#	Amount	RF	#	Amount	RF	#	Amount	RF
03	10.000	0.432	04	20.000	0.3743	05	50.000	0.3958	06	100.000	0.4052
07	200.000	0.4073									

4-Methyl-2-pentanone

#	Amount	RF	#	Amount	RF	#	Amount	RF	#	Amount	RF
02	2.000	0.2827	03	5.000	0.284	04	20.000	0.3002	05	50.000	0.3209
06	100.000	0.3078	07	150.000	0.3479	08	200.000	0.3493			

Acetone

#	Amount	RF	#	Amount	RF	#	Amount	RF	#	Amount	RF
03	5.000	0.3595	04	20.000	0.2727	05	50.000	0.2609	06	100.000	0.2276
07	150.000	0.2533	08	200.000	0.2401						

Benzene

#	Amount	RF	#	Amount	RF	#	Amount	RF	#	Amount	RF
01	1.000	1.012	02	2.000	1.067	03	5.000	0.9812	04	20.000	1.056
05	50.000	1.078	06	100.000	1.029	07	150.000	1.025	08	200.000	1.098

Bromodichloromethane

#	Amount	RF	#	Amount	RF	#	Amount	RF	#	Amount	RF
01	1.000	0.2837	02	2.000	0.2924	03	5.000	0.2743	04	20.000	0.3169
05	50.000	0.3474	06	100.000	0.3363	07	150.000	0.3482	08	200.000	0.3764

Bromoform

#	Amount	RF	#	Amount	RF	#	Amount	RF	#	Amount	RF
01	1.000	0.1293	02	2.000	0.1186	03	5.000	0.1156	04	20.000	0.1325
05	50.000	0.1618	06	100.000	0.1669	07	150.000	0.1776	08	200.000	0.1966

Bromomethane

#	Amount	RF	#	Amount	RF	#	Amount	RF	#	Amount	RF
01	1.000	0.4953	02	2.000	0.4336	03	5.000	0.3645	04	20.000	0.3532
05	50.000	0.3614	06	100.000	0.3395	07	150.000	0.3323	08	200.000	0.3709

Client: Day Environmental, Inc. **Service Request:** R2401914
Project: Shumway Marina **Calibration Date:** 2/26/2024

Initial Calibration Summary
Volatile Organic Compounds by GC/MS

Calibration ID: RC2400041 **Signal ID:** 1
Instrument ID: R-MS-14

Analyte

Carbon Disulfide

#	Amount	RF	#	Amount	RF	#	Amount	RF	#	Amount	RF
01	1.000	1.177	02	2.000	1.131	03	5.000	1.033	04	20.000	1.191
05	50.000	1.219	06	100.000	1.172	07	150.000	1.352	08	200.000	1.359

Carbon Tetrachloride

#	Amount	RF	#	Amount	RF	#	Amount	RF	#	Amount	RF
01	1.000	0.08131	02	2.000	0.09083	03	5.000	0.07576	04	20.000	0.09219
05	50.000	0.09803	06	100.000	0.09428	07	150.000	0.09843	08	200.000	0.111

Chlorobenzene

#	Amount	RF	#	Amount	RF	#	Amount	RF	#	Amount	RF
01	1.000	0.9003	02	2.000	0.9309	03	5.000	0.839	04	20.000	0.8847
05	50.000	0.9044	06	100.000	0.8339	07	150.000	0.8435	08	200.000	0.8941

Chloroethane

#	Amount	RF	#	Amount	RF	#	Amount	RF	#	Amount	RF
01	1.000	0.4172	02	2.000	0.4727	03	5.000	0.4255	04	20.000	0.4603
05	50.000	0.5043	06	100.000	0.506	07	150.000	0.5146	08	200.000	0.5366

Chloroform

#	Amount	RF	#	Amount	RF	#	Amount	RF	#	Amount	RF
01	1.000	0.6773	02	2.000	0.6961	03	5.000	0.6987	04	20.000	0.7501
05	50.000	0.7705	06	100.000	0.7369	07	150.000	0.723	08	200.000	0.772

Chloromethane

#	Amount	RF	#	Amount	RF	#	Amount	RF	#	Amount	RF
01	1.000	0.6196	02	2.000	0.5372	03	5.000	0.5079	04	20.000	0.5309
05	50.000	0.5749	06	100.000	0.5443	07	150.000	0.5232	08	200.000	0.5673

Dibromochloromethane

#	Amount	RF	#	Amount	RF	#	Amount	RF	#	Amount	RF
01	1.000	0.1913	02	2.000	0.2018	03	5.000	0.2032	04	20.000	0.2468
05	50.000	0.2817	06	100.000	0.2785	07	150.000	0.2901	08	200.000	0.3183

Dibromofluoromethane

#	Amount	RF	#	Amount	RF	#	Amount	RF	#	Amount	RF
03	10.000	0.3238	04	20.000	0.2758	05	50.000	0.2904	06	100.000	0.2863
07	200.000	0.2827									

Dichloromethane

#	Amount	RF	#	Amount	RF	#	Amount	RF	#	Amount	RF
01	1.000	0.5456	02	2.000	0.4958	03	5.000	0.4108	04	20.000	0.4175
05	50.000	0.4289	06	100.000	0.4091	07	150.000	0.4058	08	200.000	0.4323

Ethylbenzene

#	Amount	RF	#	Amount	RF	#	Amount	RF	#	Amount	RF
01	1.000	0.4278	02	2.000	0.4608	03	5.000	0.4209	04	20.000	0.4643
05	50.000	0.4842	06	100.000	0.4425	07	150.000	0.4461	08	200.000	0.4705

Client: Day Environmental, Inc. **Service Request:** R2401914
Project: Shumway Marina **Calibration Date:** 2/26/2024

Initial Calibration Summary
Volatile Organic Compounds by GC/MS

Calibration ID: RC2400041 **Signal ID:** 1
Instrument ID: R-MS-14

Analyte

Methyl tert-Butyl Ether

#	Amount	RF	#	Amount	RF	#	Amount	RF	#	Amount	RF
01	1.000	1.057	02	2.000	1.045	03	5.000	1.011	04	20.000	1.097
05	50.000	1.185	06	100.000	1.13	07	150.000	1.157	08	200.000	1.237

Styrene

#	Amount	RF	#	Amount	RF	#	Amount	RF	#	Amount	RF
01	1.000	0.8438	02	2.000	0.845	03	5.000	0.8169	04	20.000	0.9176
05	50.000	0.9839	06	100.000	0.9206	07	150.000	0.9527	08	200.000	1.007

Tetrachloroethene (PCE)

#	Amount	RF	#	Amount	RF	#	Amount	RF	#	Amount	RF
01	1.000	0.2987	02	2.000	0.2812	03	5.000	0.2378	04	20.000	0.2721
05	50.000	0.2794	06	100.000	0.253	07	150.000	0.255	08	200.000	0.271

Toluene

#	Amount	RF	#	Amount	RF	#	Amount	RF	#	Amount	RF
01	1.000	1.148	02	2.000	1.145	03	5.000	1.06	04	20.000	1.183
05	50.000	1.188	06	100.000	1.116	07	150.000	1.13	08	200.000	1.196

Toluene-d8

#	Amount	RF	#	Amount	RF	#	Amount	RF	#	Amount	RF
03	10.000	1.287	04	20.000	1.099	05	50.000	1.13	06	100.000	1.117
07	200.000	1.101									

Trichloroethene (TCE)

#	Amount	RF	#	Amount	RF	#	Amount	RF	#	Amount	RF
01	1.000	0.3231	02	2.000	0.3085	03	5.000	0.2656	04	20.000	0.307
05	50.000	0.3094	06	100.000	0.2929	07	150.000	0.2899	08	200.000	0.3081

Vinyl Chloride

#	Amount	RF	#	Amount	RF	#	Amount	RF	#	Amount	RF
01	1.000	0.6231	02	2.000	0.5727	03	5.000	0.5473	04	20.000	0.6161
05	50.000	0.6237	06	100.000	0.5775	07	150.000	0.5486	08	200.000	0.6113

cis-1,2-Dichloroethene

#	Amount	RF	#	Amount	RF	#	Amount	RF	#	Amount	RF
01	1.000	0.4484	02	2.000	0.4492	03	5.000	0.4417	04	20.000	0.4652
05	50.000	0.4816	06	100.000	0.4613	07	150.000	0.4572	08	200.000	0.4846

cis-1,3-Dichloropropene

#	Amount	RF	#	Amount	RF	#	Amount	RF	#	Amount	RF
01	1.000	0.294	02	2.000	0.2725	03	5.000	0.2915	04	20.000	0.3504
05	50.000	0.3997	06	100.000	0.3939	07	150.000	0.4107	08	200.000	0.4389

m,p-Xylenes

#	Amount	RF	#	Amount	RF	#	Amount	RF	#	Amount	RF
01	2.000	0.5551	02	4.000	0.5277	03	10.000	0.5149	04	40.000	0.5719
05	100.000	0.6023	06	200.000	0.558	07	300.000	0.5683	08	400.000	0.6054

Client: Day Environmental, Inc. **Service Request:** R2401914
Project: Shumway Marina **Calibration Date:** 2/26/2024

Initial Calibration Summary
Volatile Organic Compounds by GC/MS

Calibration ID: RC2400041 **Signal ID:** 1
Instrument ID: R-MS-14

Analyte

o-Xylene

#	Amount	RF	#	Amount	RF	#	Amount	RF	#	Amount	RF
01	1.000	0.527	02	2.000	0.5229	03	5.000	0.4925	04	20.000	0.5494
05	50.000	0.5909	06	100.000	0.5452	07	150.000	0.5594	08	200.000	0.5879

trans-1,2-Dichloroethene

#	Amount	RF	#	Amount	RF	#	Amount	RF	#	Amount	RF
01	1.000	0.4268	02	2.000	0.3906	03	5.000	0.3919	04	20.000	0.4303
05	50.000	0.4429	06	100.000	0.4181	07	150.000	0.4155	08	200.000	0.4527

trans-1,3-Dichloropropene

#	Amount	RF	#	Amount	RF	#	Amount	RF	#	Amount	RF
01	1.000	0.2224	02	2.000	0.2226	03	5.000	0.2168	04	20.000	0.2687
05	50.000	0.3223	06	100.000	0.3303	07	150.000	0.349	08	200.000	0.3787

Client: Day Environmental, Inc. **Service Request:** R2401914
Project: Shumway Marina **Calibration Date:** 2/26/2024

Initial Calibration Summary
Volatile Organic Compounds by GC/MS

Calibration ID: RC2400041 **Signal ID:** 1
Instrument ID: R-MS-14

Analyte Name	Compound Type	Calibration Evaluation				Calibration Evaluation	
		Fit Type	Eval	Eval Result	Control Criteria	Average RRF	Minimum RRF
1,1,1-Trichloroethane (TCA)	TRG	Average RF	% RSD	9.8	≤20	0.5902	0.100
1,1,2,2-Tetrachloroethane	TRG	Average RF	% RSD	3.5	≤20	0.7016	0.300
1,1,2-Trichloroethane	TRG	Average RF	% RSD	3.8	≤20	0.2315	0.100
1,1-Dichloroethane (1,1-DCA)	TRG	Average RF	% RSD	6.0	≤20	0.7386	0.200
1,1-Dichloroethene (1,1-DCE)	TRG	Average RF	% RSD	5.2	≤20	0.3794	0.100
1,2-Dichloroethane	TRG	Average RF	% RSD	3.5	≤20	0.3741	0.100
1,2-Dichloroethane-d4	SURR	Average RF	% RSD	7.2	≤20	0.3378	
1,2-Dichloropropane	TRG	Average RF	% RSD	4.1	≤20	0.2764	0.100
2-Butanone (MEK)	TRG	Average RF	% RSD	4.0	≤20	0.2877	0.05
2-Hexanone	TRG	Average RF	% RSD	7.9	≤20	0.2762	0.05
4-Bromofluorobenzene	SURR	Average RF	% RSD	5.2	≤20	0.4029	
4-Methyl-2-pentanone	TRG	Average RF	% RSD	8.8	≤20	0.3133	0.05
Acetone	TRG	Quadratic	COD	0.9956	≥0.99	0.269	0.05
Benzene	TRG	Average RF	% RSD	3.7	≤20	1.043	0.500
Bromodichloromethane	TRG	Average RF	% RSD	11.2	≤20	0.3219	0.200
Bromoform	TRG	Quadratic	COD	0.9988	≥0.99	0.1499	0.100
Bromomethane	TRG	Average RF	% RSD	14.5	≤20	0.3813	0.100
Carbon Disulfide	TRG	Average RF	% RSD	9.0	≤20	1.204	0.100
Carbon Tetrachloride	TRG	Average RF	% RSD	11.7	≤20	0.09273	0.05
Chlorobenzene	TRG	Average RF	% RSD	4.1	≤20	0.8789	0.500
Chloroethane	TRG	Average RF	% RSD	9.0	≤20	0.4796	0.100
Chloroform	TRG	Average RF	% RSD	4.9	≤20	0.7281	0.200
Chloromethane	TRG	Average RF	% RSD	6.4	≤20	0.5507	0.100
Dibromochloromethane	TRG	Quadratic	COD	0.9990	≥0.99	0.2515	0.100
Dibromofluoromethane	SURR	Average RF	% RSD	6.4	≤20	0.2918	
Dichloromethane	TRG	Average RF	% RSD	11.4	≤20	0.4432	0.100
Ethylbenzene	TRG	Average RF	% RSD	4.8	≤20	0.4521	0.100
Methyl tert-Butyl Ether	TRG	Average RF	% RSD	6.9	≤20	1.115	0.100
Styrene	TRG	Average RF	% RSD	7.7	≤20	0.9109	0.300
Tetrachloroethene (PCE)	TRG	Average RF	% RSD	7.1	≤20	0.2685	0.200
Toluene	TRG	Average RF	% RSD	3.9	≤20	1.146	0.400
Toluene-d8	SURR	Average RF	% RSD	6.9	≤20	1.147	
Trichloroethene (TCE)	TRG	Average RF	% RSD	5.8	≤20	0.3006	0.200
Vinyl Chloride	TRG	Average RF	% RSD	5.5	≤20	0.59	0.100

Client: Day Environmental, Inc. **Service Request:** R2401914
Project: Shumway Marina **Calibration Date:** 2/26/2024

Initial Calibration Summary
Volatile Organic Compounds by GC/MS

Calibration ID: RC2400041 **Signal ID:** 1
Instrument ID: R-MS-14

		Calibration Evaluation				Calibration Evaluation	
Analyte Name	Compound Type	Fit Type	Eval	Eval Result	Control Criteria	Average RRF	Minimum RRF
cis-1,2-Dichloroethene	TRG	Average RF	% RSD	3.4	≤20	0.4612	0.100
cis-1,3-Dichloropropene	TRG	Quadratic	COD	0.9988	≥0.99	0.3564	0.200
m,p-Xylenes	TRG	Average RF	% RSD	5.7	≤20	0.5629	0.100
o-Xylene	TRG	Average RF	% RSD	6.1	≤20	0.5469	0.300
trans-1,2-Dichloroethene	TRG	Average RF	% RSD	5.2	≤20	0.4211	0.100
trans-1,3-Dichloropropene	TRG	Quadratic	COD	0.9984	≥0.99	0.2888	0.100

Client: Day Environmental, Inc. **Service Request:** R2401914
Project: Shumway Marina **Calibration Date:** 2/15/2024

Initial Calibration Summary
Volatile Organic Compounds by GC/MS

Calibration ID: RC2400037 **Signal ID:** 1
Instrument ID: R-MS-17

#	Lab Code	Sample Name	File Location	Acquisition Date
01	RC2400037-01	0.5ppb	I:\ACQUDATA\MSVOA17\Data\021524\E9806.D	02/15/2024 12:47
02	RC2400037-02	1.0ppb	I:\ACQUDATA\MSVOA17\Data\021524\E9807.D	02/15/2024 13:10
03	RC2400037-03	2.0ppb	I:\ACQUDATA\MSVOA17\Data\021524\E9808.D	02/15/2024 13:33
04	RC2400037-04	5.0ppb	I:\ACQUDATA\MSVOA17\Data\021524\E9809.D	02/15/2024 13:56
05	RC2400037-05	20ppb	I:\ACQUDATA\MSVOA17\Data\021524\E9810.D	02/15/2024 14:19
06	RC2400037-06	50ppb	I:\ACQUDATA\MSVOA17\Data\021524\E9811.D	02/15/2024 14:42
07	RC2400037-07	100ppb	I:\ACQUDATA\MSVOA17\Data\021524\E9812.D	02/15/2024 15:05
08	RC2400037-08	150ppb	I:\ACQUDATA\MSVOA17\Data\021524\E9813.D	02/15/2024 15:28
09	RC2400037-09	200ppb	I:\ACQUDATA\MSVOA17\Data\021524\E9814.D	02/15/2024 15:51

Analyte

1,1,1-Trichloroethane (TCA)

#	Amount	RF	#	Amount	RF	#	Amount	RF	#	Amount	RF
01	0.500	0.6268	02	1.000	0.7105	03	2.000	0.7108	04	5.000	0.7047
05	20.000	0.6136	06	50.000	0.7214	07	100.000	0.7179	08	150.000	0.7111
09	200.000	0.7171									

1,1,2,2-Tetrachloroethane

#	Amount	RF	#	Amount	RF	#	Amount	RF	#	Amount	RF
01	0.500	0.9868	02	1.000	0.9015	03	2.000	0.9748	04	5.000	0.9347
05	20.000	0.8571	06	50.000	0.842	07	100.000	0.8043	08	150.000	0.7701
09	200.000	0.8718									

1,1,2-Trichloroethane

#	Amount	RF	#	Amount	RF	#	Amount	RF	#	Amount	RF
01	0.500	0.282	02	1.000	0.2938	03	2.000	0.2821	04	5.000	0.3015
05	20.000	0.2729	06	50.000	0.2912	07	100.000	0.2801	08	150.000	0.276
09	200.000	0.2834									

1,1-Dichloroethane (1,1-DCA)

#	Amount	RF	#	Amount	RF	#	Amount	RF	#	Amount	RF
01	0.500	0.7471	02	1.000	0.6925	03	2.000	0.7449	04	5.000	0.7817
05	20.000	0.6586	06	50.000	0.7538	07	100.000	0.7437	08	150.000	0.7345
09	200.000	0.7349									

1,1-Dichloroethene (1,1-DCE)

#	Amount	RF	#	Amount	RF	#	Amount	RF	#	Amount	RF
01	0.500	0.3988	02	1.000	0.3906	03	2.000	0.3969	04	5.000	0.3947
05	20.000	0.3378	06	50.000	0.3934	07	100.000	0.3892	08	150.000	0.3882
09	200.000	0.3904									

1,2-Dichloroethane

#	Amount	RF	#	Amount	RF	#	Amount	RF	#	Amount	RF
01	0.500	0.4434	02	1.000	0.4747	03	2.000	0.4742	04	5.000	0.4704
05	20.000	0.4231	06	50.000	0.4418	07	100.000	0.4206	08	150.000	0.4194
09	200.000	0.4257									

Client: Day Environmental, Inc. **Service Request:** R2401914
Project: Shumway Marina **Calibration Date:** 2/15/2024

Initial Calibration Summary
Volatile Organic Compounds by GC/MS

Calibration ID: RC2400037 **Signal ID:** 1
Instrument ID: R-MS-17

Analyte

1,2-Dichloroethane-d4

#	Amount	RF	#	Amount	RF	#	Amount	RF	#	Amount	RF
04	10.000	0.4258	05	20.000	0.3558	06	50.000	0.4038	07	100.000	0.3894
08	200.000	0.3684									

1,2-Dichloropropane

#	Amount	RF	#	Amount	RF	#	Amount	RF	#	Amount	RF
01	0.500	0.2705	02	1.000	0.2791	03	2.000	0.301	04	5.000	0.2887
05	20.000	0.2658	06	50.000	0.2842	07	100.000	0.2816	08	150.000	0.277
09	200.000	0.2784									

2-Butanone (MEK)

#	Amount	RF	#	Amount	RF	#	Amount	RF	#	Amount	RF
03	2.000	0.3301	04	5.000	0.3271	05	20.000	0.2767	06	50.000	0.2927
07	100.000	0.2986	08	150.000	0.2936	09	200.000	0.293			

2-Hexanone

#	Amount	RF	#	Amount	RF	#	Amount	RF	#	Amount	RF
03	2.000	0.3162	04	5.000	0.3248	05	20.000	0.3122	06	50.000	0.3063
07	100.000	0.3117	08	150.000	0.303	09	200.000	0.3139			

4-Bromofluorobenzene

#	Amount	RF	#	Amount	RF	#	Amount	RF	#	Amount	RF
04	10.000	0.503	05	20.000	0.3966	06	50.000	0.4519	07	100.000	0.4496
08	200.000	0.4326									

4-Methyl-2-pentanone

#	Amount	RF	#	Amount	RF	#	Amount	RF	#	Amount	RF
03	2.000	0.3846	04	5.000	0.4079	05	20.000	0.3706	06	50.000	0.3798
07	100.000	0.3812	08	150.000	0.3756	09	200.000	0.3788			

Acetone

#	Amount	RF	#	Amount	RF	#	Amount	RF	#	Amount	RF
04	5.000	0.2666	05	20.000	0.2268	06	50.000	0.2308	07	100.000	0.2366
08	150.000	0.2244	09	200.000	0.2182						

Benzene

#	Amount	RF	#	Amount	RF	#	Amount	RF	#	Amount	RF
01	0.500	1.077	02	1.000	1.066	03	2.000	1.072	04	5.000	1.087
05	20.000	0.9353	06	50.000	1.072	07	100.000	1.046	08	150.000	1.04
09	200.000	1.059									

Bromodichloromethane

#	Amount	RF	#	Amount	RF	#	Amount	RF	#	Amount	RF
01	0.500	0.3601	02	1.000	0.3718	03	2.000	0.3721	04	5.000	0.4104
05	20.000	0.3677	06	50.000	0.4025	07	100.000	0.4002	08	150.000	0.3992
09	200.000	0.4087									

Client: Day Environmental, Inc. **Service Request:** R2401914
Project: Shumway Marina **Calibration Date:** 2/15/2024

Initial Calibration Summary
Volatile Organic Compounds by GC/MS

Calibration ID: RC2400037 **Signal ID:** 1
Instrument ID: R-MS-17

Analyte

Bromoform

#	Amount	RF	#	Amount	RF	#	Amount	RF	#	Amount	RF
01	0.500	0.2281	02	1.000	0.207	03	2.000	0.223	04	5.000	0.2421
05	20.000	0.2429	06	50.000	0.2624	07	100.000	0.2651	08	150.000	0.2645
09	200.000	0.2761									

Bromomethane

#	Amount	RF	#	Amount	RF	#	Amount	RF	#	Amount	RF
01	0.500	0.4422	02	1.000	0.3713	03	2.000	0.3334	04	5.000	0.3156
05	20.000	0.2763	06	50.000	0.2845	07	100.000	0.2327	08	150.000	0.2049

Carbon Disulfide

#	Amount	RF	#	Amount	RF	#	Amount	RF	#	Amount	RF
01	0.500	1.045	02	1.000	1.028	03	2.000	1.051	04	5.000	1.047
05	20.000	1.083	06	50.000	1.108	07	100.000	1.137	08	150.000	1.129
09	200.000	1.111									

Carbon Tetrachloride

#	Amount	RF	#	Amount	RF	#	Amount	RF	#	Amount	RF
01	0.500	0.4858	02	1.000	0.4164	03	2.000	0.4007	04	5.000	0.4334
05	20.000	0.3493	06	50.000	0.4327	07	100.000	0.4316	08	150.000	0.4279
09	200.000	0.4386									

Chlorobenzene

#	Amount	RF	#	Amount	RF	#	Amount	RF	#	Amount	RF
01	0.500	0.9949	02	1.000	0.9704	03	2.000	0.9822	04	5.000	0.9892
05	20.000	0.8482	06	50.000	0.9003	07	100.000	0.8845	08	150.000	0.8653
09	200.000	0.8914									

Chloroethane

#	Amount	RF	#	Amount	RF	#	Amount	RF	#	Amount	RF
01	0.500	0.3573	02	1.000	0.3592	03	2.000	0.3614	04	5.000	0.3501
05	20.000	0.3127	06	50.000	0.3508	07	100.000	0.3337	08	150.000	0.2881
09	200.000	0.3303									

Chloroform

#	Amount	RF	#	Amount	RF	#	Amount	RF	#	Amount	RF
01	0.500	0.8502	02	1.000	0.846	03	2.000	0.7857	04	5.000	0.8002
05	20.000	0.698	06	50.000	0.7525	07	100.000	0.7374	08	150.000	0.735
09	200.000	0.7368									

Chloromethane

#	Amount	RF	#	Amount	RF	#	Amount	RF	#	Amount	RF
01	0.500	0.5197	02	1.000	0.4803	03	2.000	0.5361	04	5.000	0.507
05	20.000	0.4664	06	50.000	0.4989	07	100.000	0.4867	08	150.000	0.4898
09	200.000	0.4936									

Client: Day Environmental, Inc. **Service Request:** R2401914
Project: Shumway Marina **Calibration Date:** 2/15/2024

Initial Calibration Summary
Volatile Organic Compounds by GC/MS

Calibration ID: RC2400037 **Signal ID:** 1
Instrument ID: R-MS-17

Analyte

Dibromochloromethane

#	Amount	RF	#	Amount	RF	#	Amount	RF	#	Amount	RF
01	0.500	0.3416	02	1.000	0.3474	03	2.000	0.3677	04	5.000	0.3788
05	20.000	0.37	06	50.000	0.398	07	100.000	0.3952	08	150.000	0.3887
09	200.000	0.4046									

Dibromofluoromethane

#	Amount	RF	#	Amount	RF	#	Amount	RF	#	Amount	RF
04	10.000	0.3432	05	20.000	0.2948	06	50.000	0.3369	07	100.000	0.3302
08	200.000	0.3153									

Dichloromethane

#	Amount	RF	#	Amount	RF	#	Amount	RF	#	Amount	RF
01	0.500	0.5944	02	1.000	0.5218	03	2.000	0.4488	04	5.000	0.4343
05	20.000	0.3782	06	50.000	0.4078	07	100.000	0.402	08	150.000	0.3957
09	200.000	0.3952									

Ethylbenzene

#	Amount	RF	#	Amount	RF	#	Amount	RF	#	Amount	RF
01	0.500	0.5099	02	1.000	0.4675	03	2.000	0.5025	04	5.000	0.5227
05	20.000	0.4287	06	50.000	0.4799	07	100.000	0.4683	08	150.000	0.4535
09	200.000	0.473									

Methyl tert-Butyl Ether

#	Amount	RF	#	Amount	RF	#	Amount	RF	#	Amount	RF
01	0.500	1.346	02	1.000	1.349	03	2.000	1.391	04	5.000	1.39
05	20.000	1.284	06	50.000	1.329	07	100.000	1.313	08	150.000	1.295
09	200.000	1.294									

Styrene

#	Amount	RF	#	Amount	RF	#	Amount	RF	#	Amount	RF
01	0.500	0.9614	02	1.000	0.9613	03	2.000	0.9629	04	5.000	1.02
05	20.000	0.9018	06	50.000	0.9924	07	100.000	0.978	08	150.000	0.9492
09	200.000	0.983									

Tetrachloroethene (PCE)

#	Amount	RF	#	Amount	RF	#	Amount	RF	#	Amount	RF
01	0.500	0.3182	02	1.000	0.2826	03	2.000	0.3082	04	5.000	0.3147
05	20.000	0.2507	06	50.000	0.2892	07	100.000	0.2842	08	150.000	0.2823
09	200.000	0.2936									

Toluene

#	Amount	RF	#	Amount	RF	#	Amount	RF	#	Amount	RF
01	0.500	1.179	02	1.000	1.143	03	2.000	1.212	04	5.000	1.27
05	20.000	1.045	06	50.000	1.195	07	100.000	1.165	08	150.000	1.146
09	200.000	1.163									

Client: Day Environmental, Inc. **Service Request:** R2401914
Project: Shumway Marina **Calibration Date:** 2/15/2024

Initial Calibration Summary
Volatile Organic Compounds by GC/MS

Calibration ID: RC2400037 **Signal ID:** 1
Instrument ID: R-MS-17

Analyte

Toluene-d8

#	Amount	RF	#	Amount	RF	#	Amount	RF	#	Amount	RF
04	10.000	1.282	05	20.000	1.079	06	50.000	1.203	07	100.000	1.172
08	200.000	1.1									

Trichloroethene (TCE)

#	Amount	RF	#	Amount	RF	#	Amount	RF	#	Amount	RF
01	0.500	0.3383	02	1.000	0.3196	03	2.000	0.3404	04	5.000	0.3464
05	20.000	0.2888	06	50.000	0.3285	07	100.000	0.3234	08	150.000	0.3272
09	200.000	0.3295									

Vinyl Chloride

#	Amount	RF	#	Amount	RF	#	Amount	RF	#	Amount	RF
01	0.500	0.4664	02	1.000	0.5114	03	2.000	0.5125	04	5.000	0.5023
05	20.000	0.4669	06	50.000	0.5333	07	100.000	0.5218	08	150.000	0.5251
09	200.000	0.5266									

cis-1,2-Dichloroethene

#	Amount	RF	#	Amount	RF	#	Amount	RF	#	Amount	RF
01	0.500	0.4784	02	1.000	0.4654	03	2.000	0.4528	04	5.000	0.4815
05	20.000	0.4231	06	50.000	0.4695	07	100.000	0.4697	08	150.000	0.4615
09	200.000	0.4662									

cis-1,3-Dichloropropene

#	Amount	RF	#	Amount	RF	#	Amount	RF	#	Amount	RF
01	0.500	0.4724	02	1.000	0.4192	03	2.000	0.4248	04	5.000	0.4626
05	20.000	0.4255	06	50.000	0.4638	07	100.000	0.4628	08	150.000	0.4625
09	200.000	0.4717									

m,p-Xylenes

#	Amount	RF	#	Amount	RF	#	Amount	RF	#	Amount	RF
01	1.000	0.5829	02	2.000	0.5984	03	4.000	0.6093	04	10.000	0.6344
05	40.000	0.5284	06	100.000	0.5827	07	200.000	0.5715	08	300.000	0.558
09	400.000	0.5731									

o-Xylene

#	Amount	RF	#	Amount	RF	#	Amount	RF	#	Amount	RF
01	0.500	0.5697	02	1.000	0.5695	03	2.000	0.6089	04	5.000	0.6129
05	20.000	0.5305	06	50.000	0.5689	07	100.000	0.5642	08	150.000	0.5544
09	200.000	0.5731									

trans-1,2-Dichloroethene

#	Amount	RF	#	Amount	RF	#	Amount	RF	#	Amount	RF
01	0.500	0.4208	02	1.000	0.4407	03	2.000	0.4243	04	5.000	0.4375
05	20.000	0.3692	06	50.000	0.4189	07	100.000	0.4171	08	150.000	0.4138
09	200.000	0.412									

Client: Day Environmental, Inc. **Service Request:** R2401914
Project: Shumway Marina **Calibration Date:** 2/15/2024

Initial Calibration Summary
Volatile Organic Compounds by GC/MS

Calibration ID: RC2400037 **Signal ID:** 1
Instrument ID: R-MS-17

Analyte

trans-1,3-Dichloropropene

#	Amount	RF	#	Amount	RF	#	Amount	RF	#	Amount	RF
01	0.500	0.4223	02	1.000	0.3893	03	2.000	0.4372	04	5.000	0.434
05	20.000	0.401	06	50.000	0.4457	07	100.000	0.4461	08	150.000	0.4381
09	200.000	0.4494									

Client: Day Environmental, Inc. **Service Request:** R2401914
Project: Shumway Marina **Calibration Date:** 2/15/2024

Initial Calibration Summary
Volatile Organic Compounds by GC/MS

Calibration ID: RC2400037 **Signal ID:** 1
Instrument ID: R-MS-17

Analyte Name	Compound Type	Calibration Evaluation				Calibration Evaluation	
		Fit Type	Eval	Eval Result	Control Criteria	Average RRF	Minimum RRF
1,1,1-Trichloroethane (TCA)	TRG	Average RF	% RSD	6.0	≤20	0.6926	0.100
1,1,2,2-Tetrachloroethane	TRG	Average RF	% RSD	8.4	≤20	0.8826	0.300
1,1,2-Trichloroethane	TRG	Average RF	% RSD	3.2	≤20	0.2848	0.100
1,1-Dichloroethane (1,1-DCA)	TRG	Average RF	% RSD	4.9	≤20	0.7324	0.200
1,1-Dichloroethene (1,1-DCE)	TRG	Average RF	% RSD	4.8	≤20	0.3867	0.100
1,2-Dichloroethane	TRG	Average RF	% RSD	5.3	≤20	0.4437	0.100
1,2-Dichloroethane-d4	SURR	Average RF	% RSD	7.2	≤20	0.3886	
1,2-Dichloropropane	TRG	Average RF	% RSD	3.6	≤20	0.2807	0.100
2-Butanone (MEK)	TRG	Average RF	% RSD	6.5	≤20	0.3017	0.05
2-Hexanone	TRG	Average RF	% RSD	2.2	≤20	0.3126	0.05
4-Bromofluorobenzene	SURR	Average RF	% RSD	8.6	≤20	0.4467	
4-Methyl-2-pentanone	TRG	Average RF	% RSD	3.1	≤20	0.3826	0.05
Acetone	TRG	Average RF	% RSD	7.3	≤20	0.2339	0.05
Benzene	TRG	Average RF	% RSD	4.3	≤20	1.05	0.500
Bromodichloromethane	TRG	Average RF	% RSD	5.1	≤20	0.3881	0.200
Bromoform	TRG	Average RF	% RSD	9.4	≤20	0.2457	0.100
Bromomethane	TRG	Quadratic	COD	0.9992	≥0.99	0.3076	0.100
Carbon Disulfide	TRG	Average RF	% RSD	3.8	≤20	1.082	0.100
Carbon Tetrachloride	TRG	Average RF	% RSD	8.5	≤20	0.424	0.05
Chlorobenzene	TRG	Average RF	% RSD	6.3	≤20	0.9252	0.500
Chloroethane	TRG	Average RF	% RSD	7.3	≤20	0.3382	0.100
Chloroform	TRG	Average RF	% RSD	6.8	≤20	0.7713	0.200
Chloromethane	TRG	Average RF	% RSD	4.2	≤20	0.4976	0.100
Dibromochloromethane	TRG	Average RF	% RSD	5.9	≤20	0.3769	0.100
Dibromofluoromethane	SURR	Average RF	% RSD	6.0	≤20	0.3241	
Dichloromethane	TRG	Quadratic	COD	0.9999	≥0.99	0.442	0.100
Ethylbenzene	TRG	Average RF	% RSD	6.1	≤20	0.4784	0.100
Methyl tert-Butyl Ether	TRG	Average RF	% RSD	3.0	≤20	1.332	0.100
Styrene	TRG	Average RF	% RSD	3.4	≤20	0.9678	0.300
Tetrachloroethene (PCE)	TRG	Average RF	% RSD	7.1	≤20	0.2915	0.200
Toluene	TRG	Average RF	% RSD	5.2	≤20	1.169	0.400
Toluene-d8	SURR	Average RF	% RSD	7.0	≤20	1.167	
Trichloroethene (TCE)	TRG	Average RF	% RSD	5.1	≤20	0.3269	0.200
Vinyl Chloride	TRG	Average RF	% RSD	4.9	≤20	0.5073	0.100

Client: Day Environmental, Inc. **Service Request:** R2401914
Project: Shumway Marina **Calibration Date:** 2/15/2024

Initial Calibration Summary
Volatile Organic Compounds by GC/MS

Calibration ID: RC2400037 **Signal ID:** 1
Instrument ID: R-MS-17

Analyte Name	Compound Type	Calibration Evaluation				Calibration Evaluation	
		Fit Type	Eval	Eval Result	Control Criteria	Average RRF	Minimum RRF
cis-1,2-Dichloroethene	TRG	Average RF	% RSD	3.7	≤20	0.4631	0.100
cis-1,3-Dichloropropene	TRG	Average RF	% RSD	4.8	≤20	0.4517	0.200
m,p-Xylenes	TRG	Average RF	% RSD	5.2	≤20	0.5821	0.100
o-Xylene	TRG	Average RF	% RSD	4.4	≤20	0.5725	0.300
trans-1,2-Dichloroethene	TRG	Average RF	% RSD	4.9	≤20	0.4172	0.100
trans-1,3-Dichloropropene	TRG	Average RF	% RSD	4.9	≤20	0.4292	0.100

ALS Group USA, Corp.
dba ALS Environmental

QA/QC Report

Client: Day Environmental, Inc. **Service Request:** R2401914
Project: Shumway Marina **Calibration Date:** 2/26/2024

Initial Calibration Verification Summary
Volatile Organic Compounds by GC/MS

Calibration ID: RC2400041 **Signal ID:** 1
Instrument ID: R-MS-14

#	Lab Code	Sample Name	File Location	Acquisition Date
09	RC2400041-09	50 PPB ICV	I:\ACQUDATA\MSVOA14\Data\022624\F8456.D	02/26/2024 22:32

Analyte Name	Expected	Result	Average RF	SSV RF	% D	Criteria	Curve Fit
1,1,1-Trichloroethane (TCA)	50.0	55.7	5.902E-1	6.575E-1	11.40	±30	Average RF
1,1,2,2-Tetrachloroethane	50.0	51.3	7.016E-1	7.202E-1	2.66	±30	Average RF
1,1,2-Trichloroethane	50.0	51.5	2.315E-1	2.385E-1	3.02	±30	Average RF
1,1-Dichloroethane (1,1-DCA)	50.0	55.3	7.386E-1	8.164E-1	10.53	±30	Average RF
1,1-Dichloroethene (1,1-DCE)	50.0	52.7	3.794E-1	4.0E-1	5.43	±30	Average RF
1,2-Dichloroethane	50.0	52.7	3.741E-1	3.947E-1	5.49	±30	Average RF
1,2-Dichloropropane	50.0	52.2	2.764E-1	2.885E-1	4.37	±30	Average RF
2-Butanone (MEK)	50.0	44.3	2.877E-1	2.55E-1	-11.354	±30	Average RF
2-Hexanone	50.0	52.0	2.762E-1	2.87E-1	3.92	±30	Average RF
4-Methyl-2-pentanone	50.0	51.4	3.133E-1	3.222E-1	2.84	±30	Average RF
Acetone	50.0	45.2	2.69E-1	2.298E-1	-9.674	±30	Quadratic
Benzene	50.0	54.2	1.043E0	1.13E0	8.36	±30	Average RF
Bromodichloromethane	50.0	54.0	3.219E-1	3.476E-1	7.97	±30	Average RF
Bromoform	50.0	59.0	1.499E-1	1.746E-1	18.05	±30	Quadratic
Bromomethane	50.0	49.5	3.813E-1	3.778E-1	-0.920	±30	Average RF
Carbon Disulfide	50.0	47.3	1.204E0	1.139E0	-5.399	±30	Average RF
Carbon Tetrachloride	50.0	56.9	9.273E-2	1.056E-1	13.89	±30	Average RF
Chlorobenzene	50.0	49.9	8.789E-1	8.777E-1	-0.134	±30	Average RF
Chloroethane	50.0	43.7	4.796E-1	4.193E-1	-12.591	±30	Average RF
Chloroform	50.0	53.2	7.281E-1	7.754E-1	6.50	±30	Average RF
Chloromethane	50.0	51.8	5.507E-1	5.706E-1	3.62	±30	Average RF
Dibromochloromethane	50.0	53.9	2.515E-1	2.774E-1	7.83	±30	Quadratic
Dichloromethane	50.0	49.3	4.432E-1	4.369E-1	-1.428	±30	Average RF
Ethylbenzene	50.0	53.2	4.521E-1	4.809E-1	6.36	±30	Average RF
Methyl tert-Butyl Ether	50.0	53.7	1.115E0	1.196E0	7.30	±30	Average RF
Styrene	50.0	52.5	9.109E-1	9.564E-1	5.00	±30	Average RF
Tetrachloroethene (PCE)	50.0	51.6	2.685E-1	2.77E-1	3.15	±30	Average RF
Toluene	50.0	53.0	1.146E0	1.215E0	6.05	±30	Average RF
Trichloroethene (TCE)	50.0	52.4	3.006E-1	3.153E-1	4.90	±30	Average RF
Vinyl Chloride	50.0	46.7	5.9E-1	5.517E-1	-6.504	±30	Average RF
cis-1,2-Dichloroethene	50.0	53.3	4.612E-1	4.92E-1	6.69	±30	Average RF
cis-1,3-Dichloropropene	50.0	56.1	3.564E-1	4.072E-1	12.24	±30	Quadratic
m,p-Xylenes	100	105	5.629E-1	5.916E-1	5.09	±30	Average RF

Client: Day Environmental, Inc. **Service Request:** R2401914
Project: Shumway Marina **Calibration Date:** 2/26/2024

Initial Calibration Verification Summary
Volatile Organic Compounds by GC/MS

Calibration ID: RC2400041 **Signal ID:** 1
Instrument ID: R-MS-14

Analyte Name	Expected	Result	Average RF	SSV RF	% D	Criteria	Curve Fit
o-Xylene	50.0	52.6	5.469E-1	5.749E-1	5.12	±30	Average RF
trans-1,2-Dichloroethene	50.0	51.0	4.211E-1	4.297E-1	2.03	±30	Average RF
trans-1,3-Dichloropropene	50.0	56.8	2.888E-1	3.315E-1	13.53	±30	Quadratic

Analyte Name	Expected	Result	Average RF	SSV RF	% D	Criteria	Curve Fit
1,2-Dichloroethane-d4	50.0	50.8	3.378E-1	3.428E-1	1.50	±30	Average RF
4-Bromofluorobenzene	50.0	50.6	4.029E-1	4.08E-1	1.25	±30	Average RF
Dibromofluoromethane	50.0	51.1	2.918E-1	2.982E-1	2.20	±30	Average RF
Toluene-d8	50.0	50.6	1.147E0	1.16E0	1.16	±30	Average RF

ALS Group USA, Corp.
dba ALS Environmental

QA/QC Report

Client: Day Environmental, Inc. **Service Request:** R2401914
Project: Shumway Marina **Calibration Date:** 2/15/2024

Initial Calibration Verification Summary
Volatile Organic Compounds by GC/MS

Calibration ID: RC2400037 **Signal ID:** 1
Instrument ID: R-MS-17

#	Lab Code	Sample Name	File Location	Acquisition Date
10	RC2400037-10	ICV50	I:\ACQUDATA\MSVOA17\Data\021524\E9818.D	02/15/2024 17:23

Analyte Name	Expected	Result	Average RF	SSV RF	% D	Criteria	Curve Fit
1,1,1-Trichloroethane (TCA)	50.0	54.2	6.926E-1	7.504E-1	8.34	±30	Average RF
1,1,2,2-Tetrachloroethane	50.0	51.5	8.826E-1	9.097E-1	3.08	±30	Average RF
1,1,2-Trichloroethane	50.0	52.1	2.848E-1	2.968E-1	4.21	±30	Average RF
1,1-Dichloroethane (1,1-DCA)	50.0	53.2	7.324E-1	7.794E-1	6.42	±30	Average RF
1,1-Dichloroethene (1,1-DCE)	50.0	50.6	3.867E-1	3.912E-1	1.18	±30	Average RF
1,2-Dichloroethane	50.0	51.3	4.437E-1	4.555E-1	2.65	±30	Average RF
1,2-Dichloropropane	50.0	52.6	2.807E-1	2.95E-1	5.10	±30	Average RF
2-Butanone (MEK)	50.0	43.9	3.017E-1	2.646E-1	-12.286	±30	Average RF
2-Hexanone	50.0	51.0	3.126E-1	3.187E-1	1.98	±30	Average RF
4-Methyl-2-pentanone	50.0	49.6	3.826E-1	3.792E-1	-0.893	±30	Average RF
Acetone	50.0	47.6	2.339E-1	2.226E-1	-4.811	±30	Average RF
Benzene	50.0	53.9	1.05E0	1.132E0	7.74	±30	Average RF
Bromodichloromethane	50.0	54.0	3.881E-1	4.195E-1	8.09	±30	Average RF
Bromoform	50.0	60.3	2.457E-1	2.965E-1	20.66	±30	Average RF
Bromomethane	50.0	48.4	3.076E-1	2.636E-1	-3.253	±30	Quadratic
Carbon Disulfide	50.0	46.3	1.082E0	1.001E0	-7.479	±30	Average RF
Carbon Tetrachloride	50.0	53.5	4.24E-1	4.536E-1	6.98	±30	Average RF
Chlorobenzene	50.0	51.6	9.252E-1	9.553E-1	3.26	±30	Average RF
Chloroethane	50.0	38.9	3.382E-1	2.634E-1	-22.102	±30	Average RF
Chloroform	50.0	50.3	7.713E-1	7.752E-1	0.509	±30	Average RF
Chloromethane	50.0	43.5	4.976E-1	4.33E-1	-12.981	±30	Average RF
Dibromochloromethane	50.0	54.7	3.769E-1	4.122E-1	9.37	±30	Average RF
Dichloromethane	50.0	52.7	4.42E-1	4.223E-1	5.44	±30	Quadratic
Ethylbenzene	50.0	54.1	4.784E-1	5.177E-1	8.21	±30	Average RF
Methyl tert-Butyl Ether	50.0	51.8	1.332E0	1.38E0	3.56	±30	Average RF
Styrene	50.0	55.3	9.678E-1	1.07E0	10.54	±30	Average RF
Tetrachloroethene (PCE)	50.0	53.5	2.915E-1	3.121E-1	7.05	±30	Average RF
Toluene	50.0	53.4	1.169E0	1.247E0	6.74	±30	Average RF
Trichloroethene (TCE)	50.0	52.1	3.269E-1	3.409E-1	4.27	±30	Average RF
Vinyl Chloride	50.0	41.6	5.073E-1	4.223E-1	-16.771	±30	Average RF
cis-1,2-Dichloroethene	50.0	52.9	4.631E-1	4.9E-1	5.80	±30	Average RF
cis-1,3-Dichloropropene	50.0	54.4	4.517E-1	4.914E-1	8.78	±30	Average RF
m,p-Xylenes	100	110	5.821E-1	6.391E-1	9.80	±30	Average RF

Client: Day Environmental, Inc. **Service Request:** R2401914
Project: Shumway Marina **Calibration Date:** 2/15/2024

Initial Calibration Verification Summary
Volatile Organic Compounds by GC/MS

Calibration ID: RC2400037 **Signal ID:** 1
Instrument ID: R-MS-17

Analyte Name	Expected	Result	Average RF	SSV RF	% D	Criteria	Curve Fit
o-Xylene	50.0	54.8	5.725E-1	6.277E-1	9.64	±30	Average RF
trans-1,2-Dichloroethene	50.0	50.1	4.172E-1	4.181E-1	0.222	±30	Average RF
trans-1,3-Dichloropropene	50.0	54.1	4.292E-1	4.644E-1	8.20	±30	Average RF

Analyte Name	Expected	Result	Average RF	SSV RF	% D	Criteria	Curve Fit
1,2-Dichloroethane-d4	50.0	50.3	3.886E-1	3.912E-1	0.657	±30	Average RF
4-Bromofluorobenzene	50.0	49.4	4.467E-1	4.414E-1	-1.190	±30	Average RF
Dibromofluoromethane	50.0	50.7	3.241E-1	3.289E-1	1.47	±30	Average RF
Toluene-d8	50.0	50.2	1.167E0	1.173E0	0.442	±30	Average RF

Client: Day Environmental, Inc. **Service Request:** R2401914
Project: Shumway Marina/6048S-23 **Date Analyzed:** 03/12/24 14:13

Continuing Calibration Verification (CCV) Summary
Volatile Organic Compounds by GC/MS

Analysis Method: 8260C **Calibration Date:** 2/15/2024
File ID: I:\ACQUDATA\MSVOA17\Data\031224\K0436.D\ **Calibration ID:** RC2400037
Signal ID: 1 **Analysis Lot:** 834716
Units: ug/L

Analyte Name	Expected	Result	Average RF	CCV RF	% D	% Drift	Criteria	Curve Fit
1,1,1-Trichloroethane (TCA)	50.0	53.2	0.6926	0.7374	6.5	NA	±20	Average RF
1,1,2,2-Tetrachloroethane	50.0	45.0	0.8826	0.7945	-10.0	NA	±20	Average RF
1,1,2-Trichloroethane	50.0	49.9	0.2848	0.2841	-0.2	NA	±20	Average RF
1,1-Dichloroethane (1,1-DCA)	50.0	51.4	0.7324	0.7525	2.7	NA	±20	Average RF
1,1-Dichloroethene (1,1-DCE)	50.0	51.5	0.3867	0.3984	3.0	NA	±20	Average RF
1,2-Dichloroethane	50.0	51.2	0.4437	0.4543	2.4	NA	±20	Average RF
1,2-Dichloropropane	50.0	51.2	0.2807	0.2875	2.4	NA	±20	Average RF
2-Butanone (MEK)	50.0	44.6	0.3017	0.2694	-10.7	NA	±20	Average RF
2-Hexanone	50.0	43.6	0.3126	0.2723	-12.9	NA	±20	Average RF
4-Methyl-2-pentanone	50.0	44.8	0.3826	0.343	-10.4	NA	±20	Average RF
Acetone	50.0	44.7	0.2339	0.2093	-10.5	NA	±20	Average RF
Benzene	50.0	51.3	1.0504	1.0774	2.6	NA	±20	Average RF
Bromodichloromethane	50.0	52.8	0.3881	0.4096	5.5	NA	±20	Average RF
Bromoform	50.0	50.7	0.2457	0.2491	1.4	NA	±20	Average RF
Bromomethane	50.0	58.2	0.3076	0.3092	NA	16.4	±20	Quadratic
Carbon Disulfide	50.0	47.3	1.0822	1.0236	-5.4	NA	±20	Average RF
Carbon Tetrachloride	50.0	52.3	0.424	0.4435	4.6	NA	±20	Average RF
Chlorobenzene	50.0	49.7	0.9252	0.9201	-0.5	NA	±20	Average RF
Chloroethane	50.0	54.5	0.3382	0.3687	9.0	NA	±20	Average RF
Chloroform	50.0	50.9	0.7713	0.7852	1.8	NA	±20	Average RF
Chloromethane	50.0	51.9	0.4976	0.5168	3.9	NA	±20	Average RF
Dibromochloromethane	50.0	51.9	0.3769	0.3912	3.8	NA	±20	Average RF
Dichloromethane	50.0	51.8	0.442	0.4151	NA	3.6	±20	Quadratic
Ethylbenzene	50.0	50.7	0.4784	0.4847	1.3	NA	±20	Average RF
Methyl tert-Butyl Ether	50.0	50.6	1.3324	1.3496	1.3	NA	±20	Average RF
Styrene	50.0	52.0	0.9678	1.0055	3.9	NA	±20	Average RF
Tetrachloroethene (PCE)	50.0	50.1	0.2915	0.292	0.2	NA	±20	Average RF
Toluene	50.0	51.9	1.1687	1.2135	3.8	NA	±20	Average RF
Trichloroethene (TCE)	50.0	50.4	0.3269	0.3293	0.7	NA	±20	Average RF
Vinyl Chloride	50.0	53.0	0.5073	0.5378	6.0	NA	±20	Average RF
cis-1,2-Dichloroethene	50.0	52.8	0.4631	0.4888	5.6	NA	±20	Average RF
cis-1,3-Dichloropropene	50.0	52.7	0.4517	0.4762	5.4	NA	±20	Average RF
m,p-Xylenes	100	103	0.5821	0.5978	2.7	NA	±20	Average RF
o-Xylene	50.0	51.3	0.5725	0.5868	2.5	NA	±20	Average RF
trans-1,2-Dichloroethene	50.0	51.6	0.4172	0.4302	3.1	NA	±20	Average RF
trans-1,3-Dichloropropene	50.0	51.2	0.4292	0.4393	2.3	NA	±20	Average RF

Client: Day Environmental, Inc. **Service Request:** R2401914
Project: Shumway Marina/6048S-23 **Date Analyzed:** 03/12/24 14:13

Continuing Calibration Verification (CCV) Summary
Volatile Organic Compounds by GC/MS

Analysis Method: 8260C **Calibration Date:** 2/15/2024
File ID: I:\ACQUDATA\MSVOA17\Data\031224\K0436.D\ **Calibration ID:** RC2400037
Signal ID: 1 **Analysis Lot:** 834716
Units: ug/L

Analyte Name	Expected	Result	Average RF	CCV RF	% D	% Drift	Criteria	Curve Fit
1,2-Dichloroethane-d4	50.0	52.5	0.3886	0.4082	5.0	NA	±20	Average RF
4-Bromofluorobenzene	50.0	53.2	0.4467	0.4749	6.3	NA	±20	Average RF
Dibromofluoromethane	50.0	53.0	0.3241	0.3433	5.9	NA	±20	Average RF
Toluene-d8	50.0	52.7	1.1674	1.2314	5.5	NA	±20	Average RF

Client:	Day Environmental, Inc.	**Service Request:**	R2401914
Project:	Shumway Marina/6048S-23	**Date Analyzed:**	03/13/24 10:51

Continuing Calibration Verification (CCV) Summary
Volatile Organic Compounds by GC/MS

Analysis Method:	8260C	**Calibration Date:**	2/26/2024
File ID:	I:\ACQUDATA\MSVOA14\Data\031324\F8758.D\	**Calibration ID:**	RC2400041
Signal ID:	1	**Analysis Lot:**	834804
		Units:	ug/L

Analyte Name	Expected	Result	Average RF	CCV RF	% D	% Drift	Criteria	Curve Fit
1,1,1-Trichloroethane (TCA)	50.0	49.2	0.5902	0.5805	-1.6	NA	±20	Average RF
1,1,2,2-Tetrachloroethane	50.0	50.2	0.7016	0.7048	0.5	NA	±20	Average RF
1,1,2-Trichloroethane	50.0	52.2	0.2315	0.2417	4.4	NA	±20	Average RF
1,1-Dichloroethane (1,1-DCA)	50.0	50.7	0.7386	0.7484	1.3	NA	±20	Average RF
1,1-Dichloroethene (1,1-DCE)	50.0	50.4	0.3794	0.3825	0.8	NA	±20	Average RF
1,2-Dichloroethane	50.0	51.1	0.3741	0.3823	2.2	NA	±20	Average RF
1,2-Dichloropropane	50.0	52.0	0.2764	0.2873	4.0	NA	±20	Average RF
2-Butanone (MEK)	50.0	53.0	0.2877	0.305	6.0	NA	±20	Average RF
2-Hexanone	50.0	52.6	0.2762	0.2908	5.3	NA	±20	Average RF
4-Methyl-2-pentanone	50.0	53.9	0.3133	0.3374	7.7	NA	±20	Average RF
Acetone	50.0	51.4	0.269	0.2596	NA	2.7	±20	Quadratic
Benzene	50.0	52.2	1.0432	1.0889	4.4	NA	±20	Average RF
Bromodichloromethane	50.0	52.6	0.3219	0.3388	5.2	NA	±20	Average RF
Bromoform	50.0	54.5	0.1499	0.1593	NA	8.9	±20	Quadratic
Bromomethane	50.0	52.6	0.3813	0.4013	5.2	NA	±20	Average RF
Carbon Disulfide	50.0	51.4	1.2041	1.2377	2.8	NA	±20	Average RF
Carbon Tetrachloride	50.0	51.4	0.0927	0.0953	2.8	NA	±20	Average RF
Chlorobenzene	50.0	49.9	0.8789	0.8768	-0.2	NA	±20	Average RF
Chloroethane	50.0	47.3	0.4796	0.4533	-5.5	NA	±20	Average RF
Chloroform	50.0	51.1	0.7281	0.7437	2.1	NA	±20	Average RF
Chloromethane	50.0	49.3	0.5507	0.5433	-1.3	NA	±20	Average RF
Dibromochloromethane	50.0	53.0	0.2515	0.2724	NA	6.1	±20	Quadratic
Dichloromethane	50.0	45.6	0.4432	0.4039	-8.9	NA	±20	Average RF
Ethylbenzene	50.0	51.4	0.4521	0.4648	2.8	NA	±20	Average RF
Methyl tert-Butyl Ether	50.0	47.4	1.1148	1.0565	-5.2	NA	±20	Average RF
Styrene	50.0	52.7	0.9109	0.9592	5.3	NA	±20	Average RF
Tetrachloroethene (PCE)	50.0	51.1	0.2685	0.2744	2.2	NA	±20	Average RF
Toluene	50.0	52.3	1.1459	1.1994	4.7	NA	±20	Average RF
Trichloroethene (TCE)	50.0	50.9	0.3006	0.3059	1.8	NA	±20	Average RF
Vinyl Chloride	50.0	55.1	0.59	0.6498	10.1	NA	±20	Average RF
cis-1,2-Dichloroethene	50.0	50.8	0.4612	0.4683	1.6	NA	±20	Average RF
cis-1,3-Dichloropropene	50.0	52.9	0.3564	0.3822	NA	5.9	±20	Quadratic
m,p-Xylenes	100	103	0.5629	0.5772	2.5	NA	±20	Average RF
o-Xylene	50.0	51.2	0.5469	0.5603	2.5	NA	±20	Average RF
trans-1,2-Dichloroethene	50.0	51.7	0.4211	0.4351	3.3	NA	±20	Average RF
trans-1,3-Dichloropropene	50.0	53.3	0.2888	0.309	NA	6.7	±20	Quadratic

Client: Day Environmental, Inc. **Service Request:** R2401914
Project: Shumway Marina/6048S-23 **Date Analyzed:** 03/13/24 10:51

Continuing Calibration Verification (CCV) Summary
Volatile Organic Compounds by GC/MS

Analysis Method: 8260C **Calibration Date:** 2/26/2024
File ID: I:\ACQUDATA\MSVOA14\Data\031324\F8758.D\ **Calibration ID:** RC2400041
Signal ID: 1 **Analysis Lot:** 834804
Units: ug/L

Analyte Name	Expected	Result	Average RF	CCV RF	% D	% Drift	Criteria	Curve Fit
1,2-Dichloroethane-d4	50.0	52.0	0.3378	0.3516	4.1	NA	±20	Average RF
4-Bromofluorobenzene	50.0	54.1	0.4029	0.4357	8.1	NA	±20	Average RF
Dibromofluoromethane	50.0	52.8	0.2918	0.3079	5.5	NA	±20	Average RF
Toluene-d8	50.0	53.4	1.1468	1.2244	6.8	NA	±20	Average RF

Client: Day Environmental, Inc. **Service Request:**R2401914
Project: Shumway Marina/6048S-23

Analysis Run Log
Volatile Organic Compounds by GC/MS

Analysis Method: **Analysis Lot:**834716
Instrument ID:R-MS-17

Raw Data File	Sample Name	Lab Code	Date Analyzed	Time Analyzed	Q
I:\ACQUDATA\MSVOA17\Data\031224\K0435.D\	ZZZZZZZ	ZZZZZZZ	3/12/2024	13:40:00	
I:\ACQUDATA\MSVOA17\Data\031224\K0436.D\	Continuing Calibration Verification	RQ2402623-02	3/12/2024	14:13:00	
I:\ACQUDATA\MSVOA17\Data\031224\K0437.D\	Lab Control Sample	RQ2402623-03	3/12/2024	14:47:00	
I:\ACQUDATA\MSVOA17\Data\031224\K0440.D\	Method Blank	RQ2402623-04	3/12/2024	16:05:00	
I:\ACQUDATA\MSVOA17\Data\031224\K0441.D\	ZZZZZZZ	ZZZZZZZ	3/12/2024	16:28:00	
I:\ACQUDATA\MSVOA17\Data\031224\K0442.D\	ZZZZZZZ	ZZZZZZZ	3/12/2024	16:51:00	
I:\ACQUDATA\MSVOA17\Data\031224\K0443.D\	ZZZZZZZ	ZZZZZZZ	3/12/2024	17:14:00	
I:\ACQUDATA\MSVOA17\Data\031224\K0444.D\	ZZZZZZZ	ZZZZZZZ	3/12/2024	17:37:00	
I:\ACQUDATA\MSVOA17\Data\031224\K0445.D\	ZZZZZZZ	ZZZZZZZ	3/12/2024	18:00:00	
I:\ACQUDATA\MSVOA17\Data\031224\K0446.D\	ZZZZZZZ	ZZZZZZZ	3/12/2024	18:23:00	
I:\ACQUDATA\MSVOA17\Data\031224\K0447.D\	ZZZZZZZ	ZZZZZZZ	3/12/2024	18:46:00	
I:\ACQUDATA\MSVOA17\Data\031224\K0448.D\	ZZZZZZZ	ZZZZZZZ	3/12/2024	19:09:00	
I:\ACQUDATA\MSVOA17\Data\031224\K0449.D\	ZZZZZZZ	ZZZZZZZ	3/12/2024	19:32:00	
I:\ACQUDATA\MSVOA17\Data\031224\K0450.D\	ZZZZZZZ	ZZZZZZZ	3/12/2024	19:55:00	
I:\ACQUDATA\MSVOA17\Data\031224\K0451.D\	EB-030724	R2401914-013	3/12/2024	20:18:00	
I:\ACQUDATA\MSVOA17\Data\031224\K0452.D\	ZZZZZZZ	ZZZZZZZ	3/12/2024	20:41:00	
I:\ACQUDATA\MSVOA17\Data\031224\K0453.D\	ZZZZZZZ	ZZZZZZZ	3/12/2024	21:04:00	
I:\ACQUDATA\MSVOA17\Data\031224\K0454.D\	ZZZZZZZ	ZZZZZZZ	3/12/2024	21:27:00	
I:\ACQUDATA\MSVOA17\Data\031224\K0455.D\	ZZZZZZZ	ZZZZZZZ	3/12/2024	21:50:00	
I:\ACQUDATA\MSVOA17\Data\031224\K0456.D\	ZZZZZZZ	ZZZZZZZ	3/12/2024	22:13:00	
I:\ACQUDATA\MSVOA17\Data\031224\K0457.D\	ZZZZZZZ	ZZZZZZZ	3/12/2024	22:36:00	
I:\ACQUDATA\MSVOA17\Data\031224\K0458.D\	ZZZZZZZ	ZZZZZZZ	3/12/2024	22:59:00	
I:\ACQUDATA\MSVOA17\Data\031224\K0459.D\	ZZZZZZZ	ZZZZZZZ	3/12/2024	23:22:00	

Client: Day Environmental, Inc. **Service Request:**R2401914
Project: Shumway Marina/6048S-23

Analysis Run Log
Volatile Organic Compounds by GC/MS

Analysis Method: **Analysis Lot:**834716
Instrument ID:R-MS-17

Raw Data File	Sample Name	Lab Code	Date Analyzed	Time Analyzed	Q
I:\ACQUDATA\MSVOA17\Data\031224\K0460.D\	ZZZZZZZ	ZZZZZZZ	3/12/2024	23:45:00	
I:\ACQUDATA\MSVOA17\Data\031224\K0461.D\	ZZZZZZZ	ZZZZZZZ	3/13/2024	00:08:00	
I:\ACQUDATA\MSVOA17\Data\031224\K0462.D\	ZZZZZZZ	ZZZZZZZ	3/13/2024	00:31:00	

Client: Day Environmental, Inc. **Service Request:**R2401914
Project: Shumway Marina/6048S-23

Analysis Run Log
Volatile Organic Compounds by GC/MS

Analysis Method: **Analysis Lot:**834804
Instrument ID:R-MS-14

Raw Data File	Sample Name	Lab Code	Date Analyzed	Time Analyzed	Q
I:\ACQUDATA\MSVOA14\Data\031324\F8757.D\	ZZZZZZZ	ZZZZZZZ	3/13/2024	10:19:00	
I:\ACQUDATA\MSVOA14\Data\031324\F8758.D\	Continuing Calibration Verification	RQ2402663-02	3/13/2024	10:51:00	
I:\ACQUDATA\MSVOA14\Data\031324\F8759.D\	Lab Control Sample	RQ2402663-03	3/13/2024	11:26:00	
I:\ACQUDATA\MSVOA14\Data\031324\F8761.D\	Method Blank	RQ2402663-04	3/13/2024	12:23:00	
I:\ACQUDATA\MSVOA14\Data\031324\F8762.D\	ZZZZZZZ	ZZZZZZZ	3/13/2024	12:55:00	
I:\ACQUDATA\MSVOA14\Data\031324\F8763.D\	B-1	R2401914-001	3/13/2024	13:19:00	
I:\ACQUDATA\MSVOA14\Data\031324\F8764.D\	B-2	R2401914-002	3/13/2024	13:42:00	
I:\ACQUDATA\MSVOA14\Data\031324\F8765.D\	B-3	R2401914-003	3/13/2024	14:06:00	
I:\ACQUDATA\MSVOA14\Data\031324\F8766.D\	B-4	R2401914-004	3/13/2024	14:29:00	
I:\ACQUDATA\MSVOA14\Data\031324\F8767.D\	B-5	R2401914-008	3/13/2024	14:52:00	
I:\ACQUDATA\MSVOA14\Data\031324\F8768.D\	B-6	R2401914-009	3/13/2024	15:16:00	
I:\ACQUDATA\MSVOA14\Data\031324\F8769.D\	B-7	R2401914-010	3/13/2024	15:39:00	
I:\ACQUDATA\MSVOA14\Data\031324\F8770.D\	B-8	R2401914-011	3/13/2024	16:02:00	
I:\ACQUDATA\MSVOA14\Data\031324\F8771.D\	B-9	R2401914-012	3/13/2024	16:25:00	
I:\ACQUDATA\MSVOA14\Data\031324\F8772.D\	ZZZZZZZ	ZZZZZZZ	3/13/2024	16:49:00	
I:\ACQUDATA\MSVOA14\Data\031324\F8773.D\	ZZZZZZZ	ZZZZZZZ	3/13/2024	17:12:00	
I:\ACQUDATA\MSVOA14\Data\031324\F8774.D\	ZZZZZZZ	ZZZZZZZ	3/13/2024	17:35:00	
I:\ACQUDATA\MSVOA14\Data\031324\F8775.D\	ZZZZZZZ	ZZZZZZZ	3/13/2024	17:59:00	
I:\ACQUDATA\MSVOA14\Data\031324\F8776.D\	ZZZZZZZ	ZZZZZZZ	3/13/2024	18:22:00	
I:\ACQUDATA\MSVOA14\Data\031324\F8777.D\	ZZZZZZZ	ZZZZZZZ	3/13/2024	18:45:00	
I:\ACQUDATA\MSVOA14\Data\031324\F8778.D\	ZZZZZZZ	ZZZZZZZ	3/13/2024	19:08:00	
I:\ACQUDATA\MSVOA14\Data\031324\F8779.D\	ZZZZZZZ	ZZZZZZZ	3/13/2024	19:32:00	
I:\ACQUDATA\MSVOA14\Data\031324\F8780.D\	ZZZZZZZ	ZZZZZZZ	3/13/2024	19:55:00	

Client: Day Environmental, Inc. **Service Request:**R2401914
Project: Shumway Marina/6048S-23

Analysis Run Log
Volatile Organic Compounds by GC/MS

Analysis Method:

Analysis Lot:834804
Instrument ID:R-MS-14

Raw Data File	Sample Name	Lab Code	Date Analyzed	Time Analyzed	Q
I:\ACQUDATA\MSVOA14\Data\031324\F8781.D\	B-1 MS	RQ2402663-05	3/13/2024	20:18:00	
I:\ACQUDATA\MSVOA14\Data\031324\F8782.D\	B-1 DMS	RQ2402663-06	3/13/2024	20:42:00	

Analysis: 8260-Soil | Analyst: F. Nagler | pH strips: – | Tune Method: SO22624.M

Date: 3/13/24 | Balance ID: 22 | ResCl strips: – | Run Method: ↓

Instr. MS14 | 50 mL Class A used for dilution FV | Syringes: 210903 / 218579 | LIMS Run#: 834804

Data Path: j:\acqudata\msvoa(InstID)\(Date)

Pos.	Sample	Diln.	Diln. Prep./	RL	Vial	HS	Cl	pH	File#	OK?	Comments
1	BLK								F8754	Y	
2	↓								55	Y	
3	TUNE								56	(N)	
4	TUNE								57	Y	
5	CCV								58	Y	
6	LCS		+5g sand						59	Y	
7	MBLK								60	(N)	
8	MBLK		↓						61	Y	
9	R2401937-001	2.00	2.50g	26276	–	–	–	–	62	Y	DL OUT OF HOLD
10	R2401914-001	0.97	# 51593	6658	1	–	–	–	63	Y	
11	-002	1.33	# 51848		1	–	–	–	64	Y	
12	-003	1.90	# 51614		1	–	–	–	65	Y	
13	-004	1.17	# 12418		1	–	–	–	66	Y	
14	-008	0.85	# 52386		1	–	–	–	67	Y	
15	-009	1.15	# 51603		1	–	–	–	68	Y	
16	-010	1.78	# 52418		1	–	–	–	69	Y	
17	-011	1.20	# 52383		1	–	–	–	70	Y	
18	-012	1.09	# 52378	↓	1	–	–	–	71	Y	
19	R2402017-001	0.86	# 52409	17810	1	–	–	–	72	Y	
20	R2401987-002	1.00	4.99g 16629	~~19596~~	–	–	–	–	73	Y	
21	-003	1.00	4.99g		–	–	–	–	74	Y	
22	-004	1.00	5.02g		–	–	–	–	75	Y	
23	-005	1.00	5.00g		–	–	–	–	76	Y	
24	-006	1.00	5.01g		–	–	–	–	77	Y	
25	-011	1.00	4.98g		–	–	–	–	78	Y	
26	-010	1.00	4.99g		–	–	–	–	79	Y	
27	-001	5.00	1.00g	↓	–	–	–	–	80	Y	↑NT's
28	R2401914-001MS	1.57	# 12321	6658	2	–	–	–	81	Y	
29	↓ -001MSD	1.79	# 51595	↓	3	–	–	–	82	Y	
30	BLK								83	Y	
31	↓								84	Y	
32	↓								↓ 85	Y	

All samples = 5 mL + 5 uL combined IS/ 10 mL purged

T/G Primary 500 : 233995 – 5uL/5mL

HSL Primary : 233996 –

Fr Primary : 233997 –

OCC Primary : 232984 –

Primary :

(CCV)

Fr Secondary 200 : 233929 – 5uL

T/G Secondary 500 : 233998 – 2uL

HSL Secondary : 233928 –

OCC Secondary : 234088 –

Secondary :

5mL (LCS) → -125uL -5mL → 1mL = 2°Spk

Combined IS/Surr : –

Surrogate 50 : 233764

Internal Std 50 : 233765

Reagents: Sand : 227869

⇒ 10mL 2°Spk/5g = MS/MSD

Method 5035 Tare Extraction Log

ALS Environmental - Rochester

Level: Low **Folder #:** R2401914 **Instrument:** R-BALANCE-22

Lot # MeOH:

Lot # Sodium Bisulfate:

Comments:

Serial #	Sample ID	Order #	Final WT (g)	Tare WT (g)	Bottle Prep/Tare Date	Tare Analyst	Sample WT (g)	DIL	Extraction Date	Extraction Analyst	Final WT Date	Final WT	% Solid
071723-3:51593		R2401914-001	40.1	34.94		Manufacturer	5.16	**0.97**	3/7/2024	Field	3/12/2024	F. Naegler	
071723-3:51600		R2401914-001	39.4	34.88		Manufacturer	4.52	**1.11**	3/7/2024	Field	3/12/2024	F. Naegler	
071723-3:12321	MS	R2401914-001	38.2	35.01		Manufacturer	3.19	**1.57**	3/7/2024	Field	3/12/2024	F. Naegler	
071723-3:12304		R2401914-001	39.94	34.94		Manufacturer	5.00	**1.00**	3/7/2024	Field	3/12/2024	F. Naegler	
071723-3:51595	MSD	R2401914-001	37.75	34.95		Manufacturer	2.80	**1.79**	3/7/2024	Field	3/12/2024	F. Naegler	
071723-3:12386		R2401914-001	39.6	35.22		Manufacturer	4.38	**1.14**	3/7/2024	Field	3/12/2024	F. Naegler	
071723-3:51848		R2401914-002	38.81	35.06		Manufacturer	3.75	**1.33**	3/7/2024	Field	3/12/2024	F. Naegler	
071723-3:12317		R2401914-002	38.67	35.21		Manufacturer	3.46	**1.45**	3/7/2024	Field	3/12/2024	F. Naegler	
071723-3:51614		R2401914-003	38.32	34.74		Manufacturer	3.58	**1.40**	3/7/2024	Field	3/12/2024	F. Naegler	
071723-3:51587		R2401914-003	39.97	35.28		Manufacturer	4.69	**1.07**	3/7/2024	Field	3/12/2024	F. Naegler	
071723-3:12418		R2401914-004	39.75	35.49		Manufacturer	4.26	**1.17**	3/7/2024	Field	3/12/2024	F. Naegler	
071723-3:12433		R2401914-004	39.75	35.21		Manufacturer	4.54	**1.10**	3/7/2024	Field	3/12/2024	F. Naegler	
112723-3:52386		R2401914-008	41.16	35.31		Manufacturer	5.85	**0.85**	3/7/2024	Field	3/12/2024	F. Naegler	
112723-3:52385		R2401914-008	39.92	35.33		Manufacturer	4.59	**1.09**	3/7/2024	Field	3/12/2024	F. Naegler	
071723-3:51603		R2401914-009	39.27	34.93		Manufacturer	4.34	**1.15**	3/7/2024	Field	3/12/2024	F. Naegler	
071723-3:51591		R2401914-009	38.38	34.86		Manufacturer	3.52	**1.42**	3/7/2024	Field	3/12/2024	F. Naegler	
112723-3:52418		R2401914-010	38.14	35.33		Manufacturer	2.81	**1.78**	3/7/2024	Field	3/12/2024	F. Naegler	
112723-3:52417		R2401914-010	39.6	35.28		Manufacturer	4.32	**1.16**	3/7/2024	Field	3/12/2024	F. Naegler	
112723-3:52383		R2401914-011	39.42	35.26		Manufacturer	4.16	**1.20**	3/7/2024	Field	3/12/2024	F. Naegler	
112723-3:52384		R2401914-011	39.67	35.35		Manufacturer	4.32	**1.16**	3/7/2024	Field	3/12/2024	F. Naegler	
112723-3:52378		R2401914-012	39.87	35.29		Manufacturer	4.58	**1.09**	3/7/2024	Field	3/12/2024	F. Naegler	
112723-3:52377		R2401914-012	40.71	35.17		Manufacturer	5.54	**0.90**	3/7/2024	Field	3/12/2024	F. Naegler	

Med Level based on 10 mLs MeOH
Low Level based on 5 mL DI

Method 5035 Tare Extraction Log

ALS Environmental - Rochester

Level: Medium **Folder #:** R2401914 **Instrument:** R-BALANCE-22

Lot # MeOH:

Lot # Sodium Bisulfate:

Comments:

Serial #	Sample ID	Order #	Final WT (g)	Tare WT (g)	Bottle Prep/Tare Date	Tare Analyst	Sample WT (g)	DIL	Extraction Date	Extraction Analyst	Final WT Date	Final WT	% Solid
091222-3:13700		R2401914-001	40.62	36.96		Manufacturer	3.66		3/7/2024	Field	3/12/2024	F. Naegler	
091222-3:13723		R2401914-001	40.69	37.09		Manufacturer	3.60		3/7/2024	Field	3/12/2024	F. Naegler	
091222-3:13855		R2401914-001	40.85	37.43		Manufacturer	3.42		3/7/2024	Field	3/12/2024	F. Naegler	
091222-3:13715		R2401914-002	39.16	37.29		Manufacturer	1.87		3/7/2024	Field	3/12/2024	F. Naegler	
091222-3:13731		R2401914-003	40.62	37.09		Manufacturer	3.53		3/7/2024	Field	3/12/2024	F. Naegler	
091222-3:13735		R2401914-004	41.09	37.30		Manufacturer	3.79		3/7/2024	Field	3/12/2024	F. Naegler	
112723-3:13718		R2401914-008	41.16	37.24		Manufacturer	3.92		3/7/2024	Field	3/12/2024	F. Naegler	
091222-3:13710		R2401914-009	40.73	36.80		Manufacturer	3.93		3/7/2024	Field	3/12/2024	F. Naegler	
112723-3:13694		R2401914-010	41.76	37.03		Manufacturer	4.73		3/7/2024	Field	3/12/2024	F. Naegler	
112723-3:13703		R2401914-011	41.93	37.30		Manufacturer	4.63		3/7/2024	Field	3/12/2024	F. Naegler	
112723-3:13716		R2401914-012	41.23	37.09		Manufacturer	4.14		3/7/2024	Field	3/12/2024	F. Naegler	

Med Level based on 10 mLs MeOH
Low Level based on 5 mL DI

Method 5035 Tare Extraction Log

ALS Environmental - Rochester

Level: Low **Folder #:** r2402017 **Instrument:** R-BALANCE-22

Lot # MeOH:

Lot # Sodium Bisulfate:

Comments:

Serial #	Sample ID	Order #	Final WT (g)	Tare WT (g)	Bottle Prep/Tare Date	Tare Analyst	Sample WT (g)	DIL	Extraction Date	Extraction Analyst	Final WT Date	Final WT	% Solid
112723-3:52409	\	R2402017-001	40.96	35.17		Manufacturer	5.79	**0.86**	3/12/2024	Field	3/13/2024	F. Naegler	
112723-3:52410		R2402017-001	40.64	35.13		Manufacturer	5.51	**0.91**	3/12/2024	Field	3/13/2024	F. Naegler	

Med Level based on 10 mLs MeOH
Low Level based on 5 mL DI

Method 5035 Tare Extraction Log

ALS Environmental - Rochester

Level: Medium **Folder #:** r2402017 **Instrument:** R-BALANCE-22

Lot # MeOH:

Lot # Sodium Bisulfate:

Comments:

Serial #	Sample ID	Order #	Final WT (g)	Tare WT (g)	Bottle Prep/Tare Date	Tare Analyst	Sample WT (g)	DIL	Extraction Date	Extraction Analyst	Final WT Date	Final WT	% Solid
112723-3:13693		R2402017-001	43.63	37.37		Manufacturer	6.26		3/12/2024	Field	3/13/2024	F. Naegler	

Med Level based on 10 mLs MeOH
Low Level based on 5 mL DI

Analysis: 8260D Waters | Analyst: KDurst | pH strips: 278022 | Tune Method: W021524

Date: 3/12/24 | Balance ID: N/A | ResCl strips: N/A | Run Method: ↓

Instr. 17 | 50 mL Class A used for dilution FV | Syringes: 231174 | LIMS Run#: 834716

Data Path: j:\acqudata\msvoa(InstID)\(Date)

Pos.	Sample	Diln.	Diln. Prep./	RL	Vial	HS	CI	pH	File#	OK?	Comments
1	BLK								K0434		
2	TUNE		R2402623.01						K0435	YT	(auto) 13:40
1	CCV		02						K0436	YC	
1	LCS.FP		03						K0437	YR	
1	BLK		—						K0438	YB	fpt c/o
2	MBLK.UMP		—						K0439	YB	
3	MBLK.FP		04						K0440	YB	
4	R2401909.001	1.0		16617	1	N	NA	22	K0441	Y	
5	↓ 002	1.0		↓	1			22	K0442	Y	
6	R2401885.001	1.0	(LV)+ISTDs	66456	1			22	K0443	Y	
7	002	1.0			1			22	K0444	Y	
8	003	1.0			1			22	K0445	Y	
9	004	1.0			1			22	K0446	Y	
10	005	1.0			1			22	K0447	Y	
11	↓ 006	1.0		↓	1			22	K0448	Y	
12	R2401802.001	1.0		94643	1			22	K0449	Y	
13	R2401803.001	1.0		94634	1			22	K0450	Y	
14	R2401914.013	1.0	ISTDs	66458	1			22	K0451	Y	
15	R2401700.001	1.0		88043	1			22	K0452	Y	
16	004	1.0			1			22	K0453	Y	
17	005	1.0			1			22	K0454	Y	
18	002	1.0			1			22	K0455	Y	
19	↓ 003	1.0		↓	1			22	K0456	Y	
20	R2401818.001	1.0		94592	1			22	K0457	Y	
21	R2401821.001	1.0		16733	1			22	K0458	Y	
22	↓ 002	1.0		↓	1			22	K0459	Y	
23	R2401820.001	2.5	20/50mls	↓	1			22	K0460	Y	
24	R2401700.001	1.0	MS	88043	2			22	K0461	YD	
25	↓ 001	1.0	MSD	↓	3	↓	↓	22	K0462	YD	00:31 ✓
26	BLK								K0463		

All samples = 5 mL + 5 uL combined IS/ 5 mL purged

Combined IS/Surr :

500 Primary CCC : 232984
Primary FR : 233997
Primary TB : 233995 5ml → 50mls
Primary HSL : 233916 = CCV
Primary TB6 : 233456
JT

200 Secondary FR : 233929 . 5ml
500 Secondary CCC : 234088
Secondary HSL : 233928
Secondary TB : 233998
Secondary TB6 : 233457
JT

-10.8mL
2ml → 50mls
= CCV
4.3

Surrogate 50 : 233764
Internal Std 50 : 233765
Reagents:

43ml vial = MS/D

Semivolatile Organic Compounds by GC/MS

ALS Environmental—Rochester Laboratory
1565 Jefferson Road, Building 300, Suite 360, Rochester, NY 14623
Phone (585) 288-5380 Fax (585) 288-8475
www.alsglobal.com

Analytical Report

Client:	Day Environmental, Inc.	**Service Request:**	R2401914
Project:	Shumway Marina/6048S-23	**Date Collected:**	03/07/24 11:05
Sample Matrix:	Soil	**Date Received:**	03/08/24 10:20
Sample Name:	B-1,2,3	**Units:**	ug/Kg
Lab Code:	R2401914-005	**Basis:**	Dry

Semivolatile Organic Compounds by GC/MS using Microwave Digestion

Analysis Method: 8270D
Prep Method: EPA 3546

Analyte Name	Result		MRL	MDL	Dil.	Date Analyzed	Date Extracted	Q
1,2,4,5-Tetrachlorobenzene	1400	U	5900	1400	10	03/19/24 21:09	3/14/24	
1,4-Dioxane	580	U	1200	580	10	03/19/24 21:09	3/14/24	
2,3,4,6-Tetrachlorophenol	2100	U	5900	2100	10	03/19/24 21:09	3/14/24	
2,4,5-Trichlorophenol	1500	U	5900	1500	10	03/19/24 21:09	3/14/24	
2,4,6-Trichlorophenol	1400	U	5900	1400	10	03/19/24 21:09	3/14/24	
2,4-Dichlorophenol	1200	U	5900	1200	10	03/19/24 21:09	3/14/24	
2,4-Dimethylphenol	1100	U	5900	1100	10	03/19/24 21:09	3/14/24	
2,4-Dinitrophenol	10000	U	30000	10000	10	03/19/24 21:09	3/14/24	
2,4-Dinitrotoluene	2300	U	5900	2300	10	03/19/24 21:09	3/14/24	
2,6-Dinitrotoluene	1300	U	5900	1300	10	03/19/24 21:09	3/14/24	
2-Chloronaphthalene	1200	U	5900	1200	10	03/19/24 21:09	3/14/24	
2-Chlorophenol	980	U	5900	980	10	03/19/24 21:09	3/14/24	
2-Methylnaphthalene	2100	U	5900	2100	10	03/19/24 21:09	3/14/24	
2-Methylphenol	1300	U	5900	1300	10	03/19/24 21:09	3/14/24	
2-Nitroaniline	1400	U	30000	1400	10	03/19/24 21:09	3/14/24	
2-Nitrophenol	1400	U	5900	1400	10	03/19/24 21:09	3/14/24	
3,3'-Dichlorobenzidine	2200	U	5900	2200	10	03/19/24 21:09	3/14/24	
3- and 4-Methylphenol Coelution	1200	U	5900	1200	10	03/19/24 21:09	3/14/24	
3-Nitroaniline	1200	U	30000	1200	10	03/19/24 21:09	3/14/24	
4,6-Dinitro-2-methylphenol	3400	U	30000	3400	10	03/19/24 21:09	3/14/24	
4-Bromophenyl Phenyl Ether	1600	U	5900	1600	10	03/19/24 21:09	3/14/24	
4-Chloro-3-methylphenol	1200	U	5900	1200	10	03/19/24 21:09	3/14/24	
4-Chloroaniline	2200	U	5900	2200	10	03/19/24 21:09	3/14/24	
4-Chlorophenyl Phenyl Ether	1300	U	5900	1300	10	03/19/24 21:09	3/14/24	
4-Nitroaniline	1300	U	30000	1300	10	03/19/24 21:09	3/14/24	
4-Nitrophenol	3100	U	30000	3100	10	03/19/24 21:09	3/14/24	
Acenaphthene	1200	U	5900	1200	10	03/19/24 21:09	3/14/24	
Acenaphthylene	1200	U	5900	1200	10	03/19/24 21:09	3/14/24	
Acetophenone	1700	U	5900	1700	10	03/19/24 21:09	3/14/24	
Anthracene	990	U	5900	990	10	03/19/24 21:09	3/14/24	
Atrazine	1800	U	5900	1800	10	03/19/24 21:09	3/14/24	
Benz(a)anthracene	**1100**	**J**	5900	880	10	03/19/24 21:09	3/14/24	
Benzaldehyde	1500	U	30000	1500	10	03/19/24 21:09	3/14/24	
Benzo(a)pyrene	1600	U	5900	1600	10	03/19/24 21:09	3/14/24	
Benzo(b)fluoranthene	**1800**	**J**	5900	980	10	03/19/24 21:09	3/14/24	
Benzo(g,h,i)perylene	1400	U	5900	1400	10	03/19/24 21:09	3/14/24	
Benzo(k)fluoranthene	950	U	5900	950	10	03/19/24 21:09	3/14/24	
Biphenyl	1800	U	5900	1800	10	03/19/24 21:09	3/14/24	
2,2'-Oxybis(1-chloropropane)	1300	U	5900	1300	10	03/19/24 21:09	3/14/24	
Bis(2-chloroethoxy)methane	1500	U	5900	1500	10	03/19/24 21:09	3/14/24	
Bis(2-chloroethyl) Ether	1200	U	5900	1200	10	03/19/24 21:09	3/14/24	

Client:	Day Environmental, Inc.	**Service Request:**	R2401914
Project:	Shumway Marina/6048S-23	**Date Collected:**	03/07/24 11:05
Sample Matrix:	Soil	**Date Received:**	03/08/24 10:20
Sample Name:	B-1,2,3	**Units:**	ug/Kg
Lab Code:	R2401914-005	**Basis:**	Dry

Semivolatile Organic Compounds by GC/MS using Microwave Digestion

Analysis Method: 8270D
Prep Method: EPA 3546

Analyte Name	Result		MRL	MDL	Dil.	Date Analyzed	Date Extracted	Q
Bis(2-ethylhexyl) Phthalate	1100	U	8900	1100	10	03/19/24 21:09	3/14/24	
Butyl Benzyl Phthalate	710	U	5900	710	10	03/19/24 21:09	3/14/24	
Caprolactam	1300	U	5900	1300	10	03/19/24 21:09	3/14/24	
Carbazole	960	U	5900	960	10	03/19/24 21:09	3/14/24	
Chrysene	**1500**	**J**	5900	870	10	03/19/24 21:09	3/14/24	
Di-n-butyl Phthalate	950	U	5900	950	10	03/19/24 21:09	3/14/24	
Di-n-octyl Phthalate	2100	U	5900	2100	10	03/19/24 21:09	3/14/24	
Dibenz(a,h)anthracene	1300	U	5900	1300	10	03/19/24 21:09	3/14/24	
Dibenzofuran	1100	U	5900	1100	10	03/19/24 21:09	3/14/24	
Diethyl Phthalate	1100	U	5900	1100	10	03/19/24 21:09	3/14/24	
Dimethyl Phthalate	1200	U	5900	1200	10	03/19/24 21:09	3/14/24	
Fluoranthene	**3200**	**J**	5900	1500	10	03/19/24 21:09	3/14/24	
Fluorene	1100	U	5900	1100	10	03/19/24 21:09	3/14/24	
Hexachlorobenzene	1500	U	5900	1500	10	03/19/24 21:09	3/14/24	
Hexachlorobutadiene	2100	U	5900	2100	10	03/19/24 21:09	3/14/24	
Hexachlorocyclopentadiene	1900	U	5900	1900	10	03/19/24 21:09	3/14/24	
Hexachloroethane	1100	U	5900	1100	10	03/19/24 21:09	3/14/24	
Indeno(1,2,3-cd)pyrene	1900	U	5900	1900	10	03/19/24 21:09	3/14/24	
Isophorone	1300	U	5900	1300	10	03/19/24 21:09	3/14/24	
N-Nitrosodi-n-propylamine	1800	U	5900	1800	10	03/19/24 21:09	3/14/24	
N-Nitrosodiphenylamine	3700	U	5900	3700	10	03/19/24 21:09	3/14/24	
Naphthalene	1100	U	5900	1100	10	03/19/24 21:09	3/14/24	
Nitrobenzene	1100	U	5900	1100	10	03/19/24 21:09	3/14/24	
Pentachlorophenol (PCP)	5900	U	30000	5900	10	03/19/24 21:09	3/14/24	
Phenanthrene	**2400**	**J**	5900	830	10	03/19/24 21:09	3/14/24	
Phenol	1200	U	5900	1200	10	03/19/24 21:09	3/14/24	
Pyrene	**2700**	**J**	5900	980	10	03/19/24 21:09	3/14/24	

Surrogate Name	% Rec	Control Limits	Date Analyzed	Q
2,4,6-Tribromophenol	55	18 - 123	03/19/24 21:09	
2-Fluorobiphenyl	90	18 - 104	03/19/24 21:09	
2-Fluorophenol	75	13 - 96	03/19/24 21:09	
Nitrobenzene-d5	75	12 - 98	03/19/24 21:09	
Phenol-d6	82	16 - 95	03/19/24 21:09	
Terphenyl-d14	96	26 - 134	03/19/24 21:09	

Tentatively Identified Compounds

CAS#	Compound Identification	RT	Result ug/Kg	Q
000814-78-8	3-Buten-2-one, 3-methyl-	1.40	2400	JN

Analytical Report

Client:	Day Environmental, Inc.	**Service Request:**	R2401914
Project:	Shumway Marina/6048S-23	**Date Collected:**	03/07/24 11:05
Sample Matrix:	Soil	**Date Received:**	03/08/24 10:20
Sample Name:	B-1,2,3	**Units:**	ug/Kg
Lab Code:	R2401914-005	**Basis:**	Dry

Semivolatile Organic Compounds by GC/MS using Microwave Digestion

Analysis Method: 8270D
Prep Method: EPA 3546

Tentatively Identified Compounds

CAS#	Compound Identification	RT	Result ug/Kg	Q
000994-05-8	Butane, 2-methoxy-2-methyl-	1.46	3500	JN
	unknown	1.52	1600	J
	unknown	10.54	2300	J
000559-74-0	Friedelan-3-one	11.18	20000	JN
	unknown	2.73	12000	J
000141-79-7	3-Penten-2-one, 4-methyl-	2.76	5100	JN
	unknown	3.03	10000	J
	unknown	3.18	18000	J
	unknown	4.05	4800	J
	unknown hydrocarbon	4.20	2100	J
	unknown	4.36	1500	J
	unknown hydrocarbon	4.38	2400	J
	unknown	8.76	11000	J
	unknown hydrocarbon	9.52	1500	J
000057-10-3	n-Hexadecanoic acid	9.55	1800	JN

Analytical Report

Client:	Day Environmental, Inc.	**Service Request:**	R2401914
Project:	Shumway Marina/6048S-23	**Date Collected:**	03/07/24 13:30
Sample Matrix:	Soil	**Date Received:**	03/08/24 10:20
Sample Name:	B-4,5,6	**Units:**	ug/Kg
Lab Code:	R2401914-006	**Basis:**	Dry

Semivolatile Organic Compounds by GC/MS using Microwave Digestion

Analysis Method: 8270D
Prep Method: EPA 3546

Analyte Name	Result	MRL	MDL	Dil.	Date Analyzed	Date Extracted	Q
1,2,4,5-Tetrachlorobenzene	450 U	2000	450	5	03/19/24 22:22	3/14/24	
1,4-Dioxane	200 U	410	200	5	03/19/24 22:22	3/14/24	
2,3,4,6-Tetrachlorophenol	700 U	2000	700	5	03/19/24 22:22	3/14/24	
2,4,5-Trichlorophenol	500 U	2000	500	5	03/19/24 22:22	3/14/24	
2,4,6-Trichlorophenol	450 U	2000	450	5	03/19/24 22:22	3/14/24	
2,4-Dichlorophenol	390 U	2000	390	5	03/19/24 22:22	3/14/24	
2,4-Dimethylphenol	360 U	2000	360	5	03/19/24 22:22	3/14/24	
2,4-Dinitrophenol	3500 U	10000	3500	5	03/19/24 22:22	3/14/24	
2,4-Dinitrotoluene	780 U	2000	780	5	03/19/24 22:22	3/14/24	
2,6-Dinitrotoluene	440 U	2000	440	5	03/19/24 22:22	3/14/24	
2-Chloronaphthalene	410 U	2000	410	5	03/19/24 22:22	3/14/24	
2-Chlorophenol	340 U	2000	340	5	03/19/24 22:22	3/14/24	
2-Methylnaphthalene	710 U	2000	710	5	03/19/24 22:22	3/14/24	
2-Methylphenol	420 U	2000	420	5	03/19/24 22:22	3/14/24	
2-Nitroaniline	480 U	10000	480	5	03/19/24 22:22	3/14/24	
2-Nitrophenol	470 U	2000	470	5	03/19/24 22:22	3/14/24	
3,3'-Dichlorobenzidine	740 U	2000	740	5	03/19/24 22:22	3/14/24	
3- and 4-Methylphenol Coelution	390 U	2000	390	5	03/19/24 22:22	3/14/24	
3-Nitroaniline	410 U	10000	410	5	03/19/24 22:22	3/14/24	
4,6-Dinitro-2-methylphenol	1200 U	10000	1200	5	03/19/24 22:22	3/14/24	
4-Bromophenyl Phenyl Ether	530 U	2000	530	5	03/19/24 22:22	3/14/24	
4-Chloro-3-methylphenol	410 U	2000	410	5	03/19/24 22:22	3/14/24	
4-Chloroaniline	740 U	2000	740	5	03/19/24 22:22	3/14/24	
4-Chlorophenyl Phenyl Ether	430 U	2000	430	5	03/19/24 22:22	3/14/24	
4-Nitroaniline	440 U	10000	440	5	03/19/24 22:22	3/14/24	
4-Nitrophenol	1100 U	10000	1100	5	03/19/24 22:22	3/14/24	
Acenaphthene	380 U	2000	380	5	03/19/24 22:22	3/14/24	
Acenaphthylene	410 U	2000	410	5	03/19/24 22:22	3/14/24	
Acetophenone	580 U	2000	580	5	03/19/24 22:22	3/14/24	
Anthracene	340 U	2000	340	5	03/19/24 22:22	3/14/24	
Atrazine	600 U	2000	600	5	03/19/24 22:22	3/14/24	
Benz(a)anthracene	**490 J**	2000	300	5	03/19/24 22:22	3/14/24	
Benzaldehyde	490 U	10000	490	5	03/19/24 22:22	3/14/24	
Benzo(a)pyrene	**560 J**	2000	540	5	03/19/24 22:22	3/14/24	
Benzo(b)fluoranthene	**780 J**	2000	340	5	03/19/24 22:22	3/14/24	
Benzo(g,h,i)perylene	470 U	2000	470	5	03/19/24 22:22	3/14/24	
Benzo(k)fluoranthene	330 U	2000	330	5	03/19/24 22:22	3/14/24	
Biphenyl	600 U	2000	600	5	03/19/24 22:22	3/14/24	
2,2'-Oxybis(1-chloropropane)	420 U	2000	420	5	03/19/24 22:22	3/14/24	
Bis(2-chloroethoxy)methane	500 U	2000	500	5	03/19/24 22:22	3/14/24	
Bis(2-chloroethyl) Ether	400 U	2000	400	5	03/19/24 22:22	3/14/24	

Analytical Report

Client:	Day Environmental, Inc.	**Service Request:**	R2401914
Project:	Shumway Marina/6048S-23	**Date Collected:**	03/07/24 13:30
Sample Matrix:	Soil	**Date Received:**	03/08/24 10:20
Sample Name:	B-4,5,6	**Units:**	ug/Kg
Lab Code:	R2401914-006	**Basis:**	Dry

Semivolatile Organic Compounds by GC/MS using Microwave Digestion

Analysis Method: 8270D
Prep Method: EPA 3546

Analyte Name	Result	MRL	MDL	Dil.	Date Analyzed	Date Extracted	Q
Bis(2-ethylhexyl) Phthalate	370 U	3100	370	5	03/19/24 22:22	3/14/24	
Butyl Benzyl Phthalate	250 U	2000	250	5	03/19/24 22:22	3/14/24	
Caprolactam	450 U	2000	450	5	03/19/24 22:22	3/14/24	
Carbazole	330 U	2000	330	5	03/19/24 22:22	3/14/24	
Chrysene	**620 J**	2000	300	5	03/19/24 22:22	3/14/24	
Di-n-butyl Phthalate	330 U	2000	330	5	03/19/24 22:22	3/14/24	
Di-n-octyl Phthalate	710 U	2000	710	5	03/19/24 22:22	3/14/24	
Dibenz(a,h)anthracene	440 U	2000	440	5	03/19/24 22:22	3/14/24	
Dibenzofuran	370 U	2000	370	5	03/19/24 22:22	3/14/24	
Diethyl Phthalate	360 U	2000	360	5	03/19/24 22:22	3/14/24	
Dimethyl Phthalate	390 U	2000	390	5	03/19/24 22:22	3/14/24	
Fluoranthene	**1100 J**	2000	510	5	03/19/24 22:22	3/14/24	
Fluorene	380 U	2000	380	5	03/19/24 22:22	3/14/24	
Hexachlorobenzene	490 U	2000	490	5	03/19/24 22:22	3/14/24	
Hexachlorobutadiene	710 U	2000	710	5	03/19/24 22:22	3/14/24	
Hexachlorocyclopentadiene	640 U	2000	640	5	03/19/24 22:22	3/14/24	
Hexachloroethane	380 U	2000	380	5	03/19/24 22:22	3/14/24	
Indeno(1,2,3-cd)pyrene	650 U	2000	650	5	03/19/24 22:22	3/14/24	
Isophorone	420 U	2000	420	5	03/19/24 22:22	3/14/24	
N-Nitrosodi-n-propylamine	620 U	2000	620	5	03/19/24 22:22	3/14/24	
N-Nitrosodiphenylamine	1300 U	2000	1300	5	03/19/24 22:22	3/14/24	
Naphthalene	380 U	2000	380	5	03/19/24 22:22	3/14/24	
Nitrobenzene	360 U	2000	360	5	03/19/24 22:22	3/14/24	
Pentachlorophenol (PCP)	2000 U	10000	2000	5	03/19/24 22:22	3/14/24	
Phenanthrene	**620 J**	2000	290	5	03/19/24 22:22	3/14/24	
Phenol	410 U	2000	410	5	03/19/24 22:22	3/14/24	
Pyrene	**1100 J**	2000	340	5	03/19/24 22:22	3/14/24	

Surrogate Name	% Rec	Control Limits	Date Analyzed	Q
2,4,6-Tribromophenol	59	18 - 123	03/19/24 22:22	
2-Fluorobiphenyl	86	18 - 104	03/19/24 22:22	
2-Fluorophenol	78	13 - 96	03/19/24 22:22	
Nitrobenzene-d5	77	12 - 98	03/19/24 22:22	
Phenol-d6	86	16 - 95	03/19/24 22:22	
Terphenyl-d14	97	26 - 134	03/19/24 22:22	

Tentatively Identified Compounds

CAS#	Compound Identification	RT	Result ug/Kg	Q
000814-78-8	3-Buten-2-one, 3-methyl-	1.41	1800	JN

Analytical Report

Client:	Day Environmental, Inc.	**Service Request:**	R2401914
Project:	Shumway Marina/6048S-23	**Date Collected:**	03/07/24 13:30
Sample Matrix:	Soil	**Date Received:**	03/08/24 10:20
Sample Name:	B-4,5,6	**Units:**	ug/Kg
Lab Code:	R2401914-006	**Basis:**	Dry

Semivolatile Organic Compounds by GC/MS using Microwave Digestion

Analysis Method: 8270D
Prep Method: EPA 3546

Tentatively Identified Compounds

CAS#	Compound Identification	RT	Result ug/Kg	Q
	unknown	1.46	1700	J
001569-50-2	3-Penten-2-ol	1.53	1700	JN
	unknown hydrocarbon	11.70	970	J
001740-19-8	1-Phenanthrenecarboxylic acid, 1,2,3,4,4a,9,10,10a-octahydro-1,4a-dimethyl-7 -(1-methylethy	11.89	850	JN
	unknown	11.91	2200	J
054833-48-6	Heptadecane, 2,6,10,15-tetramethyl-	13.35	850	JN
000629-93-6	Octadecane, 1-iodo-	16.32	1000	JN
	unknown	2.73	12000	J
000141-79-7	3-Penten-2-one, 4-methyl-	2.77	3500	JN
	unknown	3.03	11000	J
	unknown	3.18	8000	J
000100-41-4	Ethylbenzene	3.40	830	JN
000100-42-5	Styrene	3.67	4000	JN
	unknown	4.05	3300	J
	unknown	4.36	870	J
	unknown	4.38	2200	J
	unknown	5.03	750	J
	unknown	8.65	1000	J
000057-10-3	n-Hexadecanoic acid	9.55	1400	JN

Analytical Report

Client:	Day Environmental, Inc.	**Service Request:**	R2401914
Project:	Shumway Marina/6048S-23	**Date Collected:**	03/07/24 15:30
Sample Matrix:	Soil	**Date Received:**	03/08/24 10:20
Sample Name:	B-7,8,9	**Units:**	ug/Kg
Lab Code:	R2401914-007	**Basis:**	Dry

Semivolatile Organic Compounds by GC/MS using Microwave Digestion

Analysis Method: 8270D
Prep Method: EPA 3546

Analyte Name	Result	MRL	MDL	Dil.	Date Analyzed	Date Extracted	Q
1,2,4,5-Tetrachlorobenzene	430 U	1900	430	5	03/19/24 22:46	3/14/24	
1,4-Dioxane	190 U	390	190	5	03/19/24 22:46	3/14/24	
2,3,4,6-Tetrachlorophenol	680 U	1900	680	5	03/19/24 22:46	3/14/24	
2,4,5-Trichlorophenol	480 U	1900	480	5	03/19/24 22:46	3/14/24	
2,4,6-Trichlorophenol	430 U	1900	430	5	03/19/24 22:46	3/14/24	
2,4-Dichlorophenol	380 U	1900	380	5	03/19/24 22:46	3/14/24	
2,4-Dimethylphenol	350 U	1900	350	5	03/19/24 22:46	3/14/24	
2,4-Dinitrophenol	3300 U	10000	3300	5	03/19/24 22:46	3/14/24	
2,4-Dinitrotoluene	750 U	1900	750	5	03/19/24 22:46	3/14/24	
2,6-Dinitrotoluene	430 U	1900	430	5	03/19/24 22:46	3/14/24	
2-Chloronaphthalene	390 U	1900	390	5	03/19/24 22:46	3/14/24	
2-Chlorophenol	330 U	1900	330	5	03/19/24 22:46	3/14/24	
2-Methylnaphthalene	690 U	1900	690	5	03/19/24 22:46	3/14/24	
2-Methylphenol	410 U	1900	410	5	03/19/24 22:46	3/14/24	
2-Nitroaniline	460 U	10000	460	5	03/19/24 22:46	3/14/24	
2-Nitrophenol	450 U	1900	450	5	03/19/24 22:46	3/14/24	
3,3'-Dichlorobenzidine	710 U	1900	710	5	03/19/24 22:46	3/14/24	
3- and 4-Methylphenol Coelution	370 U	1900	370	5	03/19/24 22:46	3/14/24	
3-Nitroaniline	390 U	10000	390	5	03/19/24 22:46	3/14/24	
4,6-Dinitro-2-methylphenol	1100 U	10000	1100	5	03/19/24 22:46	3/14/24	
4-Bromophenyl Phenyl Ether	510 U	1900	510	5	03/19/24 22:46	3/14/24	
4-Chloro-3-methylphenol	390 U	1900	390	5	03/19/24 22:46	3/14/24	
4-Chloroaniline	710 U	1900	710	5	03/19/24 22:46	3/14/24	
4-Chlorophenyl Phenyl Ether	420 U	1900	420	5	03/19/24 22:46	3/14/24	
4-Nitroaniline	420 U	10000	420	5	03/19/24 22:46	3/14/24	
4-Nitrophenol	1000 U	10000	1000	5	03/19/24 22:46	3/14/24	
Acenaphthene	370 U	1900	370	5	03/19/24 22:46	3/14/24	
Acenaphthylene	400 U	1900	400	5	03/19/24 22:46	3/14/24	
Acetophenone	560 U	1900	560	5	03/19/24 22:46	3/14/24	
Anthracene	330 U	1900	330	5	03/19/24 22:46	3/14/24	
Atrazine	580 U	1900	580	5	03/19/24 22:46	3/14/24	
Benz(a)anthracene	**550 J**	1900	290	5	03/19/24 22:46	3/14/24	
Benzaldehyde	470 U	10000	470	5	03/19/24 22:46	3/14/24	
Benzo(a)pyrene	**640 J**	1900	520	5	03/19/24 22:46	3/14/24	
Benzo(b)fluoranthene	**950 J**	1900	330	5	03/19/24 22:46	3/14/24	
Benzo(g,h,i)perylene	**490 J**	1900	450	5	03/19/24 22:46	3/14/24	
Benzo(k)fluoranthene	**330 J**	1900	320	5	03/19/24 22:46	3/14/24	
Biphenyl	570 U	1900	570	5	03/19/24 22:46	3/14/24	
2,2'-Oxybis(1-chloropropane)	400 U	1900	400	5	03/19/24 22:46	3/14/24	
Bis(2-chloroethoxy)methane	480 U	1900	480	5	03/19/24 22:46	3/14/24	
Bis(2-chloroethyl) Ether	390 U	1900	390	5	03/19/24 22:46	3/14/24	

Analytical Report

Client:	Day Environmental, Inc.	**Service Request:**	R2401914
Project:	Shumway Marina/6048S-23	**Date Collected:**	03/07/24 15:30
Sample Matrix:	Soil	**Date Received:**	03/08/24 10:20
Sample Name:	B-7,8,9	**Units:**	ug/Kg
Lab Code:	R2401914-007	**Basis:**	Dry

Semivolatile Organic Compounds by GC/MS using Microwave Digestion

Analysis Method: 8270D
Prep Method: EPA 3546

Analyte Name	Result		MRL	MDL	Dil.	Date Analyzed	Date Extracted	Q
Bis(2-ethylhexyl) Phthalate	**530**	**J**	2900	360	5	03/19/24 22:46	3/14/24	
Butyl Benzyl Phthalate	240	U	1900	240	5	03/19/24 22:46	3/14/24	
Caprolactam	430	U	1900	430	5	03/19/24 22:46	3/14/24	
Carbazole	320	U	1900	320	5	03/19/24 22:46	3/14/24	
Chrysene	**770**	**J**	1900	290	5	03/19/24 22:46	3/14/24	
Di-n-butyl Phthalate	320	U	1900	320	5	03/19/24 22:46	3/14/24	
Di-n-octyl Phthalate	680	U	1900	680	5	03/19/24 22:46	3/14/24	
Dibenz(a,h)anthracene	420	U	1900	420	5	03/19/24 22:46	3/14/24	
Dibenzofuran	360	U	1900	360	5	03/19/24 22:46	3/14/24	
Diethyl Phthalate	350	U	1900	350	5	03/19/24 22:46	3/14/24	
Dimethyl Phthalate	370	U	1900	370	5	03/19/24 22:46	3/14/24	
Fluoranthene	**1300**	**J**	1900	490	5	03/19/24 22:46	3/14/24	
Fluorene	370	U	1900	370	5	03/19/24 22:46	3/14/24	
Hexachlorobenzene	470	U	1900	470	5	03/19/24 22:46	3/14/24	
Hexachlorobutadiene	690	U	1900	690	5	03/19/24 22:46	3/14/24	
Hexachlorocyclopentadiene	620	U	1900	620	5	03/19/24 22:46	3/14/24	
Hexachloroethane	370	U	1900	370	5	03/19/24 22:46	3/14/24	
Indeno(1,2,3-cd)pyrene	630	U	1900	630	5	03/19/24 22:46	3/14/24	
Isophorone	410	U	1900	410	5	03/19/24 22:46	3/14/24	
N-Nitrosodi-n-propylamine	600	U	1900	600	5	03/19/24 22:46	3/14/24	
N-Nitrosodiphenylamine	1300	U	1900	1300	5	03/19/24 22:46	3/14/24	
Naphthalene	370	U	1900	370	5	03/19/24 22:46	3/14/24	
Nitrobenzene	350	U	1900	350	5	03/19/24 22:46	3/14/24	
Pentachlorophenol (PCP)	2000	U	10000	2000	5	03/19/24 22:46	3/14/24	
Phenanthrene	**700**	**J**	1900	280	5	03/19/24 22:46	3/14/24	
Phenol	390	U	1900	390	5	03/19/24 22:46	3/14/24	
Pyrene	**1200**	**J**	1900	330	5	03/19/24 22:46	3/14/24	

Surrogate Name	% Rec	Control Limits	Date Analyzed	Q
2,4,6-Tribromophenol	51	18 - 123	03/19/24 22:46	
2-Fluorobiphenyl	80	18 - 104	03/19/24 22:46	
2-Fluorophenol	73	13 - 96	03/19/24 22:46	
Nitrobenzene-d5	65	12 - 98	03/19/24 22:46	
Phenol-d6	81	16 - 95	03/19/24 22:46	
Terphenyl-d14	89	26 - 134	03/19/24 22:46	

Tentatively Identified Compounds

CAS#	Compound Identification	RT	Result ug/Kg	Q
000814-78-8	3-Buten-2-one, 3-methyl-	1.40	1600	JN

Analytical Report

Client:	Day Environmental, Inc.	**Service Request:**	R2401914
Project:	Shumway Marina/6048S-23	**Date Collected:**	03/07/24 15:30
Sample Matrix:	Soil	**Date Received:**	03/08/24 10:20
Sample Name:	B-7,8,9	**Units:**	ug/Kg
Lab Code:	R2401914-007	**Basis:**	Dry

Semivolatile Organic Compounds by GC/MS using Microwave Digestion

Analysis Method: 8270D
Prep Method: EPA 3546

Tentatively Identified Compounds

CAS#	Compound Identification	RT	Result ug/Kg	Q
	unknown	1.46	1600	J
001569-50-2	3-Penten-2-ol	1.52	1400	JN
000057-11-4	Octadecanoic acid	10.38	460	JN
001740-19-8	1-Phenanthrenecarboxylic acid, 1,2,3,4,4a,9,10,10a-octahydro-1,4a-dimethyl-7 -(1-methylethy	11.88	500	JN
054833-48-6	Heptadecane, 2,6,10,15-tetramethyl-	13.35	680	JN
000630-07-9	Pentatriacontane	16.32	580	JN
000590-90-9	2-Butanone, 4-hydroxy-	2.64	680	JN
	unknown	2.73	8900	J
000141-79-7	3-Penten-2-one, 4-methyl-	2.77	3200	JN
	unknown	3.03	7400	J
	unknown	3.18	6100	J
	unknown	4.05	3100	J
	unknown	4.36	830	J
	unknown	4.38	1700	J
	unknown hydrocarbon	4.75	590	J
	unknown	5.03	500	J
	unknown	9.16	470	J
1000333-19-5	cis-9-Hexadecenoic acid	9.52	760	JN
000057-10-3	n-Hexadecanoic acid	9.55	1200	JN

LSC Area Percent Report

Data Path : I:\ACQUDATA\5977-MS64\Data\031924\
Data File : D6506.D
Acq On : 19 Mar 2024 09:09 pm
Operator :
Sample : R2401914-005|10
Misc : 435409 8270 SOIL
ALS Vial : 27 Sample Multiplier: 1

Integration Parameters: RTEINT.P
Integrator: RTE
Smoothing : ON Filtering: 5
Sampling : 1 Min Area: 100 Area counts
Start Thrs: 0.2 Max Peaks: 100
Stop Thrs : 0 Peak Location: TOP

If leading or trailing edge < 100 prefer < Baseline drop else tangent >
Peak separation: 5

Method : I:\ACQUDATA\5977-MS64\Methods\8270-020224(64).M
Title : 8270 BNA ANALYSIS

Signal : TIC: D6506.D\data.ms

peak #	R.T. min	first scan	max scan	last scan	PK TY	peak height	corr. area	corr. % max.	% of total
1	1.401	8	12	17	rVV	140842	143617	3.04%	0.375%
2	1.455	17	22	29	rVB	191377	213666	4.52%	0.558%
3	1.524	31	35	41	rVB	83628	97720	2.07%	0.255%
4	2.460	205	210	215	rVB	46429	54104	1.14%	0.141%
5	2.642	240	244	252	rVB2	33946	49034	1.04%	0.128%
6	2.728	255	260	263	rBV	650246	698443	14.77%	1.825%
7	2.760	263	266	271	rVB	301268	307270	6.50%	0.803%
8	3.027	308	316	321	rBV	608841	616613	13.04%	1.611%
9	3.177	340	344	350	rVB	1060234	1067102	22.56%	2.788%
10	3.338	369	374	377	rBV2	29262	41350	0.87%	0.108%
11	3.396	382	385	392	rVV2	27270	39567	0.84%	0.103%
12	3.477	394	400	406	rVB	449495	437213	9.24%	1.142%
13	4.054	502	508	513	rBV	327818	287276	6.07%	0.750%
14	4.199	531	535	539	rBV	144066	124304	2.63%	0.325%
15	4.295	548	553	561	rVB	488469	464972	9.83%	1.215%
16	4.359	561	565	567	rVV2	89773	88910	1.88%	0.232%
17	4.381	567	569	574	rVB	178184	146956	3.11%	0.384%
18	4.439	577	580	586	rBV5	24795	32955	0.70%	0.086%
19	4.488	586	589	592	rVB3	27954	31095	0.66%	0.081%
20	4.637	612	617	623	rBV	3088084	2872390	60.73%	7.504%
21	4.755	634	639	642	rBV2	48751	56096	1.19%	0.147%
22	4.857	655	658	661	rBV	47401	41876	0.89%	0.109%
23	4.996	680	684	687	rBV2	26992	27230	0.58%	0.071%
24	5.033	687	691	698	rVB2	51630	51373	1.09%	0.134%
25	5.135	705	710	713	rBV	209416	181110	3.83%	0.473%
26	5.819	833	838	845	rBV	4470546	4014524	84.87%	10.487%
27	6.247	916	918	926	rVB2	26249	25285	0.53%	0.066%
28	6.413	946	949	954	rBV2	33266	34720	0.73%	0.091%
29	6.515	963	968	981	rBV2	409976	506452	10.71%	1.323%
30	6.606	981	985	989	rVB2	90457	79450	1.68%	0.208%
31	6.868	1030	1034	1039	rVB	528227	441654	9.34%	1.154%
32	6.969	1050	1053	1059	rVB4	60703	58298	1.23%	0.152%
33	7.194	1089	1095	1098	rBV2	44818	60041	1.27%	0.157%
34	7.221	1098	1100	1103	rVB	33024	28148	0.60%	0.074%
35	7.312	1114	1117	1122	rVB2	36612	35181	0.74%	0.092%
36	7.392	1129	1132	1135	rVB	38223	32973	0.70%	0.086%
37	7.494	1148	1151	1154	rBV2	41271	31619	0.67%	0.083%
38	7.531	1154	1158	1162	rVV	5194958	4451620	94.11%	11.629%
39	7.558	1162	1163	1171	rVB	43707	40885	0.86%	0.107%

LSC Area Percent Report

Data Path : I:\ACQUDATA\5977-MS64\Data\031924\
Data File : D6506.D
Acq On : 19 Mar 2024 09:09 pm
Operator :
Sample : R2401914-005|10
Misc : 435409 8270 SOIL
ALS Vial : 27 Sample Multiplier: 1

Integration Parameters: RTEINT.P
Integrator: RTE
Smoothing : ON Filtering: 5
Sampling : 1 Min Area: 100 Area counts
Start Thrs: 0.2 Max Peaks: 100
Stop Thrs : 0 Peak Location: TOP

If leading or trailing edge < 100 prefer < Baseline drop else tangent >
Peak separation: 5

Method : I:\ACQUDATA\5977-MS64\Methods\8270-020224(64).M
Title : 8270 BNA ANALYSIS

40	7.734	1192	1196	1199	rBV2	49063	47131	1.00%	0.123%
41	7.847	1214	1217	1221	rBV3	24922	25335	0.54%	0.066%
42	7.937	1229	1234	1236	rBV4	31628	41695	0.88%	0.109%
43	7.991	1240	1244	1245	rBV2	42697	37644	0.80%	0.098%
44	8.066	1255	1258	1262	rVB2	74579	68809	1.45%	0.180%
45	8.226	1286	1288	1292	rVB	31276	25749	0.54%	0.067%
46	8.301	1297	1302	1305	rBV2	294657	310641	6.57%	0.812%
47	8.328	1305	1307	1310	rVB	83945	59644	1.26%	0.156%
48	8.456	1329	1331	1332	rBV	46634	32206	0.68%	0.084%
49	8.472	1332	1334	1338	rVB2	68153	56875	1.20%	0.149%
50	8.654	1364	1368	1371	rBV3	28453	39036	0.83%	0.102%
51	8.756	1382	1387	1402	rBV	992948	1082256	22.88%	2.827%
52	8.900	1412	1414	1419	rVB	81667	66244	1.40%	0.173%
53	8.996	1427	1432	1435	rBV	5117064	4730159	100.00%	12.357%
54	9.018	1435	1436	1439	rVB	282622	147050	3.11%	0.384%
55	9.162	1460	1463	1469	rVB4	45990	73639	1.56%	0.192%
56	9.205	1469	1471	1473	rBV	32304	26677	0.56%	0.070%
57	9.328	1491	1494	1500	rBV	60777	59021	1.25%	0.154%
58	9.489	1519	1524	1526	rBV4	72286	101290	2.14%	0.265%
59	9.515	1526	1529	1533	rVV2	119695	146341	3.09%	0.382%
60	9.553	1533	1536	1542	rVV	147750	177486	3.75%	0.464%
61	9.601	1542	1545	1547	rVV2	54601	56713	1.20%	0.148%
62	9.622	1547	1549	1553	rVB2	40846	35474	0.75%	0.093%
63	9.729	1567	1569	1572	rBV	48646	41414	0.88%	0.108%
64	9.804	1578	1583	1590	rVB4	45533	68528	1.45%	0.179%
65	10.050	1626	1629	1632	rBV	28115	27368	0.58%	0.071%
66	10.082	1633	1635	1638	rVV3	30358	28201	0.60%	0.074%
67	10.136	1642	1645	1649	rBV4	60106	56494	1.19%	0.148%
68	10.216	1656	1660	1668	rVB	310979	322749	6.82%	0.843%
69	10.302	1674	1676	1684	rVB4	59130	89268	1.89%	0.233%
70	10.376	1688	1690	1693	rVV3	38658	32356	0.68%	0.085%
71	10.467	1702	1707	1712	rVB	246455	279603	5.91%	0.730%
72	10.542	1718	1721	1728	rVB	189240	224438	4.74%	0.586%
73	10.660	1739	1743	1748	rBV	444700	482599	10.20%	1.261%
74	10.879	1781	1784	1791	rVB3	46155	60260	1.27%	0.157%
75	11.184	1824	1841	1842	rBV8	473386	1827412	38.63%	4.774%
76	11.521	1902	1904	1908	rVB2	39414	35773	0.76%	0.093%
77	12.168	2018	2025	2031	rBV	3216234	4444738	93.97%	11.611%
78	13.340	2242	2244	2252	rVB3	58089	87496	1.85%	0.229%
79	14.179	2397	2401	2408	rVB3	62878	114423	2.42%	0.299%
80	14.987	2543	2552	2572	rVB	2425689	4596404	97.17%	12.007%

LSC Area Percent Report

Data Path : I:\ACQUDATA\5977-MS64\Data\031924\
Data File : D6506.D
Acq On : 19 Mar 2024 09:09 pm
Operator :
Sample : R2401914-005|10
Misc : 435409 8270 SOIL
ALS Vial : 27 Sample Multiplier: 1

Integration Parameters: RTEINT.P
Integrator: RTE
Smoothing : ON Filtering: 5
Sampling : 1 Min Area: 100 Area counts
Start Thrs: 0.2 Max Peaks: 100
Stop Thrs : 0 Peak Location: TOP

If leading or trailing edge < 100 prefer < Baseline drop else tangent >
Peak separation: 5

Method : I:\ACQUDATA\5977-MS64\Methods\8270-020224(64).M
Title : 8270 BNA ANALYSIS

Sum of corrected areas: 38279731

LSC Report - Integrated Chromatogram

Data Path : I:\ACQUDATA\5977-MS64\Data\031924\
Data File : D6506.D
Acq On : 19 Mar 2024 09:09 pm
Operator :
Sample : R2401914-005|10
Misc : 435409 8270 SOIL
ALS Vial : 27 Sample Multiplier: 1

Quant Method : I:\ACQUDATA\5977-MS64\Methods\8270-020224(64).M
Quant Title : 8270 BNA ANALYSIS

TIC Library : C:\Database\NIST08.L
TIC Integration Parameters: TEBINT.P

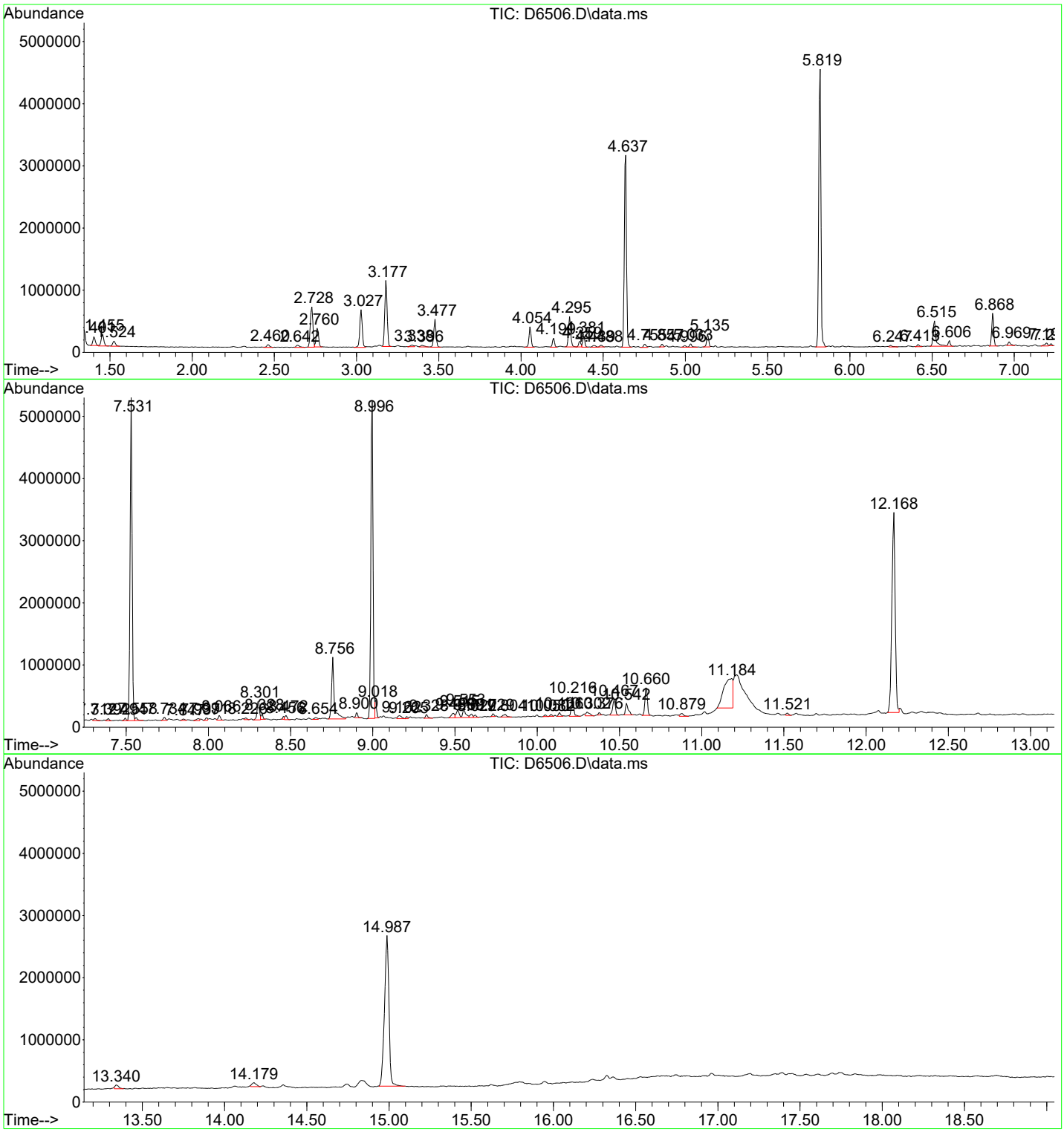

Library Search Compound Report

Data Path : I:\ACQUDATA\5977-MS64\Data\031924\
Data File : D6506.D
Acq On : 19 Mar 2024 09:09 pm
Operator :
Sample : R2401914-005|10
Misc : 435409 8270 SOIL
ALS Vial : 27 Sample Multiplier: 1

Quant Method : I:\ACQUDATA\5977-MS64\Methods\8270-020224(64).M
Quant Title : 8270 BNA ANALYSIS

TIC Library : C:\Database\NIST08.L
TIC Integration Parameters: TEBINT.P

****

Peak Number 1 3-Buten-2-one, 3-methyl- Concentration Rank 10

R.T.	EstConc	Area	Relative to ISTD	R.T.
1.401	2.00 ppm	143617	d4-1,4-Dichlorobenzene	4.637

Hit# of 5	Tentative ID	MW	MolForm	CAS#	Qual
1	3-Buten-2-one, 3-methyl-	84	C5H8O	000814-78-8	91
2	3-Buten-2-one, 3-methyl-	84	C5H8O	000814-78-8	90
3	3-Penten-2-one	84	C5H8O	000625-33-2	86
4	Ethanone, 1-cyclopropyl-	84	C5H8O	000765-43-5	58
5	3-Buten-2-one, 3-methyl-	84	C5H8O	000814-78-8	50

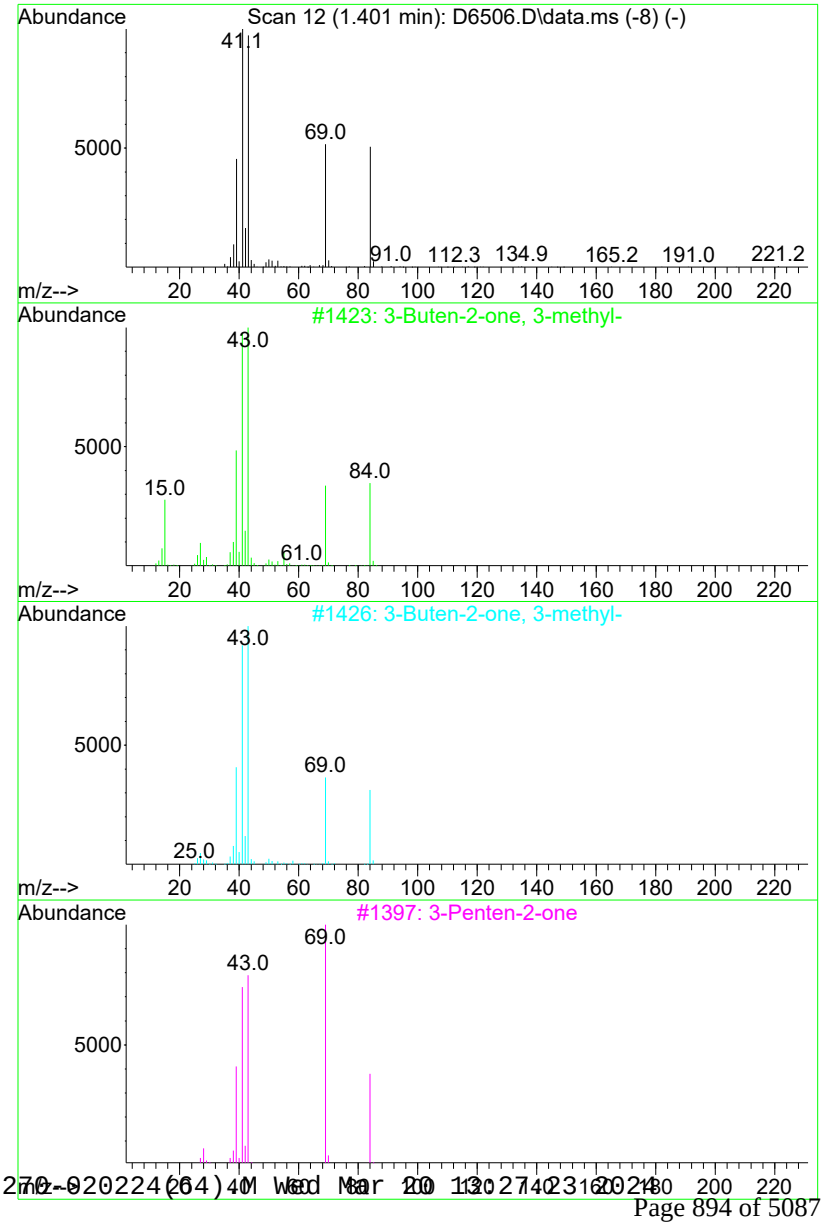

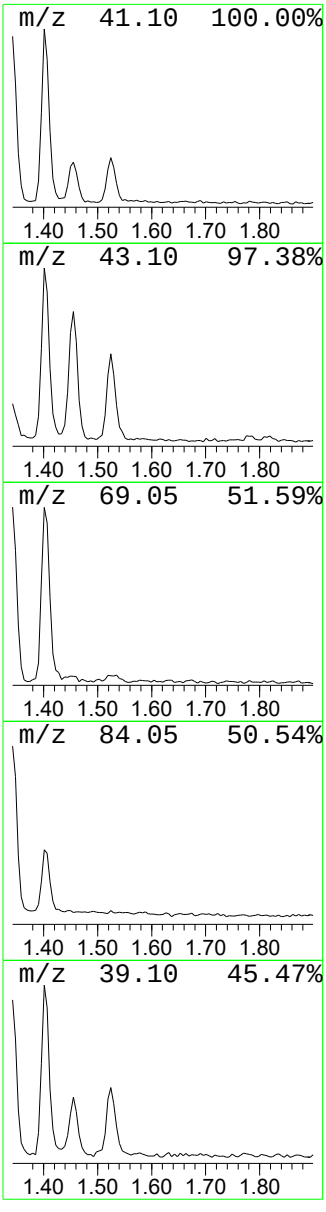

Library Search Compound Report

Data Path : I:\ACQUDATA\5977-MS64\Data\031924\
Data File : D6506.D
Acq On : 19 Mar 2024 09:09 pm
Operator :
Sample : R2401914-005|10
Misc : 435409 8270 SOIL
ALS Vial : 27 Sample Multiplier: 1

Quant Method : I:\ACQUDATA\5977-MS64\Methods\8270-020224(64).M
Quant Title : 8270 BNA ANALYSIS

TIC Library : C:\Database\NIST08.L
TIC Integration Parameters: TEBINT.P

****

Peak Number 2 Butane, 2-methoxy-2-methyl- Concentration Rank 8

R.T.	EstConc	Area	Relative to ISTD	R.T.
1.455	2.98 ppm	213666	d4-1,4-Dichlorobenzene	4.637

Hit# of 5	Tentative ID	MW	MolForm	CAS#	Qual
1	Butane, 2-methoxy-2-methyl-	102	C6H14O	000994-05-8	83
2	Butane, 2-methoxy-2-methyl-	102	C6H14O	000994-05-8	72
3	Pentane, 3-methoxy-	102	C6H14O	036839-67-5	12
4	N-Ethylformamide	73	C3H7NO	000627-45-2	9
5	Acetamide, N-ethyl-	87	C4H9NO	000625-50-3	9

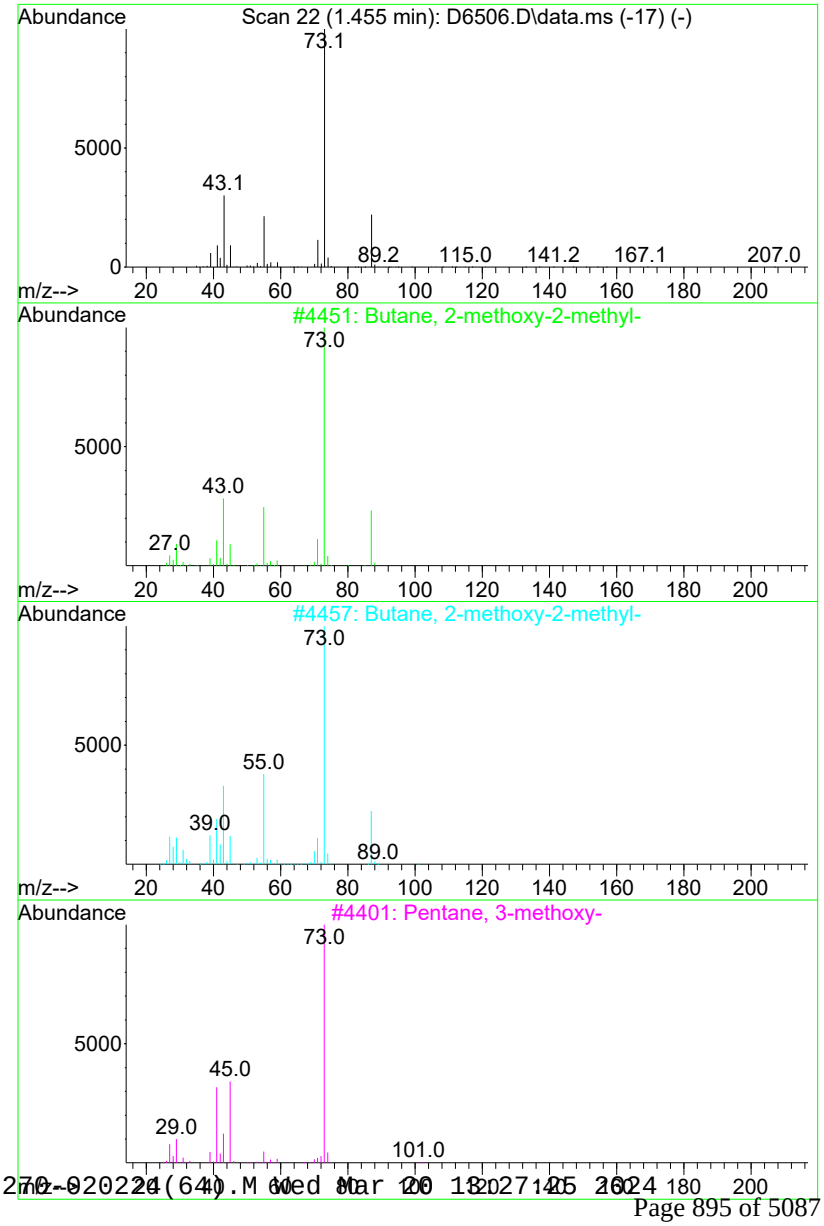

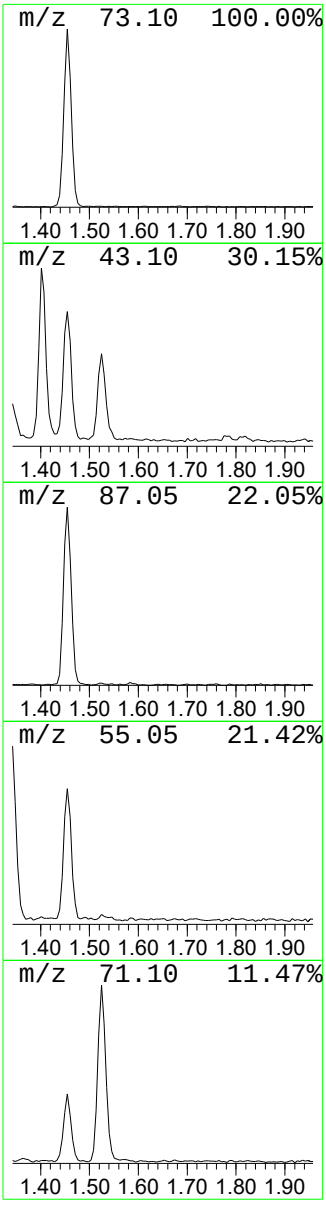

Library Search Compound Report

Data Path : I:\ACQUDATA\5977-MS64\Data\031924\
Data File : D6506.D
Acq On : 19 Mar 2024 09:09 pm
Operator :
Sample : R2401914-005|10
Misc : 435409 8270 SOIL
ALS Vial : 27 Sample Multiplier: 1

Quant Method : I:\ACQUDATA\5977-MS64\Methods\8270-020224(64).M
Quant Title : 8270 BNA ANALYSIS

TIC Library : C:\Database\NIST08.L
TIC Integration Parameters: TEBINT.P

****

Peak Number 3 unknown Concentration Rank 14

R.T.	EstConc	Area	Relative to ISTD	R.T.
1.524	1.36 ppm	97720	d4-1,4-Dichlorobenzene	4.637

Hit# of 5	Tentative ID	MW	MolForm	CAS#	Qual
1	Z-1-Methoxy-2-pentene	100	C6H12O	1000279-59-4	72
2	3-Penten-2-ol	86	C5H10O	001569-50-2	72
3	Furan, tetrahydro-2-(methoxymeth...	116	C6H12O2	019354-27-9	64
4	Furan, tetrahydro-2-(methoxymeth...	116	C6H12O2	019354-27-9	53
5	4,4-Dimethyl-1-hexene	112	C8H16	001647-08-1	50

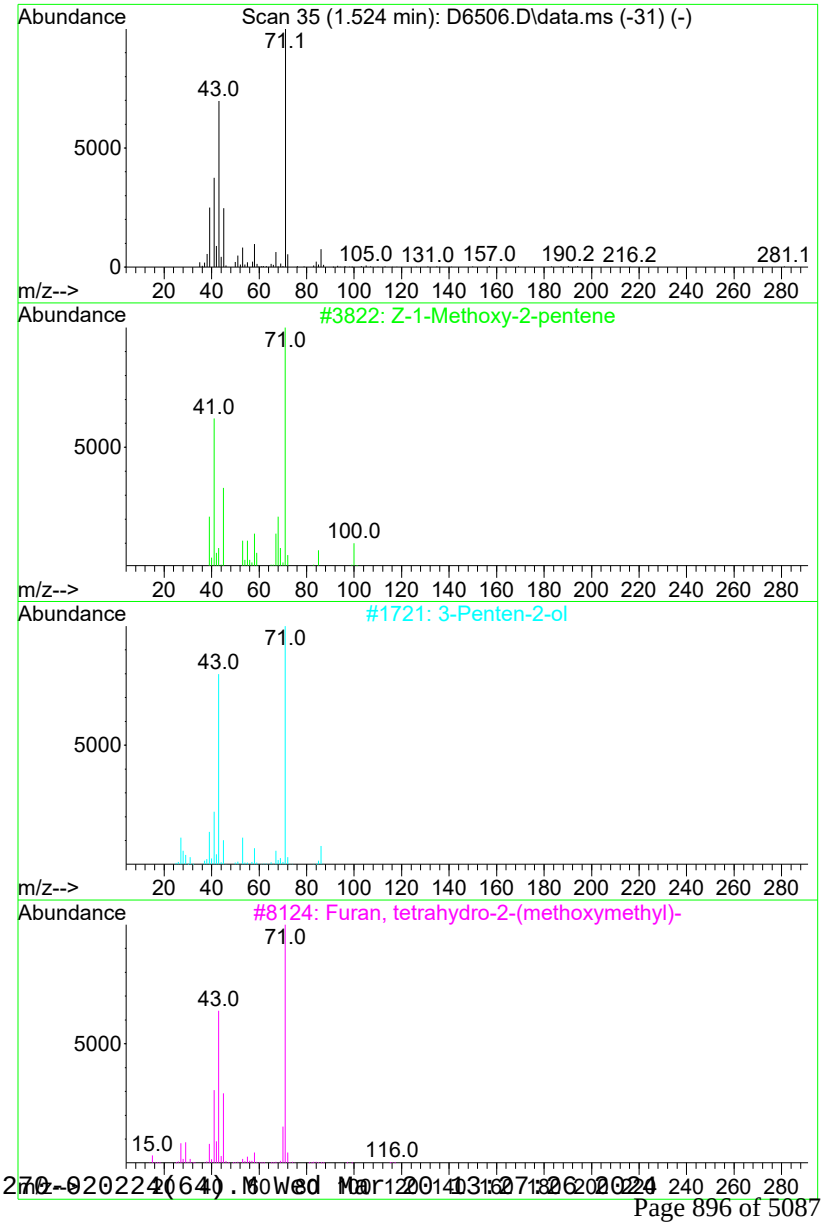

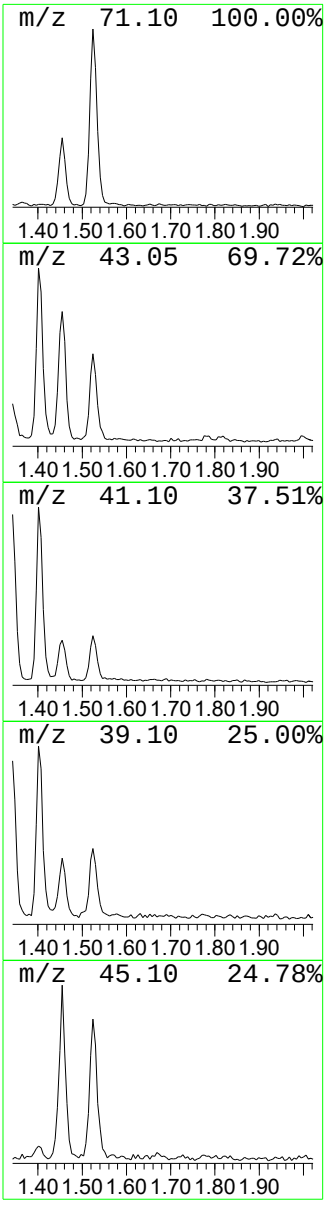

Library Search Compound Report

Data Path : I:\ACQUDATA\5977-MS64\Data\031924\
Data File : D6506.D
Acq On : 19 Mar 2024 09:09 pm
Operator :
Sample : R2401914-005|10
Misc : 435409 8270 SOIL
ALS Vial : 27 Sample Multiplier: 1

Quant Method : I:\ACQUDATA\5977-MS64\Methods\8270-020224(64).M
Quant Title : 8270 BNA ANALYSIS

TIC Library : C:\Database\NIST08.L
TIC Integration Parameters: TEBINT.P

****

Peak Number 4 unknown Concentration Rank 3

R.T.	EstConc	Area	Relative to ISTD	R.T.
2.728	9.73 ppm	698443	d4-1,4-Dichlorobenzene	4.637

Hit# of 5	Tentative ID	MW	MolForm	CAS#	Qual
1	2-Butene, 1-bromo-3-methyl-	148	C5H9Br	000870-63-3	50
2	1-Pentene, 3-ethyl-	98	C7H14	004038-04-4	16
3	3-Penten-1-ol, 2-methyl-	100	C6H12O	062238-37-3	10
4	1-Pentene, 3,3-dimethyl-	98	C7H14	003404-73-7	9
5	1,5-Heptadiene, 2,3,6-trimethyl-	138	C10H18	033501-88-1	9

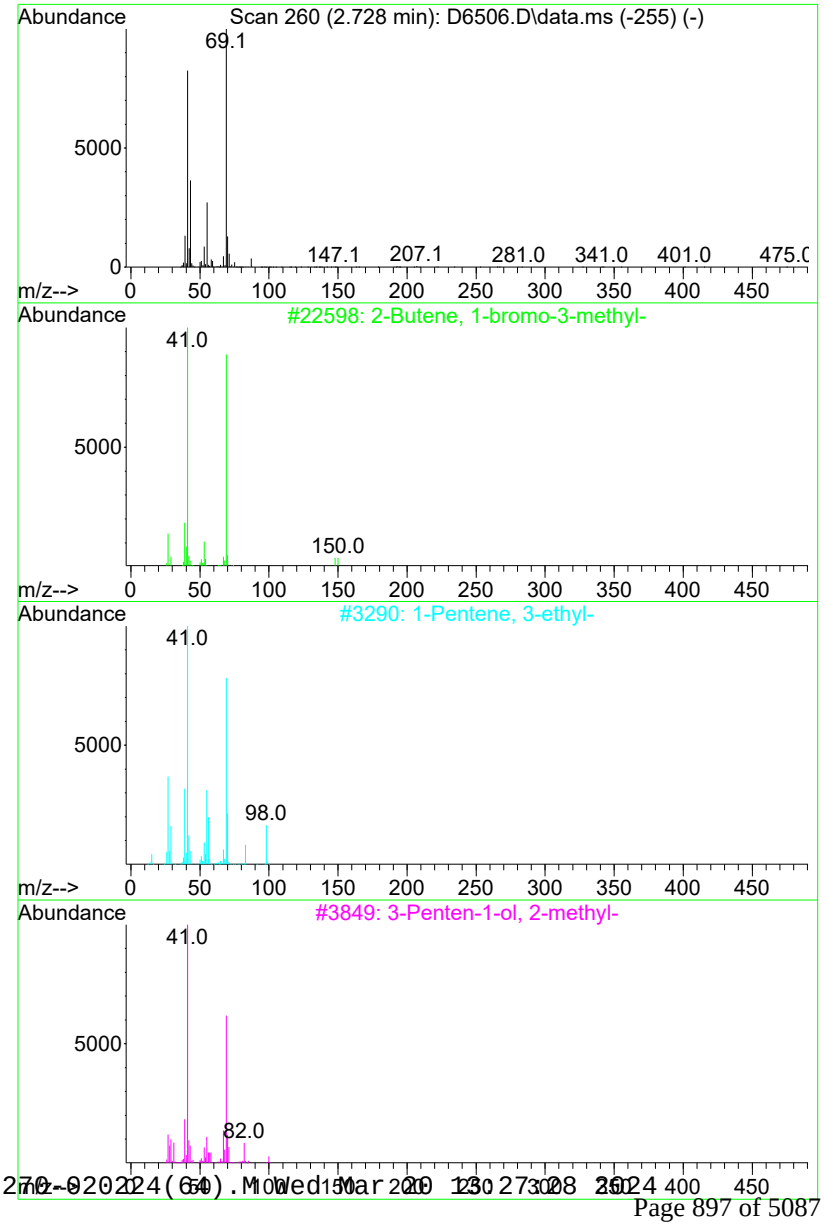

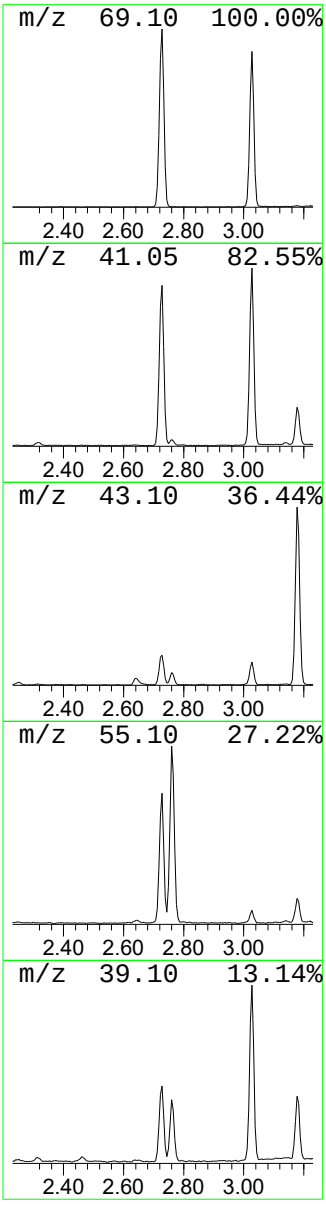

Library Search Compound Report

Data Path : I:\ACQUDATA\5977-MS64\Data\031924\
Data File : D6506.D
Acq On : 19 Mar 2024 09:09 pm
Operator :
Sample : R2401914-005|10
Misc : 435409 8270 SOIL
ALS Vial : 27 Sample Multiplier: 1

Quant Method : I:\ACQUDATA\5977-MS64\Methods\8270-020224(64).M
Quant Title : 8270 BNA ANALYSIS

TIC Library : C:\Database\NIST08.L
TIC Integration Parameters: TEBINT.P

****

Peak Number 5 3-Penten-2-one, 4-methyl- Concentration Rank 6

R.T.	EstConc	Area	Relative to ISTD	R.T.
2.760	4.28 ppm	307270	d4-1,4-Dichlorobenzene	4.637

Hit# of 5	Tentative ID	MW	MolForm	CAS#	Qual
1	3-Penten-2-one, 4-methyl-	98	C6H10O	000141-79-7	91
2	3-Penten-2-one, 4-methyl-	98	C6H10O	000141-79-7	91
3	3-Penten-2-one, 4-methyl-	98	C6H10O	000141-79-7	87
4	2-Pentene, 3,4-dimethyl-, (E)-	98	C7H14	004914-92-5	78
5	2-Pentene, 3,4-dimethyl-, (Z)-	98	C7H14	004914-91-4	78

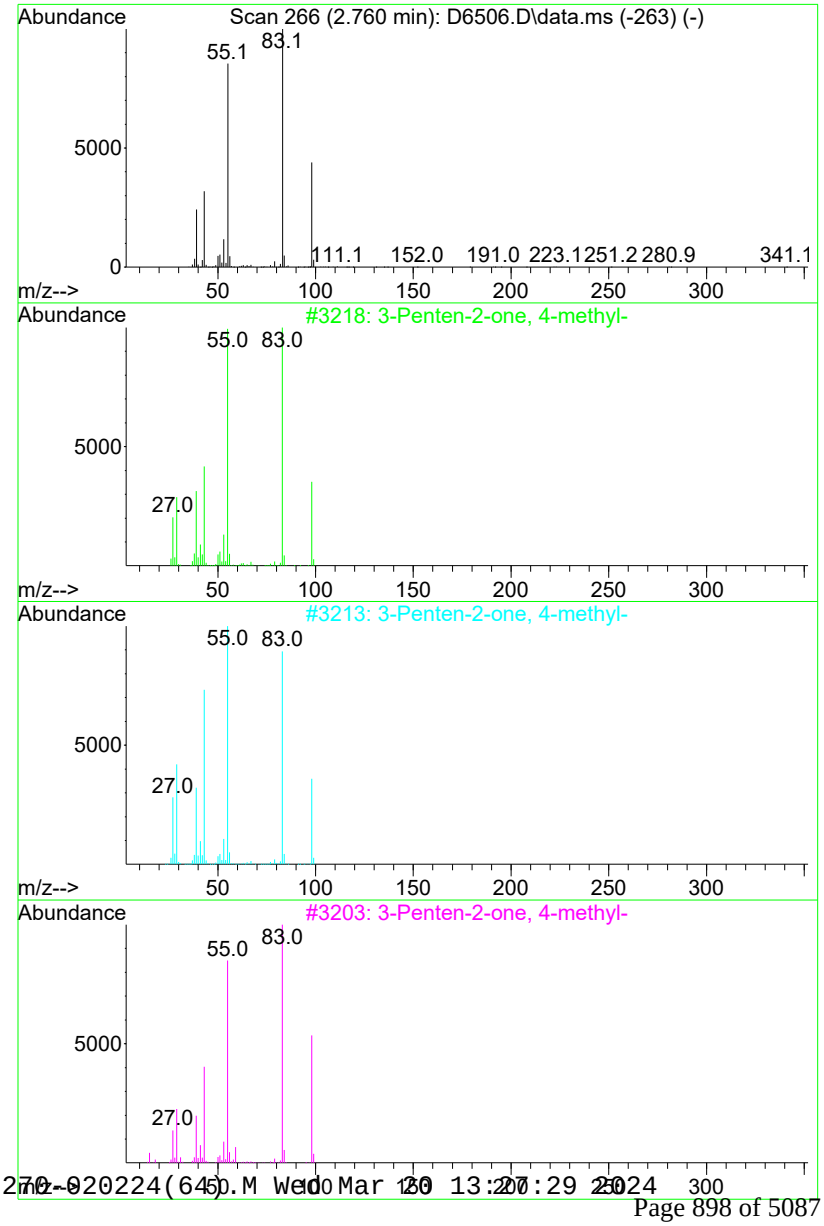

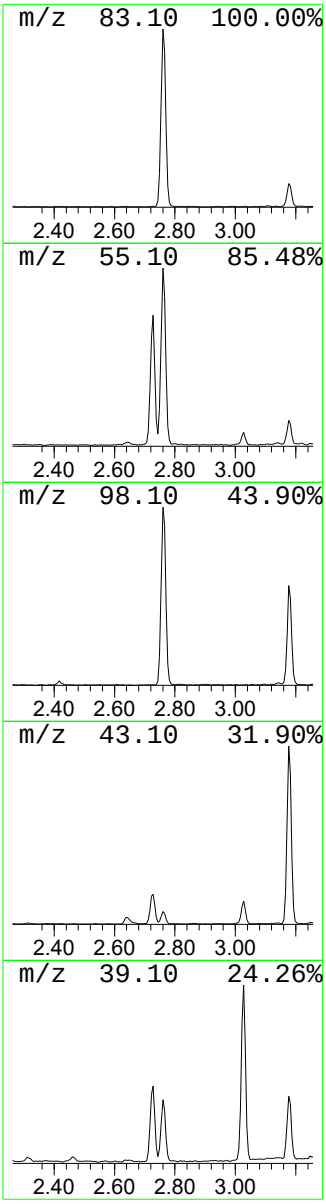

Library Search Compound Report

Data Path : I:\ACQUDATA\5977-MS64\Data\031924\
Data File : D6506.D
Acq On : 19 Mar 2024 09:09 pm
Operator :
Sample : R2401914-005|10
Misc : 435409 8270 SOIL
ALS Vial : 27 Sample Multiplier: 1

Quant Method : I:\ACQUDATA\5977-MS64\Methods\8270-020224(64).M
Quant Title : 8270 BNA ANALYSIS

TIC Library : C:\Database\NIST08.L
TIC Integration Parameters: TEBINT.P

****

Peak Number 6 unknown Concentration Rank 5

R.T.	EstConc	Area	Relative to ISTD	R.T.
3.027	8.59 ppm	616613	d4-1,4-Dichlorobenzene	4.637

Hit# of 5	Tentative ID	MW	MolForm	CAS#	Qual
1	Cyclopentane, nitro-	115	C5H9NO2	002562-38-1	56
2	1-Butene, 3,3-dimethyl-	84	C6H12	000558-37-2	43
3	Butane, 2,3-dimethyl-2-nitro-	131	C6H13NO2	034075-28-0	40
4	2-Propenoic acid, 2-methyl-, eth...	112	C6H8O2	004245-37-8	38
5	Methoxyacetonitrile	71	C3H5NO	001738-36-9	10

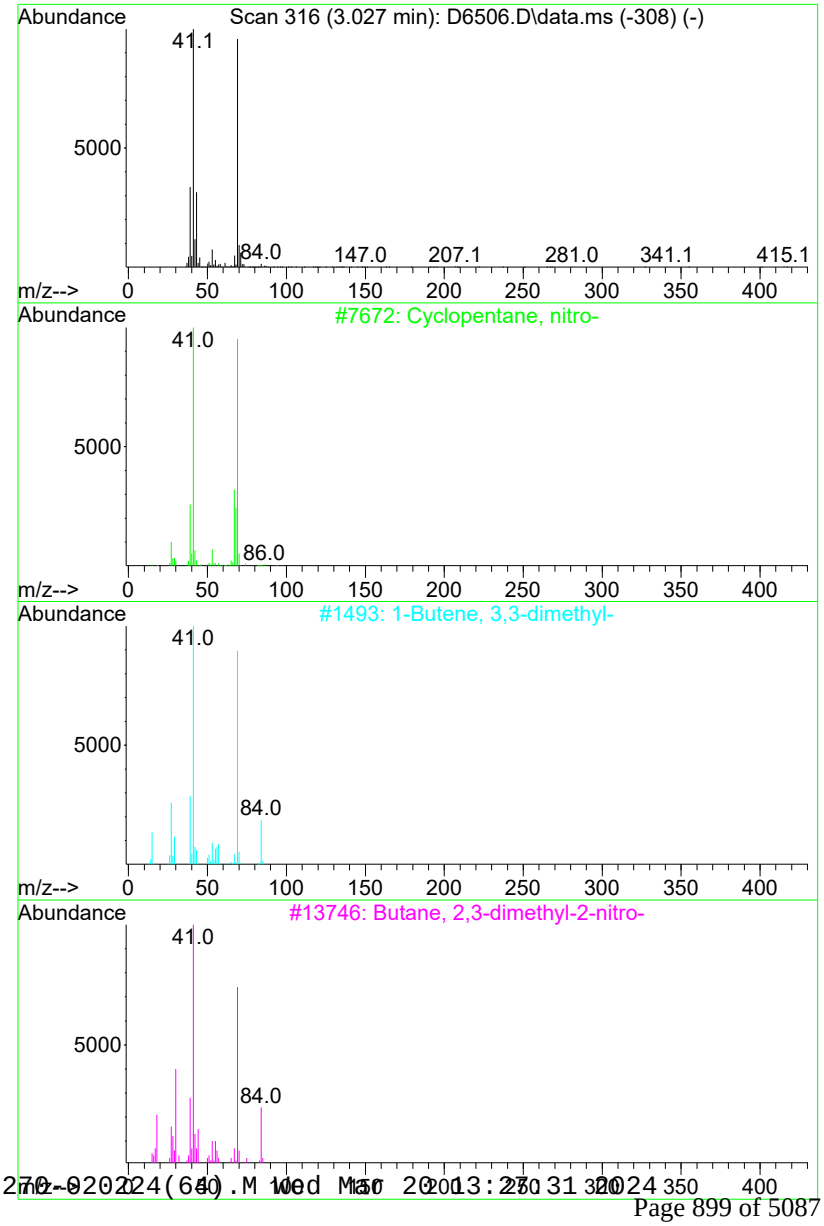

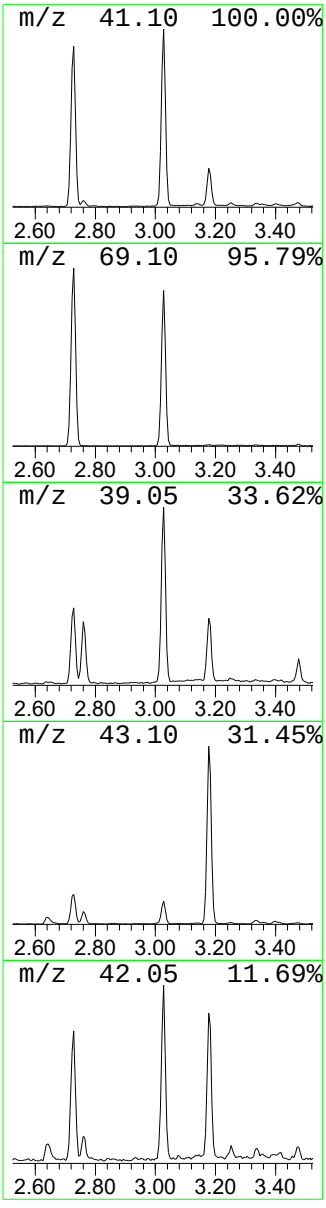

Library Search Compound Report

Data Path : I:\ACQUDATA\5977-MS64\Data\031924\
Data File : D6506.D
Acq On : 19 Mar 2024 09:09 pm
Operator :
Sample : R2401914-005|10
Misc : 435409 8270 SOIL
ALS Vial : 27 Sample Multiplier: 1

Quant Method : I:\ACQUDATA\5977-MS64\Methods\8270-020224(64).M
Quant Title : 8270 BNA ANALYSIS

TIC Library : C:\Database\NIST08.L
TIC Integration Parameters: TEBINT.P

****

Peak Number 7 unknown Concentration Rank 2

R.T.	EstConc	Area	Relative to ISTD	R.T.
3.177	14.86 ppm	1067100	d4-1,4-Dichlorobenzene	4.637

Hit# of 5	Tentative ID	MW	MolForm	CAS#	Qual
1	2-Pentanone, 4-hydroxy-4-methyl-	116	C6H12O2	000123-42-2	56
2	2-Pentanone, 4-hydroxy-4-methyl-	116	C6H12O2	000123-42-2	50
3	Acetic acid, 1,1-dimethylethyl e...	116	C6H12O2	000540-88-5	39
4	Acetic acid, cyano-, 1,1-dimethy...	141	C7H11NO2	001116-98-9	17
5	Morpholine, 4-methyl-	101	C5H11NO	000109-02-4	9

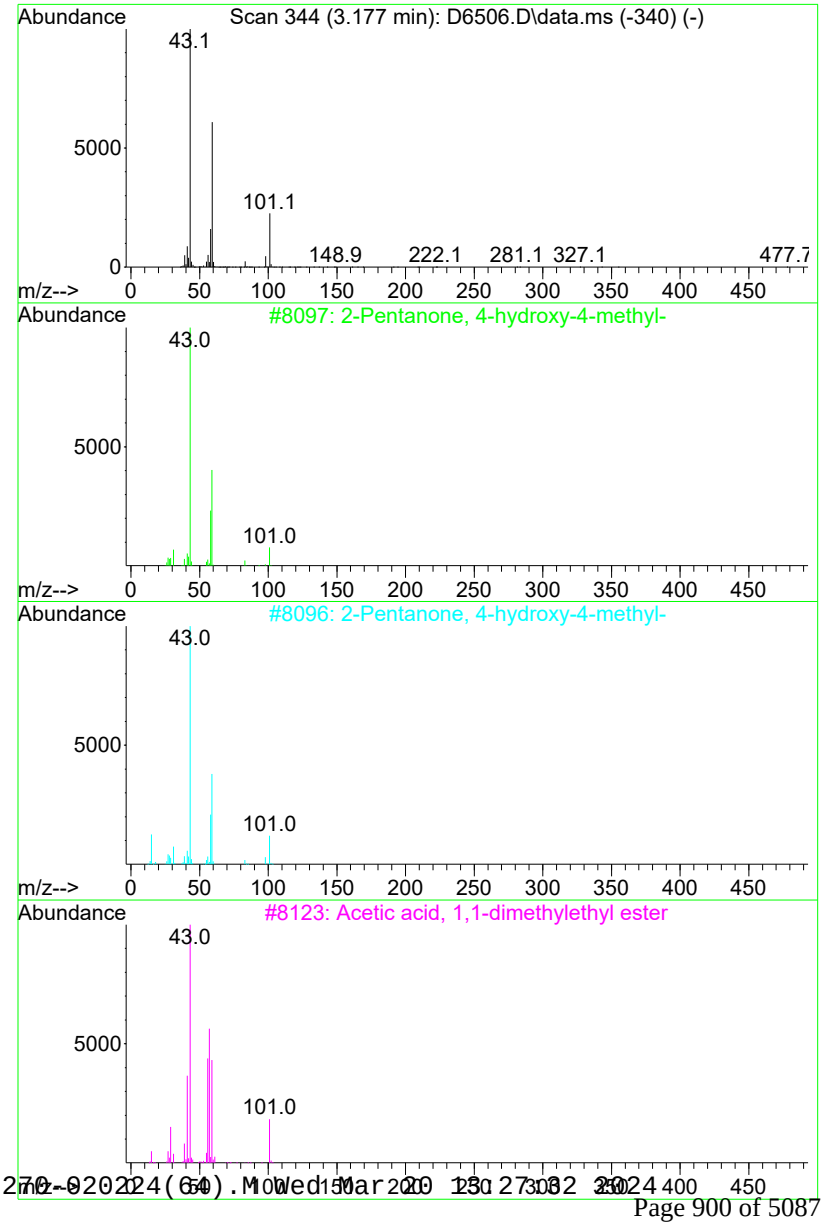

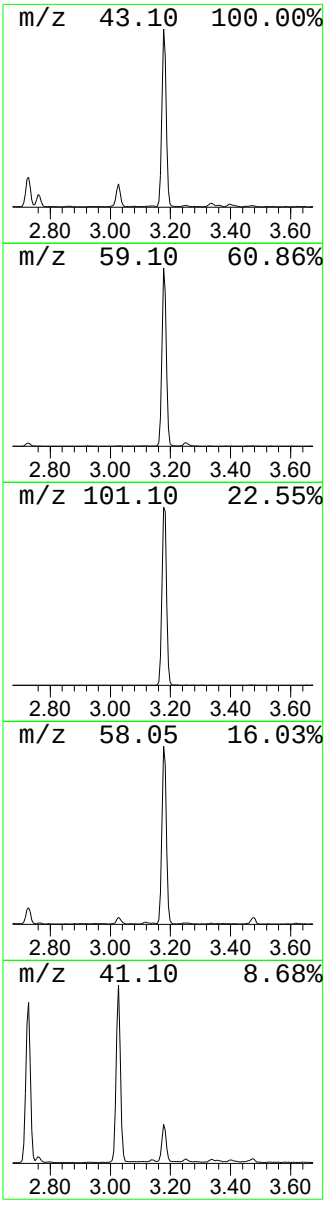

Library Search Compound Report

Data Path : I:\ACQUDATA\5977-MS64\Data\031924\
Data File : D6506.D
Acq On : 19 Mar 2024 09:09 pm
Operator :
Sample : R2401914-005|10
Misc : 435409 8270 SOIL
ALS Vial : 27 Sample Multiplier: 1

Quant Method : I:\ACQUDATA\5977-MS64\Methods\8270-020224(64).M
Quant Title : 8270 BNA ANALYSIS

TIC Library : C:\Database\NIST08.L
TIC Integration Parameters: TEBINT.P

****

Peak Number 8 unknown Concentration Rank 7

R.T.	EstConc	Area	Relative to ISTD	R.T.
4.054	4.00 ppm	287276	d4-1,4-Dichlorobenzene	4.637

Hit# of 5	Tentative ID	MW	MolForm	CAS#	Qual
1	3-Hexene-2,5-dione	112	C6H8O2	004436-75-3	56
2	1H-Pyrrole-2,5-dione	97	C4H3NO2	000541-59-3	50
3	5-Hexen-2-one	98	C6H10O	000109-49-9	14
4	5-Hexen-2-one	98	C6H10O	000109-49-9	10
5	1H-Pyrazole, 4,5-dihydro-3,5,5-t...	112	C6H12N2	003975-85-7	9

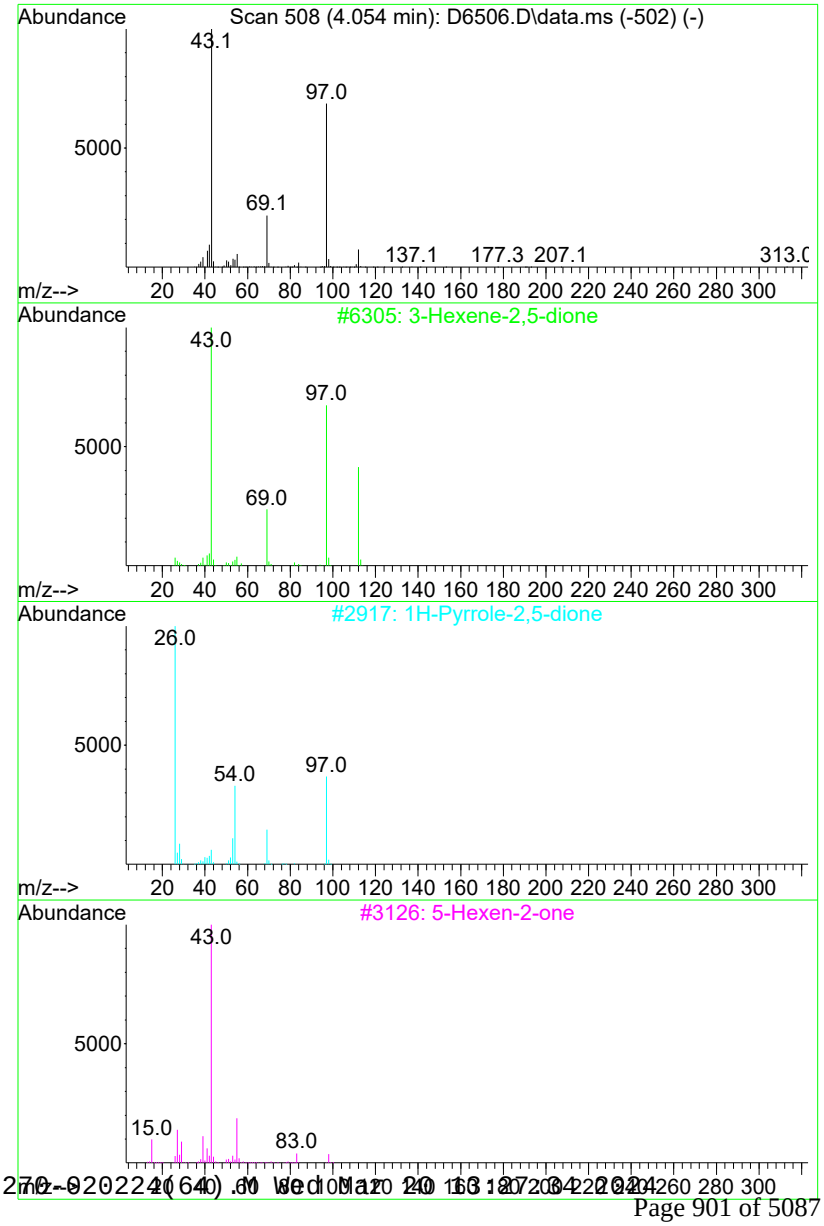

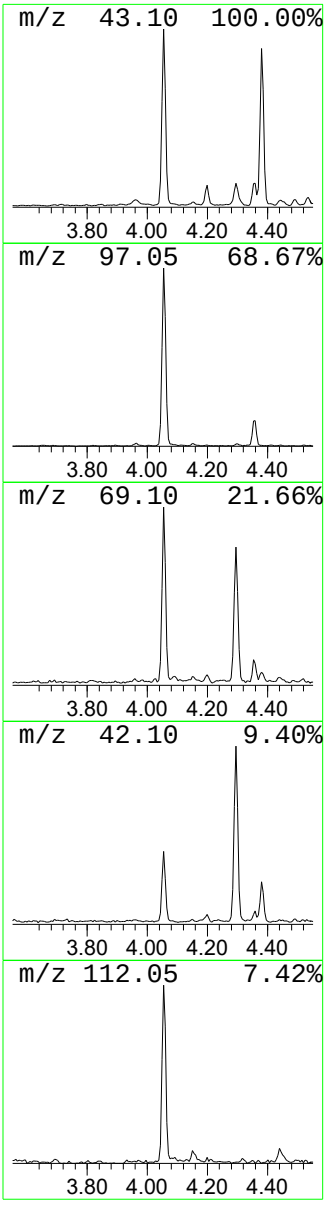

Library Search Compound Report

Data Path : I:\ACQUDATA\5977-MS64\Data\031924\
Data File : D6506.D
Acq On : 19 Mar 2024 09:09 pm
Operator :
Sample : R2401914-005|10
Misc : 435409 8270 SOIL
ALS Vial : 27 Sample Multiplier: 1

Quant Method : I:\ACQUDATA\5977-MS64\Methods\8270-020224(64).M
Quant Title : 8270 BNA ANALYSIS

TIC Library : C:\Database\NIST08.L
TIC Integration Parameters: TEBINT.P

****

Peak Number 9 unknown hydrocarbon Concentration Rank 12

R.T.	EstConc	Area	Relative to ISTD	R.T.
4.199	1.73 ppm	124304	d4-1,4-Dichlorobenzene	4.637

Hit# of 5	Tentative ID	MW	MolForm	CAS#	Qual
1	Dodecane, 2,2,11,11-tetramethyl-	226	C16H34	127204-12-0	64
2	Octane, 2,2,6-trimethyl-	156	C11H24	062016-28-8	64
3	Hexane, 2,2,5,5-tetramethyl-	142	C10H22	001071-81-4	59
4	Butane, 2,2-dimethyl-	86	C6H14	000075-83-2	59
5	Decane, 2,2,8-trimethyl-	184	C13H28	062238-01-1	59

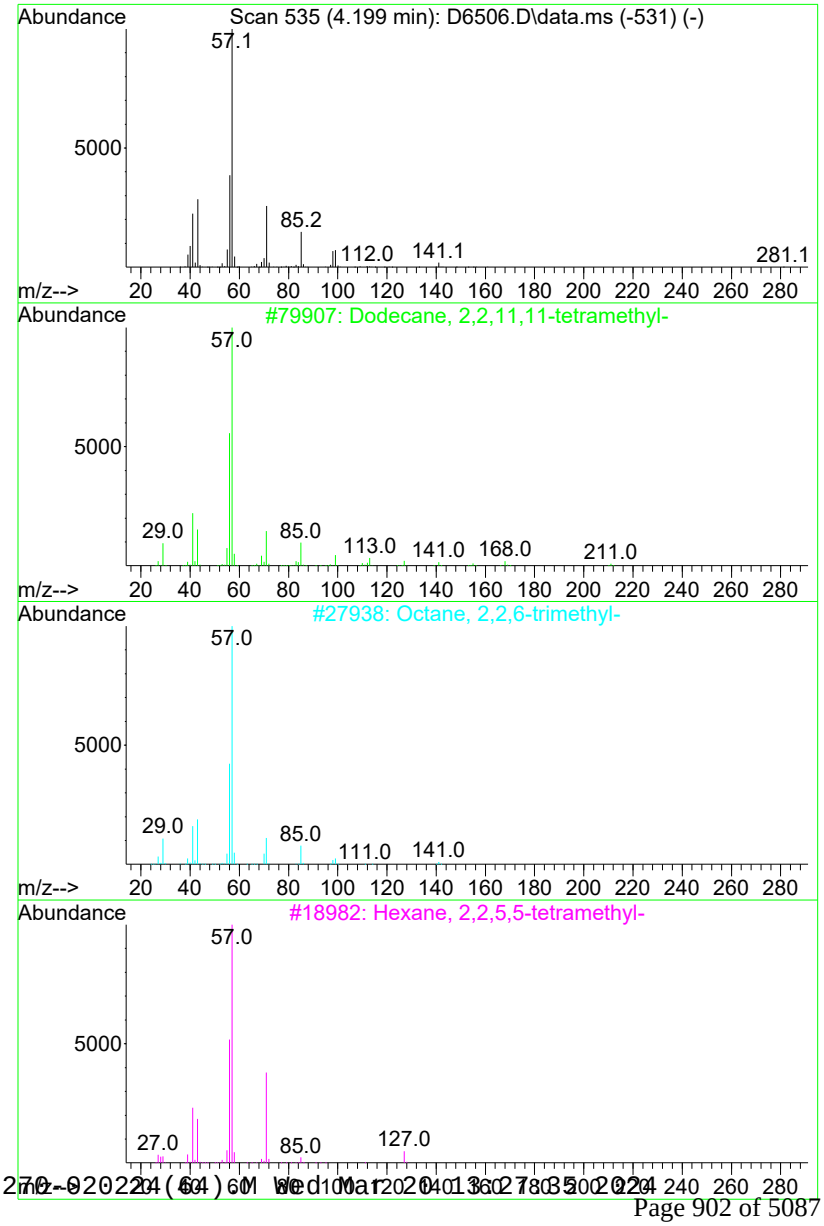

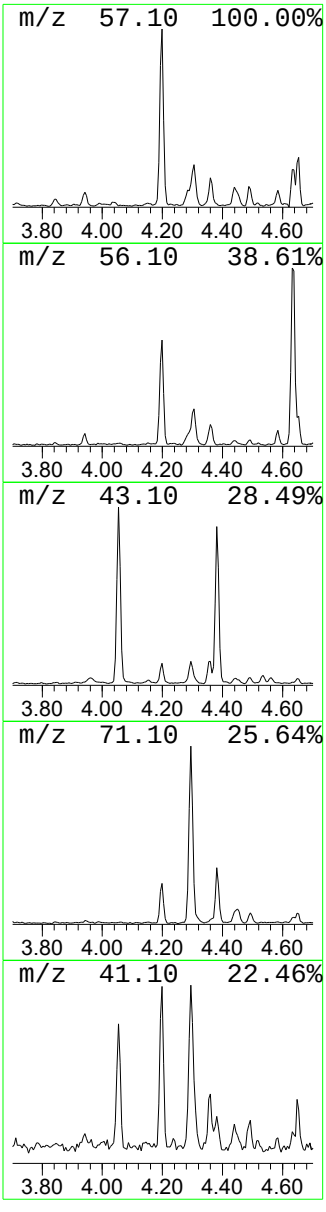

Library Search Compound Report

Data Path : I:\ACQUDATA\5977-MS64\Data\031924\
Data File : D6506.D
Acq On : 19 Mar 2024 09:09 pm
Operator :
Sample : R2401914-005|10
Misc : 435409 8270 SOIL
ALS Vial : 27 Sample Multiplier: 1

Quant Method : I:\ACQUDATA\5977-MS64\Methods\8270-020224(64).M
Quant Title : 8270 BNA ANALYSIS

TIC Library : C:\Database\NIST08.L
TIC Integration Parameters: TEBINT.P

****

Peak Number 10 unknown Concentration Rank 15

R.T.	EstConc	Area	Relative to ISTD	R.T.
4.359	1.24 ppm	88910	d4-1,4-Dichlorobenzene	4.637

Hit# of 5	Tentative ID	MW	MolForm	CAS#	Qual
1	1H-Pyrazol-4-amine, 3-methyl-	97	C4H7N3	1000338-28-2	32
2	Oxalic acid, cyclohexylmethyl de...	326	C19H34O4	1000309-68-7	32
3	Pyrollidine, 2,5-bis(imino)-	97	C4H7N3	000503-84-4	25
4	Pyrrolidine, 1-acetyl-	113	C6H11NO	004030-18-6	22
5	Mono-butyl itaconate	186	C9H14O4	006439-57-2	22

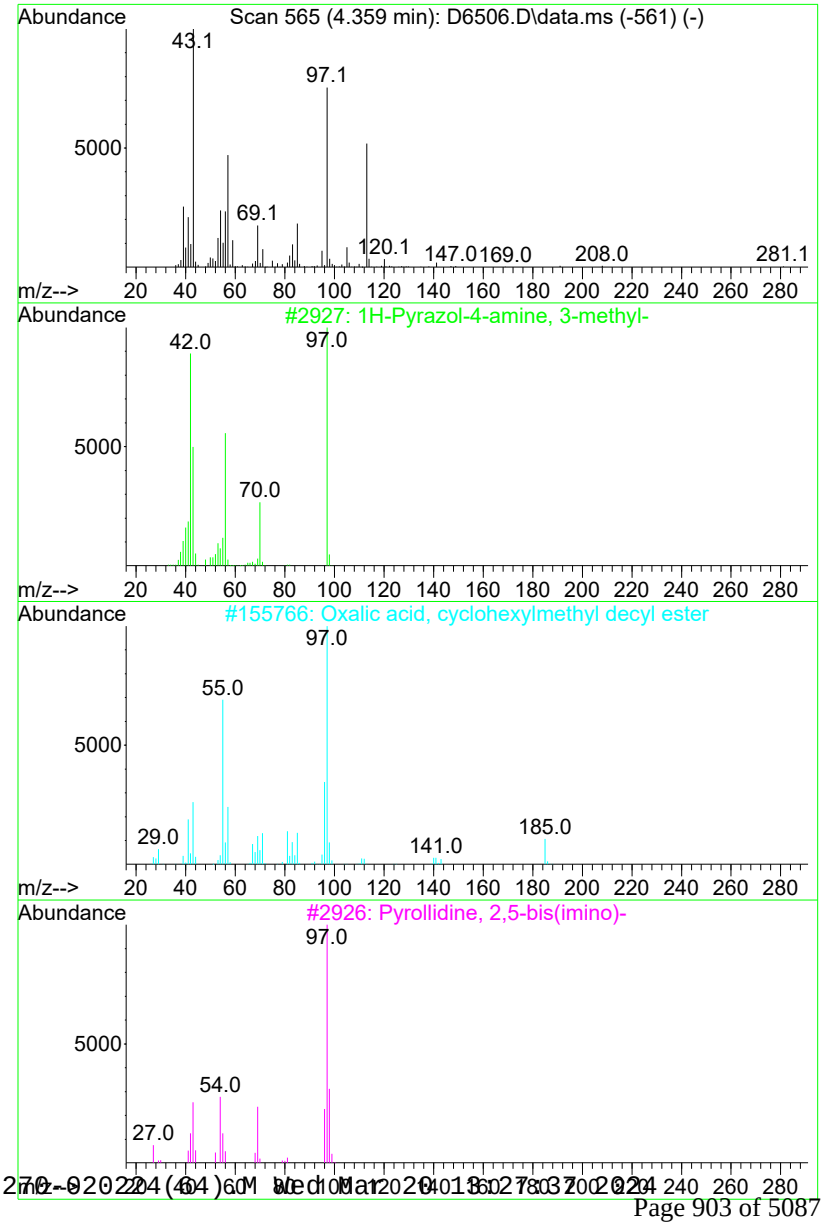

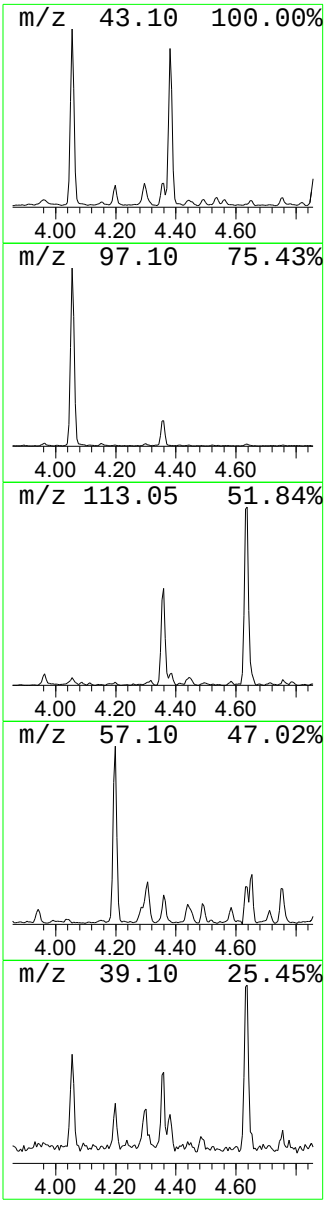

Library Search Compound Report

Data Path : I:\ACQUDATA\5977-MS64\Data\031924\
Data File : D6506.D
Acq On : 19 Mar 2024 09:09 pm
Operator :
Sample : R2401914-005|10
Misc : 435409 8270 SOIL
ALS Vial : 27 Sample Multiplier: 1

Quant Method : I:\ACQUDATA\5977-MS64\Methods\8270-020224(64).M
Quant Title : 8270 BNA ANALYSIS

TIC Library : C:\Database\NIST08.L
TIC Integration Parameters: TEBINT.P

****

Peak Number 11 unknown hydrocarbon Concentration Rank 9

R.T.	EstConc	Area	Relative to ISTD	R.T.
4.381	2.05 ppm	146956	d4-1,4-Dichlorobenzene	4.637

Hit# of 5	Tentative ID	MW	MolForm	CAS#	Qual
1	Heptane, 2,4-dimethyl-	128	C9H20	002213-23-2	36
2	2-Pentanone, 3-methyl-	100	C6H12O	000565-61-7	9
3	1-Propen-2-ol, acetate	100	C5H8O2	000108-22-5	9
4	2-Buten-1-ol, 3-methyl-, acetate	128	C7H12O2	001191-16-8	9
5	Heptane, 2,4-dimethyl-	128	C9H20	002213-23-2	9

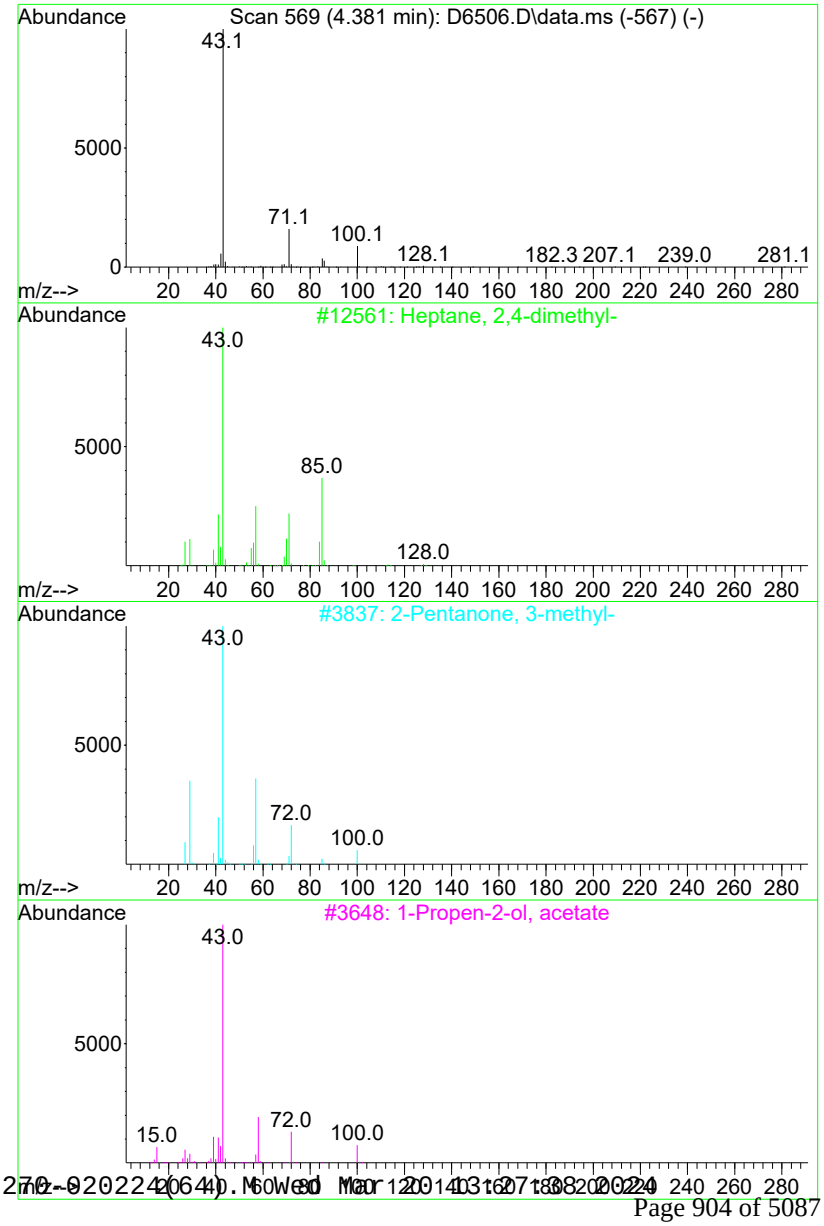

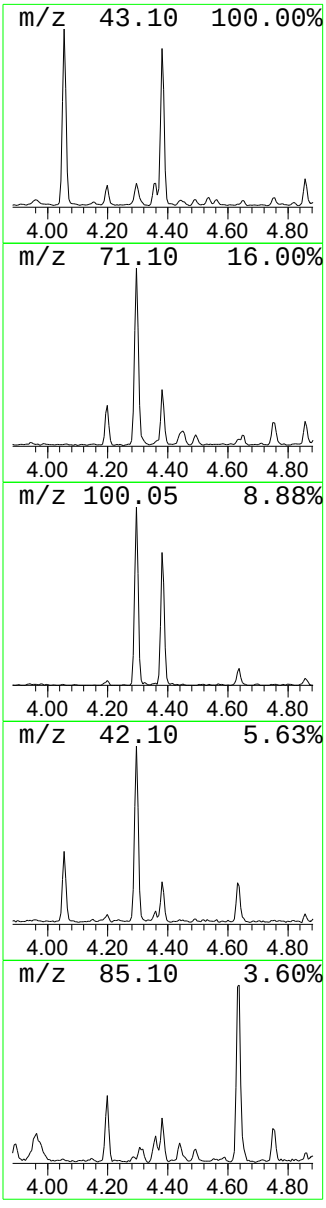

Library Search Compound Report

Data Path : I:\ACQUDATA\5977-MS64\Data\031924\
Data File : D6506.D
Acq On : 19 Mar 2024 09:09 pm
Operator :
Sample : R2401914-005|10
Misc : 435409 8270 SOIL
ALS Vial : 27 Sample Multiplier: 1

Quant Method : I:\ACQUDATA\5977-MS64\Methods\8270-020224(64).M
Quant Title : 8270 BNA ANALYSIS

TIC Library : C:\Database\NIST08.L
TIC Integration Parameters: TEBINT.P

****

Peak Number 12 unknown Concentration Rank 4

R.T.	EstConc	Area	Relative to ISTD	R.T.
8.756	9.15 ppm	1082260	d10-Phenanthrene	8.996

Hit# of 5	Tentative ID	MW	MolForm	CAS#	Qual
1	Ethyl cyclopropanecarboxylate	114	C6H10O2	004606-07-9	45
2	3,3,7-Trimethyl-4-oxa-7-octen-1-ol	172	C10H20O2	069161-47-3	9
3	2-Decene, 2-methyl-	154	C11H22	023381-92-2	9
4	Cyclopropanecarboxylic acid,buty...	142	C8H14O2	054947-39-6	9
5	Cyclopropanecarboxylic acid,isob...	142	C8H14O2	064969-79-5	9

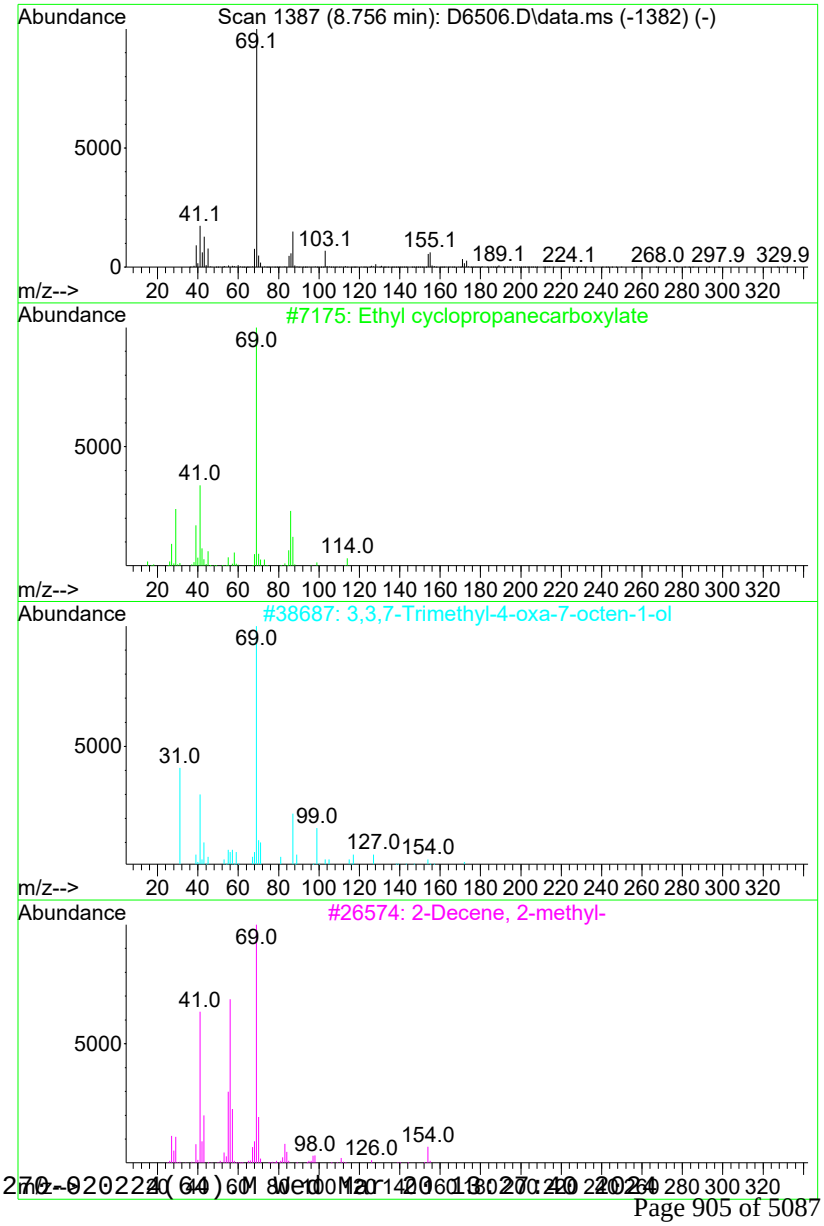

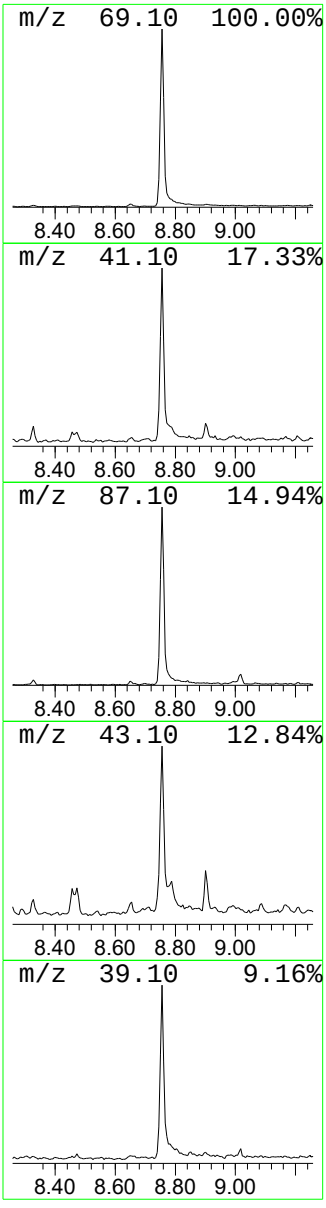

Library Search Compound Report

Data Path : I:\ACQUDATA\5977-MS64\Data\031924\
Data File : D6506.D
Acq On : 19 Mar 2024 09:09 pm
Operator :
Sample : R2401914-005|10
Misc : 435409 8270 SOIL
ALS Vial : 27 Sample Multiplier: 1

Quant Method : I:\ACQUDATA\5977-MS64\Methods\8270-020224(64).M
Quant Title : 8270 BNA ANALYSIS

TIC Library : C:\Database\NIST08.L
TIC Integration Parameters: TEBINT.P

****

Peak Number 13 unknown hydrocarbon Concentration Rank 16

R.T.	EstConc	Area	Relative to ISTD	R.T.
9.515	1.24 ppm	146341	d10-Phenanthrene	8.996

Hit# of 5	Tentative ID	MW	MolForm	CAS#	Qual
1	9-Tetradecenal, (Z)-	210	C14H26O	053939-27-8	64
2	Cyclohexadecane	224	C16H32	000295-65-8	53
3	Cyclopentadecane	210	C15H30	000295-48-7	41
4	1-Octadecene	252	C18H36	000112-88-9	38
5	4-Undecene, 4-methyl-, (Z)-	168	C12H24	074630-57-2	38

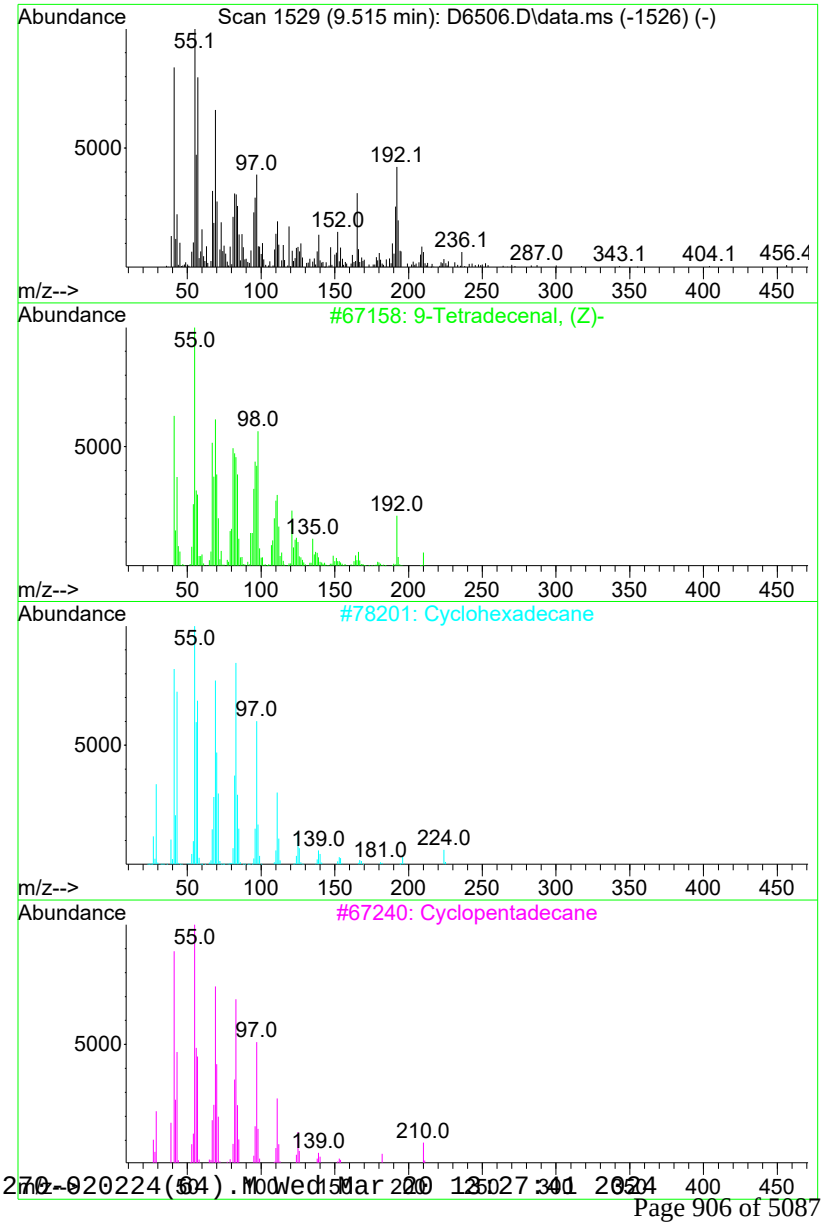

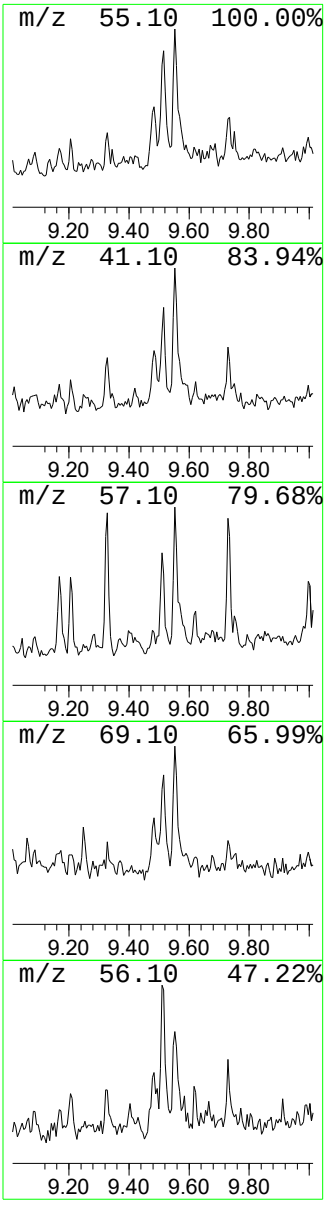

Library Search Compound Report

Data Path : I:\ACQUDATA\5977-MS64\Data\031924\
Data File : D6506.D
Acq On : 19 Mar 2024 09:09 pm
Operator :
Sample : R2401914-005|10
Misc : 435409 8270 SOIL
ALS Vial : 27 Sample Multiplier: 1

Quant Method : I:\ACQUDATA\5977-MS64\Methods\8270-020224(64).M
Quant Title : 8270 BNA ANALYSIS

TIC Library : C:\Database\NIST08.L
TIC Integration Parameters: TEBINT.P

****

Peak Number 14 n-Hexadecanoic acid Concentration Rank 13

R.T.	EstConc	Area	Relative to ISTD	R.T.
9.553	1.50 ppm	177486	d10-Phenanthrene	8.996

Hit# of 5	Tentative ID	MW	MolForm	CAS#	Qual
1	n-Hexadecanoic acid	256	C16H32O2	000057-10-3	96
2	n-Hexadecanoic acid	256	C16H32O2	000057-10-3	93
3	n-Hexadecanoic acid	256	C16H32O2	000057-10-3	83
4	Pentadecanoic acid	242	C15H30O2	001002-84-2	76
5	Tetradecanoic acid	228	C14H28O2	000544-63-8	72

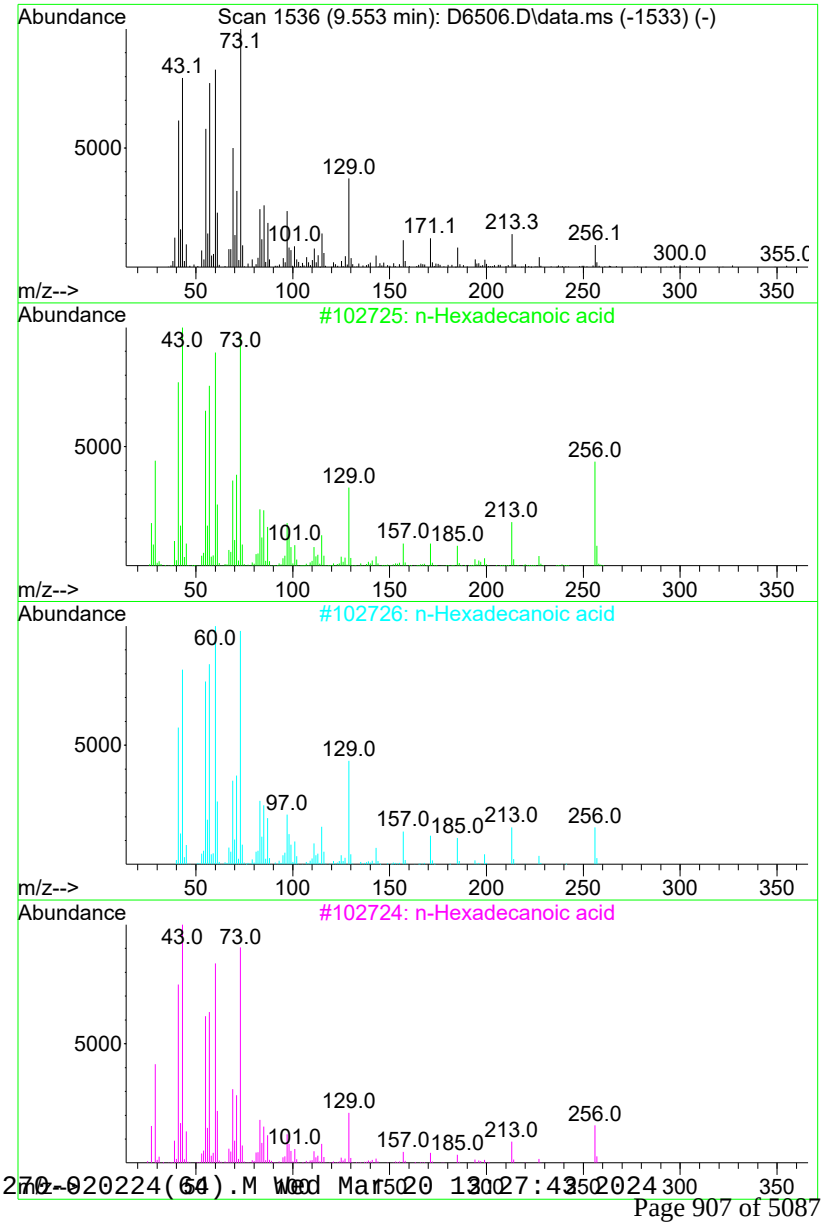

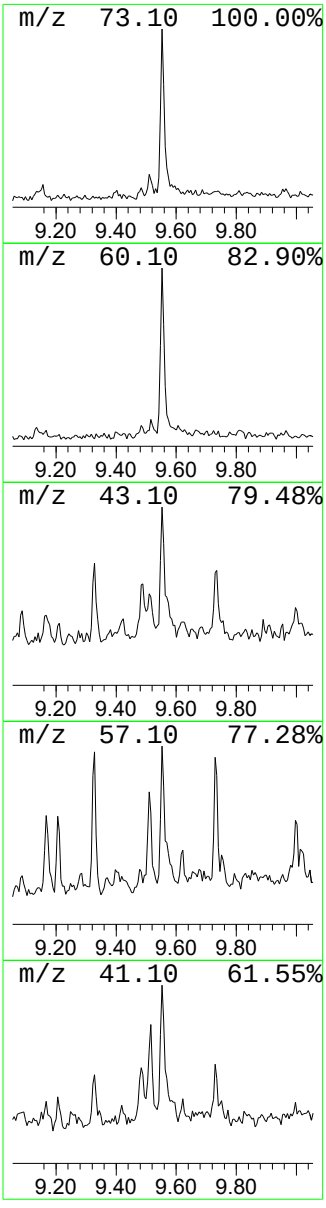

Library Search Compound Report

Data Path : I:\ACQUDATA\5977-MS64\Data\031924\
Data File : D6506.D
Acq On : 19 Mar 2024 09:09 pm
Operator :
Sample : R2401914-005|10
Misc : 435409 8270 SOIL
ALS Vial : 27 Sample Multiplier: 1

Quant Method : I:\ACQUDATA\5977-MS64\Methods\8270-020224(64).M
Quant Title : 8270 BNA ANALYSIS

TIC Library : C:\Database\NIST08.L
TIC Integration Parameters: TEBINT.P

****

Peak Number 15 unknown Concentration Rank 11

R.T.	EstConc	Area	Relative to ISTD	R.T.
10.542	1.90 ppm	224438	d10-Phenanthrene	8.996

Hit# of 5	Tentative ID	MW	MolForm	CAS#	Qual
1	2-Octene, 2-methyl-6-methylene-	138	C10H18	010054-09-8	7
2	2-Propenoic acid, 2-methyl-, 1-m...	128	C7H12O2	004655-34-9	7
3	Cyclopropanecarboxylic acid chlo...	104	C4H5ClO	004023-34-1	7
4	Cyclopropanecarboxylic acid, but...	138	C8H10O2	1000299-37-3	7
5	1,5-Heptadiene, 3,4-dimethyl-	124	C9H16	1000061-77-9	7

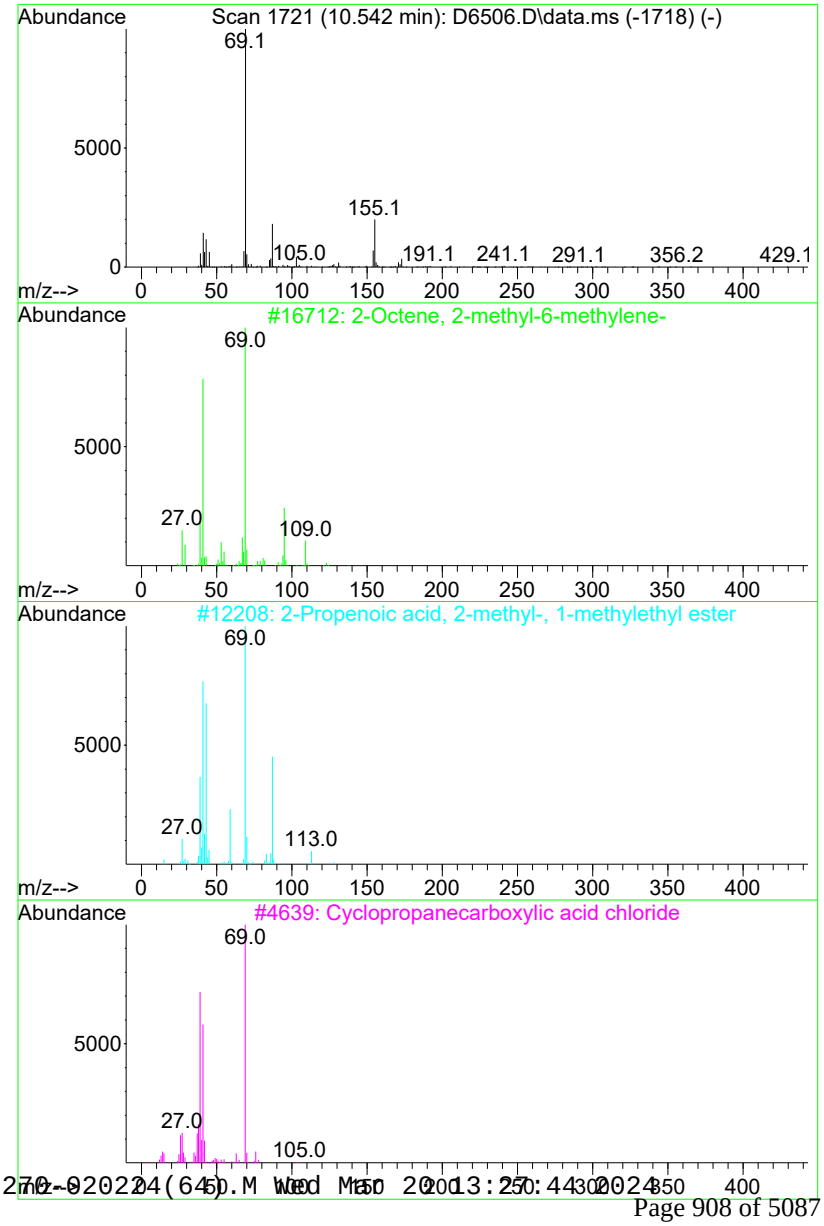

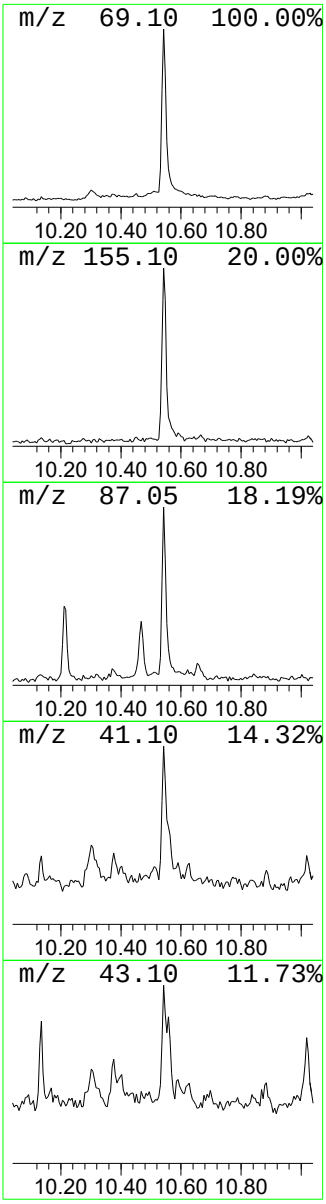

Library Search Compound Report

Data Path : I:\ACQUDATA\5977-MS64\Data\031924\
Data File : D6506.D
Acq On : 19 Mar 2024 09:09 pm
Operator :
Sample : R2401914-005|10
Misc : 435409 8270 SOIL
ALS Vial : 27 Sample Multiplier: 1

Quant Method : I:\ACQUDATA\5977-MS64\Methods\8270-020224(64).M
Quant Title : 8270 BNA ANALYSIS

TIC Library : C:\Database\NIST08.L
TIC Integration Parameters: TEBINT.P

****

Peak Number 16 Friedelan-3-one Concentration Rank 1

R.T.	EstConc	Area	Relative to ISTD	R.T.
11.184	16.45 ppm	1827410	d12-Chrysene	12.168

Hit# of 5	Tentative ID	MW	MolForm	CAS#	Qual
1	Friedelan-3-one	426	C30H50O	000559-74-0	96
2	2,4a,8,8-Tetramethyldecahydrocyc...	206	C15H26	074022-04-1	62
3	Cyclohexanone, 2,3,3-trimethyl-2...	206	C14H22O	069296-90-8	50
4	26,26-Dimethyl-5,23-ergostadien-...	426	C30H50O	090195-41-8	46
5	2,3,3-Trimethyl-2-(3-methyl-buta...	206	C14H22O	1000193-60-6	45

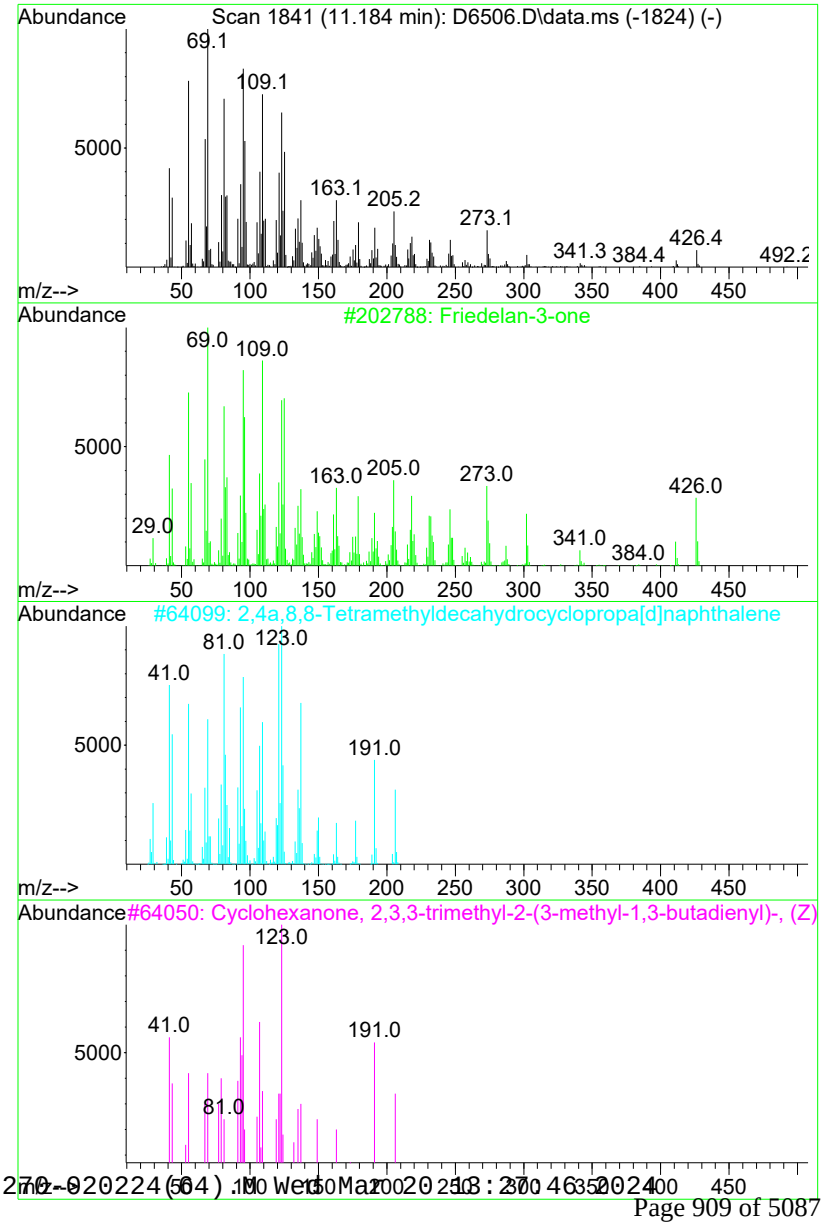

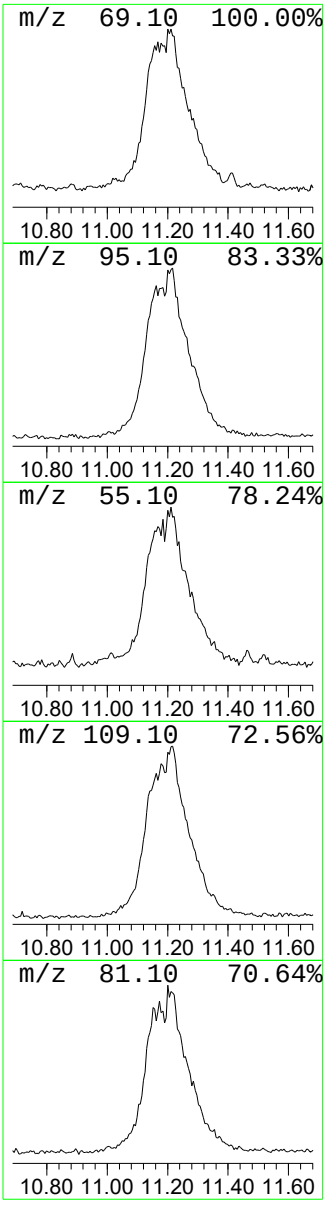

Tentatively Identified Compound (LSC) summary

Data Path : I:\ACQUDATA\5977-MS64\Data\031924\
Data File : D6506.D
Acq On : 19 Mar 2024 09:09 pm
Operator :
Sample : R2401914-005|10
Misc : 435409 8270 SOIL
ALS Vial : 27 Sample Multiplier: 1

Quant Method : I:\ACQUDATA\5977-MS64\Methods\8270-020224(64).M
Quant Title : 8270 BNA ANALYSIS

TIC Library : C:\Database\NIST08.L
TIC Integration Parameters: TEBINT.P

					Internal Standard			
TIC Top Hit name	RT	EstConc	Units	Response	#	RT	Resp	Conc
3-Buten-2-one, ...	1.401	2.0	ppm	143617	1	4.637	2872390	40.0
Butane, 2-metho...	1.455	3.0	ppm	213666	1	4.637	2872390	40.0
unknown	1.524	1.4	ppm	97720	1	4.637	2872390	40.0
unknown	2.728	9.7	ppm	698443	1	4.637	2872390	40.0
3-Penten-2-one,...	2.760	4.3	ppm	307270	1	4.637	2872390	40.0
unknown	3.027	8.6	ppm	616613	1	4.637	2872390	40.0
unknown	3.177	14.9	ppm	1067100	1	4.637	2872390	40.0
unknown	4.054	4.0	ppm	287276	1	4.637	2872390	40.0
unknown hydroca...	4.199	1.7	ppm	124304	1	4.637	2872390	40.0
unknown	4.359	1.2	ppm	88910	1	4.637	2872390	40.0
unknown hydroca...	4.381	2.0	ppm	146956	1	4.637	2872390	40.0
unknown	8.756	9.2	ppm	1082260	4	8.996	4730160	40.0
unknown hydroca...	9.515	1.2	ppm	146341	4	8.996	4730160	40.0
n-Hexadecanoic ...	9.553	1.5	ppm	177486	4	8.996	4730160	40.0
unknown	10.542	1.9	ppm	224438	4	8.996	4730160	40.0
Friedelan-3-one	11.184	16.4	ppm	1827410	5	12.168	4444740	40.0

Quantitation Report (QT Reviewed)

Data Path : I:\ACQUDATA\5977-MS64\Data\031924\
Data File : D6506.D
Acq On : 19 Mar 2024 09:09 pm
Operator :
Sample : R2401914-005|10
Misc : 435409 8270 SOIL
ALS Vial : 27 Sample Multiplier: 1

Quant Time: Mar 20 11:45:24 2024
Quant Method : I:\ACQUDATA\5977-MS64\Methods\8270-020224(64).M
Quant Title : 8270 BNA ANALYSIS
QLast Update : Wed Mar 20 11:42:30 2024
Response via : Initial Calibration

Compound	R.T.	QIon	Response	Conc	Units	Dev(Min)
Internal Standards						
1) d4-1,4-Dichlorobenzene	4.637	152	454835	40.00	ppm	0.00
34) d8-Naphthalene	5.819	136	1867894	40.00	ppm	0.00
58) d10-Acenaphthene	7.531	164	998734	40.00	ppm	0.00
92) d10-Phenanthrene	8.996	188	1690864	40.00	ppm	0.00
118) d12-Chrysene	12.168	240	1357418	40.00	ppm	-0.01
136) d12-Perylene	14.987	264	1394616	40.00	ppm	-0.01
System Monitoring Compounds						
8) SURR1,2-FLUOROPHENOL	3.477	112	113574	7.46	ppm	0.00
Spiked Amount 100.000	Range 10 - 88		Recovery =	7.46%#		
13) SURR2,PHENOL-D6	4.295	99	159677	8.19	ppm	0.00
Spiked Amount 100.000	Range 10 - 145		Recovery =	8.19%#		
35) SURR4,NITROBENZENE-D5	5.135	82	62538	3.77	ppm	0.00
Spiked Amount 50.000	Range 10 - 95		Recovery =	7.54%#		
64) SURR5,2-FLUOROBIPHENYL	6.868	172	142678	4.48	ppm	0.00
Spiked Amount 50.000	Range 10 - 102		Recovery =	8.96%#		
89) SURR3,2,4,6-TRIBROMOPH...	8.306	330	23663	5.52	ppm	0.00
Spiked Amount 100.000	Range 10 - 109		Recovery =	5.52%#		
125) SURR6,TERPHENYL-D14	10.665	244	153242	4.78	ppm	0.00
Spiked Amount 50.000	Range 10 - 106		Recovery =	9.56%#		
Target Compounds						Qvalue
46) Naphthalene	5.835	128	26305	0.554	ppm	98
56) 2-Methylnaphthalene	6.509	142	24386	0.770	ppm	99
57) 1-Methylnaphthalene	6.606	142	20023	0.679	ppm	99
66) 1,1'-Biphenyl	6.964	154	10057	0.263	ppm	93
77) Dibenzofuran	7.734	168	15320	0.384	ppm	98
112) Phenanthrene	9.018	178	89334	1.986	ppm	96
113) Anthracene	9.066	178	11165	0.250	ppm	95
117) Fluoranthene	10.216	202	123307	2.686	ppm	96
124) Pyrene	10.467	202	97862	2.253	ppm	98
133) Benzo(a)anthracene	12.152	228	38087	0.897	ppm	94
134) Chrysene	12.211	228	48532	1.231	ppm	97
139) Benzo(b)Fluoranthene	14.179	252	58720	1.475	ppm	96
140) Benzo(k)fluoranthene	14.233	252	19182	0.508	ppm	96
141) Benzo(a)pyrene	14.853	252	33351	0.952	ppm	87
143) Indeno(1,2,3-cd)Pyrene	16.966	276	28791	0.832	ppm	100
145) Benzo(g,h,i)perylene	17.388	276	29484	0.818	ppm	89

(#) = qualifier out of range (m) = manual integration (+) = signals summed

Quantitation Report (QT Reviewed)

Data Path : I:\ACQUDATA\5977-MS64\Data\031924\
Data File : D6506.D
Acq On : 19 Mar 2024 09:09 pm
Operator :
Sample : R2401914-005|10
Misc : 435409 8270 SOIL
ALS Vial : 27 Sample Multiplier: 1

Quant Time: Mar 20 11:45:24 2024
Quant Method : I:\ACQUDATA\5977-MS64\Methods\8270-020224(64).M
Quant Title : 8270 BNA ANALYSIS
QLast Update : Wed Mar 20 11:42:30 2024
Response via : Initial Calibration

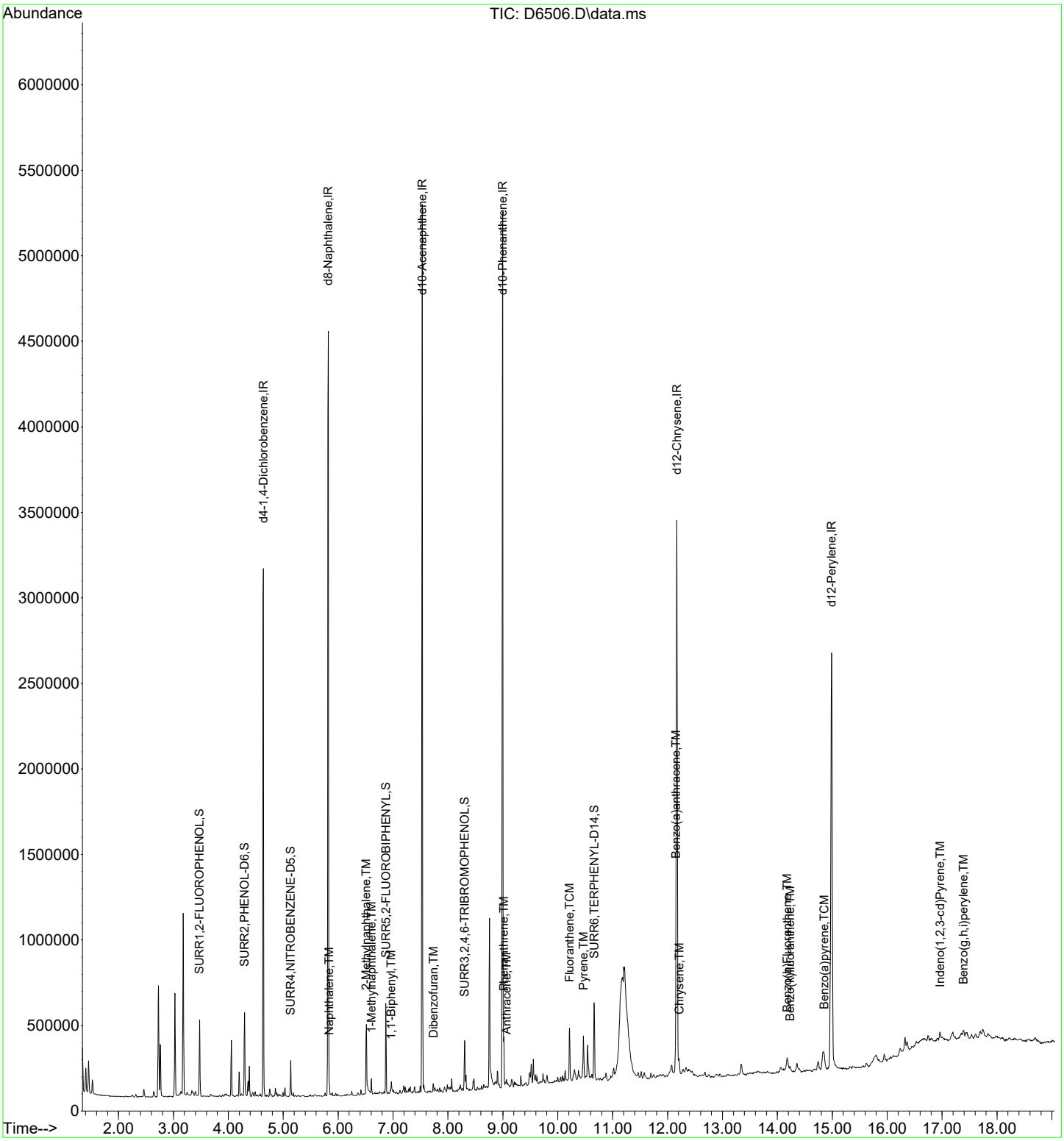

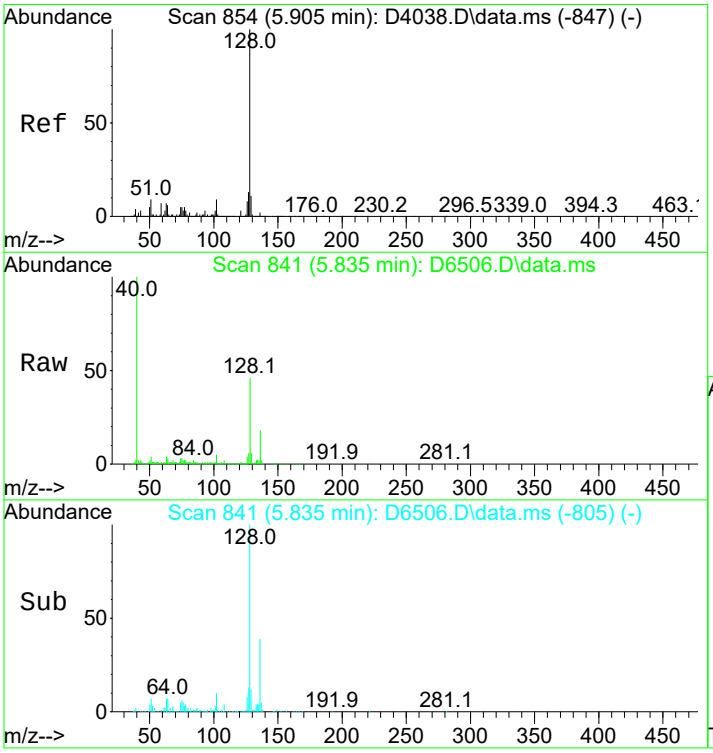

#46
Naphthalene
Concen: 0.55 ppm
RT: 5.835 min Scan# 841
Delta R.T. -0.005 min
Lab File: D6506.D
Acq: 19 Mar 2024 09:09 pm

Tgt Ion:128 Resp: 26305

Ion	Ratio	Lower	Upper
128	100		
129	12.1	0.0	31.1
127	13.1	0.0	33.3

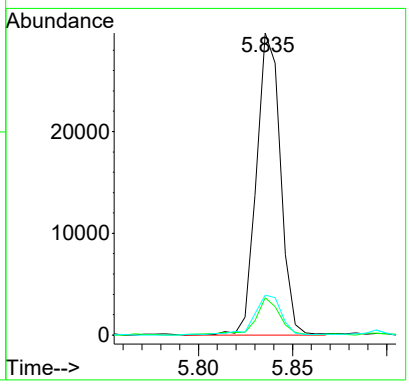

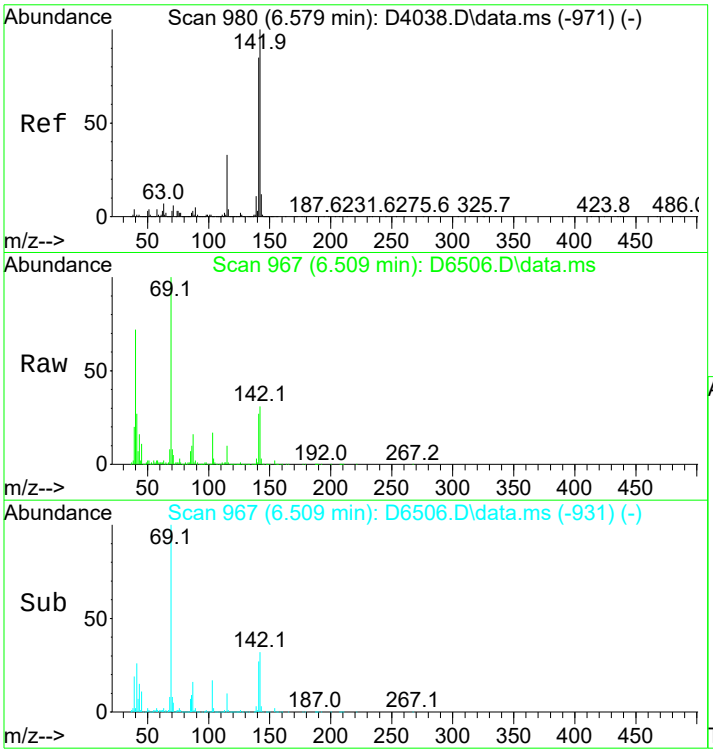

#56
2-Methylnaphthalene
Concen: 0.77 ppm
RT: 6.509 min Scan# 967
Delta R.T. -0.005 min
Lab File: D6506.D
Acq: 19 Mar 2024 09:09 pm

Tgt Ion:142 Resp: 24386

Ion	Ratio	Lower	Upper
142	100		
141	86.3	66.7	106.7
115	31.9	13.7	53.7

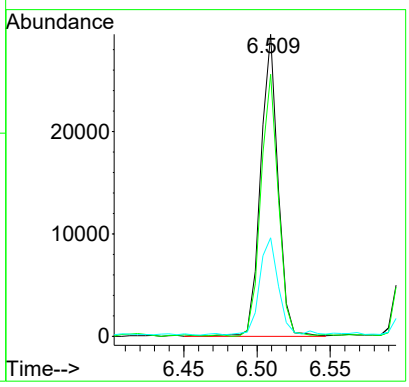

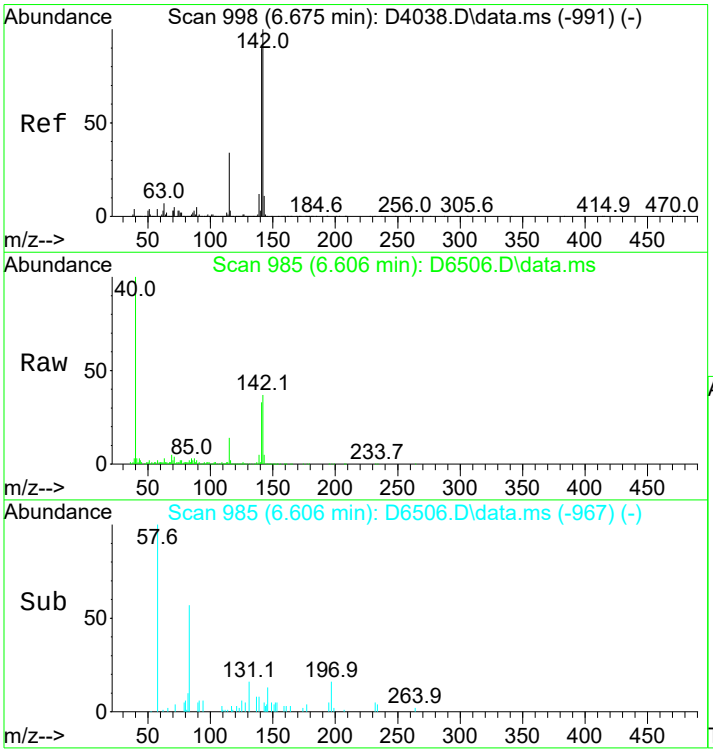

#57
1-Methylnaphthalene
Concen: 0.68 ppm
RT: 6.606 min Scan# 985
Delta R.T. -0.005 min
Lab File: D6506.D
Acq: 19 Mar 2024 09:09 pm

Tgt Ion:142 Resp: 20023

Ion	Ratio	Lower	Upper
142	100		
141	89.5	60.0	120.0
115	36.7	4.8	64.8

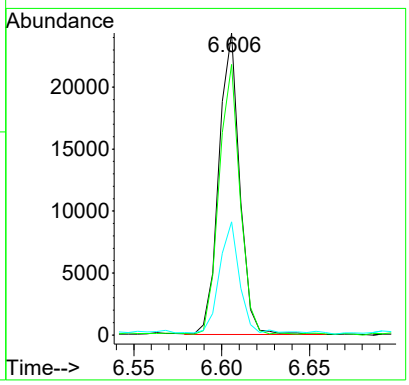

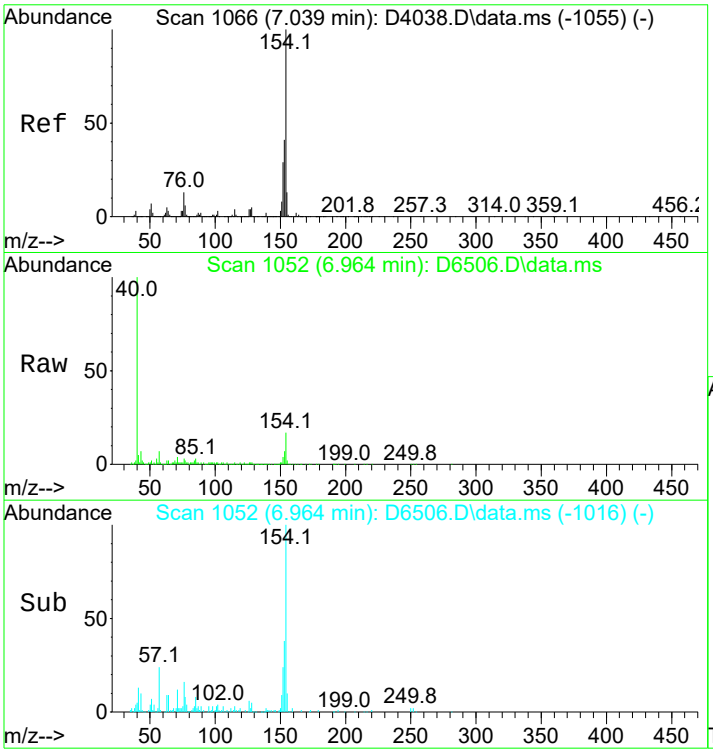

#66
1,1'-Biphenyl
Concen: 0.26 ppm
RT: 6.964 min Scan# 1052
Delta R.T. -0.005 min
Lab File: D6506.D
Acq: 19 Mar 2024 09:09 pm

Tgt Ion:154 Resp: 10057

Ion	Ratio	Lower	Upper
154	100		
153	37.4	29.4	54.6
76	16.7	10.0	18.6

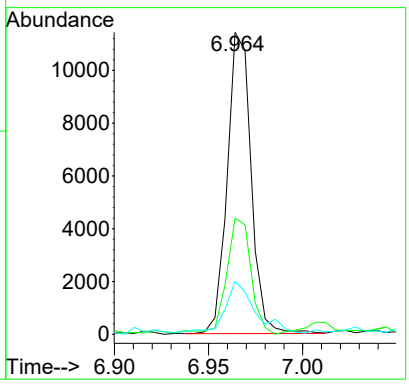

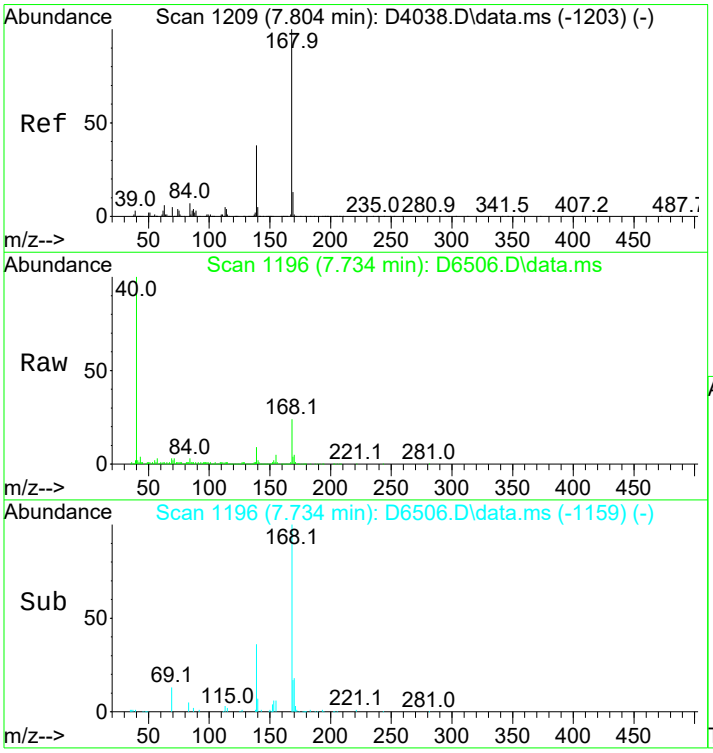

#77
Dibenzofuran
Concen: 0.38 ppm
RT: 7.734 min Scan# 1196
Delta R.T. 0.000 min
Lab File: D6506.D
Acq: 19 Mar 2024 09:09 pm

Tgt Ion:168 Resp: 15320

Ion	Ratio	Lower	Upper
168	100		
139	35.9	17.3	57.3

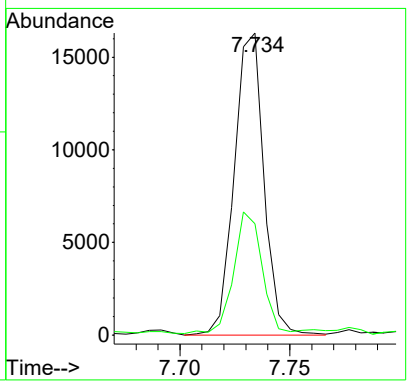

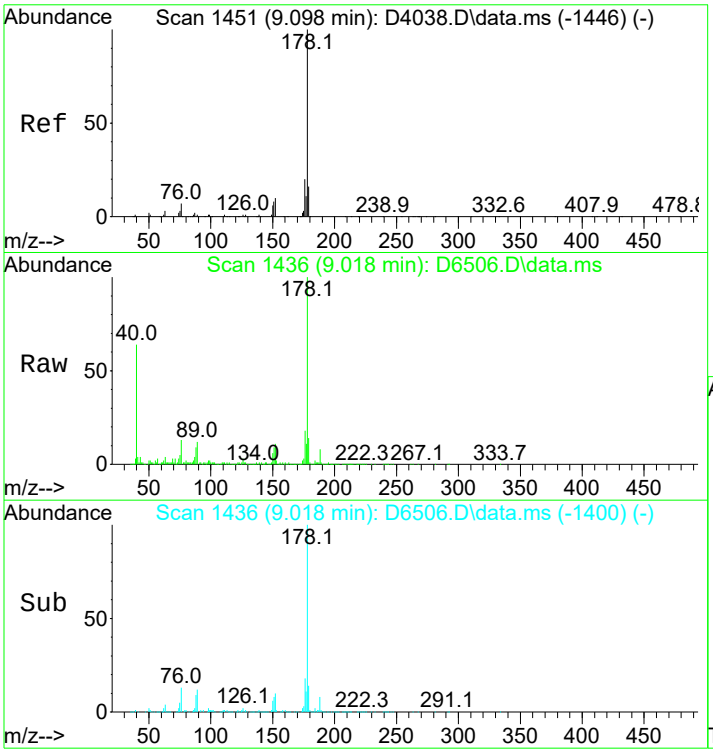

#112
Phenanthrene
Concen: 1.99 ppm
RT: 9.018 min Scan# 1436
Delta R.T. -0.005 min
Lab File: D6506.D
Acq: 19 Mar 2024 09:09 pm

Tgt Ion:178 Resp: 89334

Ion	Ratio	Lower	Upper
178	100		
179	13.8	0.0	35.8
176	18.1	0.0	39.8

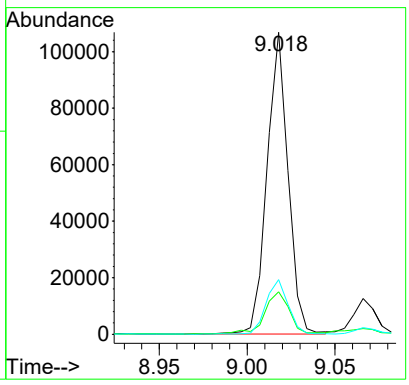

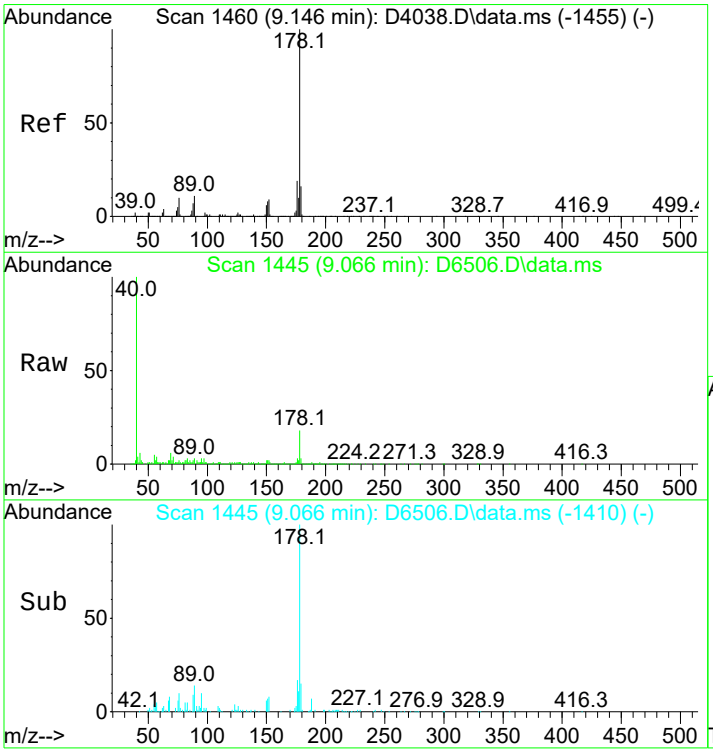

#113
Anthracene
Concen: 0.25 ppm
RT: 9.066 min Scan# 1445
Delta R.T. -0.011 min
Lab File: D6506.D
Acq: 19 Mar 2024 09:09 pm

Tgt Ion:178 Resp: 11165

Ion	Ratio	Lower	Upper
178	100		
179	12.3	0.0	35.6
176	18.0	0.0	39.3

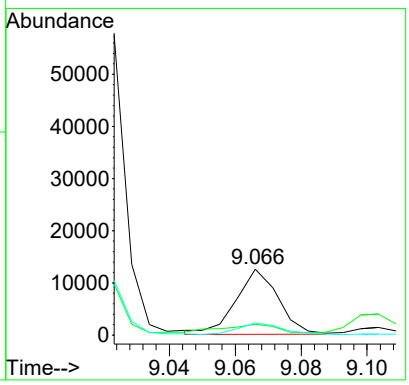

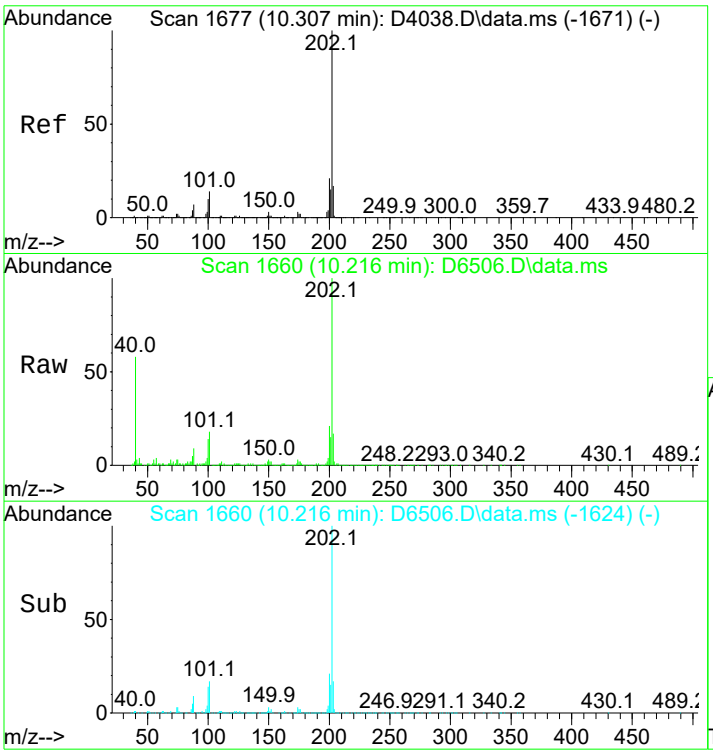

#117
Fluoranthene
Concen: 2.69 ppm
RT: 10.216 min Scan# 1660
Delta R.T. -0.005 min
Lab File: D6506.D
Acq: 19 Mar 2024 09:09 pm

Tgt Ion:202 Resp: 123307

Ion	Ratio	Lower	Upper
202	100		
101	17.4	0.0	34.1
203	17.0	0.0	37.5

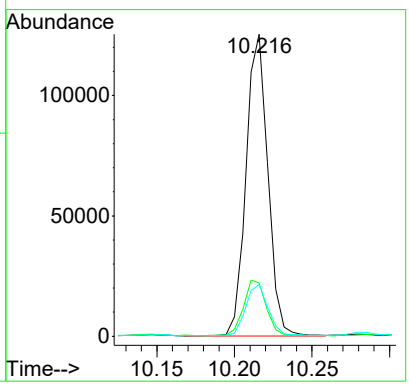

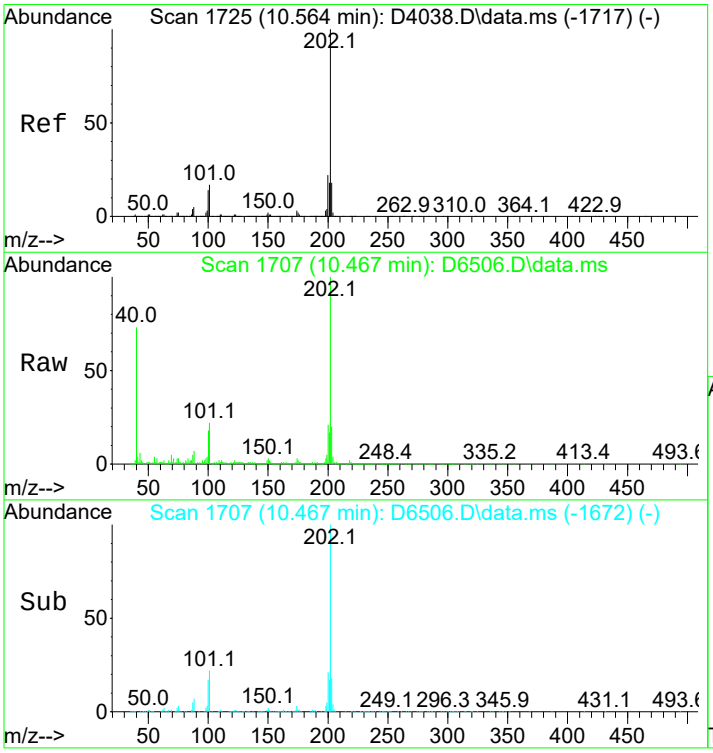

#124
Pyrene
Concen: 2.25 ppm
RT: 10.467 min Scan# 1707
Delta R.T. -0.011 min
Lab File: D6506.D
Acq: 19 Mar 2024 09:09 pm

Tgt Ion:202 Resp: 97862

Ion	Ratio	Lower	Upper
202	100		
200	21.2	2.1	42.1
203	19.2	0.0	38.3

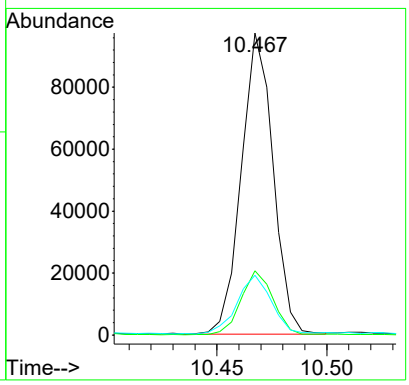

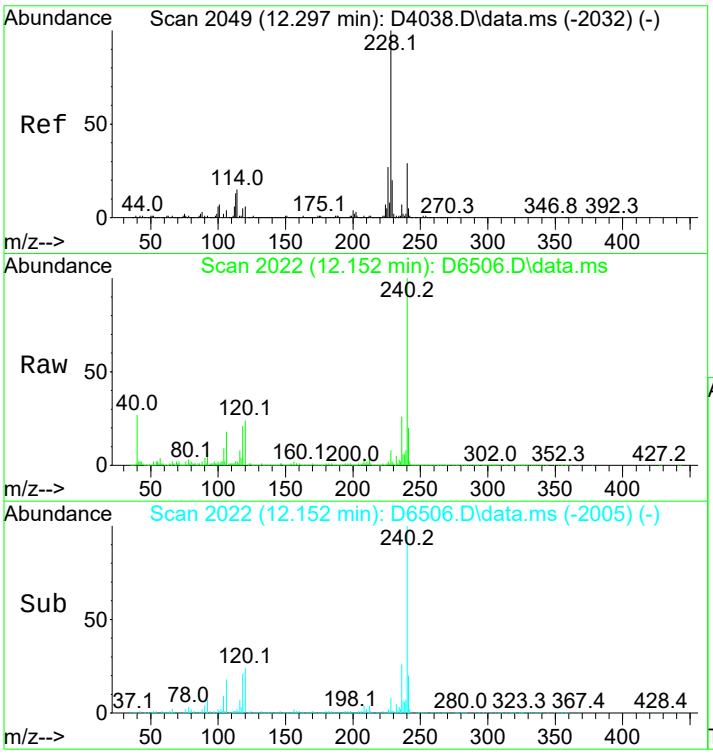

#133
Benzo(a)anthracene
Concen: 0.90 ppm
RT: 12.152 min Scan# 2022
Delta R.T. -0.011 min
Lab File: D6506.D
Acq: 19 Mar 2024 09:09 pm

Tgt Ion:228 Resp: 38087

Ion	Ratio	Lower	Upper
228	100		
229	16.3	0.0	40.0
226	29.4	7.5	47.5

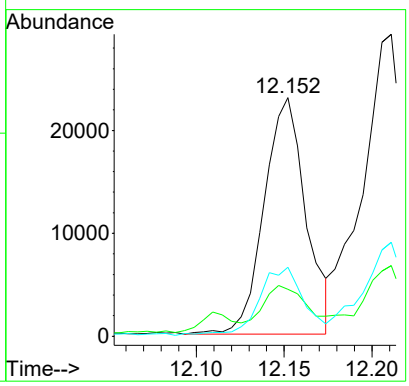

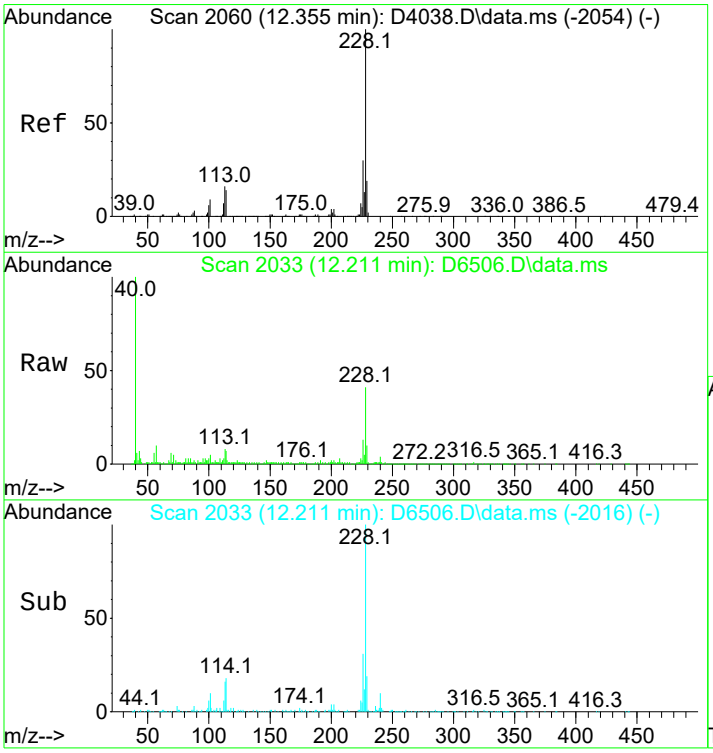

#134
Chrysene
Concen: 1.23 ppm
RT: 12.211 min Scan# 2033
Delta R.T. -0.011 min
Lab File: D6506.D
Acq: 19 Mar 2024 09:09 pm

Tgt Ion:228 Resp: 48532

Ion	Ratio	Lower	Upper
228	100		
226	32.2	10.4	50.4
229	20.9	0.0	40.0

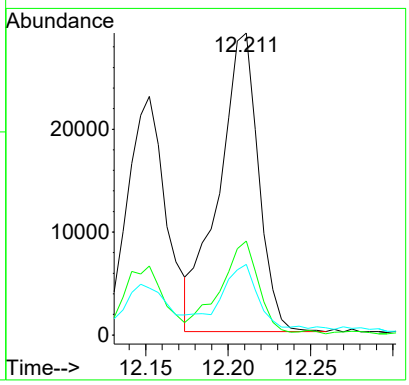

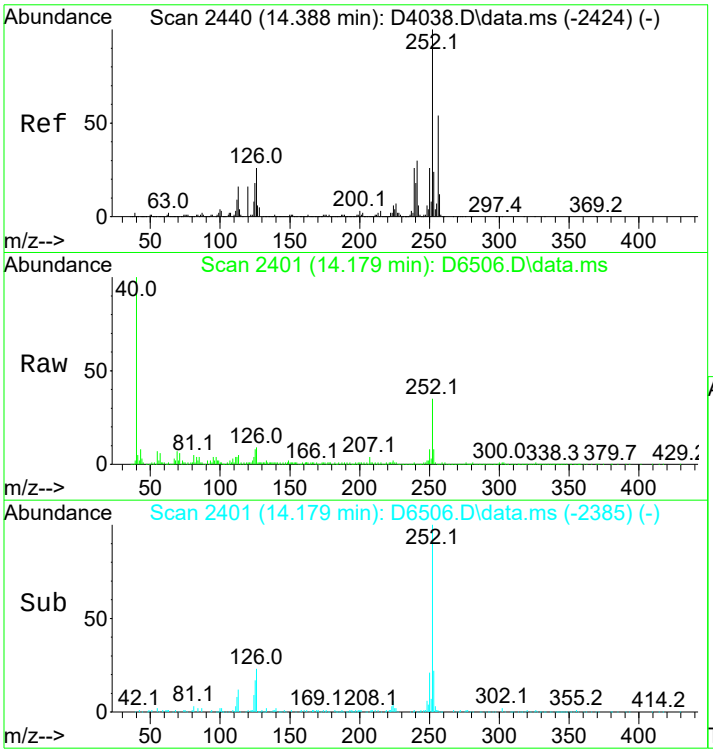

#139
Benzo(b)Fluoranthene
Concen: 1.47 ppm
RT: 14.179 min Scan# 2401
Delta R.T. -0.016 min
Lab File: D6506.D
Acq: 19 Mar 2024 09:09 pm

Tgt Ion:252 Resp: 58720

Ion	Ratio	Lower	Upper
252	100		
253	23.1	4.3	44.3
125	19.4	0.0	36.6

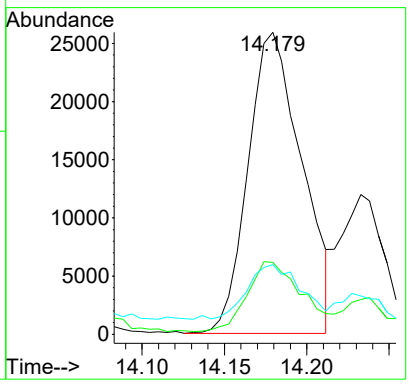

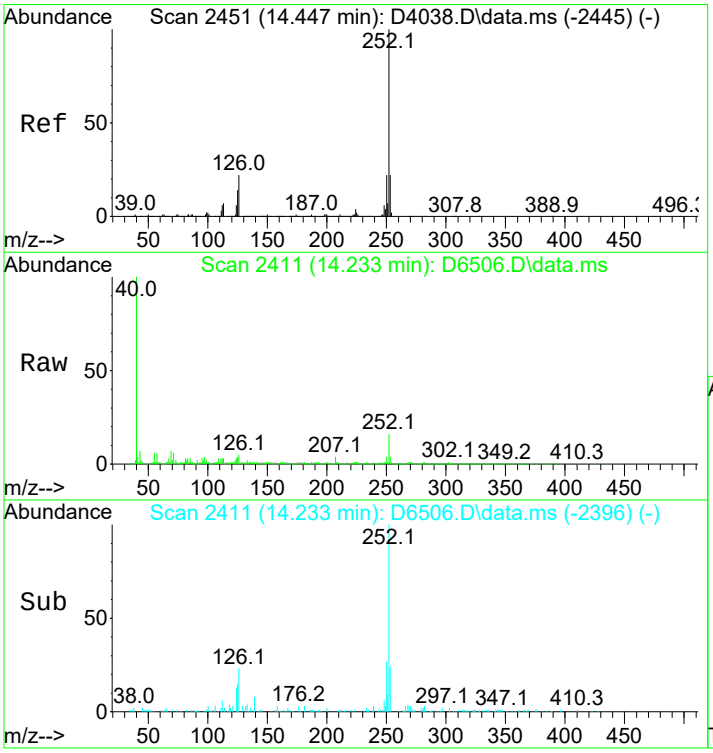

#140
Benzo(k)fluoranthene
Concen: 0.51 ppm
RT: 14.233 min Scan# 2411
Delta R.T. -0.021 min
Lab File: D6506.D
Acq: 19 Mar 2024 09:09 pm

Tgt Ion:252 Resp: 19182

Ion	Ratio	Lower	Upper
252	100		
253	23.7	2.1	42.1
125	17.2	0.0	35.2

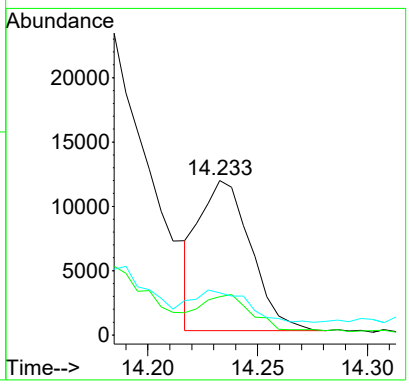

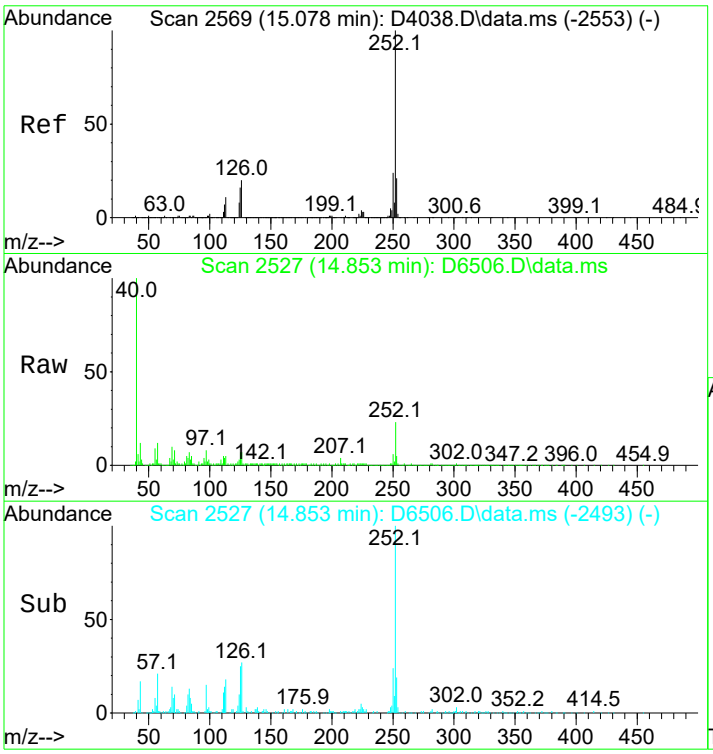

#141
Benzo(a)pyrene
Concen: 0.95 ppm
RT: 14.853 min Scan# 2527
Delta R.T. -0.016 min
Lab File: D6506.D
Acq: 19 Mar 2024 09:09 pm

Tgt Ion:252 Resp: 33351

Ion	Ratio	Lower	Upper
252	100		
253	19.8	1.8	41.8
125	26.0	0.0	35.5

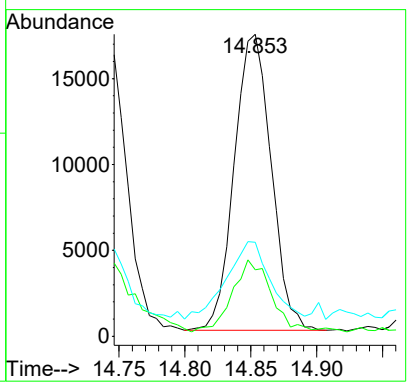

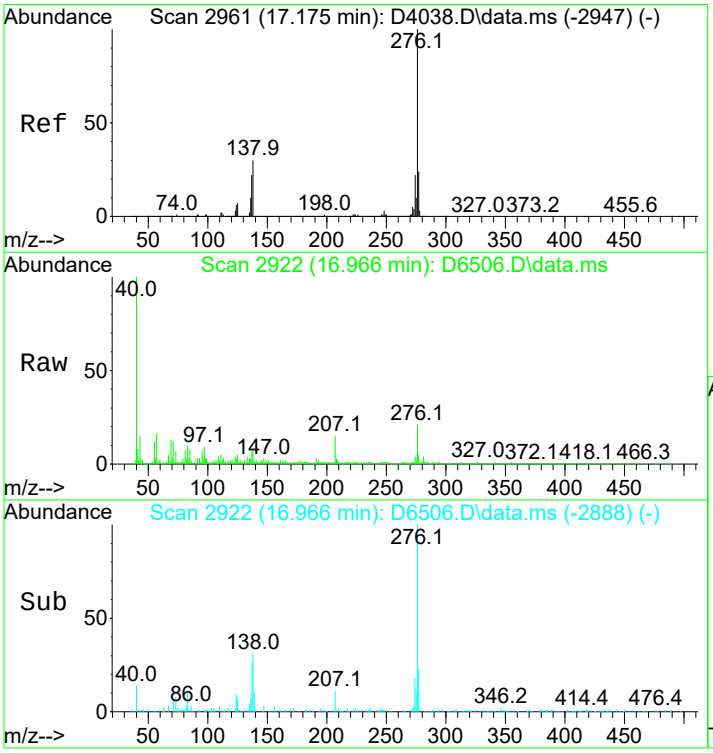

#143
Indeno(1,2,3-cd)Pyrene
Concen: 0.83 ppm
RT: 16.966 min Scan# 2922
Delta R.T. -0.016 min
Lab File: D6506.D
Acq: 19 Mar 2024 09:09 pm

Tgt Ion:276 Resp: 28791

Ion	Ratio	Lower	Upper
276	100		
138	27.4	7.3	47.3

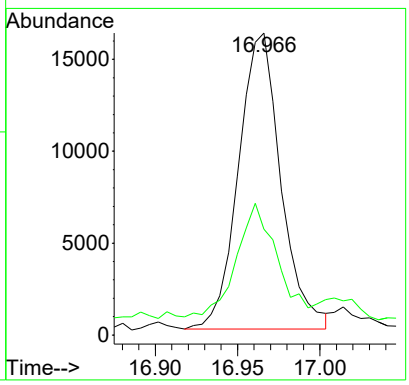

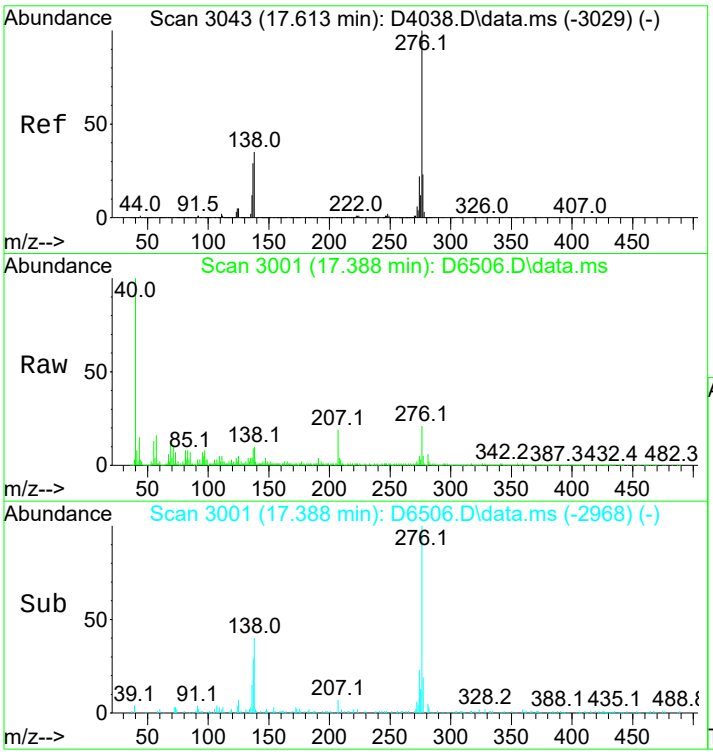

#145
Benzo(g,h,i)perylene
Concen: 0.82 ppm
RT: 17.388 min Scan# 3001
Delta R.T. -0.021 min
Lab File: D6506.D
Acq: 19 Mar 2024 09:09 pm

Tgt Ion:276 Resp: 29484

Ion	Ratio	Lower	Upper
276	100		
138	39.3	11.9	51.9
277	20.0	4.2	44.2

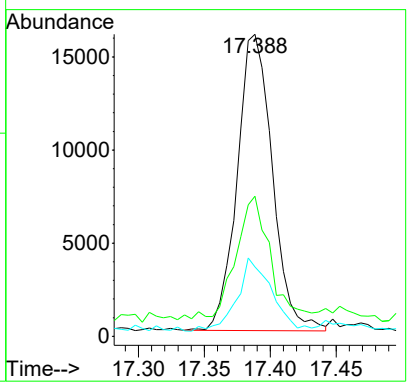

LSC Area Percent Report

Data Path : I:\ACQUDATA\5977-MS64\Data\031924\
Data File : D6509.D
Acq On : 19 Mar 2024 10:22 pm
Operator :
Sample : R2401914-006|5
Misc : 435409 8270 SOIL
ALS Vial : 30 Sample Multiplier: 1

Integration Parameters: RTEINT.P
Integrator: RTE
Smoothing : ON Filtering: 5
Sampling : 1 Min Area: 100 Area counts
Start Thrs: 0.2 Max Peaks: 100
Stop Thrs : 0 Peak Location: TOP

If leading or trailing edge < 100 prefer < Baseline drop else tangent >
Peak separation: 5

Method : I:\ACQUDATA\5977-MS64\Methods\8270-020224(64).M
Title : 8270 BNA ANALYSIS

Signal : TIC: D6509.D\data.ms

peak #	R.T. min	first scan	max scan	last scan	PK TY	peak height	corr. area	corr. % max.	% of total
1	1.407	9	13	18	rBV	284202	325010	6.60%	0.681%
2	1.455	18	22	29	rVB	248454	311451	6.33%	0.653%
3	1.530	31	36	43	rVB	207885	303174	6.16%	0.636%
4	2.466	206	211	215	rBV	40569	49660	1.01%	0.104%
5	2.642	240	244	254	rBV	81474	117023	2.38%	0.245%
6	2.733	255	261	264	rBV	1938628	2253905	45.80%	4.725%
7	2.765	264	267	272	rVB	670339	646903	13.15%	1.356%
8	3.033	308	317	323	rBV	1760623	1955045	39.73%	4.099%
9	3.140	333	337	340	rVV	34287	36213	0.74%	0.076%
10	3.183	340	345	350	rVB	1471903	1455618	29.58%	3.052%
11	3.252	354	358	368	rVB3	34742	60977	1.24%	0.128%
12	3.338	368	374	376	rBV2	63529	80877	1.64%	0.170%
13	3.359	376	378	382	rVB3	40187	38528	0.78%	0.081%
14	3.396	382	385	392	rVB	122705	150424	3.06%	0.315%
15	3.477	392	400	409	rBV	882988	930574	18.91%	1.951%
16	3.669	431	436	443	rBV	694206	723007	14.69%	1.516%
17	3.937	480	486	489	rBV2	80500	90745	1.84%	0.190%
18	4.054	504	508	513	rBV	678523	610044	12.40%	1.279%
19	4.199	532	535	538	rVB	242955	203136	4.13%	0.426%
20	4.247	538	544	548	rVB	58019	71357	1.45%	0.150%
21	4.295	548	553	561	rBV	1015294	990532	20.13%	2.077%
22	4.359	561	565	567	rBV	164858	157780	3.21%	0.331%
23	4.381	567	569	573	rVB	461826	406068	8.25%	0.851%
24	4.445	577	581	586	rVB4	39075	63592	1.29%	0.133%
25	4.488	586	589	592	rBV2	31469	35740	0.73%	0.075%
26	4.536	592	598	601	rBV	37092	38396	0.78%	0.080%
27	4.637	612	617	623	rVB	3307124	2968316	60.32%	6.223%
28	4.718	628	632	635	rVB3	24133	31359	0.64%	0.066%
29	4.755	635	639	643	rBV	77811	84208	1.71%	0.177%
30	4.857	656	658	662	rBV	103629	91988	1.87%	0.193%
31	4.889	662	664	668	rVB2	35146	28210	0.57%	0.059%
32	5.033	687	691	695	rBV	167994	137116	2.79%	0.287%
33	5.135	705	710	714	rBV	428298	383542	7.79%	0.804%
34	5.183	716	719	723	rVB3	33281	34860	0.71%	0.073%
35	5.563	787	790	795	rBV3	16964	27977	0.57%	0.059%
36	5.819	834	838	844	rVB	4949081	4130879	83.94%	8.660%
37	6.418	946	950	953	rBV2	26648	29876	0.61%	0.063%
38	6.509	964	967	971	rBV2	47618	43227	0.88%	0.091%
39	6.606	982	985	991	rVB2	57774	46720	0.95%	0.098%

LSC Area Percent Report

Data Path : I:\ACQUDATA\5977-MS64\Data\031924\
Data File : D6509.D
Acq On : 19 Mar 2024 10:22 pm
Operator :
Sample : R2401914-006|5
Misc : 435409 8270 SOIL
ALS Vial : 30 Sample Multiplier: 1

Integration Parameters: RTEINT.P
Integrator: RTE
Smoothing : ON Filtering: 5
Sampling : 1 Min Area: 100 Area counts
Start Thrs: 0.2 Max Peaks: 100
Stop Thrs : 0 Peak Location: TOP

If leading or trailing edge < 100 prefer < Baseline drop else tangent >
Peak separation: 5

Method : I:\ACQUDATA\5977-MS64\Methods\8270-020224(64).M
Title : 8270 BNA ANALYSIS

40	6.755	1009	1013	1021	rBV3	39254	48555	0.99%	0.102%
41	6.868	1030	1034	1038	rBV	1013709	891881	18.12%	1.870%
42	6.969	1050	1053	1056	rBV	43069	38568	0.78%	0.081%
43	7.012	1056	1061	1064	rVV2	60626	64951	1.32%	0.136%
44	7.119	1078	1081	1086	rBV2	30448	33900	0.69%	0.071%
45	7.194	1090	1095	1098	rVV4	27929	33627	0.68%	0.070%
46	7.253	1103	1106	1110	rBV2	25612	29902	0.61%	0.063%
47	7.312	1115	1117	1121	rVB3	34254	30269	0.62%	0.063%
48	7.472	1143	1147	1149	rBV3	33995	42177	0.86%	0.088%
49	7.494	1149	1151	1154	rVB	36833	25336	0.51%	0.053%
50	7.531	1154	1158	1162	rBV	5441041	4682104	95.15%	9.816%
51	7.761	1198	1201	1206	rBV4	33543	38441	0.78%	0.081%
52	7.798	1206	1208	1214	rVV2	43170	52584	1.07%	0.110%
53	7.852	1214	1218	1220	rVB2	30073	27232	0.55%	0.057%
54	7.953	1229	1237	1241	rBV7	36976	60949	1.24%	0.128%
55	7.991	1241	1244	1245	rBV	40231	30974	0.63%	0.065%
56	8.066	1255	1258	1262	rVB3	49270	42380	0.86%	0.089%
57	8.306	1297	1303	1306	rBV	656805	641449	13.03%	1.345%
58	8.328	1306	1307	1309	rVB	107370	53459	1.09%	0.112%
59	8.413	1319	1323	1327	rVB4	24294	34514	0.70%	0.072%
60	8.456	1329	1331	1333	rBV2	51009	46244	0.94%	0.097%
61	8.542	1344	1347	1351	rVB5	32901	33765	0.69%	0.071%
62	8.649	1364	1367	1370	rBV	345538	307166	6.24%	0.644%
63	8.745	1382	1385	1388	rBV2	48003	48999	1.00%	0.103%
64	8.783	1390	1392	1395	rVB2	31844	25567	0.52%	0.054%
65	8.847	1401	1404	1407	rBV	112243	100876	2.05%	0.211%
66	8.906	1412	1415	1417	rVV	34864	27717	0.56%	0.058%
67	8.996	1427	1432	1435	rBV	5613044	4920998	100.00%	10.317%
68	9.157	1459	1462	1469	rVB4	85977	128722	2.62%	0.270%
69	9.210	1469	1472	1474	rBV	45471	41230	0.84%	0.086%
70	9.328	1491	1494	1499	rBV4	64180	70754	1.44%	0.148%
71	9.494	1520	1525	1526	rBV4	57535	79414	1.61%	0.166%
72	9.515	1526	1529	1533	rVB2	103403	119688	2.43%	0.251%
73	9.553	1533	1536	1543	rBV	381216	422843	8.59%	0.886%
74	9.601	1543	1545	1547	rVB	40674	29683	0.60%	0.062%
75	9.735	1567	1570	1578	rVB3	77476	123031	2.50%	0.258%
76	9.997	1617	1619	1626	rVB3	44888	53723	1.09%	0.113%
77	10.082	1633	1635	1638	rVB3	39575	36236	0.74%	0.076%
78	10.136	1642	1645	1650	rVB3	70640	67824	1.38%	0.142%
79	10.216	1656	1660	1667	rVB	351843	342327	6.96%	0.718%
80	10.285	1670	1673	1677	rBV6	83916	115268	2.34%	0.242%
81	10.376	1687	1690	1694	rBV3	143798	161853	3.29%	0.339%

LSC Area Percent Report

Data Path : I:\ACQUDATA\5977-MS64\Data\031924\
Data File : D6509.D
Acq On : 19 Mar 2024 10:22 pm
Operator :
Sample : R2401914-006|5
Misc : 435409 8270 SOIL
ALS Vial : 30 Sample Multiplier: 1

Integration Parameters: RTEINT.P
Integrator: RTE
Smoothing : ON Filtering: 5
Sampling : 1 Min Area: 100 Area counts
Start Thrs: 0.2 Max Peaks: 100
Stop Thrs : 0 Peak Location: TOP

If leading or trailing edge < 100 prefer < Baseline drop else tangent >
Peak separation: 5

Method : I:\ACQUDATA\5977-MS64\Methods\8270-020224(64).M
Title : 8270 BNA ANALYSIS

82	10.467	1703	1707	1713	rVB	275029	328540	6.68%	0.689%
83	10.558	1722	1724	1728	rVB3	67183	66918	1.36%	0.140%
84	10.665	1739	1744	1748	rBV	965419	964956	19.61%	2.023%
85	10.879	1782	1784	1790	rVB3	70501	86487	1.76%	0.181%
86	11.018	1807	1810	1815	rVB2	100583	108736	2.21%	0.228%
87	11.521	1901	1904	1909	rVB3	58111	68313	1.39%	0.143%
88	11.698	1931	1937	1944	rBV5	118749	272772	5.54%	0.572%
89	11.885	1968	1972	1974	rBV	189592	240145	4.88%	0.503%
90	11.911	1974	1977	1985	rVB	481375	615171	12.50%	1.290%
91	12.168	2018	2025	2031	rBV2	3121468	4573820	92.94%	9.589%
92	12.457	2076	2079	2086	rVB5	48700	71104	1.44%	0.149%
93	12.682	2119	2121	2126	rVB2	72196	81444	1.66%	0.171%
94	13.345	2240	2245	2251	rVB2	142300	239563	4.87%	0.502%
95	14.361	2431	2435	2440	rVB3	85877	129391	2.63%	0.271%
96	14.837	2517	2524	2537	rVB5	252733	693627	14.10%	1.454%
97	14.992	2544	2553	2569	rVB	2319266	4516105	91.77%	9.468%
98	16.324	2798	2802	2807	rBV	170469	291329	5.92%	0.611%

Sum of corrected areas: 47699658

LSC Report - Integrated Chromatogram

Data Path : I:\ACQUDATA\5977-MS64\Data\031924\
Data File : D6509.D
Acq On : 19 Mar 2024 10:22 pm
Operator :
Sample : R2401914-006|5
Misc : 435409 8270 SOIL
ALS Vial : 30 Sample Multiplier: 1

Quant Method : I:\ACQUDATA\5977-MS64\Methods\8270-020224(64).M
Quant Title : 8270 BNA ANALYSIS

TIC Library : C:\Database\NIST08.L
TIC Integration Parameters: TEBINT.P

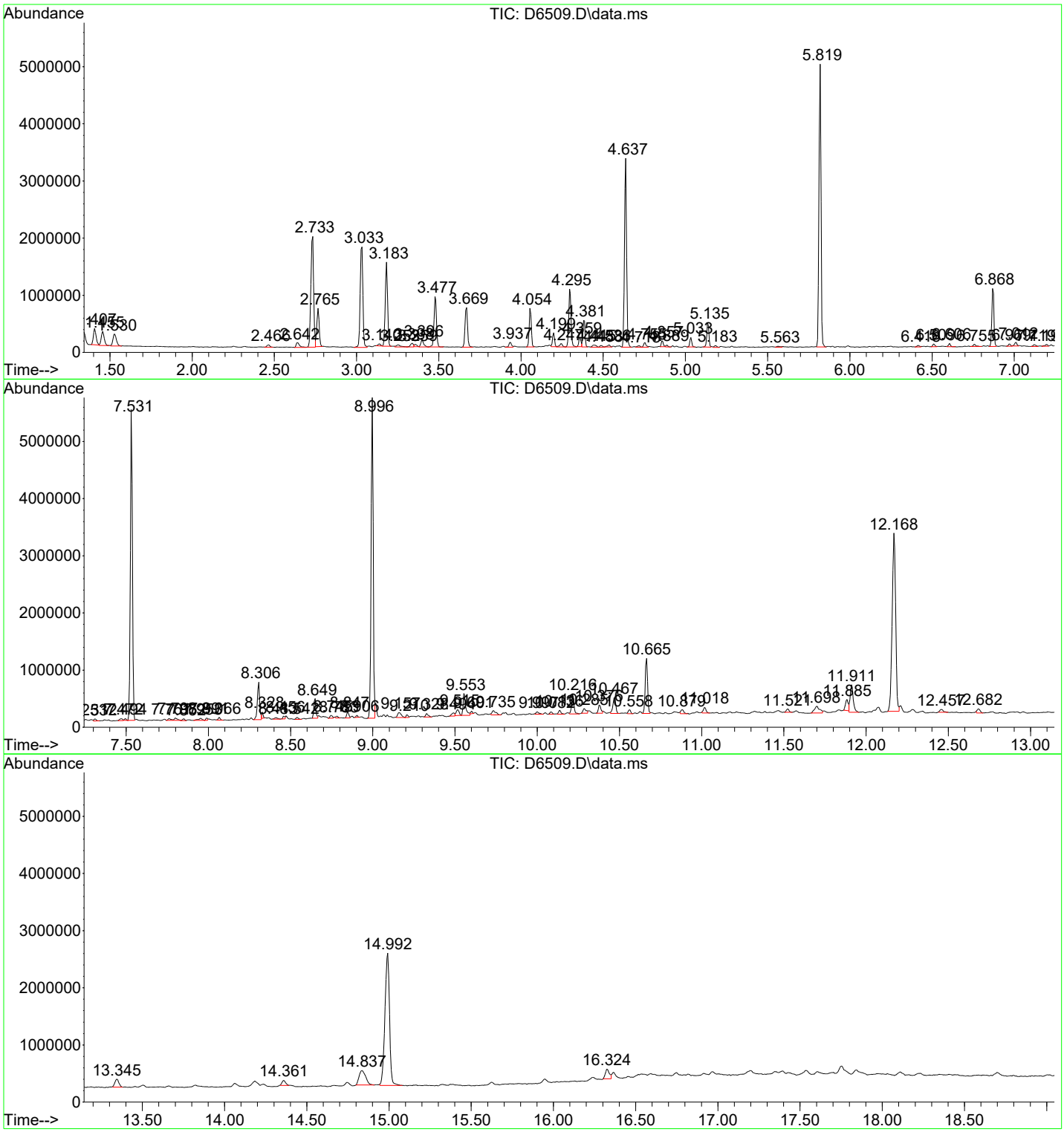

Library Search Compound Report

Data Path : I:\ACQUDATA\5977-MS64\Data\031924\
Data File : D6509.D
Acq On : 19 Mar 2024 10:22 pm
Operator :
Sample : R2401914-006|5
Misc : 435409 8270 SOIL
ALS Vial : 30 Sample Multiplier: 1

Quant Method : I:\ACQUDATA\5977-MS64\Methods\8270-020224(64).M
Quant Title : 8270 BNA ANALYSIS

TIC Library : C:\Database\NIST08.L
TIC Integration Parameters: TEBINT.P

****

Peak Number 1 3-Buten-2-one, 3-methyl- Concentration Rank 9

R.T.	EstConc	Area	Relative to ISTD	R.T.
1.407	4.38 ppm	325010	d4-1,4-Dichlorobenzene	4.637

Hit# of 5	Tentative ID	MW	MolForm	CAS#	Qual
1	3-Buten-2-one, 3-methyl-	84	C5H8O	000814-78-8	91
2	3-Buten-2-one, 3-methyl-	84	C5H8O	000814-78-8	90
3	3-Penten-2-one	84	C5H8O	000625-33-2	83
4	3-Penten-2-one	84	C5H8O	000625-33-2	56
5	3-Buten-2-one, 3-methyl-	84	C5H8O	000814-78-8	50

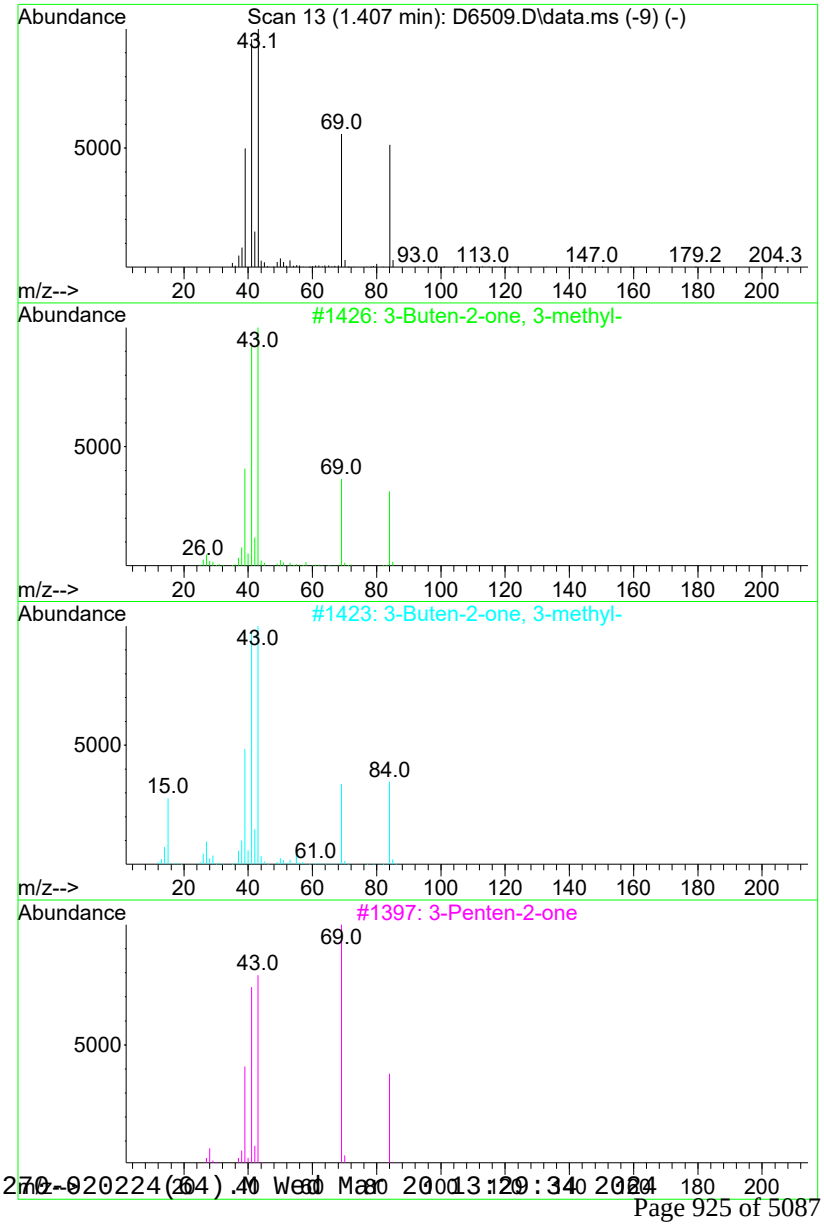

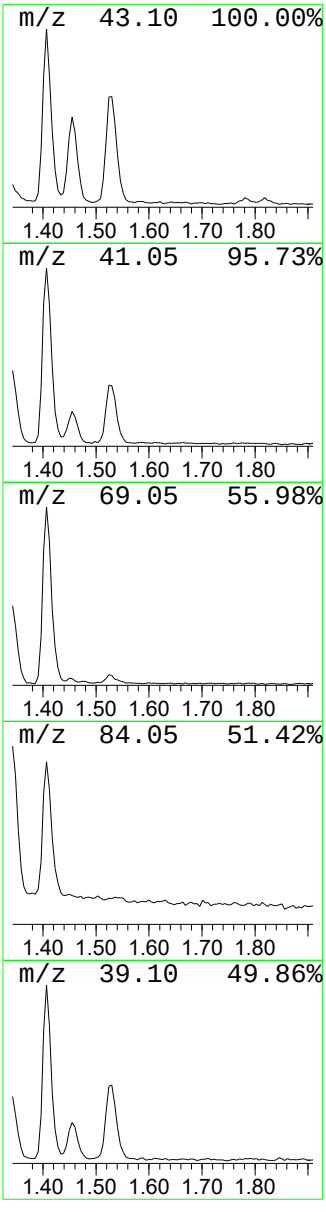

Library Search Compound Report

Data Path : I:\ACQUDATA\5977-MS64\Data\031924\
Data File : D6509.D
Acq On : 19 Mar 2024 10:22 pm
Operator :
Sample : R2401914-006|5
Misc : 435409 8270 SOIL
ALS Vial : 30 Sample Multiplier: 1

Quant Method : I:\ACQUDATA\5977-MS64\Methods\8270-020224(64).M
Quant Title : 8270 BNA ANALYSIS

TIC Library : C:\Database\NIST08.L
TIC Integration Parameters: TEBINT.P

****

Peak Number 2 unknown Concentration Rank 10

R.T.	EstConc	Area	Relative to ISTD	R.T.
1.455	4.20 ppm	311451	d4-1,4-Dichlorobenzene	4.637

Hit# of 5	Tentative ID	MW	MolForm	CAS#	Qual
1	Butane, 2-methoxy-2-methyl-	102	C6H14O	000994-05-8	78
2	Butane, 2-methoxy-2-methyl-	102	C6H14O	000994-05-8	74
3	1,3-Dioxolane, 2-methyl-	88	C4H8O2	000497-26-7	25
4	Pentane, 3-methoxy-	102	C6H14O	036839-67-5	17
5	Silane, tetramethyl-	88	C4H12Si	000075-76-3	12

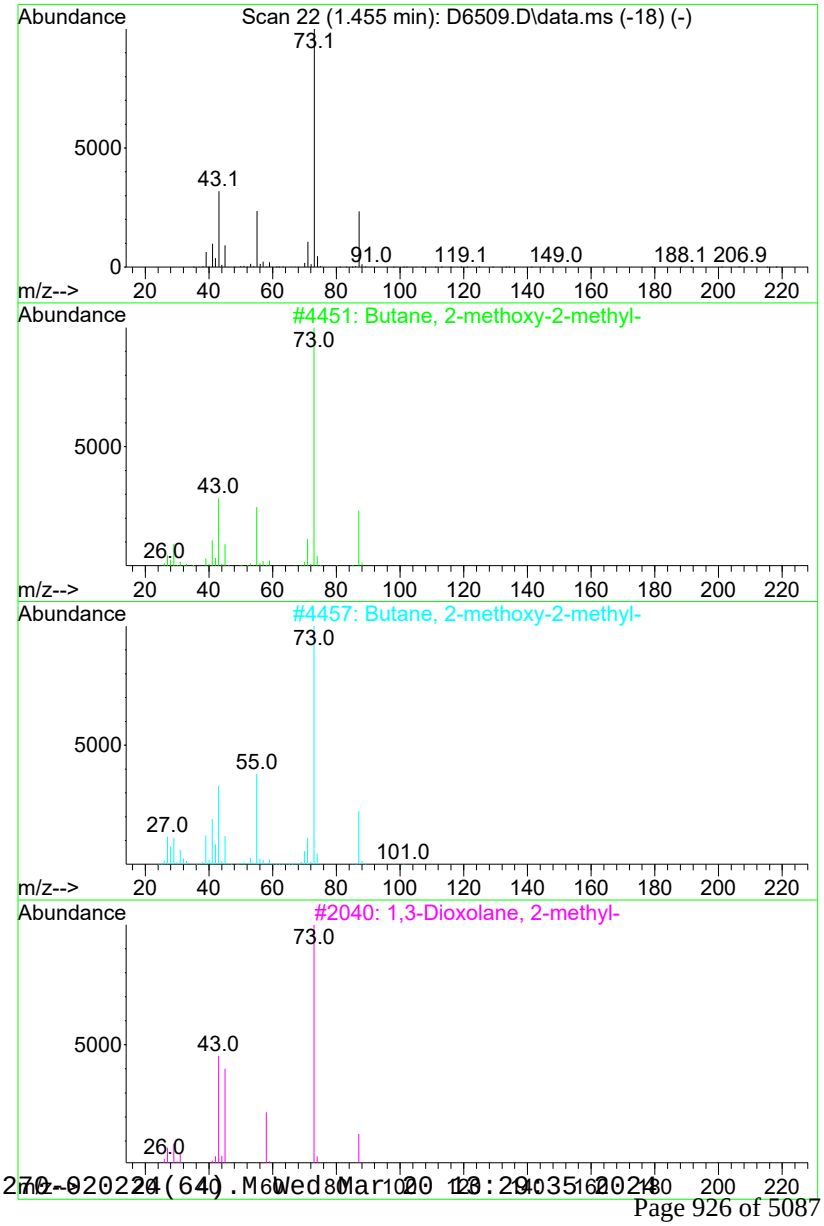

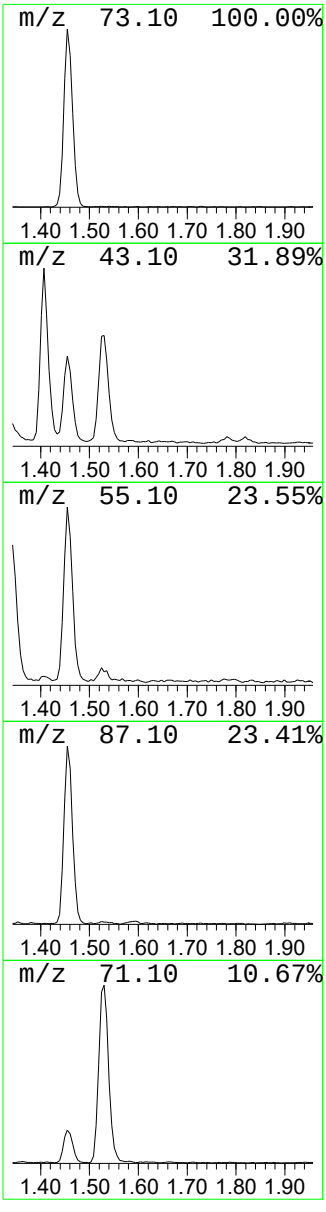

Library Search Compound Report

Data Path : I:\ACQUDATA\5977-MS64\Data\031924\
Data File : D6509.D
Acq On : 19 Mar 2024 10:22 pm
Operator :
Sample : R2401914-006|5
Misc : 435409 8270 SOIL
ALS Vial : 30 Sample Multiplier: 1

Quant Method : I:\ACQUDATA\5977-MS64\Methods\8270-020224(64).M
Quant Title : 8270 BNA ANALYSIS

TIC Library : C:\Database\NIST08.L
TIC Integration Parameters: TEBINT.P

****

Peak Number 3 3-Penten-2-ol Concentration Rank 11

R.T.	EstConc	Area	Relative to ISTD	R.T.
1.530	4.09 ppm	303174	d4-1,4-Dichlorobenzene	4.637

Hit# of 5	Tentative ID	MW	MolForm	CAS#	Qual
1	3-Penten-2-ol	86	C5H10O	001569-50-2	80
2	Furan, tetrahydro-2-(methoxymeth...	116	C6H12O2	019354-27-9	64
3	Furan, tetrahydro-2-(methoxymeth...	116	C6H12O2	019354-27-9	64
4	3-Penten-2-ol	86	C5H10O	001569-50-2	64
5	3-Buten-2-ol, 2-methyl-	86	C5H10O	000115-18-4	59

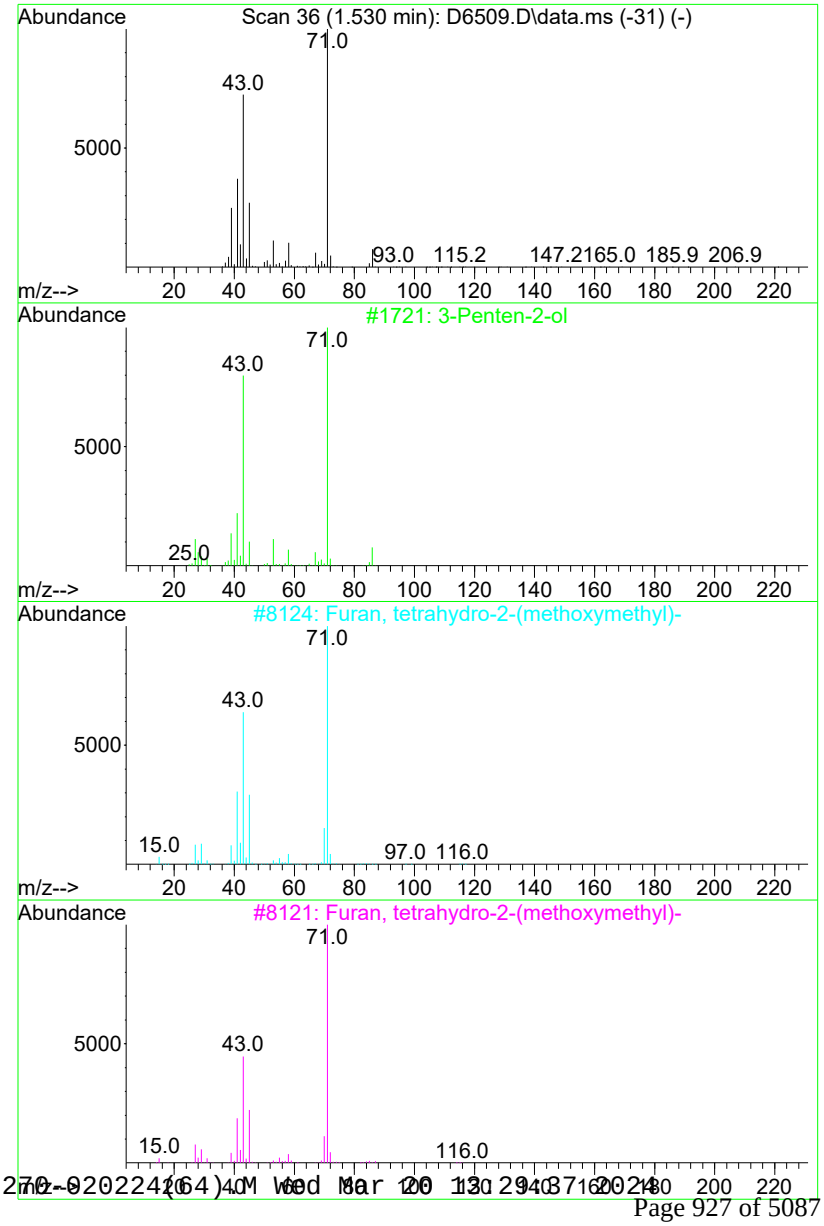

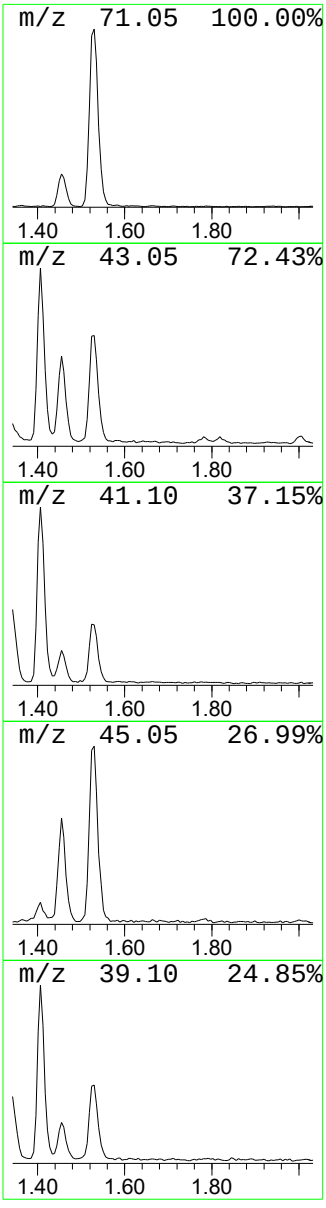

Library Search Compound Report

Data Path : I:\ACQUDATA\5977-MS64\Data\031924\
Data File : D6509.D
Acq On : 19 Mar 2024 10:22 pm
Operator :
Sample : R2401914-006|5
Misc : 435409 8270 SOIL
ALS Vial : 30 Sample Multiplier: 1

Quant Method : I:\ACQUDATA\5977-MS64\Methods\8270-020224(64).M
Quant Title : 8270 BNA ANALYSIS

TIC Library : C:\Database\NIST08.L
TIC Integration Parameters: TEBINT.P

****

Peak Number 4 unknown Concentration Rank 1

R.T.	EstConc	Area	Relative to ISTD	R.T.
2.733	30.37 ppm	2253910	d4-1,4-Dichlorobenzene	4.637

Hit# of 5	Tentative ID	MW	MolForm	CAS#	Qual
1	3-Butyn-2-ol, 2-methyl-	84	C5H8O	000115-19-5	50
2	1-Pentene, 3,3-dimethyl-	98	C7H14	003404-73-7	39
3	1,6-Octadiene, 2,7-dimethyl-	138	C10H18	040195-09-3	39
4	1-Pentene, 3-ethyl-	98	C7H14	004038-04-4	12
5	3-Penten-1-ol, 2-methyl-	100	C6H12O	062238-37-3	10

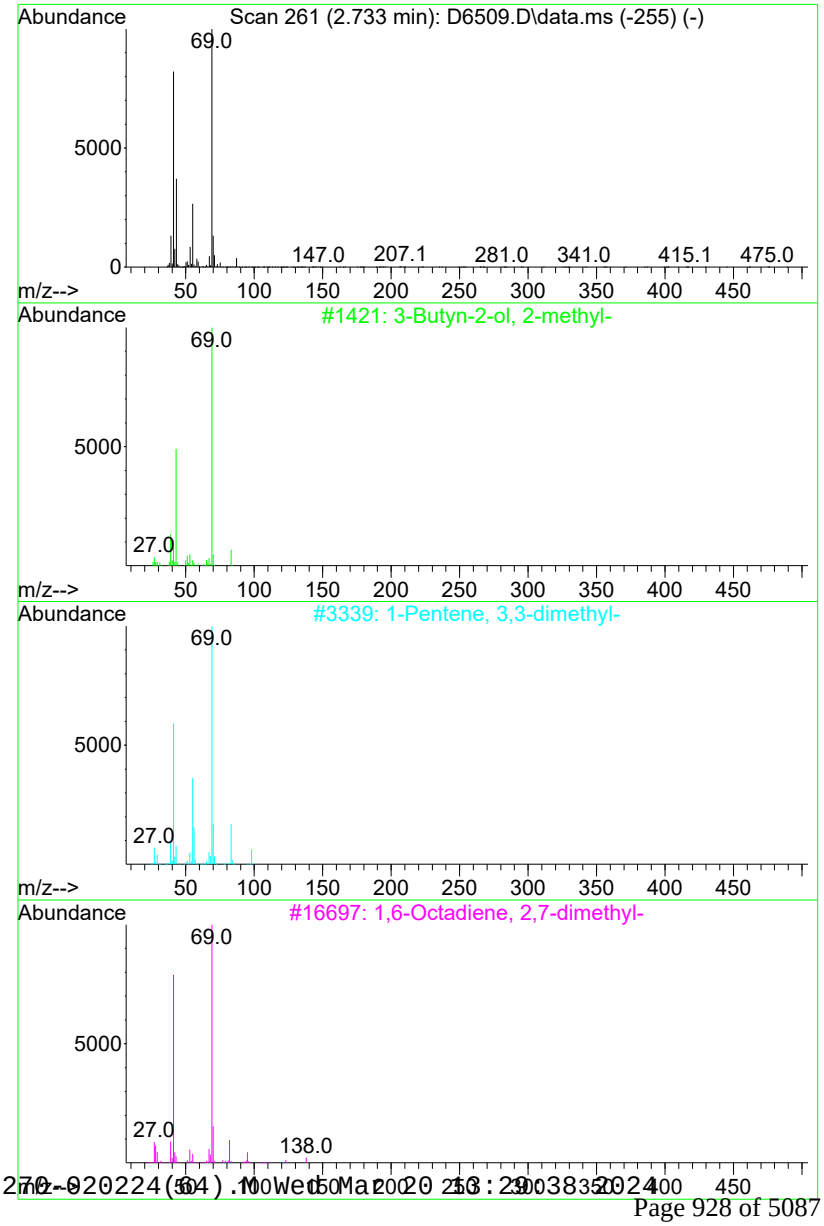

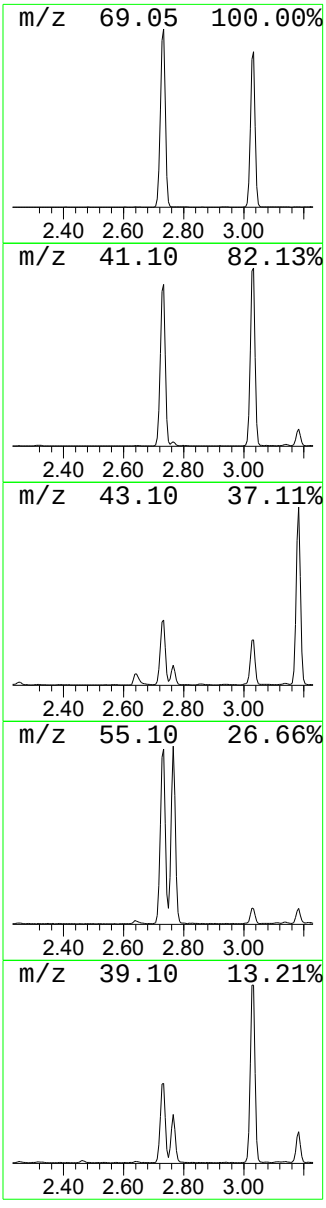

Library Search Compound Report

Data Path : I:\ACQUDATA\5977-MS64\Data\031924\
Data File : D6509.D
Acq On : 19 Mar 2024 10:22 pm
Operator :
Sample : R2401914-006|5
Misc : 435409 8270 SOIL
ALS Vial : 30 Sample Multiplier: 1

Quant Method : I:\ACQUDATA\5977-MS64\Methods\8270-020224(64).M
Quant Title : 8270 BNA ANALYSIS

TIC Library : C:\Database\NIST08.L
TIC Integration Parameters: TEBINT.P

****

Peak Number 5 3-Penten-2-one, 4-methyl- Concentration Rank 5

R.T.	EstConc	Area	Relative to ISTD	R.T.
2.765	8.72 ppm	646903	d4-1,4-Dichlorobenzene	4.637

Hit# of 5	Tentative ID	MW	MolForm	CAS#	Qual
1	3-Penten-2-one, 4-methyl-	98	C6H10O	000141-79-7	91
2	3-Penten-2-one, 4-methyl-	98	C6H10O	000141-79-7	91
3	3-Penten-2-one, 4-methyl-	98	C6H10O	000141-79-7	90
4	Furan, 2-methoxy-	98	C5H6O2	025414-22-6	78
5	2-Pentene, 3,4-dimethyl-, (E)-	98	C7H14	004914-92-5	78

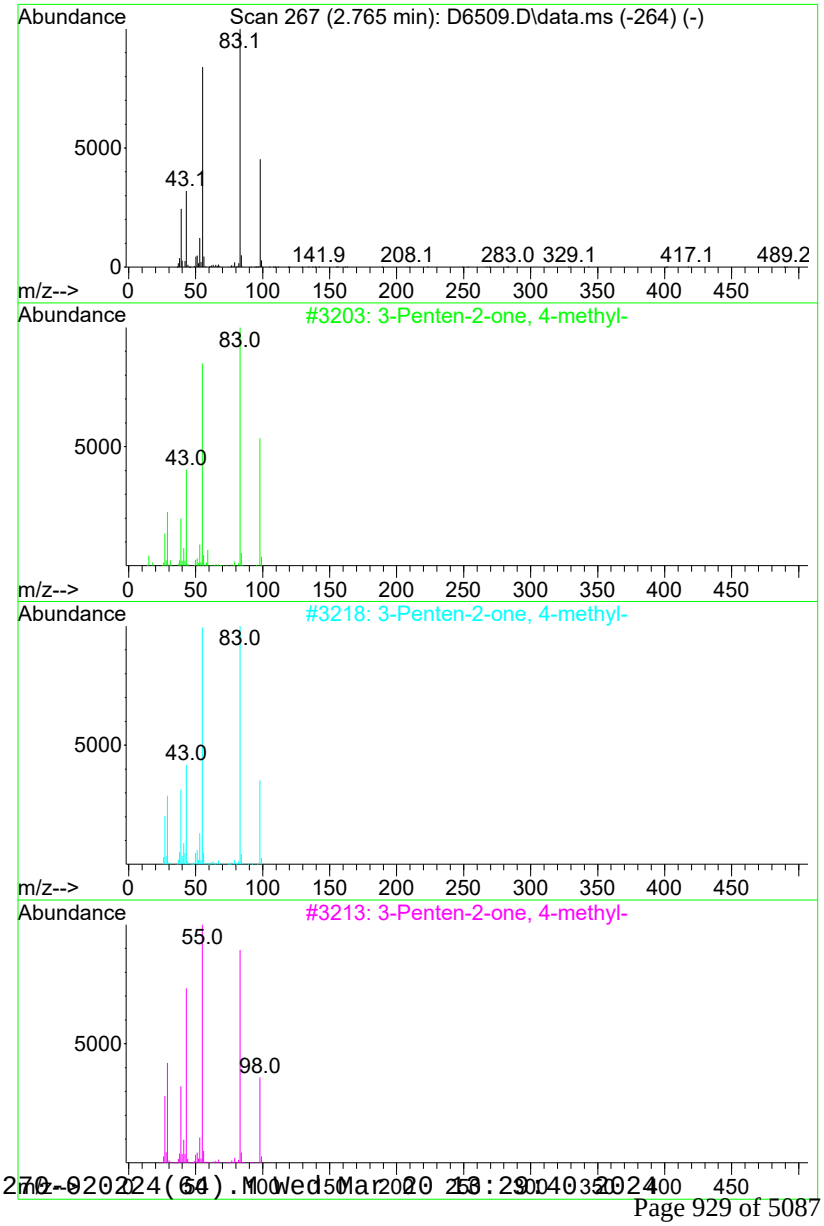

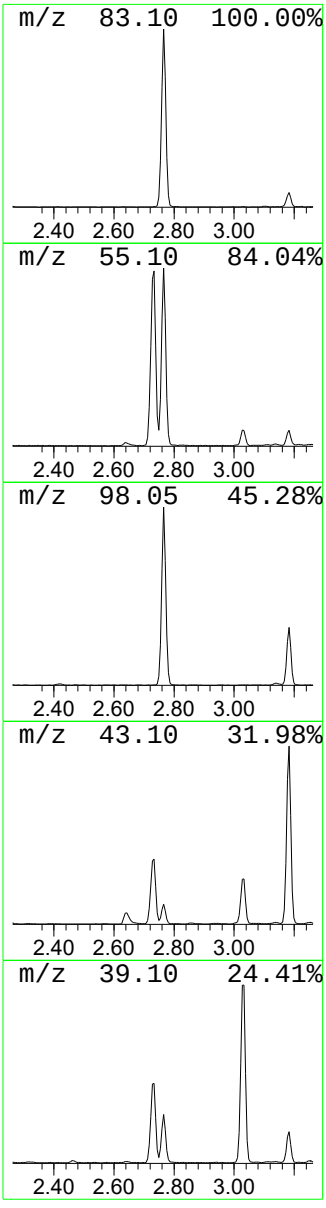

Library Search Compound Report

Data Path : I:\ACQUDATA\5977-MS64\Data\031924\
Data File : D6509.D
Acq On : 19 Mar 2024 10:22 pm
Operator :
Sample : R2401914-006|5
Misc : 435409 8270 SOIL
ALS Vial : 30 Sample Multiplier: 1

Quant Method : I:\ACQUDATA\5977-MS64\Methods\8270-020224(64).M
Quant Title : 8270 BNA ANALYSIS

TIC Library : C:\Database\NIST08.L
TIC Integration Parameters: TEBINT.P

****

Peak Number 6 unknown Concentration Rank 2

R.T.	EstConc	Area	Relative to ISTD	R.T.
3.033	26.35 ppm	1955050	d4-1,4-Dichlorobenzene	4.637

Hit# of 5	Tentative ID	MW	MolForm	CAS#	Qual
1	2-Propenoic acid, 2-methyl-, eth...	112	C6H8O2	004245-37-8	64
2	1-Butene, 3,3-dimethyl-	84	C6H12	000558-37-2	43
3	2-Propenoic acid, 2-methyl-, eth...	112	C6H8O2	004245-37-8	40
4	Cyclopentane, nitro-	115	C5H9NO2	002562-38-1	40
5	1-Pentene, 2,3-dimethyl-	98	C7H14	003404-72-6	39

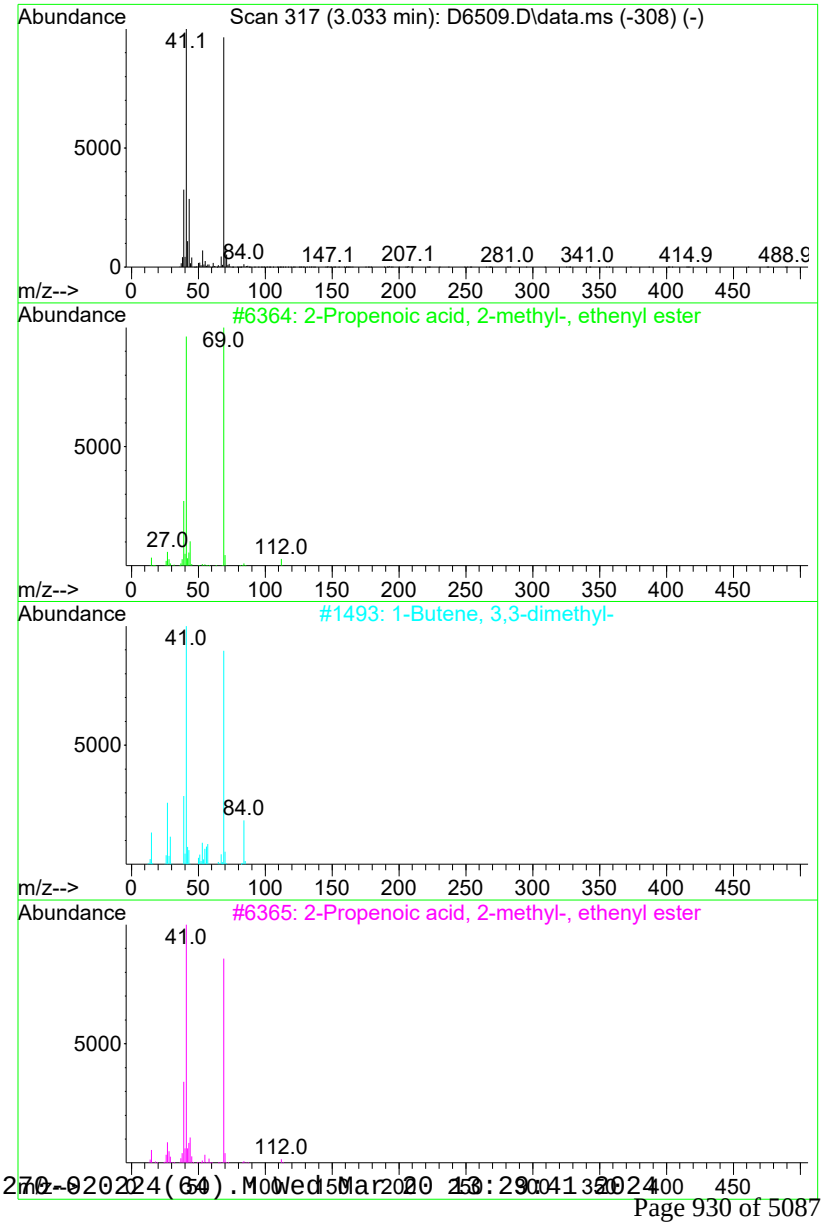

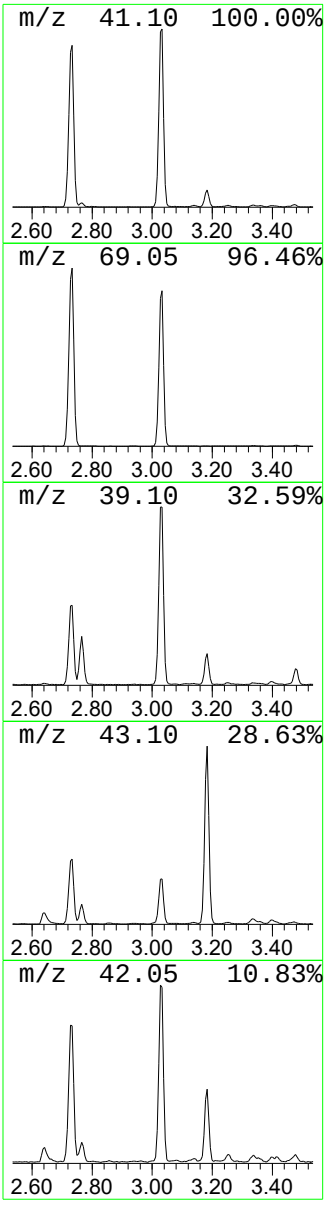

Library Search Compound Report

Data Path : I:\ACQUDATA\5977-MS64\Data\031924\
Data File : D6509.D
Acq On : 19 Mar 2024 10:22 pm
Operator :
Sample : R2401914-006|5
Misc : 435409 8270 SOIL
ALS Vial : 30 Sample Multiplier: 1

Quant Method : I:\ACQUDATA\5977-MS64\Methods\8270-020224(64).M
Quant Title : 8270 BNA ANALYSIS

TIC Library : C:\Database\NIST08.L
TIC Integration Parameters: TEBINT.P

****

Peak Number 7 unknown Concentration Rank 3

R.T.	EstConc	Area	Relative to ISTD	R.T.
3.183	19.62 ppm	1455620	d4-1,4-Dichlorobenzene	4.637

Hit# of 5	Tentative ID	MW	MolForm	CAS#	Qual
1	2-Pentanone, 4-hydroxy-4-methyl-	116	C6H12O2	000123-42-2	56
2	2-Pentanone, 4-hydroxy-4-methyl-	116	C6H12O2	000123-42-2	50
3	2-Pentanone, 4-hydroxy-4-methyl-	116	C6H12O2	000123-42-2	32
4	Butane, 1-ethoxy-	102	C6H14O	000628-81-9	9
5	2,3-Butanedione, monooxime	101	C4H7NO2	000057-71-6	9

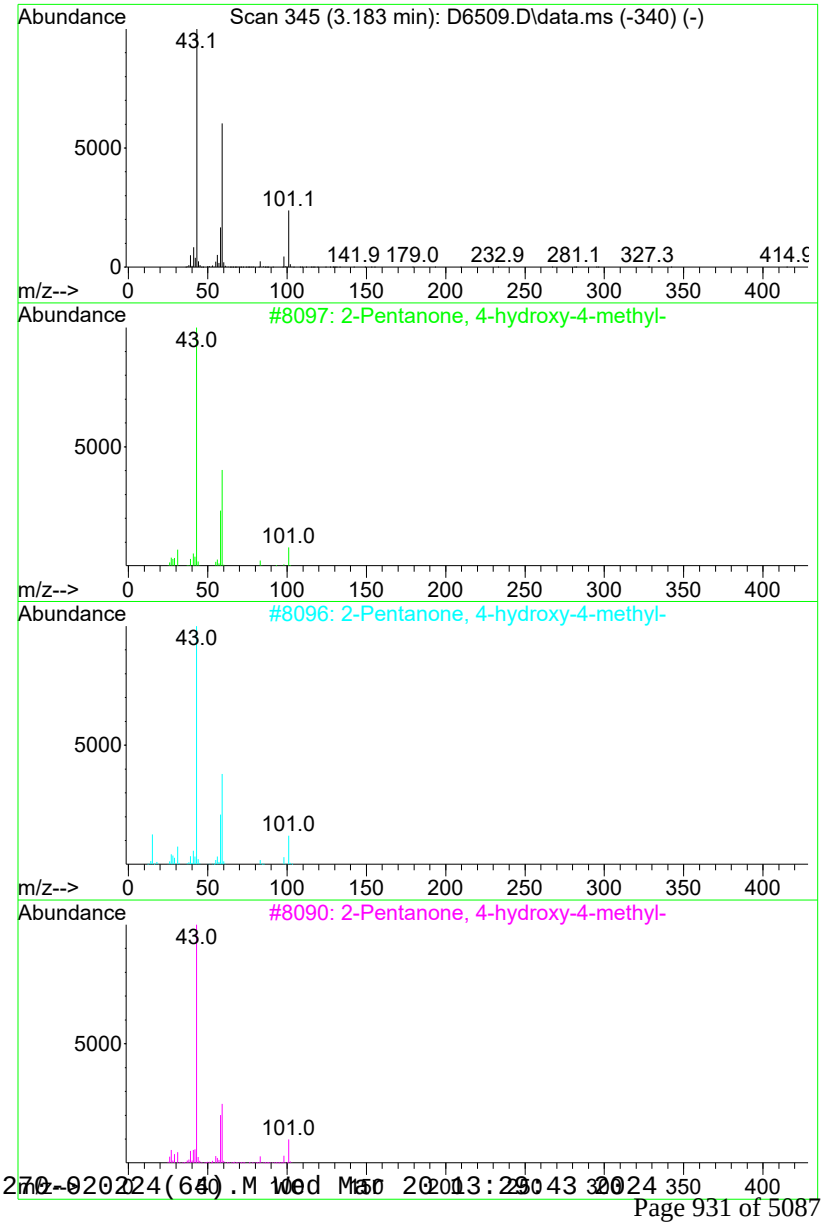

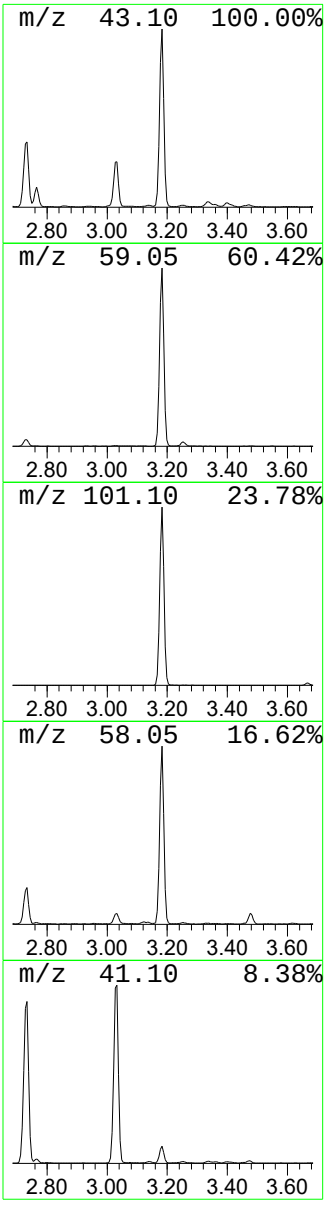

Library Search Compound Report

Data Path : I:\ACQUDATA\5977-MS64\Data\031924\
Data File : D6509.D
Acq On : 19 Mar 2024 10:22 pm
Operator :
Sample : R2401914-006|5
Misc : 435409 8270 SOIL
ALS Vial : 30 Sample Multiplier: 1

Quant Method : I:\ACQUDATA\5977-MS64\Methods\8270-020224(64).M
Quant Title : 8270 BNA ANALYSIS

TIC Library : C:\Database\NIST08.L
TIC Integration Parameters: TEBINT.P

****

Peak Number 8 Ethylbenzene Concentration Rank 19

R.T.	EstConc	Area	Relative to ISTD	R.T.
3.396	2.03 ppm	150424	d4-1,4-Dichlorobenzene	4.637

Hit# of 5	Tentative ID	MW	MolForm	CAS#	Qual
1	Ethylbenzene	106	C8H10	000100-41-4	90
2	Ethylbenzene	106	C8H10	000100-41-4	60
3	Ethylbenzene	106	C8H10	000100-41-4	60
4	Ethyl 2-(benzylamino)-2-(2-chlor...	352	C14H16ClF3N2O3	339352-59-9	47
5	o-Xylene	106	C8H10	000095-47-6	43

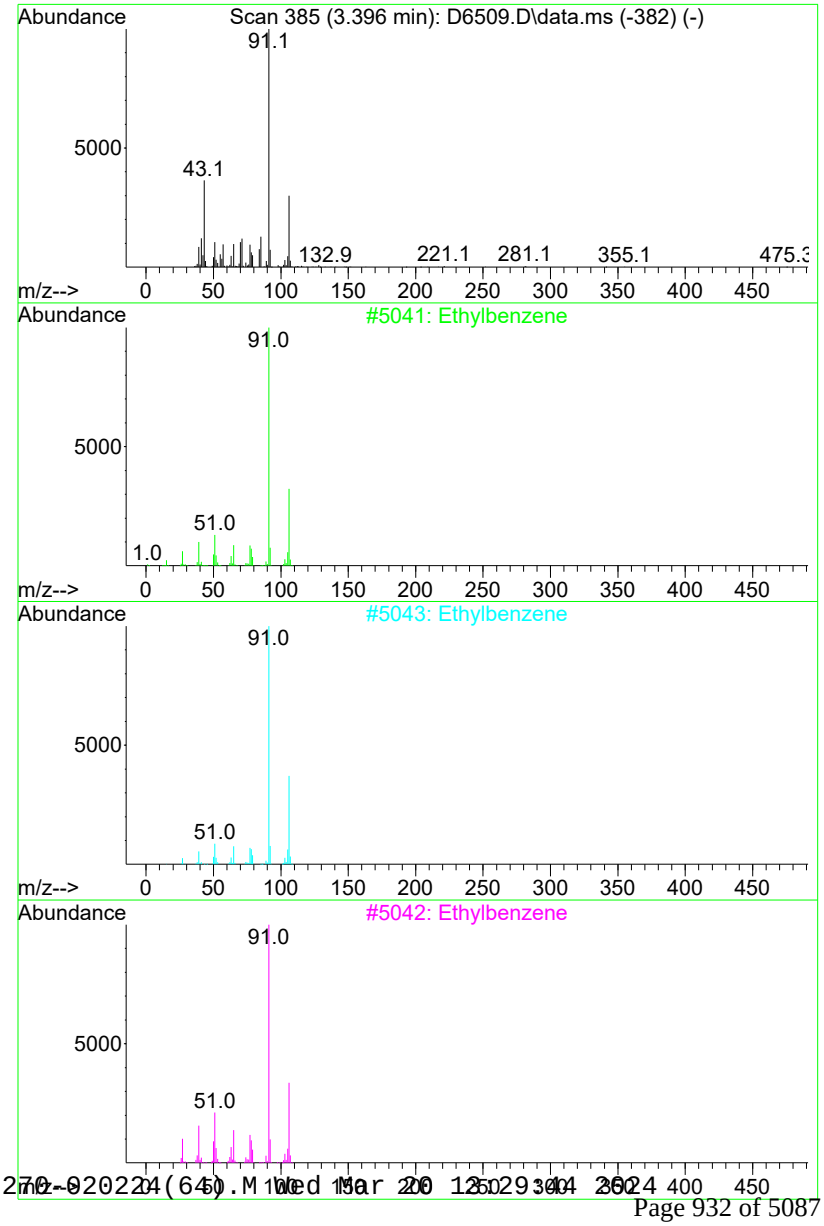

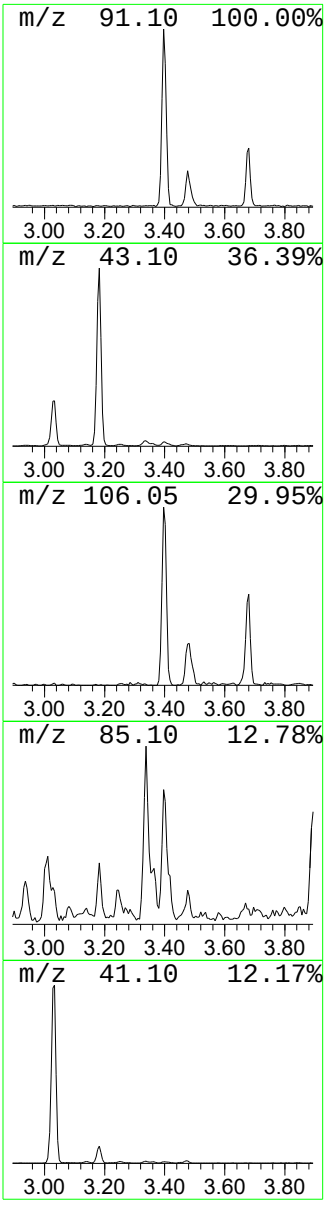

Library Search Compound Report

Data Path : I:\ACQUDATA\5977-MS64\Data\031924\
Data File : D6509.D
Acq On : 19 Mar 2024 10:22 pm
Operator :
Sample : R2401914-006|5
Misc : 435409 8270 SOIL
ALS Vial : 30 Sample Multiplier: 1

Quant Method : I:\ACQUDATA\5977-MS64\Methods\8270-020224(64).M
Quant Title : 8270 BNA ANALYSIS

TIC Library : C:\Database\NIST08.L
TIC Integration Parameters: TEBINT.P

****

Peak Number 9 Styrene Concentration Rank 4

R.T.	EstConc	Area	Relative to ISTD	R.T.
3.669	9.74 ppm	723007	d4-1,4-Dichlorobenzene	4.637

Hit# of 5	Tentative ID	MW	MolForm	CAS#	Qual
1	Styrene	104	C8H8	000100-42-5	97
2	Styrene	104	C8H8	000100-42-5	96
3	Bicyclo[4.2.0]octa-1,3,5-triene	104	C8H8	000694-87-1	96
4	1,3,5,7-Cyclooctatetraene	104	C8H8	000629-20-9	94
5	Styrene	104	C8H8	000100-42-5	93

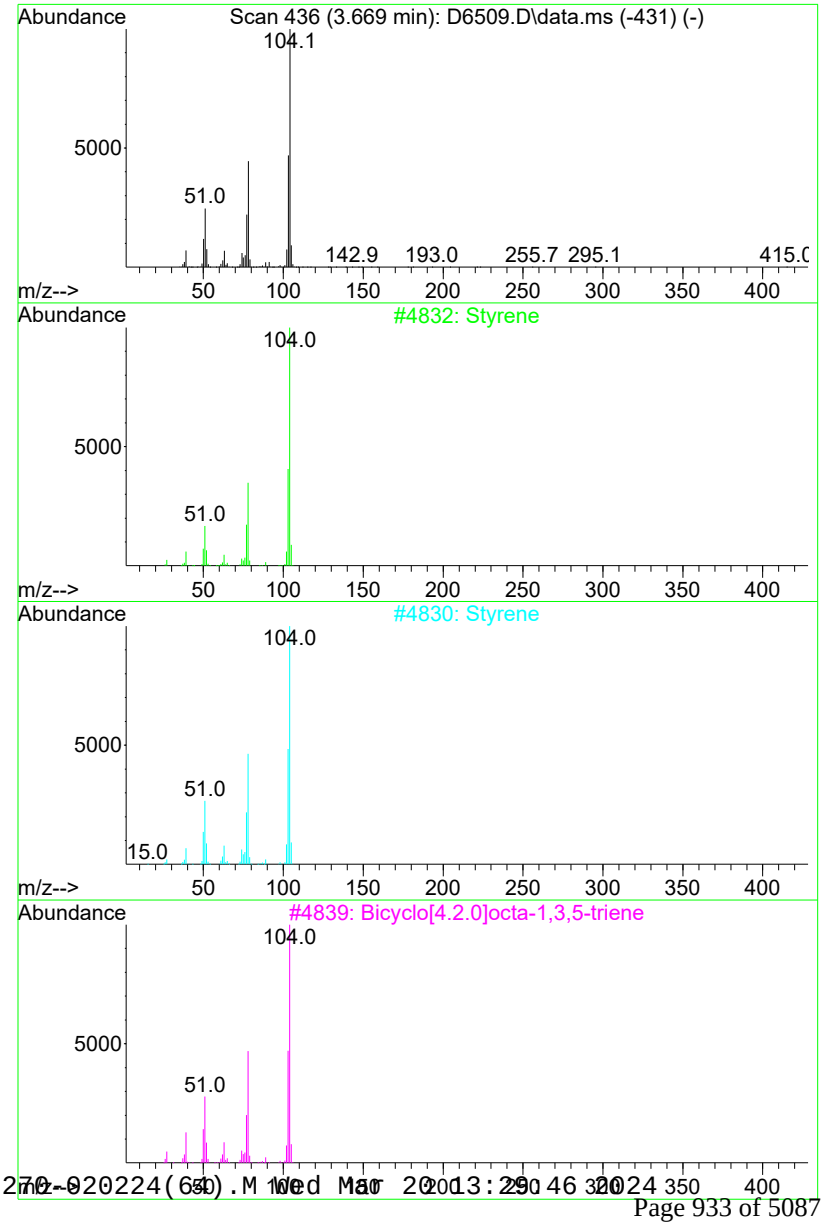

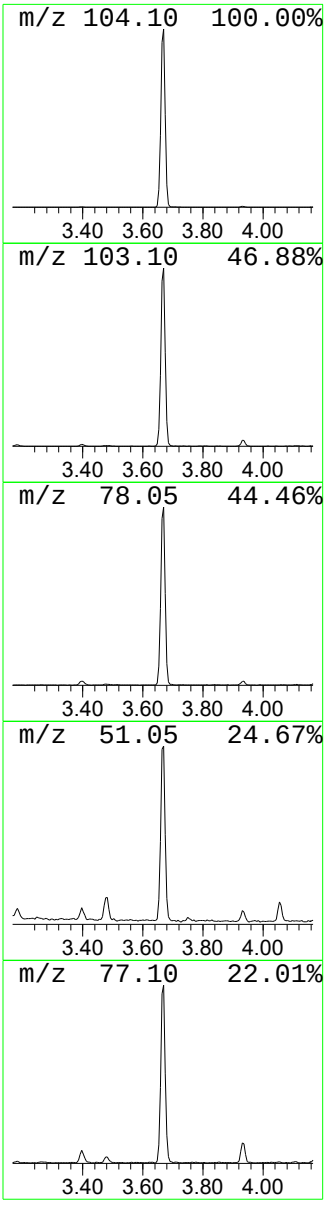

Library Search Compound Report

Data Path : I:\ACQUDATA\5977-MS64\Data\031924\
Data File : D6509.D
Acq On : 19 Mar 2024 10:22 pm
Operator :
Sample : R2401914-006|5
Misc : 435409 8270 SOIL
ALS Vial : 30 Sample Multiplier: 1

Quant Method : I:\ACQUDATA\5977-MS64\Methods\8270-020224(64).M
Quant Title : 8270 BNA ANALYSIS

TIC Library : C:\Database\NIST08.L
TIC Integration Parameters: TEBINT.P

****

Peak Number 10 unknown Concentration Rank 6

R.T.	EstConc	Area	Relative to ISTD	R.T.
4.054	8.22 ppm	610044	d4-1,4-Dichlorobenzene	4.637

Hit# of 5	Tentative ID	MW	MolForm	CAS#	Qual
1	3-Hexene-2,5-dione	112	C6H8O2	004436-75-3	43
2	2(5H)-Furanone, 5,5-dimethyl-	112	C6H8O2	020019-64-1	28
3	1H-Pyrrole-2,5-dione	97	C4H3NO2	000541-59-3	28
4	5-Hexen-2-one	98	C6H10O	000109-49-9	14
5	5-Hexen-2-one	98	C6H10O	000109-49-9	10

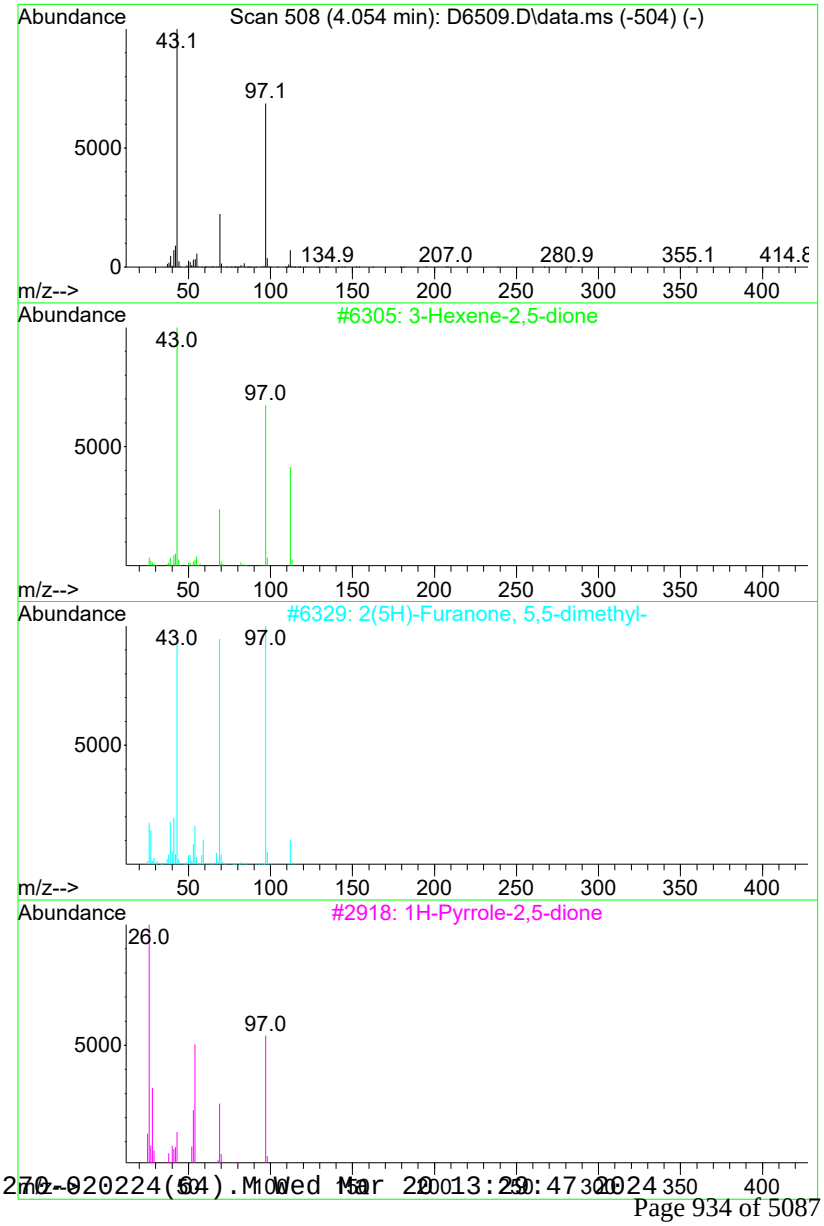

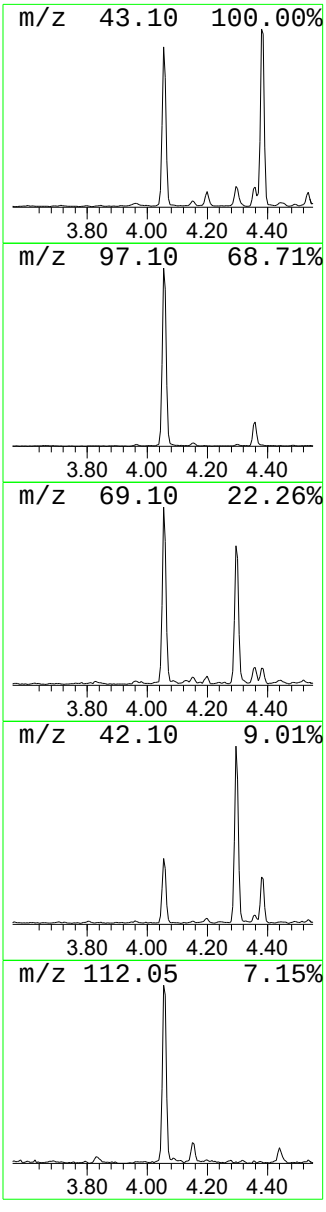

Library Search Compound Report

Data Path : I:\ACQUDATA\5977-MS64\Data\031924\
Data File : D6509.D
Acq On : 19 Mar 2024 10:22 pm
Operator :
Sample : R2401914-006|5
Misc : 435409 8270 SOIL
ALS Vial : 30 Sample Multiplier: 1

Quant Method : I:\ACQUDATA\5977-MS64\Methods\8270-020224(64).M
Quant Title : 8270 BNA ANALYSIS

TIC Library : C:\Database\NIST08.L
TIC Integration Parameters: TEBINT.P

****

Peak Number 11 unknown Concentration Rank 16

R.T.	EstConc	Area	Relative to ISTD	R.T.
4.359	2.13 ppm	157780	d4-1,4-Dichlorobenzene	4.637

Hit# of 5	Tentative ID	MW	MolForm	CAS#	Qual
1	Sulfurous acid, cyclohexylmethyl...	262	C13H26O3S	1000309-21-5	37
2	Oxazole, 2,4-dimethyl-	97	C5H7NO	007208-05-1	35
3	1H-Pyrrole-2,5-dione	97	C4H3NO2	000541-59-3	32
4	1H-Pyrrole-2,5-dione	97	C4H3NO2	000541-59-3	32
5	2(5H)-Furanone, 5,5-dimethyl-	112	C6H8O2	020019-64-1	32

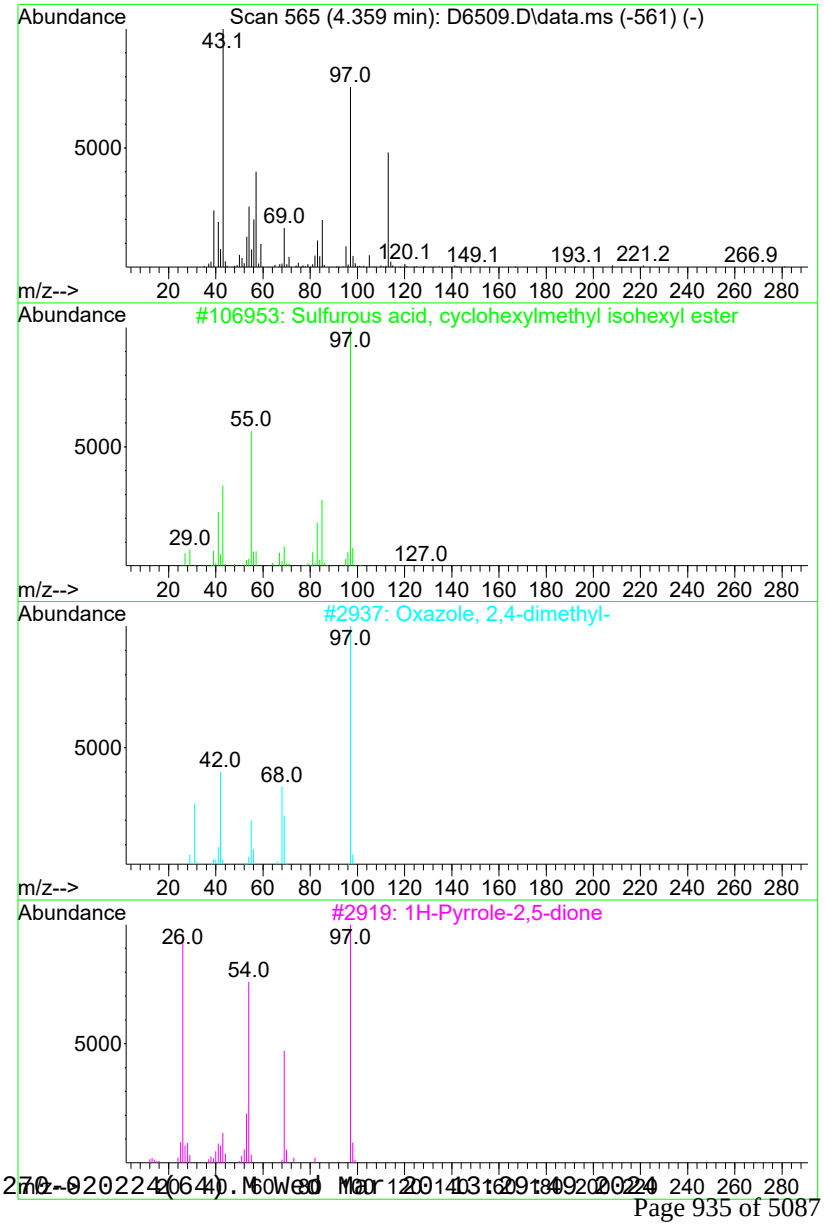

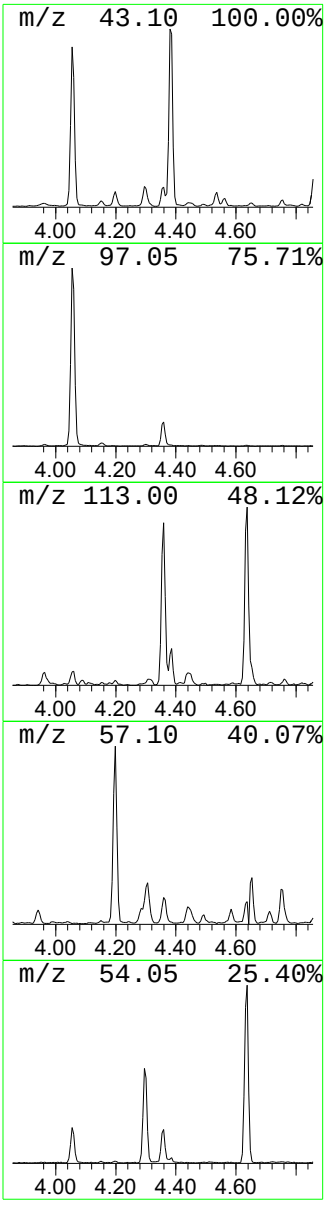

Library Search Compound Report

Data Path : I:\ACQUDATA\5977-MS64\Data\031924\
Data File : D6509.D
Acq On : 19 Mar 2024 10:22 pm
Operator :
Sample : R2401914-006|5
Misc : 435409 8270 SOIL
ALS Vial : 30 Sample Multiplier: 1

Quant Method : I:\ACQUDATA\5977-MS64\Methods\8270-020224(64).M
Quant Title : 8270 BNA ANALYSIS

TIC Library : C:\Database\NIST08.L
TIC Integration Parameters: TEBINT.P

****

Peak Number 12 unknown Concentration Rank 7

R.T.	EstConc	Area	Relative to ISTD	R.T.
4.381	5.47 ppm	406068	d4-1,4-Dichlorobenzene	4.637

Hit# of 5	Tentative ID	MW	MolForm	CAS#	Qual
1	Heptane, 2,4-dimethyl-	128	C9H20	002213-23-2	36
2	Octane, 4-methyl-	128	C9H20	002216-34-4	33
3	2-Pentanone, 3-methyl-	100	C6H12O	000565-61-7	9
4	Pentane, 2-methyl-	86	C6H14	000107-83-5	9
5	Heptane, 2,4-dimethyl-	128	C9H20	002213-23-2	9

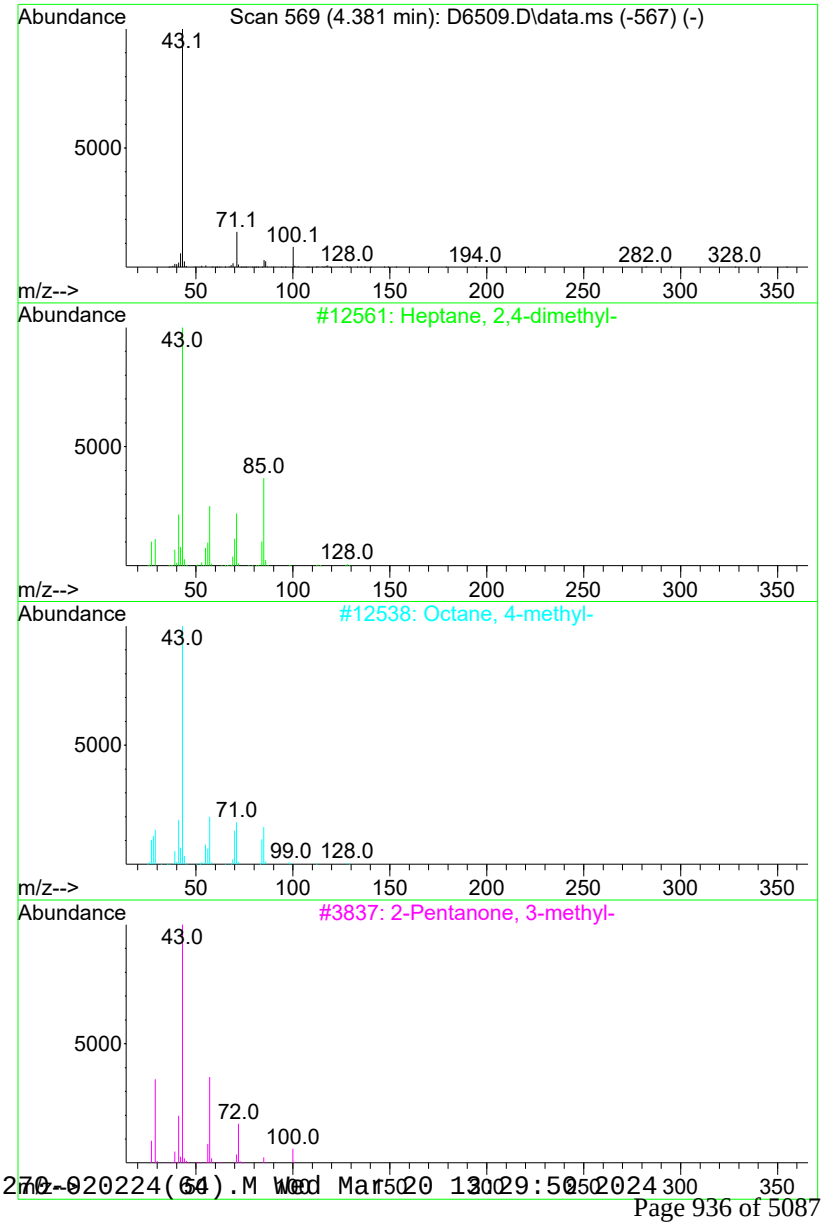

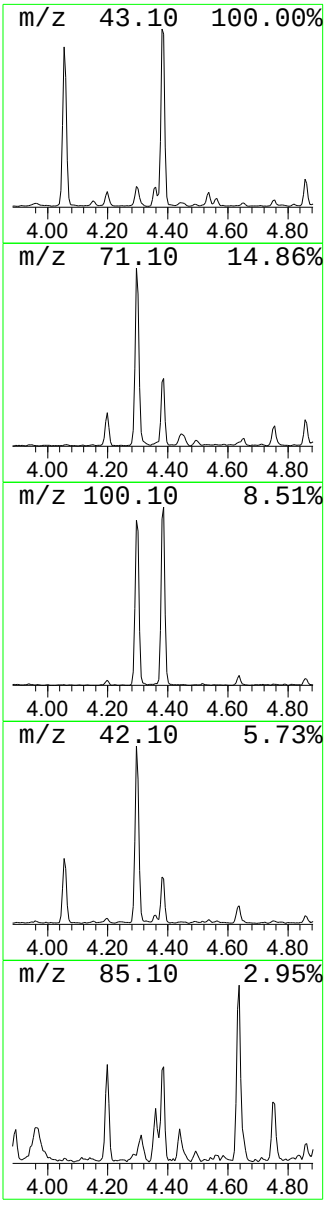

Library Search Compound Report

Data Path : I:\ACQUDATA\5977-MS64\Data\031924\
Data File : D6509.D
Acq On : 19 Mar 2024 10:22 pm
Operator :
Sample : R2401914-006|5
Misc : 435409 8270 SOIL
ALS Vial : 30 Sample Multiplier: 1

Quant Method : I:\ACQUDATA\5977-MS64\Methods\8270-020224(64).M
Quant Title : 8270 BNA ANALYSIS

TIC Library : C:\Database\NIST08.L
TIC Integration Parameters: TEBINT.P

****

Peak Number 13 unknown Concentration Rank 20

R.T.	EstConc	Area	Relative to ISTD	R.T.
5.033	1.85 ppm	137116	d4-1,4-Dichlorobenzene	4.637

Hit# of 5	Tentative ID	MW	MolForm	CAS#	Qual
1	Butanedioic acid, 3-hydroxy-2-me...	216	C10H16O5	100806-30-2	50
2	9-Acetoxynonanal	200	C11H20O3	029541-97-7	14
3	Ethanone, 1,2-di-2-furanyl-2-hyd...	192	C10H8O4	000552-86-3	14
4	4-Pentenoic acid, 2-acetyl-4-met...	170	C9H14O3	020962-71-4	12
5	2(5H)-Furanone, 5,5-dimethyl-	112	C6H8O2	020019-64-1	11

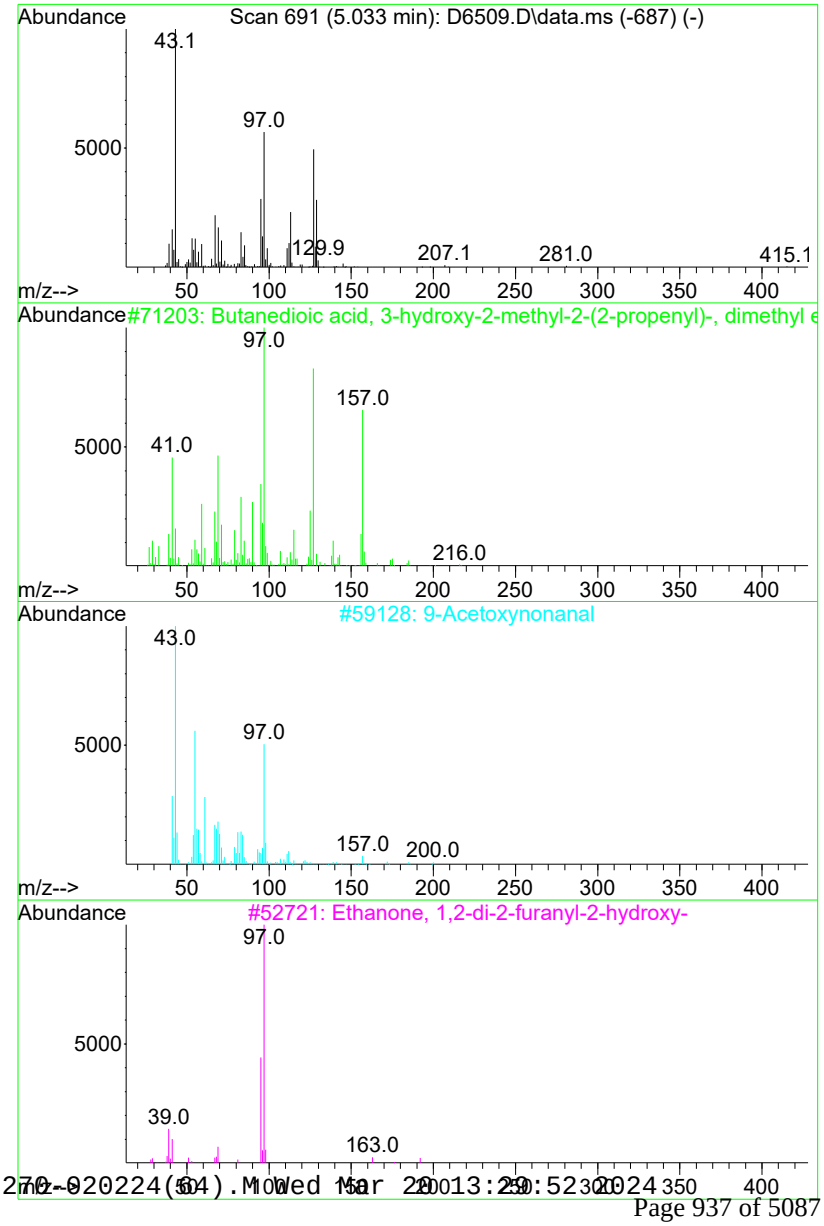

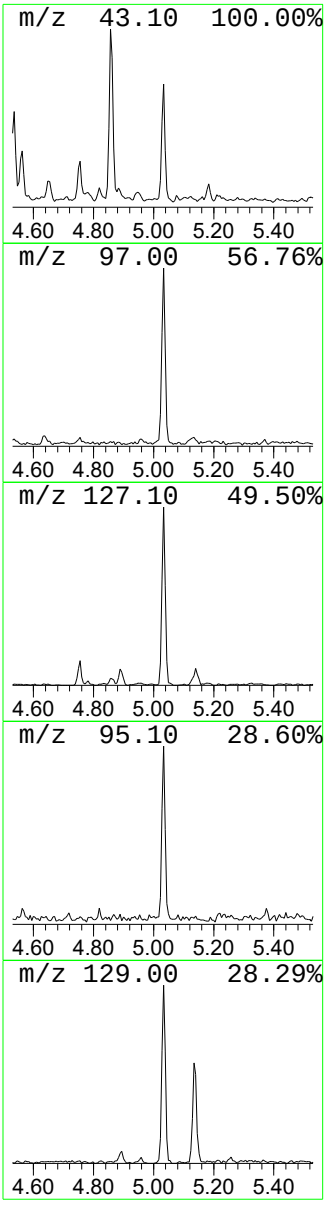

Library Search Compound Report

Data Path : I:\ACQUDATA\5977-MS64\Data\031924\
Data File : D6509.D
Acq On : 19 Mar 2024 10:22 pm
Operator :
Sample : R2401914-006|5
Misc : 435409 8270 SOIL
ALS Vial : 30 Sample Multiplier: 1

Quant Method : I:\ACQUDATA\5977-MS64\Methods\8270-020224(64).M
Quant Title : 8270 BNA ANALYSIS

TIC Library : C:\Database\NIST08.L
TIC Integration Parameters: TEBINT.P

****

Peak Number 14 unknown Concentration Rank 14

R.T.	EstConc	Area	Relative to ISTD	R.T.
8.649	2.50 ppm	307166	d10-Phenanthrene	8.996

Hit# of 5	Tentative ID	MW	MolForm	CAS#	Qual
1	3-Benzyl-5-chloro-1,2,3-triazole...	209	C9H8ClN3O	116932-67-3	38
2	Benzene, (3-nitropropyl)-	165	C9H11NO2	022818-69-5	32
3	1-Benzyl-1,2,3-triazole	159	C9H9N3	004368-68-7	32
4	N-Benzyl-1H-benzimidazole	208	C14H12N2	004981-92-4	27
5	3-(Benzylthio)acrylic acid, meth...	208	C11H12O2S	1000192-96-8	22

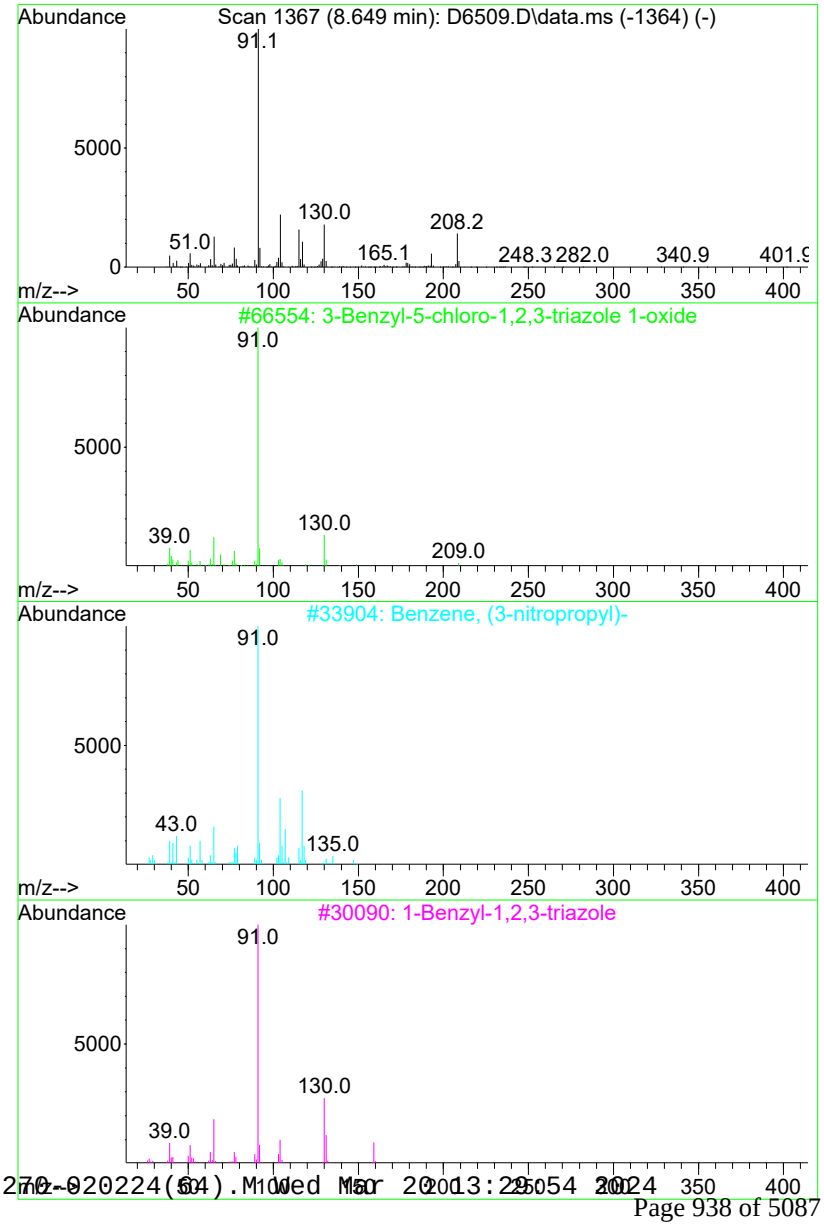

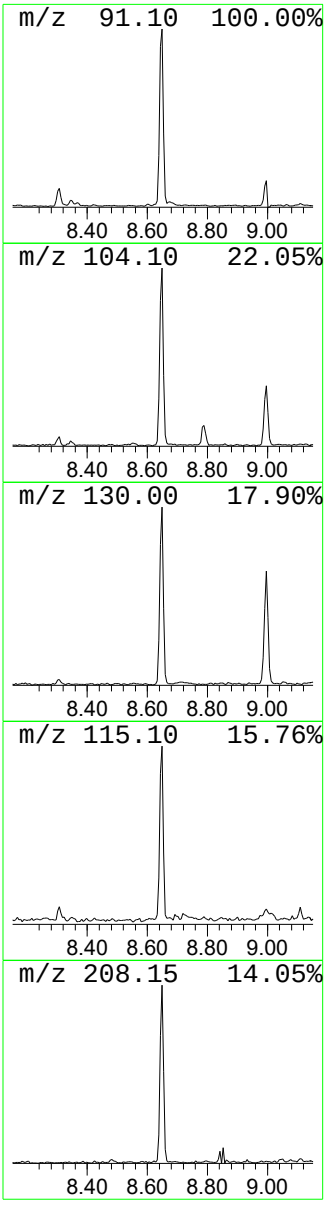

Library Search Compound Report

Data Path : I:\ACQUDATA\5977-MS64\Data\031924\
Data File : D6509.D
Acq On : 19 Mar 2024 10:22 pm
Operator :
Sample : R2401914-006|5
Misc : 435409 8270 SOIL
ALS Vial : 30 Sample Multiplier: 1

Quant Method : I:\ACQUDATA\5977-MS64\Methods\8270-020224(64).M
Quant Title : 8270 BNA ANALYSIS

TIC Library : C:\Database\NIST08.L
TIC Integration Parameters: TEBINT.P

****

Peak Number 15 n-Hexadecanoic acid Concentration Rank 12

R.T.	EstConc	Area	Relative to ISTD	R.T.
9.553	3.44 ppm	422843	d10-Phenanthrene	8.996

Hit# of 5	Tentative ID	MW	MolForm	CAS#	Qual
1	n-Hexadecanoic acid	256	C16H32O2	000057-10-3	99
2	n-Hexadecanoic acid	256	C16H32O2	000057-10-3	99
3	n-Hexadecanoic acid	256	C16H32O2	000057-10-3	98
4	Pentadecanoic acid	242	C15H30O2	001002-84-2	90
5	Tridecanoic acid	214	C13H26O2	000638-53-9	87

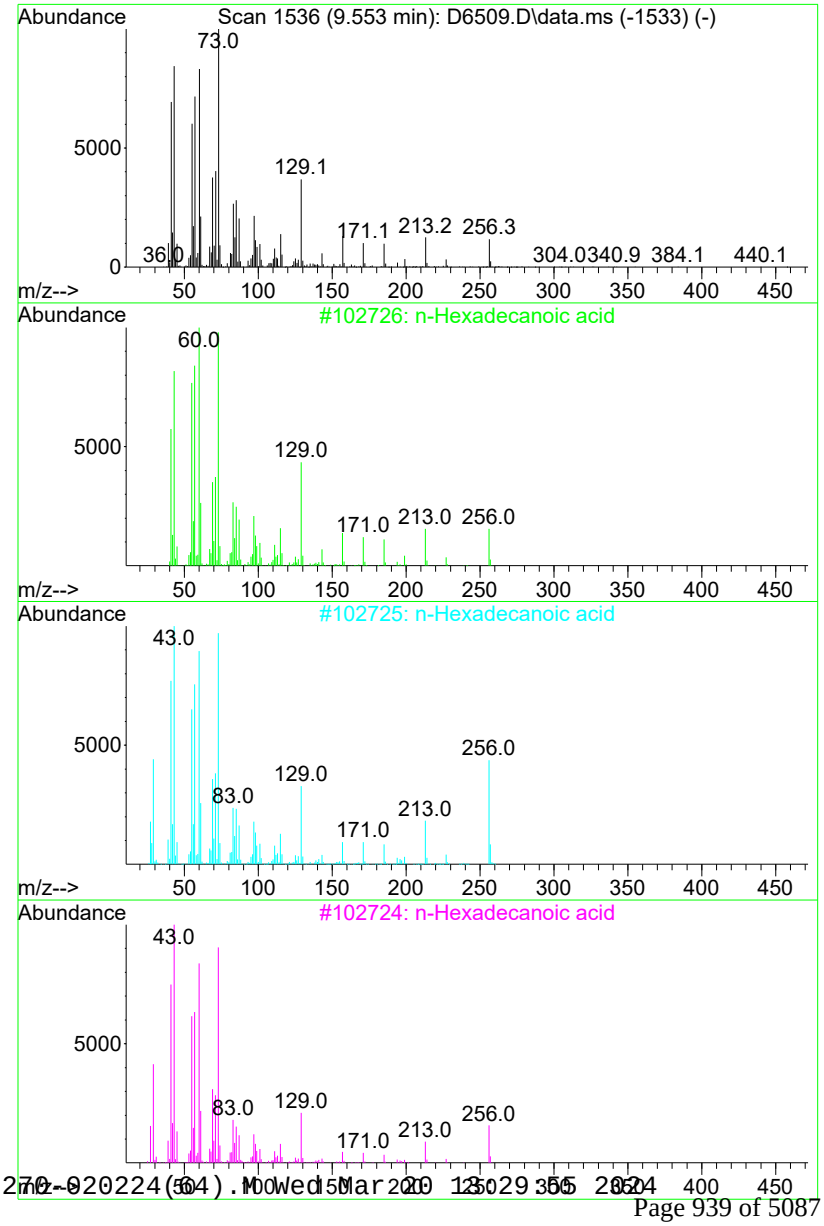

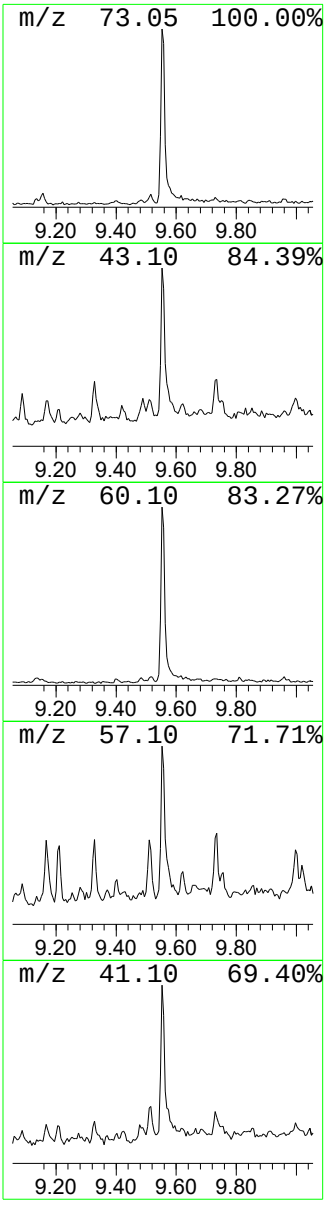

Library Search Compound Report

Data Path : I:\ACQUDATA\5977-MS64\Data\031924\
Data File : D6509.D
Acq On : 19 Mar 2024 10:22 pm
Operator :
Sample : R2401914-006|5
Misc : 435409 8270 SOIL
ALS Vial : 30 Sample Multiplier: 1

Quant Method : I:\ACQUDATA\5977-MS64\Methods\8270-020224(64).M
Quant Title : 8270 BNA ANALYSIS

TIC Library : C:\Database\NIST08.L
TIC Integration Parameters: TEBINT.P

****

Peak Number 16 unknown hydrocarbon Concentration Rank 15

R.T.	EstConc	Area	Relative to ISTD	R.T.
11.698	2.39 ppm	272772	d12-Chrysene	12.168

Hit# of 5	Tentative ID	MW	MolForm	CAS#	Qual
1	Octicizer	362	C20H27O4P	001241-94-7	64
2	Oxirane, tridecyl-	226	C15H30O	018633-25-5	55
3	2(1H)-Quinoxalinone, 3-[(phenylm...	251	C15H13N3O	1000337-94-5	30
4	Tetradecanal	212	C14H28O	000124-25-4	25
5	Octadecanal	268	C18H36O	000638-66-4	20

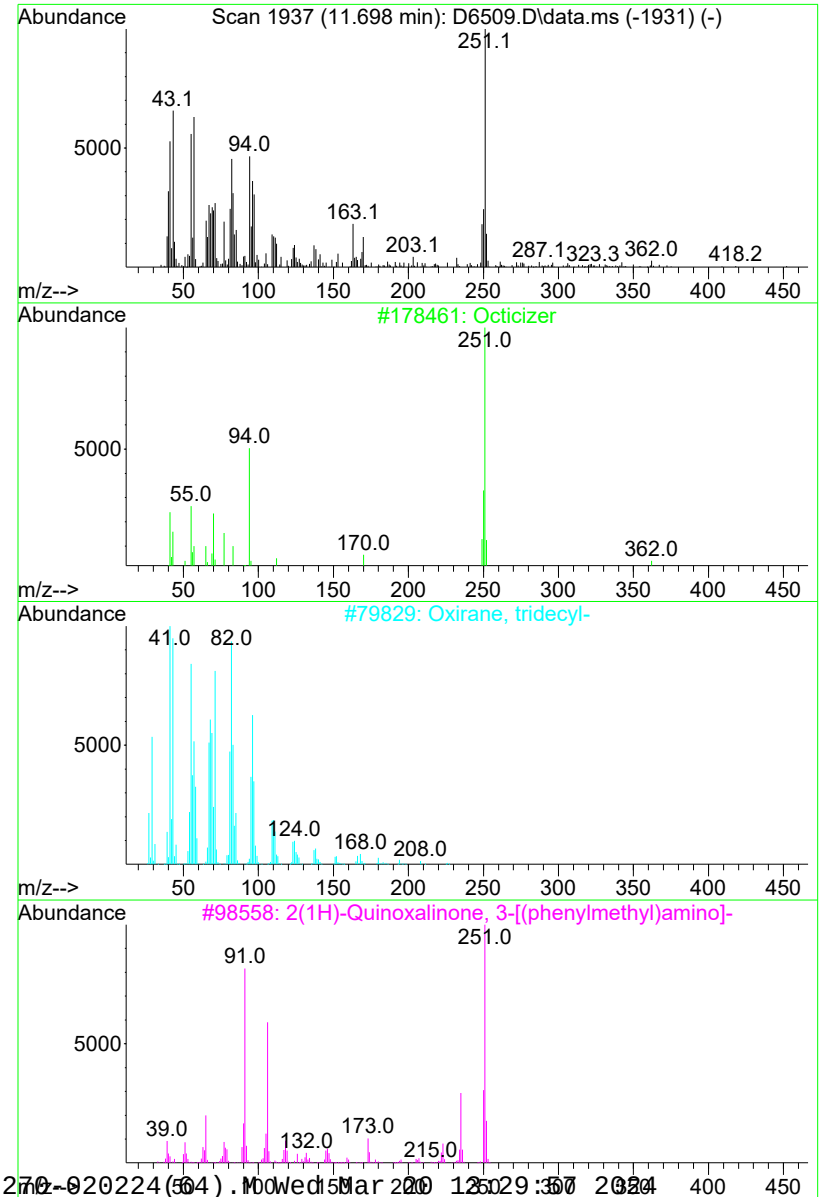

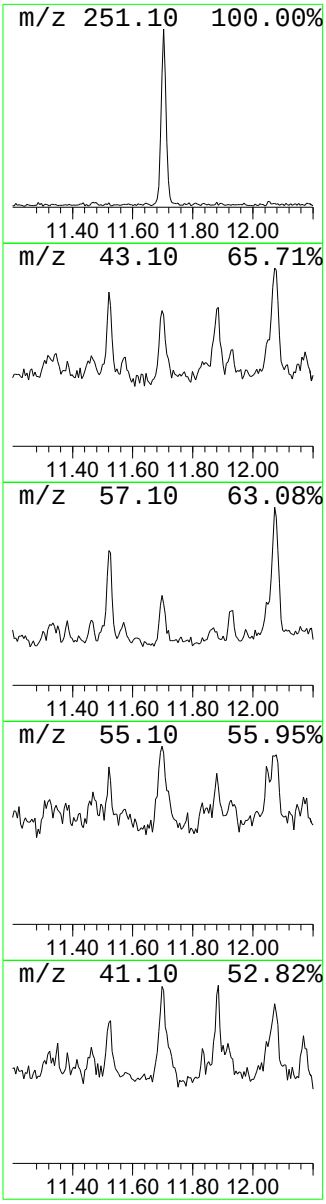

Library Search Compound Report

Data Path : I:\ACQUDATA\5977-MS64\Data\031924\
Data File : D6509.D
Acq On : 19 Mar 2024 10:22 pm
Operator :
Sample : R2401914-006|5
Misc : 435409 8270 SOIL
ALS Vial : 30 Sample Multiplier: 1

Quant Method : I:\ACQUDATA\5977-MS64\Methods\8270-020224(64).M
Quant Title : 8270 BNA ANALYSIS

TIC Library : C:\Database\NIST08.L
TIC Integration Parameters: TEBINT.P

****

Peak Number 17 1-Phenanthrenecarboxylic ac... Concentration Rank 17

R.T.	EstConc	Area	Relative to ISTD	R.T.
11.885	2.10 ppm	240145	d12-Chrysene	12.168

Hit# of 5	Tentative ID	MW	MolForm	CAS#	Qual
1	1-Phenanthrenecarboxylic acid, 1...	300	C20H28O2	001740-19-8	95
2	1-Phenanthrenecarboxylic acid, 1...	300	C20H28O2	001740-19-8	86
3	1-Phenanthrenecarboxylic acid, 1...	300	C20H28O2	001740-19-8	83
4	1-Phenanthrenecarboxylic acid, 1...	300	C20H28O2	005155-70-4	78
5	Ethyl 4-hydroxy-7-trifluoromethy...	285	C13H10F3NO3	000391-02-6	46

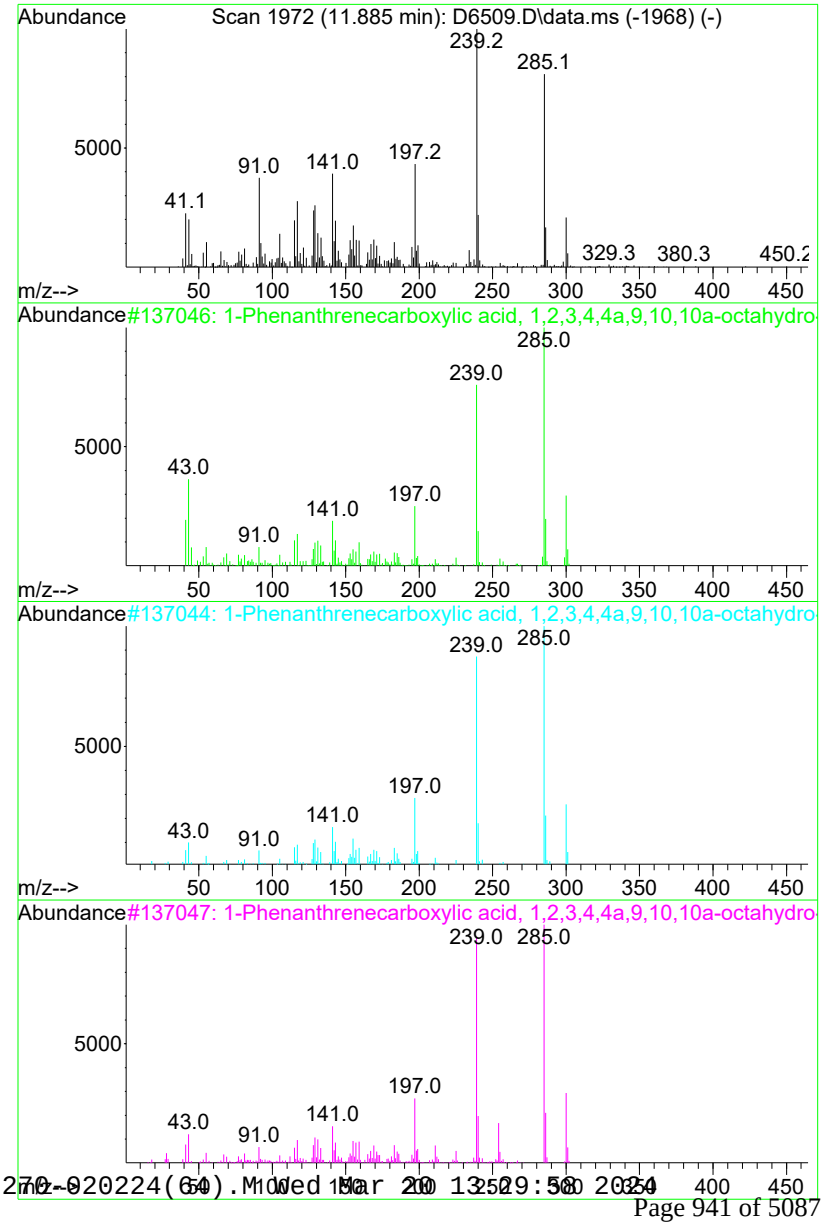

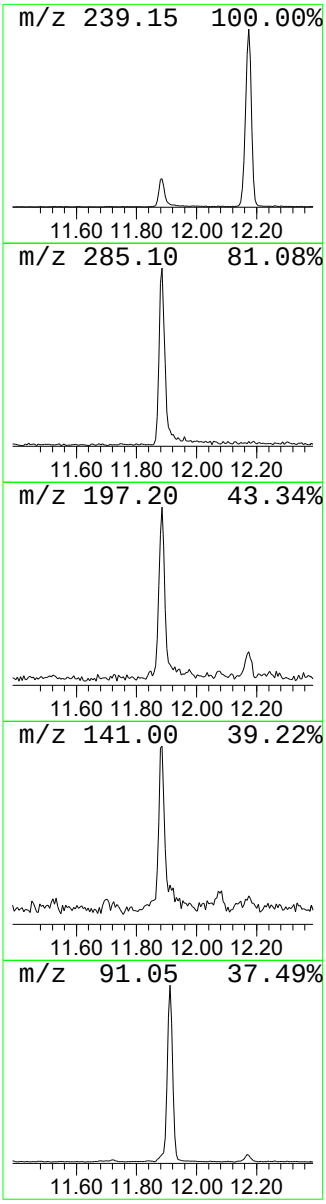

Library Search Compound Report

Data Path : I:\ACQUDATA\5977-MS64\Data\031924\
Data File : D6509.D
Acq On : 19 Mar 2024 10:22 pm
Operator :
Sample : R2401914-006|5
Misc : 435409 8270 SOIL
ALS Vial : 30 Sample Multiplier: 1

Quant Method : I:\ACQUDATA\5977-MS64\Methods\8270-020224(64).M
Quant Title : 8270 BNA ANALYSIS

TIC Library : C:\Database\NIST08.L
TIC Integration Parameters: TEBINT.P

****

Peak Number 18 unknown Concentration Rank 8

R.T.	EstConc	Area	Relative to ISTD	R.T.
11.912	5.38 ppm	615171	d12-Chrysene	12.168

Hit# of 5	Tentative ID	MW	MolForm	CAS#	Qual
1	1,2-Propanediol, 3-benzyloxy-1,2...	266	C14H18O5	013754-10-4	25
2	4-Imidazolidinone, 5-(phenylmeth...	206	C10H10N2OS	006330-09-2	23
3	Phenol, 2-(phenylmethoxy)-	200	C13H12O2	006272-38-4	10
4	4-Benzyloxy.beta.-methyl-.beta.-...	269	C16H15NO3	007176-38-7	10
5	5-[p-Benzyloxyphenyl]-2,4-pentad...	308	C20H20O3	015542-29-7	10

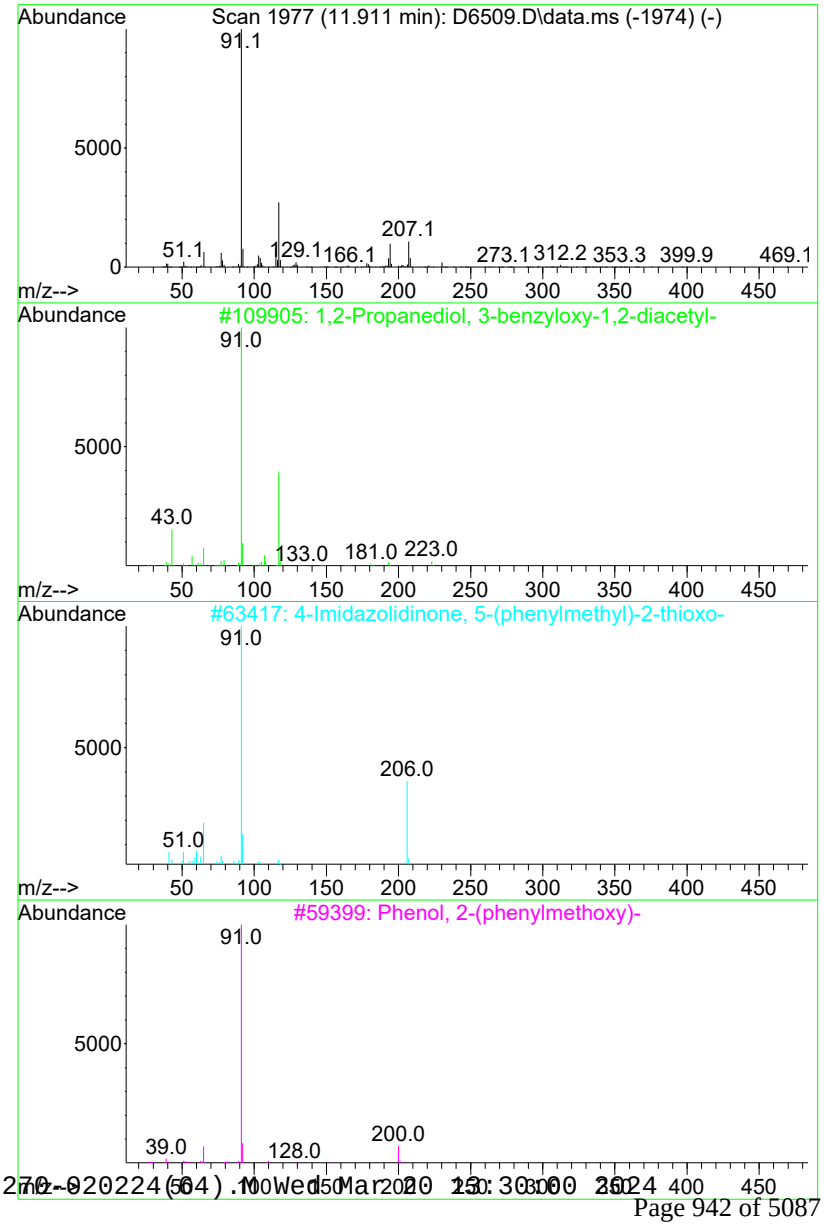

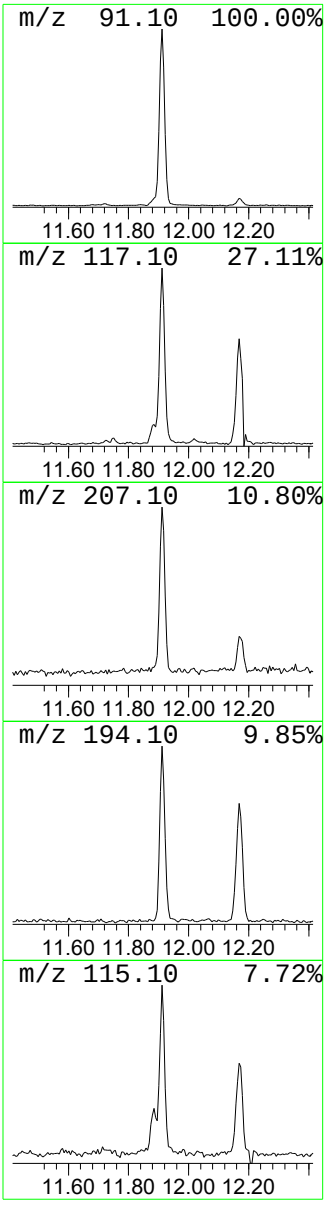

Library Search Compound Report

Data Path : I:\ACQUDATA\5977-MS64\Data\031924\
Data File : D6509.D
Acq On : 19 Mar 2024 10:22 pm
Operator :
Sample : R2401914-006|5
Misc : 435409 8270 SOIL
ALS Vial : 30 Sample Multiplier: 1

Quant Method : I:\ACQUDATA\5977-MS64\Methods\8270-020224(64).M
Quant Title : 8270 BNA ANALYSIS

TIC Library : C:\Database\NIST08.L
TIC Integration Parameters: TEBINT.P

****

Peak Number 19 Heptadecane, 2,6,10,15-tetr... Concentration Rank 18

R.T.	EstConc	Area	Relative to ISTD	R.T.
13.345	2.10 ppm	239563	d12-Chrysene	12.168

Hit# of 5	Tentative ID	MW	MolForm	CAS#	Qual
1	Heptadecane, 2,6,10,15-tetramethyl-	296	C21H44	054833-48-6	96
2	Heneicosane	296	C21H44	000629-94-7	95
3	Heptacosane, 1-chloro-	414	C27H55Cl	062016-79-9	87
4	Tritetracontane	605	C43H88	007098-21-7	87
5	Eicosane	282	C20H42	000112-95-8	86

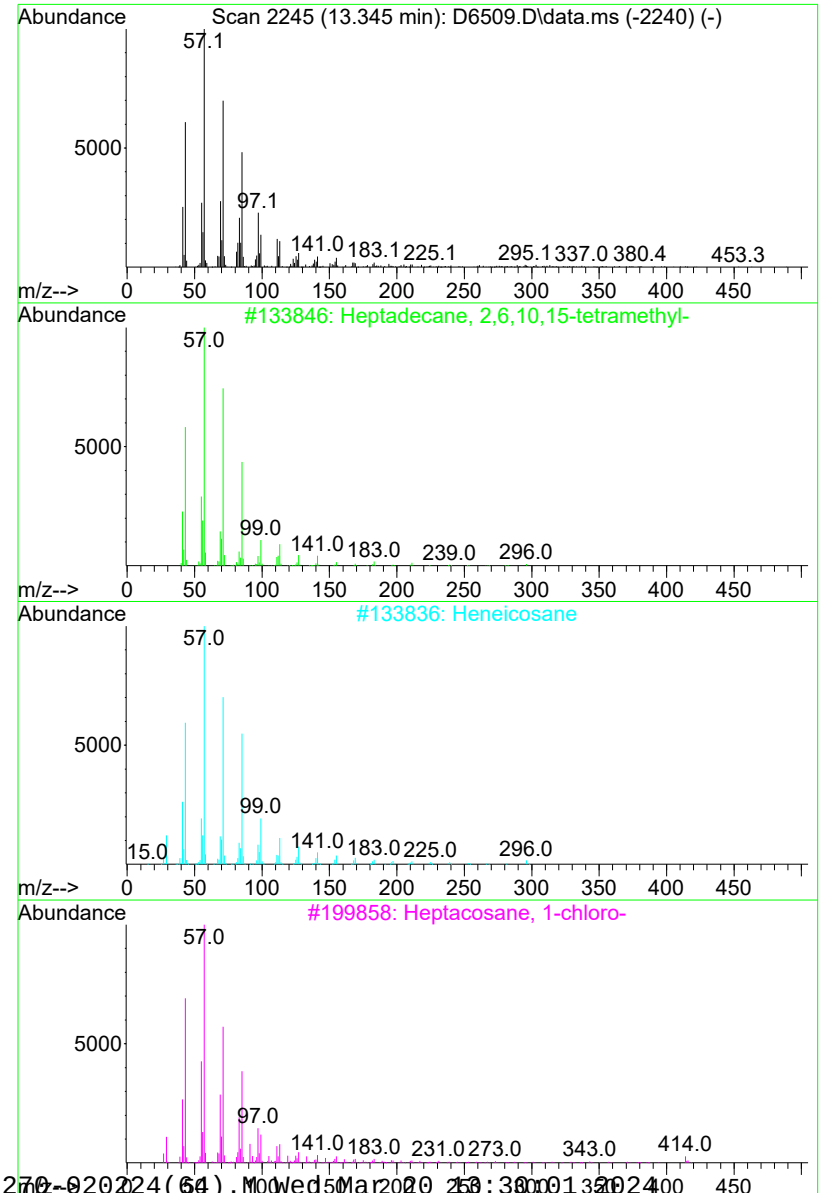

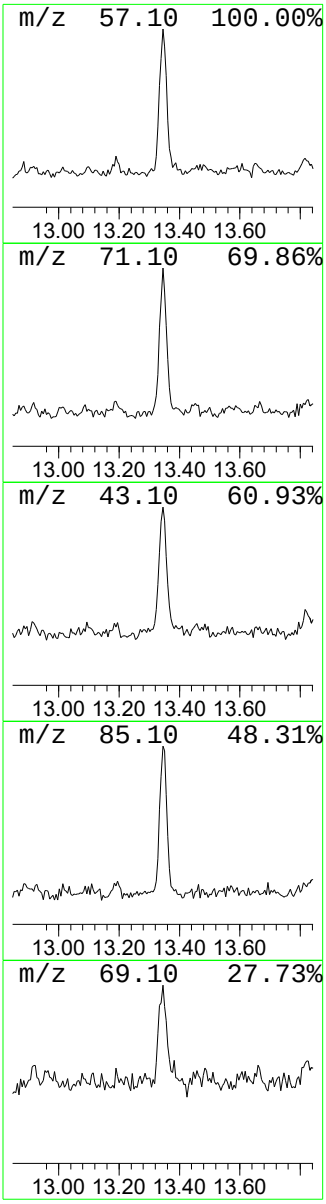

Library Search Compound Report

Data Path : I:\ACQUDATA\5977-MS64\Data\031924\
Data File : D6509.D
Acq On : 19 Mar 2024 10:22 pm
Operator :
Sample : R2401914-006|5
Misc : 435409 8270 SOIL
ALS Vial : 30 Sample Multiplier: 1

Quant Method : I:\ACQUDATA\5977-MS64\Methods\8270-020224(64).M
Quant Title : 8270 BNA ANALYSIS

TIC Library : C:\Database\NIST08.L
TIC Integration Parameters: TEBINT.P

****

Peak Number 20 Octadecane, 1-iodo- Concentration Rank 13

R.T.	EstConc	Area	Relative to ISTD	R.T.
16.324	2.58 ppm	291329	d12-Perylene	14.992

Hit# of 5	Tentative ID	MW	MolForm	CAS#	Qual
1	Octadecane, 1-iodo-	380	C18H37I	000629-93-6	91
2	Heneicosane	296	C21H44	000629-94-7	90
3	Octacosane	394	C28H58	000630-02-4	89
4	Heneicosane	296	C21H44	000629-94-7	87
5	Tetratriacontane	479	C34H70	014167-59-0	87

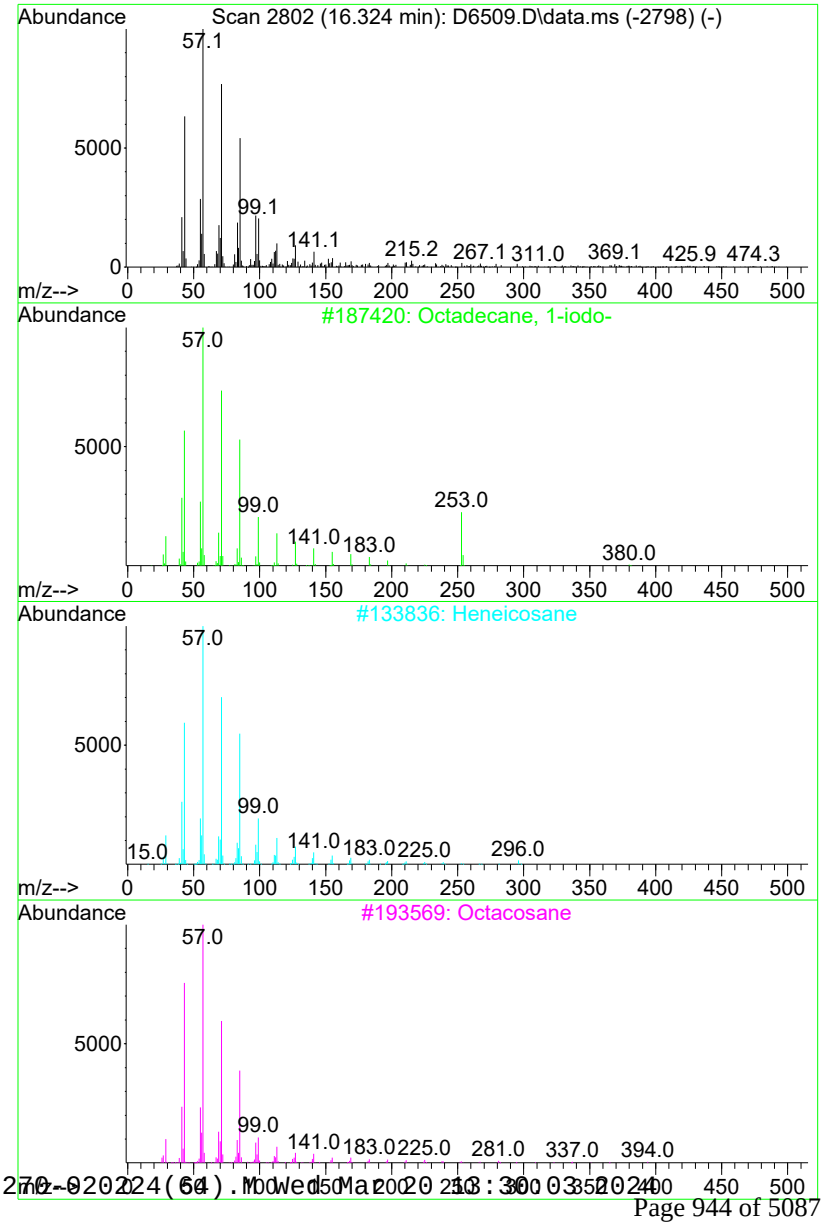

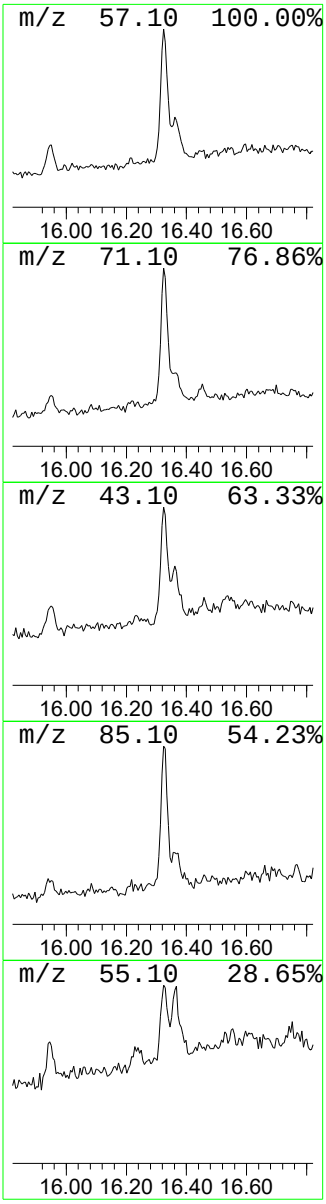

Tentatively Identified Compound (LSC) summary

Data Path : I:\ACQUDATA\5977-MS64\Data\031924\
Data File : D6509.D
Acq On : 19 Mar 2024 10:22 pm
Operator :
Sample : R2401914-006|5
Misc : 435409 8270 SOIL
ALS Vial : 30 Sample Multiplier: 1

Quant Method : I:\ACQUDATA\5977-MS64\Methods\8270-020224(64).M
Quant Title : 8270 BNA ANALYSIS

TIC Library : C:\Database\NIST08.L
TIC Integration Parameters: TEBINT.P

					Internal Standard		
TIC Top Hit name	RT	EstConc	Units	Response	#	RT	Resp	Conc
3-Buten-2-one, ...	1.407	4.4	ppm	325010	1	4.637	2968320	40.0
unknown	1.455	4.2	ppm	311451	1	4.637	2968320	40.0
3-Penten-2-ol	1.530	4.1	ppm	303174	1	4.637	2968320	40.0
unknown	2.733	30.4	ppm	2253910	1	4.637	2968320	40.0
3-Penten-2-one,...	2.765	8.7	ppm	646903	1	4.637	2968320	40.0
unknown	3.033	26.4	ppm	1955050	1	4.637	2968320	40.0
unknown	3.183	19.6	ppm	1455620	1	4.637	2968320	40.0
Ethylbenzene	3.396	2.0	ppm	150424	1	4.637	2968320	40.0
Styrene	3.669	9.7	ppm	723007	1	4.637	2968320	40.0
unknown	4.054	8.2	ppm	610044	1	4.637	2968320	40.0
unknown	4.359	2.1	ppm	157780	1	4.637	2968320	40.0
unknown	4.381	5.5	ppm	406068	1	4.637	2968320	40.0
unknown	5.033	1.9	ppm	137116	1	4.637	2968320	40.0
unknown	8.649	2.5	ppm	307166	4	8.996	4921000	40.0
n-Hexadecanoic ...	9.553	3.4	ppm	422843	4	8.996	4921000	40.0
unknown hydroca...	11.698	2.4	ppm	272772	5	12.168	4573820	40.0
1-Phenanthrenec...	11.885	2.1	ppm	240145	5	12.168	4573820	40.0
unknown	11.912	5.4	ppm	615171	5	12.168	4573820	40.0
Heptadecane, 2,...	13.345	2.1	ppm	239563	5	12.168	4573820	40.0
Octadecane, 1-i...	16.324	2.6	ppm	291329	6	14.992	4516110	40.0

Quantitation Report (QT Reviewed)

Data Path : I:\ACQUDATA\5977-MS64\Data\031924\
Data File : D6509.D
Acq On : 19 Mar 2024 10:22 pm
Operator :
Sample : R2401914-006|5
Misc : 435409 8270 SOIL
ALS Vial : 30 Sample Multiplier: 1

Quant Time: Mar 20 11:45:51 2024
Quant Method : I:\ACQUDATA\5977-MS64\Methods\8270-020224(64).M
Quant Title : 8270 BNA ANALYSIS
QLast Update : Wed Mar 20 11:42:30 2024
Response via : Initial Calibration

Compound	R.T.	QIon	Response	Conc	Units	Dev(Min)
Internal Standards						
1) d4-1,4-Dichlorobenzene	4.637	152	467872	40.00	ppm	0.00
34) d8-Naphthalene	5.819	136	1932626	40.00	ppm	0.00
58) d10-Acenaphthene	7.531	164	1050787	40.00	ppm	0.00
92) d10-Phenanthrene	8.996	188	1746342	40.00	ppm	0.00
118) d12-Chrysene	12.168	240	1347232	40.00	ppm	-0.01
136) d12-Perylene	14.992	264	1363652	40.00	ppm	0.00
System Monitoring Compounds						
8) SURR1,2-FLUOROPHENOL	3.477	112	244157	15.59	ppm	0.00
Spiked Amount 100.000	Range 10 - 88		Recovery = 15.59%			
13) SURR2,PHENOL-D6	4.295	99	343250	17.12	ppm	0.00
Spiked Amount 100.000	Range 10 - 145		Recovery = 17.12%			
35) SURR4,NITROBENZENE-D5	5.135	82	131799	7.68	ppm	0.00
Spiked Amount 50.000	Range 10 - 95		Recovery = 15.36%			
64) SURR5,2-FLUOROBIPHENYL	6.868	172	289247	8.63	ppm	0.00
Spiked Amount 50.000	Range 10 - 102		Recovery = 17.26%			
89) SURR3,2,4,6-TRIBROMOPH...	8.306	330	53145	11.78	ppm	0.00
Spiked Amount 100.000	Range 10 - 109		Recovery = 11.78%			
125) SURR6,TERPHENYL-D14	10.665	244	309497	9.73	ppm	0.00
Spiked Amount 50.000	Range 10 - 106		Recovery = 19.46%			
Target Compounds						Qvalue
11) Benzaldehyde	4.247	106	10460	0.859	ppm	96
46) Naphthalene	5.835	128	13642	0.278	ppm	96
56) 2-Methylnaphthalene	6.509	142	10354	0.316	ppm	97
112) Phenanthrene	9.018	178	70802	1.524	ppm	98
117) Fluoranthene	10.216	202	130559	2.753	ppm	95
124) Pyrene	10.473	202	113654	2.636	ppm	98
133) Benzo(a)anthracene	12.152	228	50355	1.195	ppm	95
134) Chrysene	12.211	228	59514	1.521	ppm	94
135) bis(2-Ethylhexyl)phtha...	12.291	149	17578	0.618	ppm	92
139) Benzo(b)Fluoranthene	14.185	252	74550	1.915	ppm	94
140) Benzo(k)fluoranthene	14.238	252	24608	0.666	ppm	94
141) Benzo(a)pyrene	14.853	252	46877	1.369	ppm	87
143) Indeno(1,2,3-cd)Pyrene	16.966	276	35557	1.050	ppm	73
145) Benzo(g,h,i)perylene	17.394	276	38096	1.081	ppm	88

(#) = qualifier out of range (m) = manual integration (+) = signals summed

1st 03/20/24
2nd 03/20/24

Data Path : I:\ACQUDATA\5977-MS64\Data\031924\
Data File : D6509.D
Acq On : 19 Mar 2024 10:22 pm
Operator :
Sample : R2401914-006|5
Misc : 435409 8270 SOIL
ALS Vial : 30 Sample Multiplier: 1

Quant Time: Mar 20 11:45:51 2024
Quant Method : I:\ACQUDATA\5977-MS64\Methods\8270-020224(64).M
Quant Title : 8270 BNA ANALYSIS
QLast Update : Wed Mar 20 11:42:30 2024
Response via : Initial Calibration

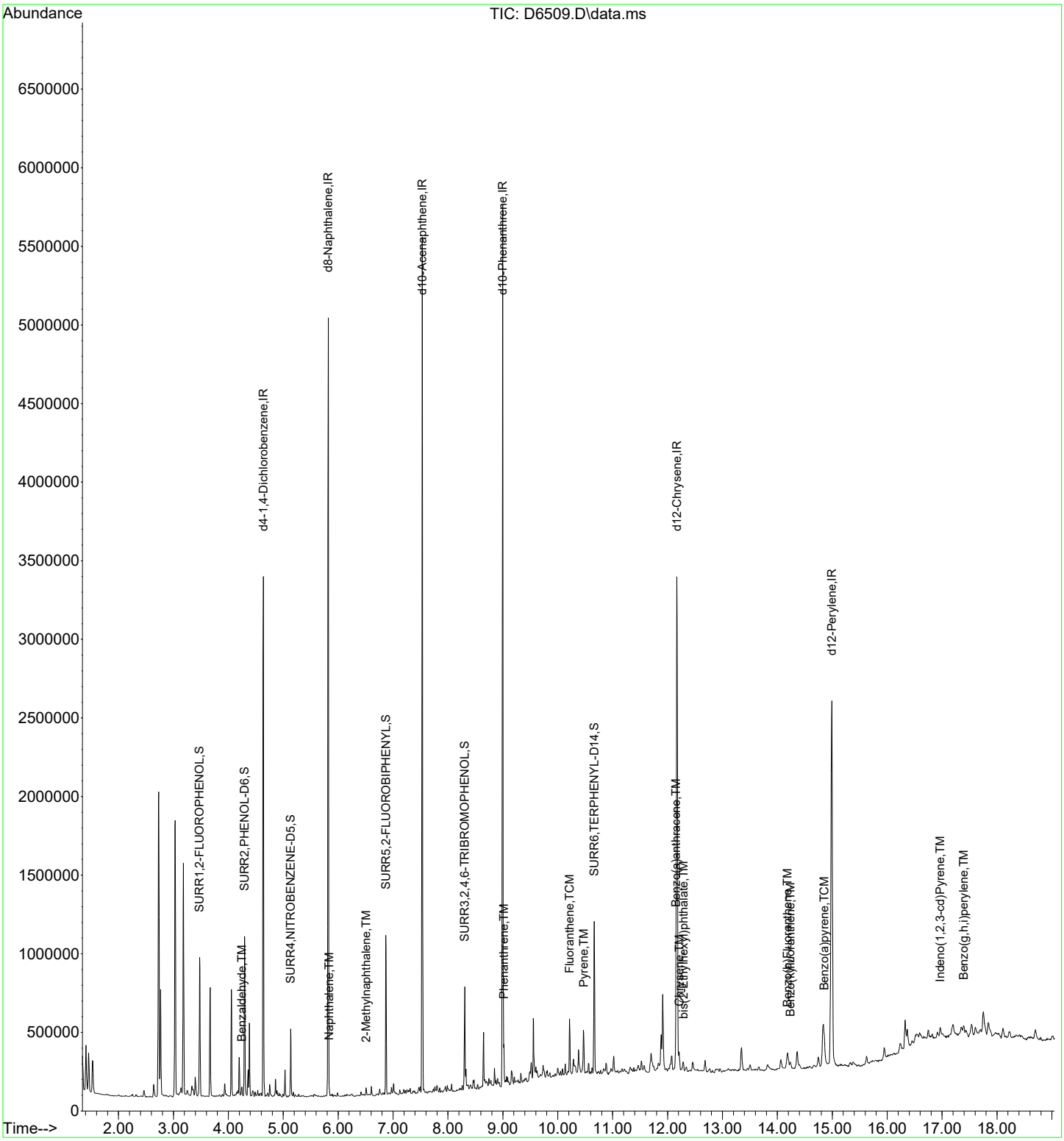

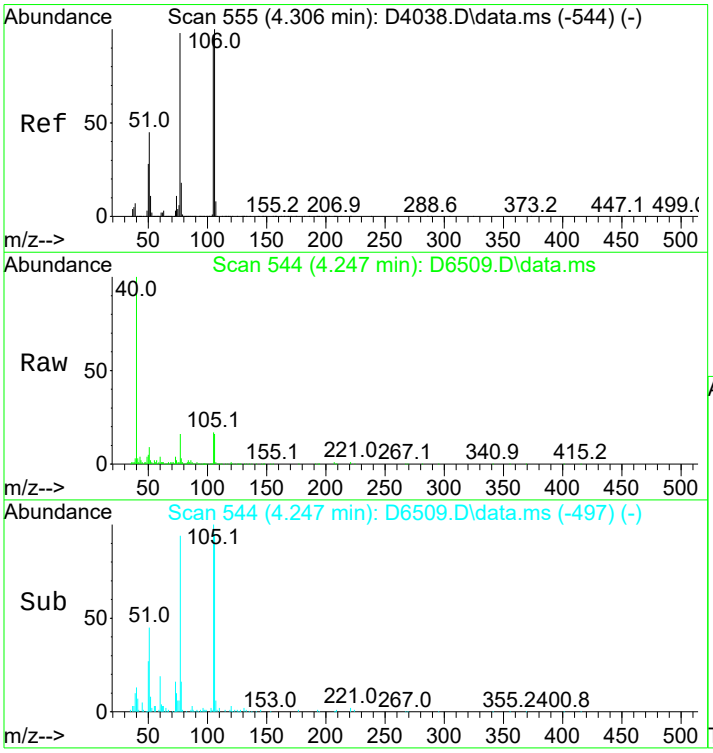

#11
Benzaldehyde
Concen: 0.86 ppm
RT: 4.247 min Scan# 544
Delta R.T. 0.000 min
Lab File: D6509.D
Acq: 19 Mar 2024 10:22 pm

Tgt Ion:106 Resp: 10460

Ion	Ratio	Lower	Upper
106	100		
77	97.7	72.1	133.9
51	48.2	33.1	61.5

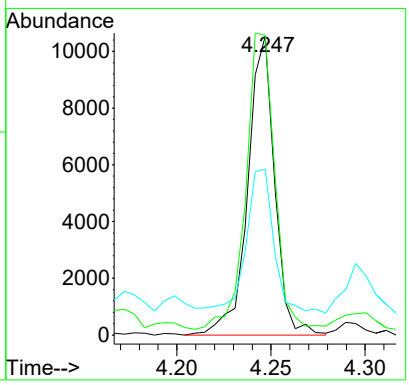

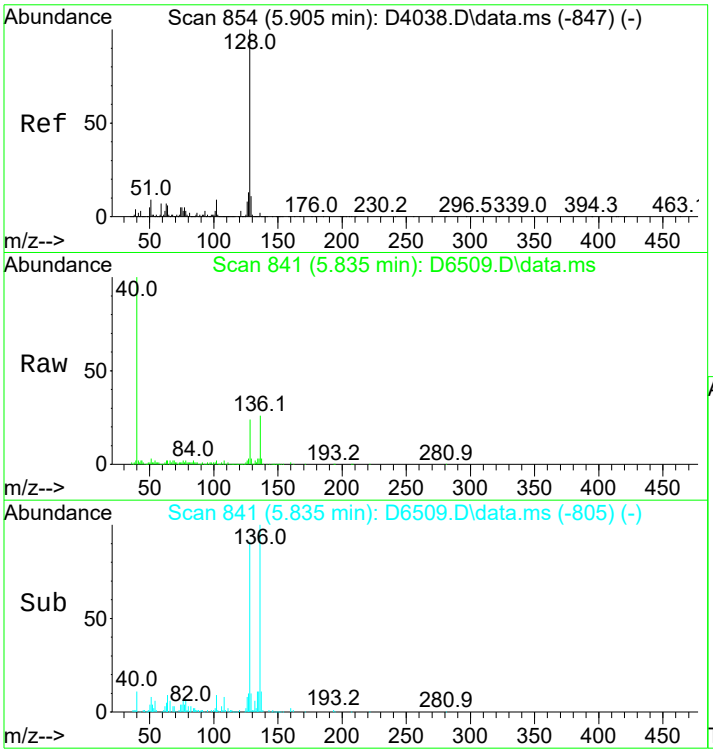

#46
Naphthalene
Concen: 0.28 ppm
RT: 5.835 min Scan# 841
Delta R.T. -0.005 min
Lab File: D6509.D
Acq: 19 Mar 2024 10:22 pm

Tgt Ion:128 Resp: 13642

Ion	Ratio	Lower	Upper
128	100		
129	10.4	0.0	31.1
127	11.2	0.0	33.3

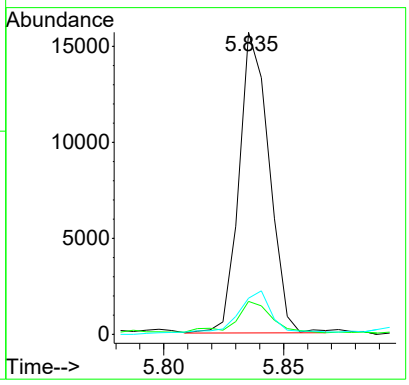

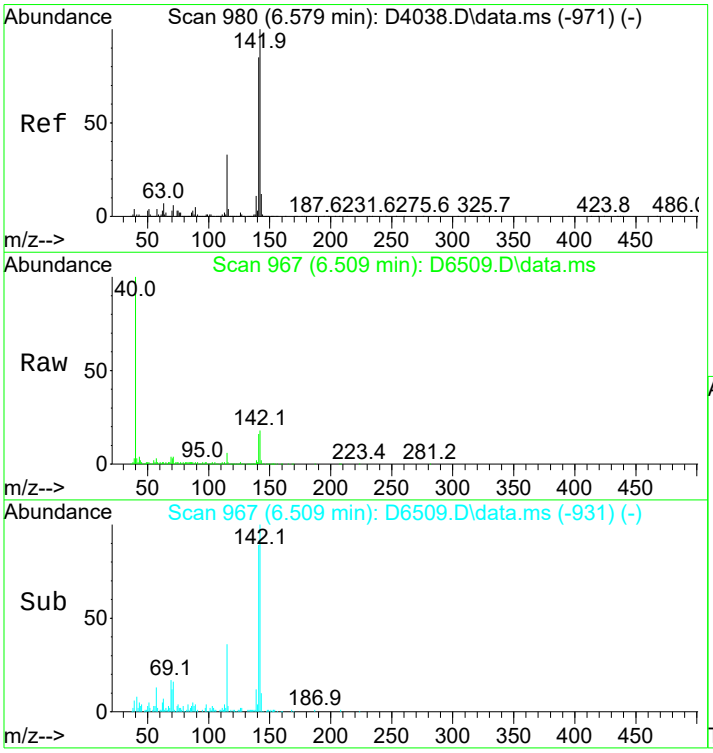

#56
2-Methylnaphthalene
Concen: 0.32 ppm
RT: 6.509 min Scan# 967
Delta R.T. -0.005 min
Lab File: D6509.D
Acq: 19 Mar 2024 10:22 pm

Tgt Ion:142 Resp: 10354

Ion	Ratio	Lower	Upper
142	100		
141	89.4	66.7	106.7
115	35.7	13.7	53.7

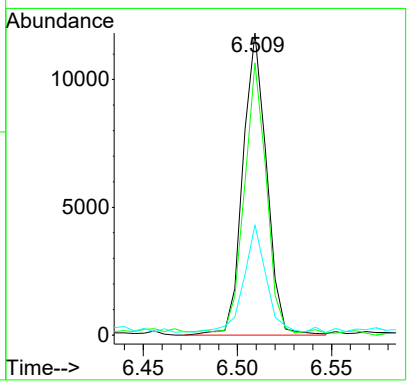

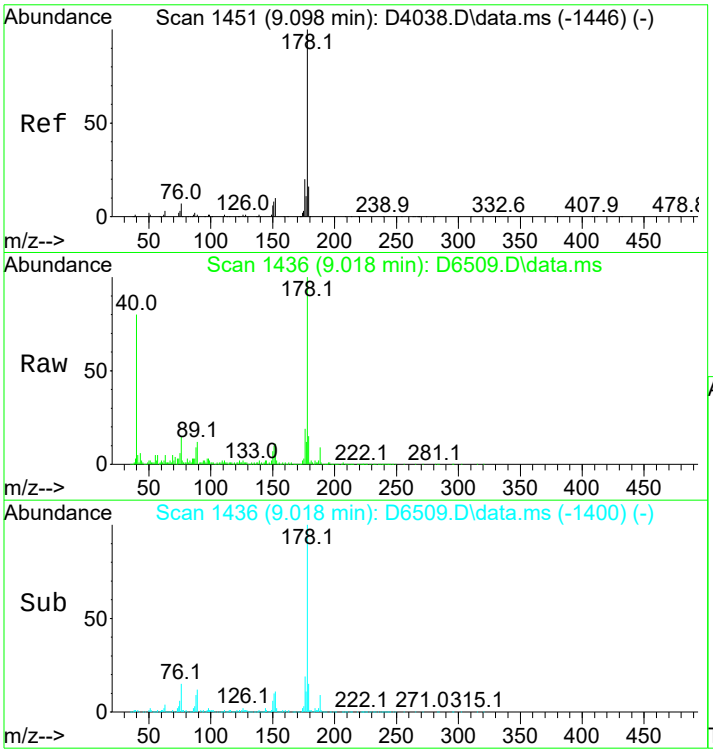

#112
Phenanthrene
Concen: 1.52 ppm
RT: 9.018 min Scan# 1436
Delta R.T. -0.005 min
Lab File: D6509.D
Acq: 19 Mar 2024 10:22 pm

Tgt Ion:178 Resp: 70802

Ion	Ratio	Lower	Upper
178	100		
179	14.8	0.0	35.8
176	19.1	0.0	39.8

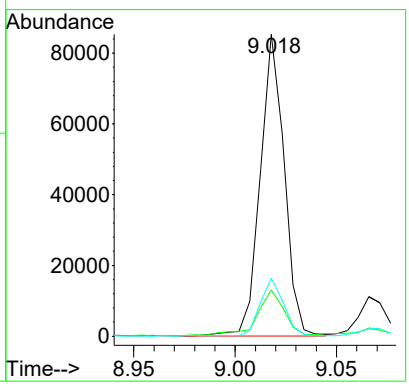

1st AM 03/20/24
2nd MP 03/20/24

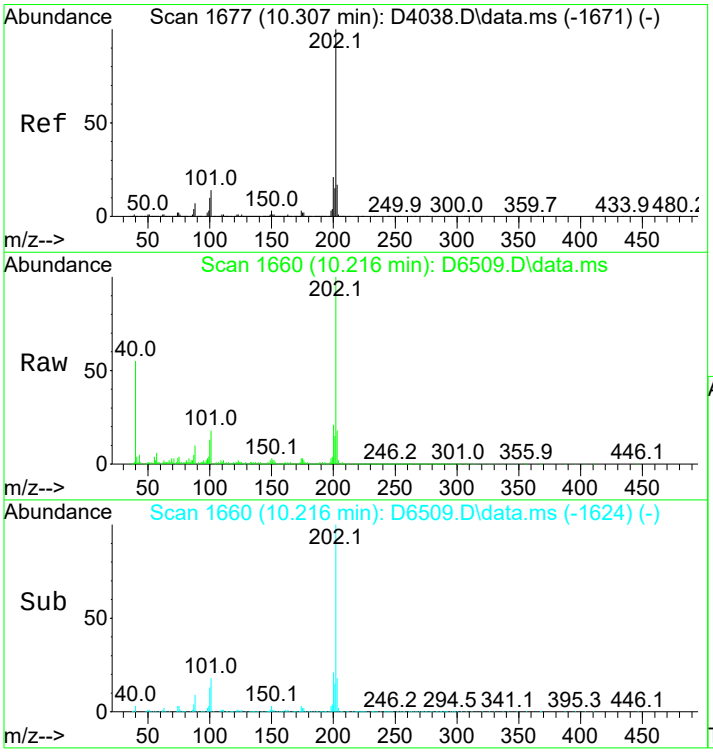

#117
Fluoranthene
Concen: 2.75 ppm
RT: 10.216 min Scan# 1660
Delta R.T. -0.005 min
Lab File: D6509.D
Acq: 19 Mar 2024 10:22 pm

Tgt Ion:202 Resp: 130559

Ion	Ratio	Lower	Upper
202	100		
101	18.0	0.0	34.1
203	17.8	0.0	37.5

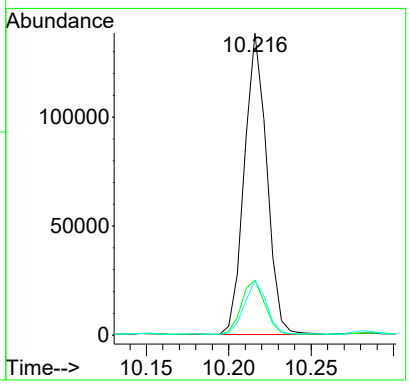

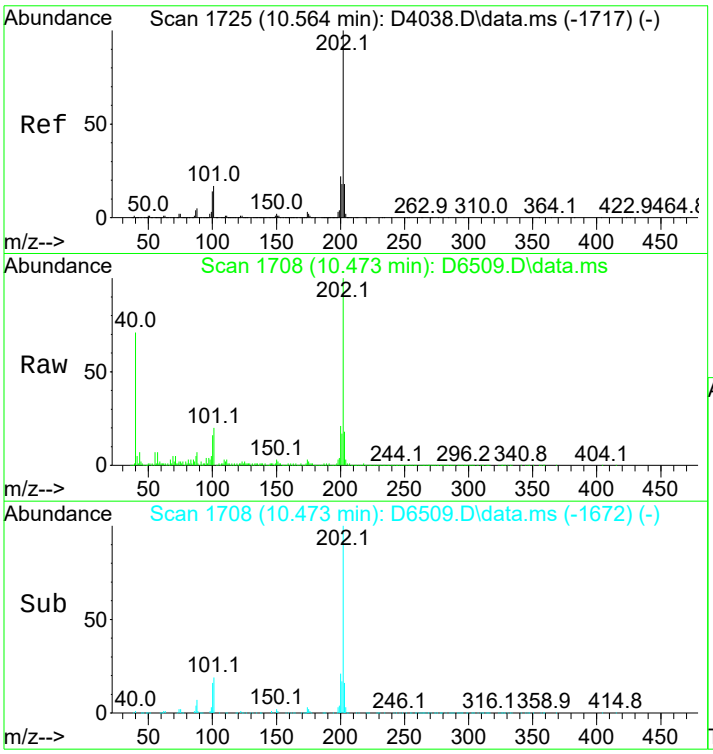

#124
Pyrene
Concen: 2.64 ppm
RT: 10.473 min Scan# 1708
Delta R.T. -0.005 min
Lab File: D6509.D
Acq: 19 Mar 2024 10:22 pm

Tgt Ion:202 Resp: 113654

Ion	Ratio	Lower	Upper
202	100		
200	21.2	2.1	42.1
203	17.4	0.0	38.3

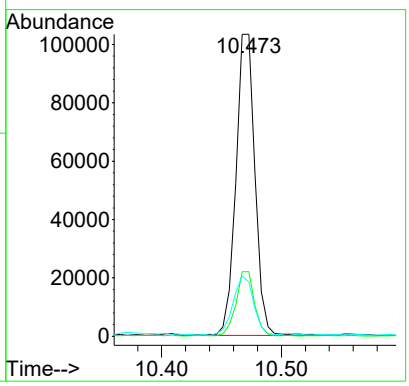

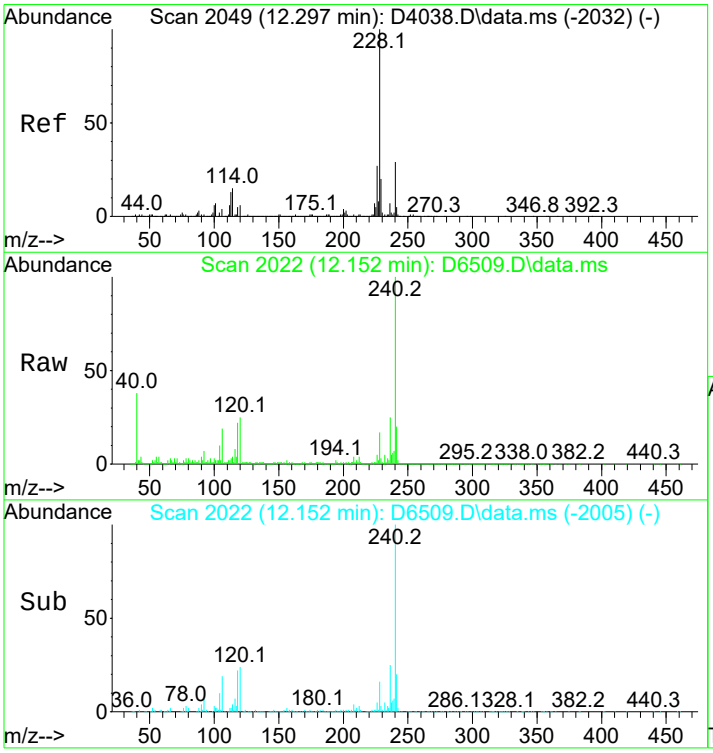

#133
Benzo(a)anthracene
Concen: 1.20 ppm
RT: 12.152 min Scan# 2022
Delta R.T. -0.011 min
Lab File: D6509.D
Acq: 19 Mar 2024 10:22 pm

Tgt Ion:228 Resp: 50355

Ion	Ratio	Lower	Upper
228	100		
229	17.2	0.0	40.0
226	29.9	7.5	47.5

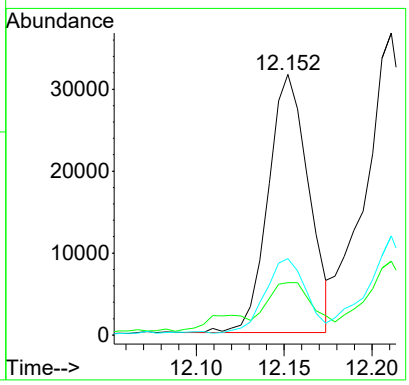

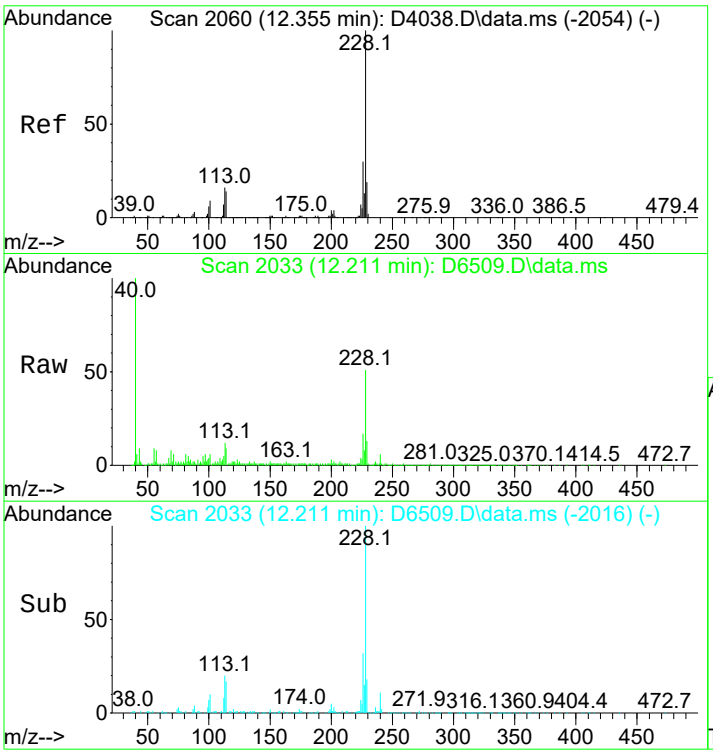

#134
Chrysene
Concen: 1.52 ppm
RT: 12.211 min Scan# 2033
Delta R.T. -0.011 min
Lab File: D6509.D
Acq: 19 Mar 2024 10:22 pm

Tgt Ion:228 Resp: 59514

Ion	Ratio	Lower	Upper
228	100		
226	33.0	10.4	50.4
229	23.5	0.0	40.0

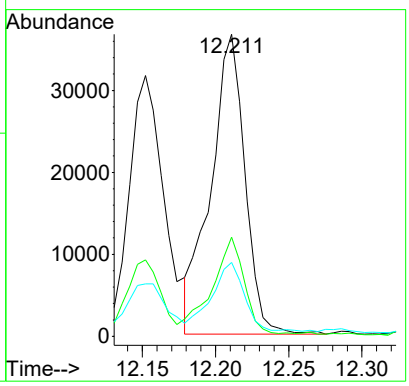

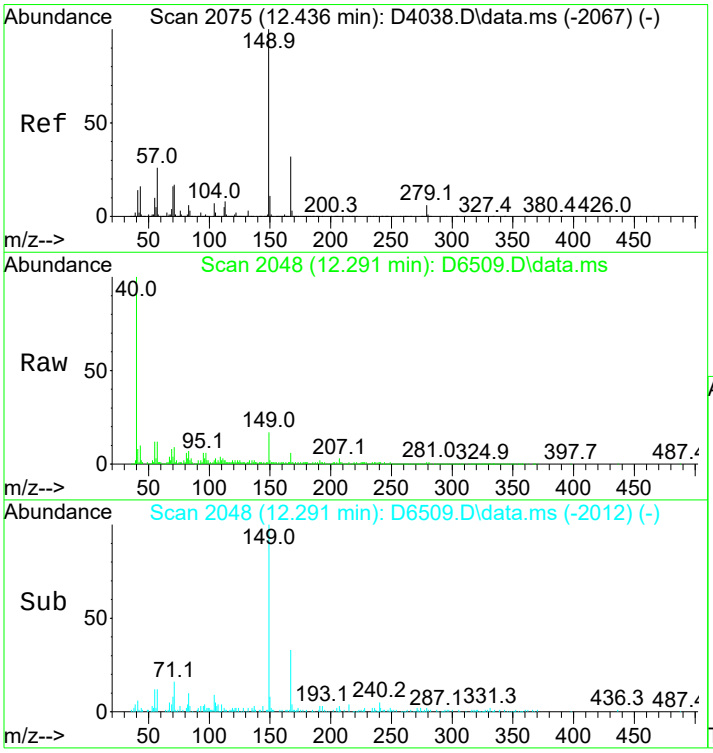

#135
bis(2-Ethylhexyl)phthalate
Concen: 0.62 ppm
RT: 12.291 min Scan# 2048
Delta R.T. -0.005 min
Lab File: D6509.D
Acq: 19 Mar 2024 10:22 pm

Tgt Ion:149 Resp: 17578

Ion	Ratio	Lower	Upper
149	100		
167	33.8	10.1	50.1
279	3.2	0.0	27.0

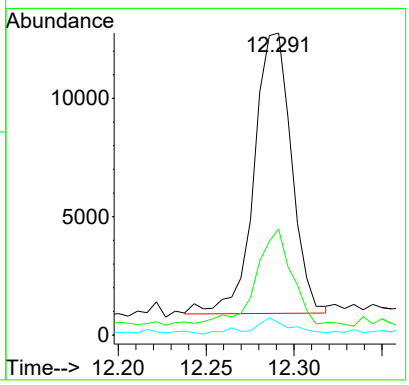

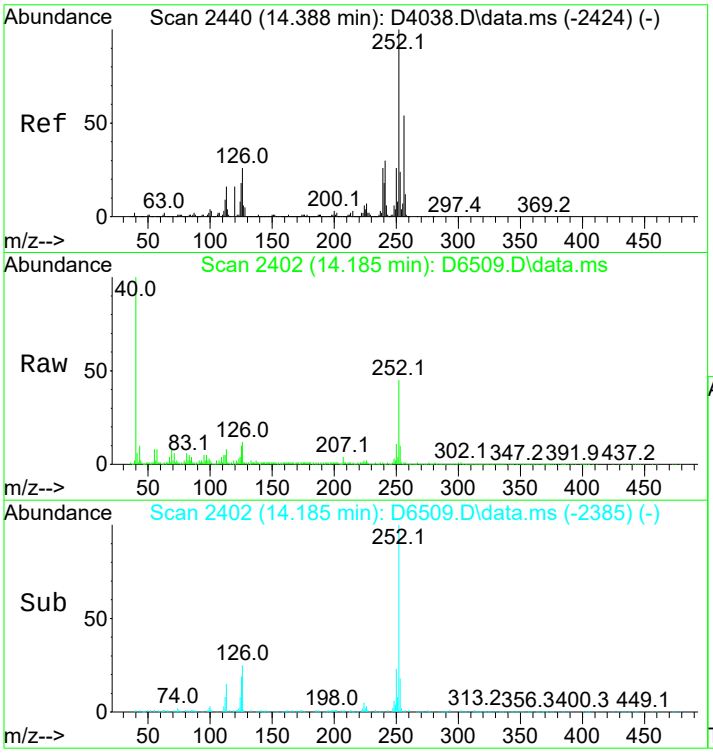

#139
Benzo(b)Fluoranthene
Concen: 1.91 ppm
RT: 14.185 min Scan# 2402
Delta R.T. -0.011 min
Lab File: D6509.D
Acq: 19 Mar 2024 10:22 pm

Tgt Ion:252 Resp: 74550

Ion	Ratio	Lower	Upper
252	100		
253	21.0	4.3	44.3
125	19.0	0.0	36.6

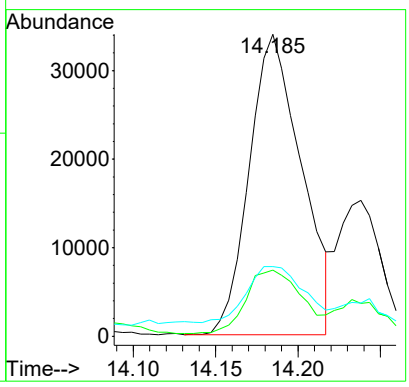

1st AM 03/20/24
2nd MP 03/20/24

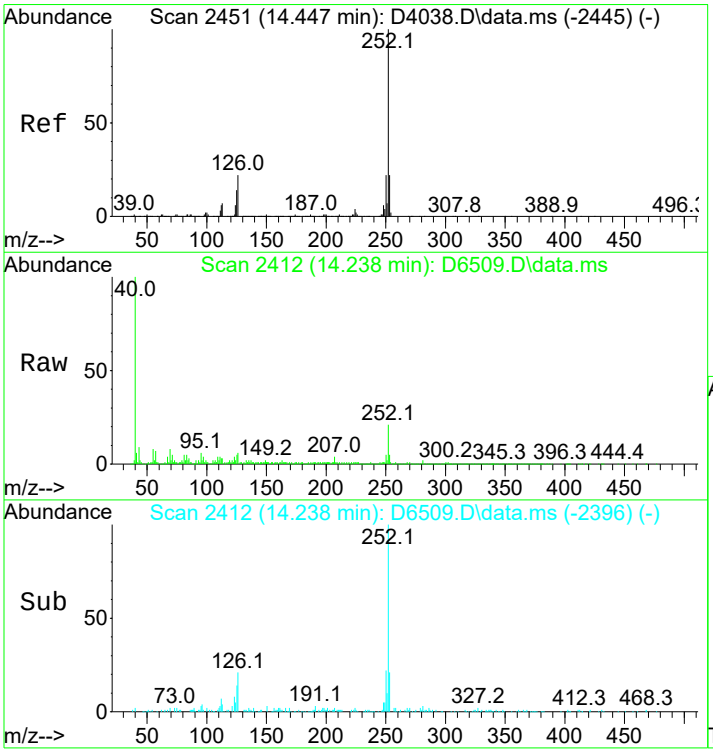

#140
Benzo(k)fluoranthene
Concen: 0.67 ppm
RT: 14.238 min Scan# 2412
Delta R.T. -0.016 min
Lab File: D6509.D
Acq: 19 Mar 2024 10:22 pm

Tgt Ion:252 Resp: 24608

Ion	Ratio	Lower	Upper
252	100		
253	18.6	2.1	42.1
125	13.1	0.0	35.2

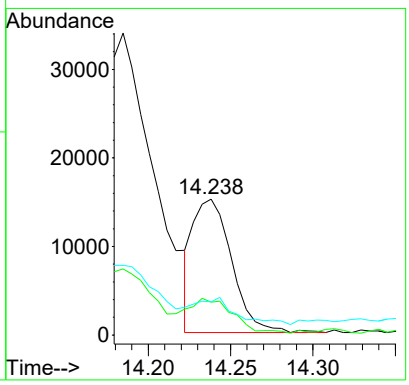

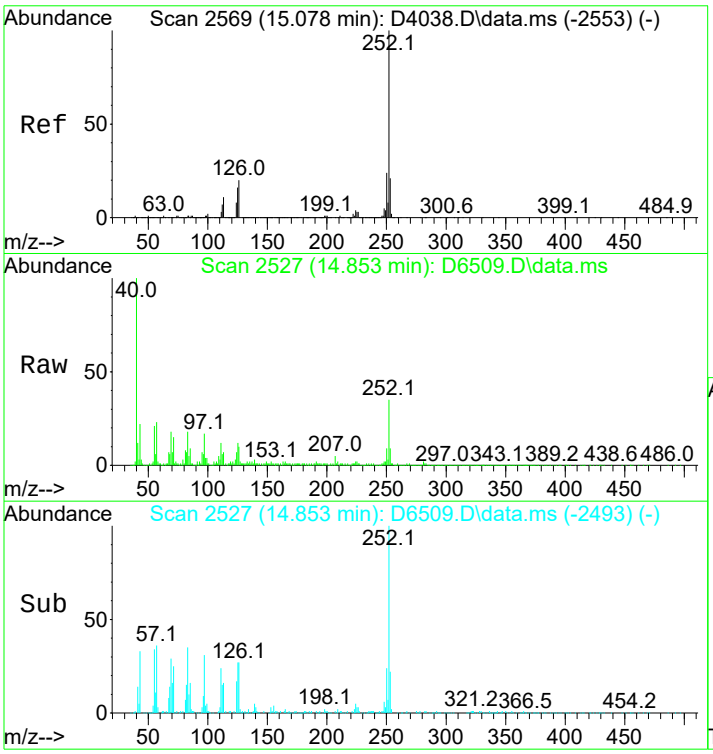

#141
Benzo(a)pyrene
Concen: 1.37 ppm
RT: 14.853 min Scan# 2527
Delta R.T. -0.016 min
Lab File: D6509.D
Acq: 19 Mar 2024 10:22 pm

Tgt Ion:252 Resp: 46877

Ion	Ratio	Lower	Upper
252	100		
253	23.1	1.8	41.8
125	27.4	0.0	35.5

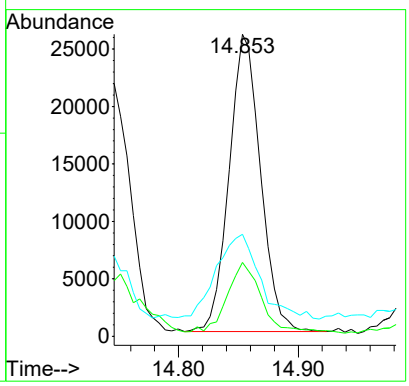

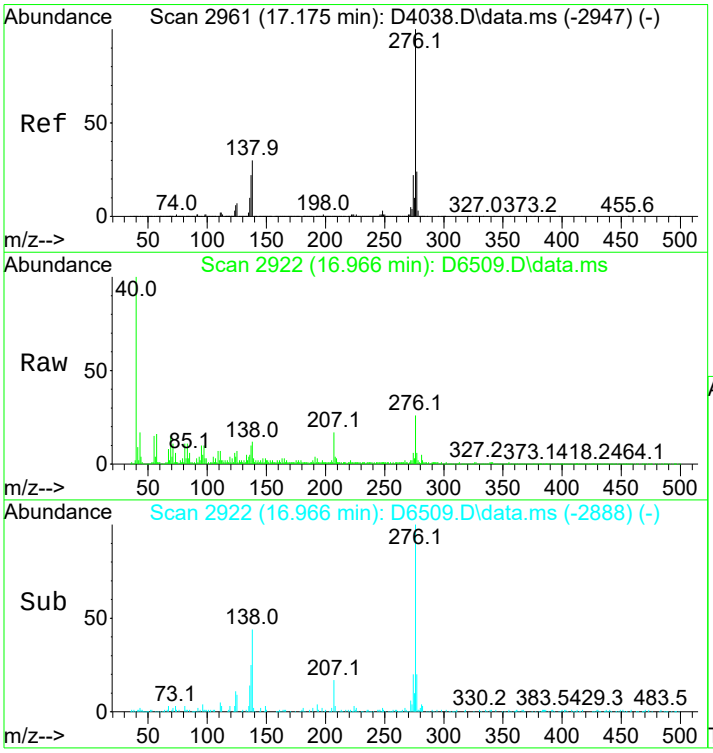

#143
Indeno(1,2,3-cd)Pyrene
Concen: 1.05 ppm
RT: 16.966 min Scan# 2922
Delta R.T. -0.016 min
Lab File: D6509.D
Acq: 19 Mar 2024 10:22 pm

Tgt Ion:276 Resp: 35557

Ion	Ratio	Lower	Upper
276	100		
138	41.5	7.3	47.3

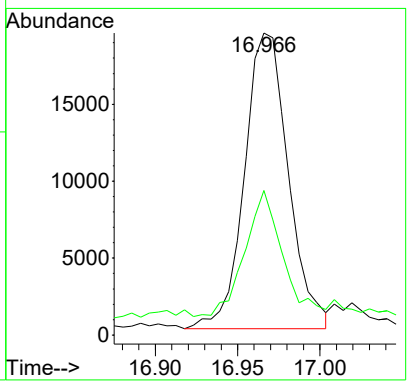

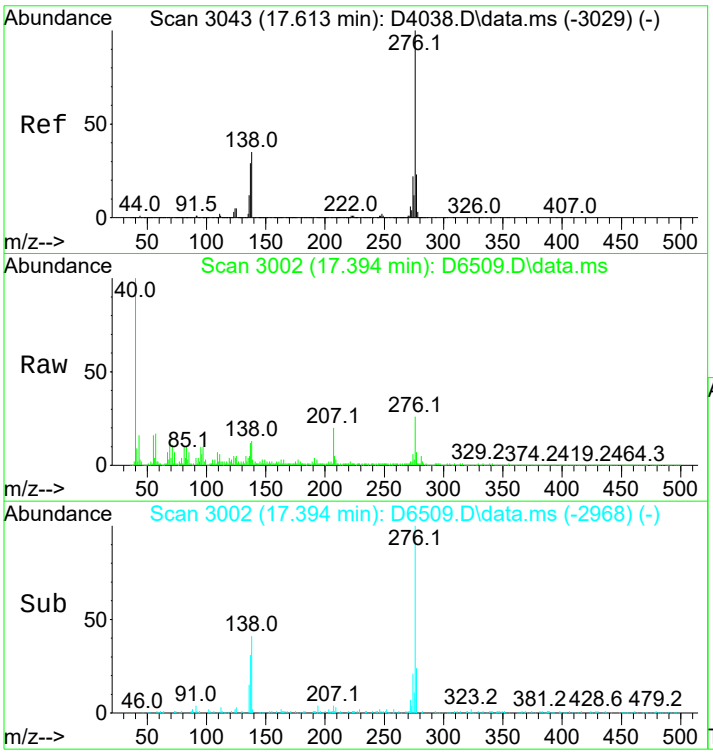

#145
Benzo(g,h,i)perylene
Concen: 1.08 ppm
RT: 17.394 min Scan# 3002
Delta R.T. -0.016 min
Lab File: D6509.D
Acq: 19 Mar 2024 10:22 pm

Tgt Ion:276 Resp: 38096

Ion	Ratio	Lower	Upper
276	100		
138	42.9	11.9	51.9
277	25.4	4.2	44.2

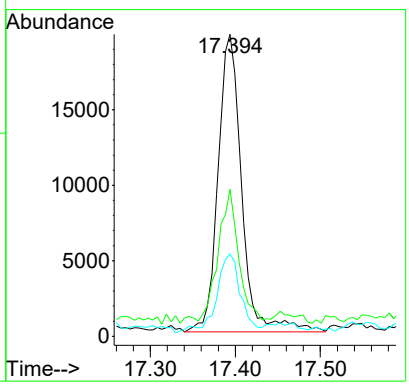

LSC Area Percent Report

Data Path : I:\ACQUDATA\5977-MS64\Data\031924\
Data File : D6510.D
Acq On : 19 Mar 2024 10:46 pm
Operator :
Sample : R2401914-007|5
Misc : 435409 8270 SOIL
ALS Vial : 31 Sample Multiplier: 1

Integration Parameters: RTEINT.P
Integrator: RTE
Smoothing : ON Filtering: 5
Sampling : 1 Min Area: 100 Area counts
Start Thrs: 0.2 Max Peaks: 100
Stop Thrs : 0 Peak Location: TOP

If leading or trailing edge < 100 prefer < Baseline drop else tangent >
Peak separation: 5

Method : I:\ACQUDATA\5977-MS64\Methods\8270-020224(64).M
Title : 8270 BNA ANALYSIS

Signal : TIC: D6510.D\data.ms

peak #	R.T. min	first scan	max scan	last scan	PK TY	peak height	corr. area	corr. % max.	% of total
1	1.401	9	12	18	rBV	271189	302073	6.07%	0.672%
2	1.455	18	22	30	rVB	278071	320440	6.44%	0.713%
3	1.524	30	35	41	rVB	231660	279228	5.61%	0.621%
4	2.460	206	210	215	rVB	64464	81821	1.64%	0.182%
5	2.637	239	243	251	rBV	103439	132966	2.67%	0.296%
6	2.728	255	260	264	rBV	1570903	1730396	34.76%	3.848%
7	2.765	264	267	272	rVB	633839	623690	12.53%	1.387%
8	3.027	309	316	321	rBV	1394244	1442688	28.98%	3.208%
9	3.140	333	337	340	rBV	38783	38564	0.77%	0.086%
10	3.182	340	345	350	rVB	1135611	1191580	23.94%	2.650%
11	3.252	354	358	366	rVB4	33826	55934	1.12%	0.124%
12	3.338	367	374	376	rBV	65792	83561	1.68%	0.186%
13	3.359	376	378	382	rVB3	38787	40892	0.82%	0.091%
14	3.396	382	385	392	rVB3	60974	87481	1.76%	0.195%
15	3.477	392	400	407	rVB	927505	921696	18.51%	2.050%
16	3.680	431	438	442	rBV3	41427	55259	1.11%	0.123%
17	3.894	473	478	480	rBV	35894	36206	0.73%	0.081%
18	3.937	482	486	489	rBV3	23066	27881	0.56%	0.062%
19	4.054	501	508	513	rBV	663149	593643	11.92%	1.320%
20	4.151	517	526	528	rBV2	31394	41404	0.83%	0.092%
21	4.199	532	535	538	rVV	258348	213616	4.29%	0.475%
22	4.241	538	543	548	rVB3	31544	41948	0.84%	0.093%
23	4.295	548	553	561	rBV	962898	956642	19.22%	2.127%
24	4.359	561	565	567	rVV2	168429	161362	3.24%	0.359%
25	4.381	567	569	574	rVB	381219	329921	6.63%	0.734%
26	4.445	576	581	585	rVB4	36765	55647	1.12%	0.124%
27	4.487	585	589	593	rBV3	50317	57796	1.16%	0.129%
28	4.536	593	598	600	rBV	54371	51508	1.03%	0.115%
29	4.637	612	617	623	rBV	3391859	3041182	61.09%	6.763%
30	4.755	634	639	649	rBV2	79217	115556	2.32%	0.257%
31	4.857	655	658	661	rBV	96980	83899	1.69%	0.187%
32	4.883	661	663	668	rVB2	33875	32894	0.66%	0.073%
33	5.033	686	691	694	rBV2	115874	98173	1.97%	0.218%
34	5.135	702	710	714	rBV	368054	353583	7.10%	0.786%
35	5.183	717	719	723	rVB2	47376	38095	0.77%	0.085%
36	5.220	723	726	731	rBV4	19389	27105	0.54%	0.060%
37	5.819	834	838	845	rVB	5117148	4320862	86.79%	9.609%
38	6.413	946	949	954	rBV2	36375	38143	0.77%	0.085%
39	6.509	963	967	971	rBV	159193	132897	2.67%	0.296%

LSC Area Percent Report

Data Path : I:\ACQUDATA\5977-MS64\Data\031924\
Data File : D6510.D
Acq On : 19 Mar 2024 10:46 pm
Operator :
Sample : R2401914-007|5
Misc : 435409 8270 SOIL
ALS Vial : 31 Sample Multiplier: 1

Integration Parameters: RTEINT.P
Integrator: RTE
Smoothing : ON Filtering: 5
Sampling : 1 Min Area: 100 Area counts
Start Thrs: 0.2 Max Peaks: 100
Stop Thrs : 0 Peak Location: TOP

If leading or trailing edge < 100 prefer < Baseline drop else tangent >
Peak separation: 5

Method : I:\ACQUDATA\5977-MS64\Methods\8270-020224(64).M
Title : 8270 BNA ANALYSIS

40	6.606	982	985	989	rVB	122524	97696	1.96%	0.217%
41	6.755	1010	1013	1021	rVB3	33636	46950	0.94%	0.104%
42	6.868	1031	1034	1038	rBV	945124	829313	16.66%	1.844%
43	6.969	1048	1053	1056	rBV2	57195	55165	1.11%	0.123%
44	7.012	1056	1061	1064	rVV	85735	88425	1.78%	0.197%
45	7.060	1067	1070	1075	rVB3	20926	30858	0.62%	0.069%
46	7.124	1078	1082	1086	rBV3	39818	53648	1.08%	0.119%
47	7.199	1090	1096	1098	rBV	73483	78823	1.58%	0.175%
48	7.226	1098	1101	1104	rVB	50477	41110	0.83%	0.091%
49	7.312	1115	1117	1122	rVB3	58150	56411	1.13%	0.125%
50	7.392	1130	1132	1136	rVB2	46257	39035	0.78%	0.087%
51	7.493	1149	1151	1154	rVB	44518	31781	0.64%	0.071%
52	7.531	1154	1158	1162	rBV	5542406	4749641	95.41%	10.563%
53	7.734	1192	1196	1199	rBV	57766	53941	1.08%	0.120%
54	7.852	1215	1218	1220	rBV3	43859	41050	0.82%	0.091%
55	7.937	1229	1234	1235	rBV3	40717	43230	0.87%	0.096%
56	7.953	1235	1237	1241	rVB	49075	40324	0.81%	0.090%
57	7.991	1241	1244	1246	rBV2	42108	37613	0.76%	0.084%
58	8.066	1255	1258	1262	rVB2	83122	70417	1.41%	0.157%
59	8.306	1297	1303	1306	rBV	609500	616479	12.38%	1.371%
60	8.328	1306	1307	1310	rVB	113867	60749	1.22%	0.135%
61	8.472	1329	1334	1338	rVB2	108339	135205	2.72%	0.301%
62	8.536	1344	1346	1350	rVB4	29893	27151	0.55%	0.060%
63	8.670	1368	1371	1374	rBV2	48325	52098	1.05%	0.116%
64	8.750	1382	1386	1389	rBV3	49044	61649	1.24%	0.137%
65	8.847	1401	1404	1407	rBV2	44970	49247	0.99%	0.110%
66	8.900	1412	1414	1417	rBV2	40879	35961	0.72%	0.080%
67	8.996	1427	1432	1435	rBV	5616998	4978251	100.00%	11.071%
68	9.066	1443	1445	1447	rVB2	42075	28854	0.58%	0.064%
69	9.157	1459	1462	1469	rVB4	113335	149829	3.01%	0.333%
70	9.205	1469	1471	1474	rBV2	47856	43529	0.87%	0.097%
71	9.328	1491	1494	1500	rVB	78159	70857	1.42%	0.158%
72	9.494	1520	1525	1526	rBV3	67562	88069	1.77%	0.196%
73	9.515	1526	1529	1533	rVV2	233033	243116	4.88%	0.541%
74	9.553	1533	1536	1542	rVV	367622	382887	7.69%	0.851%
75	9.601	1542	1545	1547	rVV	53650	41916	0.84%	0.093%
76	9.729	1567	1569	1572	rBV	62027	54504	1.09%	0.121%
77	9.793	1578	1581	1582	rBV2	35880	31825	0.64%	0.071%
78	9.997	1617	1619	1622	rBV2	42943	34609	0.70%	0.077%
79	10.050	1626	1629	1632	rVB2	36425	37836	0.76%	0.084%
80	10.082	1633	1635	1638	rBV3	35595	32674	0.66%	0.073%
81	10.136	1642	1645	1651	rVB3	87675	94396	1.90%	0.210%

LSC Area Percent Report

Data Path : I:\ACQUDATA\5977-MS64\Data\031924\
Data File : D6510.D
Acq On : 19 Mar 2024 10:46 pm
Operator :
Sample : R2401914-007|5
Misc : 435409 8270 SOIL
ALS Vial : 31 Sample Multiplier: 1

Integration Parameters: RTEINT.P
Integrator: RTE
Smoothing : ON Filtering: 5
Sampling : 1 Min Area: 100 Area counts
Start Thrs: 0.2 Max Peaks: 100
Stop Thrs : 0 Peak Location: TOP

If leading or trailing edge < 100 prefer < Baseline drop else tangent >
Peak separation: 5

Method : I:\ACQUDATA\5977-MS64\Methods\8270-020224(64).M
Title : 8270 BNA ANALYSIS

82	10.184	1651	1654	1656	rBV3	31954	40354	0.81%	0.090%
83	10.216	1656	1660	1663	rBV	413162	367300	7.38%	0.817%
84	10.285	1670	1673	1675	rBV3	88760	92640	1.86%	0.206%
85	10.376	1687	1690	1694	rBV2	127800	147028	2.95%	0.327%
86	10.467	1703	1707	1712	rVB	330103	391763	7.87%	0.871%
87	10.558	1721	1724	1728	rVB	70921	69013	1.39%	0.153%
88	10.622	1734	1736	1739	rVB2	33535	32962	0.66%	0.073%
89	10.665	1739	1744	1748	rBV	893547	905562	18.19%	2.014%
90	10.879	1782	1784	1789	rVB4	73304	77223	1.55%	0.172%
91	11.018	1806	1810	1815	rVB2	91624	114042	2.29%	0.254%
92	11.697	1935	1937	1940	rVB2	50154	42971	0.86%	0.096%
93	11.879	1968	1971	1975	rBV	129443	149612	3.01%	0.333%
94	12.168	2018	2025	2031	rBV2	3224806	4660705	93.62%	10.365%
95	12.286	2044	2047	2052	rVB	103810	129391	2.60%	0.288%
96	12.682	2118	2121	2127	rVB3	49654	68104	1.37%	0.151%
97	13.345	2241	2245	2251	rVB	122895	201396	4.05%	0.448%
98	14.832	2518	2523	2537	rVB6	218169	646267	12.98%	1.437%
99	14.992	2544	2553	2569	rVB2	2282093	4586328	92.13%	10.199%
100	16.324	2799	2802	2806	rBV	137831	168246	3.38%	0.374%

Sum of corrected areas: 44966261

LSC Report - Integrated Chromatogram

Data Path : I:\ACQUDATA\5977-MS64\Data\031924\
Data File : D6510.D
Acq On : 19 Mar 2024 10:46 pm
Operator :
Sample : R2401914-007|5
Misc : 435409 8270 SOIL
ALS Vial : 31 Sample Multiplier: 1

Quant Method : I:\ACQUDATA\5977-MS64\Methods\8270-020224(64).M
Quant Title : 8270 BNA ANALYSIS

TIC Library : C:\Database\NIST08.L
TIC Integration Parameters: TEBINT.P

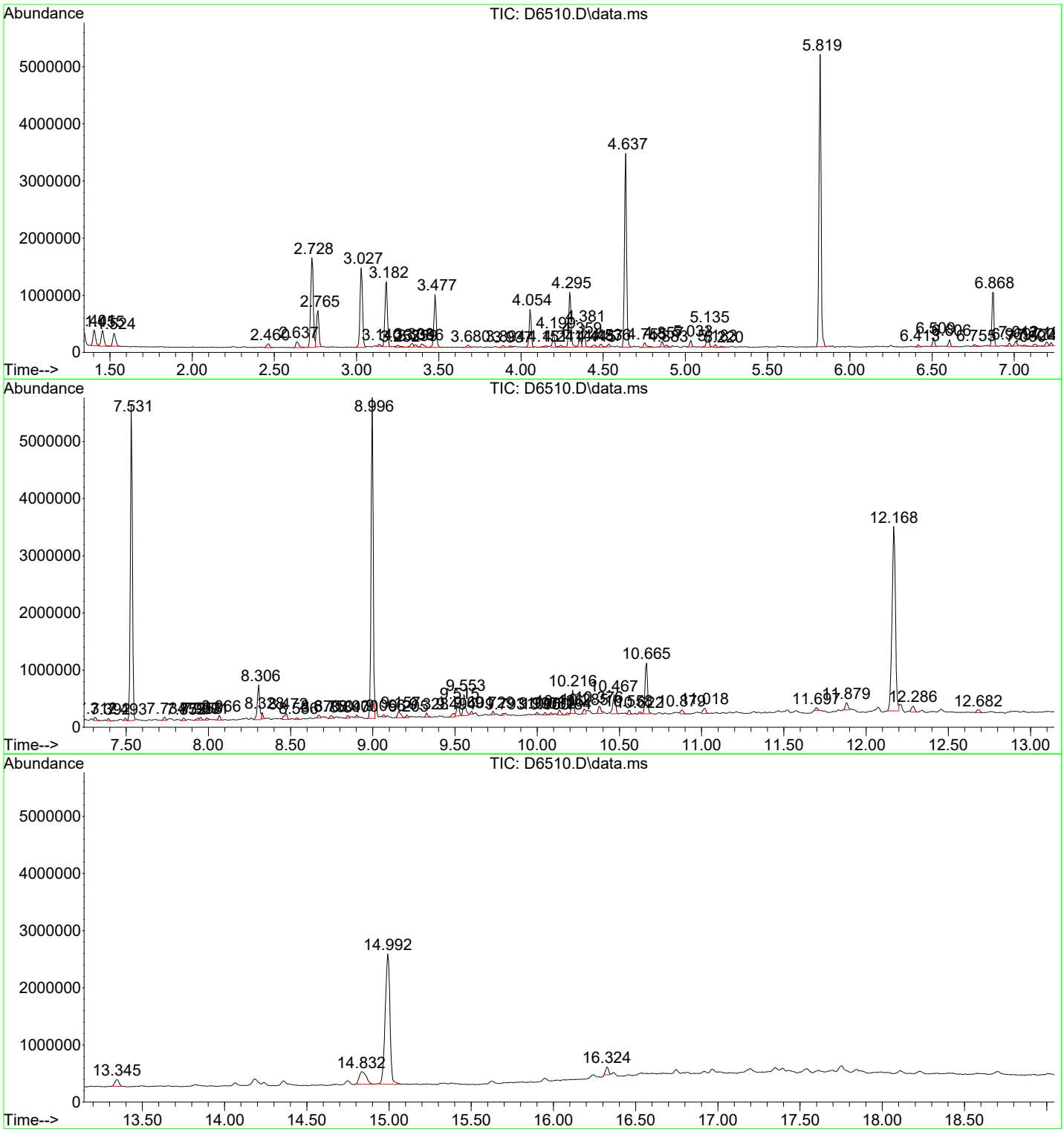

Library Search Compound Report

Data Path : I:\ACQUDATA\5977-MS64\Data\031924\
Data File : D6510.D
Acq On : 19 Mar 2024 10:46 pm
Operator :
Sample : R2401914-007|5
Misc : 435409 8270 SOIL
ALS Vial : 31 Sample Multiplier: 1

Quant Method : I:\ACQUDATA\5977-MS64\Methods\8270-020224(64).M
Quant Title : 8270 BNA ANALYSIS

TIC Library : C:\Database\NIST08.L
TIC Integration Parameters: TEBINT.P

****

Peak Number 1 3-Buten-2-one, 3-methyl- Concentration Rank 8

R.T.	EstConc	Area	Relative to ISTD	R.T.
1.401	3.97 ppm	302073	d4-1,4-Dichlorobenzene	4.637

Hit# of 5	Tentative ID	MW	MolForm	CAS#	Qual
1	3-Buten-2-one, 3-methyl-	84	C5H8O	000814-78-8	91
2	3-Buten-2-one, 3-methyl-	84	C5H8O	000814-78-8	90
3	3-Penten-2-one	84	C5H8O	000625-33-2	90
4	3-Buten-2-one, 3-methyl-	84	C5H8O	000814-78-8	58
5	Ethanone, 1-cyclopropyl-	84	C5H8O	000765-43-5	58

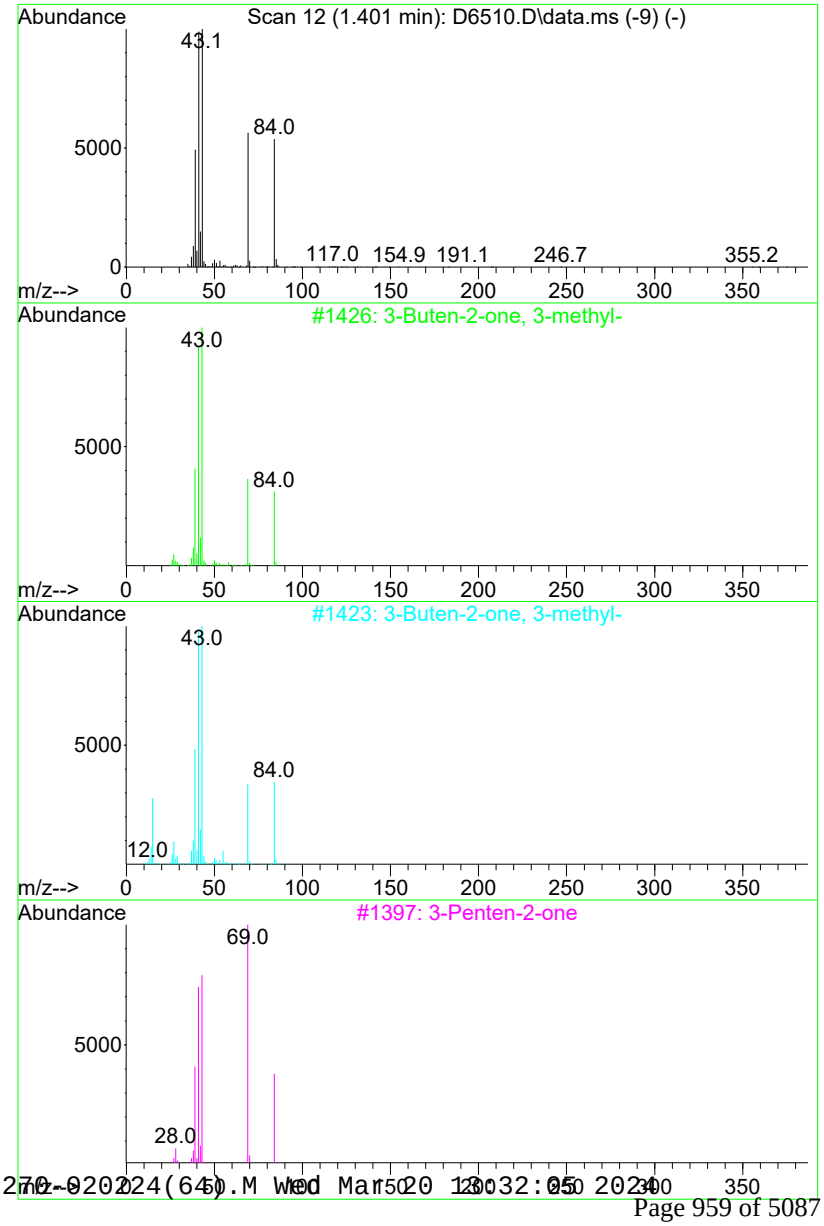

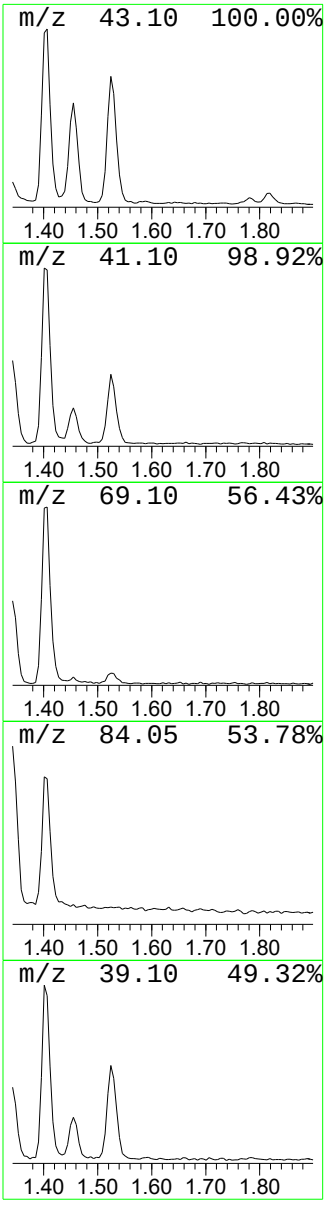

Library Search Compound Report

Data Path : I:\ACQUDATA\5977-MS64\Data\031924\
Data File : D6510.D
Acq On : 19 Mar 2024 10:46 pm
Operator :
Sample : R2401914-007|5
Misc : 435409 8270 SOIL
ALS Vial : 31 Sample Multiplier: 1

Quant Method : I:\ACQUDATA\5977-MS64\Methods\8270-020224(64).M
Quant Title : 8270 BNA ANALYSIS

TIC Library : C:\Database\NIST08.L
TIC Integration Parameters: TEBINT.P

****

Peak Number 2 unknown Concentration Rank 7

R.T.	EstConc	Area	Relative to ISTD	R.T.
1.455	4.21 ppm	320440	d4-1,4-Dichlorobenzene	4.637

Hit# of 5	Tentative ID	MW	MolForm	CAS#	Qual
1	Butane, 2-methoxy-2-methyl-	102	C6H14O	000994-05-8	78
2	Butane, 2-methoxy-2-methyl-	102	C6H14O	000994-05-8	74
3	Pentane, 3-methoxy-	102	C6H14O	036839-67-5	23
4	Silane, tetramethyl-	88	C4H12Si	000075-76-3	17
5	1,3-Dioxolane, 2-methyl-	88	C4H8O2	000497-26-7	9

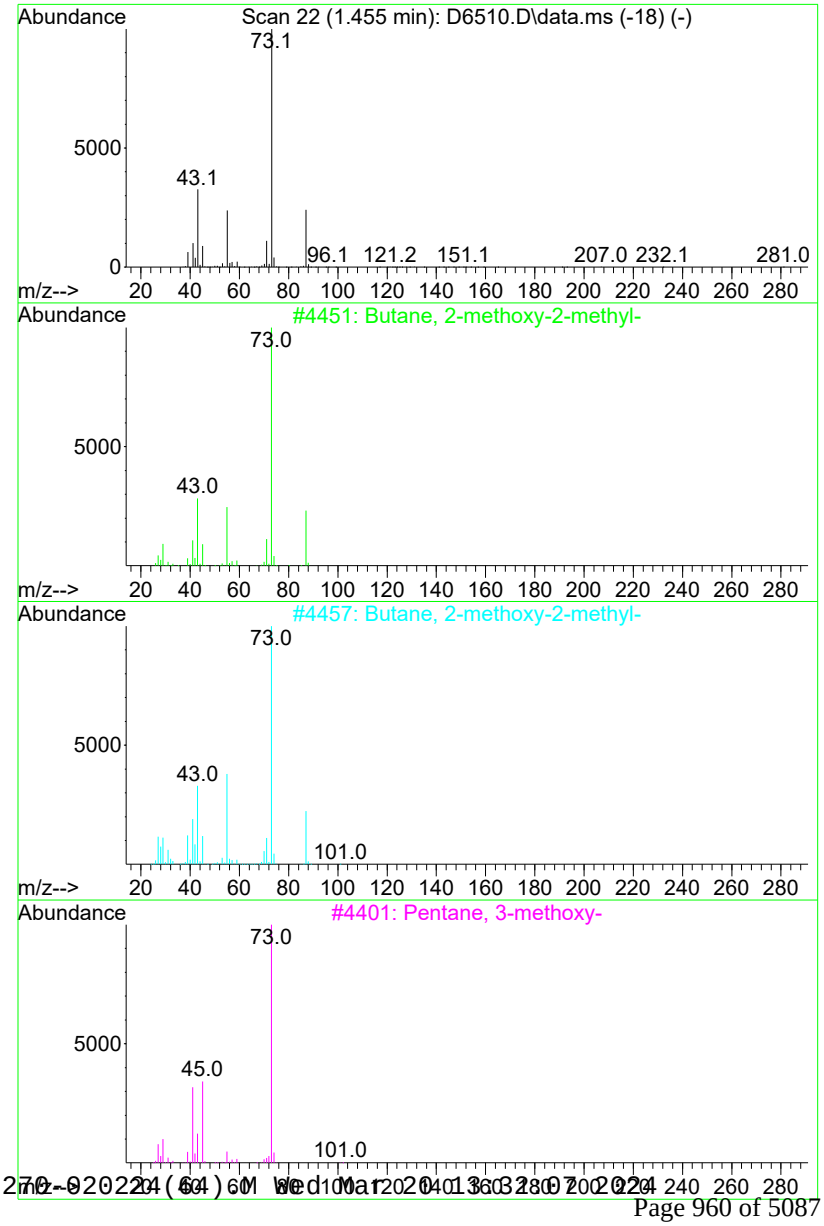

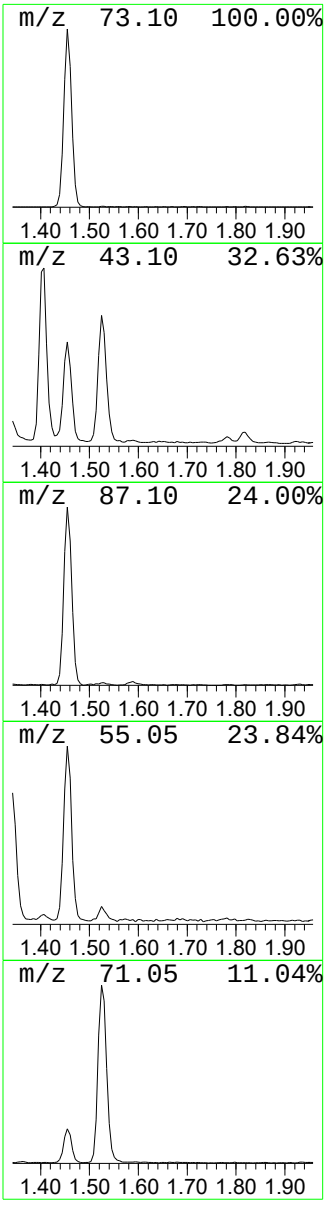

Library Search Compound Report

Data Path : I:\ACQUDATA\5977-MS64\Data\031924\
Data File : D6510.D
Acq On : 19 Mar 2024 10:46 pm
Operator :
Sample : R2401914-007|5
Misc : 435409 8270 SOIL
ALS Vial : 31 Sample Multiplier: 1

Quant Method : I:\ACQUDATA\5977-MS64\Methods\8270-020224(64).M
Quant Title : 8270 BNA ANALYSIS

TIC Library : C:\Database\NIST08.L
TIC Integration Parameters: TEBINT.P

****

Peak Number 3 3-Penten-2-ol Concentration Rank 9

R.T.	EstConc	Area	Relative to ISTD	R.T.
1.524	3.67 ppm	279228	d4-1,4-Dichlorobenzene	4.637

Hit# of 5	Tentative ID	MW	MolForm	CAS#	Qual
1	3-Penten-2-ol	86	C5H10O	001569-50-2	86
2	3-Penten-2-ol	86	C5H10O	001569-50-2	72
3	3-Penten-2-ol	86	C5H10O	001569-50-2	72
4	3-Buten-2-ol, 2-methyl-	86	C5H10O	000115-18-4	64
5	Furan, tetrahydro-2-(methoxymeth...	116	C6H12O2	019354-27-9	64

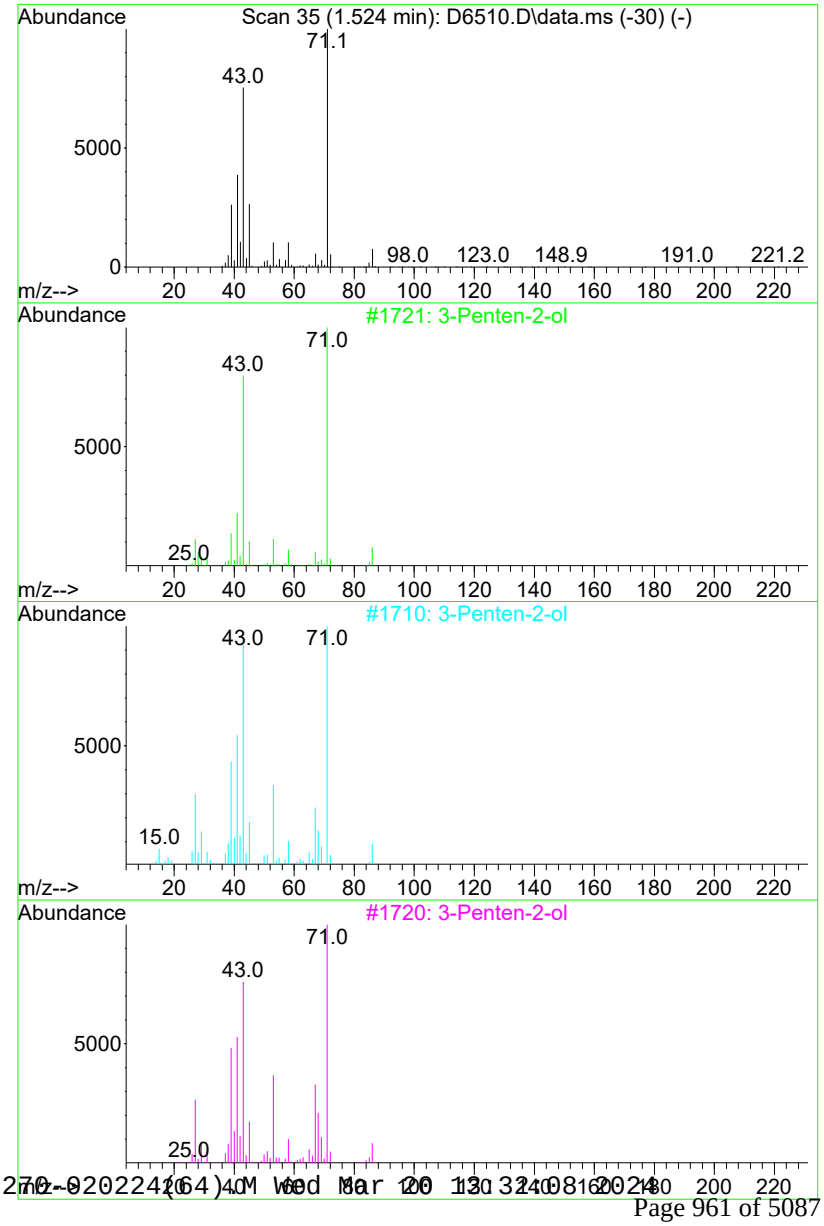

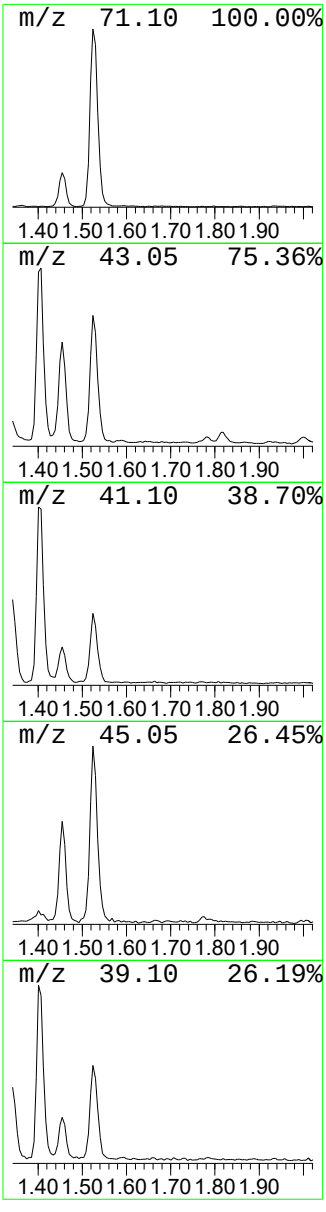

Library Search Compound Report

Data Path : I:\ACQUDATA\5977-MS64\Data\031924\
Data File : D6510.D
Acq On : 19 Mar 2024 10:46 pm
Operator :
Sample : R2401914-007|5
Misc : 435409 8270 SOIL
ALS Vial : 31 Sample Multiplier: 1

Quant Method : I:\ACQUDATA\5977-MS64\Methods\8270-020224(64).M
Quant Title : 8270 BNA ANALYSIS

TIC Library : C:\Database\NIST08.L
TIC Integration Parameters: TEBINT.P

****

Peak Number 4 2-Butanone, 4-hydroxy- Concentration Rank 13

R.T.	EstConc	Area	Relative to ISTD	R.T.
2.637	1.75 ppm	132966	d4-1,4-Dichlorobenzene	4.637

Hit# of 5	Tentative ID	MW	MolForm	CAS#	Qual
1	2-Butanone, 4-hydroxy-	88	C4H8O2	000590-90-9	91
2	2-Butanone, 4-hydroxy-	88	C4H8O2	000590-90-9	80
3	2-Butanone, 4-hydroxy-	88	C4H8O2	000590-90-9	53
4	Ethyl Acetate	88	C4H8O2	000141-78-6	47
5	Ethyl Acetate	88	C4H8O2	000141-78-6	43

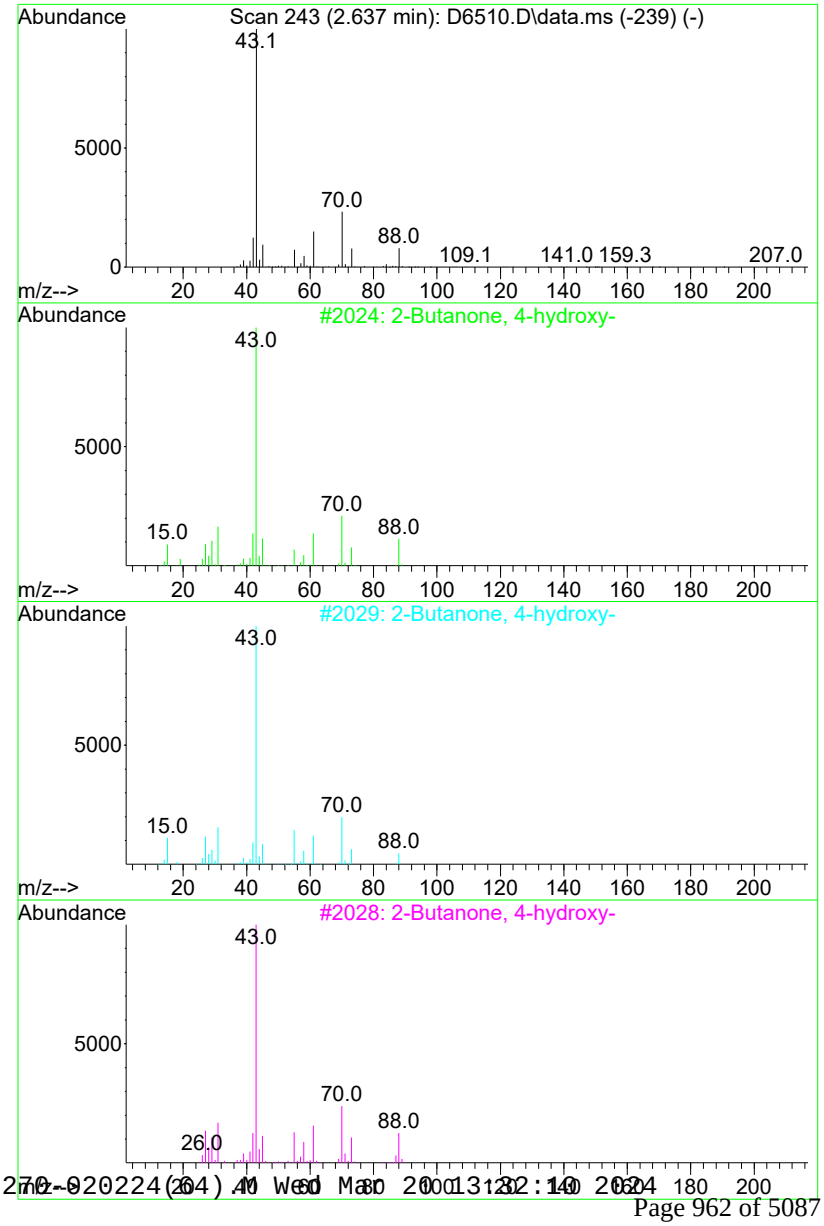

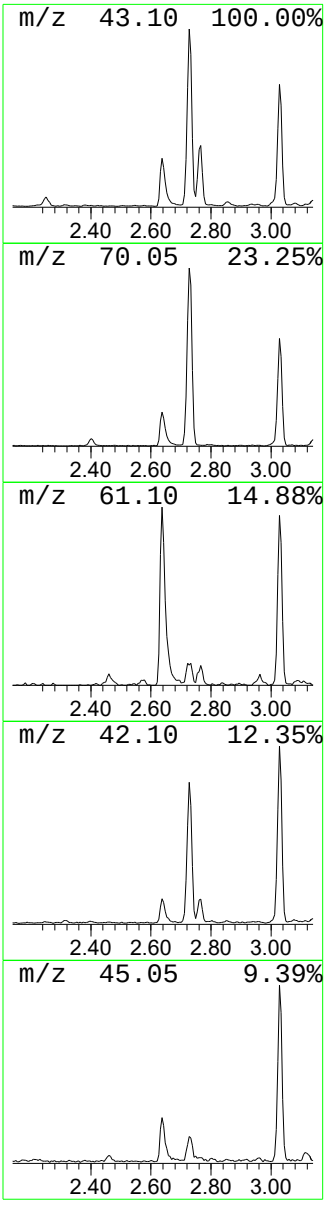

Library Search Compound Report

Data Path : I:\ACQUDATA\5977-MS64\Data\031924\
Data File : D6510.D
Acq On : 19 Mar 2024 10:46 pm
Operator :
Sample : R2401914-007|5
Misc : 435409 8270 SOIL
ALS Vial : 31 Sample Multiplier: 1

Quant Method : I:\ACQUDATA\5977-MS64\Methods\8270-020224(64).M
Quant Title : 8270 BNA ANALYSIS

TIC Library : C:\Database\NIST08.L
TIC Integration Parameters: TEBINT.P

****

Peak Number 5 unknown Concentration Rank 1

R.T.	EstConc	Area	Relative to ISTD	R.T.
2.728	22.76 ppm	1730400	d4-1,4-Dichlorobenzene	4.637

Hit# of 5	Tentative ID	MW	MolForm	CAS#	Qual
1	1-Pentene, 3-ethyl-	98	C7H14	004038-04-4	16
2	3-Penten-1-ol, 2-methyl-	100	C6H12O	062238-37-3	10
3	Cyclopropanecarboxylic acid, 4-n...	207	C10H9NO4	1000307-52-7	9
4	1,6-Octadiene, 2,7-dimethyl-	138	C10H18	040195-09-3	9
5	2,6-Octadiene, 2,7-dimethyl-	138	C10H18	016736-42-8	9

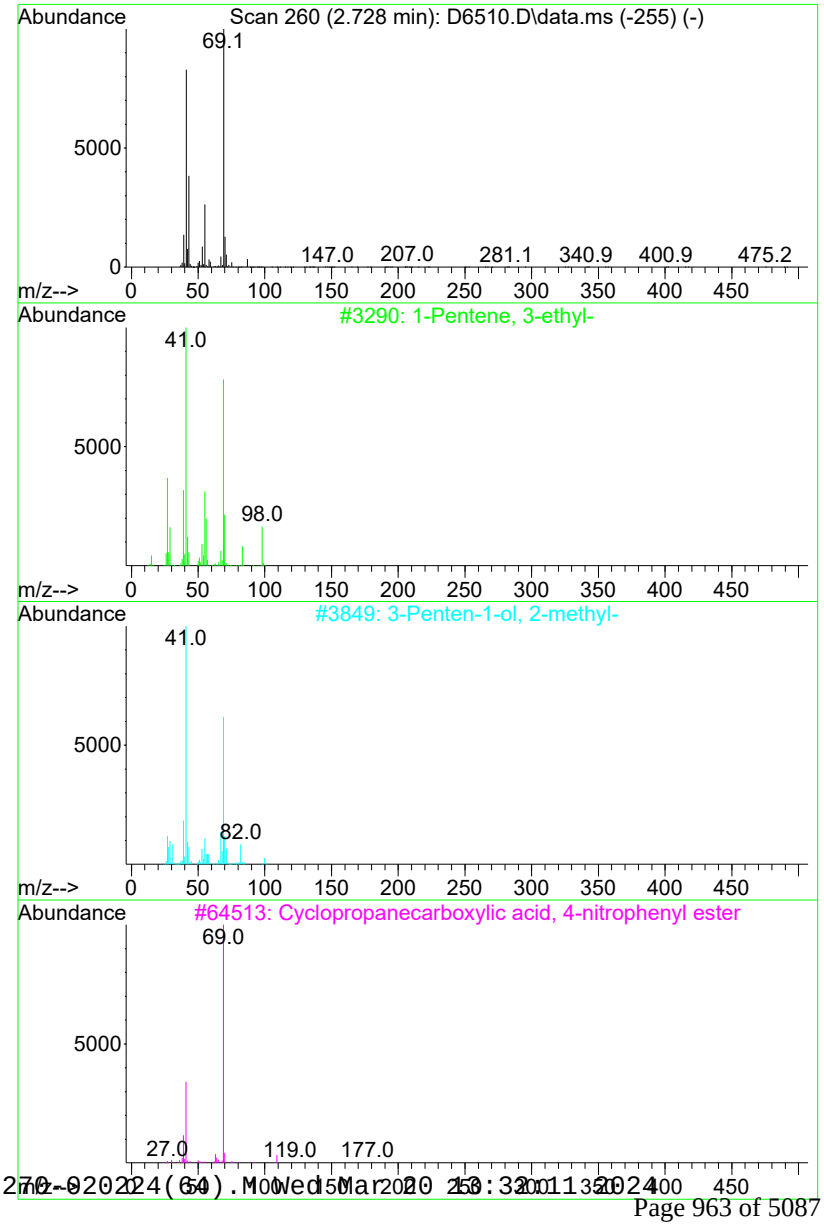

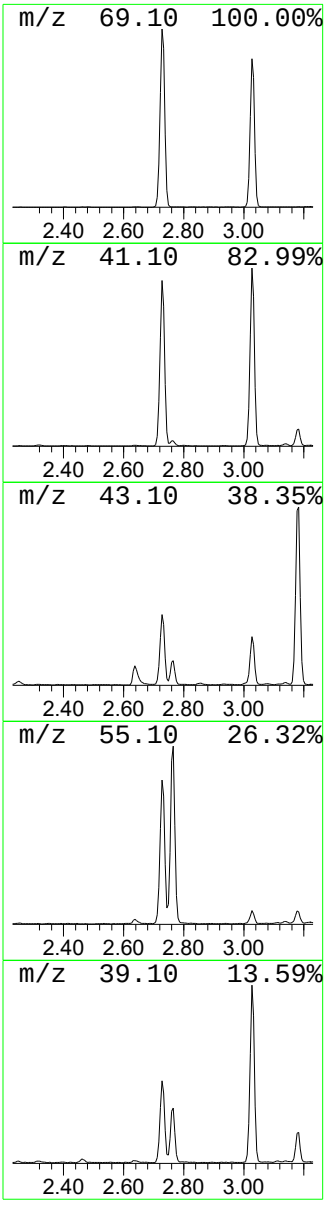

Library Search Compound Report

Data Path : I:\ACQUDATA\5977-MS64\Data\031924\
Data File : D6510.D
Acq On : 19 Mar 2024 10:46 pm
Operator :
Sample : R2401914-007|5
Misc : 435409 8270 SOIL
ALS Vial : 31 Sample Multiplier: 1

Quant Method : I:\ACQUDATA\5977-MS64\Methods\8270-020224(64).M
Quant Title : 8270 BNA ANALYSIS

TIC Library : C:\Database\NIST08.L
TIC Integration Parameters: TEBINT.P

****

Peak Number 6 3-Penten-2-one, 4-methyl- Concentration Rank 4

R.T.	EstConc	Area	Relative to ISTD	R.T.
2.765	8.20 ppm	623690	d4-1,4-Dichlorobenzene	4.637

Hit# of 5	Tentative ID	MW	MolForm	CAS#	Qual
1	3-Hexen-2-one	98	C6H10O	000763-93-9	91
2	3-Penten-2-one, 4-methyl-	98	C6H10O	000141-79-7	91
3	3-Penten-2-one, 4-methyl-	98	C6H10O	000141-79-7	90
4	3-Penten-2-one, 4-methyl-	98	C6H10O	000141-79-7	87
5	2-Pentene, 3,4-dimethyl-, (E)-	98	C7H14	004914-92-5	86

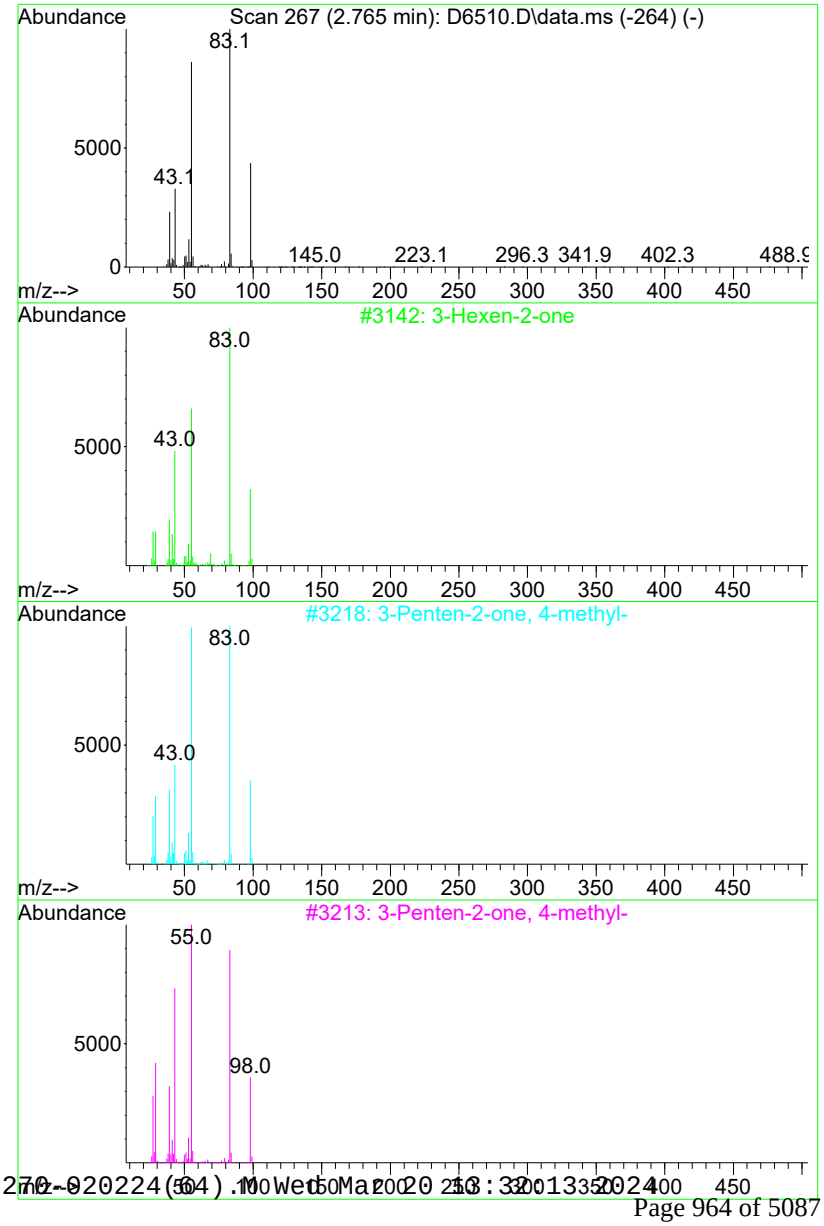

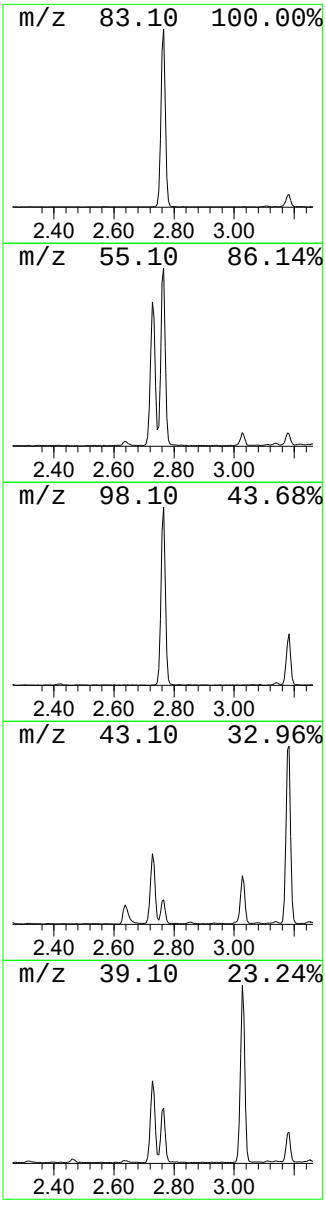

Library Search Compound Report

Data Path : I:\ACQUDATA\5977-MS64\Data\031924\
Data File : D6510.D
Acq On : 19 Mar 2024 10:46 pm
Operator :
Sample : R2401914-007|5
Misc : 435409 8270 SOIL
ALS Vial : 31 Sample Multiplier: 1

Quant Method : I:\ACQUDATA\5977-MS64\Methods\8270-020224(64).M
Quant Title : 8270 BNA ANALYSIS

TIC Library : C:\Database\NIST08.L
TIC Integration Parameters: TEBINT.P

****

Peak Number 7 unknown Concentration Rank 2

R.T.	EstConc	Area	Relative to ISTD	R.T.
3.027	18.98 ppm	1442690	d4-1,4-Dichlorobenzene	4.637

Hit# of 5	Tentative ID	MW	MolForm	CAS#	Qual
1	Cyclopentane, nitro-	115	C5H9NO2	002562-38-1	56
2	2-Propenoic acid, 2-methyl-, eth...	112	C6H8O2	004245-37-8	50
3	1-Butene, 3,3-dimethyl-	84	C6H12	000558-37-2	43
4	2-Propenoic acid, 2-methyl-, eth...	112	C6H8O2	004245-37-8	40
5	Zinc, bis(3-methyl-2-butenyl)-	202	C10H18Zn	066094-28-8	39

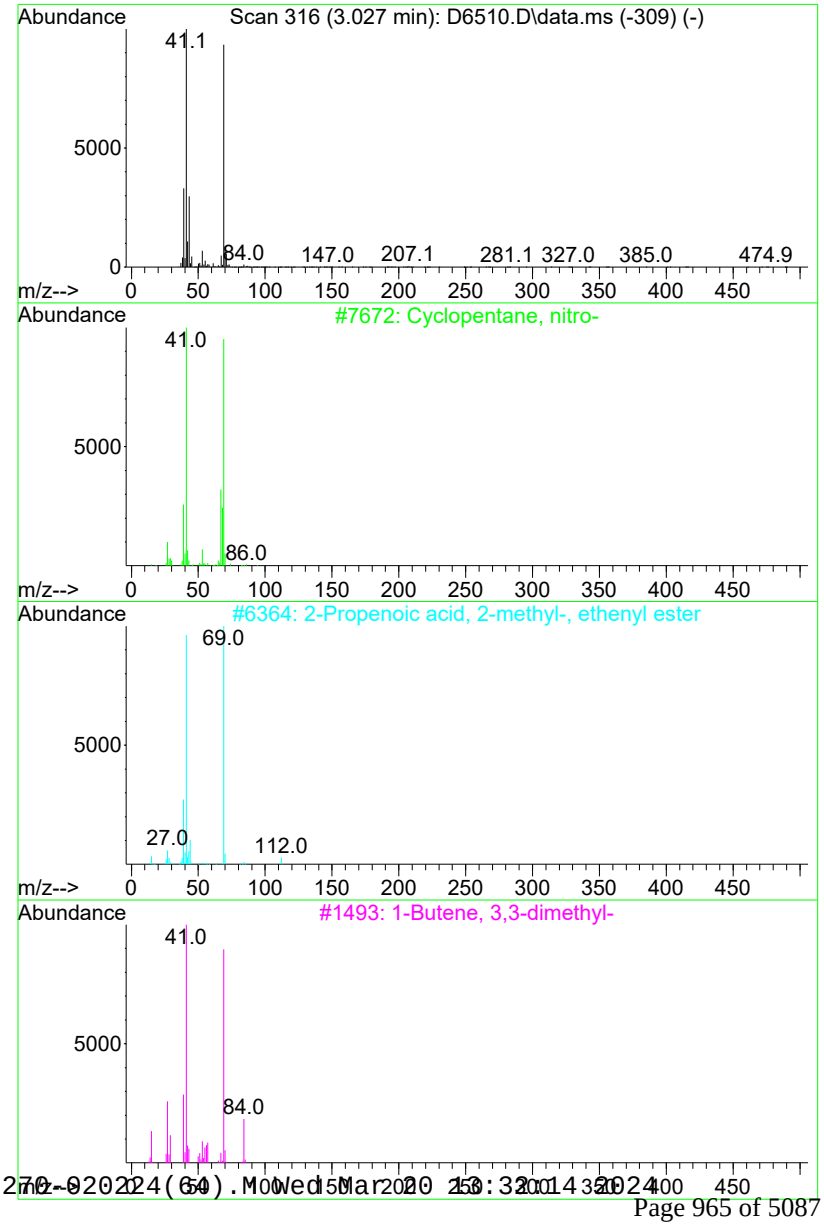

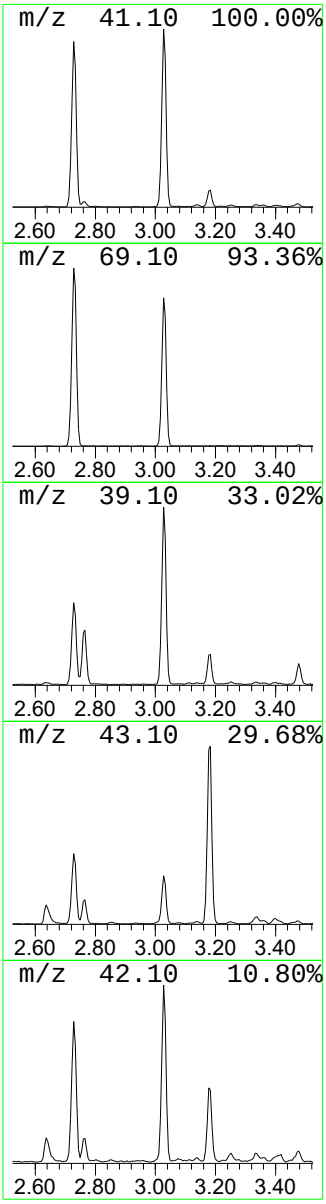

Library Search Compound Report

Data Path : I:\ACQUDATA\5977-MS64\Data\031924\
Data File : D6510.D
Acq On : 19 Mar 2024 10:46 pm
Operator :
Sample : R2401914-007|5
Misc : 435409 8270 SOIL
ALS Vial : 31 Sample Multiplier: 1

Quant Method : I:\ACQUDATA\5977-MS64\Methods\8270-020224(64).M
Quant Title : 8270 BNA ANALYSIS

TIC Library : C:\Database\NIST08.L
TIC Integration Parameters: TEBINT.P

****

Peak Number 8 unknown Concentration Rank 3

R.T.	EstConc	Area	Relative to ISTD	R.T.
3.182	15.67 ppm	1191580	d4-1,4-Dichlorobenzene	4.637

Hit# of 5	Tentative ID	MW	MolForm	CAS#	Qual
1	2-Pentanone, 4-hydroxy-4-methyl-	116	C6H12O2	000123-42-2	50
2	Acetic acid, 1,1-dimethylethyl e...	116	C6H12O2	000540-88-5	39
3	2-Pentanone, 4-hydroxy-4-methyl-	116	C6H12O2	000123-42-2	39
4	2-Pentanone, 4-hydroxy-4-methyl-	116	C6H12O2	000123-42-2	38
5	(+-)-4-Amino-4,5-dihydro-2(3H)-f...	101	C4H7NO2	016504-58-8	9

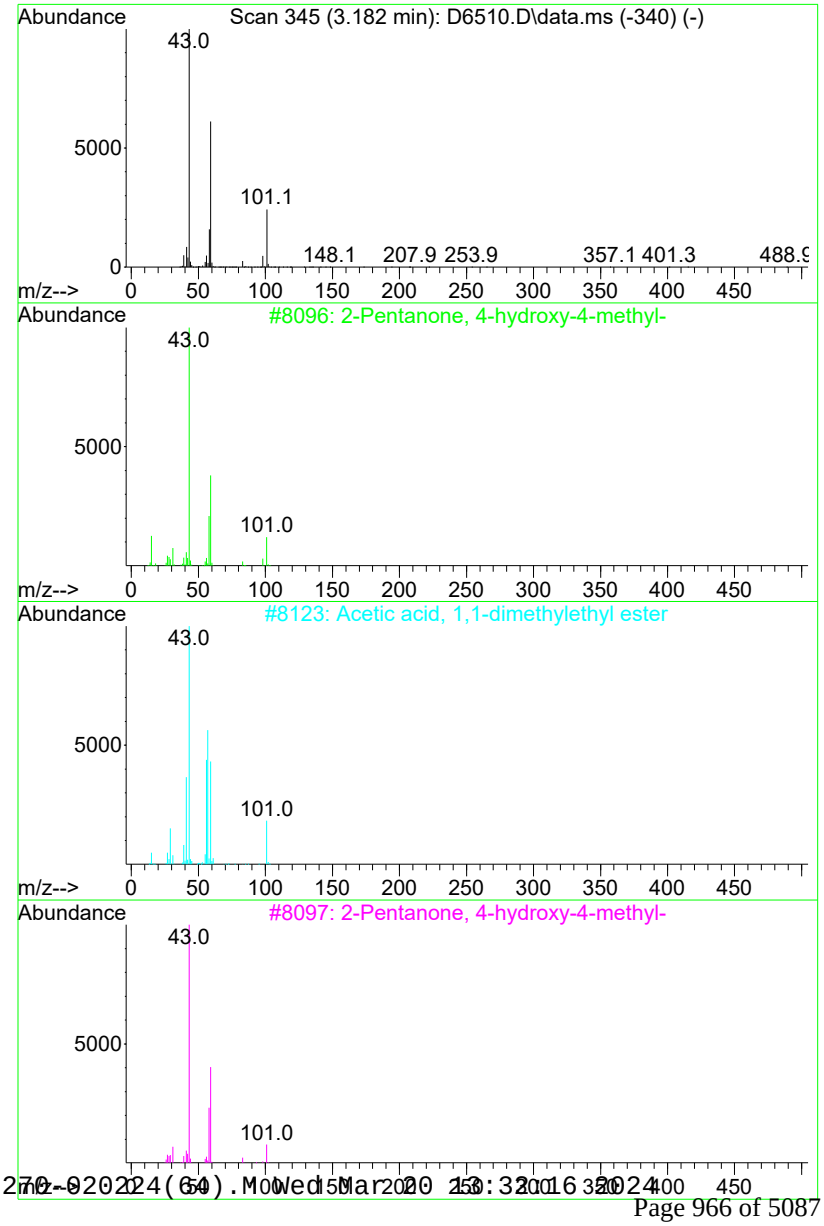

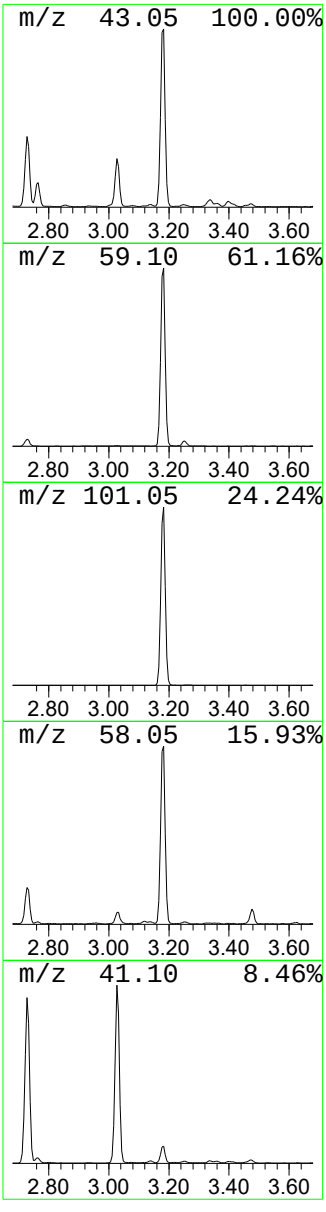

Library Search Compound Report

Data Path : I:\ACQUDATA\5977-MS64\Data\031924\
Data File : D6510.D
Acq On : 19 Mar 2024 10:46 pm
Operator :
Sample : R2401914-007|5
Misc : 435409 8270 SOIL
ALS Vial : 31 Sample Multiplier: 1

Quant Method : I:\ACQUDATA\5977-MS64\Methods\8270-020224(64).M
Quant Title : 8270 BNA ANALYSIS

TIC Library : C:\Database\NIST08.L
TIC Integration Parameters: TEBINT.P

****

Peak Number 9 unknown Concentration Rank 5

R.T.	EstConc	Area	Relative to ISTD	R.T.
4.054	7.81 ppm	593643	d4-1,4-Dichlorobenzene	4.637

Hit# of 5	Tentative ID	MW	MolForm	CAS#	Qual
1	3-Hexene-2,5-dione	112	C6H8O2	004436-75-3	72
2	1H-Pyrrole-2,5-dione	97	C4H3NO2	000541-59-3	47
3	2(5H)-Furanone, 5,5-dimethyl-	112	C6H8O2	020019-64-1	42
4	Oxazole, 2,4-dimethyl-	97	C5H7NO	007208-05-1	38
5	1H-Pyrrole-2,5-dione	97	C4H3NO2	000541-59-3	23

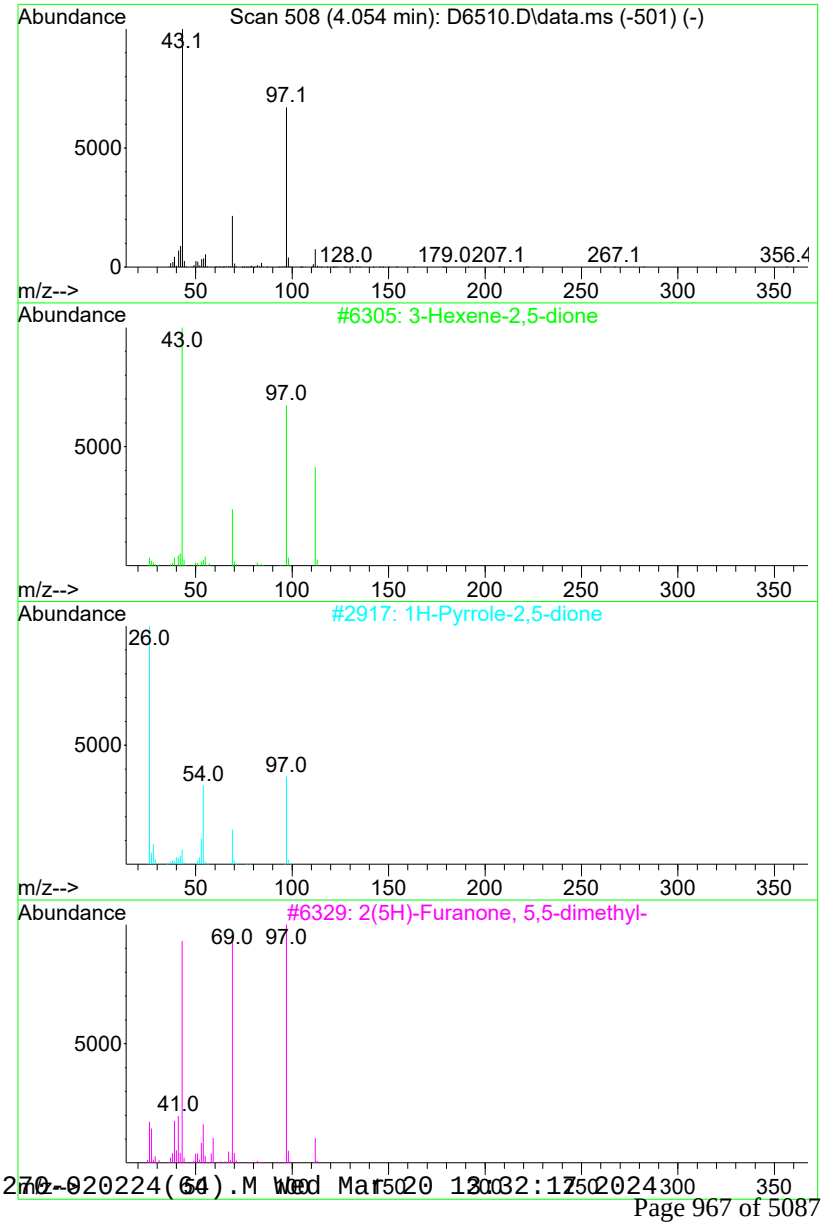

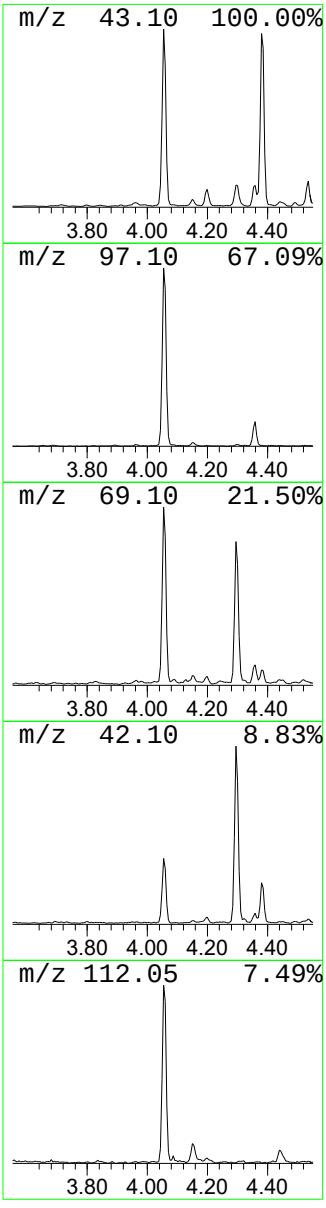

Library Search Compound Report

Data Path : I:\ACQUDATA\5977-MS64\Data\031924\
Data File : D6510.D
Acq On : 19 Mar 2024 10:46 pm
Operator :
Sample : R2401914-007|5
Misc : 435409 8270 SOIL
ALS Vial : 31 Sample Multiplier: 1

Quant Method : I:\ACQUDATA\5977-MS64\Methods\8270-020224(64).M
Quant Title : 8270 BNA ANALYSIS

TIC Library : C:\Database\NIST08.L
TIC Integration Parameters: TEBINT.P

****

Peak Number 10 unknown Concentration Rank 11

R.T.	EstConc	Area	Relative to ISTD	R.T.
4.359	2.12 ppm	161362	d4-1,4-Dichlorobenzene	4.637

Hit# of 5	Tentative ID	MW	MolForm	CAS#	Qual
1	Isoxazole, 3,5-dimethyl-	97	C5H7NO	000300-87-8	38
2	1H-Pyrrole-2,5-dione	97	C4H3NO2	000541-59-3	32
3	Pyrollidine, 2,5-bis(imino)-	97	C4H7N3	000503-84-4	32
4	Sulfurous acid, cyclohexylmethyl...	360	C20H40O3S	1000309-22-1	25
5	2-Thiopheneacetic acid, 2-tridec...	324	C19H32O2S	1000280-66-6	25

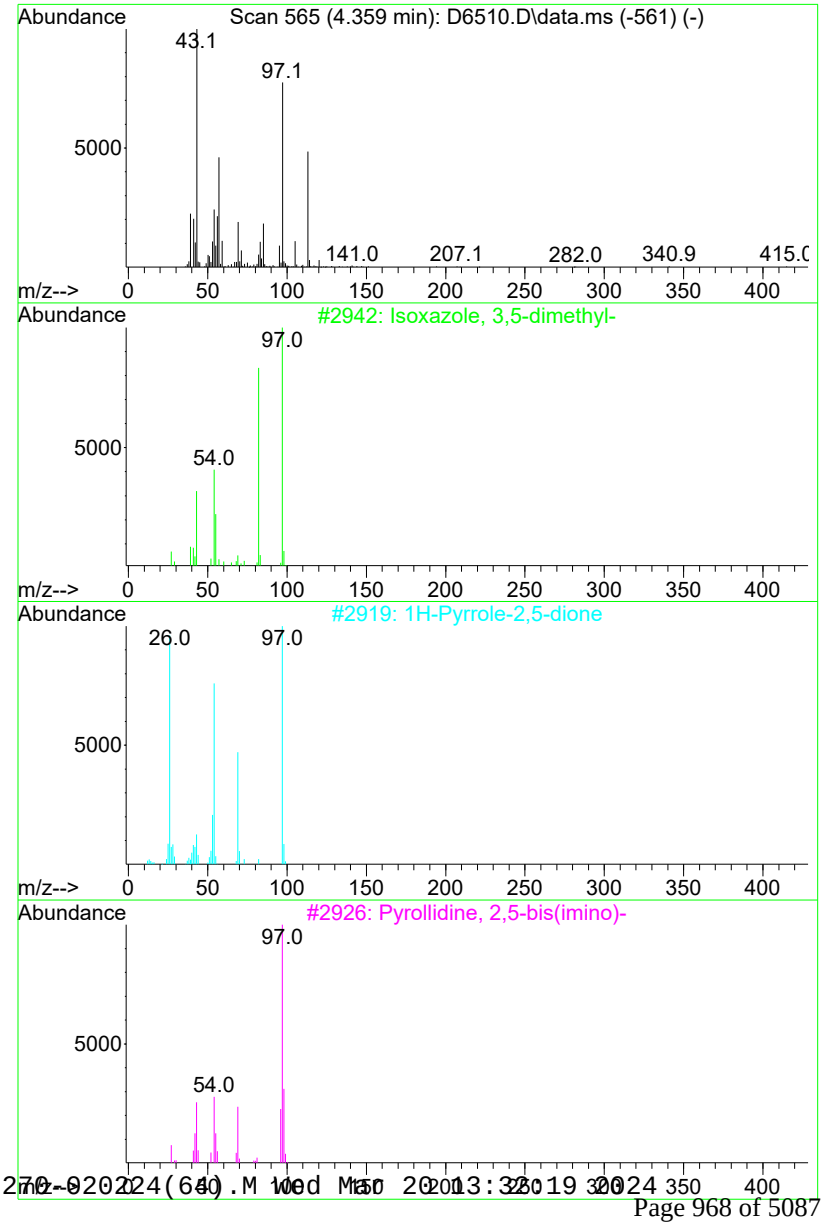

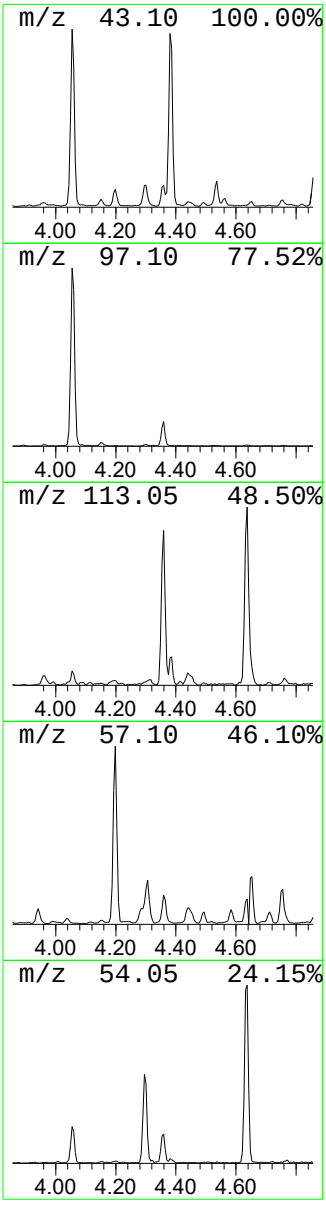

Library Search Compound Report

Data Path : I:\ACQUDATA\5977-MS64\Data\031924\
Data File : D6510.D
Acq On : 19 Mar 2024 10:46 pm
Operator :
Sample : R2401914-007|5
Misc : 435409 8270 SOIL
ALS Vial : 31 Sample Multiplier: 1

Quant Method : I:\ACQUDATA\5977-MS64\Methods\8270-020224(64).M
Quant Title : 8270 BNA ANALYSIS

TIC Library : C:\Database\NIST08.L
TIC Integration Parameters: TEBINT.P

****

Peak Number 11 unknown Concentration Rank 6

R.T.	EstConc	Area	Relative to ISTD	R.T.
4.381	4.34 ppm	329921	d4-1,4-Dichlorobenzene	4.637

Hit# of 5	Tentative ID	MW	MolForm	CAS#	Qual
1	2,3-Pentanedione	100	C5H8O2	000600-14-6	9
2	Heptane, 2,4-dimethyl-	128	C9H20	002213-23-2	9
3	Pentane, 2-methyl-	86	C6H14	000107-83-5	9
4	2-Pentanone, 3-methyl-	100	C6H12O	000565-61-7	9
5	1-Propen-2-ol, acetate	100	C5H8O2	000108-22-5	9

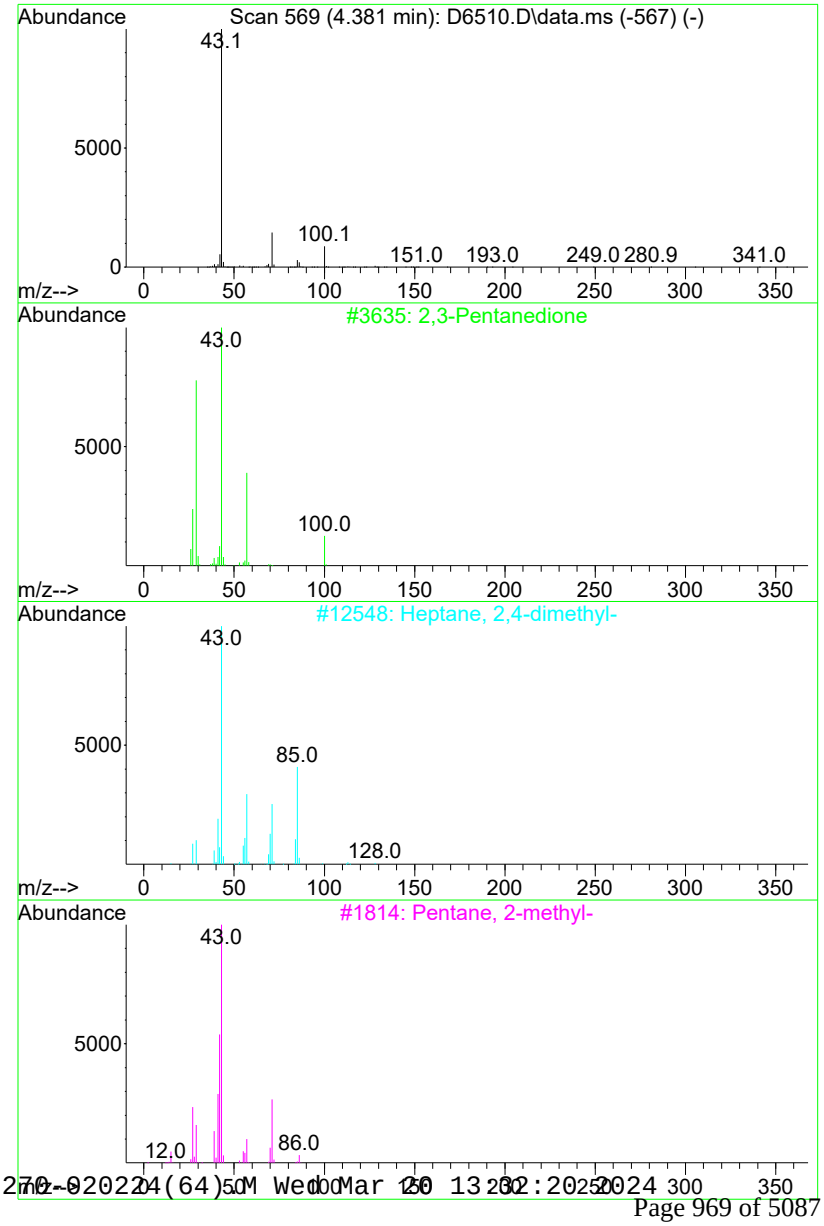

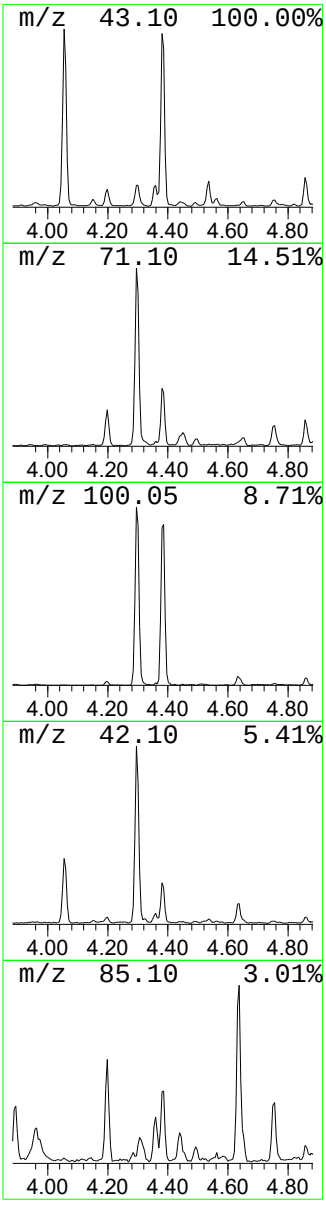

Library Search Compound Report

Data Path : I:\ACQUDATA\5977-MS64\Data\031924\
Data File : D6510.D
Acq On : 19 Mar 2024 10:46 pm
Operator :
Sample : R2401914-007|5
Misc : 435409 8270 SOIL
ALS Vial : 31 Sample Multiplier: 1

Quant Method : I:\ACQUDATA\5977-MS64\Methods\8270-020224(64).M
Quant Title : 8270 BNA ANALYSIS

TIC Library : C:\Database\NIST08.L
TIC Integration Parameters: TEBINT.P

****

Peak Number 12 unknown hydrocarbon Concentration Rank 15

R.T.	EstConc	Area	Relative to ISTD	R.T.
4.755	1.52 ppm	115556	d4-1,4-Dichlorobenzene	4.637

Hit# of 5	Tentative ID	MW	MolForm	CAS#	Qual
1	Dodecane, 4-methyl-	184	C13H28	006117-97-1	64
2	Hexane, 3,3-dimethyl-	114	C8H18	000563-16-6	64
3	Nonane, 5-butyl-	184	C13H28	017312-63-9	59
4	Undecane, 2,8-dimethyl-	184	C13H28	017301-25-6	53
5	Pentane, 3-ethyl-2-methyl-	114	C8H18	000609-26-7	52

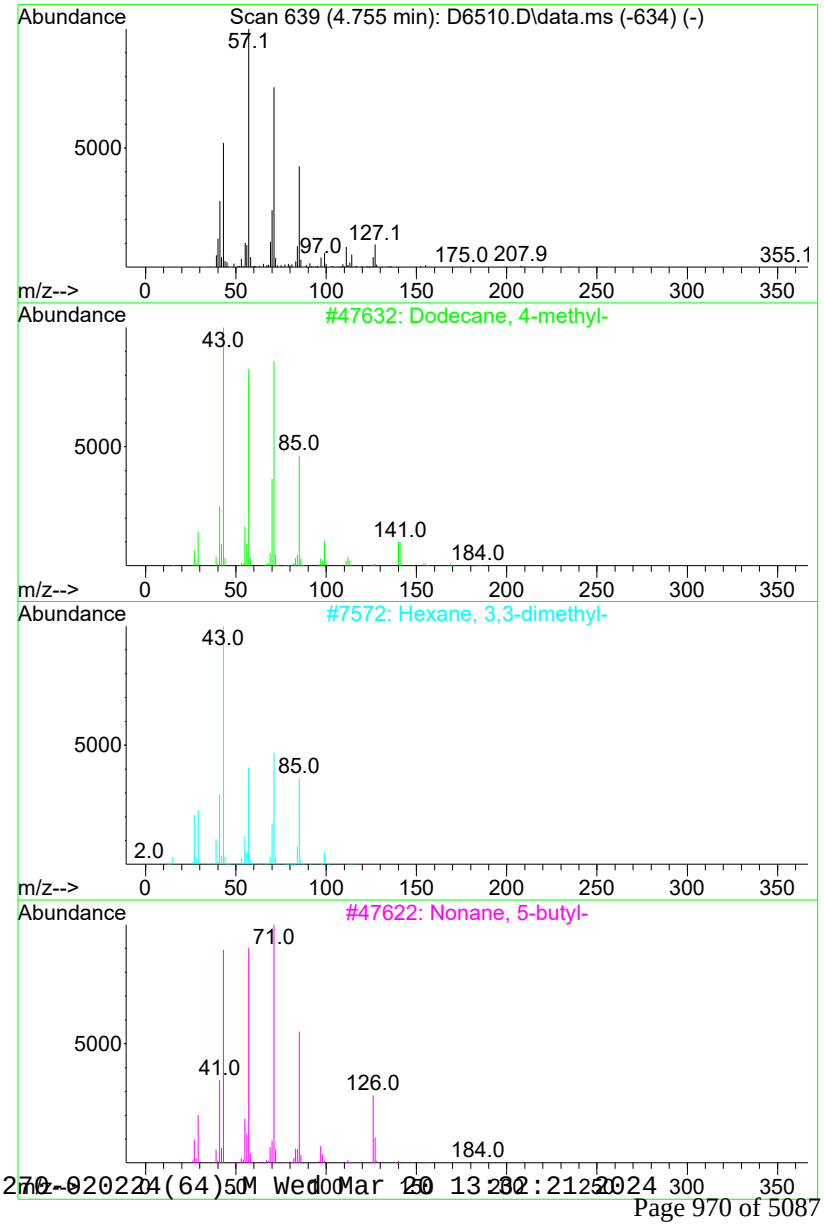

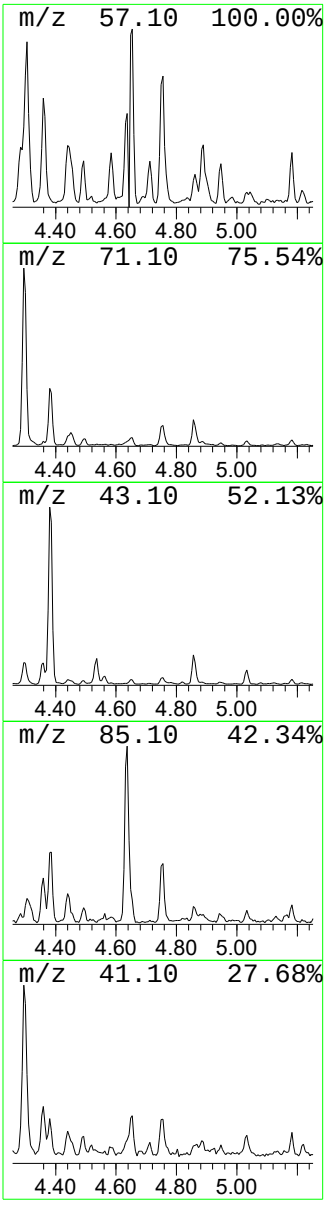

Library Search Compound Report

Data Path : I:\ACQUDATA\5977-MS64\Data\031924\
Data File : D6510.D
Acq On : 19 Mar 2024 10:46 pm
Operator :
Sample : R2401914-007|5
Misc : 435409 8270 SOIL
ALS Vial : 31 Sample Multiplier: 1

Quant Method : I:\ACQUDATA\5977-MS64\Methods\8270-020224(64).M
Quant Title : 8270 BNA ANALYSIS

TIC Library : C:\Database\NIST08.L
TIC Integration Parameters: TEBINT.P

****

Peak Number 13 unknown Concentration Rank 17

R.T.	EstConc	Area	Relative to ISTD	R.T.
5.033	1.29 ppm	98173	d4-1,4-Dichlorobenzene	4.637

Hit# of 5	Tentative ID	MW	MolForm	CAS#	Qual
1	4-Bromo-2-methylpent-2-enoic aci...	206	C7H11BrO2	058683-58-2	37
2	4-Methyl-2-nitroimidazole	127	C4H5N3O2	005213-35-4	30
3	4-Methyl-1-nitropyrazole	127	C4H5N3O2	038858-82-1	27
4	Hexahydro-1-oxa-cyclopropa[d]ind...	152	C9H12O2	037643-23-5	25
5	(5-Ethylcyclopent-1-enyl)methanol	126	C8H14O	036431-59-1	16

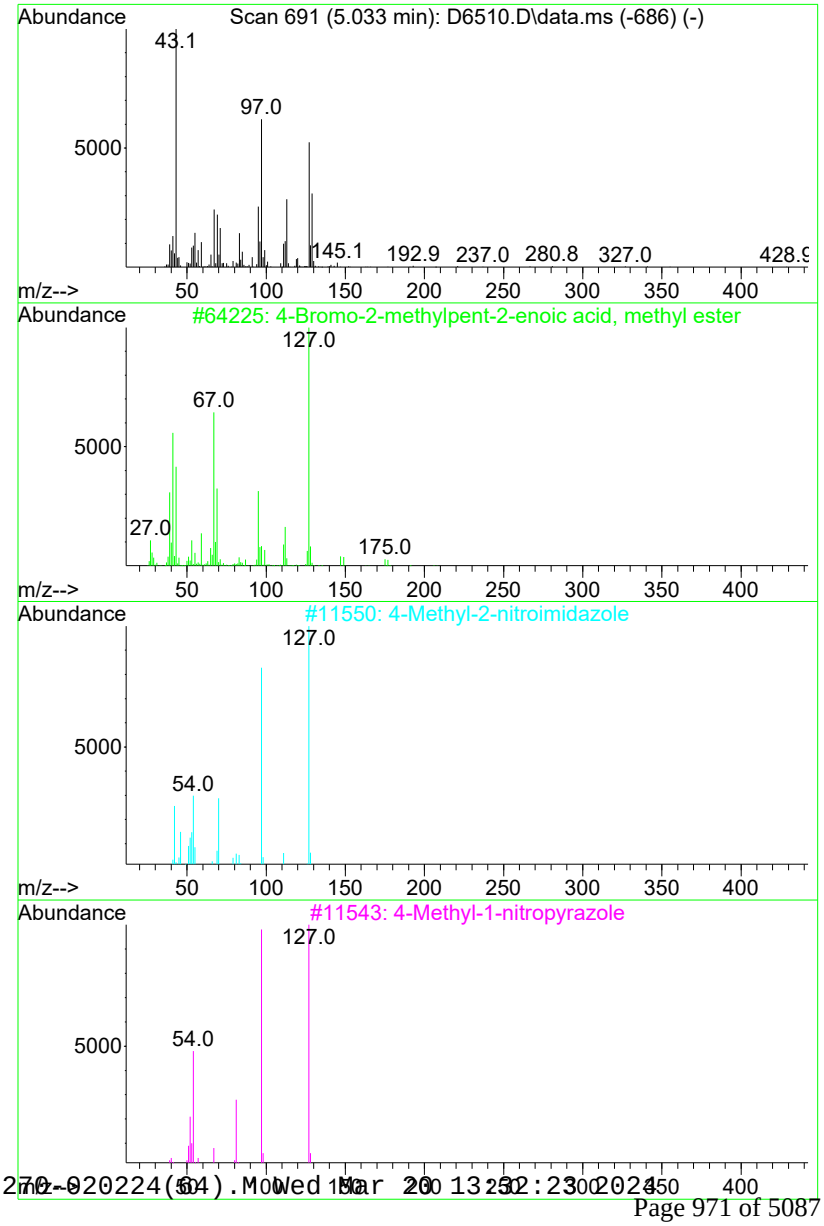

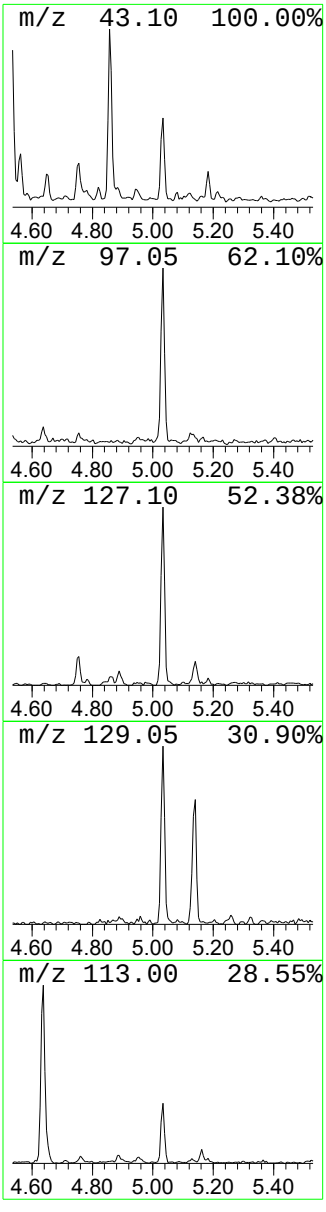

Library Search Compound Report

Data Path : I:\ACQUDATA\5977-MS64\Data\031924\
Data File : D6510.D
Acq On : 19 Mar 2024 10:46 pm
Operator :
Sample : R2401914-007|5
Misc : 435409 8270 SOIL
ALS Vial : 31 Sample Multiplier: 1

Quant Method : I:\ACQUDATA\5977-MS64\Methods\8270-020224(64).M
Quant Title : 8270 BNA ANALYSIS

TIC Library : C:\Database\NIST08.L
TIC Integration Parameters: TEBINT.P

****

Peak Number 14 unknown Concentration Rank 19

R.T.	EstConc	Area	Relative to ISTD	R.T.
9.157	1.20 ppm	149829	d10-Phenanthrene	8.996

Hit# of 5	Tentative ID	MW	MolForm	CAS#	Qual
1	Benzenamine, 2,4,6-tribromo-	327	C6H4Br3N	000147-82-0	38
2	Ethane, 1,2-dichloro-	98	C2H4Cl2	000107-06-2	38
3	Benzenamine, 2,4,6-tribromo-	327	C6H4Br3N	000147-82-0	25
4	Benzenamine, 2,4,6-tribromo-	327	C6H4Br3N	000147-82-0	16
5	Allyl 2,4,6-tribromophenyl ether	368	C9H7Br3O	003278-89-5	16

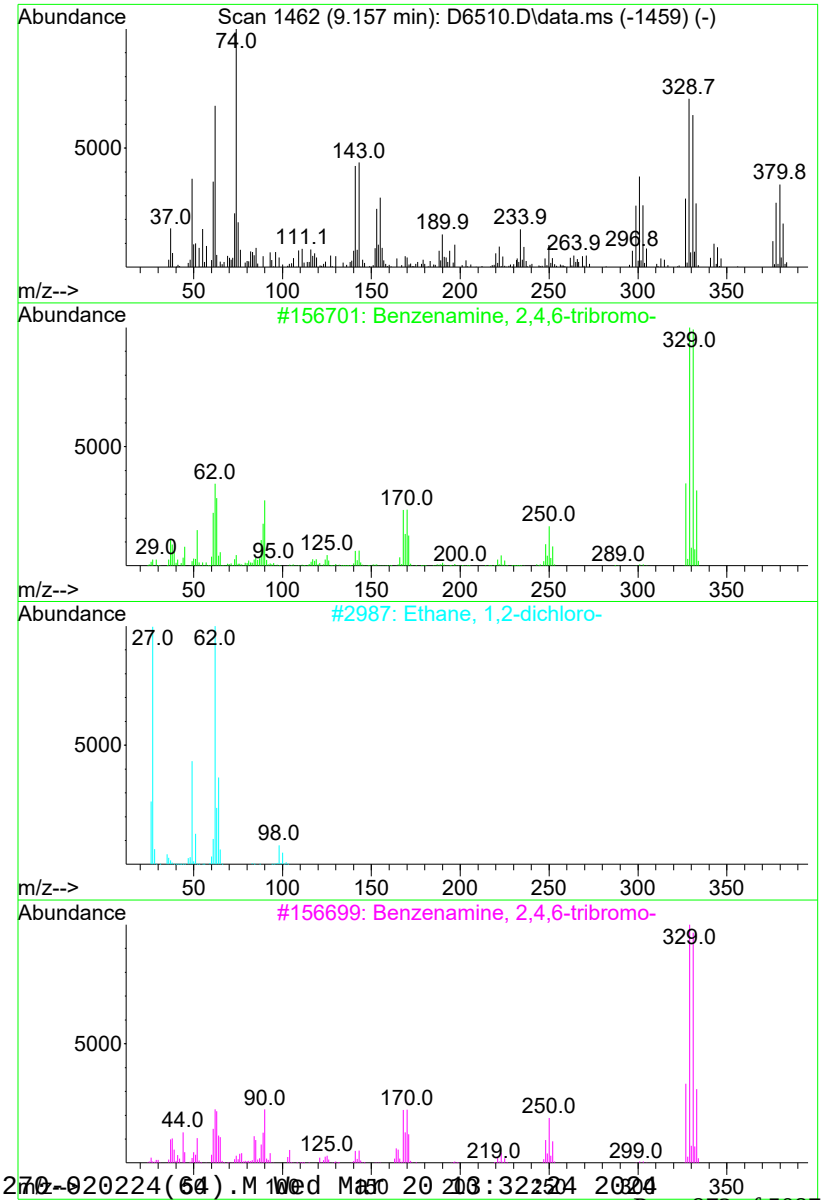

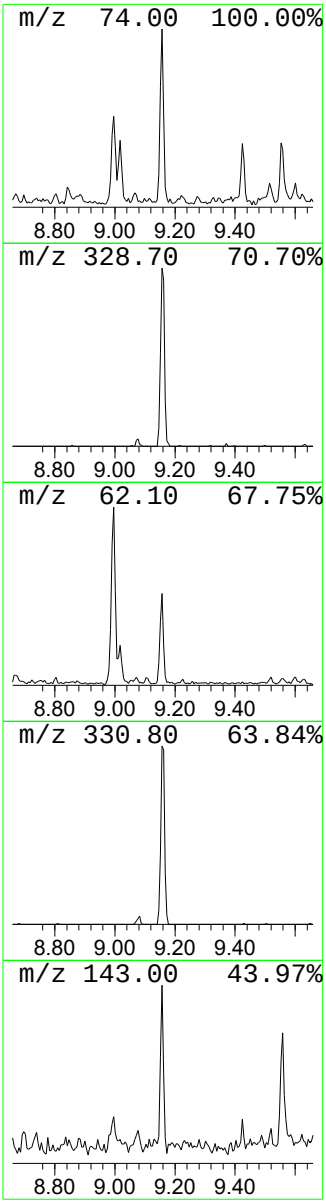

Library Search Compound Report

Data Path : I:\ACQUDATA\5977-MS64\Data\031924\
Data File : D6510.D
Acq On : 19 Mar 2024 10:46 pm
Operator :
Sample : R2401914-007|5
Misc : 435409 8270 SOIL
ALS Vial : 31 Sample Multiplier: 1

Quant Method : I:\ACQUDATA\5977-MS64\Methods\8270-020224(64).M
Quant Title : 8270 BNA ANALYSIS

TIC Library : C:\Database\NIST08.L
TIC Integration Parameters: TEBINT.P

****

Peak Number 15 cis-9-Hexadecenoic acid Concentration Rank 12

R.T.	EstConc	Area	Relative to ISTD	R.T.
9.515	1.95 ppm	243116	d10-Phenanthrene	8.996

Hit# of 5	Tentative ID	MW	MolForm	CAS#	Qual
1	cis-9-Hexadecenoic acid	254	C16H30O2	1000333-19-5	91
2	1-Pentadecene	210	C15H30	013360-61-7	64
3	Hexadecenoic acid, Z-11-	254	C16H30O2	002416-20-8	64
4	1-Tridecene	182	C13H26	002437-56-1	55
5	Erucic acid	338	C22H42O2	000112-86-7	52

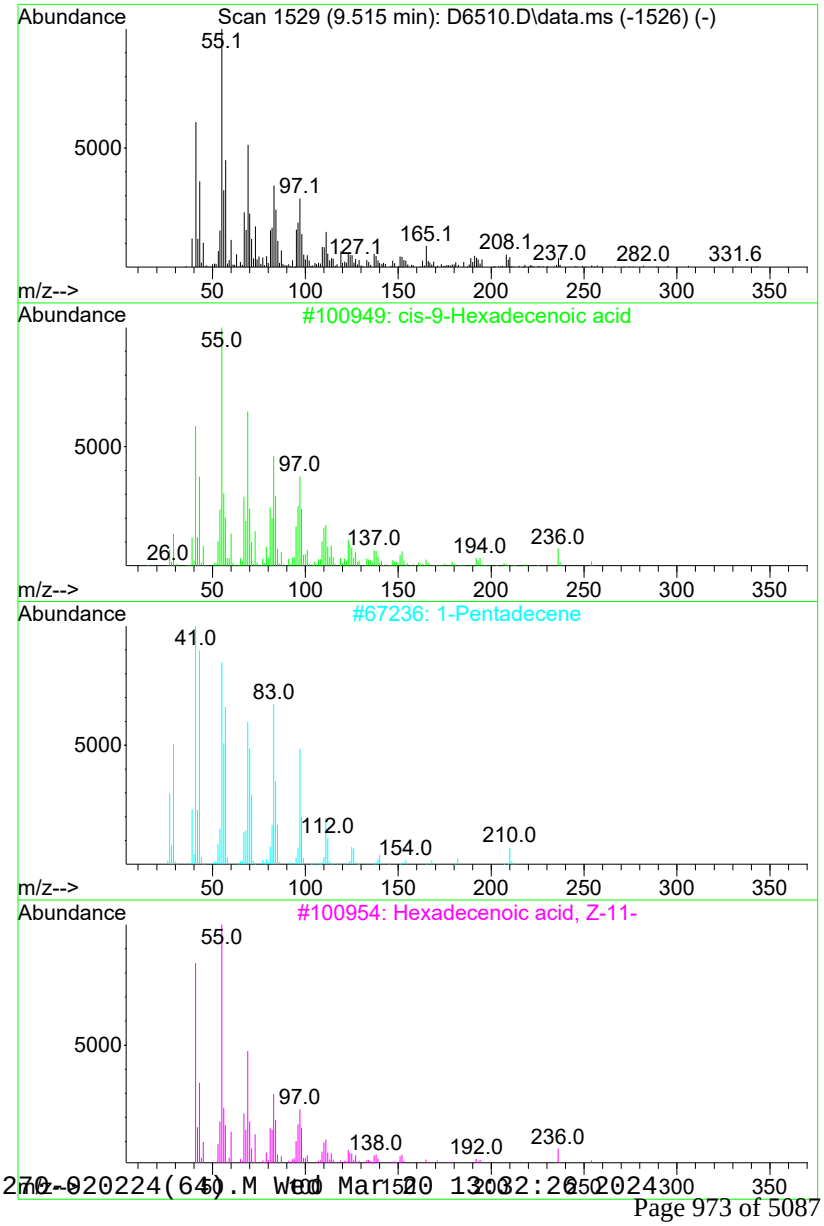

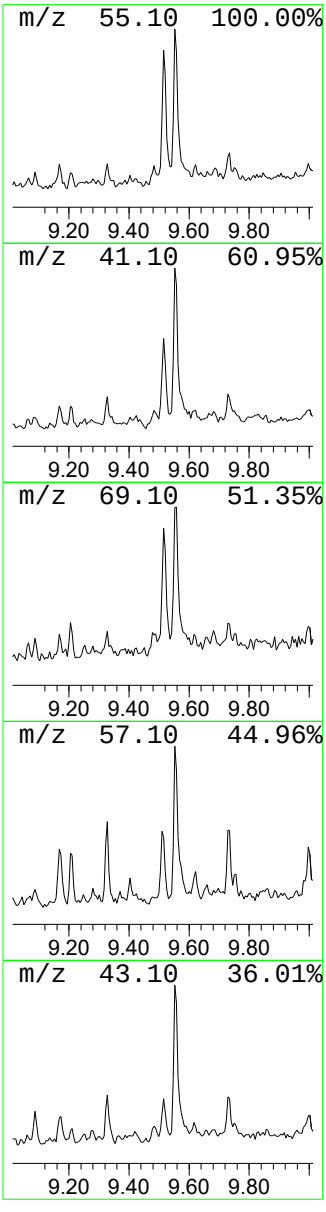

Library Search Compound Report

Data Path : I:\ACQUDATA\5977-MS64\Data\031924\
Data File : D6510.D
Acq On : 19 Mar 2024 10:46 pm
Operator :
Sample : R2401914-007|5
Misc : 435409 8270 SOIL
ALS Vial : 31 Sample Multiplier: 1

Quant Method : I:\ACQUDATA\5977-MS64\Methods\8270-020224(64).M
Quant Title : 8270 BNA ANALYSIS

TIC Library : C:\Database\NIST08.L
TIC Integration Parameters: TEBINT.P

****

Peak Number 16 n-Hexadecanoic acid Concentration Rank 10

R.T.	EstConc	Area	Relative to ISTD	R.T.
9.553	3.08 ppm	382887	d10-Phenanthrene	8.996

Hit# of 5	Tentative ID	MW	MolForm	CAS#	Qual
1	n-Hexadecanoic acid	256	C16H32O2	000057-10-3	99
2	n-Hexadecanoic acid	256	C16H32O2	000057-10-3	98
3	Pentadecanoic acid	242	C15H30O2	001002-84-2	81
4	n-Hexadecanoic acid	256	C16H32O2	000057-10-3	81
5	Tridecanoic acid	214	C13H26O2	000638-53-9	76

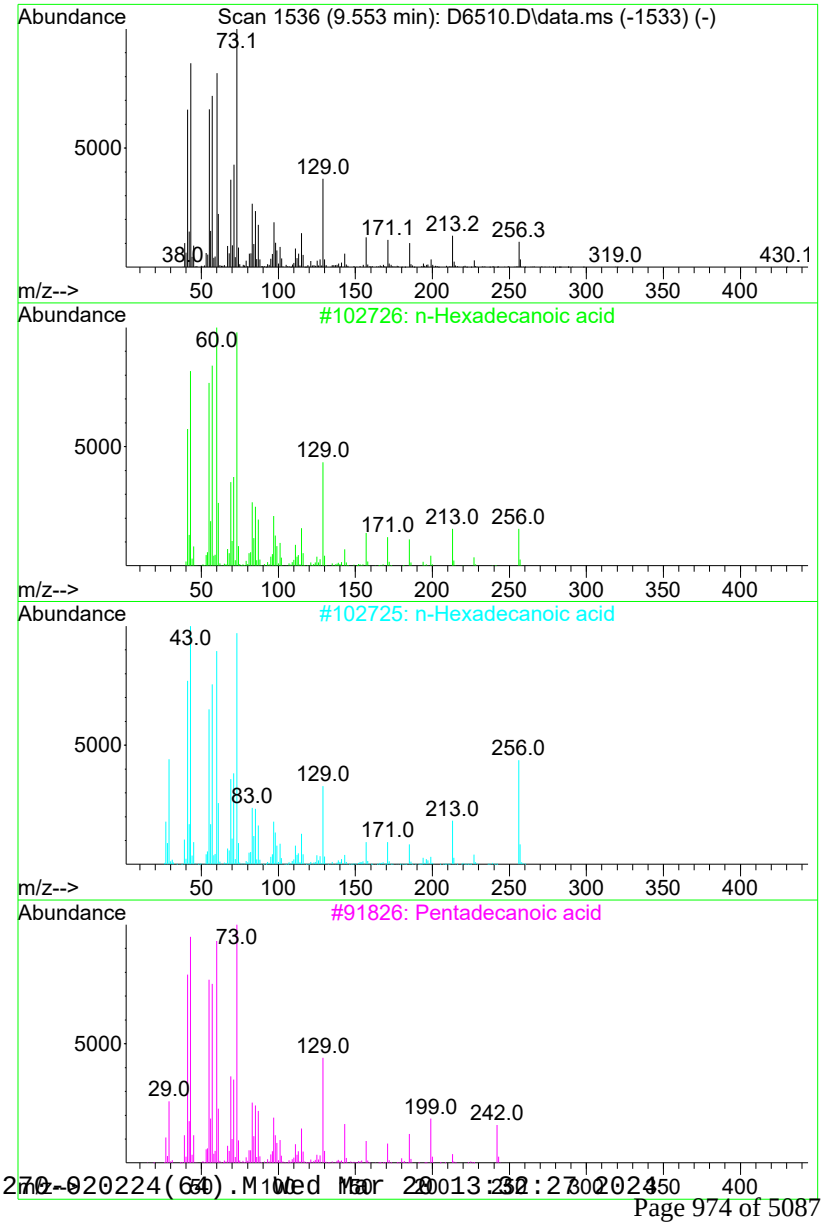

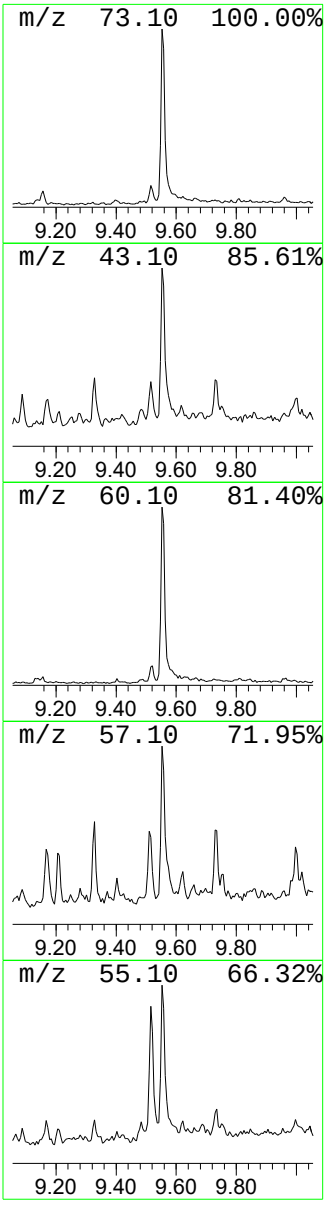

Library Search Compound Report

Data Path : I:\ACQUDATA\5977-MS64\Data\031924\
Data File : D6510.D
Acq On : 19 Mar 2024 10:46 pm
Operator :
Sample : R2401914-007|5
Misc : 435409 8270 SOIL
ALS Vial : 31 Sample Multiplier: 1

Quant Method : I:\ACQUDATA\5977-MS64\Methods\8270-020224(64).M
Quant Title : 8270 BNA ANALYSIS

TIC Library : C:\Database\NIST08.L
TIC Integration Parameters: TEBINT.P

****

Peak Number 17 Octadecanoic acid Concentration Rank 20

R.T.	EstConc	Area	Relative to ISTD	R.T.
10.376	1.18 ppm	147028	d10-Phenanthrene	8.996

Hit# of 5	Tentative ID	MW	MolForm	CAS#	Qual
1	Octadecanoic acid	284	C18H36O2	000057-11-4	99
2	Octadecanoic acid	284	C18H36O2	000057-11-4	99
3	Octadecanoic acid	284	C18H36O2	000057-11-4	95
4	Octadecanoic acid	284	C18H36O2	000057-11-4	93
5	Pentadecanoic acid	242	C15H30O2	001002-84-2	70

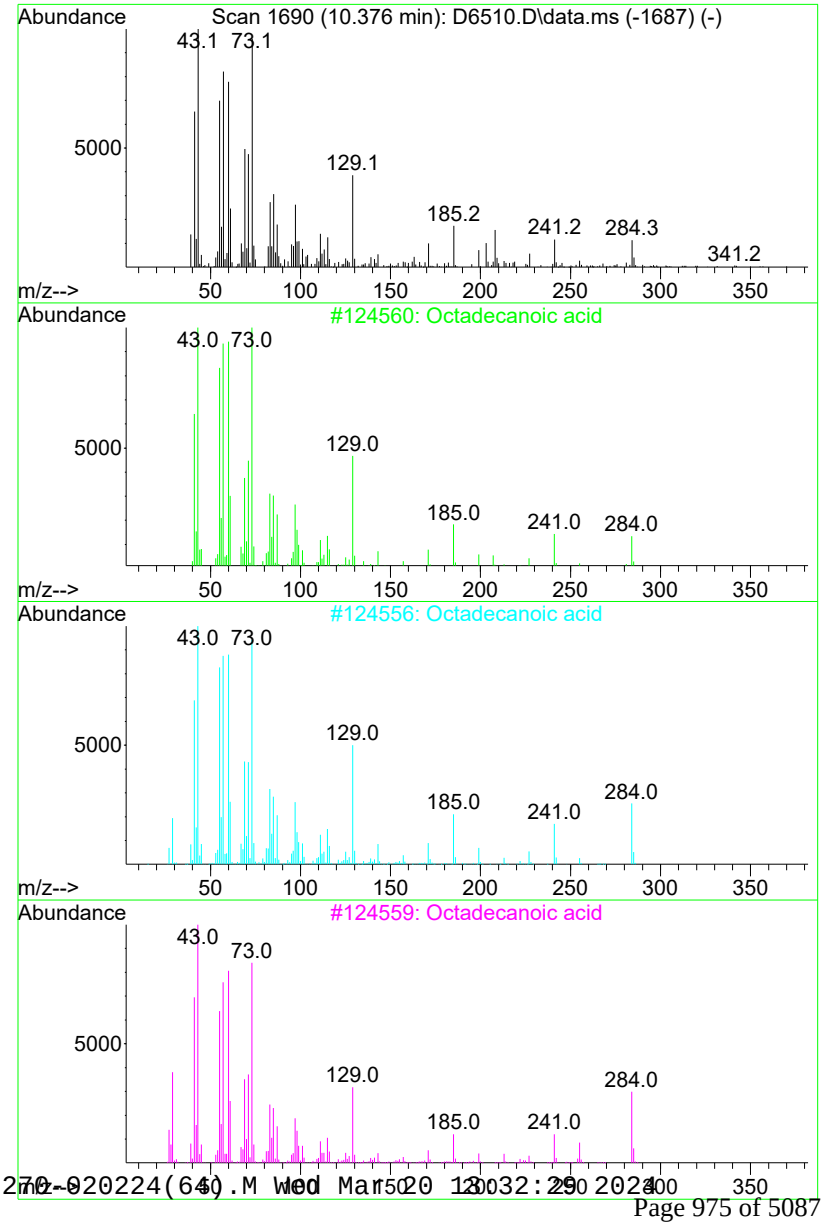

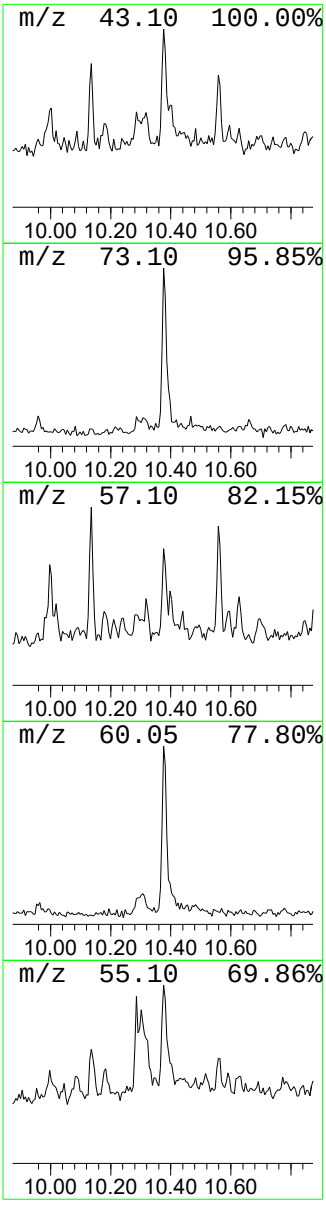

Library Search Compound Report

Data Path : I:\ACQUDATA\5977-MS64\Data\031924\
Data File : D6510.D
Acq On : 19 Mar 2024 10:46 pm
Operator :
Sample : R2401914-007|5
Misc : 435409 8270 SOIL
ALS Vial : 31 Sample Multiplier: 1

Quant Method : I:\ACQUDATA\5977-MS64\Methods\8270-020224(64).M
Quant Title : 8270 BNA ANALYSIS

TIC Library : C:\Database\NIST08.L
TIC Integration Parameters: TEBINT.P

****

Peak Number 18 1-Phenanthrenecarboxylic ac... Concentration Rank 18

R.T.	EstConc	Area	Relative to ISTD	R.T.
11.879	1.28 ppm	149612	d12-Chrysene	12.168

Hit# of 5	Tentative ID	MW	MolForm	CAS#	Qual
1	1-Phenanthrenecarboxylic acid, 1...	300	C20H28O2	001740-19-8	94
2	1-Phenanthrenecarboxylic acid, 1...	300	C20H28O2	001740-19-8	90
3	1-Phenanthrenecarboxylic acid, 1...	300	C20H28O2	005155-70-4	87
4	1-Phenanthrenecarboxylic acid, 1...	300	C20H28O2	001740-19-8	64
5	Butanoic acid, 2-(cyano)(2,4,6-t...	300	C17H20N2O3	1000267-71-7	59

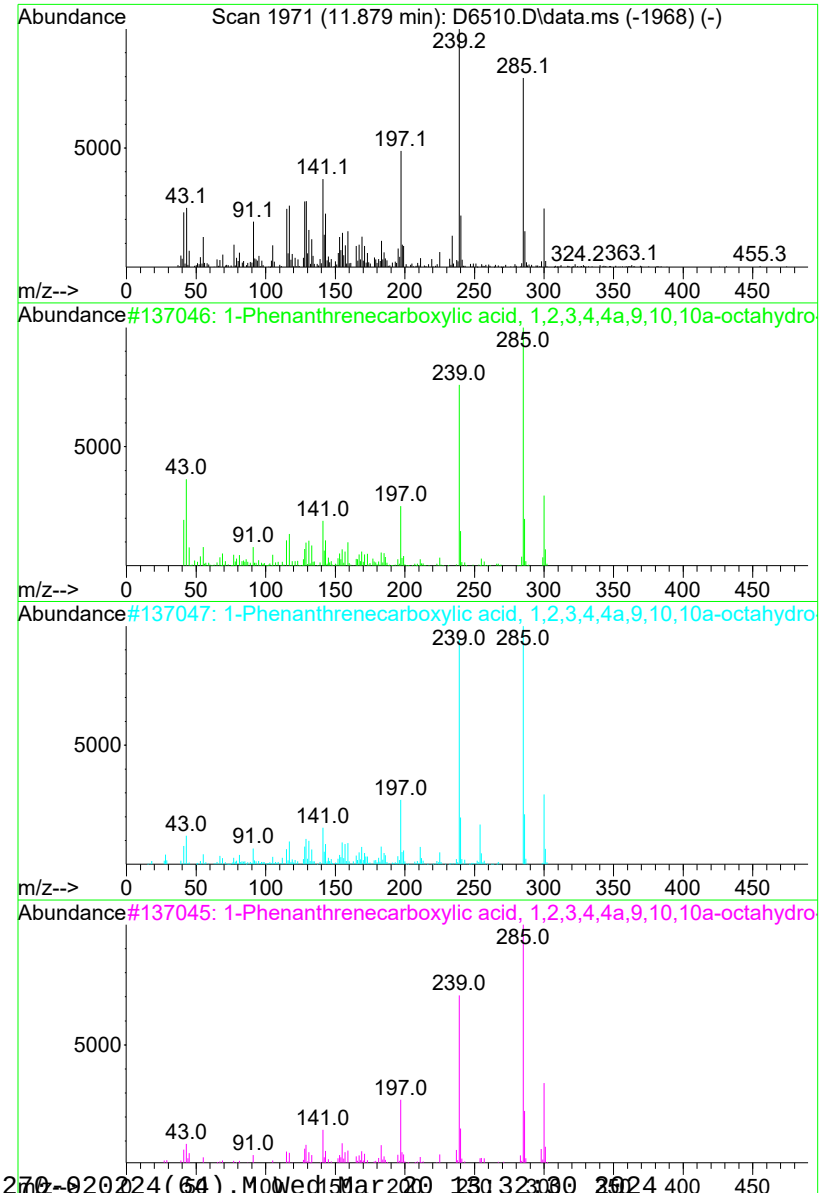

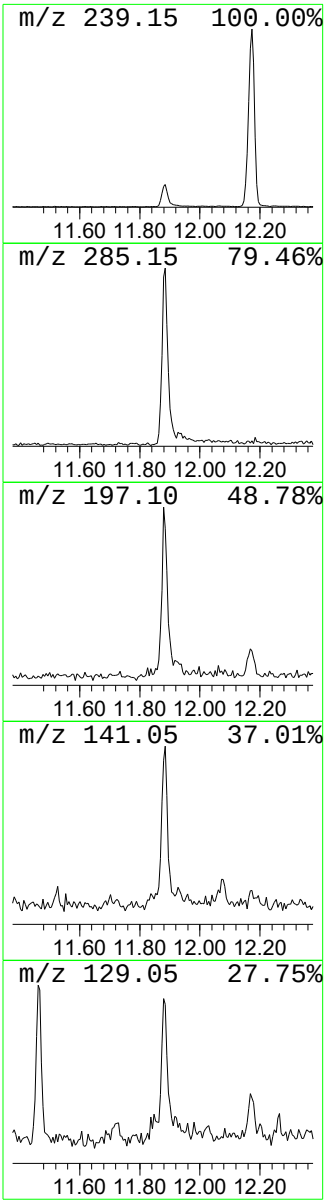

Library Search Compound Report

Data Path : I:\ACQUDATA\5977-MS64\Data\031924\
Data File : D6510.D
Acq On : 19 Mar 2024 10:46 pm
Operator :
Sample : R2401914-007|5
Misc : 435409 8270 SOIL
ALS Vial : 31 Sample Multiplier: 1

Quant Method : I:\ACQUDATA\5977-MS64\Methods\8270-020224(64).M
Quant Title : 8270 BNA ANALYSIS

TIC Library : C:\Database\NIST08.L
TIC Integration Parameters: TEBINT.P

****

Peak Number 19 Heptadecane, 2,6,10,15-tetr... Concentration Rank 14

R.T.	EstConc	Area	Relative to ISTD	R.T.
13.345	1.73 ppm	201396	d12-Chrysene	12.168

Hit# of 5	Tentative ID	MW	MolForm	CAS#	Qual
1	Heptadecane, 2,6,10,15-tetramethyl-	296	C21H44	054833-48-6	91
2	Sulfurous acid, butyl dodecyl ester	306	C16H34O3S	1000309-17-9	91
3	Dodecane, 2-methyl-	184	C13H28	001560-97-0	90
4	Heneicosane	296	C21H44	000629-94-7	87
5	Tritetracontane	605	C43H88	007098-21-7	87

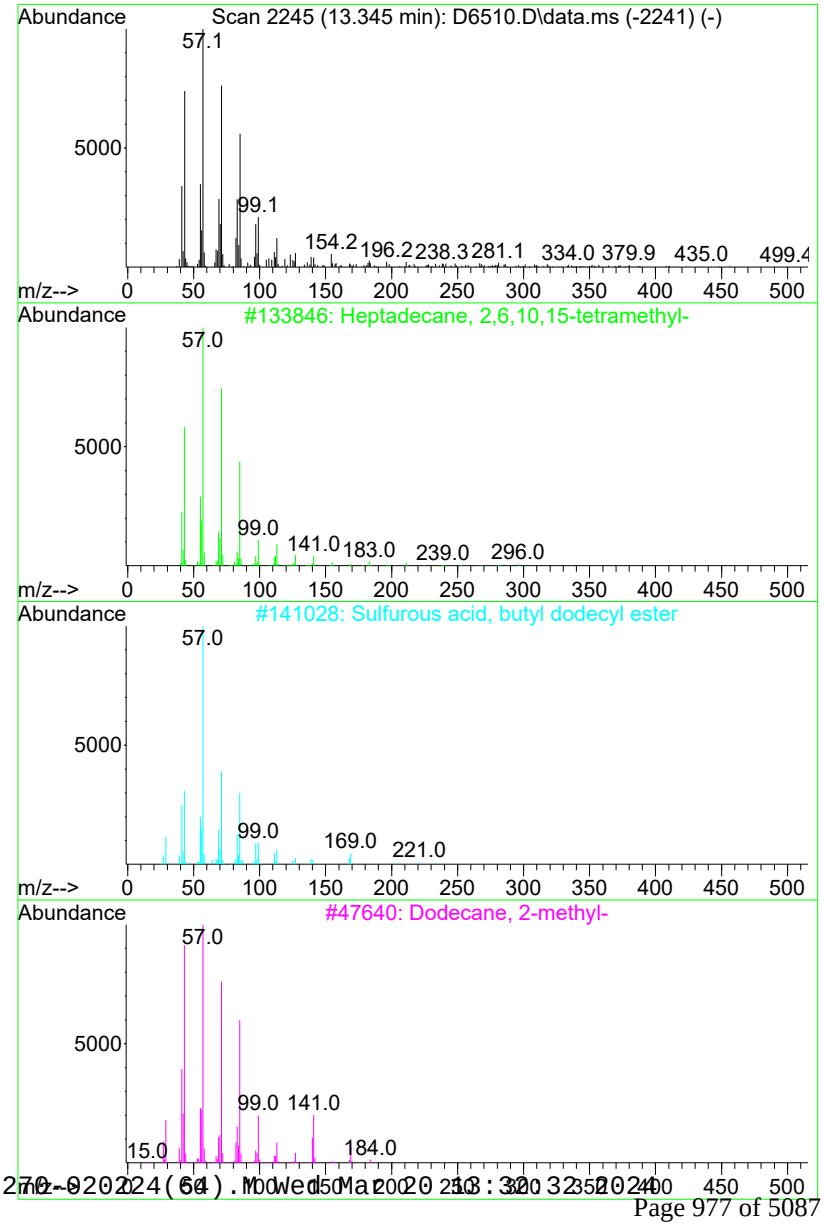

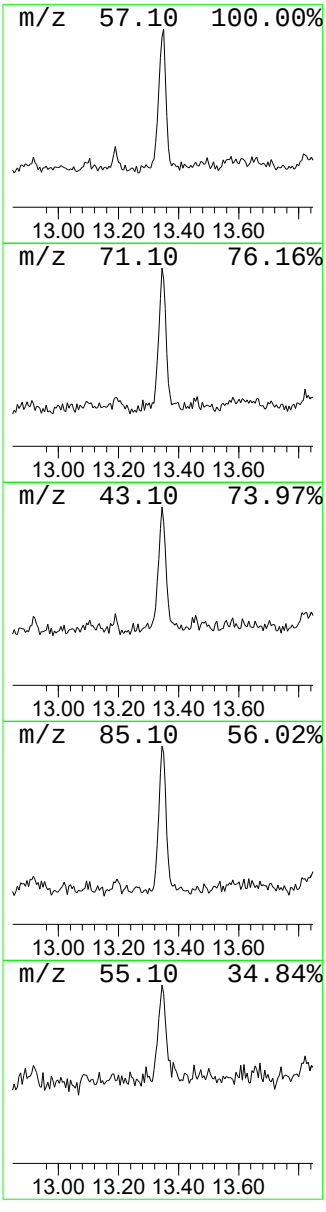

Library Search Compound Report

Data Path : I:\ACQUDATA\5977-MS64\Data\031924\
Data File : D6510.D
Acq On : 19 Mar 2024 10:46 pm
Operator :
Sample : R2401914-007|5
Misc : 435409 8270 SOIL
ALS Vial : 31 Sample Multiplier: 1

Quant Method : I:\ACQUDATA\5977-MS64\Methods\8270-020224(64).M
Quant Title : 8270 BNA ANALYSIS

TIC Library : C:\Database\NIST08.L
TIC Integration Parameters: TEBINT.P

****

Peak Number 20 Pentatriacontane Concentration Rank 16

R.T.	EstConc	Area	Relative to ISTD	R.T.
16.324	1.47 ppm	168246	d12-Perylene	14.992

Hit# of 5	Tentative ID	MW	MolForm	CAS#	Qual
1	Pentatriacontane	493	C35H72	000630-07-9	97
2	Hentriacontane	437	C31H64	000630-04-6	95
3	Eicosane, 9-octyl-	394	C28H58	013475-77-9	94
4	Docosane, 9-octyl-	422	C30H62	055319-83-0	93
5	Tridecane, 7-hexyl-	268	C19H40	007225-66-3	93

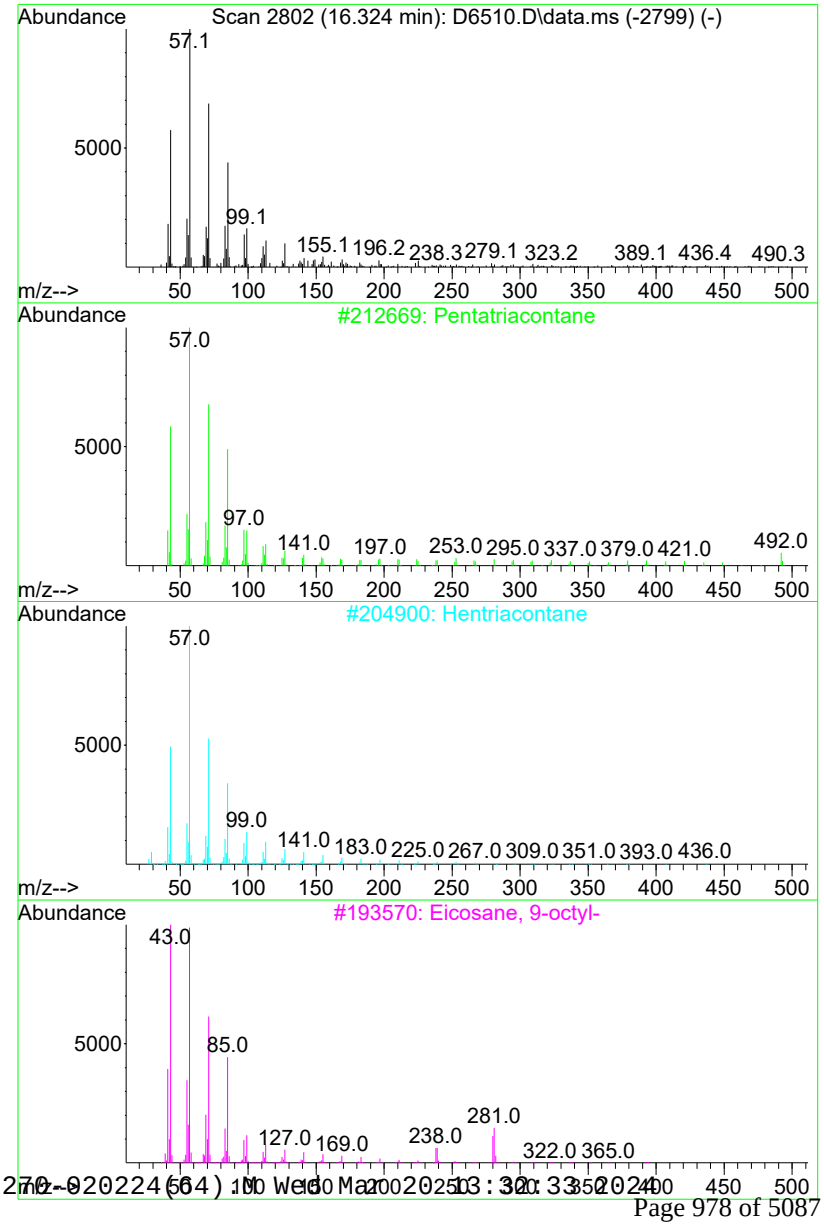

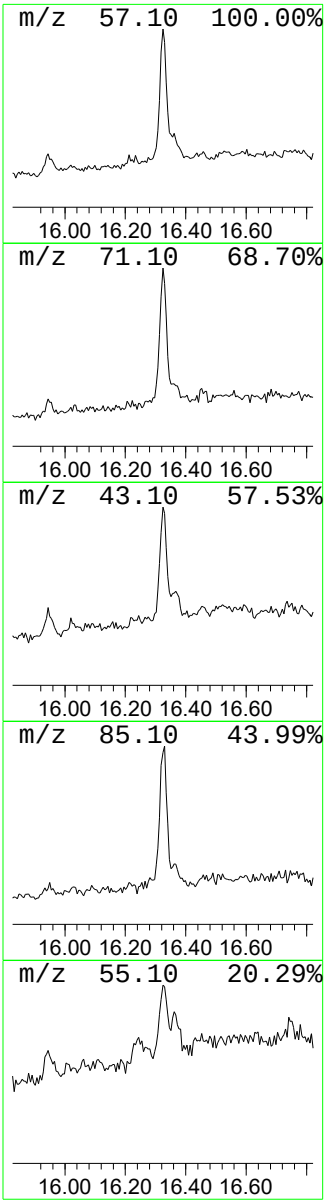

Tentatively Identified Compound (LSC) summary

Data Path : I:\ACQUDATA\5977-MS64\Data\031924\
Data File : D6510.D
Acq On : 19 Mar 2024 10:46 pm
Operator :
Sample : R2401914-007|5
Misc : 435409 8270 SOIL
ALS Vial : 31 Sample Multiplier: 1

Quant Method : I:\ACQUDATA\5977-MS64\Methods\8270-020224(64).M
Quant Title : 8270 BNA ANALYSIS

TIC Library : C:\Database\NIST08.L
TIC Integration Parameters: TEBINT.P

					Internal Standard			
TIC Top Hit name	RT	EstConc	Units	Response	#	RT	Resp	Conc
3-Buten-2-one, ...	1.401	4.0	ppm	302073	1	4.637	3041180	40.0
unknown	1.455	4.2	ppm	320440	1	4.637	3041180	40.0
3-Penten-2-ol	1.524	3.7	ppm	279228	1	4.637	3041180	40.0
2-Butanone, 4-h...	2.637	1.8	ppm	132966	1	4.637	3041180	40.0
unknown	2.728	22.8	ppm	1730400	1	4.637	3041180	40.0
3-Penten-2-one,...	2.765	8.2	ppm	623690	1	4.637	3041180	40.0
unknown	3.027	19.0	ppm	1442690	1	4.637	3041180	40.0
unknown	3.182	15.7	ppm	1191580	1	4.637	3041180	40.0
unknown	4.054	7.8	ppm	593643	1	4.637	3041180	40.0
unknown	4.359	2.1	ppm	161362	1	4.637	3041180	40.0
unknown	4.381	4.3	ppm	329921	1	4.637	3041180	40.0
unknown hydroca...	4.755	1.5	ppm	115556	1	4.637	3041180	40.0
unknown	5.033	1.3	ppm	98173	1	4.637	3041180	40.0
unknown	9.157	1.2	ppm	149829	4	8.996	4978250	40.0
cis-9-Hexadecen...	9.515	2.0	ppm	243116	4	8.996	4978250	40.0
n-Hexadecanoic ...	9.553	3.1	ppm	382887	4	8.996	4978250	40.0
Octadecanoic acid	10.376	1.2	ppm	147028	4	8.996	4978250	40.0
1-Phenanthrenec...	11.879	1.3	ppm	149612	5	12.168	4660710	40.0
Heptadecane, 2,...	13.345	1.7	ppm	201396	5	12.168	4660710	40.0
Pentatriacontane	16.324	1.5	ppm	168246	6	14.992	4586330	40.0

Quantitation Report (QT Reviewed)

Data Path : I:\ACQUDATA\5977-MS64\Data\031924\
Data File : D6510.D
Acq On : 19 Mar 2024 10:46 pm
Operator :
Sample : R2401914-007|5
Misc : 435409 8270 SOIL
ALS Vial : 31 Sample Multiplier: 1

Quant Time: Mar 20 11:46:00 2024
Quant Method : I:\ACQUDATA\5977-MS64\Methods\8270-020224(64).M
Quant Title : 8270 BNA ANALYSIS
QLast Update : Wed Mar 20 11:42:30 2024
Response via : Initial Calibration

Compound	R.T.	QIon	Response	Conc	Units	Dev(Min)
Internal Standards						
1) d4-1,4-Dichlorobenzene	4.637	152	474960	40.00	ppm	0.00
34) d8-Naphthalene	5.819	136	1981186	40.00	ppm	0.00
58) d10-Acenaphthene	7.531	164	1065635	40.00	ppm	0.00
92) d10-Phenanthrene	8.996	188	1774437	40.00	ppm	0.00
118) d12-Chrysene	12.168	240	1374003	40.00	ppm	-0.01
136) d12-Perylene	14.992	264	1384681	40.00	ppm	0.00
System Monitoring Compounds						
8) SURR1,2-FLUOROPHENOL	3.477	112	232343	14.61	ppm	0.00
Spiked Amount 100.000	Range 10 - 88		Recovery = 14.61%			
13) SURR2,PHENOL-D6	4.295	99	328027	16.11	ppm	0.00
Spiked Amount 100.000	Range 10 - 145		Recovery = 16.11%			
35) SURR4,NITROBENZENE-D5	5.135	82	114749	6.52	ppm	0.00
Spiked Amount 50.000	Range 10 - 95		Recovery = 13.04%			
64) SURR5,2-FLUOROBIPHENYL	6.873	172	270431	7.95	ppm	0.00
Spiked Amount 50.000	Range 10 - 102		Recovery = 15.90%			
89) SURR3,2,4,6-TRIBROMOPH...	8.306	330	46915	10.25	ppm	0.00
Spiked Amount 100.000	Range 10 - 109		Recovery = 10.25%			
125) SURR6,TERPHENYL-D14	10.665	244	288155	8.88	ppm	0.00
Spiked Amount 50.000	Range 10 - 106		Recovery = 17.76%			
Target Compounds						Qvalue
11) Benzaldehyde	4.247	106	4317	0.349	ppm	96
46) Naphthalene	5.835	128	47497	0.943	ppm	99
56) 2-Methylnaphthalene	6.509	142	38152	1.136	ppm	95
57) 1-Methylnaphthalene	6.606	142	26755	0.855	ppm	99
77) Dibenzofuran	7.734	168	14825	0.348	ppm	95
112) Phenanthrene	9.018	178	83855	1.776	ppm	99
113) Anthracene	9.066	178	12032	0.257	ppm	97
117) Fluoranthene	10.216	202	162152	3.365	ppm	95
124) Pyrene	10.467	202	135491	3.081	ppm	96
133) Benzo(a)anthracene	12.152	228	60952	1.418	ppm	97
134) Chrysene	12.211	228	78742	1.974	ppm	98
135) bis(2-Ethylhexyl)phtha...	12.286	149	38958	1.342	ppm	95
139) Benzo(b)Fluoranthene	14.185	252	96172	2.432	ppm	96
140) Benzo(k)fluoranthene	14.238	252	31710	0.845	ppm	96
141) Benzo(a)pyrene	14.858	252	56493	1.624	ppm	92
143) Indeno(1,2,3-cd)Pyrene	16.966	276	41426	1.205	ppm	79
144) Dibenz(a,h)anthracene	17.019	278	9745	0.275	ppm	90
145) Benzo(g,h,i)perylene	17.394	276	44806	1.253	ppm	92

(#) = qualifier out of range (m) = manual integration (+) = signals summed

Quantitation Report (QT Reviewed)

Data Path : I:\ACQUDATA\5977-MS64\Data\031924\
Data File : D6510.D
Acq On : 19 Mar 2024 10:46 pm
Operator :
Sample : R2401914-007|5
Misc : 435409 8270 SOIL
ALS Vial : 31 Sample Multiplier: 1

Quant Time: Mar 20 11:46:00 2024
Quant Method : I:\ACQUDATA\5977-MS64\Methods\8270-020224(64).M
Quant Title : 8270 BNA ANALYSIS
QLast Update : Wed Mar 20 11:42:30 2024
Response via : Initial Calibration

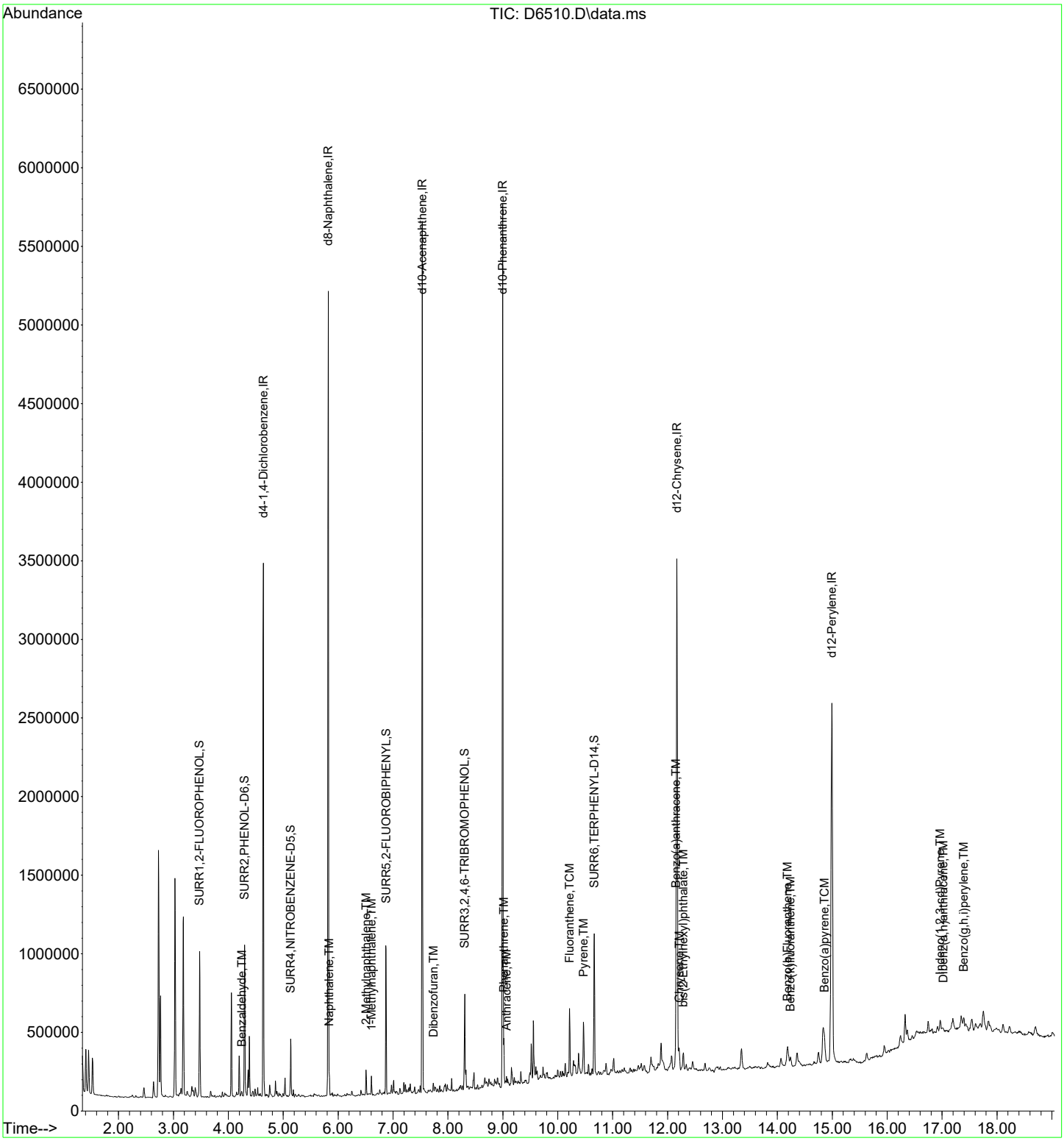

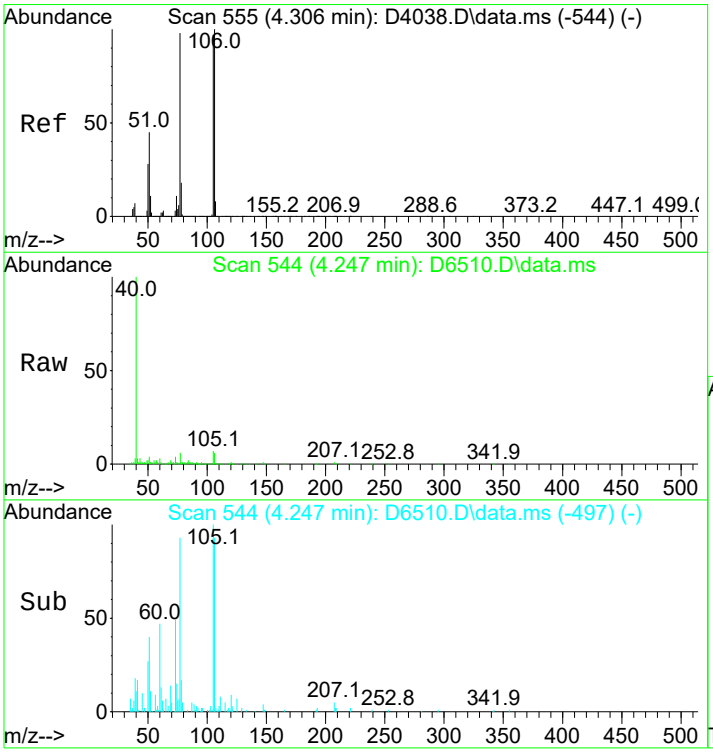

#11
Benzaldehyde
Concen: 0.35 ppm
RT: 4.247 min Scan# 544
Delta R.T. 0.000 min
Lab File: D6510.D
Acq: 19 Mar 2024 10:46 pm

Tgt Ion:106 Resp: 4317

Ion	Ratio	Lower	Upper
106	100		
77	101.0	72.1	133.9
51	42.1	33.1	61.5

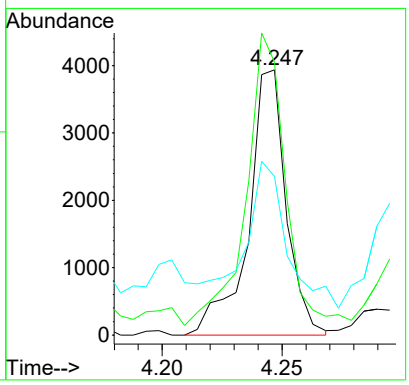

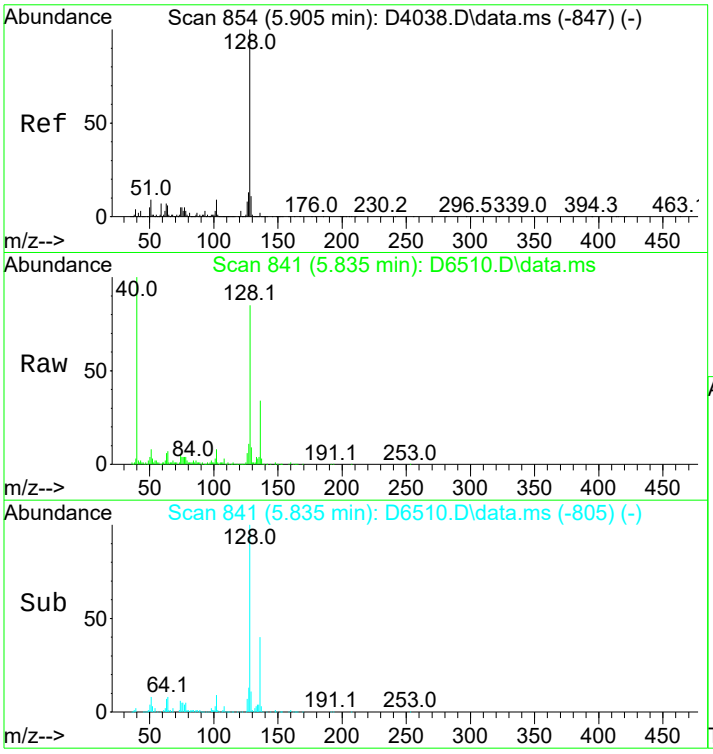

#46
Naphthalene
Concen: 0.94 ppm
RT: 5.835 min Scan# 841
Delta R.T. -0.005 min
Lab File: D6510.D
Acq: 19 Mar 2024 10:46 pm

Tgt Ion:128 Resp: 47497

Ion	Ratio	Lower	Upper
128	100		
129	10.7	0.0	31.1
127	12.7	0.0	33.3

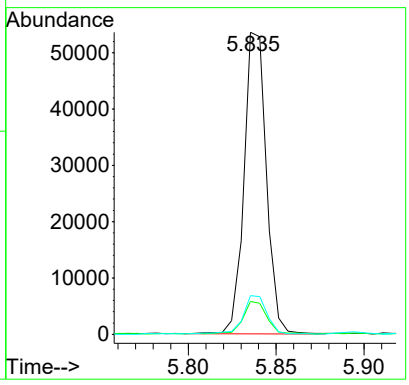

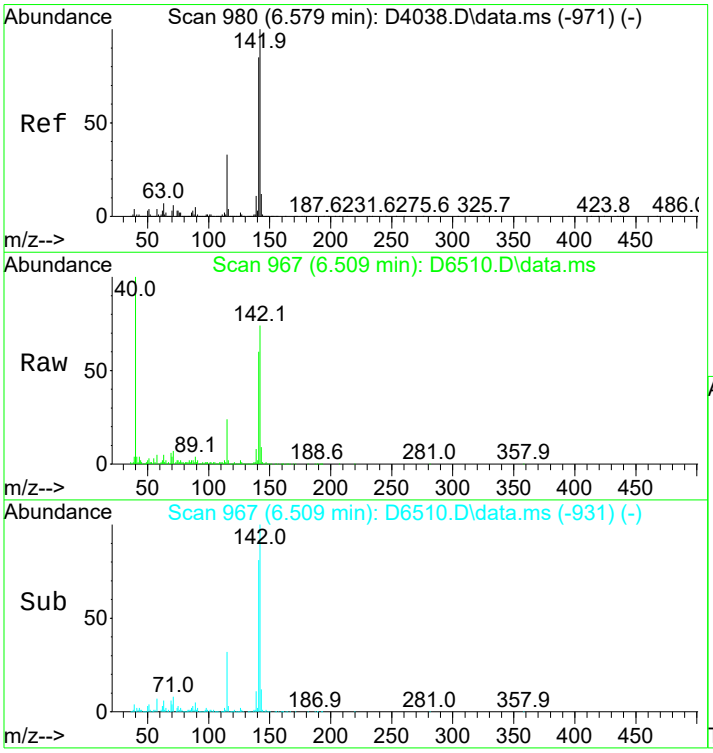

#56
2-Methylnaphthalene
Concen: 1.14 ppm
RT: 6.509 min Scan# 967
Delta R.T. -0.005 min
Lab File: D6510.D
Acq: 19 Mar 2024 10:46 pm

Tgt Ion:142 Resp: 38152

Ion	Ratio	Lower	Upper
142	100		
141	81.1	66.7	106.7
115	32.5	13.7	53.7

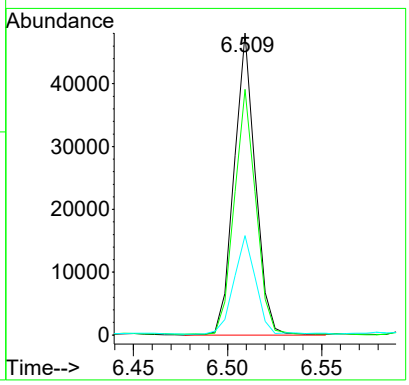

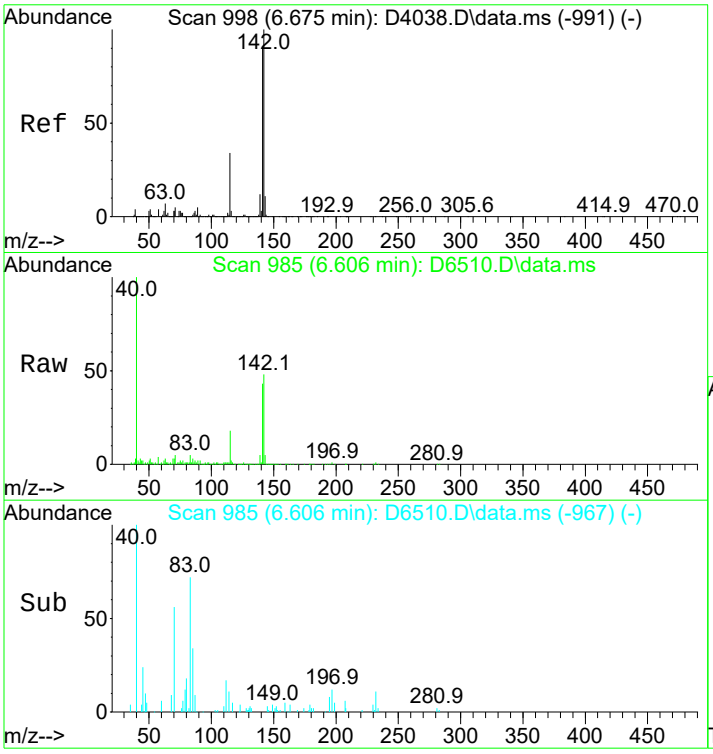

#57
1-Methylnaphthalene
Concen: 0.86 ppm
RT: 6.606 min Scan# 985
Delta R.T. -0.005 min
Lab File: D6510.D
Acq: 19 Mar 2024 10:46 pm

Tgt Ion:142 Resp: 26755

Ion	Ratio	Lower	Upper
142	100		
141	89.0	60.0	120.0
115	35.4	4.8	64.8

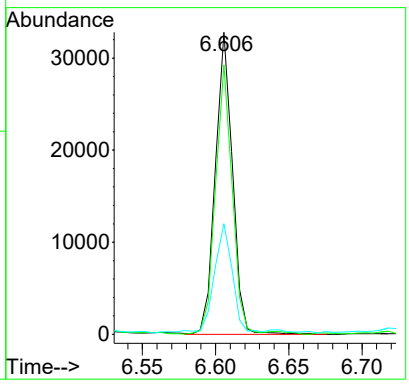

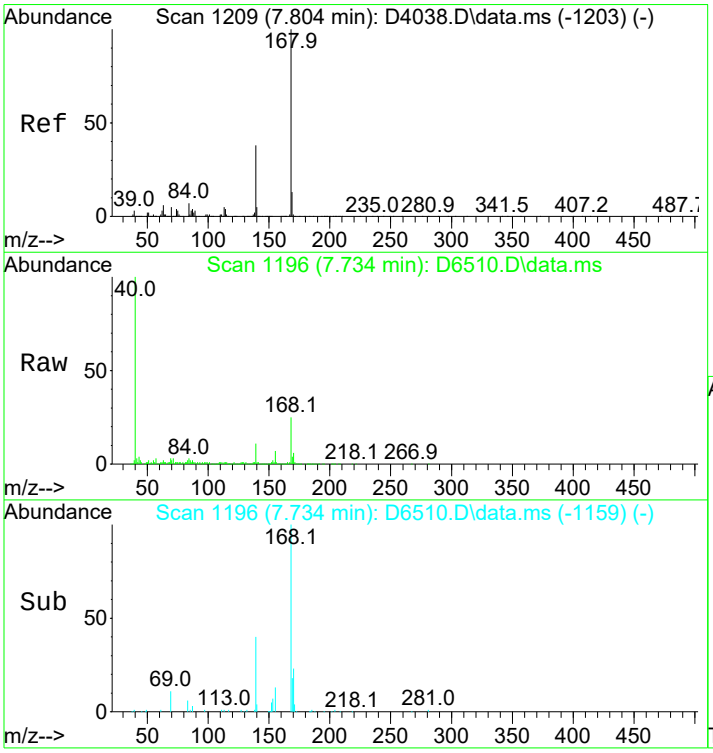

#77
Dibenzofuran
Concen: 0.35 ppm
RT: 7.734 min Scan# 1196
Delta R.T. -0.000 min
Lab File: D6510.D
Acq: 19 Mar 2024 10:46 pm

Tgt Ion:168 Resp: 14825

Ion	Ratio	Lower	Upper
168	100		
139	40.2	17.3	57.3

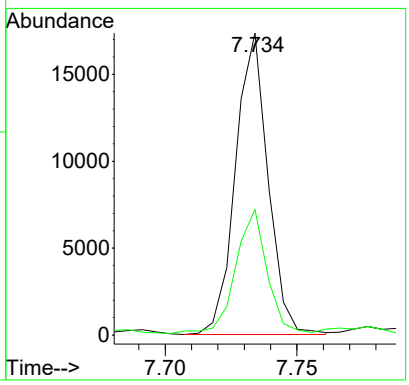

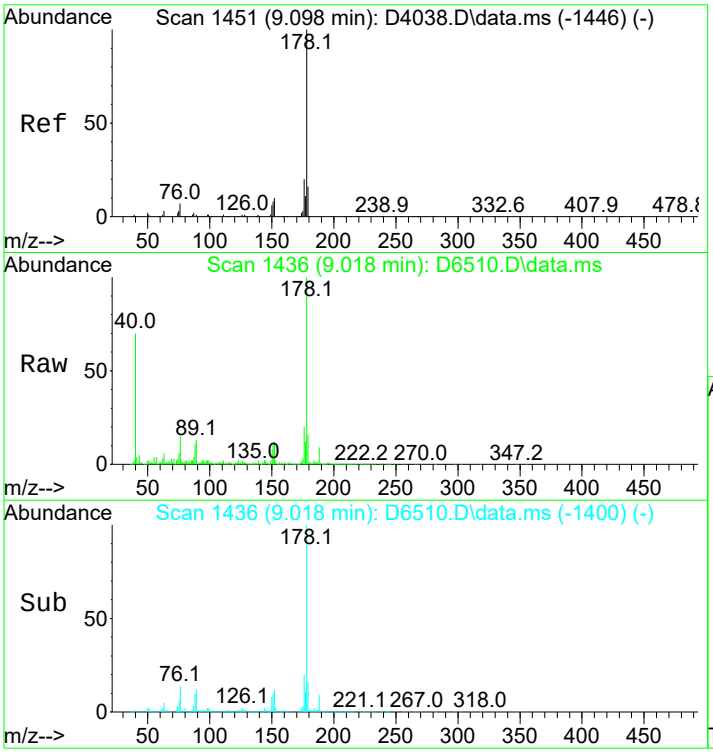

#112
Phenanthrene
Concen: 1.78 ppm
RT: 9.018 min Scan# 1436
Delta R.T. -0.005 min
Lab File: D6510.D
Acq: 19 Mar 2024 10:46 pm

Tgt Ion:178 Resp: 83855

Ion	Ratio	Lower	Upper
178	100		
179	15.5	0.0	35.8
176	20.1	0.0	39.8

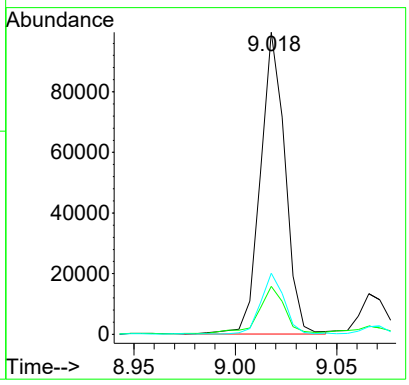

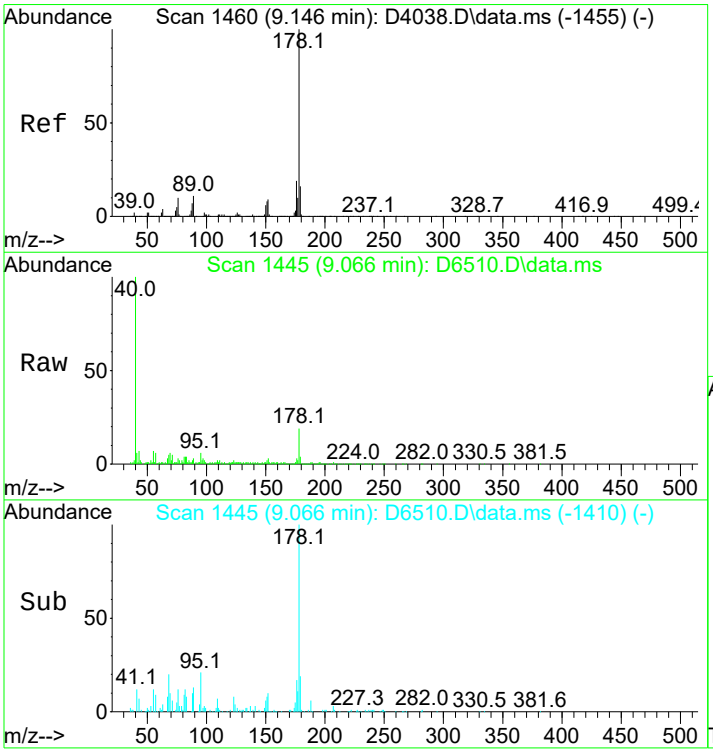

#113
Anthracene
Concen: 0.26 ppm
RT: 9.066 min Scan# 1445
Delta R.T. -0.011 min
Lab File: D6510.D
Acq: 19 Mar 2024 10:46 pm

Tgt Ion:178 Resp: 12032

Ion	Ratio	Lower	Upper
178	100		
179	16.3	0.0	35.6
176	17.0	0.0	39.3

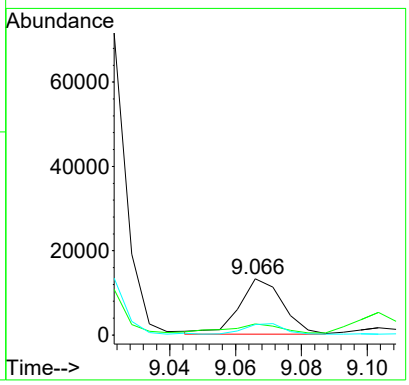

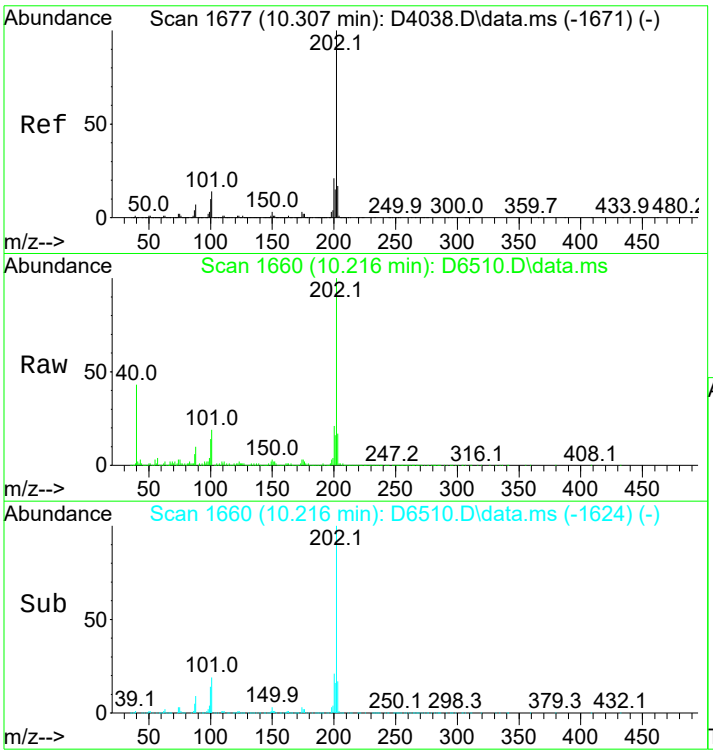

#117
Fluoranthene
Concen: 3.37 ppm
RT: 10.216 min Scan# 1660
Delta R.T. -0.005 min
Lab File: D6510.D
Acq: 19 Mar 2024 10:46 pm

Tgt Ion:202 Resp: 162152

Ion	Ratio	Lower	Upper
202	100		
101	18.7	0.0	34.1
203	17.2	0.0	37.5

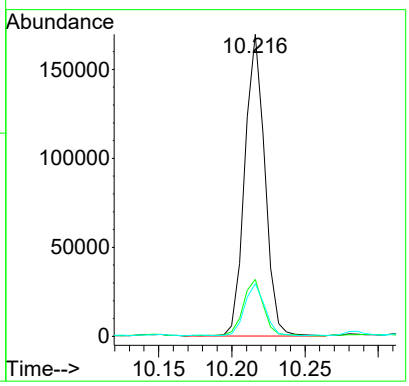

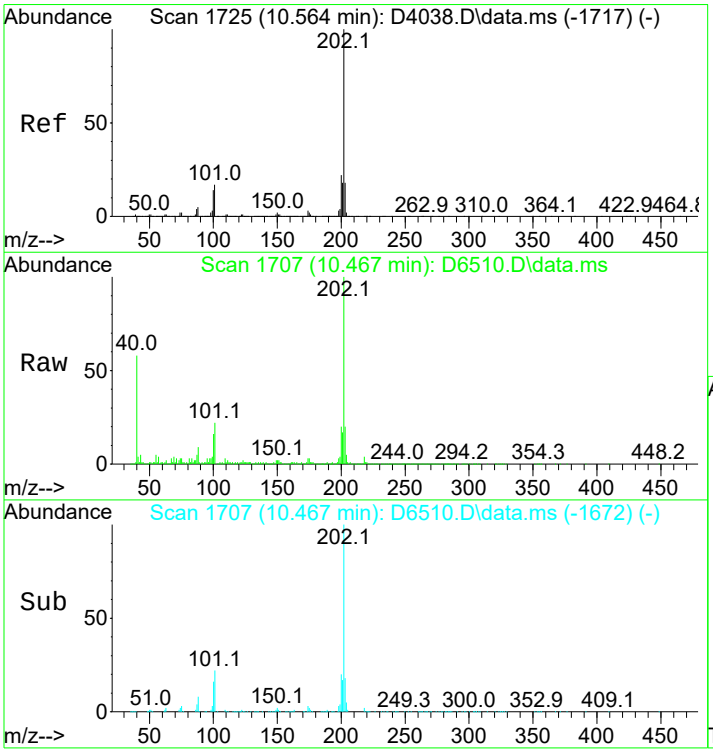

#124
Pyrene
Concen: 3.08 ppm
RT: 10.467 min Scan# 1707
Delta R.T. -0.011 min
Lab File: D6510.D
Acq: 19 Mar 2024 10:46 pm

Tgt Ion:202 Resp: 135491

Ion	Ratio	Lower	Upper
202	100		
200	19.9	2.1	42.1
203	19.6	0.0	38.3

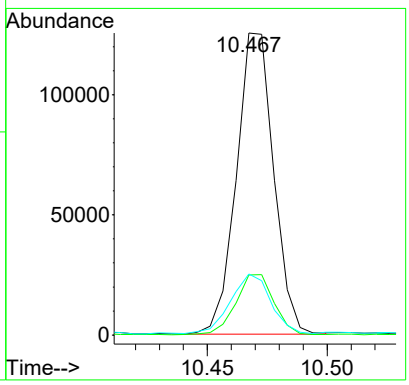

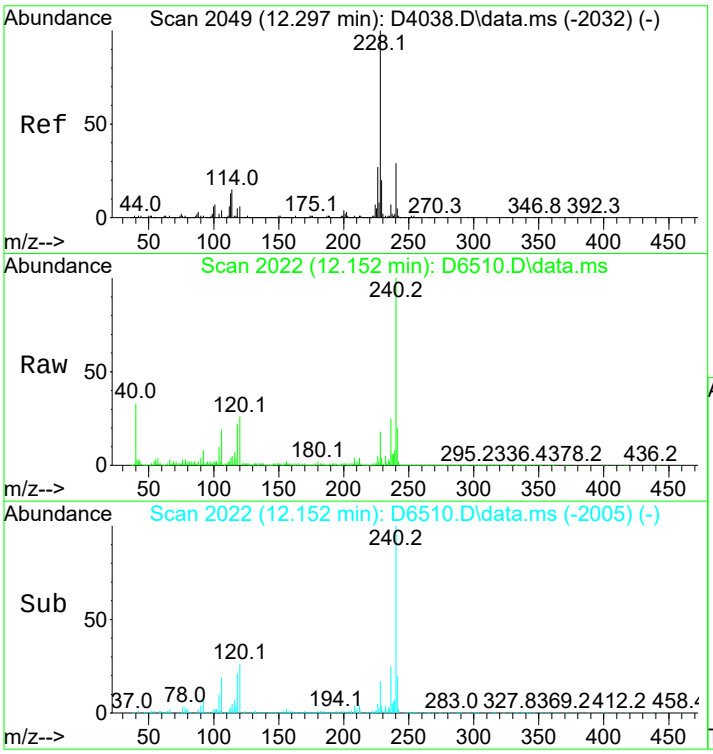

#133
Benzo(a)anthracene
Concen: 1.42 ppm
RT: 12.152 min Scan# 2022
Delta R.T. -0.011 min
Lab File: D6510.D
Acq: 19 Mar 2024 10:46 pm

Tgt Ion:228 Resp: 60952

Ion	Ratio	Lower	Upper
228	100		
229	20.7	0.0	40.0
226	30.0	7.5	47.5

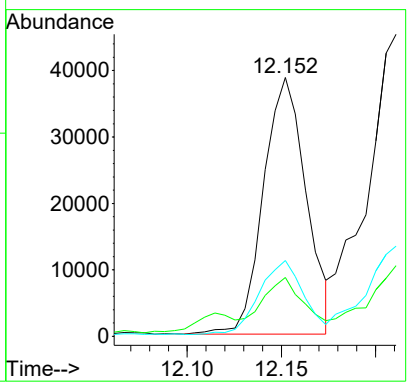

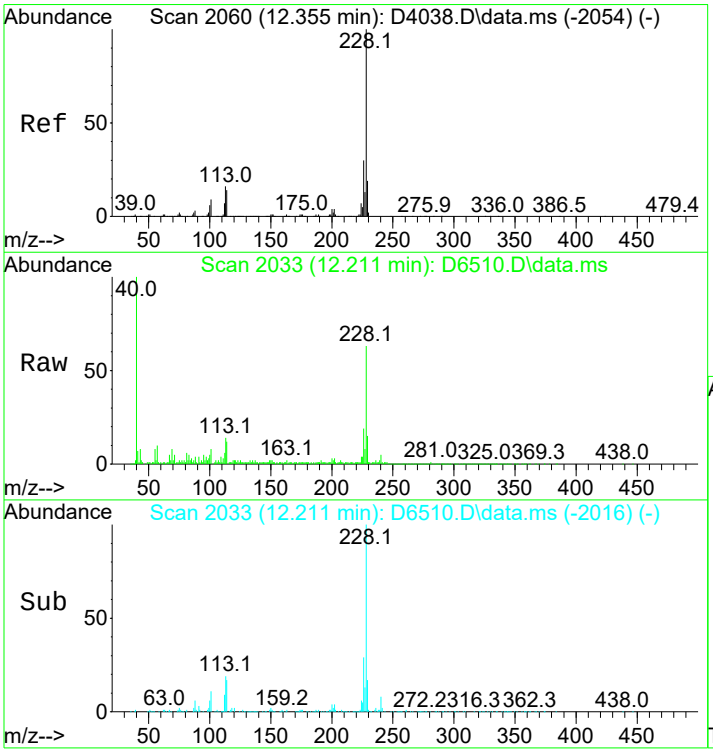

#134
Chrysene
Concen: 1.97 ppm
RT: 12.211 min Scan# 2033
Delta R.T. -0.011 min
Lab File: D6510.D
Acq: 19 Mar 2024 10:46 pm

Tgt Ion:228 Resp: 78742

Ion	Ratio	Lower	Upper
228	100		
226	30.2	10.4	50.4
229	22.0	0.0	40.0

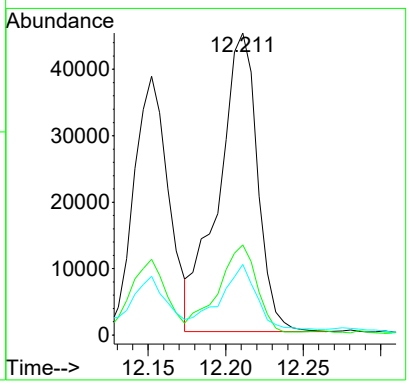

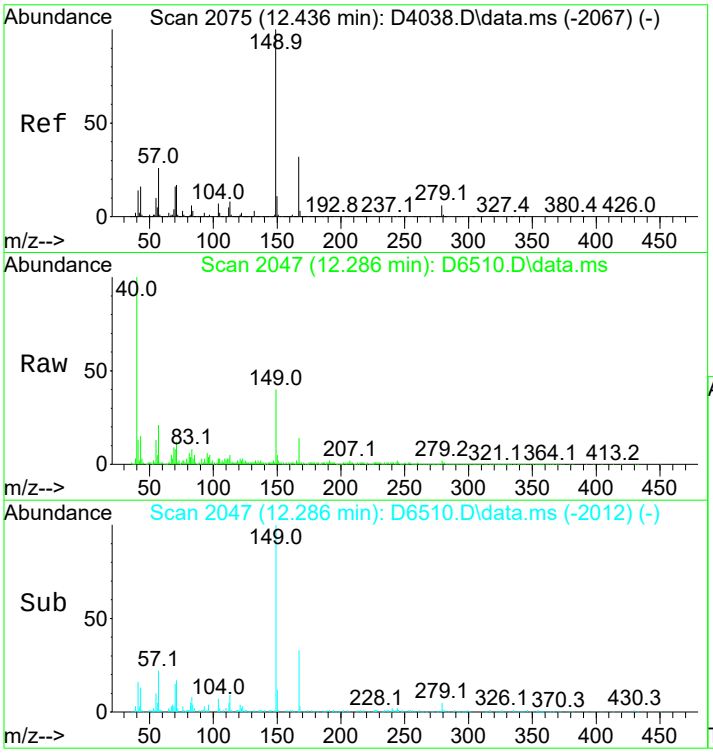

#135
bis(2-Ethylhexyl)phthalate
Concen: 1.34 ppm
RT: 12.286 min Scan# 2047
Delta R.T. -0.011 min
Lab File: D6510.D
Acq: 19 Mar 2024 10:46 pm

Tgt Ion:149 Resp: 38958

Ion	Ratio	Lower	Upper
149	100		
167	33.2	10.1	50.1
279	5.4	0.0	27.0

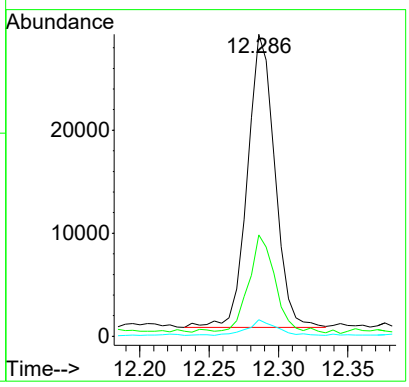

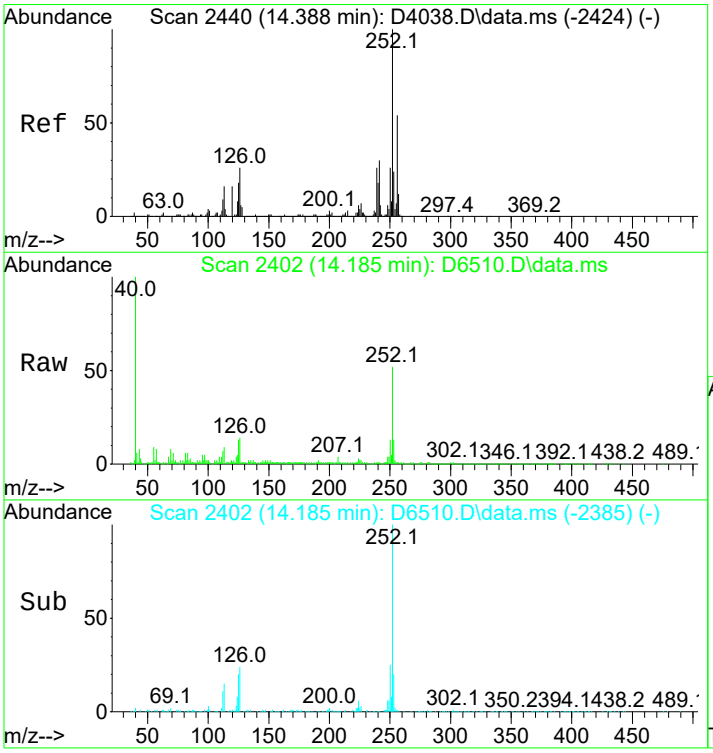

#139
Benzo(b)Fluoranthene
Concen: 2.43 ppm
RT: 14.185 min Scan# 2402
Delta R.T. -0.011 min
Lab File: D6510.D
Acq: 19 Mar 2024 10:46 pm

Tgt Ion:252 Resp: 96172

Ion	Ratio	Lower	Upper
252	100		
253	23.5	4.3	44.3
125	19.7	0.0	36.6

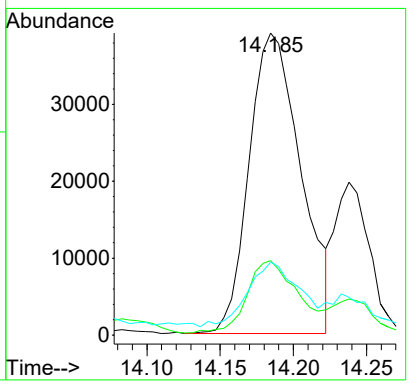

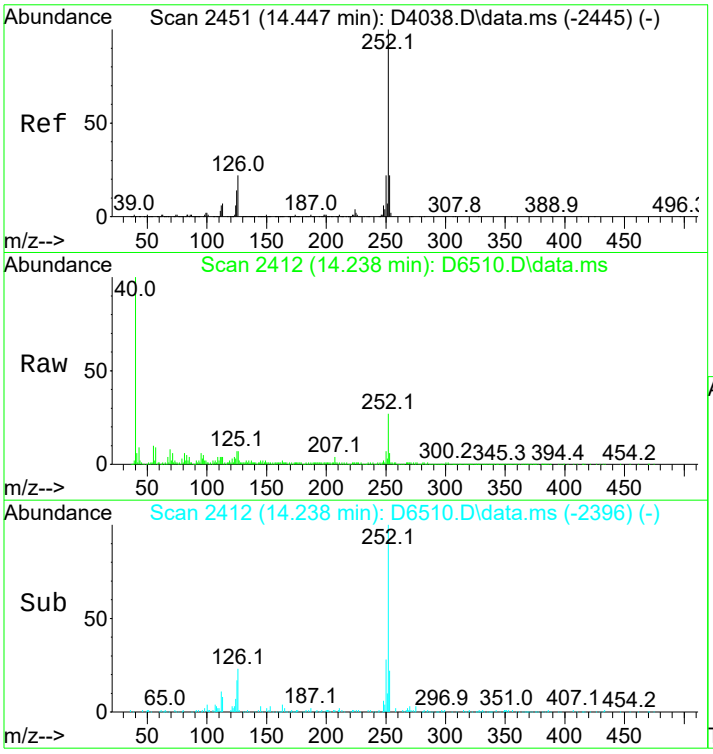

#140
Benzo(k)fluoranthene
Concen: 0.85 ppm
RT: 14.238 min Scan# 2412
Delta R.T. -0.016 min
Lab File: D6510.D
Acq: 19 Mar 2024 10:46 pm

Tgt Ion:252 Resp: 31710

Ion	Ratio	Lower	Upper
252	100		
253	19.7	2.1	42.1
125	13.9	0.0	35.2

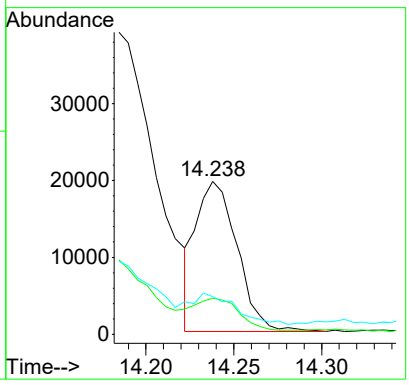

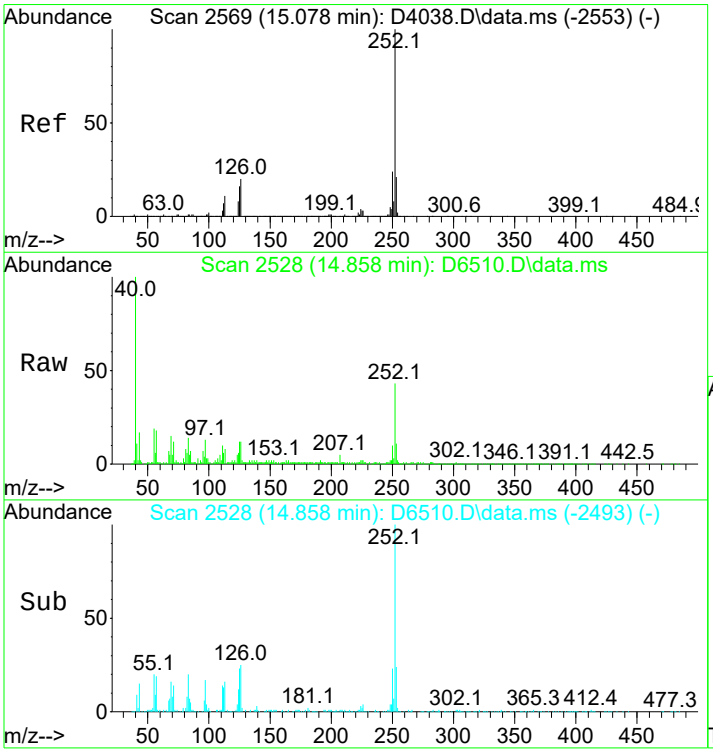

#141
Benzo(a)pyrene
Concen: 1.62 ppm
RT: 14.858 min Scan# 2528
Delta R.T. -0.011 min
Lab File: D6510.D
Acq: 19 Mar 2024 10:46 pm

Tgt Ion:252 Resp: 56493

Ion	Ratio	Lower	Upper
252	100		
253	24.4	1.8	41.8
125	20.4	0.0	35.5

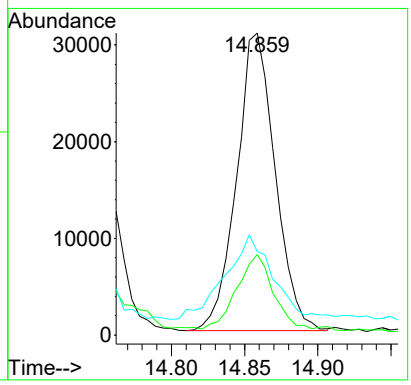

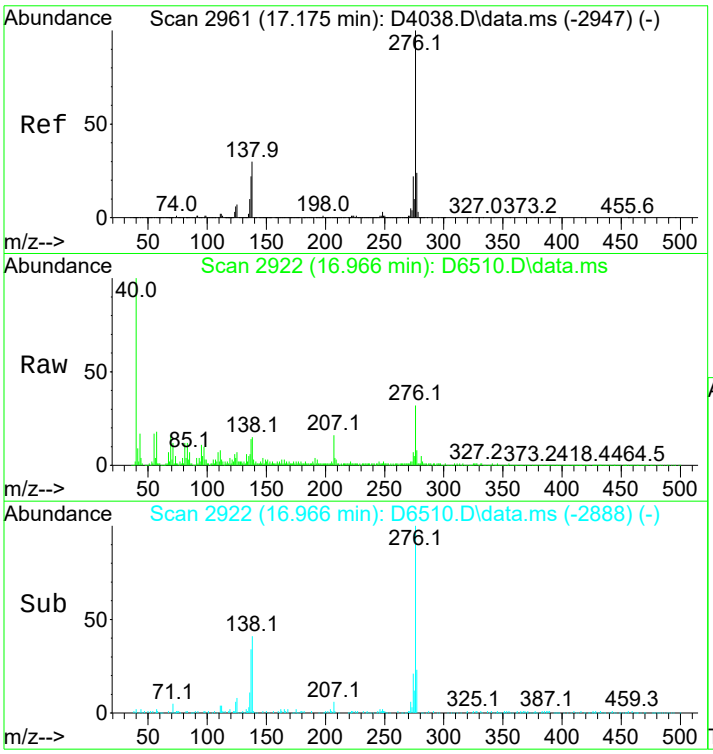

#143
Indeno(1,2,3-cd)Pyrene
Concen: 1.21 ppm
RT: 16.966 min Scan# 2922
Delta R.T. -0.016 min
Lab File: D6510.D
Acq: 19 Mar 2024 10:46 pm

Tgt Ion:276 Resp: 41426

Ion	Ratio	Lower	Upper
276	100		
138	38.4	7.3	47.3

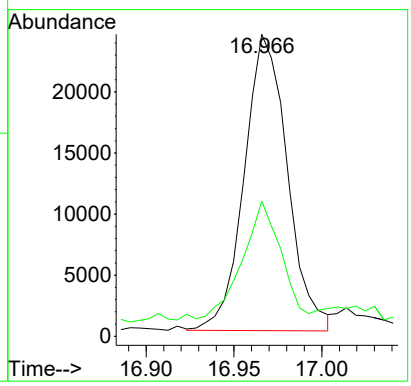

1st 03/20/24
2nd 03/20/24

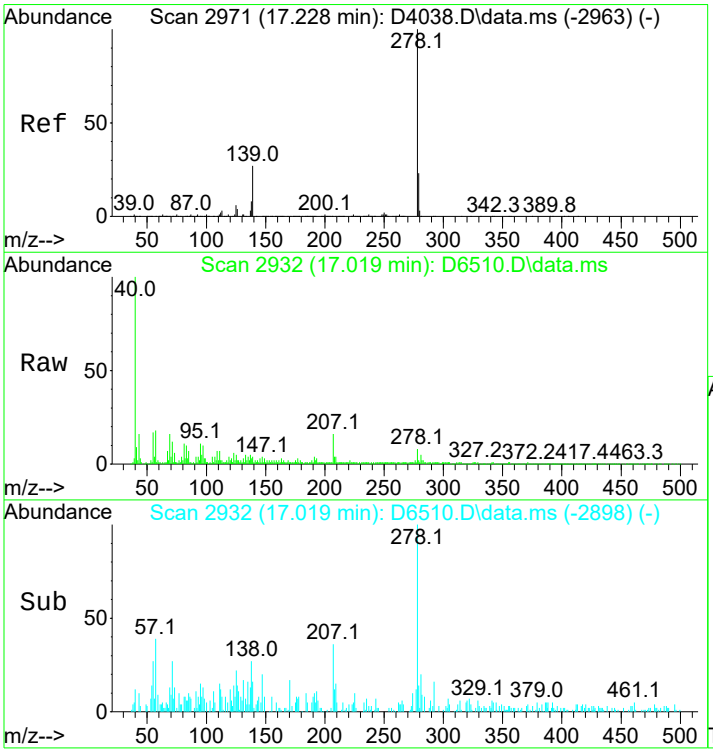

#144
Dibenz(a,h)anthracene
Concen: 0.27 ppm
RT: 17.019 min Scan# 2932
Delta R.T. -0.016 min
Lab File: D6510.D
Acq: 19 Mar 2024 10:46 pm

Tgt Ion:278 Resp: 9745

Ion	Ratio	Lower	Upper
278	100		
139	19.6	2.9	42.9
279	18.7	4.8	44.8

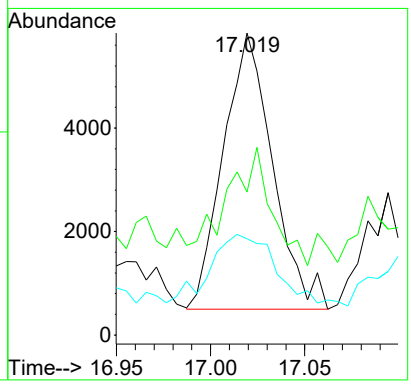

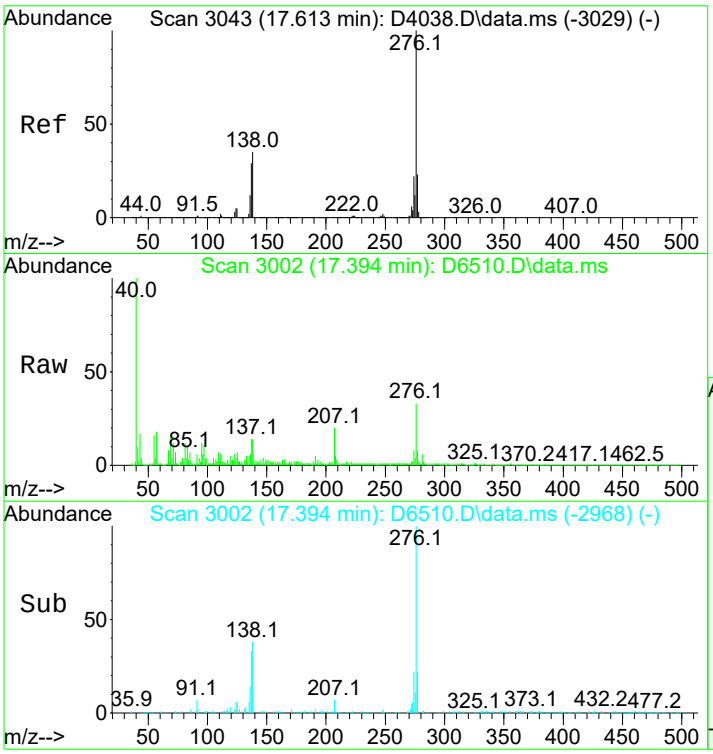

#145
Benzo(g,h,i)perylene
Concen: 1.25 ppm
RT: 17.394 min Scan# 3002
Delta R.T. -0.016 min
Lab File: D6510.D
Acq: 19 Mar 2024 10:46 pm

Tgt Ion:276 Resp: 44806

Ion	Ratio	Lower	Upper
276	100		
138	38.7	11.9	51.9
277	23.5	4.2	44.2

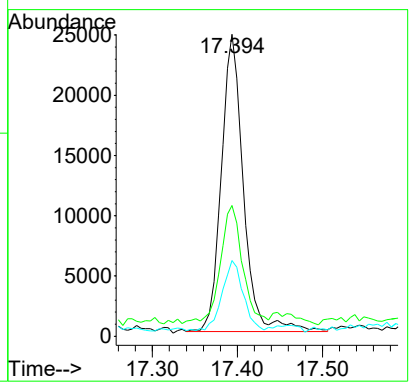

LSC Area Percent Report

Data Path : I:\ACQUDATA\5977-MS64\Data\031924\
Data File : D6499.D
Acq On : 19 Mar 2024 06:20 pm
Operator :
Sample : RQ2402686-03
Misc : 435409 8270 SOIL
ALS Vial : 20 Sample Multiplier: 1

Integration Parameters: RTEINT.P
Integrator: RTE
Smoothing : ON Filtering: 5
Sampling : 1 Min Area: 100 Area counts
Start Thrs: 0.2 Max Peaks: 100
Stop Thrs : 0 Peak Location: TOP

If leading or trailing edge < 100 prefer < Baseline drop else tangent >
Peak separation: 5

Method : I:\ACQUDATA\5977-MS64\Methods\8270-020224(64).M
Title : 8270 BNA ANALYSIS

Signal : TIC: D6499.D\data.ms

peak #	R.T. min	first scan	max scan	last scan	PK TY	peak height	corr. area	corr. % max.	% of total
1	1.471	19	25	30	rVB	790531	936776	9.35%	1.293%
2	1.765	74	80	84	rBV	508077	630448	6.29%	0.870%
3	2.262	167	173	178	rVB	34206	44662	0.45%	0.062%
4	2.364	187	192	198	rBV4	22331	32573	0.33%	0.045%
5	2.471	208	212	217	rVB	62662	69103	0.69%	0.095%
6	2.738	256	262	263	rBV	43585	51779	0.52%	0.071%
7	2.765	263	267	273	rVB	2065566	2284711	22.80%	3.154%
8	2.947	296	301	309	rBV3	26833	44796	0.45%	0.062%
9	3.011	309	313	316	rBV2	55573	67865	0.68%	0.094%
10	3.086	321	327	330	rBV2	31527	37351	0.37%	0.052%
11	3.145	334	338	341	rBV	186743	196337	1.96%	0.271%
12	3.193	341	347	351	rBV	8869581	10020212	100.00%	13.833%
13	3.279	360	363	370	rVB4	35193	58847	0.59%	0.081%
14	3.343	370	375	377	rVV	245367	295705	2.95%	0.408%
15	3.364	377	379	383	rVV2	179368	179703	1.79%	0.248%
16	3.402	383	386	392	rVV2	192135	262388	2.62%	0.362%
17	3.482	392	401	407	rVB	3463354	3475371	34.68%	4.798%
18	3.846	466	469	473	rVV3	30749	37401	0.37%	0.052%
19	3.894	473	478	481	rVV	61102	67497	0.67%	0.093%
20	3.963	483	491	505	rVV2	169843	433662	4.33%	0.599%
21	4.059	505	509	517	rVB	167596	165649	1.65%	0.229%
22	4.199	531	535	539	rVB	766759	653033	6.52%	0.902%
23	4.295	547	553	560	rBV	4233223	4022735	40.15%	5.554%
24	4.359	561	565	567	rVV	261749	246249	2.46%	0.340%
25	4.386	567	570	575	rVV	283003	245820	2.45%	0.339%
26	4.445	577	581	586	rVB4	113970	170343	1.70%	0.235%
27	4.493	586	590	593	rBV2	51603	49011	0.49%	0.068%
28	4.562	599	603	605	rBV	54799	47529	0.47%	0.066%
29	4.584	605	607	610	rVB	56259	40281	0.40%	0.056%
30	4.637	613	617	623	rVB	3907670	3517821	35.11%	4.856%
31	4.712	623	631	634	rVB	41557	48758	0.49%	0.067%
32	4.755	634	639	644	rBV2	238709	254143	2.54%	0.351%
33	4.856	649	658	661	rBV	216630	235421	2.35%	0.325%
34	4.889	661	664	672	rVB	75824	92444	0.92%	0.128%
35	4.947	672	675	678	rBV	38452	31889	0.32%	0.044%
36	5.033	688	691	697	rBV2	125551	126382	1.26%	0.174%
37	5.135	706	710	715	rBV	1735890	1593806	15.91%	2.200%
38	5.755	823	826	828	rBV	36594	39146	0.39%	0.054%
39	5.819	833	838	842	rBV	5224186	4603416	45.94%	6.355%

LSC Area Percent Report

Data Path : I:\ACQUDATA\5977-MS64\Data\031924\
Data File : D6499.D
Acq On : 19 Mar 2024 06:20 pm
Operator :
Sample : RQ2402686-03
Misc : 435409 8270 SOIL
ALS Vial : 20 Sample Multiplier: 1

Integration Parameters: RTEINT.P
Integrator: RTE
Smoothing : ON Filtering: 5
Sampling : 1 Min Area: 100 Area counts
Start Thrs: 0.2 Max Peaks: 100
Stop Thrs : 0 Peak Location: TOP

If leading or trailing edge < 100 prefer < Baseline drop else tangent >
Peak separation: 5

Method : I:\ACQUDATA\5977-MS64\Methods\8270-020224(64).M
Title : 8270 BNA ANALYSIS

40	5.948	858	862	867	rBV	77846	73523	0.73%	0.102%
41	6.119	889	894	897	rBV2	35901	33325	0.33%	0.046%
42	6.809	1021	1023	1030	rVB2	43366	42800	0.43%	0.059%
43	6.868	1030	1034	1038	rBV	4197902	3730113	37.23%	5.150%
44	6.926	1042	1045	1050	rVV2	31331	37463	0.37%	0.052%
45	6.969	1050	1053	1055	rVV2	35930	32525	0.32%	0.045%
46	6.991	1055	1057	1063	rVV2	37871	42306	0.42%	0.058%
47	7.253	1103	1106	1108	rBV2	76007	63124	0.63%	0.087%
48	7.311	1114	1117	1120	rVB2	43687	42109	0.42%	0.058%
49	7.349	1120	1124	1126	rBV4	30234	32767	0.33%	0.045%
50	7.531	1154	1158	1162	rBV	6157369	5110315	51.00%	7.055%
51	7.761	1197	1201	1208	rVB2	122534	121775	1.22%	0.168%
52	7.846	1214	1217	1221	rVB	59149	52687	0.53%	0.073%
53	7.921	1227	1231	1235	rBV4	37644	48608	0.49%	0.067%
54	8.001	1241	1246	1250	rVV2	72909	75813	0.76%	0.105%
55	8.258	1291	1294	1297	rBV	116467	97375	0.97%	0.134%
56	8.306	1297	1303	1306	rBV	3773056	3596957	35.90%	4.966%
57	8.328	1306	1307	1310	rVB	517787	267181	2.67%	0.369%
58	8.397	1317	1320	1323	rVB2	38617	34860	0.35%	0.048%
59	8.659	1362	1369	1372	rBV4	31670	47710	0.48%	0.066%
60	8.713	1373	1379	1384	rVV2	104346	131505	1.31%	0.182%
61	8.777	1388	1391	1395	rVB2	75739	63849	0.64%	0.088%
62	8.847	1402	1404	1407	rBV2	72843	67544	0.67%	0.093%
63	8.916	1415	1417	1421	rVB	71176	59597	0.59%	0.082%
64	8.996	1427	1432	1436	rBV	5825764	5391770	53.81%	7.444%
65	9.044	1438	1441	1444	rVV2	37767	32818	0.33%	0.045%
66	9.167	1458	1464	1469	rBV3	192977	286910	2.86%	0.396%
67	9.205	1469	1471	1474	rVB	139034	108485	1.08%	0.150%
68	9.274	1482	1484	1487	rBV	45634	43678	0.44%	0.060%
69	9.371	1500	1502	1504	rBV2	36431	32130	0.32%	0.044%
70	9.403	1505	1508	1511	rVB2	67261	58925	0.59%	0.081%
71	9.510	1524	1528	1531	rBV	168006	140708	1.40%	0.194%
72	9.553	1533	1536	1538	rVV2	121696	125430	1.25%	0.173%
73	9.569	1538	1539	1546	rVV2	116153	114496	1.14%	0.158%
74	9.622	1546	1549	1553	rVV3	64801	69267	0.69%	0.096%
75	9.686	1558	1561	1567	rVV4	65355	110634	1.10%	0.153%
76	9.750	1571	1573	1579	rVB2	95245	84356	0.84%	0.116%
77	9.996	1614	1619	1625	rVB2	138836	149672	1.49%	0.207%
78	10.045	1625	1628	1633	rVB3	38278	35324	0.35%	0.049%
79	10.082	1633	1635	1639	rBV3	45523	46253	0.46%	0.064%
80	10.317	1676	1679	1682	rVB	36793	33926	0.34%	0.047%
81	10.376	1687	1690	1692	rVV2	46943	47008	0.47%	0.065%

LSC Area Percent Report

Data Path : I:\ACQUDATA\5977-MS64\Data\031924\
Data File : D6499.D
Acq On : 19 Mar 2024 06:20 pm
Operator :
Sample : RQ2402686-03
Misc : 435409 8270 SOIL
ALS Vial : 20 Sample Multiplier: 1

Integration Parameters: RTEINT.P
Integrator: RTE
Smoothing : ON Filtering: 5
Sampling : 1 Min Area: 100 Area counts
Start Thrs: 0.2 Max Peaks: 100
Stop Thrs : 0 Peak Location: TOP

If leading or trailing edge < 100 prefer < Baseline drop else tangent >
Peak separation: 5

Method : I:\ACQUDATA\5977-MS64\Methods\8270-020224(64).M
Title : 8270 BNA ANALYSIS

82	10.398	1692	1694	1699	rVV2	72392	83001	0.83%	0.115%
83	10.440	1699	1702	1705	rVB2	35570	36323	0.36%	0.050%
84	10.590	1727	1730	1733	rVB2	67594	60895	0.61%	0.084%
85	10.628	1734	1737	1739	rBV3	57120	51494	0.51%	0.071%
86	10.665	1739	1744	1749	rVV	5050116	5264979	52.54%	7.268%
87	10.879	1781	1784	1791	rVB2	115665	141558	1.41%	0.195%
88	10.943	1792	1796	1798	rBV3	38737	40464	0.40%	0.056%
89	11.350	1868	1872	1875	rVB	52727	55508	0.55%	0.077%
90	11.569	1910	1913	1916	rBV	48284	48090	0.48%	0.066%
91	11.927	1976	1980	1987	rBV2	65798	86026	0.86%	0.119%
92	12.163	2017	2024	2040	rBV2	3309003	4794046	47.84%	6.618%
93	12.751	2130	2134	2140	rVB2	43512	60871	0.61%	0.084%
94	13.190	2212	2216	2220	rBV3	37726	52130	0.52%	0.072%
95	13.655	2298	2303	2308	rBV3	55835	94751	0.95%	0.131%
96	13.847	2335	2339	2346	rVB3	18895	34181	0.34%	0.047%
97	14.152	2392	2396	2413	rVB7	29851	81926	0.82%	0.113%
98	14.987	2541	2552	2564	rBV2	2514754	4942541	49.33%	6.823%
99	15.784	2696	2701	2708	rVB3	41542	71845	0.72%	0.099%
100	18.196	3147	3152	3161	rVB2	101262	206444	2.06%	0.285%

Sum of corrected areas: 72435757

LSC Report - Integrated Chromatogram

Data Path : I:\ACQUDATA\5977-MS64\Data\031924\
Data File : D6499.D
Acq On : 19 Mar 2024 06:20 pm
Operator :
Sample : RQ2402686-03
Misc : 435409 8270 SOIL
ALS Vial : 20 Sample Multiplier: 1

Quant Method : I:\ACQUDATA\5977-MS64\Methods\8270-020224(64).M
Quant Title : 8270 BNA ANALYSIS

TIC Library : C:\Database\NIST08.L
TIC Integration Parameters: TEBINT.P

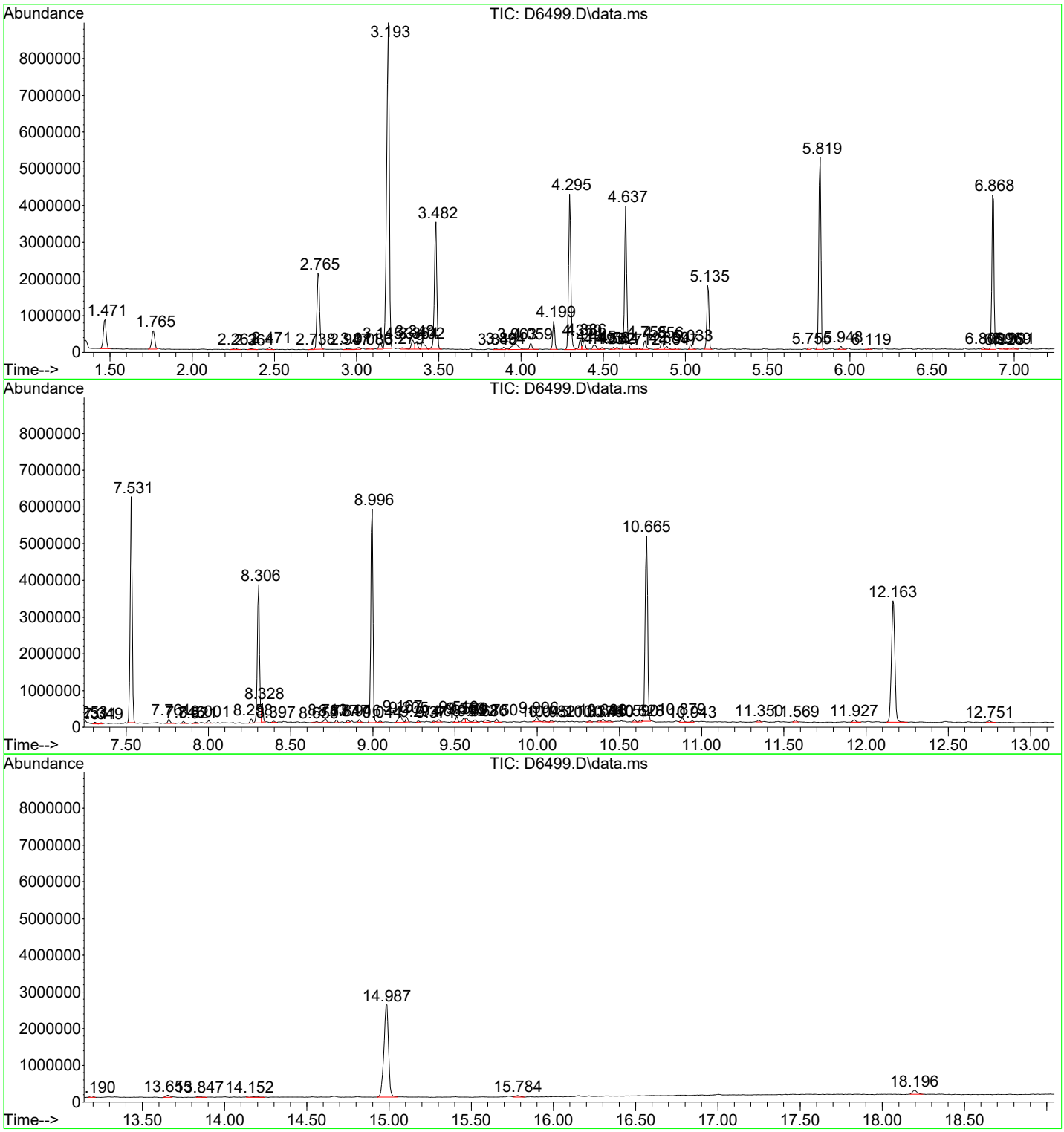

Library Search Compound Report

Data Path : I:\ACQUDATA\5977-MS64\Data\031924\
Data File : D6499.D
Acq On : 19 Mar 2024 06:20 pm
Operator :
Sample : RQ2402686-03
Misc : 435409 8270 SOIL
ALS Vial : 20 Sample Multiplier: 1

Quant Method : I:\ACQUDATA\5977-MS64\Methods\8270-020224(64).M
Quant Title : 8270 BNA ANALYSIS

TIC Library : C:\Database\NIST08.L
TIC Integration Parameters: TEBINT.P

****

Peak Number 1 unknown Concentration Rank 3

R.T.	EstConc	Area	Relative to ISTD	R.T.
1.471	10.65 ppm	936776	d4-1,4-Dichlorobenzene	4.637

Hit# of 5	Tentative ID	MW	MolForm	CAS#	Qual
1	Butane, 2-methoxy-2-methyl-	102	C6H14O	000994-05-8	78
2	Butane, 2-methoxy-2-methyl-	102	C6H14O	000994-05-8	74
3	Pentane, 3-methoxy-	102	C6H14O	036839-67-5	23
4	Silane, tetramethyl-	88	C4H12Si	000075-76-3	17
5	N-Ethylformamide	73	C3H7NO	000627-45-2	9

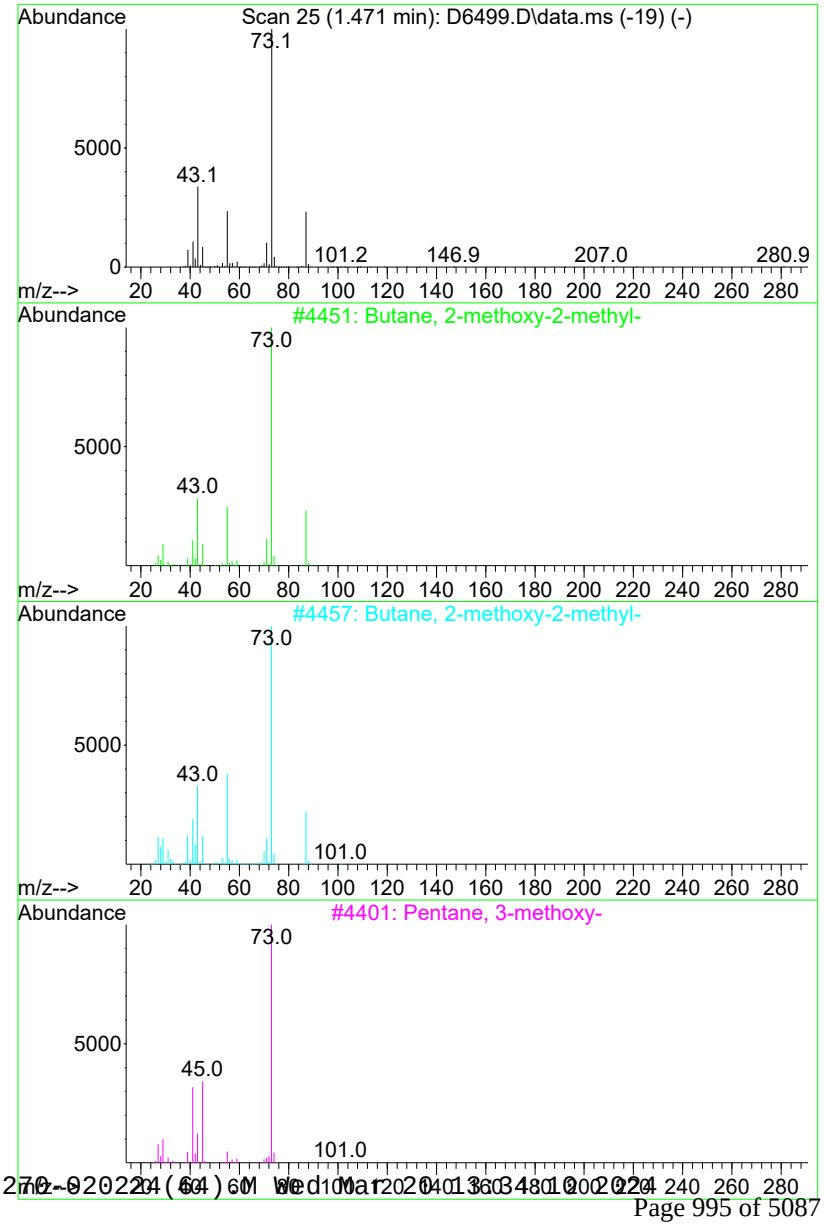

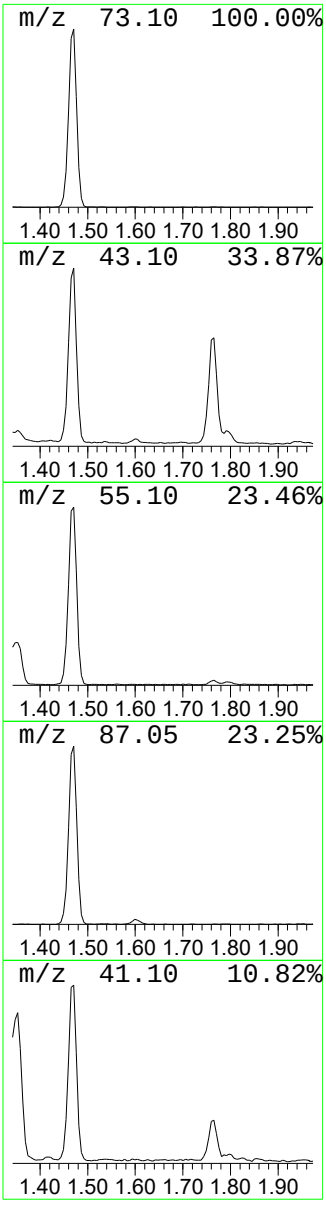

Library Search Compound Report

Data Path : I:\ACQUDATA\5977-MS64\Data\031924\
Data File : D6499.D
Acq On : 19 Mar 2024 06:20 pm
Operator :
Sample : RQ2402686-03
Misc : 435409 8270 SOIL
ALS Vial : 20 Sample Multiplier: 1

Quant Method : I:\ACQUDATA\5977-MS64\Methods\8270-020224(64).M
Quant Title : 8270 BNA ANALYSIS

TIC Library : C:\Database\NIST08.L
TIC Integration Parameters: TEBINT.P

****

Peak Number 2 Furan, 2,5-dimethyl- Concentration Rank 5

R.T.	EstConc	Area	Relative to ISTD	R.T.
1.765	7.17 ppm	630448	d4-1,4-Dichlorobenzene	4.637

Hit# of 5	Tentative ID	MW	MolForm	CAS#	Qual
1	Furan, 2,5-dimethyl-	96	C6H8O	000625-86-5	95
2	Furan, 2,5-dimethyl-	96	C6H8O	000625-86-5	94
3	Furan, 2,5-dimethyl-	96	C6H8O	000625-86-5	94
4	Ethanone, 1-(methylenecyclopropyl)-	96	C6H8O	062266-35-7	45
5	1H-Imidazole, 4,5-dimethyl-	96	C5H8N2	002302-39-8	38

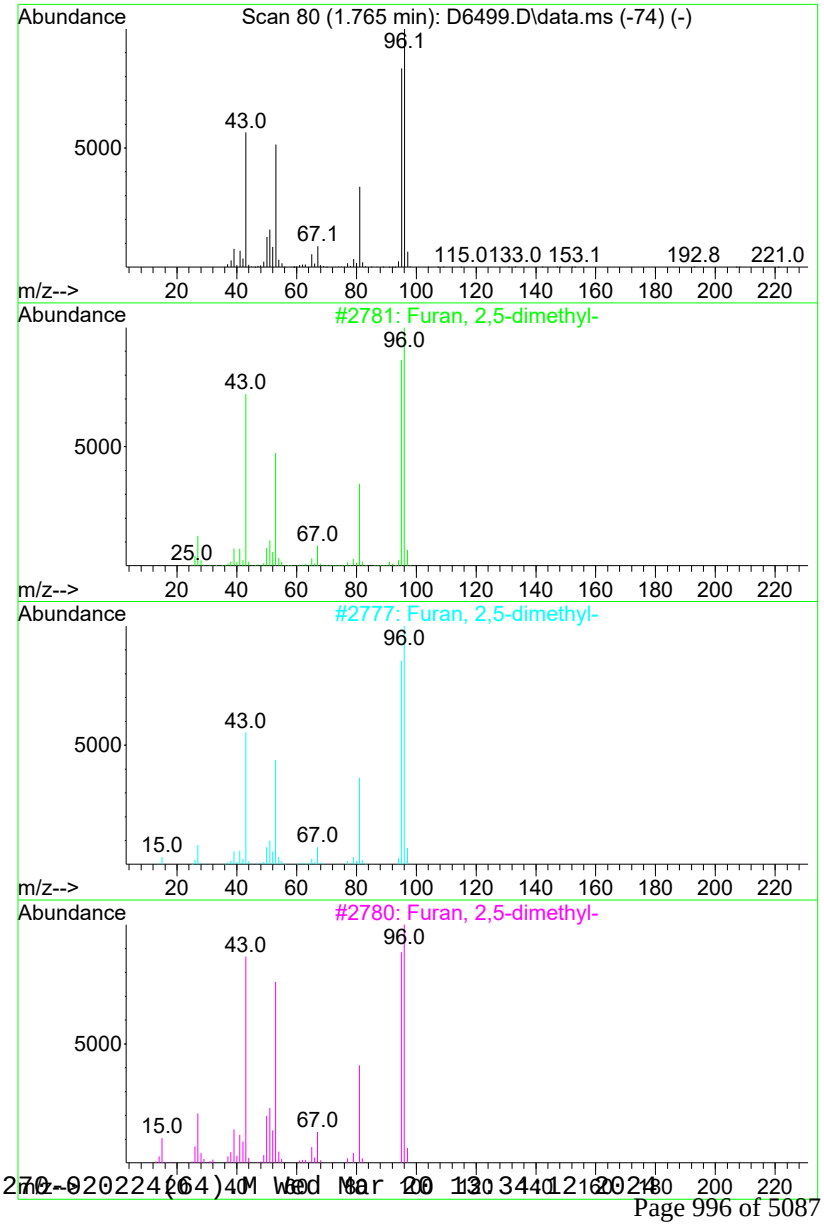

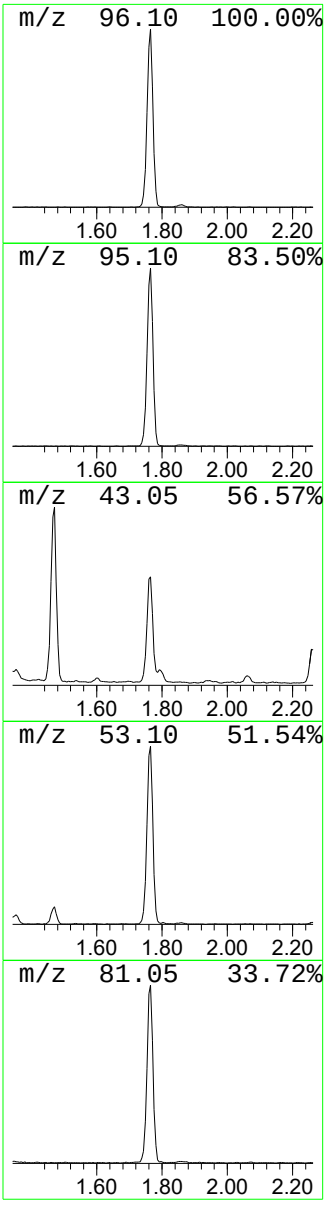

Library Search Compound Report

Data Path : I:\ACQUDATA\5977-MS64\Data\031924\
Data File : D6499.D
Acq On : 19 Mar 2024 06:20 pm
Operator :
Sample : RQ2402686-03
Misc : 435409 8270 SOIL
ALS Vial : 20 Sample Multiplier: 1

Quant Method : I:\ACQUDATA\5977-MS64\Methods\8270-020224(64).M
Quant Title : 8270 BNA ANALYSIS

TIC Library : C:\Database\NIST08.L
TIC Integration Parameters: TEBINT.P

****

Peak Number 3 3-Penten-2-one, 4-methyl- Concentration Rank 2

R.T.	EstConc	Area	Relative to ISTD	R.T.
2.765	25.98 ppm	2284710	d4-1,4-Dichlorobenzene	4.637

Hit# of 5	Tentative ID	MW	MolForm	CAS#	Qual
1	3-Penten-2-one, 4-methyl-	98	C6H10O	000141-79-7	91
2	3-Penten-2-one, 4-methyl-	98	C6H10O	000141-79-7	91
3	3-Hexen-2-one	98	C6H10O	000763-93-9	91
4	3-Penten-2-one, 4-methyl-	98	C6H10O	000141-79-7	87
5	2-Pentene, 3,4-dimethyl-, (Z)-	98	C7H14	004914-91-4	86

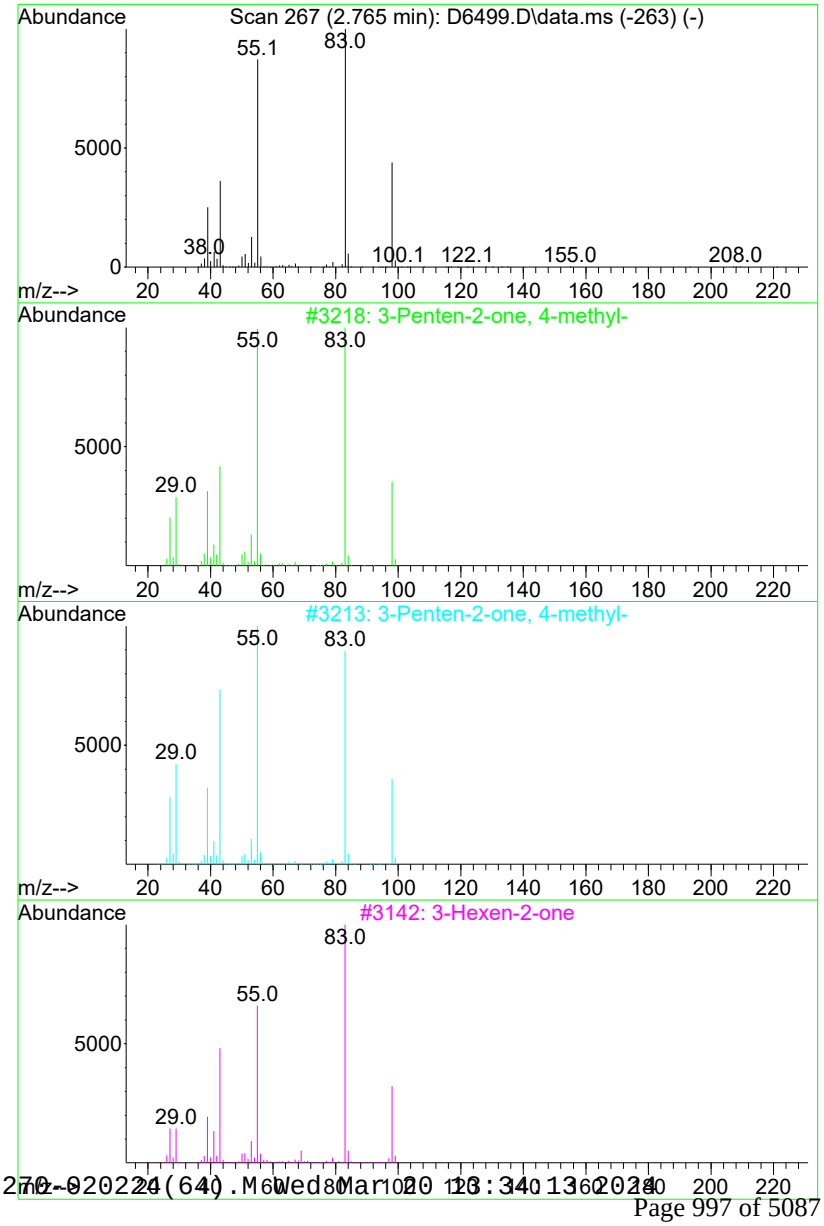

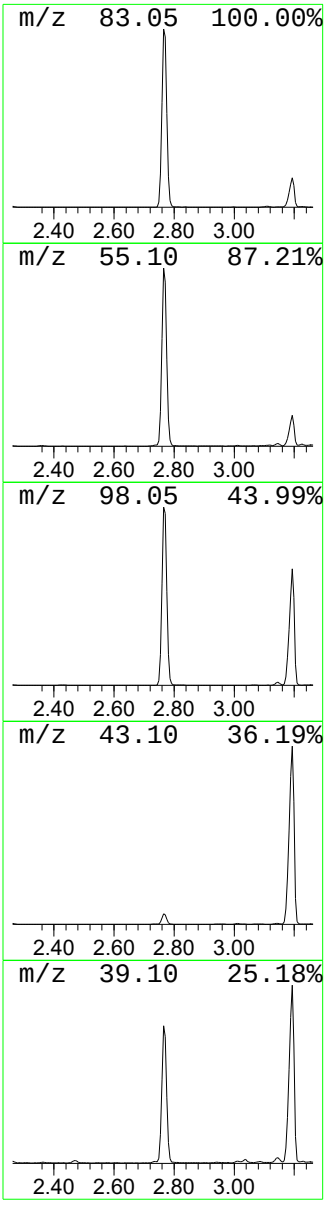

Library Search Compound Report

Data Path : I:\ACQUDATA\5977-MS64\Data\031924\
Data File : D6499.D
Acq On : 19 Mar 2024 06:20 pm
Operator :
Sample : RQ2402686-03
Misc : 435409 8270 SOIL
ALS Vial : 20 Sample Multiplier: 1

Quant Method : I:\ACQUDATA\5977-MS64\Methods\8270-020224(64).M
Quant Title : 8270 BNA ANALYSIS

TIC Library : C:\Database\NIST08.L
TIC Integration Parameters: TEBINT.P

****

Peak Number 4 Heptane, 2,5-dimethyl- Concentration Rank 13

R.T.	EstConc	Area	Relative to ISTD	R.T.
3.145	2.23 ppm	196337	d4-1,4-Dichlorobenzene	4.637

Hit# of 5	Tentative ID	MW	MolForm	CAS#	Qual
1	Heptane, 2,5-dimethyl-	128	C9H20	002216-30-0	91
2	Heptane, 2,5-dimethyl-	128	C9H20	002216-30-0	90
3	Heptane, 2,5-dimethyl-	128	C9H20	002216-30-0	87
4	Octane, 3-methyl-	128	C9H20	002216-33-3	87
5	Heptane, 2,5-dimethyl-	128	C9H20	002216-30-0	83

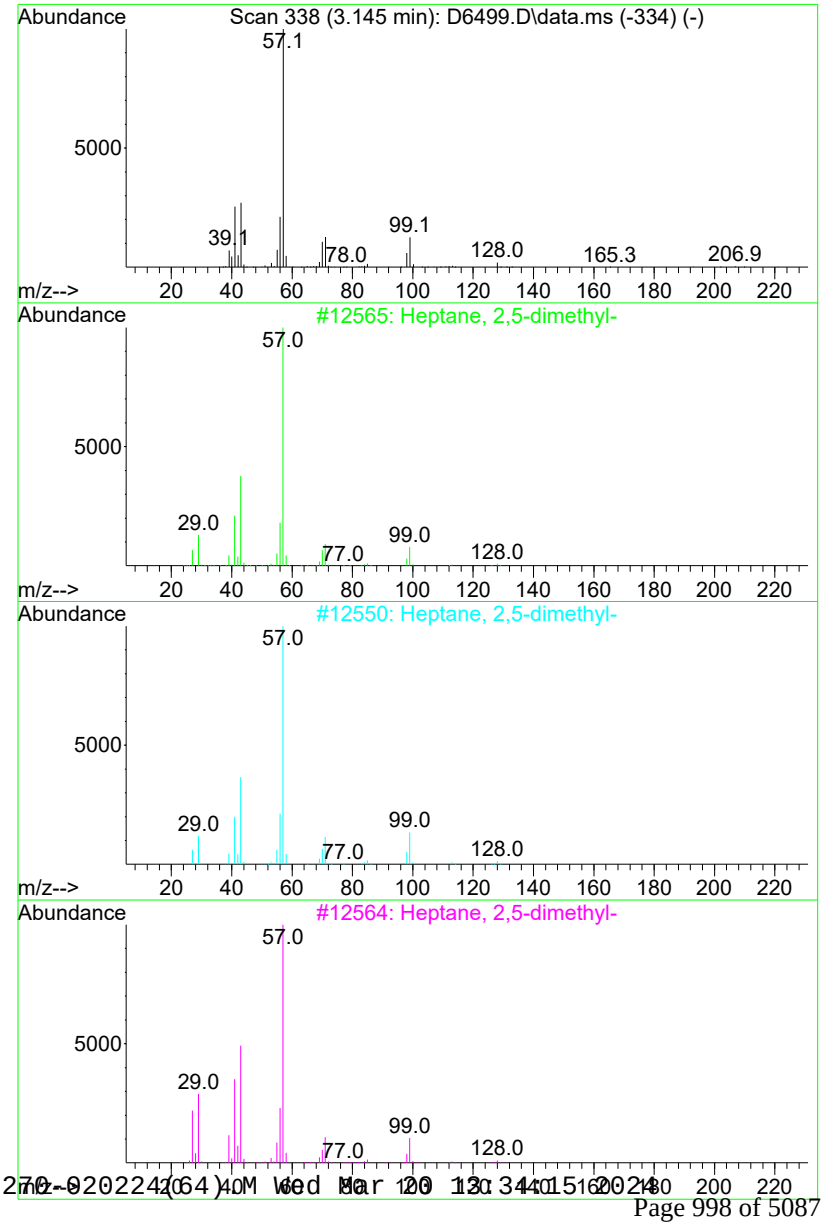

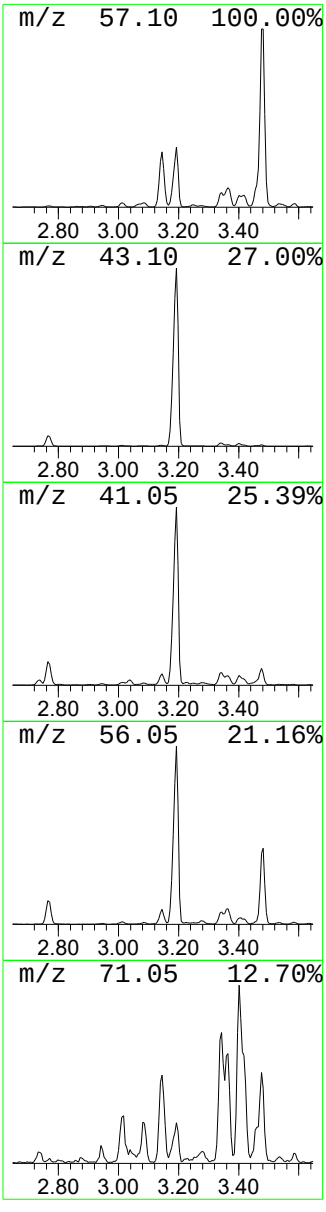

Library Search Compound Report

Data Path : I:\ACQUDATA\5977-MS64\Data\031924\
Data File : D6499.D
Acq On : 19 Mar 2024 06:20 pm
Operator :
Sample : RQ2402686-03
Misc : 435409 8270 SOIL
ALS Vial : 20 Sample Multiplier: 1

Quant Method : I:\ACQUDATA\5977-MS64\Methods\8270-020224(64).M
Quant Title : 8270 BNA ANALYSIS

TIC Library : C:\Database\NIST08.L
TIC Integration Parameters: TEBINT.P

****

Peak Number 5 unknown Concentration Rank 1

R.T.	EstConc	Area	Relative to ISTD	R.T.
3.193	113.94 ppm	10020200	d4-1,4-Dichlorobenzene	4.637

Hit# of 5	Tentative ID	MW	MolForm	CAS#	Qual
1	2-Pentanone, 4-hydroxy-4-methyl-	116	C6H12O2	000123-42-2	56
2	2-Pentanone, 4-hydroxy-4-methyl-	116	C6H12O2	000123-42-2	50
3	2-Pentanone, 4-hydroxy-4-methyl-	116	C6H12O2	000123-42-2	38
4	Acetic acid, cyano-, 1,1-dimethy...	141	C7H11NO2	001116-98-9	17
5	5-Hexen-2-one	98	C6H10O	000109-49-9	9

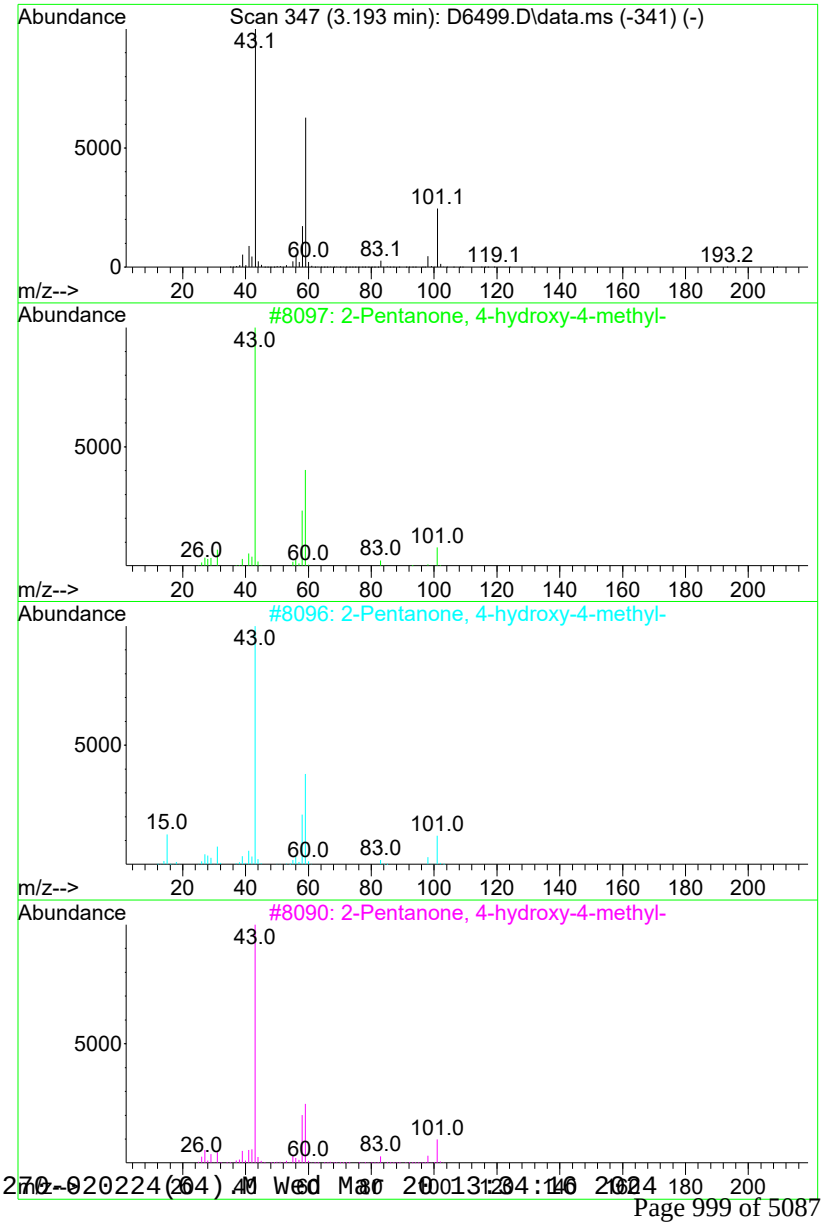

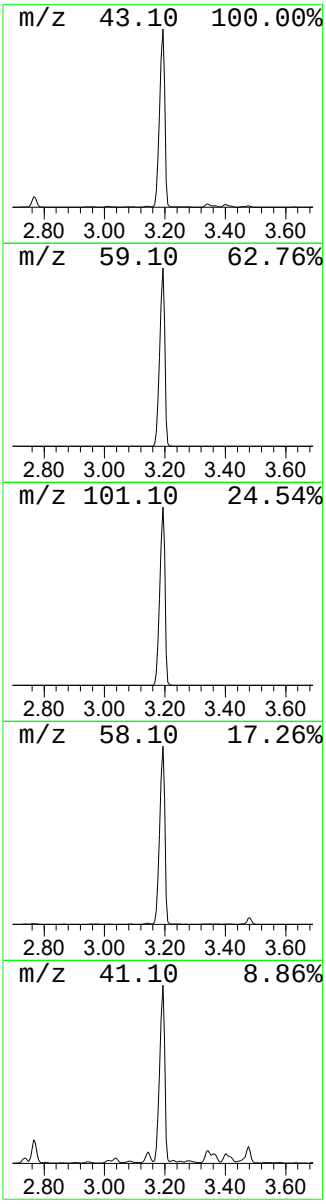

Library Search Compound Report

Data Path : I:\ACQUDATA\5977-MS64\Data\031924\
Data File : D6499.D
Acq On : 19 Mar 2024 06:20 pm
Operator :
Sample : RQ2402686-03
Misc : 435409 8270 SOIL
ALS Vial : 20 Sample Multiplier: 1

Quant Method : I:\ACQUDATA\5977-MS64\Methods\8270-020224(64).M
Quant Title : 8270 BNA ANALYSIS

TIC Library : C:\Database\NIST08.L
TIC Integration Parameters: TEBINT.P

****

Peak Number 6 Heptane, 2,3-dimethyl- Concentration Rank 7

R.T.	EstConc	Area	Relative to ISTD	R.T.
3.343	3.36 ppm	295705	d4-1,4-Dichlorobenzene	4.637

Hit# of 5	Tentative ID	MW	MolForm	CAS#	Qual
1	Heptane, 2,3-dimethyl-	128	C9H20	003074-71-3	87
2	Heptane, 2,3-dimethyl-	128	C9H20	003074-71-3	86
3	Hexane, 3-ethyl-	114	C8H18	000619-99-8	72
4	Heptane, 2,3-dimethyl-	128	C9H20	003074-71-3	64
5	Decane, 5,6-dimethyl-	170	C12H26	001636-43-7	64

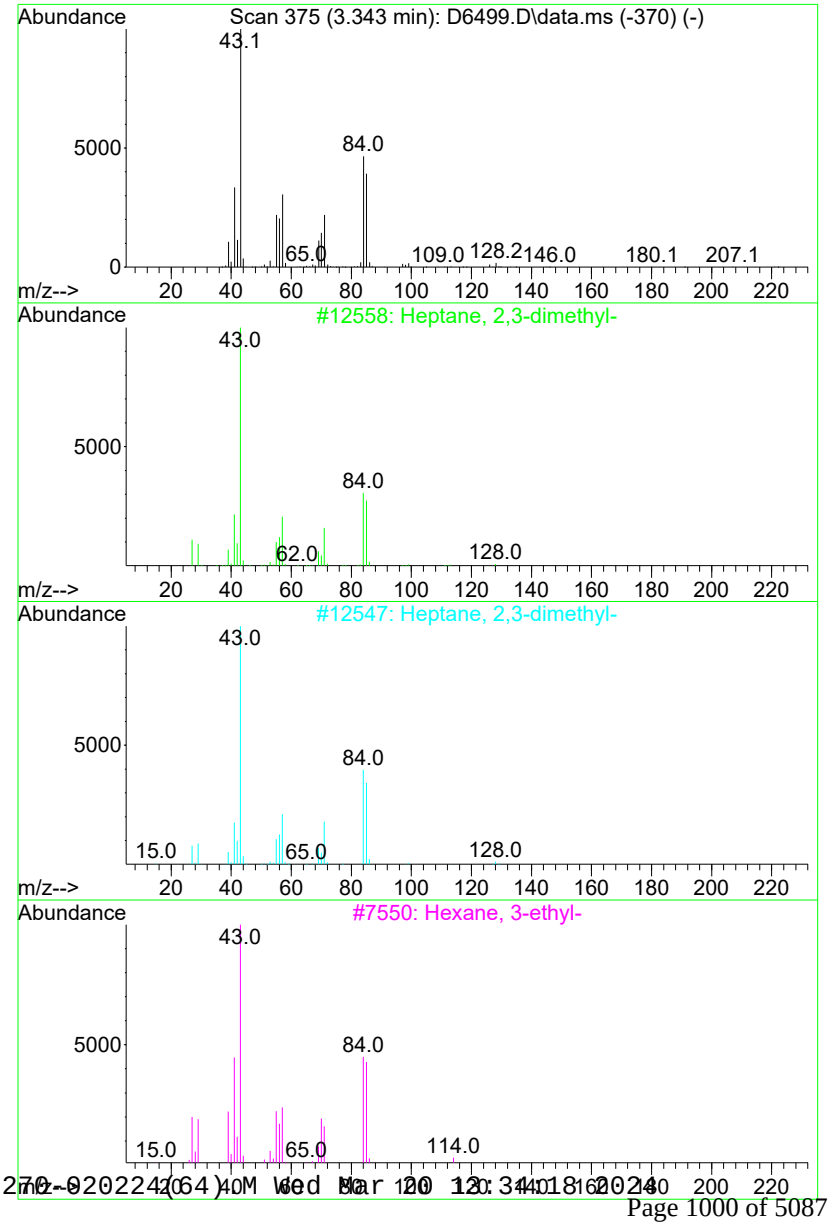

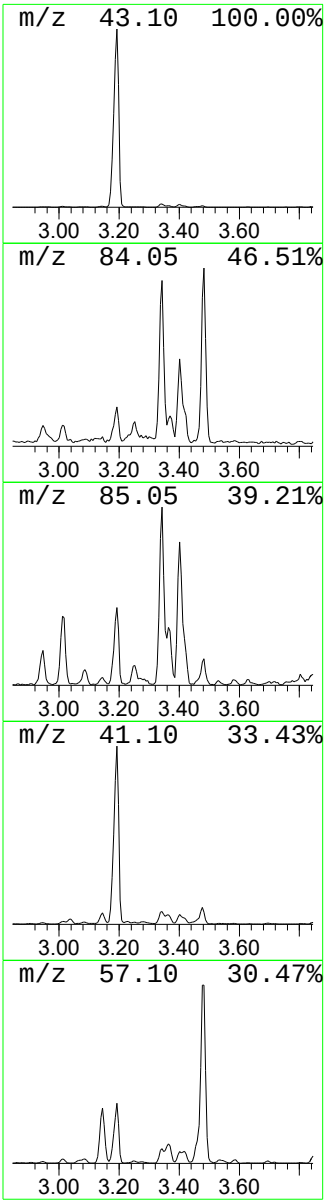

Library Search Compound Report

Data Path : I:\ACQUDATA\5977-MS64\Data\031924\
Data File : D6499.D
Acq On : 19 Mar 2024 06:20 pm
Operator :
Sample : RQ2402686-03
Misc : 435409 8270 SOIL
ALS Vial : 20 Sample Multiplier: 1

Quant Method : I:\ACQUDATA\5977-MS64\Methods\8270-020224(64).M
Quant Title : 8270 BNA ANALYSIS

TIC Library : C:\Database\NIST08.L
TIC Integration Parameters: TEBINT.P

****

Peak Number 7 unknown Concentration Rank 15

R.T.	EstConc	Area	Relative to ISTD	R.T.
3.364	2.04 ppm	179703	d4-1,4-Dichlorobenzene	4.637

Hit# of 5	Tentative ID	MW	MolForm	CAS#	Qual
1	Heptane, 3,4-dimethyl-	128	C9H20	000922-28-1	40
2	Hexane, 3-methyl-	100	C7H16	000589-34-4	38
3	1,3-Dioxane-4,6-dione, 5,5-dimet...	184	C9H12O4	004858-67-7	38
4	Heptane, 3-ethyl-	128	C9H20	015869-80-4	32
5	5-Methyl-2-hexene,c&t	98	C7H14	003404-62-4	22

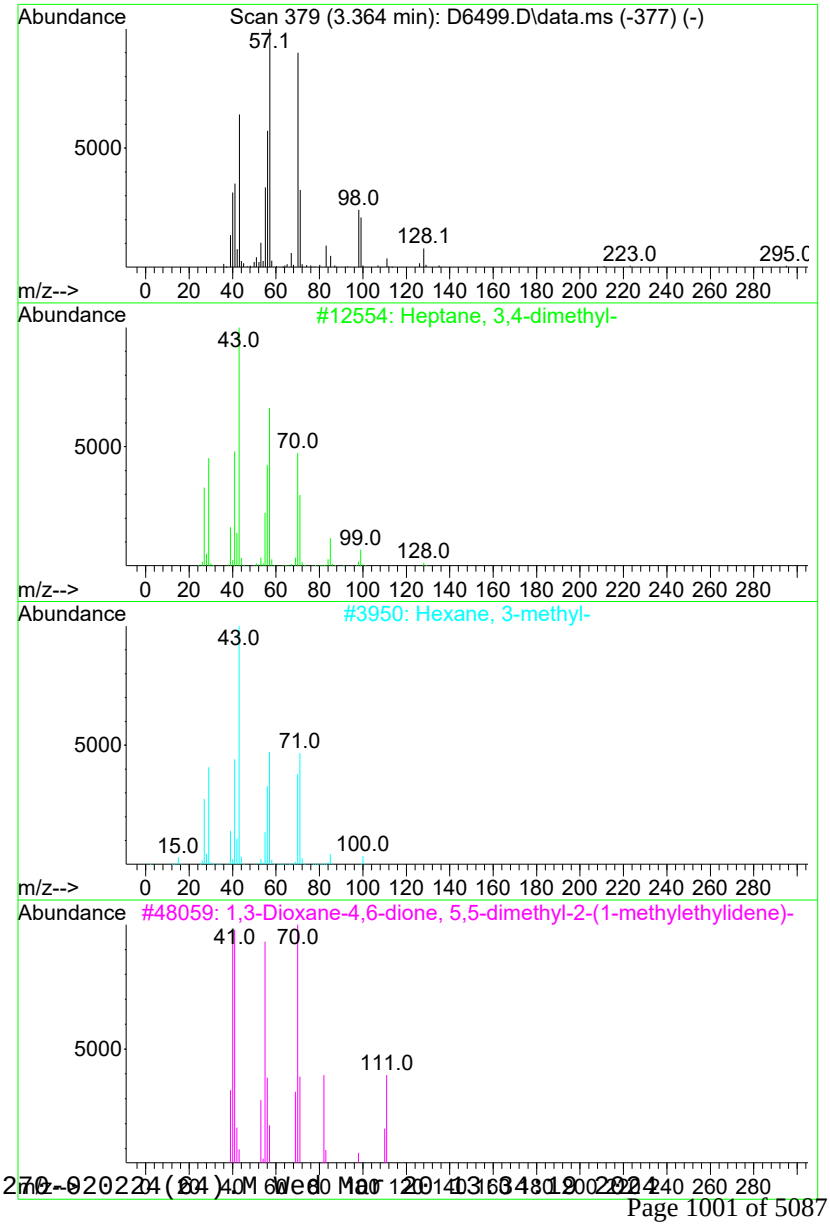

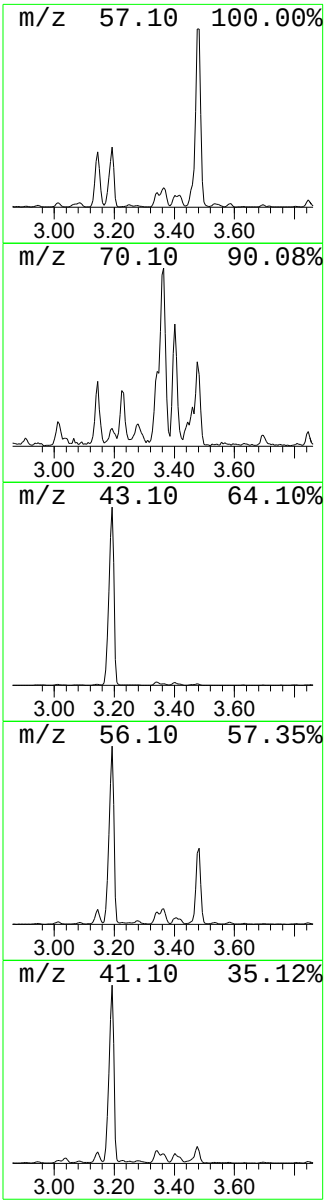

Library Search Compound Report

Data Path : I:\ACQUDATA\5977-MS64\Data\031924\
Data File : D6499.D
Acq On : 19 Mar 2024 06:20 pm
Operator :
Sample : RQ2402686-03
Misc : 435409 8270 SOIL
ALS Vial : 20 Sample Multiplier: 1

Quant Method : I:\ACQUDATA\5977-MS64\Methods\8270-020224(64).M
Quant Title : 8270 BNA ANALYSIS

TIC Library : C:\Database\NIST08.L
TIC Integration Parameters: TEBINT.P

****

Peak Number 8 Octane, 4-methyl- Concentration Rank 8

R.T.	EstConc	Area	Relative to ISTD	R.T.
3.402	2.98 ppm	262388	d4-1,4-Dichlorobenzene	4.637

Hit# of 5	Tentative ID	MW	MolForm	CAS#	Qual
1	Octane, 4-methyl-	128	C9H20	002216-34-4	91
2	Octane, 4-methyl-	128	C9H20	002216-34-4	90
3	Hexane, 3-ethyl-	114	C8H18	000619-99-8	90
4	Octane, 4-methyl-	128	C9H20	002216-34-4	87
5	Hexane, 3-ethyl-	114	C8H18	000619-99-8	83

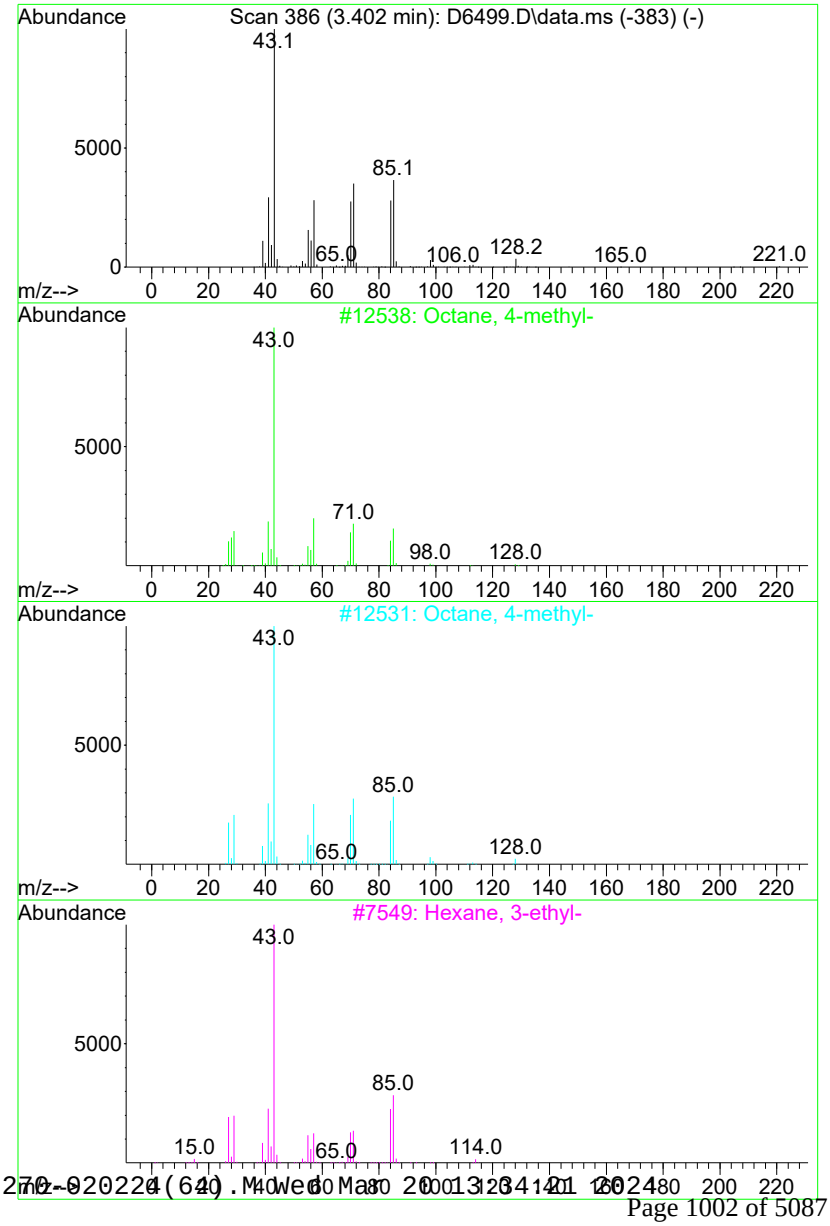

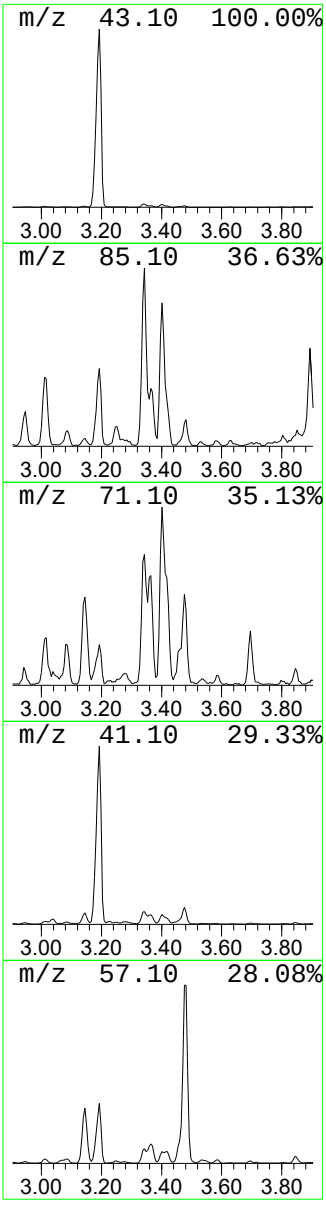

Library Search Compound Report

Data Path : I:\ACQUDATA\5977-MS64\Data\031924\
Data File : D6499.D
Acq On : 19 Mar 2024 06:20 pm
Operator :
Sample : RQ2402686-03
Misc : 435409 8270 SOIL
ALS Vial : 20 Sample Multiplier: 1

Quant Method : I:\ACQUDATA\5977-MS64\Methods\8270-020224(64).M
Quant Title : 8270 BNA ANALYSIS

TIC Library : C:\Database\NIST08.L
TIC Integration Parameters: TEBINT.P

****

Peak Number 9 unknown Concentration Rank 6

R.T.	EstConc	Area	Relative to ISTD	R.T.
3.963	4.93 ppm	433662	d4-1,4-Dichlorobenzene	4.637

Hit# of 5	Tentative ID	MW	MolForm	CAS#	Qual
1	2-Pyrrolidinone	85	C4H7NO	000616-45-5	40
2	Sulfurous acid, isohexyl hexyl e...	250	C12H26O3S	1000309-12-8	39
3	2(3H)-Furanone, 5-acetyldihydro-	128	C6H8O3	029393-32-6	39
4	4-Methoxy-3-buten-2-one	100	C5H8O2	004652-27-1	39
5	2-Pyrrolidinone	85	C4H7NO	000616-45-5	33

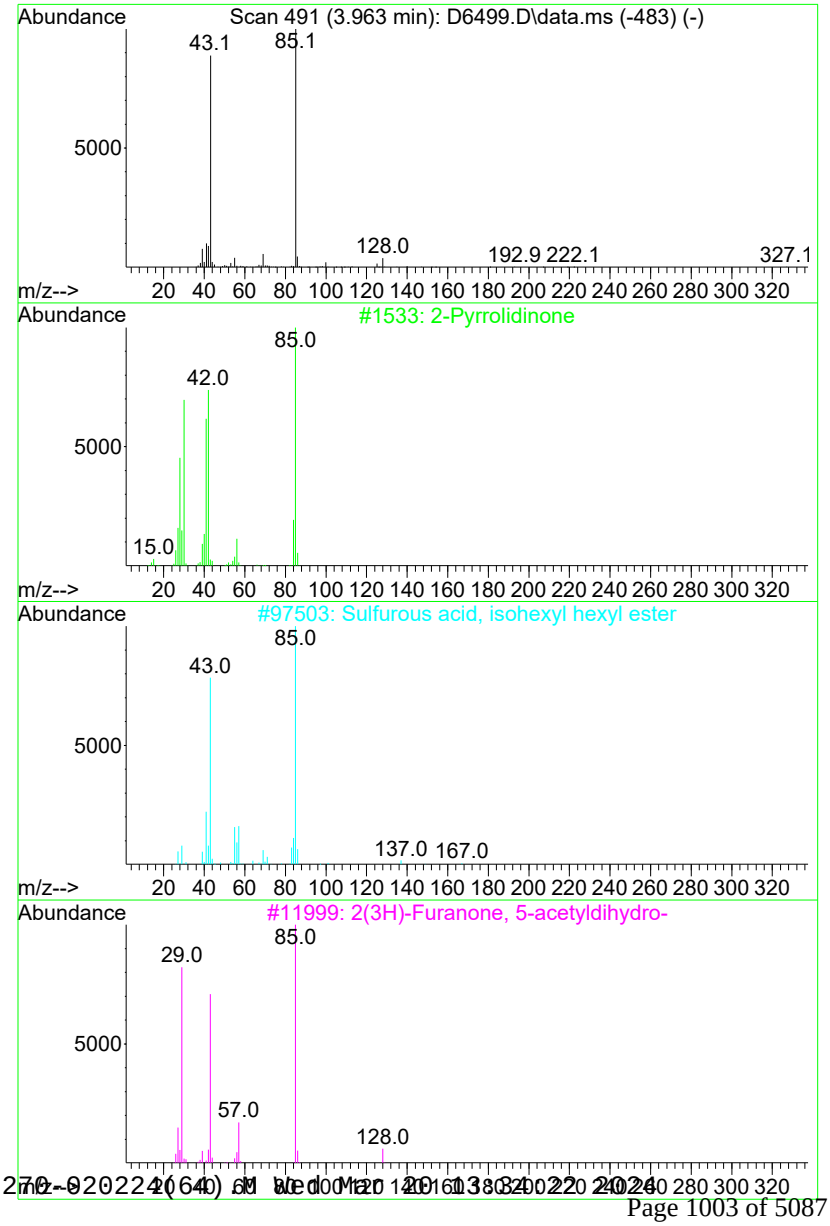

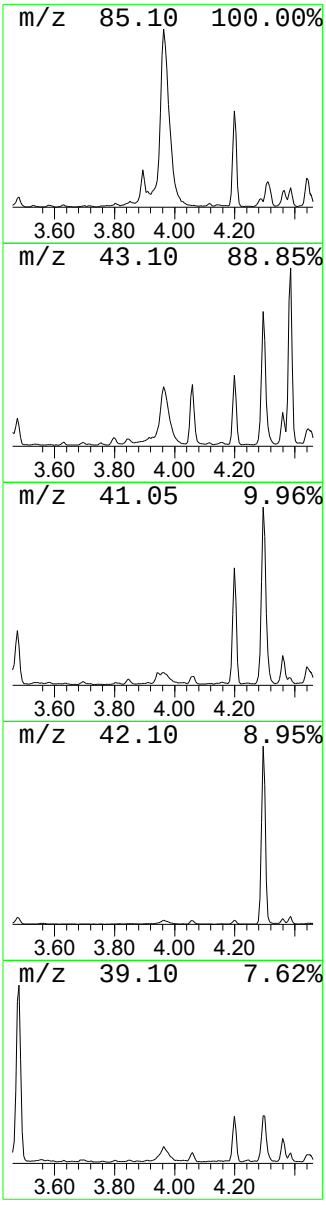

Library Search Compound Report

Data Path : I:\ACQUDATA\5977-MS64\Data\031924\
Data File : D6499.D
Acq On : 19 Mar 2024 06:20 pm
Operator :
Sample : RQ2402686-03
Misc : 435409 8270 SOIL
ALS Vial : 20 Sample Multiplier: 1

Quant Method : I:\ACQUDATA\5977-MS64\Methods\8270-020224(64).M
Quant Title : 8270 BNA ANALYSIS

TIC Library : C:\Database\NIST08.L
TIC Integration Parameters: TEBINT.P

****

Peak Number 10 unknown Concentration Rank 17

R.T.	EstConc	Area	Relative to ISTD	R.T.
4.059	1.88 ppm	165649	d4-1,4-Dichlorobenzene	4.637

Hit# of 5	Tentative ID	MW	MolForm	CAS#	Qual
1	3-Hexene-2,5-dione	112	C6H8O2	004436-75-3	59
2	4H-1,2,4-Triazole, 4-ethyl-	97	C4H7N3	043183-55-7	53
3	2(5H)-Furanone, 5,5-dimethyl-	112	C6H8O2	020019-64-1	50
4	1H-Pyrrole-2,5-dione	97	C4H3NO2	000541-59-3	40
5	1H-Pyrrole-2,5-dione	97	C4H3NO2	000541-59-3	37

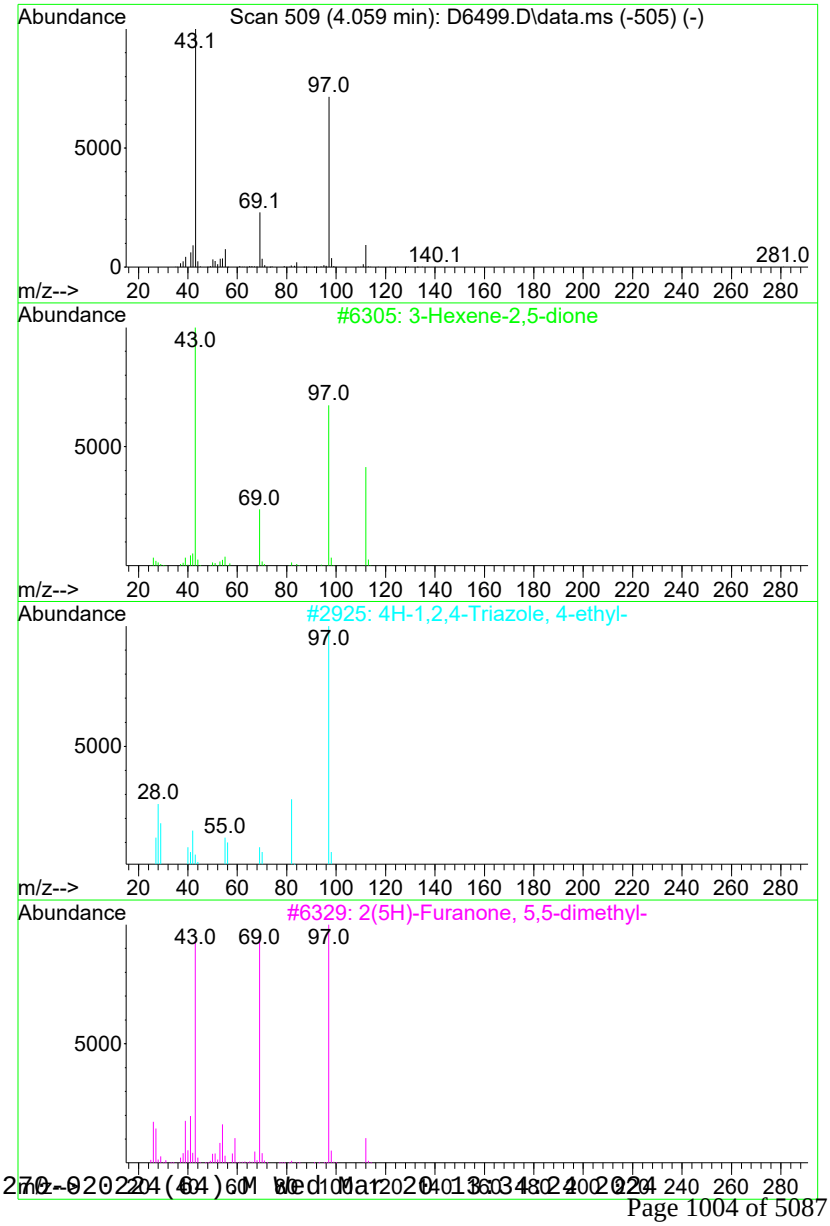

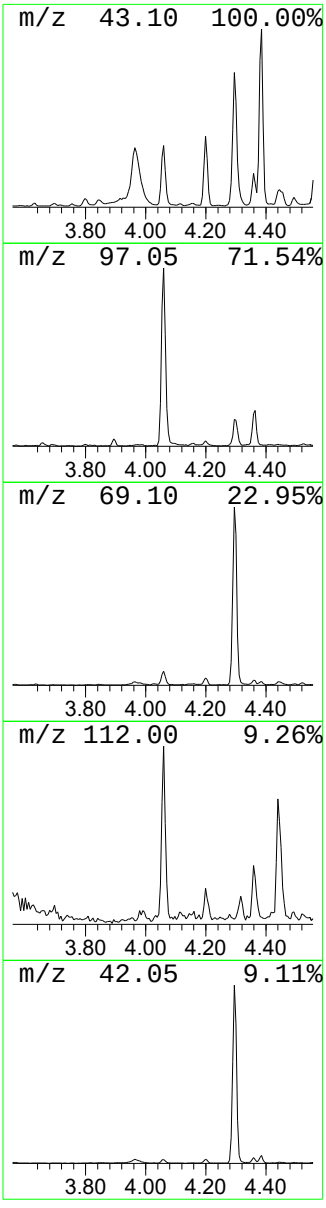

Library Search Compound Report

Data Path : I:\ACQUDATA\5977-MS64\Data\031924\
Data File : D6499.D
Acq On : 19 Mar 2024 06:20 pm
Operator :
Sample : RQ2402686-03
Misc : 435409 8270 SOIL
ALS Vial : 20 Sample Multiplier: 1

Quant Method : I:\ACQUDATA\5977-MS64\Methods\8270-020224(64).M
Quant Title : 8270 BNA ANALYSIS

TIC Library : C:\Database\NIST08.L
TIC Integration Parameters: TEBINT.P

****

Peak Number 11 unknown Concentration Rank 4

R.T.	EstConc	Area	Relative to ISTD	R.T.
4.199	7.43 ppm	653033	d4-1,4-Dichlorobenzene	4.637

Hit# of 5	Tentative ID	MW	MolForm	CAS#	Qual
1	Hexane, 2,2,5-trimethyl-	128	C9H20	003522-94-9	64
2	Dodecane, 2,2,11,11-tetramethyl-	226	C16H34	127204-12-0	64
3	Hexane, 2,2,5-trimethyl-	128	C9H20	003522-94-9	64
4	Hexane, 2,2,4-trimethyl-	128	C9H20	016747-26-5	59
5	Pentane, 2,2,3,4-tetramethyl-	128	C9H20	001186-53-4	59

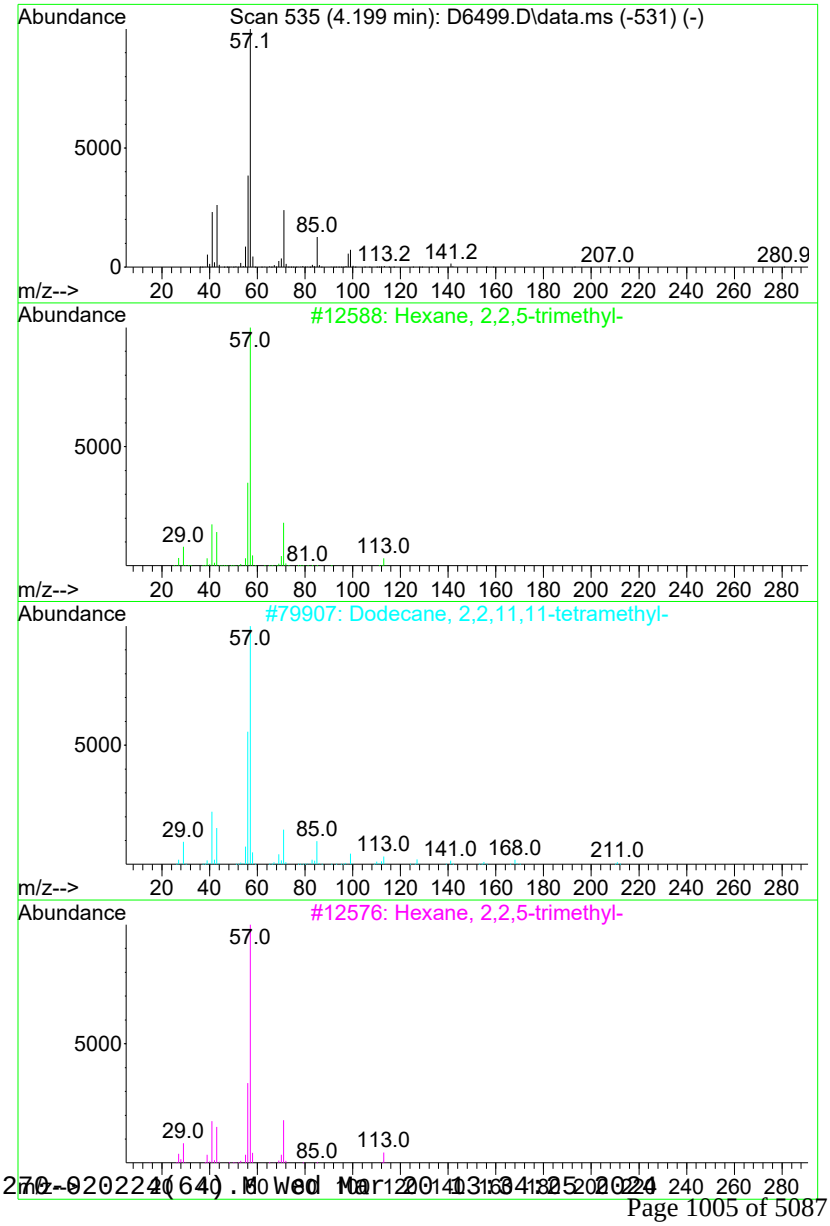

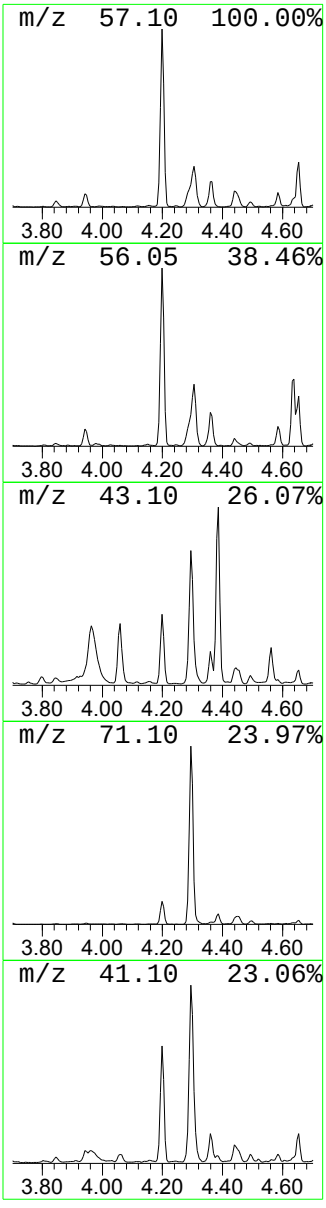

Library Search Compound Report

Data Path : I:\ACQUDATA\5977-MS64\Data\031924\
Data File : D6499.D
Acq On : 19 Mar 2024 06:20 pm
Operator :
Sample : RQ2402686-03
Misc : 435409 8270 SOIL
ALS Vial : 20 Sample Multiplier: 1

Quant Method : I:\ACQUDATA\5977-MS64\Methods\8270-020224(64).M
Quant Title : 8270 BNA ANALYSIS

TIC Library : C:\Database\NIST08.L
TIC Integration Parameters: TEBINT.P

****

Peak Number 12 unknown Concentration Rank 10

R.T.	EstConc	Area	Relative to ISTD	R.T.
4.359	2.80 ppm	246249	d4-1,4-Dichlorobenzene	4.637

Hit# of 5	Tentative ID	MW	MolForm	CAS#	Qual
1	2-Isopropylimidazole	110	C6H10N2	036947-68-9	35
2	exo-2-Bromonorbornane	174	C7H11Br	002534-77-2	35
3	2-Norbornyl bromide	174	C7H11Br	029342-65-2	35
4	Cyclohexene, 3-(iodomethyl)-	222	C7H11I	034825-94-0	32
5	Heptane, 2,2,4,6,6-pentamethyl-	170	C12H26	013475-82-6	27

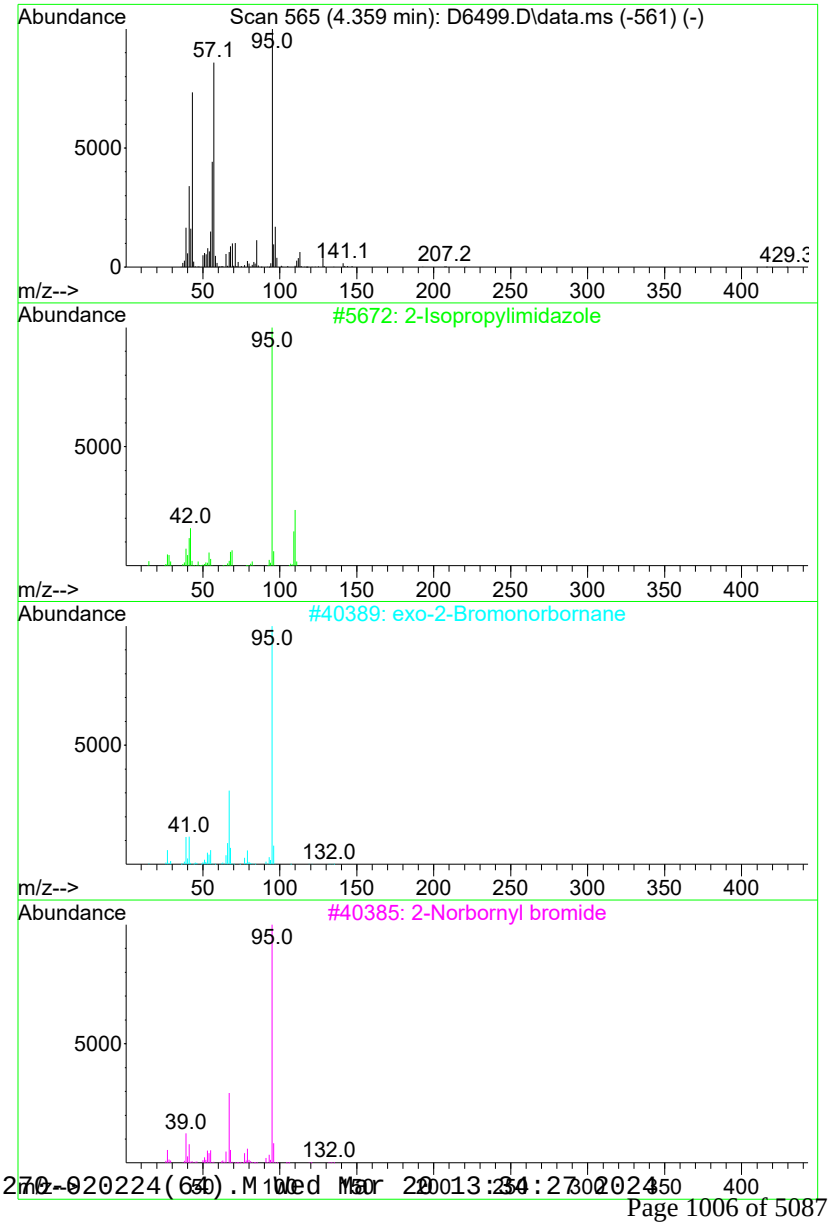

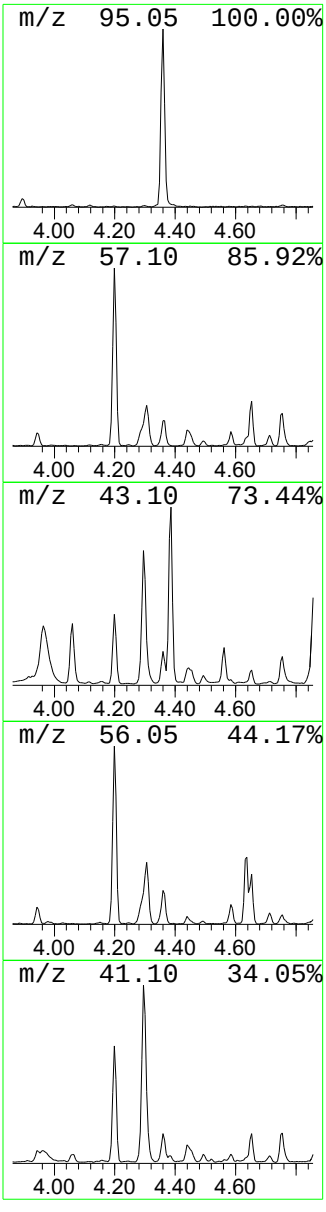

Library Search Compound Report

Data Path : I:\ACQUDATA\5977-MS64\Data\031924\
Data File : D6499.D
Acq On : 19 Mar 2024 06:20 pm
Operator :
Sample : RQ2402686-03
Misc : 435409 8270 SOIL
ALS Vial : 20 Sample Multiplier: 1

Quant Method : I:\ACQUDATA\5977-MS64\Methods\8270-020224(64).M
Quant Title : 8270 BNA ANALYSIS

TIC Library : C:\Database\NIST08.L
TIC Integration Parameters: TEBINT.P

****

Peak Number 13 unknown Concentration Rank 11

R.T.	EstConc	Area	Relative to ISTD	R.T.
4.386	2.80 ppm	245820	d4-1,4-Dichlorobenzene	4.637

Hit# of 5	Tentative ID	MW	MolForm	CAS#	Qual
1	2-Pentanone, 3-methyl-	100	C6H12O	000565-61-7	9
2	1-Propen-2-ol, acetate	100	C5H8O2	000108-22-5	9
3	p-Dioxin, 2,3-dihydro-5-methyl-	100	C5H8O2	003973-22-6	7
4	Pentane, 2-methyl-	86	C6H14	000107-83-5	5
5	2,4-Pentanedione	100	C5H8O2	000123-54-6	5

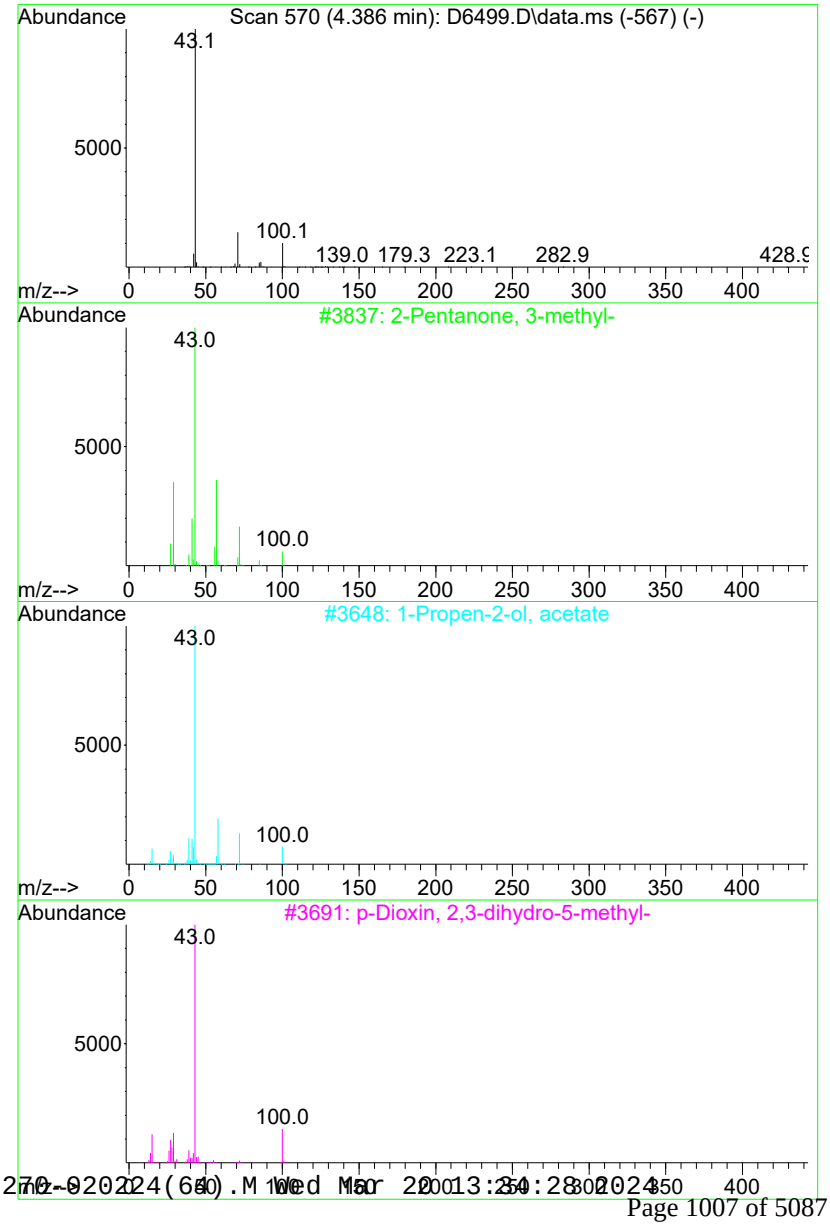

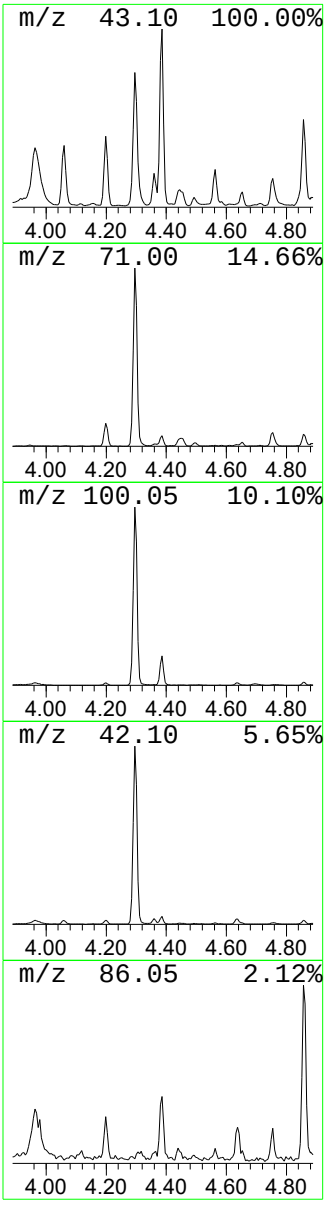

Library Search Compound Report

Data Path : I:\ACQUDATA\5977-MS64\Data\031924\
Data File : D6499.D
Acq On : 19 Mar 2024 06:20 pm
Operator :
Sample : RQ2402686-03
Misc : 435409 8270 SOIL
ALS Vial : 20 Sample Multiplier: 1

Quant Method : I:\ACQUDATA\5977-MS64\Methods\8270-020224(64).M
Quant Title : 8270 BNA ANALYSIS

TIC Library : C:\Database\NIST08.L
TIC Integration Parameters: TEBINT.P

****

Peak Number 14 2,6-Dimethyldecane Concentration Rank 16

R.T.	EstConc	Area	Relative to ISTD	R.T.
4.445	1.94 ppm	170343	d4-1,4-Dichlorobenzene	4.637

Hit# of 5	Tentative ID	MW	MolForm	CAS#	Qual
1	2,6-Dimethyldecane	170	C12H26	013150-81-7	83
2	Dodecane, 2,6,11-trimethyl-	212	C15H32	031295-56-4	83
3	Dodecane, 2,7,10-trimethyl-	212	C15H32	074645-98-0	83
4	Pentadecane, 7-methyl-	226	C16H34	006165-40-8	78
5	Tetratriacontane	479	C34H70	014167-59-0	78

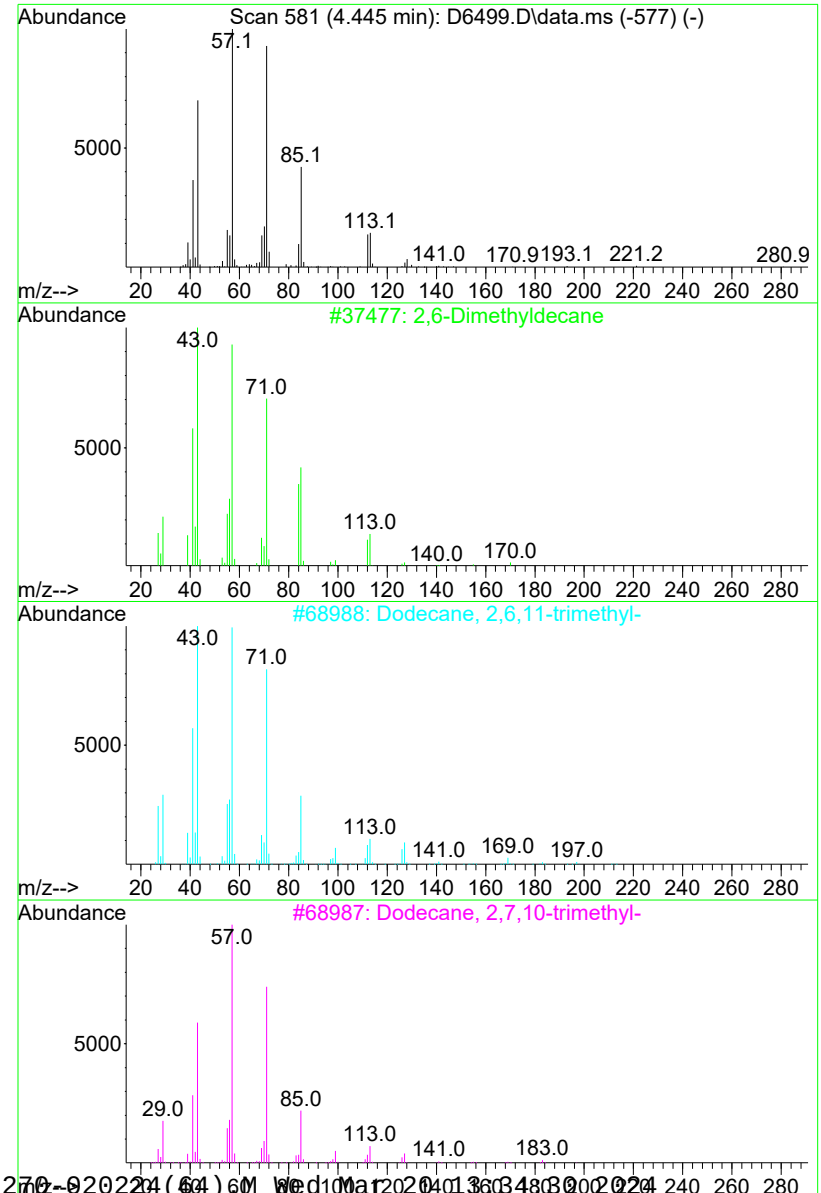

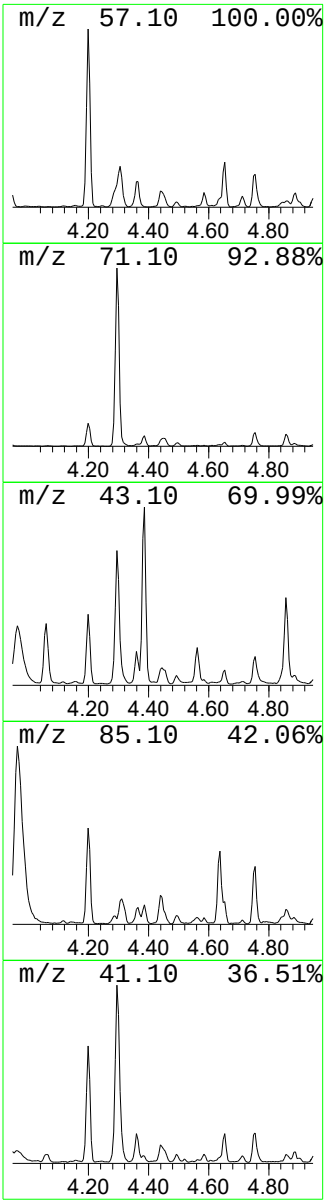

Library Search Compound Report

Data Path : I:\ACQUDATA\5977-MS64\Data\031924\
Data File : D6499.D
Acq On : 19 Mar 2024 06:20 pm
Operator :
Sample : RQ2402686-03
Misc : 435409 8270 SOIL
ALS Vial : 20 Sample Multiplier: 1

Quant Method : I:\ACQUDATA\5977-MS64\Methods\8270-020224(64).M
Quant Title : 8270 BNA ANALYSIS

TIC Library : C:\Database\NIST08.L
TIC Integration Parameters: TEBINT.P

****

Peak Number 15 unknown Concentration Rank 9

R.T.	EstConc	Area	Relative to ISTD	R.T.
4.755	2.89 ppm	254143	d4-1,4-Dichlorobenzene	4.637

Hit# of 5	Tentative ID	MW	MolForm	CAS#	Qual
1	Nonane, 3,7-dimethyl-	156	C11H24	017302-32-8	72
2	Hexane, 3,3-dimethyl-	114	C8H18	000563-16-6	64
3	Pentadecane	212	C15H32	000629-62-9	59
4	Hexadecane, 7-methyl-	240	C17H36	026730-20-1	53
5	Octane, 6-ethyl-2-methyl-	156	C11H24	062016-19-7	53

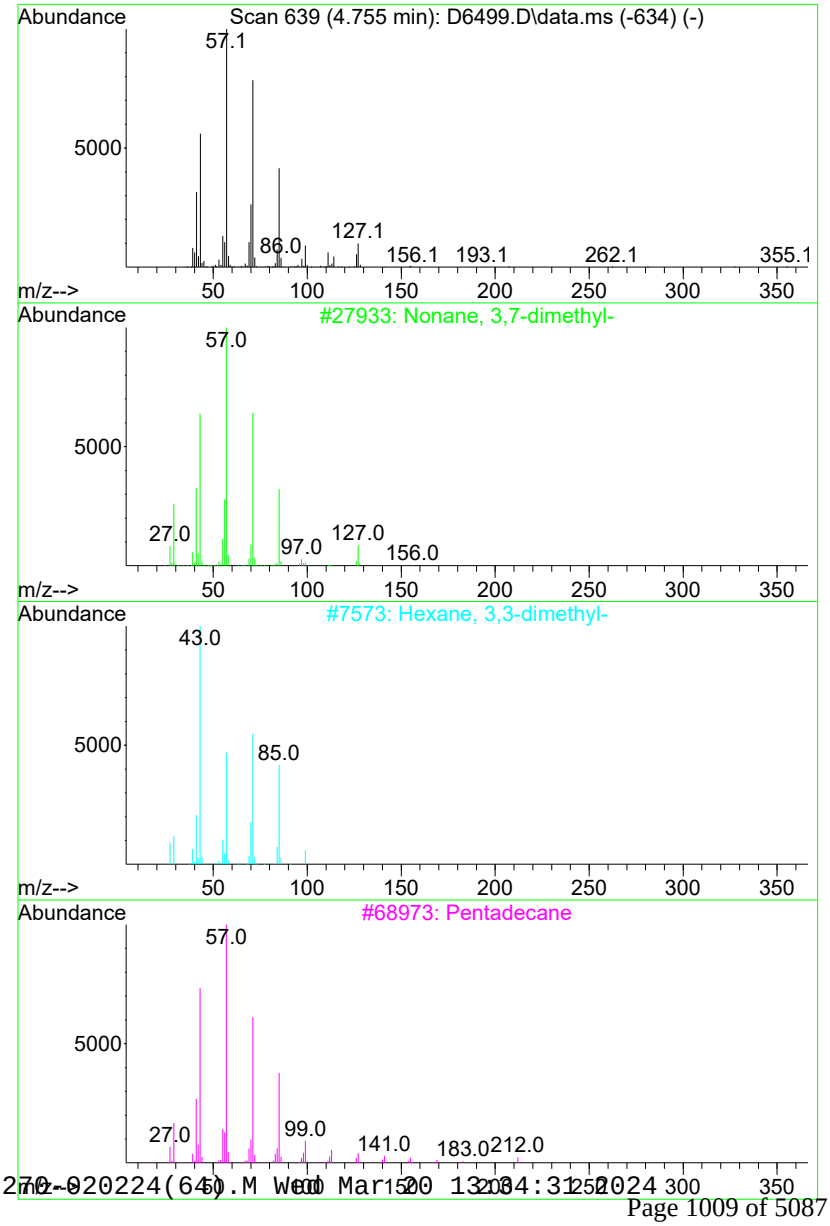

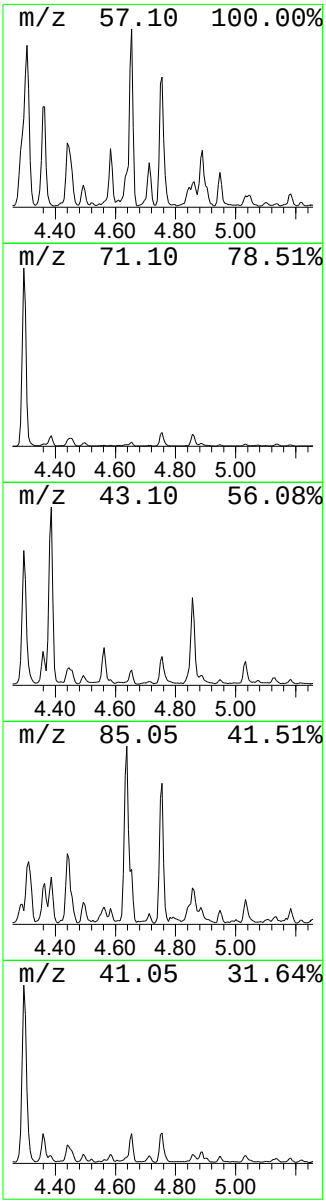

Library Search Compound Report

Data Path : I:\ACQUDATA\5977-MS64\Data\031924\
Data File : D6499.D
Acq On : 19 Mar 2024 06:20 pm
Operator :
Sample : RQ2402686-03
Misc : 435409 8270 SOIL
ALS Vial : 20 Sample Multiplier: 1

Quant Method : I:\ACQUDATA\5977-MS64\Methods\8270-020224(64).M
Quant Title : 8270 BNA ANALYSIS

TIC Library : C:\Database\NIST08.L
TIC Integration Parameters: TEBINT.P

****

Peak Number 16 unknown Concentration Rank 12

R.T.	EstConc	Area	Relative to ISTD	R.T.
4.856	2.68 ppm	235421	d4-1,4-Dichlorobenzene	4.637

Hit# of 5	Tentative ID	MW	MolForm	CAS#	Qual
1	2H-Pyran-2-one, tetrahydro-4-hyd...	130	C6H10O3	000503-48-0	50
2	Hydroxylamine, O-(3-methylbutyl)-	103	C5H13NO	019411-65-5	47
3	dl-Mevalonic acid lactone	130	C6H10O3	000674-26-0	33
4	Ethanone, 1-oxiranyl-	86	C4H6O2	004401-11-0	27
5	2H-Pyran-2-one, tetrahydro-4-hyd...	130	C6H10O3	000503-48-0	25

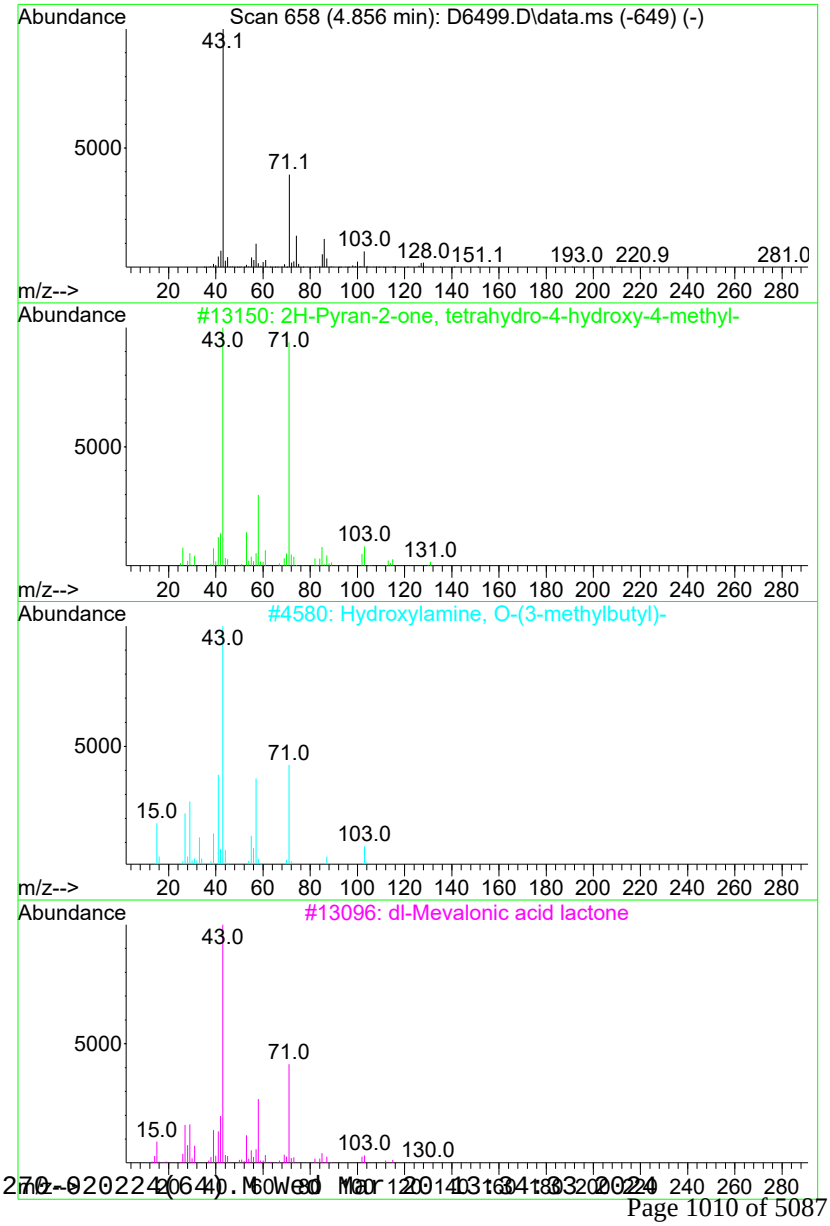

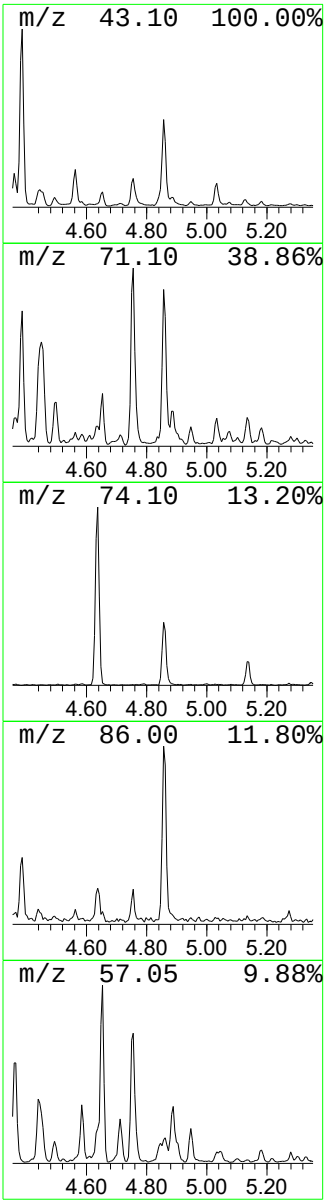

Library Search Compound Report

Data Path : I:\ACQUDATA\5977-MS64\Data\031924\
Data File : D6499.D
Acq On : 19 Mar 2024 06:20 pm
Operator :
Sample : RQ2402686-03
Misc : 435409 8270 SOIL
ALS Vial : 20 Sample Multiplier: 1

Quant Method : I:\ACQUDATA\5977-MS64\Methods\8270-020224(64).M
Quant Title : 8270 BNA ANALYSIS

TIC Library : C:\Database\NIST08.L
TIC Integration Parameters: TEBINT.P

****

Peak Number 17 unknown Concentration Rank 19

R.T.	EstConc	Area	Relative to ISTD	R.T.
5.033	1.44 ppm	126382	d4-1,4-Dichlorobenzene	4.637

Hit# of 5	Tentative ID	MW	MolForm	CAS#	Qual
1	4-Hydroxy-3,4,6-trimethylhept-5-...	168	C10H16O2	1000122-47-1	22
2	Sulfurous acid, cyclohexylmethyl...	402	C23H46O3S	1000309-22-4	16
3	1-Octadecene	252	C18H36	000112-88-9	16
4	E-15-Heptadecenal	252	C17H32O	1000130-97-9	16
5	1-Hexadecene	224	C16H32	000629-73-2	16

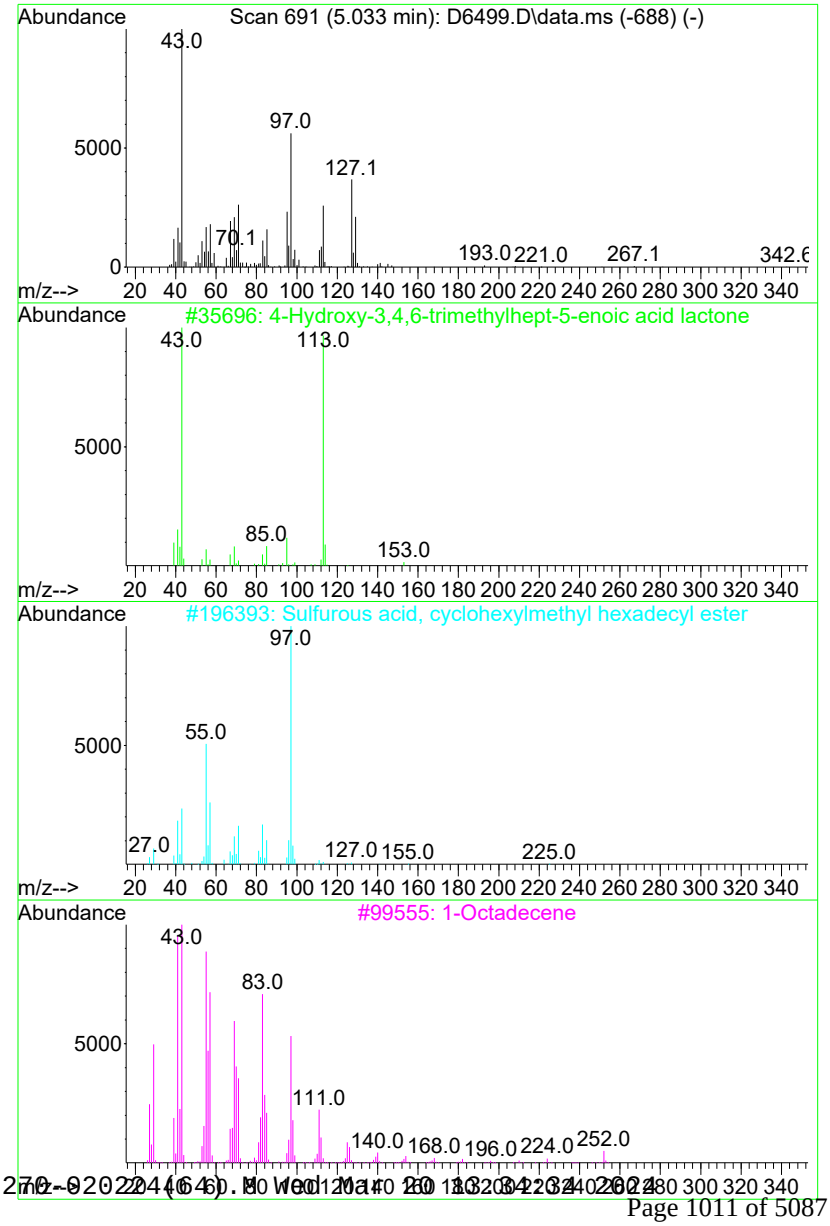

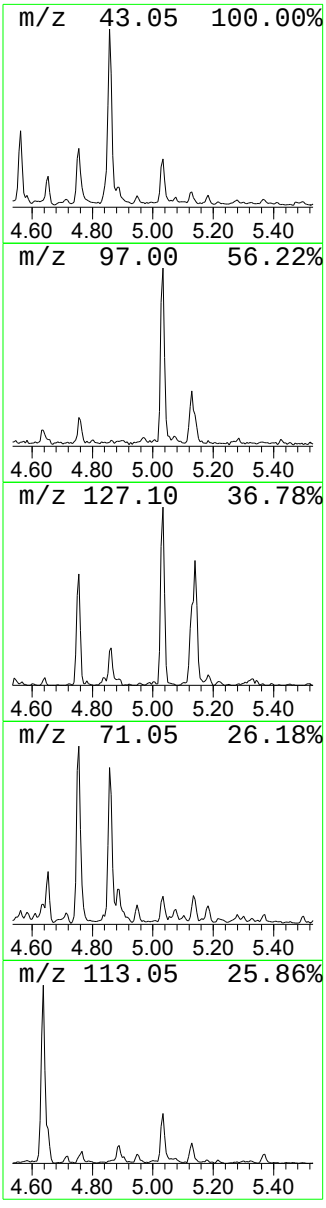

Library Search Compound Report

Data Path : I:\ACQUDATA\5977-MS64\Data\031924\
Data File : D6499.D
Acq On : 19 Mar 2024 06:20 pm
Operator :
Sample : RQ2402686-03
Misc : 435409 8270 SOIL
ALS Vial : 20 Sample Multiplier: 1

Quant Method : I:\ACQUDATA\5977-MS64\Methods\8270-020224(64).M
Quant Title : 8270 BNA ANALYSIS

TIC Library : C:\Database\NIST08.L
TIC Integration Parameters: TEBINT.P

****

Peak Number 18 unknown Concentration Rank 14

R.T.	EstConc	Area	Relative to ISTD	R.T.
9.167	2.13 ppm	286910	d10-Phenanthrene	8.996

Hit# of 5	Tentative ID	MW	MolForm	CAS#	Qual
1	2,4:3,5-Diethylidene-l-xylose	202	C9H14O5	1000126-95-9	47
2	2-Azido-2,4,4,6,6,8,8-heptamethy...	267	C16H33N3	1000293-29-1	47
3	Sulfurous acid, butyl heptadecyl...	376	C21H44O3S	1000309-18-4	47
4	Sulfurous acid, butyl hexadecyl ...	362	C20H42O3S	1000309-18-3	47
5	1-Chloroeicosane	316	C20H41Cl	042217-02-7	43

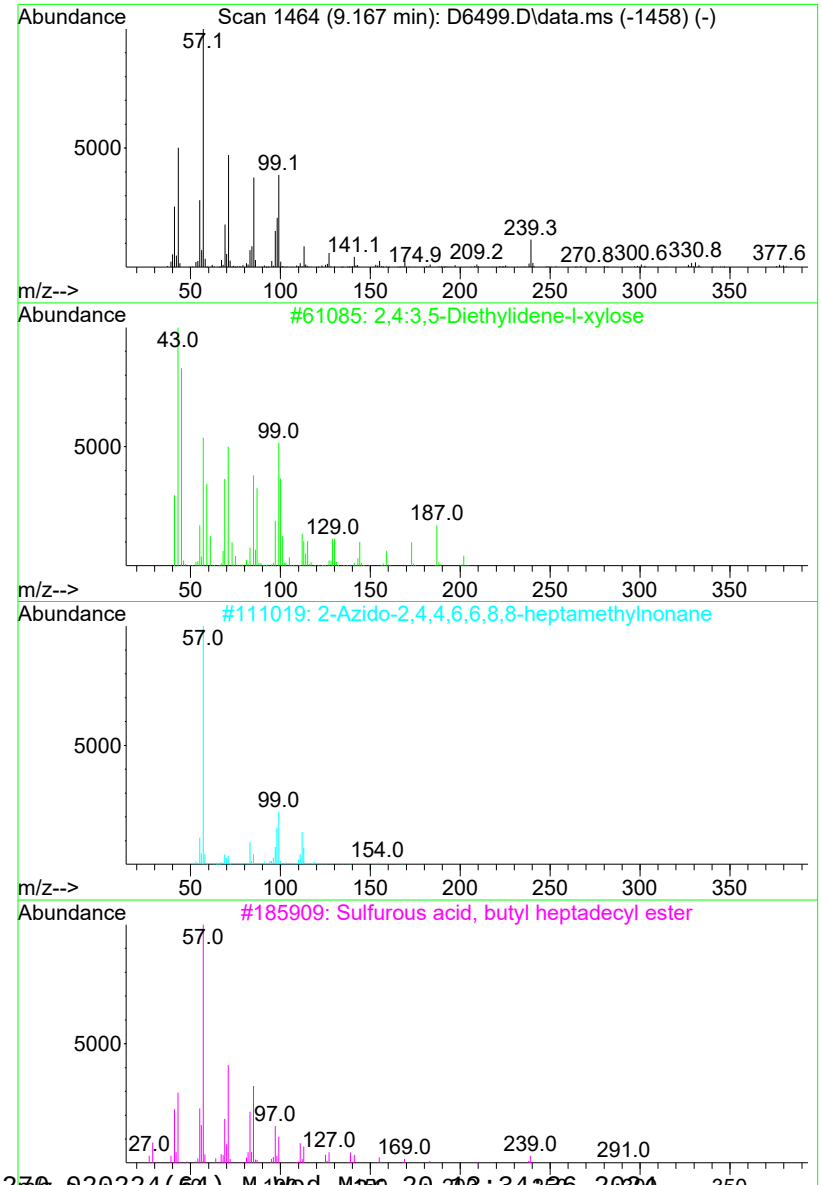

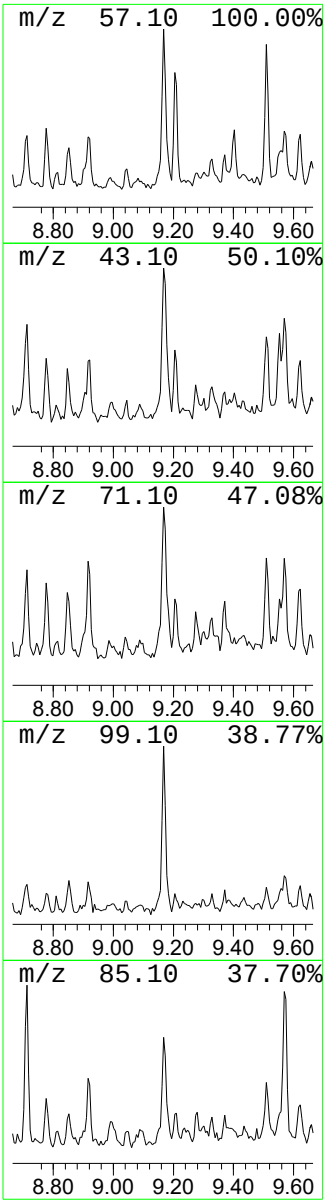

Library Search Compound Report

Data Path : I:\ACQUDATA\5977-MS64\Data\031924\
Data File : D6499.D
Acq On : 19 Mar 2024 06:20 pm
Operator :
Sample : RQ2402686-03
Misc : 435409 8270 SOIL
ALS Vial : 20 Sample Multiplier: 1

Quant Method : I:\ACQUDATA\5977-MS64\Methods\8270-020224(64).M
Quant Title : 8270 BNA ANALYSIS

TIC Library : C:\Database\NIST08.L
TIC Integration Parameters: TEBINT.P

****

Peak Number 19 unknown Concentration Rank 20

R.T.	EstConc	Area	Relative to ISTD	R.T.
10.879	1.18 ppm	141558	d12-Chrysene	12.163

Hit# of 5	Tentative ID	MW	MolForm	CAS#	Qual
1	Nonane, 2,2,4,4,6,8,8-heptamethyl-	226	C16H34	004390-04-9	53
2	3,5-Dimethyldodecane	198	C14H30	107770-99-0	47
3	Sulfurous acid, butyl dodecyl ester	306	C16H34O3S	1000309-17-9	47
4	Octane, 4-ethyl-	142	C10H22	015869-86-0	43
5	13-Methylhentriacontane	451	C32H66	1000131-19-4	38

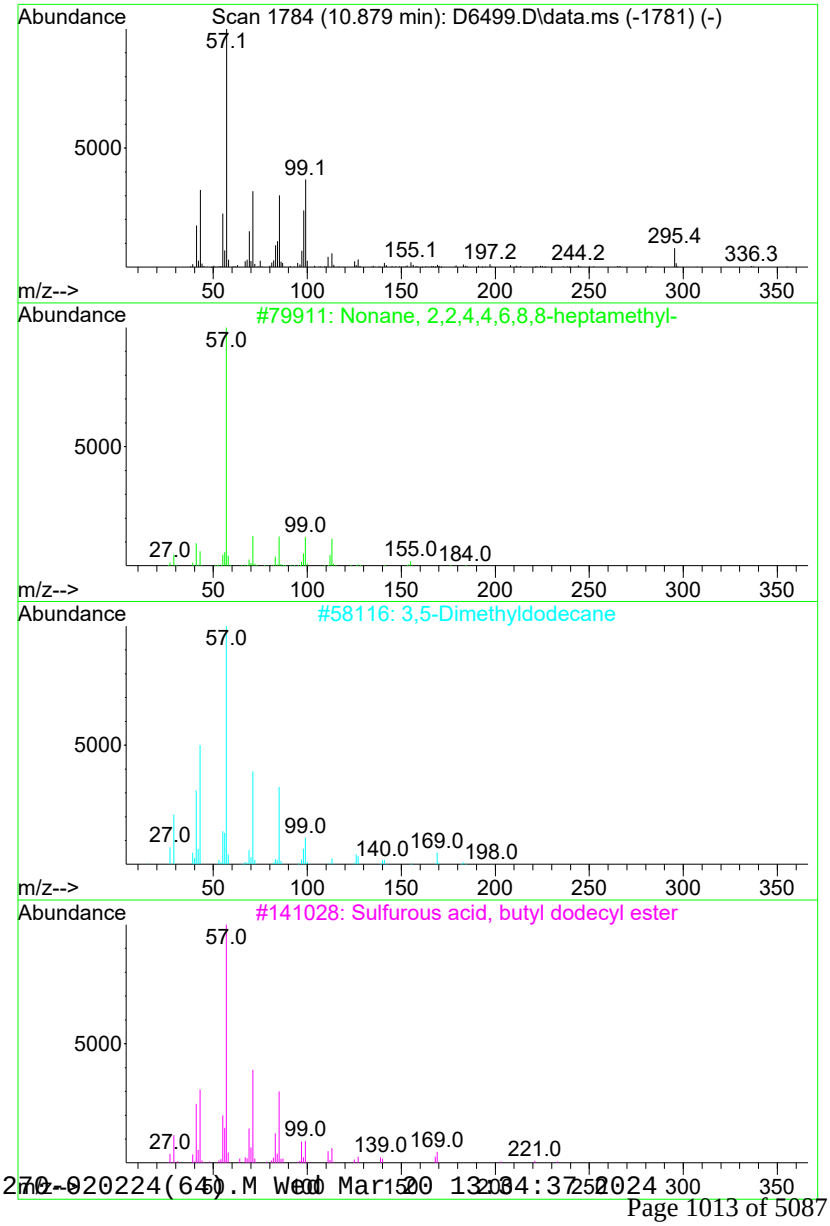

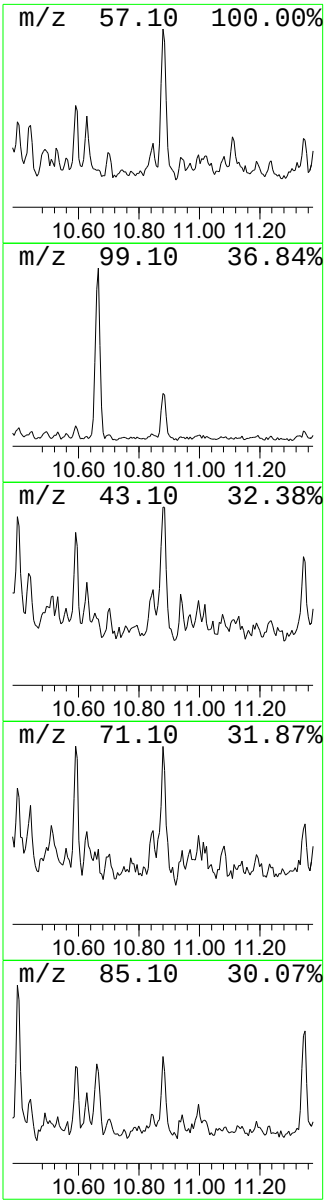

Library Search Compound Report

Data Path : I:\ACQUDATA\5977-MS64\Data\031924\
Data File : D6499.D
Acq On : 19 Mar 2024 06:20 pm
Operator :
Sample : RQ2402686-03
Misc : 435409 8270 SOIL
ALS Vial : 20 Sample Multiplier: 1

Quant Method : I:\ACQUDATA\5977-MS64\Methods\8270-020224(64).M
Quant Title : 8270 BNA ANALYSIS

TIC Library : C:\Database\NIST08.L
TIC Integration Parameters: TEBINT.P

****

Peak Number 20 unknown Concentration Rank 18

R.T.	EstConc	Area	Relative to ISTD	R.T.
18.196	1.67 ppm	206444	d12-Perylene	14.987

Hit# of 4	Tentative ID	MW	MolForm	CAS#	Qual
1	Propionamide, 2,2-dimethyl-N-(5,...	441	C25H31NO6	086436-38-6	1
2	L-Alanine, 3-[(aminocarbonyl)ami...	147	C4H9N3O3	001483-07-4	1
3	Propanedioic acid, oxo-, diethyl...	174	C7H10O5	000609-09-6	1
4	Propanedioic acid, oxo-, diethyl...	174	C7H10O5	000609-09-6	1

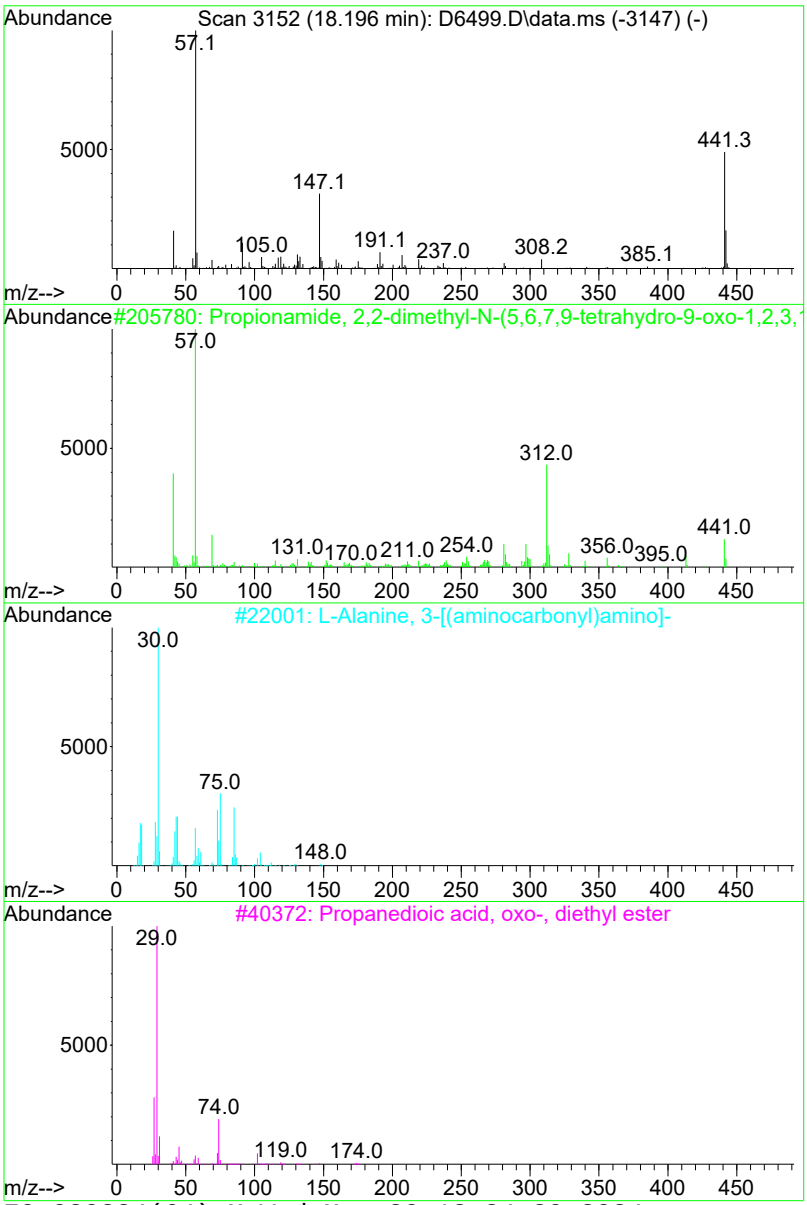

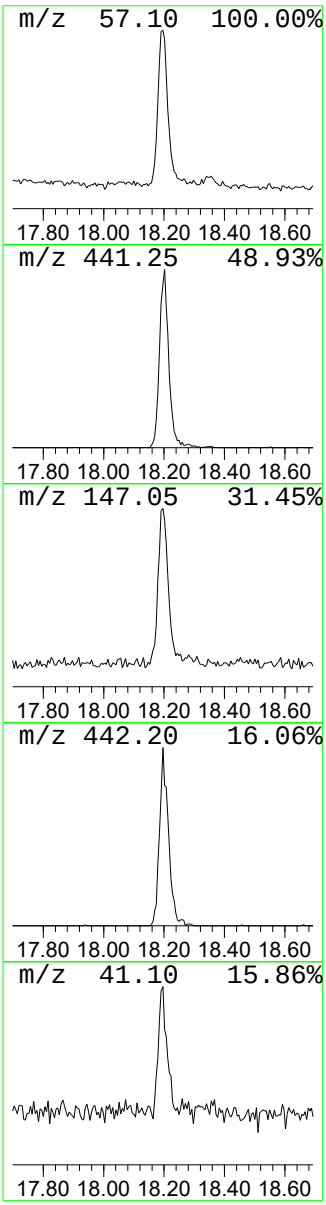

Tentatively Identified Compound (LSC) summary

Data Path : I:\ACQUDATA\5977-MS64\Data\031924\
Data File : D6499.D
Acq On : 19 Mar 2024 06:20 pm
Operator :
Sample : RQ2402686-03
Misc : 435409 8270 SOIL
ALS Vial : 20 Sample Multiplier: 1

Quant Method : I:\ACQUDATA\5977-MS64\Methods\8270-020224(64).M
Quant Title : 8270 BNA ANALYSIS

TIC Library : C:\Database\NIST08.L
TIC Integration Parameters: TEBINT.P

					Internal Standard			
TIC Top Hit name	RT	EstConc	Units	Response	#	RT	Resp	Conc
unknown	1.471	10.7	ppm	936776	1	4.637	3517820	40.0
Furan, 2,5-dime...	1.765	7.2	ppm	630448	1	4.637	3517820	40.0
3-Penten-2-one,...	2.765	26.0	ppm	2284710	1	4.637	3517820	40.0
Heptane, 2,5-di...	3.145	2.2	ppm	196337	1	4.637	3517820	40.0
unknown	3.193	113.9	ppm	10020200	1	4.637	3517820	40.0
Heptane, 2,3-di...	3.343	3.4	ppm	295705	1	4.637	3517820	40.0
unknown	3.364	2.0	ppm	179703	1	4.637	3517820	40.0
Octane, 4-methyl-	3.402	3.0	ppm	262388	1	4.637	3517820	40.0
unknown	3.963	4.9	ppm	433662	1	4.637	3517820	40.0
unknown	4.059	1.9	ppm	165649	1	4.637	3517820	40.0
unknown	4.199	7.4	ppm	653033	1	4.637	3517820	40.0
unknown	4.359	2.8	ppm	246249	1	4.637	3517820	40.0
unknown	4.386	2.8	ppm	245820	1	4.637	3517820	40.0
2,6-Dimethyldecane	4.445	1.9	ppm	170343	1	4.637	3517820	40.0
unknown	4.755	2.9	ppm	254143	1	4.637	3517820	40.0
unknown	4.856	2.7	ppm	235421	1	4.637	3517820	40.0
unknown	5.033	1.4	ppm	126382	1	4.637	3517820	40.0
unknown	9.167	2.1	ppm	286910	4	8.996	5391770	40.0
unknown	10.879	1.2	ppm	141558	5	12.163	4794050	40.0
unknown	18.196	1.7	ppm	206444	6	14.987	4942540	40.0

Quantitation Report (QT Reviewed)

Data Path : I:\ACQUDATA\5977-MS64\Data\031924\
Data File : D6499.D
Acq On : 19 Mar 2024 06:20 pm
Operator :
Sample : RQ2402686-03
Misc : 435409 8270 SOIL
ALS Vial : 20 Sample Multiplier: 1

Quant Time: Mar 20 11:44:24 2024
Quant Method : I:\ACQUDATA\5977-MS64\Methods\8270-020224(64).M
Quant Title : 8270 BNA ANALYSIS
QLast Update : Wed Mar 20 11:42:30 2024
Response via : Initial Calibration

Compound	R.T.	QIon	Response	Conc	Units	Dev(Min)
Internal Standards						
1) d4-1,4-Dichlorobenzene	4.637	152	537664	40.00	ppm	0.00
34) d8-Naphthalene	5.819	136	2164687	40.00	ppm	0.00
58) d10-Acenaphthene	7.531	164	1147883	40.00	ppm	0.00
92) d10-Phenanthrene	8.996	188	1942463	40.00	ppm	0.00
118) d12-Chrysene	12.163	240	1488258	40.00	ppm	-0.02
136) d12-Perylene	14.987	264	1528570	40.00	ppm	-0.01
System Monitoring Compounds						
8) SURR1,2-FLUOROPHENOL	3.482	112	938068	52.11	ppm	0.00
Spiked Amount 100.000	Range 10 - 88		Recovery = 52.11%			
13) SURR2,PHENOL-D6	4.295	99	1412633	61.30	ppm	0.00
Spiked Amount 100.000	Range 10 - 145		Recovery = 61.30%			
35) SURR4,NITROBENZENE-D5	5.135	82	550255	28.63	ppm	0.00
Spiked Amount 50.000	Range 10 - 95		Recovery = 57.26%			
64) SURR5,2-FLUOROBIPHENYL	6.873	172	1192393	32.56	ppm	0.00
Spiked Amount 50.000	Range 10 - 102		Recovery = 65.12%			
89) SURR3,2,4,6-TRIBROMOPH...	8.306	330	311590	63.22	ppm	0.00
Spiked Amount 100.000	Range 10 - 109		Recovery = 63.22%			
125) SURR6,TERPHENYL-D14	10.665	244	1676057	47.69	ppm	0.00
Spiked Amount 50.000	Range 10 - 106		Recovery = 95.38%			

Target Compounds Qvalue

(#) = qualifier out of range (m) = manual integration (+) = signals summed

Quantitation Report (QT Reviewed)

Data Path : I:\ACQUDATA\5977-MS64\Data\031924\
Data File : D6499.D
Acq On : 19 Mar 2024 06:20 pm
Operator :
Sample : RQ2402686-03
Misc : 435409 8270 SOIL
ALS Vial : 20 Sample Multiplier: 1

Quant Time: Mar 20 11:44:24 2024
Quant Method : I:\ACQUDATA\5977-MS64\Methods\8270-020224(64).M
Quant Title : 8270 BNA ANALYSIS
QLast Update : Wed Mar 20 11:42:30 2024
Response via : Initial Calibration

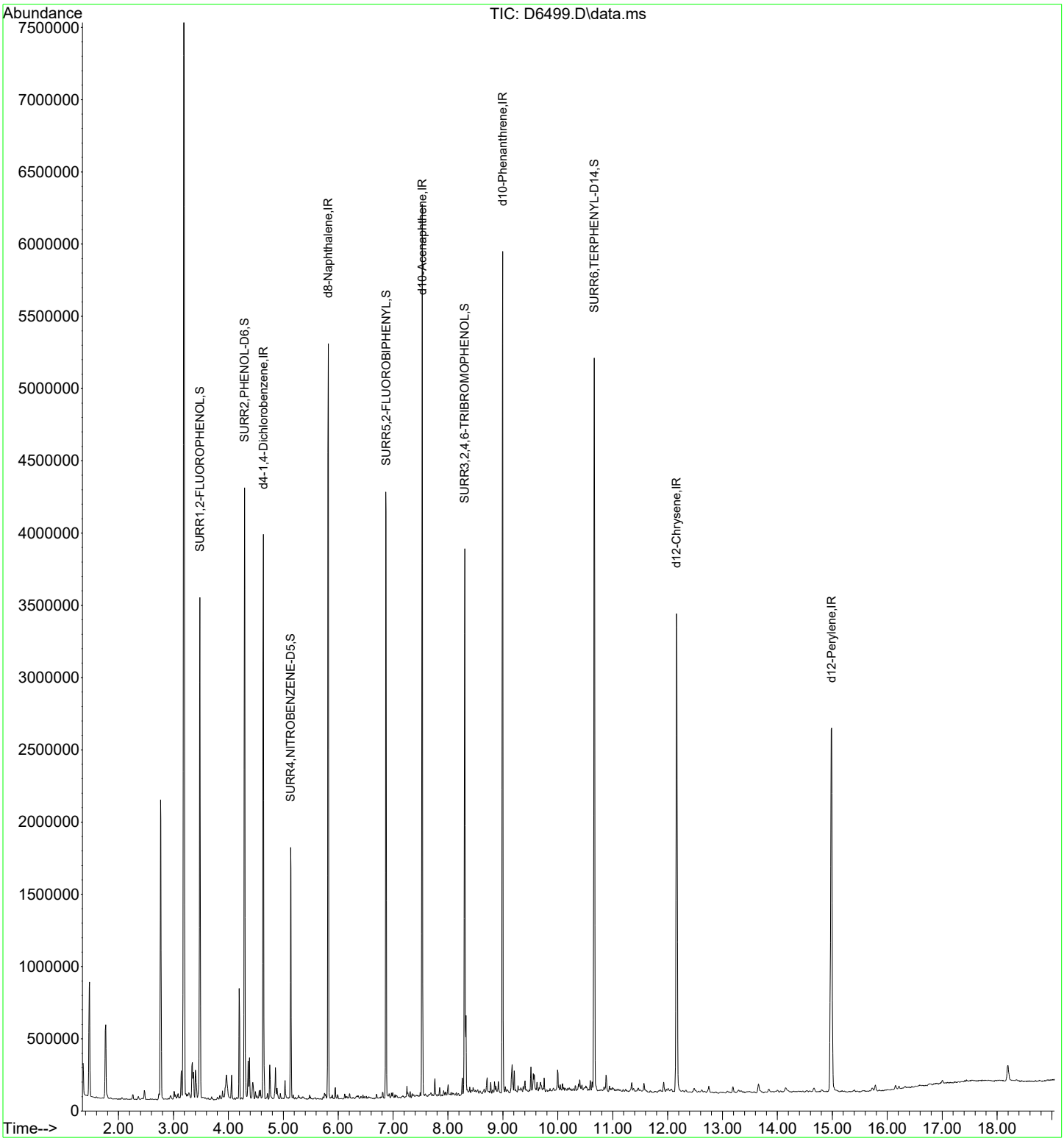

Quantitation Report (QT Reviewed)

Data Path : I:\ACQUDATA\5977-MS64\Data\031924\
Data File : D6500.D
Acq On : 19 Mar 2024 06:44 pm
Operator :
Sample : RQ2402686-04
Misc : 435409 8270 SOIL
ALS Vial : 21 Sample Multiplier: 1

Quant Time: Mar 20 11:44:32 2024
Quant Method : I:\ACQUDATA\5977-MS64\Methods\8270-020224(64).M
Quant Title : 8270 BNA ANALYSIS
QLast Update : Wed Mar 20 11:42:30 2024
Response via : Initial Calibration

Compound	R.T.	QIon	Response	Conc	Units		Dev(Min)
Internal Standards							
1) d4-1,4-Dichlorobenzene	4.637	152	518326	40.00	ppm		0.00
34) d8-Naphthalene	5.819	136	2082225	40.00	ppm		0.00
58) d10-Acenaphthene	7.531	164	1097255	40.00	ppm		0.00
92) d10-Phenanthrene	8.996	188	1744036	40.00	ppm		0.00
118) d12-Chrysene	12.173	240	1440241	40.00	ppm		0.00
136) d12-Perylene	14.987	264	1474518	40.00	ppm		-0.01
System Monitoring Compounds							
8) SURR1,2-FLUOROPHENOL	3.482	112	1215206	70.02	ppm		0.00
Spiked Amount 100.000	Range 10 - 88		Recovery = 70.02%				
13) SURR2,PHENOL-D6	4.300	99	1722539	77.53	ppm		0.00
Spiked Amount 100.000	Range 10 - 145		Recovery = 77.53%				
35) SURR4,NITROBENZENE-D5	5.140	82	676435	36.59	ppm		0.00
Spiked Amount 50.000	Range 10 - 95		Recovery = 73.18%				
64) SURR5,2-FLUOROBIPHENYL	6.873	172	1331302	38.03	ppm		0.00
Spiked Amount 50.000	Range 10 - 102		Recovery = 76.06%				
89) SURR3,2,4,6-TRIBROMOPH...	8.312	330	301071	63.91	ppm		0.00
Spiked Amount 100.000	Range 10 - 109		Recovery = 63.91%				
125) SURR6,TERPHENYL-D14	10.665	244	1506094	44.28	ppm		0.00
Spiked Amount 50.000	Range 10 - 106		Recovery = 88.56%				
Target Compounds							Qvalue
2) 1,4-Dioxane	1.786	88	127809	17.475	ppm		94
3) Pyridine	2.193	79	454012	24.749	ppm		97
4) N-Nitrosodimethylamine	2.139	74	335886	27.862	ppm		92
6) N-Nitrosomethylamine	3.033	42	71129	10.491	ppm	#	1
11) Benzaldehyde	4.247	106	404839	30.017	ppm		96
12) Aniline	4.338	93	764540	27.736	ppm		91
14) Phenol	4.311	94	953371	41.166	ppm		96
15) bis(2-Clethyl)Ether	4.396	93	631649	35.601	ppm		93
17) 2-Chlorophenol	4.450	128	686017	36.391	ppm		94
18) 1,3-Diclbenzene	4.584	146	517119	26.390	ppm		96
19) 1,4-Dichlorobenzene	4.653	146	507708	25.105	ppm		97
20) 1,2-Diclbenzene	4.787	146	520858	27.576	ppm		96
21) Benzyl Alcohol	4.755	79	650433	46.471	ppm		95
22) 1-Methyl-2-pyrrolidinone	4.792	99	570156	45.102	ppm		96
23) 2,2'-oxybis(1-Chloropr...	4.883	45	873158	41.375	ppm		97
24) 2-Methylphenol	4.862	108	682270	41.627	ppm		98
25) 3+4-Methylphenol	5.001	108	689497	41.149	ppm		96
26) Acetophenone	5.001	105	1441576	57.762	ppm		94
27) N-Nitroso-Di-n-propyla...	5.001	70	519085	39.256	ppm		92
29) N-Nitrosomorpholine	4.867	56	6923	0.638	ppm		47
30) o-Toluidine	5.001	106	116409	4.225	ppm	#	1
31) Hexachloroethane	5.102	117	215037	27.046	ppm		88
33) Alpha-terpinol	5.851	121	291186	57.393	ppm		95
36) Nitrobenzene	5.156	77	701641	37.777	ppm		93
38) Isophorone	5.381	82	1376233	40.212	ppm		94
39) 2-Nitrophenol	5.455	139	355217	38.199	ppm		97
40) Benzoic Acid	5.589	105	442019	36.726	ppm		97
41) 2,4-Dimethylphenol	5.493	107	754687	40.619	ppm		96
42) bis(-2-Chloroethoxy)Me...	5.584	93	910918	46.338	ppm		98
43) 2,4-Dichlorophenol	5.685	162	564612	39.221	ppm		95
45) 1,2,4-Trichlorobenzene	5.766	180	454174	30.081	ppm		96
46) Naphthalene	5.841	128	1735024	32.774	ppm		99
47) 4-Chloroaniline	5.889	127	348877	15.446	ppm		98

1st AM 03/20/24
2nd MP 03/20/24

Data Path : I:\ACQUDATA\5977-MS64\Data\031924\
Data File : D6500.D
Acq On : 19 Mar 2024 06:44 pm
Operator :
Sample : RQ2402686-04
Misc : 435409 8270 SOIL
ALS Vial : 21 Sample Multiplier: 1

Quant Time: Mar 20 11:44:32 2024
Quant Method : I:\ACQUDATA\5977-MS64\Methods\8270-020224(64).M
Quant Title : 8270 BNA ANALYSIS
QLast Update : Wed Mar 20 11:42:30 2024
Response via : Initial Calibration

Compound	R.T.	QIon	Response	Conc	Units		Dev(Min)
49) Hexachlorobutadiene	5.958	225	226524	28.973	ppm		95
51) 4-Chloro-3-methylphenol	6.370	107	725775	47.809	ppm		92
53) Caprolactam	6.247	113	275756	43.127	ppm		95
56) 2-Methylnaphthalene	6.509	142	1265336	35.859	ppm		99
57) 1-Methylnaphthalene	6.605	142	1228999	37.389	ppm		99
59) Hexachlorocyclopentadiene	6.664	237	236663	29.758	ppm		98
60) 1,2,4,5-Tetrachloroben...	6.675	216	229707	16.658	ppm		97
61) 1,2,3,4-Tetrachloroben...	6.953	216	452126	32.886	ppm		99
62) 2,4,6-Trichlorophenol	6.787	196	368307	39.608	ppm		99
63) 2,4,5-Trichlorophenol	6.825	196	403470	42.146	ppm		99
66) 1,1'-Biphenyl	6.969	154	1576965	37.569	ppm		97
67) 2-Chloronaphthalene	6.985	162	1167590	37.728	ppm		94
68) 2-Nitroaniline	7.087	65	474572	51.947	ppm		87
70) m-Dinitrobenzene	7.295	168	264821	49.885	ppm		83
71) Acenaphthylene	7.392	152	1944460	41.204	ppm		100
72) Dimethyl phthalate	7.274	163	1477153	43.122	ppm		99
73) 2,6-Dinitrotoluene	7.328	165	367476	48.811	ppm		94
74) Acenaphthene	7.563	153	1300034	39.835	ppm		99
75) 3-Nitroaniline	7.493	138	239590	25.252	ppm		95
76) 2,4-Dinitrophenol	7.595	184	165549	41.177	ppm		88
77) Dibenzofuran	7.734	168	1747337	39.854	ppm		95
78) 2,4-Dinitrotoluene	7.723	165	466975	48.690	ppm		95
79) 4-Nitrophenol	7.659	65	344151	43.126	ppm		87
80) Pentachlorobenzene	7.691	250	3200	0.274	ppm		94
83) 2,3,4,6-Tetrachlorophenol	7.857	232	293733	43.158	ppm		96
84) Fluorene	8.071	166	1427115	38.621	ppm		99
85) 4-Chlorophenyl-phenyle...	8.076	204	590101	35.703	ppm		88
86) Diethylphthalate	7.969	149	1485825	44.296	ppm		100
87) 4-Nitroaniline	8.092	138	402223	37.171	ppm		95
94) 4,6-Dinitro-2-methylph...	8.119	198	224018	45.133	ppm		76
95) Diphenylamine	8.194	169	1235824	46.727	ppm		100
96) 1,2 Diphenylhydrazine	8.231	77	1814897	52.669	ppm		94
97) N-Nitrosodiphenylamine	8.194	169	1235824	46.718	ppm		100
98) 1,3,5-Trinirobenzene	8.488	213	4198	2.237	ppm	#	1
102) 4-Bromophenyl-phenylether	8.558	248	340069	41.918	ppm	#	86
103) Hexachlorobenzene	8.611	284	343697	37.132	ppm		78
105) Atrazine	8.723	215	218605	50.429	ppm	#	89
106) Pentachlorophenol	8.809	266	221104	33.620	ppm		98
107) 4-Aminobiphenyl	8.809	169	36464	0.992	ppm		90
108) Pentachloronitrobenzene	8.809	237	7409	2.222	ppm	#	1
109) Pronamide	8.723	173	127855	8.865	ppm		72
111) Disulfoton	8.996	88	22541	1.036	ppm		44
112) Phenanthrene	9.018	178	1969913	42.454	ppm		100
113) Anthracene	9.071	178	1961177	42.609	ppm		100
114) Carbazole	9.232	167	2067180	44.590	ppm		99
115) Di-n-butylphthalate	9.585	149	2877978	56.790	ppm		99
116) 4-Nitroquinonline-1-oxide	9.766	190	653	2.145	ppm	#	22
117) Fluoranthene	10.216	202	2141572	45.223	ppm		93
120) Ethyl Parathion	9.750	97	3477	0.612	ppm	#	3
122) Isodrin	10.087	193	1442	0.341	ppm	#	36
123) Benzidine	10.371	184	156708	5.092	ppm		96
124) Pyrene	10.473	202	2170252	47.083	ppm		99
129) Butyl benzyl phthalate	11.328	149	1349738	58.684	ppm		96
132) 3,3'-Dichlorobenzidine	12.131	252	298977	17.269	ppm		97
133) Benzo(a)anthracene	12.152	228	1935417	42.967	ppm		100
134) Chrysene	12.216	228	1852015	44.284	ppm		99

Quantitation Report (QT Reviewed)

Data Path : I:\ACQUDATA\5977-MS64\Data\031924\
Data File : D6500.D
Acq On : 19 Mar 2024 06:44 pm
Operator :
Sample : RQ2402686-04
Misc : 435409 8270 SOIL
ALS Vial : 21 Sample Multiplier: 1

Quant Time: Mar 20 11:44:32 2024
Quant Method : I:\ACQUDATA\5977-MS64\Methods\8270-020224(64).M
Quant Title : 8270 BNA ANALYSIS
QLast Update : Wed Mar 20 11:42:30 2024
Response via : Initial Calibration

Compound	R.T.	QIon	Response	Conc	Units	Dev(Min)
135) bis(2-Ethylhexyl)phtha...	12.291	149	1845416	60.656	ppm	95
137) Di-n-octyl phthalate	13.569	149	3210271	68.442	ppm	99
139) Benzo(b)Fluoranthene	14.190	252	1853370	44.018	ppm	96
140) Benzo(k)fluoranthene	14.249	252	1859656	46.561	ppm	96
141) Benzo(a)pyrene	14.864	252	1742556	47.047	ppm	95
143) Indeno(1,2,3-cd)Pyrene	16.976	276	1547306	42.271	ppm	83
144) Dibenz(a,h)anthracene	17.035	278	1814569	48.010	ppm	93
145) Benzo(g,h,i)perylene	17.404	276	1621252	42.560	ppm	91

(#) = qualifier out of range (m) = manual integration (+) = signals summed

1st AM 03/20/24
2nd MP 03/20/24

Data Path : I:\ACQUDATA\5977-MS64\Data\031924\
Data File : D6500.D
Acq On : 19 Mar 2024 06:44 pm
Operator :
Sample : RQ2402686-04
Misc : 435409 8270 SOIL
ALS Vial : 21 Sample Multiplier: 1

Quant Time: Mar 20 11:44:32 2024
Quant Method : I:\ACQUDATA\5977-MS64\Methods\8270-020224(64).M
Quant Title : 8270 BNA ANALYSIS
QLast Update : Wed Mar 20 11:42:30 2024
Response via : Initial Calibration

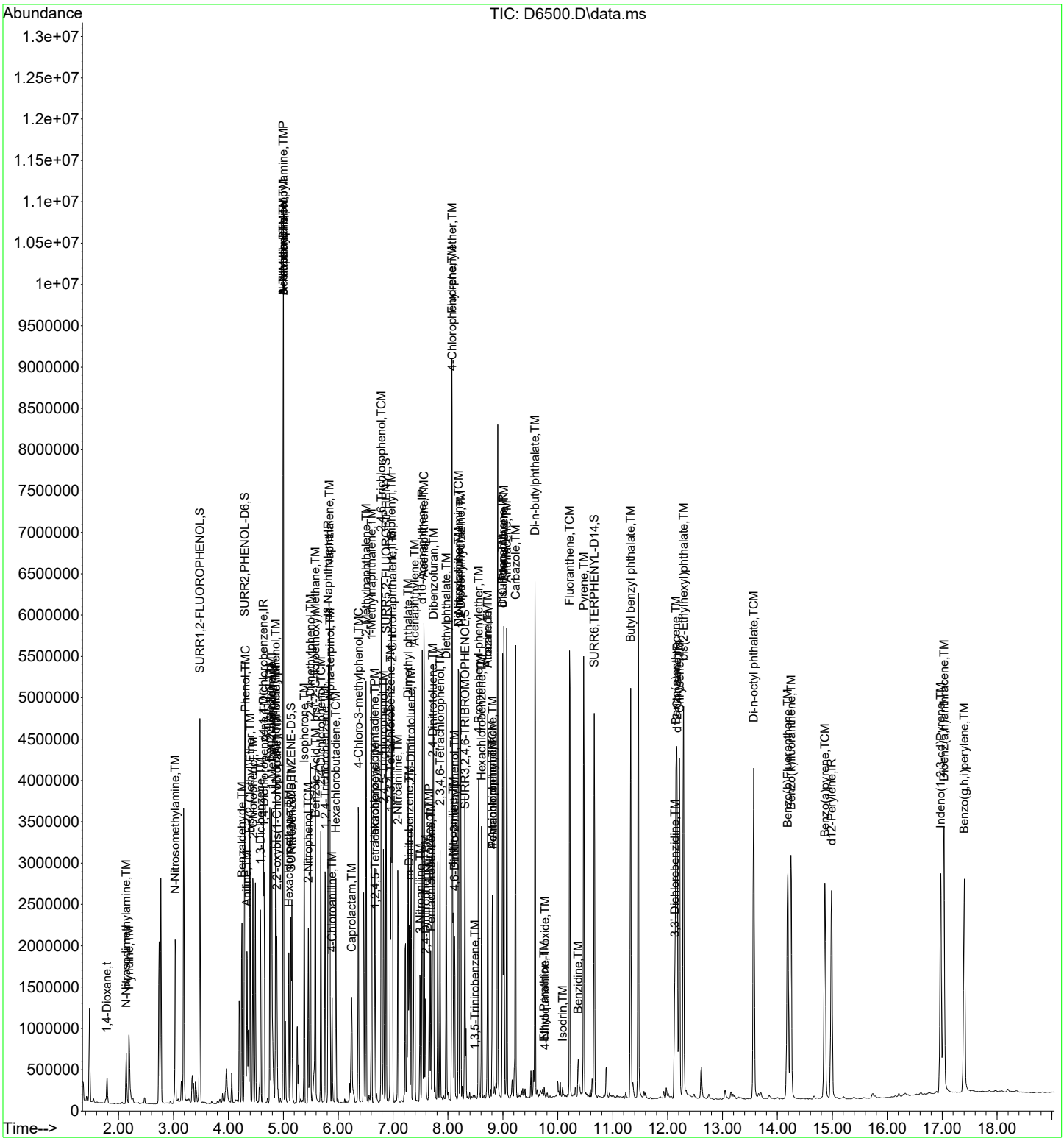

Quantitation Report (QT Reviewed)

Data Path : I:\ACQUDATA\5977-MS64\Data\031924\
Data File : D6501.D
Acq On : 19 Mar 2024 07:08 pm
Operator :
Sample : RQ2402686-05
Misc : 435409 8270 SOIL
ALS Vial : 22 Sample Multiplier: 1

Quant Time: Mar 20 11:44:40 2024
Quant Method : I:\ACQUDATA\5977-MS64\Methods\8270-020224(64).M
Quant Title : 8270 BNA ANALYSIS
QLast Update : Wed Mar 20 11:42:30 2024
Response via : Initial Calibration

Compound	R.T.	QIon	Response	Conc	Units		Dev(Min)
Internal Standards							
1) d4-1,4-Dichlorobenzene	4.637	152	495632	40.00	ppm		0.00
34) d8-Naphthalene	5.819	136	2000495	40.00	ppm		0.00
58) d10-Acenaphthene	7.531	164	1049445	40.00	ppm		0.00
92) d10-Phenanthrene	8.997	188	1690287	40.00	ppm		0.00
118) d12-Chrysene	12.174	240	1422968	40.00	ppm		0.00
136) d12-Perylene	14.987	264	1466578	40.00	ppm		-0.01
System Monitoring Compounds							
8) SURR1,2-FLUOROPHENOL	3.482	112	1175292	70.82	ppm		0.00
Spiked Amount 100.000	Range 10 - 88		Recovery = 70.82%				
13) SURR2,PHENOL-D6	4.300	99	1661911	78.23	ppm		0.00
Spiked Amount 100.000	Range 10 - 145		Recovery = 78.23%				
35) SURR4,NITROBENZENE-D5	5.140	82	667063	37.56	ppm		0.00
Spiked Amount 50.000	Range 10 - 95		Recovery = 75.12%				
64) SURR5,2-FLUOROBIPHENYL	6.873	172	1312533	39.20	ppm		0.00
Spiked Amount 50.000	Range 10 - 102		Recovery = 78.40%				
89) SURR3,2,4,6-TRIBROMOPH...	8.312	330	291263	64.64	ppm		0.00
Spiked Amount 100.000	Range 10 - 109		Recovery = 64.64%				
125) SURR6,TERPHENYL-D14	10.665	244	1478346	43.99	ppm		0.00
Spiked Amount 50.000	Range 10 - 106		Recovery = 87.98%				
Target Compounds							Qvalue
2) 1,4-Dioxane	1.787	88	118034	16.878	ppm		94
3) Pyridine	2.188	79	409858	23.365	ppm		95
4) N-Nitrosodimethylamine	2.140	74	316420	27.449	ppm		92
11) Benzaldehyde	4.247	106	382129	29.630	ppm		98
12) Aniline	4.338	93	699790	26.550	ppm		89
14) Phenol	4.311	94	919579	41.525	ppm		97
15) bis(2-Clethyl)Ether	4.397	93	609555	35.929	ppm		94
17) 2-Chlorophenol	4.450	128	663931	36.832	ppm		95
18) 1,3-Diclbenzene	4.584	146	496816	26.515	ppm		95
19) 1,4-Dichlorobenzene	4.653	146	485679	25.115	ppm		96
20) 1,2-Diclbenzene	4.787	146	500361	27.704	ppm		96
21) Benzyl Alcohol	4.755	79	621742	46.455	ppm		94
22) 1-Methyl-2-pyrrolidinone	4.792	99	528392	43.712	ppm		100
23) 2,2'-oxybis(1-Chloropr...	4.883	45	841630	41.707	ppm		97
24) 2-Methylphenol	4.862	108	662348	42.262	ppm		98
25) 3+4-Methylphenol	5.001	108	662825	41.368	ppm		94
26) Acetophenone	5.001	105	1398023	58.582	ppm		94
27) N-Nitroso-Di-n-propyla...	5.001	70	505442	39.974	ppm		92
29) N-Nitrosomorpholine	5.001	56	33180	3.200	ppm	#	34
30) o-Toluidine	5.001	106	112750	4.280	ppm	#	1
31) Hexachloroethane	5.103	117	205958	27.090	ppm		88
33) Alpha-terpinol	5.852	121	284794	58.703	ppm		95
36) Nitrobenzene	5.156	77	684503	38.360	ppm		93
38) Isophorone	5.381	82	1319166	40.120	ppm		95
39) 2-Nitrophenol	5.456	139	348471	39.004	ppm		97
40) Benzoic Acid	5.584	105	409017	35.373	ppm		95
41) 2,4-Dimethylphenol	5.493	107	725932	40.668	ppm		96
42) bis(-2-Chloroethoxy)Me...	5.584	93	880422	46.616	ppm		99
43) 2,4-Dichlorophenol	5.686	162	551389	39.867	ppm		95
45) 1,2,4-Trichlorobenzene	5.766	180	448031	30.887	ppm		96
46) Naphthalene	5.841	128	1715116	33.722	ppm		100
47) 4-Chloroaniline	5.889	127	334796	15.428	ppm		98
49) Hexachlorobutadiene	5.958	225	222584	29.632	ppm		96

1st AM 03/20/24
2nd MP 03/20/24

Data Path : I:\ACQUDATA\5977-MS64\Data\031924\
Data File : D6501.D
Acq On : 19 Mar 2024 07:08 pm
Operator :
Sample : RQ2402686-05
Misc : 435409 8270 SOIL
ALS Vial : 22 Sample Multiplier: 1

Quant Time: Mar 20 11:44:40 2024
Quant Method : I:\ACQUDATA\5977-MS64\Methods\8270-020224(64).M
Quant Title : 8270 BNA ANALYSIS
QLast Update : Wed Mar 20 11:42:30 2024
Response via : Initial Calibration

Compound	R.T.	QIon	Response	Conc	Units		Dev(Min)
51) 4-Chloro-3-methylphenol	6.365	107	694363	47.608	ppm		87
52) N-N-di-n-butylamine	6.242	84	155356	10.407	ppm	#	40
53) Caprolactam	6.242	113	253670	41.294	ppm		92
56) 2-Methylnaphthalene	6.509	142	1249407	36.854	ppm		99
57) 1-Methylnaphthalene	6.606	142	1207102	38.223	ppm		99
59) Hexachlorocyclopentadiene	6.665	237	236699	31.118	ppm		98
60) 1,2,4,5-Tetrachloroben...	6.675	216	216738	16.433	ppm		99
61) 1,2,3,4-Tetrachloroben...	6.953	216	430678	32.753	ppm		100
62) 2,4,6-Trichlorophenol	6.788	196	356313	40.064	ppm		99
63) 2,4,5-Trichlorophenol	6.825	196	385340	42.086	ppm		98
66) 1,1'-Biphenyl	6.969	154	1502599	37.428	ppm		97
67) 2-Chloronaphthalene	6.985	162	1146475	38.733	ppm		95
68) 2-Nitroaniline	7.087	65	453994	51.958	ppm		89
70) m-Dinitrobenzene	7.296	168	258635	50.940	ppm		86
71) Acenaphthylene	7.392	152	1898909	42.072	ppm		100
72) Dimethyl phthalate	7.274	163	1423940	43.462	ppm		99
73) 2,6-Dinitrotoluene	7.328	165	349032	48.473	ppm		87
74) Acenaphthene	7.563	153	1257495	40.287	ppm		98
75) 3-Nitroaniline	7.488	138	227695	25.092	ppm		83
76) 2,4-Dinitrophenol	7.595	184	157420	40.939	ppm		92
77) Dibenzofuran	7.734	168	1689652	40.294	ppm		95
78) 2,4-Dinitrotoluene	7.724	165	452249	49.303	ppm		97
79) 4-Nitrophenol	7.659	65	333091	43.642	ppm		88
80) Pentachlorobenzene	7.691	250	3476	0.311	ppm		89
83) 2,3,4,6-Tetrachlorophenol	7.857	232	276857	42.532	ppm		97
84) Fluorene	8.071	166	1379883	39.044	ppm		99
85) 4-Chlorophenyl-phenyle...	8.077	204	568770	35.980	ppm		89
86) Diethylphthalate	7.970	149	1437899	44.820	ppm		99
87) 4-Nitroaniline	8.093	138	384568	37.158	ppm		96
94) 4,6-Dinitro-2-methylph...	8.119	198	218646	45.452	ppm		81
95) Diphenylamine	8.189	169	1212827	47.315	ppm		97
96) 1,2 Diphenylhydrazine	8.232	77	1745769	52.273	ppm		94
97) N-Nitrosodiphenylamine	8.189	169	1212827	47.307	ppm		97
98) 1,3,5-Trinirobenzene	8.488	213	3693	2.091	ppm	#	1
102) 4-Bromophenyl-phenylether	8.558	248	327798	41.690	ppm	#	88
103) Hexachlorobenzene	8.611	284	328618	36.632	ppm		82
105) Atrazine	8.724	215	207665	49.428	ppm		92
106) Pentachlorophenol	8.809	266	215546	33.817	ppm		98
107) 4-Aminobiphenyl	8.809	169	36184	1.016	ppm		91
108) Pentachloronitrobenzene	8.809	237	7884	2.440	ppm	#	1
109) Pronamide	8.724	173	120016	8.586	ppm		73
111) Disulfoton	8.997	88	21378	1.014	ppm		42
112) Phenanthrene	9.023	178	1918341	42.657	ppm		99
113) Anthracene	9.071	178	1911086	42.841	ppm		100
114) Carbazole	9.232	167	2031716	45.219	ppm		99
115) Di-n-butylphthalate	9.585	149	2776641	56.532	ppm		99
116) 4-Nitroquinonline-1-oxide	9.767	190	522	2.118	ppm	#	21
117) Fluoranthene	10.216	202	2096622	45.681	ppm		93
120) Ethyl Parathion	9.751	97	2405	0.428	ppm	#	1
123) Benzidine	10.371	184	165730	5.451	ppm		98
124) Pyrene	10.473	202	2126956	46.704	ppm		98
129) Butyl benzyl phthalate	11.329	149	1323372	58.236	ppm		95
132) 3,3'-Dichlorobenzidine	12.131	252	297552	17.395	ppm		97
133) Benzo(a)anthracene	12.152	228	1942144	43.640	ppm		99
134) Chrysene	12.216	228	1839734	44.525	ppm		100
135) bis(2-Ethylhexyl)phtha...	12.291	149	1835577	61.065	ppm		95

Quantitation Report (QT Reviewed)

Data Path : I:\ACQUDATA\5977-MS64\Data\031924\
Data File : D6501.D
Acq On : 19 Mar 2024 07:08 pm
Operator :
Sample : RQ2402686-05
Misc : 435409 8270 SOIL
ALS Vial : 22 Sample Multiplier: 1

Quant Time: Mar 20 11:44:40 2024
Quant Method : I:\ACQUDATA\5977-MS64\Methods\8270-020224(64).M
Quant Title : 8270 BNA ANALYSIS
QLast Update : Wed Mar 20 11:42:30 2024
Response via : Initial Calibration

Compound	R.T.	QIon	Response	Conc	Units	Dev(Min)
137) Di-n-octyl phthalate	13.570	149	3217150	68.960	ppm	99
139) Benzo(b)Fluoranthene	14.190	252	1845383	44.065	ppm	96
140) Benzo(k)fluoranthene	14.249	252	1868711	47.041	ppm	97
141) Benzo(a)pyrene	14.864	252	1730411	46.972	ppm	95
143) Indeno(1,2,3-cd)Pyrene	16.977	276	1534042	42.136	ppm	83
144) Dibenz(a,h)anthracene	17.036	278	1800010	47.883	ppm	92
145) Benzo(g,h,i)perylene	17.410	276	1603444	42.320	ppm	92

(#) = qualifier out of range (m) = manual integration (+) = signals summed

1st AM 03/20/24
2nd MP 03/20/24

Data Path : I:\ACQUDATA\5977-MS64\Data\031924\
Data File : D6501.D
Acq On : 19 Mar 2024 07:08 pm
Operator :
Sample : RQ2402686-05
Misc : 435409 8270 SOIL
ALS Vial : 22 Sample Multiplier: 1

Quant Time: Mar 20 11:44:40 2024
Quant Method : I:\ACQUDATA\5977-MS64\Methods\8270-020224(64).M
Quant Title : 8270 BNA ANALYSIS
QLast Update : Wed Mar 20 11:42:30 2024
Response via : Initial Calibration

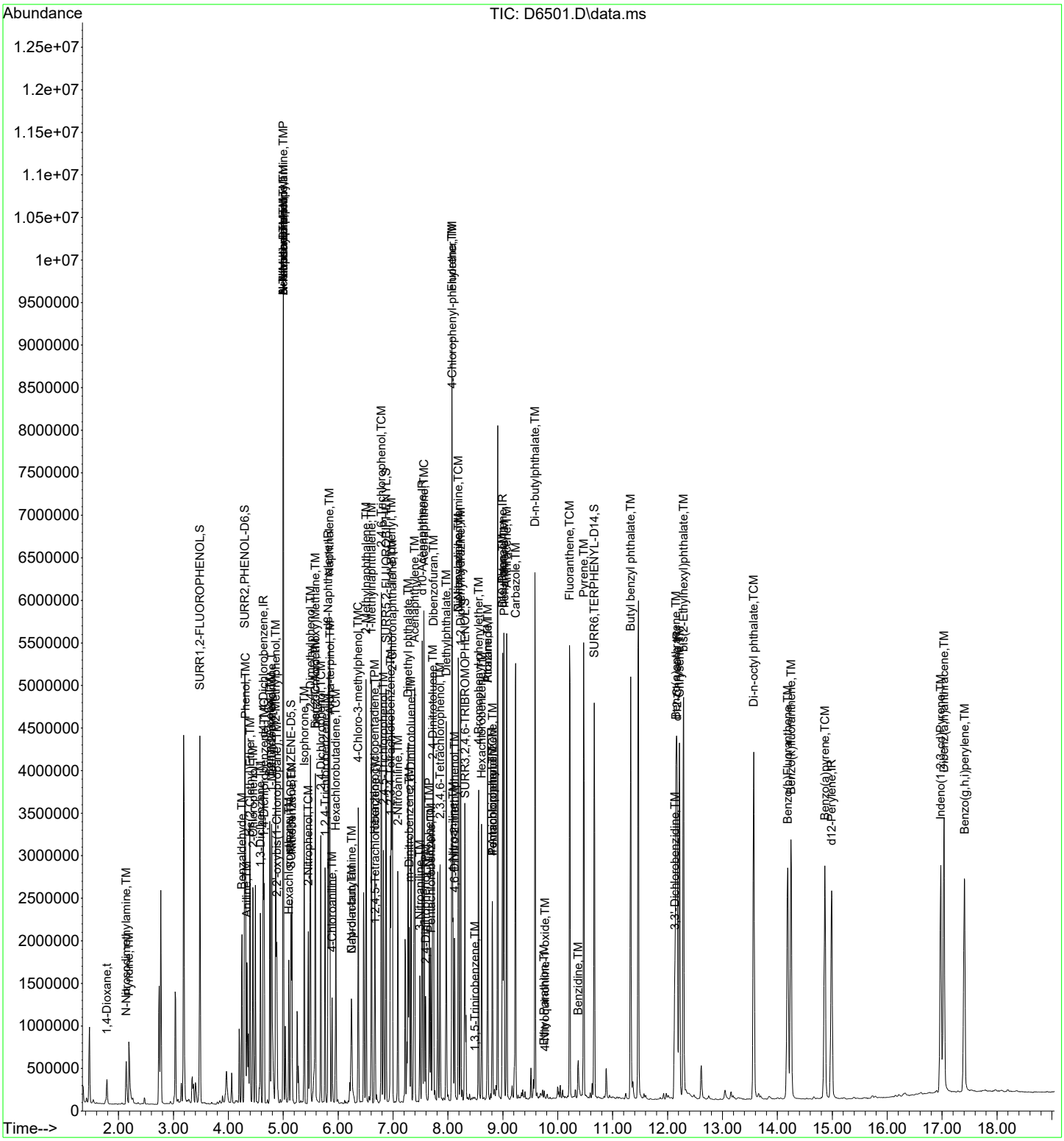

Quantitation Report (QT Reviewed)

Data Path : I:\ACQUDATA\5977-MS64\Data\031924\
Data File : D6507.D
Acq On : 19 Mar 2024 09:34 pm
Operator :
Sample : R2401914-005MS|10
Misc : 435409 8270 SOIL
ALS Vial : 28 Sample Multiplier: 1

Quant Time: Mar 20 11:45:33 2024
Quant Method : I:\ACQUDATA\5977-MS64\Methods\8270-020224(64).M
Quant Title : 8270 BNA ANALYSIS
QLast Update : Wed Mar 20 11:42:30 2024
Response via : Initial Calibration

Compound	R.T.	QIon	Response	Conc	Units		Dev(Min)
Internal Standards							
1) d4-1,4-Dichlorobenzene	4.637	152	443101	40.00	ppm		0.00
34) d8-Naphthalene	5.819	136	1822895	40.00	ppm		0.00
58) d10-Acenaphthene	7.531	164	977406	40.00	ppm		0.00
92) d10-Phenanthrene	8.996	188	1647940	40.00	ppm		0.00
118) d12-Chrysene	12.168	240	1318766	40.00	ppm		-0.01
136) d12-Perylene	14.987	264	1344063	40.00	ppm		-0.01
System Monitoring Compounds							
8) SURR1,2-FLUOROPHENOL	3.477	112	89960	6.06	ppm		0.00
Spiked Amount 100.000	Range 10 - 88		Recovery = 6.06%#				
13) SURR2,PHENOL-D6	4.295	99	129130	6.80	ppm		0.00
Spiked Amount 100.000	Range 10 - 145		Recovery = 6.80%#				
35) SURR4,NITROBENZENE-D5	5.135	82	47923	2.96	ppm		0.00
Spiked Amount 50.000	Range 10 - 95		Recovery = 5.92%#				
64) SURR5,2-FLUOROBIPHENYL	6.868	172	113917	3.65	ppm		0.00
Spiked Amount 50.000	Range 10 - 102		Recovery = 7.30%#				
89) SURR3,2,4,6-TRIBROMOPH...	8.306	330	14168	3.38	ppm		0.00
Spiked Amount 100.000	Range 10 - 109		Recovery = 3.38%#				
125) SURR6,TERPHENYL-D14	10.665	244	125726	4.04	ppm		0.00
Spiked Amount 50.000	Range 10 - 106		Recovery = 8.08%#				
Target Compounds							Qvalue
2) 1,4-Dioxane	1.770	88	9522	1.523	ppm		95
3) Pyridine	2.209	79	29517	1.882	ppm		97
4) N-Nitrosodimethylamine	2.129	74	25668	2.491	ppm		84
6) N-Nitrosomethylamine	3.027	42	10228	1.765	ppm	#	1
11) Benzaldehyde	4.241	106	37832	3.281	ppm		98
12) Aniline	4.338	93	35480	1.506	ppm		83
14) Phenol	4.306	94	78542	3.967	ppm		99
15) bis(2-Clethyl)Ether	4.391	93	50134	3.305	ppm		90
17) 2-Chlorophenol	4.445	128	53341	3.310	ppm		93
18) 1,3-Diclbenzene	4.584	146	44427	2.652	ppm		97
19) 1,4-Dichlorobenzene	4.653	146	43420	2.512	ppm		97
20) 1,2-Diclbenzene	4.787	146	46649	2.889	ppm		96
21) Benzyl Alcohol	4.755	79	50579	4.227	ppm		98
22) 1-Methyl-2-pyrrolidinone	4.771	99	43882	4.061	ppm		98
23) 2,2'-oxybis(1-Chloropr...	4.878	45	72817	4.036	ppm		91
24) 2-Methylphenol	4.857	108	53277	3.802	ppm		94
25) 3+4-Methylphenol	4.996	108	56409	3.938	ppm		94
26) Acetophenone	4.996	105	146702	6.876	ppm		96
27) N-Nitroso-Di-n-propyla...	4.996	70	44674	3.952	ppm		96
30) o-Toluidine	4.996	106	11487	0.488	ppm	#	1
31) Hexachloroethane	5.097	117	3068	0.451	ppm	#	65
33) Alpha-terpinol	5.846	121	22759	5.247	ppm		96
36) Nitrobenzene	5.156	77	51625	3.175	ppm		94
38) Isophorone	5.375	82	109760	3.663	ppm		93
39) 2-Nitrophenol	5.456	139	2696	0.331	ppm		96
40) Benzoic Acid	5.530	105	7687	0.730	ppm		85
41) 2,4-Dimethylphenol	5.493	107	52451	3.225	ppm		96
42) bis(-2-Chloroethoxy)Me...	5.584	93	67427	3.918	ppm		96
43) 2,4-Dichlorophenol	5.680	162	40830	3.240	ppm		92
45) 1,2,4-Trichlorobenzene	5.760	180	41006	3.102	ppm		96
46) Naphthalene	5.835	128	197956	4.271	ppm		99
47) 4-Chloroaniline	5.889	127	21595	1.092	ppm		91
49) Hexachlorobutadiene	5.958	225	21009	3.069	ppm		98

Quantitation Report (QT Reviewed)

Data Path : I:\ACQUDATA\5977-MS64\Data\031924\
Data File : D6507.D
Acq On : 19 Mar 2024 09:34 pm
Operator :
Sample : R2401914-005MS|10
Misc : 435409 8270 SOIL
ALS Vial : 28 Sample Multiplier: 1

Quant Time: Mar 20 11:45:33 2024
Quant Method : I:\ACQUDATA\5977-MS64\Methods\8270-020224(64).M
Quant Title : 8270 BNA ANALYSIS
QLast Update : Wed Mar 20 11:42:30 2024
Response via : Initial Calibration

Compound	R.T.	QIon	Response	Conc	Units		Dev(Min)
51) 4-Chloro-3-methylphenol	6.365	107	53583	4.032	ppm		92
53) Caprolactam	6.210	113	20239	3.616	ppm		90
56) 2-Methylnaphthalene	6.509	142	148443	4.805	ppm		98
57) 1-Methylnaphthalene	6.606	142	141531	4.918	ppm		97
60) 1,2,4,5-Tetrachloroben...	6.670	216	19405	1.580	ppm		97
61) 1,2,3,4-Tetrachloroben...	6.948	216	38106	3.112	ppm		99
62) 2,4,6-Trichlorophenol	6.787	196	21293	2.571	ppm		92
63) 2,4,5-Trichlorophenol	6.825	196	26511	3.109	ppm		99
66) 1,1'-Biphenyl	6.969	154	141568	3.786	ppm		96
67) 2-Chloronaphthalene	6.985	162	102478	3.717	ppm		94
68) 2-Nitroaniline	7.082	65	48449	5.954	ppm		83
70) m-Dinitrobenzene	7.290	168	2042	0.432	ppm	#	5
71) Acenaphthylene	7.392	152	157420	3.745	ppm		98
72) Dimethyl phthalate	7.269	163	109899	3.602	ppm		99
73) 2,6-Dinitrotoluene	7.322	165	7101	1.059	ppm		99
74) Acenaphthene	7.563	153	113179	3.893	ppm		100
75) 3-Nitroaniline	7.488	138	13708	1.622	ppm		95
77) Dibenzofuran	7.734	168	163206	4.179	ppm		98
78) 2,4-Dinitrotoluene	7.718	165	6585	0.771	ppm		78
79) 4-Nitrophenol	7.665	65	18246	2.567	ppm		84
83) 2,3,4,6-Tetrachlorophenol	7.852	232	11717	1.933	ppm		95
84) Fluorene	8.071	166	131486	3.995	ppm		98
85) 4-Chlorophenyl-phenyle...	8.071	204	51921	3.527	ppm		82
86) Diethylphthalate	7.964	149	124194	4.157	ppm		99
87) 4-Nitroaniline	8.087	138	22137	2.297	ppm		97
88) 5-Nitro-o-toluidine	8.076	152	6331	0.664	ppm		91
95) Diphenylamine	8.189	169	103950	4.160	ppm		96
96) 1,2 Diphenylhydrazine	8.226	77	148071	4.548	ppm		97
97) N-Nitrosodiphenylamine	8.189	169	104913	4.197	ppm		96
98) 1,3,5-Trinirobenzene	8.478	213	262	0.753	ppm	#	1
102) 4-Bromophenyl-phenylether	8.552	248	28329	3.696	ppm	#	84
103) Hexachlorobenzene	8.611	284	28404	3.248	ppm		93
105) Atrazine	8.718	215	14061	3.433	ppm		91
106) Pentachlorophenol	8.804	266	5279	0.849	ppm		85
112) Phenanthrene	9.018	178	270659	6.173	ppm		99
113) Anthracene	9.066	178	155980	3.586	ppm		100
114) Carbazole	9.226	167	180067	4.111	ppm		99
115) Di-n-butylphthalate	9.585	149	236510	4.939	ppm		99
116) 4-Nitroquinonline-1-oxide	9.676	190	146	2.031	ppm		68
117) Fluoranthene	10.216	202	337254	7.537	ppm		95
124) Pyrene	10.473	202	313475	7.427	ppm		98
129) Butyl benzyl phthalate	11.328	149	102941	4.888	ppm		99
133) Benzo(a)anthracene	12.152	228	218457	5.297	ppm		97
134) Chrysene	12.211	228	227457	5.940	ppm		99
135) bis(2-Ethylhexyl)phtha...	12.286	149	151149	5.426	ppm		96
137) Di-n-octyl phthalate	13.564	149	249190	5.828	ppm		98
139) Benzo(b)Fluoranthene	14.179	252	237994	6.201	ppm		97
140) Benzo(k)fluoranthene	14.238	252	180646	4.962	ppm		98
141) Benzo(a)pyrene	14.853	252	191081	5.660	ppm		95
143) Indeno(1,2,3-cd)Pyrene	16.966	276	163505	4.900	ppm		87
144) Dibenz(a,h)anthracene	17.025	278	152271	4.420	ppm		93
145) Benzo(g,h,i)perylene	17.394	276	173201	4.988	ppm		92

(#) = qualifier out of range (m) = manual integration (+) = signals summed

Quantitation Report (QT Reviewed)

Data Path : I:\ACQUDATA\5977-MS64\Data\031924\
Data File : D6507.D
Acq On : 19 Mar 2024 09:34 pm
Operator :
Sample : R2401914-005MS|10
Misc : 435409 8270 SOIL
ALS Vial : 28 Sample Multiplier: 1

Quant Time: Mar 20 11:45:33 2024
Quant Method : I:\ACQUDATA\5977-MS64\Methods\8270-020224(64).M
Quant Title : 8270 BNA ANALYSIS
QLast Update : Wed Mar 20 11:42:30 2024
Response via : Initial Calibration

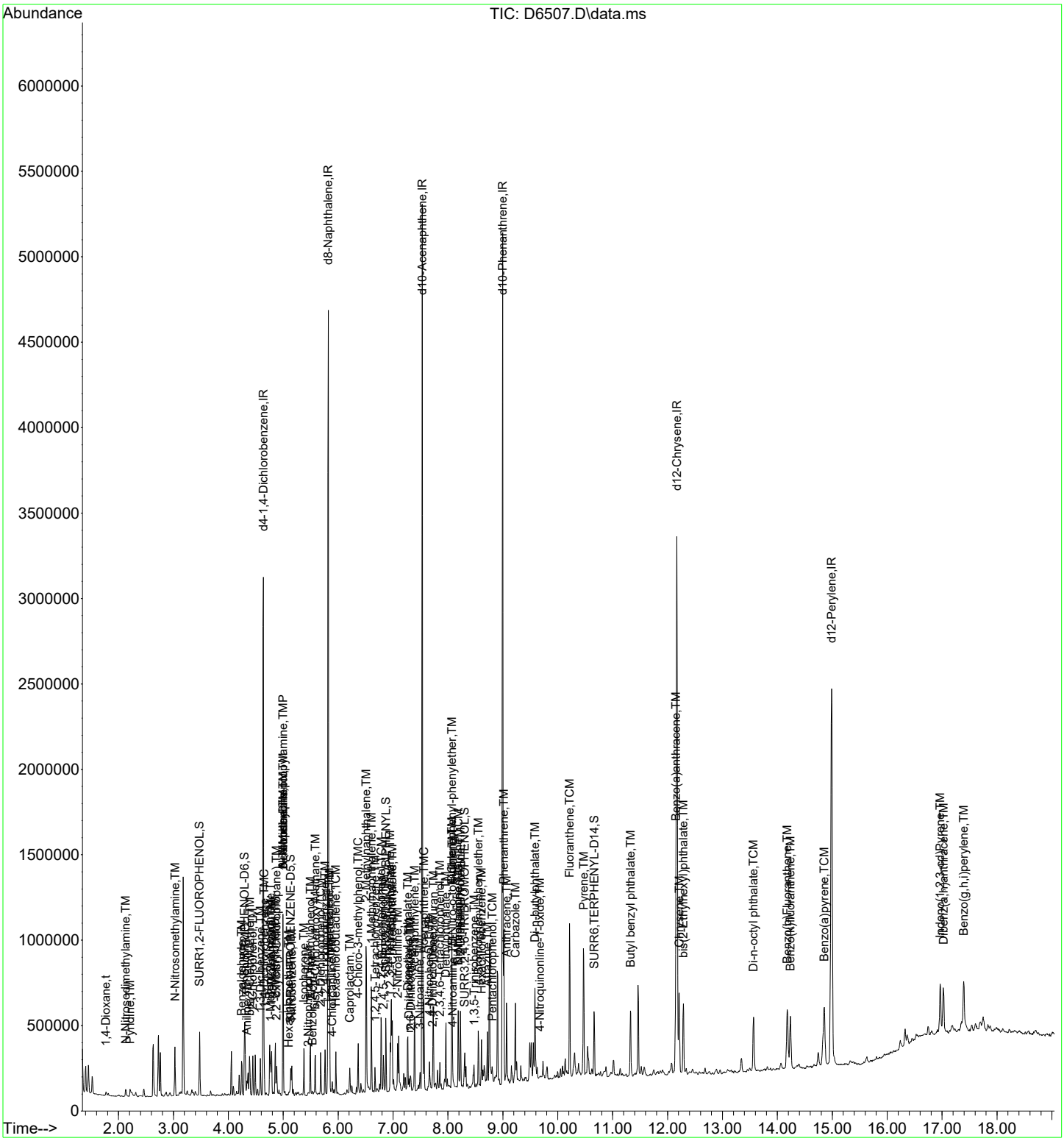

Quantitation Report (QT Reviewed)

Data Path : I:\ACQUDATA\5977-MS64\Data\031924\
Data File : D6508.D
Acq On : 19 Mar 2024 09:58 pm
Operator :
Sample : R2401914-005DMS|10
Misc : 435409 8270 SOIL
ALS Vial : 29 Sample Multiplier: 1

Quant Time: Mar 20 11:45:42 2024
Quant Method : I:\ACQUDATA\5977-MS64\Methods\8270-020224(64).M
Quant Title : 8270 BNA ANALYSIS
QLast Update : Wed Mar 20 11:42:30 2024
Response via : Initial Calibration

Compound	R.T.	QIon	Response	Conc	Units		Dev(Min)
Internal Standards							
1) d4-1,4-Dichlorobenzene	4.637	152	478455	40.00	ppm		0.00
34) d8-Naphthalene	5.819	136	1961208	40.00	ppm		0.00
58) d10-Acenaphthene	7.531	164	1063485	40.00	ppm		0.00
92) d10-Phenanthrene	8.996	188	1786632	40.00	ppm		0.00
118) d12-Chrysene	12.168	240	1407095	40.00	ppm		-0.01
136) d12-Perylene	14.992	264	1432833	40.00	ppm		0.00
System Monitoring Compounds							
8) SURR1,2-FLUOROPHENOL	3.476	112	82830	5.17	ppm		0.00
Spiked Amount 100.000	Range 10 - 88		Recovery = 5.17%#				
13) SURR2,PHENOL-D6	4.295	99	102905	5.02	ppm		0.00
Spiked Amount 100.000	Range 10 - 145		Recovery = 5.02%#				
35) SURR4,NITROBENZENE-D5	5.135	82	35112	2.02	ppm		0.00
Spiked Amount 50.000	Range 10 - 95		Recovery = 4.04%#				
64) SURR5,2-FLUOROBIPHENYL	6.867	172	100574	2.96	ppm		0.00
Spiked Amount 50.000	Range 10 - 102		Recovery = 5.92%#				
89) SURR3,2,4,6-TRIBROMOPH...	8.306	330	9574	2.10	ppm		0.00
Spiked Amount 100.000	Range 10 - 109		Recovery = 2.10%#				
125) SURR6,TERPHENYL-D14	10.665	244	108715	3.27	ppm		0.00
Spiked Amount 50.000	Range 10 - 106		Recovery = 6.54%#				
Target Compounds							Qvalue
2) 1,4-Dioxane	1.776	88	10553	1.563	ppm		94
3) Pyridine	2.209	79	32637	1.927	ppm		95
4) N-Nitrosodimethylamine	2.134	74	26637	2.394	ppm		80
6) N-Nitrosomethylamine	3.027	42	9286	1.484	ppm	#	1
11) Benzaldehyde	4.247	106	38645	3.104	ppm		95
12) Aniline	4.338	93	36525	1.435	ppm		81
14) Phenol	4.311	94	72250	3.380	ppm		100
15) bis(2-Clethyl)Ether	4.391	93	47168	2.880	ppm		94
17) 2-Chlorophenol	4.445	128	45851	2.635	ppm		93
18) 1,3-Diclbenzene	4.584	146	43421	2.401	ppm		97
19) 1,4-Dichlorobenzene	4.653	146	43747	2.343	ppm		99
20) 1,2-Diclbenzene	4.787	146	44768	2.568	ppm		96
21) Benzyl Alcohol	4.755	79	46270	3.581	ppm		97
22) 1-Methyl-2-pyrrolidinone	4.771	99	36868	3.159	ppm		97
23) 2,2'-oxybis(1-Chloropr...	4.878	45	71992	3.696	ppm		96
24) 2-Methylphenol	4.856	108	46983	3.105	ppm		99
25) 3+4-Methylphenol	4.995	108	47247	3.055	ppm		95
26) Acetophenone	4.995	105	138155	5.997	ppm		96
27) N-Nitroso-Di-n-propyla...	4.995	70	41298	3.383	ppm		95
30) o-Toluidine	4.995	106	11112	0.437	ppm	#	1
33) Alpha-terpinol	5.846	121	19107	4.080	ppm		93
36) Nitrobenzene	5.156	77	34683	1.983	ppm		96
38) Isophorone	5.381	82	99443	3.085	ppm		97
40) Benzoic Acid	5.530	105	5876	0.518	ppm		86
41) 2,4-Dimethylphenol	5.493	107	49271	2.816	ppm		98
42) bis(-2-Chloroethoxy)Me...	5.584	93	52242	2.822	ppm		97
43) 2,4-Dichlorophenol	5.680	162	33375	2.461	ppm		91
45) 1,2,4-Trichlorobenzene	5.760	180	38341	2.696	ppm		96
46) Naphthalene	5.841	128	193715	3.885	ppm		98
47) 4-Chloroaniline	5.889	127	20411	0.959	ppm		95
49) Hexachlorobutadiene	5.958	225	19040	2.586	ppm		98
51) 4-Chloro-3-methylphenol	6.365	107	45145	3.157	ppm		91
53) Caprolactam	6.210	113	16505	2.741	ppm		88

1st AM 03/20/24
2nd MP 03/20/24

Data Path : I:\ACQUDATA\5977-MS64\Data\031924\
Data File : D6508.D
Acq On : 19 Mar 2024 09:58 pm
Operator :
Sample : R2401914-005DMS|10
Misc : 435409 8270 SOIL
ALS Vial : 29 Sample Multiplier: 1

Quant Time: Mar 20 11:45:42 2024
Quant Method : I:\ACQUDATA\5977-MS64\Methods\8270-020224(64).M
Quant Title : 8270 BNA ANALYSIS
QLast Update : Wed Mar 20 11:42:30 2024
Response via : Initial Calibration

Compound	R.T.	QIon	Response	Conc	Units		Dev(Min)
56) 2-Methylnaphthalene	6.509	142	139765	4.205	ppm		98
57) 1-Methylnaphthalene	6.605	142	126645	4.091	ppm		100
60) 1,2,4,5-Tetrachloroben...	6.670	216	17193	1.286	ppm		98
61) 1,2,3,4-Tetrachloroben...	6.948	216	33347	2.503	ppm		99
62) 2,4,6-Trichlorophenol	6.787	196	16793	1.863	ppm		96
63) 2,4,5-Trichlorophenol	6.825	196	19836	2.138	ppm		93
66) 1,1'-Biphenyl	6.969	154	122058	3.000	ppm		97
67) 2-Chloronaphthalene	6.985	162	90572	3.020	ppm		96
68) 2-Nitroaniline	7.081	65	24017	2.712	ppm		82
71) Acenaphthylene	7.392	152	131828	2.882	ppm		98
72) Dimethyl phthalate	7.269	163	71727	2.160	ppm		99
73) 2,6-Dinitrotoluene	7.322	165	2170	0.297	ppm		80
74) Acenaphthene	7.563	153	101232	3.200	ppm		97
75) 3-Nitroaniline	7.488	138	6018	0.654	ppm		95
77) Dibenzofuran	7.734	168	145727	3.429	ppm		96
78) 2,4-Dinitrotoluene	7.718	165	2398	0.258	ppm	#	76
79) 4-Nitrophenol	7.664	65	7494	0.969	ppm		79
83) 2,3,4,6-Tetrachlorophenol	7.857	232	8823	1.338	ppm		99
84) Fluorene	8.071	166	114198	3.189	ppm		98
85) 4-Chlorophenyl-phenyle...	8.071	204	44868	2.801	ppm		88
86) Diethylphthalate	7.964	149	102009	3.138	ppm		99
87) 4-Nitroaniline	8.087	138	14150	1.349	ppm		97
88) 5-Nitro-o-toluidine	8.071	152	5039	0.485	ppm	#	45
95) Diphenylamine	8.189	169	87479	3.229	ppm		97
96) 1,2 Diphenylhydrazine	8.226	77	127558	3.613	ppm		96
97) N-Nitrosodiphenylamine	8.189	169	88050	3.249	ppm		97
98) 1,3,5-Trinirobenzene	8.461	213	159	0.706	ppm	#	1
102) 4-Bromophenyl-phenylether	8.552	248	23738	2.856	ppm	#	83
103) Hexachlorobenzene	8.611	284	24058	2.537	ppm		90
105) Atrazine	8.718	215	9108	2.051	ppm		94
106) Pentachlorophenol	8.809	266	4507	0.669	ppm		87
109) Pronamide	8.718	173	5460	0.370	ppm		66
111) Disulfoton	8.996	88	24389	1.095	ppm	#	41
112) Phenanthrene	9.018	178	265915	5.594	ppm		99
113) Anthracene	9.066	178	130853	2.775	ppm		99
114) Carbazole	9.226	167	159364	3.356	ppm		100
115) Di-n-butylphthalate	9.585	149	203593	3.922	ppm		98
116) 4-Nitroquinonline-1-oxide	9.777	190	101	2.018	ppm	#	21
117) Fluoranthene	10.216	202	317552	6.546	ppm		93
119) Methyl Parathion	9.488	109	2191	0.335	ppm		65
124) Pyrene	10.472	202	285308	6.336	ppm		99
129) Butyl benzyl phthalate	11.328	149	87502	3.894	ppm		97
133) Benzo(a)anthracene	12.152	228	183622	4.172	ppm		99
134) Chrysene	12.211	228	195679	4.789	ppm		98
135) bis(2-Ethylhexyl)phtha...	12.286	149	126883	4.269	ppm		96
137) Di-n-octyl phthalate	13.564	149	211224	4.634	ppm		99
139) Benzo(b)Fluoranthene	14.179	252	199939	4.887	ppm		95
140) Benzo(k)fluoranthene	14.238	252	154428	3.979	ppm		97
141) Benzo(a)pyrene	14.858	252	158442	4.402	ppm		95
143) Indeno(1,2,3-cd)Pyrene	16.966	276	134730	3.788	ppm		88
144) Dibenz(a,h)anthracene	17.025	278	120301	3.276	ppm		94
145) Benzo(g,h,i)perylene	17.394	276	137677	3.719	ppm		93

(#) = qualifier out of range (m) = manual integration (+) = signals summed

Quantitation Report (QT Reviewed)

Data Path : I:\ACQUDATA\5977-MS64\Data\031924\
Data File : D6508.D
Acq On : 19 Mar 2024 09:58 pm
Operator :
Sample : R2401914-005DMS|10
Misc : 435409 8270 SOIL
ALS Vial : 29 Sample Multiplier: 1

Quant Time: Mar 20 11:45:42 2024
Quant Method : I:\ACQUDATA\5977-MS64\Methods\8270-020224(64).M
Quant Title : 8270 BNA ANALYSIS
QLast Update : Wed Mar 20 11:42:30 2024
Response via : Initial Calibration

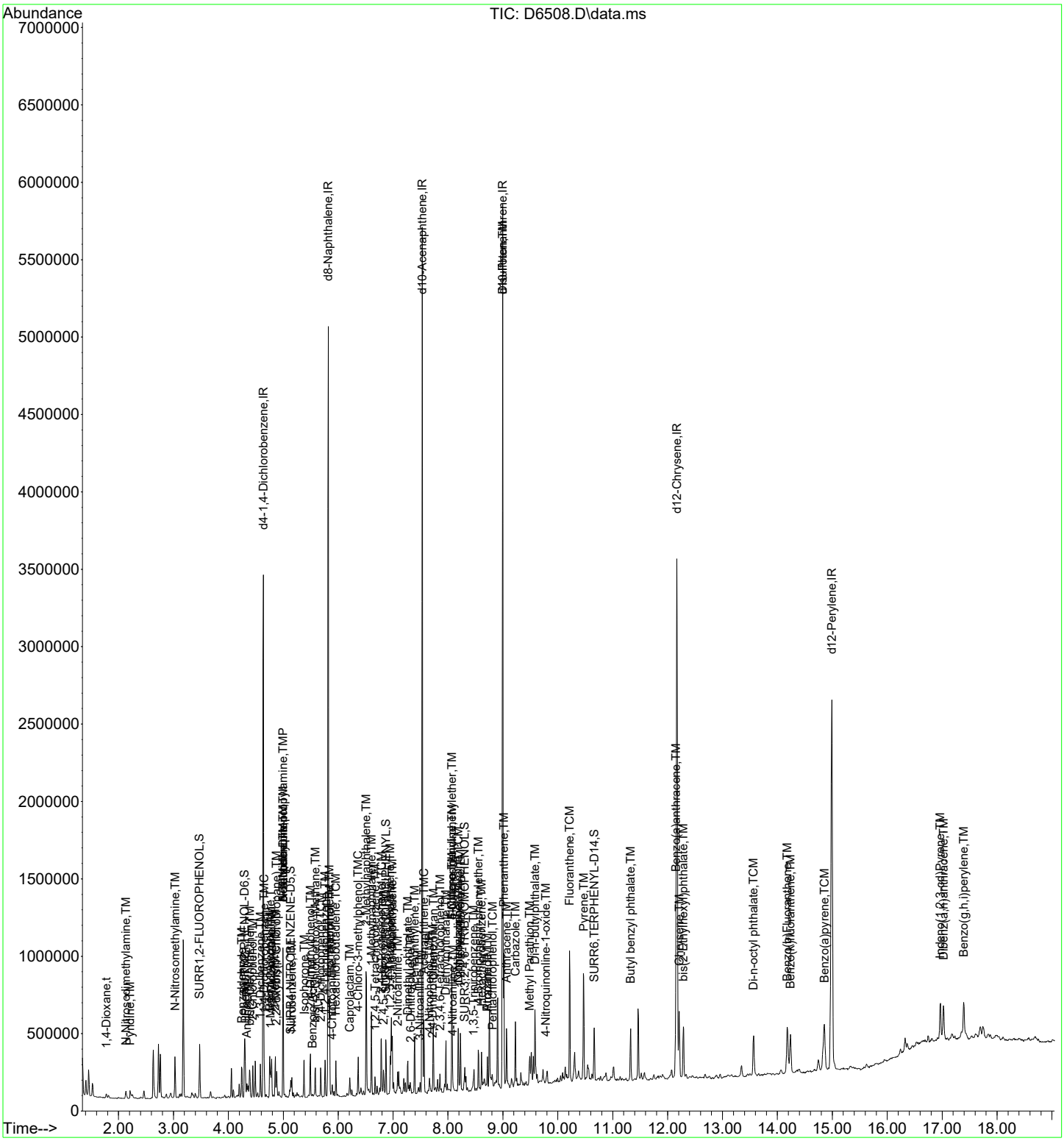

Evaluate Continuing Calibration Report

Data Path : I:\ACQUDATA\5977-MS64\Data\031924\
Data File : D6485.D
Acq On : 19 Mar 2024 12:27 pm
Operator :
Sample : CCV (20)
Misc :
ALS Vial : 3 Sample Multiplier: 1

Quant Time: Mar 19 13:08:37 2024
Quant Method : I:\ACQUDATA\5977-MS64\Methods\8270-020224(64).M
Quant Title : 8270 BNA ANALYSIS
QLast Update : Mon Feb 05 11:56:37 2024
Response via : Initial Calibration

Min. RRF : 0.000 Min. Rel. Area : 50% Max. R.T. Dev 0.50min
Max. RRF Dev : 20% Max. Rel. Area : 200%

		Compound	Amount	Calc.	%Dev	Area%	Dev(min)
1	IR	d4-1,4-Dichlorobenzene	40.000	40.000	0.0	93	0.00
2	t	1,4-Dioxane	20.000	20.345	-1.7	95	0.00
3	TM	Pyridine	20.000	20.180	-0.9	92	0.00
4	TM	N-Nitrosodimethylamine	20.000	21.545	-7.7	100	0.00
5	TM	2-Picoline	20.000	20.474	-2.4	98	0.00
6	TM	N-Nitrosomethylamine	20.000	19.844	0.8	96	0.00
7	TM	Methyl Methansulfonate	20.000	16.713	16.4	80	0.00
8	S	SURR1,2-FLUOROPHENOL	20.000	20.352	-1.8	95	0.00
9	TM	N-Nitrosodiethylamine	20.000	21.643	-8.2	101	0.00
10	TM	Ethyl Mathanesulfonate	20.000	22.412	-12.1	107	0.00
11	TM	Benzaldehyde	20.000	21.623	-8.1	101	0.00
12	TM	Aniline	20.000	21.484	-7.4	102	0.00
13	S	SURR2,PHENOL-D6	20.000	21.073	-5.4	99	0.00
14	TMC	Phenol	20.000	21.542	-7.7	100	0.00
15	TM	bis(2-Clethyl)Ether	20.000	22.470	-12.3	105	0.00
16	TM	Pentachloroethane	20.000	20.972	-4.9	98	0.00
17	TM	2-Chlorophenol	20.000	20.801	-4.0	96	0.00
18	TM	1,3-Diclbenzene	20.000	20.061	-0.3	92	0.00
19	TMC	1,4-Dichlorobenzene	20.000	19.605	2.0	90	0.00
20	TM	1,2-Diclbenzene	20.000	19.594	2.0	92	0.00
21	TM	Benzyl Alcohol	20.000	22.361	-11.8	104	0.00
22	T	1-Methyl-2-pyrrolidinone	20.000	21.811	-9.1	102	0.00
23	TM	2,2'-oxybis(1-Chloropropane	20.000	23.370	-16.9	109	0.00
24	TM	2-Methylphenol	20.000	21.754	-8.8	100	0.00
25	TM	3+4-Methylphenol	20.000	21.077	-5.4	97	0.00
26	TM	Acetophenone	20.000	20.767	-3.8	98	0.00
27	TMP	N-Nitroso-Di-n-propylamine	20.000	23.469	-17.3	112	0.00
28	TM	N-Nitrosopyrrolidine	20.000	21.677	-8.4	102	0.00
29	TM	N-Nitrosomorpholine	20.000	22.302	-11.5	104	0.00
30	TM	o-Toluidine	20.000	21.097	-5.5	99	0.00
31	TM	Hexachloroethane	20.000	20.726	-3.6	98	0.00
32	TM	o,o,o-Triethylphosphorothio	20.000	20.281	-1.4	96	0.00
33	TM	Alpha-terpinol	20.000	22.184	-10.9	104	0.00
34	IR	d8-Naphthalene	40.000	40.000	0.0	95	0.00
35	S	SURR4,NITROBENZENE-D5	20.000	21.478	-7.4	102	0.00
36	TM	Nitrobenzene	20.000	21.834	-9.2	103	0.00
37	TM	N-Nitrosopiperidine	20.000	20.865	-4.3	101	0.00
38	TM	Isophorone	20.000	22.709	-13.5	108	0.00
39	TCM	2-Nitrophenol	20.000	21.202	-6.0	99	0.00
40	TM	Benzoic Acid	20.000	16.206	19.0	83	0.00
41	TM	2,4-Dimethylphenol	20.000	21.719	-8.6	102	0.00
42	TM	bis(-2-Chloroethoxy)Methane	20.000	23.126	-15.6	109	0.00
43	TCM	2,4-Dichlorophenol	20.000	20.238	-1.2	95	0.00
44	TM	a,a-Dimethylphenethylamine	20.000	22.588	-12.9	111	0.00
45	TM	1,2,4-Trichlorobenzene	20.000	18.787	6.1	90	0.00
46	TM	Naphthalene	20.000	19.917	0.4	96	0.00
47	TM	4-Chloroaniline	20.000	19.509	2.5	93	0.00
48	TM	2,6-Dichlorophenol	20.000	19.192	4.0	92	0.00
49	TCM	Hexachlorobutadiene	20.000	17.969	10.2	87	0.00
50	TM	Hexachloropropene	20.000	18.119	9.4	86	0.00
51	TMC	4-Chloro-3-methylphenol	20.000	23.206	-16.0	108	0.00

1st AM 03/20/24
2nd MP 03/20/24

Data Path : I:\ACQUDATA\5977-MS64\Data\031924\
Data File : D6485.D
Acq On : 19 Mar 2024 12:27 pm
Operator :
Sample : CCV (20)
Misc :
ALS Vial : 3 Sample Multiplier: 1

Quant Time: Mar 19 13:08:37 2024
Quant Method : I:\ACQUDATA\5977-MS64\Methods\8270-020224(64).M
Quant Title : 8270 BNA ANALYSIS
QLast Update : Mon Feb 05 11:56:37 2024
Response via : Initial Calibration

Min. RRF : 0.000 Min. Rel. Area : 50% Max. R.T. Dev 0.50min
Max. RRF Dev : 20% Max. Rel. Area : 200%

		Compound	Amount	Calc.	%Dev	Area%	Dev(min)
52	TM	N-N-di-n-butylamine	20.000	23.606	-18.0	113	0.00
53	TM	Caprolactam	20.000	21.244	-6.2	100	0.00
54	TM	p-Phenylenediamine	20.000	21.455	-7.3	95	0.00
55	TM	Safrole	20.000	20.058	-0.3	95	0.00
56	TM	2-Methylnaphthalene	20.000	20.390	-2.0	97	0.00
57	TM	1-Methylnaphthalene	20.000	20.386	-1.9	98	0.00
58	IR	d10-Acenaphthene	40.000	40.000	0.0	97	0.00
59	TPM	Hexachlorocyclopentadiene	20.000	17.029	14.9	82	0.00
60	TM	1,2,4,5-Tetrachlorobenzene	20.000	17.514	12.4	86	0.00
61	TM	1,2,3,4-Tetrachlorobenzene	20.000	17.817	10.9	89	0.00
62	TCM	2,4,6-Trichlorophenol	20.000	19.765	1.2	95	0.00
63	TM	2,4,5-Trichlorophenol	20.000	20.249	-1.2	96	0.00
64	S	SURR5,2-FLUOROBIPHENYL	20.000	19.878	0.6	98	0.00
65	TM	Isosafrole	20.000	21.941	-9.7	108	0.00
66	TM	1,1'-Biphenyl	20.000	20.282	-1.4	99	0.00
67	TM	2-Chloronaphthalene	20.000	19.616	1.9	94	0.00
68	TM	2-Nitroaniline	20.000	24.279	-21.4#	116	0.00
69	TM	1,4-Naphthoquinone	20.000	19.341	3.3	91	0.00
70	TM	m-Dinitrobenzene	20.000	22.206	-11.0	104	0.00
71	TM	Acenaphthylene	20.000	20.671	-3.4	99	0.00
72	TM	Dimethyl phthalate	20.000	21.533	-7.7	104	0.00
73	TM	2,6-Dinitrotoluene	20.000	22.504	-12.5	104	0.00
74	TMC	Acenaphthene	20.000	19.951	0.2	98	0.00
75	TM	3-Nitroaniline	20.000	22.152	-10.8	105	0.00
76	TPM	2,4-Dinitrophenol	20.000	18.828	5.9	104	0.00
77	TM	Dibenzofuran	20.000	20.087	-0.4	97	0.00
78	TM	2,4-Dinitrotoluene	20.000	22.606	-13.0	105	0.00
79	TMP	4-Nitrophenol	20.000	20.997	-5.0	108	0.00
80	TM	Pentachlorobenzene	20.000	17.960	10.2	87	0.00
81	TM	1-Napthylamine	20.000	20.978	-4.9	99	0.00
82	TM	2-Napthylamine	20.000	20.929	-4.6	101	0.00
83	TM	2,3,4,6-Tetrachlorophenol	20.000	19.870	0.6	94	0.00
84	TM	Fluorene	20.000	19.260	3.7	94	0.00
85	TM	4-Chlorophenyl-phenylether	20.000	18.457	7.7	91	0.00
86	TM	Diethylphthalate	20.000	22.557	-12.8	108	0.00
87	TM	4-Nitroaniline	20.000	20.393	-2.0	98	0.00
88	TM	5-Nitro-o-toluidine	20.000	20.208	-1.0	99	0.00
89	S	SURR3,2,4,6-TRIBROMOPHENOL	20.000	16.187	19.1	80	0.00
90	TM	Sulfotepp	20.000	17.453	12.7	86	0.00
91	TM	Octachlorocyclopentene	20.000	17.176	14.1	85	0.00
92	IR	d10-Phenanthrene	40.000	40.000	0.0	92	0.00
93	TM	Thionazin	20.000	27.142	-35.7#	123	0.00
94	TM	4,6-Dinitro-2-methylphenol	20.000	22.181	-10.9	110	0.00
95	TM	Diphenylamine	40.000	43.591	-9.0	97	0.00
96	TM	1,2 Diphenylhydrazine	20.000	25.922	-29.6#	117	0.00
97	TCM	N-Nitrosodiphenylamine	40.000	43.595	-9.0	98	0.00
98	TM	1,3,5-Trinirobenzene	20.000	23.203	-16.0	103	0.00
99	TM	Diallate	20.000	28.885	-44.4#	129	0.00
100	TM	Phorate	20.000	26.416	-32.1#	117	0.00
101	TM	Phenacetin	20.000	24.453	-22.3#	108	0.00

Evaluate Continuing Calibration Report

Data Path : I:\ACQUDATA\5977-MS64\Data\031924\
Data File : D6485.D
Acq On : 19 Mar 2024 12:27 pm
Operator :
Sample : CCV (20)
Misc :
ALS Vial : 3 Sample Multiplier: 1

Quant Time: Mar 19 13:08:37 2024
Quant Method : I:\ACQUDATA\5977-MS64\Methods\8270-020224(64).M
Quant Title : 8270 BNA ANALYSIS
QLast Update : Mon Feb 05 11:56:37 2024
Response via : Initial Calibration

Min. RRF : 0.000 Min. Rel. Area : 50% Max. R.T. Dev 0.50min
Max. RRF Dev : 20% Max. Rel. Area : 200%

		Compound	Amount	Calc.	%Dev	Area%	Dev(min)
102	TM	4-Bromophenyl-phenylether	20.000	20.612	-3.1	92	0.00
103	TM	Hexachlorobenzene	20.000	18.871	5.6	87	0.00
104	TM	Dimethoate	20.000	30.256	-51.3#	129	0.00
105	TM	Atrazine	20.000	22.829	-14.1	101	0.00
106	TCM	Pentachlorophenol	20.000	17.601	12.0	87	0.00
107	TM	4-Aminobiphenyl	20.000	20.609	-3.0	94	0.00
108	TM	Pentachloronitrobenzene	20.000	19.991	0.0	96	0.00
109	TM	Pronamide	20.000	24.016	-20.1#	109	0.00
110	TM	Dinoseb	20.000	20.615	-3.1	105	0.00
111	TM	Disulfoton	20.000	26.031	-30.2#	124	0.00
112	TM	Phenanthrene	20.000	20.895	-4.5	96	0.00
113	TM	Anthracene	20.000	21.636	-8.2	98	0.00
114	TM	Carbazole	20.000	21.863	-9.3	100	0.00
115	TM	Di-n-butylphthalate	20.000	27.029	-35.1#	118	0.00
116	TM	4-Nitroquinonline-1-oxide	20.000	20.038	-0.2	89	0.00
117	TCM	Fluoranthene	20.000	21.874	-9.4	98	0.00
118	IR	d12-Chrysene	40.000	40.000	0.0	90	0.00
119	TM	Methyl Parathion	20.000	32.503	-62.5#	136	0.00
120	TM	Ethyl Parathion	20.000	30.704	-53.5#	134	0.00
121	TM	Methapyrilene	20.000	27.397	-37.0#	118	0.00
122	TM	Isodrin	20.000	23.727	-18.6	112	0.00
123	TM	Benzidine	20.000	21.411	-7.1	94	0.00
124	TM	Pyrene	20.000	22.045	-10.2	97	0.00
125	S	SURR6,TERPHENYL-D14	20.000	21.706	-8.5	98	0.00
126	TM	Aramite	20.000	31.053	-55.3#	138	0.00
127	TM	p-(Dimethylamino)azobenzene	20.000	26.817	-34.1#	118	0.00
128	TM	Chlorobenzilate	20.000	27.702	-38.5#	123	0.00
129	TM	Butyl benzyl phthalate	20.000	26.781	-33.9#	117	0.00
130	TM	3,3-Dimethylbenzidine	20.000	19.741	1.3	88	0.00
131	TM	2-Acetylaminofluorene	20.000	21.519	-7.6	96	0.00
132	TM	3,3'-Dichlorobenzidine	20.000	18.667	6.7	84	0.00
133	TM	Benzo(a)anthracene	20.000	19.903	0.5	90	0.00
134	TM	Chrysene	20.000	20.411	-2.1	92	0.00
135	TM	bis(2-Ethylhexyl)phthalate	20.000	28.498	-42.5#	126	0.00
136	IR	d12-Perylene	40.000	40.000	0.0	81	0.00
137	TCM	Di-n-octyl phthalate	20.000	30.644	-53.2#	122	0.00
138	TM	7,12-Dimethylbenz(a)anthrac	20.000	20.152	-0.8	85	0.00
139	TM	Benzo(b)Fluoranthene	20.000	20.078	-0.4	82	0.00
140	TM	Benzo(k)fluoranthene	20.000	21.383	-6.9	85	0.00
141	TCM	Benzo(a)pyrene	20.000	20.306	-1.5	82	0.00
142	TM	3-Methylcholanthrene	20.000	19.785	1.1	81	0.00
143	TM	Indeno(1,2,3-cd)Pyrene	20.000	18.811	5.9	75	0.00
144	TM	Dibenz(a,h)anthracene	20.000	19.307	3.5	78	0.00
145	TM	Benzo(g,h,i)perylene	20.000	18.982	5.1	76	0.00

(#) = Out of Range SPCC's out = 0 CCC's out = 1

Quantitation Report (QT Reviewed)

Data Path : I:\ACQUDATA\5977-MS64\Data\031924\
Data File : D6485.D
Acq On : 19 Mar 2024 12:27 pm
Operator :
Sample : CCV (20)
Misc :
ALS Vial : 3 Sample Multiplier: 1

Quant Time: Mar 19 13:08:37 2024
Quant Method : I:\ACQUDATA\5977-MS64\Methods\8270-020224(64).M
Quant Title : 8270 BNA ANALYSIS
QLast Update : Mon Feb 05 11:56:37 2024
Response via : Initial Calibration

Compound	R.T.	QIon	Response	Conc	Units	Dev(Min)
Internal Standards						
1) d4-1,4-Dichlorobenzene	4.637	152	555808	40.00	ppm	-0.01
34) d8-Naphthalene	5.819	136	2227329	40.00	ppm	-0.01
58) d10-Acenaphthene	7.536	164	1205124	40.00	ppm	0.00
92) d10-Phenanthrene	9.002	188	1920433	40.00	ppm	0.00
118) d12-Chrysene	12.179	240	1675904	40.00	ppm	-0.01
136) d12-Perylene	14.998	264	1677732	40.00	ppm	-0.01
System Monitoring Compounds						
8) SURR1,2-FLUOROPHENOL	3.477	112	378764	20.35	ppm	0.00
Spiked Amount 20.000	Range 10 - 70		Recovery = 101.75%#			
13) SURR2,PHENOL-D6	4.295	99	502045	21.07	ppm	0.00
Spiked Amount 20.000	Range 10 - 107		Recovery = 105.35%			
35) SURR4,NITROBENZENE-D5	5.140	82	424739	21.48	ppm	-0.01
Spiked Amount 10.000	Range 31 - 110		Recovery = 214.80%#			
64) SURR5,2-FLUOROBIPHENYL	6.873	172	764314	19.88	ppm	-0.01
Spiked Amount 10.000	Range 31 - 118		Recovery = 198.80%#			
89) SURR3,2,4,6-TRIBROMOPH...	8.312	330	83754	16.19	ppm	0.00
Spiked Amount 20.000	Range 35 - 141		Recovery = 80.95%			
125) SURR6,TERPHENYL-D14	10.671	244	859095	21.71	ppm	-0.01
Spiked Amount 10.000	Range 10 - 165		Recovery = 217.10%#			
Target Compounds						Qvalue
2) 1,4-Dioxane	1.776	88	159557	20.345	ppm	96
3) Pyridine	2.182	79	396969	20.180	ppm	99
4) N-Nitrosodimethylamine	2.129	74	278518	21.545	ppm	93
5) 2-Picoline	2.942	93	440985	20.474	ppm	95
6) N-Nitrosomethylamine	3.043	42	144268	19.844	ppm	88
7) Methyl Methansulfonate	3.321	80	177525	16.713	ppm	98
9) N-Nitrosodiethylamine	3.680	102	203432	21.643	ppm	94
10) Ethyl Mathanesulfonate	3.942	79	317993	22.412	ppm	98
11) Benzaldehyde	4.247	106	312719	21.623	ppm	98
12) Aniline	4.338	93	635017	21.484	ppm	91
14) Phenol	4.306	94	534958	21.542	ppm	99
15) bis(2-Clethyl)Ether	4.391	93	427502	22.470	ppm	93
16) Pentachloroethane	4.386	117	143487	20.972	ppm	93
17) 2-Chlorophenol	4.445	128	420481	20.801	ppm	93
18) 1,3-Diclbenzene	4.584	146	421526	20.061	ppm	97
19) 1,4-Dichlorobenzene	4.653	146	425155	19.605	ppm	97
20) 1,2-Diclbenzene	4.787	146	396863	19.594	ppm	97
21) Benzyl Alcohol	4.755	79	335611	22.361	ppm	95
22) 1-Methyl-2-pyrrolidinone	4.771	99	295659	21.811	ppm	99
23) 2,2'-oxybis(1-Chloropr...	4.883	45	528853	23.370	ppm	99
24) 2-Methylphenol	4.862	108	382329	21.754	ppm	99
25) 3+4-Methylphenol	5.001	108	378701	21.077	ppm	96
26) Acetophenone	5.001	105	555776	20.767	ppm	88
27) N-Nitroso-Di-n-propyla...	5.001	70	332781	23.469	ppm	92
28) N-Nitrosopyrrolidine	4.980	100	233667	21.677	ppm	99
29) N-Nitrosomorpholine	5.017	56	259338	22.302	ppm	97
30) o-Toluidine	5.033	106	623285	21.097	ppm	99
31) Hexachloroethane	5.103	117	176702	20.726	ppm	87
32) o,o,o-Triethylphosphor...	5.563	198	170147	20.281	ppm	88
33) Alpha-terpinol	5.851	121	120690	22.184	ppm	93
36) Nitrobenzene	5.156	77	433778	21.834	ppm	94
37) N-Nitrosopiperidine	5.295	42	261104	20.865	ppm	96
38) Isophorone	5.381	82	831362	22.709	ppm	95

Data Path : I:\ACQUDATA\5977-MS64\Data\031924\
Data File : D6485.D
Acq On : 19 Mar 2024 12:27 pm
Operator :
Sample : CCV (20)
Misc :
ALS Vial : 3 Sample Multiplier: 1

Quant Time: Mar 19 13:08:37 2024
Quant Method : I:\ACQUDATA\5977-MS64\Methods\8270-020224(64).M
Quant Title : 8270 BNA ANALYSIS
QLast Update : Mon Feb 05 11:56:37 2024
Response via : Initial Calibration

Compound	R.T.	QIon	Response	Conc	Units	Dev(Min)
39) 2-Nitrophenol	5.456	139	210906	21.202	ppm	96
40) Benzoic Acid	5.557	105	208635	16.206	ppm	92
41) 2,4-Dimethylphenol	5.493	107	431639	21.719	ppm	98
42) bis(-2-Chloroethoxy)Me...	5.584	93	486294	23.126	ppm	99
43) 2,4-Dichlorophenol	5.686	162	311642	20.238	ppm	96
44) a,a-Dimethylphenethyla...	5.793	58	1052284	22.588	ppm	96
45) 1,2,4-Trichlorobenzene	5.766	180	303410	18.787	ppm	96
46) Naphthalene	5.841	128	1127887	19.917	ppm	99
47) 4-Chloroaniline	5.889	127	471367	19.509	ppm	97
48) 2,6-Dichlorophenol	5.900	162	291757	19.192	ppm	95
49) Hexachlorobutadiene	5.958	225	150277	17.969	ppm	96
50) Hexachloropropene	5.926	213	178585	18.119	ppm	99
51) 4-Chloro-3-methylphenol	6.365	107	376841	23.206	ppm	89
52) N-N-di-n-butylamine	6.220	84	392360	23.606	ppm	99
53) Caprolactam	6.231	113	145300	21.244	ppm	94
54) p-Phenylenediamine	6.242	80	194310	21.455	ppm	97
55) Safrole	6.429	162	269188	20.058	ppm	91
56) 2-Methylnaphthalene	6.515	142	769648	20.390	ppm	99
57) 1-Methylnaphthalene	6.611	142	716789	20.386	ppm	100
59) Hexachlorocyclopentadiene	6.670	237	148745	17.029	ppm	98
60) 1,2,4,5-Tetrachloroben...	6.675	216	265255	17.514	ppm	98
61) 1,2,3,4-Tetrachloroben...	6.953	216	269034	17.817	ppm	99
62) 2,4,6-Trichlorophenol	6.787	196	201860	19.765	ppm	98
63) 2,4,5-Trichlorophenol	6.830	196	212905	20.249	ppm	98
65) Isosafrole	6.937	104	147578	21.941	ppm	99
66) 1,1'-Biphenyl	6.969	154	935045	20.282	ppm	97
67) 2-Chloronaphthalene	6.991	162	666760	19.616	ppm	97
68) 2-Nitroaniline	7.087	65	243616	24.279	ppm	87
69) 1,4-Naphthoquinone	7.162	158	213960	19.341	ppm	86
70) m-Dinitrobenzene	7.296	168	129471	22.206	ppm	69
71) Acenaphthylene	7.397	152	1071385	20.671	ppm	99
72) Dimethyl phthalate	7.274	163	810118	21.533	ppm	99
73) 2,6-Dinitrotoluene	7.328	165	186079	22.504	ppm	99
74) Acenaphthene	7.568	153	715127	19.951	ppm	99
75) 3-Nitroaniline	7.493	138	230834	22.152	ppm	93
76) 2,4-Dinitrophenol	7.595	184	83138	18.828	ppm	74
77) Dibenzofuran	7.734	168	967285	20.087	ppm	95
78) 2,4-Dinitrotoluene	7.723	165	238121	22.606	ppm	96
79) 4-Nitrophenol	7.665	65	184031	20.997	ppm	88
80) Pentachlorobenzene	7.697	250	230550	17.960	ppm	99
81) 1-Napthylamine	7.814	143	659259	20.978	ppm	99
82) 2-Napthylamine	7.895	143	704961	20.929	ppm	98
83) 2,3,4,6-Tetrachlorophenol	7.857	232	148531	19.870	ppm	93
84) Fluorene	8.076	166	781666	19.260	ppm	100
85) 4-Chlorophenyl-phenyle...	8.076	204	335042	18.457	ppm	87
86) Diethylphthalate	7.969	149	831011	22.557	ppm	99
87) 4-Nitroaniline	8.092	138	242363	20.393	ppm	96
88) 5-Nitro-o-toluidine	8.087	152	237714	20.208	ppm	98
90) Sulfotepp	8.360	322	101026	17.453	ppm	81
91) Octachlorocyclopentene	8.328	307	91837	17.176	ppm	93
93) Thionazin	8.050	107	162678	27.142	ppm	93
94) 4,6-Dinitro-2-methylph...	8.125	198	121228	22.181	ppm	93
95) Diphenylamine	8.194	169	1269504	43.591	ppm	99
96) 1,2 Diphenylhydrazine	8.232	77	983592	25.922	ppm	92
97) N-Nitrosodiphenylamine	8.194	169	1269828	43.595	ppm	99
98) 1,3,5-Trinirobenzene	8.456	213	71361	23.203	ppm	83

1st AM 03/20/24
2nd MP 03/20/24

Data Path : I:\ACQUDATA\5977-MS64\Data\031924\
Data File : D6485.D
Acq On : 19 Mar 2024 12:27 pm
Operator :
Sample : CCV (20)
Misc :
ALS Vial : 3 Sample Multiplier: 1

Quant Time: Mar 19 13:08:37 2024
Quant Method : I:\ACQUDATA\5977-MS64\Methods\8270-020224(64).M
Quant Title : 8270 BNA ANALYSIS
QLast Update : Mon Feb 05 11:56:37 2024
Response via : Initial Calibration

	Compound	R.T.	QIon	Response	Conc	Units	Dev(Min)
99)	Diallate	8.483	86	359564	28.885	ppm	95
100)	Phorate	8.494	121	199895	26.416	ppm	90
101)	Phenacetin	8.504	108	469775	24.453	ppm	96
102)	4-Bromophenyl-phenylether	8.563	248	184132	20.612	ppm	94
103)	Hexachlorobenzene	8.617	284	192339	18.871	ppm	90
104)	Dimethoate	8.654	87	337641	30.256	ppm	93
105)	Atrazine	8.729	215	108971	22.829	ppm	99
106)	Pentachlorophenol	8.815	266	127462	17.601	ppm	97
107)	4-Aminobiphenyl	8.815	169	834239	20.609	ppm	99
108)	Pentachloronitrobenzene	8.825	237	73386	19.991	ppm	94
109)	Pronamide	8.879	173	381407	24.016	ppm	98
110)	Dinoseb	8.996	211	158606	20.615	ppm	94
111)	Disulfoton	9.007	88	623358	26.031	ppm	95
112)	Phenanthrene	9.023	178	1067599	20.895	ppm	99
113)	Anthracene	9.077	178	1096580	21.636	ppm	99
114)	Carbazole	9.232	167	1116073	21.863	ppm	98
115)	Di-n-butylphthalate	9.590	149	1508330	27.029	ppm	100
116)	4-Nitroquinonline-1-oxide	9.788	190	90976	20.038	ppm	87
117)	Fluoranthene	10.221	202	1140632	21.874	ppm	95
119)	Methyl Parathion	9.376	109	253363	32.503	ppm	95
120)	Ethyl Parathion	9.761	97	203002	30.704	ppm	98
121)	Methapyrilene	9.879	58	588064	27.397	ppm	96
122)	Isodrin	10.066	193	116712	23.727	ppm	98
123)	Benzidine	10.376	184	766662	21.411	ppm	96
124)	Pyrene	10.478	202	1182399	22.045	ppm	98
126)	Aramite	10.751	185	48553	31.053	ppm	89
127)	p-(Dimethylamino)azobe...	10.847	120	465126	26.817	ppm	91
128)	Chlorobenzilate	10.911	139	499545	27.702	ppm	88
129)	Butyl benzyl phthalate	11.334	149	716756	26.781	ppm	95
130)	3,3-Dimethylbenzidine	11.302	212	688503	19.741	ppm	97
131)	2-Acetylaminofluorene	11.671	181	499615	21.519	ppm	98
132)	3,3'-Dichlorobenzidine	12.136	252	376063	18.667	ppm	96
133)	Benzo(a)anthracene	12.163	228	1043207	19.903	ppm	99
134)	Chrysene	12.222	228	993292	20.411	ppm	99
135)	bis(2-Ethylhexyl)phtha...	12.297	149	1008923	28.498	ppm	96
137)	Di-n-octyl phthalate	13.580	149	1635463	30.644	ppm	100
138)	7,12-Dimethylbenz(a)an...	14.201	256	475071	20.152	ppm	96
139)	Benzo(b)Fluoranthene	14.195	252	961897	20.078	ppm	95
140)	Benzo(k)fluoranthene	14.254	252	971726	21.383	ppm	97
141)	Benzo(a)pyrene	14.869	252	855746	20.306	ppm	95
142)	3-Methylcholanthrene	15.666	268	503887	19.785	ppm	97
143)	Indeno(1,2,3-cd)Pyrene	16.982	276	783456	18.811	ppm	87
144)	Dibenz(a,h)anthracene	17.035	278	830261	19.307	ppm	92
145)	Benzo(g,h,i)perylene	17.410	276	822770	18.982	ppm	94

(#) = qualifier out of range (m) = manual integration (+) = signals summed

1st AM 03/20/24
2nd MP 03/20/24

Data Path : I:\ACQUDATA\5977-MS64\Data\031924\
Data File : D6485.D
Acq On : 19 Mar 2024 12:27 pm
Operator :
Sample : CCV (20)
Misc :
ALS Vial : 3 Sample Multiplier: 1

Quant Time: Mar 19 13:08:37 2024
Quant Method : I:\ACQUDATA\5977-MS64\Methods\8270-020224(64).M
Quant Title : 8270 BNA ANALYSIS
QLast Update : Mon Feb 05 11:56:37 2024
Response via : Initial Calibration

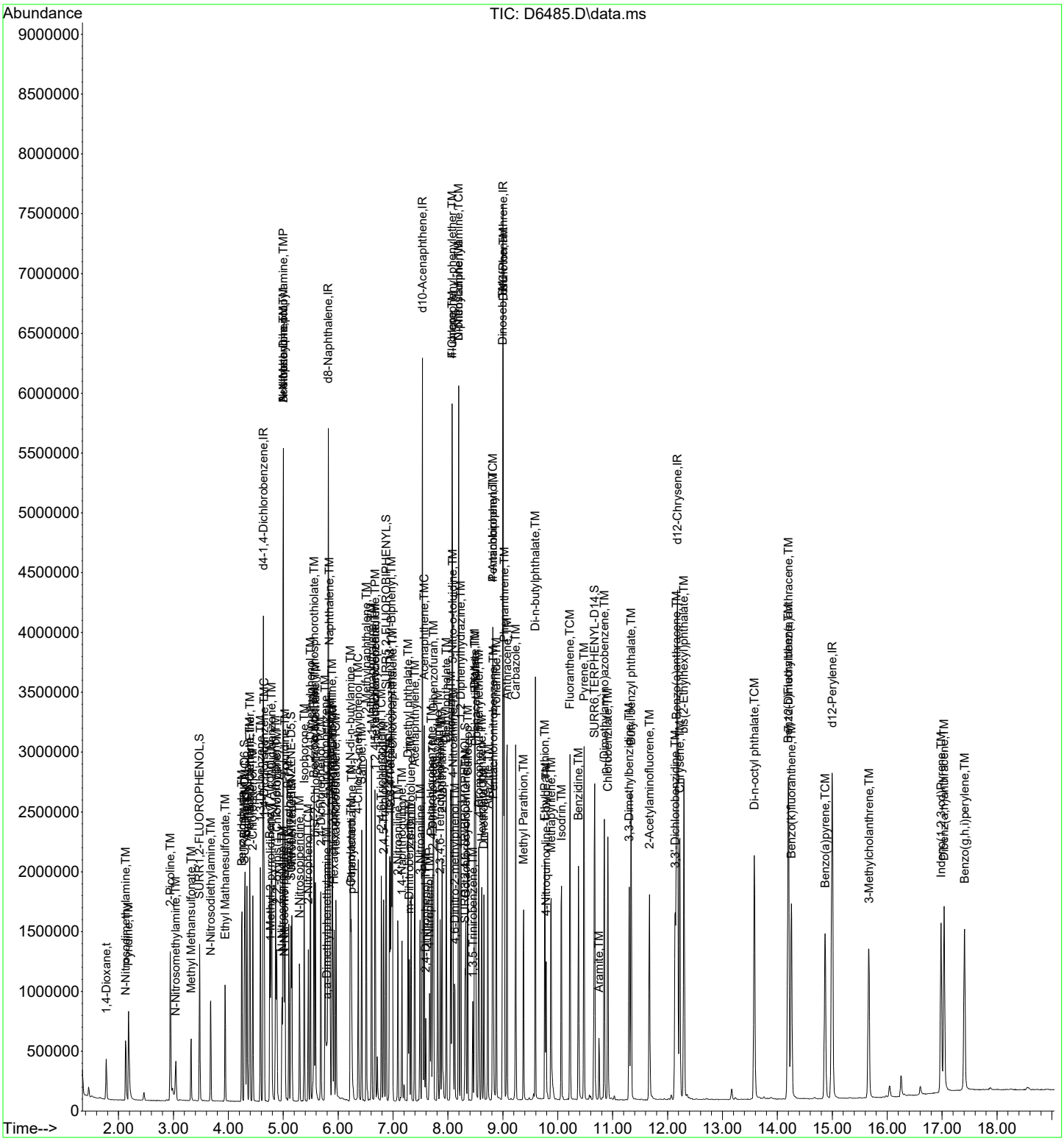

GC/MS QA-QC Check Report

Tune File : I:\ACQUDATA\5977-MS64\Data\031924\D6484.D
Tune Time : 19 Mar 2024 12:08 pm

Daily Calibration File : I:\ACQUDATA\5977-MS64\Data\031924\D6485.D

	(2FP)	[PHL]	(NBZ)	(FBP)	(DCB)	(NPT)	(ANT)
					555808	2227330	1205120
	(TPH)				(PHN)	(CRY)	(PRY)
					1920430	1675900	1677730

File	Sample	Surrogate Recovery %				Internal Standard Responses		
D6487.D								
	RQ2402744-	39	28	61	53	553023	2231649	1202753
		49	72			2109255	1608177	1739913
D6488.D								
	RQ2402744-	50	38	79	70	549555	2248696	1213472
		68	82			2063146	1717043	1720177
D6489.D								
	RQ2402744-	52	40	82	73	552070	2224090	1214693
		70	87			2055164	1716836	1707275
D6490.D								
	R2402010-0	37	27	64	59	574873	2327738	1275990
		58	49			2135535	1732453	1724251
D6491.D								
	R2402034-0	48	35	83	74	550118	2243535	1241244
		70	76			2182005	1719276	1807197
D6492.D								
	R2402034-0	35	1*	83	75	537464	2195433	1198407
		69	83			2088663	1670696	1756658
D6493.D								
	R2402054-0	52	37	90	83	521255	2115851	1142973
		81	80			1957238	1567227	1706596
D6494.D								
	R2402054-0	10	7*	18*	17*	517162	2082959	1131573
		15*	16			1944158	1492098	1625632
D6495.D								
	R2402097-0	45	34	73	70	546560	2226201	1196548
		68	63			2046101	1644457	1738618
D6496.D								
	R2402097-0	50	37	81	77	550166	2249825	1209480
		73	85			2066748	1670404	1765368
D6497.D								
	R2402108-0	1*	0*	1*	1*	510234	2077220	1124194
		0*	1*			1935507	1493208	1609644
D6498.D								
	R2402114-0	52	41	83	79	527684	2172932	1164680
		81	68			2020769	1683267	1546065
D6499.D								
	RQ2402686-	52	61	57	65	537664	2164687	1147883
		63	95			1942463	1488258	1528570
D6500.D								

1st AM 03/20/24
2nd MP 03/20/24

	RQ2402686-	70	78	73	76	518326	2082225	1097255
		64	89			1744036	1440241	1474518
D6501.D								
	RQ2402686-	71	78	75	78	495632	2000495	1049445
		65	88			1690287	1422968	1466578
D6502.D								
	R2402003-0	60	65	69	69	510074	2081393	1121225
		49	76			1844359	1462447	1469639
D6503.D								
	R2402003-0	67	71	76	76	501848	2044838	1097726
		59	90			1815118	1383707	1454271
D6504.D								
	R2401714-0	65	78	70	80	508290	2081179	1112575
		58	93			1809720	1437226	1461922
D6505.D								
	R2401714-0	69	76	75	76	499468	2027402	1076037
		53	85			1748335	1410577	1476391
D6506.D								
	R2401914-0	7*	8*	8*	9*	454835	1867894	998734
		6*	10*			1690864	1357418	1394616
D6507.D								
	R2401914-0	6*	7*	6*	7*	443101	1822895	977406
		3*	8*			1647940	1318766	1344063
D6508.D								
	R2401914-0	5*	5*	4*	6*	478455	1961208	1063485
		2*	7*			1786632	1407095	1432833
D6509.D								
	R2401914-0	16	17	15	17	467872	1932626	1050787
		12	19			1746342	1347232	1363652
D6510.D								
	R2401914-0	15	16	13	16	474960	1981186	1065635
		10	18			1774437	1374003	1384681
D6511.D								
	R2402051-0	53	39	87	79	505179	2098264	1126519
		72	94			1836390	1342619	1430756
D6512.D								
	R2402051-0	47	34	78	73	550507	2284805	1221946
		65	80			1996281	1465235	1526686
D6513.D								
	R2402052-0	49	36	84	75	553912	2276016	1210893
		69	68			2004504	1477228	1573553

(fails) - fails 12hr time check * - fails criteria

Created: Wed Mar 20 12:53:02 2024 MS64

Quantitation Report (Qedit)

Data Path : I:\ACQUDATA\5977-MS64\Data\031924\
Data File : D6484.D
Acq On : 19 Mar 2024 12:08 pm
Operator :
Sample : TUNE
Misc :
ALS Vial : 2 Sample Multiplier: 1

Quant Time: Mar 19 12:23:10 2024
Quant Method : I:\ACQUDATA\5977-MS64\Methods\TUNE-E.M
Quant Title : TUNE CHECK
QLast Update : Wed Feb 07 15:59:01 2024
Response via : Initial Calibration

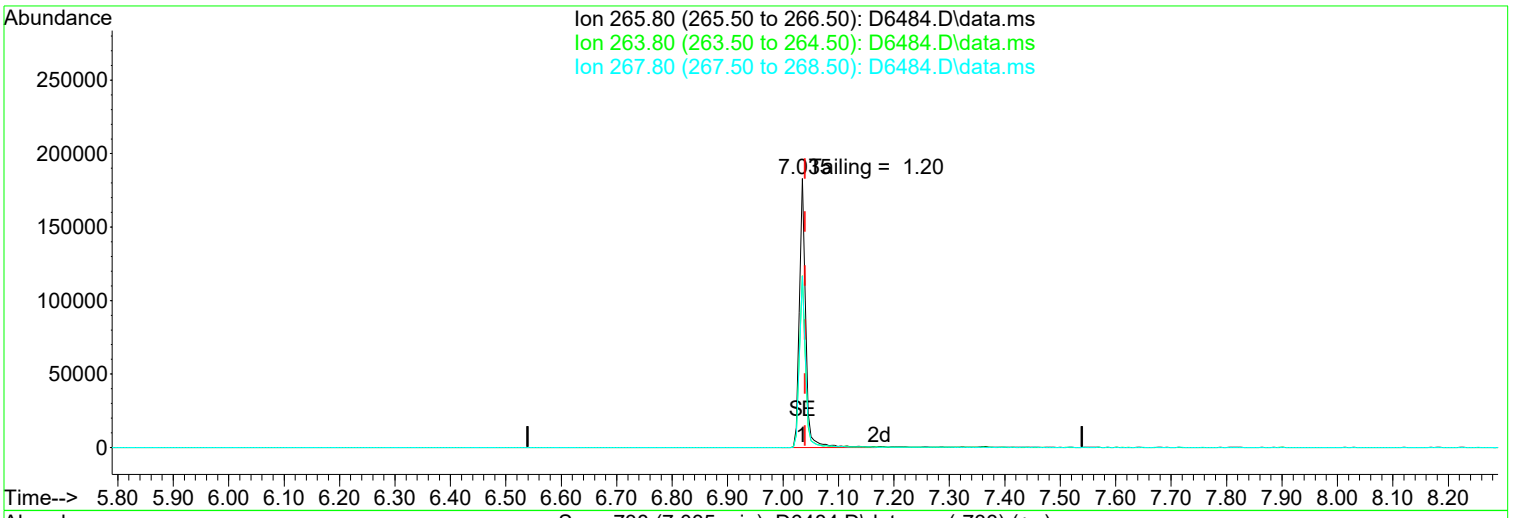

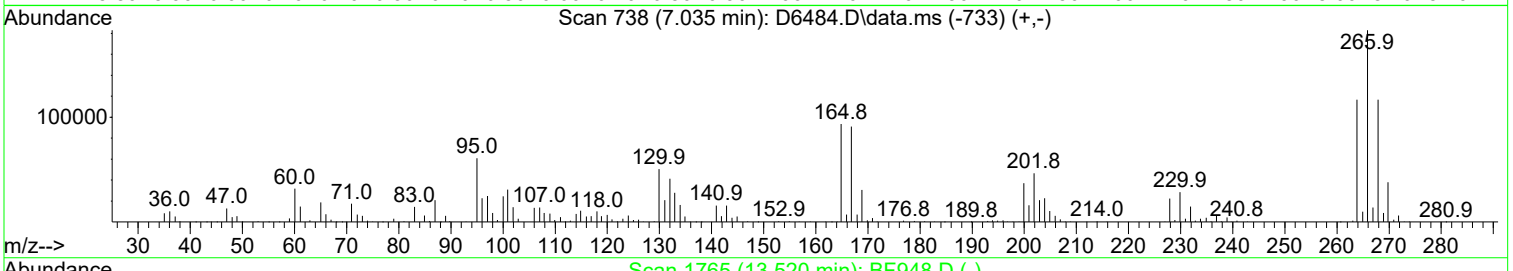

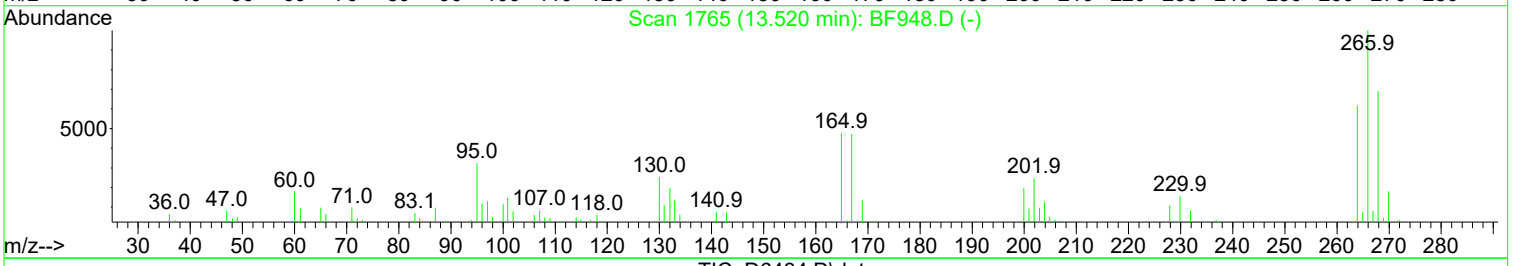

TIC: D6484.D\data.ms

(5) Pentachlorophenol (TCM)

7.035min (-0.005) 49.84 ppm

response 144502

Ion	Exp%	Act%
265.80	100.00	100.00
263.80	63.50	63.77
267.80	64.20	63.71
0.00	0.00	0.00

Manual Integration:

After

Other - tailing

03/19/24

Quantitation Report (Qedit)

Data Path : I:\ACQUDATA\5977-MS64\Data\031924\
Data File : D6484.D
Acq On : 19 Mar 2024 12:08 pm
Operator :
Sample : TUNE
Misc :
ALS Vial : 2 Sample Multiplier: 1

Quant Time: Mar 19 12:23:10 2024
Quant Method : I:\ACQUDATA\5977-MS64\Methods\TUNE-E.M
Quant Title : TUNE CHECK
QLast Update : Wed Feb 07 15:59:01 2024
Response via : Initial Calibration

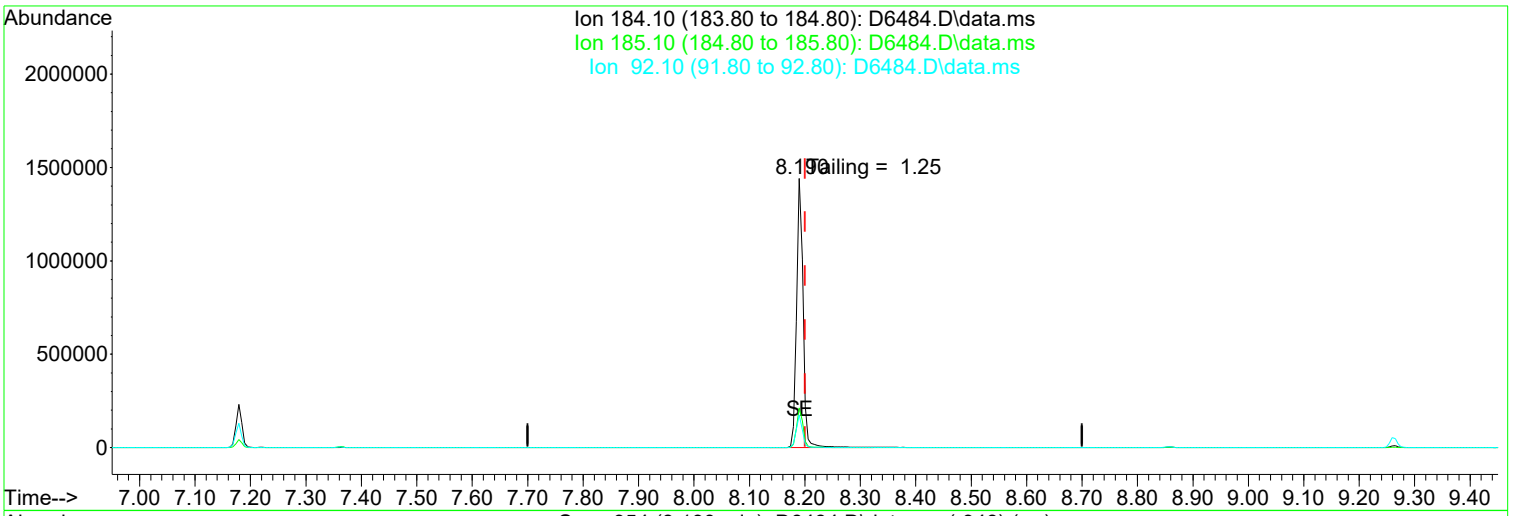

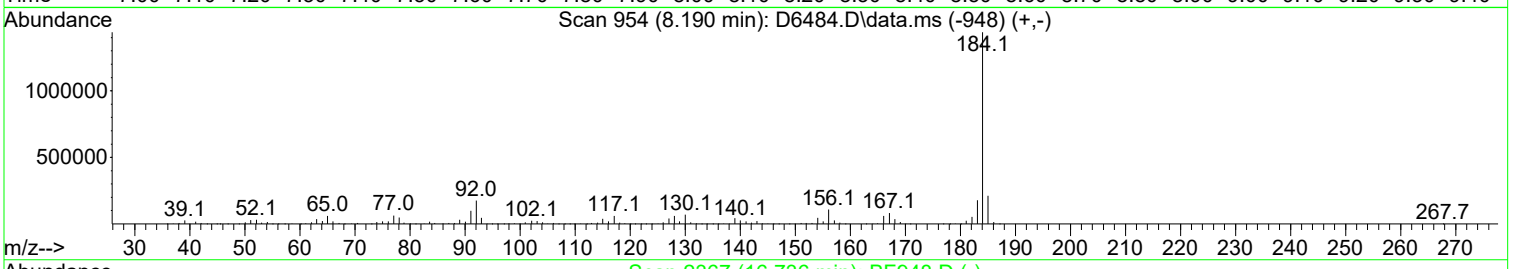



TIC: D6484.D\data.ms

(8) Benzidine (T)

8.190min (-0.010) 57.74 ppm

response 1166864

Ion	Exp%	Act%
184.10	100.00	100.00
185.10	14.80	14.75
92.10	10.10	12.14
0.00	0.00	0.00

Manual Integration:

After

Other - tailing

03/19/24

Quantitation Report (Qedit)

Data Path : I:\ACQUDATA\5977-MS64\Data\031924\
Data File : D6484.D
Acq On : 19 Mar 2024 12:08 pm
Operator :
Sample : TUNE
Misc :
ALS Vial : 2 Sample Multiplier: 1

Quant Time: Mar 19 12:23:10 2024
Quant Method : I:\ACQUDATA\5977-MS64\Methods\TUNE-E.M
Quant Title : TUNE CHECK
QLast Update : Wed Feb 07 15:59:01 2024
Response via : Initial Calibration

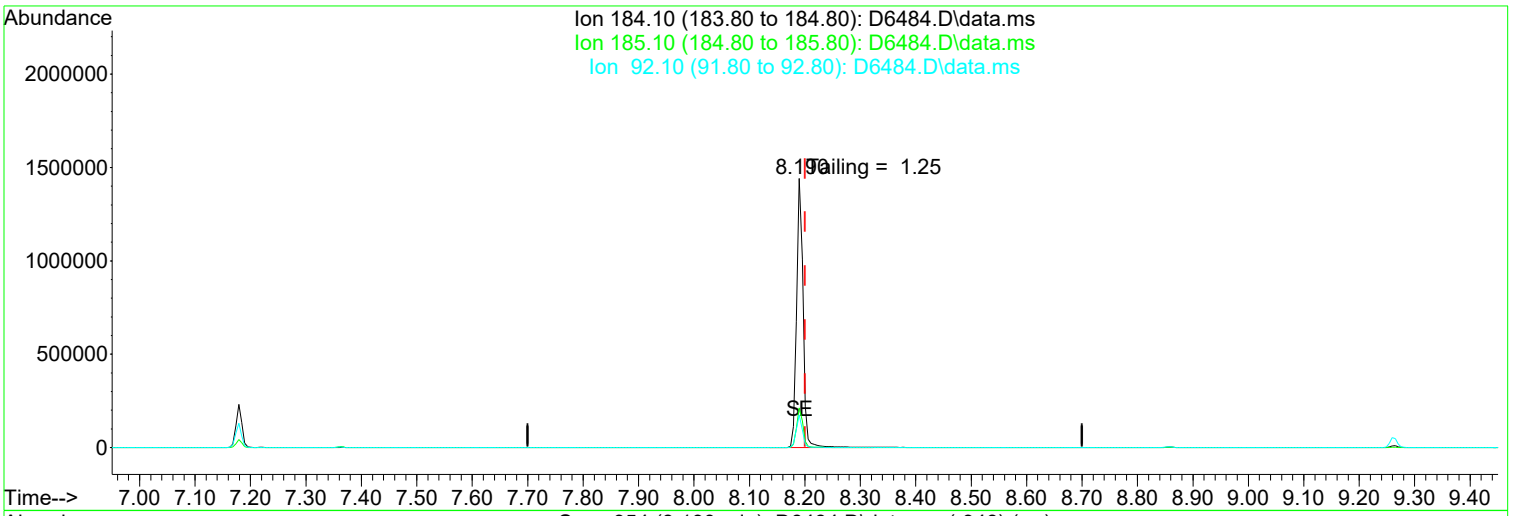

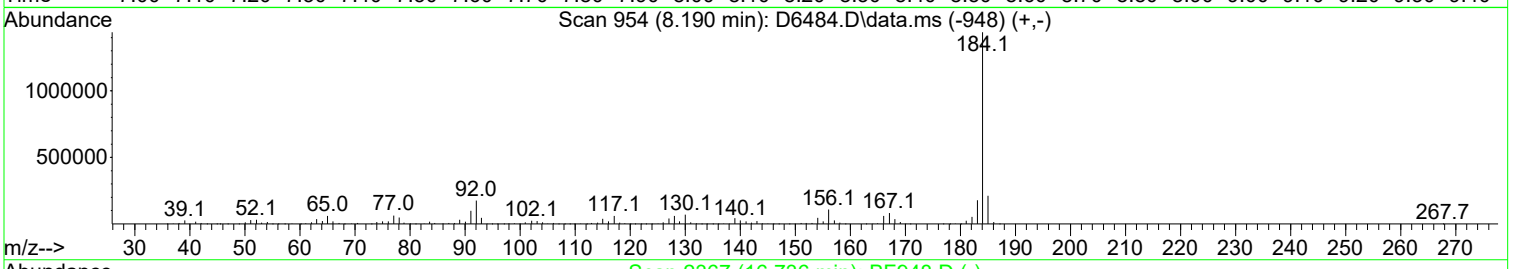



TIC: D6484.D\data.ms

(8) Benzidine (T)

8.190min (-0.010) 57.74 ppm

response 1166864

Ion	Exp%	Act%
184.10	100.00	100.00
185.10	14.80	14.75
92.10	10.10	12.14
0.00	0.00	0.00

Manual Integration:

Before

03/19/24

Quantitation Report (QT Reviewed)

Data Path : I:\ACQUDATA\5977-MS64\Data\031924\
Data File : D6484.D
Acq On : 19 Mar 2024 12:08 pm
Operator :
Sample : TUNE
Misc :
ALS Vial : 2 Sample Multiplier: 1

Quant Time: Mar 19 12:23:10 2024
Quant Method : I:\ACQUDATA\5977-MS64\Methods\TUNE-E.M
Quant Title : TUNE CHECK
QLast Update : Wed Feb 07 15:59:01 2024
Response via : Initial Calibration

Compound	R.T.	QIon	Response	Conc	Units		Dev(Min)
Internal Standards							
1) d4-1,4-Dichlorobenzene	3.980	152	306908	40.00	ppm		0.00
2) d8-Naphthalene	4.858	136	1262111	40.00	ppm		0.00
3) d10-Acenaphthene	6.104	164	677118	40.00	ppm		0.00
4) d10-Phenanthrene	7.179	188	1189788	40.00	ppm		0.00
7) d12-Chrysene	9.265	240	948620	40.00	ppm		-0.02
12) d12-Perylene	10.570	264	943194	40.00	ppm		-0.03
Target Compounds							Qvalue
5) Pentachlorophenol	7.035	266	144502	49.839	ppm		100
6) DFTPP	7.361	198	234178	43.461	ppm	#	51
8) Benzidine	8.190	184	1166864	57.737	ppm		98
9) 4,4'-DDE	0.000		0	N.D.			
10) 4,4'-DDD	8.612	235	396	N.D.			
11) 4,4'-DDT	8.858	235	465428	68.170	ppm		91

(#) = qualifier out of range (m) = manual integration (+) = signals summed

Quantitation Report (QT Reviewed)

Data Path : I:\ACQUDATA\5977-MS64\Data\031924\
Data File : D6484.D
Acq On : 19 Mar 2024 12:08 pm
Operator :
Sample : TUNE
Misc :
ALS Vial : 2 Sample Multiplier: 1

Quant Time: Mar 19 12:23:10 2024
Quant Method : I:\ACQUDATA\5977-MS64\Methods\TUNE-E.M
Quant Title : TUNE CHECK
QLast Update : Wed Feb 07 15:59:01 2024
Response via : Initial Calibration

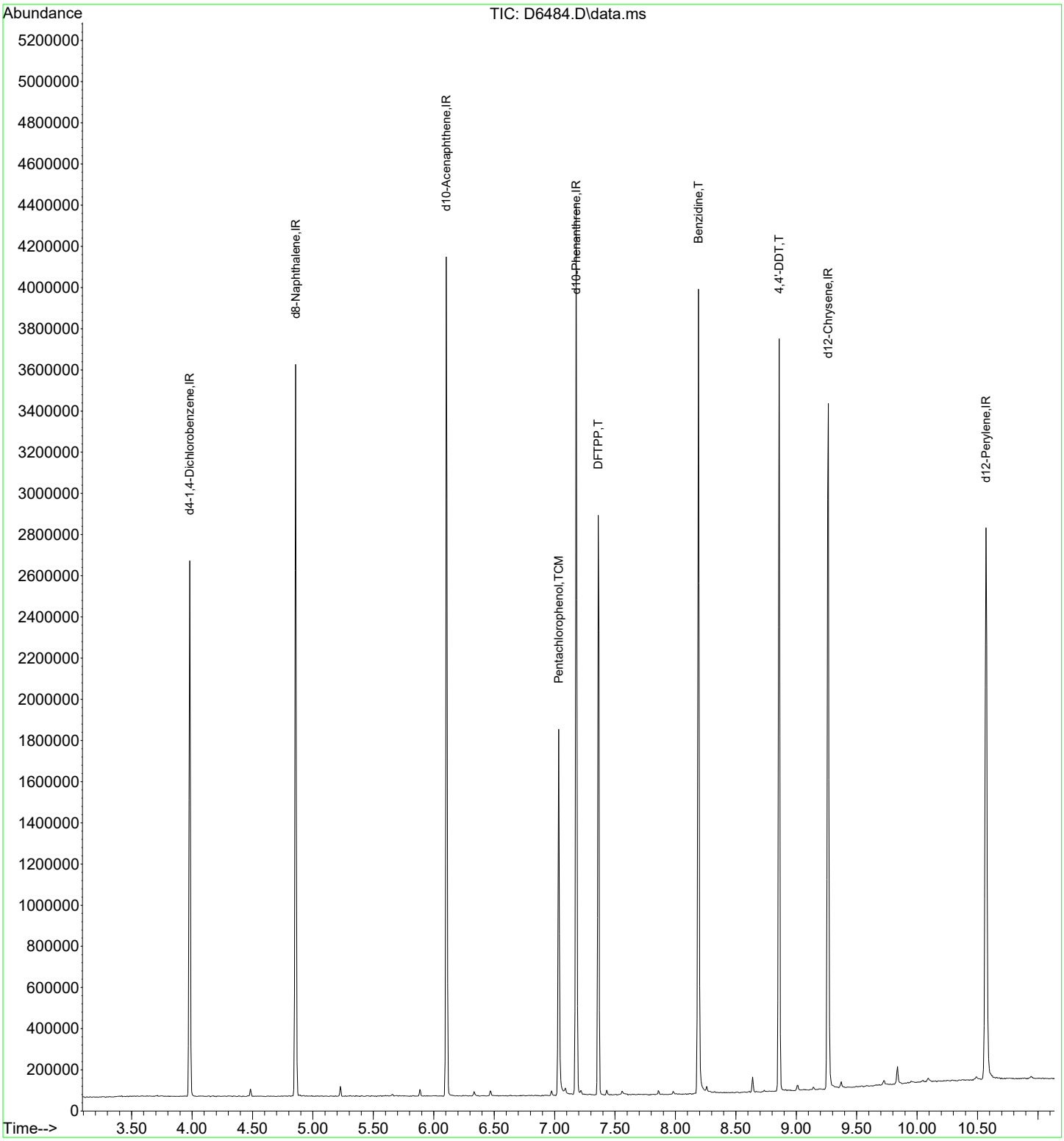

1st 03/20/24
2nd 03/20/24

Data Path : I:\ACQUDATA\5977-MS64\Data\031924\
Data File : D6484.D
Acq On : 19 Mar 2024 12:08 pm
Operator :
Sample : TUNE
Misc :
ALS Vial : 2 Sample Multiplier: 1

Integration File: RTEINT.P

Method : I:\ACQUDATA\5977-MS64\Methods\TUNE-E.M
Title : TUNE CHECK
Last Update : Wed Feb 07 15:59:01 2024

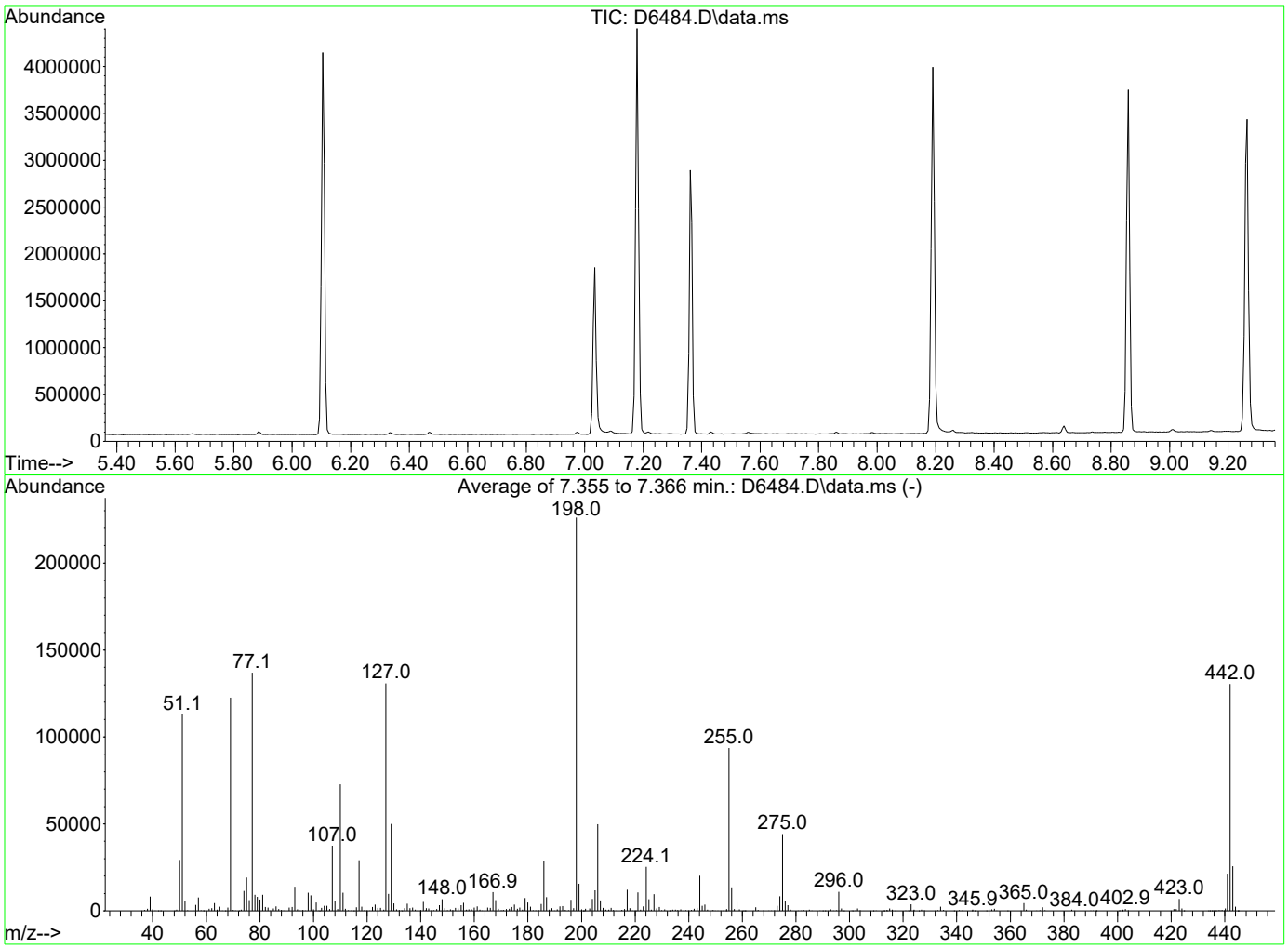

AutoFind: Scans 798, 799, 800; Background Corrected with Scan 794

Target Mass	Rel. to Mass	Lower Limit%	Upper Limit%	Rel. Abn%	Raw Abn	Result Pass/Fail
68	69	0.00	2	1.5	1824	PASS
69	198	0.00	100	54.2	122608	PASS
70	69	0.00	2	0.5	592	PASS
197	198	0.00	2	0.7	1583	PASS
198	198	100	100	100.0	226131	PASS
199	198	5	9	6.9	15517	PASS
365	198	1	200	1.9	4407	PASS
441	443	0.01	150	83.2	21425	PASS
442	442	100	100	100.0	130501	PASS
443	442	15	24	19.7	25753	PASS

Quantitation Report (QT Reviewed)

Data Path : I:\ACQUDATA\5977-MS64\Data\020224\
Data File : D6199.D
Acq On : 02 Feb 2024 04:53 pm
Operator : moses
Sample : 8270 ICV 40ppm
Misc : 8270 INIT. CAL.
ALS Vial : 13 Sample Multiplier: 1

Quant Time: Feb 05 11:56:42 2024
Quant Method : I:\ACQUDATA\5977-MS64\Methods\8270-020224(64).M
Quant Title : 8270 BNA ANALYSIS
QLast Update : Mon Feb 05 11:56:37 2024
Response via : Initial Calibration

Compound	R.T.	QIon	Response	Conc	Units	Dev(Min)
Internal Standards						
1) d4-1,4-Dichlorobenzene	4.643	152	538861	40.00	ppm	0.00
34) d8-Naphthalene	5.825	136	2083068	40.00	ppm	0.00
58) d10-Acenaphthene	7.542	164	1102527	40.00	ppm	0.00
92) d10-Phenanthrene	9.007	188	1876836	40.00	ppm	0.00
118) d12-Chrysene	12.190	240	1824250	40.00	ppm	0.00
136) d12-Perylene	15.003	264	2026355	40.00	ppm	0.00
System Monitoring Compounds						
8) SURR1,2-FLUOROPHENOL	0.000	112	0d	0.00	ppm	
Spiked Amount 20.000	Range 10 - 70		Recovery =	0.00%#		
13) SURR2,PHENOL-D6	0.000	99	0d	0.00	ppm	
Spiked Amount 20.000	Range 10 - 107		Recovery =	0.00%#		
35) SURR4,NITROBENZENE-D5	0.000	82	0d	0.00	ppm	
Spiked Amount 10.000	Range 31 - 110		Recovery =	0.00%#		
64) SURR5,2-FLUOROBIPHENYL	0.000	172	0d	0.00	ppm	
Spiked Amount 10.000	Range 31 - 118		Recovery =	0.00%#		
89) SURR3,2,4,6-TRIBROMOPH...	0.000	330	0d	0.00	ppm	
Spiked Amount 20.000	Range 35 - 141		Recovery =	0.00%#		
125) SURR6,TERPHENYL-D14	0.000	244	0d	0.00	ppm	
Spiked Amount 10.000	Range 10 - 165		Recovery =	0.00%#		
Target Compounds						Qvalue
2) 1,4-Dioxane	1.786	88	319892	42.072	ppm	100
3) Pyridine	2.182	79	791603	41.507	ppm	99
4) N-Nitrosodimethylamine	2.139	74	501074	39.980	ppm	97
5) 2-Picoline	2.947	93	883808	42.324	ppm	99
6) N-Nitrosomethylamine	3.049	42	288223	40.891	ppm	99
7) Methyl Methansulfonate	3.327	80	445933	43.303	ppm	99
9) N-Nitrosodiethylamine	3.685	102	401068	44.012	ppm	99
10) Ethyl Mathanesulfonate	3.953	79	573127	41.665	ppm	95
11) Benzaldehyde	4.252	106	555243	39.599	ppm	97
12) Aniline	4.343	93	1178205	41.114	ppm	96
14) Phenol	4.311	94	959295	39.844	ppm	96
15) bis(2-Clethyl)Ether	4.402	93	761899	41.305	ppm	95
16) Pentachloroethane	4.391	117	284720	42.924	ppm	98
17) 2-Chlorophenol	4.450	128	780995	39.851	ppm	97
18) 1,3-Diclbenzene	4.595	146	844822	41.471	ppm	99
19) 1,4-Dichlorobenzene	4.659	146	858040	40.811	ppm	99
20) 1,2-Diclbenzene	4.798	146	804565	40.973	ppm	99
21) Benzyl Alcohol	4.760	79	620009	42.609	ppm	98
22) 1-Methyl-2-pyrrolidinone	4.782	99	522161	39.731	ppm	98
23) 2,2'-oxybis(1-Chloropr...	4.889	45	916384	41.768	ppm	99
24) 2-Methylphenol	4.867	108	698711	41.006	ppm	100
25) 3+4-Methylphenol	5.001	108	744126	42.717	ppm	95
26) Acetophenone	5.006	105	1058227	40.786	ppm	94
27) N-Nitroso-Di-n-propyla...	5.012	70	546669	39.766	ppm	99
28) N-Nitrosopyrrolidine	4.985	100	432065	41.344	ppm	98
29) N-Nitrosomorpholine	5.022	56	459660	40.773	ppm	95
30) o-Toluidine	5.038	106	1244988	43.466	ppm	97
31) Hexachloroethane	5.108	117	326723	39.527	ppm	89
32) o,o,o-Triethylphosphor...	5.573	198	332574	40.889	ppm	97
33) Alpha-terpinol	5.857	121	295418	56.008	ppm	94
36) Nitrobenzene	5.161	77	764063	41.122	ppm	94
37) N-Nitrosopiperidine	5.306	42	490764	41.933	ppm	97
38) Isophorone	5.391	82	1402285	40.957	ppm	99

1st AM 02/05/24
2nd BA 02/05/24

Data Path : I:\ACQUDATA\5977-MS64\Data\020224\
Data File : D6199.D
Acq On : 02 Feb 2024 04:53 pm
Operator : moses
Sample : 8270 ICV 40ppm
Misc : 8270 INIT. CAL.
ALS Vial : 13 Sample Multiplier: 1

Quant Time: Feb 05 11:56:42 2024
Quant Method : I:\ACQUDATA\5977-MS64\Methods\8270-020224(64).M
Quant Title : 8270 BNA ANALYSIS
QLast Update : Mon Feb 05 11:56:37 2024
Response via : Initial Calibration

Compound	R.T.	QIon	Response	Conc	Units	Dev(Min)
39) 2-Nitrophenol	5.461	139	368313	39.591	ppm	99
40) Benzoic Acid	5.584	105	503883	41.849	ppm	97
41) 2,4-Dimethylphenol	5.498	107	738129	39.712	ppm	97
42) bis(-2-Chloroethoxy)Me...	5.595	93	846118	43.024	ppm	99
43) 2,4-Dichlorophenol	5.686	162	575404	39.954	ppm	97
44) a,a-Dimethylphenethyla...	5.835	58	1920934m	44.090	ppm	
45) 1,2,4-Trichlorobenzene	5.771	180	614524	40.685	ppm	98
46) Naphthalene	5.846	128	2194115	41.429	ppm	100
47) 4-Chloroaniline	5.894	127	949233	42.008	ppm	99
48) 2,6-Dichlorophenol	5.905	162	573445	40.333	ppm	98
49) Hexachlorobutadiene	5.969	225	293899	37.575	ppm	98
50) Hexachloropropene	5.932	213	364086	39.497	ppm	99
51) 4-Chloro-3-methylphenol	6.365	107	612811	40.351	ppm	98
52) N-N-di-n-butylamine	6.231	84	646843	41.612	ppm	94
53) Caprolactam	6.242	113	262642	41.059	ppm	97
54) p-Phenylenediamine	6.253	80	322020	38.018	ppm	96
55) Safrole	6.440	162	544361	43.372	ppm	99
56) 2-Methylnaphthalene	6.520	142	1408290	39.894	ppm	99
57) 1-Methylnaphthalene	6.616	142	1320422	40.154	ppm	100
59) Hexachlorocyclopentadiene	6.675	237	337715	42.261	ppm	99
60) 1,2,4,5-Tetrachloroben...	6.680	216	585417	42.249	ppm	98
61) 1,2,3,4-Tetrachloroben...	6.959	216	550885	39.877	ppm	100
62) 2,4,6-Trichlorophenol	6.793	196	381006	40.778	ppm	99
63) 2,4,5-Trichlorophenol	6.830	196	414641	43.106	ppm	98
65) Isosafrole	6.943	104	263077	42.753	ppm	99
66) 1,1'-Biphenyl	6.980	154	1703301	40.384	ppm	99
67) 2-Chloronaphthalene	6.996	162	1375404	44.230	ppm	99
68) 2-Nitroaniline	7.092	65	478338	52.109	ppm	94
69) 1,4-Naphthoquinone	7.167	158	453133	44.773	ppm	94
70) m-Dinitrobenzene	7.301	168	237130	44.456	ppm	90
71) Acenaphthylene	7.403	152	2033453	42.884	ppm	100
72) Dimethyl phthalate	7.285	163	1402836	40.756	ppm	100
73) 2,6-Dinitrotoluene	7.333	165	336020	44.420	ppm	97
74) Acenaphthene	7.574	153	1364842	41.621	ppm	99
75) 3-Nitroaniline	7.499	138	406368	42.625	ppm	99
76) 2,4-Dinitrophenol	7.600	184	153551	38.010	ppm	90
77) Dibenzofuran	7.745	168	1814934	41.197	ppm	100
78) 2,4-Dinitrotoluene	7.729	165	427059	44.315	ppm	99
79) 4-Nitrophenol	7.659	65	307734	38.378	ppm	93
80) Pentachlorobenzene	7.702	250	479437	40.825	ppm	98
81) 1-Napthylamine	7.820	143	1561977	54.328	ppm	100
82) 2-Napthylamine	7.900	143	1548543	50.251	ppm	99
83) 2,3,4,6-Tetrachlorophenol	7.863	232	306578	44.830	ppm	98
84) Fluorene	8.082	166	1549830	41.741	ppm	99
85) 4-Chlorophenyl-phenyle...	8.087	204	679105	40.891	ppm	99
86) Diethylphthalate	7.980	149	1356926	40.260	ppm	100
87) 4-Nitroaniline	8.098	138	464896	42.757	ppm	97
88) 5-Nitro-o-toluidine	8.093	152	493841	45.888	ppm	100
90) Sulfotepp	8.371	322	231391	43.695	ppm	98
91) Octachlorocyclopentene	8.333	307	200371	40.962	ppm	96
93) Thionazin	8.060	107	245537	41.918	ppm	98
94) 4,6-Dinitro-2-methylph...	8.130	198	212471	39.778	ppm	95
95) Diphenylamine	8.199	169	1259067	44.237	ppm	99
96) 1,2 Diphenylhydrazine	8.242	77	1547517	41.732	ppm	99
97) N-Nitrosodiphenylamine	8.199	169	1259158	44.232	ppm	99
98) 1,3,5-Trinirobenzene	8.456	213	139784	42.685	ppm	88

Quantitation Report (QT Reviewed)

Data Path : I:\ACQUDATA\5977-MS64\Data\020224\
Data File : D6199.D
Acq On : 02 Feb 2024 04:53 pm
Operator : moses
Sample : 8270 ICV 40ppm
Misc : 8270 INIT. CAL.
ALS Vial : 13 Sample Multiplier: 1

Quant Time: Feb 05 11:56:42 2024
Quant Method : I:\ACQUDATA\5977-MS64\Methods\8270-020224(64).M
Quant Title : 8270 BNA ANALYSIS
QLast Update : Mon Feb 05 11:56:37 2024
Response via : Initial Calibration

	Compound	R.T.	QIon	Response	Conc	Units	Dev(Min)
99)	Diallate	8.494	86	477265	39.231	ppm	99
100)	Phorate	8.499	121	320782	43.377	ppm	90
101)	Phenacetin	8.515	108	822387	43.802	ppm	98
102)	4-Bromophenyl-phenylether	8.569	248	359810	41.213	ppm	98
103)	Hexachlorobenzene	8.622	284	404442	40.603	ppm	98
104)	Dimethoate	8.665	87	557690	51.135	ppm	99
105)	Atrazine	8.734	215	182434	39.107	ppm	96
106)	Pentachlorophenol	8.815	266	243792	34.447	ppm	96
107)	4-Aminobiphenyl	8.820	169	1838991	46.486	ppm	99
108)	Pentachloronitrobenzene	8.831	237	152117	42.400	ppm	96
109)	Pronamide	8.889	173	649410	41.841	ppm	99
110)	Dinoseb	9.002	211	301820	40.140	ppm	97
111)	Disulfoton	9.018	88	1019429	43.559	ppm	99
112)	Phenanthrene	9.029	178	2077073	41.596	ppm	99
113)	Anthracene	9.082	178	2102925	42.456	ppm	99
114)	Carbazole	9.237	167	2150558	43.106	ppm	100
115)	Di-n-butylphthalate	9.601	149	2431422	44.583	ppm	100
116)	4-Nitroquinonline-1-oxide	9.788	190	194654	39.603	ppm	93
117)	Fluoranthene	10.227	202	2239345	43.941	ppm	98
119)	Methyl Parathion	9.382	109	415129	48.925	ppm	99
120)	Ethyl Parathion	9.772	97	316735	44.011	ppm	100
121)	Methapyrilene	9.884	58	941924	40.314	ppm	98
122)	Isodrin	10.072	193	230169	42.988	ppm	98
123)	Benzidine	10.382	184	1718519	44.090	ppm	97
124)	Pyrene	10.483	202	2363885	40.489	ppm	99
126)	Aramite	10.767	185	150256	88.285	ppm	99
127)	p-(Dimethylamino)azobe...	10.858	120	803166	42.542	ppm	99
128)	Chlorobenzilate	10.922	139	809746	41.252	ppm	97
129)	Butyl benzyl phthalate	11.350	149	1219725	41.868	ppm	99
130)	3,3-Dimethylbenzidine	11.307	212	1608859	42.378	ppm	99
131)	2-Acetylaminofluorene	11.676	181	1147491	45.405	ppm	100
132)	3,3'-Dichlorobenzidine	12.147	252	1014675	46.271	ppm	99
133)	Benzo(a)anthracene	12.168	228	2367510	41.496	ppm	100
134)	Chrysene	12.227	228	2117090	39.966	ppm	99
135)	bis(2-Ethylhexyl)phtha...	12.323	149	1597511	41.454	ppm	99
137)	Di-n-octyl phthalate	13.612	149	2803702	43.496	ppm	100
138)	7,12-Dimethylbenz(a)an...	14.217	256	1116847	39.224	ppm	99
139)	Benzo(b)Fluoranthene	14.211	252	2518087	43.518	ppm	99
140)	Benzo(k)fluoranthene	14.270	252	2364763	43.083	ppm	100
141)	Benzo(a)pyrene	14.880	252	2062668	40.523	ppm	99
142)	3-Methylcholanthrene	15.682	268	1292869	42.030	ppm	99
143)	Indeno(1,2,3-cd)Pyrene	16.993	276	2104355	41.833	ppm	96
144)	Dibenz(a,h)anthracene	17.046	278	2162481	41.634	ppm	99
145)	Benzo(g,h,i)perylene	17.421	276	2126273	40.616	ppm	98

(#) = qualifier out of range (m) = manual integration (+) = signals summed

1st AM 02/05/24
2nd BA 02/05/24

Data Path : I:\ACQUDATA\5977-MS64\Data\020224\
Data File : D6199.D
Acq On : 02 Feb 2024 04:53 pm
Operator : moses
Sample : 8270 ICV 40ppm
Misc : 8270 INIT. CAL.
ALS Vial : 13 Sample Multiplier: 1

Quant Time: Feb 05 11:56:42 2024
Quant Method : I:\ACQUDATA\5977-MS64\Methods\8270-020224(64).M
Quant Title : 8270 BNA ANALYSIS
QLast Update : Mon Feb 05 11:56:37 2024
Response via : Initial Calibration

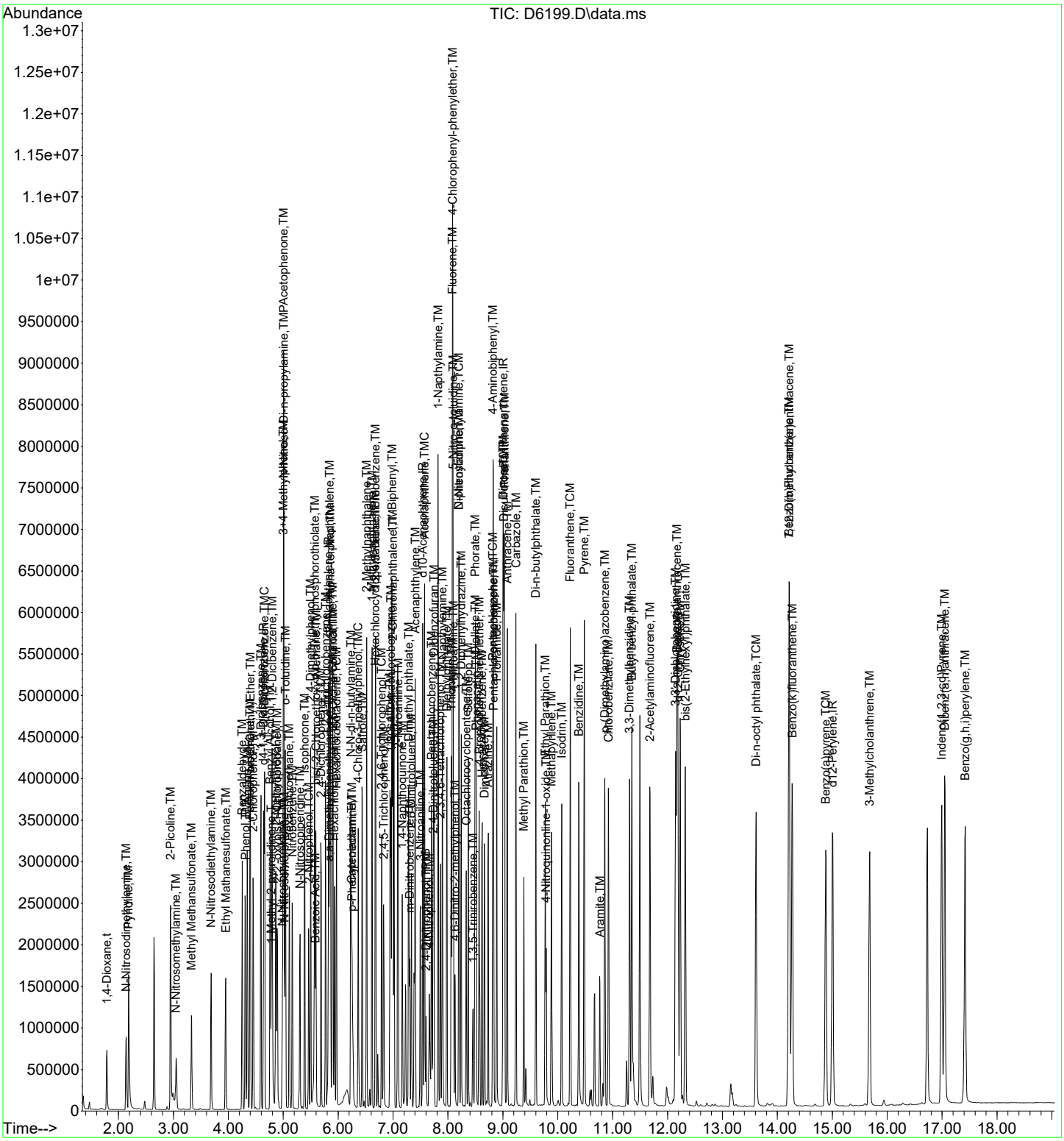

Evaluate Continuing Calibration Report

Data Path : I:\ACQUDATA\5977-MS64\Data\020224\
Data File : D6199.D
Acq On : 02 Feb 2024 04:53 pm
Operator : moses
Sample : 8270 ICV 40ppm
Misc : 8270 INIT. CAL.
ALS Vial : 13 Sample Multiplier: 1

Quant Time: Feb 05 11:56:42 2024
Quant Method : I:\ACQUDATA\5977-MS64\Methods\8270-020224(64).M
Quant Title : 8270 BNA ANALYSIS
QLast Update : Mon Feb 05 11:56:37 2024
Response via : Initial Calibration

Min. RRF : 0.000 Min. Rel. Area : 50% Max. R.T. Dev 0.50min
Max. RRF Dev : 20% Max. Rel. Area : 200%

		Compound	Amount	Calc.	%Dev	Area%	Dev(min)
1	IR	d4-1,4-Dichlorobenzene	40.000	40.000	0.0	86	0.00
2	t	1,4-Dioxane	40.000	42.072	-5.2	95	0.00
3	TM	Pyridine	40.000	41.507	-3.8	90	-0.01
4	TM	N-Nitrosodimethylamine	40.000	39.980	0.1	88	0.00
5	TM	2-Picoline	40.000	42.324	-5.8	94	0.00
6	TM	N-Nitrosomethylamine	40.000	40.891	-2.2	94	0.00
7	TM	Methyl Methansulfonate	40.000	43.303	-8.3	96	0.00
8	S	SURR1,2-FLUOROPHENOL	40.000	0.000	100.0#	0	-3.48#
9	TM	N-Nitrosodiethylamine	40.000	44.012	-10.0	95	0.00
10	TM	Ethyl Mathanesulfonate	40.000	41.665	-4.2	91	0.00
11	TM	Benzaldehyde	40.000	39.599	1.0	89	0.00
12	TM	Aniline	40.000	41.114	-2.8	90	0.00
13	S	SURR2,PHENOL-D6	40.000	0.000	100.0#	0	-4.30#
14	TMC	Phenol	40.000	39.844	0.4	85	0.00
15	TM	bis(2-Clethyl)Ether	40.000	41.305	-3.3	90	0.00
16	TM	Pentachloroethane	40.000	42.924	-7.3	93	0.00
17	TM	2-Chlorophenol	40.000	39.851	0.4	85	0.00
18	TM	1,3-Diclbenzene	40.000	41.471	-3.7	90	0.00
19	TMC	1,4-Dichlorobenzene	40.000	40.811	-2.0	89	0.00
20	TM	1,2-Diclbenzene	40.000	40.973	-2.4	89	0.00
21	TM	Benzyl Alcohol	40.000	42.609	-6.5	92	0.00
22	T	1-Methyl-2-pyrrolidinone	40.000	39.731	0.7	87	0.00
23	TM	2,2'-oxybis(1-Chloropropane	40.000	41.768	-4.4	91	0.00
24	TM	2-Methylphenol	40.000	41.006	-2.5	88	0.00
25	TM	3+4-Methylphenol	40.000	42.717	-6.8	90	0.00
26	TM	Acetophenone	40.000	40.786	-2.0	90	0.00
27	TMP	N-Nitroso-Di-n-propylamine	40.000	39.766	0.6	86	0.00
28	TM	N-Nitrosopyrrolidine	40.000	41.344	-3.4	89	0.00
29	TM	N-Nitrosomorpholine	40.000	40.773	-1.9	90	0.00
30	TM	o-Toluidine	40.000	43.466	-8.7	95	0.00
31	TM	Hexachloroethane	40.000	39.527	1.2	87	0.00
32	TM	o,o,o-Triethylphosphorothio	40.000	40.889	-2.2	86	0.00
33	TM	Alpha-terpinol	40.000	56.008	-40.0#	119	0.00
34	IR	d8-Naphthalene	40.000	40.000	0.0	85	0.00
35	S	SURR4,NITROBENZENE-D5	40.000	0.000	100.0#	0	-5.15#
36	TM	Nitrobenzene	40.000	41.122	-2.8	88	0.00
37	TM	N-Nitrosopiperidine	40.000	41.933	-4.8	91	0.00
38	TM	Isophorone	40.000	40.957	-2.4	87	0.00
39	TCM	2-Nitrophenol	40.000	39.591	1.0	80	0.00
40	TM	Benzoic Acid	40.000	41.849	-4.6	88	0.00
41	TM	2,4-Dimethylphenol	40.000	39.712	0.7	83	0.00
42	TM	bis(-2-Chloroethoxy)Methane	40.000	43.024	-7.6	93	0.00
43	TCM	2,4-Dichlorophenol	40.000	39.954	0.1	82	0.00
44	TM	a,a-Dimethylphenethylamine	40.000	44.090	-10.2	94	-0.01
45	TM	1,2,4-Trichlorobenzene	40.000	40.685	-1.7	86	0.00
46	TM	Naphthalene	40.000	41.429	-3.6	89	0.00
47	TM	4-Chloroaniline	40.000	42.008	-5.0	90	0.00
48	TM	2,6-Dichlorophenol	40.000	40.333	-0.8	84	0.00
49	TCM	Hexachlorobutadiene	40.000	37.575	6.1	80	0.00
50	TM	Hexachloropropene	40.000	39.497	1.3	82	0.00
51	TMC	4-Chloro-3-methylphenol	40.000	40.351	-0.9	82	0.00

1st AM 02/05/24
2nd BA 02/05/24

Data Path : I:\ACQUDATA\5977-MS64\Data\020224\
Data File : D6199.D
Acq On : 02 Feb 2024 04:53 pm
Operator : moses
Sample : 8270 ICV 40ppm
Misc : 8270 INIT. CAL.
ALS Vial : 13 Sample Multiplier: 1

Quant Time: Feb 05 11:56:42 2024
Quant Method : I:\ACQUDATA\5977-MS64\Methods\8270-020224(64).M
Quant Title : 8270 BNA ANALYSIS
QLast Update : Mon Feb 05 11:56:37 2024
Response via : Initial Calibration

Min. RRF : 0.000 Min. Rel. Area : 50% Max. R.T. Dev 0.50min
Max. RRF Dev : 20% Max. Rel. Area : 200%

		Compound	Amount	Calc.	%Dev	Area%	Dev(min)
52	TM	N-N-di-n-butylamine	40.000	41.612	-4.0	88	0.00
53	TM	Caprolactam	40.000	41.059	-2.6	88	0.00
54	TM	p-Phenylenediamine	40.000	38.018	5.0	84	0.00
55	TM	Safrole	40.000	43.372	-8.4	88	0.00
56	TM	2-Methylnaphthalene	40.000	39.894	0.3	84	0.00
57	TM	1-Methylnaphthalene	40.000	40.154	-0.4	85	0.00
58	IR	d10-Acenaphthene	40.000	40.000	0.0	83	0.00
59	TPM	Hexachlorocyclopentadiene	40.000	42.261	-5.7	83	0.00
60	TM	1,2,4,5-Tetrachlorobenzene	40.000	42.249	-5.6	87	0.00
61	TM	1,2,3,4-Tetrachlorobenzene	40.000	39.877	0.3	84	0.00
62	TCM	2,4,6-Trichlorophenol	40.000	40.778	-1.9	80	0.00
63	TM	2,4,5-Trichlorophenol	40.000	43.106	-7.8	84	0.00
64	S	SURR5,2-FLUOROBIPHENYL	40.000	0.000	100.0#	0	-6.88#
65	TM	Isosafrole	40.000	42.753	-6.9	90	0.00
66	TM	1,1'-Biphenyl	40.000	40.384	-1.0	86	0.00
67	TM	2-Chloronaphthalene	40.000	44.230	-10.6	94	0.00
68	TM	2-Nitroaniline	40.000	52.109	-30.3#	109	0.00
69	TM	1,4-Naphthoquinone	40.000	44.773	-11.9	95	0.00
70	TM	m-Dinitrobenzene	40.000	44.456	-11.1	86	0.00
71	TM	Acenaphthylene	40.000	42.884	-7.2	88	0.00
72	TM	Dimethyl phthalate	40.000	40.756	-1.9	84	0.00
73	TM	2,6-Dinitrotoluene	40.000	44.420	-11.1	86	0.00
74	TMC	Acenaphthene	40.000	41.621	-4.1	88	0.00
75	TM	3-Nitroaniline	40.000	42.625	-6.6	89	0.00
76	TPM	2,4-Dinitrophenol	40.000	38.010	5.0	79	0.00
77	TM	Dibenzofuran	40.000	41.197	-3.0	87	0.00
78	TM	2,4-Dinitrotoluene	40.000	44.315	-10.8	87	0.00
79	TMP	4-Nitrophenol	40.000	38.378	4.1	84	0.00
80	TM	Pentachlorobenzene	40.000	40.825	-2.1	85	0.00
81	TM	1-Napthylamine	40.000	54.328	-35.8#	114	0.00
82	TM	2-Napthylamine	40.000	50.251	-25.6#	107	0.00
83	TM	2,3,4,6-Tetrachlorophenol	40.000	44.830	-12.1	92	0.00
84	TM	Fluorene	40.000	41.741	-4.4	86	0.00
85	TM	4-Chlorophenyl-phenylether	40.000	40.891	-2.2	83	0.00
86	TM	Diethylphthalate	40.000	40.260	-0.6	84	0.00
87	TM	4-Nitroaniline	40.000	42.757	-6.9	90	0.00
88	TM	5-Nitro-o-toluidine	40.000	45.888	-14.7	93	0.00
89	S	SURR3,2,4,6-TRIBROMOPHENOL	40.000	0.000	100.0#	0	-8.32#
90	TM	Sulfotepp	40.000	43.695	-9.2	88	0.00
91	TM	Octachlorocyclopentene	40.000	40.962	-2.4	83	0.00
92	IR	d10-Phenanthrene	40.000	40.000	0.0	84	0.00
93	TM	Thionazin	40.000	41.918	-4.8	87	0.00
94	TM	4,6-Dinitro-2-methylphenol	40.000	39.778	0.6	82	0.00
95	TM	Diphenylamine	80.000	44.237	-10.6	~~44.7#~~	46 0.00
96	TM	1,2 Diphenylhydrazine	40.000	41.732	-4.3	87	0.00
97	TCM	N-Nitrosodiphenylamine	80.000	44.232	-10.6	~~44.7#~~	46 0.00
98	TM	1,3,5-Trinirobenzene	40.000	42.685	-6.7	85	0.00
99	TM	Diallate	40.000	39.231	1.9	82	0.00
100	TM	Phorate	40.000	43.377	-8.4	90	0.00
101	TM	Phenacetin	40.000	43.802	-9.5	89	0.00

Evaluate Continuing Calibration Report

Data Path : I:\ACQUDATA\5977-MS64\Data\020224\
Data File : D6199.D
Acq On : 02 Feb 2024 04:53 pm
Operator : moses
Sample : 8270 ICV 40ppm
Misc : 8270 INIT. CAL.
ALS Vial : 13 Sample Multiplier: 1

Quant Time: Feb 05 11:56:42 2024
Quant Method : I:\ACQUDATA\5977-MS64\Methods\8270-020224(64).M
Quant Title : 8270 BNA ANALYSIS
QLast Update : Mon Feb 05 11:56:37 2024
Response via : Initial Calibration

Min. RRF : 0.000 Min. Rel. Area : 50% Max. R.T. Dev 0.50min
Max. RRF Dev : 20% Max. Rel. Area : 200%

		Compound	Amount	Calc.	%Dev	Area%	Dev(min)
102	TM	4-Bromophenyl-phenylether	40.000	41.213	-3.0	84	0.00
103	TM	Hexachlorobenzene	40.000	40.603	-1.5	83	0.00
104	TM	Dimethoate	40.000	51.135	-27.8#	106	0.00
105	TM	Atrazine	40.000	39.107	2.2	80	0.00
106	TCM	Pentachlorophenol	40.000	34.447	13.9	73	0.00
107	TM	4-Aminobiphenyl	40.000	46.486	-16.2	95	0.00
108	TM	Pentachloronitrobenzene	40.000	42.400	-6.0	86	0.00
109	TM	Pronamide	40.000	41.841	-4.6	84	0.00
110	TM	Dinoseb	40.000	40.140	-0.4	82	0.00
111	TM	Disulfoton	40.000	43.559	-8.9	94	0.00
112	TM	Phenanthrene	40.000	41.596	-4.0	89	0.00
113	TM	Anthracene	40.000	42.456	-6.1	88	0.00
114	TM	Carbazole	40.000	43.106	-7.8	91	0.00
115	TM	Di-n-butylphthalate	40.000	44.583	-11.5	86	0.00
116	TM	4-Nitroquinonline-1-oxide	40.000	39.603	1.0	81	0.00
117	TCM	Fluoranthene	40.000	43.941	-9.9	90	0.00
118	IR	d12-Chrysene	40.000	40.000	0.0	92	0.00
119	TM	Methyl Parathion	40.000	48.925	-22.3#	103	0.00
120	TM	Ethyl Parathion	40.000	44.011	-10.0	91	0.00
121	TM	Methapyrilene	40.000	40.314	-0.8	90	0.00
122	TM	Isodrin	40.000	42.988	-7.5	98	0.00
123	TM	Benzidine	40.000	44.090	-10.2	99	0.00
124	TM	Pyrene	40.000	40.489	-1.2	91	0.00
125	S	SURR6,TERPHENYL-D14	40.000	0.000	100.0#	0	-10.68#
126	TM	Aramite	40.000	88.285	-120.7#	190	0.00
127	TM	p-(Dimethylamino)azobenzene	40.000	42.542	-6.4	94	0.00
128	TM	Chlorobenzilate	40.000	41.252	-3.1	91	0.00
129	TM	Butyl benzyl phthalate	40.000	41.868	-4.7	92	0.00
130	TM	3,3-Dimethylbenzidine	40.000	42.378	-5.9	96	0.00
131	TM	2-Acetylaminofluorene	40.000	45.405	-13.5	100	0.00
132	TM	3,3'-Dichlorobenzidine	40.000	46.271	-15.7	103	0.00
133	TM	Benzo(a)anthracene	40.000	41.496	-3.7	96	0.00
134	TM	Chrysene	40.000	39.966	0.1	92	0.00
135	TM	bis(2-Ethylhexyl)phthalate	40.000	41.454	-3.6	92	0.00
136	IR	d12-Perylene	40.000	40.000	0.0	93	0.00
137	TCM	Di-n-octyl phthalate	40.000	43.496	-8.7	95	0.00
138	TM	7,12-Dimethylbenz(a)anthrac	40.000	39.224	1.9	91	0.00
139	TM	Benzo(b)Fluoranthene	40.000	43.518	-8.8	99	0.00
140	TM	Benzo(k)fluoranthene	40.000	43.083	-7.7	99	0.00
141	TCM	Benzo(a)pyrene	40.000	40.523	-1.3	92	0.00
142	TM	3-Methylcholanthrene	40.000	42.030	-5.1	94	0.00
143	TM	Indeno(1,2,3-cd)Pyrene	40.000	41.833	-4.6	96	0.00
144	TM	Dibenz(a,h)anthracene	40.000	41.634	-4.1	95	0.00
145	TM	Benzo(g,h,i)perylene	40.000	40.616	-1.5	95	0.00

(#) = Out of Range SPCC's out = 0 CCC's out = 1

Quantitation Report (Qedit)

Data Path : I:\ACQUDATA\5977-MS64\Data\020224\
Data File : D6199.D
Acq On : 02 Feb 2024 04:53 pm
Operator : moses
Sample : 8270 ICV 40ppm
Misc : 8270 INIT. CAL.
ALS Vial : 13 Sample Multiplier: 1

Quant Time: Feb 05 11:56:42 2024
Quant Method : I:\ACQUDATA\5977-MS64\Methods\8270-020224(64).M
Quant Title : 8270 BNA ANALYSIS
QLast Update : Mon Feb 05 11:56:37 2024
Response via : Initial Calibration

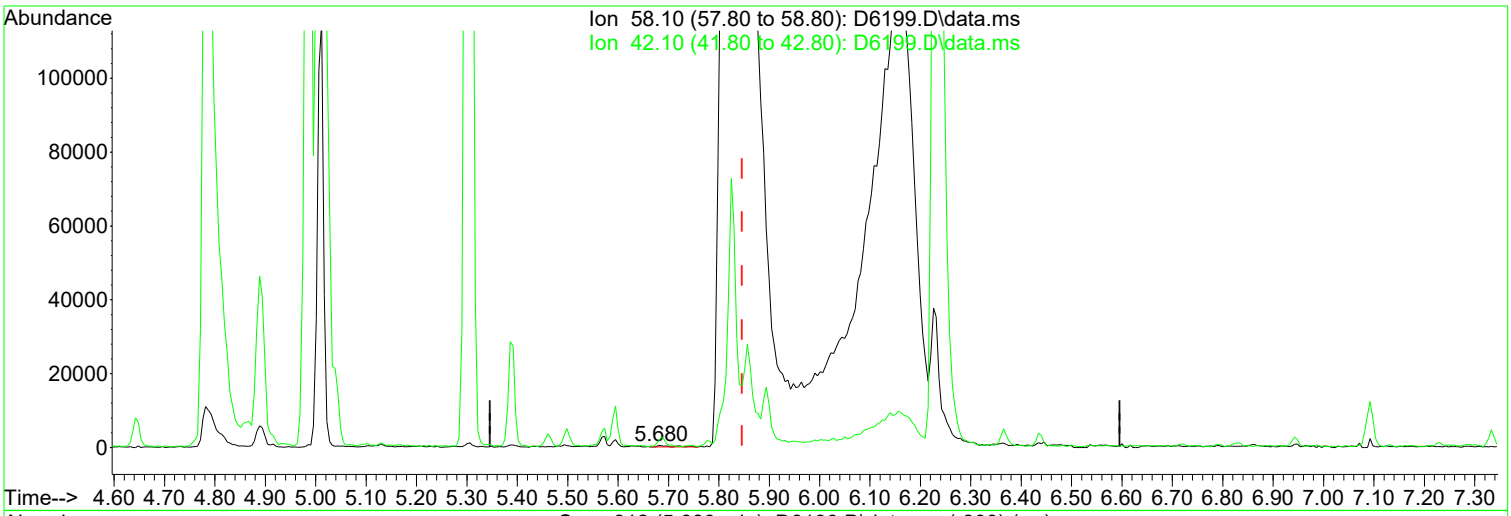

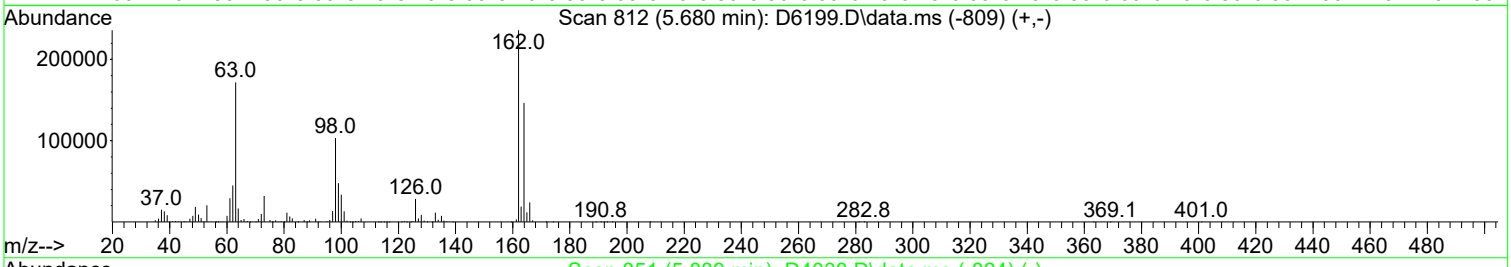

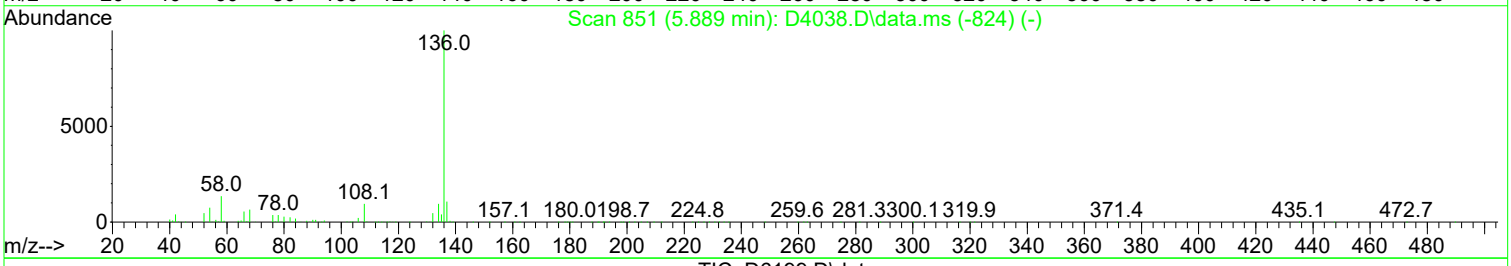

TIC: D6199.D\data.ms

(44) a,a-Dimethylphenethylamine (TM)

5.680min (-0.166) 0.01 ppm

response 609

Ion	Exp%	Act%
58.10	100.00	100.00
42.10	8.00	379.01#
0.00	0.00	0.00
0.00	0.00	0.00

Manual Integration:

Before

02/05/24

Quantitation Report (Qedit)

Data Path : I:\ACQUDATA\5977-MS64\Data\020224\
Data File : D6199.D
Acq On : 02 Feb 2024 04:53 pm
Operator : moses
Sample : 8270 ICV 40ppm
Misc : 8270 INIT. CAL.
ALS Vial : 13 Sample Multiplier: 1

Quant Time: Feb 05 11:56:42 2024
Quant Method : I:\ACQUDATA\5977-MS64\Methods\8270-020224(64).M
Quant Title : 8270 BNA ANALYSIS
QLast Update : Mon Feb 05 11:56:37 2024
Response via : Initial Calibration

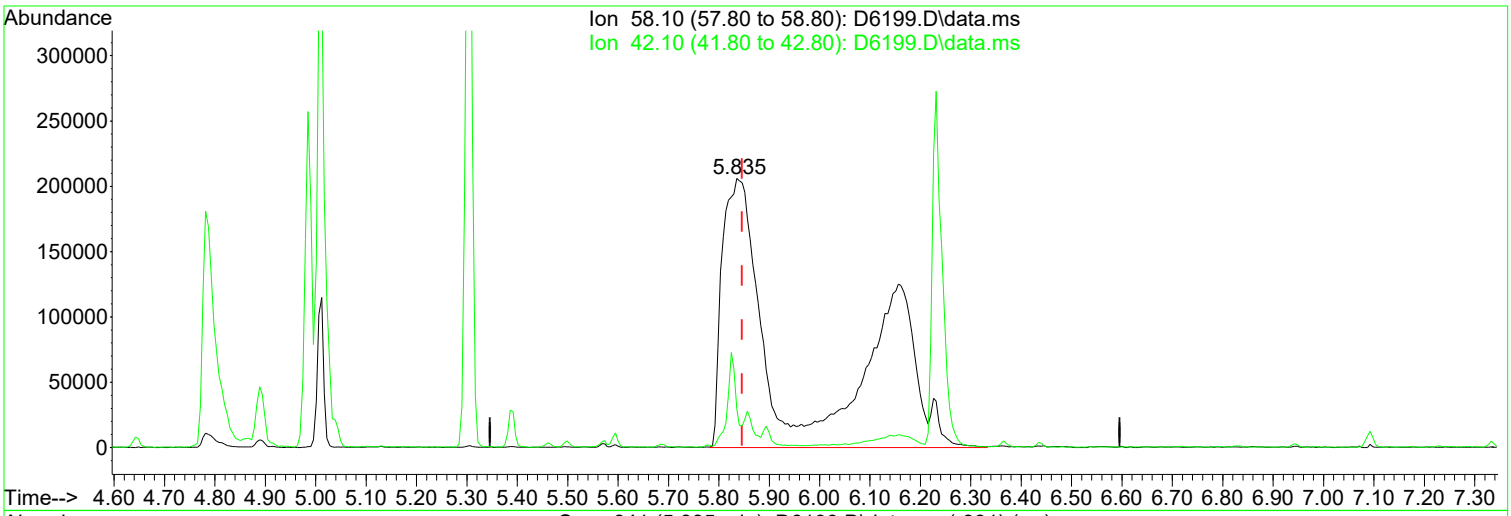

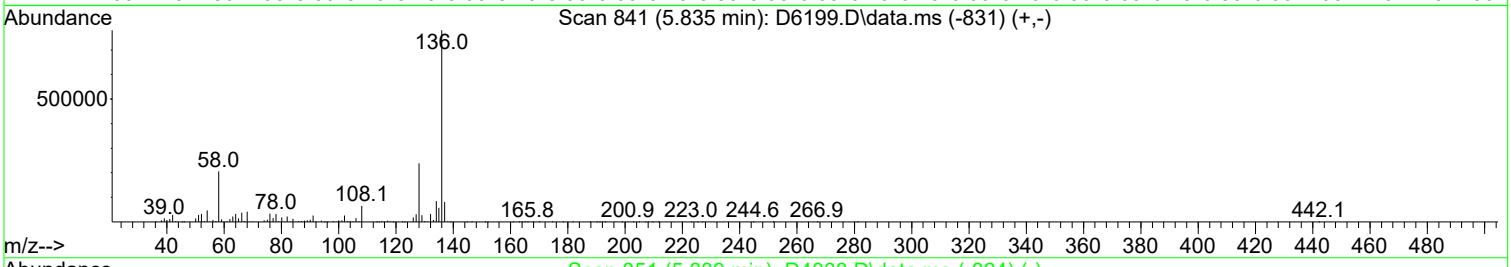

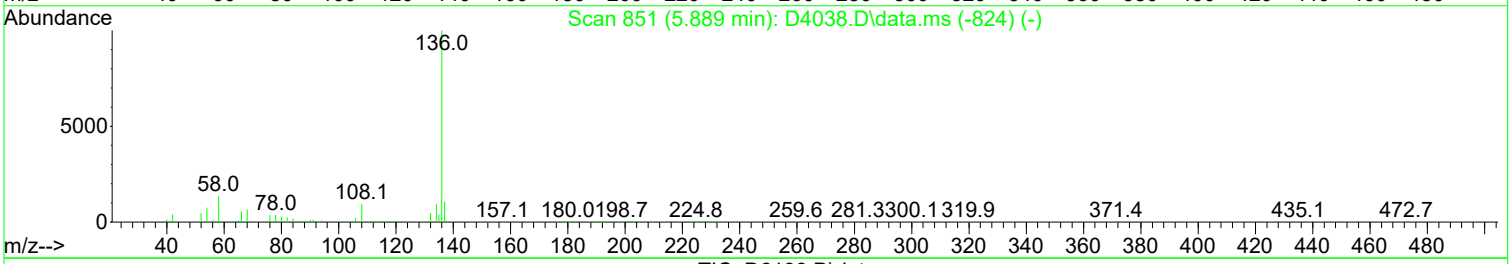

TIC: D6199.D\data.ms

(44) a,a-Dimethylphenethylamine (TM)

5.835min (-0.011) 44.09 ppm m

response 1920934

Ion	Exp%	Act%
58.10	100.00	100.00
42.10	8.00	14.37
0.00	0.00	0.00
0.00	0.00	0.00

Manual Integration:

After

Peak not found.

02/05/24

Quantitation Report (QT Reviewed)

Data Path : I:\ACQUDATA\5977-MS64\Data\020224\
Data File : D6198.D
Acq On : 02 Feb 2024 04:29 pm
Operator : moses
Sample : 8270 1ppm
Misc : 8270 INIT. CAL.
ALS Vial : 12 Sample Multiplier: 1

Quant Time: Feb 05 11:33:46 2024
Quant Method : I:\ACQUDATA\5977-MS64\Methods\8270-020224(64).M
Quant Title : 8270 BNA ANALYSIS
QLast Update : Mon Feb 05 11:32:32 2024
Response via : Initial Calibration

Compound	R.T.	QIon	Response	Conc	Units	Dev(Min)
Internal Standards						
1) d4-1,4-Dichlorobenzene	4.648	152	587395	40.00	ppm	0.00
34) d8-Naphthalene	5.825	136	2312994	40.00	ppm	0.00
58) d10-Acenaphthene	7.542	164	1220122	40.00	ppm	0.00
92) d10-Phenanthrene	9.002	188	2022401	40.00	ppm	0.00
118) d12-Chrysene	12.179	240	1642497	40.00	ppm	-0.01
136) d12-Perylene	15.003	264	1797153	40.00	ppm	0.00
System Monitoring Compounds						
8) SURR1,2-FLUOROPHENOL	3.482	112	19217	1.00	ppm	0.00
Spiked Amount 20.000	Range 10 - 70		Recovery =	5.00%#		
13) SURR2,PHENOL-D6	4.295	99	24177	0.98	ppm	0.00
Spiked Amount 20.000	Range 10 - 107		Recovery =	4.90%#		
35) SURR4,NITROBENZENE-D5	5.145	82	19675	0.96	ppm	0.00
Spiked Amount 10.000	Range 31 - 110		Recovery =	9.60%#		
64) SURR5,2-FLUOROBIPHENYL	6.878	172	38705	1.00	ppm	0.00
Spiked Amount 10.000	Range 31 - 118		Recovery =	10.00%#		
89) SURR3,2,4,6-TRIBROMOPH...	8.312	330	4302	0.83	ppm	0.00
Spiked Amount 20.000	Range 35 - 141		Recovery =	4.15%#		
125) SURR6,TERPHENYL-D14	10.676	244	36581	0.92	ppm	0.00
Spiked Amount 10.000	Range 10 - 165		Recovery =	9.20%#		
Target Compounds						Qvalue
2) 1,4-Dioxane	1.797	88	8134	1.036	ppm	91
3) Pyridine	2.246	79	18677	0.910	ppm	97
4) N-Nitrosodimethylamine	2.161	74	12940	0.971	ppm	99
5) 2-Picoline	2.963	93	23173	1.062	ppm	95
6) N-Nitrosomethylamine	3.065	42	8842	1.185	ppm	93
7) Methyl Methansulfonate	3.332	80	11394	1.053	ppm	96
9) N-Nitrosodiethylamine	3.691	102	9855	1.004	ppm	94
10) Ethyl Mathanesulfonate	3.953	79	15566	1.064	ppm	97
11) Benzaldehyde	4.252	106	16336	1.124	ppm	97
12) Aniline	4.343	93	30081	0.985	ppm	93
14) Phenol	4.306	94	25424	0.967	ppm	98
15) bis(2-Clethyl)Ether	4.402	93	20596	1.040	ppm	96
16) Pentachloroethane	4.397	117	7208	1.009	ppm	96
17) 2-Chlorophenol	4.450	128	20520	0.960	ppm	98
18) 1,3-Diclbenzene	4.594	146	22103	1.012	ppm	96
19) 1,4-Dichlorobenzene	4.659	146	23718	1.055	ppm	95
20) 1,2-Diclbenzene	4.798	146	21476	1.025	ppm	97
21) Benzyl Alcohol	4.760	79	15300	0.972	ppm	87
22) 1-Methyl-2-pyrrolidinone	4.787	99	14115	1.009	ppm	93
23) 2,2'-oxybis(1-Chloropr...	4.889	45	24433	1.038	ppm	91
24) 2-Methylphenol	4.857	108	18157	0.982	ppm	85
25) 3+4-Methylphenol	4.996	108	17802	0.926	ppm	91
26) Acetophenone	5.006	105	28562	1.039	ppm	94
27) N-Nitroso-Di-n-propyla...	5.001	70	15037	1.020	ppm	97
28) N-Nitrosopyrrolidine	4.980	100	10996	0.973	ppm	77
29) N-Nitrosomorpholine	5.017	56	12083	1.010	ppm	85
30) o-Toluidine	5.038	106	30900	1.012	ppm	96
31) Hexachloroethane	5.108	117	9147	1.041	ppm	97
32) o,o,o-Triethylphosphor...	5.568	198	8435	0.940	ppm	80
33) Alpha-terpinol	5.857	121	5237	0.909	ppm	91
36) Nitrobenzene	5.161	77	20896	1.016	ppm	92
37) N-Nitrosopiperidine	5.300	42	12853	1.007	ppm	98
38) Isophorone	5.386	82	38855	1.015	ppm	100

1st AM 02/05/24
2nd BA 02/05/24

Data Path : I:\ACQUDATA\5977-MS64\Data\020224\
Data File : D6198.D
Acq On : 02 Feb 2024 04:29 pm
Operator : moses
Sample : 8270 1ppm
Misc : 8270 INIT. CAL.
ALS Vial : 12 Sample Multiplier: 1

Quant Time: Feb 05 11:33:46 2024
Quant Method : I:\ACQUDATA\5977-MS64\Methods\8270-020224(64).M
Quant Title : 8270 BNA ANALYSIS
QLast Update : Mon Feb 05 11:32:32 2024
Response via : Initial Calibration

Compound	R.T.	QIon	Response	Conc	Units		Dev(Min)
39) 2-Nitrophenol	5.461	139	8755	0.800	ppm		99
41) 2,4-Dimethylphenol	5.493	107	19169	0.906	ppm		88
42) bis(-2-Chloroethoxy)Me...	5.589	93	21547	1.001	ppm		94
43) 2,4-Dichlorophenol	5.686	162	14662	0.883	ppm		98
44) a,a-Dimethylphenethyla...	5.686	58	48266	1.002	ppm		96
45) 1,2,4-Trichlorobenzene	5.771	180	16669	0.992	ppm		95
46) Naphthalene	5.846	128	60225	1.035	ppm		99
47) 4-Chloroaniline	5.894	127	24769	0.988	ppm		100
48) 2,6-Dichlorophenol	5.900	162	15189	0.942	ppm		89
49) Hexachlorobutadiene	5.969	225	8645	0.992	ppm		95
50) Hexachloropropene	5.932	213	9680	0.922	ppm		97
51) 4-Chloro-3-methylphenol	6.359	107	15201	0.864	ppm		98
52) N-N-di-n-butylamine	6.226	84	16567	0.955	ppm		88
53) Caprolactam	6.215	113	6111	0.865	ppm		90
54) p-Phenylenediamine	6.242	80	10587	1.169	ppm		96
55) Safrole	6.434	162	12878	0.883	ppm		95
56) 2-Methylnaphthalene	6.520	142	39434	0.996	ppm		95
57) 1-Methylnaphthalene	6.616	142	35655	0.966	ppm		97
59) Hexachlorocyclopentadiene	6.675	237	7530	0.809	ppm		87
60) 1,2,4,5-Tetrachloroben...	6.680	216	14334	0.931	ppm		96
61) 1,2,3,4-Tetrachloroben...	6.959	216	15264	1.013	ppm		98
62) 2,4,6-Trichlorophenol	6.793	196	8899	0.817	ppm		96
63) 2,4,5-Trichlorophenol	6.825	196	8768	0.770	ppm		94
65) Isosafrole	6.942	104	6791	1.014	ppm	#	65
66) 1,1'-Biphenyl	6.975	154	47001	1.030	ppm		100
67) 2-Chloronaphthalene	6.991	162	34541	1.026	ppm		94
68) 2-Nitroaniline	7.087	65	8425	0.832	ppm		94
69) 1,4-Naphthoquinone	7.162	158	11995	1.090	ppm		99
70) m-Dinitrobenzene	7.296	168	4274	0.678	ppm		92
71) Acenaphthylene	7.397	152	51291	0.969	ppm		99
72) Dimethyl phthalate	7.274	163	37797	0.980	ppm		98
73) 2,6-Dinitrotoluene	7.328	165	7200	0.806	ppm		97
74) Acenaphthene	7.568	153	37003	1.035	ppm		94
75) 3-Nitroaniline	7.488	138	7982	0.757	ppm		77
76) 2,4-Dinitrophenol	7.595	184	2088	0.468	ppm		76
77) Dibenzofuran	7.739	168	49192	1.022	ppm		98
78) 2,4-Dinitrotoluene	7.723	165	8121	0.716	ppm		86
79) 4-Nitrophenol	7.649	65	5115	0.607	ppm		74
80) Pentachlorobenzene	7.697	250	12655	0.972	ppm		99
81) 1-Napthylamine	7.814	143	29124	0.928	ppm		97
82) 2-Napthylamine	7.895	143	32736	0.980	ppm		99
83) 2,3,4,6-Tetrachlorophenol	7.857	232	5691	0.741	ppm		90
84) Fluorene	8.076	166	37403	0.900	ppm		99
85) 4-Chlorophenyl-phenyle...	8.082	204	17445	0.927	ppm		96
86) Diethylphthalate	7.975	149	36388	0.978	ppm		95
87) 4-Nitroaniline	8.082	138	9698	0.816	ppm		91
88) 5-Nitro-o-toluidine	8.082	152	8285	0.682	ppm		90
90) Sulfotepp	8.371	322	5143	0.850	ppm		78
91) Octachlorocyclopentene	8.333	307	4719	0.853	ppm		96
93) Thionazin	8.055	107	6240	0.980	ppm		98
94) 4,6-Dinitro-2-methylph...	8.119	198	3105	0.529	ppm		94
95) Diphenylamine	8.194	169	60326	1.950	ppm		96
96) 1,2 Diphenylhydrazine	8.237	77	40492	1.006	ppm		96
97) N-Nitrosodiphenylamine	8.194	169	60326	1.949	ppm		96
98) 1,3,5-Trinirobenzene	8.440	213	1777	0.481	ppm		91
99) Diallate	8.488	86	12998	0.984	ppm		90

Quantitation Report (QT Reviewed)

Data Path : I:\ACQUDATA\5977-MS64\Data\020224\
Data File : D6198.D
Acq On : 02 Feb 2024 04:29 pm
Operator : moses
Sample : 8270 1ppm
Misc : 8270 INIT. CAL.
ALS Vial : 12 Sample Multiplier: 1

Quant Time: Feb 05 11:33:46 2024
Quant Method : I:\ACQUDATA\5977-MS64\Methods\8270-020224(64).M
Quant Title : 8270 BNA ANALYSIS
QLast Update : Mon Feb 05 11:32:32 2024
Response via : Initial Calibration

Compound	R.T.	QIon	Response	Conc	Units		Dev(Min)
100) Phorate	8.499	121	7737	0.964	ppm		97
101) Phenacetin	8.494	108	17777m	0.848	ppm		
102) 4-Bromophenyl-phenylether	8.563	248	8949	0.929	ppm		92
103) Hexachlorobenzene	8.617	284	10968	1.002	ppm		91
104) Dimethoate	8.654	87	12314	1.041	ppm		96
105) Atrazine	8.724	215	5190	1.013	ppm		96
106) Pentachlorophenol	8.815	266	4653	0.614	ppm		88
107) 4-Aminobiphenyl	8.820	169	37934	0.868	ppm		99
108) Pentachloronitrobenzene	8.825	237	3092	0.775	ppm		83
109) Pronamide	8.879	173	14632	0.837	ppm		98
110) Dinoseb	8.996	211	4104	0.495	ppm	#	69
111) Disulfoton	9.007	88	21079m	0.865	ppm		
112) Phenanthrene	9.023	178	55366	1.050	ppm		99
113) Anthracene	9.077	178	52547	0.975	ppm		98
114) Carbazole	9.232	167	51765	0.972	ppm		99
115) Di-n-butylphthalate	9.595	149	53203	0.835	ppm		98
116) 4-Nitroquinonline-1-oxide	9.783	190	2342	0.433	ppm		81
117) Fluoranthene	10.221	202	51283	0.911	ppm		94
119) Methyl Parathion	9.376	109	6574	0.784	ppm		99
120) Ethyl Parathion	9.767	97	4903	0.681	ppm		98
121) Methapyrilene	9.879	58	20979	0.962	ppm		98
122) Isodrin	10.066	193	5100	1.041	ppm		92
123) Benzidine	10.376	184	30757m	0.858	ppm		
124) Pyrene	10.478	202	53171	0.990	ppm		97
126) Aramite	10.761	185	1190	0.724	ppm		81
127) p-(Dimethylamino)azobe...	10.852	120	14867	0.834	ppm		93
128) Chlorobenzilate	10.922	139	15790m	0.857	ppm		
129) Butyl benzyl phthalate	11.344	149	23533	0.857	ppm		97
130) 3,3-Dimethylbenzidine	11.302	212	27500m	0.793	ppm		
131) 2-Acetylaminofluorene	11.665	181	16614m	0.694	ppm		
132) 3,3'-Dichlorobenzidine	12.141	252	17917m	0.879	ppm		
133) Benzo(a)anthracene	12.163	228	52232	1.021	ppm		99
134) Chrysene	12.222	228	48389	1.012	ppm		97
135) bis(2-Ethylhexyl)phtha...	12.318	149	28604	0.791	ppm		93
137) Di-n-octyl phthalate	13.607	149	44234	0.724	ppm		98
138) 7,12-Dimethylbenz(a)an...	14.201	256	19109	0.751	ppm		96
139) Benzo(b)Fluoranthene	14.190	252	45147	0.855	ppm		94
140) Benzo(k)fluoranthene	14.249	252	44737m	0.907	ppm		
141) Benzo(a)pyrene	14.864	252	39135	0.841	ppm		93
142) 3-Methylcholanthrene	15.666	268	22469	0.795	ppm		89
143) Indeno(1,2,3-cd)Pyrene	16.977	276	39941	0.878	ppm		93
144) Dibenz(a,h)anthracene	17.035	278	40976	0.879	ppm		97
145) Benzo(g,h,i)perylene	17.399	276	44307	0.955	ppm		94

(#) = qualifier out of range (m) = manual integration (+) = signals summed

1st AM 02/05/24
2nd BA 02/05/24

Data Path : I:\ACQUDATA\5977-MS64\Data\020224\
Data File : D6198.D
Acq On : 02 Feb 2024 04:29 pm
Operator : moses
Sample : 8270 1ppm
Misc : 8270 INIT. CAL.
ALS Vial : 12 Sample Multiplier: 1

Quant Time: Feb 05 11:33:46 2024
Quant Method : I:\ACQUDATA\5977-MS64\Methods\8270-020224(64).M
Quant Title : 8270 BNA ANALYSIS
QLast Update : Mon Feb 05 11:32:32 2024
Response via : Initial Calibration

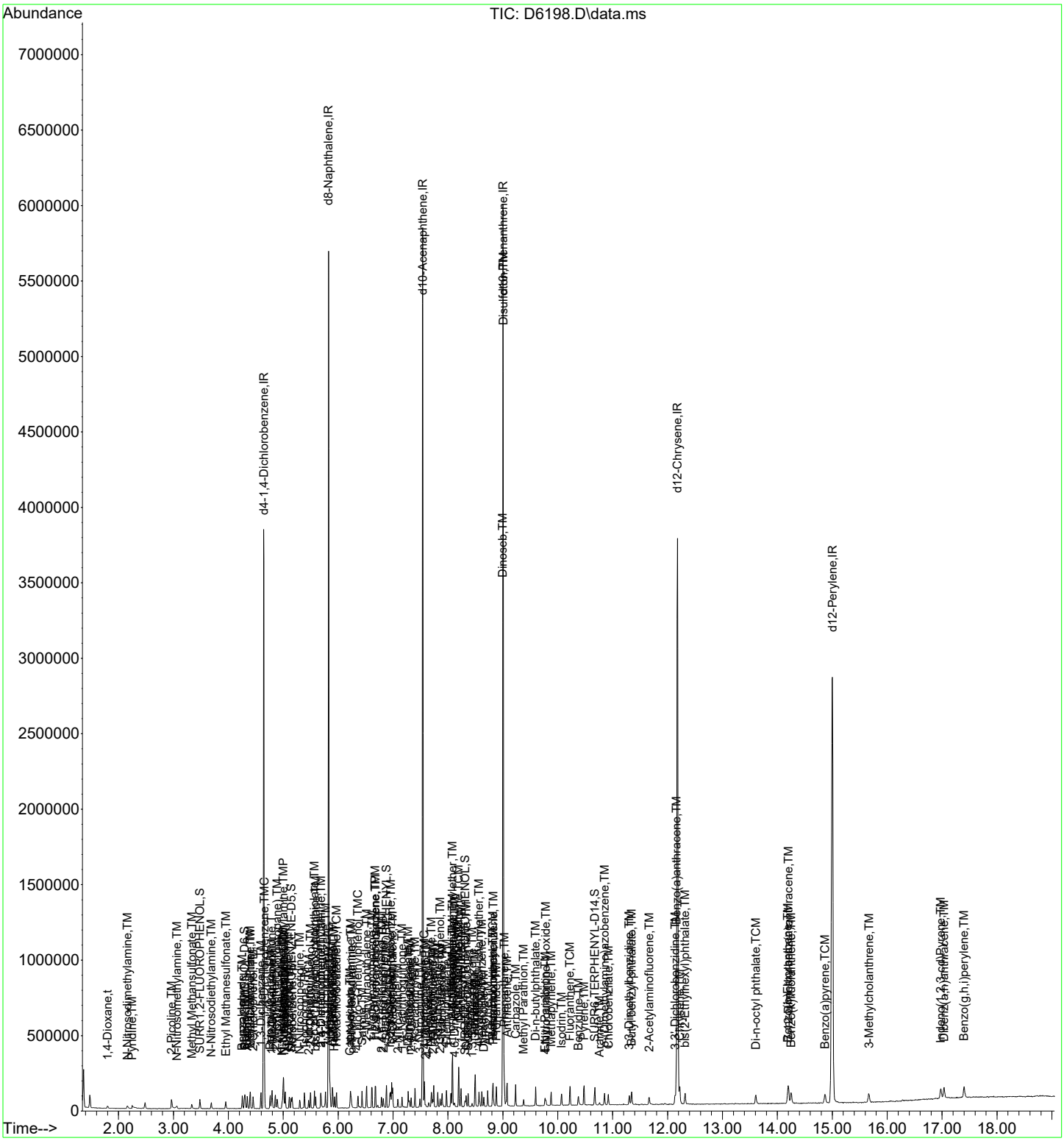

Quantitation Report (Qedit)

Data Path : I:\ACQUDATA\5977-MS64\Data\020224\
Data File : D6198.D
Acq On : 02 Feb 2024 04:29 pm
Operator : moses
Sample : 8270 1ppm
Misc : 8270 INIT. CAL.
ALS Vial : 12 Sample Multiplier: 1

Quant Time: Feb 05 11:33:46 2024
Quant Method : I:\ACQUDATA\5977-MS64\Methods\8270-020224(64).M
Quant Title : 8270 BNA ANALYSIS
QLast Update : Mon Feb 05 11:32:32 2024
Response via : Initial Calibration

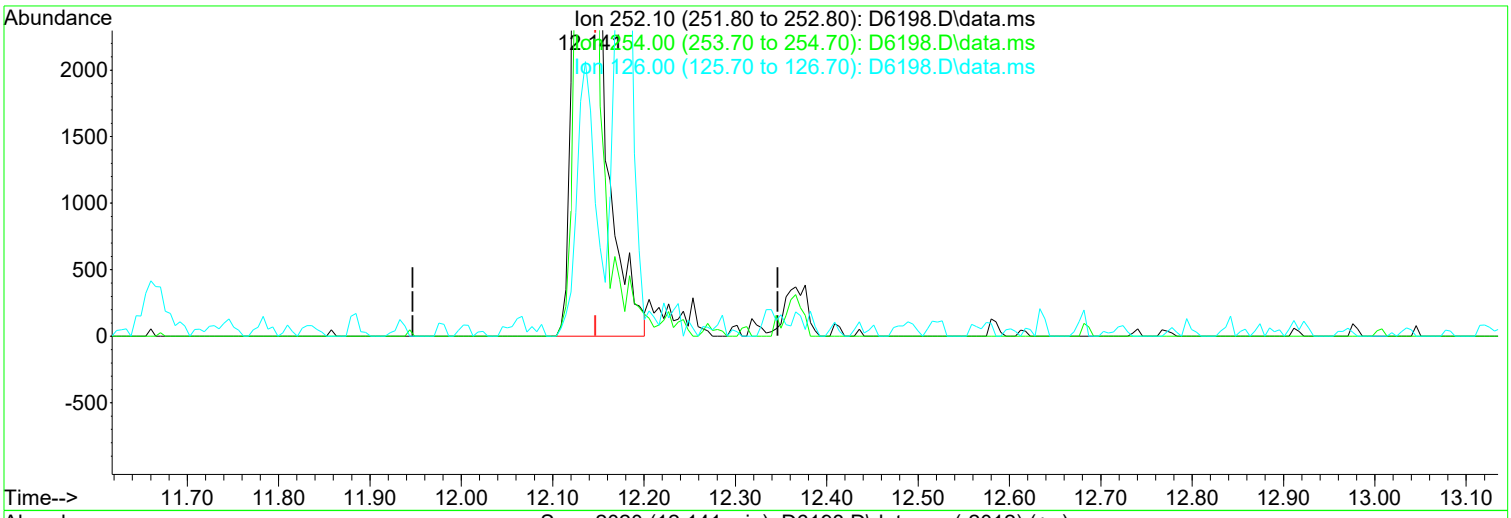

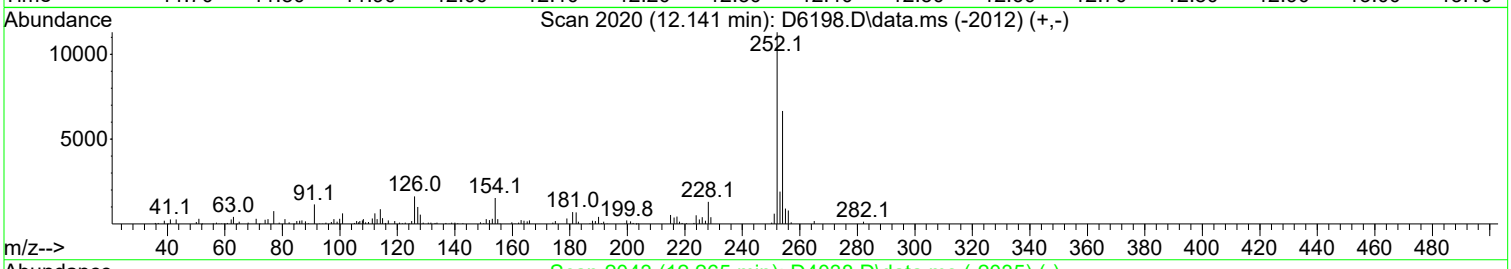

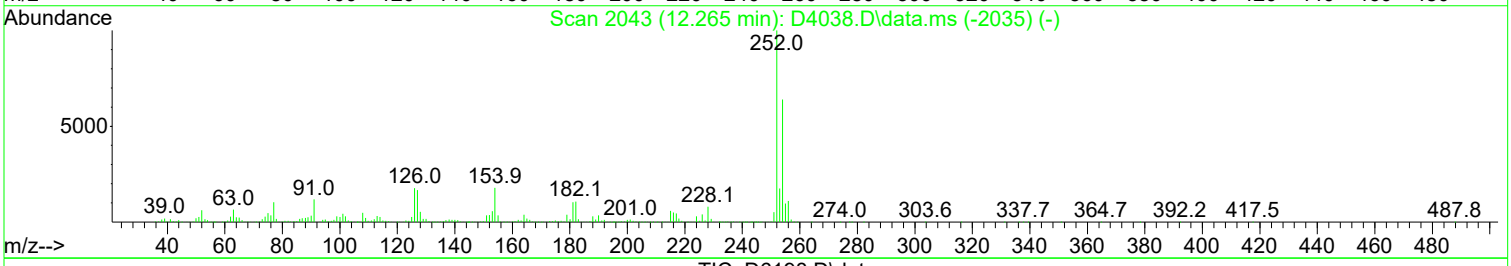

TIC: D6198.D\data.ms

(132) 3,3'-Dichlorobenzidine (TM)

12.141min (-0.005) 0.85 ppm

response 17268

Ion	Exp%	Act%
252.10	100.00	100.00
254.00	65.10	58.93
126.00	15.60	14.43
0.00	0.00	0.00

Manual Integration:

Before

02/05/24

1st AM 02/05/24
2nd BA 02/05/24

Quantitation Report (Qedit)

Data Path : I:\ACQUDATA\5977-MS64\Data\020224\
Data File : D6198.D
Acq On : 02 Feb 2024 04:29 pm
Operator : moses
Sample : 8270 1ppm
Misc : 8270 INIT. CAL.
ALS Vial : 12 Sample Multiplier: 1

Quant Time: Feb 05 11:33:46 2024
Quant Method : I:\ACQUDATA\5977-MS64\Methods\8270-020224(64).M
Quant Title : 8270 BNA ANALYSIS
QLast Update : Mon Feb 05 11:32:32 2024
Response via : Initial Calibration

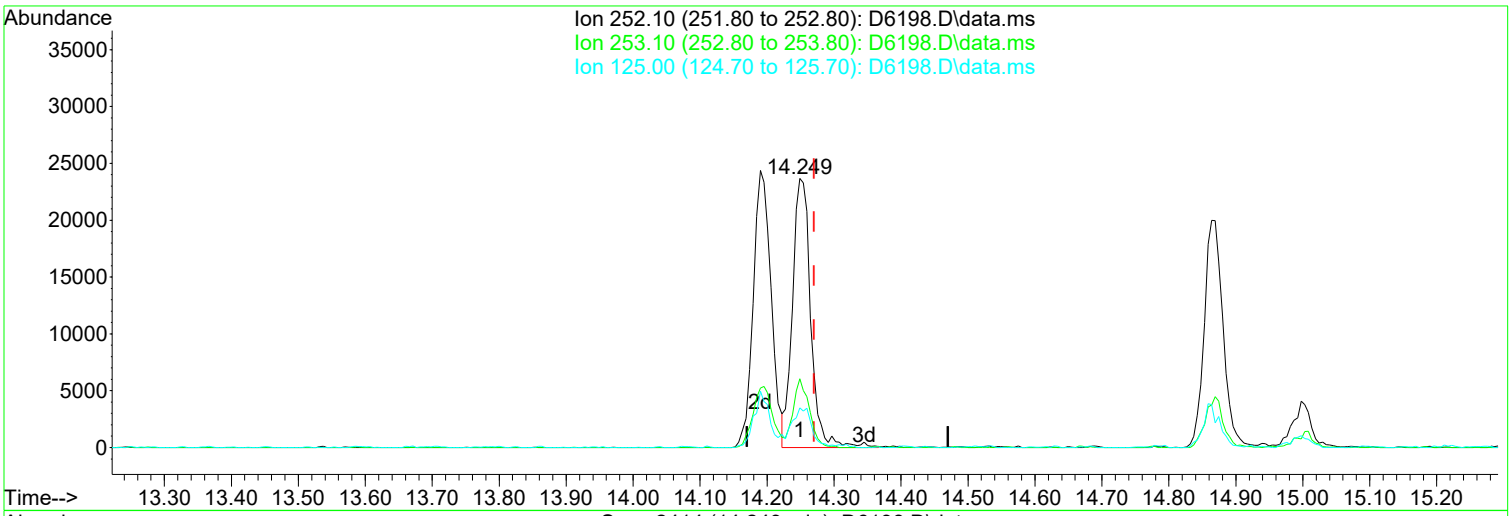

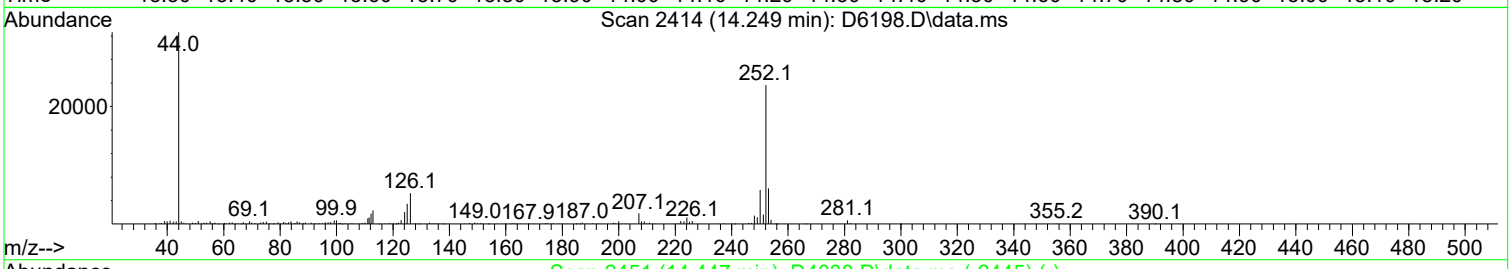

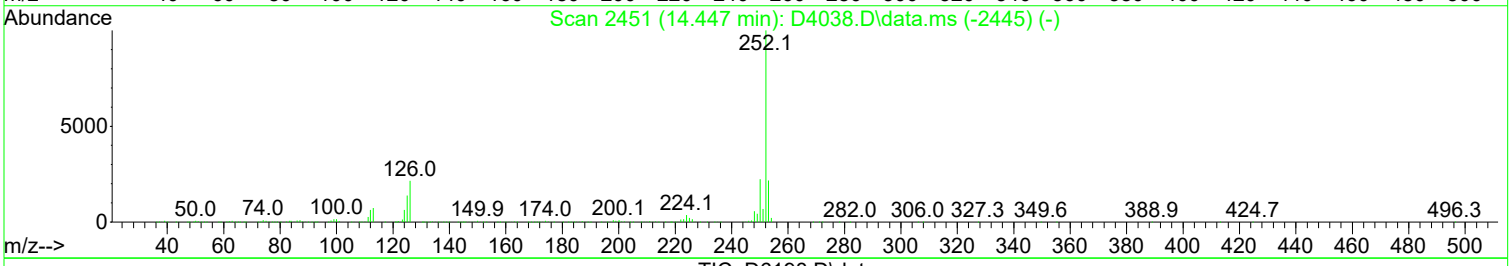

TIC: D6198.D\data.ms

(140) Benzo(k)fluoranthene (TM)

14.249min (-0.021) 0.91 ppm m

response 44737

Ion	Exp%	Act%
252.10	100.00	100.00
253.10	22.10	25.56
125.00	15.20	14.69
0.00	0.00	0.00

Manual Integration:

After

Poor integration.

02/05/24

Quantitation Report (Qedit)

Data Path : I:\ACQUDATA\5977-MS64\Data\020224\
Data File : D6198.D
Acq On : 02 Feb 2024 04:29 pm
Operator : moses
Sample : 8270 1ppm
Misc : 8270 INIT. CAL.
ALS Vial : 12 Sample Multiplier: 1

Quant Time: Feb 05 11:33:46 2024
Quant Method : I:\ACQUDATA\5977-MS64\Methods\8270-020224(64).M
Quant Title : 8270 BNA ANALYSIS
QLast Update : Mon Feb 05 11:32:32 2024
Response via : Initial Calibration

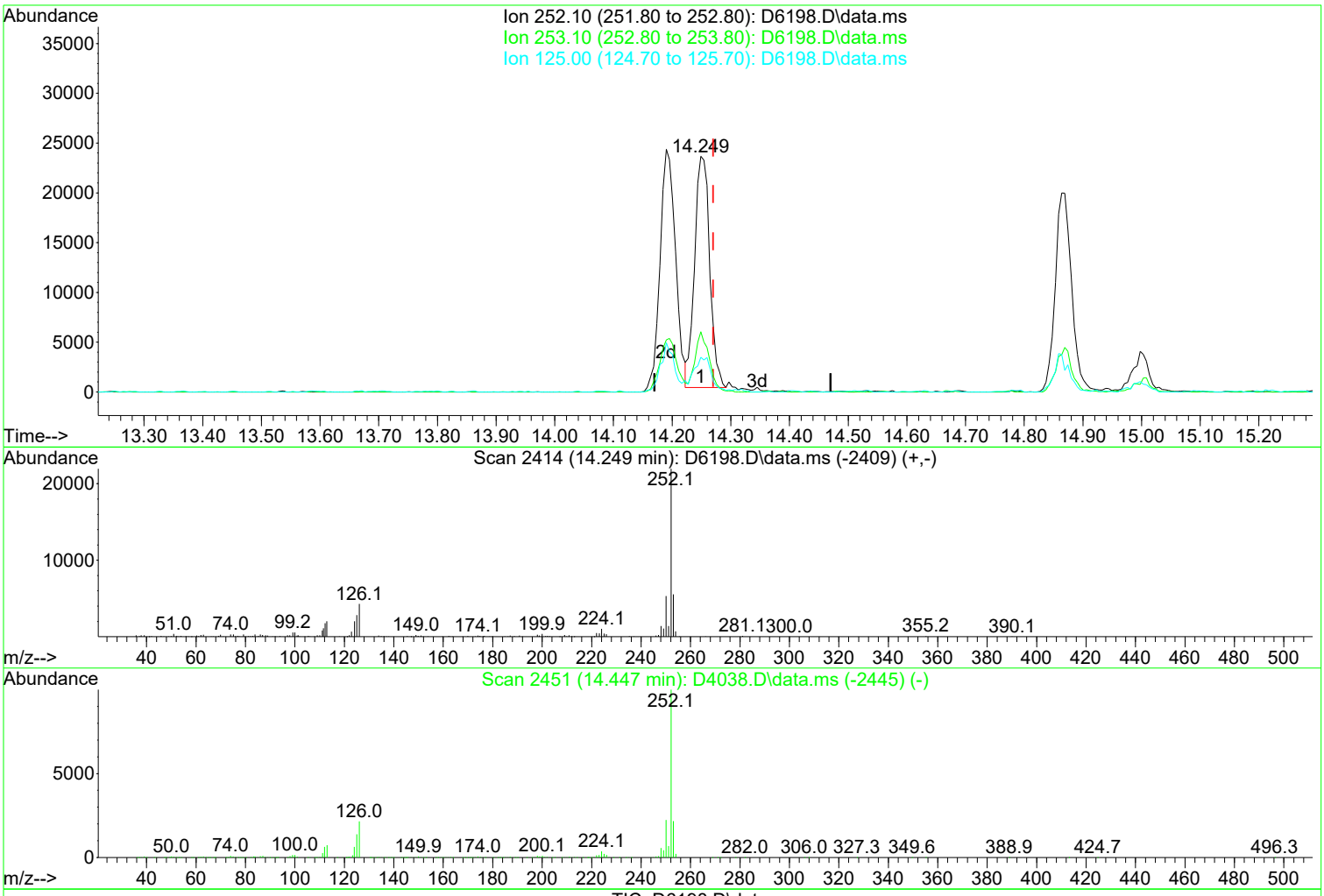

TIC: D6198.D\data.ms

(140) Benzo(k)fluoranthene (TM)

14.249min (-0.021) 0.84 ppm

response 41381

Ion	Exp%	Act%
252.10	100.00	100.00
253.10	22.10	25.21
125.00	15.20	12.82
0.00	0.00	0.00

Manual Integration:

Before

02/05/24

1st AM 02/05/24
2nd BA 02/05/24

Quantitation Report (Qedit)

Data Path : I:\ACQUDATA\5977-MS64\Data\020224\
Data File : D6198.D
Acq On : 02 Feb 2024 04:29 pm
Operator : moses
Sample : 8270 1ppm
Misc : 8270 INIT. CAL.
ALS Vial : 12 Sample Multiplier: 1

Quant Time: Feb 05 11:33:46 2024
Quant Method : I:\ACQUDATA\5977-MS64\Methods\8270-020224(64).M
Quant Title : 8270 BNA ANALYSIS
QLast Update : Mon Feb 05 11:32:32 2024
Response via : Initial Calibration

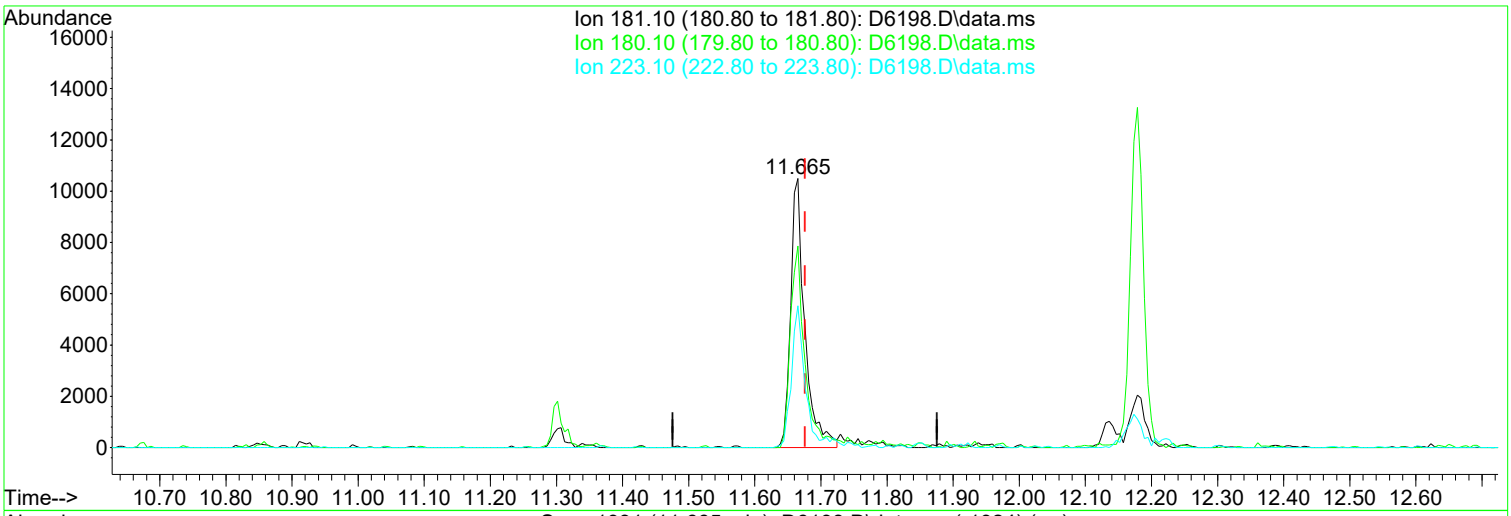

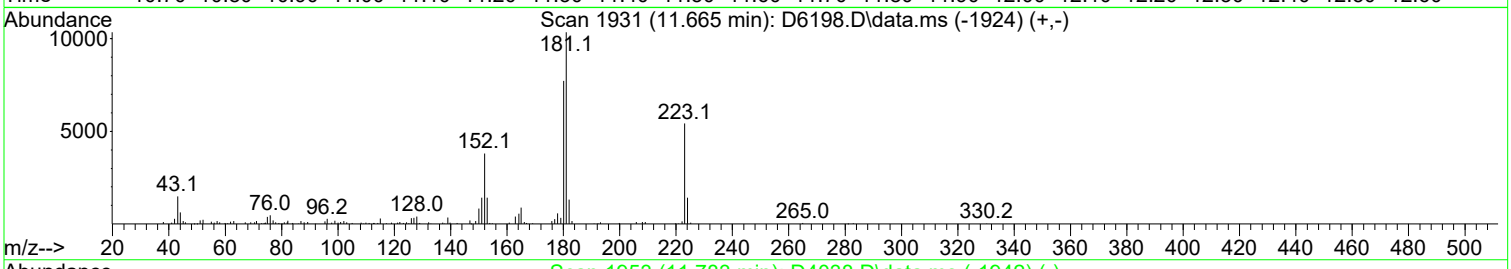

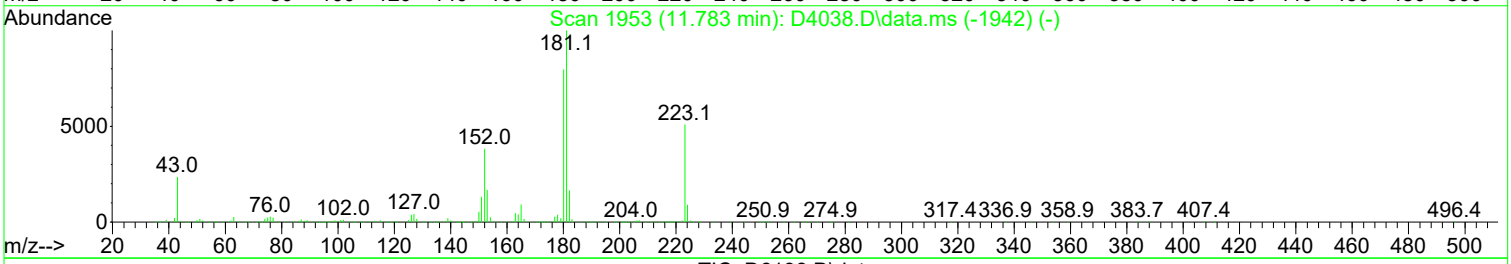

TIC: D6198.D\data.ms

(131) 2-Acetylaminofluorene (TM)

11.665min (-0.011) 0.65 ppm

response 15504

Ion	Exp%	Act%
181.10	100.00	100.00
180.10	79.20	74.58
223.10	52.90	52.39
0.00	0.00	0.00

Manual Integration:

Before

02/05/24

1st AM 02/05/24
2nd BA 02/05/24

Quantitation Report (Qedit)

Data Path : I:\ACQUDATA\5977-MS64\Data\020224\
Data File : D6198.D
Acq On : 02 Feb 2024 04:29 pm
Operator : moses
Sample : 8270 1ppm
Misc : 8270 INIT. CAL.
ALS Vial : 12 Sample Multiplier: 1

Quant Time: Feb 05 11:33:46 2024
Quant Method : I:\ACQUDATA\5977-MS64\Methods\8270-020224(64).M
Quant Title : 8270 BNA ANALYSIS
QLast Update : Mon Feb 05 11:32:32 2024
Response via : Initial Calibration

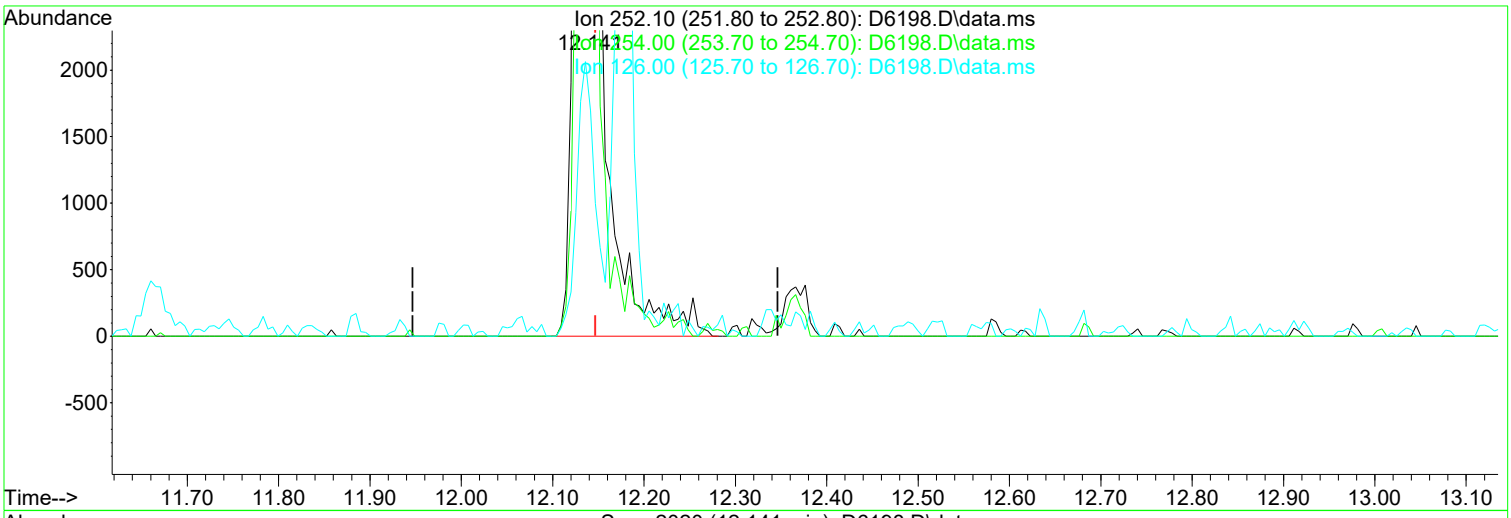

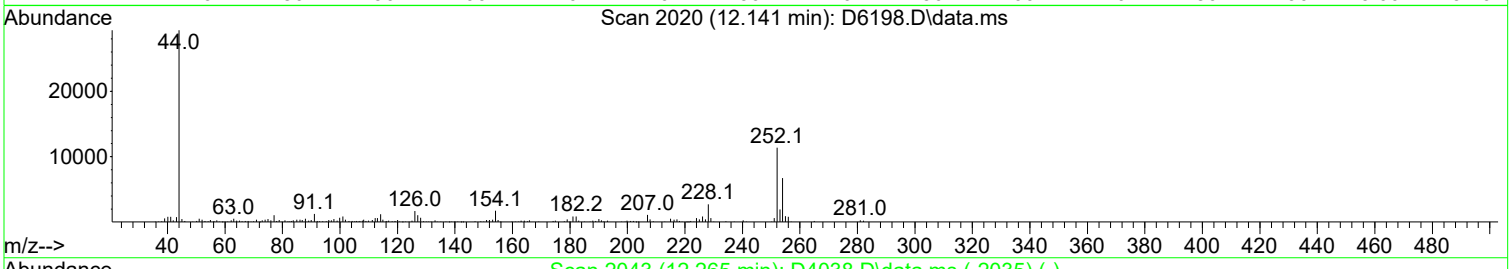

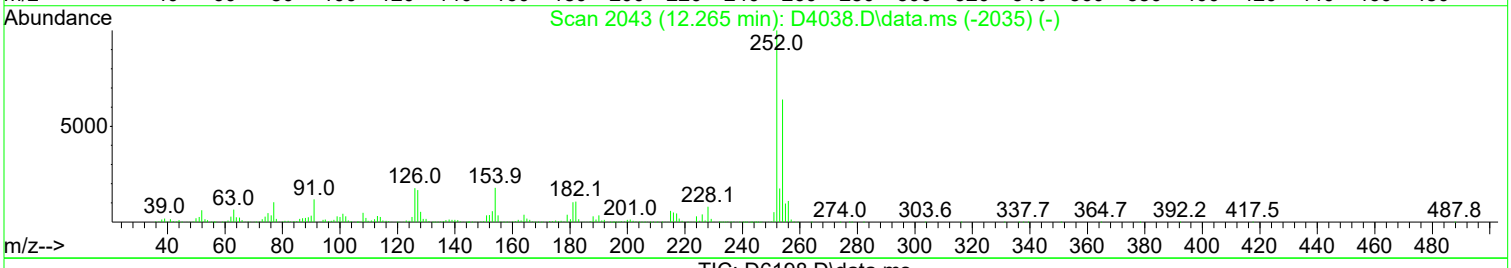

TIC: D6198.D\data.ms

(132) 3,3'-Dichlorobenzidine (TM)

12.141min (-0.005) 0.88 ppm m

response 17917

Ion	Exp%	Act%
252.10	100.00	100.00
254.00	65.10	59.21
126.00	15.60	14.86
0.00	0.00	0.00

Manual Integration:

After

Poor integration.

02/05/24

1st AM 02/05/24
2nd BA 02/05/24

Quantitation Report (Qedit)

Data Path : I:\ACQUDATA\5977-MS64\Data\020224\
Data File : D6198.D
Acq On : 02 Feb 2024 04:29 pm
Operator : moses
Sample : 8270 1ppm
Misc : 8270 INIT. CAL.
ALS Vial : 12 Sample Multiplier: 1

Quant Time: Feb 05 11:33:46 2024
Quant Method : I:\ACQUDATA\5977-MS64\Methods\8270-020224(64).M
Quant Title : 8270 BNA ANALYSIS
QLast Update : Mon Feb 05 11:32:32 2024
Response via : Initial Calibration

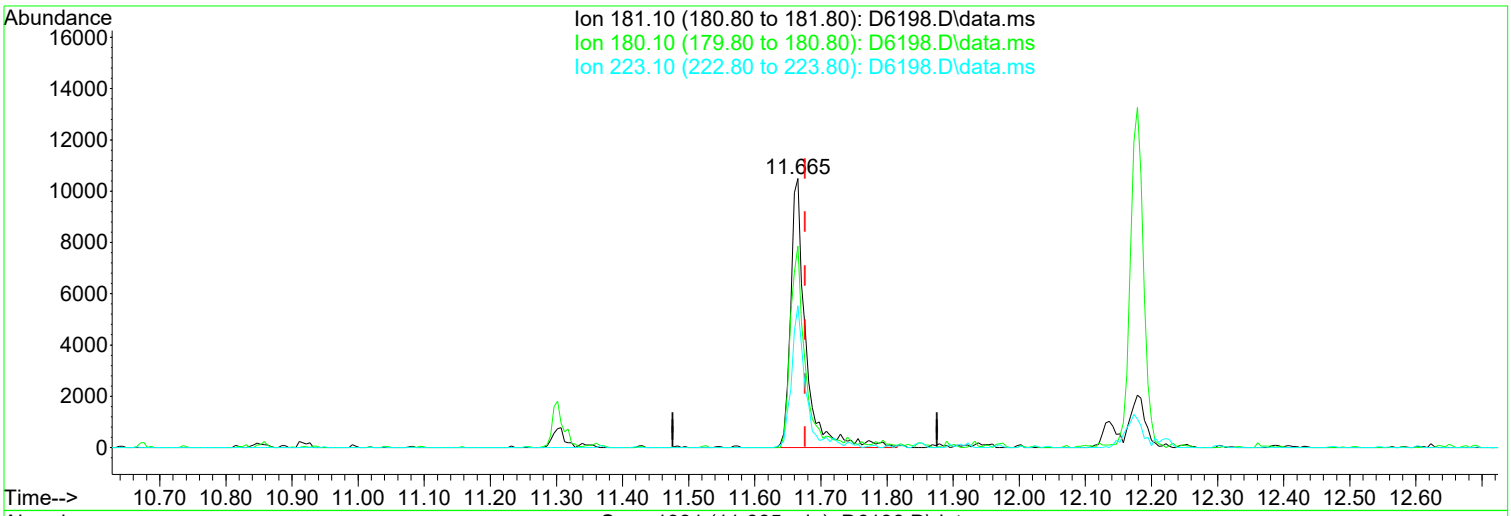

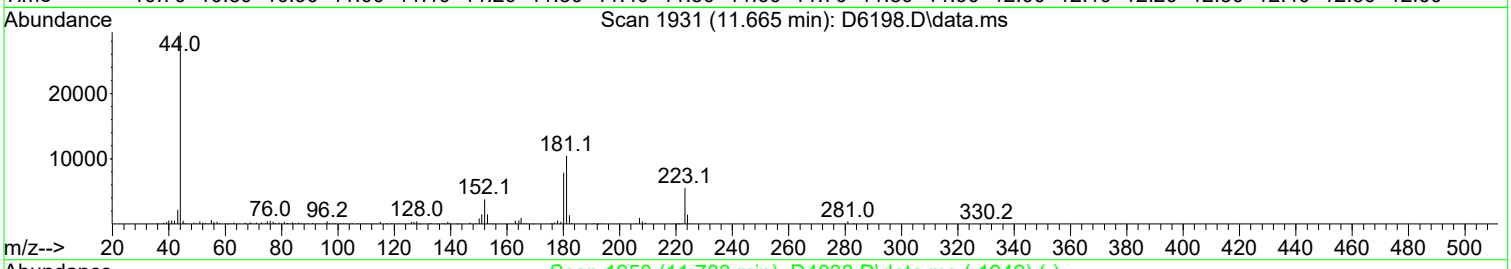

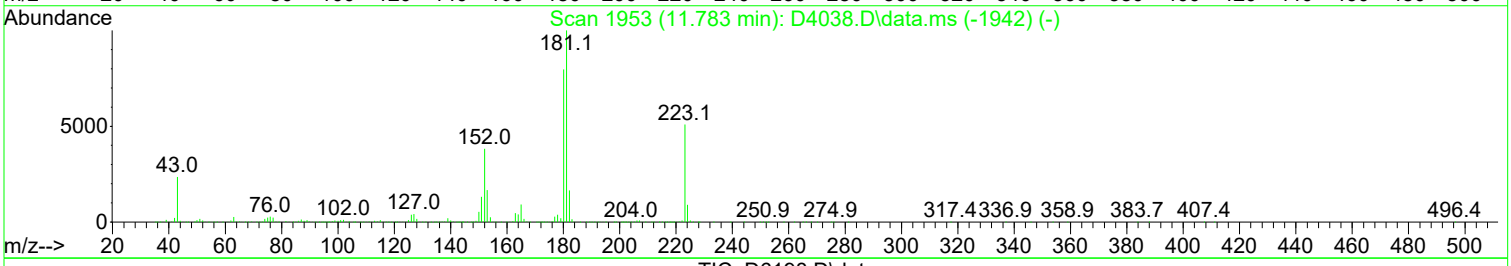

TIC: D6198.D\data.ms

(131) 2-Acetylaminofluorene (TM)

11.665min (-0.011) 0.69 ppm m

response 16614

Ion	Exp%	Act%
181.10	100.00	100.00
180.10	79.20	74.96
223.10	52.90	52.75
0.00	0.00	0.00

Manual Integration:

After

Poor integration.

02/05/24

Quantitation Report (Qedit)

Data Path : I:\ACQUDATA\5977-MS64\Data\020224\
Data File : D6198.D
Acq On : 02 Feb 2024 04:29 pm
Operator : moses
Sample : 8270 1ppm
Misc : 8270 INIT. CAL.
ALS Vial : 12 Sample Multiplier: 1

Quant Time: Feb 05 11:33:46 2024
Quant Method : I:\ACQUDATA\5977-MS64\Methods\8270-020224(64).M
Quant Title : 8270 BNA ANALYSIS
QLast Update : Mon Feb 05 11:32:32 2024
Response via : Initial Calibration

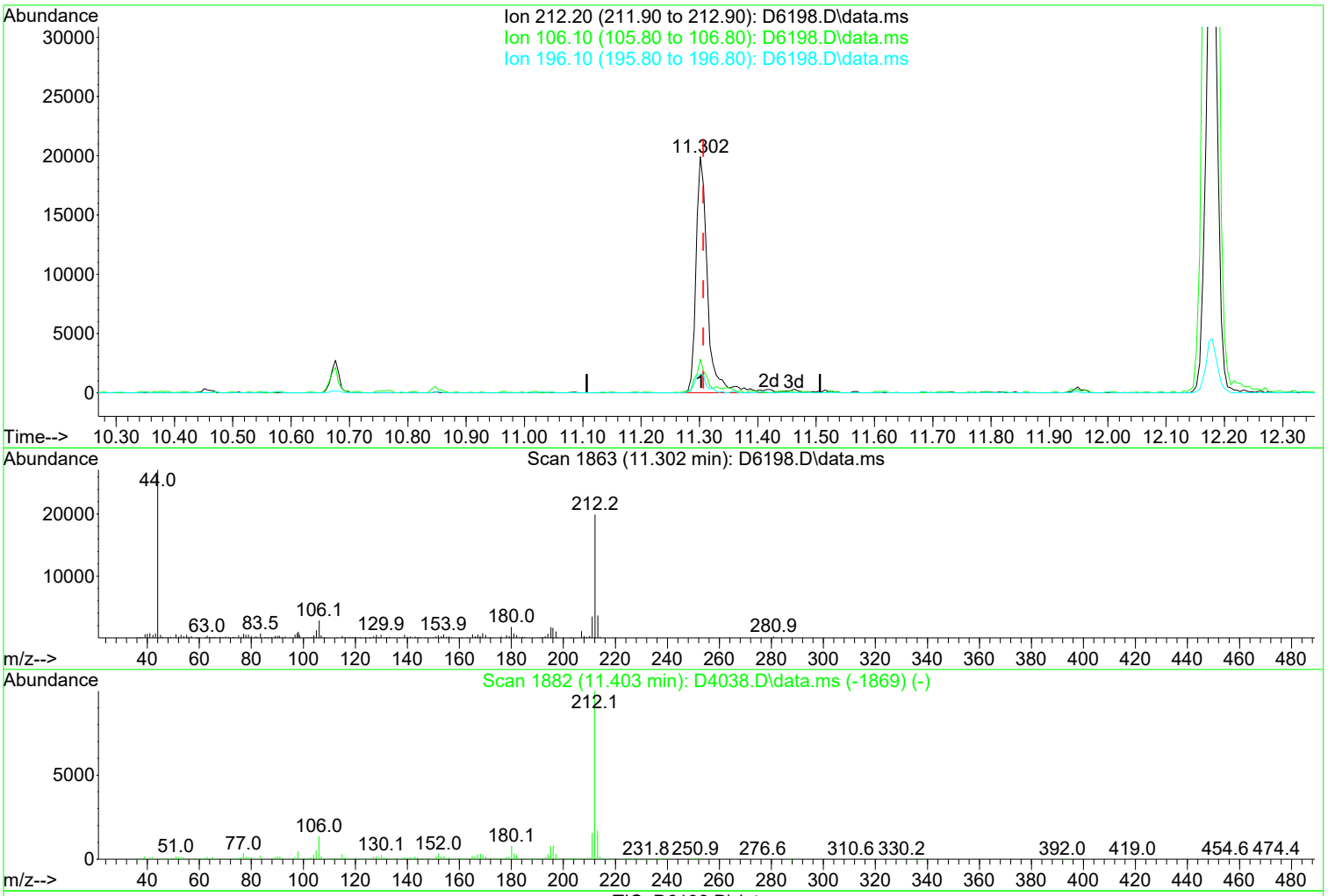

TIC: D6198.D\data.ms

(130) 3,3-Dimethylbenzidine (TM)

11.302min (-0.005) 0.79 ppm m

response 27500

Ion	Exp%	Act%
212.20	100.00	100.00
106.10	13.30	14.23
196.10	8.00	8.24
0.00	0.00	0.00

Manual Integration:

After

Poor integration.

02/05/24

1st AM 02/05/24
2nd BA 02/05/24

Quantitation Report (Qedit)

Data Path : I:\ACQUDATA\5977-MS64\Data\020224\
Data File : D6198.D
Acq On : 02 Feb 2024 04:29 pm
Operator : moses
Sample : 8270 1ppm
Misc : 8270 INIT. CAL.
ALS Vial : 12 Sample Multiplier: 1

Quant Time: Feb 05 11:33:46 2024
Quant Method : I:\ACQUDATA\5977-MS64\Methods\8270-020224(64).M
Quant Title : 8270 BNA ANALYSIS
QLast Update : Mon Feb 05 11:32:32 2024
Response via : Initial Calibration

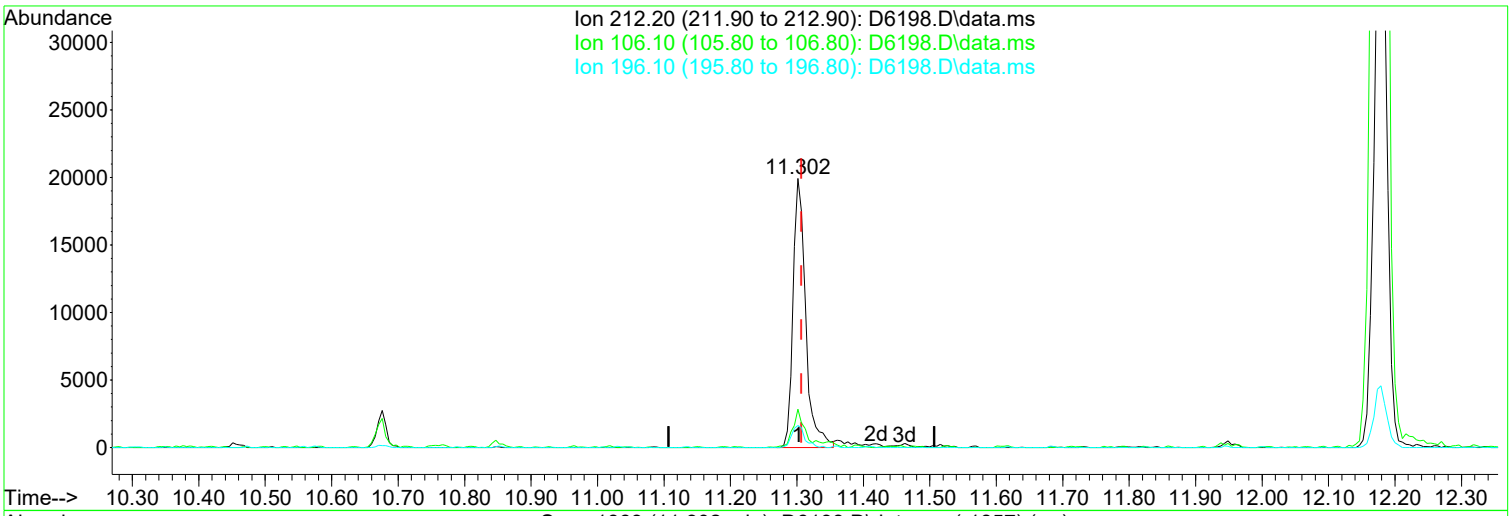

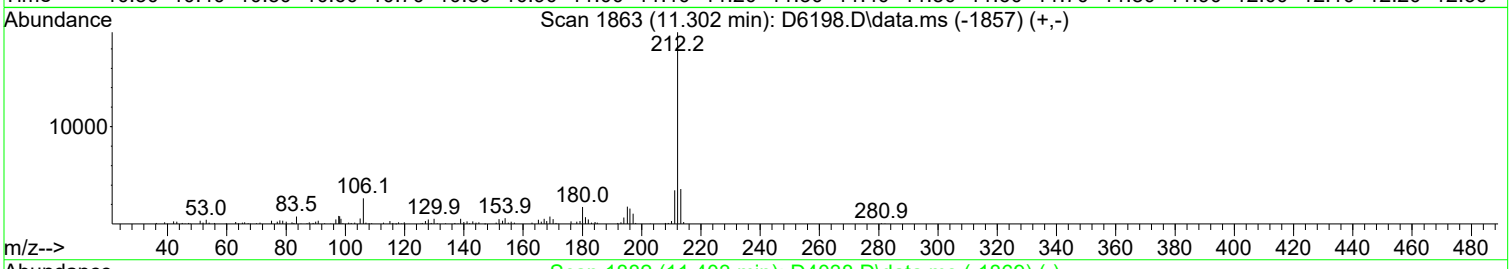

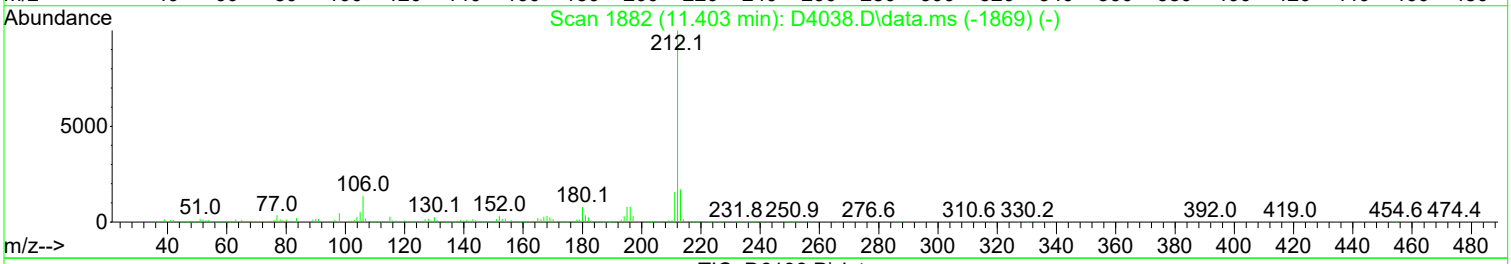

TIC: D6198.D\data.ms

(130) 3,3-Dimethylbenzidine (TM)

11.302min (-0.005) 0.76 ppm

response 26196

Ion	Exp%	Act%
212.20	100.00	100.00
106.10	13.30	13.44
196.10	8.00	8.10
0.00	0.00	0.00

Manual Integration:

Before

02/05/24

Quantitation Report (Qedit)

Data Path : I:\ACQUDATA\5977-MS64\Data\020224\
Data File : D6198.D
Acq On : 02 Feb 2024 04:29 pm
Operator : moses
Sample : 8270 1ppm
Misc : 8270 INIT. CAL.
ALS Vial : 12 Sample Multiplier: 1

Quant Time: Feb 05 11:33:46 2024
Quant Method : I:\ACQUDATA\5977-MS64\Methods\8270-020224(64).M
Quant Title : 8270 BNA ANALYSIS
QLast Update : Mon Feb 05 11:32:32 2024
Response via : Initial Calibration

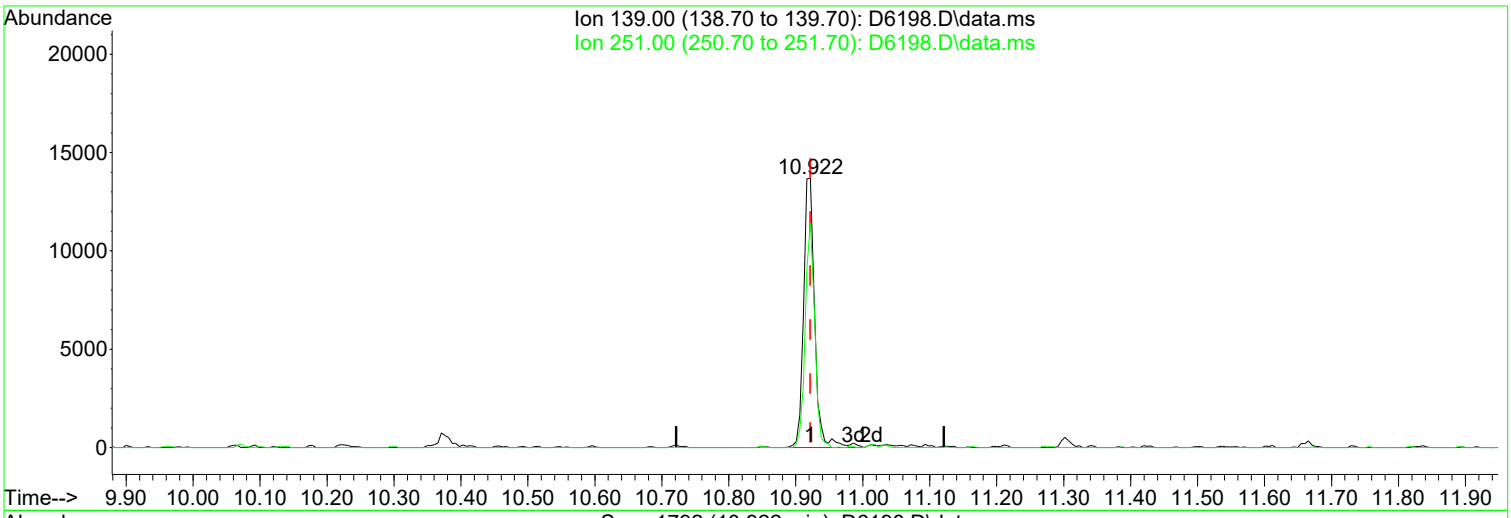

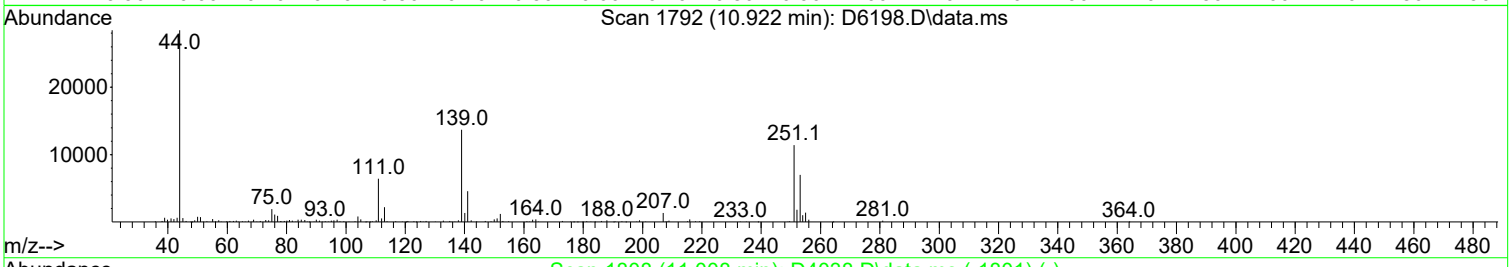

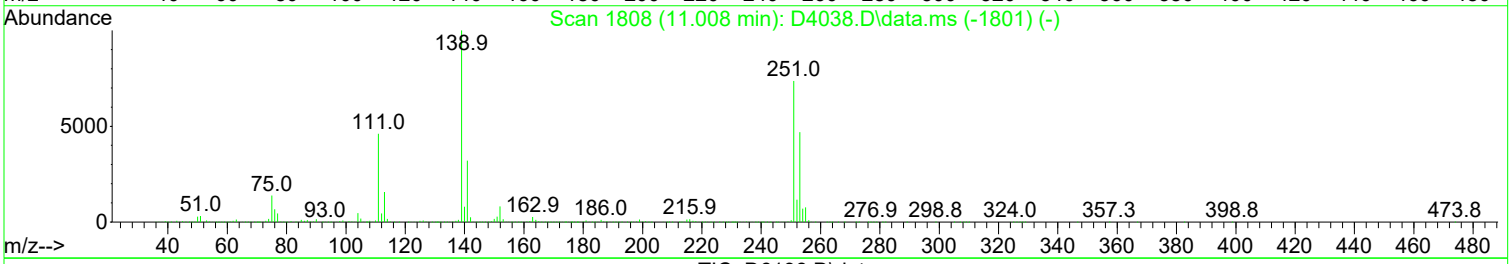

TIC: D6198.D\data.ms

(128) Chlorobenzilate (TM)

10.922min (-0.000) 0.86 ppm m

response 15790

Ion	Exp%	Act%
139.00	100.00	100.00
251.00	72.80	83.56
0.00	0.00	0.00
0.00	0.00	0.00

Manual Integration:

After

Poor integration.

02/05/24

1st AM 02/05/24
2nd BA 02/05/24

Quantitation Report (Qedit)

Data Path : I:\ACQUDATA\5977-MS64\Data\020224\
Data File : D6198.D
Acq On : 02 Feb 2024 04:29 pm
Operator : moses
Sample : 8270 1ppm
Misc : 8270 INIT. CAL.
ALS Vial : 12 Sample Multiplier: 1

Quant Time: Feb 05 11:33:46 2024
Quant Method : I:\ACQUDATA\5977-MS64\Methods\8270-020224(64).M
Quant Title : 8270 BNA ANALYSIS
QLast Update : Mon Feb 05 11:32:32 2024
Response via : Initial Calibration

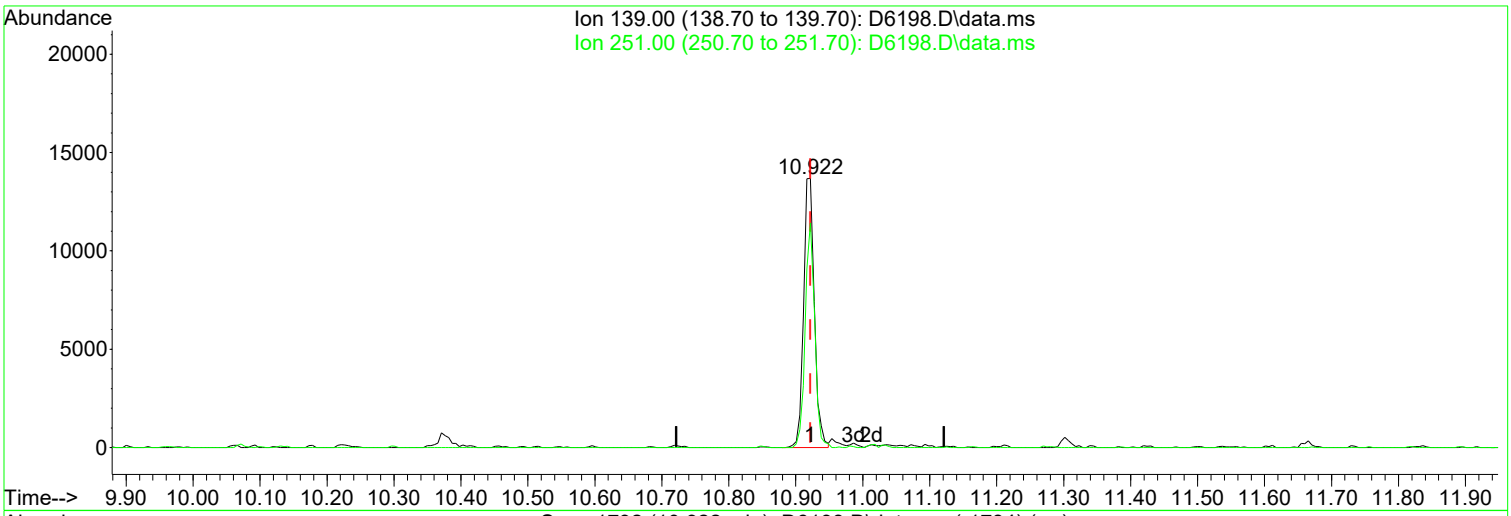

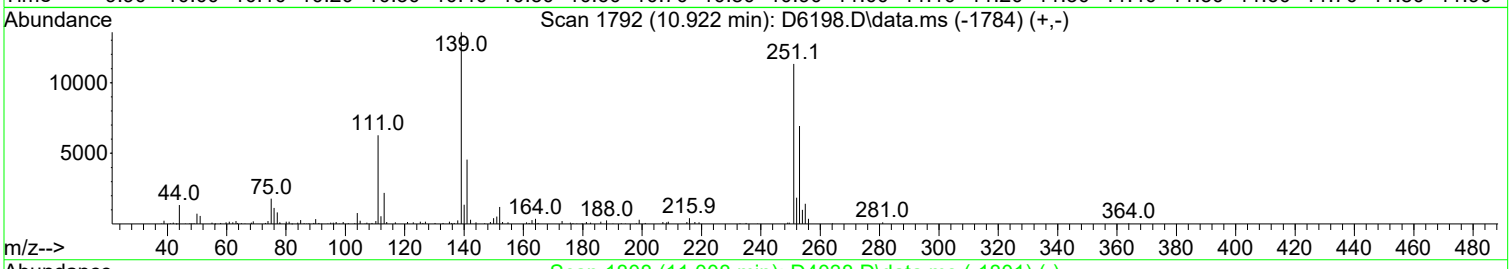

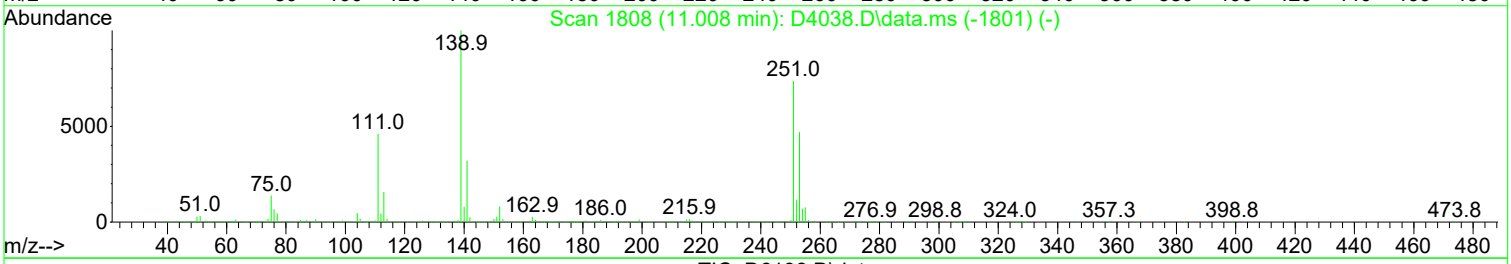

TIC: D6198.D\data.ms

(128) Chlorobenzilate (TM)

10.922min (-0.000) 0.83 ppm

response 15248

Ion	Exp%	Act%
139.00	100.00	100.00
251.00	72.80	83.51
0.00	0.00	0.00
0.00	0.00	0.00

Manual Integration:

Before

02/05/24

Quantitation Report (Qedit)

Data Path : I:\ACQUDATA\5977-MS64\Data\020224\
Data File : D6198.D
Acq On : 02 Feb 2024 04:29 pm
Operator : moses
Sample : 8270 1ppm
Misc : 8270 INIT. CAL.
ALS Vial : 12 Sample Multiplier: 1

Quant Time: Feb 05 11:33:46 2024
Quant Method : I:\ACQUDATA\5977-MS64\Methods\8270-020224(64).M
Quant Title : 8270 BNA ANALYSIS
QLast Update : Mon Feb 05 11:32:32 2024
Response via : Initial Calibration

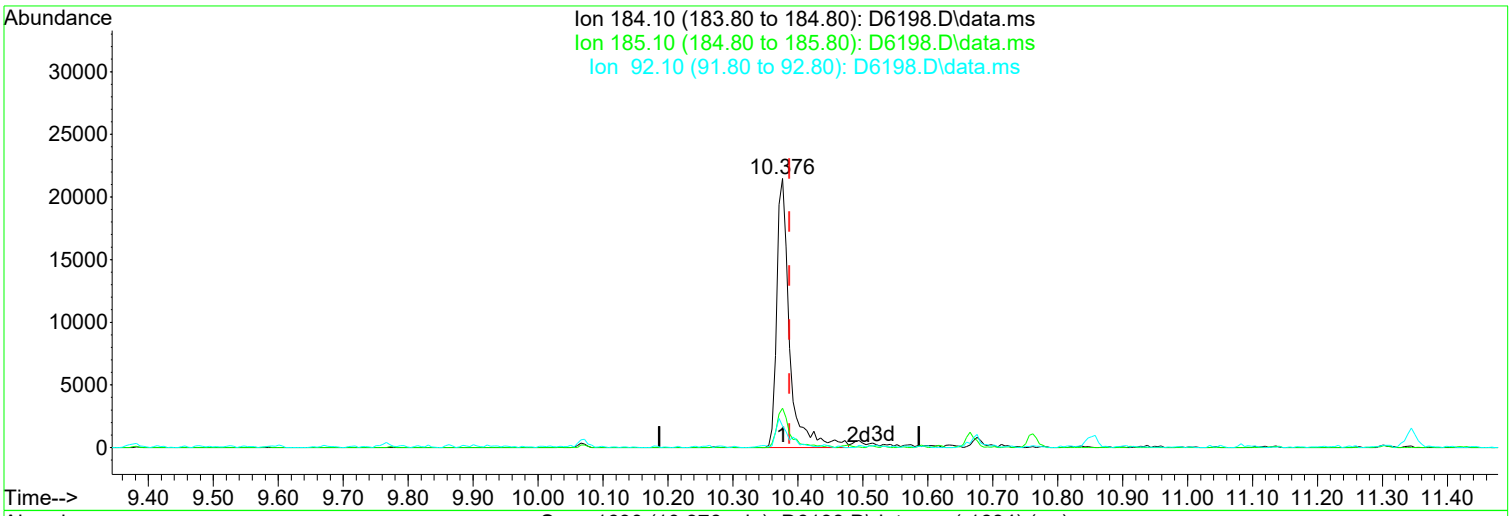

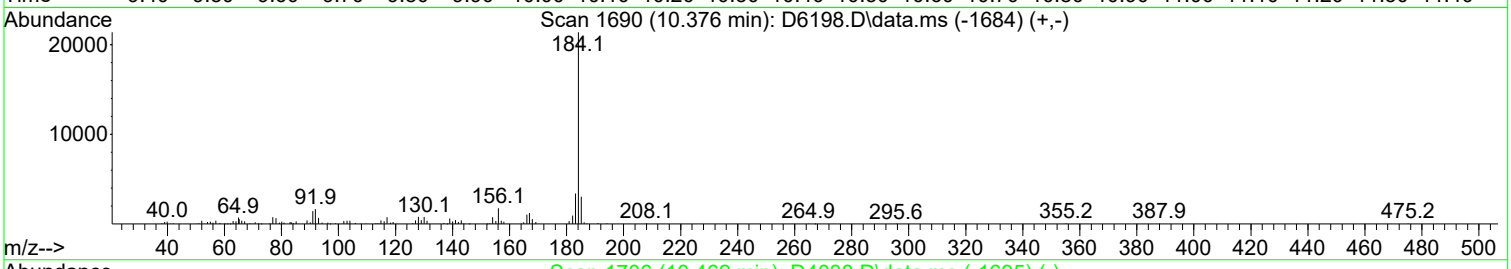

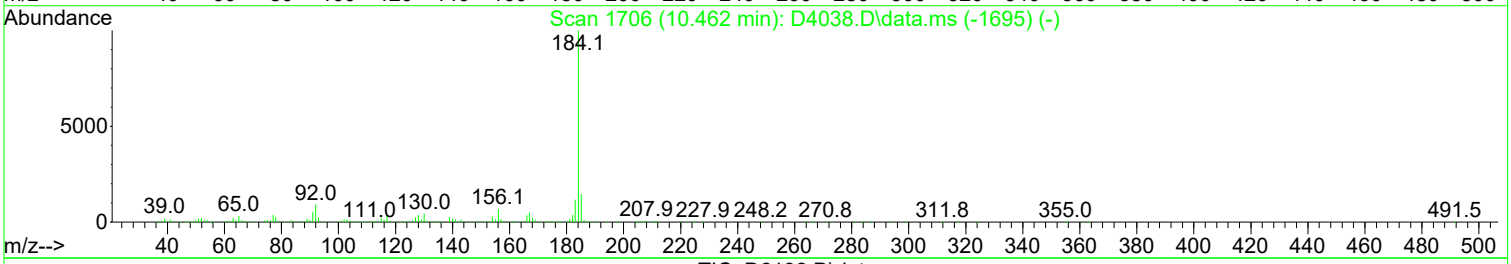

TIC: D6198.D\data.ms

(123) Benzidine (TM)

10.376min (-0.011) 0.82 ppm

response 29387

Ion	Exp%	Act%
184.10	100.00	100.00
185.10	14.00	14.20
92.10	9.00	7.63
0.00	0.00	0.00

Manual Integration:

Before

02/05/24

Quantitation Report (Qedit)

Data Path : I:\ACQUDATA\5977-MS64\Data\020224\
Data File : D6198.D
Acq On : 02 Feb 2024 04:29 pm
Operator : moses
Sample : 8270 1ppm
Misc : 8270 INIT. CAL.
ALS Vial : 12 Sample Multiplier: 1

Quant Time: Feb 05 11:33:46 2024
Quant Method : I:\ACQUDATA\5977-MS64\Methods\8270-020224(64).M
Quant Title : 8270 BNA ANALYSIS
QLast Update : Mon Feb 05 11:32:32 2024
Response via : Initial Calibration

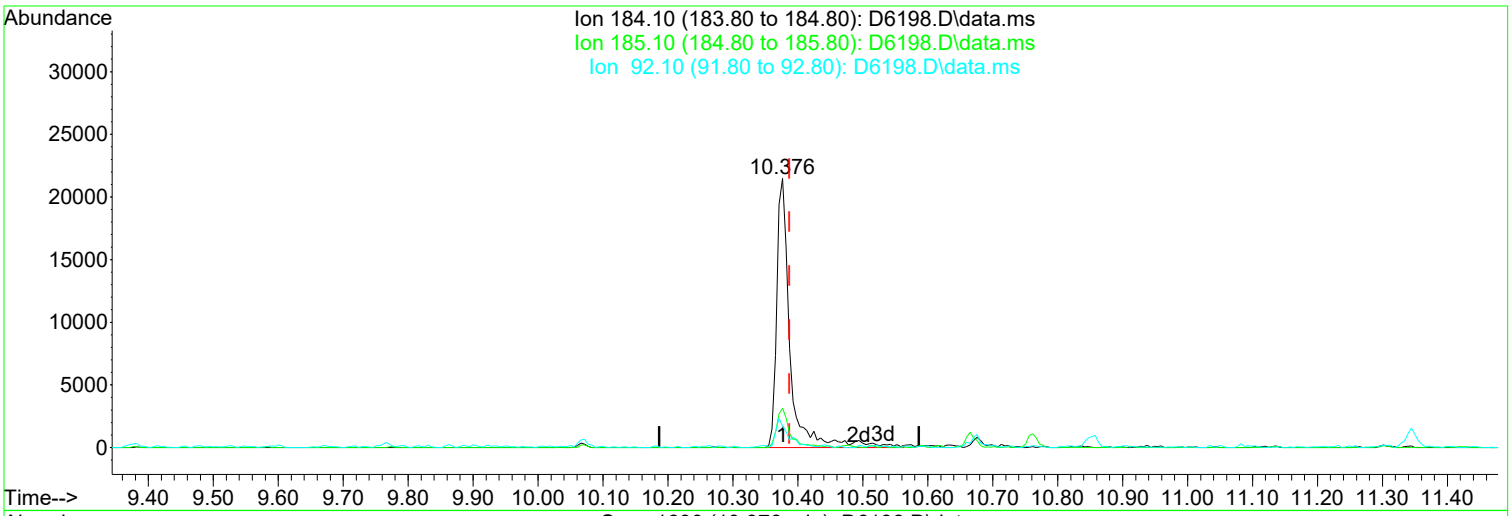

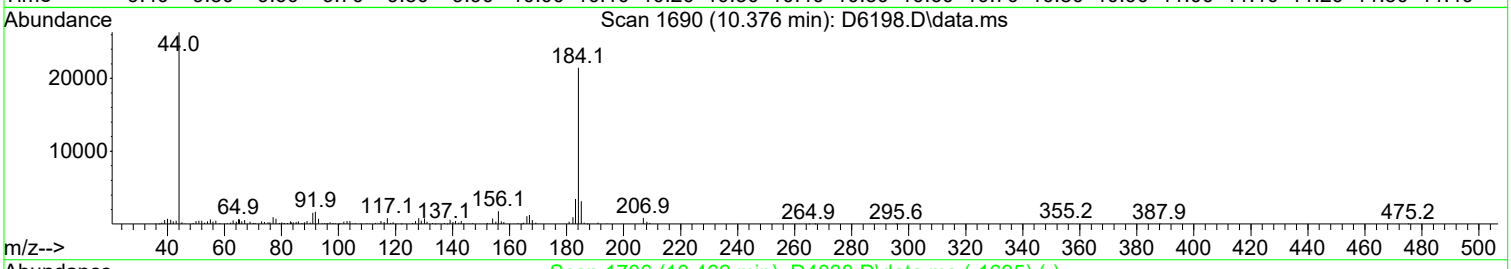

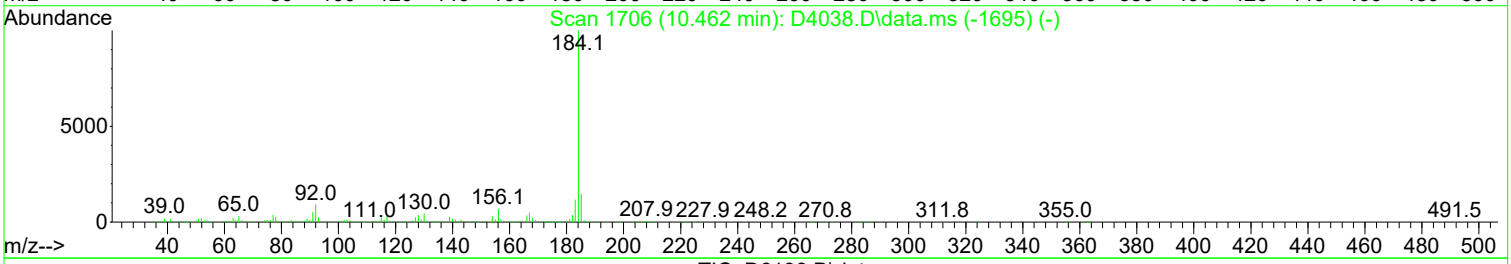

TIC: D6198.D\data.ms

(123) Benzidine (TM)

10.376min (-0.011) 0.86 ppm m

response 30757

Ion	Exp%	Act%
184.10	100.00	100.00
185.10	14.00	14.60
92.10	9.00	7.96
0.00	0.00	0.00

Manual Integration:

After

Poor integration.

02/05/24

Quantitation Report (Qedit)

Data Path : I:\ACQUDATA\5977-MS64\Data\020224\
Data File : D6198.D
Acq On : 02 Feb 2024 04:29 pm
Operator : moses
Sample : 8270 1ppm
Misc : 8270 INIT. CAL.
ALS Vial : 12 Sample Multiplier: 1

Quant Time: Feb 05 11:33:46 2024
Quant Method : I:\ACQUDATA\5977-MS64\Methods\8270-020224(64).M
Quant Title : 8270 BNA ANALYSIS
QLast Update : Mon Feb 05 11:32:32 2024
Response via : Initial Calibration

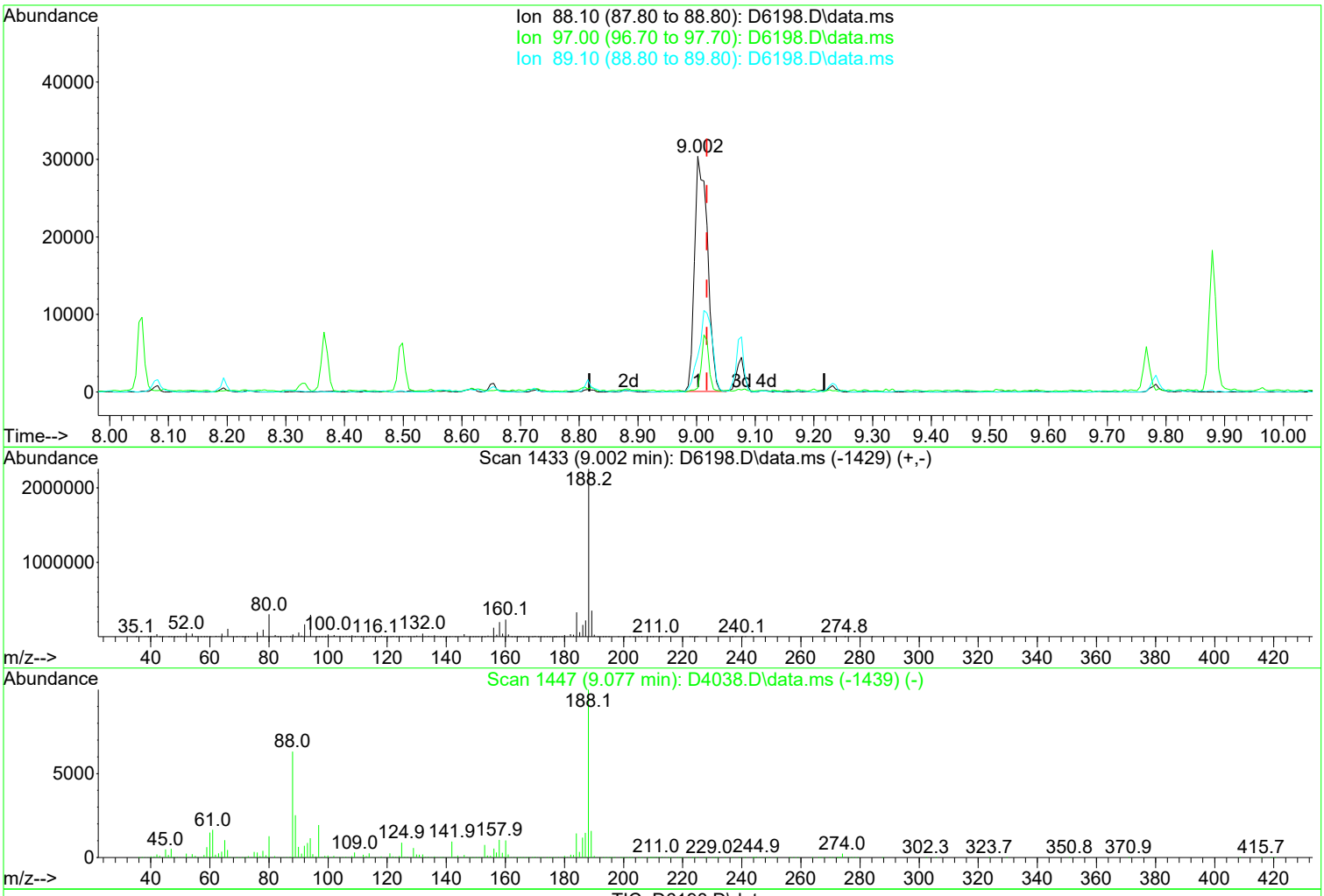

TIC: D6198.D\data.ms

(111) Disulfoton (TM)

9.002min (-0.016) 1.91 ppm

response 46567

Ion	Exp%	Act%
88.10	100.00	100.00
97.00	30.70	1.29
89.10	43.00	15.06
0.00	0.00	0.00

Manual Integration:

Before

02/05/24

Quantitation Report (Qedit)

Data Path : I:\ACQUDATA\5977-MS64\Data\020224\
Data File : D6198.D
Acq On : 02 Feb 2024 04:29 pm
Operator : moses
Sample : 8270 1ppm
Misc : 8270 INIT. CAL.
ALS Vial : 12 Sample Multiplier: 1

Quant Time: Feb 05 11:33:46 2024
Quant Method : I:\ACQUDATA\5977-MS64\Methods\8270-020224(64).M
Quant Title : 8270 BNA ANALYSIS
QLast Update : Mon Feb 05 11:32:32 2024
Response via : Initial Calibration

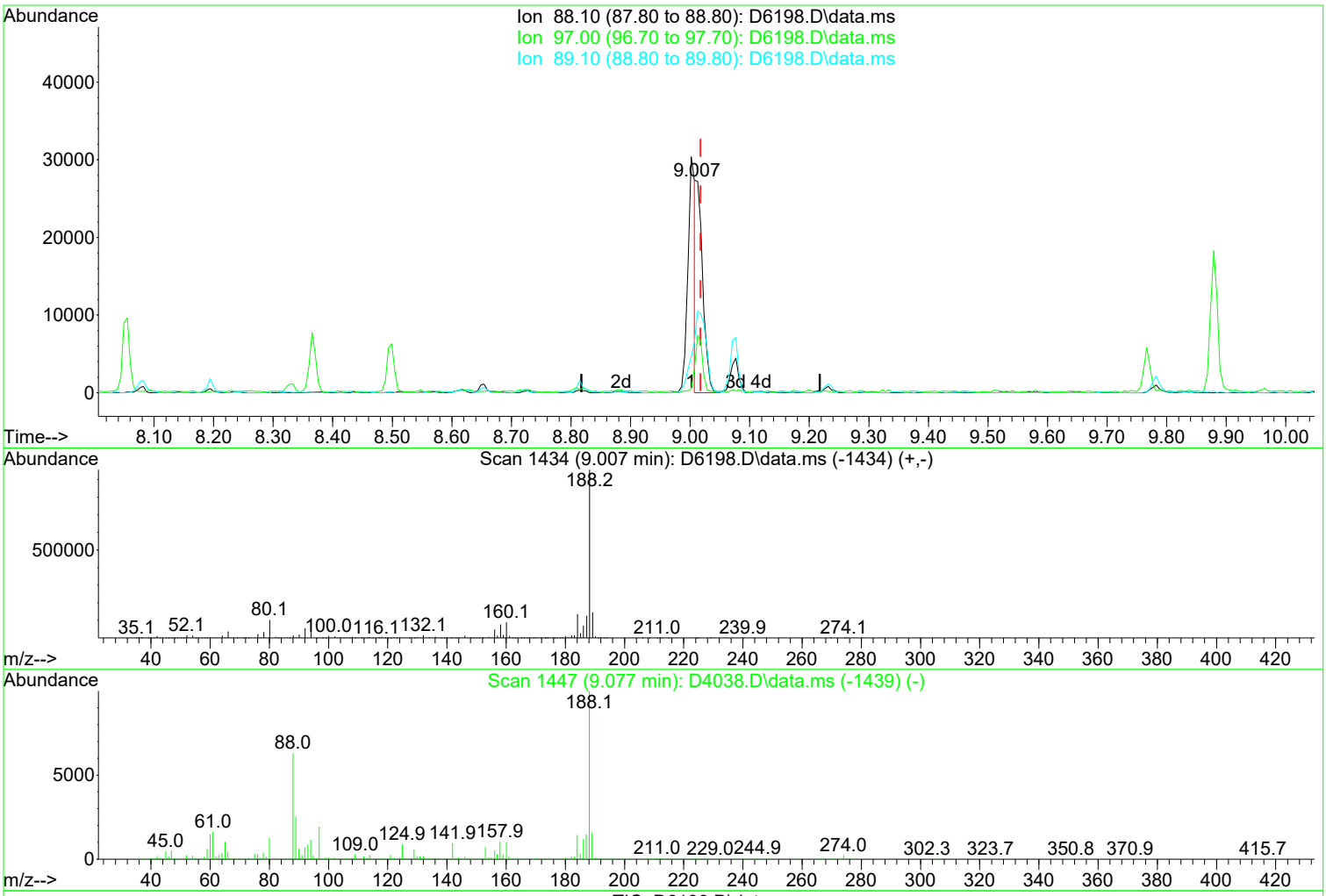

TIC: D6198.D\data.ms

(111) Disulfoton (TM)

9.007min (-0.011) 0.86 ppm m

response 21079

Ion	Exp%	Act%
88.10	100.00	100.00
97.00	30.70	10.86
89.10	43.00	23.54
0.00	0.00	0.00

Manual Integration:

After

Split Peak.

02/05/24

1st AM 02/05/24
2nd BA 02/05/24

Quantitation Report (Qedit)

Data Path : I:\ACQUDATA\5977-MS64\Data\020224\
Data File : D6198.D
Acq On : 02 Feb 2024 04:29 pm
Operator : moses
Sample : 8270 1ppm
Misc : 8270 INIT. CAL.
ALS Vial : 12 Sample Multiplier: 1

Quant Time: Feb 05 11:33:46 2024
Quant Method : I:\ACQUDATA\5977-MS64\Methods\8270-020224(64).M
Quant Title : 8270 BNA ANALYSIS
QLast Update : Mon Feb 05 11:32:32 2024
Response via : Initial Calibration

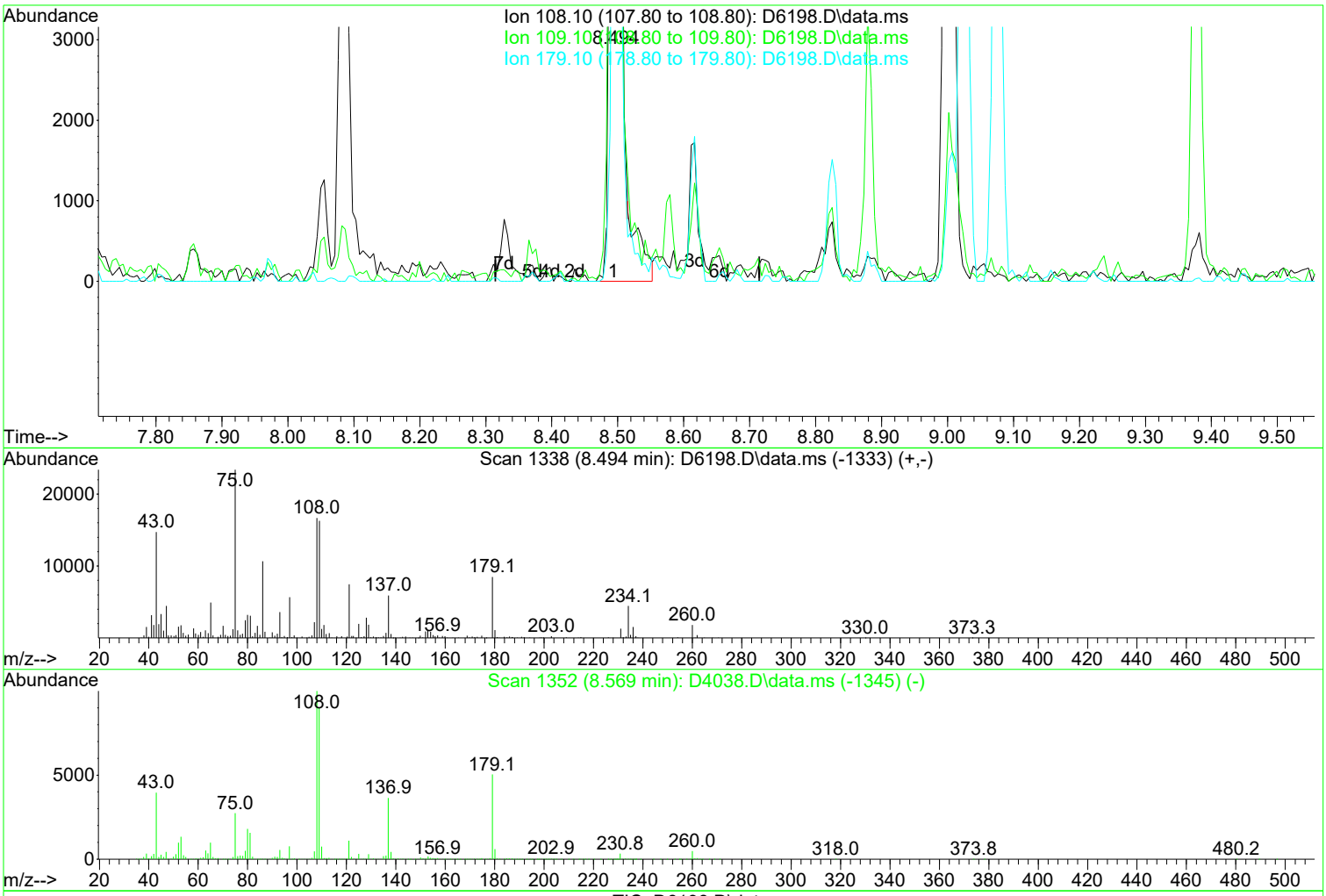

TIC: D6198.D\data.ms

(101) Phenacetin (TM)

8.494min (-0.021) 0.82 ppm

response 17201

Ion	Exp%	Act%
108.10	100.00	100.00
109.10	88.30	97.66
179.10	55.00	51.01
0.00	0.00	0.00

Manual Integration:

Before

02/05/24

1st AM 02/05/24
2nd BA 02/05/24

Quantitation Report (Qedit)

Data Path : I:\ACQUDATA\5977-MS64\Data\020224\
Data File : D6198.D
Acq On : 02 Feb 2024 04:29 pm
Operator : moses
Sample : 8270 1ppm
Misc : 8270 INIT. CAL.
ALS Vial : 12 Sample Multiplier: 1

Quant Time: Feb 05 11:33:46 2024
Quant Method : I:\ACQUDATA\5977-MS64\Methods\8270-020224(64).M
Quant Title : 8270 BNA ANALYSIS
QLast Update : Mon Feb 05 11:32:32 2024
Response via : Initial Calibration

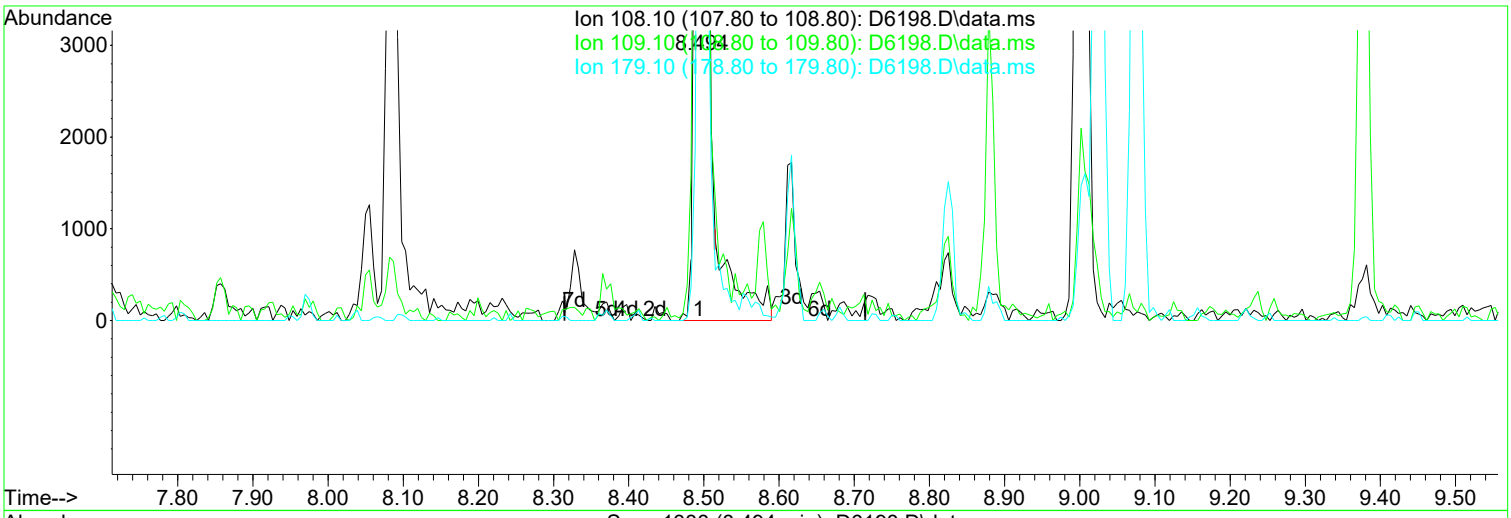

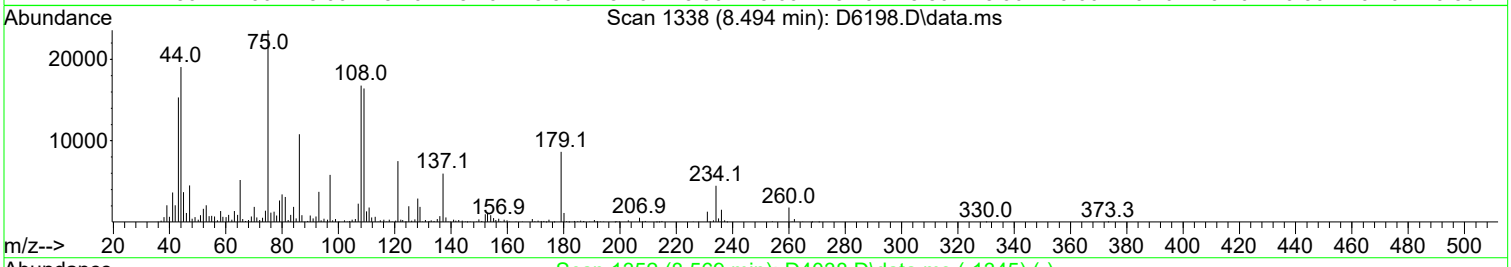

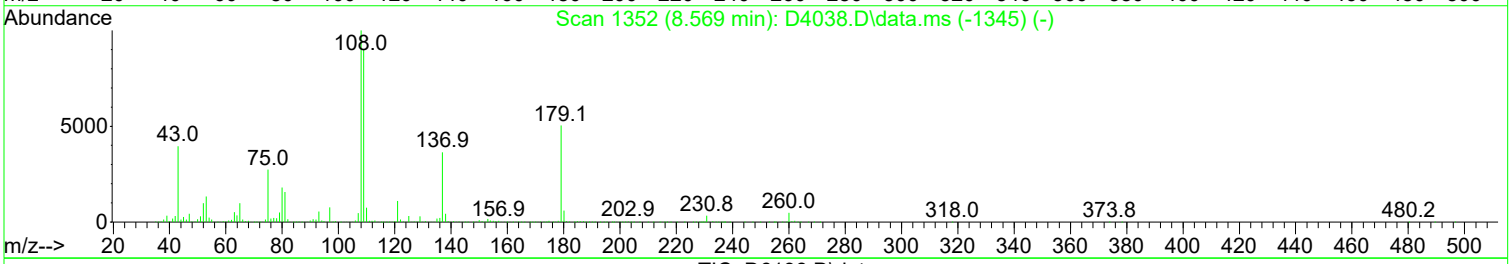

TIC: D6198.D\data.ms

(101) Phenacetin (TM)

8.494min (-0.021) 0.85 ppm m

response 17777

Ion	Exp%	Act%
108.10	100.00	100.00
109.10	88.30	97.95
179.10	55.00	51.53
0.00	0.00	0.00

Manual Integration:

After

Poor integration.

02/05/24

Quantitation Report (Qedit)

Data Path : I:\ACQUDATA\5977-MS64\Data\020224\
Data File : D6197.D
Acq On : 02 Feb 2024 04:06 pm
Operator : moses
Sample : 8270 2ppm
Misc : 8270 INIT. CAL.
ALS Vial : 11 Sample Multiplier: 1

Quant Time: Feb 05 11:33:39 2024
Quant Method : I:\ACQUDATA\5977-MS64\Methods\8270-020224(64).M
Quant Title : 8270 BNA ANALYSIS
QLast Update : Mon Feb 05 11:32:32 2024
Response via : Initial Calibration

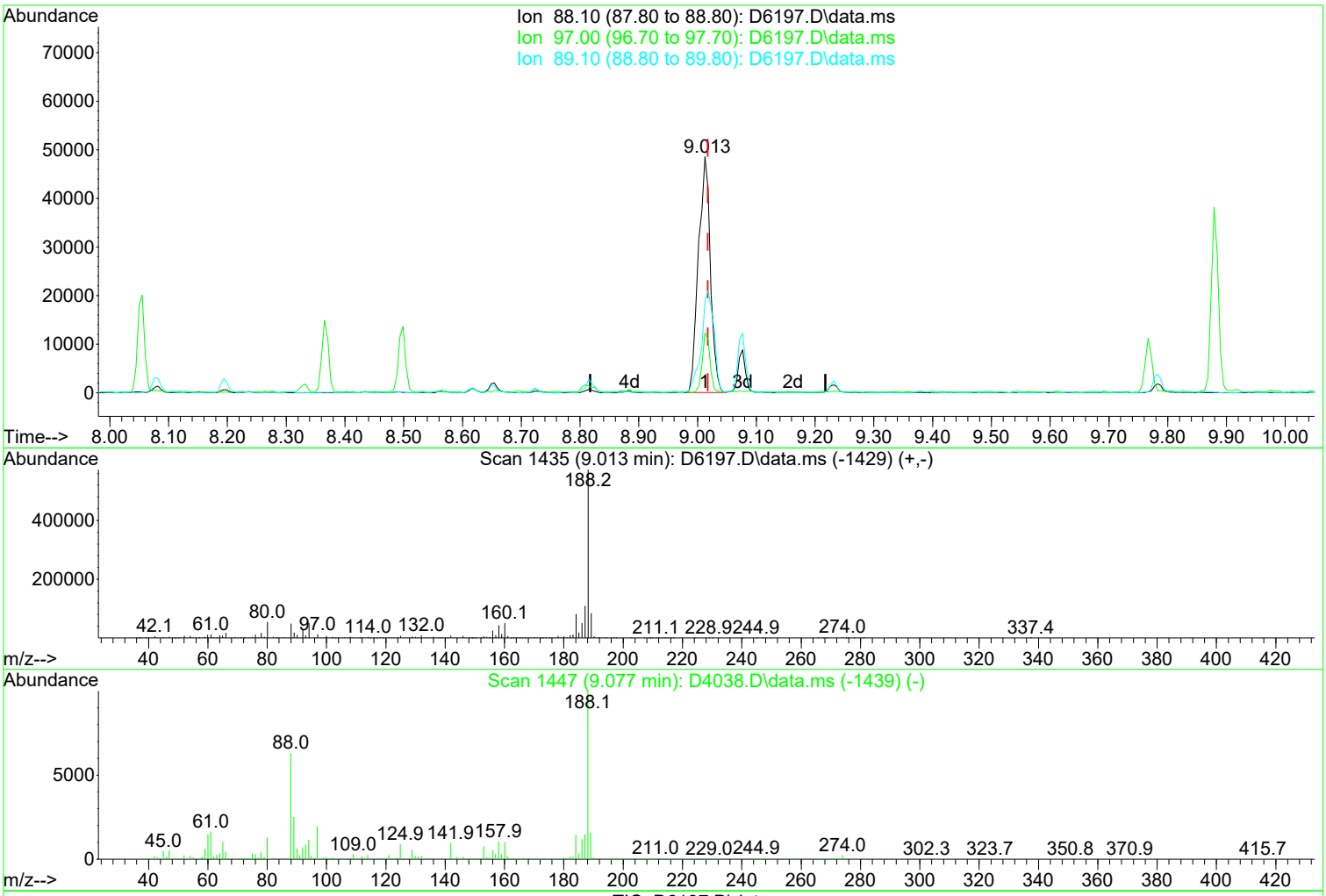

TIC: D6197.D\data.ms

(111) Disulfoton (TM)

9.013min (-0.005) 2.82 ppm

response 68386

Ion	Exp%	Act%
88.10	100.00	100.00
97.00	30.70	25.12
89.10	43.00	38.44
0.00	0.00	0.00

Manual Integration:

Before

02/05/24

Quantitation Report (QT Reviewed)

Data Path : I:\ACQUDATA\5977-MS64\Data\020224\
Data File : D6197.D
Acq On : 02 Feb 2024 04:06 pm
Operator : moses
Sample : 8270 2ppm
Misc : 8270 INIT. CAL.
ALS Vial : 11 Sample Multiplier: 1

Quant Time: Feb 05 11:33:39 2024
Quant Method : I:\ACQUDATA\5977-MS64\Methods\8270-020224(64).M
Quant Title : 8270 BNA ANALYSIS
QLast Update : Mon Feb 05 11:32:32 2024
Response via : Initial Calibration

Compound	R.T.	QIon	Response	Conc	Units		Dev(Min)
Internal Standards							
1) d4-1,4-Dichlorobenzene	4.643	152	597881	40.00	ppm		0.00
34) d8-Naphthalene	5.825	136	2341775	40.00	ppm		0.00
58) d10-Acenaphthene	7.542	164	1218992	40.00	ppm		0.00
92) d10-Phenanthrene	9.002	188	2011310	40.00	ppm		0.00
118) d12-Chrysene	12.179	240	1672295	40.00	ppm		-0.01
136) d12-Perylene	15.003	264	1813591	40.00	ppm		0.00
System Monitoring Compounds							
8) SURR1,2-FLUOROPHENOL	3.482	112	38435	1.96	ppm		0.00
Spiked Amount 20.000	Range 10 - 70		Recovery =	9.80%#			
13) SURR2,PHENOL-D6	4.295	99	49083	1.96	ppm		0.00
Spiked Amount 20.000	Range 10 - 107		Recovery =	9.80%#			
35) SURR4,NITROBENZENE-D5	5.145	82	41841	2.02	ppm		0.00
Spiked Amount 10.000	Range 31 - 110		Recovery =	20.20%#			
64) SURR5,2-FLUOROBIPHENYL	6.878	172	77554	2.01	ppm		0.00
Spiked Amount 10.000	Range 31 - 118		Recovery =	20.10%#			
89) SURR3,2,4,6-TRIBROMOPH...	8.312	330	8493	1.63	ppm		0.00
Spiked Amount 20.000	Range 35 - 141		Recovery =	8.15%#			
125) SURR6,TERPHENYL-D14	10.676	244	75134	1.86	ppm		0.00
Spiked Amount 10.000	Range 10 - 165		Recovery =	18.60%			
Target Compounds							Qvalue
2) 1,4-Dioxane	1.797	88	18258	2.285	ppm		96
3) Pyridine	2.225	79	38157	1.826	ppm		99
4) N-Nitrosodimethylamine	2.156	74	26751	1.973	ppm		95
5) 2-Picoline	2.958	93	45248	2.037	ppm		99
6) N-Nitrosomethylamine	3.059	42	15358	2.022	ppm		94
7) Methyl Methansulfonate	3.332	80	23156	2.103	ppm		98
9) N-Nitrosodiethylamine	3.691	102	20408	2.042	ppm		93
10) Ethyl Mathanesulfonate	3.953	79	29706	1.995	ppm		90
11) Benzaldehyde	4.252	106	32765	2.215	ppm		96
12) Aniline	4.343	93	63085	2.030	ppm		94
14) Phenol	4.306	94	53009	1.981	ppm		98
15) bis(2-Clethyl)Ether	4.402	93	42841	2.126	ppm		96
16) Pentachloroethane	4.397	117	14895	2.048	ppm		96
17) 2-Chlorophenol	4.450	128	43579	2.004	ppm		96
18) 1,3-Diclbenzene	4.595	146	46502	2.093	ppm		98
19) 1,4-Dichlorobenzene	4.659	146	46922	2.051	ppm		97
20) 1,2-Diclbenzene	4.798	146	45069	2.113	ppm		98
21) Benzyl Alcohol	4.760	79	32220	2.010	ppm		97
22) 1-Methyl-2-pyrrolidinone	4.776	99	29430	2.067	ppm		92
23) 2,2'-oxybis(1-Chloropr...	4.889	45	51121	2.134	ppm		97
24) 2-Methylphenol	4.857	108	37569	1.996	ppm		92
25) 3+4-Methylphenol	4.996	108	36451	1.862	ppm		99
26) Acetophenone	5.006	105	55268	1.975	ppm		91
27) N-Nitroso-Di-n-propyla...	5.001	70	30133	2.007	ppm		96
28) N-Nitrosopyrrolidine	4.980	100	22861	1.988	ppm		93
29) N-Nitrosomorpholine	5.017	56	25606	2.102	ppm		95
30) o-Toluidine	5.038	106	62997	2.026	ppm		96
31) Hexachloroethane	5.108	117	19559	2.186	ppm	#	79
32) o,o,o-Triethylphosphor...	5.568	198	17391	1.905	ppm		82
33) Alpha-terpinol	5.857	121	11410	1.945	ppm		91
36) Nitrobenzene	5.161	77	41179	1.978	ppm		96
37) N-Nitrosopiperidine	5.301	42	25883	2.003	ppm		93
38) Isophorone	5.386	82	78004	2.013	ppm		98

Data Path : I:\ACQUDATA\5977-MS64\Data\020224\
Data File : D6197.D
Acq On : 02 Feb 2024 04:06 pm
Operator : moses
Sample : 8270 2ppm
Misc : 8270 INIT. CAL.
ALS Vial : 11 Sample Multiplier: 1

Quant Time: Feb 05 11:33:39 2024
Quant Method : I:\ACQUDATA\5977-MS64\Methods\8270-020224(64).M
Quant Title : 8270 BNA ANALYSIS
QLast Update : Mon Feb 05 11:32:32 2024
Response via : Initial Calibration

Compound	R.T.	QIon	Response	Conc	Units		Dev(Min)
39) 2-Nitrophenol	5.461	139	19234	1.737	ppm		96
40) Benzoic Acid	5.525	105	7637	0.555	ppm		81
41) 2,4-Dimethylphenol	5.493	107	39419	1.841	ppm		97
42) bis(-2-Chloroethoxy)Me...	5.589	93	44396	2.036	ppm		97
43) 2,4-Dichlorophenol	5.686	162	29933	1.780	ppm		99
44) a,a-Dimethylphenethyla...	5.696	58	94042	1.928	ppm		99
45) 1,2,4-Trichlorobenzene	5.771	180	34374	2.020	ppm		95
46) Naphthalene	5.846	128	123774	2.102	ppm		99
47) 4-Chloroaniline	5.894	127	50461	1.988	ppm		98
48) 2,6-Dichlorophenol	5.900	162	31123	1.907	ppm		91
49) Hexachlorobutadiene	5.969	225	18199	2.063	ppm		97
50) Hexachloropropene	5.932	213	19988	1.881	ppm		98
51) 4-Chloro-3-methylphenol	6.360	107	30600	1.718	ppm		97
52) N-N-di-n-butylamine	6.226	84	34150	1.944	ppm		92
53) Caprolactam	6.210	113	13735	1.919	ppm		95
54) p-Phenylenediamine	6.237	80	20270	2.211	ppm		93
55) Safrole	6.434	162	27301	1.850	ppm		97
56) 2-Methylnaphthalene	6.520	142	78375	1.955	ppm		97
57) 1-Methylnaphthalene	6.616	142	73478	1.967	ppm		96
59) Hexachlorocyclopentadiene	6.675	237	16198	1.742	ppm		99
60) 1,2,4,5-Tetrachloroben...	6.681	216	30272	1.967	ppm		98
61) 1,2,3,4-Tetrachloroben...	6.959	216	30679	2.038	ppm		94
62) 2,4,6-Trichlorophenol	6.793	196	19418	1.785	ppm		90
63) 2,4,5-Trichlorophenol	6.825	196	19163	1.684	ppm		93
65) Isosafrole	6.943	104	13394	2.002	ppm		91
66) 1,1'-Biphenyl	6.975	154	93727	2.055	ppm		99
67) 2-Chloronaphthalene	6.991	162	71566	2.128	ppm		98
68) 2-Nitroaniline	7.087	65	17746	1.754	ppm		95
69) 1,4-Naphthoquinone	7.162	158	23934	2.176	ppm		94
70) m-Dinitrobenzene	7.296	168	9693	1.539	ppm		94
71) Acenaphthylene	7.397	152	103662	1.961	ppm		99
72) Dimethyl phthalate	7.280	163	76575	1.987	ppm		96
73) 2,6-Dinitrotoluene	7.328	165	14680	1.645	ppm		97
74) Acenaphthene	7.568	153	73932	2.071	ppm		98
75) 3-Nitroaniline	7.488	138	17737	1.684	ppm		91
76) 2,4-Dinitrophenol	7.595	184	4742	1.064	ppm		85
77) Dibenzofuran	7.740	168	97715	2.032	ppm		100
78) 2,4-Dinitrotoluene	7.723	165	16747	1.478	ppm		97
79) 4-Nitrophenol	7.649	65	11632	1.382	ppm		98
80) Pentachlorobenzene	7.697	250	26110	2.007	ppm		97
81) 1-Napthylamine	7.814	143	61411	1.959	ppm		100
82) 2-Napthylamine	7.895	143	65957	1.976	ppm		96
83) 2,3,4,6-Tetrachlorophenol	7.857	232	13024	1.698	ppm		90
84) Fluorene	8.076	166	79887	1.924	ppm		99
85) 4-Chlorophenyl-phenyle...	8.082	204	33265	1.769	ppm		94
86) Diethylphthalate	7.975	149	72218	1.942	ppm		98
87) 4-Nitroaniline	8.082	138	20930	1.763	ppm		98
88) 5-Nitro-o-toluidine	8.082	152	18986	1.564	ppm		92
90) Sulfotepp	8.371	322	10862	1.797	ppm		84
91) Octachlorocyclopentene	8.333	307	9648	1.745	ppm		97
93) Thionazin	8.055	107	11932	1.885	ppm		94
94) 4,6-Dinitro-2-methylph...	8.119	198	7366	1.262	ppm		98
95) Diphenylamine	8.194	169	123670	4.019	ppm		97
96) 1,2 Diphenylhydrazine	8.237	77	82331	2.057	ppm		95
97) N-Nitrosodiphenylamine	8.194	169	123670	4.018	ppm		97
98) 1,3,5-Trinirobenzene	8.440	213	4385	1.194	ppm	#	80

Quantitation Report (QT Reviewed)

Data Path : I:\ACQUDATA\5977-MS64\Data\020224\
Data File : D6197.D
Acq On : 02 Feb 2024 04:06 pm
Operator : moses
Sample : 8270 2ppm
Misc : 8270 INIT. CAL.
ALS Vial : 11 Sample Multiplier: 1

Quant Time: Feb 05 11:33:39 2024
Quant Method : I:\ACQUDATA\5977-MS64\Methods\8270-020224(64).M
Quant Title : 8270 BNA ANALYSIS
QLast Update : Mon Feb 05 11:32:32 2024
Response via : Initial Calibration

Compound	R.T.	QIon	Response	Conc	Units		Dev(Min)
99) Diallate	8.488	86	26220	1.997	ppm		86
100) Phorate	8.499	121	15377	1.926	ppm		90
101) Phenacetin	8.499	108	35884	1.722	ppm		92
102) 4-Bromophenyl-phenylether	8.563	248	19192	2.004	ppm		90
103) Hexachlorobenzene	8.617	284	21983	2.019	ppm		97
104) Dimethoate	8.654	87	23660	2.012	ppm		94
105) Atrazine	8.724	215	9825	1.928	ppm		91
106) Pentachlorophenol	8.809	266	10559	1.402	ppm		97
107) 4-Aminobiphenyl	8.820	169	79509	1.830	ppm		99
108) Pentachloronitrobenzene	8.825	237	6907	1.742	ppm		88
109) Pronamide	8.879	173	29671	1.706	ppm		97
110) Dinoseb	8.996	211	8619	1.046	ppm	#	74
111) Disulfoton	9.013	88	51688m	2.132	ppm		
112) Phenanthrene	9.029	178	111973	2.135	ppm		98
113) Anthracene	9.077	178	107738	2.010	ppm		97
114) Carbazole	9.232	167	104822	1.979	ppm		100
115) Di-n-butylphthalate	9.596	149	106076	1.675	ppm		99
116) 4-Nitroquinonline-1-oxide	9.783	190	5875	1.092	ppm		93
117) Fluoranthene	10.227	202	102524	1.831	ppm		100
119) Methyl Parathion	9.376	109	14276	1.671	ppm		90
120) Ethyl Parathion	9.767	97	9414	1.284	ppm		98
121) Methapyrilene	9.879	58	43738	1.969	ppm		100
122) Isodrin	10.072	193	10600	2.125	ppm		99
123) Benzidine	10.376	184	65692	1.799	ppm		96
124) Pyrene	10.478	202	105650	1.933	ppm		98
126) Aramite	10.762	185	2576	1.540	ppm		82
127) p-(Dimethylamino)azobe...	10.852	120	32154	1.771	ppm		99
128) Chlorobenzilate	10.922	139	30900	1.647	ppm		87
129) Butyl benzyl phthalate	11.345	149	49726	1.779	ppm		95
130) 3,3-Dimethylbenzidine	11.302	212	59065	1.673	ppm		99
131) 2-Acetylaminofluorene	11.665	181	34797	1.427	ppm		96
132) 3,3'-Dichlorobenzidine	12.136	252	36732	1.771	ppm		90
133) Benzo(a)anthracene	12.163	228	105471	2.025	ppm		98
134) Chrysene	12.222	228	98211	2.018	ppm		98
135) bis(2-Ethylhexyl)phtha...	12.323	149	63523	1.726	ppm		99
137) Di-n-octyl phthalate	13.607	149	97125	1.575	ppm		99
138) 7,12-Dimethylbenz(a)an...	14.201	256	43290	1.687	ppm		99
139) Benzo(b)Fluoranthene	14.195	252	96422	1.810	ppm		95
140) Benzo(k)fluoranthene	14.249	252	95382	1.915	ppm		97
141) Benzo(a)pyrene	14.869	252	86331	1.839	ppm		99
142) 3-Methylcholanthrene	15.666	268	49075	1.721	ppm		96
143) Indeno(1,2,3-cd)Pyrene	16.977	276	85843	1.869	ppm		97
144) Dibenz(a,h)anthracene	17.035	278	88069	1.871	ppm		97
145) Benzo(g,h,i)perylene	17.399	276	94990	2.030	ppm		97

(#) = qualifier out of range (m) = manual integration (+) = signals summed

Quantitation Report (QT Reviewed)

Data Path : I:\ACQUDATA\5977-MS64\Data\020224\
Data File : D6197.D
Acq On : 02 Feb 2024 04:06 pm
Operator : moses
Sample : 8270 2ppm
Misc : 8270 INIT. CAL.
ALS Vial : 11 Sample Multiplier: 1

Quant Time: Feb 05 11:33:39 2024
Quant Method : I:\ACQUDATA\5977-MS64\Methods\8270-020224(64).M
Quant Title : 8270 BNA ANALYSIS
QLast Update : Mon Feb 05 11:32:32 2024
Response via : Initial Calibration

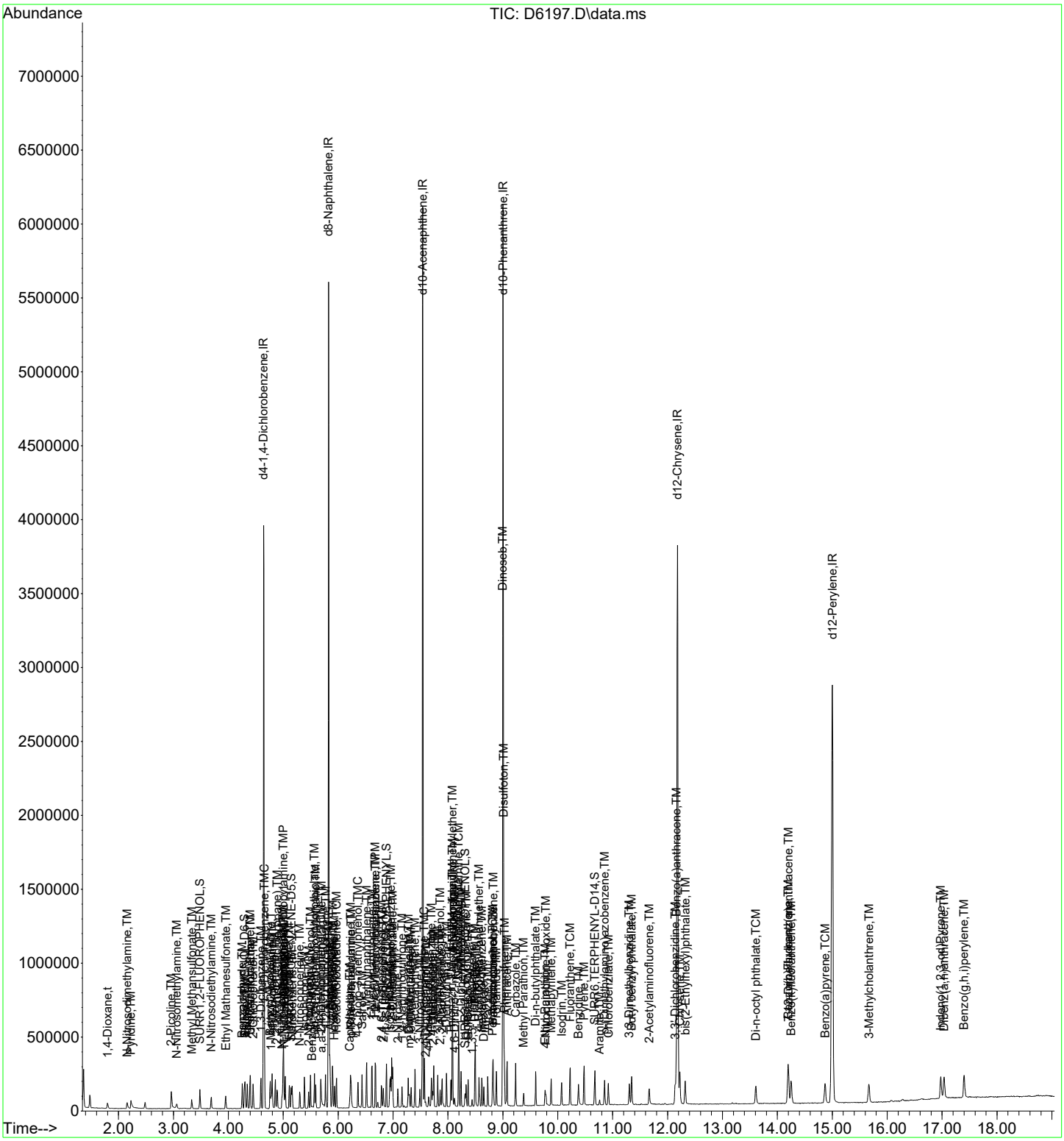

1st AM 02/05/24
2nd BA 02/05/24

Quantitation Report (Qedit)

Data Path : I:\ACQUDATA\5977-MS64\Data\020224\
Data File : D6197.D
Acq On : 02 Feb 2024 04:06 pm
Operator : moses
Sample : 8270 2ppm
Misc : 8270 INIT. CAL.
ALS Vial : 11 Sample Multiplier: 1

Quant Time: Feb 05 11:33:39 2024
Quant Method : I:\ACQUDATA\5977-MS64\Methods\8270-020224(64).M
Quant Title : 8270 BNA ANALYSIS
QLast Update : Mon Feb 05 11:32:32 2024
Response via : Initial Calibration

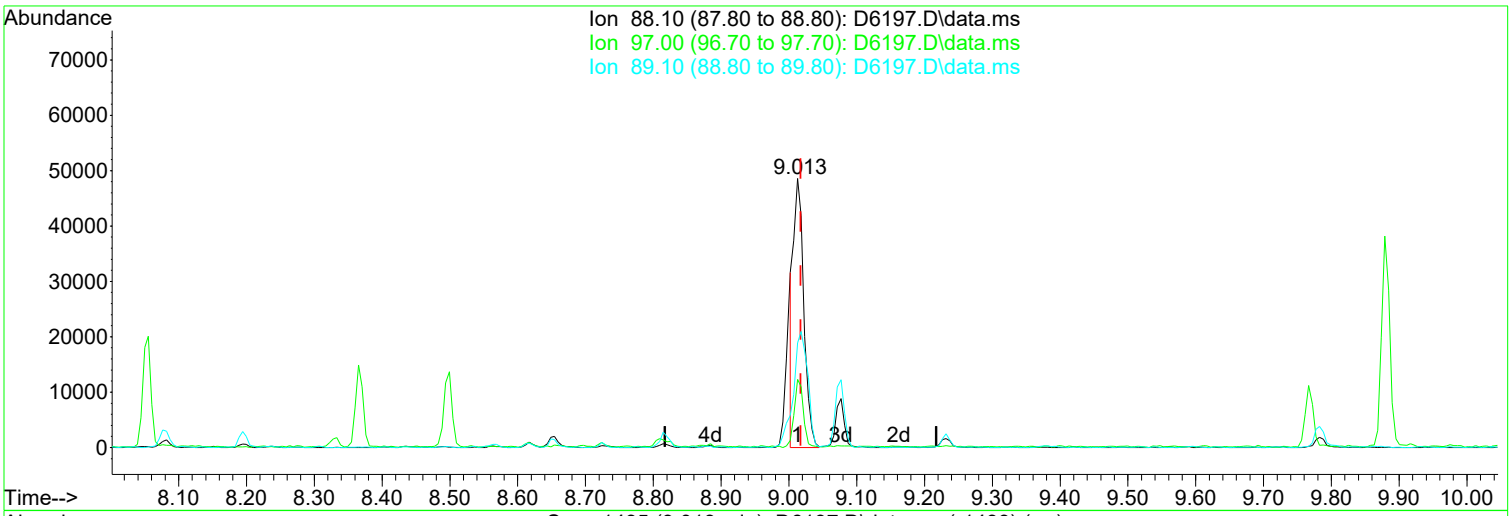

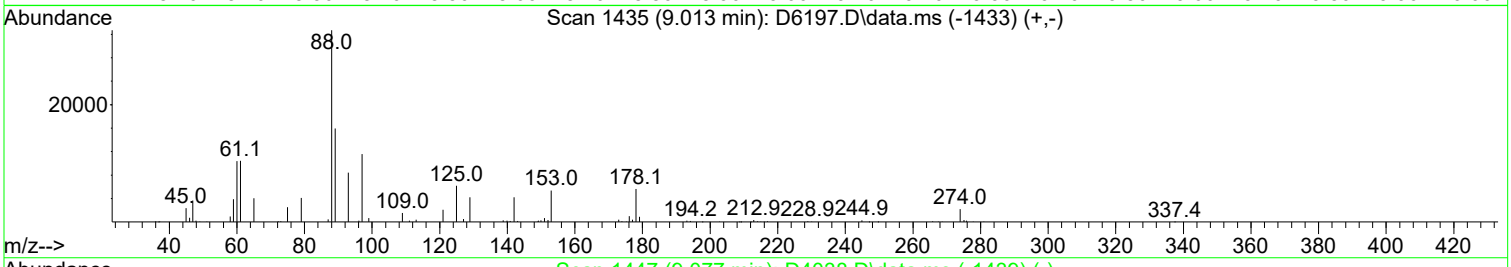

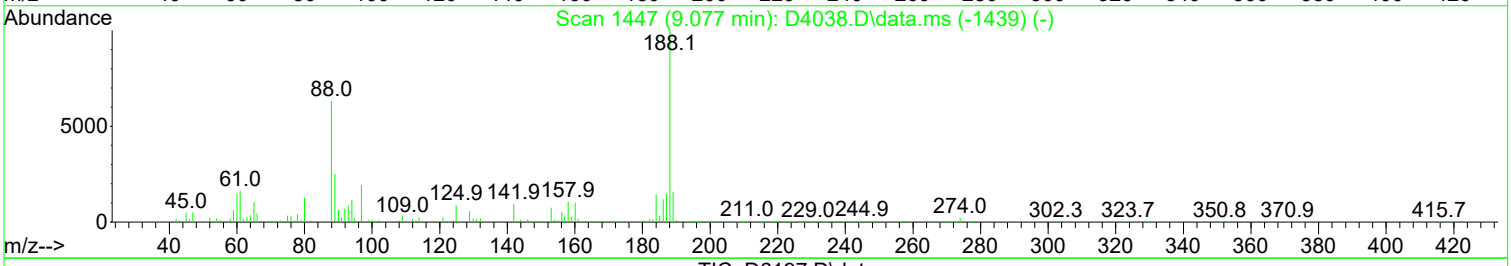

TIC: D6197.D\data.ms

(111) Disulfoton (TM)

9.013min (-0.005) 2.13 ppm m

response 51688

Ion	Exp%	Act%
88.10	100.00	100.00
97.00	30.70	25.37
89.10	43.00	38.90
0.00	0.00	0.00

Manual Integration:

After

Split Peak.

02/05/24

Quantitation Report (QT Reviewed)

Data Path : I:\ACQUDATA\5977-MS64\Data\020224\
Data File : D6196.D
Acq On : 02 Feb 2024 03:42 pm
Operator : moses
Sample : 8270 5ppm
Misc : 8270 INIT. CAL.
ALS Vial : 10 Sample Multiplier: 1

Quant Time: Feb 05 11:33:32 2024
Quant Method : I:\ACQUDATA\5977-MS64\Methods\8270-020224(64).M
Quant Title : 8270 BNA ANALYSIS
QLast Update : Mon Feb 05 11:32:32 2024
Response via : Initial Calibration

Compound	R.T.	QIon	Response	Conc	Units	Dev(Min)
Internal Standards						
1) d4-1,4-Dichlorobenzene	4.648	152	577588	40.00	ppm	0.00
34) d8-Naphthalene	5.825	136	2254174	40.00	ppm	0.00
58) d10-Acenaphthene	7.541	164	1184144	40.00	ppm	0.00
92) d10-Phenanthrene	9.002	188	1965000	40.00	ppm	0.00
118) d12-Chrysene	12.179	240	1645709	40.00	ppm	-0.01
136) d12-Perylene	15.003	264	1839788	40.00	ppm	0.00
System Monitoring Compounds						
8) SURR1,2-FLUOROPHENOL	3.482	112	90055	4.76	ppm	0.00
Spiked Amount 20.000	Range 10 - 70		Recovery = 23.80%			
13) SURR2,PHENOL-D6	4.295	99	116091	4.79	ppm	0.00
Spiked Amount 20.000	Range 10 - 107		Recovery = 23.95%			
35) SURR4,NITROBENZENE-D5	5.145	82	94874	4.77	ppm	0.00
Spiked Amount 10.000	Range 31 - 110		Recovery = 47.70%			
64) SURR5,2-FLUOROBIPHENYL	6.878	172	179864	4.80	ppm	0.00
Spiked Amount 10.000	Range 31 - 118		Recovery = 48.00%			
89) SURR3,2,4,6-TRIBROMOPH...	8.312	330	21573	4.27	ppm	0.00
Spiked Amount 20.000	Range 35 - 141		Recovery = 21.35%#			
125) SURR6,TERPHENYL-D14	10.676	244	182706	4.60	ppm	0.00
Spiked Amount 10.000	Range 10 - 165		Recovery = 46.00%			
Target Compounds						Qvalue
2) 1,4-Dioxane	1.797	88	38919	5.043	ppm	99
3) Pyridine	2.209	79	91660	4.540	ppm	99
4) N-Nitrosodimethylamine	2.155	74	62005	4.734	ppm	96
5) 2-Picoline	2.958	93	106683	4.973	ppm	97
6) N-Nitrosomethylamine	3.054	42	32970	4.494	ppm	92
7) Methyl Methansulfonate	3.332	80	51848	4.874	ppm	94
9) N-Nitrosodiethylamine	3.690	102	45265	4.689	ppm	94
10) Ethyl Mathanesulfonate	3.953	79	69562	4.836	ppm	96
11) Benzaldehyde	4.252	106	75735	5.300	ppm	99
12) Aniline	4.348	93	142116	4.734	ppm	97
14) Phenol	4.306	94	119444	4.621	ppm	99
15) bis(2-Clethyl)Ether	4.402	93	92044	4.729	ppm	96
16) Pentachloroethane	4.396	117	32686	4.653	ppm	96
17) 2-Chlorophenol	4.450	128	97110	4.622	ppm	98
18) 1,3-Diclbenzene	4.594	146	101188	4.714	ppm	97
19) 1,4-Dichlorobenzene	4.659	146	104512	4.729	ppm	97
20) 1,2-Diclbenzene	4.798	146	98923	4.802	ppm	98
21) Benzyl Alcohol	4.760	79	72650	4.692	ppm	99
22) 1-Methyl-2-pyrrolidinone	4.771	99	67015	4.873	ppm	96
23) 2,2'-oxybis(1-Chloropr...	4.889	45	111777	4.831	ppm	97
24) 2-Methylphenol	4.856	108	84292	4.637	ppm	100
25) 3+4-Methylphenol	4.996	108	86521	4.576	ppm	97
26) Acetophenone	5.006	105	133702	4.946	ppm	95
27) N-Nitroso-Di-n-propyla...	5.006	70	70118	4.835	ppm	99
28) N-Nitrosopyrrolidine	4.979	100	51572	4.643	ppm	94
29) N-Nitrosomorpholine	5.017	56	57275	4.867	ppm	95
30) o-Toluidine	5.038	106	145763	4.853	ppm	99
31) Hexachloroethane	5.108	117	41020	4.746	ppm	87
32) o,o,o-Triethylphosphor...	5.568	198	39339	4.460	ppm	96
33) Alpha-terpinol	5.857	121	26756	4.722	ppm	92
36) Nitrobenzene	5.161	77	93970	4.688	ppm	98
37) N-Nitrosopiperidine	5.300	42	61400	4.936	ppm	97
38) Isophorone	5.386	82	172206	4.617	ppm	97

Data Path : I:\ACQUDATA\5977-MS64\Data\020224\
Data File : D6196.D
Acq On : 02 Feb 2024 03:42 pm
Operator : moses
Sample : 8270 5ppm
Misc : 8270 INIT. CAL.
ALS Vial : 10 Sample Multiplier: 1

Quant Time: Feb 05 11:33:32 2024
Quant Method : I:\ACQUDATA\5977-MS64\Methods\8270-020224(64).M
Quant Title : 8270 BNA ANALYSIS
QLast Update : Mon Feb 05 11:32:32 2024
Response via : Initial Calibration

Compound	R.T.	QIon	Response	Conc	Units		Dev(Min)
39) 2-Nitrophenol	5.461	139	45221	4.242	ppm		95
40) Benzoic Acid	5.525	105	40189m	3.032	ppm		
41) 2,4-Dimethylphenol	5.493	107	93953	4.558	ppm		92
42) bis(-2-Chloroethoxy)Me...	5.589	93	100162	4.772	ppm		99
43) 2,4-Dichlorophenol	5.686	162	69914	4.319	ppm		98
44) a,a-Dimethylphenethyla...	5.728	58	215196	4.583	ppm		98
45) 1,2,4-Trichlorobenzene	5.771	180	76277	4.656	ppm		95
46) Naphthalene	5.846	128	274527	4.843	ppm		99
47) 4-Chloroaniline	5.894	127	112676	4.612	ppm		98
48) 2,6-Dichlorophenol	5.899	162	69378	4.417	ppm		90
49) Hexachlorobutadiene	5.969	225	39109	4.605	ppm		100
50) Hexachloropropene	5.932	213	46624	4.558	ppm		95
51) 4-Chloro-3-methylphenol	6.359	107	73749	4.300	ppm		93
52) N-N-di-n-butylamine	6.226	84	78853	4.663	ppm		98
53) Caprolactam	6.215	113	32222	4.677	ppm		93
54) p-Phenylenediamine	6.236	80	47773	5.414	ppm		97
55) Safrole	6.434	162	63492	4.469	ppm		94
56) 2-Methylnaphthalene	6.520	142	176326	4.569	ppm		98
57) 1-Methylnaphthalene	6.616	142	166943	4.643	ppm		99
59) Hexachlorocyclopentadiene	6.675	237	37642	4.167	ppm		93
60) 1,2,4,5-Tetrachloroben...	6.680	216	68249	4.566	ppm		99
61) 1,2,3,4-Tetrachloroben...	6.958	216	68097	4.658	ppm		99
62) 2,4,6-Trichlorophenol	6.793	196	45268	4.285	ppm		97
63) 2,4,5-Trichlorophenol	6.825	196	45610	4.125	ppm		99
65) Isosafrole	6.942	104	30674	4.719	ppm	#	7
66) 1,1'-Biphenyl	6.975	154	213705	4.825	ppm		99
67) 2-Chloronaphthalene	6.991	162	156492	4.791	ppm		99
68) 2-Nitroaniline	7.087	65	44389	4.515	ppm		94
69) 1,4-Naphthoquinone	7.162	158	55258	5.172	ppm		98
70) m-Dinitrobenzene	7.295	168	22898	3.742	ppm		95
71) Acenaphthylene	7.397	152	235571	4.587	ppm		99
72) Dimethyl phthalate	7.279	163	172283	4.602	ppm		99
73) 2,6-Dinitrotoluene	7.328	165	35826	4.133	ppm		97
74) Acenaphthene	7.574	153	164177	4.734	ppm		100
75) 3-Nitroaniline	7.488	138	44768	4.376	ppm		94
76) 2,4-Dinitrophenol	7.595	184	13050	3.013	ppm		89
77) Dibenzofuran	7.739	168	221925	4.750	ppm		99
78) 2,4-Dinitrotoluene	7.723	165	43919	3.991	ppm		96
79) 4-Nitrophenol	7.648	65	30455	3.724	ppm		95
80) Pentachlorobenzene	7.702	250	56673	4.484	ppm		99
81) 1-Napthylamine	7.814	143	147007	4.828	ppm		100
82) 2-Napthylamine	7.894	143	156047	4.813	ppm		100
83) 2,3,4,6-Tetrachlorophenol	7.857	232	30671	4.115	ppm		95
84) Fluorene	8.076	166	181847	4.509	ppm		99
85) 4-Chlorophenyl-phenyle...	8.082	204	79393	4.347	ppm		94
86) Diethylphthalate	7.975	149	167284	4.632	ppm		99
87) 4-Nitroaniline	8.087	138	52322	4.537	ppm		96
88) 5-Nitro-o-toluidine	8.082	152	49214	4.172	ppm		97
90) Sulfotepp	8.371	322	24231	4.127	ppm		87
91) Octachlorocyclopentene	8.333	307	23172	4.316	ppm		93
93) Thionazin	8.055	107	28954	4.681	ppm		96
94) 4,6-Dinitro-2-methylph...	8.119	198	19343	3.393	ppm		97
95) Diphenylamine	8.194	169	285380	9.493	ppm		99
96) 1,2 Diphenylhydrazine	8.237	77	188005	4.809	ppm		94
97) N-Nitrosodiphenylamine	8.194	169	285380	9.491	ppm		99
98) 1,3,5-Trinirobenzene	8.440	213	11483	3.201	ppm		96

Quantitation Report (QT Reviewed)

Data Path : I:\ACQUDATA\5977-MS64\Data\020224\
Data File : D6196.D
Acq On : 02 Feb 2024 03:42 pm
Operator : moses
Sample : 8270 5ppm
Misc : 8270 INIT. CAL.
ALS Vial : 10 Sample Multiplier: 1

Quant Time: Feb 05 11:33:32 2024
Quant Method : I:\ACQUDATA\5977-MS64\Methods\8270-020224(64).M
Quant Title : 8270 BNA ANALYSIS
QLast Update : Mon Feb 05 11:32:32 2024
Response via : Initial Calibration

	Compound	R.T.	QIon	Response	Conc	Units	Dev(Min)
99)	Diallate	8.488	86	60064	4.682	ppm	91
100)	Phorate	8.499	121	35986	4.614	ppm	95
101)	Phenacetin	8.499	108	91512	4.494	ppm	96
102)	4-Bromophenyl-phenylether	8.563	248	43809	4.682	ppm	95
103)	Hexachlorobenzene	8.617	284	49909	4.691	ppm	95
104)	Dimethoate	8.654	87	58579	5.098	ppm	99
105)	Atrazine	8.724	215	23522	4.725	ppm	95
106)	Pentachlorophenol	8.814	266	26398	3.588	ppm	97
107)	4-Aminobiphenyl	8.820	169	190964	4.498	ppm	98
108)	Pentachloronitrobenzene	8.825	237	16828	4.343	ppm	92
109)	Pronamide	8.884	173	69186	4.071	ppm	98
110)	Dinoseb	8.996	211	24484	3.040	ppm	94
111)	Disulfoton	9.012	88	129723	5.478	ppm	96
112)	Phenanthrene	9.028	178	255321	4.984	ppm	99
113)	Anthracene	9.077	178	249268	4.760	ppm	99
114)	Carbazole	9.232	167	249504	4.821	ppm	99
115)	Di-n-butylphthalate	9.595	149	247841	4.006	ppm	99
116)	4-Nitroquinonline-1-oxide	9.783	190	15271	2.904	ppm	84
117)	Fluoranthene	10.227	202	237655	4.344	ppm	100
119)	Methyl Parathion	9.376	109	35423	4.214	ppm	93
120)	Ethyl Parathion	9.767	97	26983	3.739	ppm	99
121)	Methapyrilene	9.879	58	106409	4.869	ppm	99
122)	Isodrin	10.071	193	22880	4.661	ppm	96
123)	Benzidine	10.376	184	170849	4.755	ppm	98
124)	Pyrene	10.478	202	249630	4.641	ppm	96
126)	Aramite	10.761	185	7070	4.294	ppm	94
127)	p-(Dimethylamino)azobe...	10.852	120	81011	4.534	ppm	95
128)	Chlorobenzilate	10.922	139	80844	4.379	ppm	89
129)	Butyl benzyl phthalate	11.344	149	123935	4.506	ppm	96
130)	3,3-Dimethylbenzidine	11.302	212	157377	4.530	ppm	98
131)	2-Acetylaminofluorene	11.665	181	98642	4.111	ppm	98
132)	3,3'-Dichlorobenzidine	12.141	252	91917	4.503	ppm	99
133)	Benzo(a)anthracene	12.163	228	238326	4.649	ppm	99
134)	Chrysene	12.222	228	223514	4.667	ppm	99
135)	bis(2-Ethylhexyl)phtha...	12.318	149	159599	4.406	ppm	96
137)	Di-n-octyl phthalate	13.607	149	256731	4.104	ppm	99
138)	7,12-Dimethylbenz(a)an...	14.206	256	110600	4.248	ppm	97
139)	Benzo(b)Fluoranthene	14.195	252	233938	4.329	ppm	97
140)	Benzo(k)fluoranthene	14.254	252	228886	4.531	ppm	99
141)	Benzo(a)pyrene	14.869	252	208300	4.374	ppm	99
142)	3-Methylcholanthrene	15.666	268	120190	4.154	ppm	98
143)	Indeno(1,2,3-cd)Pyrene	16.976	276	209227	4.491	ppm	99
144)	Dibenz(a,h)anthracene	17.035	278	215626	4.516	ppm	97
145)	Benzo(g,h,i)perylene	17.404	276	224607	4.731	ppm	97

(#) = qualifier out of range (m) = manual integration (+) = signals summed

Quantitation Report (QT Reviewed)

Data Path : I:\ACQUDATA\5977-MS64\Data\020224\
Data File : D6196.D
Acq On : 02 Feb 2024 03:42 pm
Operator : moses
Sample : 8270 5ppm
Misc : 8270 INIT. CAL.
ALS Vial : 10 Sample Multiplier: 1

Quant Time: Feb 05 11:33:32 2024
Quant Method : I:\ACQUDATA\5977-MS64\Methods\8270-020224(64).M
Quant Title : 8270 BNA ANALYSIS
QLast Update : Mon Feb 05 11:32:32 2024
Response via : Initial Calibration

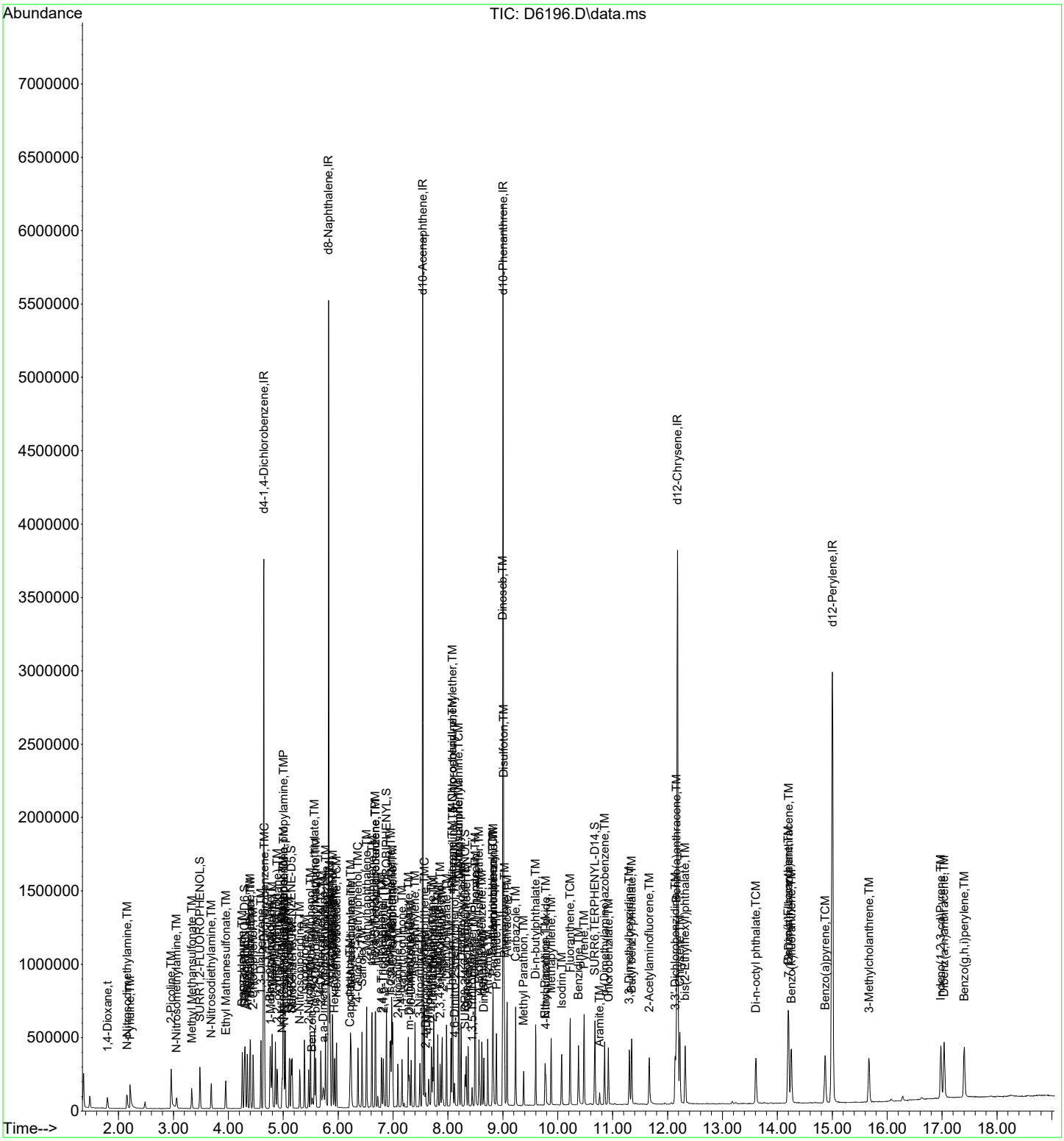

1st AM 02/05/24
2nd BA 02/05/24

Quantitation Report (Qedit)

Data Path : I:\ACQUDATA\5977-MS64\Data\020224\
Data File : D6196.D
Acq On : 02 Feb 2024 03:42 pm
Operator : moses
Sample : 8270 5ppm
Misc : 8270 INIT. CAL.
ALS Vial : 10 Sample Multiplier: 1

Quant Time: Feb 05 11:33:32 2024
Quant Method : I:\ACQUDATA\5977-MS64\Methods\8270-020224(64).M
Quant Title : 8270 BNA ANALYSIS
QLast Update : Mon Feb 05 11:32:32 2024
Response via : Initial Calibration

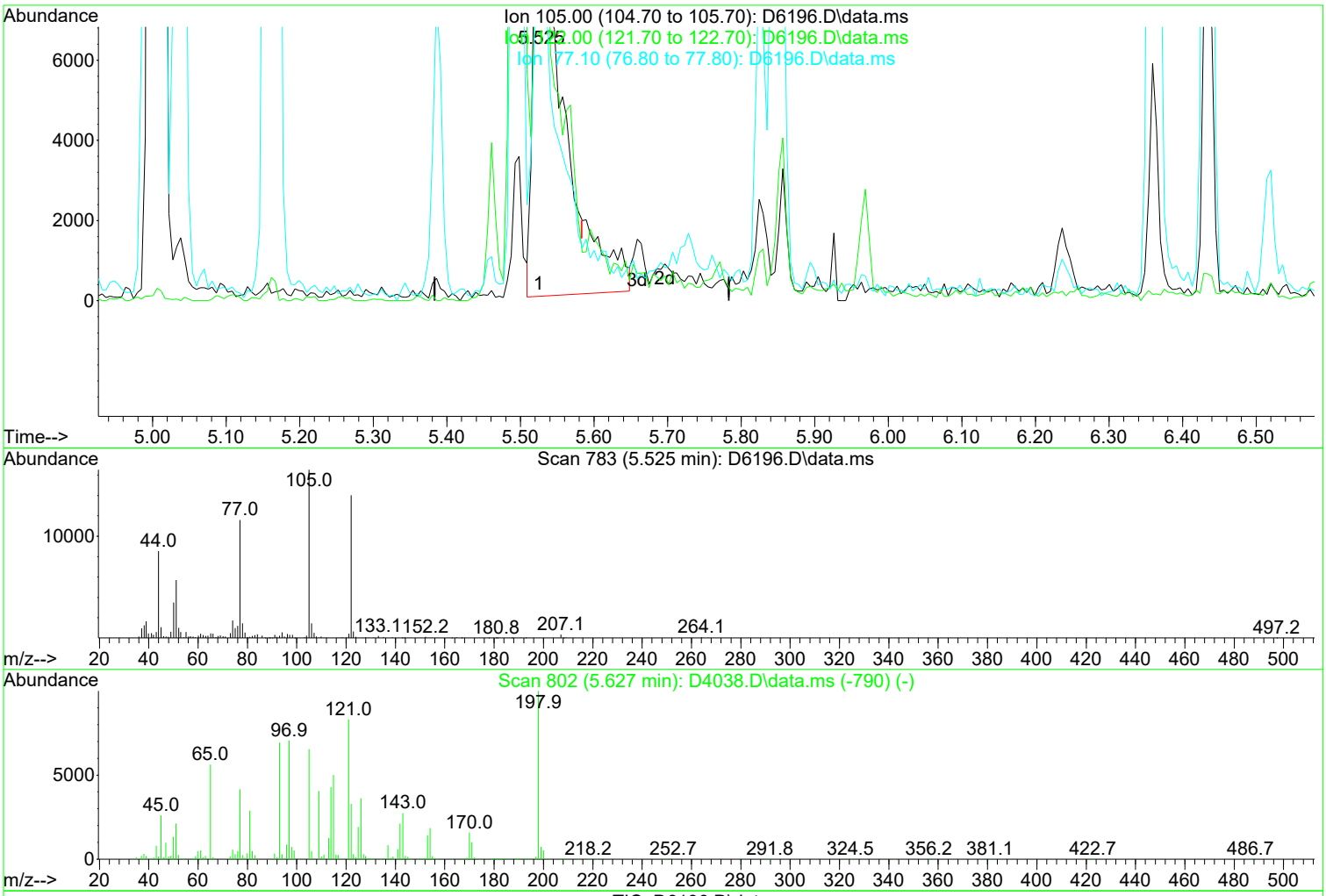

TIC: D6196.D\data.ms

(40) Benzoic Acid (TM)

5.525min (-0.059) 2.57 ppm

response 34074

Ion	Exp%	Act%
105.00	100.00	100.00
122.00	80.40	84.83
77.10	70.70	70.17
0.00	0.00	0.00

Manual Integration:

Before

02/05/24

1st AM 02/05/24
2nd BA 02/05/24

Quantitation Report (Qedit)

Data Path : I:\ACQUDATA\5977-MS64\Data\020224\
Data File : D6196.D
Acq On : 02 Feb 2024 03:42 pm
Operator : moses
Sample : 8270 5ppm
Misc : 8270 INIT. CAL.
ALS Vial : 10 Sample Multiplier: 1

Quant Time: Feb 05 11:33:32 2024
Quant Method : I:\ACQUDATA\5977-MS64\Methods\8270-020224(64).M
Quant Title : 8270 BNA ANALYSIS
QLast Update : Mon Feb 05 11:32:32 2024
Response via : Initial Calibration

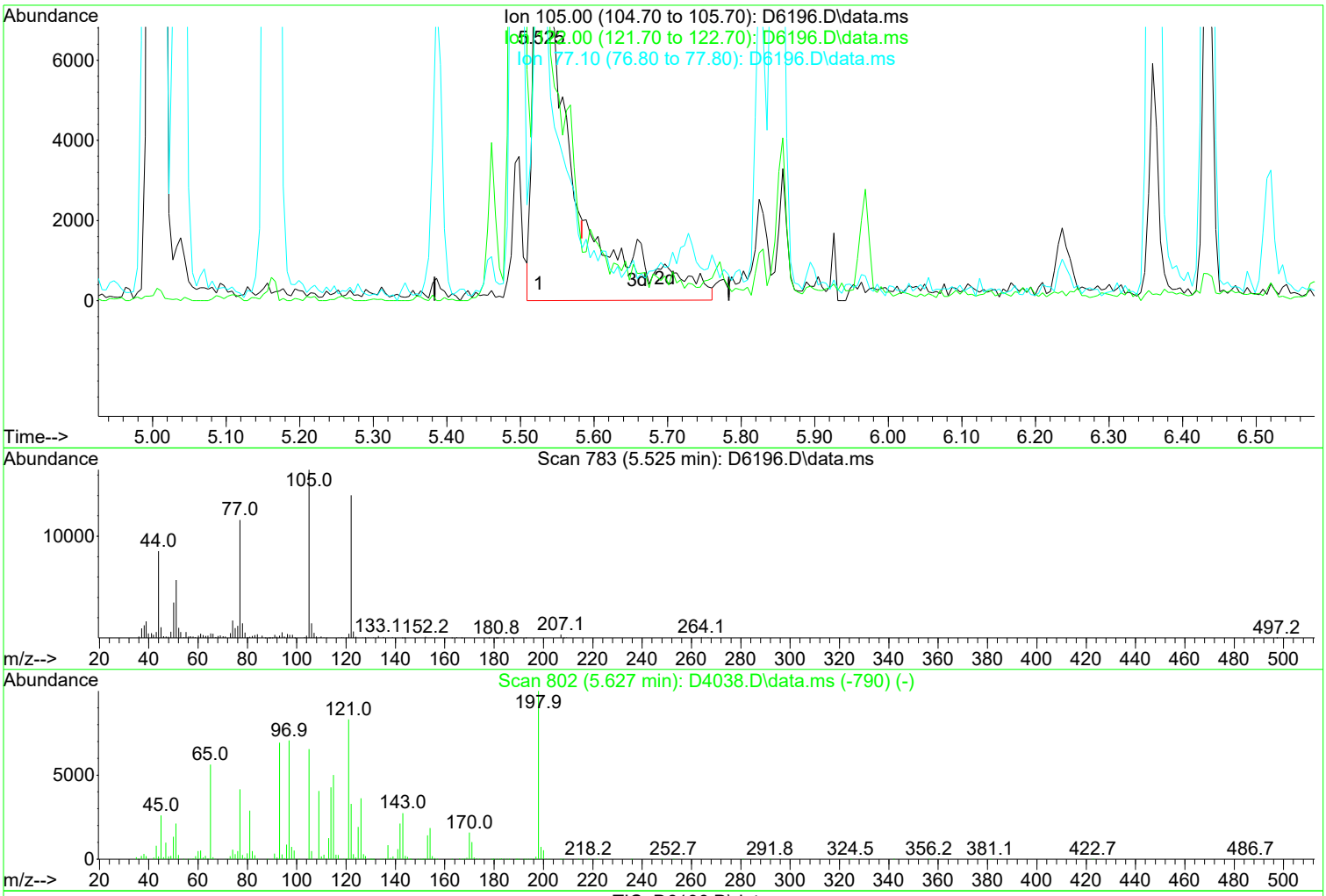

TIC: D6196.D\data.ms

(40) Benzoic Acid (TM)

5.525min (-0.059) 3.03 ppm m

response 40189

Ion	Exp%	Act%
105.00	100.00	100.00
122.00	80.40	84.83
77.10	70.70	70.17
0.00	0.00	0.00

Manual Integration:

After

Poor integration.

02/05/24

Quantitation Report (QT Reviewed)

Data Path : I:\ACQUDATA\5977-MS64\Data\020224\
Data File : D6195.D
Acq On : 02 Feb 2024 03:18 pm
Operator : moses
Sample : 8270 10ppm
Misc : 8270 INIT. CAL.
ALS Vial : 9 Sample Multiplier: 1

Quant Time: Feb 05 11:33:24 2024
Quant Method : I:\ACQUDATA\5977-MS64\Methods\8270-020224(64).M
Quant Title : 8270 BNA ANALYSIS
QLast Update : Mon Feb 05 11:32:32 2024
Response via : Initial Calibration

Compound	R.T.	QIon	Response	Conc	Units	Dev(Min)
Internal Standards						
1) d4-1,4-Dichlorobenzene	4.648	152	625230	40.00	ppm	0.00
34) d8-Naphthalene	5.830	136	2452347	40.00	ppm	0.00
58) d10-Acenaphthene	7.542	164	1294140	40.00	ppm	0.00
92) d10-Phenanthrene	9.007	188	2209327	40.00	ppm	0.00
118) d12-Chrysene	12.184	240	1847739	40.00	ppm	0.00
136) d12-Perylene	15.008	264	2084745	40.00	ppm	0.00
System Monitoring Compounds						
8) SURR1,2-FLUOROPHENOL	3.482	112	198935	9.72	ppm	0.00
Spiked Amount 20.000	Range 10 - 70		Recovery = 48.60%			
13) SURR2,PHENOL-D6	4.295	99	258592	9.86	ppm	0.00
Spiked Amount 20.000	Range 10 - 107		Recovery = 49.30%			
35) SURR4,NITROBENZENE-D5	5.145	82	211172	9.75	ppm	0.00
Spiked Amount 10.000	Range 31 - 110		Recovery = 97.50%			
64) SURR5,2-FLUOROBIPHENYL	6.884	172	396286	9.68	ppm	0.00
Spiked Amount 10.000	Range 31 - 118		Recovery = 96.80%			
89) SURR3,2,4,6-TRIBROMOPH...	8.317	330	51547	9.34	ppm	0.00
Spiked Amount 20.000	Range 35 - 141		Recovery = 46.70%			
125) SURR6,TERPHENYL-D14	10.681	244	425575	9.54	ppm	0.00
Spiked Amount 10.000	Range 10 - 165		Recovery = 95.40%			
Target Compounds						Qvalue
2) 1,4-Dioxane	1.797	88	83090	9.945	ppm	100
3) Pyridine	2.198	79	217016	9.930	ppm	97
4) N-Nitrosodimethylamine	2.150	74	136768	9.646	ppm	98
5) 2-Picoline	2.952	93	230962	9.945	ppm	99
6) N-Nitrosomethylamine	3.054	42	76294	9.607	ppm	96
7) Methyl Methansulfonate	3.332	80	114271	9.923	ppm	96
9) N-Nitrosodiethylamine	3.691	102	99478	9.519	ppm	97
10) Ethyl Mathanesulfonate	3.953	79	151473	9.729	ppm	99
11) Benzaldehyde	4.252	106	165532	10.701	ppm	98
12) Aniline	4.343	93	320074	9.850	ppm	98
14) Phenol	4.306	94	267572	9.564	ppm	99
15) bis(2-Clethyl)Ether	4.402	93	202066	9.590	ppm	96
16) Pentachloroethane	4.397	117	73440	9.658	ppm	99
17) 2-Chlorophenol	4.450	128	219002	9.630	ppm	98
18) 1,3-Diclbenzene	4.595	146	226822	9.761	ppm	99
19) 1,4-Dichlorobenzene	4.659	146	232822	9.733	ppm	98
20) 1,2-Diclbenzene	4.798	146	218598	9.802	ppm	100
21) Benzyl Alcohol	4.760	79	161656	9.645	ppm	99
22) 1-Methyl-2-pyrrolidinone	4.771	99	145518	9.775	ppm	97
23) 2,2'-oxybis(1-Chloropr...	4.889	45	244090	9.745	ppm	99
24) 2-Methylphenol	4.857	108	190408	9.676	ppm	99
25) 3+4-Methylphenol	4.996	108	189803	9.273	ppm	96
26) Acetophenone	5.006	105	285437	9.755	ppm	95
27) N-Nitroso-Di-n-propyla...	5.006	70	154916	9.869	ppm	99
28) N-Nitrosopyrrolidine	4.980	100	116707	9.706	ppm	98
29) N-Nitrosomorpholine	5.017	56	127007	9.970	ppm	99
30) o-Toluidine	5.038	106	324439	9.980	ppm	99
31) Hexachloroethane	5.108	117	93155	9.956	ppm	87
32) o,o,o-Triethylphosphor...	5.573	198	89189	9.341	ppm	94
33) Alpha-terpinol	5.857	121	58454	9.531	ppm	90
36) Nitrobenzene	5.161	77	213704	9.800	ppm	95
37) N-Nitrosopiperidine	5.301	42	130879	9.672	ppm	99
38) Isophorone	5.386	82	386471	9.524	ppm	98

1st AM 02/05/24
2nd BA 02/05/24

Data Path : I:\ACQUDATA\5977-MS64\Data\020224\
Data File : D6195.D
Acq On : 02 Feb 2024 03:18 pm
Operator : moses
Sample : 8270 10ppm
Misc : 8270 INIT. CAL.
ALS Vial : 9 Sample Multiplier: 1

Quant Time: Feb 05 11:33:24 2024
Quant Method : I:\ACQUDATA\5977-MS64\Methods\8270-020224(64).M
Quant Title : 8270 BNA ANALYSIS
QLast Update : Mon Feb 05 11:32:32 2024
Response via : Initial Calibration

Compound	R.T.	QIon	Response	Conc	Units		Dev(Min)
39) 2-Nitrophenol	5.461	139	106730	9.202	ppm		98
40) Benzoic Acid	5.541	105	113493m	7.871	ppm		
41) 2,4-Dimethylphenol	5.498	107	213673	9.529	ppm		93
42) bis(-2-Chloroethoxy)Me...	5.595	93	226822	9.934	ppm		99
43) 2,4-Dichlorophenol	5.686	162	162797	9.245	ppm		99
44) a,a-Dimethylphenethyla...	5.744	58	478425	9.365	ppm		98
45) 1,2,4-Trichlorobenzene	5.771	180	168597	9.460	ppm		94
46) Naphthalene	5.846	128	602311	9.766	ppm		100
47) 4-Chloroaniline	5.894	127	254276	9.566	ppm		99
48) 2,6-Dichlorophenol	5.900	162	158933	9.301	ppm		90
49) Hexachlorobutadiene	5.969	225	86164	9.326	ppm		99
50) Hexachloropropene	5.932	213	102328	9.195	ppm		99
51) 4-Chloro-3-methylphenol	6.365	107	171198	9.176	ppm		97
52) N-N-di-n-butylamine	6.226	84	174000	9.458	ppm		94
53) Caprolactam	6.221	113	71382	9.525	ppm	#	71
54) p-Phenylenediamine	6.242	80	102372	10.665	ppm		96
55) Safrole	6.434	162	139041	8.996	ppm		91
56) 2-Methylnaphthalene	6.520	142	392784	9.355	ppm		99
57) 1-Methylnaphthalene	6.616	142	370755	9.478	ppm		99
59) Hexachlorocyclopentadiene	6.675	237	86978	8.811	ppm		97
60) 1,2,4,5-Tetrachloroben...	6.680	216	154753	9.472	ppm		98
61) 1,2,3,4-Tetrachloroben...	6.959	216	152460	9.542	ppm		99
62) 2,4,6-Trichlorophenol	6.793	196	103854	8.995	ppm		97
63) 2,4,5-Trichlorophenol	6.825	196	110364	9.134	ppm		99
65) Isosafrole	6.943	104	68279	9.612	ppm		98
66) 1,1'-Biphenyl	6.980	154	484398	10.006	ppm		99
67) 2-Chloronaphthalene	6.996	162	350077	9.807	ppm		99
68) 2-Nitroaniline	7.092	65	103439	9.627	ppm		99
69) 1,4-Naphthoquinone	7.167	158	122740	10.512	ppm		96
70) m-Dinitrobenzene	7.296	168	56580	8.460	ppm		77
71) Acenaphthylene	7.403	152	537812	9.582	ppm		100
72) Dimethyl phthalate	7.280	163	387352	9.468	ppm		99
73) 2,6-Dinitrotoluene	7.333	165	84746	8.945	ppm		93
74) Acenaphthene	7.574	153	363352	9.586	ppm		98
75) 3-Nitroaniline	7.493	138	104089	9.311	ppm		97
76) 2,4-Dinitrophenol	7.595	184	35202	7.438	ppm		85
77) Dibenzofuran	7.745	168	498119	9.755	ppm		98
78) 2,4-Dinitrotoluene	7.723	165	108466	9.019	ppm		96
79) 4-Nitrophenol	7.654	65	74423	8.328	ppm		97
80) Pentachlorobenzene	7.702	250	128753	9.321	ppm		97
81) 1-Napthylamine	7.820	143	328887	9.883	ppm		98
82) 2-Napthylamine	7.895	143	349524	9.865	ppm		98
83) 2,3,4,6-Tetrachlorophenol	7.863	232	74216	9.111	ppm		97
84) Fluorene	8.082	166	411889	9.346	ppm		98
85) 4-Chlorophenyl-phenyle...	8.087	204	183242	9.180	ppm		99
86) Diethylphthalate	7.980	149	381735	9.671	ppm		99
87) 4-Nitroaniline	8.093	138	116827	9.269	ppm		96
88) 5-Nitro-o-toluidine	8.087	152	121047	9.390	ppm		98
90) Sulfotepp	8.371	322	60619	9.446	ppm		97
91) Octachlorocyclopentene	8.333	307	54962	9.366	ppm		98
93) Thionazin	8.055	107	66984	9.633	ppm		98
94) 4,6-Dinitro-2-methylph...	8.125	198	49960	7.795	ppm		93
95) Diphenylamine	8.200	169	652965	19.318	ppm		99
96) 1,2 Diphenylhydrazine	8.242	77	433914	9.871	ppm		98
97) N-Nitrosodiphenylamine	8.200	169	652965	19.315	ppm		99
98) 1,3,5-Trinirobenzene	8.446	213	30456	7.550	ppm		95

Quantitation Report (QT Reviewed)

Data Path : I:\ACQUDATA\5977-MS64\Data\020224\
Data File : D6195.D
Acq On : 02 Feb 2024 03:18 pm
Operator : moses
Sample : 8270 10ppm
Misc : 8270 INIT. CAL.
ALS Vial : 9 Sample Multiplier: 1

Quant Time: Feb 05 11:33:24 2024
Quant Method : I:\ACQUDATA\5977-MS64\Methods\8270-020224(64).M
Quant Title : 8270 BNA ANALYSIS
QLast Update : Mon Feb 05 11:32:32 2024
Response via : Initial Calibration

	Compound	R.T.	QIon	Response	Conc	Units	Dev(Min)
99)	Diallate	8.494	86	137327	9.520	ppm	90
100)	Phorate	8.499	121	83148	9.482	ppm	88
101)	Phenacetin	8.504	108	212100	9.264	ppm	97
102)	4-Bromophenyl-phenylether	8.569	248	99220	9.430	ppm	99
103)	Hexachlorobenzene	8.622	284	110738	9.258	ppm	96
104)	Dimethoate	8.659	87	132851	10.284	ppm	99
105)	Atrazine	8.729	215	53177	9.500	ppm	92
106)	Pentachlorophenol	8.815	266	66032	7.982	ppm	98
107)	4-Aminobiphenyl	8.820	169	432567	9.062	ppm	99
108)	Pentachloronitrobenzene	8.831	237	38899	8.929	ppm	99
109)	Pronamide	8.884	173	166841	8.732	ppm	99
110)	Dinoseb	9.002	211	64892	7.166	ppm	96
111)	Disulfoton	9.018	88	276159	10.372	ppm	100
112)	Phenanthrene	9.029	178	564787	9.805	ppm	99
113)	Anthracene	9.082	178	567565	9.640	ppm	98
114)	Carbazole	9.237	167	550299	9.457	ppm	99
115)	Di-n-butylphthalate	9.601	149	607160	8.728	ppm	100
116)	4-Nitroquinonline-1-oxide	9.788	190	42458	7.181	ppm	96
117)	Fluoranthene	10.227	202	549161	8.927	ppm	97
119)	Methyl Parathion	9.382	109	90169	9.553	ppm	97
120)	Ethyl Parathion	9.772	97	70742	8.730	ppm	100
121)	Methapyrilene	9.884	58	244609	9.968	ppm	98
122)	Isodrin	10.072	193	54030	9.804	ppm	93
123)	Benzidine	10.382	184	389513	9.656	ppm	100
124)	Pyrene	10.483	202	580491	9.612	ppm	98
126)	Aramite	10.767	185	17338	9.379	ppm	94
127)	p-(Dimethylamino)azobe...	10.858	120	192213	9.582	ppm	98
128)	Chlorobenzilate	10.927	139	197451	9.526	ppm	87
129)	Butyl benzyl phthalate	11.350	149	294120	9.524	ppm	96
130)	3,3-Dimethylbenzidine	11.307	212	368393	9.444	ppm	99
131)	2-Acetylaminofluorene	11.671	181	235734	8.751	ppm	97
132)	3,3'-Dichlorobenzidine	12.147	252	211716	9.237	ppm	99
133)	Benzo(a)anthracene	12.168	228	551570	9.583	ppm	100
134)	Chrysene	12.227	228	514856	9.574	ppm	98
135)	bis(2-Ethylhexyl)phtha...	12.329	149	386720	9.510	ppm	99
137)	Di-n-octyl phthalate	13.618	149	628878	8.873	ppm	100
138)	7,12-Dimethylbenz(a)an...	14.211	256	257831	8.738	ppm	99
139)	Benzo(b)Fluoranthene	14.201	252	543859	8.882	ppm	97
140)	Benzo(k)fluoranthene	14.259	252	538020	9.398	ppm	98
141)	Benzo(a)pyrene	14.875	252	494300	9.161	ppm	98
142)	3-Methylcholanthrene	15.677	268	295527	9.014	ppm	98
143)	Indeno(1,2,3-cd)Pyrene	16.987	276	488728	9.258	ppm	97
144)	Dibenz(a,h)anthracene	17.041	278	506705	9.366	ppm	98
145)	Benzo(g,h,i)perylene	17.410	276	518345	9.635	ppm	98

(#) = qualifier out of range (m) = manual integration (+) = signals summed

1st AM 02/05/24
2nd BA 02/05/24

Data Path : I:\ACQUDATA\5977-MS64\Data\020224\
Data File : D6195.D
Acq On : 02 Feb 2024 03:18 pm
Operator : moses
Sample : 8270 10ppm
Misc : 8270 INIT. CAL.
ALS Vial : 9 Sample Multiplier: 1

Quant Time: Feb 05 11:33:24 2024
Quant Method : I:\ACQUDATA\5977-MS64\Methods\8270-020224(64).M
Quant Title : 8270 BNA ANALYSIS
QLast Update : Mon Feb 05 11:32:32 2024
Response via : Initial Calibration

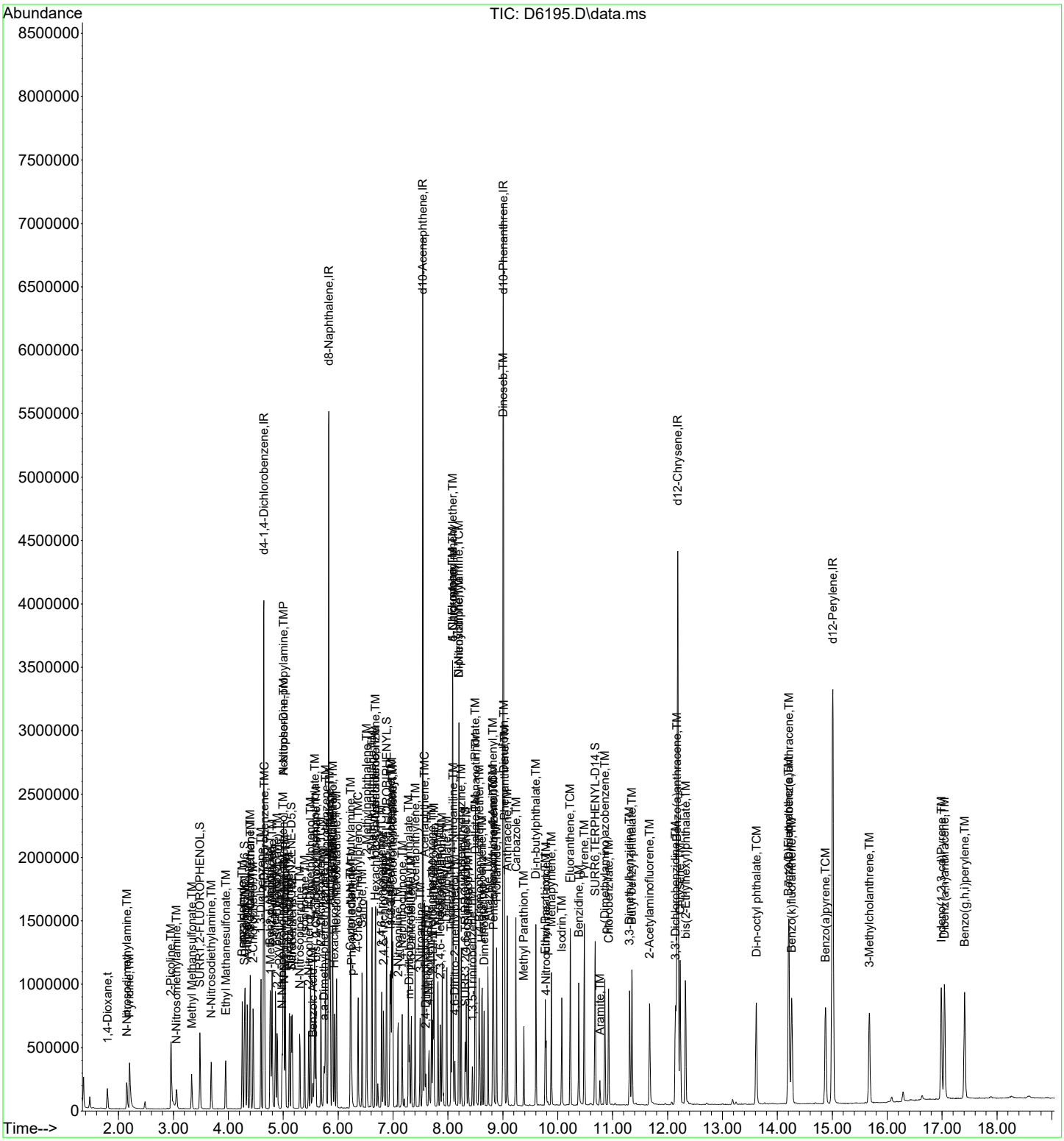

Quantitation Report (Qedit)

Data Path : I:\ACQUDATA\5977-MS64\Data\020224\
Data File : D6195.D
Acq On : 02 Feb 2024 03:18 pm
Operator : moses
Sample : 8270 10ppm
Misc : 8270 INIT. CAL.
ALS Vial : 9 Sample Multiplier: 1

Quant Time: Feb 05 11:33:24 2024
Quant Method : I:\ACQUDATA\5977-MS64\Methods\8270-020224(64).M
Quant Title : 8270 BNA ANALYSIS
QLast Update : Mon Feb 05 11:32:32 2024
Response via : Initial Calibration

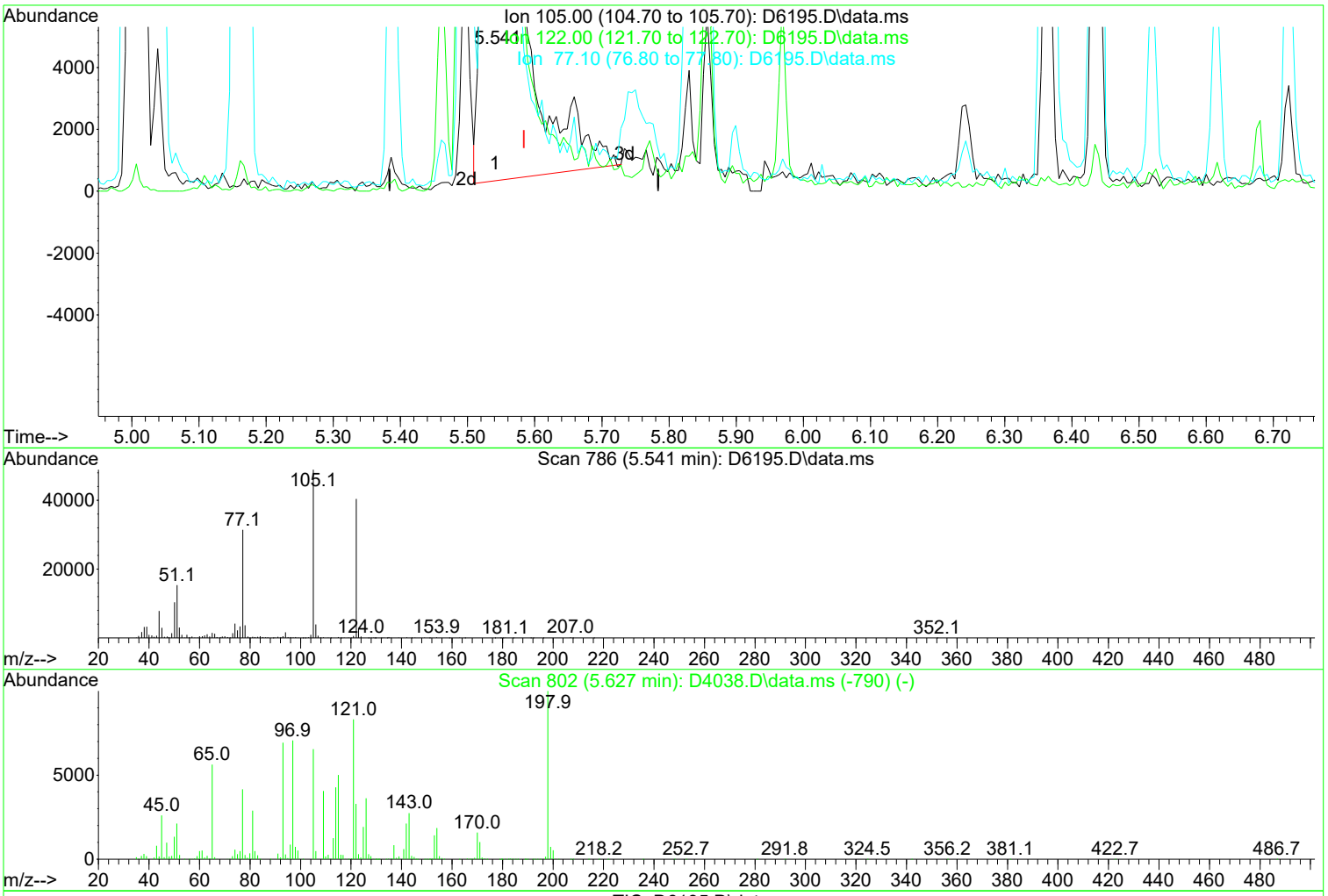

TIC: D6195.D\data.ms

(40) Benzoic Acid (TM)

5.541min (-0.043) 7.32 ppm

response 105560

Ion	Exp%	Act%
105.00	100.00	100.00
122.00	80.40	82.65
77.10	70.70	64.37
0.00	0.00	0.00

Manual Integration:

Before

02/05/24

Quantitation Report (Qedit)

Data Path : I:\ACQUDATA\5977-MS64\Data\020224\
Data File : D6195.D
Acq On : 02 Feb 2024 03:18 pm
Operator : moses
Sample : 8270 10ppm
Misc : 8270 INIT. CAL.
ALS Vial : 9 Sample Multiplier: 1

Quant Time: Feb 05 11:33:24 2024
Quant Method : I:\ACQUDATA\5977-MS64\Methods\8270-020224(64).M
Quant Title : 8270 BNA ANALYSIS
QLast Update : Mon Feb 05 11:32:32 2024
Response via : Initial Calibration

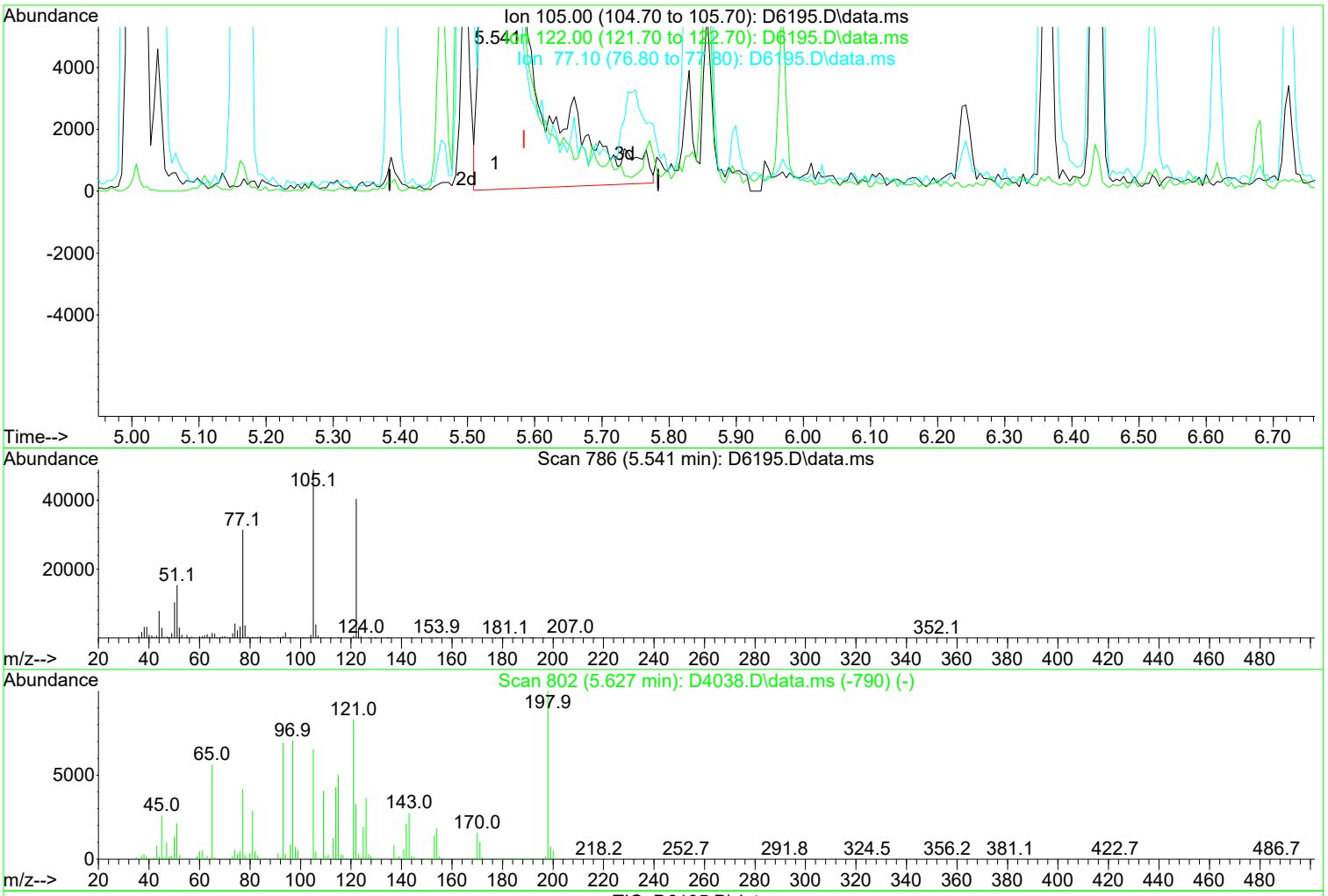

TIC: D6195.D\data.ms

(40) Benzoic Acid (TM)

5.541min (-0.043) 7.87 ppm m

response 113493

Ion	Exp%	Act%
105.00	100.00	100.00
122.00	80.40	82.65
77.10	70.70	64.37
0.00	0.00	0.00

Manual Integration:

After

Poor integration.

02/05/24

Quantitation Report (QT Reviewed)

Data Path : I:\ACQUDATA\5977-MS64\Data\020224\
Data File : D6194.D
Acq On : 02 Feb 2024 02:47 pm
Operator : moses
Sample : 8270 20ppm
Misc : 8270 INIT. CAL.
ALS Vial : 8 Sample Multiplier: 1

Quant Time: Feb 05 11:33:16 2024
Quant Method : I:\ACQUDATA\5977-MS64\Methods\8270-020224(64).M
Quant Title : 8270 BNA ANALYSIS
QLast Update : Mon Feb 05 11:32:32 2024
Response via : Initial Calibration

Compound	R.T.	QIon	Response	Conc	Units	Dev(Min)
Internal Standards						
1) d4-1,4-Dichlorobenzene	4.648	152	597273	40.00	ppm	0.00
34) d8-Naphthalene	5.830	136	2338155	40.00	ppm	0.00
58) d10-Acenaphthene	7.542	164	1244819	40.00	ppm	0.00
92) d10-Phenanthrene	9.007	188	2083830	40.00	ppm	0.00
118) d12-Chrysene	12.184	240	1868969	40.00	ppm	0.00
136) d12-Perylene	15.003	264	2078532	40.00	ppm	0.00
System Monitoring Compounds						
8) SURR1,2-FLUOROPHENOL	3.487	112	398281	20.38	ppm	0.00
Spiked Amount 20.000	Range 10 - 70		Recovery = 101.90%#			
13) SURR2,PHENOL-D6	4.295	99	505522	20.18	ppm	0.00
Spiked Amount 20.000	Range 10 - 107		Recovery = 100.90%			
35) SURR4,NITROBENZENE-D5	5.145	82	415582	20.13	ppm	0.00
Spiked Amount 10.000	Range 31 - 110		Recovery = 201.30%#			
64) SURR5,2-FLUOROBIPHENYL	6.884	172	781459	19.85	ppm	0.00
Spiked Amount 10.000	Range 31 - 118		Recovery = 198.50%#			
89) SURR3,2,4,6-TRIBROMOPH...	8.317	330	105081	19.79	ppm	0.00
Spiked Amount 20.000	Range 35 - 141		Recovery = 98.95%			
125) SURR6,TERPHENYL-D14	10.676	244	877946	19.45	ppm	0.00
Spiked Amount 10.000	Range 10 - 165		Recovery = 194.50%#			
Target Compounds						Qvalue
2) 1,4-Dioxane	1.797	88	168769	21.146	ppm	99
3) Pyridine	2.198	79	431729	20.680	ppm	99
4) N-Nitrosodimethylamine	2.150	74	279558	20.640	ppm	97
5) 2-Picoline	2.952	93	452228	20.384	ppm	98
6) N-Nitrosomethylamine	3.059	42	149689	19.732	ppm	98
7) Methyl Methansulfonate	3.332	80	221427	20.128	ppm	97
9) N-Nitrosodiethylamine	3.691	102	201570	20.191	ppm	98
10) Ethyl Mathanesulfonate	3.953	79	296088	19.907	ppm	99
11) Benzaldehyde	4.252	106	308927	20.905	ppm	98
12) Aniline	4.348	93	621370	20.017	ppm	100
14) Phenol	4.311	94	534328	19.993	ppm	98
15) bis(2-Clethyl)Ether	4.402	93	407627	20.252	ppm	97
16) Pentachloroethane	4.397	117	145928	20.089	ppm	96
17) 2-Chlorophenol	4.455	128	436145	20.075	ppm	99
18) 1,3-Diclbenzene	4.594	146	455986	20.541	ppm	99
19) 1,4-Dichlorobenzene	4.664	146	469857	20.560	ppm	97
20) 1,2-Diclbenzene	4.798	146	433495	20.349	ppm	99
21) Benzyl Alcohol	4.760	79	323284	20.191	ppm	99
22) 1-Methyl-2-pyrrolidinone	4.776	99	288699	20.300	ppm	97
23) 2,2'-oxybis(1-Chloropr...	4.889	45	484654	20.254	ppm	97
24) 2-Methylphenol	4.862	108	381445	20.291	ppm	99
25) 3+4-Methylphenol	5.001	108	389531	19.922	ppm	95
26) Acetophenone	5.006	105	567154	20.290	ppm	99
27) N-Nitroso-Di-n-propyla...	5.006	70	296828	19.794	ppm	99
28) N-Nitrosopyrrolidine	4.985	100	228253	19.870	ppm	99
29) N-Nitrosomorpholine	5.017	56	249768	20.525	ppm	100
30) o-Toluidine	5.038	106	628615	20.241	ppm	99
31) Hexachloroethane	5.113	117	180922	20.241	ppm	98
32) o,o,o-Triethylphosphor...	5.568	198	178156	19.532	ppm	93
33) Alpha-terpinol	5.857	121	116348	19.858	ppm	95
36) Nitrobenzene	5.167	77	420299	20.216	ppm	100
37) N-Nitrosopiperidine	5.301	42	257300	19.942	ppm	98
38) Isophorone	5.386	82	771117	19.931	ppm	98

Data Path : I:\ACQUDATA\5977-MS64\Data\020224\
Data File : D6194.D
Acq On : 02 Feb 2024 02:47 pm
Operator : moses
Sample : 8270 20ppm
Misc : 8270 INIT. CAL.
ALS Vial : 8 Sample Multiplier: 1

Quant Time: Feb 05 11:33:16 2024
Quant Method : I:\ACQUDATA\5977-MS64\Methods\8270-020224(64).M
Quant Title : 8270 BNA ANALYSIS
QLast Update : Mon Feb 05 11:32:32 2024
Response via : Initial Calibration

Compound	R.T.	QIon	Response	Conc	Units		Dev(Min)
39) 2-Nitrophenol	5.461	139	212575	19.223	ppm		98
40) Benzoic Acid	5.557	105	251972m	18.328	ppm		
41) 2,4-Dimethylphenol	5.498	107	422103	19.744	ppm		98
42) bis(-2-Chloroethoxy)Me...	5.595	93	446403	20.505	ppm		99
43) 2,4-Dichlorophenol	5.686	162	327095	19.482	ppm		97
44) a,a-Dimethylphenethyla...	5.793	58	951484	19.534	ppm		98
45) 1,2,4-Trichlorobenzene	5.771	180	335629	19.751	ppm		98
46) Naphthalene	5.846	128	1180107	20.069	ppm		100
47) 4-Chloroaniline	5.894	127	506755	19.995	ppm		99
48) 2,6-Dichlorophenol	5.900	162	318117	19.526	ppm		89
49) Hexachlorobutadiene	5.969	225	171754	19.497	ppm		96
50) Hexachloropropene	5.932	213	208869	19.686	ppm		100
51) 4-Chloro-3-methylphenol	6.365	107	348969	19.617	ppm		99
52) N-N-di-n-butylamine	6.226	84	346985	19.782	ppm		91
53) Caprolactam	6.231	113	145335	20.340	ppm	#	43
54) p-Phenylenediamine	6.247	80	204097	22.300	ppm		95
55) Safrole	6.434	162	283845	19.263	ppm		95
56) 2-Methylnaphthalene	6.520	142	794834	19.855	ppm		100
57) 1-Methylnaphthalene	6.616	142	734104	19.684	ppm		99
59) Hexachlorocyclopentadiene	6.675	237	181886	19.155	ppm		97
60) 1,2,4,5-Tetrachloroben...	6.680	216	309624	19.703	ppm		99
61) 1,2,3,4-Tetrachloroben...	6.959	216	301517	19.619	ppm		99
62) 2,4,6-Trichlorophenol	6.793	196	212684	19.150	ppm		100
63) 2,4,5-Trichlorophenol	6.825	196	221640	19.070	ppm		98
65) Isosafrole	6.943	104	136698	20.006	ppm		94
66) 1,1'-Biphenyl	6.980	154	946351	20.324	ppm		98
67) 2-Chloronaphthalene	6.996	162	705840	20.557	ppm		98
68) 2-Nitroaniline	7.092	65	209333	20.255	ppm		96
69) 1,4-Naphthoquinone	7.167	158	234421	20.872	ppm		95
70) m-Dinitrobenzene	7.301	168	124765	19.395	ppm		98
71) Acenaphthylene	7.403	152	1083844	20.076	ppm		99
72) Dimethyl phthalate	7.279	163	777807	19.765	ppm		99
73) 2,6-Dinitrotoluene	7.333	165	179314	19.676	ppm		91
74) Acenaphthene	7.574	153	730596	20.039	ppm		98
75) 3-Nitroaniline	7.493	138	218835	20.350	ppm		96
76) 2,4-Dinitrophenol	7.595	184	79736	17.514	ppm		77
77) Dibenzofuran	7.739	168	994032	20.239	ppm		98
78) 2,4-Dinitrotoluene	7.723	165	227263	19.646	ppm		94
79) 4-Nitrophenol	7.654	65	169838	19.757	ppm		93
80) Pentachlorobenzene	7.702	250	265027	19.947	ppm		98
81) 1-Napthylamine	7.814	143	663458	20.726	ppm		100
82) 2-Napthylamine	7.895	143	697481	20.466	ppm		98
83) 2,3,4,6-Tetrachlorophenol	7.862	232	158419	20.219	ppm		97
84) Fluorene	8.082	166	830775	19.597	ppm		99
85) 4-Chlorophenyl-phenyle...	8.087	204	369095	19.223	ppm		98
86) Diethylphthalate	7.980	149	769459	20.266	ppm		99
87) 4-Nitroaniline	8.092	138	247526	20.416	ppm		94
88) 5-Nitro-o-toluidine	8.087	152	239010	19.276	ppm		99
90) Sulfotepp	8.371	322	117736	19.074	ppm		91
91) Octachlorocyclopentene	8.333	307	108459	19.215	ppm		99
93) Thionazin	8.055	107	132791	20.246	ppm		98
94) 4,6-Dinitro-2-methylph...	8.125	198	110647	18.303	ppm		99
95) Diphenylamine	8.199	169	1302384	40.852	ppm		98
96) 1,2 Diphenylhydrazine	8.242	77	841381	20.294	ppm		98
97) N-Nitrosodiphenylamine	8.199	169	1302384	40.846	ppm		98
98) 1,3,5-Trinirobenzene	8.451	213	69568	18.284	ppm		80

Quantitation Report (QT Reviewed)

Data Path : I:\ACQUDATA\5977-MS64\Data\020224\
Data File : D6194.D
Acq On : 02 Feb 2024 02:47 pm
Operator : moses
Sample : 8270 20ppm
Misc : 8270 INIT. CAL.
ALS Vial : 8 Sample Multiplier: 1

Quant Time: Feb 05 11:33:16 2024
Quant Method : I:\ACQUDATA\5977-MS64\Methods\8270-020224(64).M
Quant Title : 8270 BNA ANALYSIS
QLast Update : Mon Feb 05 11:32:32 2024
Response via : Initial Calibration

	Compound	R.T.	QIon	Response	Conc	Units	Dev(Min)
99)	Diallate	8.488	86	278420	20.464	ppm	94
100)	Phorate	8.499	121	171503	20.735	ppm	93
101)	Phenacetin	8.504	108	435723	20.178	ppm	98
102)	4-Bromophenyl-phenylether	8.569	248	200088	20.163	ppm	98
103)	Hexachlorobenzene	8.622	284	222134	19.689	ppm	97
104)	Dimethoate	8.659	87	261831	21.489	ppm	99
105)	Atrazine	8.729	215	108281	20.509	ppm	98
106)	Pentachlorophenol	8.815	266	146583	18.787	ppm	96
107)	4-Aminobiphenyl	8.820	169	887829	19.720	ppm	100
108)	Pentachloronitrobenzene	8.825	237	76461	18.608	ppm	99
109)	Pronamide	8.884	173	348350	19.330	ppm	99
110)	Dinoseb	9.002	211	150782	17.654	ppm	95
111)	Disulfoton	9.018	88	501165	19.956	ppm	97
112)	Phenanthrene	9.028	178	1109817	20.428	ppm	99
113)	Anthracene	9.077	178	1115509	20.087	ppm	99
114)	Carbazole	9.237	167	1115732	20.328	ppm	99
115)	Di-n-butylphthalate	9.601	149	1275015	19.432	ppm	99
116)	4-Nitroquinonline-1-oxide	9.788	190	102386	18.361	ppm	97
117)	Fluoranthene	10.227	202	1161819	20.023	ppm	99
119)	Methyl Parathion	9.382	109	185863	19.468	ppm	94
120)	Ethyl Parathion	9.767	97	151275	18.456	ppm	98
121)	Methapyrilene	9.884	58	499720	20.132	ppm	94
122)	Isodrin	10.071	193	104214	18.694	ppm	98
123)	Benzidine	10.382	184	819604	20.086	ppm	99
124)	Pyrene	10.478	202	1215455	19.898	ppm	98
126)	Aramite	10.761	185	35063	18.751	ppm	92
127)	p-(Dimethylamino)azobe...	10.852	120	393116	19.375	ppm	94
128)	Chlorobenzilate	10.922	139	404952	19.315	ppm	97
129)	Butyl benzyl phthalate	11.350	149	614665	19.677	ppm	99
130)	3,3-Dimethylbenzidine	11.307	212	779367	19.753	ppm	98
131)	2-Acetylaminofluorene	11.671	181	520885	19.116	ppm	99
132)	3,3'-Dichlorobenzidine	12.141	252	448069	19.327	ppm	100
133)	Benzo(a)anthracene	12.168	228	1162232	19.963	ppm	99
134)	Chrysene	12.227	228	1083872	19.926	ppm	100
135)	bis(2-Ethylhexyl)phtha...	12.323	149	800144	19.452	ppm	99
137)	Di-n-octyl phthalate	13.612	149	1344684	19.029	ppm	98
138)	7,12-Dimethylbenz(a)an...	14.211	256	561121	19.074	ppm	98
139)	Benzo(b)Fluoranthene	14.201	252	1169660	19.159	ppm	99
140)	Benzo(k)fluoranthene	14.265	252	1137434	19.929	ppm	98
141)	Benzo(a)pyrene	14.875	252	1046636	19.456	ppm	99
142)	3-Methylcholanthrene	15.672	268	622945	19.059	ppm	100
143)	Indeno(1,2,3-cd)Pyrene	16.987	276	1039255	19.745	ppm	99
144)	Dibenz(a,h)anthracene	17.041	278	1068192	19.804	ppm	98
145)	Benzo(g,h,i)perylene	17.410	276	1083133	20.193	ppm	99

(#) = qualifier out of range (m) = manual integration (+) = signals summed

1st AM 02/05/24
2nd BA 02/05/24

Data Path : I:\ACQUDATA\5977-MS64\Data\020224\
Data File : D6194.D
Acq On : 02 Feb 2024 02:47 pm
Operator : moses
Sample : 8270 20ppm
Misc : 8270 INIT. CAL.
ALS Vial : 8 Sample Multiplier: 1

Quant Time: Feb 05 11:33:16 2024
Quant Method : I:\ACQUDATA\5977-MS64\Methods\8270-020224(64).M
Quant Title : 8270 BNA ANALYSIS
QLast Update : Mon Feb 05 11:32:32 2024
Response via : Initial Calibration

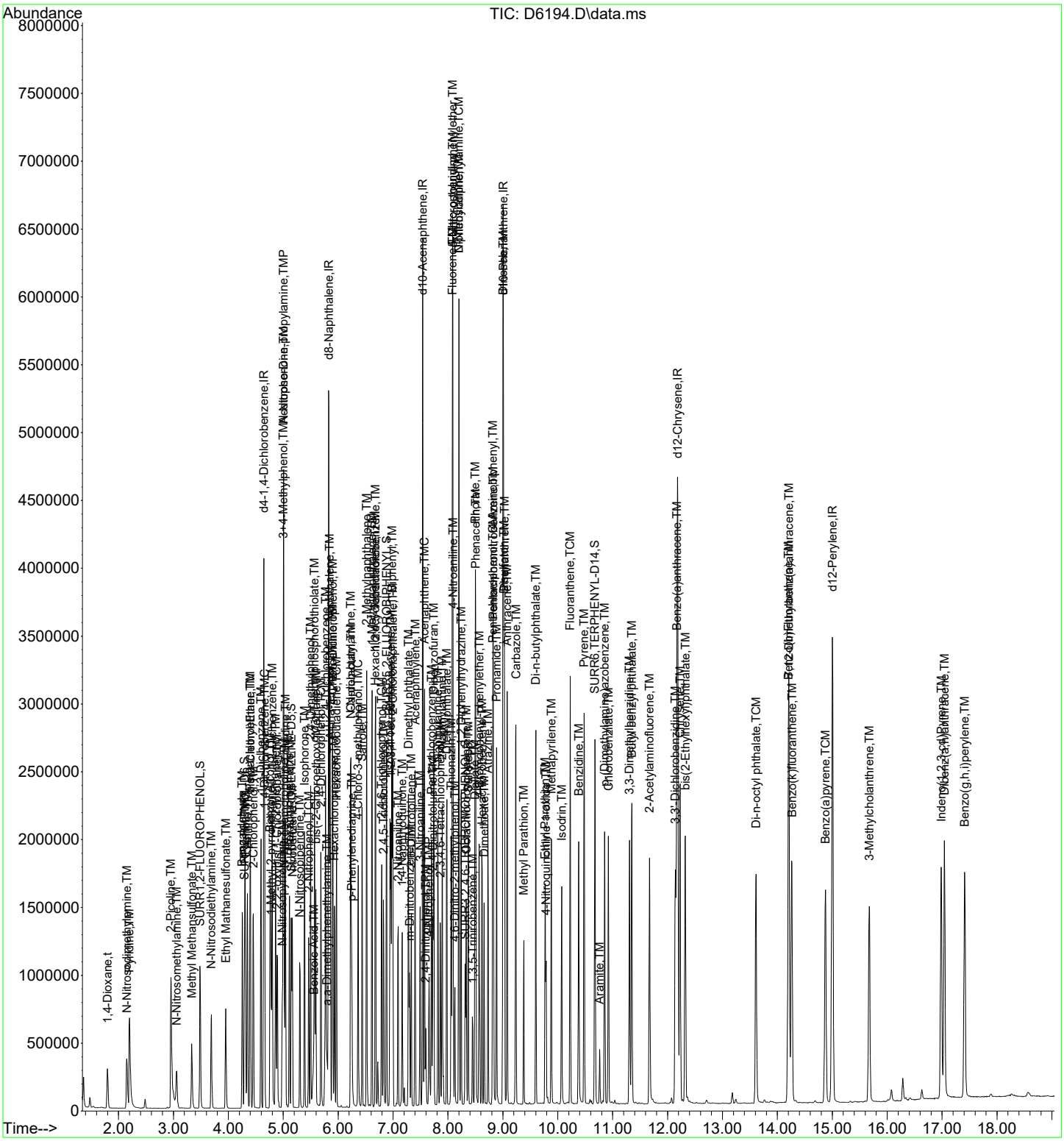

1st AM 02/05/24
2nd BA 02/05/24

Quantitation Report (Qedit)

Data Path : I:\ACQUDATA\5977-MS64\Data\020224\
Data File : D6194.D
Acq On : 02 Feb 2024 02:47 pm
Operator : moses
Sample : 8270 20ppm
Misc : 8270 INIT. CAL.
ALS Vial : 8 Sample Multiplier: 1

Quant Time: Feb 05 11:33:16 2024
Quant Method : I:\ACQUDATA\5977-MS64\Methods\8270-020224(64).M
Quant Title : 8270 BNA ANALYSIS
QLast Update : Mon Feb 05 11:32:32 2024
Response via : Initial Calibration

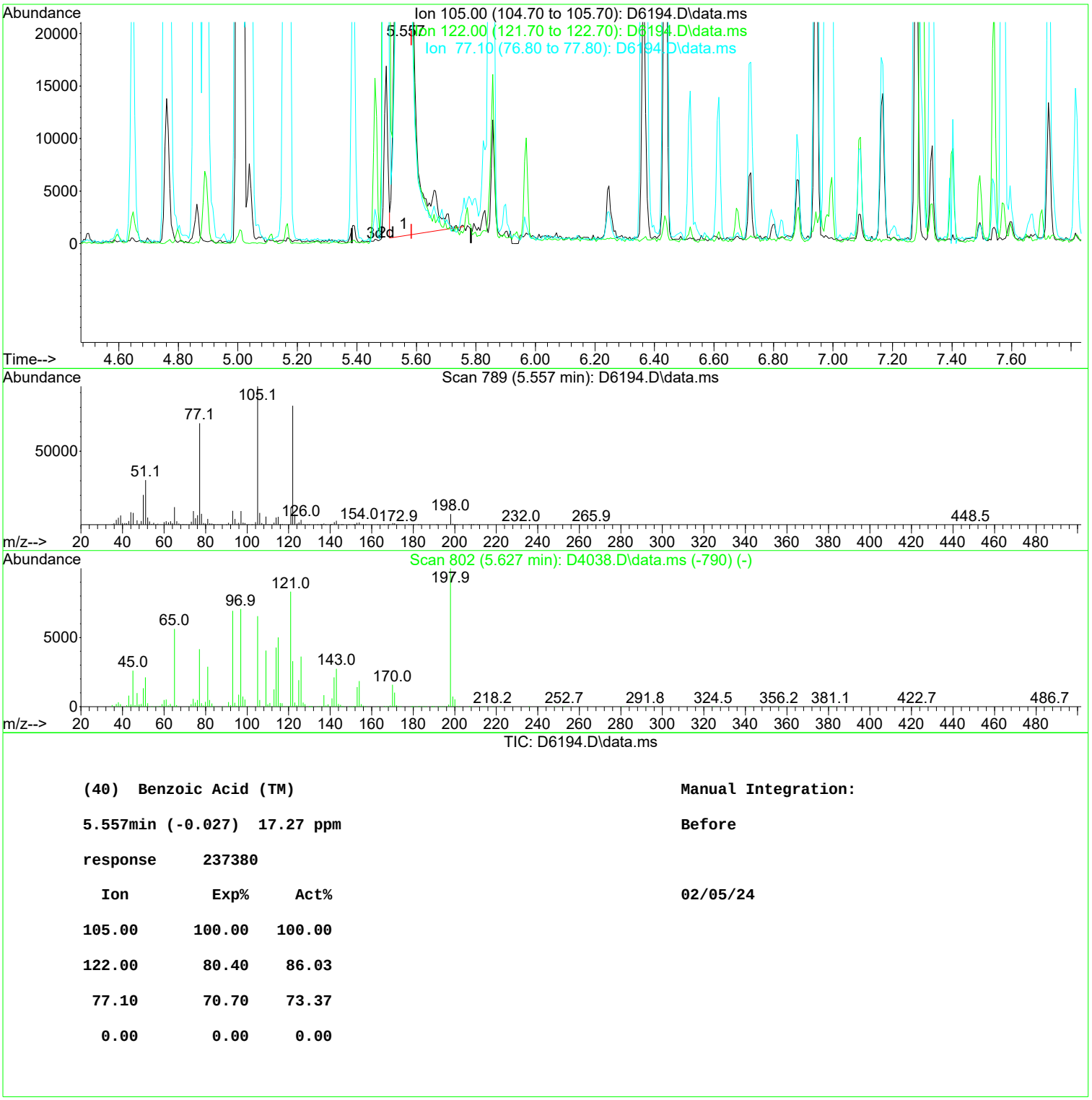

TIC: D6194.D\data.ms

(40) Benzoic Acid (TM)

5.557min (-0.027) 17.27 ppm

response 237380

Ion	Exp%	Act%
105.00	100.00	100.00
122.00	80.40	86.03
77.10	70.70	73.37
0.00	0.00	0.00

Manual Integration:

Before

02/05/24

1st AM 02/05/24
2nd BA 02/05/24

Quantitation Report (Qedit)

Data Path : I:\ACQUDATA\5977-MS64\Data\020224\
Data File : D6194.D
Acq On : 02 Feb 2024 02:47 pm
Operator : moses
Sample : 8270 20ppm
Misc : 8270 INIT. CAL.
ALS Vial : 8 Sample Multiplier: 1

Quant Time: Feb 05 11:33:16 2024
Quant Method : I:\ACQUDATA\5977-MS64\Methods\8270-020224(64).M
Quant Title : 8270 BNA ANALYSIS
QLast Update : Mon Feb 05 11:32:32 2024
Response via : Initial Calibration

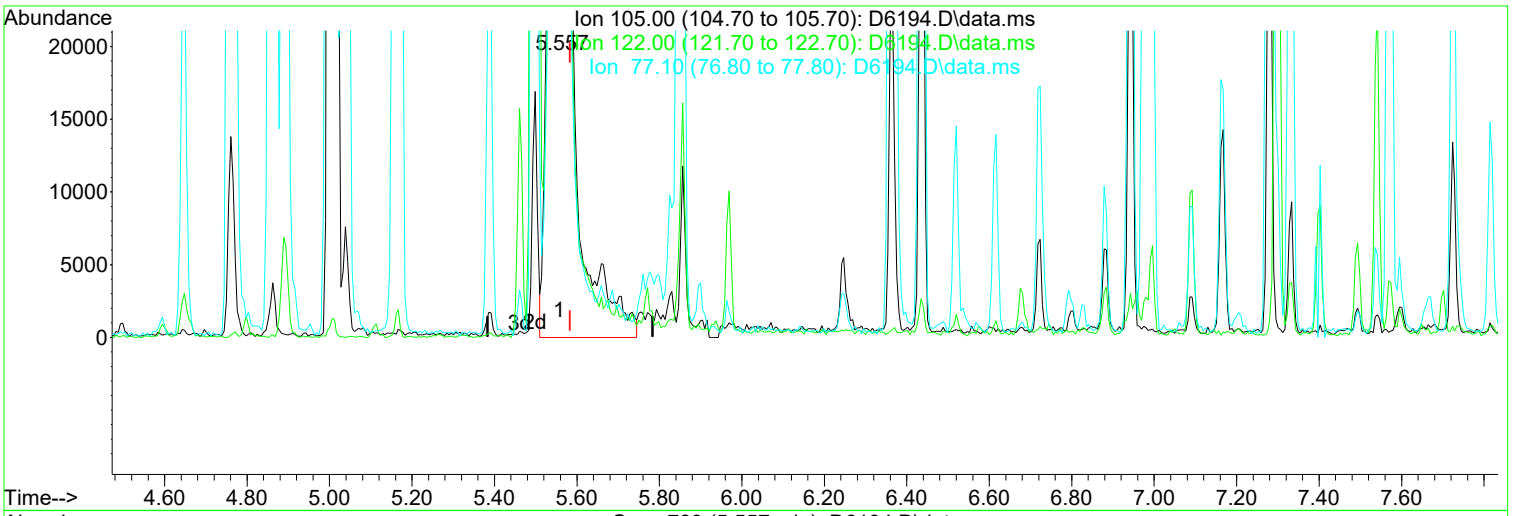

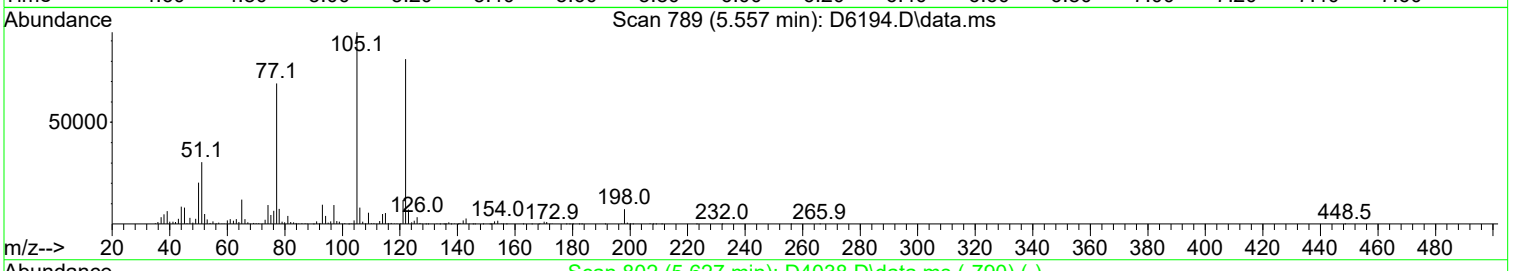

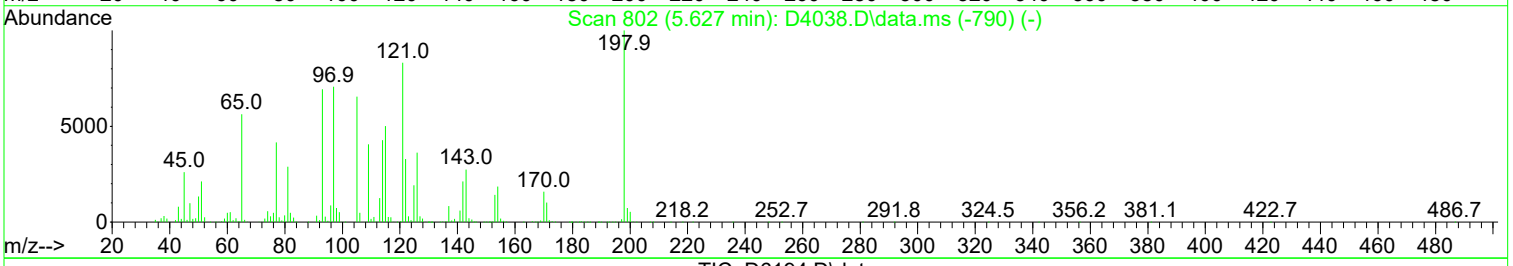

TIC: D6194.D\data.ms

(40) Benzoic Acid (TM)

5.557min (-0.027) 18.33 ppm m

response 251972

Ion	Exp%	Act%
105.00	100.00	100.00
122.00	80.40	86.03
77.10	70.70	73.37
0.00	0.00	0.00

Manual Integration:

After

Poor integration.

02/05/24

Quantitation Report (QT Reviewed)

Data Path : I:\ACQUDATA\5977-MS64\Data\020224\
Data File : D6193.D
Acq On : 02 Feb 2024 02:23 pm
Operator : moses
Sample : 8270 40ppm
Misc : 8270 INIT. CAL.
ALS Vial : 7 Sample Multiplier: 1

Quant Time: Feb 05 11:39:02 2024
Quant Method : I:\ACQUDATA\5977-MS64\Methods\8270-020224(64).M
Quant Title : 8270 BNA ANALYSIS
QLast Update : Mon Feb 05 11:32:32 2024
Response via : Initial Calibration

Compound	R.T.	QIon	Response	Conc	Units	Dev(Min)
Internal Standards						
1) d4-1,4-Dichlorobenzene	4.648	152	630148	40.00	ppm	0.00
34) d8-Naphthalene	5.830	136	2446070	40.00	ppm	0.00
58) d10-Acenaphthene	7.542	164	1326257	40.00	ppm	0.00
92) d10-Phenanthrene	9.007	188	2239029	40.00	ppm	0.00
118) d12-Chrysene	12.190	240	1976920	40.00	ppm	0.00
136) d12-Perylene	15.008	264	2175326	40.00	ppm	0.00
System Monitoring Compounds						
8) SURR1,2-FLUOROPHENOL	3.482	112	824849	37.36	ppm	0.00
Spiked Amount 20.000	Range 10 - 70		Recovery = 186.80%#			
13) SURR2,PHENOL-D6	4.300	99	1056932	37.34	ppm	0.00
Spiked Amount 20.000	Range 10 - 107		Recovery = 186.70%#			
35) SURR4,NITROBENZENE-D5	5.151	82	863658	38.64	ppm	0.00
Spiked Amount 10.000	Range 31 - 110		Recovery = 386.40%#			
64) SURR5,2-FLUOROBIPHENYL	6.884	172	1677976	38.57	ppm	0.00
Spiked Amount 10.000	Range 31 - 118		Recovery = 385.70%#			
89) SURR3,2,4,6-TRIBROMOPH...	8.317	330	226269	35.89	ppm	0.00
Spiked Amount 20.000	Range 35 - 141		Recovery = 179.45%#			
125) SURR6,TERPHENYL-D14	10.681	244	1909561	38.99	ppm	0.00
Spiked Amount 10.000	Range 10 - 165		Recovery = 389.90%#			
Target Compounds						Qvalue
2) 1,4-Dioxane	1.792	88	336810	37.521	ppm	100
3) Pyridine	2.193	79	881046	36.738	ppm	100
4) N-Nitrosodimethylamine	2.145	74	571597	36.957	ppm	100
5) 2-Picoline	2.952	93	936263	37.205	ppm	100
6) N-Nitrosomethylamine	3.054	42	307962	36.094	ppm	100
7) Methyl Methansulfonate	3.332	80	464255	37.556	ppm	100
9) N-Nitrosodiethylamine	3.691	102	421310	38.261	ppm	100
10) Ethyl Mathanesulfonate	3.953	79	627680	37.837	ppm	100
11) Benzaldehyde	4.252	106	623643	39.424	ppm	100
12) Aniline	4.348	93	1310032	37.419	ppm	100
14) Phenol	4.311	94	1127912	38.571	ppm	100
15) bis(2-Clethyl)Ether	4.407	93	849474	38.830	ppm	100
16) Pentachloroethane	4.397	117	306552	38.322	ppm	100
17) 2-Chlorophenol	4.455	128	916861	38.599	ppm	100
18) 1,3-Diclbenzene	4.594	146	936823	38.556	ppm	100
19) 1,4-Dichlorobenzene	4.664	146	964411	38.557	ppm	100
20) 1,2-Diclbenzene	4.798	146	899037	38.506	ppm	100
21) Benzyl Alcohol	4.760	79	675720	38.309	ppm	100
22) 1-Methyl-2-pyrrolidinone	4.787	99	600165	38.016	ppm	100
23) 2,2'-oxybis(1-Chloropr...	4.894	45	1009815	39.141	ppm	100
24) 2-Methylphenol	4.867	108	793349	38.535	ppm	100
25) 3+4-Methylphenol	5.006	108	825450	38.185	ppm	100
26) Acetophenone	5.012	105	1179655	37.615	ppm	100
27) N-Nitroso-Di-n-propyla...	5.012	70	632855	38.296	ppm	100
28) N-Nitrosopyrrolidine	4.990	100	484775	37.955	ppm	100
29) N-Nitrosomorpholine	5.022	56	513556	38.238	ppm	100
30) o-Toluidine	5.044	106	1310649	38.143	ppm	100
31) Hexachloroethane	5.113	117	377212	38.698	ppm	100
32) o,o,o-Triethylphosphor...	5.573	198	384923	38.094	ppm	100
33) Alpha-terpinol	5.862	121	247214	38.010	ppm	100
36) Nitrobenzene	5.167	77	870019	39.073	ppm	100
37) N-Nitrosopiperidine	5.306	42	539925	38.064	ppm	100
38) Isophorone	5.391	82	1619038	39.548	ppm	100

Quantitation Report (QT Reviewed)

Data Path : I:\ACQUDATA\5977-MS64\Data\020224\
Data File : D6193.D
Acq On : 02 Feb 2024 02:23 pm
Operator : moses
Sample : 8270 40ppm
Misc : 8270 INIT. CAL.
ALS Vial : 7 Sample Multiplier: 1

Quant Time: Feb 05 11:39:02 2024
Quant Method : I:\ACQUDATA\5977-MS64\Methods\8270-020224(64).M
Quant Title : 8270 BNA ANALYSIS
QLast Update : Mon Feb 05 11:32:32 2024
Response via : Initial Calibration

Compound	R.T.	QIon	Response	Conc	Units	Dev(Min)
39) 2-Nitrophenol	5.461	139	462771	39.024	ppm	100
40) Benzoic Acid	5.584	105	575309	38.144	ppm	100
41) 2,4-Dimethylphenol	5.498	107	894627	38.985	ppm	100
42) bis(-2-Chloroethoxy)Me...	5.595	93	911019	38.704	ppm	100
43) 2,4-Dichlorophenol	5.691	162	702597	38.742	ppm	100
44) a,a-Dimethylphenethyla...	5.846	58	2042464	37.825	ppm	100
45) 1,2,4-Trichlorobenzene	5.771	180	711103	38.901	ppm	100
46) Naphthalene	5.851	128	2460693	39.373	ppm	100
47) 4-Chloroaniline	5.900	127	1060575	38.589	ppm	100
48) 2,6-Dichlorophenol	5.905	162	681763	38.741	ppm	100
49) Hexachlorobutadiene	5.969	225	368647	38.858	ppm	100
50) Hexachloropropene	5.937	213	443999	39.039	ppm	100
51) 4-Chloro-3-methylphenol	6.370	107	744500	38.622	ppm	100
52) N-N-di-n-butylamine	6.231	84	734001	38.477	ppm	100
53) Caprolactam	6.247	113	299016	38.333	ppm	100
54) p-Phenylenediamine	6.253	80	382992	41.997	ppm	100
55) Safrole	6.440	162	616635	39.610	ppm	100
56) 2-Methylnaphthalene	6.520	142	1675244	39.092	ppm	100
57) 1-Methylnaphthalene	6.616	142	1560682	39.057	ppm	100
59) Hexachlorocyclopentadiene	6.675	237	404673	38.101	ppm	100
60) 1,2,4,5-Tetrachloroben...	6.680	216	669722	38.095	ppm	100
61) 1,2,3,4-Tetrachloroben...	6.959	216	654995	37.785	ppm	100
62) 2,4,6-Trichlorophenol	6.793	196	473317	38.792	ppm	100
63) 2,4,5-Trichlorophenol	6.830	196	493912	38.826	ppm	100
65) Isosafrole	6.943	104	291003	37.787	ppm	100
66) 1,1'-Biphenyl	6.980	154	1984471	38.417	ppm	100
67) 2-Chloronaphthalene	6.996	162	1463298	38.596	ppm	100
68) 2-Nitroaniline	7.092	65	440441	37.493	ppm	100
69) 1,4-Naphthoquinone	7.167	158	478657	41.562	ppm	100
70) m-Dinitrobenzene	7.306	168	274154	38.498	ppm	100
71) Acenaphthylene	7.403	152	2299271	39.032	ppm	100
72) Dimethyl phthalate	7.285	163	1676787	39.411	ppm	100
73) 2,6-Dinitrotoluene	7.333	165	388527	39.029	ppm	100
74) Acenaphthene	7.574	153	1553829	38.451	ppm	100
75) 3-Nitroaniline	7.499	138	458041	36.829	ppm	100
76) 2,4-Dinitrophenol	7.606	184	194024	36.433	ppm	100
77) Dibenzofuran	7.745	168	2093018	38.650	ppm	100
78) 2,4-Dinitrotoluene	7.729	165	492994	36.974	ppm	100
79) 4-Nitrophenol	7.665	65	366358	35.570	ppm	100
80) Pentachlorobenzene	7.702	250	566242	38.276	ppm	100
81) 1-Napthylamine	7.820	143	1365160	37.869	ppm	100
82) 2-Napthylamine	7.900	143	1451824	37.649	ppm	100
83) 2,3,4,6-Tetrachlorophenol	7.862	232	333910	37.297	ppm	100
84) Fluorene	8.082	166	1806733	37.906	ppm	100
85) 4-Chlorophenyl-phenyle...	8.087	204	818298	37.834	ppm	100
86) Diethylphthalate	7.980	149	1618101	38.419	ppm	100
87) 4-Nitroaniline	8.098	138	516688	36.664	ppm	100
88) 5-Nitro-o-toluidine	8.092	152	528295	37.023	ppm	100
90) Sulfotepp	8.371	322	263064	37.687	ppm	100
91) Octachlorocyclopentene	8.333	307	240559	37.038	ppm	100
93) Thionazin	8.060	107	281895	39.123	ppm	100
94) 4,6-Dinitro-2-methylph...	8.130	198	259823	38.173	ppm	100
95) Diphenylamine	8.205	169	2740392	79.901	ppm	100
96) 1,2 Diphenylhydrazine	8.242	77	1781915	40.620	ppm	100
97) N-Nitrosodiphenylamine	8.205	169	2740818	79.883	ppm	100
98) 1,3,5-Trinirobenzene	8.456	213	163528	37.499	ppm	100

Quantitation Report (QT Reviewed)

Data Path : I:\ACQUDATA\5977-MS64\Data\020224\
Data File : D6193.D
Acq On : 02 Feb 2024 02:23 pm
Operator : moses
Sample : 8270 40ppm
Misc : 8270 INIT. CAL.
ALS Vial : 7 Sample Multiplier: 1

Quant Time: Feb 05 11:39:02 2024
Quant Method : I:\ACQUDATA\5977-MS64\Methods\8270-020224(64).M
Quant Title : 8270 BNA ANALYSIS
QLast Update : Mon Feb 05 11:32:32 2024
Response via : Initial Calibration

	Compound	R.T.	QIon	Response	Conc	Units	Dev(Min)
99)	Diallate	8.494	86	584580	39.582	ppm	100
100)	Phorate	8.504	121	355493	39.027	ppm	100
101)	Phenacetin	8.515	108	928094	38.601	ppm	100
102)	4-Bromophenyl-phenylether	8.569	248	426506	40.275	ppm	100
103)	Hexachlorobenzene	8.622	284	484892	40.374	ppm	100
104)	Dimethoate	8.665	87	523669	42.388	ppm	100
105)	Atrazine	8.734	215	226914	40.691	ppm	100
106)	Pentachlorophenol	8.815	266	335338	37.165	ppm	100
107)	4-Aminobiphenyl	8.825	169	1935040	38.046	ppm	100
108)	Pentachloronitrobenzene	8.831	237	176606	38.163	ppm	100
109)	Pronamide	8.889	173	774540	38.619	ppm	100
110)	Dinoseb	9.002	211	367073	37.509	ppm	100
111)	Disulfoton	9.018	88	1079371	39.210	ppm	100
112)	Phenanthrene	9.028	178	2334976	39.331	ppm	100
113)	Anthracene	9.082	178	2386784	39.877	ppm	100
114)	Carbazole	9.237	167	2358981	38.136	ppm	100
115)	Di-n-butylphthalate	9.601	149	2820101	40.130	ppm	100
116)	4-Nitroquinonline-1-oxide	9.793	190	239666	37.312	ppm	100
117)	Fluoranthene	10.232	202	2493799	38.205	ppm	100
119)	Methyl Parathion	9.382	109	403933	43.509	ppm	100
120)	Ethyl Parathion	9.772	97	346790	39.888	ppm	100
121)	Methapyrilene	9.884	58	1050215	42.630	ppm	100
122)	Isodrin	10.071	193	235863	40.969	ppm	100
123)	Benzidine	10.387	184	1729522	40.807	ppm	100
124)	Pyrene	10.483	202	2584493	40.285	ppm	100
126)	Aramite	10.767	185	79116	40.446	ppm	100
127)	p-(Dimethylamino)azobe...	10.858	120	858457	39.736	ppm	100
128)	Chlorobenzilate	10.922	139	887074	39.449	ppm	100
129)	Butyl benzyl phthalate	11.350	149	1321710	39.850	ppm	100
130)	3,3-Dimethylbenzidine	11.307	212	1669382	39.384	ppm	100
131)	2-Acetylaminofluorene	11.676	181	1152885	37.781	ppm	100
132)	3,3'-Dichlorobenzidine	12.147	252	980911	38.403	ppm	100
133)	Benzo(a)anthracene	12.168	228	2463230	38.865	ppm	100
134)	Chrysene	12.232	228	2301438	39.300	ppm	100
135)	bis(2-Ethylhexyl)phtha...	12.323	149	1740372	39.892	ppm	100
137)	Di-n-octyl phthalate	13.612	149	2958277	37.650	ppm	100
138)	7,12-Dimethylbenz(a)an...	14.222	256	1231492	36.180	ppm	100
139)	Benzo(b)Fluoranthene	14.211	252	2555768	37.406	ppm	100
140)	Benzo(k)fluoranthene	14.270	252	2389332	38.357	ppm	100
141)	Benzo(a)pyrene	14.885	252	2252052	38.004	ppm	100
142)	3-Methylcholanthrene	15.682	268	1368318	36.804	ppm	100
143)	Indeno(1,2,3-cd)Pyrene	16.993	276	2203444	38.100	ppm	100
144)	Dibenz(a,h)anthracene	17.051	278	2265952	37.852	ppm	100
145)	Benzo(g,h,i)perylene	17.421	276	2247109	38.866	ppm	100

(#) = qualifier out of range (m) = manual integration (+) = signals summed

1st AM 02/05/24
2nd BA 02/05/24

Data Path : I:\ACQUDATA\5977-MS64\Data\020224\
Data File : D6193.D
Acq On : 02 Feb 2024 02:23 pm
Operator : moses
Sample : 8270 40ppm
Misc : 8270 INIT. CAL.
ALS Vial : 7 Sample Multiplier: 1

Quant Time: Feb 05 11:39:02 2024
Quant Method : I:\ACQUDATA\5977-MS64\Methods\8270-020224(64).M
Quant Title : 8270 BNA ANALYSIS
QLast Update : Mon Feb 05 11:32:32 2024
Response via : Initial Calibration

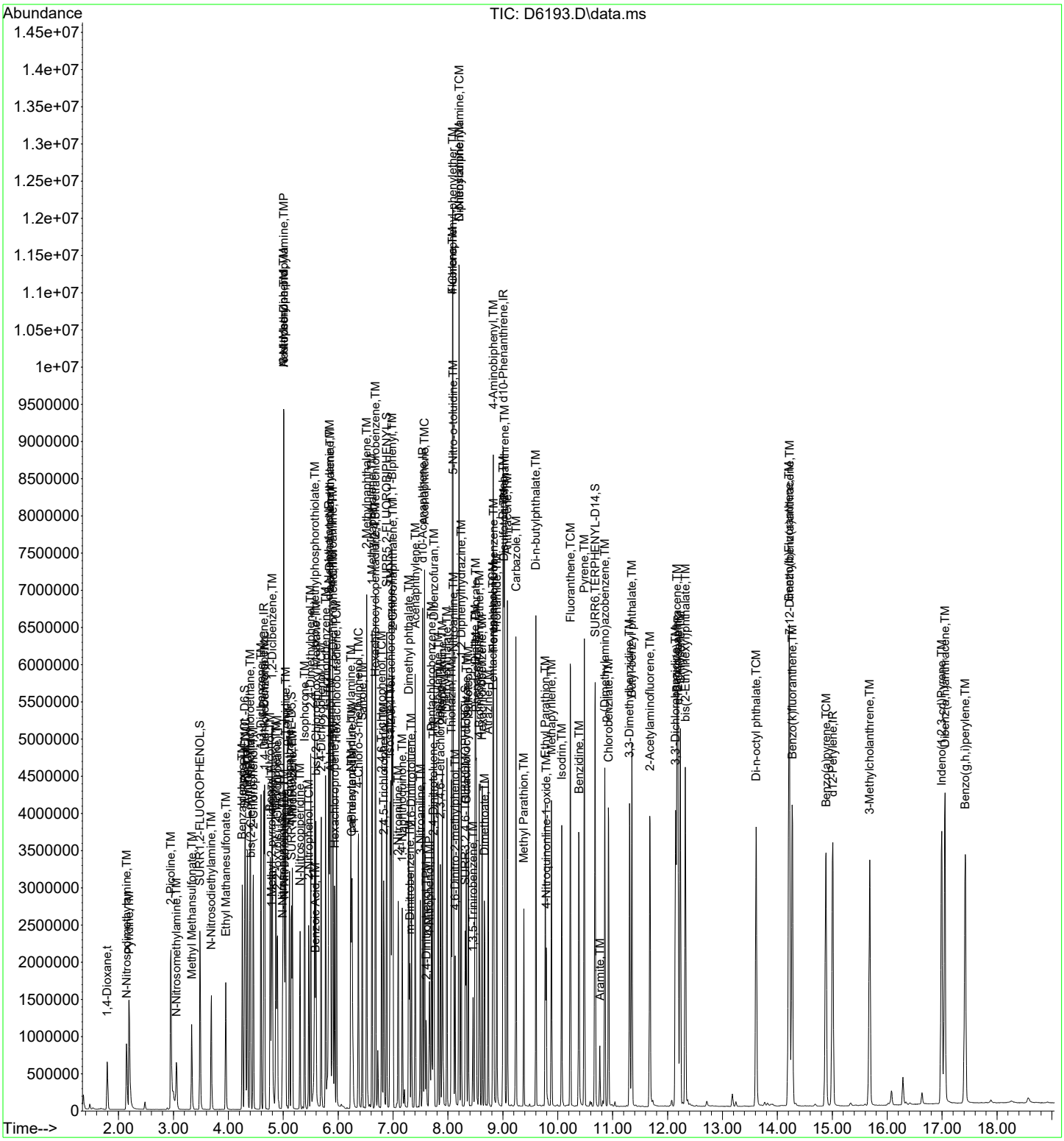

Quantitation Report (QT Reviewed)

Data Path : I:\ACQUDATA\5977-MS64\Data\020224\
Data File : D6192.D
Acq On : 02 Feb 2024 01:59 pm
Operator : moses
Sample : 8270 60ppm
Misc : 8270 INIT. CAL.
ALS Vial : 6 Sample Multiplier: 1

Quant Time: Feb 05 11:33:08 2024
Quant Method : I:\ACQUDATA\5977-MS64\Methods\8270-020224(64).M
Quant Title : 8270 BNA ANALYSIS
QLast Update : Mon Feb 05 11:32:32 2024
Response via : Initial Calibration

Compound	R.T.	QIon	Response	Conc	Units	Dev(Min)
Internal Standards						
1) d4-1,4-Dichlorobenzene	4.648	152	572200	40.00	ppm	0.00
34) d8-Naphthalene	5.830	136	2235685	40.00	ppm	0.00
58) d10-Acenaphthene	7.542	164	1204737	40.00	ppm	0.00
92) d10-Phenanthrene	9.007	188	2123972	40.00	ppm	0.00
118) d12-Chrysene	12.189	240	2010395	40.00	ppm	0.00
136) d12-Perylene	15.014	264	2166901	40.00	ppm	0.00
System Monitoring Compounds						
8) SURR1,2-FLUOROPHENOL	3.487	112	1150802	61.46	ppm	0.00
Spiked Amount 20.000	Range 10 - 70		Recovery = 307.30%#			
13) SURR2,PHENOL-D6	4.300	99	1472864	61.39	ppm	0.00
Spiked Amount 20.000	Range 10 - 107		Recovery = 306.95%#			
35) SURR4,NITROBENZENE-D5	5.151	82	1174851	59.53	ppm	0.00
Spiked Amount 10.000	Range 31 - 110		Recovery = 595.30%#			
64) SURR5,2-FLUOROBIPHENYL	6.884	172	2251494	59.09	ppm	0.00
Spiked Amount 10.000	Range 31 - 118		Recovery = 590.90%#			
89) SURR3,2,4,6-TRIBROMOPH...	8.322	330	323501	62.96	ppm	0.00
Spiked Amount 20.000	Range 35 - 141		Recovery = 314.80%#			
125) SURR6,TERPHENYL-D14	10.681	244	2824358	58.18	ppm	0.00
Spiked Amount 10.000	Range 10 - 165		Recovery = 581.80%#			
Target Compounds						Qvalue
2) 1,4-Dioxane	1.797	88	477137	62.404	ppm	99
3) Pyridine	2.193	79	1228981	61.447	ppm	98
4) N-Nitrosodimethylamine	2.145	74	800019	61.655	ppm	99
5) 2-Picoline	2.952	93	1297818	61.062	ppm	99
6) N-Nitrosomethylamine	3.054	42	441661	60.771	ppm	100
7) Methyl Methansulfonate	3.332	80	635656	60.314	ppm	99
9) N-Nitrosodiethylamine	3.691	102	589935	61.682	ppm	99
10) Ethyl Mathanesulfonate	3.953	79	853941	59.930	ppm	99
11) Benzaldehyde	4.257	106	854033	60.324	ppm	95
12) Aniline	4.348	93	1815227	61.038	ppm	98
14) Phenol	4.311	94	1563606	61.068	ppm	96
15) bis(2-Clethyl)Ether	4.407	93	1162223	60.272	ppm	97
16) Pentachloroethane	4.397	117	425073	61.082	ppm	97
17) 2-Chlorophenol	4.455	128	1266697	60.859	ppm	98
18) 1,3-Diclbenzene	4.594	146	1297878	61.028	ppm	99
19) 1,4-Dichlorobenzene	4.664	146	1331370	60.812	ppm	100
20) 1,2-Diclbenzene	4.798	146	1247888	61.144	ppm	99
21) Benzyl Alcohol	4.766	79	944174	61.552	ppm	98
22) 1-Methyl-2-pyrrolidinone	4.798	99	830107	60.928	ppm	96
23) 2,2'-oxybis(1-Chloropr...	4.894	45	1370309	59.777	ppm	100
24) 2-Methylphenol	4.867	108	1095115	60.807	ppm	99
25) 3+4-Methylphenol	5.006	108	1151129	61.454	ppm	96
26) Acetophenone	5.012	105	1620580	60.516	ppm	95
27) N-Nitroso-Di-n-propyla...	5.017	70	858297	59.743	ppm	98
28) N-Nitrosopyrrolidine	4.990	100	665528	60.476	ppm	88
29) N-Nitrosomorpholine	5.028	56	699183	59.973	ppm	98
30) o-Toluidine	5.044	106	1783329	59.938	ppm	97
31) Hexachloroethane	5.113	117	516794	60.351	ppm	99
32) o,o,o-Triethylphosphor...	5.573	198	518383	59.324	ppm	98
33) Alpha-terpinol	5.862	121	337522	60.131	ppm	98
36) Nitrobenzene	5.167	77	1203622	60.547	ppm	98
37) N-Nitrosopiperidine	5.306	42	740783	60.046	ppm	96
38) Isophorone	5.391	82	2197505	59.402	ppm	99

Data Path : I:\ACQUDATA\5977-MS64\Data\020224\
Data File : D6192.D
Acq On : 02 Feb 2024 01:59 pm
Operator : moses
Sample : 8270 60ppm
Misc : 8270 INIT. CAL.
ALS Vial : 6 Sample Multiplier: 1

Quant Time: Feb 05 11:33:08 2024
Quant Method : I:\ACQUDATA\5977-MS64\Methods\8270-020224(64).M
Quant Title : 8270 BNA ANALYSIS
QLast Update : Mon Feb 05 11:32:32 2024
Response via : Initial Calibration

Compound	R.T.	QIon	Response	Conc	Units		Dev(Min)
39) 2-Nitrophenol	5.466	139	647128	61.200	ppm		93
40) Benzoic Acid	5.600	105	822380	62.561	ppm		98
41) 2,4-Dimethylphenol	5.504	107	1234295	60.382	ppm		96
42) bis(-2-Chloroethoxy)Me...	5.595	93	1257044	60.388	ppm		99
43) 2,4-Dichlorophenol	5.691	162	981769	61.155	ppm		98
44) a,a-Dimethylphenethyla...	5.883	58	2851968	61.234	ppm		98
45) 1,2,4-Trichlorobenzene	5.771	180	981753	60.423	ppm		99
46) Naphthalene	5.851	128	3375474	60.035	ppm		99
47) 4-Chloroaniline	5.899	127	1472876	60.779	ppm		98
48) 2,6-Dichlorophenol	5.905	162	943858	60.590	ppm		94
49) Hexachlorobutadiene	5.969	225	506645	60.148	ppm		97
50) Hexachloropropene	5.937	213	609193	60.049	ppm		100
51) 4-Chloro-3-methylphenol	6.370	107	1037436	60.993	ppm		98
52) N-N-di-n-butylamine	6.231	84	999543	59.598	ppm		100
53) Caprolactam	6.258	113	410605	60.098	ppm		98
54) p-Phenylenediamine	6.258	80	506702	57.902	ppm		99
55) Safrole	6.440	162	829376	58.864	ppm		97
56) 2-Methylnaphthalene	6.520	142	2310979	60.374	ppm		99
57) 1-Methylnaphthalene	6.616	142	2140399	60.022	ppm		99
59) Hexachlorocyclopentadiene	6.680	237	560872	61.033	ppm		98
60) 1,2,4,5-Tetrachloroben...	6.686	216	929134	61.093	ppm		99
61) 1,2,3,4-Tetrachloroben...	6.964	216	888906	59.763	ppm		99
62) 2,4,6-Trichlorophenol	6.798	196	651435	60.607	ppm		99
63) 2,4,5-Trichlorophenol	6.830	196	680684	60.516	ppm		97
65) Isosafrole	6.948	104	394697	59.686	ppm		87
66) 1,1'-Biphenyl	6.980	154	2689710	59.685	ppm		99
67) 2-Chloronaphthalene	6.996	162	2021222	60.824	ppm		99
68) 2-Nitroaniline	7.098	65	620083	61.997	ppm		96
69) 1,4-Naphthoquinone	7.172	158	620487	57.084	ppm		91
70) m-Dinitrobenzene	7.306	168	386229	62.038	ppm		85
71) Acenaphthylene	7.402	152	3171330	60.698	ppm		99
72) Dimethyl phthalate	7.290	163	2283583	59.961	ppm		100
73) 2,6-Dinitrotoluene	7.338	165	536405	60.817	ppm		91
74) Acenaphthene	7.574	153	2154078	61.047	ppm		99
75) 3-Nitroaniline	7.504	138	650711	62.525	ppm		98
76) 2,4-Dinitrophenol	7.606	184	290854	66.012	ppm		88
77) Dibenzofuran	7.745	168	2884608	60.686	ppm		98
78) 2,4-Dinitrotoluene	7.734	165	710957	63.505	ppm		98
79) 4-Nitrophenol	7.670	65	549752	66.079	ppm		99
80) Pentachlorobenzene	7.702	250	780246	60.679	ppm		100
81) 1-Napthylamine	7.825	143	1882120	60.753	ppm		99
82) 2-Napthylamine	7.900	143	1999353	60.618	ppm		96
83) 2,3,4,6-Tetrachlorophenol	7.868	232	481402	63.487	ppm		97
84) Fluorene	8.082	166	2510700	61.194	ppm		99
85) 4-Chlorophenyl-phenyle...	8.087	204	1139260	61.308	ppm		98
86) Diethylphthalate	7.985	149	2253786	61.336	ppm		98
87) 4-Nitroaniline	8.108	138	734450	62.592	ppm		95
88) 5-Nitro-o-toluidine	8.098	152	750139	62.511	ppm		99
90) Sulfotepp	8.376	322	369104	61.786	ppm		86
91) Octachlorocyclopentene	8.333	307	334322	61.200	ppm		96
93) Thionazin	8.066	107	387860	58.017	ppm		97
94) 4,6-Dinitro-2-methylph...	8.135	198	389140	63.154	ppm		99
95) Diphenylamine	8.205	169	3765467	115.880	ppm		100
96) 1,2 Diphenylhydrazine	8.242	77	2432162	57.554	ppm		98
97) N-Nitrosodiphenylamine	8.205	169	3767503	115.924	ppm		100
98) 1,3,5-Trinirobenzene	8.467	213	250730	64.652	ppm	#	47

Quantitation Report (QT Reviewed)

Data Path : I:\ACQUDATA\5977-MS64\Data\020224\
Data File : D6192.D
Acq On : 02 Feb 2024 01:59 pm
Operator : moses
Sample : 8270 60ppm
Misc : 8270 INIT. CAL.
ALS Vial : 6 Sample Multiplier: 1

Quant Time: Feb 05 11:33:08 2024
Quant Method : I:\ACQUDATA\5977-MS64\Methods\8270-020224(64).M
Quant Title : 8270 BNA ANALYSIS
QLast Update : Mon Feb 05 11:32:32 2024
Response via : Initial Calibration

	Compound	R.T.	QIon	Response	Conc	Units	Dev(Min)
99)	Diallate	8.494	86	807661	58.243	ppm	97
100)	Phorate	8.504	121	492992	58.478	ppm	99
101)	Phenacetin	8.520	108	1311368	59.580	ppm	99
102)	4-Bromophenyl-phenylether	8.568	248	594053	58.731	ppm	96
103)	Hexachlorobenzene	8.622	284	675699	58.760	ppm	95
104)	Dimethoate	8.670	87	699090	56.292	ppm	100
105)	Atrazine	8.740	215	309325	57.481	ppm	97
106)	Pentachlorophenol	8.820	266	504829	63.479	ppm	97
107)	4-Aminobiphenyl	8.825	169	2782393	60.632	ppm	98
108)	Pentachloronitrobenzene	8.831	237	256687	61.287	ppm	97
109)	Pronamide	8.895	173	1098820	59.821	ppm	99
110)	Dinoseb	9.007	211	547519	62.895	ppm	94
111)	Disulfoton	9.018	88	1502159	58.684	ppm	100
112)	Phenanthrene	9.034	178	3337814	60.277	ppm	100
113)	Anthracene	9.082	178	3360906	59.376	ppm	99
114)	Carbazole	9.242	167	3419436	61.122	ppm	99
115)	Di-n-butylphthalate	9.601	149	3947534	59.024	ppm	99
116)	4-Nitroquinonline-1-oxide	9.793	190	358465	63.068	ppm	91
117)	Fluoranthene	10.232	202	3678348	62.196	ppm	98
119)	Methyl Parathion	9.381	109	548675	53.429	ppm	97
120)	Ethyl Parathion	9.772	97	500275	56.743	ppm	100
121)	Methapyrilene	9.890	58	1505203	56.375	ppm	95
122)	Isodrin	10.071	193	340277	56.747	ppm	97
123)	Benzidine	10.387	184	2547697	58.044	ppm	98
124)	Pyrene	10.489	202	3817673	58.102	ppm	100
126)	Aramite	10.767	185	114113	56.733	ppm	98
127)	p-(Dimethylamino)azobe...	10.858	120	1256640	57.578	ppm	96
128)	Chlorobenzilate	10.927	139	1302386	57.749	ppm	90
129)	Butyl benzyl phthalate	11.355	149	1990521	59.238	ppm	96
130)	3,3-Dimethylbenzidine	11.312	212	2558322	60.279	ppm	99
131)	2-Acetylaminofluorene	11.687	181	1777218	60.635	ppm	98
132)	3,3'-Dichlorobenzidine	12.152	252	1525925	61.189	ppm	99
133)	Benzo(a)anthracene	12.173	228	3782959	60.408	ppm	100
134)	Chrysene	12.238	228	3495322	59.739	ppm	100
135)	bis(2-Ethylhexyl)phtha...	12.329	149	2599195	58.744	ppm	98
137)	Di-n-octyl phthalate	13.618	149	4609682	62.572	ppm	100
138)	7,12-Dimethylbenz(a)an...	14.227	256	1922596	62.690	ppm	99
139)	Benzo(b)Fluoranthene	14.222	252	3952670	62.103	ppm	99
140)	Benzo(k)fluoranthene	14.281	252	3665225	61.598	ppm	99
141)	Benzo(a)pyrene	14.891	252	3471215	61.894	ppm	98
142)	3-Methylcholanthrene	15.693	268	2098251	61.577	ppm	98
143)	Indeno(1,2,3-cd)Pyrene	16.998	276	3386498	61.715	ppm	98
144)	Dibenz(a,h)anthracene	17.057	278	3456266	61.464	ppm	99
145)	Benzo(g,h,i)perylene	17.431	276	3402010	60.838	ppm	99

(#) = qualifier out of range (m) = manual integration (+) = signals summed

1st AM 02/05/24
2nd BA 02/05/24

Data Path : I:\ACQUDATA\5977-MS64\Data\020224\
Data File : D6192.D
Acq On : 02 Feb 2024 01:59 pm
Operator : moses
Sample : 8270 60ppm
Misc : 8270 INIT. CAL.
ALS Vial : 6 Sample Multiplier: 1

Quant Time: Feb 05 11:33:08 2024
Quant Method : I:\ACQUDATA\5977-MS64\Methods\8270-020224(64).M
Quant Title : 8270 BNA ANALYSIS
QLast Update : Mon Feb 05 11:32:32 2024
Response via : Initial Calibration

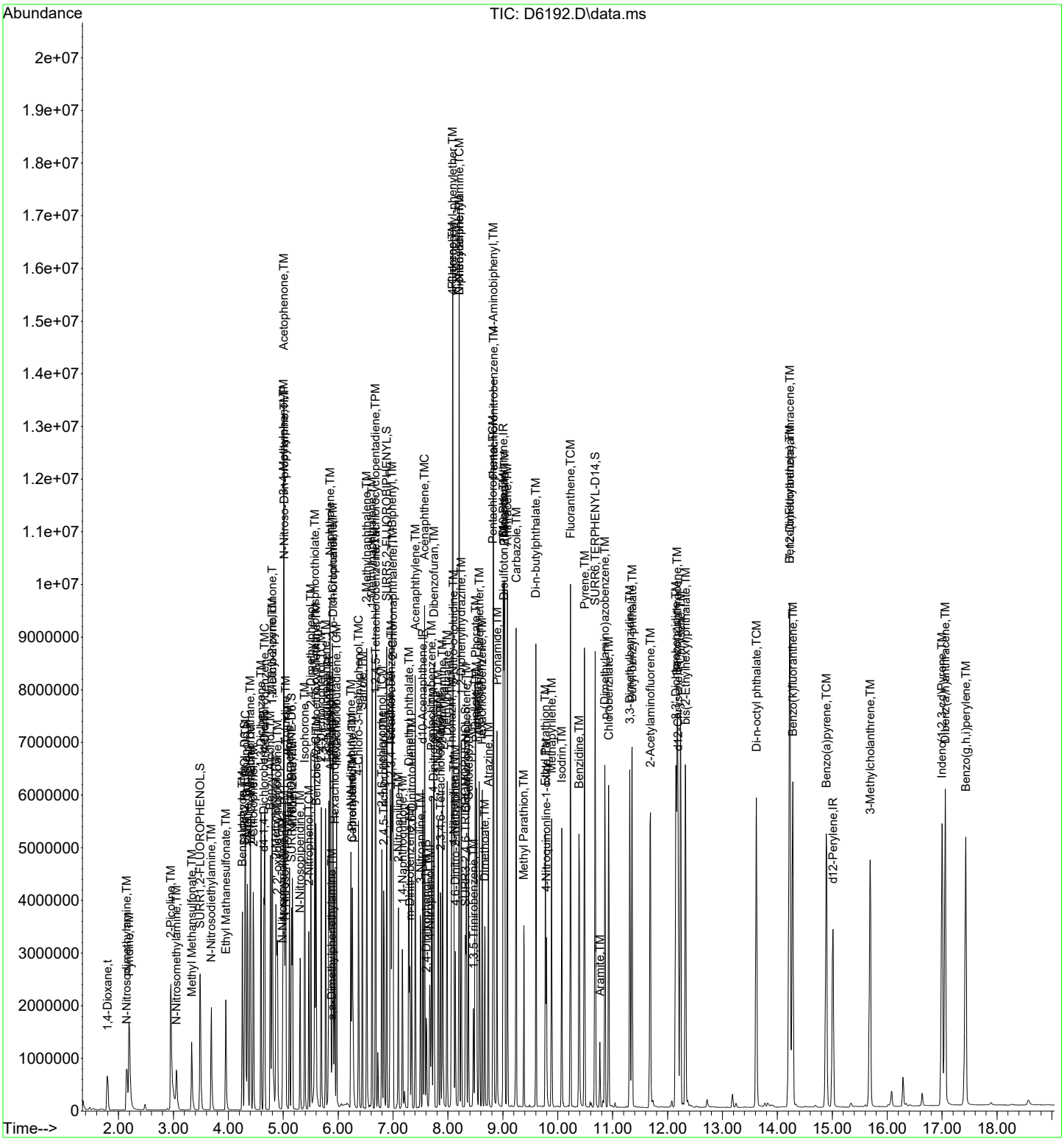

Quantitation Report (QT Reviewed)

Data Path : I:\ACQUDATA\5977-MS64\Data\020224\
Data File : D6191.D
Acq On : 02 Feb 2024 01:35 pm
Operator : moses
Sample : 8270 80ppm
Misc : 8270 INIT. CAL.
ALS Vial : 5 Sample Multiplier: 1

Quant Time: Feb 05 11:33:00 2024
Quant Method : I:\ACQUDATA\5977-MS64\Methods\8270-020224(64).M
Quant Title : 8270 BNA ANALYSIS
QLast Update : Mon Feb 05 11:32:32 2024
Response via : Initial Calibration

Compound	R.T.	QIon	Response	Conc	Units	Dev(Min)
Internal Standards						
1) d4-1,4-Dichlorobenzene	4.648	152	570263	40.00	ppm	0.00
34) d8-Naphthalene	5.830	136	2189822	40.00	ppm	0.00
58) d10-Acenaphthene	7.542	164	1175178	40.00	ppm	0.00
92) d10-Phenanthrene	9.012	188	2112174	40.00	ppm	0.00
118) d12-Chrysene	12.195	240	2021731	40.00	ppm	0.00
136) d12-Perylene	15.014	264	2204066	40.00	ppm	0.00
System Monitoring Compounds						
8) SURR1,2-FLUOROPHENOL	3.487	112	1515473	81.21	ppm	0.00
Spiked Amount 20.000	Range 10 - 70		Recovery = 406.05%#			
13) SURR2,PHENOL-D6	4.306	99	1936966	81.00	ppm	0.00
Spiked Amount 20.000	Range 10 - 107		Recovery = 405.00%#			
35) SURR4,NITROBENZENE-D5	5.151	82	1525282	78.91	ppm	0.00
Spiked Amount 10.000	Range 31 - 110		Recovery = 789.10%#			
64) SURR5,2-FLUOROBIPHENYL	6.884	172	2949028	79.35	ppm	0.00
Spiked Amount 10.000	Range 31 - 118		Recovery = 793.50%#			
89) SURR3,2,4,6-TRIBROMOPH...	8.322	330	432164	86.22	ppm	0.00
Spiked Amount 20.000	Range 35 - 141		Recovery = 431.10%#			
125) SURR6,TERPHENYL-D14	10.687	244	3755049	76.91	ppm	0.00
Spiked Amount 10.000	Range 10 - 165		Recovery = 769.10%#			
Target Compounds						Qvalue
2) 1,4-Dioxane	1.792	88	635822	83.441	ppm	100
3) Pyridine	2.188	79	1654792	83.018	ppm	99
4) N-Nitrosodimethylamine	2.145	74	1064742	82.334	ppm	99
5) 2-Picoline	2.947	93	1727243	81.542	ppm	99
6) N-Nitrosomethylamine	3.054	42	569536	78.632	ppm	98
7) Methyl Methansulfonate	3.338	80	845488	80.497	ppm	99
9) N-Nitrosodiethylamine	3.691	102	769721	80.753	ppm	98
10) Ethyl Mathanesulfonate	3.958	79	1130316	79.596	ppm	99
11) Benzaldehyde	4.258	106	1094364	77.563	ppm	96
12) Aniline	4.348	93	2393435	80.755	ppm	98
14) Phenol	4.316	94	2050959	80.374	ppm	96
15) bis(2-Clethyl)Ether	4.407	93	1517329	78.955	ppm	98
16) Pentachloroethane	4.397	117	558540	80.534	ppm	96
17) 2-Chlorophenol	4.455	128	1659214	79.988	ppm	98
18) 1,3-Diclbenzene	4.594	146	1694521	79.950	ppm	98
19) 1,4-Dichlorobenzene	4.664	146	1757286	80.539	ppm	98
20) 1,2-Diclbenzene	4.798	146	1637984	80.530	ppm	99
21) Benzyl Alcohol	4.766	79	1227659	80.304	ppm	99
22) 1-Methyl-2-pyrrolidinone	4.803	99	1069963	78.800	ppm	97
23) 2,2'-oxybis(1-Chloropr...	4.894	45	1775535	77.717	ppm	98
24) 2-Methylphenol	4.873	108	1433733	79.879	ppm	99
25) 3+4-Methylphenol	5.012	108	1512091	80.998	ppm	97
26) Acetophenone	5.012	105	2150972	80.595	ppm	91
27) N-Nitroso-Di-n-propyla...	5.017	70	1120672	78.271	ppm	99
28) N-Nitrosopyrrolidine	4.996	100	864290	78.804	ppm	88
29) N-Nitrosomorpholine	5.033	56	911481	78.449	ppm	95
30) o-Toluidine	5.044	106	2344058	79.051	ppm	90
31) Hexachloroethane	5.113	117	681616	79.870	ppm	99
32) o,o,o-Triethylphosphor...	5.579	198	683719	78.511	ppm	91
33) Alpha-terpinol	5.862	121	441114	78.853	ppm	94
36) Nitrobenzene	5.172	77	1559965	80.116	ppm	98
37) N-Nitrosopiperidine	5.311	42	973167	80.535	ppm	99
38) Isophorone	5.397	82	2846470	78.556	ppm	98

Data Path : I:\ACQUDATA\5977-MS64\Data\020224\
Data File : D6191.D
Acq On : 02 Feb 2024 01:35 pm
Operator : moses
Sample : 8270 80ppm
Misc : 8270 INIT. CAL.
ALS Vial : 5 Sample Multiplier: 1

Quant Time: Feb 05 11:33:00 2024
Quant Method : I:\ACQUDATA\5977-MS64\Methods\8270-020224(64).M
Quant Title : 8270 BNA ANALYSIS
QLast Update : Mon Feb 05 11:32:32 2024
Response via : Initial Calibration

Compound	R.T.	QIon	Response	Conc	Units		Dev(Min)
39) 2-Nitrophenol	5.466	139	842230	81.320	ppm		96
40) Benzoic Acid	5.616	105	1089386	84.608	ppm		99
41) 2,4-Dimethylphenol	5.504	107	1604150	80.119	ppm		97
42) bis(-2-Chloroethoxy)Me...	5.600	93	1653217	81.084	ppm		98
43) 2,4-Dichlorophenol	5.696	162	1273494	80.988	ppm		99
44) a,a-Dimethylphenethyla...	5.910	58	3675795	80.575	ppm		97
45) 1,2,4-Trichlorobenzene	5.777	180	1282924	80.612	ppm		96
46) Naphthalene	5.851	128	4359859	79.167	ppm		98
47) 4-Chloroaniline	5.900	127	1926561	81.166	ppm		99
48) 2,6-Dichlorophenol	5.910	162	1231416	80.705	ppm		98
49) Hexachlorobutadiene	5.969	225	662265	80.270	ppm		97
50) Hexachloropropene	5.937	213	803552	80.865	ppm		100
51) 4-Chloro-3-methylphenol	6.376	107	1355034	81.333	ppm		98
52) N-N-di-n-butylamine	6.237	84	1301441m	79.224	ppm		
53) Caprolactam	6.269	113	533464	79.715	ppm		96
54) p-Phenylenediamine	6.263	80	635481	74.139	ppm		98
55) Safrole	6.440	162	1096565	79.458	ppm		97
56) 2-Methylnaphthalene	6.525	142	2981683	79.527	ppm		99
57) 1-Methylnaphthalene	6.622	142	2798973	80.134	ppm		100
59) Hexachlorocyclopentadiene	6.680	237	742613	82.842	ppm		98
60) 1,2,4,5-Tetrachloroben...	6.686	216	1232186	83.057	ppm		98
61) 1,2,3,4-Tetrachloroben...	6.964	216	1183852	81.595	ppm		99
62) 2,4,6-Trichlorophenol	6.798	196	844456	80.541	ppm		99
63) 2,4,5-Trichlorophenol	6.836	196	888602	80.988	ppm		97
65) Isosafrole	6.948	104	523494	81.153	ppm		94
66) 1,1'-Biphenyl	6.985	154	3509031	79.825	ppm		99
67) 2-Chloronaphthalene	7.001	162	2629307	81.114	ppm		99
68) 2-Nitroaniline	7.098	65	802341	82.237	ppm		98
69) 1,4-Naphthoquinone	7.173	158	750551	70.786	ppm		92
70) m-Dinitrobenzene	7.312	168	500611	82.433	ppm		91
71) Acenaphthylene	7.403	152	4061093	79.682	ppm		98
72) Dimethyl phthalate	7.290	163	2915696	78.484	ppm		100
73) 2,6-Dinitrotoluene	7.338	165	690333	80.238	ppm		97
74) Acenaphthene	7.579	153	2800972	81.377	ppm		98
75) 3-Nitroaniline	7.504	138	854969	84.218	ppm		97
76) 2,4-Dinitrophenol	7.611	184	381116	88.674	ppm		91
77) Dibenzofuran	7.745	168	3749323	80.862	ppm		97
78) 2,4-Dinitrotoluene	7.739	165	932231	85.364	ppm		95
79) 4-Nitrophenol	7.675	65	736840	90.795	ppm		98
80) Pentachlorobenzene	7.707	250	1030471	82.154	ppm		99
81) 1-Napthylamine	7.825	143	2441905	80.805	ppm		99
82) 2-Napthylamine	7.905	143	2609064	81.093	ppm		99
83) 2,3,4,6-Tetrachlorophenol	7.868	232	628340	84.949	ppm		98
84) Fluorene	8.087	166	3332919	83.277	ppm		100
85) 4-Chlorophenyl-phenyle...	8.087	204	1504966	83.025	ppm		96
86) Diethylphthalate	7.986	149	2901083	80.937	ppm		99
87) 4-Nitroaniline	8.114	138	965845	84.382	ppm		94
88) 5-Nitro-o-toluidine	8.103	152	979947	83.716	ppm		98
90) Sulfotepp	8.376	322	483885	83.038	ppm		95
91) Octachlorocyclopentene	8.339	307	440362	82.638	ppm		98
93) Thionazin	8.066	107	514542	77.397	ppm		99
94) 4,6-Dinitro-2-methylph...	8.141	198	510776	83.357	ppm		96
95) Diphenylamine	8.210	169	4855196	150.250	ppm		98
96) 1,2 Diphenylhydrazine	8.248	77	3090232	73.535	ppm		97
97) N-Nitrosodiphenylamine	8.210	169	4858813	150.338	ppm		98
98) 1,3,5-Trinirobenzene	8.472	213	326316	84.613	ppm	#	10

Quantitation Report (QT Reviewed)

Data Path : I:\ACQUDATA\5977-MS64\Data\020224\
Data File : D6191.D
Acq On : 02 Feb 2024 01:35 pm
Operator : moses
Sample : 8270 80ppm
Misc : 8270 INIT. CAL.
ALS Vial : 5 Sample Multiplier: 1

Quant Time: Feb 05 11:33:00 2024
Quant Method : I:\ACQUDATA\5977-MS64\Methods\8270-020224(64).M
Quant Title : 8270 BNA ANALYSIS
QLast Update : Mon Feb 05 11:32:32 2024
Response via : Initial Calibration

Compound	R.T.	QIon	Response	Conc	Units	Dev(Min)
99) Diallate	8.499	86	1041114	75.497	ppm	96
100) Phorate	8.504	121	645740	77.024	ppm	97
101) Phenacetin	8.526	108	1723695	78.751	ppm	98
102) 4-Bromophenyl-phenylether	8.574	248	758887	75.447	ppm	96
103) Hexachlorobenzene	8.627	284	860879	75.281	ppm	96
104) Dimethoate	8.675	87	858893	69.546	ppm	99
105) Atrazine	8.740	215	391912	73.235	ppm	98
106) Pentachlorophenol	8.825	266	664082	83.971	ppm	97
107) 4-Aminobiphenyl	8.831	169	3674192	80.512	ppm	98
108) Pentachloronitrobenzene	8.836	237	338635	81.305	ppm	99
109) Pronamide	8.895	173	1417235	77.587	ppm	98
110) Dinoseb	9.007	211	733522	84.733	ppm	98
111) Disulfoton	9.023	88	1971026	77.430	ppm	99
112) Phenanthrene	9.034	178	4345577	78.914	ppm	98
113) Anthracene	9.087	178	4357865	77.420	ppm	98
114) Carbazole	9.242	167	4426383	79.564	ppm	98
115) Di-n-butylphthalate	9.606	149	5100633	76.692	ppm	99
116) 4-Nitroquinonline-1-oxide	9.799	190	470237	83.196	ppm	97
117) Fluoranthene	10.237	202	4809842	81.782	ppm	99
119) Methyl Parathion	9.387	109	688879	66.705	ppm	98
120) Ethyl Parathion	9.777	97	660831	74.533	ppm	99
121) Methapyrilene	9.890	58	1885198	70.211	ppm	98
122) Isodrin	10.071	193	442418	73.367	ppm	97
123) Benzidine	10.392	184	3404911	77.139	ppm	98
124) Pyrene	10.489	202	5016392	75.917	ppm	99
126) Aramite	10.772	185	147996	73.166	ppm	97
127) p-(Dimethylamino)azobe...	10.863	120	1648834	75.125	ppm	99
128) Chlorobenzilate	10.927	139	1719183	75.803	ppm	96
129) Butyl benzyl phthalate	11.355	149	2591760	76.698	ppm	99
130) 3,3-Dimethylbenzidine	11.318	212	3408458	79.860	ppm	99
131) 2-Acetylaminofluorene	11.692	181	2398853	81.385	ppm	99
132) 3,3'-Dichlorobenzidine	12.157	252	2064115	82.306	ppm	99
133) Benzo(a)anthracene	12.179	228	5045661	80.120	ppm	99
134) Chrysene	12.243	228	4628821	78.668	ppm	99
135) bis(2-Ethylhexyl)phtha...	12.329	149	3403310	76.487	ppm	99
137) Di-n-octyl phthalate	13.623	149	6109158	81.527	ppm	99
138) 7,12-Dimethylbenz(a)an...	14.238	256	2625210	84.157	ppm	99
139) Benzo(b)Fluoranthene	14.233	252	5393063	83.306	ppm	98
140) Benzo(k)fluoranthene	14.292	252	4844731	80.048	ppm	99
141) Benzo(a)pyrene	14.901	252	4648820	81.494	ppm	99
142) 3-Methylcholanthrene	15.698	268	2880876	83.118	ppm	98
143) Indeno(1,2,3-cd)Pyrene	17.009	276	4588027	82.202	ppm	99
144) Dibenz(a,h)anthracene	17.067	278	4699700	82.167	ppm	100
145) Benzo(g,h,i)perylene	17.442	276	4539971	79.819	ppm	99

(#) = qualifier out of range (m) = manual integration (+) = signals summed

1st AM 02/05/24
2nd BA 02/05/24

Data Path : I:\ACQUDATA\5977-MS64\Data\020224\
Data File : D6191.D
Acq On : 02 Feb 2024 01:35 pm
Operator : moses
Sample : 8270 80ppm
Misc : 8270 INIT. CAL.
ALS Vial : 5 Sample Multiplier: 1

Quant Time: Feb 05 11:33:00 2024
Quant Method : I:\ACQUDATA\5977-MS64\Methods\8270-020224(64).M
Quant Title : 8270 BNA ANALYSIS
QLast Update : Mon Feb 05 11:32:32 2024
Response via : Initial Calibration

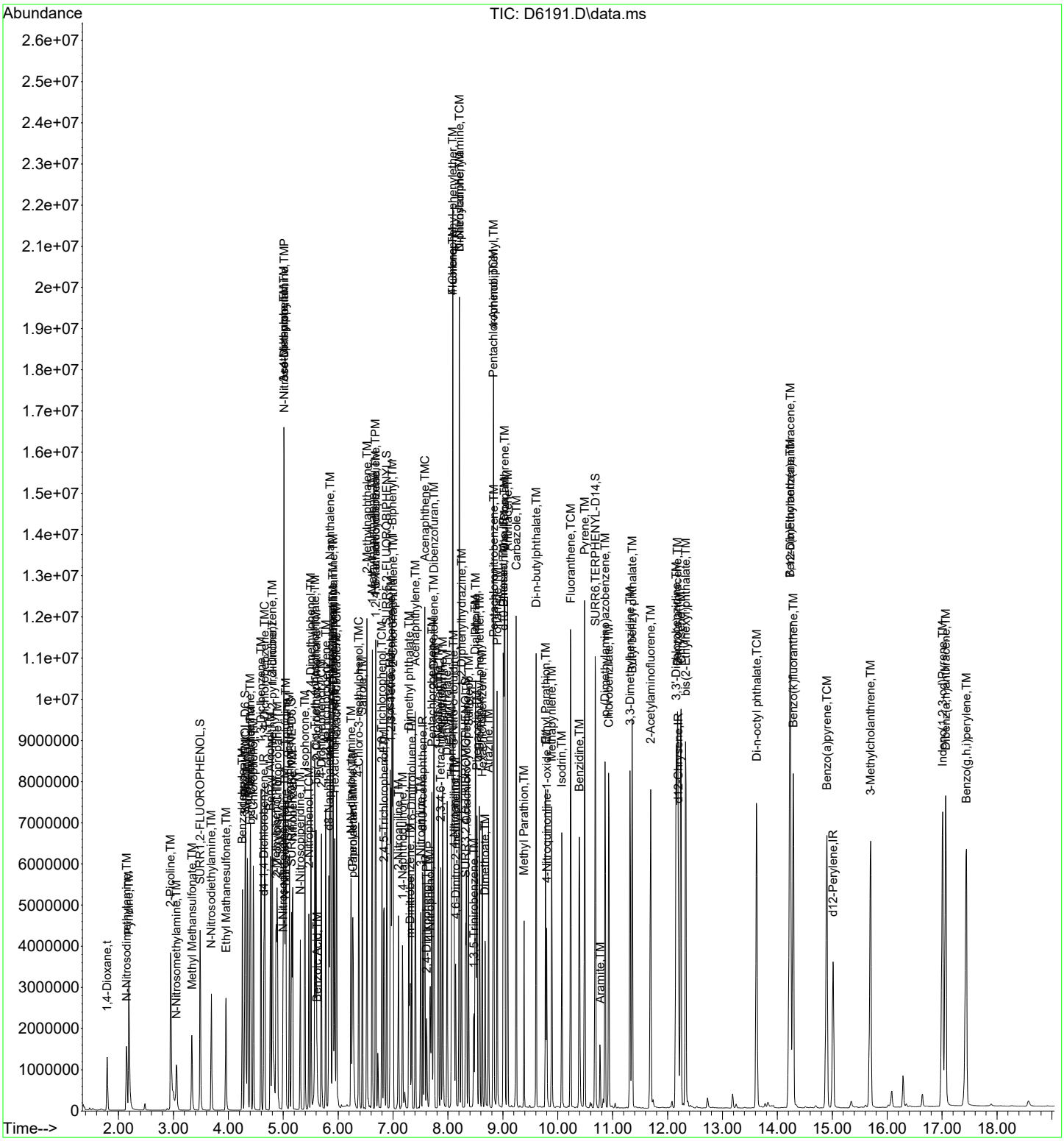

Quantitation Report (Qedit)

Data Path : I:\ACQUDATA\5977-MS64\Data\020224\
Data File : D6191.D
Acq On : 02 Feb 2024 01:35 pm
Operator : moses
Sample : 8270 80ppm
Misc : 8270 INIT. CAL.
ALS Vial : 5 Sample Multiplier: 1

Quant Time: Feb 05 11:33:00 2024
Quant Method : I:\ACQUDATA\5977-MS64\Methods\8270-020224(64).M
Quant Title : 8270 BNA ANALYSIS
QLast Update : Mon Feb 05 11:32:32 2024
Response via : Initial Calibration

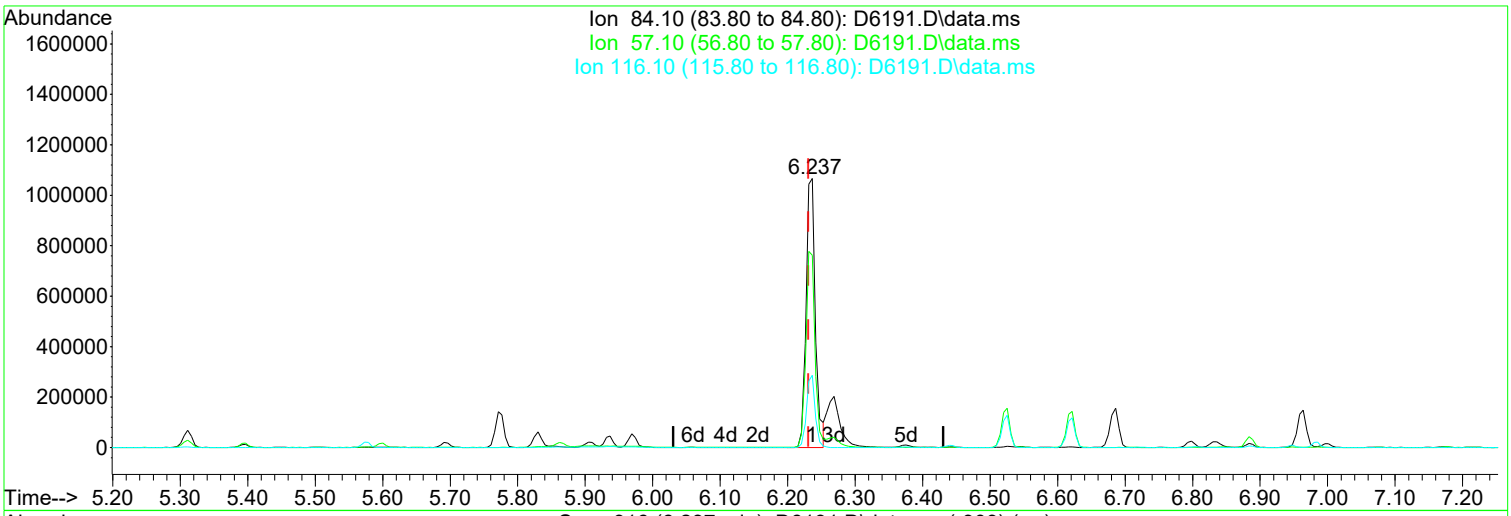

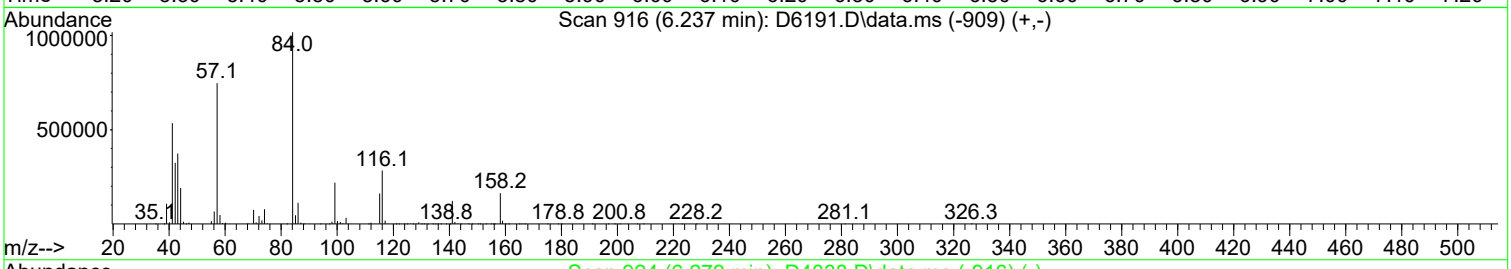

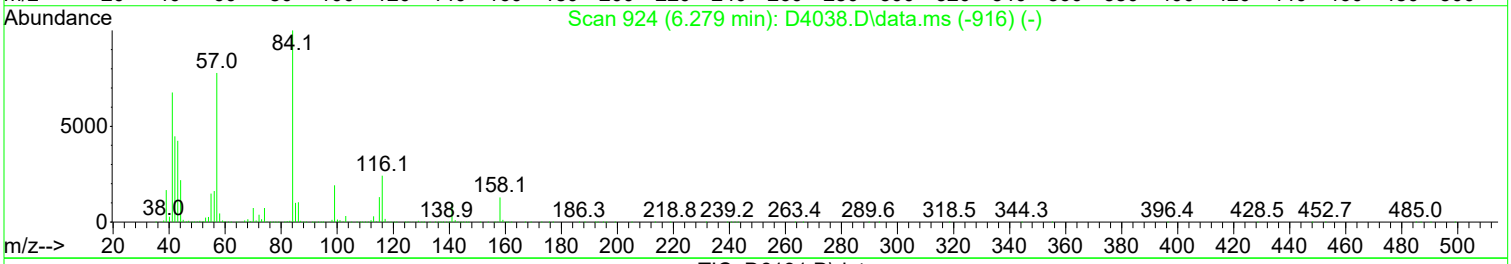

TIC: D6191.D\data.ms

(52) N-N-di-n-butylamine (TM)

6.237min (+ 0.005) 62.74 ppm

response 1030697

Ion	Exp%	Act%
84.10	100.00	100.00
57.10	72.50	73.38
116.10	25.10	27.84
0.00	0.00	0.00

Manual Integration:

Before

02/05/24

1st AM 02/05/24
2nd BA 02/05/24

Quantitation Report (Qedit)

Data Path : I:\ACQUDATA\5977-MS64\Data\020224\
Data File : D6191.D
Acq On : 02 Feb 2024 01:35 pm
Operator : moses
Sample : 8270 80ppm
Misc : 8270 INIT. CAL.
ALS Vial : 5 Sample Multiplier: 1

Quant Time: Feb 05 11:33:00 2024
Quant Method : I:\ACQUDATA\5977-MS64\Methods\8270-020224(64).M
Quant Title : 8270 BNA ANALYSIS
QLast Update : Mon Feb 05 11:32:32 2024
Response via : Initial Calibration

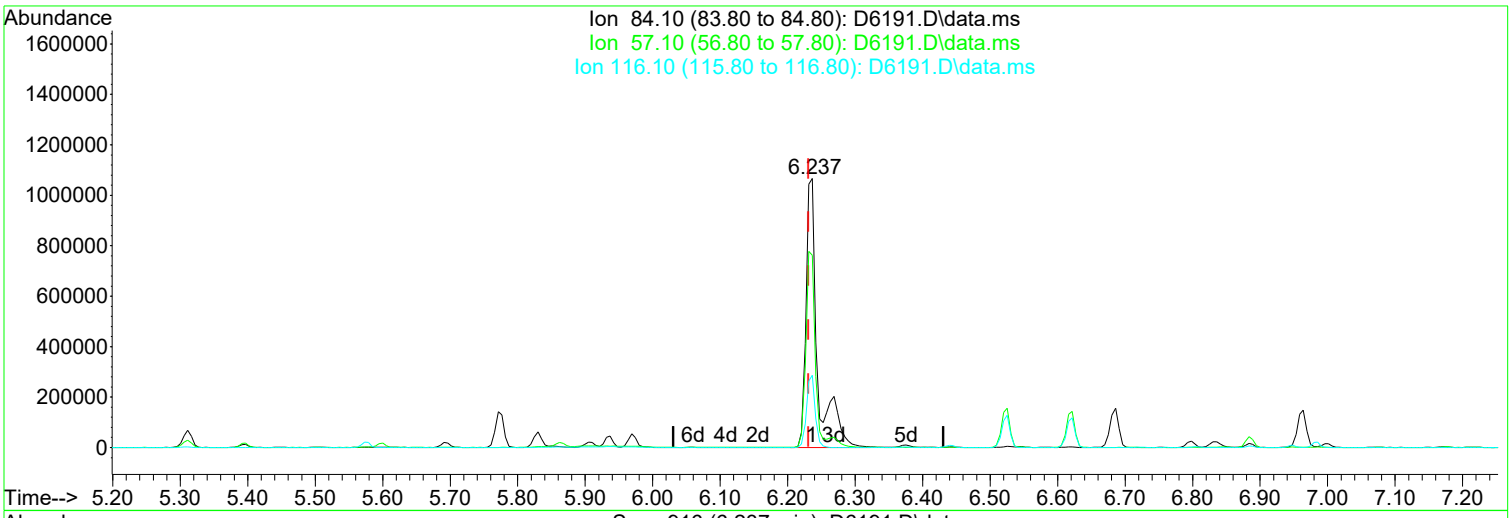

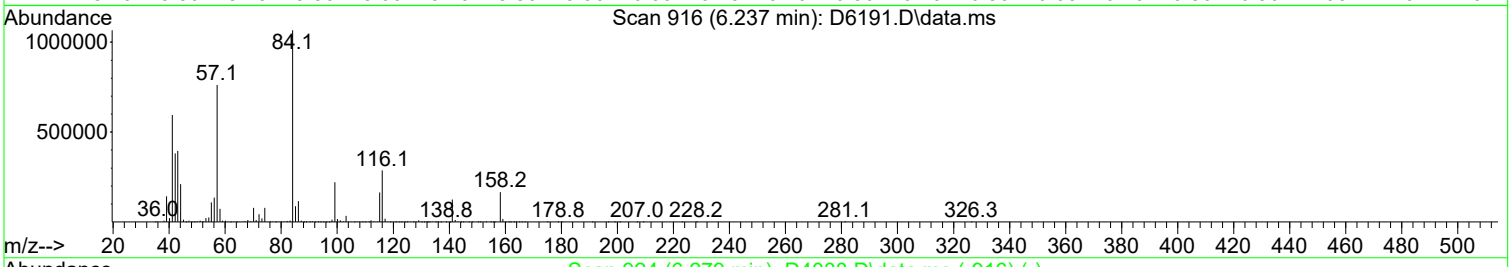

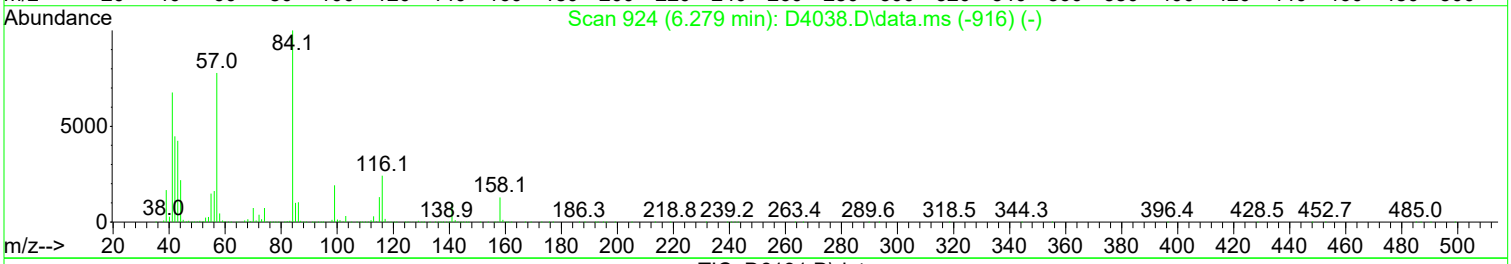

TIC: D6191.D\data.ms

(52) N-N-di-n-butylamine (TM)

6.237min (+ 0.005) 79.22 ppm m

response 1301441

Ion	Exp%	Act%
84.10	100.00	100.00
57.10	72.50	71.54
116.10	25.10	26.82
0.00	0.00	0.00

Manual Integration:

After

Poor integration.

02/05/24

Quantitation Report (QT Reviewed)

Data Path : I:\ACQUDATA\5977-MS64\Data\020224\
Data File : D6190.D
Acq On : 02 Feb 2024 01:10 pm
Operator : moses
Sample : 8270 100ppm
Misc : 8270 INIT. CAL.
ALS Vial : 4 Sample Multiplier: 1

Quant Time: Feb 05 11:32:52 2024
Quant Method : I:\ACQUDATA\5977-MS64\Methods\8270-020224(64).M
Quant Title : 8270 BNA ANALYSIS
QLast Update : Mon Feb 05 11:32:32 2024
Response via : Initial Calibration

Compound	R.T.	QIon	Response	Conc	Units	Dev(Min)
Internal Standards						
1) d4-1,4-Dichlorobenzene	4.648	152	475976	40.00	ppm	0.00
34) d8-Naphthalene	5.830	136	1907108	40.00	ppm	0.00
58) d10-Acenaphthene	7.547	164	1022639	40.00	ppm	0.00
92) d10-Phenanthrene	9.012	188	1891243	40.00	ppm	0.00
118) d12-Chrysene	12.200	240	1792722	40.00	ppm	0.01
136) d12-Perylene	15.019	264	1884513	40.00	ppm	0.01
System Monitoring Compounds						
8) SURR1,2-FLUOROPHENOL	3.487	112	1936688	124.34	ppm	0.00
Spiked Amount 20.000	Range 10 - 70		Recovery = 621.70%#			
13) SURR2,PHENOL-D6	4.306	99	2493999	124.96	ppm	0.00
Spiked Amount 20.000	Range 10 - 107		Recovery = 624.80%#			
35) SURR4,NITROBENZENE-D5	5.156	82	1956427	116.21	ppm	0.00
Spiked Amount 10.000	Range 31 - 110		Recovery = 1162.10%#			
64) SURR5,2-FLUOROBIPHENYL	6.889	172	3792405	117.26	ppm	0.00
Spiked Amount 10.000	Range 31 - 118		Recovery = 1172.60%#			
89) SURR3,2,4,6-TRIBROMOPH...	8.322	330	580776	133.16	ppm	0.00
Spiked Amount 20.000	Range 35 - 141		Recovery = 665.80%#			
125) SURR6,TERPHENYL-D14	10.687	244	5074799	117.23	ppm	0.00
Spiked Amount 10.000	Range 10 - 165		Recovery = 1172.30%#			
Target Compounds						Qvalue
2) 1,4-Dioxane	1.792	88	751286	118.124	ppm	99
3) Pyridine	2.188	79	2151822	129.338	ppm	98
4) N-Nitrosodimethylamine	2.150	74	1373610	127.260	ppm	97
5) 2-Picoline	2.947	93	2233920	126.353	ppm	99
6) N-Nitrosomethylamine	3.054	42	766812	126.840	ppm	97
7) Methyl Methansulfonate	3.338	80	1094797	124.880	ppm	99
9) N-Nitrosodiethylamine	3.691	102	910409	114.433	ppm	95
10) Ethyl Mathanesulfonate	3.958	79	1463649	123.486	ppm	99
11) Benzaldehyde	4.258	106	1275956	108.347	ppm	97
12) Aniline	4.348	93	3090263	124.920	ppm	99
14) Phenol	4.316	94	2397721	112.577	ppm	98
15) bis(2-Clethyl)Ether	4.407	93	1811373	112.928	ppm	96
16) Pentachloroethane	4.397	117	665968	115.045	ppm	96
17) 2-Chlorophenol	4.455	128	1958168	113.100	ppm	98
18) 1,3-Diclbenzene	4.595	146	2004858	113.330	ppm	99
19) 1,4-Dichlorobenzene	4.664	146	2056828	112.941	ppm	99
20) 1,2-Diclbenzene	4.798	146	1917511	112.948	ppm	98
21) Benzyl Alcohol	4.766	79	1463392	114.686	ppm	99
22) 1-Methyl-2-pyrrolidinone	4.808	99	1369339	120.825	ppm	99
23) 2,2'-oxybis(1-Chloropr...	4.894	45	2135858	112.008	ppm	89
24) 2-Methylphenol	4.873	108	1708104	114.016	ppm	100
25) 3+4-Methylphenol	5.017	108	1799568	115.493	ppm	98
26) Acetophenone	5.017	105	2756802	123.757	ppm	93
27) N-Nitroso-Di-n-propyla...	5.022	70	1438679	120.386	ppm	100
28) N-Nitrosopyrrolidine	5.001	100	1119114	122.251	ppm	88
29) N-Nitrosomorpholine	5.038	56	1167714	120.411	ppm	93
30) o-Toluidine	5.049	106	2988784	120.761	ppm	93
31) Hexachloroethane	5.113	117	805188	113.039	ppm	99
32) o,o,o-Triethylphosphor...	5.579	198	894027	122.997	ppm	95
33) Alpha-terpinol	5.862	121	570005	122.078	ppm	92
36) Nitrobenzene	5.172	77	1839009	108.448	ppm	100
37) N-Nitrosopiperidine	5.311	42	1258675	119.604	ppm	96
38) Isophorone	5.397	82	3388511	107.378	ppm	99

Data Path : I:\ACQUDATA\5977-MS64\Data\020224\
Data File : D6190.D
Acq On : 02 Feb 2024 01:10 pm
Operator : moses
Sample : 8270 100ppm
Misc : 8270 INIT. CAL.
ALS Vial : 4 Sample Multiplier: 1

Quant Time: Feb 05 11:32:52 2024
Quant Method : I:\ACQUDATA\5977-MS64\Methods\8270-020224(64).M
Quant Title : 8270 BNA ANALYSIS
QLast Update : Mon Feb 05 11:32:32 2024
Response via : Initial Calibration

Compound	R.T.	QIon	Response	Conc	Units	Dev(Min)
39) 2-Nitrophenol	5.466	139	959368	106.361	ppm	98
40) Benzoic Acid	5.621	105	1227304	109.450	ppm	98
41) 2,4-Dimethylphenol	5.509	107	1911866	109.643	ppm	96
42) bis(-2-Chloroethoxy)Me...	5.600	93	1978172	111.404	ppm	96
43) 2,4-Dichlorophenol	5.696	162	1504215	109.842	ppm	100
44) a,a-Dimethylphenethyla...	5.974	58	4810542m	121.081	ppm	
45) 1,2,4-Trichlorobenzene	5.777	180	1522473	109.845	ppm	97
46) Naphthalene	5.851	128	5149075	107.359	ppm	97
47) 4-Chloroaniline	5.905	127	2312881	111.886	ppm	98
48) 2,6-Dichlorophenol	5.910	162	1476859	111.140	ppm	95
49) Hexachlorobutadiene	5.969	225	798843	111.177	ppm	96
50) Hexachloropropene	5.937	213	940655	108.696	ppm	99
51) 4-Chloro-3-methylphenol	6.381	107	1610656	111.008	ppm	99
52) N-N-di-n-butylamine	6.237	84	1680735m	117.481	ppm	
53) Caprolactam	6.274	113	685382	117.599	ppm	99
54) p-Phenylenediamine	6.269	80	685373	91.813	ppm	95
55) Safrole	6.440	162	1280250	106.520	ppm	94
56) 2-Methylnaphthalene	6.525	142	3567748	109.265	ppm	100
57) 1-Methylnaphthalene	6.622	142	3329705	109.460	ppm	100
59) Hexachlorocyclopentadiene	6.680	237	894496	114.670	ppm	98
60) 1,2,4,5-Tetrachloroben...	6.686	216	1476523	114.372	ppm	100
61) 1,2,3,4-Tetrachloroben...	6.964	216	1538614	121.864	ppm	99
62) 2,4,6-Trichlorophenol	6.798	196	1010732	110.779	ppm	99
63) 2,4,5-Trichlorophenol	6.836	196	1039222	108.844	ppm	98
65) Isosafrole	6.948	104	686106	122.227	ppm	98
66) 1,1'-Biphenyl	6.985	154	4484509	117.232	ppm	98
67) 2-Chloronaphthalene	7.001	162	3153129	111.783	ppm	99
68) 2-Nitroaniline	7.103	65	1024222	120.637	ppm	98
69) 1,4-Naphthoquinone	7.173	158	935155	101.353	ppm	86
70) m-Dinitrobenzene	7.312	168	576965	109.177	ppm	83
71) Acenaphthylene	7.408	152	4829339	108.890	ppm	98
72) Dimethyl phthalate	7.290	163	3487382	107.874	ppm	99
73) 2,6-Dinitrotoluene	7.344	165	811917	108.446	ppm	89
74) Acenaphthene	7.579	153	3374300	112.656	ppm	99
75) 3-Nitroaniline	7.510	138	1101963	124.740	ppm	100
76) 2,4-Dinitrophenol	7.616	184	442480	118.308	ppm	89
77) Dibenzofuran	7.750	168	4508089	111.729	ppm	99
78) 2,4-Dinitrotoluene	7.745	165	1142226	120.195	ppm	88
79) 4-Nitrophenol	7.681	65	891250	126.203	ppm	98
80) Pentachlorobenzene	7.707	250	1246535	114.203	ppm	99
81) 1-Napthylamine	7.830	143	3170185	120.552	ppm	100
82) 2-Napthylamine	7.905	143	3427242	122.412	ppm	97
83) 2,3,4,6-Tetrachlorophenol	7.873	232	753084	117.001	ppm	96
84) Fluorene	8.087	166	4040824	116.025	ppm	99
85) 4-Chlorophenyl-phenyle...	8.092	204	1844701	116.947	ppm	97
86) Diethylphthalate	7.991	149	3526947	113.076	ppm	98
87) 4-Nitroaniline	8.119	138	1260858	126.588	ppm	97
88) 5-Nitro-o-toluidine	8.109	152	1255307	123.236	ppm	97
90) Sulfotepp	8.376	322	597260	117.782	ppm	98
91) Octachlorocyclopentene	8.339	307	587512	126.698	ppm	97
93) Thionazin	8.071	107	687683	115.524	ppm	96
94) 4,6-Dinitro-2-methylph...	8.146	198	601826	109.690	ppm	93
95) Diphenylamine	8.210	169	6366739	220.043	ppm	96
96) 1,2 Diphenylhydrazine	8.248	77	3990705	106.056	ppm	99
97) N-Nitrosodiphenylamine	8.210	169	6367820	220.046	ppm	96
98) 1,3,5-Trinirobenzene	8.478	213	390773	113.163	ppm	94

Quantitation Report (QT Reviewed)

Data Path : I:\ACQUDATA\5977-MS64\Data\020224\
Data File : D6190.D
Acq On : 02 Feb 2024 01:10 pm
Operator : moses
Sample : 8270 100ppm
Misc : 8270 INIT. CAL.
ALS Vial : 4 Sample Multiplier: 1

Quant Time: Feb 05 11:32:52 2024
Quant Method : I:\ACQUDATA\5977-MS64\Methods\8270-020224(64).M
Quant Title : 8270 BNA ANALYSIS
QLast Update : Mon Feb 05 11:32:32 2024
Response via : Initial Calibration

	Compound	R.T.	QIon	Response	Conc	Units	Dev(Min)
99)	Diallate	8.499	86	1391306	112.678	ppm	96
100)	Phorate	8.510	121	872578	116.240	ppm	96
101)	Phenacetin	8.536	108	2288269	116.758	ppm	99
102)	4-Bromophenyl-phenylether	8.574	248	946328	105.072	ppm	98
103)	Hexachlorobenzene	8.627	284	1067528	104.257	ppm	99
104)	Dimethoate	8.686	87	1069441	96.710	ppm	97
105)	Atrazine	8.745	215	507245	105.859	ppm	99
106)	Pentachlorophenol	8.825	266	848011	119.754	ppm	98
107)	4-Aminobiphenyl	8.831	169	4856429	118.850	ppm	97
108)	Pentachloronitrobenzene	8.836	237	430643	115.474	ppm	99
109)	Pronamide	8.900	173	1923701	117.616	ppm	99
110)	Dinoseb	9.012	211	897751	115.818	ppm	95
111)	Disulfoton	9.023	88	2586282	113.469	ppm	99
112)	Phenanthrene	9.039	178	5310255	107.697	ppm	98
113)	Anthracene	9.087	178	5317384	105.501	ppm	98
114)	Carbazole	9.248	167	5889546	118.231	ppm	97
115)	Di-n-butylphthalate	9.606	149	6221019	104.465	ppm	98
116)	4-Nitroquinonline-1-oxide	9.804	190	605816	119.703	ppm	100
117)	Fluoranthene	10.237	202	5945706	112.905	ppm	96
119)	Methyl Parathion	9.387	109	872808	95.312	ppm	98
120)	Ethyl Parathion	9.777	97	891416	113.384	ppm	99
121)	Methapyrilene	9.895	58	2228590	93.603	ppm	97
122)	Isodrin	10.077	193	557471	104.255	ppm	95
123)	Benzidine	10.392	184	3898984	99.617	ppm	97
124)	Pyrene	10.494	202	6177727	105.436	ppm	98
126)	Aramite	10.772	185	196539	109.577	ppm	97
127)	p-(Dimethylamino)azobe...	10.868	120	2195102	112.790	ppm	97
128)	Chlorobenzilate	10.933	139	2304401	114.587	ppm	89
129)	Butyl benzyl phthalate	11.361	149	3203229	106.903	ppm	99
130)	3,3-Dimethylbenzidine	11.323	212	4010525	105.970	ppm	98
131)	2-Acetylaminofluorene	11.703	181	3154866	120.707	ppm	98
132)	3,3'-Dichlorobenzidine	12.157	252	2485432	111.766	ppm	99
133)	Benzo(a)anthracene	12.184	228	6190248	110.851	ppm	98
134)	Chrysene	12.248	228	5698946	109.227	ppm	98
135)	bis(2-Ethylhexyl)phtha...	12.329	149	4244111	107.567	ppm	98
137)	Di-n-octyl phthalate	13.623	149	7609968	118.776	ppm	99
138)	7,12-Dimethylbenz(a)an...	14.243	256	3535290	132.550	ppm	98
139)	Benzo(b)Fluoranthene	14.243	252	6647803	120.100	ppm	97
140)	Benzo(k)fluoranthene	14.297	252	5920534	114.411	ppm	99
141)	Benzo(a)pyrene	14.907	252	5657269	115.988	ppm	99
142)	3-Methylcholanthrene	15.709	268	3799326	128.205	ppm	99
143)	Indeno(1,2,3-cd)Pyrene	17.014	276	5456079	114.331	ppm	98
144)	Dibenz(a,h)anthracene	17.073	278	5821201	119.033	ppm	99
145)	Benzo(g,h,i)perylene	17.447	276	5388745	110.807	ppm	100

(#) = qualifier out of range (m) = manual integration (+) = signals summed

1st AM 02/05/24
2nd BA 02/05/24

Data Path : I:\ACQUDATA\5977-MS64\Data\020224\
Data File : D6190.D
Acq On : 02 Feb 2024 01:10 pm
Operator : moses
Sample : 8270 100ppm
Misc : 8270 INIT. CAL.
ALS Vial : 4 Sample Multiplier: 1

Quant Time: Feb 05 11:32:52 2024
Quant Method : I:\ACQUDATA\5977-MS64\Methods\8270-020224(64).M
Quant Title : 8270 BNA ANALYSIS
QLast Update : Mon Feb 05 11:32:32 2024
Response via : Initial Calibration

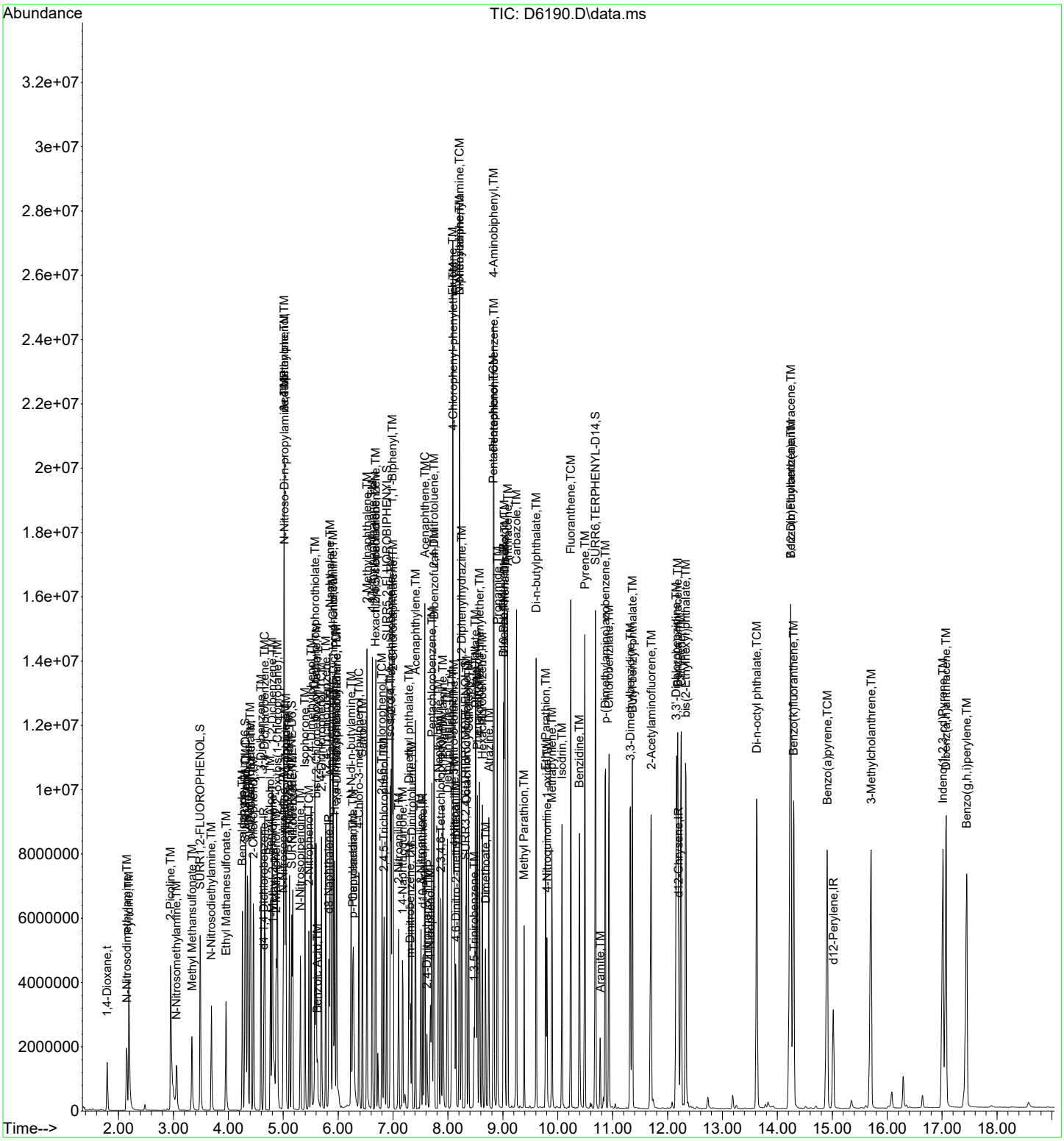

Quantitation Report (Qedit)

Data Path : I:\ACQUDATA\5977-MS64\Data\020224\
Data File : D6190.D
Acq On : 02 Feb 2024 01:10 pm
Operator : moses
Sample : 8270 100ppm
Misc : 8270 INIT. CAL.
ALS Vial : 4 Sample Multiplier: 1

Quant Time: Feb 05 11:32:52 2024
Quant Method : I:\ACQUDATA\5977-MS64\Methods\8270-020224(64).M
Quant Title : 8270 BNA ANALYSIS
QLast Update : Mon Feb 05 11:32:32 2024
Response via : Initial Calibration

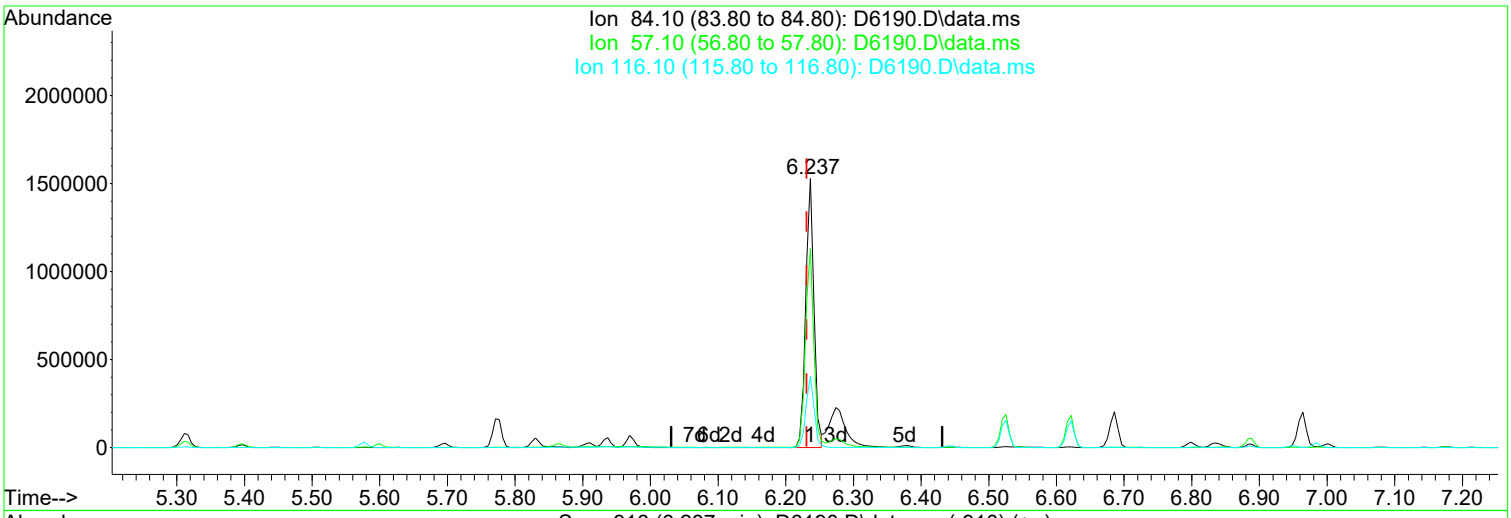

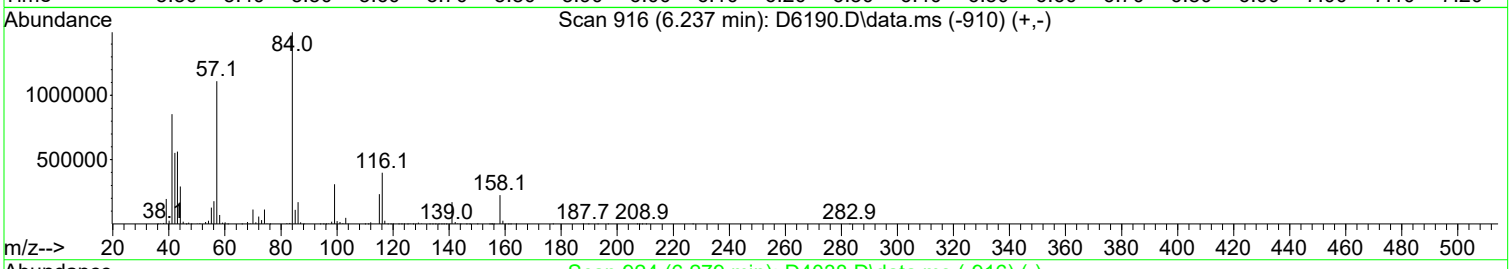

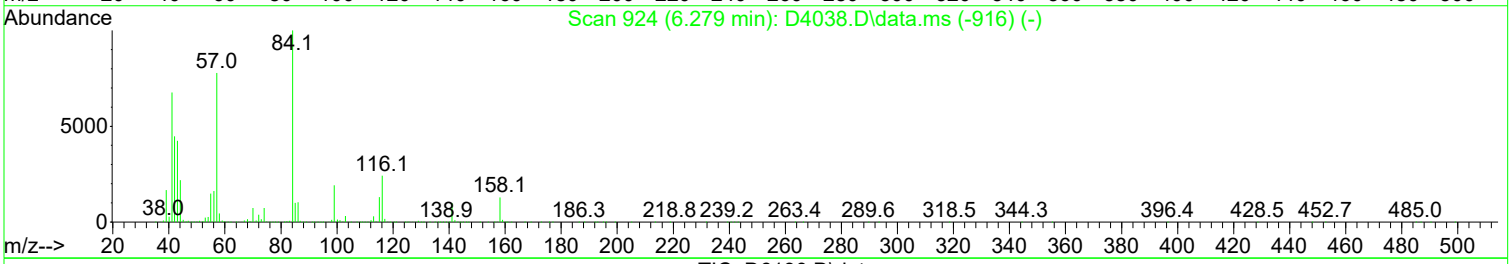

TIC: D6190.D\data.ms

(52) N-N-di-n-butylamine (TM)

6.237min (+ 0.005) 90.02 ppm

response 1287833

Ion	Exp%	Act%
84.10	100.00	100.00
57.10	72.50	74.42
116.10	25.10	26.69
0.00	0.00	0.00

Manual Integration:

Before

02/05/24

Quantitation Report (Qedit)

Data Path : I:\ACQUDATA\5977-MS64\Data\020224\
Data File : D6190.D
Acq On : 02 Feb 2024 01:10 pm
Operator : moses
Sample : 8270 100ppm
Misc : 8270 INIT. CAL.
ALS Vial : 4 Sample Multiplier: 1

Quant Time: Feb 05 11:32:52 2024
Quant Method : I:\ACQUDATA\5977-MS64\Methods\8270-020224(64).M
Quant Title : 8270 BNA ANALYSIS
QLast Update : Mon Feb 05 11:32:32 2024
Response via : Initial Calibration

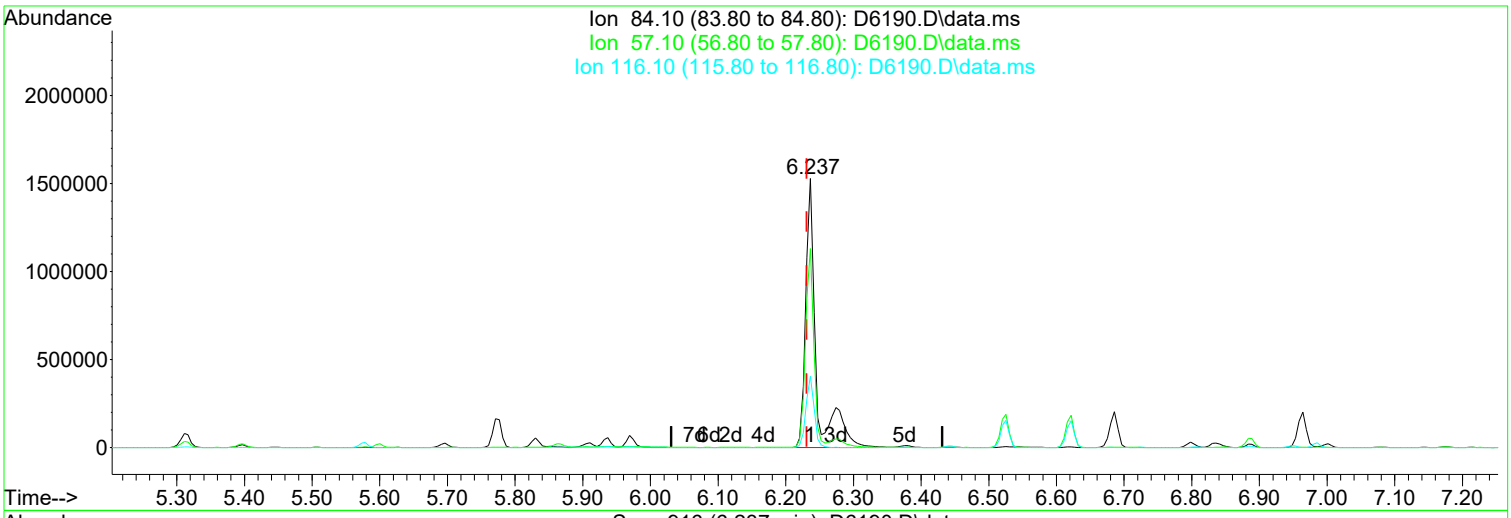

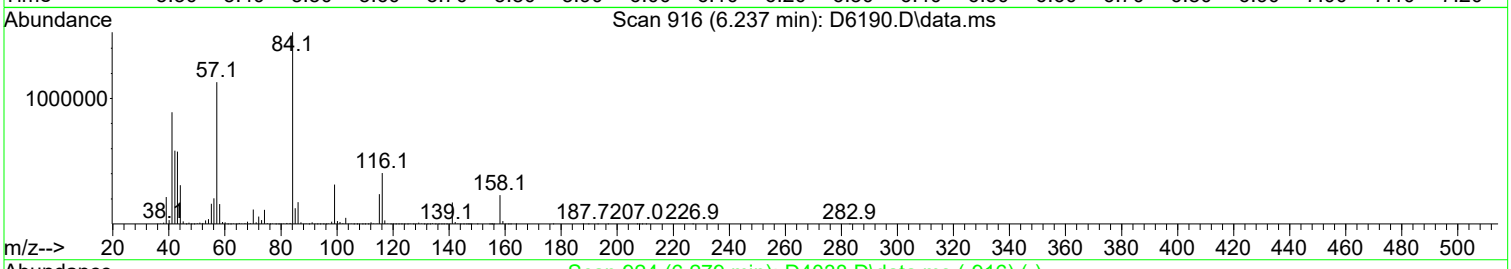

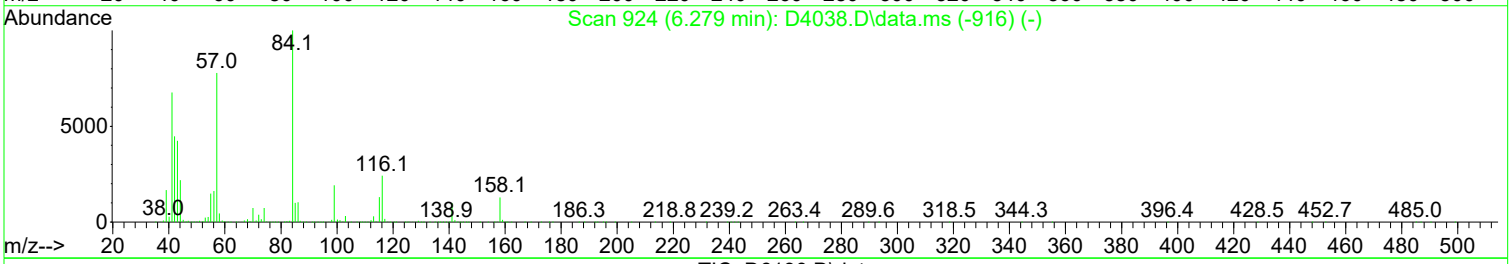

TIC: D6190.D\data.ms

(52) N-N-di-n-butylamine (TM)

6.237min (+ 0.005) 117.48 ppm m

response 1680735

Ion	Exp%	Act%
84.10	100.00	100.00
57.10	72.50	73.96
116.10	25.10	26.52
0.00	0.00	0.00

Manual Integration:

After

Poor integration.

02/05/24

Quantitation Report (Qedit)

Data Path : I:\ACQUDATA\5977-MS64\Data\020224\
Data File : D6190.D
Acq On : 02 Feb 2024 01:10 pm
Operator : moses
Sample : 8270 100ppm
Misc : 8270 INIT. CAL.
ALS Vial : 4 Sample Multiplier: 1

Quant Time: Feb 05 11:32:52 2024
Quant Method : I:\ACQUDATA\5977-MS64\Methods\8270-020224(64).M
Quant Title : 8270 BNA ANALYSIS
QLast Update : Mon Feb 05 11:32:32 2024
Response via : Initial Calibration

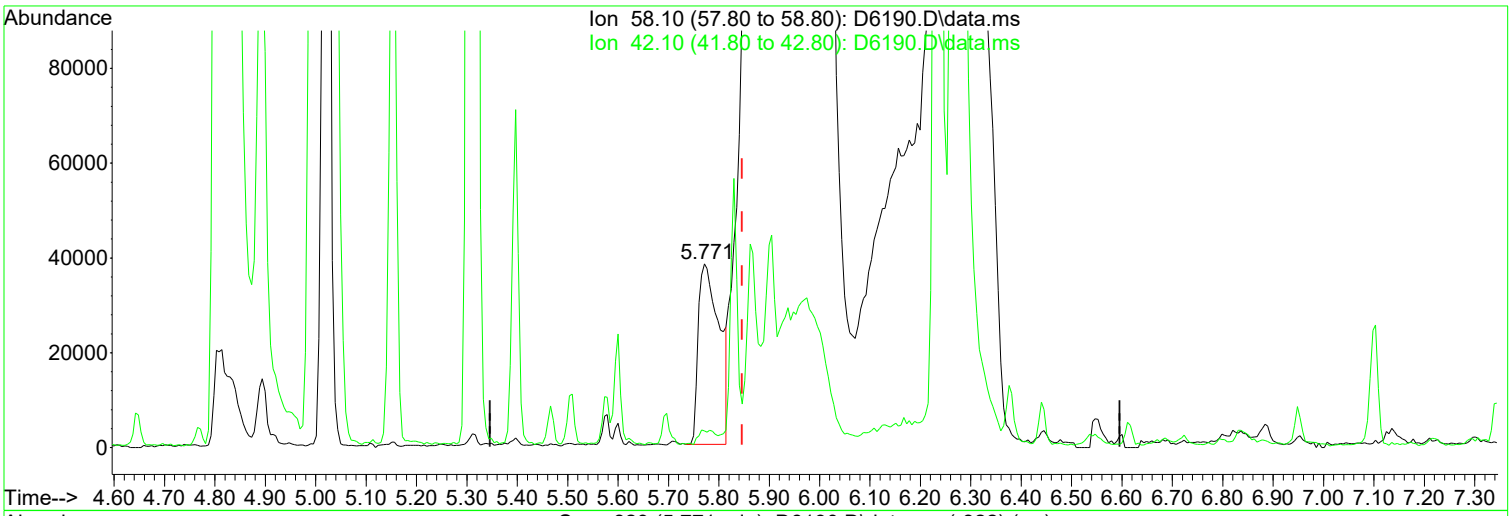

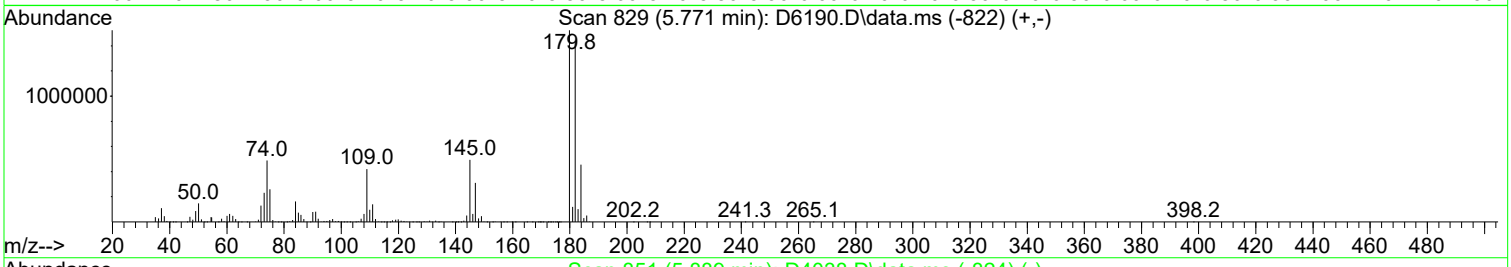

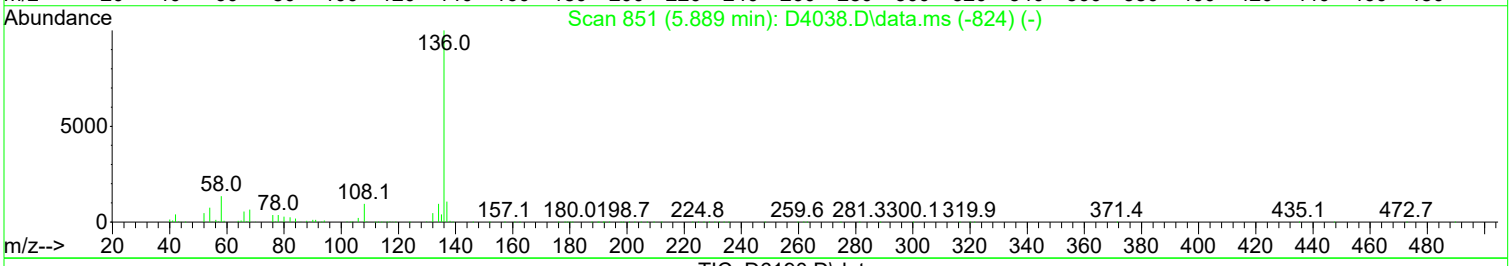

TIC: D6190.D\data.ms

(44) a,a-Dimethylphenethylamine (TM)

5.771min (-0.075) 2.79 ppm

response 110878

Ion	Exp%	Act%
58.10	100.00	100.00
42.10	8.00	5.08
0.00	0.00	0.00
0.00	0.00	0.00

Manual Integration:

Before

02/05/24

Quantitation Report (Qedit)

Data Path : I:\ACQUDATA\5977-MS64\Data\020224\
Data File : D6190.D
Acq On : 02 Feb 2024 01:10 pm
Operator : moses
Sample : 8270 100ppm
Misc : 8270 INIT. CAL.
ALS Vial : 4 Sample Multiplier: 1

Quant Time: Feb 05 11:32:52 2024
Quant Method : I:\ACQUDATA\5977-MS64\Methods\8270-020224(64).M
Quant Title : 8270 BNA ANALYSIS
QLast Update : Mon Feb 05 11:32:32 2024
Response via : Initial Calibration

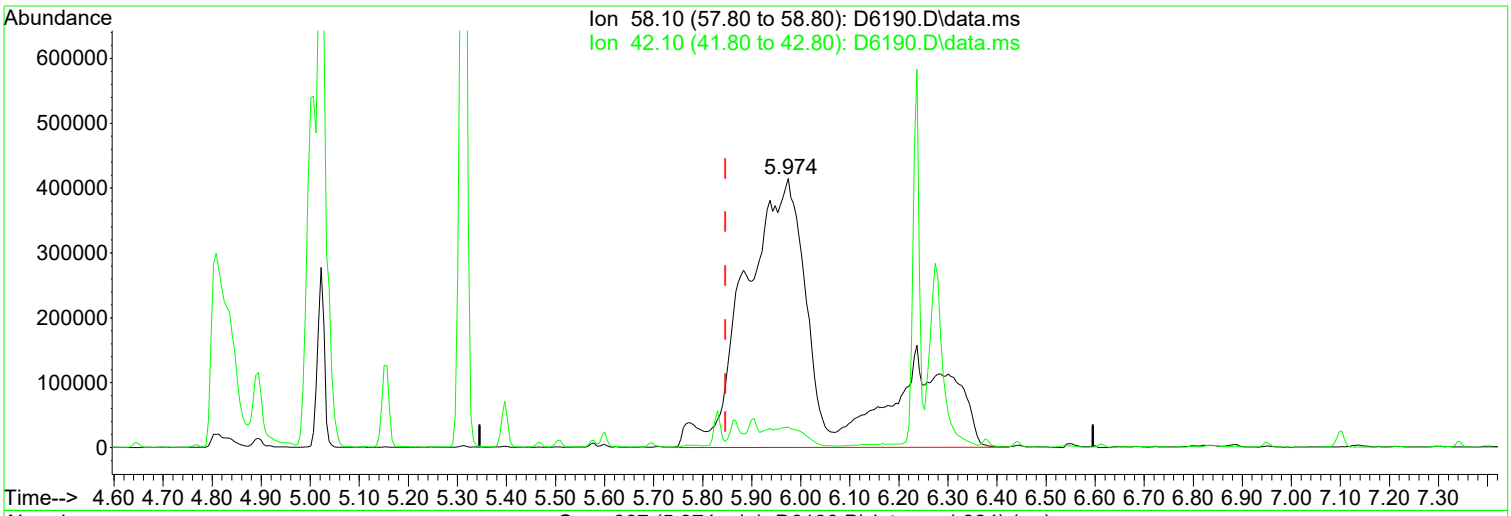

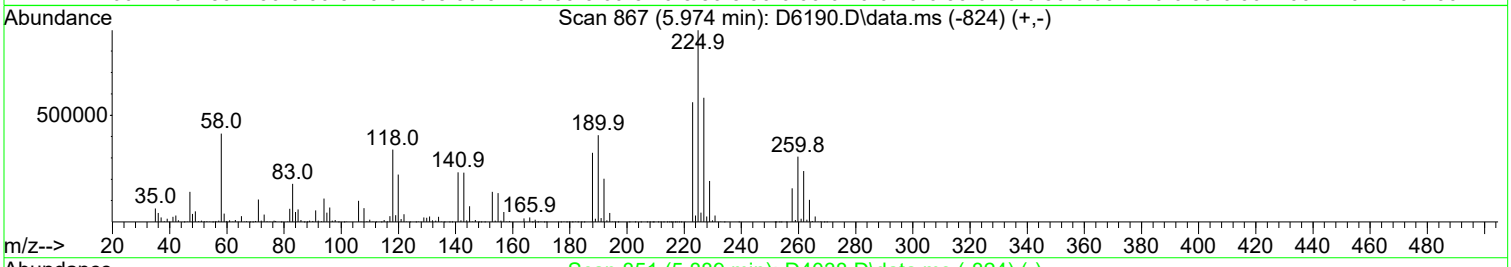

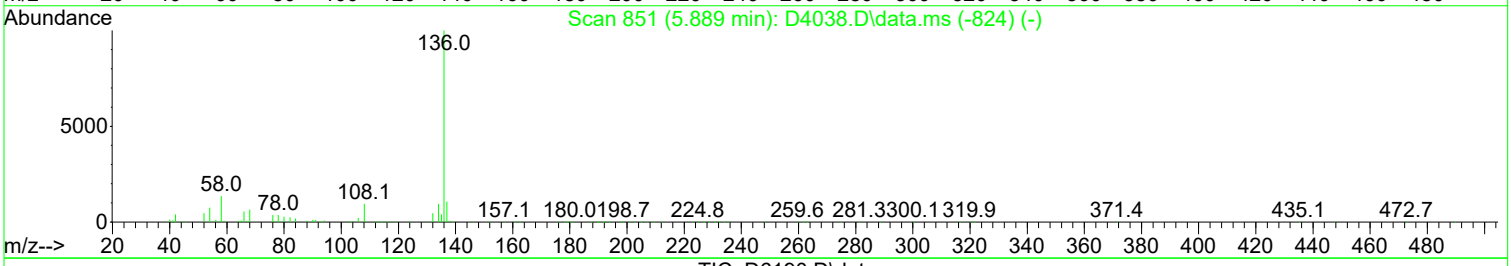

TIC: D6190.D\data.ms

(44) a,a-Dimethylphenethylamine (TM)

5.974min (+ 0.128) 121.08 ppm m

response 4810542

Ion	Exp%	Act%
58.10	100.00	100.00
42.10	8.00	7.62
0.00	0.00	0.00
0.00	0.00	0.00

Manual Integration:

After

Peak not found.

02/05/24

Quantitation Report (QT Reviewed)

Data Path : I:\ACQUDATA\5977-MS64\Data\020224\
Data File : D6189.D
Acq On : 02 Feb 2024 12:46 pm
Operator : moses
Sample : INST. BLK
Misc : 8270 INIT. CAL.
ALS Vial : 3 Sample Multiplier: 1

Quant Time: Feb 05 13:09:50 2024
Quant Method : I:\ACQUDATA\5977-MS64\Methods\8270-020224(64).M
Quant Title : 8270 BNA ANALYSIS
QLast Update : Mon Feb 05 11:56:37 2024
Response via : Initial Calibration

Compound	R.T.	QIon	Response	Conc	Units	Dev(Min)
Internal Standards						
1) d4-1,4-Dichlorobenzene	4.643	152	406723	40.00	ppm	0.00
34) d8-Naphthalene	5.830	136	1616684	40.00	ppm	0.00
58) d10-Acenaphthene	7.541	164	838995	40.00	ppm	0.00
92) d10-Phenanthrene	9.007	188	1418251	40.00	ppm	0.00
118) d12-Chrysene	12.189	240	1173439	40.00	ppm	0.00
136) d12-Perylene	15.014	264	1279903	40.00	ppm	0.00
System Monitoring Compounds						
8) SURR1,2-FLUOROPHENOL	3.444	112	120	0.01	ppm	-0.04
Spiked Amount 20.000	Range 10 - 70		Recovery =	0.05%#		
13) SURR2,PHENOL-D6	4.311	99	121	0.01	ppm	0.01
Spiked Amount 20.000	Range 10 - 107		Recovery =	0.05%#		
35) SURR4,NITROBENZENE-D5	5.156	82	246	0.02	ppm	0.00
Spiked Amount 10.000	Range 31 - 110		Recovery =	0.20%#		
64) SURR5,2-FLUOROBIPHENYL	6.926	172	299	0.01	ppm	0.04
Spiked Amount 10.000	Range 31 - 118		Recovery =	0.10%#		
89) SURR3,2,4,6-TRIBROMOPH...	0.000	330	0	0.00	ppm	
Spiked Amount 20.000	Range 35 - 141		Recovery =	0.00%#		
125) SURR6,TERPHENYL-D14	10.686	244	479	0.02	ppm	0.00
Spiked Amount 10.000	Range 10 - 165		Recovery =	0.20%#		

Target Compounds Qvalue

(#) = qualifier out of range (m) = manual integration (+) = signals summed

Quantitation Report (QT Reviewed)

Data Path : I:\ACQUDATA\5977-MS64\Data\020224\
Data File : D6189.D
Acq On : 02 Feb 2024 12:46 pm
Operator : moses
Sample : INST. BLK
Misc : 8270 INIT. CAL.
ALS Vial : 3 Sample Multiplier: 1

Quant Time: Feb 05 13:09:50 2024
Quant Method : I:\ACQUDATA\5977-MS64\Methods\8270-020224(64).M
Quant Title : 8270 BNA ANALYSIS
QLast Update : Mon Feb 05 11:56:37 2024
Response via : Initial Calibration

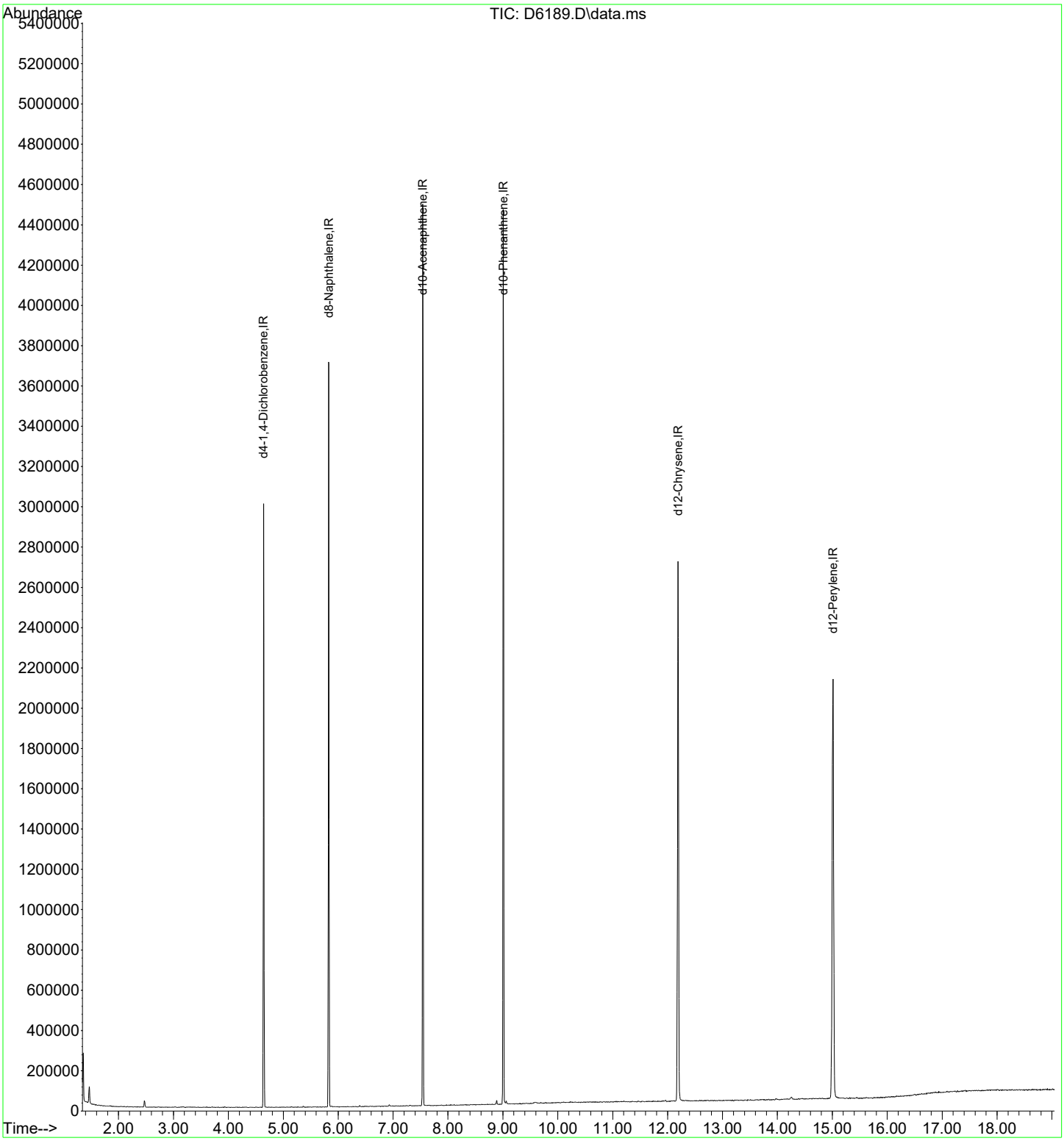

1st AM 02/05/24
2nd BA 02/05/24

Data Path : I:\ACQUDATA\5977-MS64\Data\020224\
Data File : D6188.D
Acq On : 02 Feb 2024 09:57 am
Operator : moses
Sample : TUNE
Misc :
ALS Vial : 2 Sample Multiplier: 1

Integration File: RTEINT.P

Method : I:\ACQUDATA\5977-MS64\Methods\TUNE-E.M
Title : TUNE CHECK
Last Update : Fri Jun 09 13:53:09 2023

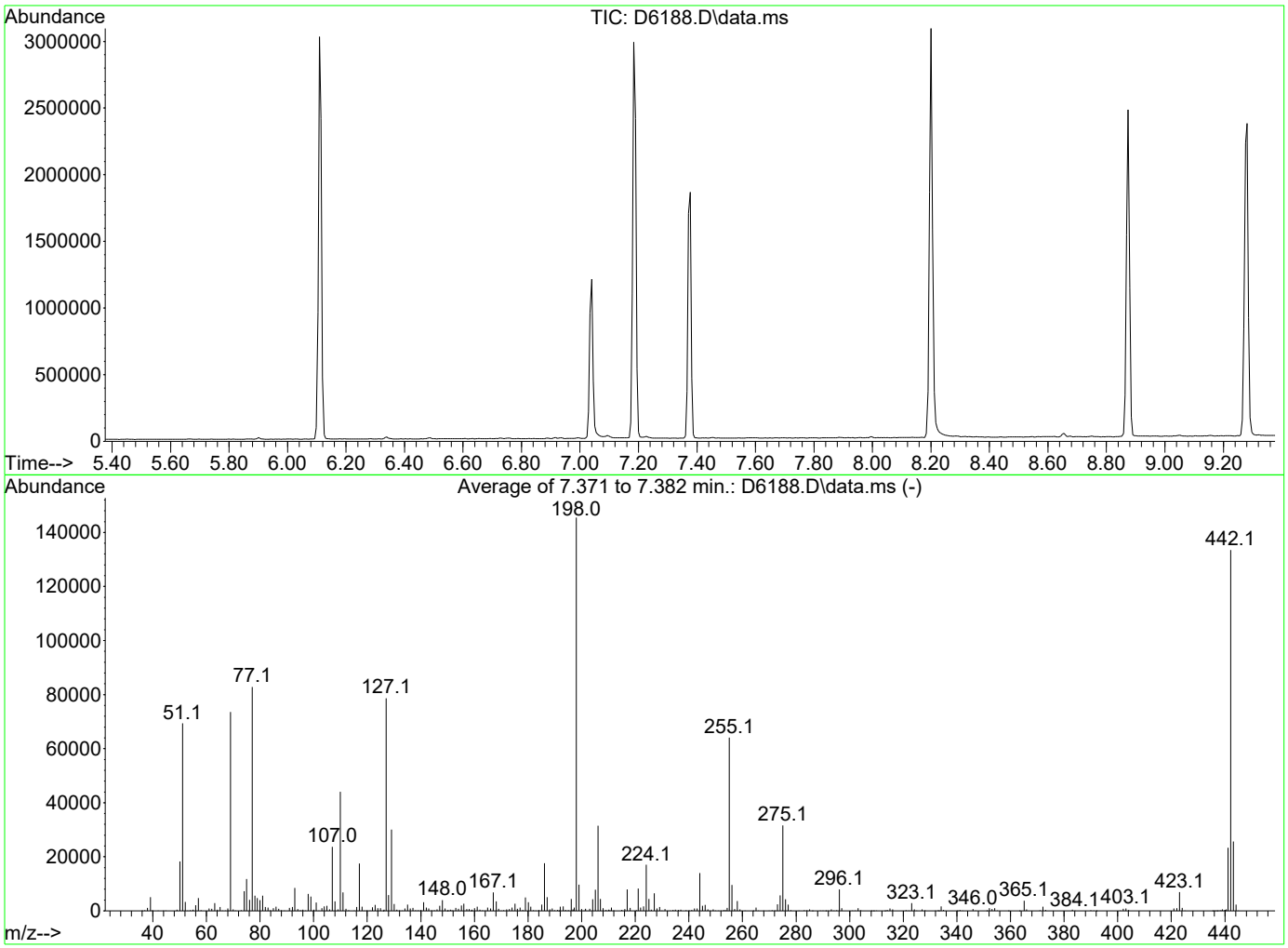

AutoFind: Scans 801, 802, 803; Background Corrected with Scan 796

Target Mass	Rel. to Mass	Lower Limit%	Upper Limit%	Rel. Abn%	Raw Abn	Result Pass/Fail
68	69	0.00	2	1.2	869	PASS
69	198	0.00	100	50.6	73568	PASS
70	69	0.00	2	0.8	564	PASS
197	198	0.00	2	0.8	1219	PASS
198	198	100	100	100.0	145485	PASS
199	198	5	9	6.6	9643	PASS
365	198	1	200	2.6	3767	PASS
441	443	0.01	150	91.2	23384	PASS
442	442	100	100	100.0	133499	PASS
443	442	15	24	19.2	25651	PASS

Quantitation Report (QT Reviewed)

Data Path : I:\ACQUDATA\5977-MS64\Data\020224\
Data File : D6188.D
Acq On : 02 Feb 2024 09:57 am
Operator : moses
Sample : TUNE
Misc :
ALS Vial : 2 Sample Multiplier: 1

Quant Time: Feb 02 11:03:55 2024
Quant Method : I:\ACQUDATA\5977-MS64\Methods\TUNE-E.M
Quant Title : TUNE CHECK
QLast Update : Fri Jun 09 13:53:09 2023
Response via : Initial Calibration

Compound	R.T.	QIon	Response	Conc	Units	Dev(Min)
Internal Standards						
1) d4-1,4-Dichlorobenzene	3.986	152	242612	40.00	ppm	-0.06
2) d8-Naphthalene	4.863	136	986253	40.00	ppm	-0.08
3) d10-Acenaphthene	6.109	164	510672	40.00	ppm	-0.08
4) d10-Phenanthrene	7.184	188	863277	40.00	ppm	-0.09
7) d12-Chrysene	9.281	240	682206	40.00	ppm	-0.12
12) d12-Perylene	10.597	264	687230	40.00	ppm	-0.20
Target Compounds						Qvalue
5) Pentachlorophenol	7.040	266	105393	50.098	ppm	99
6) DFTPP	7.377	198	151769	38.820	ppm	80
8) Benzidine	8.200	184	936110	64.408	ppm	99
9) 4,4'-DDE	0.000		0	N.D.		
10) 4,4'-DDD	8.655	235	3822	N.D.		
11) 4,4'-DDT	8.874	235	312414	63.628	ppm	95

(#) = qualifier out of range (m) = manual integration (+) = signals summed

Quantitation Report (QT Reviewed)

Data Path : I:\ACQUDATA\5977-MS64\Data\020224\
Data File : D6188.D
Acq On : 02 Feb 2024 09:57 am
Operator : moses
Sample : TUNE
Misc :
ALS Vial : 2 Sample Multiplier: 1

Quant Time: Feb 02 11:03:55 2024
Quant Method : I:\ACQUDATA\5977-MS64\Methods\TUNE-E.M
Quant Title : TUNE CHECK
QLast Update : Fri Jun 09 13:53:09 2023
Response via : Initial Calibration



Quantitation Report (Qedit)

Data Path : I:\ACQUDATA\5977-MS64\Data\020224\
Data File : D6188.D
Acq On : 02 Feb 2024 09:57 am
Operator : moses
Sample : TUNE
Misc :
ALS Vial : 2 Sample Multiplier: 1

Quant Time: Feb 02 11:03:55 2024
Quant Method : I:\ACQUDATA\5977-MS64\Methods\TUNE-E.M
Quant Title : TUNE CHECK
QLast Update : Fri Jun 09 13:53:09 2023
Response via : Initial Calibration

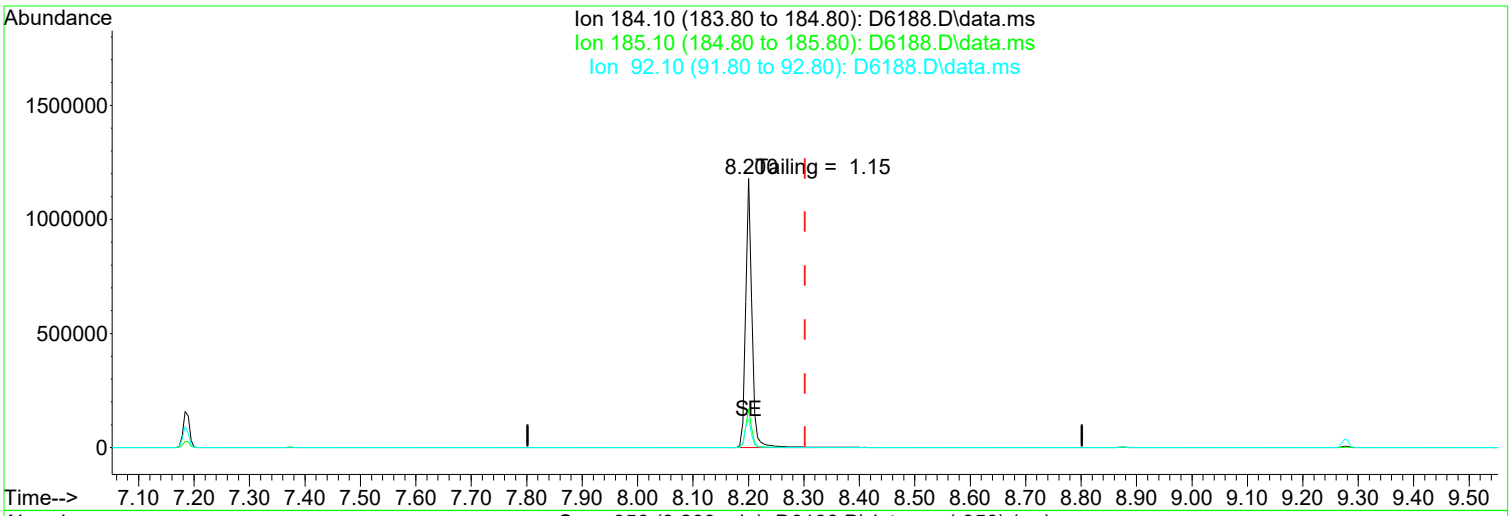

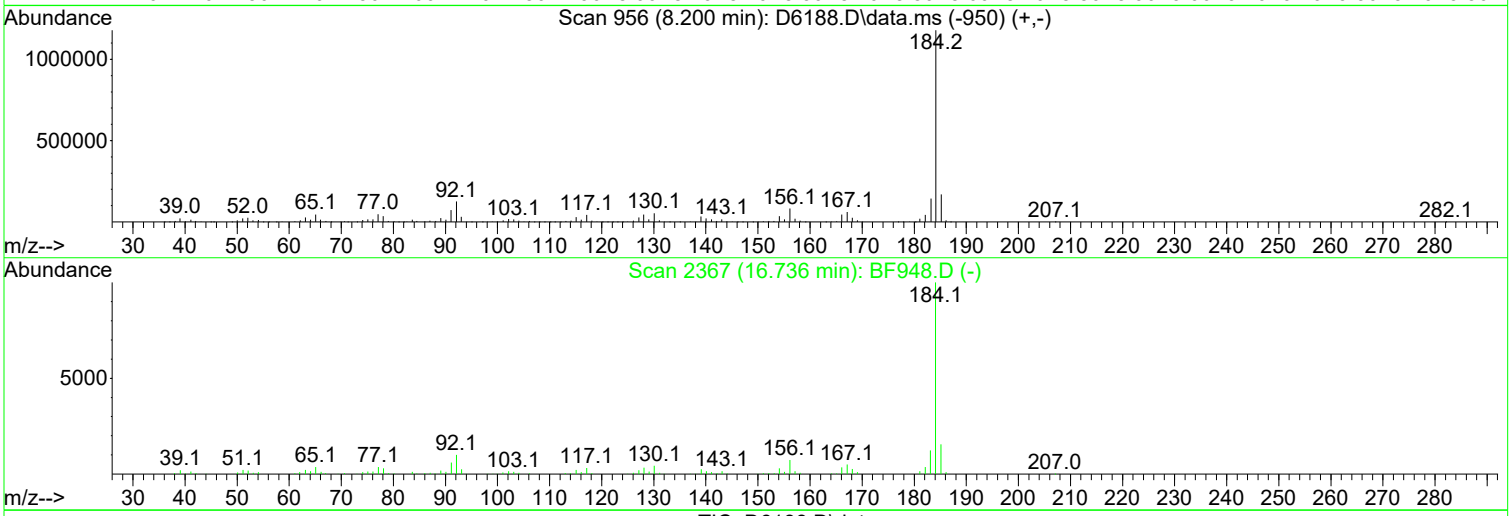

TIC: D6188.D\data.ms

(8) Benzidine (T)

8.200min (-0.102) 64.41 ppm

response 936110

Ion	Exp%	Act%
184.10	100.00	100.00
185.10	14.80	14.35
92.10	10.10	10.68
0.00	0.00	0.00

Manual Integration:

After

Other - tailing

02/02/24

Quantitation Report (Qedit)

Data Path : I:\ACQUDATA\5977-MS64\Data\020224\
Data File : D6188.D
Acq On : 02 Feb 2024 09:57 am
Operator : moses
Sample : TUNE
Misc :
ALS Vial : 2 Sample Multiplier: 1

Quant Time: Feb 02 11:03:55 2024
Quant Method : I:\ACQUDATA\5977-MS64\Methods\TUNE-E.M
Quant Title : TUNE CHECK
QLast Update : Fri Jun 09 13:53:09 2023
Response via : Initial Calibration

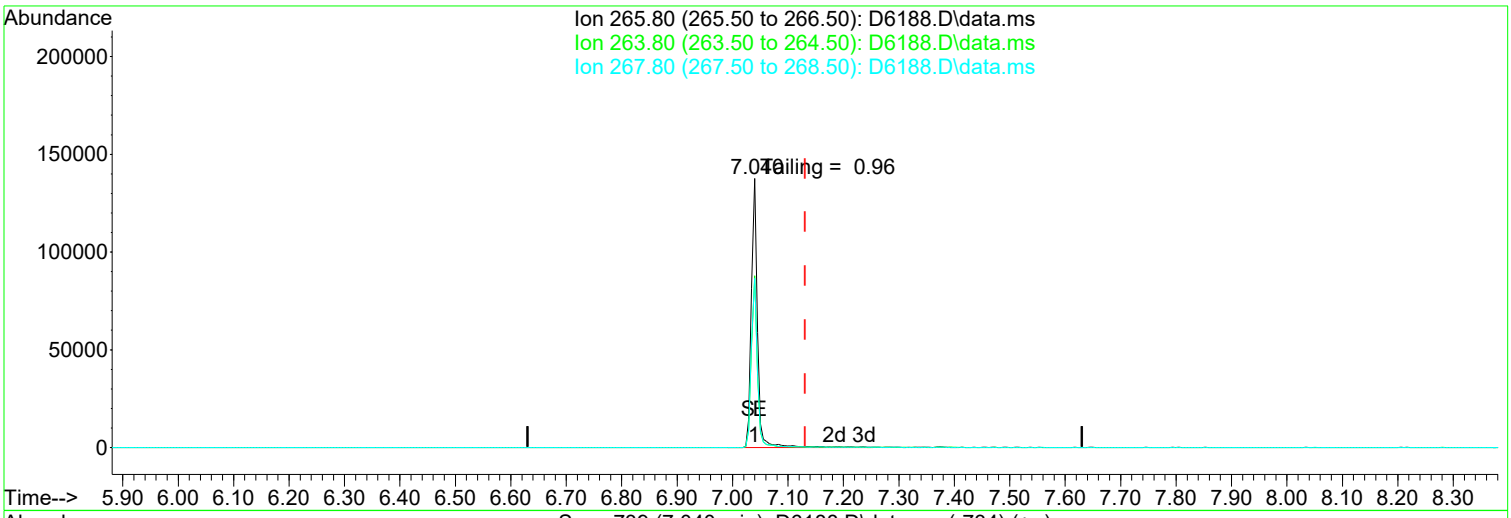

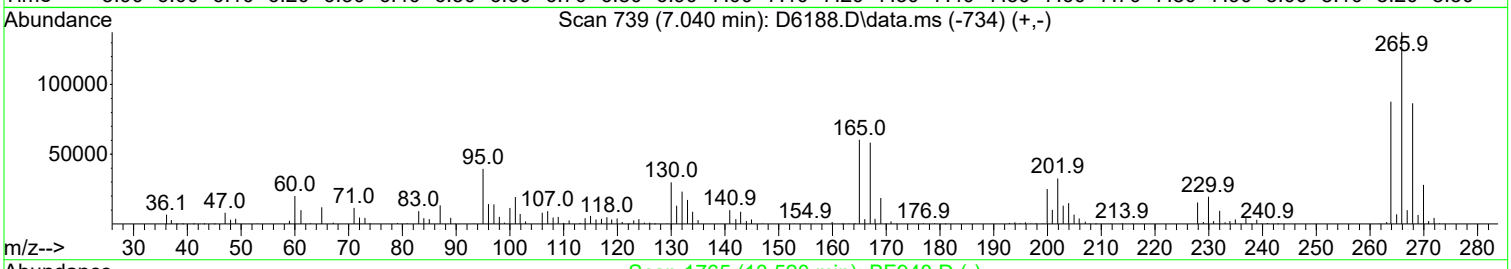

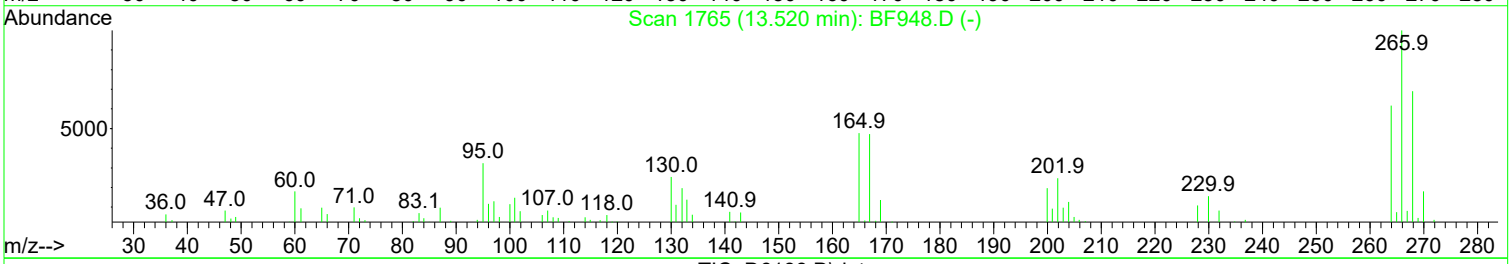

TIC: D6188.D\data.ms

(5) Pentachlorophenol (TCM)

7.040min (-0.091) 50.10 ppm

response 105393

Ion	Exp%	Act%
265.80	100.00	100.00
263.80	63.50	63.76
267.80	64.20	62.91
0.00	0.00	0.00

Manual Integration:

After

Other - tailing

02/02/24

Quantitation Report (QT Reviewed)

Data Path : I:\ACQUDATA\5977-MS64\Data\042123\
Data File : D3056.D
Acq On : 21 Apr 2023 07:44 pm
Operator : moses
Sample : KF ICV
Misc : 8270 INIT. CAL.
ALS Vial : 20 Sample Multiplier: 1

Quant Time: Apr 25 16:12:57 2023
Quant Method : I:\ACQUDATA\5977-MS64\Methods\Kep-Fam042123.M
Quant Title : 8270 BNA ANALYSIS
QLast Update : Tue Apr 25 16:12:07 2023
Response via : Initial Calibration

Compound	R.T.	QIon	Response	Conc	Units	Dev(Min)
Internal Standards						
1) d4-1,4-Dichlorobenzene	4.808	152	337529	40.00	ppm	0.00
2) d8-Naphthalene	6.001	136	1333614	40.00	ppm	0.00
3) d10-Acenaphthene	7.723	164	708744	40.00	ppm	0.00
4) d10-Phenanthrene	9.200	188	1207345	40.00	ppm	0.00
5) d12-Chrysene	12.548	240	989575	40.00	ppm	0.00
8) d12-Perylene	15.554	264	1025322	40.00	ppm	0.00
Target Compounds						Qvalue
6) Famphur	11.532	218	497949	53.035	ppm	95
7) Kepone	11.671	272	97575	51.928	ppm	98

(#) = qualifier out of range (m) = manual integration (+) = signals summed

Quantitation Report (QT Reviewed)

Data Path : I:\ACQUDATA\5977-MS64\Data\042123\
Data File : D3056.D
Acq On : 21 Apr 2023 07:44 pm
Operator : moses
Sample : KF ICV
Misc : 8270 INIT. CAL.
ALS Vial : 20 Sample Multiplier: 1

Quant Time: Apr 25 16:12:57 2023
Quant Method : I:\ACQUDATA\5977-MS64\Methods\Kep-Fam042123.M
Quant Title : 8270 BNA ANALYSIS
QLast Update : Tue Apr 25 16:12:07 2023
Response via : Initial Calibration



Evaluate Continuing Calibration Report

Data Path : I:\ACQUDATA\5977-MS64\Data\042123\
Data File : D3056.D
Acq On : 21 Apr 2023 07:44 pm
Operator : moses
Sample : KF ICV
Misc : 8270 INIT. CAL.
ALS Vial : 20 Sample Multiplier: 1

Quant Time: Apr 25 16:12:57 2023
Quant Method : I:\ACQUDATA\5977-MS64\Methods\Kep-Fam042123.M
Quant Title : 8270 BNA ANALYSIS
QLast Update : Tue Apr 25 16:12:07 2023
Response via : Initial Calibration

Min. RRF : 0.000 Min. Rel. Area : 50% Max. R.T. Dev 0.50min
Max. RRF Dev : 20% Max. Rel. Area : 200%

		Compound	Amount	Calc.	%Dev	Area%	Dev(min)
1	IR	d4-1,4-Dichlorobenzene	40.000	40.000	0.0	92	0.00
2	IR	d8-Naphthalene	40.000	40.000	0.0	91	0.00
3	IR	d10-Acenaphthene	40.000	40.000	0.0	92	0.00
4	IR	d10-Phenanthrene	40.000	40.000	0.0	91	0.00
5	IR	d12-Chrysene	40.000	40.000	0.0	91	0.00
6	TM	Famphur	50.000	53.035	-6.1	91	0.00
7	TM	Kepone	50.000	51.928	-3.9	90	0.00
8	IR	d12-Perylene	40.000	40.000	0.0	91	0.00

(#) = Out of Range SPCC's out = 0 CCC's out = 0

Quantitation Report (QT Reviewed)

Data Path : I:\ACQUDATA\5977-MS64\Data\042123\
Data File : D3055.D
Acq On : 21 Apr 2023 07:21 pm
Operator : moses
Sample : KF 100ppm
Misc : 8270 INIT. CAL.
ALS Vial : 19 Sample Multiplier: 1

Quant Time: Apr 25 13:42:26 2023
Quant Method : I:\ACQUDATA\5977-MS64\Methods\Kep-Fam042123.M
Quant Title : 8270 BNA ANALYSIS
QLast Update : Tue Apr 25 13:42:06 2023
Response via : Initial Calibration

Compound	R.T.	QIon	Response	Conc	Units	Dev(Min)
Internal Standards						
1) d4-1,4-Dichlorobenzene	4.808	152	348859	40.00	ppm	0.00
2) d8-Naphthalene	6.001	136	1388878	40.00	ppm	0.00
3) d10-Acenaphthene	7.723	164	736344	40.00	ppm	0.00
4) d10-Phenanthrene	9.200	188	1263821	40.00	ppm	0.00
5) d12-Chrysene	12.548	240	1047192	40.00	ppm	0.00
8) d12-Perylene	15.554	264	1086774	40.00	ppm	0.00
Target Compounds						Qvalue
6) Famphur	11.537	218	1182612	136.749	ppm	97
7) Kepone	11.671	272	237564m	124.157	ppm	

(#) = qualifier out of range (m) = manual integration (+) = signals summed

Quantitation Report (QT Reviewed)

Data Path : I:\ACQUDATA\5977-MS64\Data\042123\
Data File : D3055.D
Acq On : 21 Apr 2023 07:21 pm
Operator : moses
Sample : KF 100ppm
Misc : 8270 INIT. CAL.
ALS Vial : 19 Sample Multiplier: 1

Quant Time: Apr 25 13:42:26 2023
Quant Method : I:\ACQUDATA\5977-MS64\Methods\Kep-Fam042123.M
Quant Title : 8270 BNA ANALYSIS
QLast Update : Tue Apr 25 13:42:06 2023
Response via : Initial Calibration



Quantitation Report (Qedit)

Data Path : I:\ACQUDATA\5977-MS64\Data\042123\
Data File : D3055.D
Acq On : 21 Apr 2023 07:21 pm
Operator : moses
Sample : KF 100ppm
Misc : 8270 INIT. CAL.
ALS Vial : 19 Sample Multiplier: 1

Quant Time: Apr 25 13:42:26 2023
Quant Method : I:\ACQUDATA\5977-MS64\Methods\Kep-Fam042123.M
Quant Title : 8270 BNA ANALYSIS
QLast Update : Tue Apr 25 13:42:06 2023
Response via : Initial Calibration

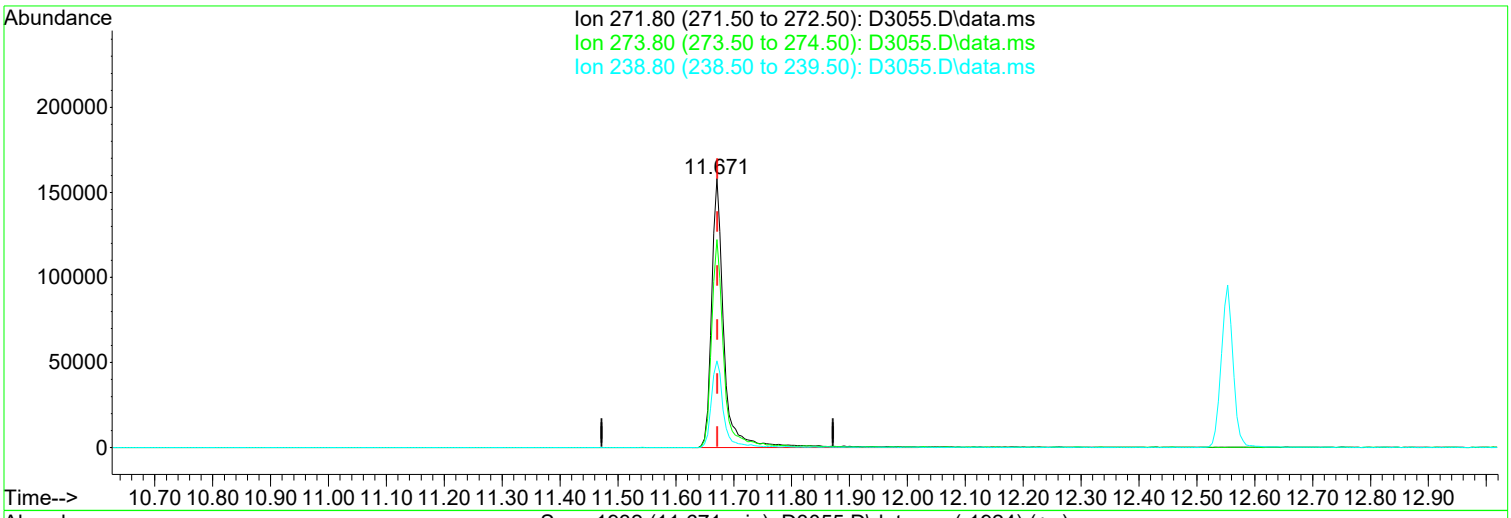

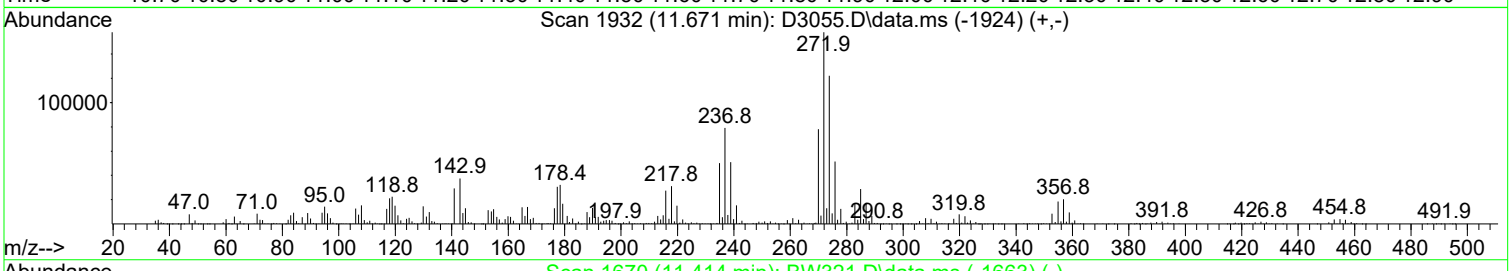

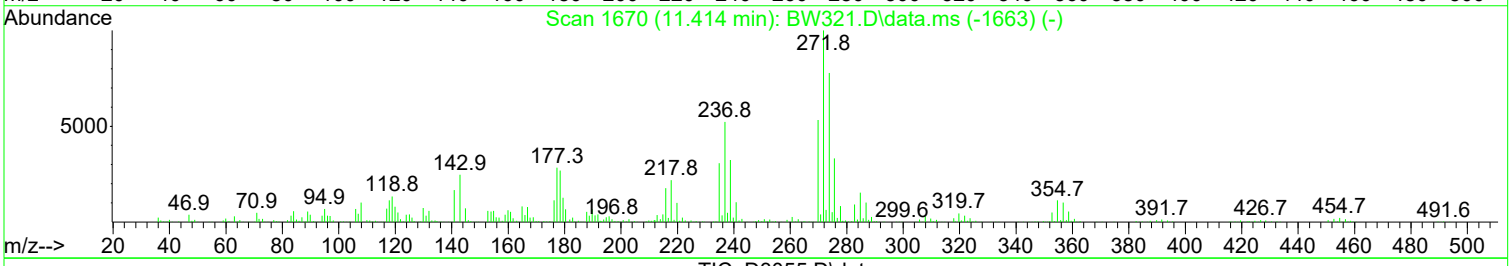

TIC: D3055.D\data.ms

(7) Kepone (TM)

11.671min (-0.001) 124.16 ppm m

response 237564

Ion	Exp%	Act%
271.80	100.00	100.00
273.80	82.10	77.34
238.80	35.20	32.25
0.00	0.00	0.00

Manual Integration:

After

Poor integration.

04/25/23

Quantitation Report (QT Reviewed)

Data Path : I:\ACQUDATA\5977-MS64\Data\042123\
Data File : D3054.D
Acq On : 21 Apr 2023 06:57 pm
Operator : moses
Sample : KF 80ppm
Misc : 8270 INIT. CAL.
ALS Vial : 18 Sample Multiplier: 1

Quant Time: Apr 25 13:42:24 2023
Quant Method : I:\ACQUDATA\5977-MS64\Methods\Kep-Fam042123.M
Quant Title : 8270 BNA ANALYSIS
QLast Update : Tue Apr 25 13:42:06 2023
Response via : Initial Calibration

Compound	R.T.	QIon	Response	Conc	Units	Dev(Min)
Internal Standards						
1) d4-1,4-Dichlorobenzene	4.808	152	345969	40.00	ppm	0.00
2) d8-Naphthalene	6.001	136	1374220	40.00	ppm	0.00
3) d10-Acenaphthene	7.723	164	729371	40.00	ppm	0.00
4) d10-Phenanthrene	9.200	188	1249277	40.00	ppm	0.00
5) d12-Chrysene	12.548	240	1029634	40.00	ppm	0.00
8) d12-Perylene	15.554	264	1066215	40.00	ppm	0.00
Target Compounds						Qvalue
6) Famphur	11.537	218	930773	109.463	ppm	99
7) Kepone	11.671	272	187147m	99.475	ppm	

(#) = qualifier out of range (m) = manual integration (+) = signals summed

Quantitation Report (QT Reviewed)

Data Path : I:\ACQUDATA\5977-MS64\Data\042123\
Data File : D3054.D
Acq On : 21 Apr 2023 06:57 pm
Operator : moses
Sample : KF 80ppm
Misc : 8270 INIT. CAL.
ALS Vial : 18 Sample Multiplier: 1

Quant Time: Apr 25 13:42:24 2023
Quant Method : I:\ACQUDATA\5977-MS64\Methods\Kep-Fam042123.M
Quant Title : 8270 BNA ANALYSIS
QLast Update : Tue Apr 25 13:42:06 2023
Response via : Initial Calibration



Quantitation Report (Qedit)

Data Path : I:\ACQUDATA\5977-MS64\Data\042123\
Data File : D3054.D
Acq On : 21 Apr 2023 06:57 pm
Operator : moses
Sample : KF 80ppm
Misc : 8270 INIT. CAL.
ALS Vial : 18 Sample Multiplier: 1

Quant Time: Apr 25 13:42:24 2023
Quant Method : I:\ACQUDATA\5977-MS64\Methods\Kep-Fam042123.M
Quant Title : 8270 BNA ANALYSIS
QLast Update : Tue Apr 25 13:42:06 2023
Response via : Initial Calibration

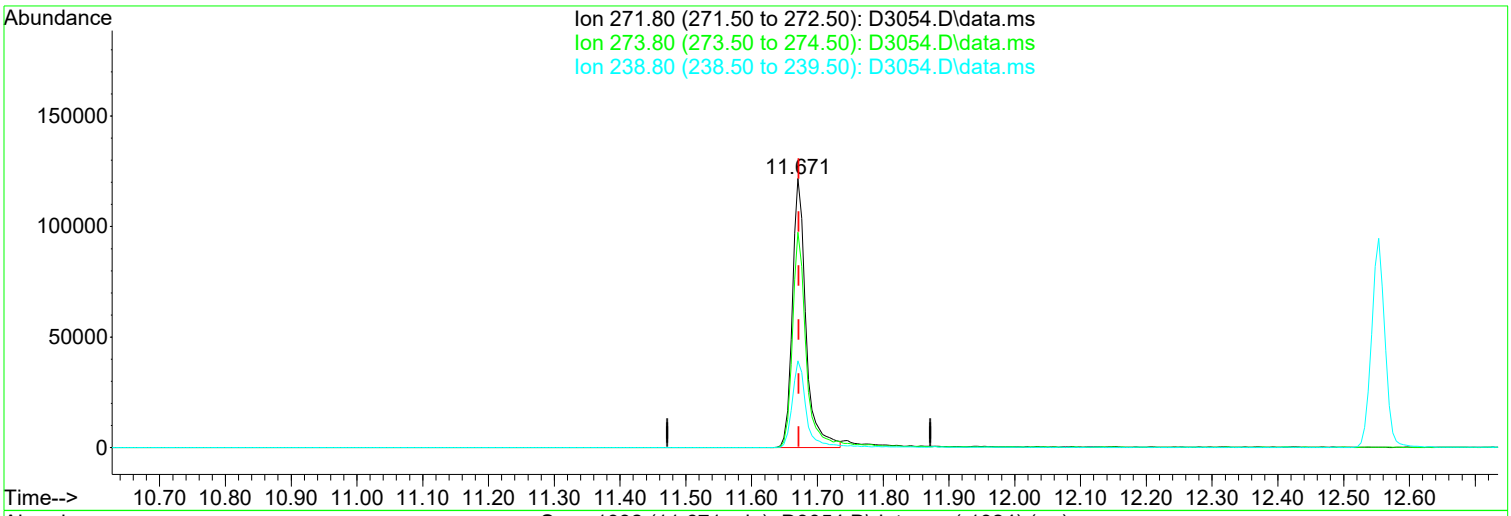

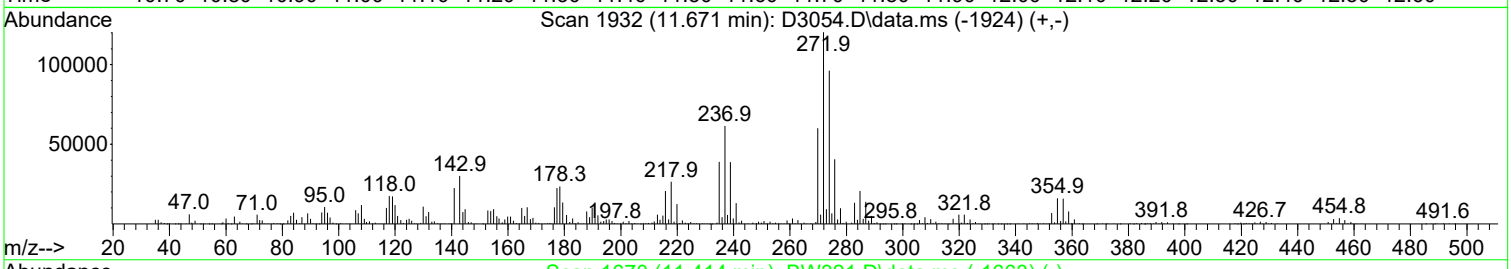

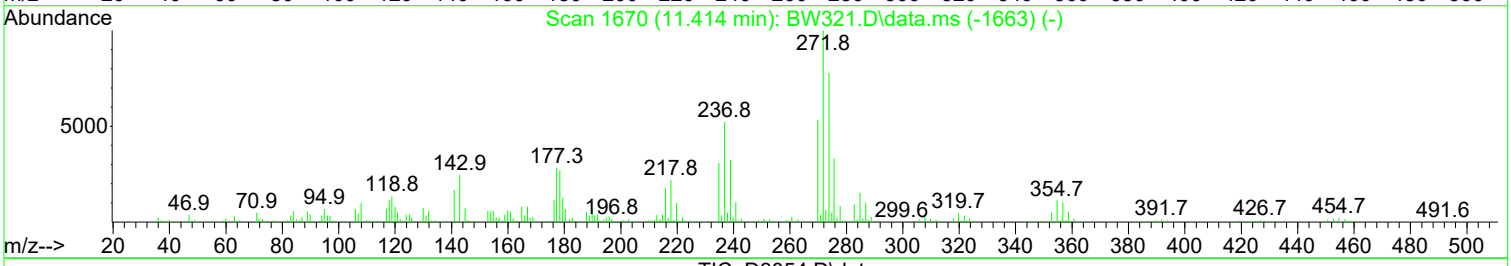

TIC: D3054.D\data.ms

(7) Kepone (TM)

11.671min (-0.001) 93.34 ppm

response 175598

Ion	Exp%	Act%
271.80	100.00	100.00
273.80	82.10	79.89
238.80	35.20	32.30
0.00	0.00	0.00

Manual Integration:

Before

04/25/23

Quantitation Report (Qedit)

Data Path : I:\ACQUDATA\5977-MS64\Data\042123\
Data File : D3054.D
Acq On : 21 Apr 2023 06:57 pm
Operator : moses
Sample : KF 80ppm
Misc : 8270 INIT. CAL.
ALS Vial : 18 Sample Multiplier: 1

Quant Time: Apr 25 13:42:24 2023
Quant Method : I:\ACQUDATA\5977-MS64\Methods\Kep-Fam042123.M
Quant Title : 8270 BNA ANALYSIS
QLast Update : Tue Apr 25 13:42:06 2023
Response via : Initial Calibration

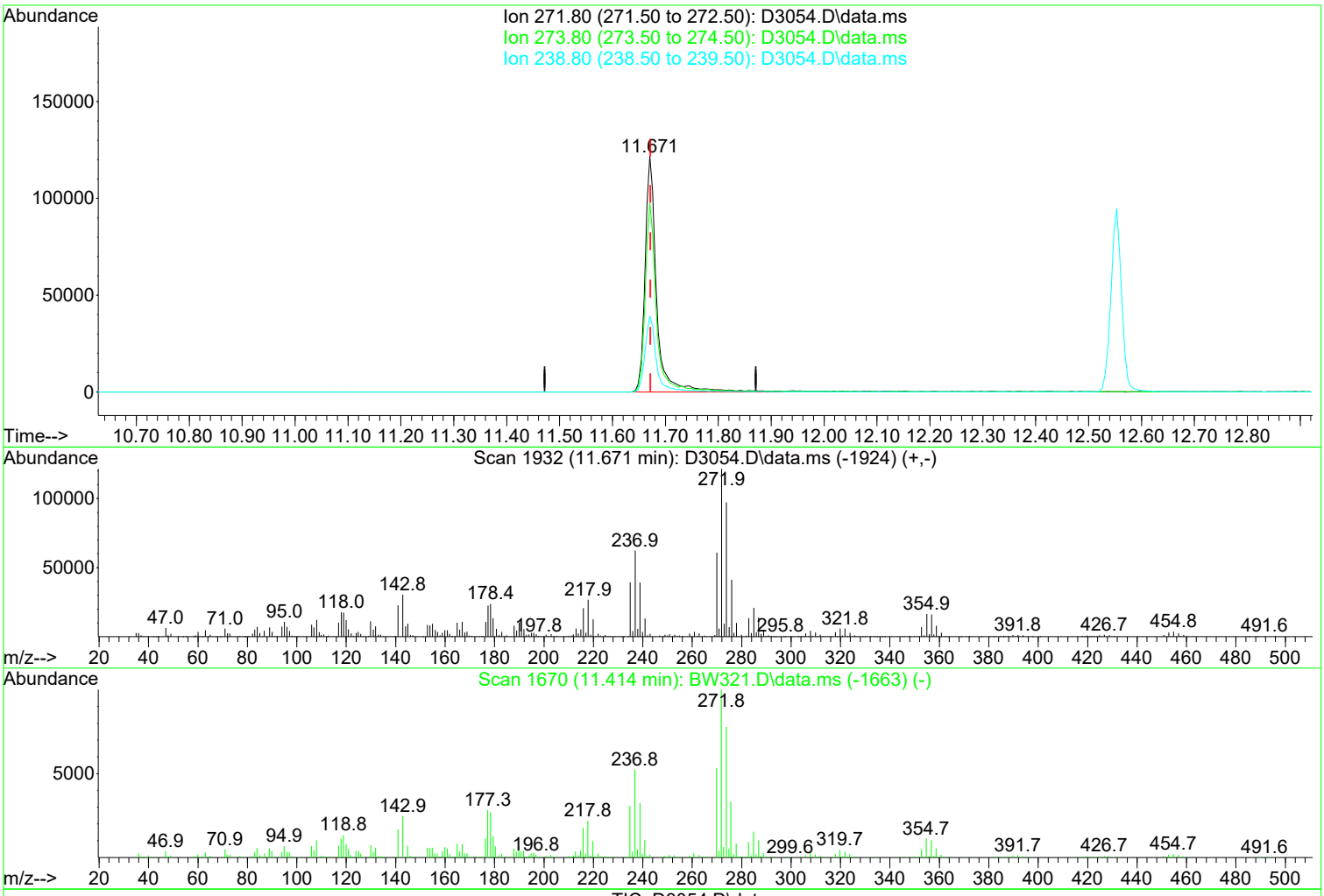

TIC: D3054.D\data.ms

(7) Kepone (TM)

11.671min (-0.001) 99.48 ppm m

response 187147

Ion	Exp%	Act%
271.80	100.00	100.00
273.80	82.10	80.06
238.80	35.20	32.28
0.00	0.00	0.00

Manual Integration:

After

Poor integration.

04/25/23

Quantitation Report (QT Reviewed)

Data Path : I:\ACQUDATA\5977-MS64\Data\042123\
Data File : D3053.D
Acq On : 21 Apr 2023 06:33 pm
Operator : moses
Sample : KF 50ppm
Misc : 8270 INIT. CAL.
ALS Vial : 17 Sample Multiplier: 1

Quant Time: Apr 25 13:42:22 2023
Quant Method : I:\ACQUDATA\5977-MS64\Methods\Kep-Fam042123.M
Quant Title : 8270 BNA ANALYSIS
QLast Update : Tue Apr 25 13:42:06 2023
Response via : Initial Calibration

Compound	R.T.	QIon	Response	Conc	Units	Dev(Min)
Internal Standards						
1) d4-1,4-Dichlorobenzene	4.808	152	368493	40.00	ppm	0.00
2) d8-Naphthalene	6.001	136	1470773	40.00	ppm	0.00
3) d10-Acenaphthene	7.723	164	769370	40.00	ppm	0.00
4) d10-Phenanthrene	9.200	188	1320227	40.00	ppm	0.00
5) d12-Chrysene	12.548	240	1085475	40.00	ppm	0.00
8) d12-Perylene	15.554	264	1124606	40.00	ppm	0.00
Target Compounds						Qvalue
6) Famphur	11.532	218	544345	60.724	ppm	97
7) Kepone	11.671	272	108806	54.859	ppm	95

(#) = qualifier out of range (m) = manual integration (+) = signals summed

Quantitation Report (QT Reviewed)

Data Path : I:\ACQUDATA\5977-MS64\Data\042123\
Data File : D3053.D
Acq On : 21 Apr 2023 06:33 pm
Operator : moses
Sample : KF 50ppm
Misc : 8270 INIT. CAL.
ALS Vial : 17 Sample Multiplier: 1

Quant Time: Apr 25 13:42:22 2023
Quant Method : I:\ACQUDATA\5977-MS64\Methods\Kep-Fam042123.M
Quant Title : 8270 BNA ANALYSIS
QLast Update : Tue Apr 25 13:42:06 2023
Response via : Initial Calibration



Quantitation Report (QT Reviewed)

Data Path : I:\ACQUDATA\5977-MS64\Data\042123\
Data File : D3052.D
Acq On : 21 Apr 2023 06:09 pm
Operator : moses
Sample : KF 10ppm
Misc : 8270 INIT. CAL.
ALS Vial : 16 Sample Multiplier: 1

Quant Time: Apr 25 13:42:20 2023
Quant Method : I:\ACQUDATA\5977-MS64\Methods\Kep-Fam042123.M
Quant Title : 8270 BNA ANALYSIS
QLast Update : Tue Apr 25 13:42:06 2023
Response via : Initial Calibration

Compound	R.T.	QIon	Response	Conc	Units	Dev(Min)
Internal Standards						
1) d4-1,4-Dichlorobenzene	4.808	152	681895	40.00	ppm	0.00
2) d8-Naphthalene	6.001	136	2620758	40.00	ppm	0.00
3) d10-Acenaphthene	7.723	164	1403178	40.00	ppm	0.00
4) d10-Phenanthrene	9.200	188	2362179	40.00	ppm	0.00
5) d12-Chrysene	12.553	240	1864714	40.00	ppm	0.00
8) d12-Perylene	15.565	264	2142954	40.00	ppm	0.00
Target Compounds						Qvalue
6) Famphur	11.532	218	76289	4.954	ppm	98
7) Kepone	11.671	272	16797	4.930	ppm	100

(#) = qualifier out of range (m) = manual integration (+) = signals summed

Quantitation Report (QT Reviewed)

Data Path : I:\ACQUDATA\5977-MS64\Data\042123\
Data File : D3052.D
Acq On : 21 Apr 2023 06:09 pm
Operator : moses
Sample : KF 10ppm
Misc : 8270 INIT. CAL.
ALS Vial : 16 Sample Multiplier: 1

Quant Time: Apr 25 13:42:20 2023
Quant Method : I:\ACQUDATA\5977-MS64\Methods\Kep-Fam042123.M
Quant Title : 8270 BNA ANALYSIS
QLast Update : Tue Apr 25 13:42:06 2023
Response via : Initial Calibration



Quantitation Report (QT Reviewed)

Data Path : I:\ACQUDATA\5977-MS64\Data\042123\
Data File : D3051.D
Acq On : 21 Apr 2023 05:46 pm
Operator : moses
Sample : KF 2ppm
Misc : 8270 INIT. CAL.
ALS Vial : 15 Sample Multiplier: 1

Quant Time: Apr 25 13:42:18 2023
Quant Method : I:\ACQUDATA\5977-MS64\Methods\Kep-Fam042123.M
Quant Title : 8270 BNA ANALYSIS
QLast Update : Tue Apr 25 13:42:06 2023
Response via : Initial Calibration

Compound	R.T.	QIon	Response	Conc	Units	Dev(Min)
Internal Standards						
1) d4-1,4-Dichlorobenzene	4.808	152	330147	40.00	ppm	0.00
2) d8-Naphthalene	6.001	136	1282946	40.00	ppm	0.00
3) d10-Acenaphthene	7.723	164	671877	40.00	ppm	0.00
4) d10-Phenanthrene	9.200	188	1134887	40.00	ppm	0.00
5) d12-Chrysene	12.548	240	909039	40.00	ppm	0.00
8) d12-Perylene	15.554	264	963482	40.00	ppm	0.00
Target Compounds						Qvalue
6) Famphur	11.526	218	11603	1.546	ppm	90
7) Kepone	11.671	272	3340m	2.011	ppm	

(#) = qualifier out of range (m) = manual integration (+) = signals summed

Quantitation Report (QT Reviewed)

Data Path : I:\ACQUDATA\5977-MS64\Data\042123\
Data File : D3051.D
Acq On : 21 Apr 2023 05:46 pm
Operator : moses
Sample : KF 2ppm
Misc : 8270 INIT. CAL.
ALS Vial : 15 Sample Multiplier: 1

Quant Time: Apr 25 13:42:18 2023
Quant Method : I:\ACQUDATA\5977-MS64\Methods\Kep-Fam042123.M
Quant Title : 8270 BNA ANALYSIS
QLast Update : Tue Apr 25 13:42:06 2023
Response via : Initial Calibration



Quantitation Report (Qedit)

Data Path : I:\ACQUDATA\5977-MS64\Data\042123\
Data File : D3051.D
Acq On : 21 Apr 2023 05:46 pm
Operator : moses
Sample : KF 2ppm
Misc : 8270 INIT. CAL.
ALS Vial : 15 Sample Multiplier: 1

Quant Time: Apr 25 13:42:18 2023
Quant Method : I:\ACQUDATA\5977-MS64\Methods\Kep-Fam042123.M
Quant Title : 8270 BNA ANALYSIS
QLast Update : Tue Apr 25 13:42:06 2023
Response via : Initial Calibration

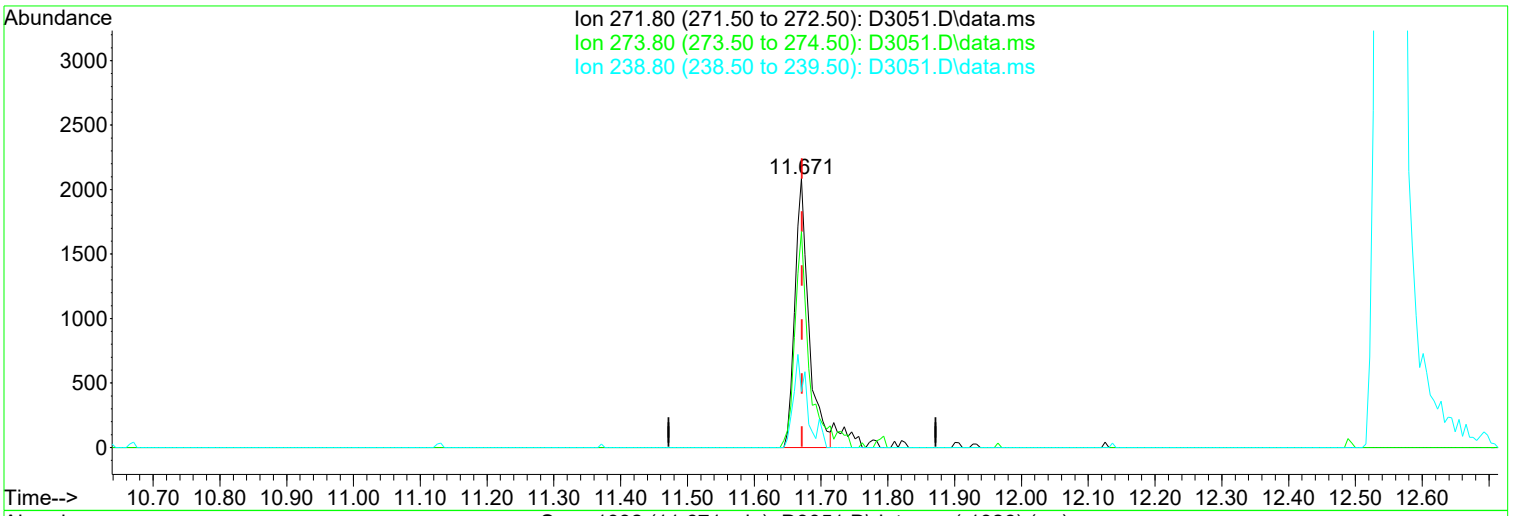

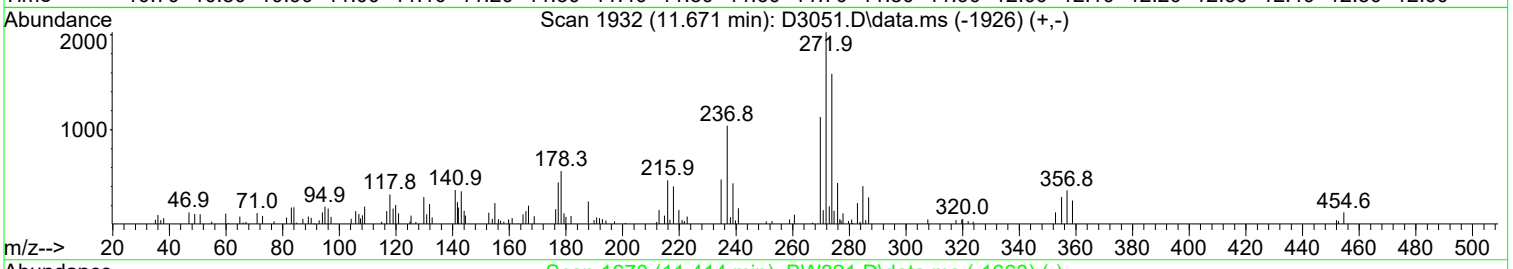

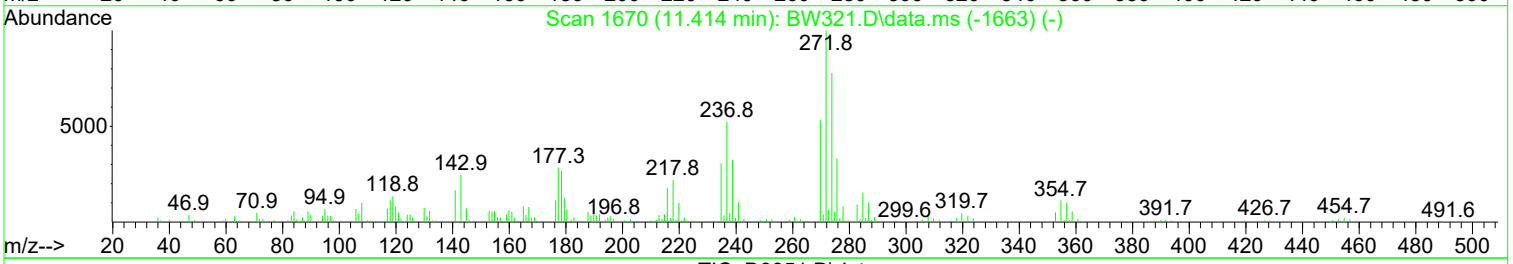

TIC: D3051.D\data.ms

(7) Kepone (TM)

11.671min (-0.001) 1.83 ppm

response 3038

Ion	Exp%	Act%
271.80	100.00	100.00
273.80	82.10	78.47
238.80	35.20	21.46
0.00	0.00	0.00

Manual Integration:

Before

04/25/23

1st AM 04/26/23
2nd BA 04/26/23

Quantitation Report (Qedit)

Data Path : I:\ACQUDATA\5977-MS64\Data\042123\
Data File : D3051.D
Acq On : 21 Apr 2023 05:46 pm
Operator : moses
Sample : KF 2ppm
Misc : 8270 INIT. CAL.
ALS Vial : 15 Sample Multiplier: 1

Quant Time: Apr 25 13:42:18 2023
Quant Method : I:\ACQUDATA\5977-MS64\Methods\Kep-Fam042123.M
Quant Title : 8270 BNA ANALYSIS
QLast Update : Tue Apr 25 13:42:06 2023
Response via : Initial Calibration

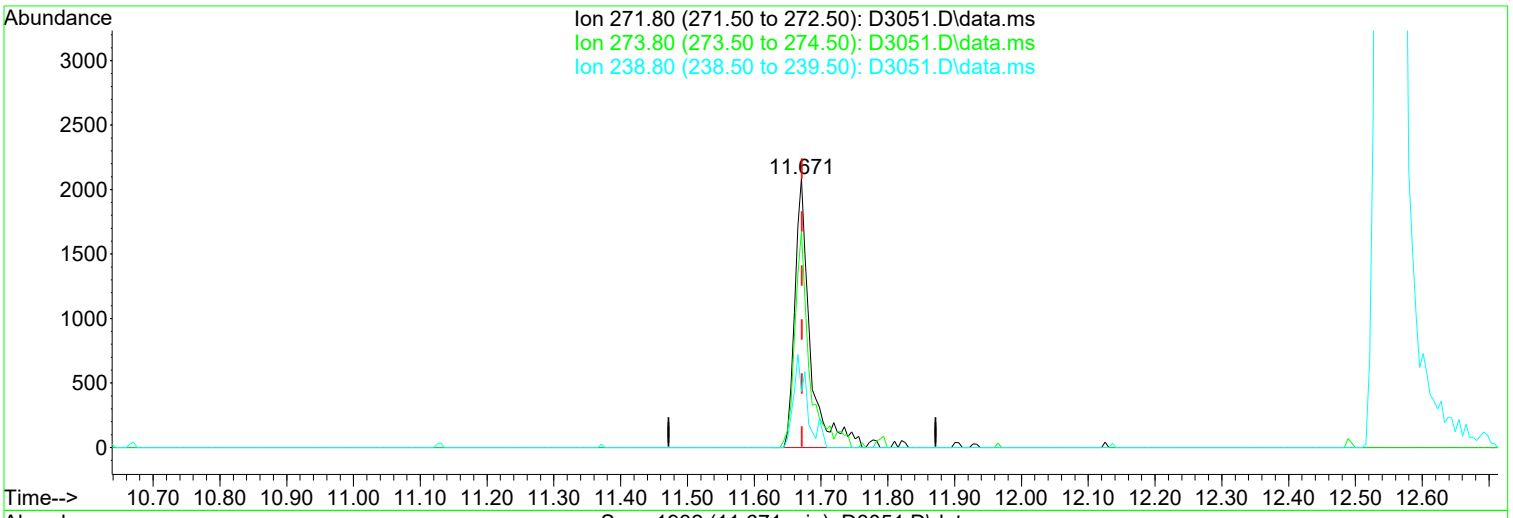

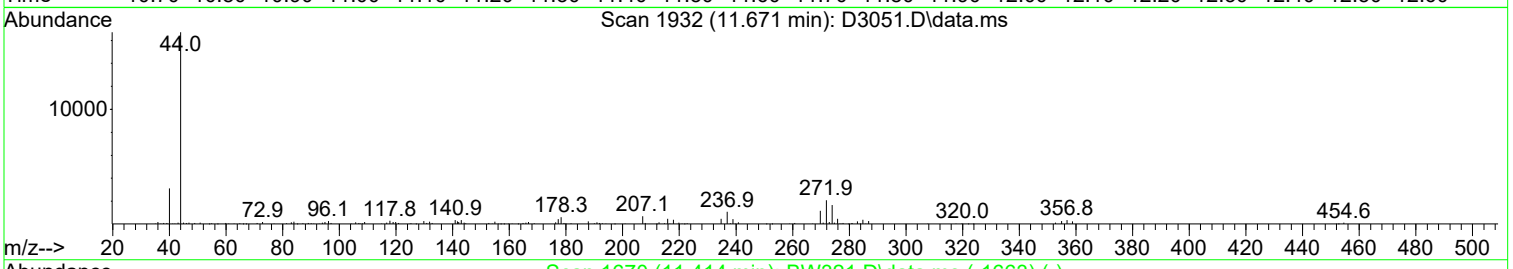

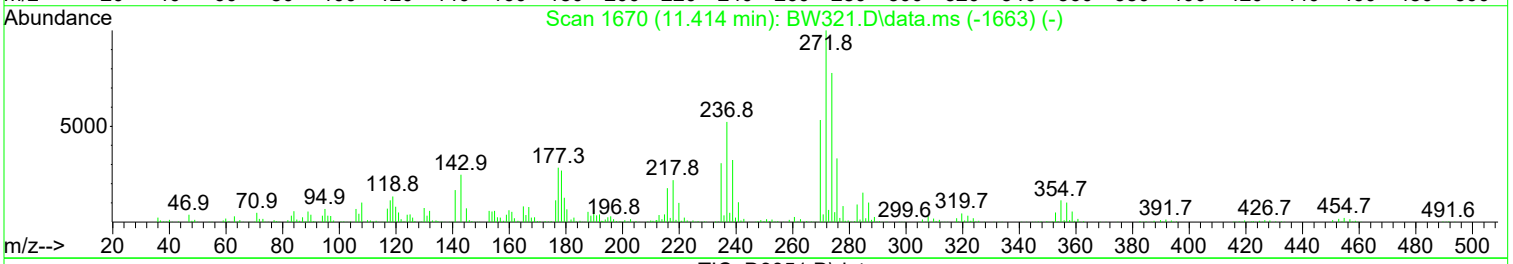

TIC: D3051.D\data.ms

(7) Kepone (TM)

11.671min (-0.001) 2.01 ppm m

response 3340

Ion	Exp%	Act%
271.80	100.00	100.00
273.80	82.10	80.30
238.80	35.20	20.85
0.00	0.00	0.00

Manual Integration:

After

Poor integration.

04/25/23

Quantitation Report (QT Reviewed)

Data Path : I:\ACQUDATA\5977-MS64\Data\042123\
Data File : D3050.D
Acq On : 21 Apr 2023 05:22 pm
Operator : moses
Sample : KF 1ppm
Misc : 8270 INIT. CAL.
ALS Vial : 14 Sample Multiplier: 1

Quant Time: Apr 25 13:42:15 2023
Quant Method : I:\ACQUDATA\5977-MS64\Methods\Kep-Fam042123.M
Quant Title : 8270 BNA ANALYSIS
QLast Update : Tue Apr 25 13:42:06 2023
Response via : Initial Calibration

Compound	R.T.	QIon	Response	Conc	Units	Dev(Min)
Internal Standards						
1) d4-1,4-Dichlorobenzene	4.808	152	325954	40.00	ppm	0.00
2) d8-Naphthalene	6.001	136	1259411	40.00	ppm	0.00
3) d10-Acenaphthene	7.723	164	665689	40.00	ppm	0.00
4) d10-Phenanthrene	9.200	188	1132872	40.00	ppm	0.00
5) d12-Chrysene	12.548	240	898719	40.00	ppm	0.00
8) d12-Perylene	15.554	264	941304	40.00	ppm	0.00
Target Compounds						Qvalue
6) Famphur	11.532	218	5799	0.781	ppm	89
7) Kepone	11.676	272	1660	1.011	ppm	72

(#) = qualifier out of range (m) = manual integration (+) = signals summed

Quantitation Report (QT Reviewed)

Data Path : I:\ACQUDATA\5977-MS64\Data\042123\
Data File : D3050.D
Acq On : 21 Apr 2023 05:22 pm
Operator : moses
Sample : KF 1ppm
Misc : 8270 INIT. CAL.
ALS Vial : 14 Sample Multiplier: 1

Quant Time: Apr 25 13:42:15 2023
Quant Method : I:\ACQUDATA\5977-MS64\Methods\Kep-Fam042123.M
Quant Title : 8270 BNA ANALYSIS
QLast Update : Tue Apr 25 13:42:06 2023
Response via : Initial Calibration



Quantitation Report (QT Reviewed)

Data Path : I:\ACQUDATA\5977-MS64\Data\042123\
Data File : D3039.D
Acq On : 21 Apr 2023 12:01 pm
Operator : moses
Sample : INST. BLK
Misc :
ALS Vial : 3 Sample Multiplier: 1

Quant Time: Apr 26 11:29:05 2023
Quant Method : I:\ACQUDATA\5977-MS64\Methods\Kep-Fam042123.M
Quant Title : 8270 BNA ANALYSIS
QLast Update : Tue Apr 25 16:12:07 2023
Response via : Initial Calibration

Compound	R.T.	QIon	Response	Conc	Units	Dev(Min)
Internal Standards						
1) d4-1,4-Dichlorobenzene	4.808	152	339866	40.00	ppm	0.00
2) d8-Naphthalene	6.007	136	1320721	40.00	ppm	0.00
3) d10-Acenaphthene	7.729	164	688719	40.00	ppm	0.00
4) d10-Phenanthrene	9.205	188	1148007	40.00	ppm	0.00
5) d12-Chrysene	12.553	240	857707	40.00	ppm	0.00
8) d12-Perylene	15.559	264	946612	40.00	ppm	0.00
Target Compounds						Qvalue

(#) = qualifier out of range (m) = manual integration (+) = signals summed

Quantitation Report (QT Reviewed)

Data Path : I:\ACQUDATA\5977-MS64\Data\042123\
Data File : D3039.D
Acq On : 21 Apr 2023 12:01 pm
Operator : moses
Sample : INST. BLK
Misc :
ALS Vial : 3 Sample Multiplier: 1

Quant Time: Apr 26 11:29:05 2023
Quant Method : I:\ACQUDATA\5977-MS64\Methods\Kep-Fam042123.M
Quant Title : 8270 BNA ANALYSIS
QLast Update : Tue Apr 25 16:12:07 2023
Response via : Initial Calibration



1st AM 04/26/23
2nd BA 04/26/23

Data Path : I:\ACQUDATA\5977-MS64\Data\042123\
Data File : D3038.D
Acq On : 21 Apr 2023 11:43 am
Operator : moses
Sample : TUNE
Misc :
ALS Vial : 2 Sample Multiplier: 1

Integration File: RTEINT.P

Method : I:\ACQUDATA\5977-MS64\Methods\TUNE-E.M
Title : TUNE CHECK
Last Update : Mon Apr 17 13:36:05 2023

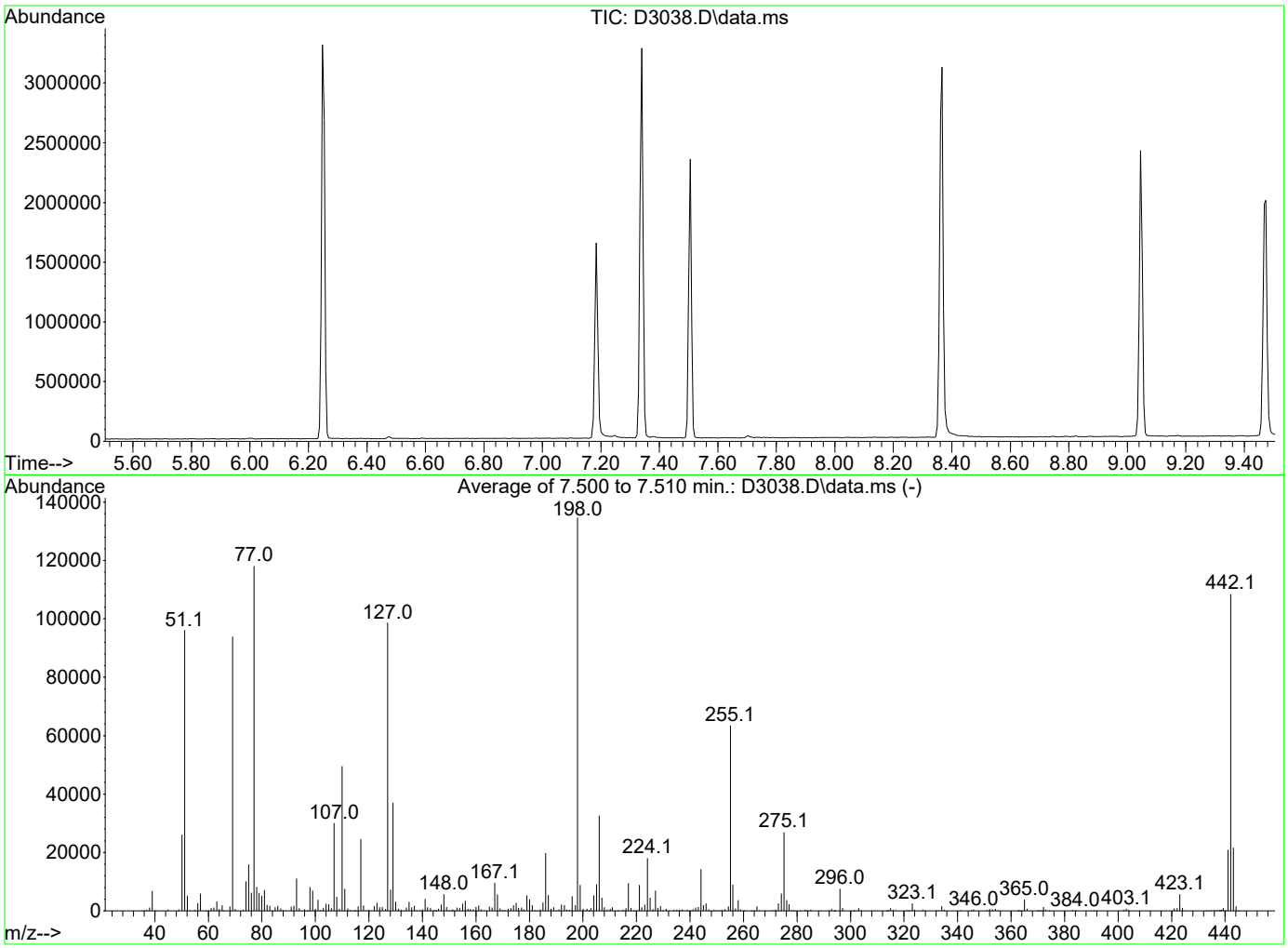

AutoFind: Scans 825, 826, 827; Background Corrected with Scan 820

Target Mass	Rel. to Mass	Lower Limit%	Upper Limit%	Rel. Abn%	Raw Abn	Result Pass/Fail
68	69	0.00	2	1.6	1520	PASS
69	198	0.00	100	69.7	93930	PASS
70	69	0.00	2	0.6	573	PASS
197	198	0.00	2	1.4	1902	PASS
198	198	100	100	100.0	134685	PASS
199	198	5	9	6.6	8913	PASS
365	198	1	200	2.9	3842	PASS
441	443	0.01	150	96.7	20913	PASS
442	442	100	100	100.0	108536	PASS
443	442	15	24	19.9	21620	PASS

Quantitation Report (QT Reviewed)

Data Path : I:\ACQUDATA\5977-MS64\Data\042123\
Data File : D3038.D
Acq On : 21 Apr 2023 11:43 am
Operator : moses
Sample : TUNE
Misc :
ALS Vial : 2 Sample Multiplier: 1

Quant Time: Apr 21 11:57:04 2023
Quant Method : I:\ACQUDATA\5977-MS64\Methods\TUNE-E.M
Quant Title : TUNE CHECK
QLast Update : Mon Apr 17 13:36:05 2023
Response via : Initial Calibration

Compound	R.T.	QIon	Response	Conc	Units		Dev(Min)
Internal Standards							
1) d4-1,4-Dichlorobenzene	4.114	152	284343	40.00	ppm		0.21
2) d8-Naphthalene	4.997	136	1160767	40.00	ppm		0.20
3) d10-Acenaphthene	6.248	164	536731	40.00	ppm		0.21
4) d10-Phenanthrene	7.339	188	838016	40.00	ppm		0.22
7) d12-Chrysene	9.473	240	553501	40.00	ppm		0.28
12) d12-Perylene	10.885	264	514473	40.00	ppm		0.40
Target Compounds							Qvalue
5) Pentachlorophenol	7.184	266	114352	55.995	ppm		97
6) DFTPP	7.505	198	135051	35.585	ppm	#	64
8) Benzidine	8.366	184	948465	80.432	ppm		97
9) 4,4'-DDE	0.000		0	N.D.			
10) 4,4'-DDD	8.826	235	956	N.D.			
11) 4,4'-DDT	9.046	235	263153	66.057	ppm		87

(#) = qualifier out of range (m) = manual integration (+) = signals summed

1st AM 04/26/23
2nd BA 04/26/23

Data Path : I:\ACQUDATA\5977-MS64\Data\042123\
Data File : D3038.D
Acq On : 21 Apr 2023 11:43 am
Operator : moses
Sample : TUNE
Misc :
ALS Vial : 2 Sample Multiplier: 1

Quant Time: Apr 21 11:57:04 2023
Quant Method : I:\ACQUDATA\5977-MS64\Methods\TUNE-E.M
Quant Title : TUNE CHECK
QLast Update : Mon Apr 17 13:36:05 2023
Response via : Initial Calibration



Quantitation Report (Qedit)

Data Path : I:\ACQUDATA\5977-MS64\Data\042123\
Data File : D3038.D
Acq On : 21 Apr 2023 11:43 am
Operator : moses
Sample : TUNE
Misc :
ALS Vial : 2 Sample Multiplier: 1

Quant Time: Apr 21 11:57:04 2023
Quant Method : I:\ACQUDATA\5977-MS64\Methods\TUNE-E.M
Quant Title : TUNE CHECK
QLast Update : Mon Apr 17 13:36:05 2023
Response via : Initial Calibration

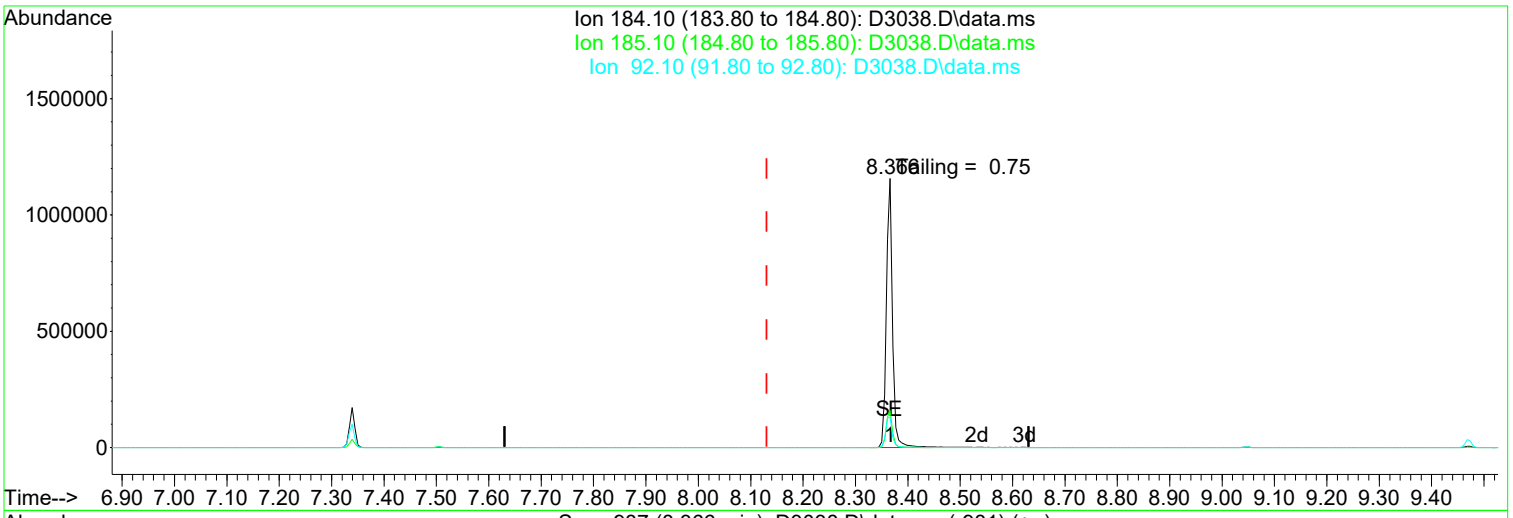

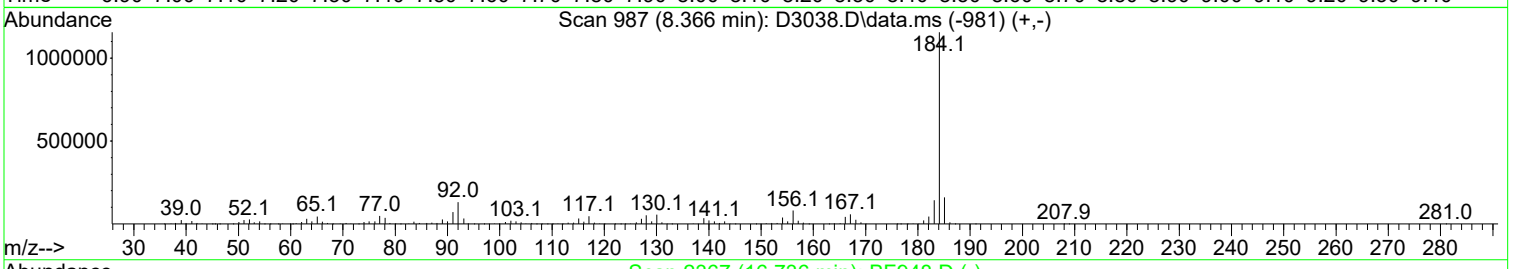

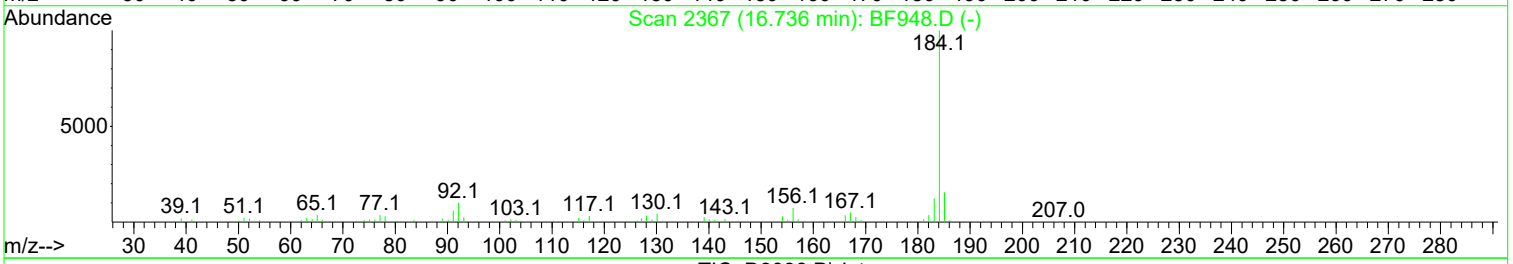

TIC: D3038.D\data.ms

(8) Benzidine (T)

8.366min (+ 0.235) 80.43 ppm

response 948465

Ion	Exp%	Act%
184.10	100.00	100.00
185.10	14.80	13.81
92.10	10.10	11.33
0.00	0.00	0.00

Manual Integration:

After

Other - tailing

04/21/23

Quantitation Report (Qedit)

Data Path : I:\ACQUDATA\5977-MS64\Data\042123\
Data File : D3038.D
Acq On : 21 Apr 2023 11:43 am
Operator : moses
Sample : TUNE
Misc :
ALS Vial : 2 Sample Multiplier: 1

Quant Time: Apr 21 11:57:04 2023
Quant Method : I:\ACQUDATA\5977-MS64\Methods\TUNE-E.M
Quant Title : TUNE CHECK
QLast Update : Mon Apr 17 13:36:05 2023
Response via : Initial Calibration

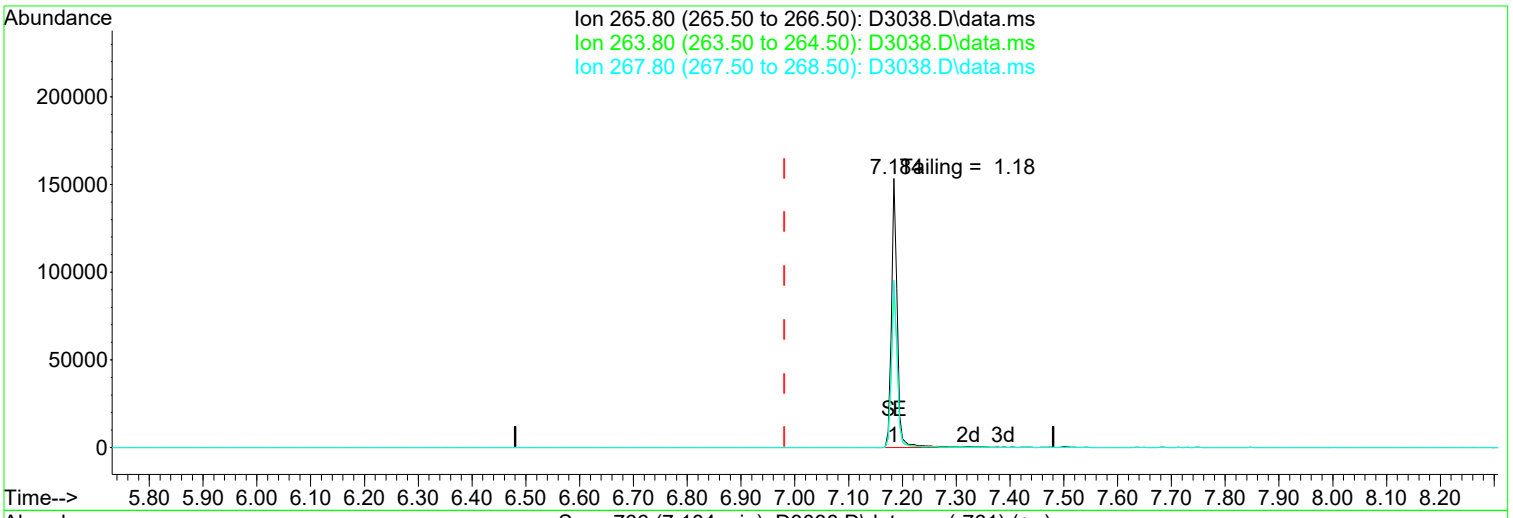

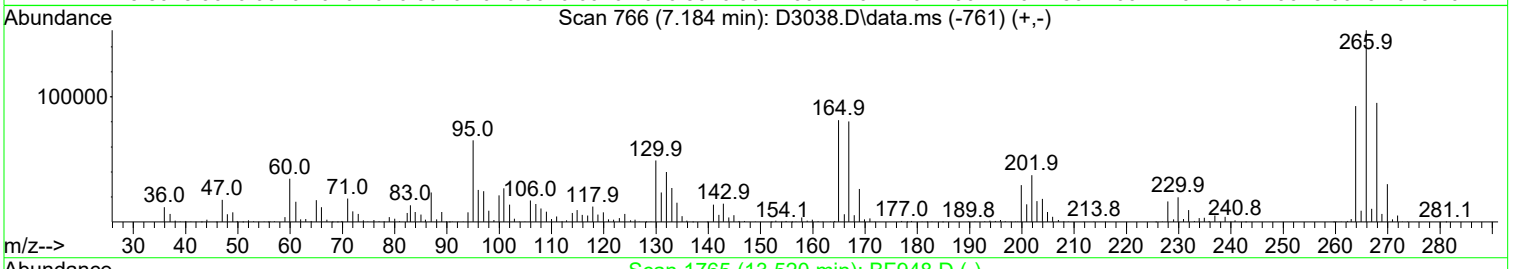

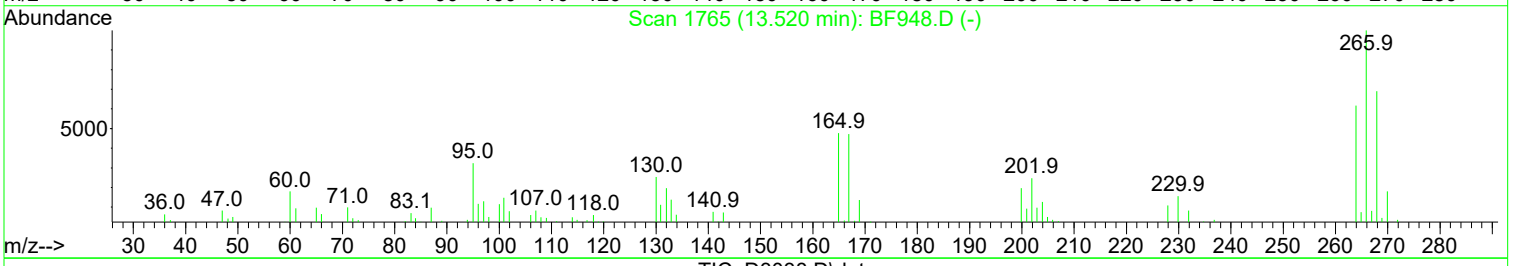

TIC: D3038.D\data.ms

(5) Pentachlorophenol (TCM)

7.184min (+ 0.203) 56.00 ppm

response 114352

Ion	Exp%	Act%
265.80	100.00	100.00
263.80	63.50	60.41
267.80	64.20	62.14
0.00	0.00	0.00

Manual Integration:

After

Other - tailing

04/21/23

Analysis: 625 KO | Analyst: AM | Run Method: TUNE 8270
Date: 5/20/24 | Instr. R-MS-64 | Quant Method: KO 052024
Syringes: 238536/225837/220842 | ICAL: RC 2400028 | LIMS Run#: 841481

Pos.	Sample	Diln.	Stds. ID	File#	OK?	Comments
	BLK			D7116	—	
	BLK			17	✓	
	TUNE		234273	18	✓	
	Inst. BLK			19	✓	
	KO 1 ppm			20	✓	
	2			21	✓	
	10			22	✓	
	20			23	✓	
	50			24	✓	
	90			25	✓	
	100			26	✓	
	ICV			27	✓	
	KO MDL 1			28	✓	
	10			29	✓	
	R2405392 - 01		#438583	30	✓	
	02			31	✓	
	03			32	✓	
	R2404018 - 001			33	✓	
	002			34	✓	

AM
5/21/24

Kodak Calibration

Conc.(ppm)	ul Std (200ppm)	ISTD	ul DCM	Final Vol.
1	5	10	995	1mL
2	10	10	990	1mL
10	25	5	475	0.5mL
20	50	5	450	0.5mL
50	125	5	375	0.5mL
80	200	5	300	0.5mL
100	250	5	250	0.5mL
ICV	50 (1000ppm ss)	10	950	1.0mL

All samples = 7 mL + 10 uL Combined IS/Surr.: 231047

Primary: 235044 exp: 11/7/24 | Secondary: 232674 exp: 11/13/26
Primary: exp: | Secondary: exp:
Reagents:

Runlog GCEXT r4 8/30/23
O-1123 Page 115 of 150

Analysis: 8270/625	Analyst: AM	Run Method: Tune/8270	
Date: 2/2/24	Instr. R-MS-64	Quant Method: 8270-020224(64)	
Syringes: 233536	ICAL: RC 2400028	LIMS Run#:	

Pos.	Sample	Diln.	Stds. ID	File#	OK?	Comments
	BLK			D6187	✓	
	Tune		231583	88	✓	
	Instr. BLK			89	✓	
	8270 100ppm			90	✓	
	80			91	✓	
	60			92	✓	
	40			93	✓	
	20			94	✓	
	10			95	✓	
	5			96	✓	
	2			97	✓	
	1			98	✓	
	ICV			99	✓	

8270 Calibration

Conc.(ppm)	ul Stds. 1-4	uL ISTD	uL DCM	uL STD (total)	Final Vol.	
1	2	10	992	8	1mL	
2	4	10	984	16	1mL	
5	10	10	960	40	1mL	
10	10	5	460	40	0.5mL	
20	20	5	420	80	0.5mL	
40	20	2.5	170	80	0.25mL	
60	30	2.5	130	120	0.25mL	
80	40	2.5	90	160	0.25mL	
100	50	2.5	50	200	0.25mL	
ICV (40)	40ul #1/3 20ul #2/4	2.5	130	120	0.25mL	Secondary

AM 2/5/24

All samples = — mL + — uL Combined IS/Surr.: 231047

Primary Standards:	ID	Conc.	Exp:
#1	232986	500ppm	6/28/2024
#2	233526	500ppm	8/2/2024
#3	233527	500ppm	8/2/2024
#4	233528	500ppm	8/2/2024

Secondary Standards:	ID	Conc.	Exp:
#1	232115	250ppm	4/30/2024
#2	232993	500ppm	6/28/2024
#3	232119	250ppm	5/7/2024
#4	232120	500ppm	5/7/2024

Runlog GCEXT r4 8/30/23

Dcm: 233239

Syringes: 10uL(233536) 25uL(225837) 50uL(57042) 250uL(220842) 1000uL(220840)

ALS Group USA, Corp.

DBA ALS Environmetal

QC/QC Report

Date Analyzed: 2/2/24 9:57

ICAL Tune Summary
Semi Volatile Organic Compounds by GC/MS

File ID: I:\ACQUDATA\5977-MS64\Data\020224\D6188.D Analytical Method: 8270D

Instrument ID: R-MS-51

Target Mass	Relative to Mass	Lower Limit %	Upper Limit %	Relative Abundance %	Raw Abundance	Results Pass/Fail
68	69	0	2	1.2	869	PASS
69	69	100	100	100.0	73568	PASS
70	69	0	2	0.8	564	PASS
197	198	0	2	0.8	1219	PASS
198	198	100	100	100.0	145485	PASS
199	198	5	9	6.6	9643	PASS
365	198	1	200	2.6	3767	PASS
441	443	0.01	150	91.2	23384	PASS
442	442	100	100	100.0	133499	PASS
443	442	15	24	19.2	25651	PASS

Sample Name	Lab Code	File ID:	Date Analyzes:	Q
INST. BLK	INST. BLK	I:\ACQUDATA\5977-MS64\DATA\020224\D6189.D	2/2/24 12:46	
8270 100ppm	8270 100ppm	I:\ACQUDATA\5977-MS64\DATA\020224\D6190.D	2/2/24 13:10	
8270 80ppm	8270 80ppm	I:\ACQUDATA\5977-MS64\DATA\020224\D6191.D	2/2/24 13:35	
8270 60ppm	8270 60ppm	I:\ACQUDATA\5977-MS64\DATA\020224\D6192.D	2/2/24 13:59	
8270 40ppm	8270 40ppm	I:\ACQUDATA\5977-MS64\DATA\020224\D6193.D	2/2/24 14:23	
8270 20ppm	8270 20ppm	I:\ACQUDATA\5977-MS64\DATA\020224\D6194.D	2/2/24 14:47	
8270 10ppm	8270 10ppm	I:\ACQUDATA\5977-MS64\DATA\020224\D6195.D	2/2/24 15:18	
8270 5ppm	8270 5ppm	I:\ACQUDATA\5977-MS64\DATA\020224\D6196.D	2/2/24 15:42	
8270 2ppm	8270 2ppm	I:\ACQUDATA\5977-MS64\DATA\020224\D6197.D	2/2/24 16:06	
8270 1ppm	8270 1ppm	I:\ACQUDATA\5977-MS64\DATA\020224\D6198.D	2/2/24 16:29	
8270 ICV 40ppm	8270 ICV 40ppm	I:\ACQUDATA\5977-MS64\DATA\020224\D6199.D	2/2/24 16:53	

ALS Group USA, Corp.
dba ALS Environmental

QA/QC Report

Client: Day Environmental, Inc. **Service Request:** R2401914
Project: Shumway Marina **Calibration Date:** 2/2/2024

Initial Calibration Summary
Semivolatile Organic Compounds by GC/MS using Microwave Digestion

Calibration ID: RC2400028 **Signal ID:** 1
Instrument ID: R-MS-64

#	Lab Code	Sample Name	File Location	Acquisition Date
01	RC2400028-01	8270 100ppm	I:\ACQUDATA\5977-MS64\Data\020224\D6190.D	02/02/2024 13:10
02	RC2400028-02	8270 80ppm	I:\ACQUDATA\5977-MS64\Data\020224\D6191.D	02/02/2024 13:35
03	RC2400028-03	8270 60ppm	I:\ACQUDATA\5977-MS64\Data\020224\D6192.D	02/02/2024 13:59
04	RC2400028-04	8270 40ppm	I:\ACQUDATA\5977-MS64\Data\020224\D6193.D	02/02/2024 14:23
05	RC2400028-05	8270 20ppm	I:\ACQUDATA\5977-MS64\Data\020224\D6194.D	02/02/2024 14:47
06	RC2400028-06	8270 10ppm	I:\ACQUDATA\5977-MS64\Data\020224\D6195.D	02/02/2024 15:18
07	RC2400028-07	8270 5ppm	I:\ACQUDATA\5977-MS64\Data\020224\D6196.D	02/02/2024 15:42
08	RC2400028-08	8270 2ppm	I:\ACQUDATA\5977-MS64\Data\020224\D6197.D	02/02/2024 16:06
09	RC2400028-09	8270 1ppm	I:\ACQUDATA\5977-MS64\Data\020224\D6198.D	02/02/2024 16:29
18	RC2400028-18	KF 1ppm	I:\ACQUDATA\5977-MS64\Data\032724\D6571.D	03/27/2024 13:43
19	RC2400028-19	KF 2ppm	I:\ACQUDATA\5977-MS64\Data\032724\D6572.D	03/27/2024 14:07
20	RC2400028-20	KF 10ppm	I:\ACQUDATA\5977-MS64\Data\032724\D6573.D	03/27/2024 14:31
21	RC2400028-21	KF 50ppm	I:\ACQUDATA\5977-MS64\Data\032724\D6574.D	03/27/2024 14:55
22	RC2400028-22	KF 80ppm	I:\ACQUDATA\5977-MS64\Data\032724\D6575.D	03/27/2024 15:19
23	RC2400028-23	KF 100ppm	I:\ACQUDATA\5977-MS64\Data\032724\D6576.D	03/27/2024 15:43

Analyte

1,2,4,5-Tetrachlorobenzene

#	Amount	RF	#	Amount	RF	#	Amount	RF	#	Amount	RF
09	1.000	0.4699	08	2.000	0.4967	07	5.000	0.4611	06	10.000	0.4783
05	20.000	0.4975	04	40.000	0.505	03	60.000	0.5142	02	80.000	0.5243
01	100.000	0.5775									

1,4-Dioxane

#	Amount	RF	#	Amount	RF	#	Amount	RF	#	Amount	RF
09	1.000	0.5539	08	2.000	0.6108	07	5.000	0.5391	06	10.000	0.5316
05	20.000	0.5651	04	40.000	0.5345	03	60.000	0.5559	02	80.000	0.5575
01	100.000	0.6314									

2,2'-Oxybis(1-chloropropane)

#	Amount	RF	#	Amount	RF	#	Amount	RF	#	Amount	RF
09	1.000	1.664	08	2.000	1.71	07	5.000	1.548	06	10.000	1.562
05	20.000	1.623	04	40.000	1.603	03	60.000	1.597	02	80.000	1.557
01	100.000	1.795									

2,3,4,6-Tetrachlorophenol

#	Amount	RF	#	Amount	RF	#	Amount	RF	#	Amount	RF
08	2.000	0.2137	07	5.000	0.2072	06	10.000	0.2294	05	20.000	0.2545
04	40.000	0.2518	03	60.000	0.2664	02	80.000	0.2673	01	100.000	0.2946

2,4,5-Trichlorophenol

#	Amount	RF	#	Amount	RF	#	Amount	RF	#	Amount	RF
09	1.000	0.2874	08	2.000	0.3144	07	5.000	0.3081	06	10.000	0.3411
05	20.000	0.3561	04	40.000	0.3724	03	60.000	0.3767	02	80.000	0.3781

Client: Day Environmental, Inc. **Service Request:** R2401914
Project: Shumway Marina **Calibration Date:** 2/2/2024

Initial Calibration Summary
Semivolatile Organic Compounds by GC/MS using Microwave Digestion

Calibration ID: RC2400028 **Signal ID:** 1
Instrument ID: R-MS-64

Analyte

2,4,5-Trichlorophenol

#	Amount	RF	#	Amount	RF	#	Amount	RF	#	Amount	RF
01	100.000	0.4065									

2,4,6-Tribromophenol

#	Amount	RF	#	Amount	RF	#	Amount	RF	#	Amount	RF
08	2.000	0.1393	07	5.000	0.1457	06	10.000	0.1593	05	20.000	0.1688
04	40.000	0.1706	03	60.000	0.179	02	80.000	0.1839	01	100.000	0.2272

2,4,6-Trichlorophenol

#	Amount	RF	#	Amount	RF	#	Amount	RF	#	Amount	RF
09	1.000	0.2917	08	2.000	0.3186	07	5.000	0.3058	06	10.000	0.321
05	20.000	0.3417	04	40.000	0.3569	03	60.000	0.3605	02	80.000	0.3593
01	100.000	0.3953									

2,4-Dichlorophenol

#	Amount	RF	#	Amount	RF	#	Amount	RF	#	Amount	RF
09	1.000	0.2536	08	2.000	0.2556	07	5.000	0.2481	06	10.000	0.2655
05	20.000	0.2798	04	40.000	0.2872	03	60.000	0.2928	02	80.000	0.2908
01	100.000	0.3155									

2,4-Dimethylphenol

#	Amount	RF	#	Amount	RF	#	Amount	RF	#	Amount	RF
09	1.000	0.3315	08	2.000	0.3367	07	5.000	0.3334	06	10.000	0.3485
05	20.000	0.3611	04	40.000	0.3657	03	60.000	0.3681	02	80.000	0.3663
01	100.000	0.401									

2,4-Dinitrophenol

#	Amount	RF	#	Amount	RF	#	Amount	RF	#	Amount	RF
06	10.000	0.1088	05	20.000	0.1281	04	40.000	0.1463	03	60.000	0.161
02	80.000	0.1622	01	100.000	0.1731						

2,4-Dinitrotoluene

#	Amount	RF	#	Amount	RF	#	Amount	RF	#	Amount	RF
09	1.000	0.2662	08	2.000	0.2748	07	5.000	0.2967	06	10.000	0.3353
05	20.000	0.3651	04	40.000	0.3717	03	60.000	0.3934	02	80.000	0.3966
01	100.000	0.4468									

2,6-Dinitrotoluene

#	Amount	RF	#	Amount	RF	#	Amount	RF	#	Amount	RF
09	1.000	0.236	08	2.000	0.2409	07	5.000	0.242	06	10.000	0.2619
05	20.000	0.2881	04	40.000	0.293	03	60.000	0.2968	02	80.000	0.2937
01	100.000	0.3176									

2-Chloronaphthalene

#	Amount	RF	#	Amount	RF	#	Amount	RF	#	Amount	RF
09	1.000	1.132	08	2.000	1.174	07	5.000	1.057	06	10.000	1.082
05	20.000	1.134	04	40.000	1.103	03	60.000	1.118	02	80.000	1.119
01	100.000	1.233									

Client: Day Environmental, Inc. **Service Request:** R2401914
Project: Shumway Marina **Calibration Date:** 2/2/2024

Initial Calibration Summary
Semivolatile Organic Compounds by GC/MS using Microwave Digestion

Calibration ID: RC2400028 **Signal ID:** 1
Instrument ID: R-MS-64

Analyte

2-Chlorophenol

#	Amount	RF	#	Amount	RF	#	Amount	RF	#	Amount	RF
09	1.000	1.397	08	2.000	1.458	07	5.000	1.345	06	10.000	1.401
05	20.000	1.46	04	40.000	1.455	03	60.000	1.476	02	80.000	1.455
01	100.000	1.646									

2-Fluorobiphenyl

#	Amount	RF	#	Amount	RF	#	Amount	RF	#	Amount	RF
09	1.000	1.269	08	2.000	1.272	07	5.000	1.215	06	10.000	1.225
05	20.000	1.256	04	40.000	1.265	03	60.000	1.246	02	80.000	1.255
01	100.000	1.483									

2-Fluorophenol

#	Amount	RF	#	Amount	RF	#	Amount	RF	#	Amount	RF
09	1.000	1.309	08	2.000	1.286	07	5.000	1.247	06	10.000	1.273
05	20.000	1.334	04	40.000	1.309	03	60.000	1.341	02	80.000	1.329
01	100.000	1.628									

2-Methylnaphthalene

#	Amount	RF	#	Amount	RF	#	Amount	RF	#	Amount	RF
09	1.000	0.682	08	2.000	0.6694	07	5.000	0.6258	06	10.000	0.6407
05	20.000	0.6799	04	40.000	0.6849	03	60.000	0.6891	02	80.000	0.6808
01	100.000	0.7483									

2-Methylphenol

#	Amount	RF	#	Amount	RF	#	Amount	RF	#	Amount	RF
09	1.000	1.236	08	2.000	1.257	07	5.000	1.168	06	10.000	1.218
05	20.000	1.277	04	40.000	1.259	03	60.000	1.276	02	80.000	1.257
01	100.000	1.435									

2-Nitroaniline

#	Amount	RF	#	Amount	RF	#	Amount	RF	#	Amount	RF
08	2.000	0.2912	07	5.000	0.2999	06	10.000	0.3197	05	20.000	0.3363
04	40.000	0.3321	03	60.000	0.3431	02	80.000	0.3414	01	100.000	0.4006

2-Nitrophenol

#	Amount	RF	#	Amount	RF	#	Amount	RF	#	Amount	RF
09	1.000	0.1514	08	2.000	0.1643	07	5.000	0.1605	06	10.000	0.1741
05	20.000	0.1818	04	40.000	0.1892	03	60.000	0.193	02	80.000	0.1923
01	100.000	0.2012									

3,3'-Dichlorobenzidine

#	Amount	RF	#	Amount	RF	#	Amount	RF	#	Amount	RF
09	1.000	0.4363	08	2.000	0.4393	07	5.000	0.4468	06	10.000	0.4583
05	20.000	0.4795	04	40.000	0.4962	03	60.000	0.506	02	80.000	0.5105
01	100.000	0.5546									

Client: Day Environmental, Inc. **Service Request:** R2401914
Project: Shumway Marina **Calibration Date:** 2/2/2024

Initial Calibration Summary
Semivolatile Organic Compounds by GC/MS using Microwave Digestion

Calibration ID: RC2400028 **Signal ID:** 1
Instrument ID: R-MS-64

Analyte

3- and 4-Methylphenol Coelution

#	Amount	RF	#	Amount	RF	#	Amount	RF	#	Amount	RF
09	1.000	1.212	08	2.000	1.219	07	5.000	1.198	06	10.000	1.214
05	20.000	1.304	04	40.000	1.31	03	60.000	1.341	02	80.000	1.326
01	100.000	1.512									

3-Nitroaniline

#	Amount	RF	#	Amount	RF	#	Amount	RF	#	Amount	RF
08	2.000	0.291	07	5.000	0.3024	06	10.000	0.3217	05	20.000	0.3516
04	40.000	0.3454	03	60.000	0.3601	02	80.000	0.3638	01	100.000	0.431

4,6-Dinitro-2-methylphenol

#	Amount	RF	#	Amount	RF	#	Amount	RF	#	Amount	RF
06	10.000	0.09045	05	20.000	0.1062	04	40.000	0.116	03	60.000	0.1221
02	80.000	0.1209	01	100.000	0.1273						

4-Bromophenyl Phenyl Ether

#	Amount	RF	#	Amount	RF	#	Amount	RF	#	Amount	RF
09	1.000	0.177	08	2.000	0.1908	07	5.000	0.1784	06	10.000	0.1796
05	20.000	0.192	04	40.000	0.1905	03	60.000	0.1865	02	80.000	0.1796
01	100.000	0.2001									

4-Chloro-3-methylphenol

#	Amount	RF	#	Amount	RF	#	Amount	RF	#	Amount	RF
09	1.000	0.2629	08	2.000	0.2613	07	5.000	0.2617	06	10.000	0.2792
05	20.000	0.2985	04	40.000	0.3044	03	60.000	0.3094	02	80.000	0.3094
01	100.000	0.3378									

4-Chloroaniline

#	Amount	RF	#	Amount	RF	#	Amount	RF	#	Amount	RF
09	1.000	0.4283	08	2.000	0.431	07	5.000	0.3999	06	10.000	0.4147
05	20.000	0.4335	04	40.000	0.4336	03	60.000	0.4392	02	80.000	0.4399
01	100.000	0.4851									

4-Chlorophenyl Phenyl Ether

#	Amount	RF	#	Amount	RF	#	Amount	RF	#	Amount	RF
09	1.000	0.5719	08	2.000	0.5458	07	5.000	0.5364	06	10.000	0.5664
05	20.000	0.593	04	40.000	0.617	03	60.000	0.6304	02	80.000	0.6403
01	100.000	0.7215									

4-Nitroaniline

#	Amount	RF	#	Amount	RF	#	Amount	RF	#	Amount	RF
08	2.000	0.3434	07	5.000	0.3535	06	10.000	0.3611	05	20.000	0.3977
04	40.000	0.3896	03	60.000	0.4064	02	80.000	0.4109	01	100.000	0.4932

4-Nitrophenol

#	Amount	RF	#	Amount	RF	#	Amount	RF	#	Amount	RF
06	10.000	0.23	05	20.000	0.2729	04	40.000	0.2762	03	60.000	0.3042
02	80.000	0.3135	01	100.000	0.3486						

Client: Day Environmental, Inc. **Service Request:** R2401914
Project: Shumway Marina **Calibration Date:** 2/2/2024

Initial Calibration Summary
Semivolatile Organic Compounds by GC/MS using Microwave Digestion

Calibration ID: RC2400028 **Signal ID:** 1
Instrument ID: R-MS-64

Analyte

Acenaphthene

#	Amount	RF	#	Amount	RF	#	Amount	RF	#	Amount	RF
09	1.000	1.213	08	2.000	1.213	07	5.000	1.109	06	10.000	1.123
05	20.000	1.174	04	40.000	1.172	03	60.000	1.192	02	80.000	1.192
01	100.000	1.32									

Acenaphthylene

#	Amount	RF	#	Amount	RF	#	Amount	RF	#	Amount	RF
09	1.000	1.682	08	2.000	1.701	07	5.000	1.592	06	10.000	1.662
05	20.000	1.741	04	40.000	1.734	03	60.000	1.755	02	80.000	1.728
01	100.000	1.889									

Acetophenone

#	Amount	RF	#	Amount	RF	#	Amount	RF	#	Amount	RF
09	1.000	1.945	08	2.000	1.849	07	5.000	1.852	06	10.000	1.826
05	20.000	1.899	04	40.000	1.872	03	60.000	1.888	02	80.000	1.886
01	100.000	2.317									

Anthracene

#	Amount	RF	#	Amount	RF	#	Amount	RF	#	Amount	RF
09	1.000	1.039	08	2.000	1.071	07	5.000	1.015	06	10.000	1.028
05	20.000	1.071	04	40.000	1.066	03	60.000	1.055	02	80.000	1.032
01	100.000	1.125									

Atrazine

#	Amount	RF	#	Amount	RF	#	Amount	RF	#	Amount	RF
09	1.000	0.1027	08	2.000	0.0977	07	5.000	0.09576	06	10.000	0.09628
05	20.000	0.1039	04	40.000	0.1013	03	60.000	0.09709	02	80.000	0.09277
01	100.000	0.1073									

Benz(a)anthracene

#	Amount	RF	#	Amount	RF	#	Amount	RF	#	Amount	RF
09	1.000	1.272	08	2.000	1.261	07	5.000	1.159	06	10.000	1.194
05	20.000	1.244	04	40.000	1.246	03	60.000	1.254	02	80.000	1.248
01	100.000	1.381									

Benzaldehyde

#	Amount	RF	#	Amount	RF	#	Amount	RF	#	Amount	RF
09	1.000	1.112	08	2.000	1.096	07	5.000	1.049	06	10.000	1.059
05	20.000	1.034	04	40.000	0.9897	03	60.000	0.995	02	80.000	0.9595
01	100.000	1.072									

Benzo(a)pyrene

#	Amount	RF	#	Amount	RF	#	Amount	RF	#	Amount	RF
09	1.000	0.871	08	2.000	0.952	07	5.000	0.9058	06	10.000	0.9484
05	20.000	1.007	04	40.000	1.035	03	60.000	1.068	02	80.000	1.055
01	100.000	1.201									

Client: Day Environmental, Inc. **Service Request:** R2401914
Project: Shumway Marina **Calibration Date:** 2/2/2024

Initial Calibration Summary
Semivolatile Organic Compounds by GC/MS using Microwave Digestion

Calibration ID: RC2400028 **Signal ID:** 1
Instrument ID: R-MS-64

Analyte

Benzo(b)fluoranthene

#	Amount	RF	#	Amount	RF	#	Amount	RF	#	Amount	RF
09	1.000	1.005	08	2.000	1.063	07	5.000	1.017	06	10.000	1.044
05	20.000	1.125	04	40.000	1.175	03	60.000	1.216	02	80.000	1.223
01	100.000	1.411									

Benzo(g,h,i)perylene

#	Amount	RF	#	Amount	RF	#	Amount	RF	#	Amount	RF
09	1.000	0.9862	08	2.000	1.048	07	5.000	0.9767	06	10.000	0.9945
05	20.000	1.042	04	40.000	1.033	03	60.000	1.047	02	80.000	1.03
01	100.000	1.144									

Benzo(k)fluoranthene

#	Amount	RF	#	Amount	RF	#	Amount	RF	#	Amount	RF
09	1.000	0.9957	08	2.000	1.052	07	5.000	0.9953	06	10.000	1.032
05	20.000	1.094	04	40.000	1.098	03	60.000	1.128	02	80.000	1.099
01	100.000	1.257									

Biphenyl

#	Amount	RF	#	Amount	RF	#	Amount	RF	#	Amount	RF
09	1.000	1.541	08	2.000	1.538	07	5.000	1.444	06	10.000	1.497
05	20.000	1.52	04	40.000	1.496	03	60.000	1.488	02	80.000	1.493
01	100.000	1.754									

Bis(2-chloroethoxy)methane

#	Amount	RF	#	Amount	RF	#	Amount	RF	#	Amount	RF
09	1.000	0.3726	08	2.000	0.3792	07	5.000	0.3555	06	10.000	0.37
05	20.000	0.3818	04	40.000	0.3724	03	60.000	0.3748	02	80.000	0.3775
01	100.000	0.4149									

Bis(2-chloroethyl) Ether

#	Amount	RF	#	Amount	RF	#	Amount	RF	#	Amount	RF
09	1.000	1.403	08	2.000	1.433	07	5.000	1.275	06	10.000	1.293
05	20.000	1.365	04	40.000	1.348	03	60.000	1.354	02	80.000	1.33
01	100.000	1.522									

Bis(2-ethylhexyl) Phthalate

#	Amount	RF	#	Amount	RF	#	Amount	RF	#	Amount	RF
08	2.000	0.7597	07	5.000	0.7758	06	10.000	0.8372	05	20.000	0.8562
04	40.000	0.8803	03	60.000	0.8619	02	80.000	0.8417	01	100.000	0.947

Butyl Benzyl Phthalate

#	Amount	RF	#	Amount	RF	#	Amount	RF	#	Amount	RF
09	1.000	0.5731	08	2.000	0.5947	07	5.000	0.6025	06	10.000	0.6367
05	20.000	0.6578	04	40.000	0.6686	03	60.000	0.6601	02	80.000	0.641
01	100.000	0.7147									

Client: Day Environmental, Inc. **Service Request:** R2401914
Project: Shumway Marina **Calibration Date:** 2/2/2024

Initial Calibration Summary
Semivolatile Organic Compounds by GC/MS using Microwave Digestion

Calibration ID: RC2400028 **Signal ID:** 1
Instrument ID: R-MS-64

Analyte

Caprolactam

#	Amount	RF	#	Amount	RF	#	Amount	RF	#	Amount	RF
08	2.000	0.1173	07	5.000	0.1144	06	10.000	0.1164	05	20.000	0.1243
04	40.000	0.1222	03	60.000	0.1224	02	80.000	0.1218	01	100.000	0.1438

Carbazole

#	Amount	RF	#	Amount	RF	#	Amount	RF	#	Amount	RF
09	1.000	1.024	08	2.000	1.042	07	5.000	1.016	06	10.000	0.9963
05	20.000	1.071	04	40.000	1.054	03	60.000	1.073	02	80.000	1.048
01	100.000	1.246									

Chrysene

#	Amount	RF	#	Amount	RF	#	Amount	RF	#	Amount	RF
09	1.000	1.178	08	2.000	1.175	07	5.000	1.087	06	10.000	1.115
05	20.000	1.16	04	40.000	1.164	03	60.000	1.159	02	80.000	1.145
01	100.000	1.272									

Di-n-butyl Phthalate

#	Amount	RF	#	Amount	RF	#	Amount	RF	#	Amount	RF
09	1.000	1.052	08	2.000	1.055	07	5.000	1.009	06	10.000	1.099
05	20.000	1.224	04	40.000	1.26	03	60.000	1.239	02	80.000	1.207
01	100.000	1.316									

Di-n-octyl Phthalate

#	Amount	RF	#	Amount	RF	#	Amount	RF	#	Amount	RF
09	1.000	0.9845	08	2.000	1.071	07	5.000	1.116	06	10.000	1.207
05	20.000	1.294	04	40.000	1.36	03	60.000	1.418	02	80.000	1.386
01	100.000	1.615									

Dibenz(a,h)anthracene

#	Amount	RF	#	Amount	RF	#	Amount	RF	#	Amount	RF
09	1.000	0.912	08	2.000	0.9712	07	5.000	0.9376	06	10.000	0.9722
05	20.000	1.028	04	40.000	1.042	03	60.000	1.063	02	80.000	1.066
01	100.000	1.236									

Dibenzofuran

#	Amount	RF	#	Amount	RF	#	Amount	RF	#	Amount	RF
09	1.000	1.613	08	2.000	1.603	07	5.000	1.499	06	10.000	1.54
05	20.000	1.597	04	40.000	1.578	03	60.000	1.596	02	80.000	1.595
01	100.000	1.763									

Diethyl Phthalate

#	Amount	RF	#	Amount	RF	#	Amount	RF	#	Amount	RF
09	1.000	1.193	08	2.000	1.185	07	5.000	1.13	06	10.000	1.18
05	20.000	1.236	04	40.000	1.22	03	60.000	1.247	02	80.000	1.234
01	100.000	1.38									

Client: Day Environmental, Inc. **Service Request:** R2401914
Project: Shumway Marina **Calibration Date:** 2/2/2024

Initial Calibration Summary
Semivolatile Organic Compounds by GC/MS using Microwave Digestion

Calibration ID: RC2400028 **Signal ID:** 1
Instrument ID: R-MS-64

Analyte

Dimethyl Phthalate

#	Amount	RF	#	Amount	RF	#	Amount	RF	#	Amount	RF
09	1.000	1.239	08	2.000	1.256	07	5.000	1.164	06	10.000	1.197
05	20.000	1.25	04	40.000	1.264	03	60.000	1.264	02	80.000	1.241
01	100.000	1.364									

Fluoranthene

#	Amount	RF	#	Amount	RF	#	Amount	RF	#	Amount	RF
09	1.000	1.014	08	2.000	1.019	07	5.000	0.9676	06	10.000	0.9943
05	20.000	1.115	04	40.000	1.114	03	60.000	1.155	02	80.000	1.139
01	100.000	1.258									

Fluorene

#	Amount	RF	#	Amount	RF	#	Amount	RF	#	Amount	RF
09	1.000	1.226	08	2.000	1.311	07	5.000	1.229	06	10.000	1.273
05	20.000	1.335	04	40.000	1.362	03	60.000	1.389	02	80.000	1.418
01	100.000	1.581									

Hexachlorobenzene

#	Amount	RF	#	Amount	RF	#	Amount	RF	#	Amount	RF
09	1.000	0.2169	08	2.000	0.2186	07	5.000	0.2032	06	10.000	0.2005
05	20.000	0.2132	04	40.000	0.2166	03	60.000	0.2121	02	80.000	0.2038
01	100.000	0.2258									

Hexachlorobutadiene

#	Amount	RF	#	Amount	RF	#	Amount	RF	#	Amount	RF
09	1.000	0.1495	08	2.000	0.1554	07	5.000	0.1388	06	10.000	0.1405
05	20.000	0.1469	04	40.000	0.1507	03	60.000	0.1511	02	80.000	0.1512
01	100.000	0.1676									

Hexachlorocyclopentadiene

#	Amount	RF	#	Amount	RF	#	Amount	RF	#	Amount	RF
09	1.000	0.2469	08	2.000	0.2658	07	5.000	0.2543	06	10.000	0.2688
05	20.000	0.2922	04	40.000	0.3051	03	60.000	0.3104	02	80.000	0.316
01	100.000	0.3499									

Hexachloroethane

#	Amount	RF	#	Amount	RF	#	Amount	RF	#	Amount	RF
09	1.000	0.6229	08	2.000	0.6543	07	5.000	0.5682	06	10.000	0.596
05	20.000	0.6058	04	40.000	0.5986	03	60.000	0.6021	02	80.000	0.5976
01	100.000	0.6767									

Indeno(1,2,3-cd)pyrene

#	Amount	RF	#	Amount	RF	#	Amount	RF	#	Amount	RF
09	1.000	0.889	08	2.000	0.9467	07	5.000	0.9098	06	10.000	0.9377
05	20.000	1	04	40.000	1.013	03	60.000	1.042	02	80.000	1.041
01	100.000	1.158									

Client: Day Environmental, Inc. **Service Request:** R2401914
Project: Shumway Marina **Calibration Date:** 2/2/2024

Initial Calibration Summary
Semivolatile Organic Compounds by GC/MS using Microwave Digestion

Calibration ID: RC2400028 **Signal ID:** 1
Instrument ID: R-MS-64

Analyte

Isophorone

#	Amount	RF	#	Amount	RF	#	Amount	RF	#	Amount	RF
09	1.000	0.6719	08	2.000	0.6662	07	5.000	0.6112	06	10.000	0.6304
05	20.000	0.6596	04	40.000	0.6619	03	60.000	0.6553	02	80.000	0.6499
01	100.000	0.7107									

N-Nitrosodi-n-propylamine

#	Amount	RF	#	Amount	RF	#	Amount	RF	#	Amount	RF
09	1.000	1.024	08	2.000	1.008	07	5.000	0.9712	06	10.000	0.9911
05	20.000	0.9939	04	40.000	1.004	03	60.000	1	02	80.000	0.9826
01	100.000	1.209									

N-Nitrosodiphenylamine

#	Amount	RF	#	Amount	RF	#	Amount	RF	#	Amount	RF
09	2.000	0.5966	08	4.000	0.6149	07	10.000	0.5809	06	20.000	0.5911
05	40.000	0.625	04	80.000	0.6121	03	120.000	0.5913	02	160.000	0.5751
01	200.000	0.6734									

Naphthalene

#	Amount	RF	#	Amount	RF	#	Amount	RF	#	Amount	RF
09	1.000	1.042	08	2.000	1.057	07	5.000	0.9743	06	10.000	0.9824
05	20.000	1.009	04	40.000	1.006	03	60.000	1.007	02	80.000	0.9955
01	100.000	1.08									

Nitrobenzene

#	Amount	RF	#	Amount	RF	#	Amount	RF	#	Amount	RF
09	1.000	0.3614	08	2.000	0.3517	07	5.000	0.3335	06	10.000	0.3486
05	20.000	0.3595	04	40.000	0.3557	03	60.000	0.3589	02	80.000	0.3562
01	100.000	0.3857									

Nitrobenzene-d5

#	Amount	RF	#	Amount	RF	#	Amount	RF	#	Amount	RF
09	1.000	0.3403	08	2.000	0.3573	07	5.000	0.3367	06	10.000	0.3444
05	20.000	0.3555	04	40.000	0.3531	03	60.000	0.3503	02	80.000	0.3483
01	100.000	0.4103									

Pentachlorophenol (PCP)

#	Amount	RF	#	Amount	RF	#	Amount	RF	#	Amount	RF
06	10.000	0.1196	05	20.000	0.1407	04	40.000	0.1498	03	60.000	0.1585
02	80.000	0.1572	01	100.000	0.1794						

Phenanthrene

#	Amount	RF	#	Amount	RF	#	Amount	RF	#	Amount	RF
09	1.000	1.095	08	2.000	1.113	07	5.000	1.039	06	10.000	1.023
05	20.000	1.065	04	40.000	1.043	03	60.000	1.048	02	80.000	1.029
01	100.000	1.123									

ALS Group USA, Corp.
dba ALS Environmental

QA/QC Report

Client: Day Environmental, Inc. **Service Request:** R2401914
Project: Shumway Marina **Calibration Date:** 2/2/2024

Initial Calibration Summary
Semivolatile Organic Compounds by GC/MS using Microwave Digestion

Calibration ID: RC2400028 **Signal ID:** 1
Instrument ID: R-MS-64

Analyte

Phenol

#	Amount	RF	#	Amount	RF	#	Amount	RF	#	Amount	RF
09	1.000	1.731	08	2.000	1.773	07	5.000	1.654	06	10.000	1.712
05	20.000	1.789	04	40.000	1.79	03	60.000	1.822	02	80.000	1.798
01	100.000	2.015									

Phenol-d6

#	Amount	RF	#	Amount	RF	#	Amount	RF	#	Amount	RF
09	1.000	1.646	08	2.000	1.642	07	5.000	1.608	06	10.000	1.654
05	20.000	1.693	04	40.000	1.677	03	60.000	1.716	02	80.000	1.698
01	100.000	2.096									

Pyrene

#	Amount	RF	#	Amount	RF	#	Amount	RF	#	Amount	RF
09	1.000	1.295	08	2.000	1.264	07	5.000	1.213	06	10.000	1.257
05	20.000	1.301	04	40.000	1.307	03	60.000	1.266	02	80.000	1.241
01	100.000	1.378									

Terphenyl-d14

#	Amount	RF	#	Amount	RF	#	Amount	RF	#	Amount	RF
09	1.000	0.8909	08	2.000	0.8986	07	5.000	0.8882	06	10.000	0.9213
05	20.000	0.9395	04	40.000	0.9659	03	60.000	0.9366	02	80.000	0.9287
01	100.000	1.132									

Client: Day Environmental, Inc. **Service Request:** R2401914
Project: Shumway Marina **Calibration Date:** 2/2/2024

Initial Calibration Summary
Semivolatile Organic Compounds by GC/MS using Microwave Digestion

Calibration ID: RC2400028 **Signal ID:** 1
Instrument ID: R-MS-64

		Calibration Evaluation				Calibration Evaluation	
Analyte Name	Compound Type	Fit Type	Eval	Eval Result	Control Criteria	Average RRF	Minimum RRF
1,2,4,5-Tetrachlorobenzene	TRG	Average RF	% RSD	6.9	≤20	0.5027	0.010
1,4-Dioxane	TRG	Average RF	% RSD	6.1	≤20	0.5644	
2,2'-Oxybis(1-chloropropane)	TRG	Average RF	% RSD	5.0	≤20	1.629	0.010
2,3,4,6-Tetrachlorophenol	TRG	Average RF	% RSD	11.9	≤20	0.2481	0.010
2,4,5-Trichlorophenol	TRG	Average RF	% RSD	11.2	≤20	0.349	0.200
2,4,6-Tribromophenol	SURR	Average RF	% RSD	15.8	≤20	0.1717	
2,4,6-Trichlorophenol	TRG	Average RF	% RSD	9.6	≤20	0.339	0.200
2,4-Dichlorophenol	TRG	Average RF	% RSD	8.1	≤20	0.2765	0.200
2,4-Dimethylphenol	TRG	Average RF	% RSD	6.2	≤20	0.3569	0.200
2,4-Dinitrophenol	TRG	Average RF	% RSD	16.5	≤20	0.1466	0.010
2,4-Dinitrotoluene	TRG	Average RF	% RSD	17.5	≤20	0.3496	0.200
2,6-Dinitrotoluene	TRG	Average RF	% RSD	10.8	≤20	0.2744	0.200
2-Chloronaphthalene	TRG	Average RF	% RSD	4.6	≤20	1.128	0.800
2-Chlorophenol	TRG	Average RF	% RSD	5.7	≤20	1.455	0.800
2-Fluorobiphenyl	SURR	Average RF	% RSD	6.3	≤20	1.276	
2-Fluorophenol	SURR	Average RF	% RSD	8.4	≤20	1.339	
2-Methylnaphthalene	TRG	Average RF	% RSD	5.0	≤20	0.6779	0.400
2-Methylphenol	TRG	Average RF	% RSD	5.7	≤20	1.265	0.700
2-Nitroaniline	TRG	Average RF	% RSD	10.0	≤20	0.333	0.010
2-Nitrophenol	TRG	Average RF	% RSD	9.5	≤20	0.1786	0.100
3,3'-Dichlorobenzidine	TRG	Average RF	% RSD	8.2	≤20	0.4808	0.010
3- and 4-Methylphenol Coelution	TRG	Average RF	% RSD	7.7	≤20	1.293	0.600
3-Nitroaniline	TRG	Average RF	% RSD	12.6	≤20	0.3459	0.010
4,6-Dinitro-2-methylphenol	TRG	Average RF	% RSD	11.9	≤20	0.1138	0.010
4-Bromophenyl Phenyl Ether	TRG	Average RF	% RSD	4.3	≤20	0.1861	0.100
4-Chloro-3-methylphenol	TRG	Average RF	% RSD	9.2	≤20	0.2916	0.200
4-Chloroaniline	TRG	Average RF	% RSD	5.3	≤20	0.4339	0.010
4-Chlorophenyl Phenyl Ether	TRG	Average RF	% RSD	9.6	≤20	0.6025	0.400
4-Nitroaniline	TRG	Average RF	% RSD	12.0	≤20	0.3945	0.010
4-Nitrophenol	TRG	Average RF	% RSD	14.0	≤20	0.2909	0.010
Acenaphthene	TRG	Average RF	% RSD	5.1	≤20	1.19	0.900
Acenaphthylene	TRG	Average RF	% RSD	4.7	≤20	1.72	0.900
Acetophenone	TRG	Average RF	% RSD	7.8	≤20	1.926	0.010
Anthracene	TRG	Average RF	% RSD	3.1	≤20	1.056	0.700

ALS Group USA, Corp.
dba ALS Environmental

QA/QC Report

Client: Day Environmental, Inc. **Service Request:** R2401914
Project: Shumway Marina **Calibration Date:** 2/2/2024

Initial Calibration Summary
Semivolatile Organic Compounds by GC/MS using Microwave Digestion

Calibration ID: RC2400028 **Signal ID:** 1
Instrument ID: R-MS-64

		Calibration Evaluation				Calibration Evaluation	
Analyte Name	Compound Type	Fit Type	Eval	Eval Result	Control Criteria	Average RRF	Minimum RRF
Atrazine	TRG	Average RF	% RSD	4.7	≤20	0.09942	0.010
Benz(a)anthracene	TRG	Average RF	% RSD	4.8	≤20	1.251	0.800
Benzaldehyde	TRG	Average RF	% RSD	4.9	≤20	1.041	0.010
Benzo(a)pyrene	TRG	Average RF	% RSD	9.9	≤20	1.005	0.700
Benzo(b)fluoranthene	TRG	Average RF	% RSD	11.4	≤20	1.142	0.700
Benzo(g,h,i)perylene	TRG	Average RF	% RSD	4.8	≤20	1.033	0.500
Benzo(k)fluoranthene	TRG	Average RF	% RSD	7.4	≤20	1.083	0.700
Biphenyl	TRG	Average RF	% RSD	5.8	≤20	1.53	0.010
Bis(2-chloroethoxy)methane	TRG	Average RF	% RSD	4.2	≤20	0.3776	0.300
Bis(2-chloroethyl) Ether	TRG	Average RF	% RSD	5.5	≤20	1.369	0.700
Bis(2-ethylhexyl) Phthalate	TRG	Average RF	% RSD	7.0	≤20	0.845	0.010
Butyl Benzyl Phthalate	TRG	Average RF	% RSD	6.8	≤20	0.6388	0.010
Caprolactam	TRG	Average RF	% RSD	7.4	≤20	0.1228	0.010
Carbazole	TRG	Average RF	% RSD	6.9	≤20	1.063	0.010
Chrysene	TRG	Average RF	% RSD	4.4	≤20	1.162	0.700
Di-n-butyl Phthalate	TRG	Average RF	% RSD	9.4	≤20	1.162	0.010
Di-n-octyl Phthalate	TRG	Average RF	% RSD	15.5	≤20	1.272	0.010
Dibenz(a,h)anthracene	TRG	Average RF	% RSD	9.4	≤20	1.025	0.400
Dibenzofuran	TRG	Average RF	% RSD	4.5	≤20	1.598	0.800
Diethyl Phthalate	TRG	Average RF	% RSD	5.7	≤20	1.223	0.010
Dimethyl Phthalate	TRG	Average RF	% RSD	4.4	≤20	1.249	0.010
Fluoranthene	TRG	Average RF	% RSD	8.6	≤20	1.086	0.600
Fluorene	TRG	Average RF	% RSD	8.2	≤20	1.347	0.900
Hexachlorobenzene	TRG	Average RF	% RSD	3.9	≤20	0.2123	0.100
Hexachlorobutadiene	TRG	Average RF	% RSD	5.6	≤20	0.1502	0.010
Hexachlorocyclopentadiene	TRG	Average RF	% RSD	11.6	≤20	0.2899	0.050
Hexachloroethane	TRG	Average RF	% RSD	5.4	≤20	0.6136	0.300
Indeno(1,2,3-cd)pyrene	TRG	Average RF	% RSD	8.4	≤20	0.993	0.500
Isophorone	TRG	Average RF	% RSD	4.2	≤20	0.6575	0.400
N-Nitrosodi-n-propylamine	TRG	Average RF	% RSD	7.1	≤20	1.02	0.500
N-Nitrosodiphenylamine	TRG	Average RF	% RSD	4.9	≤20	0.6067	0.010
Naphthalene	TRG	Average RF	% RSD	3.5	≤20	1.017	0.700
Nitrobenzene	TRG	Average RF	% RSD	3.8	≤20	0.3568	0.200
Nitrobenzene-d5	SURR	Average RF	% RSD	6.1	≤20	0.3551	
Pentachlorophenol (PCP)	TRG	Average RF	% RSD	13.2	≤20	0.1508	0.050

ALS Group USA, Corp.
dba ALS Environmental

QA/QC Report

Client: Day Environmental, Inc. **Service Request:** R2401914
Project: Shumway Marina **Calibration Date:** 2/2/2024

Initial Calibration Summary
Semivolatile Organic Compounds by GC/MS using Microwave Digestion

Calibration ID: RC2400028 **Signal ID:** 1
Instrument ID: R-MS-64

		Calibration Evaluation				Calibration Evaluation	
Analyte Name	Compound Type	Fit Type	Eval	Eval Result	Control Criteria	Average RRF	Minimum RRF
Phenanthrene	TRG	Average RF	% RSD	3.5	≤20	1.064	0.700
Phenol	TRG	Average RF	% RSD	5.6	≤20	1.787	0.800
Phenol-d6	SURR	Average RF	% RSD	8.6	≤20	1.715	
Pyrene	TRG	Average RF	% RSD	3.7	≤20	1.28	0.600
Terphenyl-d14	SURR	Average RF	% RSD	7.9	≤20	0.9447	

ALS Group USA, Corp.
dba ALS Environmental

QA/QC Report

Client: Day Environmental, Inc. **Service Request:** R2401914
Project: Shumway Marina **Calibration Date:** 2/2/2024

Initial Calibration Verification Summary
Semivolatile Organic Compounds by GC/MS using Microwave Digestion

Calibration ID: RC2400028 **Signal ID:** 1
Instrument ID: R-MS-64

#	Lab Code	Sample Name	File Location	Acquisition Date
10	RC2400028-10	8270 ICV 40ppm	I:\ACQUDATA\5977-MS64\Data\020224\D6199.D	02/02/2024 16:53
24	RC2400028-24	KF ICV 50ppm	I:\ACQUDATA\5977-MS64\Data\032724\D6577.D	03/27/2024 16:07
17	RC2400028-17	KF ICV	I:\ACQUDATA\5977-MS64\Data\042123\D3056.D	04/21/2023 19:44

Analyte Name	Expected	Result	Average RF	SSV RF	% D	Criteria	Curve Fit
1,2,4,5-Tetrachlorobenzene	40.0	42.2	5.027E-1	5.31E-1	5.62	±30	Average RF
1,4-Dioxane	40.0	42.1	5.644E-1	5.936E-1	5.18	±30	Average RF
2,3,4,6-Tetrachlorophenol	40.0	44.8	2.481E-1	2.781E-1	12.08	±30	Average RF
2,4,5-Trichlorophenol	40.0	43.1	3.49E-1	3.761E-1	7.77	±30	Average RF
2,4,6-Trichlorophenol	40.0	40.8	3.39E-1	3.456E-1	1.94	±30	Average RF
2,4-Dichlorophenol	40.0	40.0	2.765E-1	2.762E-1	-0.115	±30	Average RF
2,4-Dimethylphenol	40.0	39.7	3.569E-1	3.543E-1	-0.720	±30	Average RF
2,4-Dinitrophenol	40.0	38.0	1.466E-1	1.393E-1	-4.975	±30	Average RF
2,4-Dinitrotoluene	40.0	44.3	3.496E-1	3.873E-1	10.79	±30	Average RF
2,6-Dinitrotoluene	40.0	44.4	2.744E-1	3.048E-1	11.05	±30	Average RF
2-Chloronaphthalene	40.0	44.2	1.128E0	1.248E0	10.58	±30	Average RF
2-Chlorophenol	40.0	39.9	1.455E0	1.449E0	-0.373	±30	Average RF
2-Methylnaphthalene	40.0	39.9	6.779E-1	6.761E-1	-0.265	±30	Average RF
2-Methylphenol	40.0	41.0	1.265E0	1.297E0	2.51	±30	Average RF
2-Nitroaniline	40.0	52.1	3.33E-1	4.339E-1	30.27*	±30	Average RF
2-Nitrophenol	40.0	39.6	1.786E-1	1.768E-1	-1.023	±30	Average RF
3,3'-Dichlorobenzidine	40.0	46.3	4.808E-1	5.562E-1	15.68	±30	Average RF
3- and 4-Methylphenol Coelution	40.0	42.7	1.293E0	1.381E0	6.79	±30	Average RF
3-Nitroaniline	40.0	42.6	3.459E-1	3.686E-1	6.56	±30	Average RF
4,6-Dinitro-2-methylphenol	40.0	39.8	1.138E-1	1.132E-1	-0.555	±30	Average RF
4-Bromophenyl Phenyl Ether	40.0	41.2	1.861E-1	1.917E-1	3.03	±30	Average RF
4-Chloro-3-methylphenol	40.0	40.4	2.916E-1	2.942E-1	0.878	±30	Average RF
4-Chloroaniline	40.0	42.0	4.339E-1	4.557E-1	5.02	±30	Average RF
4-Chlorophenyl Phenyl Ether	40.0	40.9	6.025E-1	6.16E-1	2.23	±30	Average RF
4-Nitroaniline	40.0	42.8	3.945E-1	4.217E-1	6.89	±30	Average RF
4-Nitrophenol	40.0	38.4	2.909E-1	2.791E-1	-4.054	±30	Average RF
Acenaphthene	40.0	41.6	1.19E0	1.238E0	4.05	±30	Average RF
Acenaphthylene	40.0	42.9	1.72E0	1.844E0	7.21	±30	Average RF
Acetophenone	40.0	40.8	1.926E0	1.964E0	1.97	±30	Average RF
Anthracene	40.0	42.5	1.056E0	1.12E0	6.14	±30	Average RF
Atrazine	40.0	39.1	9.942E-2	9.72E-2	-2.233	±30	Average RF

ALS Group USA, Corp.
dba ALS Environmental

QA/QC Report

Client: Day Environmental, Inc. **Service Request:** R2401914
Project: Shumway Marina **Calibration Date:** 2/2/2024

Initial Calibration Verification Summary
Semivolatile Organic Compounds by GC/MS using Microwave Digestion

Calibration ID: RC2400028 **Signal ID:** 1
Instrument ID: R-MS-64

Analyte Name	Expected	Result	Average RF	SSV RF	% D	Criteria	Curve Fit
Benz(a)anthracene	40.0	41.5	1.251E0	1.298E0	3.74	±30	Average RF
Benzaldehyde	40.0	39.6	1.041E0	1.03E0	-1.002	±30	Average RF
Benzo(a)pyrene	40.0	40.5	1.005E0	1.018E0	1.31	±30	Average RF
Benzo(b)fluoranthene	40.0	43.5	1.142E0	1.243E0	8.80	±30	Average RF
Benzo(g,h,i)perylene	40.0	40.6	1.033E0	1.049E0	1.54	±30	Average RF
Benzo(k)fluoranthene	40.0	43.1	1.083E0	1.167E0	7.71	±30	Average RF
Biphenyl	40.0	40.4	1.53E0	1.545E0	0.961	±30	Average RF
2,2'-Oxybis(1-chloropropane)	40.0	41.8	1.629E0	1.701E0	4.42	±30	Average RF
Bis(2-chloroethoxy)methane	40.0	43.0	3.776E-1	4.062E-1	7.56	±30	Average RF
Bis(2-chloroethyl) Ether	40.0	41.3	1.369E0	1.414E0	3.26	±30	Average RF
Bis(2-ethylhexyl) Phthalate	40.0	41.5	8.45E-1	8.757E-1	3.64	±30	Average RF
Butyl Benzyl Phthalate	40.0	41.9	6.388E-1	6.686E-1	4.67	±30	Average RF
Caprolactam	40.0	41.1	1.228E-1	1.261E-1	2.65	±30	Average RF
Carbazole	40.0	43.1	1.063E0	1.146E0	7.77	±30	Average RF
Chrysene	40.0	40.0	1.162E0	1.161E0	-0.084	±30	Average RF
Di-n-butyl Phthalate	40.0	44.6	1.162E0	1.295E0	11.46	±30	Average RF
Di-n-octyl Phthalate	40.0	43.5	1.272E0	1.384E0	8.74	±30	Average RF
Dibenz(a,h)anthracene	40.0	41.6	1.025E0	1.067E0	4.09	±30	Average RF
Dibenzofuran	40.0	41.2	1.598E0	1.646E0	2.99	±30	Average RF
Diethyl Phthalate	40.0	40.3	1.223E0	1.231E0	0.649	±30	Average RF
Dimethyl Phthalate	40.0	40.8	1.249E0	1.272E0	1.89	±30	Average RF
Fluoranthene	40.0	43.9	1.086E0	1.193E0	9.85	±30	Average RF
Fluorene	40.0	41.7	1.347E0	1.406E0	4.35	±30	Average RF
Hexachlorobenzene	40.0	40.6	2.123E-1	2.155E-1	1.51	±30	Average RF
Hexachlorobutadiene	40.0	37.6	1.502E-1	1.411E-1	-6.061	±30	Average RF
Hexachlorocyclopentadiene	40.0	42.3	2.899E-1	3.063E-1	5.65	±30	Average RF
Hexachloroethane	40.0	39.5	6.136E-1	6.063E-1	-1.181	±30	Average RF
Indeno(1,2,3-cd)pyrene	40.0	41.8	9.93E-1	1.038E0	4.58	±30	Average RF
Isophorone	40.0	41.0	6.575E-1	6.732E-1	2.39	±30	Average RF
N-Nitrosodi-n-propylamine	40.0	39.8	1.02E0	1.014E0	-0.585	±30	Average RF
N-Nitrosodiphenylamine	40.0	44.2	6.067E-1	6.709E-1	10.58	±30	Average RF
Naphthalene	40.0	41.4	1.017E0	1.053E0	3.57	±30	Average RF
Nitrobenzene	40.0	41.1	3.568E-1	3.668E-1	2.80	±30	Average RF
Pentachlorophenol (PCP)	40.0	34.4	1.508E-1	1.299E-1	-13.884	±30	Average RF
Phenanthrene	40.0	41.6	1.064E0	1.107E0	3.99	±30	Average RF
Phenol	40.0	39.8	1.787E0	1.78E0	-0.391	±30	Average RF

Client: Day Environmental, Inc. **Service Request:** R2401914
Project: Shumway Marina **Calibration Date:** 2/2/2024

Initial Calibration Verification Summary
Semivolatile Organic Compounds by GC/MS using Microwave Digestion

Calibration ID: RC2400028 **Signal ID:** 1
Instrument ID: R-MS-64

Analyte Name	Expected	Result	Average RF	SSV RF	% D	Criteria	Curve Fit
Pyrene	40.0	40.5	1.28E0	1.296E0	1.22	±30	Average RF

Client:	Day Environmental, Inc.	**Service Request:**	R2401914
Project:	Shumway Marina/6048S-23	**Date Analyzed:**	03/19/24 12:27

Continuing Calibration Verification (CCV) Summary
Semivolatile Organic Compounds by GC/MS using Microwave Digestion

Analysis Method:	8270D	**Calibration Date:**	2/2/2024
File ID:	I:\ACQUDATA\5977-MS64\Data\031924\D6485.D\	**Calibration ID:**	RC2400028
Signal ID:	1	**Analysis Lot:**	835431
		Units:	ppm

Analyte Name	Expected	Result	Average RF	CCV RF	% D	% Drift	Criteria	Curve Fit
1,2,4,5-Tetrachlorobenzene	20.0	17.5	0.5027	0.4402	-12.4	NA	±20	Average RF
1,4-Dioxane	20.0	20.3	0.5644	0.5741	1.7	NA	±20	Average RF
2,3,4,6-Tetrachlorophenol	20.0	19.9	0.2481	0.2465	-0.6	NA	±20	Average RF
2,4,5-Trichlorophenol	20.0	20.2	0.349	0.3533	1.2	NA	±20	Average RF
2,4,6-Trichlorophenol	20.0	19.8	0.339	0.335	-1.2	NA	±20	Average RF
2,4-Dichlorophenol	20.0	20.2	0.2765	0.2798	1.2	NA	±20	Average RF
2,4-Dimethylphenol	20.0	21.7	0.3569	0.3876	8.6	NA	±20	Average RF
2,4-Dinitrophenol	20.0	18.8	0.1466	0.138	-5.9	NA	±20	Average RF
2,4-Dinitrotoluene	20.0	22.6	0.3496	0.3952	13.0	NA	±20	Average RF
2,6-Dinitrotoluene	20.0	22.5	0.2744	0.3088	12.5	NA	±20	Average RF
2-Chloronaphthalene	20.0	19.6	1.1282	1.1065	-1.9	NA	±20	Average RF
2-Chlorophenol	20.0	20.8	1.4548	1.513	4.0	NA	±20	Average RF
2-Methylnaphthalene	20.0	20.4	0.6779	0.6911	2.0	NA	±20	Average RF
2-Methylphenol	20.0	21.8	1.2648	1.3758	8.8	NA	±20	Average RF
2-Nitroaniline	20.0	24.3	0.333	0.4043	21.4*	NA	±20	Average RF
2-Nitrophenol	20.0	21.2	0.1786	0.1894	6.0	NA	±20	Average RF
3,3'-Dichlorobenzidine	20.0	18.7	0.4808	0.4488	-6.7	NA	±20	Average RF
3- and 4-Methylphenol Coelution	20.0	21.1	1.2931	1.3627	5.4	NA	±20	Average RF
3-Nitroaniline	20.0	22.2	0.3459	0.3831	10.8	NA	±20	Average RF
4,6-Dinitro-2-methylphenol	20.0	22.2	0.1138	0.1263	10.9	NA	±20	Average RF
4-Bromophenyl Phenyl Ether	20.0	20.6	0.1861	0.1918	3.1	NA	±20	Average RF
4-Chloro-3-methylphenol	20.0	23.2	0.2916	0.3384	16.0	NA	±20	Average RF
4-Chloroaniline	20.0	19.5	0.4339	0.4233	-2.5	NA	±20	Average RF
4-Chlorophenyl Phenyl Ether	20.0	18.5	0.6025	0.556	-7.7	NA	±20	Average RF
4-Nitroaniline	20.0	20.4	0.3945	0.4022	2.0	NA	±20	Average RF
4-Nitrophenol	20.0	21.0	0.2909	0.3054	5.0	NA	±20	Average RF
Acenaphthene	20.0	20.0	1.1897	1.1868	-0.2	NA	±20	Average RF
Acenaphthylene	20.0	20.7	1.7203	1.778	3.4	NA	±20	Average RF
Acetophenone	20.0	20.8	1.926	1.9999	3.8	NA	±20	Average RF
Anthracene	20.0	21.6	1.0556	1.142	8.2	NA	±20	Average RF
Atrazine	20.0	22.8	0.0994	0.1135	14.1	NA	±20	Average RF
Benz(a)anthracene	20.0	19.9	1.251	1.2449	-0.5	NA	±20	Average RF
Benzaldehyde	20.0	21.6	1.0408	1.1253	8.1	NA	±20	Average RF
Benzo(a)pyrene	20.0	20.3	1.0048	1.0201	1.5	NA	±20	Average RF
Benzo(b)fluoranthene	20.0	20.1	1.1422	1.1467	0.4	NA	±20	Average RF
Benzo(g,h,i)perylene	20.0	19.0	1.0334	0.9808	-5.1	NA	±20	Average RF
Benzo(k)fluoranthene	20.0	21.4	1.0835	1.1584	6.9	NA	±20	Average RF
Biphenyl	20.0	20.3	1.5302	1.5518	1.4	NA	±20	Average RF
2,2'-Oxybis(1-chloropropane)	20.0	23.4	1.6286	1.903	16.8	NA	±20	Average RF

Client: Day Environmental, Inc. **Service Request:** R2401914
Project: Shumway Marina/6048S-23 **Date Analyzed:** 03/19/24 12:27

Continuing Calibration Verification (CCV) Summary
Semivolatile Organic Compounds by GC/MS using Microwave Digestion

Analysis Method: 8270D **Calibration Date:** 2/2/2024
File ID: I:\ACQUDATA\5977-MS64\Data\031924\D6485.D\ **Calibration ID:** RC2400028
Signal ID: 1 **Analysis Lot:** 835431
Units: ppm

Bis(2-chloroethoxy)methane	20.0	23.1	0.3776	0.4367	15.6	NA	±20	Average RF
Bis(2-chloroethyl) Ether	20.0	22.5	1.3692	1.5383	12.3	NA	±20	Average RF
Bis(2-ethylhexyl) Phthalate	20.0	28.5	0.845	1.204	42.5*	NA	±20	Average RF
Butyl Benzyl Phthalate	20.0	26.8	0.6388	0.8554	33.9*	NA	±20	Average RF
Caprolactam	20.0	21.2	0.1228	0.1305	6.2	NA	±20	Average RF
Carbazole	20.0	21.9	1.0633	1.1623	9.3	NA	±20	Average RF
Chrysene	20.0	20.4	1.1615	1.1854	2.1	NA	±20	Average RF
Di-n-butyl Phthalate	20.0	27.0	1.1623	1.5708	35.1*	NA	±20	Average RF
Di-n-octyl Phthalate	20.0	30.6	1.2724	1.9496	53.2*	NA	±20	Average RF
Dibenz(a,h)anthracene	20.0	19.3	1.0253	0.9897	-3.5	NA	±20	Average RF
Dibenzofuran	20.0	20.1	1.5983	1.6053	0.4	NA	±20	Average RF
Diethyl Phthalate	20.0	22.6	1.2228	1.3791	12.8	NA	±20	Average RF
Dimethyl Phthalate	20.0	21.5	1.2488	1.3445	7.7	NA	±20	Average RF
Fluoranthene	20.0	21.9	1.0861	1.1879	9.4	NA	±20	Average RF
Fluorene	20.0	19.3	1.3471	1.2972	-3.7	NA	±20	Average RF
Hexachlorobenzene	20.0	18.9	0.2123	0.2003	-5.6	NA	±20	Average RF
Hexachlorobutadiene	20.0	18.0	0.1502	0.1349	-10.2	NA	±20	Average RF
Hexachlorocyclopentadiene	20.0	17.0	0.2899	0.2469	-14.9	NA	±20	Average RF
Hexachloroethane	20.0	20.7	0.6136	0.6358	3.6	NA	±20	Average RF
Indeno(1,2,3-cd)pyrene	20.0	18.8	0.993	0.9339	-5.9	NA	±20	Average RF
Isophorone	20.0	22.7	0.6575	0.7465	13.5	NA	±20	Average RF
N-Nitrosodi-n-propylamine	20.0	23.5	1.0205	1.1975	17.3	NA	±20	Average RF
N-Nitrosodiphenylamine	40.0	43.6	0.6067	0.6612	9.0	NA	±20	Average RF
Naphthalene	20.0	19.9	1.017	1.0128	-0.4	NA	±20	Average RF
Nitrobenzene	20.0	21.8	0.3568	0.3895	9.2	NA	±20	Average RF
Pentachlorophenol (PCP)	20.0	17.6	0.1508	0.1327	-12.0	NA	±20	Average RF
Phenanthrene	20.0	20.9	1.0642	1.1118	4.5	NA	±20	Average RF
Phenol	20.0	21.5	1.7872	1.925	7.7	NA	±20	Average RF
Pyrene	20.0	22.0	1.2802	1.4111	10.2	NA	±20	Average RF

Analyte Name	Expected	Result	Average RF	CCV RF	% D	% Drift	Criteria	Curve Fit
2,4,6-Tribromophenol	20.0	16.2	0.1717	0.139	-19.1	NA	±20	Average RF
2-Fluorobiphenyl	20.0	19.9	1.2762	1.2684	-0.6	NA	±20	Average RF
2-Fluorophenol	20.0	20.4	1.3393	1.3629	1.8	NA	±20	Average RF
Nitrobenzene-d5	20.0	21.5	0.3551	0.3814	7.4	NA	±20	Average RF
Phenol-d6	20.0	21.1	1.7145	1.8065	5.4	NA	±20	Average RF
Terphenyl-d14	20.0	21.7	0.9447	1.0252	8.5	NA	±20	Average RF

Client: Day Environmental, Inc. **Service Request:**R2401914
Project: Shumway Marina/6048S-23

Analysis Run Log
Semivolatile Organic Compounds by GC/MS using Microwave Digestion

Analysis Method: **Analysis Lot:**835431
Instrument ID:R-MS-64

Raw Data File	Sample Name	Lab Code	Date Analyzed	Time Analyzed	Q
I:\ACQUDATA\5977-MS64\Data\031924\D6484.D\	ZZZZZZZ	ZZZZZZZ	3/19/2024	12:08:00	
I:\ACQUDATA\5977-MS64\Data\031924\D6484.D\	ZZZZZZZ	ZZZZZZZ	3/19/2024	12:08:00	
I:\ACQUDATA\5977-MS64\Data\031924\D6485.D\	ZZZZZZZ	ZZZZZZZ	3/19/2024	12:27:00	
I:\ACQUDATA\5977-MS64\Data\031924\D6485.D\	Continuing Calibration Verification	RQ2402882-04	3/19/2024	12:27:00	
I:\ACQUDATA\5977-MS64\Data\031924\D6486.D\	ZZZZZZZ	ZZZZZZZ	3/19/2024	12:52:00	
I:\ACQUDATA\5977-MS64\Data\031924\D6487.D\	ZZZZZZZ	ZZZZZZZ	3/19/2024	13:30:00	
I:\ACQUDATA\5977-MS64\Data\031924\D6488.D\	ZZZZZZZ	ZZZZZZZ	3/19/2024	13:55:00	
I:\ACQUDATA\5977-MS64\Data\031924\D6489.D\	ZZZZZZZ	ZZZZZZZ	3/19/2024	14:19:00	
I:\ACQUDATA\5977-MS64\Data\031924\D6490.D\	ZZZZZZZ	ZZZZZZZ	3/19/2024	14:43:00	
I:\ACQUDATA\5977-MS64\Data\031924\D6491.D\	ZZZZZZZ	ZZZZZZZ	3/19/2024	15:07:00	
I:\ACQUDATA\5977-MS64\Data\031924\D6492.D\	ZZZZZZZ	ZZZZZZZ	3/19/2024	15:31:00	
I:\ACQUDATA\5977-MS64\Data\031924\D6494.D\	ZZZZZZZ	ZZZZZZZ	3/19/2024	16:19:00	
I:\ACQUDATA\5977-MS64\Data\031924\D6495.D\	ZZZZZZZ	ZZZZZZZ	3/19/2024	16:43:00	
I:\ACQUDATA\5977-MS64\Data\031924\D6496.D\	ZZZZZZZ	ZZZZZZZ	3/19/2024	17:07:00	
I:\ACQUDATA\5977-MS64\Data\031924\D6497.D\	ZZZZZZZ	ZZZZZZZ	3/19/2024	17:31:00	
I:\ACQUDATA\5977-MS64\Data\031924\D6498.D\	ZZZZZZZ	ZZZZZZZ	3/19/2024	17:56:00	
I:\ACQUDATA\5977-MS64\Data\031924\D6499.D\	Method Blank	RQ2402686-03	3/19/2024	18:20:00	
I:\ACQUDATA\5977-MS64\Data\031924\D6500.D\	Lab Control Sample	RQ2402686-04	3/19/2024	18:44:00	
I:\ACQUDATA\5977-MS64\Data\031924\D6501.D\	Duplicate Lab Control Sample	RQ2402686-05	3/19/2024	19:08:00	
I:\ACQUDATA\5977-MS64\Data\031924\D6502.D\	ZZZZZZZ	ZZZZZZZ	3/19/2024	19:32:00	
I:\ACQUDATA\5977-MS64\Data\031924\D6503.D\	ZZZZZZZ	ZZZZZZZ	3/19/2024	19:57:00	
I:\ACQUDATA\5977-MS64\Data\031924\D6504.D\	ZZZZZZZ	ZZZZZZZ	3/19/2024	20:21:00	
I:\ACQUDATA\5977-MS64\Data\031924\D6505.D\	ZZZZZZZ	ZZZZZZZ	3/19/2024	20:45:00	

Client: Day Environmental, Inc. **Service Request:**R2401914
Project: Shumway Marina/6048S-23

Analysis Run Log
Semivolatile Organic Compounds by GC/MS using Microwave Digestion

Analysis Method: **Analysis Lot:**835431
Instrument ID:R-MS-64

Raw Data File	Sample Name	Lab Code	Date Analyzed	Time Analyzed	Q
I:\ACQUDATA\5977-MS64\Data\031924\D6506.D\	B-1,2,3	R2401914-005	3/19/2024	21:09:00	
I:\ACQUDATA\5977-MS64\Data\031924\D6507.D\	B-1,2,3 MS	RQ2402686-01	3/19/2024	21:34:00	
I:\ACQUDATA\5977-MS64\Data\031924\D6508.D\	B-1,2,3 DMS	RQ2402686-02	3/19/2024	21:58:00	
I:\ACQUDATA\5977-MS64\Data\031924\D6509.D\	B-4,5,6	R2401914-006	3/19/2024	22:22:00	
I:\ACQUDATA\5977-MS64\Data\031924\D6510.D\	B-7,8,9	R2401914-007	3/19/2024	22:46:00	
I:\ACQUDATA\5977-MS64\Data\031924\D6511.D\	ZZZZZZZ	ZZZZZZZ	3/19/2024	23:11:00	
I:\ACQUDATA\5977-MS64\Data\031924\D6512.D\	ZZZZZZZ	ZZZZZZZ	3/19/2024	23:35:00	
I:\ACQUDATA\5977-MS64\Data\031924\D6513.D\	ZZZZZZZ	ZZZZZZZ	3/19/2024	23:59:00	

Analysis: 8270/625	Analyst: AM	Run Method: TUNE/8270	
Date: 3/19/24	Instr. R-MS-64	Quant Method: 8270-020224(64)	
Syringes: 233536/225837	ICAL: RC 24000228	LIMS Run#: 835431	

Pos.	Sample	Diln.	Stds. ID	File#	OK?	Comments
	BLK			6482	✓	
	BLK			83	✓	
	Tune		231583	84	✓	
	CCV (20)		234190	85	✓	
	KF CCV		233534	86	✓	
	R2402744-01		#435512	87	✓	
	↓ 02		↓	88	✓	
	↓ 03			89	✓	
	R2402010-001			90	✓	
	R2402034-001			91	✓	
	↓ 002			92	✓	↓ Surr.
	R2402054-001			93	M	
	↓ 001	5		94	✓	
LCS	R2402097-001			95	✓	
↓	↓ 002			96	✓	
MF	R2402108-002	100		97	✓	
	R2402114-001		↓	98	✓	
	R2402686-03		#435409	99	✓	
	↓ 04		↓	500	✓	
	↓ 05			01	✓	
	R2402003-001			02	✓	
	↓ 002			03	✓	
	R2401714-013			04	✓	
	↓ 014			05	✓	
LCS	R2401914-005	10		06	✓	Matrix
↓	005 MS	↓		07	✓	↓
	005 DMS	↓		08	✓	
	006	5		09	✓	
↓	↓ 007	5	↓	10	✓	↓
	R2402051-001		#435512	11	✓	
	↓ 002		↓	12	✓	
	R2402052-001			13	✓	
	AM 3/20/24					

All samples = 1 mL + 10 uL Combined IS/Surr.; 231047

Primary : _____ exp: Secondary : _____ exp:

Primary: _____ exp: Secondary : _____ exp:

Reagents:

Prep Summary Report

Client: Day Environmental, Inc. **Service Request:**R2401914
Project: Shumway Marina/6048S-23
Sample Matrix: Soil

Semivolatile Organic Compounds by GC/MS using Microwave Digestion

Prep Method: EPA 3546 **Extraction Lot:** 435409
Analytical Method: 8270D **Extraction Date:** 03/14/24 07:51

Sample Name	Lab Code	Date Collected	Date Received	Sample Amount	Final Amount	Percent Solids
B-1,2,3	R2401914-005	3/7/24	3/8/24	10.0100 g	1 mL	84.0
B-4,5,6	R2401914-006	3/7/24	3/8/24	15.1700 g	1 mL	81.0
B-7,8,9	R2401914-007	3/7/24	3/8/24	15.4100 g	1 mL	82.9
Matrix Spike	RQ2402686-01MS	3/7/24	3/8/24	15.2300 g	1 mL	84.0
Duplicate Matrix Spike	RQ2402686-02DMS	3/7/24	3/8/24	15.2200 g	1 mL	84.0
Method Blank	RQ2402686-03MB	NA	NA	15.1500 g	1 mL	
Method Blank	RQ2402686-03MB	NA	NA	15.1500 g	1 mL	
Lab Control Sample	RQ2402686-04LCS	NA	NA	15.4600 g	1 mL	
Duplicate Lab Control Sample	RQ2402686-05DLCS	NA	NA	15.2200 g	1 mL	

Preparation Information Benchsheet

Prep Run#: 435409
Team: Semivoa GCMS/EDEGRAY

Prep WorkFlow: OrgExtS(14)
Prep Method: EPA 3546

Status: Prepped
Prep Date/Time: 3/14/24 07:51

#	Lab Code	Client ID	B#	Amt. Ext.	Method /Test	pH	AE	BN	Final Vol	Sample Desc. (Initial/Final)	SpikeAmt./Inv. ID	Comments
1	RQ2402686-03	MB		15.1500g	8270D/SVO MW				1.00mL		0.5000 mL/233481	
2	RQ2402686-04	LCS		15.4600g	8270D/SVO MW				1.00mL		0.5000 mL/233754; 0.5000 mL/233644; 0.5000 mL/233481	
3	RQ2402686-05	DLCS		15.2200g	8270D/SVO MW				1.00mL		0.5000 mL/233644; 0.5000 mL/233754; 0.5000 mL/233481	
4	R2401714-013	COMP-02	.03	15.2700g	8270D/SVO MW				1.00mL	red/brown, rocky	0.5000 mL/233481	
5	R2401714-014	COMP-03	.03	14.7100g	8270D/SVO MW				1.00mL	red/brown, rocky	0.5000 mL/233481	
6	R2401914-005	B-1,2,3	.04	10.0100g	8270D/SVO MW				1.00mL	dry, brown	0.5000 mL/233481	
7	RQ2402686-01	R2401914-005 MS	.04	15.2300g	8270D/SVO MW				1.00mL		0.5000 mL/233754; 0.5000 mL/233481; 0.5000 mL/233644	
8	RQ2402686-02	R2401914-005 DMS	.04	15.2200g	8270D/SVO MW				1.00mL		0.5000 mL/233481; 0.5000 mL/233644; 0.5000 mL/233754	
9	R2401914-006	B-4,5,6	.08	15.1700g	8270D/SVO MW				1.00mL	dry, brown	0.5000 mL/233481	
10	R2401914-007	B-7,8,9	.04	15.4100g	8270D/SVO MW				1.00mL	dry, brown	0.5000 mL/233481	
11	R2402003-001	Middle Back (2)	.01	15.0100g	8270D/SVO MW				1.00mL	grey sticky clay	0.5000 mL/233481	
12	R2402003-002	Front Left (2)	.02	14.4800g	8270D/SVO MW				1.00mL	wet brown sand	0.5000 mL/233481	

Spiking Solutions

Name:	8270 Soil Surrogate 100-200ppm	Inventory ID	233481	Logbook Ref:	233481	Expires On:	07/29/2024	
Name:	8270 LCS-NSI	Inventory ID	233644	Logbook Ref:		Expires On:	06/30/2024	Lot #: 231214
Name:	OLM/SOM additionals Spike 100ppm	Inventory ID	233754	Logbook Ref:		Expires On:	04/06/2024	

Preparation Materials

Eppendorf Pipette Repeater	EXT #28 (232221)	50:50 Dichloromethane:Acetone	234040 (234040)	Dichloromethane (Methylene Chloride) 99.9% MeCl2	(234089)
Prepared Sodium Sulfate Na2SO4	(233719)	Sand Reagent Grade	(234041)		

Preparation Steps

Step:	Extraction	Step:	Concentration	Step:	Extraction Complete
Started:	3/14/24 07:51	Started:	3/19/24 10:53	Started:	3/19/24 12:10
Finished:	3/15/24 07:31	Finished:	3/19/24 12:10	Finished:	3/19/24 12:10
By:	EDEGRAY	By:	JVANHEYNINGEN	By:	JVANHEYNINGEN
Comments		Comments		Comments	

Comments: _____

Preparation Information Benchsheet

Prep Run#: 435409
Team: Semivoa GCMS/EDEGRAY

Prep WorkFlow: OrgExtS(14)
Prep Method: EPA 3546

Status: Prepped
Prep Date/Time: 3/14/24 07:51

Reviewed By: _____ Date: _____ Spike Witness: JVANHEYNINGEN Date: _____

Chain of Custody

Relinquished By:		Date:	Extracts Examined
Received By:		Date:	Yes No

Client:	Day Environmental, Inc.	**Service Request:**	R2401914
Project:	Shumway Marina/6048S-23	**Date Collected:**	03/07/24 16:45
Sample Matrix:	Water	**Date Received:**	03/08/24 10:20
Sample Name:	EB-030724	**Units:**	ug/L
Lab Code:	R2401914-013	**Basis:**	NA

Semivolatile Organic Compounds by GC/MS

Analysis Method: 8270D
Prep Method: EPA 3510C

Analyte Name	Result	MRL	MDL	Dil.	Date Analyzed	Date Extracted	Q
1,2,4,5-Tetrachlorobenzene	1.2 U	9.8	1.2	1	03/15/24 15:42	3/14/24	
2,3,4,6-Tetrachlorophenol	1.2 U	9.8	1.2	1	03/15/24 15:42	3/14/24	
2,4,5-Trichlorophenol	1.1 U	9.8	1.1	1	03/15/24 15:42	3/14/24	
2,4,6-Trichlorophenol	1.4 U	9.8	1.4	1	03/15/24 15:42	3/14/24	
2,4-Dichlorophenol	1.3 U	9.8	1.3	1	03/15/24 15:42	3/14/24	
2,4-Dimethylphenol	4.3 U	9.8	4.3	1	03/15/24 15:42	3/14/24	
2,4-Dinitrophenol	20 U	49	20	1	03/15/24 15:42	3/14/24	
2,4-Dinitrotoluene	2.4 U	9.8	2.4	1	03/15/24 15:42	3/14/24	
2,6-Dinitrotoluene	1.4 U	9.8	1.4	1	03/15/24 15:42	3/14/24	
2-Chloronaphthalene	1.4 U	9.8	1.4	1	03/15/24 15:42	3/14/24	
2-Chlorophenol	1.1 U	9.8	1.1	1	03/15/24 15:42	3/14/24	
2-Methylnaphthalene	1.3 U	9.8	1.3	1	03/15/24 15:42	3/14/24	
2-Methylphenol	1.0 U	9.8	1.0	1	03/15/24 15:42	3/14/24	
2-Nitroaniline	1.4 U	9.8	1.4	1	03/15/24 15:42	3/14/24	
2-Nitrophenol	1.5 U	9.8	1.5	1	03/15/24 15:42	3/14/24	
3,3'-Dichlorobenzidine	1.2 U	9.8	1.2	1	03/15/24 15:42	3/14/24	
3- and 4-Methylphenol Coelution	1.2 U	9.8	1.2	1	03/15/24 15:42	3/14/24	
3-Nitroaniline	1.1 U	9.8	1.1	1	03/15/24 15:42	3/14/24	
4,6-Dinitro-2-methylphenol	8.7 U	49	8.7	1	03/15/24 15:42	3/14/24	
4-Bromophenyl Phenyl Ether	1.7 U	9.8	1.7	1	03/15/24 15:42	3/14/24	
4-Chloro-3-methylphenol	1.1 U	9.8	1.1	1	03/15/24 15:42	3/14/24	
4-Chloroaniline	1.0 U	9.8	1.0	1	03/15/24 15:42	3/14/24	
4-Chlorophenyl Phenyl Ether	1.5 U	9.8	1.5	1	03/15/24 15:42	3/14/24	
4-Nitroaniline	1.4 U	9.8	1.4	1	03/15/24 15:42	3/14/24	
4-Nitrophenol	6.4 U	49	6.4	1	03/15/24 15:42	3/14/24	
Acenaphthene	1.4 U	9.8	1.4	1	03/15/24 15:42	3/14/24	
Acenaphthylene	1.4 U	9.8	1.4	1	03/15/24 15:42	3/14/24	
Acetophenone	1.3 U	9.8	1.3	1	03/15/24 15:42	3/14/24	
Anthracene	1.3 U	9.8	1.3	1	03/15/24 15:42	3/14/24	
Atrazine	2.1 U	9.8	2.1	1	03/15/24 15:42	3/14/24	
Benz(a)anthracene	1.6 U	9.8	1.6	1	03/15/24 15:42	3/14/24	
Benzaldehyde	1.0 U	9.8	1.0	1	03/15/24 15:42	3/14/24	
Benzo(a)pyrene	1.2 U	9.8	1.2	1	03/15/24 15:42	3/14/24	
Benzo(b)fluoranthene	1.2 U	9.8	1.2	1	03/15/24 15:42	3/14/24	
Benzo(g,h,i)perylene	2.1 U	9.8	2.1	1	03/15/24 15:42	3/14/24	
Benzo(k)fluoranthene	1.3 U	9.8	1.3	1	03/15/24 15:42	3/14/24	
Biphenyl	1.4 U	9.8	1.4	1	03/15/24 15:42	3/14/24	
2,2'-Oxybis(1-chloropropane)	1.4 U	9.8	1.4	1	03/15/24 15:42	3/14/24	
Bis(2-chloroethoxy)methane	1.9 U	9.8	1.9	1	03/15/24 15:42	3/14/24	
Bis(2-chloroethyl) Ether	1.3 U	9.8	1.3	1	03/15/24 15:42	3/14/24	
Bis(2-ethylhexyl) Phthalate	7.8 U	9.8	7.8	1	03/15/24 15:42	3/14/24	

Analytical Report

Client:	Day Environmental, Inc.	**Service Request:**	R2401914
Project:	Shumway Marina/6048S-23	**Date Collected:**	03/07/24 16:45
Sample Matrix:	Water	**Date Received:**	03/08/24 10:20
Sample Name:	EB-030724	**Units:**	ug/L
Lab Code:	R2401914-013	**Basis:**	NA

Semivolatile Organic Compounds by GC/MS

Analysis Method: 8270D
Prep Method: EPA 3510C

Analyte Name	Result	MRL	MDL	Dil.	Date Analyzed	Date Extracted	Q
Butyl Benzyl Phthalate	1.4 U	9.8	1.4	1	03/15/24 15:42	3/14/24	
Caprolactam	1.0 U	9.8	1.0	1	03/15/24 15:42	3/14/24	
Carbazole	1.6 U	9.8	1.6	1	03/15/24 15:42	3/14/24	
Chrysene	1.2 U	9.8	1.2	1	03/15/24 15:42	3/14/24	
Di-n-butyl Phthalate	1.7 U	9.8	1.7	1	03/15/24 15:42	3/14/24	
Di-n-octyl Phthalate	3.3 U	9.8	3.3	1	03/15/24 15:42	3/14/24	
Dibenz(a,h)anthracene	1.1 U	9.8	1.1	1	03/15/24 15:42	3/14/24	
Dibenzofuran	1.4 U	9.8	1.4	1	03/15/24 15:42	3/14/24	
Diethyl Phthalate	**2.4 J**	9.8	1.1	1	03/15/24 15:42	3/14/24	
Dimethyl Phthalate	1.3 U	9.8	1.3	1	03/15/24 15:42	3/14/24	
Fluoranthene	1.5 U	9.8	1.5	1	03/15/24 15:42	3/14/24	
Fluorene	1.3 U	9.8	1.3	1	03/15/24 15:42	3/14/24	
Hexachlorobenzene	1.6 U	9.8	1.6	1	03/15/24 15:42	3/14/24	
Hexachlorobutadiene	1.0 U	9.8	1.0	1	03/15/24 15:42	3/14/24	
Hexachlorocyclopentadiene	2.2 U	9.8	2.2	1	03/15/24 15:42	3/14/24	
Hexachloroethane	1.1 U	9.8	1.1	1	03/15/24 15:42	3/14/24	
Indeno(1,2,3-cd)pyrene	1.8 U	9.8	1.8	1	03/15/24 15:42	3/14/24	
Isophorone	1.4 U	9.8	1.4	1	03/15/24 15:42	3/14/24	
N-Nitrosodi-n-propylamine	1.2 U	9.8	1.2	1	03/15/24 15:42	3/14/24	
N-Nitrosodiphenylamine	2.7 U	9.8	2.7	1	03/15/24 15:42	3/14/24	
Naphthalene	1.2 U	9.8	1.2	1	03/15/24 15:42	3/14/24	
Nitrobenzene	1.5 U	9.8	1.5	1	03/15/24 15:42	3/14/24	
Pentachlorophenol (PCP)	9.7 U	49	9.7	1	03/15/24 15:42	3/14/24	
Phenanthrene	1.4 U	9.8	1.4	1	03/15/24 15:42	3/14/24	
Phenol	1.0 U	9.8	1.0	1	03/15/24 15:42	3/14/24	
Pyrene	1.5 U	9.8	1.5	1	03/15/24 15:42	3/14/24	

Surrogate Name	% Rec	Control Limits	Date Analyzed	Q
2,4,6-Tribromophenol	105	31 - 133	03/15/24 15:42	
2-Fluorobiphenyl	71	25 - 99	03/15/24 15:42	
2-Fluorophenol	41	15 - 72	03/15/24 15:42	
Nitrobenzene-d5	68	22 - 104	03/15/24 15:42	
Phenol-d6	32	10 - 55	03/15/24 15:42	
Terphenyl-d14	70	10 - 143	03/15/24 15:42	

Tentatively Identified Compounds

CAS#	Compound Identification	RT	Result ug/L	Q
000110-82-7	Cyclohexane	1.36	25	JN
000994-05-8	Butane, 2-methoxy-2-methyl-	1.48	160	JN

Analytical Report

Client:	Day Environmental, Inc.	**Service Request:**	R2401914
Project:	Shumway Marina/6048S-23	**Date Collected:**	03/07/24 16:45
Sample Matrix:	Water	**Date Received:**	03/08/24 10:20
Sample Name:	EB-030724	**Units:**	ug/L
Lab Code:	R2401914-013	**Basis:**	NA

Semivolatile Organic Compounds by GC/MS

Analysis Method: 8270D
Prep Method: EPA 3510C

Tentatively Identified Compounds

CAS#	Compound Identification	RT	Result ug/L	Q
000057-11-4	Octadecanoic acid	10.40	7.3	JN
082304-66-3	7,9-Di-tert-butyl-1-oxaspiro(4,5)deca-6,9-diene-2,8-dione	9.41	13	JN

LSC Area Percent Report

Data Path : I:\ACQUDATA\5977-MS65\Data\031524\
Data File : A2408.D
Acq On : 15 Mar 2024 03:42 pm
Operator : moses
Sample : R2401914-013
Misc : 435417
ALS Vial : 10 Sample Multiplier: 1

Integration Parameters: RTEINT.P
Integrator: RTE
Smoothing : ON Filtering: 5
Sampling : 1 Min Area: 100 Area counts
Start Thrs: 0.2 Max Peaks: 100
Stop Thrs : 0 Peak Location: TOP

If leading or trailing edge < 100 prefer < Baseline drop else tangent >
Peak separation: 5

Method : I:\ACQUDATA\5977-MS65\methods\8270-031124(65).M
Title : 8270 BNA ANALYSIS

Signal : TIC: A2408.D\data.ms

peak #	R.T. min	first scan	max scan	last scan	PK TY	peak height	corr. area	corr. % max.	% of total
1	1.364	3	5	9	rVB	927403	823392	8.74%	1.276%
2	1.476	21	26	34	rVB	4743848	5330050	56.60%	8.259%
3	2.444	197	207	211	rBV2	39911	66407	0.71%	0.103%
4	2.482	211	214	221	rVB	60277	71193	0.76%	0.110%
5	3.503	400	405	413	rBV	726936	731678	7.77%	1.134%
6	4.193	530	534	538	rBV2	38894	39225	0.42%	0.061%
7	4.316	552	557	562	rBV	581770	549965	5.84%	0.852%
8	4.632	612	616	621	rBV	5857106	5181339	55.02%	8.028%
9	4.685	623	626	631	rVB2	33517	37429	0.40%	0.058%
10	4.755	634	639	643	rBV4	17860	28213	0.30%	0.044%
11	4.996	681	684	694	rVB2	17793	27395	0.29%	0.042%
12	5.135	701	710	715	rBV	692121	602978	6.40%	0.934%
13	5.338	744	748	751	rVB	78340	66156	0.70%	0.103%
14	5.573	788	792	797	rBV3	18776	29081	0.31%	0.045%
15	5.728	818	821	824	rBV2	36577	35952	0.38%	0.056%
16	5.809	832	836	841	rBV	7446146	7002708	74.36%	10.851%
17	6.167	899	903	907	rBV3	42848	48597	0.52%	0.075%
18	6.204	907	910	918	rVB	62613	72350	0.77%	0.112%
19	6.354	935	938	942	rBV2	103772	79579	0.85%	0.123%
20	6.434	949	953	959	rBV2	40686	39889	0.42%	0.062%
21	6.862	1029	1033	1037	rBV	1529529	1261505	13.40%	1.955%
22	6.980	1051	1055	1057	rBV	76924	69432	0.74%	0.108%
23	7.007	1057	1060	1068	rVB3	106731	124639	1.32%	0.193%
24	7.264	1103	1108	1111	rBV2	84692	75120	0.80%	0.116%
25	7.354	1122	1125	1130	rVB2	53356	53361	0.57%	0.083%
26	7.526	1153	1157	1161	rBV	9657190	8348115	88.65%	12.935%
27	7.761	1197	1201	1207	rBV4	28773	34503	0.37%	0.053%
28	7.873	1219	1222	1227	rBV3	57361	61118	0.65%	0.095%
29	7.959	1233	1238	1241	rBV2	115743	109765	1.17%	0.170%
30	8.071	1256	1259	1262	rVB	54571	45725	0.49%	0.071%
31	8.125	1265	1269	1275	rVB2	23434	25975	0.28%	0.040%
32	8.248	1285	1292	1297	rBV3	52079	59456	0.63%	0.092%
33	8.307	1299	1303	1309	rVV2	1320325	1378248	14.64%	2.136%
34	8.601	1355	1358	1364	rVB	47166	44108	0.47%	0.068%
35	8.665	1366	1370	1374	rVV3	23615	28889	0.31%	0.045%
36	8.702	1374	1377	1382	rVB4	21221	28212	0.30%	0.044%
37	8.772	1387	1390	1396	rVB3	49644	51179	0.54%	0.079%
38	8.873	1404	1409	1411	rBV2	47198	64860	0.69%	0.100%
39	8.997	1428	1432	1437	rBV	9043763	8907293	94.58%	13.802%

LSC Area Percent Report

Data Path : I:\ACQUDATA\5977-MS65\Data\031524\
Data File : A2408.D
Acq On : 15 Mar 2024 03:42 pm
Operator : moses
Sample : R2401914-013
Misc : 435417
ALS Vial : 10 Sample Multiplier: 1

Integration Parameters: RTEINT.P
Integrator: RTE
Smoothing : ON Filtering: 5
Sampling : 1 Min Area: 100 Area counts
Start Thrs: 0.2 Max Peaks: 100
Stop Thrs : 0 Peak Location: TOP

If leading or trailing edge < 100 prefer < Baseline drop else tangent >
Peak separation: 5

Method : I:\ACQUDATA\5977-MS65\methods\8270-031124(65).M
Title : 8270 BNA ANALYSIS

40	9.050	1440	1442	1450	rVB2	43136	53637	0.57%	0.083%
41	9.205	1466	1471	1474	rBV2	73263	69348	0.74%	0.107%
42	9.408	1503	1509	1515	rBV2	832752	716914	7.61%	1.111%
43	9.510	1525	1528	1532	rVB	113433	99907	1.06%	0.155%
44	9.563	1534	1538	1541	rVV	903282	786918	8.36%	1.219%
45	9.585	1541	1542	1553	rVV	154914	214701	2.28%	0.333%
46	9.681	1557	1560	1566	rVV3	38556	57051	0.61%	0.088%
47	9.745	1568	1572	1578	rVB7	20451	37390	0.40%	0.058%
48	9.965	1609	1613	1616	rVB	39065	37005	0.39%	0.057%
49	10.398	1690	1694	1704	rBV	345124	416973	4.43%	0.646%
50	10.537	1716	1720	1723	rBV2	31167	38061	0.40%	0.059%
51	10.644	1737	1740	1743	rBV2	68953	60266	0.64%	0.093%
52	10.681	1743	1747	1756	rVB	1476255	1465339	15.56%	2.271%
53	11.163	1833	1837	1841	rVB	37640	46866	0.50%	0.073%
54	11.350	1868	1872	1880	rVB2	62195	74237	0.79%	0.115%
55	11.863	1964	1968	1974	rVB3	34631	49440	0.52%	0.077%
56	12.008	1991	1995	1999	rBV5	36893	43276	0.46%	0.067%
57	12.216	2026	2034	2047	rBV	6418776	8953256	95.07%	13.873%
58	12.660	2112	2117	2124	rBV3	30383	49139	0.52%	0.076%
59	13.548	2279	2283	2289	rVB5	21099	36344	0.39%	0.056%
60	13.709	2307	2313	2318	rBV3	85017	146076	1.55%	0.226%
61	14.506	2457	2462	2469	rVB5	19183	33437	0.36%	0.052%
62	15.083	2560	2570	2583	rBV	4773830	9417393	100.00%	14.592%

Sum of corrected areas: 64538053

LSC Report - Integrated Chromatogram

Data Path : I:\ACQUDATA\5977-MS65\Data\031524\
Data File : A2408.D
Acq On : 15 Mar 2024 03:42 pm
Operator : moses
Sample : R2401914-013
Misc : 435417
ALS Vial : 10 Sample Multiplier: 1

Quant Method : I:\ACQUDATA\5977-MS65\methods\8270-031124(65).M
Quant Title : 8270 BNA ANALYSIS

TIC Library : C:\Database\NIST08.L
TIC Integration Parameters: TEBINT.P

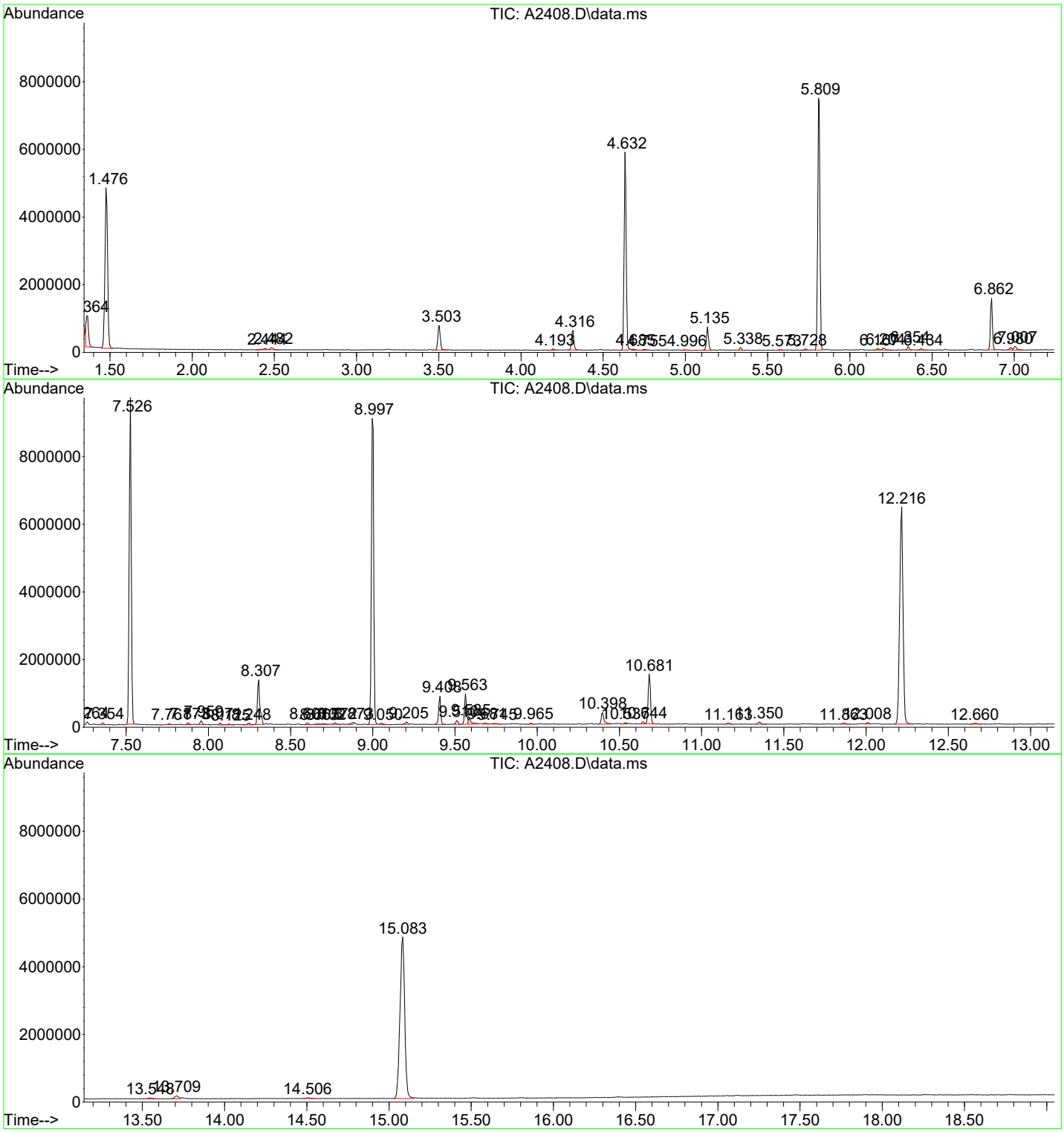

Library Search Compound Report

Data Path : I:\ACQUDATA\5977-MS65\Data\031524\
Data File : A2408.D
Acq On : 15 Mar 2024 03:42 pm
Operator : moses
Sample : R2401914-013
Misc : 435417
ALS Vial : 10 Sample Multiplier: 1

Quant Method : I:\ACQUDATA\5977-MS65\methods\8270-031124(65).M
Quant Title : 8270 BNA ANALYSIS

TIC Library : C:\Database\NIST08.L
TIC Integration Parameters: TEBINT.P

****

Peak Number 1 Cyclohexane Concentration Rank 2

R.T.	EstConc	Area	Relative to ISTD	R.T.
1.364	6.36 ppm	823392	d4-1,4-Dichlorobenzene	4.632

Hit# of 5	Tentative ID	MW	MolForm	CAS#	Qual
1	Cyclohexane	84	C6H12	000110-82-7	91
2	Cyclohexane	84	C6H12	000110-82-7	90
3	Cyclohexane	84	C6H12	000110-82-7	90
4	1-Pentene, 2-methyl-	84	C6H12	000763-29-1	78
5	1-Pentene, 2-methyl-	84	C6H12	000763-29-1	64

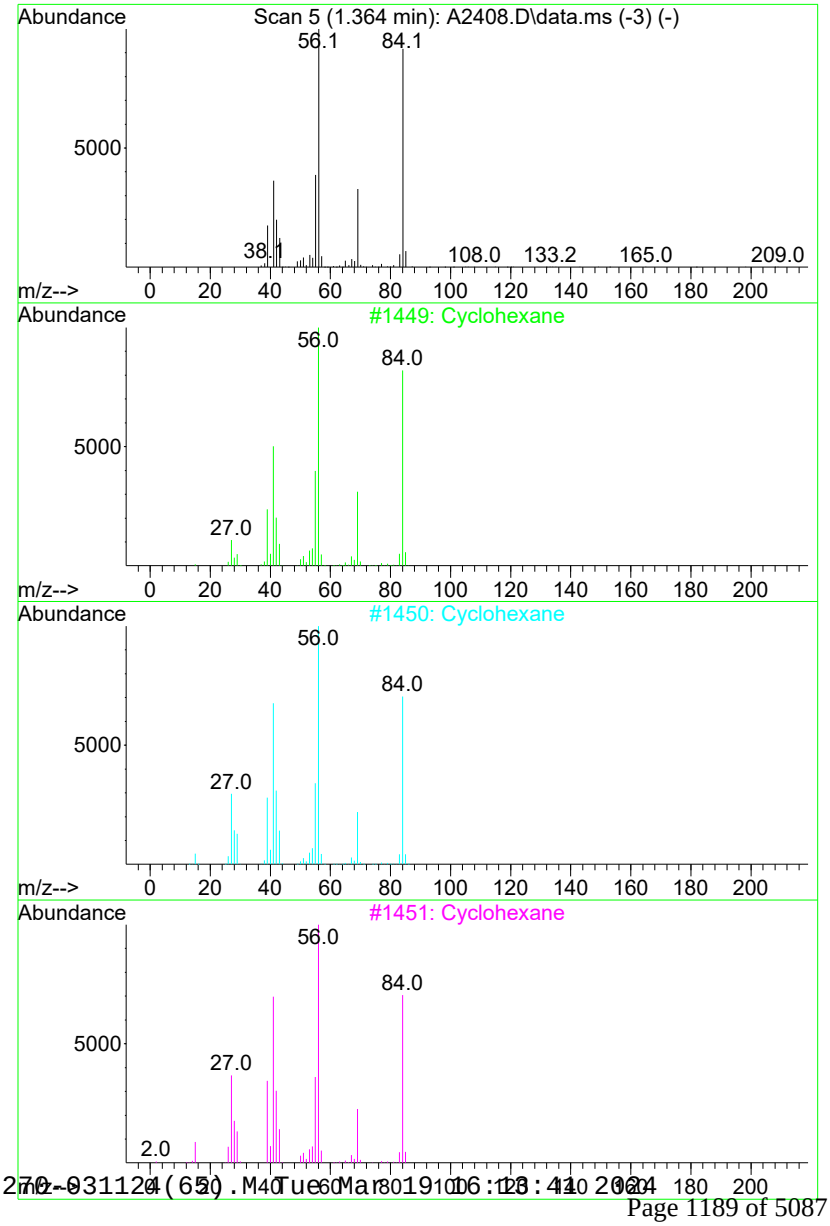

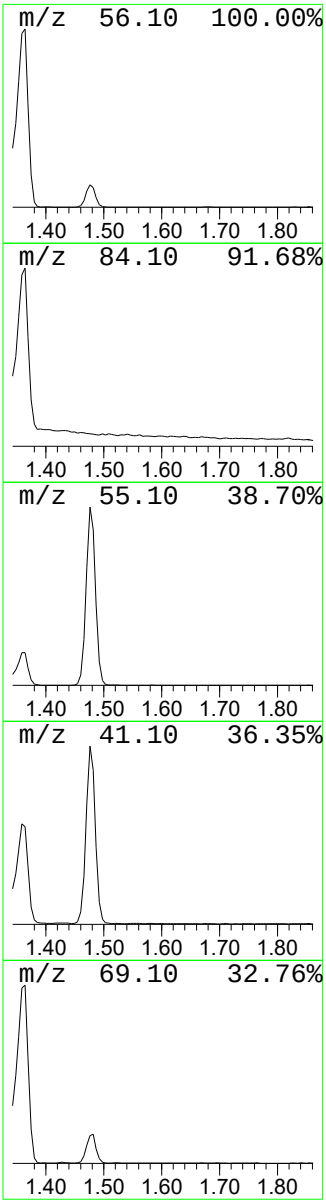

Library Search Compound Report

Data Path : I:\ACQUDATA\5977-MS65\Data\031524\
Data File : A2408.D
Acq On : 15 Mar 2024 03:42 pm
Operator : moses
Sample : R2401914-013
Misc : 435417
ALS Vial : 10 Sample Multiplier: 1

Quant Method : I:\ACQUDATA\5977-MS65\methods\8270-031124(65).M
Quant Title : 8270 BNA ANALYSIS

TIC Library : C:\Database\NIST08.L
TIC Integration Parameters: TEBINT.P

****

Peak Number 2 Butane, 2-methoxy-2-methyl- Concentration Rank 1

R.T.	EstConc	Area	Relative to ISTD	R.T.
1.476	41.15 ppm	5330050	d4-1,4-Dichlorobenzene	4.632

Hit# of 5	Tentative ID	MW	MolForm	CAS#	Qual
1	Butane, 2-methoxy-2-methyl-	102	C6H14O	000994-05-8	83
2	Butane, 2-methoxy-2-methyl-	102	C6H14O	000994-05-8	78
3	Pentane, 3-methoxy-	102	C6H14O	036839-67-5	23
4	Silane, tetramethyl-	88	C4H12Si	000075-76-3	9
5	N-Ethylformamide	73	C3H7NO	000627-45-2	9

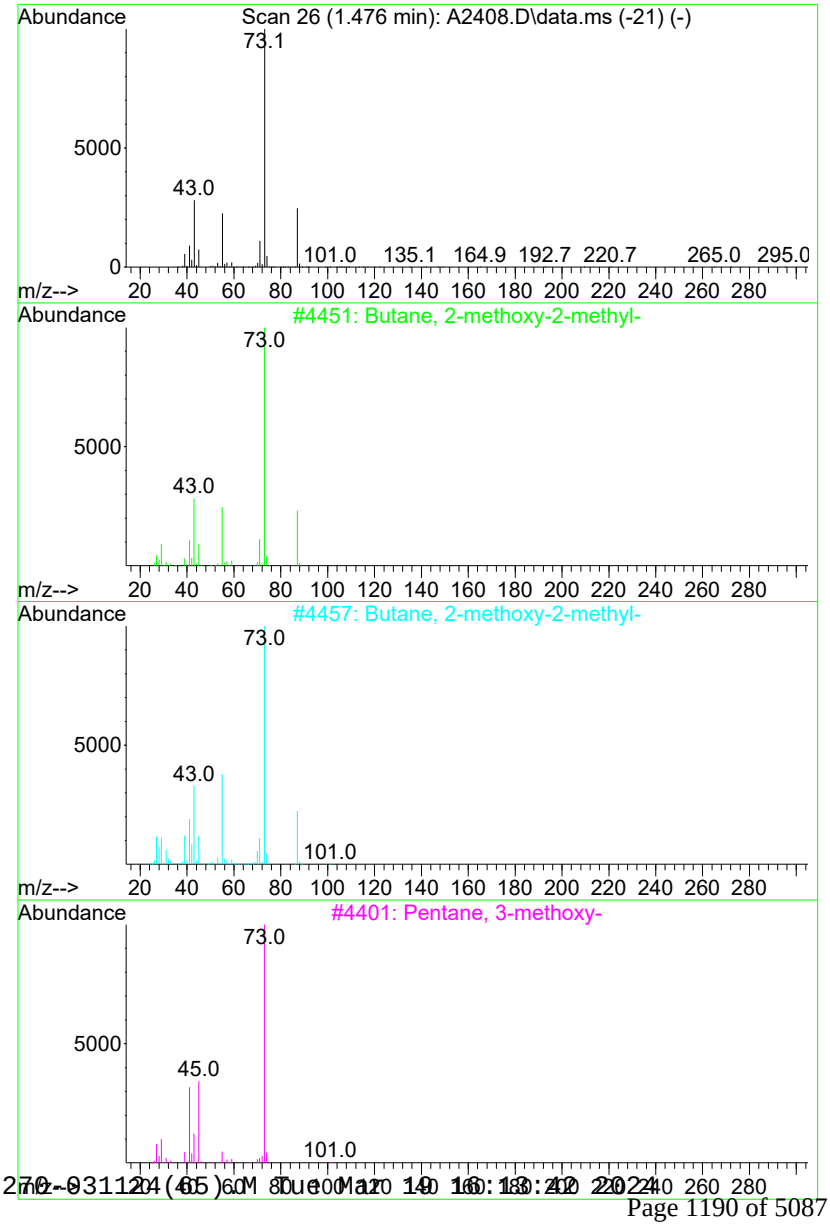

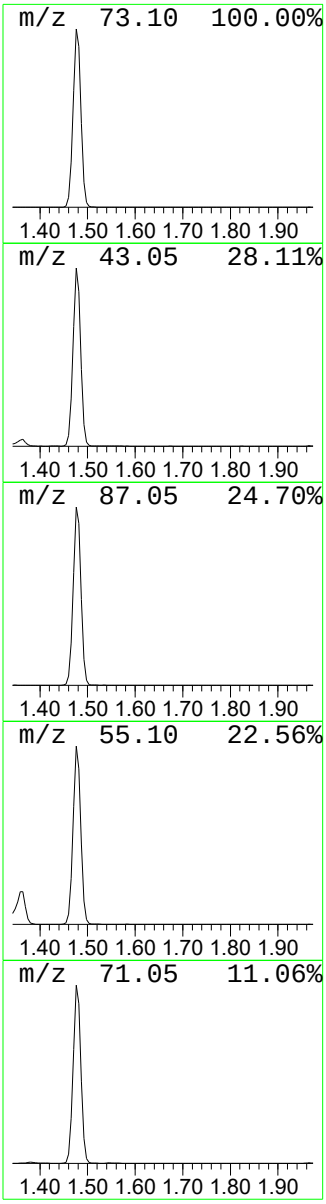

Library Search Compound Report

Data Path : I:\ACQUDATA\5977-MS65\Data\031524\
Data File : A2408.D
Acq On : 15 Mar 2024 03:42 pm
Operator : moses
Sample : R2401914-013
Misc : 435417
ALS Vial : 10 Sample Multiplier: 1

Quant Method : I:\ACQUDATA\5977-MS65\methods\8270-031124(65).M
Quant Title : 8270 BNA ANALYSIS

TIC Library : C:\Database\NIST08.L
TIC Integration Parameters: TEBINT.P

****

Peak Number 3 7,9-Di-tert-butyl-1-oxaspir... Concentration Rank 3

R.T.	EstConc	Area	Relative to ISTD	R.T.
9.408	3.22 ppm	716914	d10-Phenanthrene	9.002

Hit# of 5	Tentative ID	MW	MolForm	CAS#	Qual
1	7,9-Di-tert-butyl-1-oxaspiro(4,5...	276	C17H24O3	082304-66-3	99
2	7,9-Di-tert-butyl-1-oxaspiro(4,5...	276	C17H24O3	082304-66-3	99
3	2,5-di-tert-Butyl-1,4-benzoquinone	220	C14H20O2	002460-77-7	50
4	Ethanone, 1-(5,6,7,8-tetrahydro-...	220	C14H20O2	071596-88-8	46
5	2,4-Dimethyl-5,6-dimethoxy-8-ami...	232	C13H16N2O2	064993-02-8	38

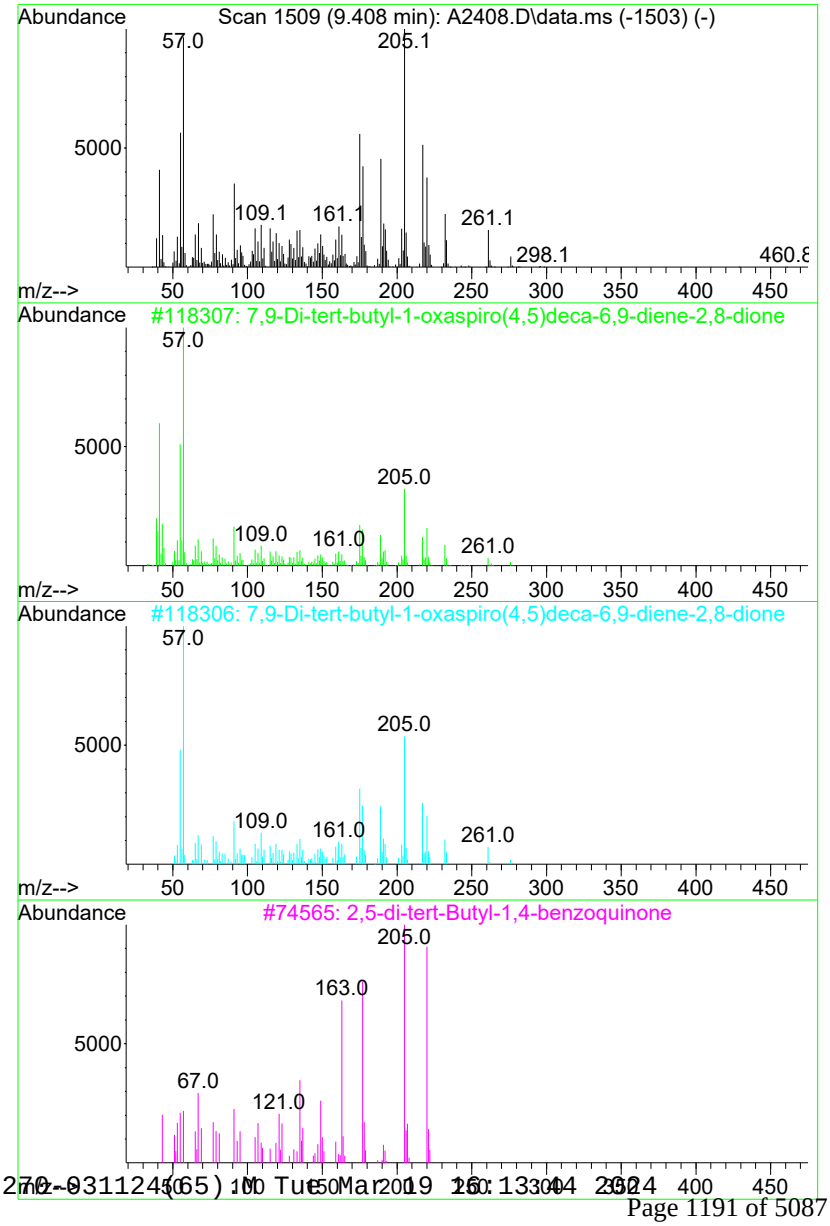

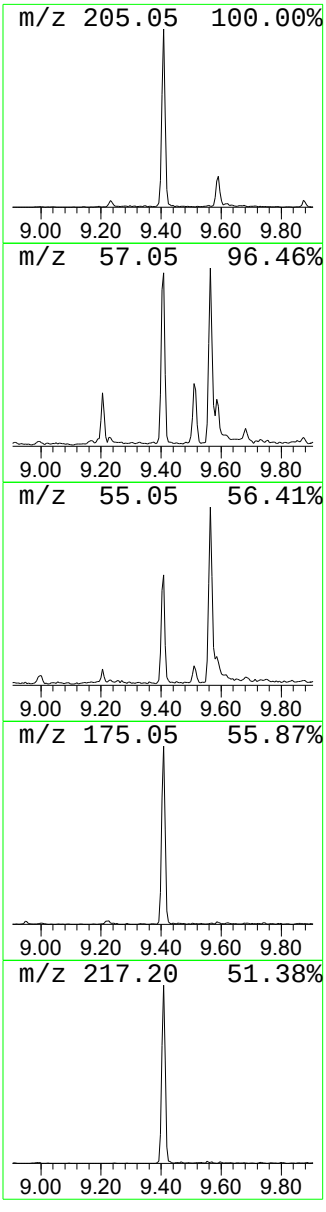

Library Search Compound Report

Data Path : I:\ACQUDATA\5977-MS65\Data\031524\
Data File : A2408.D
Acq On : 15 Mar 2024 03:42 pm
Operator : moses
Sample : R2401914-013
Misc : 435417
ALS Vial : 10 Sample Multiplier: 1

Quant Method : I:\ACQUDATA\5977-MS65\methods\8270-031124(65).M
Quant Title : 8270 BNA ANALYSIS

TIC Library : C:\Database\NIST08.L
TIC Integration Parameters: TEBINT.P

****

Peak Number 4 Octadecanoic acid Concentration Rank 4

R.T.	EstConc	Area	Relative to ISTD	R.T.
10.398	1.87 ppm	416973	d10-Phenanthrene	9.002

Hit# of 5	Tentative ID	MW	MolForm	CAS#	Qual
1	Octadecanoic acid	284	C18H36O2	000057-11-4	99
2	Octadecanoic acid	284	C18H36O2	000057-11-4	96
3	Octadecanoic acid	284	C18H36O2	000057-11-4	90
4	Octadecanoic acid	284	C18H36O2	000057-11-4	89
5	Tetradecanoic acid	228	C14H28O2	000544-63-8	87

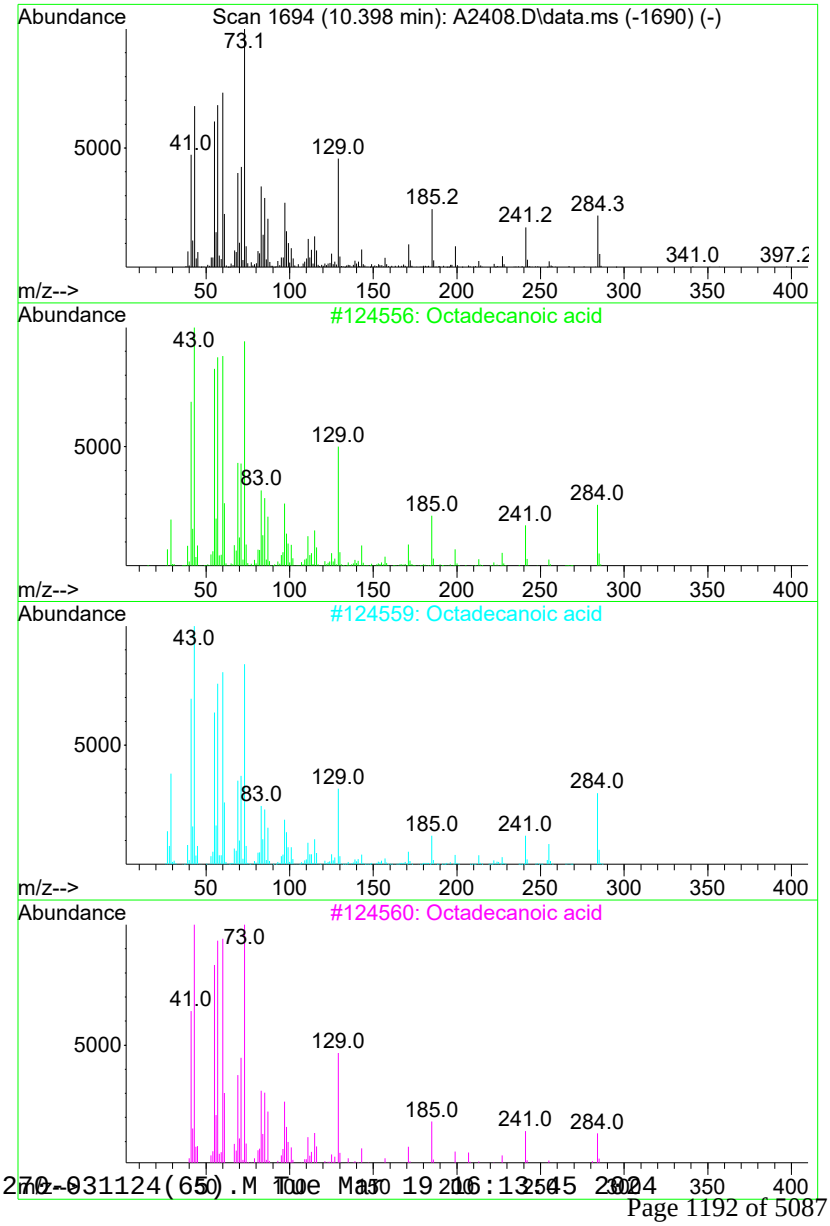

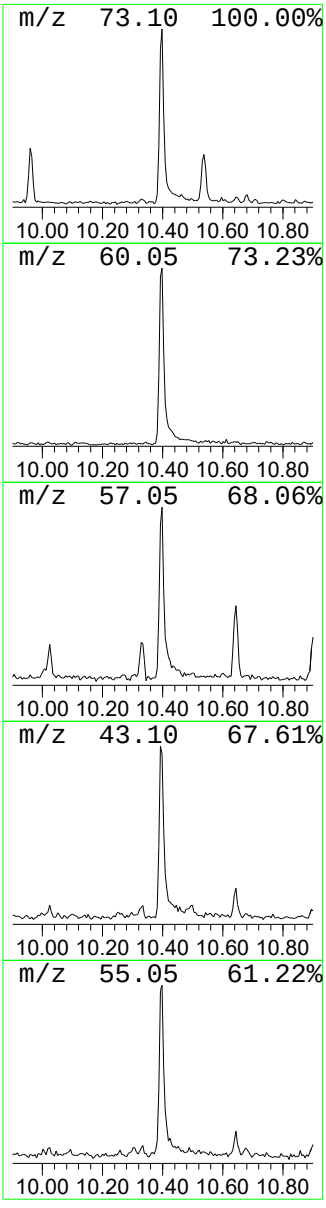

Tentatively Identified Compound (LSC) summary

Data Path : I:\ACQUDATA\5977-MS65\Data\031524\
Data File : A2408.D
Acq On : 15 Mar 2024 03:42 pm
Operator : moses
Sample : R2401914-013
Misc : 435417
ALS Vial : 10 Sample Multiplier: 1

Quant Method : I:\ACQUDATA\5977-MS65\methods\8270-031124(65).M
Quant Title : 8270 BNA ANALYSIS

TIC Library : C:\Database\NIST08.L
TIC Integration Parameters: TEBINT.P

					Internal Standard			
TIC Top Hit name	RT	EstConc	Units	Response	#	RT	Resp	Conc
Cyclohexane	1.364	6.4	ppm	823392	1	4.632	5181340	40.0
Butane, 2-metho...	1.476	41.1	ppm	5330050	1	4.632	5181340	40.0
7,9-Di-tert-but...	9.408	3.2	ppm	716914	4	9.002	8907290	40.0
Octadecanoic acid	10.398	1.9	ppm	416973	4	9.002	8907290	40.0

Quantitation Report (QT Reviewed)

Data Path : I:\ACQUDATA\5977-MS65\Data\031524\
Data File : A2408.D
Acq On : 15 Mar 2024 03:42 pm
Operator : moses
Sample : R2401914-013
Misc : 435417
ALS Vial : 10 Sample Multiplier: 1

Quant Time: Mar 19 14:12:37 2024
Quant Method : I:\ACQUDATA\5977-MS65\methods\8270-031124(65).M
Quant Title : 8270 BNA ANALYSIS
QLast Update : Tue Mar 12 13:06:22 2024
Response via : Initial Calibration

Compound	R.T.	QIon	Response	Conc	Units	Dev(Min)
Internal Standards						
1) d4-1,4-Dichlorobenzene	4.632	152	896858	40.00	ppm	-0.02
34) d8-Naphthalene	5.814	136	3462166	40.00	ppm	-0.02
58) d10-Acenaphthene	7.526	164	1956866	40.00	ppm	-0.02
92) d10-Phenanthrene	9.002	188	3384328	40.00	ppm	-0.02
118) d12-Chrysene	12.216	240	2941944	40.00	ppm	-0.04
136) d12-Perylene	15.083	264	3040776	40.00	ppm	-0.04
System Monitoring Compounds						
8) SURR1,2-FLUOROPHENOL	3.503	112	236183	8.13	ppm	-0.02
Spiked Amount 20.000	Range 10 - 70		Recovery = 40.65%			
13) SURR2,PHENOL-D6	4.316	99	226945	6.44	ppm	-0.02
Spiked Amount 20.000	Range 10 - 107		Recovery = 32.20%			
35) SURR4,NITROBENZENE-D5	5.135	82	212646	6.80	ppm	-0.02
Spiked Amount 10.000	Range 31 - 110		Recovery = 68.00%			
64) SURR5,2-FLUOROBIPHENYL	6.862	172	431341	7.09	ppm	-0.02
Spiked Amount 10.000	Range 31 - 118		Recovery = 70.90%			
89) SURR3,2,4,6-TRIBROMOPH...	8.307	330	133534	21.08	ppm	-0.03
Spiked Amount 20.000	Range 35 - 141		Recovery = 105.40%			
125) SURR6,TERPHENYL-D14	10.681	244	510127	7.04	ppm	-0.03
Spiked Amount 10.000	Range 10 - 165		Recovery = 70.40%			
Target Compounds						Qvalue
21) Benzyl Alcohol	4.755	79	2809	0.120	ppm	85
40) Benzoic Acid	5.568	105	5768	5.195	ppm	79
86) Diethylphthalate	7.959	149	39020	0.619	ppm	95
115) Di-n-butylphthalate	9.585	149	15211	0.133	ppm	94
129) Butyl benzyl phthalate	11.350	149	18098	0.340	ppm	98

(#) = qualifier out of range (m) = manual integration (+) = signals summed

Quantitation Report (QT Reviewed)

Data Path : I:\ACQUDATA\5977-MS65\Data\031524\
Data File : A2408.D
Acq On : 15 Mar 2024 03:42 pm
Operator : moses
Sample : R2401914-013
Misc : 435417
ALS Vial : 10 Sample Multiplier: 1

Quant Time: Mar 19 14:12:37 2024
Quant Method : I:\ACQUDATA\5977-MS65\methods\8270-031124(65).M
Quant Title : 8270 BNA ANALYSIS
QLast Update : Tue Mar 12 13:06:22 2024
Response via : Initial Calibration

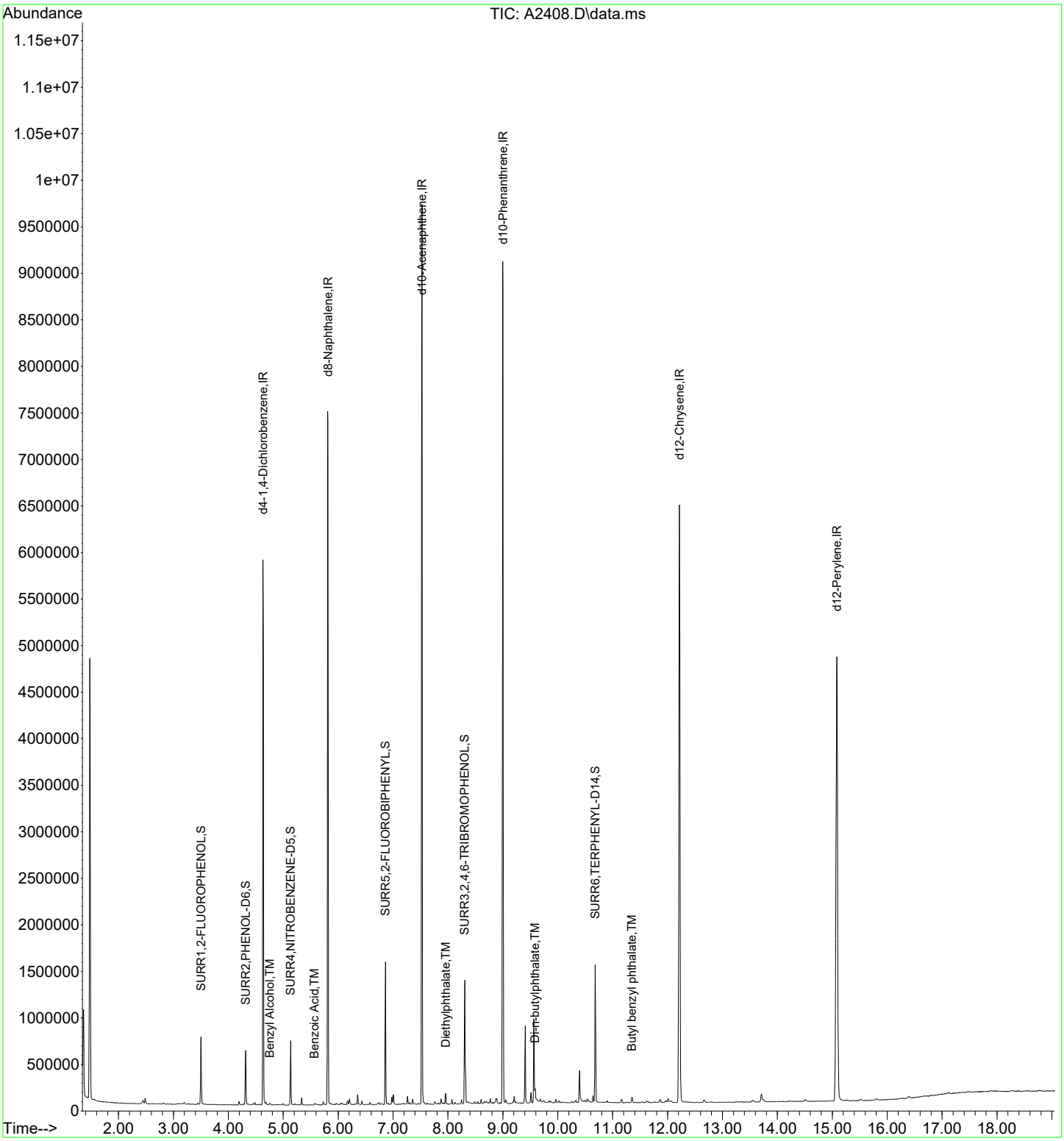

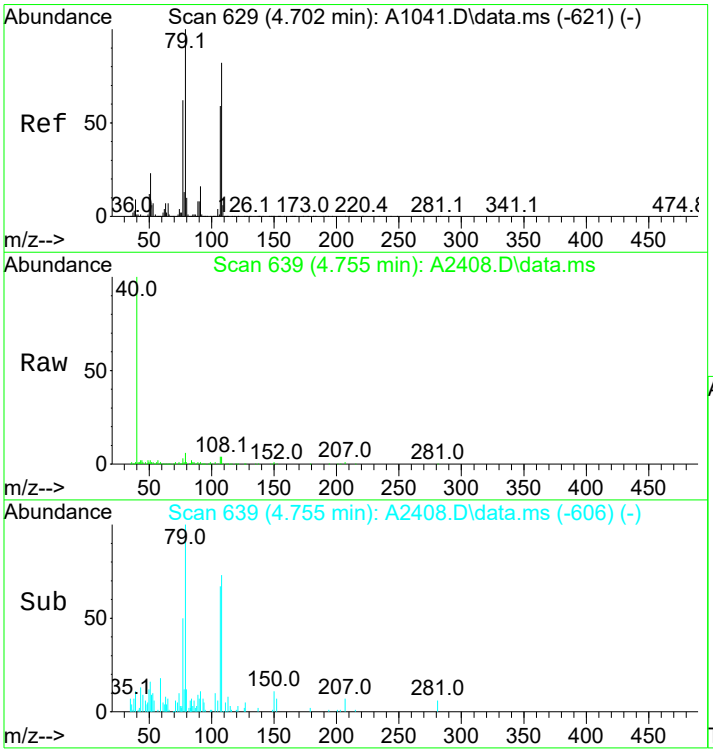

#21
Benzyl Alcohol
Concen: 0.12 ppm
RT: 4.755 min Scan# 639
Delta R.T. -0.021 min
Lab File: A2408.D
Acq: 15 Mar 2024 03:42 pm

Tgt Ion: 79 Resp: 2809

Ion	Ratio	Lower	Upper
79	100		
108	68.3	48.5	108.5
77	50.3	33.8	93.8
107	67.1	25.3	85.3

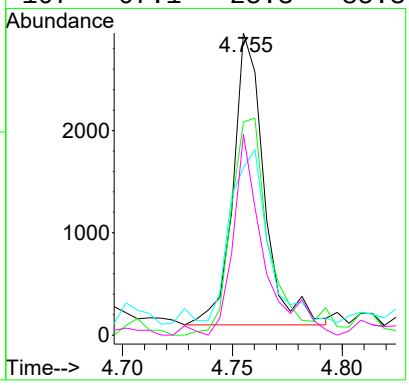

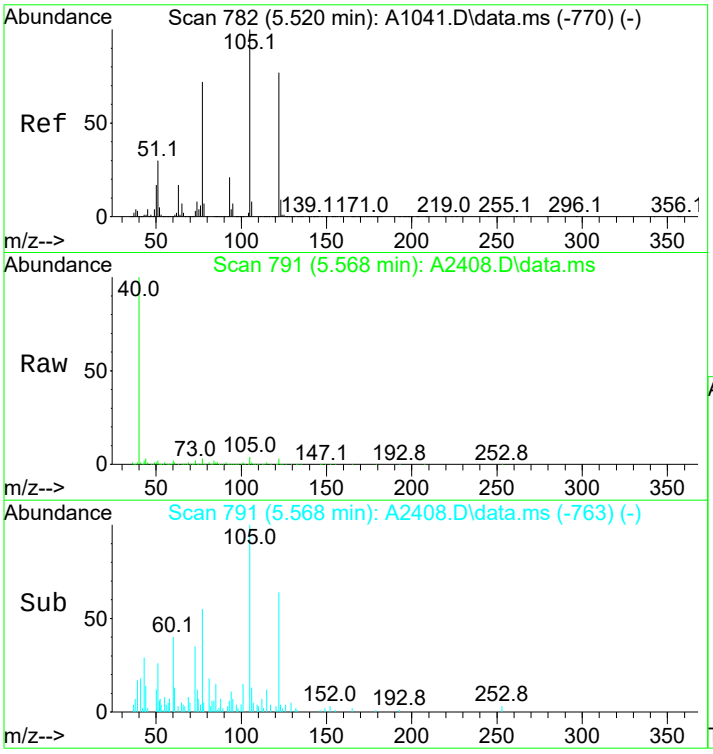

#40
Benzoic Acid
Concen: 5.20 ppm
RT: 5.568 min Scan# 791
Delta R.T. -0.048 min
Lab File: A2408.D
Acq: 15 Mar 2024 03:42 pm

Tgt Ion:105 Resp: 5768

Ion	Ratio	Lower	Upper
105	100		
122	61.1	47.6	117.6
77	63.5	43.3	113.3

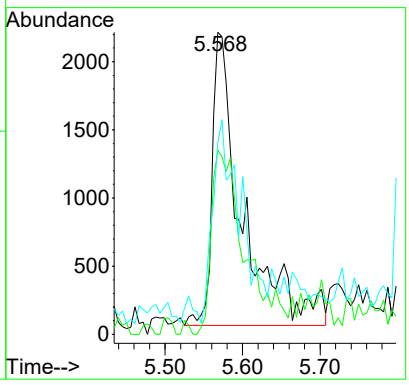

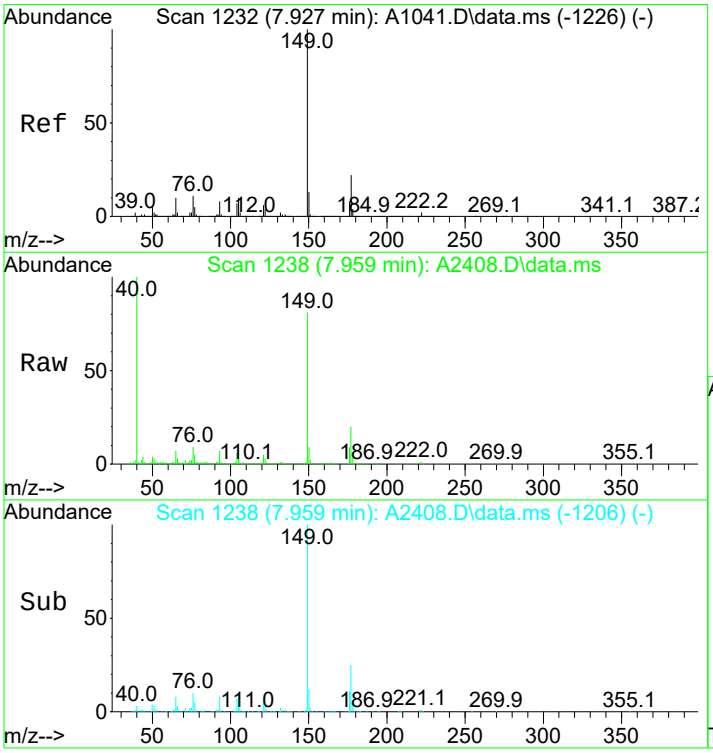

#86
Diethylphthalate
Concen: 0.62 ppm
RT: 7.959 min Scan# 1238
Delta R.T. -0.027 min
Lab File: A2408.D
Acq: 15 Mar 2024 03:42 pm

Tgt Ion:149 Resp: 39020

Ion	Ratio	Lower	Upper
149	100		
177	24.8	1.9	41.9
150	11.6	0.0	32.7

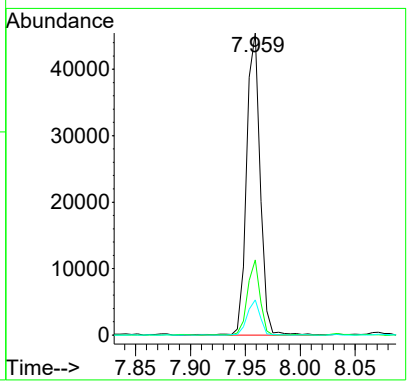

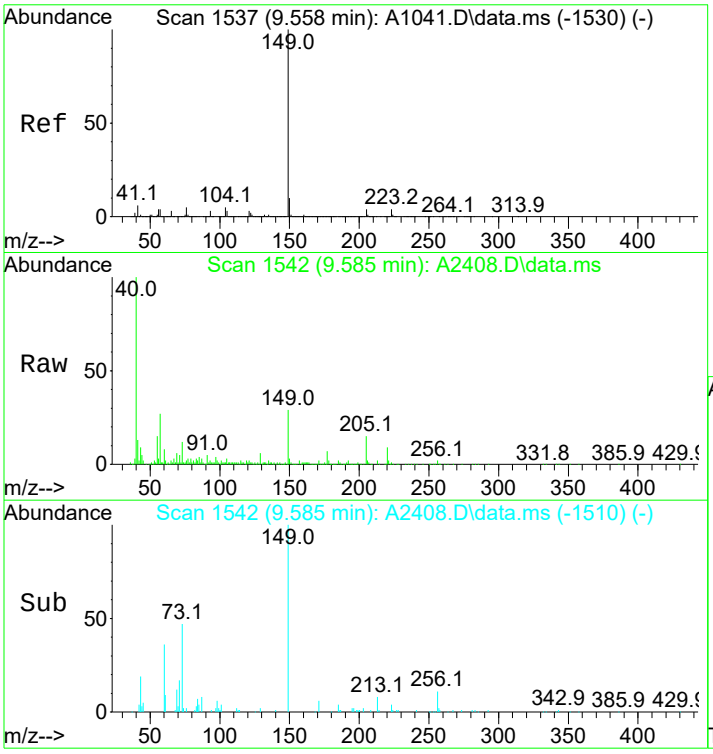

#115
Di-n-butylphthalate
Concen: 0.13 ppm
RT: 9.585 min Scan# 1542
Delta R.T. -0.027 min
Lab File: A2408.D
Acq: 15 Mar 2024 03:42 pm

Tgt Ion:149 Resp: 15211

Ion	Ratio	Lower	Upper
149	100		
150	9.0	0.0	30.1
104	3.1	0.0	26.3

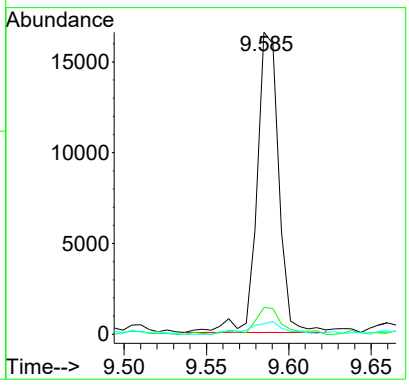

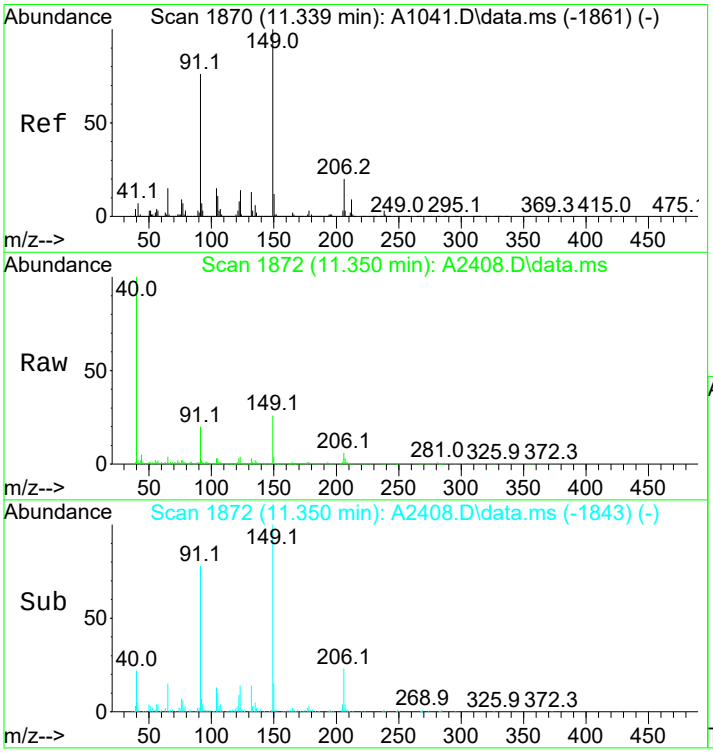

#129
Butyl benzyl phthalate
Concen: 0.34 ppm
RT: 11.350 min Scan# 1872
Delta R.T. -0.043 min
Lab File: A2408.D
Acq: 15 Mar 2024 03:42 pm

Tgt Ion:149 Resp: 18098

Ion	Ratio	Lower	Upper
149	100		
91	77.5	55.5	95.5
206	22.5	1.4	41.4

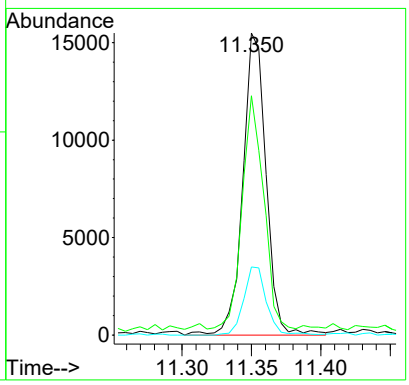

LSC Area Percent Report

Data Path : I:\ACQUDATA\5977-MS65\Data\031524\
Data File : A2402.D
Acq On : 15 Mar 2024 01:21 pm
Operator : moses
Sample : RQ2402696-01
Misc : 435417
ALS Vial : 4 Sample Multiplier: 1

Integration Parameters: RTEINT.P
Integrator: RTE
Smoothing : ON Filtering: 5
Sampling : 1 Min Area: 100 Area counts
Start Thrs: 0.2 Max Peaks: 100
Stop Thrs : 0 Peak Location: TOP

If leading or trailing edge < 100 prefer < Baseline drop else tangent >
Peak separation: 5

Method : I:\ACQUDATA\5977-MS65\methods\8270-031124(65).M
Title : 8270 BNA ANALYSIS

Signal : TIC: A2402.D\data.ms

peak #	R.T. min	first scan	max scan	last scan	PK TY	peak height	corr. area	corr. % max.	% of total
1	1.471	19	25	31	rVB	5425083	5929612	70.89%	10.202%
2	2.439	197	206	209	rBV	40649	68501	0.82%	0.118%
3	2.477	209	213	220	rVB	60732	71450	0.85%	0.123%
4	3.493	399	403	411	rVB	936170	875806	10.47%	1.507%
5	4.306	551	555	561	rBV	728193	638864	7.64%	1.099%
6	4.627	611	615	620	rBV	5541917	5047781	60.34%	8.685%
7	5.130	705	709	713	rBV	772458	645690	7.72%	1.111%
8	5.333	744	747	750	rBV	51493	37338	0.45%	0.064%
9	5.809	832	836	840	rBV	8174461	6769009	80.92%	11.646%
10	6.863	1029	1033	1039	rBV	1554901	1247910	14.92%	2.147%
11	7.360	1123	1126	1132	rVB2	27267	26091	0.31%	0.045%
12	7.526	1153	1157	1161	rBV	8992228	7954507	95.09%	13.686%
13	7.761	1198	1201	1207	rBV2	36699	38297	0.46%	0.066%
14	8.307	1299	1303	1311	rBV2	1266614	1346516	16.10%	2.317%
15	8.708	1374	1378	1384	rVB2	25626	27662	0.33%	0.048%
16	8.884	1407	1411	1414	rBV	44944	47664	0.57%	0.082%
17	9.007	1429	1434	1438	rBV	8930100	8365090	100.00%	14.392%
18	9.216	1470	1473	1477	rVB2	61143	52204	0.62%	0.090%
19	9.521	1526	1530	1534	rBV	115934	90837	1.09%	0.156%
20	9.569	1535	1539	1552	rBV	399058	415338	4.97%	0.715%
21	10.339	1681	1683	1688	rVB2	28742	27049	0.32%	0.047%
22	10.403	1691	1695	1703	rBV2	128273	147918	1.77%	0.254%
23	10.655	1738	1742	1745	rBV	48419	47842	0.57%	0.082%
24	10.692	1745	1749	1757	rVB	1705746	1697707	20.30%	2.921%
25	12.233	2029	2037	2052	rVB2	5436468	8143496	97.35%	14.011%
26	13.725	2311	2316	2322	rBV3	60742	107835	1.29%	0.186%
27	15.100	2563	2573	2590	rVB2	4065374	8255528	98.69%	14.203%

Sum of corrected areas: 58123542

LSC Report - Integrated Chromatogram

Data Path : I:\ACQUDATA\5977-MS65\Data\031524\
Data File : A2402.D
Acq On : 15 Mar 2024 01:21 pm
Operator : moses
Sample : RQ2402696-01
Misc : 435417
ALS Vial : 4 Sample Multiplier: 1

Quant Method : I:\ACQUDATA\5977-MS65\methods\8270-031124(65).M
Quant Title : 8270 BNA ANALYSIS

TIC Library : C:\Database\NIST08.L
TIC Integration Parameters: TEBINT.P

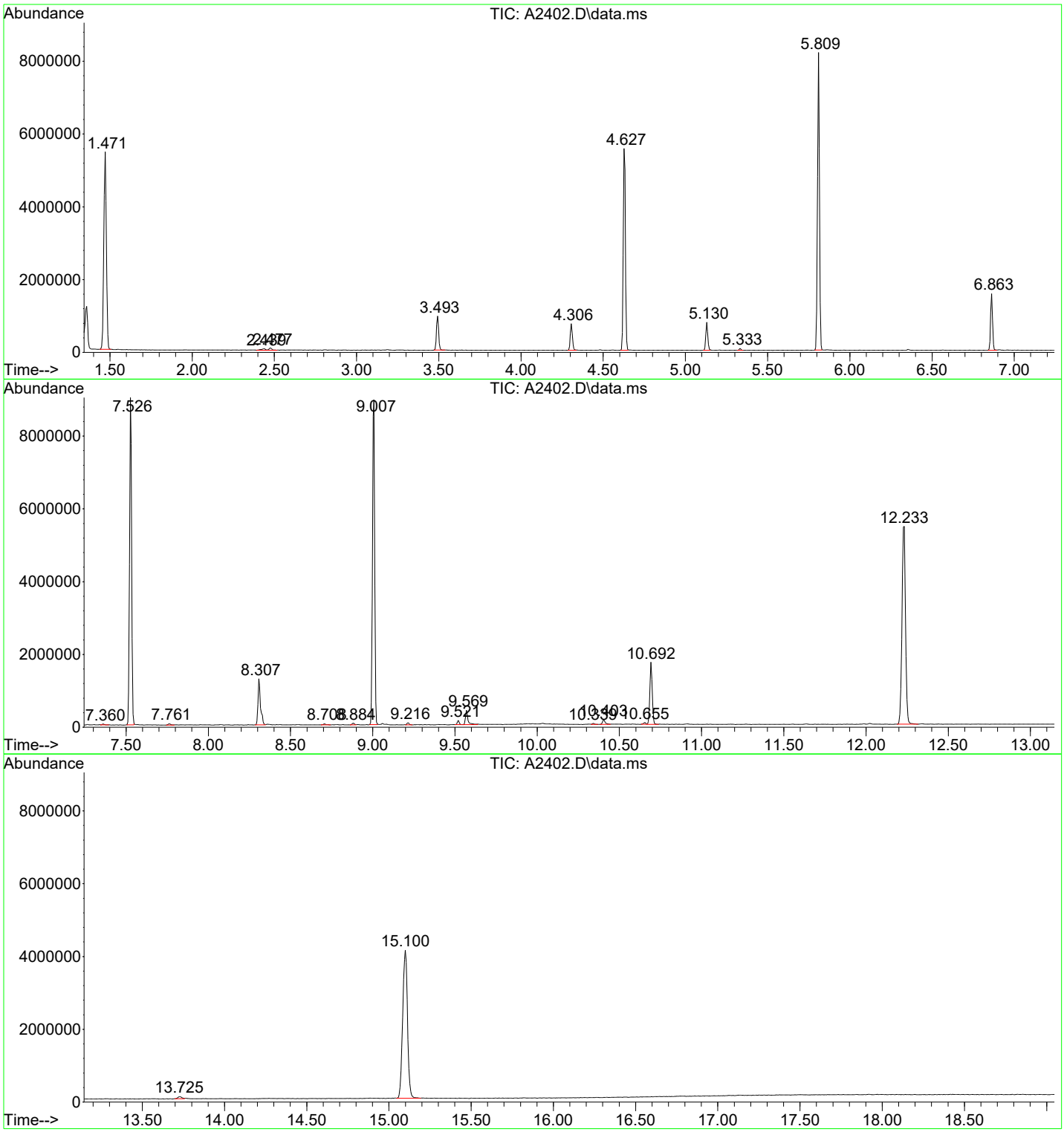

Library Search Compound Report

Data Path : I:\ACQUDATA\5977-MS65\Data\031524\
Data File : A2402.D
Acq On : 15 Mar 2024 01:21 pm
Operator : moses
Sample : RQ2402696-01
Misc : 435417
ALS Vial : 4 Sample Multiplier: 1

Quant Method : I:\ACQUDATA\5977-MS65\methods\8270-031124(65).M
Quant Title : 8270 BNA ANALYSIS

TIC Library : C:\Database\NIST08.L
TIC Integration Parameters: TEBINT.P

****

Peak Number 1 Butane, 2-methoxy-2-methyl- Concentration Rank 1

R.T.	EstConc	Area	Relative to ISTD	R.T.
1.471	46.99 ppm	5929610	d4-1,4-Dichlorobenzene	4.627

Hit# of 5	Tentative ID	MW	MolForm	CAS#	Qual
1	Butane, 2-methoxy-2-methyl-	102	C6H14O	000994-05-8	83
2	Butane, 2-methoxy-2-methyl-	102	C6H14O	000994-05-8	78
3	Pentane, 3-methoxy-	102	C6H14O	036839-67-5	17
4	Silane, tetramethyl-	88	C4H12Si	000075-76-3	9
5	Silane, tetramethyl-	88	C4H12Si	000075-76-3	9

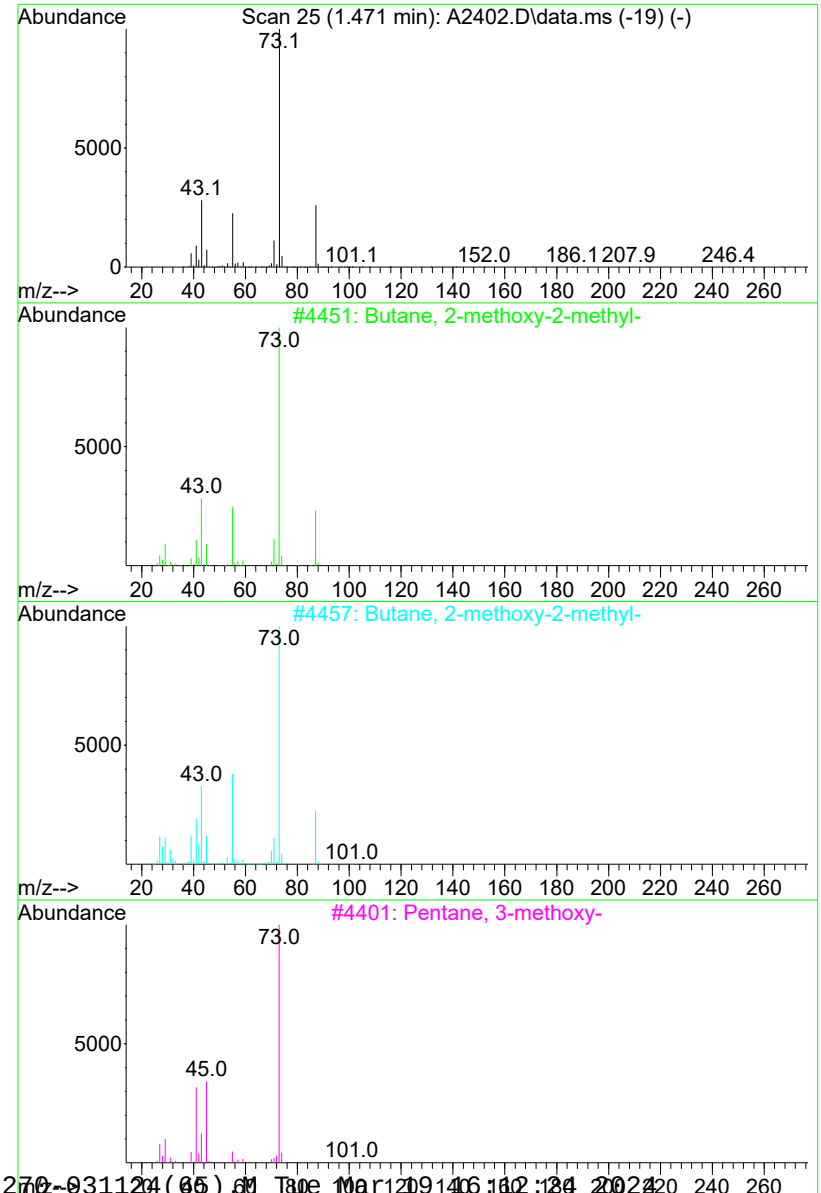

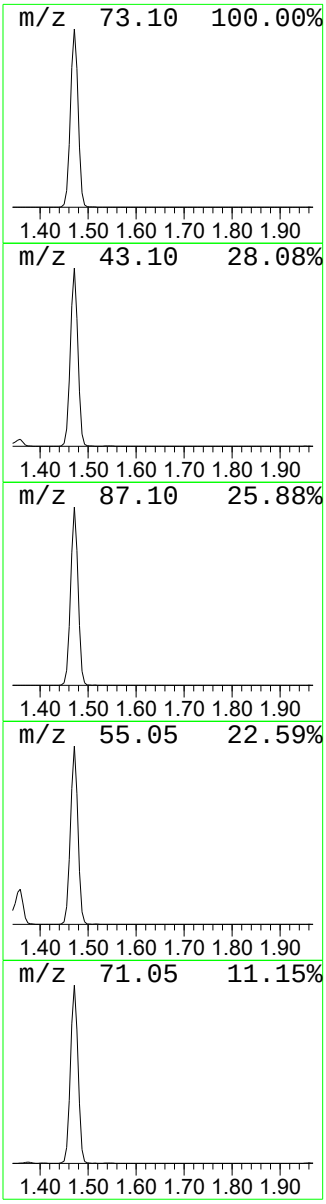

Library Search Compound Report

Data Path : I:\ACQUDATA\5977-MS65\Data\031524\
Data File : A2402.D
Acq On : 15 Mar 2024 01:21 pm
Operator : moses
Sample : RQ2402696-01
Misc : 435417
ALS Vial : 4 Sample Multiplier: 1

Quant Method : I:\ACQUDATA\5977-MS65\methods\8270-031124(65).M
Quant Title : 8270 BNA ANALYSIS

TIC Library : C:\Database\NIST08.L
TIC Integration Parameters: TEBINT.P

****

Peak Number 2 n-Hexadecanoic acid Concentration Rank 2

R.T.	EstConc	Area	Relative to ISTD	R.T.
9.569	1.99 ppm	415338	d10-Phenanthrene	9.007

Hit# of 5	Tentative ID	MW	MolForm	CAS#	Qual
1	n-Hexadecanoic acid	256	C16H32O2	000057-10-3	99
2	n-Hexadecanoic acid	256	C16H32O2	000057-10-3	98
3	Tridecanoic acid	214	C13H26O2	000638-53-9	91
4	n-Hexadecanoic acid	256	C16H32O2	000057-10-3	91
5	Pentadecanoic acid	242	C15H30O2	001002-84-2	87

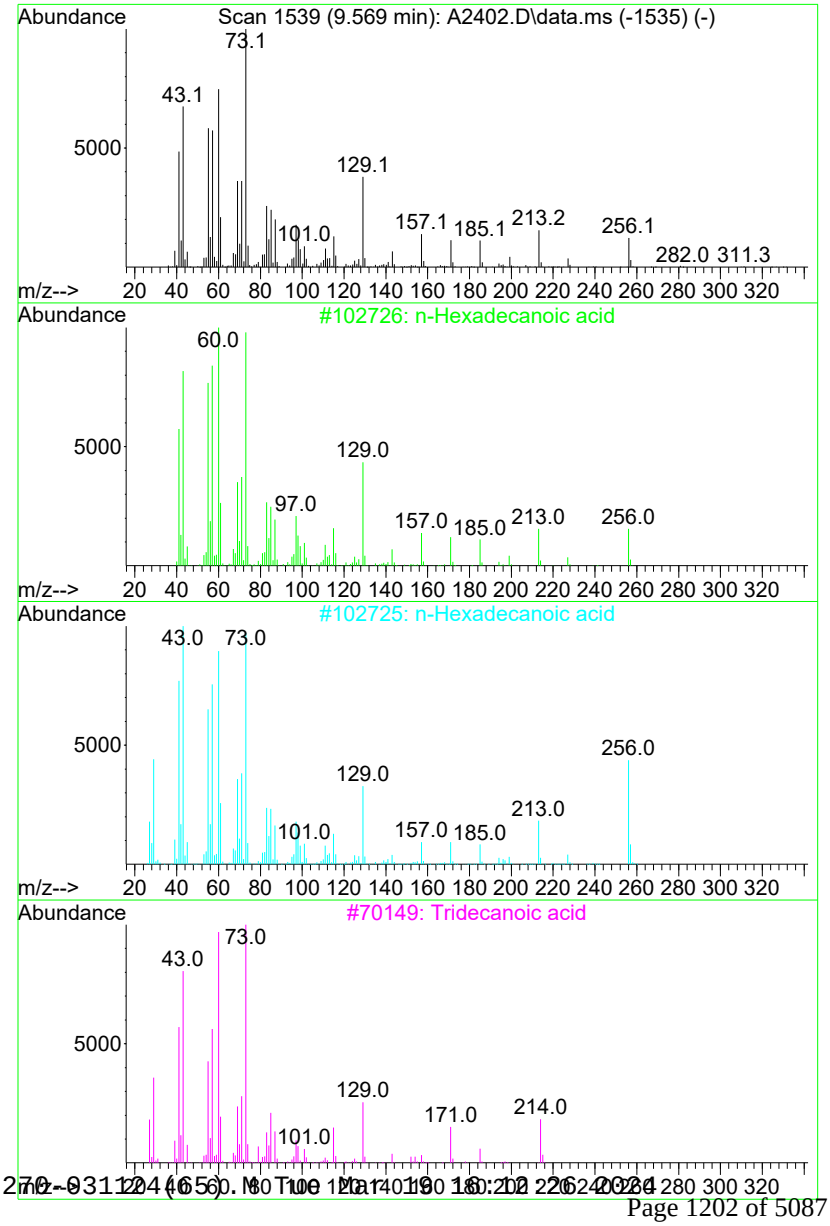

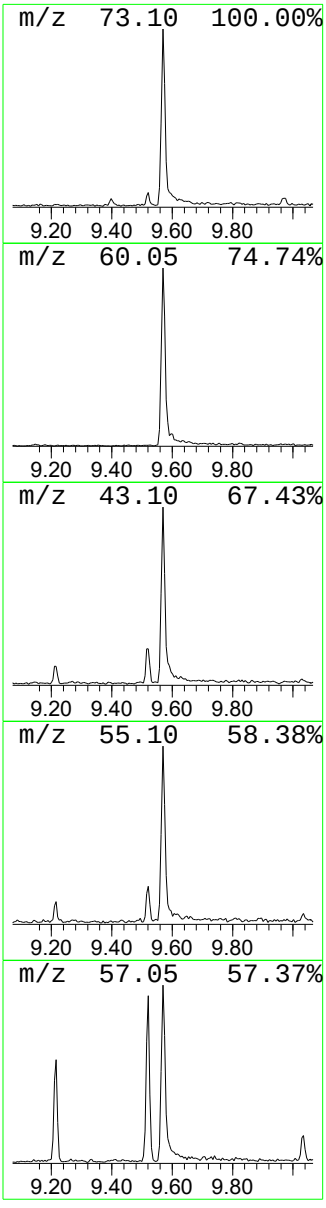

Tentatively Identified Compound (LSC) summary

Data Path : I:\ACQUDATA\5977-MS65\Data\031524\
Data File : A2402.D
Acq On : 15 Mar 2024 01:21 pm
Operator : moses
Sample : RQ2402696-01
Misc : 435417
ALS Vial : 4 Sample Multiplier: 1

Quant Method : I:\ACQUDATA\5977-MS65\methods\8270-031124(65).M
Quant Title : 8270 BNA ANALYSIS

TIC Library : C:\Database\NIST08.L
TIC Integration Parameters: TEBINT.P

					Internal Standard			
TIC Top Hit name	RT	EstConc	Units	Response	#	RT	Resp	Conc
Butane, 2-metho...	1.471	47.0	ppm	5929610	1	4.627	5047780	40.0
n-Hexadecanoic ...	9.569	2.0	ppm	415338	4	9.007	8365090	40.0

Quantitation Report (Qedit)

Data Path : I:\ACQUDATA\5977-MS65\Data\031524\
Data File : A2402.D
Acq On : 15 Mar 2024 01:21 pm
Operator : moses
Sample : RQ2402696-01
Misc : 435417
ALS Vial : 4 Sample Multiplier: 1

Quant Time: Mar 19 14:11:49 2024
Quant Method : I:\ACQUDATA\5977-MS65\methods\8270-031124(65).M
Quant Title : 8270 BNA ANALYSIS
QLast Update : Tue Mar 12 13:06:22 2024
Response via : Initial Calibration

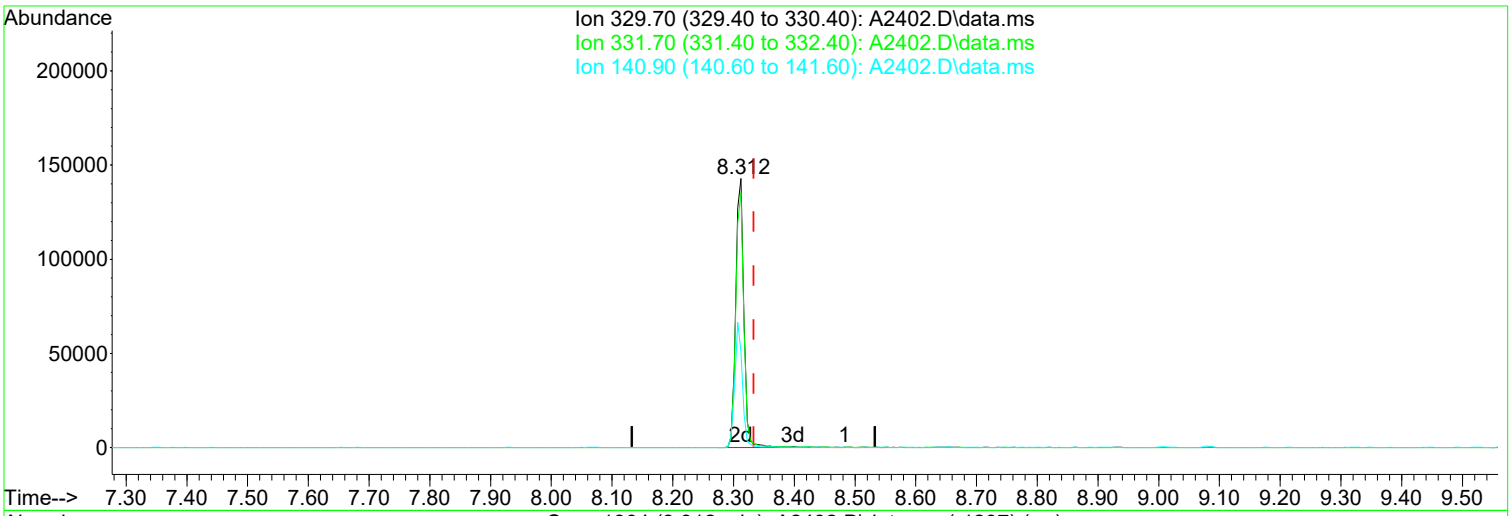

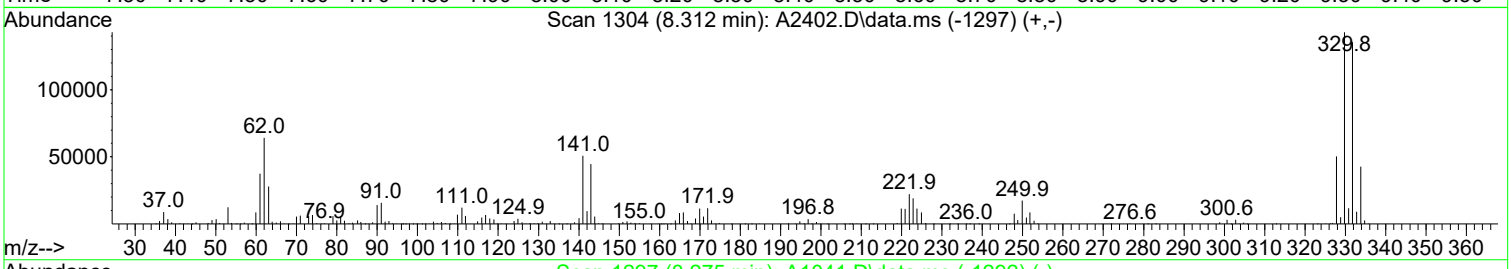

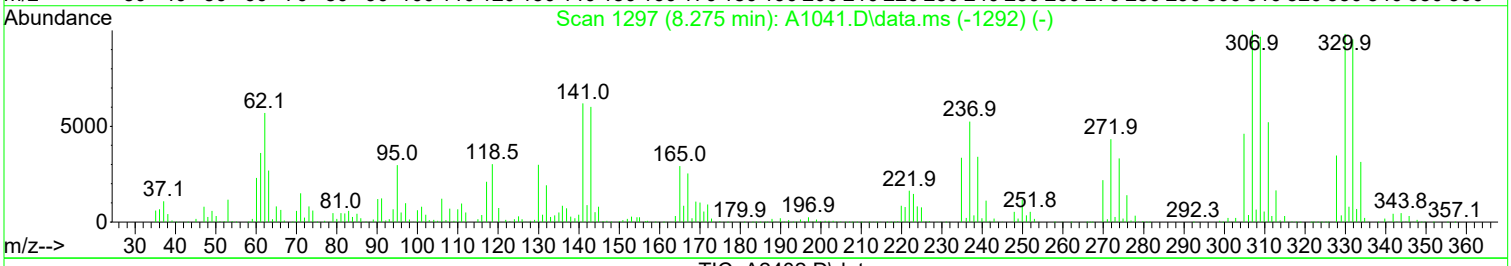

TIC: A2402.D\data.ms

(89) SURR3,2,4,6-TRIBROMOPHENOL (S)

8.312min (-0.021) 21.97 ppm m

response 132764

Ion	Exp%	Act%
329.70	100.00	100.00
331.70	95.10	94.85
140.90	79.80	35.61#
0.00	0.00	0.00

Manual Integration:

After

Peak not found.

03/19/24

1st AM 03/19/24
2nd BA 03/21/24

Quantitation Report (Qedit)

Data Path : I:\ACQUDATA\5977-MS65\Data\031524\
Data File : A2402.D
Acq On : 15 Mar 2024 01:21 pm
Operator : moses
Sample : RQ2402696-01
Misc : 435417
ALS Vial : 4 Sample Multiplier: 1

Quant Time: Mar 19 14:11:49 2024
Quant Method : I:\ACQUDATA\5977-MS65\methods\8270-031124(65).M
Quant Title : 8270 BNA ANALYSIS
QLast Update : Tue Mar 12 13:06:22 2024
Response via : Initial Calibration

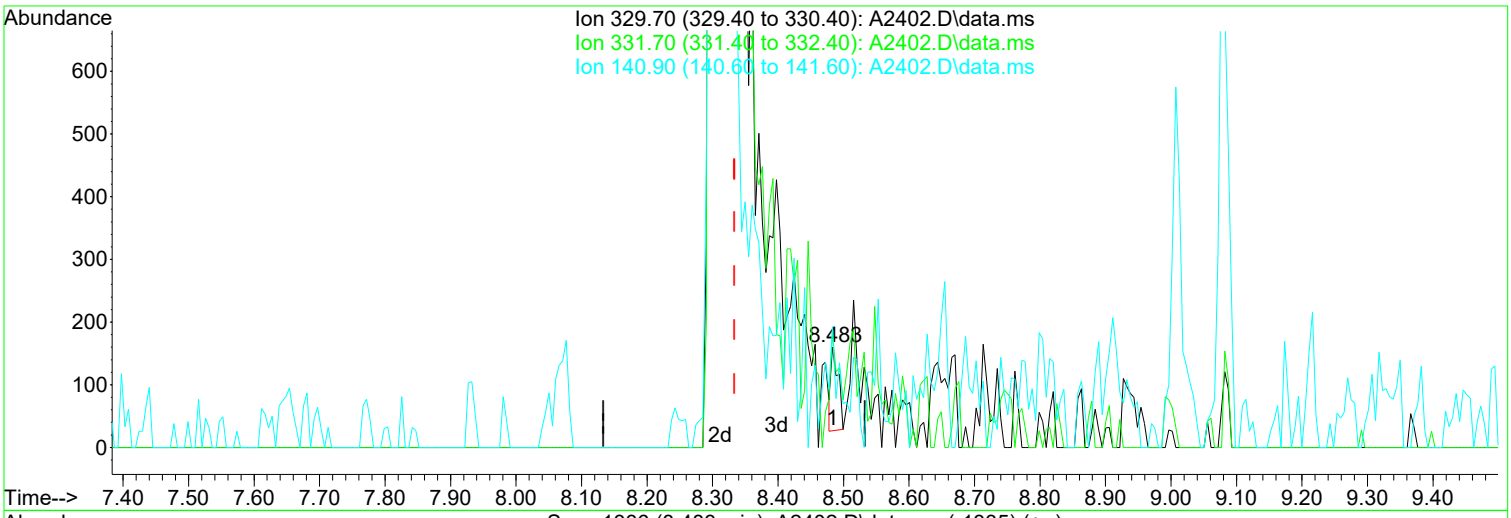

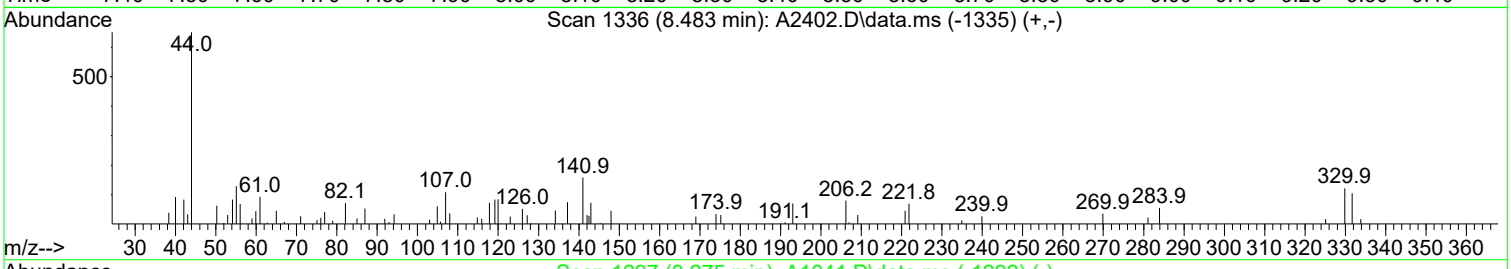

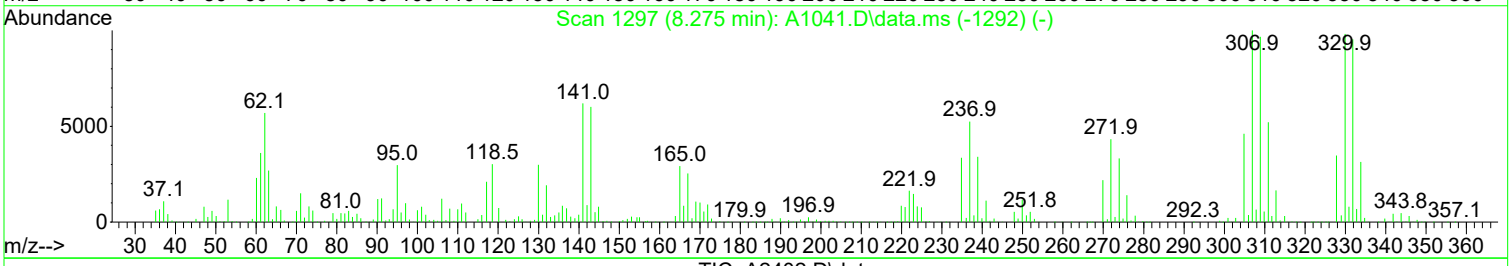

TIC: A2402.D\data.ms

(89) SURR3,2,4,6-TRIBROMOPHENOL (S)

8.483min (+ 0.150) 0.02 ppm

response 100

Ion	Exp%	Act%
329.70	100.00	100.00
331.70	95.10	98.14
140.90	79.80	103.72
0.00	0.00	0.00

Manual Integration:

Before

03/19/24

Quantitation Report (QT Reviewed)

Data Path : I:\ACQUDATA\5977-MS65\Data\031524\
Data File : A2402.D
Acq On : 15 Mar 2024 01:21 pm
Operator : moses
Sample : RQ2402696-01
Misc : 435417
ALS Vial : 4 Sample Multiplier: 1

Quant Time: Mar 19 14:11:49 2024
Quant Method : I:\ACQUDATA\5977-MS65\methods\8270-031124(65).M
Quant Title : 8270 BNA ANALYSIS
QLast Update : Tue Mar 12 13:06:22 2024
Response via : Initial Calibration

Compound	R.T.	QIon	Response	Conc	Units	Dev(Min)
Internal Standards						
1) d4-1,4-Dichlorobenzene	4.627	152	879365	40.00	ppm	-0.03
34) d8-Naphthalene	5.809	136	3356019	40.00	ppm	-0.02
58) d10-Acenaphthene	7.526	164	1866520	40.00	ppm	-0.02
92) d10-Phenanthrene	9.007	188	3207540	40.00	ppm	-0.02
118) d12-Chrysene	12.233	240	2692955	40.00	ppm	-0.03
136) d12-Perylene	15.100	264	2680251	40.00	ppm	-0.03
System Monitoring Compounds						
8) SURR1,2-FLUOROPHENOL	3.493	112	289947	10.18	ppm	-0.03
Spiked Amount 20.000	Range 10 - 70		Recovery = 50.90%			
13) SURR2,PHENOL-D6	4.306	99	266343	7.71	ppm	-0.03
Spiked Amount 20.000	Range 10 - 107		Recovery = 38.55%			
35) SURR4,NITROBENZENE-D5	5.130	82	236592	7.80	ppm	-0.03
Spiked Amount 10.000	Range 31 - 110		Recovery = 78.00%			
64) SURR5,2-FLUOROBIPHENYL	6.863	172	433565	7.47	ppm	-0.02
Spiked Amount 10.000	Range 31 - 118		Recovery = 74.70%			
89) SURR3,2,4,6-TRIBROMOPH...	8.312	330	132764m	21.97	ppm	-0.02
Spiked Amount 20.000	Range 35 - 141		Recovery = 109.85%			
125) SURR6,TERPHENYL-D14	10.692	244	586320	8.84	ppm	-0.02
Spiked Amount 10.000	Range 10 - 165		Recovery = 88.40%			
Target Compounds						Qvalue

(#) = qualifier out of range (m) = manual integration (+) = signals summed

Quantitation Report (QT Reviewed)

Data Path : I:\ACQUDATA\5977-MS65\Data\031524\
Data File : A2402.D
Acq On : 15 Mar 2024 01:21 pm
Operator : moses
Sample : RQ2402696-01
Misc : 435417
ALS Vial : 4 Sample Multiplier: 1

Quant Time: Mar 19 14:11:49 2024
Quant Method : I:\ACQUDATA\5977-MS65\methods\8270-031124(65).M
Quant Title : 8270 BNA ANALYSIS
QLast Update : Tue Mar 12 13:06:22 2024
Response via : Initial Calibration

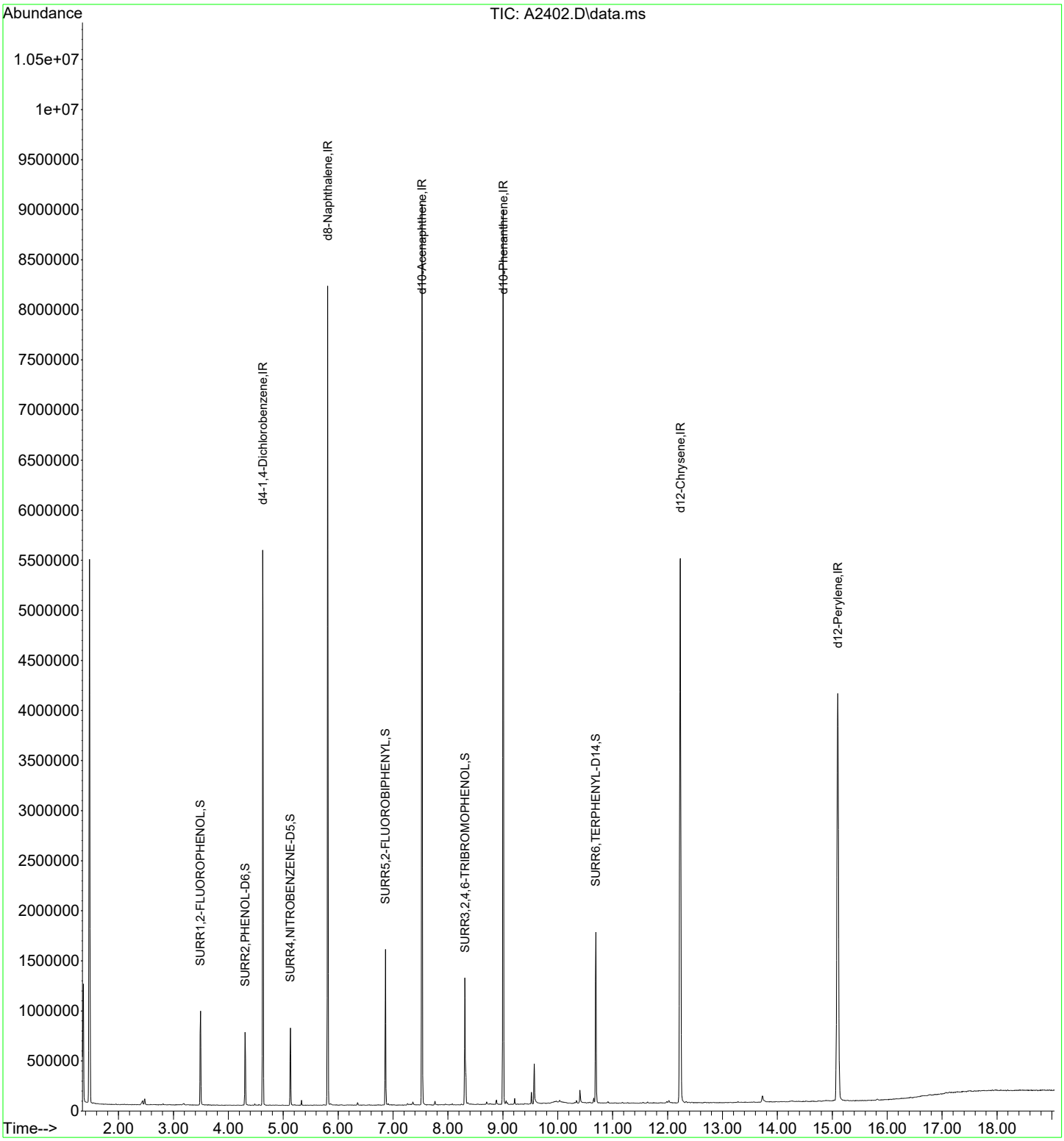

1st AM 03/20/24
2nd BA 03/21/24

Quantitation Report (Qedit)

Data Path : I:\ACQUDATA\5977-MS65\Data\031524\
Data File : A2403.D
Acq On : 15 Mar 2024 01:45 pm
Operator : moses
Sample : RQ2402696-02
Misc : 435417
ALS Vial : 5 Sample Multiplier: 1

Quant Time: Mar 19 14:11:56 2024
Quant Method : I:\ACQUDATA\5977-MS65\methods\8270-031124(65).M
Quant Title : 8270 BNA ANALYSIS
QLast Update : Tue Mar 12 13:06:22 2024
Response via : Initial Calibration

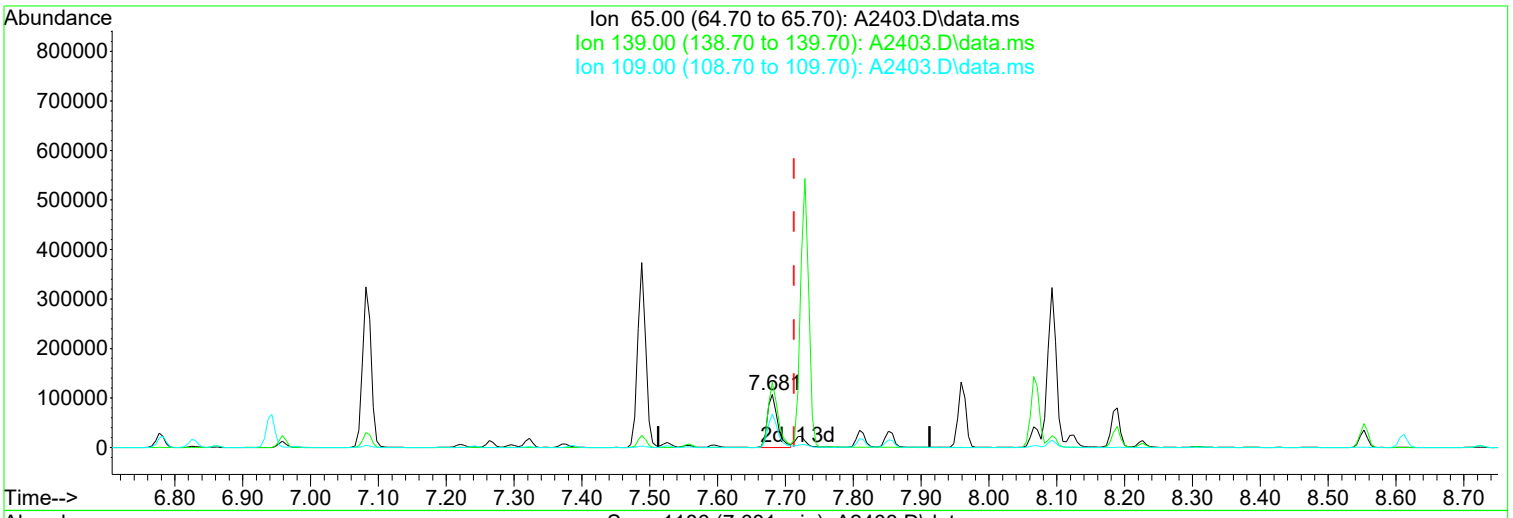

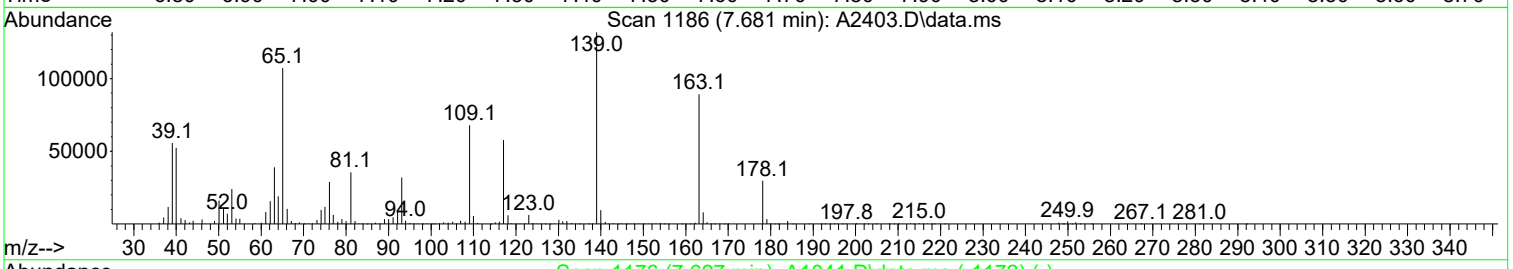

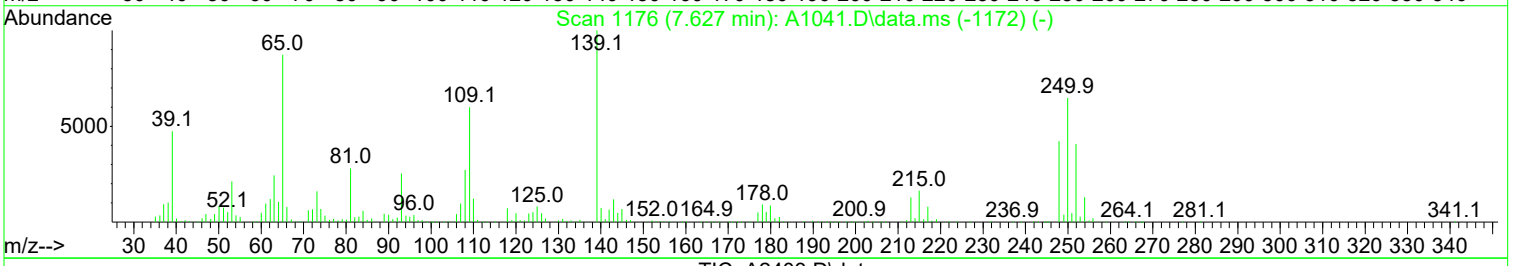

TIC: A2403.D\data.ms

(79) 4-Nitrophenol (TMP)

7.681min (-0.032) 12.17 ppm m

response 111773

Ion	Exp%	Act%
65.00	100.00	100.00
139.00	60.60	123.01#
109.00	98.00	63.36#
0.00	0.00	0.00

Manual Integration:

After

Poor integration.

03/20/24

Quantitation Report (Qedit)

Data Path : I:\ACQUDATA\5977-MS65\Data\031524\
Data File : A2403.D
Acq On : 15 Mar 2024 01:45 pm
Operator : moses
Sample : RQ2402696-02
Misc : 435417
ALS Vial : 5 Sample Multiplier: 1

Quant Time: Mar 19 14:11:56 2024
Quant Method : I:\ACQUDATA\5977-MS65\methods\8270-031124(65).M
Quant Title : 8270 BNA ANALYSIS
QLast Update : Tue Mar 12 13:06:22 2024
Response via : Initial Calibration

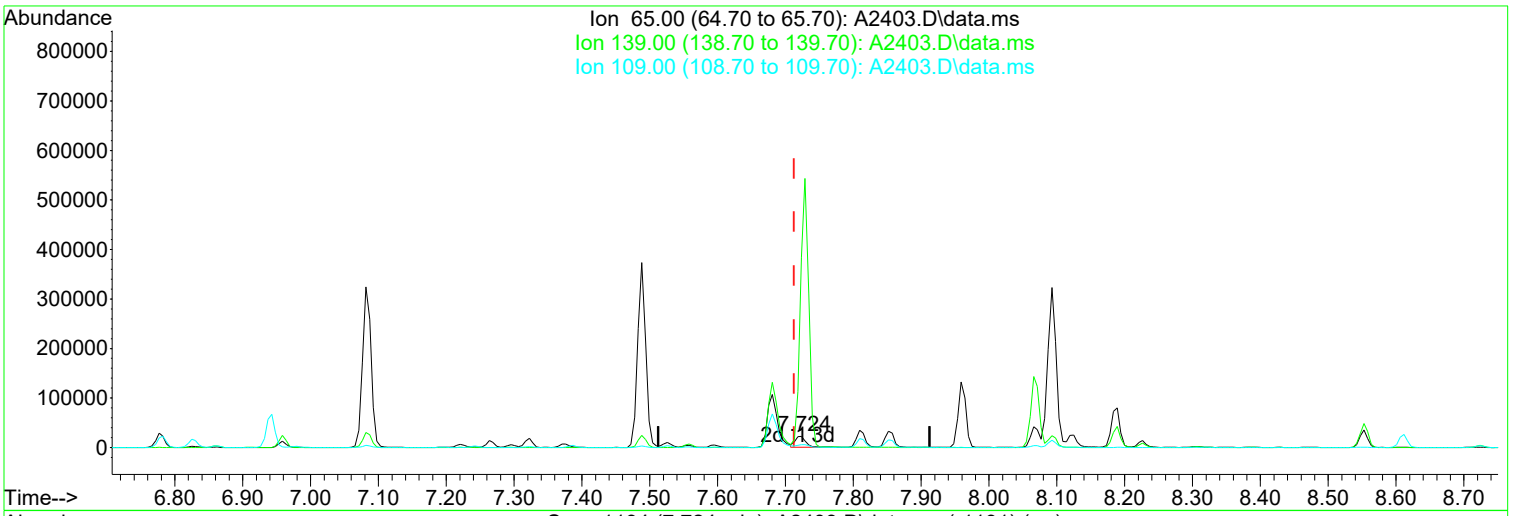

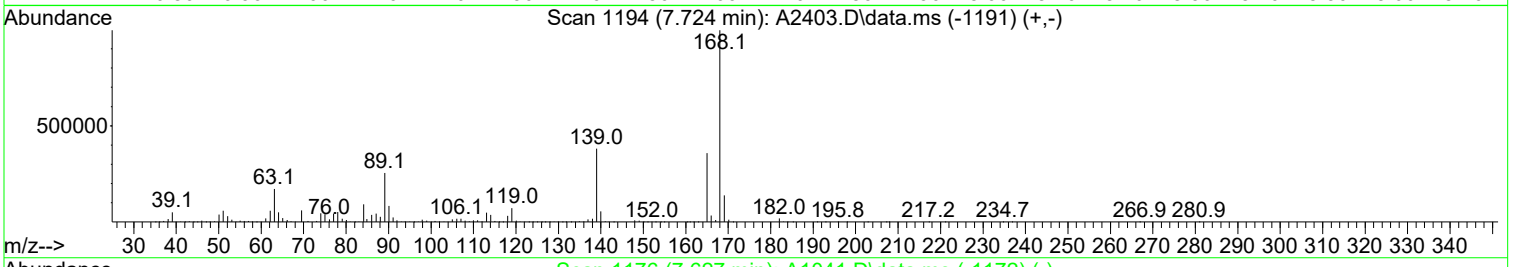

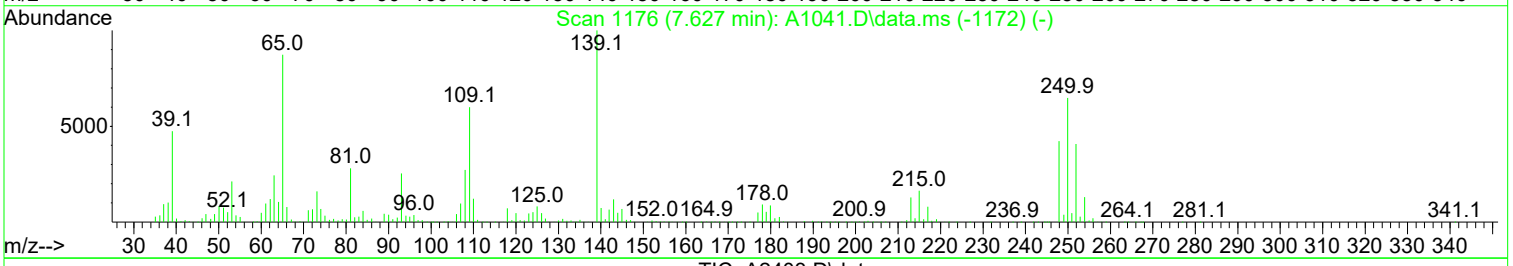

TIC: A2403.D\data.ms

(79) 4-Nitrophenol (TMP)

7.724min (+ 0.011) 2.62 ppm

response 24068

Ion	Exp%	Act%
65.00	100.00	100.00
139.00	60.60	1964.43#
109.00	98.00	17.96#
0.00	0.00	0.00

Manual Integration:

Before

03/20/24

Quantitation Report (QT Reviewed)

Data Path : I:\ACQUDATA\5977-MS65\Data\031524\
Data File : A2403.D
Acq On : 15 Mar 2024 01:45 pm
Operator : moses
Sample : RQ2402696-02
Misc : 435417
ALS Vial : 5 Sample Multiplier: 1

Quant Time: Mar 19 14:11:56 2024
Quant Method : I:\ACQUDATA\5977-MS65\methods\8270-031124(65).M
Quant Title : 8270 BNA ANALYSIS
QLast Update : Tue Mar 12 13:06:22 2024
Response via : Initial Calibration

Compound	R.T.	QIon	Response	Conc	Units		Dev(Min)
Internal Standards							
1) d4-1,4-Dichlorobenzene	4.632	152	869648	40.00	ppm		-0.02
34) d8-Naphthalene	5.809	136	3350924	40.00	ppm		-0.02
58) d10-Acenaphthene	7.526	164	1877776	40.00	ppm		-0.02
92) d10-Phenanthrene	9.002	188	3091701	40.00	ppm		-0.02
118) d12-Chrysene	12.222	240	2753610	40.00	ppm		-0.04
136) d12-Perylene	15.089	264	2850697	40.00	ppm		-0.04
System Monitoring Compounds							
8) SURR1,2-FLUOROPHENOL	3.498	112	290197	10.30	ppm		-0.03
Spiked Amount 20.000	Range 10 - 70		Recovery = 51.50%				
13) SURR2,PHENOL-D6	4.311	99	284950	8.35	ppm		-0.02
Spiked Amount 20.000	Range 10 - 107		Recovery = 41.75%				
35) SURR4,NITROBENZENE-D5	5.135	82	239316	7.90	ppm		-0.02
Spiked Amount 10.000	Range 31 - 110		Recovery = 79.00%				
64) SURR5,2-FLUOROBIPHENYL	6.862	172	463235	7.94	ppm		-0.02
Spiked Amount 10.000	Range 31 - 118		Recovery = 79.40%				
89) SURR3,2,4,6-TRIBROMOPH...	8.307	330	138267	22.74	ppm		-0.03
Spiked Amount 20.000	Range 35 - 141		Recovery = 113.70%				
125) SURR6,TERPHENYL-D14	10.687	244	598433	8.83	ppm		-0.03
Spiked Amount 10.000	Range 10 - 165		Recovery = 88.30%				
Target Compounds							Qvalue
2) 1,4-Dioxane	1.803	88	107163	8.901	ppm		100
3) Pyridine	2.209	79	178040	5.975	ppm		92
4) N-Nitrosodimethylamine	2.161	74	197337	9.930	ppm		85
6) N-Nitrosomethylamine	3.049	42	1356	0.139	ppm	#	1
11) Benzaldehyde	4.247	106	369162	16.534	ppm		95
12) Aniline	4.338	93	581330	13.128	ppm		91
14) Phenol	4.322	94	377464	9.824	ppm		90
15) bis(2-Clethyl)Ether	4.391	93	514767	16.589	ppm		94
17) 2-Chlorophenol	4.450	128	478190	15.698	ppm		98
18) 1,3-Diclbenzene	4.584	146	413111	12.390	ppm		97
19) 1,4-Dichlorobenzene	4.648	146	402999	12.065	ppm		97
20) 1,2-Diclbenzene	4.782	146	417051	13.081	ppm		96
21) Benzyl Alcohol	4.755	79	376066	16.501	ppm		95
22) 1-Methyl-2-pyrrolidinone	4.782	99	154793	7.762	ppm		91
23) 2,2'-oxybis(1-Chloropr...	4.873	45	506451	15.723	ppm	#	66
24) 2-Methylphenol	4.862	108	423208	16.286	ppm		92
25) 3+4-Methylphenol	5.001	108	416883	16.236	ppm		99
26) Acetophenone	4.996	105	1277279	31.849	ppm		95
27) N-Nitroso-Di-n-propyla...	4.996	70	362629	16.402	ppm		90
31) Hexachloroethane	5.092	117	159977	11.111	ppm		96
33) Alpha-terpinol	5.841	121	207179	23.158	ppm		93
36) Nitrobenzene	5.151	77	499278	16.391	ppm		97
38) Isophorone	5.375	82	947625	16.214	ppm		98
39) 2-Nitrophenol	5.450	139	268493	18.304	ppm		87
40) Benzoic Acid	5.579	105	190918	18.036	ppm		95
41) 2,4-Dimethylphenol	5.493	107	525176	17.447	ppm		97
42) bis(-2-Chloroethoxy)Me...	5.573	93	659331	18.985	ppm		98
43) 2,4-Dichlorophenol	5.686	162	412519	19.156	ppm		98
45) 1,2,4-Trichlorobenzene	5.755	180	324443	12.842	ppm		97
46) Naphthalene	5.830	128	1218931	14.625	ppm		97
47) 4-Chloroaniline	5.884	127	546354	17.087	ppm		97
49) Hexachlorobutadiene	5.948	225	170026	12.656	ppm		100
51) 4-Chloro-3-methylphenol	6.365	107	472502	17.697	ppm		97

1st AM 03/19/24
2nd BA 03/21/24

Data Path : I:\ACQUDATA\5977-MS65\Data\031524\
Data File : A2403.D
Acq On : 15 Mar 2024 01:45 pm
Operator : moses
Sample : RQ2402696-02
Misc : 435417
ALS Vial : 5 Sample Multiplier: 1

Quant Time: Mar 19 14:11:56 2024
Quant Method : I:\ACQUDATA\5977-MS65\methods\8270-031124(65).M
Quant Title : 8270 BNA ANALYSIS
QLast Update : Tue Mar 12 13:06:22 2024
Response via : Initial Calibration

	Compound	R.T.	QIon	Response	Conc	Units		Dev(Min)
53)	Caprolactam	6.226	113	66453	6.926	ppm		85
56)	2-Methylnaphthalene	6.499	142	816018	14.041	ppm		96
57)	1-Methylnaphthalene	6.595	142	795232	14.712	ppm		98
59)	Hexachlorocyclopentadiene	6.654	237	65871	7.766	ppm		98
60)	1,2,4,5-Tetrachloroben...	6.665	216	168085	7.465	ppm		99
61)	1,2,3,4-Tetrachloroben...	6.943	216	328980	14.496	ppm		98
62)	2,4,6-Trichlorophenol	6.782	196	286698	19.945	ppm		99
63)	2,4,5-Trichlorophenol	6.825	196	311042	19.609	ppm		98
66)	1,1'-Biphenyl	6.959	154	1044721	15.161	ppm		98
67)	2-Chloronaphthalene	6.980	162	783194	15.299	ppm		95
68)	2-Nitroaniline	7.082	65	287257	18.416	ppm		96
70)	m-Dinitrobenzene	7.296	168	196594	20.554	ppm		95
71)	Acenaphthylene	7.387	152	1325963	16.534	ppm		97
72)	Dimethyl phthalate	7.264	163	1102420	18.408	ppm		99
73)	2,6-Dinitrotoluene	7.322	165	265612	20.873	ppm		85
74)	Acenaphthene	7.558	153	878709	16.158	ppm		99
75)	3-Nitroaniline	7.488	138	275931	17.228	ppm		98
76)	2,4-Dinitrophenol	7.595	184	103540	20.017	ppm		75
77)	Dibenzofuran	7.729	168	1234495	17.208	ppm		94
78)	2,4-Dinitrotoluene	7.718	165	335678	21.223	ppm		90
79)	4-Nitrophenol	7.681	65	111773m	12.174	ppm		
80)	Pentachlorobenzene	7.686	250	2754	0.141	ppm		93
83)	2,3,4,6-Tetrachlorophenol	7.857	232	238684	22.345	ppm		94
84)	Fluorene	8.066	166	1075458	18.850	ppm		99
85)	4-Chlorophenyl-phenyle...	8.071	204	463113	18.408	ppm		87
86)	Diethylphthalate	7.959	149	1105019	18.258	ppm		99
87)	4-Nitroaniline	8.093	138	315968	19.441	ppm		90
88)	5-Nitro-o-toluidine	8.125	152	7452	0.445	ppm	#	1
94)	4,6-Dinitro-2-methylph...	8.125	198	159413	15.284	ppm		88
95)	Diphenylamine	8.189	169	956221	19.846	ppm		97
96)	1,2 Diphenylhydrazine	8.226	77	1155305	15.768	ppm		95
97)	N-Nitrosodiphenylamine	8.189	169	956321	19.844	ppm		97
98)	1,3,5-Trinirobenzene	8.483	213	2077	0.385	ppm	#	1
101)	Phenacetin	8.553	108	421	0.295	ppm		79
102)	4-Bromophenyl-phenylether	8.553	248	276381	17.397	ppm		94
103)	Hexachlorobenzene	8.611	284	295148	16.800	ppm		97
105)	Atrazine	8.724	215	161564	19.634	ppm		93
106)	Pentachlorophenol	8.815	266	170197	19.298	ppm		98
107)	4-Aminobiphenyl	8.815	169	27958	0.467	ppm		94
109)	Pronamide	8.724	173	86286	2.906	ppm		72
111)	Disulfoton	9.002	88	34730	0.830	ppm		45
112)	Phenanthrene	9.023	178	1517280	17.317	ppm		99
113)	Anthracene	9.077	178	1532988	17.126	ppm		98
114)	Carbazole	9.237	167	1568183	17.977	ppm		97
115)	Di-n-butylphthalate	9.590	149	1997986	19.077	ppm		98
117)	Fluoranthene	10.237	202	1650184	18.007	ppm		99
123)	Benzidine	10.387	184	36857	0.701	ppm		95
124)	Pyrene	10.494	202	1667005	17.644	ppm		99
126)	Aramite	10.681	185	1257	0.361	ppm	#	38
129)	Butyl benzyl phthalate	11.355	149	885231	17.778	ppm		97
132)	3,3'-Dichlorobenzidine	12.174	252	400418	13.215	ppm		96
133)	Benzo(a)anthracene	12.200	228	1559717	18.312	ppm		99
134)	Chrysene	12.265	228	1484169	18.259	ppm		100
135)	bis(2-Ethylhexyl)phtha...	12.329	149	1268169	18.744	ppm		99
137)	Di-n-octyl phthalate	13.623	149	2132353	19.511	ppm		95
139)	Benzo(b)Fluoranthene	14.270	252	1433546	18.234	ppm		93

Quantitation Report (QT Reviewed)

Data Path : I:\ACQUDATA\5977-MS65\Data\031524\
Data File : A2403.D
Acq On : 15 Mar 2024 01:45 pm
Operator : moses
Sample : RQ2402696-02
Misc : 435417
ALS Vial : 5 Sample Multiplier: 1

Quant Time: Mar 19 14:11:56 2024
Quant Method : I:\ACQUDATA\5977-MS65\methods\8270-031124(65).M
Quant Title : 8270 BNA ANALYSIS
QLast Update : Tue Mar 12 13:06:22 2024
Response via : Initial Calibration

Compound	R.T.	QIon	Response	Conc	Units	Dev(Min)
140) Benzo(k)fluoranthene	14.329	252	1502278	19.439	ppm	99
141) Benzo(a)pyrene	14.955	252	1330308	18.332	ppm	99
143) Indeno(1,2,3-cd)Pyrene	17.073	276	1225986	17.595	ppm	98
144) Dibenz(a,h)anthracene	17.121	278	1501089	20.481	ppm	98
145) Benzo(g,h,i)perylene	17.517	276	1307759	17.323	ppm	99

(#) = qualifier out of range (m) = manual integration (+) = signals summed

1st AM 03/19/24
2nd BA 03/21/24

Data Path : I:\ACQUDATA\5977-MS65\Data\031524\
Data File : A2403.D
Acq On : 15 Mar 2024 01:45 pm
Operator : moses
Sample : RQ2402696-02
Misc : 435417
ALS Vial : 5 Sample Multiplier: 1

Quant Time: Mar 19 14:11:56 2024
Quant Method : I:\ACQUDATA\5977-MS65\methods\8270-031124(65).M
Quant Title : 8270 BNA ANALYSIS
QLast Update : Tue Mar 12 13:06:22 2024
Response via : Initial Calibration

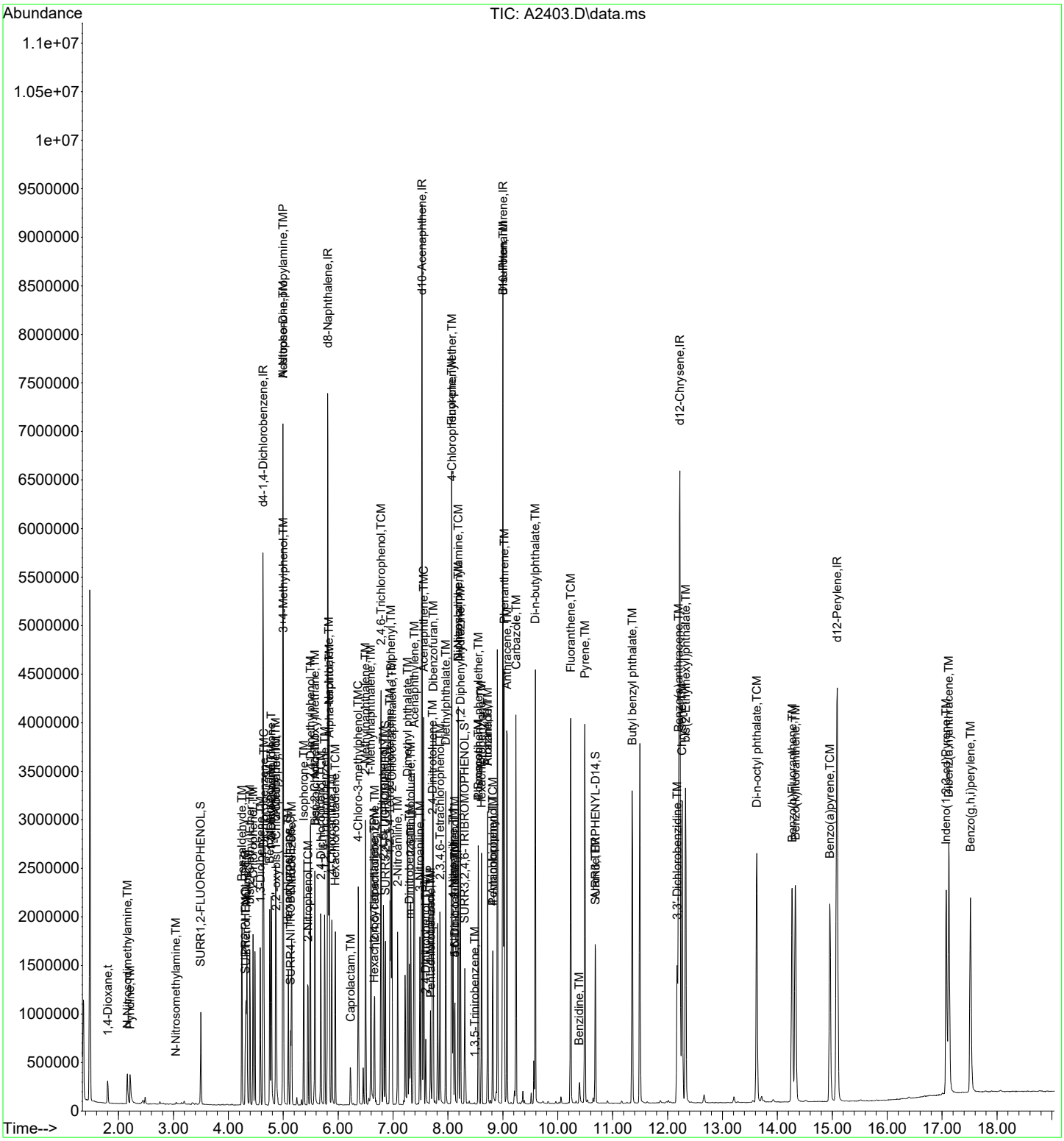

Quantitation Report (Qedit)

Data Path : I:\ACQUDATA\5977-MS65\Data\031524\
Data File : A2404.D
Acq On : 15 Mar 2024 02:08 pm
Operator : moses
Sample : RQ2402696-03
Misc : 435417
ALS Vial : 6 Sample Multiplier: 1

Quant Time: Mar 19 14:12:04 2024
Quant Method : I:\ACQUDATA\5977-MS65\methods\8270-031124(65).M
Quant Title : 8270 BNA ANALYSIS
QLast Update : Tue Mar 12 13:06:22 2024
Response via : Initial Calibration

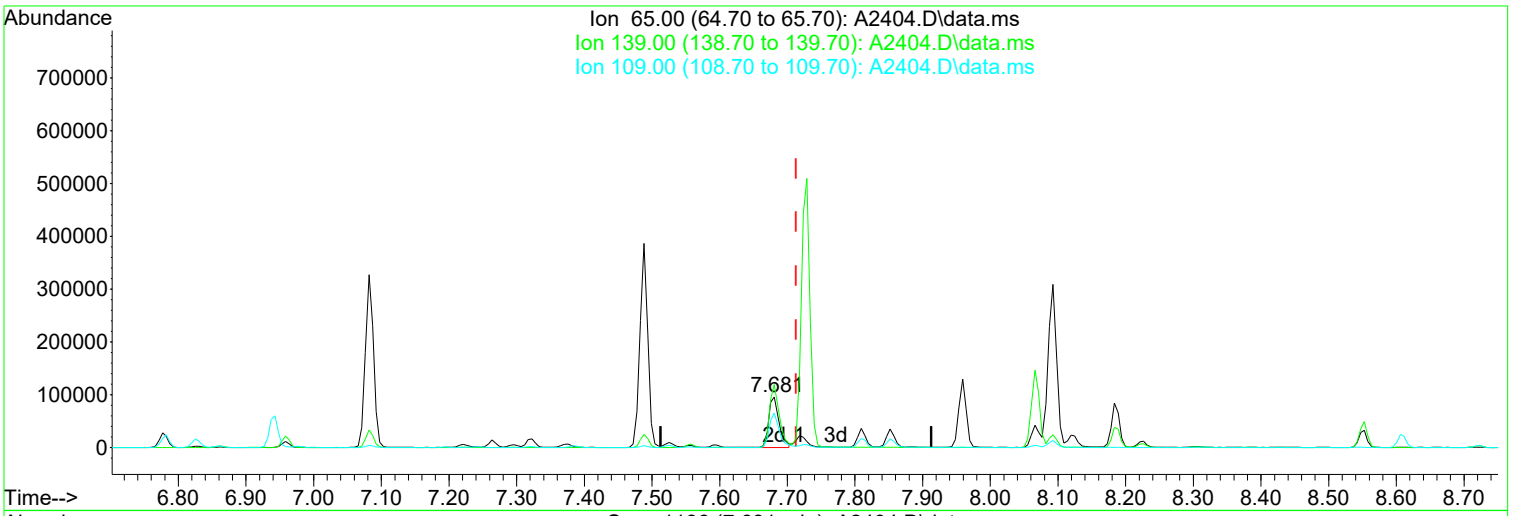

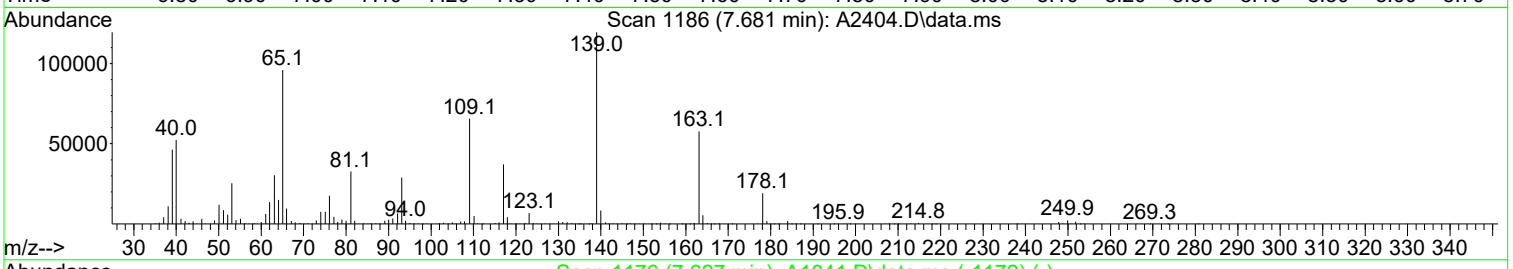

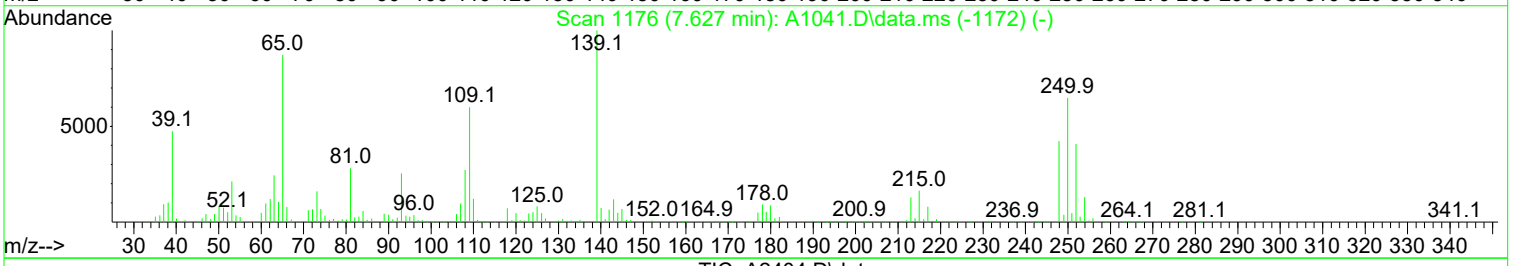

TIC: A2404.D\data.ms

(79) 4-Nitrophenol (TMP)

7.681min (-0.032) 10.11 ppm m

response 101261

Ion	Exp%	Act%
65.00	100.00	100.00
139.00	60.60	124.59#
109.00	98.00	68.50
0.00	0.00	0.00

Manual Integration:

After

Poor integration.

03/20/24

1st AM 03/20/24
2nd BA 03/21/24

Quantitation Report (Qedit)

Data Path : I:\ACQUDATA\5977-MS65\Data\031524\
Data File : A2404.D
Acq On : 15 Mar 2024 02:08 pm
Operator : moses
Sample : RQ2402696-03
Misc : 435417
ALS Vial : 6 Sample Multiplier: 1

Quant Time: Mar 19 14:12:04 2024
Quant Method : I:\ACQUDATA\5977-MS65\methods\8270-031124(65).M
Quant Title : 8270 BNA ANALYSIS
QLast Update : Tue Mar 12 13:06:22 2024
Response via : Initial Calibration

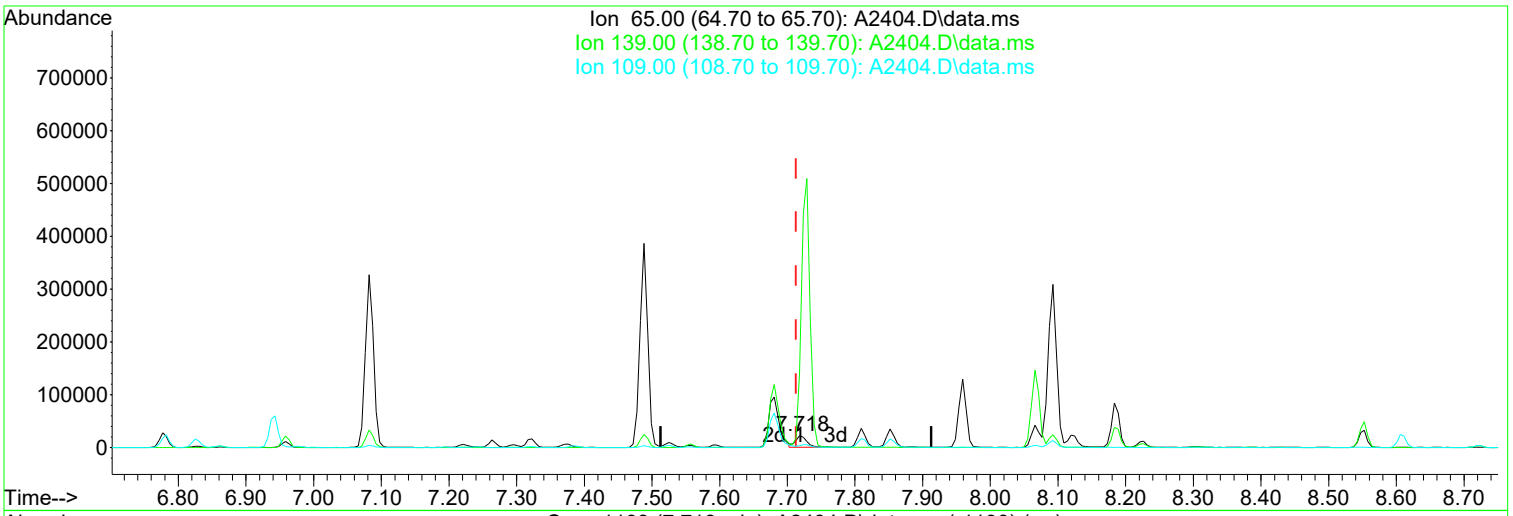

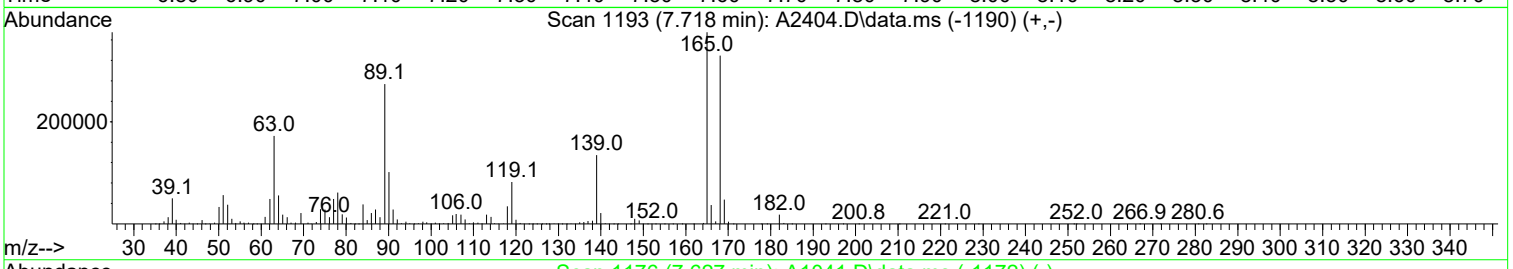

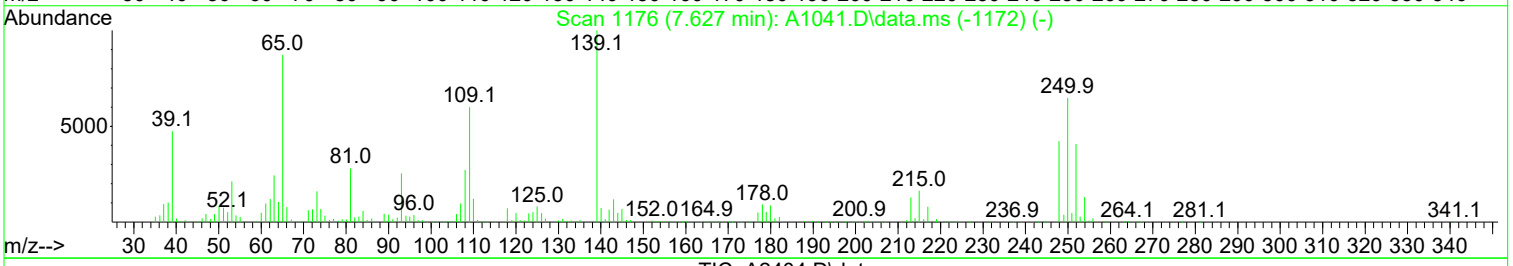

TIC: A2404.D\data.ms

(79) 4-Nitrophenol (TMP)

7.718min (+ 0.005) 2.43 ppm

response 24321

Ion	Exp%	Act%
65.00	100.00	100.00
139.00	60.60	733.55#
109.00	98.00	5.73#
0.00	0.00	0.00

Manual Integration:

Before

03/20/24

Quantitation Report (QT Reviewed)

Data Path : I:\ACQUDATA\5977-MS65\Data\031524\
Data File : A2404.D
Acq On : 15 Mar 2024 02:08 pm
Operator : moses
Sample : RQ2402696-03
Misc : 435417
ALS Vial : 6 Sample Multiplier: 1

Quant Time: Mar 19 14:12:04 2024
Quant Method : I:\ACQUDATA\5977-MS65\methods\8270-031124(65).M
Quant Title : 8270 BNA ANALYSIS
QLast Update : Tue Mar 12 13:06:22 2024
Response via : Initial Calibration

Compound	R.T.	QIon	Response	Conc	Units		Dev(Min)
Internal Standards							
1) d4-1,4-Dichlorobenzene	4.632	152	938290	40.00	ppm		-0.02
34) d8-Naphthalene	5.814	136	3608415	40.00	ppm		-0.02
58) d10-Acenaphthene	7.526	164	2047677	40.00	ppm		-0.02
92) d10-Phenanthrene	9.002	188	3351897	40.00	ppm		-0.02
118) d12-Chrysene	12.216	240	3001365	40.00	ppm		-0.04
136) d12-Perylene	15.083	264	3141086	40.00	ppm		-0.04
System Monitoring Compounds							
8) SURR1,2-FLUOROPHENOL	3.498	112	277590	9.13	ppm		-0.03
Spiked Amount 20.000	Range 10 - 70		Recovery = 45.65%				
13) SURR2,PHENOL-D6	4.311	99	269738	7.32	ppm		-0.02
Spiked Amount 20.000	Range 10 - 107		Recovery = 36.60%				
35) SURR4,NITROBENZENE-D5	5.135	82	219617	6.73	ppm		-0.02
Spiked Amount 10.000	Range 31 - 110		Recovery = 67.30%				
64) SURR5,2-FLUOROBIPHENYL	6.862	172	435859	6.85	ppm		-0.02
Spiked Amount 10.000	Range 31 - 118		Recovery = 68.50%				
89) SURR3,2,4,6-TRIBROMOPH...	8.307	330	134329	20.26	ppm		-0.03
Spiked Amount 20.000	Range 35 - 141		Recovery = 101.30%				
125) SURR6,TERPHENYL-D14	10.681	244	578346	7.83	ppm		-0.03
Spiked Amount 10.000	Range 10 - 165		Recovery = 78.30%				
Target Compounds							Qvalue
2) 1,4-Dioxane	1.803	88	106661	8.212	ppm		98
3) Pyridine	2.214	79	148321	4.614	ppm		89
4) N-Nitrosodimethylamine	2.161	74	187246	8.733	ppm		85
7) Methyl Methansulfonate	3.498	80	2046	0.128	ppm	#	1
11) Benzaldehyde	4.247	106	355677	14.764	ppm		96
12) Aniline	4.338	93	523789	10.963	ppm		92
14) Phenol	4.322	94	345229	8.328	ppm		90
15) bis(2-Clethyl)Ether	4.391	93	487109	14.549	ppm		95
17) 2-Chlorophenol	4.450	128	460539	14.013	ppm		98
18) 1,3-Diclbenzene	4.584	146	404675	11.249	ppm		99
19) 1,4-Dichlorobenzene	4.648	146	388921	10.792	ppm		98
20) 1,2-Diclbenzene	4.787	146	401167	11.662	ppm		96
21) Benzyl Alcohol	4.755	79	351552	14.297	ppm		95
22) 1-Methyl-2-pyrrolidinone	4.782	99	145254	6.750	ppm		92
23) 2,2'-oxybis(1-Chloropr...	4.873	45	481014	13.841	ppm	#	70
24) 2-Methylphenol	4.862	108	397891	14.192	ppm		90
25) 3+4-Methylphenol	5.001	108	395594	14.280	ppm		99
26) Acetophenone	4.996	105	1223334	28.273	ppm		96
27) N-Nitroso-Di-n-propyla...	4.996	70	346734	14.536	ppm		91
31) Hexachloroethane	5.092	117	158101	10.177	ppm		99
33) Alpha-terpinol	5.841	121	199827	20.702	ppm		94
36) Nitrobenzene	5.151	77	468593	14.286	ppm		97
38) Isophorone	5.375	82	908904	14.442	ppm		99
39) 2-Nitrophenol	5.450	139	255421	16.170	ppm		90
40) Benzoic Acid	5.579	105	177885	16.338	ppm		93
41) 2,4-Dimethylphenol	5.493	107	491195	15.154	ppm		98
42) bis(-2-Chloroethoxy)Me...	5.579	93	625566	16.727	ppm		99
43) 2,4-Dichlorophenol	5.686	162	389656	16.803	ppm		98
45) 1,2,4-Trichlorobenzene	5.755	180	317537	11.672	ppm		99
46) Naphthalene	5.830	128	1171678	13.055	ppm		98
47) 4-Chloroaniline	5.884	127	540362	15.694	ppm		98
49) Hexachlorobutadiene	5.948	225	168961	11.679	ppm		99
51) 4-Chloro-3-methylphenol	6.365	107	447162	15.553	ppm		99

Quantitation Report (QT Reviewed)

Data Path : I:\ACQUDATA\5977-MS65\Data\031524\
Data File : A2404.D
Acq On : 15 Mar 2024 02:08 pm
Operator : moses
Sample : RQ2402696-03
Misc : 435417
ALS Vial : 6 Sample Multiplier: 1

Quant Time: Mar 19 14:12:04 2024
Quant Method : I:\ACQUDATA\5977-MS65\methods\8270-031124(65).M
Quant Title : 8270 BNA ANALYSIS
QLast Update : Tue Mar 12 13:06:22 2024
Response via : Initial Calibration

	Compound	R.T.	QIon	Response	Conc	Units		Dev(Min)
52)	N-N-di-n-butylamine	6.221	84	36770	1.289	ppm	#	40
53)	Caprolactam	6.221	113	63235	6.120	ppm		92
56)	2-Methylnaphthalene	6.499	142	787829	12.589	ppm		98
57)	1-Methylnaphthalene	6.595	142	769506	13.220	ppm		97
59)	Hexachlorocyclopentadiene	6.654	237	64413	7.032	ppm		100
60)	1,2,4,5-Tetrachloroben...	6.665	216	158316	6.448	ppm		99
61)	1,2,3,4-Tetrachloroben...	6.943	216	311013	12.567	ppm		97
62)	2,4,6-Trichlorophenol	6.782	196	269905	17.219	ppm		100
63)	2,4,5-Trichlorophenol	6.825	196	294150	17.005	ppm		100
66)	1,1'-Biphenyl	6.959	154	990352	13.180	ppm		97
67)	2-Chloronaphthalene	6.980	162	757866	13.576	ppm		95
68)	2-Nitroaniline	7.082	65	277015	16.286	ppm		97
70)	m-Dinitrobenzene	7.296	168	186820	17.912	ppm		96
71)	Acenaphthylene	7.387	152	1302501	14.894	ppm		98
72)	Dimethyl phthalate	7.264	163	1052900	16.122	ppm		100
73)	2,6-Dinitrotoluene	7.322	165	252962	18.229	ppm	#	70
74)	Acenaphthene	7.558	153	849040	14.317	ppm		98
75)	3-Nitroaniline	7.488	138	274898	15.739	ppm		99
76)	2,4-Dinitrophenol	7.595	184	96492	17.659	ppm		76
77)	Dibenzofuran	7.729	168	1194389	15.268	ppm		87
78)	2,4-Dinitrotoluene	7.718	165	327071	18.963	ppm		85
79)	4-Nitrophenol	7.681	65	101261m	10.114	ppm		
80)	Pentachlorobenzene	7.686	250	2989	0.141	ppm		83
83)	2,3,4,6-Tetrachlorophenol	7.852	232	225045	19.320	ppm		96
84)	Fluorene	8.066	166	1028286	16.528	ppm		98
85)	4-Chlorophenyl-phenyle...	8.066	204	443922	16.181	ppm		92
86)	Diethylphthalate	7.959	149	1058098	16.032	ppm		99
87)	4-Nitroaniline	8.093	138	307737	17.364	ppm		90
88)	5-Nitro-o-toluidine	8.119	152	7220	0.396	ppm	#	1
94)	4,6-Dinitro-2-methylph...	8.125	198	151583	13.405	ppm		87
95)	Diphenylamine	8.184	169	917935	17.573	ppm		98
96)	1,2 Diphenylhydrazine	8.226	77	1112865	14.010	ppm		91
97)	N-Nitrosodiphenylamine	8.184	169	917964	17.570	ppm		98
98)	1,3,5-Trinirobenzene	8.483	213	1923	0.329	ppm	#	1
101)	Phenacetin	8.542	108	567	0.298	ppm		75
102)	4-Bromophenyl-phenylether	8.553	248	264249	15.342	ppm		91
103)	Hexachlorobenzene	8.611	284	283512	14.885	ppm		92
105)	Atrazine	8.724	215	159073	17.830	ppm	#	88
106)	Pentachlorophenol	8.815	266	159114	16.641	ppm		98
107)	4-Aminobiphenyl	8.809	169	24702	0.380	ppm		90
109)	Pronamide	8.724	173	85022	2.641	ppm		70
110)	Dinoseb	8.900	211	4555	0.350	ppm	#	30
111)	Disulfoton	8.997	88	38902	0.858	ppm		42
112)	Phenanthrene	9.023	178	1466114	15.434	ppm		98
113)	Anthracene	9.071	178	1478210	15.232	ppm		98
114)	Carbazole	9.237	167	1499691	15.857	ppm		96
115)	Di-n-butylphthalate	9.590	149	1942417	17.107	ppm		97
117)	Fluoranthene	10.232	202	1596836	16.072	ppm		99
123)	Benzidine	10.387	184	38014	0.663	ppm		95
124)	Pyrene	10.489	202	1622369	15.754	ppm		99
126)	Aramite	10.681	185	1508	0.397	ppm		50
129)	Butyl benzyl phthalate	11.355	149	856802	15.787	ppm		95
132)	3,3'-Dichlorobenzidine	12.168	252	399680	12.102	ppm		97
133)	Benzo(a)anthracene	12.200	228	1524621	16.423	ppm		98
134)	Chrysene	12.259	228	1451360	16.382	ppm		99
135)	bis(2-Ethylhexyl)phtha...	12.323	149	1215534	16.483	ppm		100

Quantitation Report (QT Reviewed)

Data Path : I:\ACQUDATA\5977-MS65\Data\031524\
Data File : A2404.D
Acq On : 15 Mar 2024 02:08 pm
Operator : moses
Sample : RQ2402696-03
Misc : 435417
ALS Vial : 6 Sample Multiplier: 1

Quant Time: Mar 19 14:12:04 2024
Quant Method : I:\ACQUDATA\5977-MS65\methods\8270-031124(65).M
Quant Title : 8270 BNA ANALYSIS
QLast Update : Tue Mar 12 13:06:22 2024
Response via : Initial Calibration

Compound	R.T.	QIon	Response	Conc	Units	Dev(Min)
137) Di-n-octyl phthalate	13.618	149	2064856	17.147	ppm	95
139) Benzo(b)Fluoranthene	14.265	252	1427046	16.474	ppm	94
140) Benzo(k)fluoranthene	14.324	252	1442511	16.940	ppm	99
141) Benzo(a)pyrene	14.950	252	1312919	16.420	ppm	99
143) Indeno(1,2,3-cd)Pyrene	17.068	276	1182226	15.398	ppm	98
144) Dibenz(a,h)anthracene	17.121	278	1461006	18.091	ppm	98
145) Benzo(g,h,i)perylene	17.512	276	1274397	15.320	ppm	98

(#) = qualifier out of range (m) = manual integration (+) = signals summed

Quantitation Report (QT Reviewed)

Data Path : I:\ACQUDATA\5977-MS65\Data\031524\
Data File : A2404.D
Acq On : 15 Mar 2024 02:08 pm
Operator : moses
Sample : RQ2402696-03
Misc : 435417
ALS Vial : 6 Sample Multiplier: 1

Quant Time: Mar 19 14:12:04 2024
Quant Method : I:\ACQUDATA\5977-MS65\methods\8270-031124(65).M
Quant Title : 8270 BNA ANALYSIS
QLast Update : Tue Mar 12 13:06:22 2024
Response via : Initial Calibration

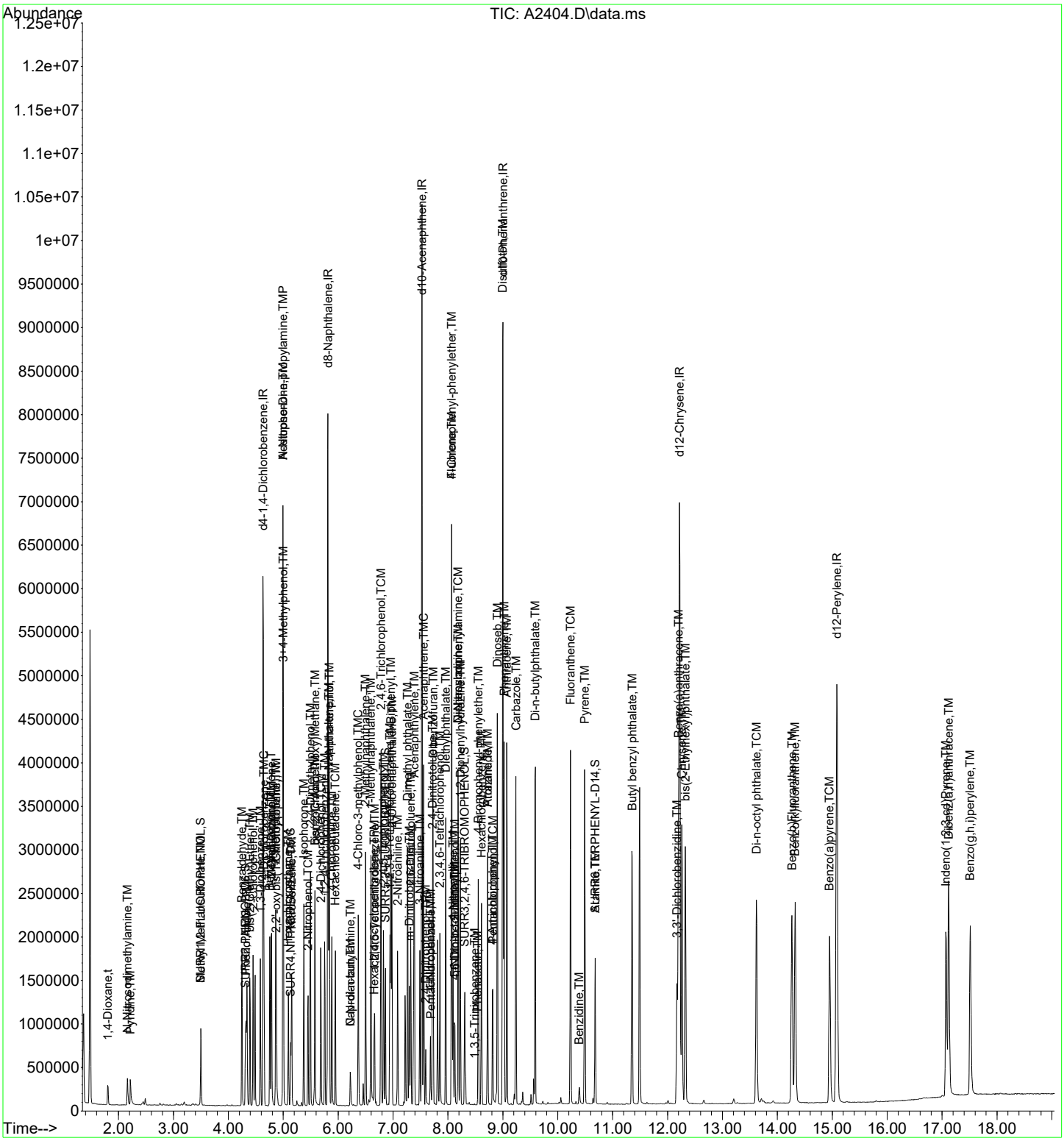

1st AM 03/19/24
2nd BA 03/21/24

Quantitation Report (Qedit)

Data Path : I:\ACQUDATA\5977-MS65\Data\031524\
Data File : A2401.D
Acq On : 15 Mar 2024 12:01 pm
Operator : moses
Sample : CCV
Misc :
ALS Vial : 3 Sample Multiplier: 1

Quant Time: Mar 15 12:55:32 2024
Quant Method : I:\ACQUDATA\5977-MS65\methods\8270-031124(65).M
Quant Title : 8270 BNA ANALYSIS
QLast Update : Tue Mar 12 13:06:22 2024
Response via : Initial Calibration

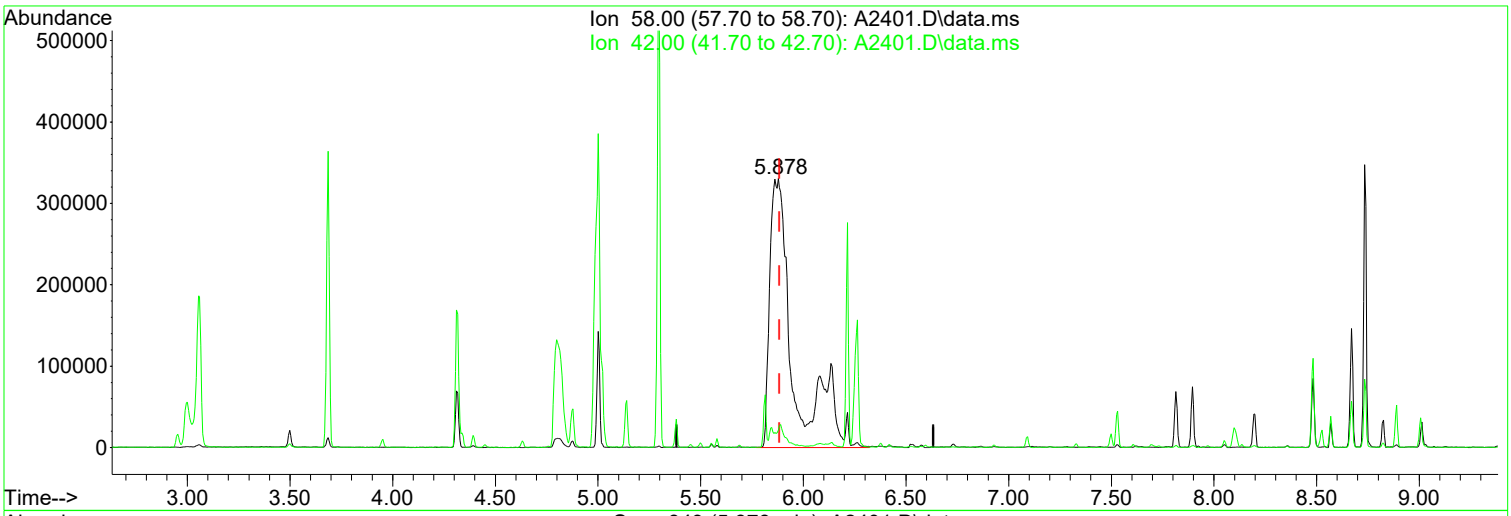

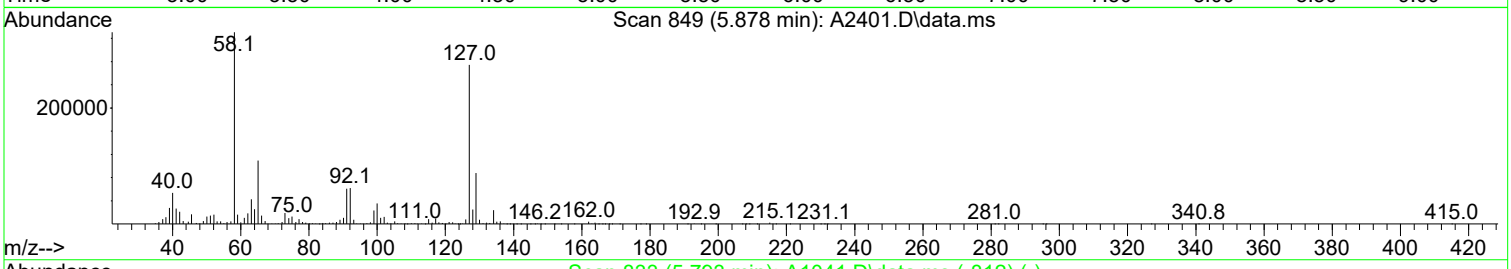

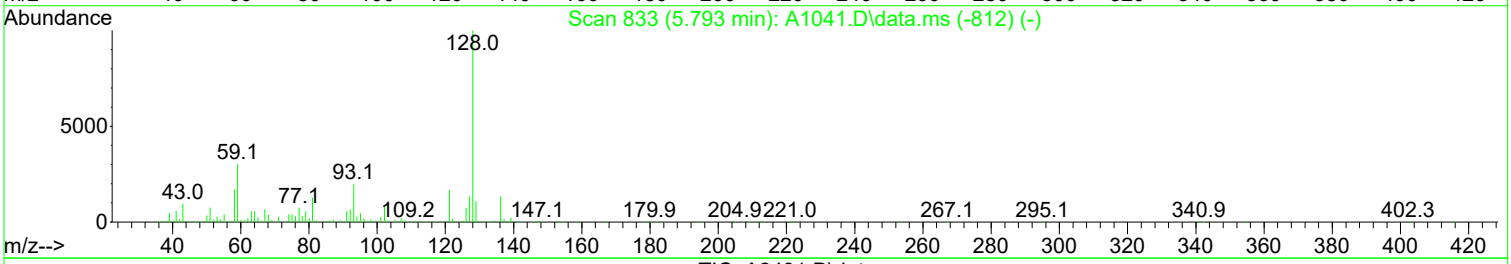

TIC: A2401.D\data.ms

(44) a,a-Dimethylphenethylamine (TM)

5.878min (-0.005) 39.38 ppm m

response 2615348

Ion	Exp%	Act%
58.00	100.00	100.00
42.00	7.20	6.43
0.00	0.00	0.00
0.00	0.00	0.00

Manual Integration:

After

Peak not found.

03/15/24

Quantitation Report (Qedit)

Data Path : I:\ACQUDATA\5977-MS65\Data\031524\
Data File : A2401.D
Acq On : 15 Mar 2024 12:01 pm
Operator : moses
Sample : CCV
Misc :
ALS Vial : 3 Sample Multiplier: 1

Quant Time: Mar 15 12:55:32 2024
Quant Method : I:\ACQUDATA\5977-MS65\methods\8270-031124(65).M
Quant Title : 8270 BNA ANALYSIS
QLast Update : Tue Mar 12 13:06:22 2024
Response via : Initial Calibration

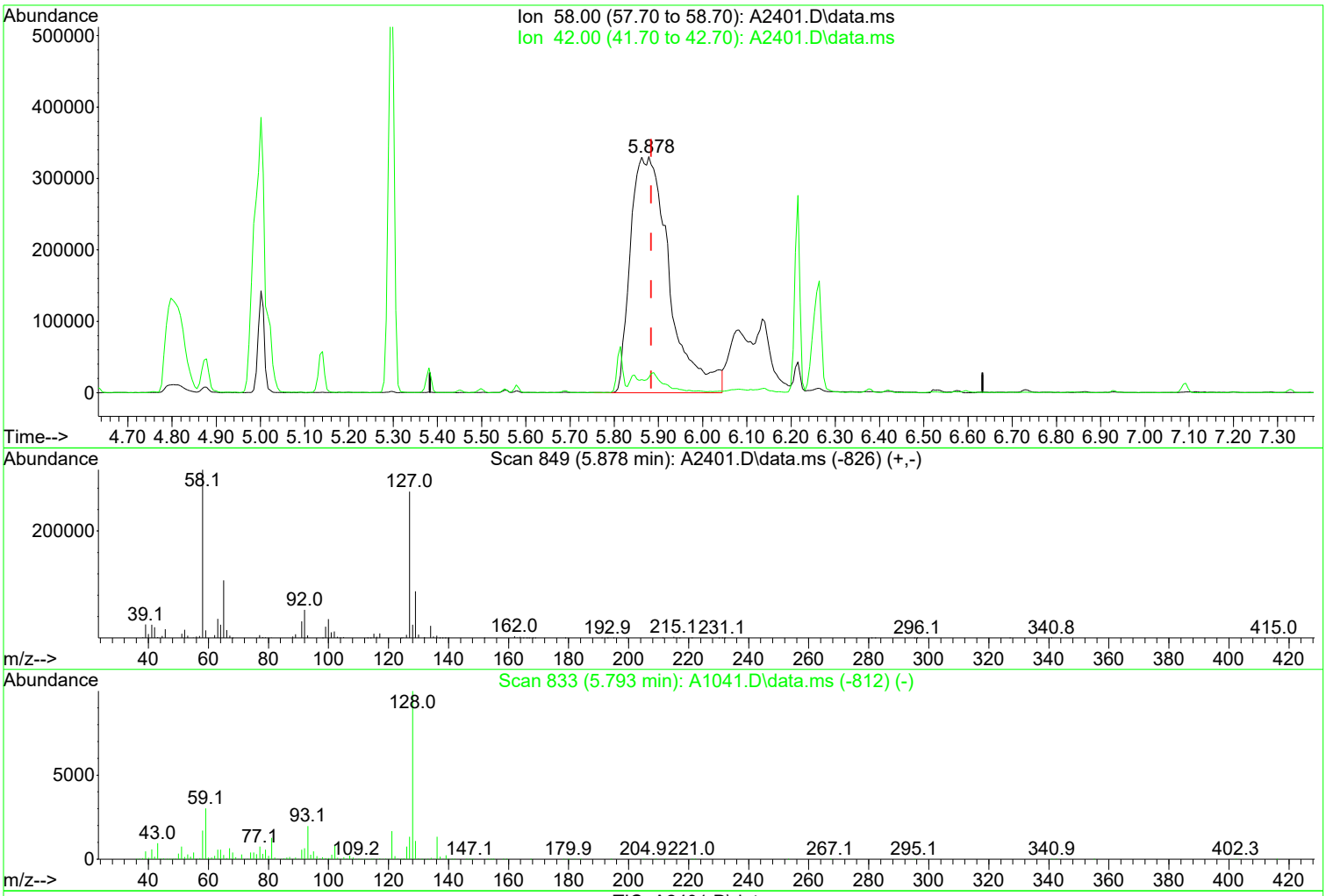

TIC: A2401.D\data.ms

(44) a,a-Dimethylphenethylamine (TM)

5.878min (-0.005) 30.44 ppm

response 2022035

Ion	Exp%	Act%
58.00	100.00	100.00
42.00	7.20	6.36
0.00	0.00	0.00
0.00	0.00	0.00

Manual Integration:

Before

03/15/24

1st AM 03/19/24
2nd BA 03/21/24

Quantitation Report (Qedit)

Data Path : I:\ACQUDATA\5977-MS65\Data\031524\
Data File : A2401.D
Acq On : 15 Mar 2024 12:01 pm
Operator : moses
Sample : CCV
Misc :
ALS Vial : 3 Sample Multiplier: 1

Quant Time: Mar 15 12:55:32 2024
Quant Method : I:\ACQUDATA\5977-MS65\methods\8270-031124(65).M
Quant Title : 8270 BNA ANALYSIS
QLast Update : Tue Mar 12 13:06:22 2024
Response via : Initial Calibration

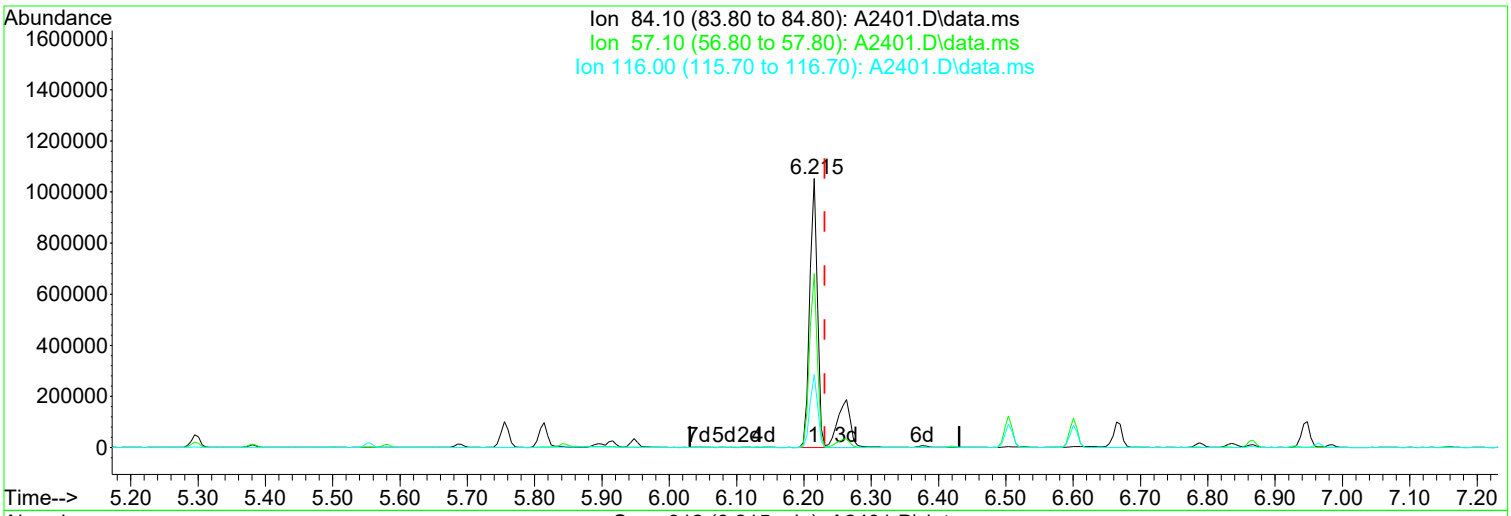

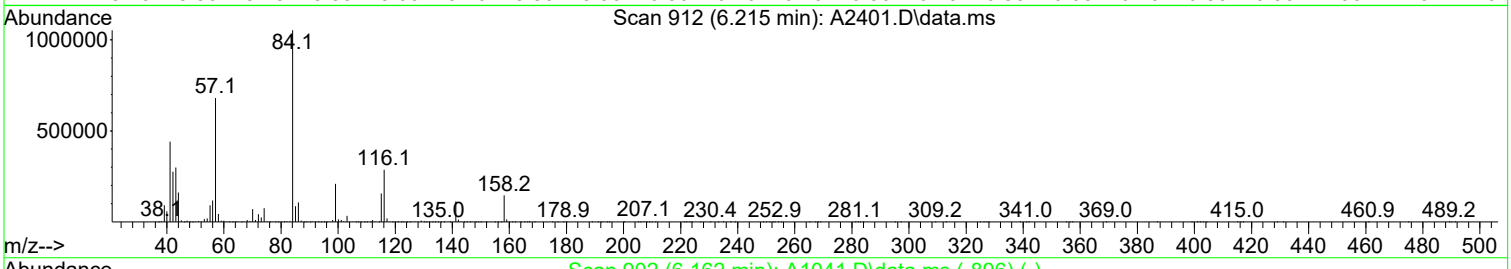



TIC: A2401.D\data.ms

(52) N-N-di-n-butylamine (TM)

6.215min (-0.016) 41.27 ppm m

response 1078642

Ion	Exp%	Act%
84.10	100.00	100.00
57.10	71.30	64.68
116.00	26.10	27.15
0.00	0.00	0.00

Manual Integration:

After

Poor integration.

03/15/24

1st AM 03/19/24
2nd BA 03/21/24

Quantitation Report (Qedit)

Data Path : I:\ACQUDATA\5977-MS65\Data\031524\
Data File : A2401.D
Acq On : 15 Mar 2024 12:01 pm
Operator : moses
Sample : CCV
Misc :
ALS Vial : 3 Sample Multiplier: 1

Quant Time: Mar 15 12:55:32 2024
Quant Method : I:\ACQUDATA\5977-MS65\methods\8270-031124(65).M
Quant Title : 8270 BNA ANALYSIS
QLast Update : Tue Mar 12 13:06:22 2024
Response via : Initial Calibration

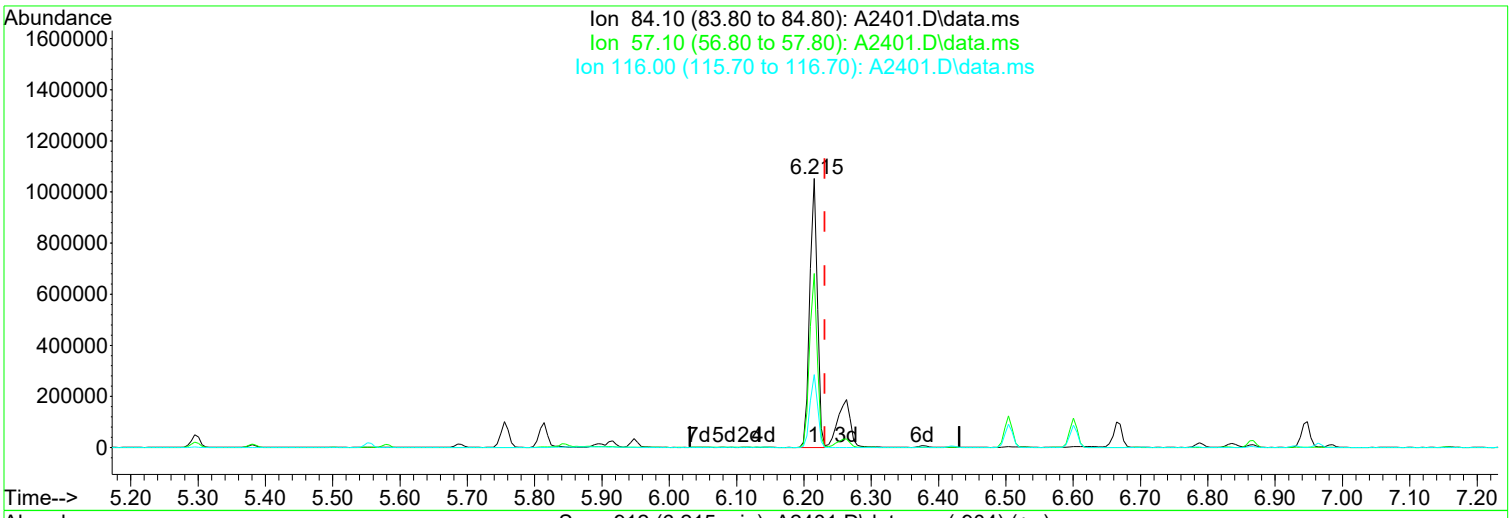

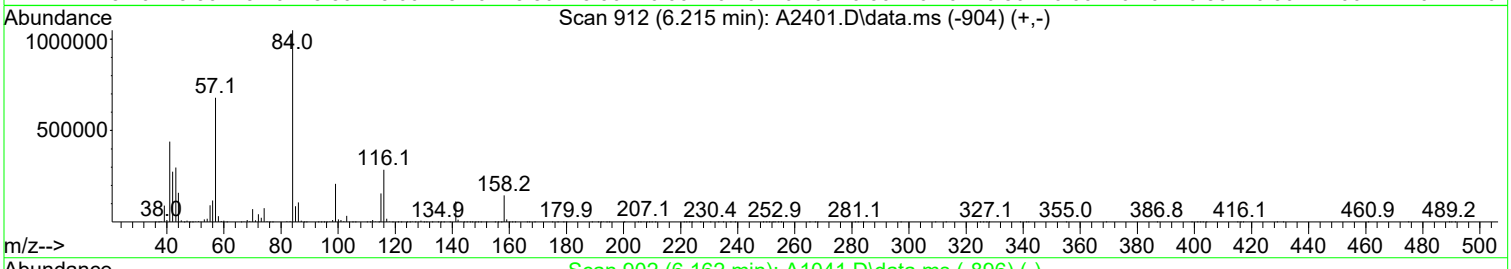

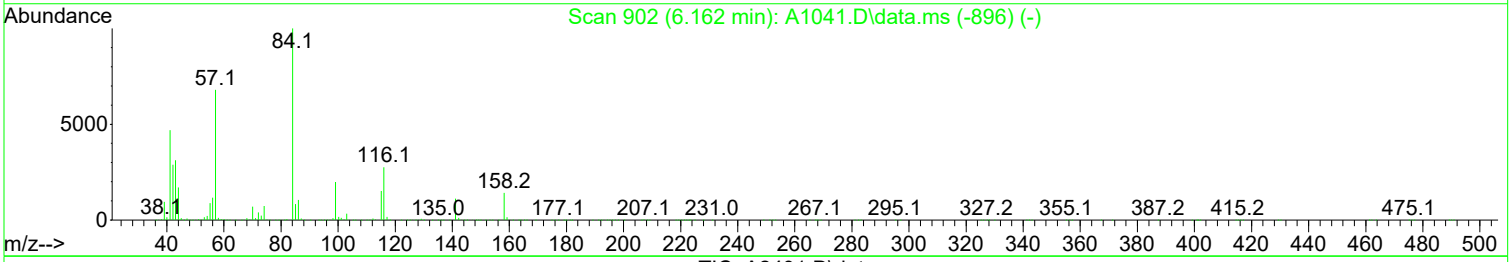

TIC: A2401.D\data.ms

(52) N-N-di-n-butylamine (TM)

6.215min (-0.016) 31.72 ppm

response 829115

Ion	Exp%	Act%
84.10	100.00	100.00
57.10	71.30	64.75
116.00	26.10	27.18
0.00	0.00	0.00

Manual Integration:

Before

03/15/24

Quantitation Report (Qedit)

Data Path : I:\ACQUDATA\5977-MS65\Data\031524\
Data File : A2401.D
Acq On : 15 Mar 2024 12:01 pm
Operator : moses
Sample : CCV
Misc :
ALS Vial : 3 Sample Multiplier: 1

Quant Time: Mar 15 12:55:32 2024
Quant Method : I:\ACQUDATA\5977-MS65\methods\8270-031124(65).M
Quant Title : 8270 BNA ANALYSIS
QLast Update : Tue Mar 12 13:06:22 2024
Response via : Initial Calibration

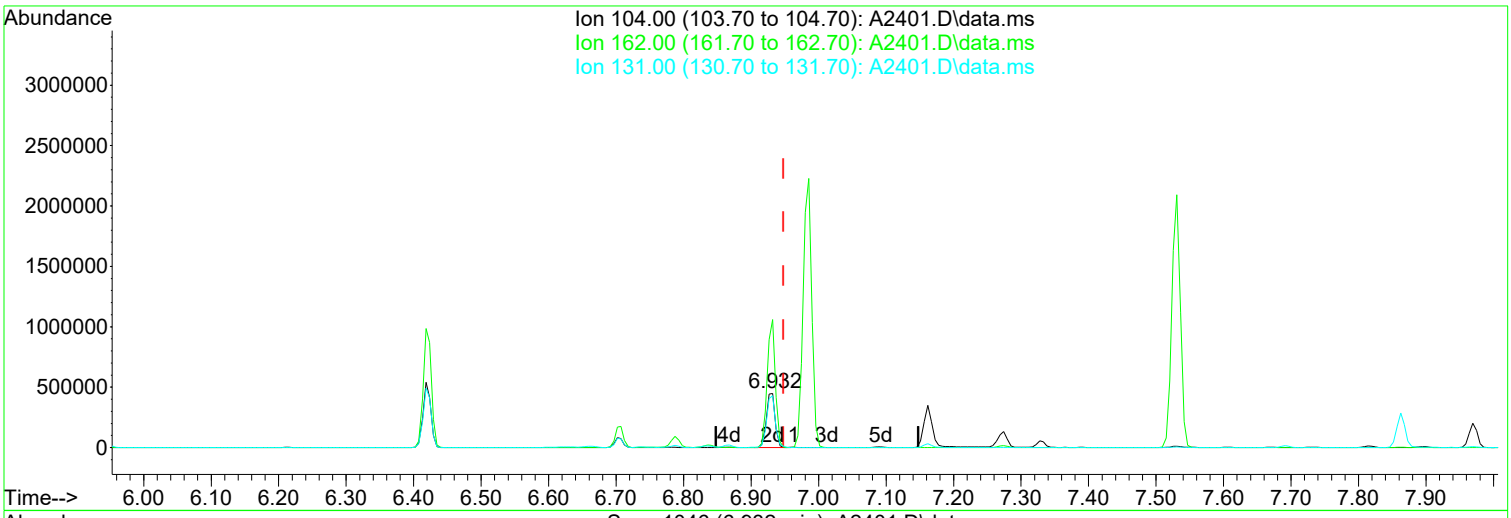

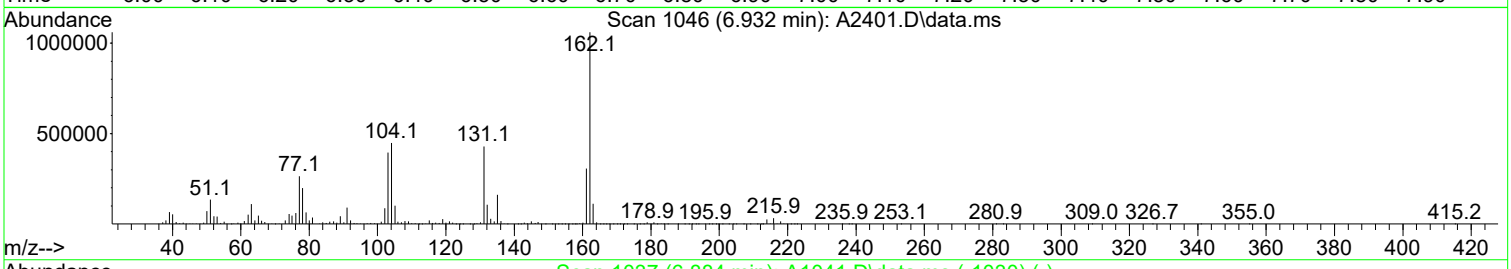

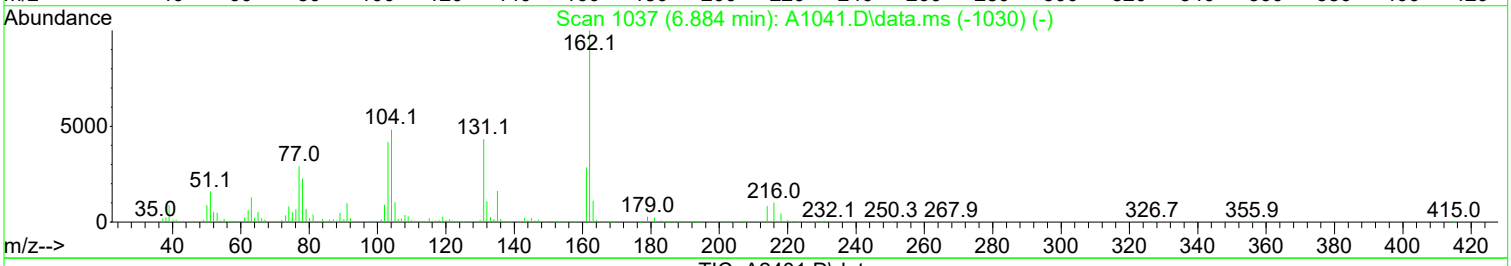

TIC: A2401.D\data.ms

(65) Isosafrole (TM)

6.932min (-0.016) 35.55 ppm m

response 399092

Ion	Exp%	Act%
104.00	100.00	100.00
162.00	196.10	236.45#
131.00	87.90	95.59
0.00	0.00	0.00

Manual Integration:

After

Peak not found.

03/20/24

Quantitation Report (Qedit)

Data Path : I:\ACQUDATA\5977-MS65\Data\031524\
Data File : A2401.D
Acq On : 15 Mar 2024 12:01 pm
Operator : moses
Sample : CCV
Misc :
ALS Vial : 3 Sample Multiplier: 1

Quant Time: Mar 15 12:55:32 2024
Quant Method : I:\ACQUDATA\5977-MS65\methods\8270-031124(65).M
Quant Title : 8270 BNA ANALYSIS
QLast Update : Tue Mar 12 13:06:22 2024
Response via : Initial Calibration

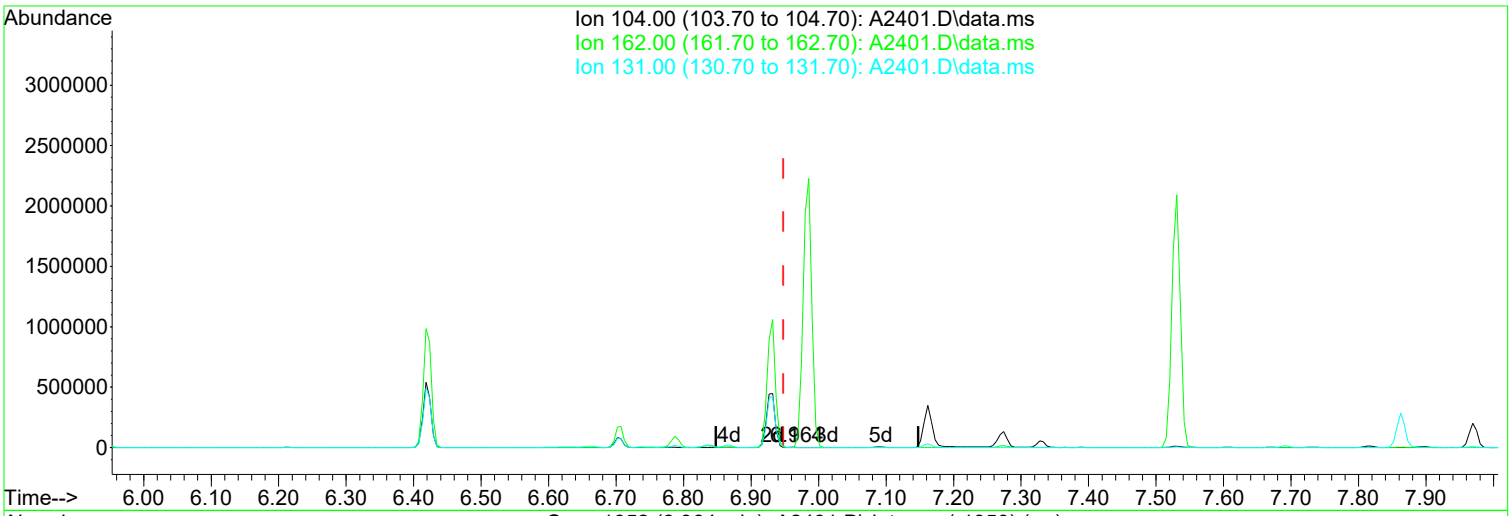

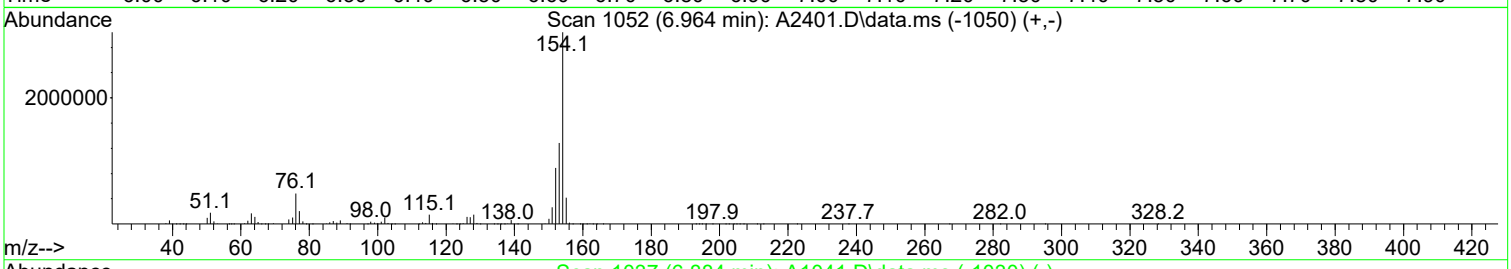

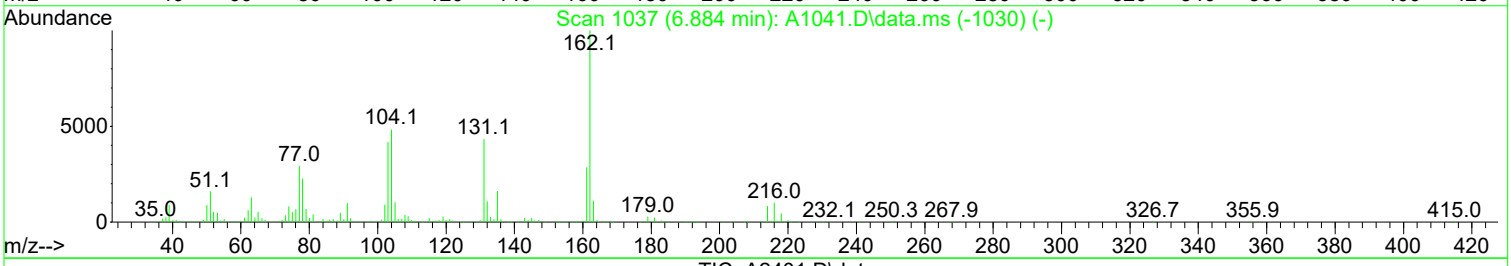

TIC: A2401.D\data.ms

(65) Isosafrole (TM)

6.964min (+ 0.016) 0.16 ppm

response 1775

Ion	Exp%	Act%
104.00	100.00	100.00
162.00	196.10	254.98#
131.00	87.90	0.00#
0.00	0.00	0.00

Manual Integration:

Before

03/20/24

Quantitation Report (Qedit)

Data Path : I:\ACQUDATA\5977-MS65\Data\031524\
Data File : A2401.D
Acq On : 15 Mar 2024 12:01 pm
Operator : moses
Sample : CCV
Misc :
ALS Vial : 3 Sample Multiplier: 1

Quant Time: Mar 15 12:55:32 2024
Quant Method : I:\ACQUDATA\5977-MS65\methods\8270-031124(65).M
Quant Title : 8270 BNA ANALYSIS
QLast Update : Tue Mar 12 13:06:22 2024
Response via : Initial Calibration

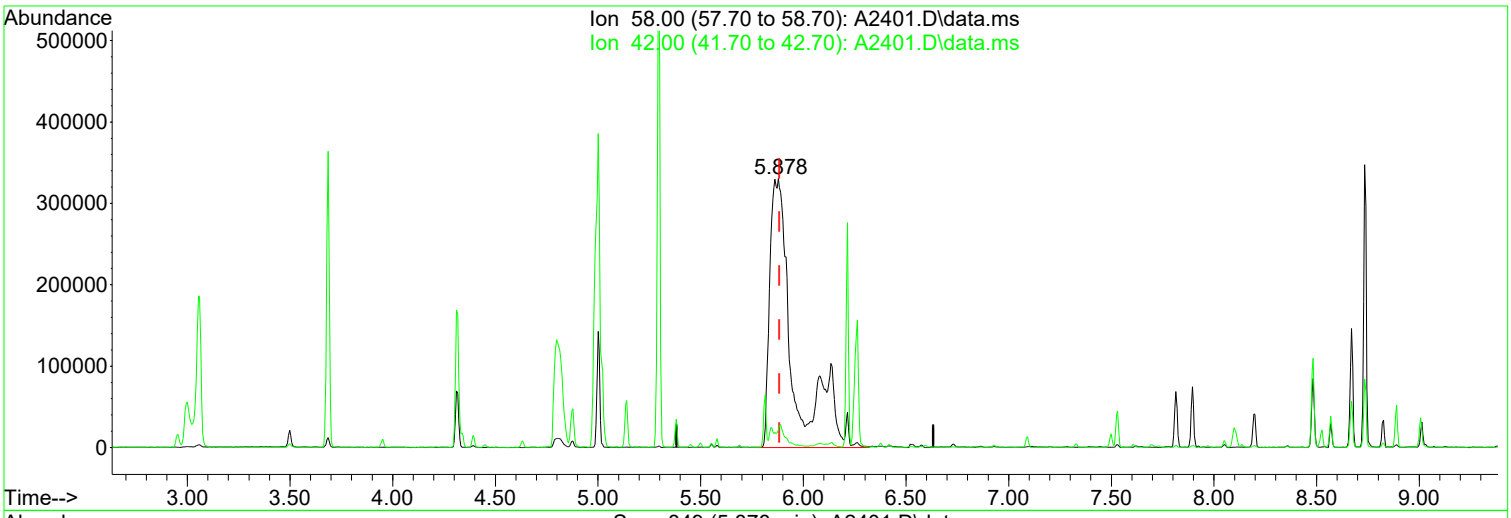

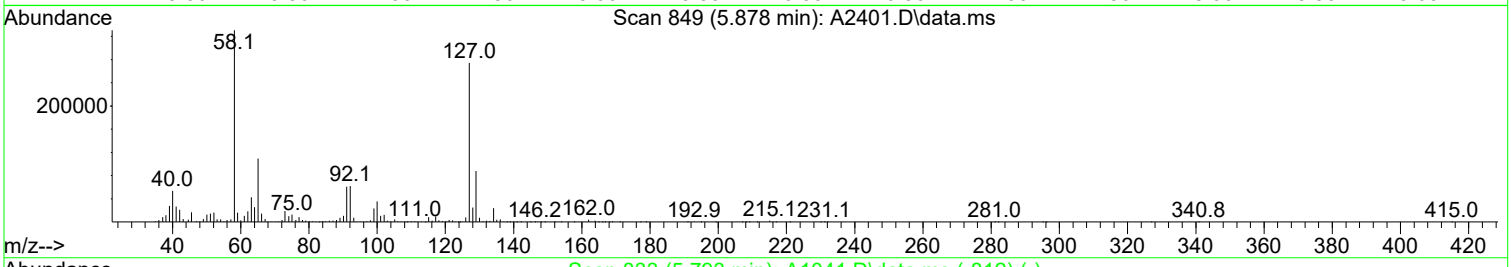

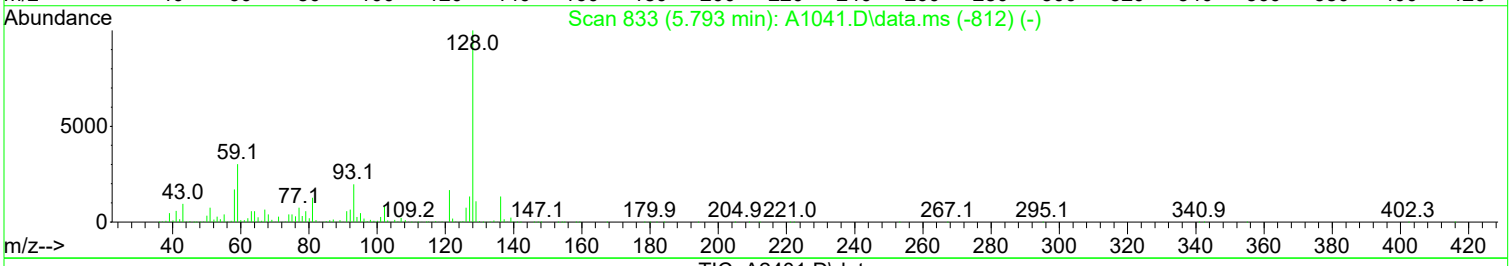

TIC: A2401.D\data.ms

(44) a,a-Dimethylphenethylamine (TM)

5.878min (-0.005) 39.38 ppm m

response 2615348

Ion	Exp%	Act%
58.00	100.00	100.00
42.00	7.20	6.43
0.00	0.00	0.00
0.00	0.00	0.00

Manual Integration:

After

Poor integration.

03/15/24

Evaluate Continuing Calibration Report

Data Path : I:\ACQUDATA\5977-MS65\Data\031524\
Data File : A2401.D
Acq On : 15 Mar 2024 12:01 pm
Operator : moses
Sample : CCV
Misc :
ALS Vial : 3 Sample Multiplier: 1

Quant Time: Mar 15 12:55:32 2024
Quant Method : I:\ACQUDATA\5977-MS65\methods\8270-031124(65).M
Quant Title : 8270 BNA ANALYSIS
QLast Update : Tue Mar 12 13:06:22 2024
Response via : Initial Calibration

Min. RRF : 0.000 Min. Rel. Area : 50% Max. R.T. Dev 0.50min
Max. RRF Dev : 20% Max. Rel. Area : 200%

		Compound	Amount	Calc.	%Dev	Area%	Dev(min)
1	IR	d4-1,4-Dichlorobenzene	40.000	40.000	0.0	77	-0.02
2	t	1,4-Dioxane	40.000	38.297	4.3	75	-0.06
3	TM	Pyridine	40.000	39.303	1.7	75	-0.05
4	TM	N-Nitrosodimethylamine	40.000	40.057	-0.1	76	-0.05
5	TM	2-Picoline	40.000	39.507	1.2	76	-0.03
6	TM	N-Nitrosomethylamine	40.000	30.325	24.2#	56	-0.04
7	TM	Methyl Methansulfonate	40.000	34.081	14.8	64	-0.02
8	S	SURR1,2-FLUOROPHENOL	40.000	40.572	-1.4	76	-0.03
9	TM	N-Nitrosodiethylamine	40.000	39.527	1.2	75	-0.02
10	TM	Ethyl Mathanesulfonate	40.000	39.298	1.8	74	-0.02
11	TM	Benzaldehyde	40.000	39.628	0.9	78	-0.02
12	TM	Aniline	40.000	40.551	-1.4	76	-0.02
13	S	SURR2,PHENOL-D6	40.000	43.501	-8.8	79	-0.02
14	TMC	Phenol	40.000	43.000	-7.5	79	-0.02
15	TM	bis(2-Clethyl)Ether	40.000	38.917	2.7	77	-0.02
16	TM	Pentachloroethane	40.000	36.615	8.5	73	-0.03
17	TM	2-Chlorophenol	40.000	40.562	-1.4	76	-0.02
18	TM	1,3-Diclbenzene	40.000	37.452	6.4	74	-0.03
19	TMC	1,4-Dichlorobenzene	40.000	38.233	4.4	76	-0.02
20	TM	1,2-Diclbenzene	40.000	37.592	6.0	76	-0.02
21	TM	Benzyl Alcohol	40.000	41.565	-3.9	74	-0.02
22	T	1-Methyl-2-pyrrolidinone	40.000	43.793	-9.5	80	-0.01
23	TM	2,2'-oxybis(1-Chloropropane	40.000	35.833	10.4	70	-0.02
24	TM	2-Methylphenol	40.000	41.575	-3.9	79	-0.02
25	TM	3+4-Methylphenol	40.000	46.460	-16.2	81	-0.01
26	TM	Acetophenone	40.000	39.308	1.7	77	-0.02
27	TMP	N-Nitroso-Di-n-propylamine	40.000	38.384	4.0	74	-0.02
28	TM	N-Nitrosopyrrolidine	40.000	43.796	-9.5	77	-0.02
29	TM	N-Nitrosomorpholine	40.000	35.685	10.8	67	-0.02
30	TM	o-Toluidine	40.000	40.423	-1.1	77	-0.02
31	TM	Hexachloroethane	40.000	35.532	11.2	71	-0.02
32	TM	o,o,o-Triethylphosphorothio	40.000	40.714	-1.8	80	-0.02
33	TM	Alpha-terpinol	40.000	39.615	1.0	76	-0.02
34	IR	d8-Naphthalene	40.000	40.000	0.0	78	-0.02
35	S	SURR4,NITROBENZENE-D5	40.000	38.536	3.7	73	-0.02
36	TM	Nitrobenzene	40.000	37.617	6.0	72	-0.02
37	TM	N-Nitrosopiperidine	40.000	32.165	19.6	62	-0.02
38	TM	Isophorone	40.000	37.642	5.9	75	-0.02
39	TCM	2-Nitrophenol	40.000	44.766	-11.9	83	-0.02
40	TM	Benzoic Acid	40.000	36.853	7.9	72	-0.02
41	TM	2,4-Dimethylphenol	40.000	40.064	-0.2	74	-0.02
42	TM	bis(-2-Chloroethoxy)Methane	40.000	39.164	2.1	79	-0.02
43	TCM	2,4-Dichlorophenol	40.000	44.973	-12.4	81	-0.02
44	TM	a,a-Dimethylphenethylamine	40.000	39.376	1.6	76	0.00
45	TM	1,2,4-Trichlorobenzene	40.000	37.914	5.2	78	-0.02
46	TM	Naphthalene	40.000	38.191	4.5	79	-0.02
47	TM	4-Chloroaniline	40.000	42.911	-7.3	82	-0.02
48	TM	2,6-Dichlorophenol	40.000	42.720	-6.8	80	-0.02
49	TCM	Hexachlorobutadiene	40.000	37.907	5.2	78	-0.02
50	TM	Hexachloropropene	40.000	38.859	2.9	76	-0.02
51	TMC	4-Chloro-3-methylphenol	40.000	40.206	-0.5	77	-0.02

1st AM 03/19/24
2nd BA 03/21/24

Data Path : I:\ACQUDATA\5977-MS65\Data\031524\
Data File : A2401.D
Acq On : 15 Mar 2024 12:01 pm
Operator : moses
Sample : CCV
Misc :
ALS Vial : 3 Sample Multiplier: 1

Quant Time: Mar 15 12:55:32 2024
Quant Method : I:\ACQUDATA\5977-MS65\methods\8270-031124(65).M
Quant Title : 8270 BNA ANALYSIS
QLast Update : Tue Mar 12 13:06:22 2024
Response via : Initial Calibration

Min. RRF : 0.000 Min. Rel. Area : 50% Max. R.T. Dev 0.50min
Max. RRF Dev : 20% Max. Rel. Area : 200%

		Compound	Amount	Calc.	%Dev	Area%	Dev(min)
52	TM	N-N-di-n-butylamine	40.000	41.268	-3.2	79	-0.02
53	TM	Caprolactam	40.000	44.821	-12.1	86	-0.02
54	TM	p-Phenylenediamine	40.000	39.496	1.3	76	-0.02
55	TM	Safrole	40.000	40.319	-0.8	80	-0.02
56	TM	2-Methylnaphthalene	40.000	38.795	3.0	79	-0.02
57	TM	1-Methylnaphthalene	40.000	38.591	3.5	79	-0.02
58	IR	d10-Acenaphthene	40.000	40.000	0.0	82	-0.02
59	TPM	Hexachlorocyclopentadiene	40.000	36.483	8.8	68	-0.02
60	TM	1,2,4,5-Tetrachlorobenzene	40.000	38.546	3.6	82	-0.02
61	TM	1,2,3,4-Tetrachlorobenzene	40.000	38.708	3.2	82	-0.02
62	TCM	2,4,6-Trichlorophenol	40.000	44.798	-12.0	84	-0.02
63	TM	2,4,5-Trichlorophenol	40.000	42.916	-7.3	83	-0.02
64	S	SURR5,2-FLUOROBIPHENYL	40.000	38.287	4.3	80	-0.02
65	TM	Isosafrole	40.000	35.554	11.1	71	-0.02
66	TM	1,1'-Biphenyl	40.000	38.322	4.2	82	-0.02
67	TM	2-Chloronaphthalene	40.000	38.471	3.8	81	-0.02
68	TM	2-Nitroaniline	40.000	40.192	-0.5	76	-0.02
69	TM	1,4-Naphthoquinone	40.000	39.784	0.5	80	-0.02
70	TM	m-Dinitrobenzene	40.000	43.793	-9.5	88	-0.02
71	TM	Acenaphthylene	40.000	38.336	4.2	80	-0.02
72	TM	Dimethyl phthalate	40.000	39.263	1.8	82	-0.02
73	TM	2,6-Dinitrotoluene	40.000	44.355	-10.9	85	-0.01
74	TMC	Acenaphthene	40.000	37.856	5.4	80	-0.02
75	TM	3-Nitroaniline	40.000	42.951	-7.4	83	-0.02
76	TPM	2,4-Dinitrophenol	40.000	42.161	-5.4	88	-0.02
77	TM	Dibenzofuran	40.000	38.274	4.3	83	-0.02
78	TM	2,4-Dinitrotoluene	40.000	45.281	-13.2	87	-0.02
79	TMP	4-Nitrophenol	40.000	47.896	-19.7	85	-0.02
80	TM	Pentachlorobenzene	40.000	38.688	3.3	83	-0.02
81	TM	1-Napthylamine	40.000	38.954	2.6	82	-0.02
82	TM	2-Napthylamine	40.000	39.250	1.9	82	-0.02
83	TM	2,3,4,6-Tetrachlorophenol	40.000	44.779	-11.9	88	-0.02
84	TM	Fluorene	40.000	39.490	1.3	86	-0.02
85	TM	4-Chlorophenyl-phenylether	40.000	40.971	-2.4	90	-0.02
86	TM	Diethylphthalate	40.000	38.192	4.5	81	-0.02
87	TM	4-Nitroaniline	40.000	43.855	-9.6	88	-0.02
88	TM	5-Nitro-o-toluidine	40.000	44.005	-10.0	88	-0.02
89	S	SURR3,2,4,6-TRIBROMOPHENOL	40.000	46.519	-16.3	93	-0.02
90	TM	Sulfotepp	40.000	43.902	-9.8	91	-0.02
91	TM	Octachlorocyclopentene	40.000	43.454	-8.6	86	-0.02
92	IR	d10-Phenanthrene	40.000	40.000	0.0	90	-0.02
93	TM	Thionazin	40.000	37.680	5.8	81	-0.02
94	TM	4,6-Dinitro-2-methylphenol	40.000	40.631	-1.6	93	-0.02
95	TM	Diphenylamine	80.000	75.677	5.4	88	-0.02
96	TM	1,2 Diphenylhydrazine	40.000	34.595	13.5	75	-0.02
97	TCM	N-Nitrosodiphenylamine	80.000	75.699	5.4	88	-0.02
98	TM	1,3,5-Trinirobenzene	40.000	48.652	-21.6#	100	-0.01
99	TM	Diallate	40.000	36.697	8.3	83	-0.02
100	TM	Phorate	40.000	39.089	2.3	84	-0.02
101	TM	Phenacetin	40.000	38.641	3.4	83	-0.01

1st AM 03/19/24
2nd BA 03/21/24

Data Path : I:\ACQUDATA\5977-MS65\Data\031524\
Data File : A2401.D
Acq On : 15 Mar 2024 12:01 pm
Operator : moses
Sample : CCV
Misc :
ALS Vial : 3 Sample Multiplier: 1

Quant Time: Mar 15 12:55:32 2024
Quant Method : I:\ACQUDATA\5977-MS65\methods\8270-031124(65).M
Quant Title : 8270 BNA ANALYSIS
QLast Update : Tue Mar 12 13:06:22 2024
Response via : Initial Calibration

Min. RRF : 0.000 Min. Rel. Area : 50% Max. R.T. Dev 0.50min
Max. RRF Dev : 20% Max. Rel. Area : 200%

		Compound	Amount	Calc.	%Dev	Area%	Dev(min)
102	TM	4-Bromophenyl-phenylether	40.000	38.915	2.7	88	-0.02
103	TM	Hexachlorobenzene	40.000	38.242	4.4	89	-0.02
104	TM	Dimethoate	40.000	44.092	-10.2	93	-0.02
105	TM	Atrazine	40.000	41.758	-4.4	91	-0.01
106	TCM	Pentachlorophenol	40.000	43.615	-9.0	91	-0.02
107	TM	4-Aminobiphenyl	40.000	40.176	-0.4	86	-0.02
108	TM	Pentachloronitrobenzene	40.000	39.990	0.0	85	-0.02
109	TM	Pronamide	40.000	39.151	2.1	82	-0.02
110	TM	Dinoseb	40.000	44.359	-10.9	99	-0.02
111	TM	Disulfoton	40.000	33.780	15.5	80	-0.02
112	TM	Phenanthrene	40.000	37.091	7.3	86	-0.02
113	TM	Anthracene	40.000	37.831	5.4	86	-0.02
114	TM	Carbazole	40.000	39.375	1.6	87	-0.02
115	TM	Di-n-butylphthalate	40.000	40.141	-0.4	84	-0.02
116	TM	4-Nitroquinonline-1-oxide	40.000	32.167	19.6	68	-0.02
117	TCM	Fluoranthene	40.000	39.860	0.4	88	-0.02
118	IR	d12-Chrysene	40.000	40.000	0.0	97	-0.02
119	TM	Methyl Parathion	40.000	42.227	-5.6	95	-0.02
120	TM	Ethyl Parathion	40.000	38.532	3.7	84	-0.02
121	TM	Methapyrilene	40.000	35.307	11.7	79	-0.02
122	TM	Isodrin	40.000	34.631	13.4	82	-0.02
123	TM	Benzidine	40.000	41.859	-4.6	95	-0.02
124	TM	Pyrene	40.000	37.121	7.2	89	-0.02
125	S	SURR6,TERPHENYL-D14	40.000	38.219	4.5	92	-0.02
126	TM	Aramite	40.000	39.319	1.7	86	-0.02
127	TM	p-(Dimethylamino)azobenzene	40.000	38.001	5.0	83	-0.02
128	TM	Chlorobenzilate	40.000	38.576	3.6	87	-0.02
129	TM	Butyl benzyl phthalate	40.000	38.562	3.6	87	-0.03
130	TM	3,3-Dimethylbenzidine	40.000	43.068	-7.7	96	-0.02
131	TM	2-Acetylaminofluorene	40.000	42.751	-6.9	97	-0.02
132	TM	3,3'-Dichlorobenzidine	40.000	42.246	-5.6	95	-0.03
133	TM	Benzo(a)anthracene	40.000	38.448	3.9	95	-0.03
134	TM	Chrysene	40.000	38.103	4.7	93	-0.02
135	TM	bis(2-Ethylhexyl)phthalate	40.000	40.419	-1.0	89	-0.03
136	IR	d12-Perylene	40.000	40.000	0.0	95	-0.03
137	TCM	Di-n-octyl phthalate	40.000	43.224	-8.1	92	-0.04
138	TM	7,12-Dimethylbenz(a)anthrac	40.000	41.598	-4.0	97	-0.03
139	TM	Benzo(b)Fluoranthene	40.000	39.987	0.0	95	-0.03
140	TM	Benzo(k)fluoranthene	40.000	40.169	-0.4	96	-0.03
141	TCM	Benzo(a)pyrene	40.000	40.176	-0.4	93	-0.03
142	TM	3-Methylcholanthrene	40.000	40.568	-1.4	93	-0.03
143	TM	Indeno(1,2,3-cd)Pyrene	40.000	39.487	1.3	89	-0.02
144	TM	Dibenz(a,h)anthracene	40.000	38.366	4.1	88	-0.02
145	TM	Benzo(g,h,i)perylene	40.000	37.085	7.3	87	-0.03

(#) = Out of Range SPCC's out = 0 CCC's out = 0

Quantitation Report (QT Reviewed)

Data Path : I:\ACQUDATA\5977-MS65\Data\031524\
Data File : A2401.D
Acq On : 15 Mar 2024 12:01 pm
Operator : moses
Sample : CCV
Misc :
ALS Vial : 3 Sample Multiplier: 1

Quant Time: Mar 15 12:55:32 2024
Quant Method : I:\ACQUDATA\5977-MS65\methods\8270-031124(65).M
Quant Title : 8270 BNA ANALYSIS
QLast Update : Tue Mar 12 13:06:22 2024
Response via : Initial Calibration

Compound	R.T.	QIon	Response	Conc	Units		Dev(Min)
Internal Standards							
1) d4-1,4-Dichlorobenzene	4.632	152	845479	40.00	ppm		-0.02
34) d8-Naphthalene	5.814	136	3305045	40.00	ppm		-0.02
58) d10-Acenaphthene	7.531	164	1896515	40.00	ppm		-0.02
92) d10-Phenanthrene	9.007	188	3012548	40.00	ppm		-0.02
118) d12-Chrysene	12.238	240	2892345	40.00	ppm		-0.02
136) d12-Perylene	15.099	264	3024677	40.00	ppm		-0.03
System Monitoring Compounds							
8) SURR1,2-FLUOROPHENOL	3.498	112	1111288	40.57	ppm		-0.03
Spiked Amount 20.000	Range 10 - 70		Recovery = 202.85%#				
13) SURR2,PHENOL-D6	4.316	99	1444063	43.50	ppm		-0.02
Spiked Amount 20.000	Range 10 - 107		Recovery = 217.50%#				
35) SURR4,NITROBENZENE-D5	5.140	82	1151183	38.54	ppm		-0.02
Spiked Amount 10.000	Range 31 - 110		Recovery = 385.40%#				
64) SURR5,2-FLUOROBIPHENYL	6.868	172	2257095	38.29	ppm		-0.02
Spiked Amount 10.000	Range 31 - 118		Recovery = 382.90%#				
89) SURR3,2,4,6-TRIBROMOPH...	8.317	330	285649	46.52	ppm		-0.02
Spiked Amount 20.000	Range 35 - 141		Recovery = 232.60%#				
125) SURR6,TERPHENYL-D14	10.692	244	2721803	38.22	ppm		-0.02
Spiked Amount 10.000	Range 10 - 165		Recovery = 382.20%#				
Target Compounds							Qvalue
2) 1,4-Dioxane	1.797	88	448237	38.297	ppm		99
3) Pyridine	2.198	79	1138548	39.303	ppm		93
4) N-Nitrosodimethylamine	2.155	74	773901	40.057	ppm		85
5) 2-Picoline	2.952	93	1255056	39.507	ppm		96
6) N-Nitrosomethylamine	3.054	42	287789	30.325	ppm		85
7) Methyl Methansulfonate	3.337	80	490050	34.081	ppm		92
9) N-Nitrosodiethylamine	3.685	102	578778	39.527	ppm		88
10) Ethyl Mathanesulfonate	3.953	79	875224	39.298	ppm		99
11) Benzaldehyde	4.247	106	860213	39.628	ppm		94
12) Aniline	4.338	93	1745842	40.551	ppm		98
14) Phenol	4.327	94	1606183	43.000	ppm		96
15) bis(2-Clethyl)Ether	4.391	93	1174098	38.917	ppm		96
16) Pentachloroethane	4.380	117	403208	36.615	ppm		98
17) 2-Chlorophenol	4.450	128	1201249	40.562	ppm		99
18) 1,3-Diclbenzene	4.578	146	1214059	37.452	ppm		99
19) 1,4-Dichlorobenzene	4.648	146	1241534	38.233	ppm		98
20) 1,2-Diclbenzene	4.782	146	1165206	37.592	ppm		99
21) Benzyl Alcohol	4.760	79	920962	41.565	ppm		94
22) 1-Methyl-2-pyrrolidinone	4.798	99	849114	43.793	ppm		93
23) 2,2'-oxybis(1-Chloropr...	4.873	45	1122114	35.833	ppm	#	73
24) 2-Methylphenol	4.883	108	1050300	41.575	ppm		94
25) 3+4-Methylphenol	5.017	108	1159770	46.460	ppm		95
26) Acetophenone	4.996	105	1532596	39.308	ppm		93
27) N-Nitroso-Di-n-propyla...	5.001	70	825052	38.384	ppm		94
28) N-Nitrosopyrrolidine	4.985	100	634960	43.796	ppm		68
29) N-Nitrosomorpholine	5.017	56	582638	35.685	ppm		96
30) o-Toluidine	5.033	106	1713844	40.423	ppm		99
31) Hexachloroethane	5.092	117	497380	35.532	ppm		97
32) o,o,o-Triethylphosphor...	5.557	198	534063	40.714	ppm		89
33) Alpha-terpinol	5.846	121	344555	39.615	ppm		91
36) Nitrobenzene	5.156	77	1130142	37.617	ppm		94
37) N-Nitrosopiperidine	5.295	42	535038	32.165	ppm		84
38) Isophorone	5.381	82	2169821	37.642	ppm		98

1st AM 03/19/24
2nd BA 03/21/24

Data Path : I:\ACQUDATA\5977-MS65\Data\031524\
Data File : A2401.D
Acq On : 15 Mar 2024 12:01 pm
Operator : moses
Sample : CCV
Misc :
ALS Vial : 3 Sample Multiplier: 1

Quant Time: Mar 15 12:55:32 2024
Quant Method : I:\ACQUDATA\5977-MS65\methods\8270-031124(65).M
Quant Title : 8270 BNA ANALYSIS
QLast Update : Tue Mar 12 13:06:22 2024
Response via : Initial Calibration

Compound	R.T.	QIon	Response	Conc	Units		Dev(Min)
39) 2-Nitrophenol	5.450	139	647672	44.766	ppm		91
40) Benzoic Acid	5.595	105	494020	36.853	ppm		96
41) 2,4-Dimethylphenol	5.498	107	1189454	40.064	ppm		96
42) bis(-2-Chloroethoxy)Me...	5.579	93	1341523	39.164	ppm		99
43) 2,4-Dichlorophenol	5.691	162	955194	44.973	ppm		98
44) a,a-Dimethylphenethyla...	5.878	58	2615348m	39.376	ppm		
45) 1,2,4-Trichlorobenzene	5.755	180	944746	37.914	ppm		99
46) Naphthalene	5.835	128	3139378	38.191	ppm		99
47) 4-Chloroaniline	5.889	127	1353282	42.911	ppm		99
48) 2,6-Dichlorophenol	5.900	162	889105	42.720	ppm		92
49) Hexachlorobutadiene	5.948	225	502290	37.907	ppm		99
50) Hexachloropropene	5.916	213	571987	38.859	ppm		96
51) 4-Chloro-3-methylphenol	6.376	107	1058766	40.206	ppm		97
52) N-N-di-n-butylamine	6.215	84	1078642m	41.268	ppm		
53) Caprolactam	6.263	113	424160	44.821	ppm		86
54) p-Phenylenediamine	6.247	80	445022	39.496	ppm		89
55) Safrole	6.418	162	824519	40.319	ppm		97
56) 2-Methylnaphthalene	6.504	142	2223762	38.795	ppm		97
57) 1-Methylnaphthalene	6.600	142	2057399	38.591	ppm		97
59) Hexachlorocyclopentadiene	6.659	237	352401	36.483	ppm		99
60) 1,2,4,5-Tetrachloroben...	6.670	216	876598	38.546	ppm		98
61) 1,2,3,4-Tetrachloroben...	6.948	216	887216	38.708	ppm		99
62) 2,4,6-Trichlorophenol	6.787	196	650382	44.798	ppm		99
63) 2,4,5-Trichlorophenol	6.836	196	687543	42.916	ppm		98
65) Isosafrole	6.932	104	399092m	35.554	ppm		
66) 1,1'-Biphenyl	6.964	154	2667067	38.322	ppm		99
67) 2-Chloronaphthalene	6.985	162	1989067	38.471	ppm		96
68) 2-Nitroaniline	7.092	65	633183	40.192	ppm		88
69) 1,4-Naphthoquinone	7.162	158	590019	39.784	ppm		89
70) m-Dinitrobenzene	7.306	168	423049	43.793	ppm		94
71) Acenaphthylene	7.392	152	3105022	38.336	ppm		99
72) Dimethyl phthalate	7.274	163	2374844	39.263	ppm		99
73) 2,6-Dinitrotoluene	7.333	165	570058	44.355	ppm		78
74) Acenaphthene	7.563	153	2079211	37.856	ppm		99
75) 3-Nitroaniline	7.499	138	694804	42.951	ppm		99
76) 2,4-Dinitrophenol	7.606	184	258084	42.161	ppm		82
77) Dibenzofuran	7.734	168	2773158	38.274	ppm		90
78) 2,4-Dinitrotoluene	7.729	165	723348	45.281	ppm		95
79) 4-Nitrophenol	7.697	65	444144	47.896	ppm	#	73
80) Pentachlorobenzene	7.691	250	761597	38.688	ppm		98
81) 1-Napthylamine	7.814	143	1883076	38.954	ppm		95
82) 2-Napthylamine	7.895	143	1984309	39.250	ppm		96
83) 2,3,4,6-Tetrachlorophenol	7.862	232	483093	44.779	ppm		97
84) Fluorene	8.071	166	2275539	39.490	ppm		99
85) 4-Chlorophenyl-phenyle...	8.076	204	1041011	40.971	ppm		91
86) Diethylphthalate	7.969	149	2334509	38.192	ppm		99
87) 4-Nitroaniline	8.109	138	719872	43.855	ppm		89
88) 5-Nitro-o-toluidine	8.098	152	743597	44.005	ppm		99
90) Sulfotepp	8.360	322	358415	43.902	ppm		96
91) Octachlorocyclopentene	8.322	307	293849	43.454	ppm		98
93) Thionazin	8.050	107	442362	37.680	ppm		98
94) 4,6-Dinitro-2-methylph...	8.135	198	412928	40.631	ppm		93
95) Diphenylamine	8.199	169	3552908	75.677	ppm		99
96) 1,2 Diphenylhydrazine	8.232	77	2469911	34.595	ppm		95
97) N-Nitrosodiphenylamine	8.199	169	3554633	75.699	ppm		99
98) 1,3,5-Trinirobenzene	8.494	213	255915	48.652	ppm		96

Quantitation Report (QT Reviewed)

Data Path : I:\ACQUDATA\5977-MS65\Data\031524\
Data File : A2401.D
Acq On : 15 Mar 2024 12:01 pm
Operator : moses
Sample : CCV
Misc :
ALS Vial : 3 Sample Multiplier: 1

Quant Time: Mar 15 12:55:32 2024
Quant Method : I:\ACQUDATA\5977-MS65\methods\8270-031124(65).M
Quant Title : 8270 BNA ANALYSIS
QLast Update : Tue Mar 12 13:06:22 2024
Response via : Initial Calibration

	Compound	R.T.	QIon	Response	Conc	Units		Dev(Min)
99)	Diallate	8.483	86	932971	36.697	ppm		87
100)	Phorate	8.494	121	542913	39.089	ppm		89
101)	Phenacetin	8.526	108	1324919	38.641	ppm		96
102)	4-Bromophenyl-phenylether	8.563	248	602401	38.915	ppm	#	86
103)	Hexachlorobenzene	8.617	284	654664	38.242	ppm		98
104)	Dimethoate	8.670	87	850226	44.092	ppm		95
105)	Atrazine	8.740	215	334825	41.758	ppm	#	84
106)	Pentachlorophenol	8.825	266	374800	43.615	ppm		98
107)	4-Aminobiphenyl	8.825	169	2344701	40.176	ppm		99
108)	Pentachloronitrobenzene	8.831	237	242811	39.990	ppm		95
109)	Pronamide	8.889	173	1132759	39.151	ppm		98
110)	Dinoseb	9.007	211	518628	44.359	ppm		96
111)	Disulfoton	9.012	88	1376728	33.780	ppm		92
112)	Phenanthrene	9.034	178	3166648	37.091	ppm		100
113)	Anthracene	9.082	178	3299604	37.831	ppm		100
114)	Carbazole	9.248	167	3346845	39.375	ppm		99
115)	Di-n-butylphthalate	9.595	149	4096431	40.141	ppm		99
116)	4-Nitroquinonline-1-oxide	9.809	190	155429	32.167	ppm		90
117)	Fluoranthene	10.243	202	3559243	39.860	ppm		97
119)	Methyl Parathion	9.382	109	697497	42.227	ppm		98
120)	Ethyl Parathion	9.777	97	570101	38.532	ppm		99
121)	Methapyrilene	9.884	58	1346272	35.307	ppm		99
122)	Isodrin	10.072	193	358643	34.631	ppm		94
123)	Benzidine	10.403	184	2313287	41.859	ppm		100
124)	Pyrene	10.505	202	3683945	37.121	ppm		100
126)	Aramite	10.676	185	143866	39.319	ppm		98
127)	p-(Dimethylamino)azobe...	10.874	120	1232068	38.001	ppm		89
128)	Chlorobenzilate	10.938	139	1351551	38.576	ppm		83
129)	Butyl benzyl phthalate	11.366	149	2016851	38.562	ppm		97
130)	3,3-Dimethylbenzidine	11.339	212	2295106	43.068	ppm		99
131)	2-Acetylaminofluorene	11.724	181	1669936	42.751	ppm		98
132)	3,3'-Dichlorobenzidine	12.190	252	1344540	42.246	ppm		97
133)	Benzo(a)anthracene	12.216	228	3439750	38.448	ppm		100
134)	Chrysene	12.281	228	3253203	38.103	ppm		100
135)	bis(2-Ethylhexyl)phtha...	12.339	149	2872351	40.419	ppm		100
137)	Di-n-octyl phthalate	13.639	149	5012209	43.224	ppm		95
138)	7,12-Dimethylbenz(a)an...	14.286	256	1653272	41.598	ppm		99
139)	Benzo(b)Fluoranthene	14.297	252	3335569	39.987	ppm		98
140)	Benzo(k)fluoranthene	14.356	252	3293703	40.169	ppm		99
141)	Benzo(a)pyrene	14.976	252	3093313	40.176	ppm		100
142)	3-Methylcholanthrene	15.768	268	1770437	40.568	ppm		99
143)	Indeno(1,2,3-cd)Pyrene	17.094	276	2919373	39.487	ppm		98
144)	Dibenz(a,h)anthracene	17.142	278	2983540	38.366	ppm		98
145)	Benzo(g,h,i)perylene	17.533	276	2970521	37.085	ppm		98

(#) = qualifier out of range (m) = manual integration (+) = signals summed

Quantitation Report (QT Reviewed)

Data Path : I:\ACQUDATA\5977-MS65\Data\031524\
Data File : A2401.D
Acq On : 15 Mar 2024 12:01 pm
Operator : moses
Sample : CCV
Misc :
ALS Vial : 3 Sample Multiplier: 1

Quant Time: Mar 15 12:55:32 2024
Quant Method : I:\ACQUDATA\5977-MS65\methods\8270-031124(65).M
Quant Title : 8270 BNA ANALYSIS
QLast Update : Tue Mar 12 13:06:22 2024
Response via : Initial Calibration

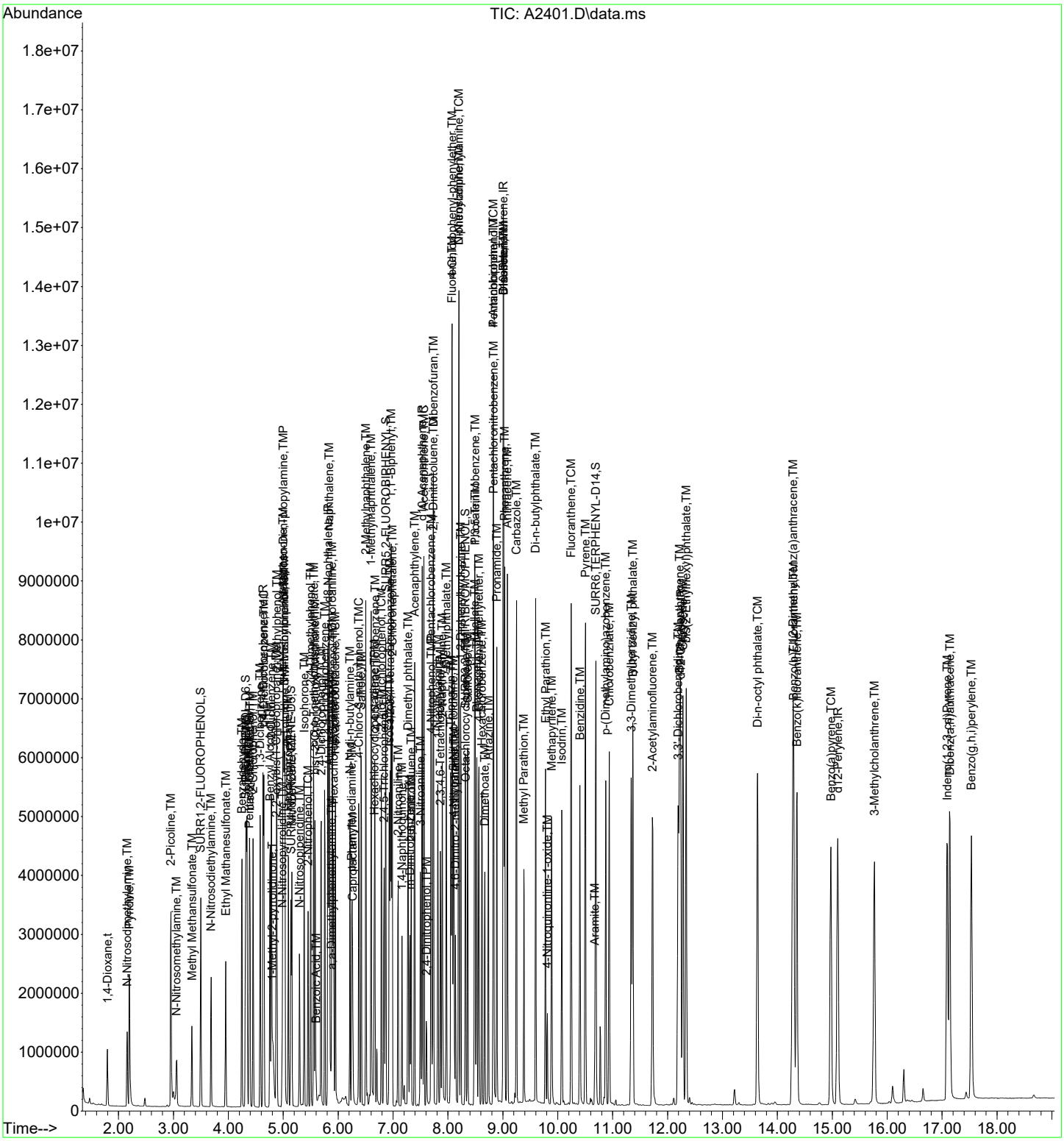

GC/MS QA-QC Check Report

Tune File : I:\ACQUDATA\5977-MS65\Data\031524\A2400.D
Tune Time : 15 Mar 2024 11:41 am

Daily Calibration File : I:\ACQUDATA\5977-MS65\Data\031524\A2401.D

	(2FP)	[PHL]	(NBZ)	(FBP)	(DCB)	(NPT)	(ANT)
					845479	3305050	1896520
	(TPH)				(PHN)	(CRY)	(PRY)
					3012550	2892350	3024680

File	Sample	Surrogate Recovery %				Internal Standard Responses		
A2402.D								
	RQ2402696-	51	39	78	75	879365	3356019	1866520
		0*	88			3207540	2692955	2680251
A2403.D								
	RQ2402696-	52	42	79	79	869648	3350924	1877776
		114	88			3091701	2753610	2850697
A2404.D								
	RQ2402696-	46	37	67	68	938290	3608415	2047677
		101	78			3351897	3001365	3141086
A2405.D								
	R2401869-0	44	35	68	67	884669	3386936	1940433
		102	56			3339614	2911031	2964990
A2406.D								
	R2401878-0	46	38	73	76	915117	3564997	2019674
		113	77			3375395	2950732	3134555
A2407.D								
	R2401905-0	51	40	83	84	914656	3536854	2029783
		127	66			3492553	3070660	3238967
A2408.D								
	R2401914-0	41	32	68	71	896858	3462166	1956866
		105	70			3384328	2941944	3040776
A2409.D								
	R2401923-0	50	43	76	74	969185	3748130	2139892
		127	58			3657062	3290235	3417660
A2410.D								
	R2401938-0	49	42	77	68	959779	3717240	2127134
		121	29			3590774	3229342	3402289
A2411.D								
	R2401938-0	42	36	67	58	946259	3695393	2110824
		104	25			3589040	3172981	3341463
A2412.D								
	R2401938-0	42	35	66	57	984327	3825610	2201683
		102	25			3760814	3332958	3481039
A2413.D								
	R2401988-0	35	28	58	57	904981	3468597	1993690
		88	46			3428180	2997591	3198078
A2414.D								
	R2402018-0	44	37	73	76	918614	3556783	2034041
		122	72			3496612	3093446	3315900
A2415.D								

1st AM 03/19/24
2nd BA 03/21/24

	R2402019-0	40	33	70	74	963286	3701962	2122912
		116	82			3616441	3191180	3378733
A2416.D								
	RQ2402578-	49	40	78	72	928953	3553581	2019077
		118	84			3438832	3006443	3180447
A2417.D								
	R2401875-0	46	3*	71	68	971399	3662283	2115438
		107	72			3557523	3011669	3175081

(fails) - fails 12hr time check * - fails criteria

Created: Tue Mar 19 14:35:08 2024 GCMS

1st AM 03/19/24
2nd BA 03/21/24

Quantitation Report (Qedit)

Data Path : I:\ACQUDATA\5977-MS65\Data\031524\
Data File : A2400.D
Acq On : 15 Mar 2024 11:41 am
Operator : moses
Sample : TUNE
Misc :
ALS Vial : 2 Sample Multiplier: 1

Quant Time: Mar 15 11:52:42 2024
Quant Method : I:\ACQUDATA\5977-MS65\methods\TUNE-E.M
Quant Title : TUNE CHECK
QLast Update : Thu Mar 07 15:10:19 2024
Response via : Initial Calibration

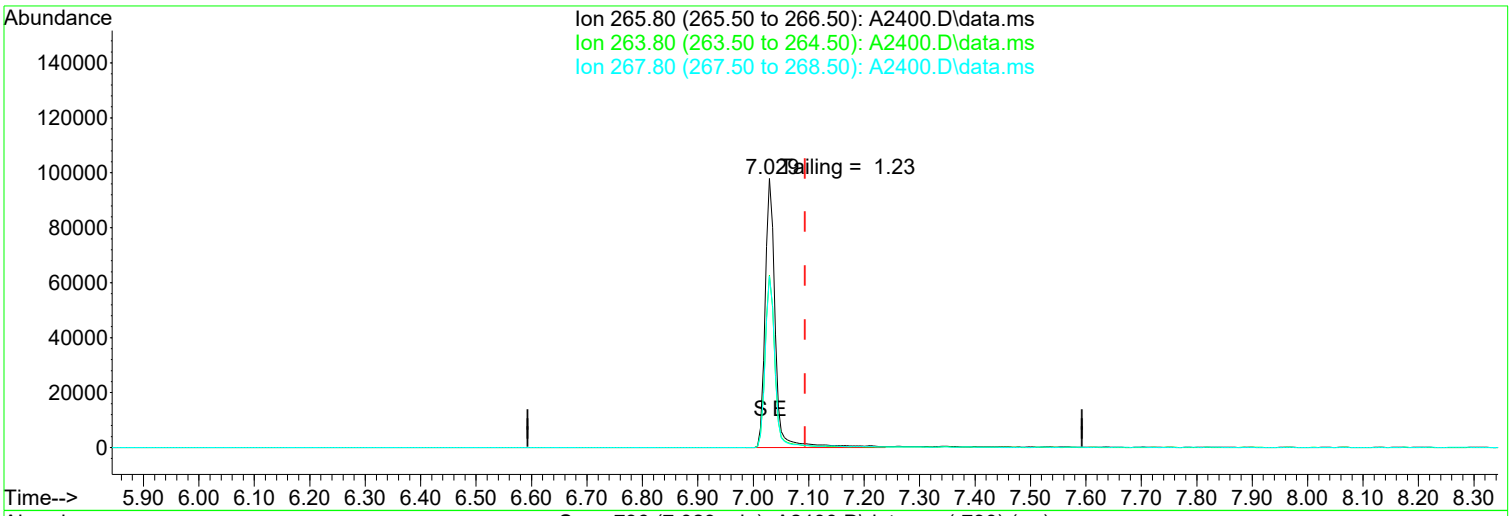

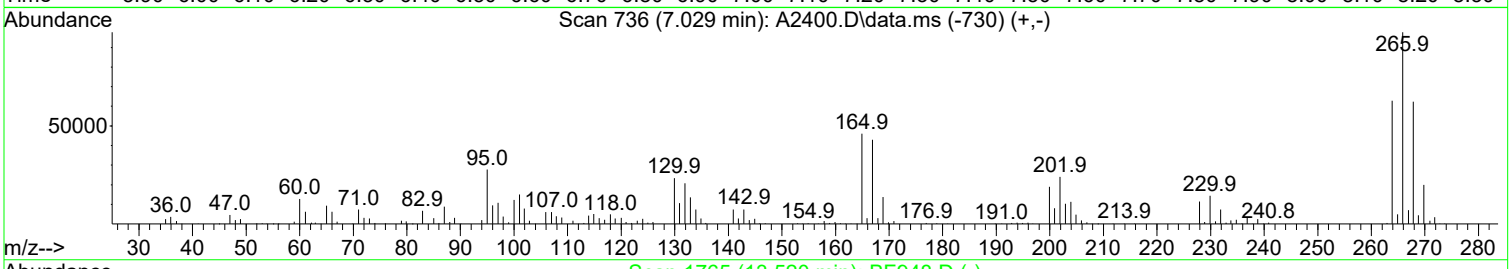

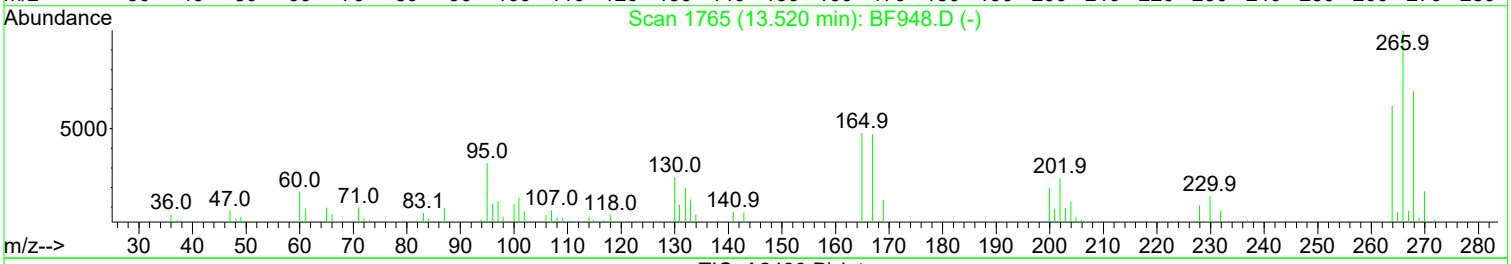

TIC: A2400.D\data.ms

(5) Pentachlorophenol (TCM)

7.029min (-0.064) 45.36 ppm

response 126498

Ion	Exp%	Act%
265.80	100.00	100.00
263.80	63.50	64.19
267.80	64.20	63.77
0.00	0.00	0.00

Manual Integration:

After

Other - tailing

03/15/24

Quantitation Report (Qedit)

Data Path : I:\ACQUDATA\5977-MS65\Data\031524\
Data File : A2400.D
Acq On : 15 Mar 2024 11:41 am
Operator : moses
Sample : TUNE
Misc :
ALS Vial : 2 Sample Multiplier: 1

Quant Time: Mar 15 11:52:42 2024
Quant Method : I:\ACQUDATA\5977-MS65\methods\TUNE-E.M
Quant Title : TUNE CHECK
QLast Update : Thu Mar 07 15:10:19 2024
Response via : Initial Calibration

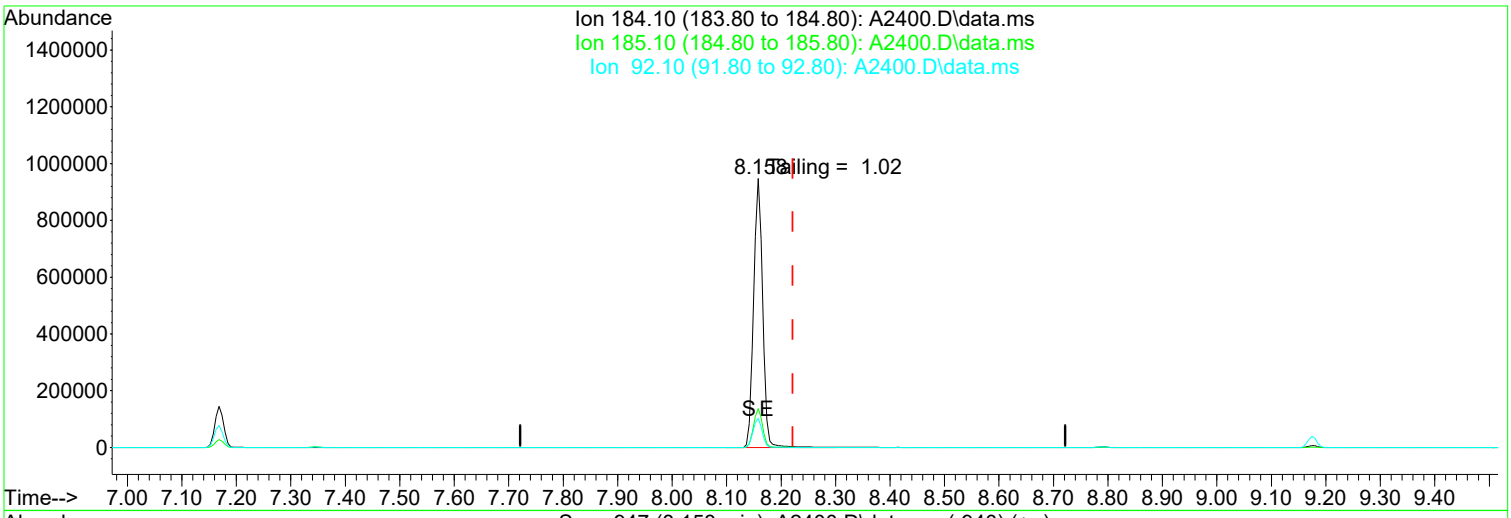

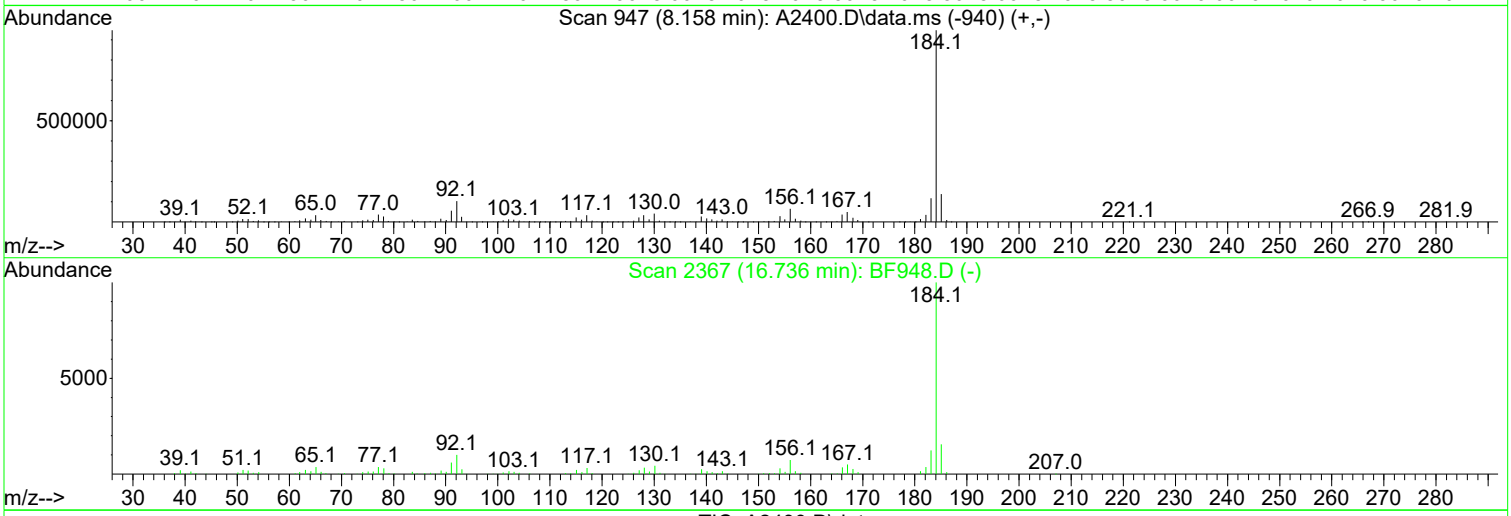

TIC: A2400.D\data.ms

(8) Benzidine (T)

8.158min (-0.064) 37.23 ppm

response 1097004

Ion	Exp%	Act%
184.10	100.00	100.00
185.10	14.80	14.54
92.10	10.10	10.84
0.00	0.00	0.00

Manual Integration:

After

Other - tailing

03/15/24

Quantitation Report (QT Reviewed)

Data Path : I:\ACQUDATA\5977-MS65\Data\031524\
Data File : A2400.D
Acq On : 15 Mar 2024 11:41 am
Operator : moses
Sample : TUNE
Misc :
ALS Vial : 2 Sample Multiplier: 1

Quant Time: Mar 15 11:52:42 2024
Quant Method : I:\ACQUDATA\5977-MS65\methods\TUNE-E.M
Quant Title : TUNE CHECK
QLast Update : Thu Mar 07 15:10:19 2024
Response via : Initial Calibration

Compound	R.T.	QIon	Response	Conc	Units		Dev(Min)
Internal Standards							
1) d4-1,4-Dichlorobenzene	3.970	152	291452	40.00	ppm		-0.06
2) d8-Naphthalene	4.842	136	1175373	40.00	ppm		-0.06
3) d10-Acenaphthene	6.093	164	641797	40.00	ppm		-0.06
4) d10-Phenanthrene	7.168	188	1123531	40.00	ppm		-0.06
7) d12-Chrysene	9.174	240	941817	40.00	ppm		-0.07
12) d12-Perylene	10.468	264	997562	40.00	ppm		-0.11
Target Compounds							Qvalue
5) Pentachlorophenol	7.029	266	126498	45.363	ppm		99
6) DFTPP	7.345	198	213049	49.751	ppm	#	59
8) Benzidine	8.158	184	1097004	37.226	ppm		99
9) 4,4'-DDE	7.345	246	3372	N.D.			
10) 4,4'-DDD	8.580	235	6277	N.D.			
11) 4,4'-DDT	8.789	235	441059	49.431	ppm		94

(#) = qualifier out of range (m) = manual integration (+) = signals summed

1st AM 03/19/24
2nd BA 03/21/24

Data Path : I:\ACQUDATA\5977-MS65\Data\031524\
Data File : A2400.D
Acq On : 15 Mar 2024 11:41 am
Operator : moses
Sample : TUNE
Misc :
ALS Vial : 2 Sample Multiplier: 1

Quant Time: Mar 15 11:52:42 2024
Quant Method : I:\ACQUDATA\5977-MS65\methods\TUNE-E.M
Quant Title : TUNE CHECK
QLast Update : Thu Mar 07 15:10:19 2024
Response via : Initial Calibration

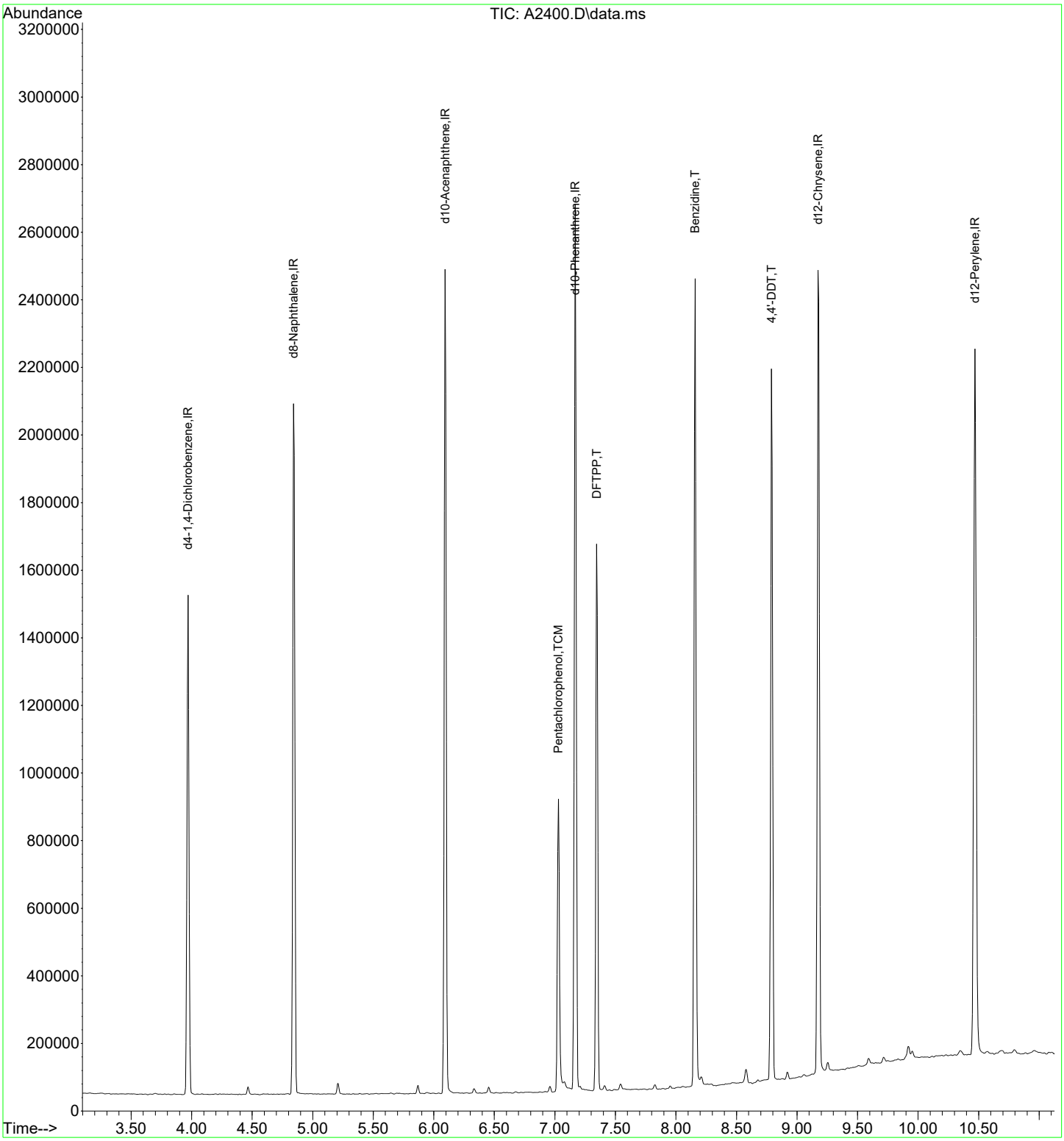

1st AM 03/19/24
2nd BA 03/21/24

Data Path : I:\ACQUDATA\5977-MS65\Data\031524\
Data File : A2400.D
Acq On : 15 Mar 2024 11:41 am
Operator : moses
Sample : TUNE
Misc :
ALS Vial : 2 Sample Multiplier: 1

Integration File: RTEINT.P

Method : I:\ACQUDATA\5977-MS65\methods\TUNE-E.M
Title : TUNE CHECK
Last Update : Thu Mar 07 15:10:19 2024

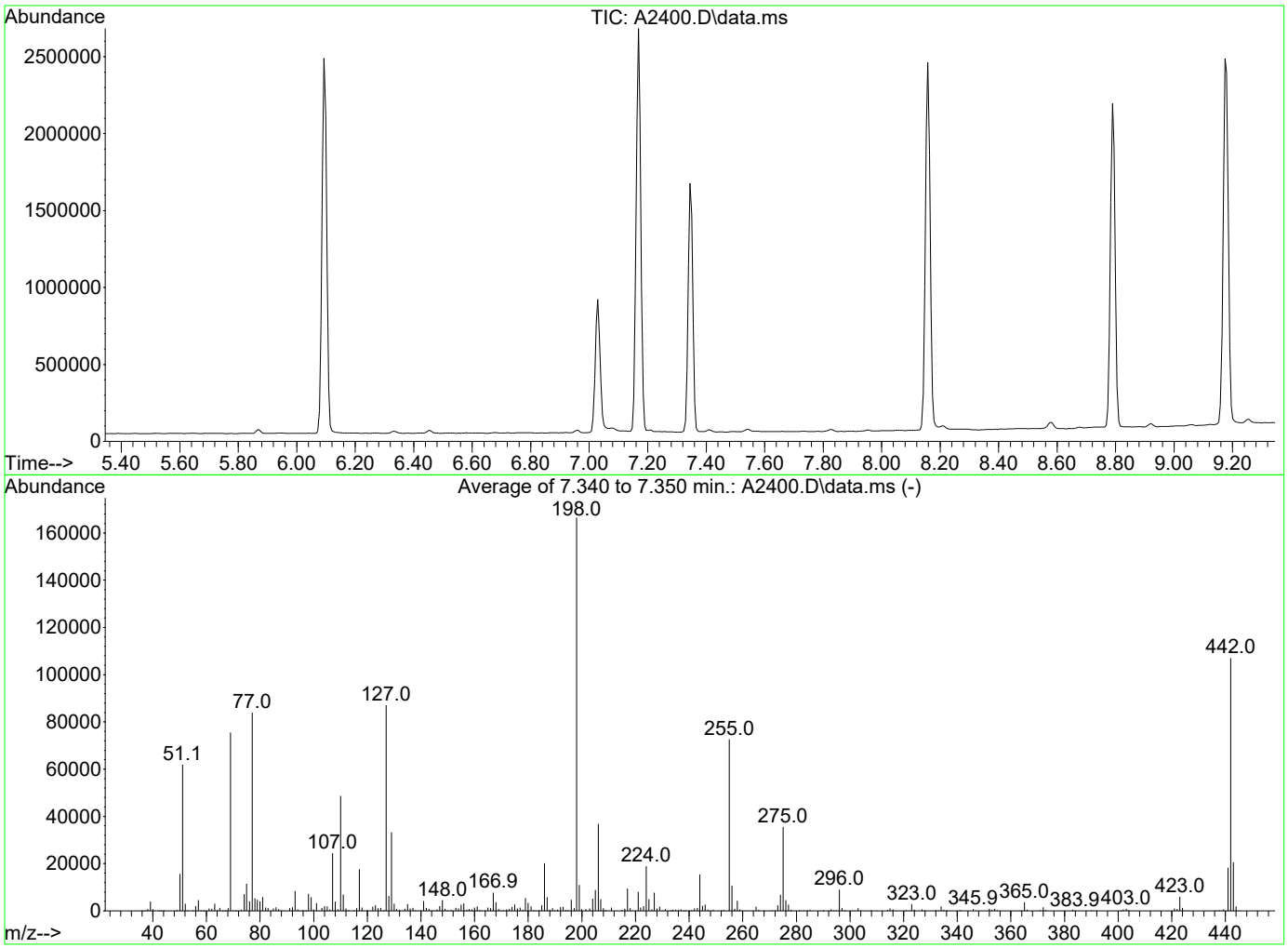

AutoFind: Scans 794, 795, 796; Background Corrected with Scan 788

Target Mass	Rel. to Mass	Lower Limit%	Upper Limit%	Rel. Abn%	Raw Abn	Result Pass/Fail
68	69	0.00	2	1.6	1179	PASS
69	198	0.00	100	45.4	75538	PASS
70	69	0.00	2	0.4	307	PASS
197	198	0.00	2	0.7	1164	PASS
198	198	100	100	100.0	166501	PASS
199	198	5	9	6.6	11017	PASS
365	198	1	200	2.2	3660	PASS
441	443	0.01	150	88.6	18229	PASS
442	442	100	100	100.0	107021	PASS
443	442	15	24	19.2	20571	PASS

Quantitation Report (QT Reviewed)

Data Path : I:\ACQUDATA\5977-MS65\Data\031124\
Data File : A2315.D
Acq On : 11 Mar 2024 04:40 pm
Operator : moses
Sample : 8270 ICV
Misc : 8270 INIT. CAL.
ALS Vial : 13 Sample Multiplier: 1

Quant Time: Mar 12 13:07:27 2024
Quant Method : I:\ACQUDATA\5977-MS65\methods\8270-031124(65).M
Quant Title : 8270 BNA ANALYSIS
QLast Update : Tue Mar 12 13:06:22 2024
Response via : Initial Calibration

Compound	R.T.	QIon	Response	Conc	Units	Dev(Min)
Internal Standards						
1) d4-1,4-Dichlorobenzene	4.648	152	1023729	40.00	ppm	0.00
34) d8-Naphthalene	5.830	136	3989260	40.00	ppm	0.00
58) d10-Acenaphthene	7.547	164	2174886	40.00	ppm	0.00
92) d10-Phenanthrene	9.029	188	3212762	40.00	ppm	0.00
118) d12-Chrysene	12.265	240	2911599	40.00	ppm	0.00
136) d12-Perylene	15.137	264	3090785	40.00	ppm	0.01
System Monitoring Compounds						
8) SURR1,2-FLUOROPHENOL	0.000	112	0d	0.00	ppm	
Spiked Amount 20.000	Range 10 - 70		Recovery =	0.00%#		
13) SURR2,PHENOL-D6	0.000	99	0d	0.00	ppm	
Spiked Amount 20.000	Range 10 - 107		Recovery =	0.00%#		
35) SURR4,NITROBENZENE-D5	0.000	82	0d	0.00	ppm	
Spiked Amount 10.000	Range 31 - 110		Recovery =	0.00%#		
64) SURR5,2-FLUOROBIPHENYL	0.000	172	0d	0.00	ppm	
Spiked Amount 10.000	Range 31 - 118		Recovery =	0.00%#		
89) SURR3,2,4,6-TRIBROMOPH...	0.000	330	0d	0.00	ppm	
Spiked Amount 20.000	Range 35 - 141		Recovery =	0.00%#		
125) SURR6,TERPHENYL-D14	0.000	244	0d	0.00	ppm	
Spiked Amount 10.000	Range 10 - 165		Recovery =	0.00%#		
Target Compounds						Qvalue
2) 1,4-Dioxane	1.840	88	563156	39.738	ppm	99
3) Pyridine	2.236	79	1349945	38.487	ppm	100
4) N-Nitrosodimethylamine	2.193	74	872367	37.291	ppm	98
5) 2-Picoline	2.979	93	1527179	39.703	ppm	99
6) N-Nitrosomethylamine	3.081	42	443657	38.609	ppm	99
7) Methyl Methansulfonate	3.359	80	819172	47.051	ppm	99
9) N-Nitrosodiethylamine	3.701	102	697469	39.339	ppm	96
10) Ethyl Mathanesulfonate	3.969	79	1054853	39.116	ppm	99
11) Benzaldehyde	4.263	106	971048	36.945	ppm	99
12) Aniline	4.359	93	1911333	36.665	ppm	95
14) Phenol	4.343	94	1788960	39.554	ppm	97
15) bis(2-Clethyl)Ether	4.407	93	1383998	37.887	ppm	99
16) Pentachloroethane	4.402	117	522789	39.208	ppm	98
17) 2-Chlorophenol	4.466	128	1369438	38.190	ppm	98
18) 1,3-Diclbenzene	4.600	146	1478060	37.657	ppm	99
19) 1,4-Dichlorobenzene	4.664	146	1467992	37.336	ppm	99
20) 1,2-Diclbenzene	4.803	146	1378527	36.731	ppm	98
21) Benzyl Alcohol	4.771	79	1145328	42.691	ppm	99
22) 1-Methyl-2-pyrrolidinone	4.803	99	930968	39.654	ppm	99
23) 2,2'-oxybis(1-Chloropr...	4.894	45	1476927	38.951	ppm	97
24) 2-Methylphenol	4.894	108	1180591	38.595	ppm	99
25) 3+4-Methylphenol	5.028	108	1348760	44.623	ppm	97
26) Acetophenone	5.012	105	1784592	37.802	ppm	97
27) N-Nitroso-Di-n-propyla...	5.017	70	985136	37.852	ppm	99
28) N-Nitrosopyrrolidine	5.001	100	706890	40.268	ppm	83
29) N-Nitrosomorpholine	5.033	56	758067	38.346	ppm	98
30) o-Toluidine	5.044	106	1951201	38.008	ppm	92
31) Hexachloroethane	5.108	117	619638	36.558	ppm	97
32) o,o,o-Triethylphosphor...	5.568	198	587953	37.018	ppm	91
33) Alpha-terpinol	5.862	121	555255	52.724	ppm	98
36) Nitrobenzene	5.172	77	1407260	38.807	ppm	94
37) N-Nitrosopiperidine	5.311	42	757496	37.728	ppm	96
38) Isophorone	5.397	82	2654759	38.155	ppm	99

Data Path : I:\ACQUDATA\5977-MS65\Data\031124\
Data File : A2315.D
Acq On : 11 Mar 2024 04:40 pm
Operator : moses
Sample : 8270 ICV
Misc : 8270 INIT. CAL.
ALS Vial : 13 Sample Multiplier: 1

Quant Time: Mar 12 13:07:27 2024
Quant Method : I:\ACQUDATA\5977-MS65\methods\8270-031124(65).M
Quant Title : 8270 BNA ANALYSIS
QLast Update : Tue Mar 12 13:06:22 2024
Response via : Initial Calibration

Compound	R.T.	QIon	Response	Conc	Units		Dev(Min)
39) 2-Nitrophenol	5.466	139	714279	40.902	ppm		97
40) Benzoic Acid	5.621	105	718176	42.525	ppm		98
41) 2,4-Dimethylphenol	5.514	107	1393531	38.887	ppm		99
42) bis(-2-Chloroethoxy)Me...	5.595	93	1602658	38.762	ppm		99
43) 2,4-Dichlorophenol	5.702	162	1047097	40.844	ppm		97
44) a,a-Dimethylphenethyla...	6.285	58	3322691m	41.445	ppm		
45) 1,2,4-Trichlorobenzene	5.771	180	1082264	35.984	ppm		99
46) Naphthalene	5.851	128	3598320	36.266	ppm		99
47) 4-Chloroaniline	5.905	127	1463318	38.442	ppm		99
48) 2,6-Dichlorophenol	5.916	162	1000679	39.835	ppm		96
49) Hexachlorobutadiene	5.964	225	552300	34.532	ppm		99
50) Hexachloropropene	5.932	213	682028	38.388	ppm		96
51) 4-Chloro-3-methylphenol	6.392	107	1224529m	38.525	ppm		
52) N-N-di-n-butylamine	6.231	84	1223840m	38.793	ppm		
53) Caprolactam	6.274	113	459611	40.237	ppm		97
54) p-Phenylenediamine	6.274	80	474955	34.923	ppm		97
55) Safrole	6.440	162	987010	39.986	ppm		98
56) 2-Methylnaphthalene	6.525	142	2453693	35.465	ppm		99
57) 1-Methylnaphthalene	6.622	142	2332817	36.252	ppm		99
59) Hexachlorocyclopentadiene	6.675	237	497658	44.122	ppm		100
60) 1,2,4,5-Tetrachloroben...	6.686	216	988942	37.920	ppm		100
61) 1,2,3,4-Tetrachloroben...	6.964	216	979798	37.276	ppm		98
62) 2,4,6-Trichlorophenol	6.803	196	692976	41.623	ppm		99
63) 2,4,5-Trichlorophenol	6.857	196	760230	41.379	ppm		99
65) Isosafrole	6.948	104	519560	40.362	ppm		99
66) 1,1'-Biphenyl	6.985	154	2911253	36.477	ppm		97
67) 2-Chloronaphthalene	7.001	162	2329064	39.281	ppm		99
68) 2-Nitroaniline	7.108	65	922281	51.049	ppm		99
69) 1,4-Naphthoquinone	7.178	158	802356	47.176	ppm		97
70) m-Dinitrobenzene	7.322	168	474871	42.866	ppm		94
71) Acenaphthylene	7.408	152	3484435	37.514	ppm		99
72) Dimethyl phthalate	7.290	163	2575154	37.125	ppm		100
73) 2,6-Dinitrotoluene	7.349	165	626407	42.501	ppm		93
74) Acenaphthene	7.584	153	2341357	37.172	ppm		99
75) 3-Nitroaniline	7.515	138	744281	40.121	ppm		99
76) 2,4-Dinitrophenol	7.627	184	284839	40.839	ppm		84
77) Dibenzofuran	7.756	168	3070653	36.956	ppm		97
78) 2,4-Dinitrotoluene	7.750	165	784604	42.829	ppm		92
79) 4-Nitrophenol	7.718	65	327621	30.808	ppm	#	69
80) Pentachlorobenzene	7.713	250	827483	36.655	ppm		99
81) 1-Napthylamine	7.836	143	2428139	43.801	ppm		98
82) 2-Napthylamine	7.916	143	2412233	41.608	ppm		99
83) 2,3,4,6-Tetrachlorophenol	7.884	232	550812	44.521	ppm		99
84) Fluorene	8.093	166	2399868	36.317	ppm		100
85) 4-Chlorophenyl-phenyle...	8.093	204	1054061	36.174	ppm		97
86) Diethylphthalate	7.986	149	2577760	36.774	ppm		99
87) 4-Nitroaniline	8.125	138	739455	39.283	ppm		99
88) 5-Nitro-o-toluidine	8.114	152	800700	41.320	ppm		96
90) Sulfotepp	8.381	322	371903	39.724	ppm		94
91) Octachlorocyclopentene	8.344	307	333773	43.041	ppm		98
93) Thionazin	8.071	107	488838	39.044	ppm		95
94) 4,6-Dinitro-2-methylph...	8.151	198	416766	38.453	ppm		97
95) Diphenylamine	8.216	169	2151950	42.980	ppm		99
96) 1,2 Diphenylhydrazine	8.253	77	2900269	38.092	ppm		96
97) N-Nitrosodiphenylamine	8.216	169	2152055	42.974	ppm		99
98) 1,3,5-Trinirobenzene	8.504	213	248885	44.367	ppm	#	54

Quantitation Report (QT Reviewed)

Data Path : I:\ACQUDATA\5977-MS65\Data\031124\
Data File : A2315.D
Acq On : 11 Mar 2024 04:40 pm
Operator : moses
Sample : 8270 ICV
Misc : 8270 INIT. CAL.
ALS Vial : 13 Sample Multiplier: 1

Quant Time: Mar 12 13:07:27 2024
Quant Method : I:\ACQUDATA\5977-MS65\methods\8270-031124(65).M
Quant Title : 8270 BNA ANALYSIS
QLast Update : Tue Mar 12 13:06:22 2024
Response via : Initial Calibration

Compound	R.T.	QIon	Response	Conc	Units		Dev(Min)
99) Diallate	8.504	86	957371	35.310	ppm		99
100) Phorate	8.510	121	590190	39.845	ppm	#	82
101) Phenacetin	8.542	108	1460438	39.782	ppm		99
102) 4-Bromophenyl-phenylether	8.579	248	611754	37.056	ppm		95
103) Hexachlorobenzene	8.638	284	674655	36.954	ppm		97
104) Dimethoate	8.686	87	974612	47.393	ppm		99
105) Atrazine	8.756	215	306887	35.888	ppm		93
106) Pentachlorophenol	8.847	266	330649	36.079	ppm		99
107) 4-Aminobiphenyl	8.841	169	2451719	39.392	ppm		99
108) Pentachloronitrobenzene	8.852	237	270889	41.834	ppm		97
109) Pronamide	8.911	173	1199869	38.886	ppm		99
110) Dinoseb	9.023	211	496877	39.850	ppm		97
111) Disulfoton	9.034	88	1615538	37.169	ppm		97
112) Phenanthrene	9.050	178	3399196	37.333	ppm		100
113) Anthracene	9.103	178	3517909	37.820	ppm		99
114) Carbazole	9.264	167	3474500	38.330	ppm		99
115) Di-n-butylphthalate	9.617	149	4507085	41.413	ppm		99
116) 4-Nitroquinonline-1-oxide	9.826	190	193746	37.598	ppm		94
117) Fluoranthene	10.264	202	3602946	37.835	ppm		98
119) Methyl Parathion	9.403	109	785367	47.232	ppm		97
120) Ethyl Parathion	9.793	97	616282	41.378	ppm		99
121) Methapyrilene	9.911	58	1391302	36.247	ppm		99
122) Isodrin	10.098	193	433517	41.584	ppm		99
123) Benzidine	10.425	184	2269229	40.790	ppm		100
124) Pyrene	10.526	202	3762475	37.661	ppm		99
126) Aramite	10.703	185	248077	67.352	ppm		99
127) p-(Dimethylamino)azobe...	10.901	120	1293158	39.622	ppm		98
128) Chlorobenzilate	10.965	139	1513146	42.903	ppm		96
129) Butyl benzyl phthalate	11.398	149	2137809	40.604	ppm		99
130) 3,3-Dimethylbenzidine	11.366	212	2227297	41.519	ppm		99
131) 2-Acetylaminofluorene	11.756	181	1648412	41.921	ppm		99
132) 3,3'-Dichlorobenzidine	12.222	252	1367019	42.669	ppm		96
133) Benzo(a)anthracene	12.243	228	3313706	36.795	ppm		99
134) Chrysene	12.307	228	3091677	35.972	ppm		100
135) bis(2-Ethylhexyl)phtha...	12.377	149	2985559	41.734	ppm		100
137) Di-n-octyl phthalate	13.682	149	5130521	43.298	ppm		100
138) 7,12-Dimethylbenz(a)an...	14.324	256	1475058	36.320	ppm		100
139) Benzo(b)Fluoranthene	14.329	252	3358870	39.405	ppm		99
140) Benzo(k)fluoranthene	14.388	252	3239715	38.665	ppm		99
141) Benzo(a)pyrene	15.008	252	2929325	37.232	ppm		100
142) 3-Methylcholanthrene	15.805	268	1734116	38.886	ppm		98
143) Indeno(1,2,3-cd)Pyrene	17.121	276	3096161	40.982	ppm		100
144) Dibenz(a,h)anthracene	17.175	278	3217325	40.488	ppm		99
145) Benzo(g,h,i)perylene	17.565	276	3151716	38.505	ppm		99

(#) = qualifier out of range (m) = manual integration (+) = signals summed

1st AM 03/12/24
2nd BA 03/13/24

Data Path : I:\ACQUDATA\5977-MS65\Data\031124\
Data File : A2315.D
Acq On : 11 Mar 2024 04:40 pm
Operator : moses
Sample : 8270 ICV
Misc : 8270 INIT. CAL.
ALS Vial : 13 Sample Multiplier: 1

Quant Time: Mar 12 13:07:27 2024
Quant Method : I:\ACQUDATA\5977-MS65\methods\8270-031124(65).M
Quant Title : 8270 BNA ANALYSIS
QLast Update : Tue Mar 12 13:06:22 2024
Response via : Initial Calibration

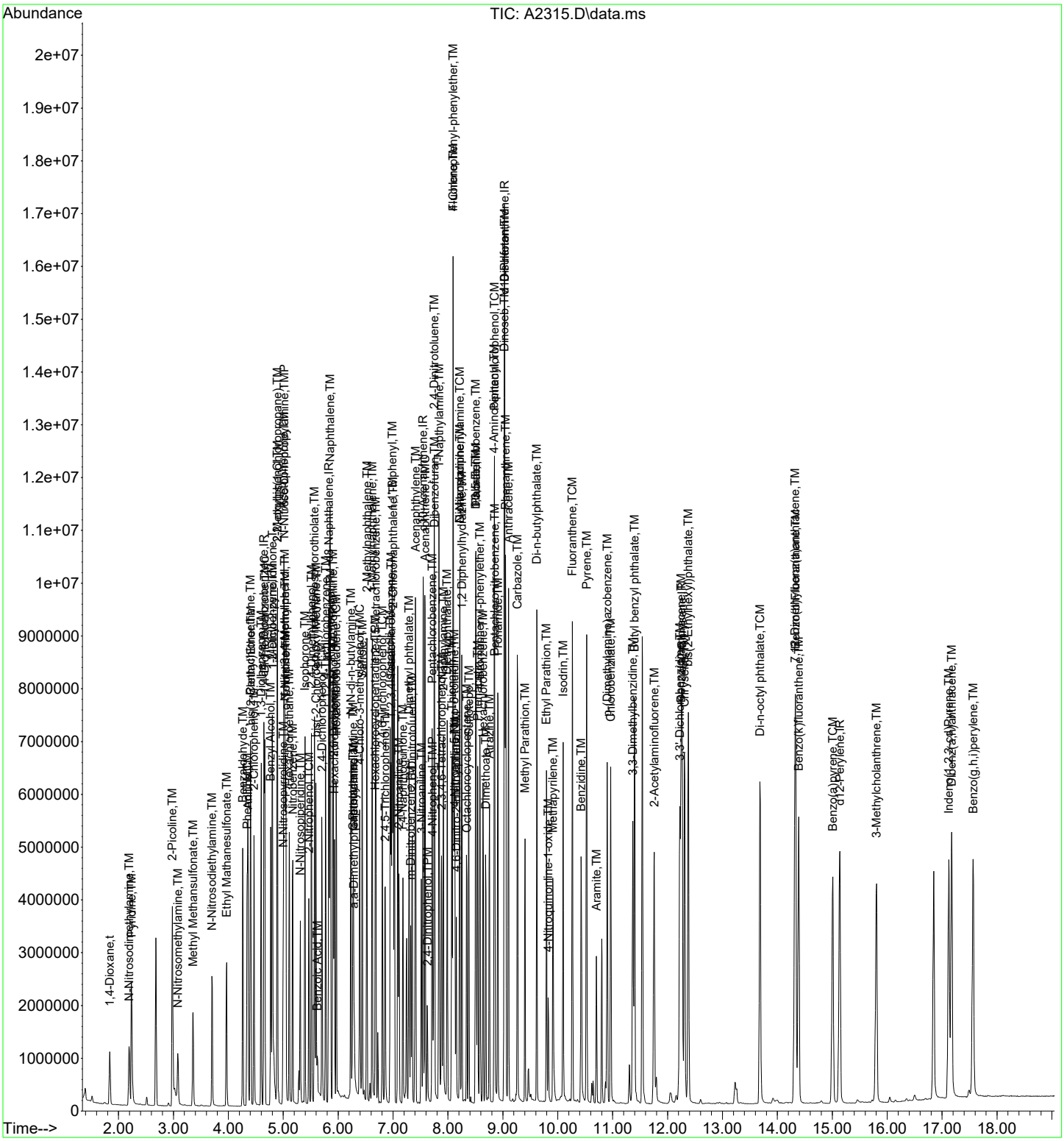

Quantitation Report (Qedit)

Data Path : I:\ACQUDATA\5977-MS65\Data\031124\
Data File : A2303.D
Acq On : 11 Mar 2024 10:43 am
Operator : moses
Sample : TUNE
Misc :
ALS Vial : 2 Sample Multiplier: 1

Quant Time: Mar 11 11:12:27 2024
Quant Method : I:\ACQUDATA\5977-MS65\methods\TUNE-E.M
Quant Title : TUNE CHECK
QLast Update : Thu Mar 07 15:10:19 2024
Response via : Initial Calibration

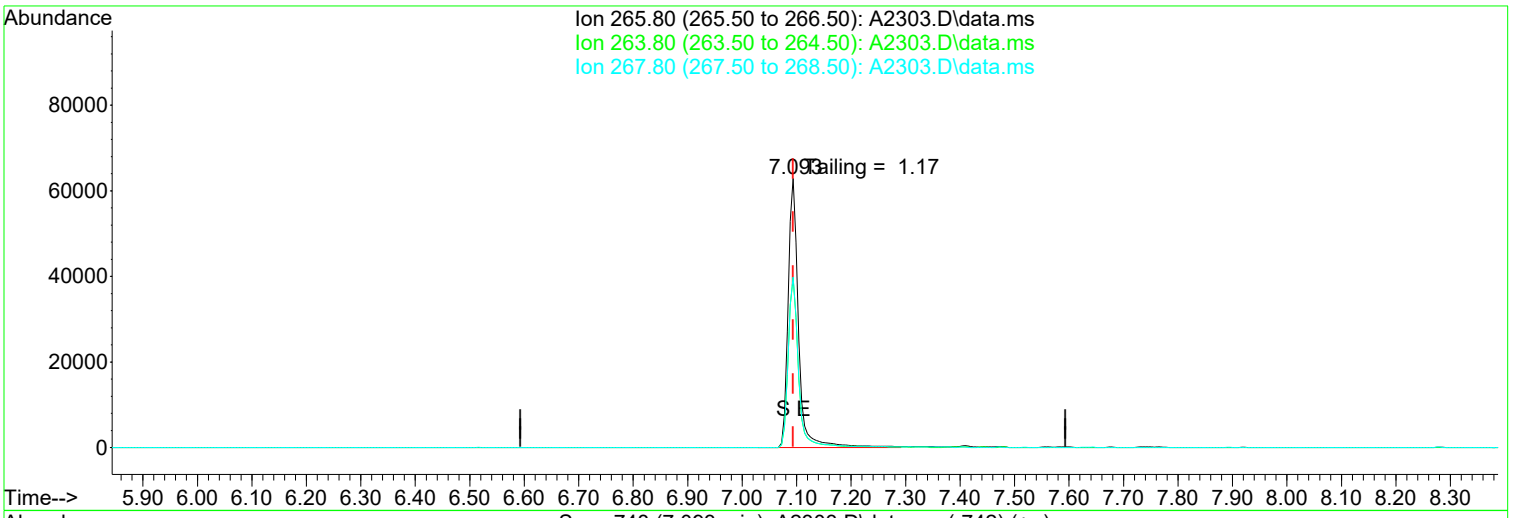

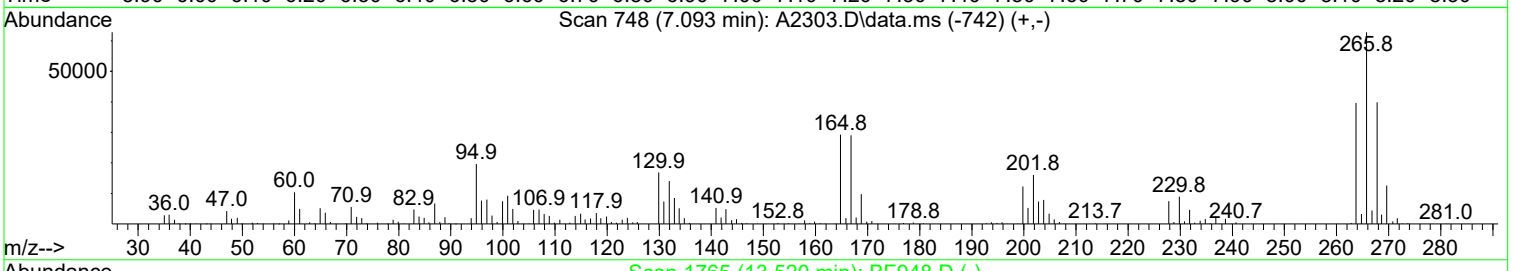

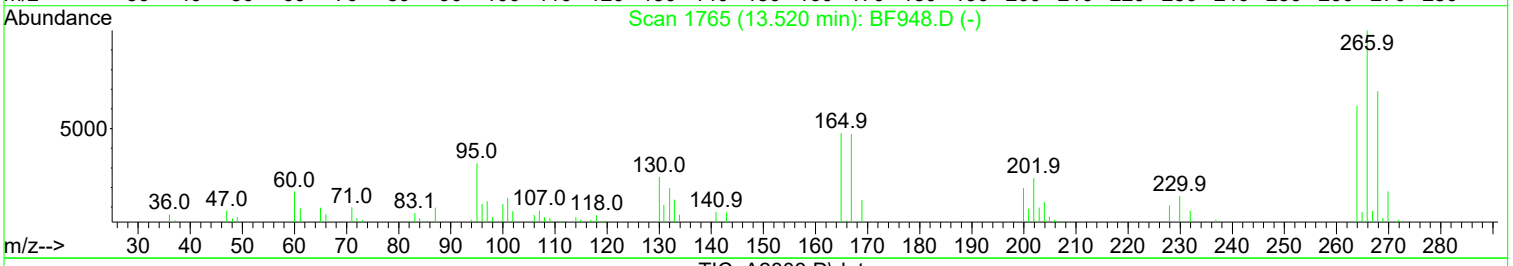

TIC: A2303.D\data.ms

(5) Pentachlorophenol (TCM)

7.093min (-0.000) 42.94 ppm

response 86188

Ion	Exp%	Act%
265.80	100.00	100.00
263.80	63.50	63.14
267.80	64.20	63.41
0.00	0.00	0.00

Manual Integration:

After

Other - tailing

03/11/24

Quantitation Report (Qedit)

Data Path : I:\ACQUDATA\5977-MS65\Data\031124\
Data File : A2303.D
Acq On : 11 Mar 2024 10:43 am
Operator : moses
Sample : TUNE
Misc :
ALS Vial : 2 Sample Multiplier: 1

Quant Time: Mar 11 11:12:27 2024
Quant Method : I:\ACQUDATA\5977-MS65\methods\TUNE-E.M
Quant Title : TUNE CHECK
QLast Update : Thu Mar 07 15:10:19 2024
Response via : Initial Calibration

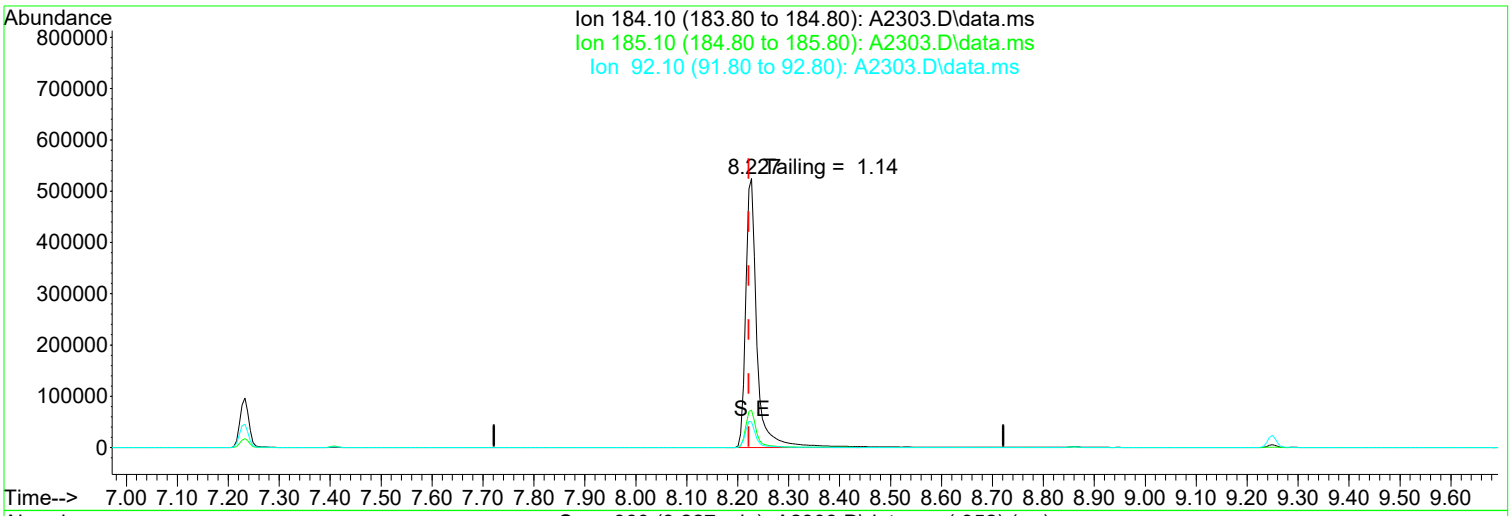

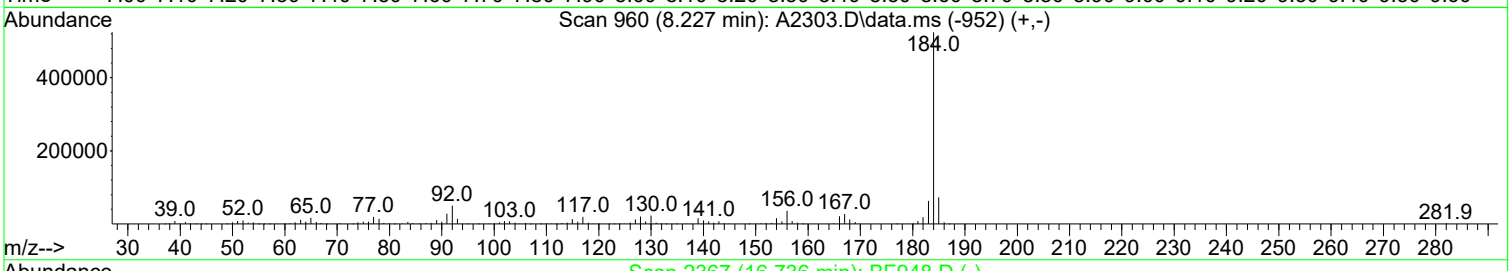

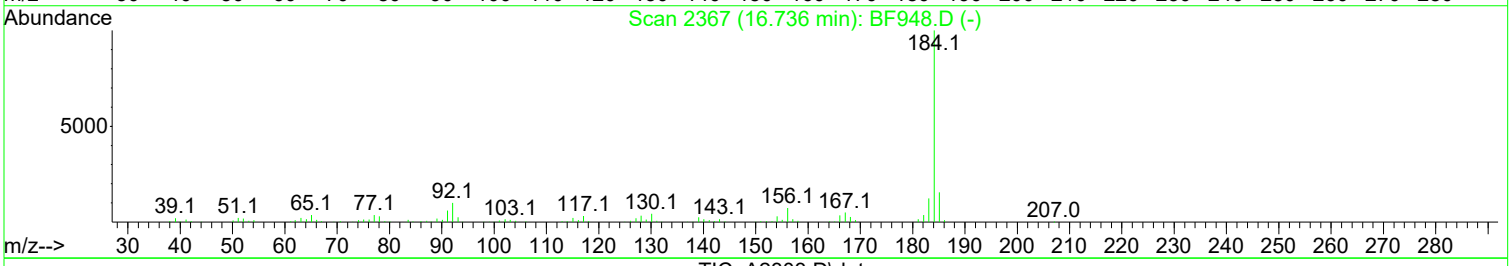

TIC: A2303.D\data.ms

(8) Benzidine (T)

8.227min (+ 0.005) 38.40 ppm

response 815486

Ion	Exp%	Act%
184.10	100.00	100.00
185.10	14.80	13.87
92.10	10.10	9.46
0.00	0.00	0.00

Manual Integration:

After

Other - tailing

03/11/24

Quantitation Report (QT Reviewed)

Data Path : I:\ACQUDATA\5977-MS65\Data\031124\
Data File : A2303.D
Acq On : 11 Mar 2024 10:43 am
Operator : moses
Sample : TUNE
Misc :
ALS Vial : 2 Sample Multiplier: 1

Quant Time: Mar 11 11:12:27 2024
Quant Method : I:\ACQUDATA\5977-MS65\methods\TUNE-E.M
Quant Title : TUNE CHECK
QLast Update : Thu Mar 07 15:10:19 2024
Response via : Initial Calibration

Compound	R.T.	QIon	Response	Conc	Units		Dev(Min)
Internal Standards							
1) d4-1,4-Dichlorobenzene	4.029	152	217556	40.00	ppm		0.00
2) d8-Naphthalene	4.900	136	805428	40.00	ppm		0.00
3) d10-Acenaphthene	6.157	164	467909	40.00	ppm		0.00
4) d10-Phenanthrene	7.232	188	808791	40.00	ppm		0.00
7) d12-Chrysene	9.249	240	678794	40.00	ppm		0.00
12) d12-Perylene	10.575	264	715739	40.00	ppm		0.00
Target Compounds							Qvalue
5) Pentachlorophenol	7.093	266	86188	42.935	ppm		99
6) DFTPP	7.409	198	168227	54.572	ppm	#	62
8) Benzidine	8.227	184	815486	38.396	ppm		98
9) 4,4'-DDE	7.409	246	2987	N.D.			
10) 4,4'-DDD	8.650	235	5053	N.D.			
11) 4,4'-DDT	8.864	235	308652	47.996	ppm		93

(#) = qualifier out of range (m) = manual integration (+) = signals summed

Quantitation Report (QT Reviewed)

Data Path : I:\ACQUDATA\5977-MS65\Data\031124\
Data File : A2303.D
Acq On : 11 Mar 2024 10:43 am
Operator : moses
Sample : TUNE
Misc :
ALS Vial : 2 Sample Multiplier: 1

Quant Time: Mar 11 11:12:27 2024
Quant Method : I:\ACQUDATA\5977-MS65\methods\TUNE-E.M
Quant Title : TUNE CHECK
QLast Update : Thu Mar 07 15:10:19 2024
Response via : Initial Calibration

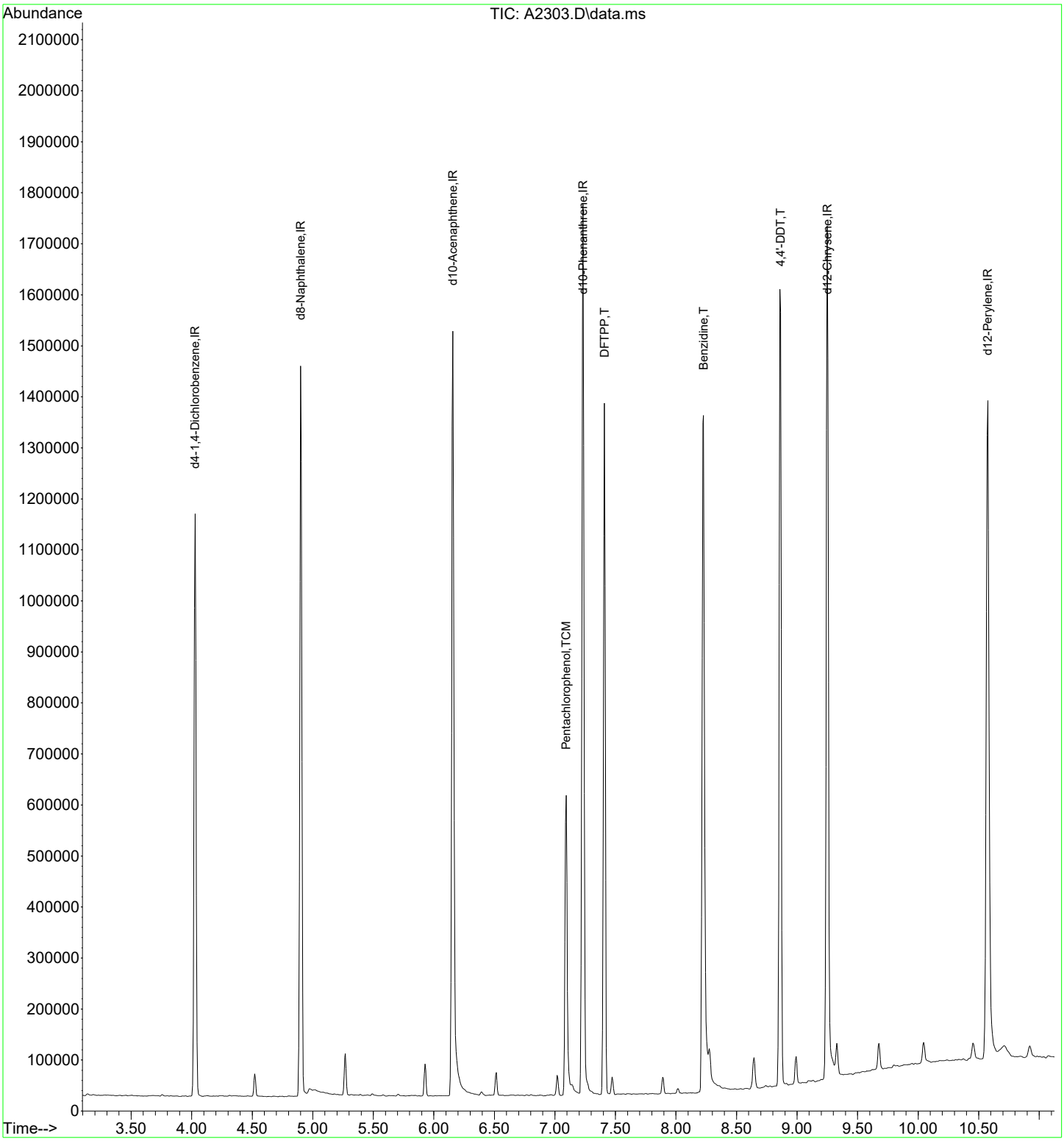

1st AM 03/12/24
2nd BA 03/13/24

Data Path : I:\ACQUDATA\5977-MS65\Data\031124\
Data File : A2303.D
Acq On : 11 Mar 2024 10:43 am
Operator : moses
Sample : TUNE
Misc :
ALS Vial : 2 Sample Multiplier: 1

Integration File: RTEINT.P

Method : I:\ACQUDATA\5977-MS65\methods\TUNE-E.M
Title : TUNE CHECK
Last Update : Thu Mar 07 15:10:19 2024

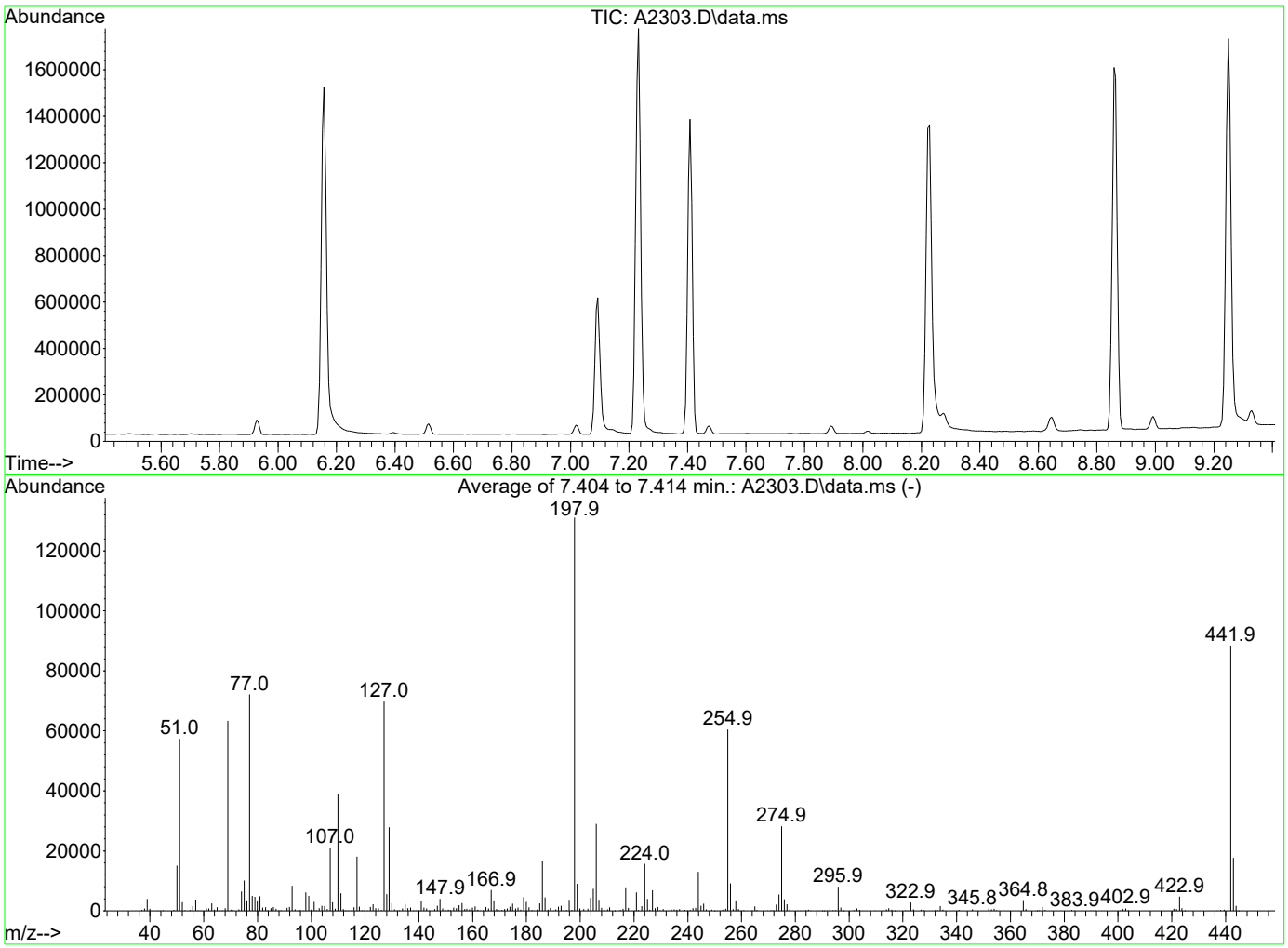

AutoFind: Scans 806, 807, 808; Background Corrected with Scan 800

Target Mass	Rel. to Mass	Lower Limit%	Upper Limit%	Rel. Abn%	Raw Abn	Result Pass/Fail
68	69	0.00	2	1.5	940	PASS
69	198	0.00	100	48.3	63351	PASS
70	69	0.00	2	0.6	385	PASS
197	198	0.00	2	0.2	264	PASS
198	198	100	100	100.0	131107	PASS
199	198	5	9	6.9	9076	PASS
365	198	1	200	2.7	3546	PASS
441	443	0.01	150	80.1	14183	PASS
442	442	100	100	100.0	88387	PASS
443	442	15	24	20.0	17704	PASS

Quantitation Report (QT Reviewed)

Data Path : I:\ACQUDATA\5977-MS65\Data\031124\
Data File : A2304.D
Acq On : 11 Mar 2024 11:35 am
Operator : moses
Sample : INST. BLK
Misc :
ALS Vial : 3 Sample Multiplier: 1

Quant Time: Mar 12 11:39:35 2024
Quant Method : I:\ACQUDATA\5977-MS65\methods\8270-031124(65).M
Quant Title : 8270 BNA ANALYSIS
QLast Update : Mon Mar 11 16:32:29 2024
Response via : Initial Calibration

Compound	R.T.	QIon	Response	Conc	Units	Dev(Min)
Internal Standards						
1) d4-1,4-Dichlorobenzene	4.648	152	1190949	40.00	ppm	0.00
34) d8-Naphthalene	5.825	136	4242584	40.00	ppm	0.00
58) d10-Acenaphthene	7.547	164	2491162	40.00	ppm	0.00
92) d10-Phenanthrene	9.028	188	4210272	40.00	ppm	0.00
118) d12-Chrysene	12.264	240	3564853	40.00	ppm	0.00
136) d12-Perylene	15.142	264	3688135	40.00	ppm	0.02
System Monitoring Compounds						
8) SURR1,2-FLUOROPHENOL	0.000	112	0	0.00	ppm	
Spiked Amount 20.000	Range 10 - 70		Recovery =	0.00%#		
13) SURR2,PHENOL-D6	0.000	99	0	0.00	ppm	
Spiked Amount 20.000	Range 10 - 107		Recovery =	0.00%#		
35) SURR4,NITROBENZENE-D5	5.140	82	164	0.00	ppm	-0.02
Spiked Amount 10.000	Range 31 - 110		Recovery =	0.00%#		
64) SURR5,2-FLUOROBIPHENYL	6.932	172	1142	0.01	ppm	0.05
Spiked Amount 10.000	Range 31 - 118		Recovery =	0.10%#		
89) SURR3,2,4,6-TRIBROMOPH...	0.000	330	0	0.00	ppm	
Spiked Amount 20.000	Range 35 - 141		Recovery =	0.00%#		
125) SURR6,TERPHENYL-D14	10.724	244	326	0.00	ppm	0.01
Spiked Amount 10.000	Range 10 - 165		Recovery =	0.00%#		
Target Compounds						Qvalue

(#) = qualifier out of range (m) = manual integration (+) = signals summed

Quantitation Report (QT Reviewed)

Data Path : I:\ACQUDATA\5977-MS65\Data\031124\
Data File : A2304.D
Acq On : 11 Mar 2024 11:35 am
Operator : moses
Sample : INST. BLK
Misc :
ALS Vial : 3 Sample Multiplier: 1

Quant Time: Mar 12 11:39:35 2024
Quant Method : I:\ACQUDATA\5977-MS65\methods\8270-031124(65).M
Quant Title : 8270 BNA ANALYSIS
QLast Update : Mon Mar 11 16:32:29 2024
Response via : Initial Calibration



1st AM 03/12/24
2nd BA 03/13/24

Quantitation Report (Qedit)

Data Path : I:\ACQUDATA\5977-MS65\Data\031124\
Data File : A2305.D
Acq On : 11 Mar 2024 12:00 pm
Operator : moses
Sample : 8270 1ppm
Misc : 8270 INIT. CAL.
ALS Vial : 4 Sample Multiplier: 1

Quant Time: Mar 12 11:39:42 2024
Quant Method : I:\ACQUDATA\5977-MS65\methods\8270-031124(65).M
Quant Title : 8270 BNA ANALYSIS
QLast Update : Mon Mar 11 16:32:29 2024
Response via : Initial Calibration

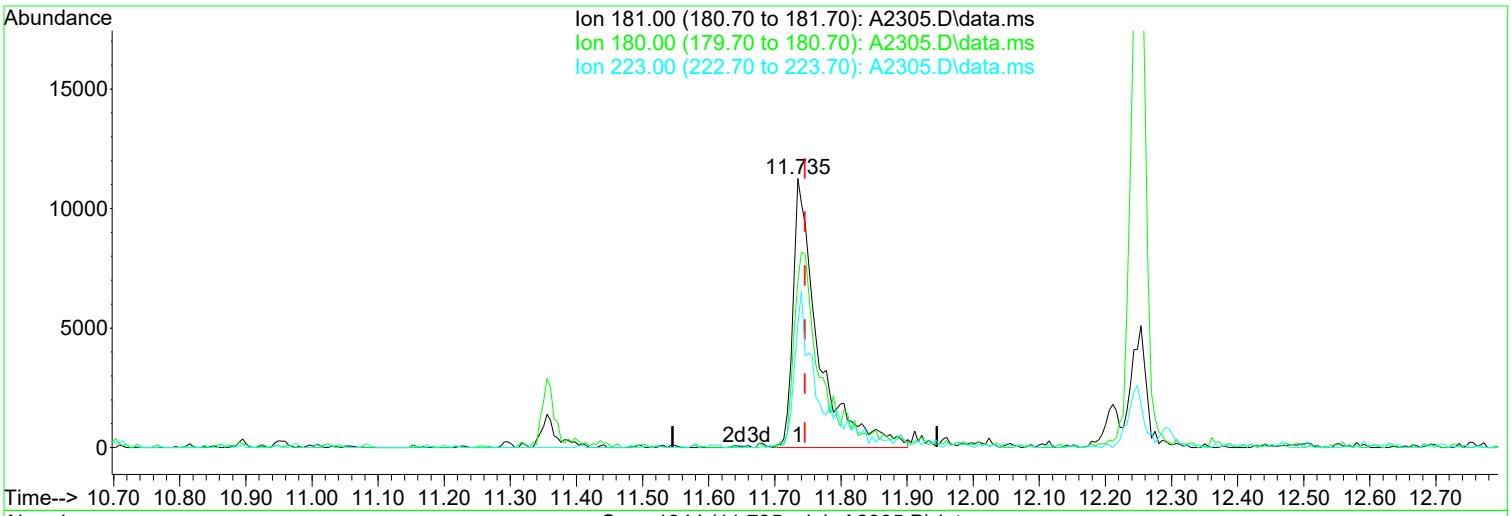

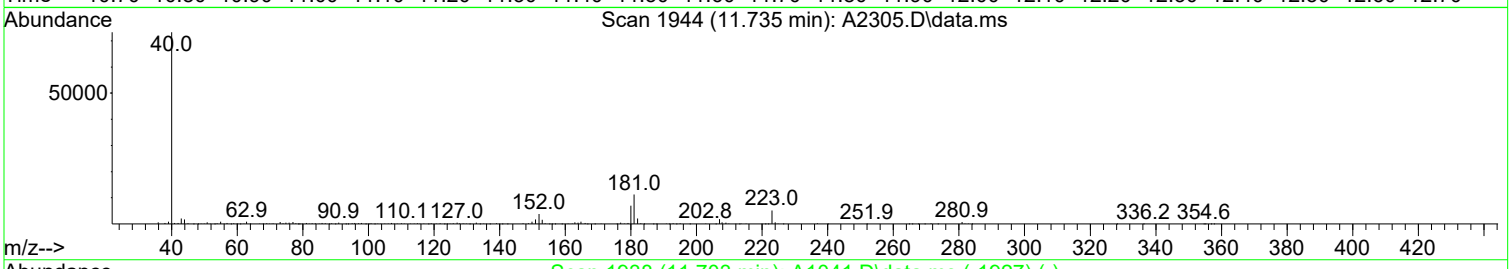

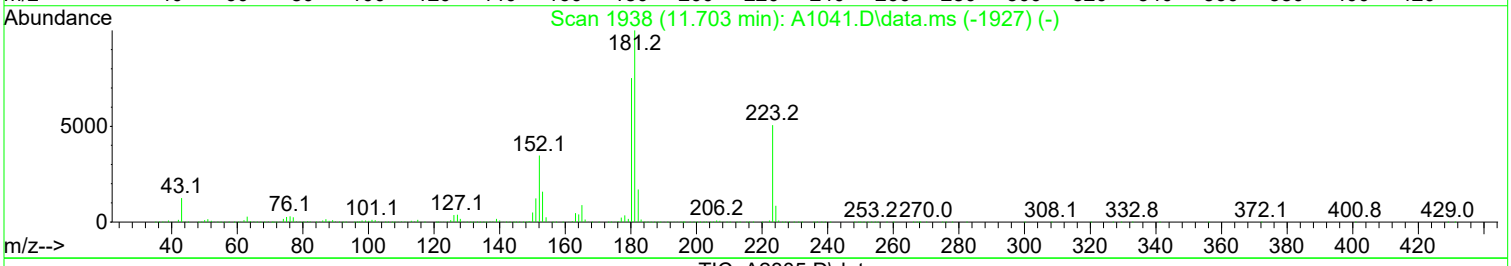

TIC: A2305.D\data.ms

(131) 2-Acetylaminofluorene (TM)

11.735min (-0.011) 0.67 ppm m

response 29744

Ion	Exp%	Act%
181.00	100.00	100.00
180.00	80.10	61.95
223.00	51.80	46.07
0.00	0.00	0.00

Manual Integration:

After

Poor integration.

03/12/24

1st AM 03/12/24
2nd BA 03/13/24

Quantitation Report (Qedit)

Data Path : I:\ACQUDATA\5977-MS65\Data\031124\
Data File : A2305.D
Acq On : 11 Mar 2024 12:00 pm
Operator : moses
Sample : 8270 1ppm
Misc : 8270 INIT. CAL.
ALS Vial : 4 Sample Multiplier: 1

Quant Time: Mar 12 11:39:42 2024
Quant Method : I:\ACQUDATA\5977-MS65\methods\8270-031124(65).M
Quant Title : 8270 BNA ANALYSIS
QLast Update : Mon Mar 11 16:32:29 2024
Response via : Initial Calibration

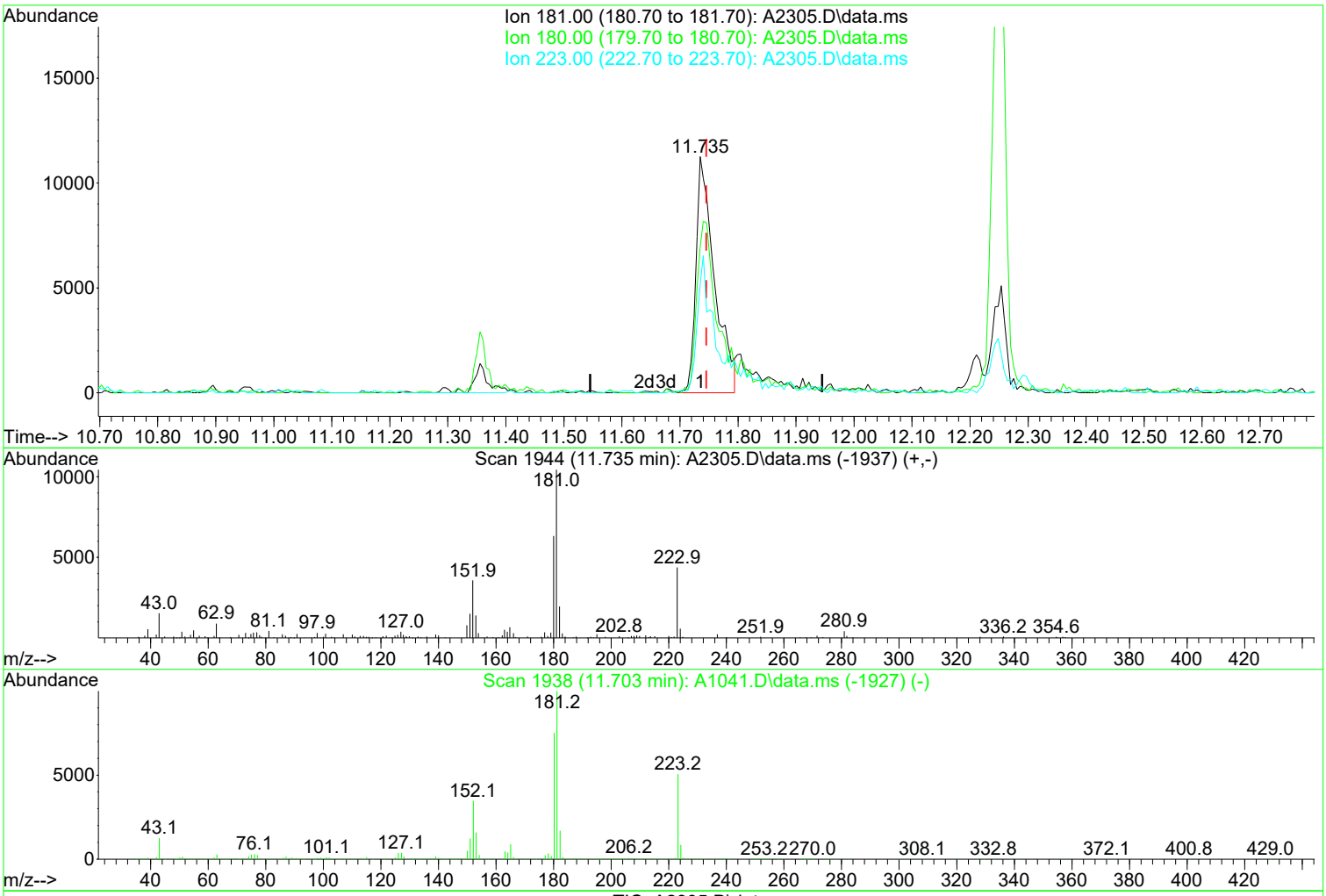

TIC: A2305.D\data.ms

(131) 2-Acetylaminofluorene (TM)

11.735min (-0.011) 0.55 ppm

response 24751

Ion	Exp%	Act%
181.00	100.00	100.00
180.00	80.10	60.62
223.00	51.80	41.86
0.00	0.00	0.00

Manual Integration:

Before

03/12/24

1st AM 03/12/24
2nd BA 03/13/24

Quantitation Report (Qedit)

Data Path : I:\ACQUDATA\5977-MS65\Data\031124\
Data File : A2305.D
Acq On : 11 Mar 2024 12:00 pm
Operator : moses
Sample : 8270 1ppm
Misc : 8270 INIT. CAL.
ALS Vial : 4 Sample Multiplier: 1

Quant Time: Mar 12 11:39:42 2024
Quant Method : I:\ACQUDATA\5977-MS65\methods\8270-031124(65).M
Quant Title : 8270 BNA ANALYSIS
QLast Update : Mon Mar 11 16:32:29 2024
Response via : Initial Calibration

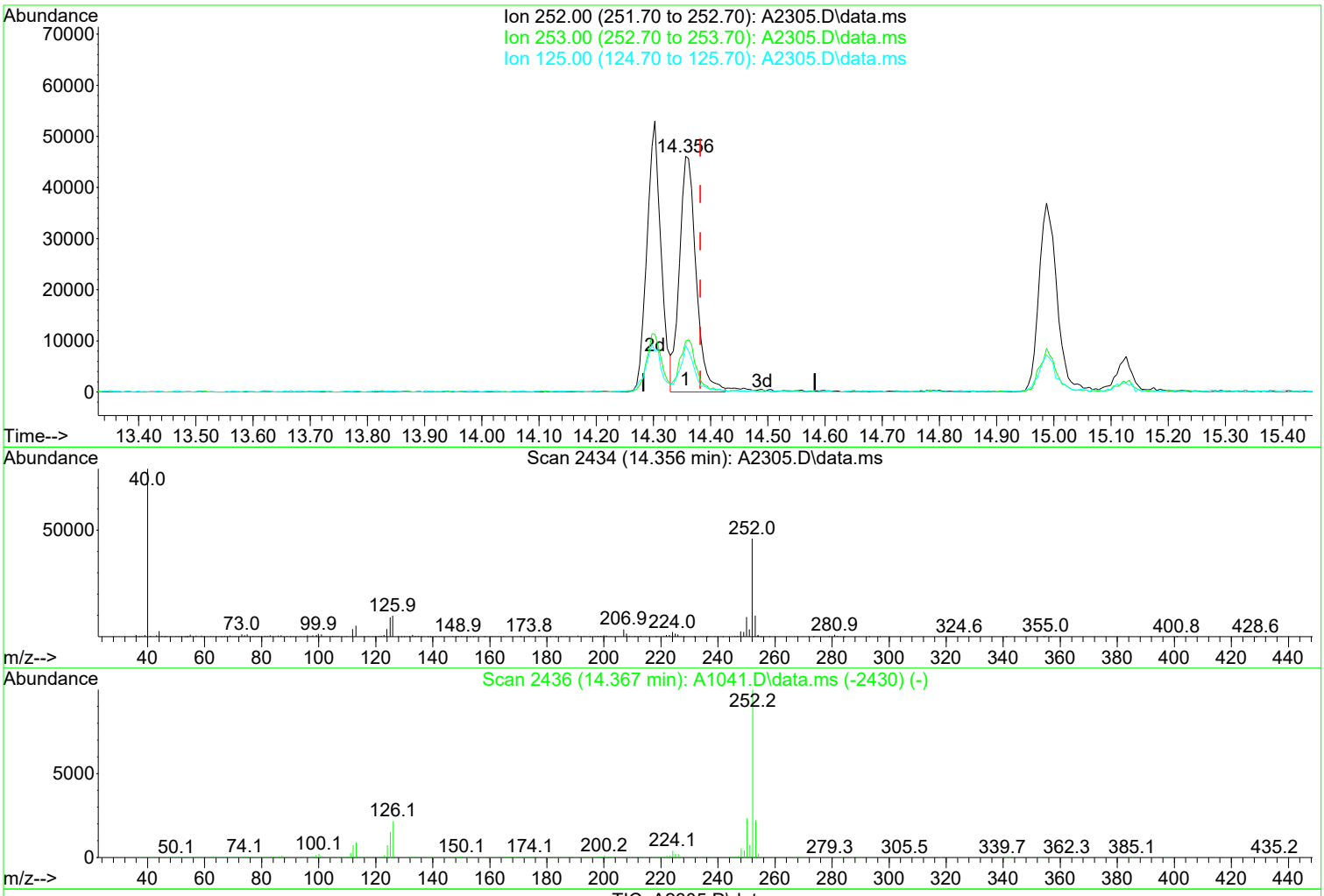

TIC: A2305.D\data.ms

(140) Benzo(k)fluoranthene (TM)

14.356min (-0.027) 1.01 ppm m

response 93529

Ion	Exp%	Act%
252.00	100.00	100.00
253.00	21.90	21.60
125.00	15.50	19.70
0.00	0.00	0.00

Manual Integration:

After

Poor integration.

03/12/24

1st AM 03/12/24
2nd BA 03/13/24

Quantitation Report (Qedit)

Data Path : I:\ACQUDATA\5977-MS65\Data\031124\
Data File : A2305.D
Acq On : 11 Mar 2024 12:00 pm
Operator : moses
Sample : 8270 1ppm
Misc : 8270 INIT. CAL.
ALS Vial : 4 Sample Multiplier: 1

Quant Time: Mar 12 11:39:42 2024
Quant Method : I:\ACQUDATA\5977-MS65\methods\8270-031124(65).M
Quant Title : 8270 BNA ANALYSIS
QLast Update : Mon Mar 11 16:32:29 2024
Response via : Initial Calibration

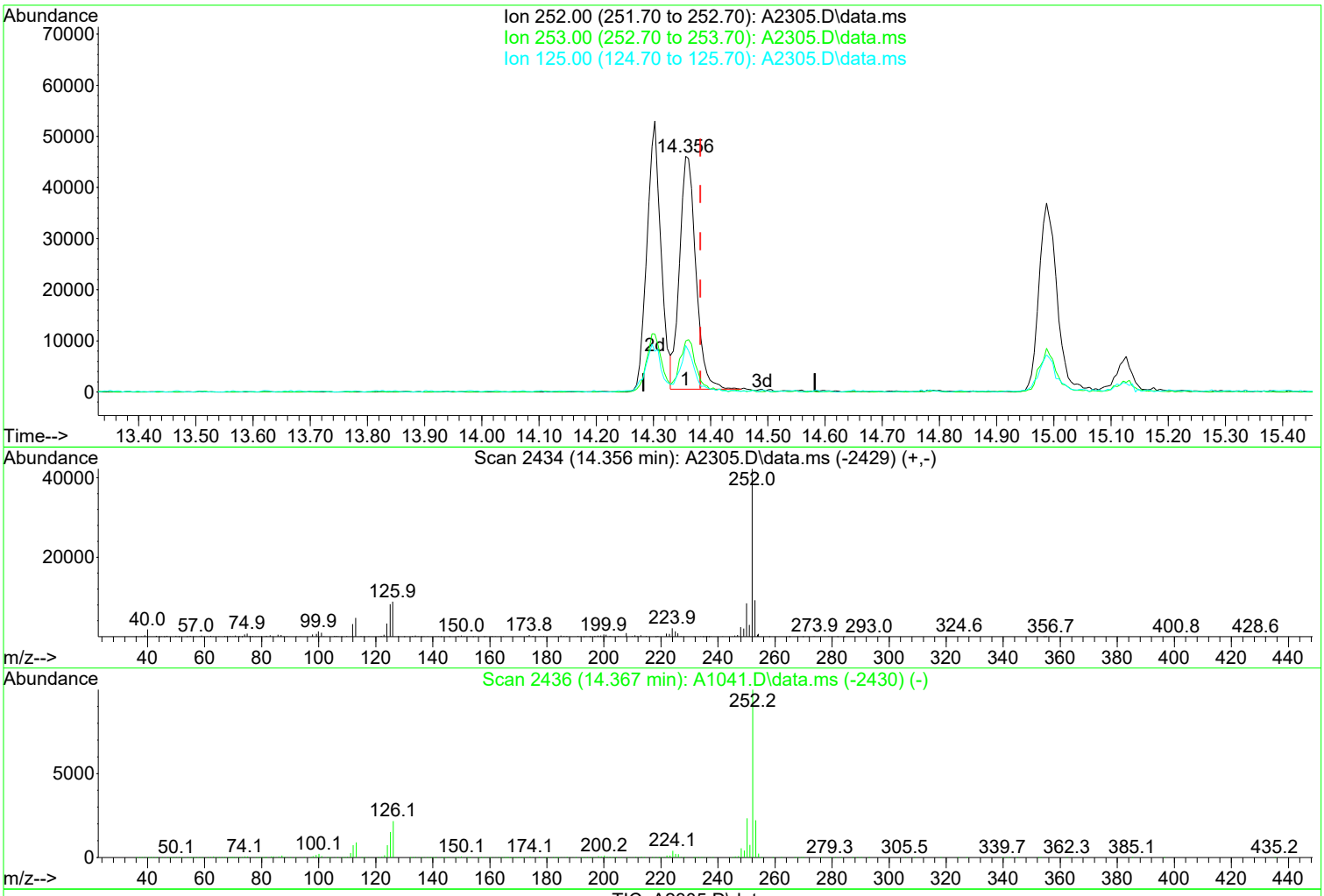

TIC: A2305.D\data.ms

(140) Benzo(k)fluoranthene (TM)

14.356min (-0.027) 0.98 ppm

response 90626

Ion	Exp%	Act%
252.00	100.00	100.00
253.00	21.90	21.73
125.00	15.50	19.43
0.00	0.00	0.00

Manual Integration:

Before

03/12/24

1st AM 03/12/24
2nd BA 03/13/24

Quantitation Report (Qedit)

Data Path : I:\ACQUDATA\5977-MS65\Data\031124\
Data File : A2305.D
Acq On : 11 Mar 2024 12:00 pm
Operator : moses
Sample : 8270 1ppm
Misc : 8270 INIT. CAL.
ALS Vial : 4 Sample Multiplier: 1

Quant Time: Mar 12 11:39:42 2024
Quant Method : I:\ACQUDATA\5977-MS65\methods\8270-031124(65).M
Quant Title : 8270 BNA ANALYSIS
QLast Update : Mon Mar 11 16:32:29 2024
Response via : Initial Calibration

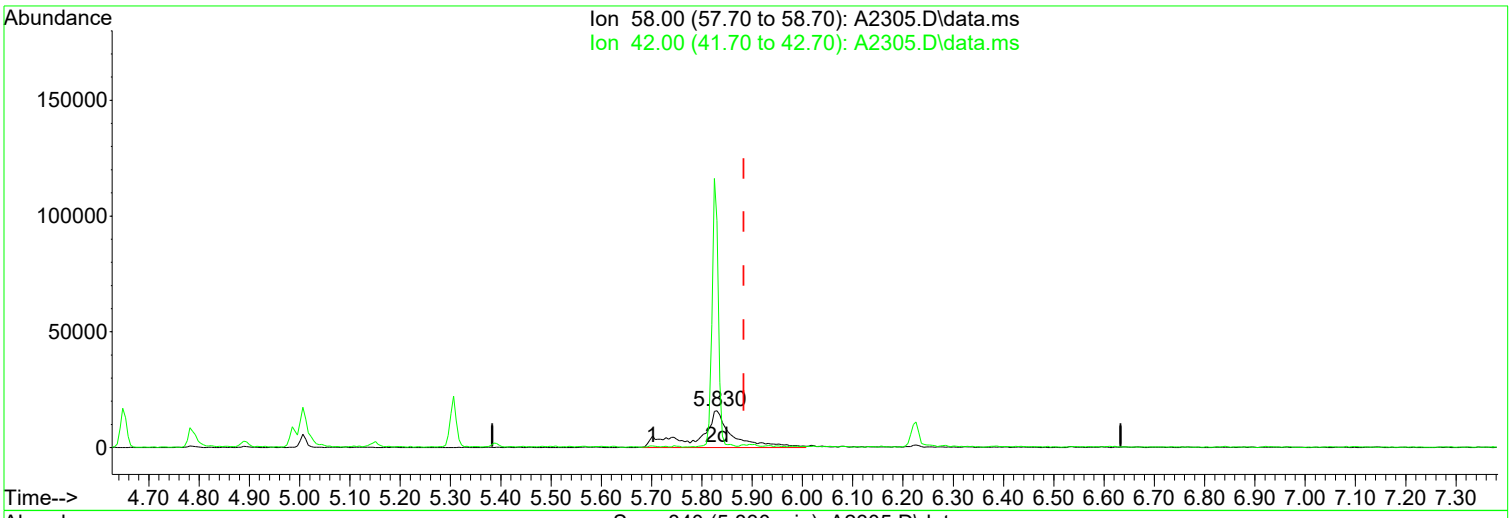

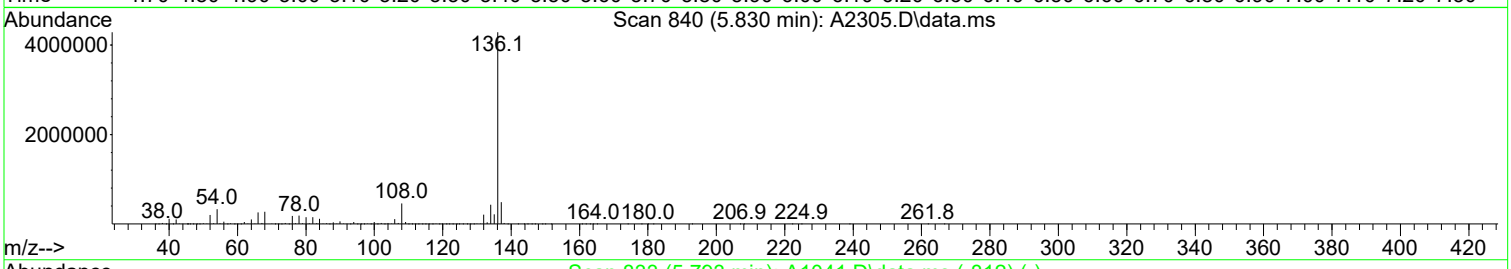

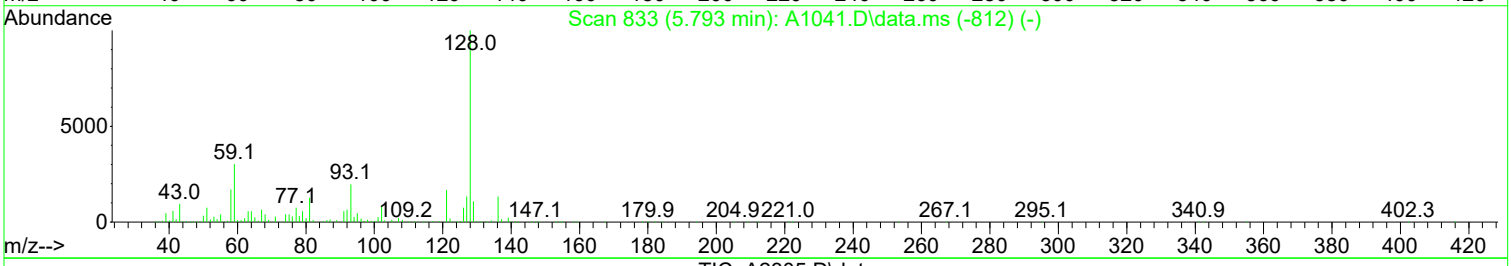

TIC: A2305.D\data.ms

(44) a,a-Dimethylphenethylamine (TM)

5.830min (-0.053) 0.91 ppm m

response 74190

Ion	Exp%	Act%
58.00	100.00	100.00
42.00	7.20	618.60#
0.00	0.00	0.00
0.00	0.00	0.00

Manual Integration:

After

Poor integration.

03/12/24

Quantitation Report (Qedit)

Data Path : I:\ACQUDATA\5977-MS65\Data\031124\
Data File : A2305.D
Acq On : 11 Mar 2024 12:00 pm
Operator : moses
Sample : 8270 1ppm
Misc : 8270 INIT. CAL.
ALS Vial : 4 Sample Multiplier: 1

Quant Time: Mar 12 11:39:42 2024
Quant Method : I:\ACQUDATA\5977-MS65\methods\8270-031124(65).M
Quant Title : 8270 BNA ANALYSIS
QLast Update : Mon Mar 11 16:32:29 2024
Response via : Initial Calibration

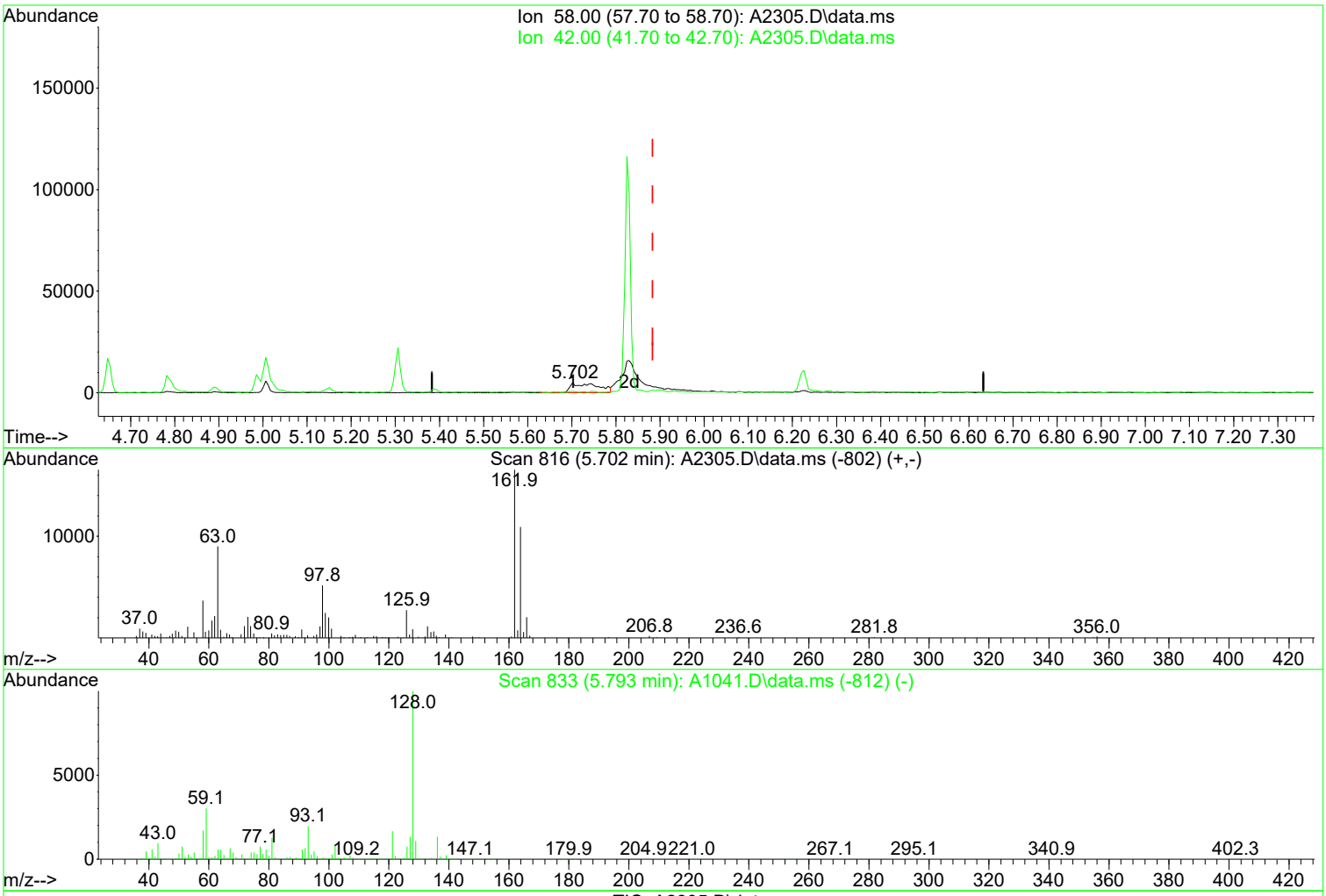

TIC: A2305.D\data.ms

(44) a,a-Dimethylphenethylamine (TM)

5.702min (-0.182) 0.25 ppm

response 20339

Ion	Exp%	Act%
58.00	100.00	100.00
42.00	7.20	5.37
0.00	0.00	0.00
0.00	0.00	0.00

Manual Integration:

Before

03/12/24

1st AM 03/12/24
2nd BA 03/13/24

Quantitation Report (Qedit)

Data Path : I:\ACQUDATA\5977-MS65\Data\031124\
Data File : A2305.D
Acq On : 11 Mar 2024 12:00 pm
Operator : moses
Sample : 8270 1ppm
Misc : 8270 INIT. CAL.
ALS Vial : 4 Sample Multiplier: 1

Quant Time: Mar 12 11:39:42 2024
Quant Method : I:\ACQUDATA\5977-MS65\methods\8270-031124(65).M
Quant Title : 8270 BNA ANALYSIS
QLast Update : Mon Mar 11 16:32:29 2024
Response via : Initial Calibration

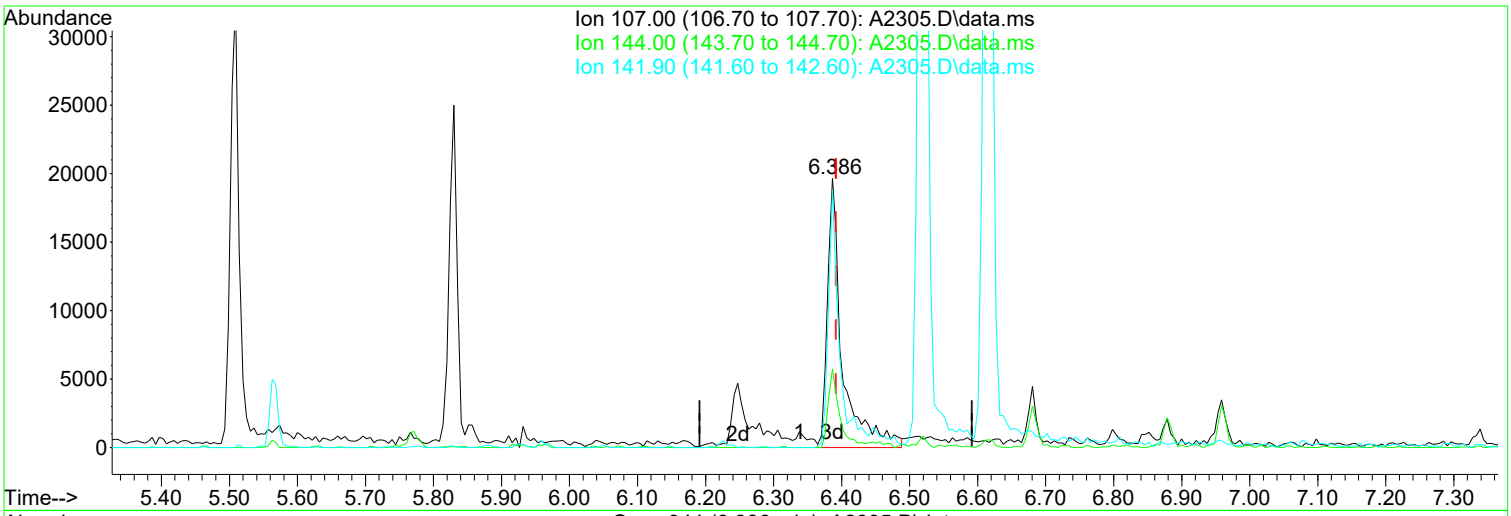

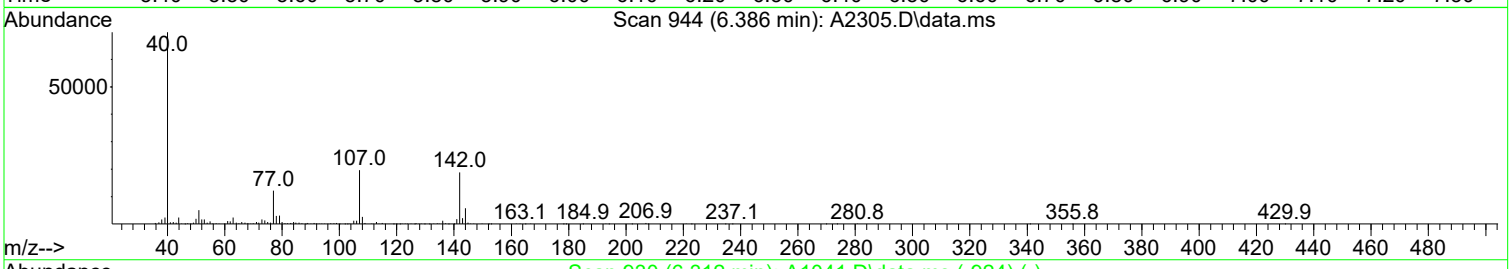

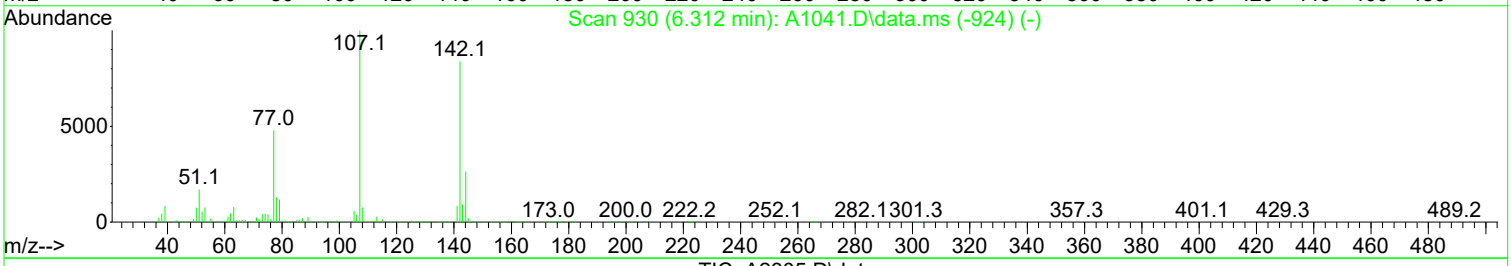

TIC: A2305.D\data.ms

(51) 4-Chloro-3-methylphenol (TMC)

6.386min (-0.005) 0.94 ppm m

response 29817

Ion	Exp%	Act%
107.00	100.00	100.00
144.00	25.50	29.21
141.90	0.00	95.85#
0.00	0.00	0.00

Manual Integration:

After

Poor integration.

03/12/24

1st AM 03/12/24
2nd BA 03/13/24

Quantitation Report (Qedit)

Data Path : I:\ACQUDATA\5977-MS65\Data\031124\
Data File : A2305.D
Acq On : 11 Mar 2024 12:00 pm
Operator : moses
Sample : 8270 1ppm
Misc : 8270 INIT. CAL.
ALS Vial : 4 Sample Multiplier: 1

Quant Time: Mar 12 11:39:42 2024
Quant Method : I:\ACQUDATA\5977-MS65\methods\8270-031124(65).M
Quant Title : 8270 BNA ANALYSIS
QLast Update : Mon Mar 11 16:32:29 2024
Response via : Initial Calibration

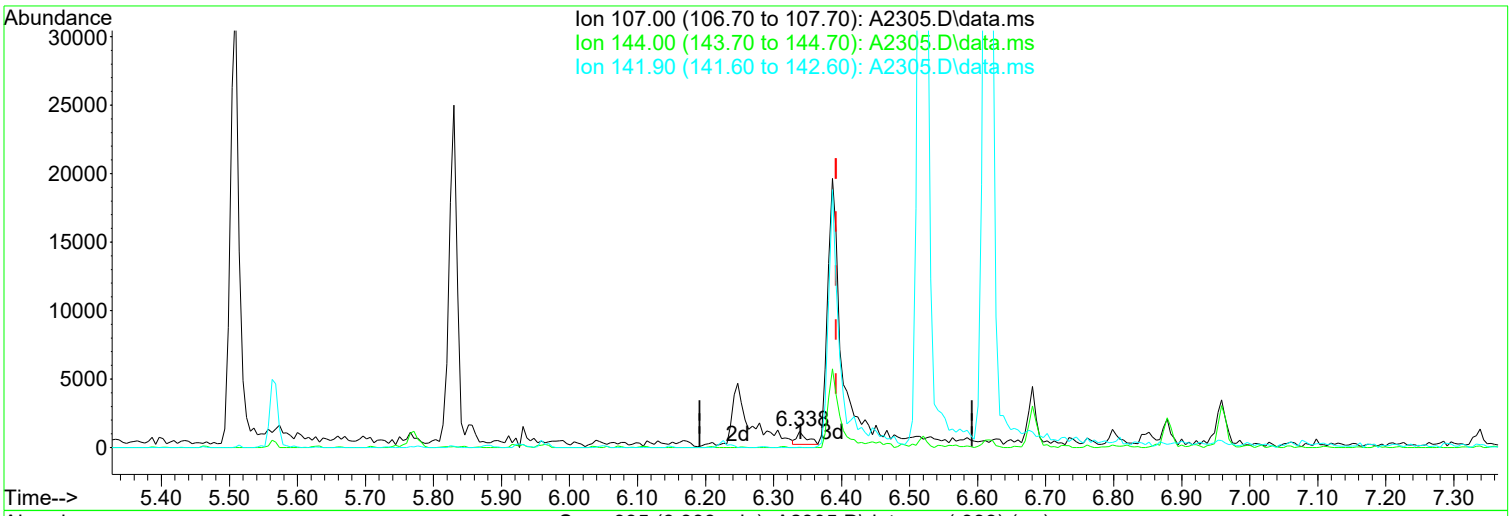

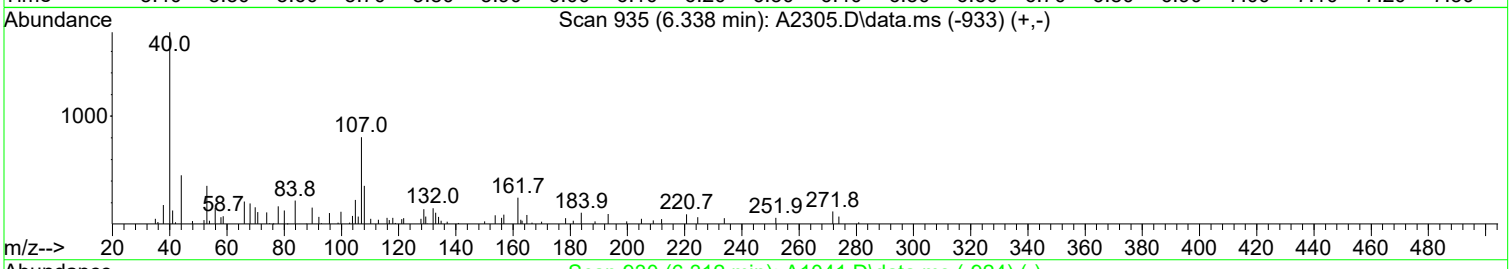

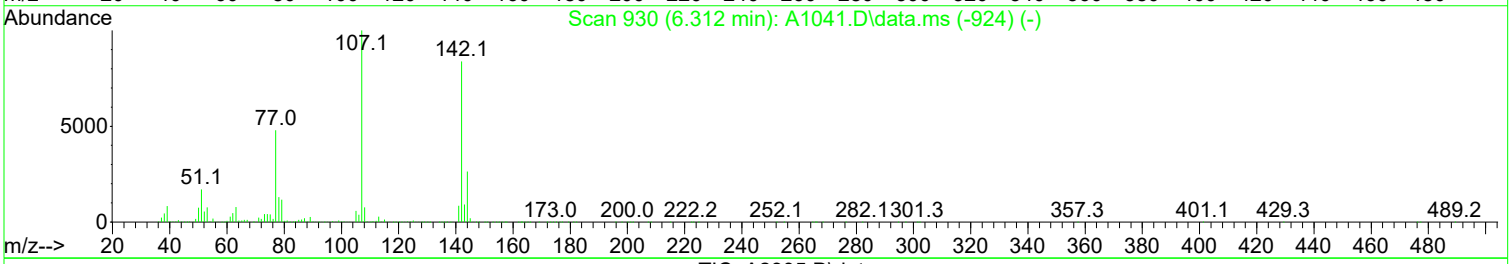

TIC: A2305.D\data.ms

(51) 4-Chloro-3-methylphenol (TMC)

6.338min (-0.053) 0.03 ppm

response 953

Ion	Exp%	Act%
107.00	100.00	100.00
144.00	25.50	0.00
141.90	0.00	0.00
0.00	0.00	0.00

Manual Integration:

Before

03/12/24

1st AM 03/12/24
2nd BA 03/13/24

Quantitation Report (Qedit)

Data Path : I:\ACQUDATA\5977-MS65\Data\031124\
Data File : A2305.D
Acq On : 11 Mar 2024 12:00 pm
Operator : moses
Sample : 8270 1ppm
Misc : 8270 INIT. CAL.
ALS Vial : 4 Sample Multiplier: 1

Quant Time: Mar 12 11:39:42 2024
Quant Method : I:\ACQUDATA\5977-MS65\methods\8270-031124(65).M
Quant Title : 8270 BNA ANALYSIS
QLast Update : Mon Mar 11 16:32:29 2024
Response via : Initial Calibration

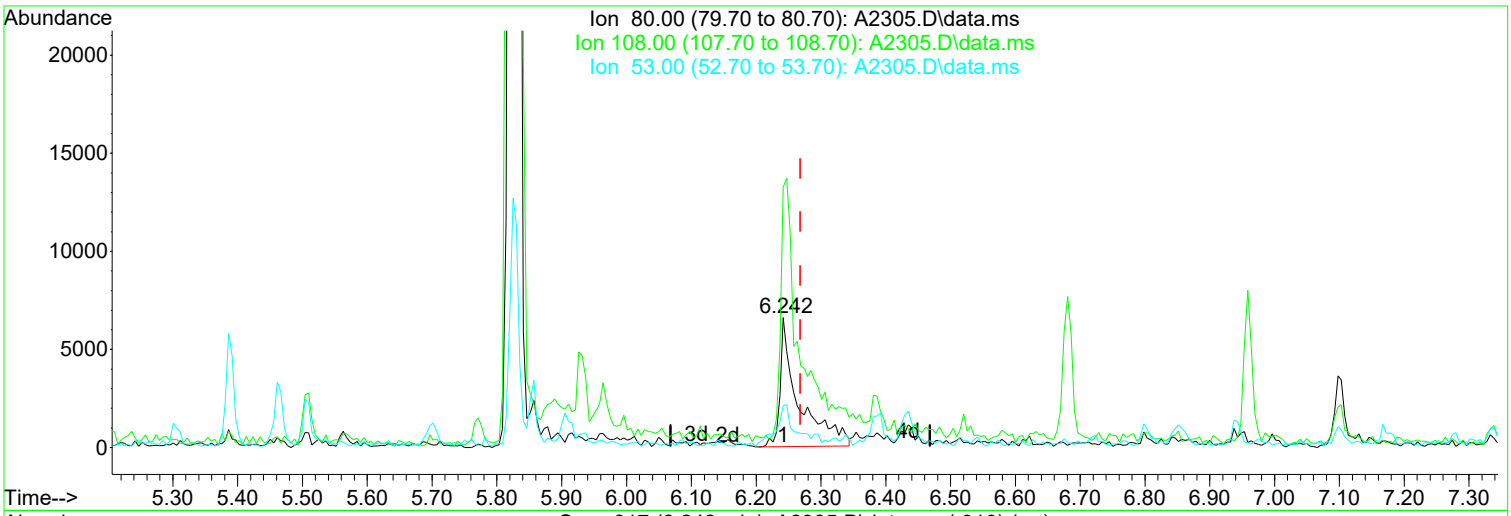

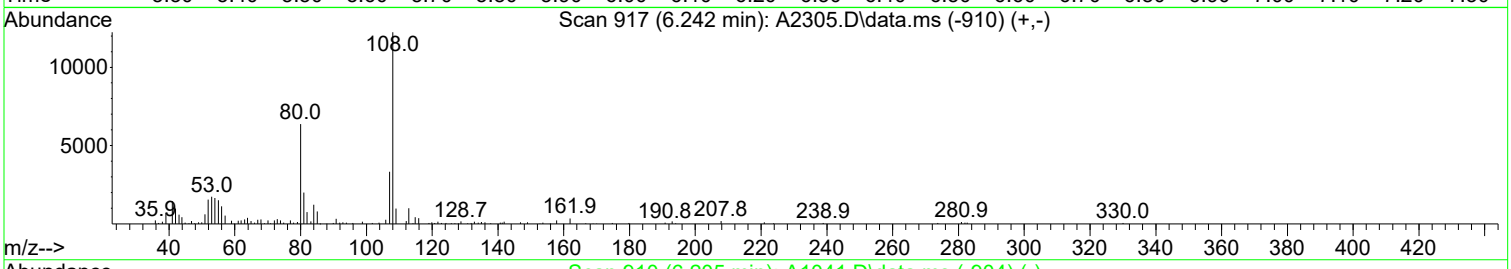

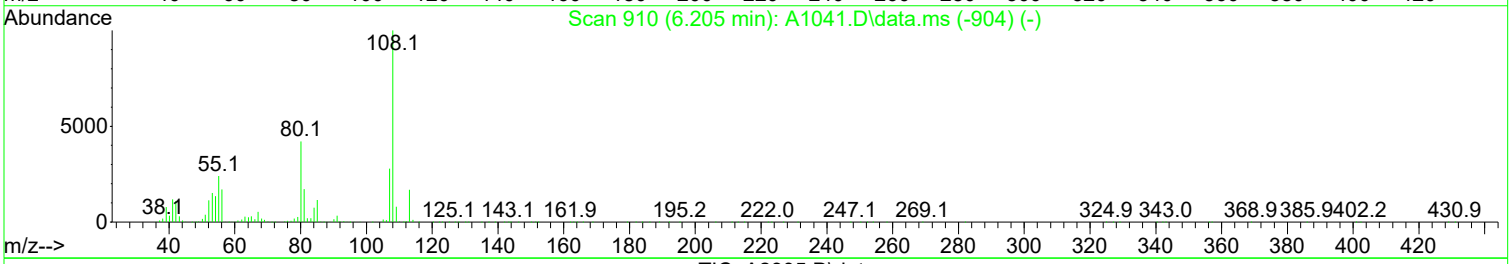

TIC: A2305.D\data.ms

(54) p-Phenylenediamine (TM)

6.242min (-0.027) 0.96 ppm m

response 13288

Ion	Exp%	Act%
80.00	100.00	100.00
108.00	229.30	200.44
53.00	36.40	32.22
0.00	0.00	0.00

Manual Integration:

After

Poor integration.

03/12/24

1st AM 03/12/24
2nd BA 03/13/24

Quantitation Report (Qedit)

Data Path : I:\ACQUDATA\5977-MS65\Data\031124\
Data File : A2305.D
Acq On : 11 Mar 2024 12:00 pm
Operator : moses
Sample : 8270 1ppm
Misc : 8270 INIT. CAL.
ALS Vial : 4 Sample Multiplier: 1

Quant Time: Mar 12 11:39:42 2024
Quant Method : I:\ACQUDATA\5977-MS65\methods\8270-031124(65).M
Quant Title : 8270 BNA ANALYSIS
QLast Update : Mon Mar 11 16:32:29 2024
Response via : Initial Calibration

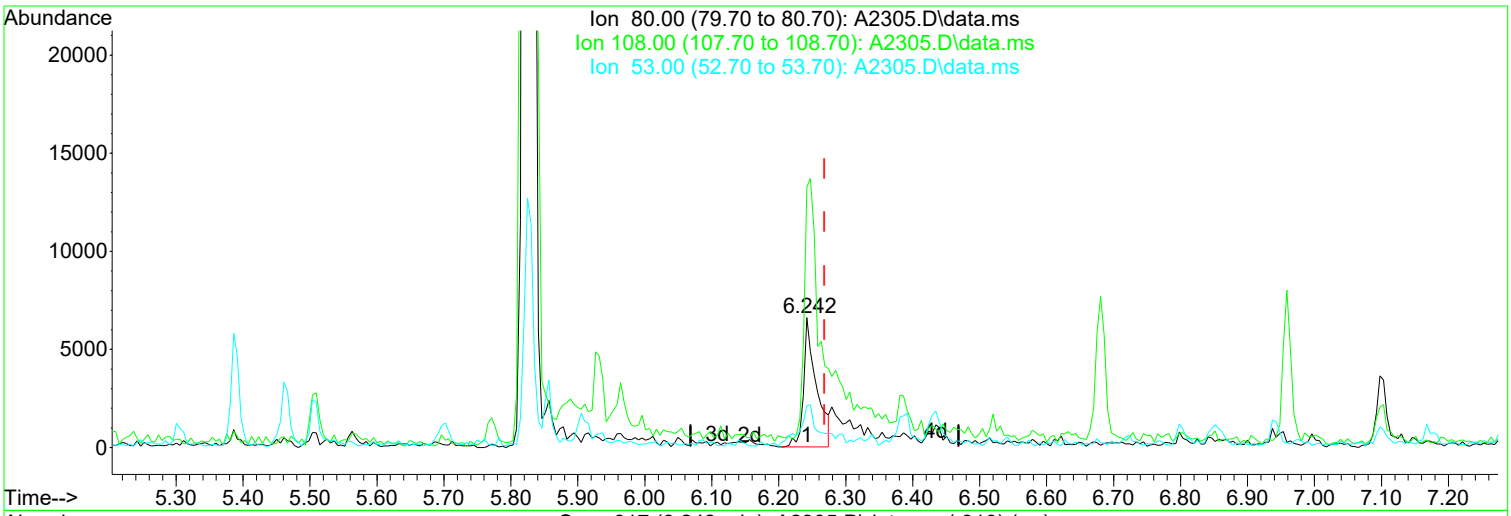

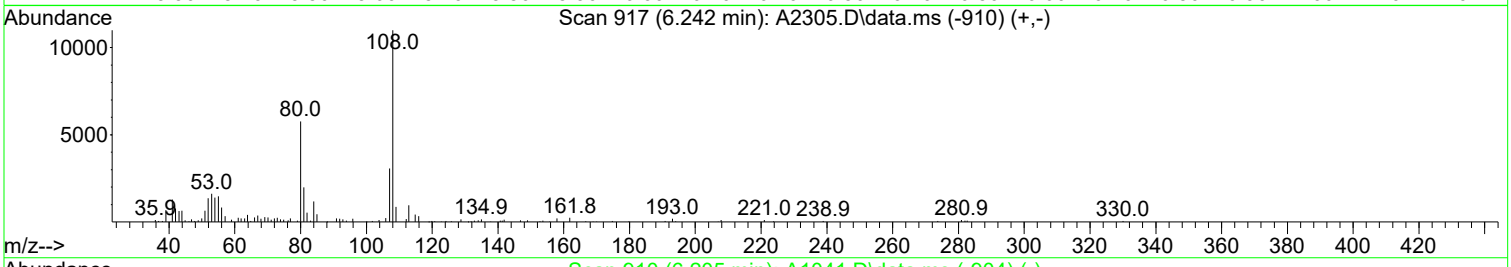

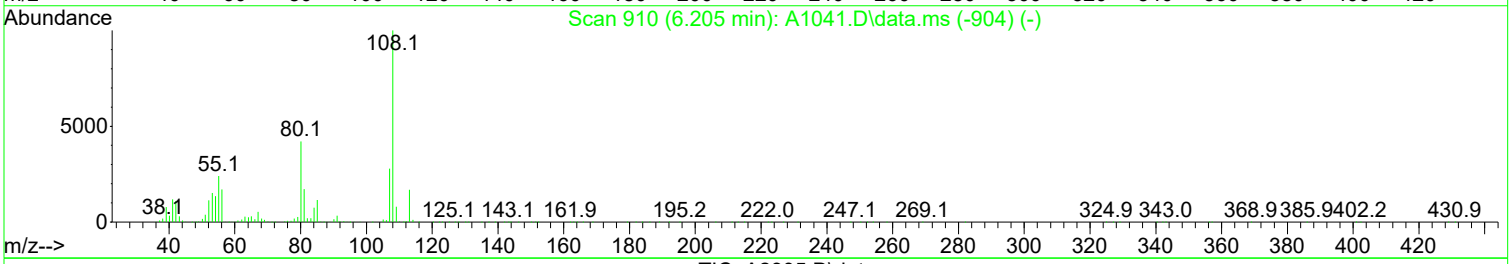

TIC: A2305.D\data.ms

(54) p-Phenylenediamine (TM)

6.242min (-0.027) 0.64 ppm

response 8864

Ion	Exp%	Act%
80.00	100.00	100.00
108.00	229.30	192.21
53.00	36.40	28.54
0.00	0.00	0.00

Manual Integration:

Before

03/12/24

Quantitation Report (Qedit)

Data Path : I:\ACQUDATA\5977-MS65\Data\031124\
Data File : A2305.D
Acq On : 11 Mar 2024 12:00 pm
Operator : moses
Sample : 8270 1ppm
Misc : 8270 INIT. CAL.
ALS Vial : 4 Sample Multiplier: 1

Quant Time: Mar 12 11:39:42 2024
Quant Method : I:\ACQUDATA\5977-MS65\methods\8270-031124(65).M
Quant Title : 8270 BNA ANALYSIS
QLast Update : Mon Mar 11 16:32:29 2024
Response via : Initial Calibration

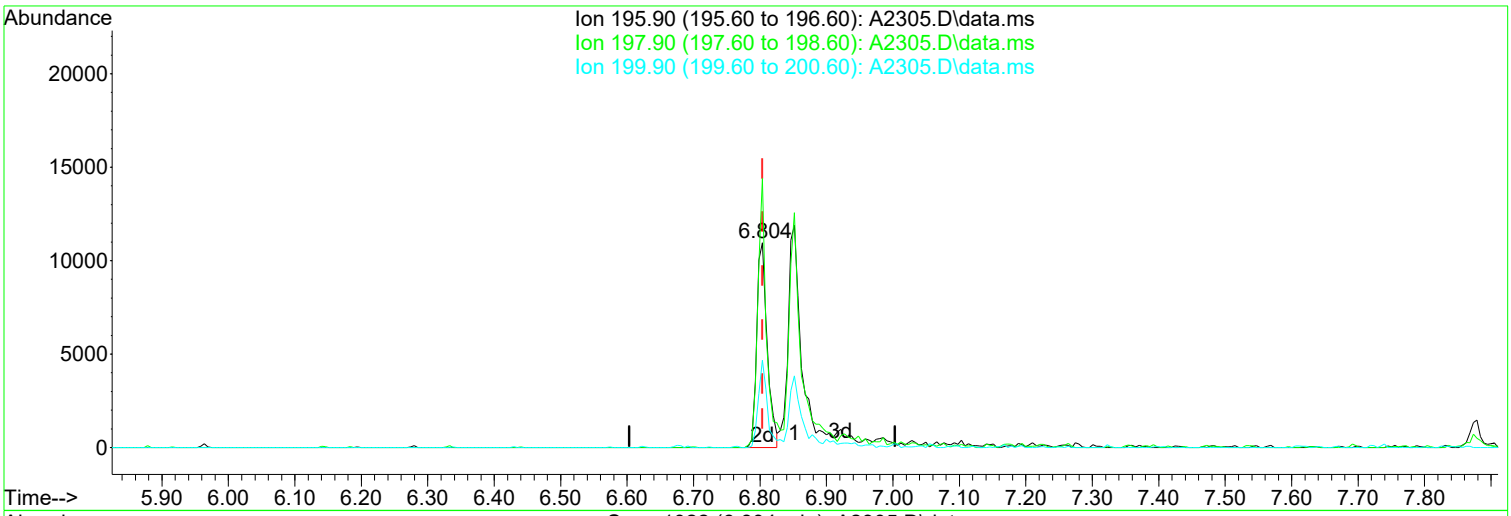

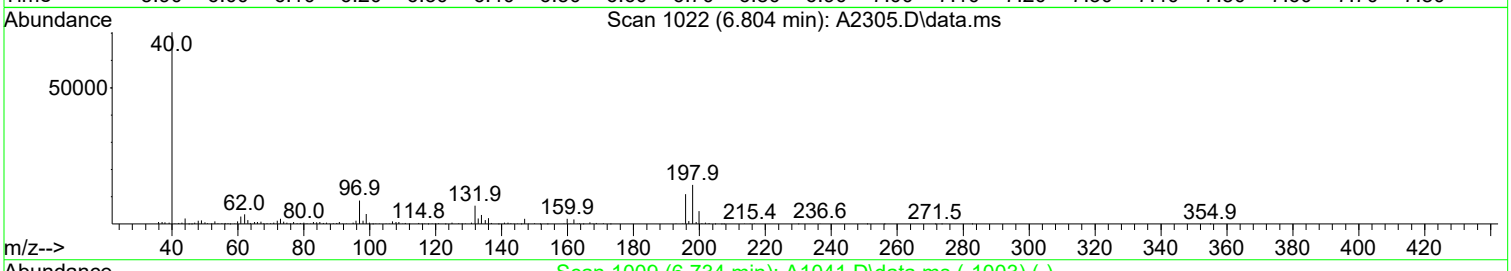

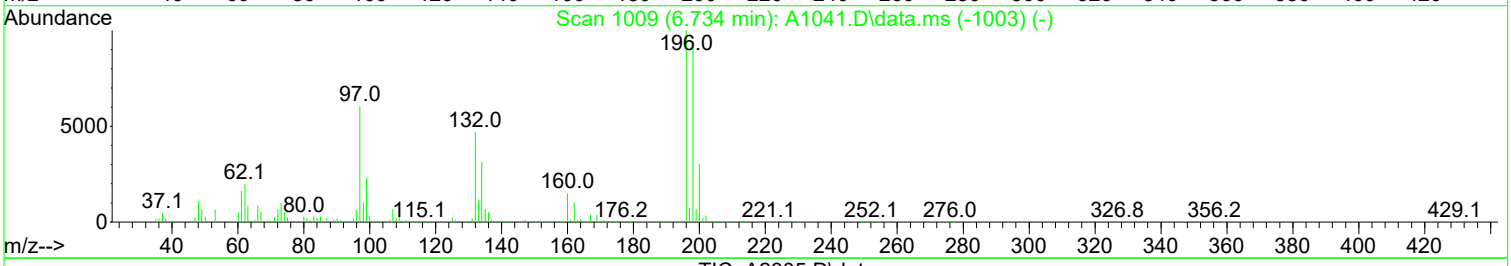

TIC: A2305.D\data.ms

(62) 2,4,6-Trichlorophenol (TCM)

6.804min (+ 0.000) 0.68 ppm m

response 12063

Ion	Exp%	Act%
195.90	100.00	100.00
197.90	95.30	131.44#
199.90	30.40	42.70
0.00	0.00	0.00

Manual Integration:

After

Wrong peak selected.

03/12/24

Quantitation Report (Qedit)

Data Path : I:\ACQUDATA\5977-MS65\Data\031124\
Data File : A2305.D
Acq On : 11 Mar 2024 12:00 pm
Operator : moses
Sample : 8270 1ppm
Misc : 8270 INIT. CAL.
ALS Vial : 4 Sample Multiplier: 1

Quant Time: Mar 12 11:39:42 2024
Quant Method : I:\ACQUDATA\5977-MS65\methods\8270-031124(65).M
Quant Title : 8270 BNA ANALYSIS
QLast Update : Mon Mar 11 16:32:29 2024
Response via : Initial Calibration

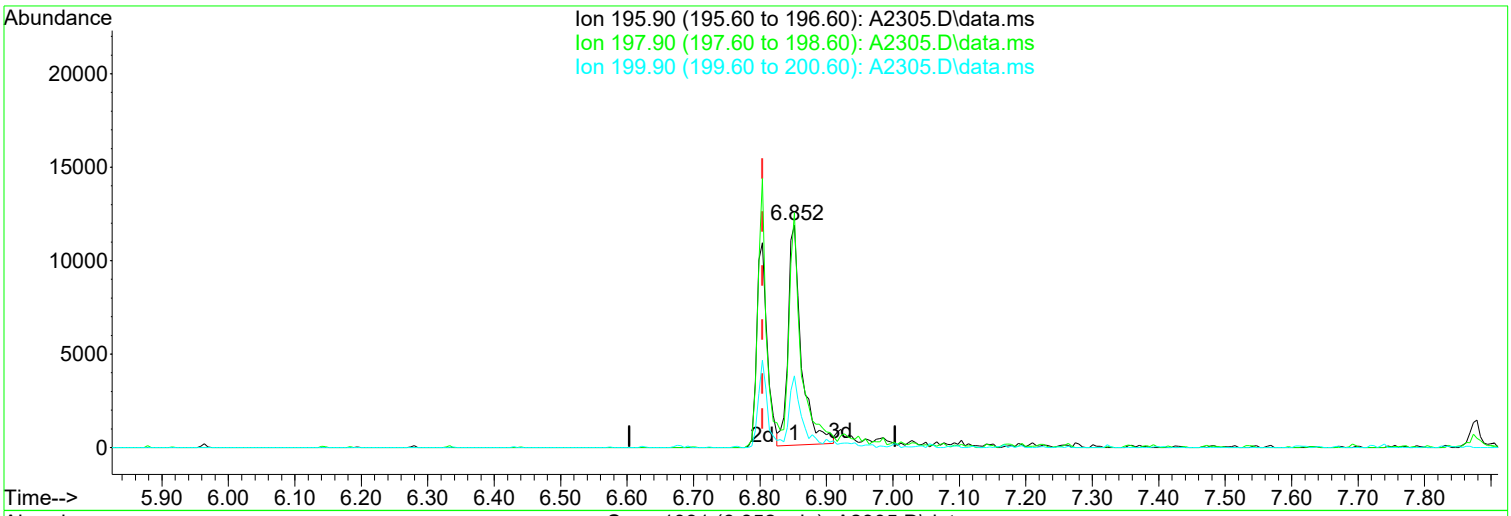

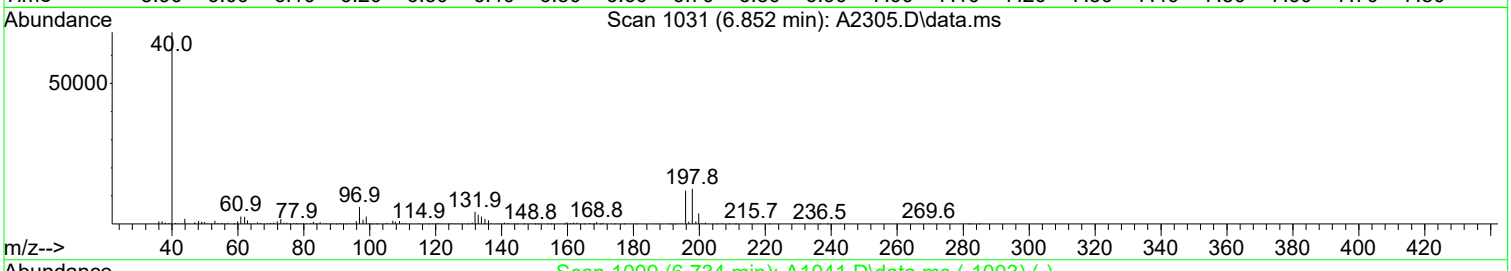

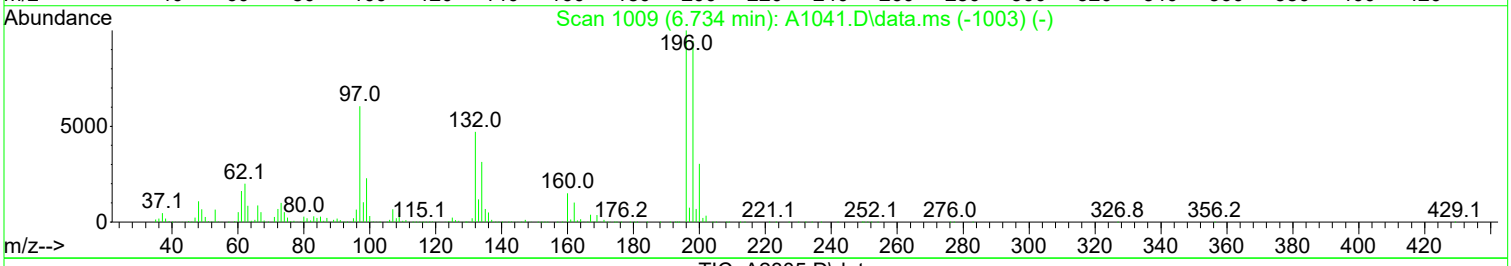

TIC: A2305.D\data.ms

(62) 2,4,6-Trichlorophenol (TCM)

6.852min (+ 0.048) 0.92 ppm

response 16436

Ion	Exp%	Act%
195.90	100.00	100.00
197.90	95.30	105.63
199.90	30.40	32.25
0.00	0.00	0.00

Manual Integration:

Before

03/12/24

1st AM 03/12/24
2nd BA 03/13/24

Quantitation Report (Qedit)

Data Path : I:\ACQUDATA\5977-MS65\Data\031124\
Data File : A2305.D
Acq On : 11 Mar 2024 12:00 pm
Operator : moses
Sample : 8270 1ppm
Misc : 8270 INIT. CAL.
ALS Vial : 4 Sample Multiplier: 1

Quant Time: Mar 12 11:39:42 2024
Quant Method : I:\ACQUDATA\5977-MS65\methods\8270-031124(65).M
Quant Title : 8270 BNA ANALYSIS
QLast Update : Mon Mar 11 16:32:29 2024
Response via : Initial Calibration

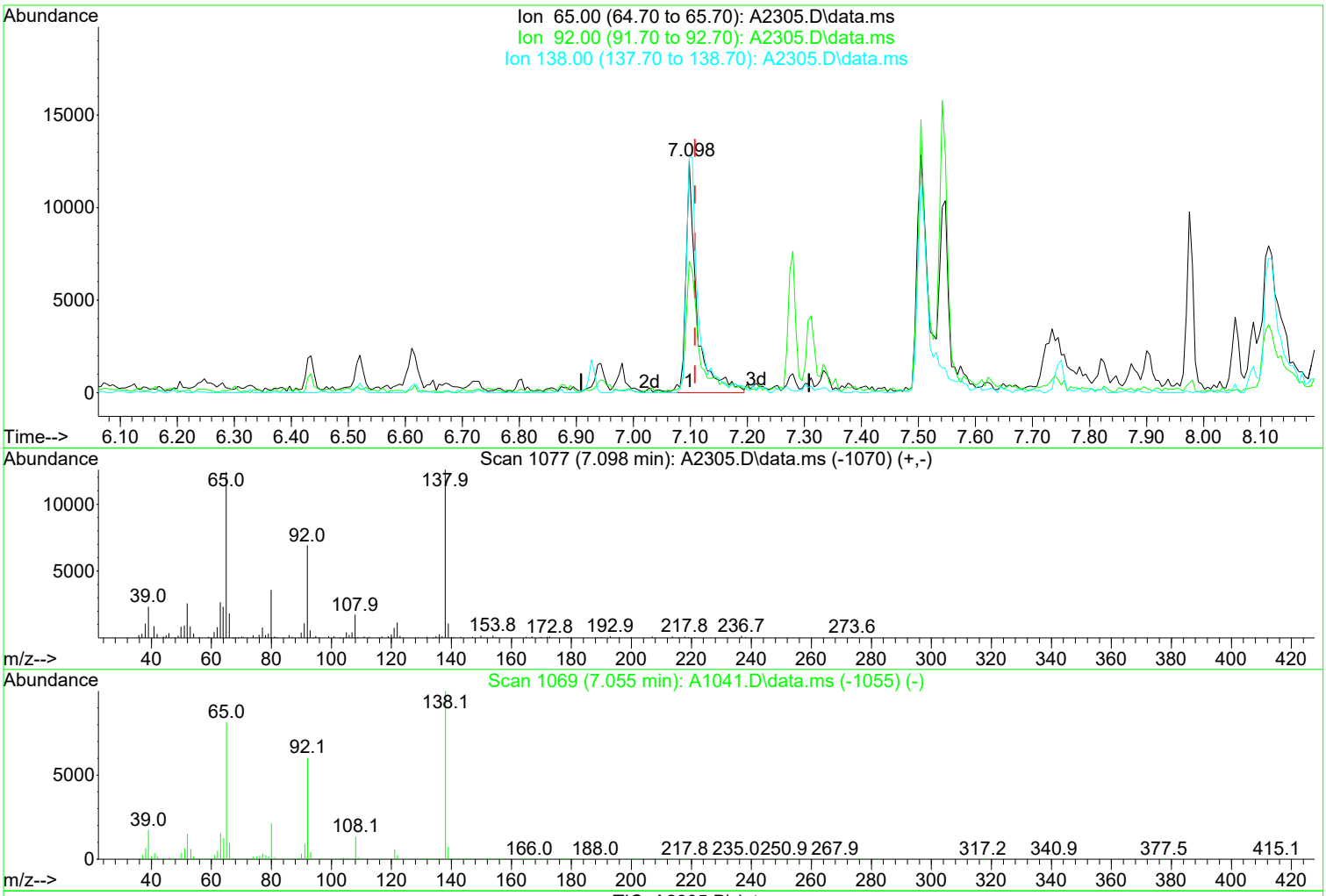

TIC: A2305.D\data.ms

(68) 2-Nitroaniline (TM)

7.098min (-0.011) 0.85 ppm m

response 16537

Ion	Exp%	Act%
65.00	100.00	100.00
92.00	72.70	56.78
138.00	116.70	101.84
0.00	0.00	0.00

Manual Integration:

After

Poor integration.

03/12/24

1st AM 03/12/24
2nd BA 03/13/24

Quantitation Report (Qedit)

Data Path : I:\ACQUDATA\5977-MS65\Data\031124\
Data File : A2305.D
Acq On : 11 Mar 2024 12:00 pm
Operator : moses
Sample : 8270 1ppm
Misc : 8270 INIT. CAL.
ALS Vial : 4 Sample Multiplier: 1

Quant Time: Mar 12 11:39:42 2024
Quant Method : I:\ACQUDATA\5977-MS65\methods\8270-031124(65).M
Quant Title : 8270 BNA ANALYSIS
QLast Update : Mon Mar 11 16:32:29 2024
Response via : Initial Calibration

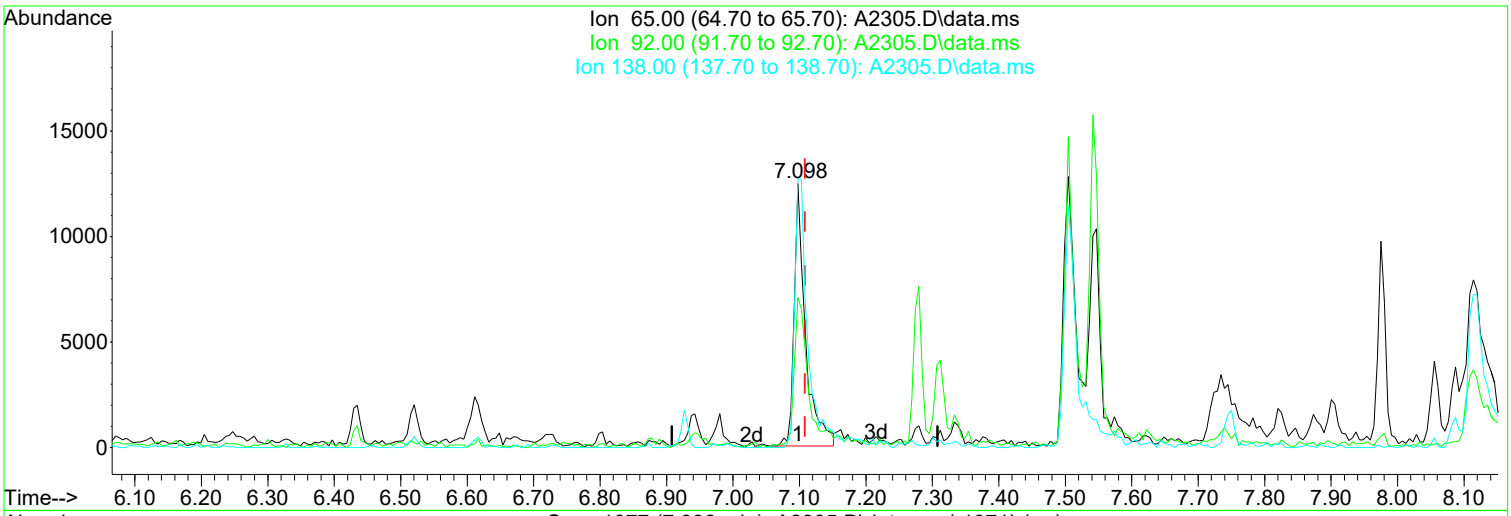

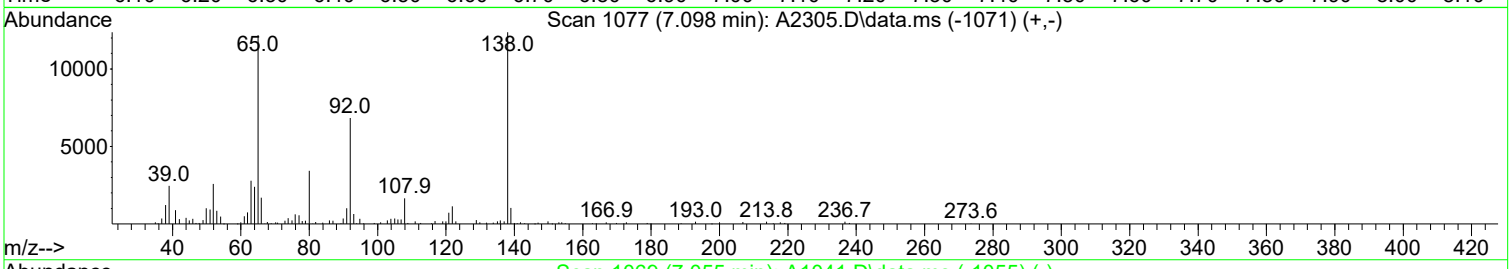

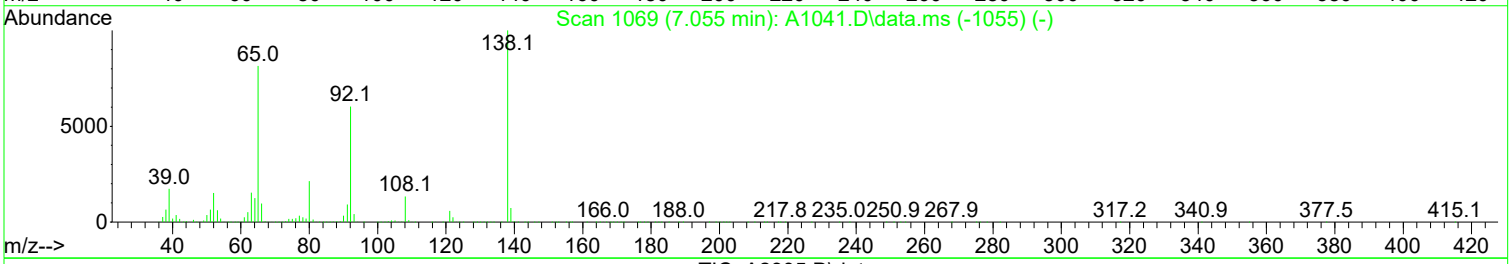

TIC: A2305.D\data.ms

(68) 2-Nitroaniline (TM)

7.098min (-0.011) 0.77 ppm

response 14976

Ion	Exp%	Act%
65.00	100.00	100.00
92.00	72.70	56.26
138.00	116.70	101.75
0.00	0.00	0.00

Manual Integration:

Before

03/12/24

Quantitation Report (Qedit)

Data Path : I:\ACQUDATA\5977-MS65\Data\031124\
Data File : A2305.D
Acq On : 11 Mar 2024 12:00 pm
Operator : moses
Sample : 8270 1ppm
Misc : 8270 INIT. CAL.
ALS Vial : 4 Sample Multiplier: 1

Quant Time: Mar 12 11:39:42 2024
Quant Method : I:\ACQUDATA\5977-MS65\methods\8270-031124(65).M
Quant Title : 8270 BNA ANALYSIS
QLast Update : Mon Mar 11 16:32:29 2024
Response via : Initial Calibration

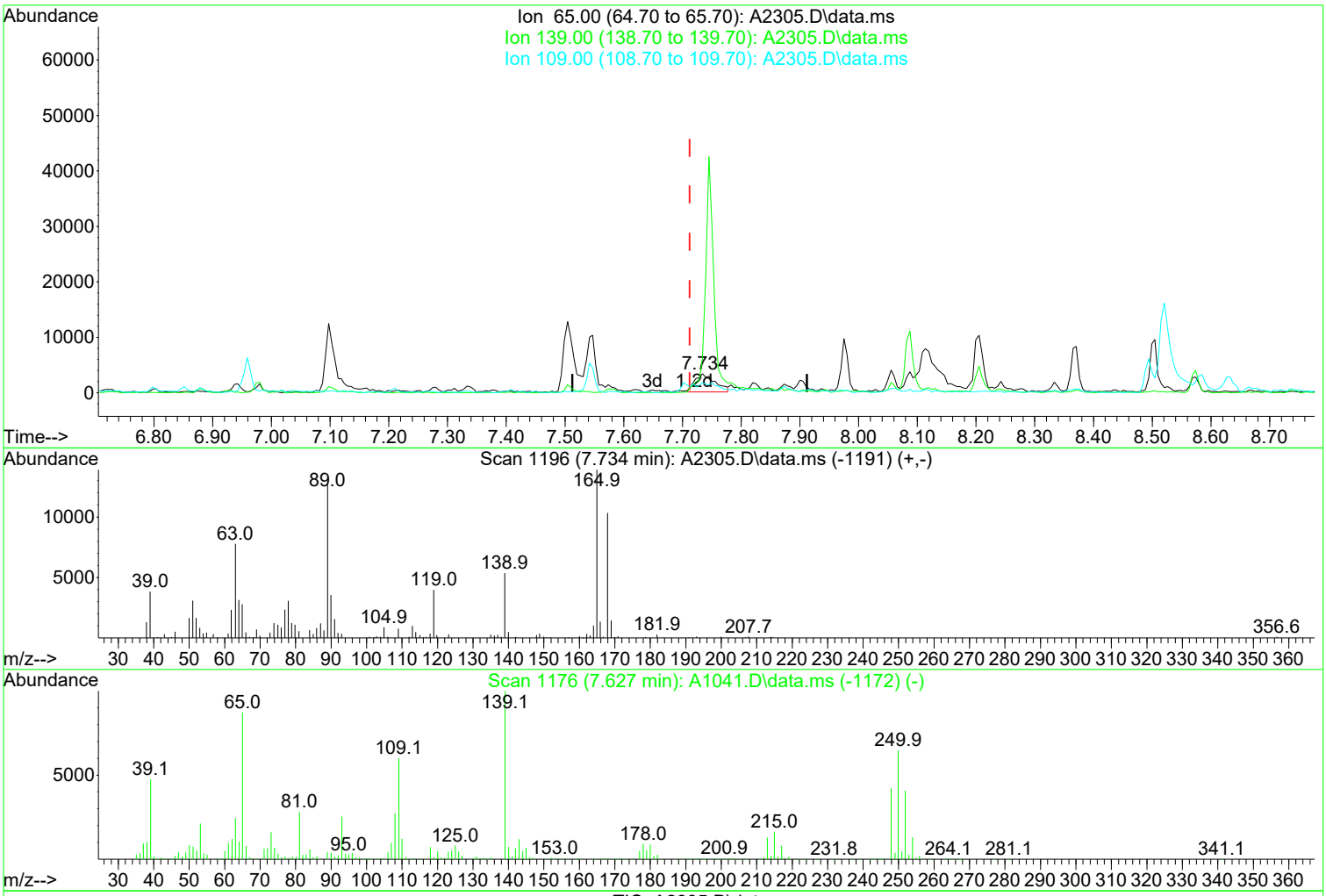

TIC: A2305.D\data.ms

(79) 4-Nitrophenol (TMP)

7.734min (+ 0.021) 0.49 ppm m

response 7889

Ion	Exp%	Act%
65.00	100.00	100.00
139.00	106.50	182.53#
109.00	87.90	50.59#
0.00	0.00	0.00

Manual Integration:

After

Poor integration.

03/12/24

1st AM 03/12/24
2nd BA 03/13/24

Quantitation Report (Qedit)

Data Path : I:\ACQUDATA\5977-MS65\Data\031124\
Data File : A2305.D
Acq On : 11 Mar 2024 12:00 pm
Operator : moses
Sample : 8270 1ppm
Misc : 8270 INIT. CAL.
ALS Vial : 4 Sample Multiplier: 1

Quant Time: Mar 12 11:39:42 2024
Quant Method : I:\ACQUDATA\5977-MS65\methods\8270-031124(65).M
Quant Title : 8270 BNA ANALYSIS
QLast Update : Mon Mar 11 16:32:29 2024
Response via : Initial Calibration

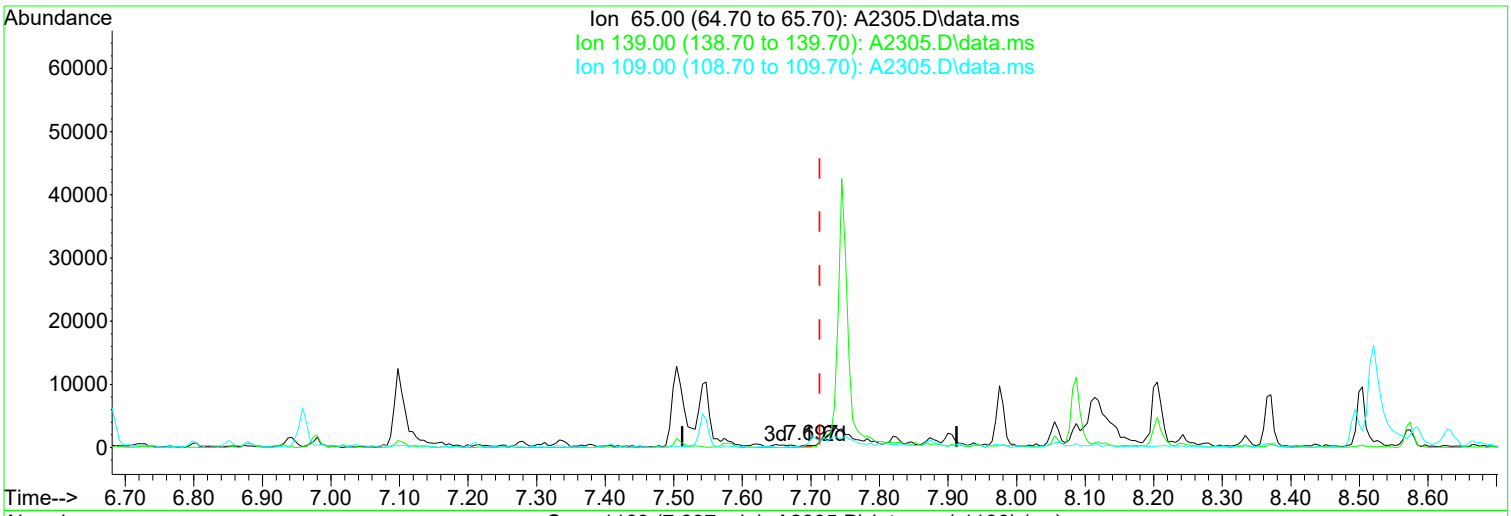

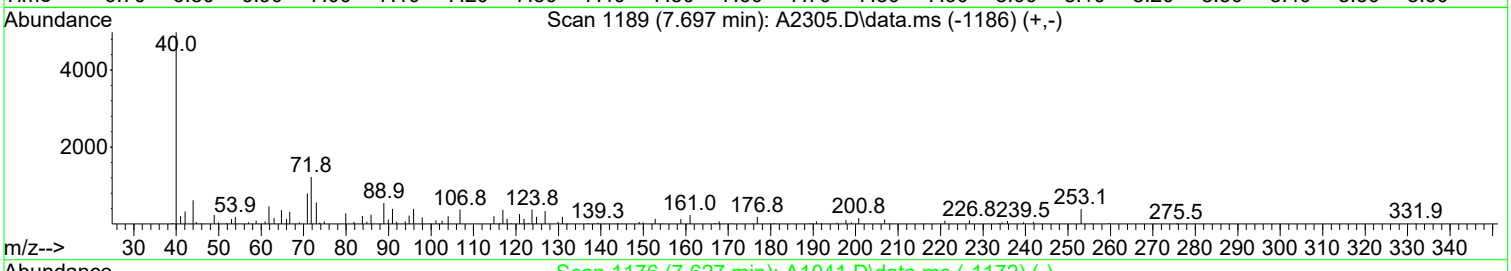



TIC: A2305.D\data.ms

(79) 4-Nitrophenol (TMP)

7.697min (-0.016) 0.01 ppm

response 204

Ion	Exp%	Act%
65.00	100.00	100.00
139.00	106.50	0.00#
109.00	87.90	0.00#
0.00	0.00	0.00

Manual Integration:

Before

03/12/24

Quantitation Report (Qedit)

1st AM 03/12/24
2nd BA 03/13/24

Data Path : I:\ACQUDATA\5977-MS65\Data\031124\
Data File : A2305.D
Acq On : 11 Mar 2024 12:00 pm
Operator : moses
Sample : 8270 1ppm
Misc : 8270 INIT. CAL.
ALS Vial : 4 Sample Multiplier: 1

Quant Time: Mar 12 11:39:42 2024
Quant Method : I:\ACQUDATA\5977-MS65\methods\8270-031124(65).M
Quant Title : 8270 BNA ANALYSIS
QLast Update : Mon Mar 11 16:32:29 2024
Response via : Initial Calibration

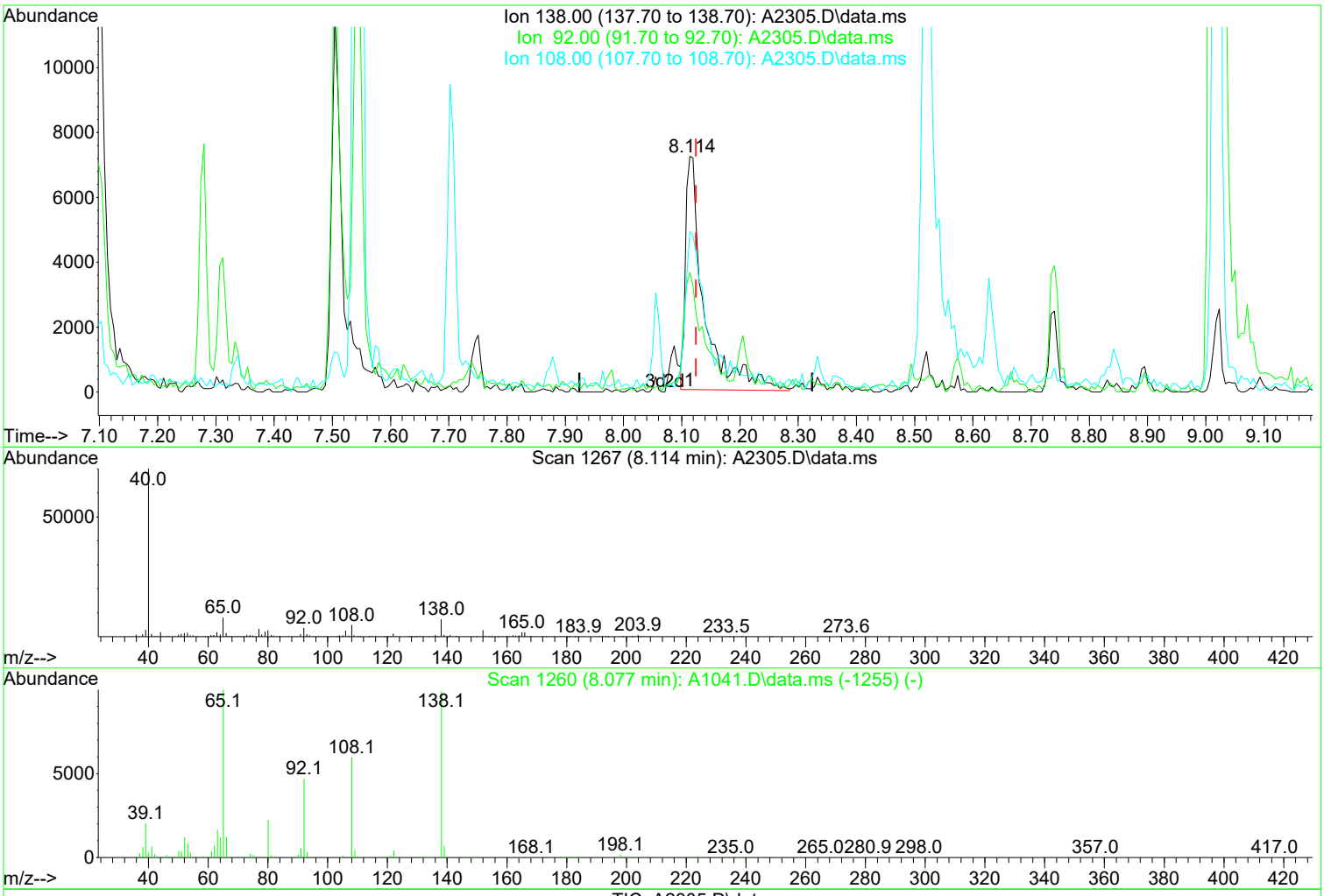

TIC: A2305.D\data.ms

(87) 4-Nitroaniline (TM)

8.114min (-0.011) 0.79 ppm m

response 16004

Ion	Exp%	Act%
138.00	100.00	100.00
92.00	48.40	50.81
108.00	70.30	68.15
0.00	0.00	0.00

Manual Integration:

After

Poor integration.

03/12/24

Quantitation Report (Qedit)

Data Path : I:\ACQUDATA\5977-MS65\Data\031124\
Data File : A2305.D
Acq On : 11 Mar 2024 12:00 pm
Operator : moses
Sample : 8270 1ppm
Misc : 8270 INIT. CAL.
ALS Vial : 4 Sample Multiplier: 1

Quant Time: Mar 12 11:39:42 2024
Quant Method : I:\ACQUDATA\5977-MS65\methods\8270-031124(65).M
Quant Title : 8270 BNA ANALYSIS
QLast Update : Mon Mar 11 16:32:29 2024
Response via : Initial Calibration

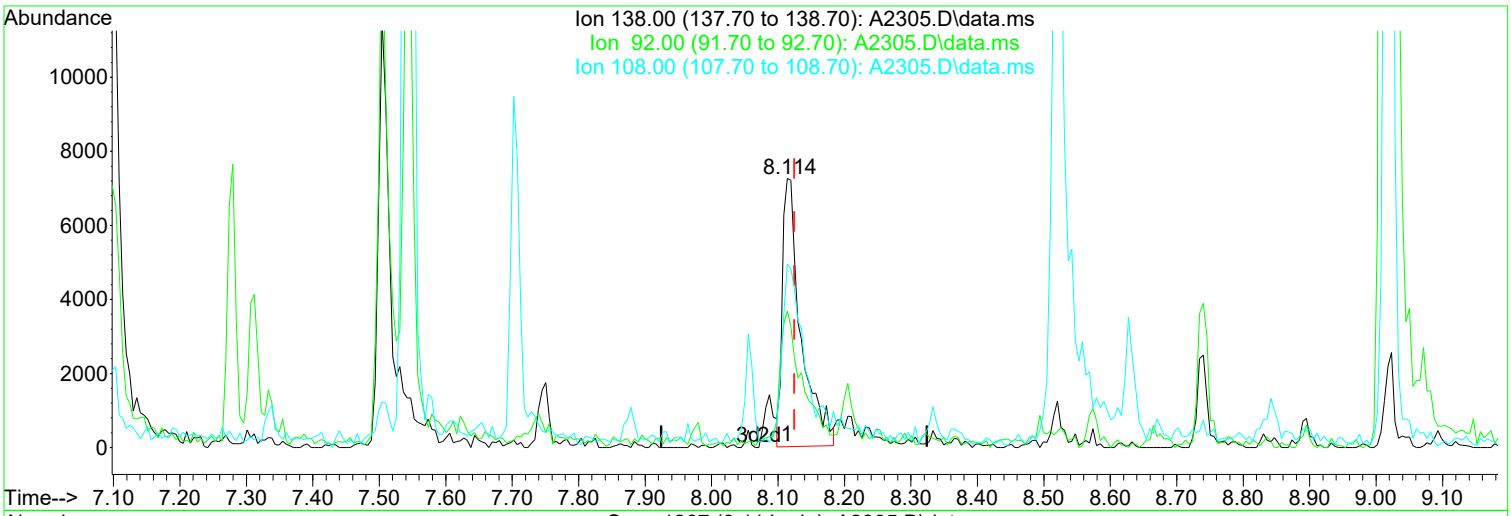

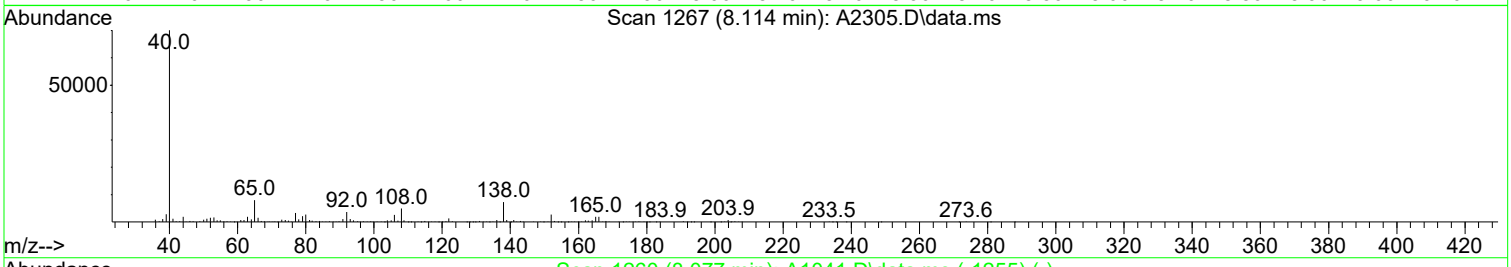

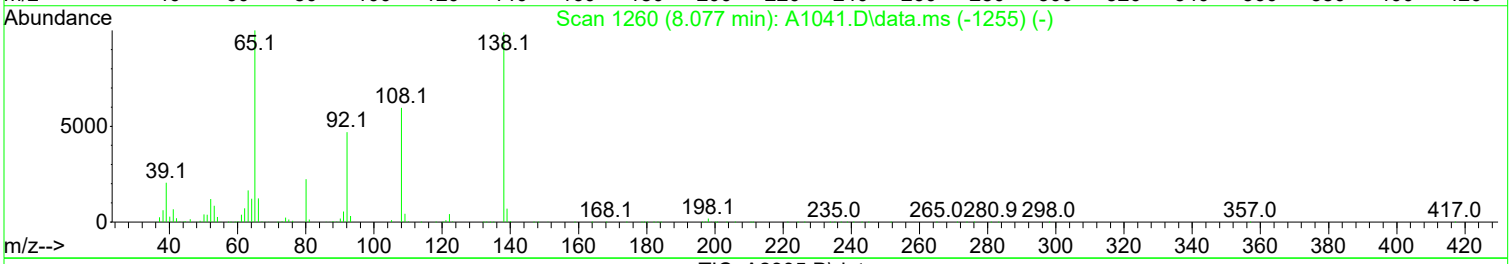

TIC: A2305.D\data.ms

(87) 4-Nitroaniline (TM)

8.114min (-0.011) 0.70 ppm

response 14107

Ion	Exp%	Act%
138.00	100.00	100.00
92.00	48.40	50.81
108.00	70.30	68.15
0.00	0.00	0.00

Manual Integration:

Before

03/12/24

Quantitation Report (QT Reviewed)

Data Path : I:\ACQUDATA\5977-MS65\Data\031124\
Data File : A2305.D
Acq On : 11 Mar 2024 12:00 pm
Operator : moses
Sample : 8270 1ppm
Misc : 8270 INIT. CAL.
ALS Vial : 4 Sample Multiplier: 1

Quant Time: Mar 12 11:39:42 2024
Quant Method : I:\ACQUDATA\5977-MS65\methods\8270-031124(65).M
Quant Title : 8270 BNA ANALYSIS
QLast Update : Mon Mar 11 16:32:29 2024
Response via : Initial Calibration

Compound	R.T.	QIon	Response	Conc	Units		Dev(Min)
Internal Standards							
1) d4-1,4-Dichlorobenzene	4.653	152	1109508	40.00	ppm		0.00
34) d8-Naphthalene	5.830	136	4057438	40.00	ppm		0.00
58) d10-Acenaphthene	7.547	164	2329055	40.00	ppm		0.00
92) d10-Phenanthrene	9.018	188	3798876	40.00	ppm		0.00
118) d12-Chrysene	12.249	240	3291317	40.00	ppm		-0.01
136) d12-Perylene	15.126	264	3404560	40.00	ppm		0.00
System Monitoring Compounds							
8) SURR1,2-FLUOROPHENOL	3.519	112	32557	0.91	ppm		0.00
Spiked Amount 20.000	Range 10 - 70		Recovery =	4.55%#			
13) SURR2,PHENOL-D6	4.327	99	37778	0.87	ppm		0.00
Spiked Amount 20.000	Range 10 - 107		Recovery =	4.35%#			
35) SURR4,NITROBENZENE-D5	5.151	82	34726	0.95	ppm		0.00
Spiked Amount 10.000	Range 31 - 110		Recovery =	9.50%#			
64) SURR5,2-FLUOROBIPHENYL	6.878	172	74420	1.03	ppm		0.00
Spiked Amount 10.000	Range 31 - 118		Recovery =	10.30%#			
89) SURR3,2,4,6-TRIBROMOPH...	8.328	330	6824	0.90	ppm		0.00
Spiked Amount 20.000	Range 35 - 141		Recovery =	4.50%#			
125) SURR6,TERPHENYL-D14	10.708	244	81658	1.01	ppm		0.00
Spiked Amount 10.000	Range 10 - 165		Recovery =	10.10%			
Target Compounds							Qvalue
2) 1,4-Dioxane	1.851	88	16747	1.090	ppm		96
3) Pyridine	2.268	79	37161	0.977	ppm		96
4) N-Nitrosodimethylamine	2.209	74	24823	0.979	ppm		94
5) 2-Picoline	2.990	93	40125	0.963	ppm		99
6) N-Nitrosomethylamine	3.092	42	12246	0.983	ppm		85
7) Methyl Methansulfonate	3.359	80	18226	0.966	ppm		99
9) N-Nitrosodiethylamine	3.707	102	19344	1.007	ppm		97
10) Ethyl Mathanesulfonate	3.963	79	27177	0.930	ppm		95
11) Benzaldehyde	4.263	106	29996	1.053	ppm		93
12) Aniline	4.359	93	55758	0.987	ppm		89
14) Phenol	4.338	94	42190	0.861	ppm		97
15) bis(2-Clethyl)Ether	4.407	93	42281	1.068	ppm		97
16) Pentachloroethane	4.402	117	15479	1.071	ppm		98
17) 2-Chlorophenol	4.466	128	35308	0.909	ppm		98
18) 1,3-Diclbenzene	4.600	146	45858	1.078	ppm		97
19) 1,4-Dichlorobenzene	4.664	146	45932	1.078	ppm		96
20) 1,2-Diclbenzene	4.803	146	44717	1.099	ppm		96
21) Benzyl Alcohol	4.771	79	23015	0.792	ppm		91
22) 1-Methyl-2-pyrrolidinone	4.787	99	20210	0.794	ppm		95
23) 2,2'-oxybis(1-Chloropr...	4.889	45	42711	1.039	ppm	#	66
24) 2-Methylphenol	4.873	108	28682	0.865	ppm		91
25) 3+4-Methylphenol	5.017	108	30229	0.923	ppm		89
26) Acetophenone	5.012	105	52404	1.024	ppm		95
27) N-Nitroso-Di-n-propyla...	5.006	70	28490	1.010	ppm		92
28) N-Nitrosopyrrolidine	4.985	100	15667	0.823	ppm		82
29) N-Nitrosomorpholine	5.022	56	20666	0.965	ppm		98
30) o-Toluidine	5.044	106	58598	1.053	ppm		76
31) Hexachloroethane	5.108	117	19815	1.079	ppm		98
32) o,o,o-Triethylphosphor...	5.568	198	17442	1.013	ppm		85
33) Alpha-terpinol	5.857	121	10873	0.953	ppm		95
36) Nitrobenzene	5.167	77	36021	0.977	ppm		100
37) N-Nitrosopiperidine	5.306	42	18871	0.924	ppm		96
38) Isophorone	5.386	82	73485	1.038	ppm		97

Data Path : I:\ACQUDATA\5977-MS65\Data\031124\
Data File : A2305.D
Acq On : 11 Mar 2024 12:00 pm
Operator : moses
Sample : 8270 1ppm
Misc : 8270 INIT. CAL.
ALS Vial : 4 Sample Multiplier: 1

Quant Time: Mar 12 11:39:42 2024
Quant Method : I:\ACQUDATA\5977-MS65\methods\8270-031124(65).M
Quant Title : 8270 BNA ANALYSIS
QLast Update : Mon Mar 11 16:32:29 2024
Response via : Initial Calibration

Compound	R.T.	QIon	Response	Conc	Units		Dev(Min)
39) 2-Nitrophenol	5.461	139	15209	0.856	ppm		94
41) 2,4-Dimethylphenol	5.509	107	29670	0.814	ppm		96
42) bis(-2-Chloroethoxy)Me...	5.589	93	41365	0.984	ppm		96
43) 2,4-Dichlorophenol	5.702	162	17875	0.686	ppm		95
44) a,a-Dimethylphenethyla...	5.830	58	74190m	0.912	ppm		
45) 1,2,4-Trichlorobenzene	5.771	180	32843	1.074	ppm		99
46) Naphthalene	5.846	128	116278	1.152	ppm		99
47) 4-Chloroaniline	5.900	127	32039	0.828	ppm		98
48) 2,6-Dichlorophenol	5.910	162	20970	0.821	ppm		94
49) Hexachlorobutadiene	5.964	225	18595	1.143	ppm		98
50) Hexachloropropene	5.932	213	18495	1.023	ppm		93
51) 4-Chloro-3-methylphenol	6.386	107	29817m	0.938	ppm		
52) N-N-di-n-butylamine	6.226	84	26872	0.861	ppm		88
53) Caprolactam	6.221	113	9683	0.834	ppm	#	11
54) p-Phenylenediamine	6.242	80	13288m	0.961	ppm		
55) Safrole	6.435	162	25161	1.002	ppm		95
56) 2-Methylnaphthalene	6.520	142	77441	1.100	ppm		94
57) 1-Methylnaphthalene	6.616	142	70092	1.071	ppm		96
59) Hexachlorocyclopentadiene	6.670	237	5497	0.516	ppm		92
60) 1,2,4,5-Tetrachloroben...	6.681	216	30506	1.092	ppm		98
61) 1,2,3,4-Tetrachloroben...	6.959	216	29957	1.064	ppm		97
62) 2,4,6-Trichlorophenol	6.804	196	12063m	0.677	ppm		
63) 2,4,5-Trichlorophenol	6.852	196	16960	0.848	ppm		91
65) Isosafrole	6.943	104	12686	0.920	ppm		96
66) 1,1'-Biphenyl	6.975	154	92618	1.084	ppm		97
67) 2-Chloronaphthalene	6.996	162	62488	0.978	ppm		97
68) 2-Nitroaniline	7.098	65	16537m	0.851	ppm		
69) 1,4-Naphthoquinone	7.173	158	14513	0.797	ppm		96
70) m-Dinitrobenzene	7.312	168	8618	0.726	ppm		76
71) Acenaphthylene	7.403	152	102194	1.027	ppm		94
72) Dimethyl phthalate	7.280	163	69682	0.938	ppm		99
73) 2,6-Dinitrotoluene	7.338	165	11926	0.756	ppm		91
74) Acenaphthene	7.574	153	71603	1.062	ppm		96
75) 3-Nitroaniline	7.504	138	16255	0.818	ppm		85
76) 2,4-Dinitrophenol	7.617	184	1844	0.246	ppm		87
77) Dibenzofuran	7.745	168	99559	1.119	ppm		100
78) 2,4-Dinitrotoluene	7.734	165	15666	0.799	ppm		93
79) 4-Nitrophenol	7.734	65	7889m	0.488	ppm		
80) Pentachlorobenzene	7.708	250	26804	1.109	ppm		93
81) 1-Napthylamine	7.825	143	58715	0.989	ppm		91
82) 2-Napthylamine	7.905	143	60221	0.970	ppm		95
83) 2,3,4,6-Tetrachlorophenol	7.873	232	11281	0.851	ppm		91
84) Fluorene	8.087	166	81356	1.150	ppm		98
85) 4-Chlorophenyl-phenyle...	8.087	204	34559	1.108	ppm		91
86) Diethylphthalate	7.975	149	74666	0.995	ppm		96
87) 4-Nitroaniline	8.114	138	16004m	0.792	ppm		
88) 5-Nitro-o-toluidine	8.098	152	17136	0.826	ppm		92
90) Sulfotepp	8.371	322	9389	0.936	ppm		96
91) Octachlorocyclopentene	8.333	307	7757	0.934	ppm		92
93) Thionazin	8.055	107	12199	0.824	ppm		95
94) 4,6-Dinitro-2-methylph...	8.141	198	5860	0.458	ppm		78
95) Diphenylamine	8.205	169	123210	2.081	ppm		97
96) 1,2 Diphenylhydrazine	8.242	77	85494	0.950	ppm		97
97) N-Nitrosodiphenylamine	8.205	169	123221	2.081	ppm		97
98) 1,3,5-Trinirobenzene	8.488	213	3788	0.571	ppm	#	1
99) Diallate	8.494	86	29345	0.915	ppm		97

Quantitation Report (QT Reviewed)

Data Path : I:\ACQUDATA\5977-MS65\Data\031124\
Data File : A2305.D
Acq On : 11 Mar 2024 12:00 pm
Operator : moses
Sample : 8270 1ppm
Misc : 8270 INIT. CAL.
ALS Vial : 4 Sample Multiplier: 1

Quant Time: Mar 12 11:39:42 2024
Quant Method : I:\ACQUDATA\5977-MS65\methods\8270-031124(65).M
Quant Title : 8270 BNA ANALYSIS
QLast Update : Mon Mar 11 16:32:29 2024
Response via : Initial Calibration

Compound	R.T.	QIon	Response	Conc	Units		Dev(Min)
100) Phorate	8.504	121	14408	0.823	ppm		93
101) Phenacetin	8.521	108	28753	0.705	ppm		80
102) 4-Bromophenyl-phenylether	8.574	248	19373	0.992	ppm		91
103) Hexachlorobenzene	8.633	284	22387	1.037	ppm		94
104) Dimethoate	8.670	87	20938	0.861	ppm		90
105) Atrazine	8.740	215	9413	0.931	ppm		90
106) Pentachlorophenol	8.841	266	5417	0.500	ppm		81
107) 4-Aminobiphenyl	8.831	169	71746	0.975	ppm		96
108) Pentachloronitrobenzene	8.841	237	6615	0.864	ppm		83
109) Pronamide	8.895	173	30408	0.833	ppm		94
110) Dinoseb	9.013	211	7460	0.506	ppm	#	67
111) Disulfoton	9.023	88	93286	1.815	ppm		71
112) Phenanthrene	9.039	178	116032	1.078	ppm		96
113) Anthracene	9.093	178	112652	1.024	ppm		96
114) Carbazole	9.259	167	102696	0.958	ppm		97
115) Di-n-butylphthalate	9.612	149	112262	0.872	ppm		93
116) 4-Nitroquinonline-1-oxide	9.820	190	1759	0.289	ppm		82
117) Fluoranthene	10.259	202	109823	0.975	ppm		95
119) Methyl Parathion	9.398	109	14985	0.797	ppm		97
120) Ethyl Parathion	9.788	97	12857	0.764	ppm		97
121) Methapyrilene	9.906	58	38696	0.892	ppm		92
122) Isodrin	10.088	193	12483	1.059	ppm		94
123) Benzidine	10.419	184	57981	0.922	ppm		96
124) Pyrene	10.516	202	114572	1.015	ppm		97
126) Aramite	10.697	185	3169	0.761	ppm		86
127) p-(Dimethylamino)azobe...	10.890	120	29644	0.803	ppm		91
128) Chlorobenzilate	10.954	139	32771	0.822	ppm		90
129) Butyl benzyl phthalate	11.387	149	49814	0.837	ppm		95
130) 3,3-Dimethylbenzidine	11.355	212	50323	0.828	ppm		98
131) 2-Acetylaminofluorene	11.735	181	29744m	0.666	ppm		
132) 3,3'-Dichlorobenzidine	12.211	252	31100	0.856	ppm		91
133) Benzo(a)anthracene	12.233	228	109221	1.073	ppm		99
134) Chrysene	12.291	228	98099	1.003	ppm		98
135) bis(2-Ethylhexyl)phtha...	12.366	149	65821	0.814	ppm		89
137) Di-n-octyl phthalate	13.671	149	104023	0.797	ppm		99
138) 7,12-Dimethylbenz(a)an...	14.302	256	43006	0.961	ppm		96
139) Benzo(b)Fluoranthene	14.302	252	91140	0.971	ppm		92
140) Benzo(k)fluoranthene	14.356	252	93529m	1.010	ppm		
141) Benzo(a)pyrene	14.987	252	81201	0.937	ppm		97
142) 3-Methylcholanthrene	15.784	268	46178	0.940	ppm		98
143) Indeno(1,2,3-cd)Pyrene	17.111	276	77246	0.928	ppm		98
144) Dibenz(a,h)anthracene	17.169	278	86046	0.985	ppm		97
145) Benzo(g,h,i)perylene	17.555	276	92397	1.025	ppm		92

(#) = qualifier out of range (m) = manual integration (+) = signals summed

1st AM 03/12/24
2nd BA 03/13/24

Data Path : I:\ACQUDATA\5977-MS65\Data\031124\
Data File : A2305.D
Acq On : 11 Mar 2024 12:00 pm
Operator : moses
Sample : 8270 1ppm
Misc : 8270 INIT. CAL.
ALS Vial : 4 Sample Multiplier: 1

Quant Time: Mar 12 11:39:42 2024
Quant Method : I:\ACQUDATA\5977-MS65\methods\8270-031124(65).M
Quant Title : 8270 BNA ANALYSIS
QLast Update : Mon Mar 11 16:32:29 2024
Response via : Initial Calibration

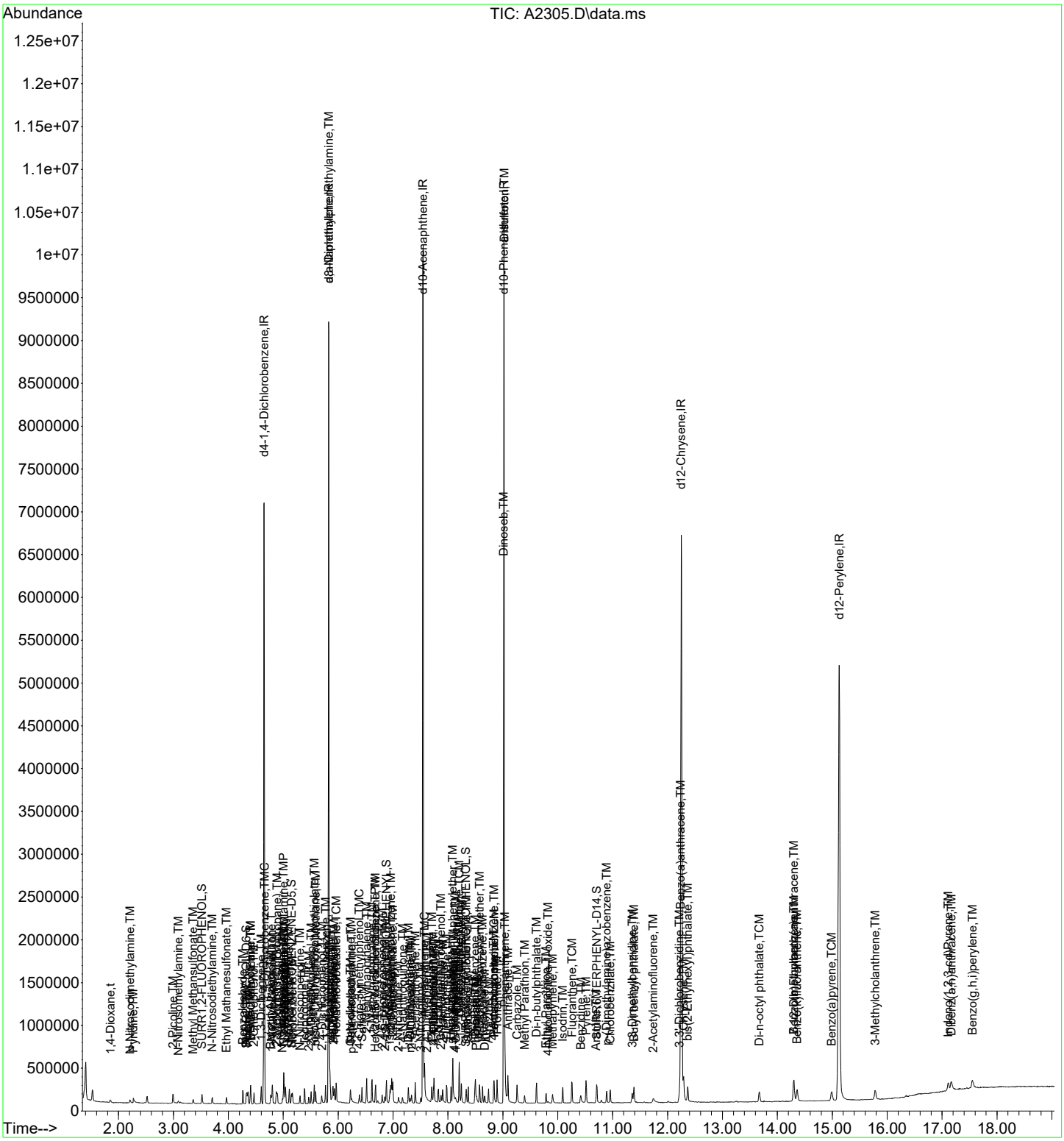

Quantitation Report (Qedit)

Data Path : I:\ACQUDATA\5977-MS65\Data\031124\
Data File : A2306.D
Acq On : 11 Mar 2024 12:26 pm
Operator : moses
Sample : 8270 2ppm
Misc : 8270 INIT. CAL.
ALS Vial : 5 Sample Multiplier: 1

Quant Time: Mar 12 11:39:50 2024
Quant Method : I:\ACQUDATA\5977-MS65\methods\8270-031124(65).M
Quant Title : 8270 BNA ANALYSIS
QLast Update : Mon Mar 11 16:32:29 2024
Response via : Initial Calibration

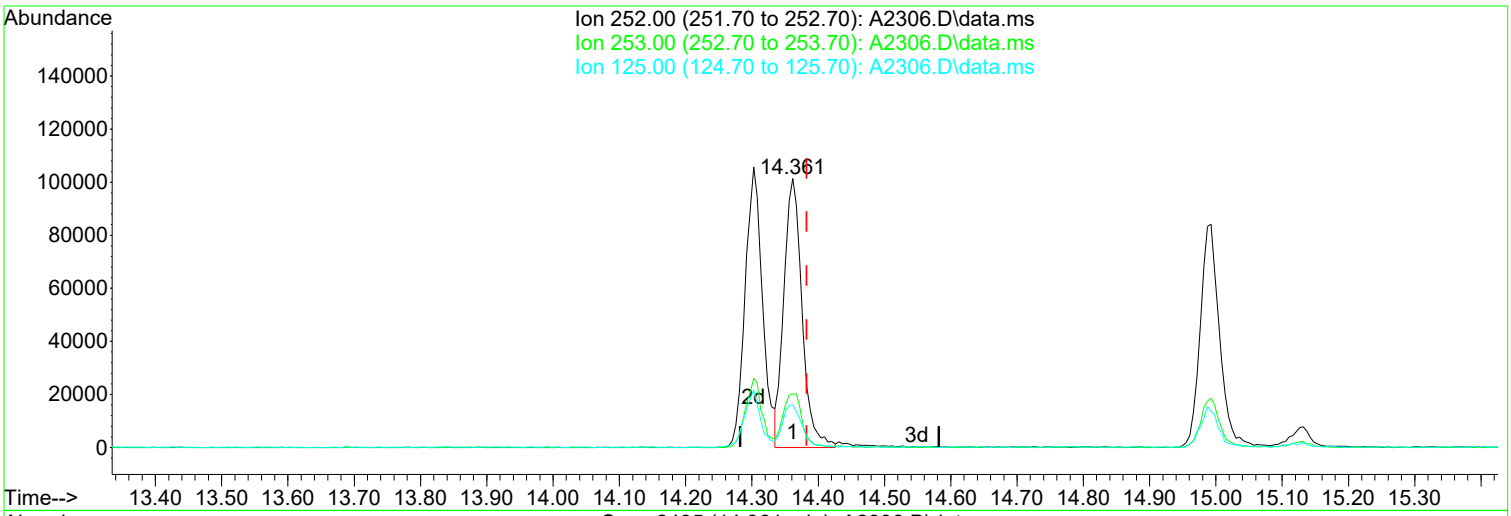

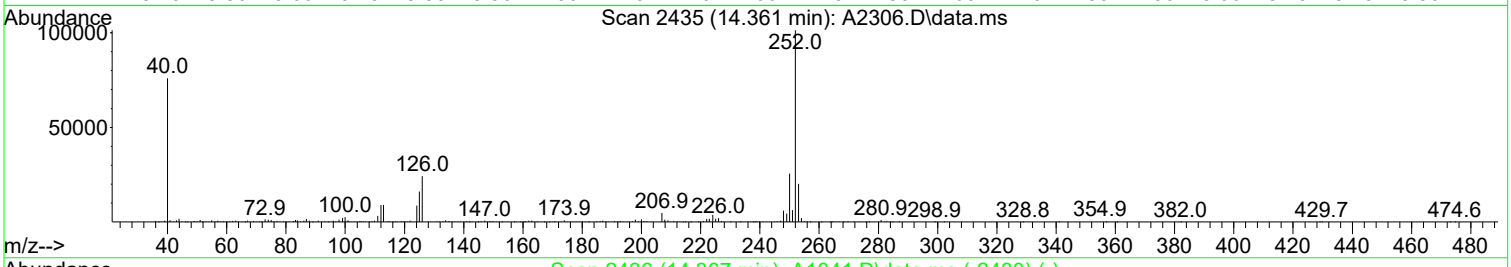

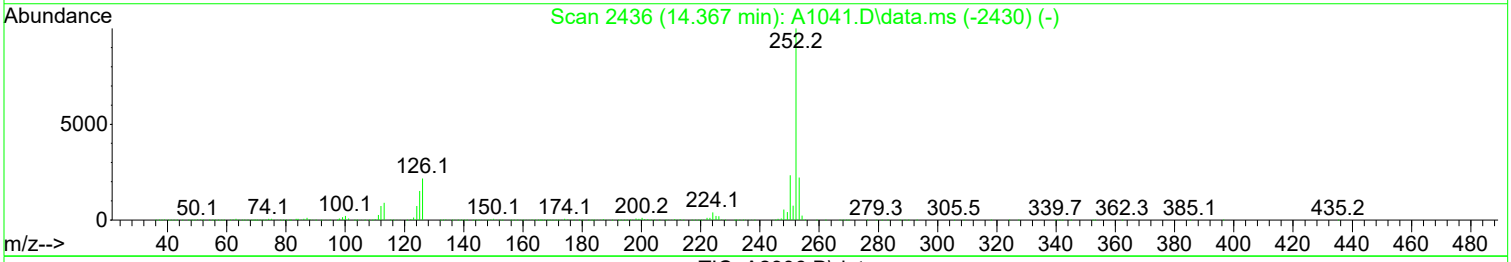

TIC: A2306.D\data.ms

(140) Benzo(k)fluoranthene (TM)

14.361min (-0.021) 2.01 ppm m

response 191605

Ion	Exp%	Act%
252.00	100.00	100.00
253.00	21.90	19.90
125.00	15.50	15.94
0.00	0.00	0.00

Manual Integration:

After

Poor integration.

03/12/24

1st AM 03/12/24
2nd BA 03/13/24

Quantitation Report (Qedit)

Data Path : I:\ACQUDATA\5977-MS65\Data\031124\
Data File : A2306.D
Acq On : 11 Mar 2024 12:26 pm
Operator : moses
Sample : 8270 2ppm
Misc : 8270 INIT. CAL.
ALS Vial : 5 Sample Multiplier: 1

Quant Time: Mar 12 11:39:50 2024
Quant Method : I:\ACQUDATA\5977-MS65\methods\8270-031124(65).M
Quant Title : 8270 BNA ANALYSIS
QLast Update : Mon Mar 11 16:32:29 2024
Response via : Initial Calibration

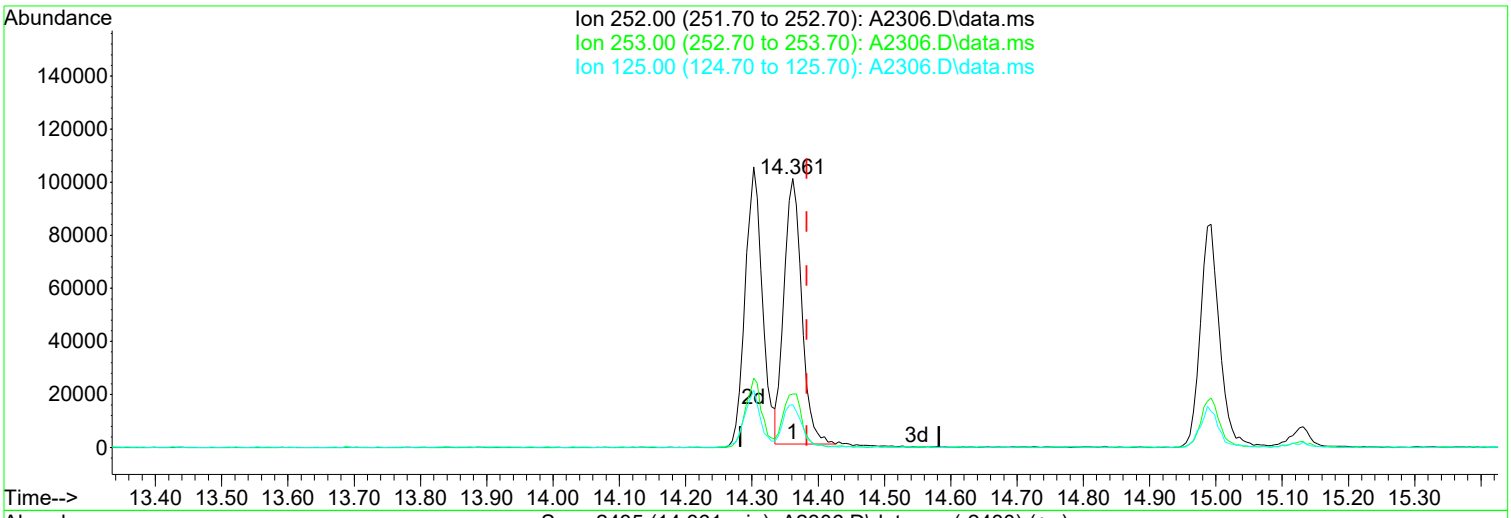

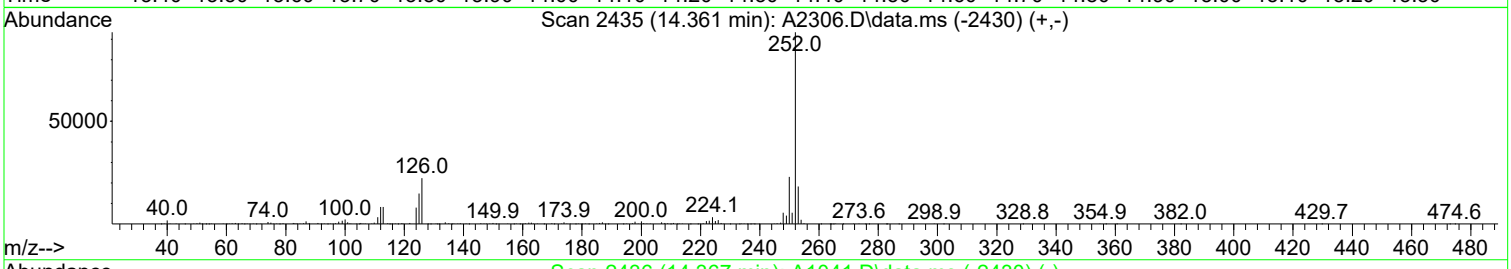

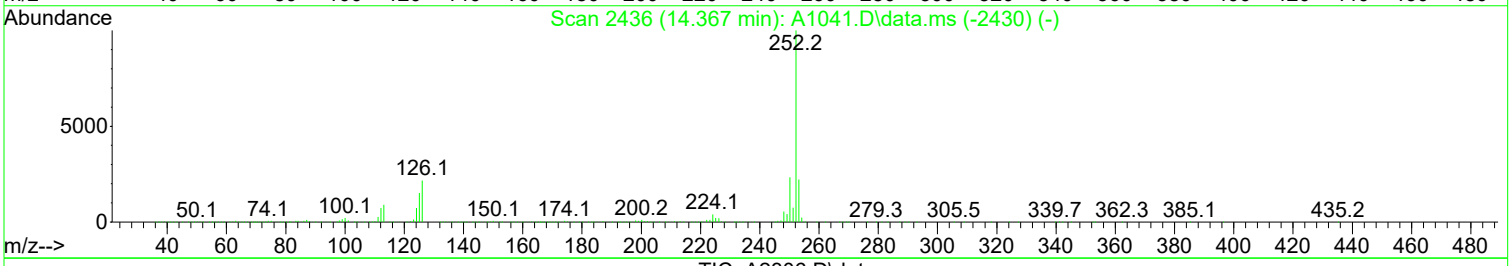

TIC: A2306.D\data.ms

(140) Benzo(k)fluoranthene (TM)

14.361min (-0.021) 1.93 ppm

response 184387

Ion	Exp%	Act%
252.00	100.00	100.00
253.00	21.90	19.57
125.00	15.50	15.80
0.00	0.00	0.00

Manual Integration:

Before

03/12/24

1st AM 03/12/24
2nd BA 03/13/24

Quantitation Report (Qedit)

Data Path : I:\ACQUDATA\5977-MS65\Data\031124\
Data File : A2306.D
Acq On : 11 Mar 2024 12:26 pm
Operator : moses
Sample : 8270 2ppm
Misc : 8270 INIT. CAL.
ALS Vial : 5 Sample Multiplier: 1

Quant Time: Mar 12 11:39:50 2024
Quant Method : I:\ACQUDATA\5977-MS65\methods\8270-031124(65).M
Quant Title : 8270 BNA ANALYSIS
QLast Update : Mon Mar 11 16:32:29 2024
Response via : Initial Calibration

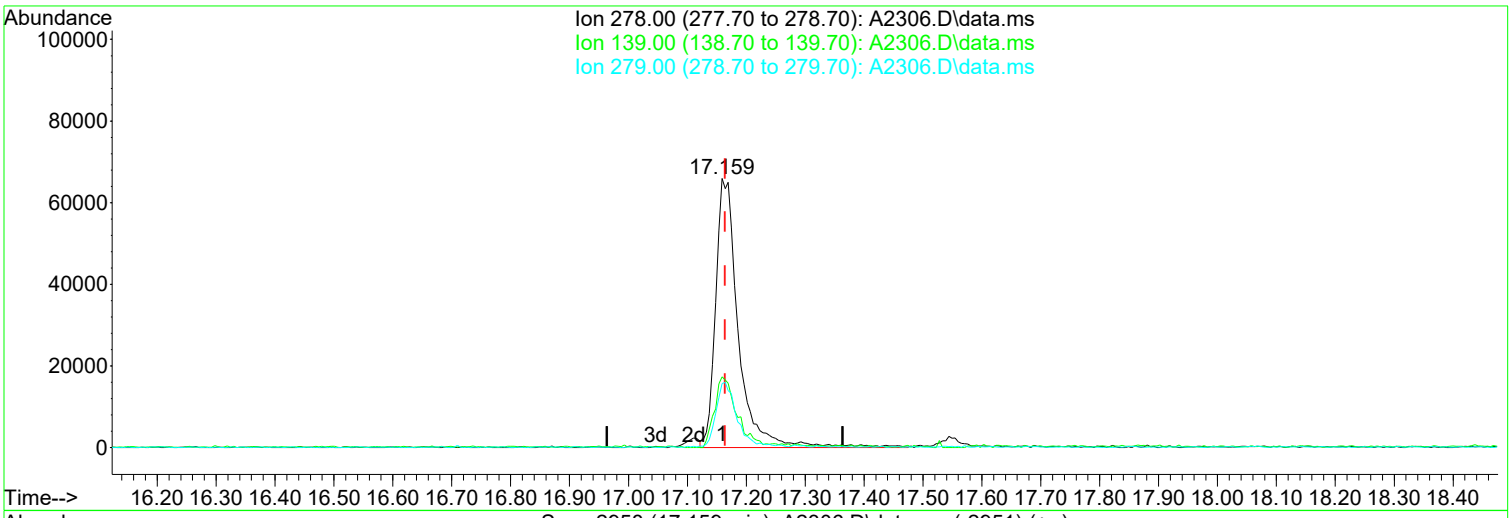

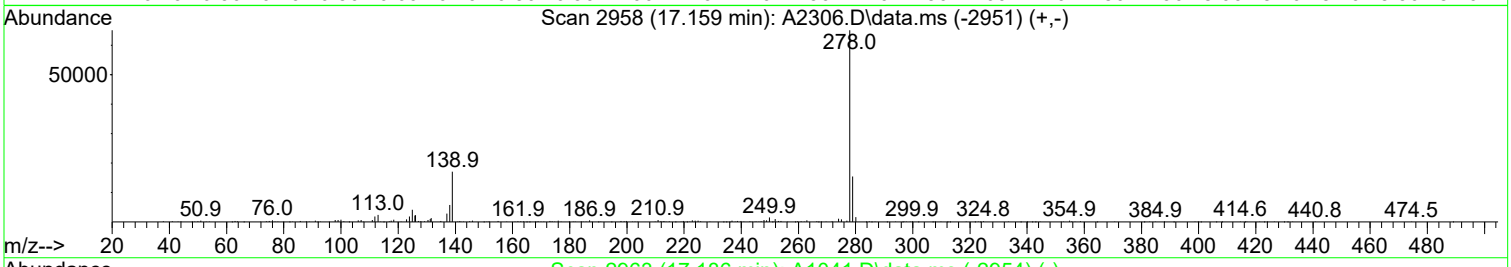

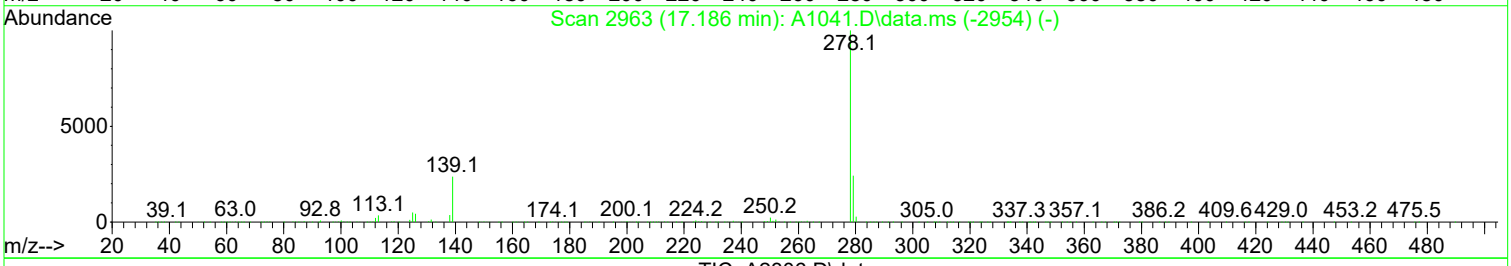

TIC: A2306.D\data.ms

(144) Dibenz(a,h)anthracene (TM)

17.159min (-0.005) 1.97 ppm m

response 177661

Ion	Exp%	Act%
278.00	100.00	100.00
139.00	25.60	26.24
279.00	24.20	23.85
0.00	0.00	0.00

Manual Integration:

After

Poor integration.

03/12/24

Quantitation Report (Qedit)

Data Path : I:\ACQUDATA\5977-MS65\Data\031124\
Data File : A2306.D
Acq On : 11 Mar 2024 12:26 pm
Operator : moses
Sample : 8270 2ppm
Misc : 8270 INIT. CAL.
ALS Vial : 5 Sample Multiplier: 1

Quant Time: Mar 12 11:39:50 2024
Quant Method : I:\ACQUDATA\5977-MS65\methods\8270-031124(65).M
Quant Title : 8270 BNA ANALYSIS
QLast Update : Mon Mar 11 16:32:29 2024
Response via : Initial Calibration

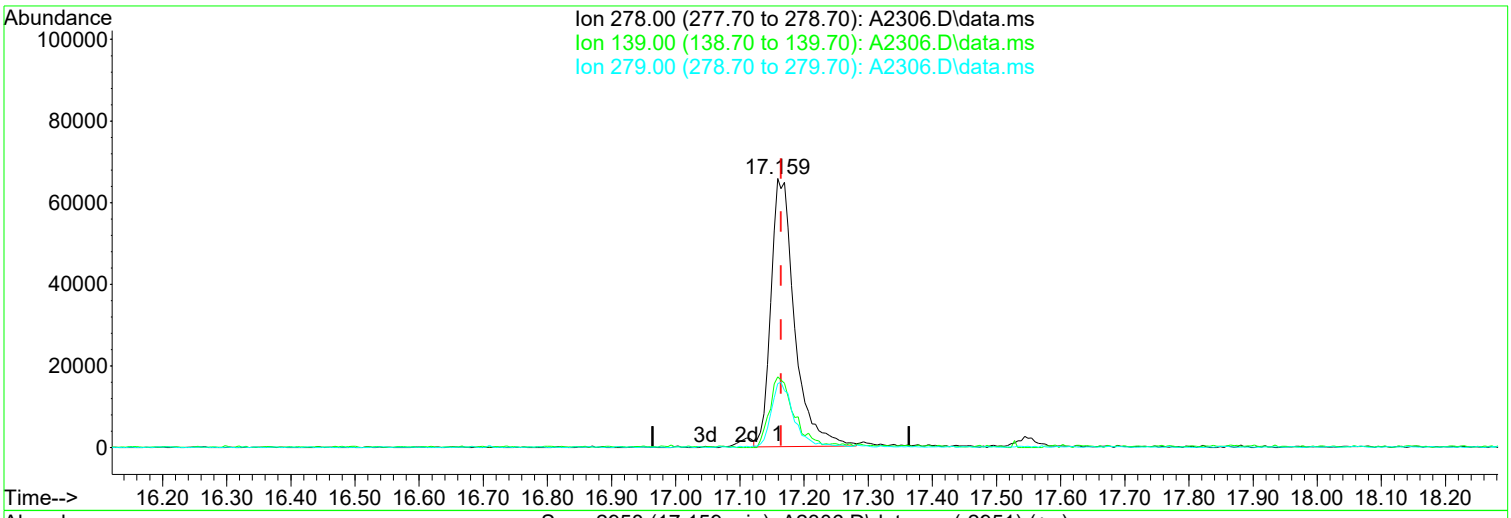

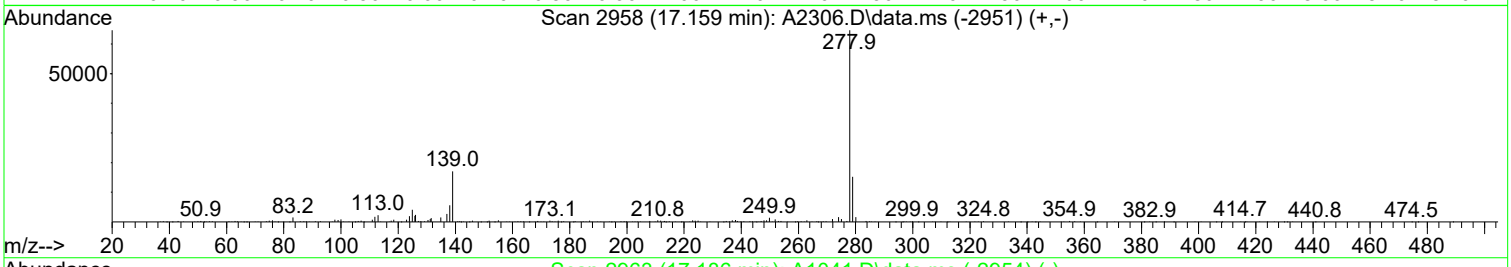

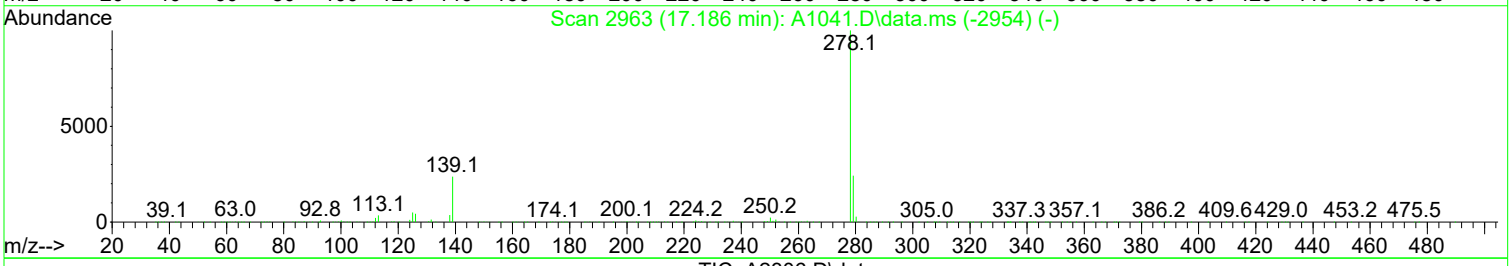

TIC: A2306.D\data.ms

(144) Dibenz(a,h)anthracene (TM)

17.159min (-0.005) 1.87 ppm

response 168530

Ion	Exp%	Act%
278.00	100.00	100.00
139.00	25.60	26.09
279.00	24.20	23.49
0.00	0.00	0.00

Manual Integration:

Before

03/12/24

Quantitation Report (Qedit)

Data Path : I:\ACQUDATA\5977-MS65\Data\031124\
Data File : A2306.D
Acq On : 11 Mar 2024 12:26 pm
Operator : moses
Sample : 8270 2ppm
Misc : 8270 INIT. CAL.
ALS Vial : 5 Sample Multiplier: 1

Quant Time: Mar 12 11:39:50 2024
Quant Method : I:\ACQUDATA\5977-MS65\methods\8270-031124(65).M
Quant Title : 8270 BNA ANALYSIS
QLast Update : Mon Mar 11 16:32:29 2024
Response via : Initial Calibration

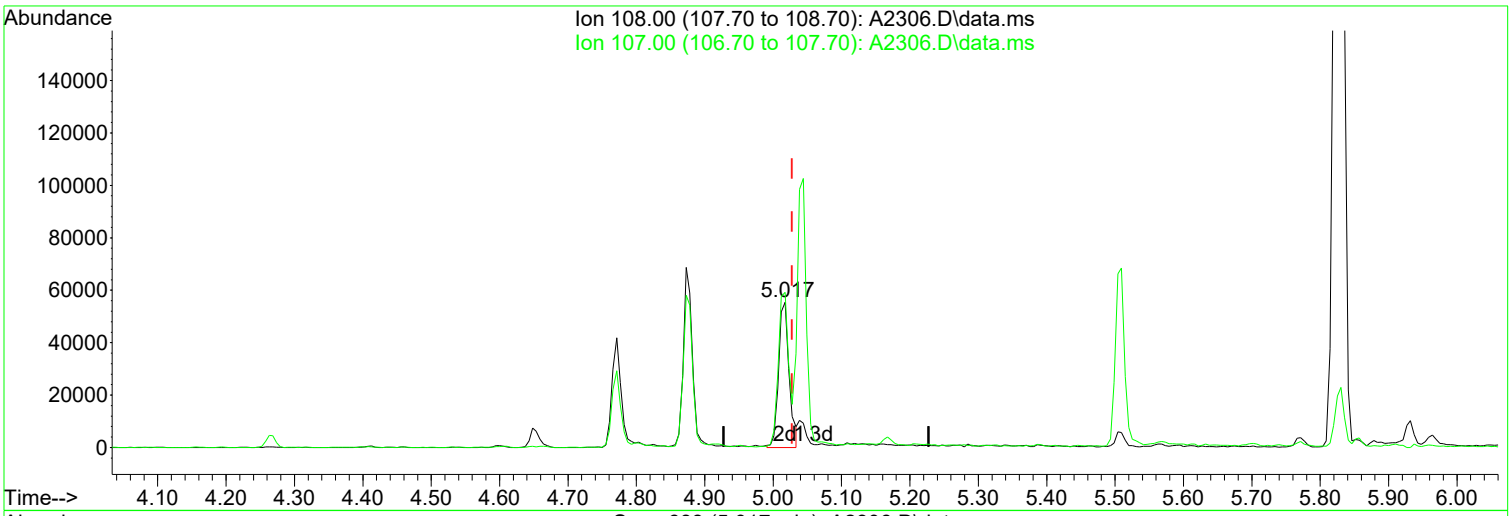

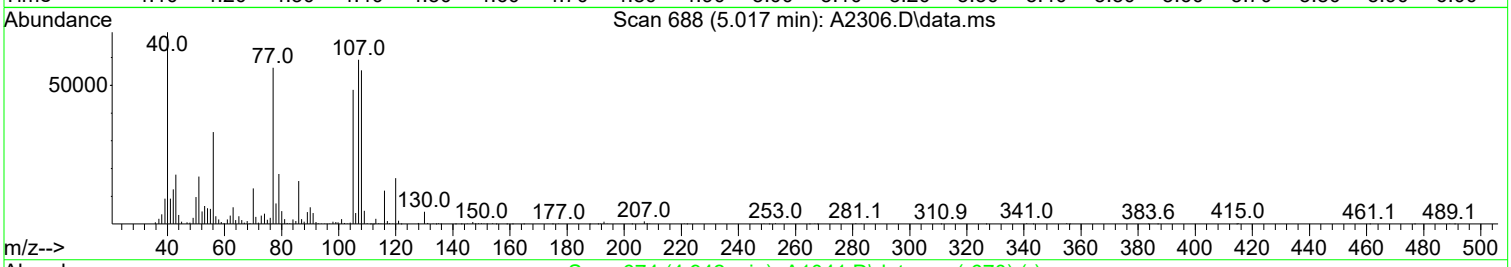

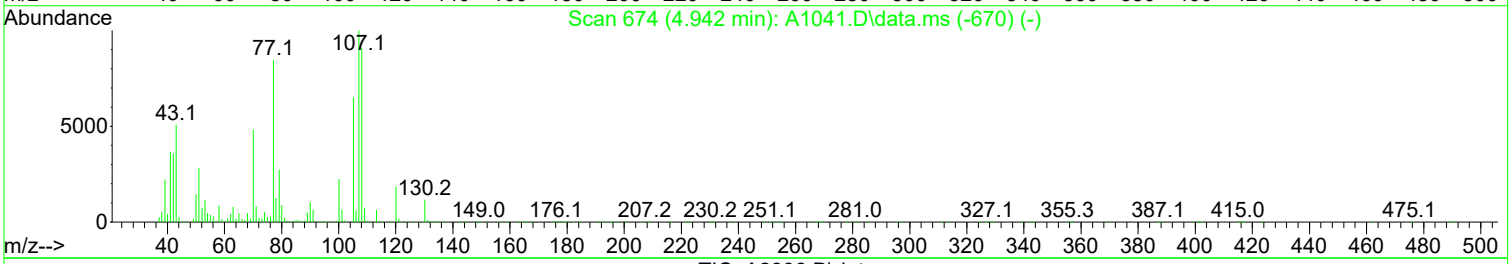

TIC: A2306.D\data.ms

(25) 3+4-Methylphenol (TM)

5.017min (-0.011) 1.76 ppm m

response 59378

Ion	Exp%	Act%
108.00	100.00	100.00
107.00	112.50	106.81
0.00	0.00	0.00
0.00	0.00	0.00

Manual Integration:

After

Poor integration.

03/12/24

1st AM 03/12/24
2nd BA 03/13/24

Quantitation Report (Qedit)

Data Path : I:\ACQUDATA\5977-MS65\Data\031124\
Data File : A2306.D
Acq On : 11 Mar 2024 12:26 pm
Operator : moses
Sample : 8270 2ppm
Misc : 8270 INIT. CAL.
ALS Vial : 5 Sample Multiplier: 1

Quant Time: Mar 12 11:39:50 2024
Quant Method : I:\ACQUDATA\5977-MS65\methods\8270-031124(65).M
Quant Title : 8270 BNA ANALYSIS
QLast Update : Mon Mar 11 16:32:29 2024
Response via : Initial Calibration

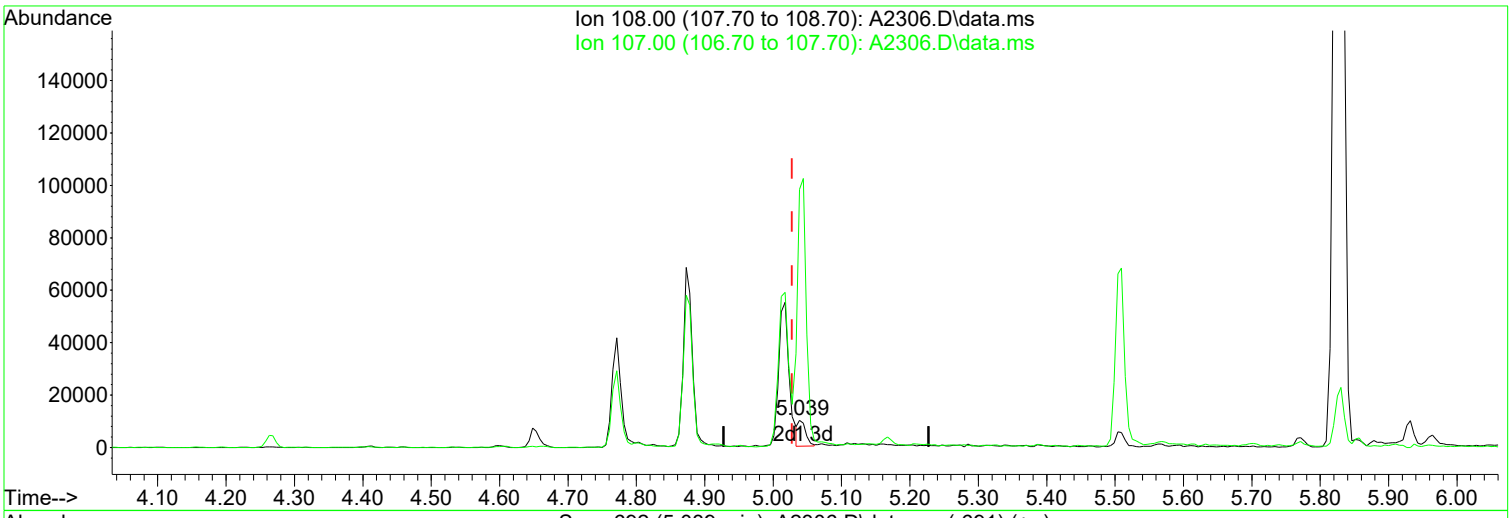

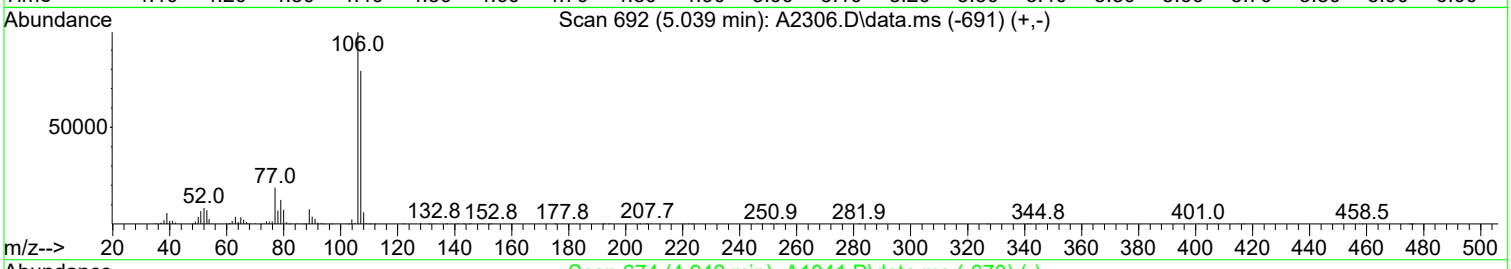

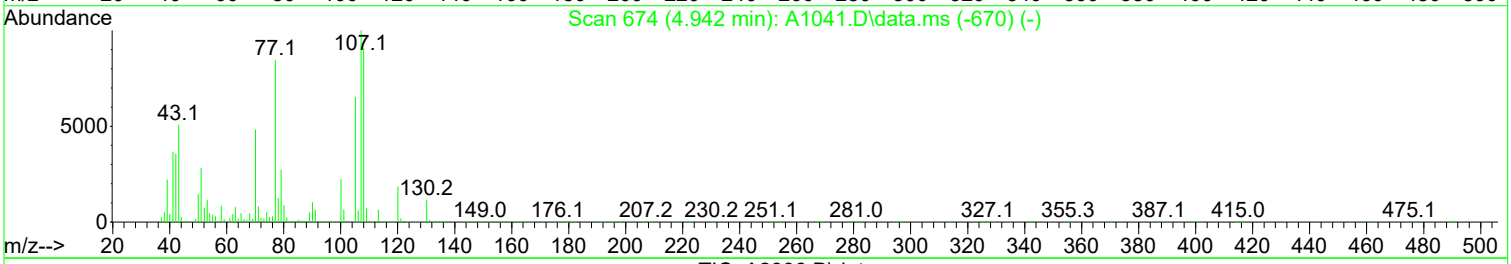

TIC: A2306.D\data.ms

(25) 3+4-Methylphenol (TM)

5.039min (+ 0.011) 0.23 ppm

response 7700

Ion	Exp%	Act%
108.00	100.00	100.00
107.00	112.50	1340.62#
0.00	0.00	0.00
0.00	0.00	0.00

Manual Integration:

Before

03/12/24

1st AM 03/12/24
2nd BA 03/13/24

Quantitation Report (Qedit)

Data Path : I:\ACQUDATA\5977-MS65\Data\031124\
Data File : A2306.D
Acq On : 11 Mar 2024 12:26 pm
Operator : moses
Sample : 8270 2ppm
Misc : 8270 INIT. CAL.
ALS Vial : 5 Sample Multiplier: 1

Quant Time: Mar 12 11:39:50 2024
Quant Method : I:\ACQUDATA\5977-MS65\methods\8270-031124(65).M
Quant Title : 8270 BNA ANALYSIS
QLast Update : Mon Mar 11 16:32:29 2024
Response via : Initial Calibration

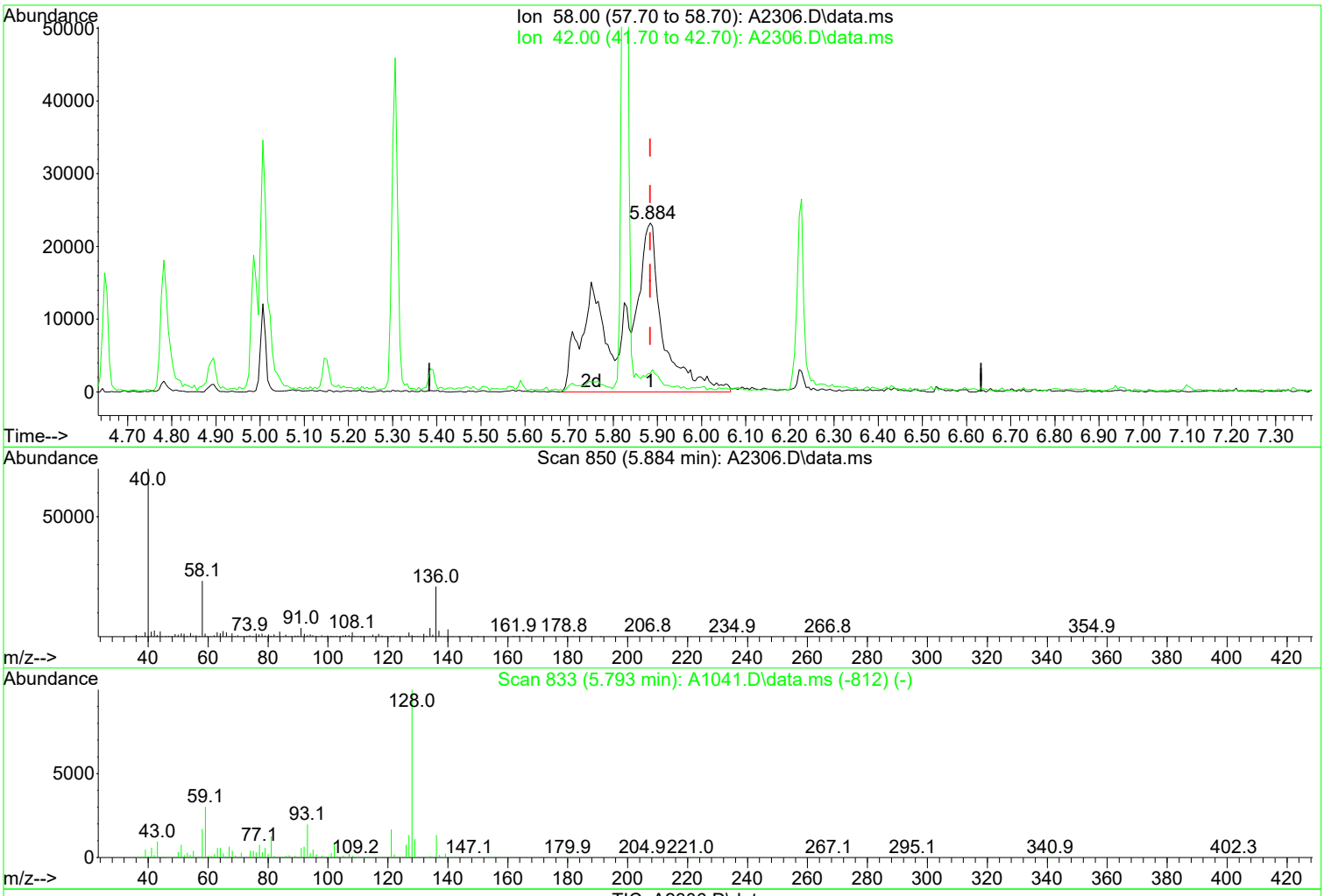

TIC: A2306.D\data.ms

(44) a,a-Dimethylphenethylamine (TM)

5.884min (+ 0.000) 1.95 ppm m

response 163642

Ion	Exp%	Act%
58.00	100.00	100.00
42.00	7.20	11.16
0.00	0.00	0.00
0.00	0.00	0.00

Manual Integration:

After

Poor integration.

03/12/24

Quantitation Report (Qedit)

Data Path : I:\ACQUDATA\5977-MS65\Data\031124\
Data File : A2306.D
Acq On : 11 Mar 2024 12:26 pm
Operator : moses
Sample : 8270 2ppm
Misc : 8270 INIT. CAL.
ALS Vial : 5 Sample Multiplier: 1

Quant Time: Mar 12 11:39:50 2024
Quant Method : I:\ACQUDATA\5977-MS65\methods\8270-031124(65).M
Quant Title : 8270 BNA ANALYSIS
QLast Update : Mon Mar 11 16:32:29 2024
Response via : Initial Calibration

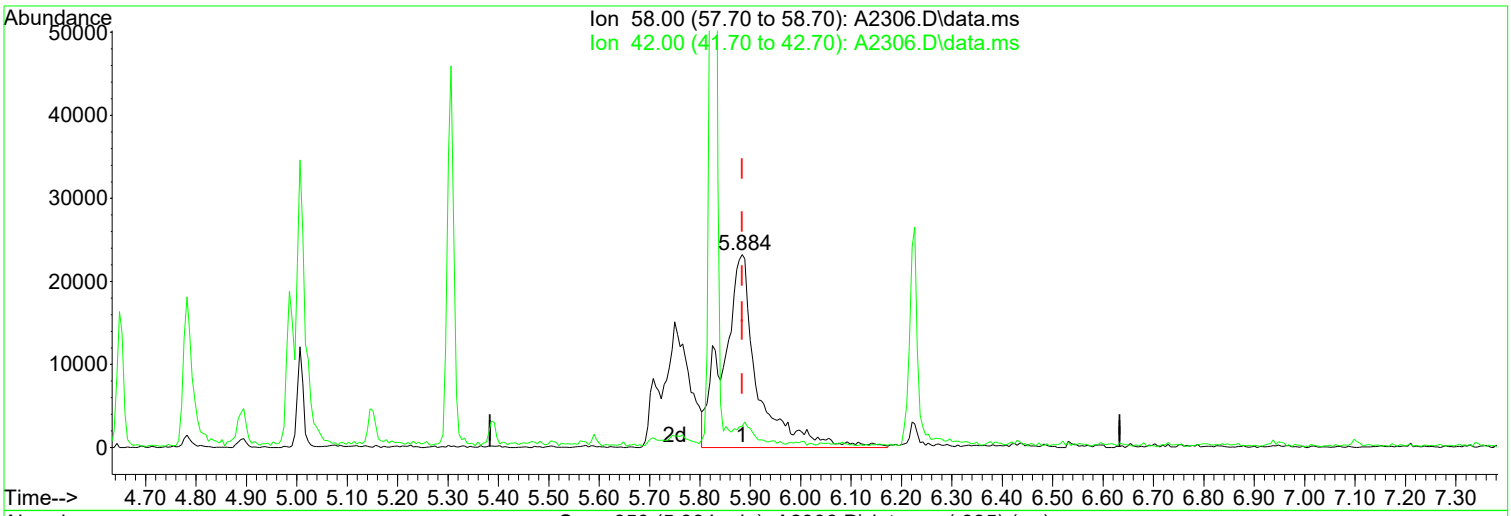

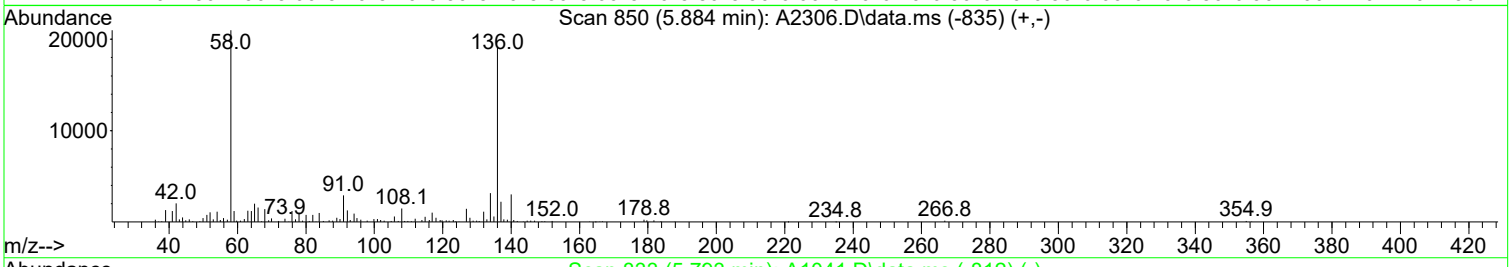

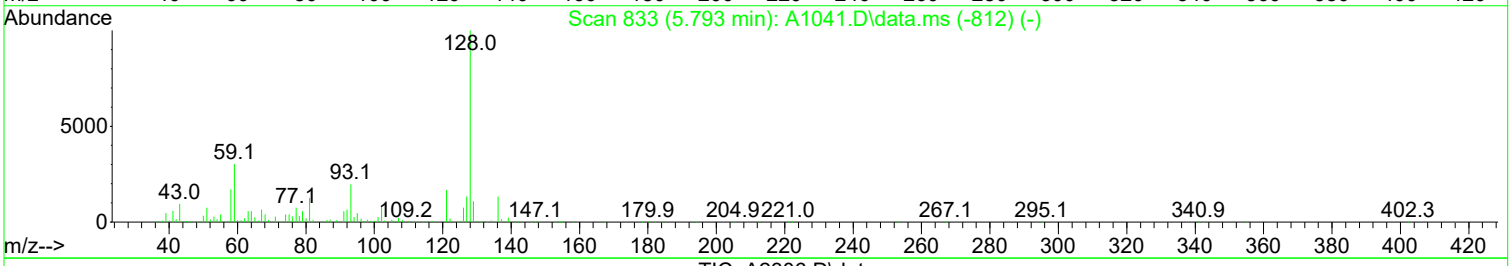

TIC: A2306.D\data.ms

(44) a,a-Dimethylphenethylamine (TM)

5.884min (+ 0.000) 1.31 ppm

response 109670

Ion	Exp%	Act%
58.00	100.00	100.00
42.00	7.20	9.63
0.00	0.00	0.00
0.00	0.00	0.00

Manual Integration:

Before

03/12/24

Quantitation Report (Qedit)

Data Path : I:\ACQUDATA\5977-MS65\Data\031124\
Data File : A2306.D
Acq On : 11 Mar 2024 12:26 pm
Operator : moses
Sample : 8270 2ppm
Misc : 8270 INIT. CAL.
ALS Vial : 5 Sample Multiplier: 1

Quant Time: Mar 12 11:39:50 2024
Quant Method : I:\ACQUDATA\5977-MS65\methods\8270-031124(65).M
Quant Title : 8270 BNA ANALYSIS
QLast Update : Mon Mar 11 16:32:29 2024
Response via : Initial Calibration

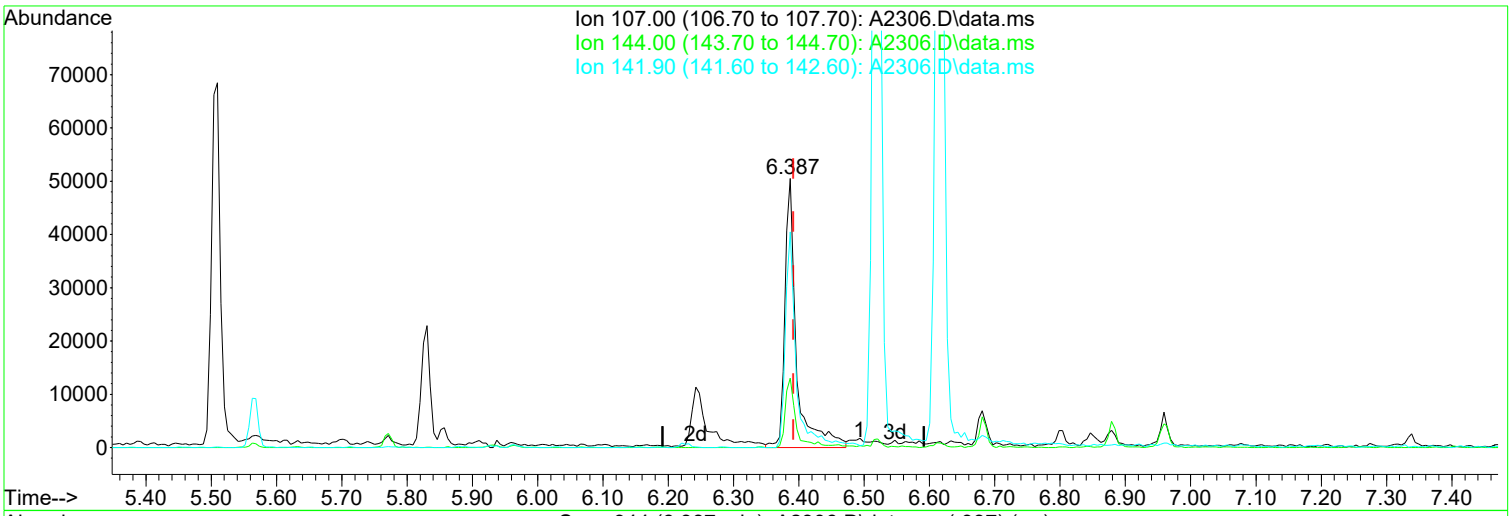

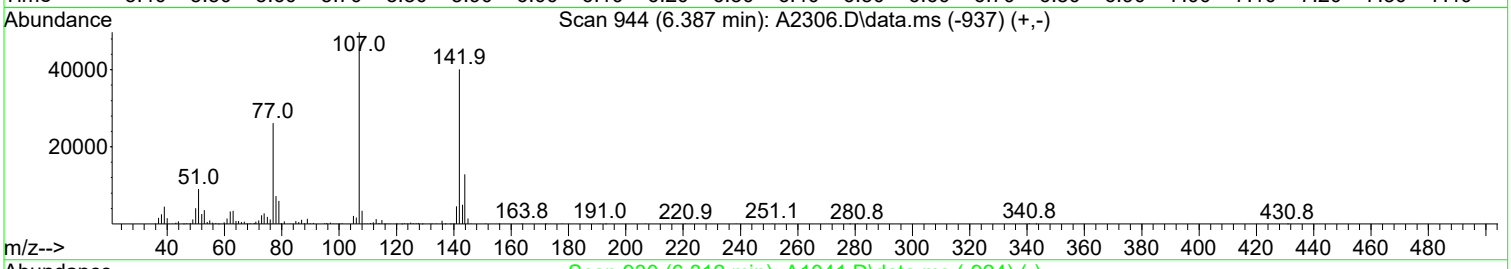

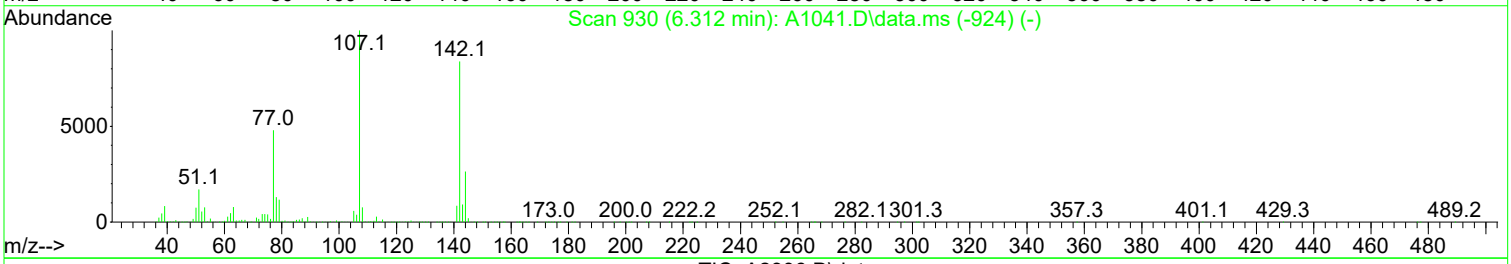

TIC: A2306.D\data.ms

(51) 4-Chloro-3-methylphenol (TMC)

6.387min (-0.005) 1.92 ppm m

response 62799

Ion	Exp%	Act%
107.00	100.00	100.00
144.00	25.50	25.75
141.90	0.00	80.22#
0.00	0.00	0.00

Manual Integration:

After

Peak not found.

03/12/24

Quantitation Report (Qedit)

Data Path : I:\ACQUDATA\5977-MS65\Data\031124\
Data File : A2306.D
Acq On : 11 Mar 2024 12:26 pm
Operator : moses
Sample : 8270 2ppm
Misc : 8270 INIT. CAL.
ALS Vial : 5 Sample Multiplier: 1

Quant Time: Mar 12 11:39:50 2024
Quant Method : I:\ACQUDATA\5977-MS65\methods\8270-031124(65).M
Quant Title : 8270 BNA ANALYSIS
QLast Update : Mon Mar 11 16:32:29 2024
Response via : Initial Calibration

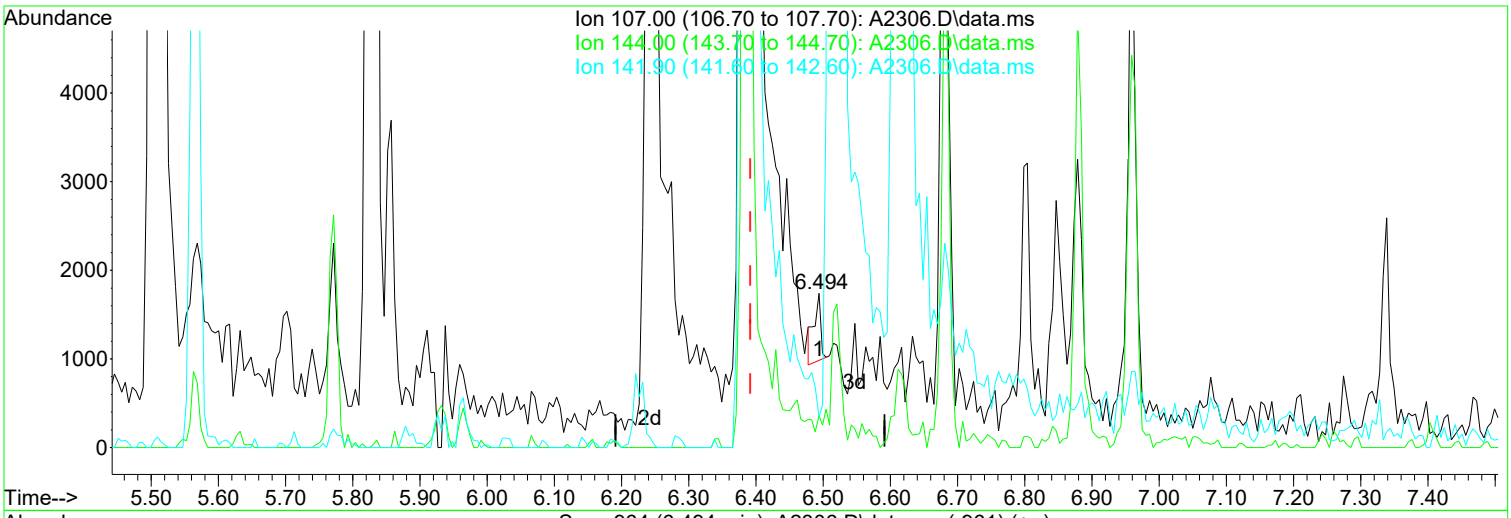

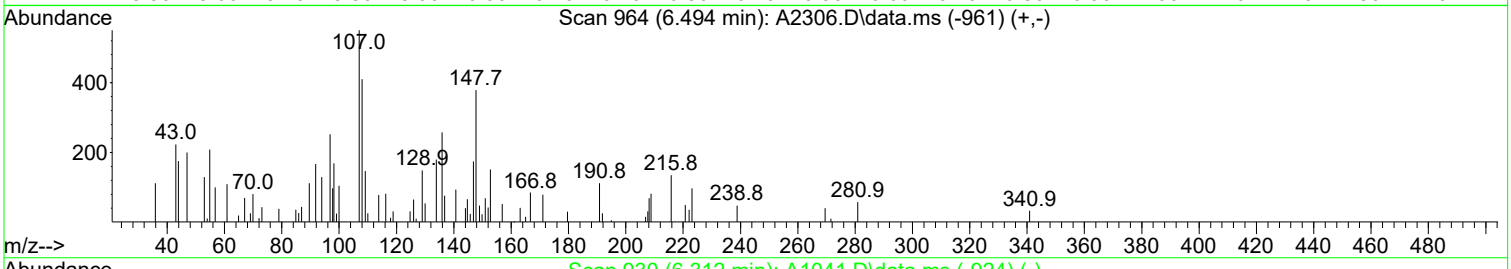

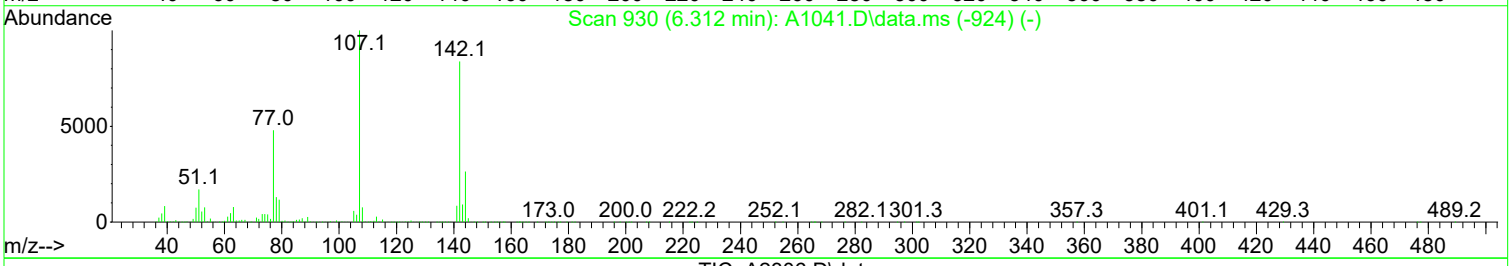

TIC: A2306.D\data.ms

(51) 4-Chloro-3-methylphenol (TMC)

6.494min (+ 0.102) 0.02 ppm

response 538

Ion	Exp%	Act%
107.00	100.00	100.00
144.00	25.50	16.18
141.90	0.00	0.00
0.00	0.00	0.00

Manual Integration:

Before

03/12/24

Quantitation Report (Qedit)

Data Path : I:\ACQUDATA\5977-MS65\Data\031124\
Data File : A2306.D
Acq On : 11 Mar 2024 12:26 pm
Operator : moses
Sample : 8270 2ppm
Misc : 8270 INIT. CAL.
ALS Vial : 5 Sample Multiplier: 1

Quant Time: Mar 12 11:39:50 2024
Quant Method : I:\ACQUDATA\5977-MS65\methods\8270-031124(65).M
Quant Title : 8270 BNA ANALYSIS
QLast Update : Mon Mar 11 16:32:29 2024
Response via : Initial Calibration

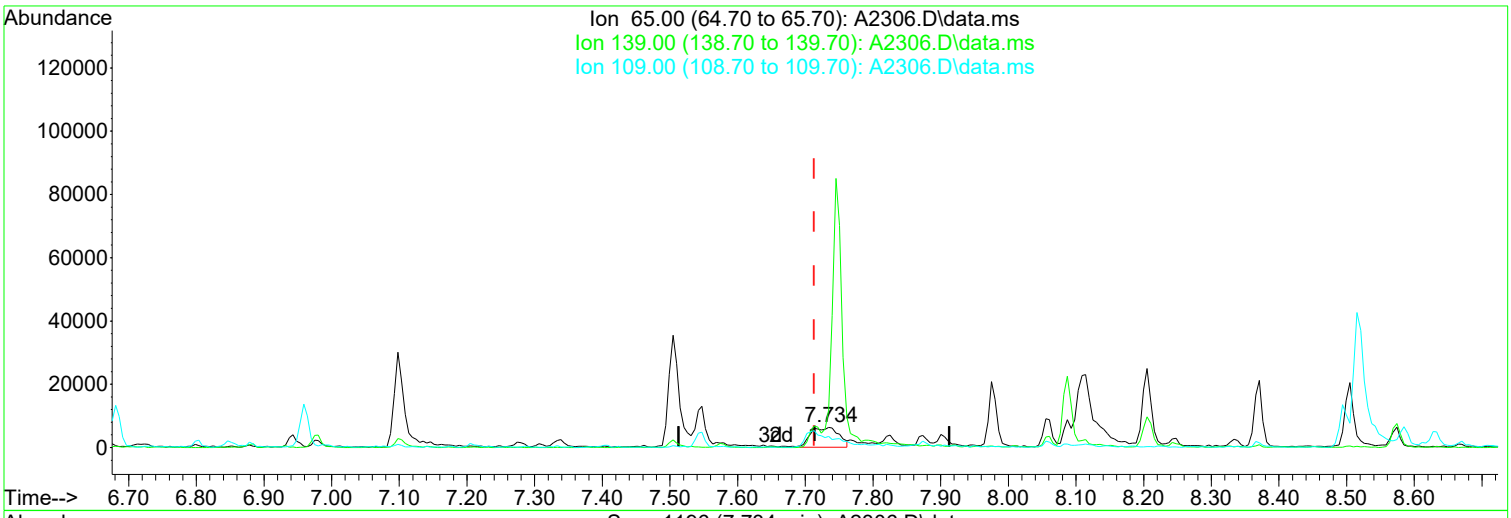

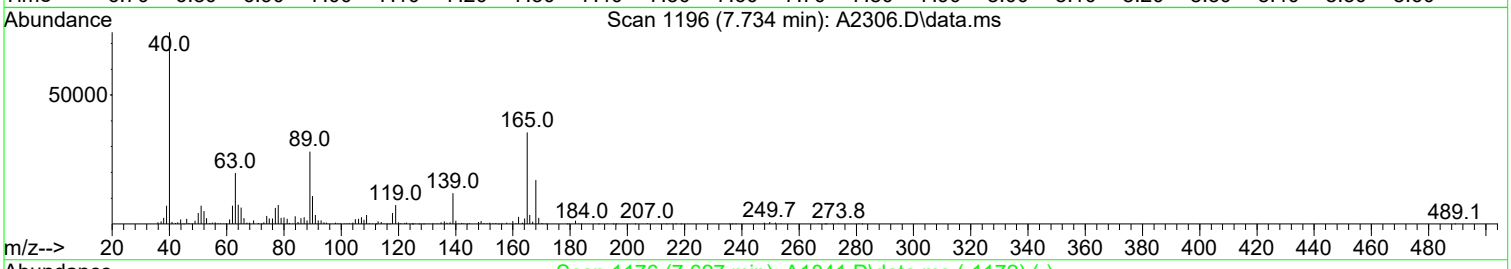

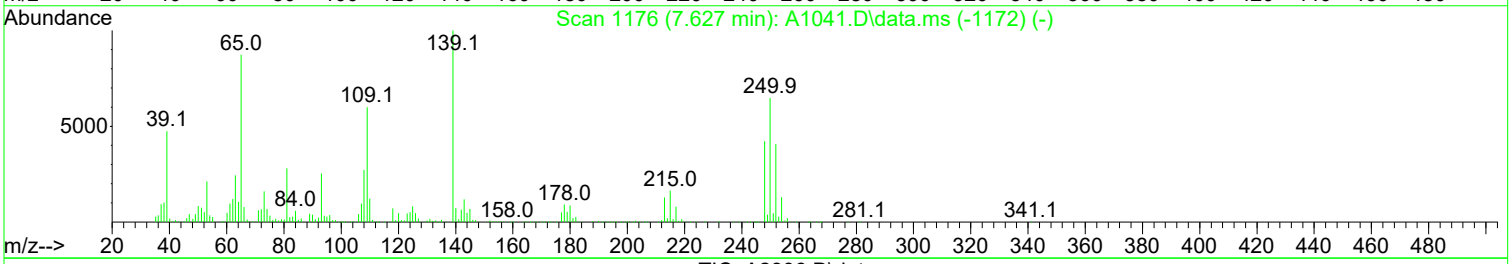

TIC: A2306.D\data.ms

(79) 4-Nitrophenol (TMP)

7.734min (+ 0.022) 1.11 ppm m

response 18082

Ion	Exp%	Act%
65.00	100.00	100.00
139.00	106.50	186.53#
109.00	87.90	55.34#
0.00	0.00	0.00

Manual Integration:

After

Poor integration.

03/12/24

1st AM 03/12/24
2nd BA 03/13/24

Quantitation Report (Qedit)

Data Path : I:\ACQUDATA\5977-MS65\Data\031124\
Data File : A2306.D
Acq On : 11 Mar 2024 12:26 pm
Operator : moses
Sample : 8270 2ppm
Misc : 8270 INIT. CAL.
ALS Vial : 5 Sample Multiplier: 1

Quant Time: Mar 12 11:39:50 2024
Quant Method : I:\ACQUDATA\5977-MS65\methods\8270-031124(65).M
Quant Title : 8270 BNA ANALYSIS
QLast Update : Mon Mar 11 16:32:29 2024
Response via : Initial Calibration

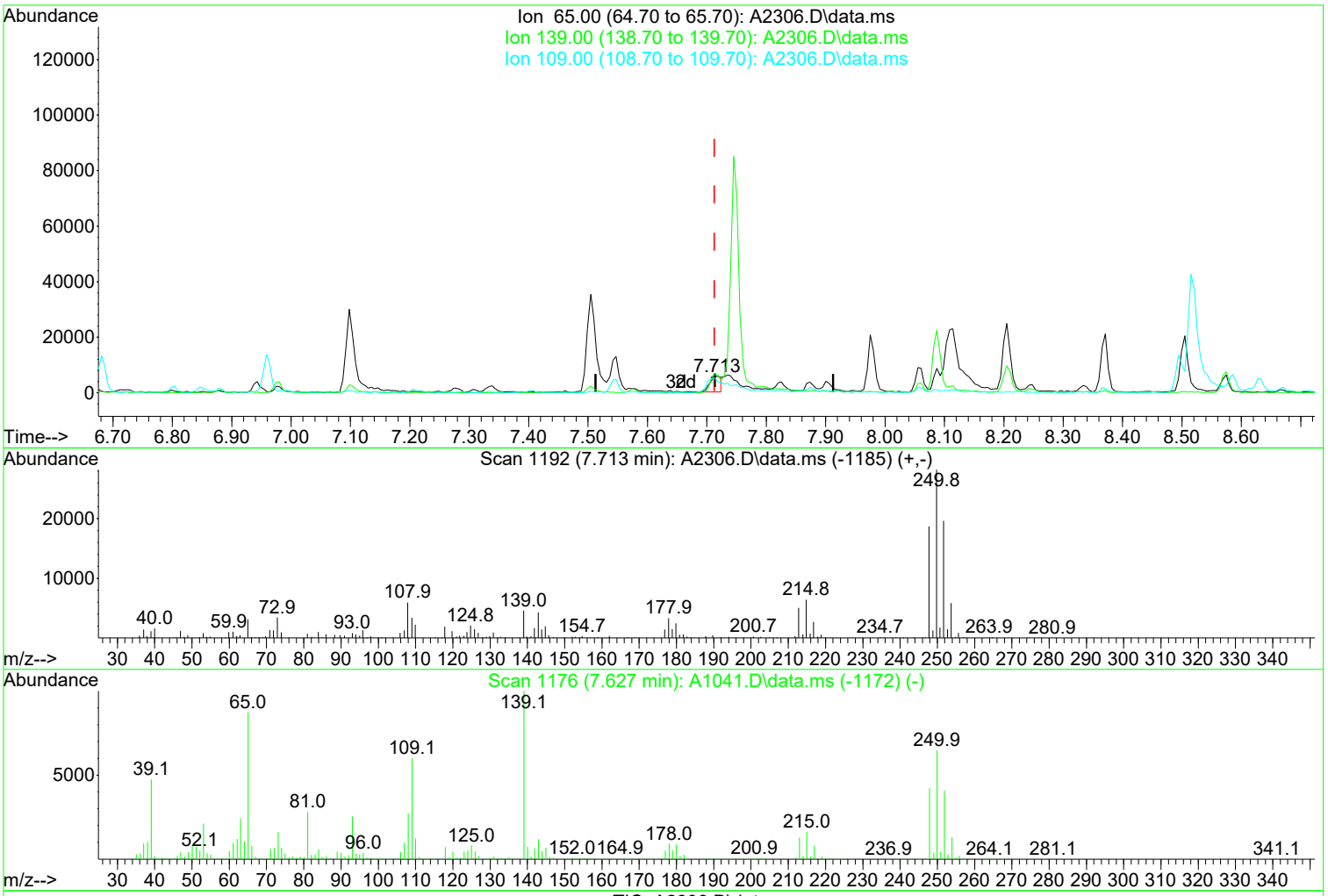

TIC: A2306.D\data.ms

(79) 4-Nitrophenol (TMP)

7.713min (+ 0.000) 0.47 ppm

response 7624

Ion	Exp%	Act%
65.00	100.00	100.00
139.00	106.50	145.93#
109.00	87.90	108.75
0.00	0.00	0.00

Manual Integration:

Before

03/12/24

Quantitation Report (QT Reviewed)

Data Path : I:\ACQUDATA\5977-MS65\Data\031124\
Data File : A2306.D
Acq On : 11 Mar 2024 12:26 pm
Operator : moses
Sample : 8270 2ppm
Misc : 8270 INIT. CAL.
ALS Vial : 5 Sample Multiplier: 1

Quant Time: Mar 12 11:39:50 2024
Quant Method : I:\ACQUDATA\5977-MS65\methods\8270-031124(65).M
Quant Title : 8270 BNA ANALYSIS
QLast Update : Mon Mar 11 16:32:29 2024
Response via : Initial Calibration

Compound	R.T.	QIon	Response	Conc	Units		Dev(Min)
Internal Standards							
1) d4-1,4-Dichlorobenzene	4.654	152	1145787	40.00	ppm		0.00
34) d8-Naphthalene	5.830	136	4186128	40.00	ppm		0.00
58) d10-Acenaphthene	7.547	164	2354970	40.00	ppm		0.00
92) d10-Phenanthrene	9.023	188	3879856	40.00	ppm		0.00
118) d12-Chrysene	12.254	240	3361724	40.00	ppm		0.00
136) d12-Perylene	15.126	264	3510740	40.00	ppm		0.00
System Monitoring Compounds							
8) SURR1,2-FLUOROPHENOL	3.520	112	70563	1.90	ppm		0.00
Spiked Amount 20.000	Range 10 - 70		Recovery =	9.50%#			
13) SURR2,PHENOL-D6	4.327	99	81030	1.80	ppm		0.00
Spiked Amount 20.000	Range 10 - 107		Recovery =	9.00%#			
35) SURR4,NITROBENZENE-D5	5.151	82	72959	1.93	ppm		0.00
Spiked Amount 10.000	Range 31 - 110		Recovery =	19.30%#			
64) SURR5,2-FLUOROBIPHENYL	6.879	172	160880	2.20	ppm		0.00
Spiked Amount 10.000	Range 31 - 118		Recovery =	22.00%#			
89) SURR3,2,4,6-TRIBROMOPH...	8.328	330	15302	2.01	ppm		0.00
Spiked Amount 20.000	Range 35 - 141		Recovery =	10.05%#			
125) SURR6,TERPHENYL-D14	10.714	244	172301	2.08	ppm		0.00
Spiked Amount 10.000	Range 10 - 165		Recovery =	20.80%			
Target Compounds							Qvalue
2) 1,4-Dioxane	1.851	88	32013	2.018	ppm		97
3) Pyridine	2.263	79	79899	2.035	ppm		97
4) N-Nitrosodimethylamine	2.209	74	49863	1.905	ppm		98
5) 2-Picoline	2.990	93	85153	1.978	ppm		98
6) N-Nitrosomethylamine	3.092	42	24377	1.896	ppm		94
7) Methyl Methansulfonate	3.359	80	38331	1.967	ppm		97
9) N-Nitrosodiethylamine	3.707	102	37542	1.892	ppm		98
10) Ethyl Mathanesulfonate	3.969	79	59668	1.977	ppm		95
11) Benzaldehyde	4.263	106	63027	2.143	ppm		98
12) Aniline	4.354	93	119345	2.046	ppm		93
14) Phenol	4.338	94	94428	1.865	ppm		93
15) bis(2-Clethyl)Ether	4.407	93	85061	2.080	ppm		97
16) Pentachloroethane	4.402	117	30823	2.065	ppm		96
17) 2-Chlorophenol	4.466	128	76599	1.909	ppm		98
18) 1,3-Diclbenzene	4.600	146	93431	2.127	ppm		99
19) 1,4-Dichlorobenzene	4.664	146	93531	2.125	ppm		98
20) 1,2-Diclbenzene	4.803	146	89914	2.141	ppm		98
21) Benzyl Alcohol	4.771	79	51791	1.725	ppm		97
22) 1-Methyl-2-pyrrolidinone	4.782	99	43944	1.673	ppm		98
23) 2,2'-oxybis(1-Chloropr...	4.889	45	86312	2.034	ppm	#	65
24) 2-Methylphenol	4.873	108	62806	1.834	ppm		91
25) 3+4-Methylphenol	5.017	108	59378m	1.755	ppm		
26) Acetophenone	5.012	105	110971	2.100	ppm		90
27) N-Nitroso-Di-n-propyla...	5.007	70	58734	2.016	ppm		99
28) N-Nitrosopyrrolidine	4.985	100	35472	1.805	ppm		96
29) N-Nitrosomorpholine	5.023	56	43999	1.989	ppm		97
30) o-Toluidine	5.044	106	119468	2.079	ppm		72
31) Hexachloroethane	5.108	117	39627	2.089	ppm		98
32) o,o,o-Triethylphosphor...	5.563	198	36477	2.052	ppm		97
33) Alpha-terpinol	5.857	121	22363	1.897	ppm		95
36) Nitrobenzene	5.167	77	72313	1.900	ppm		99
37) N-Nitrosopiperidine	5.306	42	41251	1.958	ppm		91
38) Isophorone	5.386	82	150545	2.062	ppm		98

Data Path : I:\ACQUDATA\5977-MS65\Data\031124\
Data File : A2306.D
Acq On : 11 Mar 2024 12:26 pm
Operator : moses
Sample : 8270 2ppm
Misc : 8270 INIT. CAL.
ALS Vial : 5 Sample Multiplier: 1

Quant Time: Mar 12 11:39:50 2024
Quant Method : I:\ACQUDATA\5977-MS65\methods\8270-031124(65).M
Quant Title : 8270 BNA ANALYSIS
QLast Update : Mon Mar 11 16:32:29 2024
Response via : Initial Calibration

Compound	R.T.	QIon	Response	Conc	Units		Dev(Min)
39) 2-Nitrophenol	5.467	139	32776	1.789	ppm		93
40) Benzoic Acid	5.702	105	1990	0.114	ppm		82
41) 2,4-Dimethylphenol	5.509	107	64911	1.726	ppm		96
42) bis(-2-Chloroethoxy)Me...	5.590	93	88753	2.046	ppm		97
43) 2,4-Dichlorophenol	5.697	162	43269	1.608	ppm		97
44) a,a-Dimethylphenethyla...	5.884	58	163642m	1.950	ppm		
45) 1,2,4-Trichlorobenzene	5.771	180	69805	2.212	ppm		96
46) Naphthalene	5.846	128	234388	2.251	ppm		97
47) 4-Chloroaniline	5.900	127	74357	1.862	ppm		95
48) 2,6-Dichlorophenol	5.910	162	48368	1.835	ppm		92
49) Hexachlorobutadiene	5.964	225	37394	2.228	ppm		98
50) Hexachloropropene	5.932	213	38167	2.047	ppm		90
51) 4-Chloro-3-methylphenol	6.387	107	62799m	1.915	ppm		
52) N-N-di-n-butylamine	6.226	84	61753	1.917	ppm		95
53) Caprolactam	6.215	113	21710	1.813	ppm	#	77
54) p-Phenylenediamine	6.242	80	26021	1.823	ppm		88
55) Safrole	6.435	162	52583	2.030	ppm		99
56) 2-Methylnaphthalene	6.520	142	158818	2.188	ppm		98
57) 1-Methylnaphthalene	6.617	142	147474	2.184	ppm		98
59) Hexachlorocyclopentadiene	6.675	237	14326	1.329	ppm		97
60) 1,2,4,5-Tetrachloroben...	6.681	216	60997	2.160	ppm		95
61) 1,2,3,4-Tetrachloroben...	6.959	216	64159	2.254	ppm		94
62) 2,4,6-Trichlorophenol	6.804	196	29439	1.633	ppm		95
63) 2,4,5-Trichlorophenol	6.847	196	34816	1.723	ppm		99
65) Isosafrole	6.943	104	25563	1.834	ppm		90
66) 1,1'-Biphenyl	6.980	154	191813	2.220	ppm		97
67) 2-Chloronaphthalene	6.996	162	136266	2.109	ppm		96
68) 2-Nitroaniline	7.098	65	33549	1.708	ppm		92
69) 1,4-Naphthoquinone	7.173	158	35328	1.918	ppm		92
70) m-Dinitrobenzene	7.312	168	19404	1.618	ppm		77
71) Acenaphthylene	7.403	152	216621	2.154	ppm		98
72) Dimethyl phthalate	7.280	163	154046	2.051	ppm		99
73) 2,6-Dinitrotoluene	7.339	165	28307	1.774	ppm		89
74) Acenaphthene	7.574	153	149507	2.192	ppm		98
75) 3-Nitroaniline	7.504	138	35200	1.752	ppm		98
76) 2,4-Dinitrophenol	7.611	184	6431	0.849	ppm		82
77) Dibenzofuran	7.745	168	206656	2.297	ppm		94
78) 2,4-Dinitrotoluene	7.734	165	35750	1.802	ppm		91
79) 4-Nitrophenol	7.734	65	18082m	1.105	ppm		
80) Pentachlorobenzene	7.708	250	53347	2.182	ppm		95
81) 1-Napthylamine	7.825	143	124709	2.078	ppm		92
82) 2-Napthylamine	7.906	143	134160	2.137	ppm		94
83) 2,3,4,6-Tetrachlorophenol	7.873	232	22120	1.651	ppm		89
84) Fluorene	8.087	166	164634	2.301	ppm		98
85) 4-Chlorophenyl-phenyle...	8.087	204	76223	2.416	ppm		97
86) Diethylphthalate	7.975	149	156131	2.057	ppm		98
87) 4-Nitroaniline	8.109	138	37908	1.856	ppm		93
88) 5-Nitro-o-toluidine	8.098	152	36657	1.747	ppm		89
90) Sulfotepp	8.371	322	20994	2.071	ppm		96
91) Octachlorocyclopentene	8.339	307	16557	1.972	ppm		91
93) Thionazin	8.061	107	26632	1.761	ppm		84
94) 4,6-Dinitro-2-methylph...	8.141	198	14352	1.097	ppm		97
95) Diphenylamine	8.205	169	263643	4.360	ppm		96
96) 1,2 Diphenylhydrazine	8.243	77	180583	1.964	ppm		96
97) N-Nitrosodiphenylamine	8.205	169	263643	4.359	ppm		96
98) 1,3,5-Trinirobenzene	8.483	213	9590	1.416	ppm	#	1

Quantitation Report (QT Reviewed)

Data Path : I:\ACQUDATA\5977-MS65\Data\031124\
Data File : A2306.D
Acq On : 11 Mar 2024 12:26 pm
Operator : moses
Sample : 8270 2ppm
Misc : 8270 INIT. CAL.
ALS Vial : 5 Sample Multiplier: 1

Quant Time: Mar 12 11:39:50 2024
Quant Method : I:\ACQUDATA\5977-MS65\methods\8270-031124(65).M
Quant Title : 8270 BNA ANALYSIS
QLast Update : Mon Mar 11 16:32:29 2024
Response via : Initial Calibration

Compound	R.T.	QIon	Response	Conc	Units		Dev(Min)
99) Diallate	8.494	86	65159	1.990	ppm		94
100) Phorate	8.505	121	34221	1.913	ppm	#	82
101) Phenacetin	8.515	108	62823	1.509	ppm		96
102) 4-Bromophenyl-phenylether	8.574	248	40592	2.036	ppm		96
103) Hexachlorobenzene	8.633	284	45954	2.084	ppm		96
104) Dimethoate	8.670	87	44504	1.792	ppm		92
105) Atrazine	8.740	215	21063	2.040	ppm		95
106) Pentachlorophenol	8.836	266	14437	1.304	ppm		92
107) 4-Aminobiphenyl	8.836	169	157508	2.096	ppm		96
108) Pentachloronitrobenzene	8.842	237	14313	1.830	ppm		93
109) Pronamide	8.895	173	66208	1.777	ppm		98
110) Dinoseb	9.013	211	17446	1.159	ppm		90
111) Disulfoton	9.023	88	136779	2.606	ppm		79
112) Phenanthrene	9.045	178	232133	2.111	ppm		99
113) Anthracene	9.093	178	234141	2.084	ppm		98
114) Carbazole	9.259	167	216677	1.979	ppm		97
115) Di-n-butylphthalate	9.612	149	233261	1.775	ppm		98
116) 4-Nitroquinonline-1-oxide	9.820	190	4608	0.741	ppm		93
117) Fluoranthene	10.259	202	225240	1.959	ppm		98
119) Methyl Parathion	9.398	109	34285	1.786	ppm		90
120) Ethyl Parathion	9.788	97	25714	1.495	ppm		96
121) Methapyrilene	9.906	58	77041	1.738	ppm		97
122) Isodrin	10.093	193	24223	2.012	ppm		93
123) Benzidine	10.419	184	119975	1.868	ppm		97
124) Pyrene	10.516	202	233965	2.028	ppm		98
126) Aramite	10.698	185	6397	1.504	ppm		94
127) p-(Dimethylamino)azobe...	10.895	120	64269	1.706	ppm		91
128) Chlorobenzilate	10.960	139	69676	1.711	ppm		92
129) Butyl benzyl phthalate	11.388	149	106840	1.758	ppm		99
130) 3,3-Dimethylbenzidine	11.355	212	107862	1.739	ppm		99
131) 2-Acetylaminofluorene	11.735	181	64472	1.414	ppm		97
132) 3,3'-Dichlorobenzidine	12.211	252	67892	1.829	ppm		98
133) Benzo(a)anthracene	12.233	228	215148	2.069	ppm		97
134) Chrysene	12.291	228	209528	2.097	ppm		97
135) bis(2-Ethylhexyl)phtha...	12.372	149	140036	1.695	ppm		98
137) Di-n-octyl phthalate	13.671	149	222521	1.653	ppm		100
138) 7,12-Dimethylbenz(a)an...	14.303	256	89126	1.932	ppm		98
139) Benzo(b)Fluoranthene	14.303	252	193417	1.998	ppm		98
140) Benzo(k)fluoranthene	14.361	252	191605m	2.006	ppm		
141) Benzo(a)pyrene	14.993	252	172486	1.930	ppm		99
142) 3-Methylcholanthrene	15.784	268	92343	1.823	ppm		95
143) Indeno(1,2,3-cd)Pyrene	17.105	276	161026	1.876	ppm		95
144) Dibenz(a,h)anthracene	17.159	278	177661m	1.973	ppm		
145) Benzo(g,h,i)perylene	17.549	276	186748	2.009	ppm		98

(#) = qualifier out of range (m) = manual integration (+) = signals summed

Quantitation Report (QT Reviewed)

Data Path : I:\ACQUDATA\5977-MS65\Data\031124\
Data File : A2306.D
Acq On : 11 Mar 2024 12:26 pm
Operator : moses
Sample : 8270 2ppm
Misc : 8270 INIT. CAL.
ALS Vial : 5 Sample Multiplier: 1

Quant Time: Mar 12 11:39:50 2024
Quant Method : I:\ACQUDATA\5977-MS65\methods\8270-031124(65).M
Quant Title : 8270 BNA ANALYSIS
QLast Update : Mon Mar 11 16:32:29 2024
Response via : Initial Calibration

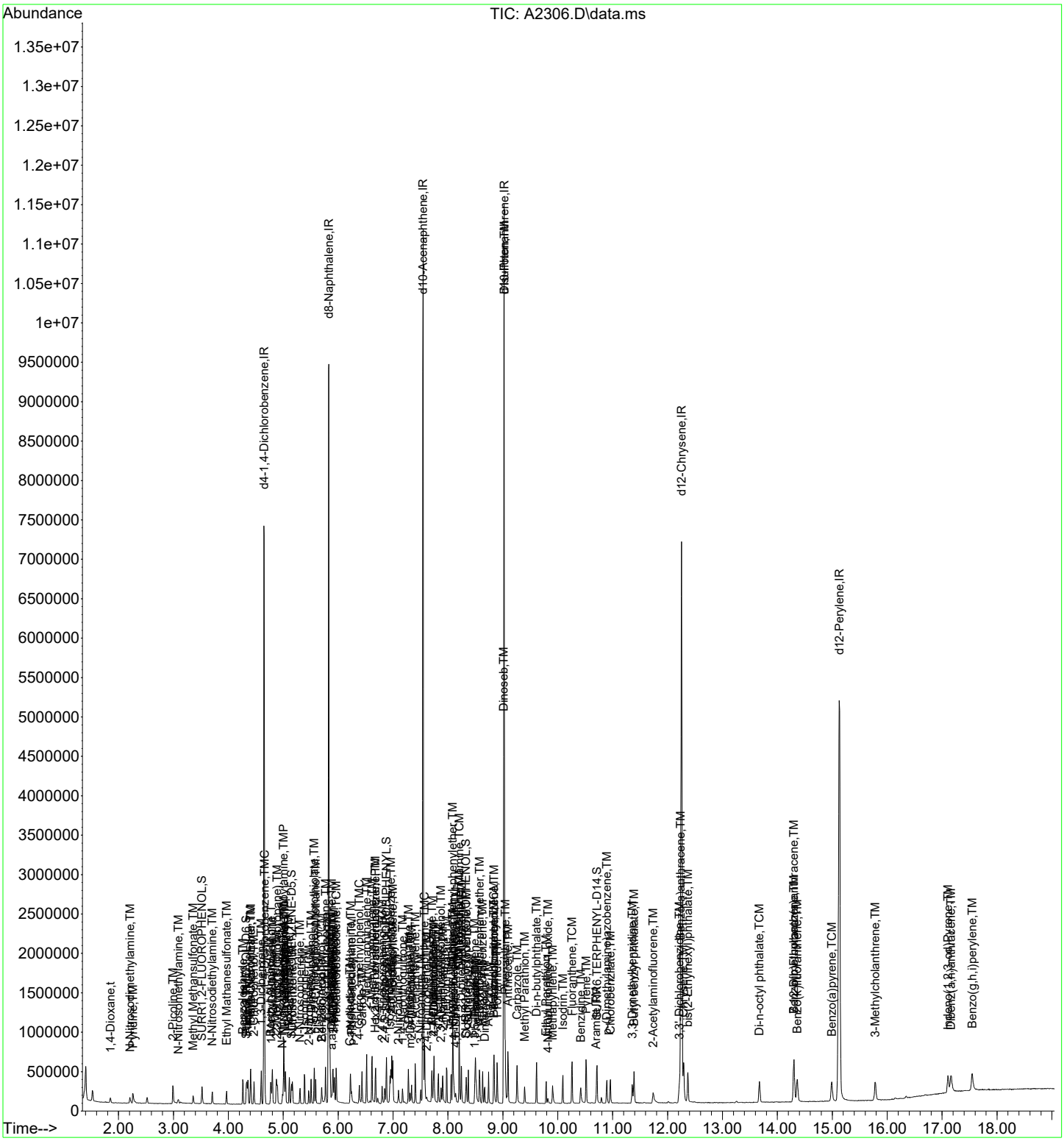

1st AM 03/12/24
2nd BA 03/13/24

Quantitation Report (Qedit)

Data Path : I:\ACQUDATA\5977-MS65\Data\031124\
Data File : A2307.D
Acq On : 11 Mar 2024 12:57 pm
Operator : moses
Sample : 8270 5ppm
Misc : 8270 INIT. CAL.
ALS Vial : 6 Sample Multiplier: 1

Quant Time: Mar 12 11:39:58 2024
Quant Method : I:\ACQUDATA\5977-MS65\methods\8270-031124(65).M
Quant Title : 8270 BNA ANALYSIS
QLast Update : Mon Mar 11 16:32:29 2024
Response via : Initial Calibration

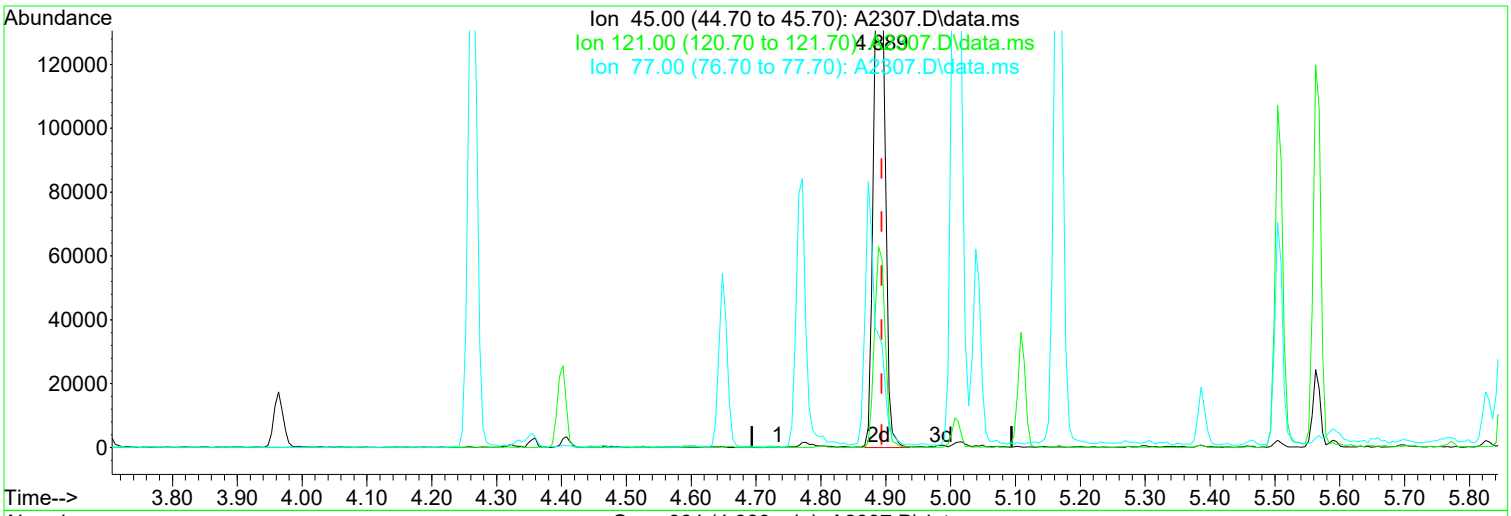

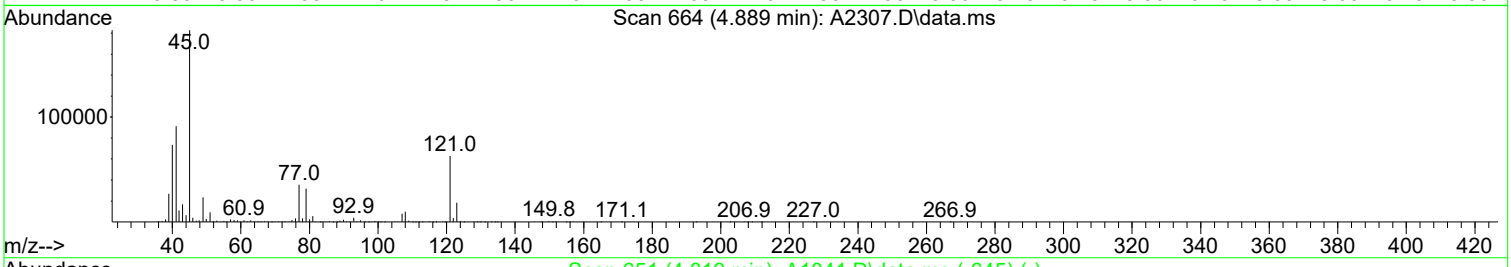

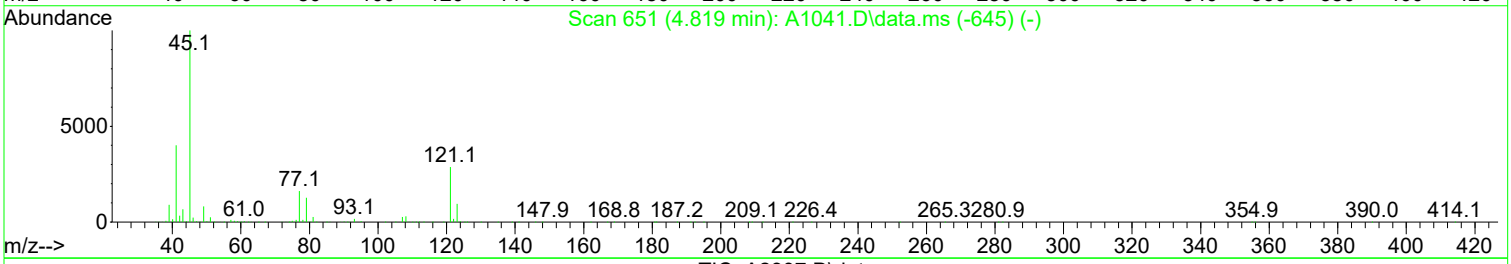

TIC: A2307.D\data.ms

(23) 2,2'-oxybis(1-Chloropropane) (TM)

4.889min (-0.005) 4.91 ppm m

response 205523

Ion	Exp%	Act%
45.00	100.00	100.00
121.00	31.80	34.45
77.00	59.90	19.40#
0.00	0.00	0.00

Manual Integration:

After

Peak not found.

03/12/24

Quantitation Report (Qedit)

Data Path : I:\ACQUDATA\5977-MS65\Data\031124\
Data File : A2307.D
Acq On : 11 Mar 2024 12:57 pm
Operator : moses
Sample : 8270 5ppm
Misc : 8270 INIT. CAL.
ALS Vial : 6 Sample Multiplier: 1

Quant Time: Mar 12 11:39:58 2024
Quant Method : I:\ACQUDATA\5977-MS65\methods\8270-031124(65).M
Quant Title : 8270 BNA ANALYSIS
QLast Update : Mon Mar 11 16:32:29 2024
Response via : Initial Calibration

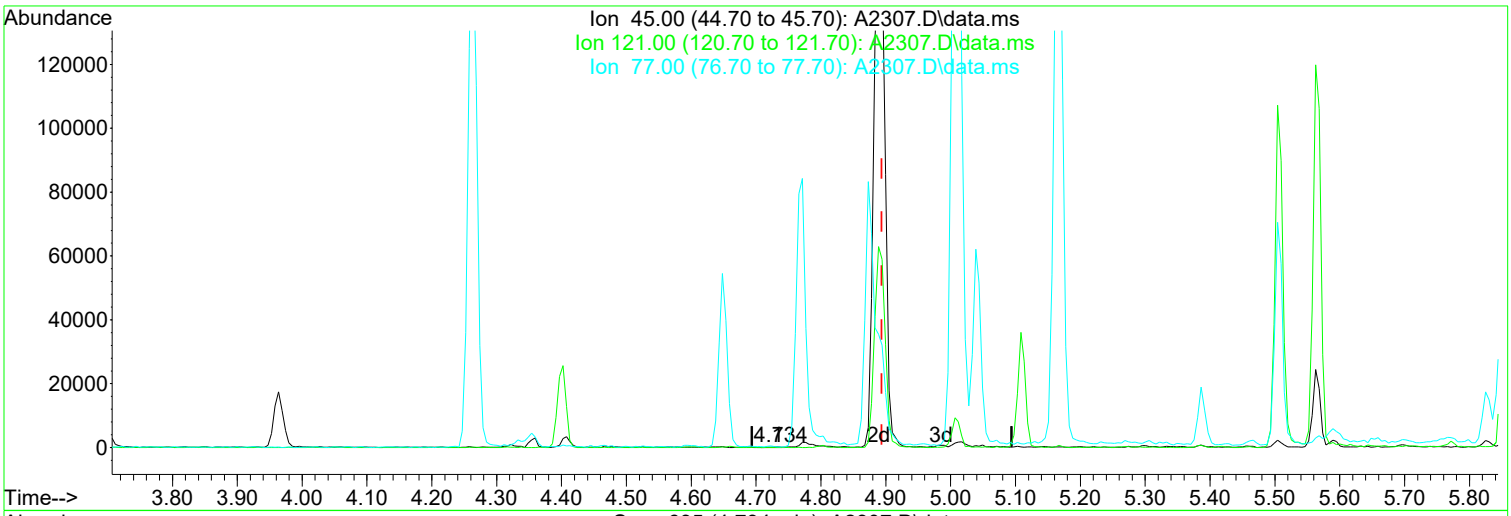

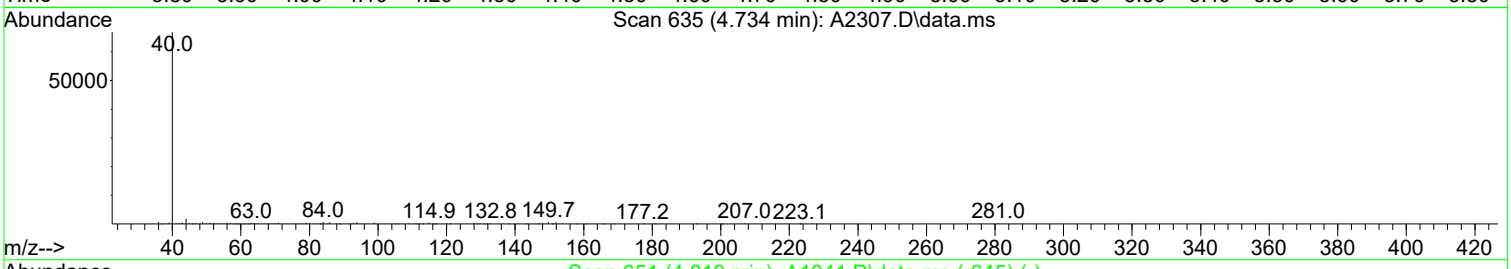

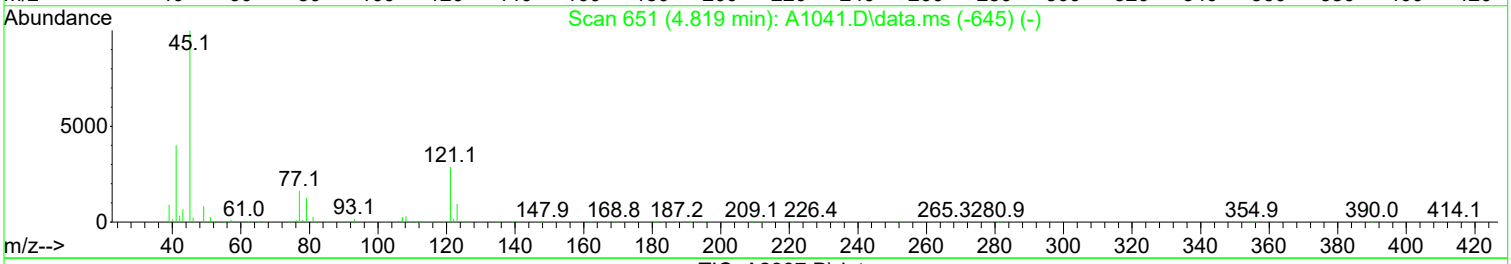

TIC: A2307.D\data.ms

(23) 2,2'-oxybis(1-Chloropropane) (TM)

4.734min (-0.160) 0.01 ppm

response 311

Ion	Exp%	Act%
45.00	100.00	100.00
121.00	31.80	19.84
77.00	59.90	73.68
0.00	0.00	0.00

Manual Integration:

Before

03/12/24

Quantitation Report (Qedit)

Data Path : I:\ACQUDATA\5977-MS65\Data\031124\
Data File : A2307.D
Acq On : 11 Mar 2024 12:57 pm
Operator : moses
Sample : 8270 5ppm
Misc : 8270 INIT. CAL.
ALS Vial : 6 Sample Multiplier: 1

Quant Time: Mar 12 11:39:58 2024
Quant Method : I:\ACQUDATA\5977-MS65\methods\8270-031124(65).M
Quant Title : 8270 BNA ANALYSIS
QLast Update : Mon Mar 11 16:32:29 2024
Response via : Initial Calibration

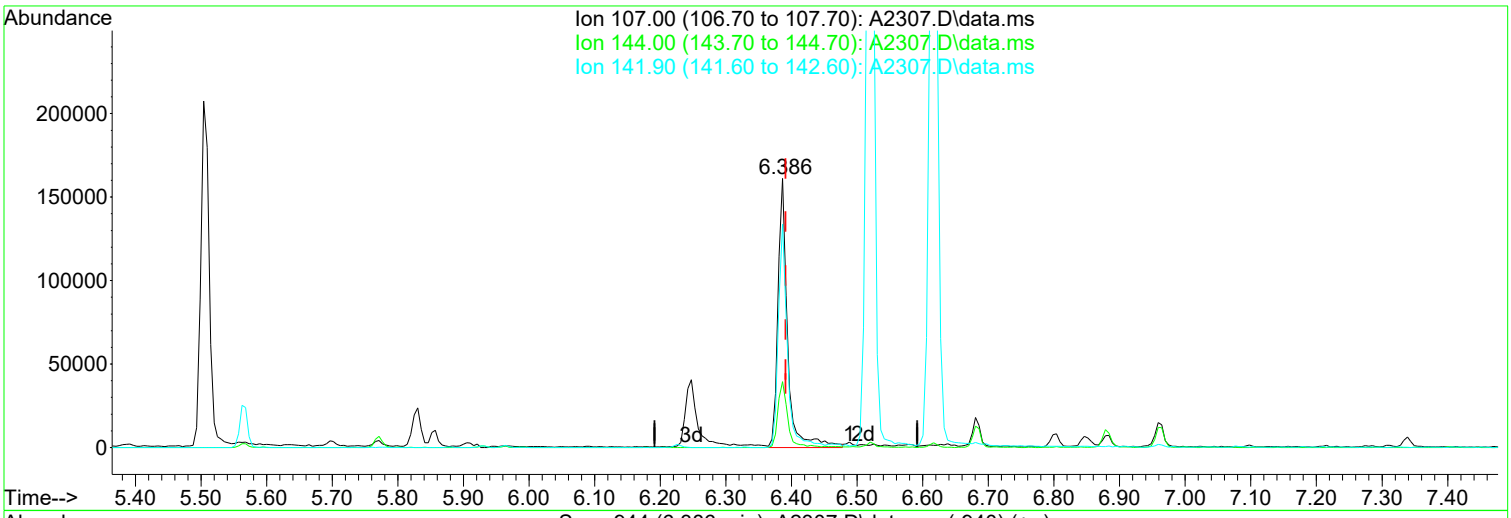

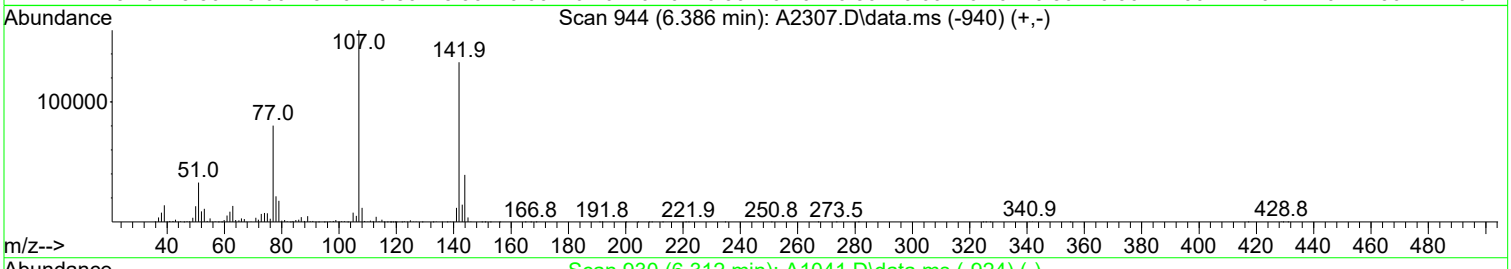

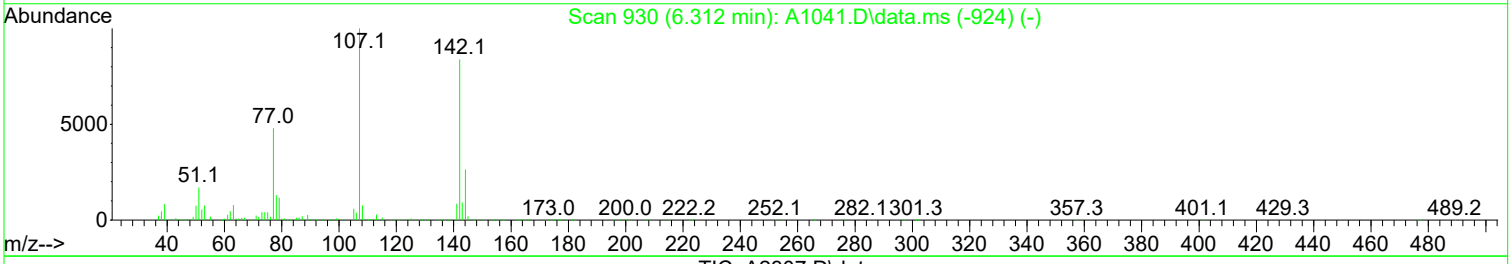

TIC: A2307.D\data.ms

(51) 4-Chloro-3-methylphenol (TMC)

6.386min (-0.005) 5.01 ppm m

response 164505

Ion	Exp%	Act%
107.00	100.00	100.00
144.00	25.50	24.48
141.90	0.00	83.08#
0.00	0.00	0.00

Manual Integration:

After

Poor integration.

03/12/24

Quantitation Report (Qedit)

Data Path : I:\ACQUDATA\5977-MS65\Data\031124\
Data File : A2307.D
Acq On : 11 Mar 2024 12:57 pm
Operator : moses
Sample : 8270 5ppm
Misc : 8270 INIT. CAL.
ALS Vial : 6 Sample Multiplier: 1

Quant Time: Mar 12 11:39:58 2024
Quant Method : I:\ACQUDATA\5977-MS65\methods\8270-031124(65).M
Quant Title : 8270 BNA ANALYSIS
QLast Update : Mon Mar 11 16:32:29 2024
Response via : Initial Calibration

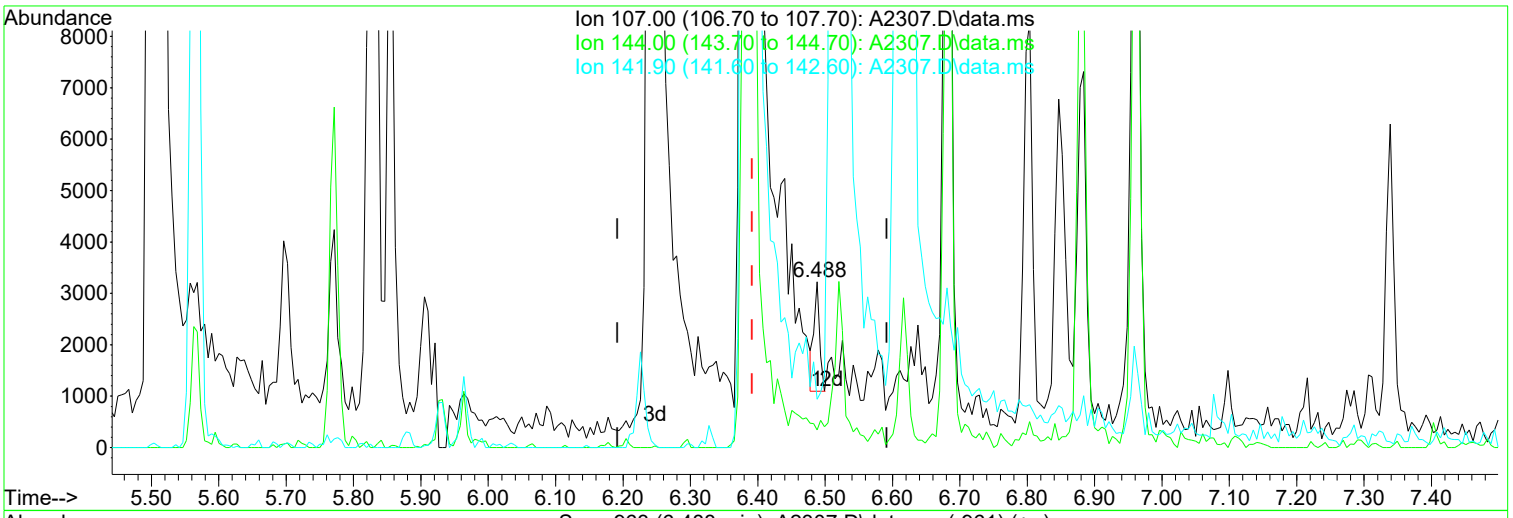

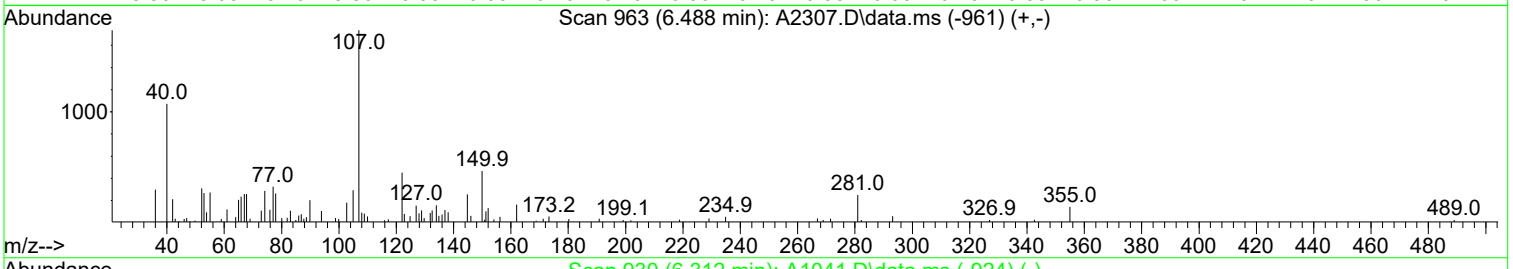

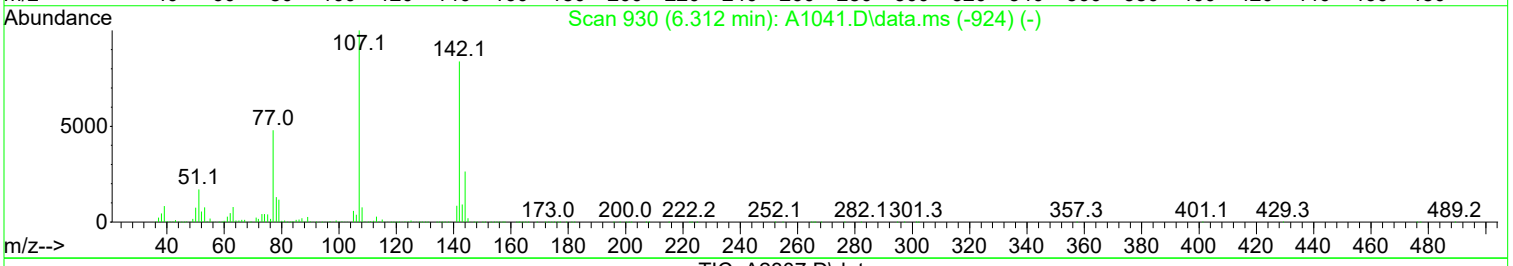

TIC: A2307.D\data.ms

(51) 4-Chloro-3-methylphenol (TMC)

6.488min (+ 0.096) 0.04 ppm

response 1262

Ion	Exp%	Act%
107.00	100.00	100.00
144.00	25.50	0.00
141.90	0.00	0.00
0.00	0.00	0.00

Manual Integration:

Before

03/12/24

Quantitation Report (Qedit)

Data Path : I:\ACQUDATA\5977-MS65\Data\031124\
Data File : A2307.D
Acq On : 11 Mar 2024 12:57 pm
Operator : moses
Sample : 8270 5ppm
Misc : 8270 INIT. CAL.
ALS Vial : 6 Sample Multiplier: 1

Quant Time: Mar 12 11:39:58 2024
Quant Method : I:\ACQUDATA\5977-MS65\methods\8270-031124(65).M
Quant Title : 8270 BNA ANALYSIS
QLast Update : Mon Mar 11 16:32:29 2024
Response via : Initial Calibration

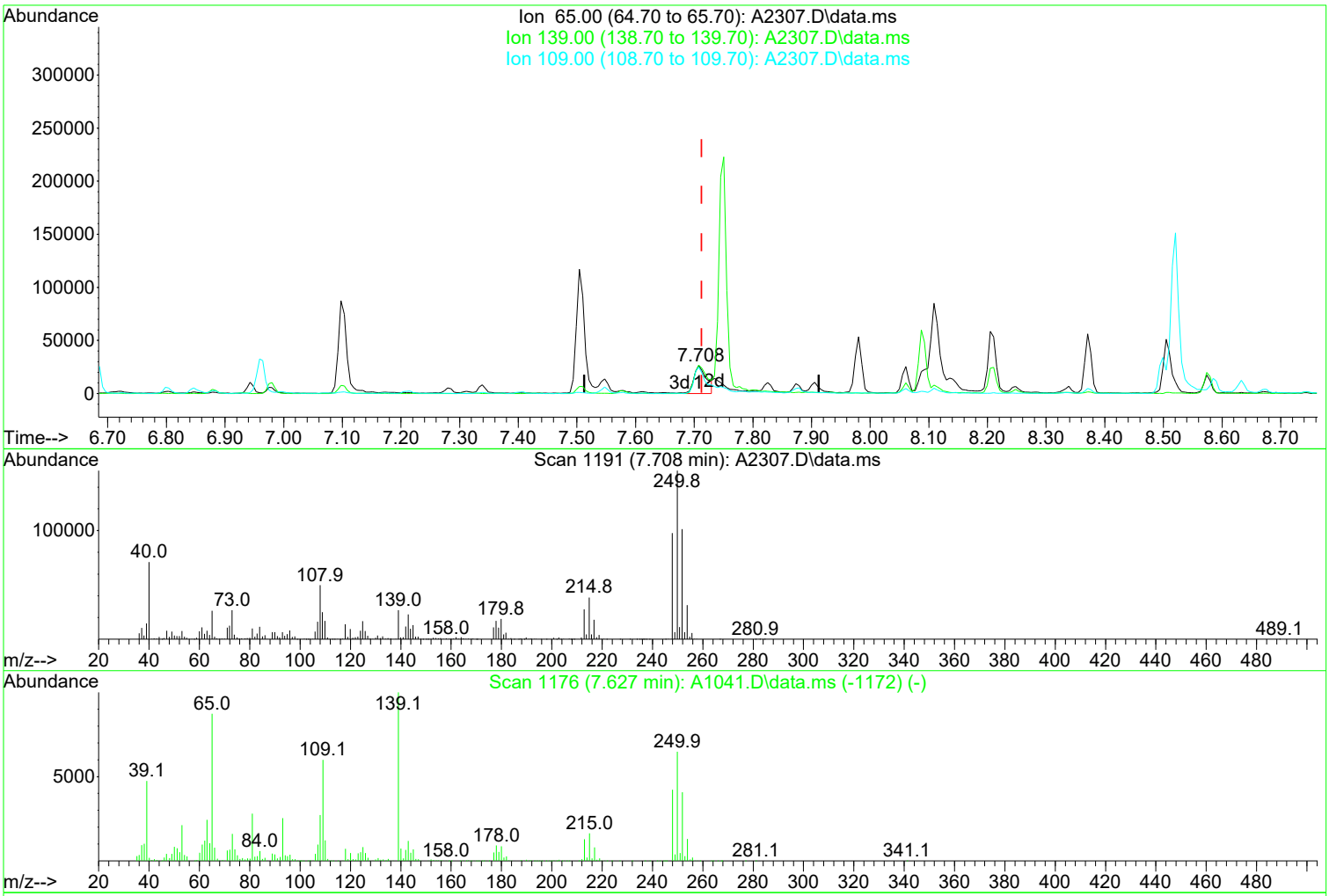

TIC: A2307.D\data.ms

(79) 4-Nitrophenol (TMP)

7.708min (-0.005) 2.34 ppm m

response 38679

Ion	Exp%	Act%
65.00	100.00	100.00
139.00	106.50	102.08
109.00	87.90	95.62
0.00	0.00	0.00

Manual Integration:

After

Poor integration.

03/12/24

1st AM 03/12/24
2nd BA 03/13/24

Quantitation Report (Qedit)

Data Path : I:\ACQUDATA\5977-MS65\Data\031124\
Data File : A2307.D
Acq On : 11 Mar 2024 12:57 pm
Operator : moses
Sample : 8270 5ppm
Misc : 8270 INIT. CAL.
ALS Vial : 6 Sample Multiplier: 1

Quant Time: Mar 12 11:39:58 2024
Quant Method : I:\ACQUDATA\5977-MS65\methods\8270-031124(65).M
Quant Title : 8270 BNA ANALYSIS
QLast Update : Mon Mar 11 16:32:29 2024
Response via : Initial Calibration

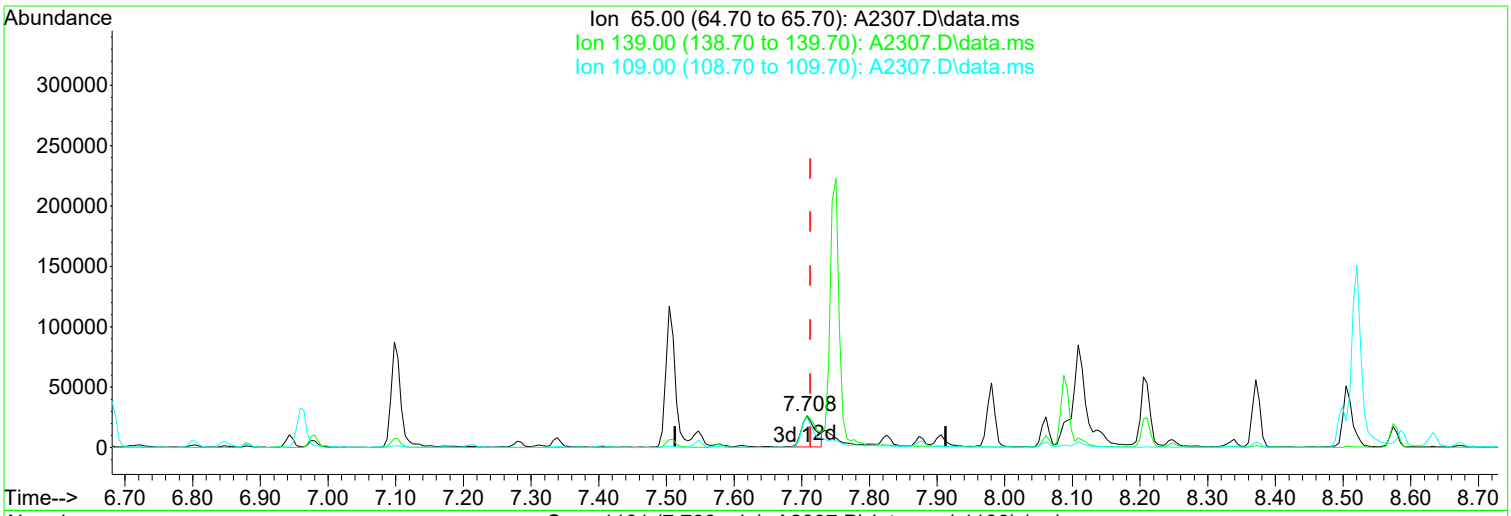

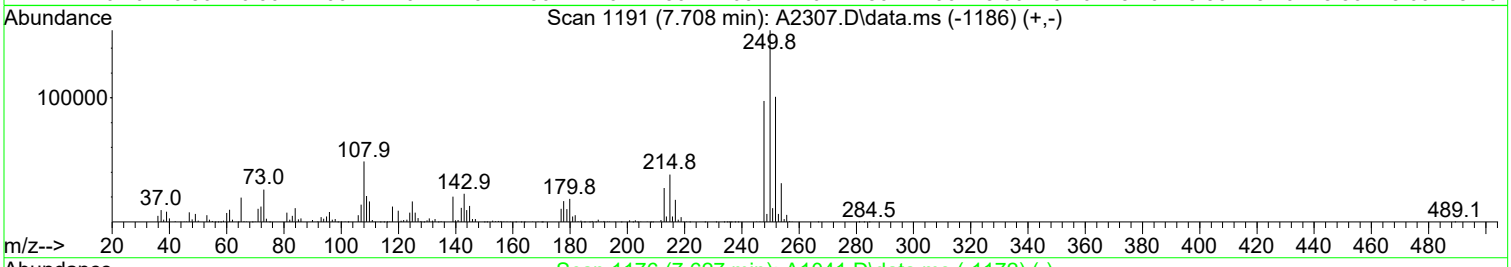

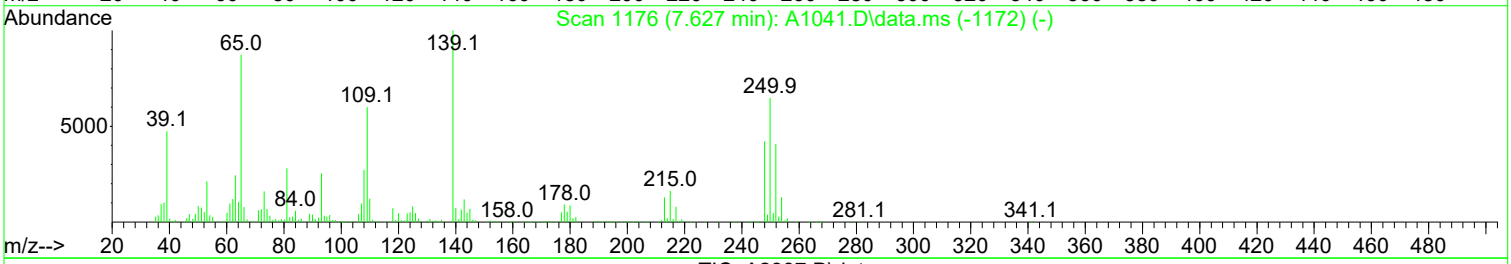

TIC: A2307.D\data.ms

(79) 4-Nitrophenol (TMP)

7.708min (-0.005) 2.26 ppm

response 37298

Ion	Exp%	Act%
65.00	100.00	100.00
139.00	106.50	103.78
109.00	87.90	105.70
0.00	0.00	0.00

Manual Integration:

Before

03/12/24

Quantitation Report (QT Reviewed)

Data Path : I:\ACQUDATA\5977-MS65\Data\031124\
Data File : A2307.D
Acq On : 11 Mar 2024 12:57 pm
Operator : moses
Sample : 8270 5ppm
Misc : 8270 INIT. CAL.
ALS Vial : 6 Sample Multiplier: 1

Quant Time: Mar 12 11:39:58 2024
Quant Method : I:\ACQUDATA\5977-MS65\methods\8270-031124(65).M
Quant Title : 8270 BNA ANALYSIS
QLast Update : Mon Mar 11 16:32:29 2024
Response via : Initial Calibration

Compound	R.T.	QIon	Response	Conc	Units		Dev(Min)
Internal Standards							
1) d4-1,4-Dichlorobenzene	4.648	152	1129489	40.00	ppm		0.00
34) d8-Naphthalene	5.825	136	4192666	40.00	ppm		0.00
58) d10-Acenaphthene	7.547	164	2376693	40.00	ppm		0.00
92) d10-Phenanthrene	9.023	188	3847991	40.00	ppm		0.00
118) d12-Chrysene	12.259	240	3358949	40.00	ppm		0.00
136) d12-Perylene	15.137	264	3451153	40.00	ppm		0.01
System Monitoring Compounds							
8) SURR1,2-FLUOROPHENOL	3.520	112	175133	4.79	ppm		0.00
Spiked Amount 20.000	Range 10 - 70		Recovery = 23.95%				
13) SURR2,PHENOL-D6	4.322	99	212293	4.79	ppm		-0.01
Spiked Amount 20.000	Range 10 - 107		Recovery = 23.95%				
35) SURR4,NITROBENZENE-D5	5.146	82	184004	4.86	ppm		-0.01
Spiked Amount 10.000	Range 31 - 110		Recovery = 48.60%				
64) SURR5,2-FLUOROBIPHENYL	6.879	172	391784	5.30	ppm		0.00
Spiked Amount 10.000	Range 31 - 118		Recovery = 53.00%				
89) SURR3,2,4,6-TRIBROMOPH...	8.328	330	39512	5.13	ppm		0.00
Spiked Amount 20.000	Range 35 - 141		Recovery = 25.65%#				
125) SURR6,TERPHENYL-D14	10.719	244	426490	5.16	ppm		0.00
Spiked Amount 10.000	Range 10 - 165		Recovery = 51.60%				
Target Compounds							Qvalue
2) 1,4-Dioxane	1.845	88	76295	4.879	ppm		99
3) Pyridine	2.247	79	189714	4.902	ppm		95
4) N-Nitrosodimethylamine	2.198	74	122742	4.757	ppm		99
5) 2-Picoline	2.985	93	207658	4.893	ppm		98
6) N-Nitrosomethylamine	3.086	42	60628	4.783	ppm		95
7) Methyl Methansulfonate	3.354	80	92297	4.805	ppm		98
9) N-Nitrosodiethylamine	3.701	102	95065	4.860	ppm		97
10) Ethyl Mathanesulfonate	3.963	79	141757	4.764	ppm		98
11) Benzaldehyde	4.263	106	155501	5.362	ppm		96
12) Aniline	4.354	93	292907	5.093	ppm		91
14) Phenol	4.338	94	247807	4.966	ppm		93
15) bis(2-Clethyl)Ether	4.407	93	206749	5.130	ppm		97
16) Pentachloroethane	4.402	117	77341	5.257	ppm		98
17) 2-Chlorophenol	4.466	128	196605	4.969	ppm		96
18) 1,3-Diclbenzene	4.600	146	222114	5.129	ppm		99
19) 1,4-Dichlorobenzene	4.664	146	223268	5.147	ppm		99
20) 1,2-Diclbenzene	4.798	146	214270	5.175	ppm		97
21) Benzyl Alcohol	4.771	79	137635	4.650	ppm		96
22) 1-Methyl-2-pyrrolidinone	4.777	99	130438	5.036	ppm		98
23) 2,2'-oxybis(1-Chloropr...	4.889	45	205523m	4.913	ppm		
24) 2-Methylphenol	4.873	108	167666	4.968	ppm		91
25) 3+4-Methylphenol	5.012	108	160825	4.822	ppm	#	74
26) Acetophenone	5.007	105	269564	5.175	ppm		96
27) N-Nitroso-Di-n-propyla...	5.007	70	146214	5.092	ppm		98
28) N-Nitrosopyrrolidine	4.985	100	95221	4.916	ppm		86
29) N-Nitrosomorpholine	5.023	56	110233	5.054	ppm		97
30) o-Toluidine	5.039	106	295908	5.224	ppm		69
31) Hexachloroethane	5.108	117	97667	5.223	ppm		94
32) o,o,o-Triethylphosphor...	5.568	198	91374	5.214	ppm		92
33) Alpha-terpinol	5.857	121	57809	4.975	ppm		95
36) Nitrobenzene	5.167	77	189056	4.960	ppm		99
37) N-Nitrosopiperidine	5.306	42	105082	4.980	ppm		92
38) Isophorone	5.386	82	382375	5.229	ppm		99

Data Path : I:\ACQUDATA\5977-MS65\Data\031124\
Data File : A2307.D
Acq On : 11 Mar 2024 12:57 pm
Operator : moses
Sample : 8270 5ppm
Misc : 8270 INIT. CAL.
ALS Vial : 6 Sample Multiplier: 1

Quant Time: Mar 12 11:39:58 2024
Quant Method : I:\ACQUDATA\5977-MS65\methods\8270-031124(65).M
Quant Title : 8270 BNA ANALYSIS
QLast Update : Mon Mar 11 16:32:29 2024
Response via : Initial Calibration

Compound	R.T.	QIon	Response	Conc	Units		Dev(Min)
39) 2-Nitrophenol	5.461	139	84282	4.592	ppm		95
40) Benzoic Acid	5.590	105	25066	1.437	ppm		93
41) 2,4-Dimethylphenol	5.504	107	186230	4.945	ppm		95
42) bis(-2-Chloroethoxy)Me...	5.590	93	228790	5.265	ppm		98
43) 2,4-Dichlorophenol	5.696	162	130659	4.849	ppm		99
44) a,a-Dimethylphenethyla...	5.755	58	419778	4.995	ppm		100
45) 1,2,4-Trichlorobenzene	5.771	180	168501	5.331	ppm		99
46) Naphthalene	5.846	128	570592	5.472	ppm		97
47) 4-Chloroaniline	5.900	127	211100	5.277	ppm		97
48) 2,6-Dichlorophenol	5.905	162	135203	5.121	ppm		92
49) Hexachlorobutadiene	5.964	225	90100	5.360	ppm		100
50) Hexachloropropene	5.932	213	94574	5.065	ppm		99
51) 4-Chloro-3-methylphenol	6.386	107	164505m	5.009	ppm		
52) N-N-di-n-butylamine	6.226	84	165895	5.141	ppm		91
53) Caprolactam	6.226	113	56798	4.735	ppm	#	1
54) p-Phenylenediamine	6.242	80	83787	5.862	ppm		92
55) Safrole	6.435	162	140299	5.408	ppm		97
56) 2-Methylnaphthalene	6.520	142	391069	5.378	ppm		99
57) 1-Methylnaphthalene	6.616	142	365349	5.402	ppm		97
59) Hexachlorocyclopentadiene	6.675	237	45112	4.146	ppm		100
60) 1,2,4,5-Tetrachloroben...	6.681	216	153338	5.380	ppm		99
61) 1,2,3,4-Tetrachloroben...	6.964	216	150571	5.242	ppm		97
62) 2,4,6-Trichlorophenol	6.804	196	88809	4.881	ppm		98
63) 2,4,5-Trichlorophenol	6.846	196	92146	4.517	ppm		95
65) Isosafrole	6.943	104	70660	5.023	ppm		99
66) 1,1'-Biphenyl	6.980	154	477752	5.478	ppm		96
67) 2-Chloronaphthalene	6.996	162	354890	5.442	ppm		95
68) 2-Nitroaniline	7.098	65	86833	4.380	ppm		91
69) 1,4-Naphthoquinone	7.173	158	96938	5.216	ppm		98
70) m-Dinitrobenzene	7.312	168	54080	4.467	ppm		83
71) Acenaphthylene	7.403	152	552508	5.443	ppm		96
72) Dimethyl phthalate	7.280	163	399761	5.274	ppm		99
73) 2,6-Dinitrotoluene	7.339	165	74277	4.612	ppm		94
74) Acenaphthene	7.579	153	370822	5.387	ppm		99
75) 3-Nitroaniline	7.504	138	95143	4.693	ppm		97
76) 2,4-Dinitrophenol	7.617	184	21184	2.771	ppm		88
77) Dibenzofuran	7.750	168	510133	5.618	ppm		94
78) 2,4-Dinitrotoluene	7.740	165	98095	4.900	ppm		82
79) 4-Nitrophenol	7.708	65	38679m	2.343	ppm		
80) Pentachlorobenzene	7.708	250	132665	5.378	ppm		98
81) 1-Napthylamine	7.825	143	312331	5.156	ppm		100
82) 2-Napthylamine	7.906	143	337802	5.332	ppm		96
83) 2,3,4,6-Tetrachlorophenol	7.879	232	59327	4.388	ppm		94
84) Fluorene	8.087	166	414648	5.742	ppm		99
85) 4-Chlorophenyl-phenyle...	8.093	204	182054	5.717	ppm		90
86) Diethylphthalate	7.980	149	402109	5.249	ppm		99
87) 4-Nitroaniline	8.109	138	100331	4.868	ppm		95
88) 5-Nitro-o-toluidine	8.103	152	96573	4.561	ppm		97
90) Sulfotepp	8.376	322	54902	5.366	ppm		84
91) Octachlorocyclopentene	8.339	307	43490	5.132	ppm		99
93) Thionazin	8.061	107	68082	4.540	ppm		99
94) 4,6-Dinitro-2-methylph...	8.141	198	44414	3.423	ppm		95
95) Diphenylamine	8.210	169	644759	10.752	ppm		96
96) 1,2 Diphenylhydrazine	8.248	77	452207	4.959	ppm		98
97) N-Nitrosodiphenylamine	8.210	169	644921	10.752	ppm		96
98) 1,3,5-Trinirobenzene	8.489	213	27357	4.072	ppm	#	1

Quantitation Report (QT Reviewed)

Data Path : I:\ACQUDATA\5977-MS65\Data\031124\
Data File : A2307.D
Acq On : 11 Mar 2024 12:57 pm
Operator : moses
Sample : 8270 5ppm
Misc : 8270 INIT. CAL.
ALS Vial : 6 Sample Multiplier: 1

Quant Time: Mar 12 11:39:58 2024
Quant Method : I:\ACQUDATA\5977-MS65\methods\8270-031124(65).M
Quant Title : 8270 BNA ANALYSIS
QLast Update : Mon Mar 11 16:32:29 2024
Response via : Initial Calibration

	Compound	R.T.	QIon	Response	Conc	Units	Dev(Min)
99)	Diallate	8.499	86	160003	4.927	ppm	93
100)	Phorate	8.505	121	85371	4.812	ppm	98
101)	Phenacetin	8.521	108	175292	4.245	ppm	94
102)	4-Bromophenyl-phenylether	8.579	248	102304	5.174	ppm	88
103)	Hexachlorobenzene	8.633	284	113744	5.202	ppm	99
104)	Dimethoate	8.670	87	122176	4.960	ppm	97
105)	Atrazine	8.745	215	53182	5.193	ppm	92
106)	Pentachlorophenol	8.842	266	42042	3.830	ppm	99
107)	4-Aminobiphenyl	8.836	169	410111	5.502	ppm	99
108)	Pentachloronitrobenzene	8.847	237	37956	4.894	ppm	94
109)	Pronamide	8.900	173	174465	4.721	ppm	99
110)	Dinoseb	9.018	211	52438	3.511	ppm	94
111)	Disulfoton	9.029	88	282917	5.435	ppm	91
112)	Phenanthrene	9.045	178	563609	5.168	ppm	98
113)	Anthracene	9.098	178	574238	5.154	ppm	97
114)	Carbazole	9.259	167	544370	5.014	ppm	99
115)	Di-n-butylphthalate	9.617	149	640479	4.914	ppm	96
116)	4-Nitroquinonline-1-oxide	9.820	190	16428	2.662	ppm	92
117)	Fluoranthene	10.264	202	572875	5.023	ppm	98
119)	Methyl Parathion	9.398	109	92920	4.844	ppm	98
120)	Ethyl Parathion	9.794	97	72156	4.199	ppm	98
121)	Methapyrilene	9.906	58	218119	4.926	ppm	95
122)	Isodrin	10.093	193	59999	4.989	ppm	93
123)	Benzidine	10.419	184	316861	4.937	ppm	98
124)	Pyrene	10.521	202	603208	5.234	ppm	98
126)	Aramite	10.703	185	17758	4.179	ppm	99
127)	p-(Dimethylamino)azobe...	10.895	120	175221	4.654	ppm	99
128)	Chlorobenzilate	10.965	139	186032	4.572	ppm	86
129)	Butyl benzyl phthalate	11.393	149	286104	4.710	ppm	99
130)	3,3-Dimethylbenzidine	11.361	212	303875	4.902	ppm	99
131)	2-Acetylaminofluorene	11.741	181	180328	3.959	ppm	95
132)	3,3'-Dichlorobenzidine	12.217	252	180526	4.867	ppm	98
133)	Benzo(a)anthracene	12.238	228	524650	5.050	ppm	98
134)	Chrysene	12.302	228	511032	5.119	ppm	99
135)	bis(2-Ethylhexyl)phtha...	12.377	149	377773	4.578	ppm	98
137)	Di-n-octyl phthalate	13.682	149	616595	4.660	ppm	97
138)	7,12-Dimethylbenz(a)an...	14.308	256	223856	4.936	ppm	97
139)	Benzo(b)Fluoranthene	14.308	252	479651	5.040	ppm	98
140)	Benzo(k)fluoranthene	14.367	252	487108	5.188	ppm	100
141)	Benzo(a)pyrene	14.998	252	429241	4.886	ppm	98
142)	3-Methylcholanthrene	15.790	268	239423	4.808	ppm	98
143)	Indeno(1,2,3-cd)Pyrene	17.111	276	385651	4.572	ppm	99
144)	Dibenz(a,h)anthracene	17.164	278	419932	4.744	ppm	96
145)	Benzo(g,h,i)perylene	17.549	276	434148	4.751	ppm	98

(#) = qualifier out of range (m) = manual integration (+) = signals summed

Quantitation Report (QT Reviewed)

Data Path : I:\ACQUDATA\5977-MS65\Data\031124\
Data File : A2307.D
Acq On : 11 Mar 2024 12:57 pm
Operator : moses
Sample : 8270 5ppm
Misc : 8270 INIT. CAL.
ALS Vial : 6 Sample Multiplier: 1

Quant Time: Mar 12 11:39:58 2024
Quant Method : I:\ACQUDATA\5977-MS65\methods\8270-031124(65).M
Quant Title : 8270 BNA ANALYSIS
QLast Update : Mon Mar 11 16:32:29 2024
Response via : Initial Calibration

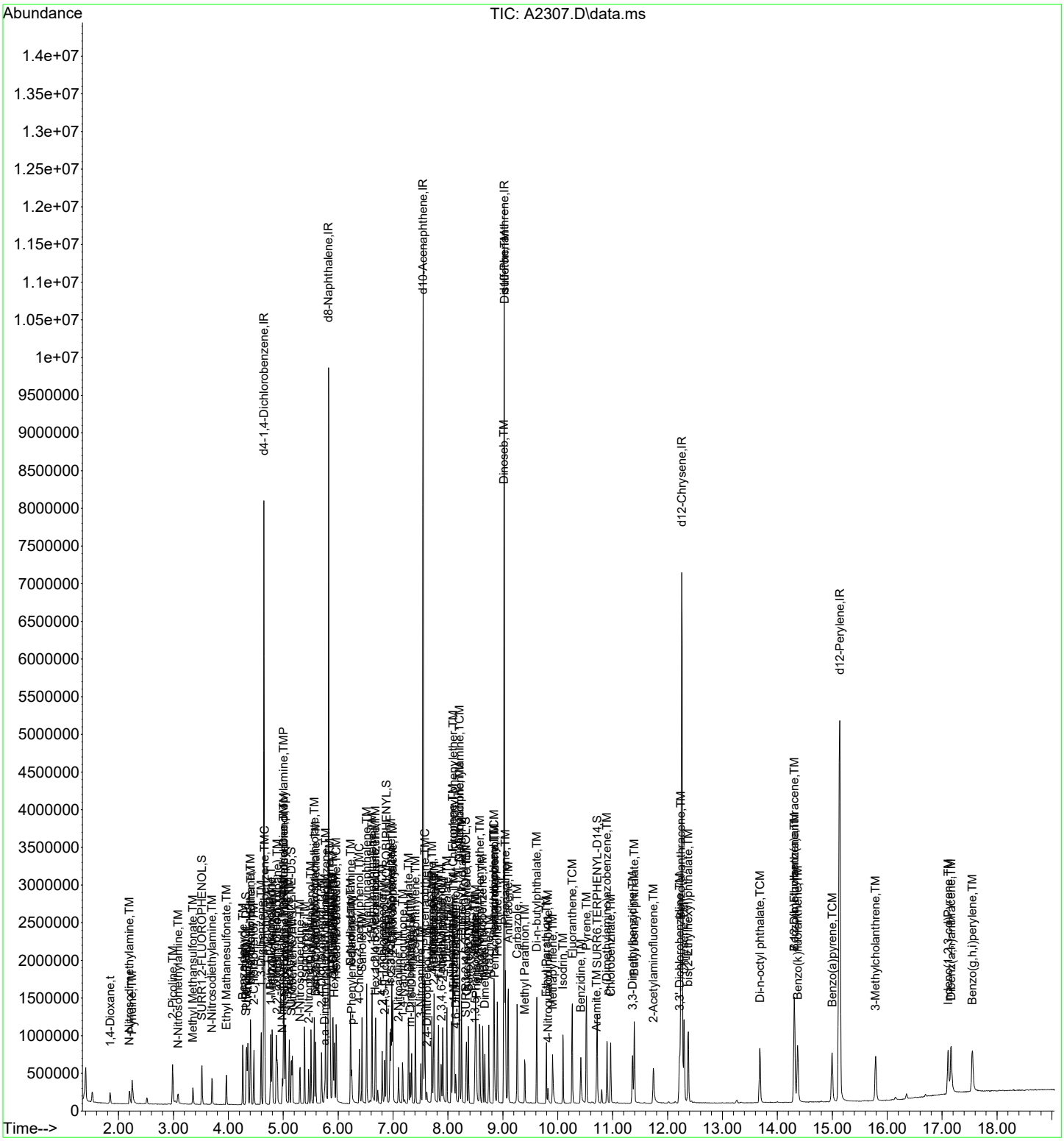

Quantitation Report (Qedit)

Data Path : I:\ACQUDATA\5977-MS65\Data\031124\
Data File : A2308.D
Acq On : 11 Mar 2024 01:22 pm
Operator : moses
Sample : 8270 10ppm
Misc : 8270 INIT. CAL.
ALS Vial : 7 Sample Multiplier: 1

Quant Time: Mar 12 11:40:06 2024
Quant Method : I:\ACQUDATA\5977-MS65\methods\8270-031124(65).M
Quant Title : 8270 BNA ANALYSIS
QLast Update : Mon Mar 11 16:32:29 2024
Response via : Initial Calibration

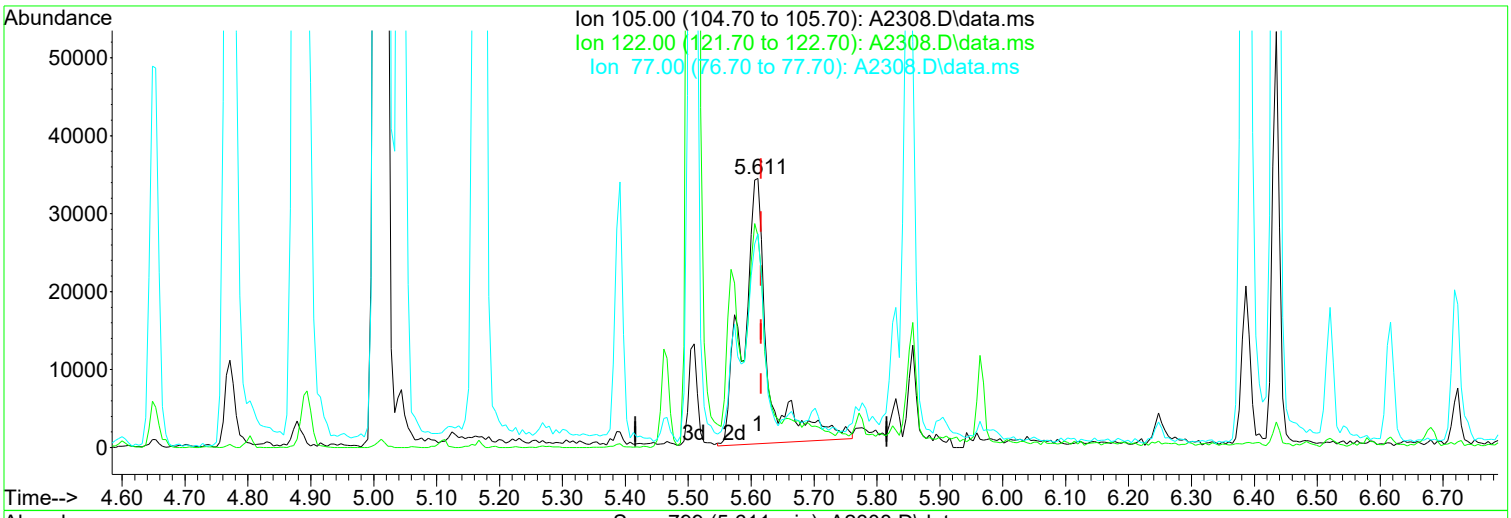

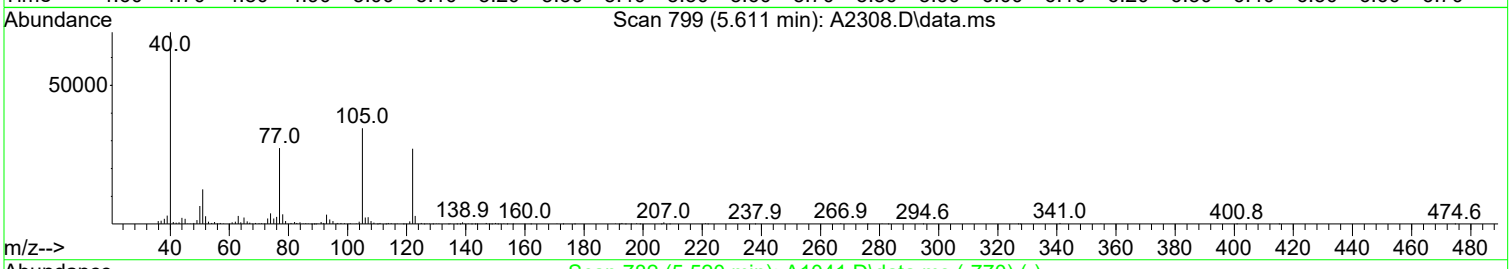

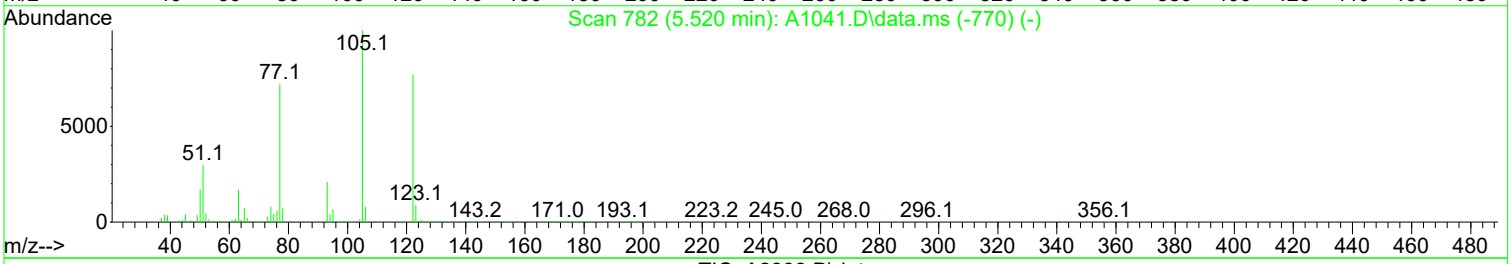

TIC: A2308.D\data.ms

(40) Benzoic Acid (TM)

5.611min (-0.005) 5.36 ppm m

response 93919

Ion	Exp%	Act%
105.00	100.00	100.00
122.00	82.60	78.70
77.00	78.30	79.42
0.00	0.00	0.00

Manual Integration:

After

Poor integration.

03/12/24

Quantitation Report (Qedit)

Data Path : I:\ACQUDATA\5977-MS65\Data\031124\
Data File : A2308.D
Acq On : 11 Mar 2024 01:22 pm
Operator : moses
Sample : 8270 10ppm
Misc : 8270 INIT. CAL.
ALS Vial : 7 Sample Multiplier: 1

Quant Time: Mar 12 11:40:06 2024
Quant Method : I:\ACQUDATA\5977-MS65\methods\8270-031124(65).M
Quant Title : 8270 BNA ANALYSIS
QLast Update : Mon Mar 11 16:32:29 2024
Response via : Initial Calibration

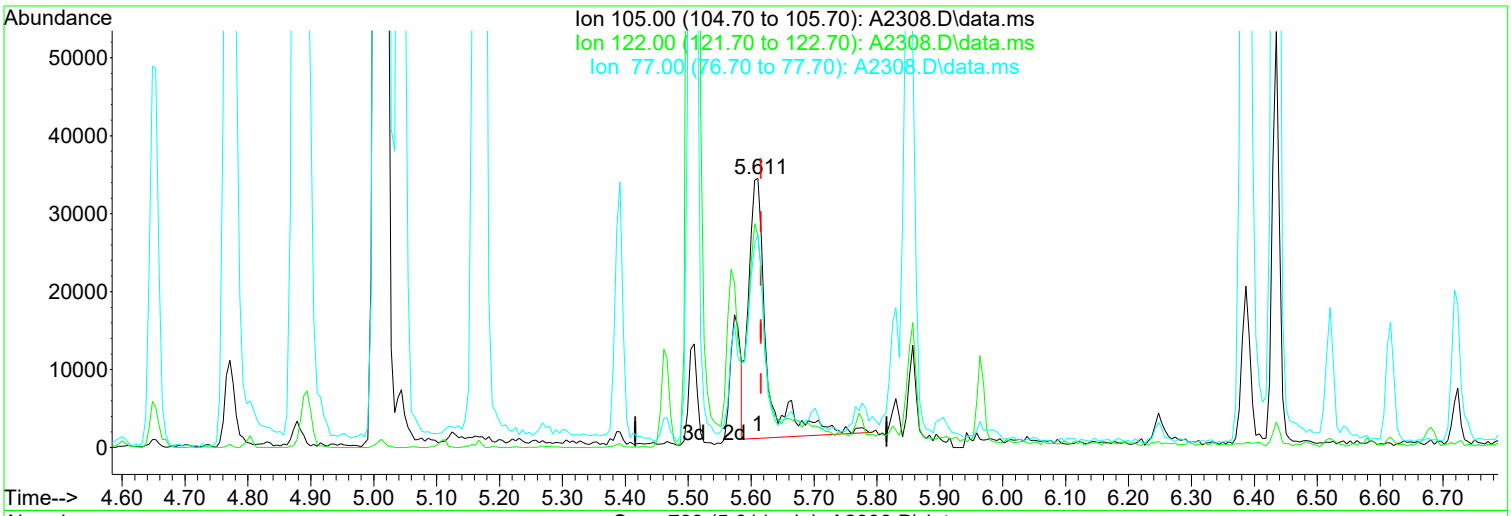

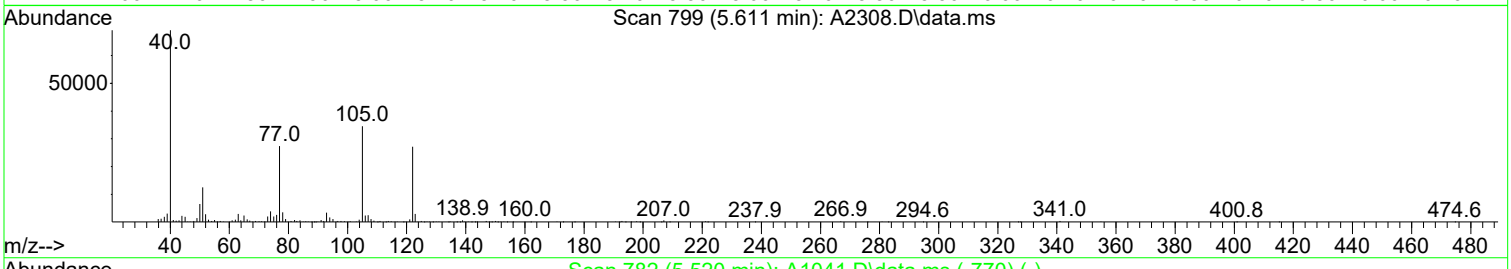

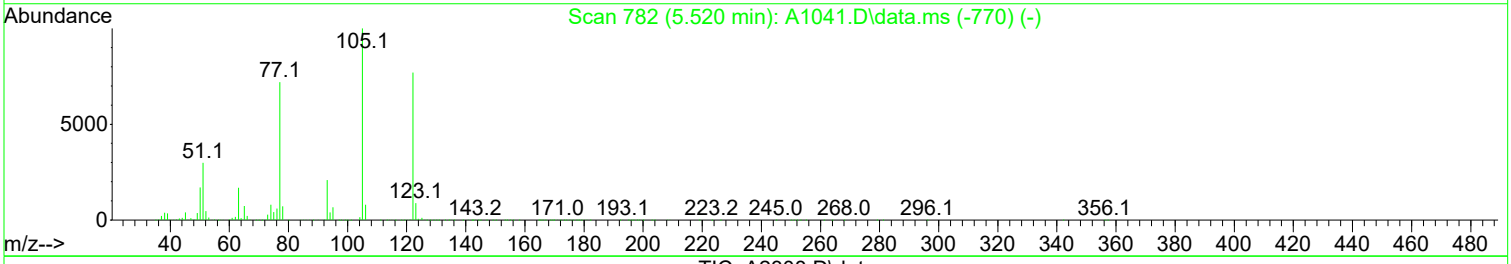

TIC: A2308.D\data.ms

(40) Benzoic Acid (TM)

5.611min (-0.005) 3.89 ppm

response 68285

Ion	Exp%	Act%
105.00	100.00	100.00
122.00	82.60	78.70
77.00	78.30	79.42
0.00	0.00	0.00

Manual Integration:

Before

03/12/24

1st AM 03/12/24
2nd BA 03/13/24

Quantitation Report (Qedit)

Data Path : I:\ACQUDATA\5977-MS65\Data\031124\
Data File : A2308.D
Acq On : 11 Mar 2024 01:22 pm
Operator : moses
Sample : 8270 10ppm
Misc : 8270 INIT. CAL.
ALS Vial : 7 Sample Multiplier: 1

Quant Time: Mar 12 11:40:06 2024
Quant Method : I:\ACQUDATA\5977-MS65\methods\8270-031124(65).M
Quant Title : 8270 BNA ANALYSIS
QLast Update : Mon Mar 11 16:32:29 2024
Response via : Initial Calibration

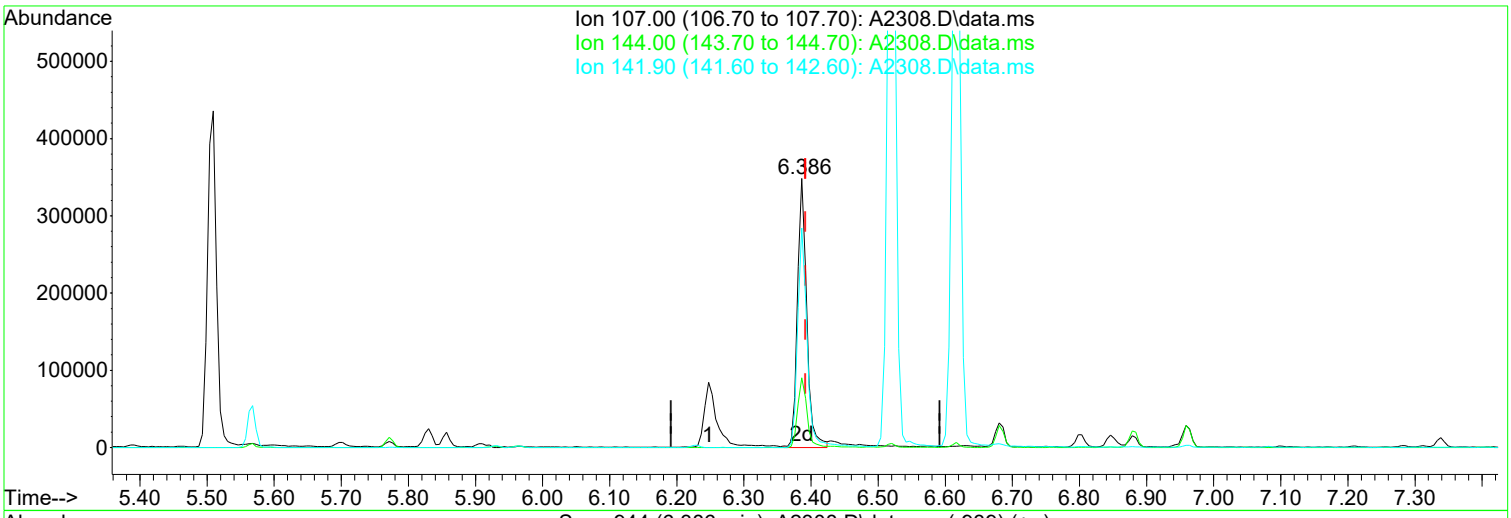

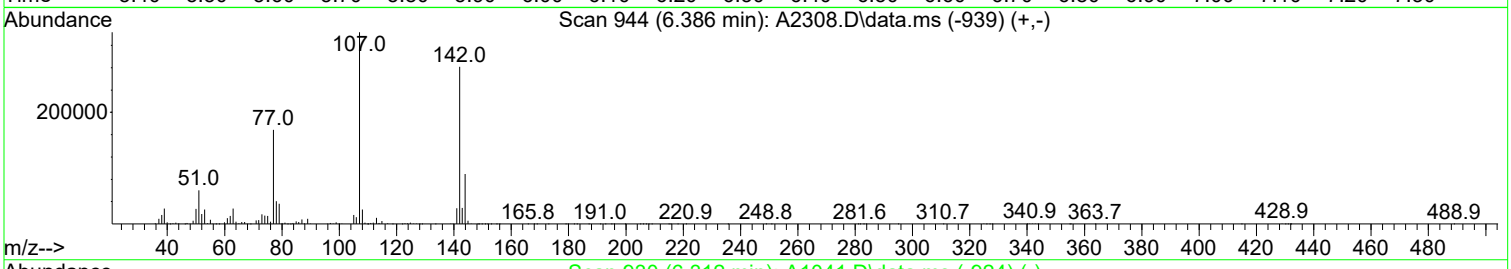

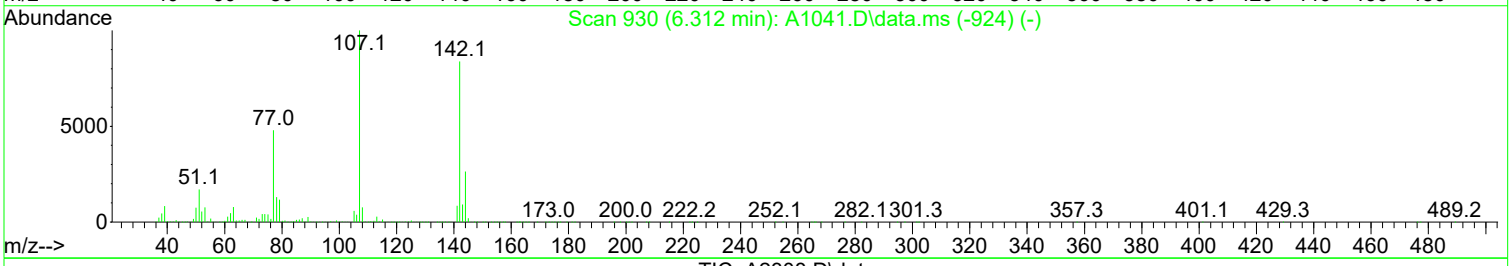

TIC: A2308.D\data.ms

(51) 4-Chloro-3-methylphenol (TMC)

6.386min (-0.005) 10.10 ppm m

response 333684

Ion	Exp%	Act%
107.00	100.00	100.00
144.00	25.50	25.94
141.90	0.00	81.66#
0.00	0.00	0.00

Manual Integration:

After

Peak not found.

03/12/24

1st AM 03/12/24
2nd BA 03/13/24

Quantitation Report (Qedit)

Data Path : I:\ACQUDATA\5977-MS65\Data\031124\
Data File : A2308.D
Acq On : 11 Mar 2024 01:22 pm
Operator : moses
Sample : 8270 10ppm
Misc : 8270 INIT. CAL.
ALS Vial : 7 Sample Multiplier: 1

Quant Time: Mar 12 11:40:06 2024
Quant Method : I:\ACQUDATA\5977-MS65\methods\8270-031124(65).M
Quant Title : 8270 BNA ANALYSIS
QLast Update : Mon Mar 11 16:32:29 2024
Response via : Initial Calibration

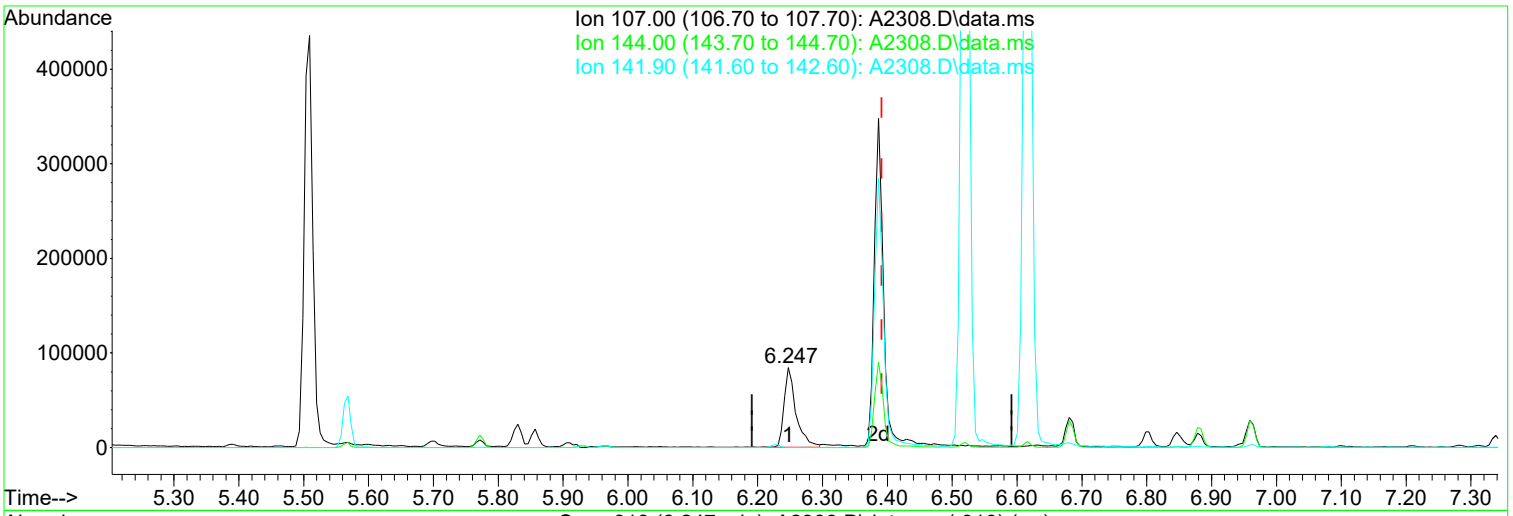

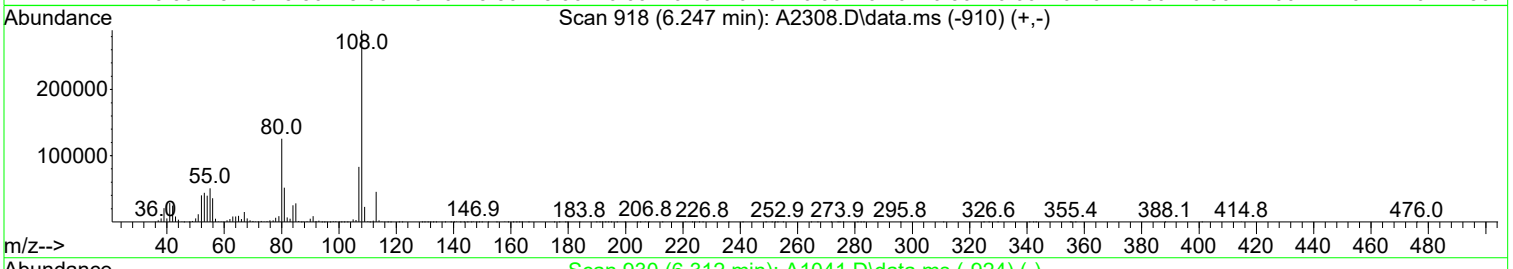

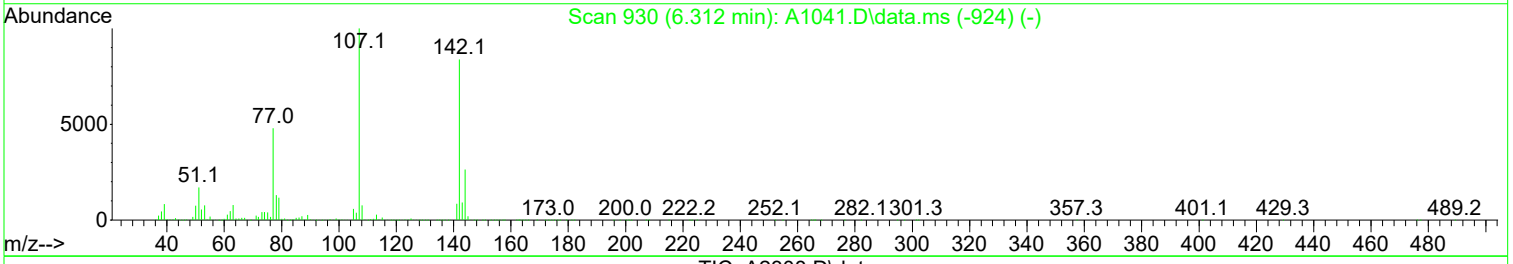

TIC: A2308.D\data.ms

(51) 4-Chloro-3-methylphenol (TMC)

6.247min (-0.144) 3.22 ppm

response 106213

Ion	Exp%	Act%
107.00	100.00	100.00
144.00	25.50	0.08
141.90	0.00	0.03
0.00	0.00	0.00

Manual Integration:

Before

03/12/24

Quantitation Report (QT Reviewed)

Data Path : I:\ACQUDATA\5977-MS65\Data\031124\
Data File : A2308.D
Acq On : 11 Mar 2024 01:22 pm
Operator : moses
Sample : 8270 10ppm
Misc : 8270 INIT. CAL.
ALS Vial : 7 Sample Multiplier: 1

Quant Time: Mar 12 11:40:06 2024
Quant Method : I:\ACQUDATA\5977-MS65\methods\8270-031124(65).M
Quant Title : 8270 BNA ANALYSIS
QLast Update : Mon Mar 11 16:32:29 2024
Response via : Initial Calibration

Compound	R.T.	QIon	Response	Conc	Units		Dev(Min)
Internal Standards							
1) d4-1,4-Dichlorobenzene	4.653	152	1126352	40.00	ppm		0.00
34) d8-Naphthalene	5.830	136	4216126	40.00	ppm		0.00
58) d10-Acenaphthene	7.547	164	2343141	40.00	ppm		0.00
92) d10-Phenanthrene	9.023	188	3747539	40.00	ppm		0.00
118) d12-Chrysene	12.254	240	3282180	40.00	ppm		0.00
136) d12-Perylene	15.121	264	3414670	40.00	ppm		0.00
System Monitoring Compounds							
8) SURR1,2-FLUOROPHENOL	3.525	112	363170	9.95	ppm		0.00
Spiked Amount 20.000	Range 10 - 70		Recovery = 49.75%				
13) SURR2,PHENOL-D6	4.327	99	453259	10.25	ppm		0.00
Spiked Amount 20.000	Range 10 - 107		Recovery = 51.25%				
35) SURR4,NITROBENZENE-D5	5.151	82	384663	10.09	ppm		0.00
Spiked Amount 10.000	Range 31 - 110		Recovery = 100.90%				
64) SURR5,2-FLUOROBIPHENYL	6.878	172	784797	10.78	ppm		0.00
Spiked Amount 10.000	Range 31 - 118		Recovery = 107.80%				
89) SURR3,2,4,6-TRIBROMOPH...	8.328	330	82246	10.84	ppm		0.00
Spiked Amount 20.000	Range 35 - 141		Recovery = 54.20%				
125) SURR6,TERPHENYL-D14	10.713	244	855570	10.59	ppm		0.00
Spiked Amount 10.000	Range 10 - 165		Recovery = 105.90%				
Target Compounds							Qvalue
2) 1,4-Dioxane	1.856	88	152832	9.802	ppm		99
3) Pyridine	2.252	79	381828	9.893	ppm		97
4) N-Nitrosodimethylamine	2.204	74	250620	9.740	ppm		99
5) 2-Picoline	2.990	93	424065	10.020	ppm		97
6) N-Nitrosomethylamine	3.092	42	125892	9.959	ppm		95
7) Methyl Methansulfonate	3.359	80	187102	9.768	ppm		96
9) N-Nitrosodiethylamine	3.707	102	196566	10.077	ppm		98
10) Ethyl Mathanesulfonate	3.969	79	295662	9.965	ppm		99
11) Benzaldehyde	4.268	106	319454	11.047	ppm		95
12) Aniline	4.359	93	591858	10.319	ppm		93
14) Phenol	4.338	94	515097	10.351	ppm		97
15) bis(2-Clethyl)Ether	4.413	93	415754	10.344	ppm		96
16) Pentachloroethane	4.402	117	151685	10.340	ppm		98
17) 2-Chlorophenol	4.466	128	408059	10.343	ppm		98
18) 1,3-Diclbenzene	4.600	146	447924	10.372	ppm		99
19) 1,4-Dichlorobenzene	4.664	146	451232	10.431	ppm		97
20) 1,2-Diclbenzene	4.803	146	431172	10.442	ppm		96
21) Benzyl Alcohol	4.771	79	294124	9.964	ppm		99
22) 1-Methyl-2-pyrrolidinone	4.782	99	266283	10.310	ppm		99
23) 2,2'-oxybis(1-Chloropr...	4.894	45	422312	10.123	ppm	#	63
24) 2-Methylphenol	4.878	108	349625	10.388	ppm		92
25) 3+4-Methylphenol	5.017	108	334562	10.060	ppm		86
26) Acetophenone	5.012	105	538680	10.371	ppm		91
27) N-Nitroso-Di-n-propyla...	5.012	70	303433	10.596	ppm		99
28) N-Nitrosopyrrolidine	4.985	100	207547	10.746	ppm		87
29) N-Nitrosomorpholine	5.022	56	227115	10.442	ppm		97
30) o-Toluidine	5.044	106	588759	10.424	ppm		84
31) Hexachloroethane	5.108	117	192672	10.332	ppm		95
32) o,o,o-Triethylphosphor...	5.568	198	183222	10.485	ppm		97
33) Alpha-terpinol	5.857	121	117643	10.153	ppm		98
36) Nitrobenzene	5.167	77	400264	10.443	ppm		99
37) N-Nitrosopiperidine	5.306	42	220008	10.368	ppm		97
38) Isophorone	5.391	82	786585	10.696	ppm		98

Data Path : I:\ACQUDATA\5977-MS65\Data\031124\
Data File : A2308.D
Acq On : 11 Mar 2024 01:22 pm
Operator : moses
Sample : 8270 10ppm
Misc : 8270 INIT. CAL.
ALS Vial : 7 Sample Multiplier: 1

Quant Time: Mar 12 11:40:06 2024
Quant Method : I:\ACQUDATA\5977-MS65\methods\8270-031124(65).M
Quant Title : 8270 BNA ANALYSIS
QLast Update : Mon Mar 11 16:32:29 2024
Response via : Initial Calibration

Compound	R.T.	QIon	Response	Conc	Units		Dev(Min)
39) 2-Nitrophenol	5.466	139	181969	9.860	ppm		96
40) Benzoic Acid	5.611	105	93919m	5.355	ppm		
41) 2,4-Dimethylphenol	5.509	107	419257	11.070	ppm		97
42) bis(-2-Chloroethoxy)Me...	5.589	93	463467	10.606	ppm		99
43) 2,4-Dichlorophenol	5.696	162	287895	10.626	ppm		98
44) a,a-Dimethylphenethyla...	5.777	58	853274	10.097	ppm		100
45) 1,2,4-Trichlorobenzene	5.771	180	333671	10.497	ppm		99
46) Naphthalene	5.846	128	1137293	10.845	ppm		97
47) 4-Chloroaniline	5.900	127	444341	11.045	ppm		98
48) 2,6-Dichlorophenol	5.910	162	282336	10.635	ppm		97
49) Hexachlorobutadiene	5.964	225	179042	10.592	ppm		99
50) Hexachloropropene	5.932	213	196174	10.447	ppm		100
51) 4-Chloro-3-methylphenol	6.386	107	333684m	10.104	ppm		
52) N-N-di-n-butylamine	6.226	84	352920	10.877	ppm		95
53) Caprolactam	6.237	113	124771	10.344	ppm	#	87
54) p-Phenylenediamine	6.247	80	169722	11.808	ppm		99
55) Safrole	6.434	162	280416	10.749	ppm		99
56) 2-Methylnaphthalene	6.520	142	782053	10.695	ppm		99
57) 1-Methylnaphthalene	6.616	142	739018	10.866	ppm		99
59) Hexachlorocyclopentadiene	6.675	237	106382	9.917	ppm		97
60) 1,2,4,5-Tetrachloroben...	6.681	216	301641	10.736	ppm		100
61) 1,2,3,4-Tetrachloroben...	6.959	216	299587	10.579	ppm		98
62) 2,4,6-Trichlorophenol	6.804	196	190593	10.626	ppm		99
63) 2,4,5-Trichlorophenol	6.846	196	202731	10.081	ppm		99
65) Isosafrole	6.943	104	146988	10.599	ppm		82
66) 1,1'-Biphenyl	6.980	154	952095	11.073	ppm		94
67) 2-Chloronaphthalene	6.996	162	693367	10.784	ppm		96
68) 2-Nitroaniline	7.098	65	190936	9.769	ppm		94
69) 1,4-Naphthoquinone	7.173	158	208072	11.356	ppm		99
70) m-Dinitrobenzene	7.312	168	114844	9.622	ppm		96
71) Acenaphthylene	7.403	152	1077861	10.771	ppm		98
72) Dimethyl phthalate	7.280	163	804201	10.761	ppm		100
73) 2,6-Dinitrotoluene	7.338	165	165587	10.428	ppm		88
74) Acenaphthene	7.579	153	724165	10.672	ppm		100
75) 3-Nitroaniline	7.504	138	203999	10.207	ppm		96
76) 2,4-Dinitrophenol	7.617	184	51565	6.842	ppm		88
77) Dibenzofuran	7.745	168	989932	11.058	ppm		96
78) 2,4-Dinitrotoluene	7.740	165	211247	10.703	ppm		87
79) 4-Nitrophenol	7.707	65	95447	5.864	ppm		86
80) Pentachlorobenzene	7.707	250	256648	10.552	ppm		98
81) 1-Napthylamine	7.825	143	638504	10.691	ppm		95
82) 2-Napthylamine	7.905	143	673554	10.784	ppm		96
83) 2,3,4,6-Tetrachlorophenol	7.873	232	128943	9.674	ppm		94
84) Fluorene	8.087	166	804695	11.303	ppm		98
85) 4-Chlorophenyl-phenyle...	8.087	204	357236	11.380	ppm		98
86) Diethylphthalate	7.980	149	824974	10.924	ppm		99
87) 4-Nitroaniline	8.109	138	216886	10.674	ppm		96
88) 5-Nitro-o-toluidine	8.103	152	204371	9.790	ppm		96
90) Sulfotepp	8.371	322	111709	11.075	ppm		94
91) Octachlorocyclopentene	8.339	307	91382	10.938	ppm		96
93) Thionazin	8.060	107	147490	10.099	ppm		99
94) 4,6-Dinitro-2-methylph...	8.141	198	97982	7.754	ppm		96
95) Diphenylamine	8.205	169	1248349	21.375	ppm		98
96) 1,2 Diphenylhydrazine	8.248	77	910710	10.254	ppm		97
97) N-Nitrosodiphenylamine	8.205	169	1248462	21.373	ppm		98
98) 1,3,5-Trinirobenzene	8.488	213	60651	9.269	ppm	#	1

Quantitation Report (QT Reviewed)

Data Path : I:\ACQUDATA\5977-MS65\Data\031124\
Data File : A2308.D
Acq On : 11 Mar 2024 01:22 pm
Operator : moses
Sample : 8270 10ppm
Misc : 8270 INIT. CAL.
ALS Vial : 7 Sample Multiplier: 1

Quant Time: Mar 12 11:40:06 2024
Quant Method : I:\ACQUDATA\5977-MS65\methods\8270-031124(65).M
Quant Title : 8270 BNA ANALYSIS
QLast Update : Mon Mar 11 16:32:29 2024
Response via : Initial Calibration

Compound	R.T.	QIon	Response	Conc	Units	Dev(Min)
99) Diallate	8.494	86	313713	9.919	ppm	100
100) Phorate	8.504	121	179667	10.399	ppm	85
101) Phenacetin	8.520	108	384189	9.553	ppm	98
102) 4-Bromophenyl-phenylether	8.574	248	200514	10.413	ppm	97
103) Hexachlorobenzene	8.633	284	215552	10.122	ppm	100
104) Dimethoate	8.670	87	263003	10.964	ppm	98
105) Atrazine	8.745	215	109192	10.947	ppm	89
106) Pentachlorophenol	8.836	266	98408	9.206	ppm	97
107) 4-Aminobiphenyl	8.836	169	793883	10.935	ppm	99
108) Pentachloronitrobenzene	8.841	237	76134	10.080	ppm	97
109) Pronamide	8.900	173	365902	10.166	ppm	99
110) Dinoseb	9.018	211	119988	8.250	ppm	96
111) Disulfoton	9.023	88	487366	9.613	ppm	94
112) Phenanthrene	9.045	178	1090754	10.270	ppm	98
113) Anthracene	9.093	178	1112886	10.257	ppm	98
114) Carbazole	9.259	167	1074093	10.158	ppm	97
115) Di-n-butylphthalate	9.612	149	1350421	10.638	ppm	98
116) 4-Nitroquinonline-1-oxide	9.820	190	42942	7.146	ppm	96
117) Fluoranthene	10.259	202	1158437	10.429	ppm	97
119) Methyl Parathion	9.398	109	200544	10.699	ppm	94
120) Ethyl Parathion	9.788	97	159828	9.519	ppm	95
121) Methapyrilene	9.900	58	458473	10.596	ppm	99
122) Isodrin	10.093	193	117672	10.013	ppm	93
123) Benzidine	10.414	184	675393	10.770	ppm	99
124) Pyrene	10.516	202	1192422	10.588	ppm	98
126) Aramite	10.697	185	39954	9.623	ppm	94
127) p-(Dimethylamino)azobe...	10.890	120	382205	10.388	ppm	98
128) Chlorobenzilate	10.954	139	383904	9.656	ppm	100
129) Butyl benzyl phthalate	11.387	149	608521	10.253	ppm	98
130) 3,3-Dimethylbenzidine	11.355	212	643730	10.627	ppm	99
131) 2-Acetylaminofluorene	11.735	181	405441	9.108	ppm	99
132) 3,3'-Dichlorobenzidine	12.211	252	379399	10.469	ppm	98
133) Benzo(a)anthracene	12.233	228	1045078	10.294	ppm	100
134) Chrysene	12.297	228	1001175	10.264	ppm	99
135) bis(2-Ethylhexyl)phtha...	12.366	149	802725	9.954	ppm	96
137) Di-n-octyl phthalate	13.671	149	1349083	10.305	ppm	97
138) 7,12-Dimethylbenz(a)an...	14.302	256	463390	10.328	ppm	97
139) Benzo(b)Fluoranthene	14.302	252	997979	10.598	ppm	99
140) Benzo(k)fluoranthene	14.361	252	1002970	10.796	ppm	99
141) Benzo(a)pyrene	14.987	252	897696	10.328	ppm	99
142) 3-Methylcholanthrene	15.784	268	491584	9.978	ppm	99
143) Indeno(1,2,3-cd)Pyrene	17.100	276	805832	9.655	ppm	97
144) Dibenz(a,h)anthracene	17.153	278	873343	9.972	ppm	100
145) Benzo(g,h,i)perylene	17.544	276	895157	9.900	ppm	99

(#) = qualifier out of range (m) = manual integration (+) = signals summed

Quantitation Report (QT Reviewed)

Data Path : I:\ACQUDATA\5977-MS65\Data\031124\
Data File : A2308.D
Acq On : 11 Mar 2024 01:22 pm
Operator : moses
Sample : 8270 10ppm
Misc : 8270 INIT. CAL.
ALS Vial : 7 Sample Multiplier: 1

Quant Time: Mar 12 11:40:06 2024
Quant Method : I:\ACQUDATA\5977-MS65\methods\8270-031124(65).M
Quant Title : 8270 BNA ANALYSIS
QLast Update : Mon Mar 11 16:32:29 2024
Response via : Initial Calibration

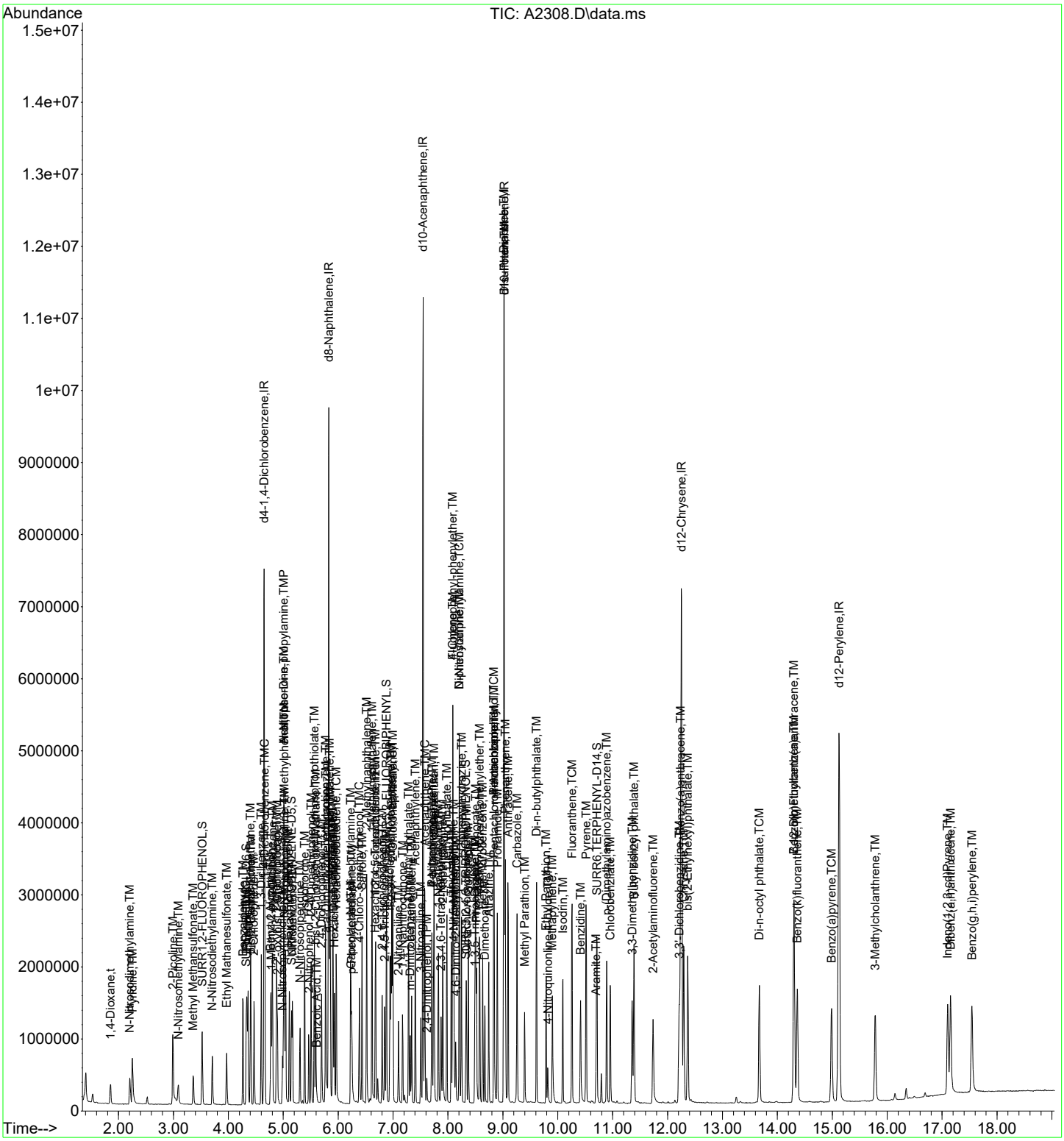

1st AM 03/12/24
2nd BA 03/13/24

Quantitation Report (Qedit)

Data Path : I:\ACQUDATA\5977-MS65\Data\031124\
Data File : A2309.D
Acq On : 11 Mar 2024 01:47 pm
Operator : moses
Sample : 8270 20ppm
Misc : 8270 INIT. CAL.
ALS Vial : 8 Sample Multiplier: 1

Quant Time: Mar 12 11:40:14 2024
Quant Method : I:\ACQUDATA\5977-MS65\methods\8270-031124(65).M
Quant Title : 8270 BNA ANALYSIS
QLast Update : Mon Mar 11 16:32:29 2024
Response via : Initial Calibration

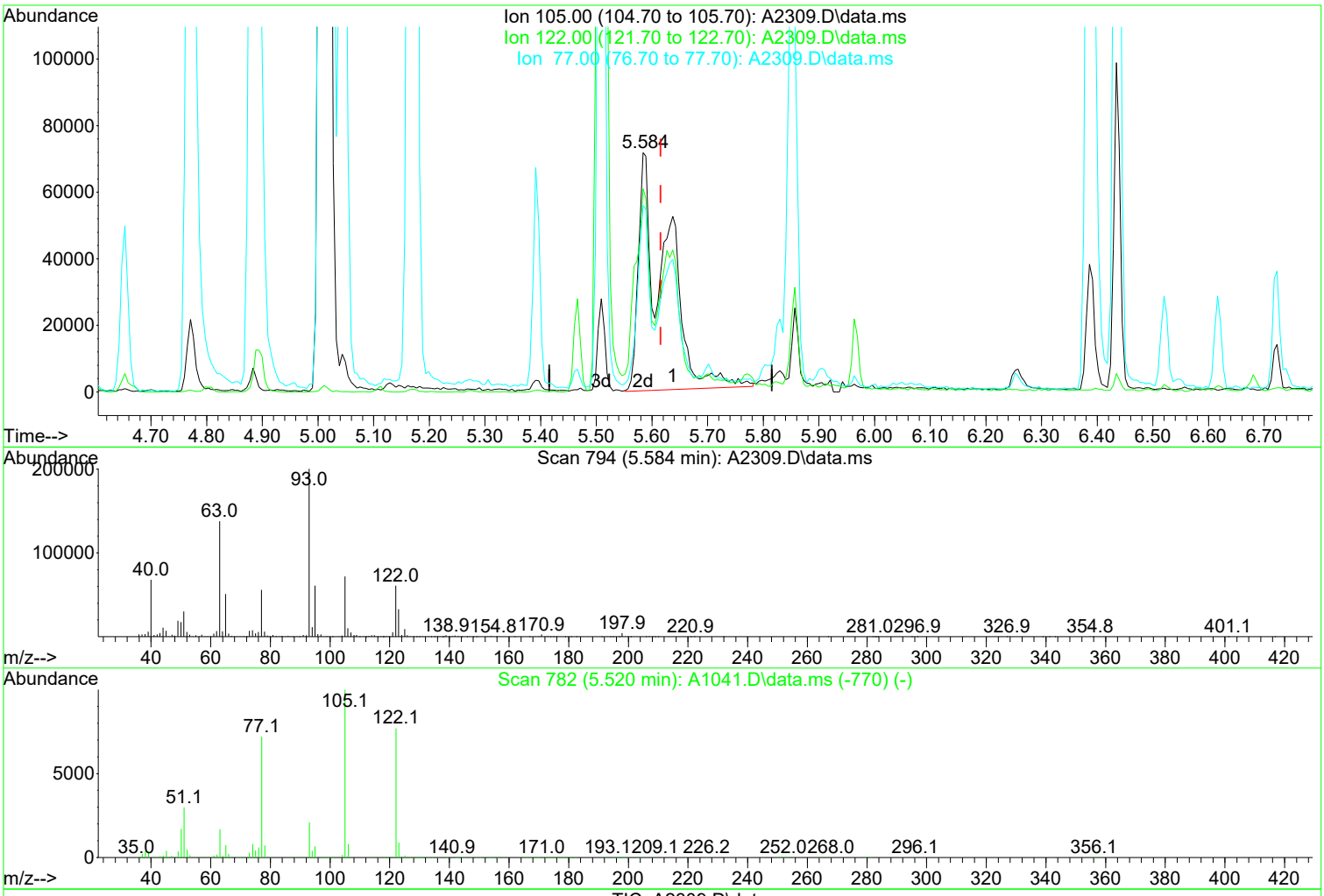

TIC: A2309.D\data.ms

(40) Benzoic Acid (TM)

5.584min (-0.032) 15.07 ppm m

response 247346

Ion	Exp%	Act%
105.00	100.00	100.00
122.00	82.60	84.82
77.00	78.30	77.85
0.00	0.00	0.00

Manual Integration:

After

Poor integration.

03/12/24

Quantitation Report (Qedit)

Data Path : I:\ACQUDATA\5977-MS65\Data\031124\
Data File : A2309.D
Acq On : 11 Mar 2024 01:47 pm
Operator : moses
Sample : 8270 20ppm
Misc : 8270 INIT. CAL.
ALS Vial : 8 Sample Multiplier: 1

Quant Time: Mar 12 11:40:14 2024
Quant Method : I:\ACQUDATA\5977-MS65\methods\8270-031124(65).M
Quant Title : 8270 BNA ANALYSIS
QLast Update : Mon Mar 11 16:32:29 2024
Response via : Initial Calibration

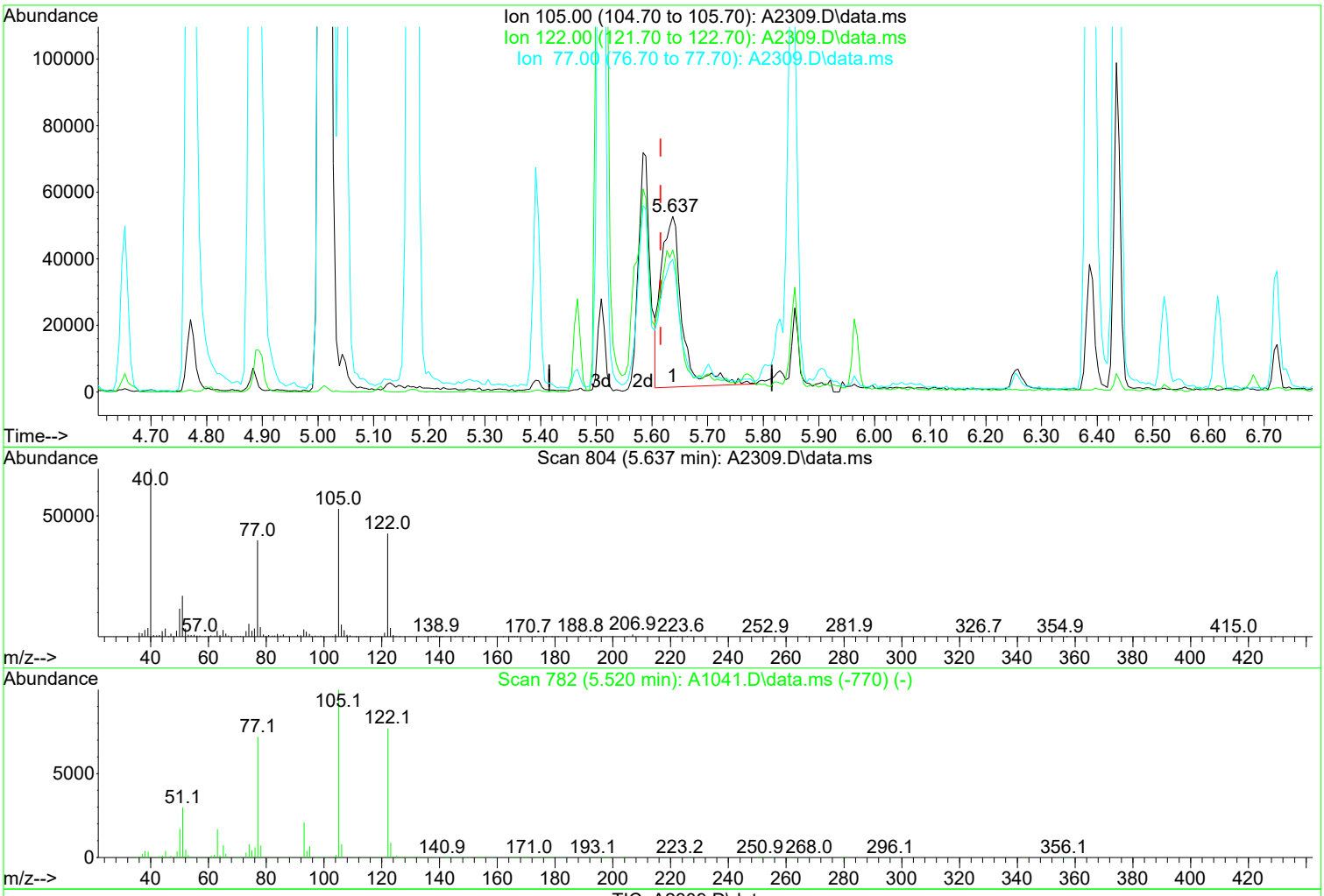

TIC: A2309.D\data.ms

(40) Benzoic Acid (TM)

5.637min (+ 0.021) 8.22 ppm

response 134904

Ion	Exp%	Act%
105.00	100.00	100.00
122.00	82.60	80.80
77.00	78.30	75.44
0.00	0.00	0.00

Manual Integration:

Before

03/12/24

Quantitation Report (Qedit)

Data Path : I:\ACQUDATA\5977-MS65\Data\031124\
Data File : A2309.D
Acq On : 11 Mar 2024 01:47 pm
Operator : moses
Sample : 8270 20ppm
Misc : 8270 INIT. CAL.
ALS Vial : 8 Sample Multiplier: 1

Quant Time: Mar 12 11:40:14 2024
Quant Method : I:\ACQUDATA\5977-MS65\methods\8270-031124(65).M
Quant Title : 8270 BNA ANALYSIS
QLast Update : Mon Mar 11 16:32:29 2024
Response via : Initial Calibration

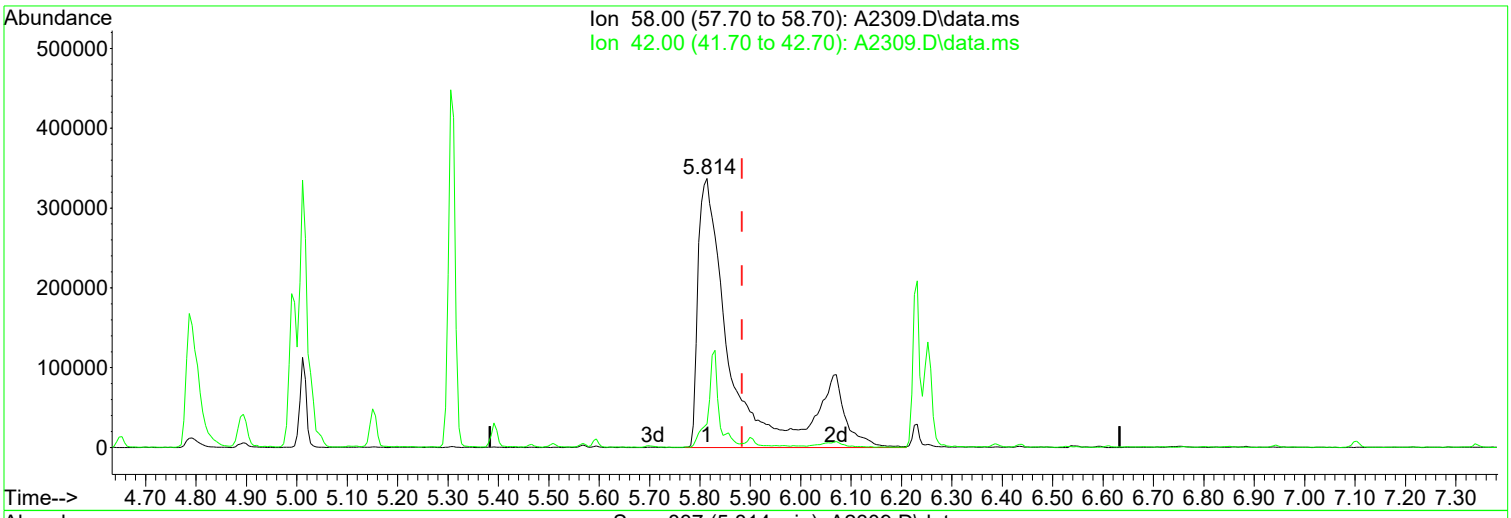

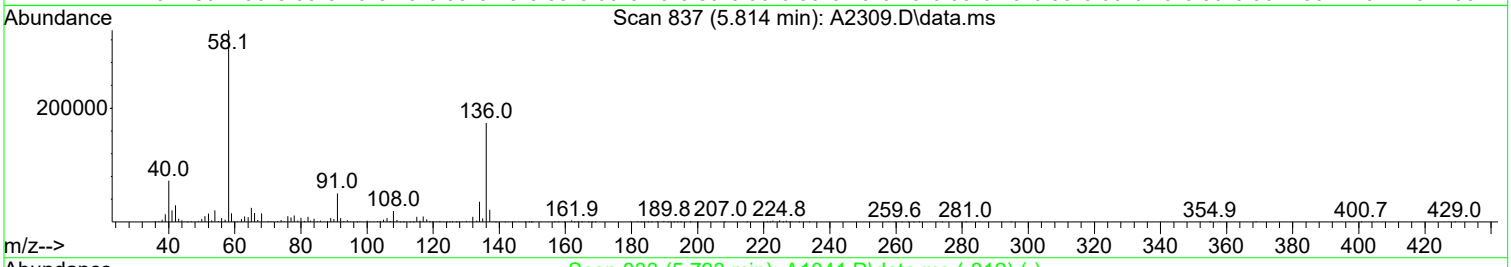

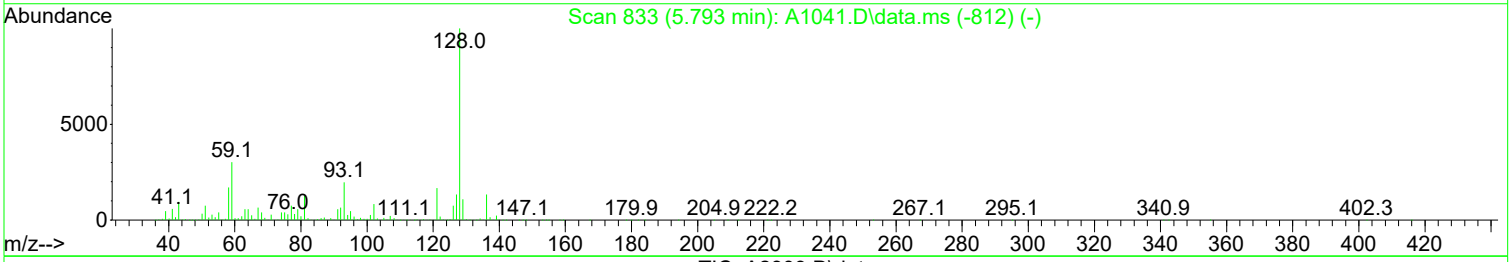

TIC: A2309.D\data.ms

(44) a,a-Dimethylphenethylamine (TM)

5.814min (-0.070) 20.95 ppm m

response 1657071

Ion	Exp%	Act%
58.00	100.00	100.00
42.00	7.20	8.78
0.00	0.00	0.00
0.00	0.00	0.00

Manual Integration:

After

Poor integration.

03/12/24

Quantitation Report (Qedit)

Data Path : I:\ACQUDATA\5977-MS65\Data\031124\
Data File : A2309.D
Acq On : 11 Mar 2024 01:47 pm
Operator : moses
Sample : 8270 20ppm
Misc : 8270 INIT. CAL.
ALS Vial : 8 Sample Multiplier: 1

Quant Time: Mar 12 11:40:14 2024
Quant Method : I:\ACQUDATA\5977-MS65\methods\8270-031124(65).M
Quant Title : 8270 BNA ANALYSIS
QLast Update : Mon Mar 11 16:32:29 2024
Response via : Initial Calibration

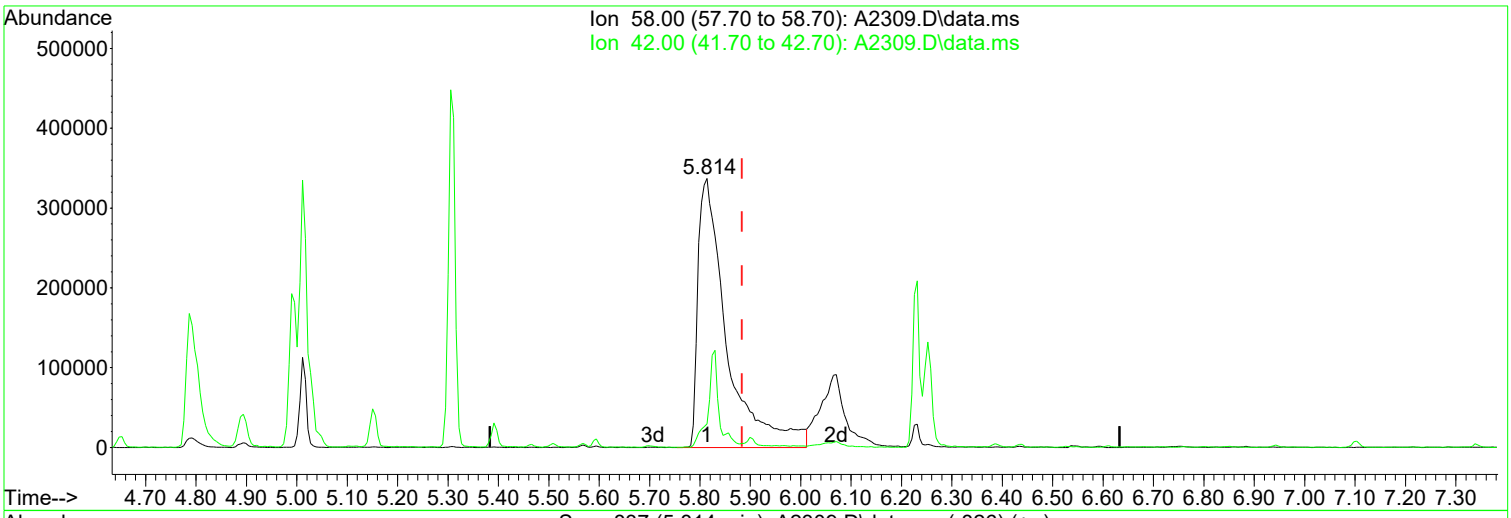

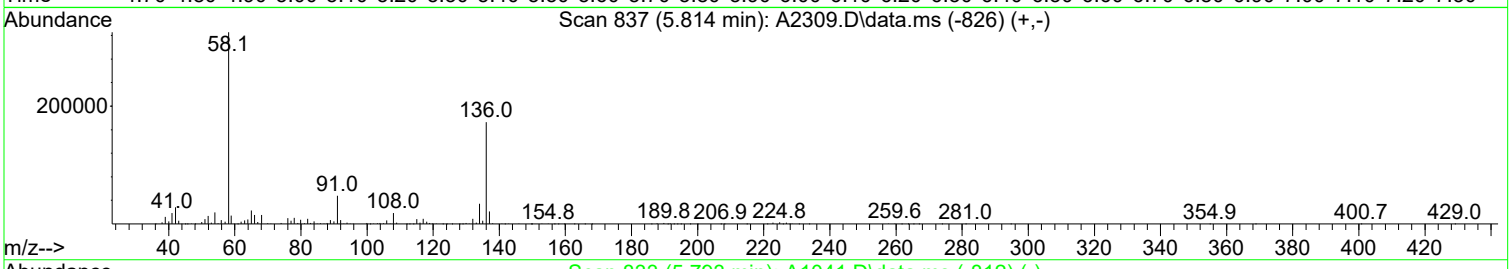

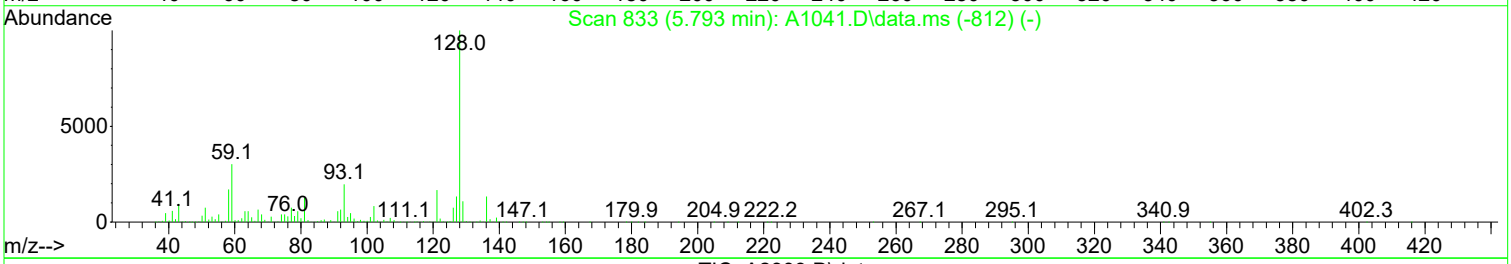

TIC: A2309.D\data.ms

(44) a,a-Dimethylphenethylamine (TM)

5.814min (-0.070) 16.90 ppm

response 1336631

Ion	Exp%	Act%
58.00	100.00	100.00
42.00	7.20	8.76
0.00	0.00	0.00
0.00	0.00	0.00

Manual Integration:

Before

03/12/24

Quantitation Report (Qedit)

1st AM 03/12/24
2nd BA 03/13/24

Data Path : I:\ACQUDATA\5977-MS65\Data\031124\
Data File : A2309.D
Acq On : 11 Mar 2024 01:47 pm
Operator : moses
Sample : 8270 20ppm
Misc : 8270 INIT. CAL.
ALS Vial : 8 Sample Multiplier: 1

Quant Time: Mar 12 11:40:14 2024
Quant Method : I:\ACQUDATA\5977-MS65\methods\8270-031124(65).M
Quant Title : 8270 BNA ANALYSIS
QLast Update : Mon Mar 11 16:32:29 2024
Response via : Initial Calibration

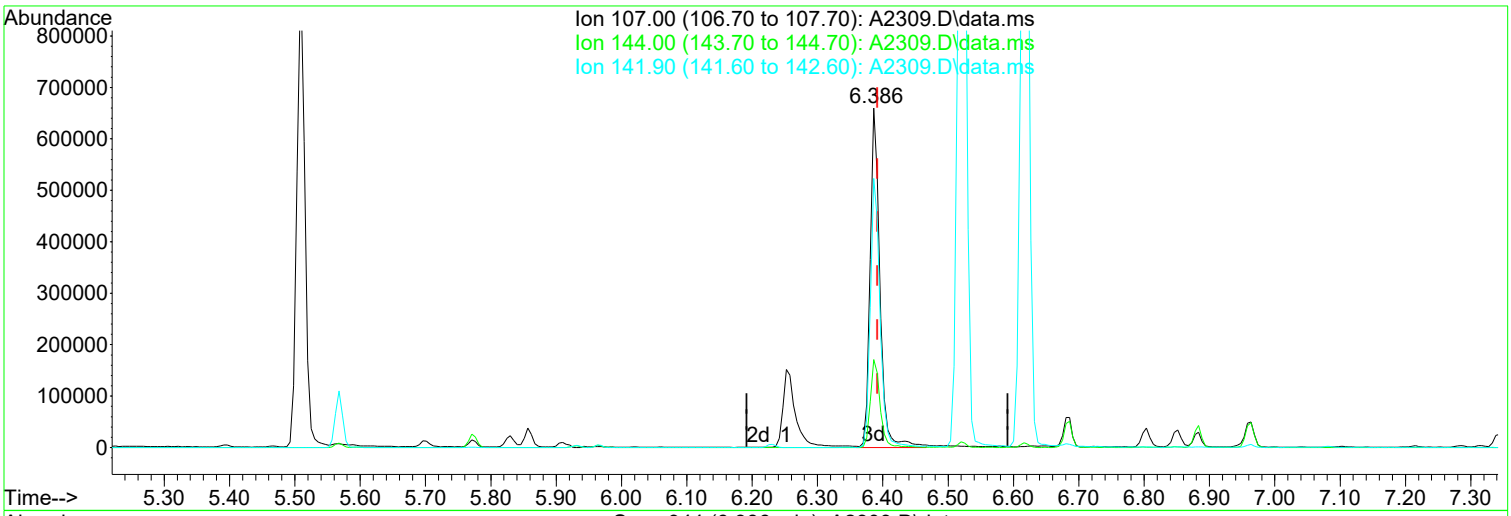

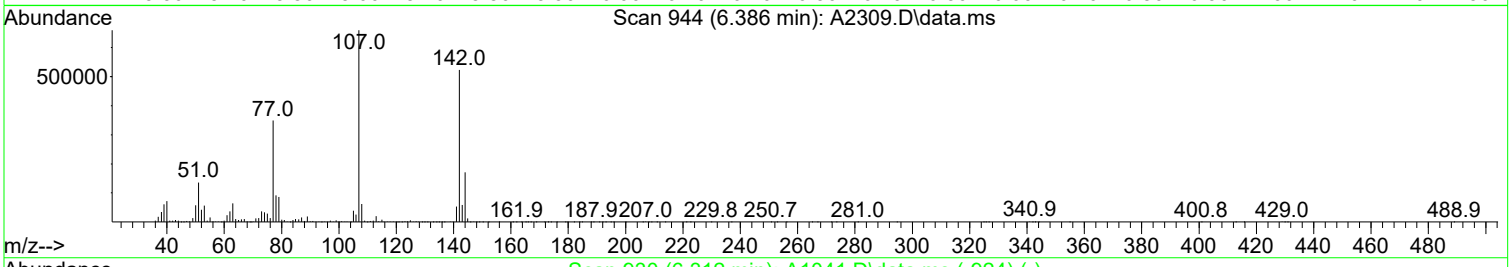

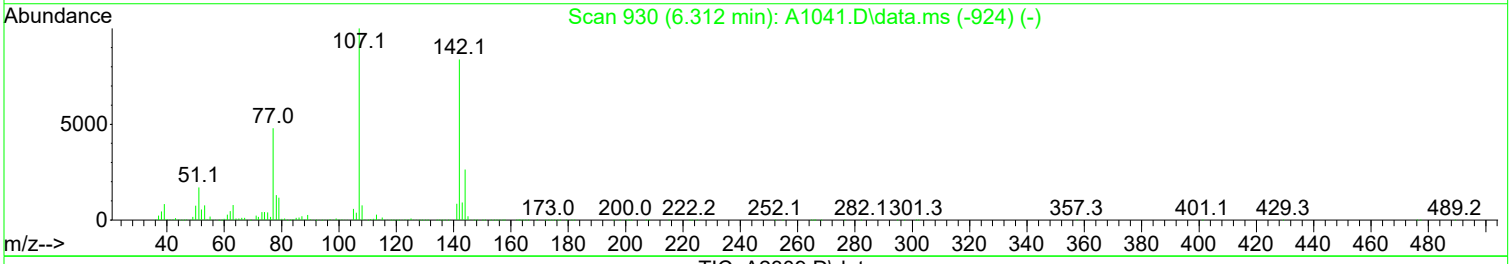

TIC: A2309.D\data.ms

(51) 4-Chloro-3-methylphenol (TMC)

6.386min (-0.006) 22.15 ppm m

response 684498

Ion	Exp%	Act%
107.00	100.00	100.00
144.00	25.50	25.91
141.90	0.00	79.24#
0.00	0.00	0.00

Manual Integration:

After

Peak not found.

03/12/24

Quantitation Report (Qedit)

Data Path : I:\ACQUDATA\5977-MS65\Data\031124\
Data File : A2309.D
Acq On : 11 Mar 2024 01:47 pm
Operator : moses
Sample : 8270 20ppm
Misc : 8270 INIT. CAL.
ALS Vial : 8 Sample Multiplier: 1

Quant Time: Mar 12 11:40:14 2024
Quant Method : I:\ACQUDATA\5977-MS65\methods\8270-031124(65).M
Quant Title : 8270 BNA ANALYSIS
QLast Update : Mon Mar 11 16:32:29 2024
Response via : Initial Calibration

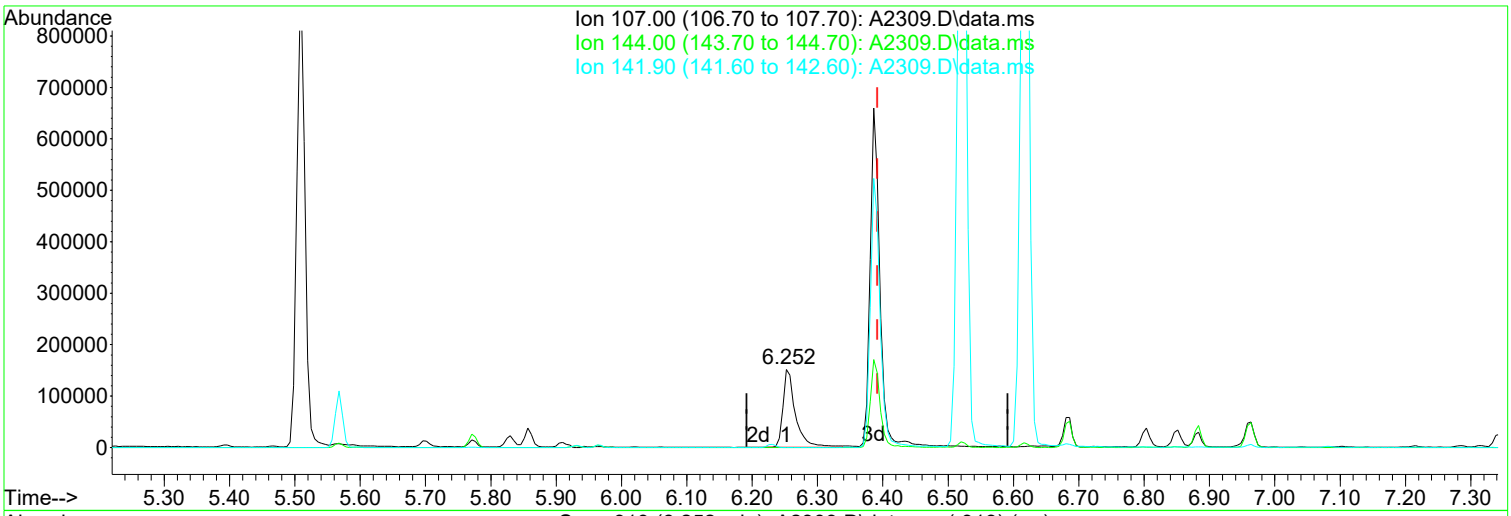

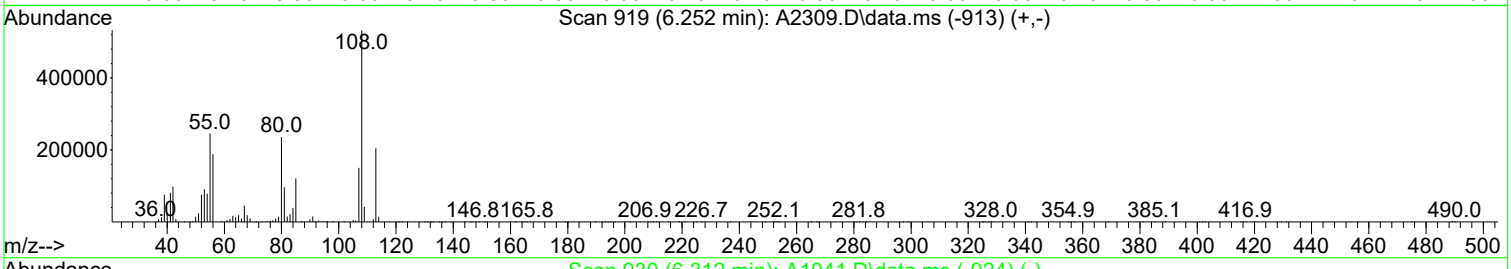

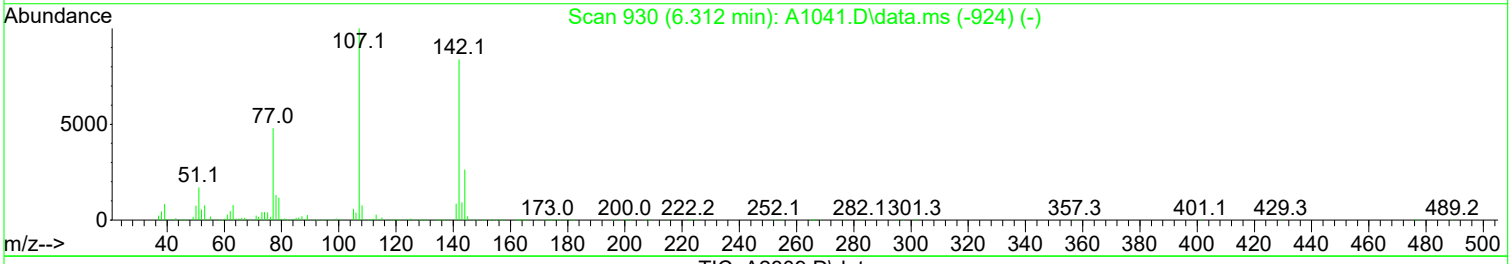

TIC: A2309.D\data.ms

(51) 4-Chloro-3-methylphenol (TMC)

6.252min (-0.139) 6.49 ppm

response 200630

Ion	Exp%	Act%
107.00	100.00	100.00
144.00	25.50	0.06
141.90	0.00	0.00
0.00	0.00	0.00

Manual Integration:

Before

03/12/24

1st AM 03/12/24
2nd BA 03/13/24

Quantitation Report (Qedit)

Data Path : I:\ACQUDATA\5977-MS65\Data\031124\
Data File : A2309.D
Acq On : 11 Mar 2024 01:47 pm
Operator : moses
Sample : 8270 20ppm
Misc : 8270 INIT. CAL.
ALS Vial : 8 Sample Multiplier: 1

Quant Time: Mar 12 11:40:14 2024
Quant Method : I:\ACQUDATA\5977-MS65\methods\8270-031124(65).M
Quant Title : 8270 BNA ANALYSIS
QLast Update : Mon Mar 11 16:32:29 2024
Response via : Initial Calibration

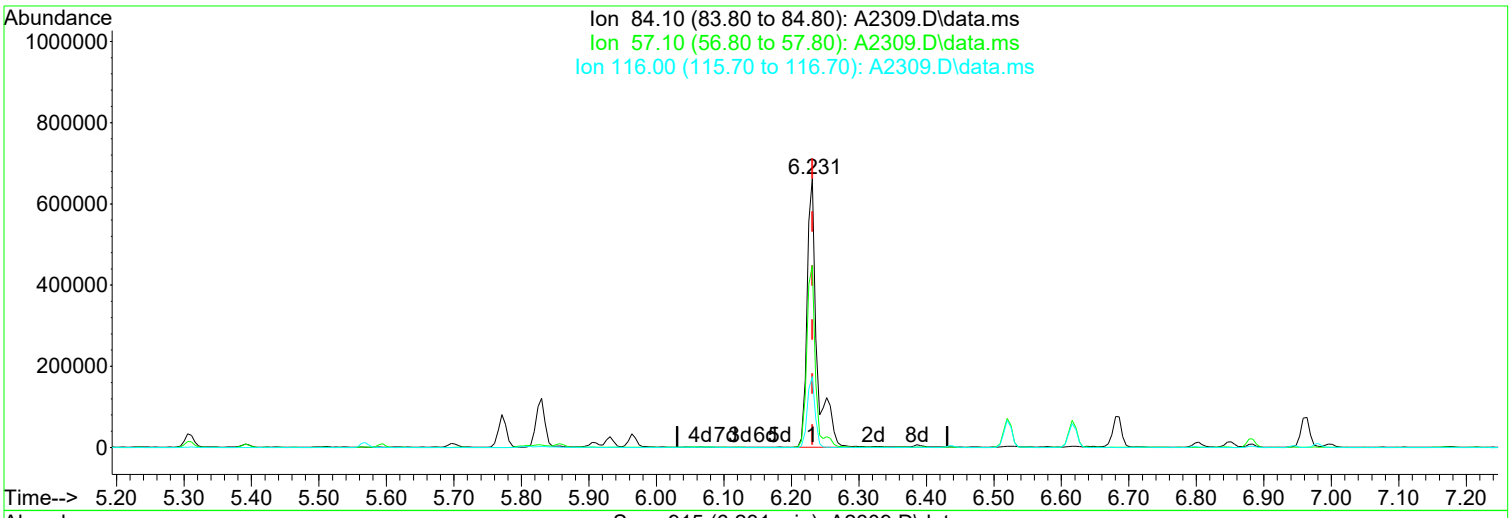

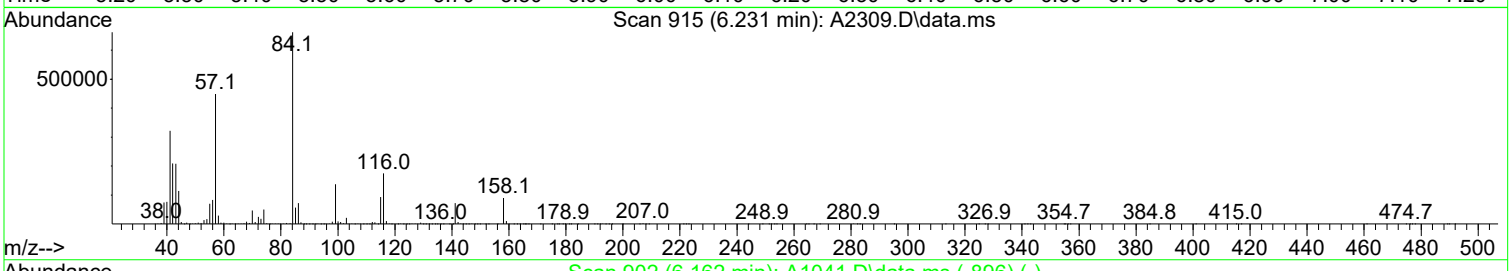



TIC: A2309.D\data.ms

(52) N-N-di-n-butylamine (TM)

6.231min (-0.000) 22.60 ppm m

response 686418

Ion	Exp%	Act%
84.10	100.00	100.00
57.10	71.30	67.74
116.00	26.10	26.35
0.00	0.00	0.00

Manual Integration:

After

Poor integration.

03/12/24

1st AM 03/12/24
2nd BA 03/13/24

Quantitation Report (Qedit)

Data Path : I:\ACQUDATA\5977-MS65\Data\031124\
Data File : A2309.D
Acq On : 11 Mar 2024 01:47 pm
Operator : moses
Sample : 8270 20ppm
Misc : 8270 INIT. CAL.
ALS Vial : 8 Sample Multiplier: 1

Quant Time: Mar 12 11:40:14 2024
Quant Method : I:\ACQUDATA\5977-MS65\methods\8270-031124(65).M
Quant Title : 8270 BNA ANALYSIS
QLast Update : Mon Mar 11 16:32:29 2024
Response via : Initial Calibration

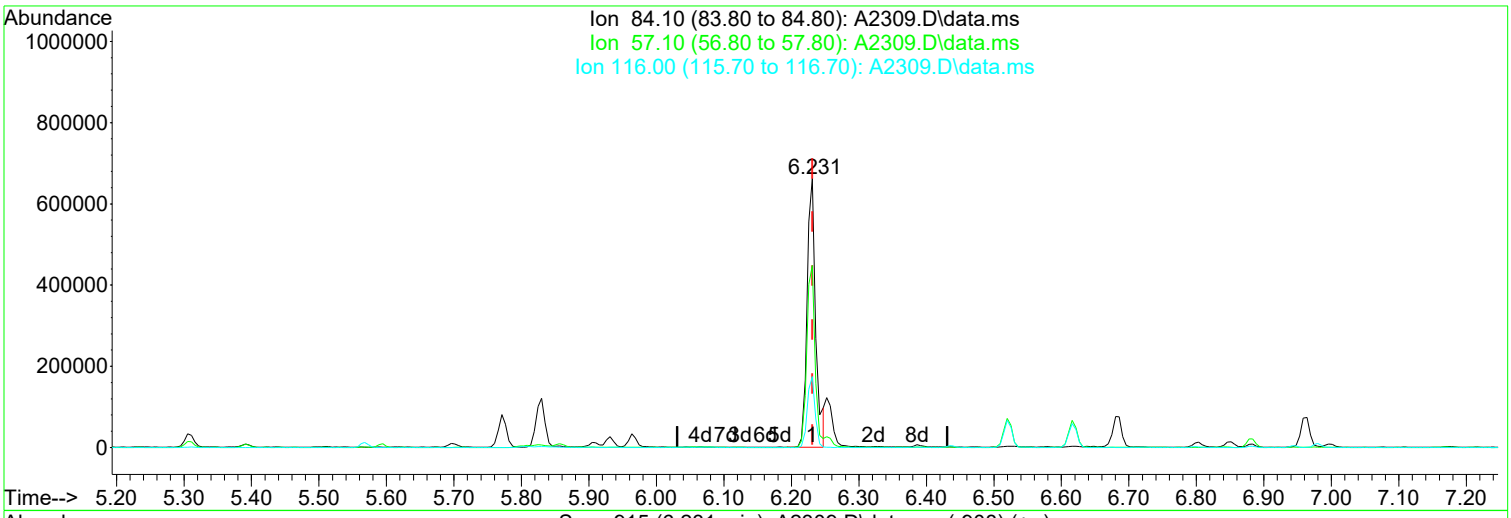

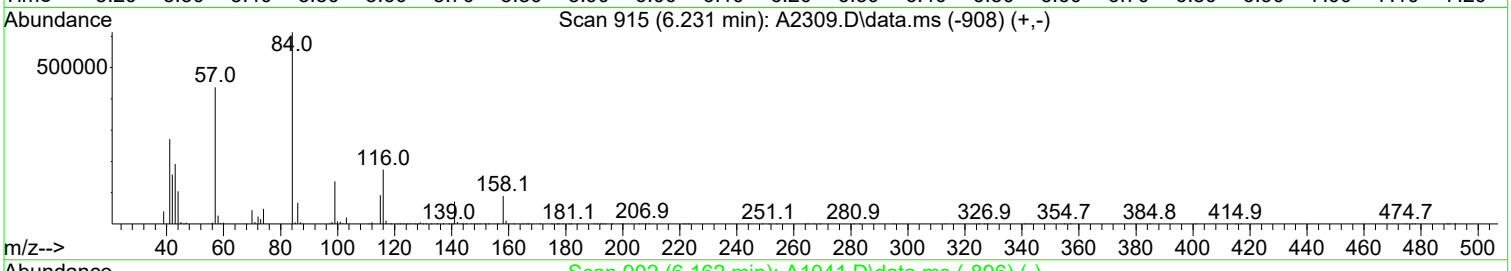



TIC: A2309.D\data.ms

(52) N-N-di-n-butylamine (TM)

6.231min (-0.000) 19.54 ppm

response 593390

Ion	Exp%	Act%
84.10	100.00	100.00
57.10	71.30	71.33
116.00	26.10	28.34
0.00	0.00	0.00

Manual Integration:

Before

03/12/24

Quantitation Report (QT Reviewed)

Data Path : I:\ACQUDATA\5977-MS65\Data\031124\
Data File : A2309.D
Acq On : 11 Mar 2024 01:47 pm
Operator : moses
Sample : 8270 20ppm
Misc : 8270 INIT. CAL.
ALS Vial : 8 Sample Multiplier: 1

Quant Time: Mar 12 11:40:14 2024
Quant Method : I:\ACQUDATA\5977-MS65\methods\8270-031124(65).M
Quant Title : 8270 BNA ANALYSIS
QLast Update : Mon Mar 11 16:32:29 2024
Response via : Initial Calibration

Compound	R.T.	QIon	Response	Conc	Units		Dev(Min)
Internal Standards							
1) d4-1,4-Dichlorobenzene	4.653	152	1053086	40.00	ppm		0.00
34) d8-Naphthalene	5.830	136	3945827	40.00	ppm		0.00
58) d10-Acenaphthene	7.547	164	2195526	40.00	ppm		0.00
92) d10-Phenanthrene	9.023	188	3407371	40.00	ppm		0.00
118) d12-Chrysene	12.254	240	2983242	40.00	ppm		0.00
136) d12-Perylene	15.126	264	3108721	40.00	ppm		0.00
System Monitoring Compounds							
8) SURR1,2-FLUOROPHENOL	3.524	112	712526	20.89	ppm		0.00
Spiked Amount 20.000	Range 10 - 70		Recovery = 104.45%#				
13) SURR2,PHENOL-D6	4.327	99	884362	21.39	ppm		0.00
Spiked Amount 20.000	Range 10 - 107		Recovery = 106.95%				
35) SURR4,NITROBENZENE-D5	5.151	82	760557	21.33	ppm		0.00
Spiked Amount 10.000	Range 31 - 110		Recovery = 213.30%#				
64) SURR5,2-FLUOROBIPHENYL	6.883	172	1468450	21.52	ppm		0.00
Spiked Amount 10.000	Range 31 - 118		Recovery = 215.20%#				
89) SURR3,2,4,6-TRIBROMOPH...	8.328	330	158116	22.24	ppm		0.00
Spiked Amount 20.000	Range 35 - 141		Recovery = 111.20%				
125) SURR6,TERPHENYL-D14	10.713	244	1597827	21.75	ppm		0.00
Spiked Amount 10.000	Range 10 - 165		Recovery = 217.50%#				
Target Compounds							Qvalue
2) 1,4-Dioxane	1.856	88	290837	19.950	ppm		99
3) Pyridine	2.246	79	733446	20.326	ppm		99
4) N-Nitrosodimethylamine	2.209	74	490368	20.384	ppm		99
5) 2-Picoline	2.984	93	809007	20.446	ppm		99
6) N-Nitrosomethylamine	3.086	42	240648	20.362	ppm		98
7) Methyl Methansulfonate	3.359	80	363430	20.293	ppm		98
9) N-Nitrosodiethylamine	3.706	102	376368	20.636	ppm		99
10) Ethyl Mathanesulfonate	3.968	79	566282	20.414	ppm		98
11) Benzaldehyde	4.268	106	575502	21.285	ppm		97
12) Aniline	4.359	93	1119017	20.868	ppm		97
14) Phenol	4.337	94	999143	21.475	ppm		98
15) bis(2-Clethyl)Ether	4.412	93	773642	20.588	ppm		96
16) Pentachloroethane	4.402	117	278168	20.281	ppm		99
17) 2-Chlorophenol	4.471	128	792206	21.476	ppm		98
18) 1,3-Diclbenzene	4.600	146	835851	20.702	ppm		99
19) 1,4-Dichlorobenzene	4.669	146	847922	20.964	ppm		97
20) 1,2-Diclbenzene	4.803	146	787546	20.399	ppm		98
21) Benzyl Alcohol	4.771	79	594113	21.528	ppm		100
22) 1-Methyl-2-pyrrolidinone	4.787	99	520202	21.543	ppm		99
23) 2,2'-oxybis(1-Chloropr...	4.894	45	804423	20.623	ppm	#	69
24) 2-Methylphenol	4.883	108	668969	21.260	ppm		96
25) 3+4-Methylphenol	5.022	108	653091	21.004	ppm	#	66
26) Acetophenone	5.011	105	1010362	20.805	ppm		97
27) N-Nitroso-Di-n-propyla...	5.011	70	570666	21.315	ppm		98
28) N-Nitrosopyrrolidine	4.995	100	403419	22.340	ppm		78
29) N-Nitrosomorpholine	5.027	56	441345	21.702	ppm		97
30) o-Toluidine	5.044	106	1132878	21.452	ppm		83
31) Hexachloroethane	5.113	117	356263	20.433	ppm		96
32) o,o,o-Triethylphosphor...	5.568	198	342928	20.989	ppm		96
33) Alpha-terpinol	5.857	121	227250	20.977	ppm		98
36) Nitrobenzene	5.172	77	765285	21.335	ppm		96
37) N-Nitrosopiperidine	5.306	42	421038	21.201	ppm		99
38) Isophorone	5.391	82	1480325	21.509	ppm		99

1st AM 03/12/24
2nd BA 03/13/24

Data Path : I:\ACQUDATA\5977-MS65\Data\031124\
Data File : A2309.D
Acq On : 11 Mar 2024 01:47 pm
Operator : moses
Sample : 8270 20ppm
Misc : 8270 INIT. CAL.
ALS Vial : 8 Sample Multiplier: 1

Quant Time: Mar 12 11:40:14 2024
Quant Method : I:\ACQUDATA\5977-MS65\methods\8270-031124(65).M
Quant Title : 8270 BNA ANALYSIS
QLast Update : Mon Mar 11 16:32:29 2024
Response via : Initial Calibration

Compound	R.T.	QIon	Response	Conc	Units		Dev(Min)
39) 2-Nitrophenol	5.466	139	364885	21.125	ppm		96
40) Benzoic Acid	5.584	105	247346m	15.070	ppm		
41) 2,4-Dimethylphenol	5.509	107	782501	22.077	ppm		98
42) bis(-2-Chloroethoxy)Me...	5.594	93	896693	21.926	ppm		100
43) 2,4-Dichlorophenol	5.701	162	584541	23.052	ppm		99
44) a,a-Dimethylphenethyla...	5.814	58	1657071m	20.952	ppm		
45) 1,2,4-Trichlorobenzene	5.771	180	631095	21.214	ppm		98
46) Naphthalene	5.851	128	2101055	21.409	ppm		98
47) 4-Chloroaniline	5.899	127	857974	22.788	ppm		98
48) 2,6-Dichlorophenol	5.910	162	543298	21.867	ppm		97
49) Hexachlorobutadiene	5.963	225	330203	20.873	ppm		97
50) Hexachloropropene	5.931	213	375766	21.383	ppm		98
51) 4-Chloro-3-methylphenol	6.386	107	684498m	22.146	ppm		
52) N-N-di-n-butylamine	6.231	84	686418m	22.604	ppm		
53) Caprolactam	6.252	113	244614	21.668	ppm		94
54) p-Phenylenediamine	6.252	80	310076	23.051	ppm		98
55) Safrole	6.434	162	525546	21.526	ppm		96
56) 2-Methylnaphthalene	6.520	142	1462743	21.375	ppm		99
57) 1-Methylnaphthalene	6.616	142	1357045	21.320	ppm		98
59) Hexachlorocyclopentadiene	6.675	237	230837	22.967	ppm		99
60) 1,2,4,5-Tetrachloroben...	6.686	216	561559	21.330	ppm		99
61) 1,2,3,4-Tetrachloroben...	6.964	216	554513	20.898	ppm		97
62) 2,4,6-Trichlorophenol	6.803	196	383785	22.835	ppm		99
63) 2,4,5-Trichlorophenol	6.851	196	400481	21.253	ppm		99
65) Isosafrole	6.942	104	279470	21.506	ppm		93
66) 1,1'-Biphenyl	6.980	154	1726712	21.431	ppm		97
67) 2-Chloronaphthalene	7.001	162	1285920	21.344	ppm		95
68) 2-Nitroaniline	7.103	65	383500	20.941	ppm		99
69) 1,4-Naphthoquinone	7.178	158	397334	23.143	ppm		67
70) m-Dinitrobenzene	7.317	168	231685	20.717	ppm		88
71) Acenaphthylene	7.408	152	2023008	21.575	ppm		98
72) Dimethyl phthalate	7.285	163	1513708	21.618	ppm		100
73) 2,6-Dinitrotoluene	7.343	165	330566	22.218	ppm		83
74) Acenaphthene	7.579	153	1358602	21.367	ppm		99
75) 3-Nitroaniline	7.509	138	404246	21.586	ppm		98
76) 2,4-Dinitrophenol	7.616	184	119559	16.931	ppm		96
77) Dibenzofuran	7.750	168	1814442	21.632	ppm		97
78) 2,4-Dinitrotoluene	7.739	165	410707	22.208	ppm		96
79) 4-Nitrophenol	7.713	65	227582	14.922	ppm		98
80) Pentachlorobenzene	7.707	250	484168	21.246	ppm		99
81) 1-Napthylamine	7.830	143	1196198	21.375	ppm		94
82) 2-Napthylamine	7.905	143	1263477	21.588	ppm		99
83) 2,3,4,6-Tetrachlorophenol	7.878	232	270281	21.641	ppm		97
84) Fluorene	8.087	166	1464785	21.958	ppm		98
85) 4-Chlorophenyl-phenyle...	8.092	204	647450	22.011	ppm		94
86) Diethylphthalate	7.980	149	1514057	21.396	ppm		99
87) 4-Nitroaniline	8.114	138	423082	22.222	ppm		99
88) 5-Nitro-o-toluidine	8.103	152	409967	20.959	ppm		89
90) Sulfotepp	8.376	322	207864	21.994	ppm		89
91) Octachlorocyclopentene	8.338	307	176054	22.489	ppm		97
93) Thionazin	8.060	107	275702	20.763	ppm		99
94) 4,6-Dinitro-2-methylph...	8.146	198	200302	17.435	ppm		97
95) Diphenylamine	8.210	169	2272467	42.795	ppm		99
96) 1,2 Diphenylhydrazine	8.247	77	1698915	21.039	ppm		98
97) N-Nitrosodiphenylamine	8.210	169	2272814	42.793	ppm		99
98) 1,3,5-Trinirobenzene	8.493	213	128052	21.524	ppm	#	1

Quantitation Report (QT Reviewed)

Data Path : I:\ACQUDATA\5977-MS65\Data\031124\
Data File : A2309.D
Acq On : 11 Mar 2024 01:47 pm
Operator : moses
Sample : 8270 20ppm
Misc : 8270 INIT. CAL.
ALS Vial : 8 Sample Multiplier: 1

Quant Time: Mar 12 11:40:14 2024
Quant Method : I:\ACQUDATA\5977-MS65\methods\8270-031124(65).M
Quant Title : 8270 BNA ANALYSIS
QLast Update : Mon Mar 11 16:32:29 2024
Response via : Initial Calibration

Compound	R.T.	QIon	Response	Conc	Units		Dev(Min)
99) Diallate	8.499	86	600292	20.876	ppm		98
100) Phorate	8.509	121	337322	21.472	ppm	#	78
101) Phenacetin	8.526	108	772686	21.132	ppm		99
102) 4-Bromophenyl-phenylether	8.574	248	369862	21.124	ppm		96
103) Hexachlorobenzene	8.633	284	397247	20.516	ppm		97
104) Dimethoate	8.675	87	498323	22.848	ppm		98
105) Atrazine	8.745	215	202352	22.312	ppm		97
106) Pentachlorophenol	8.841	266	204760	21.067	ppm		99
107) 4-Aminobiphenyl	8.836	169	1497258	22.683	ppm		100
108) Pentachloronitrobenzene	8.846	237	151385	22.043	ppm		95
109) Pronamide	8.900	173	700214	21.397	ppm		100
110) Dinoseb	9.018	211	251878	19.047	ppm		100
111) Disulfoton	9.028	88	876085	19.005	ppm		98
112) Phenanthrene	9.044	178	2004995	20.763	ppm		97
113) Anthracene	9.098	178	2027092	20.548	ppm		98
114) Carbazole	9.258	167	2028514	21.100	ppm		98
115) Di-n-butylphthalate	9.611	149	2621795	22.714	ppm		98
116) 4-Nitroquinonline-1-oxide	9.820	190	99195	18.155	ppm		98
117) Fluoranthene	10.259	202	2140126	21.190	ppm		99
119) Methyl Parathion	9.397	109	394689	23.167	ppm		98
120) Ethyl Parathion	9.788	97	324907	21.291	ppm		98
121) Methapyrilene	9.900	58	886887	22.551	ppm		97
122) Isodrin	10.093	193	221884	20.773	ppm		98
123) Benzidine	10.419	184	1300068	22.808	ppm		99
124) Pyrene	10.521	202	2207765	21.568	ppm		99
126) Aramite	10.697	185	78566	20.818	ppm		96
127) p-(Dimethylamino)azobe...	10.895	120	753436	22.531	ppm		94
128) Chlorobenzilate	10.959	139	755423	20.904	ppm		95
129) Butyl benzyl phthalate	11.392	149	1194017	22.134	ppm		98
130) 3,3-Dimethylbenzidine	11.355	212	1241016	22.541	ppm		99
131) 2-Acetylaminofluorene	11.740	181	831304	20.547	ppm		98
132) 3,3'-Dichlorobenzidine	12.211	252	721170	21.893	ppm		99
133) Benzo(a)anthracene	12.232	228	1933176	20.950	ppm		99
134) Chrysene	12.296	228	1846400	20.825	ppm		99
135) bis(2-Ethylhexyl)phtha...	12.371	149	1630714	22.248	ppm		98
137) Di-n-octyl phthalate	13.676	149	2723183	22.849	ppm		97
138) 7,12-Dimethylbenz(a)an...	14.307	256	882996	21.617	ppm		98
139) Benzo(b)Fluoranthene	14.307	252	1839115	21.452	ppm		99
140) Benzo(k)fluoranthene	14.372	252	1837692	21.727	ppm		99
141) Benzo(a)pyrene	14.992	252	1701188	21.497	ppm		99
142) 3-Methylcholanthrene	15.789	268	947647	21.128	ppm		99
143) Indeno(1,2,3-cd)Pyrene	17.105	276	1573719	20.710	ppm		97
144) Dibenz(a,h)anthracene	17.153	278	1642717	20.604	ppm		100
145) Benzo(g,h,i)perylene	17.543	276	1695882	20.602	ppm		100

(#) = qualifier out of range (m) = manual integration (+) = signals summed

1st AM 03/12/24
2nd BA 03/13/24

Data Path : I:\ACQUDATA\5977-MS65\Data\031124\
Data File : A2309.D
Acq On : 11 Mar 2024 01:47 pm
Operator : moses
Sample : 8270 20ppm
Misc : 8270 INIT. CAL.
ALS Vial : 8 Sample Multiplier: 1

Quant Time: Mar 12 11:40:14 2024
Quant Method : I:\ACQUDATA\5977-MS65\methods\8270-031124(65).M
Quant Title : 8270 BNA ANALYSIS
QLast Update : Mon Mar 11 16:32:29 2024
Response via : Initial Calibration

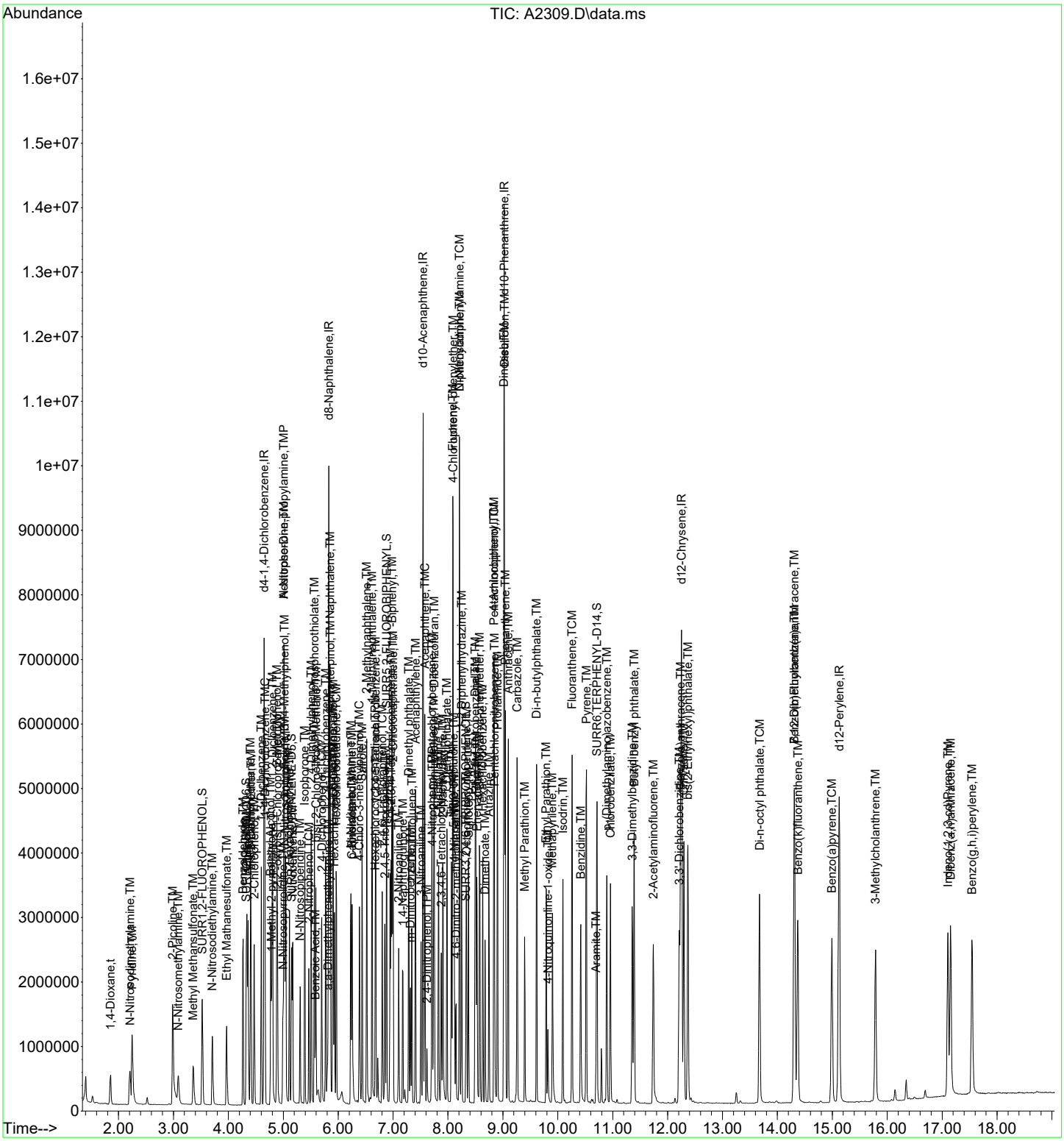

Quantitation Report (Qedit)

Data Path : I:\ACQUDATA\5977-MS65\Data\031124\
Data File : A2310.D
Acq On : 11 Mar 2024 02:13 pm
Operator : moses
Sample : 8270 40ppm
Misc : 8270 INIT. CAL.
ALS Vial : 9 Sample Multiplier: 1

Quant Time: Mar 12 11:40:22 2024
Quant Method : I:\ACQUDATA\5977-MS65\methods\8270-031124(65).M
Quant Title : 8270 BNA ANALYSIS
QLast Update : Mon Mar 11 16:32:29 2024
Response via : Initial Calibration

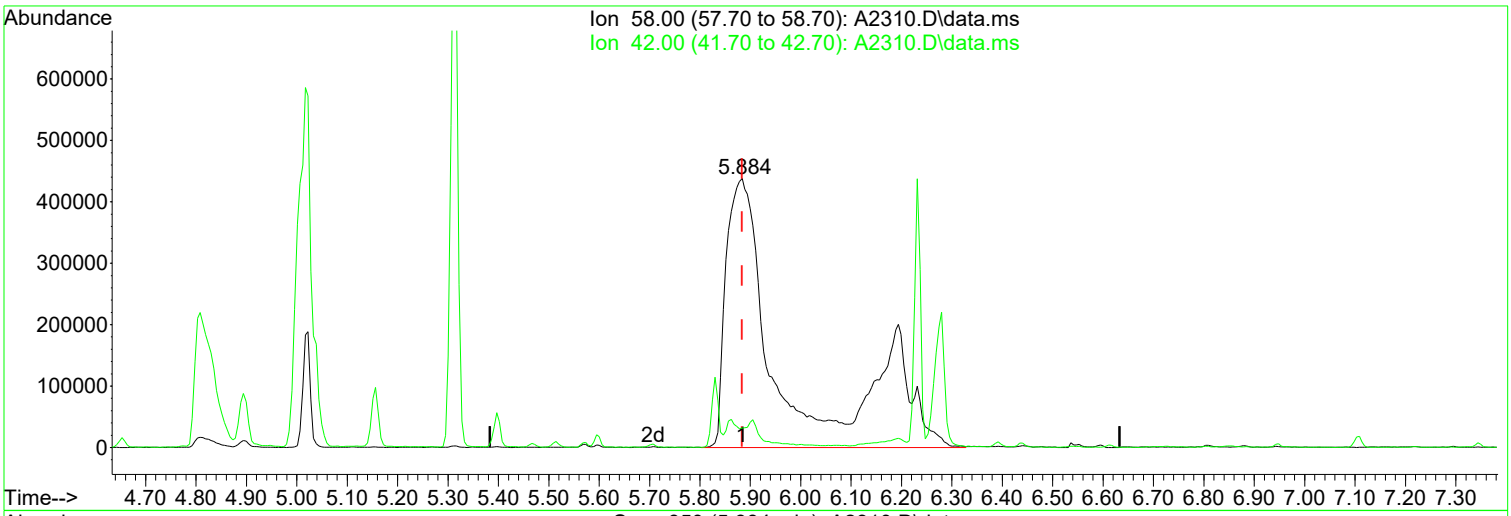

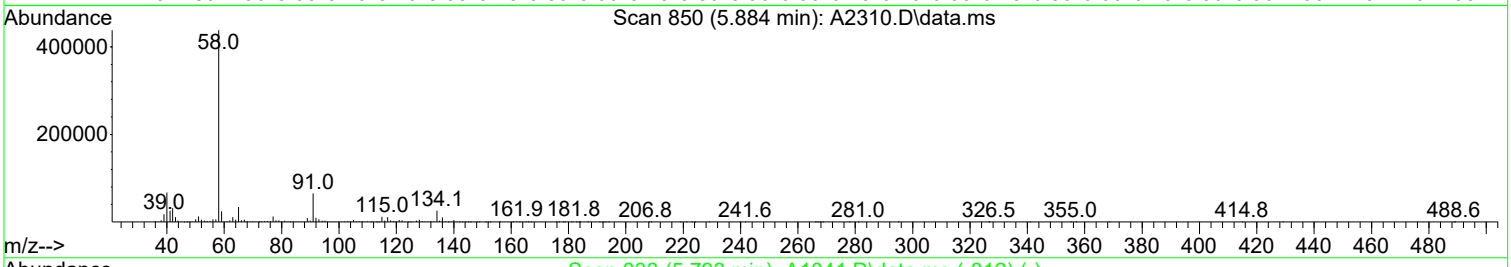

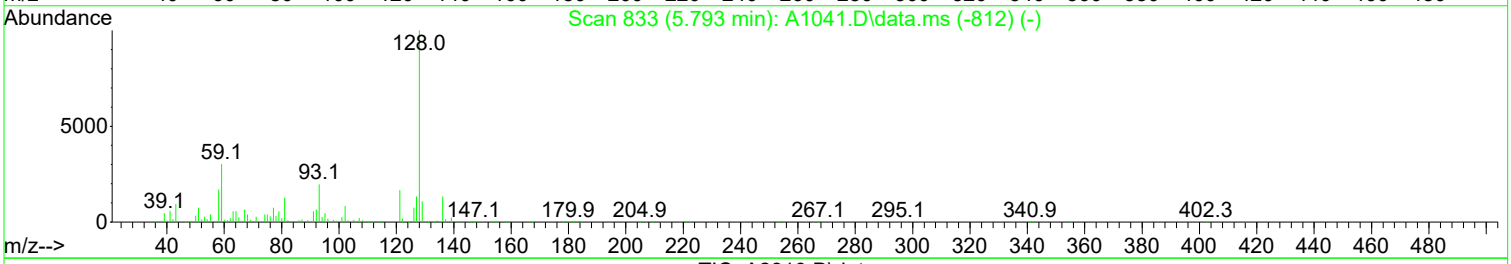

TIC: A2310.D\data.ms

(44) a,a-Dimethylphenethylamine (TM)

5.884min (0.000) 40.47 ppm m

response 3433894

Ion	Exp%	Act%
58.00	100.00	100.00
42.00	7.20	7.23
0.00	0.00	0.00
0.00	0.00	0.00

Manual Integration:

After

Poor integration.

03/12/24

1st AM 03/12/24
2nd BA 03/13/24

Quantitation Report (Qedit)

Data Path : I:\ACQUDATA\5977-MS65\Data\031124\
Data File : A2310.D
Acq On : 11 Mar 2024 02:13 pm
Operator : moses
Sample : 8270 40ppm
Misc : 8270 INIT. CAL.
ALS Vial : 9 Sample Multiplier: 1

Quant Time: Mar 12 11:40:22 2024
Quant Method : I:\ACQUDATA\5977-MS65\methods\8270-031124(65).M
Quant Title : 8270 BNA ANALYSIS
QLast Update : Mon Mar 11 16:32:29 2024
Response via : Initial Calibration

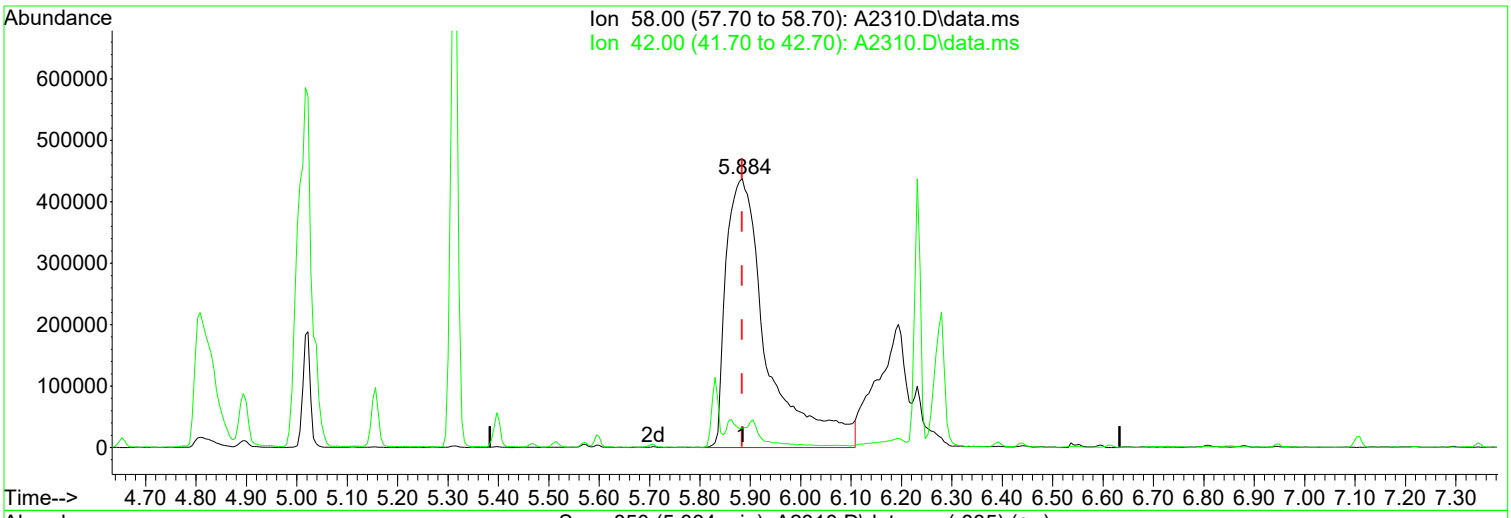

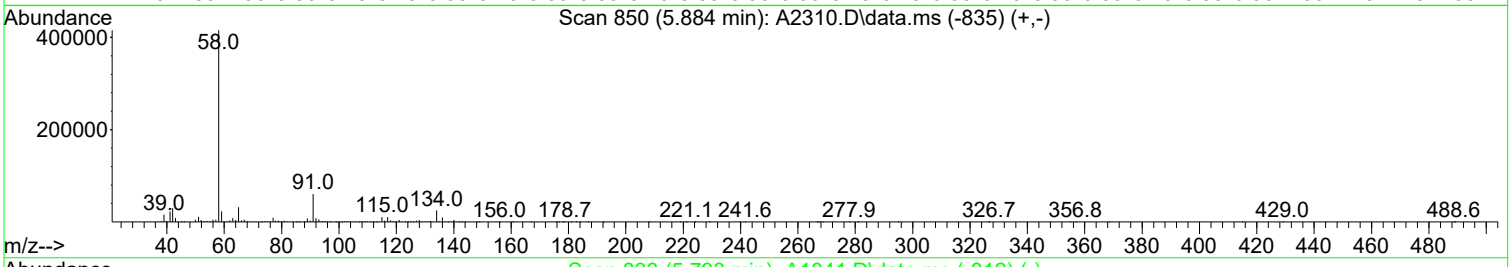

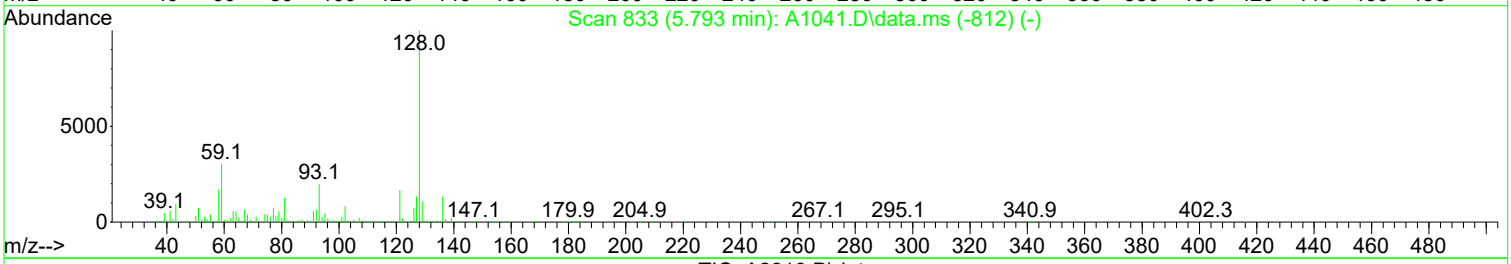

TIC: A2310.D\data.ms

(44) a,a-Dimethylphenethylamine (TM)

5.884min (0.000) 29.26 ppm

response 2482486

Ion	Exp%	Act%
58.00	100.00	100.00
42.00	7.20	7.17
0.00	0.00	0.00
0.00	0.00	0.00

Manual Integration:

Before

03/12/24

1st AM 03/12/24
2nd BA 03/13/24

Quantitation Report (Qedit)

Data Path : I:\ACQUDATA\5977-MS65\Data\031124\
Data File : A2310.D
Acq On : 11 Mar 2024 02:13 pm
Operator : moses
Sample : 8270 40ppm
Misc : 8270 INIT. CAL.
ALS Vial : 9 Sample Multiplier: 1

Quant Time: Mar 12 11:40:22 2024
Quant Method : I:\ACQUDATA\5977-MS65\methods\8270-031124(65).M
Quant Title : 8270 BNA ANALYSIS
QLast Update : Mon Mar 11 16:32:29 2024
Response via : Initial Calibration

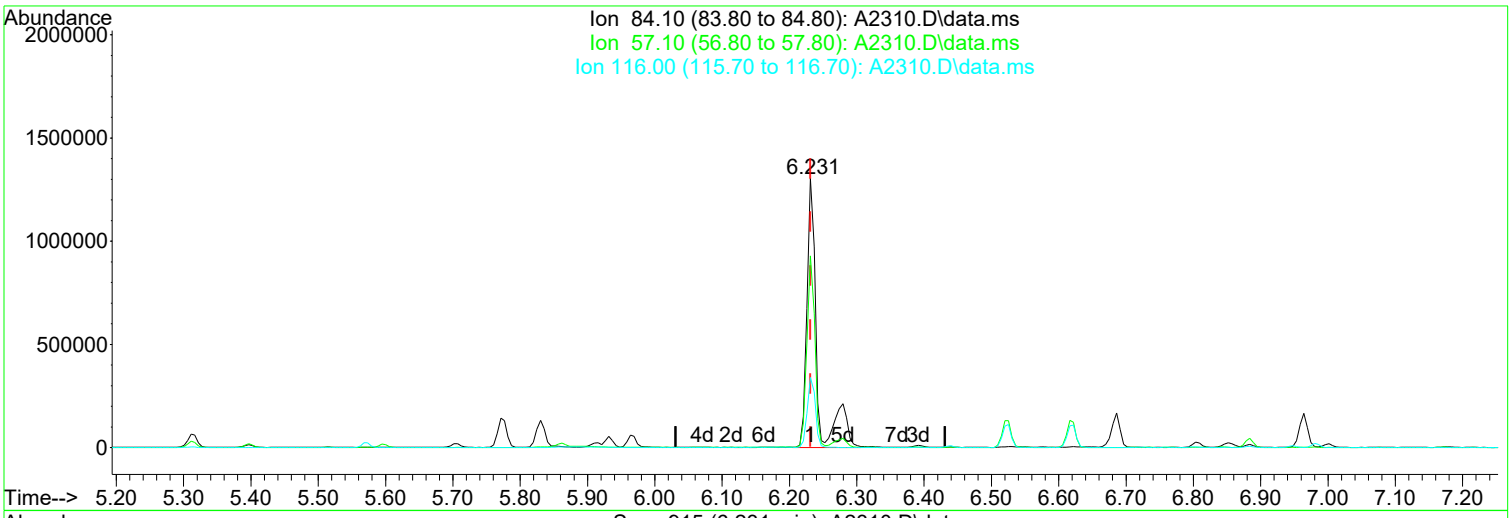

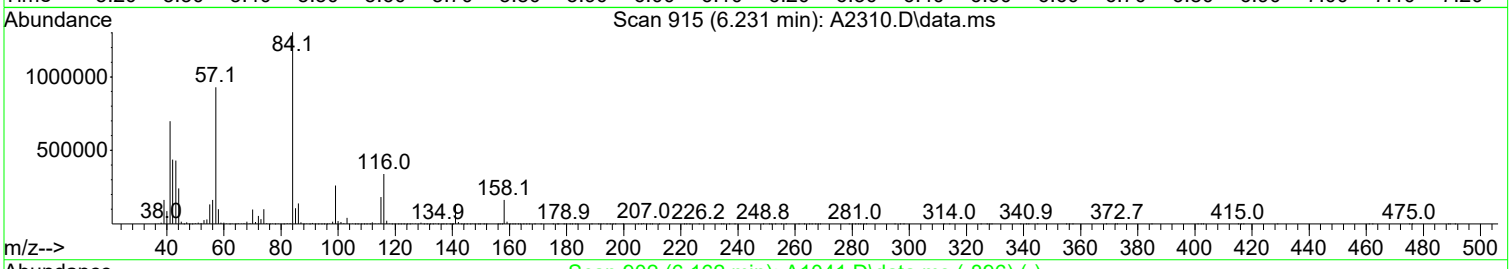



TIC: A2310.D\data.ms

(52) N-N-di-n-butylamine (TM)

6.231min (0.000) 42.12 ppm m

response 1372279

Ion	Exp%	Act%
84.10	100.00	100.00
57.10	71.30	71.27
116.00	26.10	26.07
0.00	0.00	0.00

Manual Integration:

After

Poor integration.

03/12/24

Quantitation Report (Qedit)

Data Path : I:\ACQUDATA\5977-MS65\Data\031124\
Data File : A2310.D
Acq On : 11 Mar 2024 02:13 pm
Operator : moses
Sample : 8270 40ppm
Misc : 8270 INIT. CAL.
ALS Vial : 9 Sample Multiplier: 1

Quant Time: Mar 12 11:40:22 2024
Quant Method : I:\ACQUDATA\5977-MS65\methods\8270-031124(65).M
Quant Title : 8270 BNA ANALYSIS
QLast Update : Mon Mar 11 16:32:29 2024
Response via : Initial Calibration

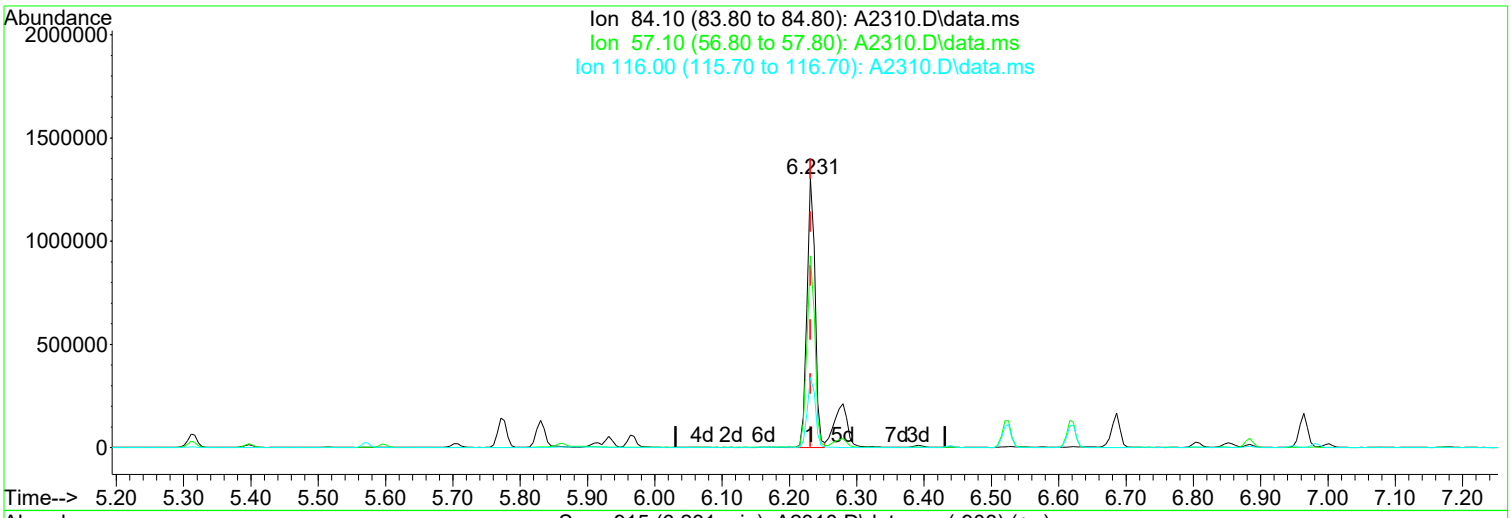

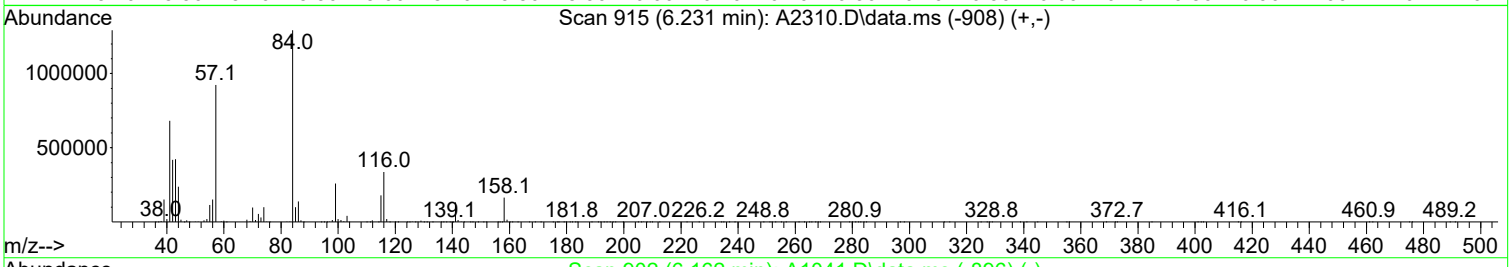

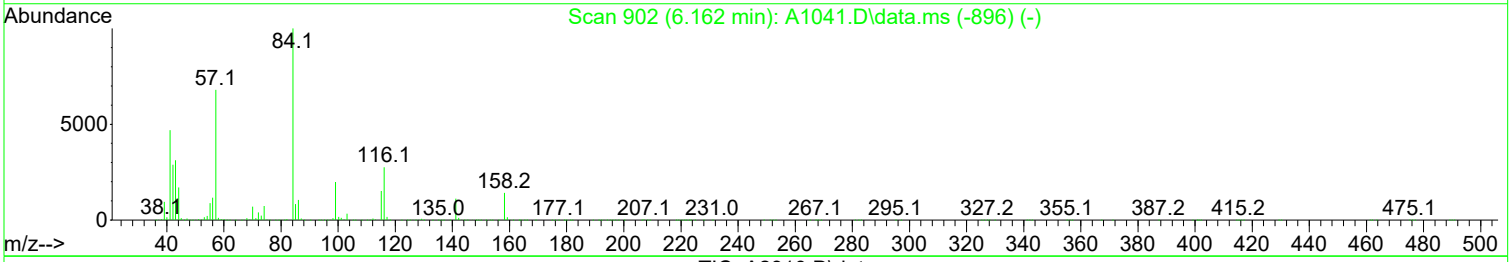

TIC: A2310.D\data.ms

(52) N-N-di-n-butylamine (TM)

6.231min (0.000) 33.30 ppm

response 1084939

Ion	Exp%	Act%
84.10	100.00	100.00
57.10	71.30	71.41
116.00	26.10	26.13
0.00	0.00	0.00

Manual Integration:

Before

03/12/24

1st AM 03/12/24
2nd BA 03/13/24

Quantitation Report (Qedit)

Data Path : I:\ACQUDATA\5977-MS65\Data\031124\
Data File : A2310.D
Acq On : 11 Mar 2024 02:13 pm
Operator : moses
Sample : 8270 40ppm
Misc : 8270 INIT. CAL.
ALS Vial : 9 Sample Multiplier: 1

Quant Time: Mar 12 11:40:22 2024
Quant Method : I:\ACQUDATA\5977-MS65\methods\8270-031124(65).M
Quant Title : 8270 BNA ANALYSIS
QLast Update : Mon Mar 11 16:32:29 2024
Response via : Initial Calibration

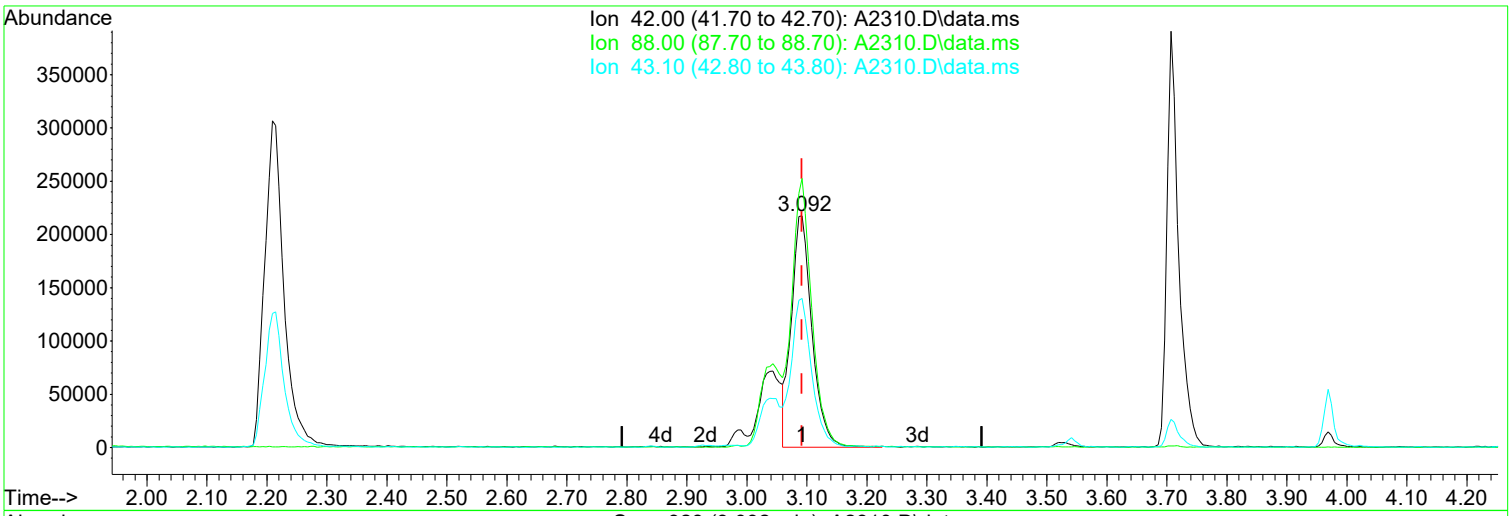

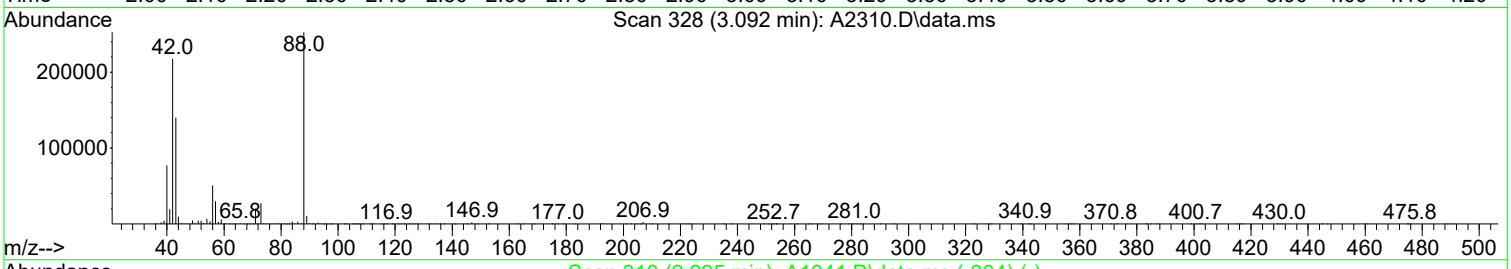

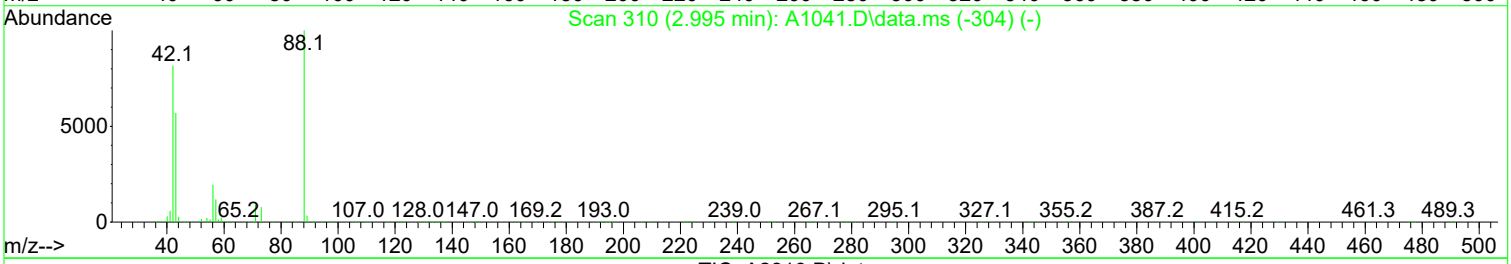

TIC: A2310.D\data.ms

(6) N-Nitrosomethylamine (TM)

3.092min (0.000) 41.93 ppm m

response 515164

Ion	Exp%	Act%
42.00	100.00	100.00
88.00	116.10	116.09
43.10	64.40	64.40
0.00	0.00	0.00

Manual Integration:

After

Split Peak.

03/12/24

1st AM 03/12/24
2nd BA 03/13/24

Quantitation Report (Qedit)

Data Path : I:\ACQUDATA\5977-MS65\Data\031124\
Data File : A2310.D
Acq On : 11 Mar 2024 02:13 pm
Operator : moses
Sample : 8270 40ppm
Misc : 8270 INIT. CAL.
ALS Vial : 9 Sample Multiplier: 1

Quant Time: Mar 12 11:40:22 2024
Quant Method : I:\ACQUDATA\5977-MS65\methods\8270-031124(65).M
Quant Title : 8270 BNA ANALYSIS
QLast Update : Mon Mar 11 16:32:29 2024
Response via : Initial Calibration

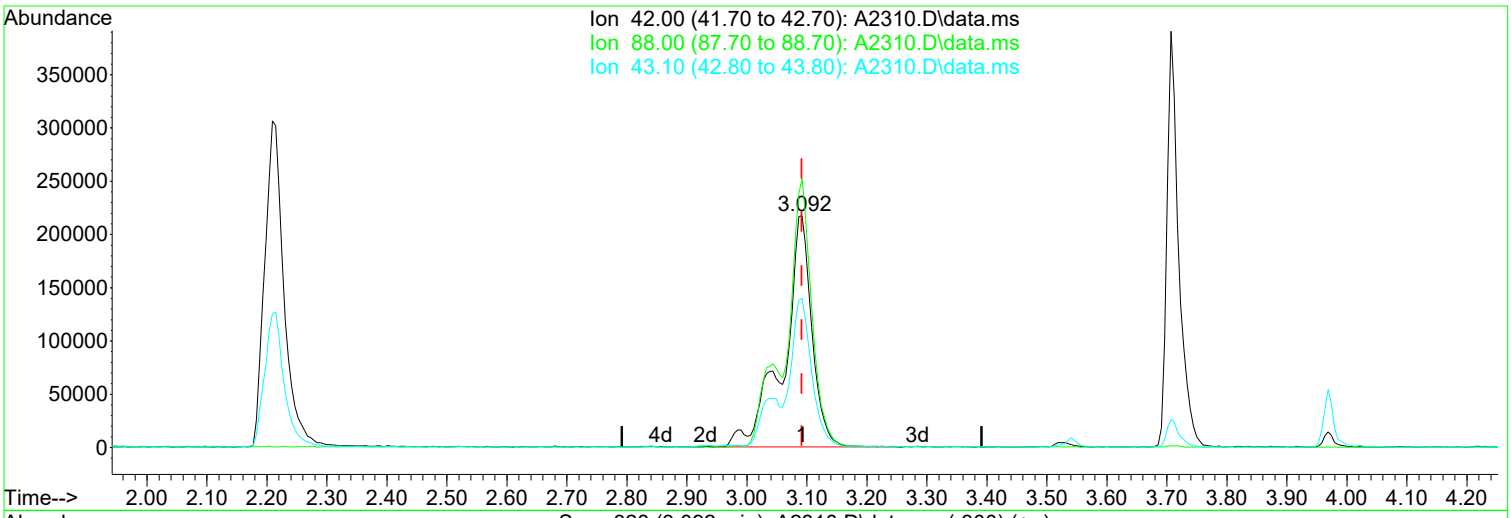

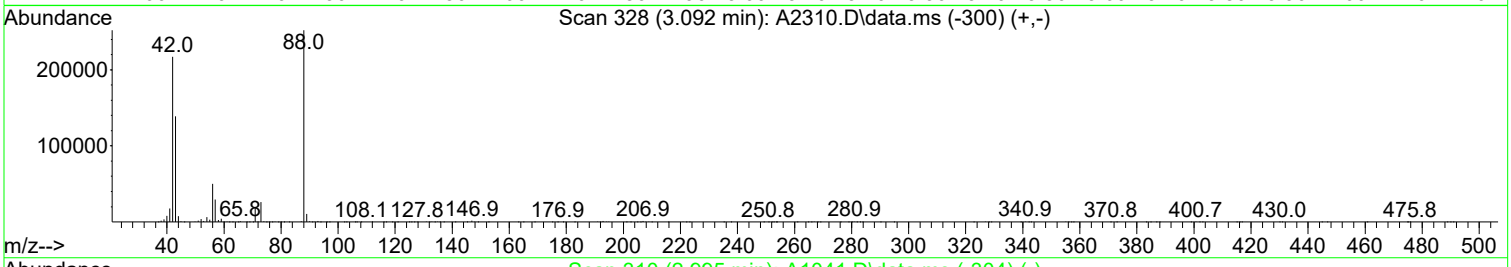

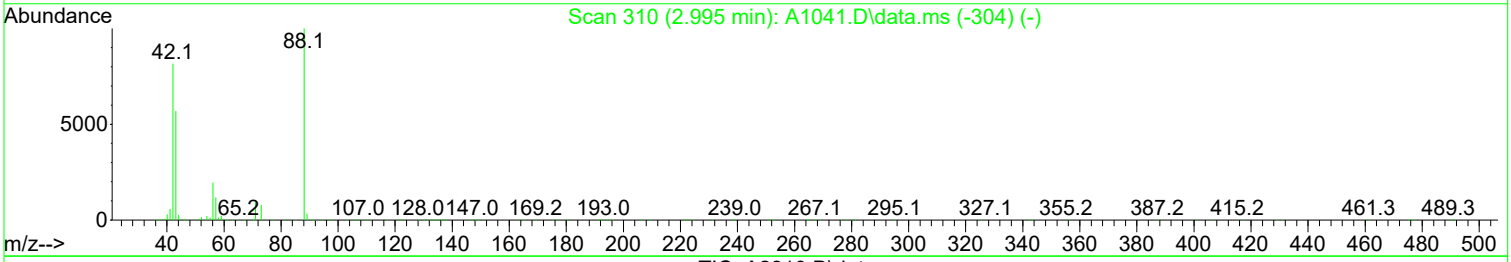

TIC: A2310.D\data.ms

(6) N-Nitrosomethylamine (TM)

3.092min (0.000) 58.40 ppm

response 717544

Ion	Exp%	Act%
42.00	100.00	100.00
88.00	116.10	116.15
43.10	64.40	63.97
0.00	0.00	0.00

Manual Integration:

Before

03/12/24

Quantitation Report (QT Reviewed)

Data Path : I:\ACQUDATA\5977-MS65\Data\031124\
Data File : A2310.D
Acq On : 11 Mar 2024 02:13 pm
Operator : moses
Sample : 8270 40ppm
Misc : 8270 INIT. CAL.
ALS Vial : 9 Sample Multiplier: 1

Quant Time: Mar 12 11:40:22 2024
Quant Method : I:\ACQUDATA\5977-MS65\methods\8270-031124(65).M
Quant Title : 8270 BNA ANALYSIS
QLast Update : Mon Mar 11 16:32:29 2024
Response via : Initial Calibration

Compound	R.T.	QIon	Response	Conc	Units	Dev(Min)
Internal Standards						
1) d4-1,4-Dichlorobenzene	4.653	152	1094826	40.00	ppm	0.00
34) d8-Naphthalene	5.830	136	4233199	40.00	ppm	0.00
58) d10-Acenaphthene	7.547	164	2306271	40.00	ppm	0.00
92) d10-Phenanthrene	9.023	188	3360538	40.00	ppm	0.00
118) d12-Chrysene	12.259	240	2990125	40.00	ppm	0.00
136) d12-Perylene	15.126	264	3174332	40.00	ppm	0.00
System Monitoring Compounds						
8) SURR1,2-FLUOROPHENOL	3.525	112	1470958	41.47	ppm	0.00
Spiked Amount 20.000	Range 10 - 70		Recovery = 207.35%#			
13) SURR2,PHENOL-D6	4.332	99	1816888	42.27	ppm	0.00
Spiked Amount 20.000	Range 10 - 107		Recovery = 211.35%#			
35) SURR4,NITROBENZENE-D5	5.156	82	1568476	40.99	ppm	0.00
Spiked Amount 10.000	Range 31 - 110		Recovery = 409.90%#			
64) SURR5,2-FLUOROBIPHENYL	6.884	172	2827425	39.44	ppm	0.00
Spiked Amount 10.000	Range 31 - 118		Recovery = 394.40%#			
89) SURR3,2,4,6-TRIBROMOPH...	8.333	330	307663	41.20	ppm	0.00
Spiked Amount 20.000	Range 35 - 141		Recovery = 206.00%#			
125) SURR6,TERPHENYL-D14	10.713	244	2965498	40.28	ppm	0.00
Spiked Amount 10.000	Range 10 - 165		Recovery = 402.80%#			
Target Compounds						Qvalue
2) 1,4-Dioxane	1.856	88	600789	39.640	ppm	100
3) Pyridine	2.246	79	1511939	40.303	ppm	100
4) N-Nitrosodimethylamine	2.209	74	1020279	40.794	ppm	100
5) 2-Picoline	2.985	93	1657382	40.290	ppm	100
6) N-Nitrosomethylamine	3.092	42	515164m	41.928	ppm	
7) Methyl Methansulfonate	3.359	80	761396	40.893	ppm	100
9) N-Nitrosodiethylamine	3.707	102	773973	40.819	ppm	100
10) Ethyl Mathanesulfonate	3.969	79	1182741	41.011	ppm	100
11) Benzaldehyde	4.268	106	1109437	39.469	ppm	100
12) Aniline	4.359	93	2295995	41.184	ppm	100
14) Phenol	4.343	94	2044590	42.271	ppm	100
15) bis(2-Clethyl)Ether	4.413	93	1532599	39.230	ppm	100
16) Pentachloroethane	4.407	117	556008	38.992	ppm	100
17) 2-Chlorophenol	4.472	128	1579234	41.180	ppm	100
18) 1,3-Diclbenzene	4.605	146	1636871	38.995	ppm	100
19) 1,4-Dichlorobenzene	4.669	146	1628183	38.721	ppm	100
20) 1,2-Diclbenzene	4.803	146	1542587	38.433	ppm	100
21) Benzyl Alcohol	4.776	79	1242470	43.305	ppm	100
22) 1-Methyl-2-pyrrolidinone	4.808	99	1060554	42.246	ppm	100
23) 2,2'-oxybis(1-Chloropr...	4.894	45	1596607	39.372	ppm	100
24) 2-Methylphenol	4.899	108	1322070	40.413	ppm	100
25) 3+4-Methylphenol	5.028	108	1430088	44.240	ppm	100
26) Acetophenone	5.017	105	1997881	39.572	ppm	100
27) N-Nitroso-Di-n-propyla...	5.022	70	1113930	40.021	ppm	100
28) N-Nitrosopyrrolidine	5.006	100	820187	43.688	ppm	100
29) N-Nitrosomorpholine	5.038	56	872466	41.266	ppm	100
30) o-Toluidine	5.049	106	2230043	40.619	ppm	100
31) Hexachloroethane	5.113	117	701921	38.723	ppm	100
32) o,o,o-Triethylphosphor...	5.573	198	666864	39.259	ppm	100
33) Alpha-terpinol	5.862	121	452776	40.201	ppm	100
36) Nitrobenzene	5.172	77	1559302	40.520	ppm	100
37) N-Nitrosopiperidine	5.311	42	869041	40.790	ppm	100
38) Isophorone	5.397	82	2907647	39.379	ppm	100

1st AM 03/12/24
2nd BA 03/13/24

Data Path : I:\ACQUDATA\5977-MS65\Data\031124\
Data File : A2310.D
Acq On : 11 Mar 2024 02:13 pm
Operator : moses
Sample : 8270 40ppm
Misc : 8270 INIT. CAL.
ALS Vial : 9 Sample Multiplier: 1

Quant Time: Mar 12 11:40:22 2024
Quant Method : I:\ACQUDATA\5977-MS65\methods\8270-031124(65).M
Quant Title : 8270 BNA ANALYSIS
QLast Update : Mon Mar 11 16:32:29 2024
Response via : Initial Calibration

Compound	R.T.	QIon	Response	Conc	Units		Dev(Min)
39) 2-Nitrophenol	5.466	139	779846	42.083	ppm		100
40) Benzoic Acid	5.616	105	686343	38.978	ppm		100
41) 2,4-Dimethylphenol	5.515	107	1597388	42.007	ppm		100
42) bis(-2-Chloroethoxy)Me...	5.595	93	1705601	38.875	ppm		100
43) 2,4-Dichlorophenol	5.707	162	1176341	43.241	ppm		100
44) a,a-Dimethylphenethyla...	5.884	58	3433894m	40.470	ppm		
45) 1,2,4-Trichlorobenzene	5.777	180	1215488	38.084	ppm		100
46) Naphthalene	5.851	128	3967895	37.686	ppm		100
47) 4-Chloroaniline	5.905	127	1658370	41.056	ppm		100
48) 2,6-Dichlorophenol	5.916	162	1109622	41.629	ppm		100
49) Hexachlorobutadiene	5.969	225	641714	37.811	ppm		100
50) Hexachloropropene	5.932	213	756084	40.104	ppm		100
51) 4-Chloro-3-methylphenol	6.392	107	1378902	41.583	ppm		100
52) N-N-di-n-butylamine	6.231	84	1372279m	42.121	ppm		
53) Caprolactam	6.279	113	493702	40.764	ppm		100
54) p-Phenylenediamine	6.269	80	583245	40.414	ppm		100
55) Safrole	6.440	162	1031007	39.362	ppm		100
56) 2-Methylnaphthalene	6.525	142	2812835	38.313	ppm		100
57) 1-Methylnaphthalene	6.622	142	2617712	38.335	ppm		100
59) Hexachlorocyclopentadiene	6.675	237	514779	48.757	ppm		100
60) 1,2,4,5-Tetrachloroben...	6.686	216	1067329	38.594	ppm		100
61) 1,2,3,4-Tetrachloroben...	6.964	216	1086664	38.986	ppm		100
62) 2,4,6-Trichlorophenol	6.804	196	772002	43.728	ppm		100
63) 2,4,5-Trichlorophenol	6.852	196	827032	41.782	ppm		100
65) Isosafrole	6.948	104	558243	40.896	ppm		100
66) 1,1'-Biphenyl	6.980	154	3265380	38.583	ppm		100
67) 2-Chloronaphthalene	7.001	162	2462999	38.918	ppm		100
68) 2-Nitroaniline	7.108	65	836912	43.506	ppm		100
69) 1,4-Naphthoquinone	7.178	158	741993	41.142	ppm		100
70) m-Dinitrobenzene	7.322	168	481133	40.957	ppm		100
71) Acenaphthylene	7.408	152	3880452	39.398	ppm		100
72) Dimethyl phthalate	7.290	163	2906349	39.513	ppm		100
73) 2,6-Dinitrotoluene	7.344	165	670712	42.914	ppm		100
74) Acenaphthene	7.579	153	2587596	38.742	ppm		100
75) 3-Nitroaniline	7.515	138	835305	42.463	ppm		100
76) 2,4-Dinitrophenol	7.622	184	292273	39.402	ppm		100
77) Dibenzofuran	7.750	168	3346966	37.986	ppm		100
78) 2,4-Dinitrotoluene	7.745	165	831263	42.791	ppm		100
79) 4-Nitrophenol	7.713	65	519861	32.448	ppm	#	71
80) Pentachlorobenzene	7.713	250	918794	38.381	ppm		100
81) 1-Napthylamine	7.830	143	2308429	39.269	ppm		100
82) 2-Napthylamine	7.911	143	2428314	39.499	ppm		100
83) 2,3,4,6-Tetrachlorophenol	7.879	232	547266	41.714	ppm		100
84) Fluorene	8.093	166	2640462	37.681	ppm		100
85) 4-Chlorophenyl-phenyle...	8.093	204	1158311	37.488	ppm		100
86) Diethylphthalate	7.986	149	2889069	38.867	ppm		100
87) 4-Nitroaniline	8.125	138	820348	41.020	ppm		100
88) 5-Nitro-o-toluidine	8.114	152	847517	41.248	ppm		100
90) Sulfotepp	8.376	322	392981	39.584	ppm		100
91) Octachlorocyclopentene	8.339	307	341355	41.511	ppm		100
93) Thionazin	8.066	107	546436	41.725	ppm		100
94) 4,6-Dinitro-2-methylph...	8.151	198	442070	39.015	ppm		100
95) Diphenylamine	8.216	169	4035887	77.063	ppm		100
96) 1,2 Diphenylhydrazine	8.248	77	3283613	41.230	ppm		100
97) N-Nitrosodiphenylamine	8.216	169	4035887	77.048	ppm		100
98) 1,3,5-Trinirobenzene	8.504	213	256949	43.791	ppm		100

Quantitation Report (QT Reviewed)

Data Path : I:\ACQUDATA\5977-MS65\Data\031124\
Data File : A2310.D
Acq On : 11 Mar 2024 02:13 pm
Operator : moses
Sample : 8270 40ppm
Misc : 8270 INIT. CAL.
ALS Vial : 9 Sample Multiplier: 1

Quant Time: Mar 12 11:40:22 2024
Quant Method : I:\ACQUDATA\5977-MS65\methods\8270-031124(65).M
Quant Title : 8270 BNA ANALYSIS
QLast Update : Mon Mar 11 16:32:29 2024
Response via : Initial Calibration

	Compound	R.T.	QIon	Response	Conc	Units	Dev(Min)
99)	Diallate	8.499	86	1124527	39.651	ppm	100
100)	Phorate	8.510	121	644806	41.618	ppm	100
101)	Phenacetin	8.537	108	1602710	44.442	ppm	100
102)	4-Bromophenyl-phenylether	8.579	248	683789	39.598	ppm	100
103)	Hexachlorobenzene	8.638	284	736721	38.579	ppm	100
104)	Dimethoate	8.686	87	913380	42.462	ppm	100
105)	Atrazine	8.750	215	368430	41.191	ppm	100
106)	Pentachlorophenol	8.841	266	412998	43.083	ppm	100
107)	4-Aminobiphenyl	8.841	169	2731514	41.958	ppm	100
108)	Pentachloronitrobenzene	8.847	237	286190	42.253	ppm	100
109)	Pronamide	8.906	173	1378528	42.712	ppm	100
110)	Dinoseb	9.023	211	525997	40.330	ppm	100
111)	Disulfoton	9.029	88	1730114	38.055	ppm	100
112)	Phenanthrene	9.050	178	3678774	38.627	ppm	100
113)	Anthracene	9.098	178	3846595	39.535	ppm	100
114)	Carbazole	9.264	167	3849221	40.596	ppm	100
115)	Di-n-butylphthalate	9.612	149	4856781	42.664	ppm	100
116)	4-Nitroquinonline-1-oxide	9.826	190	227235	42.168	ppm	100
117)	Fluoranthene	10.264	202	4027902	40.437	ppm	100
119)	Methyl Parathion	9.398	109	735892	43.094	ppm	100
120)	Ethyl Parathion	9.793	97	675548	44.166	ppm	100
121)	Methapyrilene	9.906	58	1701318	43.160	ppm	100
122)	Isodrin	10.093	193	437177	40.834	ppm	100
123)	Benzidine	10.419	184	2440521	42.717	ppm	100
124)	Pyrene	10.521	202	4125417	40.210	ppm	100
126)	Aramite	10.697	185	166540	44.027	ppm	100
127)	p-(Dimethylamino)azobe...	10.895	120	1478586	44.113	ppm	100
128)	Chlorobenzilate	10.960	139	1561892	43.122	ppm	100
129)	Butyl benzyl phthalate	11.393	149	2326528	43.028	ppm	100
130)	3,3-Dimethylbenzidine	11.361	212	2387187	43.259	ppm	100
131)	2-Acetylaminofluorene	11.746	181	1719249	42.396	ppm	100
132)	3,3'-Dichlorobenzidine	12.216	252	1409571	42.693	ppm	100
133)	Benzo(a)anthracene	12.243	228	3639091	39.346	ppm	100
134)	Chrysene	12.302	228	3488658	39.257	ppm	100
135)	bis(2-Ethylhexyl)phtha...	12.372	149	3219765	43.827	ppm	100
137)	Di-n-octyl phthalate	13.677	149	5475706	44.995	ppm	100
138)	7,12-Dimethylbenz(a)an...	14.318	256	1709660	40.989	ppm	100
139)	Benzo(b)Fluoranthene	14.324	252	3509437	40.088	ppm	100
140)	Benzo(k)fluoranthene	14.383	252	3447929	39.922	ppm	100
141)	Benzo(a)pyrene	15.003	252	3311390	40.980	ppm	100
142)	3-Methylcholanthrene	15.800	268	1904239	41.579	ppm	100
143)	Indeno(1,2,3-cd)Pyrene	17.116	276	3278002	42.247	ppm	100
144)	Dibenz(a,h)anthracene	17.164	278	3399894	41.762	ppm	100
145)	Benzo(g,h,i)perylene	17.560	276	3432821	40.840	ppm	100

(#) = qualifier out of range (m) = manual integration (+) = signals summed

1st AM 03/12/24
2nd BA 03/13/24

Data Path : I:\ACQUDATA\5977-MS65\Data\031124\
Data File : A2310.D
Acq On : 11 Mar 2024 02:13 pm
Operator : moses
Sample : 8270 40ppm
Misc : 8270 INIT. CAL.
ALS Vial : 9 Sample Multiplier: 1

Quant Time: Mar 12 11:40:22 2024
Quant Method : I:\ACQUDATA\5977-MS65\methods\8270-031124(65).M
Quant Title : 8270 BNA ANALYSIS
QLast Update : Mon Mar 11 16:32:29 2024
Response via : Initial Calibration

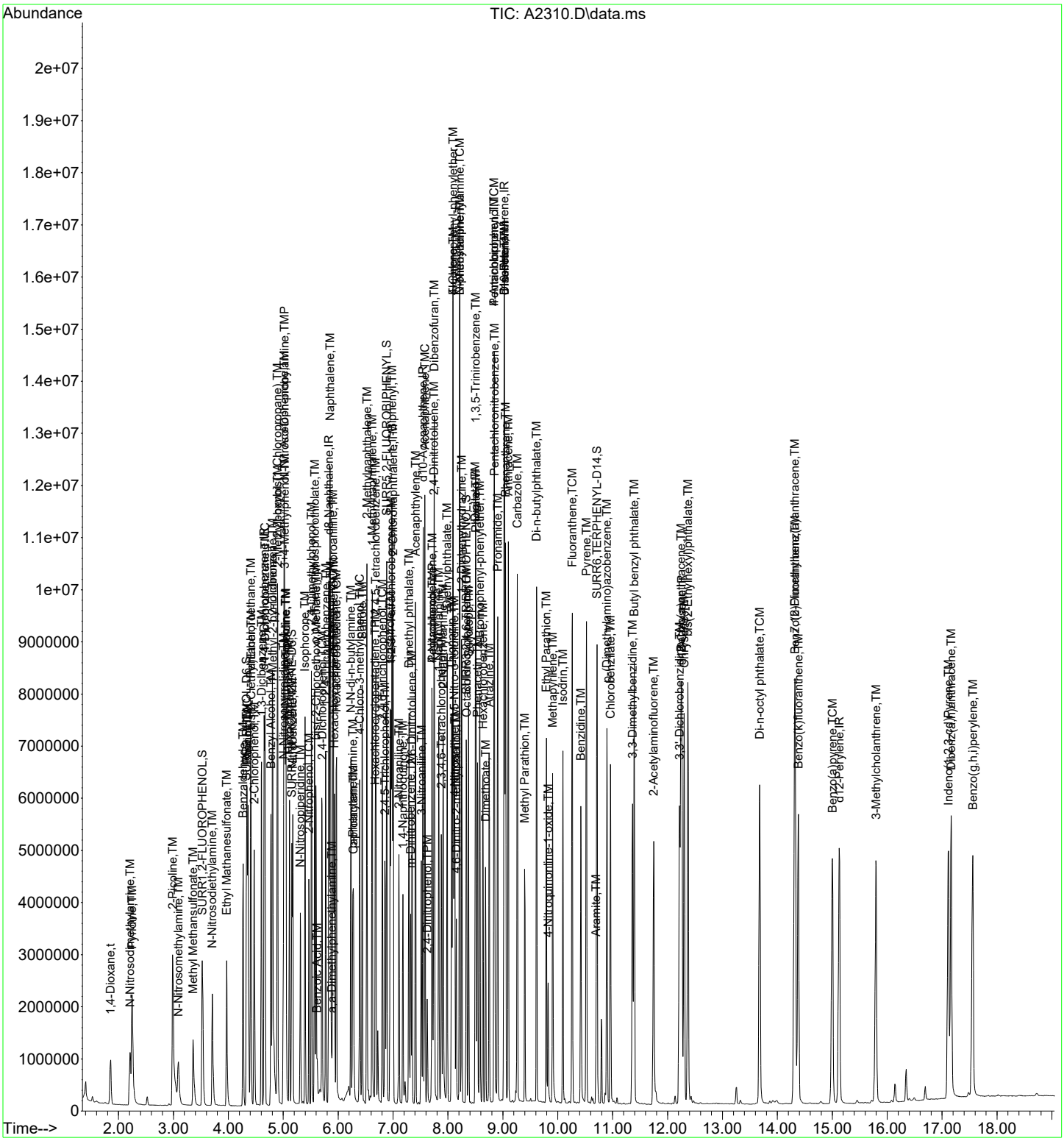

Quantitation Report (Not Reviewed)

Data Path : I:\ACQUDATA\5977-MS65\Data\031124\
Data File : A2311.D
Acq On : 11 Mar 2024 02:38 pm
Operator : moses
Sample : 8270 60ppm
Misc : 8270 INIT. CAL.
ALS Vial : 10 Sample Multiplier: 1

Quant Time: Mar 12 11:40:30 2024
Quant Method : I:\ACQUDATA\5977-MS65\methods\8270-031124(65).M
Quant Title : 8270 BNA ANALYSIS
QLast Update : Mon Mar 11 16:32:29 2024
Response via : Initial Calibration

Compound	R.T.	QIon	Response	Conc	Units		Dev(Min)
Internal Standards							
1) d4-1,4-Dichlorobenzene	4.653	152	403	40.00	ppm		0.00
34) d8-Naphthalene	5.830	136	538	40.00	ppm		0.00
58) d10-Acenaphthene	7.536	164	147	40.00	ppm	#-	0.01
92) d10-Phenanthrene	0.000	188	0	0.00	ppm		-9.02
118) d12-Chrysene	12.275	240	122	40.00	ppm		0.02
136) d12-Perylene	15.206	264	195	40.00	ppm	#	0.08
System Monitoring Compounds							
8) SURR1,2-FLUOROPHENOL	3.514	112	394	30.18	ppm		-0.01
Spiked Amount 20.000	Range 10 - 70		Recovery = 150.90%#				
13) SURR2,PHENOL-D6	4.338	99	152	9.61	ppm		0.00
Spiked Amount 20.000	Range 10 - 107		Recovery = 48.05%				
35) SURR4,NITROBENZENE-D5	5.151	82	306	62.93	ppm		0.00
Spiked Amount 10.000	Range 31 - 110		Recovery = 629.30%#				
64) SURR5,2-FLUOROBIPHENYL	6.889	172	110	24.07	ppm		0.00
Spiked Amount 10.000	Range 31 - 118		Recovery = 240.70%#				
89) SURR3,2,4,6-TRIBROMOPH...	0.000	330	0	0.00	ppm		
Spiked Amount 20.000	Range 35 - 141		Recovery = 0.00%#				
125) SURR6,TERPHENYL-D14	0.000	244	0	0.00	ppm		
Spiked Amount 10.000	Range 10 - 165		Recovery = 0.00%#				
Target Compounds							Qvalue
2) 1,4-Dioxane	1.888	88	104	18.642	ppm	#	17
3) Pyridine	2.278	79	170	12.311	ppm		73
4) N-Nitrosodimethylamine	2.016	74	248	26.938	ppm		88
5) 2-Picoline	3.001	93	756	49.927	ppm		61
6) N-Nitrosomethylamine	3.065	42	921	203.640	ppm	#	23
7) Methyl Methansulfonate	3.557	80	127	18.530	ppm		77
9) N-Nitrosodiethylamine	3.701	102	227	32.524	ppm	#	55
10) Ethyl Mathanesulfonate	3.921	79	196	18.463	ppm		82
11) Benzaldehyde	4.263	106	258	24.935	ppm	#	26
12) Aniline	4.354	93	358	17.445	ppm		75
14) Phenol	4.343	94	178	9.998	ppm		59
15) bis(2-Clethyl)Ether	4.407	93	986	68.567	ppm	#	41
16) Pentachloroethane	4.402	117	360	68.586	ppm		61
17) 2-Chlorophenol	4.471	128	196	13.885	ppm	#	59
18) 1,3-Diclbenzene	4.600	146	476	30.806	ppm		88
19) 1,4-Dichlorobenzene	4.600	146	476	30.753	ppm		88
20) 1,2-Diclbenzene	4.798	146	344	23.284	ppm	#	78
21) Benzyl Alcohol	4.782	79	268	25.376	ppm	#	34
22) 1-Methyl-2-pyrrolidinone	4.782	99	126	13.635	ppm	#	11
23) 2,2'-oxybis(1-Chloropr...	4.883	45	419	28.070	ppm	#	78
24) 2-Methylphenol	4.899	108	210	17.439	ppm	#	18
25) 3+4-Methylphenol	5.017	108	270	22.691	ppm	#	42
26) Acetophenone	5.012	105	568	30.563	ppm	#	28
27) N-Nitroso-Di-n-propyla...	5.012	70	409	39.920	ppm	#	50
29) N-Nitrosomorpholine	4.867	56	112	14.391	ppm		74
30) o-Toluidine	5.044	106	534	26.424	ppm		59
31) Hexachloroethane	5.108	117	196	29.375	ppm	#	64
33) Alpha-terpinol	5.857	121	196	47.277	ppm	#	27
36) Nitrobenzene	5.151	77	157	32.102	ppm	#	29
37) N-Nitrosopiperidine	5.322	42	202	74.602	ppm	#	15
38) Isophorone	5.407	82	138	14.706	ppm		68
39) 2-Nitrophenol	5.541	139	123	52.227	ppm	#	34
40) Benzoic Acid	5.621	105	439	196.171	ppm	#	48

Quantitation Report (Not Reviewed)

Data Path : I:\ACQUDATA\5977-MS65\Data\031124\
Data File : A2311.D
Acq On : 11 Mar 2024 02:38 pm
Operator : moses
Sample : 8270 60ppm
Misc : 8270 INIT. CAL.
ALS Vial : 10 Sample Multiplier: 1

Quant Time: Mar 12 11:40:30 2024
Quant Method : I:\ACQUDATA\5977-MS65\methods\8270-031124(65).M
Quant Title : 8270 BNA ANALYSIS
QLast Update : Mon Mar 11 16:32:29 2024
Response via : Initial Calibration

Compound	R.T.	QIon	Response	Conc	Units		Dev(Min)
41) 2,4-Dimethylphenol	5.530	107	439	90.838	ppm	#	37
42) bis(-2-Chloroethoxy)Me...	5.589	93	183	32.819	ppm		90
43) 2,4-Dichlorophenol	5.744	162	117	33.841	ppm	#	25
44) a,a-Dimethylphenethyla...	5.851	58	124	11.499	ppm		79
45) 1,2,4-Trichlorobenzene	5.766	180	233	57.443	ppm	#	35
46) Naphthalene	5.846	128	936	69.949	ppm		74
47) 4-Chloroaniline	5.894	127	104	20.259	ppm	#	48
49) Hexachlorobutadiene	5.969	225	189	87.624	ppm		79
50) Hexachloropropene	5.926	213	149	62.185	ppm		89
51) 4-Chloro-3-methylphenol	6.327	107	213	50.542	ppm		50
52) N-N-di-n-butylamine	6.231	84	225	54.341	ppm	#	57
54) p-Phenylenediamine	6.263	80	113	61.609	ppm	#	1
57) 1-Methylnaphthalene	6.616	142	205	23.622	ppm	#	15
60) 1,2,4,5-Tetrachloroben...	6.696	216	101	57.298	ppm	#	17
65) Isosafrole	6.953	104	155	178.149	ppm	#	1
66) 1,1'-Biphenyl	6.980	154	208	38.558	ppm	#	53
68) 2-Nitroaniline	7.098	65	236	192.475	ppm	#	55
71) Acenaphthylene	7.520	152	132	21.026	ppm		71
72) Dimethyl phthalate	7.296	163	139	29.648	ppm		76
73) 2,6-Dinitrotoluene	7.344	165	152	152.582	ppm	#	67
74) Acenaphthene	7.579	153	238	55.905	ppm	#	68
77) Dibenzofuran	7.772	168	172	30.626	ppm		90
78) 2,4-Dinitrotoluene	7.713	165	110	88.838	ppm	#	39
79) 4-Nitrophenol	7.723	65	147	143.951	ppm	#	25
81) 1-Napthylamine	7.927	143	269	71.792	ppm		80
82) 2-Napthylamine	7.927	143	269	68.648	ppm		81
84) Fluorene	8.109	166	154	34.480	ppm	#	10
86) Diethylphthalate	8.050	149	141	29.760	ppm	#	69
88) 5-Nitro-o-toluidine	8.119	152	133	101.554	ppm	#	15
119) Methyl Parathion	9.435	109	239	343.031	ppm		59
120) Ethyl Parathion	9.874	97	269	431.038	ppm		83
121) Methapyrilene	9.900	58	314	195.232	ppm	#	29
122) Isodrin	10.125	193	166	380.017	ppm	#	5
123) Benzidine	10.398	184	170	72.929	ppm		66
124) Pyrene	10.526	202	102	24.367	ppm	#	52
127) p-(Dimethylamino)azobe...	10.831	120	163	119.190	ppm	#	21
128) Chlorobenzilate	11.141	139	149	100.824	ppm		72
129) Butyl benzyl phthalate	11.280	149	237	107.429	ppm		94
130) 3,3-Dimethylbenzidine	11.339	212	110	48.855	ppm		68
131) 2-Acetylaminofluorene	11.762	181	119	71.922	ppm	#	16
132) 3,3'-Dichlorobenzidine	12.270	252	100	74.233	ppm	#	25
135) bis(2-Ethylhexyl)phtha...	12.382	149	215	71.728	ppm	#	48
137) Di-n-octyl phthalate	13.773	149	223	29.830	ppm		61
139) Benzo(b)Fluoranthene	14.441	252	181	33.657	ppm	#	1
140) Benzo(k)fluoranthene	14.490	252	147	27.707	ppm		69
141) Benzo(a)pyrene	15.126	252	167	33.643	ppm	#	60
142) 3-Methylcholanthrene	15.950	268	155	55.093	ppm		45
143) Indeno(1,2,3-cd)Pyrene	17.340	276	268	56.227	ppm		97
144) Dibenz(a,h)anthracene	17.217	278	162	32.392	ppm	#	71
145) Benzo(g,h,i)perylene	17.656	276	191	36.990	ppm	#	45

(#) = qualifier out of range (m) = manual integration (+) = signals summed

Quantitation Report (Not Reviewed)

Data Path : I:\ACQUDATA\5977-MS65\Data\031124\
Data File : A2311.D
Acq On : 11 Mar 2024 02:38 pm
Operator : moses
Sample : 8270 60ppm
Misc : 8270 INIT. CAL.
ALS Vial : 10 Sample Multiplier: 1

Quant Time: Mar 12 11:40:30 2024
Quant Method : I:\ACQUDATA\5977-MS65\methods\8270-031124(65).M
Quant Title : 8270 BNA ANALYSIS
QLast Update : Mon Mar 11 16:32:29 2024
Response via : Initial Calibration

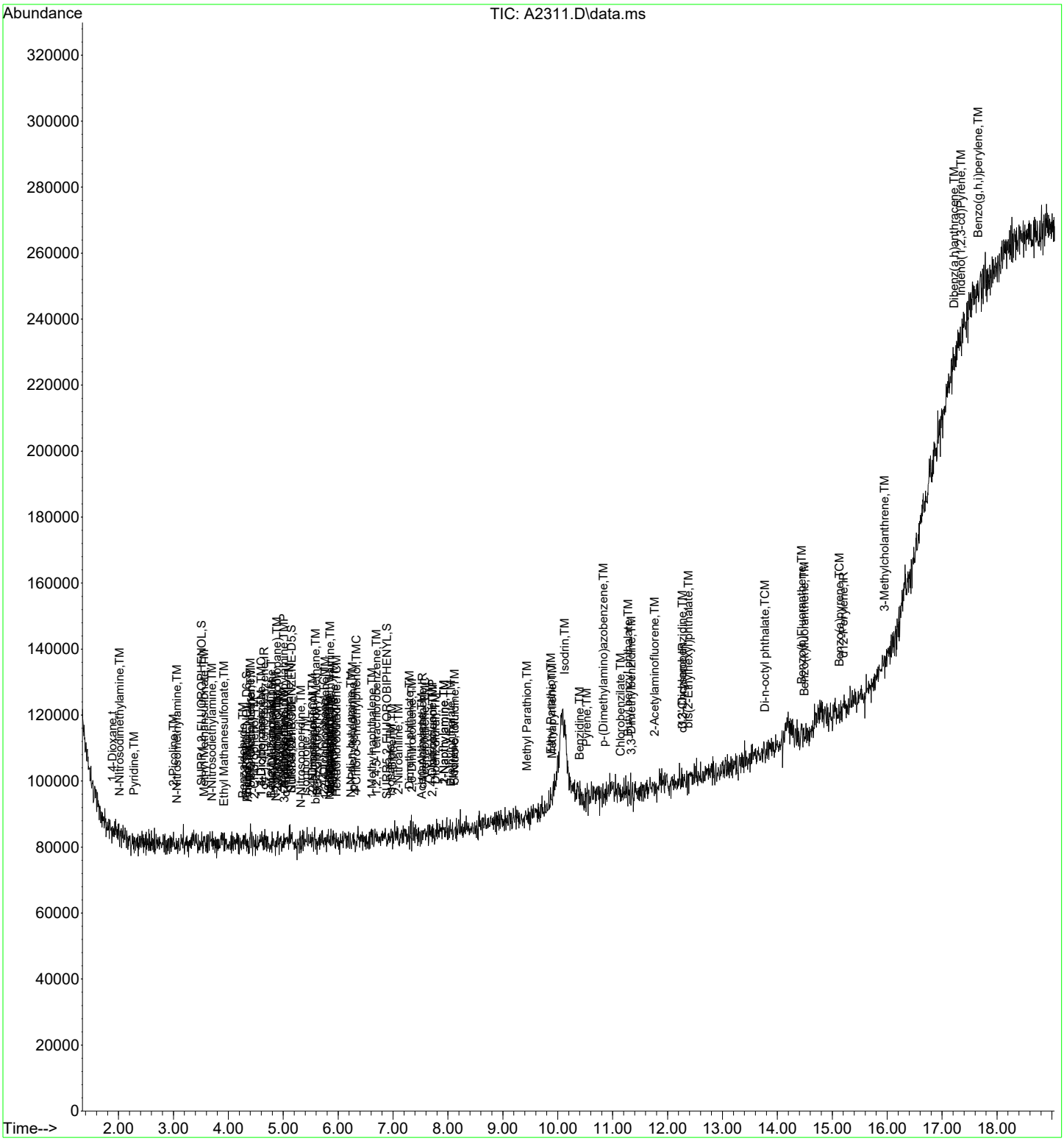

1st AM 03/12/24
2nd BA 03/13/24

Quantitation Report (Qedit)

Data Path : I:\ACQUDATA\5977-MS65\Data\031124\
Data File : A2312.D
Acq On : 11 Mar 2024 03:03 pm
Operator : moses
Sample : 8270 60ppm
Misc : 8270 INIT. CAL.
ALS Vial : 10 Sample Multiplier: 1

Quant Time: Mar 12 11:40:37 2024
Quant Method : I:\ACQUDATA\5977-MS65\methods\8270-031124(65).M
Quant Title : 8270 BNA ANALYSIS
QLast Update : Mon Mar 11 16:32:29 2024
Response via : Initial Calibration

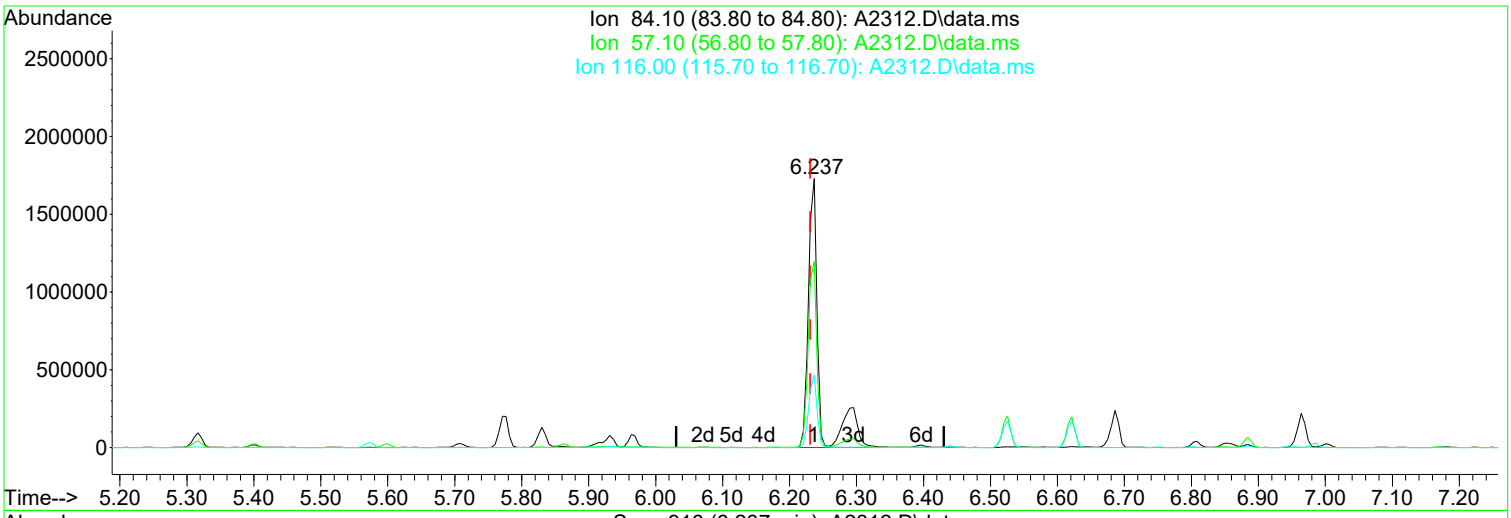

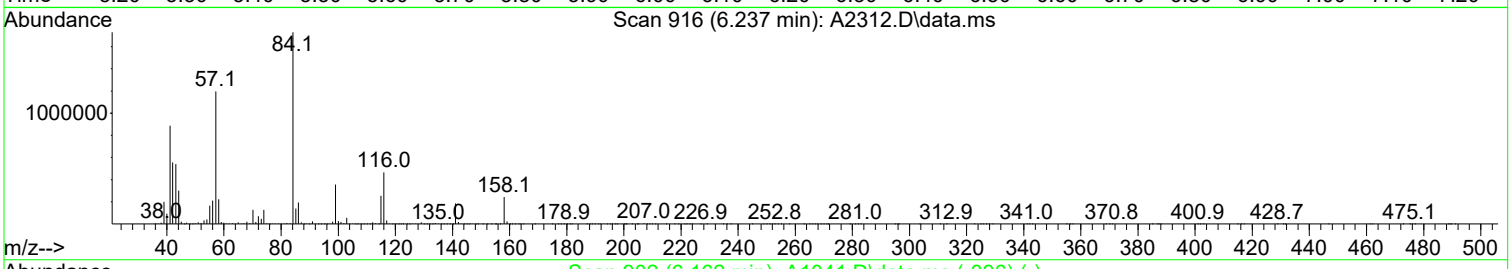



TIC: A2312.D\data.ms

(52) N-N-di-n-butylamine (TM)

6.237min (+ 0.005) 61.38 ppm m

response 1905922

Ion	Exp%	Act%
84.10	100.00	100.00
57.10	71.30	69.19
116.00	26.10	26.94
0.00	0.00	0.00

Manual Integration:

After

Poor integration.

03/12/24

1st AM 03/12/24
2nd BA 03/13/24

Quantitation Report (Qedit)

Data Path : I:\ACQUDATA\5977-MS65\Data\031124\
Data File : A2312.D
Acq On : 11 Mar 2024 03:03 pm
Operator : moses
Sample : 8270 60ppm
Misc : 8270 INIT. CAL.
ALS Vial : 10 Sample Multiplier: 1

Quant Time: Mar 12 11:40:37 2024
Quant Method : I:\ACQUDATA\5977-MS65\methods\8270-031124(65).M
Quant Title : 8270 BNA ANALYSIS
QLast Update : Mon Mar 11 16:32:29 2024
Response via : Initial Calibration

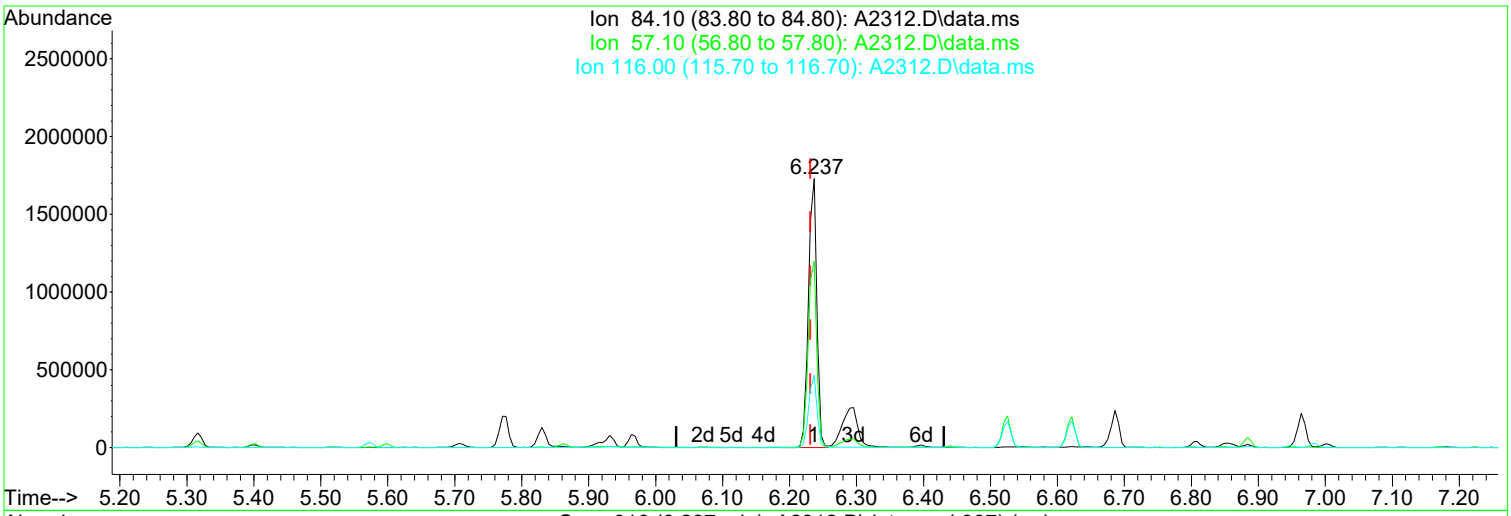

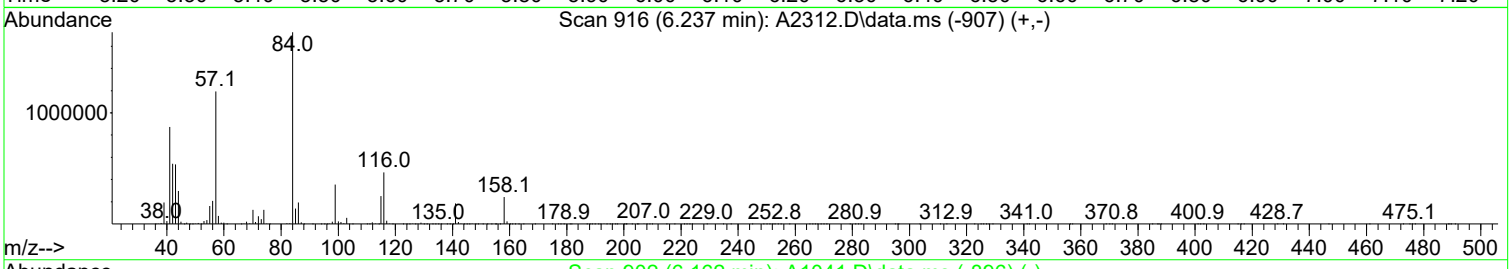



TIC: A2312.D\data.ms

(52) N-N-di-n-butylamine (TM)

6.237min (+ 0.005) 47.93 ppm

response 1488212

Ion	Exp%	Act%
84.10	100.00	100.00
57.10	71.30	69.13
116.00	26.10	26.89
0.00	0.00	0.00

Manual Integration:

Before

03/12/24

Quantitation Report (QT Reviewed)

Data Path : I:\ACQUDATA\5977-MS65\Data\031124\
Data File : A2312.D
Acq On : 11 Mar 2024 03:03 pm
Operator : moses
Sample : 8270 60ppm
Misc : 8270 INIT. CAL.
ALS Vial : 10 Sample Multiplier: 1

Quant Time: Mar 12 11:40:37 2024
Quant Method : I:\ACQUDATA\5977-MS65\methods\8270-031124(65).M
Quant Title : 8270 BNA ANALYSIS
QLast Update : Mon Mar 11 16:32:29 2024
Response via : Initial Calibration

Compound	R.T.	QIon	Response	Conc	Units		Dev(Min)
Internal Standards							
1) d4-1,4-Dichlorobenzene	4.653	152	1036146	40.00	ppm		0.00
34) d8-Naphthalene	5.830	136	4034732	40.00	ppm		0.00
58) d10-Acenaphthene	7.547	164	2199695	40.00	ppm		0.00
92) d10-Phenanthrene	9.023	188	3142334	40.00	ppm		0.00
118) d12-Chrysene	12.265	240	2863982	40.00	ppm		0.00
136) d12-Perylene	15.131	264	3165324	40.00	ppm		0.00
System Monitoring Compounds							
8) SURR1,2-FLUOROPHENOL	3.519	112	2021033	60.21	ppm		0.00
Spiked Amount 20.000	Range 10 - 70		Recovery = 301.05%#				
13) SURR2,PHENOL-D6	4.332	99	2478305	60.92	ppm		0.00
Spiked Amount 20.000	Range 10 - 107		Recovery = 304.60%#				
35) SURR4,NITROBENZENE-D5	5.156	82	2167698	59.44	ppm		0.00
Spiked Amount 10.000	Range 31 - 110		Recovery = 594.40%#				
64) SURR5,2-FLUOROBIPHENYL	6.884	172	3755529	54.92	ppm		0.00
Spiked Amount 10.000	Range 31 - 118		Recovery = 549.20%#				
89) SURR3,2,4,6-TRIBROMOPH...	8.333	330	418272	58.73	ppm		0.00
Spiked Amount 20.000	Range 35 - 141		Recovery = 293.65%#				
125) SURR6,TERPHENYL-D14	10.713	244	3932105	55.76	ppm		0.00
Spiked Amount 10.000	Range 10 - 165		Recovery = 557.60%#				
Target Compounds							Qvalue
2) 1,4-Dioxane	1.840	88	858488	59.851	ppm		100
3) Pyridine	2.236	79	2076514	58.487	ppm		98
4) N-Nitrosodimethylamine	2.198	74	1420842	60.027	ppm		98
5) 2-Picoline	2.979	93	2293121	58.901	ppm		98
6) N-Nitrosomethylamine	3.086	42	703859	60.530	ppm		96
7) Methyl Methansulfonate	3.359	80	1054020	59.815	ppm		98
9) N-Nitrosodiethylamine	3.712	102	1106509	61.662	ppm		99
10) Ethyl Mathanesulfonate	3.974	79	1647088	60.346	ppm		99
11) Benzaldehyde	4.268	106	1513742	56.902	ppm		99
12) Aniline	4.359	93	3041658	57.649	ppm		97
14) Phenol	4.343	94	2897674	63.300	ppm		97
15) bis(2-Clethyl)Ether	4.413	93	2152835	58.228	ppm		98
16) Pentachloroethane	4.402	117	790219	58.555	ppm		98
17) 2-Chlorophenol	4.471	128	2264942	62.406	ppm		98
18) 1,3-Diclbenzene	4.600	146	2328407	58.611	ppm		98
19) 1,4-Dichlorobenzene	4.669	146	2318766	58.267	ppm		100
20) 1,2-Diclbenzene	4.803	146	2206067	58.076	ppm		99
21) Benzyl Alcohol	4.776	79	1814998	66.842	ppm		99
22) 1-Methyl-2-pyrrolidinone	4.824	99	1498856	63.087	ppm		99
23) 2,2'-oxybis(1-Chloropr...	4.894	45	2331959	60.763	ppm	#	75
24) 2-Methylphenol	4.905	108	1958494	63.258	ppm		97
25) 3+4-Methylphenol	5.033	108	2025765	66.217	ppm		98
26) Acetophenone	5.017	105	2695050	56.403	ppm		97
27) N-Nitroso-Di-n-propyla...	5.022	70	1498571	56.889	ppm		94
28) N-Nitrosopyrrolidine	5.012	100	1076738	60.601	ppm		99
29) N-Nitrosomorpholine	5.044	56	1165501	58.248	ppm		100
30) o-Toluidine	5.049	106	2950473	56.784	ppm		85
31) Hexachloroethane	5.113	117	1002004	58.409	ppm		97
32) o,o,o-Triethylphosphor...	5.573	198	907999	56.483	ppm		95
33) Alpha-terpinol	5.862	121	629981	59.103	ppm		99
36) Nitrobenzene	5.177	77	2279752	62.156	ppm		97
37) N-Nitrosopiperidine	5.317	42	1194962	58.846	ppm		99
38) Isophorone	5.402	82	4111274	58.420	ppm		97

Data Path : I:\ACQUDATA\5977-MS65\Data\031124\
Data File : A2312.D
Acq On : 11 Mar 2024 03:03 pm
Operator : moses
Sample : 8270 60ppm
Misc : 8270 INIT. CAL.
ALS Vial : 10 Sample Multiplier: 1

Quant Time: Mar 12 11:40:37 2024
Quant Method : I:\ACQUDATA\5977-MS65\methods\8270-031124(65).M
Quant Title : 8270 BNA ANALYSIS
QLast Update : Mon Mar 11 16:32:29 2024
Response via : Initial Calibration

Compound	R.T.	QIon	Response	Conc	Units		Dev(Min)
39) 2-Nitrophenol	5.466	139	1161377	65.755	ppm		97
40) Benzoic Acid	5.643	105	1219970	72.692	ppm		96
41) 2,4-Dimethylphenol	5.520	107	2319754	64.005	ppm		99
42) bis(-2-Chloroethoxy)Me...	5.600	93	2473478	59.150	ppm		99
43) 2,4-Dichlorophenol	5.707	162	1753751	67.637	ppm		97
44) a,a-Dimethylphenethyla...	5.942	58	4734733	58.546	ppm		99
45) 1,2,4-Trichlorobenzene	5.777	180	1741801	57.260	ppm		99
46) Naphthalene	5.851	128	5568575	55.491	ppm		99
47) 4-Chloroaniline	5.910	127	2366126	61.459	ppm		99
48) 2,6-Dichlorophenol	5.916	162	1560072	61.408	ppm		91
49) Hexachlorobutadiene	5.969	225	902577	55.797	ppm		99
50) Hexachloropropene	5.932	213	1085798	60.425	ppm		98
51) 4-Chloro-3-methylphenol	6.397	107	2040895	64.575	ppm		99
52) N-N-di-n-butylamine	6.237	84	1905922m	61.379	ppm		
53) Caprolactam	6.295	113	704353	61.017	ppm		96
54) p-Phenylenediamine	6.274	80	715358	52.007	ppm		97
55) Safrole	6.440	162	1447625	57.986	ppm		96
56) 2-Methylnaphthalene	6.525	142	3953715	56.501	ppm		99
57) 1-Methylnaphthalene	6.622	142	3692407	56.733	ppm		98
59) Hexachlorocyclopentadiene	6.675	237	746528	74.133	ppm		100
60) 1,2,4,5-Tetrachloroben...	6.686	216	1486296	56.347	ppm		99
61) 1,2,3,4-Tetrachloroben...	6.964	216	1451925	54.615	ppm		99
62) 2,4,6-Trichlorophenol	6.809	196	1136707	67.505	ppm		99
63) 2,4,5-Trichlorophenol	6.852	196	1215803	64.400	ppm		97
65) Isosafrole	6.948	104	772237	59.314	ppm		95
66) 1,1'-Biphenyl	6.985	154	4310958	53.405	ppm		98
67) 2-Chloronaphthalene	7.001	162	3480109	57.654	ppm		98
68) 2-Nitroaniline	7.108	65	1154049	62.899	ppm		96
69) 1,4-Naphthoquinone	7.183	158	962739	55.968	ppm	#	66
70) m-Dinitrobenzene	7.328	168	735302	65.626	ppm		87
71) Acenaphthylene	7.408	152	5361632	57.073	ppm		99
72) Dimethyl phthalate	7.296	163	4148713	59.136	ppm		99
73) 2,6-Dinitrotoluene	7.349	165	987955	66.275	ppm		93
74) Acenaphthene	7.584	153	3610683	56.678	ppm		99
75) 3-Nitroaniline	7.520	138	1162276	61.947	ppm		100
76) 2,4-Dinitrophenol	7.627	184	471887	66.699	ppm		97
77) Dibenzofuran	7.756	168	4553080	54.179	ppm		100
78) 2,4-Dinitrotoluene	7.750	165	1176825	63.515	ppm		82
79) 4-Nitrophenol	7.718	65	702747	45.989	ppm	#	81
80) Pentachlorobenzene	7.713	250	1280267	56.073	ppm		98
81) 1-Napthylamine	7.836	143	3167604	56.495	ppm		97
82) 2-Napthylamine	7.916	143	3283118	55.991	ppm		98
83) 2,3,4,6-Tetrachlorophenol	7.884	232	823461	65.808	ppm		99
84) Fluorene	8.092	166	3539265	52.955	ppm		100
85) 4-Chlorophenyl-phenyle...	8.092	204	1549881	52.591	ppm		93
86) Diethylphthalate	7.991	149	4153991	58.592	ppm		99
87) 4-Nitroaniline	8.130	138	1154041	60.501	ppm		99
88) 5-Nitro-o-toluidine	8.119	152	1196853	61.072	ppm		98
90) Sulfotepp	8.381	322	553206	58.423	ppm		95
91) Octachlorocyclopentene	8.339	307	456366	58.186	ppm		99
93) Thionazin	8.071	107	762781	62.290	ppm		97
94) 4,6-Dinitro-2-methylph...	8.157	198	684749	64.629	ppm		98
95) Diphenylamine	8.216	169	5240706	107.017	ppm		99
96) 1,2 Diphenylhydrazine	8.253	77	4323880	58.062	ppm		95
97) N-Nitrosodiphenylamine	8.216	169	5241143	107.005	ppm		99
98) 1,3,5-Trinirobenzene	8.515	213	382659	69.744	ppm	#	68

Quantitation Report (QT Reviewed)

Data Path : I:\ACQUDATA\5977-MS65\Data\031124\
Data File : A2312.D
Acq On : 11 Mar 2024 03:03 pm
Operator : moses
Sample : 8270 60ppm
Misc : 8270 INIT. CAL.
ALS Vial : 10 Sample Multiplier: 1

Quant Time: Mar 12 11:40:37 2024
Quant Method : I:\ACQUDATA\5977-MS65\methods\8270-031124(65).M
Quant Title : 8270 BNA ANALYSIS
QLast Update : Mon Mar 11 16:32:29 2024
Response via : Initial Calibration

	Compound	R.T.	QIon	Response	Conc	Units		Dev(Min)
99)	Diallate	8.499	86	1541891	58.143	ppm		96
100)	Phorate	8.510	121	861340	59.454	ppm	#	71
101)	Phenacetin	8.547	108	2232710	66.210	ppm		99
102)	4-Bromophenyl-phenylether	8.579	248	950395	58.859	ppm		95
103)	Hexachlorobenzene	8.638	284	1043762	58.453	ppm		94
104)	Dimethoate	8.692	87	1147053	57.028	ppm		100
105)	Atrazine	8.756	215	459555	54.946	ppm		95
106)	Pentachlorophenol	8.847	266	591885	66.032	ppm		99
107)	4-Aminobiphenyl	8.841	169	3285744	53.976	ppm		99
108)	Pentachloronitrobenzene	8.852	237	406437	64.174	ppm		98
109)	Pronamide	8.911	173	1841102	61.005	ppm		98
110)	Dinoseb	9.023	211	778996	63.876	ppm		95
111)	Disulfoton	9.034	88	2258281	53.121	ppm		98
112)	Phenanthrene	9.050	178	5178956	58.155	ppm		98
113)	Anthracene	9.103	178	5392475	59.273	ppm		99
114)	Carbazole	9.264	167	5180598	58.432	ppm		99
115)	Di-n-butylphthalate	9.617	149	6769979	63.600	ppm		99
116)	4-Nitroquinonline-1-oxide	9.825	190	317246	62.960	ppm		93
117)	Fluoranthene	10.264	202	5590977	60.027	ppm		98
119)	Methyl Parathion	9.403	109	954002	58.328	ppm		94
120)	Ethyl Parathion	9.793	97	937329	63.980	ppm		99
121)	Methapyrilene	9.911	58	2403247	63.652	ppm		97
122)	Isodrin	10.093	193	617824	60.249	ppm		94
123)	Benzidine	10.425	184	3416579	62.436	ppm		99
124)	Pyrene	10.526	202	5781632	58.835	ppm		98
126)	Aramite	10.703	185	229167	63.252	ppm		97
127)	p-(Dimethylamino)azobe...	10.901	120	1992450	62.063	ppm		97
128)	Chlorobenzilate	10.959	139	2200969	63.443	ppm		97
129)	Butyl benzyl phthalate	11.393	149	3372320	65.117	ppm		97
130)	3,3-Dimethylbenzidine	11.366	212	3397118	64.271	ppm		99
131)	2-Acetylaminofluorene	11.756	181	2512513	64.686	ppm		97
132)	3,3'-Dichlorobenzidine	12.222	252	1980568	62.629	ppm		99
133)	Benzo(a)anthracene	12.243	228	5222383	58.952	ppm		98
134)	Chrysene	12.307	228	4968982	58.378	ppm		98
135)	bis(2-Ethylhexyl)phtha...	12.371	149	4716592	67.030	ppm		100
137)	Di-n-octyl phthalate	13.677	149	7971847	65.693	ppm		99
138)	7,12-Dimethylbenz(a)an...	14.324	256	2373230	57.060	ppm		99
139)	Benzo(b)Fluoranthene	14.340	252	5129829	58.765	ppm		96
140)	Benzo(k)fluoranthene	14.388	252	5040168	58.524	ppm		97
141)	Benzo(a)pyrene	15.008	252	4945075	61.372	ppm		99
142)	3-Methylcholanthrene	15.800	268	2747416	60.160	ppm		99
143)	Indeno(1,2,3-cd)Pyrene	17.121	276	4995362	64.564	ppm		98
144)	Dibenz(a,h)anthracene	17.175	278	5123611	63.113	ppm		99
145)	Benzo(g,h,i)perylene	17.565	276	5136605	61.284	ppm		97

(#) = qualifier out of range (m) = manual integration (+) = signals summed

1st AM 03/12/24
2nd BA 03/13/24

Data Path : I:\ACQUDATA\5977-MS65\Data\031124\
Data File : A2312.D
Acq On : 11 Mar 2024 03:03 pm
Operator : moses
Sample : 8270 60ppm
Misc : 8270 INIT. CAL.
ALS Vial : 10 Sample Multiplier: 1

Quant Time: Mar 12 11:40:37 2024
Quant Method : I:\ACQUDATA\5977-MS65\methods\8270-031124(65).M
Quant Title : 8270 BNA ANALYSIS
QLast Update : Mon Mar 11 16:32:29 2024
Response via : Initial Calibration

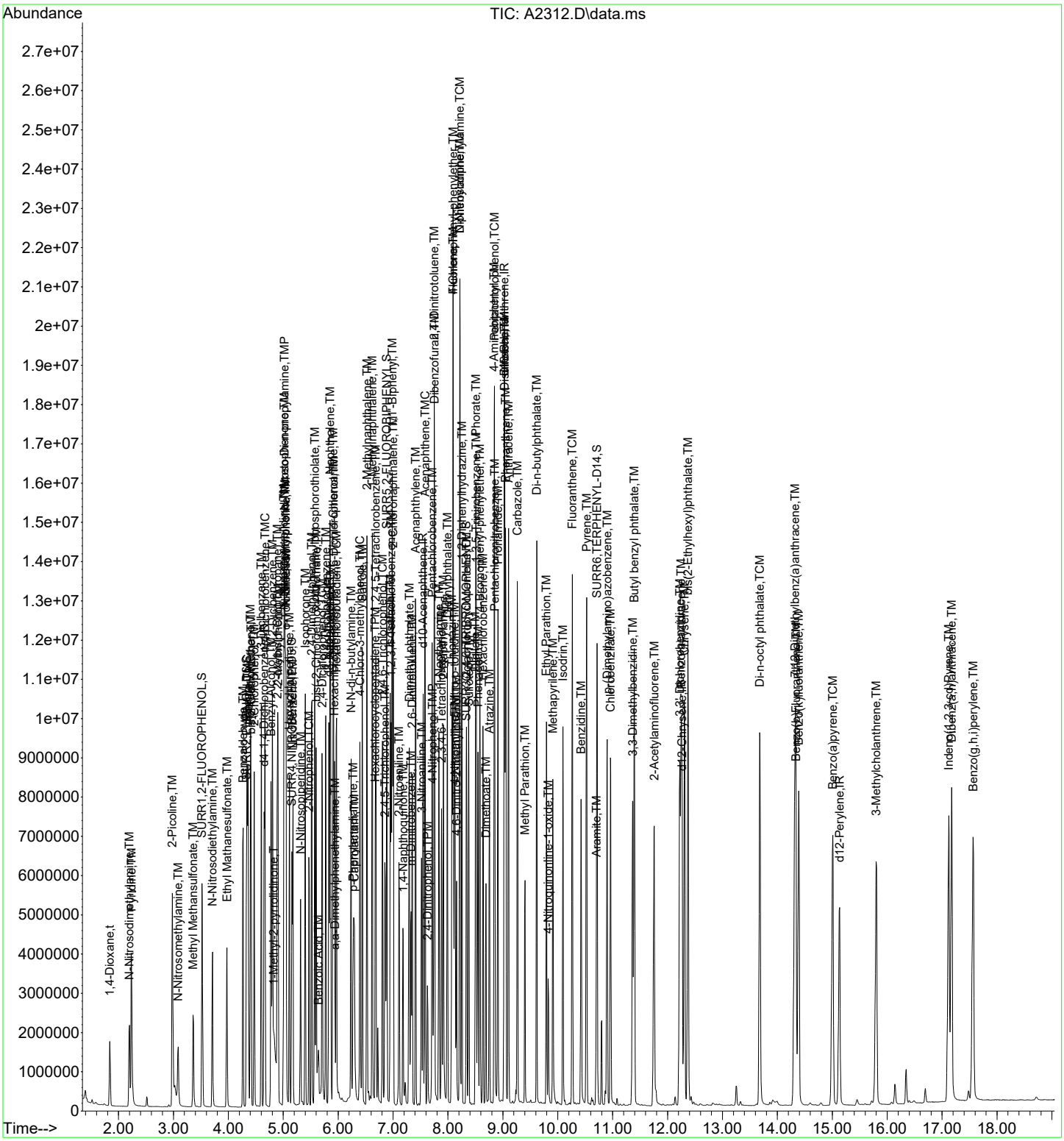

Quantitation Report (Qedit)

Data Path : I:\ACQUDATA\5977-MS65\Data\031124\
Data File : A2313.D
Acq On : 11 Mar 2024 03:43 pm
Operator : moses
Sample : 8270 80ppm
Misc : 8270 INIT. CAL.
ALS Vial : 11 Sample Multiplier: 1

Quant Time: Mar 12 11:40:45 2024
Quant Method : I:\ACQUDATA\5977-MS65\methods\8270-031124(65).M
Quant Title : 8270 BNA ANALYSIS
QLast Update : Mon Mar 11 16:32:29 2024
Response via : Initial Calibration

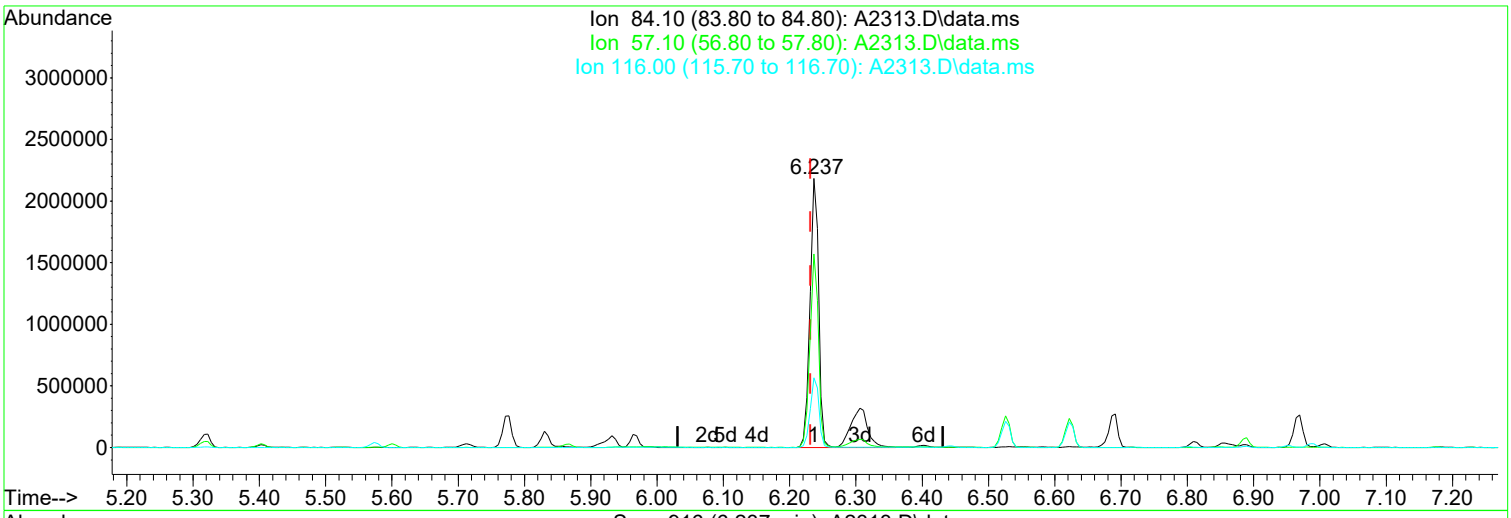

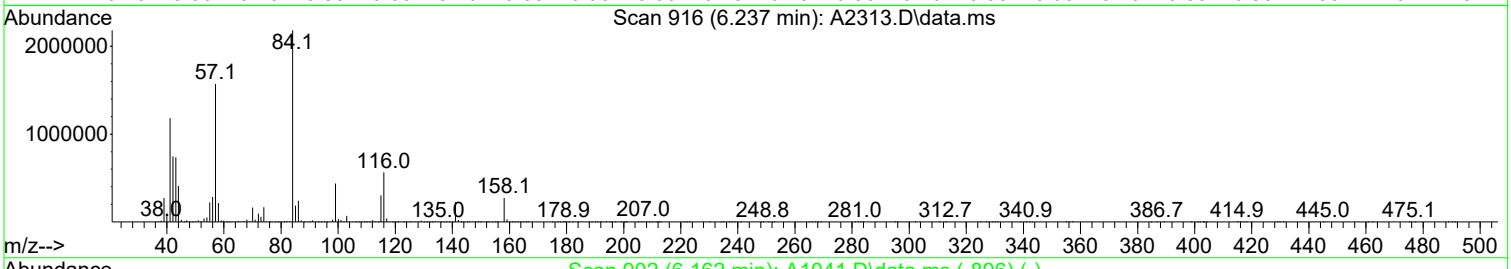

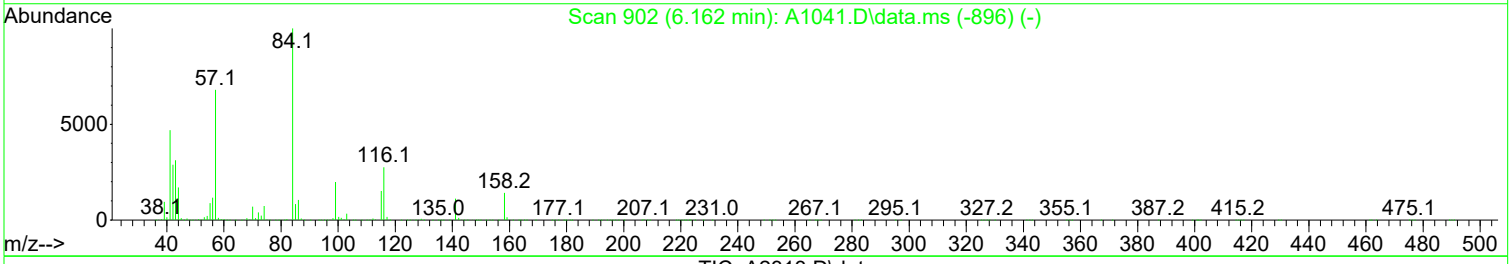

TIC: A2313.D\data.ms

(52) N-N-di-n-butylamine (TM)

6.237min (+ 0.005) 79.54 ppm m

response 2562353

Ion	Exp%	Act%
84.10	100.00	100.00
57.10	71.30	71.92
116.00	26.10	25.87
0.00	0.00	0.00

Manual Integration:

After

Poor integration.

03/12/24

Quantitation Report (Qedit)

Data Path : I:\ACQUDATA\5977-MS65\Data\031124\
Data File : A2313.D
Acq On : 11 Mar 2024 03:43 pm
Operator : moses
Sample : 8270 80ppm
Misc : 8270 INIT. CAL.
ALS Vial : 11 Sample Multiplier: 1

Quant Time: Mar 12 11:40:45 2024
Quant Method : I:\ACQUDATA\5977-MS65\methods\8270-031124(65).M
Quant Title : 8270 BNA ANALYSIS
QLast Update : Mon Mar 11 16:32:29 2024
Response via : Initial Calibration

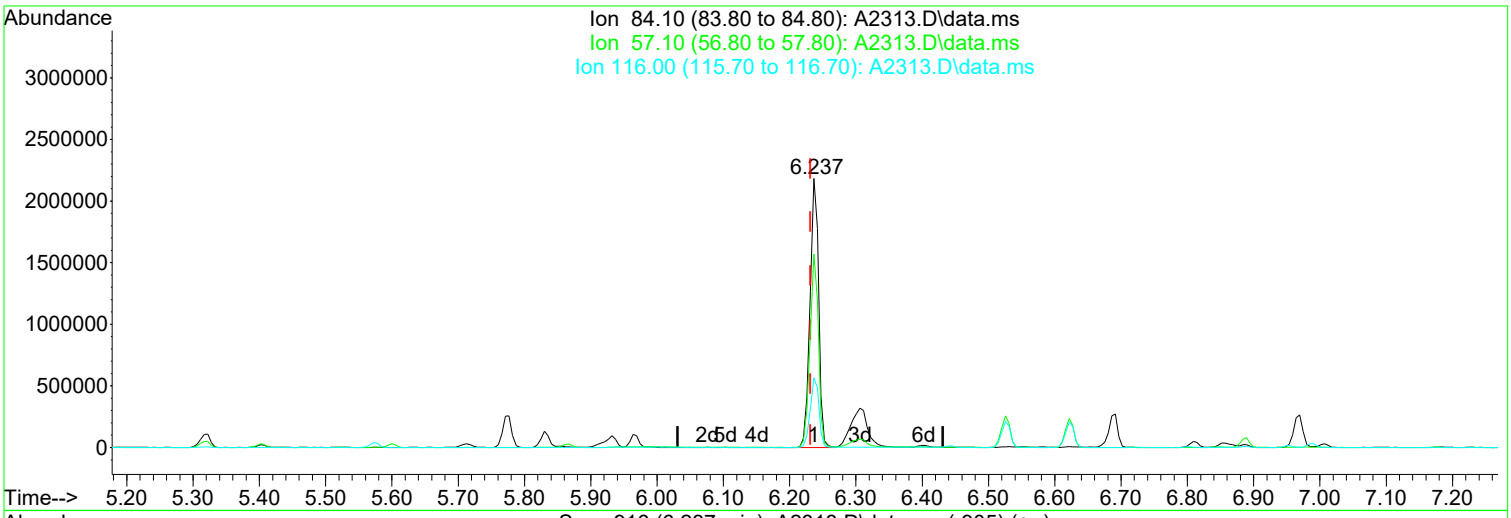

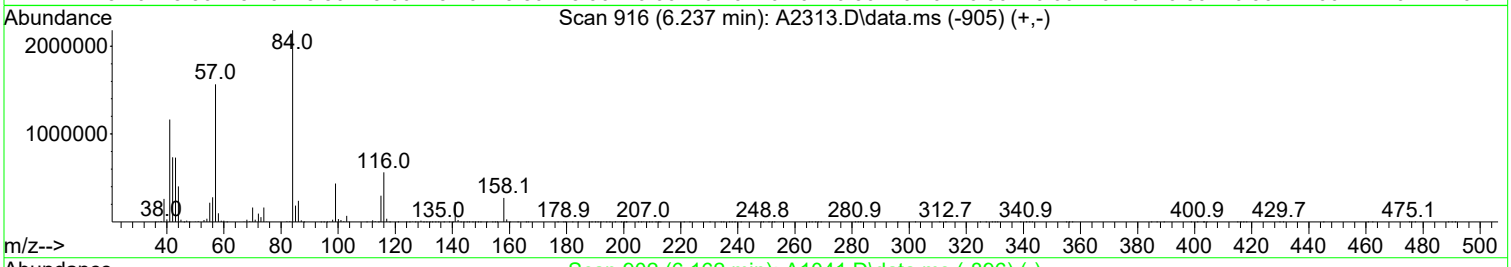



TIC: A2313.D\data.ms

(52) N-N-di-n-butylamine (TM)

6.237min (+ 0.005) 61.85 ppm

response 1992670

Ion	Exp%	Act%
84.10	100.00	100.00
57.10	71.30	71.85
116.00	26.10	25.85
0.00	0.00	0.00

Manual Integration:

Before

03/12/24

1st AM 03/12/24
2nd BA 03/13/24

Quantitation Report (Qedit)

Data Path : I:\ACQUDATA\5977-MS65\Data\031124\
Data File : A2313.D
Acq On : 11 Mar 2024 03:43 pm
Operator : moses
Sample : 8270 80ppm
Misc : 8270 INIT. CAL.
ALS Vial : 11 Sample Multiplier: 1

Quant Time: Mar 12 11:40:45 2024
Quant Method : I:\ACQUDATA\5977-MS65\methods\8270-031124(65).M
Quant Title : 8270 BNA ANALYSIS
QLast Update : Mon Mar 11 16:32:29 2024
Response via : Initial Calibration

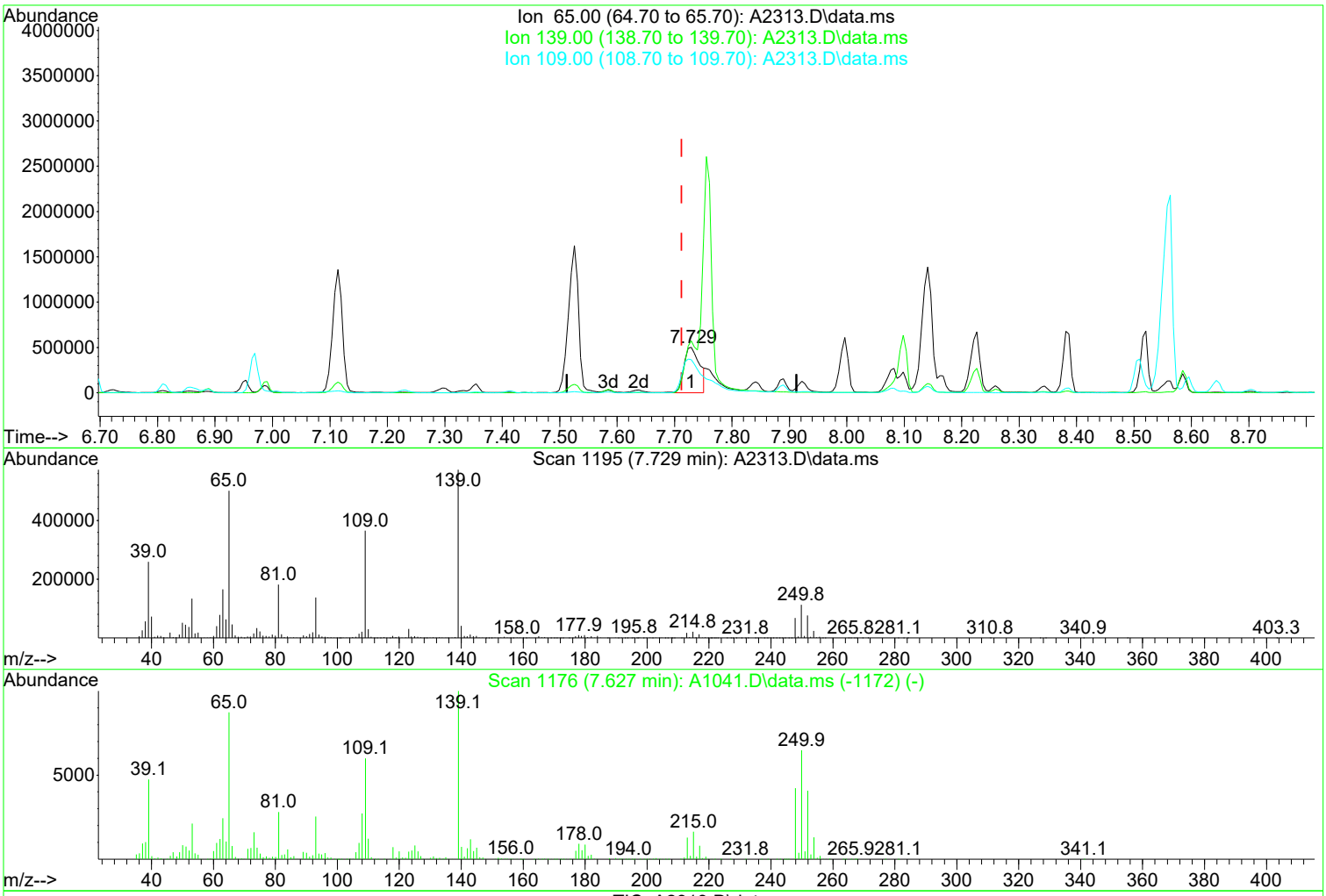

TIC: A2313.D\data.ms

(79) 4-Nitrophenol (TMP)

7.729min (+ 0.016) 60.03 ppm m

response 942860

Ion	Exp%	Act%
65.00	100.00	100.00
139.00	106.50	114.30
109.00	87.90	72.84
0.00	0.00	0.00

Manual Integration:

After

Split Peak.

03/12/24

Quantitation Report (Qedit)

Data Path : I:\ACQUDATA\5977-MS65\Data\031124\
Data File : A2313.D
Acq On : 11 Mar 2024 03:43 pm
Operator : moses
Sample : 8270 80ppm
Misc : 8270 INIT. CAL.
ALS Vial : 11 Sample Multiplier: 1

Quant Time: Mar 12 11:40:45 2024
Quant Method : I:\ACQUDATA\5977-MS65\methods\8270-031124(65).M
Quant Title : 8270 BNA ANALYSIS
QLast Update : Mon Mar 11 16:32:29 2024
Response via : Initial Calibration

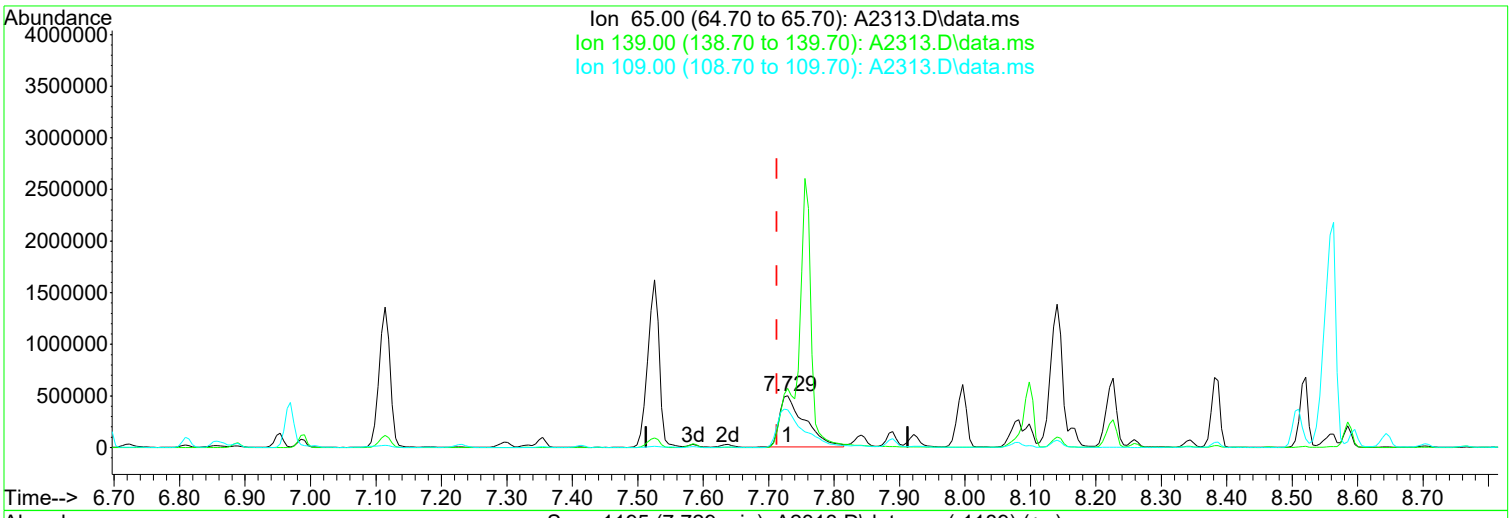

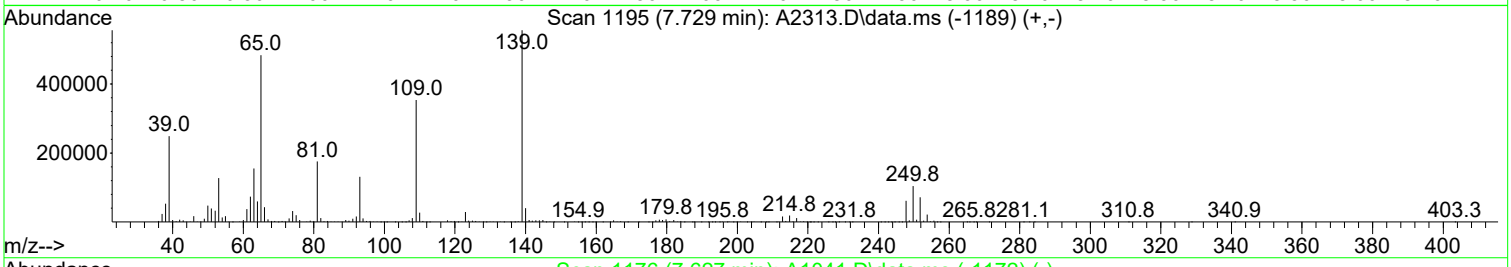

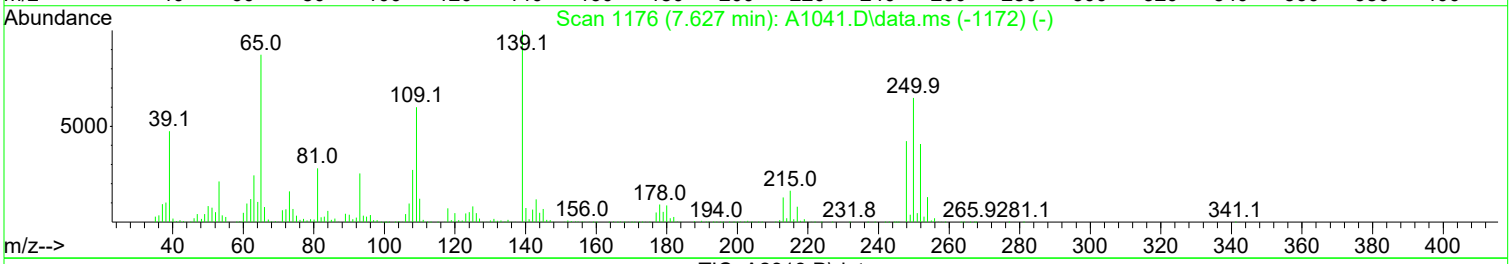

TIC: A2313.D\data.ms

(79) 4-Nitrophenol (TMP)

7.729min (+ 0.016) 85.08 ppm

response 1336455

Ion	Exp%	Act%
65.00	100.00	100.00
139.00	106.50	114.90
109.00	87.90	73.02
0.00	0.00	0.00

Manual Integration:

Before

03/12/24

Quantitation Report (QT Reviewed)

Data Path : I:\ACQUDATA\5977-MS65\Data\031124\
Data File : A2313.D
Acq On : 11 Mar 2024 03:43 pm
Operator : moses
Sample : 8270 80ppm
Misc : 8270 INIT. CAL.
ALS Vial : 11 Sample Multiplier: 1

Quant Time: Mar 12 11:40:45 2024
Quant Method : I:\ACQUDATA\5977-MS65\methods\8270-031124(65).M
Quant Title : 8270 BNA ANALYSIS
QLast Update : Mon Mar 11 16:32:29 2024
Response via : Initial Calibration

Compound	R.T.	QIon	Response	Conc	Units		Dev(Min)
Internal Standards							
1) d4-1,4-Dichlorobenzene	4.648	152	1066902	40.00	ppm		0.00
34) d8-Naphthalene	5.830	136	4186083	40.00	ppm		0.00
58) d10-Acenaphthene	7.552	164	2261136	40.00	ppm		0.00
92) d10-Phenanthrene	9.034	188	3096457	40.00	ppm		0.01
118) d12-Chrysene	12.281	240	2942528	40.00	ppm		0.02
136) d12-Perylene	15.148	264	3303975	40.00	ppm		0.02
System Monitoring Compounds							
8) SURR1,2-FLUOROPHENOL	3.520	112	2743127	79.36	ppm		0.00
Spiked Amount 20.000	Range 10 - 70		Recovery = 396.80%#				
13) SURR2,PHENOL-D6	4.333	99	3314204	79.12	ppm		0.00
Spiked Amount 20.000	Range 10 - 107		Recovery = 395.60%#				
35) SURR4,NITROBENZENE-D5	5.162	82	2907231	76.84	ppm		0.00
Spiked Amount 10.000	Range 31 - 110		Recovery = 768.40%#				
64) SURR5,2-FLUOROBIPHENYL	6.889	172	4779975	68.01	ppm		0.00
Spiked Amount 10.000	Range 31 - 118		Recovery = 680.10%#				
89) SURR3,2,4,6-TRIBROMOPH...	8.344	330	527801	72.09	ppm		0.01
Spiked Amount 20.000	Range 35 - 141		Recovery = 360.45%#				
125) SURR6,TERPHENYL-D14	10.730	244	5092110	70.28	ppm		0.02
Spiked Amount 10.000	Range 10 - 165		Recovery = 702.80%#				
Target Compounds							Qvalue
2) 1,4-Dioxane	1.840	88	1140451	77.216	ppm		99
3) Pyridine	2.230	79	2825454	77.287	ppm		98
4) N-Nitrosodimethylamine	2.193	74	1946008	79.844	ppm		99
5) 2-Picoline	2.979	93	3118044	77.781	ppm		99
6) N-Nitrosomethylamine	3.086	42	937773	78.322	ppm		98
7) Methyl Methansulfonate	3.359	80	1422721	78.411	ppm		99
9) N-Nitrosodiethylamine	3.712	102	1439543	77.908	ppm		99
10) Ethyl Mathanesulfonate	3.974	79	2209502	78.618	ppm		99
11) Benzaldehyde	4.263	106	1867512	68.177	ppm		99
12) Aniline	4.359	93	3988462	73.415	ppm		93
14) Phenol	4.343	94	3687121	78.224	ppm		93
15) bis(2-Clethyl)Ether	4.413	93	2751099	72.264	ppm		98
16) Pentachloroethane	4.402	117	1009251	72.629	ppm		99
17) 2-Chlorophenol	4.472	128	2901277	77.634	ppm		99
18) 1,3-Diclbenzene	4.600	146	2909003	71.115	ppm		97
19) 1,4-Dichlorobenzene	4.664	146	2908896	70.988	ppm		98
20) 1,2-Diclbenzene	4.803	146	2773741	70.916	ppm		99
21) Benzyl Alcohol	4.776	79	2352958	84.155	ppm		99
22) 1-Methyl-2-pyrrolidinone	4.835	99	2003761	81.907	ppm		98
23) 2,2'-oxybis(1-Chloropr...	4.894	45	2972773	75.227	ppm	#	73
24) 2-Methylphenol	4.916	108	2554573	80.133	ppm		92
25) 3+4-Methylphenol	5.039	108	2488332	78.992	ppm		85
26) Acetophenone	5.017	105	3490161	70.938	ppm		98
27) N-Nitroso-Di-n-propyla...	5.028	70	1937359	71.426	ppm		90
28) N-Nitrosopyrrolidine	5.017	100	1393672	76.178	ppm		68
29) N-Nitrosomorpholine	5.044	56	1503030	72.952	ppm		92
30) o-Toluidine	5.055	106	3748032	70.055	ppm		70
31) Hexachloroethane	5.113	117	1272645	72.046	ppm		96
32) o,o,o-Triethylphosphor...	5.573	198	1186022	71.651	ppm		95
33) Alpha-terpinol	5.868	121	847855	77.250	ppm		95
36) Nitrobenzene	5.178	77	2887558	75.881	ppm		98
37) N-Nitrosopiperidine	5.317	42	1596615	75.783	ppm		100
38) Isophorone	5.402	82	5188423	71.060	ppm		98

1st AM 03/12/24
2nd BA 03/13/24

Data Path : I:\ACQUDATA\5977-MS65\Data\031124\
Data File : A2313.D
Acq On : 11 Mar 2024 03:43 pm
Operator : moses
Sample : 8270 80ppm
Misc : 8270 INIT. CAL.
ALS Vial : 11 Sample Multiplier: 1

Quant Time: Mar 12 11:40:45 2024
Quant Method : I:\ACQUDATA\5977-MS65\methods\8270-031124(65).M
Quant Title : 8270 BNA ANALYSIS
QLast Update : Mon Mar 11 16:32:29 2024
Response via : Initial Calibration

Compound	R.T.	QIon	Response	Conc	Units		Dev(Min)
39) 2-Nitrophenol	5.472	139	1529566	83.470	ppm		97
40) Benzoic Acid	5.664	105	1727117	99.189	ppm		93
41) 2,4-Dimethylphenol	5.520	107	2981119	79.278	ppm		100
42) bis(-2-Chloroethoxy)Me...	5.600	93	3173049	73.136	ppm		98
43) 2,4-Dichlorophenol	5.712	162	2239186	83.237	ppm		98
44) a,a-Dimethylphenethyla...	5.980	58	6515771	77.655	ppm		97
45) 1,2,4-Trichlorobenzene	5.777	180	2171809	68.814	ppm		98
46) Naphthalene	5.852	128	6705847	64.407	ppm		97
47) 4-Chloroaniline	5.910	127	3005291	75.238	ppm		99
48) 2,6-Dichlorophenol	5.921	162	1944902	73.788	ppm		96
49) Hexachlorobutadiene	5.969	225	1129242	67.286	ppm		100
50) Hexachloropropene	5.932	213	1356202	72.744	ppm		98
51) 4-Chloro-3-methylphenol	6.402	107	2613301	79.696	ppm		99
52) N-N-di-n-butylamine	6.237	84	2562353m	79.535	ppm		
53) Caprolactam	6.306	113	967348	80.771	ppm		96
54) p-Phenylenediamine	6.285	80	805467	56.441	ppm		99
55) Safrole	6.445	162	1870153	72.203	ppm		99
56) 2-Methylnaphthalene	6.526	142	4908656	67.612	ppm		98
57) 1-Methylnaphthalene	6.622	142	4558595	67.509	ppm		97
59) Hexachlorocyclopentadiene	6.675	237	980925	94.763	ppm		98
60) 1,2,4,5-Tetrachloroben...	6.691	216	1853157	68.347	ppm		100
61) 1,2,3,4-Tetrachloroben...	6.969	216	1865681	68.271	ppm		98
62) 2,4,6-Trichlorophenol	6.809	196	1447862	83.647	ppm		99
63) 2,4,5-Trichlorophenol	6.857	196	1574780	81.147	ppm		99
65) Isosafrole	6.953	104	1029889	76.954	ppm		95
66) 1,1'-Biphenyl	6.991	154	5453754	65.726	ppm		98
67) 2-Chloronaphthalene	7.007	162	4320925	69.638	ppm		97
68) 2-Nitroaniline	7.114	65	1584978	84.038	ppm		97
69) 1,4-Naphthoquinone	7.183	158	1185922	67.069	ppm		76
70) m-Dinitrobenzene	7.333	168	984432	85.474	ppm		78
71) Acenaphthylene	7.413	152	6651965	68.884	ppm		97
72) Dimethyl phthalate	7.301	163	5293857	73.409	ppm		99
73) 2,6-Dinitrotoluene	7.355	165	1280829	83.588	ppm		96
74) Acenaphthene	7.585	153	4461584	68.132	ppm		97
75) 3-Nitroaniline	7.526	138	1583882	82.123	ppm		96
76) 2,4-Dinitrophenol	7.638	184	665346	91.488	ppm		91
77) Dibenzofuran	7.756	168	5462156	63.230	ppm		95
78) 2,4-Dinitrotoluene	7.761	165	1511006	79.335	ppm		90
79) 4-Nitrophenol	7.729	65	942860m	60.025	ppm		
80) Pentachlorobenzene	7.718	250	1601285	68.227	ppm		97
81) 1-Napthylamine	7.841	143	4137552	71.789	ppm		99
82) 2-Napthylamine	7.922	143	4223706	70.074	ppm		99
83) 2,3,4,6-Tetrachlorophenol	7.889	232	1079098	83.894	ppm		98
84) Fluorene	8.098	166	4175365	60.775	ppm		99
85) 4-Chlorophenyl-phenyle...	8.098	204	1841453	60.786	ppm		96
86) Diethylphthalate	7.996	149	5253780	72.090	ppm		98
87) 4-Nitroaniline	8.141	138	1545045	78.799	ppm		99
88) 5-Nitro-o-toluidine	8.125	152	1630371	80.932	ppm		91
90) Sulfotepp	8.387	322	692413	71.137	ppm		97
91) Octachlorocyclopentene	8.344	307	574791	71.293	ppm		98
93) Thionazin	8.082	107	1022342	84.723	ppm		97
94) 4,6-Dinitro-2-methylph...	8.168	198	917052	87.837	ppm		100
95) Diphenylamine	8.226	169	6683919	138.510	ppm		98
96) 1,2 Diphenylhydrazine	8.258	77	5612528	76.483	ppm		96
97) N-Nitrosodiphenylamine	8.226	169	6686033	138.526	ppm		98
98) 1,3,5-Trinirobenzene	8.526	213	526703	97.420	ppm	#	21

Quantitation Report (QT Reviewed)

Data Path : I:\ACQUDATA\5977-MS65\Data\031124\
Data File : A2313.D
Acq On : 11 Mar 2024 03:43 pm
Operator : moses
Sample : 8270 80ppm
Misc : 8270 INIT. CAL.
ALS Vial : 11 Sample Multiplier: 1

Quant Time: Mar 12 11:40:45 2024
Quant Method : I:\ACQUDATA\5977-MS65\methods\8270-031124(65).M
Quant Title : 8270 BNA ANALYSIS
QLast Update : Mon Mar 11 16:32:29 2024
Response via : Initial Calibration

	Compound	R.T.	QIon	Response	Conc	Units	Dev(Min)
99)	Diallate	8.510	86	2044510	78.239	ppm	87
100)	Phorate	8.521	121	1126852	78.933	ppm	89
101)	Phenacetin	8.563	108	3047590	91.715	ppm	98
102)	4-Bromophenyl-phenylether	8.585	248	1190416	74.817	ppm	91
103)	Hexachlorobenzene	8.649	284	1311714	74.547	ppm	84
104)	Dimethoate	8.702	87	1436620	72.483	ppm	99
105)	Atrazine	8.767	215	563614	68.387	ppm	92
106)	Pentachlorophenol	8.852	266	734475	83.153	ppm	99
107)	4-Aminobiphenyl	8.852	169	3970959	66.198	ppm	99
108)	Pentachloronitrobenzene	8.858	237	499412	80.022	ppm	97
109)	Pronamide	8.922	173	2415257	81.215	ppm	99
110)	Dinoseb	9.034	211	1010905	84.121	ppm	98
111)	Disulfoton	9.039	88	3037356	72.506	ppm	96
112)	Phenanthrene	9.061	178	6352257	72.387	ppm	97
113)	Anthracene	9.109	178	6584509	73.448	ppm	97
114)	Carbazole	9.275	167	6633857	75.931	ppm	97
115)	Di-n-butylphthalate	9.622	149	8133515	77.542	ppm	96
116)	4-Nitroquinonline-1-oxide	9.836	190	430602	86.722	ppm	98
117)	Fluoranthene	10.275	202	6964735	75.884	ppm	97
119)	Methyl Parathion	9.408	109	1205260	71.723	ppm	98
120)	Ethyl Parathion	9.804	97	1266346	84.131	ppm	99
121)	Methapyrilene	9.917	58	3059824	78.878	ppm	99
122)	Isodrin	10.104	193	782365	74.258	ppm	99
123)	Benzidine	10.441	184	4226278	75.171	ppm	99
124)	Pyrene	10.537	202	7184625	71.160	ppm	98
126)	Aramite	10.708	185	311584	83.704	ppm	99
127)	p-(Dimethylamino)azobe...	10.911	120	2636811	79.941	ppm	98
128)	Chlorobenzilate	10.970	139	2999104	84.141	ppm	99
129)	Butyl benzyl phthalate	11.409	149	4279674	80.431	ppm	99
130)	3,3-Dimethylbenzidine	11.377	212	4328062	79.698	ppm	98
131)	2-Acetylaminofluorene	11.773	181	3488454	87.415	ppm	99
132)	3,3'-Dichlorobenzidine	12.238	252	2568275	79.045	ppm	97
133)	Benzo(a)anthracene	12.259	228	6604033	72.559	ppm	99
134)	Chrysene	12.323	228	6291573	71.943	ppm	98
135)	bis(2-Ethylhexyl)phtha...	12.388	149	6033641	83.458	ppm	99
137)	Di-n-octyl phthalate	13.698	149	10289550	81.234	ppm	99
138)	7,12-Dimethylbenz(a)an...	14.345	256	3207275	73.877	ppm	99
139)	Benzo(b)Fluoranthene	14.361	252	6792189	74.543	ppm	96
140)	Benzo(k)fluoranthene	14.415	252	6327380	70.388	ppm	98
141)	Benzo(a)pyrene	15.030	252	6439475	76.565	ppm	99
142)	3-Methylcholanthrene	15.827	268	3728369	78.214	ppm	99
143)	Indeno(1,2,3-cd)Pyrene	17.143	276	6516767	80.693	ppm	99
144)	Dibenz(a,h)anthracene	17.196	278	6553812	77.343	ppm	98
145)	Benzo(g,h,i)perylene	17.597	276	6716047	76.765	ppm	99

(#) = qualifier out of range (m) = manual integration (+) = signals summed

1st AM 03/12/24
2nd BA 03/13/24

Data Path : I:\ACQUDATA\5977-MS65\Data\031124\
Data File : A2313.D
Acq On : 11 Mar 2024 03:43 pm
Operator : moses
Sample : 8270 80ppm
Misc : 8270 INIT. CAL.
ALS Vial : 11 Sample Multiplier: 1

Quant Time: Mar 12 11:40:45 2024
Quant Method : I:\ACQUDATA\5977-MS65\methods\8270-031124(65).M
Quant Title : 8270 BNA ANALYSIS
QLast Update : Mon Mar 11 16:32:29 2024
Response via : Initial Calibration

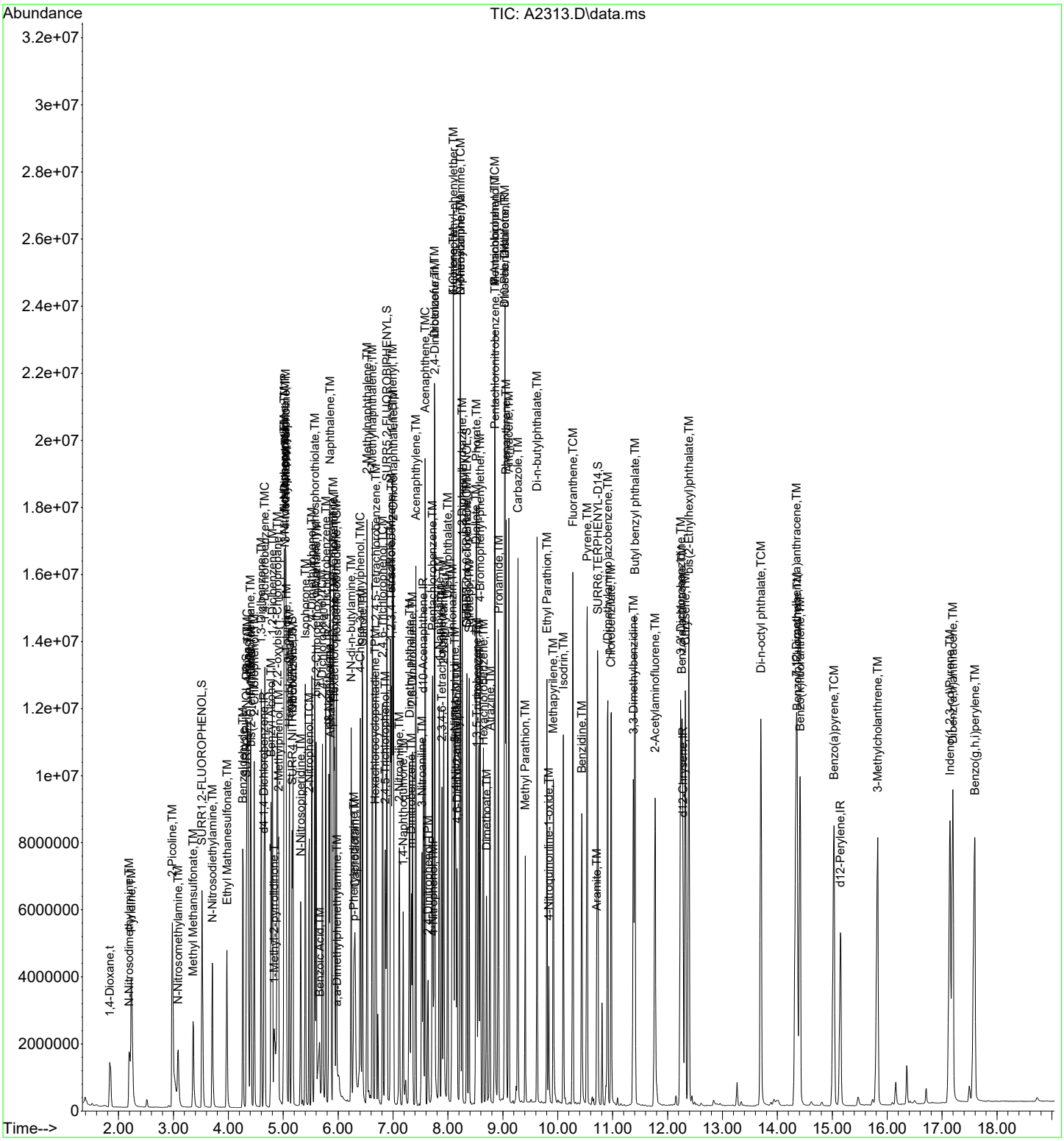

Quantitation Report (Qedit)

Data Path : I:\ACQUDATA\5977-MS65\Data\031124\
Data File : A2314.D
Acq On : 11 Mar 2024 04:07 pm
Operator : moses
Sample : 8270 100ppm
Misc : 8270 INIT. CAL.
ALS Vial : 12 Sample Multiplier: 1

Quant Time: Mar 12 11:40:53 2024
Quant Method : I:\ACQUDATA\5977-MS65\methods\8270-031124(65).M
Quant Title : 8270 BNA ANALYSIS
QLast Update : Mon Mar 11 16:32:29 2024
Response via : Initial Calibration

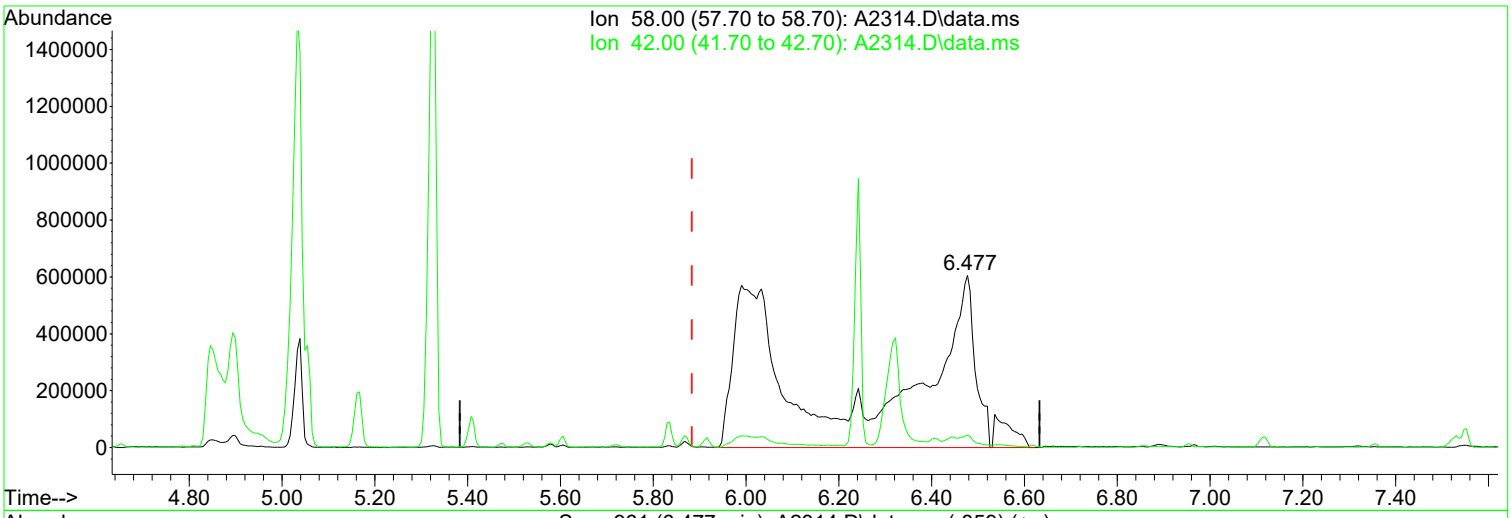

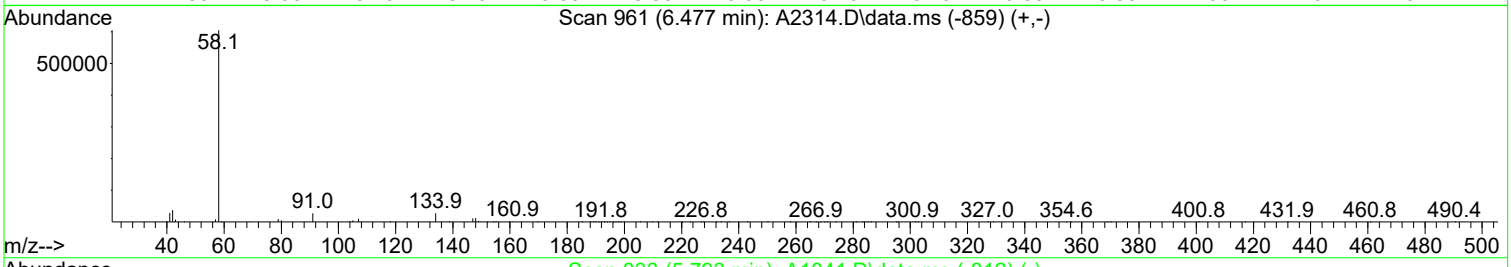

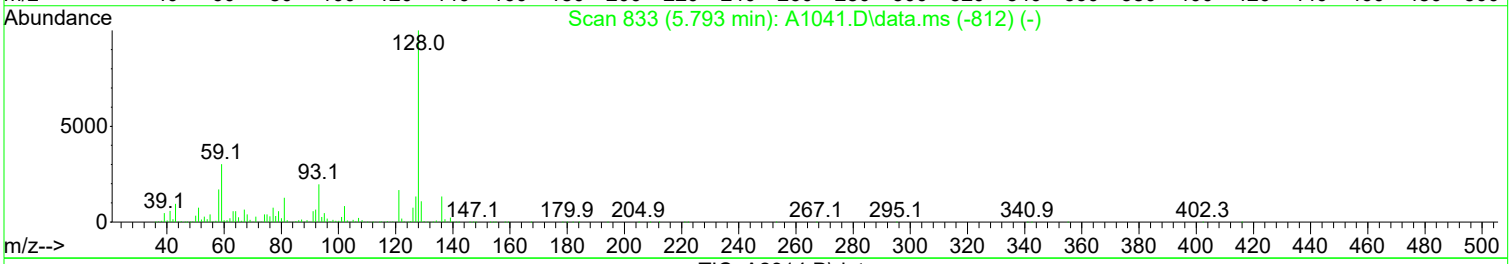

TIC: A2314.D\data.ms

(44) a,a-Dimethylphenethylamine (TM)

6.477min (+ 0.593) 112.18 ppm m

response 8661684

Ion	Exp%	Act%
58.00	100.00	100.00
42.00	7.20	7.02
0.00	0.00	0.00
0.00	0.00	0.00

Manual Integration:

After

Peak not found.

03/12/24

Quantitation Report (Qedit)

Data Path : I:\ACQUDATA\5977-MS65\Data\031124\
Data File : A2314.D
Acq On : 11 Mar 2024 04:07 pm
Operator : moses
Sample : 8270 100ppm
Misc : 8270 INIT. CAL.
ALS Vial : 12 Sample Multiplier: 1

Quant Time: Mar 12 11:40:53 2024
Quant Method : I:\ACQUDATA\5977-MS65\methods\8270-031124(65).M
Quant Title : 8270 BNA ANALYSIS
QLast Update : Mon Mar 11 16:32:29 2024
Response via : Initial Calibration

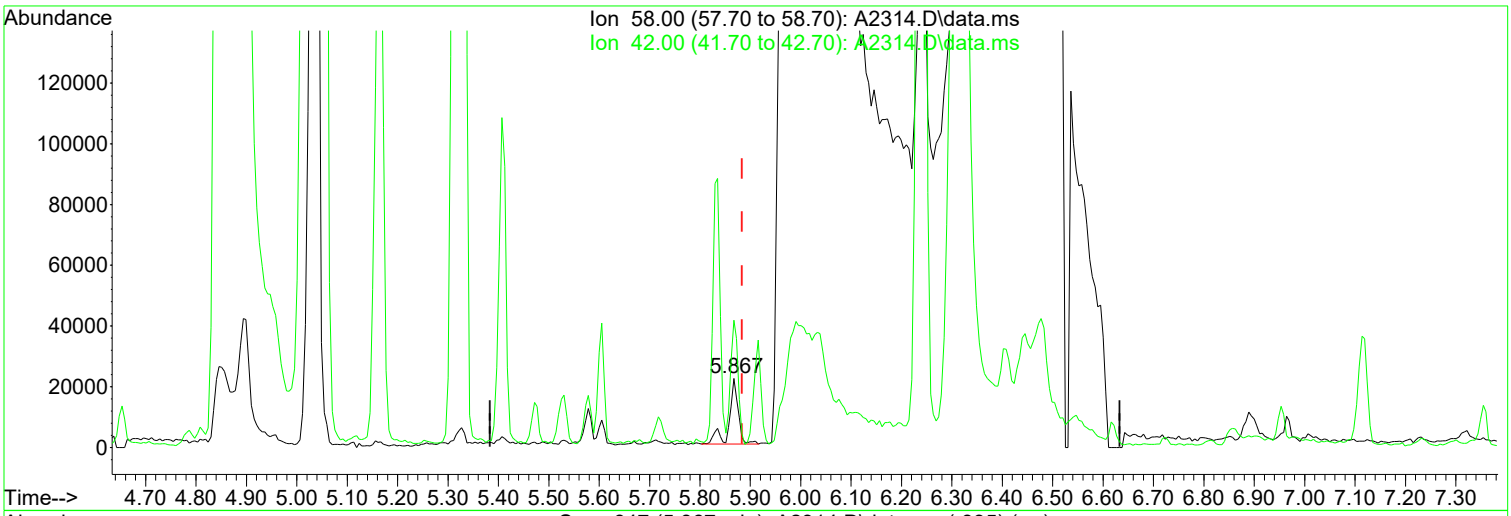

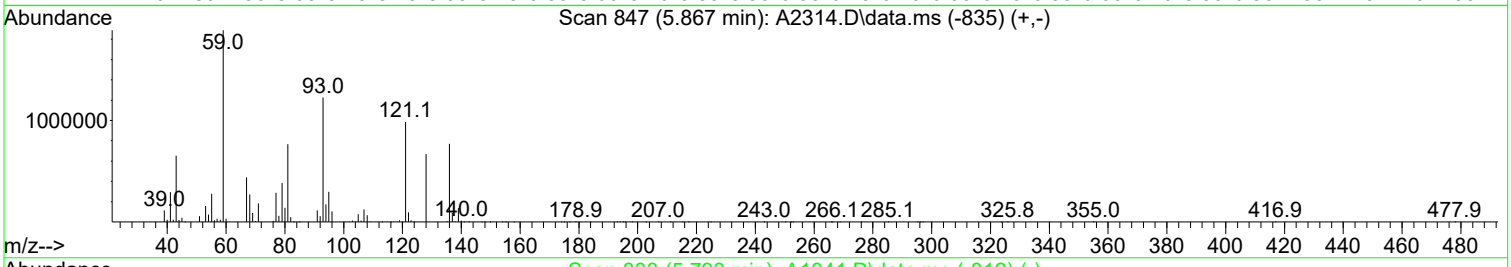

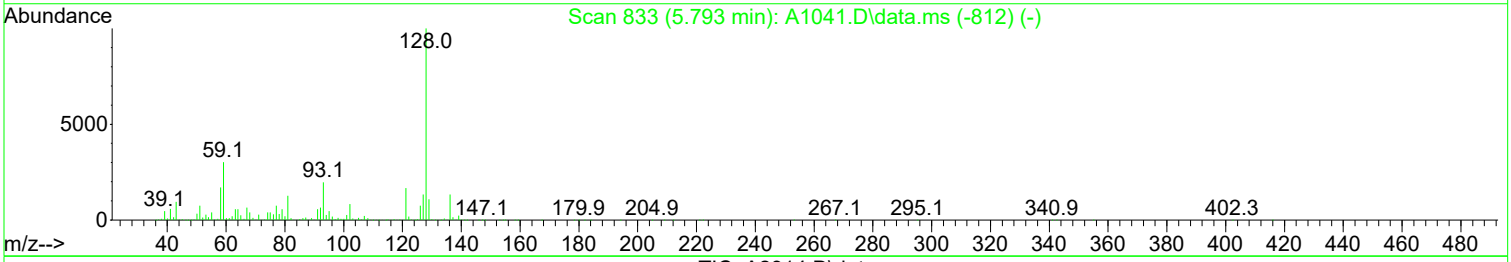

TIC: A2314.D\data.ms

(44) a,a-Dimethylphenethylamine (TM)

5.867min (-0.016) 0.35 ppm

response 27278

Ion	Exp%	Act%
58.00	100.00	100.00
42.00	7.20	107.66#
0.00	0.00	0.00
0.00	0.00	0.00

Manual Integration:

Before

03/12/24

1st AM 03/12/24
2nd BA 03/13/24

Quantitation Report (Qedit)

Data Path : I:\ACQUDATA\5977-MS65\Data\031124\
Data File : A2314.D
Acq On : 11 Mar 2024 04:07 pm
Operator : moses
Sample : 8270 100ppm
Misc : 8270 INIT. CAL.
ALS Vial : 12 Sample Multiplier: 1

Quant Time: Mar 12 11:40:53 2024
Quant Method : I:\ACQUDATA\5977-MS65\methods\8270-031124(65).M
Quant Title : 8270 BNA ANALYSIS
QLast Update : Mon Mar 11 16:32:29 2024
Response via : Initial Calibration

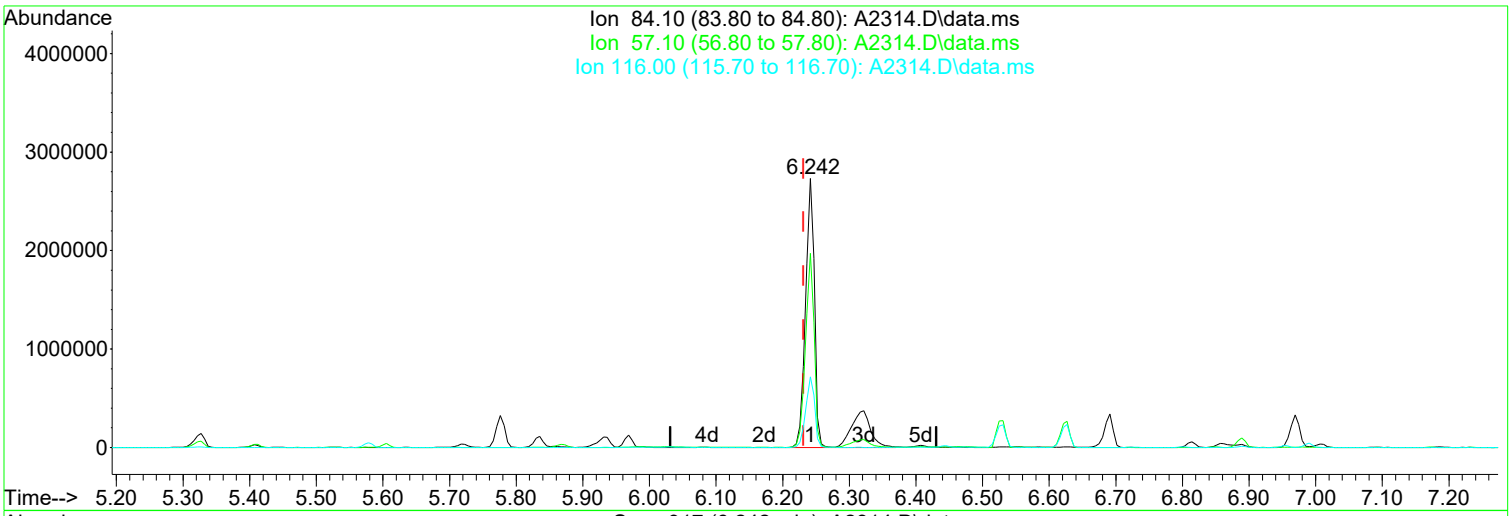

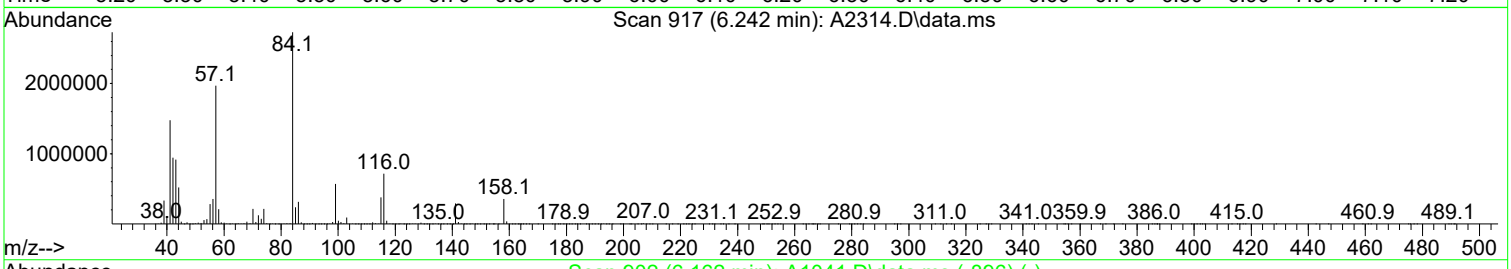



TIC: A2314.D\data.ms

(52) N-N-di-n-butylamine (TM)

6.242min (+ 0.010) 111.29 ppm m

response 3299392

Ion	Exp%	Act%
84.10	100.00	100.00
57.10	71.30	72.18
116.00	26.10	26.25
0.00	0.00	0.00

Manual Integration:

After

Poor integration.

03/12/24

Quantitation Report (Qedit)

Data Path : I:\ACQUDATA\5977-MS65\Data\031124\
Data File : A2314.D
Acq On : 11 Mar 2024 04:07 pm
Operator : moses
Sample : 8270 100ppm
Misc : 8270 INIT. CAL.
ALS Vial : 12 Sample Multiplier: 1

Quant Time: Mar 12 11:40:53 2024
Quant Method : I:\ACQUDATA\5977-MS65\methods\8270-031124(65).M
Quant Title : 8270 BNA ANALYSIS
QLast Update : Mon Mar 11 16:32:29 2024
Response via : Initial Calibration

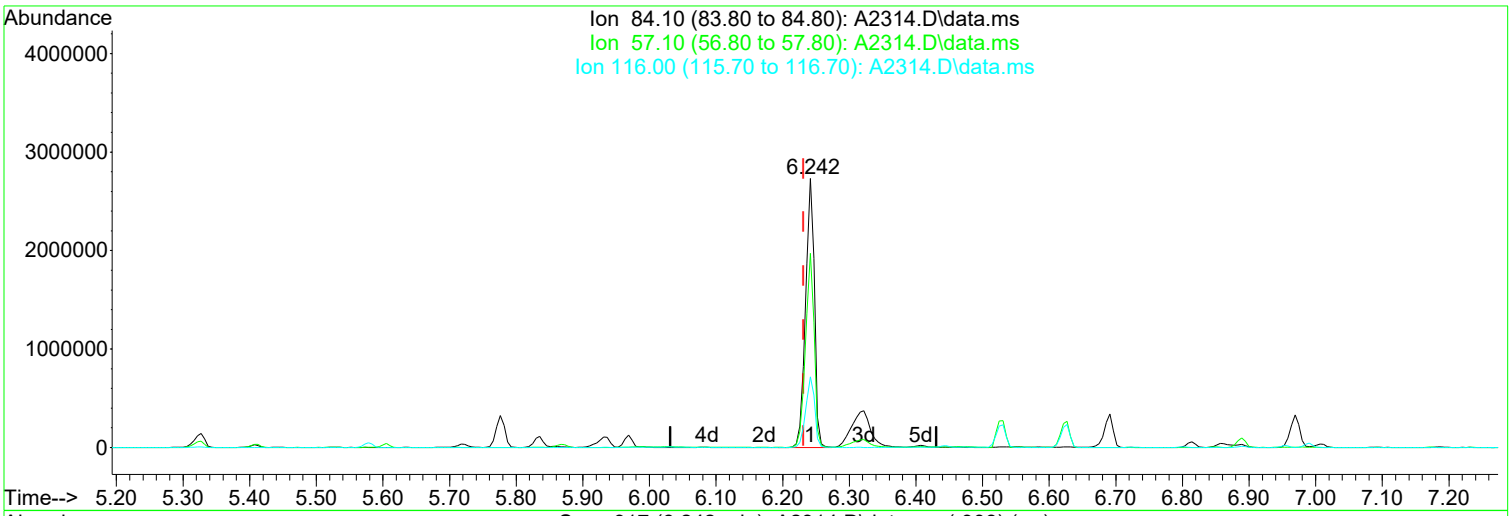

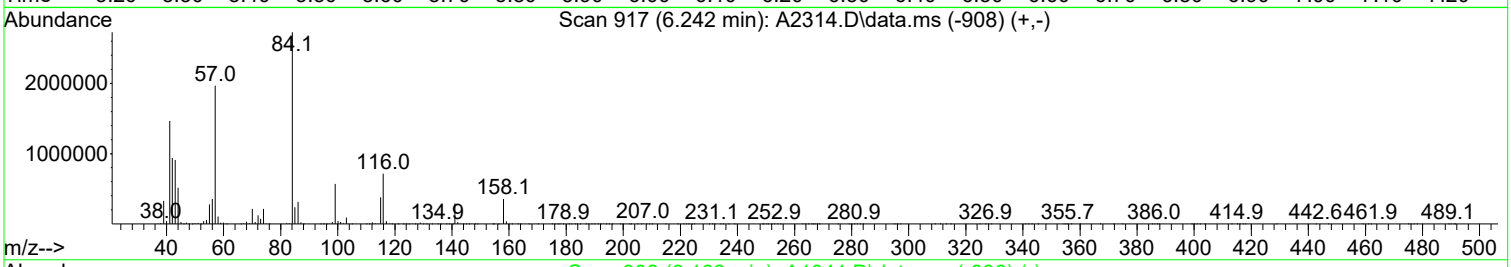



TIC: A2314.D\data.ms

(52) N-N-di-n-butylamine (TM)

6.242min (+ 0.010) 86.16 ppm

response 2554360

Ion	Exp%	Act%
84.10	100.00	100.00
57.10	71.30	72.13
116.00	26.10	26.22
0.00	0.00	0.00

Manual Integration:

Before

03/12/24

Quantitation Report (Qedit)

Data Path : I:\ACQUDATA\5977-MS65\Data\031124\
Data File : A2314.D
Acq On : 11 Mar 2024 04:07 pm
Operator : moses
Sample : 8270 100ppm
Misc : 8270 INIT. CAL.
ALS Vial : 12 Sample Multiplier: 1

Quant Time: Mar 12 11:40:53 2024
Quant Method : I:\ACQUDATA\5977-MS65\methods\8270-031124(65).M
Quant Title : 8270 BNA ANALYSIS
QLast Update : Mon Mar 11 16:32:29 2024
Response via : Initial Calibration

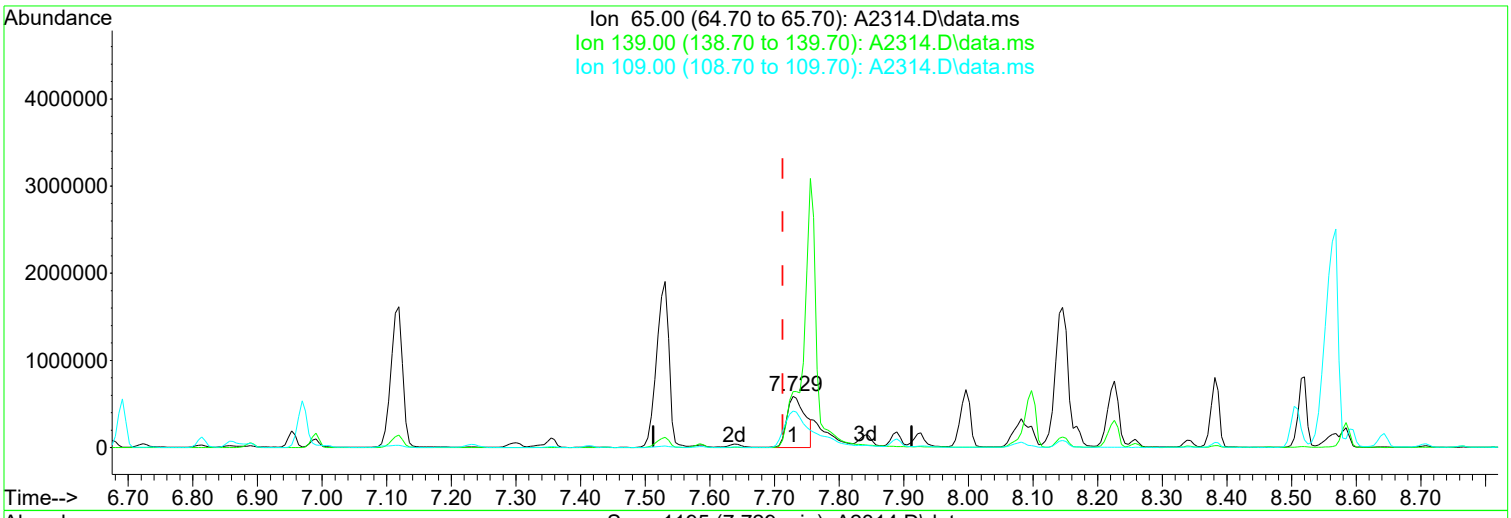

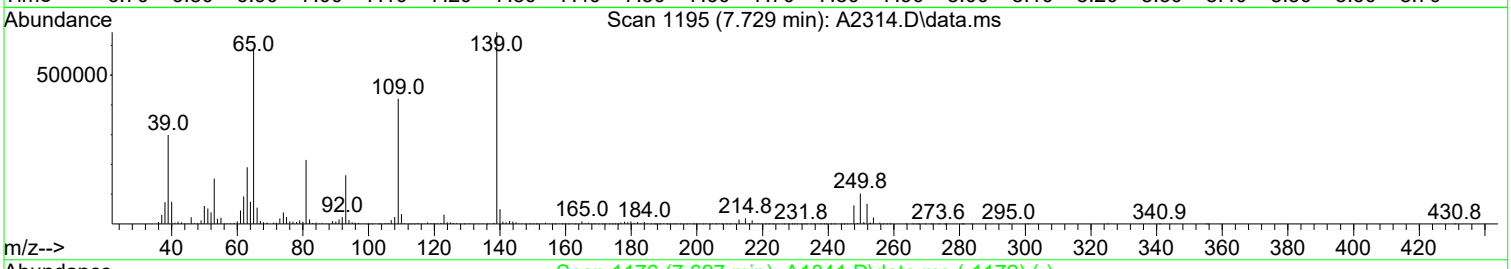

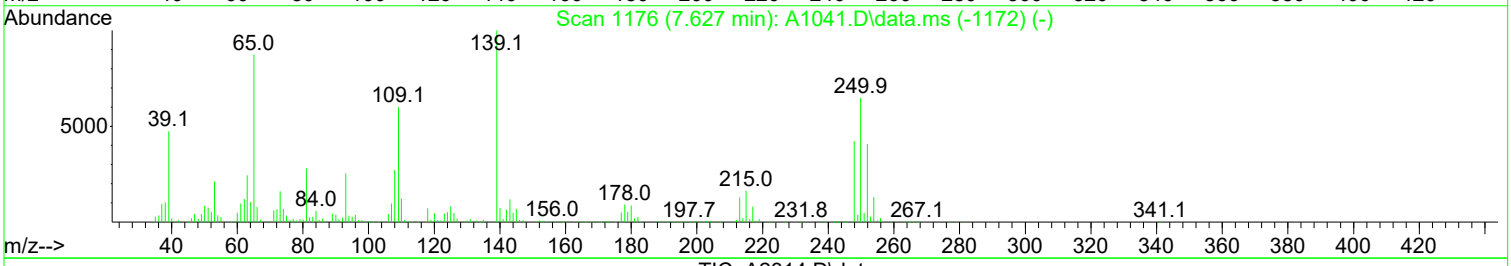

TIC: A2314.D\data.ms

(79) 4-Nitrophenol (TMP)

7.729min (+ 0.016) 79.80 ppm m

response 1158200

Ion	Exp%	Act%
65.00	100.00	100.00
139.00	106.50	109.63
109.00	87.90	71.50
0.00	0.00	0.00

Manual Integration:

After

Split Peak.

03/12/24

Quantitation Report (Qedit)

Data Path : I:\ACQUDATA\5977-MS65\Data\031124\
Data File : A2314.D
Acq On : 11 Mar 2024 04:07 pm
Operator : moses
Sample : 8270 100ppm
Misc : 8270 INIT. CAL.
ALS Vial : 12 Sample Multiplier: 1

Quant Time: Mar 12 11:40:53 2024
Quant Method : I:\ACQUDATA\5977-MS65\methods\8270-031124(65).M
Quant Title : 8270 BNA ANALYSIS
QLast Update : Mon Mar 11 16:32:29 2024
Response via : Initial Calibration

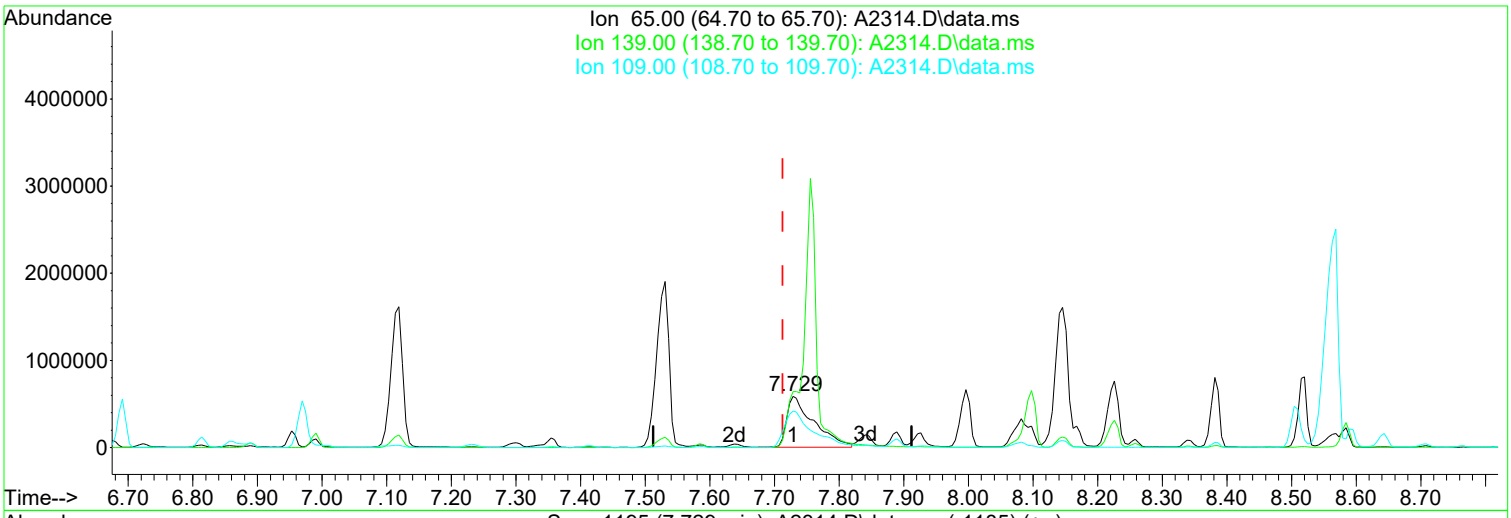

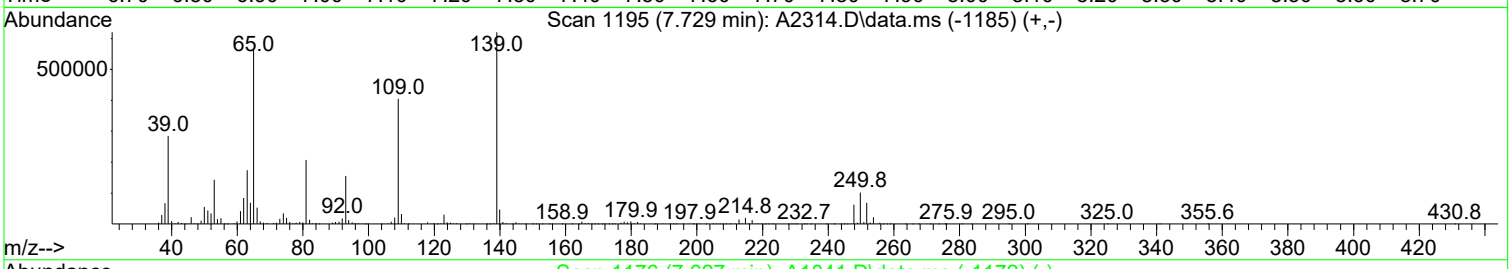

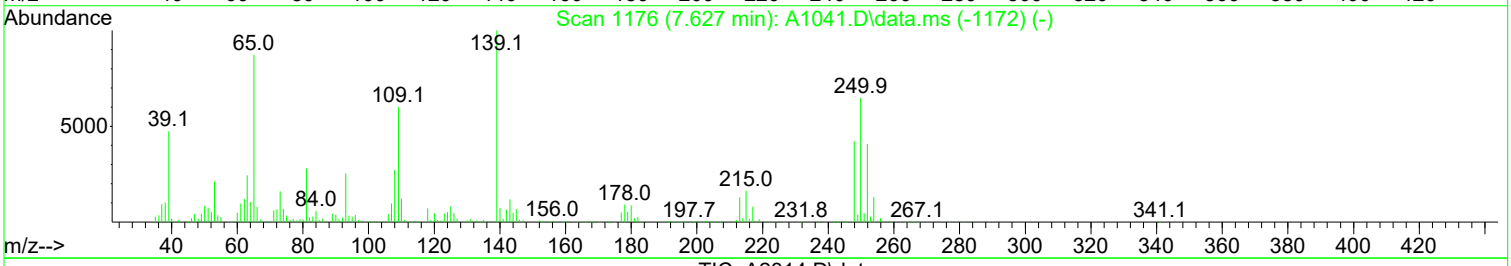

TIC: A2314.D\data.ms

(79) 4-Nitrophenol (TMP)

7.729min (+ 0.016) 116.50 ppm

response 1690914

Ion	Exp%	Act%
65.00	100.00	100.00
139.00	106.50	109.79
109.00	87.90	71.66
0.00	0.00	0.00

Manual Integration:

Before

03/12/24

Quantitation Report (QT Reviewed)

Data Path : I:\ACQUDATA\5977-MS65\Data\031124\
Data File : A2314.D
Acq On : 11 Mar 2024 04:07 pm
Operator : moses
Sample : 8270 100ppm
Misc : 8270 INIT. CAL.
ALS Vial : 12 Sample Multiplier: 1

Quant Time: Mar 12 11:40:53 2024
Quant Method : I:\ACQUDATA\5977-MS65\methods\8270-031124(65).M
Quant Title : 8270 BNA ANALYSIS
QLast Update : Mon Mar 11 16:32:29 2024
Response via : Initial Calibration

Compound	R.T.	QIon	Response	Conc	Units		Dev(Min)
Internal Standards							
1) d4-1,4-Dichlorobenzene	4.653	152	963911	40.00	ppm		0.00
34) d8-Naphthalene	5.835	136	3852264	40.00	ppm		0.00
58) d10-Acenaphthene	7.552	164	2089258	40.00	ppm		0.00
92) d10-Phenanthrene	9.028	188	2759854	40.00	ppm		0.00
118) d12-Chrysene	12.270	240	2645728	40.00	ppm		0.01
136) d12-Perylene	15.137	264	3028994	40.00	ppm		0.01
System Monitoring Compounds							
8) SURR1,2-FLUOROPHENOL	3.530	112	3480666	111.46	ppm		0.00
Spiked Amount 20.000	Range 10 - 70		Recovery = 557.30%#				
13) SURR2,PHENOL-D6	4.338	99	4236553	111.94	ppm		0.00
Spiked Amount 20.000	Range 10 - 107		Recovery = 559.70%#				
35) SURR4,NITROBENZENE-D5	5.167	82	3712698	106.63	ppm		0.01
Spiked Amount 10.000	Range 31 - 110		Recovery = 1066.30%#				
64) SURR5,2-FLUOROBIPHENYL	6.889	172	5894695	90.77	ppm		0.00
Spiked Amount 10.000	Range 31 - 118		Recovery = 907.70%#				
89) SURR3,2,4,6-TRIBROMOPH...	8.344	330	648339	95.84	ppm		0.01
Spiked Amount 20.000	Range 35 - 141		Recovery = 479.20%#				
125) SURR6,TERPHENYL-D14	10.724	244	6247291	95.90	ppm		0.01
Spiked Amount 10.000	Range 10 - 165		Recovery = 959.00%#				
Target Compounds							Qvalue
2) 1,4-Dioxane	1.845	88	1325367	99.325	ppm		99
3) Pyridine	2.241	79	3533353	106.978	ppm		99
4) N-Nitrosodimethylamine	2.209	74	2439456	110.784	ppm		99
5) 2-Picoline	2.984	93	3927357	108.438	ppm		98
6) N-Nitrosomethylamine	3.091	42	1150462	106.352	ppm		100
7) Methyl Methansulfonate	3.369	80	1801293	109.882	ppm		98
9) N-Nitrosodiethylamine	3.717	102	1692629	101.392	ppm		98
10) Ethyl Mathanesulfonate	3.985	79	2787547	109.784	ppm		98
11) Benzaldehyde	4.268	106	2096245	84.704	ppm		98
12) Aniline	4.364	93	4851223	98.837	ppm		85
14) Phenol	4.354	94	4322110	101.493	ppm		79
15) bis(2-Clethyl)Ether	4.418	93	3258814	94.746	ppm		98
16) Pentachloroethane	4.407	117	1177791	93.814	ppm		98
17) 2-Chlorophenol	4.477	128	3360161	99.520	ppm		98
18) 1,3-Diclbenzene	4.605	146	3399389	91.982	ppm		97
19) 1,4-Dichlorobenzene	4.669	146	3377697	91.236	ppm		98
20) 1,2-Diclbenzene	4.803	146	3237244	91.609	ppm		98
21) Benzyl Alcohol	4.787	79	2765230	109.468	ppm		99
22) 1-Methyl-2-pyrrolidinone	4.846	99	2483569	112.367	ppm		98
23) 2,2'-oxybis(1-Chloropr...	4.899	45	3499595	98.021	ppm	#	70
24) 2-Methylphenol	4.926	108	3041136	105.588	ppm		93
25) 3+4-Methylphenol	5.049	108	2793991	98.172	ppm	#	50
26) Acetophenone	5.022	105	4432579	99.719	ppm		97
27) N-Nitroso-Di-n-propyla...	5.038	70	2442004	99.651	ppm		88
28) N-Nitrosopyrrolidine	5.033	100	1726569	104.457	ppm	#	11
29) N-Nitrosomorpholine	5.054	56	1836826	98.679	ppm		93
30) o-Toluidine	5.060	106	4397628	90.979	ppm		43
31) Hexachloroethane	5.113	117	1492766	93.537	ppm		98
32) o,o,o-Triethylphosphor...	5.578	198	1497768	100.152	ppm		84
33) Alpha-terpinol	5.867	121	1074779	108.388	ppm		97
36) Nitrobenzene	5.183	77	3405002	97.233	ppm		97
37) N-Nitrosopiperidine	5.327	42	2047837	105.623	ppm		97
38) Isophorone	5.407	82	6000215	89.299	ppm		98

1st AM 03/12/24
2nd BA 03/13/24

Data Path : I:\ACQUDATA\5977-MS65\Data\031124\
Data File : A2314.D
Acq On : 11 Mar 2024 04:07 pm
Operator : moses
Sample : 8270 100ppm
Misc : 8270 INIT. CAL.
ALS Vial : 12 Sample Multiplier: 1

Quant Time: Mar 12 11:40:53 2024
Quant Method : I:\ACQUDATA\5977-MS65\methods\8270-031124(65).M
Quant Title : 8270 BNA ANALYSIS
QLast Update : Mon Mar 11 16:32:29 2024
Response via : Initial Calibration

Compound	R.T.	QIon	Response	Conc	Units		Dev(Min)
39) 2-Nitrophenol	5.477	139	1850607	109.741	ppm		95
40) Benzoic Acid	5.675	105	2103755	131.290	ppm		96
41) 2,4-Dimethylphenol	5.530	107	3512938	101.517	ppm		100
42) bis(-2-Chloroethoxy)Me...	5.605	93	3639683	91.161	ppm		97
43) 2,4-Dichlorophenol	5.723	162	2664863	107.645	ppm		98
44) a,a-Dimethylphenethyla...	6.477	58	8661684m	112.176	ppm		
45) 1,2,4-Trichlorobenzene	5.776	180	2548074	87.733	ppm		97
46) Naphthalene	5.857	128	7672329	80.076	ppm		96
47) 4-Chloroaniline	5.915	127	3496837	95.131	ppm		99
48) 2,6-Dichlorophenol	5.926	162	2220412	91.540	ppm		97
49) Hexachlorobutadiene	5.969	225	1315285	85.162	ppm		99
50) Hexachloropropene	5.937	213	1556249	90.708	ppm		97
51) 4-Chloro-3-methylphenol	6.407	107	3099840	102.726	ppm		99
52) N-N-di-n-butylamine	6.242	84	3299392m	111.287	ppm		
53) Caprolactam	6.322	113	1274349	115.625	ppm		97
54) p-Phenylenediamine	6.290	80	797008	60.687	ppm		99
55) Safrole	6.445	162	2137819	89.689	ppm		96
56) 2-Methylnaphthalene	6.530	142	5660178	84.719	ppm		98
57) 1-Methylnaphthalene	6.627	142	5320936	85.627	ppm		96
59) Hexachlorocyclopentadiene	6.680	237	1158932	121.170	ppm		99
60) 1,2,4,5-Tetrachloroben...	6.691	216	2137747	85.329	ppm		98
61) 1,2,3,4-Tetrachloroben...	6.969	216	2320757	91.911	ppm		98
62) 2,4,6-Trichlorophenol	6.814	196	1699275	106.248	ppm		99
63) 2,4,5-Trichlorophenol	6.862	196	1868623	104.210	ppm		99
65) Isosafrole	6.953	104	1298468	105.005	ppm		91
66) 1,1'-Biphenyl	6.990	154	6562609	85.596	ppm		96
67) 2-Chloronaphthalene	7.007	162	4993700	87.102	ppm		97
68) 2-Nitroaniline	7.119	65	2041332	117.139	ppm		99
69) 1,4-Naphthoquinone	7.188	158	1479026	90.527	ppm		83
70) m-Dinitrobenzene	7.338	168	1184988	111.351	ppm		95
71) Acenaphthylene	7.413	152	7619357	85.393	ppm		96
72) Dimethyl phthalate	7.301	163	6220461	93.354	ppm		99
73) 2,6-Dinitrotoluene	7.360	165	1499668	105.921	ppm		93
74) Acenaphthene	7.584	153	5231068	86.455	ppm		99
75) 3-Nitroaniline	7.531	138	2042864	114.635	ppm		98
76) 2,4-Dinitrophenol	7.643	184	825809	122.893	ppm		89
77) Dibenzofuran	7.755	168	6214469	77.857	ppm		92
78) 2,4-Dinitrotoluene	7.766	165	1794156	101.951	ppm		77
79) 4-Nitrophenol	7.729	65	1158200m	79.801	ppm		
80) Pentachlorobenzene	7.718	250	1865148	86.007	ppm		98
81) 1-Napthylamine	7.841	143	5232405	98.254	ppm		99
82) 2-Napthylamine	7.926	143	5239262	94.074	ppm		98
83) 2,3,4,6-Tetrachlorophenol	7.889	232	1258611	105.901	ppm		98
84) Fluorene	8.098	166	4691112	73.900	ppm		99
85) 4-Chlorophenyl-phenyle...	8.098	204	2040578	72.901	ppm		96
86) Diethylphthalate	7.996	149	6164191	91.541	ppm		98
87) 4-Nitroaniline	8.146	138	1977359	109.144	ppm		98
88) 5-Nitro-o-toluidine	8.130	152	2098306	112.730	ppm		91
90) Sulfotepp	8.386	322	805018	89.510	ppm		99
91) Octachlorocyclopentene	8.344	307	697798	93.671	ppm		99
93) Thionazin	8.082	107	1289351	119.883	ppm		98
94) 4,6-Dinitro-2-methylph...	8.167	198	1121756	120.548	ppm		91
95) Diphenylamine	8.226	169	8040776	186.951	ppm		97
96) 1,2 Diphenylhydrazine	8.258	77	6833396	104.477	ppm		93
97) N-Nitrosodiphenylamine	8.226	169	8047888	187.079	ppm		97
98) 1,3,5-Trinirobenzene	8.531	213	673090	139.680	ppm	#	1

Quantitation Report (QT Reviewed)

Data Path : I:\ACQUDATA\5977-MS65\Data\031124\
Data File : A2314.D
Acq On : 11 Mar 2024 04:07 pm
Operator : moses
Sample : 8270 100ppm
Misc : 8270 INIT. CAL.
ALS Vial : 12 Sample Multiplier: 1

Quant Time: Mar 12 11:40:53 2024
Quant Method : I:\ACQUDATA\5977-MS65\methods\8270-031124(65).M
Quant Title : 8270 BNA ANALYSIS
QLast Update : Mon Mar 11 16:32:29 2024
Response via : Initial Calibration

Compound	R.T.	QIon	Response	Conc	Units	Dev(Min)
99) Diallate	8.504	86	2632391	113.022	ppm	94
100) Phorate	8.520	121	1433916	112.692	ppm	96
101) Phenacetin	8.568	108	3904674	131.839	ppm	97
102) 4-Bromophenyl-phenylether	8.584	248	1348793	95.109	ppm	93
103) Hexachlorobenzene	8.643	284	1524285	97.193	ppm	95
104) Dimethoate	8.707	87	1683032	95.272	ppm	100
105) Atrazine	8.766	215	701412	95.486	ppm	93
106) Pentachlorophenol	8.852	266	821162	104.306	ppm	98
107) 4-Aminobiphenyl	8.852	169	4669250	87.333	ppm	98
108) Pentachloronitrobenzene	8.857	237	559458	100.577	ppm	98
109) Pronamide	8.921	173	3042458	114.783	ppm	98
110) Dinoseb	9.034	211	1176358	109.828	ppm	97
111) Disulfoton	9.039	88	3567752	95.555	ppm	94
112) Phenanthrene	9.055	178	7259035	92.809	ppm	96
113) Anthracene	9.109	178	7632367	95.520	ppm	97
114) Carbazole	9.274	167	8104035	104.072	ppm	96
115) Di-n-butylphthalate	9.617	149	8995547	96.219	ppm	94
116) 4-Nitroquinonline-1-oxide	9.836	190	527348	119.160	ppm	97
117) Fluoranthene	10.269	202	8004795	97.853	ppm	95
119) Methyl Parathion	9.403	109	1456627	96.405	ppm	99
120) Ethyl Parathion	9.799	97	1588666	117.384	ppm	100
121) Methapyrilene	9.916	58	3281801	94.091	ppm	97
122) Isodrin	10.098	193	893873	94.360	ppm	100
123) Benzidine	10.430	184	4504749	89.112	ppm	99
124) Pyrene	10.531	202	8279012	91.198	ppm	97
126) Aramite	10.702	185	404222	120.773	ppm	97
127) p-(Dimethylamino)azobe...	10.906	120	3295474	111.118	ppm	97
128) Chlorobenzilate	10.965	139	3878112	121.007	ppm	98
129) Butyl benzyl phthalate	11.398	149	4993876	104.382	ppm	97
130) 3,3-Dimethylbenzidine	11.371	212	4727359	96.816	ppm	99
131) 2-Acetylaminofluorene	11.772	181	4660576	129.888	ppm	99
132) 3,3'-Dichlorobenzidine	12.227	252	2875568	98.432	ppm	97
133) Benzo(a)anthracene	12.254	228	7631940	93.259	ppm	98
134) Chrysene	12.318	228	7411226	94.253	ppm	97
135) bis(2-Ethylhexyl)phtha...	12.377	149	6884451	105.909	ppm	98
137) Di-n-octyl phthalate	13.687	149	12031756	103.612	ppm	97
138) 7,12-Dimethylbenz(a)an...	14.340	256	4268941	107.258	ppm	99
139) Benzo(b)Fluoranthene	14.361	252	8159836	97.682	ppm	96
140) Benzo(k)fluoranthene	14.409	252	7401043	89.806	ppm	97
141) Benzo(a)pyrene	15.024	252	7777964	100.875	ppm	98
142) 3-Methylcholanthrene	15.821	268	4863989	111.301	ppm	97
143) Indeno(1,2,3-cd)Pyrene	17.137	276	7976117	107.730	ppm	99
144) Dibenz(a,h)anthracene	17.190	278	7855004	101.114	ppm	97
145) Benzo(g,h,i)perylene	17.586	276	8015819	99.939	ppm	97

(#) = qualifier out of range (m) = manual integration (+) = signals summed

1st AM 03/12/24
2nd BA 03/13/24

Data Path : I:\ACQUDATA\5977-MS65\Data\031124\
Data File : A2314.D
Acq On : 11 Mar 2024 04:07 pm
Operator : moses
Sample : 8270 100ppm
Misc : 8270 INIT. CAL.
ALS Vial : 12 Sample Multiplier: 1

Quant Time: Mar 12 11:40:53 2024
Quant Method : I:\ACQUDATA\5977-MS65\methods\8270-031124(65).M
Quant Title : 8270 BNA ANALYSIS
QLast Update : Mon Mar 11 16:32:29 2024
Response via : Initial Calibration

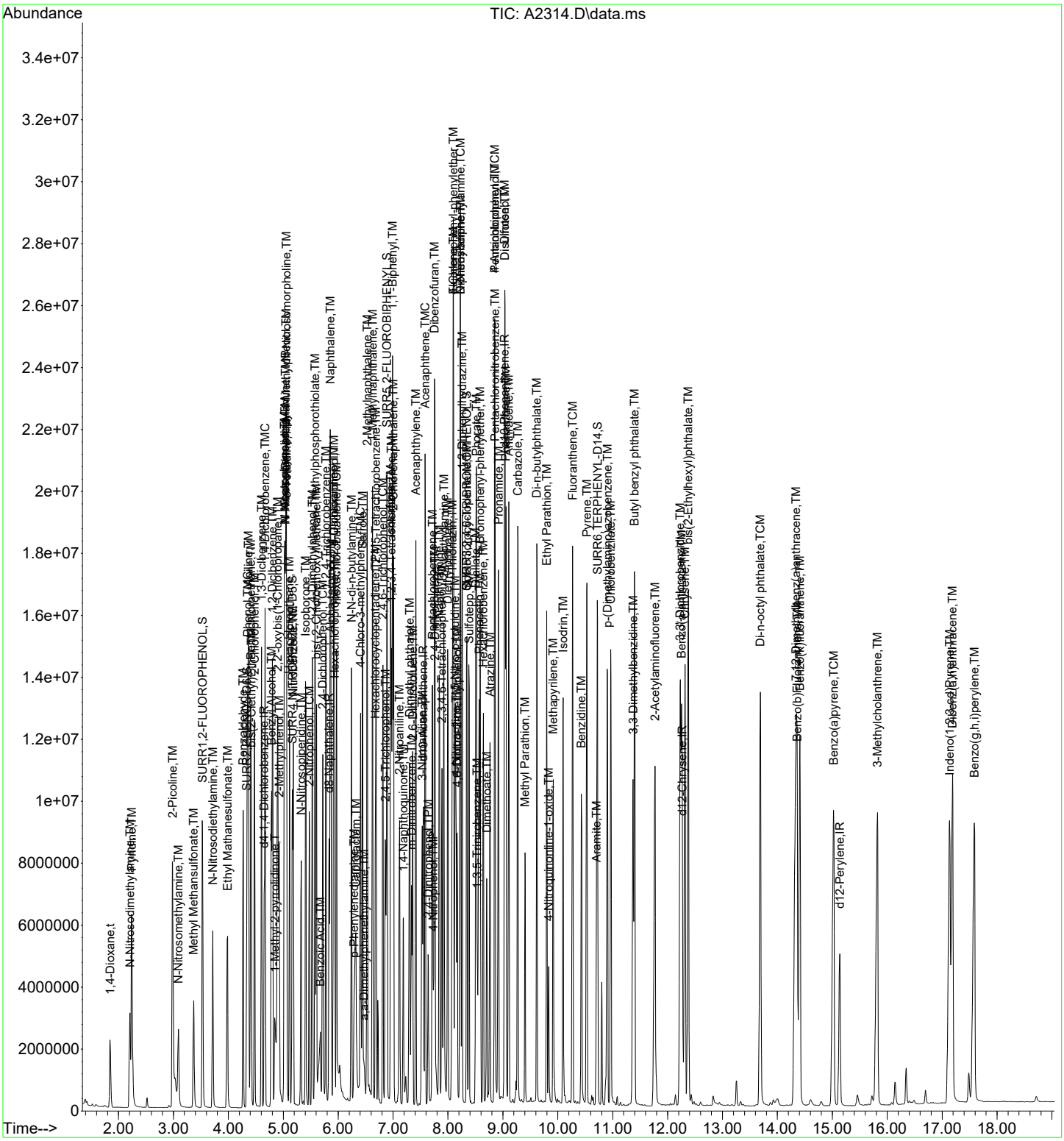

Quantitation Report (Qedit)

Data Path : I:\ACQUDATA\5977-MS65\Data\031124\
Data File : A2315.D
Acq On : 11 Mar 2024 04:40 pm
Operator : moses
Sample : 8270 ICV
Misc : 8270 INIT. CAL.
ALS Vial : 13 Sample Multiplier: 1

Quant Time: Mar 12 13:07:27 2024
Quant Method : I:\ACQUDATA\5977-MS65\methods\8270-031124(65).M
Quant Title : 8270 BNA ANALYSIS
QLast Update : Tue Mar 12 13:06:22 2024
Response via : Initial Calibration

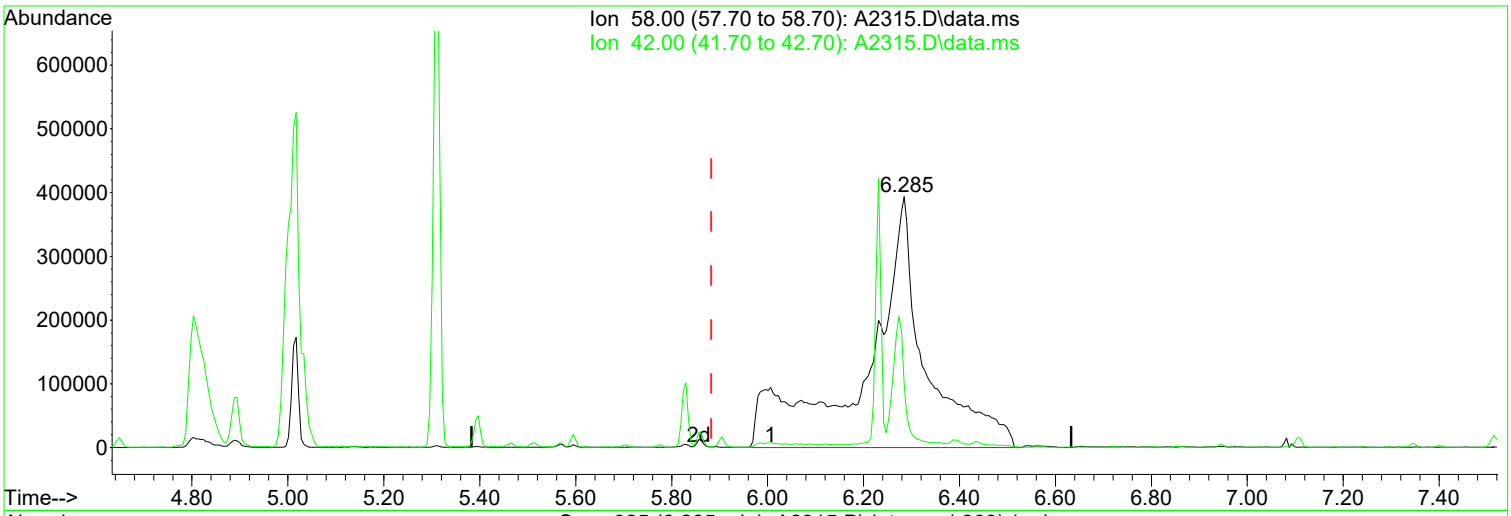

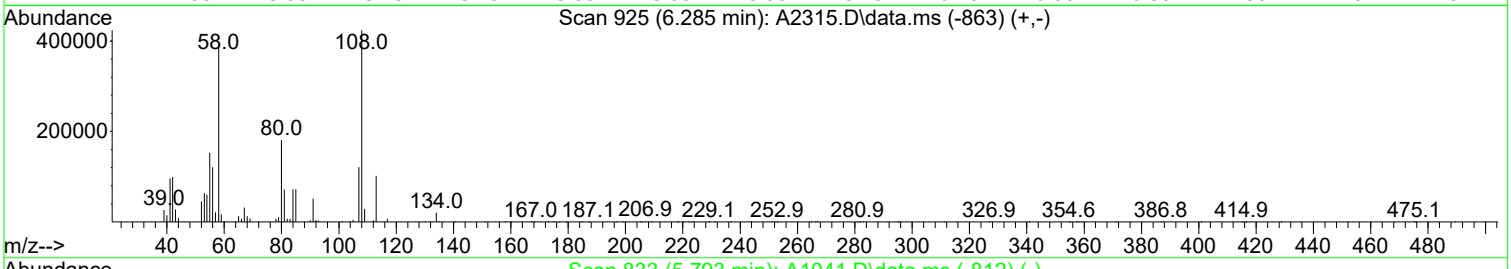

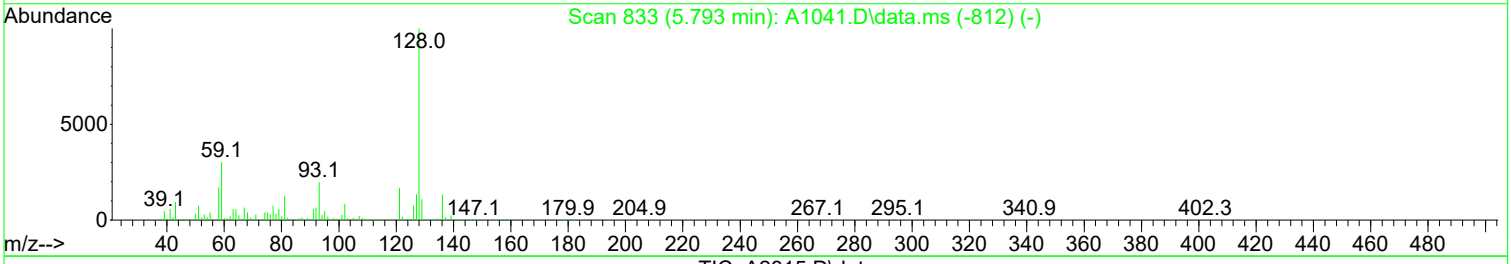

TIC: A2315.D\data.ms

(44) a,a-Dimethylphenethylamine (TM)

6.285min (+ 0.401) 41.45 ppm m

response 3322691

Ion	Exp%	Act%
58.00	100.00	100.00
42.00	7.20	25.38
0.00	0.00	0.00
0.00	0.00	0.00

Manual Integration:

After

Poor integration.

03/12/24

1st AM 03/12/24
2nd BA 03/13/24

Quantitation Report (Qedit)

Data Path : I:\ACQUDATA\5977-MS65\Data\031124\
Data File : A2315.D
Acq On : 11 Mar 2024 04:40 pm
Operator : moses
Sample : 8270 ICV
Misc : 8270 INIT. CAL.
ALS Vial : 13 Sample Multiplier: 1

Quant Time: Mar 12 13:07:27 2024
Quant Method : I:\ACQUDATA\5977-MS65\methods\8270-031124(65).M
Quant Title : 8270 BNA ANALYSIS
QLast Update : Tue Mar 12 13:06:22 2024
Response via : Initial Calibration

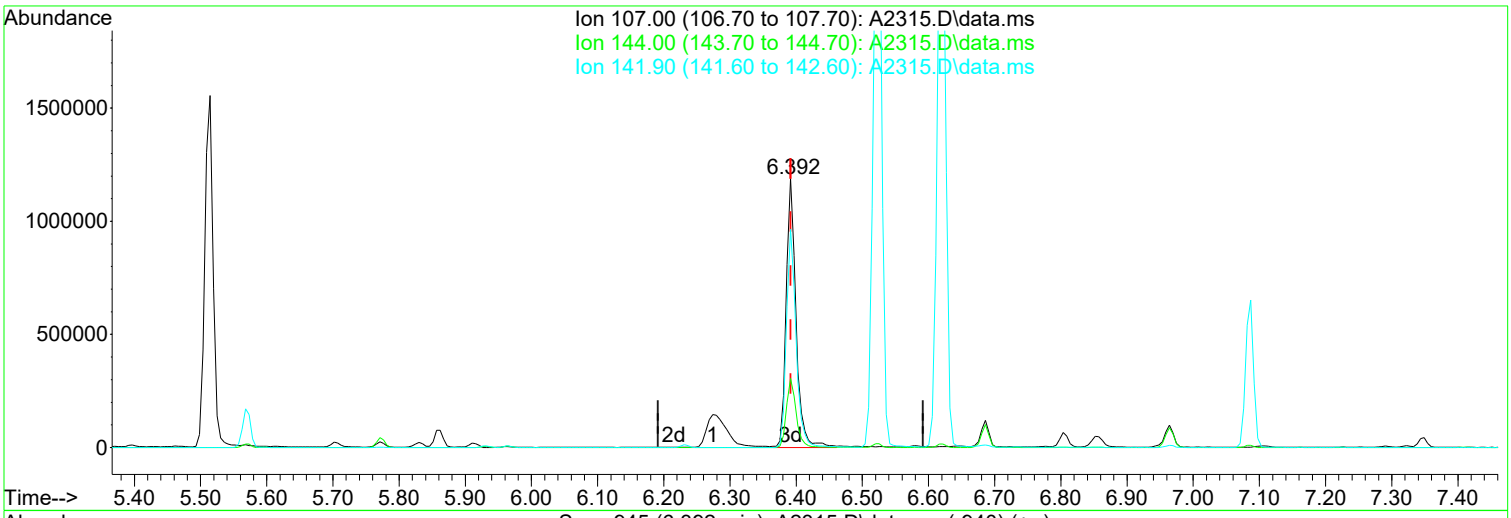

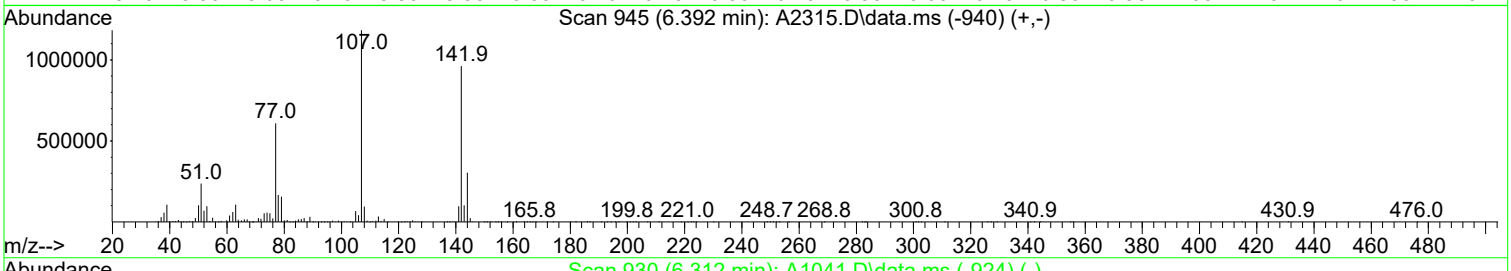

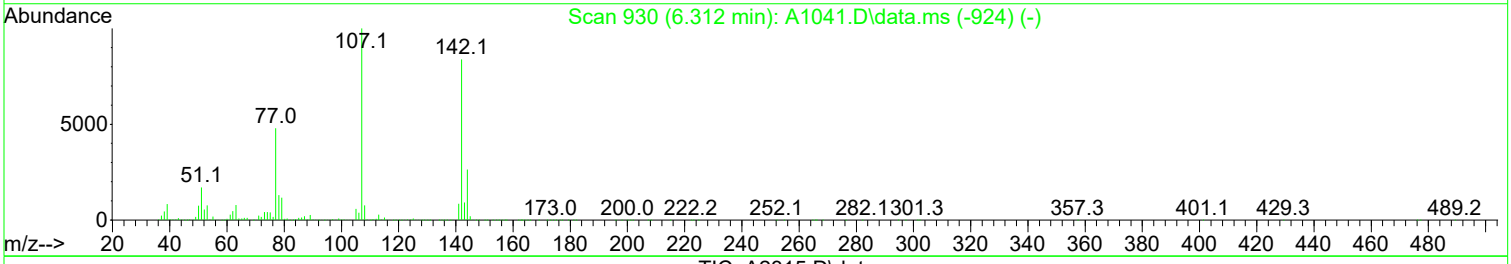

TIC: A2315.D\data.ms

(51) 4-Chloro-3-methylphenol (TMC)

6.392min (-0.000) 38.53 ppm m

response 1224529

Ion	Exp%	Act%
107.00	100.00	100.00
144.00	25.50	25.72
141.90	0.00	81.15#
0.00	0.00	0.00

Manual Integration:

After

Peak not found.

03/12/24

1st AM 03/12/24
2nd BA 03/13/24

Quantitation Report (Qedit)

Data Path : I:\ACQUDATA\5977-MS65\Data\031124\
Data File : A2315.D
Acq On : 11 Mar 2024 04:40 pm
Operator : moses
Sample : 8270 ICV
Misc : 8270 INIT. CAL.
ALS Vial : 13 Sample Multiplier: 1

Quant Time: Mar 12 13:07:27 2024
Quant Method : I:\ACQUDATA\5977-MS65\methods\8270-031124(65).M
Quant Title : 8270 BNA ANALYSIS
QLast Update : Tue Mar 12 13:06:22 2024
Response via : Initial Calibration

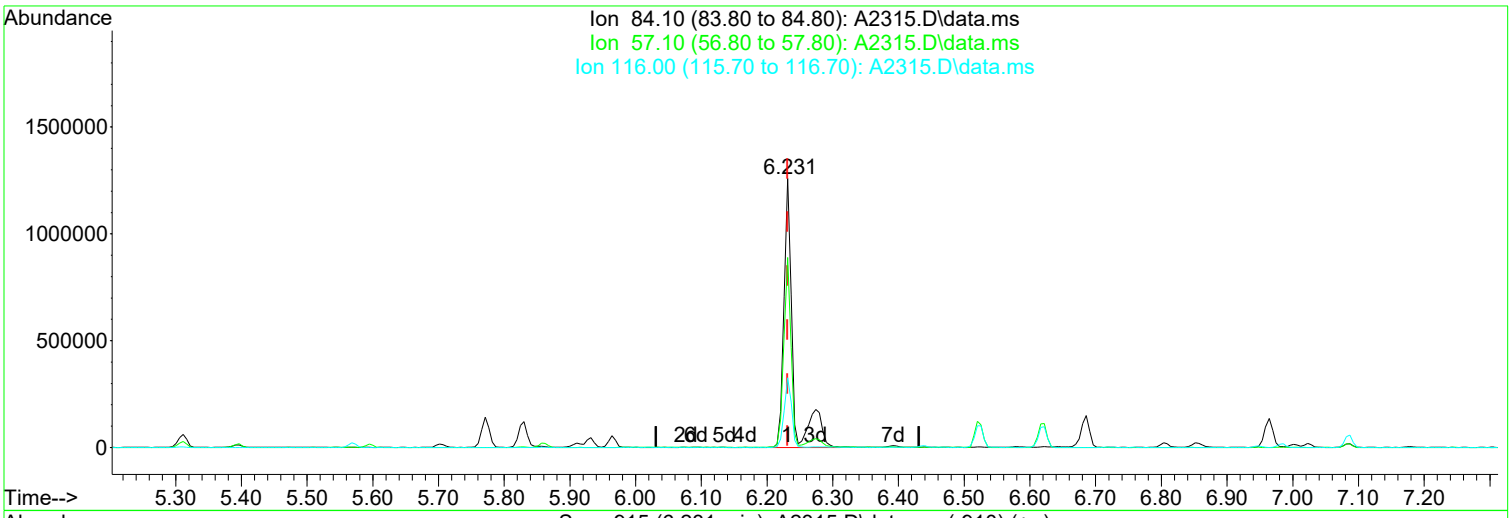

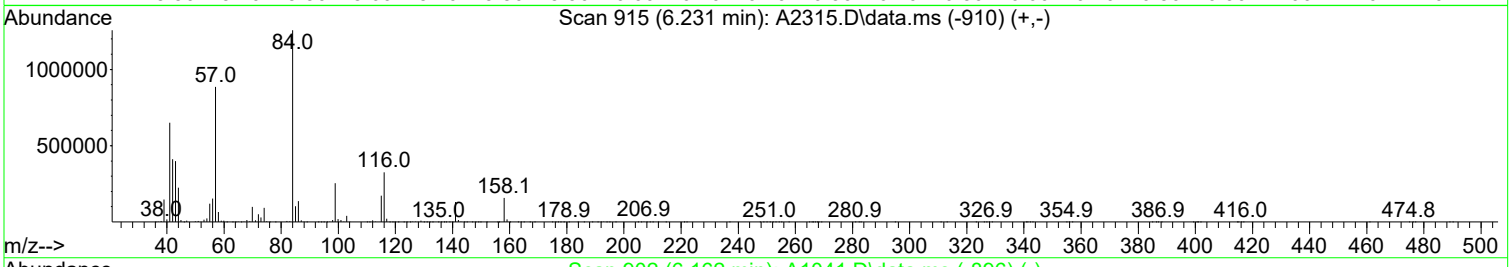

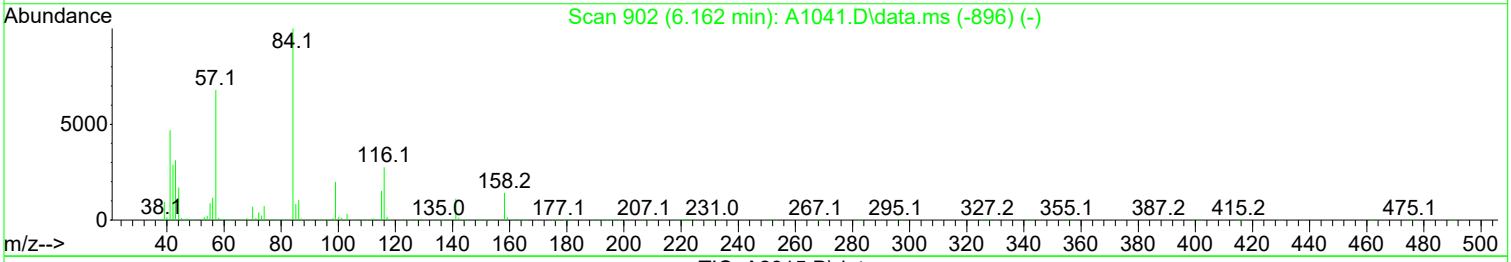

TIC: A2315.D\data.ms

(52) N-N-di-n-butylamine (TM)

6.231min (-0.000) 38.79 ppm m

response 1223840

Ion	Exp%	Act%
84.10	100.00	100.00
57.10	71.30	70.66
116.00	26.10	25.99
0.00	0.00	0.00

Manual Integration:

After

Poor integration.

03/12/24

Evaluate Continuing Calibration Report

Data Path : I:\ACQUDATA\5977-MS65\Data\031124\
Data File : A2315.D
Acq On : 11 Mar 2024 04:40 pm
Operator : moses
Sample : 8270 ICV
Misc : 8270 INIT. CAL.
ALS Vial : 13 Sample Multiplier: 1

Quant Time: Mar 12 13:07:27 2024
Quant Method : I:\ACQUDATA\5977-MS65\methods\8270-031124(65).M
Quant Title : 8270 BNA ANALYSIS
QLast Update : Tue Mar 12 13:06:22 2024
Response via : Initial Calibration

Min. RRF : 0.000 Min. Rel. Area : 50% Max. R.T. Dev 0.50min
Max. RRF Dev : 20% Max. Rel. Area : 200%

		Compound	Amount	Calc.	%Dev	Area%	Dev(min)
1	IR	d4-1,4-Dichlorobenzene	40.000	40.000	0.0	94	0.00
2	t	1,4-Dioxane	40.000	39.738	0.7	94	-0.02
3	TM	Pyridine	40.000	38.487	3.8	89	-0.01
4	TM	N-Nitrosodimethylamine	40.000	37.291	6.8	86	-0.02
5	TM	2-Picoline	40.000	39.703	0.7	92	0.00
6	TM	N-Nitrosomethylamine	40.000	38.609	3.5	86	-0.01
7	TM	Methyl Methansulfonate	40.000	47.051	-17.6	108	0.00
8	S	SURR1,2-FLUOROPHENOL	40.000	0.000	100.0#	0	-3.52#
9	TM	N-Nitrosodiethylamine	40.000	39.339	1.7	90	0.00
10	TM	Ethyl Mathanesulfonate	40.000	39.116	2.2	89	0.00
11	TM	Benzaldehyde	40.000	36.945	7.6	88	0.00
12	TM	Aniline	40.000	36.665	8.3	83	0.00
13	S	SURR2,PHENOL-D6	40.000	0.000	100.0#	0	-4.33#
14	TMC	Phenol	40.000	39.554	1.1	87	0.00
15	TM	bis(2-Clethyl)Ether	40.000	37.887	5.3	90	0.00
16	TM	Pentachloroethane	40.000	39.208	2.0	94	0.00
17	TM	2-Chlorophenol	40.000	38.190	4.5	87	0.00
18	TM	1,3-Diclbenzene	40.000	37.657	5.9	90	0.00
19	TMC	1,4-Dichlorobenzene	40.000	37.336	6.7	90	0.00
20	TM	1,2-Diclbenzene	40.000	36.731	8.2	89	0.00
21	TM	Benzyl Alcohol	40.000	42.691	-6.7	92	0.00
22	T	1-Methyl-2-pyrrolidinone	40.000	39.654	0.9	88	0.00
23	TM	2,2'-oxybis(1-Chloropropane	40.000	38.951	2.6	93	0.00
24	TM	2-Methylphenol	40.000	38.595	3.5	89	0.00
25	TM	3+4-Methylphenol	40.000	44.623	-11.6	94	0.00
26	TM	Acetophenone	40.000	37.802	5.5	89	0.00
27	TMP	N-Nitroso-Di-n-propylamine	40.000	37.852	5.4	88	0.00
28	TM	N-Nitrosopyrrolidine	40.000	40.268	-0.7	86	0.00
29	TM	N-Nitrosomorpholine	40.000	38.346	4.1	87	0.00
30	TM	o-Toluidine	40.000	38.008	5.0	87	0.00
31	TM	Hexachloroethane	40.000	36.558	8.6	88	0.00
32	TM	o,o,o-Triethylphosphorothio	40.000	37.018	7.5	88	0.00
33	TM	Alpha-terpinol	40.000	52.724	-31.8#	123	0.00
34	IR	d8-Naphthalene	40.000	40.000	0.0	94	0.00
35	S	SURR4,NITROBENZENE-D5	40.000	0.000	100.0#	0	-5.16#
36	TM	Nitrobenzene	40.000	38.807	3.0	90	0.00
37	TM	N-Nitrosopiperidine	40.000	37.728	5.7	87	0.00
38	TM	Isophorone	40.000	38.155	4.6	91	0.00
39	TCM	2-Nitrophenol	40.000	40.902	-2.3	92	0.00
40	TM	Benzoic Acid	40.000	42.525	-6.3	105	0.00
41	TM	2,4-Dimethylphenol	40.000	38.887	2.8	87	0.00
42	TM	bis(-2-Chloroethoxy)Methane	40.000	38.762	3.1	94	0.00
43	TCM	2,4-Dichlorophenol	40.000	40.844	-2.1	89	0.00
44	TM	a,a-Dimethylphenethylamine	40.000	41.445	-3.6	97	0.40
45	TM	1,2,4-Trichlorobenzene	40.000	35.984	10.0	89	0.00
46	TM	Naphthalene	40.000	36.266	9.3	91	0.00
47	TM	4-Chloroaniline	40.000	38.442	3.9	88	0.00
48	TM	2,6-Dichlorophenol	40.000	39.835	0.4	90	0.00
49	TCM	Hexachlorobutadiene	40.000	34.532	13.7	86	0.00
50	TM	Hexachloropropene	40.000	38.388	4.0	90	0.00
51	TMC	4-Chloro-3-methylphenol	40.000	38.525	3.7	89	0.00

1st AM 03/12/24
2nd BA 03/13/24

Data Path : I:\ACQUDATA\5977-MS65\Data\031124\
Data File : A2315.D
Acq On : 11 Mar 2024 04:40 pm
Operator : moses
Sample : 8270 ICV
Misc : 8270 INIT. CAL.
ALS Vial : 13 Sample Multiplier: 1

Quant Time: Mar 12 13:07:27 2024
Quant Method : I:\ACQUDATA\5977-MS65\methods\8270-031124(65).M
Quant Title : 8270 BNA ANALYSIS
QLast Update : Tue Mar 12 13:06:22 2024
Response via : Initial Calibration

Min. RRF : 0.000 Min. Rel. Area : 50% Max. R.T. Dev 0.50min
Max. RRF Dev : 20% Max. Rel. Area : 200%

		Compound	Amount	Calc.	%Dev	Area%	Dev(min)
52	TM	N-N-di-n-butylamine	40.000	38.793	3.0	89	0.00
53	TM	Caprolactam	40.000	40.237	-0.6	93	0.00
54	TM	p-Phenylenediamine	40.000	34.923	12.7	81	0.00
55	TM	Safrole	40.000	39.986	0.0	96	0.00
56	TM	2-Methylnaphthalene	40.000	35.465	11.3	87	0.00
57	TM	1-Methylnaphthalene	40.000	36.252	9.4	89	0.00
58	IR	d10-Acenaphthene	40.000	40.000	0.0	94	0.00
59	TPM	Hexachlorocyclopentadiene	40.000	44.122	-10.3	97	0.00
60	TM	1,2,4,5-Tetrachlorobenzene	40.000	37.920	5.2	93	0.00
61	TM	1,2,3,4-Tetrachlorobenzene	40.000	37.276	6.8	90	0.00
62	TCM	2,4,6-Trichlorophenol	40.000	41.623	-4.1	90	0.00
63	TM	2,4,5-Trichlorophenol	40.000	41.379	-3.4	92	0.00
64	S	SURR5,2-FLUOROBIPHENYL	40.000	0.000	100.0#	0	-6.88#
65	TM	Isosafrole	40.000	40.362	-0.9	93	0.00
66	TM	1,1'-Biphenyl	40.000	36.477	8.8	89	0.00
67	TM	2-Chloronaphthalene	40.000	39.281	1.8	95	0.00
68	TM	2-Nitroaniline	40.000	51.049	-27.6#	110	0.00
69	TM	1,4-Naphthoquinone	40.000	47.176	-17.9	108	0.00
70	TM	m-Dinitrobenzene	40.000	42.866	-7.2	99	0.00
71	TM	Acenaphthylene	40.000	37.514	6.2	90	0.00
72	TM	Dimethyl phthalate	40.000	37.125	7.2	89	0.00
73	TM	2,6-Dinitrotoluene	40.000	42.501	-6.3	93	0.00
74	TMC	Acenaphthene	40.000	37.172	7.1	90	0.00
75	TM	3-Nitroaniline	40.000	40.121	-0.3	89	0.00
76	TPM	2,4-Dinitrophenol	40.000	40.839	-2.1	97	0.00
77	TM	Dibenzofuran	40.000	36.956	7.6	92	0.00
78	TM	2,4-Dinitrotoluene	40.000	42.829	-7.1	94	0.00
79	TMP	4-Nitrophenol	40.000	30.808	23.0#	63	0.00
80	TM	Pentachlorobenzene	40.000	36.655	8.4	90	0.00
81	TM	1-Napthylamine	40.000	43.801	-9.5	105	0.00
82	TM	2-Napthylamine	40.000	41.608	-4.0	99	0.00
83	TM	2,3,4,6-Tetrachlorophenol	40.000	44.521	-11.3	101	0.00
84	TM	Fluorene	40.000	36.317	9.2	91	0.00
85	TM	4-Chlorophenyl-phenylether	40.000	36.174	9.6	91	0.00
86	TM	Diethylphthalate	40.000	36.774	8.1	89	0.00
87	TM	4-Nitroaniline	40.000	39.283	1.8	90	0.00
88	TM	5-Nitro-o-toluidine	40.000	41.320	-3.3	94	0.00
89	S	SURR3,2,4,6-TRIBROMOPHENOL	40.000	0.000	100.0#	0	-8.33#
90	TM	Sulfotepp	40.000	39.724	0.7	95	0.00
91	TM	Octachlorocyclopentene	40.000	43.041	-7.6	98	0.00
92	IR	d10-Phenanthrene	40.000	40.000	0.0	96	0.00
93	TM	Thionazin	40.000	39.044	2.4	89	0.00
94	TM	4,6-Dinitro-2-methylphenol	40.000	38.453	3.9	94	0.00
95	TM	Diphenylamine	80.000	42.980	46.3#	53	0.00
96	TM	1,2 Diphenylhydrazine	40.000	38.092	4.8	88	0.00
97	TCM	N-Nitrosodiphenylamine	80.000	42.974	46.3#	53	0.00
98	TM	1,3,5-Trinirobenzene	40.000	44.367	-10.9	97	0.00
99	TM	Diallate	40.000	35.310	11.7	85	0.00
100	TM	Phorate	40.000	39.845	0.4	92	0.00
101	TM	Phenacetin	40.000	39.782	0.5	91	0.00

Evaluate Continuing Calibration Report

Data Path : I:\ACQUDATA\5977-MS65\Data\031124\
Data File : A2315.D
Acq On : 11 Mar 2024 04:40 pm
Operator : moses
Sample : 8270 ICV
Misc : 8270 INIT. CAL.
ALS Vial : 13 Sample Multiplier: 1

Quant Time: Mar 12 13:07:27 2024
Quant Method : I:\ACQUDATA\5977-MS65\methods\8270-031124(65).M
Quant Title : 8270 BNA ANALYSIS
QLast Update : Tue Mar 12 13:06:22 2024
Response via : Initial Calibration

Min. RRF : 0.000 Min. Rel. Area : 50% Max. R.T. Dev 0.50min
Max. RRF Dev : 20% Max. Rel. Area : 200%

		Compound	Amount	Calc.	%Dev	Area%	Dev(min)
102	TM	4-Bromophenyl-phenylether	40.000	37.056	7.4	89	0.00
103	TM	Hexachlorobenzene	40.000	36.954	7.6	92	0.00
104	TM	Dimethoate	40.000	47.393	-18.5	107	0.00
105	TM	Atrazine	40.000	35.888	10.3	83	0.00
106	TCM	Pentachlorophenol	40.000	36.079	9.8	80	0.00
107	TM	4-Aminobiphenyl	40.000	39.392	1.5	90	0.00
108	TM	Pentachloronitrobenzene	40.000	41.834	-4.6	95	0.00
109	TM	Pronamide	40.000	38.886	2.8	87	0.00
110	TM	Dinoseb	40.000	39.850	0.4	94	0.00
111	TM	Disulfoton	40.000	37.169	7.1	93	0.00
112	TM	Phenanthrene	40.000	37.333	6.7	92	0.00
113	TM	Anthracene	40.000	37.820	5.4	91	0.00
114	TM	Carbazole	40.000	38.330	4.2	90	0.00
115	TM	Di-n-butylphthalate	40.000	41.413	-3.5	93	0.00
116	TM	4-Nitroquinonline-1-oxide	40.000	37.598	6.0	85	0.00
117	TCM	Fluoranthene	40.000	37.835	5.4	89	0.00
118	IR	d12-Chrysene	40.000	40.000	0.0	97	0.00
119	TM	Methyl Parathion	40.000	47.232	-18.1	107	0.00
120	TM	Ethyl Parathion	40.000	41.378	-3.4	91	0.00
121	TM	Methapyrilene	40.000	36.247	9.4	82	0.00
122	TM	Isodrin	40.000	41.584	-4.0	99	0.00
123	TM	Benzidine	40.000	40.790	-2.0	93	0.00
124	TM	Pyrene	40.000	37.661	5.8	91	0.00
125	S	SURR6,TERPHENYL-D14	40.000	0.000	100.0#	0	-10.71#
126	TM	Aramite	40.000	67.352	-68.4#	149	0.00
127	TM	p-(Dimethylamino)azobenzene	40.000	39.622	0.9	87	0.00
128	TM	Chlorobenzilate	40.000	42.903	-7.3	97	0.00
129	TM	Butyl benzyl phthalate	40.000	40.604	-1.5	92	0.00
130	TM	3,3-Dimethylbenzidine	40.000	41.519	-3.8	93	0.00
131	TM	2-Acetylaminofluorene	40.000	41.921	-4.8	96	0.01
132	TM	3,3'-Dichlorobenzidine	40.000	42.669	-6.7	97	0.00
133	TM	Benzo(a)anthracene	40.000	36.795	8.0	91	0.00
134	TM	Chrysene	40.000	35.972	10.1	89	0.00
135	TM	bis(2-Ethylhexyl)phthalate	40.000	41.734	-4.3	93	0.00
136	IR	d12-Perylene	40.000	40.000	0.0	97	0.01
137	TCM	Di-n-octyl phthalate	40.000	43.298	-8.2	94	0.00
138	TM	7,12-Dimethylbenz(a)anthrac	40.000	36.320	9.2	86	0.00
139	TM	Benzo(b)Fluoranthene	40.000	39.405	1.5	96	0.00
140	TM	Benzo(k)fluoranthene	40.000	38.665	3.3	94	0.00
141	TCM	Benzo(a)pyrene	40.000	37.232	6.9	88	0.00
142	TM	3-Methylcholanthrene	40.000	38.886	2.8	91	0.00
143	TM	Indeno(1,2,3-cd)Pyrene	40.000	40.982	-2.5	94	0.00
144	TM	Dibenz(a,h)anthracene	40.000	40.488	-1.2	95	0.01
145	TM	Benzo(g,h,i)perylene	40.000	38.505	3.7	92	0.00

(#) = Out of Range SPCC's out = 0 CCC's out = 1

ALS Group USA, Corp.
dba ALS Environmental

QA/QC Report

Client: Day Environmental, Inc. **Service Request:** R2401914
Project: Shumway Marina **Calibration Date:** 3/11/2024

Initial Calibration Summary
Semivolatile Organic Compounds by GC/MS

Calibration ID: RC2400048 **Signal ID:** 1
Instrument ID: R-MS-65

#	Lab Code	Sample Name	File Location	Acquisition Date
01	RC2400048-01	8270 1ppm	I:\ACQUDATA\5977-MS65\Data\031124\A2305.D	03/11/2024 12:00
02	RC2400048-02	8270 2ppm	I:\ACQUDATA\5977-MS65\Data\031124\A2306.D	03/11/2024 12:26
03	RC2400048-03	8270 5ppm	I:\ACQUDATA\5977-MS65\Data\031124\A2307.D	03/11/2024 12:57
04	RC2400048-04	8270 10ppm	I:\ACQUDATA\5977-MS65\Data\031124\A2308.D	03/11/2024 13:22
05	RC2400048-05	8270 20ppm	I:\ACQUDATA\5977-MS65\Data\031124\A2309.D	03/11/2024 13:47
06	RC2400048-06	8270 40ppm	I:\ACQUDATA\5977-MS65\Data\031124\A2310.D	03/11/2024 14:13
07	RC2400048-07	8270 60ppm	I:\ACQUDATA\5977-MS65\Data\031124\A2312.D	03/11/2024 15:03
08	RC2400048-08	8270 80ppm	I:\ACQUDATA\5977-MS65\Data\031124\A2313.D	03/11/2024 15:43
09	RC2400048-09	8270 100ppm	I:\ACQUDATA\5977-MS65\Data\031124\A2314.D	03/11/2024 16:07
11	RC2400048-11	KF 1ppm	I:\ACQUDATA\5977-MS65\Data\032524\A2461.D	03/25/2024 14:24
12	RC2400048-12	KF 2ppm	I:\ACQUDATA\5977-MS65\Data\032524\A2462.D	03/25/2024 14:47
13	RC2400048-13	KF 10ppm	I:\ACQUDATA\5977-MS65\Data\032524\A2463.D	03/25/2024 15:11
14	RC2400048-14	KF 50ppm	I:\ACQUDATA\5977-MS65\Data\032524\A2464.D	03/25/2024 15:34
15	RC2400048-15	KF 80ppm	I:\ACQUDATA\5977-MS65\Data\032524\A2465.D	03/25/2024 15:58
16	RC2400048-16	KF 100ppm	I:\ACQUDATA\5977-MS65\Data\032524\A2466.D	03/25/2024 16:22

Analyte

1,2,4,5-Tetrachlorobenzene

#	Amount	RF	#	Amount	RF	#	Amount	RF	#	Amount	RF
01	1.000	0.5239	02	2.000	0.518	03	5.000	0.5161	04	10.000	0.5149
05	20.000	0.5115	06	40.000	0.4628	07	60.000	0.4505	08	80.000	0.4098
09	100.000	0.4093									

2,2'-Oxybis(1-chloropropane)

#	Amount	RF	#	Amount	RF	#	Amount	RF	#	Amount	RF
01	1.000	1.54	02	2.000	1.507	03	5.000	1.456	04	10.000	1.5
05	20.000	1.528	06	40.000	1.458	07	60.000	1.5	08	80.000	1.393
09	100.000	1.452									

2,3,4,6-Tetrachlorophenol

#	Amount	RF	#	Amount	RF	#	Amount	RF	#	Amount	RF
02	2.000	0.1879	03	5.000	0.1997	04	10.000	0.2201	05	20.000	0.2462
06	40.000	0.2373	07	60.000	0.2496	08	80.000	0.2386	09	100.000	0.241

2,4,5-Trichlorophenol

#	Amount	RF	#	Amount	RF	#	Amount	RF	#	Amount	RF
01	1.000	0.2913	02	2.000	0.2957	03	5.000	0.3102	04	10.000	0.3461
05	20.000	0.3648	06	40.000	0.3586	07	60.000	0.3685	08	80.000	0.3482
09	100.000	0.3578									

2,4,6-Tribromophenol

#	Amount	RF	#	Amount	RF	#	Amount	RF	#	Amount	RF
01	1.000	0.1172	02	2.000	0.13	03	5.000	0.133	04	10.000	0.1404
05	20.000	0.144	06	40.000	0.1334	07	60.000	0.1268	08	80.000	0.1167

Client: Day Environmental, Inc. **Service Request:** R2401914
Project: Shumway Marina **Calibration Date:** 3/11/2024

Initial Calibration Summary
Semivolatile Organic Compounds by GC/MS

Calibration ID: RC2400048 **Signal ID:** 1
Instrument ID: R-MS-65

Analyte

2,4,6-Tribromophenol

#	Amount	RF	#	Amount	RF	#	Amount	RF	#	Amount	RF
09	100.000	0.1241									

2,4,6-Trichlorophenol

#	Amount	RF	#	Amount	RF	#	Amount	RF	#	Amount	RF
01	1.000	0.2072	02	2.000	0.25	03	5.000	0.2989	04	10.000	0.3254
05	20.000	0.3496	06	40.000	0.3347	07	60.000	0.3445	08	80.000	0.3202
09	100.000	0.3253									

2,4-Dichlorophenol

#	Amount	RF	#	Amount	RF	#	Amount	RF	#	Amount	RF
01	1.000	0.1762	02	2.000	0.2067	03	5.000	0.2493	04	10.000	0.2731
05	20.000	0.2963	06	40.000	0.2779	07	60.000	0.2898	08	80.000	0.2675
09	100.000	0.2767									

2,4-Dimethylphenol

#	Amount	RF	#	Amount	RF	#	Amount	RF	#	Amount	RF
01	1.000	0.2925	02	2.000	0.3101	03	5.000	0.3553	04	10.000	0.3978
05	20.000	0.3966	06	40.000	0.3773	07	60.000	0.3833	08	80.000	0.3561
09	100.000	0.3648									

2,4-Dinitrophenol

#	Amount	RF	#	Amount	RF	#	Amount	RF	#	Amount	RF
04	10.000	0.08803	05	20.000	0.1089	06	40.000	0.1267	07	60.000	0.143
08	80.000	0.1471	09	100.000	0.1581						

2,4-Dinitrotoluene

#	Amount	RF	#	Amount	RF	#	Amount	RF	#	Amount	RF
01	1.000	0.2691	02	2.000	0.3036	03	5.000	0.3302	04	10.000	0.3606
05	20.000	0.3741	06	40.000	0.3604	07	60.000	0.3567	08	80.000	0.3341
09	100.000	0.3435									

2,6-Dinitrotoluene

#	Amount	RF	#	Amount	RF	#	Amount	RF	#	Amount	RF
01	1.000	0.2048	02	2.000	0.2404	03	5.000	0.25	04	10.000	0.2827
05	20.000	0.3011	06	40.000	0.2908	07	60.000	0.2994	08	80.000	0.2832
09	100.000	0.2871									

2-Chloronaphthalene

#	Amount	RF	#	Amount	RF	#	Amount	RF	#	Amount	RF
01	1.000	1.073	02	2.000	1.157	03	5.000	1.195	04	10.000	1.184
05	20.000	1.171	06	40.000	1.068	07	60.000	1.055	08	80.000	0.9555
09	100.000	0.9561									

2-Chlorophenol

#	Amount	RF	#	Amount	RF	#	Amount	RF	#	Amount	RF
01	1.000	1.273	02	2.000	1.337	03	5.000	1.393	04	10.000	1.449
05	20.000	1.505	06	40.000	1.442	07	60.000	1.457	08	80.000	1.36

Client: Day Environmental, Inc. **Service Request:** R2401914
Project: Shumway Marina **Calibration Date:** 3/11/2024

Initial Calibration Summary
Semivolatile Organic Compounds by GC/MS

Calibration ID: RC2400048 **Signal ID:** 1
Instrument ID: R-MS-65

Analyte

2-Chlorophenol

#	Amount	RF	#	Amount	RF	#	Amount	RF	#	Amount	RF
09	100.000	1.394									

2-Fluorobiphenyl

#	Amount	RF	#	Amount	RF	#	Amount	RF	#	Amount	RF
01	1.000	1.278	02	2.000	1.366	03	5.000	1.319	04	10.000	1.34
05	20.000	1.338	06	40.000	1.226	07	60.000	1.138	08	80.000	1.057
09	100.000	1.129									

2-Fluorophenol

#	Amount	RF	#	Amount	RF	#	Amount	RF	#	Amount	RF
01	1.000	1.174	02	2.000	1.232	03	5.000	1.24	04	10.000	1.29
05	20.000	1.353	06	40.000	1.344	07	60.000	1.3	08	80.000	1.286
09	100.000	1.444									

2-Methylnaphthalene

#	Amount	RF	#	Amount	RF	#	Amount	RF	#	Amount	RF
01	1.000	0.7634	02	2.000	0.7588	03	5.000	0.7462	04	10.000	0.742
05	20.000	0.7414	06	40.000	0.6645	07	60.000	0.6533	08	80.000	0.5863
09	100.000	0.5877									

2-Methylphenol

#	Amount	RF	#	Amount	RF	#	Amount	RF	#	Amount	RF
01	1.000	1.034	02	2.000	1.096	03	5.000	1.188	04	10.000	1.242
05	20.000	1.27	06	40.000	1.208	07	60.000	1.26	08	80.000	1.197
09	100.000	1.262									

2-Nitroaniline

#	Amount	RF	#	Amount	RF	#	Amount	RF	#	Amount	RF
01	1.000	0.284	02	2.000	0.2849	03	5.000	0.2923	04	10.000	0.3259
05	20.000	0.3493	06	40.000	0.3629	07	60.000	0.3498	08	80.000	0.3505
09	100.000	0.3908									

2-Nitrophenol

#	Amount	RF	#	Amount	RF	#	Amount	RF	#	Amount	RF
01	1.000	0.1499	02	2.000	0.1566	03	5.000	0.1608	04	10.000	0.1726
05	20.000	0.1849	06	40.000	0.1842	07	60.000	0.1919	08	80.000	0.1827
09	100.000	0.1922									

3,3'-Dichlorobenzidine

#	Amount	RF	#	Amount	RF	#	Amount	RF	#	Amount	RF
01	1.000	0.378	02	2.000	0.4039	03	5.000	0.43	04	10.000	0.4624
05	20.000	0.4835	06	40.000	0.4714	07	60.000	0.461	08	80.000	0.4364
09	100.000	0.4347									

3- and 4-Methylphenol Coelution

#	Amount	RF	#	Amount	RF	#	Amount	RF	#	Amount	RF
01	1.000	1.09	02	2.000	1.036	03	5.000	1.139	04	10.000	1.188

Client: Day Environmental, Inc. **Service Request:** R2401914
Project: Shumway Marina **Calibration Date:** 3/11/2024

Initial Calibration Summary
Semivolatile Organic Compounds by GC/MS

Calibration ID: RC2400048 **Signal ID:** 1
Instrument ID: R-MS-65

Analyte

3- and 4-Methylphenol Coelution

#	Amount	RF	#	Amount	RF	#	Amount	RF	#	Amount	RF
05	20.000	1.24	06	40.000	1.306	07	60.000	1.303	08	80.000	1.166
09	100.000	1.159									

3-Nitroaniline

#	Amount	RF	#	Amount	RF	#	Amount	RF	#	Amount	RF
01	1.000	0.2792	02	2.000	0.2989	03	5.000	0.3203	04	10.000	0.3482
05	20.000	0.3682	06	40.000	0.3622	07	60.000	0.3523	08	80.000	0.3502
09	100.000	0.3911									

4,6-Dinitro-2-methylphenol

#	Amount	RF	#	Amount	RF	#	Amount	RF	#	Amount	RF
04	10.000	0.1046	05	20.000	0.1176	06	40.000	0.1315	07	60.000	0.1453
08	80.000	0.1481	09	100.000	0.1626						

4-Bromophenyl Phenyl Ether

#	Amount	RF	#	Amount	RF	#	Amount	RF	#	Amount	RF
01	1.000	0.204	02	2.000	0.2092	03	5.000	0.2127	04	10.000	0.214
05	20.000	0.2171	06	40.000	0.2035	07	60.000	0.2016	08	80.000	0.1922
09	100.000	0.1955									

4-Chloro-3-methylphenol

#	Amount	RF	#	Amount	RF	#	Amount	RF	#	Amount	RF
01	1.000	0.2939	02	2.000	0.3	03	5.000	0.3139	04	10.000	0.3166
05	20.000	0.3469	06	40.000	0.3257	07	60.000	0.3372	08	80.000	0.3121
09	100.000	0.3219									

4-Chloroaniline

#	Amount	RF	#	Amount	RF	#	Amount	RF	#	Amount	RF
01	1.000	0.3159	02	2.000	0.3553	03	5.000	0.4028	04	10.000	0.4216
05	20.000	0.4349	06	40.000	0.3918	07	60.000	0.391	08	80.000	0.359
09	100.000	0.3631									

4-Chlorophenyl Phenyl Ether

#	Amount	RF	#	Amount	RF	#	Amount	RF	#	Amount	RF
01	1.000	0.5935	02	2.000	0.6473	03	5.000	0.6128	04	10.000	0.6098
05	20.000	0.5898	06	40.000	0.5022	07	60.000	0.4697	08	80.000	0.4072
09	100.000	0.3907									

4-Nitroaniline

#	Amount	RF	#	Amount	RF	#	Amount	RF	#	Amount	RF
01	1.000	0.2749	02	2.000	0.3219	03	5.000	0.3377	04	10.000	0.3702
05	20.000	0.3854	06	40.000	0.3557	07	60.000	0.3498	08	80.000	0.3417
09	100.000	0.3786									

4-Nitrophenol

#	Amount	RF	#	Amount	RF	#	Amount	RF	#	Amount	RF
03	5.000	0.1302	04	10.000	0.1629	05	20.000	0.2073	06	40.000	0.2254

Client: Day Environmental, Inc. **Service Request:** R2401914
Project: Shumway Marina **Calibration Date:** 3/11/2024

Initial Calibration Summary
Semivolatile Organic Compounds by GC/MS

Calibration ID: RC2400048 **Signal ID:** 1
Instrument ID: R-MS-65

Analyte

4-Nitrophenol

#	Amount	RF	#	Amount	RF	#	Amount	RF	#	Amount	RF
07	60.000	0.213	08	80.000	0.2085	09	100.000	0.2217			

Acenaphthene

#	Amount	RF	#	Amount	RF	#	Amount	RF	#	Amount	RF
01	1.000	1.23	02	2.000	1.27	03	5.000	1.248	04	10.000	1.236
05	20.000	1.238	06	40.000	1.122	07	60.000	1.094	08	80.000	0.9866
09	100.000	1.002									

Acenaphthylene

#	Amount	RF	#	Amount	RF	#	Amount	RF	#	Amount	RF
01	1.000	1.755	02	2.000	1.84	03	5.000	1.86	04	10.000	1.84
05	20.000	1.843	06	40.000	1.683	07	60.000	1.625	08	80.000	1.471
09	100.000	1.459									

Acetophenone

#	Amount	RF	#	Amount	RF	#	Amount	RF	#	Amount	RF
01	1.000	1.889	02	2.000	1.937	03	5.000	1.909	04	10.000	1.913
05	20.000	1.919	06	40.000	1.825	07	60.000	1.734	08	80.000	1.636
09	100.000	1.839									

Anthracene

#	Amount	RF	#	Amount	RF	#	Amount	RF	#	Amount	RF
01	1.000	1.186	02	2.000	1.207	03	5.000	1.194	04	10.000	1.188
05	20.000	1.19	06	40.000	1.145	07	60.000	1.144	08	80.000	1.063
09	100.000	1.106									

Atrazine

#	Amount	RF	#	Amount	RF	#	Amount	RF	#	Amount	RF
01	1.000	0.09911	02	2.000	0.1086	03	5.000	0.1106	04	10.000	0.1165
05	20.000	0.1188	06	40.000	0.1096	07	60.000	0.0975	08	80.000	0.09101

Benz(a)anthracene

#	Amount	RF	#	Amount	RF	#	Amount	RF	#	Amount	RF
01	1.000	1.327	02	2.000	1.28	03	5.000	1.25	04	10.000	1.274
05	20.000	1.296	06	40.000	1.217	07	60.000	1.216	08	80.000	1.122
09	100.000	1.154									

Benzaldehyde

#	Amount	RF	#	Amount	RF	#	Amount	RF	#	Amount	RF
01	1.000	1.081	02	2.000	1.1	03	5.000	1.101	04	10.000	1.134
05	20.000	1.093	06	40.000	1.013	07	60.000	0.974	08	80.000	0.8752
09	100.000	0.8699									

Benzo(a)pyrene

#	Amount	RF	#	Amount	RF	#	Amount	RF	#	Amount	RF
01	1.000	0.954	02	2.000	0.9826	03	5.000	0.995	04	10.000	1.052
05	20.000	1.094	06	40.000	1.043	07	60.000	1.042	08	80.000	0.9745

Client: Day Environmental, Inc. **Service Request:** R2401914
Project: Shumway Marina **Calibration Date:** 3/11/2024

Initial Calibration Summary
Semivolatile Organic Compounds by GC/MS

Calibration ID: RC2400048 **Signal ID:** 1
Instrument ID: R-MS-65

Analyte

Benzo(a)pyrene

#	Amount	RF	#	Amount	RF	#	Amount	RF	#	Amount	RF
09	100.000	1.027									

Benzo(b)fluoranthene

#	Amount	RF	#	Amount	RF	#	Amount	RF	#	Amount	RF
01	1.000	1.071	02	2.000	1.102	03	5.000	1.112	04	10.000	1.169
05	20.000	1.183	06	40.000	1.106	07	60.000	1.08	08	80.000	1.028
09	100.000	1.078									

Benzo(g,h,i)perylene

#	Amount	RF	#	Amount	RF	#	Amount	RF	#	Amount	RF
01	1.000	1.086	02	2.000	1.064	03	5.000	1.006	04	10.000	1.049
05	20.000	1.091	06	40.000	1.081	07	60.000	1.082	08	80.000	1.016
09	100.000	1.059									

Benzo(k)fluoranthene

#	Amount	RF	#	Amount	RF	#	Amount	RF	#	Amount	RF
01	1.000	1.099	02	2.000	1.092	03	5.000	1.129	04	10.000	1.175
05	20.000	1.182	06	40.000	1.086	07	60.000	1.062	08	80.000	0.9575
09	100.000	0.9774									

Biphenyl

#	Amount	RF	#	Amount	RF	#	Amount	RF	#	Amount	RF
01	1.000	1.591	02	2.000	1.629	03	5.000	1.608	04	10.000	1.625
05	20.000	1.573	06	40.000	1.416	07	60.000	1.307	08	80.000	1.206
09	100.000	1.256									

Bis(2-chloroethoxy)methane

#	Amount	RF	#	Amount	RF	#	Amount	RF	#	Amount	RF
01	1.000	0.4078	02	2.000	0.424	03	5.000	0.4366	04	10.000	0.4397
05	20.000	0.4545	06	40.000	0.4029	07	60.000	0.4087	08	80.000	0.379
09	100.000	0.3779									

Bis(2-chloroethyl) Ether

#	Amount	RF	#	Amount	RF	#	Amount	RF	#	Amount	RF
01	1.000	1.524	02	2.000	1.485	03	5.000	1.464	04	10.000	1.476
05	20.000	1.469	06	40.000	1.4	07	60.000	1.385	08	80.000	1.289
09	100.000	1.352									

Bis(2-ethylhexyl) Phthalate

#	Amount	RF	#	Amount	RF	#	Amount	RF	#	Amount	RF
01	1.000	0.7999	02	2.000	0.8331	03	5.000	0.8997	04	10.000	0.9783
05	20.000	1.093	06	40.000	1.077	07	60.000	1.098	08	80.000	1.025
09	100.000	1.041									

Butyl Benzyl Phthalate

#	Amount	RF	#	Amount	RF	#	Amount	RF	#	Amount	RF
01	1.000	0.6054	02	2.000	0.6356	03	5.000	0.6814	04	10.000	0.7416

Client: Day Environmental, Inc. **Service Request:** R2401914
Project: Shumway Marina **Calibration Date:** 3/11/2024

Initial Calibration Summary
Semivolatile Organic Compounds by GC/MS

Calibration ID: RC2400048 **Signal ID:** 1
Instrument ID: R-MS-65

Analyte

Butyl Benzyl Phthalate

#	Amount	RF	#	Amount	RF	#	Amount	RF	#	Amount	RF
05	20.000	0.8005	06	40.000	0.7781	07	60.000	0.785	08	80.000	0.7272
09	100.000	0.755									

Caprolactam

#	Amount	RF	#	Amount	RF	#	Amount	RF	#	Amount	RF
01	1.000	0.09546	02	2.000	0.1037	03	5.000	0.1084	04	10.000	0.1184
05	20.000	0.124	06	40.000	0.1166	07	60.000	0.1164	08	80.000	0.1155
09	100.000	0.1323									

Carbazole

#	Amount	RF	#	Amount	RF	#	Amount	RF	#	Amount	RF
01	1.000	1.081	02	2.000	1.117	03	5.000	1.132	04	10.000	1.146
05	20.000	1.191	06	40.000	1.145	07	60.000	1.099	08	80.000	1.071
09	100.000	1.175									

Chrysene

#	Amount	RF	#	Amount	RF	#	Amount	RF	#	Amount	RF
01	1.000	1.192	02	2.000	1.247	03	5.000	1.217	04	10.000	1.22
05	20.000	1.238	06	40.000	1.167	07	60.000	1.157	08	80.000	1.069
09	100.000	1.12									

Di-n-butyl Phthalate

#	Amount	RF	#	Amount	RF	#	Amount	RF	#	Amount	RF
01	1.000	1.182	02	2.000	1.202	03	5.000	1.332	04	10.000	1.441
05	20.000	1.539	06	40.000	1.445	07	60.000	1.436	08	80.000	1.313
09	100.000	1.304									

Di-n-octyl Phthalate

#	Amount	RF	#	Amount	RF	#	Amount	RF	#	Amount	RF
01	1.000	1.222	02	2.000	1.268	03	5.000	1.429	04	10.000	1.58
05	20.000	1.752	06	40.000	1.725	07	60.000	1.679	08	80.000	1.557
09	100.000	1.589									

Dibenz(a,h)anthracene

#	Amount	RF	#	Amount	RF	#	Amount	RF	#	Amount	RF
01	1.000	1.011	02	2.000	1.012	03	5.000	0.9734	04	10.000	1.023
05	20.000	1.057	06	40.000	1.071	07	60.000	1.079	08	80.000	0.9918
09	100.000	1.037									

Dibenzofuran

#	Amount	RF	#	Amount	RF	#	Amount	RF	#	Amount	RF
01	1.000	1.71	02	2.000	1.755	03	5.000	1.717	04	10.000	1.69
05	20.000	1.653	06	40.000	1.451	07	60.000	1.38	08	80.000	1.208
09	100.000	1.19									

Client: Day Environmental, Inc. **Service Request:** R2401914
Project: Shumway Marina **Calibration Date:** 3/11/2024

Initial Calibration Summary
Semivolatile Organic Compounds by GC/MS

Calibration ID: RC2400048 **Signal ID:** 1
Instrument ID: R-MS-65

Analyte

Diethyl Phthalate

#	Amount	RF	#	Amount	RF	#	Amount	RF	#	Amount	RF
01	1.000	1.282	02	2.000	1.326	03	5.000	1.354	04	10.000	1.408
05	20.000	1.379	06	40.000	1.253	07	60.000	1.259	08	80.000	1.162
09	100.000	1.18									

Dimethyl Phthalate

#	Amount	RF	#	Amount	RF	#	Amount	RF	#	Amount	RF
01	1.000	1.197	02	2.000	1.308	03	5.000	1.346	04	10.000	1.373
05	20.000	1.379	06	40.000	1.26	07	60.000	1.257	08	80.000	1.171
09	100.000	1.191									

Fluoranthene

#	Amount	RF	#	Amount	RF	#	Amount	RF	#	Amount	RF
01	1.000	1.156	02	2.000	1.161	03	5.000	1.191	04	10.000	1.236
05	20.000	1.256	06	40.000	1.199	07	60.000	1.186	08	80.000	1.125
09	100.000	1.16									

Fluorene

#	Amount	RF	#	Amount	RF	#	Amount	RF	#	Amount	RF
01	1.000	1.397	02	2.000	1.398	03	5.000	1.396	04	10.000	1.374
05	20.000	1.334	06	40.000	1.145	07	60.000	1.073	08	80.000	0.9233
09	100.000	0.8981									

Hexachlorobenzene

#	Amount	RF	#	Amount	RF	#	Amount	RF	#	Amount	RF
01	1.000	0.2357	02	2.000	0.2369	03	5.000	0.2365	04	10.000	0.2301
05	20.000	0.2332	06	40.000	0.2192	07	60.000	0.2214	08	80.000	0.2118
09	100.000	0.2209									

Hexachlorobutadiene

#	Amount	RF	#	Amount	RF	#	Amount	RF	#	Amount	RF
01	1.000	0.1833	02	2.000	0.1787	03	5.000	0.1719	04	10.000	0.1699
05	20.000	0.1674	06	40.000	0.1516	07	60.000	0.1491	08	80.000	0.1349
09	100.000	0.1366									

Hexachlorocyclopentadiene

#	Amount	RF	#	Amount	RF	#	Amount	RF	#	Amount	RF
01	1.000	0.09441	02	2.000	0.1217	03	5.000	0.1518	04	10.000	0.1816
05	20.000	0.2103	06	40.000	0.2232	07	60.000	0.2263	08	80.000	0.2169
09	100.000	0.2219									

Hexachloroethane

#	Amount	RF	#	Amount	RF	#	Amount	RF	#	Amount	RF
01	1.000	0.7144	02	2.000	0.6917	03	5.000	0.6918	04	10.000	0.6842
05	20.000	0.6766	06	40.000	0.6411	07	60.000	0.6447	08	80.000	0.5964
09	100.000	0.6195									

Client: Day Environmental, Inc. **Service Request:** R2401914
Project: Shumway Marina **Calibration Date:** 3/11/2024

Initial Calibration Summary
Semivolatile Organic Compounds by GC/MS

Calibration ID: RC2400048 **Signal ID:** 1
Instrument ID: R-MS-65

Analyte

Indeno(1,2,3-cd)pyrene

#	Amount	RF	#	Amount	RF	#	Amount	RF	#	Amount	RF
01	1.000	0.9076	02	2.000	0.9173	03	5.000	0.894	04	10.000	0.944
05	20.000	1.012	06	40.000	1.033	07	60.000	1.052	08	80.000	0.9862
09	100.000	1.053									

Isophorone

#	Amount	RF	#	Amount	RF	#	Amount	RF	#	Amount	RF
01	1.000	0.7244	02	2.000	0.7193	03	5.000	0.7296	04	10.000	0.7463
05	20.000	0.7503	06	40.000	0.6869	07	60.000	0.6793	08	80.000	0.6197
09	100.000	0.623									

N-Nitrosodi-n-propylamine

#	Amount	RF	#	Amount	RF	#	Amount	RF	#	Amount	RF
01	1.000	1.027	02	2.000	1.025	03	5.000	1.036	04	10.000	1.078
05	20.000	1.084	06	40.000	1.017	07	60.000	0.9642	08	80.000	0.9079
09	100.000	1.013									

N-Nitrosodiphenylamine

#	Amount	RF	#	Amount	RF	#	Amount	RF	#	Amount	RF
01	2.000	0.6487	02	4.000	0.6795	03	10.000	0.6704	04	20.000	0.6663
05	40.000	0.667	06	80.000	0.6005	07	120.000	0.556	08	160.000	0.5398
09	200.000	0.5832									

Naphthalene

#	Amount	RF	#	Amount	RF	#	Amount	RF	#	Amount	RF
01	1.000	1.146	02	2.000	1.12	03	5.000	1.089	04	10.000	1.079
05	20.000	1.065	06	40.000	0.9373	07	60.000	0.9201	08	80.000	0.801
09	100.000	0.7967									

Nitrobenzene

#	Amount	RF	#	Amount	RF	#	Amount	RF	#	Amount	RF
01	1.000	0.3551	02	2.000	0.3455	03	5.000	0.3607	04	10.000	0.3797
05	20.000	0.3879	06	40.000	0.3684	07	60.000	0.3767	08	80.000	0.3449
09	100.000	0.3536									

Nitrobenzene-d5

#	Amount	RF	#	Amount	RF	#	Amount	RF	#	Amount	RF
01	1.000	0.3423	02	2.000	0.3486	03	5.000	0.3511	04	10.000	0.3649
05	20.000	0.3855	06	40.000	0.3705	07	60.000	0.3582	08	80.000	0.3472
09	100.000	0.3855									

Pentachlorophenol (PCP)

#	Amount	RF	#	Amount	RF	#	Amount	RF	#	Amount	RF
03	5.000	0.08741	04	10.000	0.105	05	20.000	0.1202	06	40.000	0.1229
07	60.000	0.1256	08	80.000	0.1186	09	100.000	0.119			

Client: Day Environmental, Inc. **Service Request:** R2401914
Project: Shumway Marina **Calibration Date:** 3/11/2024

Initial Calibration Summary
Semivolatile Organic Compounds by GC/MS

Calibration ID: RC2400048 **Signal ID:** 1
Instrument ID: R-MS-65

Analyte

Phenanthrene

#	Amount	RF	#	Amount	RF	#	Amount	RF	#	Amount	RF
01	1.000	1.222	02	2.000	1.197	03	5.000	1.172	04	10.000	1.164
05	20.000	1.177	06	40.000	1.095	07	60.000	1.099	08	80.000	1.026
09	100.000	1.052									

Phenol

#	Amount	RF	#	Amount	RF	#	Amount	RF	#	Amount	RF
01	1.000	1.521	02	2.000	1.648	03	5.000	1.755	04	10.000	1.829
05	20.000	1.898	06	40.000	1.868	07	60.000	1.864	08	80.000	1.728
09	100.000	1.794									

Phenol-d6

#	Amount	RF	#	Amount	RF	#	Amount	RF	#	Amount	RF
01	1.000	1.362	02	2.000	1.414	03	5.000	1.504	04	10.000	1.61
05	20.000	1.68	06	40.000	1.66	07	60.000	1.595	08	80.000	1.553
09	100.000	1.758									

Pyrene

#	Amount	RF	#	Amount	RF	#	Amount	RF	#	Amount	RF
01	1.000	1.392	02	2.000	1.392	03	5.000	1.437	04	10.000	1.453
05	20.000	1.48	06	40.000	1.38	07	60.000	1.346	08	80.000	1.221
09	100.000	1.252									

Terphenyl-d14

#	Amount	RF	#	Amount	RF	#	Amount	RF	#	Amount	RF
01	1.000	0.9924	02	2.000	1.025	03	5.000	1.016	04	10.000	1.043
05	20.000	1.071	06	40.000	0.9918	07	60.000	0.9153	08	80.000	0.8653
09	100.000	0.9445									

ALS Group USA, Corp.
dba ALS Environmental

QA/QC Report

Client: Day Environmental, Inc. **Service Request:** R2401914
Project: Shumway Marina **Calibration Date:** 3/11/2024

Initial Calibration Summary
Semivolatile Organic Compounds by GC/MS

Calibration ID: RC2400048 **Signal ID:** 1
Instrument ID: R-MS-65

Analyte Name	Compound Type	Calibration Evaluation				Calibration Evaluation	
		Fit Type	Eval	Eval Result	Control Criteria	Average RRF	Minimum RRF
1,2,4,5-Tetrachlorobenzene	TRG	Average RF	% RSD	9.9	≤20	0.4797	0.010
2,2'-Oxybis(1-chloropropane)	TRG	Average RF	% RSD	3.1	≤20	1.482	0.010
2,3,4,6-Tetrachlorophenol	TRG	Average RF	% RSD	10.0	≤20	0.2275	0.010
2,4,5-Trichlorophenol	TRG	Average RF	% RSD	9.0	≤20	0.3379	0.200
2,4,6-Tribromophenol	SURR	Average RF	% RSD	7.3	≤20	0.1295	
2,4,6-Trichlorophenol	TRG	Average RF	% RSD	15.5	≤20	0.3062	0.200
2,4-Dichlorophenol	TRG	Average RF	% RSD	15.6	≤20	0.2571	0.200
2,4-Dimethylphenol	TRG	Average RF	% RSD	10.2	≤20	0.3593	0.200
2,4-Dinitrophenol	TRG	Quadratic	COD	0.9995	≥0.99	0.1287	0.010
2,4-Dinitrotoluene	TRG	Average RF	% RSD	9.8	≤20	0.3369	0.200
2,6-Dinitrotoluene	TRG	Average RF	% RSD	12.0	≤20	0.2711	0.200
2-Chloronaphthalene	TRG	Average RF	% RSD	8.5	≤20	1.09	0.800
2-Chlorophenol	TRG	Average RF	% RSD	5.1	≤20	1.401	0.800
2-Fluorobiphenyl	SURR	Average RF	% RSD	9.0	≤20	1.243	
2-Fluorophenol	SURR	Average RF	% RSD	6.1	≤20	1.296	
2-Methylnaphthalene	TRG	Average RF	% RSD	10.4	≤20	0.6937	0.400
2-Methylphenol	TRG	Average RF	% RSD	6.8	≤20	1.195	0.700
2-Nitroaniline	TRG	Average RF	% RSD	11.4	≤20	0.3323	0.010
2-Nitrophenol	TRG	Average RF	% RSD	9.0	≤20	0.1751	0.100
3,3'-Dichlorobenzidine	TRG	Average RF	% RSD	7.7	≤20	0.4401	0.010
3- and 4-Methylphenol Coelution	TRG	Average RF	% RSD	7.7	≤20	1.181	0.600
3-Nitroaniline	TRG	Average RF	% RSD	10.4	≤20	0.3412	0.010
4,6-Dinitro-2-methylphenol	TRG	Average RF	% RSD	15.8	≤20	0.1349	0.010
4-Bromophenyl Phenyl Ether	TRG	Average RF	% RSD	4.1	≤20	0.2055	0.100
4-Chloro-3-methylphenol	TRG	Average RF	% RSD	5.2	≤20	0.3187	0.200
4-Chloroaniline	TRG	Average RF	% RSD	9.7	≤20	0.3817	0.010
4-Chlorophenyl Phenyl Ether	TRG	Average RF	% RSD	17.8	≤20	0.5359	0.400
4-Nitroaniline	TRG	Average RF	% RSD	9.7	≤20	0.3462	0.010
4-Nitrophenol	TRG	Average RF	% RSD	18.1	≤20	0.1956	0.010
Acenaphthene	TRG	Average RF	% RSD	9.5	≤20	1.158	0.900
Acenaphthylene	TRG	Average RF	% RSD	9.3	≤20	1.708	0.900
Acetophenone	TRG	Average RF	% RSD	5.5	≤20	1.845	0.010
Anthracene	TRG	Average RF	% RSD	4.1	≤20	1.158	0.700
Atrazine	TRG	Average RF	% RSD	9.1	≤20	0.1065	0.010

Client: Day Environmental, Inc. **Service Request:** R2401914
Project: Shumway Marina **Calibration Date:** 3/11/2024

Initial Calibration Summary
Semivolatile Organic Compounds by GC/MS

Calibration ID: RC2400048 **Signal ID:** 1
Instrument ID: R-MS-65

		Calibration Evaluation				Calibration Evaluation	
Analyte Name	Compound Type	Fit Type	Eval	Eval Result	Control Criteria	Average RRF	Minimum RRF
Benz(a)anthracene	TRG	Average RF	% RSD	5.4	≤20	1.237	0.800
Benzaldehyde	TRG	Average RF	% RSD	9.8	≤20	1.027	0.010
Benzo(a)pyrene	TRG	Average RF	% RSD	4.4	≤20	1.018	0.700
Benzo(b)fluoranthene	TRG	Average RF	% RSD	4.4	≤20	1.103	0.700
Benzo(g,h,i)perylene	TRG	Average RF	% RSD	2.9	≤20	1.059	0.500
Benzo(k)fluoranthene	TRG	Average RF	% RSD	7.2	≤20	1.084	0.700
Biphenyl	TRG	Average RF	% RSD	11.8	≤20	1.468	0.010
Bis(2-chloroethoxy)methane	TRG	Average RF	% RSD	6.4	≤20	0.4146	0.300
Bis(2-chloroethyl) Ether	TRG	Average RF	% RSD	5.3	≤20	1.427	0.700
Bis(2-ethylhexyl) Phthalate	TRG	Average RF	% RSD	11.5	≤20	0.9828	0.010
Butyl Benzyl Phthalate	TRG	Average RF	% RSD	9.5	≤20	0.7233	0.010
Caprolactam	TRG	Average RF	% RSD	9.5	≤20	0.1145	0.010
Carbazole	TRG	Average RF	% RSD	3.6	≤20	1.129	0.010
Chrysene	TRG	Average RF	% RSD	5.0	≤20	1.181	0.700
Di-n-butyl Phthalate	TRG	Average RF	% RSD	8.8	≤20	1.355	0.010
Di-n-octyl Phthalate	TRG	Average RF	% RSD	12.4	≤20	1.533	0.010
Dibenz(a,h)anthracene	TRG	Average RF	% RSD	3.5	≤20	1.028	0.400
Dibenzofuran	TRG	Average RF	% RSD	14.8	≤20	1.528	0.800
Diethyl Phthalate	TRG	Average RF	% RSD	6.6	≤20	1.289	0.010
Dimethyl Phthalate	TRG	Average RF	% RSD	6.3	≤20	1.276	0.010
Fluoranthene	TRG	Average RF	% RSD	3.5	≤20	1.186	0.600
Fluorene	TRG	Average RF	% RSD	17.2	≤20	1.215	0.900
Hexachlorobenzene	TRG	Average RF	% RSD	4.0	≤20	0.2273	0.100
Hexachlorobutadiene	TRG	Average RF	% RSD	11.1	≤20	0.1604	0.010
Hexachlorocyclopentadiene	TRG	Quadratic	COD	0.9955	≥0.99	0.1831	0.050
Hexachloroethane	TRG	Average RF	% RSD	5.9	≤20	0.6623	0.300
Indeno(1,2,3-cd)pyrene	TRG	Average RF	% RSD	6.5	≤20	0.9777	0.500
Isophorone	TRG	Average RF	% RSD	7.1	≤20	0.6976	0.400
N-Nitrosodi-n-propylamine	TRG	Average RF	% RSD	5.3	≤20	1.017	0.500
N-Nitrosodiphenylamine	TRG	Average RF	% RSD	8.7	≤20	0.6235	0.010
Naphthalene	TRG	Average RF	% RSD	13.5	≤20	0.9949	0.700
Nitrobenzene	TRG	Average RF	% RSD	4.2	≤20	0.3636	0.200
Nitrobenzene-d5	SURR	Average RF	% RSD	4.5	≤20	0.3615	
Pentachlorophenol (PCP)	TRG	Average RF	% RSD	11.8	≤20	0.1141	0.050
Phenanthrene	TRG	Average RF	% RSD	6.0	≤20	1.134	0.700

ALS Group USA, Corp.
dba ALS Environmental

QA/QC Report

Client: Day Environmental, Inc. **Service Request:** R2401914
Project: Shumway Marina **Calibration Date:** 3/11/2024

Initial Calibration Summary
Semivolatile Organic Compounds by GC/MS

Calibration ID: RC2400048 **Signal ID:** 1
Instrument ID: R-MS-65

Analyte Name	Compound Type	Calibration Evaluation				Calibration Evaluation	
		Fit Type	Eval	Eval Result	Control Criteria	Average RRF	Minimum RRF
Phenol	TRG	Average RF	% RSD	6.9	≤20	1.767	0.800
Phenol-d6	SURR	Average RF	% RSD	8.1	≤20	1.571	
Pyrene	TRG	Average RF	% RSD	6.4	≤20	1.372	0.600
Terphenyl-d14	SURR	Average RF	% RSD	6.6	≤20	0.9849	

ALS Group USA, Corp.
dba ALS Environmental

QA/QC Report

Client: Day Environmental, Inc. **Service Request:** R2401914
Project: Shumway Marina **Calibration Date:** 3/11/2024

Initial Calibration Verification Summary
Semivolatile Organic Compounds by GC/MS

Calibration ID: RC2400048 **Signal ID:** 1
Instrument ID: R-MS-65

#	Lab Code	Sample Name	File Location	Acquisition Date
10	RC2400048-10	8270 ICV	I:\ACQUDATA\5977-MS65\Data\031124\A2315.D	03/11/2024 16:40
17	RC2400048-17	KF ICV	I:\ACQUDATA\5977-MS65\Data\032524\A2467.D	03/25/2024 16:45

Analyte Name	Expected	Result	Average RF	SSV RF	% D	Criteria	Curve Fit
1,2,4,5-Tetrachlorobenzene	40.0	37.9	4.797E-1	4.547E-1	-5.200	±30	Average RF
2,3,4,6-Tetrachlorophenol	40.0	44.5	2.275E-1	2.533E-1	11.30	±30	Average RF
2,4,5-Trichlorophenol	40.0	41.4	3.379E-1	3.495E-1	3.45	±30	Average RF
2,4,6-Trichlorophenol	40.0	41.6	3.062E-1	3.186E-1	4.06	±30	Average RF
2,4-Dichlorophenol	40.0	40.8	2.571E-1	2.625E-1	2.11	±30	Average RF
2,4-Dimethylphenol	40.0	38.9	3.593E-1	3.493E-1	-2.782	±30	Average RF
2,4-Dinitrophenol	40.0	40.8	1.287E-1	1.31E-1	2.10	±30	Quadratic
2,4-Dinitrotoluene	40.0	42.8	3.369E-1	3.608E-1	7.07	±30	Average RF
2,6-Dinitrotoluene	40.0	42.5	2.711E-1	2.88E-1	6.25	±30	Average RF
2-Chloronaphthalene	40.0	39.3	1.09E0	1.071E0	-1.796	±30	Average RF
2-Chlorophenol	40.0	38.2	1.401E0	1.338E0	-4.526	±30	Average RF
2-Methylnaphthalene	40.0	35.5	6.937E-1	6.151E-1	-11.338	±30	Average RF
2-Methylphenol	40.0	38.6	1.195E0	1.153E0	-3.512	±30	Average RF
2-Nitroaniline	40.0	51.0	3.323E-1	4.241E-1	27.62	±30	Average RF
2-Nitrophenol	40.0	40.9	1.751E-1	1.791E-1	2.26	±30	Average RF
3,3'-Dichlorobenzidine	40.0	42.7	4.401E-1	4.695E-1	6.67	±30	Average RF
3- and 4-Methylphenol Coelution	40.0	44.6	1.181E0	1.317E0	11.56	±30	Average RF
3-Nitroaniline	40.0	40.1	3.412E-1	3.422E-1	0.302	±30	Average RF
4,6-Dinitro-2-methylphenol	40.0	38.5	1.349E-1	1.297E-1	-3.866	±30	Average RF
4-Bromophenyl Phenyl Ether	40.0	37.1	2.055E-1	1.904E-1	-7.359	±30	Average RF
4-Chloro-3-methylphenol	40.0	38.5	3.187E-1	3.07E-1	-3.687	±30	Average RF
4-Chloroaniline	40.0	38.4	3.817E-1	3.668E-1	-3.895	±30	Average RF
4-Chlorophenyl Phenyl Ether	40.0	36.2	5.359E-1	4.847E-1	-9.564	±30	Average RF
4-Nitroaniline	40.0	39.3	3.462E-1	3.4E-1	-1.793	±30	Average RF
4-Nitrophenol	40.0	30.8	1.956E-1	1.506E-1	-22.980	±30	Average RF
Acenaphthene	40.0	37.2	1.158E0	1.077E0	-7.069	±30	Average RF
Acenaphthylene	40.0	37.5	1.708E0	1.602E0	-6.215	±30	Average RF
Acetophenone	40.0	37.8	1.845E0	1.743E0	-5.496	±30	Average RF
Anthracene	40.0	37.8	1.158E0	1.095E0	-5.449	±30	Average RF
Atrazine	40.0	35.9	1.065E-1	9.552E-2	-10.279	±30	Average RF
Benz(a)anthracene	40.0	36.8	1.237E0	1.138E0	-8.014	±30	Average RF
Benzaldehyde	40.0	36.9	1.027E0	9.485E-1	-7.638	±30	Average RF

ALS Group USA, Corp.
dba ALS Environmental

QA/QC Report

Client: Day Environmental, Inc. **Service Request:** R2401914
Project: Shumway Marina **Calibration Date:** 3/11/2024

Initial Calibration Verification Summary
Semivolatile Organic Compounds by GC/MS

Calibration ID: RC2400048 **Signal ID:** 1
Instrument ID: R-MS-65

Analyte Name	Expected	Result	Average RF	SSV RF	% D	Criteria	Curve Fit
Benzo(a)pyrene	40.0	37.2	1.018E0	9.478E-1	-6.920	±30	Average RF
Benzo(b)fluoranthene	40.0	39.4	1.103E0	1.087E0	-1.486	±30	Average RF
Benzo(g,h,i)perylene	40.0	38.5	1.059E0	1.02E0	-3.737	±30	Average RF
Benzo(k)fluoranthene	40.0	38.7	1.084E0	1.048E0	-3.337	±30	Average RF
Biphenyl	40.0	36.5	1.468E0	1.339E0	-8.809	±30	Average RF
2,2'-Oxybis(1-chloropropane)	40.0	39.0	1.482E0	1.443E0	-2.621	±30	Average RF
Bis(2-chloroethoxy)methane	40.0	38.8	4.146E-1	4.017E-1	-3.094	±30	Average RF
Bis(2-chloroethyl) Ether	40.0	37.9	1.427E0	1.352E0	-5.282	±30	Average RF
Bis(2-ethylhexyl) Phthalate	40.0	41.7	9.828E-1	1.025E0	4.34	±30	Average RF
Butyl Benzyl Phthalate	40.0	40.6	7.233E-1	7.342E-1	1.51	±30	Average RF
Caprolactam	40.0	40.2	1.145E-1	1.152E-1	0.593	±30	Average RF
Carbazole	40.0	38.3	1.129E0	1.081E0	-4.176	±30	Average RF
Chrysene	40.0	36.0	1.181E0	1.062E0	-10.071	±30	Average RF
Di-n-butyl Phthalate	40.0	41.4	1.355E0	1.403E0	3.53	±30	Average RF
Di-n-octyl Phthalate	40.0	43.3	1.533E0	1.66E0	8.25	±30	Average RF
Dibenz(a,h)anthracene	40.0	40.5	1.028E0	1.041E0	1.22	±30	Average RF
Dibenzofuran	40.0	37.0	1.528E0	1.412E0	-7.611	±30	Average RF
Diethyl Phthalate	40.0	36.8	1.289E0	1.185E0	-8.065	±30	Average RF
Dimethyl Phthalate	40.0	37.1	1.276E0	1.184E0	-7.187	±30	Average RF
Fluoranthene	40.0	37.8	1.186E0	1.121E0	-5.413	±30	Average RF
Fluorene	40.0	36.3	1.215E0	1.103E0	-9.208	±30	Average RF
Hexachlorobenzene	40.0	37.0	2.273E-1	2.1E-1	-7.616	±30	Average RF
Hexachlorobutadiene	40.0	34.5	1.604E-1	1.384E-1	-13.669	±30	Average RF
Hexachlorocyclopentadiene	40.0	44.1	1.831E-1	2.288E-1	10.31	±30	Quadratic
Hexachloroethane	40.0	36.6	6.623E-1	6.053E-1	-8.605	±30	Average RF
Indeno(1,2,3-cd)pyrene	40.0	41.0	9.777E-1	1.002E0	2.46	±30	Average RF
Isophorone	40.0	38.2	6.976E-1	6.655E-1	-4.611	±30	Average RF
N-Nitrosodi-n-propylamine	40.0	37.9	1.017E0	9.623E-1	-5.371	±30	Average RF
N-Nitrosodiphenylamine	40.0	43.0	6.235E-1	6.698E-1	7.44	±30	Average RF
Naphthalene	40.0	36.3	9.949E-1	9.02E-1	-9.335	±30	Average RF
Nitrobenzene	40.0	38.8	3.636E-1	3.528E-1	-2.983	±30	Average RF
Pentachlorophenol (PCP)	40.0	36.1	1.141E-1	1.029E-1	-9.802	±30	Average RF
Phenanthrene	40.0	37.3	1.134E0	1.058E0	-6.667	±30	Average RF
Phenol	40.0	39.6	1.767E0	1.747E0	-1.115	±30	Average RF
Pyrene	40.0	37.7	1.372E0	1.292E0	-5.847	±30	Average RF

Client:	Day Environmental, Inc.	**Service Request:**	R2401914
Project:	Shumway Marina/6048S-23	**Date Analyzed:**	03/15/24 12:01

Continuing Calibration Verification (CCV) Summary
Semivolatile Organic Compounds by GC/MS

Analysis Method:	8270D	**Calibration Date:**	3/11/2024
File ID:	I:\ACQUDATA\5977-MS65\Data\031524\A2401.D\	**Calibration ID:**	RC2400048
Signal ID:	1	**Analysis Lot:**	835120
		Units:	ppm

Analyte Name	Expected	Result	Average RF	CCV RF	% D	% Drift	Criteria	Curve Fit
1,2,4,5-Tetrachlorobenzene	40.0	38.5	0.4797	0.4622	-3.6	NA	±20	Average RF
2,3,4,6-Tetrachlorophenol	40.0	44.8	0.2275	0.2547	11.9	NA	±20	Average RF
2,4,5-Trichlorophenol	40.0	42.9	0.3379	0.3625	7.3	NA	±20	Average RF
2,4,6-Trichlorophenol	40.0	44.8	0.3062	0.3429	12.0	NA	±20	Average RF
2,4-Dichlorophenol	40.0	45.0	0.2571	0.289	12.4	NA	±20	Average RF
2,4-Dimethylphenol	40.0	40.1	0.3593	0.3599	0.2	NA	±20	Average RF
2,4-Dinitrophenol	40.0	42.2	0.1287	0.1361	NA	5.4	±20	Quadratic
2,4-Dinitrotoluene	40.0	45.3	0.3369	0.3814	13.2	NA	±20	Average RF
2,6-Dinitrotoluene	40.0	44.4	0.2711	0.3006	10.9	NA	±20	Average RF
2-Chloronaphthalene	40.0	38.5	1.0905	1.0488	-3.8	NA	±20	Average RF
2-Chlorophenol	40.0	40.6	1.4011	1.4208	1.4	NA	±20	Average RF
2-Methylnaphthalene	40.0	38.8	0.6937	0.6728	-3.0	NA	±20	Average RF
2-Methylphenol	40.0	41.6	1.1952	1.2423	3.9	NA	±20	Average RF
2-Nitroaniline	40.0	40.2	0.3323	0.3339	0.5	NA	±20	Average RF
2-Nitrophenol	40.0	44.8	0.1751	0.196	11.9	NA	±20	Average RF
3,3'-Dichlorobenzidine	40.0	42.2	0.4401	0.4649	5.6	NA	±20	Average RF
3- and 4-Methylphenol Coelution	40.0	46.5	1.181	1.3717	16.1	NA	±20	Average RF
3-Nitroaniline	40.0	43.0	0.3412	0.3664	7.4	NA	±20	Average RF
4,6-Dinitro-2-methylphenol	40.0	40.6	0.1349	0.1371	1.6	NA	±20	Average RF
4-Bromophenyl Phenyl Ether	40.0	38.9	0.2055	0.2	-2.7	NA	±20	Average RF
4-Chloro-3-methylphenol	40.0	40.2	0.3187	0.3203	0.5	NA	±20	Average RF
4-Chloroaniline	40.0	42.9	0.3817	0.4095	7.3	NA	±20	Average RF
4-Chlorophenyl Phenyl Ether	40.0	41.0	0.5359	0.5489	2.4	NA	±20	Average RF
4-Nitroaniline	40.0	43.9	0.3462	0.3796	9.6	NA	±20	Average RF
4-Nitrophenol	40.0	47.9	0.1956	0.2342	19.7	NA	±20	Average RF
Acenaphthene	40.0	37.9	1.1584	1.0963	-5.4	NA	±20	Average RF
Acenaphthylene	40.0	38.3	1.7083	1.6372	-4.2	NA	±20	Average RF
Acetophenone	40.0	39.3	1.8446	1.8127	-1.7	NA	±20	Average RF
Anthracene	40.0	37.8	1.1581	1.0953	-5.4	NA	±20	Average RF
Atrazine	40.0	41.8	0.1065	0.1111	4.4	NA	±20	Average RF
Benz(a)anthracene	40.0	38.4	1.2373	1.1893	-3.9	NA	±20	Average RF
Benzaldehyde	40.0	39.6	1.027	1.0174	-0.9	NA	±20	Average RF
Benzo(a)pyrene	40.0	40.2	1.0182	1.0227	0.4	NA	±20	Average RF
Benzo(b)fluoranthene	40.0	40.0	1.1031	1.1028	0.0	NA	±20	Average RF
Benzo(g,h,i)perylene	40.0	37.1	1.0593	0.9821	-7.3	NA	±20	Average RF
Benzo(k)fluoranthene	40.0	40.2	1.0844	1.0889	0.4	NA	±20	Average RF
Biphenyl	40.0	38.3	1.4679	1.4063	-4.2	NA	±20	Average RF
2,2'-Oxybis(1-chloropropane)	40.0	35.8	1.4815	1.3272	-10.4	NA	±20	Average RF
Bis(2-chloroethoxy)methane	40.0	39.2	0.4146	0.4059	-2.1	NA	±20	Average RF

Client: Day Environmental, Inc. **Service Request:** R2401914
Project: Shumway Marina/6048S-23 **Date Analyzed:** 03/15/24 12:01

Continuing Calibration Verification (CCV) Summary
Semivolatile Organic Compounds by GC/MS

Analysis Method: 8270D **Calibration Date:** 3/11/2024
File ID: I:\ACQUDATA\5977-MS65\Data\031524\A2401.D\ **Calibration ID:** RC2400048
Signal ID: 1 **Analysis Lot:** 835120
Units: ppm

Analyte Name	Expected	Result	Average RF	CCV RF	% D	% Drift	Criteria	Curve Fit
Bis(2-chloroethyl) Ether	40.0	38.9	1.4273	1.3887	-2.7	NA	±20	Average RF
Bis(2-ethylhexyl) Phthalate	40.0	40.4	0.9828	0.9931	1.0	NA	±20	Average RF
Butyl Benzyl Phthalate	40.0	38.6	0.7233	0.6973	-3.6	NA	±20	Average RF
Caprolactam	40.0	44.8	0.1145	0.1283	12.1	NA	±20	Average RF
Carbazole	40.0	39.4	1.1286	1.111	-1.6	NA	±20	Average RF
Chrysene	40.0	38.1	1.1808	1.1248	-4.7	NA	±20	Average RF
Di-n-butyl Phthalate	40.0	40.1	1.355	1.3598	0.4	NA	±20	Average RF
Di-n-octyl Phthalate	40.0	43.2	1.5335	1.6571	8.1	NA	±20	Average RF
Dibenz(a,h)anthracene	40.0	38.4	1.0284	0.9864	-4.1	NA	±20	Average RF
Dibenzofuran	40.0	38.3	1.5282	1.4622	-4.3	NA	±20	Average RF
Diethyl Phthalate	40.0	38.2	1.2892	1.2309	-4.5	NA	±20	Average RF
Dimethyl Phthalate	40.0	39.3	1.2757	1.2522	-1.8	NA	±20	Average RF
Fluoranthene	40.0	39.9	1.1856	1.1815	-0.4	NA	±20	Average RF
Fluorene	40.0	39.5	1.2154	1.1999	-1.3	NA	±20	Average RF
Hexachlorobenzene	40.0	38.2	0.2273	0.2173	-4.4	NA	±20	Average RF
Hexachlorobutadiene	40.0	37.9	0.1604	0.152	-5.2	NA	±20	Average RF
Hexachlorocyclopentadiene	40.0	36.5	0.1831	0.1858	NA	-8.8	±20	Quadratic
Hexachloroethane	40.0	35.5	0.6623	0.5883	-11.2	NA	±20	Average RF
Indeno(1,2,3-cd)pyrene	40.0	39.5	0.9777	0.9652	-1.3	NA	±20	Average RF
Isophorone	40.0	37.6	0.6976	0.6565	-5.9	NA	±20	Average RF
N-Nitrosodi-n-propylamine	40.0	38.4	1.0169	0.9758	-4.0	NA	±20	Average RF
N-Nitrosodiphenylamine	80.0	75.7	0.6235	0.59	-5.4	NA	±20	Average RF
Naphthalene	40.0	38.2	0.9949	0.9499	-4.5	NA	±20	Average RF
Nitrobenzene	40.0	37.6	0.3636	0.3419	-6.0	NA	±20	Average RF
Pentachlorophenol (PCP)	40.0	43.6	0.1141	0.1244	9.0	NA	±20	Average RF
Phenanthrene	40.0	37.1	1.1336	1.0512	-7.3	NA	±20	Average RF
Phenol	40.0	43.0	1.7672	1.8997	7.5	NA	±20	Average RF
Pyrene	40.0	37.1	1.3725	1.2737	-7.2	NA	±20	Average RF
2,4,6-Tribromophenol	40.0	46.5	0.1295	0.1506	16.3	NA	±20	Average RF
2-Fluorobiphenyl	40.0	38.3	1.2434	1.1901	-4.3	NA	±20	Average RF
2-Fluorophenol	40.0	40.6	1.2959	1.3144	1.4	NA	±20	Average RF
Nitrobenzene-d5	40.0	38.5	0.3615	0.3483	-3.7	NA	±20	Average RF
Phenol-d6	40.0	43.5	1.5705	1.708	8.8	NA	±20	Average RF
Terphenyl-d14	40.0	38.2	0.9849	0.941	-4.5	NA	±20	Average RF

Client: Day Environmental, Inc. **Service Request:**R2401914
Project: Shumway Marina/6048S-23

Analysis Run Log
Semivolatile Organic Compounds by GC/MS

Analysis Method: **Analysis Lot:**835120
Instrument ID:R-MS-65

Raw Data File	Sample Name	Lab Code	Date Analyzed	Time Analyzed	Q
I:\ACQUDATA\5977-MS65\Data\031524\A2400.D\	ZZZZZZZ	ZZZZZZZ	3/15/2024	11:41:00	
I:\ACQUDATA\5977-MS65\Data\031524\A2400.D\	ZZZZZZZ	ZZZZZZZ	3/15/2024	11:41:00	
I:\ACQUDATA\5977-MS65\Data\031524\A2401.D\	Continuing Calibration Verification	RQ2402837-02	3/15/2024	12:01:00	
I:\ACQUDATA\5977-MS65\Data\031524\A2401.D\	ZZZZZZZ	ZZZZZZZ	3/15/2024	12:01:00	
I:\ACQUDATA\5977-MS65\Data\031524\A2402.D\	ZZZZZZZ	ZZZZZZZ	3/15/2024	13:21:00	
I:\ACQUDATA\5977-MS65\Data\031524\A2402.D\	Method Blank	RQ2402696-01	3/15/2024	13:21:00	
I:\ACQUDATA\5977-MS65\Data\031524\A2403.D\	Lab Control Sample	RQ2402696-02	3/15/2024	13:45:00	
I:\ACQUDATA\5977-MS65\Data\031524\A2403.D\	ZZZZZZZ	ZZZZZZZ	3/15/2024	13:45:00	
I:\ACQUDATA\5977-MS65\Data\031524\A2404.D\	Duplicate Lab Control Sample	RQ2402696-03	3/15/2024	14:08:00	
I:\ACQUDATA\5977-MS65\Data\031524\A2404.D\	ZZZZZZZ	ZZZZZZZ	3/15/2024	14:08:00	
I:\ACQUDATA\5977-MS65\Data\031524\A2405.D\	ZZZZZZZ	ZZZZZZZ	3/15/2024	14:32:00	
I:\ACQUDATA\5977-MS65\Data\031524\A2406.D\	ZZZZZZZ	ZZZZZZZ	3/15/2024	14:55:00	
I:\ACQUDATA\5977-MS65\Data\031524\A2407.D\	ZZZZZZZ	ZZZZZZZ	3/15/2024	15:19:00	
I:\ACQUDATA\5977-MS65\Data\031524\A2408.D\	EB-030724	R2401914-013	3/15/2024	15:42:00	
I:\ACQUDATA\5977-MS65\Data\031524\A2409.D\	ZZZZZZZ	ZZZZZZZ	3/15/2024	16:06:00	
I:\ACQUDATA\5977-MS65\Data\031524\A2410.D\	ZZZZZZZ	ZZZZZZZ	3/15/2024	16:29:00	
I:\ACQUDATA\5977-MS65\Data\031524\A2411.D\	ZZZZZZZ	ZZZZZZZ	3/15/2024	16:53:00	
I:\ACQUDATA\5977-MS65\Data\031524\A2412.D\	ZZZZZZZ	ZZZZZZZ	3/15/2024	17:16:00	
I:\ACQUDATA\5977-MS65\Data\031524\A2413.D\	ZZZZZZZ	ZZZZZZZ	3/15/2024	17:40:00	
I:\ACQUDATA\5977-MS65\Data\031524\A2414.D\	ZZZZZZZ	ZZZZZZZ	3/15/2024	18:03:00	
I:\ACQUDATA\5977-MS65\Data\031524\A2415.D\	ZZZZZZZ	ZZZZZZZ	3/15/2024	18:27:00	
I:\ACQUDATA\5977-MS65\Data\031524\A2416.D\	ZZZZZZZ	ZZZZZZZ	3/15/2024	18:50:00	
I:\ACQUDATA\5977-MS65\Data\031524\A2417.D\	ZZZZZZZ	ZZZZZZZ	3/15/2024	19:14:00	

Analysis: 8270/625 Analyst: AM Run Method: TUNE/8270
Date: 3/15/24 Instr. R-MS-65 Quant Method: 8270-031124(65)
Syringes: 233536 | 225837 LIMS Run#: 835120

Pos.	Sample	Diln.	Stds. ID	File#	OK?	Comments
	BLK			A2398	✓	
	BLK			99	✓	
	TUNE		231583	400	✓	
	CCV		234137	01	✓	
	RQ2402696-01		#435417	02	✓	
	↓ 02		↓	03	✓	
	↓ 03			04	✓	
	R2401869-001			05	✓	
	R2401878-001			06	✓	
TUNE	R2401905-001			07	✓	
↓	R2401911-013			08	✓	
	R2401923-001			09	✓	
	R2401938-001			10	✓	
	↓ 003			11	✓	
	↓ 004			12	✓	
	R2401988-001			13	✓	
	R2402018-002			14	✓	
	R2402019-002			15	✓	
	R2401875-002			16	✓	↕ switched
	RQ2402578-01		↓	17	✓	

AM 3/15/24

All samples = 1 mL + 10 uL Combined IS/Surr.; 231047

Primary : _____ exp: Secondary : _____ exp:
Primary: _____ exp: Secondary : _____ exp:
Reagents:

Prep Summary Report

Client: Day Environmental, Inc. **Service Request:** R2401914
Project: Shumway Marina/6048S-23
Sample Matrix: Water

Semivolatile Organic Compounds by GC/MS

Prep Method: EPA 3510C **Extraction Lot:** 435417
Analytical Method: 8270D **Extraction Date:** 03/14/24 10:14

Sample Name	Lab Code	Date Collected	Date Received	Sample Amount	Final Amount	Percent Solids
EB-030724	R2401914-013	3/7/24	3/8/24	255.0000 mL	1 mL	
Method Blank	RQ2402696-01MB	NA	NA	250 mL	1 mL	
Method Blank	RQ2402696-01MB	NA	NA	250 mL	1 mL	
Lab Control Sample	RQ2402696-02LCS	NA	NA	250 mL	1 mL	
Duplicate Lab Control Sample	RQ2402696-03DLCS	NA	NA	250 mL	1 mL	

Preparation Information Benchsheet

Prep Run#: 435417
Team: Semivoa GCMS/KPROCOPIO

Prep WorkFlow: OrgExtAq(7)
Prep Method:

Status: Prepped
Prep Date/Time: 3/14/24 10:14

#	Lab Code	Client ID	B#	Amt. Ext.	Method /Test	pH	AE	BN	Final Vol	Sample Desc. (Initial/Final)	SpikeAmt./Inv. ID	Comments
1	RQ2402696-01	MB		250mL	625/SVO	7	<2	>11	1.00mL	colorless, clear	100.0000 uL/233481	
2	RQ2402696-01	MB		250mL	8270D/SVO	7	<2	>11	1.00mL	colorless, clear	100.0000 uL/233481	
3	RQ2402696-02	LCS		250mL	625/SVO	7	<2	>11	1.00mL	colorless, clear	200.0000 uL/233644; 200.0000 uL/233754; 100.0000 uL/233481	
4	RQ2402696-02	LCS		250mL	8270D/SVO	7	<2	>11	1.00mL	colorless, clear	200.0000 uL/233754; 100.0000 uL/233481; 200.0000 uL/233644	
5	RQ2402696-03	DLCS		250mL	625/SVO	7	<2	>11	1.00mL	colorless, clear	100.0000 uL/233481; 200.0000 uL/233754; 200.0000 uL/233644	
6	RQ2402696-03	DLCS		250mL	8270D/SVO	7	<2	>11	1.00mL	colorless, clear	200.0000 uL/233644; 100.0000 uL/233481; 200.0000 uL/233754	
7	R2401869-001	Effluent - 24 Hour Comp. Outfall	.01	270mL	625/SVO	8	<2	>11	1.00mL	colorless, clear	100.0000 uL/233481	
8	R2401878-001	Wastewater	.02	260mL	625/SVO	7	<2	>11	1.00mL	yellow tint, clear	100.0000 uL/233481	
9	R2401905-001	SCA-PAR0031-01	.09	260mL	8270D/SVO	7	<2	>11	1.00mL	yellow tint, clear	100.0000 uL/233481	
10	R2401914-013	EB-030724	.08	255mL	8270D/SVO	7	<2	>11	1.00mL	colorless, clear	100.0000 uL/233481	
11	R2401923-001	PVSC Semi-Annual Leachate	.08	25mL	625/SVO	9	<2	>11	1.00mL	brown, clear	100.0000 uL/233481	
12	R2401938-001	BT	.01	270mL	625/SVO	7	<2	>11	1.00mL	yellow tint, clear	100.0000 uL/233481	
13	R2401938-003	MBBR A 0307	.01	270mL	625/SVO	7	<2	>11	1.00mL	yellow tint, clear	100.0000 uL/233481	
14	R2401938-004	MBBR B 0307	.01	270mL	625/SVO	7	<2	>11	1.00mL	yellow tint, clear	100.0000 uL/233481	
15	R2401988-001	Effluent	.02	270mL	625/SVO	7	<2	>11	1.00mL	colorless, clear	100.0000 uL/233481	
16	R2402018-002	64G-1Q3M-2X-GS	.01	280mL	625/SVO	7	<2	>11	1.00mL	colorless, clear	100.0000 uL/233481	
17	R2402019-002	006D-1Q3M-2X-GS	.01	0mL	625/SVO	7	<2	>11	1.00mL	colorless, clear	100.0000 uL/233481	

Spiking Solutions

Name:	8270 Soil Surrogate 100-200ppm	Inventory ID	233481	Logbook Ref:	233481	Expires On:	07/29/2024	
Name:	8270 LCS-NSI	Inventory ID	233644	Logbook Ref:		Expires On:	06/30/2024	Lot #: 231214
Name:	OLM/SOM additionals Spike 100ppm	Inventory ID	233754	Logbook Ref:		Expires On:	04/06/2024	

Preparation Materials

Eppendorf Pipette Repeater	EXT #27 (232220)	Sulfuric Acid, 50% H2SO4	233280 (234018)	Dichloromethane (Methylene Chloride) 99.9% MeCl2	(234089)
Sodium Hydroxide 50% NaOH	229602 (229602)	pH Paper 0-14	(232550)	Prepared Sodium Sulfate Na2SO4	(233719)

Preparation Information Benchsheet

Prep Run#: 435417
Team: Semivoa GCMS/KPROCOPIO

Prep WorkFlow: OrgExtAq(7)
Prep Method: EPA 3510C

Status: Prepped
Prep Date/Time: 3/14/24 10:14

Preparation Steps

Step:	Extraction	Step:	Concentration	Step:	Final Volume
Started:	3/14/24 10:14	Started:	3/14/24 13:37	Started:	3/14/24 14:45
Finished:	3/14/24 13:10	Finished:	3/14/24 14:45	Finished:	3/14/24 14:45
By:	KPROCOPIO	By:	JVANHEYNINGEN	By:	JVANHEYNINGEN
Comments		Comments		Comments	

Comments: _____

Reviewed By: _____ Date: _____ Spike Witness: EDEGRAY Date: _____

Chain of Custody

Relinquished By: _____ Date: _____ Extracts Examined

Received By: _____ Date: _____ Yes No

Analytical Report

Client:	Day Environmental, Inc.	**Service Request:**	R2401914
Project:	Shumway Marina/6048S-23	**Date Collected:**	03/07/24 16:45
Sample Matrix:	Water	**Date Received:**	03/08/24 10:20
Sample Name:	EB-030724	**Units:**	ug/L
Lab Code:	R2401914-013	**Basis:**	NA

1,4-Dioxane by GC/MS

Analysis Method: 8270D SIM
Prep Method: EPA 3535A

Analyte Name	Result	MRL	MDL	Dil.	Date Analyzed	Date Extracted	Q
1,4-Dioxane	0.027 U	0.040	0.027	1	03/11/24 19:32	3/11/24	

Surrogate Name	% Rec	Control Limits	Date Analyzed	Q
Tetrahydrofuran-d8 (SUR)	93	64 - 124	03/11/24 19:32	

Quantitation Report (QT Reviewed)

Data Path : I:\ACQUDATA\5975E\data\031124\
Data File : BM4143.D
Acq On : 11 Mar 2024 07:32 pm
Operator : KPROCOPIO
Sample : R2401914-013
Misc :
ALS Vial : 10 Sample Multiplier: 1

Quant Time: Mar 12 12:28:19 2024
Quant Method : I:\ACQUDATA\5975E\METHODS\8270DIOX020624.M
Quant Title : 8270 BNA ANALYSIS
QLast Update : Wed Feb 07 08:46:45 2024
Response via : Initial Calibration

Compound	R.T.	QIon	Response	Conc	Units	Dev(Min)
Internal Standards						
1) Toluene-d8	5.434	98	135205	100.00	ppb	-0.02
System Monitoring Compounds						
3) SURR,Tetrahydrofuran-d8	3.272	46	45520	93.53	ppb	-0.06
Spiked Amount 100.000	Range 70 - 130		Recovery = 93.53%			
Target Compounds						Qvalue
2) 1,4-Dioxane	4.578	88	248	0.677	ppb	90

(#) = qualifier out of range (m) = manual integration (+) = signals summed

Quantitation Report (QT Reviewed)

Data Path : I:\ACQUDATA\5975E\data\031124\
Data File : BM4143.D
Acq On : 11 Mar 2024 07:32 pm
Operator : KPROCOPIO
Sample : R2401914-013
Misc :
ALS Vial : 10 Sample Multiplier: 1

Quant Time: Mar 12 12:28:19 2024
Quant Method : I:\ACQUDATA\5975E\METHODS\8270DIOX020624.M
Quant Title : 8270 BNA ANALYSIS
QLast Update : Wed Feb 07 08:46:45 2024
Response via : Initial Calibration

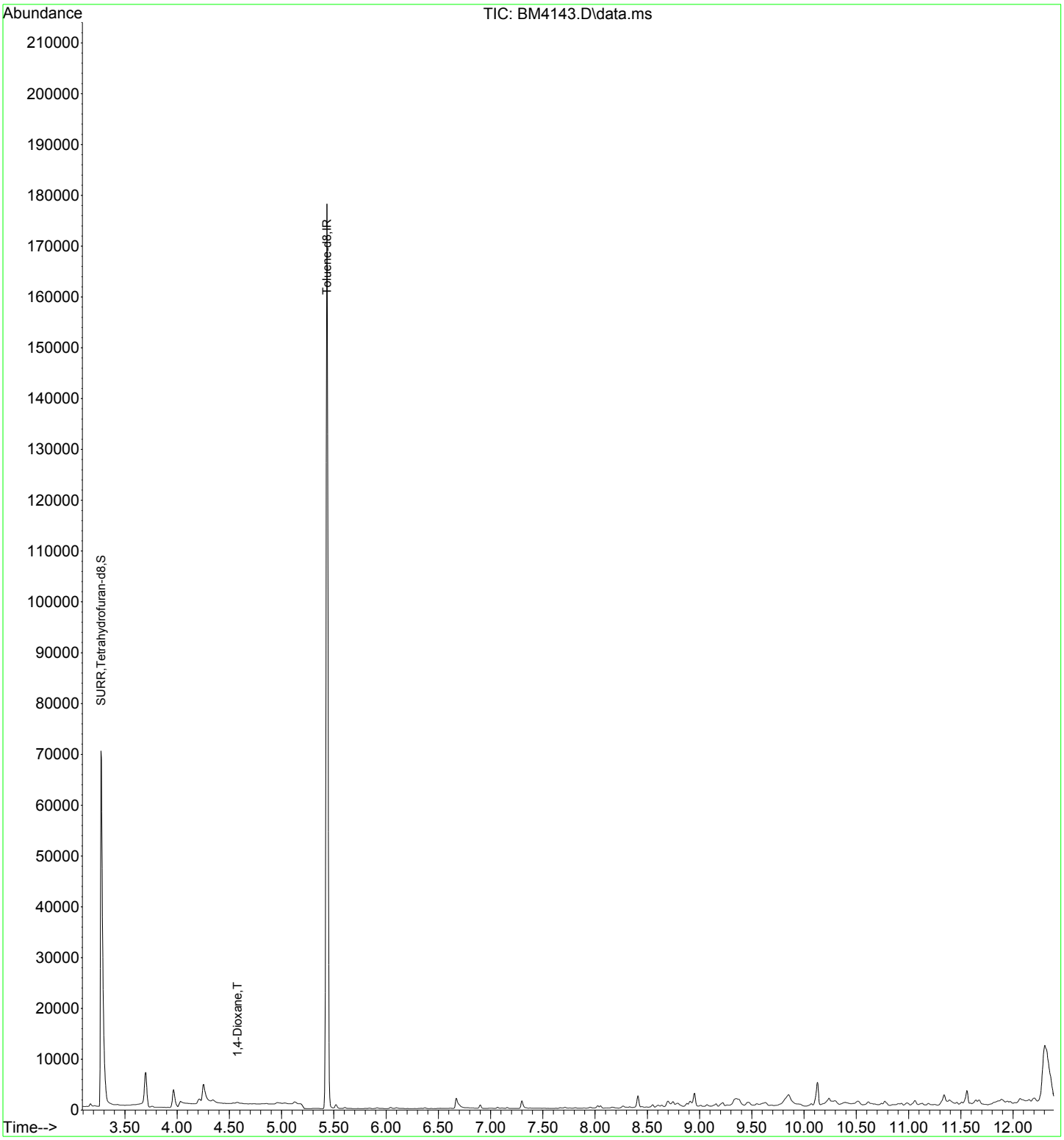

1st 03/12/24
2nd 03/13/24

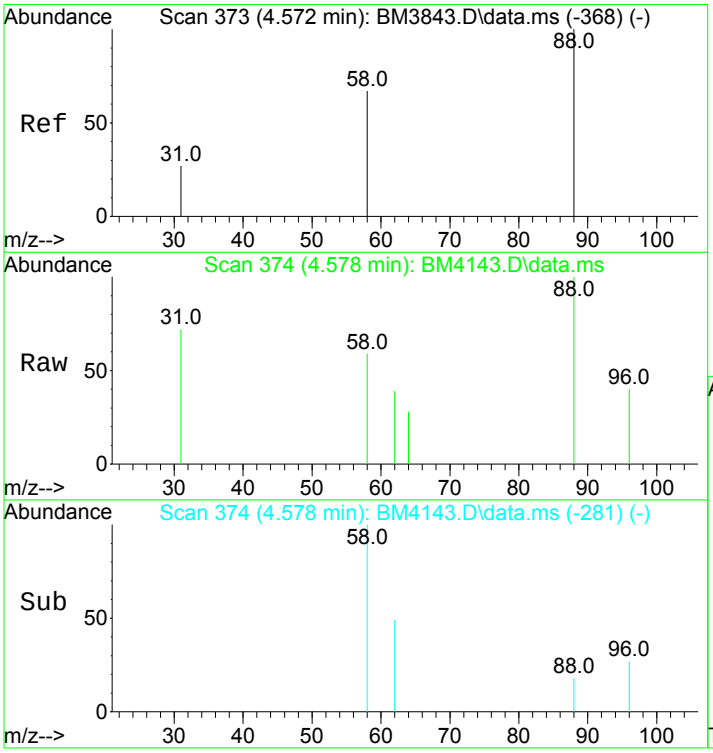

#2
1,4-Dioxane
Concen: 0.68 ppb
RT: 4.578 min Scan# 374
Delta R.T. 0.006 min
Lab File: BM4143.D
Acq: 11 Mar 2024 07:32 pm

Tgt Ion: 88 Resp: 248

Ion	Ratio	Lower	Upper
88	100		
58	60.6	46.6	86.6
31	18.8	6.5	46.5

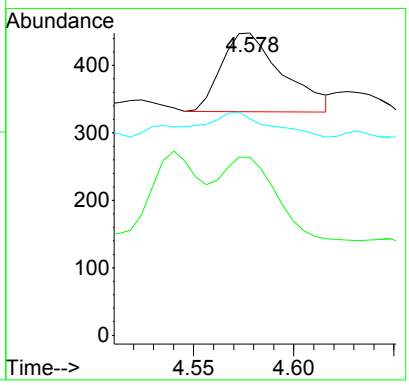

Quantitation Report (QT Reviewed)

Data Path : I:\ACQUDATA\5975E\data\031124\
Data File : BM4135.D
Acq On : 11 Mar 2024 05:08 pm
Operator : KPROCOPIO
Sample : RQ2402539-01
Misc :
ALS Vial : 2 Sample Multiplier: 1

Quant Time: Mar 12 12:28:02 2024
Quant Method : I:\ACQUDATA\5975E\METHODS\8270DIOX020624.M
Quant Title : 8270 BNA ANALYSIS
QLast Update : Wed Feb 07 08:46:45 2024
Response via : Initial Calibration

Compound	R.T.	QIon	Response	Conc	Units	Dev(Min)
Internal Standards						
1) Toluene-d8	5.434	98	153784	100.00	ppb	-0.02
System Monitoring Compounds						
3) SURR,Tetrahydrofuran-d8	3.275	46	44622	80.61	ppb	-0.06
Spiked Amount 100.000	Range 70 - 130		Recovery = 80.61%			
Target Compounds						Qvalue
2) 1,4-Dioxane	4.583	88	218	0.524	ppb	# 76

(#) = qualifier out of range (m) = manual integration (+) = signals summed

Quantitation Report (QT Reviewed)

Data Path : I:\ACQUDATA\5975E\data\031124\
Data File : BM4135.D
Acq On : 11 Mar 2024 05:08 pm
Operator : KPROCOPIO
Sample : RQ2402539-01
Misc :
ALS Vial : 2 Sample Multiplier: 1

Quant Time: Mar 12 12:28:02 2024
Quant Method : I:\ACQUDATA\5975E\METHODS\8270DIOX020624.M
Quant Title : 8270 BNA ANALYSIS
QLast Update : Wed Feb 07 08:46:45 2024
Response via : Initial Calibration



1st 03/12/24
2nd 03/13/24

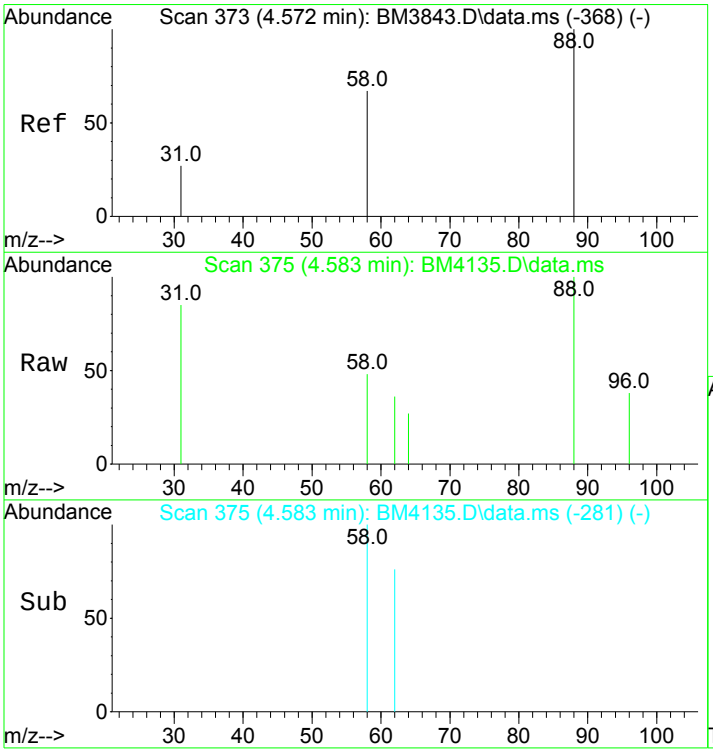

#2
1,4-Dioxane
Concen: 0.52 ppb
RT: 4.583 min Scan# 375
Delta R.T. 0.011 min
Lab File: BM4135.D
Acq: 11 Mar 2024 05:08 pm

Tgt Ion: 88 Resp: 218

Ion	Ratio	Lower	Upper
88	100		
58	43.6	46.6	86.6#
31	32.4	6.5	46.5

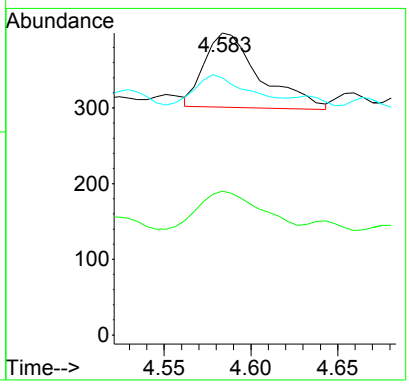

Quantitation Report (QT Reviewed)

Data Path : I:\ACQUDATA\5975E\data\031124\
Data File : BM4136.D
Acq On : 11 Mar 2024 05:26 pm
Operator : KPROCOPIO
Sample : RQ2402539-02
Misc :
ALS Vial : 3 Sample Multiplier: 1

Quant Time: Mar 12 12:28:05 2024
Quant Method : I:\ACQUDATA\5975E\METHODS\8270DIOX020624.M
Quant Title : 8270 BNA ANALYSIS
QLast Update : Wed Feb 07 08:46:45 2024
Response via : Initial Calibration

Compound	R.T.	QIon	Response	Conc	Units	Dev(Min)
Internal Standards						
1) Toluene-d8	5.434	98	156387	100.00	ppb	-0.02
System Monitoring Compounds						
3) SURR,Tetrahydrofuran-d8	3.272	46	46972	83.45	ppb	-0.06
Spiked Amount 100.000	Range 70 - 130		Recovery = 83.45%			
Target Compounds						Qvalue
2) 1,4-Dioxane	4.508	88	185782	438.779	ppb	97

(#) = qualifier out of range (m) = manual integration (+) = signals summed

1st 03/12/24
2nd 03/13/24

Data Path : I:\ACQUDATA\5975E\data\031124\
Data File : BM4136.D
Acq On : 11 Mar 2024 05:26 pm
Operator : KPROCOPIO
Sample : RQ2402539-02
Misc :
ALS Vial : 3 Sample Multiplier: 1

Quant Time: Mar 12 12:28:05 2024
Quant Method : I:\ACQUDATA\5975E\METHODS\8270DIOX020624.M
Quant Title : 8270 BNA ANALYSIS
QLast Update : Wed Feb 07 08:46:45 2024
Response via : Initial Calibration

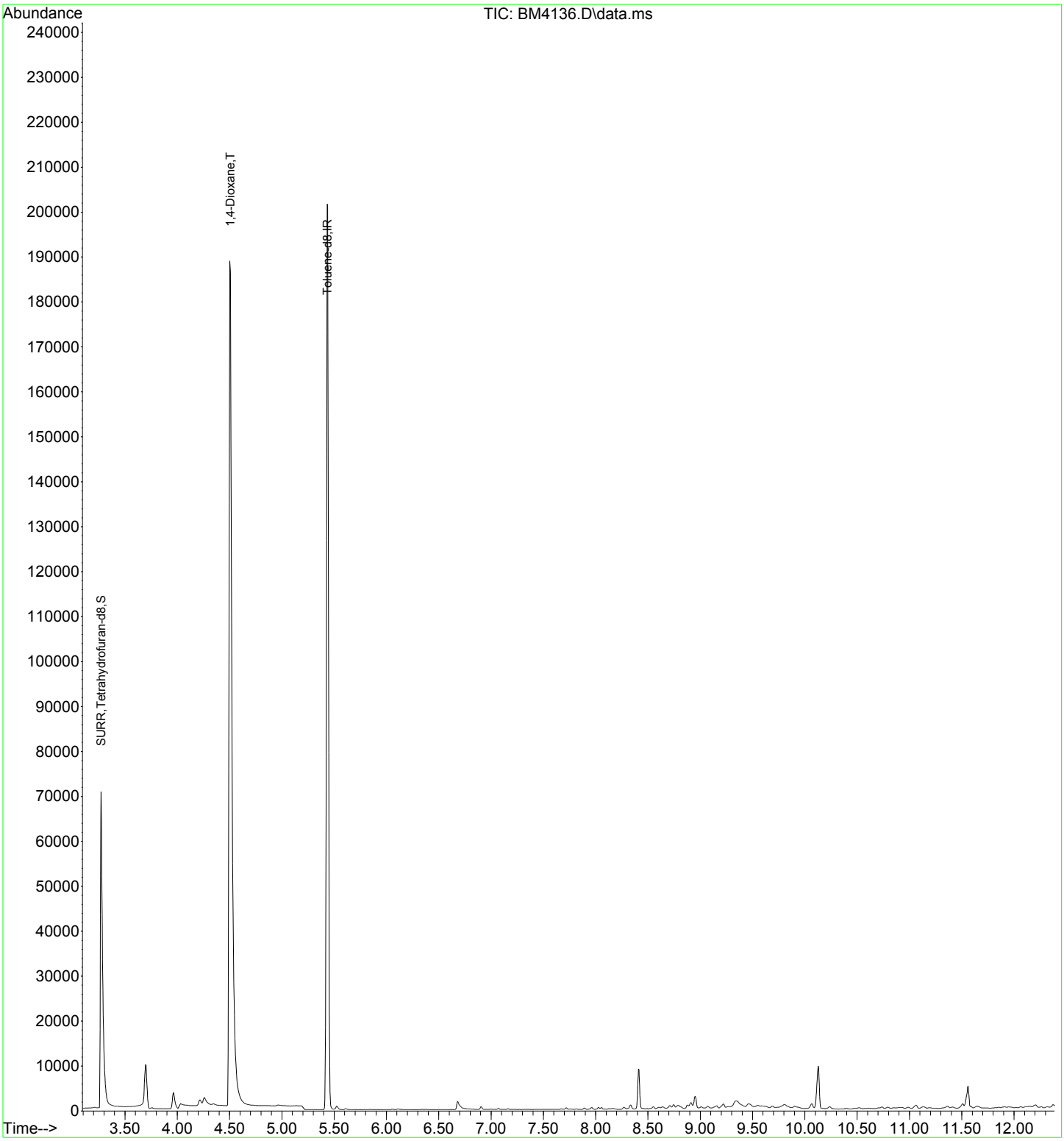

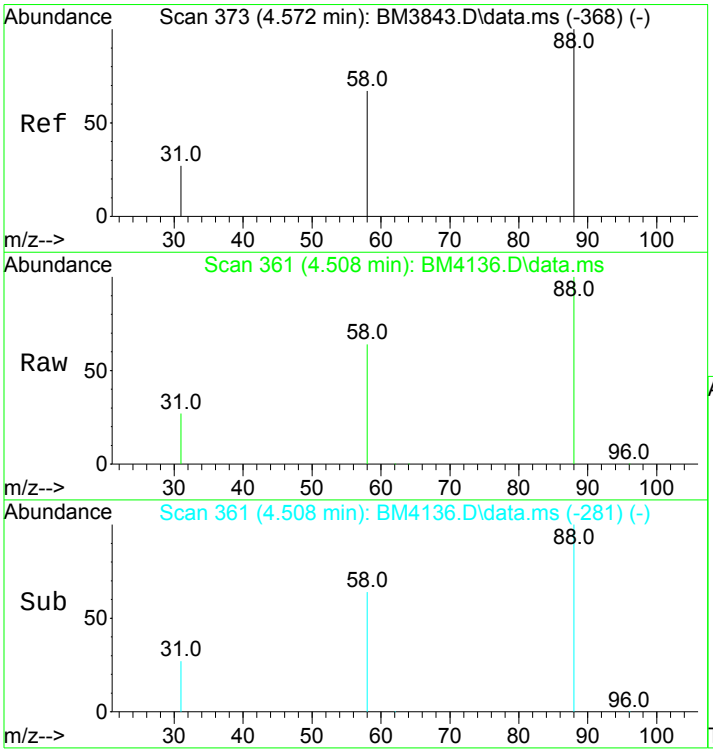

#2
1,4-Dioxane
Concen: 438.78 ppb
RT: 4.508 min Scan# 361
Delta R.T. -0.064 min
Lab File: BM4136.D
Acq: 11 Mar 2024 05:26 pm

Tgt Ion: 88 Resp: 185782

Ion	Ratio	Lower	Upper
88	100		
58	63.6	46.6	86.6
31	27.1	6.5	46.5

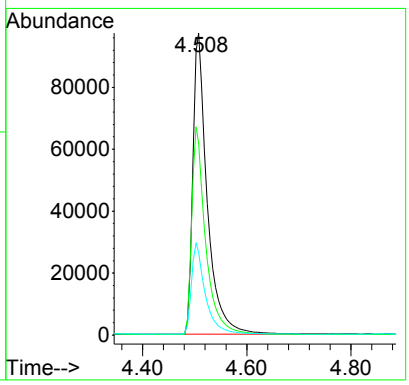

Quantitation Report (QT Reviewed)

Data Path : I:\ACQUDATA\5975E\data\031124\
Data File : BM4137.D
Acq On : 11 Mar 2024 05:44 pm
Operator : KPROCOPIO
Sample : RQ2402539-03
Misc :
ALS Vial : 4 Sample Multiplier: 1

Quant Time: Mar 12 12:28:07 2024
Quant Method : I:\ACQUDATA\5975E\METHODS\8270DIOX020624.M
Quant Title : 8270 BNA ANALYSIS
QLast Update : Wed Feb 07 08:46:45 2024
Response via : Initial Calibration

Compound	R.T.	QIon	Response	Conc	Units	Dev(Min)
Internal Standards						
1) Toluene-d8	5.441	98	139600	100.00	ppb	-0.01
System Monitoring Compounds						
3) SURR,Tetrahydrofuran-d8	3.289	46	47425	94.38	ppb	-0.04
Spiked Amount 100.000	Range 70 - 130		Recovery = 94.38%			
Target Compounds						Qvalue
2) 1,4-Dioxane	4.515	88	182666	483.298	ppb	97

(#) = qualifier out of range (m) = manual integration (+) = signals summed

1st 03/12/24
2nd 03/13/24

Data Path : I:\ACQUDATA\5975E\data\031124\
Data File : BM4137.D
Acq On : 11 Mar 2024 05:44 pm
Operator : KPROCOPIO
Sample : RQ2402539-03
Misc :
ALS Vial : 4 Sample Multiplier: 1

Quant Time: Mar 12 12:28:07 2024
Quant Method : I:\ACQUDATA\5975E\METHODS\8270DIOX020624.M
Quant Title : 8270 BNA ANALYSIS
QLast Update : Wed Feb 07 08:46:45 2024
Response via : Initial Calibration



1st 03/12/24
2nd 03/13/24

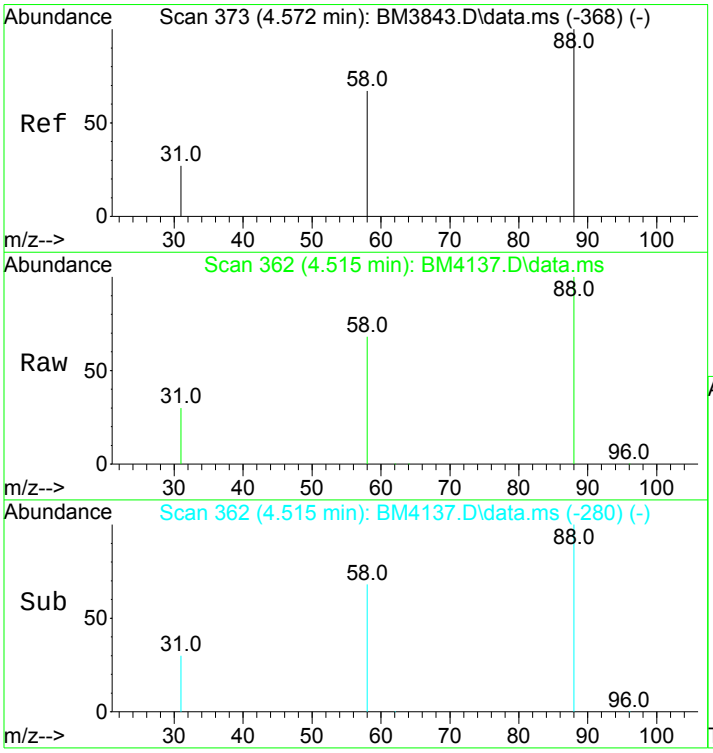

#2
1,4-Dioxane
Concen: 483.30 ppb
RT: 4.515 min Scan# 362
Delta R.T. -0.057 min
Lab File: BM4137.D
Acq: 11 Mar 2024 05:44 pm

Tgt Ion: 88 Resp: 182666

Ion	Ratio	Lower	Upper
88	100		
58	68.1	46.6	86.6
31	30.0	6.5	46.5

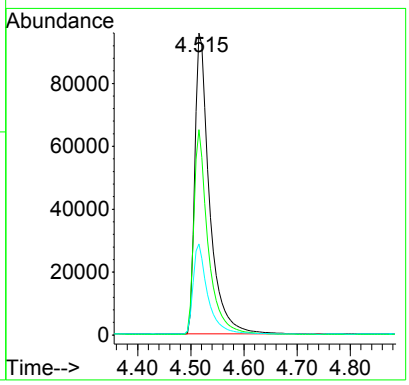

Evaluate Continuing Calibration Report

Data Path : I:\ACQUDATA\5975E\data\031124\
Data File : BM4134.D
Acq On : 11 Mar 2024 03:30 pm
Operator : KPROCOPIO
Sample : CCV (200 PPB)
Misc :
ALS Vial : 1 Sample Multiplier: 1

Quant Time: Mar 11 16:20:29 2024
Quant Method : I:\ACQUDATA\5975E\METHODS\8270DIOX020624.M
Quant Title : 8270 BNA ANALYSIS
QLast Update : Wed Feb 07 08:46:45 2024
Response via : Initial Calibration

Min. RRF : 0.050 Min. Rel. Area : 50% Max. R.T. Dev 0.50min
Max. RRF Dev : 20% Max. Rel. Area : 200%

		Compound	Amount	Calc.	%Dev	Area%	Dev(min)
1	IR	Toluene-d8	100.000	100.000	0.0	85	0.00
2	T	1,4-Dioxane	200.000	202.113	-1.1	88	-0.04
3	S	SURR,Tetrahydrofuran-d8	200.000	190.133	4.9	84	-0.04

(#) = Out of Range SPCC's out = 0 CCC's out = 0

Quantitation Report (QT Reviewed)

Data Path : I:\ACQUDATA\5975E\data\031124\
Data File : BM4134.D
Acq On : 11 Mar 2024 03:30 pm
Operator : KPROCOPIO
Sample : CCV (200 PPB)
Misc :
ALS Vial : 1 Sample Multiplier: 1

Quant Time: Mar 11 16:20:29 2024
Quant Method : I:\ACQUDATA\5975E\METHODS\8270DIOX020624.M
Quant Title : 8270 BNA ANALYSIS
QLast Update : Wed Feb 07 08:46:45 2024
Response via : Initial Calibration

Compound	R.T.	QIon	Response	Conc	Units	Dev(Min)
Internal Standards						
1) Toluene-d8	5.447	98	149304	100.00	ppb	0.00
System Monitoring Compounds						
3) SURR,Tetrahydrofuran-d8	3.295	46	102180	190.13	ppb	-0.04
Spiked Amount 100.000	Range 70 - 130		Recovery = 190.13%#			
Target Compounds						Qvalue
2) 1,4-Dioxane	4.535	88	81700	202.113	ppb	98

(#) = qualifier out of range (m) = manual integration (+) = signals summed

Quantitation Report (QT Reviewed)

Data Path : I:\ACQUDATA\5975E\data\031124\
Data File : BM4134.D
Acq On : 11 Mar 2024 03:30 pm
Operator : KPROCOPIO
Sample : CCV (200 PPB)
Misc :
ALS Vial : 1 Sample Multiplier: 1

Quant Time: Mar 11 16:20:29 2024
Quant Method : I:\ACQUDATA\5975E\METHODS\8270DIOX020624.M
Quant Title : 8270 BNA ANALYSIS
QLast Update : Wed Feb 07 08:46:45 2024
Response via : Initial Calibration



1st 03/12/24
2nd 03/13/24

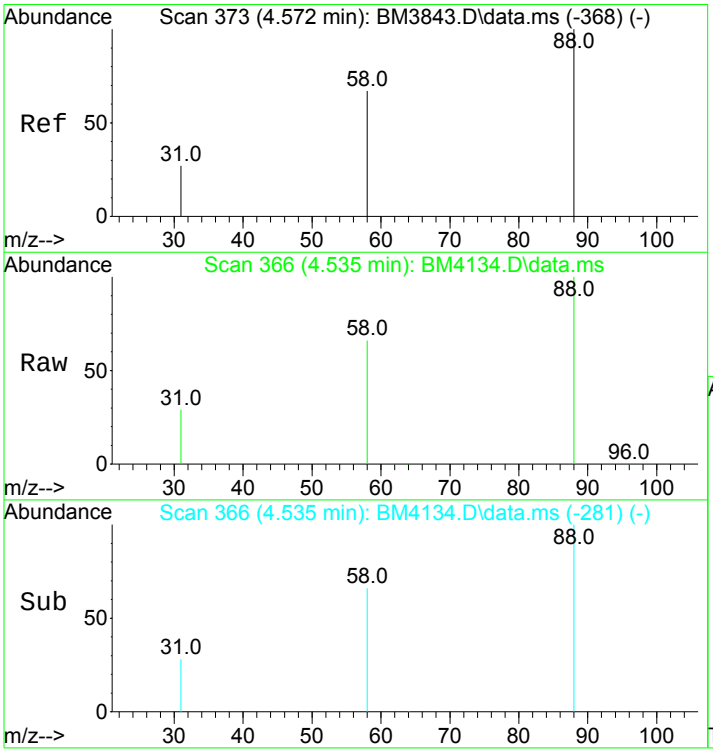

#2
1,4-Dioxane
Concen: 202.11 ppb
RT: 4.535 min Scan# 366
Delta R.T. -0.037 min
Lab File: BM4134.D
Acq: 11 Mar 2024 03:30 pm

Tgt Ion: 88 Resp: 81700

Ion	Ratio	Lower	Upper
88	100		
58	66.0	46.6	86.6
31	28.5	6.5	46.5

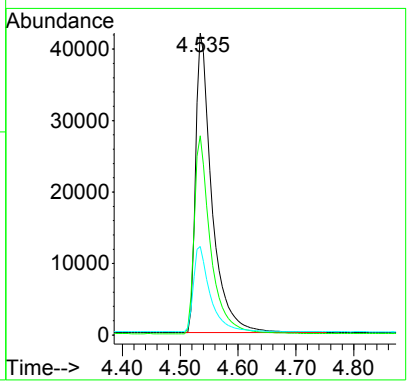

1st 03/12/24
2nd 03/13/24

GC/MS QA-QC Check Report

Tune File : I:\ACQUDATA\5975E\data\031124\BM4133.D
Tune Time : 11 Mar 2024 02:56 pm

Daily Calibration File : I:\ACQUDATA\5975E\data\030724\BM4117.D

File	Sample	Surrogate Recovery %	Internal Standard Responses
			139025
BM4135.D	RQ2402539-	81	153784
BM4136.D	RQ2402539-	83	156387
BM4137.D	RQ2402539-	94	139600
BM4138.D	R2401801-0	87	148170
BM4139.D	R2401801-0	87	150532
BM4140.D	R2401801-0	89	145383
BM4141.D	R2401886-0	90	142456
BM4142.D	R2401886-0	86	151073
BM4143.D	R2401914-0	94	135205

(fails) - fails 12hr time check   * - fails criteria

Created: Tue Mar 12 12:34:06 2024 MS-56 (5975E)

1st 03/12/24
2nd 03/13/24

Data Path : I:\ACQUDATA\5975E\data\031124\
Data File : BM4133.D
Acq On : 11 Mar 2024 02:56 pm
Operator : KPROCOPIO
Sample : TUNE
Misc :
ALS Vial : 2 Sample Multiplier: 1

Integration File: events.e

Method : I:\ACQUDATA\5975E\METHODS\DFTPPDIO.M
Title :
Last Update : Tue Feb 06 17:14:28 2024

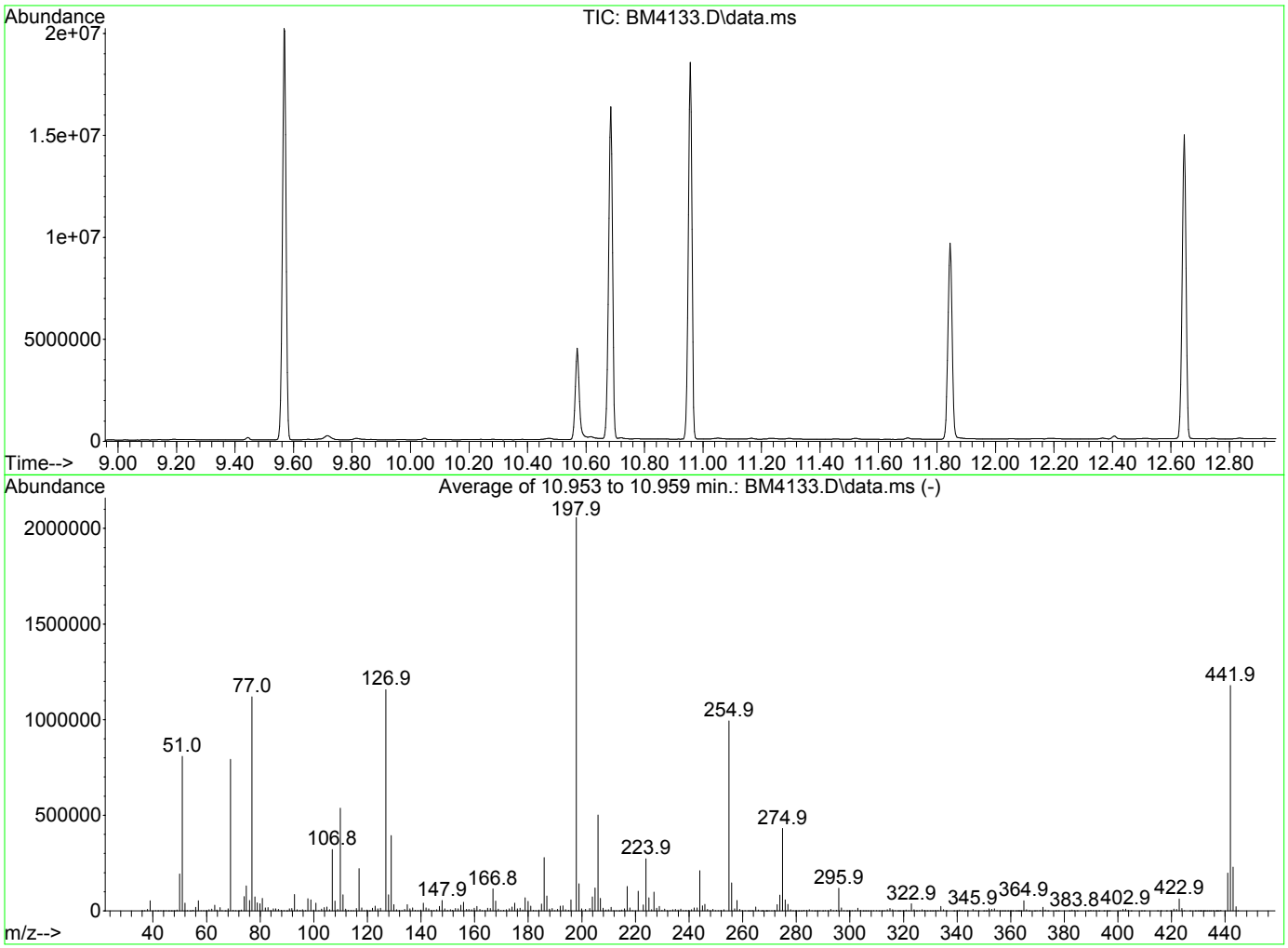

Spectrum Information: Average of 10.953 to 10.959 min.

Target Mass	Rel. to Mass	Lower Limit%	Upper Limit%	Rel. Abn%	Raw Abn	Result Pass/Fail
68	69	0.00	2	1.3	10562	PASS
69	198	0.00	100	38.5	792103	PASS
70	69	0.00	2	0.5	3821	PASS
197	198	0.00	2	0.0	0	PASS
198	198	100	100	100.0	2056704	PASS
199	198	5	9	6.9	141163	PASS
365	198	1	200	2.6	52603	PASS
441	443	0.01	150	86.7	198165	PASS
442	442	100	100	100.0	1178539	PASS
443	442	15	24	19.4	228587	PASS

Quantitation Report (Qedit)

Data Path : I:\ACQUDATA\5975E\data\031124\
Data File : BM4133.D
Acq On : 11 Mar 2024 02:56 pm
Operator : KPROCOPIO
Sample : TUNE
Misc :
ALS Vial : 2 Sample Multiplier: 1

Quant Time: Mar 11 15:13:22 2024
Quant Method : I:\ACQUDATA\5975E\METHODS\DFTPPDIO.M
Quant Title :
QLast Update : Tue Feb 06 17:14:28 2024
Response via : Initial Calibration

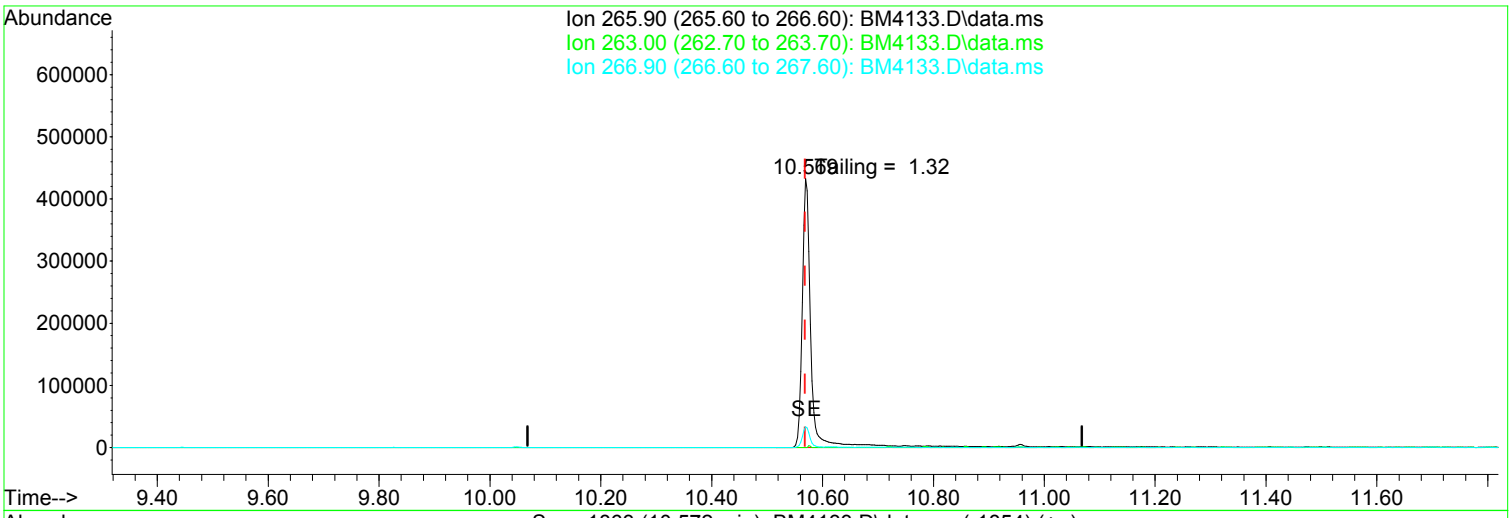

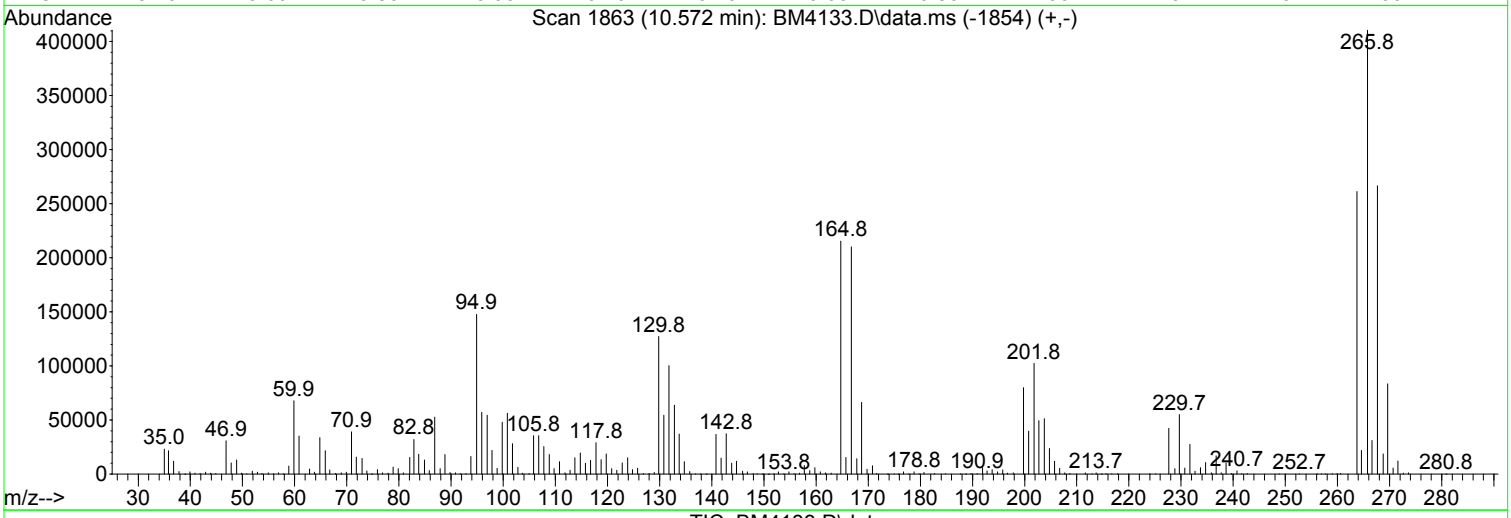

TIC: BM4133.D\data.ms

(5) Pentachlorophenol (T)

10.572min (+ 0.003) 38.43 ppm

response 4303975

Ion	Exp%	Act%
265.90	100.00	100.00
263.00	0.00	0.00
266.90	7.70	7.61
0.00	0.00	0.00

Manual Integration:

After

Other - Tailing

03/11/24

Quantitation Report (Qedit)

Data Path : I:\ACQUDATA\5975E\data\031124\
Data File : BM4133.D
Acq On : 11 Mar 2024 02:56 pm
Operator : KPROCOPIO
Sample : TUNE
Misc :
ALS Vial : 2 Sample Multiplier: 1

Quant Time: Mar 11 15:13:22 2024
Quant Method : I:\ACQUDATA\5975E\METHODS\DFTPPDIO.M
Quant Title :
QLast Update : Tue Feb 06 17:14:28 2024
Response via : Initial Calibration

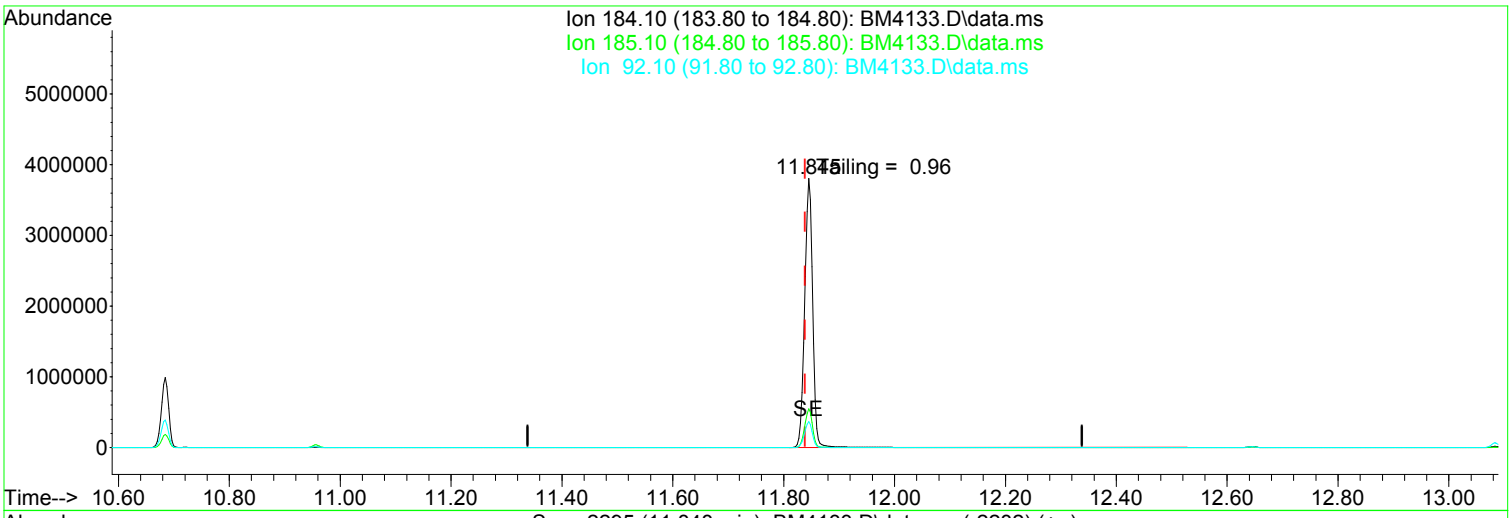

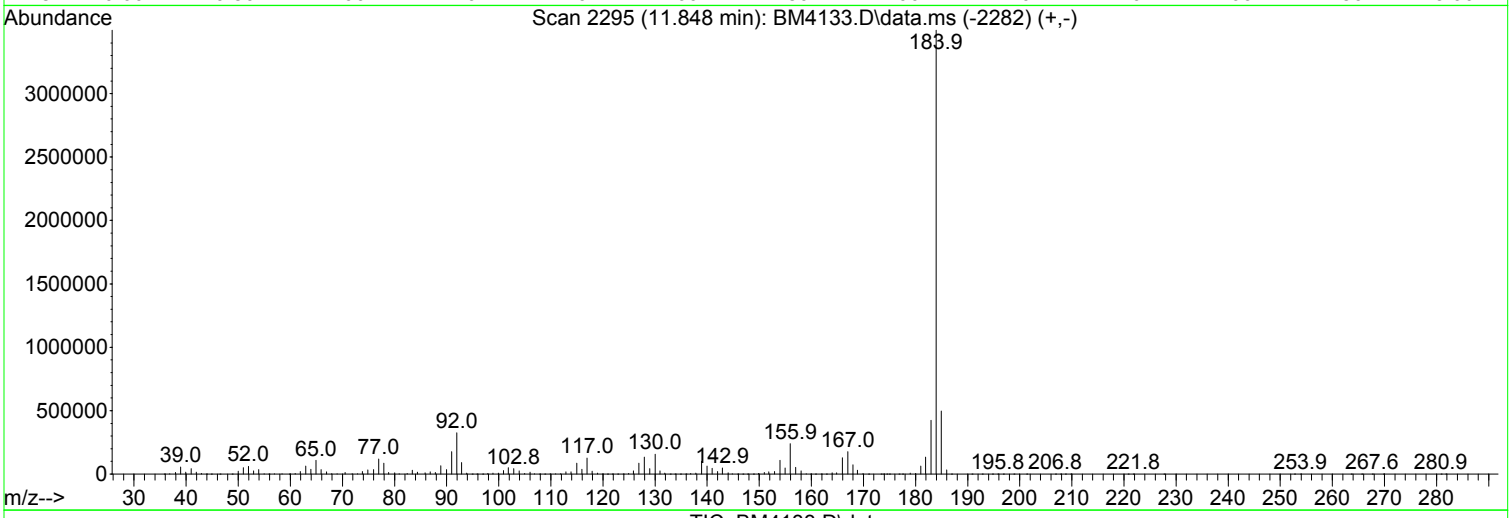

TIC: BM4133.D\data.ms

(8) Benzidine (T)

11.847min (+ 0.008) 122.84 ppm

response 37398352

Ion	Exp%	Act%
184.10	100.00	100.00
185.10	13.80	14.24
92.10	10.70	9.28
0.00	0.00	0.00

Manual Integration:

After

Other - Tailing

03/11/24

Quantitation Report (QT Reviewed)

Data Path : I:\ACQUDATA\5975E\data\031124\
Data File : BM4133.D
Acq On : 11 Mar 2024 02:56 pm
Operator : KPROCOPIO
Sample : TUNE
Misc :
ALS Vial : 2 Sample Multiplier: 1

Quant Time: Mar 11 15:13:22 2024
Quant Method : I:\ACQUDATA\5975E\METHODS\DFTPPDIO.M
Quant Title :
QLast Update : Tue Feb 06 17:14:28 2024
Response via : Initial Calibration

Compound	R.T.	QIon	Response	Conc	Units		Dev(Min)
Internal Standards							
1) d4-1,4-Dichlorobenzene	7.522	152	20916092	20.00	ppm		0.00
2) d8-Naphthalene	8.389	136	74815296	20.00	ppm		0.00
3) d10-Acenaphthene	9.570	164	41837692	20.00	ppm		0.00
4) d10-Phenanthrene	10.686	188	56303581	20.00	ppm		0.00
7) d12-Chrysene	13.085	240	18024856	20.00	ppm		0.00
12) d12-Perylene	14.513	264	5767592	20.00	ppm		0.00
Target Compounds							Qvalue
5) Pentachlorophenol	10.572	266	4303975	38.431	ppm		100
6) DFTPP	10.958	198	18638729	88.616	ppm	#	68
8) Benzidine	11.847	184	37398352	122.839	ppm		98
9) 4,4'-DDE	0.000		0	N.D.			
10) 4,4'-DDD	0.000		0	N.D.			
11) 4,4'-DDT	12.647	235	23635055	141.086	ppm		96

(#) = qualifier out of range (m) = manual integration (+) = signals summed

Quantitation Report (QT Reviewed)

Data Path : I:\ACQUDATA\5975E\data\031124\
Data File : BM4133.D
Acq On : 11 Mar 2024 02:56 pm
Operator : KPROCOPIO
Sample : TUNE
Misc :
ALS Vial : 2 Sample Multiplier: 1

Quant Time: Mar 11 15:13:22 2024
Quant Method : I:\ACQUDATA\5975E\METHODS\DFTPPDIO.M
Quant Title :
QLast Update : Tue Feb 06 17:14:28 2024
Response via : Initial Calibration



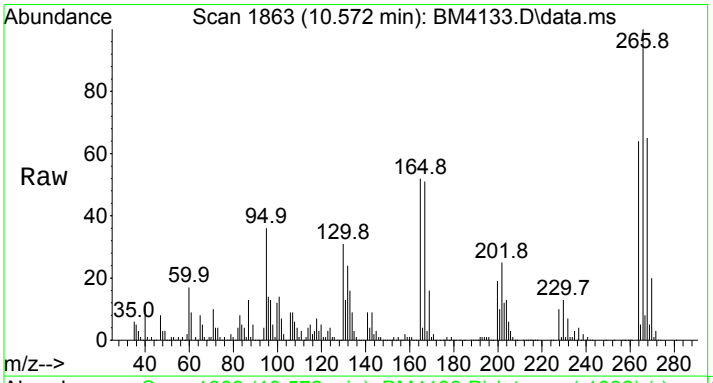

#5
Pentachlorophenol
Concen: 38.43 ppm
RT: 10.572 min Scan# 1863
Delta R.T. 0.003 min
Lab File: BM4133.D
Acq: 11 Mar 2024 02:56 pm

Tgt Ion:266 Resp: 4303975

Ion	Ratio	Lower	Upper
266	100		
263	0.0	0.0	20.0
267	7.6	0.0	27.7

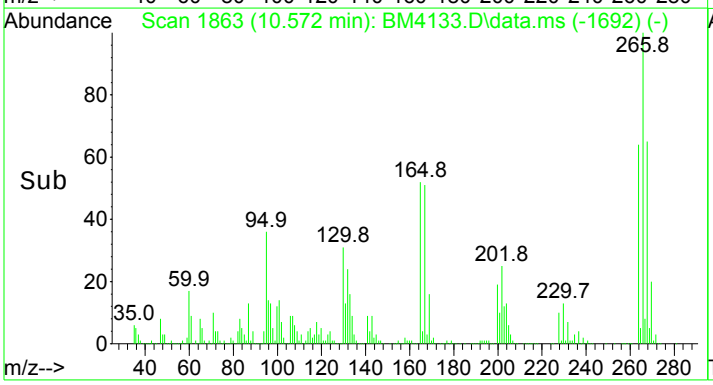

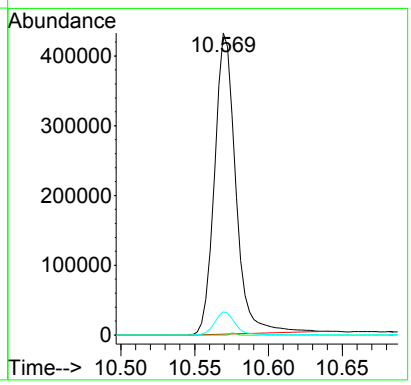

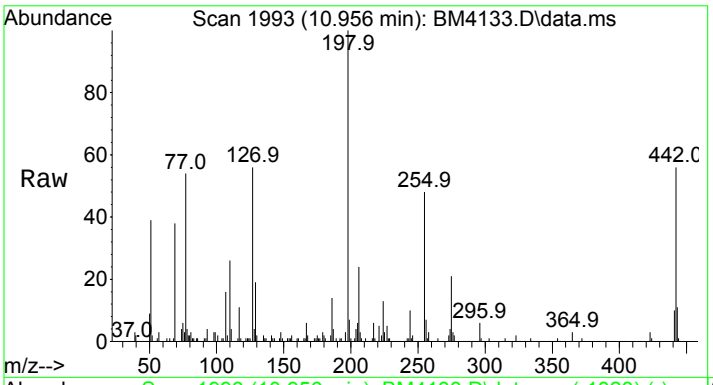

#6
DFTPP
Concen: 88.62 ppm
RT: 10.958 min Scan# 1993
Delta R.T. 0.005 min
Lab File: BM4133.D
Acq: 11 Mar 2024 02:56 pm

Tgt Ion:198 Resp:18638729

Ion	Ratio	Lower	Upper
198	100		
127	55.9	36.9	76.9
442	56.5	86.7	126.7#

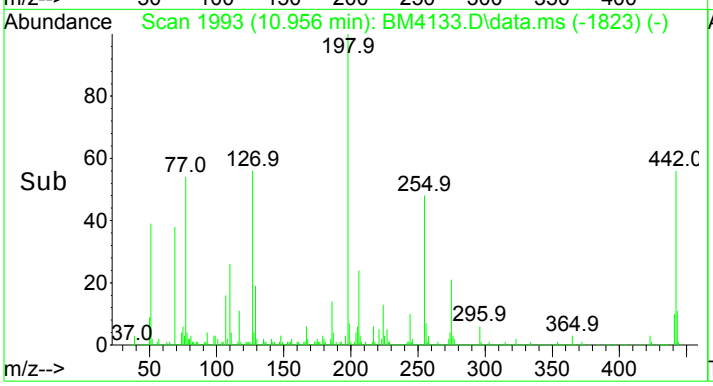

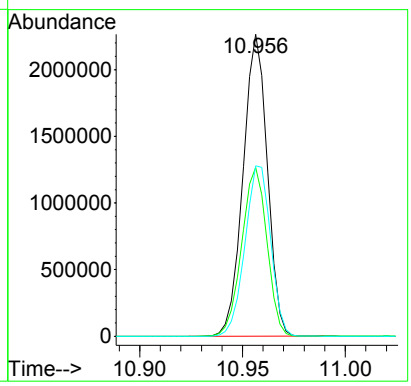

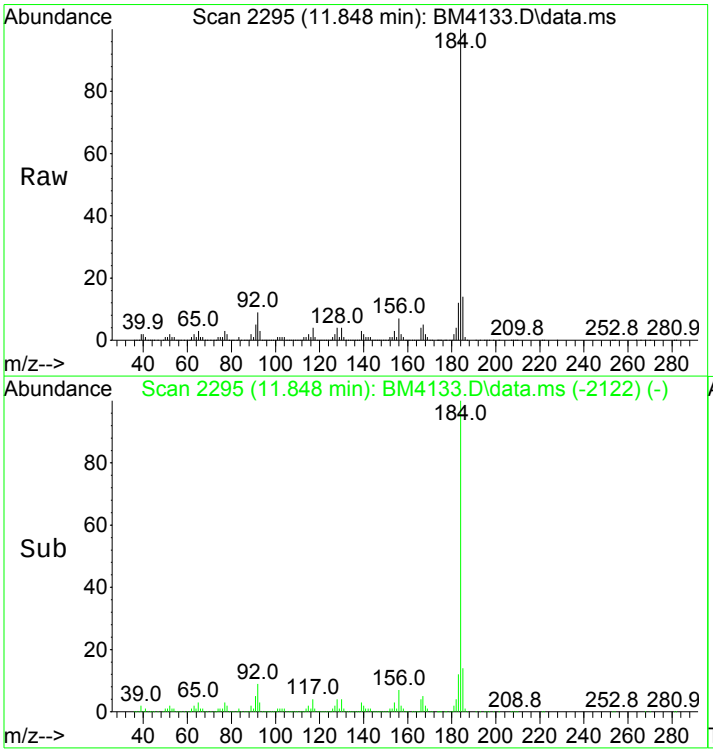

#8
Benzidine
Concen: 122.84 ppm
RT: 11.847 min Scan# 2295
Delta R.T. 0.008 min
Lab File: BM4133.D
Acq: 11 Mar 2024 02:56 pm

Tgt Ion:184 Resp:37398352

Ion	Ratio	Lower	Upper
184	100		
185	14.2	0.0	33.8
92	9.3	0.0	30.7

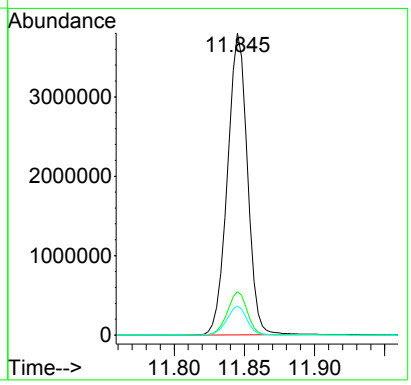

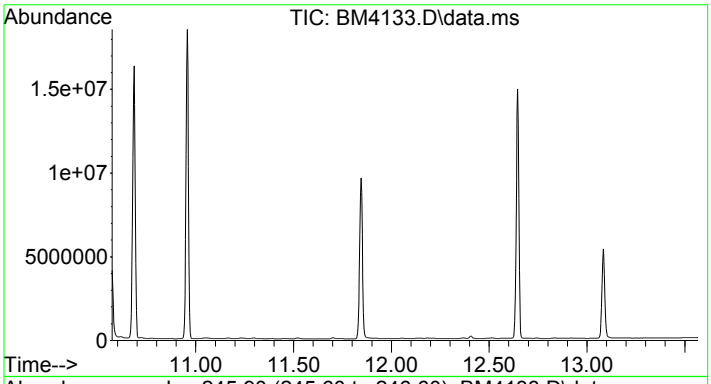

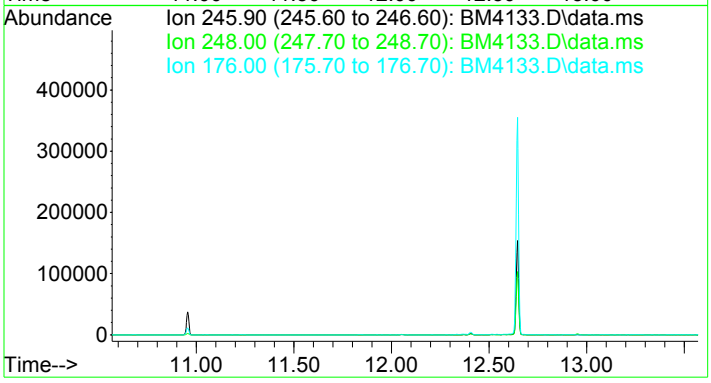

#9
4,4'-DDE
Concen: N.D.
Expected RT: 12.07 min

Lab File: BM4133.D
Acq: 11 Mar 2024 02:56 pm

Tgt Ion: 246

Sig	Exp Ratio
246	100
248	71.3
176	27.6

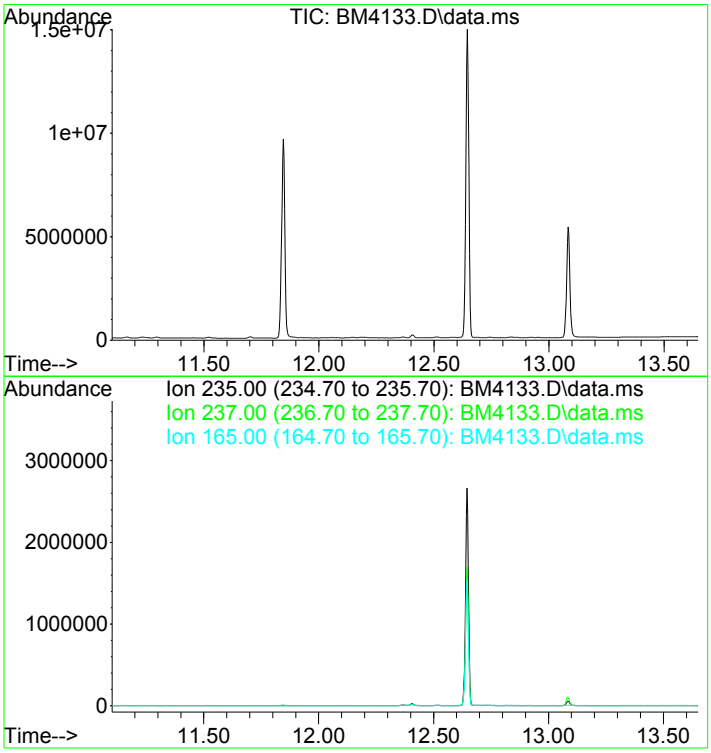

#10
4,4'-DDD
Concen: N.D.
Expected RT: 12.40 min

Lab File: BM4133.D
Acq: 11 Mar 2024 02:56 pm

Tgt Ion: 235

Sig	Exp Ratio
235	100
237	62.2
165	61.6

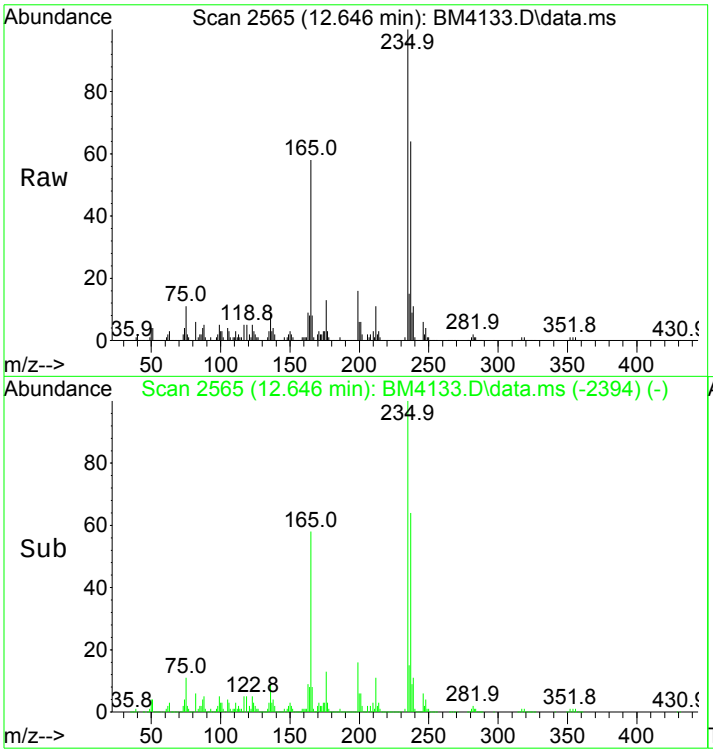

#11
4,4'-DDT
Concen: 141.09 ppm
RT: 12.647 min Scan# 2565
Delta R.T. 0.005 min
Lab File: BM4133.D
Acq: 11 Mar 2024 02:56 pm

Tgt Ion:235 Resp:23635055

Ion	Ratio	Lower	Upper
235	100		
237	63.6	43.5	83.5
165	57.8	31.9	71.9

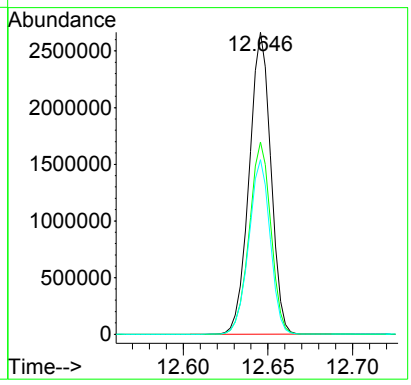

1st AM 02/07/24
2nd BA 02/07/24

Data Path : I:\ACQUDATA\5975E\data\020624\
Data File : BM3836.D
Acq On : 06 Feb 2024 04:38 pm
Operator : JVANHEYNINGEN
Sample : TUNE
Misc :
ALS Vial : 2 Sample Multiplier: 1

Integration File: events.e

Method : I:\ACQUDATA\5975E\METHODS\DFTPPDIO.M
Title :
Last Update : Tue Feb 06 17:14:28 2024

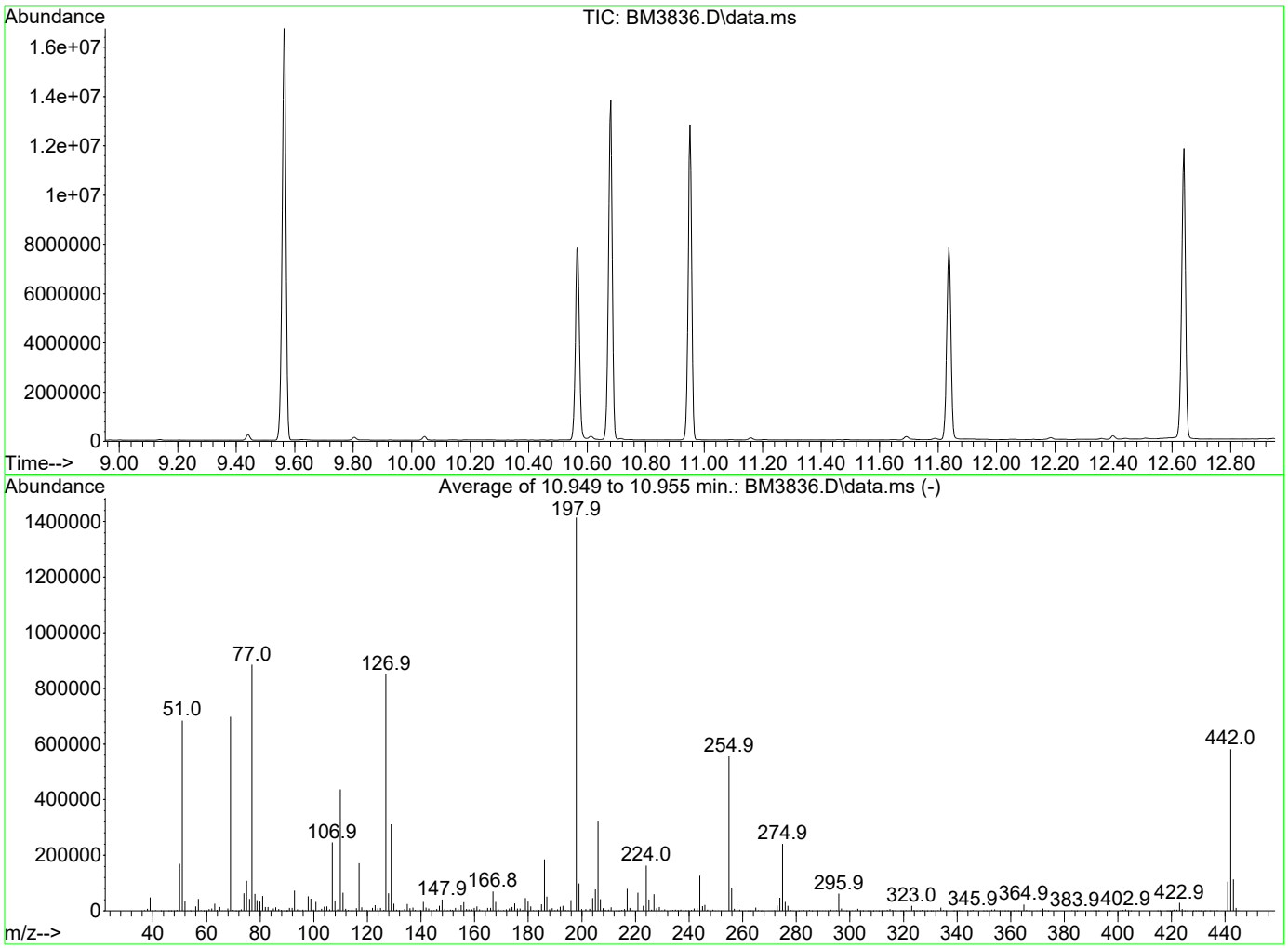

AutoFind: Scans 1989, 1990, 1991; Background Corrected with Scan 1979

Target Mass	Rel. to Mass	Lower Limit%	Upper Limit%	Rel. Abn%	Raw Abn	Result Pass/Fail
68	69	0.00	2	1.2	8205	PASS
69	198	0.00	100	49.4	698084	PASS
70	69	0.00	2	0.5	3210	PASS
197	198	0.00	2	0.0	0	PASS
198	198	100	100	100.0	1413973	PASS
199	198	5	9	6.9	98069	PASS
365	198	1	200	1.6	22627	PASS
441	443	0.01	150	92.5	105075	PASS
442	442	100	100	100.0	581312	PASS
443	442	15	24	19.5	113549	PASS

Quantitation Report (QT Reviewed)

Data Path : I:\ACQUDATA\5975E\data\020624\
Data File : BM3847.D
Acq On : 06 Feb 2024 08:05 pm
Operator : JVANHEYNINGEN
Sample : ICV
Misc :
ALS Vial : 13 Sample Multiplier: 1

Quant Time: Feb 07 08:47:00 2024
Quant Method : I:\ACQUDATA\5975E\METHODS\8270DIOX020624.M
Quant Title : 8270 BNA ANALYSIS
QLast Update : Wed Feb 07 08:46:45 2024
Response via : Initial Calibration

Compound	R.T.	QIon	Response	Conc	Units	Dev(Min)
Internal Standards						
1) Toluene-d8	5.453	98	169430	100.00	ppb	0.00
System Monitoring Compounds						
3) SURR,Tetrahydrofuran-d8	3.329	46	122731	201.25	ppb	0.00
Spiked Amount 100.000	Range 70 - 130		Recovery = 201.25%#			
Target Compounds						Qvalue
2) 1,4-Dioxane	4.569	88	97090	211.654	ppb	99

(#) = qualifier out of range (m) = manual integration (+) = signals summed

Quantitation Report (QT Reviewed)

Data Path : I:\ACQUDATA\5975E\data\020624\
Data File : BM3847.D
Acq On : 06 Feb 2024 08:05 pm
Operator : JVANHEYNINGEN
Sample : ICV
Misc :
ALS Vial : 13 Sample Multiplier: 1

Quant Time: Feb 07 08:47:00 2024
Quant Method : I:\ACQUDATA\5975E\METHODS\8270DIOX020624.M
Quant Title : 8270 BNA ANALYSIS
QLast Update : Wed Feb 07 08:46:45 2024
Response via : Initial Calibration

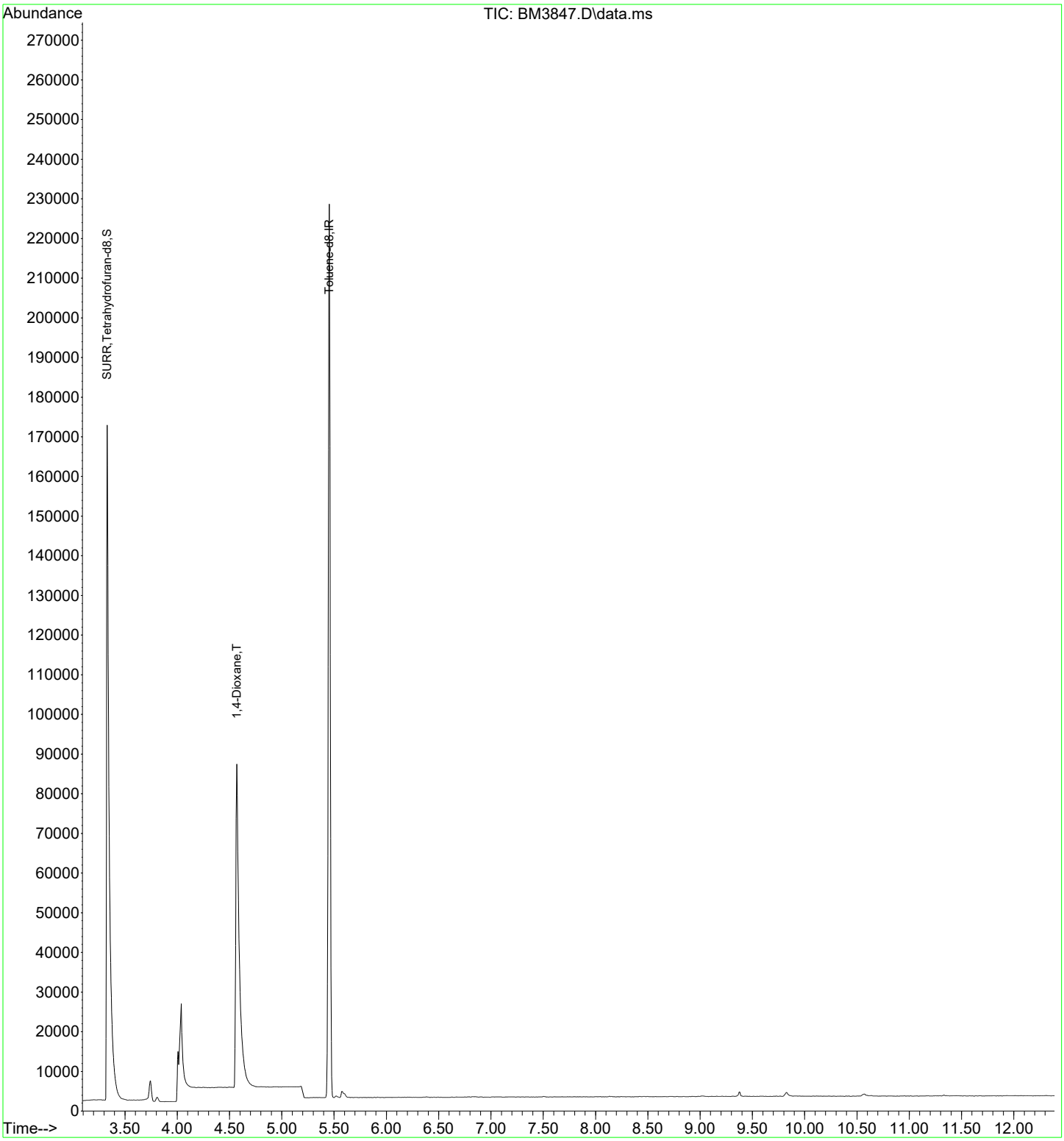

Evaluate Continuing Calibration Report

Data Path : I:\ACQUDATA\5975E\data\020624\
Data File : BM3847.D
Acq On : 06 Feb 2024 08:05 pm
Operator : JVANHEYNINGEN
Sample : ICV
Misc :
ALS Vial : 13 Sample Multiplier: 1

Quant Time: Feb 07 08:47:00 2024
Quant Method : I:\ACQUDATA\5975E\METHODS\8270DIOX020624.M
Quant Title : 8270 BNA ANALYSIS
QLast Update : Wed Feb 07 08:46:45 2024
Response via : Initial Calibration

Min. RRF : 0.050 Min. Rel. Area : 50% Max. R.T. Dev 0.50min
Max. RRF Dev : 20% Max. Rel. Area : 200%

		Compound	Amount	Calc.	%Dev	Area%	Dev(min)
1	IR	Toluene-d8	100.000	100.000	0.0	97	0.00
2	T	1,4-Dioxane	200.000	211.654	-5.8	105	0.00
3	S	SURR,Tetrahydrofuran-d8	200.000	201.246	-0.6	101	0.00

(#) = Out of Range SPCC's out = 0 CCC's out = 0

Quantitation Report (QT Reviewed)

Data Path : I:\ACQUDATA\5975E\data\020624\
Data File : BM3846.D
Acq On : 06 Feb 2024 07:49 pm
Operator : JVANHEYNINGEN
Sample : STD 5000
Misc :
ALS Vial : 12 Sample Multiplier: 1

Quant Time: Feb 07 08:44:49 2024
Quant Method : I:\ACQUDATA\5975E\METHODS\8270DIOX020624.M
Quant Title : 8270 BNA ANALYSIS
QLast Update : Tue Feb 06 15:43:59 2024
Response via : Initial Calibration

Compound	R.T.	QIon	Response	Conc	Units	Dev(Min)
Internal Standards						
1) Toluene-d8	5.451	98	171147	100.00	ppb	0.00
System Monitoring Compounds						
3) SURR,Tetrahydrofuran-d8	3.289	46	2933692	5316.17	ppb	-0.02
Spiked Amount 100.000	Range 70 - 130		Recovery = 5316.17%#			
Target Compounds						Qvalue
2) 1,4-Dioxane	4.518	88	2279780	5197.225	ppb	96

(#) = qualifier out of range (m) = manual integration (+) = signals summed

Quantitation Report (QT Reviewed)

Data Path : I:\ACQUDATA\5975E\data\020624\
Data File : BM3846.D
Acq On : 06 Feb 2024 07:49 pm
Operator : JVANHEYNINGEN
Sample : STD 5000
Misc :
ALS Vial : 12 Sample Multiplier: 1

Quant Time: Feb 07 08:44:49 2024
Quant Method : I:\ACQUDATA\5975E\METHODS\8270DIOX020624.M
Quant Title : 8270 BNA ANALYSIS
QLast Update : Tue Feb 06 15:43:59 2024
Response via : Initial Calibration



Quantitation Report (QT Reviewed)

Data Path : I:\ACQUDATA\5975E\data\020624\
Data File : BM3845.D
Acq On : 06 Feb 2024 07:32 pm
Operator : JVANHEYNINGEN
Sample : STD 1000
Misc :
ALS Vial : 11 Sample Multiplier: 1

Quant Time: Feb 07 08:44:43 2024
Quant Method : I:\ACQUDATA\5975E\METHODS\8270DIOX020624.M
Quant Title : 8270 BNA ANALYSIS
QLast Update : Tue Feb 06 15:43:59 2024
Response via : Initial Calibration

Compound	R.T.	QIon	Response	Conc	Units	Dev(Min)
Internal Standards						
1) Toluene-d8	5.447	98	163944	100.00	ppb	0.00
System Monitoring Compounds						
3) SURR,Tetrahydrofuran-d8	3.295	46	591858	1337.99	ppb	-0.02
Spiked Amount 100.000	Range 70 - 130		Recovery = 1337.99%#			
Target Compounds						Qvalue
2) 1,4-Dioxane	4.531	88	462173	1101.227	ppb	98

(#) = qualifier out of range (m) = manual integration (+) = signals summed

Quantitation Report (QT Reviewed)

Data Path : I:\ACQUDATA\5975E\data\020624\
Data File : BM3845.D
Acq On : 06 Feb 2024 07:32 pm
Operator : JVANHEYNINGEN
Sample : STD 1000
Misc :
ALS Vial : 11 Sample Multiplier: 1

Quant Time: Feb 07 08:44:43 2024
Quant Method : I:\ACQUDATA\5975E\METHODS\8270DIOX020624.M
Quant Title : 8270 BNA ANALYSIS
QLast Update : Tue Feb 06 15:43:59 2024
Response via : Initial Calibration



Quantitation Report (QT Reviewed)

Data Path : I:\ACQUDATA\5975E\data\020624\
Data File : BM3844.D
Acq On : 06 Feb 2024 07:15 pm
Operator : JVANHEYNINGEN
Sample : STD 500
Misc :
ALS Vial : 10 Sample Multiplier: 1

Quant Time: Feb 07 08:44:35 2024
Quant Method : I:\ACQUDATA\5975E\METHODS\8270DIOX020624.M
Quant Title : 8270 BNA ANALYSIS
QLast Update : Tue Feb 06 15:43:59 2024
Response via : Initial Calibration

Compound	R.T.	QIon	Response	Conc	Units	Dev(Min)
Internal Standards						
1) Toluene-d8	5.451	98	166908	100.00	ppb	0.00
System Monitoring Compounds						
3) SURR,Tetrahydrofuran-d8	3.305	46	331164	757.24	ppb	0.00
Spiked Amount 100.000	Range 70 - 130		Recovery = 757.24%#			
Target Compounds						Qvalue
2) 1,4-Dioxane	4.545	88	239917	562.322	ppb	98

(#) = qualifier out of range (m) = manual integration (+) = signals summed

Quantitation Report (QT Reviewed)

Data Path : I:\ACQUDATA\5975E\data\020624\
Data File : BM3844.D
Acq On : 06 Feb 2024 07:15 pm
Operator : JVANHEYNINGEN
Sample : STD 500
Misc :
ALS Vial : 10 Sample Multiplier: 1

Quant Time: Feb 07 08:44:35 2024
Quant Method : I:\ACQUDATA\5975E\METHODS\8270DIOX020624.M
Quant Title : 8270 BNA ANALYSIS
QLast Update : Tue Feb 06 15:43:59 2024
Response via : Initial Calibration



Quantitation Report (QT Reviewed)

Data Path : I:\ACQUDATA\5975E\data\020624\
Data File : BM3843.D
Acq On : 06 Feb 2024 06:58 pm
Operator : JVANHEYNINGEN
Sample : STD 200
Misc :
ALS Vial : 9 Sample Multiplier: 1

Quant Time: Feb 07 08:44:25 2024
Quant Method : I:\ACQUDATA\5975E\METHODS\8270DIOX020624.M
Quant Title : 8270 BNA ANALYSIS
QLast Update : Tue Feb 06 15:43:59 2024
Response via : Initial Calibration

Compound	R.T.	QIon	Response	Conc	Units	Dev(Min)
Internal Standards						
1) Toluene-d8	5.454	98	175535	100.00	ppb	0.00
System Monitoring Compounds						
3) SURR,Tetrahydrofuran-d8	3.332	46	121602	271.62	ppb	0.02
Spiked Amount 100.000	Range 70 - 130		Recovery = 271.62%#			
Target Compounds						Qvalue
2) 1,4-Dioxane	4.572	88	92782	207.833	ppb	99

(#) = qualifier out of range (m) = manual integration (+) = signals summed

Quantitation Report (QT Reviewed)

Data Path : I:\ACQUDATA\5975E\data\020624\
Data File : BM3843.D
Acq On : 06 Feb 2024 06:58 pm
Operator : JVANHEYNINGEN
Sample : STD 200
Misc :
ALS Vial : 9 Sample Multiplier: 1

Quant Time: Feb 07 08:44:25 2024
Quant Method : I:\ACQUDATA\5975E\METHODS\8270DIOX020624.M
Quant Title : 8270 BNA ANALYSIS
QLast Update : Tue Feb 06 15:43:59 2024
Response via : Initial Calibration

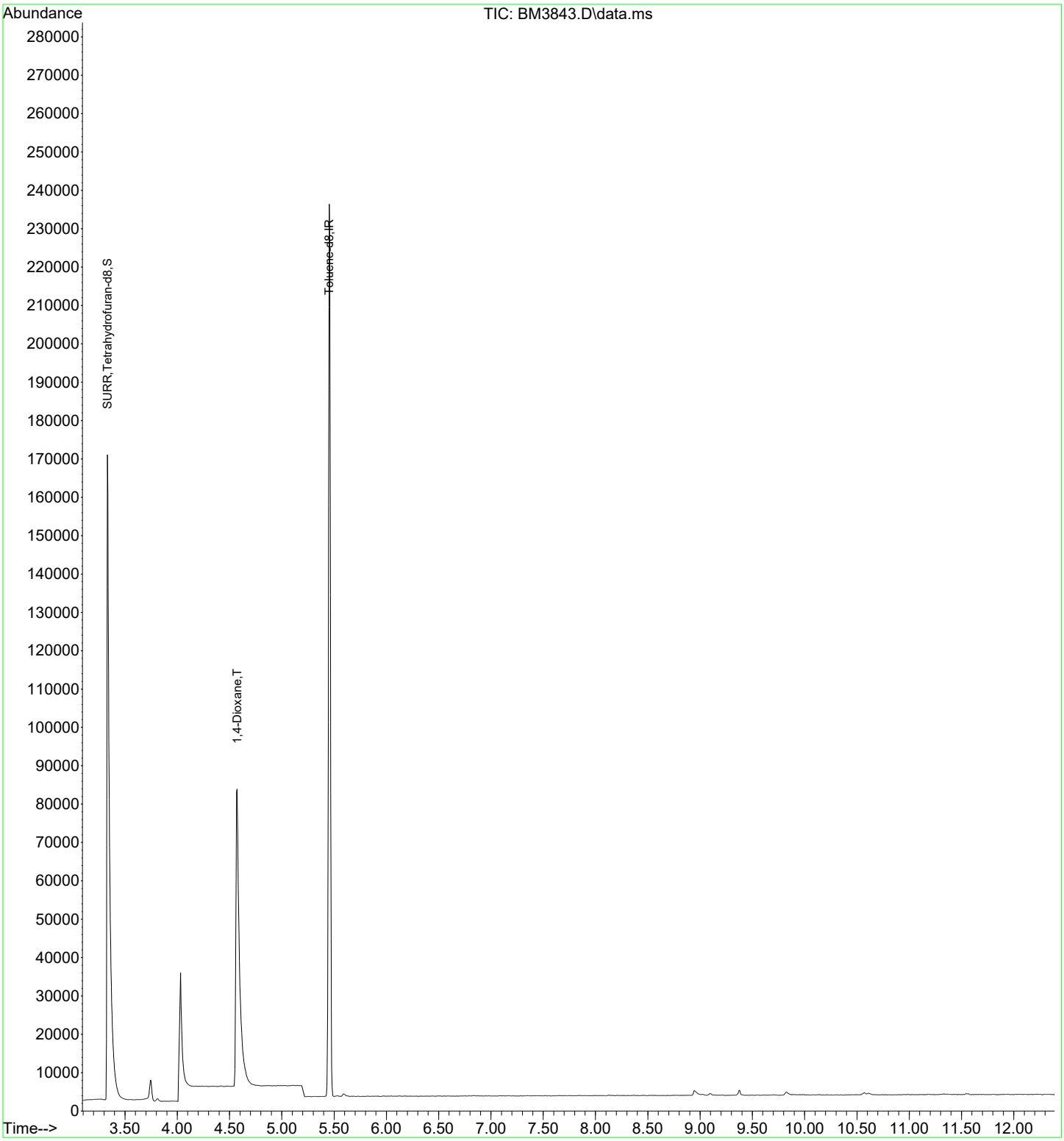

Quantitation Report (QT Reviewed)

Data Path : I:\ACQUDATA\5975E\data\020624\
Data File : BM3842.D
Acq On : 06 Feb 2024 06:41 pm
Operator : JVANHEYNINGEN
Sample : STD 100
Misc :
ALS Vial : 8 Sample Multiplier: 1

Quant Time: Feb 07 08:44:18 2024
Quant Method : I:\ACQUDATA\5975E\METHODS\8270DIOX020624.M
Quant Title : 8270 BNA ANALYSIS
QLast Update : Tue Feb 06 15:43:59 2024
Response via : Initial Calibration

Compound	R.T.	QIon	Response	Conc	Units	Dev(Min)
Internal Standards						
1) Toluene-d8	5.445	98	170203	100.00	ppb	0.00
System Monitoring Compounds						
3) SURR,Tetrahydrofuran-d8	3.326	46	59015	137.37	ppb	0.01
Spiked Amount 100.000	Range 70 - 130		Recovery = 137.37%#			
Target Compounds						Qvalue
2) 1,4-Dioxane	4.571	88	45483	105.901	ppb	98

(#) = qualifier out of range (m) = manual integration (+) = signals summed

Quantitation Report (QT Reviewed)

Data Path : I:\ACQUDATA\5975E\data\020624\
Data File : BM3842.D
Acq On : 06 Feb 2024 06:41 pm
Operator : JVANHEYNINGEN
Sample : STD 100
Misc :
ALS Vial : 8 Sample Multiplier: 1

Quant Time: Feb 07 08:44:18 2024
Quant Method : I:\ACQUDATA\5975E\METHODS\8270DIOX020624.M
Quant Title : 8270 BNA ANALYSIS
QLast Update : Tue Feb 06 15:43:59 2024
Response via : Initial Calibration

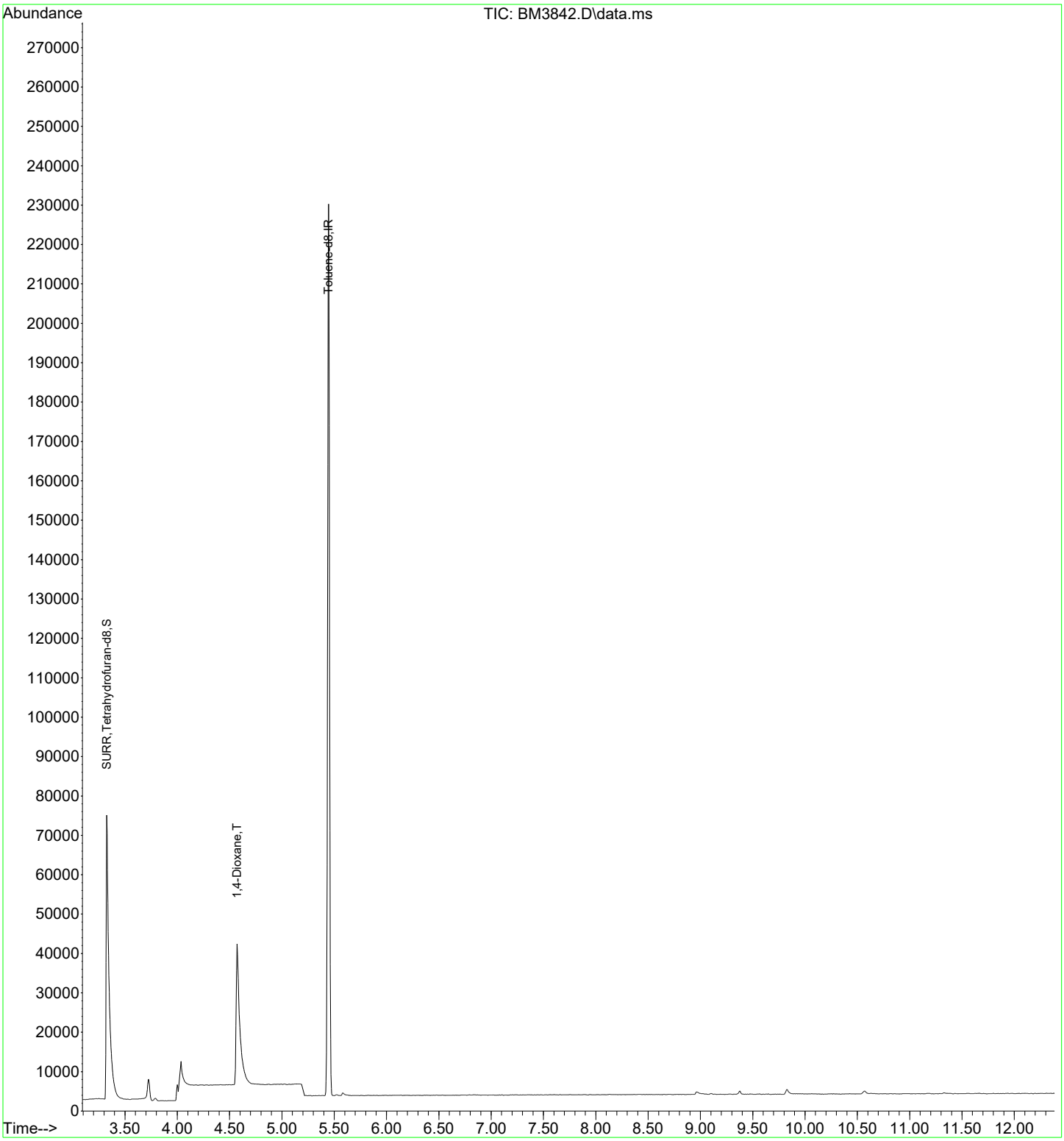

Quantitation Report (QT Reviewed)

Data Path : I:\ACQUDATA\5975E\data\020624\
Data File : BM3841.D
Acq On : 06 Feb 2024 06:24 pm
Operator : JVANHEYNINGEN
Sample : STD 20
Misc :
ALS Vial : 7 Sample Multiplier: 1

Quant Time: Feb 07 08:44:11 2024
Quant Method : I:\ACQUDATA\5975E\METHODS\8270DIOX020624.M
Quant Title : 8270 BNA ANALYSIS
QLast Update : Tue Feb 06 15:43:59 2024
Response via : Initial Calibration

Compound	R.T.	QIon	Response	Conc	Units	Dev(Min)
Internal Standards						
1) Toluene-d8	5.447	98	163235	100.00	ppb	0.00
System Monitoring Compounds						
3) SURR,Tetrahydrofuran-d8	3.366	46	11624	29.13	ppb	0.05
Spiked Amount 100.000	Range 70 - 130		Recovery = 29.13%#			
Target Compounds						Qvalue
2) 1,4-Dioxane	4.621	88	9317	23.934	ppb	95

(#) = qualifier out of range (m) = manual integration (+) = signals summed

Quantitation Report (QT Reviewed)

Data Path : I:\ACQUDATA\5975E\data\020624\
Data File : BM3841.D
Acq On : 06 Feb 2024 06:24 pm
Operator : JVANHEYNINGEN
Sample : STD 20
Misc :
ALS Vial : 7 Sample Multiplier: 1

Quant Time: Feb 07 08:44:11 2024
Quant Method : I:\ACQUDATA\5975E\METHODS\8270DIOX020624.M
Quant Title : 8270 BNA ANALYSIS
QLast Update : Tue Feb 06 15:43:59 2024
Response via : Initial Calibration

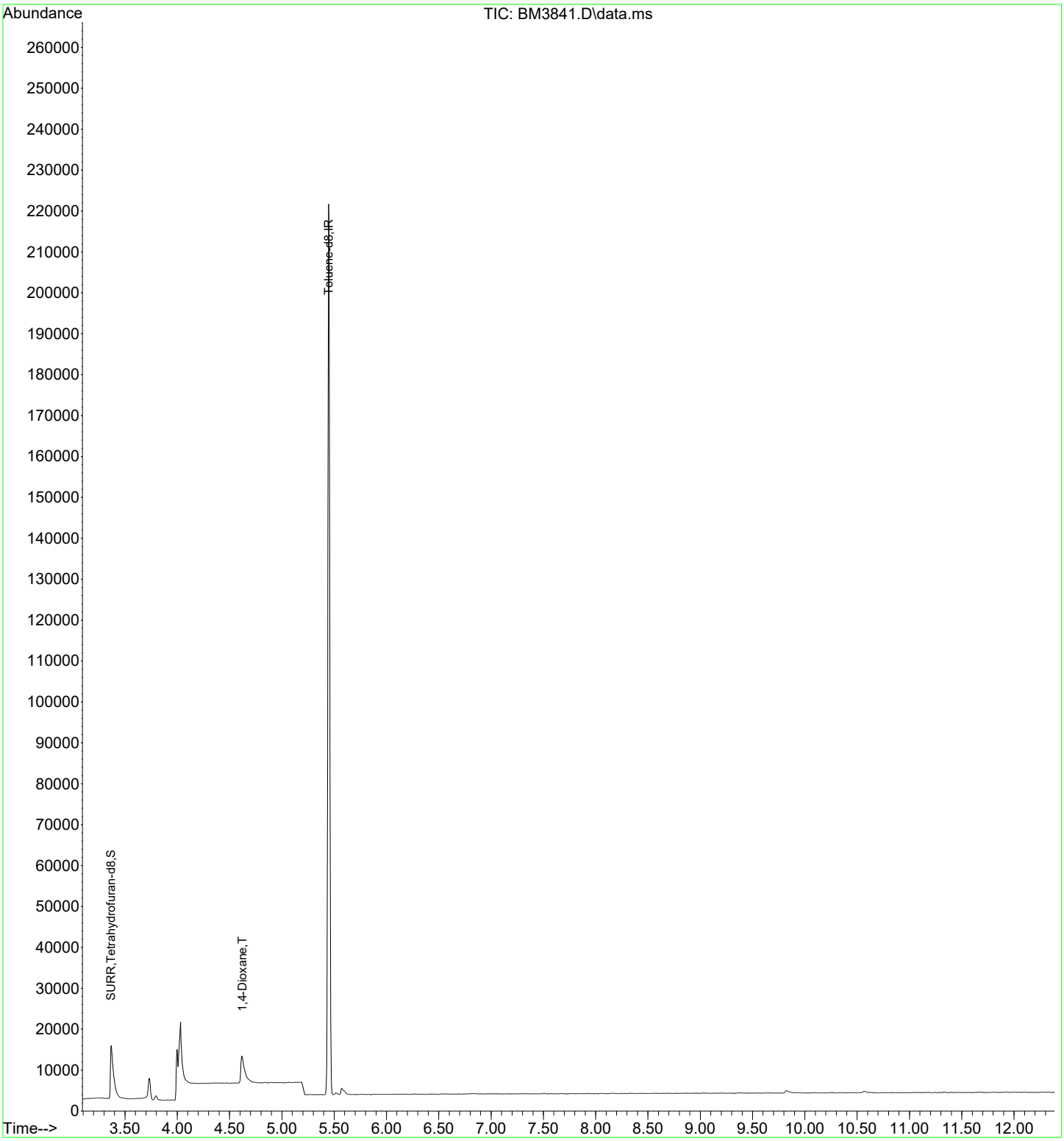

Quantitation Report (QT Reviewed)

Data Path : I:\ACQUDATA\5975E\data\020624\
Data File : BM3840.D
Acq On : 06 Feb 2024 06:07 pm
Operator : JVANHEYNINGEN
Sample : STD 10
Misc :
ALS Vial : 6 Sample Multiplier: 1

Quant Time: Feb 07 08:44:02 2024
Quant Method : I:\ACQUDATA\5975E\METHODS\8270DIOX020624.M
Quant Title : 8270 BNA ANALYSIS
QLast Update : Tue Feb 06 15:43:59 2024
Response via : Initial Calibration

Compound	R.T.	QIon	Response	Conc	Units	Dev(Min)
Internal Standards						
1) Toluene-d8	5.452	98	165248	100.00	ppb	0.00
System Monitoring Compounds						
3) SURR,Tetrahydrofuran-d8	3.390	46	6288	16.02	ppb	0.08
Spiked Amount 100.000	Range 70 - 130		Recovery = 16.02%#			
Target Compounds						Qvalue
2) 1,4-Dioxane	4.641	88	4611	12.555	ppb	98

(#) = qualifier out of range (m) = manual integration (+) = signals summed

Quantitation Report (QT Reviewed)

Data Path : I:\ACQUDATA\5975E\data\020624\
Data File : BM3840.D
Acq On : 06 Feb 2024 06:07 pm
Operator : JVANHEYNINGEN
Sample : STD 10
Misc :
ALS Vial : 6 Sample Multiplier: 1

Quant Time: Feb 07 08:44:02 2024
Quant Method : I:\ACQUDATA\5975E\METHODS\8270DIOX020624.M
Quant Title : 8270 BNA ANALYSIS
QLast Update : Tue Feb 06 15:43:59 2024
Response via : Initial Calibration

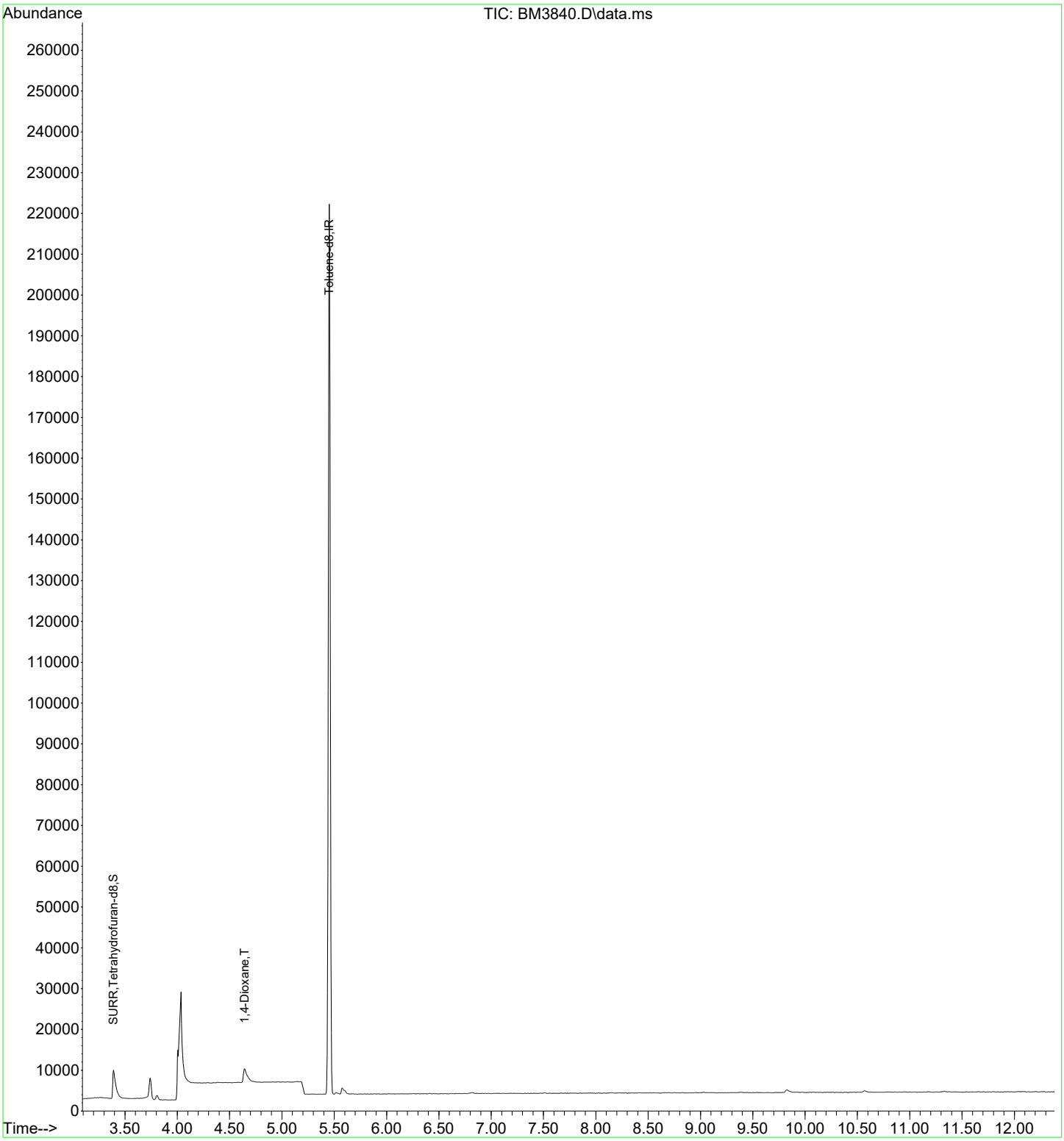

Quantitation Report (QT Reviewed)

Data Path : I:\ACQUDATA\5975E\data\020624\
Data File : BM3839.D
Acq On : 06 Feb 2024 05:51 pm
Operator : JVANHEYNINGEN
Sample : STD 2
Misc :
ALS Vial : 5 Sample Multiplier: 1

Quant Time: Feb 07 08:43:20 2024
Quant Method : I:\ACQUDATA\5975E\METHODS\8270DIOX020624.M
Quant Title : 8270 BNA ANALYSIS
QLast Update : Tue Feb 06 15:43:59 2024
Response via : Initial Calibration

Compound	R.T.	QIon	Response	Conc	Units	Dev(Min)
Internal Standards						
1) Toluene-d8	5.447	98	162676	100.00	ppb	0.00
System Monitoring Compounds						
3) SURR,Tetrahydrofuran-d8	3.406	46	1119m	3.68	ppb	0.09
Spiked Amount 100.000	Range 70 - 130		Recovery = 3.68%#			
Target Compounds						Qvalue
2) 1,4-Dioxane	4.675	88	850	3.709	ppb	90

(#) = qualifier out of range (m) = manual integration (+) = signals summed

1st AM 02/07/24
2nd BA 02/07/24

Data Path : I:\ACQUDATA\5975E\data\020624\
Data File : BM3839.D
Acq On : 06 Feb 2024 05:51 pm
Operator : JVANHEYNINGEN
Sample : STD 2
Misc :
ALS Vial : 5 Sample Multiplier: 1

Quant Time: Feb 07 08:43:20 2024
Quant Method : I:\ACQUDATA\5975E\METHODS\8270DIOX020624.M
Quant Title : 8270 BNA ANALYSIS
QLast Update : Tue Feb 06 15:43:59 2024
Response via : Initial Calibration

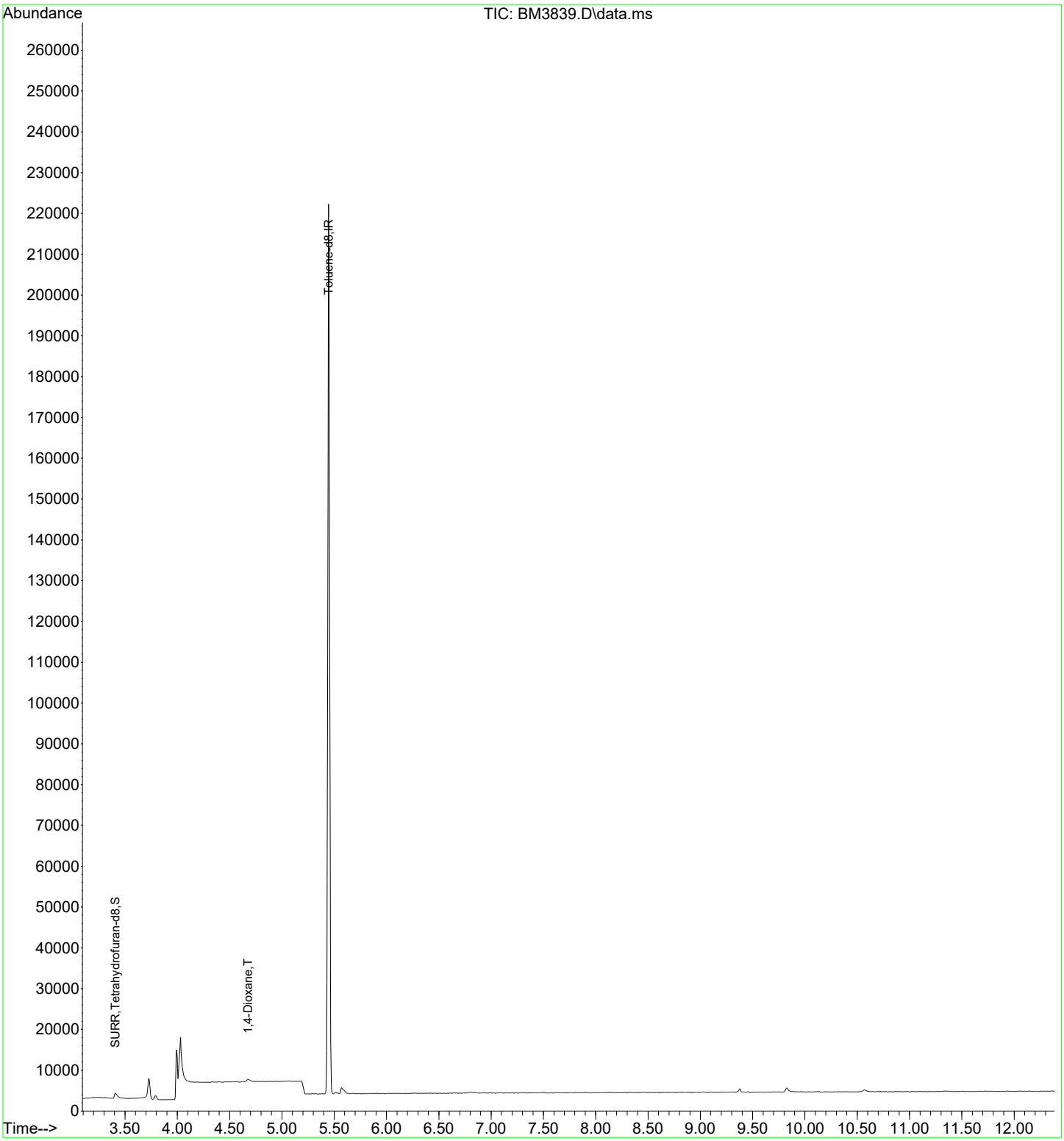

Quantitation Report (Qedit)

Data Path : I:\ACQUDATA\5975E\data\020624\
Data File : BM3839.D
Acq On : 06 Feb 2024 05:51 pm
Operator : JVANHEYNINGEN
Sample : STD 2
Misc :
ALS Vial : 5 Sample Multiplier: 1

Quant Time: Feb 07 08:43:20 2024
Quant Method : I:\ACQUDATA\5975E\METHODS\8270DIOX020624.M
Quant Title : 8270 BNA ANALYSIS
QLast Update : Tue Feb 06 15:43:59 2024
Response via : Initial Calibration

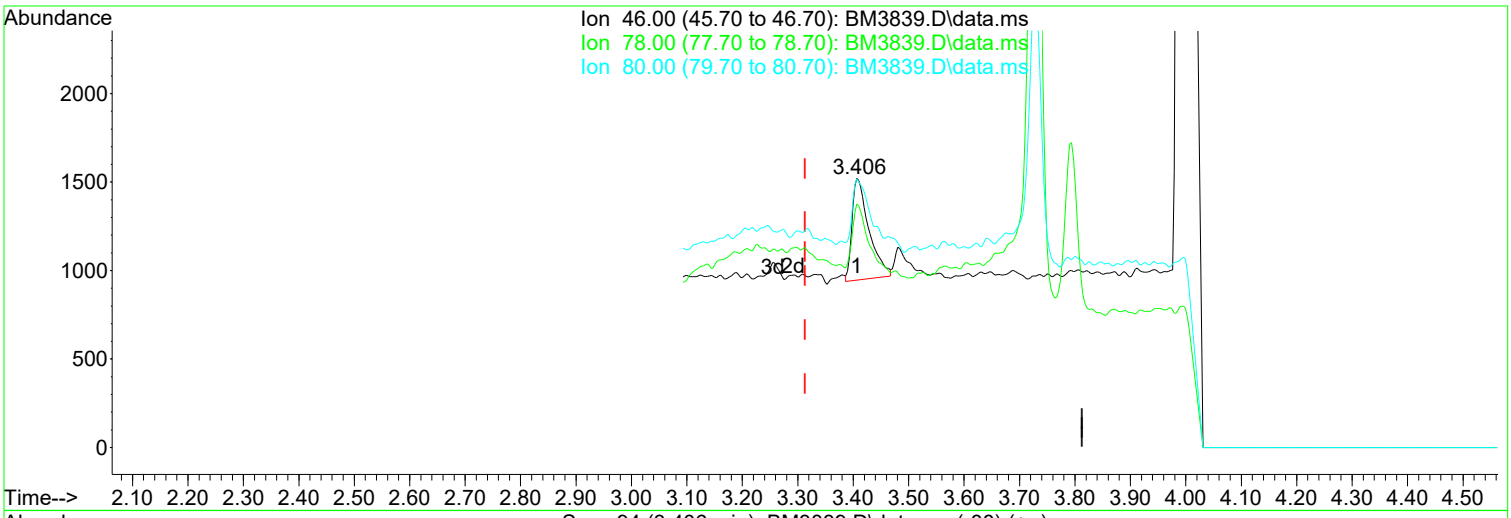

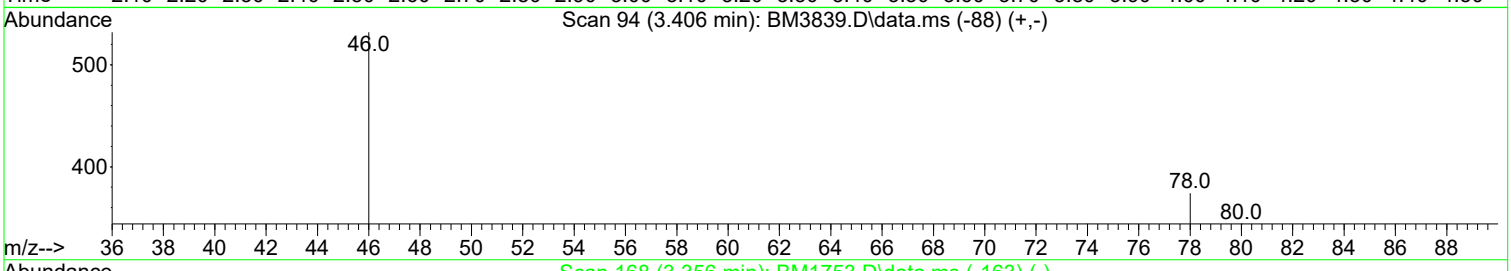

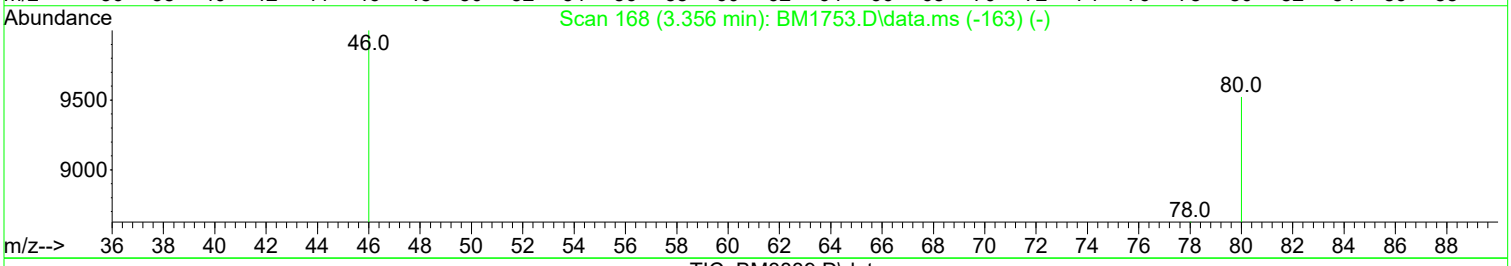

TIC: BM3839.D\data.ms

(3) SURR,Tetrahydrofuran-d8 (S)

3.406min (+ 0.093) 3.91 ppb

response 1214

Ion	Exp%	Act%
46.00	100.00	100.00
78.00	67.10	70.30
80.00	73.80	64.76
0.00	0.00	0.00

Manual Integration:

Before

02/07/24

Quantitation Report (Qedit)

Data Path : I:\ACQUDATA\5975E\data\020624\
Data File : BM3839.D
Acq On : 06 Feb 2024 05:51 pm
Operator : JVANHEYNINGEN
Sample : STD 2
Misc :
ALS Vial : 5 Sample Multiplier: 1

Quant Time: Feb 07 08:43:20 2024
Quant Method : I:\ACQUDATA\5975E\METHODS\8270DIOX020624.M
Quant Title : 8270 BNA ANALYSIS
QLast Update : Tue Feb 06 15:43:59 2024
Response via : Initial Calibration

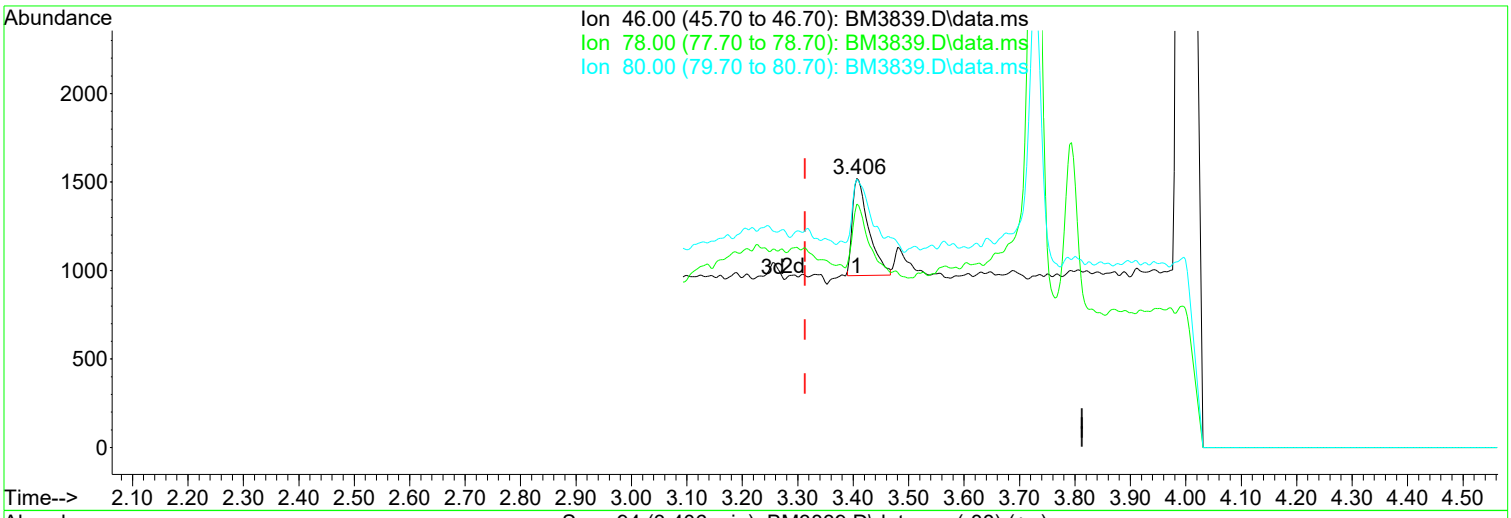

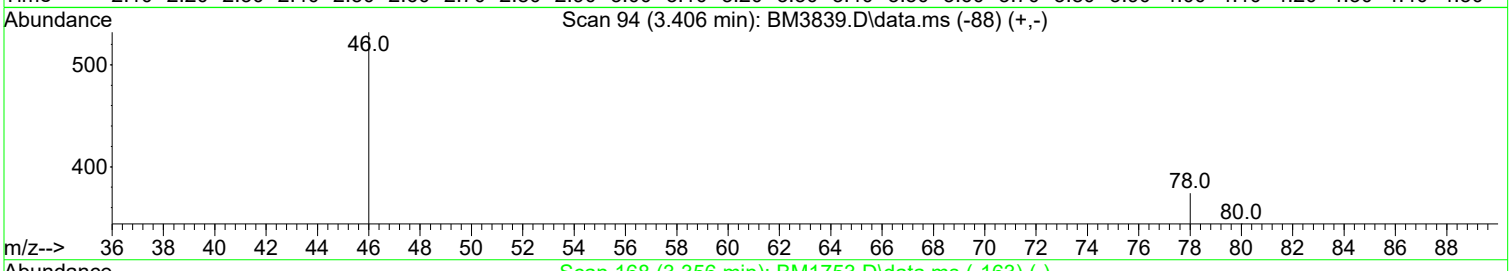

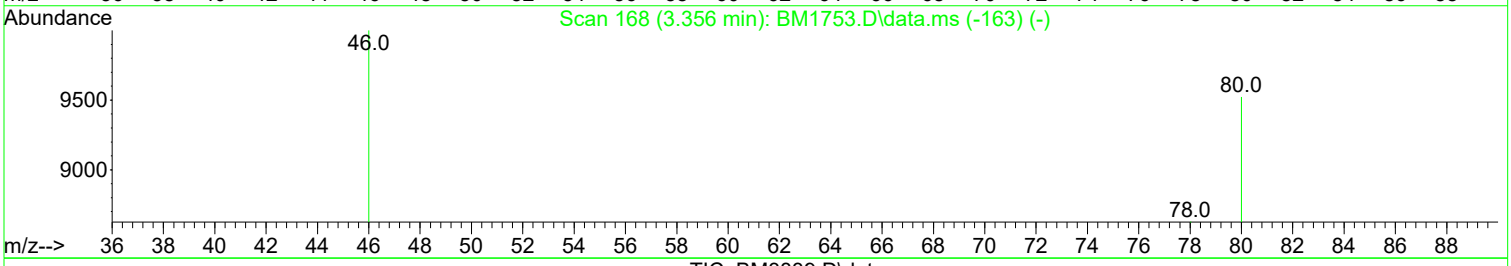

TIC: BM3839.D\data.ms

(3) SURR,Tetrahydrofuran-d8 (S)

3.406min (+ 0.093) 3.68 ppb m

response 1119

Ion	Exp%	Act%
46.00	100.00	100.00
78.00	67.10	90.53#
80.00	73.80	99.80#
0.00	0.00	0.00

Manual Integration:

After

Poor integration.

02/07/24

Quantitation Report (QT Reviewed)

Data Path : I:\ACQUDATA\5975E\data\020624\
Data File : BM3838.D
Acq On : 06 Feb 2024 05:34 pm
Operator : JVANHEYNINGEN
Sample : STD 1
Misc :
ALS Vial : 4 Sample Multiplier: 1

Quant Time: Feb 07 08:42:44 2024
Quant Method : I:\ACQUDATA\5975E\METHODS\8270DIOX020624.M
Quant Title : 8270 BNA ANALYSIS
QLast Update : Tue Feb 06 15:43:59 2024
Response via : Initial Calibration

Compound	R.T.	QIon	Response	Conc	Units	Dev(Min)
Internal Standards						
1) Toluene-d8	5.444	98	160448	100.00	ppb	0.00
System Monitoring Compounds						
3) SURR,Tetrahydrofuran-d8	3.403	46	586	2.40	ppb	0.09
Spiked Amount 100.000	Range 70 - 130		Recovery =	2.40%#		
Target Compounds						Qvalue
2) 1,4-Dioxane	4.676	88	391m	2.622	ppb	

(#) = qualifier out of range (m) = manual integration (+) = signals summed

Quantitation Report (QT Reviewed)

Data Path : I:\ACQUDATA\5975E\data\020624\
Data File : BM3838.D
Acq On : 06 Feb 2024 05:34 pm
Operator : JVANHEYNINGEN
Sample : STD 1
Misc :
ALS Vial : 4 Sample Multiplier: 1

Quant Time: Feb 07 08:42:44 2024
Quant Method : I:\ACQUDATA\5975E\METHODS\8270DIOX020624.M
Quant Title : 8270 BNA ANALYSIS
QLast Update : Tue Feb 06 15:43:59 2024
Response via : Initial Calibration

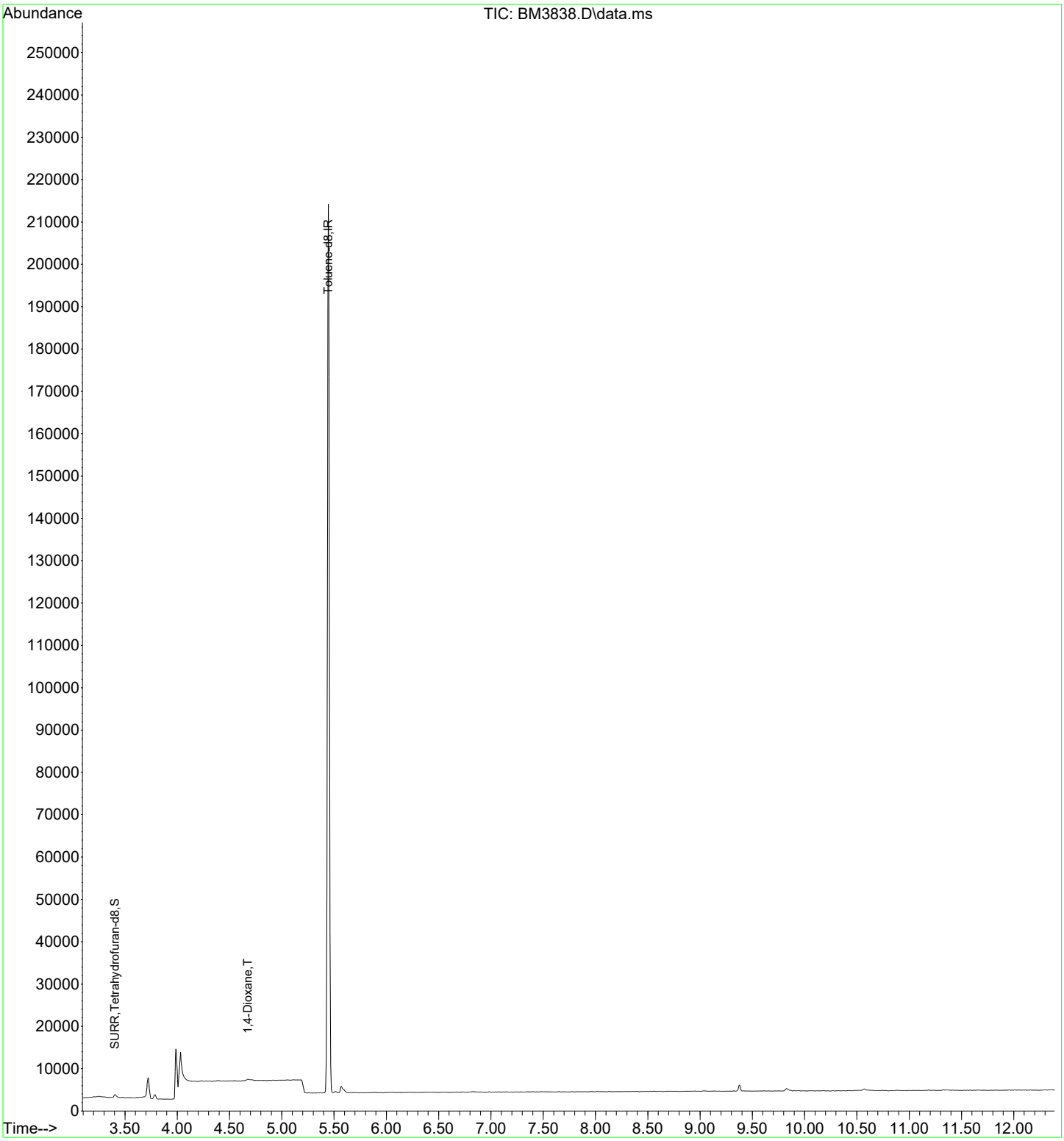

Quantitation Report (Qedit)

Data Path : I:\ACQUDATA\5975E\data\020624\
Data File : BM3838.D
Acq On : 06 Feb 2024 05:34 pm
Operator : JVANHEYNINGEN
Sample : STD 1
Misc :
ALS Vial : 4 Sample Multiplier: 1

Quant Time: Feb 07 08:42:44 2024
Quant Method : I:\ACQUDATA\5975E\METHODS\8270DIOX020624.M
Quant Title : 8270 BNA ANALYSIS
QLast Update : Tue Feb 06 15:43:59 2024
Response via : Initial Calibration

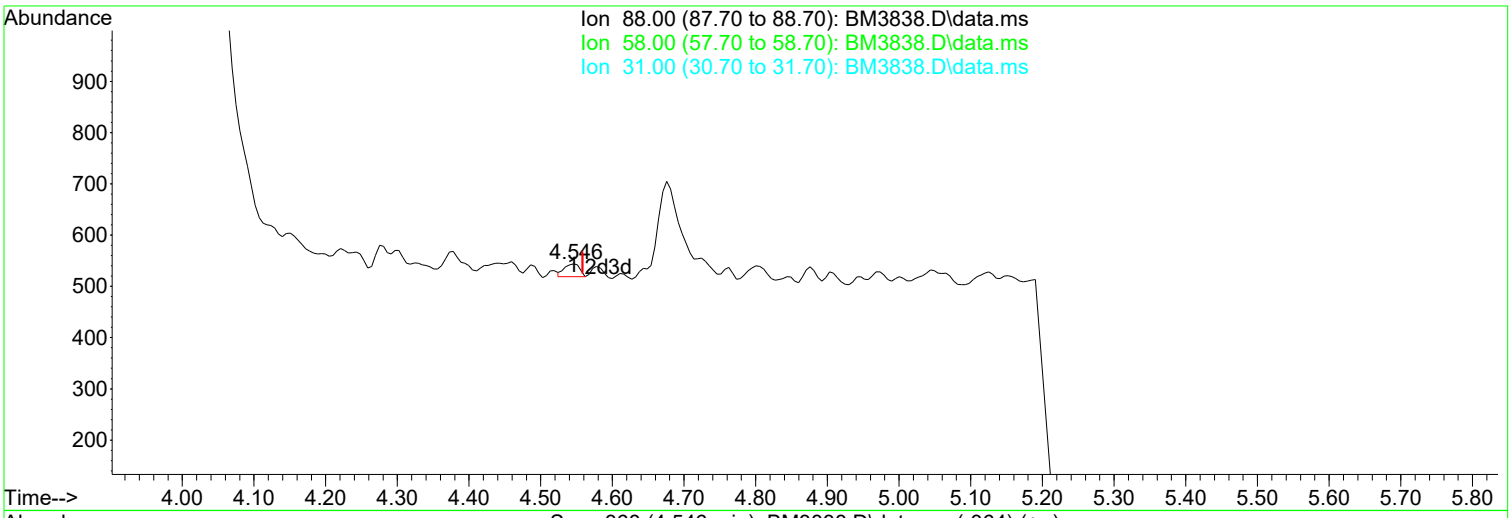

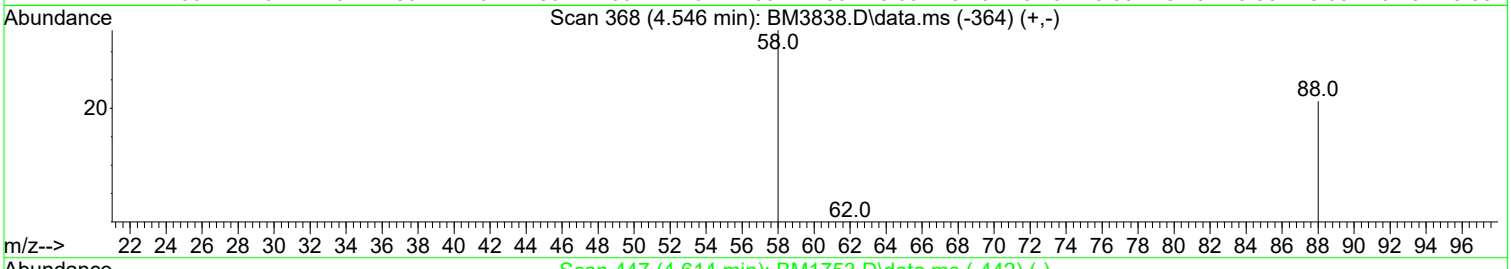

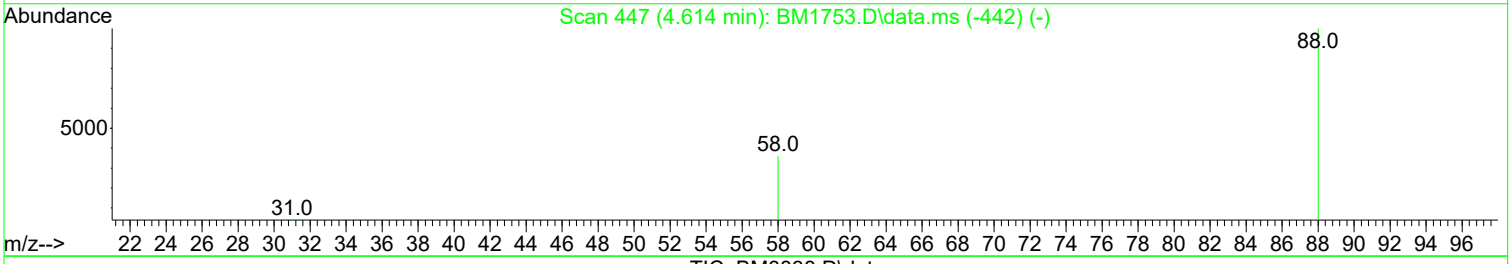

TIC: BM3838.D\data.ms

(2) 1,4-Dioxane (T)

4.546min (-0.013) 1.76 ppb

response 36

Ion	Exp%	Act%
88.00	100.00	100.00
58.00	66.70	150.00#
31.00	24.00	0.00#
0.00	0.00	0.00

Manual Integration:

Before

02/07/24

Quantitation Report (Qedit)

Data Path : I:\ACQUDATA\5975E\data\020624\
Data File : BM3838.D
Acq On : 06 Feb 2024 05:34 pm
Operator : JVANHEYNINGEN
Sample : STD 1
Misc :
ALS Vial : 4 Sample Multiplier: 1

Quant Time: Feb 07 08:42:44 2024
Quant Method : I:\ACQUDATA\5975E\METHODS\8270DIOX020624.M
Quant Title : 8270 BNA ANALYSIS
QLast Update : Tue Feb 06 15:43:59 2024
Response via : Initial Calibration

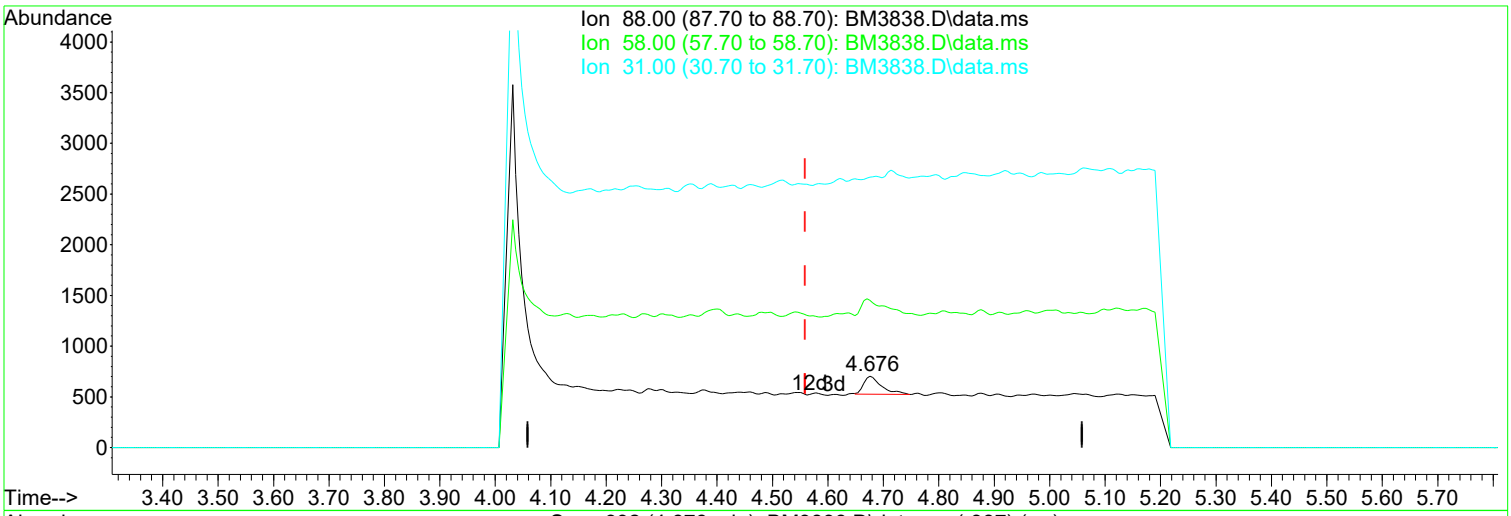

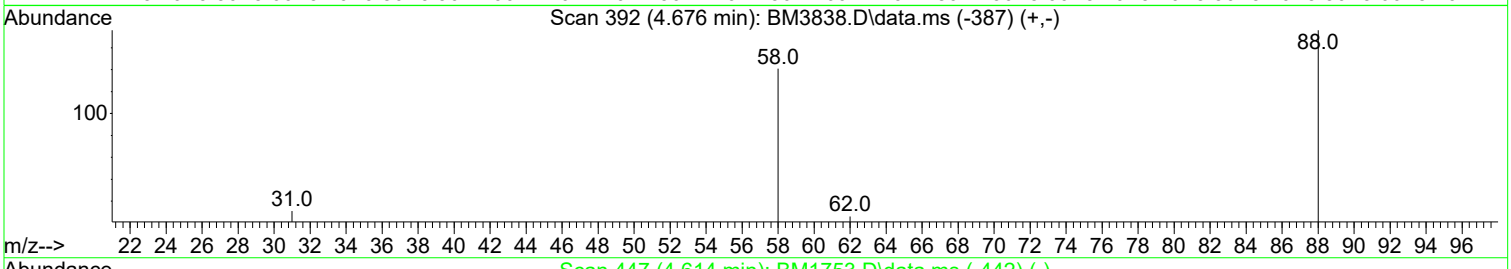

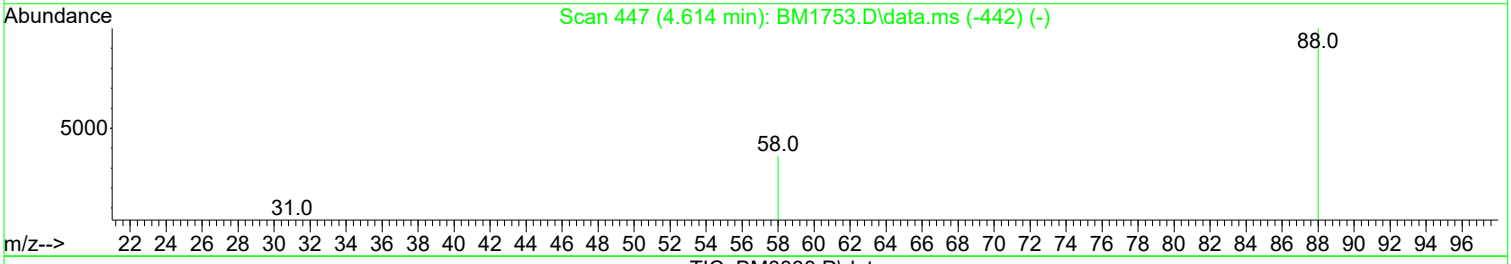

TIC: BM3838.D\data.ms

(2) 1,4-Dioxane (T)

4.676min (+ 0.117) 2.62 ppb m

response 391

Ion	Exp%	Act%
88.00	100.00	100.00
58.00	66.70	206.10#
31.00	24.00	378.16#
0.00	0.00	0.00

Manual Integration:

After

Poor integration.

02/07/24

Quantitation Report (QT Reviewed)

Data Path : I:\ACQUDATA\5975E\data\020624\
Data File : BM3837.D
Acq On : 06 Feb 2024 05:17 pm
Operator : JVANHEYNINGEN
Sample : INST BLANK
Misc :
ALS Vial : 3 Sample Multiplier: 1

Quant Time: Feb 07 08:49:17 2024
Quant Method : I:\ACQUDATA\5975E\METHODS\8270DIOX020624.M
Quant Title : 8270 BNA ANALYSIS
QLast Update : Wed Feb 07 08:46:45 2024
Response via : Initial Calibration

Compound	R.T.	QIon	Response	Conc	Units	Dev(Min)
Internal Standards						
1) Toluene-d8	5.447	98	168948	100.00	ppb	0.00
System Monitoring Compounds						
3) SURR,Tetrahydrofuran-d8	0.000	46	0d	0.00	ppb	
Spiked Amount 100.000	Range 70 - 130		Recovery =	0.00%#		
Target Compounds						Qvalue
2) 1,4-Dioxane	0.000		0	N.D.	d	

(#) = qualifier out of range (m) = manual integration (+) = signals summed

1st AM 02/07/24
2nd BA 02/07/24

Data Path : I:\ACQUDATA\5975E\data\020624\
Data File : BM3837.D
Acq On : 06 Feb 2024 05:17 pm
Operator : JVANHEYNINGEN
Sample : INST BLANK
Misc :
ALS Vial : 3 Sample Multiplier: 1

Quant Time: Feb 07 08:49:17 2024
Quant Method : I:\ACQUDATA\5975E\METHODS\8270DIOX020624.M
Quant Title : 8270 BNA ANALYSIS
QLast Update : Wed Feb 07 08:46:45 2024
Response via : Initial Calibration

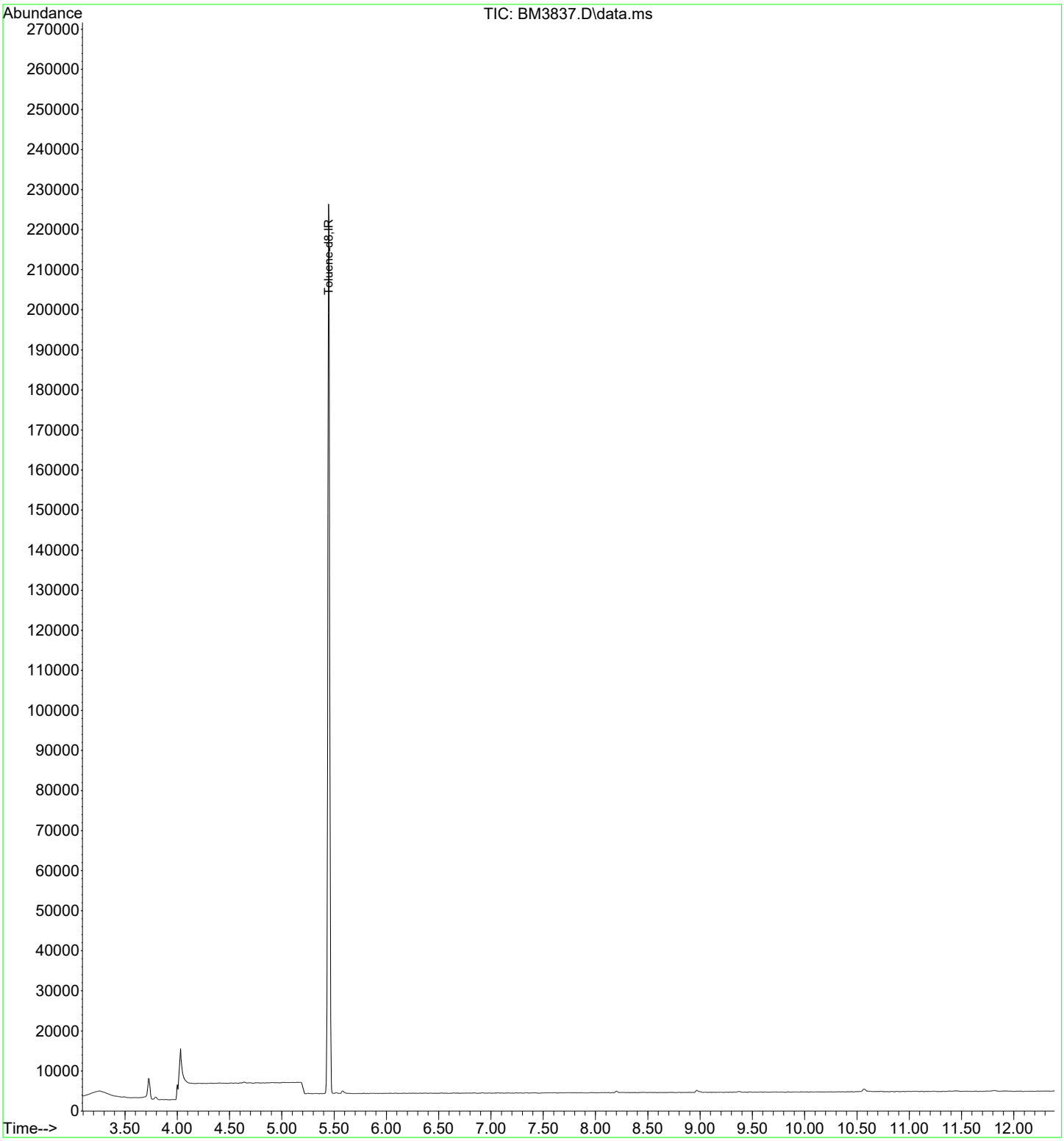

Quantitation Report (QT Reviewed)

Data Path : I:\ACQUDATA\5975E\data\020624\
Data File : BM3836.D
Acq On : 06 Feb 2024 04:38 pm
Operator : JVANHEYNINGEN
Sample : TUNE
Misc :
ALS Vial : 2 Sample Multiplier: 1

Quant Time: Feb 06 17:14:35 2024
Quant Method : I:\ACQUDATA\5975E\METHODS\DFTPPDIO.M
Quant Title :
QLast Update : Tue Feb 06 17:14:28 2024
Response via : Initial Calibration

Compound	R.T.	QIon	Response	Conc	Units		Dev(Min)
Internal Standards							
1) d4-1,4-Dichlorobenzene	7.520	152	18353465	20.00	ppm		0.00
2) d8-Naphthalene	8.386	136	65685171	20.00	ppm		0.00
3) d10-Acenaphthene	9.565	164	34967843	20.00	ppm		0.00
4) d10-Phenanthrene	10.681	188	46537229	20.00	ppm		0.00
7) d12-Chrysene	13.080	240	23804168	20.00	ppm		0.00
12) d12-Perylene	14.505	264	13299519	20.00	ppm		0.00
Target Compounds							Qvalue
5) Pentachlorophenol	10.569	266	7140317	77.137	ppm		99
6) DFTPP	10.953	198	13201931	75.940	ppm	#	57
8) Benzidine	11.839	184	29720135	73.919	ppm		100
9) 4,4'-DDE	0.000		0	N.D.			
10) 4,4'-DDD	0.000		0	N.D.			
11) 4,4'-DDT	12.641	235	18534331	83.777	ppm		92

(#) = qualifier out of range (m) = manual integration (+) = signals summed

Quantitation Report (QT Reviewed)

Data Path : I:\ACQUDATA\5975E\data\020624\
Data File : BM3836.D
Acq On : 06 Feb 2024 04:38 pm
Operator : JVANHEYNINGEN
Sample : TUNE
Misc :
ALS Vial : 2 Sample Multiplier: 1

Quant Time: Feb 06 17:14:35 2024
Quant Method : I:\ACQUDATA\5975E\METHODS\DFTPPDIO.M
Quant Title :
QLast Update : Tue Feb 06 17:14:28 2024
Response via : Initial Calibration



Quantitation Report (Qedit)

Data Path : I:\ACQUDATA\5975E\data\020624\
Data File : BM3836.D
Acq On : 06 Feb 2024 04:38 pm
Operator : JVANHEYNINGEN
Sample : TUNE
Misc :
ALS Vial : 2 Sample Multiplier: 1

Quant Time: Feb 06 17:14:35 2024
Quant Method : I:\ACQUDATA\5975E\METHODS\DFTPPDIO.M
Quant Title :
QLast Update : Tue Feb 06 17:14:28 2024
Response via : Initial Calibration

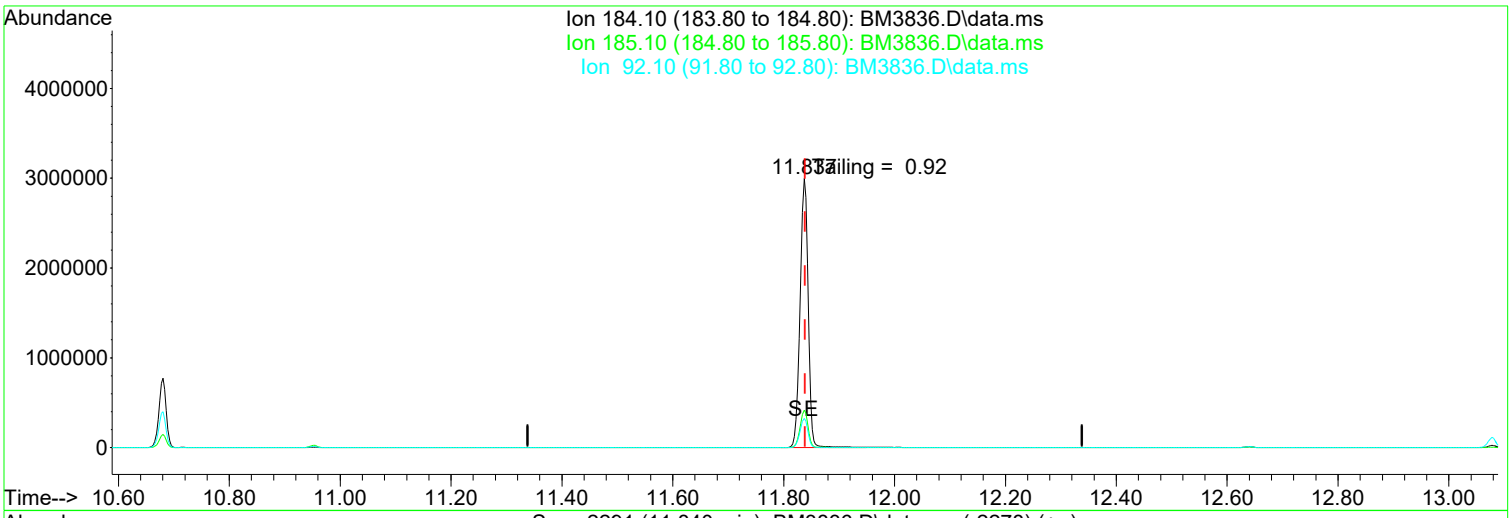

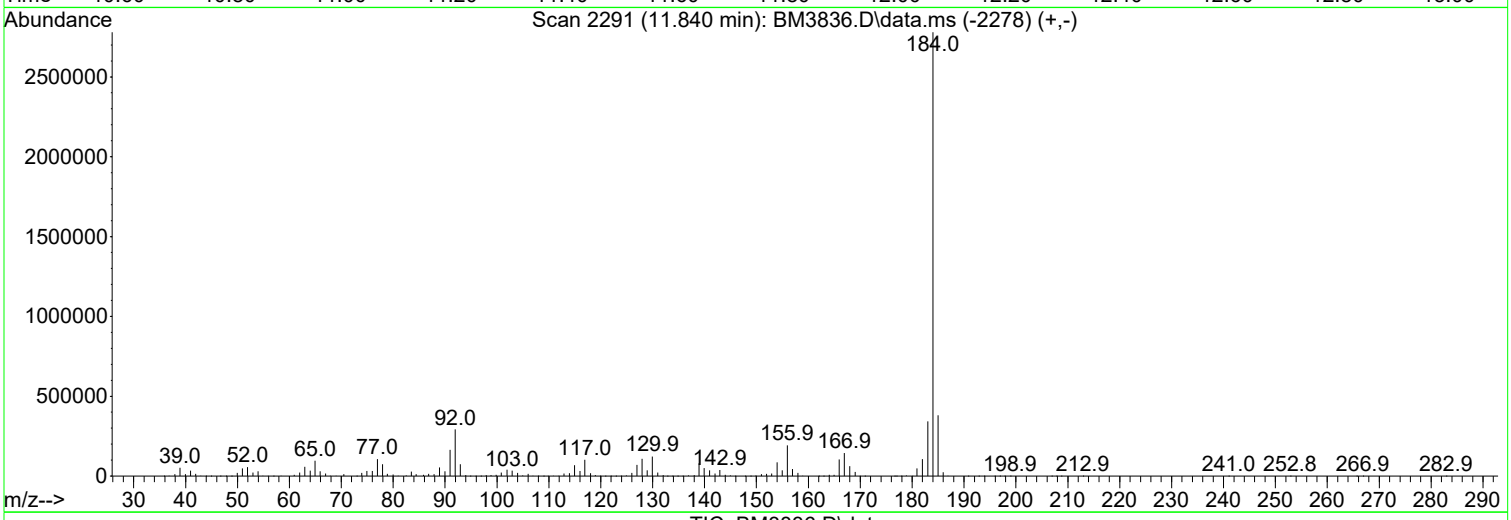

TIC: BM3836.D\data.ms

(8) Benzidine (T)

11.839min (-0.000) 73.92 ppm

response 29720135

Ion	Exp%	Act%
184.10	100.00	100.00
185.10	13.80	13.69
92.10	10.70	10.52
0.00	0.00	0.00

Manual Integration:

After

Other - tailing

02/06/24

Quantitation Report (Qedit)

Data Path : I:\ACQUDATA\5975E\data\020624\
Data File : BM3836.D
Acq On : 06 Feb 2024 04:38 pm
Operator : JVANHEYNINGEN
Sample : TUNE
Misc :
ALS Vial : 2 Sample Multiplier: 1

Quant Time: Feb 06 17:14:35 2024
Quant Method : I:\ACQUDATA\5975E\METHODS\DFTPPDIO.M
Quant Title :
QLast Update : Tue Feb 06 17:14:28 2024
Response via : Initial Calibration

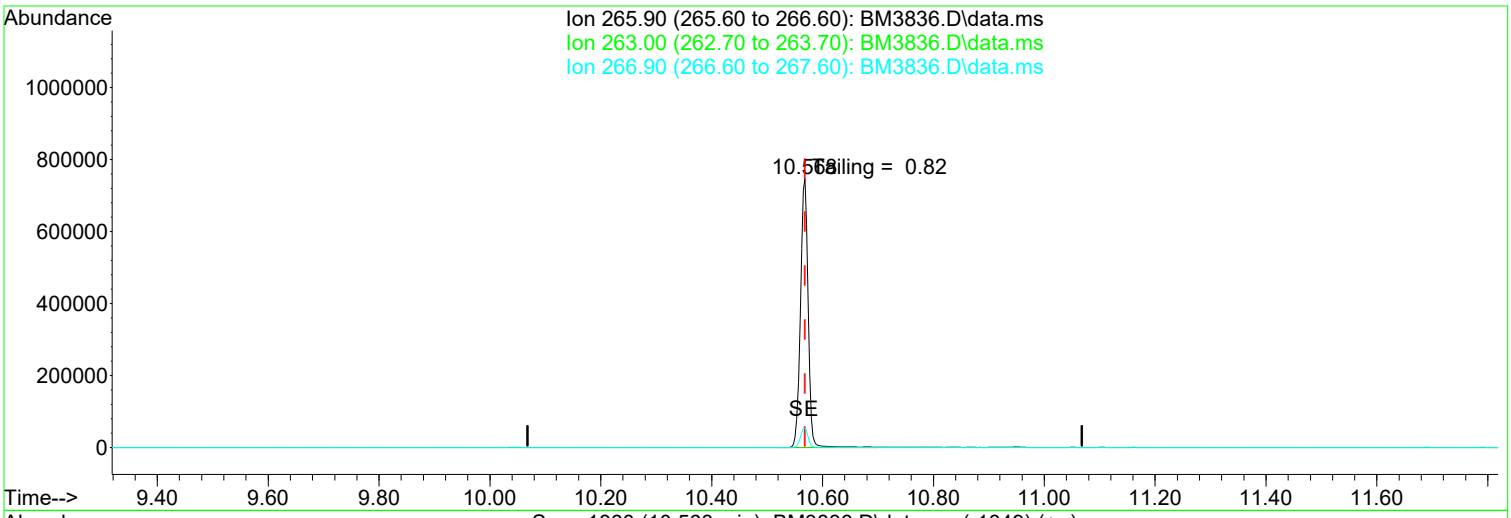

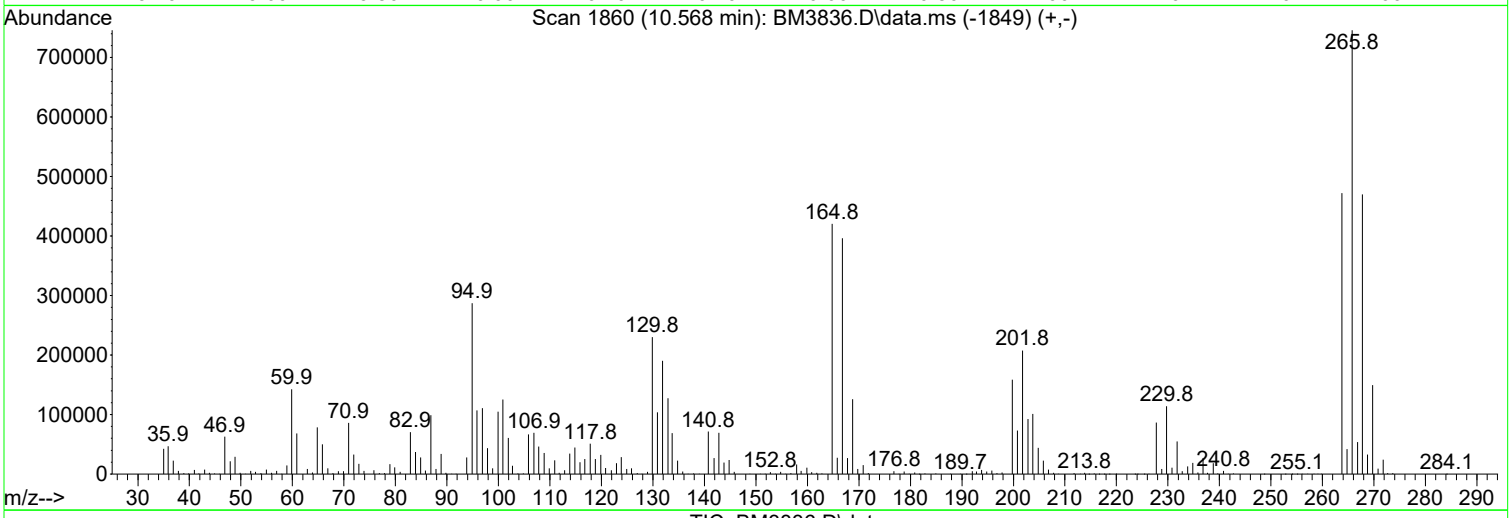

TIC: BM3836.D\data.ms

(5) Pentachlorophenol (T)

10.569min (+ 0.000) 77.14 ppm

response 7140317

Ion	Exp%	Act%
265.90	100.00	100.00
263.00	0.00	0.00
266.90	7.70	7.21
0.00	0.00	0.00

Manual Integration:

After

Other - tailing

02/06/24

Analysis: 8270 diox	Analyst: NH	Run Method: Isodioxane / Diphdio	
Date: 2-6-24	Instr. R-MS-56 5975E	Quant Method: 8270 Diox 020624	
Syringes:	ICAL: RC 240031	LIMS Run#: 531677	

Pos.	Sample	Diln.	Stds. ID	File#	OK?	Comments
1	blank			BM3834	—	
1	blank			3835	✓	
2	tune		231694	3836	✓	
3	Inst Blank			3837	✓	
4	std 1		232389	3838	✓	
5	std 2		88	3839	✓	
6	std 10		87	3840	✓	
7	std 20		86	3842	✓	
8	std 100		233418	38482	✓	
9	std 200		16	3843	✓	
10	std 500		232356	3844	✓	
11	std 1,000		55	3845	✓	
12	std 5,000		54	3846	✓	
13	ICV (200)		45	3847	✓	
14	CCV		233418	3848	✓	
15	RQ2401122-01 mb			3849	✓	
16	RQ2401122-02 lcs			3850	✓	Also MDL : 433377
17	RQ2401122-03 lod			3851	✓	

AM 2/7/24

All samples = _____mL + _____uL Combined IS/Surr.;

Primary :_____ exp: Secondary :_____ exp:

Primary:_____ exp: Secondary :_____ exp:

Reagents:

ALS Group USA, Corp.

DBA ALS Environmetal

QC/QC Report

Date Analyzed: 2/6/24 16:38

ICAL Tune Summary

Semi Volatile Organic Compounds by GC/MS

File ID: I:\ACQUDATA\5975E\data\020624\BM3836.D Analytical Method: 8270D

Instrument ID: R-MS-51

Target Mass	Relative to Mass	Lower Limit %	Upper Limit %	Relative Abundance %	Raw Abundance	Results Pass/Fail
68	69	0	2	1.2	8205	PASS
69	69	100	100	100.0	698084	PASS
70	69	0	2	0.5	3210	PASS
197	198	0	2	0.0	0	PASS
198	198	100	100	100.0	1413973	PASS
199	198	5	9	6.9	98069	PASS
365	198	1	200	1.6	22627	PASS
441	443	0.01	150	92.5	105075	PASS
442	442	100	100	100.0	581312	PASS
443	442	15	24	19.5	113549	PASS

Sample Name	Lab Code	File ID:	Date Analyzes:	Q
INST BLANK	INST BLANK	I:\ACQUDATA\5975E\DATA\020624\BM3837.D	2/6/24 17:17	
STD 1	STD 1	I:\ACQUDATA\5975E\DATA\020624\BM3838.D	2/6/24 17:34	
STD 2	STD 2	I:\ACQUDATA\5975E\DATA\020624\BM3839.D	2/6/24 17:51	
STD 10	STD 10	I:\ACQUDATA\5975E\DATA\020624\BM3840.D	2/6/24 18:07	
STD 20	STD 20	I:\ACQUDATA\5975E\DATA\020624\BM3841.D	2/6/24 18:24	
STD 100	STD 100	I:\ACQUDATA\5975E\DATA\020624\BM3842.D	2/6/24 18:41	
STD 200	STD 200	I:\ACQUDATA\5975E\DATA\020624\BM3843.D	2/6/24 18:58	
STD 500	STD 500	I:\ACQUDATA\5975E\DATA\020624\BM3844.D	2/6/24 19:15	
STD 1000	STD 1000	I:\ACQUDATA\5975E\DATA\020624\BM3845.D	2/6/24 19:32	
STD 5000	STD 5000	I:\ACQUDATA\5975E\DATA\020624\BM3846.D	2/6/24 19:49	
ICV	ICV	I:\ACQUDATA\5975E\DATA\020624\BM3847.D	2/6/24 20:05	

ALS Group USA, Corp.
dba ALS Environmental

QA/QC Report

Client: Day Environmental, Inc. **Service Request:** R2401914
Project: Shumway Marina **Calibration Date:** 2/6/2024

Initial Calibration Summary
1,4-Dioxane by GC/MS

Calibration ID: RC2400031 **Signal ID:** 1
Instrument ID: R-MS-56

#	Lab Code	Sample Name	File Location	Acquisition Date
01	RC2400031-01	STD 1	I:\ACQUDATA\5975E\data\020624\BM3838.D	02/06/2024 17:34
02	RC2400031-02	STD 2	I:\ACQUDATA\5975E\data\020624\BM3839.D	02/06/2024 17:51
03	RC2400031-03	STD 10	I:\ACQUDATA\5975E\data\020624\BM3840.D	02/06/2024 18:07
04	RC2400031-04	STD 20	I:\ACQUDATA\5975E\data\020624\BM3841.D	02/06/2024 18:24
05	RC2400031-05	STD 100	I:\ACQUDATA\5975E\data\020624\BM3842.D	02/06/2024 18:41
06	RC2400031-06	STD 200	I:\ACQUDATA\5975E\data\020624\BM3843.D	02/06/2024 18:58
07	RC2400031-07	STD 500	I:\ACQUDATA\5975E\data\020624\BM3844.D	02/06/2024 19:15
08	RC2400031-08	STD 1000	I:\ACQUDATA\5975E\data\020624\BM3845.D	02/06/2024 19:32
09	RC2400031-09	STD 5000	I:\ACQUDATA\5975E\data\020624\BM3846.D	02/06/2024 19:49

Analyte

1,4-Dioxane

#	Amount	RF	#	Amount	RF	#	Amount	RF	#	Amount	RF
01	1.000	0.2437	02	2.000	0.2613	03	10.000	0.279	04	20.000	0.2854
05	100.000	0.2672	06	200.000	0.2643	07	500.000	0.2875	08	1000.000	0.2819
09	5000.000	0.2664									

Tetrahydrofuran-d8 (SUR)

#	Amount	RF	#	Amount	RF	#	Amount	RF	#	Amount	RF
01	1.000	0.3652	02	2.000	0.3439	03	10.000	0.3805	04	20.000	0.3561
05	100.000	0.3467	06	200.000	0.3464	07	500.000	0.3968	08	1000.000	0.361
09	5000.000	0.3428									

ALS Group USA, Corp.
dba ALS Environmental

QA/QC Report

Client: Day Environmental, Inc. **Service Request:** R2401914
Project: Shumway Marina **Calibration Date:** 2/6/2024

Initial Calibration Summary
1,4-Dioxane by GC/MS

Calibration ID: RC2400031 **Signal ID:** 1
Instrument ID: R-MS-56

		Calibration Evaluation				Calibration Evaluation	
Analyte Name	Compound Type	Fit Type	Eval	Eval Result	Control Criteria	Average RRF	Minimum RRF
1,4-Dioxane	TRG	Average RF	% RSD	5.2	≤	0.2707	
Tetrahydrofuran-d8 (SUR)	SURR	Average RF	% RSD	5.1	≤	0.3599	

Client: Day Environmental, Inc. **Service Request:** R2401914
Project: Shumway Marina **Calibration Date:** 2/6/2024

Initial Calibration Verification Summary
1,4-Dioxane by GC/MS

Calibration ID: RC2400031 **Signal ID:** 1
Instrument ID: R-MS-56

#	Lab Code	Sample Name	File Location	Acquisition Date
10	RC2400031-10	ICV	I:\ACQUDATA\5975E\data\020624\BM3847.D	02/06/2024 20:05

Analyte Name	Expected	Result	Average RF	SSV RF	% D	Criteria	Curve Fit
1,4-Dioxane	200	212	2.707E-1	2.865E-1	5.83	±30	Average RF

Analyte Name	Expected	Result	Average RF	SSV RF	% D	Criteria	Curve Fit
Tetrahydrofuran-d8 (SUR)	200	201	3.599E-1	3.622E-1	0.623	±30	Average RF

Client:	Day Environmental, Inc.	**Service Request:**	R2401914
Project:	Shumway Marina/6048S-23	**Date Analyzed:**	03/11/24 15:30

Continuing Calibration Verification (CCV) Summary
1,4-Dioxane by GC/MS

Analysis Method:	8270D SIM	**Calibration Date:**	2/6/2024
File ID:	I:\ACQUDATA\5975E\data\031124\BM4134.D\	**Calibration ID:**	RC2400031
Signal ID:	1	**Analysis Lot:**	834679
		Units:	ppb

Analyte Name	Expected	Result	Average RF	CCV RF	Rec.	% Drift	Criteria	Curve Fit
1,4-Dioxane	200	202	0.2707	0.2738	101	NA	±20	Average RF

Client: Day Environmental, Inc. **Service Request:**R2401914
Project: Shumway Marina/6048S-23

Analysis Run Log
1,4-Dioxane by GC/MS

Analysis Method: **Analysis Lot:**834679
Instrument ID:R-MS-56

Raw Data File	Sample Name	Lab Code	Date Analyzed	Time Analyzed	Q
I:\ACQUDATA\5975E\data\031124\BM4133.D\	ZZZZZZZ	ZZZZZZZ	3/11/2024	14:56:00	
I:\ACQUDATA\5975E\data\031124\BM4134.D\	Continuing Calibration Verification	RQ2402613-02	3/11/2024	15:30:00	
I:\ACQUDATA\5975E\data\031124\BM4135.D\	Method Blank	RQ2402539-01	3/11/2024	17:08:00	
I:\ACQUDATA\5975E\data\031124\BM4136.D\	Lab Control Sample	RQ2402539-02	3/11/2024	17:26:00	
I:\ACQUDATA\5975E\data\031124\BM4137.D\	Duplicate Lab Control Sample	RQ2402539-03	3/11/2024	17:44:00	
I:\ACQUDATA\5975E\data\031124\BM4138.D\	ZZZZZZZ	ZZZZZZZ	3/11/2024	18:02:00	
I:\ACQUDATA\5975E\data\031124\BM4139.D\	ZZZZZZZ	ZZZZZZZ	3/11/2024	18:20:00	
I:\ACQUDATA\5975E\data\031124\BM4140.D\	ZZZZZZZ	ZZZZZZZ	3/11/2024	18:39:00	
I:\ACQUDATA\5975E\data\031124\BM4141.D\	ZZZZZZZ	ZZZZZZZ	3/11/2024	18:57:00	
I:\ACQUDATA\5975E\data\031124\BM4142.D\	ZZZZZZZ	ZZZZZZZ	3/11/2024	19:15:00	
I:\ACQUDATA\5975E\data\031124\BM4143.D\	EB-030724	R2401914-013	3/11/2024	19:32:00	

Client: Day Environmental, Inc. **Service Request:** R2401914
Project: Shumway Marina/6048S-23
Sample Matrix: Water

1,4-Dioxane by GC/MS

Prep Method: EPA 3535A **Extraction Lot:** 435220
Analytical Method: 8270D SIM **Extraction Date:** 03/11/24 08:11

Sample Name	Lab Code	Date Collected	Date Received	Sample Amount	Final Amount	Percent Solids
EB-030724	R2401914-013	3/7/24	3/8/24	100 mL	2 mL	
Method Blank	RQ2402539-01MB	NA	NA	100 mL	2 mL	
Lab Control Sample	RQ2402539-02LCS	NA	NA	100 mL	2 mL	
Duplicate Lab Control Sample	RQ2402539-03DLCS	NA	NA	100 mL	2 mL	

Semivolatile Organic Compounds by GC

ALS Environmental—Rochester Laboratory
1565 Jefferson Road, Building 300, Suite 360, Rochester, NY 14623
Phone (585) 288-5380 Fax (585) 288-8475
www.alsglobal.com

Analytical Report

Client:	Day Environmental, Inc.	**Service Request:**	R2401914
Project:	Shumway Marina/6048S-23	**Date Collected:**	03/07/24 11:05
Sample Matrix:	Soil	**Date Received:**	03/08/24 10:20
Sample Name:	B-1,2,3	**Units:**	ug/Kg
Lab Code:	R2401914-005	**Basis:**	Dry

Organochlorine Pesticides by Gas Chromatography using Microwave Extraction

Analysis Method: 8081B
Prep Method: EPA 3546

Analyte Name	Result	MRL	MDL	Dil.	Date Analyzed	Date Extracted	Q
4,4'-DDD	5.0 U	10	5.0	5	03/12/24 16:44	3/11/24	
4,4'-DDE	5.0 U	10	5.0	5	03/12/24 16:44	3/11/24	
4,4'-DDT	5.0 U	10	5.0	5	03/12/24 16:44	3/11/24	
Aldrin	5.0 U	10	5.0	5	03/12/24 16:44	3/11/24	
Dieldrin	5.0 U	10	5.0	5	03/12/24 16:44	3/11/24	
Endosulfan I	5.0 U	10	5.0	5	03/12/24 16:44	3/11/24	
Endosulfan II	5.0 U	10	5.0	5	03/12/24 16:44	3/11/24	
Endosulfan Sulfate	5.0 U	10	5.0	5	03/12/24 16:44	3/11/24	
Endrin	5.0 U	10	5.0	5	03/12/24 16:44	3/11/24	
Endrin Aldehyde	5.0 U	10	5.0	5	03/12/24 16:44	3/11/24	
Endrin Ketone	5.0 U	10	5.0	5	03/12/24 16:44	3/11/24	
Heptachlor	5.0 U	10	5.0	5	03/12/24 16:44	3/11/24	
Heptachlor Epoxide	5.0 U	10	5.0	5	03/12/24 16:44	3/11/24	
Methoxychlor	5.0 U	10	5.0	5	03/12/24 16:44	3/11/24	
Toxaphene	120 U	200	120	5	03/12/24 16:44	3/11/24	
alpha-BHC	5.0 U	10	5.0	5	03/12/24 16:44	3/11/24	
alpha-Chlordane	5.0 U	10	5.0	5	03/12/24 16:44	3/11/24	
beta-BHC	5.0 U	10	5.0	5	03/12/24 16:44	3/11/24	
delta-BHC	5.0 U	10	5.0	5	03/12/24 16:44	3/11/24	
gamma-BHC (Lindane)	5.0 U	10	5.0	5	03/12/24 16:44	3/11/24	
gamma-Chlordane	5.0 U	10	5.0	5	03/12/24 16:44	3/11/24	

Surrogate Name	% Rec	Control Limits	Date Analyzed	Q
Decachlorobiphenyl	52	10 - 159	03/12/24 16:44	
Tetrachloro-m-xylene	57	10 - 132	03/12/24 16:44	

Analytical Report

Client:	Day Environmental, Inc.	**Service Request:**	R2401914
Project:	Shumway Marina/6048S-23	**Date Collected:**	03/07/24 13:30
Sample Matrix:	Soil	**Date Received:**	03/08/24 10:20
Sample Name:	B-4,5,6	**Units:**	ug/Kg
Lab Code:	R2401914-006	**Basis:**	Dry

Organochlorine Pesticides by Gas Chromatography using Microwave Extraction

Analysis Method: 8081B
Prep Method: EPA 3546

Analyte Name	Result	MRL	MDL	Dil.	Date Analyzed	Date Extracted	Q
4,4'-DDD	5.2 U	10	5.2	5	03/12/24 17:36	3/11/24	
4,4'-DDE	5.2 U	10	5.2	5	03/12/24 17:36	3/11/24	
4,4'-DDT	5.2 U	10	5.2	5	03/12/24 17:36	3/11/24	
Aldrin	5.2 U	10	5.2	5	03/12/24 17:36	3/11/24	
Dieldrin	5.2 U	10	5.2	5	03/12/24 17:36	3/11/24	
Endosulfan I	5.2 U	10	5.2	5	03/12/24 17:36	3/11/24	
Endosulfan II	5.2 U	10	5.2	5	03/12/24 17:36	3/11/24	
Endosulfan Sulfate	5.2 U	10	5.2	5	03/12/24 17:36	3/11/24	
Endrin	5.2 U	10	5.2	5	03/12/24 17:36	3/11/24	
Endrin Aldehyde	5.2 U	10	5.2	5	03/12/24 17:36	3/11/24	
Endrin Ketone	5.2 U	10	5.2	5	03/12/24 17:36	3/11/24	
Heptachlor	5.2 U	10	5.2	5	03/12/24 17:36	3/11/24	
Heptachlor Epoxide	5.2 U	10	5.2	5	03/12/24 17:36	3/11/24	
Methoxychlor	5.2 U	10	5.2	5	03/12/24 17:36	3/11/24	
Toxaphene	120 U	200	120	5	03/12/24 17:36	3/11/24	
alpha-BHC	5.2 U	10	5.2	5	03/12/24 17:36	3/11/24	
alpha-Chlordane	**8.6 J**	10	5.2	5	03/12/24 17:36	3/11/24	
beta-BHC	5.2 U	10	5.2	5	03/12/24 17:36	3/11/24	
delta-BHC	5.2 U	10	5.2	5	03/12/24 17:36	3/11/24	
gamma-BHC (Lindane)	5.2 U	10	5.2	5	03/12/24 17:36	3/11/24	
gamma-Chlordane	**8.6 J**	10	5.2	5	03/12/24 17:36	3/11/24	

Surrogate Name	% Rec	Control Limits	Date Analyzed	Q
Decachlorobiphenyl	49	10 - 159	03/12/24 17:36	
Tetrachloro-m-xylene	57	10 - 132	03/12/24 17:36	

Analytical Report

Client:	Day Environmental, Inc.	**Service Request:**	R2401914
Project:	Shumway Marina/6048S-23	**Date Collected:**	03/07/24 15:30
Sample Matrix:	Soil	**Date Received:**	03/08/24 10:20
Sample Name:	B-7,8,9	**Units:**	ug/Kg
Lab Code:	R2401914-007	**Basis:**	Dry

Organochlorine Pesticides by Gas Chromatography using Microwave Extraction

Analysis Method: 8081B
Prep Method: EPA 3546

Analyte Name	Result	MRL	MDL	Dil.	Date Analyzed	Date Extracted	Q
4,4'-DDD	1.5 U	3.0	1.5	1	03/26/24 16:29	3/14/24	
4,4'-DDE	1.5 U	3.0	1.5	1	03/26/24 16:29	3/14/24	
4,4'-DDT	1.5 U	3.0	1.5	1	03/26/24 16:29	3/14/24	
Aldrin	1.5 U	3.0	1.5	1	03/26/24 16:29	3/14/24	
Dieldrin	**9.7**	3.0	1.5	1	03/26/24 16:29	3/14/24	
Endosulfan I	1.5 U	3.0	1.5	1	03/26/24 16:29	3/14/24	
Endosulfan II	1.5 U	3.0	1.5	1	03/26/24 16:29	3/14/24	
Endosulfan Sulfate	1.5 U	3.0	1.5	1	03/26/24 16:29	3/14/24	
Endrin	1.5 U	3.0	1.5	1	03/26/24 16:29	3/14/24	
Endrin Aldehyde	1.5 U	3.0	1.5	1	03/26/24 16:29	3/14/24	
Endrin Ketone	1.5 U	3.0	1.5	1	03/26/24 16:29	3/14/24	
Heptachlor	1.5 U	3.0	1.5	1	03/26/24 16:29	3/14/24	
Heptachlor Epoxide	1.5 U	3.0	1.5	1	03/26/24 16:29	3/14/24	
Methoxychlor	1.5 U	3.0	1.5	1	03/26/24 16:29	3/14/24	
Toxaphene	34 U	58	34	1	03/26/24 16:29	3/14/24	
alpha-BHC	1.5 U	3.0	1.5	1	03/26/24 16:29	3/14/24	
alpha-Chlordane	**2.4 J**	3.0	1.5	1	03/26/24 16:29	3/14/24	
beta-BHC	1.5 U	3.0	1.5	1	03/26/24 16:29	3/14/24	
delta-BHC	1.5 U	3.0	1.5	1	03/26/24 16:29	3/14/24	
gamma-BHC (Lindane)	1.5 U	3.0	1.5	1	03/26/24 16:29	3/14/24	
gamma-Chlordane	**3.0 J**	3.0	1.5	1	03/26/24 16:29	3/14/24	

Surrogate Name	% Rec	Control Limits	Date Analyzed	Q
Decachlorobiphenyl	36	10 - 159	03/26/24 16:29	
Tetrachloro-m-xylene	58	10 - 132	03/26/24 16:29	

Quantitation Report (Qedit)

Data Path : I:\ACQUDATA\7890N.net\data\031224\
Data File : AG5241.D
Signal(s) : Signal #1: ECD1A.ch Signal #2: ECD2B.ch
Acq On : 12 Mar 2024 04:44 pm
Operator : AFelser
Sample : R2401914-005|5
Misc :
ALS Vial : 15 Sample Multiplier: 1

Integration File signal 1: EVENTS.E
Integration File signal 2: EVENTS2.E
Quant Time: Mar 13 09:05:57 2024
Quant Method : I:\ACQUDATA\7890N.net\Methods\N-PEST022324.M
Quant Title : 608.3/8081B PESTICIDES
QLast Update : Mon Feb 26 08:35:50 2024
Response via : Initial Calibration
Integrator: ChemStation

Volume Inj. : 1uL
Signal #1 Phase : STx-CLP Signal #2 Phase: STx-CLPII
Signal #1 Info : 0.32mm 30m Signal #2 Info : 0.32mm 30m

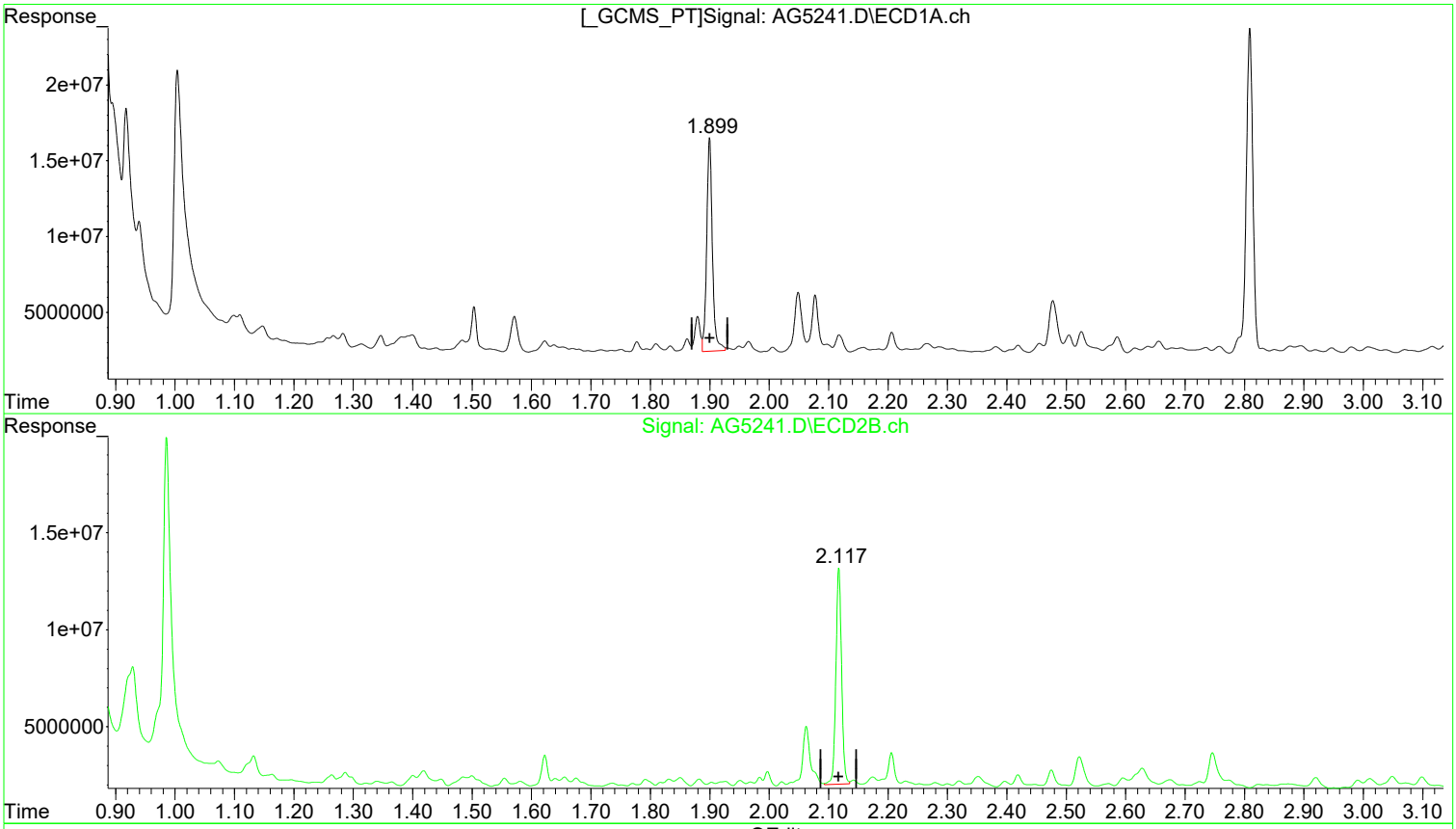

(1) SURR1,Tetrac (S)
1.899min 5.717 ug/l m
response 93795007

(1) SURR1,Tetrac #2 (S)
2.117min 5.654 ug/l m
response 74312099

Manual Integration:
After
Poor integration.
03/13/24

(+) = Expected Retention Time

Quantitation Report (Qedit)

Data Path : I:\ACQUDATA\7890N.net\data\031224\
Data File : AG5241.D
Signal(s) : Signal #1: ECD1A.ch Signal #2: ECD2B.ch
Acq On : 12 Mar 2024 04:44 pm
Operator : AFelser
Sample : R2401914-005|5
Misc :
ALS Vial : 15 Sample Multiplier: 1

Integration File signal 1: EVENTS.E
Integration File signal 2: EVENTS2.E
Quant Time: Mar 13 09:05:57 2024
Quant Method : I:\ACQUDATA\7890N.net\Methods\N-PEST022324.M
Quant Title : 608.3/8081B PESTICIDES
QLast Update : Mon Feb 26 08:35:50 2024
Response via : Initial Calibration
Integrator: ChemStation

Volume Inj. : 1uL
Signal #1 Phase : STx-CLP Signal #2 Phase: STx-CLPII
Signal #1 Info : 0.32mm 30m Signal #2 Info : 0.32mm 30m

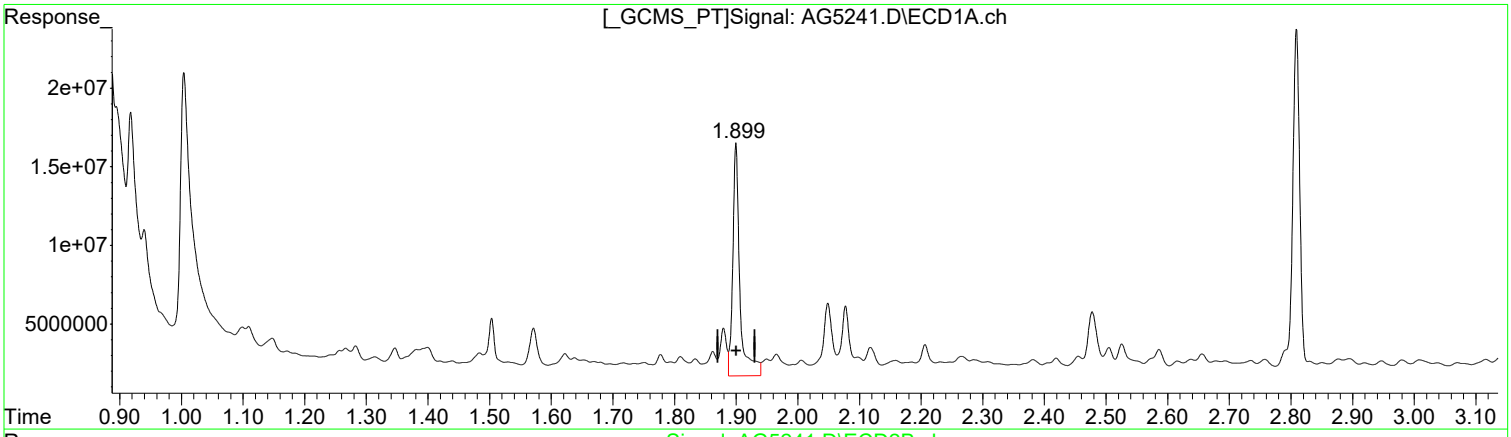

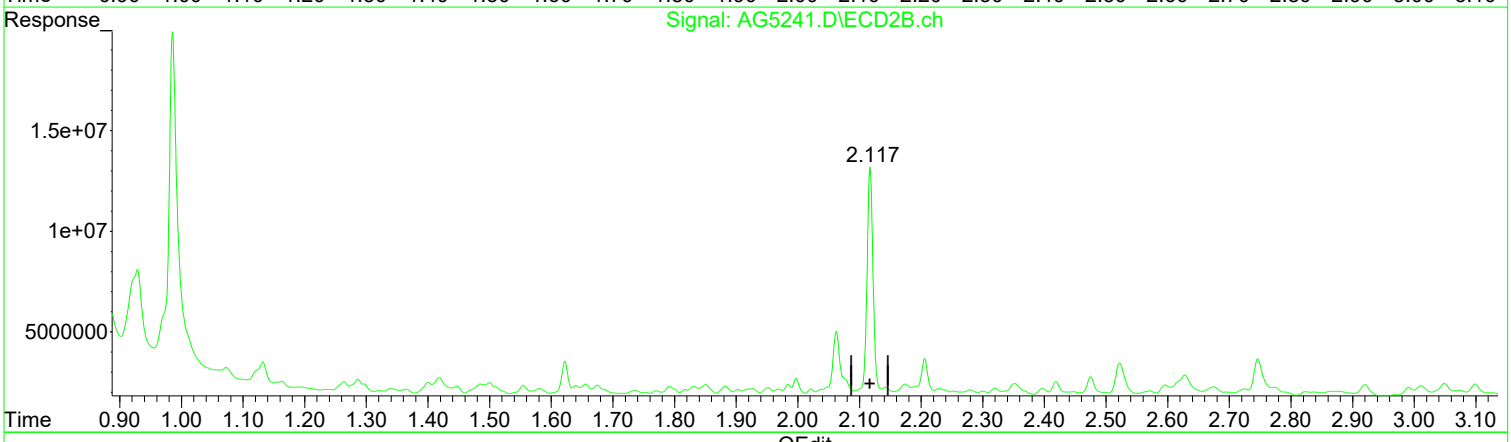

QEdit

(1) SURR1,Tetrac (S)
1.900min 7.212 ug/l
response 118321232

(1) SURR1,Tetrac #2 (S)
2.117min 6.664 ug/l
response 87588346

Manual Integration:
Before

03/13/24

(+) = Expected Retention Time

1st AF 03/13/24
2nd BA 03/13/24

Quantitation Report (Qedit)

Data Path : I:\ACQUDATA\7890N.net\data\031224\
Data File : AG5241.D
Signal(s) : Signal #1: ECD1A.ch Signal #2: ECD2B.ch
Acq On : 12 Mar 2024 04:44 pm
Operator : AFelser
Sample : R2401914-005|5
Misc :
ALS Vial : 15 Sample Multiplier: 1

Integration File signal 1: EVENTS.E
Integration File signal 2: EVENTS2.E
Quant Time: Mar 13 09:05:57 2024
Quant Method : I:\ACQUDATA\7890N.net\Methods\N-PEST022324.M
Quant Title : 608.3/8081B PESTICIDES
QLast Update : Mon Feb 26 08:35:50 2024
Response via : Initial Calibration
Integrator: ChemStation

Volume Inj. : 1uL
Signal #1 Phase : STx-CLP Signal #2 Phase: STx-CLPII
Signal #1 Info : 0.32mm 30m Signal #2 Info : 0.32mm 30m

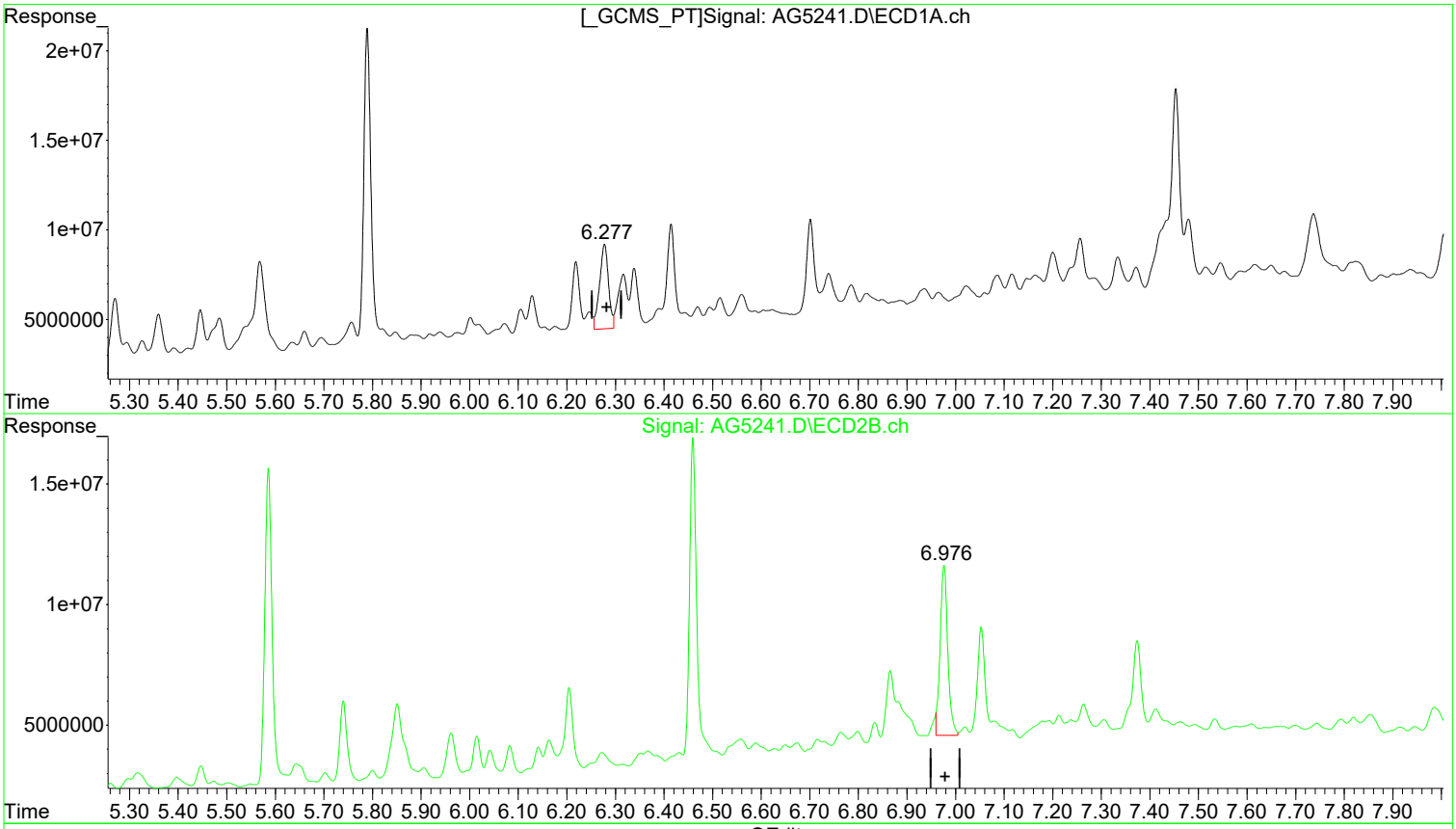

QEdit

(23) SURR2,Decachlorobiphenyl (S)
6.277min 5.222 ug/l m
response 59889711

Manual Integration:
After
Poor integration.
03/13/24

(23) SURR2,Decachlorobiphenyl #2 (S)
6.976min 8.994 ug/l m
response 76985709

(+) = Expected Retention Time

1st AF 03/13/24
2nd BA 03/13/24

Quantitation Report (Qedit)

Data Path : I:\ACQUDATA\7890N.net\data\031224\
Data File : AG5241.D
Signal(s) : Signal #1: ECD1A.ch Signal #2: ECD2B.ch
Acq On : 12 Mar 2024 04:44 pm
Operator : AFelser
Sample : R2401914-005|5
Misc :
ALS Vial : 15 Sample Multiplier: 1

Integration File signal 1: EVENTS.E
Integration File signal 2: EVENTS2.E
Quant Time: Mar 13 09:05:57 2024
Quant Method : I:\ACQUDATA\7890N.net\Methods\N-PEST022324.M
Quant Title : 608.3/8081B PESTICIDES
QLast Update : Mon Feb 26 08:35:50 2024
Response via : Initial Calibration
Integrator: ChemStation

Volume Inj. : 1uL
Signal #1 Phase : STx-CLP Signal #2 Phase: STx-CLPII
Signal #1 Info : 0.32mm 30m Signal #2 Info : 0.32mm 30m

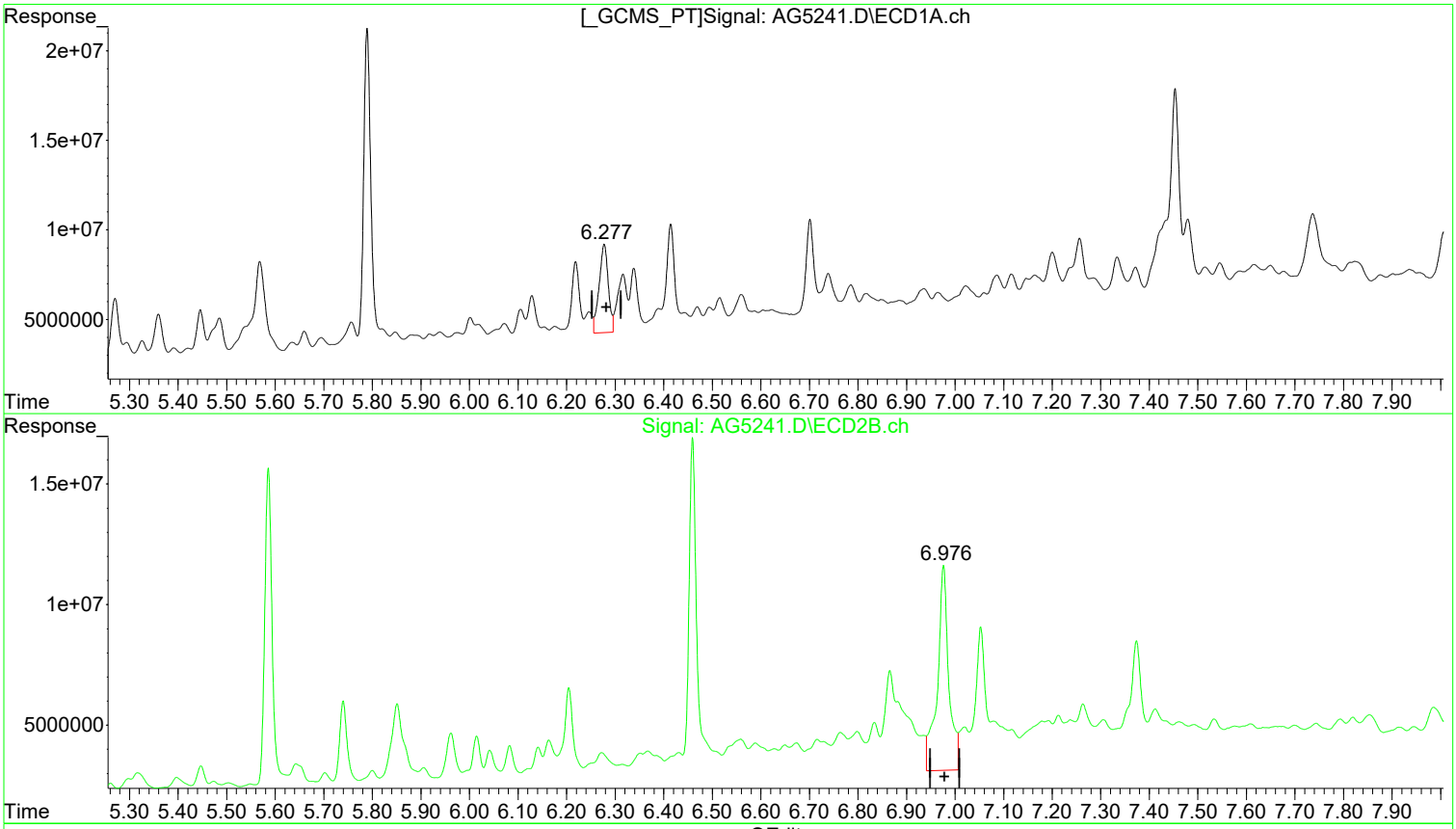

QEdit

(23) SURR2,Decachlorobiphenyl (S)
6.278min 5.643 ug/l
response 64721479

Manual Integration:
Before

03/13/24

(23) SURR2,Decachlorobiphenyl #2 (S)
6.976min 16.158 ug/l
response 138309827

(+) = Expected Retention Time

Quantitation Report (QT Reviewed)

Data Path : I:\ACQUDATA\7890N.net\data\031224\
Data File : AG5241.D
Signal(s) : Signal #1: ECD1A.ch Signal #2: ECD2B.ch
Acq On : 12 Mar 2024 04:44 pm
Operator : AFelser
Sample : R2401914-005|5
Misc :
ALS Vial : 15 Sample Multiplier: 1

Integration File signal 1: EVENTS.E
Integration File signal 2: EVENTS2.E
Quant Time: Mar 13 09:05:57 2024
Quant Method : I:\ACQUDATA\7890N.net\Methods\N-PEST022324.M
Quant Title : 608.3/8081B PESTICIDES
QLast Update : Mon Feb 26 08:35:50 2024
Response via : Initial Calibration
Integrator: ChemStation

Volume Inj. : 1uL
Signal #1 Phase : STx-CLP Signal #2 Phase: STx-CLPII
Signal #1 Info : 0.32mm 30m Signal #2 Info : 0.32mm 30m

Compound	RT#1	RT#2	Resp#1	Resp#2	ug/l	ug/l
System Monitoring Compounds						
1) S SURR1,Tet...	1.899	2.117	93795007	74312099	5.717m	5.654m
Spiked Amount	100.000	Range 30 - 150	Recovery =		5.72%#	5.65%#
23) S SURR2,Dec...	6.277	6.976	59889711	76985709	5.222m	8.994m#
Spiked Amount	100.000	Range 30 - 150	Recovery =		5.22%#	8.99%#
Target Compounds						
Sum Toxaphene			0	0	N.D.	N.D.
Average Toxaphene					0.000	0.000
Sum Chlordane			0	0	N.D.	N.D.
Average Chlordane					0.000	0.000
Sum Dechlorane			0	0	N.D.	N.D.
Average Dechlorane					0.000	0.000

(f)=RT Delta > 1/2 Window (#)=Amounts differ by > 25% (m)=manual int.

Quantitation Report (QT Reviewed)

Data Path : I:\ACQUDATA\7890N.net\data\031224\
Data File : AG5241.D
Signal(s) : Signal #1: ECD1A.ch Signal #2: ECD2B.ch
Acq On : 12 Mar 2024 04:44 pm
Operator : AFelser
Sample : R2401914-005|5
Misc :
ALS Vial : 15 Sample Multiplier: 1

Integration File signal 1: EVENTS.E
Integration File signal 2: EVENTS2.E
Quant Time: Mar 13 09:05:57 2024
Quant Method : I:\ACQUDATA\7890N.net\Methods\N-PEST022324.M
Quant Title : 608.3/8081B PESTICIDES
QLast Update : Mon Feb 26 08:35:50 2024
Response via : Initial Calibration
Integrator: ChemStation

Volume Inj. : 1uL
Signal #1 Phase : STx-CLP Signal #2 Phase: STx-CLPII
Signal #1 Info : 0.32mm 30m Signal #2 Info : 0.32mm 30m

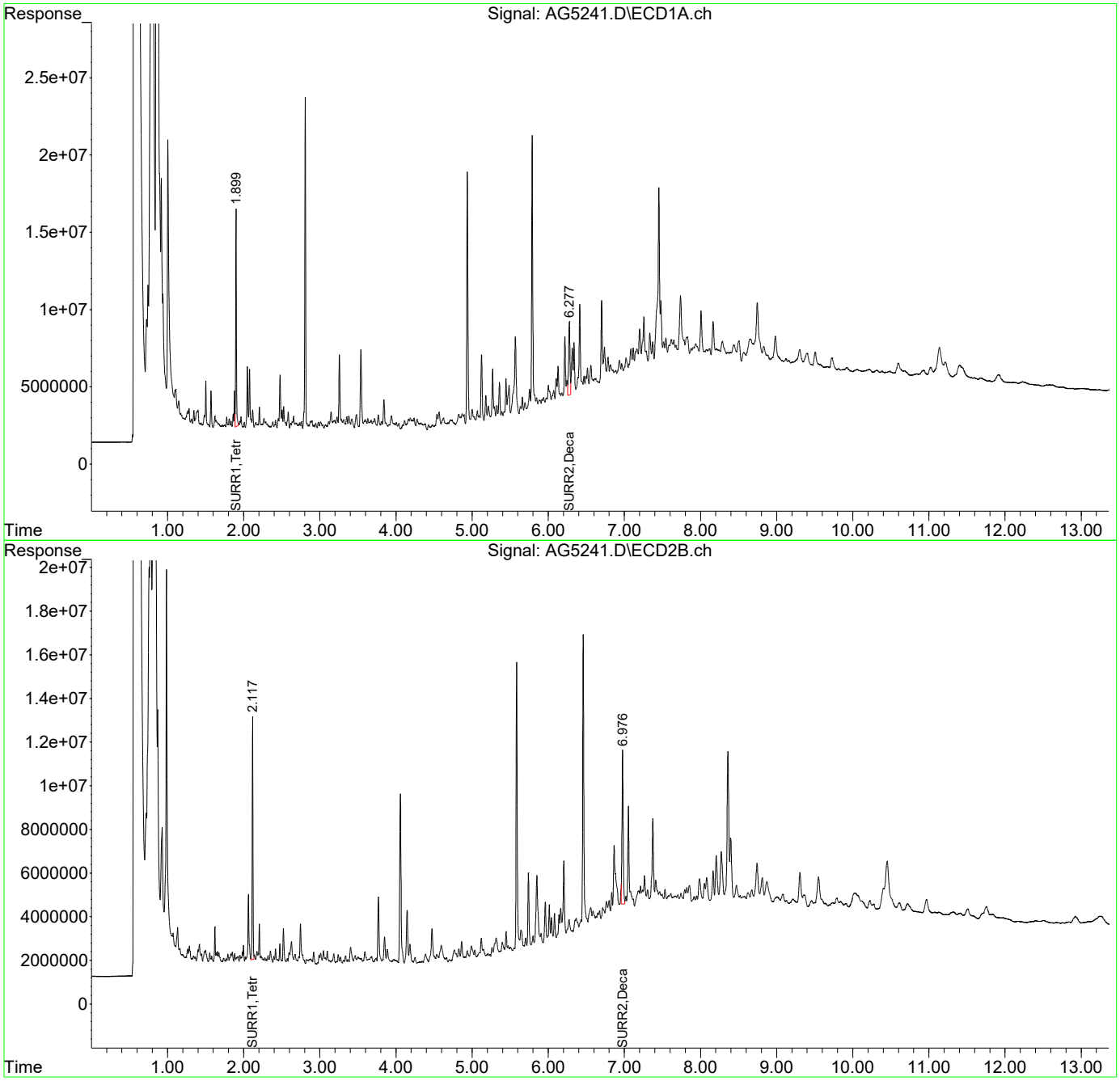

1st AF 03/13/24
2nd BA 03/13/24

Quantitation Report (Qedit)

Data Path : I:\ACQUDATA\7890N.net\data\031224\
Data File : AG5244.D
Signal(s) : Signal #1: ECD1A.ch Signal #2: ECD2B.ch
Acq On : 12 Mar 2024 05:36 pm
Operator : AFelser
Sample : R2401914-006|5
Misc :
ALS Vial : 18 Sample Multiplier: 1

Integration File signal 1: EVENTS.E
Integration File signal 2: EVENTS2.E
Quant Time: Mar 13 09:06:09 2024
Quant Method : I:\ACQUDATA\7890N.net\Methods\N-PEST022324.M
Quant Title : 608.3/8081B PESTICIDES
QLast Update : Mon Feb 26 08:35:50 2024
Response via : Initial Calibration
Integrator: ChemStation

Volume Inj. : 1uL
Signal #1 Phase : STx-CLP Signal #2 Phase: STx-CLPII
Signal #1 Info : 0.32mm 30m Signal #2 Info : 0.32mm 30m

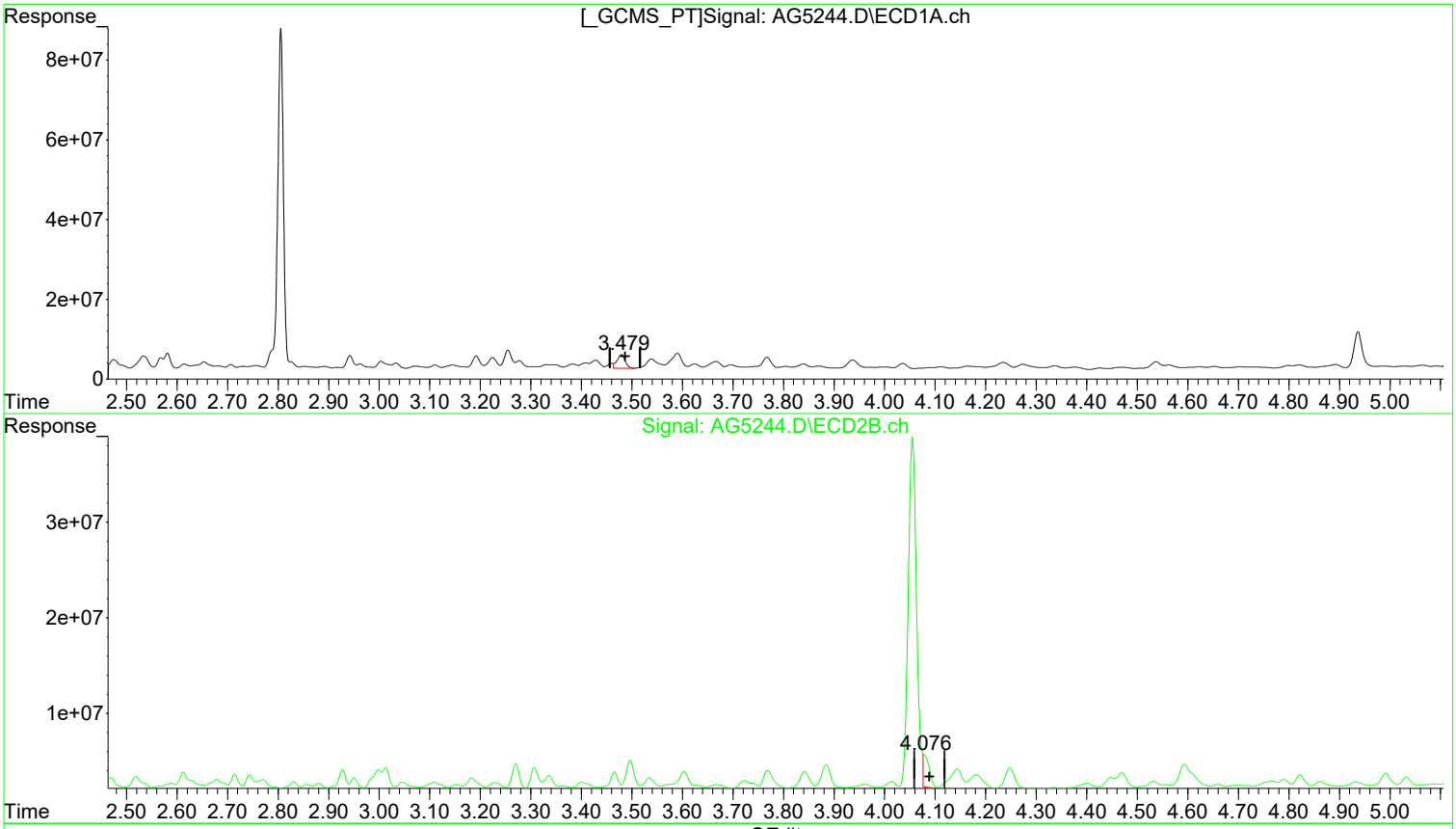

QEdit

(10) gamma-Chlord (tc)
3.479min 2.108 ug/l m
response 39314615

(10) gamma-Chlord #2 (tc)
4.076min 2.226 ug/l m
response 28763192

Manual Integration:
After
Poor integration.
03/13/24

(+) = Expected Retention Time

Quantitation Report (Qedit)

Data Path : I:\ACQUDATA\7890N.net\data\031224\
Data File : AG5244.D
Signal(s) : Signal #1: ECD1A.ch Signal #2: ECD2B.ch
Acq On : 12 Mar 2024 05:36 pm
Operator : AFelser
Sample : R2401914-006|5
Misc :
ALS Vial : 18 Sample Multiplier: 1

Integration File signal 1: EVENTS.E
Integration File signal 2: EVENTS2.E
Quant Time: Mar 13 09:06:09 2024
Quant Method : I:\ACQUDATA\7890N.net\Methods\N-PEST022324.M
Quant Title : 608.3/8081B PESTICIDES
QLast Update : Mon Feb 26 08:35:50 2024
Response via : Initial Calibration
Integrator: ChemStation

Volume Inj. : 1uL
Signal #1 Phase : STx-CLP Signal #2 Phase: STx-CLPII
Signal #1 Info : 0.32mm 30m Signal #2 Info : 0.32mm 30m

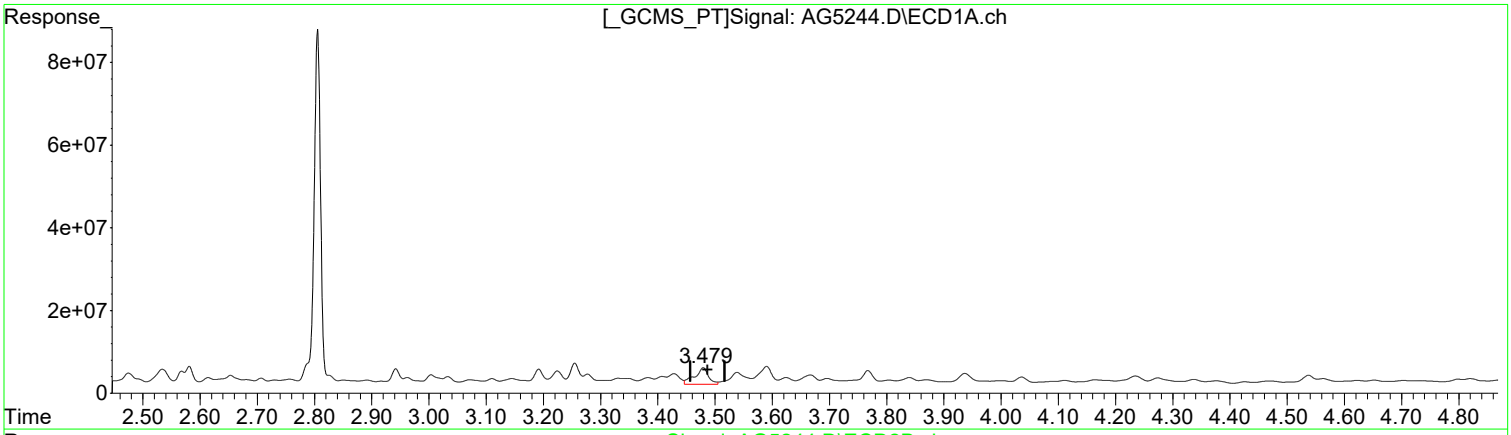

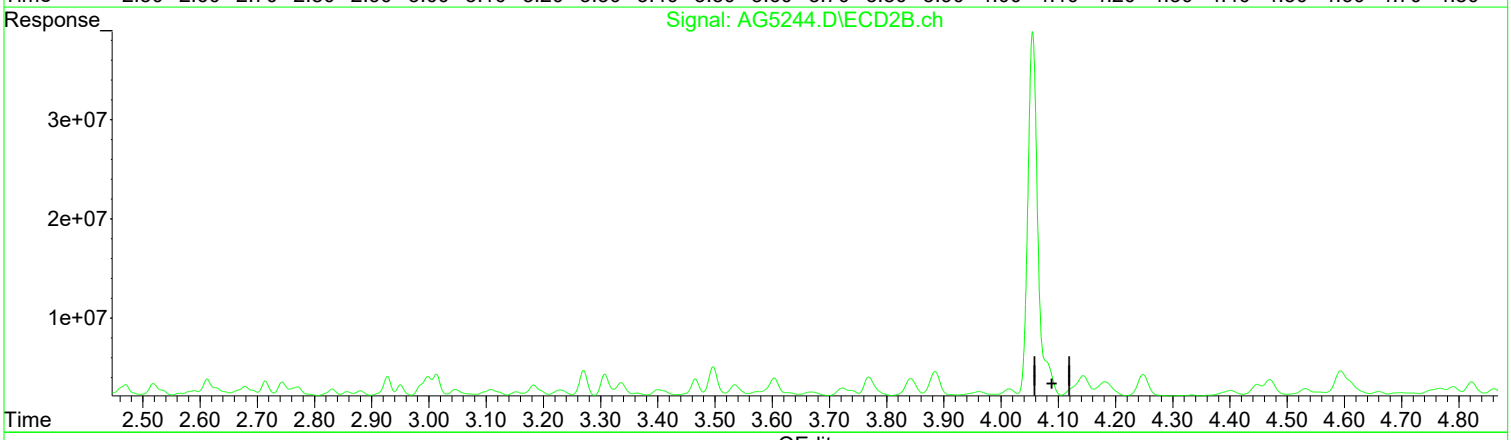

QEdit

(10) gamma-Chlord (tc)
3.480min 3.602 ug/l
response 67186695

(10) gamma-Chlord #2 (tc)
0.000min 0.000 ug/l
response 0

Manual Integration:
Before

03/13/24

(+) = Expected Retention Time

1st AF 03/13/24
2nd BA 03/13/24

Quantitation Report (Qedit)

Data Path : I:\ACQUDATA\7890N.net\data\031224\
Data File : AG5244.D
Signal(s) : Signal #1: ECD1A.ch Signal #2: ECD2B.ch
Acq On : 12 Mar 2024 05:36 pm
Operator : AFelser
Sample : R2401914-006|5
Misc :
ALS Vial : 18 Sample Multiplier: 1

Integration File signal 1: EVENTS.E
Integration File signal 2: EVENTS2.E
Quant Time: Mar 13 09:06:09 2024
Quant Method : I:\ACQUDATA\7890N.net\Methods\N-PEST022324.M
Quant Title : 608.3/8081B PESTICIDES
QLast Update : Mon Feb 26 08:35:50 2024
Response via : Initial Calibration
Integrator: ChemStation

Volume Inj. : 1uL
Signal #1 Phase : STx-CLP Signal #2 Phase: STx-CLPII
Signal #1 Info : 0.32mm 30m Signal #2 Info : 0.32mm 30m

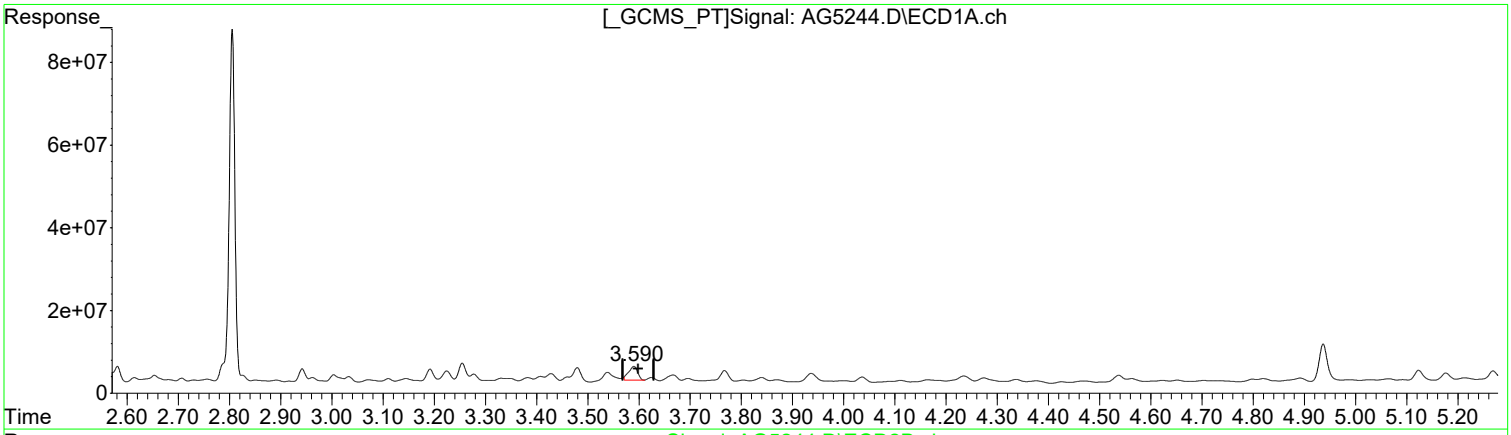

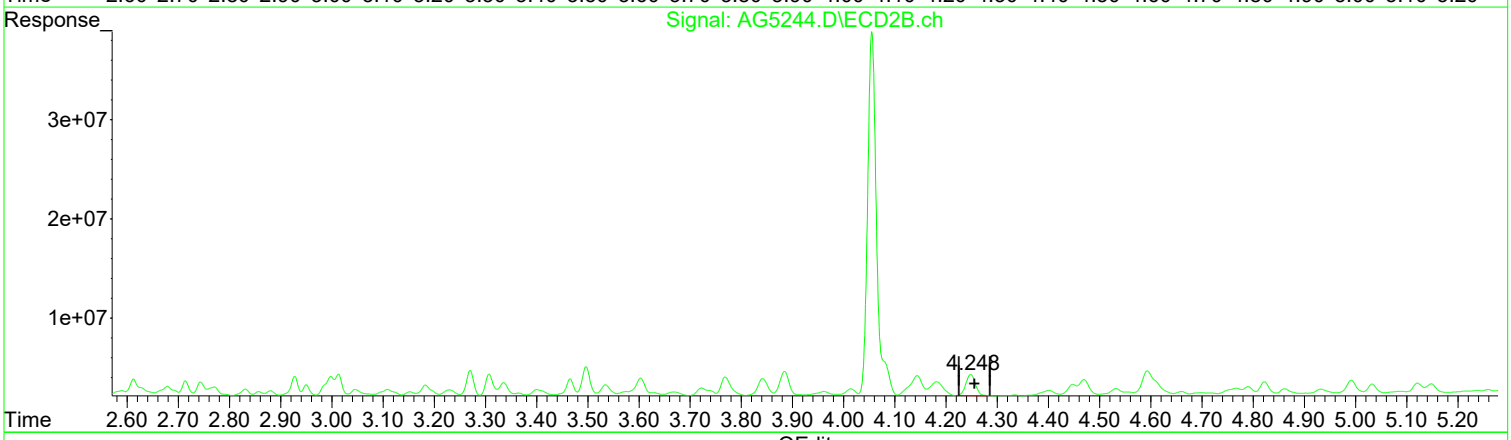

QEdit

(11) alpha-Chlord (tc)
3.590min 2.204 ug/l m
response 41297335

(11) alpha-Chlord #2 (tc)
4.248min 2.106 ug/l m
response 28168435

Manual Integration:
After
Poor integration.
03/13/24

(+) = Expected Retention Time

Quantitation Report (Qedit)

Data Path : I:\ACQUDATA\7890N.net\data\031224\
Data File : AG5244.D
Signal(s) : Signal #1: ECD1A.ch Signal #2: ECD2B.ch
Acq On : 12 Mar 2024 05:36 pm
Operator : AFelser
Sample : R2401914-006|5
Misc :
ALS Vial : 18 Sample Multiplier: 1

Integration File signal 1: EVENTS.E
Integration File signal 2: EVENTS2.E
Quant Time: Mar 13 09:06:09 2024
Quant Method : I:\ACQUDATA\7890N.net\Methods\N-PEST022324.M
Quant Title : 608.3/8081B PESTICIDES
QLast Update : Mon Feb 26 08:35:50 2024
Response via : Initial Calibration
Integrator: ChemStation

Volume Inj. : 1uL
Signal #1 Phase : STx-CLP Signal #2 Phase: STx-CLPII
Signal #1 Info : 0.32mm 30m Signal #2 Info : 0.32mm 30m

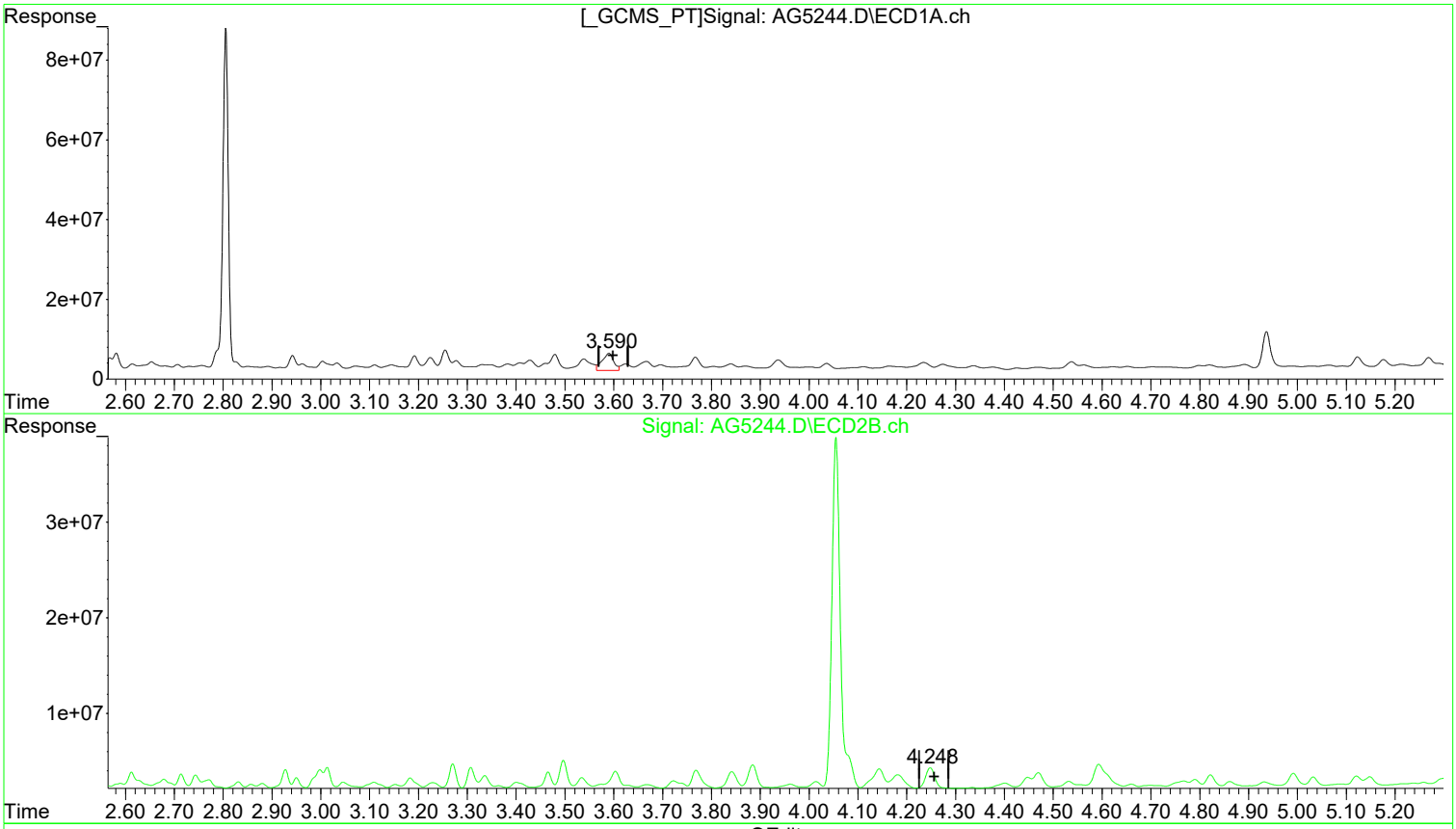

(11) alpha-Chlord (tc)

3.590min 3.750 ug/l

response 70268520

(11) alpha-Chlord #2 (tc)

4.248min 2.235 ug/l

response 29890645

Manual Integration:

Before

03/13/24

(+) = Expected Retention Time

Quantitation Report (Qedit)

Data Path : I:\ACQUDATA\7890N.net\data\031224\
Data File : AG5244.D
Signal(s) : Signal #1: ECD1A.ch Signal #2: ECD2B.ch
Acq On : 12 Mar 2024 05:36 pm
Operator : AFelser
Sample : R2401914-006|5
Misc :
ALS Vial : 18 Sample Multiplier: 1

Integration File signal 1: EVENTS.E
Integration File signal 2: EVENTS2.E
Quant Time: Mar 13 09:06:09 2024
Quant Method : I:\ACQUDATA\7890N.net\Methods\N-PEST022324.M
Quant Title : 608.3/8081B PESTICIDES
QLast Update : Mon Feb 26 08:35:50 2024
Response via : Initial Calibration
Integrator: ChemStation

Volume Inj. : 1uL
Signal #1 Phase : STx-CLP Signal #2 Phase: STx-CLPII
Signal #1 Info : 0.32mm 30m Signal #2 Info : 0.32mm 30m

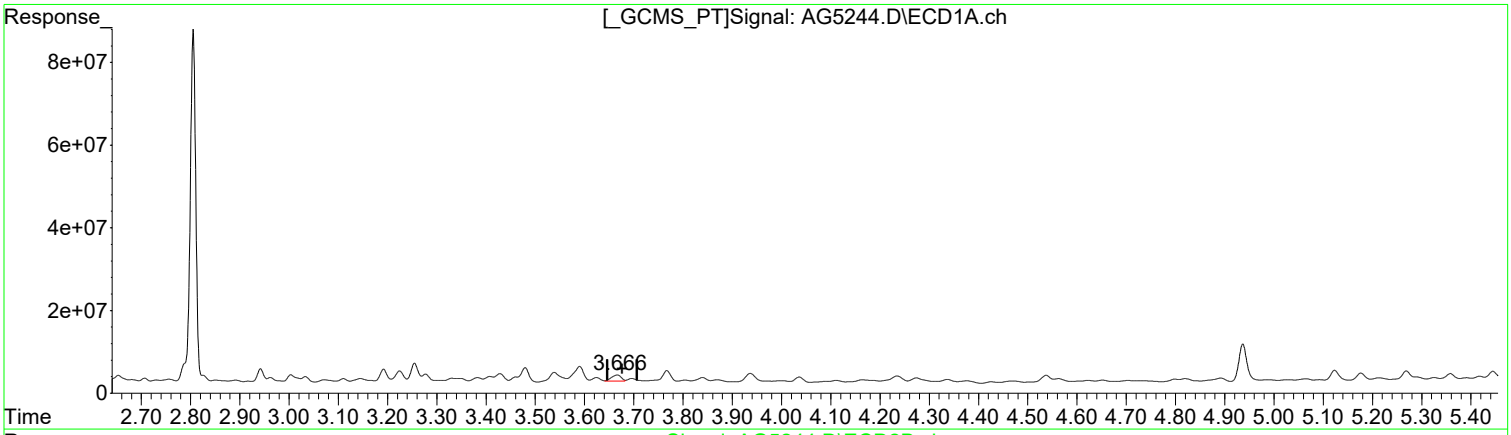

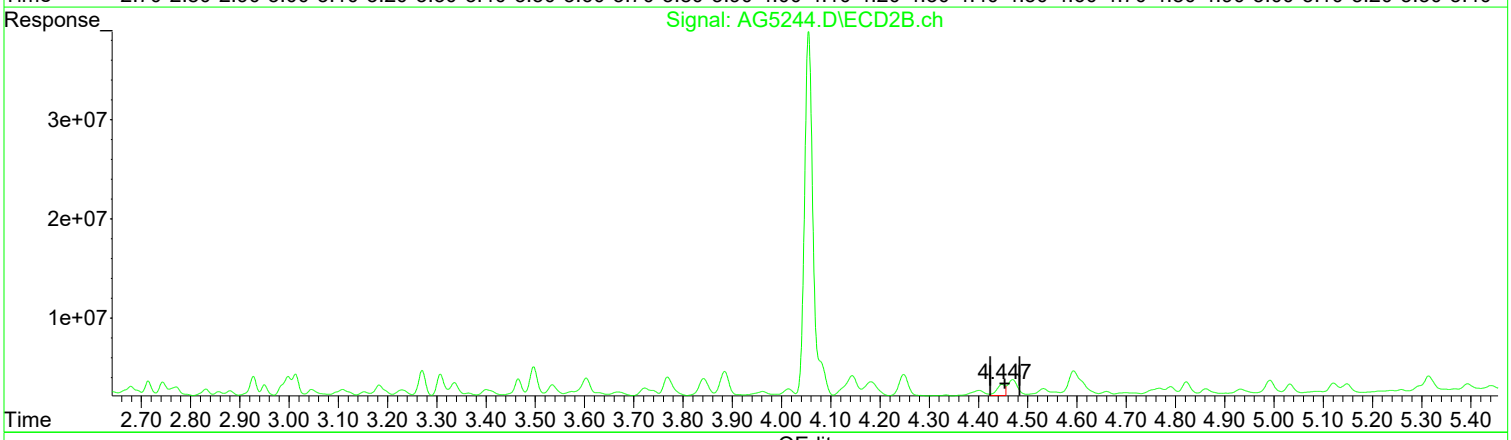

QEdit

(12) 4,4'-DDE (tc)
3.666min 1.114 ug/l m
response 21176627

(12) 4,4'-DDE #2 (tc)
4.448min 1.018 ug/l
response 13145697

Manual Integration:
After
Poor integration.
03/13/24

(+) = Expected Retention Time

1st AF 03/13/24
2nd BA 03/13/24

Quantitation Report (Qedit)

Data Path : I:\ACQUDATA\7890N.net\data\031224\
Data File : AG5244.D
Signal(s) : Signal #1: ECD1A.ch Signal #2: ECD2B.ch
Acq On : 12 Mar 2024 05:36 pm
Operator : AFelser
Sample : R2401914-006|5
Misc :
ALS Vial : 18 Sample Multiplier: 1

Integration File signal 1: EVENTS.E
Integration File signal 2: EVENTS2.E
Quant Time: Mar 13 09:06:09 2024
Quant Method : I:\ACQUDATA\7890N.net\Methods\N-PEST022324.M
Quant Title : 608.3/8081B PESTICIDES
QLast Update : Mon Feb 26 08:35:50 2024
Response via : Initial Calibration
Integrator: ChemStation

Volume Inj. : 1uL
Signal #1 Phase : STx-CLP Signal #2 Phase: STx-CLPII
Signal #1 Info : 0.32mm 30m Signal #2 Info : 0.32mm 30m

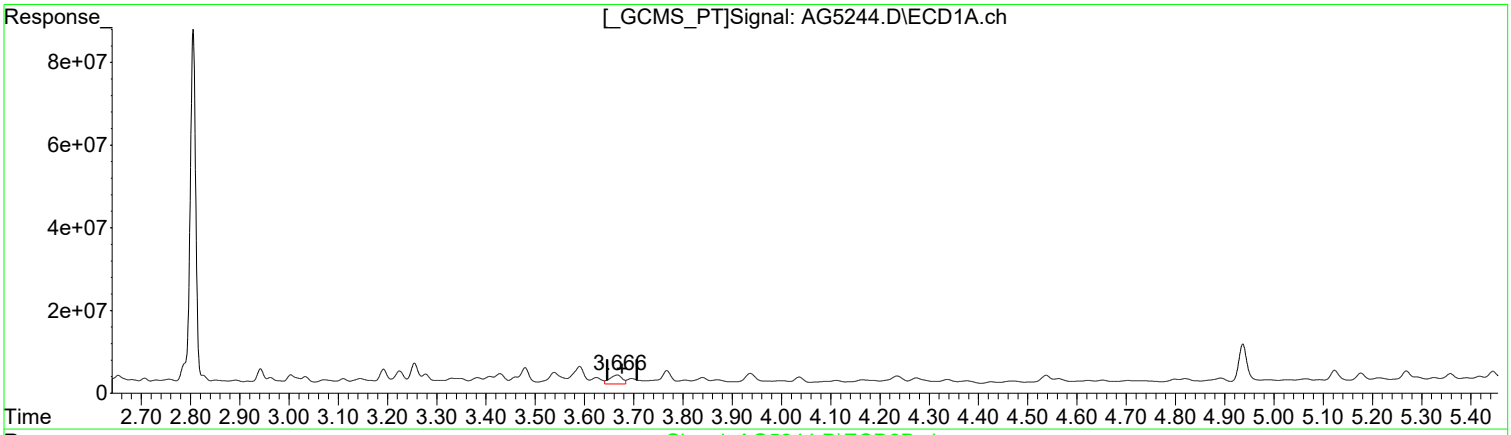

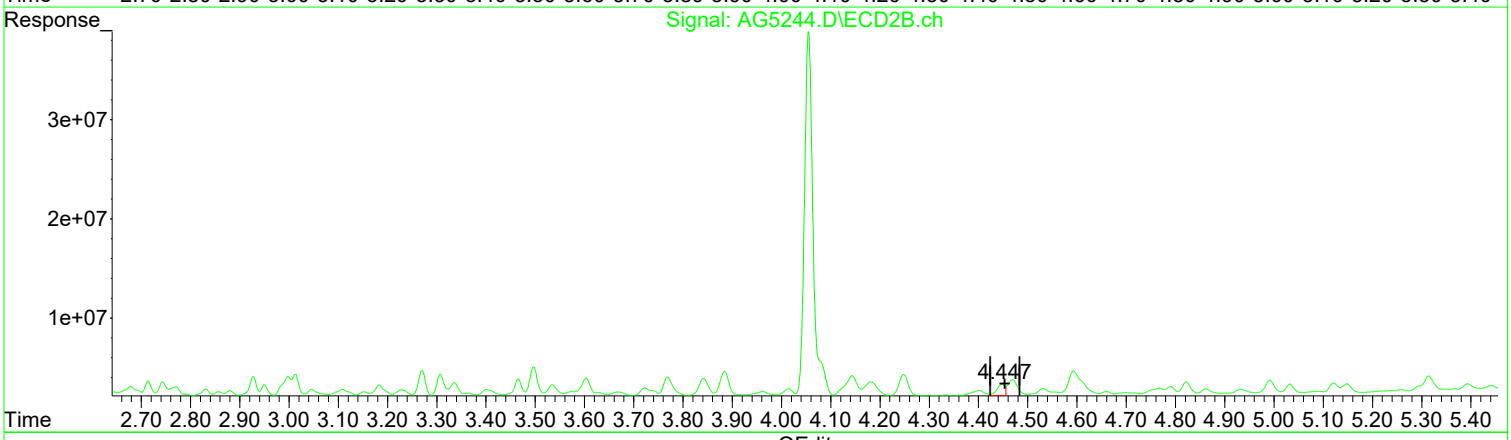

QEdit

(12) 4,4'-DDE (tc)
3.667min 2.058 ug/l
response 39136425

(12) 4,4'-DDE #2 (tc)
4.448min 1.018 ug/l
response 13145697

Manual Integration:
Before

03/13/24

(+) = Expected Retention Time

Quantitation Report (Qedit)

Data Path : I:\ACQUDATA\7890N.net\data\031224\
Data File : AG5244.D
Signal(s) : Signal #1: ECD1A.ch Signal #2: ECD2B.ch
Acq On : 12 Mar 2024 05:36 pm
Operator : AFelser
Sample : R2401914-006|5
Misc :
ALS Vial : 18 Sample Multiplier: 1

Integration File signal 1: EVENTS.E
Integration File signal 2: EVENTS2.E
Quant Time: Mar 13 09:06:09 2024
Quant Method : I:\ACQUDATA\7890N.net\Methods\N-PEST022324.M
Quant Title : 608.3/8081B PESTICIDES
QLast Update : Mon Feb 26 08:35:50 2024
Response via : Initial Calibration
Integrator: ChemStation

Volume Inj. : 1uL
Signal #1 Phase : STx-CLP Signal #2 Phase: STx-CLPII
Signal #1 Info : 0.32mm 30m Signal #2 Info : 0.32mm 30m

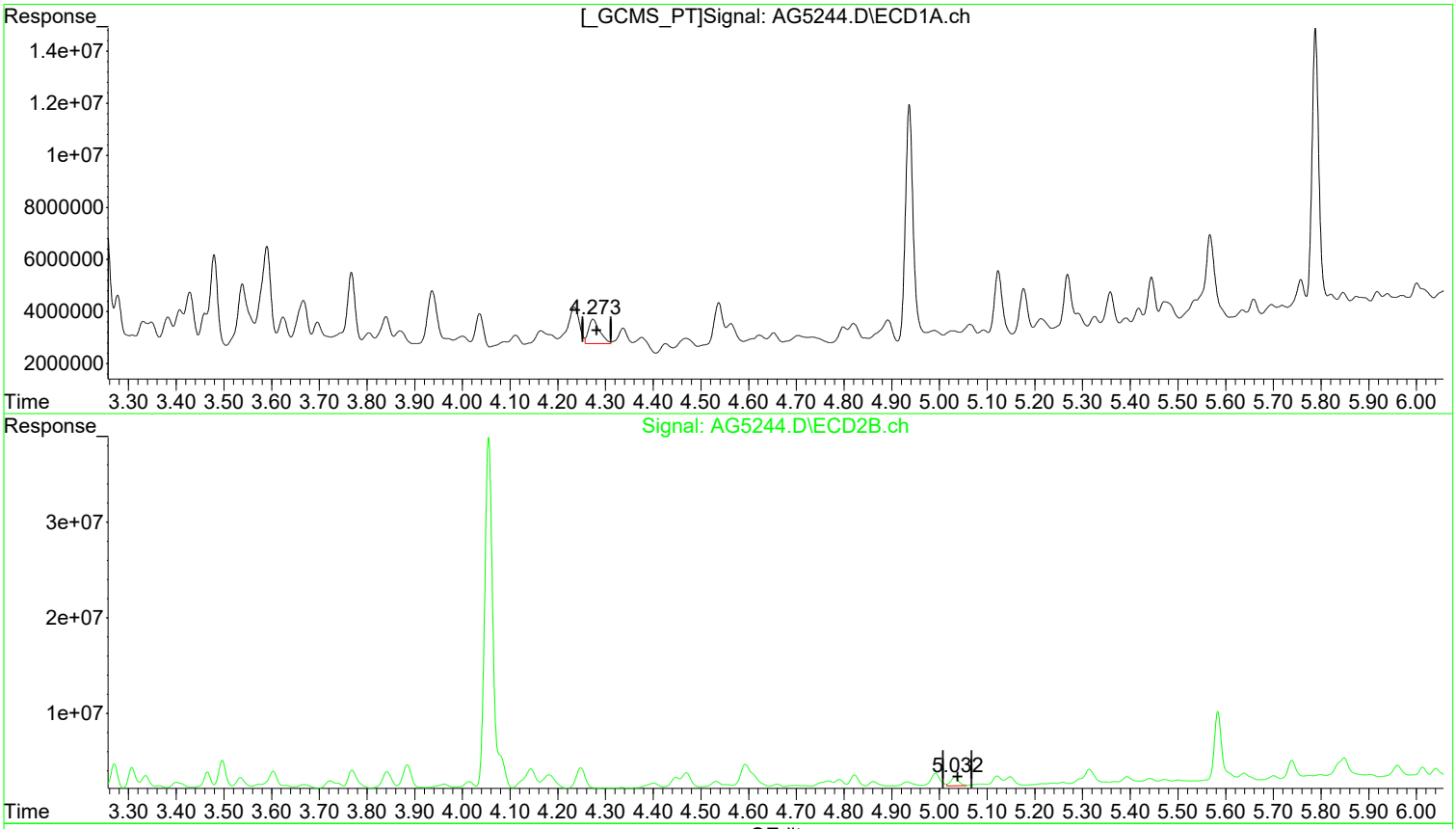

QEdit

(16) 4,4'-DDD (tc)
4.273min 1.010 ug/l m
response 15089695

(16) 4,4'-DDD #2 (tc)
5.033min 1.179 ug/l
response 10458872

Manual Integration:
After
Poor integration.
03/13/24

(+) = Expected Retention Time

Quantitation Report (Qedit)

Data Path : I:\ACQUDATA\7890N.net\data\031224\
Data File : AG5244.D
Signal(s) : Signal #1: ECD1A.ch Signal #2: ECD2B.ch
Acq On : 12 Mar 2024 05:36 pm
Operator : AFelser
Sample : R2401914-006|5
Misc :
ALS Vial : 18 Sample Multiplier: 1

Integration File signal 1: EVENTS.E
Integration File signal 2: EVENTS2.E
Quant Time: Mar 13 09:06:09 2024
Quant Method : I:\ACQUDATA\7890N.net\Methods\N-PEST022324.M
Quant Title : 608.3/8081B PESTICIDES
QLast Update : Mon Feb 26 08:35:50 2024
Response via : Initial Calibration
Integrator: ChemStation

Volume Inj. : 1uL
Signal #1 Phase : STx-CLP Signal #2 Phase: STx-CLPII
Signal #1 Info : 0.32mm 30m Signal #2 Info : 0.32mm 30m

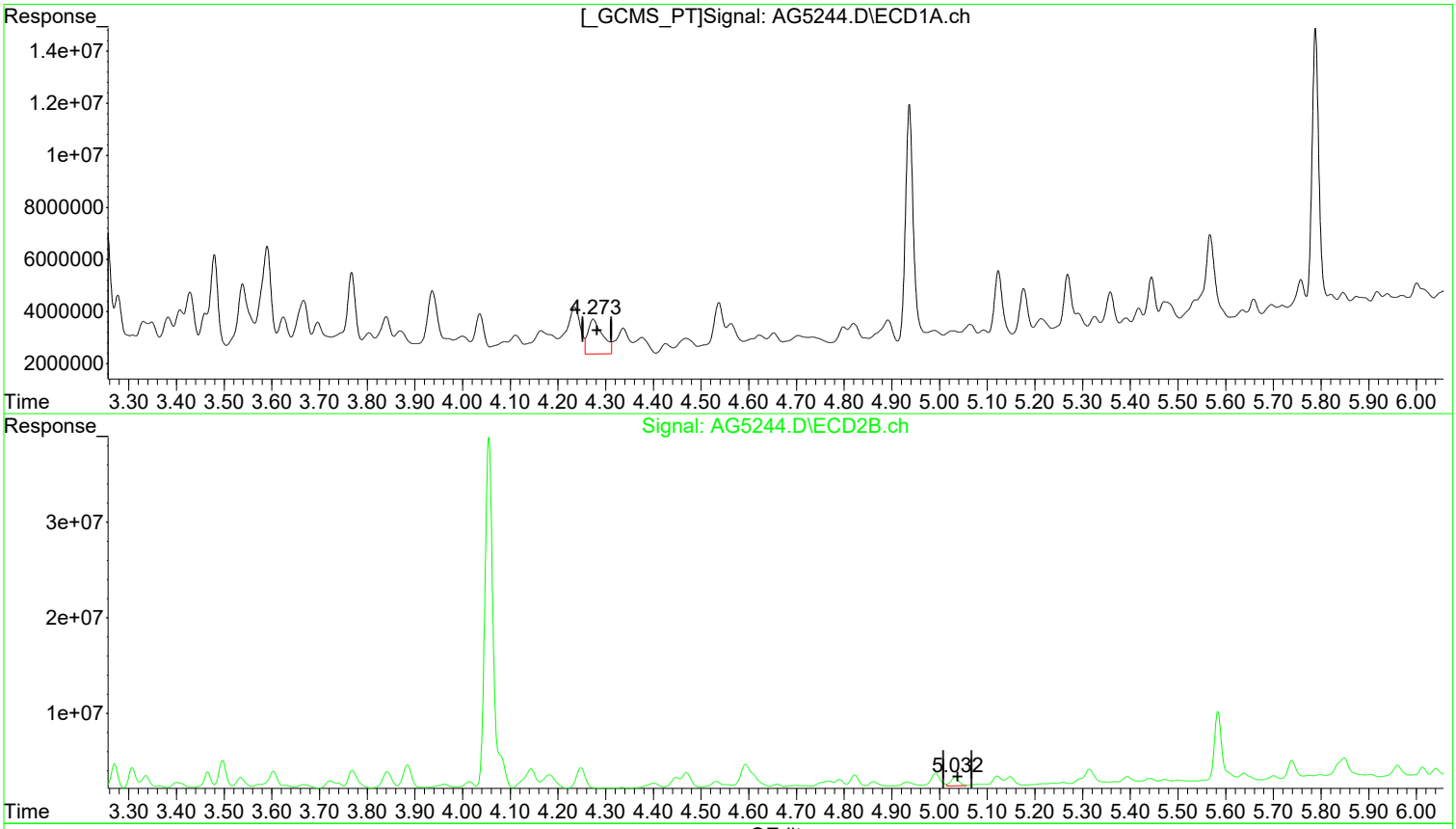

QEdit

(16) 4,4'-DDD (tc)
4.274min 1.907 ug/l
response 28495915

(16) 4,4'-DDD #2 (tc)
5.033min 1.179 ug/l
response 10458872

Manual Integration:
Before

03/13/24

(+) = Expected Retention Time

1st AF 03/13/24
2nd BA 03/13/24

Quantitation Report (Qedit)

Data Path : I:\ACQUDATA\7890N.net\data\031224\
Data File : AG5244.D
Signal(s) : Signal #1: ECD1A.ch Signal #2: ECD2B.ch
Acq On : 12 Mar 2024 05:36 pm
Operator : AFelser
Sample : R2401914-006|5
Misc :
ALS Vial : 18 Sample Multiplier: 1

Integration File signal 1: EVENTS.E
Integration File signal 2: EVENTS2.E
Quant Time: Mar 13 09:06:09 2024
Quant Method : I:\ACQUDATA\7890N.net\Methods\N-PEST022324.M
Quant Title : 608.3/8081B PESTICIDES
QLast Update : Mon Feb 26 08:35:50 2024
Response via : Initial Calibration
Integrator: ChemStation

Volume Inj. : 1uL
Signal #1 Phase : STx-CLP Signal #2 Phase: STx-CLPII
Signal #1 Info : 0.32mm 30m Signal #2 Info : 0.32mm 30m

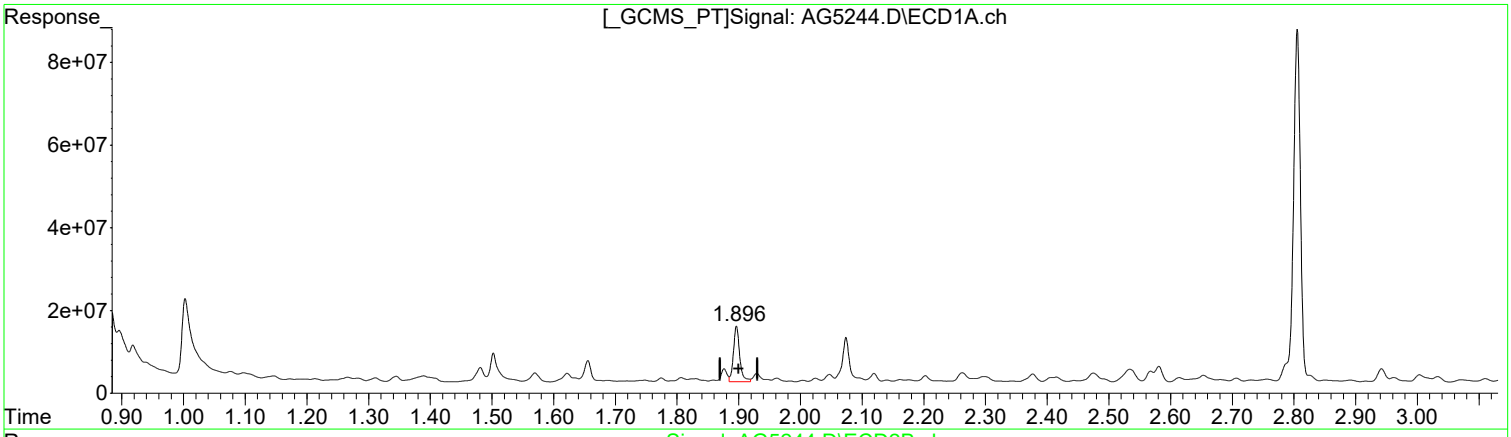

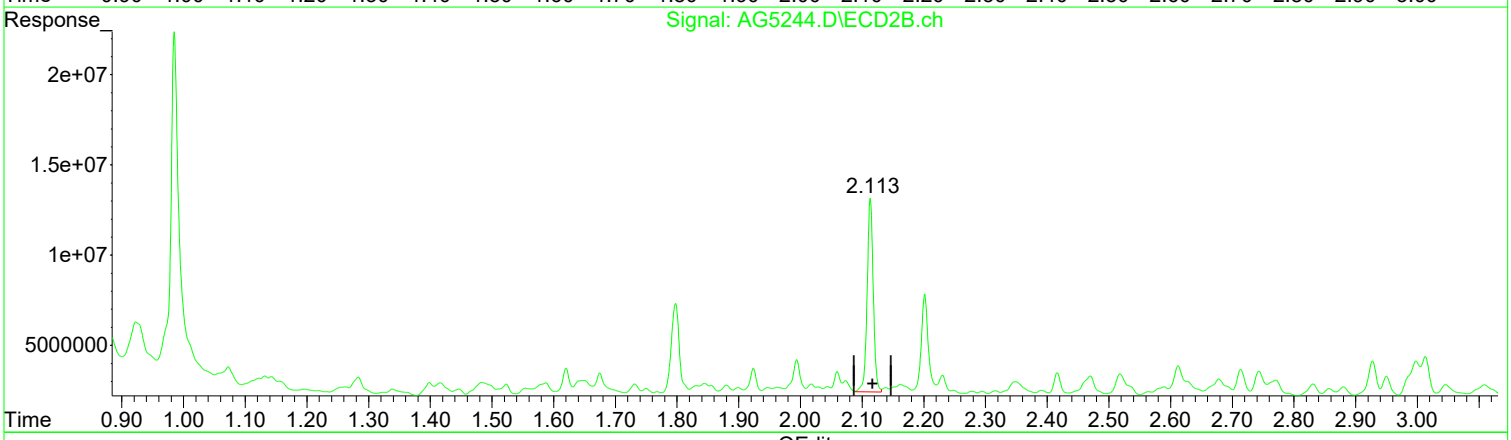

QEdit

(1) SURR1,Tetrac (S)
1.896min 5.789 ug/l m
response 94969726

(1) SURR1,Tetrac #2 (S)
2.113min 5.669 ug/l m
response 74503385

Manual Integration:
After
Poor integration.
03/13/24

(+) = Expected Retention Time

Quantitation Report (Qedit)

Data Path : I:\ACQUDATA\7890N.net\data\031224\
Data File : AG5244.D
Signal(s) : Signal #1: ECD1A.ch Signal #2: ECD2B.ch
Acq On : 12 Mar 2024 05:36 pm
Operator : AFelser
Sample : R2401914-006|5
Misc :
ALS Vial : 18 Sample Multiplier: 1

Integration File signal 1: EVENTS.E
Integration File signal 2: EVENTS2.E
Quant Time: Mar 13 09:06:09 2024
Quant Method : I:\ACQUDATA\7890N.net\Methods\N-PEST022324.M
Quant Title : 608.3/8081B PESTICIDES
QLast Update : Mon Feb 26 08:35:50 2024
Response via : Initial Calibration
Integrator: ChemStation

Volume Inj. : 1uL
Signal #1 Phase : STx-CLP Signal #2 Phase: STx-CLPII
Signal #1 Info : 0.32mm 30m Signal #2 Info : 0.32mm 30m

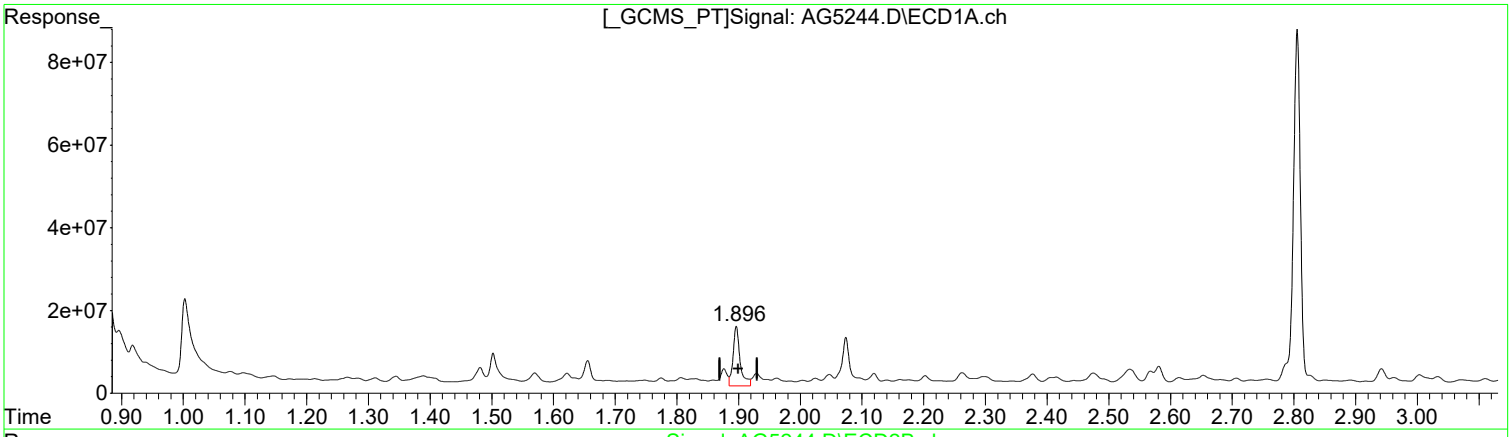

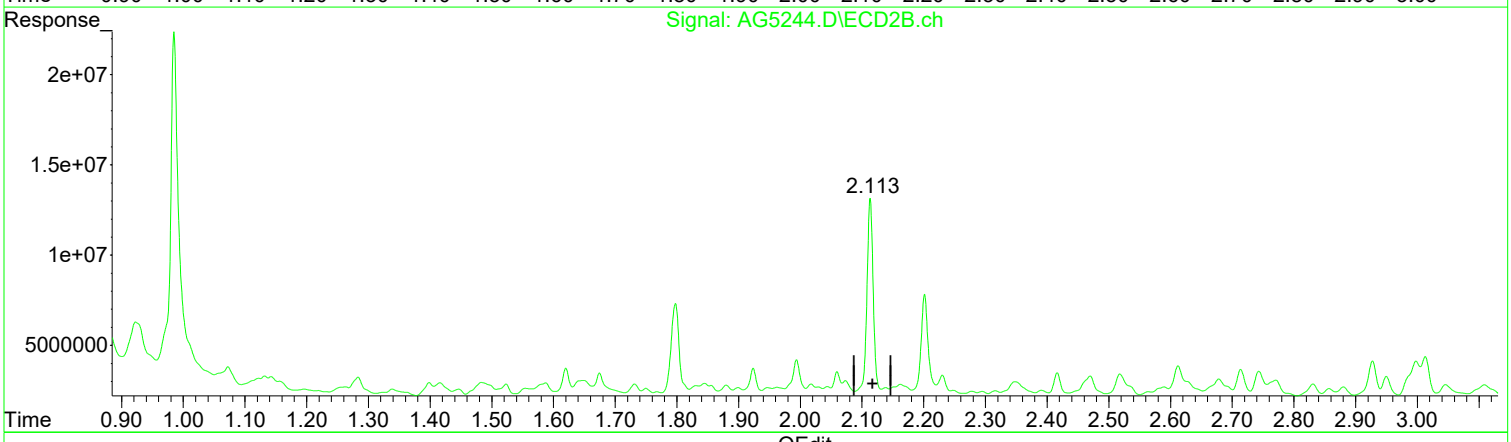

QEdit

(1) SURR1,Tetrac (S)
1.897min 7.041 ug/l
response 115518139

(1) SURR1,Tetrac #2 (S)
2.113min 7.167 ug/l
response 94198421

Manual Integration:
Before

03/13/24

(+) = Expected Retention Time

1st AF 03/13/24
2nd BA 03/13/24

Quantitation Report (Qedit)

Data Path : I:\ACQUDATA\7890N.net\data\031224\
Data File : AG5244.D
Signal(s) : Signal #1: ECD1A.ch Signal #2: ECD2B.ch
Acq On : 12 Mar 2024 05:36 pm
Operator : AFelser
Sample : R2401914-006|5
Misc :
ALS Vial : 18 Sample Multiplier: 1

Integration File signal 1: EVENTS.E
Integration File signal 2: EVENTS2.E
Quant Time: Mar 13 09:06:09 2024
Quant Method : I:\ACQUDATA\7890N.net\Methods\N-PEST022324.M
Quant Title : 608.3/8081B PESTICIDES
QLast Update : Mon Feb 26 08:35:50 2024
Response via : Initial Calibration
Integrator: ChemStation

Volume Inj. : 1uL
Signal #1 Phase : STx-CLP Signal #2 Phase: STx-CLPII
Signal #1 Info : 0.32mm 30m Signal #2 Info : 0.32mm 30m

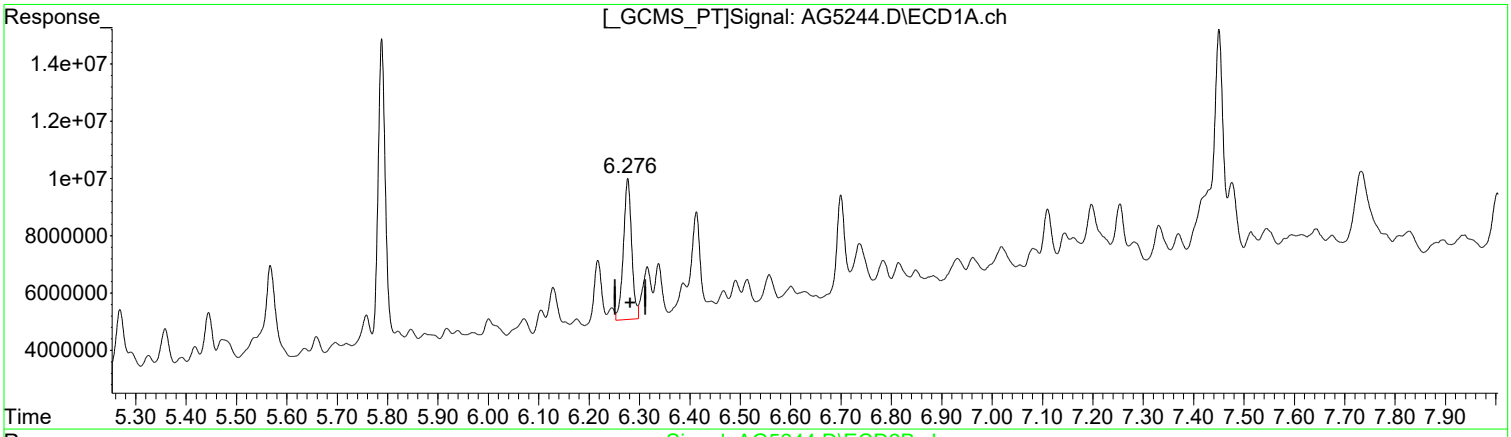

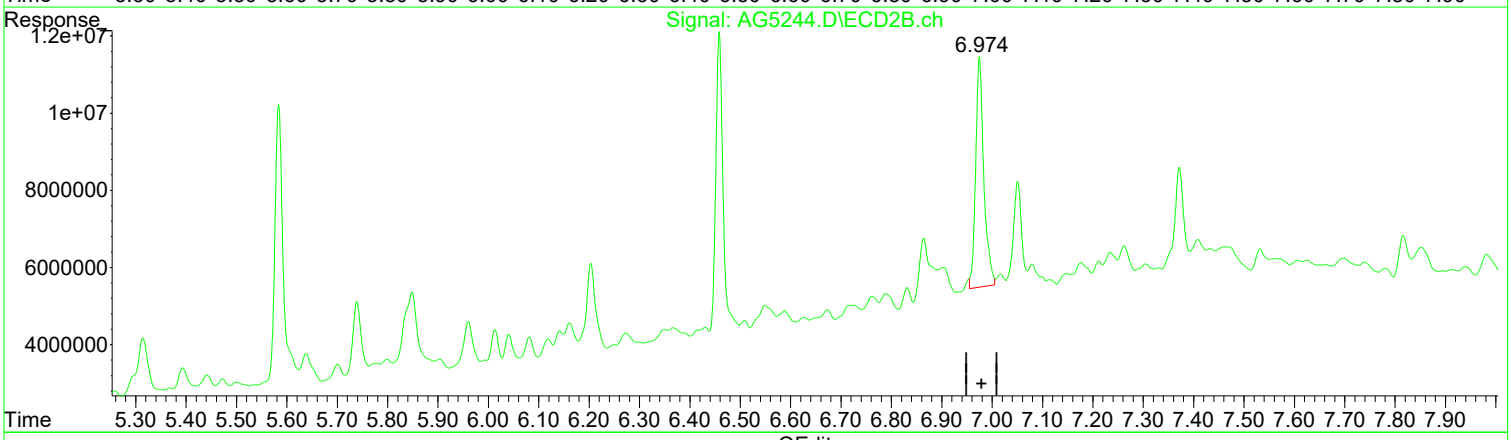

QEdit

(23) SURR2,Decachlorobiphenyl (S)
6.276min 4.876 ug/l m
response 55930315

(23) SURR2,Decachlorobiphenyl #2 (S)
6.974min 7.858 ug/l m
response 67262241

Manual Integration:
After
Poor integration.
03/13/24

(+) = Expected Retention Time

Quantitation Report (Qedit)

Data Path : I:\ACQUDATA\7890N.net\data\031224\
Data File : AG5244.D
Signal(s) : Signal #1: ECD1A.ch Signal #2: ECD2B.ch
Acq On : 12 Mar 2024 05:36 pm
Operator : AFelser
Sample : R2401914-006|5
Misc :
ALS Vial : 18 Sample Multiplier: 1

Integration File signal 1: EVENTS.E
Integration File signal 2: EVENTS2.E
Quant Time: Mar 13 09:06:09 2024
Quant Method : I:\ACQUDATA\7890N.net\Methods\N-PEST022324.M
Quant Title : 608.3/8081B PESTICIDES
QLast Update : Mon Feb 26 08:35:50 2024
Response via : Initial Calibration
Integrator: ChemStation

Volume Inj. : 1uL
Signal #1 Phase : STx-CLP Signal #2 Phase: STx-CLPII
Signal #1 Info : 0.32mm 30m Signal #2 Info : 0.32mm 30m

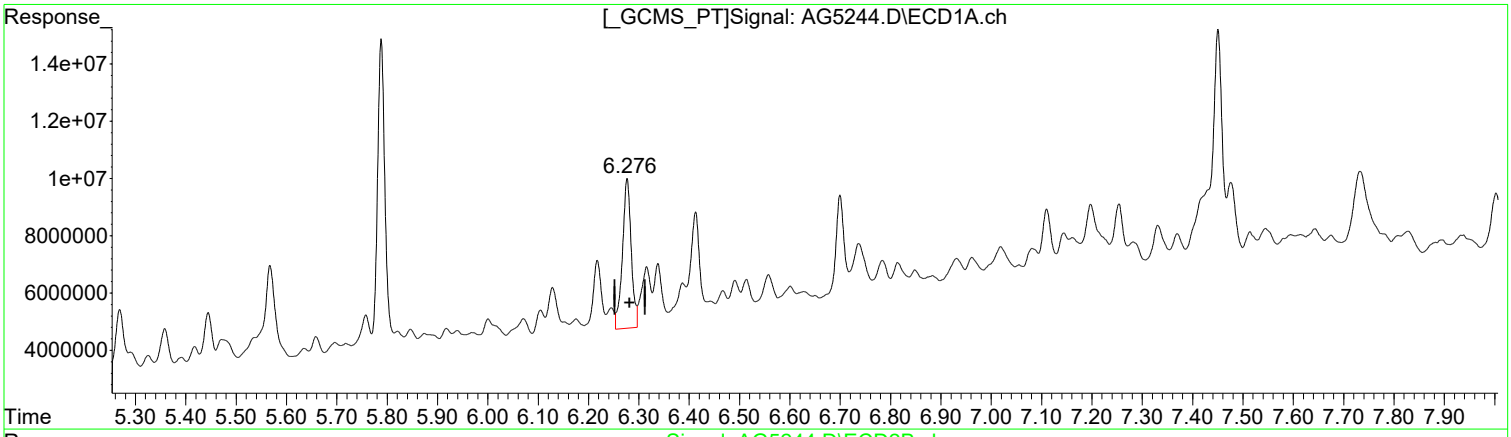

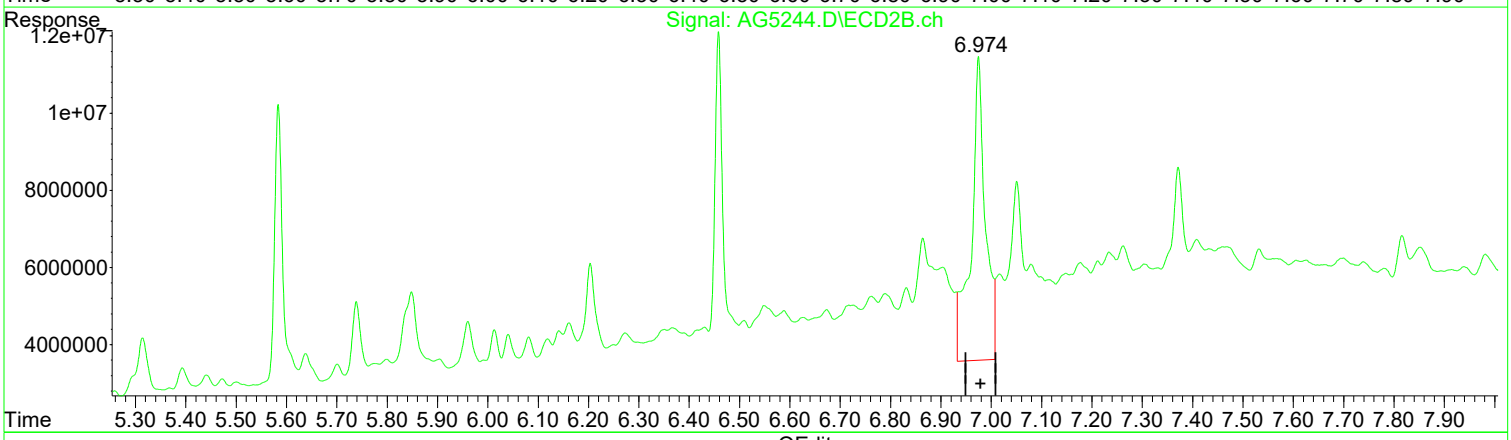

QEdit

(23) SURR2,Decachlorobiphenyl (S)
6.277min 5.526 ug/l
response 63386559

(23) SURR2,Decachlorobiphenyl #2 (S)
6.975min 17.900 ug/l
response 153226256

Manual Integration:
Before

03/13/24

(+) = Expected Retention Time

Quantitation Report (QT Reviewed)

Data Path : I:\ACQUDATA\7890N.net\data\031224\
Data File : AG5244.D
Signal(s) : Signal #1: ECD1A.ch Signal #2: ECD2B.ch
Acq On : 12 Mar 2024 05:36 pm
Operator : AFelser
Sample : R2401914-006|5
Misc :
ALS Vial : 18 Sample Multiplier: 1

Integration File signal 1: EVENTS.E
Integration File signal 2: EVENTS2.E
Quant Time: Mar 13 09:06:09 2024
Quant Method : I:\ACQUDATA\7890N.net\Methods\N-PEST022324.M
Quant Title : 608.3/8081B PESTICIDES
QLast Update : Mon Feb 26 08:35:50 2024
Response via : Initial Calibration
Integrator: ChemStation

Volume Inj. : 1uL
Signal #1 Phase : STx-CLP Signal #2 Phase: STx-CLPII
Signal #1 Info : 0.32mm 30m Signal #2 Info : 0.32mm 30m

	Compound	RT#1	RT#2	Resp#1	Resp#2	ug/l	ug/l
	System Monitoring Compounds						
1) S	SURR1,Tet...	1.896	2.113	94969726	74503385	5.789m	5.669m
	Spiked Amount	100.000	Range 30 - 150	Recovery =		5.79%#	5.67%#
23) S	SURR2,Dec...	6.276	6.974	55930315	67262241	4.876m	7.858m#
	Spiked Amount	100.000	Range 30 - 150	Recovery =		4.88%#	7.86%#
	Target Compounds						
10) tc	gamma-Chlord	3.479	4.076	39314615	28763192	2.108m	2.226m
11) tc	alpha-Chlord	3.590	4.248	41297335	28168435	2.204m	2.106m
12) tc	4,4'-DDE	3.666	4.448	21176627	13145697	1.114m	1.018
16) tc	4,4'-DDD	4.273	5.033	15089695	10458872	1.010m	1.179
	Sum Toxaphene			0	0	N.D.	N.D.
	Average Toxaphene					0.000	0.000
	Sum Chlordane			0	0	N.D.	N.D.
	Average Chlordane					0.000	0.000
	Sum Dechlorane			0	0	N.D.	N.D.
	Average Dechlorane					0.000	0.000

(f)=RT Delta > 1/2 Window (#)=Amounts differ by > 25% (m)=manual int.

1st AF 03/13/24
2nd BA 03/13/24

Data Path : I:\ACQUDATA\7890N.net\data\031224\
Data File : AG5244.D
Signal(s) : Signal #1: ECD1A.ch Signal #2: ECD2B.ch
Acq On : 12 Mar 2024 05:36 pm
Operator : AFelser
Sample : R2401914-006|5
Misc :
ALS Vial : 18 Sample Multiplier: 1

Integration File signal 1: EVENTS.E
Integration File signal 2: EVENTS2.E
Quant Time: Mar 13 09:06:09 2024
Quant Method : I:\ACQUDATA\7890N.net\Methods\N-PEST022324.M
Quant Title : 608.3/8081B PESTICIDES
QLast Update : Mon Feb 26 08:35:50 2024
Response via : Initial Calibration
Integrator: ChemStation

Volume Inj. : 1uL
Signal #1 Phase : STx-CLP Signal #2 Phase: STx-CLPII
Signal #1 Info : 0.32mm 30m Signal #2 Info : 0.32mm 30m

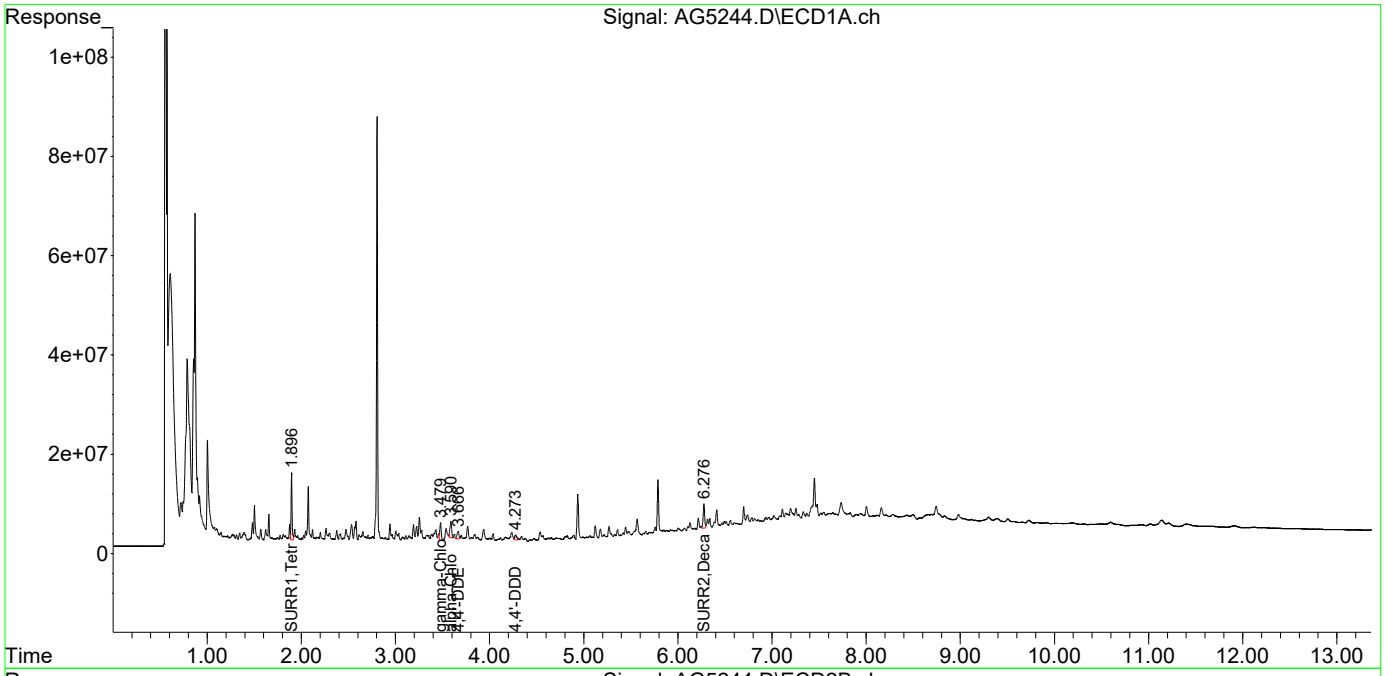

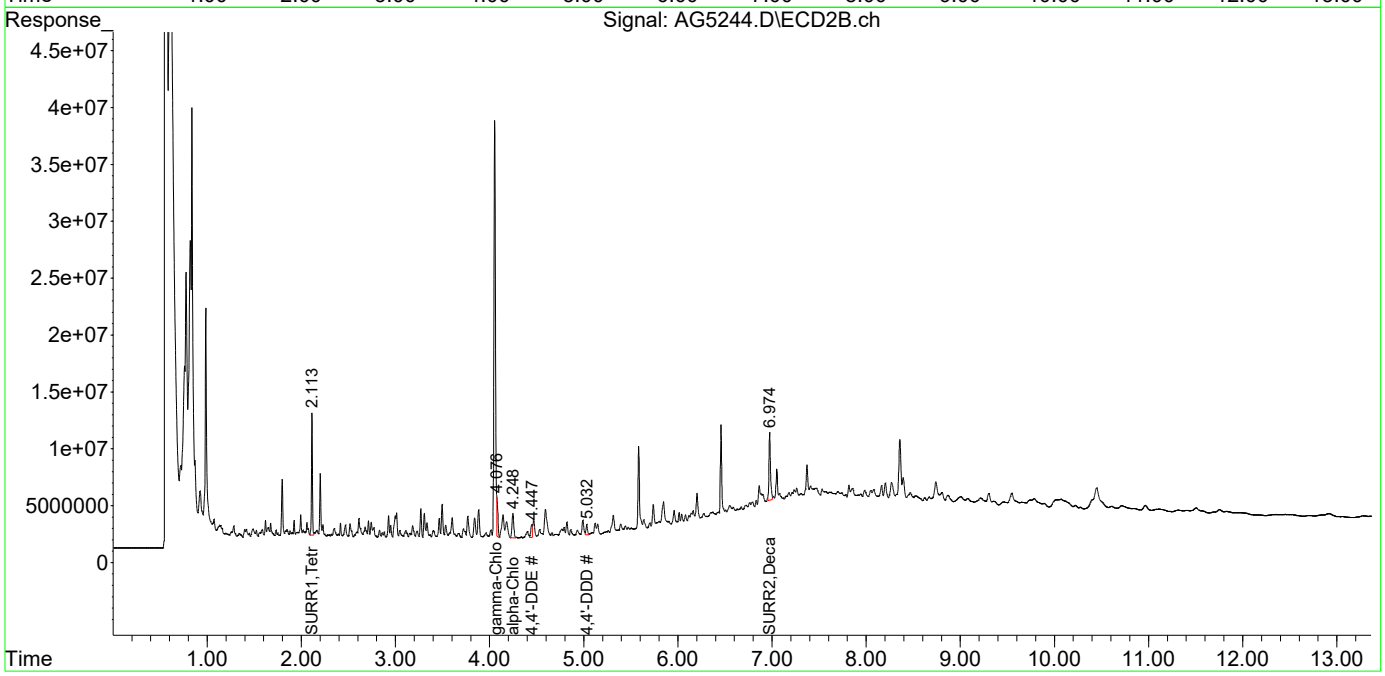

Quantitation Report (Qedit)

Data Path : I:\ACQUDATA\7890N.net\data\032624\
Data File : AG5425.D
Signal(s) : Signal #1: ECD1A.ch Signal #2: ECD2B.ch
Acq On : 26 Mar 2024 04:29 pm
Operator : AFelser
Sample : R2401914-007
Misc :
ALS Vial : 10 Sample Multiplier: 1

Integration File signal 1: EVENTS.E
Integration File signal 2: EVENTS2.E
Quant Time: Mar 27 09:23:44 2024
Quant Method : I:\ACQUDATA\7890N.net\Methods\N-PEST022324.M
Quant Title : 608.3/8081B PESTICIDES
QLast Update : Mon Feb 26 08:35:50 2024
Response via : Initial Calibration
Integrator: ChemStation

Volume Inj. : 1uL
Signal #1 Phase : STx-CLP Signal #2 Phase: STx-CLPII
Signal #1 Info : 0.32mm 30m Signal #2 Info : 0.32mm 30m

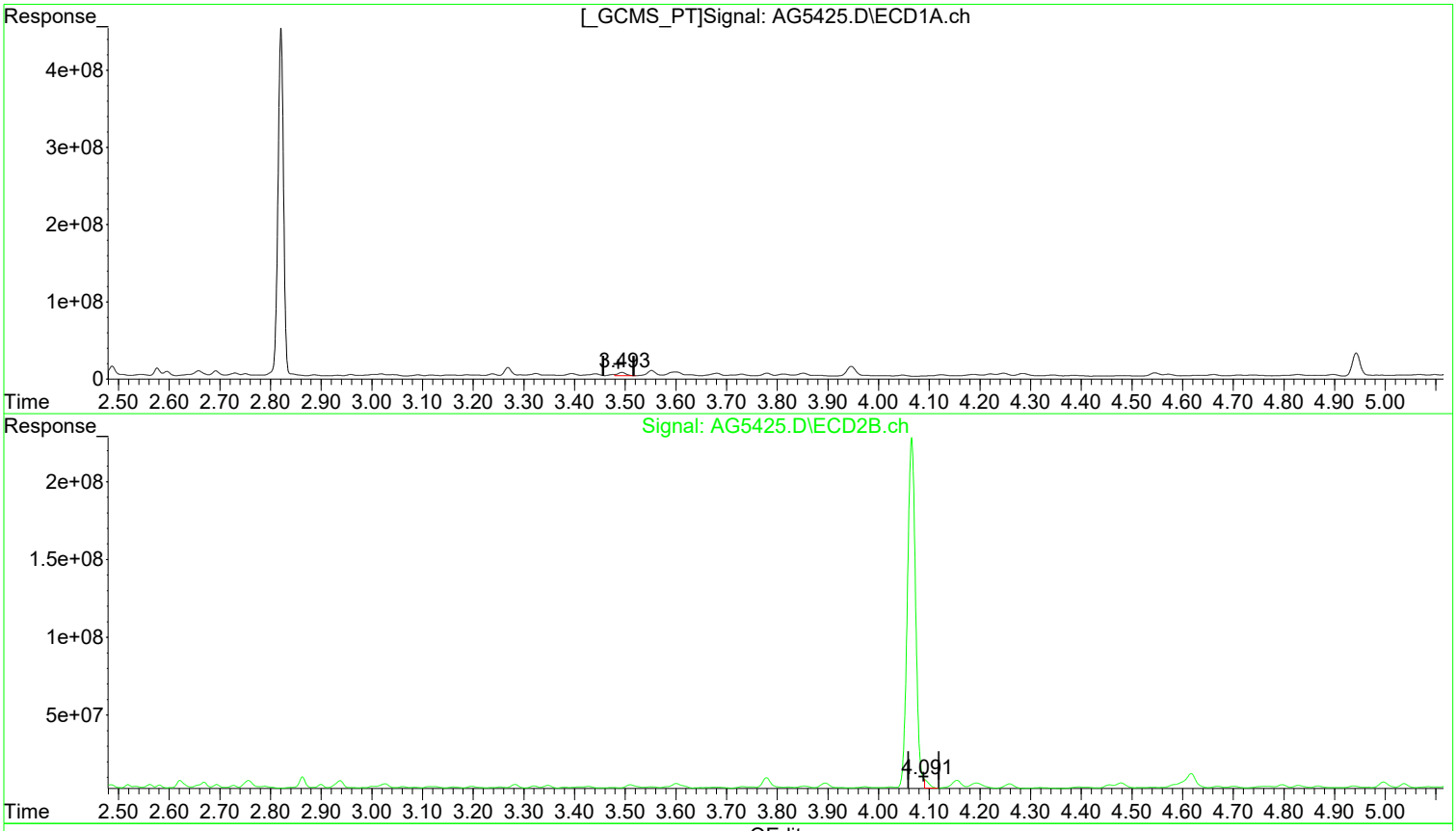

QEdit

(10) gamma-Chlord (tc)
3.493min 2.540 ug/l m
response 47371554

(10) gamma-Chlord #2 (tc)
4.091min 2.542 ug/l m
response 32845604

Manual Integration:
After
Poor integration.
03/28/24

(+) = Expected Retention Time

Quantitation Report (Qedit)

Data Path : I:\ACQUDATA\7890N.net\data\032624\
Data File : AG5425.D
Signal(s) : Signal #1: ECD1A.ch Signal #2: ECD2B.ch
Acq On : 26 Mar 2024 04:29 pm
Operator : AFelser
Sample : R2401914-007
Misc :
ALS Vial : 10 Sample Multiplier: 1

Integration File signal 1: EVENTS.E
Integration File signal 2: EVENTS2.E
Quant Time: Mar 27 09:23:44 2024
Quant Method : I:\ACQUDATA\7890N.net\Methods\N-PEST022324.M
Quant Title : 608.3/8081B PESTICIDES
QLast Update : Mon Feb 26 08:35:50 2024
Response via : Initial Calibration
Integrator: ChemStation

Volume Inj. : 1uL
Signal #1 Phase : STx-CLP Signal #2 Phase: STx-CLPII
Signal #1 Info : 0.32mm 30m Signal #2 Info : 0.32mm 30m

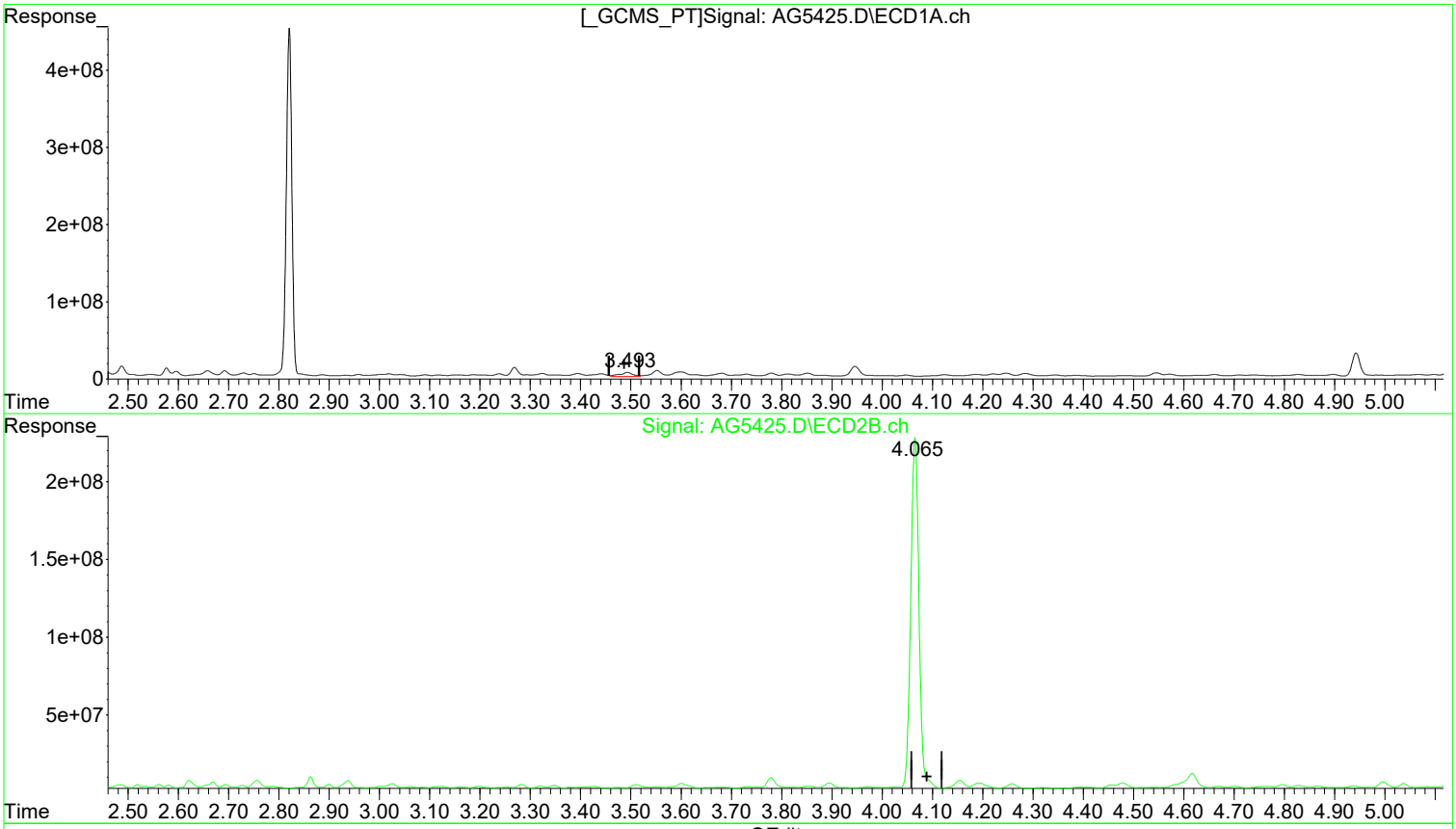

QEdit

(10) gamma-Chlord (tc)
3.494min 5.659 ug/l
response 105543106

(10) gamma-Chlord #2 (tc)
4.066min 199.215 ug/l
response 2573785460

Manual Integration:
Before

03/28/24

(+) = Expected Retention Time

Quantitation Report (Qedit)

Data Path : I:\ACQUDATA\7890N.net\data\032624\
Data File : AG5425.D
Signal(s) : Signal #1: ECD1A.ch Signal #2: ECD2B.ch
Acq On : 26 Mar 2024 04:29 pm
Operator : AFelser
Sample : R2401914-007
Misc :
ALS Vial : 10 Sample Multiplier: 1

Integration File signal 1: EVENTS.E
Integration File signal 2: EVENTS2.E
Quant Time: Mar 27 09:23:44 2024
Quant Method : I:\ACQUDATA\7890N.net\Methods\N-PEST022324.M
Quant Title : 608.3/8081B PESTICIDES
QLast Update : Mon Feb 26 08:35:50 2024
Response via : Initial Calibration
Integrator: ChemStation

Volume Inj. : 1uL
Signal #1 Phase : STx-CLP Signal #2 Phase: STx-CLPII
Signal #1 Info : 0.32mm 30m Signal #2 Info : 0.32mm 30m

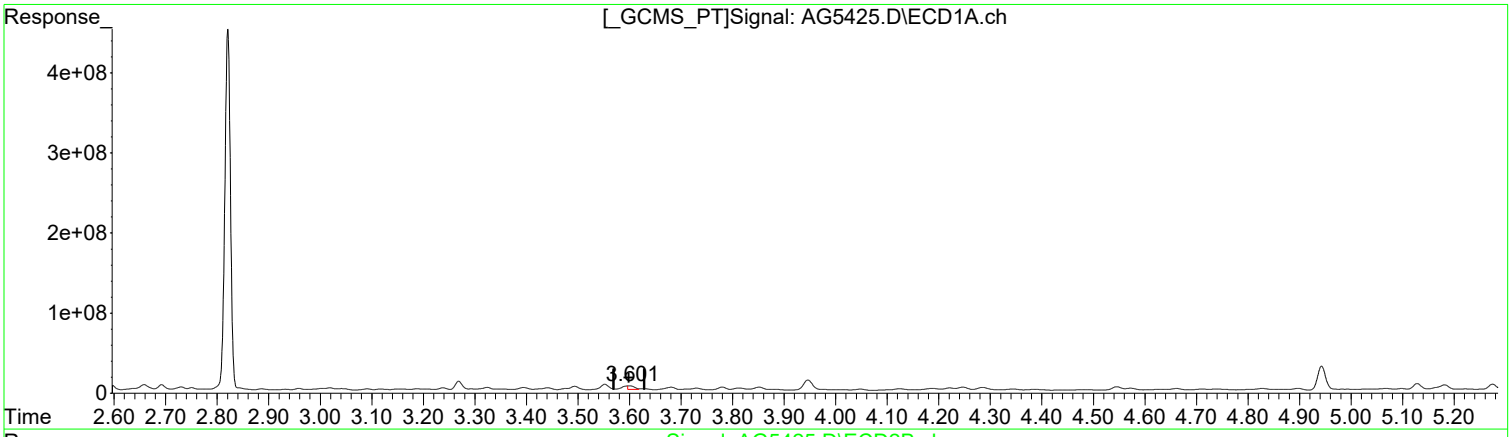

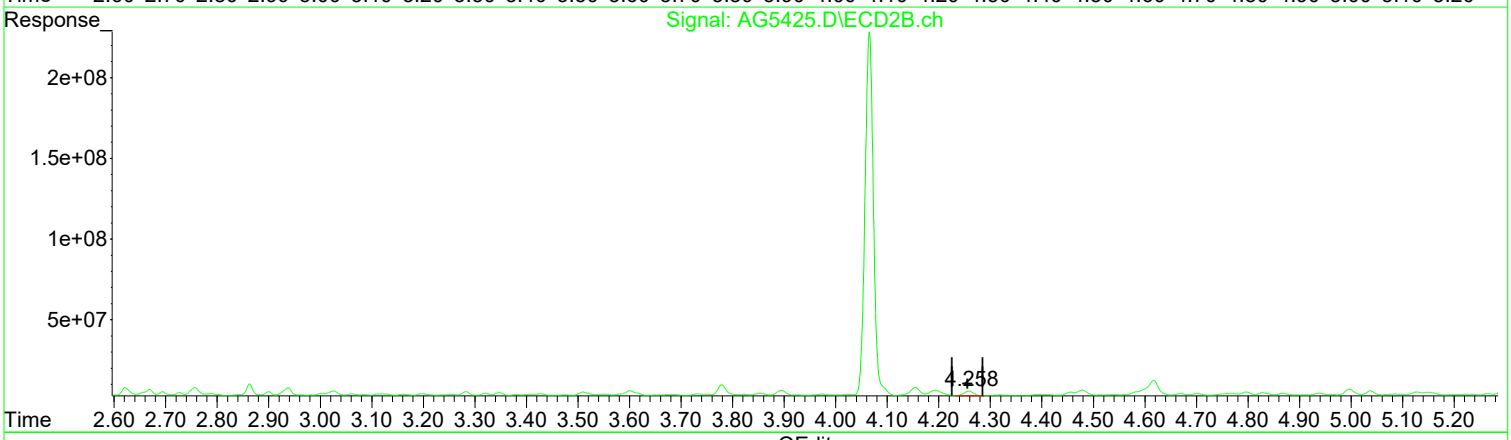

QEdit

(11) alpha-Chlord (tc)
3.601min 2.048 ug/l m
response 38375964

(11) alpha-Chlord #2 (tc)
4.258min 2.830 ug/l m
response 37838215

Manual Integration:
After
Poor integration.
03/28/24

(+) = Expected Retention Time

Quantitation Report (Qedit)

Data Path : I:\ACQUDATA\7890N.net\data\032624\
Data File : AG5425.D
Signal(s) : Signal #1: ECD1A.ch Signal #2: ECD2B.ch
Acq On : 26 Mar 2024 04:29 pm
Operator : AFelser
Sample : R2401914-007
Misc :
ALS Vial : 10 Sample Multiplier: 1

Integration File signal 1: EVENTS.E
Integration File signal 2: EVENTS2.E
Quant Time: Mar 27 09:23:44 2024
Quant Method : I:\ACQUDATA\7890N.net\Methods\N-PEST022324.M
Quant Title : 608.3/8081B PESTICIDES
QLast Update : Mon Feb 26 08:35:50 2024
Response via : Initial Calibration
Integrator: ChemStation

Volume Inj. : 1uL
Signal #1 Phase : STx-CLP Signal #2 Phase: STx-CLPII
Signal #1 Info : 0.32mm 30m Signal #2 Info : 0.32mm 30m

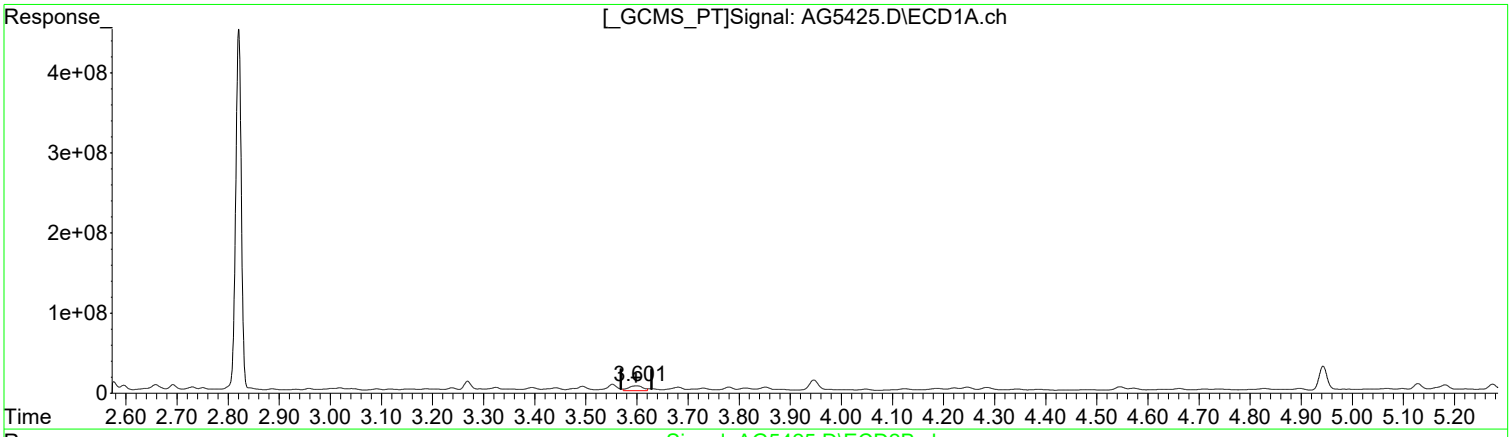

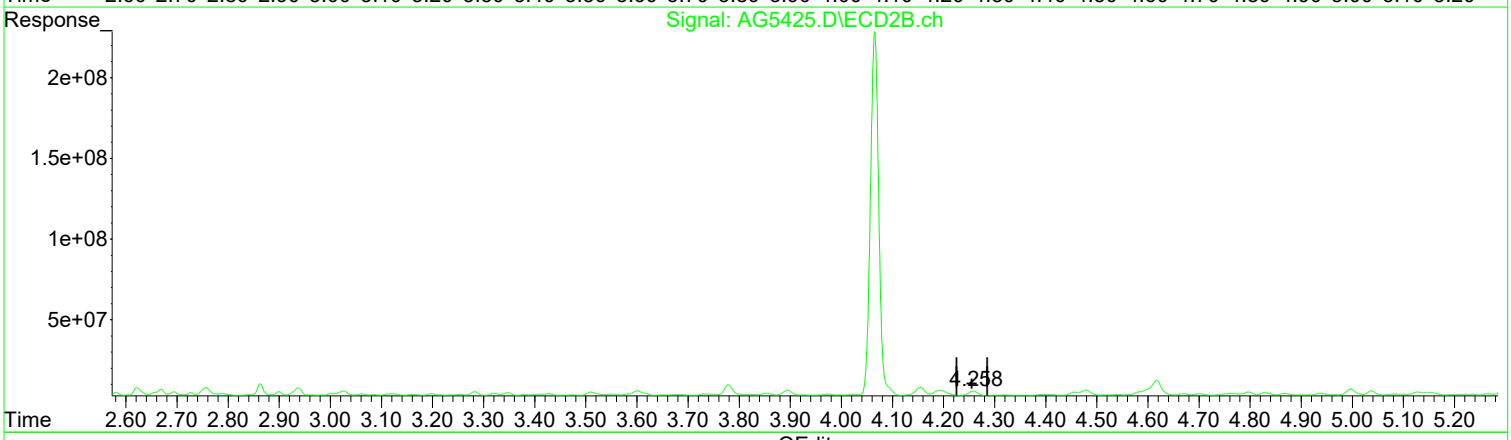

QEdit

(11) alpha-Chlord (tc)
3.601min 6.493 ug/l
response 121683918

(11) alpha-Chlord #2 (tc)
4.259min 3.152 ug/l
response 42148480

Manual Integration:
Before

03/28/24

(+) = Expected Retention Time

1st AF 03/28/24
2nd BA 03/28/24

Quantitation Report (Qedit)

Data Path : I:\ACQUDATA\7890N.net\data\032624\
Data File : AG5425.D
Signal(s) : Signal #1: ECD1A.ch Signal #2: ECD2B.ch
Acq On : 26 Mar 2024 04:29 pm
Operator : AFelser
Sample : R2401914-007
Misc :
ALS Vial : 10 Sample Multiplier: 1

Integration File signal 1: EVENTS.E
Integration File signal 2: EVENTS2.E
Quant Time: Mar 27 09:23:44 2024
Quant Method : I:\ACQUDATA\7890N.net\Methods\N-PEST022324.M
Quant Title : 608.3/8081B PESTICIDES
QLast Update : Mon Feb 26 08:35:50 2024
Response via : Initial Calibration
Integrator: ChemStation

Volume Inj. : 1uL
Signal #1 Phase : STx-CLP Signal #2 Phase: STx-CLPII
Signal #1 Info : 0.32mm 30m Signal #2 Info : 0.32mm 30m

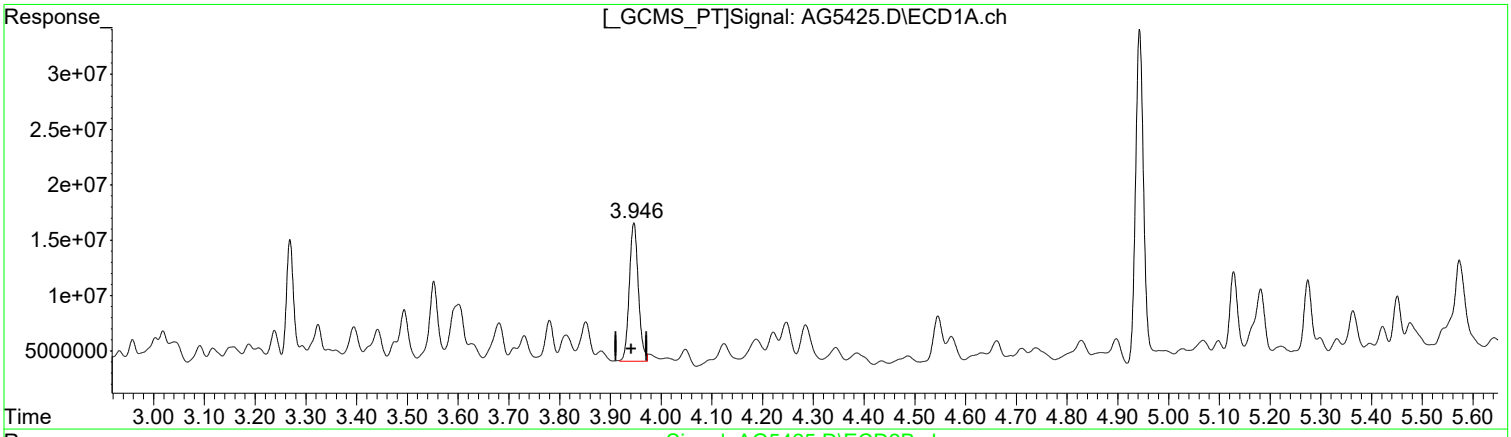

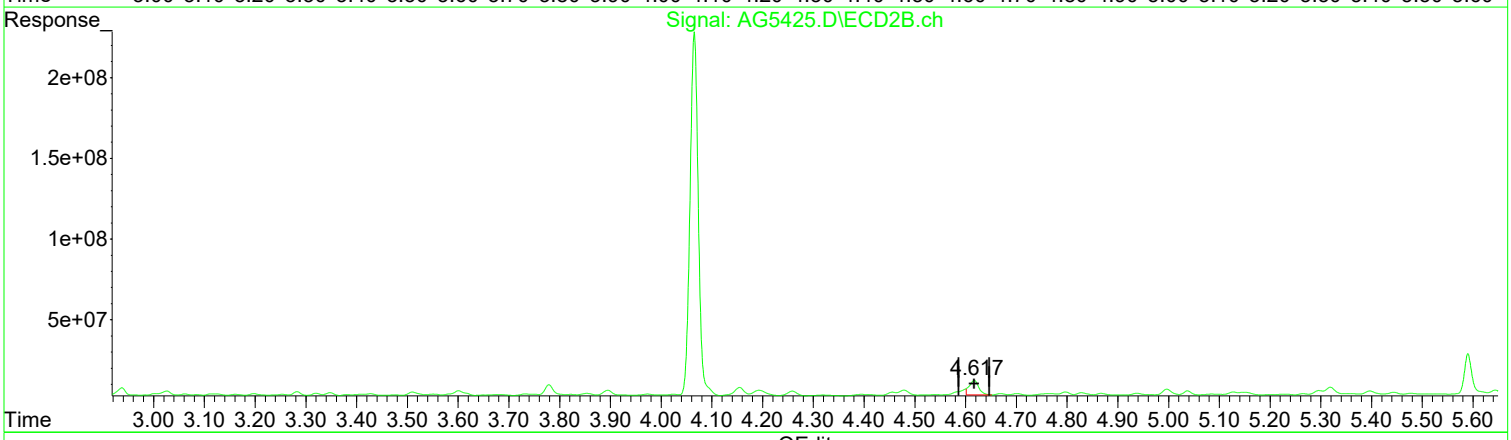

QEdit

(13) Dieldrin (tcm)
3.946min 8.202 ug/l m
response 156375120

(13) Dieldrin #2 (tcm)
4.617min 9.137 ug/l m
response 118167846

Manual Integration:
After
Poor integration.
03/28/24

(+) = Expected Retention Time

1st AF 03/28/24
2nd BA 03/28/24

Quantitation Report (Qedit)

Data Path : I:\ACQUDATA\7890N.net\data\032624\
Data File : AG5425.D
Signal(s) : Signal #1: ECD1A.ch Signal #2: ECD2B.ch
Acq On : 26 Mar 2024 04:29 pm
Operator : AFelser
Sample : R2401914-007
Misc :
ALS Vial : 10 Sample Multiplier: 1

Integration File signal 1: EVENTS.E
Integration File signal 2: EVENTS2.E
Quant Time: Mar 27 09:23:44 2024
Quant Method : I:\ACQUDATA\7890N.net\Methods\N-PEST022324.M
Quant Title : 608.3/8081B PESTICIDES
QLast Update : Mon Feb 26 08:35:50 2024
Response via : Initial Calibration
Integrator: ChemStation

Volume Inj. : 1uL
Signal #1 Phase : STx-CLP Signal #2 Phase: STx-CLPII
Signal #1 Info : 0.32mm 30m Signal #2 Info : 0.32mm 30m

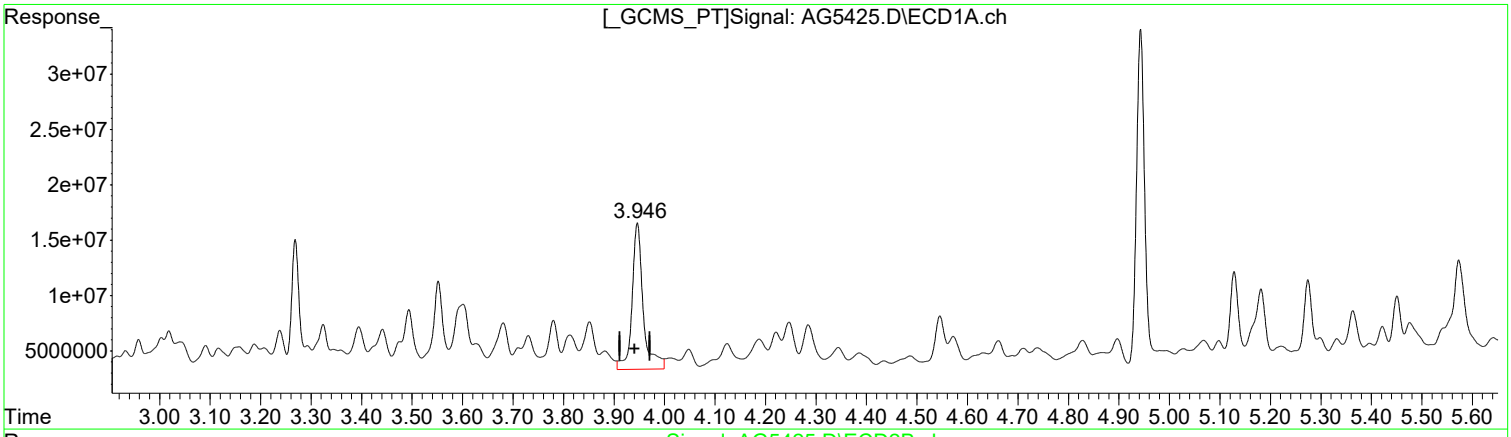

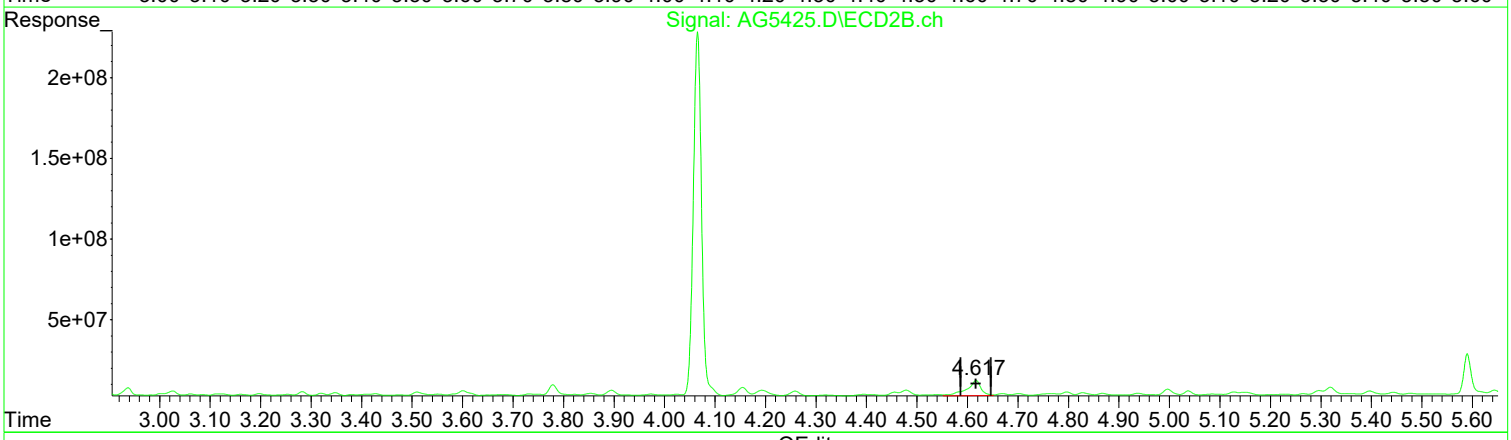

QEdit

(13) Dieldrin (tcm)
3.946min 10.676 ug/l
response 203547393

(13) Dieldrin #2 (tcm)
4.617min 14.720 ug/l
response 190372435

Manual Integration:
Before

03/28/24

(+) = Expected Retention Time

Quantitation Report (Qedit)

Data Path : I:\ACQUDATA\7890N.net\data\032624\
Data File : AG5425.D
Signal(s) : Signal #1: ECD1A.ch Signal #2: ECD2B.ch
Acq On : 26 Mar 2024 04:29 pm
Operator : AFelser
Sample : R2401914-007
Misc :
ALS Vial : 10 Sample Multiplier: 1

Integration File signal 1: EVENTS.E
Integration File signal 2: EVENTS2.E
Quant Time: Mar 27 09:23:44 2024
Quant Method : I:\ACQUDATA\7890N.net\Methods\N-PEST022324.M
Quant Title : 608.3/8081B PESTICIDES
QLast Update : Mon Feb 26 08:35:50 2024
Response via : Initial Calibration
Integrator: ChemStation

Volume Inj. : 1uL
Signal #1 Phase : STx-CLP Signal #2 Phase: STx-CLPII
Signal #1 Info : 0.32mm 30m Signal #2 Info : 0.32mm 30m

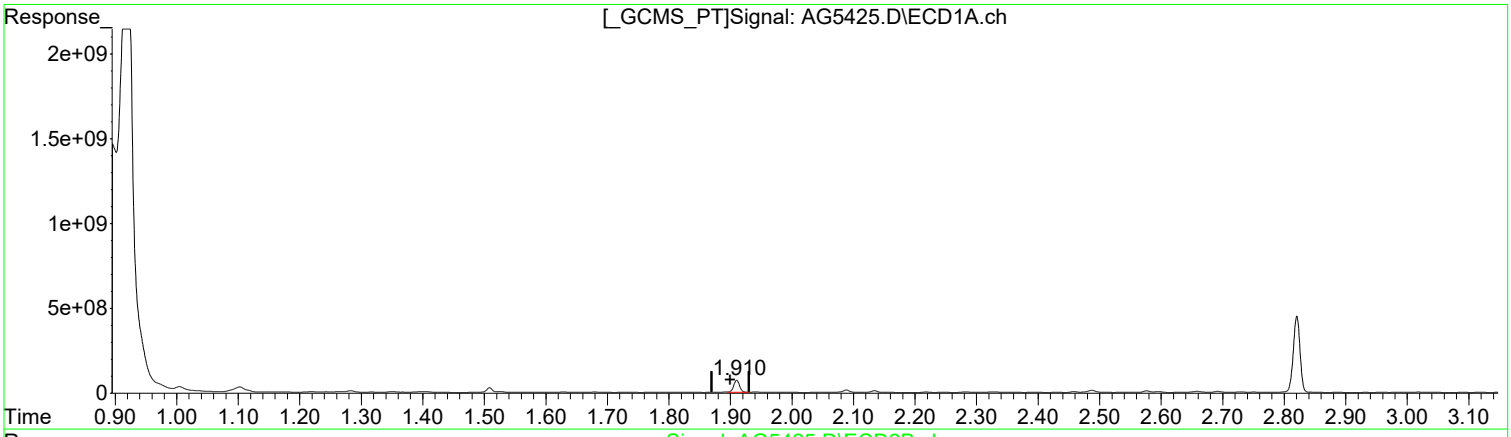

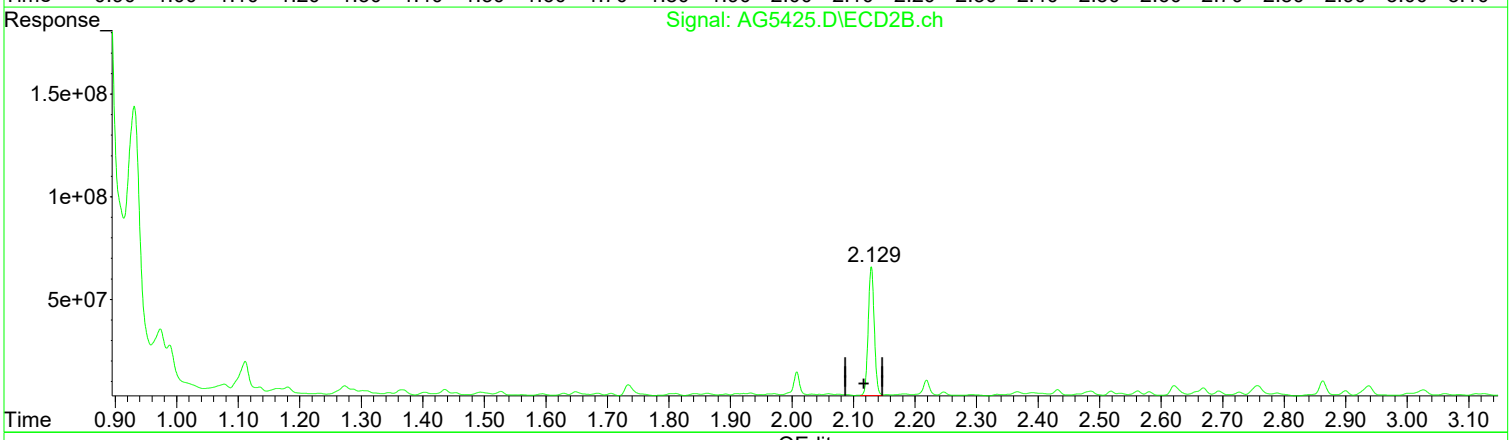

QEdit

(1) SURR1,Tetrac (S)
1.910min 28.906 ug/l m
response 474240868

(1) SURR1,Tetrac #2 (S)
2.129min 32.469 ug/l m
response 426732005

Manual Integration:
After
Poor integration.
03/28/24

(+) = Expected Retention Time

Quantitation Report (Qedit)

Data Path : I:\ACQUDATA\7890N.net\data\032624\
Data File : AG5425.D
Signal(s) : Signal #1: ECD1A.ch Signal #2: ECD2B.ch
Acq On : 26 Mar 2024 04:29 pm
Operator : AFelser
Sample : R2401914-007
Misc :
ALS Vial : 10 Sample Multiplier: 1

Integration File signal 1: EVENTS.E
Integration File signal 2: EVENTS2.E
Quant Time: Mar 27 09:23:44 2024
Quant Method : I:\ACQUDATA\7890N.net\Methods\N-PEST022324.M
Quant Title : 608.3/8081B PESTICIDES
QLast Update : Mon Feb 26 08:35:50 2024
Response via : Initial Calibration
Integrator: ChemStation

Volume Inj. : 1uL
Signal #1 Phase : STx-CLP Signal #2 Phase: STx-CLPII
Signal #1 Info : 0.32mm 30m Signal #2 Info : 0.32mm 30m

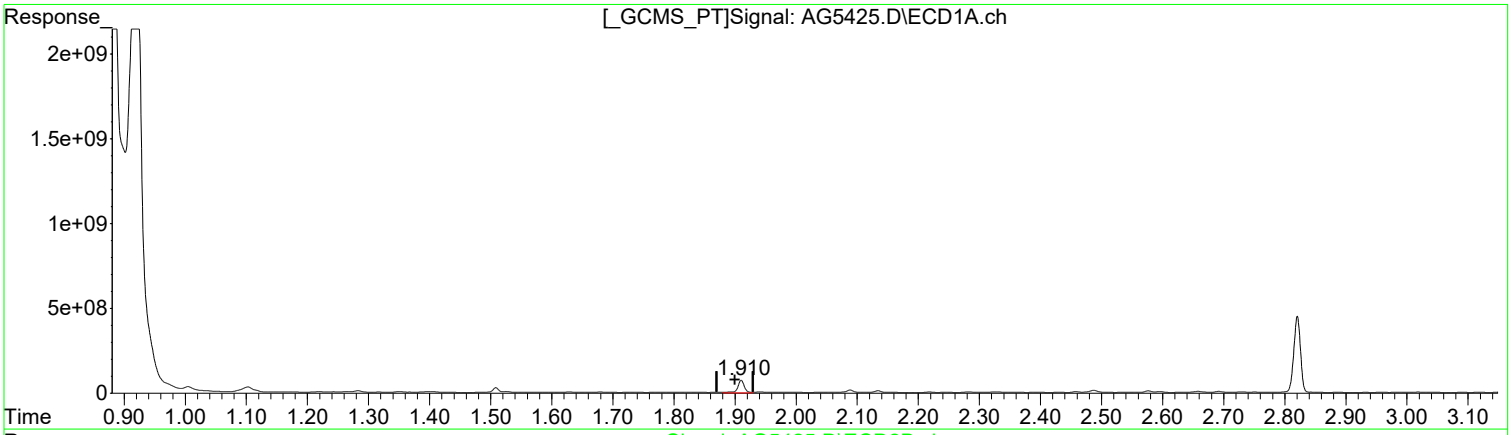

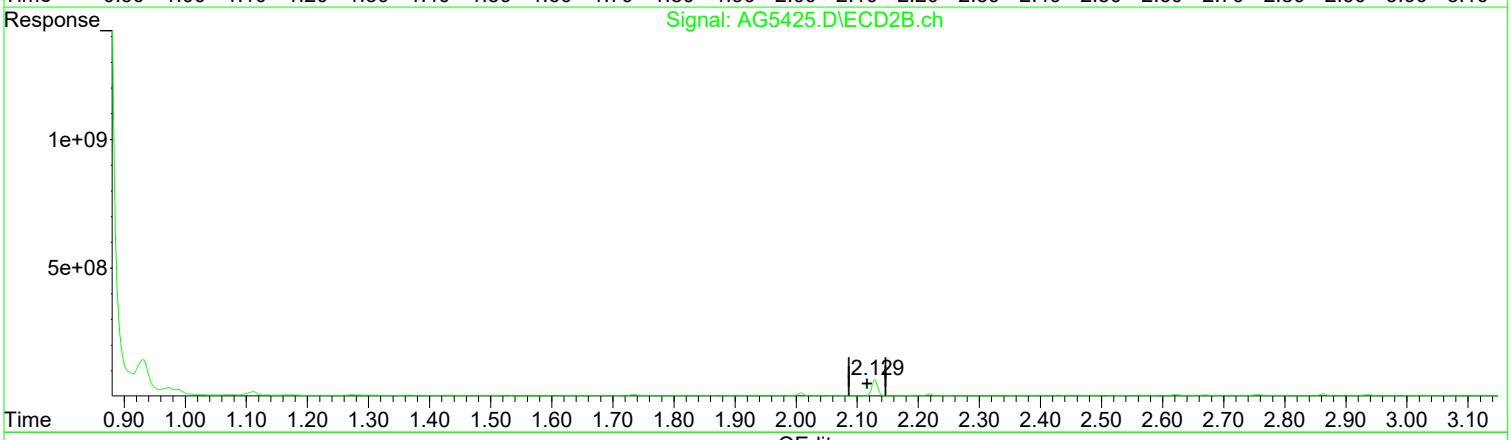

QEdit

(1) SURR1,Tetrac (S)

1.910min 35.392 ug/l

response 580652569

(1) SURR1,Tetrac #2 (S)

2.129min 35.273 ug/l

response 463589737

Manual Integration:

Before

03/28/24

(+) = Expected Retention Time

1st AF 03/28/24
2nd BA 03/28/24

Quantitation Report (Qedit)

Data Path : I:\ACQUDATA\7890N.net\data\032624\
Data File : AG5425.D
Signal(s) : Signal #1: ECD1A.ch Signal #2: ECD2B.ch
Acq On : 26 Mar 2024 04:29 pm
Operator : AFelser
Sample : R2401914-007
Misc :
ALS Vial : 10 Sample Multiplier: 1

Integration File signal 1: EVENTS.E
Integration File signal 2: EVENTS2.E
Quant Time: Mar 27 09:23:44 2024
Quant Method : I:\ACQUDATA\7890N.net\Methods\N-PEST022324.M
Quant Title : 608.3/8081B PESTICIDES
QLast Update : Mon Feb 26 08:35:50 2024
Response via : Initial Calibration
Integrator: ChemStation

Volume Inj. : 1uL
Signal #1 Phase : STx-CLP Signal #2 Phase: STx-CLPII
Signal #1 Info : 0.32mm 30m Signal #2 Info : 0.32mm 30m

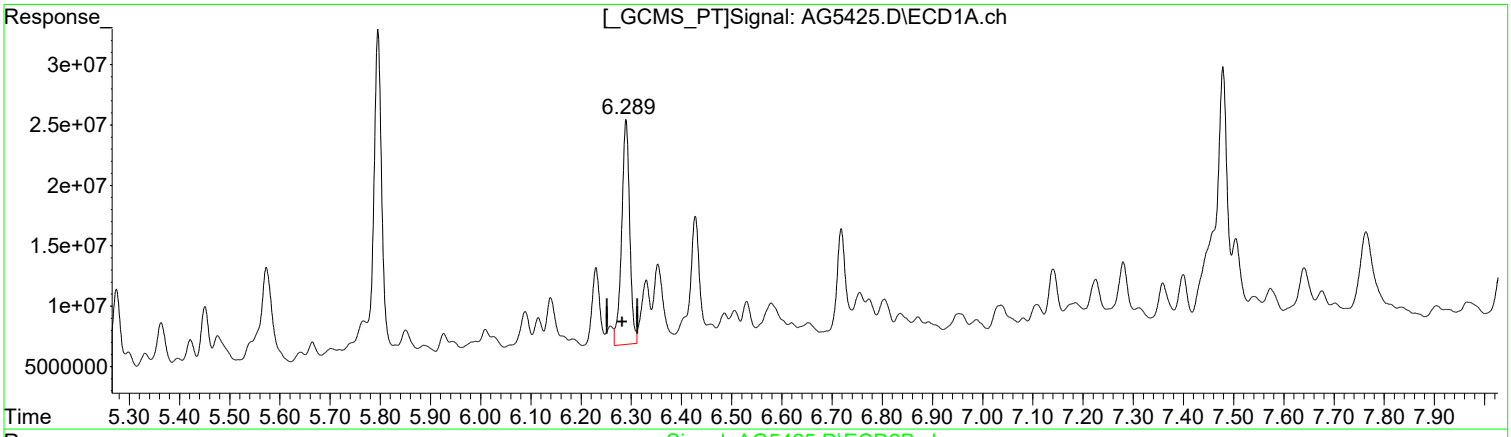

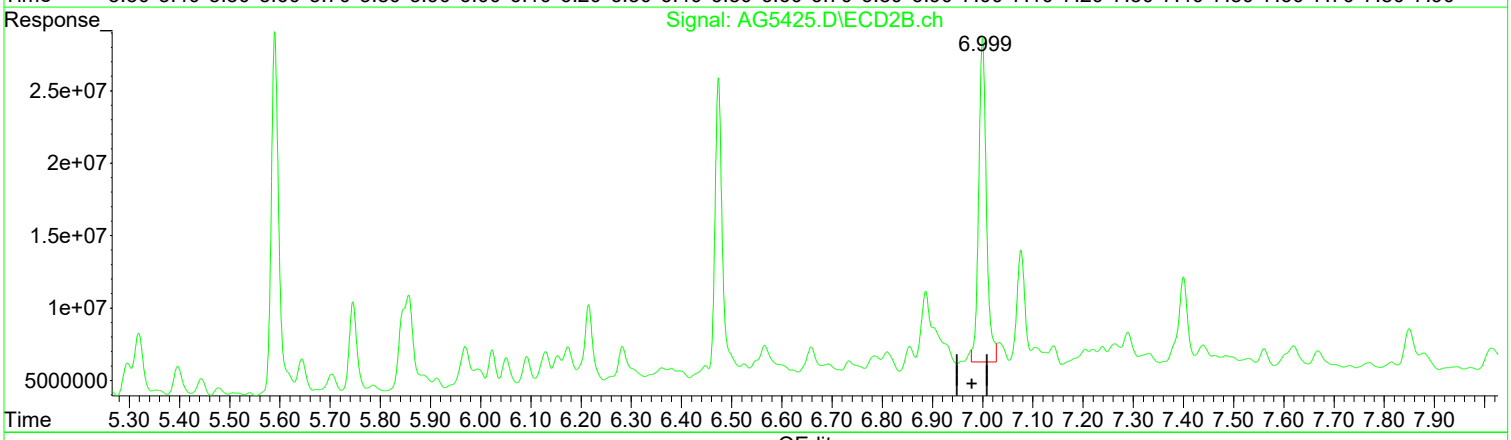

QEdit

(23) SURR2,Decachlorobiphenyl (S)
6.289min 18.154 ug/l m
response 208221362

Manual Integration:
After
Poor integration.
03/28/24

(23) SURR2,Decachlorobiphenyl #2 (S)
6.999min 28.064 ug/l m
response 240231747

(+) = Expected Retention Time

1st AF 03/28/24
2nd BA 03/28/24

Quantitation Report (Qedit)

Data Path : I:\ACQUDATA\7890N.net\data\032624\
Data File : AG5425.D
Signal(s) : Signal #1: ECD1A.ch Signal #2: ECD2B.ch
Acq On : 26 Mar 2024 04:29 pm
Operator : AFelser
Sample : R2401914-007
Misc :
ALS Vial : 10 Sample Multiplier: 1

Integration File signal 1: EVENTS.E
Integration File signal 2: EVENTS2.E
Quant Time: Mar 27 09:23:44 2024
Quant Method : I:\ACQUDATA\7890N.net\Methods\N-PEST022324.M
Quant Title : 608.3/8081B PESTICIDES
QLast Update : Mon Feb 26 08:35:50 2024
Response via : Initial Calibration
Integrator: ChemStation

Volume Inj. : 1uL
Signal #1 Phase : STx-CLP Signal #2 Phase: STx-CLPII
Signal #1 Info : 0.32mm 30m Signal #2 Info : 0.32mm 30m

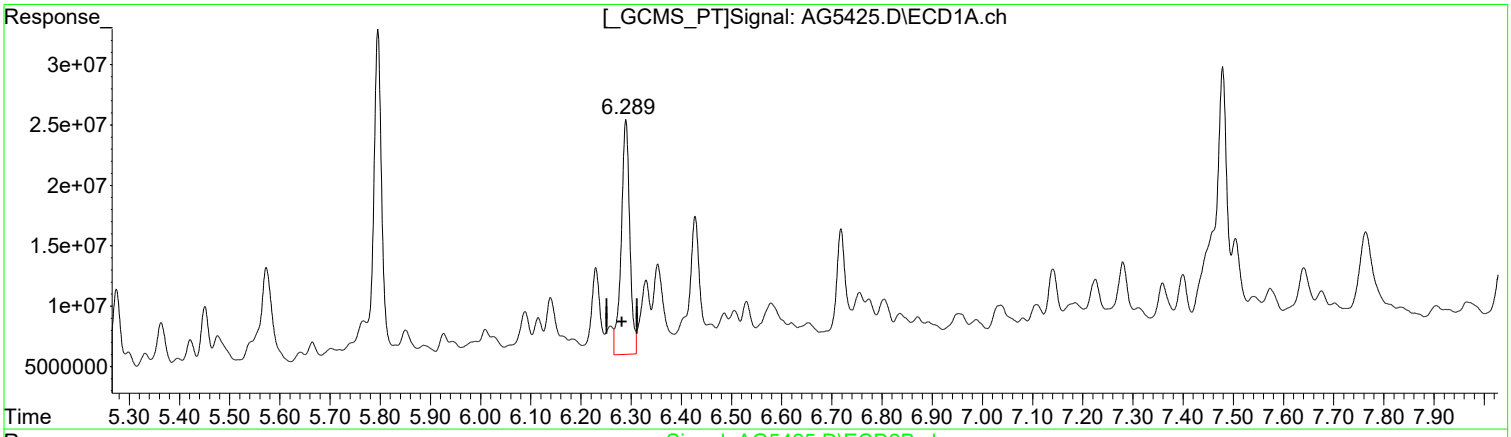

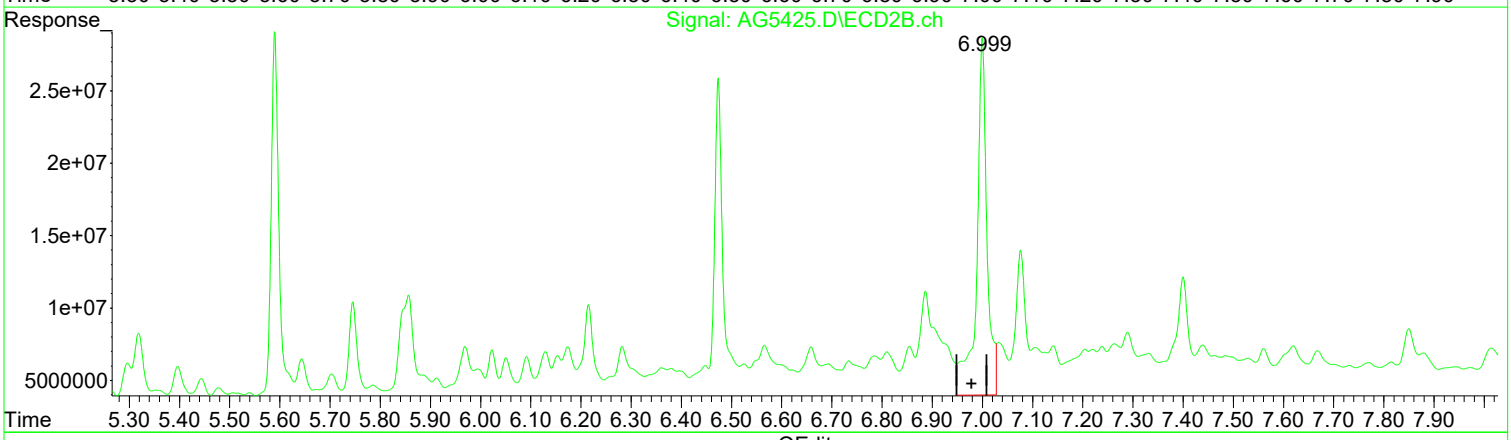

QEdit

(23) SURR2,Decachlorobiphenyl (S)
6.290min 20.006 ug/l
response 229462064

Manual Integration:
Before
03/28/24

(23) SURR2,Decachlorobiphenyl #2 (S)
7.000min 41.120 ug/l
response 351992806

(+) = Expected Retention Time

Quantitation Report (QT Reviewed)

Data Path : I:\ACQUDATA\7890N.net\data\032624\
Data File : AG5425.D
Signal(s) : Signal #1: ECD1A.ch Signal #2: ECD2B.ch
Acq On : 26 Mar 2024 04:29 pm
Operator : AFelser
Sample : R2401914-007
Misc :
ALS Vial : 10 Sample Multiplier: 1

Integration File signal 1: EVENTS.E
Integration File signal 2: EVENTS2.E
Quant Time: Mar 27 09:23:44 2024
Quant Method : I:\ACQUDATA\7890N.net\Methods\N-PEST022324.M
Quant Title : 608.3/8081B PESTICIDES
QLast Update : Mon Feb 26 08:35:50 2024
Response via : Initial Calibration
Integrator: ChemStation

Volume Inj. : 1uL
Signal #1 Phase : STx-CLP Signal #2 Phase: STx-CLPII
Signal #1 Info : 0.32mm 30m Signal #2 Info : 0.32mm 30m

	Compound	RT#1	RT#2	Resp#1	Resp#2	ug/l	ug/l
	System Monitoring Compounds						
1) S	SURR1,Tet...	1.910	2.129	474.2E6	426.7E6	28.906m	32.469m
	Spiked Amount	100.000	Range 30 - 150	Recovery =		28.91%#	32.47%
23) S	SURR2,Dec...	6.289	6.999f	208.2E6	240.2E6	18.154m	28.064m#
	Spiked Amount	100.000	Range 30 - 150	Recovery =		18.15%#	28.06%#
	Target Compounds						
10) tc	gamma-Chlord	3.493	4.091	47371554	32845604	2.540m	2.542m
11) tc	alpha-Chlord	3.601	4.258	38375964	37838215	2.048m	2.830m#
13) tcm	Dieldrin	3.946	4.617	156.4E6	118.2E6	8.202m	9.137m
	Sum Toxaphene			0	0	N.D.	N.D.
	Average Toxaphene					0.000	0.000
	Sum Chlordane			0	0	N.D.	N.D.
	Average Chlordane					0.000	0.000
	Sum Dechlorane			0	0	N.D.	N.D.
	Average Dechlorane					0.000	0.000

(f)=RT Delta > 1/2 Window (#)=Amounts differ by > 25% (m)=manual int.

1st AF 03/28/24
2nd BA 03/28/24

Data Path : I:\ACQUDATA\7890N.net\data\032624\
Data File : AG5425.D
Signal(s) : Signal #1: ECD1A.ch Signal #2: ECD2B.ch
Acq On : 26 Mar 2024 04:29 pm
Operator : AFelser
Sample : R2401914-007
Misc :
ALS Vial : 10 Sample Multiplier: 1

Integration File signal 1: EVENTS.E
Integration File signal 2: EVENTS2.E
Quant Time: Mar 27 09:23:44 2024
Quant Method : I:\ACQUDATA\7890N.net\Methods\N-PEST022324.M
Quant Title : 608.3/8081B PESTICIDES
QLast Update : Mon Feb 26 08:35:50 2024
Response via : Initial Calibration
Integrator: ChemStation

Volume Inj. : 1uL
Signal #1 Phase : STx-CLP Signal #2 Phase: STx-CLPII
Signal #1 Info : 0.32mm 30m Signal #2 Info : 0.32mm 30m

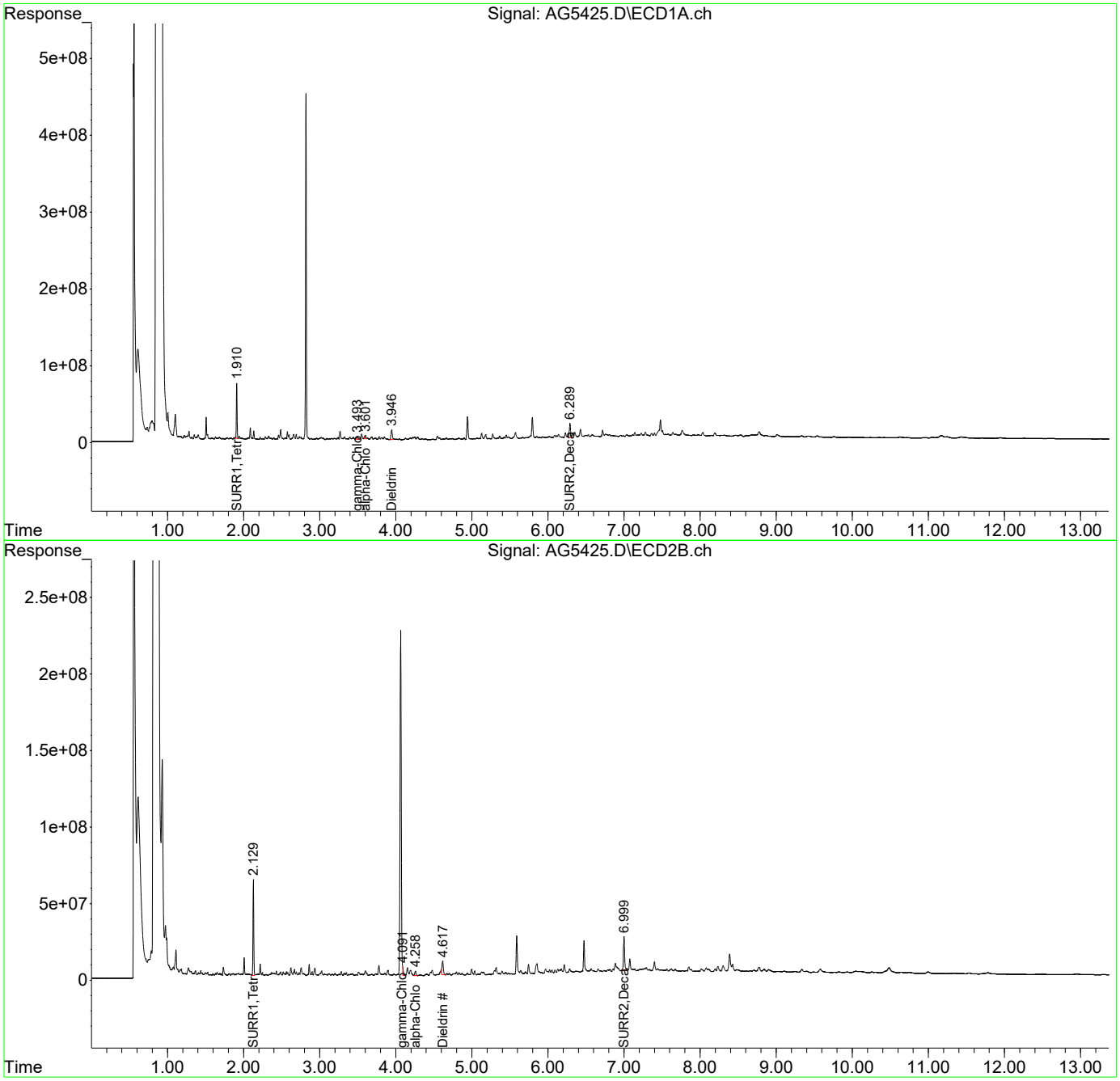

Quantitation Report (QT Reviewed)

Data Path : I:\ACQUDATA\7890N.net\data\031124\
Data File : AG5214.D
Signal(s) : Signal #1: ECD1A.ch Signal #2: ECD2B.ch
Acq On : 11 Mar 2024 07:16 pm
Operator : AFelser
Sample : RQ2402543-01
Misc :
ALS Vial : 6 Sample Multiplier: 1

Integration File signal 1: EVENTS.E
Integration File signal 2: EVENTS2.E
Quant Time: Mar 12 11:01:38 2024
Quant Method : I:\ACQUDATA\7890N.net\Methods\N-PEST022324.M
Quant Title : 608.3/8081B PESTICIDES
QLast Update : Mon Feb 26 08:35:50 2024
Response via : Initial Calibration
Integrator: ChemStation

Volume Inj. : 1uL
Signal #1 Phase : STx-CLP Signal #2 Phase: STx-CLPII
Signal #1 Info : 0.32mm 30m Signal #2 Info : 0.32mm 30m

Compound	RT#1	RT#2	Resp#1	Resp#2	ug/l	ug/l
System Monitoring Compounds						
1) S SURR1,Tet...	1.899	2.116	626.2E6	525.2E6	38.166	39.959
Spiked Amount	100.000	Range 30 - 150	Recovery =		38.17%	39.96%
23) S SURR2,Dec...	6.276	6.975	292.2E6	247.4E6	25.475	28.906
Spiked Amount	100.000	Range 30 - 150	Recovery =		25.48%#	28.91%#
Target Compounds						
Sum Toxaphene			0	0	N.D.	N.D.
Average Toxaphene					0.000	0.000
Sum Chlordane			0	0	N.D.	N.D.
Average Chlordane					0.000	0.000
Sum Dechlorane			0	0	N.D.	N.D.
Average Dechlorane					0.000	0.000

(f)=RT Delta > 1/2 Window (#)=Amounts differ by > 25% (m)=manual int.

Data Path : I:\ACQUDATA\7890N.net\data\031124\
Data File : AG5214.D
Signal(s) : Signal #1: ECD1A.ch Signal #2: ECD2B.ch
Acq On : 11 Mar 2024 07:16 pm
Operator : AFelser
Sample : RQ2402543-01
Misc :
ALS Vial : 6 Sample Multiplier: 1

Integration File signal 1: EVENTS.E
Integration File signal 2: EVENTS2.E
Quant Time: Mar 12 11:01:38 2024
Quant Method : I:\ACQUDATA\7890N.net\Methods\N-PEST022324.M
Quant Title : 608.3/8081B PESTICIDES
QLast Update : Mon Feb 26 08:35:50 2024
Response via : Initial Calibration
Integrator: ChemStation

Volume Inj. : 1uL
Signal #1 Phase : STx-CLP Signal #2 Phase: STx-CLPII
Signal #1 Info : 0.32mm 30m Signal #2 Info : 0.32mm 30m

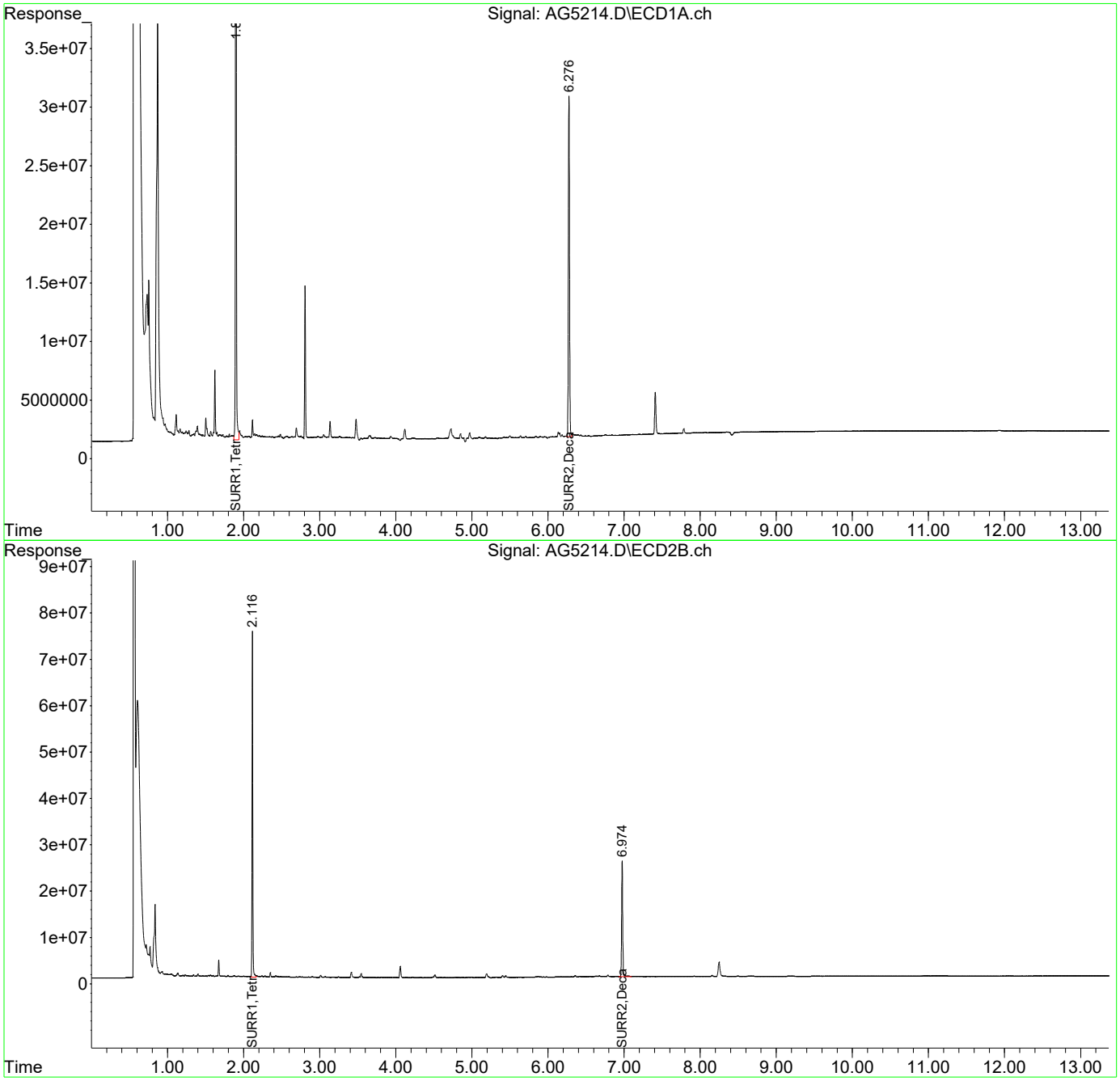

Quantitation Report (Qedit)

Data Path : I:\ACQUDATA\7890N.net\data\032224\
Data File : AG5357.D
Signal(s) : Signal #1: ECD1A.ch Signal #2: ECD2B.ch
Acq On : 22 Mar 2024 07:41 pm
Operator : AFelser
Sample : RQ2402685-01
Misc :
ALS Vial : 9 Sample Multiplier: 1

Integration File signal 1: EVENTS.E
Integration File signal 2: EVENTS2.E
Quant Time: Mar 25 12:12:07 2024
Quant Method : I:\ACQUDATA\7890N.net\Methods\N-PEST022324.M
Quant Title : 608.3/8081B PESTICIDES
QLast Update : Mon Feb 26 08:35:50 2024
Response via : Initial Calibration
Integrator: ChemStation

Volume Inj. : 1uL
Signal #1 Phase : STx-CLP Signal #2 Phase: STx-CLPII
Signal #1 Info : 0.32mm 30m Signal #2 Info : 0.32mm 30m

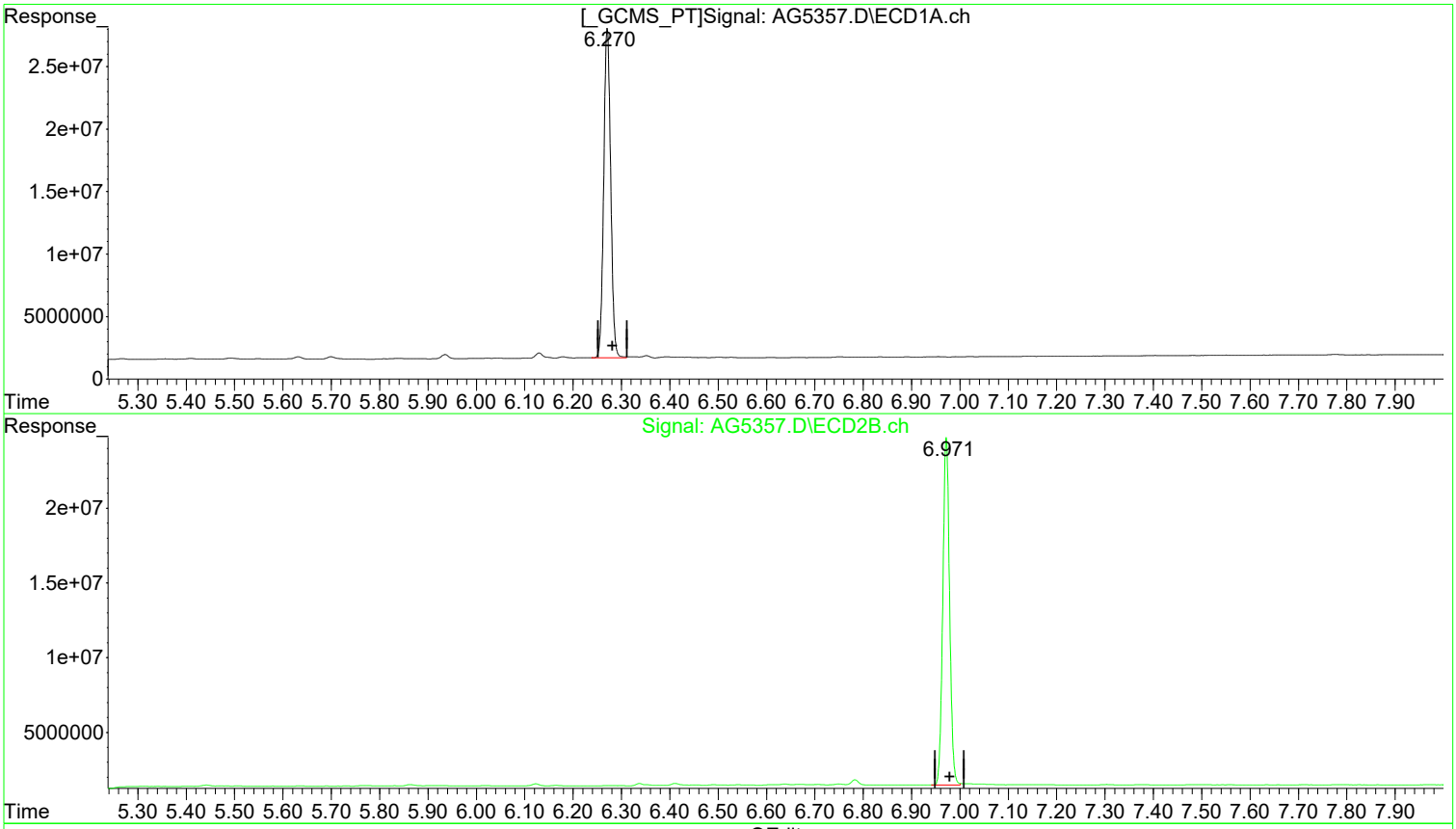

QEdit

(23) SURR2,Decachlorobiphenyl (S)
6.270min 23.125 ug/l m
response 265235412

(23) SURR2,Decachlorobiphenyl #2 (S)
6.971min 26.552 ug/l m
response 227282898

Manual Integration:
After
Poor integration.
03/25/24

(+) = Expected Retention Time

Quantitation Report (Qedit)

Data Path : I:\ACQUDATA\7890N.net\data\032224\
Data File : AG5357.D
Signal(s) : Signal #1: ECD1A.ch Signal #2: ECD2B.ch
Acq On : 22 Mar 2024 07:41 pm
Operator : AFelser
Sample : RQ2402685-01
Misc :
ALS Vial : 9 Sample Multiplier: 1

Integration File signal 1: EVENTS.E
Integration File signal 2: EVENTS2.E
Quant Time: Mar 25 12:12:07 2024
Quant Method : I:\ACQUDATA\7890N.net\Methods\N-PEST022324.M
Quant Title : 608.3/8081B PESTICIDES
QLast Update : Mon Feb 26 08:35:50 2024
Response via : Initial Calibration
Integrator: ChemStation

Volume Inj. : 1uL
Signal #1 Phase : STx-CLP Signal #2 Phase: STx-CLPII
Signal #1 Info : 0.32mm 30m Signal #2 Info : 0.32mm 30m

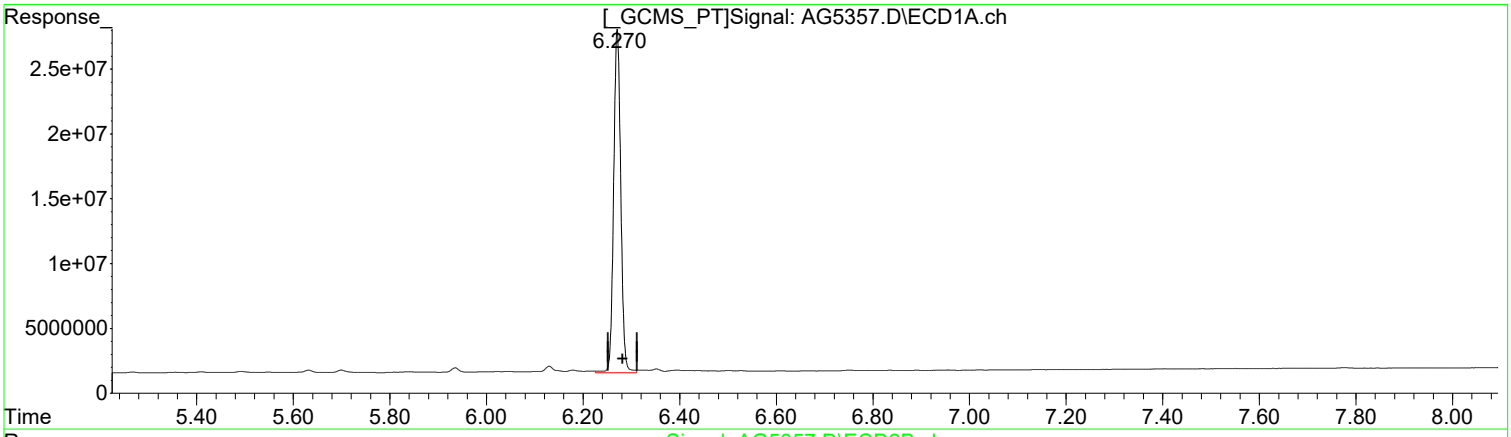

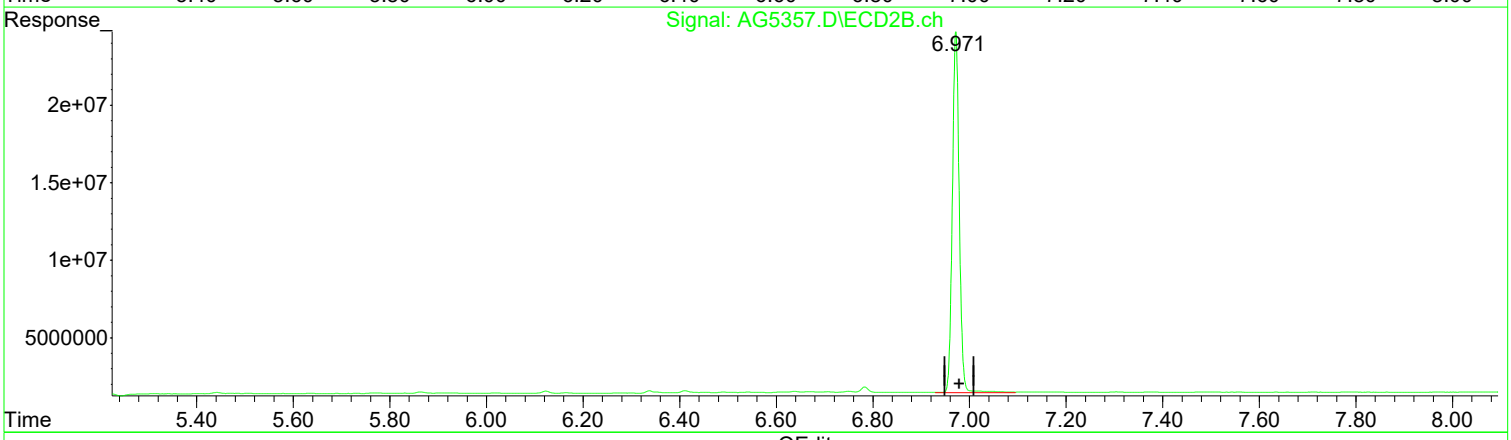

QEdit

(23) SURR2,Decachlorobiphenyl (S)
6.271min 23.671 ug/l
response 271502290

(23) SURR2,Decachlorobiphenyl #2 (S)
6.972min 27.101 ug/l
response 231986138

Manual Integration:
Before

03/25/24

(+) = Expected Retention Time

Quantitation Report (QT Reviewed)

Data Path : I:\ACQUDATA\7890N.net\data\032224\
Data File : AG5357.D
Signal(s) : Signal #1: ECD1A.ch Signal #2: ECD2B.ch
Acq On : 22 Mar 2024 07:41 pm
Operator : AFelser
Sample : RQ2402685-01
Misc :
ALS Vial : 9 Sample Multiplier: 1

Integration File signal 1: EVENTS.E
Integration File signal 2: EVENTS2.E
Quant Time: Mar 25 12:12:07 2024
Quant Method : I:\ACQUDATA\7890N.net\Methods\N-PEST022324.M
Quant Title : 608.3/8081B PESTICIDES
QLast Update : Mon Feb 26 08:35:50 2024
Response via : Initial Calibration
Integrator: ChemStation

Volume Inj. : 1uL
Signal #1 Phase : STx-CLP Signal #2 Phase: STx-CLPII
Signal #1 Info : 0.32mm 30m Signal #2 Info : 0.32mm 30m

Compound	RT#1	RT#2	Resp#1	Resp#2	ug/l	ug/l
System Monitoring Compounds						
1) S SURR1,Tet...	1.896	2.114	625.5E6	526.9E6	38.127	40.091
Spiked Amount	100.000 Range	30 - 150	Recovery	=	38.13%	40.09%
23) S SURR2,Dec...	6.270	6.971	265.2E6	227.3E6	23.125m	26.552m
Spiked Amount	100.000 Range	30 - 150	Recovery	=	23.13%#	26.55%#
Target Compounds						
Sum Toxaphene			0	0	N.D.	N.D.
Average Toxaphene					0.000	0.000
Sum Chlordane			0	0	N.D.	N.D.
Average Chlordane					0.000	0.000
Sum Dechlorane			0	0	N.D.	N.D.
Average Dechlorane					0.000	0.000

(f)=RT Delta > 1/2 Window (#)=Amounts differ by > 25% (m)=manual int.

Quantitation Report (QT Reviewed)

Data Path : I:\ACQUDATA\7890N.net\data\032224\
Data File : AG5357.D
Signal(s) : Signal #1: ECD1A.ch Signal #2: ECD2B.ch
Acq On : 22 Mar 2024 07:41 pm
Operator : AFelser
Sample : RQ2402685-01
Misc :
ALS Vial : 9 Sample Multiplier: 1

Integration File signal 1: EVENTS.E
Integration File signal 2: EVENTS2.E
Quant Time: Mar 25 12:12:07 2024
Quant Method : I:\ACQUDATA\7890N.net\Methods\N-PEST022324.M
Quant Title : 608.3/8081B PESTICIDES
QLast Update : Mon Feb 26 08:35:50 2024
Response via : Initial Calibration
Integrator: ChemStation

Volume Inj. : 1uL
Signal #1 Phase : STx-CLP Signal #2 Phase: STx-CLPII
Signal #1 Info : 0.32mm 30m Signal #2 Info : 0.32mm 30m

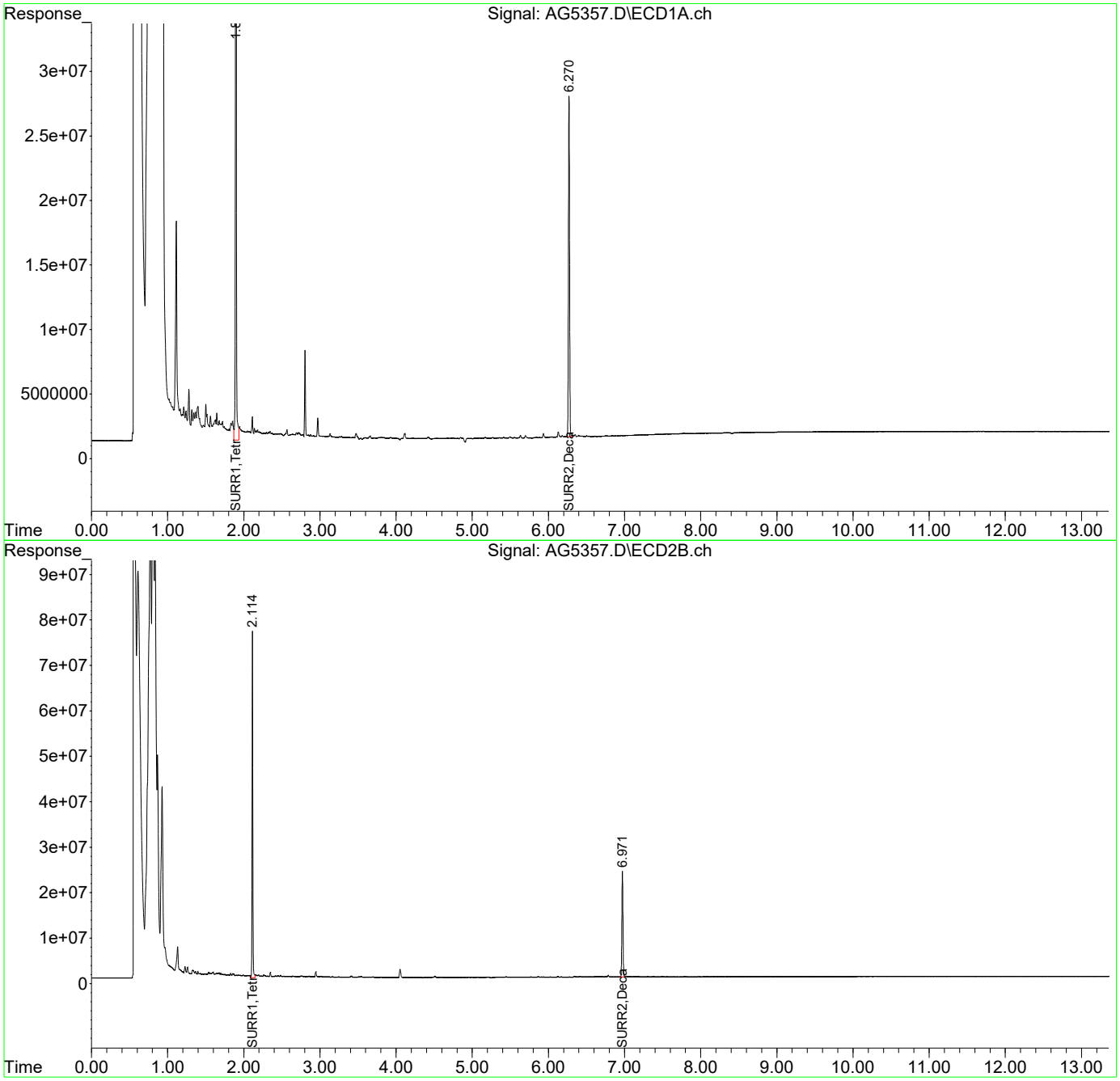

1st AF 03/13/24
2nd BA 03/13/24

Quantitation Report (Qedit)

Data Path : I:\ACQUDATA\7890N.net\data\031124\
Data File : AG5215.D
Signal(s) : Signal #1: ECD1A.ch Signal #2: ECD2B.ch
Acq On : 11 Mar 2024 07:34 pm
Operator : AFelser
Sample : RQ2402543-02
Misc :
ALS Vial : 7 Sample Multiplier: 1

Integration File signal 1: EVENTS.E
Integration File signal 2: EVENTS2.E
Quant Time: Mar 12 11:01:42 2024
Quant Method : I:\ACQUDATA\7890N.net\Methods\N-PEST022324.M
Quant Title : 608.3/8081B PESTICIDES
QLast Update : Mon Feb 26 08:35:50 2024
Response via : Initial Calibration
Integrator: ChemStation

Volume Inj. : 1uL
Signal #1 Phase : STx-CLP Signal #2 Phase: STx-CLPII
Signal #1 Info : 0.32mm 30m Signal #2 Info : 0.32mm 30m

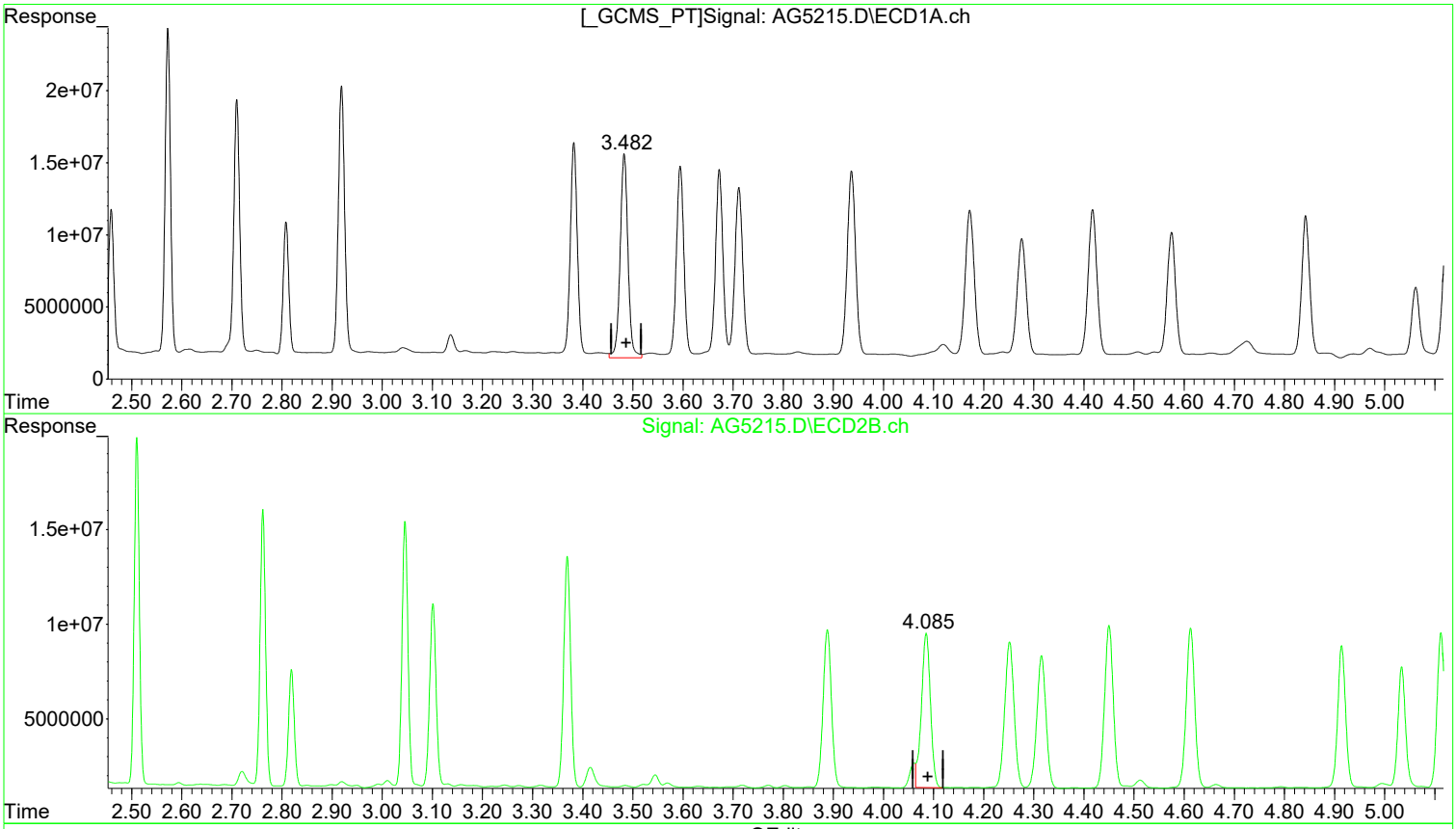

QEdit

(10) gamma-Chlord (tc)
3.483min 8.245 ug/l
response 153767417

(10) gamma-Chlord #2 (tc)
4.085min 7.915 ug/l m
response 102256997

Manual Integration:
After
Poor integration.
03/13/24

(+) = Expected Retention Time

1st AF 03/13/24
2nd BA 03/13/24

Quantitation Report (Qedit)

Data Path : I:\ACQUDATA\7890N.net\data\031124\
Data File : AG5215.D
Signal(s) : Signal #1: ECD1A.ch Signal #2: ECD2B.ch
Acq On : 11 Mar 2024 07:34 pm
Operator : AFelser
Sample : RQ2402543-02
Misc :
ALS Vial : 7 Sample Multiplier: 1

Integration File signal 1: EVENTS.E
Integration File signal 2: EVENTS2.E
Quant Time: Mar 12 11:01:42 2024
Quant Method : I:\ACQUDATA\7890N.net\Methods\N-PEST022324.M
Quant Title : 608.3/8081B PESTICIDES
QLast Update : Mon Feb 26 08:35:50 2024
Response via : Initial Calibration
Integrator: ChemStation

Volume Inj. : 1uL
Signal #1 Phase : STx-CLP Signal #2 Phase: STx-CLPII
Signal #1 Info : 0.32mm 30m Signal #2 Info : 0.32mm 30m

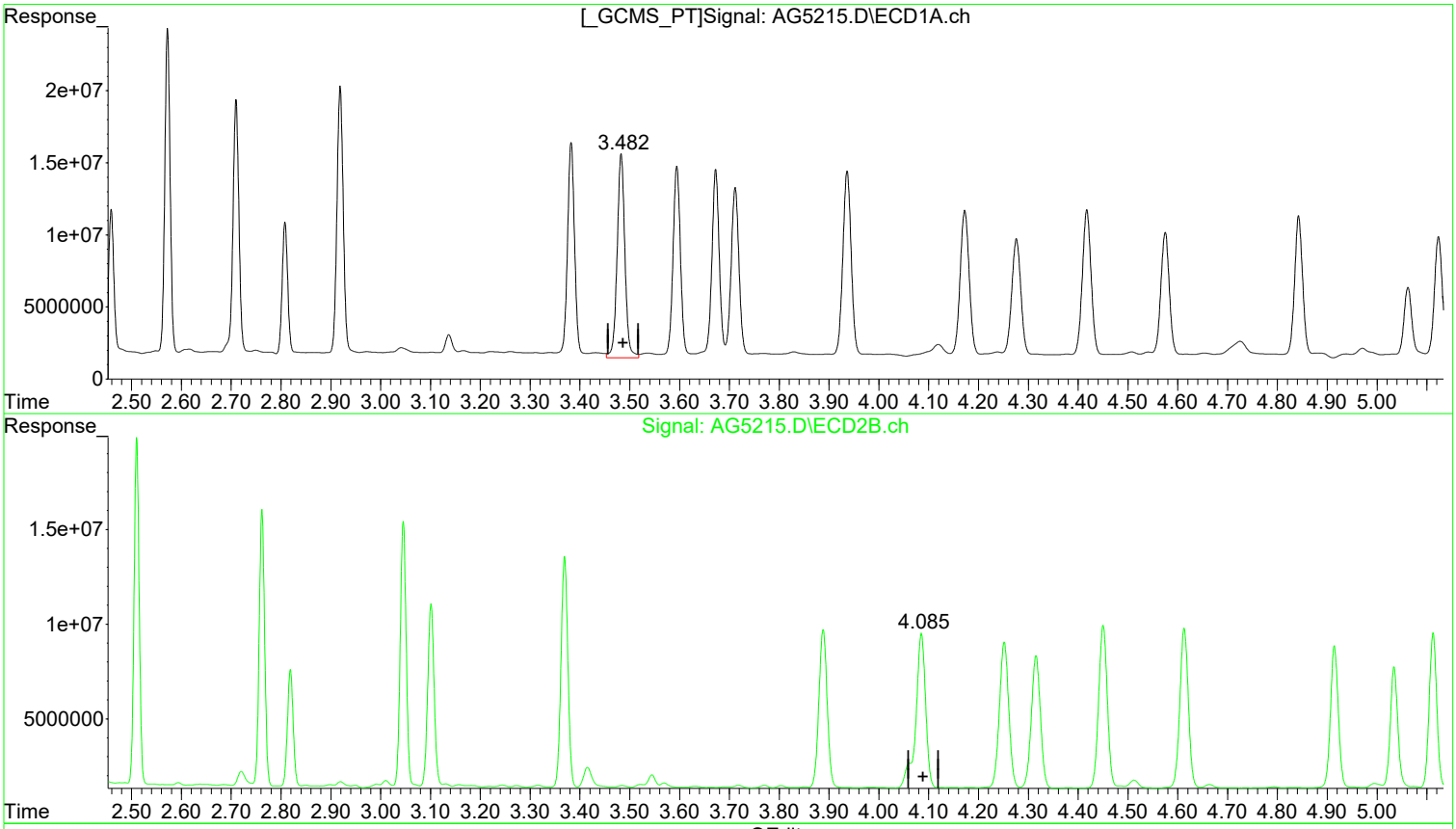

QEdit

(10) gamma-Chlord (tc)
3.483min 8.245 ug/l
response 153767417

(10) gamma-Chlord #2 (tc)
4.085min 8.914 ug/l
response 115162632

Manual Integration:
Before

03/13/24

(+) = Expected Retention Time

Quantitation Report (Qedit)

Data Path : I:\ACQUDATA\7890N.net\data\031124\
Data File : AG5215.D
Signal(s) : Signal #1: ECD1A.ch Signal #2: ECD2B.ch
Acq On : 11 Mar 2024 07:34 pm
Operator : AFelser
Sample : RQ2402543-02
Misc :
ALS Vial : 7 Sample Multiplier: 1

Integration File signal 1: EVENTS.E
Integration File signal 2: EVENTS2.E
Quant Time: Mar 12 11:01:42 2024
Quant Method : I:\ACQUDATA\7890N.net\Methods\N-PEST022324.M
Quant Title : 608.3/8081B PESTICIDES
QLast Update : Mon Feb 26 08:35:50 2024
Response via : Initial Calibration
Integrator: ChemStation

Volume Inj. : 1uL
Signal #1 Phase : STx-CLP Signal #2 Phase: STx-CLPII
Signal #1 Info : 0.32mm 30m Signal #2 Info : 0.32mm 30m

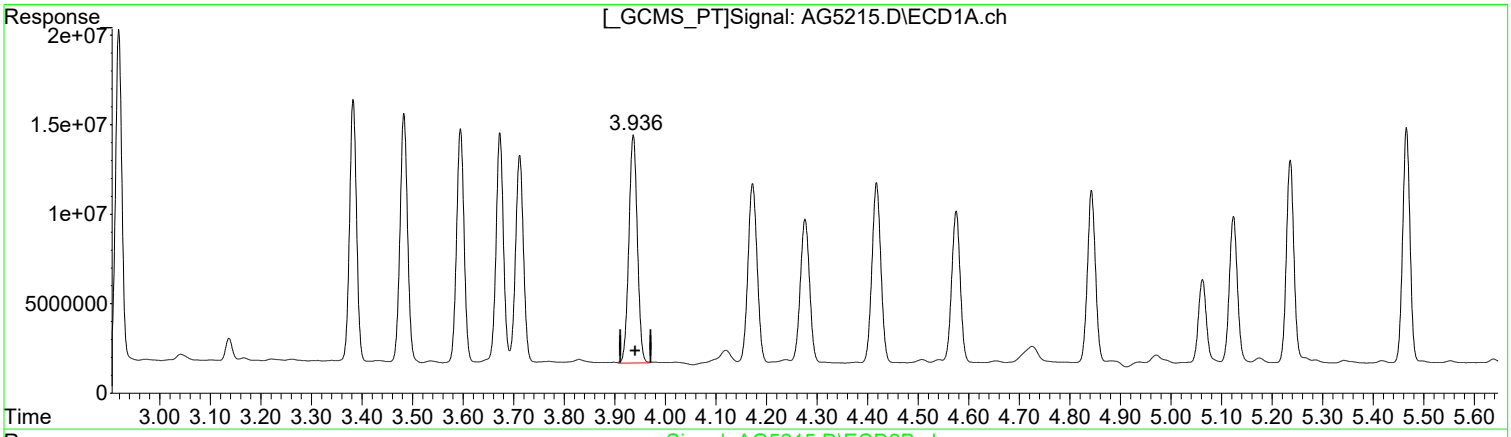

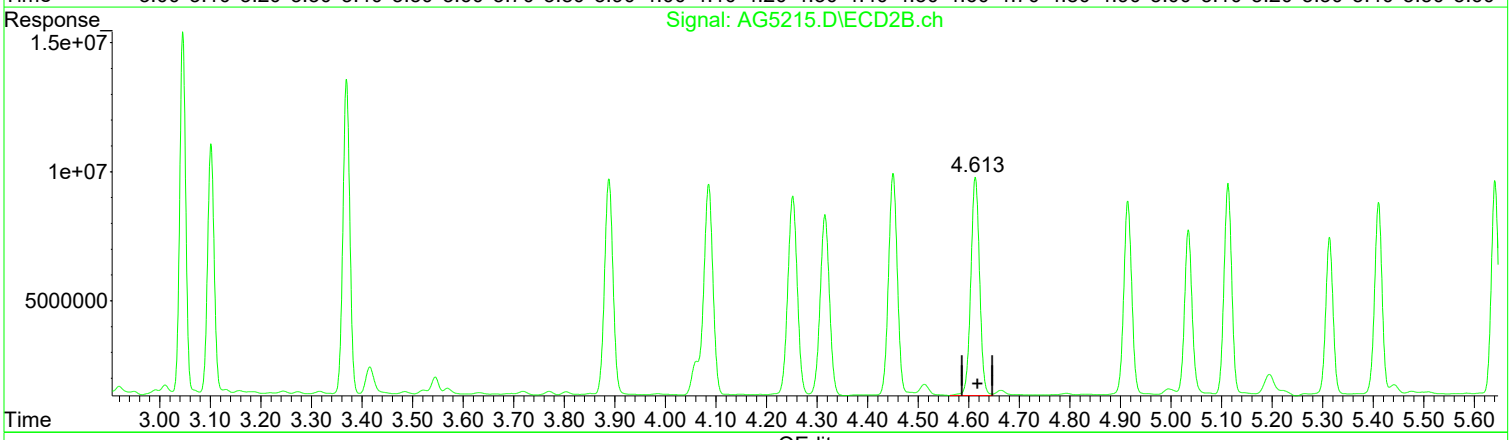

QEdit

(13) Dieldrin (tcm)
3.936min 7.758 ug/l m
response 147898599

Manual Integration:
After
Poor integration.
03/13/24

(13) Dieldrin #2 (tcm)
4.613min 7.850 ug/l
response 101528007

(+) = Expected Retention Time

Quantitation Report (Qedit)

Data Path : I:\ACQUDATA\7890N.net\data\031124\
Data File : AG5215.D
Signal(s) : Signal #1: ECD1A.ch Signal #2: ECD2B.ch
Acq On : 11 Mar 2024 07:34 pm
Operator : AFelser
Sample : RQ2402543-02
Misc :
ALS Vial : 7 Sample Multiplier: 1

Integration File signal 1: EVENTS.E
Integration File signal 2: EVENTS2.E
Quant Time: Mar 12 11:01:42 2024
Quant Method : I:\ACQUDATA\7890N.net\Methods\N-PEST022324.M
Quant Title : 608.3/8081B PESTICIDES
QLast Update : Mon Feb 26 08:35:50 2024
Response via : Initial Calibration
Integrator: ChemStation

Volume Inj. : 1uL
Signal #1 Phase : STx-CLP Signal #2 Phase: STx-CLPII
Signal #1 Info : 0.32mm 30m Signal #2 Info : 0.32mm 30m

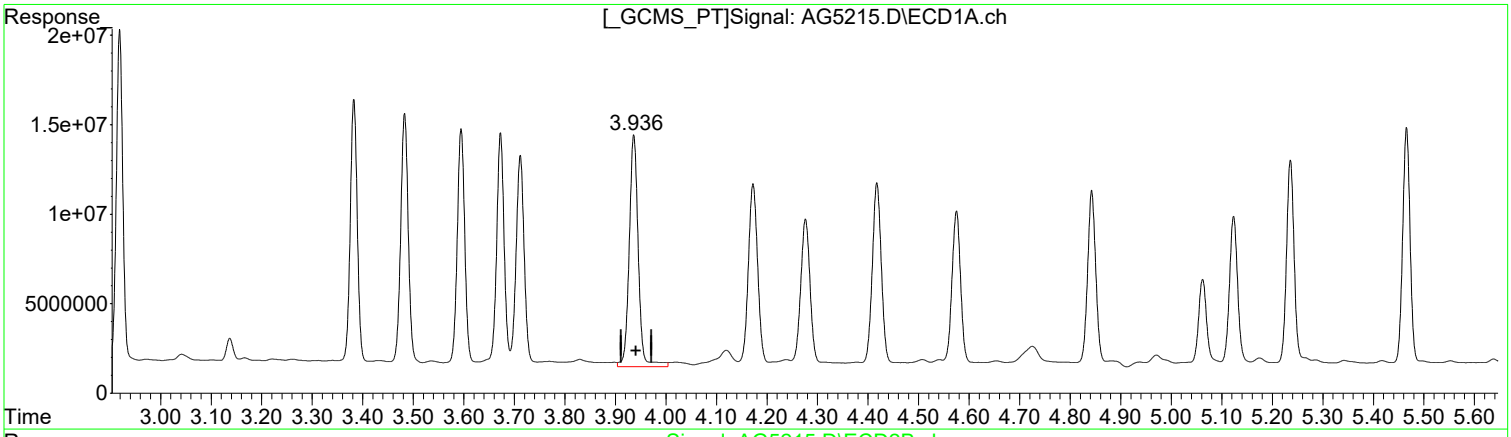

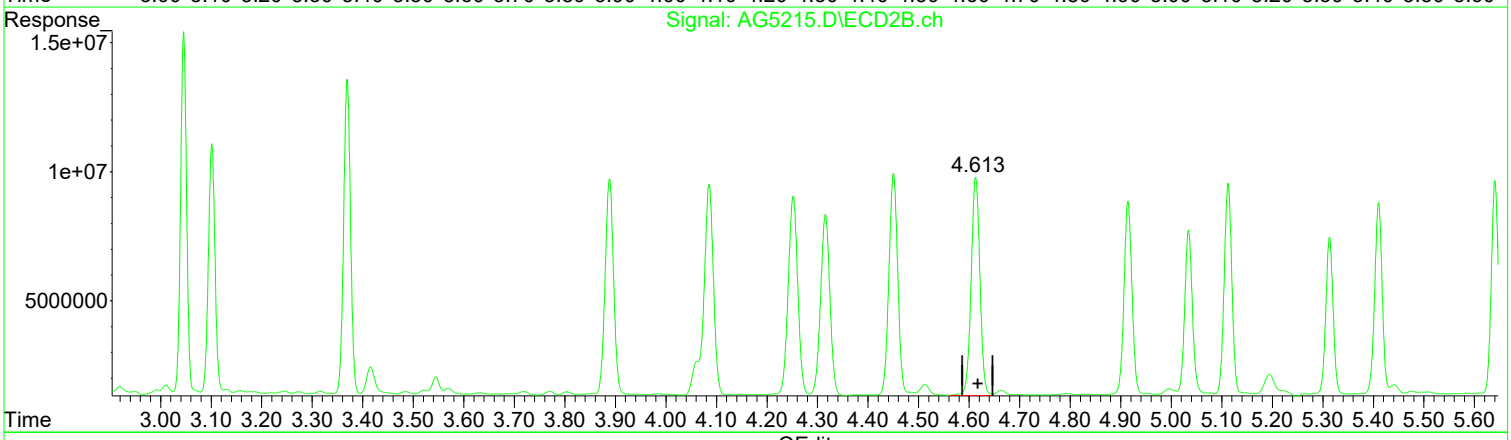

QEdit

(13) Dieldrin (tcm)
3.937min 8.479 ug/l
response 161644219

(13) Dieldrin #2 (tcm)
4.613min 7.850 ug/l
response 101528007

Manual Integration:
Before

03/13/24

(+) = Expected Retention Time

Quantitation Report (Qedit)

Data Path : I:\ACQUDATA\7890N.net\data\031124\
Data File : AG5215.D
Signal(s) : Signal #1: ECD1A.ch Signal #2: ECD2B.ch
Acq On : 11 Mar 2024 07:34 pm
Operator : AFelser
Sample : RQ2402543-02
Misc :
ALS Vial : 7 Sample Multiplier: 1

Integration File signal 1: EVENTS.E
Integration File signal 2: EVENTS2.E
Quant Time: Mar 12 11:01:42 2024
Quant Method : I:\ACQUDATA\7890N.net\Methods\N-PEST022324.M
Quant Title : 608.3/8081B PESTICIDES
QLast Update : Mon Feb 26 08:35:50 2024
Response via : Initial Calibration
Integrator: ChemStation

Volume Inj. : 1uL
Signal #1 Phase : STx-CLP Signal #2 Phase: STx-CLPII
Signal #1 Info : 0.32mm 30m Signal #2 Info : 0.32mm 30m

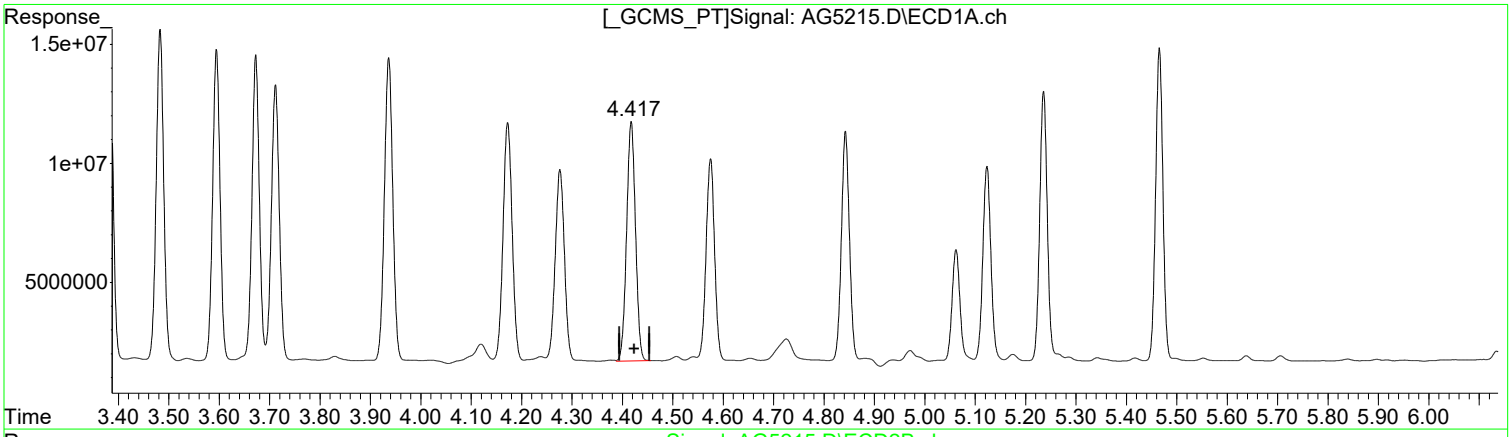

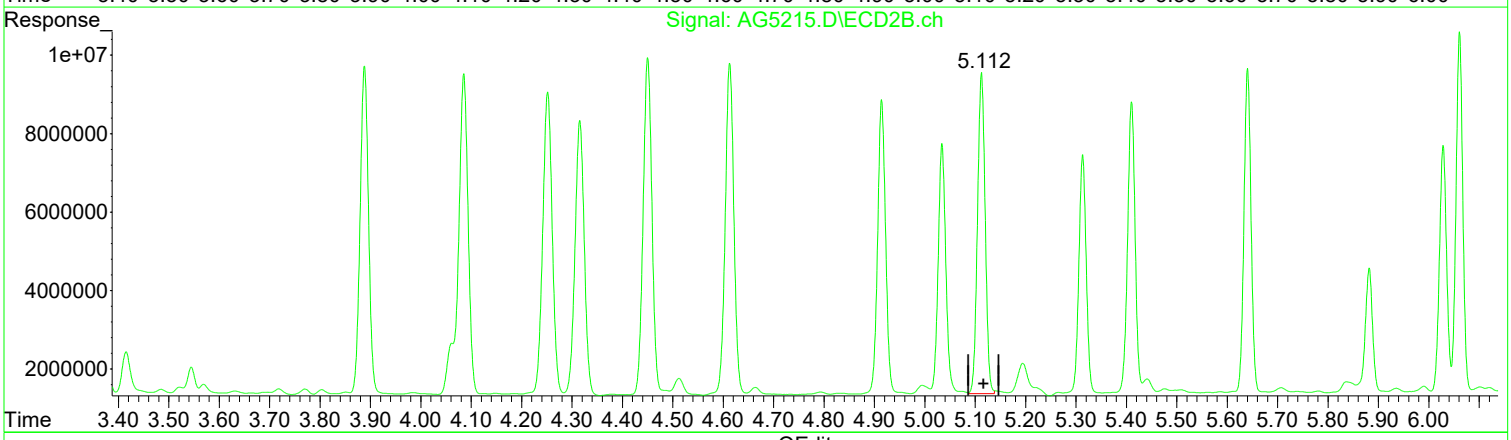

QEdit

(15) beta-Endosul (tc)
4.417min 7.392 ug/l m
response 123033576

(15) beta-Endosul #2 (tc)
5.112min 7.787 ug/l m
response 86348277

Manual Integration:
After
Poor integration.
03/13/24

(+) = Expected Retention Time

1st AF 03/13/24
2nd BA 03/13/24

Quantitation Report (Qedit)

Data Path : I:\ACQUDATA\7890N.net\data\031124\
Data File : AG5215.D
Signal(s) : Signal #1: ECD1A.ch Signal #2: ECD2B.ch
Acq On : 11 Mar 2024 07:34 pm
Operator : AFelser
Sample : RQ2402543-02
Misc :
ALS Vial : 7 Sample Multiplier: 1

Integration File signal 1: EVENTS.E
Integration File signal 2: EVENTS2.E
Quant Time: Mar 12 11:01:42 2024
Quant Method : I:\ACQUDATA\7890N.net\Methods\N-PEST022324.M
Quant Title : 608.3/8081B PESTICIDES
QLast Update : Mon Feb 26 08:35:50 2024
Response via : Initial Calibration
Integrator: ChemStation

Volume Inj. : 1uL
Signal #1 Phase : STx-CLP Signal #2 Phase: STx-CLPII
Signal #1 Info : 0.32mm 30m Signal #2 Info : 0.32mm 30m

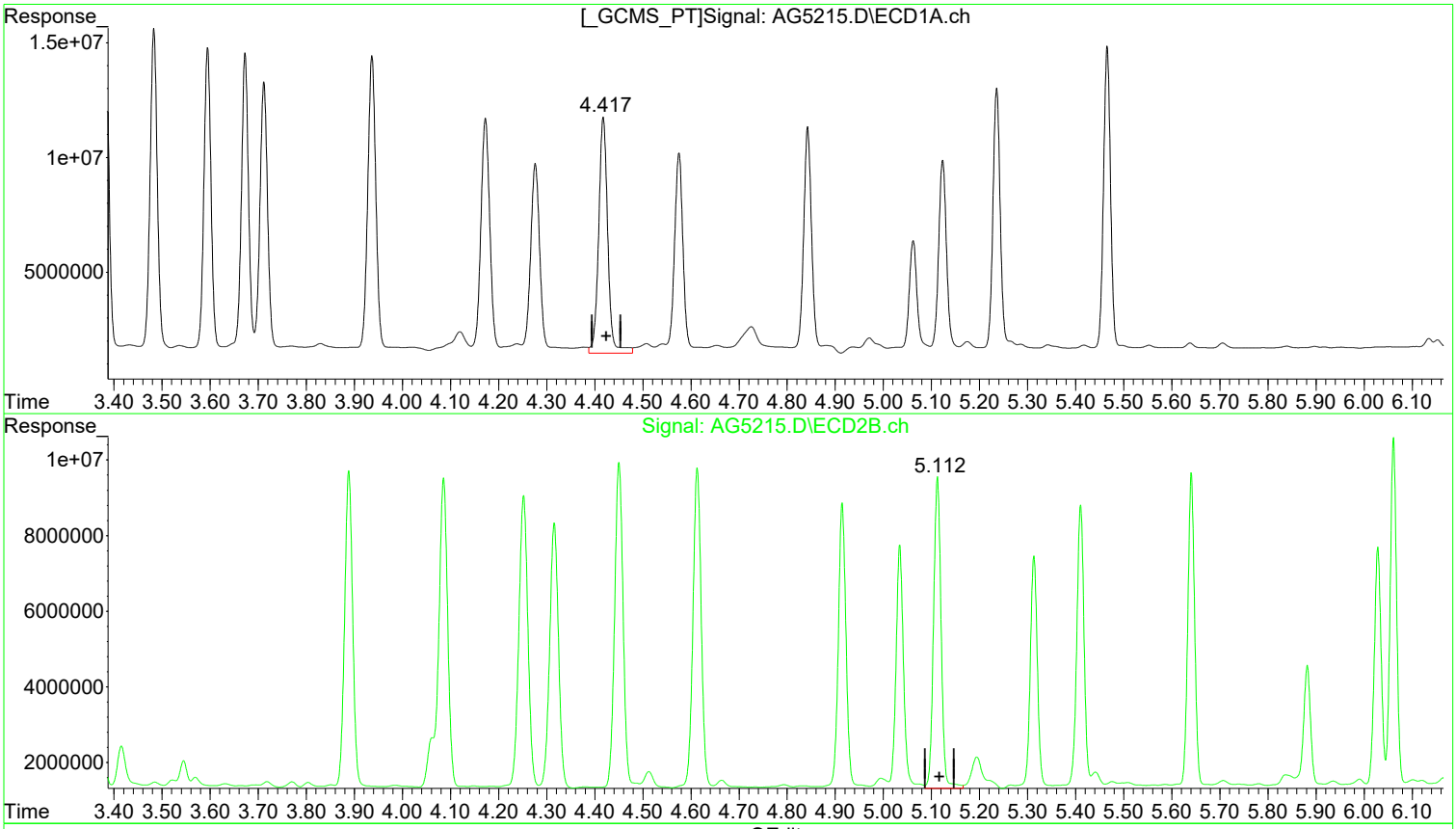

QEdit

(15) beta-Endosul (tc)
4.418min 8.135 ug/l
response 135393266

(15) beta-Endosul #2 (tc)
5.113min 8.099 ug/l
response 89808915

Manual Integration:
Before

03/13/24

(+) = Expected Retention Time

1st AF 03/13/24
2nd BA 03/13/24

Quantitation Report (Qedit)

Data Path : I:\ACQUDATA\7890N.net\data\031124\
Data File : AG5215.D
Signal(s) : Signal #1: ECD1A.ch Signal #2: ECD2B.ch
Acq On : 11 Mar 2024 07:34 pm
Operator : AFelser
Sample : RQ2402543-02
Misc :
ALS Vial : 7 Sample Multiplier: 1

Integration File signal 1: EVENTS.E
Integration File signal 2: EVENTS2.E
Quant Time: Mar 12 11:01:42 2024
Quant Method : I:\ACQUDATA\7890N.net\Methods\N-PEST022324.M
Quant Title : 608.3/8081B PESTICIDES
QLast Update : Mon Feb 26 08:35:50 2024
Response via : Initial Calibration
Integrator: ChemStation

Volume Inj. : 1uL
Signal #1 Phase : STx-CLP Signal #2 Phase: STx-CLPII
Signal #1 Info : 0.32mm 30m Signal #2 Info : 0.32mm 30m

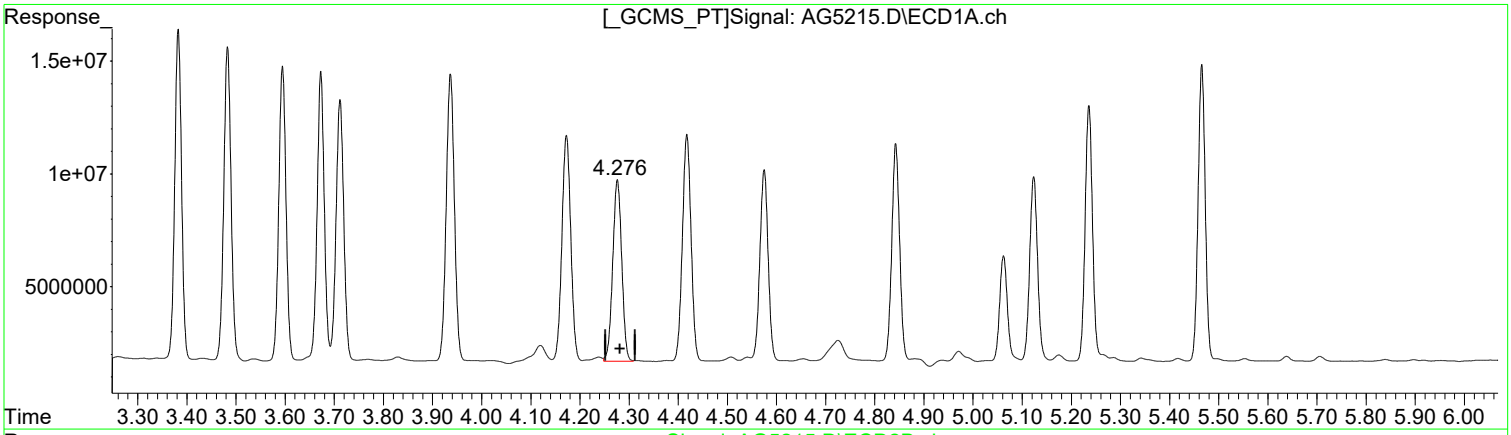

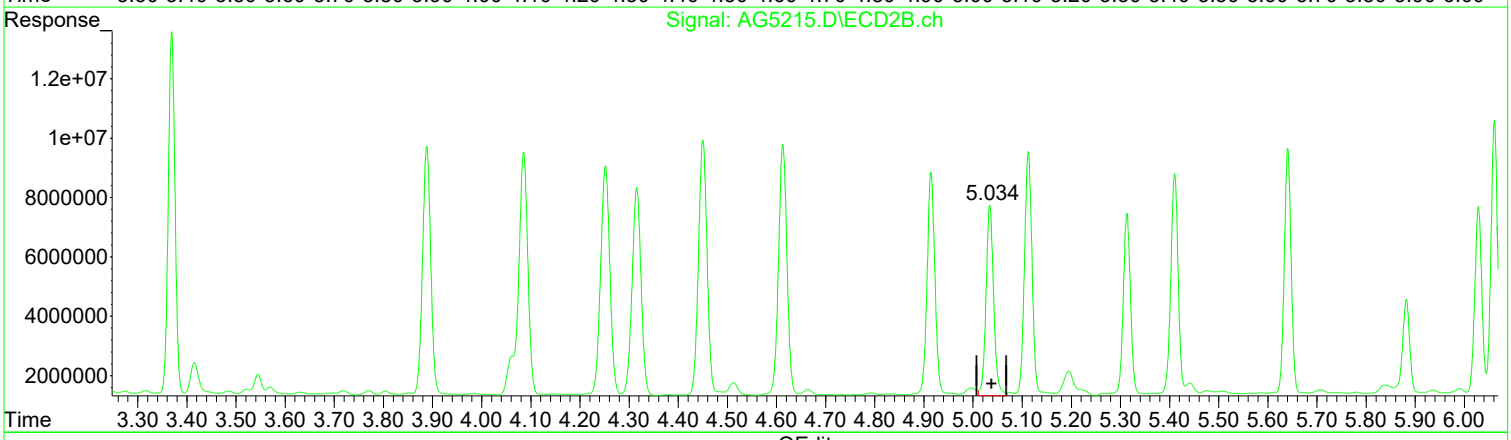

QEdit

(16) 4,4'-DDD (tc)
4.276min 6.850 ug/l m
response 102374550

Manual Integration:
After
Poor integration.
03/13/24

(16) 4,4'-DDD #2 (tc)
5.034min 7.777 ug/l
response 69003394

(+) = Expected Retention Time

1st AF 03/13/24
2nd BA 03/13/24

Quantitation Report (Qedit)

Data Path : I:\ACQUDATA\7890N.net\data\031124\
Data File : AG5215.D
Signal(s) : Signal #1: ECD1A.ch Signal #2: ECD2B.ch
Acq On : 11 Mar 2024 07:34 pm
Operator : AFelser
Sample : RQ2402543-02
Misc :
ALS Vial : 7 Sample Multiplier: 1

Integration File signal 1: EVENTS.E
Integration File signal 2: EVENTS2.E
Quant Time: Mar 12 11:01:42 2024
Quant Method : I:\ACQUDATA\7890N.net\Methods\N-PEST022324.M
Quant Title : 608.3/8081B PESTICIDES
QLast Update : Mon Feb 26 08:35:50 2024
Response via : Initial Calibration
Integrator: ChemStation

Volume Inj. : 1uL
Signal #1 Phase : STx-CLP Signal #2 Phase: STx-CLPII
Signal #1 Info : 0.32mm 30m Signal #2 Info : 0.32mm 30m

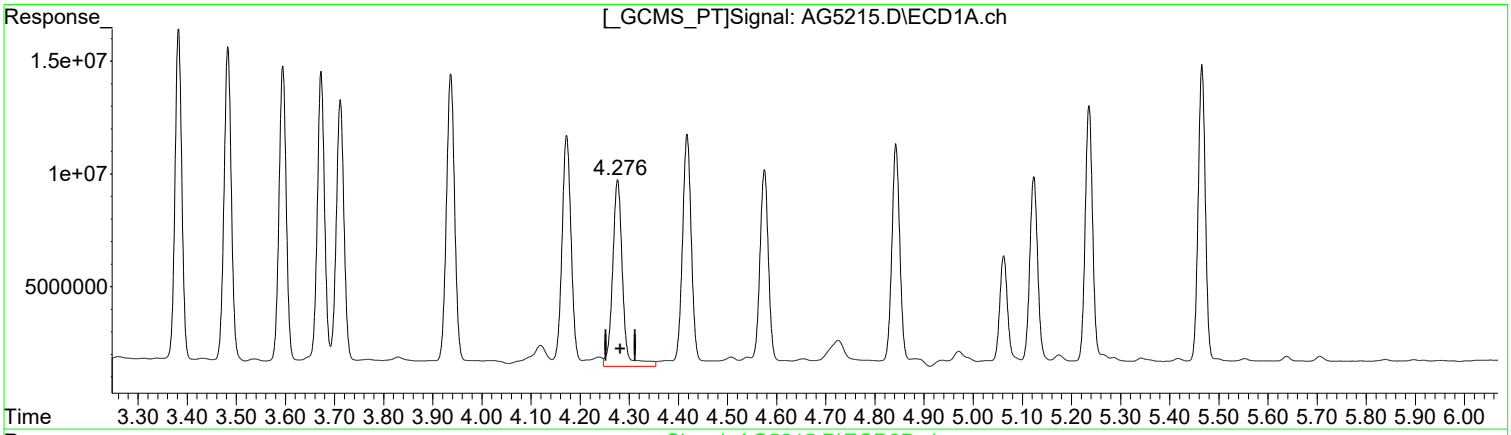

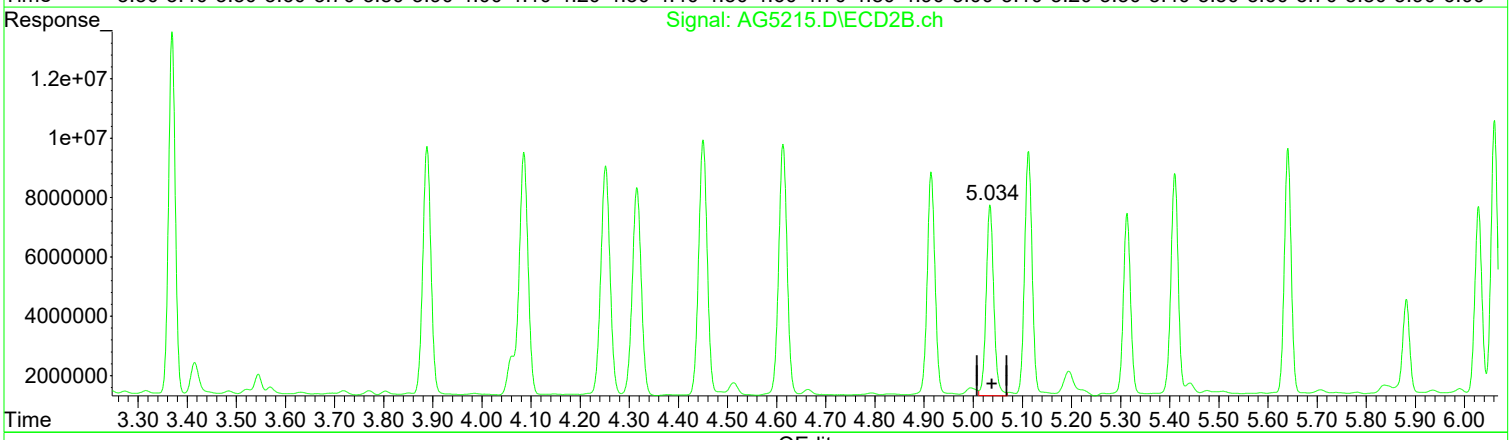

QEdit

(16) 4,4'-DDD (tc)
4.276min 7.827 ug/l
response 116967253

Manual Integration:
Before

03/13/24

(16) 4,4'-DDD #2 (tc)
5.034min 7.777 ug/l
response 69003394

(+) = Expected Retention Time

Quantitation Report (Qedit)

Data Path : I:\ACQUDATA\7890N.net\data\031124\
Data File : AG5215.D
Signal(s) : Signal #1: ECD1A.ch Signal #2: ECD2B.ch
Acq On : 11 Mar 2024 07:34 pm
Operator : AFelser
Sample : RQ2402543-02
Misc :
ALS Vial : 7 Sample Multiplier: 1

Integration File signal 1: EVENTS.E
Integration File signal 2: EVENTS2.E
Quant Time: Mar 12 11:01:42 2024
Quant Method : I:\ACQUDATA\7890N.net\Methods\N-PEST022324.M
Quant Title : 608.3/8081B PESTICIDES
QLast Update : Mon Feb 26 08:35:50 2024
Response via : Initial Calibration
Integrator: ChemStation

Volume Inj. : 1uL
Signal #1 Phase : STx-CLP Signal #2 Phase: STx-CLPII
Signal #1 Info : 0.32mm 30m Signal #2 Info : 0.32mm 30m

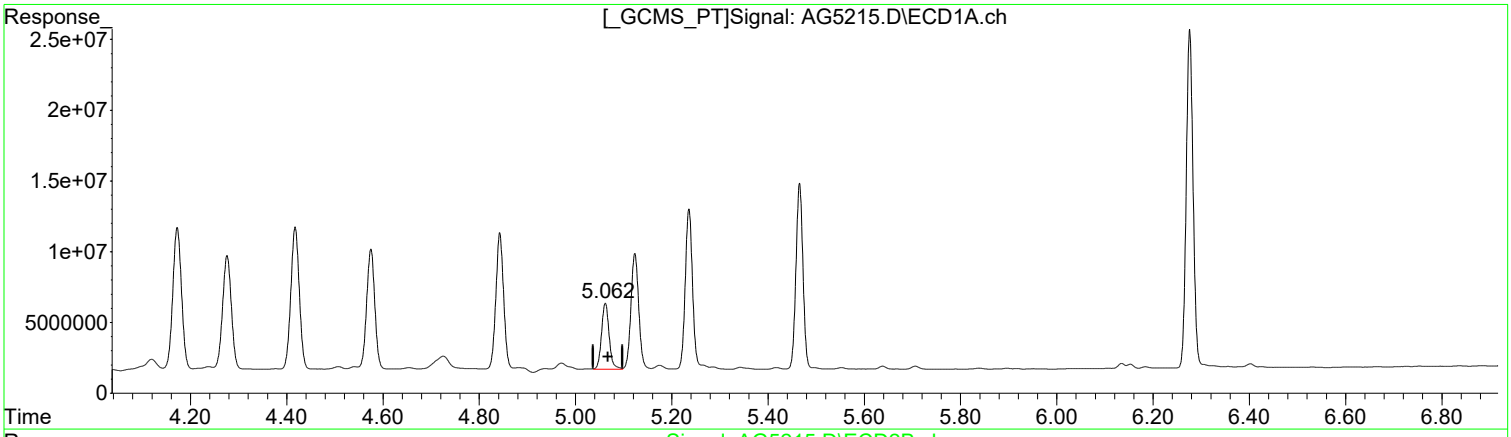

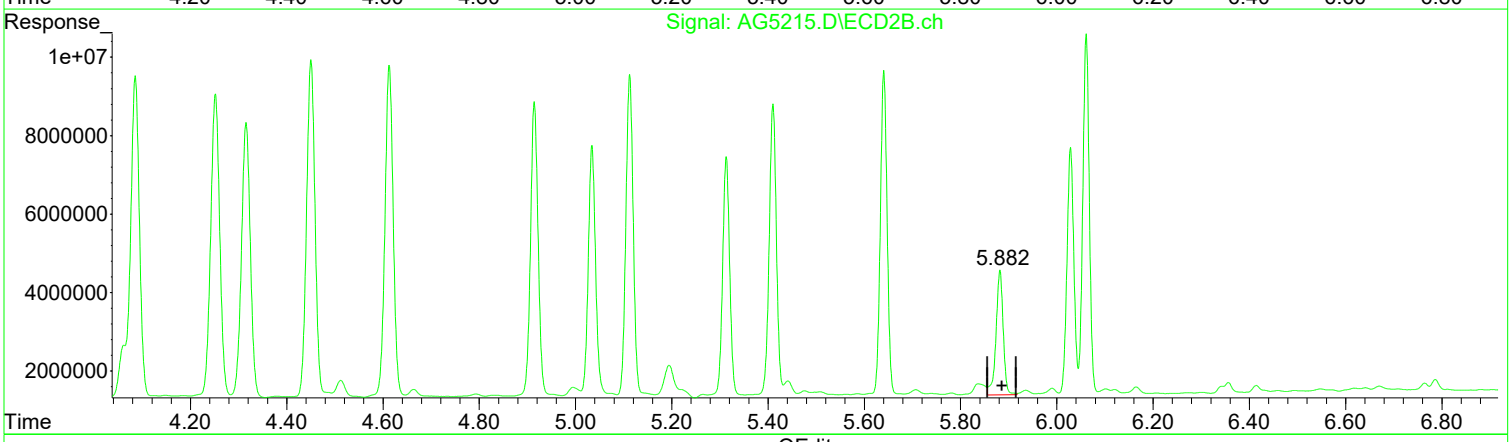

QEdit

(20) Methoxychlor (tc)
5.062min 7.659 ug/l m
response 51749140

(20) Methoxychlor #2 (tc)
5.882min 8.587 ug/l
response 33079341

Manual Integration:
After
Poor integration.
03/13/24

(+) = Expected Retention Time

Quantitation Report (Qedit)

Data Path : I:\ACQUDATA\7890N.net\data\031124\
Data File : AG5215.D
Signal(s) : Signal #1: ECD1A.ch Signal #2: ECD2B.ch
Acq On : 11 Mar 2024 07:34 pm
Operator : AFelser
Sample : RQ2402543-02
Misc :
ALS Vial : 7 Sample Multiplier: 1

Integration File signal 1: EVENTS.E
Integration File signal 2: EVENTS2.E
Quant Time: Mar 12 11:01:42 2024
Quant Method : I:\ACQUDATA\7890N.net\Methods\N-PEST022324.M
Quant Title : 608.3/8081B PESTICIDES
QLast Update : Mon Feb 26 08:35:50 2024
Response via : Initial Calibration
Integrator: ChemStation

Volume Inj. : 1uL
Signal #1 Phase : STx-CLP Signal #2 Phase: STx-CLPII
Signal #1 Info : 0.32mm 30m Signal #2 Info : 0.32mm 30m

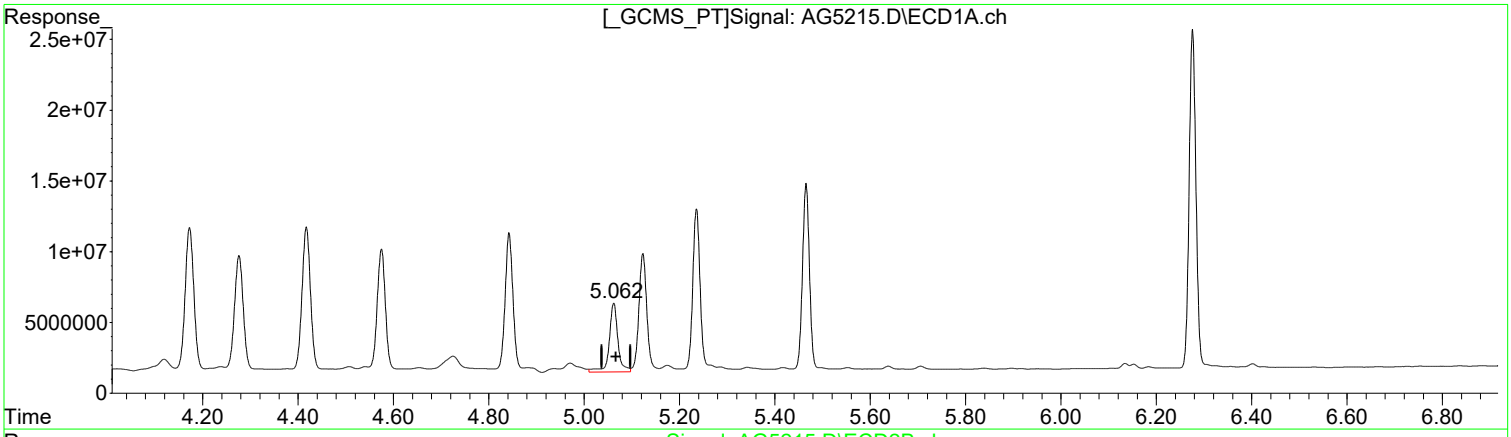

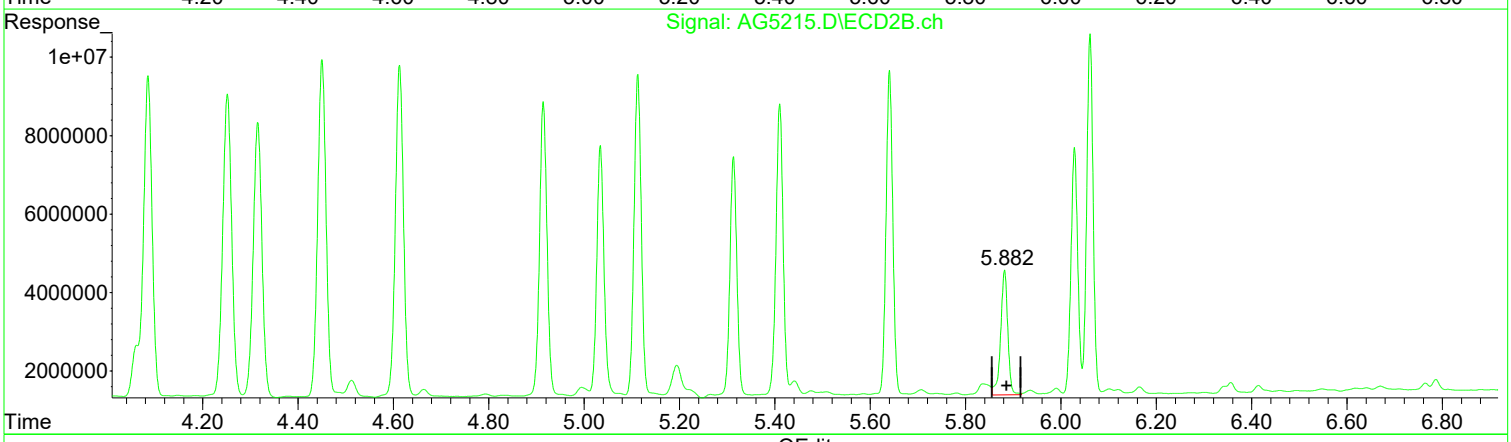

QEdit

(20) Methoxychlor (tc)
5.062min 9.171 ug/l
response 61967275

(20) Methoxychlor #2 (tc)
5.882min 8.587 ug/l
response 33079341

Manual Integration:
Before

03/13/24

(+) = Expected Retention Time

Quantitation Report (QT Reviewed)

Data Path : I:\ACQUDATA\7890N.net\data\031124\
Data File : AG5215.D
Signal(s) : Signal #1: ECD1A.ch Signal #2: ECD2B.ch
Acq On : 11 Mar 2024 07:34 pm
Operator : AFelser
Sample : RQ2402543-02
Misc :
ALS Vial : 7 Sample Multiplier: 1

Integration File signal 1: EVENTS.E
Integration File signal 2: EVENTS2.E
Quant Time: Mar 12 11:01:42 2024
Quant Method : I:\ACQUDATA\7890N.net\Methods\N-PEST022324.M
Quant Title : 608.3/8081B PESTICIDES
QLast Update : Mon Feb 26 08:35:50 2024
Response via : Initial Calibration
Integrator: ChemStation

Volume Inj. : 1uL
Signal #1 Phase : STx-CLP Signal #2 Phase: STx-CLPII
Signal #1 Info : 0.32mm 30m Signal #2 Info : 0.32mm 30m

	Compound	RT#1	RT#2	Resp#1	Resp#2	ug/l	ug/l
	System Monitoring Compounds						
1) S	SURR1,Tet...	1.899	2.116	612.8E6	519.9E6	37.352	39.560
	Spiked Amount 100.000	Range 30 - 150		Recovery =		37.35%	39.56%
23) S	SURR2,Dec...	6.276	6.975	241.3E6	191.3E6	21.037	22.342
	Spiked Amount 100.000	Range 30 - 150		Recovery =		21.04%#	22.34%#
	Target Compounds						
2) tc	alpha-BHC	2.215	2.511	202.2E6	136.5E6	8.380	8.536
3) tcm	gamma-BHC (L	2.405	2.762	172.9E6	115.8E6	8.184	8.551
4) tcm	Heptachlor	2.710	3.101	160.8E6	90347830	8.903	8.266
5) tcm	Aldrin	2.919	3.369	177.9E6	118.8E6	8.506	8.085
6) tc	beta-BHC	2.459	2.819	93759742	53346246	10.154	9.186
7) tc	delta-BHC	2.572	3.046	185.1E6	119.9E6	8.408	8.639
8) tc	Heptachlor E	3.382	3.888	152.8E6	99801130	8.421	8.229
9) tc	alpha-Endosu	3.712	4.316	133.7E6	90181681	7.680	7.490
10) tc	gamma-Chlord	3.483	4.085	153.8E6	102.3E6	8.245	7.915m
11) tc	alpha-Chlord	3.595	4.252	143.6E6	102.7E6	7.663	7.682
12) tc	4,4'-DDE	3.673	4.450	139.9E6	105.3E6	7.355	8.154
13) tcm	Dieldrin	3.936	4.613	147.9E6	101.5E6	7.758m	7.850
14) tcm	Endrin	4.172	4.914	134.8E6	85189483	7.994	8.358
15) tc	beta-Endosul	4.417	5.112	123.0E6	86348277	7.392m	7.787m
16) tc	4,4'-DDD	4.276	5.034	102.4E6	69003394	6.850m	7.777
17) tcm	4,4'-DDT	4.575	5.313	109.0E6	64394427	8.654	8.724
18) tc	Endrin Aldeh	4.843	5.410	115.8E6	79897953	8.580	8.900
19) tc	Endosulfan S	5.236	5.641	128.5E6	82776797	8.164	7.991
20) tc	Methoxychlor	5.062	5.882	51749140	33079341	7.659m	8.587
21) tc	Endrin Keton	5.466	6.061	139.7E6	85704605	8.116	7.833
22) tc	Mirex	5.123	6.029	98385230	62399116	7.303	7.279
	Sum Toxaphene			0	0	N.D.	N.D.
Average	Toxaphene					0.000	0.000
	Sum Chlordane			0	0	N.D.	N.D.
Average	Chlordane					0.000	0.000
	Sum Dechlorane			0	0	N.D.	N.D.
Average	Dechlorane					0.000	0.000

(f)=RT Delta > 1/2 Window (#)=Amounts differ by > 25% (m)=manual int.

Quantitation Report (QT Reviewed)

Data Path : I:\ACQUDATA\7890N.net\data\031124\
Data File : AG5215.D
Signal(s) : Signal #1: ECD1A.ch Signal #2: ECD2B.ch
Acq On : 11 Mar 2024 07:34 pm
Operator : AFelser
Sample : RQ2402543-02
Misc :
ALS Vial : 7 Sample Multiplier: 1

Integration File signal 1: EVENTS.E
Integration File signal 2: EVENTS2.E
Quant Time: Mar 12 11:01:42 2024
Quant Method : I:\ACQUDATA\7890N.net\Methods\N-PEST022324.M
Quant Title : 608.3/8081B PESTICIDES
QLast Update : Mon Feb 26 08:35:50 2024
Response via : Initial Calibration
Integrator: ChemStation

Volume Inj. : 1uL
Signal #1 Phase : STx-CLP Signal #2 Phase: STx-CLPII
Signal #1 Info : 0.32mm 30m Signal #2 Info : 0.32mm 30m

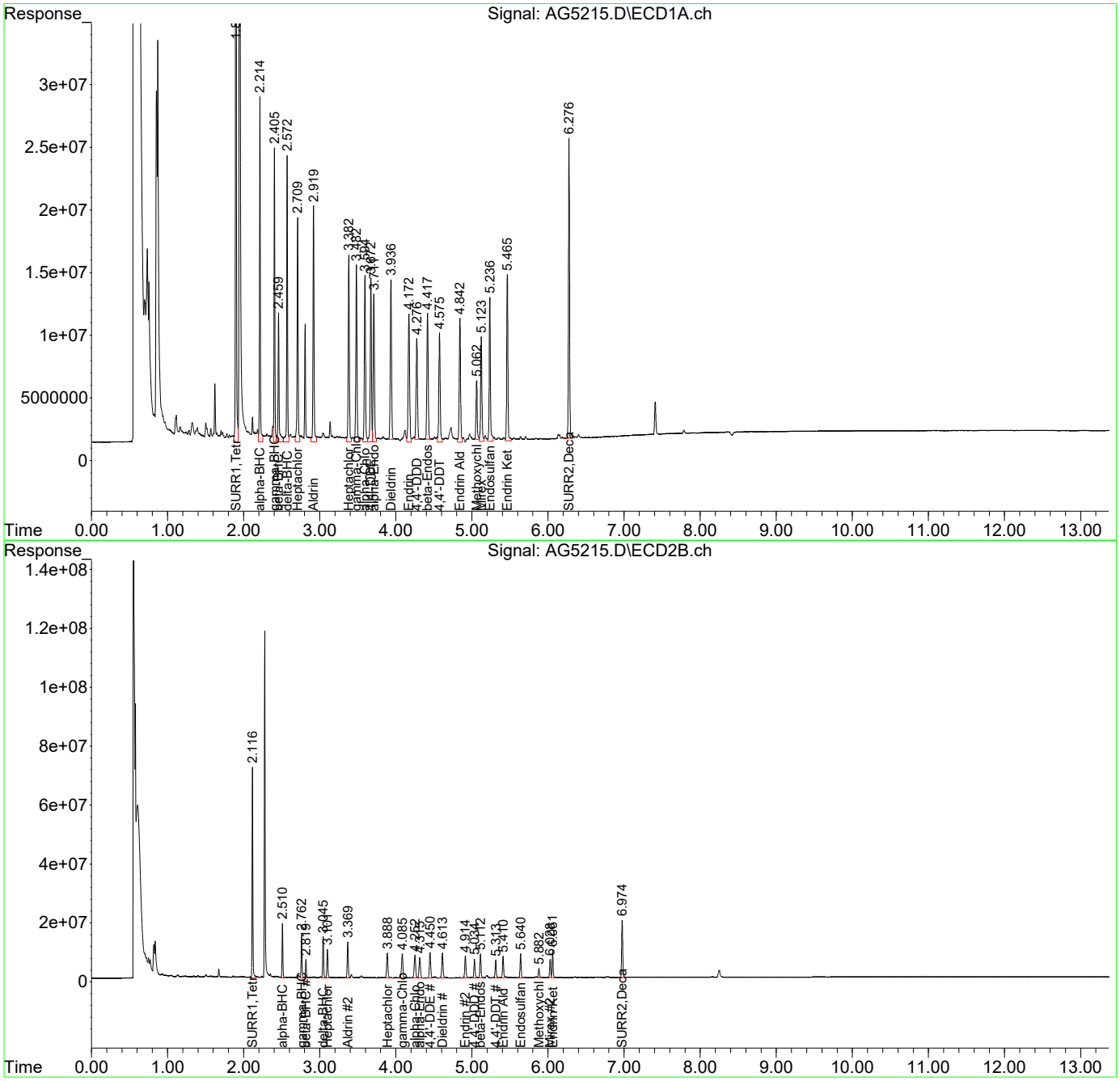

Quantitation Report (Qedit)

Data Path : I:\ACQUDATA\7890N.net\data\032224\
Data File : AG5358.D
Signal(s) : Signal #1: ECD1A.ch Signal #2: ECD2B.ch
Acq On : 22 Mar 2024 07:58 pm
Operator : AFelser
Sample : RQ2402685-02
Misc :
ALS Vial : 10 Sample Multiplier: 1

Integration File signal 1: EVENTS.E
Integration File signal 2: EVENTS2.E
Quant Time: Mar 25 12:12:11 2024
Quant Method : I:\ACQUDATA\7890N.net\Methods\N-PEST022324.M
Quant Title : 608.3/8081B PESTICIDES
QLast Update : Mon Feb 26 08:35:50 2024
Response via : Initial Calibration
Integrator: ChemStation

Volume Inj. : 1uL
Signal #1 Phase : STx-CLP Signal #2 Phase: STx-CLPII
Signal #1 Info : 0.32mm 30m Signal #2 Info : 0.32mm 30m

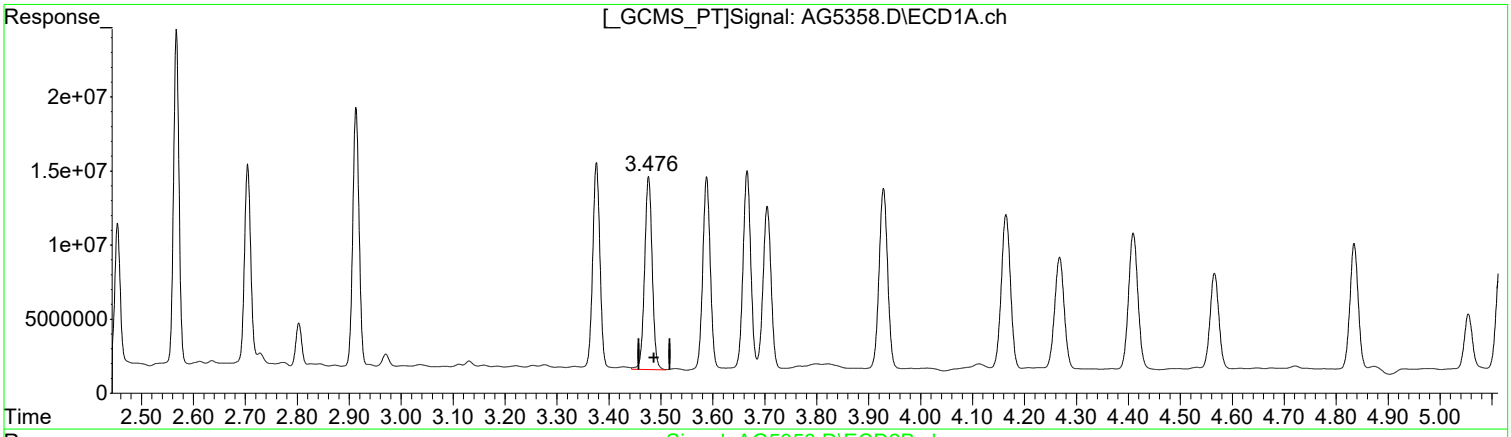

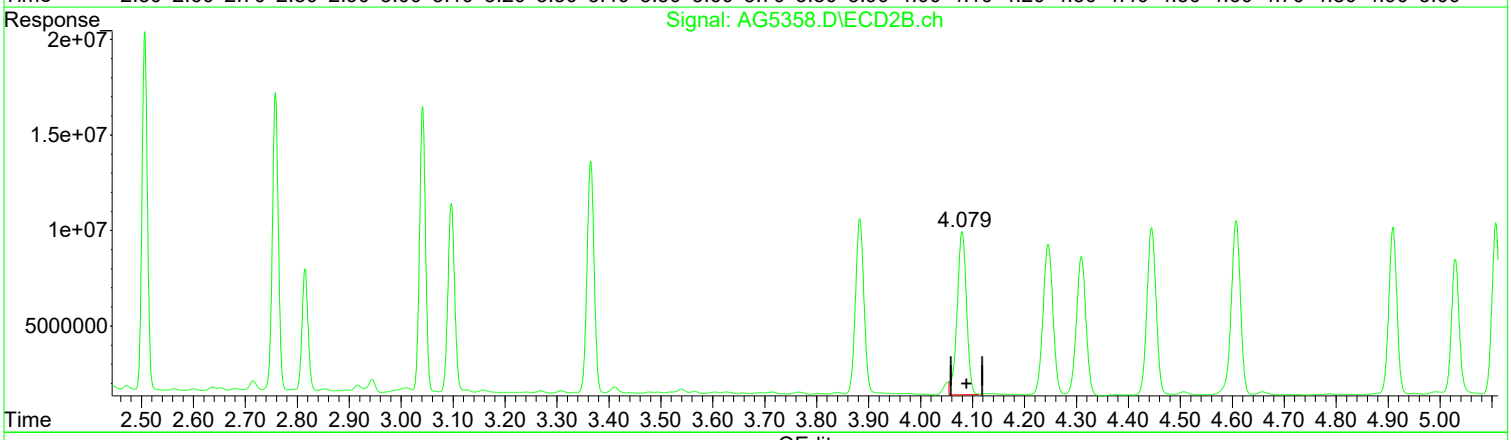

QEdit

(10) gamma-Chlord (tc)
3.476min 7.123 ug/l
response 132839846

(10) gamma-Chlord #2 (tc)
4.079min 8.319 ug/l m
response 107476009

Manual Integration:
After
Poor integration.
03/25/24

(+) = Expected Retention Time

1st AF 03/25/24
2nd AM 03/25/24

Quantitation Report (Qedit)

Data Path : I:\ACQUDATA\7890N.net\data\032224\
Data File : AG5358.D
Signal(s) : Signal #1: ECD1A.ch Signal #2: ECD2B.ch
Acq On : 22 Mar 2024 07:58 pm
Operator : AFelser
Sample : RQ2402685-02
Misc :
ALS Vial : 10 Sample Multiplier: 1

Integration File signal 1: EVENTS.E
Integration File signal 2: EVENTS2.E
Quant Time: Mar 25 12:12:11 2024
Quant Method : I:\ACQUDATA\7890N.net\Methods\N-PEST022324.M
Quant Title : 608.3/8081B PESTICIDES
QLast Update : Mon Feb 26 08:35:50 2024
Response via : Initial Calibration
Integrator: ChemStation

Volume Inj. : 1uL
Signal #1 Phase : STx-CLP Signal #2 Phase: STx-CLPII
Signal #1 Info : 0.32mm 30m Signal #2 Info : 0.32mm 30m

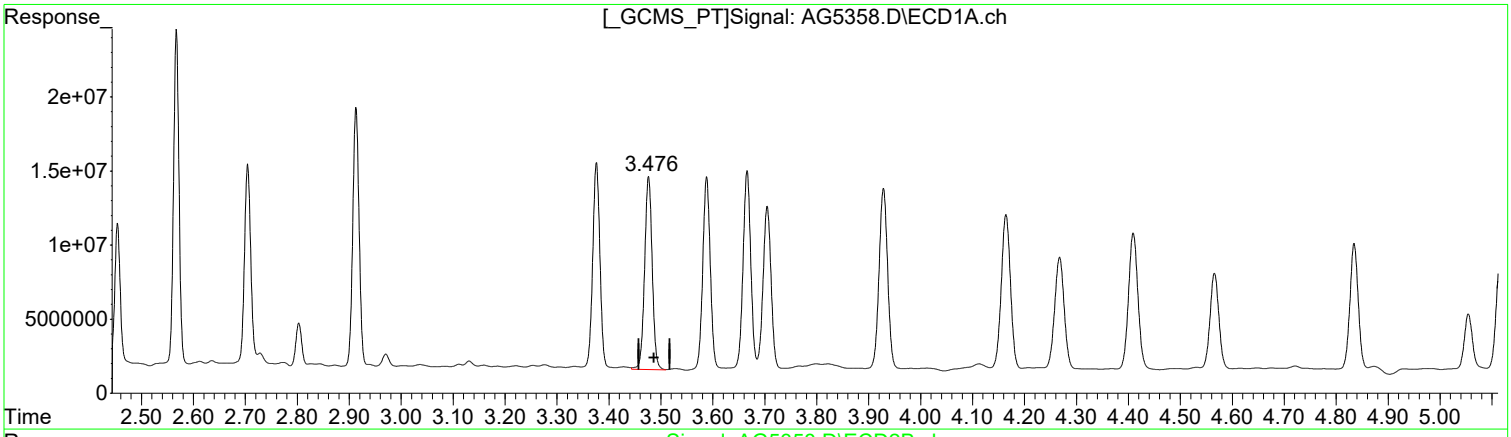

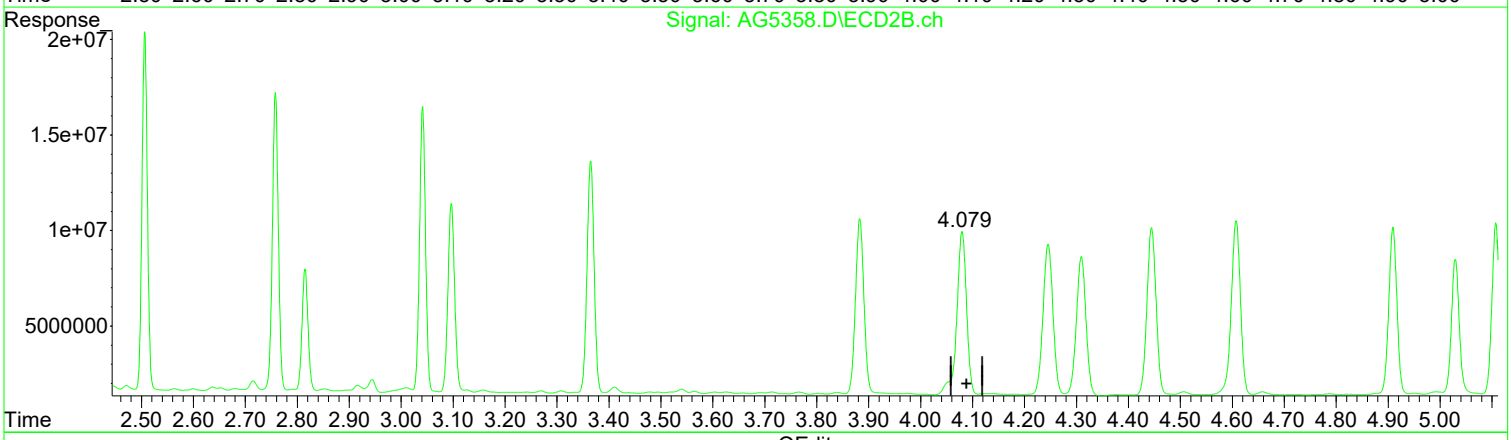

QEdit

(10) gamma-Chlord (tc)
3.476min 7.123 ug/l
response 132839846

(10) gamma-Chlord #2 (tc)
4.080min 9.257 ug/l
response 119590827

Manual Integration:
Before

03/25/24

(+) = Expected Retention Time

Quantitation Report (Qedit)

Data Path : I:\ACQUDATA\7890N.net\data\032224\
Data File : AG5358.D
Signal(s) : Signal #1: ECD1A.ch Signal #2: ECD2B.ch
Acq On : 22 Mar 2024 07:58 pm
Operator : AFelser
Sample : RQ2402685-02
Misc :
ALS Vial : 10 Sample Multiplier: 1

Integration File signal 1: EVENTS.E
Integration File signal 2: EVENTS2.E
Quant Time: Mar 25 12:12:11 2024
Quant Method : I:\ACQUDATA\7890N.net\Methods\N-PEST022324.M
Quant Title : 608.3/8081B PESTICIDES
QLast Update : Mon Feb 26 08:35:50 2024
Response via : Initial Calibration
Integrator: ChemStation

Volume Inj. : 1uL
Signal #1 Phase : STx-CLP Signal #2 Phase: STx-CLPII
Signal #1 Info : 0.32mm 30m Signal #2 Info : 0.32mm 30m

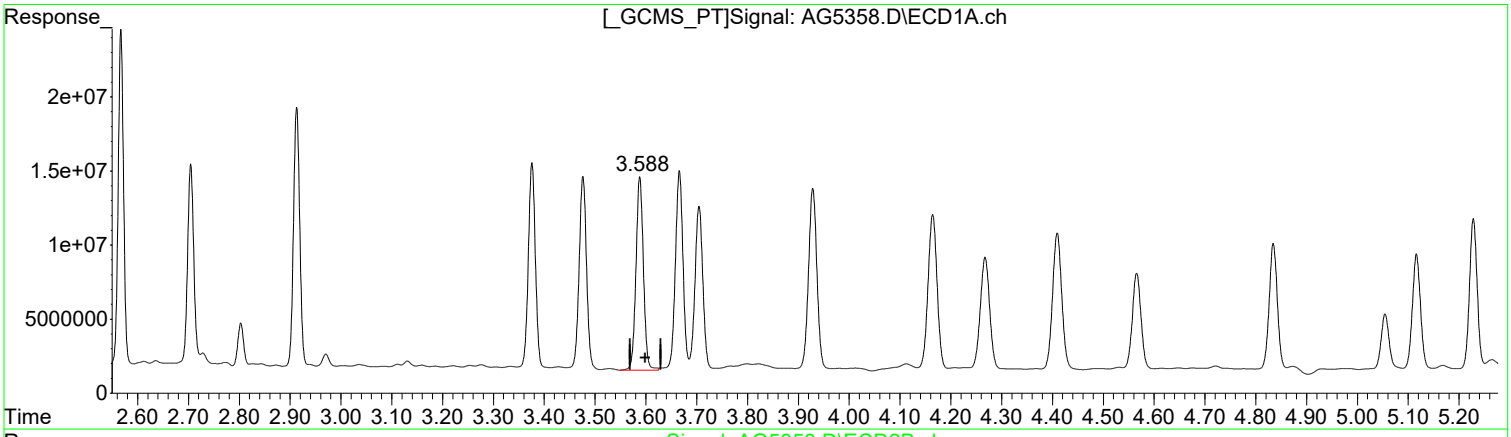

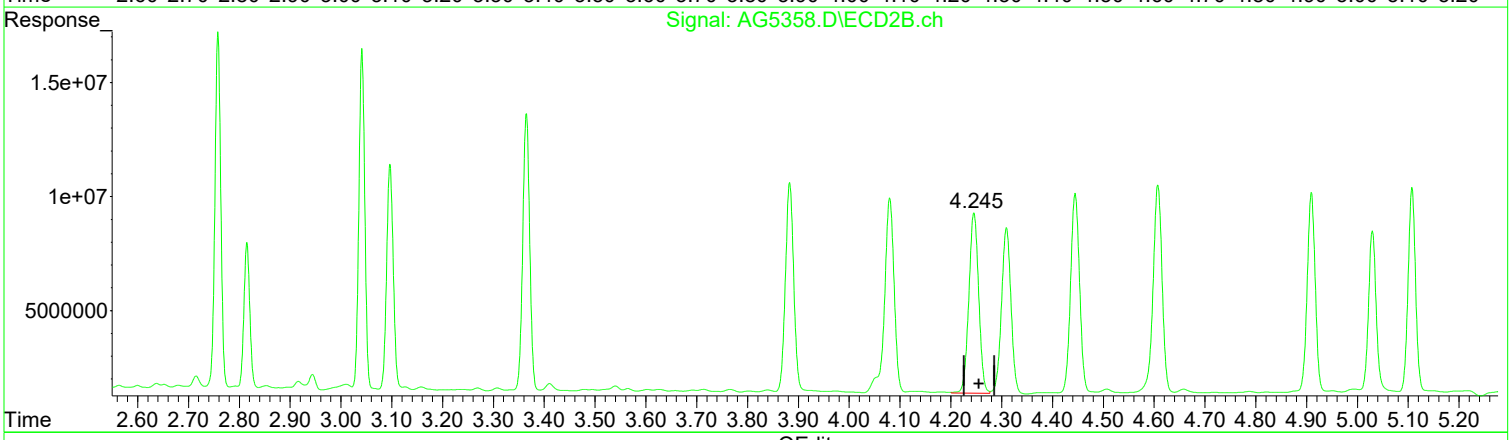

QEdit

(11) alpha-Chlord (tc)
3.588min 7.103 ug/l
response 133102536

(11) alpha-Chlord #2 (tc)
4.245min 7.951 ug/l m
response 106325046

Manual Integration:
After
Poor integration.
03/25/24

(+) = Expected Retention Time

1st AF 03/25/24
2nd AM 03/25/24

Quantitation Report (Qedit)

Data Path : I:\ACQUDATA\7890N.net\data\032224\
Data File : AG5358.D
Signal(s) : Signal #1: ECD1A.ch Signal #2: ECD2B.ch
Acq On : 22 Mar 2024 07:58 pm
Operator : AFelser
Sample : RQ2402685-02
Misc :
ALS Vial : 10 Sample Multiplier: 1

Integration File signal 1: EVENTS.E
Integration File signal 2: EVENTS2.E
Quant Time: Mar 25 12:12:11 2024
Quant Method : I:\ACQUDATA\7890N.net\Methods\N-PEST022324.M
Quant Title : 608.3/8081B PESTICIDES
QLast Update : Mon Feb 26 08:35:50 2024
Response via : Initial Calibration
Integrator: ChemStation

Volume Inj. : 1uL
Signal #1 Phase : STx-CLP Signal #2 Phase: STx-CLPII
Signal #1 Info : 0.32mm 30m Signal #2 Info : 0.32mm 30m

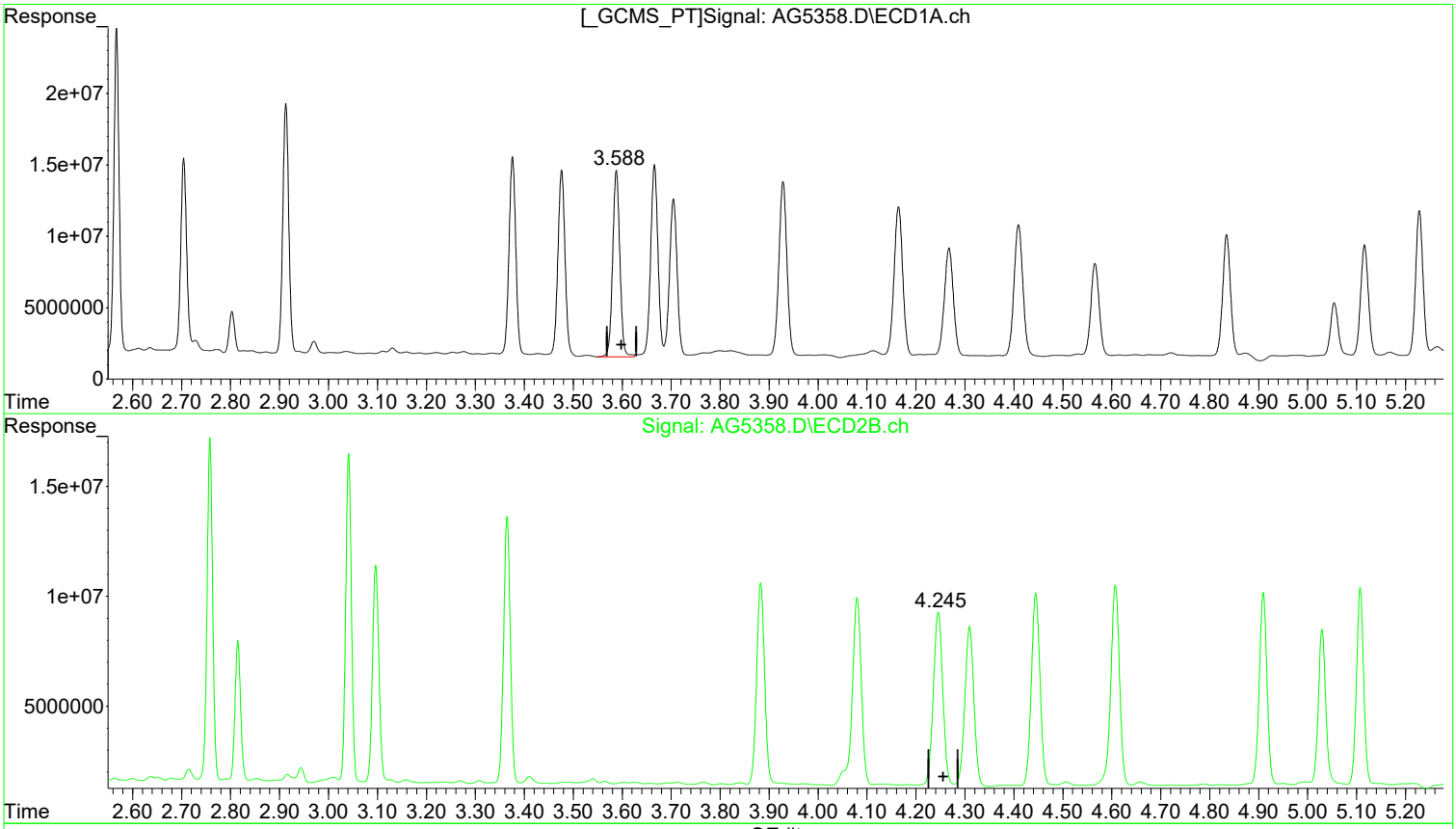

QEdit

(11) alpha-Chlord (tc)
3.588min 7.103 ug/l
response 133102536

(11) alpha-Chlord #2 (tc)
4.246min 8.395 ug/l
response 112268383

Manual Integration:
Before

03/25/24

(+) = Expected Retention Time

Quantitation Report (Qedit)

Data Path : I:\ACQUDATA\7890N.net\data\032224\
Data File : AG5358.D
Signal(s) : Signal #1: ECD1A.ch Signal #2: ECD2B.ch
Acq On : 22 Mar 2024 07:58 pm
Operator : AFelser
Sample : RQ2402685-02
Misc :
ALS Vial : 10 Sample Multiplier: 1

Integration File signal 1: EVENTS.E
Integration File signal 2: EVENTS2.E
Quant Time: Mar 25 12:12:11 2024
Quant Method : I:\ACQUDATA\7890N.net\Methods\N-PEST022324.M
Quant Title : 608.3/8081B PESTICIDES
QLast Update : Mon Feb 26 08:35:50 2024
Response via : Initial Calibration
Integrator: ChemStation

Volume Inj. : 1uL
Signal #1 Phase : STx-CLP Signal #2 Phase: STx-CLPII
Signal #1 Info : 0.32mm 30m Signal #2 Info : 0.32mm 30m

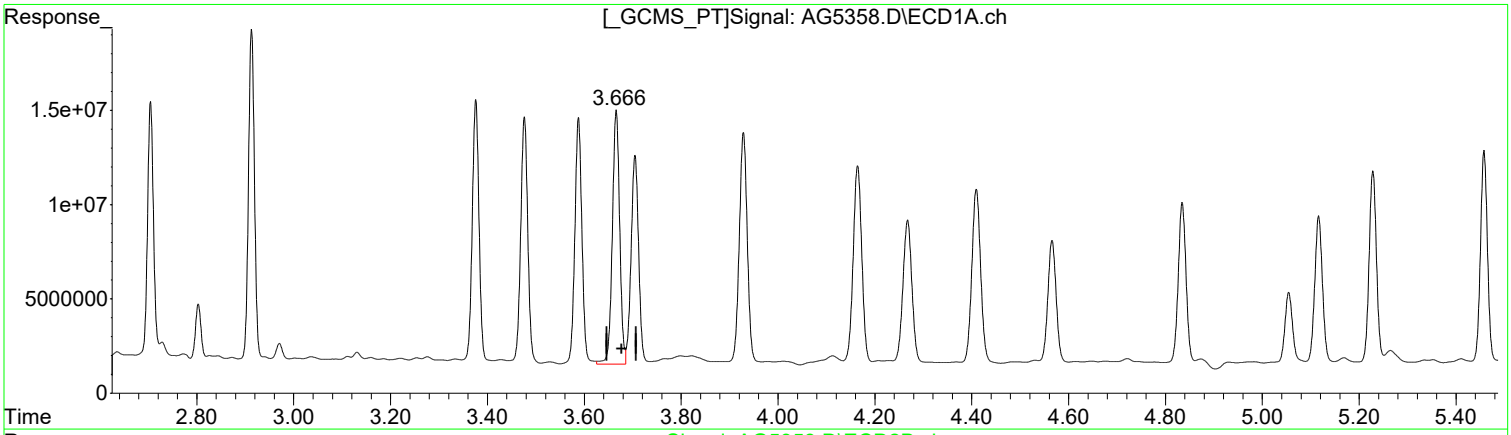

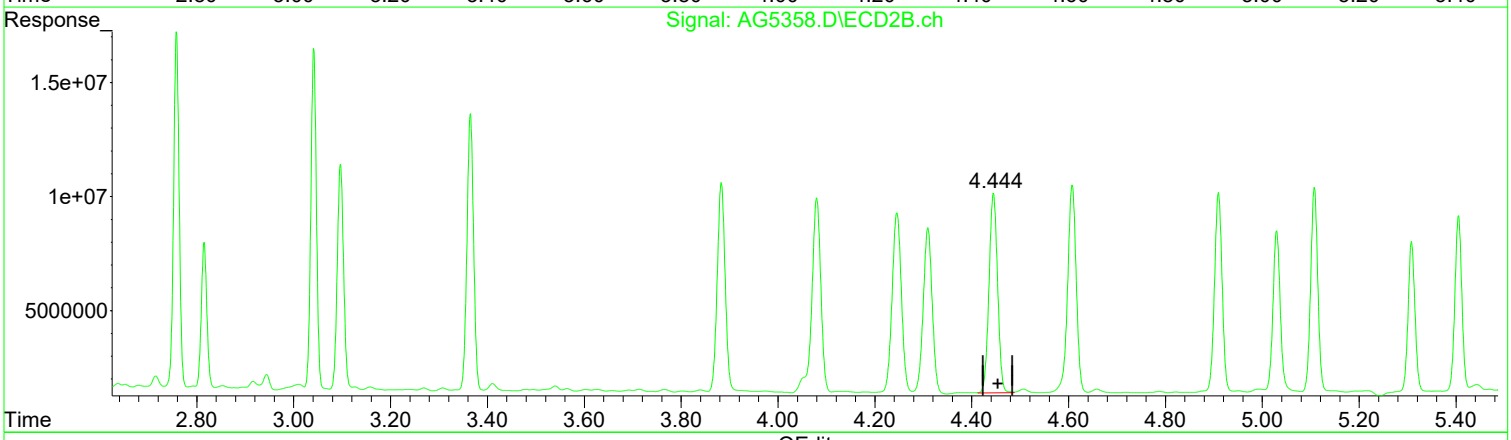

QEdit

(12) 4,4'-DDE (tc)
3.666min 7.440 ug/l
response 141495282

(12) 4,4'-DDE #2 (tc)
4.444min 8.341 ug/l m
response 107692393

Manual Integration:
After
Poor integration.
03/25/24

(+) = Expected Retention Time

Quantitation Report (Qedit)

Data Path : I:\ACQUDATA\7890N.net\data\032224\
Data File : AG5358.D
Signal(s) : Signal #1: ECD1A.ch Signal #2: ECD2B.ch
Acq On : 22 Mar 2024 07:58 pm
Operator : AFelser
Sample : RQ2402685-02
Misc :
ALS Vial : 10 Sample Multiplier: 1

Integration File signal 1: EVENTS.E
Integration File signal 2: EVENTS2.E
Quant Time: Mar 25 12:12:11 2024
Quant Method : I:\ACQUDATA\7890N.net\Methods\N-PEST022324.M
Quant Title : 608.3/8081B PESTICIDES
QLast Update : Mon Feb 26 08:35:50 2024
Response via : Initial Calibration
Integrator: ChemStation

Volume Inj. : 1uL
Signal #1 Phase : STx-CLP Signal #2 Phase: STx-CLPII
Signal #1 Info : 0.32mm 30m Signal #2 Info : 0.32mm 30m

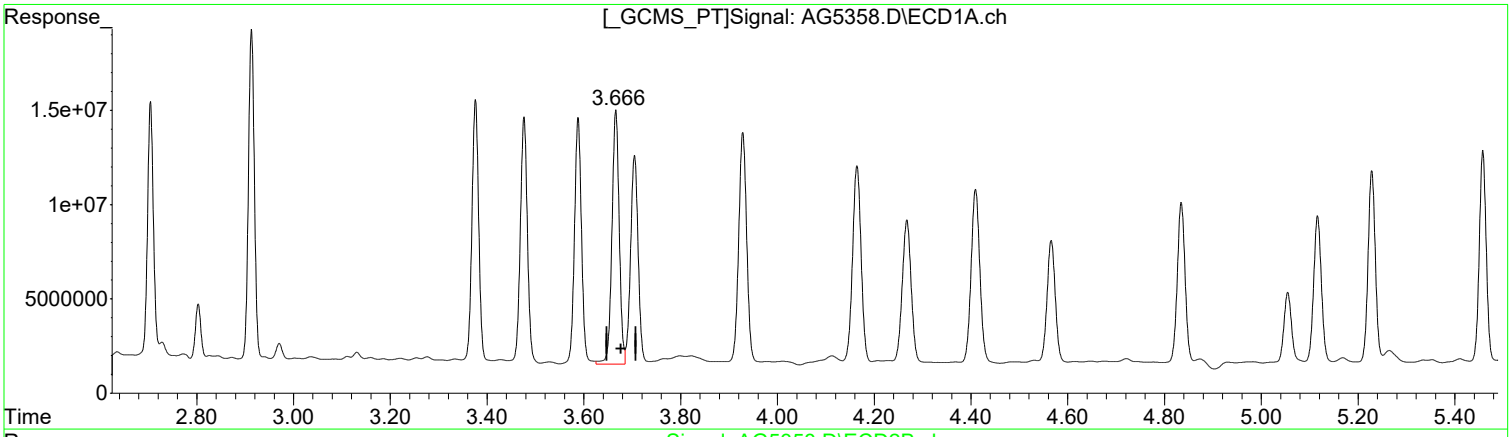

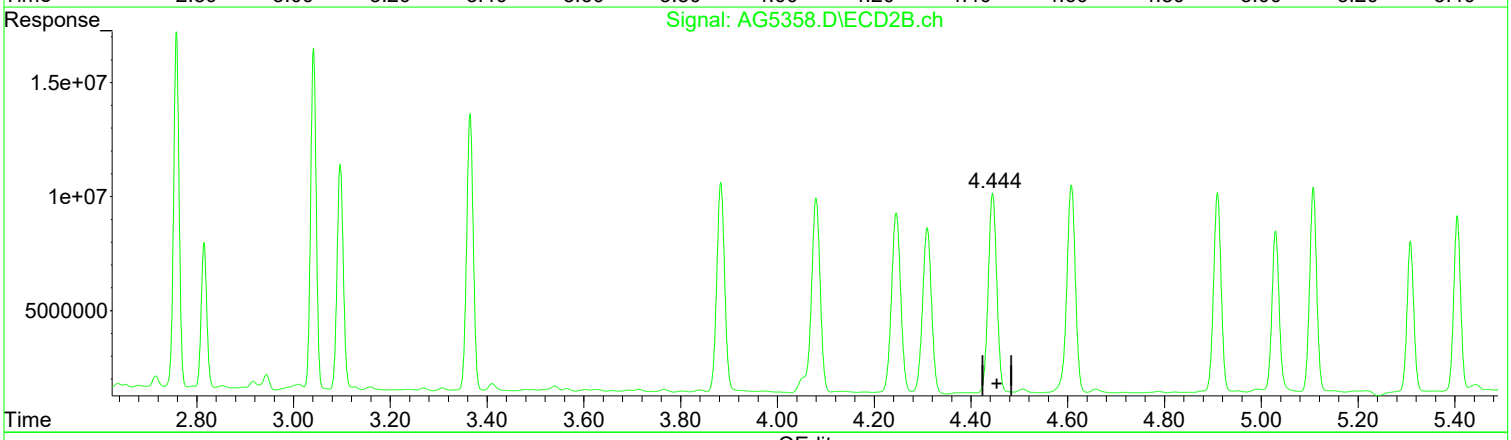

QEdit

(12) 4,4'-DDE (tc)
3.666min 7.440 ug/l
response 141495282

(12) 4,4'-DDE #2 (tc)
4.445min 8.834 ug/l
response 114056038

Manual Integration:
Before

03/25/24

(+) = Expected Retention Time

Quantitation Report (Qedit)

Data Path : I:\ACQUDATA\7890N.net\data\032224\
Data File : AG5358.D
Signal(s) : Signal #1: ECD1A.ch Signal #2: ECD2B.ch
Acq On : 22 Mar 2024 07:58 pm
Operator : AFelser
Sample : RQ2402685-02
Misc :
ALS Vial : 10 Sample Multiplier: 1

Integration File signal 1: EVENTS.E
Integration File signal 2: EVENTS2.E
Quant Time: Mar 25 12:12:11 2024
Quant Method : I:\ACQUDATA\7890N.net\Methods\N-PEST022324.M
Quant Title : 608.3/8081B PESTICIDES
QLast Update : Mon Feb 26 08:35:50 2024
Response via : Initial Calibration
Integrator: ChemStation

Volume Inj. : 1uL
Signal #1 Phase : STx-CLP Signal #2 Phase: STx-CLPII
Signal #1 Info : 0.32mm 30m Signal #2 Info : 0.32mm 30m

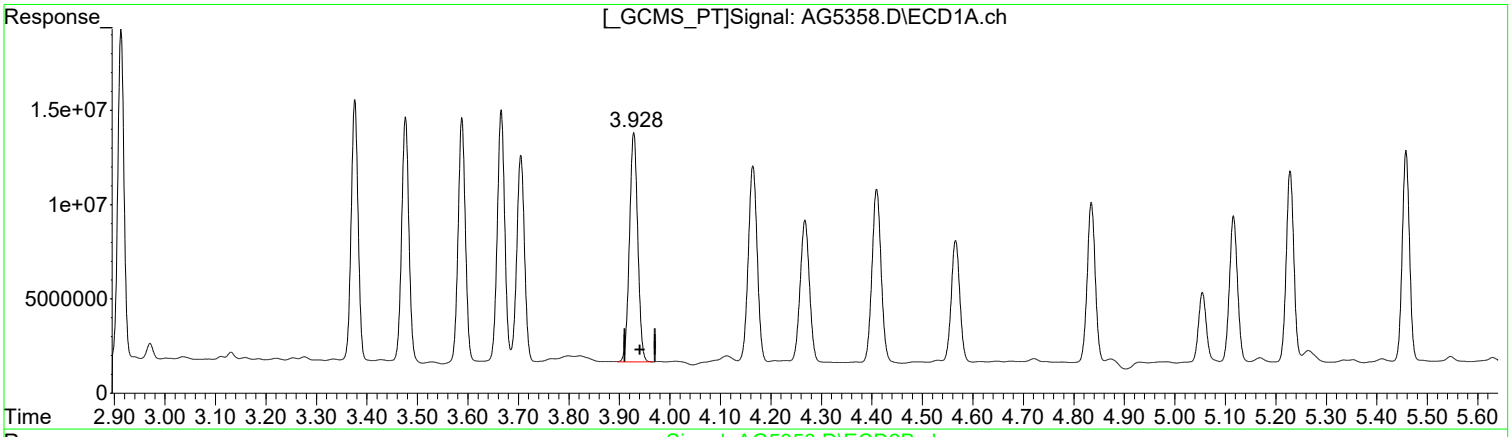

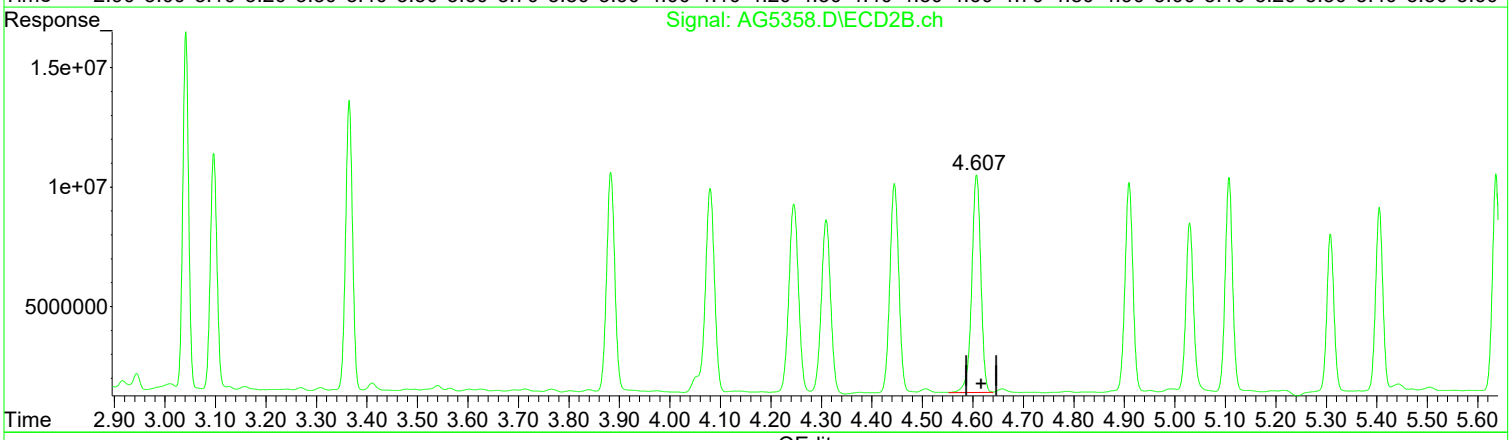

QEdit

(13) Dieldrin (tcm)
3.928min 7.284 ug/l m
response 138877896

(13) Dieldrin #2 (tcm)
4.607min 8.735 ug/l m
response 112971239

Manual Integration:
After
Poor integration.
03/25/24

(+) = Expected Retention Time

Quantitation Report (Qedit)

Data Path : I:\ACQUDATA\7890N.net\data\032224\
Data File : AG5358.D
Signal(s) : Signal #1: ECD1A.ch Signal #2: ECD2B.ch
Acq On : 22 Mar 2024 07:58 pm
Operator : AFelser
Sample : RQ2402685-02
Misc :
ALS Vial : 10 Sample Multiplier: 1

Integration File signal 1: EVENTS.E
Integration File signal 2: EVENTS2.E
Quant Time: Mar 25 12:12:11 2024
Quant Method : I:\ACQUDATA\7890N.net\Methods\N-PEST022324.M
Quant Title : 608.3/8081B PESTICIDES
QLast Update : Mon Feb 26 08:35:50 2024
Response via : Initial Calibration
Integrator: ChemStation

Volume Inj. : 1uL
Signal #1 Phase : STx-CLP Signal #2 Phase: STx-CLPII
Signal #1 Info : 0.32mm 30m Signal #2 Info : 0.32mm 30m

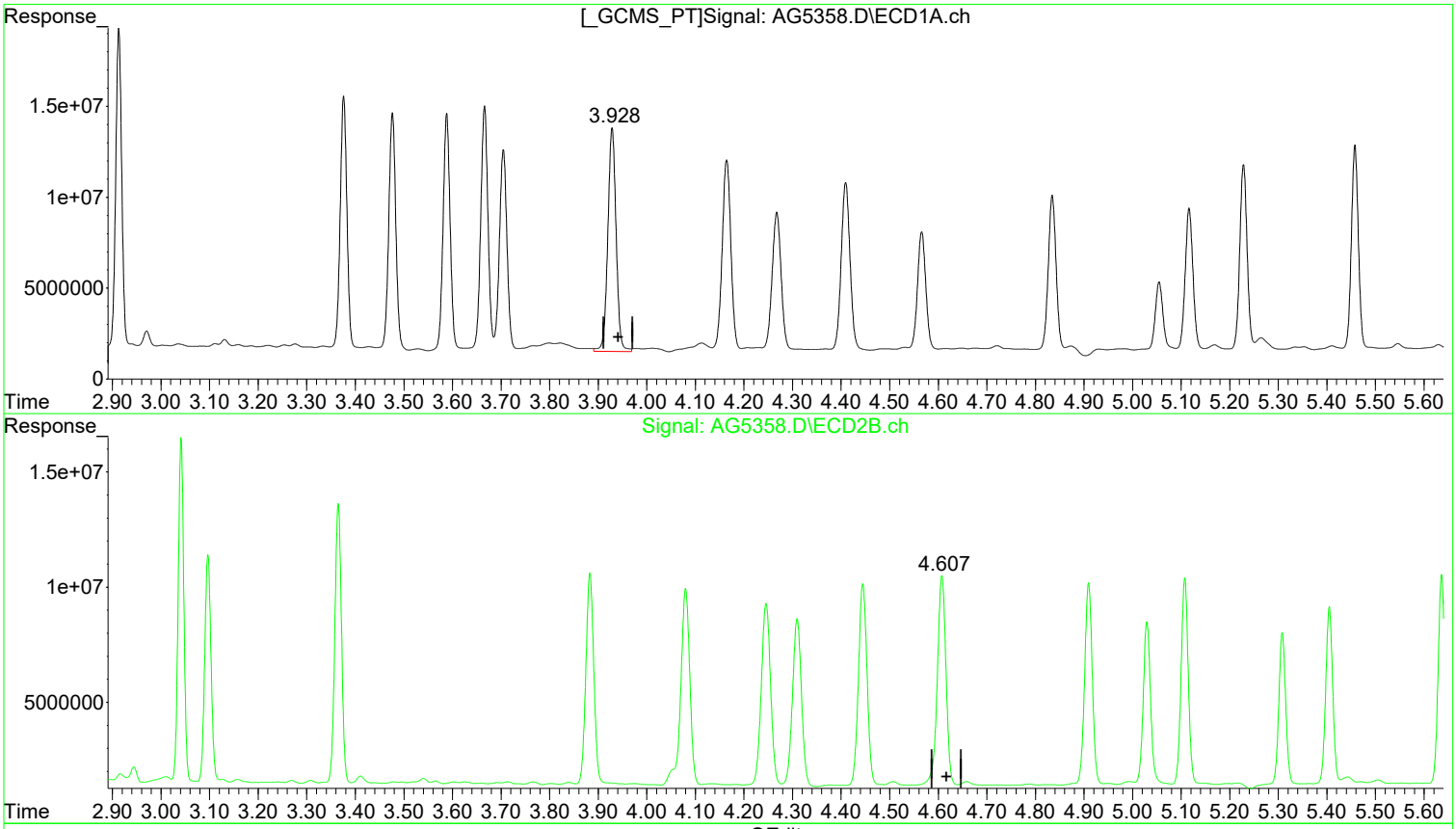

QEdit

(13) Dieldrin (tcm)
3.929min 7.648 ug/l
response 145803401

(13) Dieldrin #2 (tcm)
4.607min 9.408 ug/l
response 121678468

Manual Integration:
Before

03/25/24

(+) = Expected Retention Time

1st AF 03/25/24
2nd AM 03/25/24

Quantitation Report (Qedit)

Data Path : I:\ACQUDATA\7890N.net\data\032224\
Data File : AG5358.D
Signal(s) : Signal #1: ECD1A.ch Signal #2: ECD2B.ch
Acq On : 22 Mar 2024 07:58 pm
Operator : AFelser
Sample : RQ2402685-02
Misc :
ALS Vial : 10 Sample Multiplier: 1

Integration File signal 1: EVENTS.E
Integration File signal 2: EVENTS2.E
Quant Time: Mar 25 12:12:11 2024
Quant Method : I:\ACQUDATA\7890N.net\Methods\N-PEST022324.M
Quant Title : 608.3/8081B PESTICIDES
QLast Update : Mon Feb 26 08:35:50 2024
Response via : Initial Calibration
Integrator: ChemStation

Volume Inj. : 1uL
Signal #1 Phase : STx-CLP Signal #2 Phase: STx-CLPII
Signal #1 Info : 0.32mm 30m Signal #2 Info : 0.32mm 30m

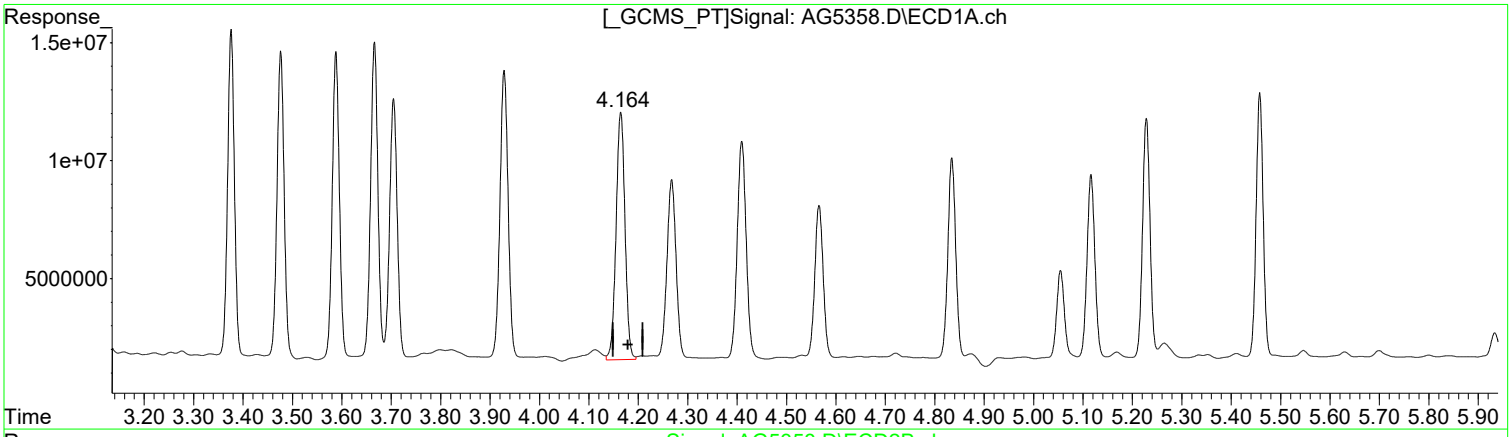

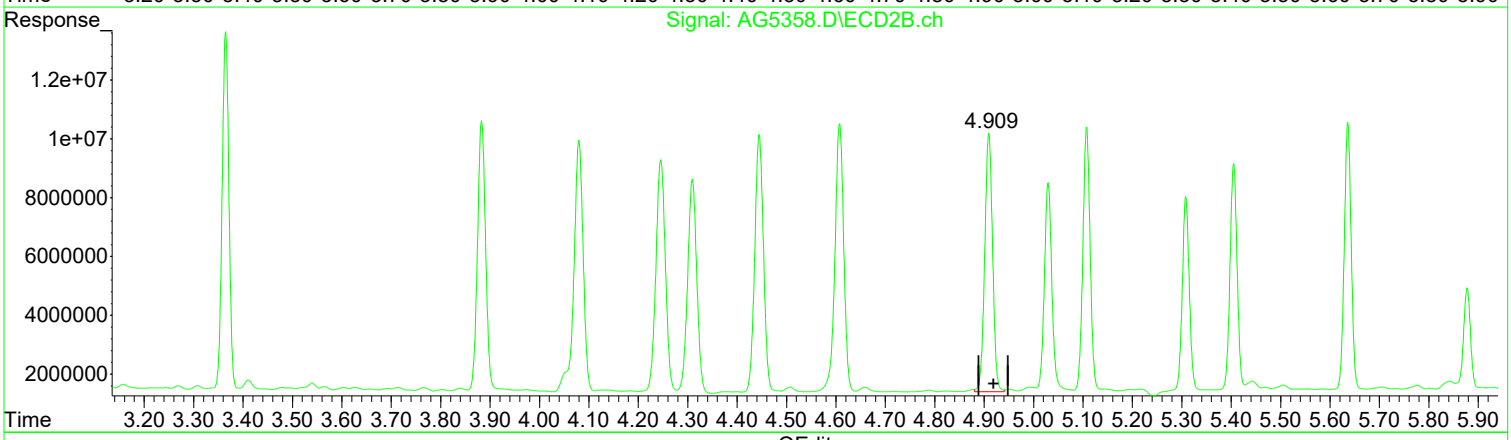

QEdit

(14) Endrin (tcm)
4.165min 7.839 ug/l
response 132143718

(14) Endrin #2 (tcm)
4.909min 9.487 ug/l m
response 96701199

Manual Integration:
After
Poor integration.
03/25/24

(+) = Expected Retention Time

1st AF 03/25/24
2nd AM 03/25/24

Quantitation Report (Qedit)

Data Path : I:\ACQUDATA\7890N.net\data\032224\
Data File : AG5358.D
Signal(s) : Signal #1: ECD1A.ch Signal #2: ECD2B.ch
Acq On : 22 Mar 2024 07:58 pm
Operator : AFelser
Sample : RQ2402685-02
Misc :
ALS Vial : 10 Sample Multiplier: 1

Integration File signal 1: EVENTS.E
Integration File signal 2: EVENTS2.E
Quant Time: Mar 25 12:12:11 2024
Quant Method : I:\ACQUDATA\7890N.net\Methods\N-PEST022324.M
Quant Title : 608.3/8081B PESTICIDES
QLast Update : Mon Feb 26 08:35:50 2024
Response via : Initial Calibration
Integrator: ChemStation

Volume Inj. : 1uL
Signal #1 Phase : STx-CLP Signal #2 Phase: STx-CLPII
Signal #1 Info : 0.32mm 30m Signal #2 Info : 0.32mm 30m

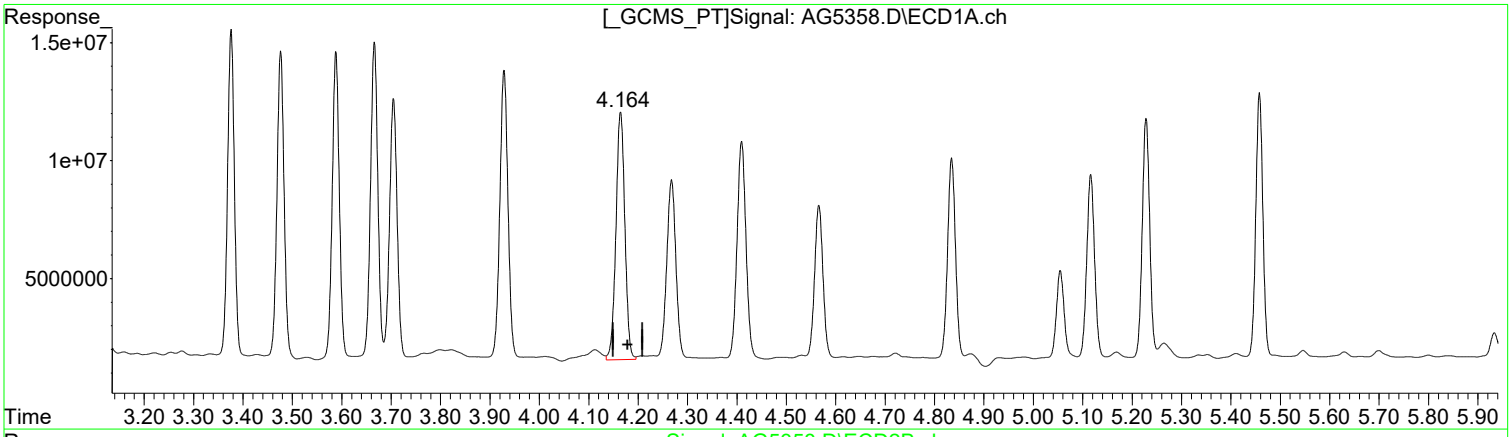

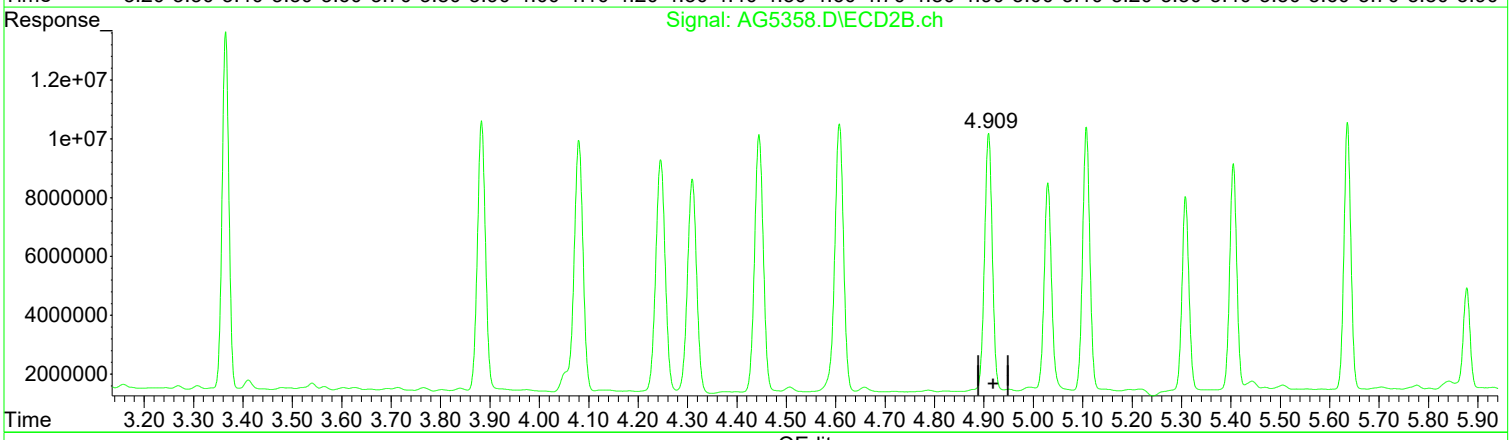

QEdit

(14) Endrin (tcm)
4.165min 7.839 ug/l
response 132143718

(14) Endrin #2 (tcm)
4.910min 10.261 ug/l
response 104587138

Manual Integration:
Before

03/25/24

(+) = Expected Retention Time

1st AF 03/25/24
2nd AM 03/25/24

Quantitation Report (Qedit)

Data Path : I:\ACQUDATA\7890N.net\data\032224\
Data File : AG5358.D
Signal(s) : Signal #1: ECD1A.ch Signal #2: ECD2B.ch
Acq On : 22 Mar 2024 07:58 pm
Operator : AFelser
Sample : RQ2402685-02
Misc :
ALS Vial : 10 Sample Multiplier: 1

Integration File signal 1: EVENTS.E
Integration File signal 2: EVENTS2.E
Quant Time: Mar 25 12:12:11 2024
Quant Method : I:\ACQUDATA\7890N.net\Methods\N-PEST022324.M
Quant Title : 608.3/8081B PESTICIDES
QLast Update : Mon Feb 26 08:35:50 2024
Response via : Initial Calibration
Integrator: ChemStation

Volume Inj. : 1uL
Signal #1 Phase : STx-CLP Signal #2 Phase: STx-CLPII
Signal #1 Info : 0.32mm 30m Signal #2 Info : 0.32mm 30m

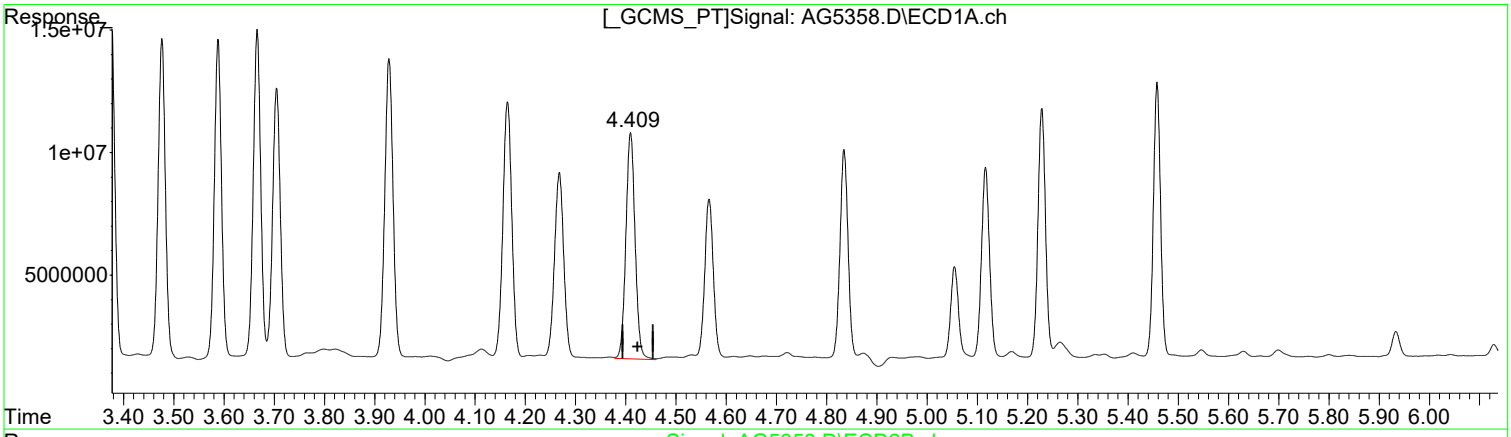

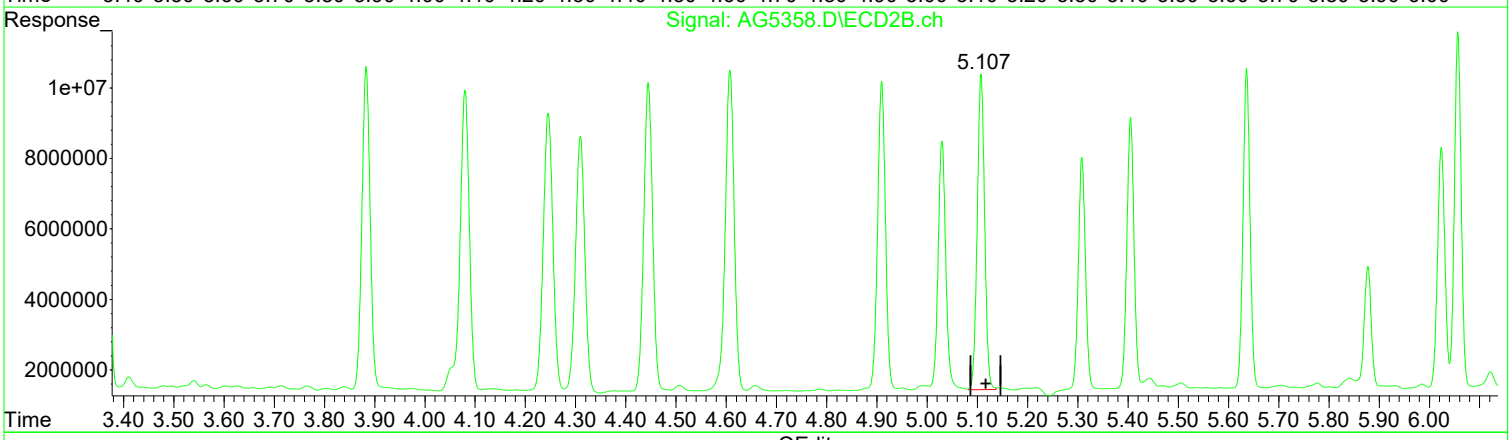

QEdit

(15) beta-Endosul (tc)
4.410min 7.078 ug/l
response 117795223

(15) beta-Endosul #2 (tc)
5.107min 8.234 ug/l m
response 91311059

Manual Integration:
After
Poor integration.
03/25/24

(+) = Expected Retention Time

Quantitation Report (Qedit)

Data Path : I:\ACQUDATA\7890N.net\data\032224\
Data File : AG5358.D
Signal(s) : Signal #1: ECD1A.ch Signal #2: ECD2B.ch
Acq On : 22 Mar 2024 07:58 pm
Operator : AFelser
Sample : RQ2402685-02
Misc :
ALS Vial : 10 Sample Multiplier: 1

Integration File signal 1: EVENTS.E
Integration File signal 2: EVENTS2.E
Quant Time: Mar 25 12:12:11 2024
Quant Method : I:\ACQUDATA\7890N.net\Methods\N-PEST022324.M
Quant Title : 608.3/8081B PESTICIDES
QLast Update : Mon Feb 26 08:35:50 2024
Response via : Initial Calibration
Integrator: ChemStation

Volume Inj. : 1uL
Signal #1 Phase : STx-CLP Signal #2 Phase: STx-CLPII
Signal #1 Info : 0.32mm 30m Signal #2 Info : 0.32mm 30m

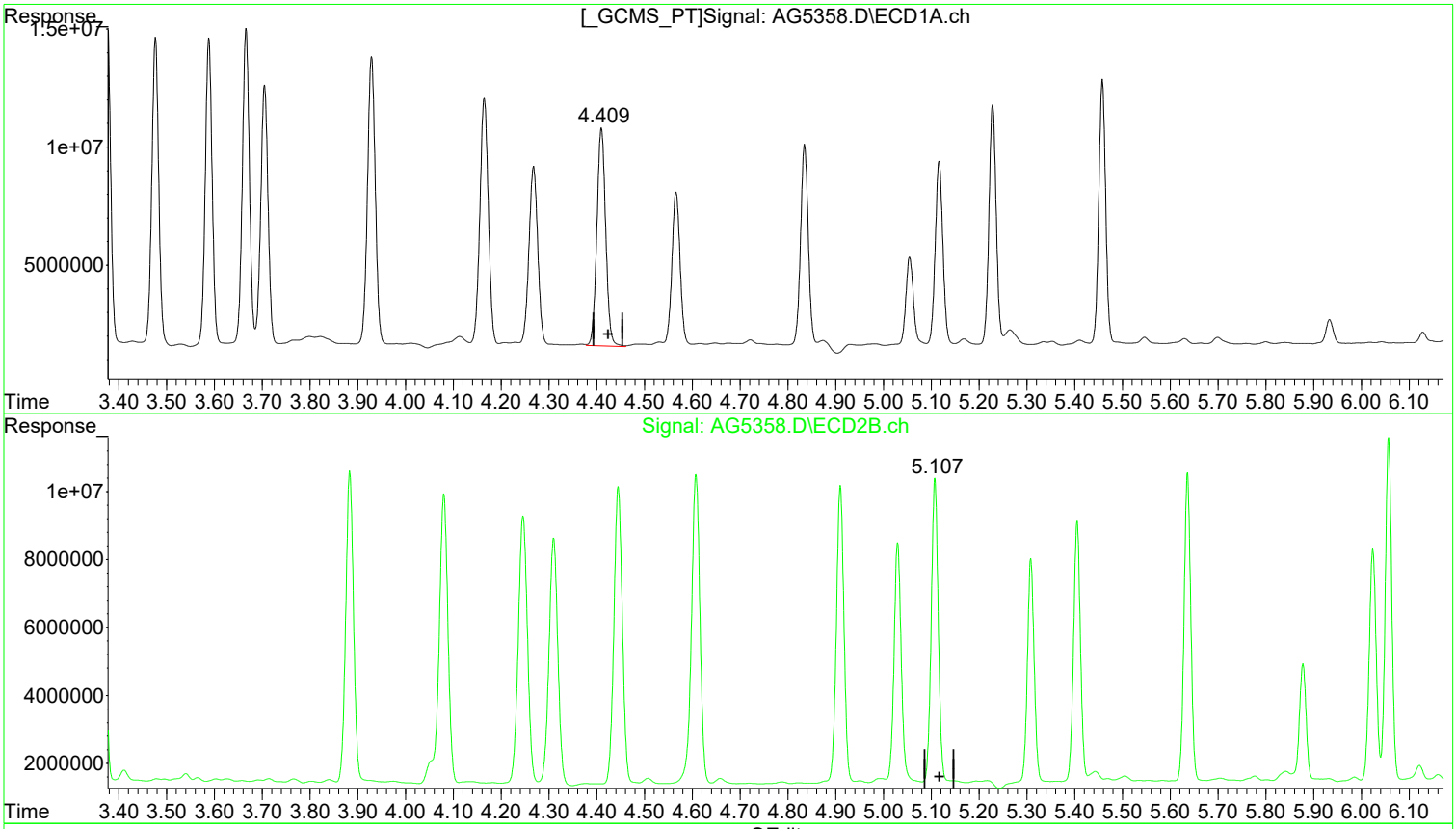

QEdit

(15) beta-Endosul (tc)

4.410min 7.078 ug/l

response 117795223

(15) beta-Endosul #2 (tc)

5.107min 9.169 ug/l

response 101677318

Manual Integration:

Before

03/25/24

(+) = Expected Retention Time

1st AF 03/25/24
2nd AM 03/25/24

Quantitation Report (Qedit)

Data Path : I:\ACQUDATA\7890N.net\data\032224\
Data File : AG5358.D
Signal(s) : Signal #1: ECD1A.ch Signal #2: ECD2B.ch
Acq On : 22 Mar 2024 07:58 pm
Operator : AFelser
Sample : RQ2402685-02
Misc :
ALS Vial : 10 Sample Multiplier: 1

Integration File signal 1: EVENTS.E
Integration File signal 2: EVENTS2.E
Quant Time: Mar 25 12:12:11 2024
Quant Method : I:\ACQUDATA\7890N.net\Methods\N-PEST022324.M
Quant Title : 608.3/8081B PESTICIDES
QLast Update : Mon Feb 26 08:35:50 2024
Response via : Initial Calibration
Integrator: ChemStation

Volume Inj. : 1uL
Signal #1 Phase : STx-CLP Signal #2 Phase: STx-CLPII
Signal #1 Info : 0.32mm 30m Signal #2 Info : 0.32mm 30m

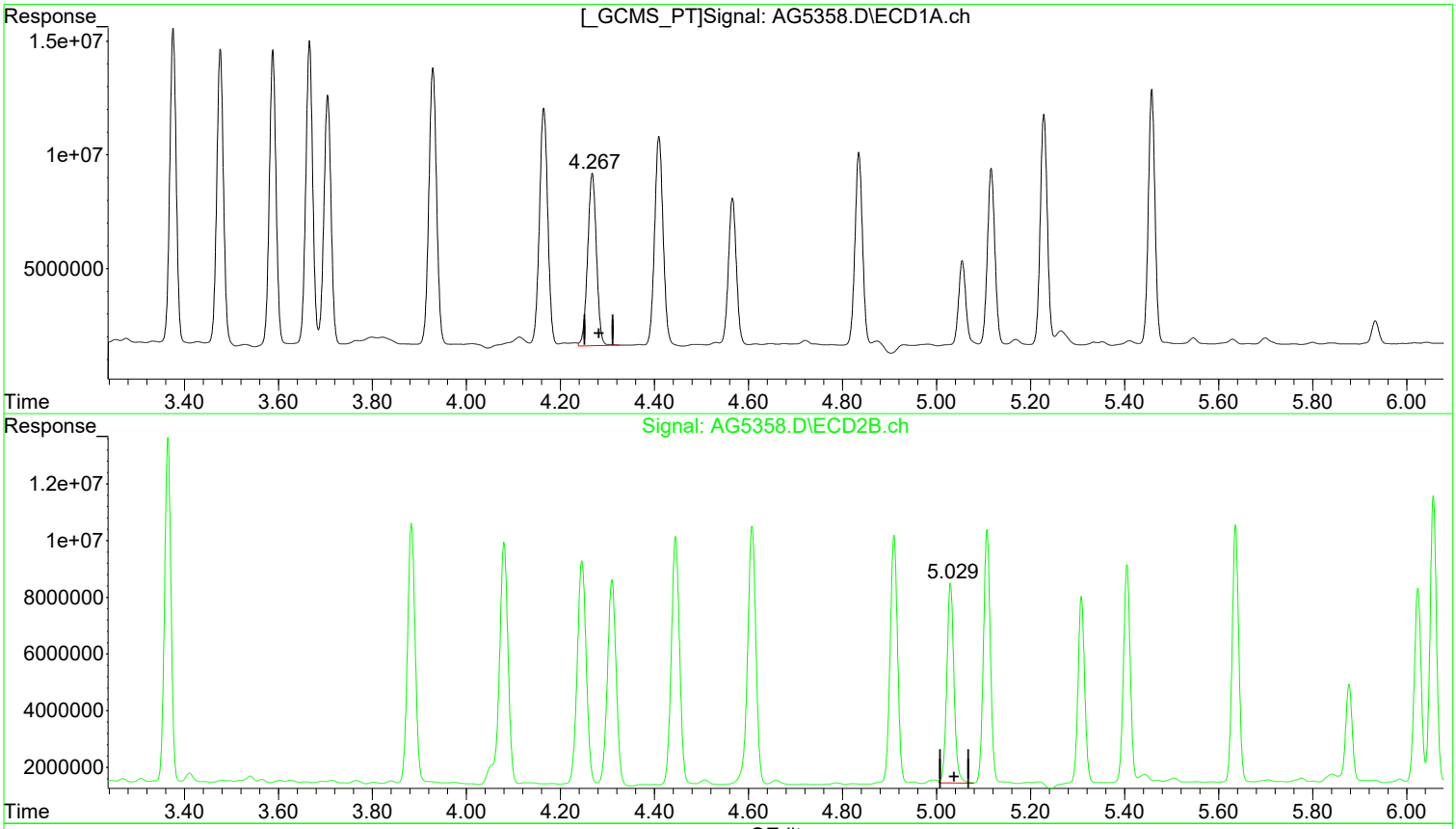

QEdit

(16) 4,4'-DDD (tc)
4.268min 6.583 ug/l
response 98372795

(16) 4,4'-DDD #2 (tc)
5.029min 8.365 ug/l m
response 74222237

Manual Integration:
After
Poor integration.
03/25/24

(+) = Expected Retention Time

1st AF 03/25/24
2nd AM 03/25/24

Quantitation Report (Qedit)

Data Path : I:\ACQUDATA\7890N.net\data\032224\
Data File : AG5358.D
Signal(s) : Signal #1: ECD1A.ch Signal #2: ECD2B.ch
Acq On : 22 Mar 2024 07:58 pm
Operator : AFelser
Sample : RQ2402685-02
Misc :
ALS Vial : 10 Sample Multiplier: 1

Integration File signal 1: EVENTS.E
Integration File signal 2: EVENTS2.E
Quant Time: Mar 25 12:12:11 2024
Quant Method : I:\ACQUDATA\7890N.net\Methods\N-PEST022324.M
Quant Title : 608.3/8081B PESTICIDES
QLast Update : Mon Feb 26 08:35:50 2024
Response via : Initial Calibration
Integrator: ChemStation

Volume Inj. : 1uL
Signal #1 Phase : STx-CLP Signal #2 Phase: STx-CLPII
Signal #1 Info : 0.32mm 30m Signal #2 Info : 0.32mm 30m

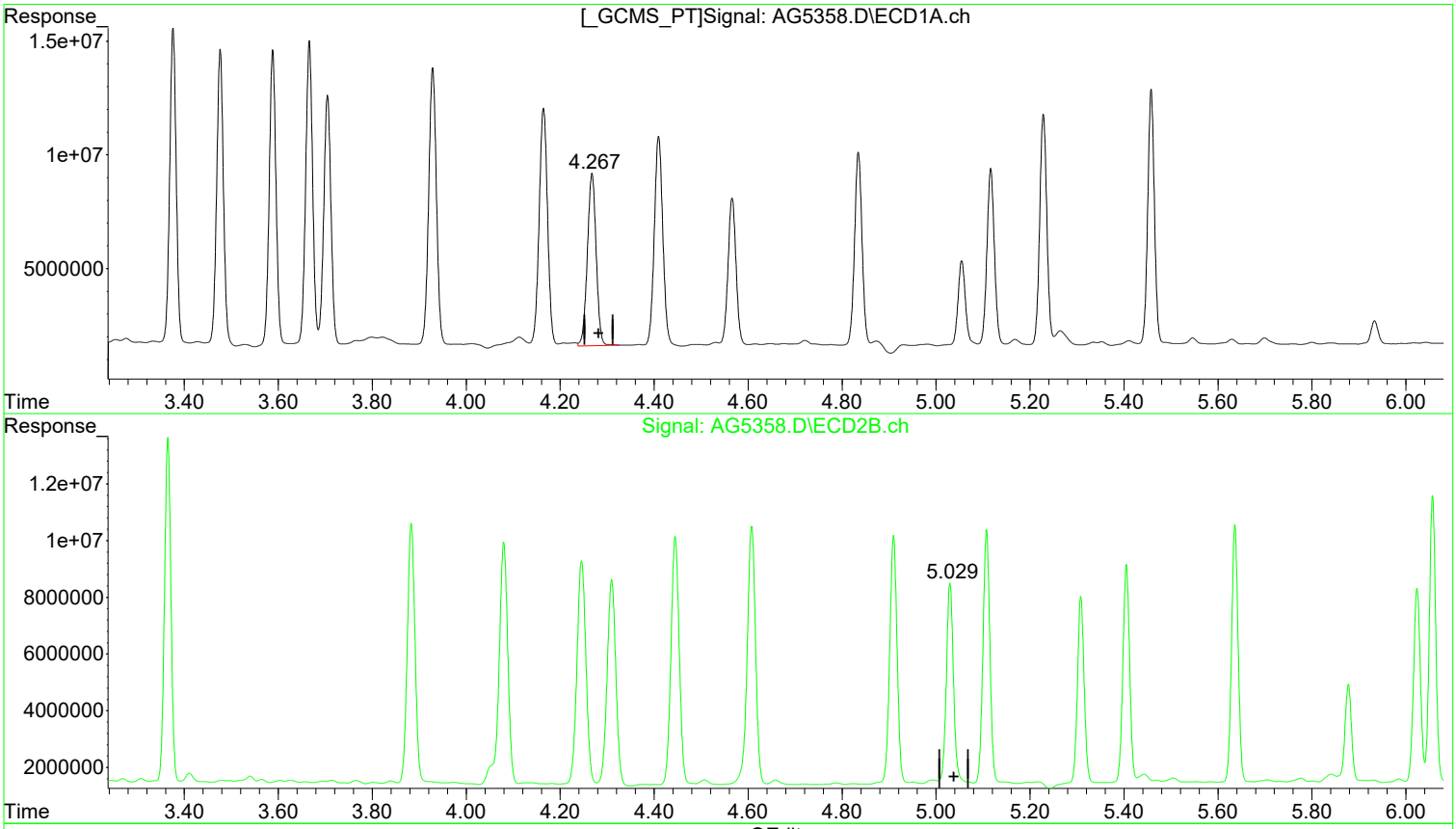

QEdit

(16) 4,4'-DDD (tc)
4.268min 6.583 ug/l
response 98372795

(16) 4,4'-DDD #2 (tc)
5.030min 9.354 ug/l
response 83001992

Manual Integration:
Before

03/25/24

(+) = Expected Retention Time

Quantitation Report (Qedit)

Data Path : I:\ACQUDATA\7890N.net\data\032224\
Data File : AG5358.D
Signal(s) : Signal #1: ECD1A.ch Signal #2: ECD2B.ch
Acq On : 22 Mar 2024 07:58 pm
Operator : AFelser
Sample : RQ2402685-02
Misc :
ALS Vial : 10 Sample Multiplier: 1

Integration File signal 1: EVENTS.E
Integration File signal 2: EVENTS2.E
Quant Time: Mar 25 12:12:11 2024
Quant Method : I:\ACQUDATA\7890N.net\Methods\N-PEST022324.M
Quant Title : 608.3/8081B PESTICIDES
QLast Update : Mon Feb 26 08:35:50 2024
Response via : Initial Calibration
Integrator: ChemStation

Volume Inj. : 1uL
Signal #1 Phase : STx-CLP Signal #2 Phase: STx-CLPII
Signal #1 Info : 0.32mm 30m Signal #2 Info : 0.32mm 30m

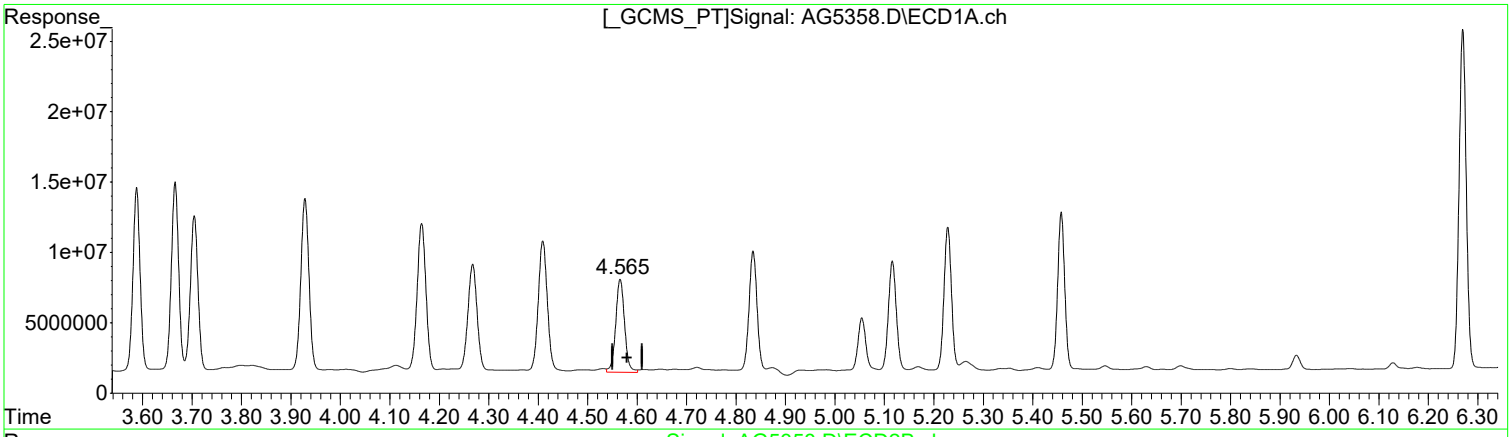

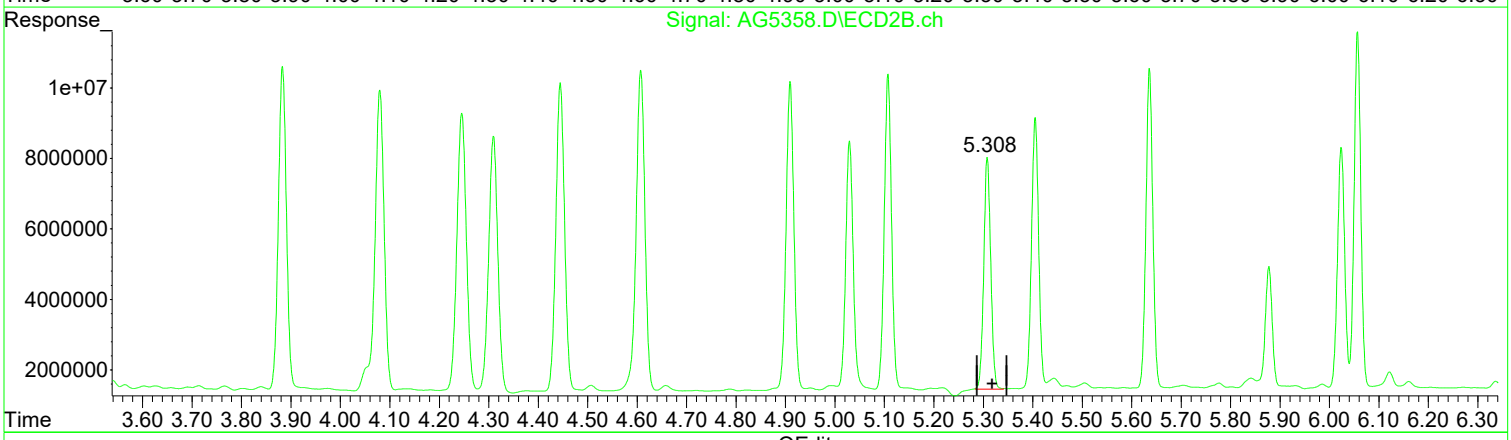

QEdit

(17) 4,4'-DDT (tcm)
4.566min 6.544 ug/l
response 82458813

(17) 4,4'-DDT #2 (tcm)
5.308min 8.737 ug/l m
response 64486004

Manual Integration:
After
Poor integration.
03/25/24

(+) = Expected Retention Time

Quantitation Report (Qedit)

Data Path : I:\ACQUDATA\7890N.net\data\032224\
Data File : AG5358.D
Signal(s) : Signal #1: ECD1A.ch Signal #2: ECD2B.ch
Acq On : 22 Mar 2024 07:58 pm
Operator : AFelser
Sample : RQ2402685-02
Misc :
ALS Vial : 10 Sample Multiplier: 1

Integration File signal 1: EVENTS.E
Integration File signal 2: EVENTS2.E
Quant Time: Mar 25 12:12:11 2024
Quant Method : I:\ACQUDATA\7890N.net\Methods\N-PEST022324.M
Quant Title : 608.3/8081B PESTICIDES
QLast Update : Mon Feb 26 08:35:50 2024
Response via : Initial Calibration
Integrator: ChemStation

Volume Inj. : 1uL
Signal #1 Phase : STx-CLP Signal #2 Phase: STx-CLPII
Signal #1 Info : 0.32mm 30m Signal #2 Info : 0.32mm 30m

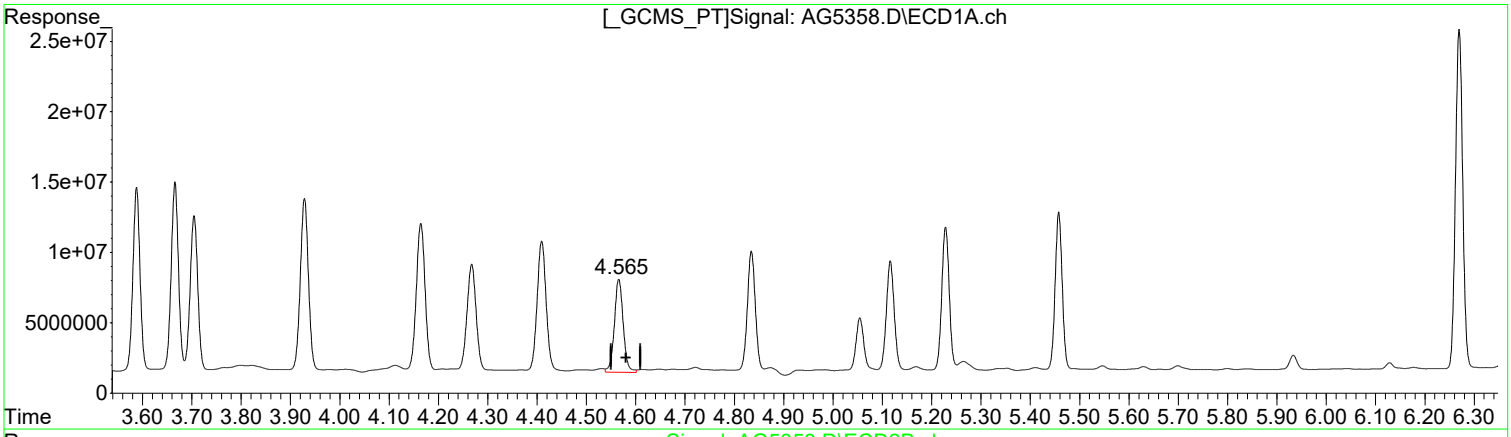

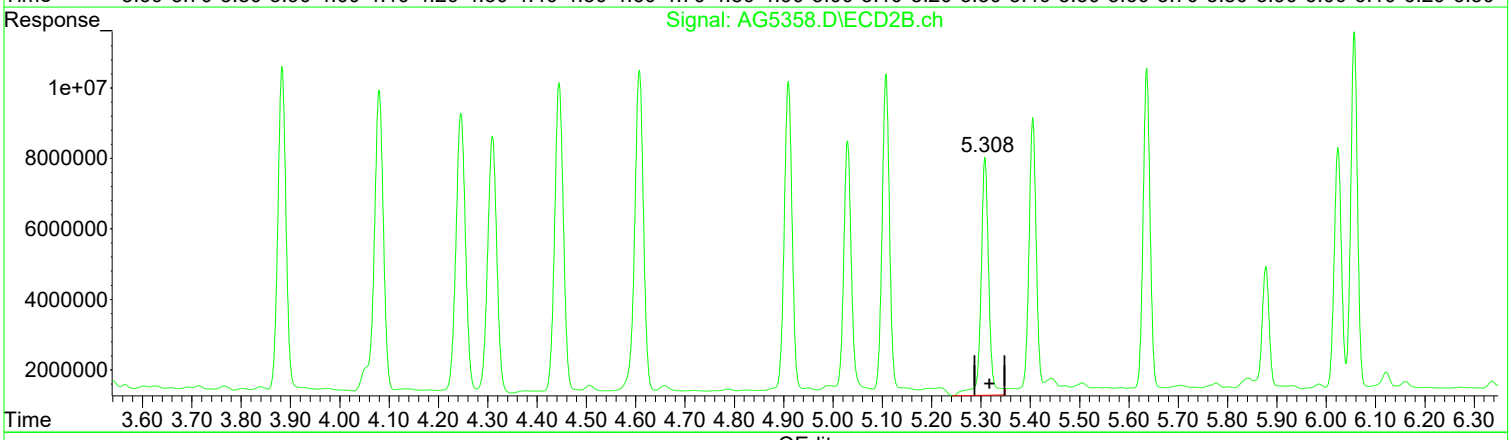

QEdit

(17) 4,4'-DDT (tcm)
4.566min 6.544 ug/l
response 82458813

(17) 4,4'-DDT #2 (tcm)
5.308min 10.066 ug/l
response 74299398

Manual Integration:
Before

03/25/24

(+) = Expected Retention Time

Quantitation Report (Qedit)

Data Path : I:\ACQUDATA\7890N.net\data\032224\
Data File : AG5358.D
Signal(s) : Signal #1: ECD1A.ch Signal #2: ECD2B.ch
Acq On : 22 Mar 2024 07:58 pm
Operator : AFelser
Sample : RQ2402685-02
Misc :
ALS Vial : 10 Sample Multiplier: 1

Integration File signal 1: EVENTS.E
Integration File signal 2: EVENTS2.E
Quant Time: Mar 25 12:12:11 2024
Quant Method : I:\ACQUDATA\7890N.net\Methods\N-PEST022324.M
Quant Title : 608.3/8081B PESTICIDES
QLast Update : Mon Feb 26 08:35:50 2024
Response via : Initial Calibration
Integrator: ChemStation

Volume Inj. : 1uL
Signal #1 Phase : STx-CLP Signal #2 Phase: STx-CLPII
Signal #1 Info : 0.32mm 30m Signal #2 Info : 0.32mm 30m

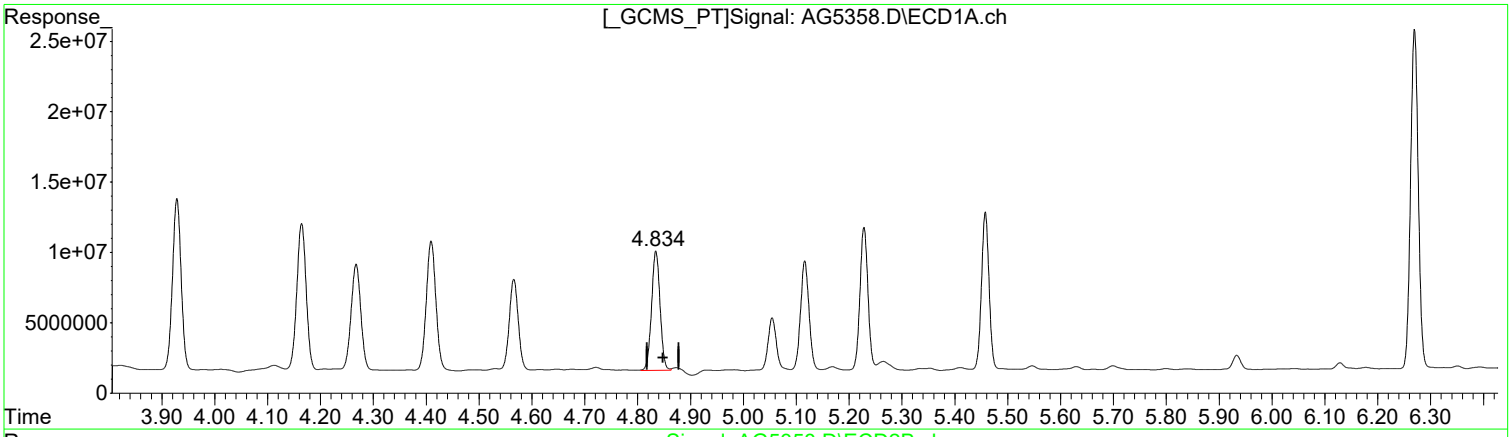

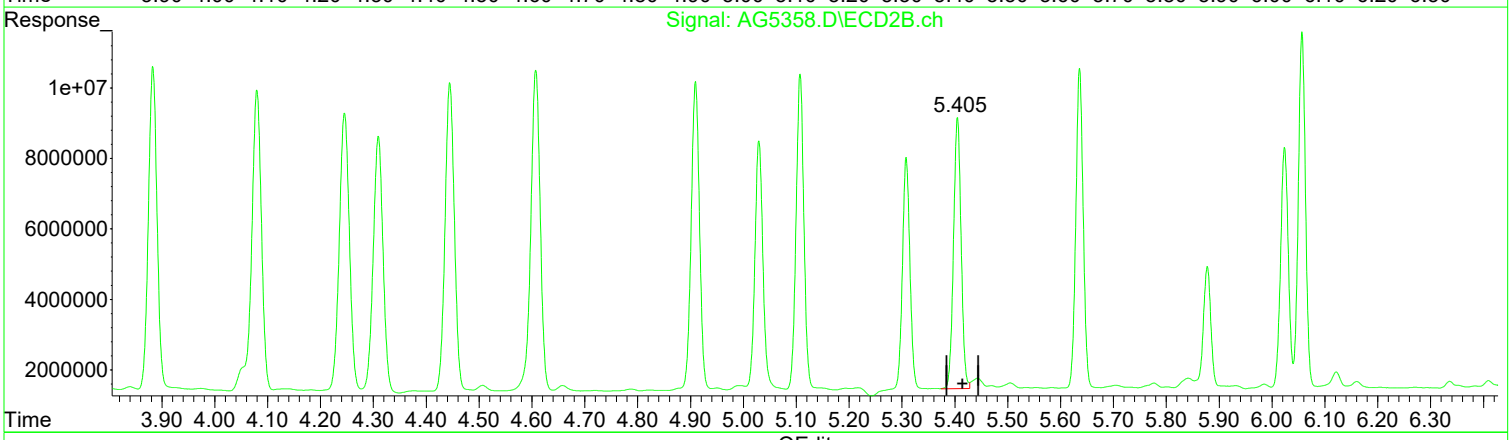

QEdit

(18) Endrin Aldeh (tc)
4.834min 7.036 ug/l m
response 94947399

(18) Endrin Aldeh #2 (tc)
5.405min 8.585 ug/l m
response 77070668

Manual Integration:
After
Poor integration.
03/25/24

(+) = Expected Retention Time

1st AF 03/25/24
2nd AM 03/25/24

Quantitation Report (Qedit)

Data Path : I:\ACQUDATA\7890N.net\data\032224\
Data File : AG5358.D
Signal(s) : Signal #1: ECD1A.ch Signal #2: ECD2B.ch
Acq On : 22 Mar 2024 07:58 pm
Operator : AFelser
Sample : RQ2402685-02
Misc :
ALS Vial : 10 Sample Multiplier: 1

Integration File signal 1: EVENTS.E
Integration File signal 2: EVENTS2.E
Quant Time: Mar 25 12:12:11 2024
Quant Method : I:\ACQUDATA\7890N.net\Methods\N-PEST022324.M
Quant Title : 608.3/8081B PESTICIDES
QLast Update : Mon Feb 26 08:35:50 2024
Response via : Initial Calibration
Integrator: ChemStation

Volume Inj. : 1uL
Signal #1 Phase : STx-CLP Signal #2 Phase: STx-CLPII
Signal #1 Info : 0.32mm 30m Signal #2 Info : 0.32mm 30m

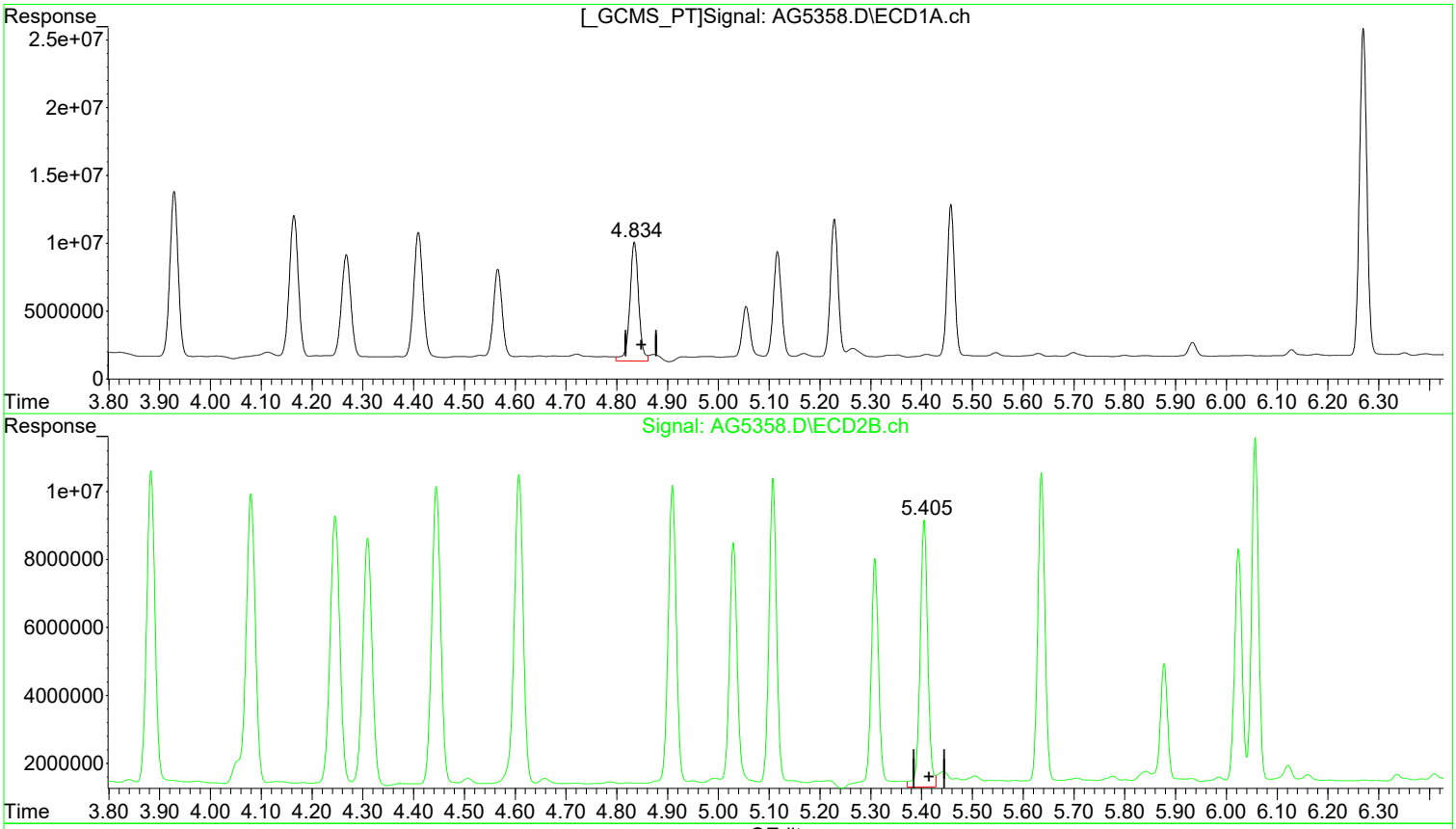

QEdit

(18) Endrin Aldeh (tc)
4.835min 7.866 ug/l
response 106150748

(18) Endrin Aldeh #2 (tc)
5.405min 9.201 ug/l
response 82600104

Manual Integration:
Before

03/25/24

(+) = Expected Retention Time

Quantitation Report (Qedit)

Data Path : I:\ACQUDATA\7890N.net\data\032224\
Data File : AG5358.D
Signal(s) : Signal #1: ECD1A.ch Signal #2: ECD2B.ch
Acq On : 22 Mar 2024 07:58 pm
Operator : AFelser
Sample : RQ2402685-02
Misc :
ALS Vial : 10 Sample Multiplier: 1

Integration File signal 1: EVENTS.E
Integration File signal 2: EVENTS2.E
Quant Time: Mar 25 12:12:11 2024
Quant Method : I:\ACQUDATA\7890N.net\Methods\N-PEST022324.M
Quant Title : 608.3/8081B PESTICIDES
QLast Update : Mon Feb 26 08:35:50 2024
Response via : Initial Calibration
Integrator: ChemStation

Volume Inj. : 1uL
Signal #1 Phase : STx-CLP Signal #2 Phase: STx-CLPII
Signal #1 Info : 0.32mm 30m Signal #2 Info : 0.32mm 30m

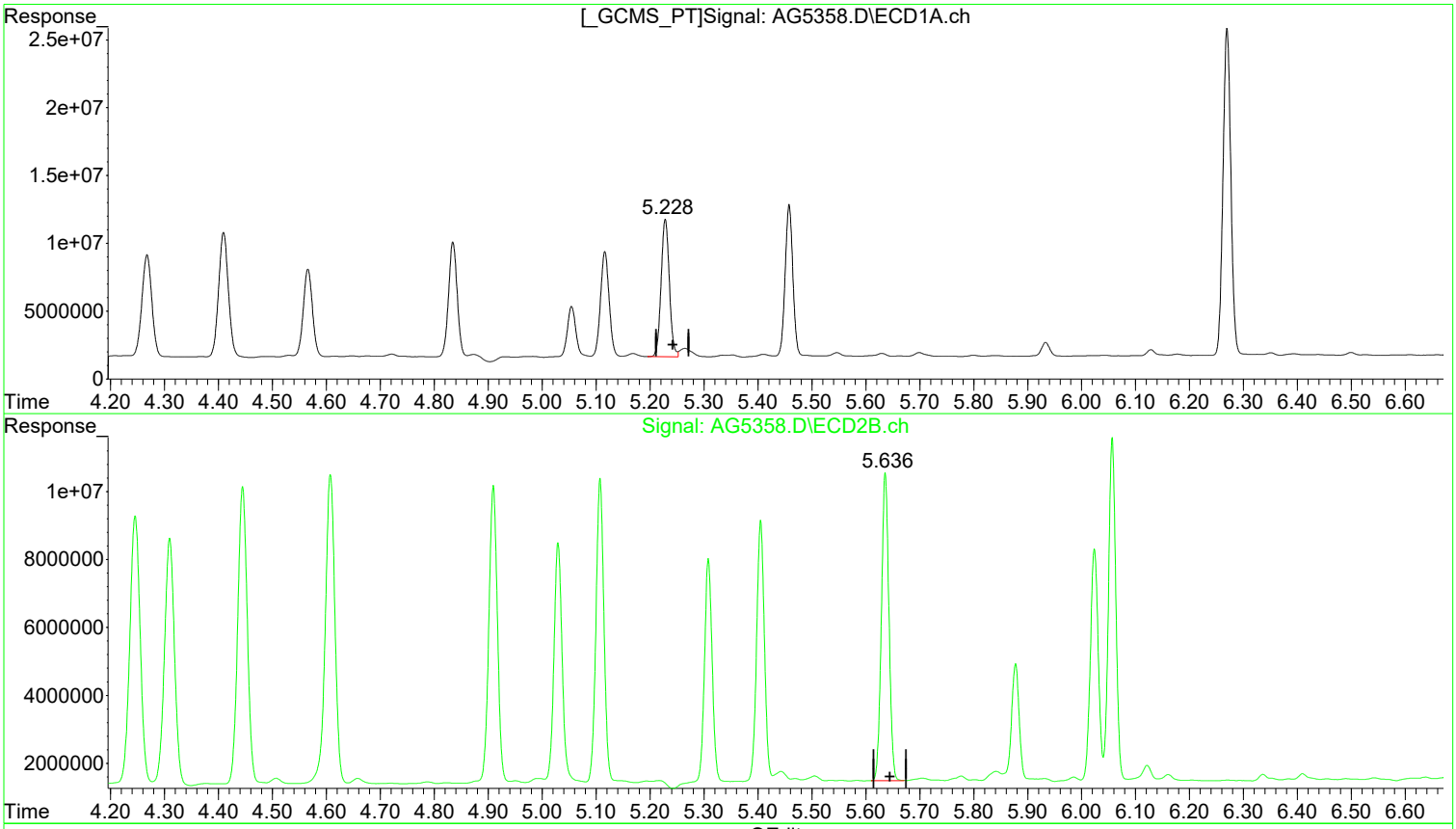

QEdit

(19) Endosulfan S (tc)
5.228min 6.853 ug/l m
response 107854031

(19) Endosulfan S #2 (tc)
5.636min 8.470 ug/l m
response 87734630

Manual Integration:
After
Poor integration.
03/25/24

(+) = Expected Retention Time

Quantitation Report (Qedit)

Data Path : I:\ACQUDATA\7890N.net\data\032224\
Data File : AG5358.D
Signal(s) : Signal #1: ECD1A.ch Signal #2: ECD2B.ch
Acq On : 22 Mar 2024 07:58 pm
Operator : AFelser
Sample : RQ2402685-02
Misc :
ALS Vial : 10 Sample Multiplier: 1

Integration File signal 1: EVENTS.E
Integration File signal 2: EVENTS2.E
Quant Time: Mar 25 12:12:11 2024
Quant Method : I:\ACQUDATA\7890N.net\Methods\N-PEST022324.M
Quant Title : 608.3/8081B PESTICIDES
QLast Update : Mon Feb 26 08:35:50 2024
Response via : Initial Calibration
Integrator: ChemStation

Volume Inj. : 1uL
Signal #1 Phase : STx-CLP Signal #2 Phase: STx-CLPII
Signal #1 Info : 0.32mm 30m Signal #2 Info : 0.32mm 30m

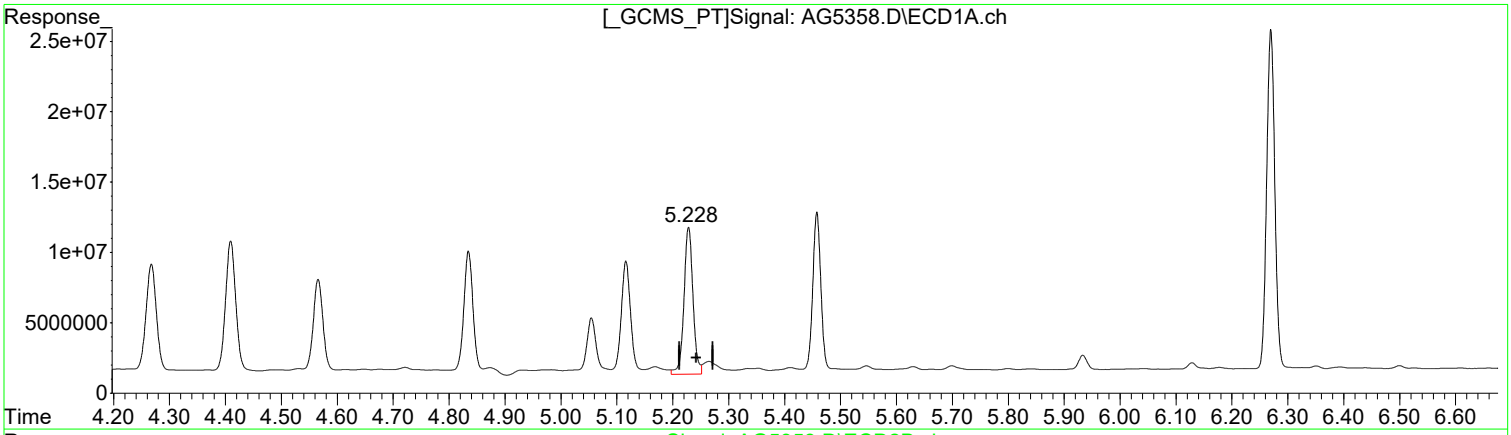

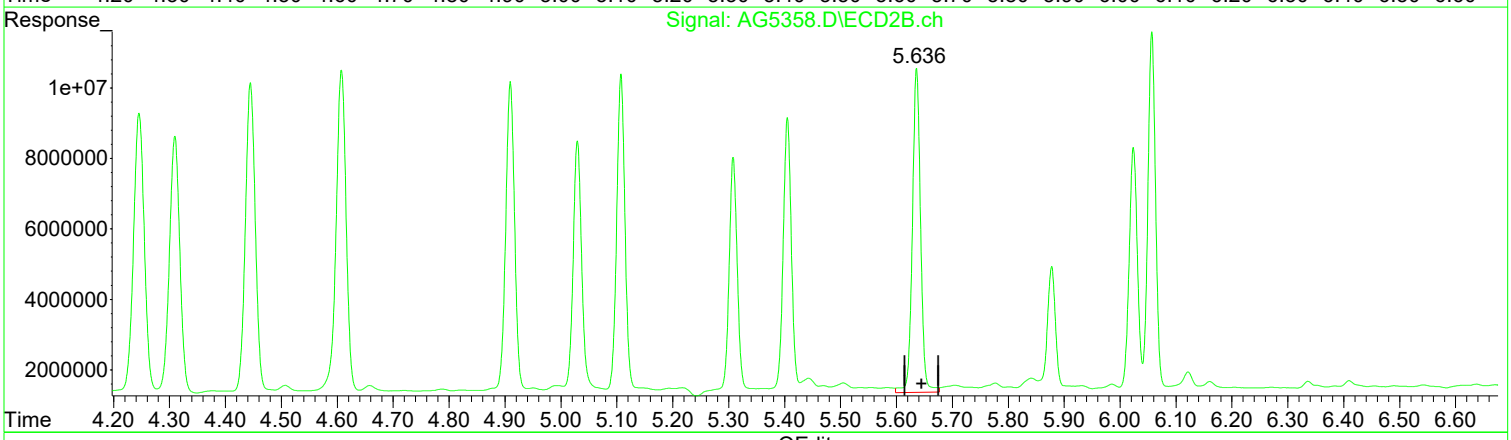

QEdit

(19) Endosulfan S (tc)
5.228min 7.432 ug/l
response 116957989

(19) Endosulfan S #2 (tc)
5.636min 9.054 ug/l
response 93789713

Manual Integration:
Before

03/25/24

(+) = Expected Retention Time

Quantitation Report (Qedit)

Data Path : I:\ACQUDATA\7890N.net\data\032224\
Data File : AG5358.D
Signal(s) : Signal #1: ECD1A.ch Signal #2: ECD2B.ch
Acq On : 22 Mar 2024 07:58 pm
Operator : AFelser
Sample : RQ2402685-02
Misc :
ALS Vial : 10 Sample Multiplier: 1

Integration File signal 1: EVENTS.E
Integration File signal 2: EVENTS2.E
Quant Time: Mar 25 12:12:11 2024
Quant Method : I:\ACQUDATA\7890N.net\Methods\N-PEST022324.M
Quant Title : 608.3/8081B PESTICIDES
QLast Update : Mon Feb 26 08:35:50 2024
Response via : Initial Calibration
Integrator: ChemStation

Volume Inj. : 1uL
Signal #1 Phase : STx-CLP Signal #2 Phase: STx-CLPII
Signal #1 Info : 0.32mm 30m Signal #2 Info : 0.32mm 30m

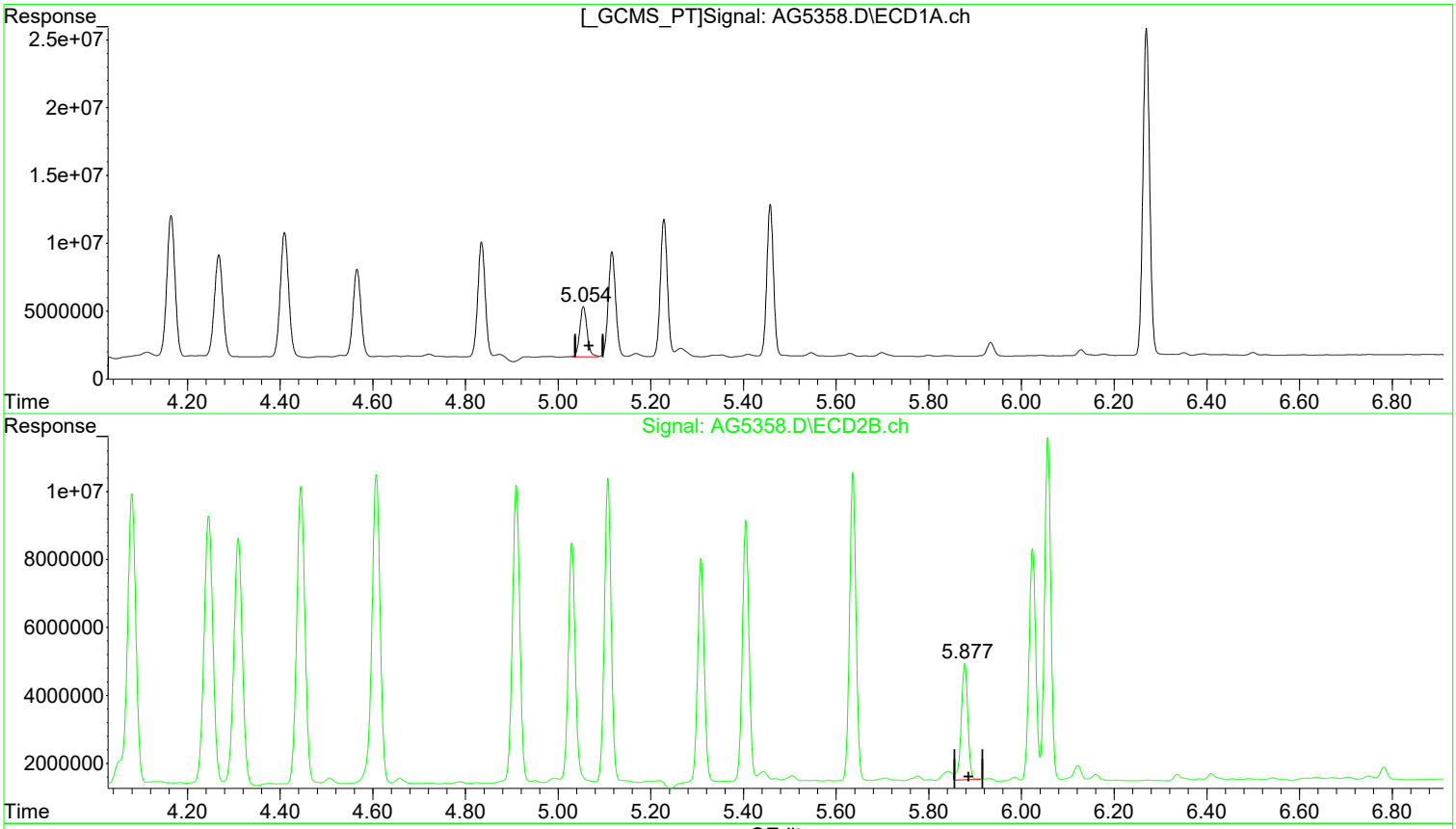

QEdit

(20) Methoxychlor (tc)
5.054min 6.067 ug/l m
response 40992832

(20) Methoxychlor #2 (tc)
5.877min 8.817 ug/l m
response 33963325

Manual Integration:
After
Poor integration.
03/25/24

(+) = Expected Retention Time

Quantitation Report (Qedit)

Data Path : I:\ACQUDATA\7890N.net\data\032224\
Data File : AG5358.D
Signal(s) : Signal #1: ECD1A.ch Signal #2: ECD2B.ch
Acq On : 22 Mar 2024 07:58 pm
Operator : AFelser
Sample : RQ2402685-02
Misc :
ALS Vial : 10 Sample Multiplier: 1

Integration File signal 1: EVENTS.E
Integration File signal 2: EVENTS2.E
Quant Time: Mar 25 12:12:11 2024
Quant Method : I:\ACQUDATA\7890N.net\Methods\N-PEST022324.M
Quant Title : 608.3/8081B PESTICIDES
QLast Update : Mon Feb 26 08:35:50 2024
Response via : Initial Calibration
Integrator: ChemStation

Volume Inj. : 1uL
Signal #1 Phase : STx-CLP Signal #2 Phase: STx-CLPII
Signal #1 Info : 0.32mm 30m Signal #2 Info : 0.32mm 30m

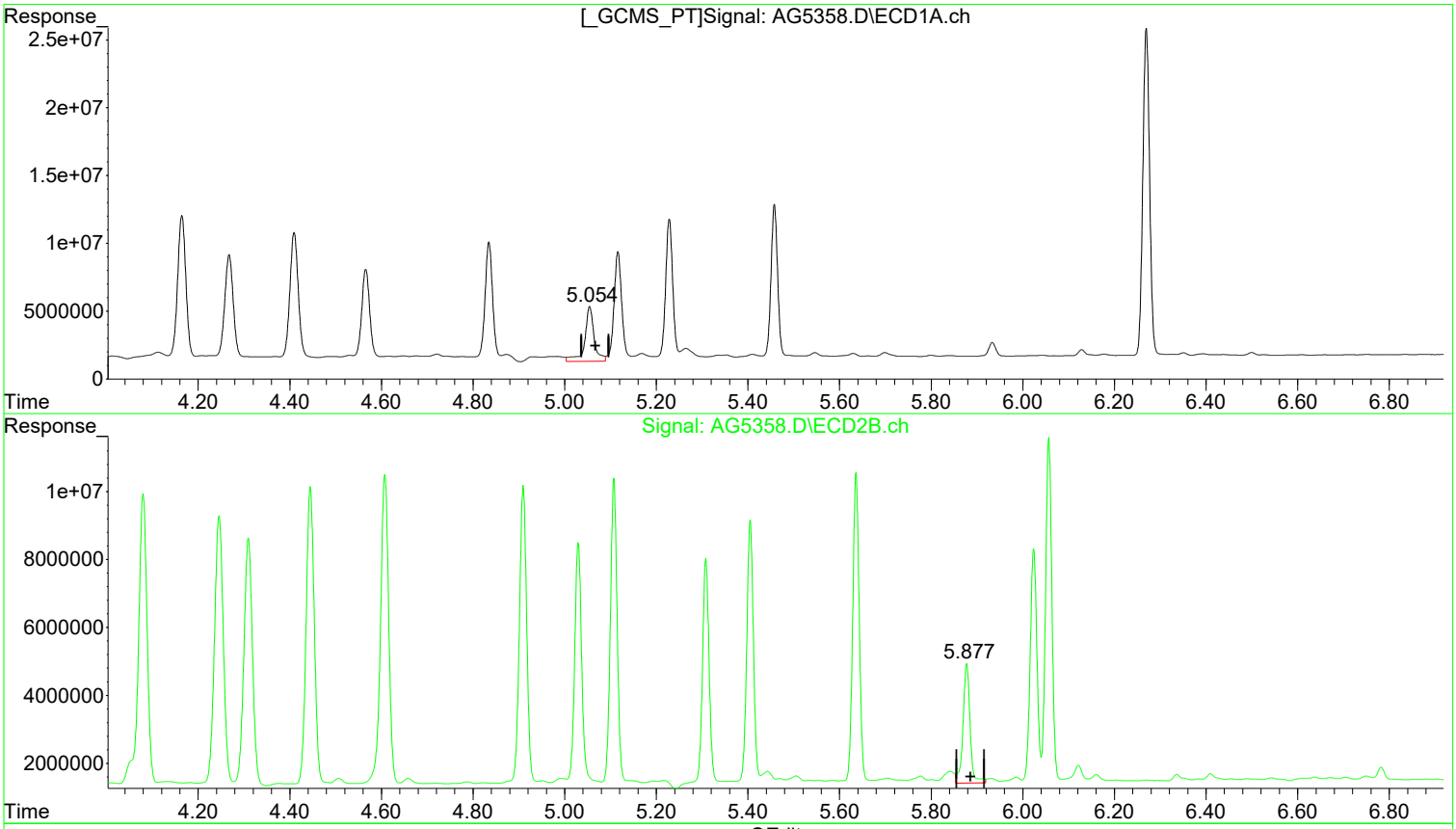

QEdit

(20) Methoxychlor (tc)
5.055min 8.461 ug/l
response 57168503

(20) Methoxychlor #2 (tc)
5.878min 9.839 ug/l
response 37899371

Manual Integration:
Before

03/25/24

(+) = Expected Retention Time

1st AF 03/25/24
2nd AM 03/25/24

Quantitation Report (Qedit)

Data Path : I:\ACQUDATA\7890N.net\data\032224\
Data File : AG5358.D
Signal(s) : Signal #1: ECD1A.ch Signal #2: ECD2B.ch
Acq On : 22 Mar 2024 07:58 pm
Operator : AFelser
Sample : RQ2402685-02
Misc :
ALS Vial : 10 Sample Multiplier: 1

Integration File signal 1: EVENTS.E
Integration File signal 2: EVENTS2.E
Quant Time: Mar 25 12:12:11 2024
Quant Method : I:\ACQUDATA\7890N.net\Methods\N-PEST022324.M
Quant Title : 608.3/8081B PESTICIDES
QLast Update : Mon Feb 26 08:35:50 2024
Response via : Initial Calibration
Integrator: ChemStation

Volume Inj. : 1uL
Signal #1 Phase : STx-CLP Signal #2 Phase: STx-CLPII
Signal #1 Info : 0.32mm 30m Signal #2 Info : 0.32mm 30m

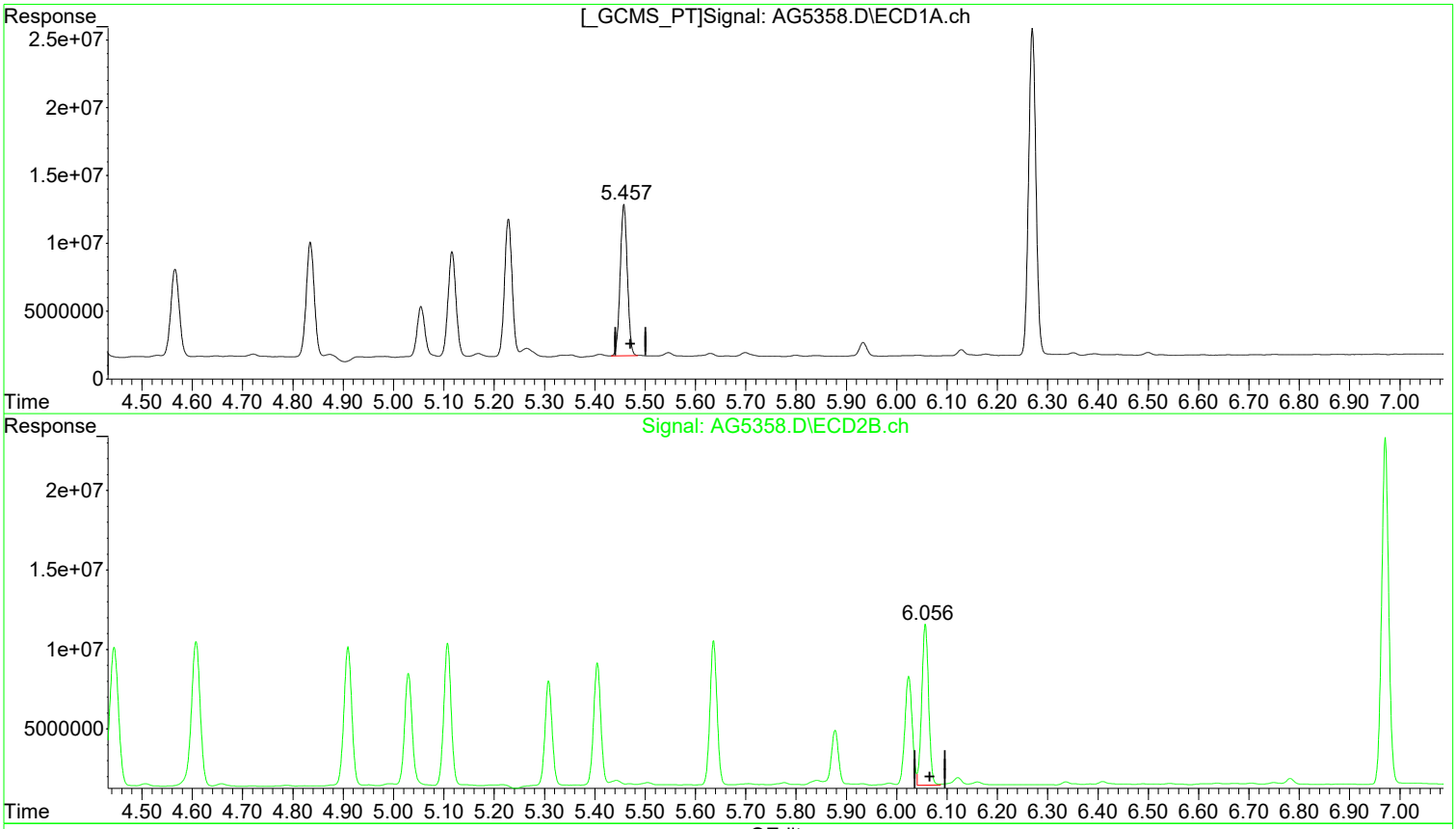

(21) Endrin Keton (tc)
5.457min 6.396 ug/l m
response 110123188

(21) Endrin Keton #2 (tc)
6.057min 8.819 ug/l
response 96496020

Manual Integration:
After
Poor integration.
03/25/24

(+) = Expected Retention Time

1st AF 03/25/24
2nd AM 03/25/24

Quantitation Report (Qedit)

Data Path : I:\ACQUDATA\7890N.net\data\032224\
Data File : AG5358.D
Signal(s) : Signal #1: ECD1A.ch Signal #2: ECD2B.ch
Acq On : 22 Mar 2024 07:58 pm
Operator : AFelser
Sample : RQ2402685-02
Misc :
ALS Vial : 10 Sample Multiplier: 1

Integration File signal 1: EVENTS.E
Integration File signal 2: EVENTS2.E
Quant Time: Mar 25 12:12:11 2024
Quant Method : I:\ACQUDATA\7890N.net\Methods\N-PEST022324.M
Quant Title : 608.3/8081B PESTICIDES
QLast Update : Mon Feb 26 08:35:50 2024
Response via : Initial Calibration
Integrator: ChemStation

Volume Inj. : 1uL
Signal #1 Phase : STx-CLP Signal #2 Phase: STx-CLPII
Signal #1 Info : 0.32mm 30m Signal #2 Info : 0.32mm 30m

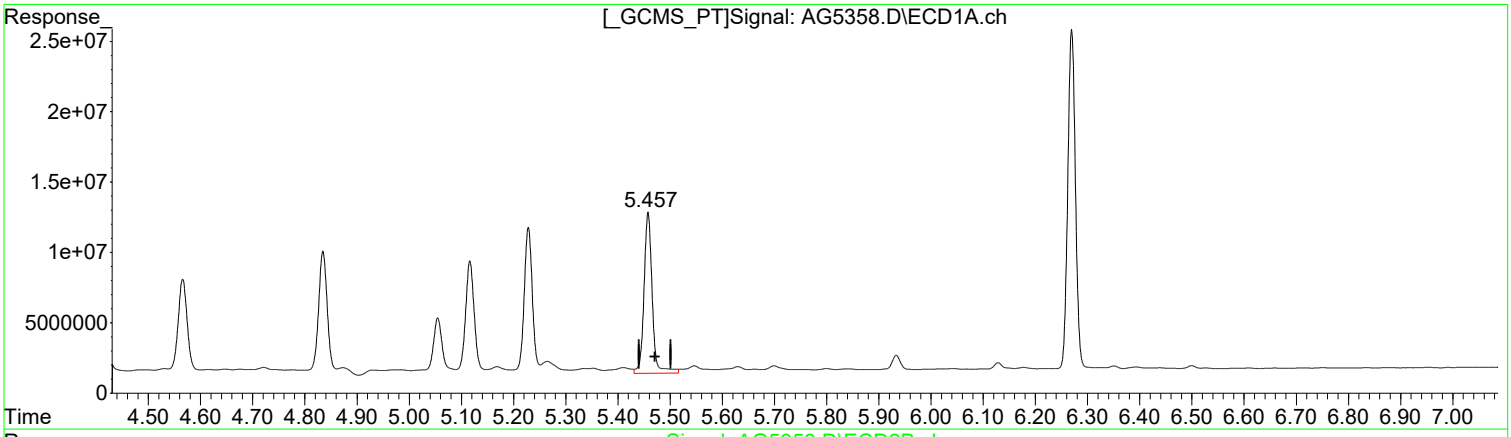

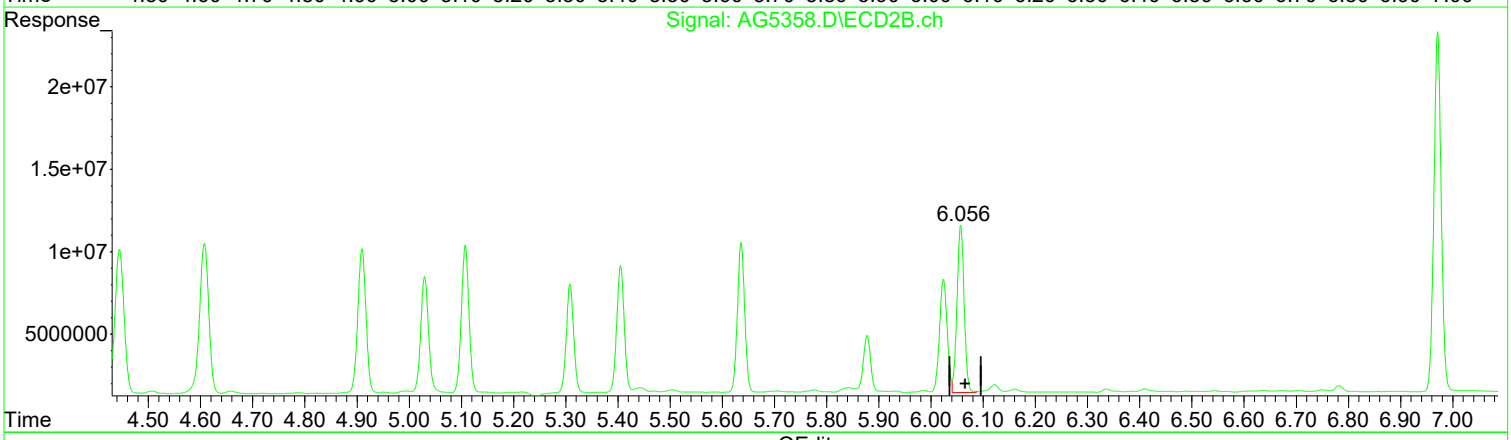

QEdit

(21) Endrin Keton (tc)
5.458min 7.301 ug/l
response 125713561

(21) Endrin Keton #2 (tc)
6.057min 8.819 ug/l
response 96496020

Manual Integration:
Before

03/25/24

(+) = Expected Retention Time

1st AF 03/25/24
2nd AM 03/25/24

Quantitation Report (Qedit)

Data Path : I:\ACQUDATA\7890N.net\data\032224\
Data File : AG5358.D
Signal(s) : Signal #1: ECD1A.ch Signal #2: ECD2B.ch
Acq On : 22 Mar 2024 07:58 pm
Operator : AFelser
Sample : RQ2402685-02
Misc :
ALS Vial : 10 Sample Multiplier: 1

Integration File signal 1: EVENTS.E
Integration File signal 2: EVENTS2.E
Quant Time: Mar 25 12:12:11 2024
Quant Method : I:\ACQUDATA\7890N.net\Methods\N-PEST022324.M
Quant Title : 608.3/8081B PESTICIDES
QLast Update : Mon Feb 26 08:35:50 2024
Response via : Initial Calibration
Integrator: ChemStation

Volume Inj. : 1uL
Signal #1 Phase : STx-CLP Signal #2 Phase: STx-CLPII
Signal #1 Info : 0.32mm 30m Signal #2 Info : 0.32mm 30m

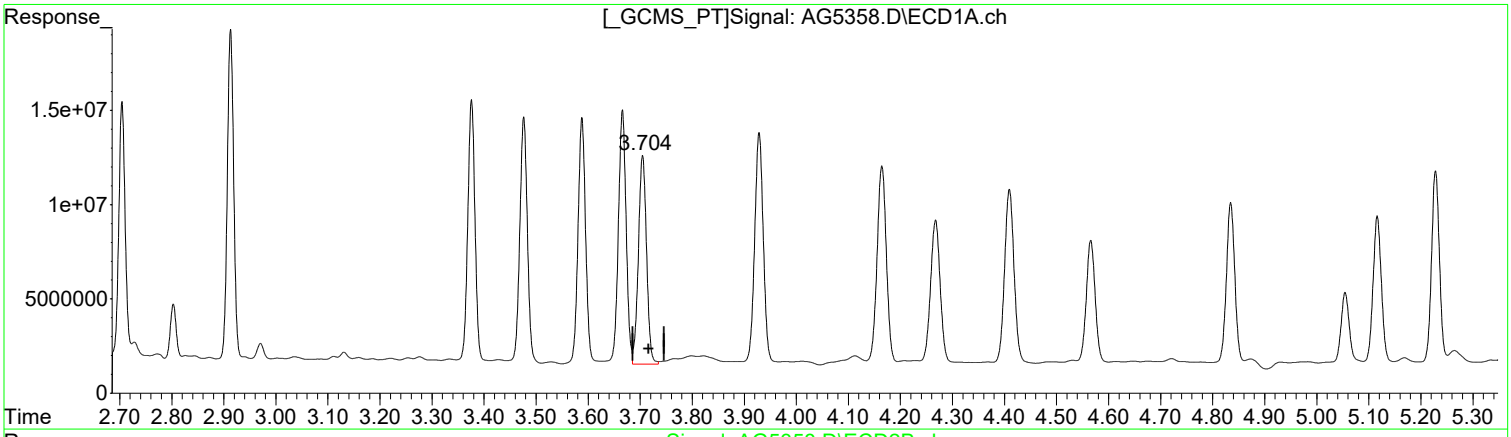

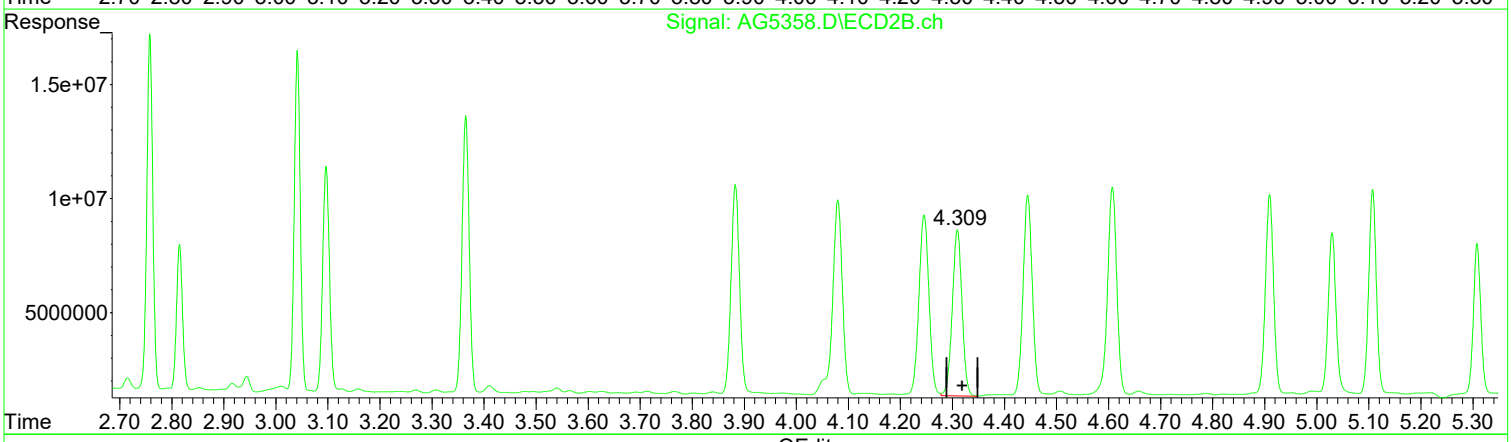

QEdit

(9) alpha-Endosu (tc)
3.705min 6.925 ug/l
response 120577242

(9) alpha-Endosu #2 (tc)
4.309min 7.852 ug/l m
response 94546083

Manual Integration:
After
Poor integration.
03/25/24

(+) = Expected Retention Time

1st AF 03/25/24
2nd AM 03/25/24

Quantitation Report (Qedit)

Data Path : I:\ACQUDATA\7890N.net\data\032224\
Data File : AG5358.D
Signal(s) : Signal #1: ECD1A.ch Signal #2: ECD2B.ch
Acq On : 22 Mar 2024 07:58 pm
Operator : AFelser
Sample : RQ2402685-02
Misc :
ALS Vial : 10 Sample Multiplier: 1

Integration File signal 1: EVENTS.E
Integration File signal 2: EVENTS2.E
Quant Time: Mar 25 12:12:11 2024
Quant Method : I:\ACQUDATA\7890N.net\Methods\N-PEST022324.M
Quant Title : 608.3/8081B PESTICIDES
QLast Update : Mon Feb 26 08:35:50 2024
Response via : Initial Calibration
Integrator: ChemStation

Volume Inj. : 1uL
Signal #1 Phase : STx-CLP Signal #2 Phase: STx-CLPII
Signal #1 Info : 0.32mm 30m Signal #2 Info : 0.32mm 30m

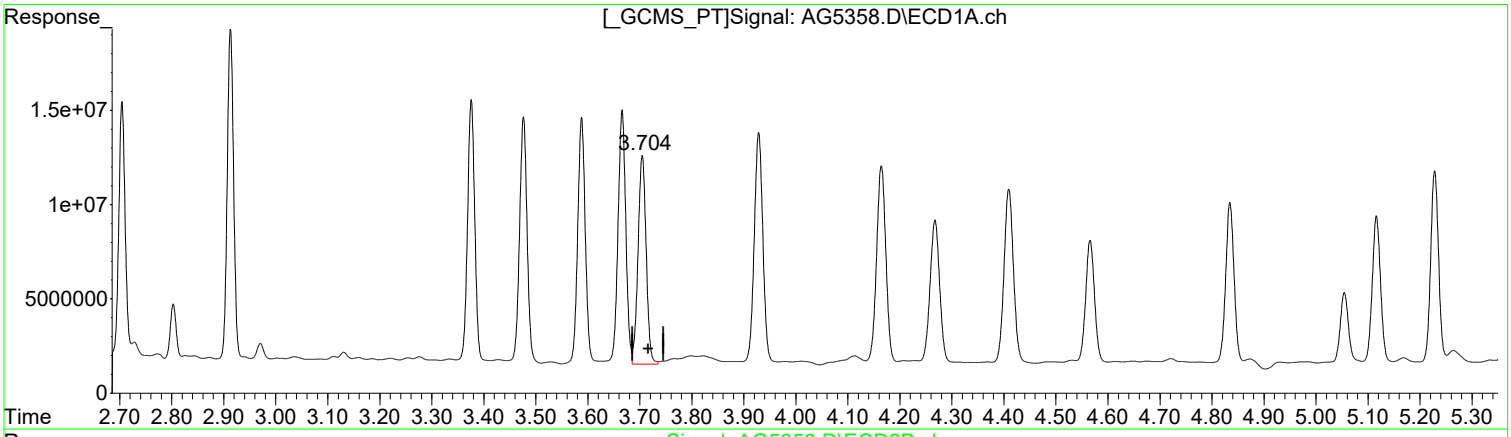

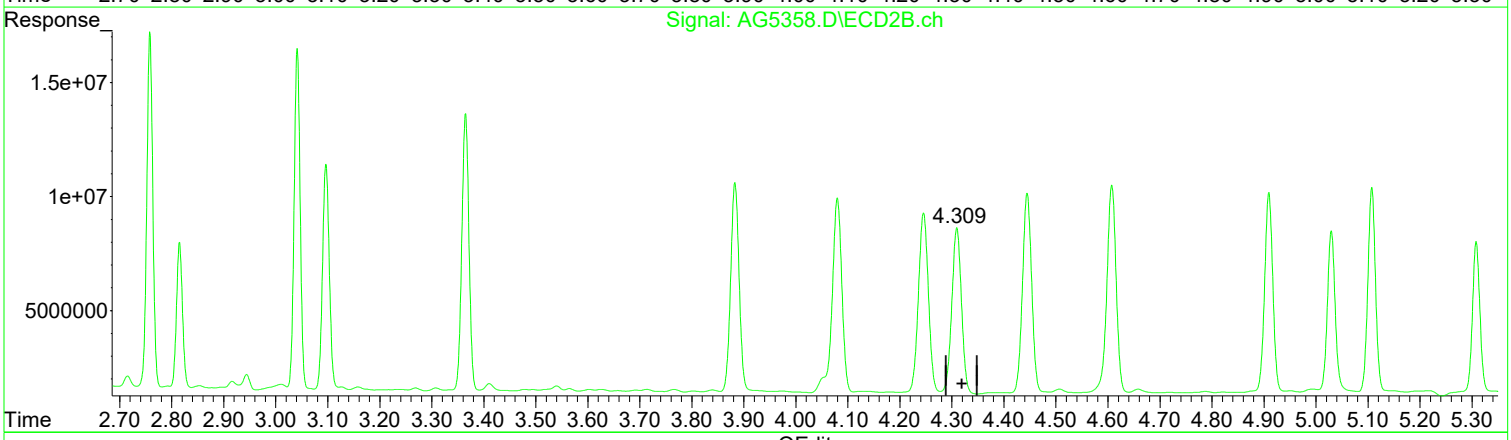

QEdit

(9) alpha-Endosu (tc)
3.705min 6.925 ug/l
response 120577242

(9) alpha-Endosu #2 (tc)
4.310min 8.191 ug/l
response 98624290

Manual Integration:
Before

03/25/24

(+) = Expected Retention Time

Quantitation Report (QT Reviewed)

Data Path : I:\ACQUDATA\7890N.net\data\032224\
Data File : AG5358.D
Signal(s) : Signal #1: ECD1A.ch Signal #2: ECD2B.ch
Acq On : 22 Mar 2024 07:58 pm
Operator : AFelser
Sample : RQ2402685-02
Misc :
ALS Vial : 10 Sample Multiplier: 1

Integration File signal 1: EVENTS.E
Integration File signal 2: EVENTS2.E
Quant Time: Mar 25 12:12:11 2024
Quant Method : I:\ACQUDATA\7890N.net\Methods\N-PEST022324.M
Quant Title : 608.3/8081B PESTICIDES
QLast Update : Mon Feb 26 08:35:50 2024
Response via : Initial Calibration
Integrator: ChemStation

Volume Inj. : 1uL
Signal #1 Phase : STx-CLP Signal #2 Phase: STx-CLPII
Signal #1 Info : 0.32mm 30m Signal #2 Info : 0.32mm 30m

	Compound	RT#1	RT#2	Resp#1	Resp#2	ug/l	ug/l
	System Monitoring Compounds						
1) S	SURR1,Tet...	1.895	2.113	607.8E6	519.9E6	37.044	39.560
	Spiked Amount	100.000 Range	30 - 150	Recovery	=	37.04%	39.56%
23) S	SURR2,Dec...	6.270	6.971	256.9E6	213.4E6	22.402	24.934
	Spiked Amount	100.000 Range	30 - 150	Recovery	=	22.40%#	24.93%#
	Target Compounds						
2) tc	alpha-BHC	2.210	2.506	177.0E6	150.2E6	7.337	9.396 #
3) tcm	gamma-BHC (L	2.401	2.758	163.4E6	135.4E6	7.735	10.001 #
4) tcm	Heptachlor	2.705	3.097	122.2E6	97622300	6.768	8.932 #
5) tcm	Aldrin	2.913	3.365	151.4E6	122.8E6	7.239	8.353
6) tc	beta-BHC	2.454	2.815	79765769	60088201	8.638	10.347
7) tc	delta-BHC	2.567	3.041	176.4E6	129.9E6	8.010	9.357
8) tc	Heptachlor E	3.376	3.883	135.7E6	116.3E6	7.478	9.592 #
9) tc	alpha-Endosu	3.705	4.309	120.6E6	94546083	6.925	7.852m
10) tc	gamma-Chlord	3.476	4.079	132.8E6	107.5E6	7.123	8.319m
11) tc	alpha-Chlord	3.588	4.245	133.1E6	106.3E6	7.103	7.951m
12) tc	4,4'-DDE	3.666	4.444	141.5E6	107.7E6	7.440	8.341m
13) tcm	Dieldrin	3.928	4.607	138.9E6	113.0E6	7.284m	8.735m
14) tcm	Endrin	4.165	4.909	132.1E6	96701199	7.839	9.487m
15) tc	beta-Endosul	4.410	5.107	117.8E6	91311059	7.078	8.234m
16) tc	4,4'-DDD	4.268	5.029	98372795	74222237	6.583	8.365m#
17) tcm	4,4'-DDT	4.566	5.308	82458813	64486004	6.544	8.737m#
18) tc	Endrin Aldeh	4.834	5.405	94947399	77070668	7.036m	8.585m
19) tc	Endosulfan S	5.228	5.636	107.9E6	87734630	6.853m	8.470m
20) tc	Methoxychlor	5.054	5.877	40992832	33963325	6.067m	8.817m#
21) tc	Endrin Keton	5.457	6.057	110.1E6	96496020	6.396m	8.819 #
22) tc	Mirex	5.116	6.024	97361063	70344111	7.227	8.206
	Sum Toxaphene			0	0	N.D.	N.D.
Average	Toxaphene					0.000	0.000
	Sum Chlordane			0	0	N.D.	N.D.
Average	Chlordane					0.000	0.000
	Sum Dechlorane			0	0	N.D.	N.D.
Average	Dechlorane					0.000	0.000

(f)=RT Delta > 1/2 Window (#)=Amounts differ by > 25% (m)=manual int.

Quantitation Report (QT Reviewed)

Data Path : I:\ACQUDATA\7890N.net\data\032224\
Data File : AG5358.D
Signal(s) : Signal #1: ECD1A.ch Signal #2: ECD2B.ch
Acq On : 22 Mar 2024 07:58 pm
Operator : AFelser
Sample : RQ2402685-02
Misc :
ALS Vial : 10 Sample Multiplier: 1

Integration File signal 1: EVENTS.E
Integration File signal 2: EVENTS2.E
Quant Time: Mar 25 12:12:11 2024
Quant Method : I:\ACQUDATA\7890N.net\Methods\N-PEST022324.M
Quant Title : 608.3/8081B PESTICIDES
QLast Update : Mon Feb 26 08:35:50 2024
Response via : Initial Calibration
Integrator: ChemStation

Volume Inj. : 1uL
Signal #1 Phase : STx-CLP Signal #2 Phase: STx-CLPII
Signal #1 Info : 0.32mm 30m Signal #2 Info : 0.32mm 30m

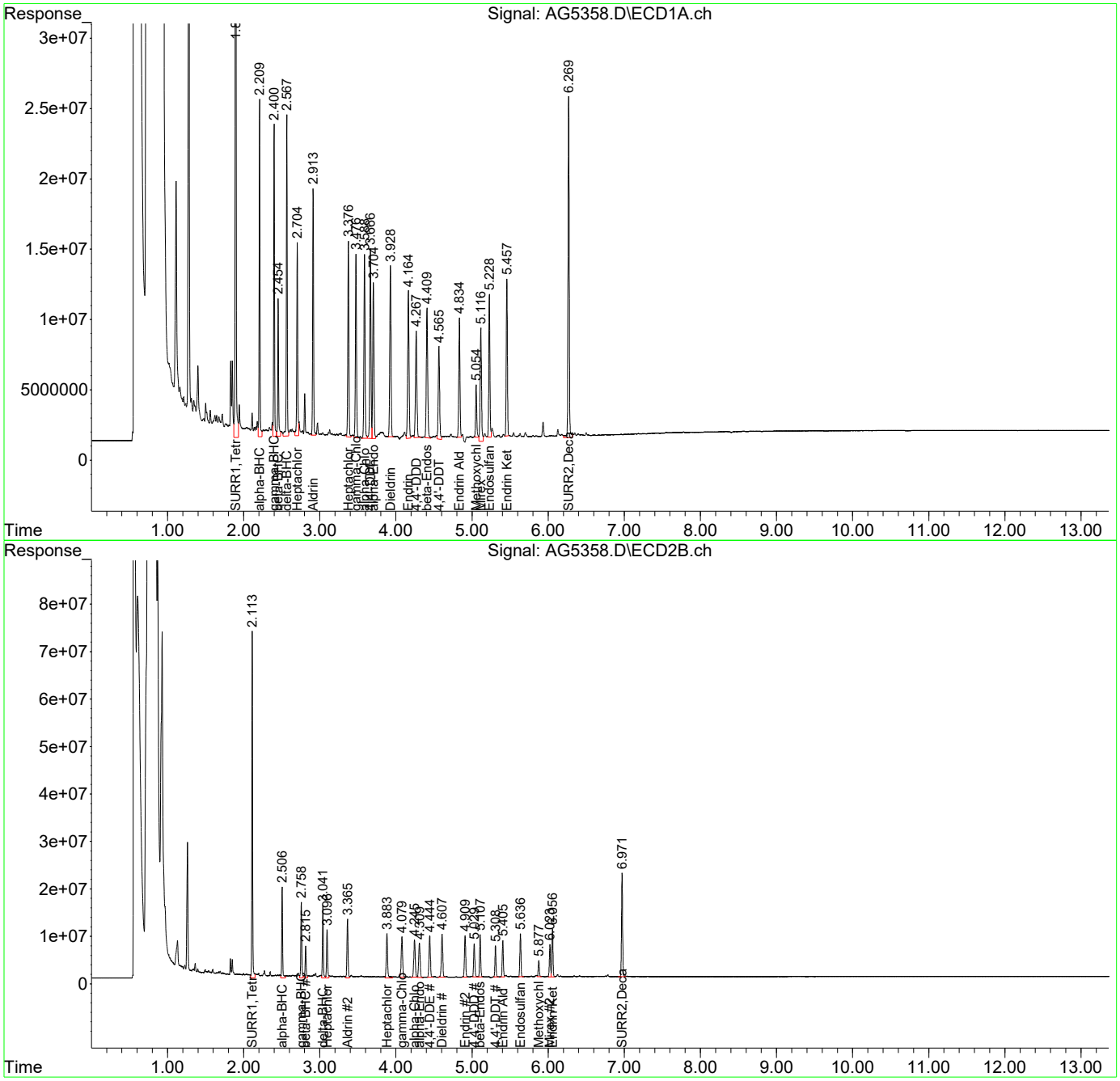

Quantitation Report (Qedit)

Data Path : I:\ACQUDATA\7890N.net\data\031124\
Data File : AG5216.D
Signal(s) : Signal #1: ECD1A.ch Signal #2: ECD2B.ch
Acq On : 11 Mar 2024 07:51 pm
Operator : AFelser
Sample : RQ2402543-03
Misc :
ALS Vial : 8 Sample Multiplier: 1

Integration File signal 1: EVENTS.E
Integration File signal 2: EVENTS2.E
Quant Time: Mar 12 11:01:46 2024
Quant Method : I:\ACQUDATA\7890N.net\Methods\N-PEST022324.M
Quant Title : 608.3/8081B PESTICIDES
QLast Update : Mon Feb 26 08:35:50 2024
Response via : Initial Calibration
Integrator: ChemStation

Volume Inj. : 1uL
Signal #1 Phase : STx-CLP Signal #2 Phase: STx-CLPII
Signal #1 Info : 0.32mm 30m Signal #2 Info : 0.32mm 30m

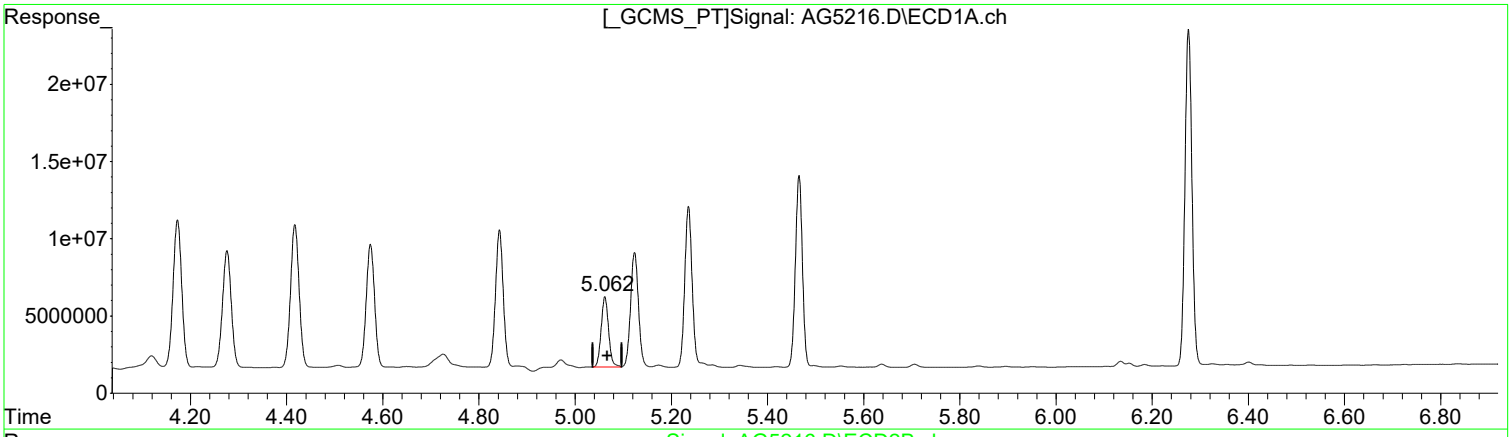

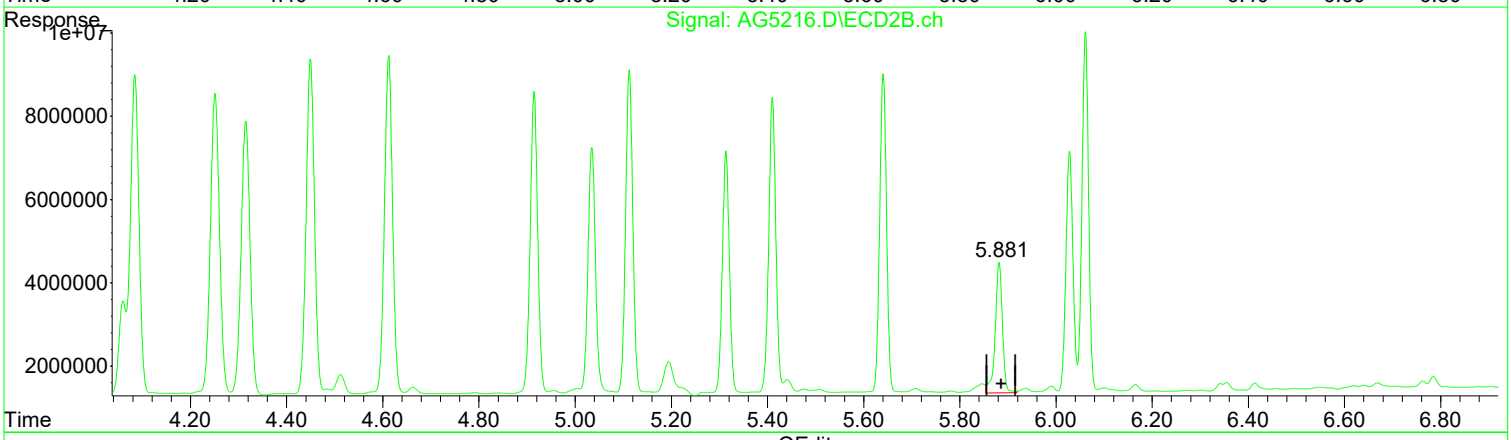

QEdit

(20) Methoxychlor (tc)
5.062min 7.258 ug/l m
response 49040277

(20) Methoxychlor #2 (tc)
5.882min 8.575 ug/l
response 33031408

Manual Integration:
After
Poor integration.
03/13/24

(+) = Expected Retention Time

Quantitation Report (Qedit)

Data Path : I:\ACQUDATA\7890N.net\data\031124\
Data File : AG5216.D
Signal(s) : Signal #1: ECD1A.ch Signal #2: ECD2B.ch
Acq On : 11 Mar 2024 07:51 pm
Operator : AFelser
Sample : RQ2402543-03
Misc :
ALS Vial : 8 Sample Multiplier: 1

Integration File signal 1: EVENTS.E
Integration File signal 2: EVENTS2.E
Quant Time: Mar 12 11:01:46 2024
Quant Method : I:\ACQUDATA\7890N.net\Methods\N-PEST022324.M
Quant Title : 608.3/8081B PESTICIDES
QLast Update : Mon Feb 26 08:35:50 2024
Response via : Initial Calibration
Integrator: ChemStation

Volume Inj. : 1uL
Signal #1 Phase : STx-CLP Signal #2 Phase: STx-CLPII
Signal #1 Info : 0.32mm 30m Signal #2 Info : 0.32mm 30m

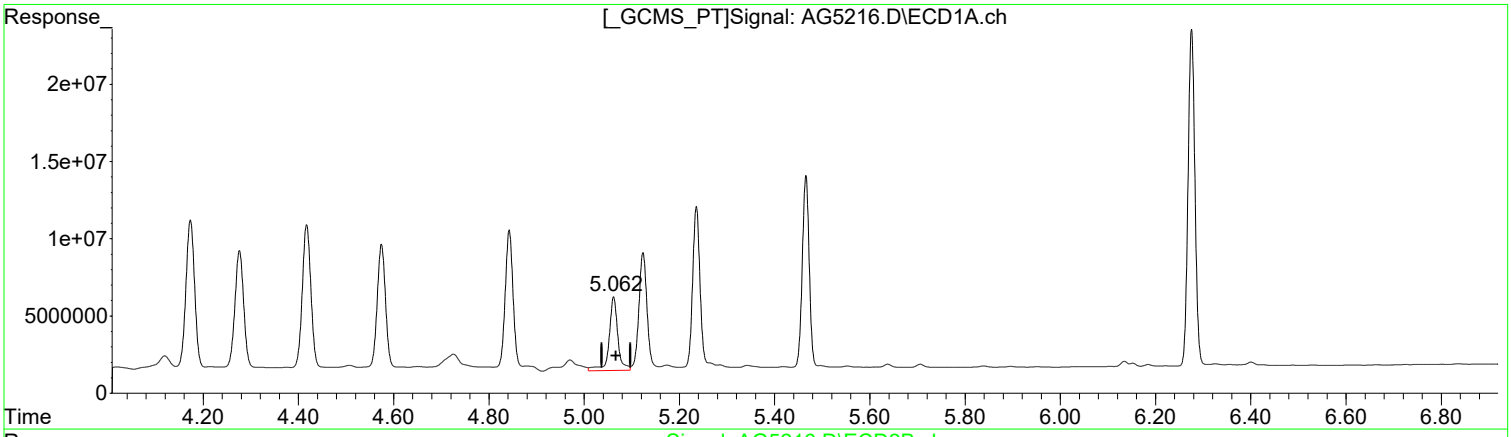

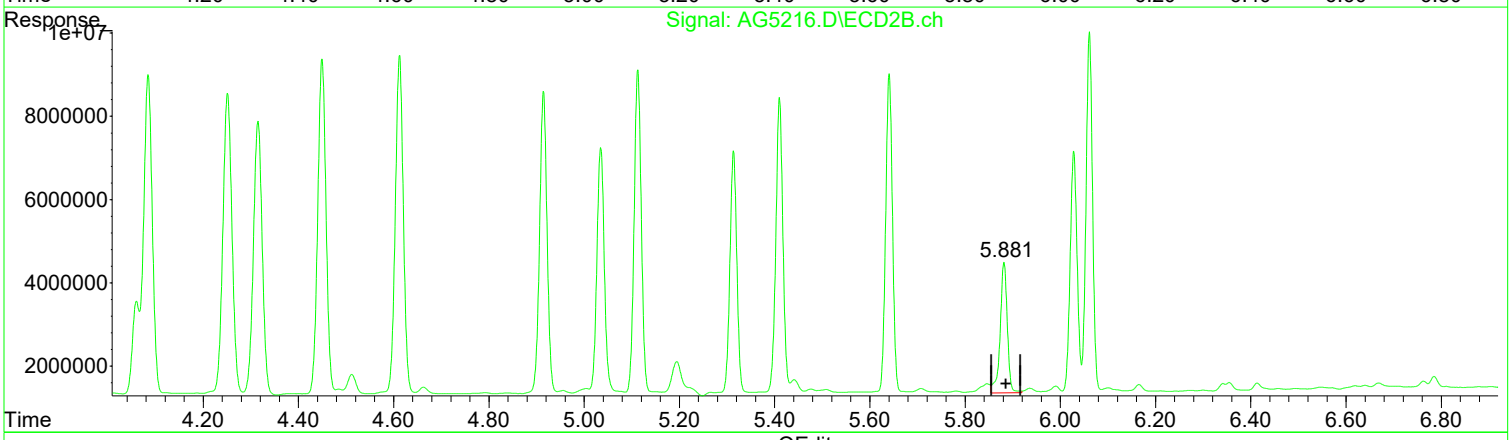

QEdit

(20) Methoxychlor (tc)
5.062min 8.978 ug/l
response 60665743

(20) Methoxychlor #2 (tc)
5.882min 8.575 ug/l
response 33031408

Manual Integration:
Before

03/13/24

(+) = Expected Retention Time

1st AF 03/13/24
2nd BA 03/13/24

Quantitation Report (QT Reviewed)

Data Path : I:\ACQUDATA\7890N.net\data\031124\
Data File : AG5216.D
Signal(s) : Signal #1: ECD1A.ch Signal #2: ECD2B.ch
Acq On : 11 Mar 2024 07:51 pm
Operator : AFelser
Sample : RQ2402543-03
Misc :
ALS Vial : 8 Sample Multiplier: 1

Integration File signal 1: EVENTS.E
Integration File signal 2: EVENTS2.E
Quant Time: Mar 12 11:01:46 2024
Quant Method : I:\ACQUDATA\7890N.net\Methods\N-PEST022324.M
Quant Title : 608.3/8081B PESTICIDES
QLast Update : Mon Feb 26 08:35:50 2024
Response via : Initial Calibration
Integrator: ChemStation

Volume Inj. : 1uL
Signal #1 Phase : STx-CLP Signal #2 Phase: STx-CLPII
Signal #1 Info : 0.32mm 30m Signal #2 Info : 0.32mm 30m

	Compound	RT#1	RT#2	Resp#1	Resp#2	ug/l	ug/l
	System Monitoring Compounds						
1) S	SURR1,Tet...	1.898	2.115	589.6E6	502.6E6	35.934	38.244
	Spiked Amount	100.000	Range 30 - 150	Recovery =		35.93%	38.24%
23) S	SURR2,Dec...	6.276	6.973	220.5E6	182.3E6	19.223	21.293
	Spiked Amount	100.000	Range 30 - 150	Recovery =		19.22%#	21.29%#
	Target Compounds						
2) tc	alpha-BHC	2.214	2.510	185.9E6	127.2E6	7.703	7.954
3) tcm	gamma-BHC (L	2.405	2.762	161.0E6	109.8E6	7.618	8.107
4) tcm	Heptachlor	2.710	3.101	148.7E6	85881905	8.233	7.858
5) tcm	Aldrin	2.919	3.369	157.6E6	110.4E6	7.533	7.512
6) tc	beta-BHC	2.459	2.818	78254563	49468641	8.475	8.518
7) tc	delta-BHC	2.572	3.045	166.8E6	112.9E6	7.577	8.133
8) tc	Heptachlor E	3.382	3.888	136.6E6	93720171	7.527	7.727
9) tc	alpha-Endosu	3.712	4.315	118.0E6	85097269	6.778	7.068
10) tc	gamma-Chlord	3.483	4.084	137.9E6	97033462	7.392	7.511
11) tc	alpha-Chlord	3.595	4.251	124.9E6	96063918	6.664	7.184
12) tc	4,4'-DDE	3.673	4.450	126.9E6	97281666	6.672	7.534
13) tcm	Dieldrin	3.936	4.612	140.1E6	95852055	7.348	7.411
14) tcm	Endrin	4.173	4.915	124.8E6	79896175	7.401	7.838
15) tc	beta-Endosul	4.417	5.113	123.9E6	84021132	7.442	7.577
16) tc	4,4'-DDD	4.276	5.035	105.9E6	66781075	7.084	7.526
17) tcm	4,4'-DDT	4.574	5.314	108.7E6	61757458	8.625	8.367
18) tc	Endrin Aldeh	4.843	5.410	107.9E6	75975343	7.997	8.463
19) tc	Endosulfan S	5.236	5.641	119.6E6	79182088	7.600	7.644
20) tc	Methoxychlor	5.062	5.882	49040277	33031408	7.258m	8.575
21) tc	Endrin Keton	5.466	6.061	127.2E6	82276954	7.387	7.519
22) tc	Mirex	5.124	6.028	91940505	59211474	6.825	6.907
	Sum Toxaphene			0	0	N.D.	N.D.
	Average Toxaphene					0.000	0.000
	Sum Chlordane			0	0	N.D.	N.D.
	Average Chlordane					0.000	0.000
	Sum Dechlorane			0	0	N.D.	N.D.
	Average Dechlorane					0.000	0.000

(f)=RT Delta > 1/2 Window (#)=Amounts differ by > 25% (m)=manual int.

Quantitation Report (QT Reviewed)

Data Path : I:\ACQUDATA\7890N.net\data\031124\
Data File : AG5216.D
Signal(s) : Signal #1: ECD1A.ch Signal #2: ECD2B.ch
Acq On : 11 Mar 2024 07:51 pm
Operator : AFelser
Sample : RQ2402543-03
Misc :
ALS Vial : 8 Sample Multiplier: 1

Integration File signal 1: EVENTS.E
Integration File signal 2: EVENTS2.E
Quant Time: Mar 12 11:01:46 2024
Quant Method : I:\ACQUDATA\7890N.net\Methods\N-PEST022324.M
Quant Title : 608.3/8081B PESTICIDES
QLast Update : Mon Feb 26 08:35:50 2024
Response via : Initial Calibration
Integrator: ChemStation

Volume Inj. : 1uL
Signal #1 Phase : STx-CLP Signal #2 Phase: STx-CLPII
Signal #1 Info : 0.32mm 30m Signal #2 Info : 0.32mm 30m

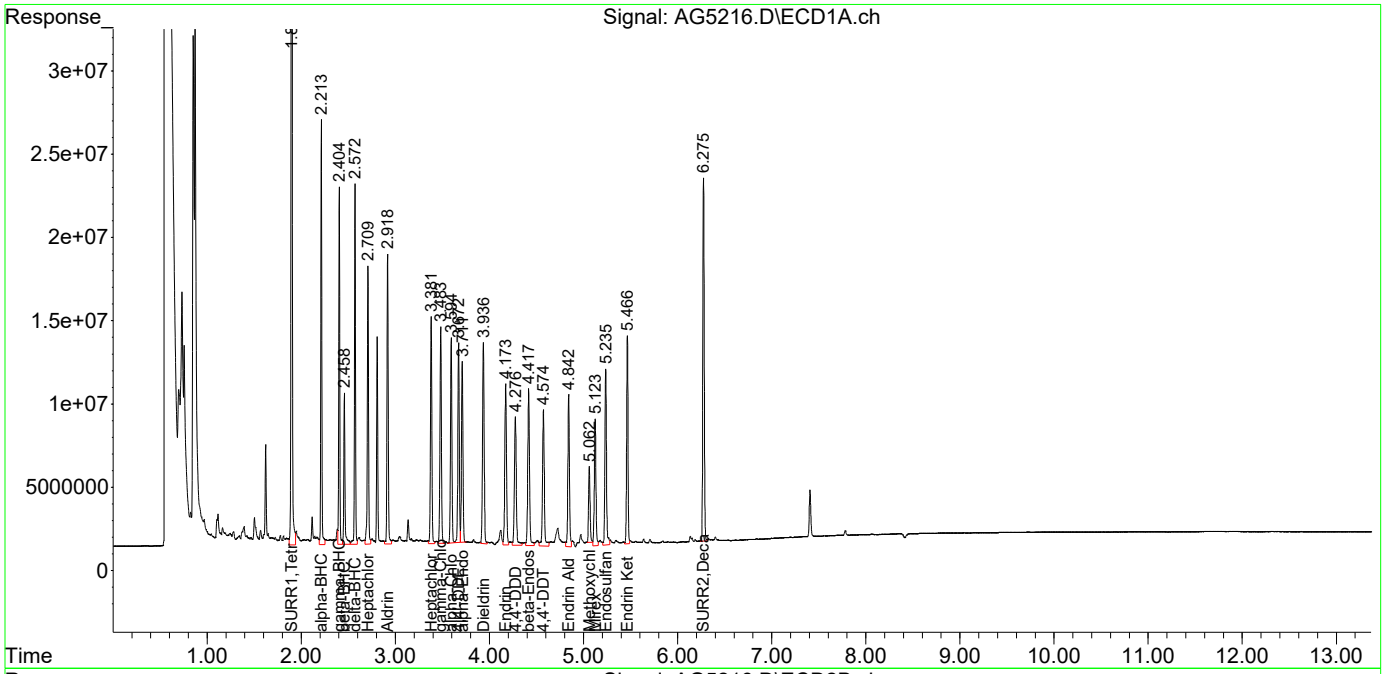

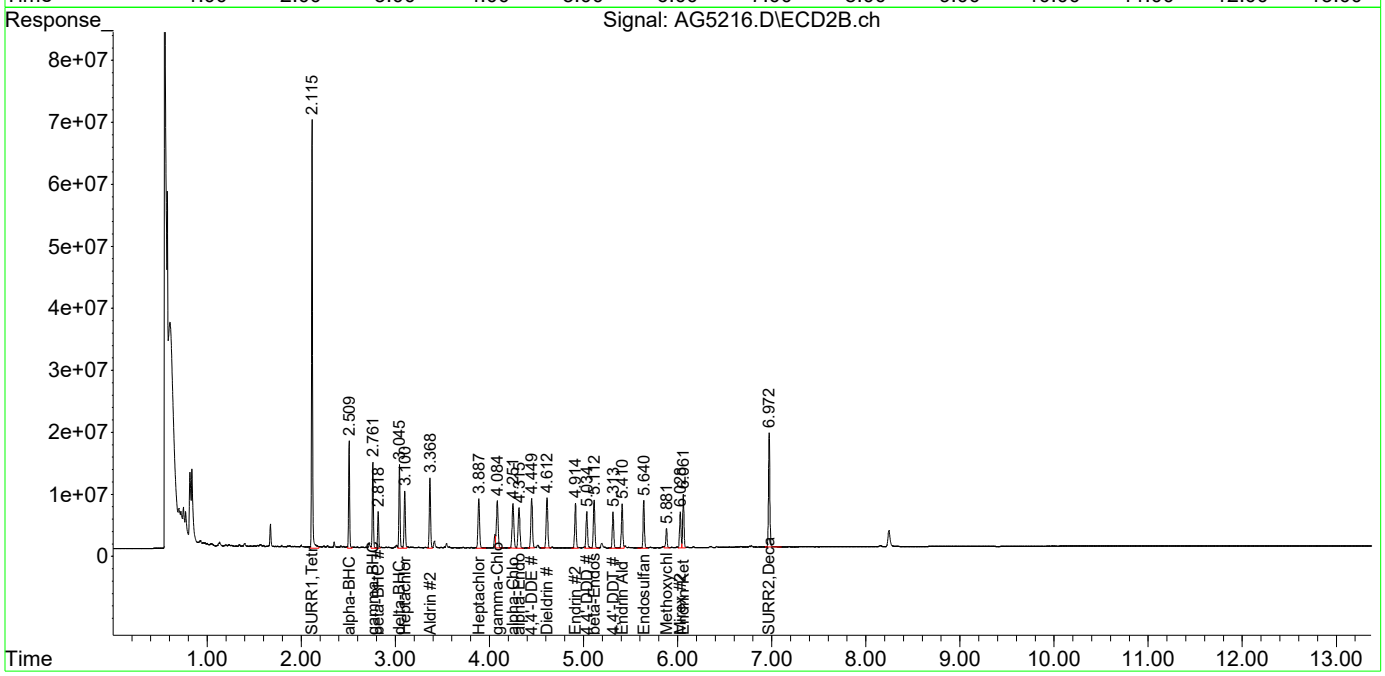

1st AF 03/25/24
2nd AM 03/25/24

Quantitation Report (Qedit)

Data Path : I:\ACQUDATA\7890N.net\data\032224\
Data File : AG5359.D
Signal(s) : Signal #1: ECD1A.ch Signal #2: ECD2B.ch
Acq On : 22 Mar 2024 08:16 pm
Operator : AFelser
Sample : RQ2402685-03
Misc :
ALS Vial : 11 Sample Multiplier: 1

Integration File signal 1: EVENTS.E
Integration File signal 2: EVENTS2.E
Quant Time: Mar 25 12:12:15 2024
Quant Method : I:\ACQUDATA\7890N.net\Methods\N-PEST022324.M
Quant Title : 608.3/8081B PESTICIDES
QLast Update : Mon Feb 26 08:35:50 2024
Response via : Initial Calibration
Integrator: ChemStation

Volume Inj. : 1uL
Signal #1 Phase : STx-CLP Signal #2 Phase: STx-CLPII
Signal #1 Info : 0.32mm 30m Signal #2 Info : 0.32mm 30m

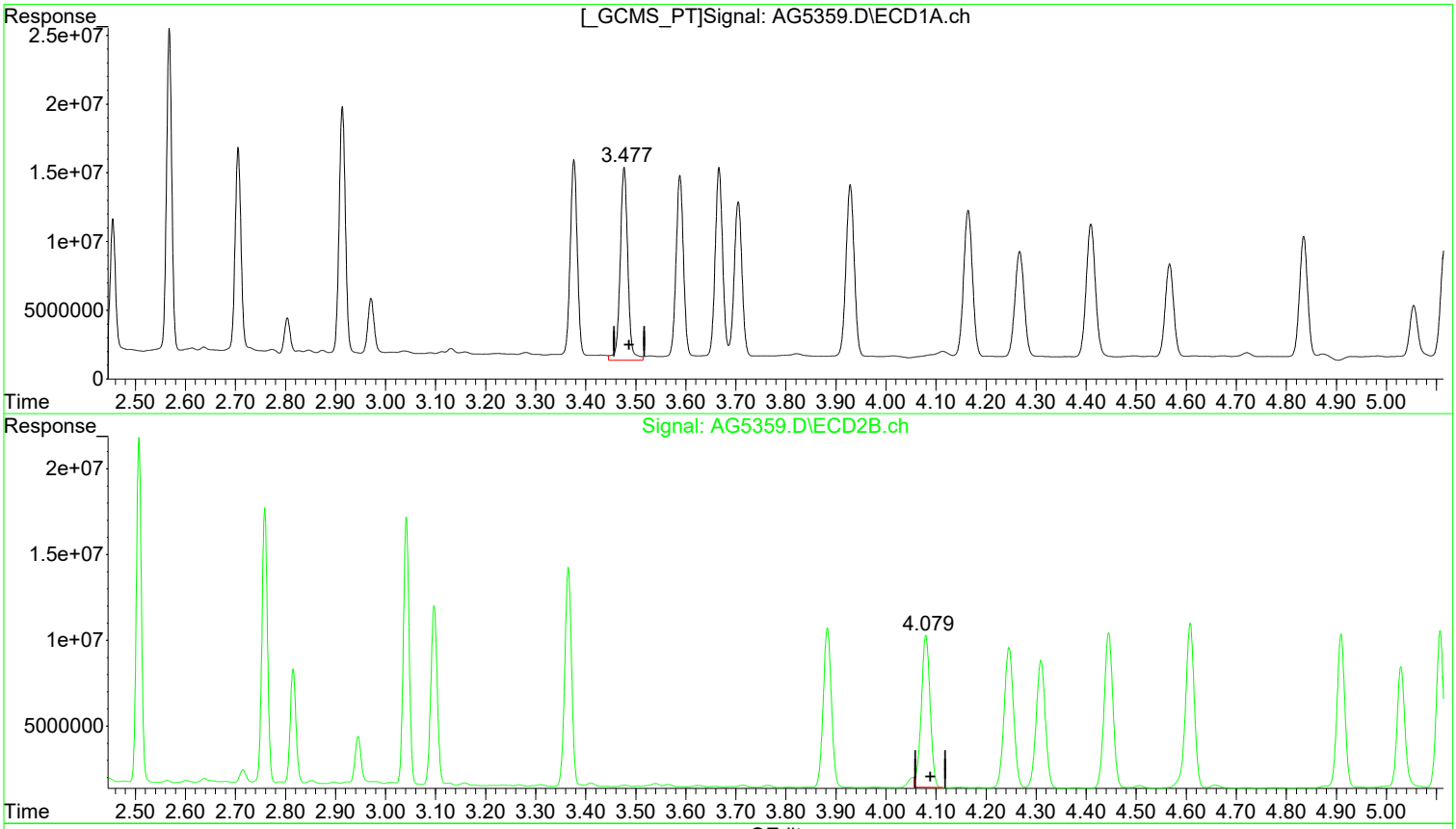

QEdit

(10) gamma-Chlord (tc)
3.477min 7.955 ug/l
response 148369180

(10) gamma-Chlord #2 (tc)
4.079min 8.407 ug/l m
response 108610177

Manual Integration:
After
Poor integration.
03/25/24

(+) = Expected Retention Time

1st AF 03/25/24
2nd AM 03/25/24

Quantitation Report (Qedit)

Data Path : I:\ACQUDATA\7890N.net\data\032224\
Data File : AG5359.D
Signal(s) : Signal #1: ECD1A.ch Signal #2: ECD2B.ch
Acq On : 22 Mar 2024 08:16 pm
Operator : AFelser
Sample : RQ2402685-03
Misc :
ALS Vial : 11 Sample Multiplier: 1

Integration File signal 1: EVENTS.E
Integration File signal 2: EVENTS2.E
Quant Time: Mar 25 12:12:15 2024
Quant Method : I:\ACQUDATA\7890N.net\Methods\N-PEST022324.M
Quant Title : 608.3/8081B PESTICIDES
QLast Update : Mon Feb 26 08:35:50 2024
Response via : Initial Calibration
Integrator: ChemStation

Volume Inj. : 1uL
Signal #1 Phase : STx-CLP Signal #2 Phase: STx-CLPII
Signal #1 Info : 0.32mm 30m Signal #2 Info : 0.32mm 30m

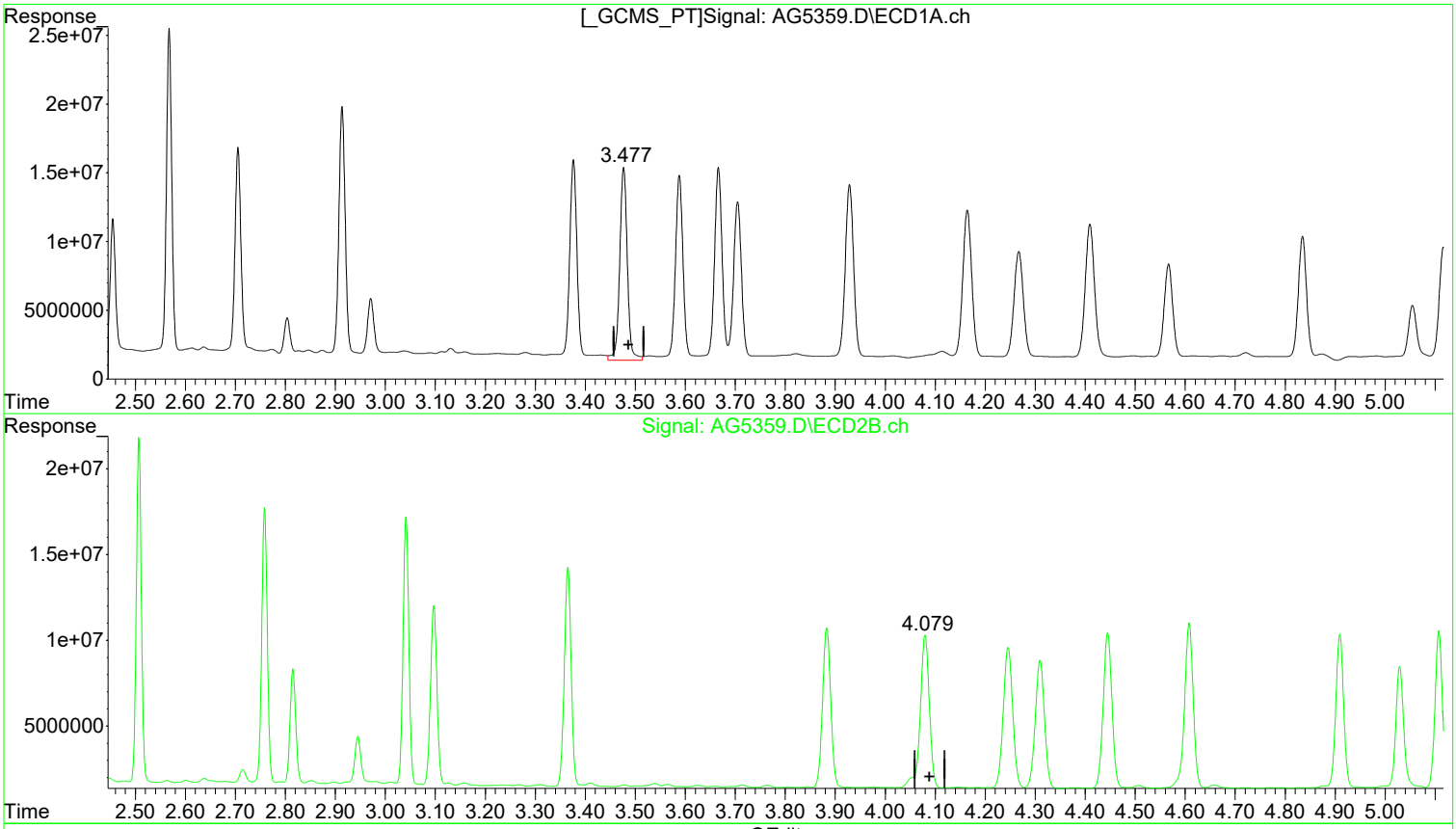

QEdit

(10) gamma-Chlord (tc)
3.477min 7.955 ug/l
response 148369180

(10) gamma-Chlord #2 (tc)
4.080min 9.342 ug/l
response 120700557

Manual Integration:
Before

03/25/24

(+) = Expected Retention Time

Quantitation Report (Qedit)

Data Path : I:\ACQUDATA\7890N.net\data\032224\
Data File : AG5359.D
Signal(s) : Signal #1: ECD1A.ch Signal #2: ECD2B.ch
Acq On : 22 Mar 2024 08:16 pm
Operator : AFelser
Sample : RQ2402685-03
Misc :
ALS Vial : 11 Sample Multiplier: 1

Integration File signal 1: EVENTS.E
Integration File signal 2: EVENTS2.E
Quant Time: Mar 25 12:12:15 2024
Quant Method : I:\ACQUDATA\7890N.net\Methods\N-PEST022324.M
Quant Title : 608.3/8081B PESTICIDES
QLast Update : Mon Feb 26 08:35:50 2024
Response via : Initial Calibration
Integrator: ChemStation

Volume Inj. : 1uL
Signal #1 Phase : STx-CLP Signal #2 Phase: STx-CLPII
Signal #1 Info : 0.32mm 30m Signal #2 Info : 0.32mm 30m

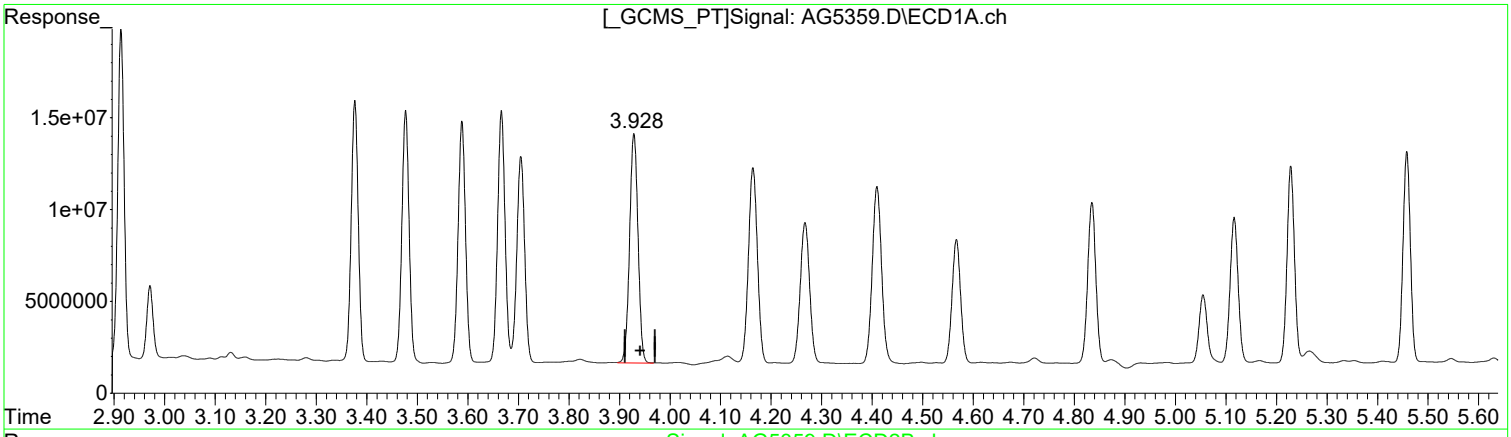

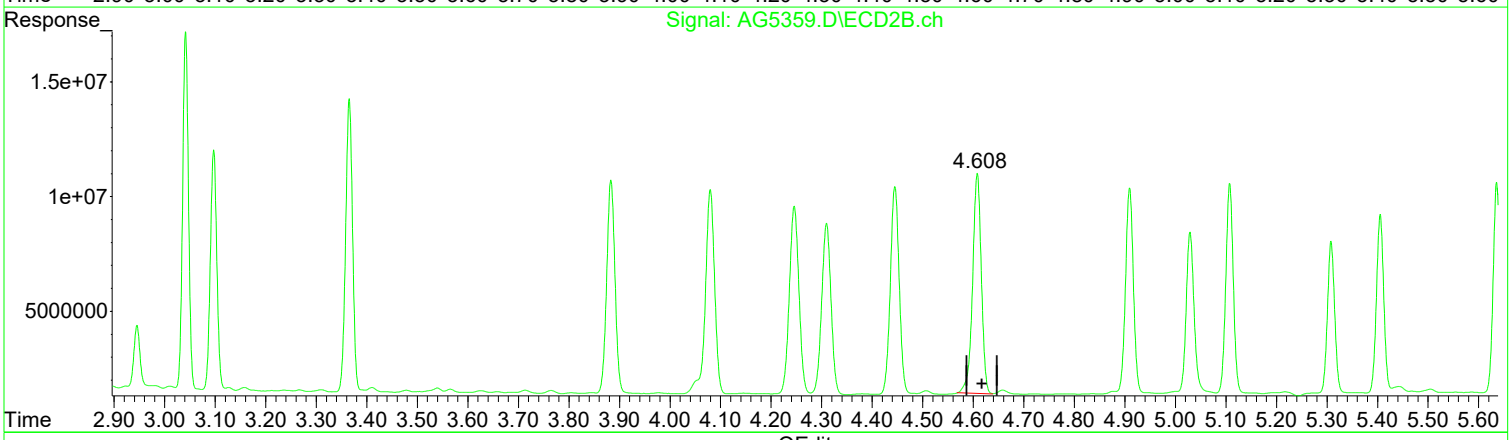

QEdit

(13) Dieldrin (tcm)
3.928min 7.541 ug/l m
response 143771042

(13) Dieldrin #2 (tcm)
4.608min 8.901 ug/l m
response 115116702

Manual Integration:
After
Poor integration.
03/25/24

(+) = Expected Retention Time

Quantitation Report (Qedit)

Data Path : I:\ACQUDATA\7890N.net\data\032224\
Data File : AG5359.D
Signal(s) : Signal #1: ECD1A.ch Signal #2: ECD2B.ch
Acq On : 22 Mar 2024 08:16 pm
Operator : AFelser
Sample : RQ2402685-03
Misc :
ALS Vial : 11 Sample Multiplier: 1

Integration File signal 1: EVENTS.E
Integration File signal 2: EVENTS2.E
Quant Time: Mar 25 12:12:15 2024
Quant Method : I:\ACQUDATA\7890N.net\Methods\N-PEST022324.M
Quant Title : 608.3/8081B PESTICIDES
QLast Update : Mon Feb 26 08:35:50 2024
Response via : Initial Calibration
Integrator: ChemStation

Volume Inj. : 1uL
Signal #1 Phase : STx-CLP Signal #2 Phase: STx-CLPII
Signal #1 Info : 0.32mm 30m Signal #2 Info : 0.32mm 30m

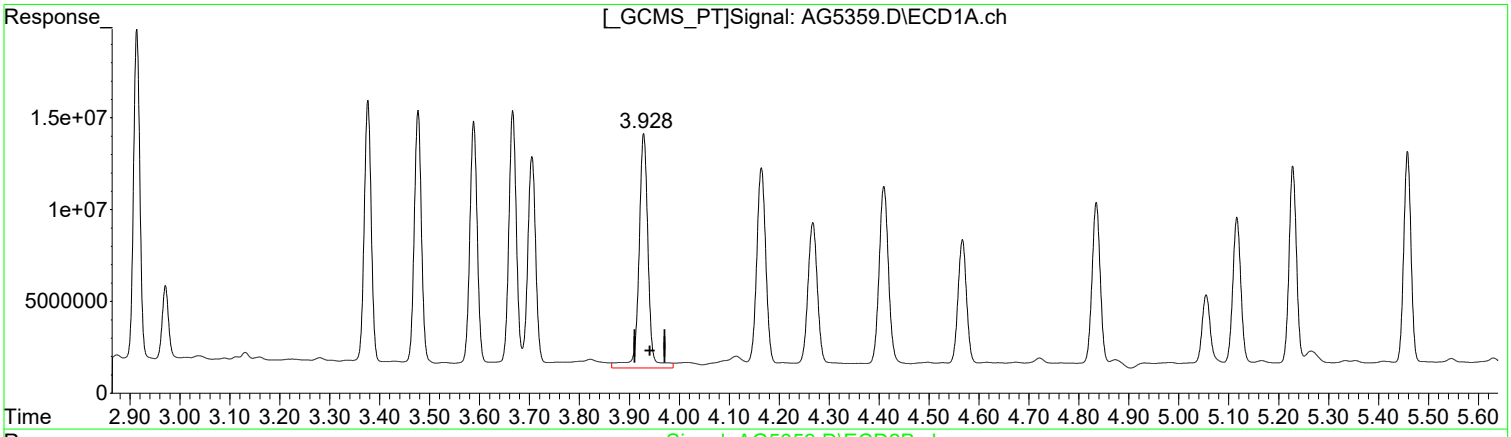

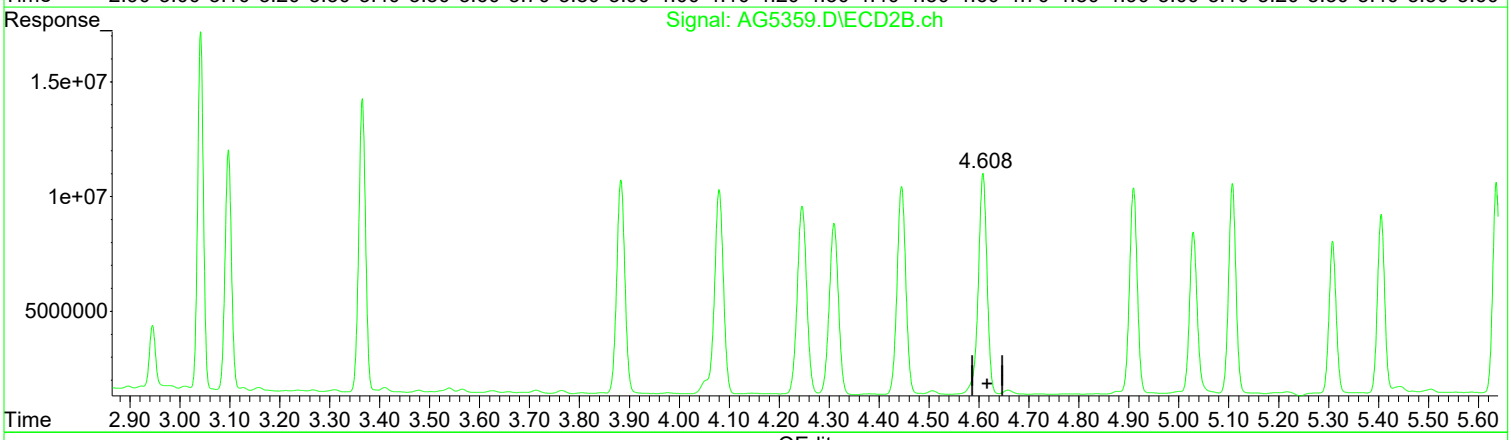

QEdit

(13) Dieldrin (tcm)
3.929min 8.618 ug/l
response 164307093

(13) Dieldrin #2 (tcm)
4.608min 9.404 ug/l
response 121628927

Manual Integration:
Before

03/25/24

(+) = Expected Retention Time

1st AF 03/25/24
2nd AM 03/25/24

Quantitation Report (Qedit)

Data Path : I:\ACQUDATA\7890N.net\data\032224\
Data File : AG5359.D
Signal(s) : Signal #1: ECD1A.ch Signal #2: ECD2B.ch
Acq On : 22 Mar 2024 08:16 pm
Operator : AFelser
Sample : RQ2402685-03
Misc :
ALS Vial : 11 Sample Multiplier: 1

Integration File signal 1: EVENTS.E
Integration File signal 2: EVENTS2.E
Quant Time: Mar 25 12:12:15 2024
Quant Method : I:\ACQUDATA\7890N.net\Methods\N-PEST022324.M
Quant Title : 608.3/8081B PESTICIDES
QLast Update : Mon Feb 26 08:35:50 2024
Response via : Initial Calibration
Integrator: ChemStation

Volume Inj. : 1uL
Signal #1 Phase : STx-CLP Signal #2 Phase: STx-CLPII
Signal #1 Info : 0.32mm 30m Signal #2 Info : 0.32mm 30m

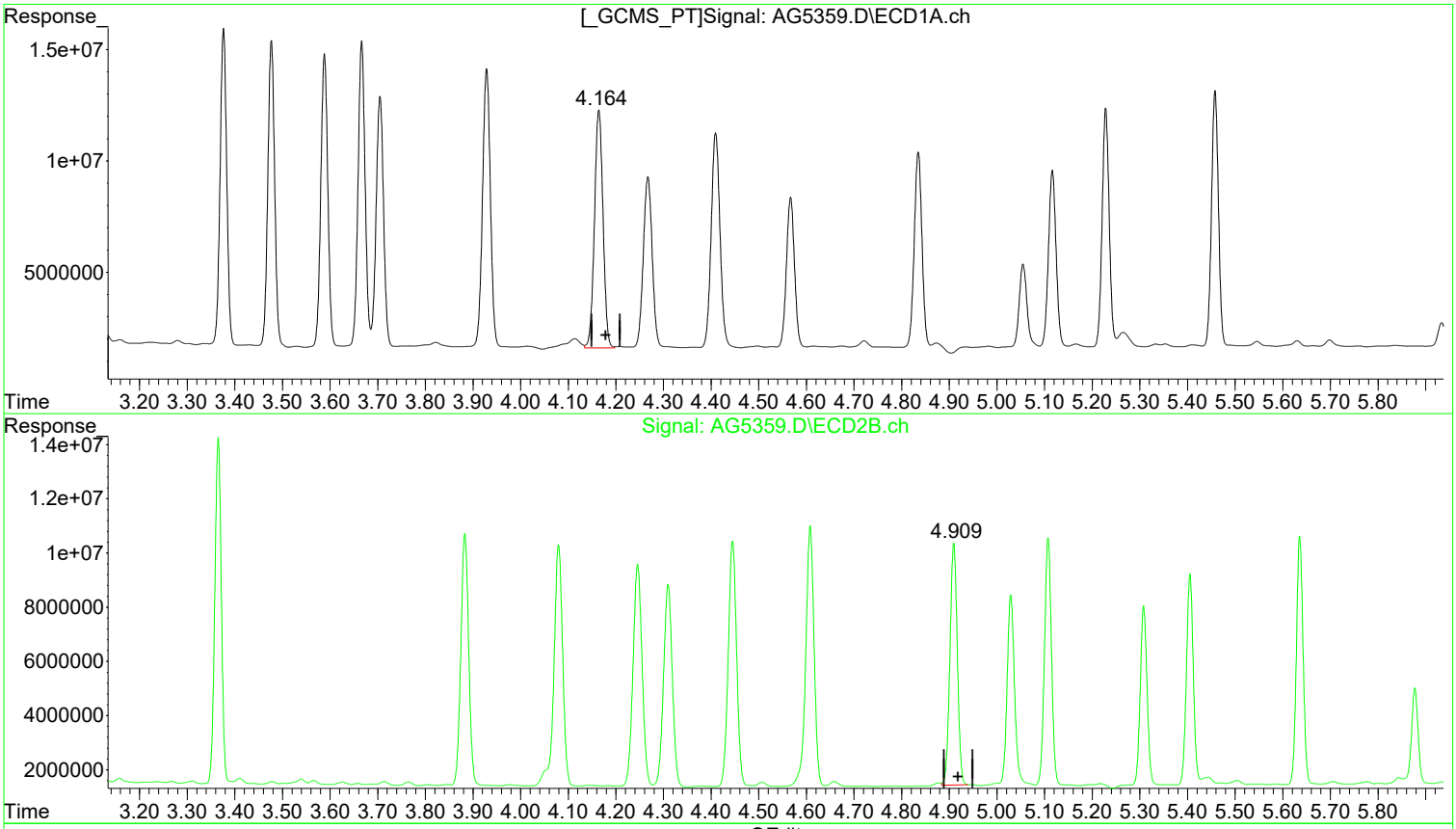

QEdit

(14) Endrin (tcm)
4.164min 7.924 ug/l m
response 133585503

(14) Endrin #2 (tcm)
4.909min 9.460 ug/l m
response 96420824

Manual Integration:
After
Poor integration.
03/25/24

(+) = Expected Retention Time

Quantitation Report (Qedit)

Data Path : I:\ACQUDATA\7890N.net\data\032224\
Data File : AG5359.D
Signal(s) : Signal #1: ECD1A.ch Signal #2: ECD2B.ch
Acq On : 22 Mar 2024 08:16 pm
Operator : AFelser
Sample : RQ2402685-03
Misc :
ALS Vial : 11 Sample Multiplier: 1

Integration File signal 1: EVENTS.E
Integration File signal 2: EVENTS2.E
Quant Time: Mar 25 12:12:15 2024
Quant Method : I:\ACQUDATA\7890N.net\Methods\N-PEST022324.M
Quant Title : 608.3/8081B PESTICIDES
QLast Update : Mon Feb 26 08:35:50 2024
Response via : Initial Calibration
Integrator: ChemStation

Volume Inj. : 1uL
Signal #1 Phase : STx-CLP Signal #2 Phase: STx-CLPII
Signal #1 Info : 0.32mm 30m Signal #2 Info : 0.32mm 30m

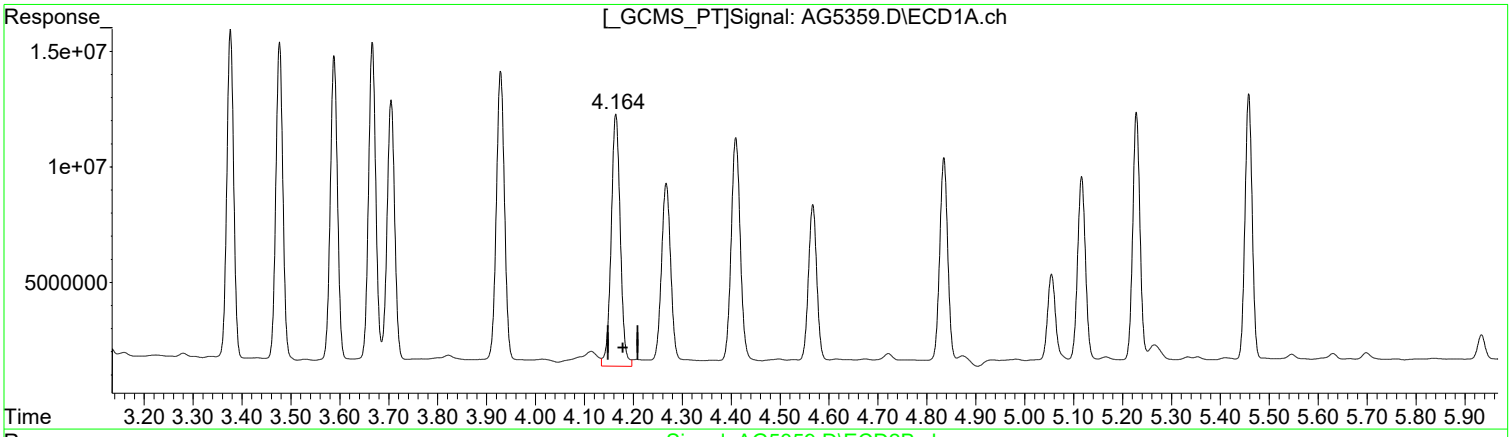

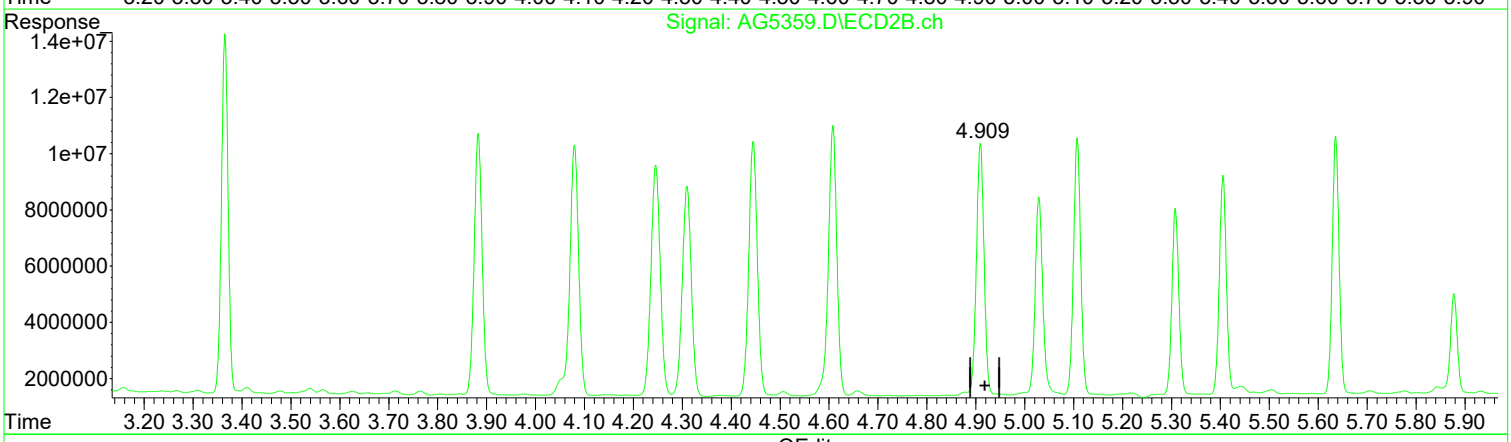

QEdit

(14) Endrin (tcm)
4.164min 8.424 ug/l
response 142000675

(14) Endrin #2 (tcm)
4.910min 10.118 ug/l
response 103126366

Manual Integration:
Before

03/25/24

(+) = Expected Retention Time

1st AF 03/25/24
2nd AM 03/25/24

Quantitation Report (Qedit)

Data Path : I:\ACQUDATA\7890N.net\data\032224\
Data File : AG5359.D
Signal(s) : Signal #1: ECD1A.ch Signal #2: ECD2B.ch
Acq On : 22 Mar 2024 08:16 pm
Operator : AFelser
Sample : RQ2402685-03
Misc :
ALS Vial : 11 Sample Multiplier: 1

Integration File signal 1: EVENTS.E
Integration File signal 2: EVENTS2.E
Quant Time: Mar 25 12:12:15 2024
Quant Method : I:\ACQUDATA\7890N.net\Methods\N-PEST022324.M
Quant Title : 608.3/8081B PESTICIDES
QLast Update : Mon Feb 26 08:35:50 2024
Response via : Initial Calibration
Integrator: ChemStation

Volume Inj. : 1uL
Signal #1 Phase : STx-CLP Signal #2 Phase: STx-CLPII
Signal #1 Info : 0.32mm 30m Signal #2 Info : 0.32mm 30m

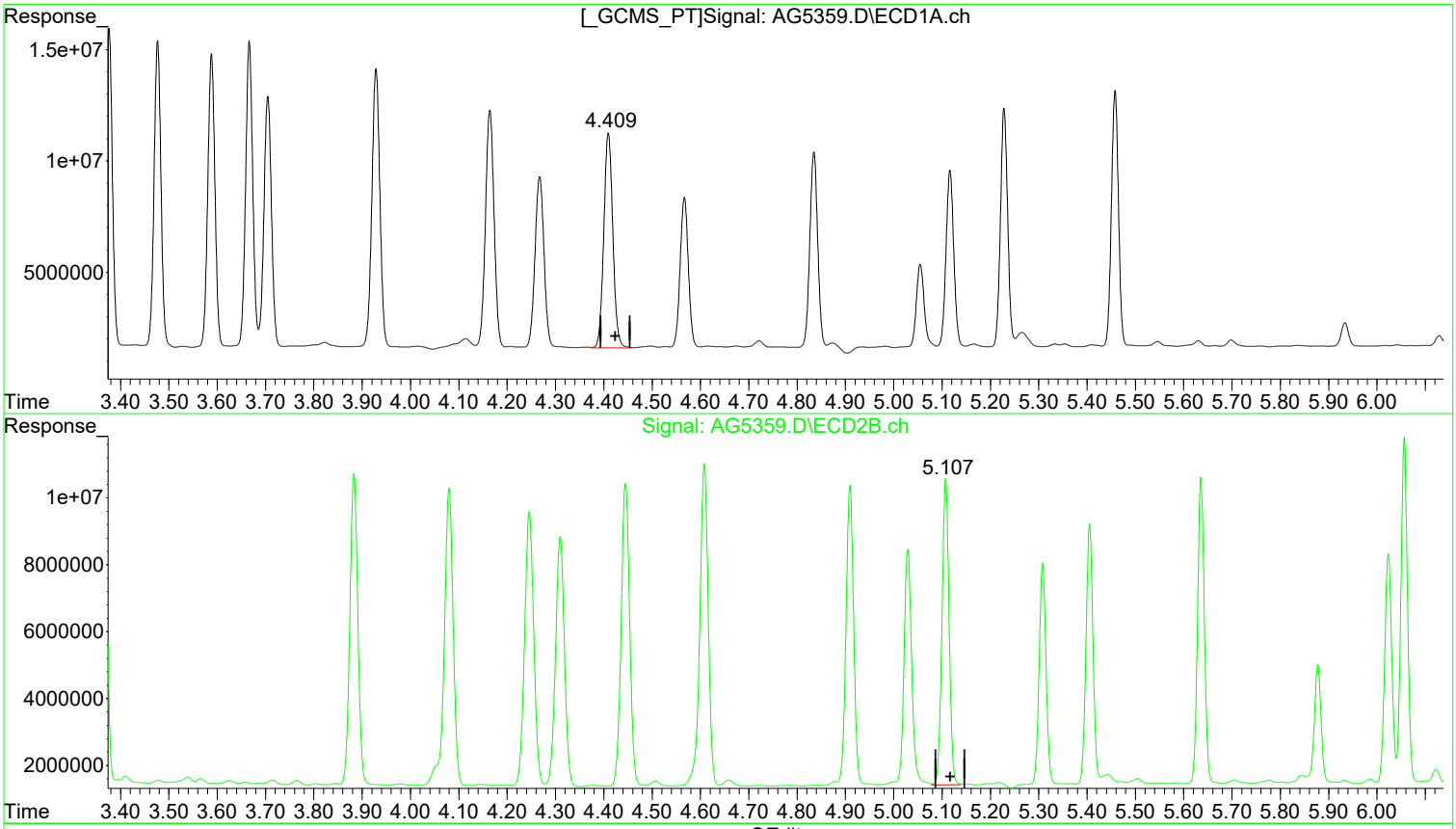

QEdit

(15) beta-Endosul (tc)
4.409min 7.527 ug/l m
response 125270634

(15) beta-Endosul #2 (tc)
5.107min 8.432 ug/l m
response 93499652

Manual Integration:
After
Poor integration.
03/25/24

(+) = Expected Retention Time

Quantitation Report (Qedit)

Data Path : I:\ACQUDATA\7890N.net\data\032224\
Data File : AG5359.D
Signal(s) : Signal #1: ECD1A.ch Signal #2: ECD2B.ch
Acq On : 22 Mar 2024 08:16 pm
Operator : AFelser
Sample : RQ2402685-03
Misc :
ALS Vial : 11 Sample Multiplier: 1

Integration File signal 1: EVENTS.E
Integration File signal 2: EVENTS2.E
Quant Time: Mar 25 12:12:15 2024
Quant Method : I:\ACQUDATA\7890N.net\Methods\N-PEST022324.M
Quant Title : 608.3/8081B PESTICIDES
QLast Update : Mon Feb 26 08:35:50 2024
Response via : Initial Calibration
Integrator: ChemStation

Volume Inj. : 1uL
Signal #1 Phase : STx-CLP Signal #2 Phase: STx-CLPII
Signal #1 Info : 0.32mm 30m Signal #2 Info : 0.32mm 30m

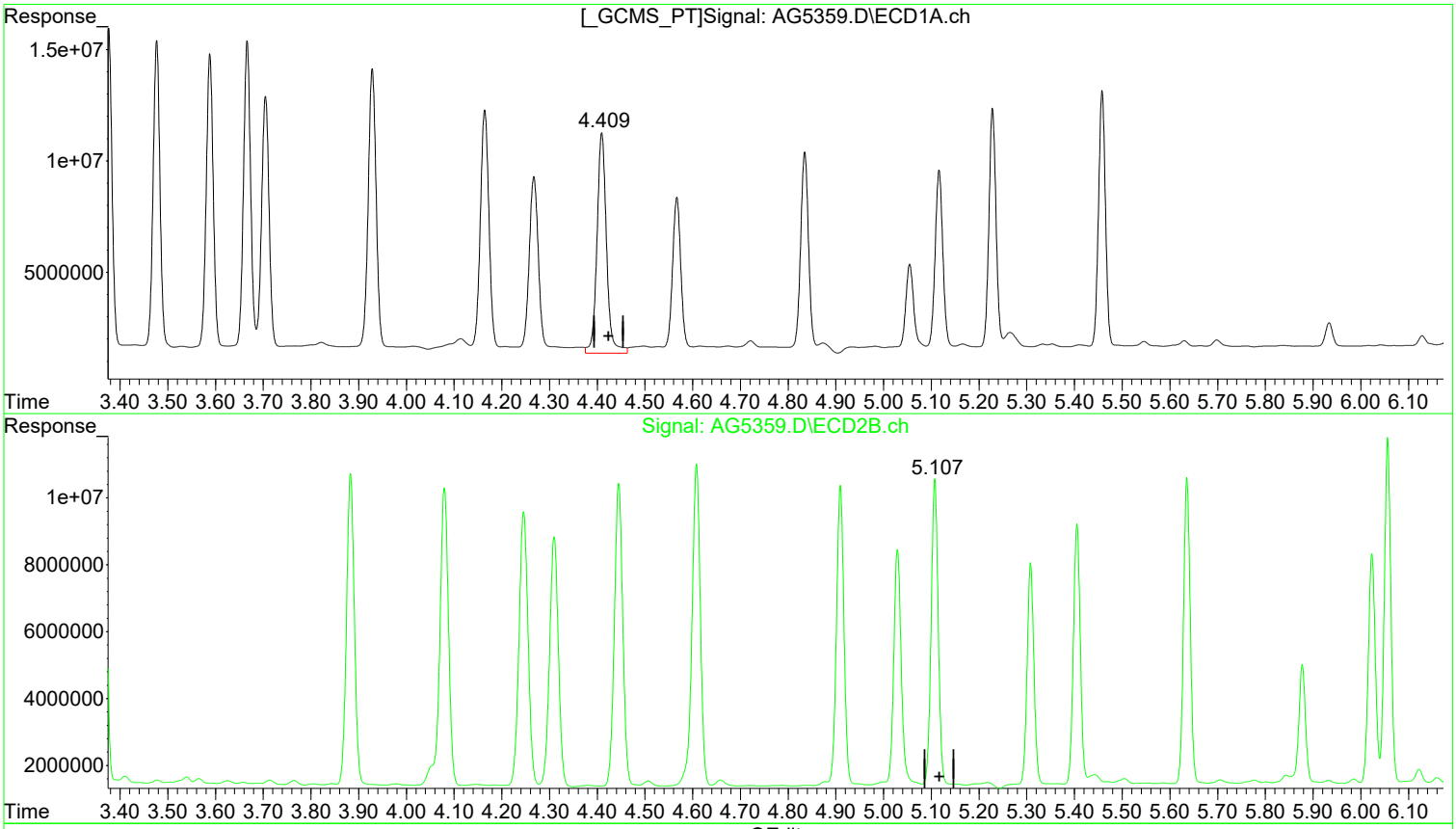

QEdit

(15) beta-Endosul (tc)
4.410min 8.257 ug/l
response 137423915

(15) beta-Endosul #2 (tc)
5.107min 9.000 ug/l
response 99796800

Manual Integration:
Before

03/25/24

(+) = Expected Retention Time

1st AF 03/25/24
2nd AM 03/25/24

Quantitation Report (Qedit)

Data Path : I:\ACQUDATA\7890N.net\data\032224\
Data File : AG5359.D
Signal(s) : Signal #1: ECD1A.ch Signal #2: ECD2B.ch
Acq On : 22 Mar 2024 08:16 pm
Operator : AFelser
Sample : RQ2402685-03
Misc :
ALS Vial : 11 Sample Multiplier: 1

Integration File signal 1: EVENTS.E
Integration File signal 2: EVENTS2.E
Quant Time: Mar 25 12:12:15 2024
Quant Method : I:\ACQUDATA\7890N.net\Methods\N-PEST022324.M
Quant Title : 608.3/8081B PESTICIDES
QLast Update : Mon Feb 26 08:35:50 2024
Response via : Initial Calibration
Integrator: ChemStation

Volume Inj. : 1uL
Signal #1 Phase : STx-CLP Signal #2 Phase: STx-CLPII
Signal #1 Info : 0.32mm 30m Signal #2 Info : 0.32mm 30m

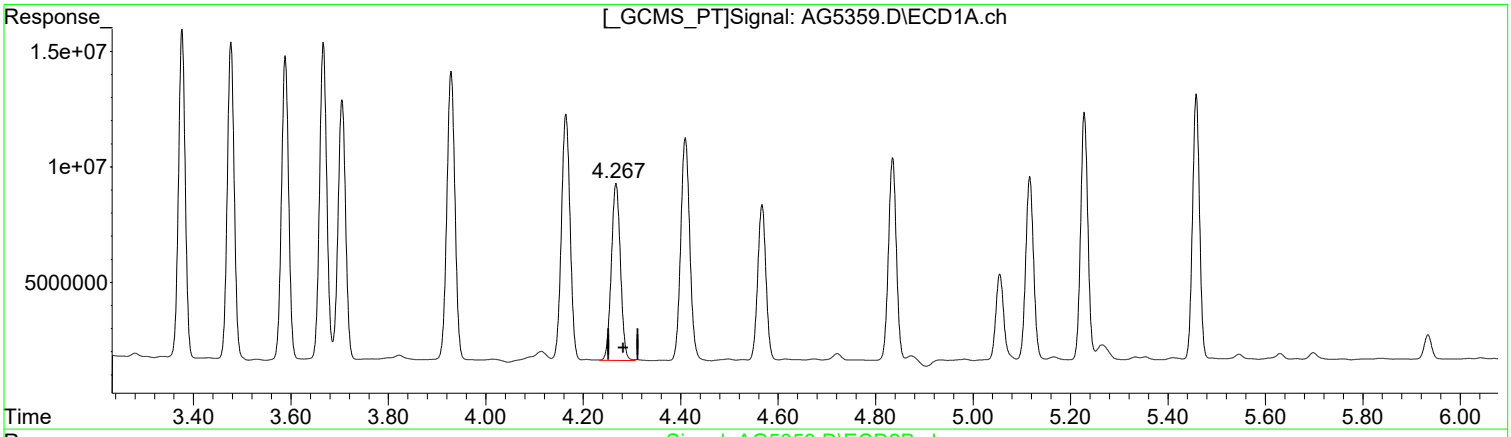

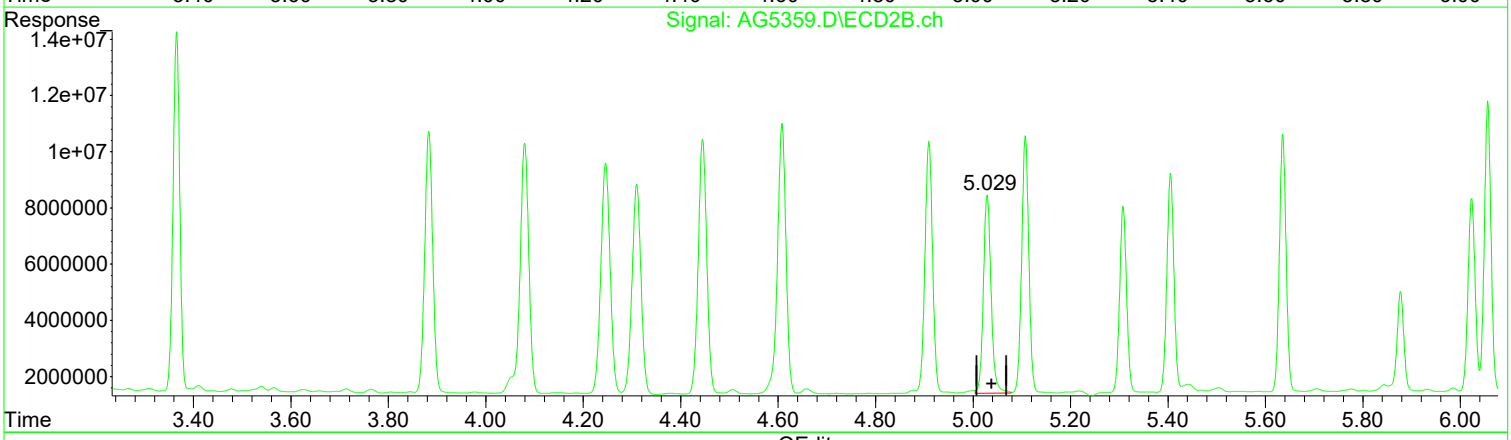

QEdit

(16) 4,4'-DDD (tc)
4.267min 6.690 ug/l m
response 99983540

(16) 4,4'-DDD #2 (tc)
5.029min 8.743 ug/l m
response 77573462

Manual Integration:
After
Poor integration.
03/25/24

(+) = Expected Retention Time

1st AF 03/25/24
2nd AM 03/25/24

Quantitation Report (Qedit)

Data Path : I:\ACQUDATA\7890N.net\data\032224\
Data File : AG5359.D
Signal(s) : Signal #1: ECD1A.ch Signal #2: ECD2B.ch
Acq On : 22 Mar 2024 08:16 pm
Operator : AFelser
Sample : RQ2402685-03
Misc :
ALS Vial : 11 Sample Multiplier: 1

Integration File signal 1: EVENTS.E
Integration File signal 2: EVENTS2.E
Quant Time: Mar 25 12:12:15 2024
Quant Method : I:\ACQUDATA\7890N.net\Methods\N-PEST022324.M
Quant Title : 608.3/8081B PESTICIDES
QLast Update : Mon Feb 26 08:35:50 2024
Response via : Initial Calibration
Integrator: ChemStation

Volume Inj. : 1uL
Signal #1 Phase : STx-CLP Signal #2 Phase: STx-CLPII
Signal #1 Info : 0.32mm 30m Signal #2 Info : 0.32mm 30m

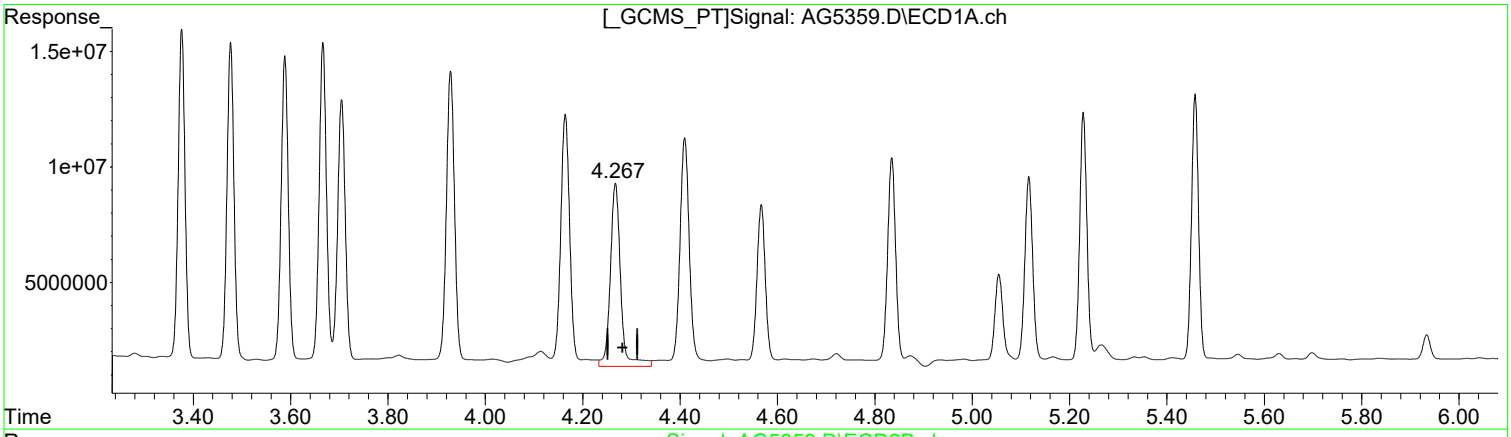

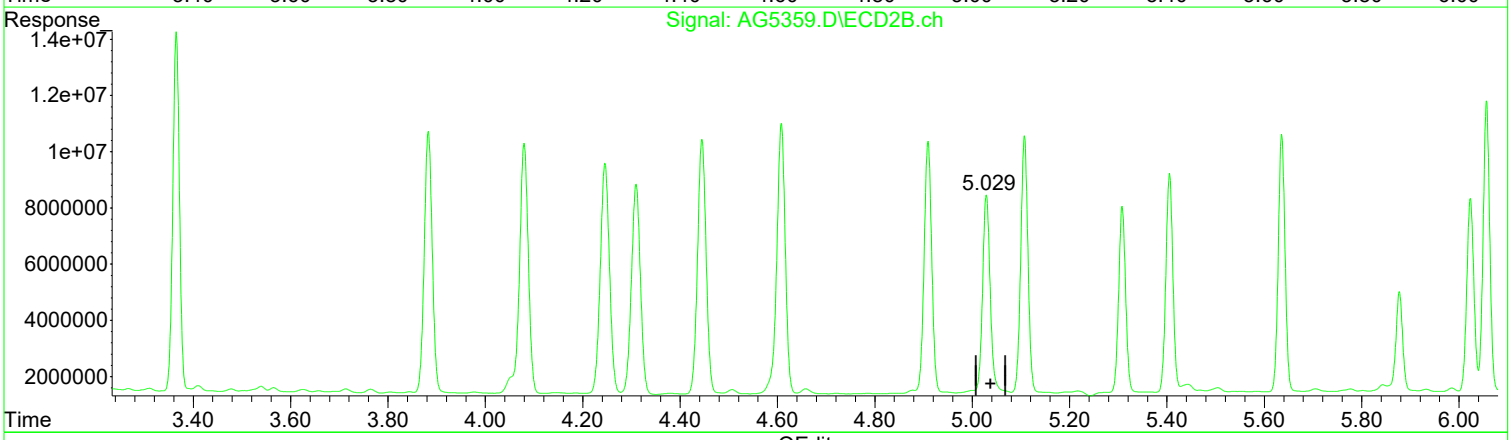

QEdit

(16) 4,4'-DDD (tc)
4.267min 7.773 ug/l
response 116162719

(16) 4,4'-DDD #2 (tc)
5.029min 9.642 ug/l
response 85554258

Manual Integration:
Before

03/25/24

(+) = Expected Retention Time

Quantitation Report (Qedit)

Data Path : I:\ACQUDATA\7890N.net\data\032224\
Data File : AG5359.D
Signal(s) : Signal #1: ECD1A.ch Signal #2: ECD2B.ch
Acq On : 22 Mar 2024 08:16 pm
Operator : AFelser
Sample : RQ2402685-03
Misc :
ALS Vial : 11 Sample Multiplier: 1

Integration File signal 1: EVENTS.E
Integration File signal 2: EVENTS2.E
Quant Time: Mar 25 12:12:15 2024
Quant Method : I:\ACQUDATA\7890N.net\Methods\N-PEST022324.M
Quant Title : 608.3/8081B PESTICIDES
QLast Update : Mon Feb 26 08:35:50 2024
Response via : Initial Calibration
Integrator: ChemStation

Volume Inj. : 1uL
Signal #1 Phase : STx-CLP Signal #2 Phase: STx-CLPII
Signal #1 Info : 0.32mm 30m Signal #2 Info : 0.32mm 30m

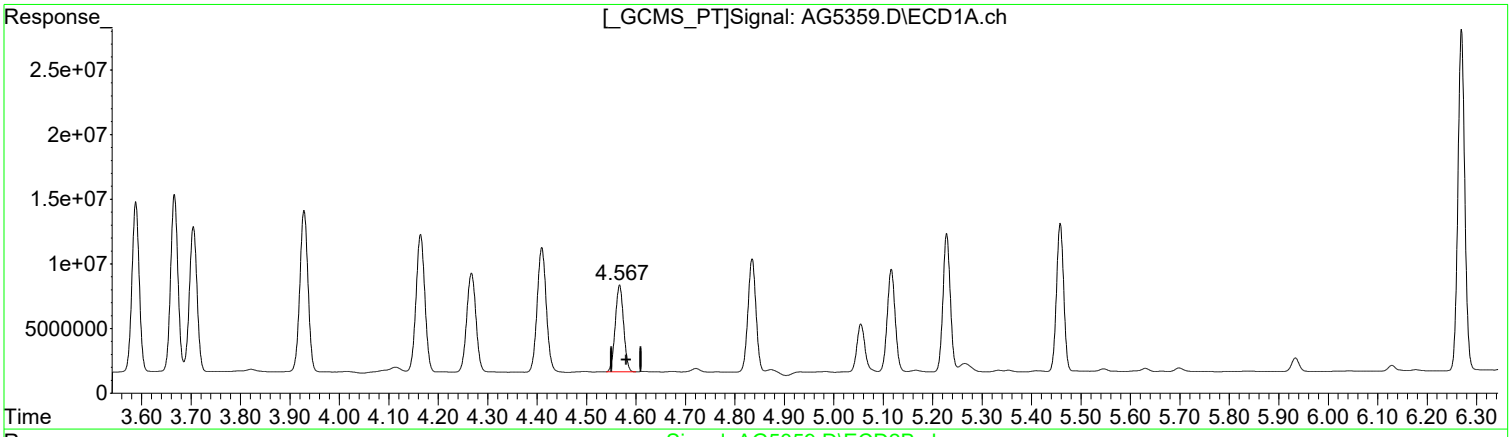

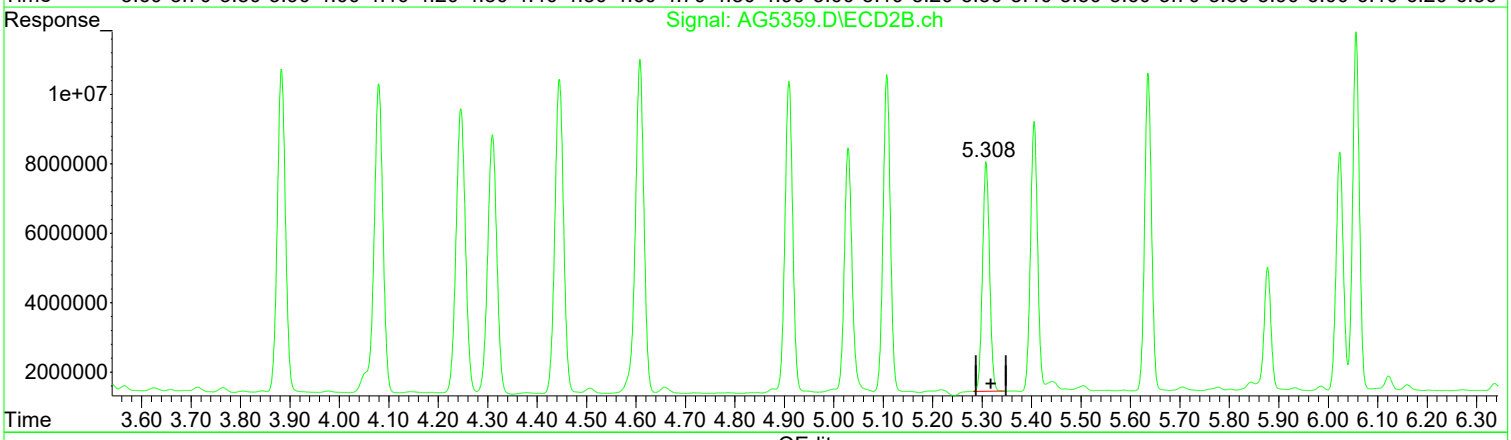

QEdit

(17) 4,4'-DDT (tcm)
4.567min 6.264 ug/l m
response 78933530

(17) 4,4'-DDT #2 (tcm)
5.308min 8.861 ug/l m
response 65399355

Manual Integration:
After
Poor integration.
03/25/24

(+) = Expected Retention Time

Quantitation Report (Qedit)

Data Path : I:\ACQUDATA\7890N.net\data\032224\
Data File : AG5359.D
Signal(s) : Signal #1: ECD1A.ch Signal #2: ECD2B.ch
Acq On : 22 Mar 2024 08:16 pm
Operator : AFelser
Sample : RQ2402685-03
Misc :
ALS Vial : 11 Sample Multiplier: 1

Integration File signal 1: EVENTS.E
Integration File signal 2: EVENTS2.E
Quant Time: Mar 25 12:12:15 2024
Quant Method : I:\ACQUDATA\7890N.net\Methods\N-PEST022324.M
Quant Title : 608.3/8081B PESTICIDES
QLast Update : Mon Feb 26 08:35:50 2024
Response via : Initial Calibration
Integrator: ChemStation

Volume Inj. : 1uL
Signal #1 Phase : STx-CLP Signal #2 Phase: STx-CLPII
Signal #1 Info : 0.32mm 30m Signal #2 Info : 0.32mm 30m

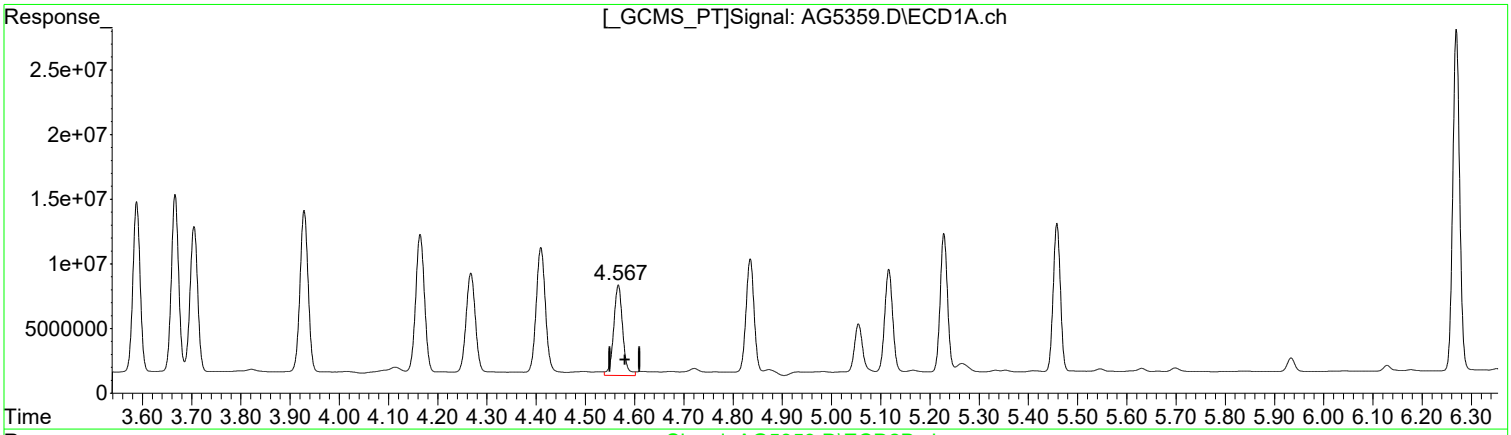

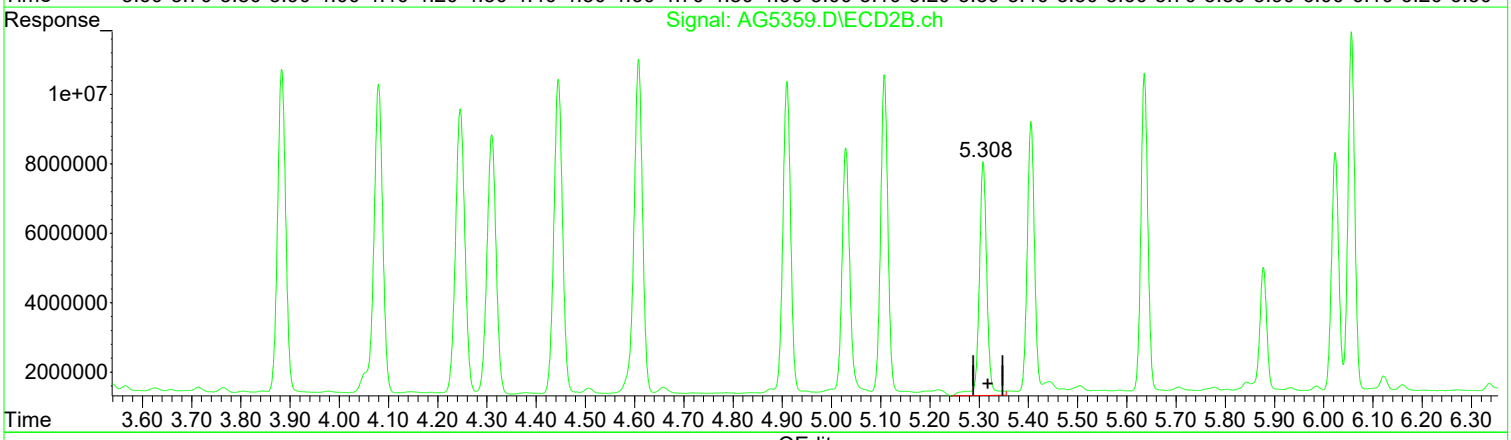

QEdit

(17) 4,4'-DDT (tcm)
4.567min 7.091 ug/l
response 89347297

(17) 4,4'-DDT #2 (tcm)
5.308min 9.850 ug/l
response 72705362

Manual Integration:
Before

03/25/24

(+) = Expected Retention Time

Quantitation Report (Qedit)

Data Path : I:\ACQUDATA\7890N.net\data\032224\
Data File : AG5359.D
Signal(s) : Signal #1: ECD1A.ch Signal #2: ECD2B.ch
Acq On : 22 Mar 2024 08:16 pm
Operator : AFelser
Sample : RQ2402685-03
Misc :
ALS Vial : 11 Sample Multiplier: 1

Integration File signal 1: EVENTS.E
Integration File signal 2: EVENTS2.E
Quant Time: Mar 25 12:12:15 2024
Quant Method : I:\ACQUDATA\7890N.net\Methods\N-PEST022324.M
Quant Title : 608.3/8081B PESTICIDES
QLast Update : Mon Feb 26 08:35:50 2024
Response via : Initial Calibration
Integrator: ChemStation

Volume Inj. : 1uL
Signal #1 Phase : STx-CLP Signal #2 Phase: STx-CLPII
Signal #1 Info : 0.32mm 30m Signal #2 Info : 0.32mm 30m

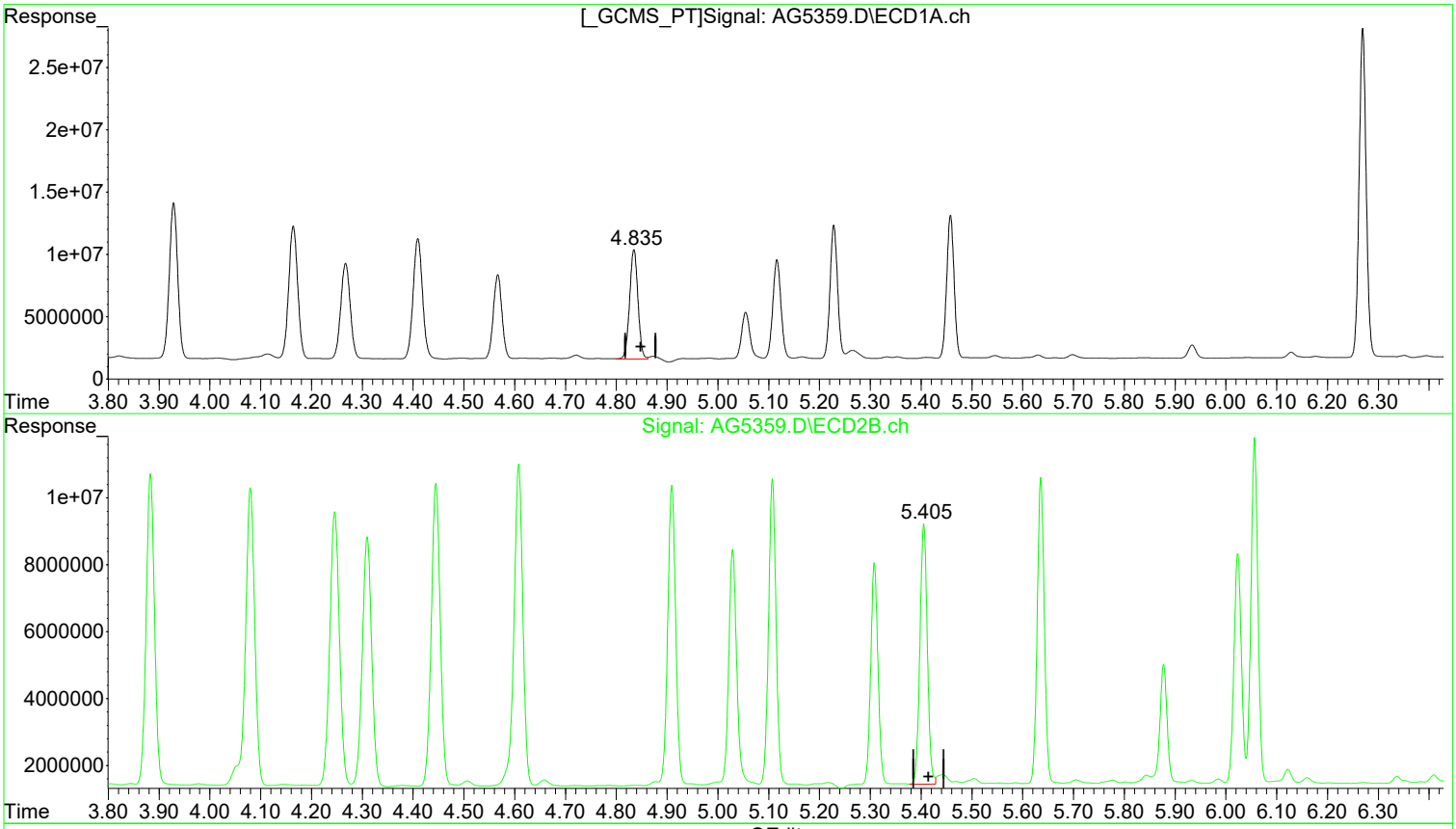

(18) Endrin Aldeh (tc)
4.835min 7.440 ug/l m
response 100402184

(18) Endrin Aldeh #2 (tc)
5.405min 8.766 ug/l m
response 78693815

Manual Integration:
After
Poor integration.
03/25/24

(+) = Expected Retention Time

1st AF 03/25/24
2nd AM 03/25/24

Quantitation Report (Qedit)

Data Path : I:\ACQUDATA\7890N.net\data\032224\
Data File : AG5359.D
Signal(s) : Signal #1: ECD1A.ch Signal #2: ECD2B.ch
Acq On : 22 Mar 2024 08:16 pm
Operator : AFelser
Sample : RQ2402685-03
Misc :
ALS Vial : 11 Sample Multiplier: 1

Integration File signal 1: EVENTS.E
Integration File signal 2: EVENTS2.E
Quant Time: Mar 25 12:12:15 2024
Quant Method : I:\ACQUDATA\7890N.net\Methods\N-PEST022324.M
Quant Title : 608.3/8081B PESTICIDES
QLast Update : Mon Feb 26 08:35:50 2024
Response via : Initial Calibration
Integrator: ChemStation

Volume Inj. : 1uL
Signal #1 Phase : STx-CLP Signal #2 Phase: STx-CLPII
Signal #1 Info : 0.32mm 30m Signal #2 Info : 0.32mm 30m

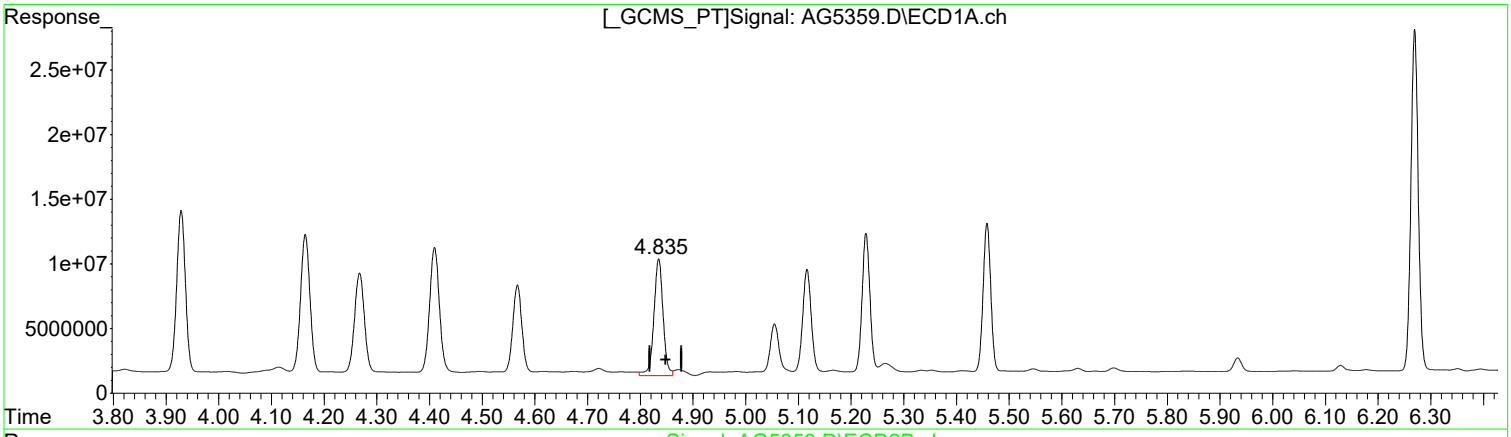

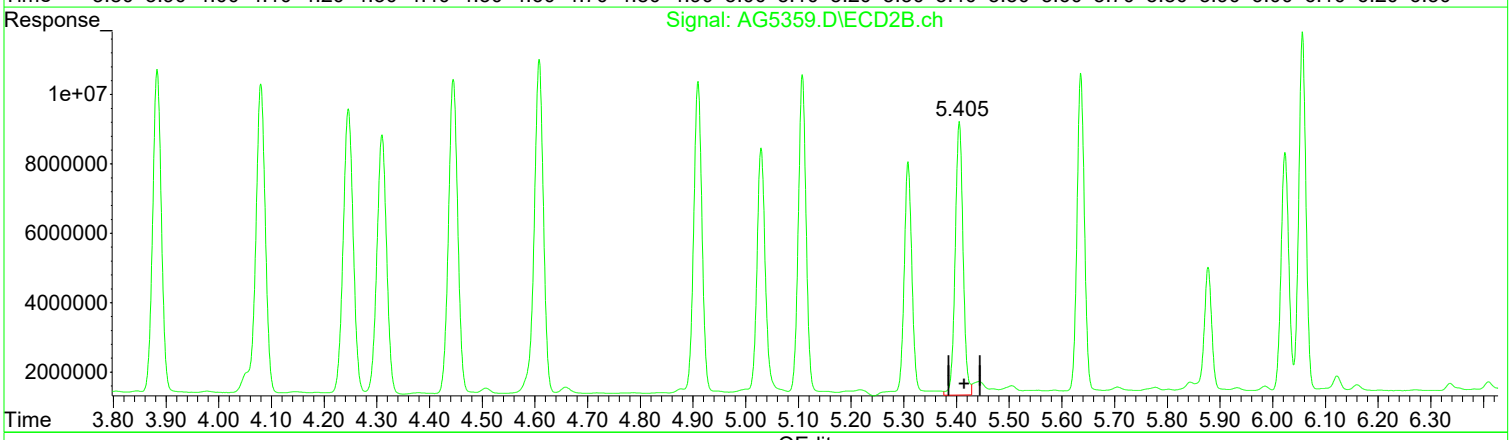

QEdit

(18) Endrin Aldeh (tc)
4.835min 8.094 ug/l
response 109234991

(18) Endrin Aldeh #2 (tc)
5.405min 9.094 ug/l
response 81642192

Manual Integration:
Before

03/25/24

(+) = Expected Retention Time

Quantitation Report (Qedit)

Data Path : I:\ACQUDATA\7890N.net\data\032224\
Data File : AG5359.D
Signal(s) : Signal #1: ECD1A.ch Signal #2: ECD2B.ch
Acq On : 22 Mar 2024 08:16 pm
Operator : AFelser
Sample : RQ2402685-03
Misc :
ALS Vial : 11 Sample Multiplier: 1

Integration File signal 1: EVENTS.E
Integration File signal 2: EVENTS2.E
Quant Time: Mar 25 12:12:15 2024
Quant Method : I:\ACQUDATA\7890N.net\Methods\N-PEST022324.M
Quant Title : 608.3/8081B PESTICIDES
QLast Update : Mon Feb 26 08:35:50 2024
Response via : Initial Calibration
Integrator: ChemStation

Volume Inj. : 1uL
Signal #1 Phase : STx-CLP Signal #2 Phase: STx-CLPII
Signal #1 Info : 0.32mm 30m Signal #2 Info : 0.32mm 30m

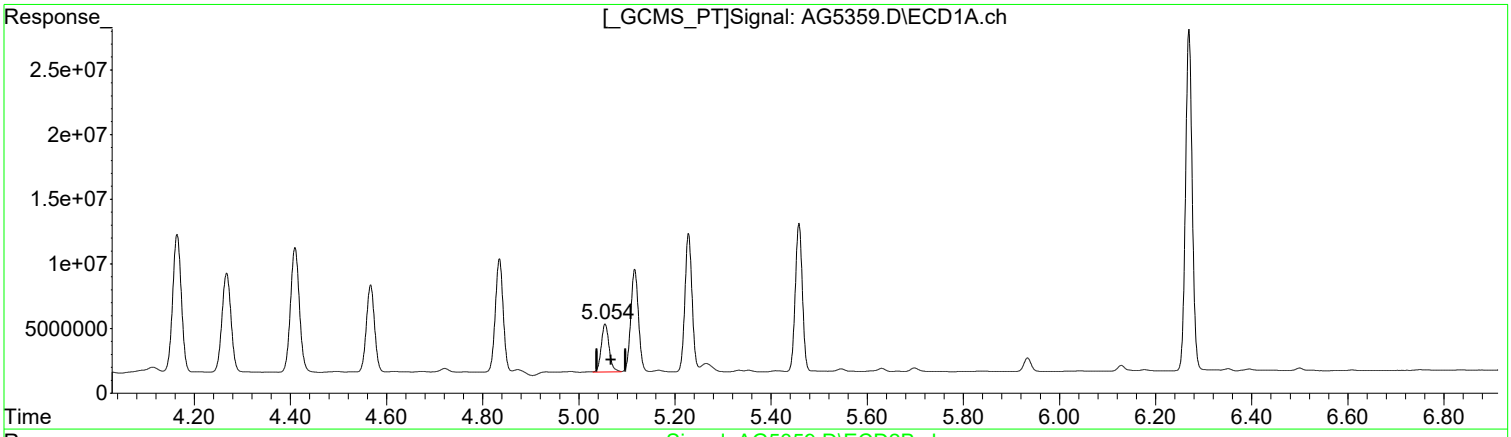

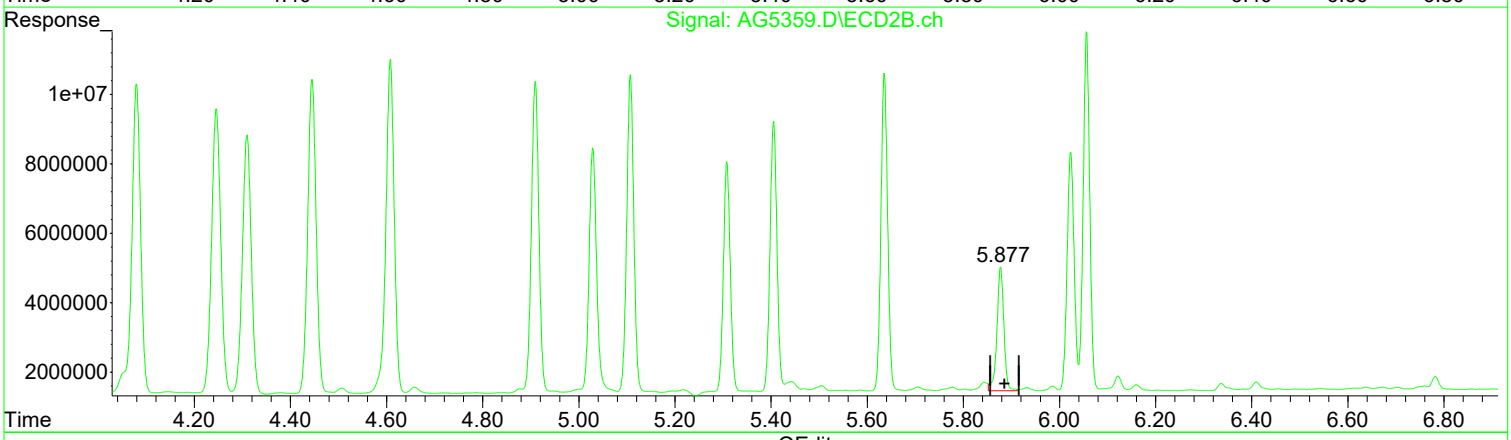

QEdit

(20) Methoxychlor (tc)
5.054min 6.214 ug/l m
response 41984505

(20) Methoxychlor #2 (tc)
5.877min 9.320 ug/l m
response 35901288

Manual Integration:
After
Poor integration.
03/25/24

(+) = Expected Retention Time

Quantitation Report (Qedit)

Data Path : I:\ACQUDATA\7890N.net\data\032224\
Data File : AG5359.D
Signal(s) : Signal #1: ECD1A.ch Signal #2: ECD2B.ch
Acq On : 22 Mar 2024 08:16 pm
Operator : AFelser
Sample : RQ2402685-03
Misc :
ALS Vial : 11 Sample Multiplier: 1

Integration File signal 1: EVENTS.E
Integration File signal 2: EVENTS2.E
Quant Time: Mar 25 12:12:15 2024
Quant Method : I:\ACQUDATA\7890N.net\Methods\N-PEST022324.M
Quant Title : 608.3/8081B PESTICIDES
QLast Update : Mon Feb 26 08:35:50 2024
Response via : Initial Calibration
Integrator: ChemStation

Volume Inj. : 1uL
Signal #1 Phase : STx-CLP Signal #2 Phase: STx-CLPII
Signal #1 Info : 0.32mm 30m Signal #2 Info : 0.32mm 30m

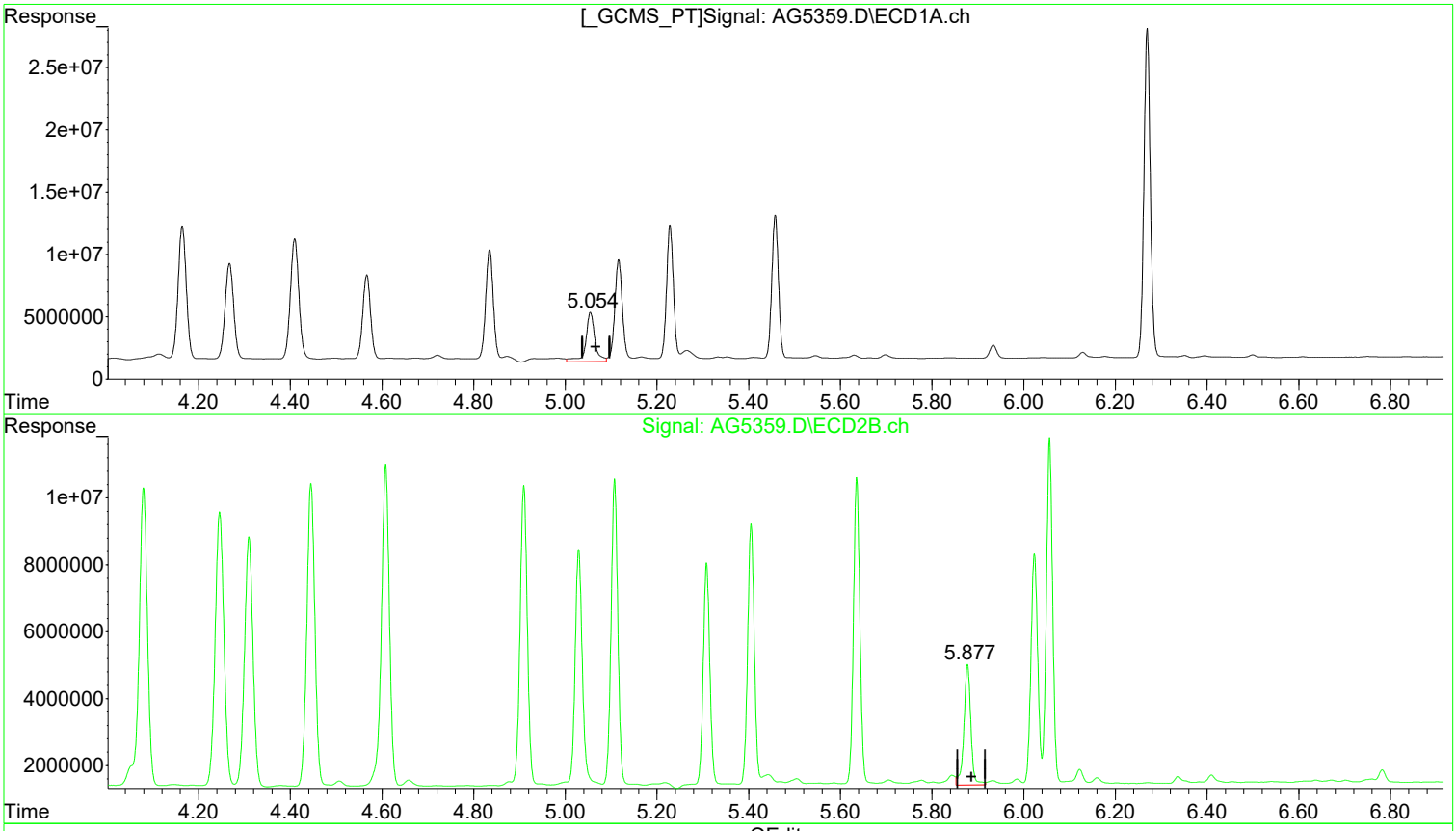

QEdit

(20) Methoxychlor (tc)
5.055min 8.087 ug/l
response 54640992

(20) Methoxychlor #2 (tc)
5.878min 9.750 ug/l
response 37556386

Manual Integration:
Before

03/25/24

(+) = Expected Retention Time

1st AF 03/25/24
2nd AM 03/25/24

Quantitation Report (Qedit)

Data Path : I:\ACQUDATA\7890N.net\data\032224\
Data File : AG5359.D
Signal(s) : Signal #1: ECD1A.ch Signal #2: ECD2B.ch
Acq On : 22 Mar 2024 08:16 pm
Operator : AFelser
Sample : RQ2402685-03
Misc :
ALS Vial : 11 Sample Multiplier: 1

Integration File signal 1: EVENTS.E
Integration File signal 2: EVENTS2.E
Quant Time: Mar 25 12:12:15 2024
Quant Method : I:\ACQUDATA\7890N.net\Methods\N-PEST022324.M
Quant Title : 608.3/8081B PESTICIDES
QLast Update : Mon Feb 26 08:35:50 2024
Response via : Initial Calibration
Integrator: ChemStation

Volume Inj. : 1uL
Signal #1 Phase : STx-CLP Signal #2 Phase: STx-CLPII
Signal #1 Info : 0.32mm 30m Signal #2 Info : 0.32mm 30m

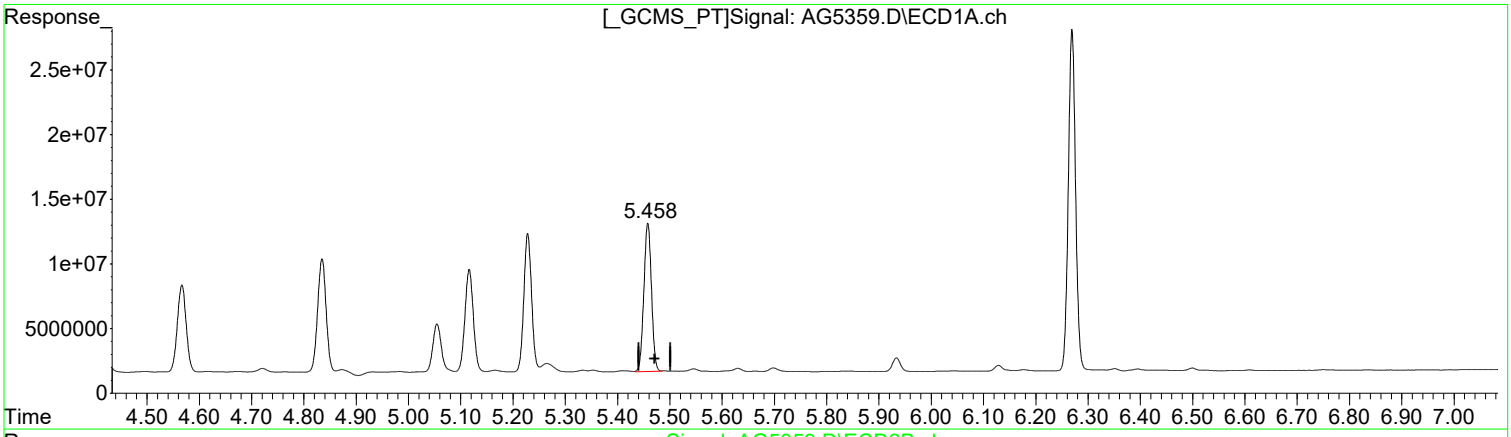

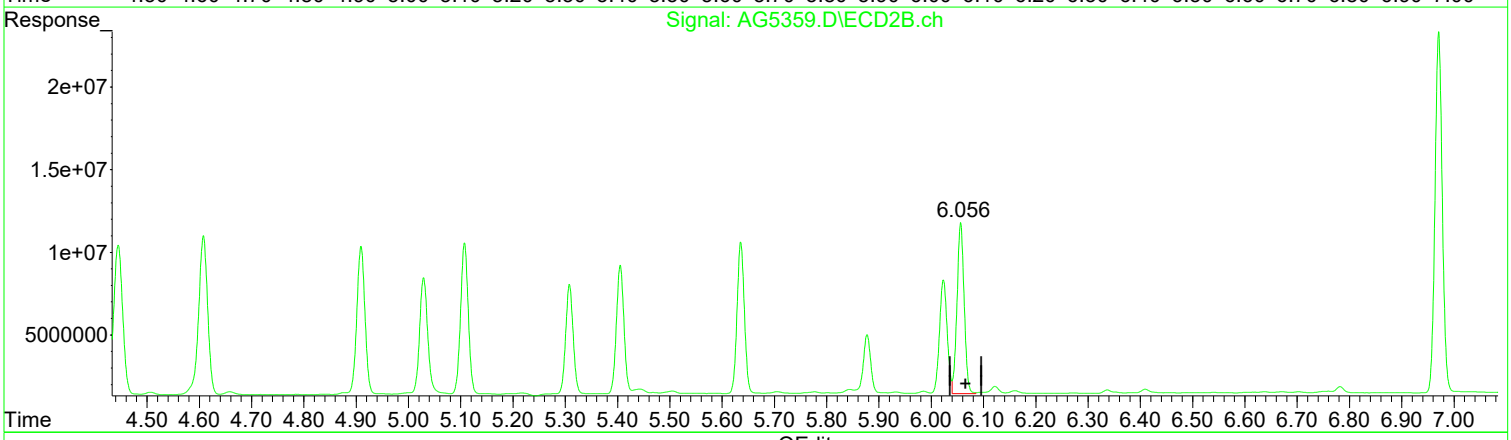

QEdit

(21) Endrin Keton (tc)
5.458min 6.749 ug/l m
response 116200566

(21) Endrin Keton #2 (tc)
6.056min 8.989 ug/l
response 98356299

Manual Integration:
After
Poor integration.
03/25/24

(+) = Expected Retention Time

1st AF 03/25/24
2nd AM 03/25/24

Quantitation Report (Qedit)

Data Path : I:\ACQUDATA\7890N.net\data\032224\
Data File : AG5359.D
Signal(s) : Signal #1: ECD1A.ch Signal #2: ECD2B.ch
Acq On : 22 Mar 2024 08:16 pm
Operator : AFelser
Sample : RQ2402685-03
Misc :
ALS Vial : 11 Sample Multiplier: 1

Integration File signal 1: EVENTS.E
Integration File signal 2: EVENTS2.E
Quant Time: Mar 25 12:12:15 2024
Quant Method : I:\ACQUDATA\7890N.net\Methods\N-PEST022324.M
Quant Title : 608.3/8081B PESTICIDES
QLast Update : Mon Feb 26 08:35:50 2024
Response via : Initial Calibration
Integrator: ChemStation

Volume Inj. : 1uL
Signal #1 Phase : STx-CLP Signal #2 Phase: STx-CLPII
Signal #1 Info : 0.32mm 30m Signal #2 Info : 0.32mm 30m

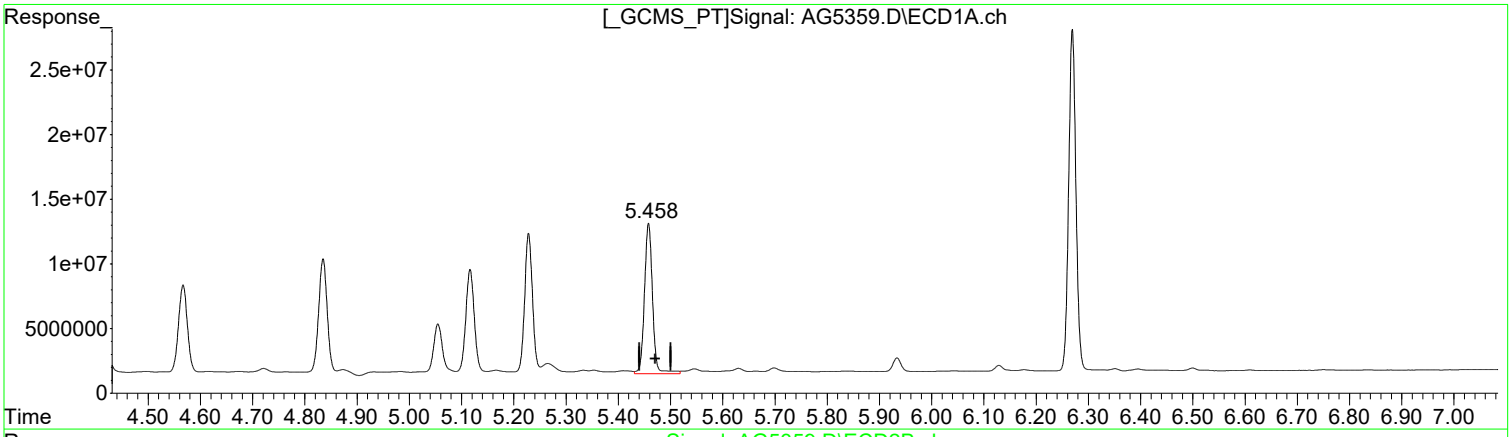

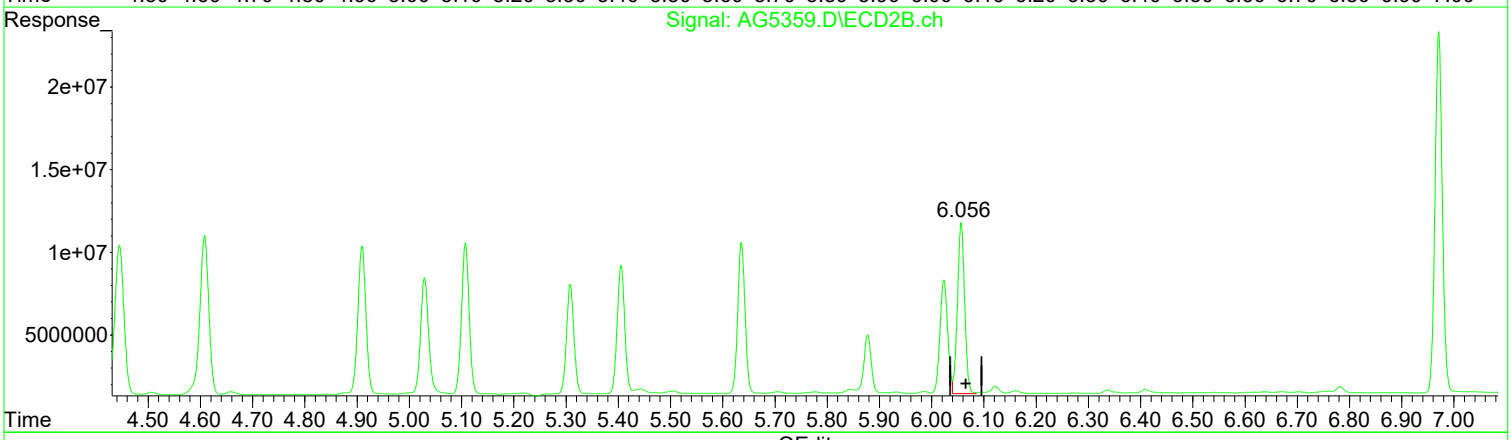

QEdit

(21) Endrin Keton (tc)
5.458min 7.295 ug/l
response 125600247

Manual Integration:
Before

03/25/24

(21) Endrin Keton #2 (tc)
6.056min 8.989 ug/l
response 98356299

(+) = Expected Retention Time

1st AF 03/25/24
2nd AM 03/25/24

Quantitation Report (QT Reviewed)

Data Path : I:\ACQUDATA\7890N.net\data\032224\
Data File : AG5359.D
Signal(s) : Signal #1: ECD1A.ch Signal #2: ECD2B.ch
Acq On : 22 Mar 2024 08:16 pm
Operator : AFelser
Sample : RQ2402685-03
Misc :
ALS Vial : 11 Sample Multiplier: 1

Integration File signal 1: EVENTS.E
Integration File signal 2: EVENTS2.E
Quant Time: Mar 25 12:12:15 2024
Quant Method : I:\ACQUDATA\7890N.net\Methods\N-PEST022324.M
Quant Title : 608.3/8081B PESTICIDES
QLast Update : Mon Feb 26 08:35:50 2024
Response via : Initial Calibration
Integrator: ChemStation

Volume Inj. : 1uL
Signal #1 Phase : STx-CLP Signal #2 Phase: STx-CLPII
Signal #1 Info : 0.32mm 30m Signal #2 Info : 0.32mm 30m

Compound	RT#1	RT#2	Resp#1	Resp#2	ug/l	ug/l
System Monitoring Compounds						
1) S SURR1,Tet...	1.896	2.114	644.0E6	533.7E6	39.252	40.611
Spiked Amount 100.000	Range 30 - 150		Recovery =		39.25%	40.61%
23) S SURR2,Dec...	6.269	6.971	260.2E6	216.3E6	22.684	25.263
Spiked Amount 100.000	Range 30 - 150		Recovery =		22.68%#	25.26%#
Target Compounds						
2) tc alpha-BHC	2.210	2.507	202.6E6	155.4E6	8.398	9.720
3) tcm gamma-BHC (L	2.401	2.759	184.1E6	136.2E6	8.713	10.061
4) tcm Heptachlor	2.705	3.097	158.0E6	101.8E6	8.746	9.314
5) tcm Aldrin	2.914	3.365	176.1E6	129.7E6	8.419	8.824
6) tc beta-BHC	2.455	2.815	105.6E6	62929699	11.439	10.836
7) tc delta-BHC	2.568	3.042	204.7E6	134.8E6	9.295	9.709
8) tc Heptachlor E	3.376	3.883	152.5E6	113.2E6	8.405	9.334
9) tc alpha-Endosu	3.705	4.310	130.6E6	99419344	7.500	8.257
10) tc gamma-Chlord	3.477	4.079	148.4E6	108.6E6	7.955	8.407m
11) tc alpha-Chlord	3.588	4.246	147.4E6	112.6E6	7.865	8.418
12) tc 4,4'-DDE	3.666	4.445	151.4E6	114.8E6	7.959	8.888
13) tcm Dieldrin	3.928	4.608	143.8E6	115.1E6	7.541m	8.901m
14) tcm Endrin	4.164f	4.909	133.6E6	96420824	7.924m	9.460m
15) tc beta-Endosul	4.409	5.107	125.3E6	93499652	7.527m	8.432m
16) tc 4,4'-DDD	4.267f	5.029	99983540	77573462	6.690m	8.743m#
17) tcm 4,4'-DDT	4.567	5.308	78933530	65399355	6.264m	8.861m#
18) tc Endrin Aldeh	4.835	5.405	100.4E6	78693815	7.440m	8.766m
19) tc Endosulfan S	5.228	5.636	117.8E6	92654505	7.483	8.945
20) tc Methoxychlor	5.054	5.877	41984505	35901288	6.214m	9.320m#
21) tc Endrin Keton	5.458	6.056	116.2E6	98356299	6.749m	8.989 #
22) tc Mirex	5.116	6.023	96923696	70685273	7.195	8.245
Sum Toxaphene			0	0	N.D.	N.D.
Average Toxaphene					0.000	0.000
Sum Chlordane			0	0	N.D.	N.D.
Average Chlordane					0.000	0.000
Sum Dechlorane			0	0	N.D.	N.D.
Average Dechlorane					0.000	0.000

(f)=RT Delta > 1/2 Window (#)=Amounts differ by > 25% (m)=manual int.

1st AF 03/25/24
2nd AM 03/25/24

Data Path : I:\ACQUDATA\7890N.net\data\032224\
Data File : AG5359.D
Signal(s) : Signal #1: ECD1A.ch Signal #2: ECD2B.ch
Acq On : 22 Mar 2024 08:16 pm
Operator : AFelser
Sample : RQ2402685-03
Misc :
ALS Vial : 11 Sample Multiplier: 1

Integration File signal 1: EVENTS.E
Integration File signal 2: EVENTS2.E
Quant Time: Mar 25 12:12:15 2024
Quant Method : I:\ACQUDATA\7890N.net\Methods\N-PEST022324.M
Quant Title : 608.3/8081B PESTICIDES
QLast Update : Mon Feb 26 08:35:50 2024
Response via : Initial Calibration
Integrator: ChemStation

Volume Inj. : 1uL
Signal #1 Phase : STx-CLP Signal #2 Phase: STx-CLPII
Signal #1 Info : 0.32mm 30m Signal #2 Info : 0.32mm 30m

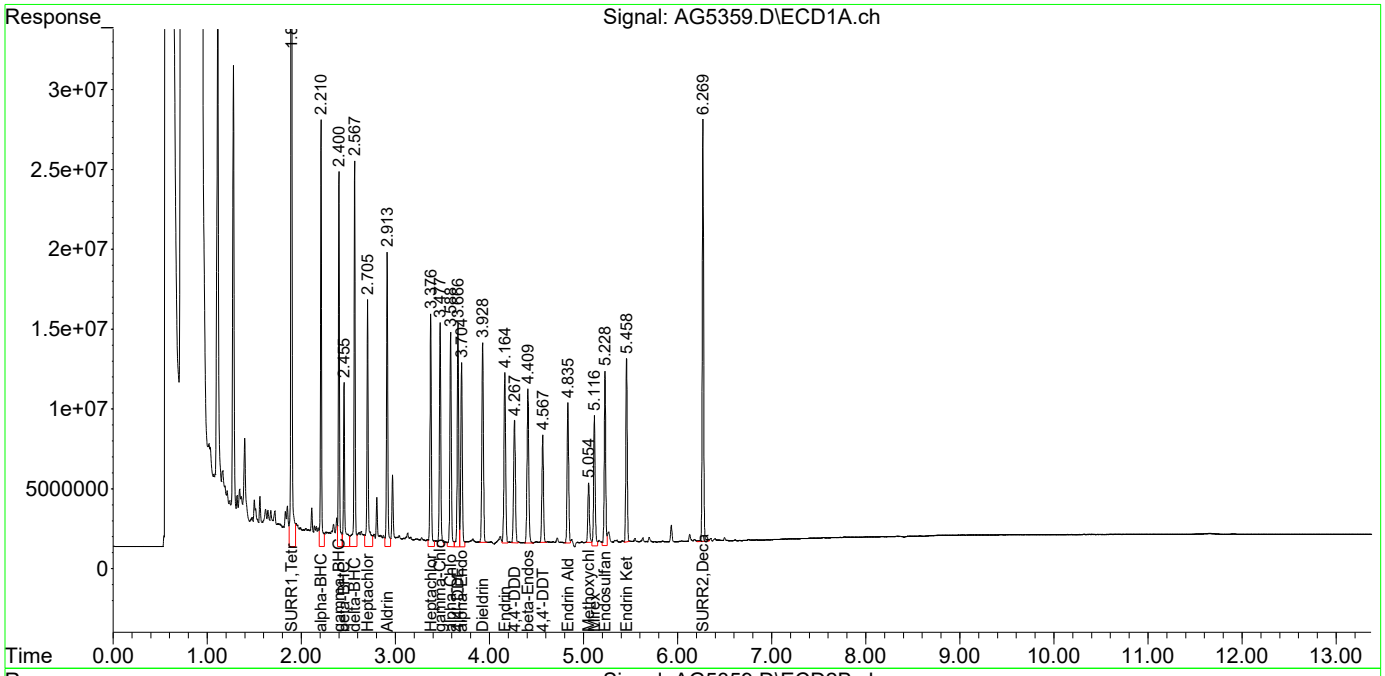

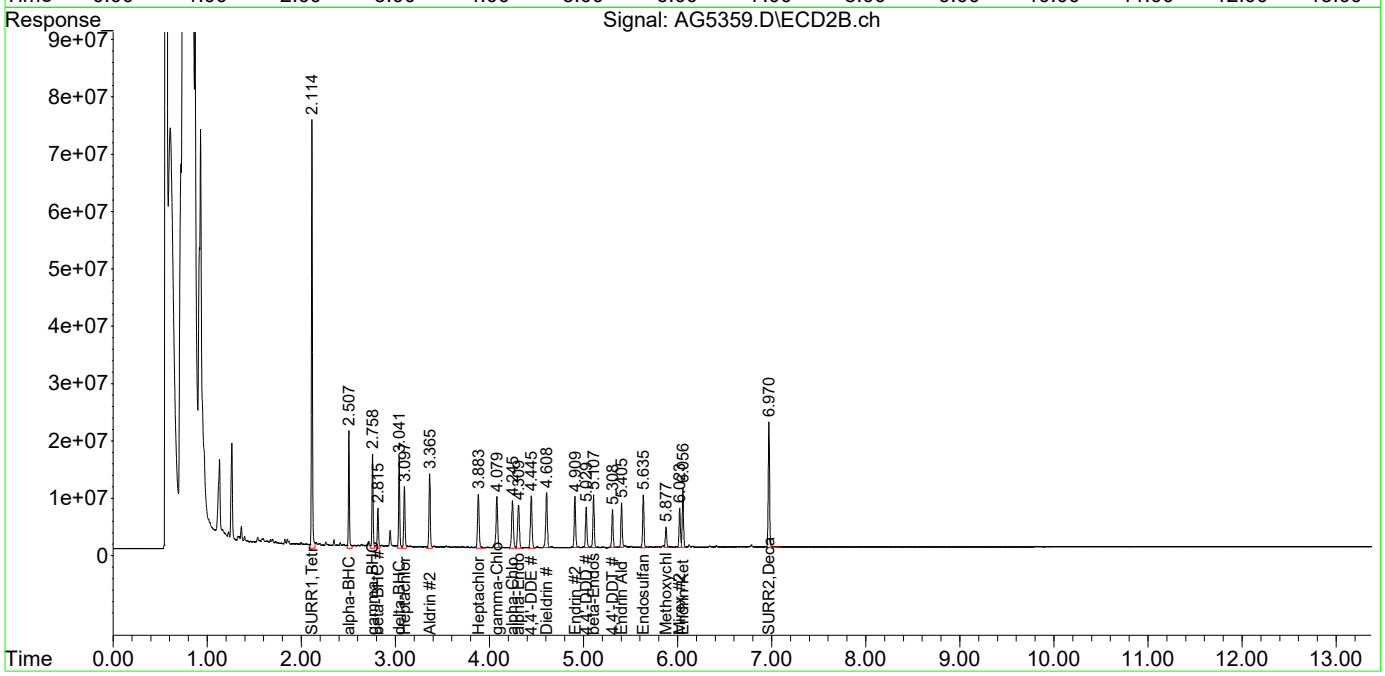

Quantitation Report (Qedit)

Data Path : I:\ACQUDATA\7890N.net\data\031224\
Data File : AG5242.D
Signal(s) : Signal #1: ECD1A.ch Signal #2: ECD2B.ch
Acq On : 12 Mar 2024 05:01 pm
Operator : AFelser
Sample : RQ2402543-04|5
Misc :
ALS Vial : 16 Sample Multiplier: 1

Integration File signal 1: EVENTS.E
Integration File signal 2: EVENTS2.E
Quant Time: Mar 13 09:06:01 2024
Quant Method : I:\ACQUDATA\7890N.net\Methods\N-PEST022324.M
Quant Title : 608.3/8081B PESTICIDES
QLast Update : Mon Feb 26 08:35:50 2024
Response via : Initial Calibration
Integrator: ChemStation

Volume Inj. : 1uL
Signal #1 Phase : STx-CLP Signal #2 Phase: STx-CLPII
Signal #1 Info : 0.32mm 30m Signal #2 Info : 0.32mm 30m

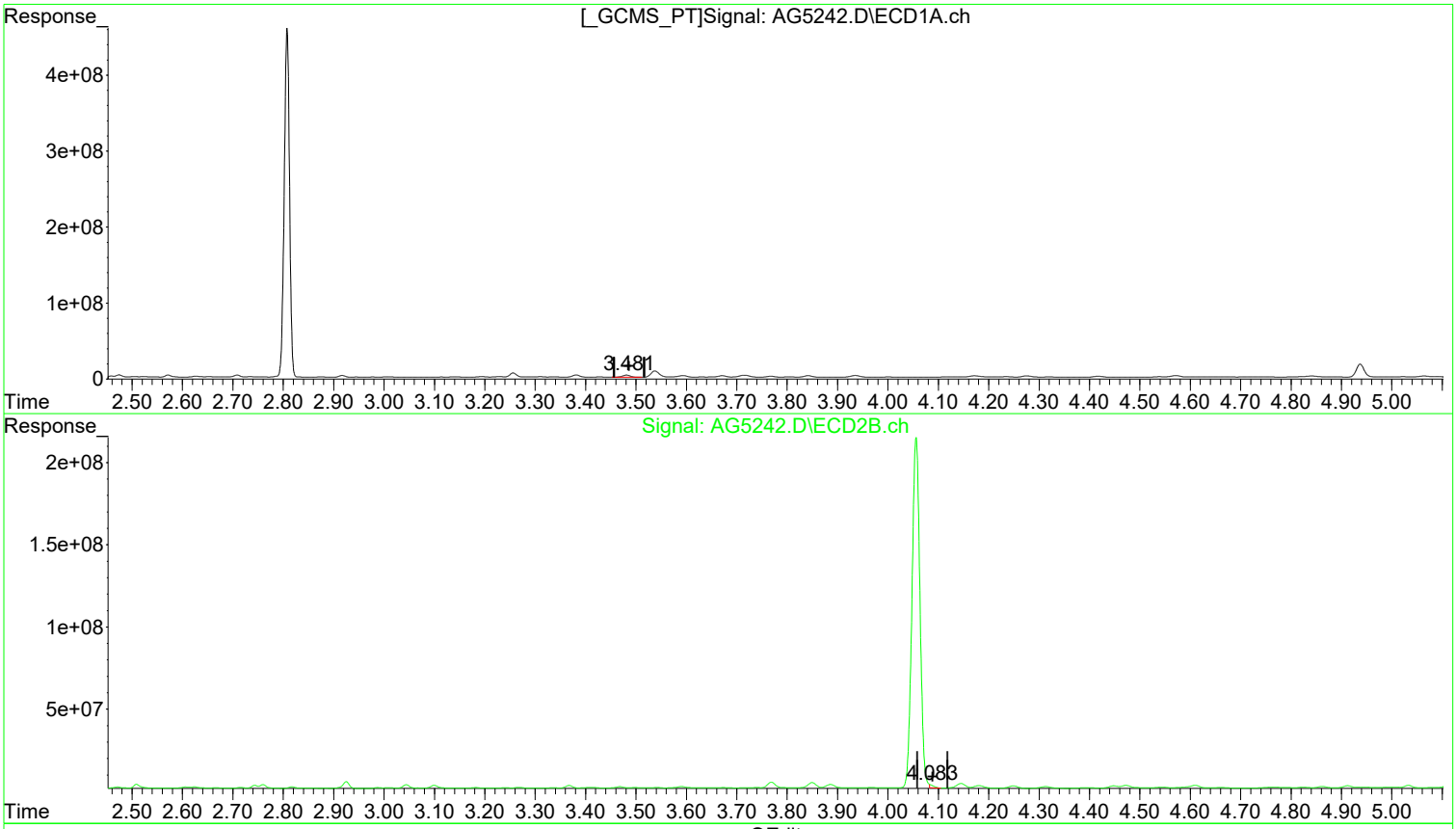

QEdit

(10) gamma-Chlord (tc)
3.481min 1.787 ug/l m
response 33336099

(10) gamma-Chlord #2 (tc)
4.082min 0.695 ug/l m
response 8983547

Manual Integration:
After
Poor integration.
03/13/24

(+) = Expected Retention Time

Quantitation Report (Qedit)

Data Path : I:\ACQUDATA\7890N.net\data\031224\
Data File : AG5242.D
Signal(s) : Signal #1: ECD1A.ch Signal #2: ECD2B.ch
Acq On : 12 Mar 2024 05:01 pm
Operator : AFelser
Sample : RQ2402543-04|5
Misc :
ALS Vial : 16 Sample Multiplier: 1

Integration File signal 1: EVENTS.E
Integration File signal 2: EVENTS2.E
Quant Time: Mar 13 09:06:01 2024
Quant Method : I:\ACQUDATA\7890N.net\Methods\N-PEST022324.M
Quant Title : 608.3/8081B PESTICIDES
QLast Update : Mon Feb 26 08:35:50 2024
Response via : Initial Calibration
Integrator: ChemStation

Volume Inj. : 1uL
Signal #1 Phase : STx-CLP Signal #2 Phase: STx-CLPII
Signal #1 Info : 0.32mm 30m Signal #2 Info : 0.32mm 30m

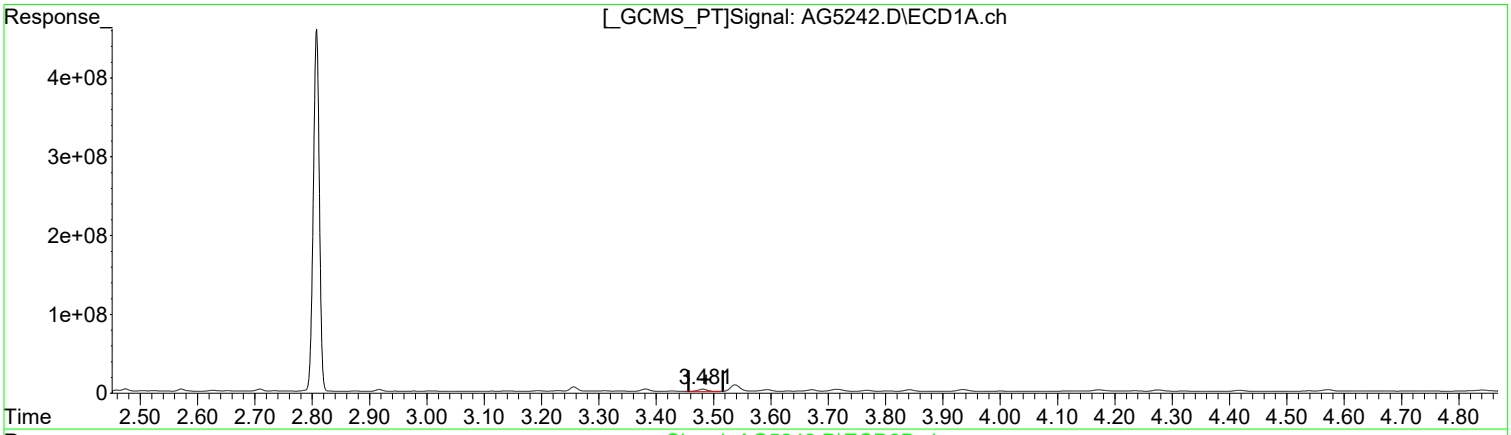

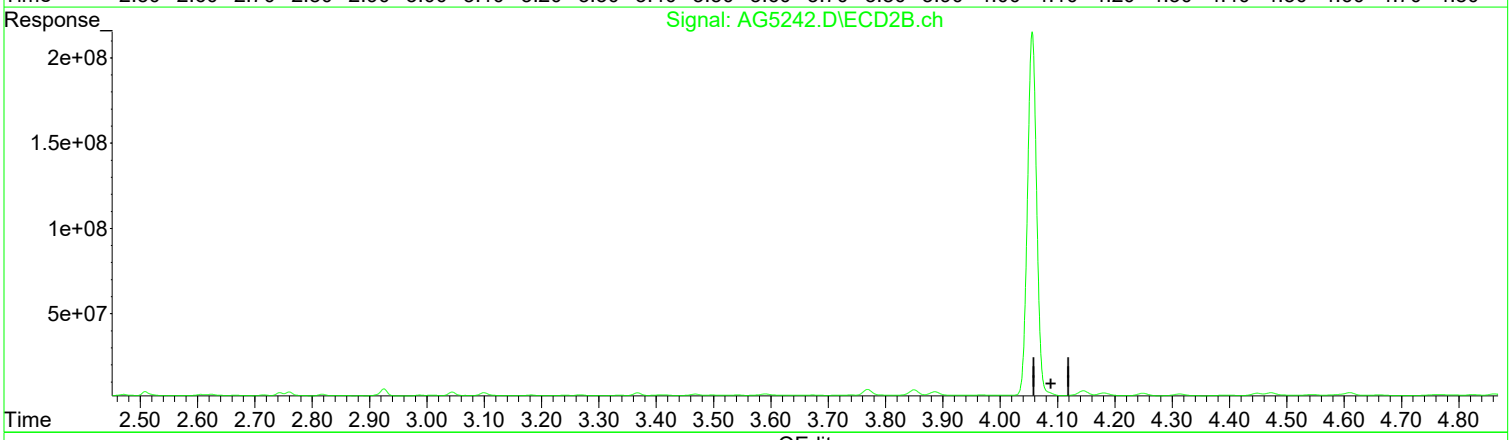

QEdit

(10) gamma-Chlord (tc)
3.482min 2.061 ug/l
response 38436160

(10) gamma-Chlord #2 (tc)
0.000min 0.000 ug/l
response 0

Manual Integration:
Before

03/13/24

(+) = Expected Retention Time

1st AF 03/13/24
2nd BA 03/13/24

Quantitation Report (Qedit)

Data Path : I:\ACQUDATA\7890N.net\data\031224\
Data File : AG5242.D
Signal(s) : Signal #1: ECD1A.ch Signal #2: ECD2B.ch
Acq On : 12 Mar 2024 05:01 pm
Operator : AFelser
Sample : RQ2402543-04|5
Misc :
ALS Vial : 16 Sample Multiplier: 1

Integration File signal 1: EVENTS.E
Integration File signal 2: EVENTS2.E
Quant Time: Mar 13 09:06:01 2024
Quant Method : I:\ACQUDATA\7890N.net\Methods\N-PEST022324.M
Quant Title : 608.3/8081B PESTICIDES
QLast Update : Mon Feb 26 08:35:50 2024
Response via : Initial Calibration
Integrator: ChemStation

Volume Inj. : 1uL
Signal #1 Phase : STx-CLP Signal #2 Phase: STx-CLPII
Signal #1 Info : 0.32mm 30m Signal #2 Info : 0.32mm 30m

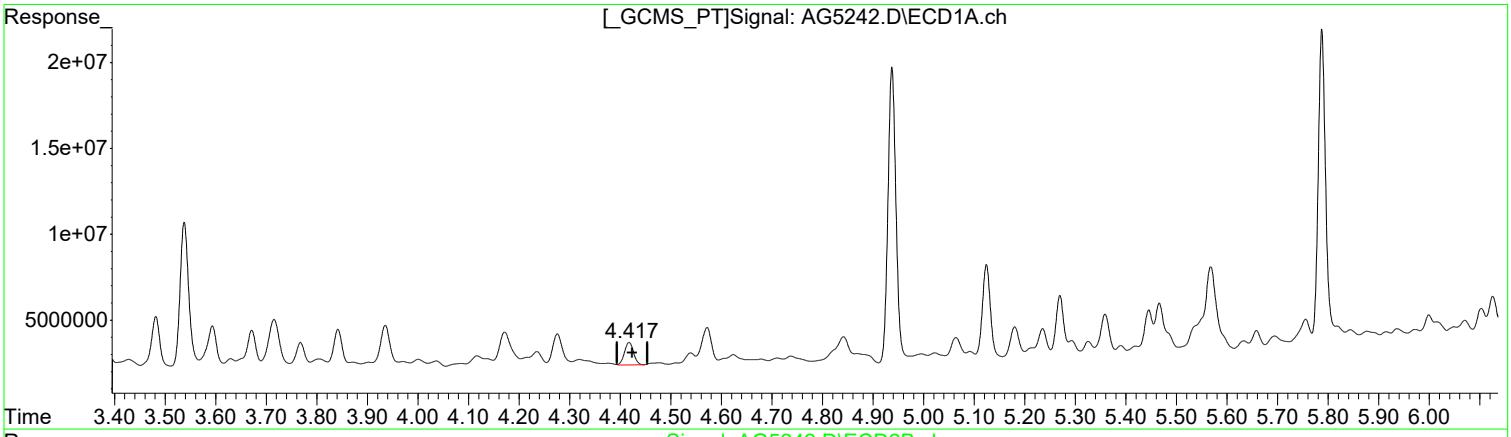

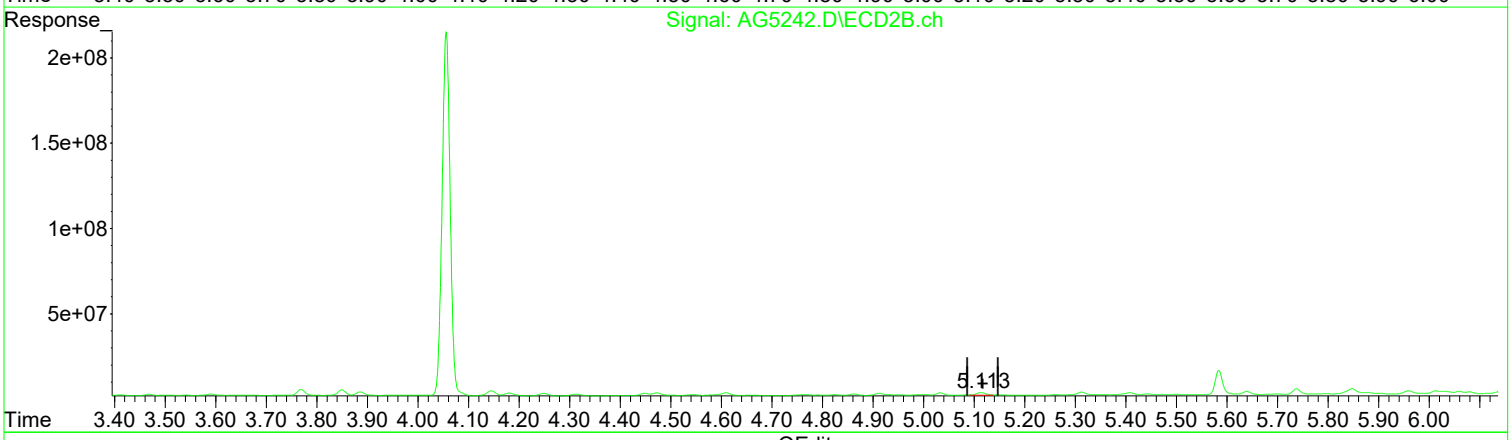

QEdit

(15) beta-Endosul (tc)
4.418min 0.994 ug/l
response 16538591

(15) beta-Endosul #2 (tc)
5.113min 1.783 ug/l m
response 19768404

Manual Integration:
After
Poor integration.
03/13/24

(+) = Expected Retention Time

Quantitation Report (Qedit)

Data Path : I:\ACQUDATA\7890N.net\data\031224\
Data File : AG5242.D
Signal(s) : Signal #1: ECD1A.ch Signal #2: ECD2B.ch
Acq On : 12 Mar 2024 05:01 pm
Operator : AFelser
Sample : RQ2402543-04|5
Misc :
ALS Vial : 16 Sample Multiplier: 1

Integration File signal 1: EVENTS.E
Integration File signal 2: EVENTS2.E
Quant Time: Mar 13 09:06:01 2024
Quant Method : I:\ACQUDATA\7890N.net\Methods\N-PEST022324.M
Quant Title : 608.3/8081B PESTICIDES
QLast Update : Mon Feb 26 08:35:50 2024
Response via : Initial Calibration
Integrator: ChemStation

Volume Inj. : 1uL
Signal #1 Phase : STx-CLP Signal #2 Phase: STx-CLPII
Signal #1 Info : 0.32mm 30m Signal #2 Info : 0.32mm 30m

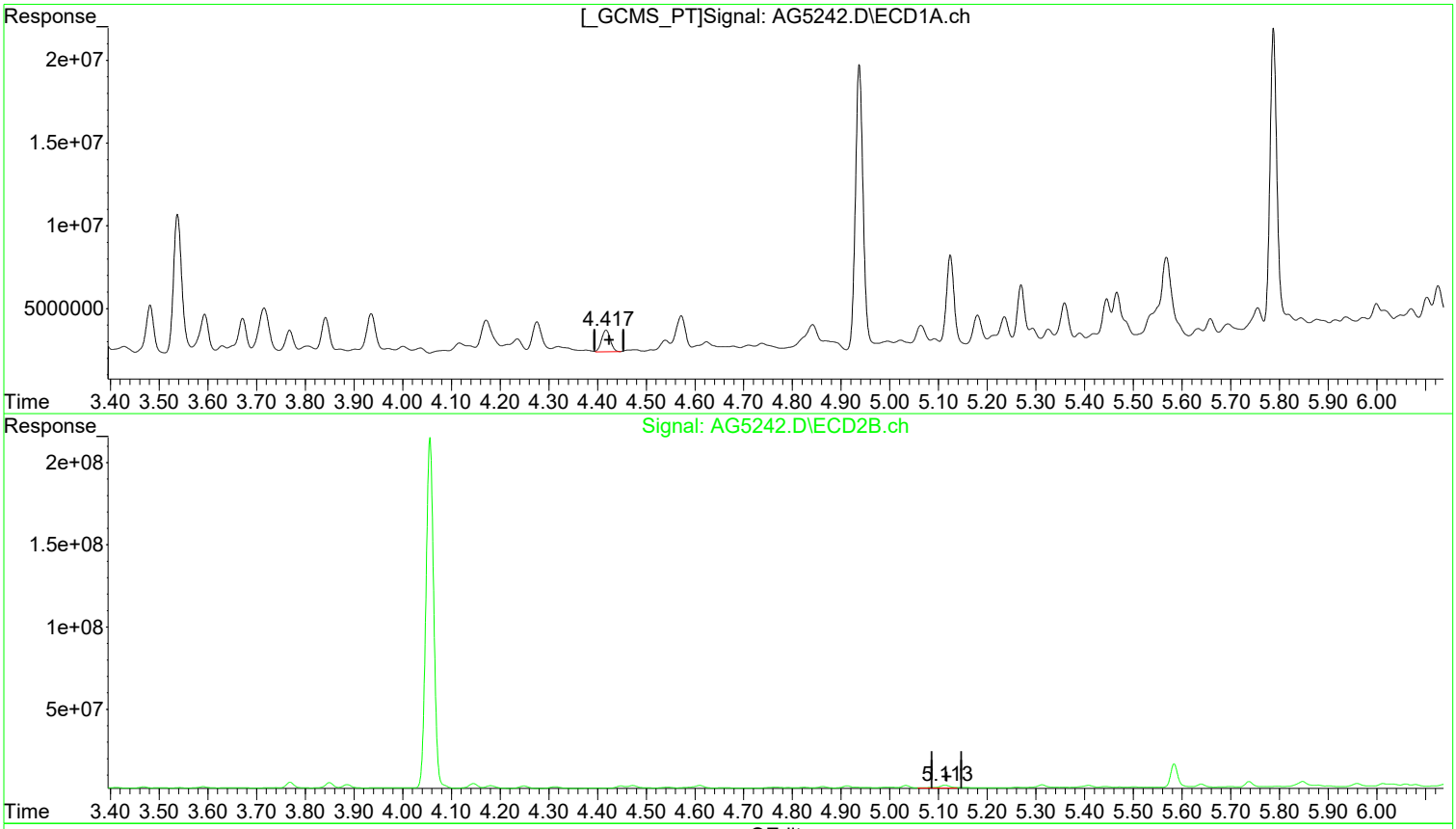

QEdit

(15) beta-Endosul (tc)

4.418min 0.994 ug/l

response 16538591

(15) beta-Endosul #2 (tc)

5.113min 2.474 ug/l

response 27432875

Manual Integration:

Before

03/13/24

(+) = Expected Retention Time

1st AF 03/13/24
2nd BA 03/13/24

Quantitation Report (Qedit)

Data Path : I:\ACQUDATA\7890N.net\data\031224\
Data File : AG5242.D
Signal(s) : Signal #1: ECD1A.ch Signal #2: ECD2B.ch
Acq On : 12 Mar 2024 05:01 pm
Operator : AFelser
Sample : RQ2402543-04|5
Misc :
ALS Vial : 16 Sample Multiplier: 1

Integration File signal 1: EVENTS.E
Integration File signal 2: EVENTS2.E
Quant Time: Mar 13 09:06:01 2024
Quant Method : I:\ACQUDATA\7890N.net\Methods\N-PEST022324.M
Quant Title : 608.3/8081B PESTICIDES
QLast Update : Mon Feb 26 08:35:50 2024
Response via : Initial Calibration
Integrator: ChemStation

Volume Inj. : 1uL
Signal #1 Phase : STx-CLP Signal #2 Phase: STx-CLPII
Signal #1 Info : 0.32mm 30m Signal #2 Info : 0.32mm 30m

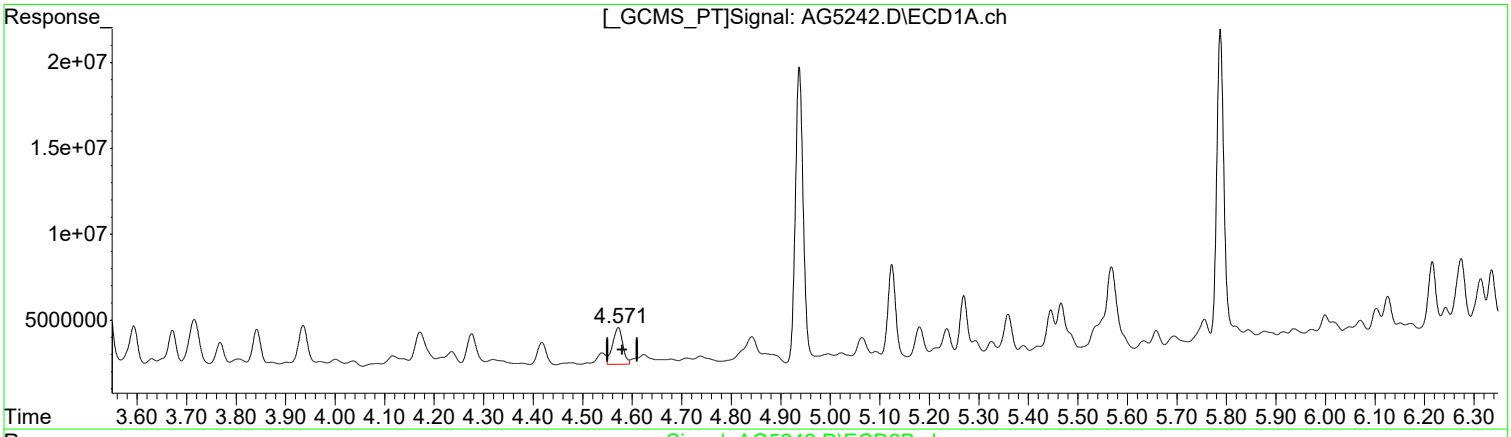

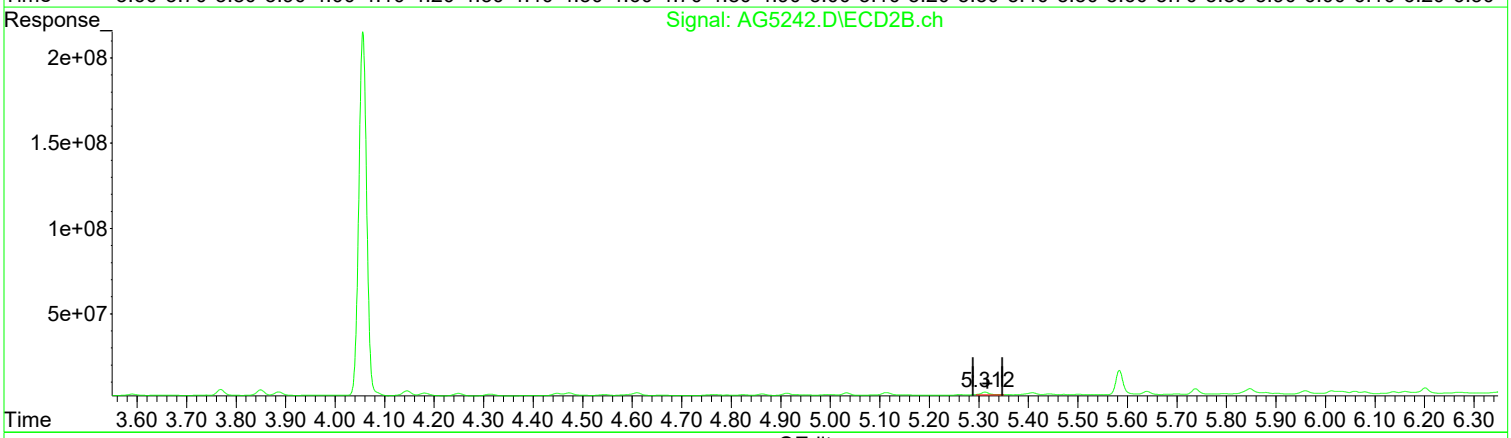

QEdit

(17) 4,4'-DDT (tcm)
4.572min 2.432 ug/l
response 30649648

(17) 4,4'-DDT #2 (tcm)
5.312min 2.375 ug/l m
response 17526621

Manual Integration:
After
Poor integration.
03/13/24

(+) = Expected Retention Time

1st AF 03/13/24
2nd BA 03/13/24

Quantitation Report (Qedit)

Data Path : I:\ACQUDATA\7890N.net\data\031224\
Data File : AG5242.D
Signal(s) : Signal #1: ECD1A.ch Signal #2: ECD2B.ch
Acq On : 12 Mar 2024 05:01 pm
Operator : AFelser
Sample : RQ2402543-04|5
Misc :
ALS Vial : 16 Sample Multiplier: 1

Integration File signal 1: EVENTS.E
Integration File signal 2: EVENTS2.E
Quant Time: Mar 13 09:06:01 2024
Quant Method : I:\ACQUDATA\7890N.net\Methods\N-PEST022324.M
Quant Title : 608.3/8081B PESTICIDES
QLast Update : Mon Feb 26 08:35:50 2024
Response via : Initial Calibration
Integrator: ChemStation

Volume Inj. : 1uL
Signal #1 Phase : STx-CLP Signal #2 Phase: STx-CLPII
Signal #1 Info : 0.32mm 30m Signal #2 Info : 0.32mm 30m

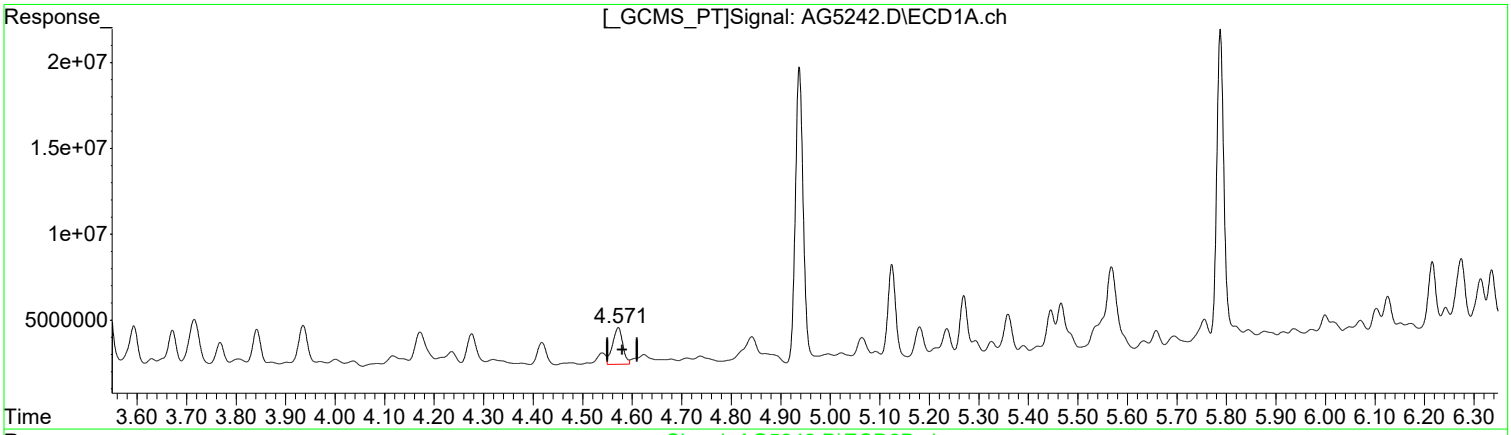

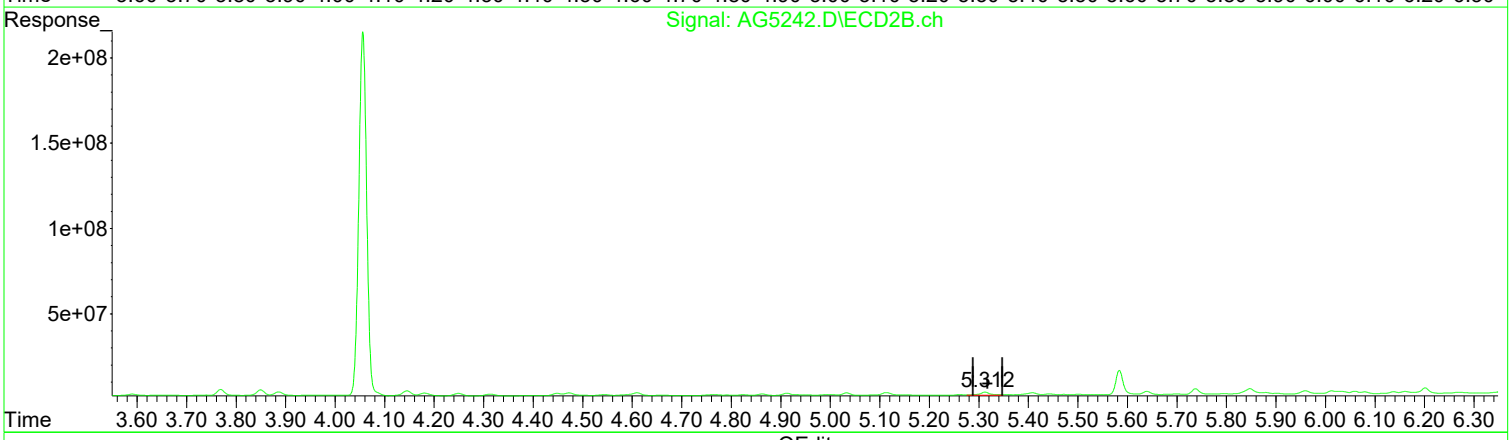

QEdit

(17) 4,4'-DDT (tcm)
4.572min 2.432 ug/l
response 30649648

(17) 4,4'-DDT #2 (tcm)
5.313min 4.146 ug/l
response 30602865

Manual Integration:
Before

03/13/24

(+) = Expected Retention Time

Quantitation Report (Qedit)

Data Path : I:\ACQUDATA\7890N.net\data\031224\
Data File : AG5242.D
Signal(s) : Signal #1: ECD1A.ch Signal #2: ECD2B.ch
Acq On : 12 Mar 2024 05:01 pm
Operator : AFelser
Sample : RQ2402543-04|5
Misc :
ALS Vial : 16 Sample Multiplier: 1

Integration File signal 1: EVENTS.E
Integration File signal 2: EVENTS2.E
Quant Time: Mar 13 09:06:01 2024
Quant Method : I:\ACQUDATA\7890N.net\Methods\N-PEST022324.M
Quant Title : 608.3/8081B PESTICIDES
QLast Update : Mon Feb 26 08:35:50 2024
Response via : Initial Calibration
Integrator: ChemStation

Volume Inj. : 1uL
Signal #1 Phase : STx-CLP Signal #2 Phase: STx-CLPII
Signal #1 Info : 0.32mm 30m Signal #2 Info : 0.32mm 30m

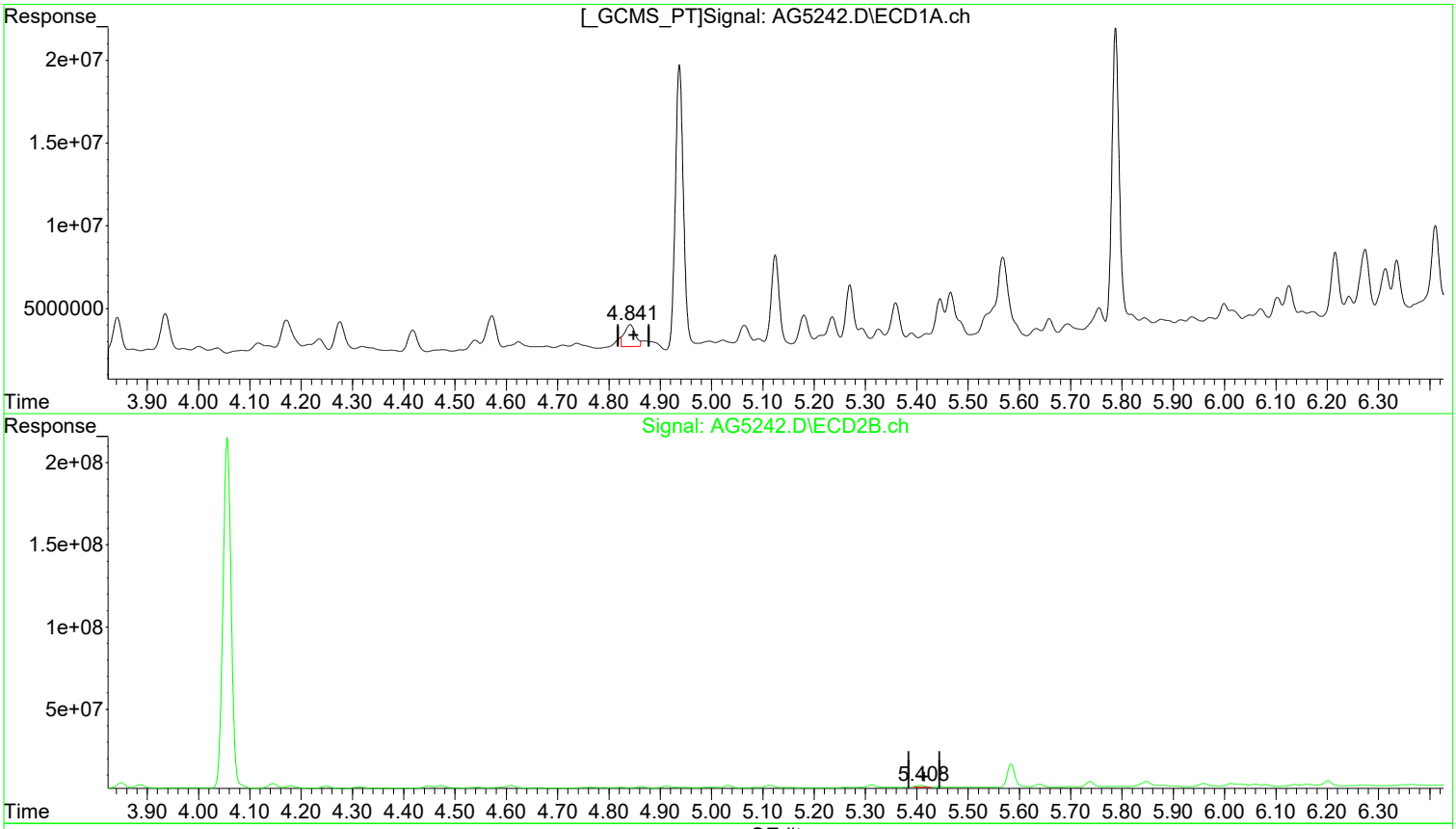

QEdit

(18) Endrin Aldeh (tc)
4.841min 1.463 ug/l m
response 19743979

(18) Endrin Aldeh #2 (tc)
5.408min 1.493 ug/l m
response 13403948

Manual Integration:
After
Poor integration.
03/13/24

(+) = Expected Retention Time

Quantitation Report (Qedit)

Data Path : I:\ACQUDATA\7890N.net\data\031224\
Data File : AG5242.D
Signal(s) : Signal #1: ECD1A.ch Signal #2: ECD2B.ch
Acq On : 12 Mar 2024 05:01 pm
Operator : AFelser
Sample : RQ2402543-04|5
Misc :
ALS Vial : 16 Sample Multiplier: 1

Integration File signal 1: EVENTS.E
Integration File signal 2: EVENTS2.E
Quant Time: Mar 13 09:06:01 2024
Quant Method : I:\ACQUDATA\7890N.net\Methods\N-PEST022324.M
Quant Title : 608.3/8081B PESTICIDES
QLast Update : Mon Feb 26 08:35:50 2024
Response via : Initial Calibration
Integrator: ChemStation

Volume Inj. : 1uL
Signal #1 Phase : STx-CLP Signal #2 Phase: STx-CLPII
Signal #1 Info : 0.32mm 30m Signal #2 Info : 0.32mm 30m

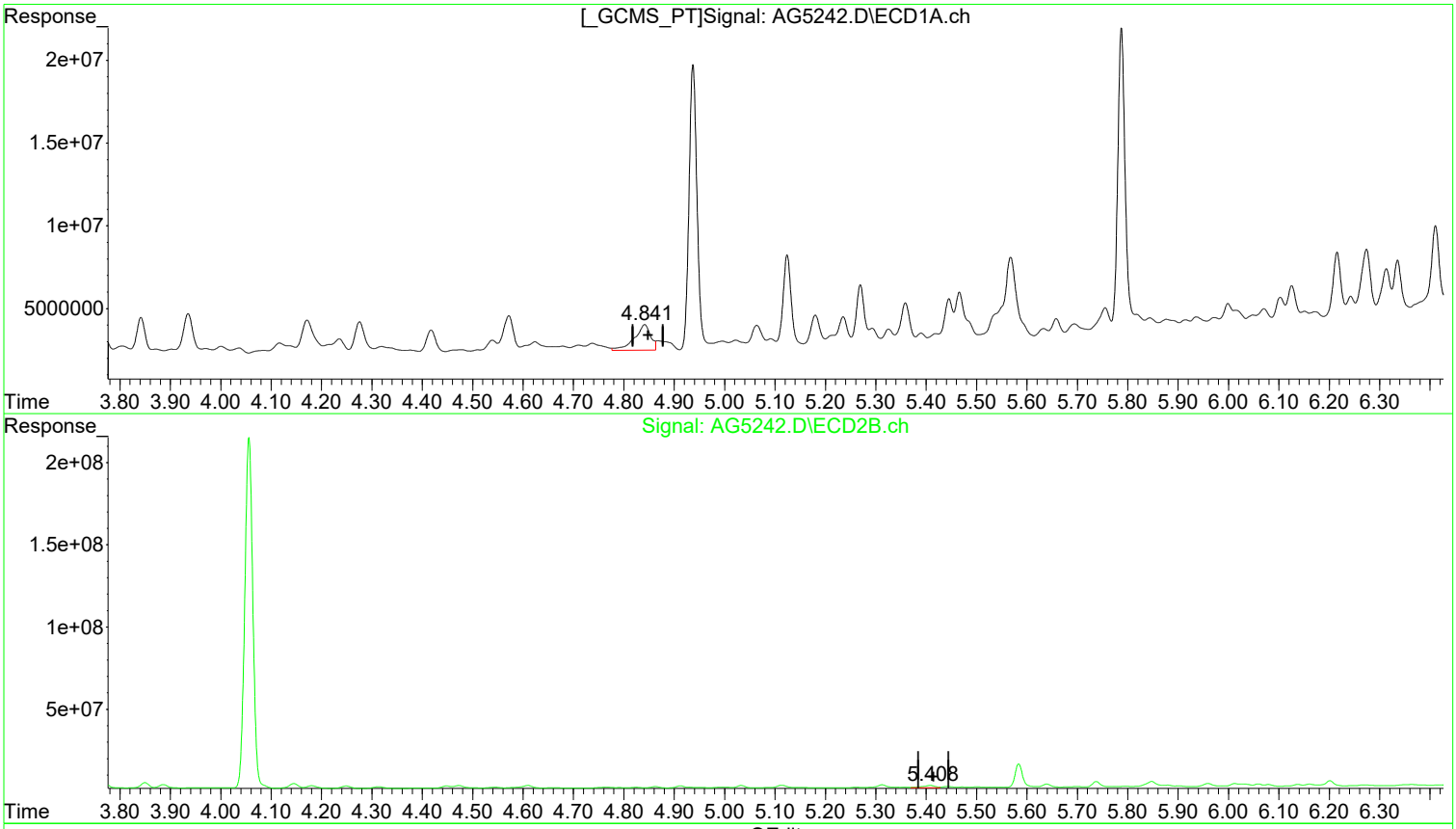

QEdit

(18) Endrin Aldeh (tc)
4.842min 2.527 ug/l
response 34100644

(18) Endrin Aldeh #2 (tc)
5.408min 2.766 ug/l
response 24833047

Manual Integration:
Before

03/13/24

(+) = Expected Retention Time

1st AF 03/13/24
2nd BA 03/13/24

Quantitation Report (Qedit)

Data Path : I:\ACQUDATA\7890N.net\data\031224\
Data File : AG5242.D
Signal(s) : Signal #1: ECD1A.ch Signal #2: ECD2B.ch
Acq On : 12 Mar 2024 05:01 pm
Operator : AFelser
Sample : RQ2402543-04|5
Misc :
ALS Vial : 16 Sample Multiplier: 1

Integration File signal 1: EVENTS.E
Integration File signal 2: EVENTS2.E
Quant Time: Mar 13 09:06:01 2024
Quant Method : I:\ACQUDATA\7890N.net\Methods\N-PEST022324.M
Quant Title : 608.3/8081B PESTICIDES
QLast Update : Mon Feb 26 08:35:50 2024
Response via : Initial Calibration
Integrator: ChemStation

Volume Inj. : 1uL
Signal #1 Phase : STx-CLP Signal #2 Phase: STx-CLPII
Signal #1 Info : 0.32mm 30m Signal #2 Info : 0.32mm 30m

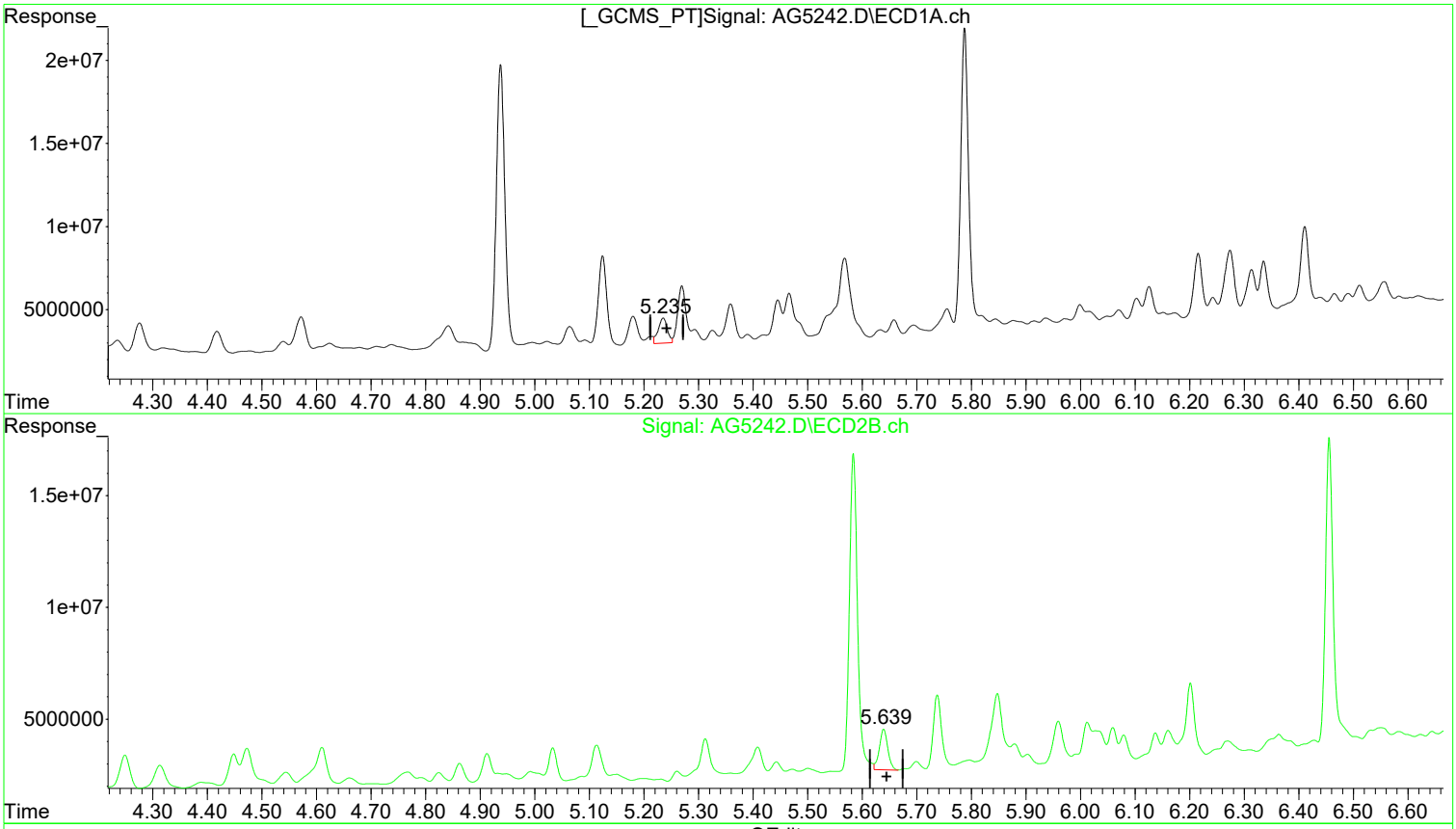

QEdit

(19) Endosulfan S (tc)
5.235min 1.107 ug/l m
response 17424630

(19) Endosulfan S #2 (tc)
5.639min 1.883 ug/l m
response 19502133

Manual Integration:
After
Poor integration.
03/13/24

(+) = Expected Retention Time

Quantitation Report (Qedit)

Data Path : I:\ACQUDATA\7890N.net\data\031224\
Data File : AG5242.D
Signal(s) : Signal #1: ECD1A.ch Signal #2: ECD2B.ch
Acq On : 12 Mar 2024 05:01 pm
Operator : AFelser
Sample : RQ2402543-04|5
Misc :
ALS Vial : 16 Sample Multiplier: 1

Integration File signal 1: EVENTS.E
Integration File signal 2: EVENTS2.E
Quant Time: Mar 13 09:06:01 2024
Quant Method : I:\ACQUDATA\7890N.net\Methods\N-PEST022324.M
Quant Title : 608.3/8081B PESTICIDES
QLast Update : Mon Feb 26 08:35:50 2024
Response via : Initial Calibration
Integrator: ChemStation

Volume Inj. : 1uL
Signal #1 Phase : STx-CLP Signal #2 Phase: STx-CLPII
Signal #1 Info : 0.32mm 30m Signal #2 Info : 0.32mm 30m

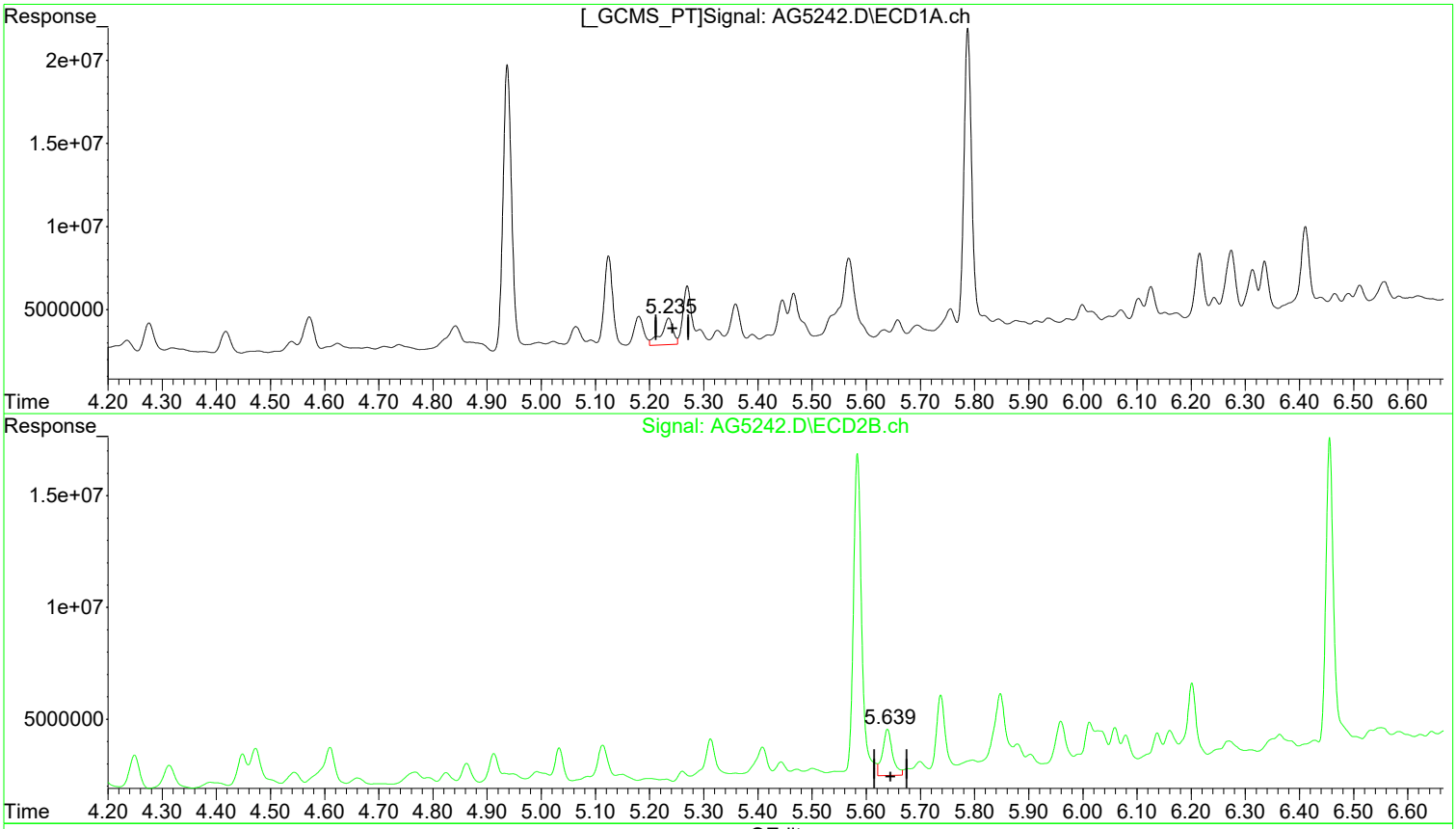

(19) Endosulfan S (tc)
5.235min 1.531 ug/l
response 24093655

(19) Endosulfan S #2 (tc)
5.639min 2.558 ug/l
response 26498874

Manual Integration:
Before

03/13/24

(+) = Expected Retention Time

1st AF 03/13/24
2nd BA 03/13/24

Quantitation Report (Qedit)

Data Path : I:\ACQUDATA\7890N.net\data\031224\
Data File : AG5242.D
Signal(s) : Signal #1: ECD1A.ch Signal #2: ECD2B.ch
Acq On : 12 Mar 2024 05:01 pm
Operator : AFelser
Sample : RQ2402543-04|5
Misc :
ALS Vial : 16 Sample Multiplier: 1

Integration File signal 1: EVENTS.E
Integration File signal 2: EVENTS2.E
Quant Time: Mar 13 09:06:01 2024
Quant Method : I:\ACQUDATA\7890N.net\Methods\N-PEST022324.M
Quant Title : 608.3/8081B PESTICIDES
QLast Update : Mon Feb 26 08:35:50 2024
Response via : Initial Calibration
Integrator: ChemStation

Volume Inj. : 1uL
Signal #1 Phase : STx-CLP Signal #2 Phase: STx-CLPII
Signal #1 Info : 0.32mm 30m Signal #2 Info : 0.32mm 30m

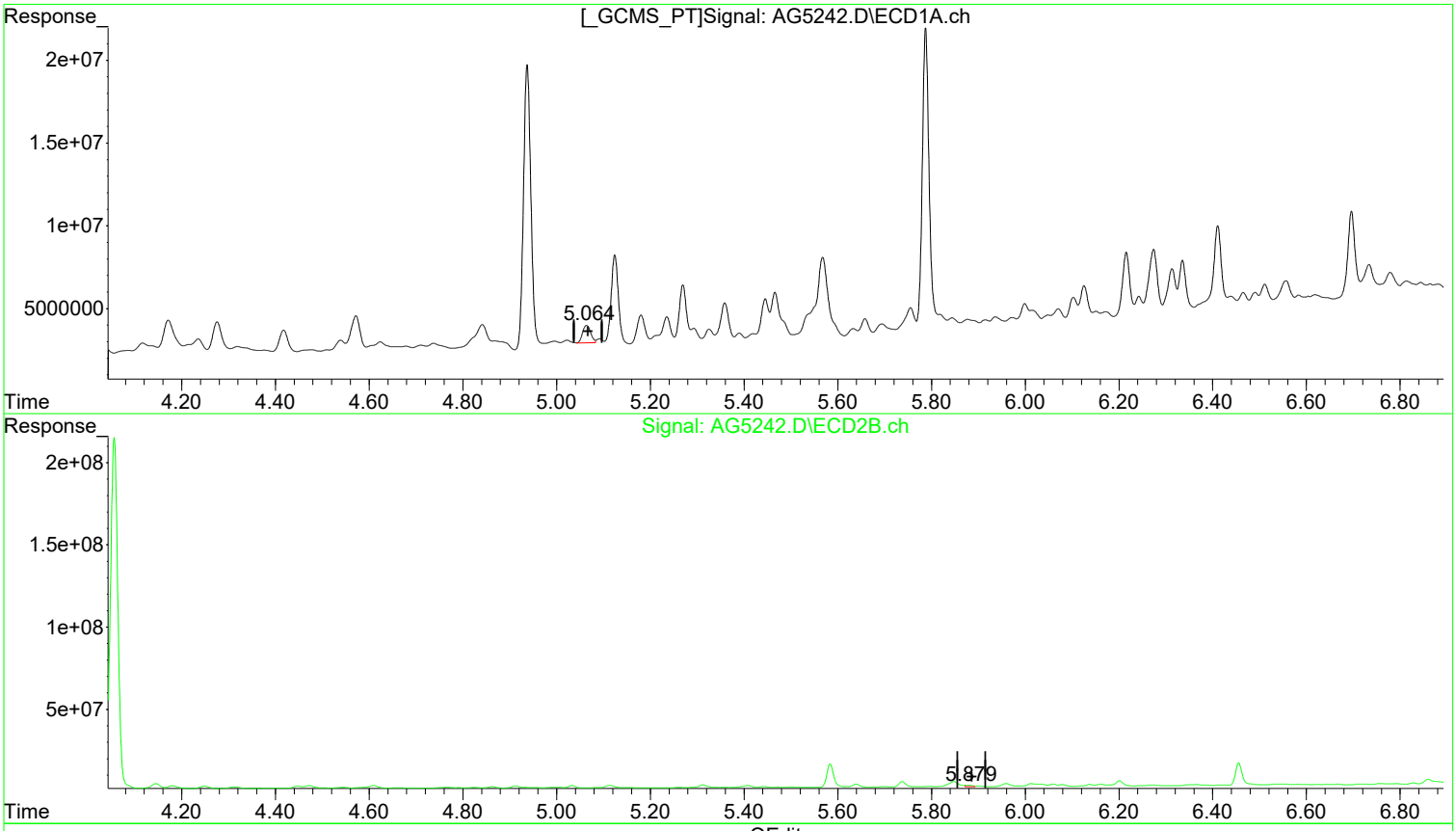

QEdit

(20) Methoxychlor (tc)
5.064min 1.871 ug/l m
response 12639852

(20) Methoxychlor #2 (tc)
5.879min 2.135 ug/l m
response 8224461

Manual Integration:
After
Poor integration.
03/13/24

(+) = Expected Retention Time

1st AF 03/13/24
2nd BA 03/13/24

Quantitation Report (Qedit)

Data Path : I:\ACQUDATA\7890N.net\data\031224\
Data File : AG5242.D
Signal(s) : Signal #1: ECD1A.ch Signal #2: ECD2B.ch
Acq On : 12 Mar 2024 05:01 pm
Operator : AFelser
Sample : RQ2402543-04|5
Misc :
ALS Vial : 16 Sample Multiplier: 1

Integration File signal 1: EVENTS.E
Integration File signal 2: EVENTS2.E
Quant Time: Mar 13 09:06:01 2024
Quant Method : I:\ACQUDATA\7890N.net\Methods\N-PEST022324.M
Quant Title : 608.3/8081B PESTICIDES
QLast Update : Mon Feb 26 08:35:50 2024
Response via : Initial Calibration
Integrator: ChemStation

Volume Inj. : 1uL
Signal #1 Phase : STx-CLP Signal #2 Phase: STx-CLPII
Signal #1 Info : 0.32mm 30m Signal #2 Info : 0.32mm 30m

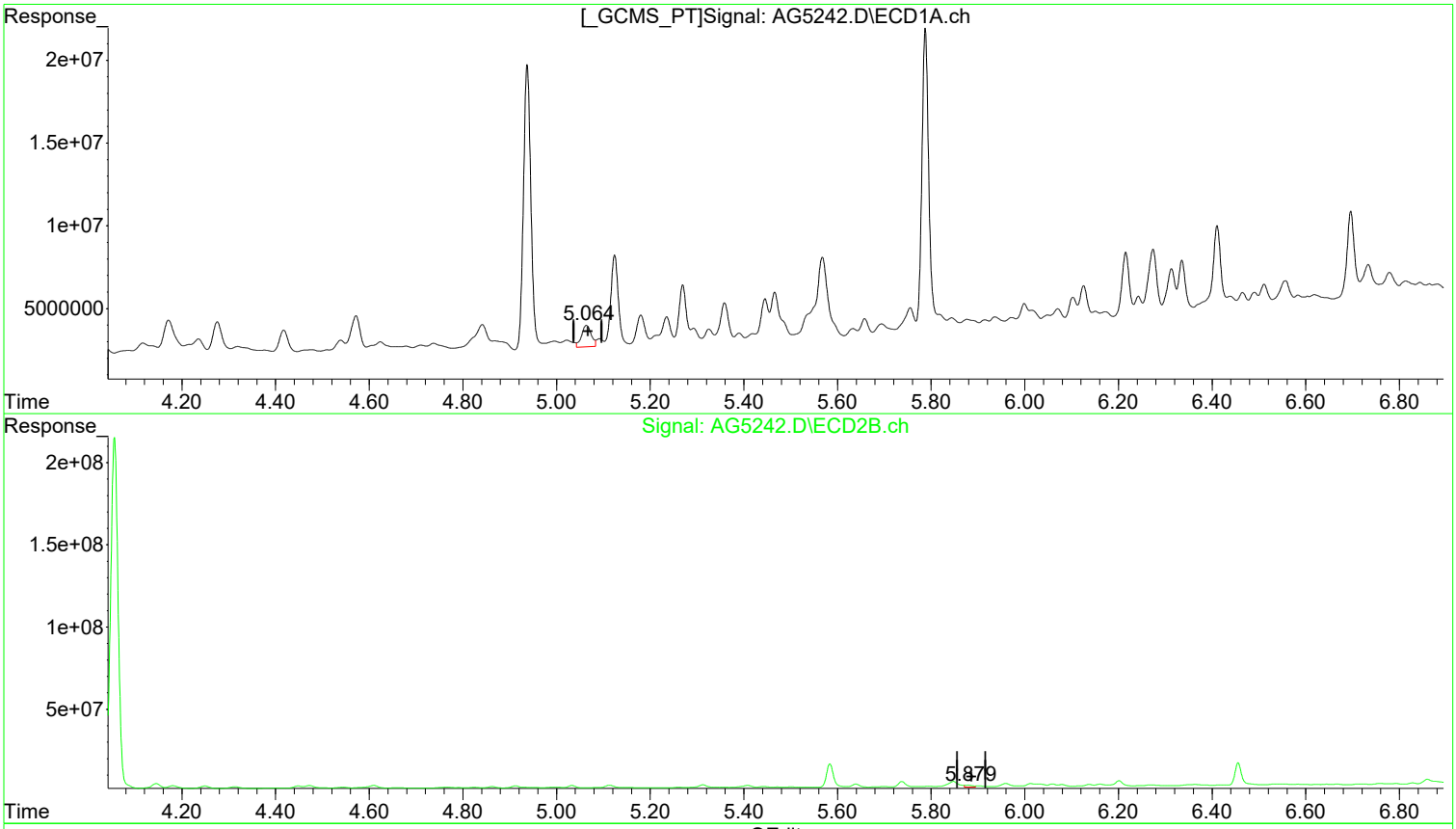

QEdit

(20) Methoxychlor (tc)
5.064min 2.747 ug/l
response 18557826

(20) Methoxychlor #2 (tc)
5.879min 3.786 ug/l
response 14586064

Manual Integration:
Before

03/13/24

(+) = Expected Retention Time

Quantitation Report (Qedit)

Data Path : I:\ACQUDATA\7890N.net\data\031224\
Data File : AG5242.D
Signal(s) : Signal #1: ECD1A.ch Signal #2: ECD2B.ch
Acq On : 12 Mar 2024 05:01 pm
Operator : AFelser
Sample : RQ2402543-04|5
Misc :
ALS Vial : 16 Sample Multiplier: 1

Integration File signal 1: EVENTS.E
Integration File signal 2: EVENTS2.E
Quant Time: Mar 13 09:06:01 2024
Quant Method : I:\ACQUDATA\7890N.net\Methods\N-PEST022324.M
Quant Title : 608.3/8081B PESTICIDES
QLast Update : Mon Feb 26 08:35:50 2024
Response via : Initial Calibration
Integrator: ChemStation

Volume Inj. : 1uL
Signal #1 Phase : STx-CLP Signal #2 Phase: STx-CLPII
Signal #1 Info : 0.32mm 30m Signal #2 Info : 0.32mm 30m

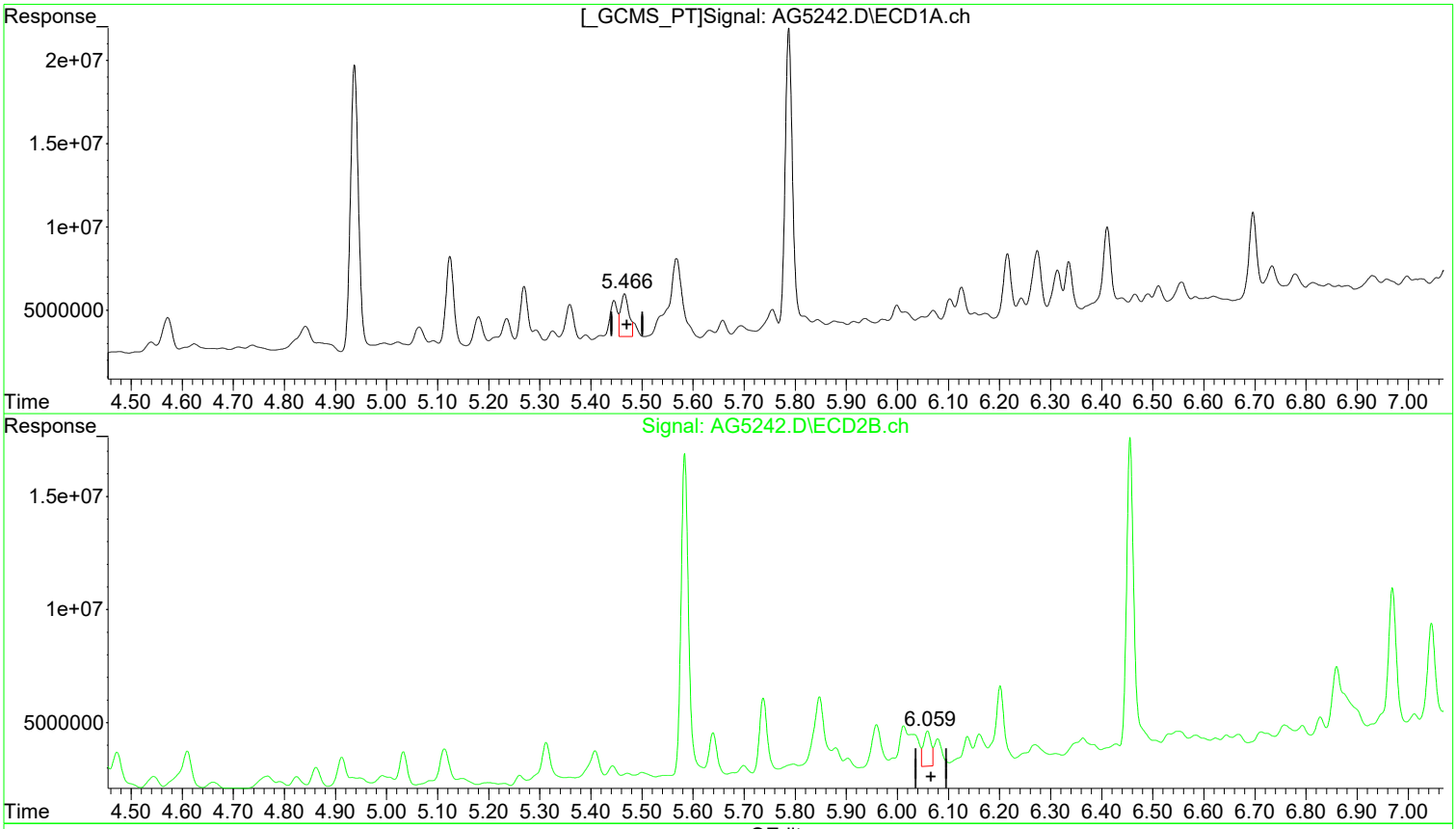

QEdit

(21) Endrin Keton (tc)
5.466min 1.681 ug/l m
response 28934314

(21) Endrin Keton #2 (tc)
6.059min 1.439 ug/l m
response 15750858

Manual Integration:
After
Poor integration.
03/13/24

(+) = Expected Retention Time

Quantitation Report (Qedit)

Data Path : I:\ACQUDATA\7890N.net\data\031224\
Data File : AG5242.D
Signal(s) : Signal #1: ECD1A.ch Signal #2: ECD2B.ch
Acq On   : 12 Mar 2024 05:01 pm
Operator : AFelser
Sample   : RQ2402543-04|5
Misc   :
ALS Vial : 16   Sample Multiplier: 1

Integration File signal 1: EVENTS.E
Integration File signal 2: EVENTS2.E
Quant Time: Mar 13 09:06:01 2024
Quant Method : I:\ACQUDATA\7890N.net\Methods\N-PEST022324.M
Quant Title : 608.3/8081B PESTICIDES
QLast Update : Mon Feb 26 08:35:50 2024
Response via : Initial Calibration
Integrator: ChemStation

Volume Inj.   : 1uL
Signal #1 Phase : STx-CLP   Signal #2 Phase: STx-CLPII
Signal #1 Info : 0.32mm 30m   Signal #2 Info : 0.32mm 30m

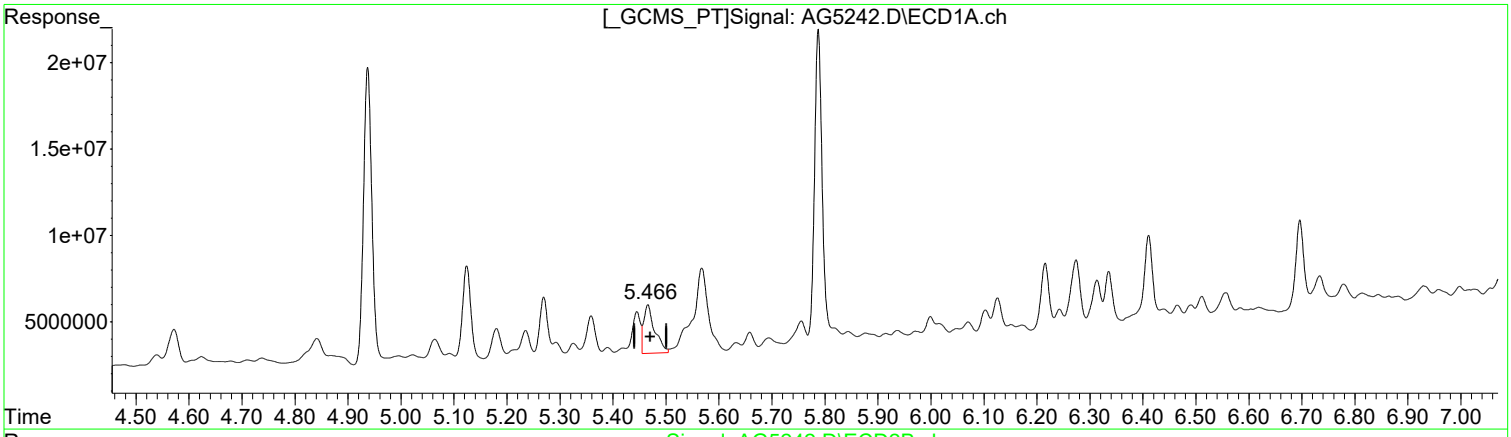

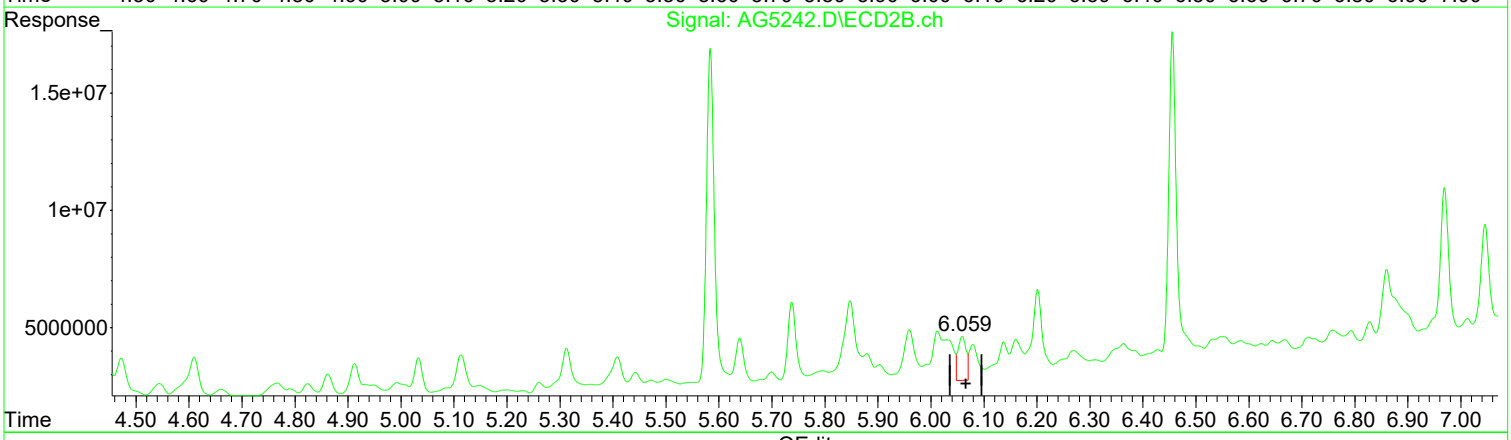

QEdit

(21) Endrin Keton (tc)
5.466min 2.341 ug/l
response 40307958

(21) Endrin Keton #2 (tc)
6.059min 1.859 ug/l
response 20339089

Manual Integration:
Before

03/13/24

(+) = Expected Retention Time

Quantitation Report (Qedit)

Data Path : I:\ACQUDATA\7890N.net\data\031224\
Data File : AG5242.D
Signal(s) : Signal #1: ECD1A.ch Signal #2: ECD2B.ch
Acq On : 12 Mar 2024 05:01 pm
Operator : AFelser
Sample : RQ2402543-04|5
Misc :
ALS Vial : 16 Sample Multiplier: 1

Integration File signal 1: EVENTS.E
Integration File signal 2: EVENTS2.E
Quant Time: Mar 13 09:06:01 2024
Quant Method : I:\ACQUDATA\7890N.net\Methods\N-PEST022324.M
Quant Title : 608.3/8081B PESTICIDES
QLast Update : Mon Feb 26 08:35:50 2024
Response via : Initial Calibration
Integrator: ChemStation

Volume Inj. : 1uL
Signal #1 Phase : STx-CLP Signal #2 Phase: STx-CLPII
Signal #1 Info : 0.32mm 30m Signal #2 Info : 0.32mm 30m

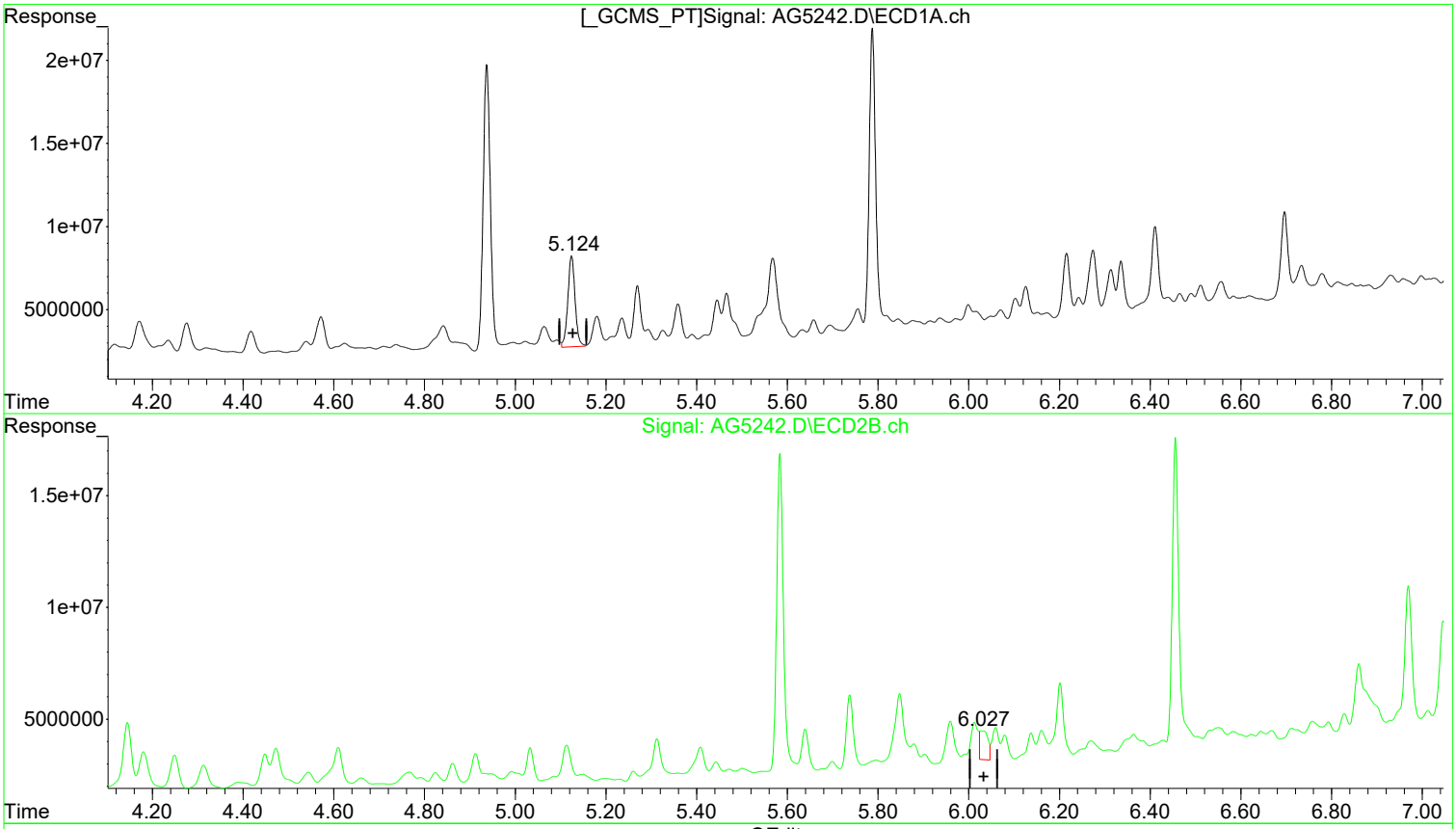

QEdit

(22) Mirex (tc)
5.124min 4.542 ug/l
response 61190850

(22) Mirex #2 (tc)
6.027min 1.920 ug/l m
response 16459760

Manual Integration:
After
Poor integration.
03/13/24

(+) = Expected Retention Time

Quantitation Report (Qedit)

Data Path : I:\ACQUDATA\7890N.net\data\031224\
Data File : AG5242.D
Signal(s) : Signal #1: ECD1A.ch Signal #2: ECD2B.ch
Acq On : 12 Mar 2024 05:01 pm
Operator : AFelser
Sample : RQ2402543-04|5
Misc :
ALS Vial : 16 Sample Multiplier: 1

Integration File signal 1: EVENTS.E
Integration File signal 2: EVENTS2.E
Quant Time: Mar 13 09:06:01 2024
Quant Method : I:\ACQUDATA\7890N.net\Methods\N-PEST022324.M
Quant Title : 608.3/8081B PESTICIDES
QLast Update : Mon Feb 26 08:35:50 2024
Response via : Initial Calibration
Integrator: ChemStation

Volume Inj. : 1uL
Signal #1 Phase : STx-CLP Signal #2 Phase: STx-CLPII
Signal #1 Info : 0.32mm 30m Signal #2 Info : 0.32mm 30m

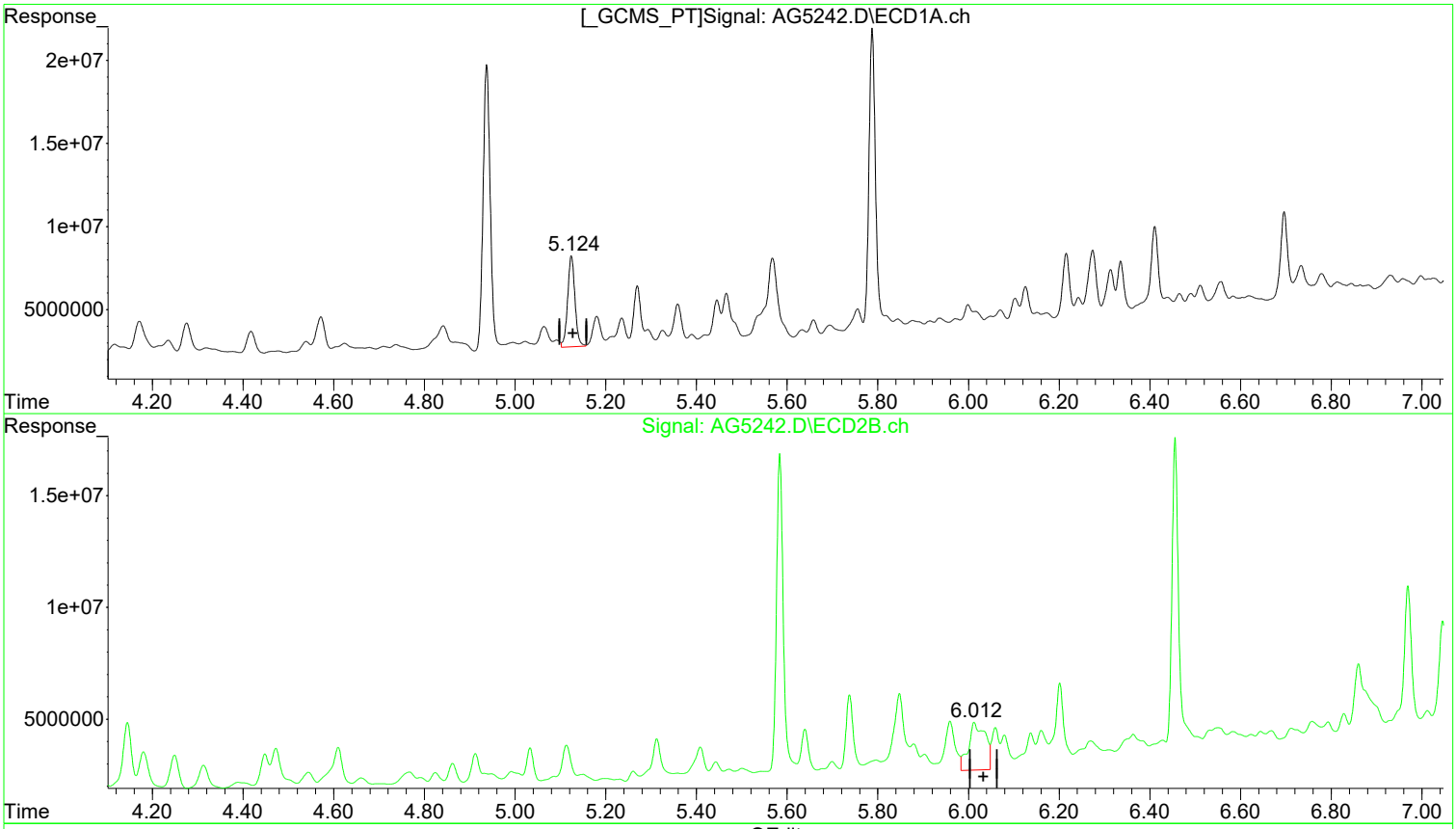

QEdit

(22) Mirex (tc)
5.124min 4.542 ug/l
response 61190850

(22) Mirex #2 (tc)
6.012min 6.339 ug/l
response 54343327

Manual Integration:
Before

03/13/24

(+) = Expected Retention Time

Quantitation Report (Qedit)

Data Path : I:\ACQUDATA\7890N.net\data\031224\
Data File : AG5242.D
Signal(s) : Signal #1: ECD1A.ch Signal #2: ECD2B.ch
Acq On : 12 Mar 2024 05:01 pm
Operator : AFelser
Sample : RQ2402543-04|5
Misc :
ALS Vial : 16 Sample Multiplier: 1

Integration File signal 1: EVENTS.E
Integration File signal 2: EVENTS2.E
Quant Time: Mar 13 09:06:01 2024
Quant Method : I:\ACQUDATA\7890N.net\Methods\N-PEST022324.M
Quant Title : 608.3/8081B PESTICIDES
QLast Update : Mon Feb 26 08:35:50 2024
Response via : Initial Calibration
Integrator: ChemStation

Volume Inj. : 1uL
Signal #1 Phase : STx-CLP Signal #2 Phase: STx-CLPII
Signal #1 Info : 0.32mm 30m Signal #2 Info : 0.32mm 30m

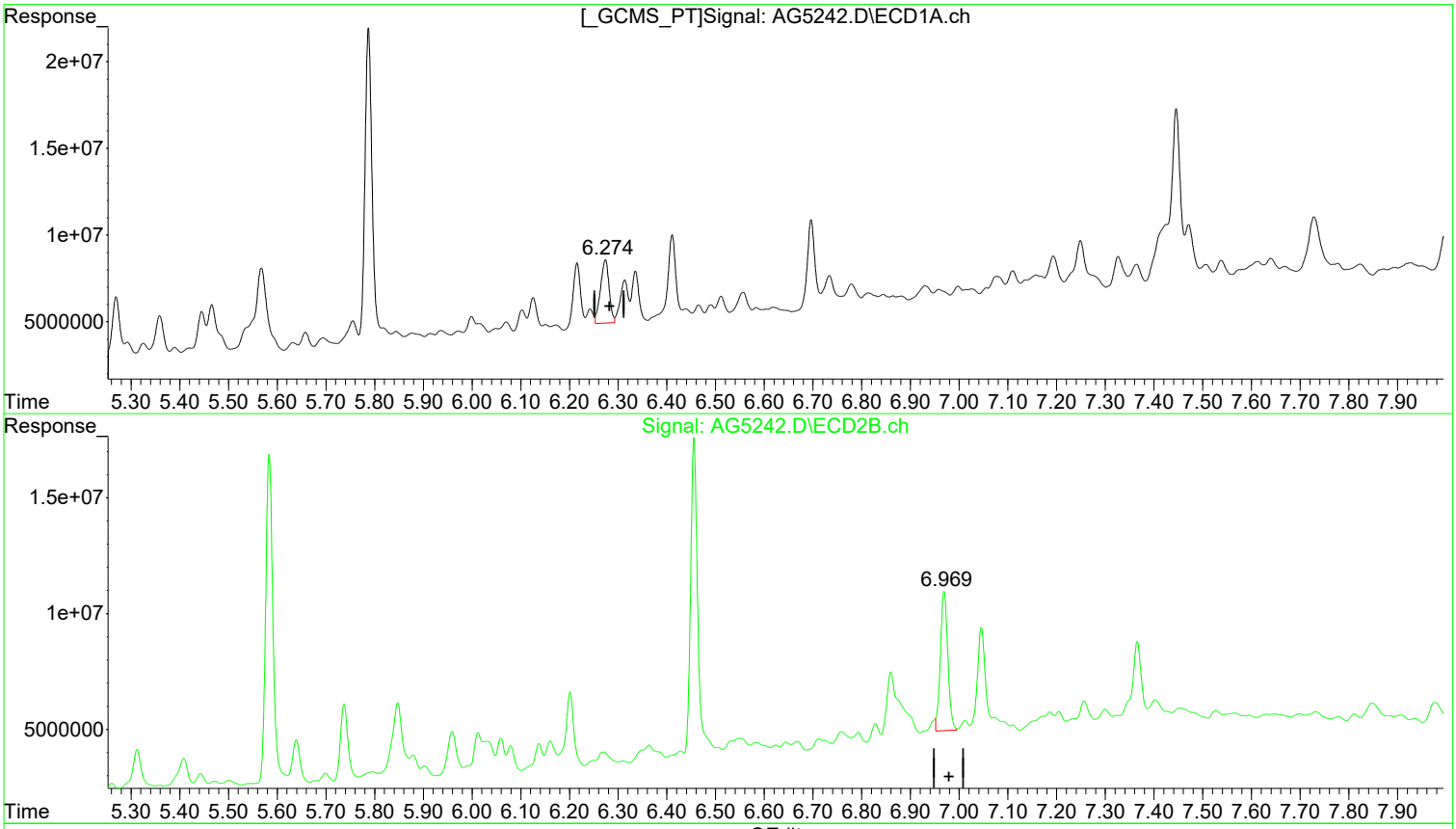

QEdit

(23) SURR2,Decachlorobiphenyl (S)
6.274min 3.933 ug/l m
response 45108021

(23) SURR2,Decachlorobiphenyl #2 (S)
6.969min 7.430 ug/l m
response 63600745

Manual Integration:
After
Poor integration.
03/13/24

(+) = Expected Retention Time

Quantitation Report (Qedit)

Data Path : I:\ACQUDATA\7890N.net\data\031224\
Data File : AG5242.D
Signal(s) : Signal #1: ECD1A.ch Signal #2: ECD2B.ch
Acq On : 12 Mar 2024 05:01 pm
Operator : AFelser
Sample : RQ2402543-04|5
Misc :
ALS Vial : 16 Sample Multiplier: 1

Integration File signal 1: EVENTS.E
Integration File signal 2: EVENTS2.E
Quant Time: Mar 13 09:06:01 2024
Quant Method : I:\ACQUDATA\7890N.net\Methods\N-PEST022324.M
Quant Title : 608.3/8081B PESTICIDES
QLast Update : Mon Feb 26 08:35:50 2024
Response via : Initial Calibration
Integrator: ChemStation

Volume Inj. : 1uL
Signal #1 Phase : STx-CLP Signal #2 Phase: STx-CLPII
Signal #1 Info : 0.32mm 30m Signal #2 Info : 0.32mm 30m

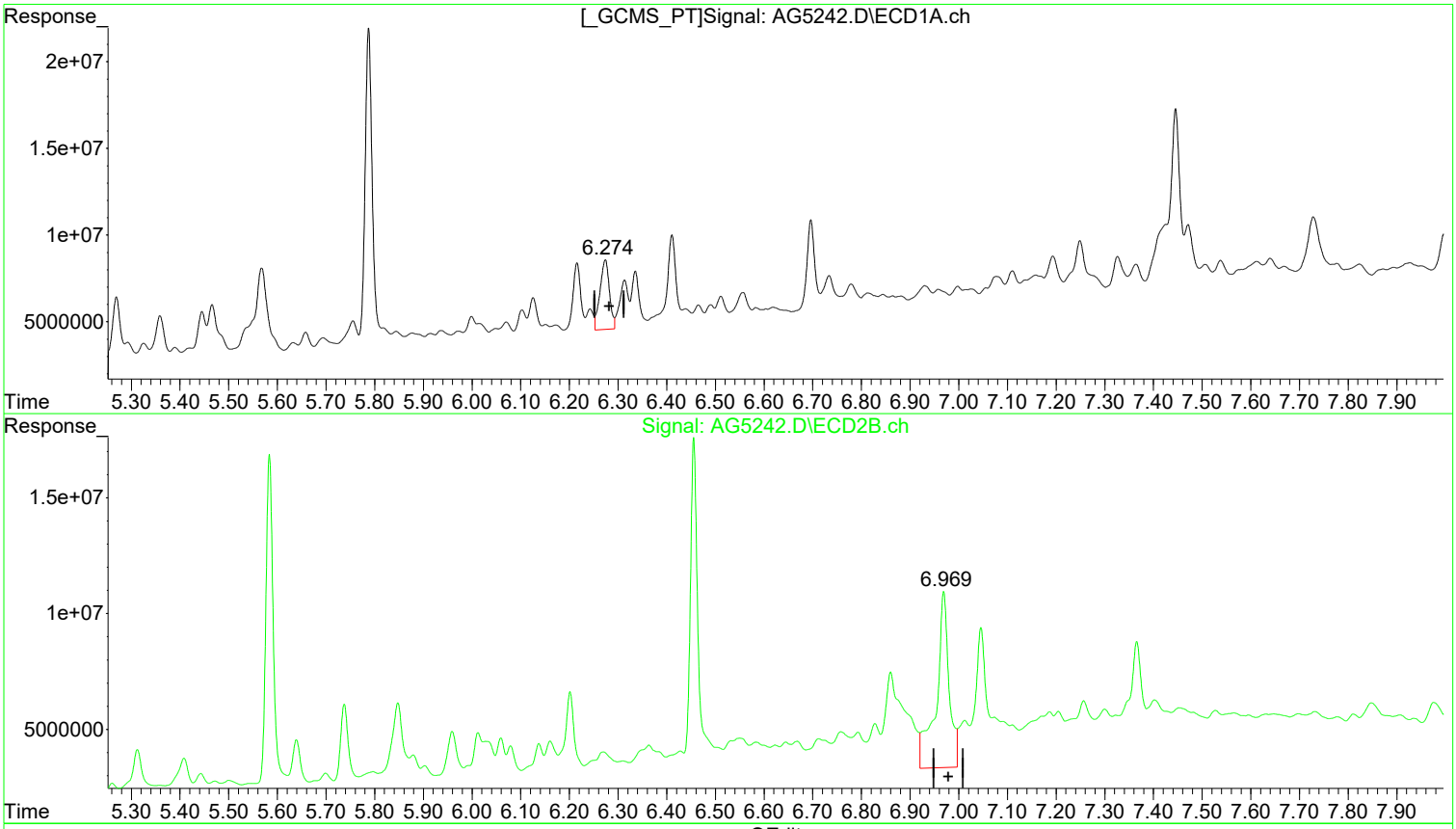

QEdit

(23) SURR2,Decachlorobiphenyl (S)
6.274min 4.731 ug/l
response 54260260

Manual Integration:
Before

03/13/24

(23) SURR2,Decachlorobiphenyl #2 (S)
6.969min 16.360 ug/l
response 140039261

(+) = Expected Retention Time

1st AF 03/13/24
2nd BA 03/13/24

Quantitation Report (Qedit)

Data Path : I:\ACQUDATA\7890N.net\data\031224\
Data File : AG5242.D
Signal(s) : Signal #1: ECD1A.ch Signal #2: ECD2B.ch
Acq On : 12 Mar 2024 05:01 pm
Operator : AFelser
Sample : RQ2402543-04|5
Misc :
ALS Vial : 16 Sample Multiplier: 1

Integration File signal 1: EVENTS.E
Integration File signal 2: EVENTS2.E
Quant Time: Mar 13 09:06:01 2024
Quant Method : I:\ACQUDATA\7890N.net\Methods\N-PEST022324.M
Quant Title : 608.3/8081B PESTICIDES
QLast Update : Mon Feb 26 08:35:50 2024
Response via : Initial Calibration
Integrator: ChemStation

Volume Inj. : 1uL
Signal #1 Phase : STx-CLP Signal #2 Phase: STx-CLPII
Signal #1 Info : 0.32mm 30m Signal #2 Info : 0.32mm 30m

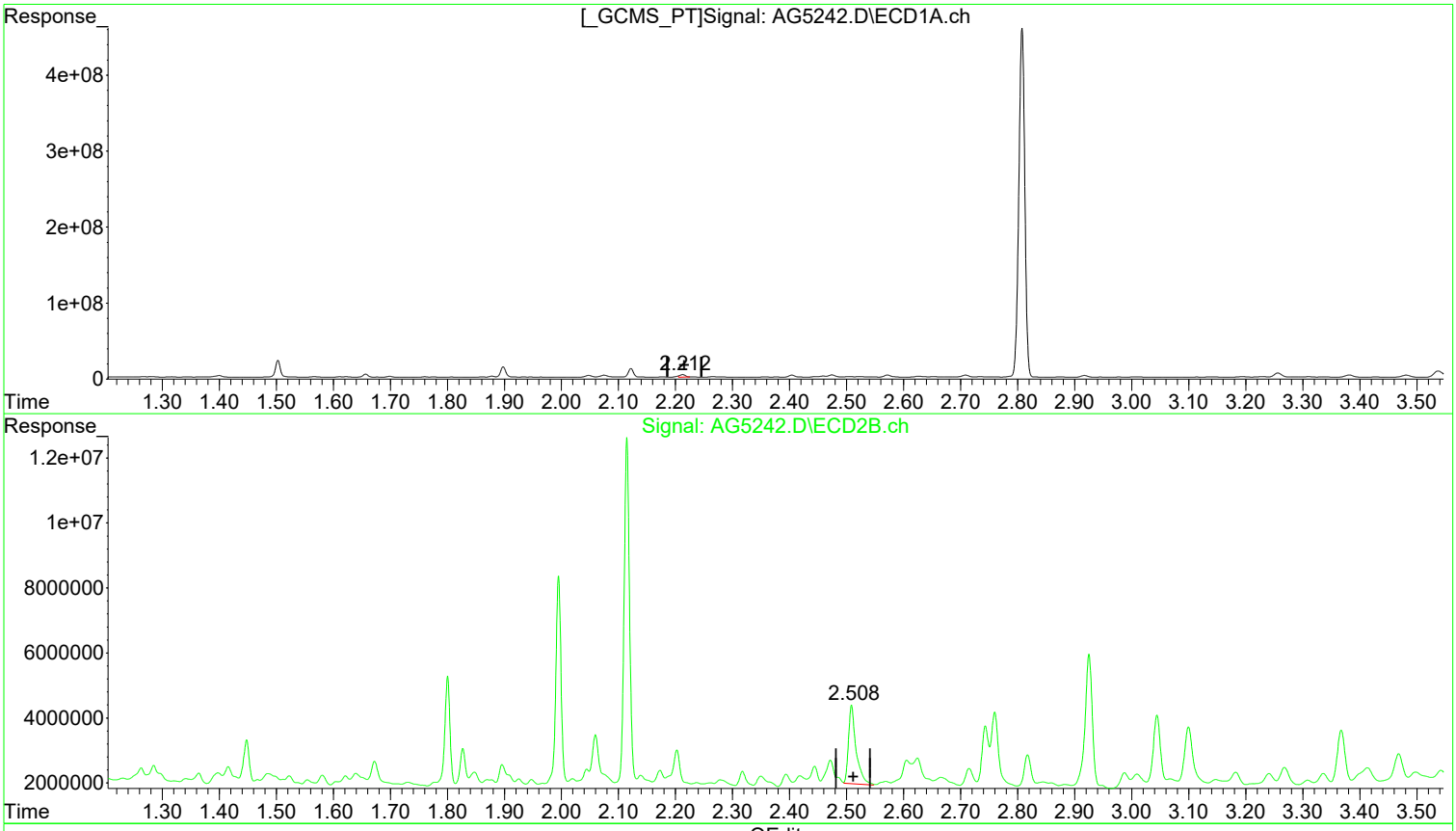

QEdit

(2) alpha-BHC (tc)
2.212min 0.933 ug/l m
response 22500820

(2) alpha-BHC #2 (tc)
2.508min 1.399 ug/l m
response 22361299

Manual Integration:
After
Poor integration.
03/13/24

(+) = Expected Retention Time

Quantitation Report (Qedit)

Data Path : I:\ACQUDATA\7890N.net\data\031224\
Data File : AG5242.D
Signal(s) : Signal #1: ECD1A.ch Signal #2: ECD2B.ch
Acq On : 12 Mar 2024 05:01 pm
Operator : AFelser
Sample : RQ2402543-04|5
Misc :
ALS Vial : 16 Sample Multiplier: 1

Integration File signal 1: EVENTS.E
Integration File signal 2: EVENTS2.E
Quant Time: Mar 13 09:06:01 2024
Quant Method : I:\ACQUDATA\7890N.net\Methods\N-PEST022324.M
Quant Title : 608.3/8081B PESTICIDES
QLast Update : Mon Feb 26 08:35:50 2024
Response via : Initial Calibration
Integrator: ChemStation

Volume Inj. : 1uL
Signal #1 Phase : STx-CLP Signal #2 Phase: STx-CLPII
Signal #1 Info : 0.32mm 30m Signal #2 Info : 0.32mm 30m

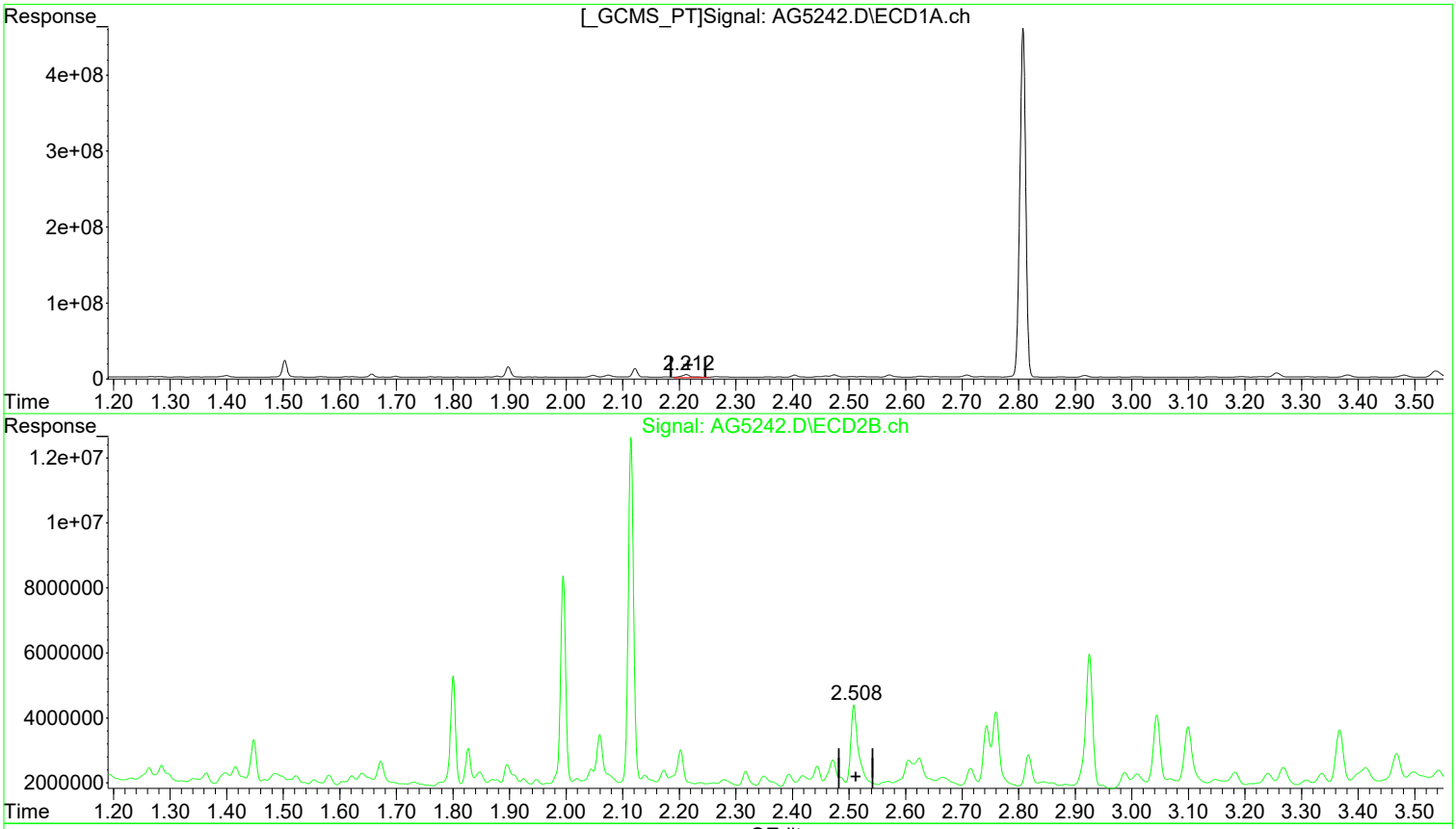

(2) alpha-BHC (tc)
2.213min 2.282 ug/l
response 55052801

(2) alpha-BHC #2 (tc)
2.509min 2.139 ug/l
response 34189559

Manual Integration:
Before

03/13/24

(+) = Expected Retention Time

Quantitation Report (Qedit)

Data Path : I:\ACQUDATA\7890N.net\data\031224\
Data File : AG5242.D
Signal(s) : Signal #1: ECD1A.ch Signal #2: ECD2B.ch
Acq On : 12 Mar 2024 05:01 pm
Operator : AFelser
Sample : RQ2402543-04|5
Misc :
ALS Vial : 16 Sample Multiplier: 1

Integration File signal 1: EVENTS.E
Integration File signal 2: EVENTS2.E
Quant Time: Mar 13 09:06:01 2024
Quant Method : I:\ACQUDATA\7890N.net\Methods\N-PEST022324.M
Quant Title : 608.3/8081B PESTICIDES
QLast Update : Mon Feb 26 08:35:50 2024
Response via : Initial Calibration
Integrator: ChemStation

Volume Inj. : 1uL
Signal #1 Phase : STx-CLP Signal #2 Phase: STx-CLPII
Signal #1 Info : 0.32mm 30m Signal #2 Info : 0.32mm 30m

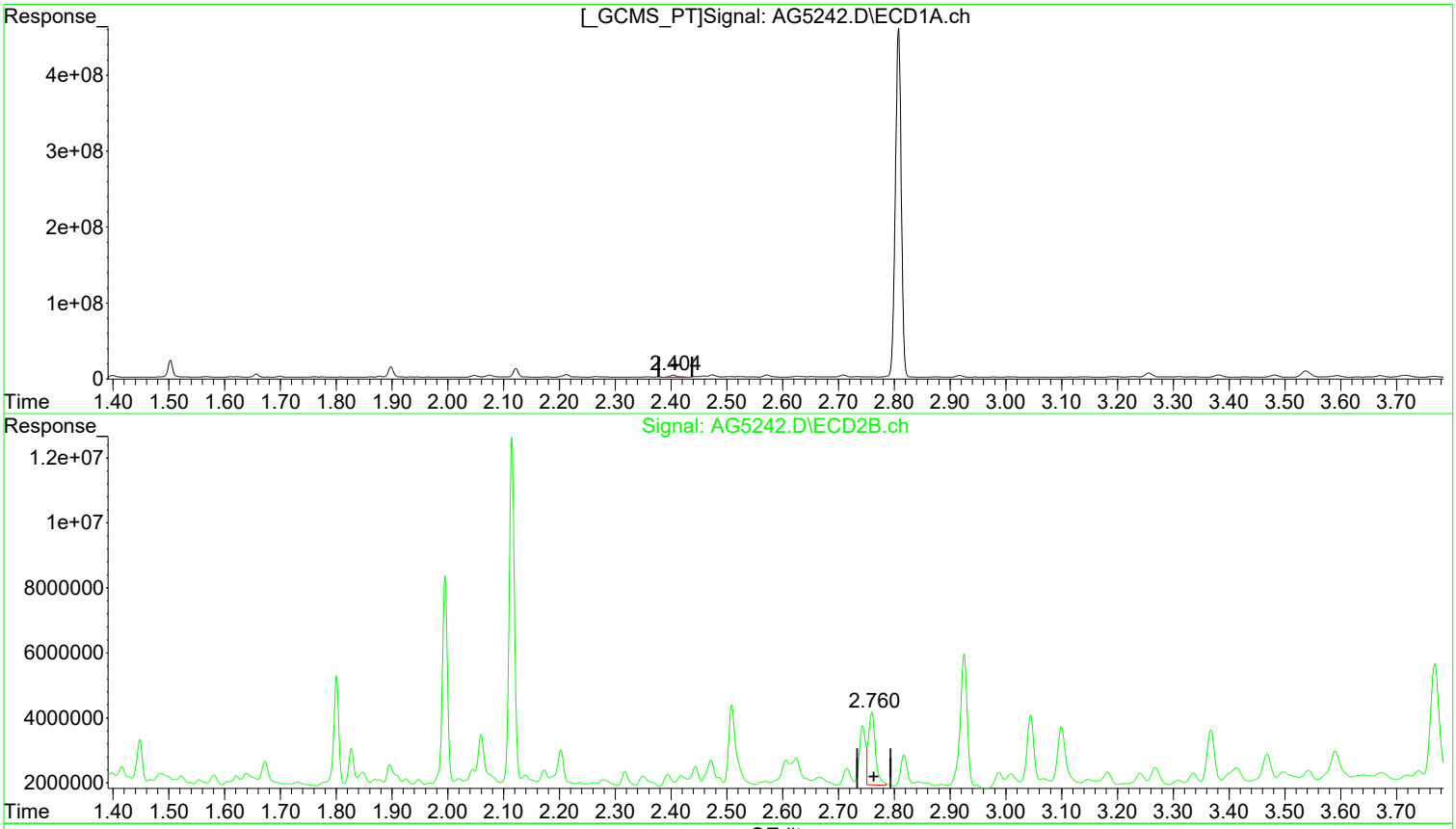

QEdit

(3) gamma-BHC (L (tcm)
2.404min 0.903 ug/l m
response 19079825

(3) gamma-BHC (L #2 (tcm)
2.760min 1.425 ug/l m
response 19299075

Manual Integration:
After
Poor integration.
03/13/24

(+) = Expected Retention Time

Quantitation Report (Qedit)

Data Path : I:\ACQUDATA\7890N.net\data\031224\
Data File : AG5242.D
Signal(s) : Signal #1: ECD1A.ch Signal #2: ECD2B.ch
Acq On : 12 Mar 2024 05:01 pm
Operator : AFelser
Sample : RQ2402543-04|5
Misc :
ALS Vial : 16 Sample Multiplier: 1

Integration File signal 1: EVENTS.E
Integration File signal 2: EVENTS2.E
Quant Time: Mar 13 09:06:01 2024
Quant Method : I:\ACQUDATA\7890N.net\Methods\N-PEST022324.M
Quant Title : 608.3/8081B PESTICIDES
QLast Update : Mon Feb 26 08:35:50 2024
Response via : Initial Calibration
Integrator: ChemStation

Volume Inj. : 1uL
Signal #1 Phase : STx-CLP Signal #2 Phase: STx-CLPII
Signal #1 Info : 0.32mm 30m Signal #2 Info : 0.32mm 30m

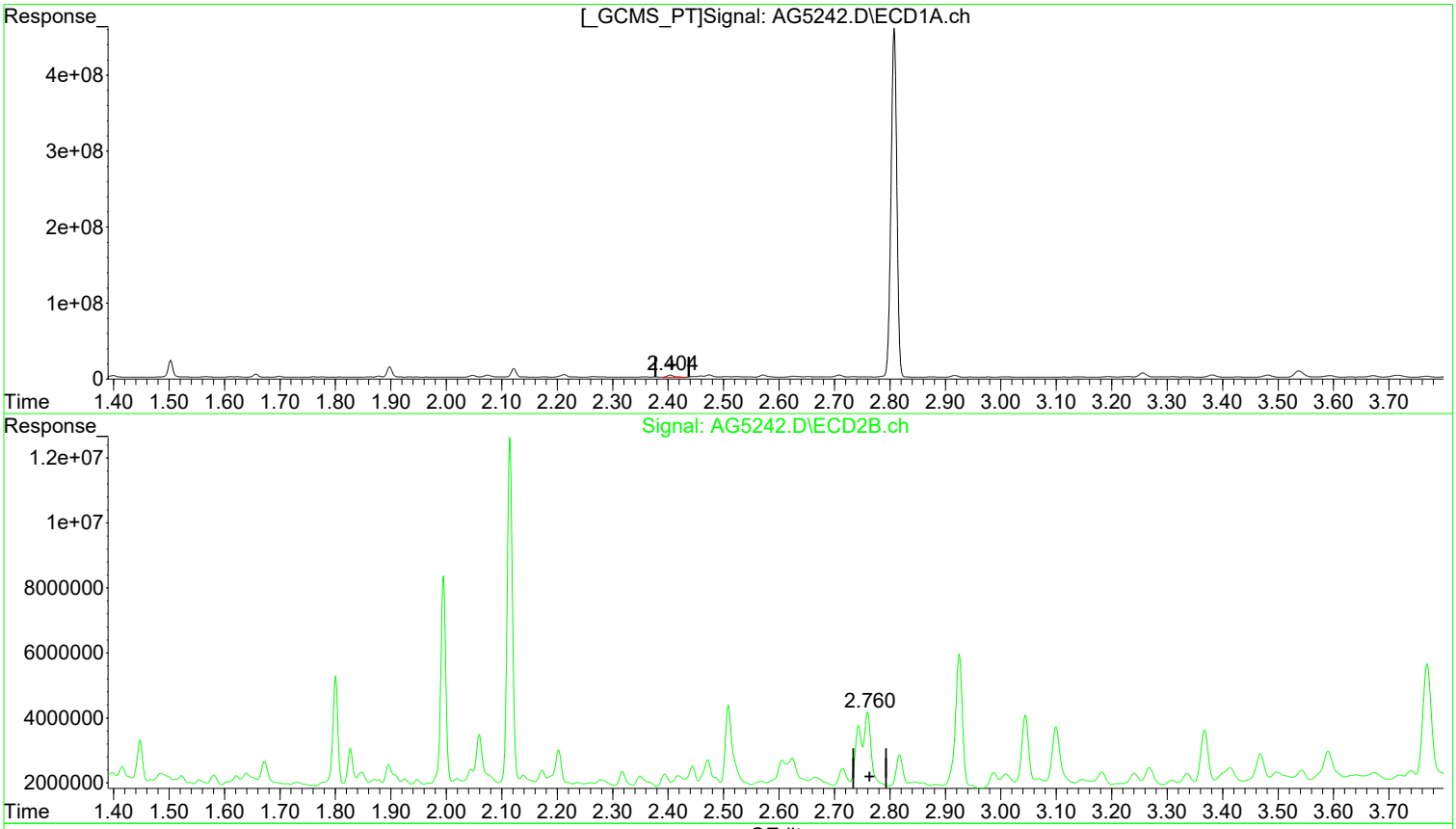

(3) gamma-BHC (L (tcm)
2.404min 1.758 ug/l
response 37151861

(3) gamma-BHC (L #2 (tcm)
2.760min 2.026 ug/l
response 27438964

Manual Integration:
Before

03/13/24

(+) = Expected Retention Time

Quantitation Report (Qedit)

Data Path : I:\ACQUDATA\7890N.net\data\031224\
Data File : AG5242.D
Signal(s) : Signal #1: ECD1A.ch Signal #2: ECD2B.ch
Acq On : 12 Mar 2024 05:01 pm
Operator : AFelser
Sample : RQ2402543-04|5
Misc :
ALS Vial : 16 Sample Multiplier: 1

Integration File signal 1: EVENTS.E
Integration File signal 2: EVENTS2.E
Quant Time: Mar 13 09:06:01 2024
Quant Method : I:\ACQUDATA\7890N.net\Methods\N-PEST022324.M
Quant Title : 608.3/8081B PESTICIDES
QLast Update : Mon Feb 26 08:35:50 2024
Response via : Initial Calibration
Integrator: ChemStation

Volume Inj. : 1uL
Signal #1 Phase : STx-CLP Signal #2 Phase: STx-CLPII
Signal #1 Info : 0.32mm 30m Signal #2 Info : 0.32mm 30m

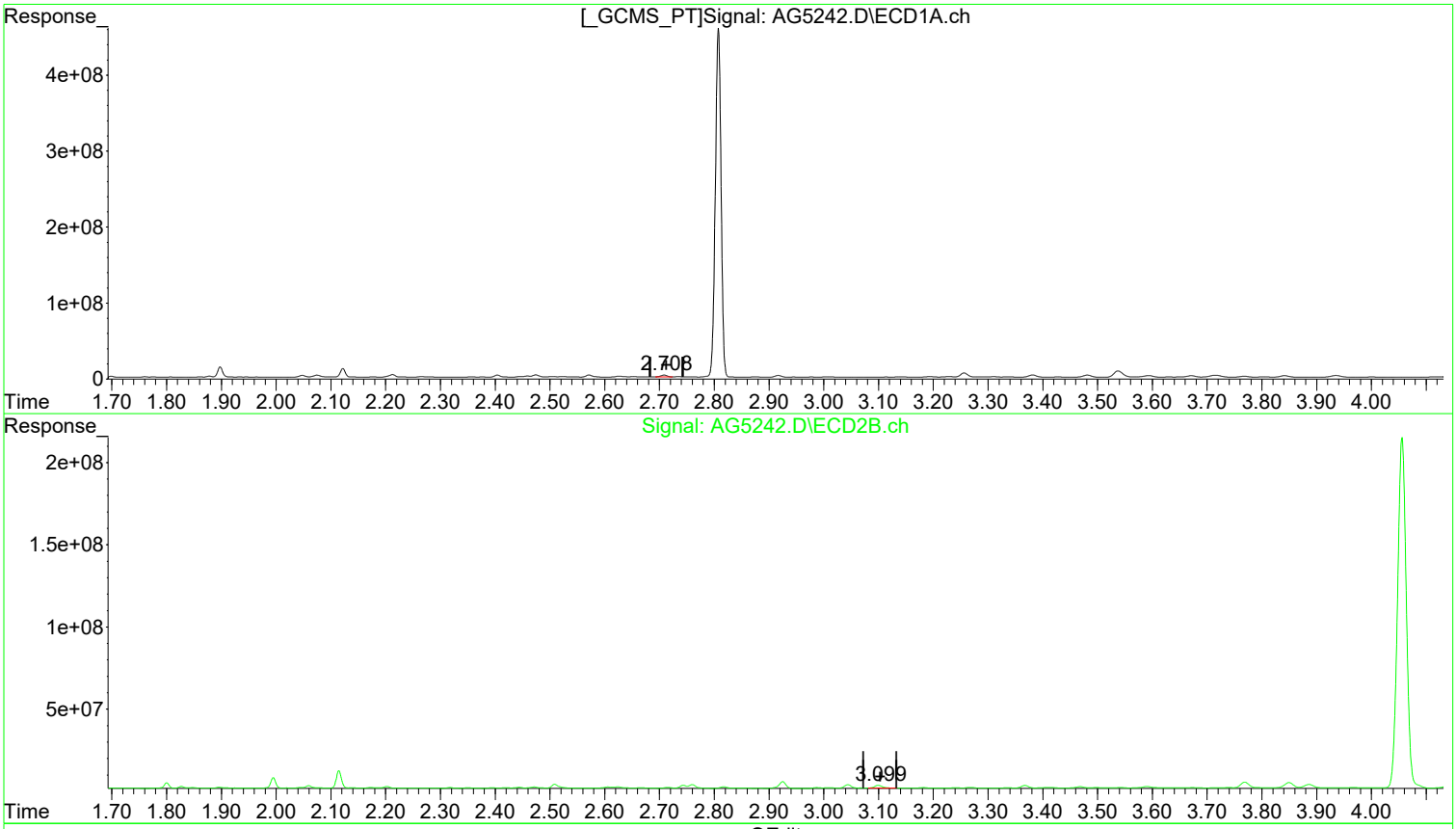

QEdit

(4) Heptachlor (tcm)

2.708min 1.167 ug/l m

response 21074175

(4) Heptachlor #2 (tcm)

3.099min 1.530 ug/l m

response 16720232

Manual Integration:

After

Poor integration.

03/13/24

(+) = Expected Retention Time

Quantitation Report (Qedit)

Data Path : I:\ACQUDATA\7890N.net\data\031224\
Data File : AG5242.D
Signal(s) : Signal #1: ECD1A.ch Signal #2: ECD2B.ch
Acq On : 12 Mar 2024 05:01 pm
Operator : AFelser
Sample : RQ2402543-04|5
Misc :
ALS Vial : 16 Sample Multiplier: 1

Integration File signal 1: EVENTS.E
Integration File signal 2: EVENTS2.E
Quant Time: Mar 13 09:06:01 2024
Quant Method : I:\ACQUDATA\7890N.net\Methods\N-PEST022324.M
Quant Title : 608.3/8081B PESTICIDES
QLast Update : Mon Feb 26 08:35:50 2024
Response via : Initial Calibration
Integrator: ChemStation

Volume Inj. : 1uL
Signal #1 Phase : STx-CLP Signal #2 Phase: STx-CLPII
Signal #1 Info : 0.32mm 30m Signal #2 Info : 0.32mm 30m

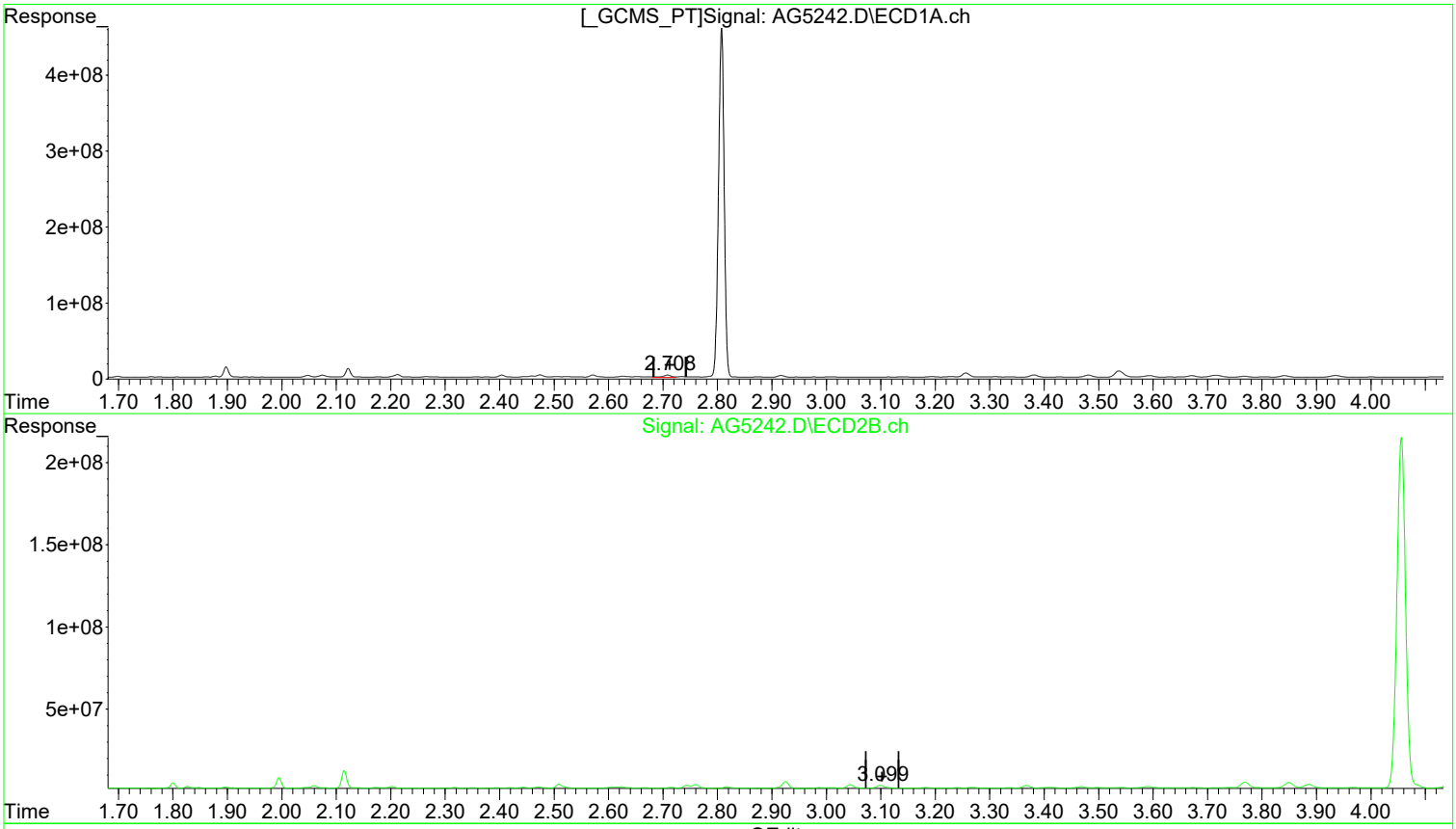

QEdit

(4) Heptachlor (tcm)

2.709min 2.299 ug/l

response 41522881

(4) Heptachlor #2 (tcm)

3.100min 2.427 ug/l

response 26529469

Manual Integration:

Before

03/13/24

(+) = Expected Retention Time

Quantitation Report (Qedit)

Data Path : I:\ACQUDATA\7890N.net\data\031224\
Data File : AG5242.D
Signal(s) : Signal #1: ECD1A.ch Signal #2: ECD2B.ch
Acq On : 12 Mar 2024 05:01 pm
Operator : AFelser
Sample : RQ2402543-04|5
Misc :
ALS Vial : 16 Sample Multiplier: 1

Integration File signal 1: EVENTS.E
Integration File signal 2: EVENTS2.E
Quant Time: Mar 13 09:06:01 2024
Quant Method : I:\ACQUDATA\7890N.net\Methods\N-PEST022324.M
Quant Title : 608.3/8081B PESTICIDES
QLast Update : Mon Feb 26 08:35:50 2024
Response via : Initial Calibration
Integrator: ChemStation

Volume Inj. : 1uL
Signal #1 Phase : STx-CLP Signal #2 Phase: STx-CLPII
Signal #1 Info : 0.32mm 30m Signal #2 Info : 0.32mm 30m

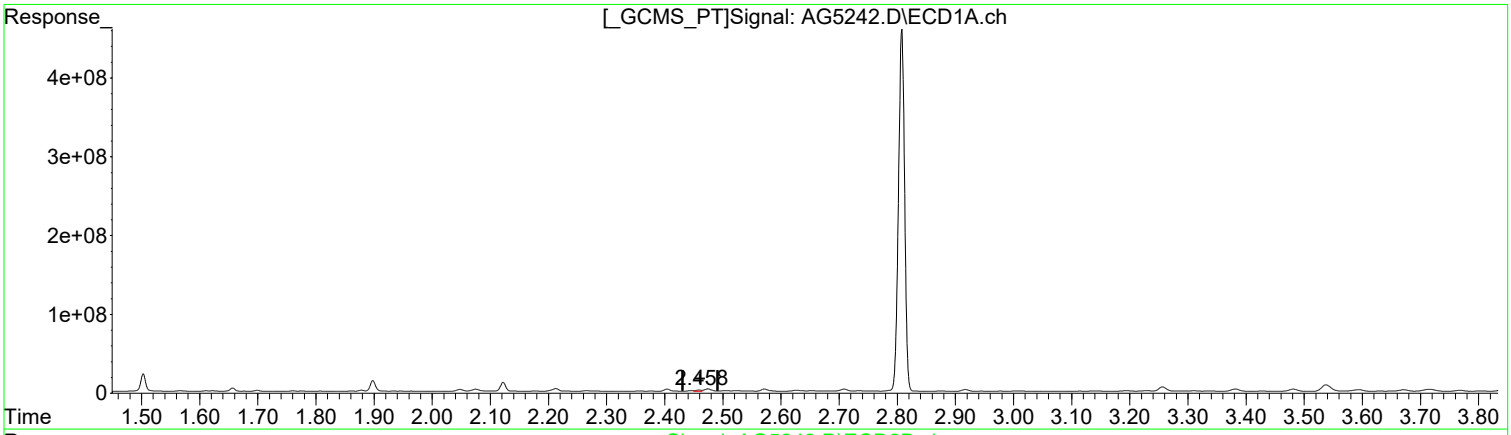

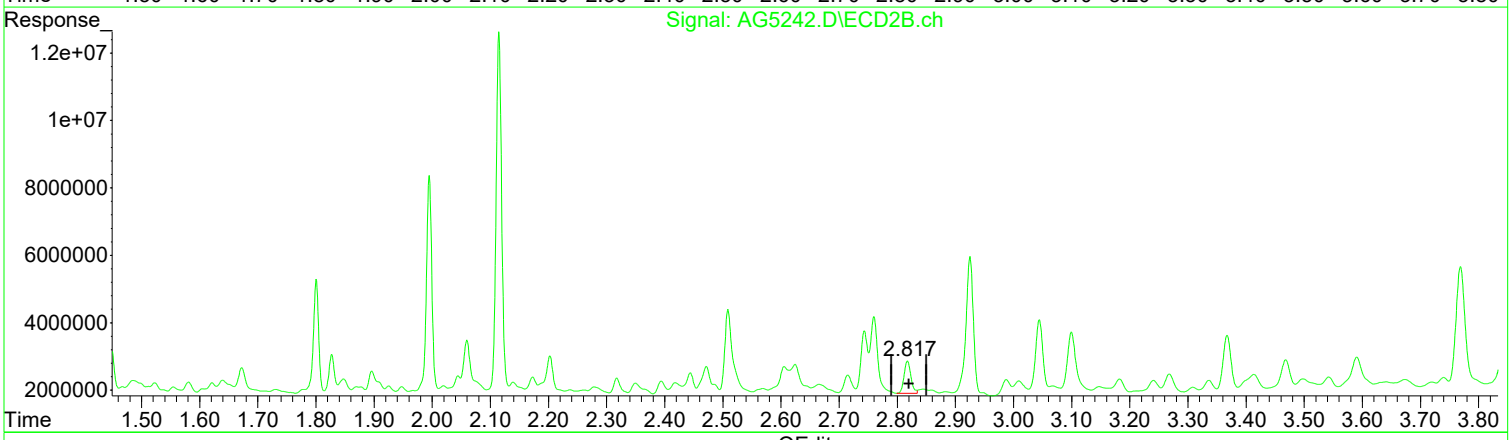

QEdit

(6) beta-BHC (tc)
2.458min 1.196 ug/l m
response 11041402

(6) beta-BHC #2 (tc)
2.817min 1.370 ug/l m
response 7953578

Manual Integration:
After
Poor integration.
03/13/24

(+) = Expected Retention Time

Quantitation Report (Qedit)

Data Path : I:\ACQUDATA\7890N.net\data\031224\
Data File : AG5242.D
Signal(s) : Signal #1: ECD1A.ch Signal #2: ECD2B.ch
Acq On : 12 Mar 2024 05:01 pm
Operator : AFelser
Sample : RQ2402543-04|5
Misc :
ALS Vial : 16 Sample Multiplier: 1

Integration File signal 1: EVENTS.E
Integration File signal 2: EVENTS2.E
Quant Time: Mar 13 09:06:01 2024
Quant Method : I:\ACQUDATA\7890N.net\Methods\N-PEST022324.M
Quant Title : 608.3/8081B PESTICIDES
QLast Update : Mon Feb 26 08:35:50 2024
Response via : Initial Calibration
Integrator: ChemStation

Volume Inj. : 1uL
Signal #1 Phase : STx-CLP Signal #2 Phase: STx-CLPII
Signal #1 Info : 0.32mm 30m Signal #2 Info : 0.32mm 30m

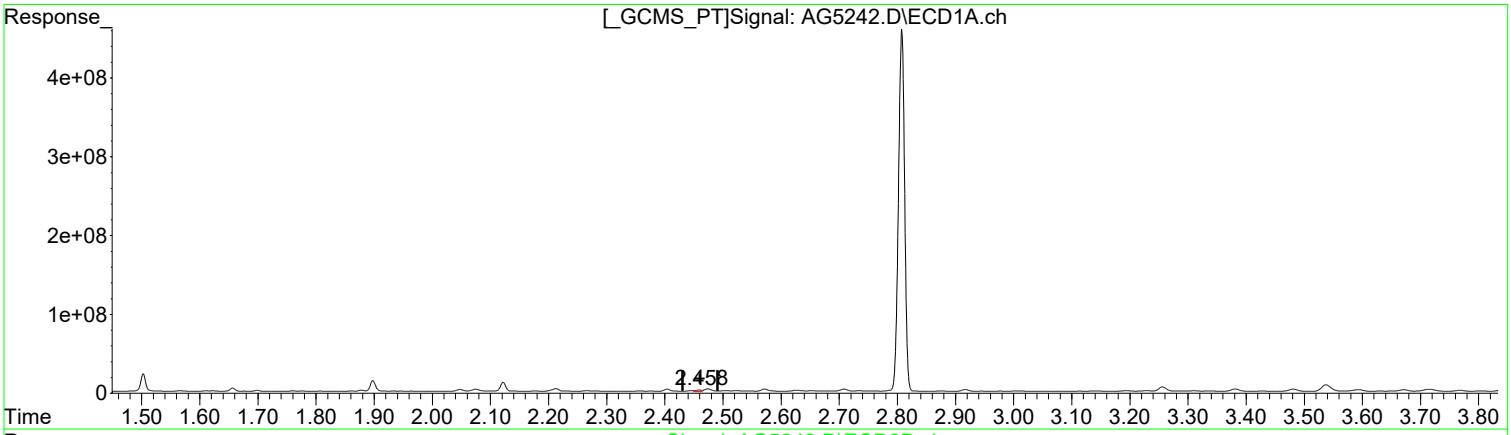

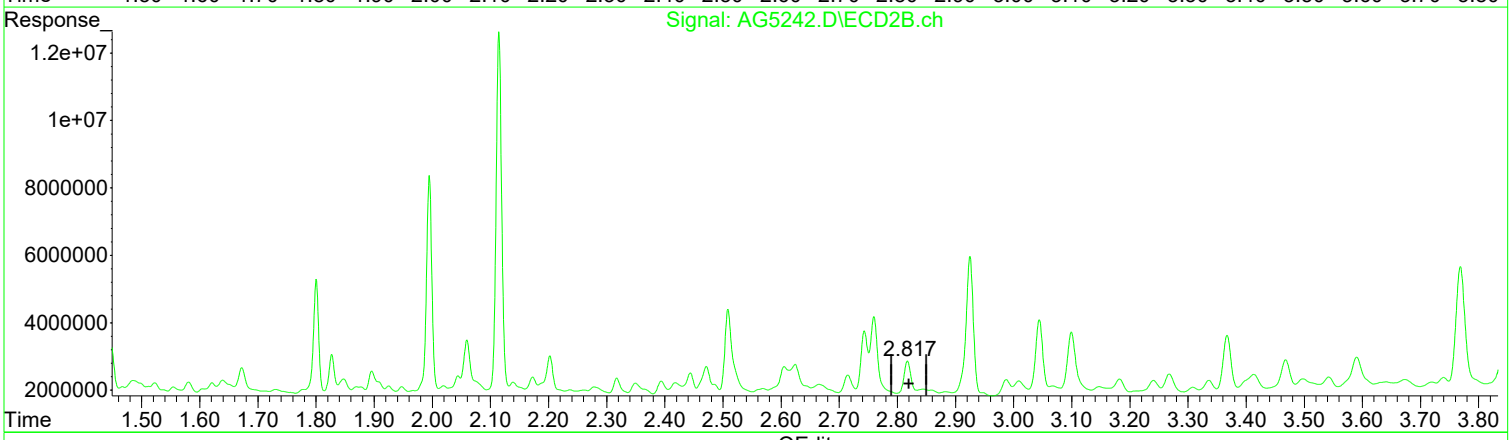

QEdit

(6) beta-BHC (tc)
2.459min 1.714 ug/l
response 15825719

(6) beta-BHC #2 (tc)
2.817min 2.246 ug/l
response 13040805

Manual Integration:
Before

03/13/24

(+) = Expected Retention Time

1st AF 03/13/24
2nd BA 03/13/24

Quantitation Report (Qedit)

Data Path : I:\ACQUDATA\7890N.net\data\031224\
Data File : AG5242.D
Signal(s) : Signal #1: ECD1A.ch Signal #2: ECD2B.ch
Acq On : 12 Mar 2024 05:01 pm
Operator : AFelser
Sample : RQ2402543-04|5
Misc :
ALS Vial : 16 Sample Multiplier: 1

Integration File signal 1: EVENTS.E
Integration File signal 2: EVENTS2.E
Quant Time: Mar 13 09:06:01 2024
Quant Method : I:\ACQUDATA\7890N.net\Methods\N-PEST022324.M
Quant Title : 608.3/8081B PESTICIDES
QLast Update : Mon Feb 26 08:35:50 2024
Response via : Initial Calibration
Integrator: ChemStation

Volume Inj. : 1uL
Signal #1 Phase : STx-CLP Signal #2 Phase: STx-CLPII
Signal #1 Info : 0.32mm 30m Signal #2 Info : 0.32mm 30m

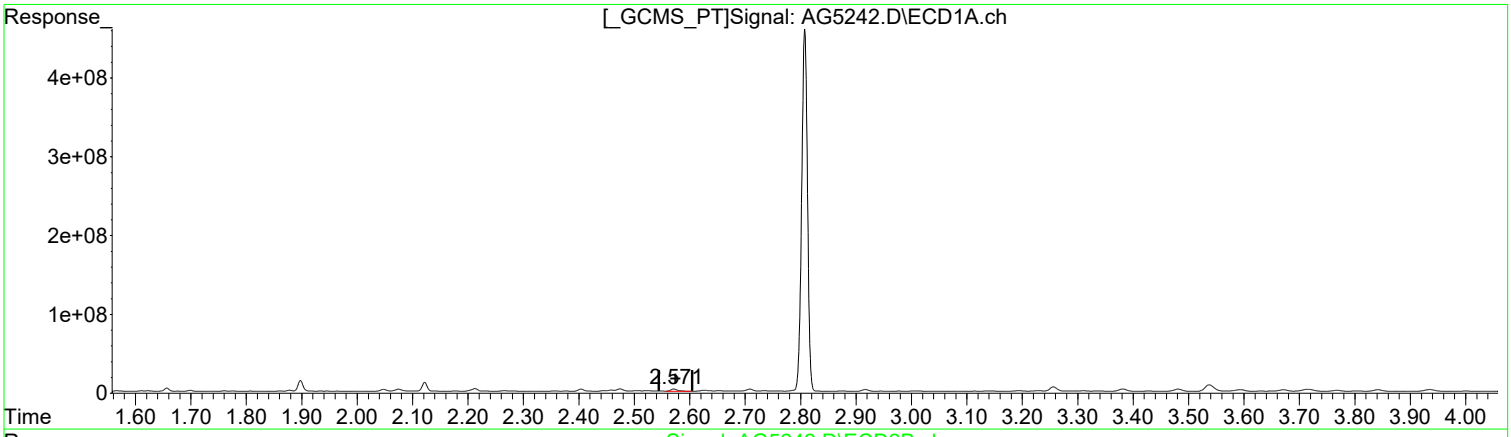

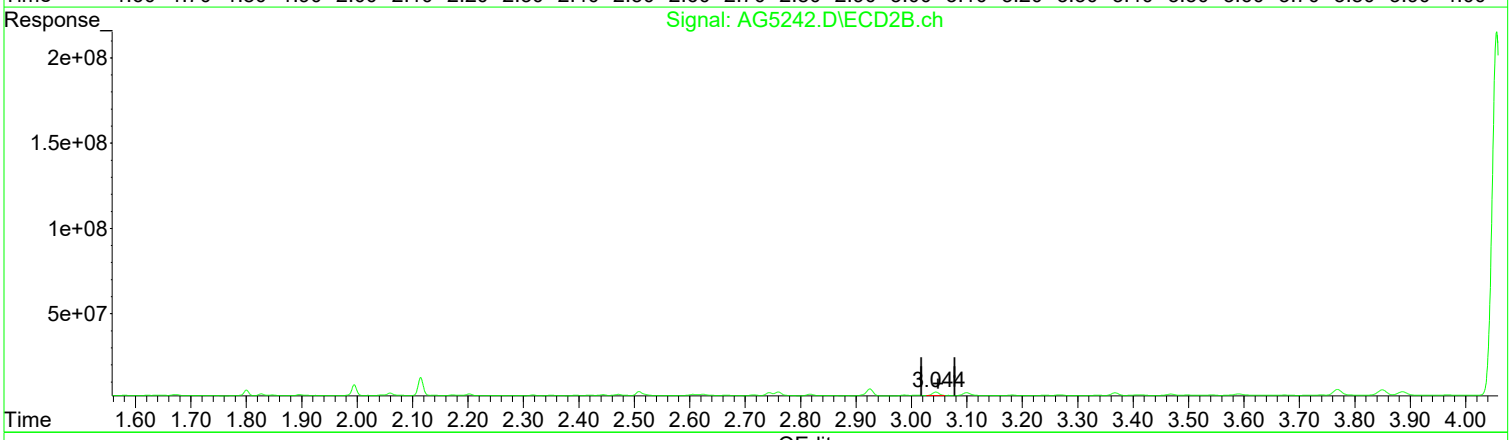

QEdit

(7) delta-BHC (tc)
2.571min 1.118 ug/l m
response 24610908

(7) delta-BHC #2 (tc)
3.044min 1.268 ug/l m
response 17597463

Manual Integration:
After
Poor integration.
03/13/24

(+) = Expected Retention Time

1st AF 03/13/24
2nd BA 03/13/24

Quantitation Report (Qedit)

Data Path : I:\ACQUDATA\7890N.net\data\031224\
Data File : AG5242.D
Signal(s) : Signal #1: ECD1A.ch Signal #2: ECD2B.ch
Acq On : 12 Mar 2024 05:01 pm
Operator : AFelser
Sample : RQ2402543-04|5
Misc :
ALS Vial : 16 Sample Multiplier: 1

Integration File signal 1: EVENTS.E
Integration File signal 2: EVENTS2.E
Quant Time: Mar 13 09:06:01 2024
Quant Method : I:\ACQUDATA\7890N.net\Methods\N-PEST022324.M
Quant Title : 608.3/8081B PESTICIDES
QLast Update : Mon Feb 26 08:35:50 2024
Response via : Initial Calibration
Integrator: ChemStation

Volume Inj. : 1uL
Signal #1 Phase : STx-CLP Signal #2 Phase: STx-CLPII
Signal #1 Info : 0.32mm 30m Signal #2 Info : 0.32mm 30m

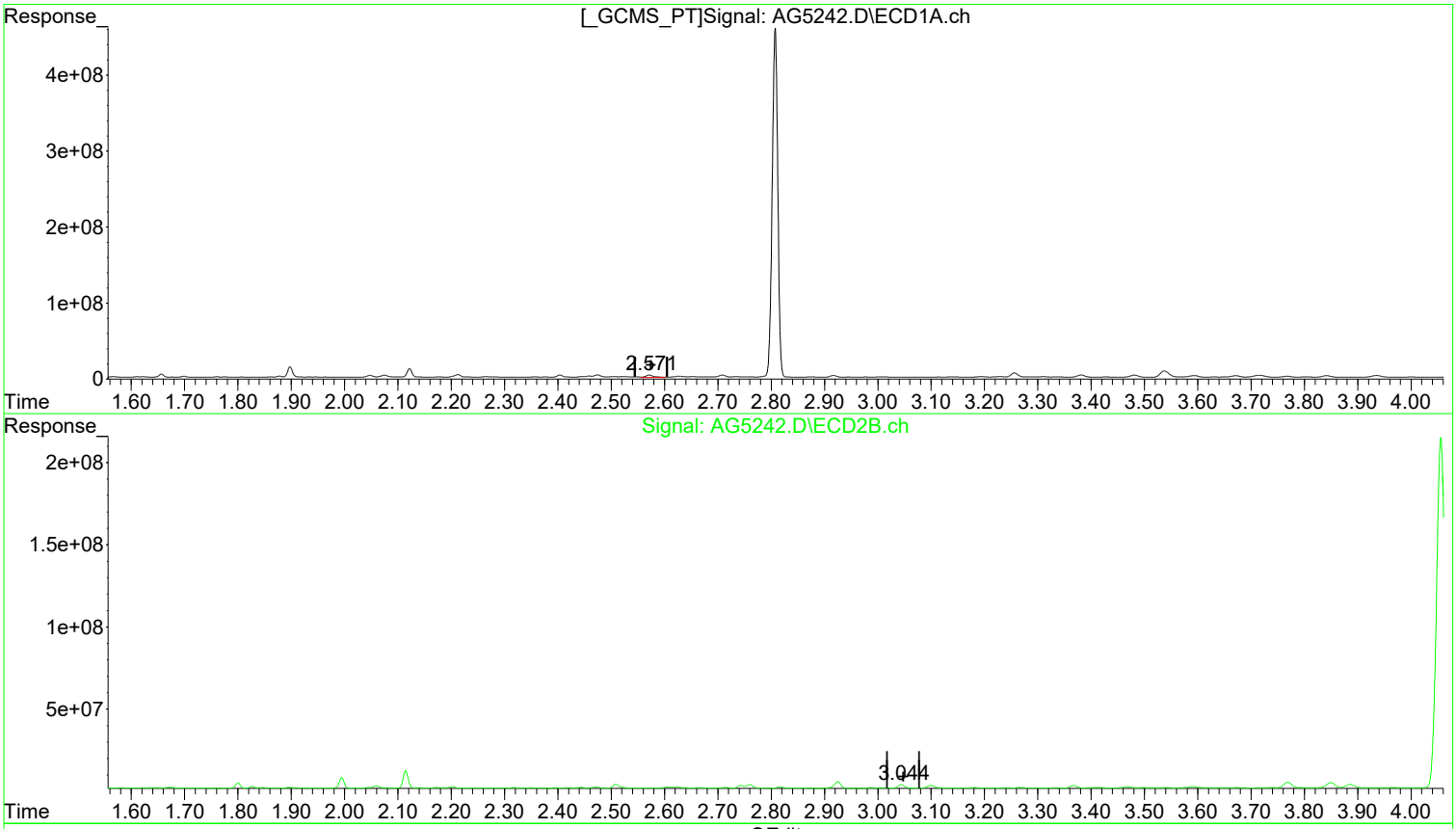

(7) delta-BHC (tc)
2.572min 1.830 ug/l
response 40286740

(7) delta-BHC #2 (tc)
3.044min 1.743 ug/l
response 24196952

Manual Integration:
Before

03/13/24

(+) = Expected Retention Time

Quantitation Report (Qedit)

Data Path : I:\ACQUDATA\7890N.net\data\031224\
Data File : AG5242.D
Signal(s) : Signal #1: ECD1A.ch Signal #2: ECD2B.ch
Acq On : 12 Mar 2024 05:01 pm
Operator : AFelser
Sample : RQ2402543-04|5
Misc :
ALS Vial : 16 Sample Multiplier: 1

Integration File signal 1: EVENTS.E
Integration File signal 2: EVENTS2.E
Quant Time: Mar 13 09:06:01 2024
Quant Method : I:\ACQUDATA\7890N.net\Methods\N-PEST022324.M
Quant Title : 608.3/8081B PESTICIDES
QLast Update : Mon Feb 26 08:35:50 2024
Response via : Initial Calibration
Integrator: ChemStation

Volume Inj. : 1uL
Signal #1 Phase : STx-CLP Signal #2 Phase: STx-CLPII
Signal #1 Info : 0.32mm 30m Signal #2 Info : 0.32mm 30m

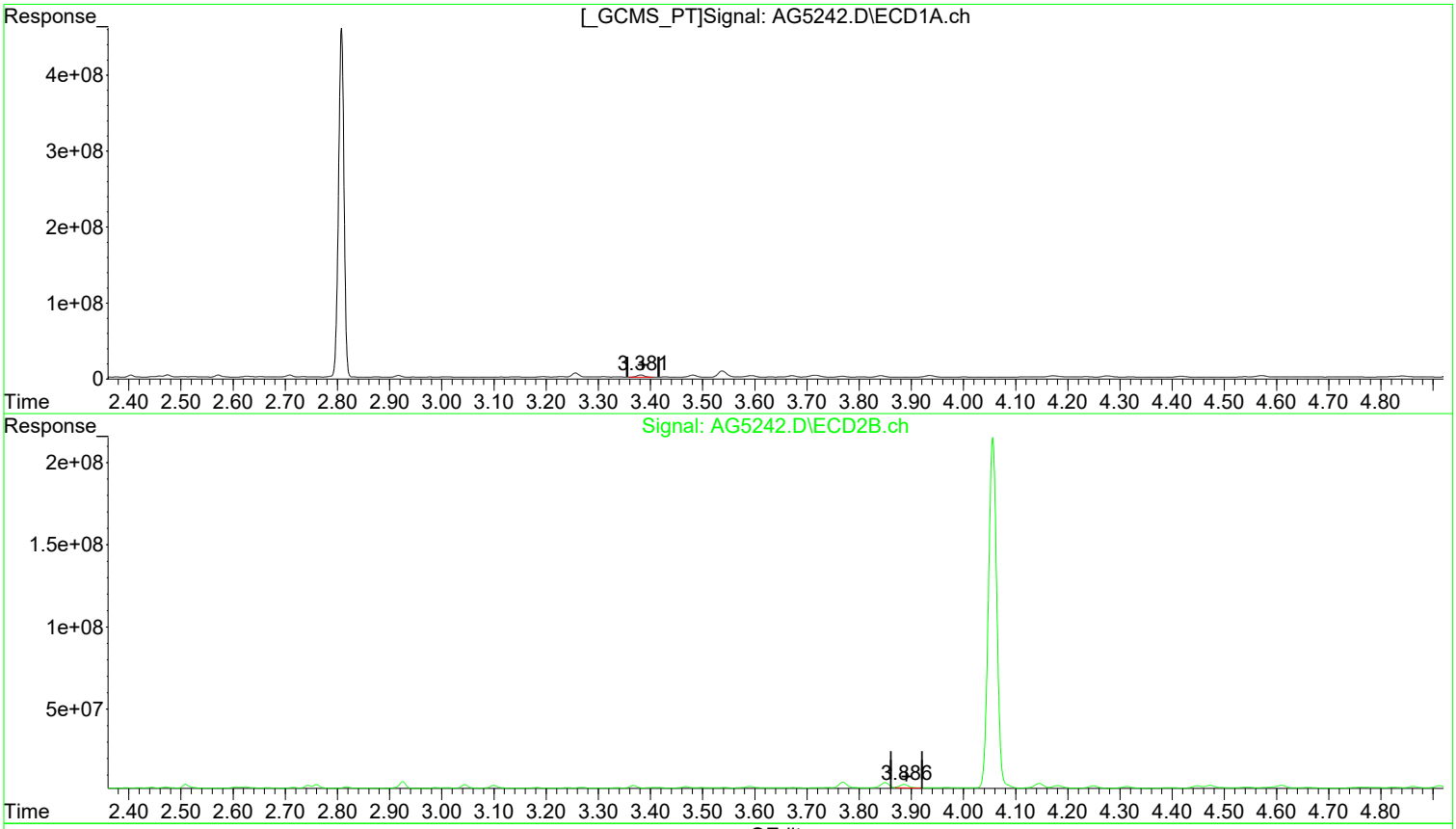

QEdit

(8) Heptachlor E (tc)
3.381min 1.516 ug/l m
response 27516711

(8) Heptachlor E #2 (tc)
3.886min 2.061 ug/l m
response 24996492

Manual Integration:
After
Poor integration.
03/13/24

(+) = Expected Retention Time

1st AF 03/13/24
2nd BA 03/13/24

Quantitation Report (Qedit)

Data Path : I:\ACQUDATA\7890N.net\data\031224\
Data File : AG5242.D
Signal(s) : Signal #1: ECD1A.ch Signal #2: ECD2B.ch
Acq On : 12 Mar 2024 05:01 pm
Operator : AFelser
Sample : RQ2402543-04|5
Misc :
ALS Vial : 16 Sample Multiplier: 1

Integration File signal 1: EVENTS.E
Integration File signal 2: EVENTS2.E
Quant Time: Mar 13 09:06:01 2024
Quant Method : I:\ACQUDATA\7890N.net\Methods\N-PEST022324.M
Quant Title : 608.3/8081B PESTICIDES
QLast Update : Mon Feb 26 08:35:50 2024
Response via : Initial Calibration
Integrator: ChemStation

Volume Inj. : 1uL
Signal #1 Phase : STx-CLP Signal #2 Phase: STx-CLPII
Signal #1 Info : 0.32mm 30m Signal #2 Info : 0.32mm 30m

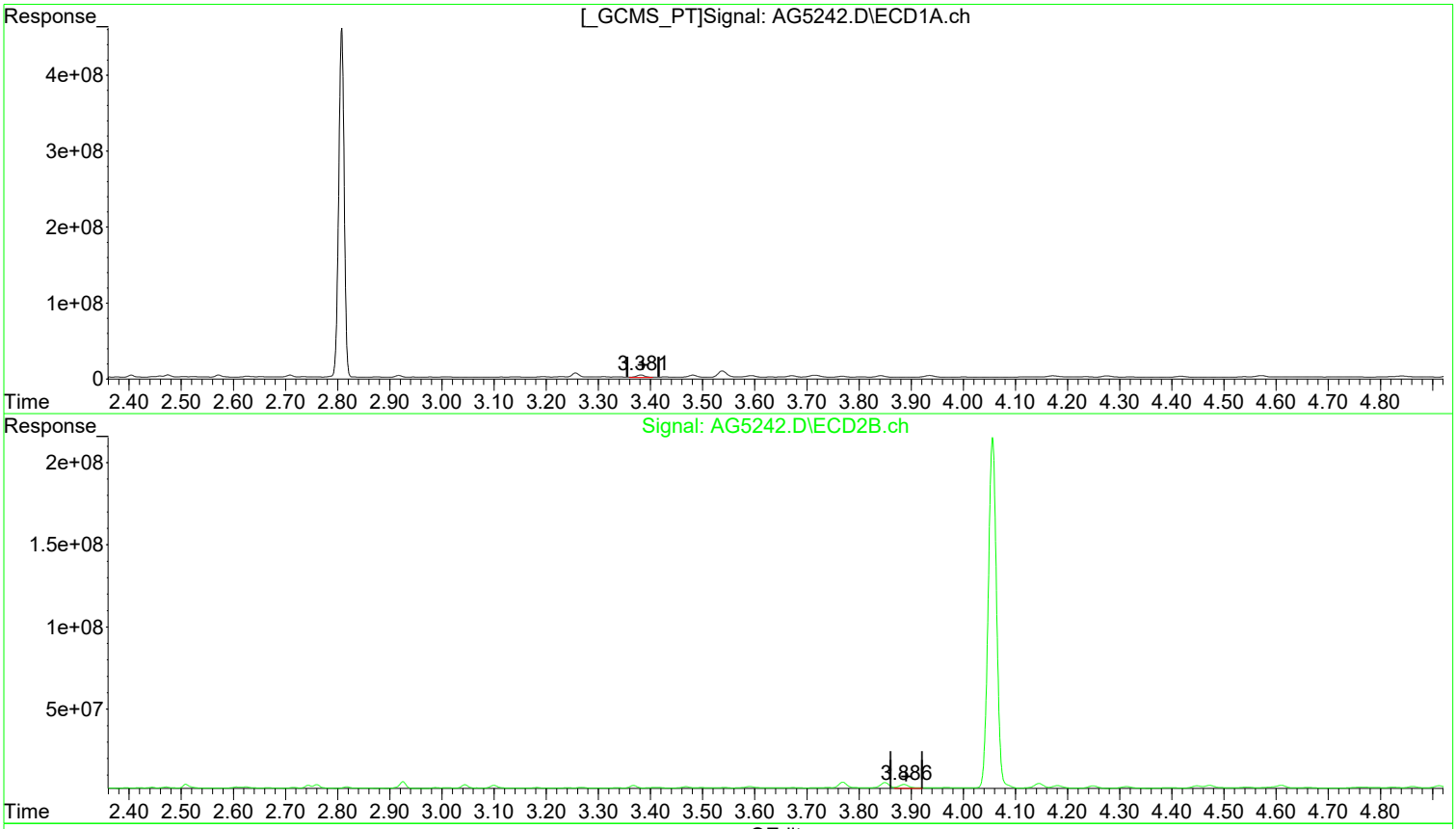

QEdit

(8) Heptachlor E (tc)

3.381min 2.117 ug/l

response 38409113

(8) Heptachlor E #2 (tc)

3.886min 2.905 ug/l

response 35228073

Manual Integration:

Before

03/13/24

(+) = Expected Retention Time

Quantitation Report (QT Reviewed)

Data Path : I:\ACQUDATA\7890N.net\data\031224\
Data File : AG5242.D
Signal(s) : Signal #1: ECD1A.ch Signal #2: ECD2B.ch
Acq On : 12 Mar 2024 05:01 pm
Operator : AFelser
Sample : RQ2402543-04|5
Misc :
ALS Vial : 16 Sample Multiplier: 1

Integration File signal 1: EVENTS.E
Integration File signal 2: EVENTS2.E
Quant Time: Mar 13 09:06:01 2024
Quant Method : I:\ACQUDATA\7890N.net\Methods\N-PEST022324.M
Quant Title : 608.3/8081B PESTICIDES
QLast Update : Mon Feb 26 08:35:50 2024
Response via : Initial Calibration
Integrator: ChemStation

Volume Inj. : 1uL
Signal #1 Phase : STx-CLP Signal #2 Phase: STx-CLPII
Signal #1 Info : 0.32mm 30m Signal #2 Info : 0.32mm 30m

	Compound	RT#1	RT#2	Resp#1	Resp#2	ug/l	ug/l
	System Monitoring Compounds						
1)	S SURR1,Tet...	1.898	2.115	106.1E6	80212197	6.465	6.103
	Spiked Amount 100.000	Range 30 - 150		Recovery =		6.46%#	6.10%#
23)	S SURR2,Dec...	6.274	6.969	45108021	63600745	3.933m	7.430m#
	Spiked Amount 100.000	Range 30 - 150		Recovery =		3.93%#	7.43%#
	Target Compounds						
2)	tc alpha-BHC	2.212	2.508	22500820	22361299	0.933m	1.399m#
3)	tcm gamma-BHC (L	2.404	2.760	19079825	19299075	0.903m	1.425m#
4)	tcm Heptachlor	2.708	3.099	21074175	16720232	1.167m	1.530m#
5)	tcm Aldrin	2.917	3.367	27858474	20764940	1.332	1.413
6)	tc beta-BHC	2.458	2.817	11041402	7953578	1.196m	1.370m
7)	tc delta-BHC	2.571	3.044	24610908	17597463	1.118m	1.268m
8)	tc Heptachlor E	3.381	3.886	27516711	24996492	1.516m	2.061m#
9)	tc alpha-Endosu	3.716	4.313	45370706	15296113	2.606	1.270 #
10)	tc gamma-Chlord	3.481	4.082	33336099	8983547	1.787m	0.695m#
11)	tc alpha-Chlord	3.593	4.249	35115975	19600361	1.874	1.466
12)	tc 4,4'-DDE	3.671	4.448	31400188	17920300	1.651	1.388
13)	tcm Dieldrin	3.935	4.610	34222063	31856598	1.795	2.463 #
14)	tcm Endrin	4.172	4.912	34731640	20479810	2.060	2.009
15)	tc beta-Endosul	4.418	5.113	16538591	19768404	0.994	1.783m#
16)	tc 4,4'-DDD	4.276	5.033	25945041	17882898	1.736	2.015
17)	tcm 4,4'-DDT	4.572	5.312	30649648	17526621	2.432	2.375m
18)	tc Endrin Aldeh	4.841	5.408	19743979	13403948	1.463m	1.493m
19)	tc Endosulfan S	5.235	5.639	17424630	19502133	1.107m	1.883m#
20)	tc Methoxychlor	5.064	5.879	12639852	8224461	1.871m	2.135m
21)	tc Endrin Keton	5.466	6.059	28934314	15750858	1.681m	1.439m
22)	tc Mirex	5.124	6.027	61190850	16459760	4.542	1.920m#
	Sum Toxaphene			0	0	N.D.	N.D.
	Average Toxaphene					0.000	0.000
	Sum Chlordane			0	0	N.D.	N.D.
	Average Chlordane					0.000	0.000
	Sum Dechlorane			0	0	N.D.	N.D.
	Average Dechlorane					0.000	0.000

(f)=RT Delta > 1/2 Window (#)=Amounts differ by > 25% (m)=manual int.

Quantitation Report (QT Reviewed)

Data Path : I:\ACQUDATA\7890N.net\data\031224\
Data File : AG5242.D
Signal(s) : Signal #1: ECD1A.ch Signal #2: ECD2B.ch
Acq On : 12 Mar 2024 05:01 pm
Operator : AFelser
Sample : RQ2402543-04|5
Misc :
ALS Vial : 16 Sample Multiplier: 1

Integration File signal 1: EVENTS.E
Integration File signal 2: EVENTS2.E
Quant Time: Mar 13 09:06:01 2024
Quant Method : I:\ACQUDATA\7890N.net\Methods\N-PEST022324.M
Quant Title : 608.3/8081B PESTICIDES
QLast Update : Mon Feb 26 08:35:50 2024
Response via : Initial Calibration
Integrator: ChemStation

Volume Inj. : 1uL
Signal #1 Phase : STx-CLP Signal #2 Phase: STx-CLPII
Signal #1 Info : 0.32mm 30m Signal #2 Info : 0.32mm 30m

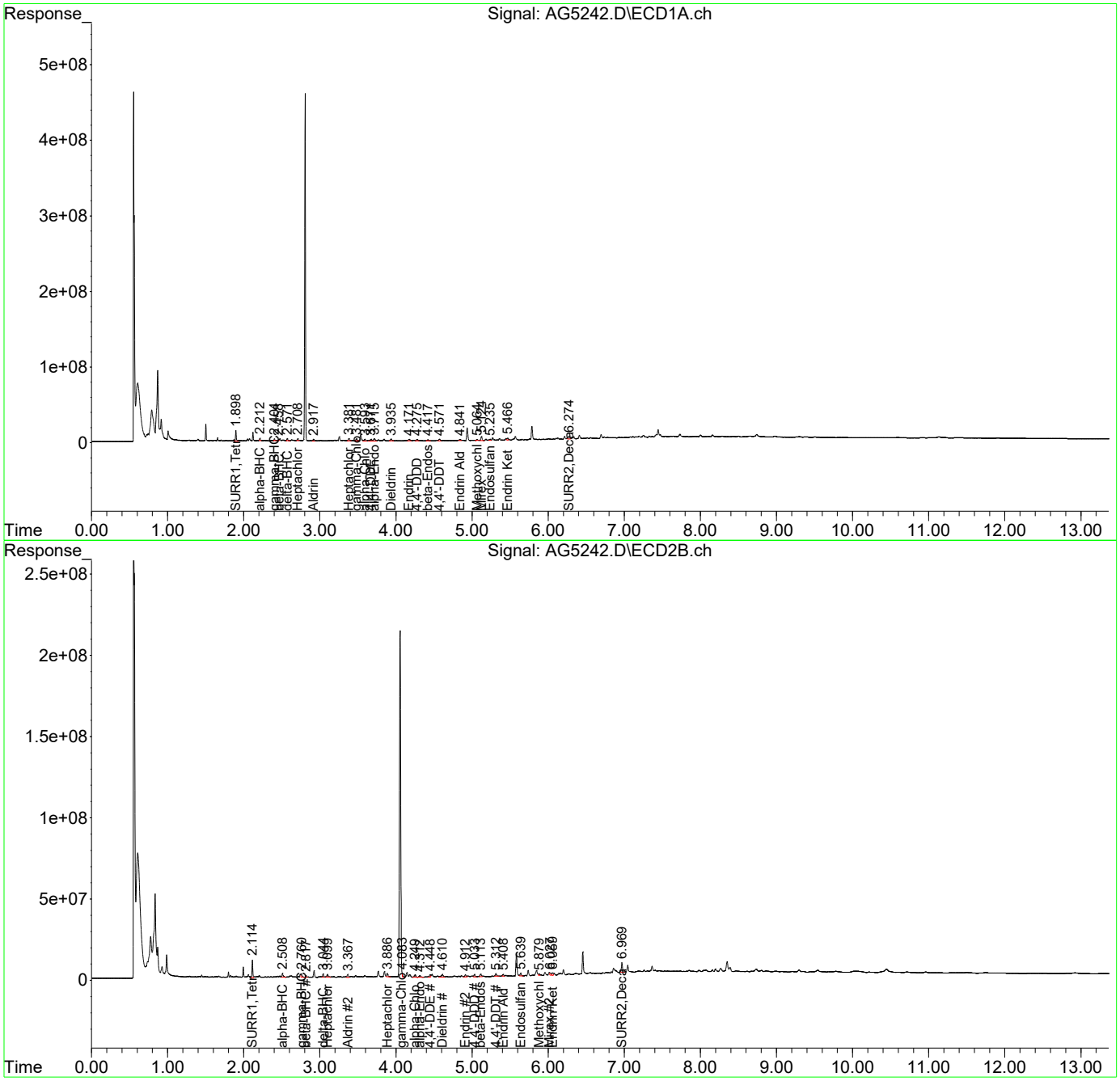

Quantitation Report (Qedit)

Data Path : I:\ACQUDATA\7890N.net\data\031224\
Data File : AG5243.D
Signal(s) : Signal #1: ECD1A.ch Signal #2: ECD2B.ch
Acq On : 12 Mar 2024 05:18 pm
Operator : AFelser
Sample : RQ2402543-05|5
Misc :
ALS Vial : 17 Sample Multiplier: 1

Integration File signal 1: EVENTS.E
Integration File signal 2: EVENTS2.E
Quant Time: Mar 13 09:06:05 2024
Quant Method : I:\ACQUDATA\7890N.net\Methods\N-PEST022324.M
Quant Title : 608.3/8081B PESTICIDES
QLast Update : Mon Feb 26 08:35:50 2024
Response via : Initial Calibration
Integrator: ChemStation

Volume Inj. : 1uL
Signal #1 Phase : STx-CLP Signal #2 Phase: STx-CLPII
Signal #1 Info : 0.32mm 30m Signal #2 Info : 0.32mm 30m

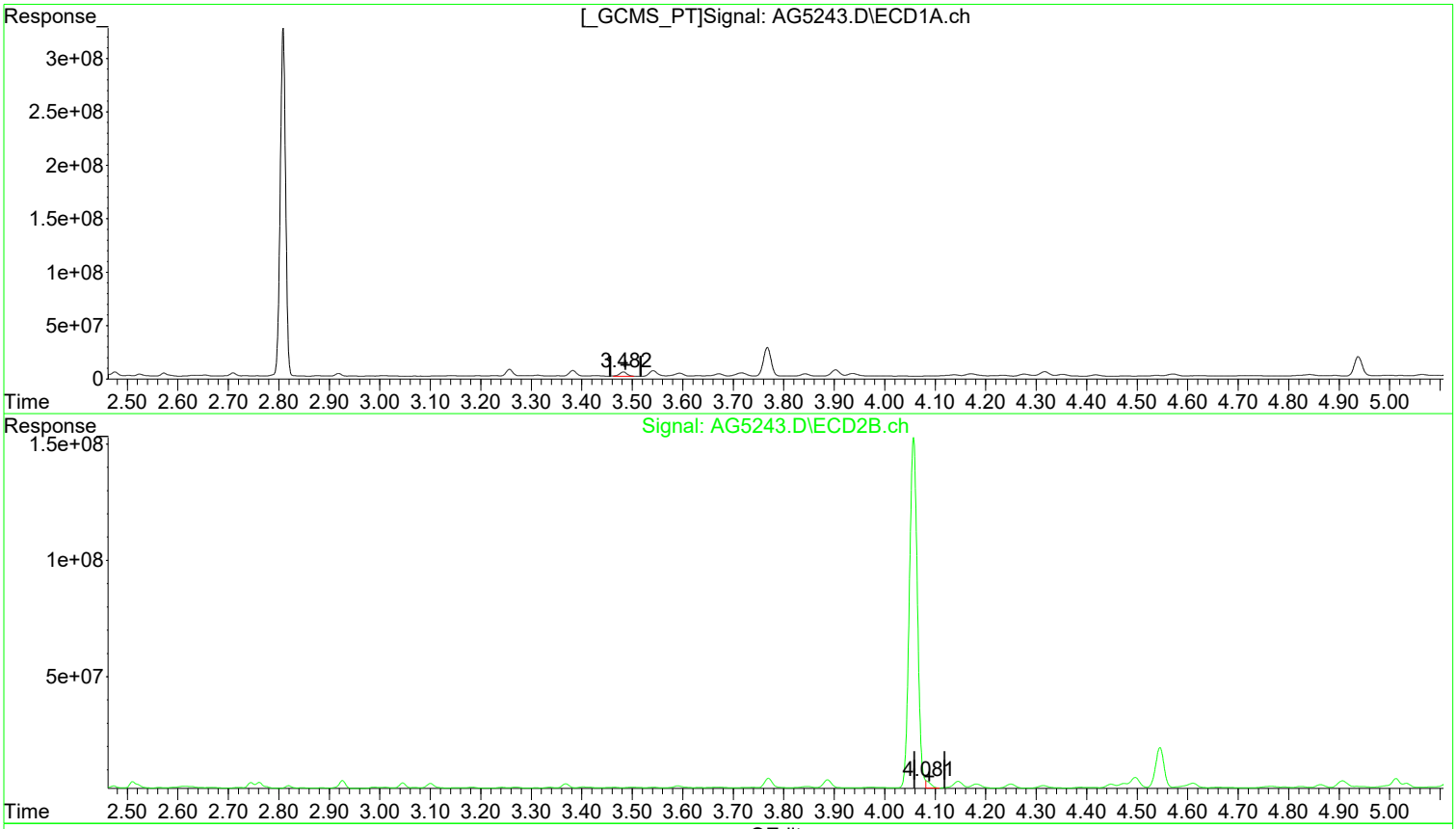

QEdit

(10) gamma-Chlord (tc)
3.482min 2.226 ug/l m
response 41511547

(10) gamma-Chlord #2 (tc)
4.081min 1.624 ug/l m
response 20987249

Manual Integration:
After
Poor integration.
03/13/24

(+) = Expected Retention Time

1st AF 03/13/24
2nd BA 03/13/24

Quantitation Report (Qedit)

Data Path : I:\ACQUDATA\7890N.net\data\031224\
Data File : AG5243.D
Signal(s) : Signal #1: ECD1A.ch Signal #2: ECD2B.ch
Acq On : 12 Mar 2024 05:18 pm
Operator : AFelser
Sample : RQ2402543-05|5
Misc :
ALS Vial : 17 Sample Multiplier: 1

Integration File signal 1: EVENTS.E
Integration File signal 2: EVENTS2.E
Quant Time: Mar 13 09:06:05 2024
Quant Method : I:\ACQUDATA\7890N.net\Methods\N-PEST022324.M
Quant Title : 608.3/8081B PESTICIDES
QLast Update : Mon Feb 26 08:35:50 2024
Response via : Initial Calibration
Integrator: ChemStation

Volume Inj. : 1uL
Signal #1 Phase : STx-CLP Signal #2 Phase: STx-CLPII
Signal #1 Info : 0.32mm 30m Signal #2 Info : 0.32mm 30m

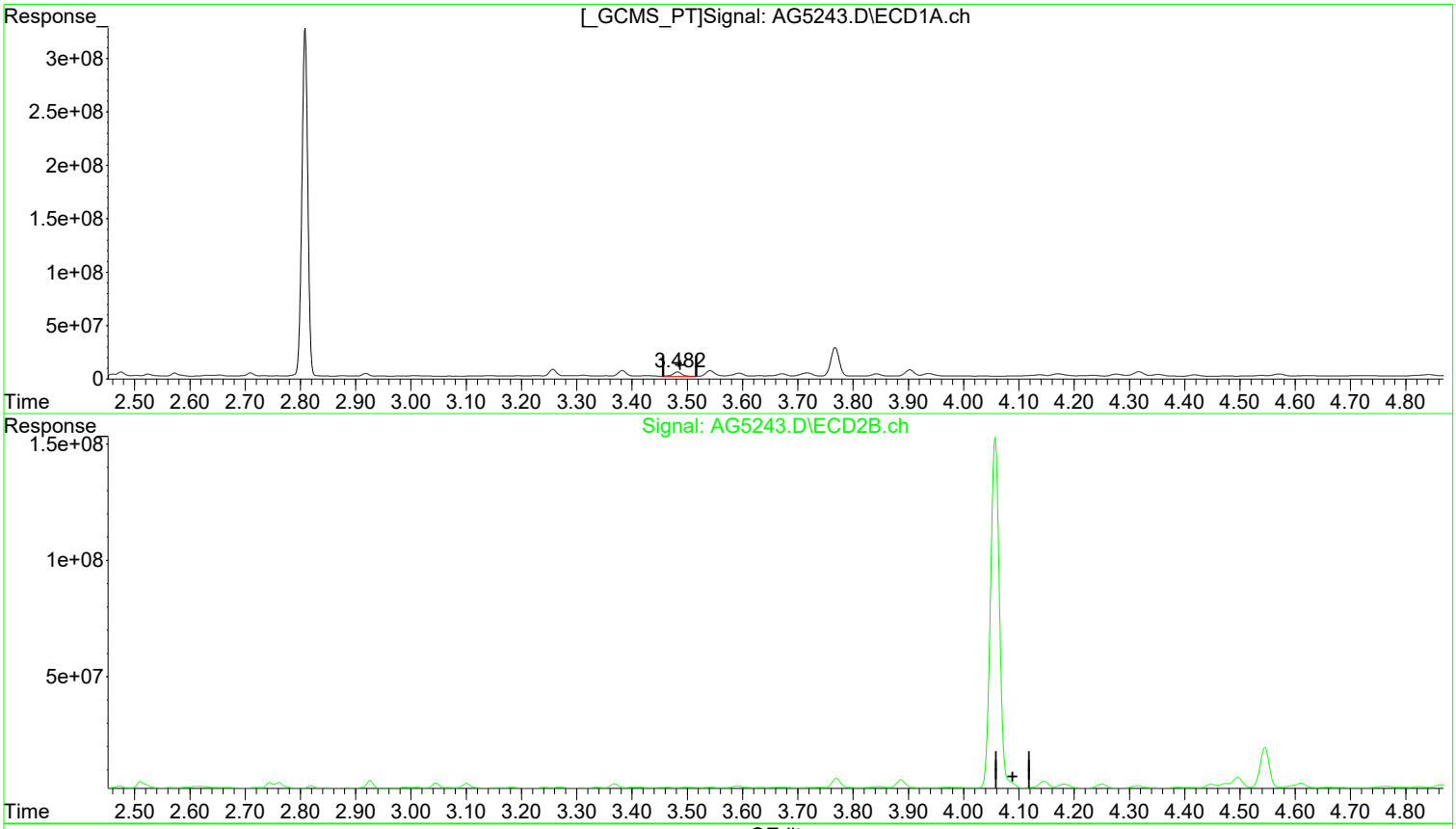

QEdit

(10) gamma-Chlord (tc)
3.483min 2.870 ug/l
response 53521552

(10) gamma-Chlord #2 (tc)
0.000min 0.000 ug/l
response 0

Manual Integration:
Before

03/13/24

(+) = Expected Retention Time

1st AF 03/13/24
2nd BA 03/13/24

Quantitation Report (Qedit)

Data Path : I:\ACQUDATA\7890N.net\data\031224\
Data File : AG5243.D
Signal(s) : Signal #1: ECD1A.ch Signal #2: ECD2B.ch
Acq On : 12 Mar 2024 05:18 pm
Operator : AFelser
Sample : RQ2402543-05|5
Misc :
ALS Vial : 17 Sample Multiplier: 1

Integration File signal 1: EVENTS.E
Integration File signal 2: EVENTS2.E
Quant Time: Mar 13 09:06:05 2024
Quant Method : I:\ACQUDATA\7890N.net\Methods\N-PEST022324.M
Quant Title : 608.3/8081B PESTICIDES
QLast Update : Mon Feb 26 08:35:50 2024
Response via : Initial Calibration
Integrator: ChemStation

Volume Inj. : 1uL
Signal #1 Phase : STx-CLP Signal #2 Phase: STx-CLPII
Signal #1 Info : 0.32mm 30m Signal #2 Info : 0.32mm 30m

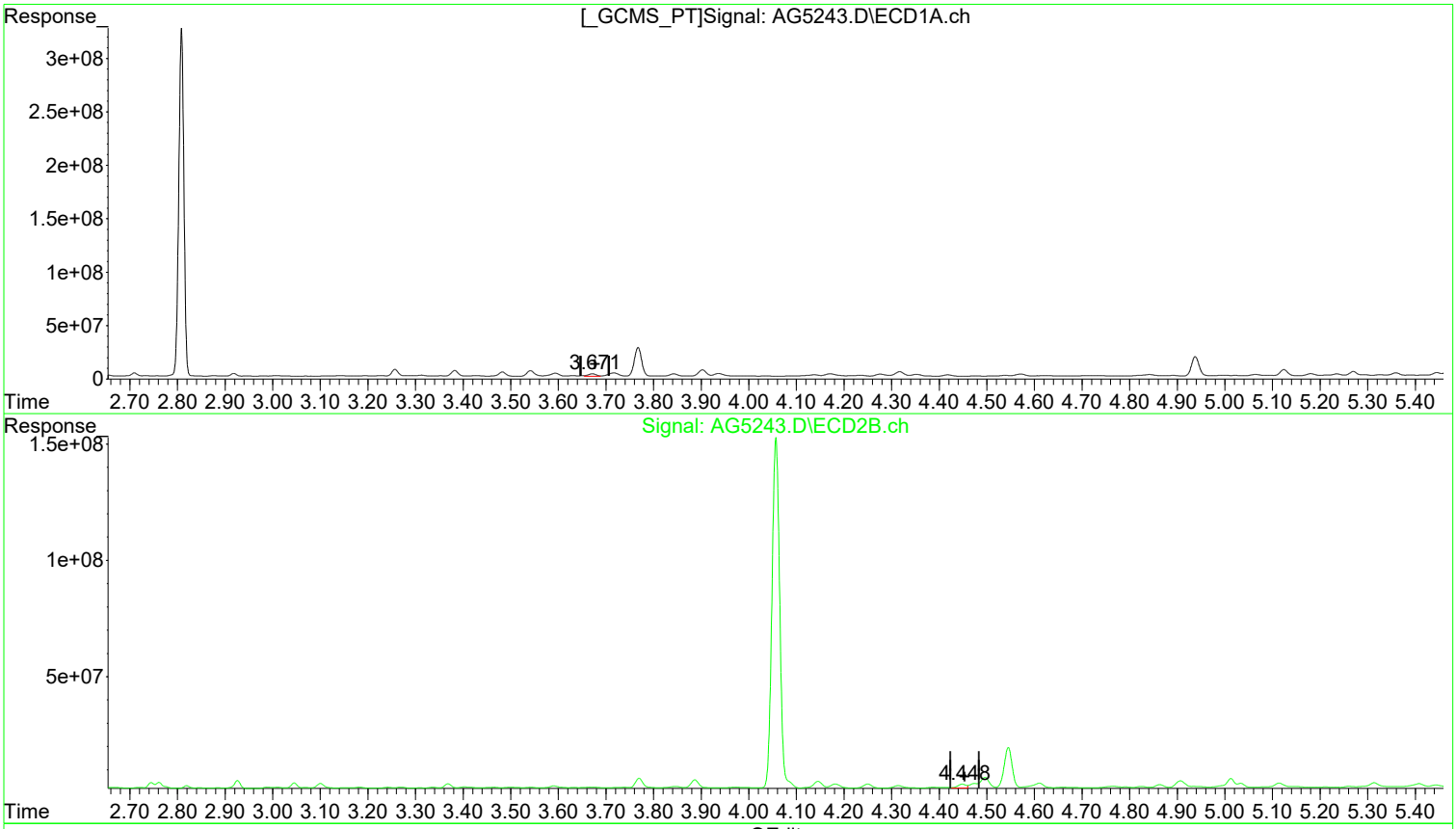

QEdit

(12) 4,4'-DDE (tc)
3.671min 1.344 ug/l m
response 25562794

(12) 4,4'-DDE #2 (tc)
4.448min 1.542 ug/l
response 19905817

Manual Integration:
After
Poor integration.
03/13/24

(+) = Expected Retention Time

Quantitation Report (Qedit)

Data Path : I:\ACQUDATA\7890N.net\data\031224\
Data File : AG5243.D
Signal(s) : Signal #1: ECD1A.ch Signal #2: ECD2B.ch
Acq On : 12 Mar 2024 05:18 pm
Operator : AFelser
Sample : RQ2402543-05|5
Misc :
ALS Vial : 17 Sample Multiplier: 1

Integration File signal 1: EVENTS.E
Integration File signal 2: EVENTS2.E
Quant Time: Mar 13 09:06:05 2024
Quant Method : I:\ACQUDATA\7890N.net\Methods\N-PEST022324.M
Quant Title : 608.3/8081B PESTICIDES
QLast Update : Mon Feb 26 08:35:50 2024
Response via : Initial Calibration
Integrator: ChemStation

Volume Inj. : 1uL
Signal #1 Phase : STx-CLP Signal #2 Phase: STx-CLPII
Signal #1 Info : 0.32mm 30m Signal #2 Info : 0.32mm 30m

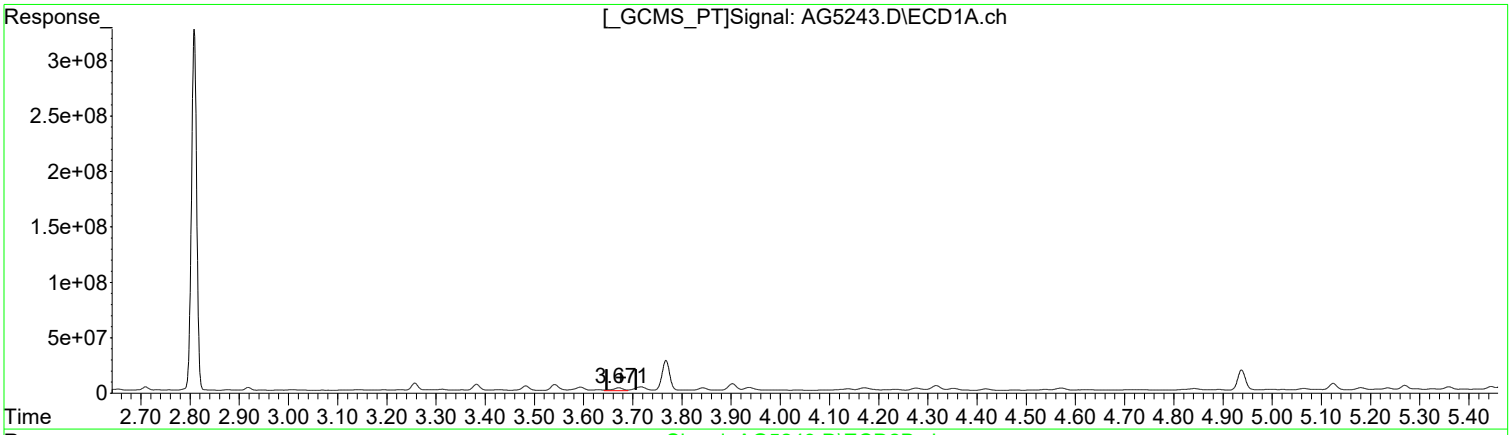

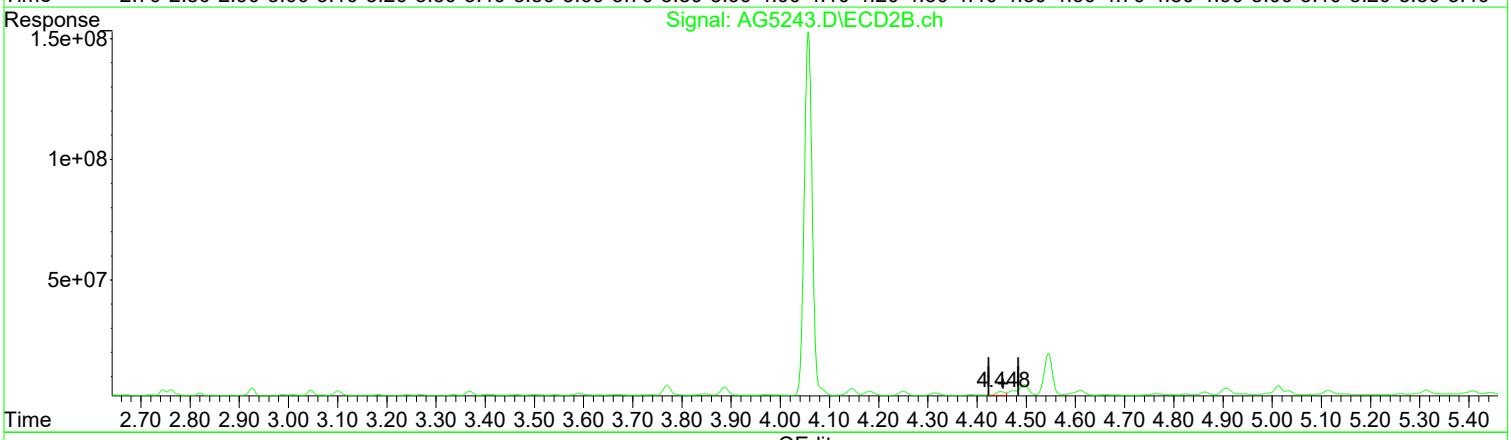

QEdit

(12) 4,4'-DDE (tc)
3.672min 2.001 ug/l
response 38058952

(12) 4,4'-DDE #2 (tc)
4.448min 1.542 ug/l
response 19905817

Manual Integration:
Before

03/13/24

(+) = Expected Retention Time

Quantitation Report (Qedit)

Data Path : I:\ACQUDATA\7890N.net\data\031224\
Data File : AG5243.D
Signal(s) : Signal #1: ECD1A.ch Signal #2: ECD2B.ch
Acq On : 12 Mar 2024 05:18 pm
Operator : AFelser
Sample : RQ2402543-05|5
Misc :
ALS Vial : 17 Sample Multiplier: 1

Integration File signal 1: EVENTS.E
Integration File signal 2: EVENTS2.E
Quant Time: Mar 13 09:06:05 2024
Quant Method : I:\ACQUDATA\7890N.net\Methods\N-PEST022324.M
Quant Title : 608.3/8081B PESTICIDES
QLast Update : Mon Feb 26 08:35:50 2024
Response via : Initial Calibration
Integrator: ChemStation

Volume Inj. : 1uL
Signal #1 Phase : STx-CLP Signal #2 Phase: STx-CLPII
Signal #1 Info : 0.32mm 30m Signal #2 Info : 0.32mm 30m

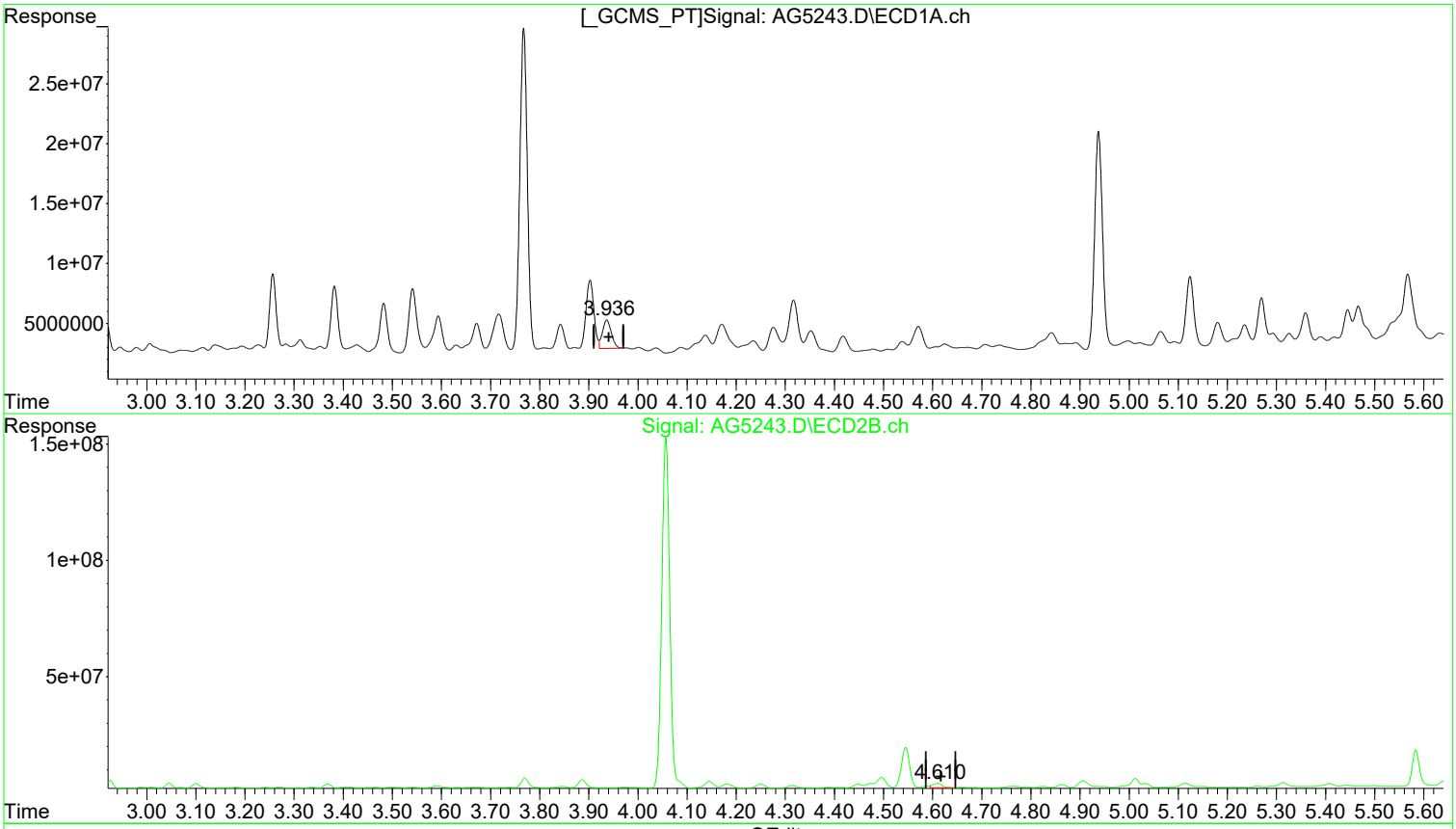

QEdit

(13) Dieldrin (tcm)
3.936min 1.563 ug/l m
response 29789688

(13) Dieldrin #2 (tcm)
4.610min 2.030 ug/l m
response 26248573

Manual Integration:
After
Poor integration.
03/13/24

(+) = Expected Retention Time

1st AF 03/13/24
2nd BA 03/13/24

Quantitation Report (Qedit)

Data Path : I:\ACQUDATA\7890N.net\data\031224\
Data File : AG5243.D
Signal(s) : Signal #1: ECD1A.ch Signal #2: ECD2B.ch
Acq On : 12 Mar 2024 05:18 pm
Operator : AFelser
Sample : RQ2402543-05|5
Misc :
ALS Vial : 17 Sample Multiplier: 1

Integration File signal 1: EVENTS.E
Integration File signal 2: EVENTS2.E
Quant Time: Mar 13 09:06:05 2024
Quant Method : I:\ACQUDATA\7890N.net\Methods\N-PEST022324.M
Quant Title : 608.3/8081B PESTICIDES
QLast Update : Mon Feb 26 08:35:50 2024
Response via : Initial Calibration
Integrator: ChemStation

Volume Inj. : 1uL
Signal #1 Phase : STx-CLP Signal #2 Phase: STx-CLPII
Signal #1 Info : 0.32mm 30m Signal #2 Info : 0.32mm 30m

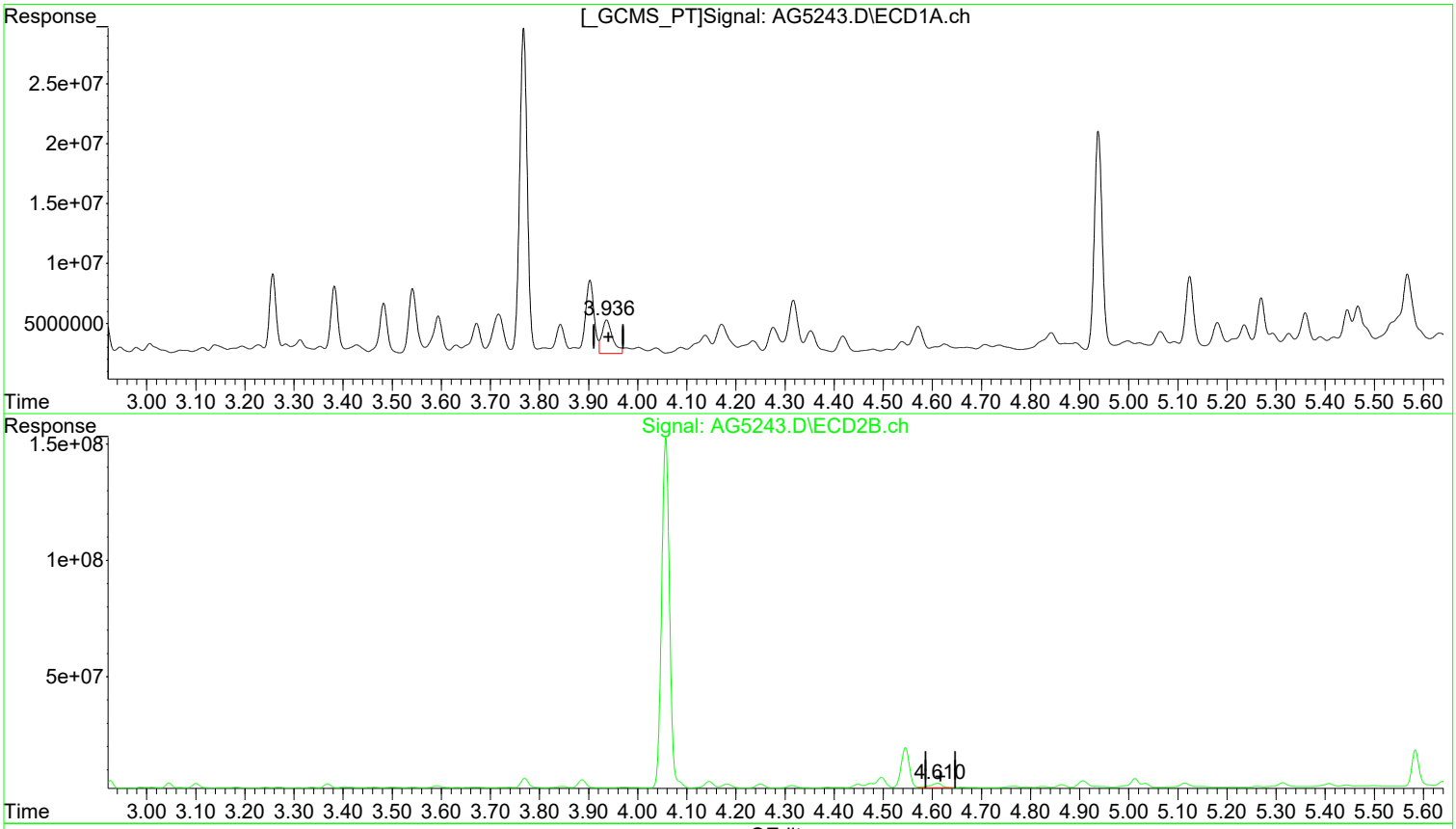

(13) Dieldrin (tcm)
3.937min 2.211 ug/l
response 42150001

(13) Dieldrin #2 (tcm)
4.611min 2.724 ug/l
response 35236032

Manual Integration:
Before

03/13/24

(+) = Expected Retention Time

1st AF 03/13/24
2nd BA 03/13/24

Quantitation Report (Qedit)

Data Path : I:\ACQUDATA\7890N.net\data\031224\
Data File : AG5243.D
Signal(s) : Signal #1: ECD1A.ch Signal #2: ECD2B.ch
Acq On : 12 Mar 2024 05:18 pm
Operator : AFelser
Sample : RQ2402543-05|5
Misc :
ALS Vial : 17 Sample Multiplier: 1

Integration File signal 1: EVENTS.E
Integration File signal 2: EVENTS2.E
Quant Time: Mar 13 09:06:05 2024
Quant Method : I:\ACQUDATA\7890N.net\Methods\N-PEST022324.M
Quant Title : 608.3/8081B PESTICIDES
QLast Update : Mon Feb 26 08:35:50 2024
Response via : Initial Calibration
Integrator: ChemStation

Volume Inj. : 1uL
Signal #1 Phase : STx-CLP Signal #2 Phase: STx-CLPII
Signal #1 Info : 0.32mm 30m Signal #2 Info : 0.32mm 30m

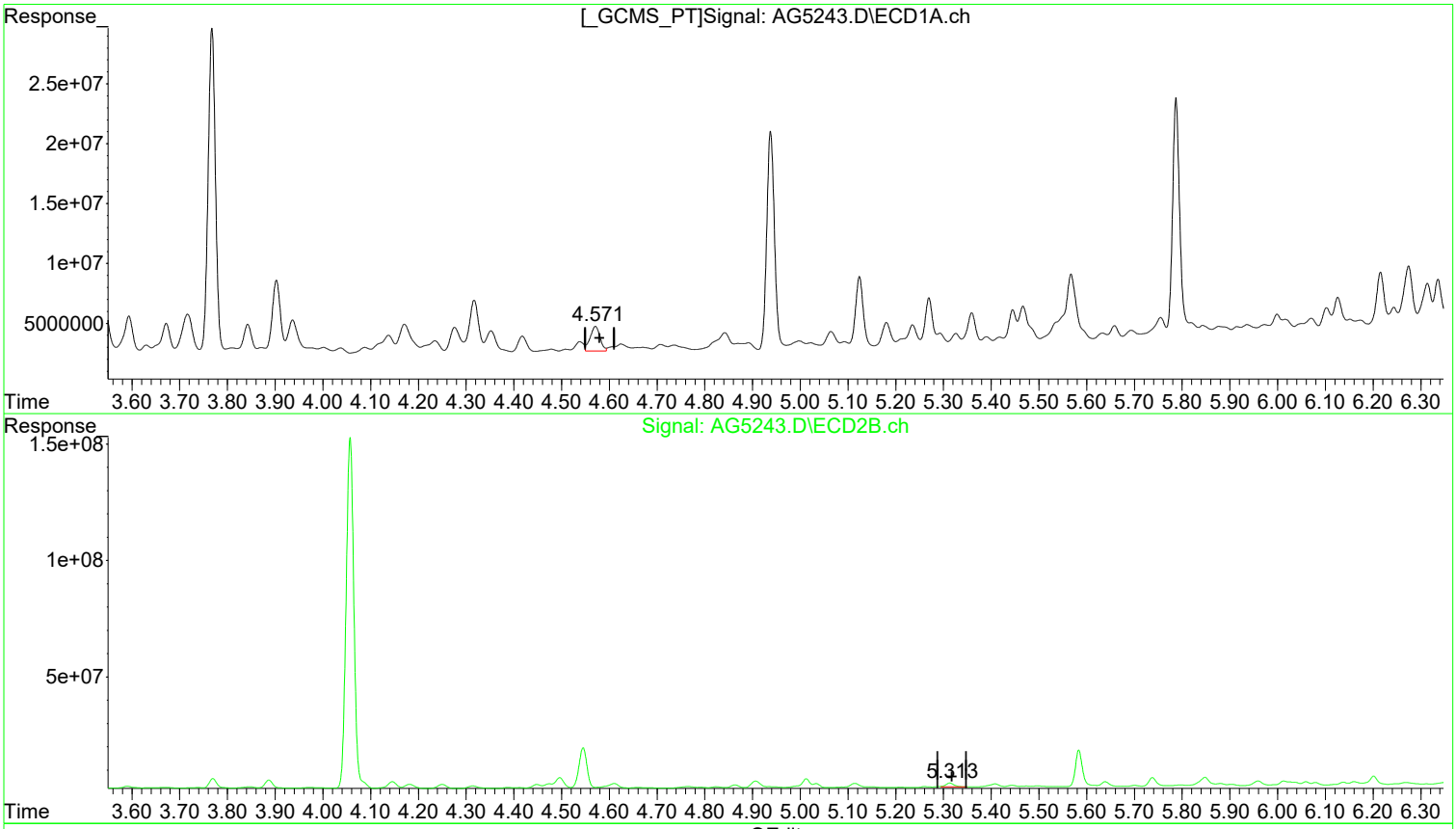

QEdit

(17) 4,4'-DDT (tcm)
4.571min 2.340 ug/l
response 29488749

(17) 4,4'-DDT #2 (tcm)
5.313min 2.750 ug/l m
response 20298669

Manual Integration:
After
Poor integration.
03/13/24

(+) = Expected Retention Time

Quantitation Report (Qedit)

Data Path : I:\ACQUDATA\7890N.net\data\031224\
Data File : AG5243.D
Signal(s) : Signal #1: ECD1A.ch Signal #2: ECD2B.ch
Acq On : 12 Mar 2024 05:18 pm
Operator : AFelser
Sample : RQ2402543-05|5
Misc :
ALS Vial : 17 Sample Multiplier: 1

Integration File signal 1: EVENTS.E
Integration File signal 2: EVENTS2.E
Quant Time: Mar 13 09:06:05 2024
Quant Method : I:\ACQUDATA\7890N.net\Methods\N-PEST022324.M
Quant Title : 608.3/8081B PESTICIDES
QLast Update : Mon Feb 26 08:35:50 2024
Response via : Initial Calibration
Integrator: ChemStation

Volume Inj. : 1uL
Signal #1 Phase : STx-CLP Signal #2 Phase: STx-CLPII
Signal #1 Info : 0.32mm 30m Signal #2 Info : 0.32mm 30m

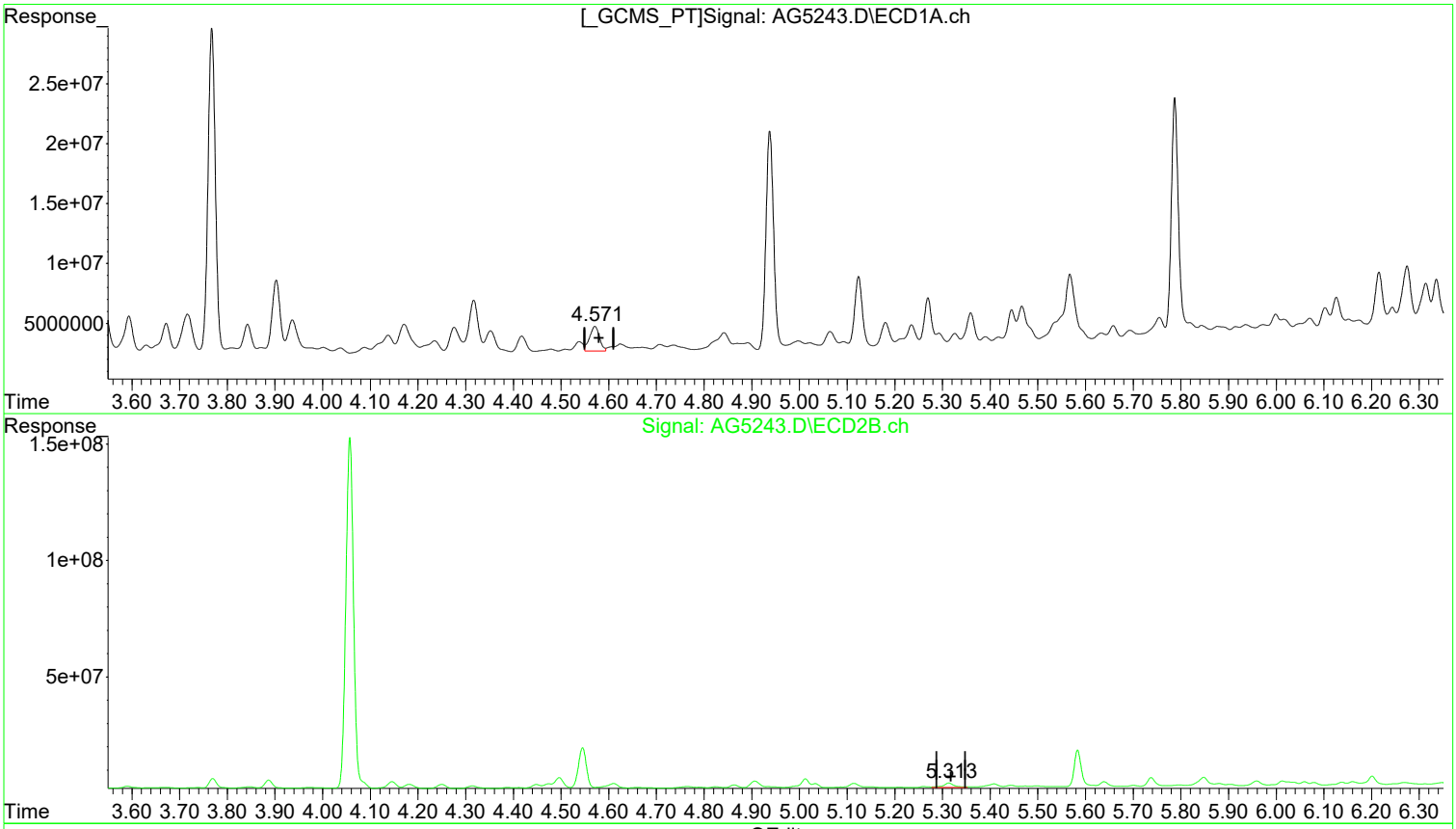

(17) 4,4'-DDT (tcm)
4.571min 2.340 ug/l
response 29488749

(17) 4,4'-DDT #2 (tcm)
5.313min 4.397 ug/l
response 32453492

Manual Integration:
Before

03/13/24

(+) = Expected Retention Time

1st AF 03/13/24
2nd BA 03/13/24

Quantitation Report (Qedit)

Data Path : I:\ACQUDATA\7890N.net\data\031224\
Data File : AG5243.D
Signal(s) : Signal #1: ECD1A.ch Signal #2: ECD2B.ch
Acq On : 12 Mar 2024 05:18 pm
Operator : AFelser
Sample : RQ2402543-05|5
Misc :
ALS Vial : 17 Sample Multiplier: 1

Integration File signal 1: EVENTS.E
Integration File signal 2: EVENTS2.E
Quant Time: Mar 13 09:06:05 2024
Quant Method : I:\ACQUDATA\7890N.net\Methods\N-PEST022324.M
Quant Title : 608.3/8081B PESTICIDES
QLast Update : Mon Feb 26 08:35:50 2024
Response via : Initial Calibration
Integrator: ChemStation

Volume Inj. : 1uL
Signal #1 Phase : STx-CLP Signal #2 Phase: STx-CLPII
Signal #1 Info : 0.32mm 30m Signal #2 Info : 0.32mm 30m

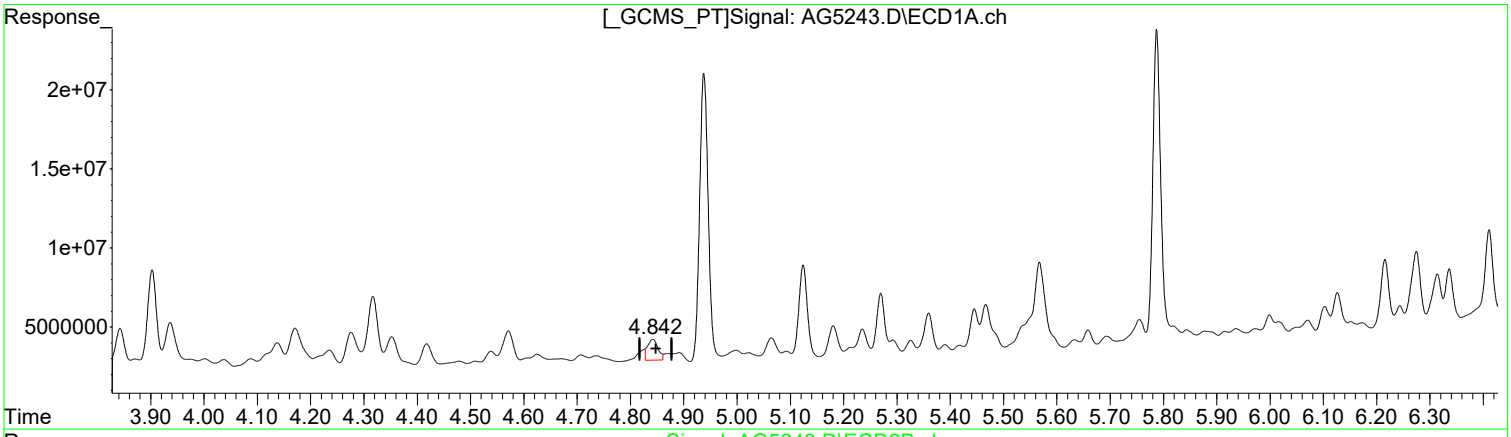

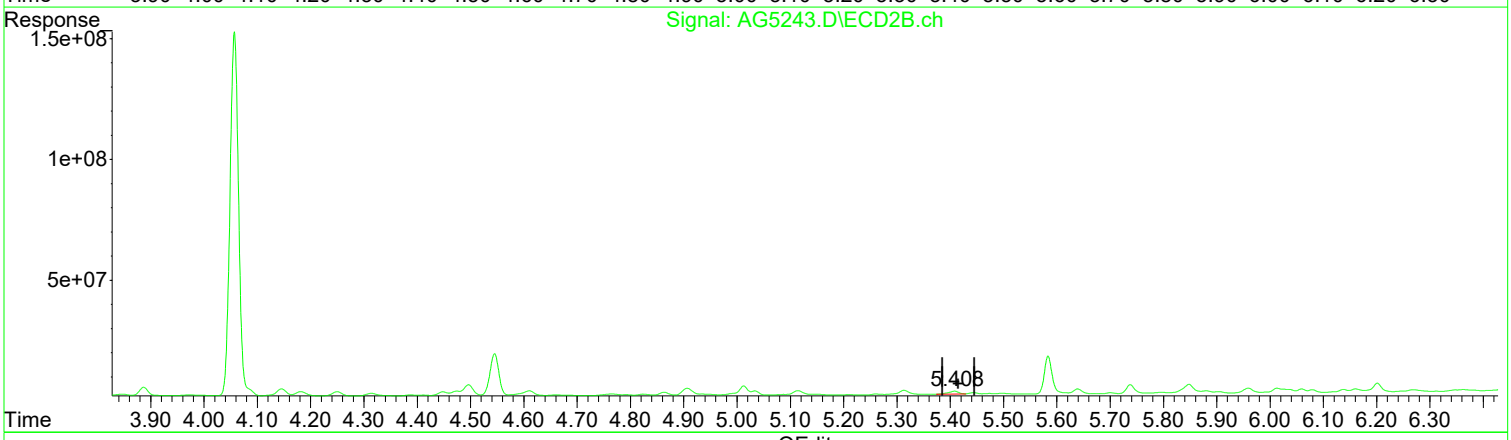

QEdit

(18) Endrin Aldeh (tc)
4.842min 1.269 ug/l m
response 17123281

(18) Endrin Aldeh #2 (tc)
5.408min 1.844 ug/l m
response 16553035

Manual Integration:
After
Poor integration.
03/13/24

(+) = Expected Retention Time

1st AF 03/13/24
2nd BA 03/13/24

Quantitation Report (Qedit)

Data Path : I:\ACQUDATA\7890N.net\data\031224\
Data File : AG5243.D
Signal(s) : Signal #1: ECD1A.ch Signal #2: ECD2B.ch
Acq On : 12 Mar 2024 05:18 pm
Operator : AFelser
Sample : RQ2402543-05|5
Misc :
ALS Vial : 17 Sample Multiplier: 1

Integration File signal 1: EVENTS.E
Integration File signal 2: EVENTS2.E
Quant Time: Mar 13 09:06:05 2024
Quant Method : I:\ACQUDATA\7890N.net\Methods\N-PEST022324.M
Quant Title : 608.3/8081B PESTICIDES
QLast Update : Mon Feb 26 08:35:50 2024
Response via : Initial Calibration
Integrator: ChemStation

Volume Inj. : 1uL
Signal #1 Phase : STx-CLP Signal #2 Phase: STx-CLPII
Signal #1 Info : 0.32mm 30m Signal #2 Info : 0.32mm 30m

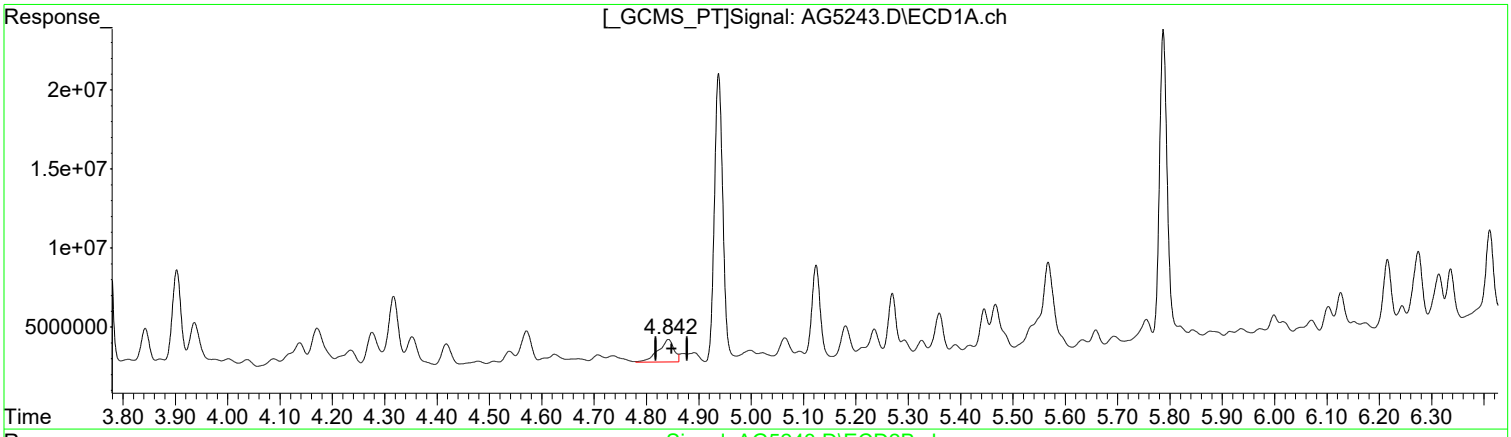

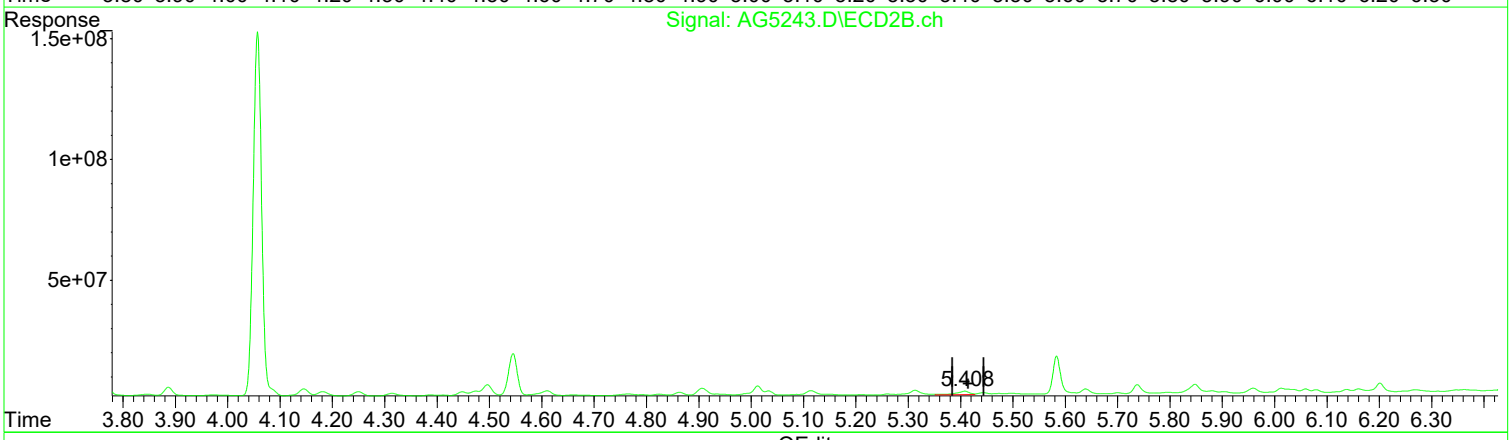

QEdit

(18) Endrin Aldeh (tc)
4.842min 2.216 ug/l
response 29904914

(18) Endrin Aldeh #2 (tc)
5.408min 3.170 ug/l
response 28456722

Manual Integration:
Before

03/13/24

(+) = Expected Retention Time

1st AF 03/13/24
2nd BA 03/13/24

Quantitation Report (Qedit)

Data Path : I:\ACQUDATA\7890N.net\data\031224\
Data File : AG5243.D
Signal(s) : Signal #1: ECD1A.ch Signal #2: ECD2B.ch
Acq On : 12 Mar 2024 05:18 pm
Operator : AFelser
Sample : RQ2402543-05|5
Misc :
ALS Vial : 17 Sample Multiplier: 1

Integration File signal 1: EVENTS.E
Integration File signal 2: EVENTS2.E
Quant Time: Mar 13 09:06:05 2024
Quant Method : I:\ACQUDATA\7890N.net\Methods\N-PEST022324.M
Quant Title : 608.3/8081B PESTICIDES
QLast Update : Mon Feb 26 08:35:50 2024
Response via : Initial Calibration
Integrator: ChemStation

Volume Inj. : 1uL
Signal #1 Phase : STx-CLP Signal #2 Phase: STx-CLPII
Signal #1 Info : 0.32mm 30m Signal #2 Info : 0.32mm 30m

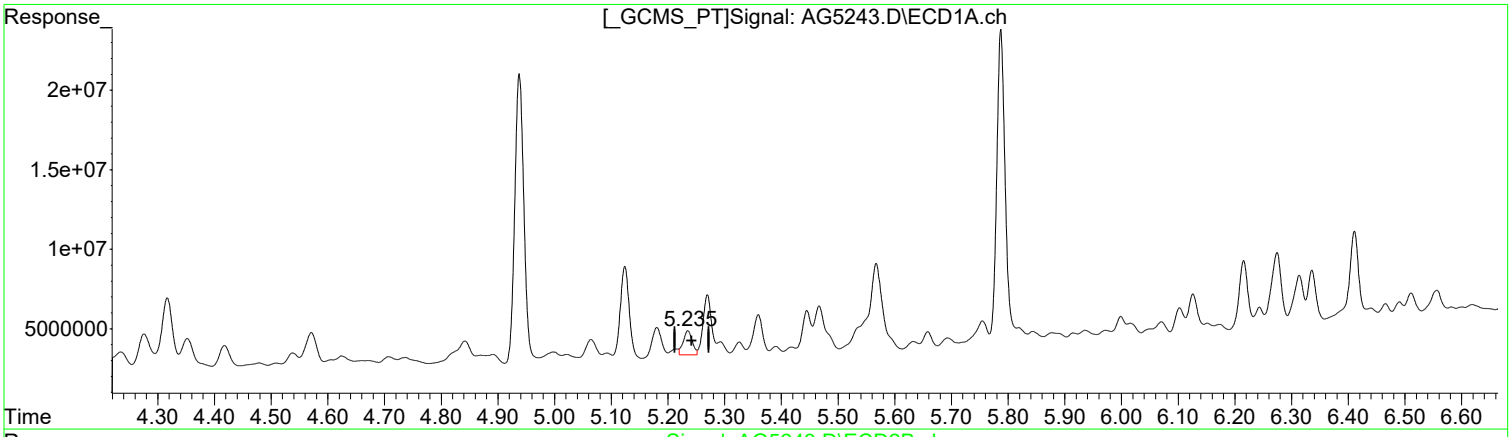

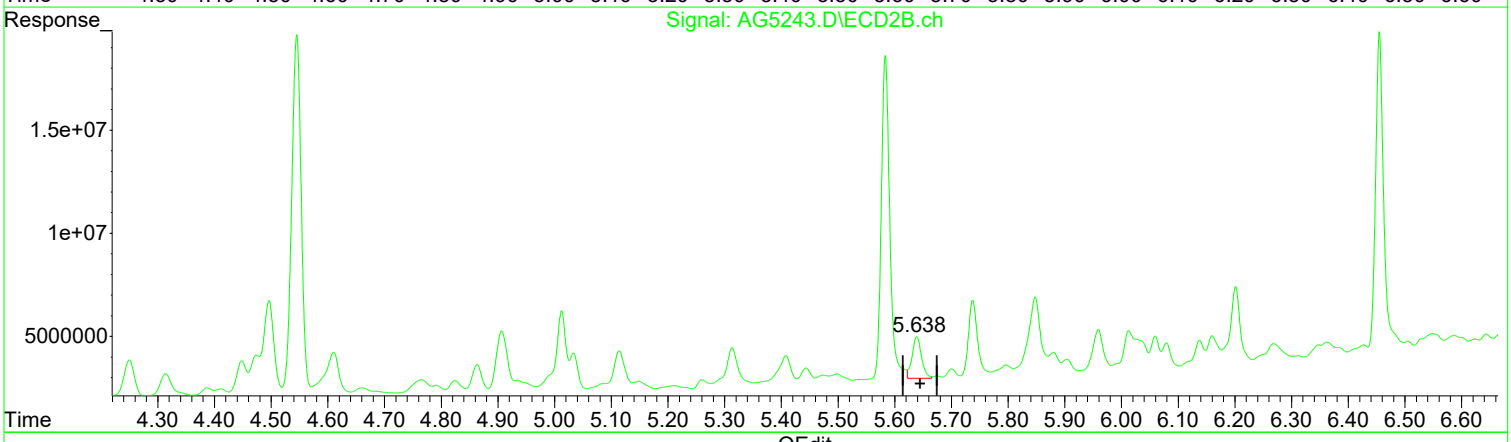

QEdit

(19) Endosulfan S (tc)
5.235min 1.081 ug/l m
response 17008440

(19) Endosulfan S #2 (tc)
5.638min 2.227 ug/l m
response 23072837

Manual Integration:
After
Poor integration.
03/13/24

(+) = Expected Retention Time

Quantitation Report (Qedit)

Data Path : I:\ACQUDATA\7890N.net\data\031224\
Data File : AG5243.D
Signal(s) : Signal #1: ECD1A.ch Signal #2: ECD2B.ch
Acq On : 12 Mar 2024 05:18 pm
Operator : AFelser
Sample : RQ2402543-05|5
Misc :
ALS Vial : 17 Sample Multiplier: 1

Integration File signal 1: EVENTS.E
Integration File signal 2: EVENTS2.E
Quant Time: Mar 13 09:06:05 2024
Quant Method : I:\ACQUDATA\7890N.net\Methods\N-PEST022324.M
Quant Title : 608.3/8081B PESTICIDES
QLast Update : Mon Feb 26 08:35:50 2024
Response via : Initial Calibration
Integrator: ChemStation

Volume Inj. : 1uL
Signal #1 Phase : STx-CLP Signal #2 Phase: STx-CLPII
Signal #1 Info : 0.32mm 30m Signal #2 Info : 0.32mm 30m

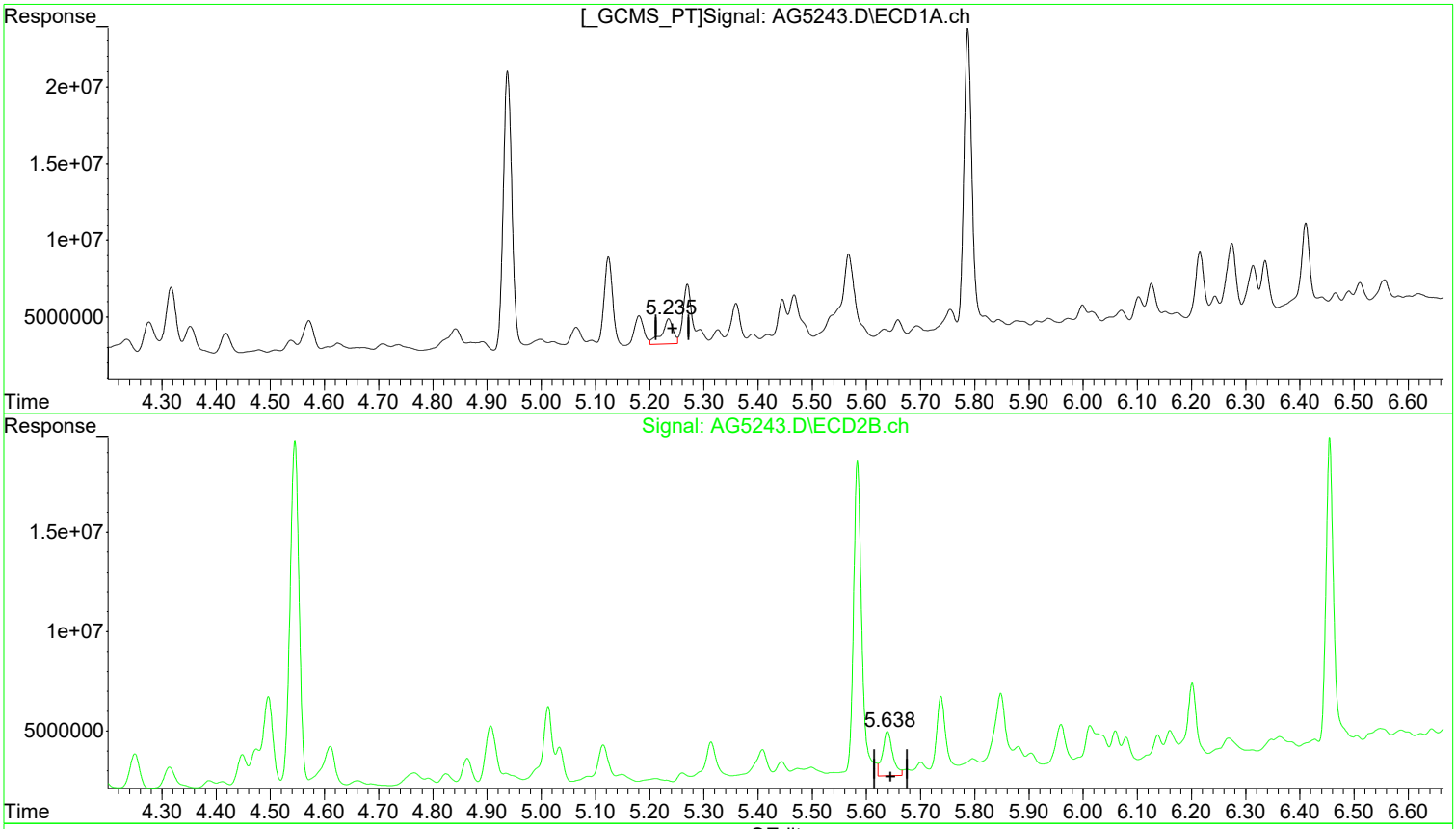

(19) Endosulfan S (tc)
5.235min 1.539 ug/l
response 24221397

(19) Endosulfan S #2 (tc)
5.639min 2.828 ug/l
response 29296815

Manual Integration:
Before

03/13/24

(+) = Expected Retention Time

1st AF 03/13/24
2nd BA 03/13/24

Quantitation Report (Qedit)

Data Path : I:\ACQUDATA\7890N.net\data\031224\
Data File : AG5243.D
Signal(s) : Signal #1: ECD1A.ch Signal #2: ECD2B.ch
Acq On : 12 Mar 2024 05:18 pm
Operator : AFelser
Sample : RQ2402543-05|5
Misc :
ALS Vial : 17 Sample Multiplier: 1

Integration File signal 1: EVENTS.E
Integration File signal 2: EVENTS2.E
Quant Time: Mar 13 09:06:05 2024
Quant Method : I:\ACQUDATA\7890N.net\Methods\N-PEST022324.M
Quant Title : 608.3/8081B PESTICIDES
QLast Update : Mon Feb 26 08:35:50 2024
Response via : Initial Calibration
Integrator: ChemStation

Volume Inj. : 1uL
Signal #1 Phase : STx-CLP Signal #2 Phase: STx-CLPII
Signal #1 Info : 0.32mm 30m Signal #2 Info : 0.32mm 30m

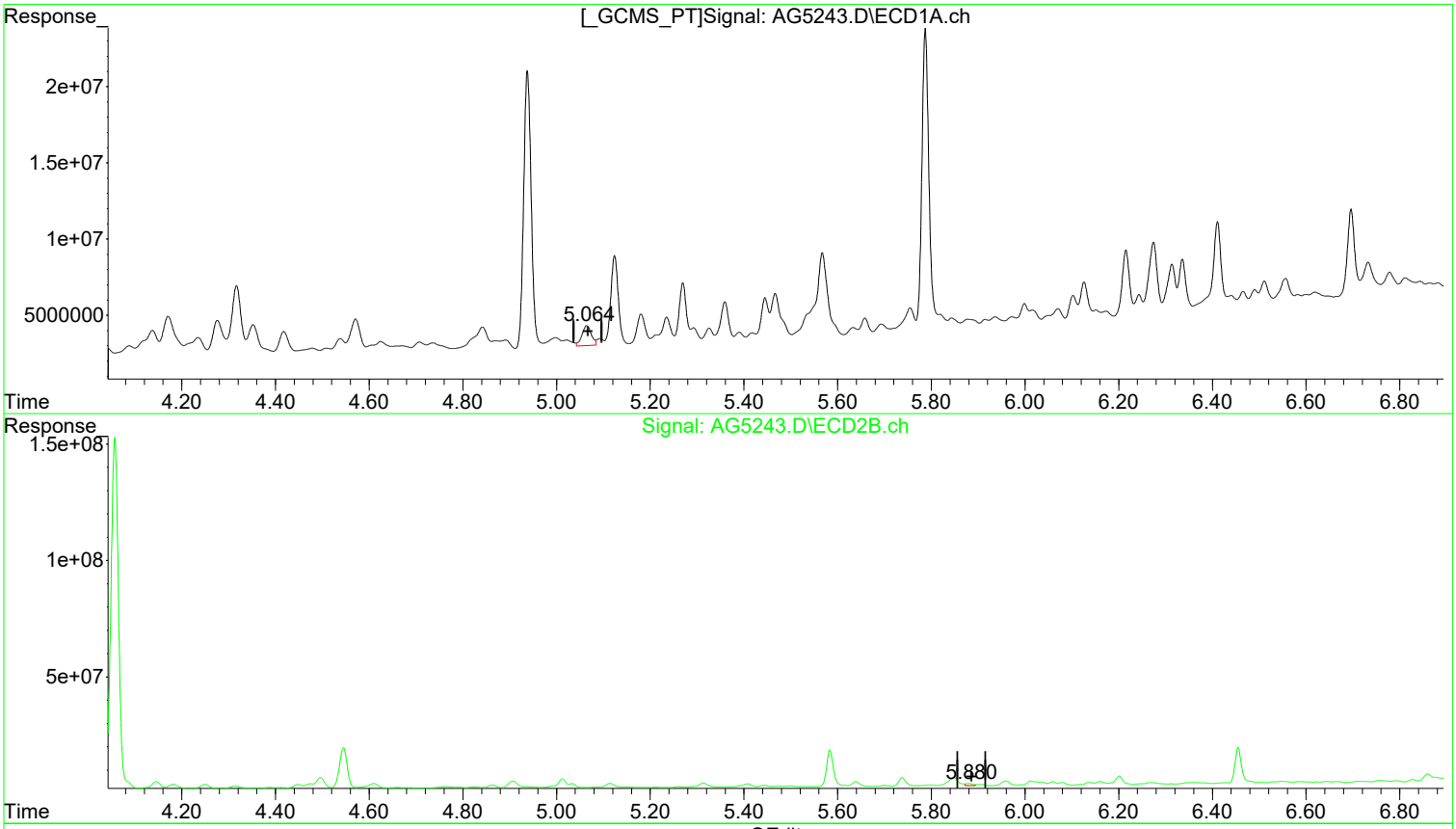

QEdit

(20) Methoxychlor (tc)
5.064min 2.658 ug/l
response 17961960

(20) Methoxychlor #2 (tc)
5.880min 2.455 ug/l m
response 9455944

Manual Integration:
After
Poor integration.
03/13/24

(+) = Expected Retention Time

1st AF 03/13/24
2nd BA 03/13/24

Quantitation Report (Qedit)

Data Path : I:\ACQUDATA\7890N.net\data\031224\
Data File : AG5243.D
Signal(s) : Signal #1: ECD1A.ch Signal #2: ECD2B.ch
Acq On : 12 Mar 2024 05:18 pm
Operator : AFelser
Sample : RQ2402543-05|5
Misc :
ALS Vial : 17 Sample Multiplier: 1

Integration File signal 1: EVENTS.E
Integration File signal 2: EVENTS2.E
Quant Time: Mar 13 09:06:05 2024
Quant Method : I:\ACQUDATA\7890N.net\Methods\N-PEST022324.M
Quant Title : 608.3/8081B PESTICIDES
QLast Update : Mon Feb 26 08:35:50 2024
Response via : Initial Calibration
Integrator: ChemStation

Volume Inj. : 1uL
Signal #1 Phase : STx-CLP Signal #2 Phase: STx-CLPII
Signal #1 Info : 0.32mm 30m Signal #2 Info : 0.32mm 30m

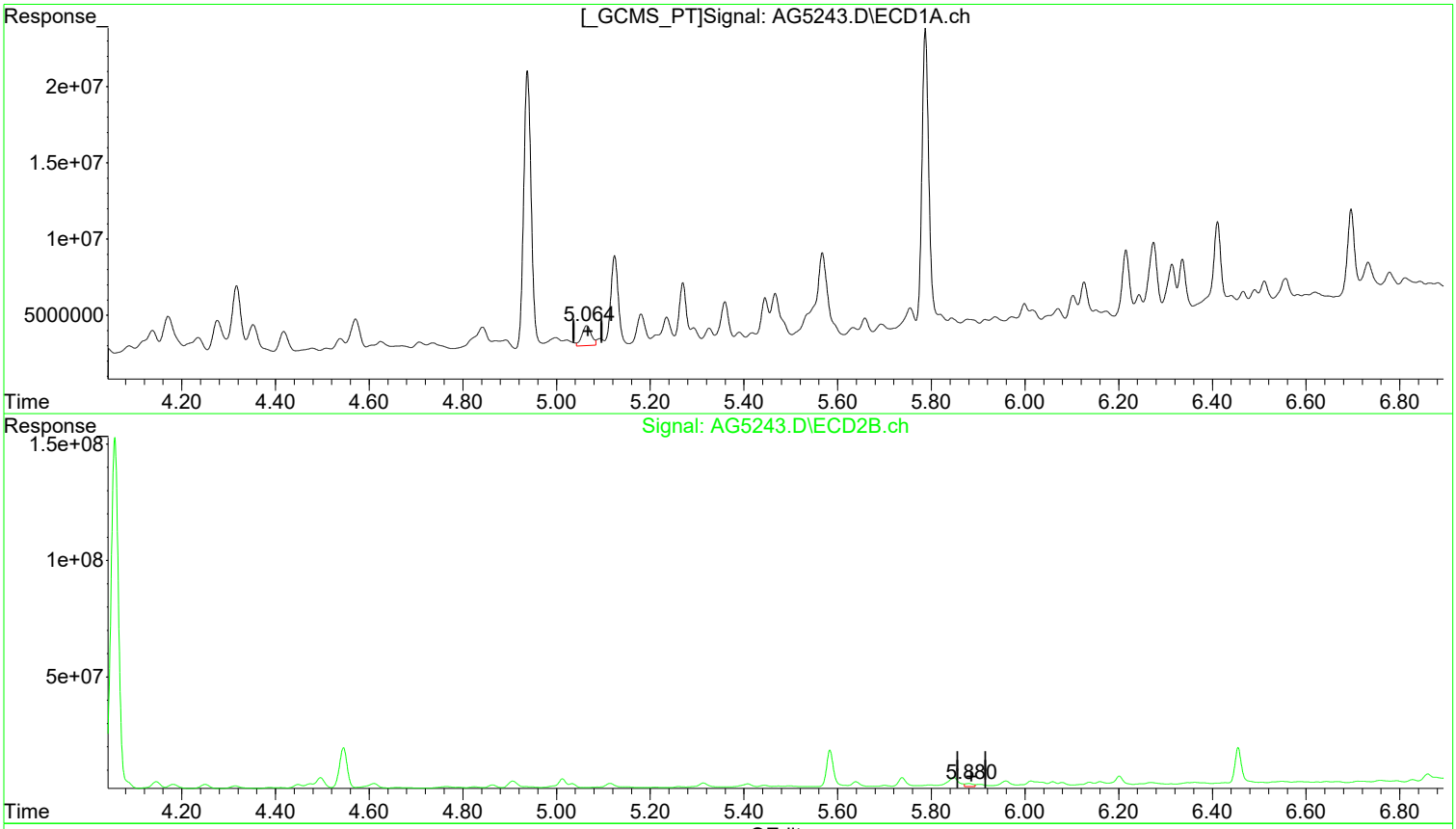

QEdit

(20) Methoxychlor (tc)
5.064min 2.658 ug/l
response 17961960

(20) Methoxychlor #2 (tc)
5.880min 4.053 ug/l
response 15613761

Manual Integration:
Before

03/13/24

(+) = Expected Retention Time

Quantitation Report (Qedit)

Data Path : I:\ACQUDATA\7890N.net\data\031224\
Data File : AG5243.D
Signal(s) : Signal #1: ECD1A.ch Signal #2: ECD2B.ch
Acq On : 12 Mar 2024 05:18 pm
Operator : AFelser
Sample : RQ2402543-05|5
Misc :
ALS Vial : 17 Sample Multiplier: 1

Integration File signal 1: EVENTS.E
Integration File signal 2: EVENTS2.E
Quant Time: Mar 13 09:06:05 2024
Quant Method : I:\ACQUDATA\7890N.net\Methods\N-PEST022324.M
Quant Title : 608.3/8081B PESTICIDES
QLast Update : Mon Feb 26 08:35:50 2024
Response via : Initial Calibration
Integrator: ChemStation

Volume Inj. : 1uL
Signal #1 Phase : STx-CLP Signal #2 Phase: STx-CLPII
Signal #1 Info : 0.32mm 30m Signal #2 Info : 0.32mm 30m

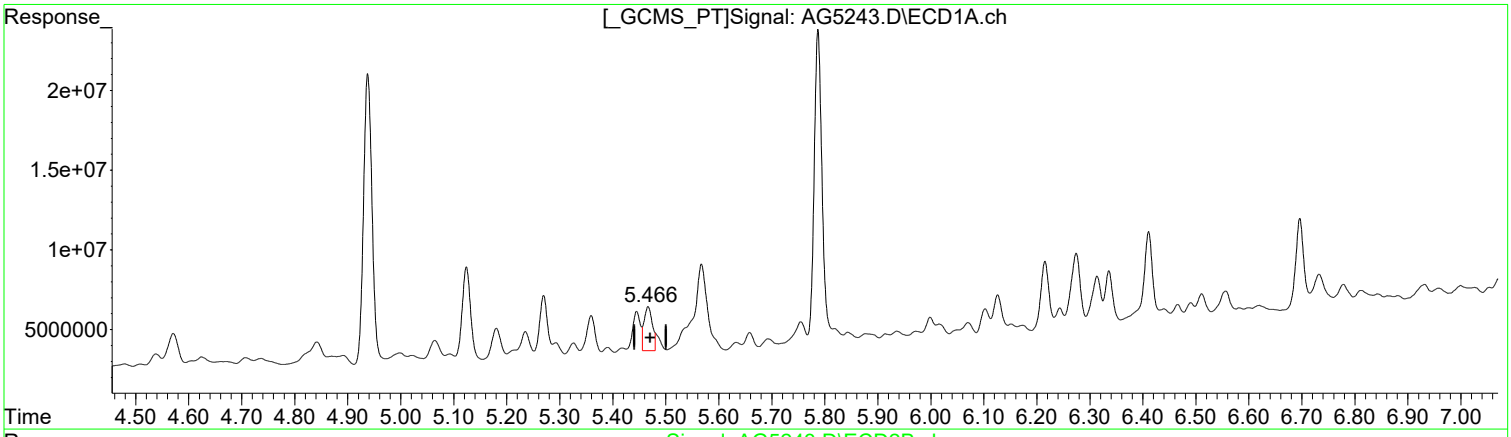

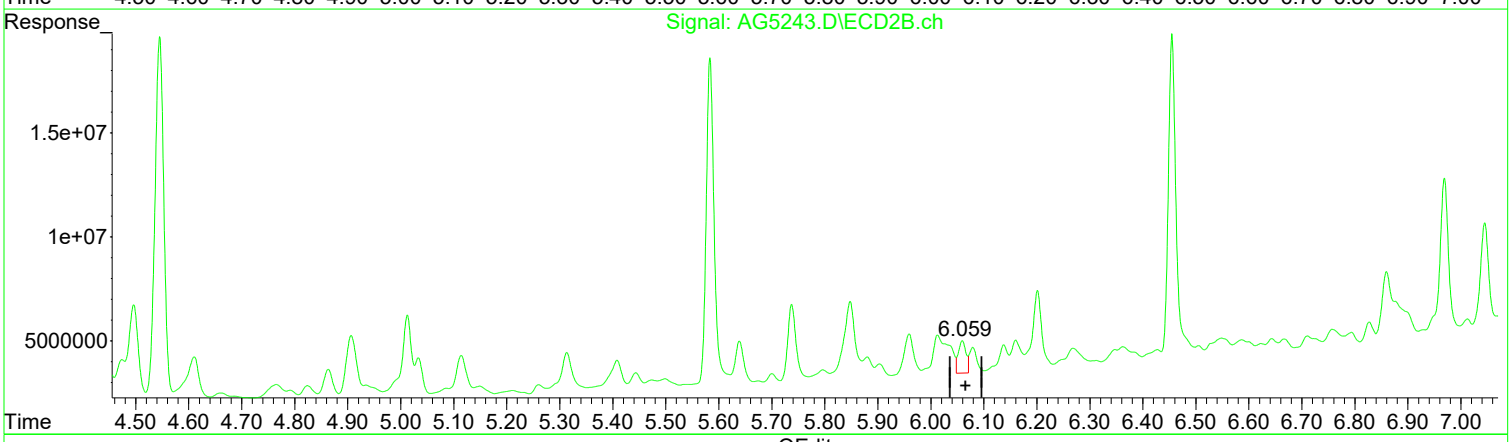

QEdit

(21) Endrin Keton (tc)
5.466min 1.720 ug/l m
response 29613592

(21) Endrin Keton #2 (tc)
6.059min 1.409 ug/l m
response 15416426

Manual Integration:
After
Poor integration.
03/13/24

(+) = Expected Retention Time

1st AF 03/13/24
2nd BA 03/13/24

Quantitation Report (Qedit)

Data Path : I:\ACQUDATA\7890N.net\data\031224\
Data File : AG5243.D
Signal(s) : Signal #1: ECD1A.ch Signal #2: ECD2B.ch
Acq On : 12 Mar 2024 05:18 pm
Operator : AFelser
Sample : RQ2402543-05|5
Misc :
ALS Vial : 17 Sample Multiplier: 1

Integration File signal 1: EVENTS.E
Integration File signal 2: EVENTS2.E
Quant Time: Mar 13 09:06:05 2024
Quant Method : I:\ACQUDATA\7890N.net\Methods\N-PEST022324.M
Quant Title : 608.3/8081B PESTICIDES
QLast Update : Mon Feb 26 08:35:50 2024
Response via : Initial Calibration
Integrator: ChemStation

Volume Inj. : 1uL
Signal #1 Phase : STx-CLP Signal #2 Phase: STx-CLPII
Signal #1 Info : 0.32mm 30m Signal #2 Info : 0.32mm 30m

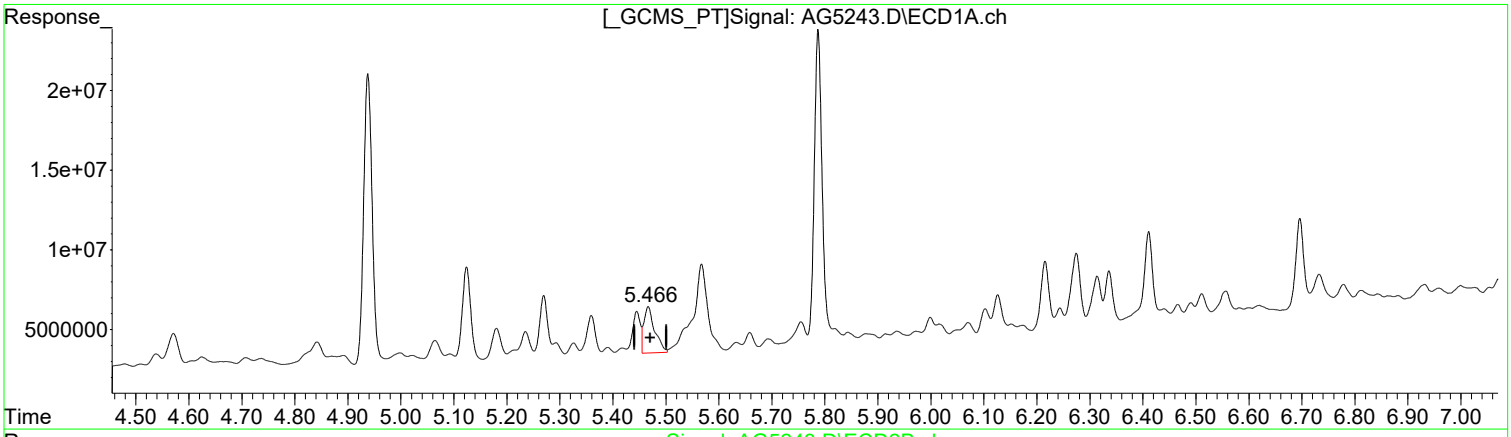

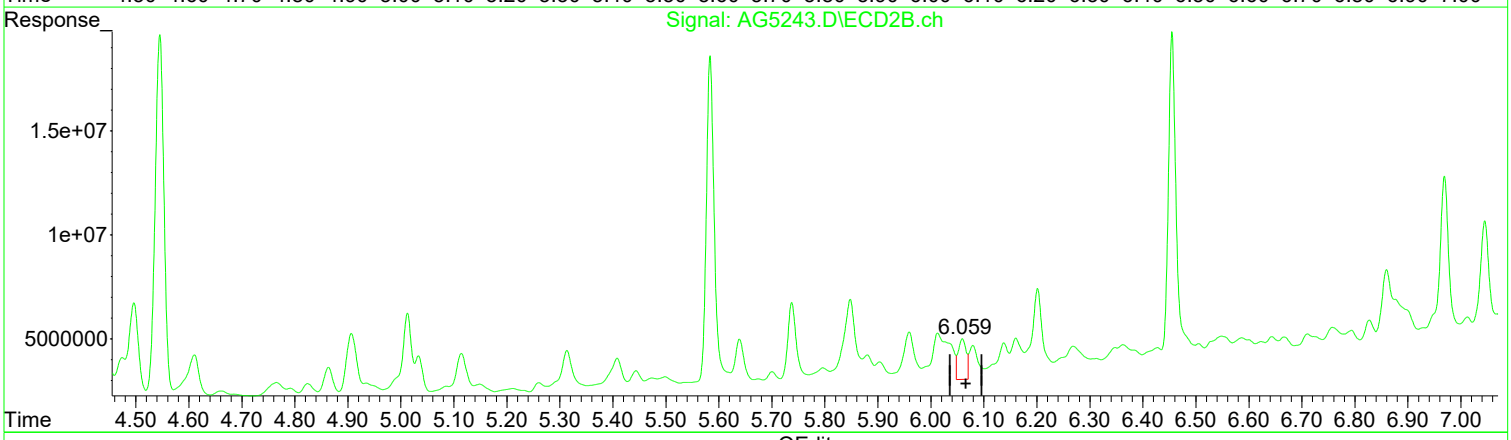

QEdit

(21) Endrin Keton (tc)
5.467min 2.388 ug/l
response 41121779

(21) Endrin Keton #2 (tc)
6.059min 1.902 ug/l
response 20816898

Manual Integration:
Before

03/13/24

(+) = Expected Retention Time

1st AF 03/13/24
2nd BA 03/13/24

Quantitation Report (Qedit)

Data Path : I:\ACQUDATA\7890N.net\data\031224\
Data File : AG5243.D
Signal(s) : Signal #1: ECD1A.ch Signal #2: ECD2B.ch
Acq On : 12 Mar 2024 05:18 pm
Operator : AFelser
Sample : RQ2402543-05|5
Misc :
ALS Vial : 17 Sample Multiplier: 1

Integration File signal 1: EVENTS.E
Integration File signal 2: EVENTS2.E
Quant Time: Mar 13 09:06:05 2024
Quant Method : I:\ACQUDATA\7890N.net\Methods\N-PEST022324.M
Quant Title : 608.3/8081B PESTICIDES
QLast Update : Mon Feb 26 08:35:50 2024
Response via : Initial Calibration
Integrator: ChemStation

Volume Inj. : 1uL
Signal #1 Phase : STx-CLP Signal #2 Phase: STx-CLPII
Signal #1 Info : 0.32mm 30m Signal #2 Info : 0.32mm 30m

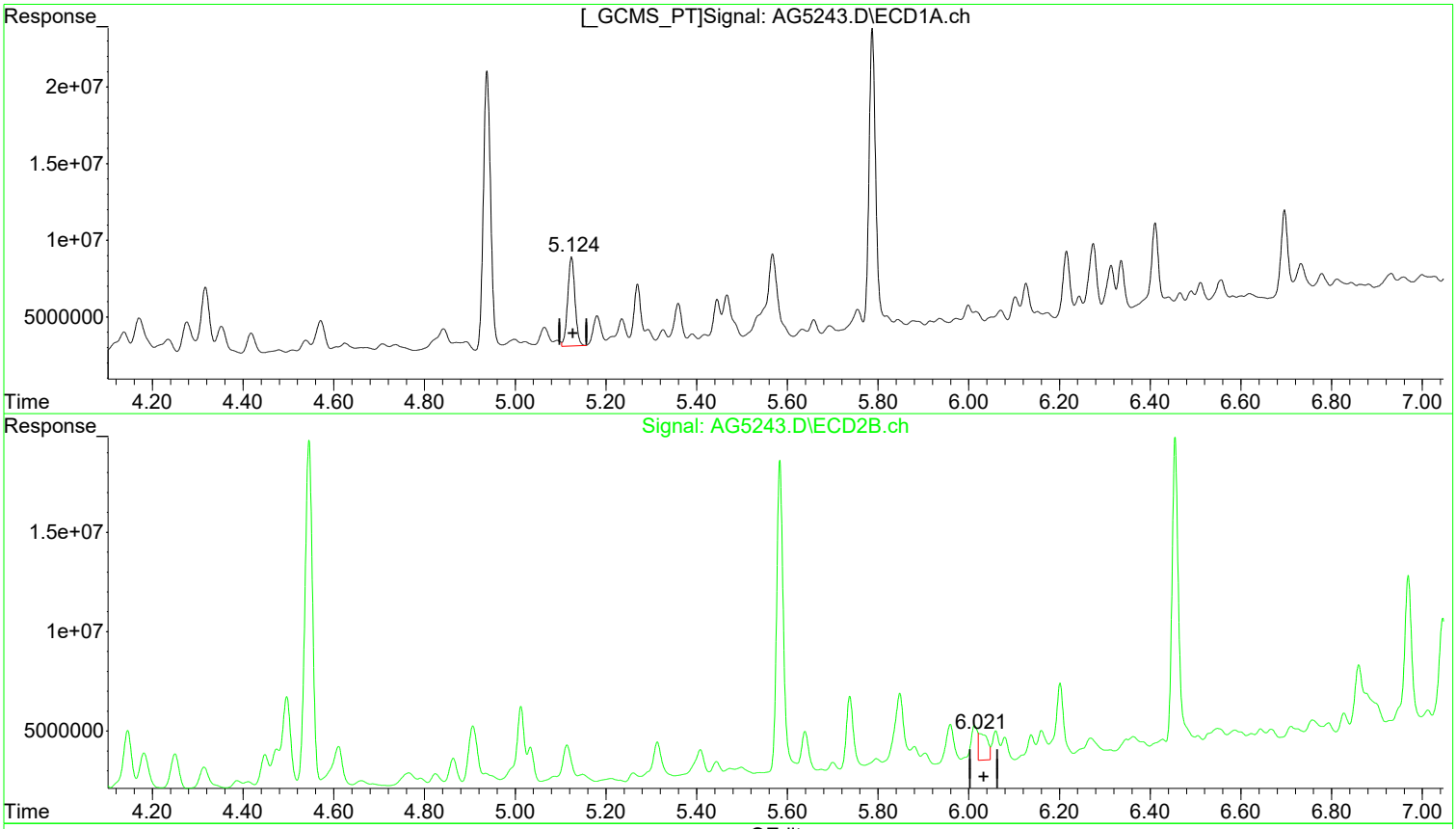

QEdit

(22) Mirex (tc)
5.124min 4.806 ug/l
response 64738917

(22) Mirex #2 (tc)
6.021min 2.149 ug/l m
response 18426632

Manual Integration:
After
Poor integration.
03/13/24

(+) = Expected Retention Time

Quantitation Report (Qedit)

Data Path : I:\ACQUDATA\7890N.net\data\031224\
Data File : AG5243.D
Signal(s) : Signal #1: ECD1A.ch Signal #2: ECD2B.ch
Acq On : 12 Mar 2024 05:18 pm
Operator : AFelser
Sample : RQ2402543-05|5
Misc :
ALS Vial : 17 Sample Multiplier: 1

Integration File signal 1: EVENTS.E
Integration File signal 2: EVENTS2.E
Quant Time: Mar 13 09:06:05 2024
Quant Method : I:\ACQUDATA\7890N.net\Methods\N-PEST022324.M
Quant Title : 608.3/8081B PESTICIDES
QLast Update : Mon Feb 26 08:35:50 2024
Response via : Initial Calibration
Integrator: ChemStation

Volume Inj. : 1uL
Signal #1 Phase : STx-CLP Signal #2 Phase: STx-CLPII
Signal #1 Info : 0.32mm 30m Signal #2 Info : 0.32mm 30m

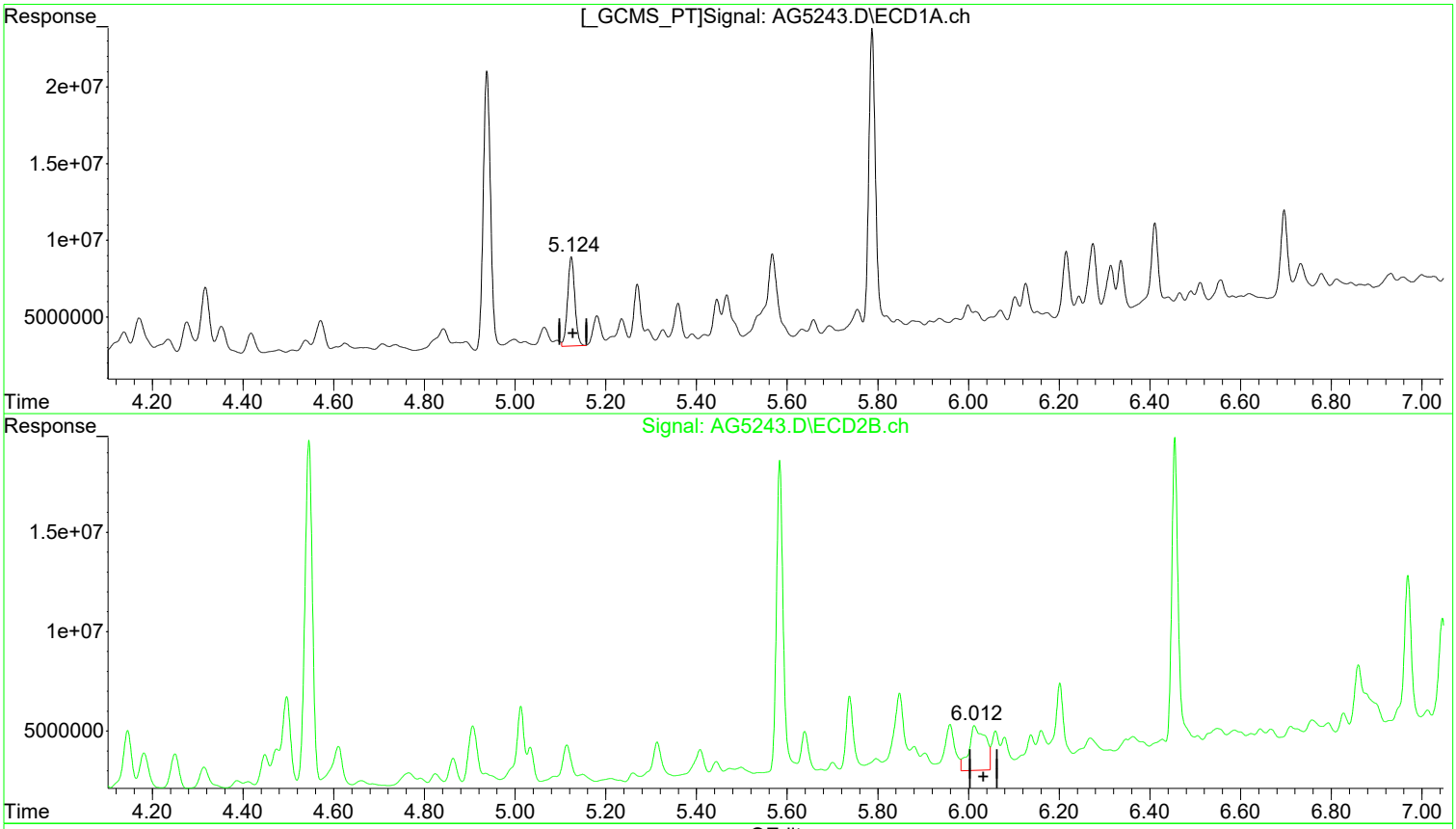

QEdit

(22) Mirex (tc)
5.124min 4.806 ug/l
response 64738917

(22) Mirex #2 (tc)
6.013min 6.591 ug/l
response 56507289

Manual Integration:
Before

03/13/24

(+) = Expected Retention Time

1st AF 03/13/24
2nd BA 03/13/24

Quantitation Report (Qedit)

Data Path : I:\ACQUDATA\7890N.net\data\031224\
Data File : AG5243.D
Signal(s) : Signal #1: ECD1A.ch Signal #2: ECD2B.ch
Acq On : 12 Mar 2024 05:18 pm
Operator : AFelser
Sample : RQ2402543-05|5
Misc :
ALS Vial : 17 Sample Multiplier: 1

Integration File signal 1: EVENTS.E
Integration File signal 2: EVENTS2.E
Quant Time: Mar 13 09:06:05 2024
Quant Method : I:\ACQUDATA\7890N.net\Methods\N-PEST022324.M
Quant Title : 608.3/8081B PESTICIDES
QLast Update : Mon Feb 26 08:35:50 2024
Response via : Initial Calibration
Integrator: ChemStation

Volume Inj. : 1uL
Signal #1 Phase : STx-CLP Signal #2 Phase: STx-CLPII
Signal #1 Info : 0.32mm 30m Signal #2 Info : 0.32mm 30m

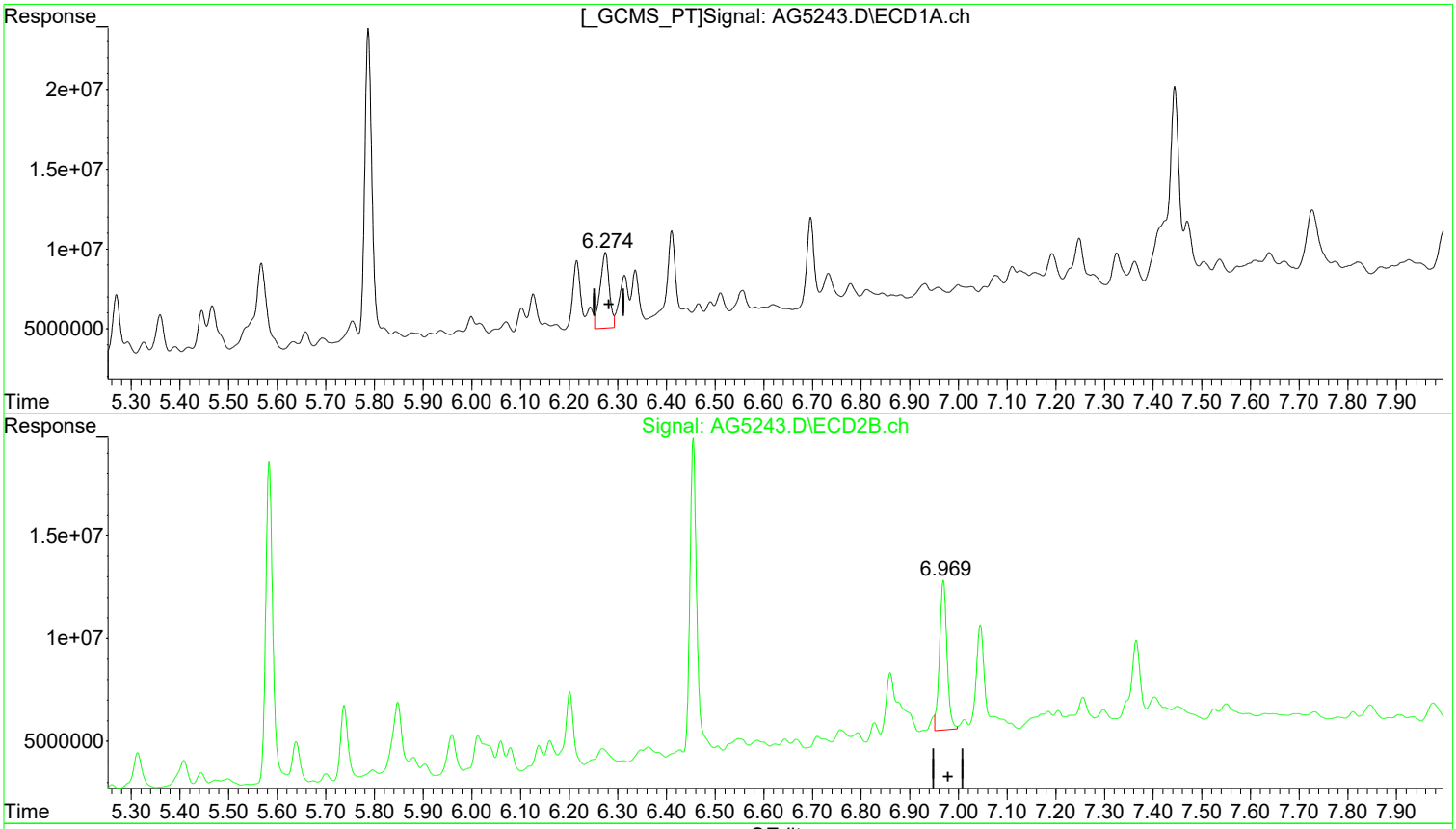

QEdit

(23) SURR2,Decachlorobiphenyl (S)
6.274min 5.439 ug/l
response 62384966

(23) SURR2,Decachlorobiphenyl #2 (S)
6.969min 8.930 ug/l m
response 76443032

Manual Integration:
After
Poor integration.
03/13/24

(+) = Expected Retention Time

Quantitation Report (Qedit)

Data Path : I:\ACQUDATA\7890N.net\data\031224\
Data File : AG5243.D
Signal(s) : Signal #1: ECD1A.ch Signal #2: ECD2B.ch
Acq On : 12 Mar 2024 05:18 pm
Operator : AFelser
Sample : RQ2402543-05|5
Misc :
ALS Vial : 17 Sample Multiplier: 1

Integration File signal 1: EVENTS.E
Integration File signal 2: EVENTS2.E
Quant Time: Mar 13 09:06:05 2024
Quant Method : I:\ACQUDATA\7890N.net\Methods\N-PEST022324.M
Quant Title : 608.3/8081B PESTICIDES
QLast Update : Mon Feb 26 08:35:50 2024
Response via : Initial Calibration
Integrator: ChemStation

Volume Inj. : 1uL
Signal #1 Phase : STx-CLP Signal #2 Phase: STx-CLPII
Signal #1 Info : 0.32mm 30m Signal #2 Info : 0.32mm 30m

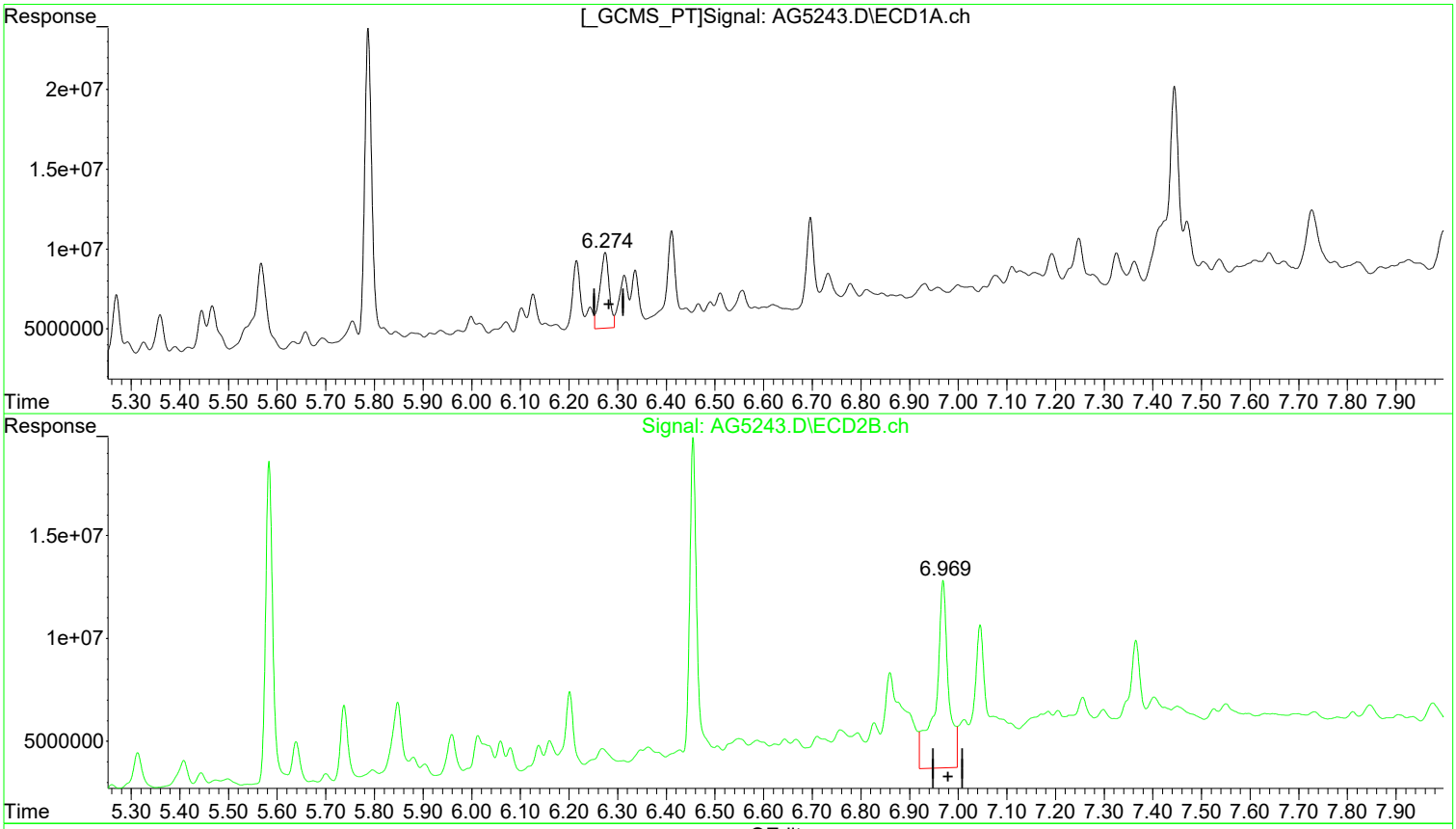

QEdit

(23) SURR2,Decachlorobiphenyl (S)
6.274min 5.439 ug/l
response 62384966

Manual Integration:
Before

03/13/24

(23) SURR2,Decachlorobiphenyl #2 (S)
6.969min 19.435 ug/l
response 166364016

(+) = Expected Retention Time

Quantitation Report (Qedit)

Data Path : I:\ACQUDATA\7890N.net\data\031224\
Data File : AG5243.D
Signal(s) : Signal #1: ECD1A.ch Signal #2: ECD2B.ch
Acq On : 12 Mar 2024 05:18 pm
Operator : AFelser
Sample : RQ2402543-05|5
Misc :
ALS Vial : 17 Sample Multiplier: 1

Integration File signal 1: EVENTS.E
Integration File signal 2: EVENTS2.E
Quant Time: Mar 13 09:06:05 2024
Quant Method : I:\ACQUDATA\7890N.net\Methods\N-PEST022324.M
Quant Title : 608.3/8081B PESTICIDES
QLast Update : Mon Feb 26 08:35:50 2024
Response via : Initial Calibration
Integrator: ChemStation

Volume Inj. : 1uL
Signal #1 Phase : STx-CLP Signal #2 Phase: STx-CLPII
Signal #1 Info : 0.32mm 30m Signal #2 Info : 0.32mm 30m

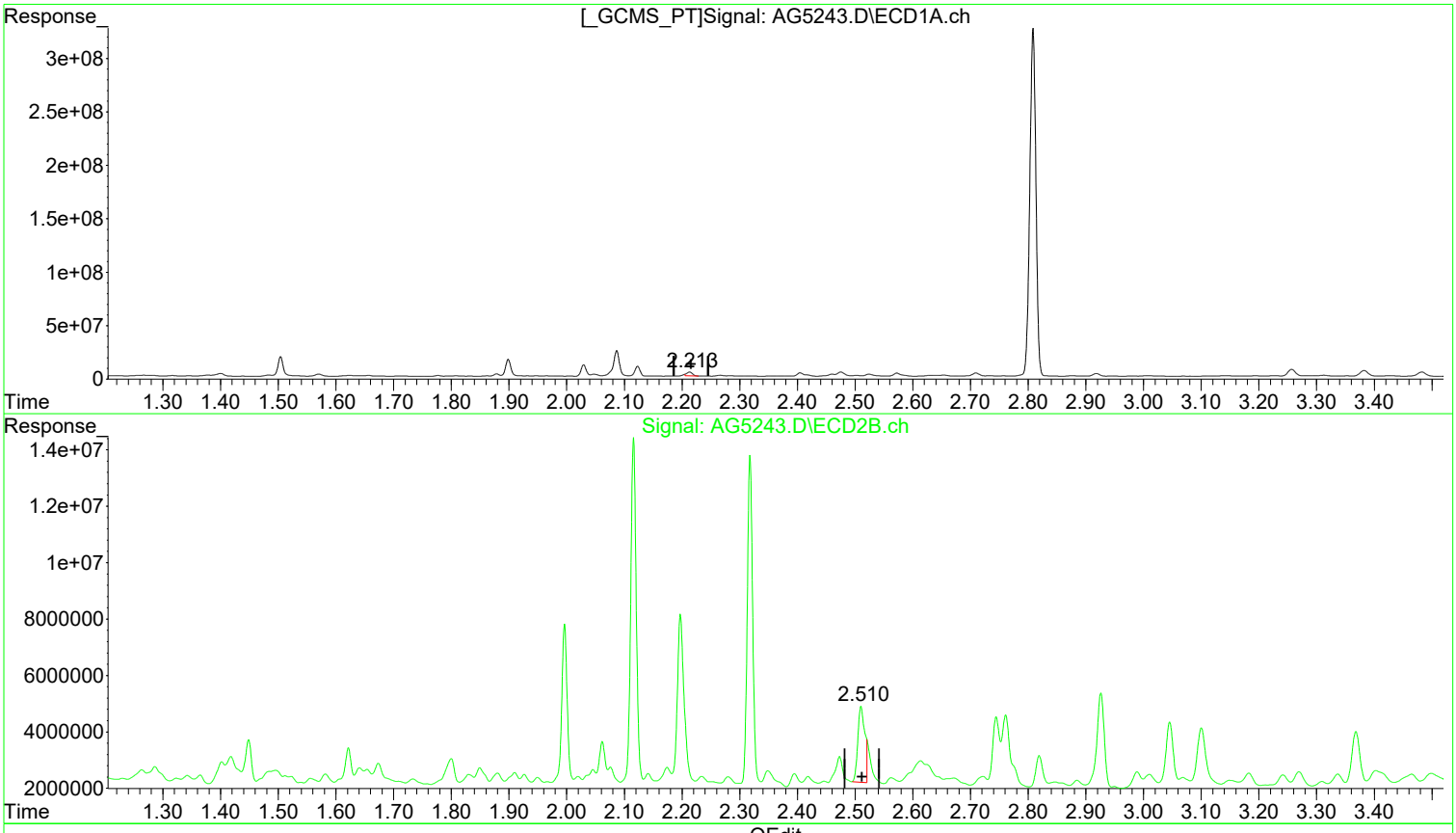

QEdit

(2) alpha-BHC (tc)
2.213min 1.026 ug/l m
response 24753421

(2) alpha-BHC #2 (tc)
2.510min 1.429 ug/l m
response 22850110

Manual Integration:
After
Poor integration.
03/13/24

(+) = Expected Retention Time

Quantitation Report (Qedit)

Data Path : I:\ACQUDATA\7890N.net\data\031224\
Data File : AG5243.D
Signal(s) : Signal #1: ECD1A.ch Signal #2: ECD2B.ch
Acq On : 12 Mar 2024 05:18 pm
Operator : AFelser
Sample : RQ2402543-05|5
Misc :
ALS Vial : 17 Sample Multiplier: 1

Integration File signal 1: EVENTS.E
Integration File signal 2: EVENTS2.E
Quant Time: Mar 13 09:06:05 2024
Quant Method : I:\ACQUDATA\7890N.net\Methods\N-PEST022324.M
Quant Title : 608.3/8081B PESTICIDES
QLast Update : Mon Feb 26 08:35:50 2024
Response via : Initial Calibration
Integrator: ChemStation

Volume Inj. : 1uL
Signal #1 Phase : STx-CLP Signal #2 Phase: STx-CLPII
Signal #1 Info : 0.32mm 30m Signal #2 Info : 0.32mm 30m

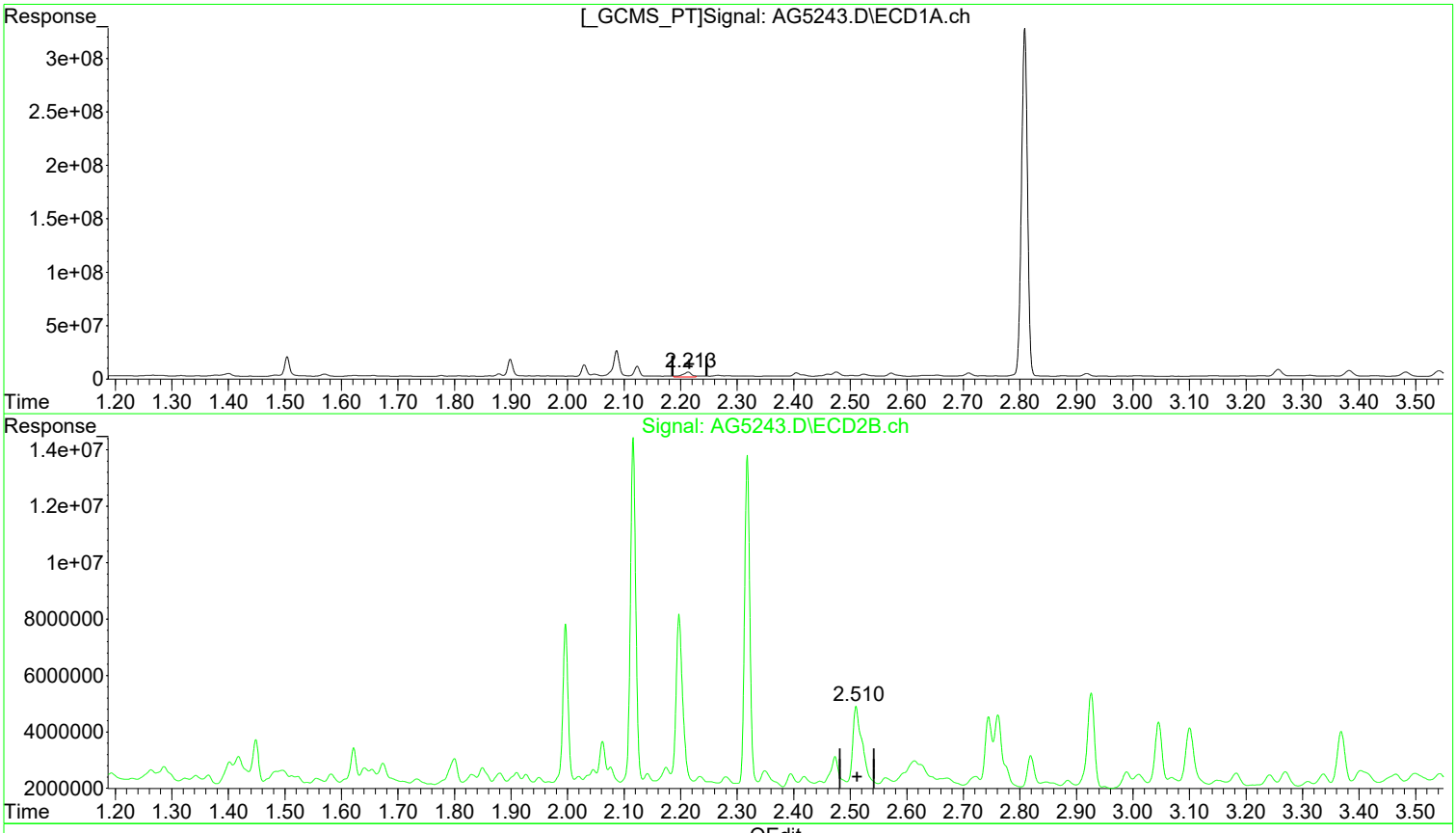

(2) alpha-BHC (tc)
2.213min 2.235 ug/l
response 53921524

(2) alpha-BHC #2 (tc)
2.510min 2.838 ug/l
response 45379035

Manual Integration:
Before

03/13/24

(+) = Expected Retention Time

Quantitation Report (Qedit)

Data Path : I:\ACQUDATA\7890N.net\data\031224\
Data File : AG5243.D
Signal(s) : Signal #1: ECD1A.ch Signal #2: ECD2B.ch
Acq On : 12 Mar 2024 05:18 pm
Operator : AFelser
Sample : RQ2402543-05|5
Misc :
ALS Vial : 17 Sample Multiplier: 1

Integration File signal 1: EVENTS.E
Integration File signal 2: EVENTS2.E
Quant Time: Mar 13 09:06:05 2024
Quant Method : I:\ACQUDATA\7890N.net\Methods\N-PEST022324.M
Quant Title : 608.3/8081B PESTICIDES
QLast Update : Mon Feb 26 08:35:50 2024
Response via : Initial Calibration
Integrator: ChemStation

Volume Inj. : 1uL
Signal #1 Phase : STx-CLP Signal #2 Phase: STx-CLPII
Signal #1 Info : 0.32mm 30m Signal #2 Info : 0.32mm 30m

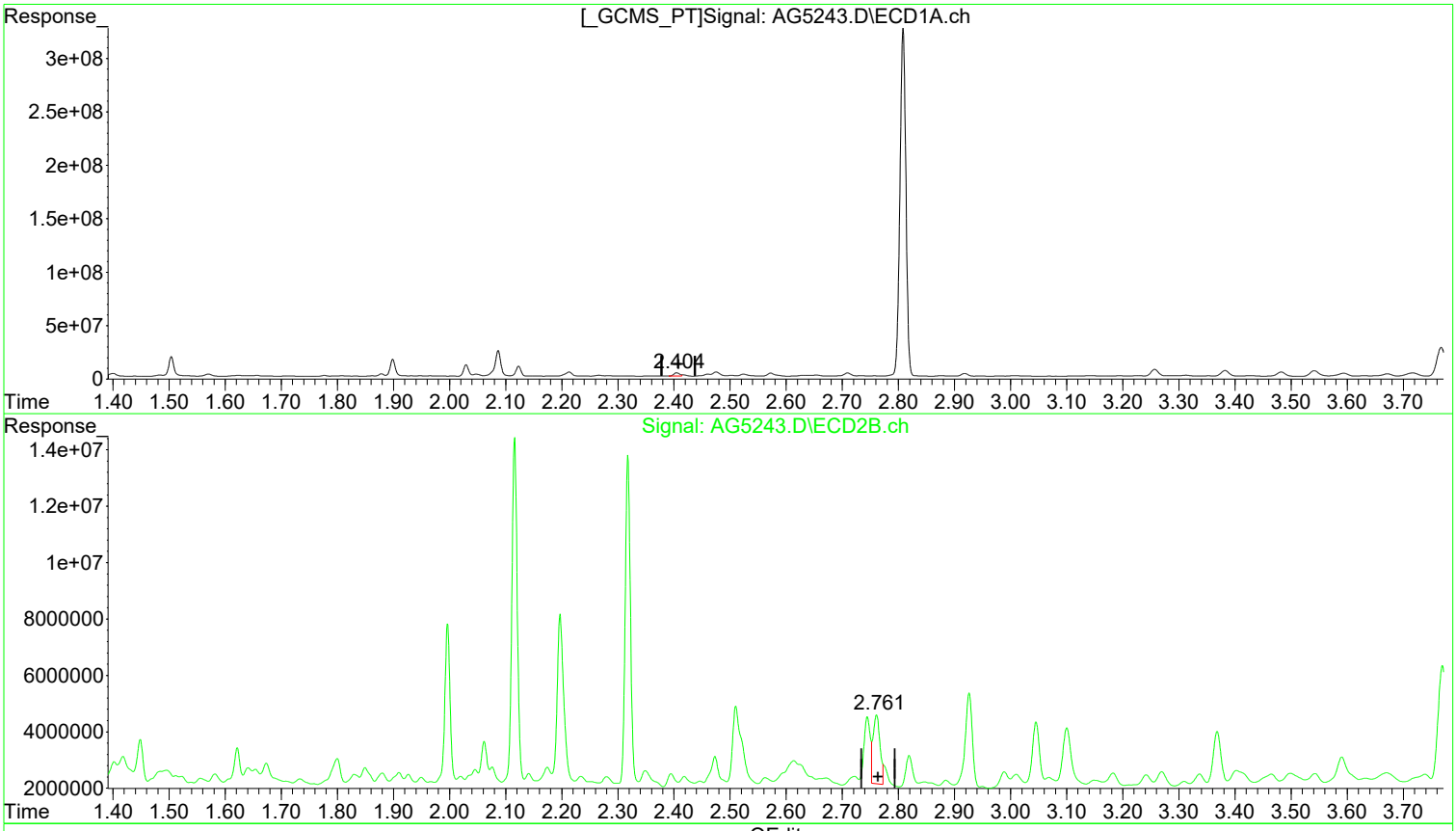

(3) gamma-BHC (L (tcm)
2.404min 1.100 ug/l m
response 23238838

(3) gamma-BHC (L #2 (tcm)
2.761min 1.541 ug/l m
response 20864910

Manual Integration:
After
Poor integration.
03/13/24

(+) = Expected Retention Time

Quantitation Report (Qedit)

Data Path : I:\ACQUDATA\7890N.net\data\031224\
Data File : AG5243.D
Signal(s) : Signal #1: ECD1A.ch Signal #2: ECD2B.ch
Acq On : 12 Mar 2024 05:18 pm
Operator : AFelser
Sample : RQ2402543-05|5
Misc :
ALS Vial : 17 Sample Multiplier: 1

Integration File signal 1: EVENTS.E
Integration File signal 2: EVENTS2.E
Quant Time: Mar 13 09:06:05 2024
Quant Method : I:\ACQUDATA\7890N.net\Methods\N-PEST022324.M
Quant Title : 608.3/8081B PESTICIDES
QLast Update : Mon Feb 26 08:35:50 2024
Response via : Initial Calibration
Integrator: ChemStation

Volume Inj. : 1uL
Signal #1 Phase : STx-CLP Signal #2 Phase: STx-CLPII
Signal #1 Info : 0.32mm 30m Signal #2 Info : 0.32mm 30m

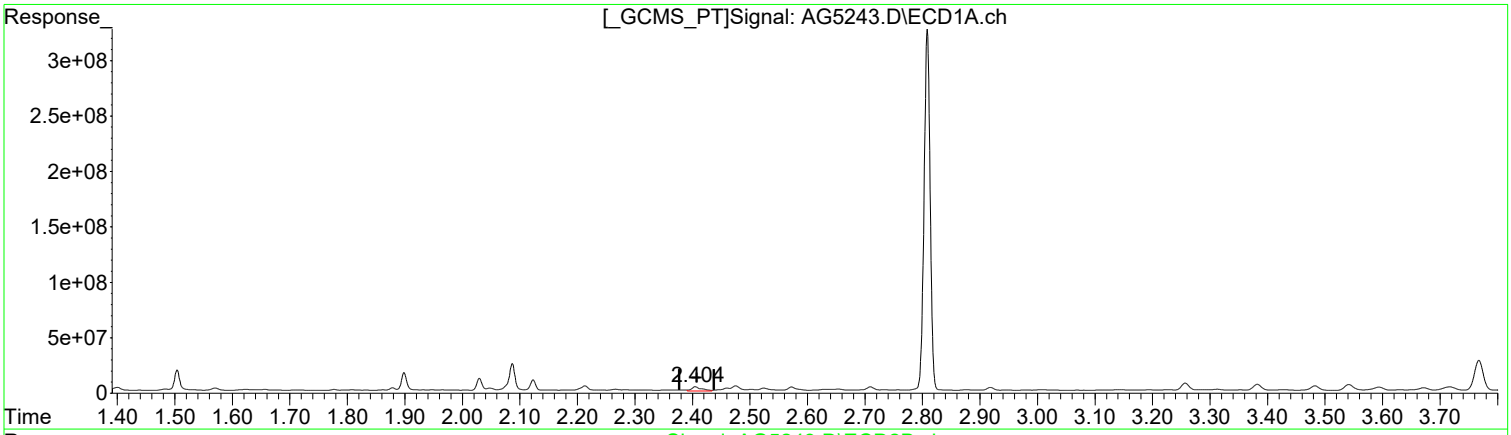

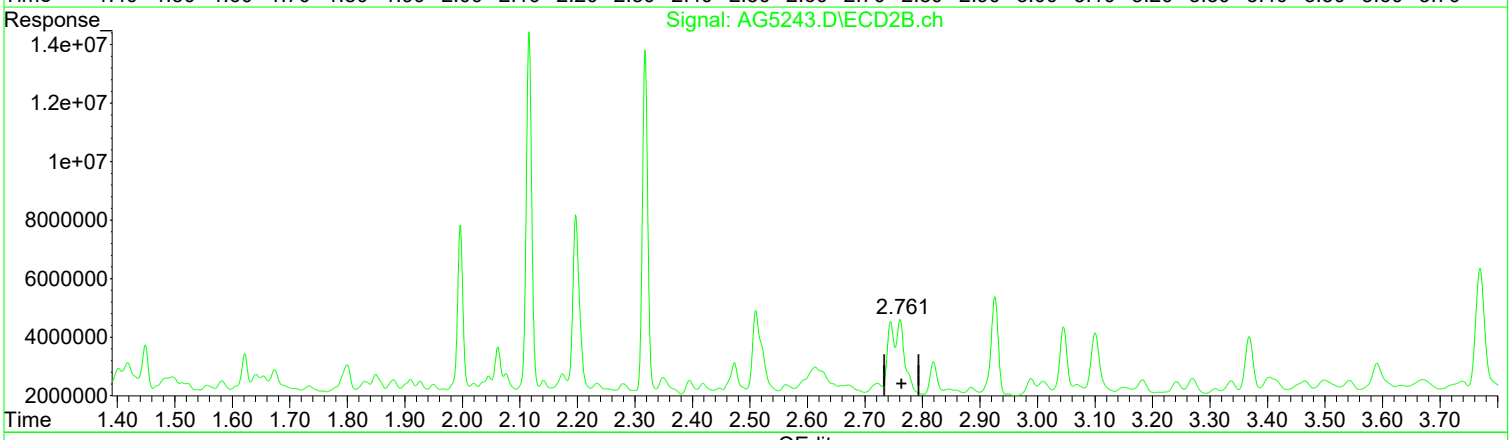

QEdit

(3) gamma-BHC (L (tcm)
2.405min 2.296 ug/l
response 48512224

(3) gamma-BHC (L #2 (tcm)
2.761min 2.523 ug/l
response 34169682

Manual Integration:
Before

03/13/24

(+) = Expected Retention Time

Quantitation Report (Qedit)

Data Path : I:\ACQUDATA\7890N.net\data\031224\
Data File : AG5243.D
Signal(s) : Signal #1: ECD1A.ch Signal #2: ECD2B.ch
Acq On : 12 Mar 2024 05:18 pm
Operator : AFelser
Sample : RQ2402543-05|5
Misc :
ALS Vial : 17 Sample Multiplier: 1

Integration File signal 1: EVENTS.E
Integration File signal 2: EVENTS2.E
Quant Time: Mar 13 09:06:05 2024
Quant Method : I:\ACQUDATA\7890N.net\Methods\N-PEST022324.M
Quant Title : 608.3/8081B PESTICIDES
QLast Update : Mon Feb 26 08:35:50 2024
Response via : Initial Calibration
Integrator: ChemStation

Volume Inj. : 1uL
Signal #1 Phase : STx-CLP Signal #2 Phase: STx-CLPII
Signal #1 Info : 0.32mm 30m Signal #2 Info : 0.32mm 30m

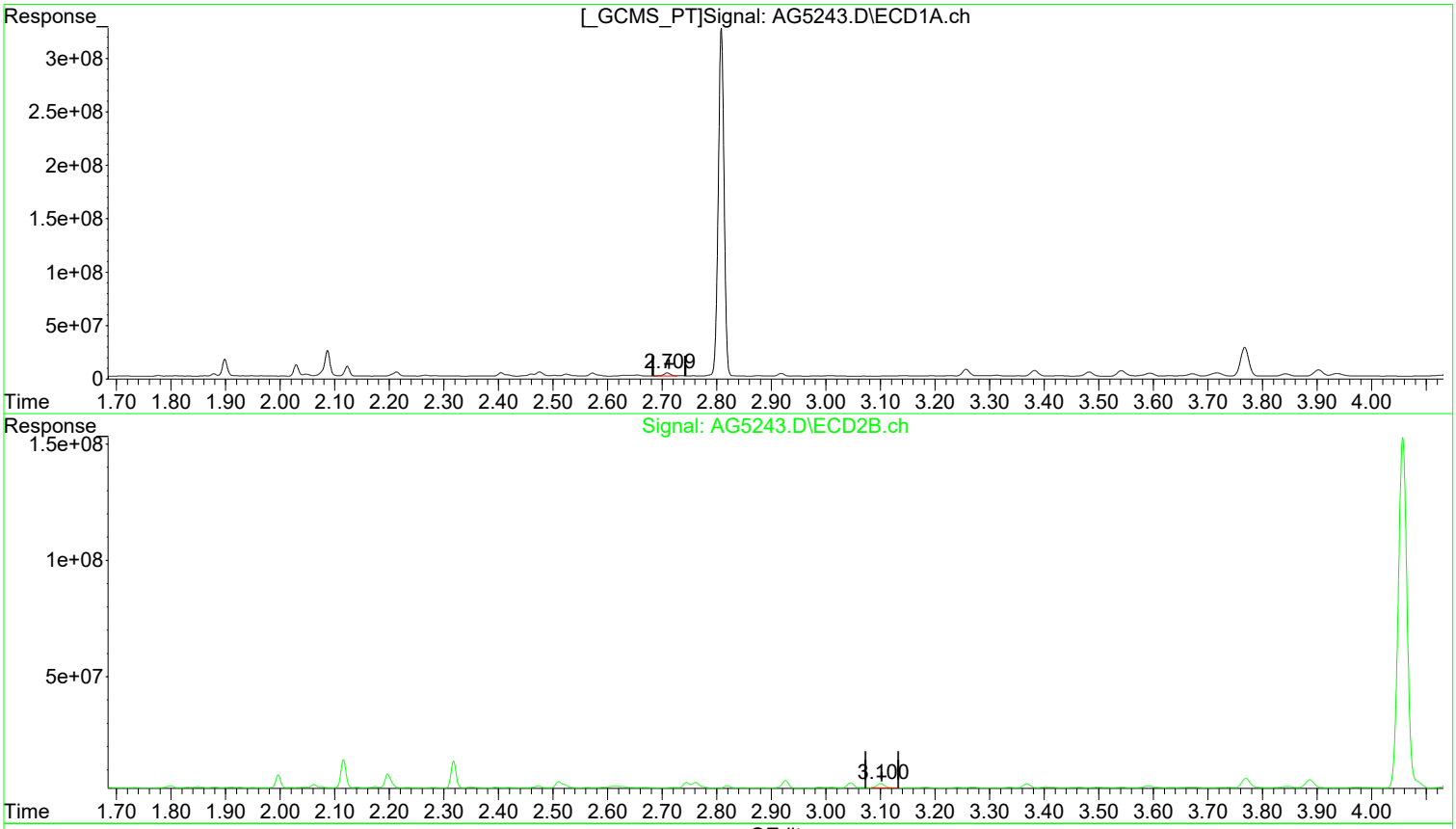

(4) Heptachlor (tcm)
2.709min 1.473 ug/l m
response 26602027

(4) Heptachlor #2 (tcm)
3.100min 1.766 ug/l m
response 19296662

Manual Integration:
After
Poor integration.
03/13/24

(+) = Expected Retention Time

Quantitation Report (Qedit)

Data Path : I:\ACQUDATA\7890N.net\data\031224\
Data File : AG5243.D
Signal(s) : Signal #1: ECD1A.ch Signal #2: ECD2B.ch
Acq On : 12 Mar 2024 05:18 pm
Operator : AFelser
Sample : RQ2402543-05|5
Misc :
ALS Vial : 17 Sample Multiplier: 1

Integration File signal 1: EVENTS.E
Integration File signal 2: EVENTS2.E
Quant Time: Mar 13 09:06:05 2024
Quant Method : I:\ACQUDATA\7890N.net\Methods\N-PEST022324.M
Quant Title : 608.3/8081B PESTICIDES
QLast Update : Mon Feb 26 08:35:50 2024
Response via : Initial Calibration
Integrator: ChemStation

Volume Inj. : 1uL
Signal #1 Phase : STx-CLP Signal #2 Phase: STx-CLPII
Signal #1 Info : 0.32mm 30m Signal #2 Info : 0.32mm 30m

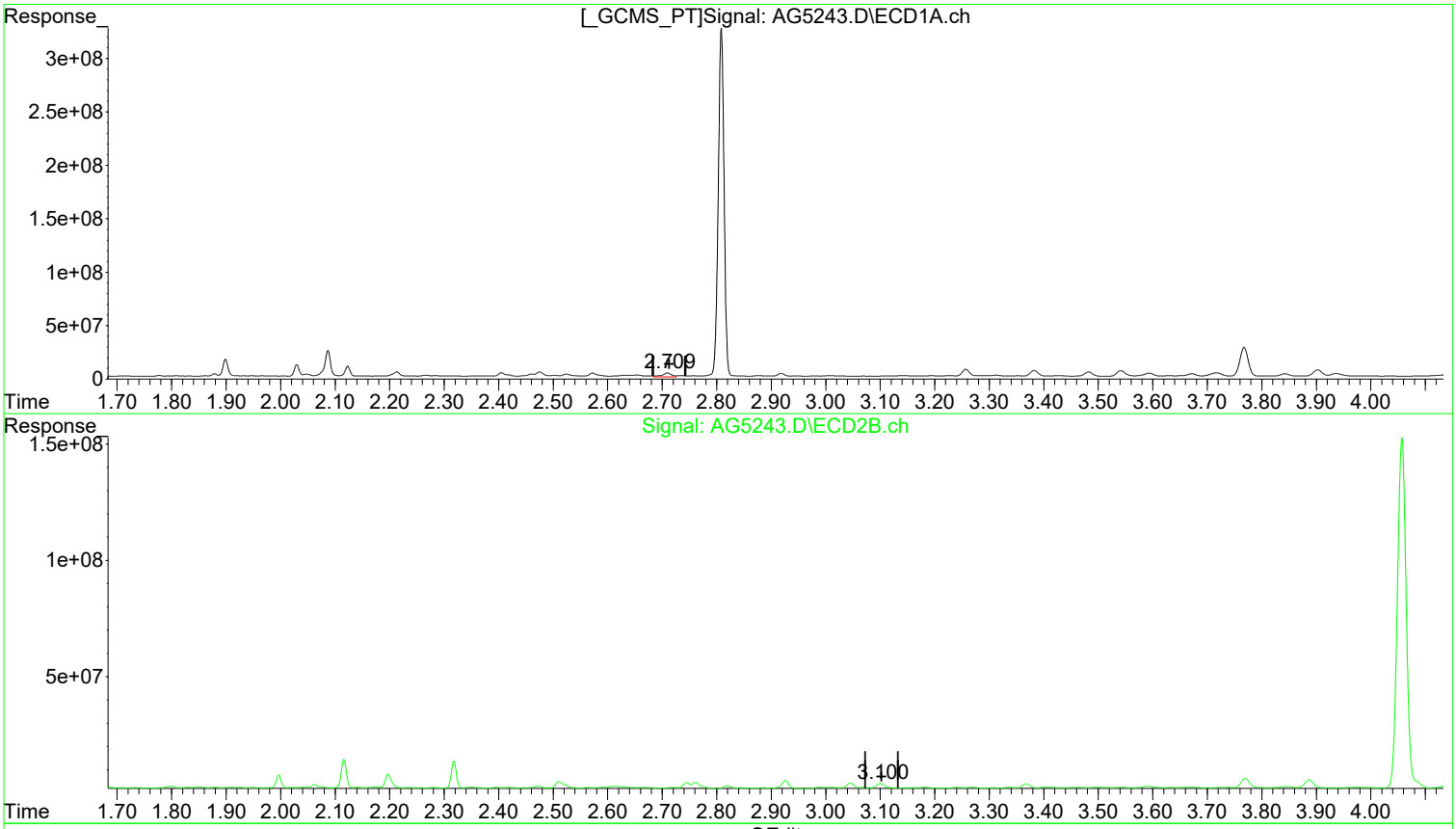

(4) Heptachlor (tcm)

2.710min 2.483 ug/l

response 44846857

(4) Heptachlor #2 (tcm)

3.100min 2.760 ug/l

response 30168065

Manual Integration:

Before

03/13/24

(+) = Expected Retention Time

Quantitation Report (Qedit)

Data Path : I:\ACQUDATA\7890N.net\data\031224\
Data File : AG5243.D
Signal(s) : Signal #1: ECD1A.ch Signal #2: ECD2B.ch
Acq On : 12 Mar 2024 05:18 pm
Operator : AFelser
Sample : RQ2402543-05|5
Misc :
ALS Vial : 17 Sample Multiplier: 1

Integration File signal 1: EVENTS.E
Integration File signal 2: EVENTS2.E
Quant Time: Mar 13 09:06:05 2024
Quant Method : I:\ACQUDATA\7890N.net\Methods\N-PEST022324.M
Quant Title : 608.3/8081B PESTICIDES
QLast Update : Mon Feb 26 08:35:50 2024
Response via : Initial Calibration
Integrator: ChemStation

Volume Inj. : 1uL
Signal #1 Phase : STx-CLP Signal #2 Phase: STx-CLPII
Signal #1 Info : 0.32mm 30m Signal #2 Info : 0.32mm 30m

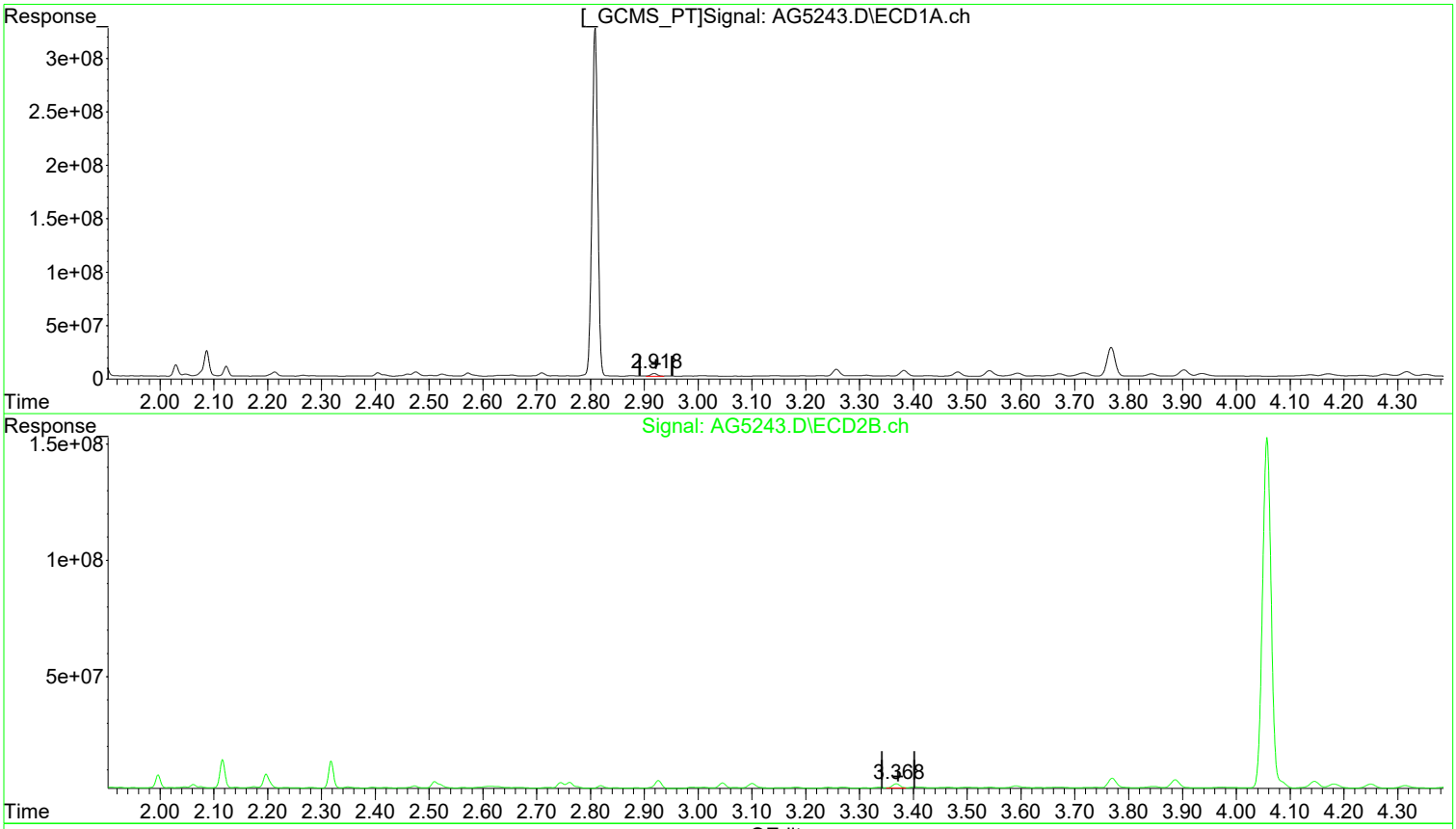

QEdit

(5) Aldrin (tcm)
2.918min 1.112 ug/l m
response 23273420

(5) Aldrin #2 (tcm)
3.368min 1.178 ug/l m
response 17305927

Manual Integration:
After
Poor integration.
03/13/24

(+) = Expected Retention Time

Quantitation Report (Qedit)

Data Path : I:\ACQUDATA\7890N.net\data\031224\
Data File : AG5243.D
Signal(s) : Signal #1: ECD1A.ch Signal #2: ECD2B.ch
Acq On : 12 Mar 2024 05:18 pm
Operator : AFelser
Sample : RQ2402543-05|5
Misc :
ALS Vial : 17 Sample Multiplier: 1

Integration File signal 1: EVENTS.E
Integration File signal 2: EVENTS2.E
Quant Time: Mar 13 09:06:05 2024
Quant Method : I:\ACQUDATA\7890N.net\Methods\N-PEST022324.M
Quant Title : 608.3/8081B PESTICIDES
QLast Update : Mon Feb 26 08:35:50 2024
Response via : Initial Calibration
Integrator: ChemStation

Volume Inj. : 1uL
Signal #1 Phase : STx-CLP Signal #2 Phase: STx-CLPII
Signal #1 Info : 0.32mm 30m Signal #2 Info : 0.32mm 30m

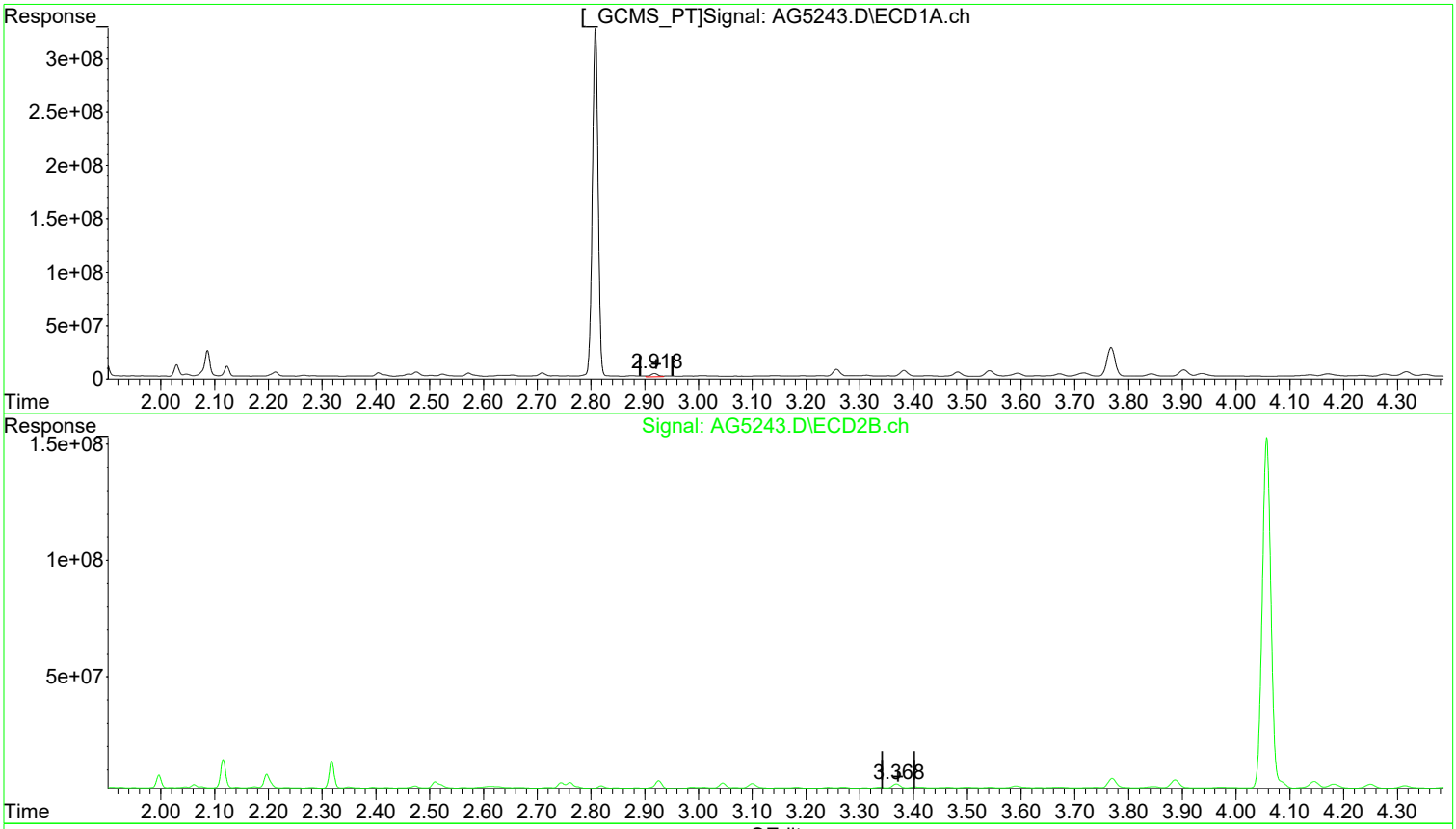

QEdit

(5) Aldrin (tcm)

2.918min 1.540 ug/l

response 32222358

(5) Aldrin #2 (tcm)

3.368min 1.568 ug/l

response 23043044

Manual Integration:

Before

03/13/24

(+) = Expected Retention Time

1st AF 03/13/24
2nd BA 03/13/24

Quantitation Report (Qedit)

Data Path : I:\ACQUDATA\7890N.net\data\031224\
Data File : AG5243.D
Signal(s) : Signal #1: ECD1A.ch Signal #2: ECD2B.ch
Acq On : 12 Mar 2024 05:18 pm
Operator : AFelser
Sample : RQ2402543-05|5
Misc :
ALS Vial : 17 Sample Multiplier: 1

Integration File signal 1: EVENTS.E
Integration File signal 2: EVENTS2.E
Quant Time: Mar 13 09:06:05 2024
Quant Method : I:\ACQUDATA\7890N.net\Methods\N-PEST022324.M
Quant Title : 608.3/8081B PESTICIDES
QLast Update : Mon Feb 26 08:35:50 2024
Response via : Initial Calibration
Integrator: ChemStation

Volume Inj. : 1uL
Signal #1 Phase : STx-CLP Signal #2 Phase: STx-CLPII
Signal #1 Info : 0.32mm 30m Signal #2 Info : 0.32mm 30m

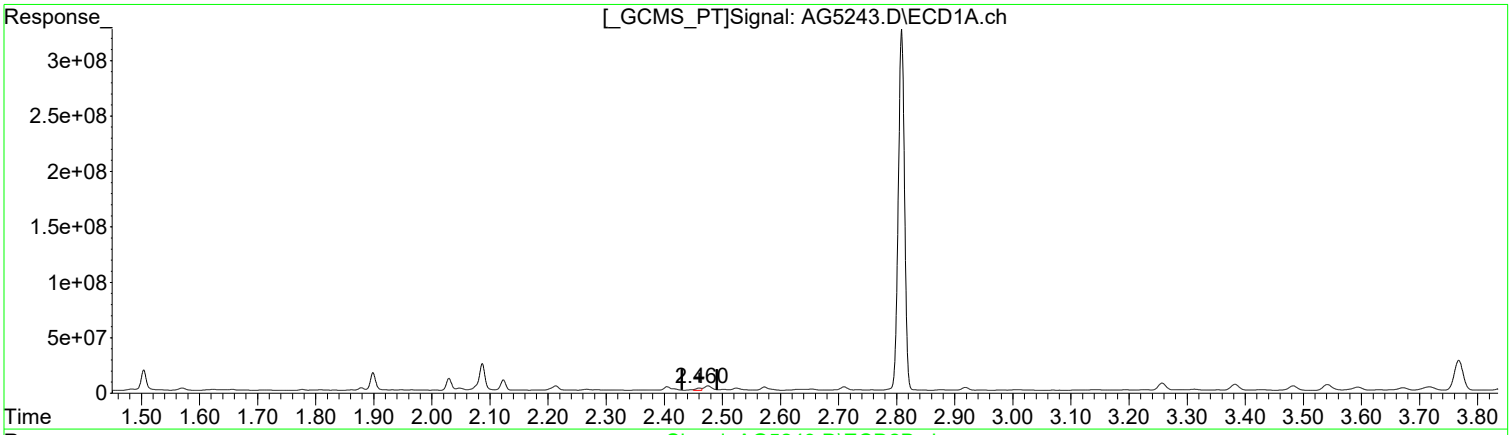

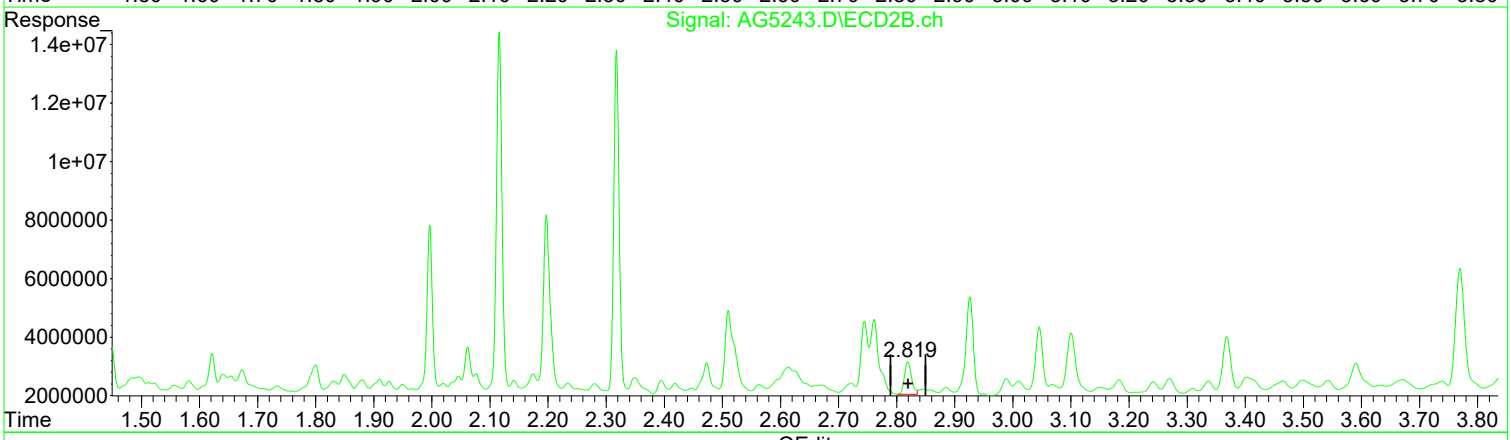

QEdit

(6) beta-BHC (tc)
2.460min 1.562 ug/l m
response 14427850

(6) beta-BHC #2 (tc)
2.819min 1.635 ug/l m
response 9494093

Manual Integration:
After
Poor integration.
03/13/24

(+) = Expected Retention Time

Quantitation Report (Qedit)

Data Path : I:\ACQUDATA\7890N.net\data\031224\
Data File : AG5243.D
Signal(s) : Signal #1: ECD1A.ch Signal #2: ECD2B.ch
Acq On : 12 Mar 2024 05:18 pm
Operator : AFelser
Sample : RQ2402543-05|5
Misc :
ALS Vial : 17 Sample Multiplier: 1

Integration File signal 1: EVENTS.E
Integration File signal 2: EVENTS2.E
Quant Time: Mar 13 09:06:05 2024
Quant Method : I:\ACQUDATA\7890N.net\Methods\N-PEST022324.M
Quant Title : 608.3/8081B PESTICIDES
QLast Update : Mon Feb 26 08:35:50 2024
Response via : Initial Calibration
Integrator: ChemStation

Volume Inj. : 1uL
Signal #1 Phase : STx-CLP Signal #2 Phase: STx-CLPII
Signal #1 Info : 0.32mm 30m Signal #2 Info : 0.32mm 30m

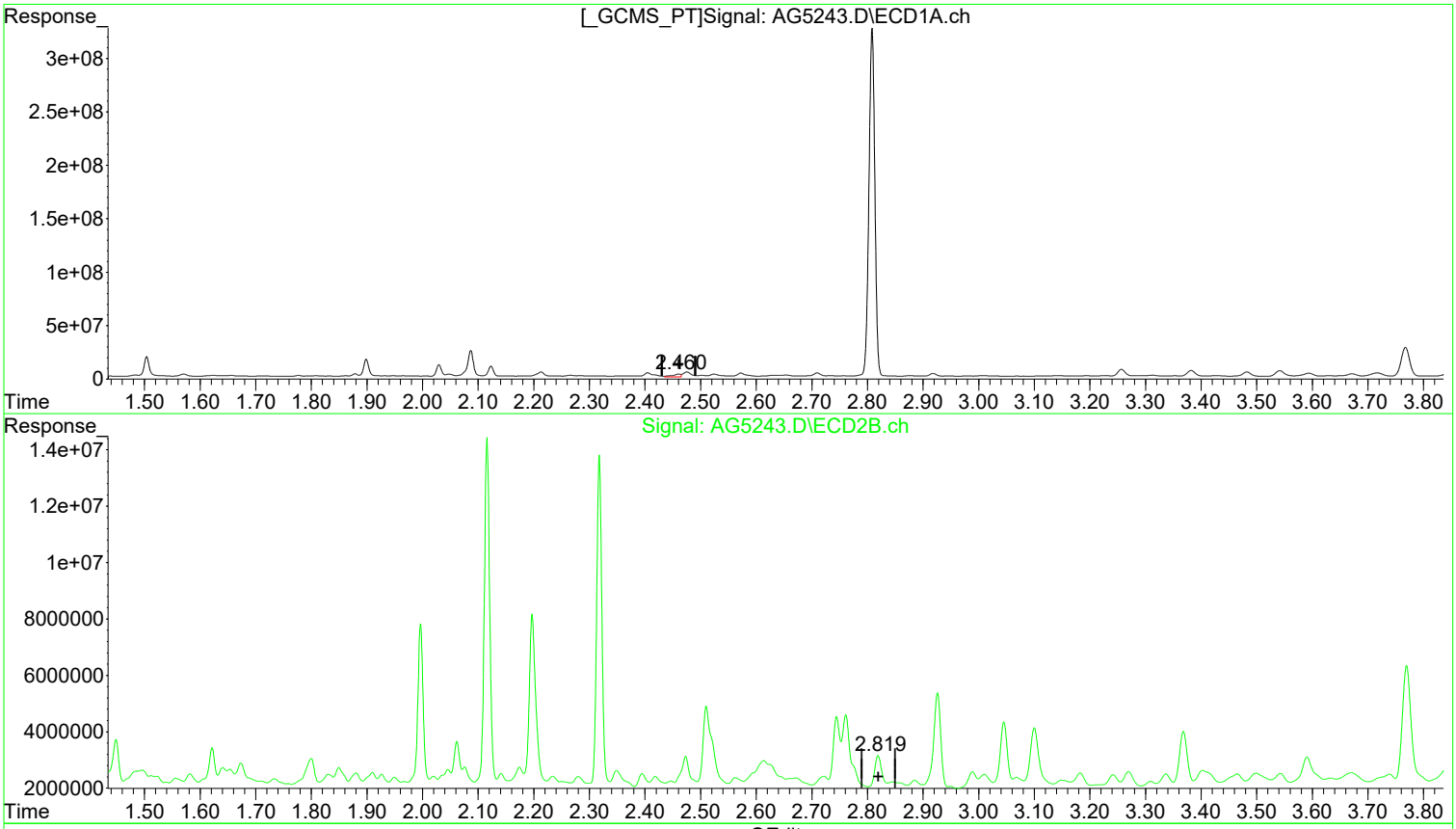

QEdit

(6) beta-BHC (tc)
2.460min 3.043 ug/l
response 28103267

(6) beta-BHC #2 (tc)
2.819min 2.543 ug/l
response 14771211

Manual Integration:
Before

03/13/24

(+) = Expected Retention Time

Quantitation Report (Qedit)

Data Path : I:\ACQUDATA\7890N.net\data\031224\
Data File : AG5243.D
Signal(s) : Signal #1: ECD1A.ch Signal #2: ECD2B.ch
Acq On : 12 Mar 2024 05:18 pm
Operator : AFelser
Sample : RQ2402543-05|5
Misc :
ALS Vial : 17 Sample Multiplier: 1

Integration File signal 1: EVENTS.E
Integration File signal 2: EVENTS2.E
Quant Time: Mar 13 09:06:05 2024
Quant Method : I:\ACQUDATA\7890N.net\Methods\N-PEST022324.M
Quant Title : 608.3/8081B PESTICIDES
QLast Update : Mon Feb 26 08:35:50 2024
Response via : Initial Calibration
Integrator: ChemStation

Volume Inj. : 1uL
Signal #1 Phase : STx-CLP Signal #2 Phase: STx-CLPII
Signal #1 Info : 0.32mm 30m Signal #2 Info : 0.32mm 30m

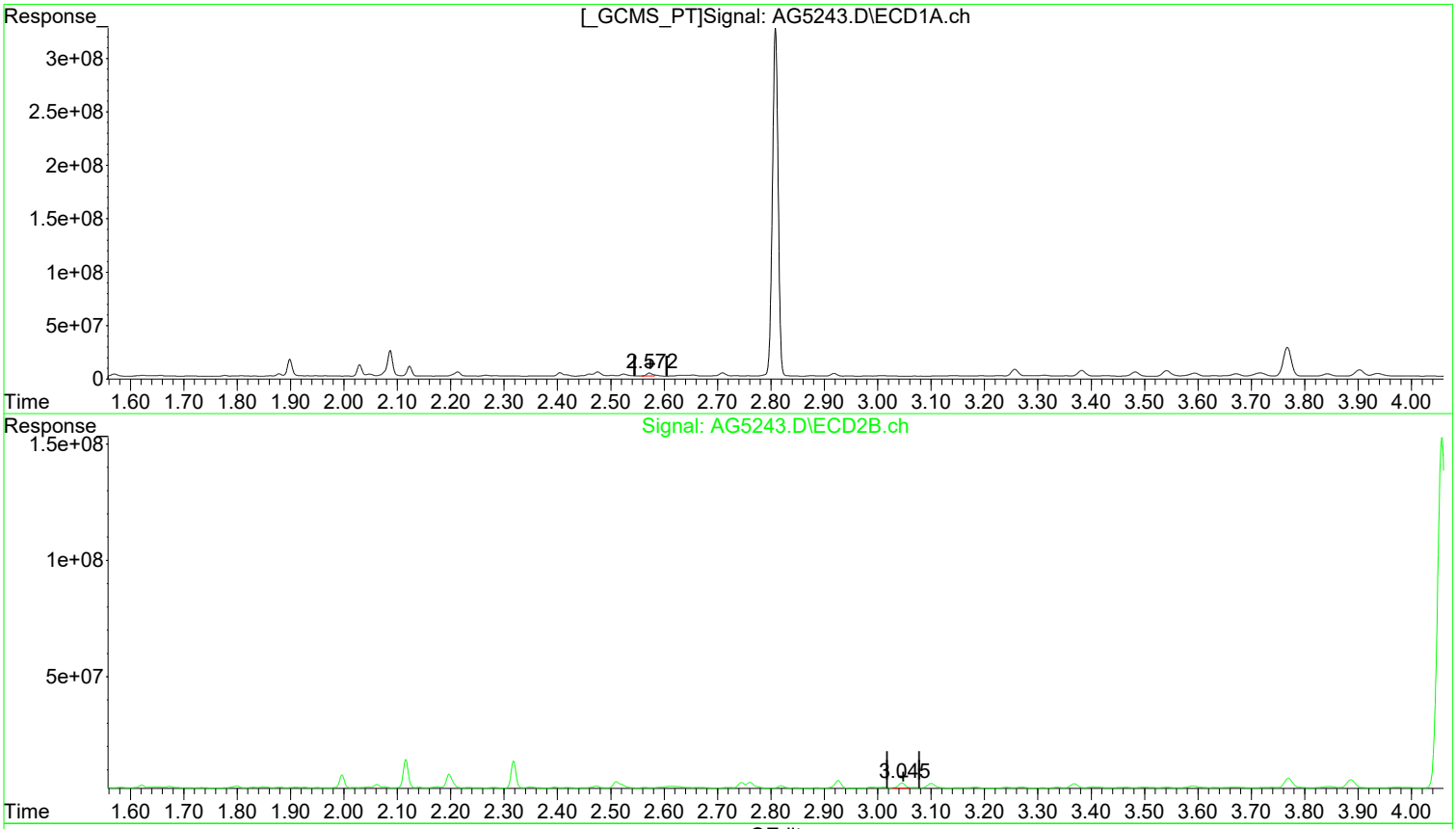

(7) delta-BHC (tc)
2.572min 1.057 ug/l m
response 23270600

(7) delta-BHC #2 (tc)
3.045min 1.338 ug/l m
response 18580546

Manual Integration:
After
Poor integration.
03/13/24

(+) = Expected Retention Time

Quantitation Report (Qedit)

Data Path : I:\ACQUDATA\7890N.net\data\031224\
Data File : AG5243.D
Signal(s) : Signal #1: ECD1A.ch Signal #2: ECD2B.ch
Acq On : 12 Mar 2024 05:18 pm
Operator : AFelser
Sample : RQ2402543-05|5
Misc :
ALS Vial : 17 Sample Multiplier: 1

Integration File signal 1: EVENTS.E
Integration File signal 2: EVENTS2.E
Quant Time: Mar 13 09:06:05 2024
Quant Method : I:\ACQUDATA\7890N.net\Methods\N-PEST022324.M
Quant Title : 608.3/8081B PESTICIDES
QLast Update : Mon Feb 26 08:35:50 2024
Response via : Initial Calibration
Integrator: ChemStation

Volume Inj. : 1uL
Signal #1 Phase : STx-CLP Signal #2 Phase: STx-CLPII
Signal #1 Info : 0.32mm 30m Signal #2 Info : 0.32mm 30m

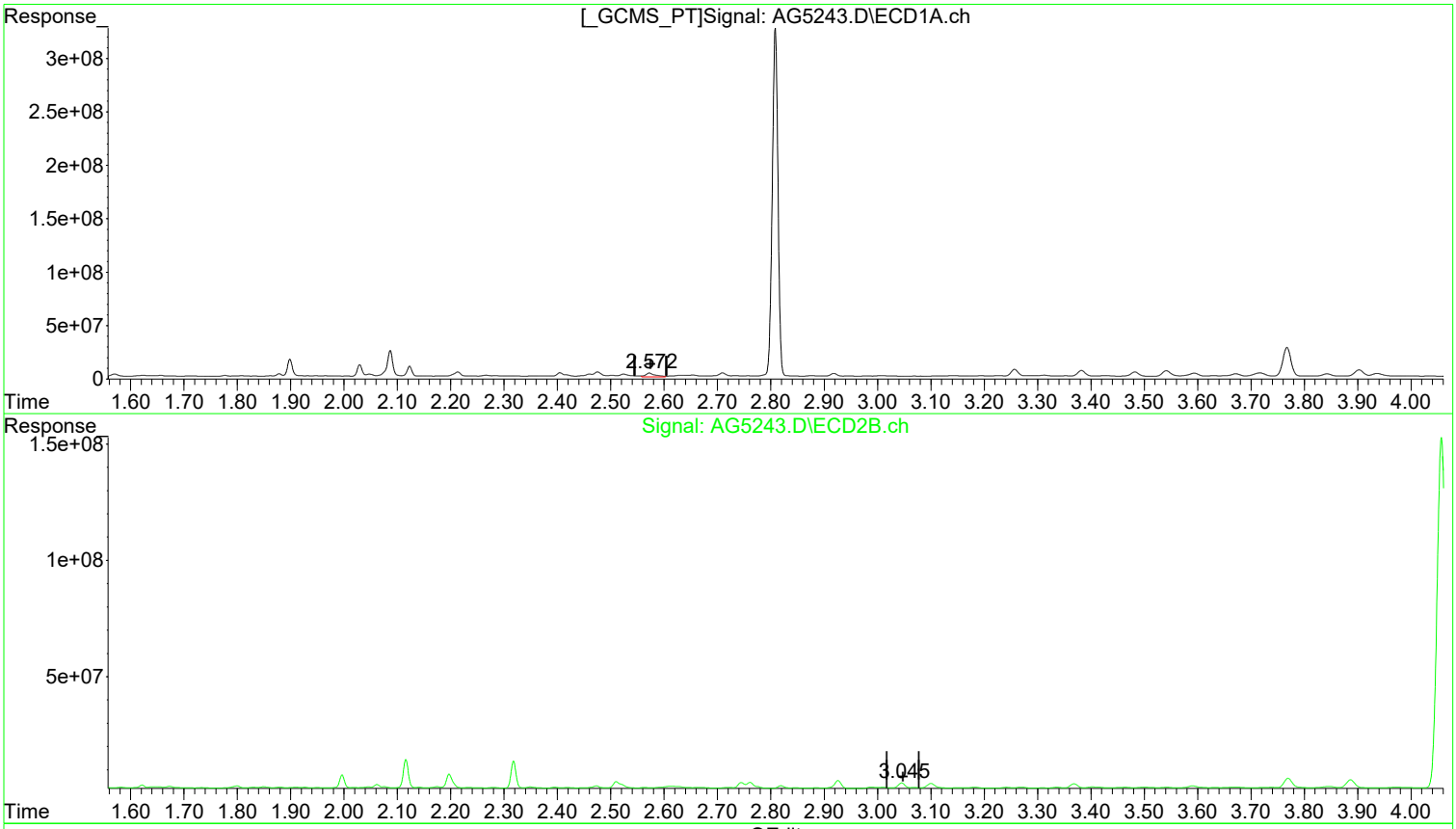

(7) delta-BHC (tc)
2.572min 2.088 ug/l
response 45980153

(7) delta-BHC #2 (tc)
3.045min 1.845 ug/l
response 25614953

Manual Integration:
Before

03/13/24

(+) = Expected Retention Time

Quantitation Report (QT Reviewed)

Data Path : I:\ACQUDATA\7890N.net\data\031224\
Data File : AG5243.D
Signal(s) : Signal #1: ECD1A.ch Signal #2: ECD2B.ch
Acq On : 12 Mar 2024 05:18 pm
Operator : AFelser
Sample : RQ2402543-05|5
Misc :
ALS Vial : 17 Sample Multiplier: 1

Integration File signal 1: EVENTS.E
Integration File signal 2: EVENTS2.E
Quant Time: Mar 13 09:06:05 2024
Quant Method : I:\ACQUDATA\7890N.net\Methods\N-PEST022324.M
Quant Title : 608.3/8081B PESTICIDES
QLast Update : Mon Feb 26 08:35:50 2024
Response via : Initial Calibration
Integrator: ChemStation

Volume Inj. : 1uL
Signal #1 Phase : STx-CLP Signal #2 Phase: STx-CLPII
Signal #1 Info : 0.32mm 30m Signal #2 Info : 0.32mm 30m

	Compound	RT#1	RT#2	Resp#1	Resp#2	ug/l	ug/l
	System Monitoring Compounds						
1) S	SURR1,Tet...	1.899	2.116	117.8E6	94801418	7.182	7.213
	Spiked Amount 100.000	Range 30 - 150		Recovery =		7.18%#	7.21%#
23) S	SURR2,Dec...	6.274	6.969	62384966	76443032	5.439	8.930m#
	Spiked Amount 100.000	Range 30 - 150		Recovery =		5.44%#	8.93%#
	Target Compounds						
2) tc	alpha-BHC	2.213	2.510	24753421	22850110	1.026m	1.429m#
3) tcm	gamma-BHC (L	2.404	2.761	23238838	20864910	1.100m	1.541m#
4) tcm	Heptachlor	2.709	3.100	26602027	19296662	1.473m	1.766m
5) tcm	Aldrin	2.918	3.368	23273420	17305927	1.112m	1.178m
6) tc	beta-BHC	2.460	2.819	14427850	9494093	1.562m	1.635m
7) tc	delta-BHC	2.572	3.045	23270600	18580546	1.057m	1.338m#
8) tc	Heptachlor E	3.382	3.887	64123509	46826780	3.534	3.861
9) tc	alpha-Endosu	3.717	4.314	54008569	16012983	3.102	1.330 #
10) tc	gamma-Chlord	3.482	4.081	41511547	20987249	2.226m	1.624m#
11) tc	alpha-Chlord	3.594	4.250	45924727	22223609	2.451	1.662 #
12) tc	4,4'-DDE	3.671	4.448	25562794	19905817	1.344m	1.542
13) tcm	Dieldrin	3.936	4.610	29789688	26248573	1.563m	2.030m#
14) tcm	Endrin	4.171	4.907	41899637	41029902	2.486	4.025 #
15) tc	beta-Endosul	4.418	5.114	15694795	26806354	0.943	2.417 #
16) tc	4,4'-DDD	4.276	5.033	29490750	17183565	1.973	1.937
17) tcm	4,4'-DDT	4.571	5.313	29488749	20298669	2.340	2.750m
18) tc	Endrin Aldeh	4.842	5.408	17123281	16553035	1.269m	1.844m#
19) tc	Endosulfan S	5.235	5.638	17008440	23072837	1.081m	2.227m#
20) tc	Methoxychlor	5.064	5.880	17961960	9455944	2.658	2.455m
21) tc	Endrin Keton	5.466	6.059	29613592	15416426	1.720m	1.409m
22) tc	Mirex	5.124	6.021	64738917	18426632	4.806	2.149m#
	Sum Toxaphene			0	0	N.D.	N.D.
	Average Toxaphene					0.000	0.000
	Sum Chlordane			0	0	N.D.	N.D.
	Average Chlordane					0.000	0.000
	Sum Dechlorane			0	0	N.D.	N.D.
	Average Dechlorane					0.000	0.000

(f)=RT Delta > 1/2 Window (#)=Amounts differ by > 25% (m)=manual int.

1st AF 03/13/24
2nd BA 03/13/24

Data Path : I:\ACQUDATA\7890N.net\data\031224\
Data File : AG5243.D
Signal(s) : Signal #1: ECD1A.ch Signal #2: ECD2B.ch
Acq On : 12 Mar 2024 05:18 pm
Operator : AFelser
Sample : RQ2402543-05|5
Misc :
ALS Vial : 17 Sample Multiplier: 1

Integration File signal 1: EVENTS.E
Integration File signal 2: EVENTS2.E
Quant Time: Mar 13 09:06:05 2024
Quant Method : I:\ACQUDATA\7890N.net\Methods\N-PEST022324.M
Quant Title : 608.3/8081B PESTICIDES
QLast Update : Mon Feb 26 08:35:50 2024
Response via : Initial Calibration
Integrator: ChemStation

Volume Inj. : 1uL
Signal #1 Phase : STx-CLP Signal #2 Phase: STx-CLPII
Signal #1 Info : 0.32mm 30m Signal #2 Info : 0.32mm 30m

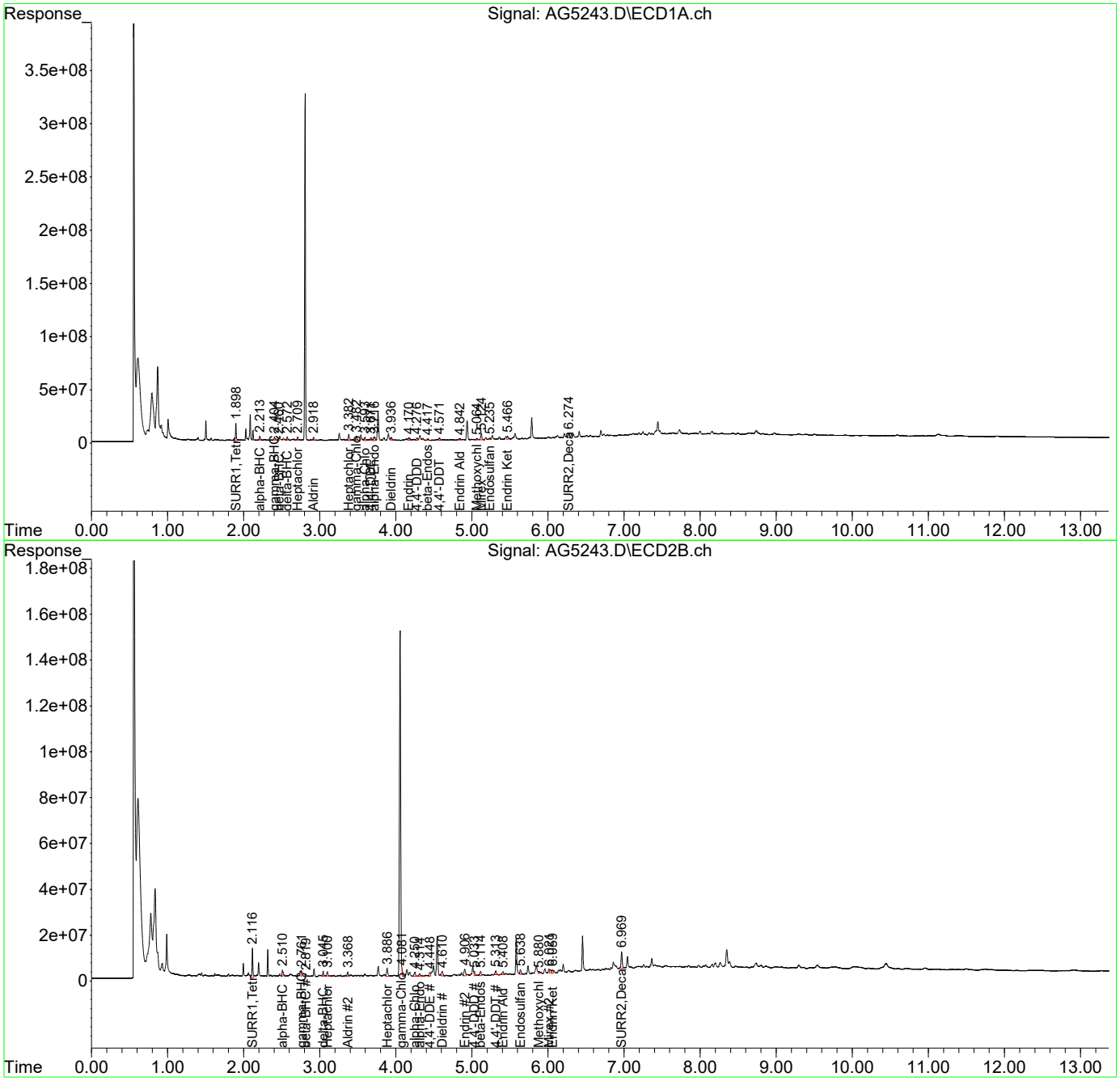

Evaluate Continuing Calibration Report

Data Path : I:\ACQUDATA\7890N.net\data\031124\
Data File : AG5213.D
Signal(s) : Signal #1: ECD1A.ch Signal #2: ECD2B.ch
Acq On   : 11 Mar 2024 06:59 pm
Operator : AFelser
Sample   : 8081 CCV
Misc   :
ALS Vial : 5   Sample Multiplier: 1

Integration File signal 1: EVENTS.E
Integration File signal 2: EVENTS2.E
Quant Time: Mar 12 11:01:34 2024
Quant Method : I:\ACQUDATA\7890N.net\Methods\N-PEST022324.M
Quant Title : 608.3/8081B PESTICIDES
QLast Update : Mon Feb 26 08:35:50 2024
Response via : Initial Calibration
Integrator: ChemStation

Volume Inj.   : 1uL
Signal #1 Phase : STx-CLP   Signal #2 Phase: STx-CLPII
Signal #1 Info : 0.32mm 30m   Signal #2 Info : 0.32mm 30m

Min. RRF   :   0.000 Min. Rel. Area : 50% Max. R.T. Dev 0.50min
Max. RRF Dev : 20%   Max. Rel. Area : 150%

		Compound	Amount	Calc.	%Dev	Area%	Dev(Min)
1	S	SURR1,Tetrac	25.000	23.092	7.6	96	0.00
2	tc	alpha-BHC	25.000	24.399	2.4	101	0.00
3	tcm	gamma-BHC (L	25.000	24.511	2.0	102	0.00
4	tcm	Heptachlor	25.000	24.471	2.1	104	0.00
5	tcm	Aldrin	25.000	24.307	2.8	100	0.00
6	tc	beta-BHC	25.000	23.063	7.7	100	0.00
7	TC	delta-BHC	25.000	23.633	5.5	98	0.00
8	tc	Heptachlor E	25.000	23.574	5.7	100	0.00
9	tc	alpha-Endosu	25.000	23.282	6.9	99	0.00
10	tc	gamma-Chlord	25.000	23.618	5.5	100	0.00
11	tc	alpha-Chlord	25.000	23.328	6.7	100	0.00
12	tc	4,4'-DDE	25.000	23.484	6.1	99	0.00
13	tcm	Dieldrin	25.000	23.040	7.8	98	0.00
14	tcm	Endrin	25.000	22.285	10.9	99	0.00
15	tc	beta-Endosul	25.000	22.936	8.3	99	0.00
16	tc	4,4'-DDD	25.000	22.805	8.8	100	0.00
17	tcm	4,4'-DDT	25.000	23.939	4.2	108	0.00
18	tc	Endrin Aldeh	25.000	22.648	9.4	100	0.00
19	tc	Endosulfan S	25.000	22.024	11.9	98	0.00
20	tc	Methoxychlor	25.000	21.923	12.3	105	0.00
21	tc	Endrin Keton	25.000	23.094	7.6	103	0.00
22	tc	Mirex	25.000	21.768	12.9	101	0.00
23	S	SURR2,Decachlorobiphenyl	25.000	21.788	12.8	100	0.00

Signal #2

1	S	SURR1,Tetrac	25.000	23.768	4.9	99	0.00
2	tc	alpha-BHC	25.000	26.150	-4.6	107	0.00
3	tcm	gamma-BHC (L	25.000	25.766	-3.1	108	0.00
4	tcm	Heptachlor	25.000	24.153	3.4	104	0.00
5	tcm	Aldrin	25.000	25.243	-1.0	105	0.00
6	tc	beta-BHC	25.000	24.804	0.8	110	0.00
7	tc	delta-BHC	25.000	26.106	-4.4	109	0.00
8	tc	Heptachlor E	25.000	24.676	1.3	107	0.00
9	tc	alpha-Endosu	25.000	24.255	3.0	105	0.00
10	tc	gamma-Chlord	25.000	24.359	2.6	105	0.00
11	tc	alpha-Chlord	25.000	24.119	3.5	104	0.00
12	tc	4,4'-DDE	25.000	25.243	-1.0	109	0.00
13	tcm	Dieldrin	25.000	24.334	2.7	105	0.00
14	tcm	Endrin	25.000	23.510	6.0	105	0.00
15	tc	beta-Endosul	25.000	24.086	3.7	106	0.00
16	tc	4,4'-DDD	25.000	24.064	3.7	106	0.00
17	tcm	4,4'-DDT	25.000	23.104	7.6	106	0.00
18	tc	Endrin Aldeh	25.000	24.011	4.0	106	0.00

1st AF 03/13/24
2nd BA 03/13/24

Data Path : I:\ACQUDATA\7890N.net\data\031124\
Data File : AG5213.D
Signal(s) : Signal #1: ECD1A.ch Signal #2: ECD2B.ch
Acq On   : 11 Mar 2024 06:59 pm
Operator : AFelser
Sample   : 8081 CCV
Misc   :
ALS Vial : 5   Sample Multiplier: 1

Integration File signal 1: EVENTS.E
Integration File signal 2: EVENTS2.E
Quant Time: Mar 12 11:01:34 2024
Quant Method : I:\ACQUDATA\7890N.net\Methods\N-PEST022324.M
Quant Title : 608.3/8081B PESTICIDES
QLast Update : Mon Feb 26 08:35:50 2024
Response via : Initial Calibration
Integrator: ChemStation

Volume Inj.   : 1uL
Signal #1 Phase : STx-CLP   Signal #2 Phase: STx-CLPII
Signal #1 Info : 0.32mm 30m   Signal #2 Info : 0.32mm 30m

Min. RRF   :   0.000 Min. Rel. Area : 50% Max. R.T. Dev 0.50min
Max. RRF Dev : 20%   Max. Rel. Area : 150%

	Compound	Amount	Calc.	%Dev	Area%	Dev(Min)
19 tc	Endosulfan S	25.000	23.322	6.7	105	0.00
20 tc	Methoxychlor	25.000	20.837	16.7#	103	0.00
21 tc	Endrin Keton	25.000	23.332	6.7	106	0.00
22 tc	Mirex	25.000	22.571	9.7	107	0.00
23 S	SURR2,Decachlorobiphenyl	25.000	22.395	10.4	107	0.00

Evaluate Continuing Calibration Report - Not Founds

24 L8C	Toxaphene	500.000	0.000	100.0#	0	-3.84#
25 L8C	Toxaphene{2}	500.000	0.000	100.0#	0	-4.04#
26 L8C	Toxaphene{3}	500.000	0.000	100.0#	0	-4.77#
27 L8C	Toxaphene{4}	500.000	0.000	100.0#	0	-4.96#
28 L8C	Toxaphene{5}	500.000	0.000	100.0#	0	-5.15#
29 L9C	Chlordane	100.000	0.000	100.0#	0	-2.66#
30 L9C	Chlordane{2}	100.000	0.000	100.0#	0	-3.02#
31 L9C	Chlordane{3}	100.000	0.000	100.0#	0	-3.33#
32 L9C	Chlordane{4}	100.000	0.000	100.0#	0	-3.48#
33 L9C	Chlordane{5}	100.000	0.000	100.0#	0	-3.59#
34 L10C	Dechlorane{1}	50.000	0.000	100.0#	0	-8.39#
35 L10C	Dechlorane{2}	50.000	0.000	100.0#	0	-8.70#

Signal #2

24 L8C	Toxaphene	500.000	0.000	100.0#	0	-4.59#
25 L8C	Toxaphene{2}	500.000	0.000	100.0#	0	-4.71#
26 L8C	Toxaphene{3}	500.000	0.000	100.0#	0	-5.19#
27 L8C	Toxaphene{4}	500.000	0.000	100.0#	0	-5.42#
28 L8C	Toxaphene{5}	500.000	0.000	100.0#	0	-5.84#
29 L9C	Chlordane	100.000	0.000	100.0#	0	-2.99#
30 L9C	Chlordane{2}	100.000	0.000	100.0#	0	-3.50#
31 L9C	Chlordane{3}	100.000	0.000	100.0#	0	-4.09#
32 L9C	Chlordane{4}	100.000	0.000	100.0#	0	-4.19#
33 L9C	Chlordane{5}	100.000	0.000	100.0#	0	-4.25#
34 L10C	Dechlorane{1}	50.000	0.000	100.0#	0	-9.63#
35 L10C	Dechlorane{2}	50.000	0.000	100.0#	0	-10.08#

(#) = Out of Range SPCC's out = 0 CCC's out = 25

Quantitation Report (QT Reviewed)

Data Path : I:\ACQUDATA\7890N.net\data\031124\
Data File : AG5213.D
Signal(s) : Signal #1: ECD1A.ch Signal #2: ECD2B.ch
Acq On : 11 Mar 2024 06:59 pm
Operator : AFelser
Sample : 8081 CCV
Misc :
ALS Vial : 5 Sample Multiplier: 1

Integration File signal 1: EVENTS.E
Integration File signal 2: EVENTS2.E
Quant Time: Mar 12 11:01:34 2024
Quant Method : I:\ACQUDATA\7890N.net\Methods\N-PEST022324.M
Quant Title : 608.3/8081B PESTICIDES
QLast Update : Mon Feb 26 08:35:50 2024
Response via : Initial Calibration
Integrator: ChemStation

Volume Inj. : 1uL
Signal #1 Phase : STx-CLP Signal #2 Phase: STx-CLPII
Signal #1 Info : 0.32mm 30m Signal #2 Info : 0.32mm 30m

Compound	RT#1	RT#2	Resp#1	Resp#2	ug/l	ug/l
System Monitoring Compounds						
1) S SURR1,Tet...	1.898	2.115	378.9E6	312.4E6	23.092	23.768
Spiked Amount 100.000	Range 30 - 150		Recovery =		23.09%#	23.77%#
23) S SURR2,Dec...	6.276	6.974	249.9E6	191.7E6	21.788	22.395
Spiked Amount 100.000	Range 30 - 150		Recovery =		21.79%#	22.40%#
Target Compounds						
2) tc alpha-BHC	2.213	2.509	588.7E6	418.1E6	24.399	26.150
3) tcm gamma-BHC (L	2.404	2.760	517.9E6	348.9E6	24.511	25.766
4) tcm Heptachlor	2.709	3.100	441.9E6	264.0E6	24.471	24.153
5) tcm Aldrin	2.917	3.368	508.5E6	370.9E6	24.307	25.243
6) tc beta-BHC	2.458	2.817	213.0E6	144.0E6	23.063	24.804
7) tc delta-BHC	2.571	3.044	520.4E6	362.4E6	23.633	26.106
8) tc Heptachlor E	3.381	3.887	427.7E6	299.3E6	23.574	24.676
9) tc alpha-Endosu	3.711	4.314	405.4E6	292.0E6	23.282	24.255
10) tc gamma-Chlord	3.482	4.084	440.5E6	314.7E6	23.618	24.359
11) tc alpha-Chlord	3.594	4.250	437.2E6	322.5E6	23.328	24.119
12) tc 4,4'-DDE	3.672	4.449	446.6E6	325.9E6	23.484	25.243
13) tcm Dieldrin	3.935	4.612	439.3E6	314.7E6	23.040	24.334
14) tcm Endrin	4.172	4.914	375.7E6	239.6E6	22.285	23.510
15) tc beta-Endosul	4.417	5.111	381.7E6	267.1E6	22.936	24.086
16) tc 4,4'-DDD	4.275	5.033	340.8E6	213.5E6	22.805	24.064
17) tcm 4,4'-DDT	4.574	5.313	301.6E6	170.5E6	23.939	23.104
18) tc Endrin Aldeh	4.842	5.409	305.6E6	215.5E6	22.648	24.011
19) tc Endosulfan S	5.236	5.640	346.6E6	241.6E6	22.024	23.322
20) tc Methoxychlor	5.062	5.881	148.1E6	80265510	21.923	20.837
21) tc Endrin Keton	5.465	6.060	397.6E6	255.3E6	23.094	23.332
22) tc Mirex	5.123	6.028	293.3E6	193.5E6	21.768	22.571
Sum Toxaphene			0	0	N.D.	N.D.
Average Toxaphene					0.000	0.000
Sum Chlordane			0	0	N.D.	N.D.
Average Chlordane					0.000	0.000
Sum Dechlorane			0	0	N.D.	N.D.
Average Dechlorane					0.000	0.000

(f)=RT Delta > 1/2 Window (#)=Amounts differ by > 25% (m)=manual int.

Quantitation Report (QT Reviewed)

Data Path : I:\ACQUDATA\7890N.net\data\031124\
Data File : AG5213.D
Signal(s) : Signal #1: ECD1A.ch Signal #2: ECD2B.ch
Acq On : 11 Mar 2024 06:59 pm
Operator : AFelser
Sample : 8081 CCV
Misc :
ALS Vial : 5 Sample Multiplier: 1

Integration File signal 1: EVENTS.E
Integration File signal 2: EVENTS2.E
Quant Time: Mar 12 11:01:34 2024
Quant Method : I:\ACQUDATA\7890N.net\Methods\N-PEST022324.M
Quant Title : 608.3/8081B PESTICIDES
QLast Update : Mon Feb 26 08:35:50 2024
Response via : Initial Calibration
Integrator: ChemStation

Volume Inj. : 1uL
Signal #1 Phase : STx-CLP Signal #2 Phase: STx-CLPII
Signal #1 Info : 0.32mm 30m Signal #2 Info : 0.32mm 30m

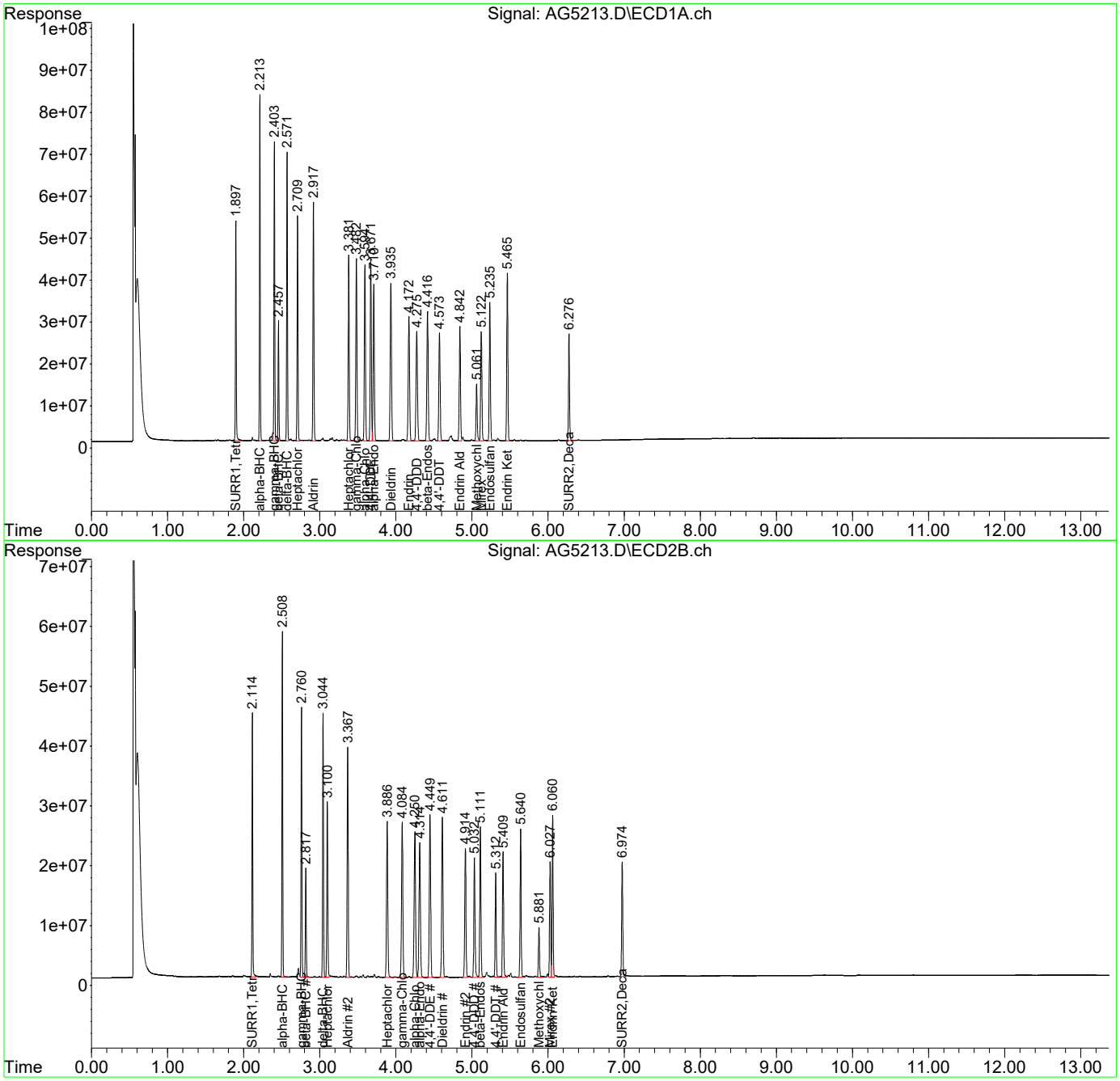

1st AF 03/13/24
2nd BA 03/13/24

Data Path : I:\ACQUDATA\7890N.net\data\031124\
Data File : AG5211.D
Signal(s) : Signal #1: ECD1A.ch Signal #2: ECD2B.ch
Acq On   : 11 Mar 2024 06:24 pm
Operator : AFelser
Sample   : TOX CCV
Misc   :
ALS Vial : 3   Sample Multiplier: 1

Integration File signal 1: EVENTS.E
Integration File signal 2: EVENTS2.E
Quant Time: Mar 12 11:01:26 2024
Quant Method : I:\ACQUDATA\7890N.net\Methods\N-PEST022324.M
Quant Title : 608.3/8081B PESTICIDES
QLast Update : Mon Feb 26 08:35:50 2024
Response via : Initial Calibration
Integrator: ChemStation

Volume Inj.   : 1uL
Signal #1 Phase : STx-CLP   Signal #2 Phase: STx-CLPII
Signal #1 Info : 0.32mm 30m   Signal #2 Info : 0.32mm 30m

Min. RRF   :   0.000 Min. Rel. Area : 50% Max. R.T. Dev 0.50min
Max. RRF Dev : 20%   Max. Rel. Area : 150%

	Compound	Amount	Calc.	%Dev	Area%	Dev(Min)
24	L8C Toxaphene	500.000	417.412	16.5#	84	0.00
25	L8C Toxaphene{2}	500.000	434.011	13.2	85	0.00
26	L8C Toxaphene{3}	500.000	453.126	9.4	87	0.00
27	L8C Toxaphene{4}	500.000	458.691	8.3	87	0.00
28	L8C Toxaphene{5}	500.000	438.104	12.4	84	0.00

Signal #2

24	L8C Toxaphene	500.000	421.874	15.6#	84	0.00
25	L8C Toxaphene{2}	500.000	428.728	14.3	82	0.00
26	L8C Toxaphene{3}	500.000	430.908	13.8	84	0.00
27	L8C Toxaphene{4}	500.000	411.054	17.8#	79	0.00
28	L8C Toxaphene{5}	500.000	392.765	21.4#	75	0.00

Evaluate Continuing Calibration Report - Not Founds

1	S SURR1,Tetrac	25.000	0.000	100.0#	0	-1.90#
2	tc alpha-BHC	25.000	0.000	100.0#	0	-2.22#
3	tcm gamma-BHC (L	25.000	0.000	100.0#	0	-2.41#
4	tcm Heptachlor	25.000	0.000	100.0#	0	-2.71#
5	tcm Aldrin	25.000	0.000	100.0#	0	-2.92#
6	tc beta-BHC	25.000	0.000	100.0#	0	-2.46#
7	TC delta-BHC	25.000	0.000	100.0#	0	-2.58#
8	tc Heptachlor E	25.000	0.000	100.0#	0	-3.39#
9	tc alpha-Endosu	25.000	0.000	100.0#	0	-3.72#
10	tc gamma-Chlord	25.000	0.000	100.0#	0	-3.49#
11	tc alpha-Chlord	25.000	0.000	100.0#	0	-3.60#
12	tc 4,4'-DDE	25.000	0.000	100.0#	0	-3.68#
13	tcm Dieldrin	25.000	0.000	100.0#	0	-3.94#
14	tcm Endrin	25.000	0.000	100.0#	0	-4.18#
15	tc beta-Endosul	25.000	0.000	100.0#	0	-4.42#
16	tc 4,4'-DDD	25.000	0.000	100.0#	0	-4.28#
17	tcm 4,4'-DDT	25.000	0.000	100.0#	0	-4.58#
18	tc Endrin Aldeh	25.000	0.000	100.0#	0	-4.85#
19	tc Endosulfan S	25.000	0.000	100.0#	0	-5.24#
20	tc Methoxychlor	25.000	0.000	100.0#	0	-5.07#
21	tc Endrin Keton	25.000	0.000	100.0#	0	-5.47#
22	tc Mirex	25.000	0.000	100.0#	0	-5.13#
23	S SURR2,Decachlorobiphenyl	25.000	0.000	100.0#	0	-6.28#
29	L9C Chlordane	100.000	0.000	100.0#	0	-2.66#
30	L9C Chlordane{2}	100.000	0.000	100.0#	0	-3.02#
31	L9C Chlordane{3}	100.000	0.000	100.0#	0	-3.33#
32	L9C Chlordane{4}	100.000	0.000	100.0#	0	-3.48#
33	L9C Chlordane{5}	100.000	0.000	100.0#	0	-3.59#

1st AF 03/13/24
2nd BA 03/13/24

Data Path : I:\ACQUDATA\7890N.net\data\031124\
Data File : AG5211.D
Signal(s) : Signal #1: ECD1A.ch Signal #2: ECD2B.ch
Acq On   : 11 Mar 2024 06:24 pm
Operator : AFelser
Sample   : TOX CCV
Misc   :
ALS Vial : 3   Sample Multiplier: 1

Integration File signal 1: EVENTS.E
Integration File signal 2: EVENTS2.E
Quant Time: Mar 12 11:01:26 2024
Quant Method : I:\ACQUDATA\7890N.net\Methods\N-PEST022324.M
Quant Title : 608.3/8081B PESTICIDES
QLast Update : Mon Feb 26 08:35:50 2024
Response via : Initial Calibration
Integrator: ChemStation

Volume Inj.   : 1uL
Signal #1 Phase : STx-CLP   Signal #2 Phase: STx-CLPII
Signal #1 Info : 0.32mm 30m   Signal #2 Info : 0.32mm 30m

Min. RRF   :   0.000 Min. Rel. Area : 50% Max. R.T. Dev 0.50min
Max. RRF Dev : 20%   Max. Rel. Area : 150%

	Compound	Amount	Calc.	%Dev	Area%	Dev(Min)
34	L10CDechlorane{1}	50.000	0.000	100.0#	0	-8.39#
35	L10CDechlorane{2}	50.000	0.000	100.0#	0	-8.70#

Signal #2

1	S SURR1,Tetrac	25.000	0.000	100.0#	0	-2.12#
2	tc alpha-BHC	25.000	0.000	100.0#	0	-2.51#
3	tcm gamma-BHC (L	25.000	0.000	100.0#	0	-2.76#
4	tcm Heptachlor	25.000	0.000	100.0#	0	-3.10#
5	tcm Aldrin	25.000	0.000	100.0#	0	-3.37#
6	tc beta-BHC	25.000	0.000	100.0#	0	-2.82#
7	tc delta-BHC	25.000	0.000	100.0#	0	-3.05#
8	tc Heptachlor E	25.000	0.000	100.0#	0	-3.89#
9	tc alpha-Endosu	25.000	0.000	100.0#	0	-4.32#
10	tc gamma-Chlord	25.000	0.000	100.0#	0	-4.09#
11	tc alpha-Chlord	25.000	0.000	100.0#	0	-4.26#
12	tc 4,4'-DDE	25.000	0.000	100.0#	0	-4.45#
13	tcm Dieldrin	25.000	0.000	100.0#	0	-4.62#
14	tcm Endrin	25.000	0.000	100.0#	0	-4.92#
15	tc beta-Endosul	25.000	0.000	100.0#	0	-5.12#
16	tc 4,4'-DDD	25.000	0.000	100.0#	0	-5.04#
17	tcm 4,4'-DDT	25.000	0.000	100.0#	0	-5.32#
18	tc Endrin Aldeh	25.000	0.000	100.0#	0	-5.42#
19	tc Endosulfan S	25.000	0.000	100.0#	0	-5.64#
20	tc Methoxychlor	25.000	0.000	100.0#	0	-5.89#
21	tc Endrin Keton	25.000	0.000	100.0#	0	-6.07#
22	tc Mirex	25.000	0.000	100.0#	0	-6.03#
23	S SURR2,Decachlorobiphenyl	25.000	0.000	100.0#	0	-6.98#
29	L9C Chlordane	100.000	0.000	100.0#	0	-2.99#
30	L9C Chlordane{2}	100.000	0.000	100.0#	0	-3.50#
31	L9C Chlordane{3}	100.000	0.000	100.0#	0	-4.09#
32	L9C Chlordane{4}	100.000	0.000	100.0#	0	-4.19#
33	L9C Chlordane{5}	100.000	0.000	100.0#	0	-4.25#
34	L10CDechlorane{1}	50.000	0.000	100.0#	0	-9.63#
35	L10CDechlorane{2}	50.000	0.000	100.0#	0	-10.08#

(#) = Out of Range SPCC's out = 0 CCC's out = 60

Quantitation Report (QT Reviewed)

Data Path : I:\ACQUDATA\7890N.net\data\031124\
Data File : AG5211.D
Signal(s) : Signal #1: ECD1A.ch Signal #2: ECD2B.ch
Acq On : 11 Mar 2024 06:24 pm
Operator : AFelser
Sample : TOX CCV
Misc :
ALS Vial : 3 Sample Multiplier: 1

Integration File signal 1: EVENTS.E
Integration File signal 2: EVENTS2.E
Quant Time: Mar 12 11:01:26 2024
Quant Method : I:\ACQUDATA\7890N.net\Methods\N-PEST022324.M
Quant Title : 608.3/8081B PESTICIDES
QLast Update : Mon Feb 26 08:35:50 2024
Response via : Initial Calibration
Integrator: ChemStation

Volume Inj. : 1uL
Signal #1 Phase : STx-CLP Signal #2 Phase: STx-CLPII
Signal #1 Info : 0.32mm 30m Signal #2 Info : 0.32mm 30m

Compound	RT#1	RT#2	Resp#1	Resp#2	ug/l	ug/l
System Monitoring Compounds						
Target Compounds						
24) L8C Toxaphene	3.837	4.589	70615812	100.7E6	417.412	421.874
25) L8C Toxaphene{2}	4.033	4.711	124.8E6	62430186	434.011	428.728
26) L8C Toxaphene{3}	4.762	5.190	269.0E6	242.6E6	453.126	430.908
27) L8C Toxaphene{4}	4.956	5.419	236.9E6	136.0E6	458.691	411.054
28) L8C Toxaphene{5}	5.143	5.832	231.0E6	117.1E6	438.104	392.765
Sum Toxaphene			932.3E6	658.8E6	2201.344	2085.328
Average Toxaphene					440.269	417.066
Sum Chlordane			0	0	N.D.	N.D.
Average Chlordane					0.000	0.000
Sum Dechlorane			0	0	N.D.	N.D.
Average Dechlorane					0.000	0.000

(f)=RT Delta > 1/2 Window (#)=Amounts differ by > 25% (m)=manual int.

Quantitation Report (QT Reviewed)

Data Path : I:\ACQUDATA\7890N.net\data\031124\
Data File : AG5211.D
Signal(s) : Signal #1: ECD1A.ch Signal #2: ECD2B.ch
Acq On : 11 Mar 2024 06:24 pm
Operator : AFelser
Sample : TOX CCV
Misc :
ALS Vial : 3 Sample Multiplier: 1

Integration File signal 1: EVENTS.E
Integration File signal 2: EVENTS2.E
Quant Time: Mar 12 11:01:26 2024
Quant Method : I:\ACQUDATA\7890N.net\Methods\N-PEST022324.M
Quant Title : 608.3/8081B PESTICIDES
QLast Update : Mon Feb 26 08:35:50 2024
Response via : Initial Calibration
Integrator: ChemStation

Volume Inj. : 1uL
Signal #1 Phase : STx-CLP Signal #2 Phase: STx-CLPII
Signal #1 Info : 0.32mm 30m Signal #2 Info : 0.32mm 30m

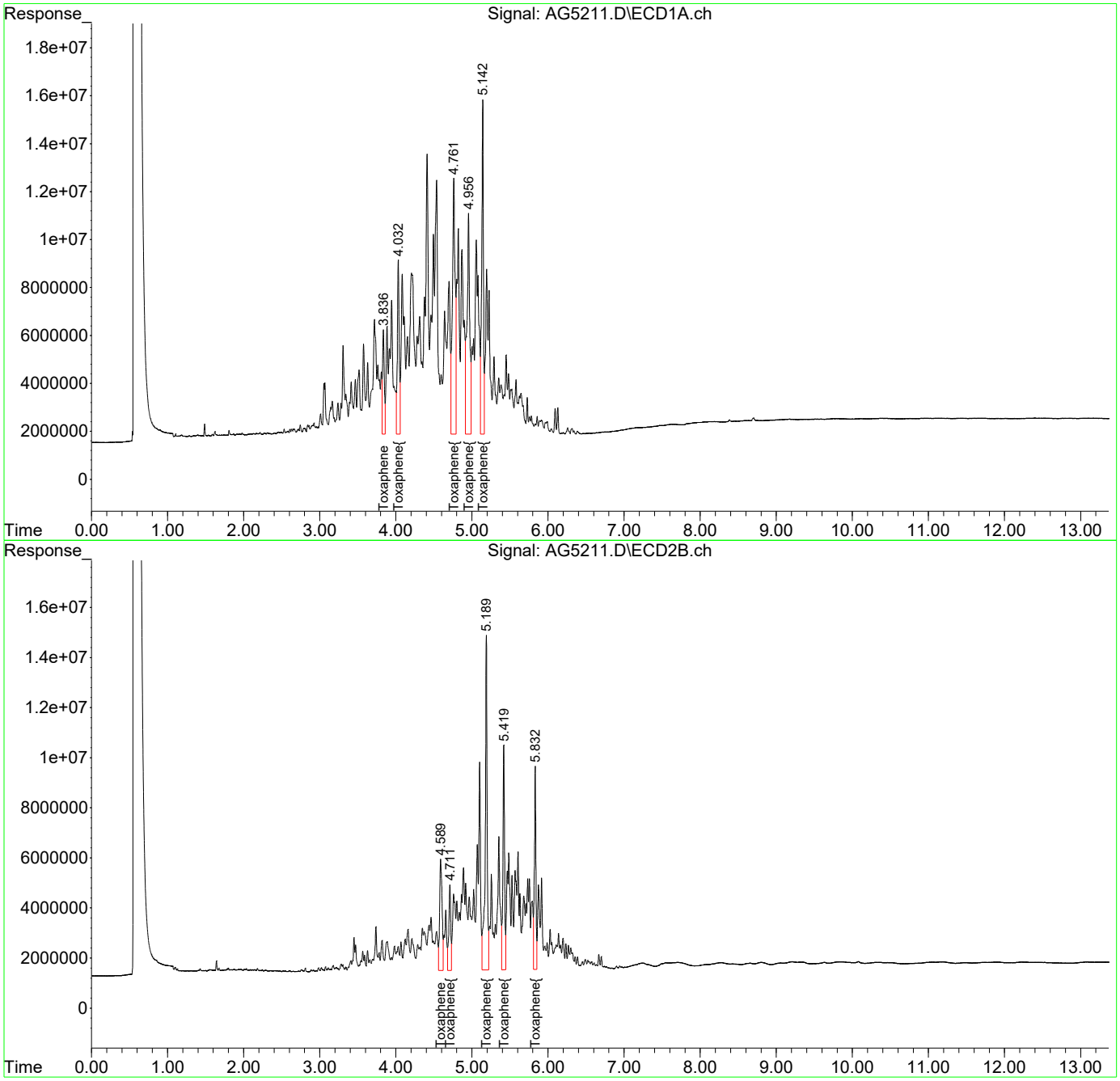

Evaluate Continuing Calibration Report

Data Path : I:\ACQUDATA\7890N.net\data\031124\
Data File : AG5217.D
Signal(s) : Signal #1: ECD1A.ch Signal #2: ECD2B.ch
Acq On   : 11 Mar 2024 08:09 pm
Operator : AFelser
Sample   : 8081 CCV
Misc   :
ALS Vial : 5   Sample Multiplier: 1

Integration File signal 1: EVENTS.E
Integration File signal 2: EVENTS2.E
Quant Time: Mar 12 11:01:50 2024
Quant Method : I:\ACQUDATA\7890N.net\Methods\N-PEST022324.M
Quant Title : 608.3/8081B PESTICIDES
QLast Update : Mon Feb 26 08:35:50 2024
Response via : Initial Calibration
Integrator: ChemStation

Volume Inj.   : 1uL
Signal #1 Phase : STx-CLP   Signal #2 Phase: STx-CLPII
Signal #1 Info : 0.32mm 30m   Signal #2 Info : 0.32mm 30m

Min. RRF   :   0.000 Min. Rel. Area : 50% Max. R.T. Dev 0.50min
Max. RRF Dev : 20%   Max. Rel. Area : 150%

		Compound	Amount	Calc.	%Dev	Area%	Dev(Min)
1	S	SURR1,Tetrac	25.000	23.029	7.9	96	0.00
2	tc	alpha-BHC	25.000	24.029	3.9	99	0.00
3	tcm	gamma-BHC (L	25.000	23.881	4.5	99	0.00
4	tcm	Heptachlor	25.000	23.086	7.7	98	0.00
5	tcm	Aldrin	25.000	23.794	4.8	98	0.00
6	tc	beta-BHC	25.000	22.567	9.7	98	0.00
7	TC	delta-BHC	25.000	23.063	7.7	96	0.00
8	tc	Heptachlor E	25.000	22.340	10.6	95	0.00
9	tc	alpha-Endosu	25.000	22.116	11.5	94	0.00
10	tc	gamma-Chlord	25.000	22.446	10.2	95	0.00
11	tc	alpha-Chlord	25.000	22.092	11.6	95	0.00
12	tc	4,4'-DDE	25.000	22.278	10.9	94	0.00
13	tcm	Dieldrin	25.000	21.448	14.2	91	0.00
14	tcm	Endrin	25.000	19.883	20.5#	88	0.00
15	tc	beta-Endosul	25.000	21.544	13.8	93	0.00
16	tc	4,4'-DDD	25.000	21.309	14.8	93	0.00
17	tcm	4,4'-DDT	25.000	21.097	15.6#	96	0.00
18	tc	Endrin Aldeh	25.000	21.559	13.8	95	0.00
19	tc	Endosulfan S	25.000	20.523	17.9#	91	0.00
20	tc	Methoxychlor	25.000	19.312	22.8#	93	0.00
21	tc	Endrin Keton	25.000	21.596	13.6	96	0.00
22	tc	Mirex	25.000	20.180	19.3#	93	0.00
23	S	SURR2,Decachlorobiphenyl	25.000	20.072	19.7	92	0.00
		Signal #2					
37	S	SURR1,Tetrac #2	25.000	23.679	5.3	99	0.00
38	tc	alpha-BHC #2	25.000	26.551	-6.2	109	0.00
39	tcm	gamma-BHC (L #2	25.000	26.000	-4.0	109	0.00
40	tcm	Heptachlor #2	25.000	23.063	7.7	99	0.00
41	tcm	Aldrin #2	25.000	25.215	-0.9	105	0.00
42	tc	beta-BHC #2	25.000	25.435	-1.7	112	0.00
43	tc	delta-BHC #2	25.000	26.626	-6.5	111	0.00
44	tc	Heptachlor E #2	25.000	24.044	3.8	104	0.00
45	tc	alpha-Endosu #2	25.000	23.634	5.5	103	0.00
46	tc	gamma-Chlord #2	25.000	23.829	4.7	103	0.00
47	tc	alpha-Chlord #2	25.000	23.391	6.4	101	0.00
48	tc	4,4'-DDE #2	25.000	24.852	0.6	107	0.00
49	tcm	Dieldrin #2	25.000	23.700	5.2	102	0.00
50	tcm	Endrin #2	25.000	21.793	12.8	98	0.00
51	tc	beta-Endosul #2	25.000	23.522	5.9	103	0.00
52	tc	4,4'-DDD #2	25.000	23.871	4.5	106	0.00
53	tcm	4,4'-DDT #2	25.000	21.290	14.8	97	0.00
54	tc	Endrin Aldeh #2	25.000	23.886	4.5	105	0.00

1st AF 03/13/24
2nd BA 03/13/24

Data Path : I:\ACQUDATA\7890N.net\data\031124\
Data File : AG5217.D
Signal(s) : Signal #1: ECD1A.ch Signal #2: ECD2B.ch
Acq On   : 11 Mar 2024 08:09 pm
Operator : AFelser
Sample   : 8081 CCV
Misc   :
ALS Vial : 5   Sample Multiplier: 1

Integration File signal 1: EVENTS.E
Integration File signal 2: EVENTS2.E
Quant Time: Mar 12 11:01:50 2024
Quant Method : I:\ACQUDATA\7890N.net\Methods\N-PEST022324.M
Quant Title : 608.3/8081B PESTICIDES
QLast Update : Mon Feb 26 08:35:50 2024
Response via : Initial Calibration
Integrator: ChemStation

Volume Inj.   : 1uL
Signal #1 Phase : STx-CLP   Signal #2 Phase: STx-CLPII
Signal #1 Info : 0.32mm 30m   Signal #2 Info : 0.32mm 30m

Min. RRF   :   0.000 Min. Rel. Area : 50% Max. R.T. Dev 0.50min
Max. RRF Dev : 20%   Max. Rel. Area : 150%

	Compound	Amount	Calc.	%Dev	Area%	Dev(Min)
55 tc	Endosulfan S #2	25.000	22.688	9.2	103	0.00
56 tc	Methoxychlor #2	25.000	18.997	24.0#	94	0.00
57 tc	Endrin Keton #2	25.000	22.931	8.3	104	0.00
58 tc	Mirex #2	25.000	21.658	13.4	102	0.00
59 S	SURR2,Decachlorobiphenyl #2	25.000	20.956	16.2	100	0.00

Evaluate Continuing Calibration Report - Not Founds

24	L8C Toxaphene	500.000	0.000	100.0#	0	-3.84#
25	L8C Toxaphene{2}	500.000	0.000	100.0#	0	-4.04#
26	L8C Toxaphene{3}	500.000	0.000	100.0#	0	-4.77#
27	L8C Toxaphene{4}	500.000	0.000	100.0#	0	-4.96#
28	L8C Toxaphene{5}	500.000	0.000	100.0#	0	-5.15#
29	L9C Chlordane	100.000	0.000	100.0#	0	-2.66#
30	L9C Chlordane{2}	100.000	0.000	100.0#	0	-3.02#
31	L9C Chlordane{3}	100.000	0.000	100.0#	0	-3.33#
32	L9C Chlordane{4}	100.000	0.000	100.0#	0	-3.48#
33	L9C Chlordane{5}	100.000	0.000	100.0#	0	-3.59#
34	L10CDechlorane{1}	50.000	0.000	100.0#	0	-8.39#
35	L10CDechlorane{2}	50.000	0.000	100.0#	0	-8.70#

Signal #2

60	L8C Toxaphene #2	500.000	0.000	100.0#	0	-4.59#
61	L8C Toxaphene{2} #2	500.000	0.000	100.0#	0	-4.71#
62	L8C Toxaphene{3} #2	500.000	0.000	100.0#	0	-5.19#
63	L8C Toxaphene{4} #2	500.000	0.000	100.0#	0	-5.42#
64	L8C Toxaphene{5} #2	500.000	0.000	100.0#	0	-5.84#
65	L9C Chlordane #2	100.000	0.000	100.0#	0	-2.99#
66	L9C Chlordane{2} #2	100.000	0.000	100.0#	0	-3.50#
67	L9C Chlordane{3} #2	100.000	0.000	100.0#	0	-4.09#
68	L9C Chlordane{4} #2	100.000	0.000	100.0#	0	-4.19#
69	L9C Chlordane{5} #2	100.000	0.000	100.0#	0	-4.25#
70	L10CDechlorane{1} #2	50.000	0.000	100.0#	0	-9.63#
71	L10CDechlorane{2} #2	50.000	0.000	100.0#	0	-10.08#

(#) = Out of Range SPCC's out = 0 CCC's out = 30

Quantitation Report (QT Reviewed)

Data Path : I:\ACQUDATA\7890N.net\data\031124\
Data File : AG5217.D
Signal(s) : Signal #1: ECD1A.ch Signal #2: ECD2B.ch
Acq On : 11 Mar 2024 08:09 pm
Operator : AFelser
Sample : 8081 CCV
Misc :
ALS Vial : 5 Sample Multiplier: 1

Integration File signal 1: EVENTS.E
Integration File signal 2: EVENTS2.E
Quant Time: Mar 12 11:01:50 2024
Quant Method : I:\ACQUDATA\7890N.net\Methods\N-PEST022324.M
Quant Title : 608.3/8081B PESTICIDES
QLast Update : Mon Feb 26 08:35:50 2024
Response via : Initial Calibration
Integrator: ChemStation

Volume Inj. : 1uL
Signal #1 Phase : STx-CLP Signal #2 Phase: STx-CLPII
Signal #1 Info : 0.32mm 30m Signal #2 Info : 0.32mm 30m

Compound	RT#1	RT#2	Resp#1	Resp#2	ug/l	ug/l
System Monitoring Compounds						
1) S SURR1,Tet...	1.897	2.115	377.8E6	311.2E6	23.029	23.679
Spiked Amount 100.000	Range 30 - 150		Recovery =		23.03%#	23.68%#
23) S SURR2,Dec...	6.275	6.973	230.2E6	179.4E6	20.072	20.956
Spiked Amount 100.000	Range 30 - 150		Recovery =		20.07%#	20.96%#
Target Compounds						
2) tc alpha-BHC	2.213	2.509	579.8E6	424.5E6	24.029	26.551
3) tcm gamma-BHC (L	2.404	2.761	504.5E6	352.1E6	23.881	26.000
4) tcm Heptachlor	2.709	3.100	416.9E6	252.1E6	23.086	23.063
5) tcm Aldrin	2.918	3.368	497.8E6	370.5E6	23.794	25.215
6) tc beta-BHC	2.458	2.817	208.4E6	147.7E6	22.567	25.435
7) tc delta-BHC	2.571	3.044	507.8E6	369.6E6	23.063	26.626
8) tc Heptachlor E	3.381	3.887	405.4E6	291.6E6	22.340	24.044
9) tc alpha-Endosu	3.711	4.314	385.1E6	284.6E6	22.116	23.634
10) tc gamma-Chlord	3.482	4.085	418.6E6	307.9E6	22.446	23.829
11) tc alpha-Chlord	3.594	4.251	414.0E6	312.8E6	22.092	23.391
12) tc 4,4'-DDE	3.672	4.450	423.7E6	320.9E6	22.278	24.852
13) tcm Dieldrin	3.935	4.613	408.9E6	306.5E6	21.448	23.700
14) tcm Endrin	4.172	4.914	335.2E6	222.1E6	19.883	21.793
15) tc beta-Endosul	4.417	5.112	358.6E6	260.8E6	21.544	23.522
16) tc 4,4'-DDD	4.275	5.033	318.5E6	211.8E6	21.309	23.871
17) tcm 4,4'-DDT	4.574	5.313	265.8E6	157.1E6	21.097	21.290
18) tc Endrin Aldeh	4.842	5.409	290.9E6	214.4E6	21.559	23.886
19) tc Endosulfan S	5.236	5.640	323.0E6	235.0E6	20.523	22.688
20) tc Methoxychlor	5.062	5.881	130.5E6	73179118	19.312	18.997
21) tc Endrin Keton	5.465	6.060	371.8E6	250.9E6	21.596	22.931
22) tc Mirex	5.124	6.027	271.9E6	185.7E6	20.180	21.658
Sum Toxaphene			0	0	N.D.	N.D.
Average Toxaphene					0.000	0.000
Sum Chlordane			0	0	N.D.	N.D.
Average Chlordane					0.000	0.000
Sum Dechlorane			0	0	N.D.	N.D.
Average Dechlorane					0.000	0.000

(f)=RT Delta > 1/2 Window (#)=Amounts differ by > 25% (m)=manual int.

Quantitation Report (QT Reviewed)

Data Path : I:\ACQUDATA\7890N.net\data\031124\
Data File : AG5217.D
Signal(s) : Signal #1: ECD1A.ch Signal #2: ECD2B.ch
Acq On : 11 Mar 2024 08:09 pm
Operator : AFelser
Sample : 8081 CCV
Misc :
ALS Vial : 5 Sample Multiplier: 1

Integration File signal 1: EVENTS.E
Integration File signal 2: EVENTS2.E
Quant Time: Mar 12 11:01:50 2024
Quant Method : I:\ACQUDATA\7890N.net\Methods\N-PEST022324.M
Quant Title : 608.3/8081B PESTICIDES
QLast Update : Mon Feb 26 08:35:50 2024
Response via : Initial Calibration
Integrator: ChemStation

Volume Inj. : 1uL
Signal #1 Phase : STx-CLP Signal #2 Phase: STx-CLPII
Signal #1 Info : 0.32mm 30m Signal #2 Info : 0.32mm 30m

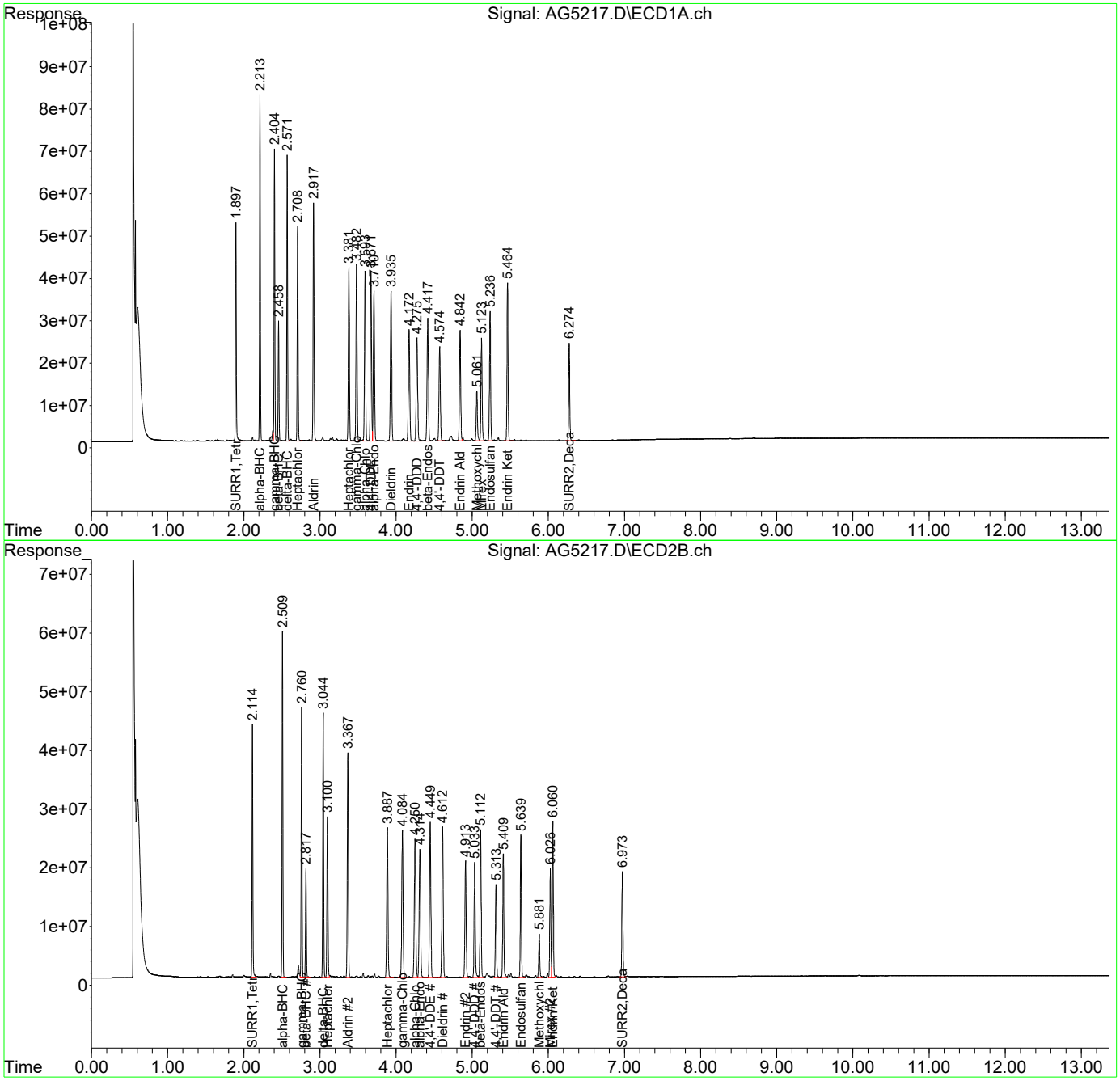

Evaluate Continuing Calibration Report

Data Path : I:\ACQUDATA\7890N.net\data\031224\
Data File : AG5234.D
Signal(s) : Signal #1: ECD1A.ch Signal #2: ECD2B.ch
Acq On   : 12 Mar 2024 02:42 pm
Operator : AFelser
Sample   : 8081 CCV
Misc   :
ALS Vial : 5   Sample Multiplier: 1

Integration File signal 1: EVENTS.E
Integration File signal 2: EVENTS2.E
Quant Time: Mar 12 16:43:13 2024
Quant Method : I:\ACQUDATA\7890N.net\Methods\N-PEST022324.M
Quant Title : 608.3/8081B PESTICIDES
QLast Update : Mon Feb 26 08:35:50 2024
Response via : Initial Calibration
Integrator: ChemStation

Volume Inj.   : 1uL
Signal #1 Phase : STx-CLP   Signal #2 Phase: STx-CLPII
Signal #1 Info : 0.32mm 30m   Signal #2 Info : 0.32mm 30m

Min. RRF   :   0.000 Min. Rel. Area : 50% Max. R.T. Dev 0.50min
Max. RRF Dev : 20%   Max. Rel. Area : 150%

		Compound	Amount	Calc.	%Dev	Area%	Dev(Min)
1	S	SURR1,Tetrac	25.000	22.524	9.9	94	0.00
2	tc	alpha-BHC	25.000	24.072	3.7	99	0.00
3	tcm	gamma-BHC (L	25.000	24.264	2.9	101	0.00
4	tcm	Heptachlor	25.000	24.721	1.1	105	0.00
5	tcm	Aldrin	25.000	23.423	6.3	97	0.00
6	tc	beta-BHC	25.000	22.770	8.9	99	0.00
7	TC	delta-BHC	25.000	23.455	6.2	97	0.00
8	tc	Heptachlor E	25.000	23.213	7.1	98	0.00
9	tc	alpha-Endosu	25.000	22.706	9.2	97	0.00
10	tc	gamma-Chlord	25.000	23.001	8.0	97	0.00
11	tc	alpha-Chlord	25.000	22.833	8.7	98	0.00
12	tc	4,4'-DDE	25.000	22.583	9.7	95	0.00
13	tcm	Dieldrin	25.000	22.526	9.9	95	0.00
14	tcm	Endrin	25.000	23.486	6.1	104	0.00
15	tc	beta-Endosul	25.000	22.388	10.4	97	0.00
16	tc	4,4'-DDD	25.000	22.875	8.5	100	0.00
17	tcm	4,4'-DDT	25.000	24.430	2.3	111	0.00
18	tc	Endrin Aldeh	25.000	21.228	15.1#	93	0.00
19	tc	Endosulfan S	25.000	21.439	14.2	95	0.00
20	tc	Methoxychlor	25.000	22.741	9.0	109	0.00
21	tc	Endrin Keton	25.000	22.478	10.1	100	0.00
22	tc	Mirex	25.000	21.074	15.7#	97	0.00
23	S	SURR2,Decachlorobiphenyl	25.000	19.667	21.3#	90	0.00

Signal #2

1	S	SURR1,Tetrac	25.000	23.523	5.9	98	0.00
2	tc	alpha-BHC	25.000	26.955	-7.8	111	0.00
3	tcm	gamma-BHC (L	25.000	26.774	-7.1	112	0.00
4	tcm	Heptachlor	25.000	25.092	-0.4	108	0.00
5	tcm	Aldrin	25.000	25.809	-3.2	107	0.00
6	tc	beta-BHC	25.000	25.469	-1.9	113	0.00
7	tc	delta-BHC	25.000	26.807	-7.2	112	0.00
8	tc	Heptachlor E	25.000	25.560	-2.2	110	0.00
9	tc	alpha-Endosu	25.000	24.908	0.4	108	0.00
10	tc	gamma-Chlord	25.000	25.229	-0.9	109	0.00
11	tc	alpha-Chlord	25.000	24.689	1.2	107	0.00
12	tc	4,4'-DDE	25.000	24.740	1.0	106	0.00
13	tcm	Dieldrin	25.000	25.146	-0.6	108	0.00
14	tcm	Endrin	25.000	25.910	-3.6	116	0.00
15	tc	beta-Endosul	25.000	24.565	1.7	108	0.00
16	tc	4,4'-DDD	25.000	24.554	1.8	109	0.00
17	tcm	4,4'-DDT	25.000	24.677	1.3	113	0.00
18	tc	Endrin Aldeh	25.000	23.433	6.3	103	0.00

1st AF 03/13/24
2nd BA 03/13/24

Data Path : I:\ACQUDATA\7890N.net\data\031224\
Data File : AG5234.D
Signal(s) : Signal #1: ECD1A.ch Signal #2: ECD2B.ch
Acq On   : 12 Mar 2024 02:42 pm
Operator : AFelser
Sample   : 8081 CCV
Misc   :
ALS Vial : 5   Sample Multiplier: 1

Integration File signal 1: EVENTS.E
Integration File signal 2: EVENTS2.E
Quant Time: Mar 12 16:43:13 2024
Quant Method : I:\ACQUDATA\7890N.net\Methods\N-PEST022324.M
Quant Title : 608.3/8081B PESTICIDES
QLast Update : Mon Feb 26 08:35:50 2024
Response via : Initial Calibration
Integrator: ChemStation

Volume Inj.   : 1uL
Signal #1 Phase : STx-CLP   Signal #2 Phase: STx-CLPII
Signal #1 Info : 0.32mm 30m   Signal #2 Info : 0.32mm 30m

Min. RRF   :   0.000 Min. Rel. Area : 50% Max. R.T. Dev 0.50min
Max. RRF Dev : 20%   Max. Rel. Area : 150%

	Compound	Amount	Calc.	%Dev	Area%	Dev(Min)
19 tc	Endosulfan S	25.000	23.918	4.3	108	0.00
20 tc	Methoxychlor	25.000	22.633	9.5	112	0.00
21 tc	Endrin Keton	25.000	23.829	4.7	108	0.00
22 tc	Mirex	25.000	22.959	8.2	109	0.00
23 S	SURR2,Decachlorobiphenyl	25.000	21.045	15.8	101	0.00

Evaluate Continuing Calibration Report - Not Founds

24 L8C	Toxaphene	500.000	0.000	100.0#	0	-3.84#
25 L8C	Toxaphene{2}	500.000	0.000	100.0#	0	-4.04#
26 L8C	Toxaphene{3}	500.000	0.000	100.0#	0	-4.77#
27 L8C	Toxaphene{4}	500.000	0.000	100.0#	0	-4.96#
28 L8C	Toxaphene{5}	500.000	0.000	100.0#	0	-5.15#
29 L9C	Chlordane	100.000	0.000	100.0#	0	-2.66#
30 L9C	Chlordane{2}	100.000	0.000	100.0#	0	-3.02#
31 L9C	Chlordane{3}	100.000	0.000	100.0#	0	-3.33#
32 L9C	Chlordane{4}	100.000	0.000	100.0#	0	-3.48#
33 L9C	Chlordane{5}	100.000	0.000	100.0#	0	-3.59#
34 L10C	Dechlorane{1}	50.000	0.000	100.0#	0	-8.39#
35 L10C	Dechlorane{2}	50.000	0.000	100.0#	0	-8.70#

Signal #2

24 L8C	Toxaphene	500.000	0.000	100.0#	0	-4.59#
25 L8C	Toxaphene{2}	500.000	0.000	100.0#	0	-4.71#
26 L8C	Toxaphene{3}	500.000	0.000	100.0#	0	-5.19#
27 L8C	Toxaphene{4}	500.000	0.000	100.0#	0	-5.42#
28 L8C	Toxaphene{5}	500.000	0.000	100.0#	0	-5.84#
29 L9C	Chlordane	100.000	0.000	100.0#	0	-2.99#
30 L9C	Chlordane{2}	100.000	0.000	100.0#	0	-3.50#
31 L9C	Chlordane{3}	100.000	0.000	100.0#	0	-4.09#
32 L9C	Chlordane{4}	100.000	0.000	100.0#	0	-4.19#
33 L9C	Chlordane{5}	100.000	0.000	100.0#	0	-4.25#
34 L10C	Dechlorane{1}	50.000	0.000	100.0#	0	-9.63#
35 L10C	Dechlorane{2}	50.000	0.000	100.0#	0	-10.08#

(#) = Out of Range SPCC's out = 0 CCC's out = 26

1st AF 03/13/24
2nd BA 03/13/24

Quantitation Report (QT Reviewed)

Data Path : I:\ACQUDATA\7890N.net\data\031224\
Data File : AG5234.D
Signal(s) : Signal #1: ECD1A.ch Signal #2: ECD2B.ch
Acq On : 12 Mar 2024 02:42 pm
Operator : AFelser
Sample : 8081 CCV
Misc :
ALS Vial : 5 Sample Multiplier: 1

Integration File signal 1: EVENTS.E
Integration File signal 2: EVENTS2.E
Quant Time: Mar 12 16:43:13 2024
Quant Method : I:\ACQUDATA\7890N.net\Methods\N-PEST022324.M
Quant Title : 608.3/8081B PESTICIDES
QLast Update : Mon Feb 26 08:35:50 2024
Response via : Initial Calibration
Integrator: ChemStation

Volume Inj. : 1uL
Signal #1 Phase : STx-CLP Signal #2 Phase: STx-CLPII
Signal #1 Info : 0.32mm 30m Signal #2 Info : 0.32mm 30m

Compound	RT#1	RT#2	Resp#1	Resp#2	ug/l	ug/l
System Monitoring Compounds						
1) S SURR1,Tet...	1.899	2.117	369.5E6	309.2E6	22.524	23.523
Spiked Amount 100.000	Range 30 - 150		Recovery =		22.52%#	23.52%#
23) S SURR2,Dec...	6.278	6.978	225.6E6	180.1E6	19.667	21.045
Spiked Amount 100.000	Range 30 - 150		Recovery =		19.67%#	21.05%#
Target Compounds						
2) tc alpha-BHC	2.215	2.511	580.8E6	430.9E6	24.072	26.955
3) tcm gamma-BHC (L	2.406	2.762	512.6E6	362.6E6	24.264	26.774
4) tcm Heptachlor	2.711	3.101	446.5E6	274.2E6	24.721	25.092
5) tcm Aldrin	2.919	3.369	490.0E6	379.3E6	23.423	25.809
6) tc beta-BHC	2.460	2.819	210.3E6	147.9E6	22.770	25.469
7) tc delta-BHC	2.573	3.046	516.4E6	372.2E6	23.455	26.807
8) tc Heptachlor E	3.382	3.888	421.2E6	310.0E6	23.213	25.560
9) tc alpha-Endosu	3.712	4.315	395.3E6	299.9E6	22.706	24.908
10) tc gamma-Chlord	3.483	4.085	429.0E6	326.0E6	23.001	25.229
11) tc alpha-Chlord	3.595	4.251	427.9E6	330.2E6	22.833	24.689
12) tc 4,4'-DDE	3.673	4.450	429.5E6	319.4E6	22.583	24.740
13) tcm Dieldrin	3.936	4.613	429.5E6	325.2E6	22.526	25.146
14) tcm Endrin	4.173	4.914	395.9E6	264.1E6	23.486	25.910
15) tc beta-Endosul	4.418	5.113	372.6E6	272.4E6	22.388	24.565
16) tc 4,4'-DDD	4.277	5.034	341.9E6	217.9E6	22.875	24.554
17) tcm 4,4'-DDT	4.575	5.313	307.8E6	182.1E6	24.430	24.677
18) tc Endrin Aldeh	4.843	5.410	286.5E6	210.4E6	21.228	23.433
19) tc Endosulfan S	5.236	5.641	337.4E6	247.7E6	21.439	23.918
20) tc Methoxychlor	5.062	5.882	153.7E6	87185392	22.741	22.633
21) tc Endrin Keton	5.466	6.062	387.0E6	260.7E6	22.478	23.829
22) tc Mirex	5.124	6.029	283.9E6	196.8E6	21.074	22.959
Sum Toxaphene			0	0	N.D.	N.D.
Average Toxaphene					0.000	0.000
Sum Chlordane			0	0	N.D.	N.D.
Average Chlordane					0.000	0.000
Sum Dechlorane			0	0	N.D.	N.D.
Average Dechlorane					0.000	0.000

(f)=RT Delta > 1/2 Window (#)=Amounts differ by > 25% (m)=manual int.

Quantitation Report (QT Reviewed)

Data Path : I:\ACQUDATA\7890N.net\data\031224\
Data File : AG5234.D
Signal(s) : Signal #1: ECD1A.ch Signal #2: ECD2B.ch
Acq On : 12 Mar 2024 02:42 pm
Operator : AFelser
Sample : 8081 CCV
Misc :
ALS Vial : 5 Sample Multiplier: 1

Integration File signal 1: EVENTS.E
Integration File signal 2: EVENTS2.E
Quant Time: Mar 12 16:43:13 2024
Quant Method : I:\ACQUDATA\7890N.net\Methods\N-PEST022324.M
Quant Title : 608.3/8081B PESTICIDES
QLast Update : Mon Feb 26 08:35:50 2024
Response via : Initial Calibration
Integrator: ChemStation

Volume Inj. : 1uL
Signal #1 Phase : STx-CLP Signal #2 Phase: STx-CLPII
Signal #1 Info : 0.32mm 30m Signal #2 Info : 0.32mm 30m

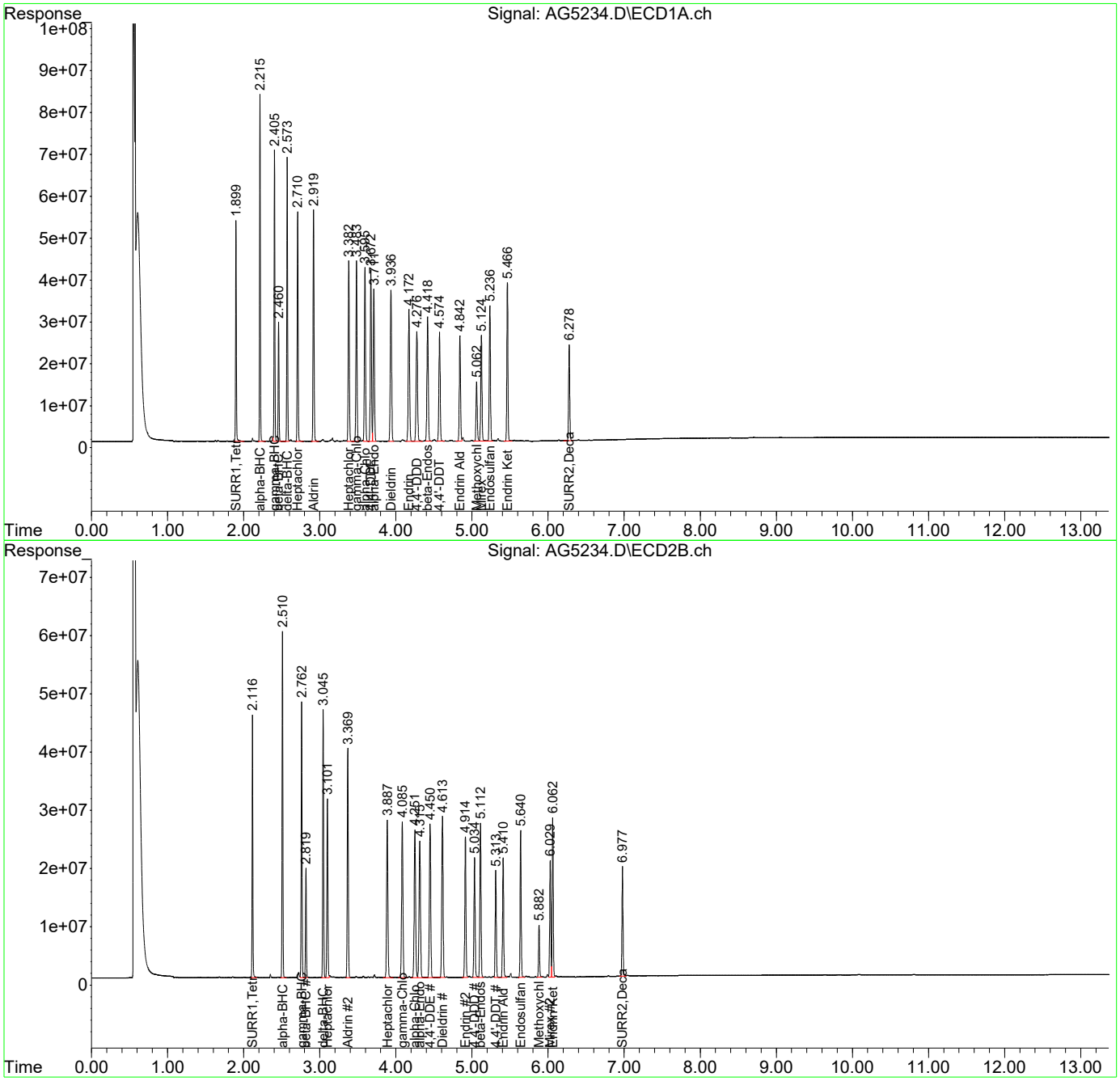

Evaluate Continuing Calibration Report

Data Path : I:\ACQUDATA\7890N.net\data\031224\
Data File : AG5232.D
Signal(s) : Signal #1: ECD1A.ch Signal #2: ECD2B.ch
Acq On   : 12 Mar 2024 02:07 pm
Operator : AFelser
Sample   : TOX CCV
Misc   :
ALS Vial : 3   Sample Multiplier: 1

Integration File signal 1: EVENTS.E
Integration File signal 2: EVENTS2.E
Quant Time: Mar 12 16:43:05 2024
Quant Method : I:\ACQUDATA\7890N.net\Methods\N-PEST022324.M
Quant Title : 608.3/8081B PESTICIDES
QLast Update : Mon Feb 26 08:35:50 2024
Response via : Initial Calibration
Integrator: ChemStation

Volume Inj.   : 1uL
Signal #1 Phase : STx-CLP   Signal #2 Phase: STx-CLPII
Signal #1 Info : 0.32mm 30m   Signal #2 Info : 0.32mm 30m

Min. RRF   :   0.000 Min. Rel. Area : 50% Max. R.T. Dev 0.50min
Max. RRF Dev : 20%   Max. Rel. Area : 150%

	Compound	Amount	Calc.	%Dev	Area%	Dev(Min)
24	L8C Toxaphene	500.000	419.735	16.1#	84	0.00
25	L8C Toxaphene{2}	500.000	445.710	10.9	87	0.00
26	L8C Toxaphene{3}	500.000	434.102	13.2	84	0.00
27	L8C Toxaphene{4}	500.000	452.319	9.5	86	0.00
28	L8C Toxaphene{5}	500.000	433.162	13.4	83	0.00

Signal #2

24	L8C Toxaphene	500.000	434.830	13.0	86	0.00
25	L8C Toxaphene{2}	500.000	441.796	11.6	84	0.00
26	L8C Toxaphene{3}	500.000	427.747	14.5	83	0.00
27	L8C Toxaphene{4}	500.000	426.686	14.7	82	0.00
28	L8C Toxaphene{5}	500.000	408.825	18.2#	78	0.00

Evaluate Continuing Calibration Report - Not Founds

1	S SURR1,Tetrac	25.000	0.000	100.0#	0	-1.90#
2	tc alpha-BHC	25.000	0.000	100.0#	0	-2.22#
3	tcm gamma-BHC (L	25.000	0.000	100.0#	0	-2.41#
4	tcm Heptachlor	25.000	0.000	100.0#	0	-2.71#
5	tcm Aldrin	25.000	0.000	100.0#	0	-2.92#
6	tc beta-BHC	25.000	0.000	100.0#	0	-2.46#
7	TC delta-BHC	25.000	0.000	100.0#	0	-2.58#
8	tc Heptachlor E	25.000	0.000	100.0#	0	-3.39#
9	tc alpha-Endosu	25.000	0.000	100.0#	0	-3.72#
10	tc gamma-Chlord	25.000	0.000	100.0#	0	-3.49#
11	tc alpha-Chlord	25.000	0.000	100.0#	0	-3.60#
12	tc 4,4'-DDE	25.000	0.000	100.0#	0	-3.68#
13	tcm Dieldrin	25.000	0.000	100.0#	0	-3.94#
14	tcm Endrin	25.000	0.000	100.0#	0	-4.18#
15	tc beta-Endosul	25.000	0.000	100.0#	0	-4.42#
16	tc 4,4'-DDD	25.000	0.000	100.0#	0	-4.28#
17	tcm 4,4'-DDT	25.000	0.000	100.0#	0	-4.58#
18	tc Endrin Aldeh	25.000	0.000	100.0#	0	-4.85#
19	tc Endosulfan S	25.000	0.000	100.0#	0	-5.24#
20	tc Methoxychlor	25.000	0.000	100.0#	0	-5.07#
21	tc Endrin Keton	25.000	0.000	100.0#	0	-5.47#
22	tc Mirex	25.000	0.000	100.0#	0	-5.13#
23	S SURR2,Decachlorobiphenyl	25.000	0.000	100.0#	0	-6.28#
29	L9C Chlordane	100.000	0.000	100.0#	0	-2.66#
30	L9C Chlordane{2}	100.000	0.000	100.0#	0	-3.02#
31	L9C Chlordane{3}	100.000	0.000	100.0#	0	-3.33#
32	L9C Chlordane{4}	100.000	0.000	100.0#	0	-3.48#
33	L9C Chlordane{5}	100.000	0.000	100.0#	0	-3.59#

1st AF 03/13/24
2nd BA 03/13/24

Data Path : I:\ACQUDATA\7890N.net\data\031224\
Data File : AG5232.D
Signal(s) : Signal #1: ECD1A.ch Signal #2: ECD2B.ch
Acq On   : 12 Mar 2024 02:07 pm
Operator : AFelser
Sample   : TOX CCV
Misc   :
ALS Vial : 3   Sample Multiplier: 1

Integration File signal 1: EVENTS.E
Integration File signal 2: EVENTS2.E
Quant Time: Mar 12 16:43:05 2024
Quant Method : I:\ACQUDATA\7890N.net\Methods\N-PEST022324.M
Quant Title : 608.3/8081B PESTICIDES
QLast Update : Mon Feb 26 08:35:50 2024
Response via : Initial Calibration
Integrator: ChemStation

Volume Inj.   : 1uL
Signal #1 Phase : STx-CLP   Signal #2 Phase: STx-CLPII
Signal #1 Info : 0.32mm 30m   Signal #2 Info : 0.32mm 30m

Min. RRF   :   0.000 Min. Rel. Area : 50% Max. R.T. Dev 0.50min
Max. RRF Dev : 20%   Max. Rel. Area : 150%

	Compound	Amount	Calc.	%Dev	Area%	Dev(Min)
34	L10CDechlorane{1}	50.000	0.000	100.0#	0	-8.39#
35	L10CDechlorane{2}	50.000	0.000	100.0#	0	-8.70#

Signal #2

1	S SURR1,Tetrac	25.000	0.000	100.0#	0	-2.12#
2	tc alpha-BHC	25.000	0.000	100.0#	0	-2.51#
3	tcm gamma-BHC (L	25.000	0.000	100.0#	0	-2.76#
4	tcm Heptachlor	25.000	0.000	100.0#	0	-3.10#
5	tcm Aldrin	25.000	0.000	100.0#	0	-3.37#
6	tc beta-BHC	25.000	0.000	100.0#	0	-2.82#
7	tc delta-BHC	25.000	0.000	100.0#	0	-3.05#
8	tc Heptachlor E	25.000	0.000	100.0#	0	-3.89#
9	tc alpha-Endosu	25.000	0.000	100.0#	0	-4.32#
10	tc gamma-Chlord	25.000	0.000	100.0#	0	-4.09#
11	tc alpha-Chlord	25.000	0.000	100.0#	0	-4.26#
12	tc 4,4'-DDE	25.000	0.000	100.0#	0	-4.45#
13	tcm Dieldrin	25.000	0.000	100.0#	0	-4.62#
14	tcm Endrin	25.000	0.000	100.0#	0	-4.92#
15	tc beta-Endosul	25.000	0.000	100.0#	0	-5.12#
16	tc 4,4'-DDD	25.000	0.000	100.0#	0	-5.04#
17	tcm 4,4'-DDT	25.000	0.000	100.0#	0	-5.32#
18	tc Endrin Aldeh	25.000	0.000	100.0#	0	-5.42#
19	tc Endosulfan S	25.000	0.000	100.0#	0	-5.64#
20	tc Methoxychlor	25.000	0.000	100.0#	0	-5.89#
21	tc Endrin Keton	25.000	0.000	100.0#	0	-6.07#
22	tc Mirex	25.000	0.000	100.0#	0	-6.03#
23	S SURR2,Decachlorobiphenyl	25.000	0.000	100.0#	0	-6.98#
29	L9C Chlordane	100.000	0.000	100.0#	0	-2.99#
30	L9C Chlordane{2}	100.000	0.000	100.0#	0	-3.50#
31	L9C Chlordane{3}	100.000	0.000	100.0#	0	-4.09#
32	L9C Chlordane{4}	100.000	0.000	100.0#	0	-4.19#
33	L9C Chlordane{5}	100.000	0.000	100.0#	0	-4.25#
34	L10CDechlorane{1}	50.000	0.000	100.0#	0	-9.63#
35	L10CDechlorane{2}	50.000	0.000	100.0#	0	-10.08#

(#) = Out of Range SPCC's out = 0 CCC's out = 58

Quantitation Report (QT Reviewed)

Data Path : I:\ACQUDATA\7890N.net\data\031224\
Data File : AG5232.D
Signal(s) : Signal #1: ECD1A.ch Signal #2: ECD2B.ch
Acq On : 12 Mar 2024 02:07 pm
Operator : AFelser
Sample : TOX CCV
Misc :
ALS Vial : 3 Sample Multiplier: 1

Integration File signal 1: EVENTS.E
Integration File signal 2: EVENTS2.E
Quant Time: Mar 12 16:43:05 2024
Quant Method : I:\ACQUDATA\7890N.net\Methods\N-PEST022324.M
Quant Title : 608.3/8081B PESTICIDES
QLast Update : Mon Feb 26 08:35:50 2024
Response via : Initial Calibration
Integrator: ChemStation

Volume Inj. : 1uL
Signal #1 Phase : STx-CLP Signal #2 Phase: STx-CLPII
Signal #1 Info : 0.32mm 30m Signal #2 Info : 0.32mm 30m

Compound	RT#1	RT#2	Resp#1	Resp#2	ug/l	ug/l
System Monitoring Compounds						
Target Compounds						
24) L8C Toxaphene	3.840	4.592	71008835	103.8E6	419.735	434.830
25) L8C Toxaphene{2}	4.036	4.714	128.1E6	64333140	445.710	441.796
26) L8C Toxaphene{3}	4.765	5.192	257.7E6	240.8E6	434.102	427.747
27) L8C Toxaphene{4}	4.959	5.422	233.6E6	141.2E6	452.319	426.686
28) L8C Toxaphene{5}	5.145	5.837	228.3E6	121.9E6	433.162	408.825
Sum Toxaphene			918.8E6	672.0E6	2185.029	2139.884
Average Toxaphene					437.006	427.977
Sum Chlordane			0	0	N.D.	N.D.
Average Chlordane					0.000	0.000
Sum Dechlorane			0	0	N.D.	N.D.
Average Dechlorane					0.000	0.000

(f)=RT Delta > 1/2 Window (#)=Amounts differ by > 25% (m)=manual int.

1st AF 03/13/24
2nd BA 03/13/24

Data Path : I:\ACQUDATA\7890N.net\data\031224\
Data File : AG5232.D
Signal(s) : Signal #1: ECD1A.ch Signal #2: ECD2B.ch
Acq On : 12 Mar 2024 02:07 pm
Operator : AFelser
Sample : TOX CCV
Misc :
ALS Vial : 3 Sample Multiplier: 1

Integration File signal 1: EVENTS.E
Integration File signal 2: EVENTS2.E
Quant Time: Mar 12 16:43:05 2024
Quant Method : I:\ACQUDATA\7890N.net\Methods\N-PEST022324.M
Quant Title : 608.3/8081B PESTICIDES
QLast Update : Mon Feb 26 08:35:50 2024
Response via : Initial Calibration
Integrator: ChemStation

Volume Inj. : 1uL
Signal #1 Phase : STx-CLP Signal #2 Phase: STx-CLPII
Signal #1 Info : 0.32mm 30m Signal #2 Info : 0.32mm 30m

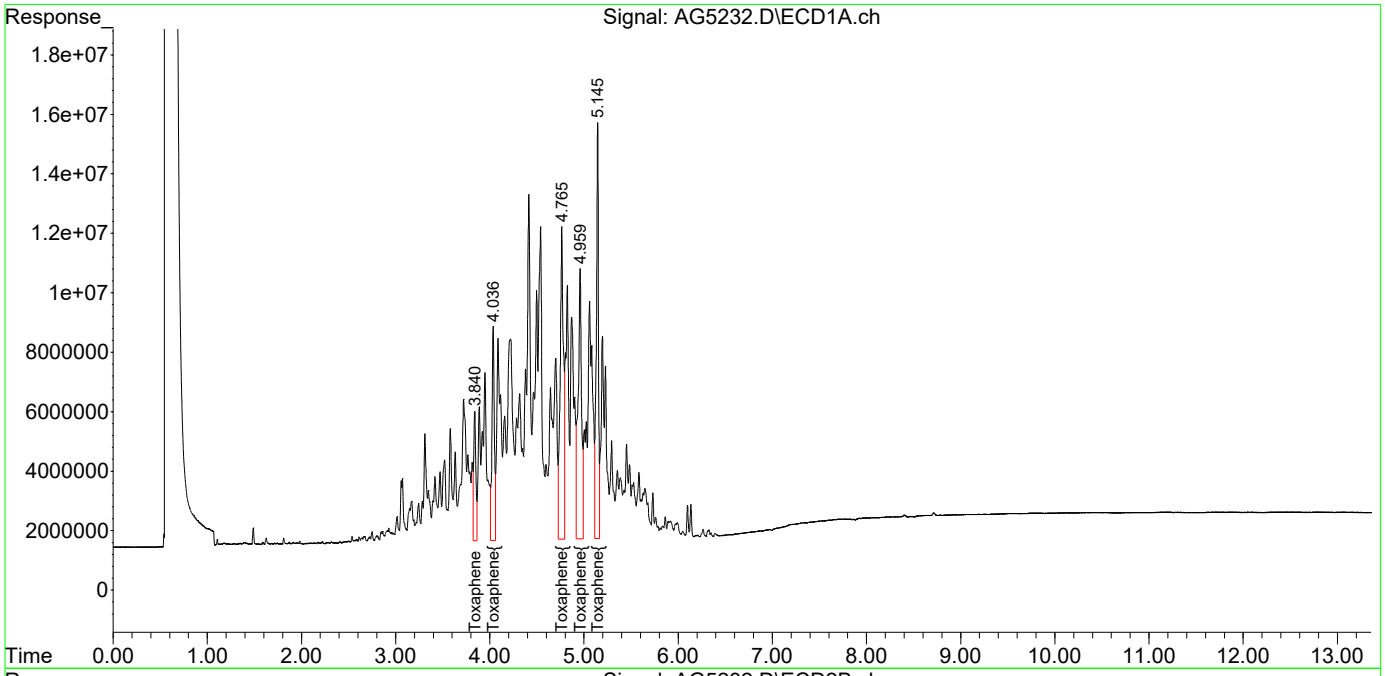

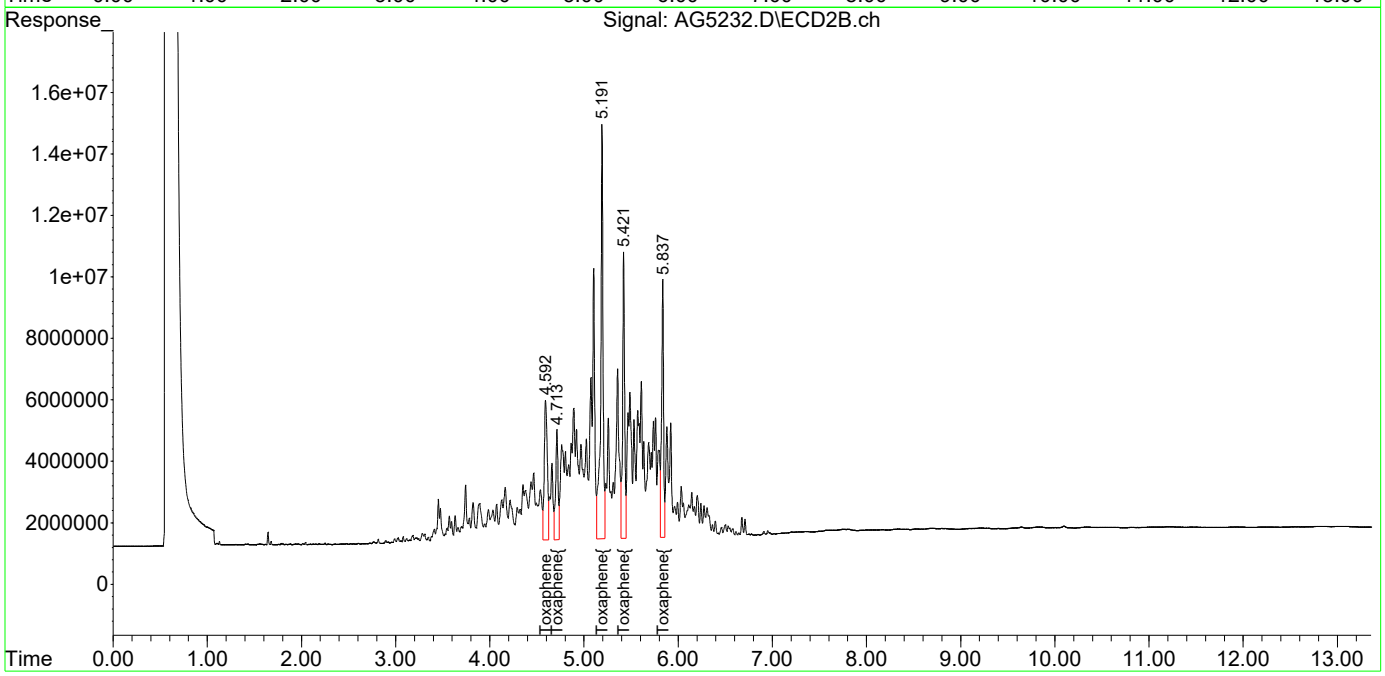

1st AF 03/13/24
2nd BA 03/13/24

Quantitation Report (Qedit)

Data Path : I:\ACQUDATA\7890N.net\data\031224\
Data File : AG5245.D
Signal(s) : Signal #1: ECD1A.ch Signal #2: ECD2B.ch
Acq On   : 12 Mar 2024 05:53 pm
Operator : AFelser
Sample   : 8081 CCV
Misc   :
ALS Vial : 5   Sample Multiplier: 1

Integration File signal 1: EVENTS.E
Integration File signal 2: EVENTS2.E
Quant Time: Mar 13 09:06:13 2024
Quant Method : I:\ACQUDATA\7890N.net\Methods\N-PEST022324.M
Quant Title : 608.3/8081B PESTICIDES
QLast Update : Mon Feb 26 08:35:50 2024
Response via : Initial Calibration
Integrator: ChemStation

Volume Inj.   : 1uL
Signal #1 Phase : STx-CLP   Signal #2 Phase: STx-CLPII
Signal #1 Info : 0.32mm 30m   Signal #2 Info : 0.32mm 30m

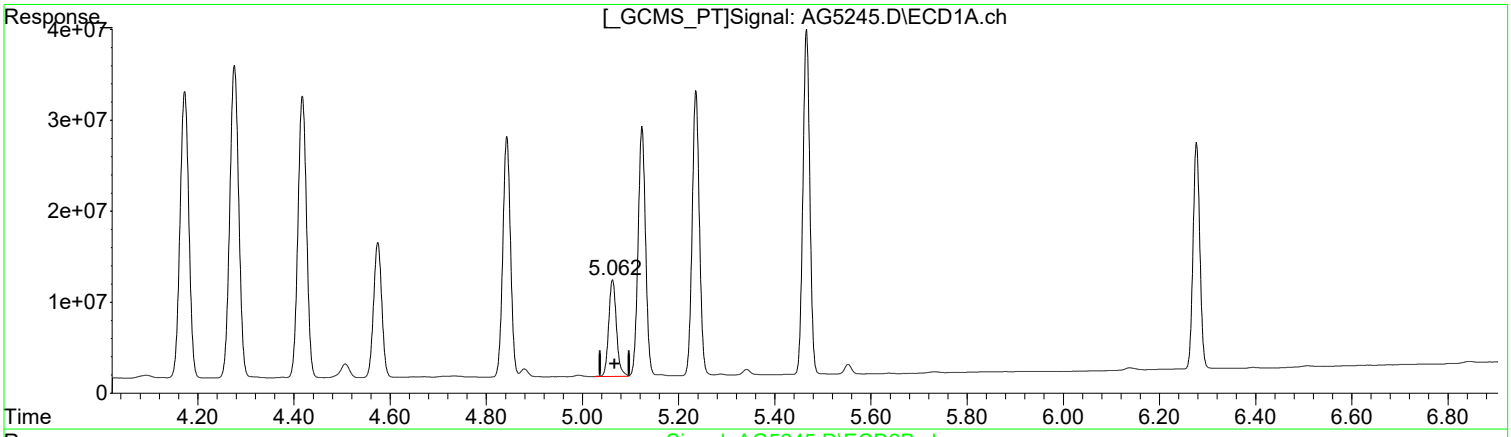

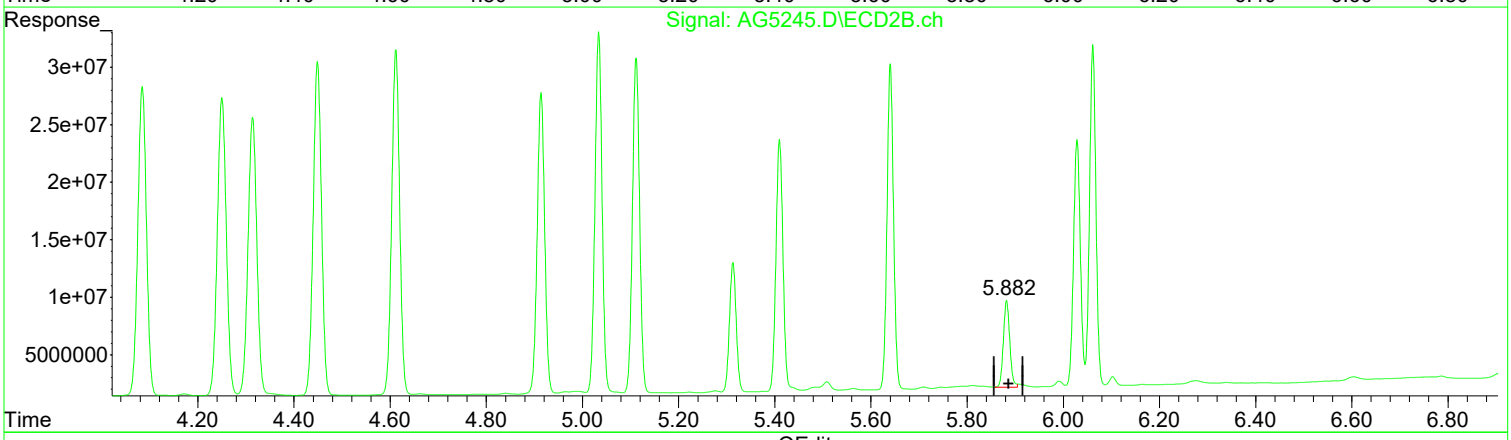

QEdit

(20) Methoxychlor (tc)
5.063min 17.573 ug/l
response 118739354

(20) Methoxychlor #2 (tc)
5.882min 18.128 ug/l m
response 69832478

Manual Integration:
After
Poor integration.
03/13/24

(+) = Expected Retention Time

Quantitation Report (Qedit)

Data Path : I:\ACQUDATA\7890N.net\data\031224\
Data File : AG5245.D
Signal(s) : Signal #1: ECD1A.ch Signal #2: ECD2B.ch
Acq On : 12 Mar 2024 05:53 pm
Operator : AFelser
Sample : 8081 CCV
Misc :
ALS Vial : 5 Sample Multiplier: 1

Integration File signal 1: EVENTS.E
Integration File signal 2: EVENTS2.E
Quant Time: Mar 13 09:06:13 2024
Quant Method : I:\ACQUDATA\7890N.net\Methods\N-PEST022324.M
Quant Title : 608.3/8081B PESTICIDES
QLast Update : Mon Feb 26 08:35:50 2024
Response via : Initial Calibration
Integrator: ChemStation

Volume Inj. : 1uL
Signal #1 Phase : STx-CLP Signal #2 Phase: STx-CLPII
Signal #1 Info : 0.32mm 30m Signal #2 Info : 0.32mm 30m

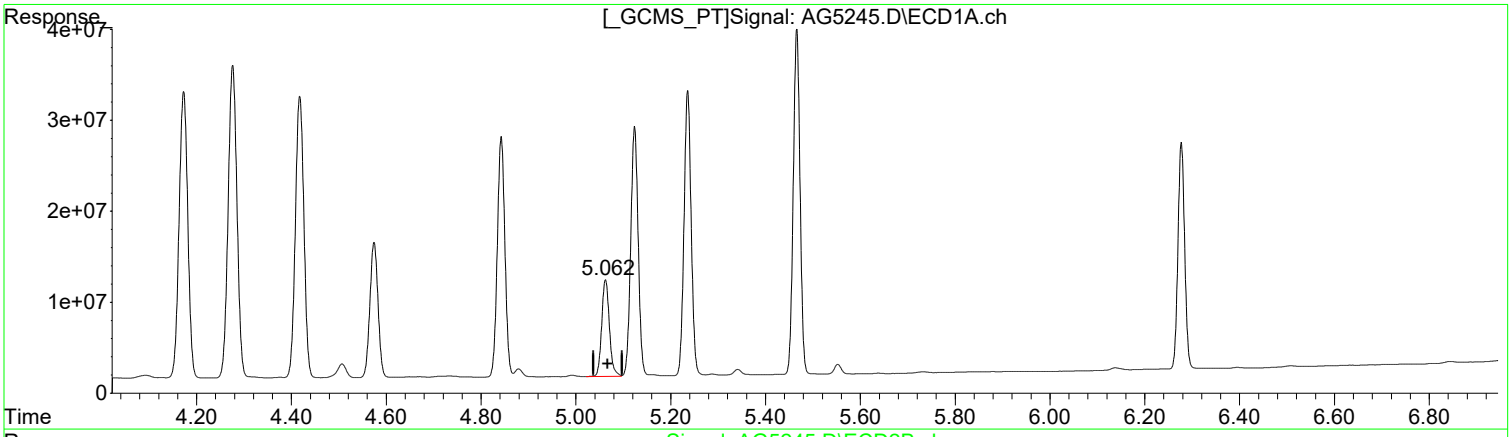

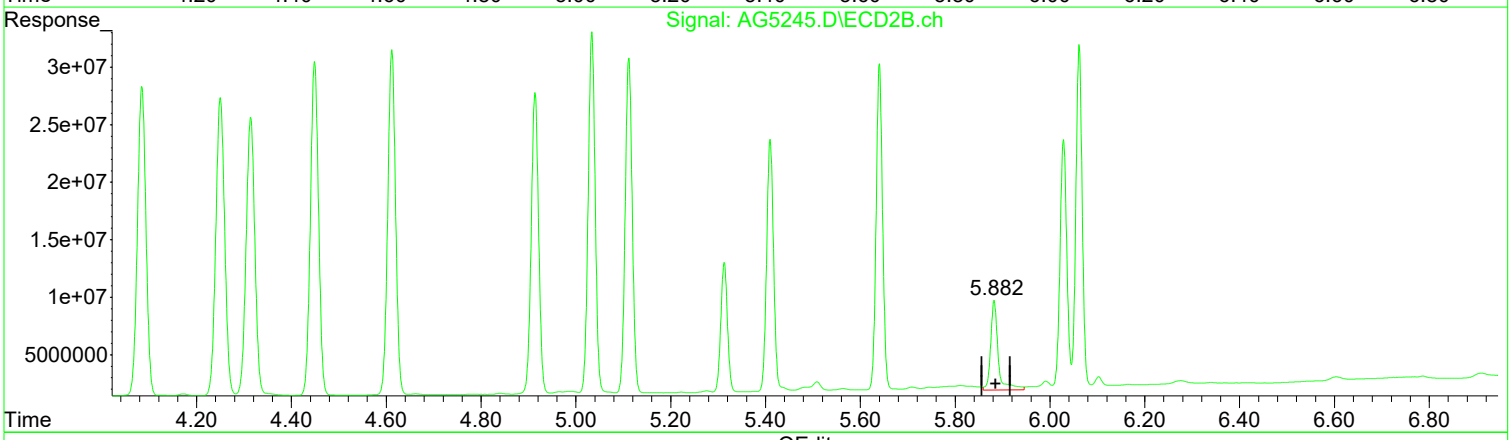

QEdit

(20) Methoxychlor (tc)
5.063min 17.573 ug/l
response 118739354

(20) Methoxychlor #2 (tc)
5.882min 22.051 ug/l
response 84943493

Manual Integration:
Before

03/13/24

(+) = Expected Retention Time

1st AF 03/13/24
2nd BA 03/13/24

Quantitation Report (Qedit)

Data Path : I:\ACQUDATA\7890N.net\data\031224\
Data File : AG5245.D
Signal(s) : Signal #1: ECD1A.ch Signal #2: ECD2B.ch
Acq On   : 12 Mar 2024 05:53 pm
Operator : AFelser
Sample   : 8081 CCV
Misc   :
ALS Vial : 5   Sample Multiplier: 1

Integration File signal 1: EVENTS.E
Integration File signal 2: EVENTS2.E
Quant Time: Mar 13 09:06:13 2024
Quant Method : I:\ACQUDATA\7890N.net\Methods\N-PEST022324.M
Quant Title : 608.3/8081B PESTICIDES
QLast Update : Mon Feb 26 08:35:50 2024
Response via : Initial Calibration
Integrator: ChemStation

Volume Inj.   : 1uL
Signal #1 Phase : STx-CLP   Signal #2 Phase: STx-CLPII
Signal #1 Info : 0.32mm 30m   Signal #2 Info : 0.32mm 30m

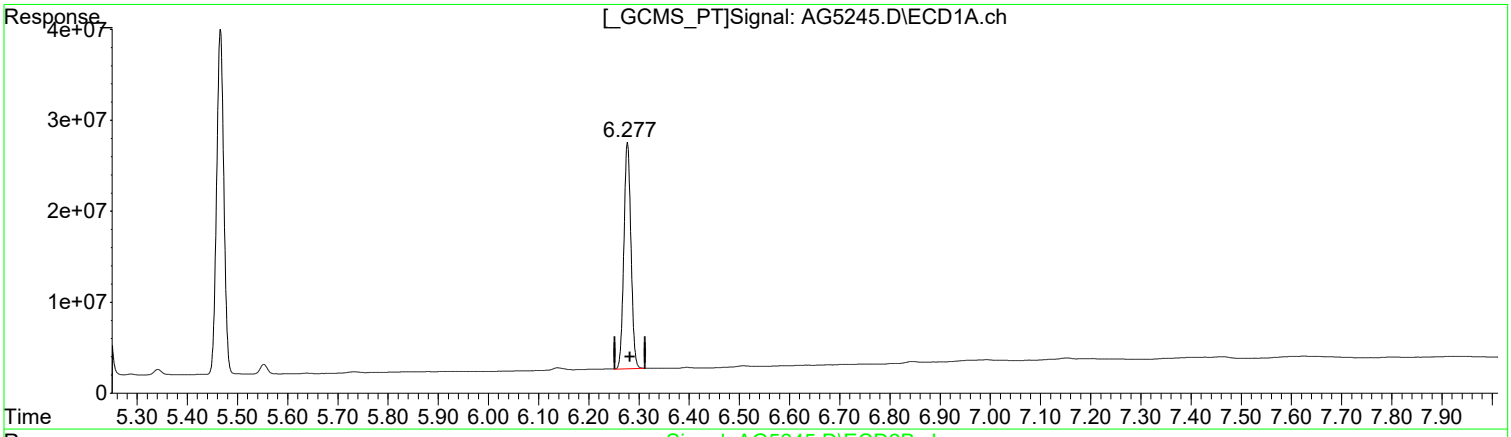

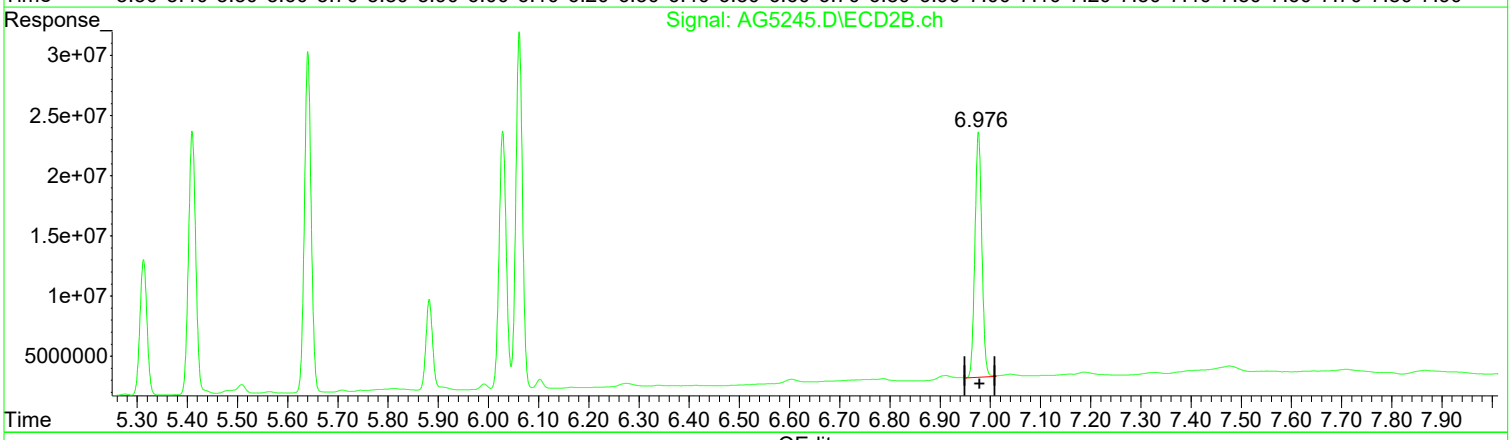

QEdit

(23) SURR2,Decachlorobiphenyl (S)
6.277min 21.333 ug/l m
response 244685134

Manual Integration:
After
Poor integration.
03/13/24

(23) SURR2,Decachlorobiphenyl #2 (S)
6.976min 22.798 ug/l m
response 195153873

(+) = Expected Retention Time

Quantitation Report (Qedit)

Data Path : I:\ACQUDATA\7890N.net\data\031224\
Data File : AG5245.D
Signal(s) : Signal #1: ECD1A.ch Signal #2: ECD2B.ch
Acq On : 12 Mar 2024 05:53 pm
Operator : AFelser
Sample : 8081 CCV
Misc :
ALS Vial : 5 Sample Multiplier: 1

Integration File signal 1: EVENTS.E
Integration File signal 2: EVENTS2.E
Quant Time: Mar 13 09:06:13 2024
Quant Method : I:\ACQUDATA\7890N.net\Methods\N-PEST022324.M
Quant Title : 608.3/8081B PESTICIDES
QLast Update : Mon Feb 26 08:35:50 2024
Response via : Initial Calibration
Integrator: ChemStation

Volume Inj. : 1uL
Signal #1 Phase : STx-CLP Signal #2 Phase: STx-CLPII
Signal #1 Info : 0.32mm 30m Signal #2 Info : 0.32mm 30m

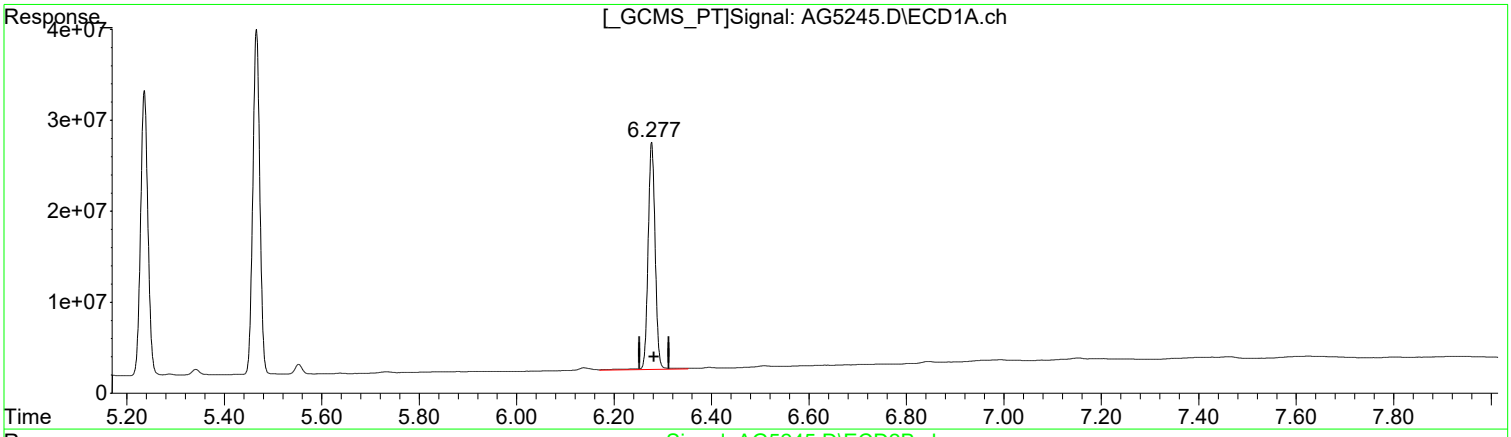

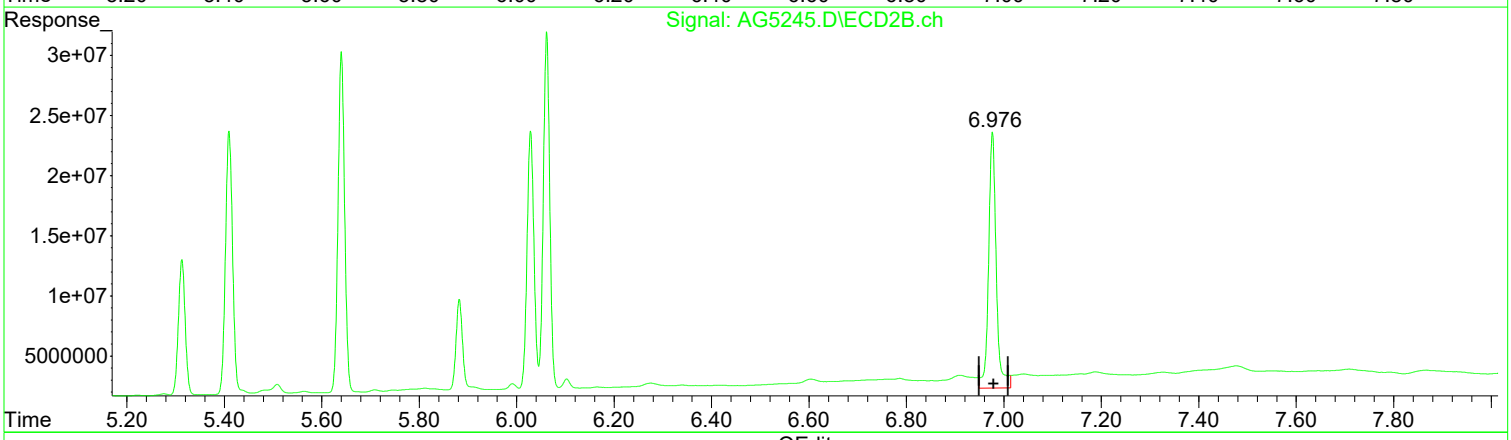

QEdit

(23) SURR2,Decachlorobiphenyl (S)
6.277min 22.057 ug/l
response 252991091

Manual Integration:
Before

03/13/24

(23) SURR2,Decachlorobiphenyl #2 (S)
6.977min 27.007 ug/l
response 231177644

(+) = Expected Retention Time

Evaluate Continuing Calibration Report

Data Path : I:\ACQUDATA\7890N.net\data\031224\
Data File : AG5245.D
Signal(s) : Signal #1: ECD1A.ch Signal #2: ECD2B.ch
Acq On   : 12 Mar 2024 05:53 pm
Operator : AFelser
Sample   : 8081 CCV
Misc   :
ALS Vial : 5   Sample Multiplier: 1

Integration File signal 1: EVENTS.E
Integration File signal 2: EVENTS2.E
Quant Time: Mar 13 09:06:13 2024
Quant Method : I:\ACQUDATA\7890N.net\Methods\N-PEST022324.M
Quant Title : 608.3/8081B PESTICIDES
QLast Update : Mon Feb 26 08:35:50 2024
Response via : Initial Calibration
Integrator: ChemStation

Volume Inj.   : 1uL
Signal #1 Phase : STx-CLP   Signal #2 Phase: STx-CLPII
Signal #1 Info : 0.32mm 30m   Signal #2 Info : 0.32mm 30m

Min. RRF   :   0.000 Min. Rel. Area : 50% Max. R.T. Dev 0.50min
Max. RRF Dev : 20%   Max. Rel. Area : 150%

		Compound	Amount	Calc.	%Dev	Area%	Dev(Min)
1	S	SURR1,Tetrac	25.000	20.472	18.1	85	0.00
2	tc	alpha-BHC	25.000	22.531	9.9	93	0.00
3	tcm	gamma-BHC (L	25.000	22.014	11.9	92	0.00
4	tcm	Heptachlor	25.000	21.178	15.3#	90	0.00
5	tcm	Aldrin	25.000	22.599	9.6	93	0.00
6	tc	beta-BHC	25.000	21.665	13.3	94	0.00
7	TC	delta-BHC	25.000	22.364	10.5	93	0.00
8	tc	Heptachlor E	25.000	22.589	9.6	96	0.00
9	tc	alpha-Endosu	25.000	22.605	9.6	96	0.00
10	tc	gamma-Chlord	25.000	22.920	8.3	97	0.00
11	tc	alpha-Chlord	25.000	22.613	9.5	97	0.00
12	tc	4,4'-DDE	25.000	23.039	7.8	97	0.00
13	tcm	Dieldrin	25.000	20.434	18.3#	87	0.00
14	tcm	Endrin	25.000	23.908	4.4	106	0.00
15	tc	beta-Endosul	25.000	23.149	7.4	100	0.00
16	tc	4,4'-DDD	25.000	29.987	-19.9#	131	0.00
17	tcm	4,4'-DDT	25.000	14.021	43.9#	63	0.00
18	tc	Endrin Aldeh	25.000	21.774	12.9	96	0.00
19	tc	Endosulfan S	25.000	20.788	16.8#	93	0.00
20	tc	Methoxychlor	25.000	17.573	29.7#	84	0.00
21	tc	Endrin Keton	25.000	22.047	11.8	98	0.00
22	tc	Mirex	25.000	22.060	11.8	102	0.00
23	S	SURR2,Decachlorobiphenyl	25.000	21.333	14.7	98	0.00

Signal #2

1	S	SURR1,Tetrac	25.000	22.066	11.7	92	0.00
2	tc	alpha-BHC	25.000	26.876	-7.5	110	0.00
3	tcm	gamma-BHC (L	25.000	26.423	-5.7	110	0.00
4	tcm	Heptachlor	25.000	20.707	17.2#	89	0.00
5	tcm	Aldrin	25.000	25.444	-1.8	106	0.00
6	tc	beta-BHC	25.000	26.723	-6.9	118	0.00
7	tc	delta-BHC	25.000	28.249	-13.0	118	0.00
8	tc	Heptachlor E	25.000	26.101	-4.4	113	0.00
9	tc	alpha-Endosu	25.000	25.921	-3.7	112	0.00
10	tc	gamma-Chlord	25.000	25.984	-3.9	112	0.00
11	tc	alpha-Chlord	25.000	25.214	-0.9	109	0.00
12	tc	4,4'-DDE	25.000	26.917	-7.7	116	0.00
13	tcm	Dieldrin	25.000	26.715	-6.9	115	0.00
14	tcm	Endrin	25.000	27.895	-11.6	125	0.00
15	tc	beta-Endosul	25.000	27.235	-8.9	120	0.00
16	tc	4,4'-DDD	25.000	36.543	-46.2#	162	0.00
17	tcm	4,4'-DDT	25.000	15.103	39.6#	69	0.00
18	tc	Endrin Aldeh	25.000	25.416	-1.7	112	0.00

1st AF 03/13/24
2nd BA 03/13/24

Data Path : I:\ACQUDATA\7890N.net\data\031224\
Data File : AG5245.D
Signal(s) : Signal #1: ECD1A.ch Signal #2: ECD2B.ch
Acq On   : 12 Mar 2024 05:53 pm
Operator : AFelser
Sample   : 8081 CCV
Misc   :
ALS Vial : 5   Sample Multiplier: 1

Integration File signal 1: EVENTS.E
Integration File signal 2: EVENTS2.E
Quant Time: Mar 13 09:06:13 2024
Quant Method : I:\ACQUDATA\7890N.net\Methods\N-PEST022324.M
Quant Title : 608.3/8081B PESTICIDES
QLast Update : Mon Feb 26 08:35:50 2024
Response via : Initial Calibration
Integrator: ChemStation

Volume Inj.   : 1uL
Signal #1 Phase : STx-CLP   Signal #2 Phase: STx-CLPII
Signal #1 Info : 0.32mm 30m   Signal #2 Info : 0.32mm 30m

Min. RRF   :   0.000 Min. Rel. Area : 50% Max. R.T. Dev 0.50min
Max. RRF Dev : 20%   Max. Rel. Area : 150%

	Compound	Amount	Calc.	%Dev	Area%	Dev(Min)
19 tc	Endosulfan S	25.000	26.274	-5.1	119	0.00
20 tc	Methoxychlor	25.000	18.128	27.5#	89	0.00
21 tc	Endrin Keton	25.000	25.578	-2.3	116	0.00
22 tc	Mirex	25.000	25.466	-1.9	120	0.00
23 S	SURR2,Decachlorobiphenyl	25.000	22.798	8.8	109	0.00

Evaluate Continuing Calibration Report - Not Founds

24 L8C	Toxaphene	500.000	0.000	100.0#	0	-3.84#
25 L8C	Toxaphene{2}	500.000	0.000	100.0#	0	-4.04#
26 L8C	Toxaphene{3}	500.000	0.000	100.0#	0	-4.77#
27 L8C	Toxaphene{4}	500.000	0.000	100.0#	0	-4.96#
28 L8C	Toxaphene{5}	500.000	0.000	100.0#	0	-5.15#
29 L9C	Chlordane	100.000	0.000	100.0#	0	-2.66#
30 L9C	Chlordane{2}	100.000	0.000	100.0#	0	-3.02#
31 L9C	Chlordane{3}	100.000	0.000	100.0#	0	-3.33#
32 L9C	Chlordane{4}	100.000	0.000	100.0#	0	-3.48#
33 L9C	Chlordane{5}	100.000	0.000	100.0#	0	-3.59#
34 L10C	Dechlorane{1}	50.000	0.000	100.0#	0	-8.39#
35 L10C	Dechlorane{2}	50.000	0.000	100.0#	0	-8.70#

Signal #2

24 L8C	Toxaphene	500.000	0.000	100.0#	0	-4.59#
25 L8C	Toxaphene{2}	500.000	0.000	100.0#	0	-4.71#
26 L8C	Toxaphene{3}	500.000	0.000	100.0#	0	-5.19#
27 L8C	Toxaphene{4}	500.000	0.000	100.0#	0	-5.42#
28 L8C	Toxaphene{5}	500.000	0.000	100.0#	0	-5.84#
29 L9C	Chlordane	100.000	0.000	100.0#	0	-2.99#
30 L9C	Chlordane{2}	100.000	0.000	100.0#	0	-3.50#
31 L9C	Chlordane{3}	100.000	0.000	100.0#	0	-4.09#
32 L9C	Chlordane{4}	100.000	0.000	100.0#	0	-4.19#
33 L9C	Chlordane{5}	100.000	0.000	100.0#	0	-4.25#
34 L10C	Dechlorane{1}	50.000	0.000	100.0#	0	-9.63#
35 L10C	Dechlorane{2}	50.000	0.000	100.0#	0	-10.08#

(#) = Out of Range SPCC's out = 0 CCC's out = 34

Quantitation Report (QT Reviewed)

Data Path : I:\ACQUDATA\7890N.net\data\031224\
Data File : AG5245.D
Signal(s) : Signal #1: ECD1A.ch Signal #2: ECD2B.ch
Acq On : 12 Mar 2024 05:53 pm
Operator : AFelser
Sample : 8081 CCV
Misc :
ALS Vial : 5 Sample Multiplier: 1

Integration File signal 1: EVENTS.E
Integration File signal 2: EVENTS2.E
Quant Time: Mar 13 09:06:13 2024
Quant Method : I:\ACQUDATA\7890N.net\Methods\N-PEST022324.M
Quant Title : 608.3/8081B PESTICIDES
QLast Update : Mon Feb 26 08:35:50 2024
Response via : Initial Calibration
Integrator: ChemStation

Volume Inj. : 1uL
Signal #1 Phase : STx-CLP Signal #2 Phase: STx-CLPII
Signal #1 Info : 0.32mm 30m Signal #2 Info : 0.32mm 30m

	Compound	RT#1	RT#2	Resp#1	Resp#2	ug/l	ug/l
	System Monitoring Compounds						
1) S	SURR1,Tet...	1.899	2.116	335.9E6	290.0E6	20.472	22.066
	Spiked Amount 100.000	Range 30 - 150		Recovery =		20.47%#	22.07%#
23) S	SURR2,Dec...	6.277	6.976	244.7E6	195.2E6	21.333m	22.798m
	Spiked Amount 100.000	Range 30 - 150		Recovery =		21.33%#	22.80%#
	Target Compounds						
2) tc	alpha-BHC	2.215	2.510	543.7E6	429.7E6	22.531	26.876
3) tcm	gamma-BHC (L	2.406	2.762	465.1E6	357.8E6	22.014	26.423
4) tcm	Heptachlor	2.711	3.101	382.5E6	226.3E6	21.178	20.707
5) tcm	Aldrin	2.919	3.369	472.8E6	373.9E6	22.599	25.444
6) tc	beta-BHC	2.460	2.819	200.1E6	155.2E6	21.665	26.723
7) tc	delta-BHC	2.573	3.045	492.4E6	392.2E6	22.364	28.249 #
8) tc	Heptachlor E	3.383	3.887	409.9E6	316.6E6	22.589	26.101
9) tc	alpha-Endosu	3.711	4.314	393.6E6	312.1E6	22.605	25.921
10) tc	gamma-Chlord	3.483	4.085	427.5E6	335.7E6	22.920	25.984
11) tc	alpha-Chlord	3.595	4.250	423.8E6	337.2E6	22.613	25.214
12) tc	4,4'-DDE	3.673	4.449	438.2E6	347.5E6	23.039	26.917
13) tcm	Dieldrin	3.936	4.612	389.6E6	345.5E6	20.434	26.715 #
14) tcm	Endrin	4.173	4.914	403.0E6	284.3E6	23.908	27.895
15) tc	beta-Endosul	4.418	5.112	385.3E6	302.0E6	23.149	27.235
16) tc	4,4'-DDD	4.276	5.034	448.1E6	324.2E6	29.987	36.543
17) tcm	4,4'-DDT	4.574	5.313	176.7E6	111.5E6	14.021	15.103
18) tc	Endrin Aldeh	4.843	5.410	293.8E6	228.2E6	21.774	25.416
19) tc	Endosulfan S	5.236	5.640	327.1E6	272.2E6	20.788	26.274 #
20) tc	Methoxychlor	5.063	5.882	118.7E6	69832478	17.573	18.128m
21) tc	Endrin Keton	5.466	6.062	379.6E6	279.9E6	22.047	25.578
22) tc	Mirex	5.124	6.029	297.2E6	218.3E6	22.060	25.466
	Sum Toxaphene			0	0	N.D.	N.D.
	Average Toxaphene					0.000	0.000
	Sum Chlordane			0	0	N.D.	N.D.
	Average Chlordane					0.000	0.000
	Sum Dechlorane			0	0	N.D.	N.D.
	Average Dechlorane					0.000	0.000

(f)=RT Delta > 1/2 Window (#)=Amounts differ by > 25% (m)=manual int.

Quantitation Report (QT Reviewed)

Data Path : I:\ACQUDATA\7890N.net\data\031224\
Data File : AG5245.D
Signal(s) : Signal #1: ECD1A.ch Signal #2: ECD2B.ch
Acq On : 12 Mar 2024 05:53 pm
Operator : AFelser
Sample : 8081 CCV
Misc :
ALS Vial : 5 Sample Multiplier: 1

Integration File signal 1: EVENTS.E
Integration File signal 2: EVENTS2.E
Quant Time: Mar 13 09:06:13 2024
Quant Method : I:\ACQUDATA\7890N.net\Methods\N-PEST022324.M
Quant Title : 608.3/8081B PESTICIDES
QLast Update : Mon Feb 26 08:35:50 2024
Response via : Initial Calibration
Integrator: ChemStation

Volume Inj. : 1uL
Signal #1 Phase : STx-CLP Signal #2 Phase: STx-CLPII
Signal #1 Info : 0.32mm 30m Signal #2 Info : 0.32mm 30m

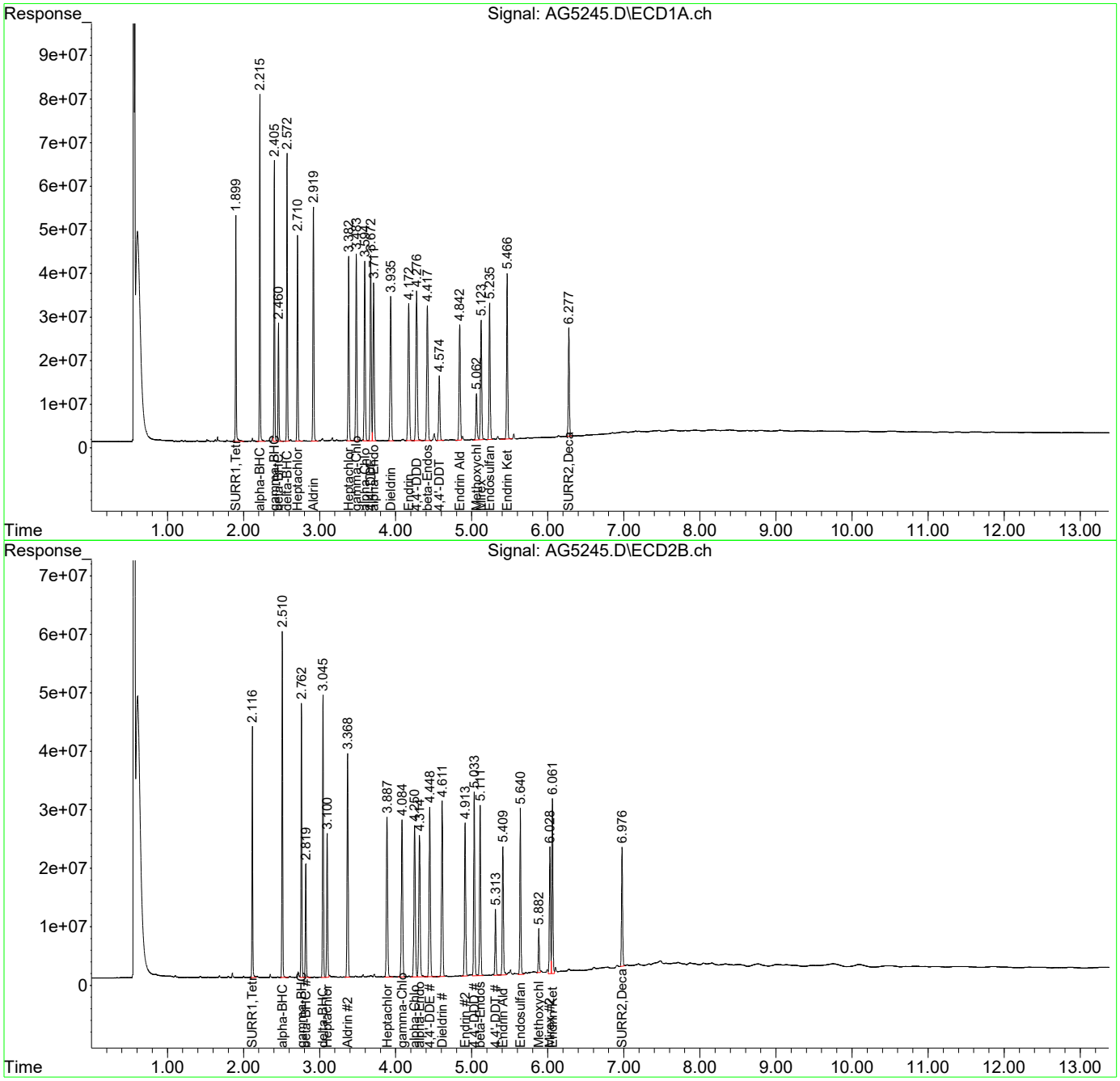

Evaluate Continuing Calibration Report

Data Path : I:\ACQUDATA\7890N.net\data\032224\
Data File : AG5353.D
Signal(s) : Signal #1: ECD1A.ch Signal #2: ECD2B.ch
Acq On   : 22 Mar 2024 06:32 pm
Operator : AFelser
Sample   : 8081 CCV
Misc   :
ALS Vial : 5   Sample Multiplier: 1

Integration File signal 1: EVENTS.E
Integration File signal 2: EVENTS2.E
Quant Time: Mar 25 12:11:51 2024
Quant Method : I:\ACQUDATA\7890N.net\Methods\N-PEST022324.M
Quant Title : 608.3/8081B PESTICIDES
QLast Update : Mon Feb 26 08:35:50 2024
Response via : Initial Calibration
Integrator: ChemStation

Volume Inj.   : 1uL
Signal #1 Phase : STx-CLP   Signal #2 Phase: STx-CLPII
Signal #1 Info : 0.32mm 30m   Signal #2 Info : 0.32mm 30m

Min. RRF   :   0.000 Min. Rel. Area : 50% Max. R.T. Dev 0.50min
Max. RRF Dev : 20%   Max. Rel. Area : 150%

	Compound	Amount	Calc.	%Dev	Area%	Dev(Min)
1 S	SURR1,Tetrac	25.000	22.848	8.6	95	0.00
2 tc	alpha-BHC	25.000	23.739	5.0	98	0.00
3 tcm	gamma-BHC (L	25.000	23.593	5.6	98	0.00
4 tcm	Heptachlor	25.000	22.172	11.3	94	0.00
5 tcm	Aldrin	25.000	23.214	7.1	96	0.00
6 tc	beta-BHC	25.000	22.691	9.2	98	0.00
7 TC	delta-BHC	25.000	23.828	4.7	99	0.00
8 tc	Heptachlor E	25.000	23.091	7.6	98	0.00
9 tc	alpha-Endosu	25.000	22.672	9.3	97	0.00
10 tc	gamma-Chlord	25.000	22.840	8.6	97	0.00
11 tc	alpha-Chlord	25.000	22.900	8.4	98	0.00
12 tc	4,4'-DDE	25.000	23.094	7.6	98	0.00
13 tcm	Dieldrin	25.000	22.853	8.6	97	-0.01
14 tcm	Endrin	25.000	22.870	8.5	101	-0.01
15 tc	beta-Endosul	25.000	22.139	11.4	96	-0.01
16 tc	4,4'-DDD	25.000	21.862	12.6	96	-0.01
17 tcm	4,4'-DDT	25.000	19.154	23.4#	87	-0.01
18 tc	Endrin Aldeh	25.000	21.534	13.9	95	-0.01
19 tc	Endosulfan S	25.000	21.928	12.3	98	-0.01
20 tc	Methoxychlor	25.000	18.125	27.5#	87	-0.01
21 tc	Endrin Keton	25.000	21.080	15.7#	94	-0.01
22 tc	Mirex	25.000	21.267	14.9	98	-0.01
23 S	SURR2,Decachlorobiphenyl	25.000	22.993	8.0	105	0.00

Signal #2

1 S	SURR1,Tetrac	25.000	24.257	3.0	101	0.00
2 tc	alpha-BHC	25.000	27.132	-8.5	111	0.00
3 tcm	gamma-BHC (L	25.000	27.428	-9.7	115	0.00
4 tcm	Heptachlor	25.000	26.960	-7.8	116	0.00
5 tcm	Aldrin	25.000	26.109	-4.4	108	0.00
6 tc	beta-BHC	25.000	25.618	-2.5	113	0.00
7 tc	delta-BHC	25.000	27.326	-9.3	114	0.00
8 tc	Heptachlor E	25.000	26.538	-6.2	115	0.00
9 tc	alpha-Endosu	25.000	25.690	-2.8	111	0.00
10 tc	gamma-Chlord	25.000	25.969	-3.9	112	0.00
11 tc	alpha-Chlord	25.000	25.507	-2.0	110	0.00
12 tc	4,4'-DDE	25.000	25.831	-3.3	111	0.00
13 tcm	Dieldrin	25.000	26.394	-5.6	113	0.00
14 tcm	Endrin	25.000	26.809	-7.2	120	0.00
15 tc	beta-Endosul	25.000	25.843	-3.4	114	0.00
16 tc	4,4'-DDD	25.000	25.356	-1.4	112	0.00
17 tcm	4,4'-DDT	25.000	25.778	-3.1	118	0.00
18 tc	Endrin Aldeh	25.000	24.796	0.8	109	0.00

1st AF 03/25/24
2nd AM 03/25/24

Data Path : I:\ACQUDATA\7890N.net\data\032224\
Data File : AG5353.D
Signal(s) : Signal #1: ECD1A.ch Signal #2: ECD2B.ch
Acq On   : 22 Mar 2024 06:32 pm
Operator : AFelser
Sample   : 8081 CCV
Misc   :
ALS Vial : 5   Sample Multiplier: 1

Integration File signal 1: EVENTS.E
Integration File signal 2: EVENTS2.E
Quant Time: Mar 25 12:11:51 2024
Quant Method : I:\ACQUDATA\7890N.net\Methods\N-PEST022324.M
Quant Title : 608.3/8081B PESTICIDES
QLast Update : Mon Feb 26 08:35:50 2024
Response via : Initial Calibration
Integrator: ChemStation

Volume Inj.   : 1uL
Signal #1 Phase : STx-CLP   Signal #2 Phase: STx-CLPII
Signal #1 Info : 0.32mm 30m   Signal #2 Info : 0.32mm 30m

Min. RRF   :   0.000 Min. Rel. Area : 50% Max. R.T. Dev 0.50min
Max. RRF Dev : 20%   Max. Rel. Area : 150%

	Compound	Amount	Calc.	%Dev	Area%	Dev(Min)
19 tc	Endosulfan S	25.000	25.817	-3.3	117	0.00
20 tc	Methoxychlor	25.000	24.304	2.8	120	0.00
21 tc	Endrin Keton	25.000	27.069	-8.3	123	0.00
22 tc	Mirex	25.000	25.462	-1.8	120	0.00
23 S	SURR2,Decachlorobiphenyl	25.000	24.653	1.4	118	0.00

Evaluate Continuing Calibration Report - Not Founds

24 L8C	Toxaphene	500.000	0.000	100.0#	0	-3.84#
25 L8C	Toxaphene{2}	500.000	0.000	100.0#	0	-4.04#
26 L8C	Toxaphene{3}	500.000	0.000	100.0#	0	-4.77#
27 L8C	Toxaphene{4}	500.000	0.000	100.0#	0	-4.96#
28 L8C	Toxaphene{5}	500.000	0.000	100.0#	0	-5.15#
29 L9C	Chlordane	100.000	0.000	100.0#	0	-2.66#
30 L9C	Chlordane{2}	100.000	0.000	100.0#	0	-3.02#
31 L9C	Chlordane{3}	100.000	0.000	100.0#	0	-3.33#
32 L9C	Chlordane{4}	100.000	0.000	100.0#	0	-3.48#
33 L9C	Chlordane{5}	100.000	0.000	100.0#	0	-3.59#
34 L10C	Dechlorane{1}	50.000	0.000	100.0#	0	-8.39#
35 L10C	Dechlorane{2}	50.000	0.000	100.0#	0	-8.70#

Signal #2

24 L8C	Toxaphene	500.000	0.000	100.0#	0	-4.59#
25 L8C	Toxaphene{2}	500.000	0.000	100.0#	0	-4.71#
26 L8C	Toxaphene{3}	500.000	0.000	100.0#	0	-5.19#
27 L8C	Toxaphene{4}	500.000	0.000	100.0#	0	-5.42#
28 L8C	Toxaphene{5}	500.000	0.000	100.0#	0	-5.84#
29 L9C	Chlordane	100.000	0.000	100.0#	0	-2.99#
30 L9C	Chlordane{2}	100.000	0.000	100.0#	0	-3.50#
31 L9C	Chlordane{3}	100.000	0.000	100.0#	0	-4.09#
32 L9C	Chlordane{4}	100.000	0.000	100.0#	0	-4.19#
33 L9C	Chlordane{5}	100.000	0.000	100.0#	0	-4.25#
34 L10C	Dechlorane{1}	50.000	0.000	100.0#	0	-9.63#
35 L10C	Dechlorane{2}	50.000	0.000	100.0#	0	-10.08#

(#) = Out of Range SPCC's out = 0 CCC's out = 27

Quantitation Report (QT Reviewed)

Data Path : I:\ACQUDATA\7890N.net\data\032224\
Data File : AG5353.D
Signal(s) : Signal #1: ECD1A.ch Signal #2: ECD2B.ch
Acq On : 22 Mar 2024 06:32 pm
Operator : AFelser
Sample : 8081 CCV
Misc :
ALS Vial : 5 Sample Multiplier: 1

Integration File signal 1: EVENTS.E
Integration File signal 2: EVENTS2.E
Quant Time: Mar 25 12:11:51 2024
Quant Method : I:\ACQUDATA\7890N.net\Methods\N-PEST022324.M
Quant Title : 608.3/8081B PESTICIDES
QLast Update : Mon Feb 26 08:35:50 2024
Response via : Initial Calibration
Integrator: ChemStation

Volume Inj. : 1uL
Signal #1 Phase : STx-CLP Signal #2 Phase: STx-CLPII
Signal #1 Info : 0.32mm 30m Signal #2 Info : 0.32mm 30m

	Compound	RT#1	RT#2	Resp#1	Resp#2	ug/l	ug/l	
	System Monitoring Compounds							
1) S	SURR1,Tet...	1.896	2.115	374.9E6	318.8E6	22.848	24.257	
	Spiked Amount 100.000	Range 30 - 150		Recovery =		22.85%#	24.26%#	
23) S	SURR2,Dec...	6.272	6.973	263.7E6	211.0E6	22.993	24.653	
	Spiked Amount 100.000	Range 30 - 150		Recovery =		22.99%#	24.65%#	
	Target Compounds							
2) tc	alpha-BHC	2.211	2.508	572.8E6	433.8E6	23.739	27.132	
3) tcm	gamma-BHC (L	2.402	2.760	498.5E6	371.4E6	23.593	27.428	
4) tcm	Heptachlor	2.706	3.098	400.4E6	294.7E6	22.172	26.960	
5) tcm	Aldrin	2.915	3.366	485.7E6	383.7E6	23.214	26.109	
6) tc	beta-BHC	2.456	2.816	209.5E6	148.8E6	22.691	25.618	
7) tc	delta-BHC	2.569	3.043	524.7E6	379.4E6	23.828	27.326	
8) tc	Heptachlor E	3.377	3.884	419.0E6	321.9E6	23.091	26.538	
9) tc	alpha-Endosu	3.706	4.310	394.8E6	309.3E6	22.672	25.690	
10) tc	gamma-Chlord	3.478	4.081	426.0E6	335.5E6	22.840	25.969	
11) tc	alpha-Chlord	3.589	4.247	429.1E6	341.1E6	22.900	25.507	
12) tc	4,4'-DDE	3.667	4.445	439.2E6	333.5E6	23.094	25.831	
13) tcm	Dieldrin	3.930	4.608	435.7E6	341.4E6	22.853	26.394	
14) tcm	Endrin	4.166	4.910	385.5E6	273.3E6	22.870	26.809	
15) tc	beta-Endosul	4.410	5.108	368.5E6	286.6E6	22.139	25.843	
16) tc	4,4'-DDD	4.269	5.030	326.7E6	225.0E6	21.862	25.356	
17) tcm	4,4'-DDT	4.568	5.309	241.4E6	190.3E6	19.154	25.778	#
18) tc	Endrin Aldeh	4.836	5.406	290.6E6	222.6E6	21.534	24.796	
19) tc	Endosulfan S	5.230	5.637	345.1E6	267.4E6	21.928	25.817	
20) tc	Methoxychlor	5.056	5.879	122.5E6	93623229	18.125	24.304	#
21) tc	Endrin Keton	5.459	6.058	362.9E6	296.2E6	21.080	27.069	#
22) tc	Mirex	5.117	6.025	286.5E6	218.3E6	21.267	25.462	
	Sum Toxaphene			0	0	N.D.	N.D.	
Average	Toxaphene					0.000	0.000	
	Sum Chlordane			0	0	N.D.	N.D.	
Average	Chlordane					0.000	0.000	
	Sum Dechlorane			0	0	N.D.	N.D.	
Average	Dechlorane					0.000	0.000	

(f)=RT Delta > 1/2 Window (#)=Amounts differ by > 25% (m)=manual int.

Quantitation Report (QT Reviewed)

Data Path : I:\ACQUDATA\7890N.net\data\032224\
Data File : AG5353.D
Signal(s) : Signal #1: ECD1A.ch Signal #2: ECD2B.ch
Acq On : 22 Mar 2024 06:32 pm
Operator : AFelser
Sample : 8081 CCV
Misc :
ALS Vial : 5 Sample Multiplier: 1

Integration File signal 1: EVENTS.E
Integration File signal 2: EVENTS2.E
Quant Time: Mar 25 12:11:51 2024
Quant Method : I:\ACQUDATA\7890N.net\Methods\N-PEST022324.M
Quant Title : 608.3/8081B PESTICIDES
QLast Update : Mon Feb 26 08:35:50 2024
Response via : Initial Calibration
Integrator: ChemStation

Volume Inj. : 1uL
Signal #1 Phase : STx-CLP Signal #2 Phase: STx-CLPII
Signal #1 Info : 0.32mm 30m Signal #2 Info : 0.32mm 30m

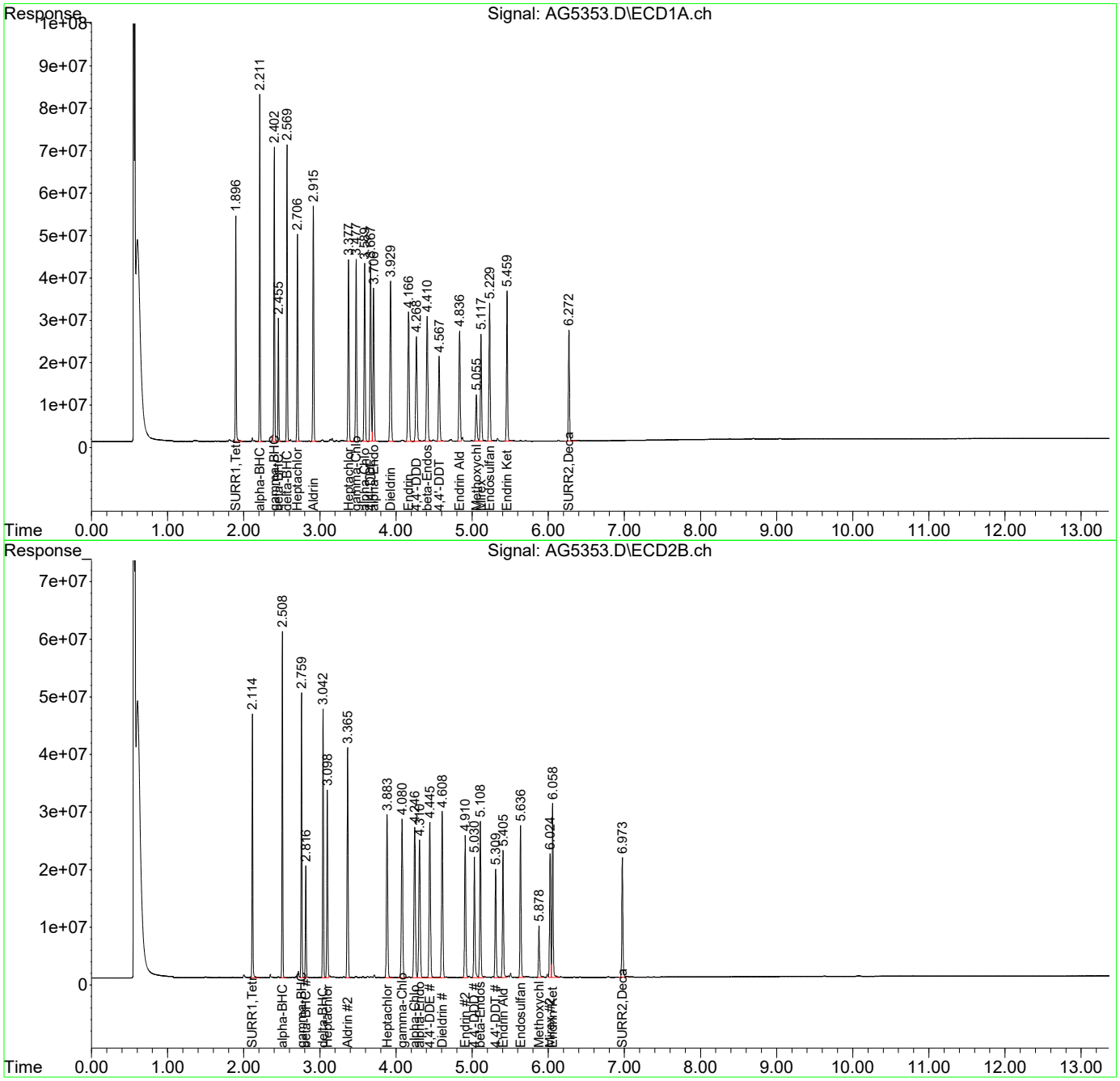

Evaluate Continuing Calibration Report

Data Path : I:\ACQUDATA\7890N.net\data\032224\
Data File : AG5351.D
Signal(s) : Signal #1: ECD1A.ch Signal #2: ECD2B.ch
Acq On   : 22 Mar 2024 05:57 pm
Operator : AFelser
Sample   : TOX CCV
Misc   :
ALS Vial : 3   Sample Multiplier: 1

Integration File signal 1: EVENTS.E
Integration File signal 2: EVENTS2.E
Quant Time: Mar 25 12:11:43 2024
Quant Method : I:\ACQUDATA\7890N.net\Methods\N-PEST022324.M
Quant Title : 608.3/8081B PESTICIDES
QLast Update : Mon Feb 26 08:35:50 2024
Response via : Initial Calibration
Integrator: ChemStation

Volume Inj.   : 1uL
Signal #1 Phase : STx-CLP   Signal #2 Phase: STx-CLPII
Signal #1 Info : 0.32mm 30m   Signal #2 Info : 0.32mm 30m

Min. RRF   :   0.000 Min. Rel. Area : 50% Max. R.T. Dev 0.50min
Max. RRF Dev : 20%   Max. Rel. Area : 150%

	Compound	Amount	Calc.	%Dev	Area%	Dev(Min)
24	L8C Toxaphene	500.000	404.540	19.1#	81	0.00
25	L8C Toxaphene{2}	500.000	420.740	15.9#	82	0.00
26	L8C Toxaphene{3}	500.000	415.337	16.9#	80	-0.01
27	L8C Toxaphene{4}	500.000	417.268	16.5#	79	0.00
28	L8C Toxaphene{5}	500.000	396.698	20.7#	76	-0.01
	Signal #2					
24	L8C Toxaphene	500.000	480.769	3.8	95	0.00
25	L8C Toxaphene{2}	500.000	496.986	0.6	95	0.00
26	L8C Toxaphene{3}	500.000	485.436	2.9	94	0.00
27	L8C Toxaphene{4}	500.000	493.294	1.3	95	0.00
28	L8C Toxaphene{5}	500.000	492.240	1.6	94	0.00

Evaluate Continuing Calibration Report - Not Founds

1	S SURR1,Tetrac	25.000	0.000	100.0#	0	-1.90#
2	tc alpha-BHC	25.000	0.000	100.0#	0	-2.22#
3	tcm gamma-BHC (L	25.000	0.000	100.0#	0	-2.41#
4	tcm Heptachlor	25.000	0.000	100.0#	0	-2.71#
5	tcm Aldrin	25.000	0.000	100.0#	0	-2.92#
6	tc beta-BHC	25.000	0.000	100.0#	0	-2.46#
7	TC delta-BHC	25.000	0.000	100.0#	0	-2.58#
8	tc Heptachlor E	25.000	0.000	100.0#	0	-3.39#
9	tc alpha-Endosu	25.000	0.000	100.0#	0	-3.72#
10	tc gamma-Chlord	25.000	0.000	100.0#	0	-3.49#
11	tc alpha-Chlord	25.000	0.000	100.0#	0	-3.60#
12	tc 4,4'-DDE	25.000	0.000	100.0#	0	-3.68#
13	tcm Dieldrin	25.000	0.000	100.0#	0	-3.94#
14	tcm Endrin	25.000	0.000	100.0#	0	-4.18#
15	tc beta-Endosul	25.000	0.000	100.0#	0	-4.42#
16	tc 4,4'-DDD	25.000	0.000	100.0#	0	-4.28#
17	tcm 4,4'-DDT	25.000	0.000	100.0#	0	-4.58#
18	tc Endrin Aldeh	25.000	0.000	100.0#	0	-4.85#
19	tc Endosulfan S	25.000	0.000	100.0#	0	-5.24#
20	tc Methoxychlor	25.000	0.000	100.0#	0	-5.07#
21	tc Endrin Keton	25.000	0.000	100.0#	0	-5.47#
22	tc Mirex	25.000	0.000	100.0#	0	-5.13#
23	S SURR2,Decachlorobiphenyl	25.000	0.000	100.0#	0	-6.28#
29	L9C Chlordane	100.000	0.000	100.0#	0	-2.66#
30	L9C Chlordane{2}	100.000	0.000	100.0#	0	-3.02#
31	L9C Chlordane{3}	100.000	0.000	100.0#	0	-3.33#
32	L9C Chlordane{4}	100.000	0.000	100.0#	0	-3.48#
33	L9C Chlordane{5}	100.000	0.000	100.0#	0	-3.59#

1st AF 03/25/24
2nd AM 03/25/24

Data Path : I:\ACQUDATA\7890N.net\data\032224\
Data File : AG5351.D
Signal(s) : Signal #1: ECD1A.ch Signal #2: ECD2B.ch
Acq On   : 22 Mar 2024 05:57 pm
Operator : AFelser
Sample   : TOX CCV
Misc   :
ALS Vial : 3   Sample Multiplier: 1

Integration File signal 1: EVENTS.E
Integration File signal 2: EVENTS2.E
Quant Time: Mar 25 12:11:43 2024
Quant Method : I:\ACQUDATA\7890N.net\Methods\N-PEST022324.M
Quant Title : 608.3/8081B PESTICIDES
QLast Update : Mon Feb 26 08:35:50 2024
Response via : Initial Calibration
Integrator: ChemStation

Volume Inj.   : 1uL
Signal #1 Phase : STx-CLP   Signal #2 Phase: STx-CLPII
Signal #1 Info : 0.32mm 30m   Signal #2 Info : 0.32mm 30m

Min. RRF   :   0.000 Min. Rel. Area : 50% Max. R.T. Dev 0.50min
Max. RRF Dev : 20%   Max. Rel. Area : 150%

	Compound	Amount	Calc.	%Dev	Area%	Dev(Min)
34	L10CDechlorane{1}	50.000	0.000	100.0#	0	-8.39#
35	L10CDechlorane{2}	50.000	0.000	100.0#	0	-8.70#

Signal #2

1	S	SURR1,Tetrac	25.000	0.000	100.0#	0	-2.12#
2	tc	alpha-BHC	25.000	0.000	100.0#	0	-2.51#
3	tcm	gamma-BHC (L	25.000	0.000	100.0#	0	-2.76#
4	tcm	Heptachlor	25.000	0.000	100.0#	0	-3.10#
5	tcm	Aldrin	25.000	0.000	100.0#	0	-3.37#
6	tc	beta-BHC	25.000	0.000	100.0#	0	-2.82#
7	tc	delta-BHC	25.000	0.000	100.0#	0	-3.05#
8	tc	Heptachlor E	25.000	0.000	100.0#	0	-3.89#
9	tc	alpha-Endosu	25.000	0.000	100.0#	0	-4.32#
10	tc	gamma-Chlord	25.000	0.000	100.0#	0	-4.09#
11	tc	alpha-Chlord	25.000	0.000	100.0#	0	-4.26#
12	tc	4,4'-DDE	25.000	0.000	100.0#	0	-4.45#
13	tcm	Dieldrin	25.000	0.000	100.0#	0	-4.62#
14	tcm	Endrin	25.000	0.000	100.0#	0	-4.92#
15	tc	beta-Endosul	25.000	0.000	100.0#	0	-5.12#
16	tc	4,4'-DDD	25.000	0.000	100.0#	0	-5.04#
17	tcm	4,4'-DDT	25.000	0.000	100.0#	0	-5.32#
18	tc	Endrin Aldeh	25.000	0.000	100.0#	0	-5.42#
19	tc	Endosulfan S	25.000	0.000	100.0#	0	-5.64#
20	tc	Methoxychlor	25.000	0.000	100.0#	0	-5.89#
21	tc	Endrin Keton	25.000	0.000	100.0#	0	-6.07#
22	tc	Mirex	25.000	0.000	100.0#	0	-6.03#
23	S	SURR2,Decachlorobiphenyl	25.000	0.000	100.0#	0	-6.98#
29	L9C	Chlordane	100.000	0.000	100.0#	0	-2.99#
30	L9C	Chlordane{2}	100.000	0.000	100.0#	0	-3.50#
31	L9C	Chlordane{3}	100.000	0.000	100.0#	0	-4.09#
32	L9C	Chlordane{4}	100.000	0.000	100.0#	0	-4.19#
33	L9C	Chlordane{5}	100.000	0.000	100.0#	0	-4.25#
34	L10CDechlorane{1}		50.000	0.000	100.0#	0	-9.63#
35	L10CDechlorane{2}		50.000	0.000	100.0#	0	-10.08#

(#) = Out of Range SPCC's out = 0 CCC's out = 61

Quantitation Report (QT Reviewed)

Data Path : I:\ACQUDATA\7890N.net\data\032224\
Data File : AG5351.D
Signal(s) : Signal #1: ECD1A.ch Signal #2: ECD2B.ch
Acq On : 22 Mar 2024 05:57 pm
Operator : AFelser
Sample : TOX CCV
Misc :
ALS Vial : 3 Sample Multiplier: 1

Integration File signal 1: EVENTS.E
Integration File signal 2: EVENTS2.E
Quant Time: Mar 25 12:11:43 2024
Quant Method : I:\ACQUDATA\7890N.net\Methods\N-PEST022324.M
Quant Title : 608.3/8081B PESTICIDES
QLast Update : Mon Feb 26 08:35:50 2024
Response via : Initial Calibration
Integrator: ChemStation

Volume Inj. : 1uL
Signal #1 Phase : STx-CLP Signal #2 Phase: STx-CLPII
Signal #1 Info : 0.32mm 30m Signal #2 Info : 0.32mm 30m

Compound	RT#1	RT#2	Resp#1	Resp#2	ug/l	ug/l
System Monitoring Compounds						
Target Compounds						
24) L8C Toxaphene	3.831	4.585	68438174	114.7E6	404.540	480.769
25) L8C Toxaphene{2}	4.026	4.708	121.0E6	72369655	420.740	496.986
26) L8C Toxaphene{3}	4.756	5.186	246.6E6	273.3E6	415.337	485.436
27) L8C Toxaphene{4}	4.951	5.415	215.5E6	163.3E6	417.268	493.294
28) L8C Toxaphene{5}	5.137	5.829	209.1E6	146.8E6	396.698	492.240
Sum Toxaphene			860.6E6	770.4E6	2054.584	2448.724
Average Toxaphene					410.917	489.745
Sum Chlordane			0	0	N.D.	N.D.
Average Chlordane					0.000	0.000
Sum Dechlorane			0	0	N.D.	N.D.
Average Dechlorane					0.000	0.000

(f)=RT Delta > 1/2 Window (#)=Amounts differ by > 25% (m)=manual int.

1st AF 03/25/24
2nd AM 03/25/24

Data Path : I:\ACQUDATA\7890N.net\data\032224\
Data File : AG5351.D
Signal(s) : Signal #1: ECD1A.ch Signal #2: ECD2B.ch
Acq On : 22 Mar 2024 05:57 pm
Operator : AFelser
Sample : TOX CCV
Misc :
ALS Vial : 3 Sample Multiplier: 1

Integration File signal 1: EVENTS.E
Integration File signal 2: EVENTS2.E
Quant Time: Mar 25 12:11:43 2024
Quant Method : I:\ACQUDATA\7890N.net\Methods\N-PEST022324.M
Quant Title : 608.3/8081B PESTICIDES
QLast Update : Mon Feb 26 08:35:50 2024
Response via : Initial Calibration
Integrator: ChemStation

Volume Inj. : 1uL
Signal #1 Phase : STx-CLP Signal #2 Phase: STx-CLPII
Signal #1 Info : 0.32mm 30m Signal #2 Info : 0.32mm 30m

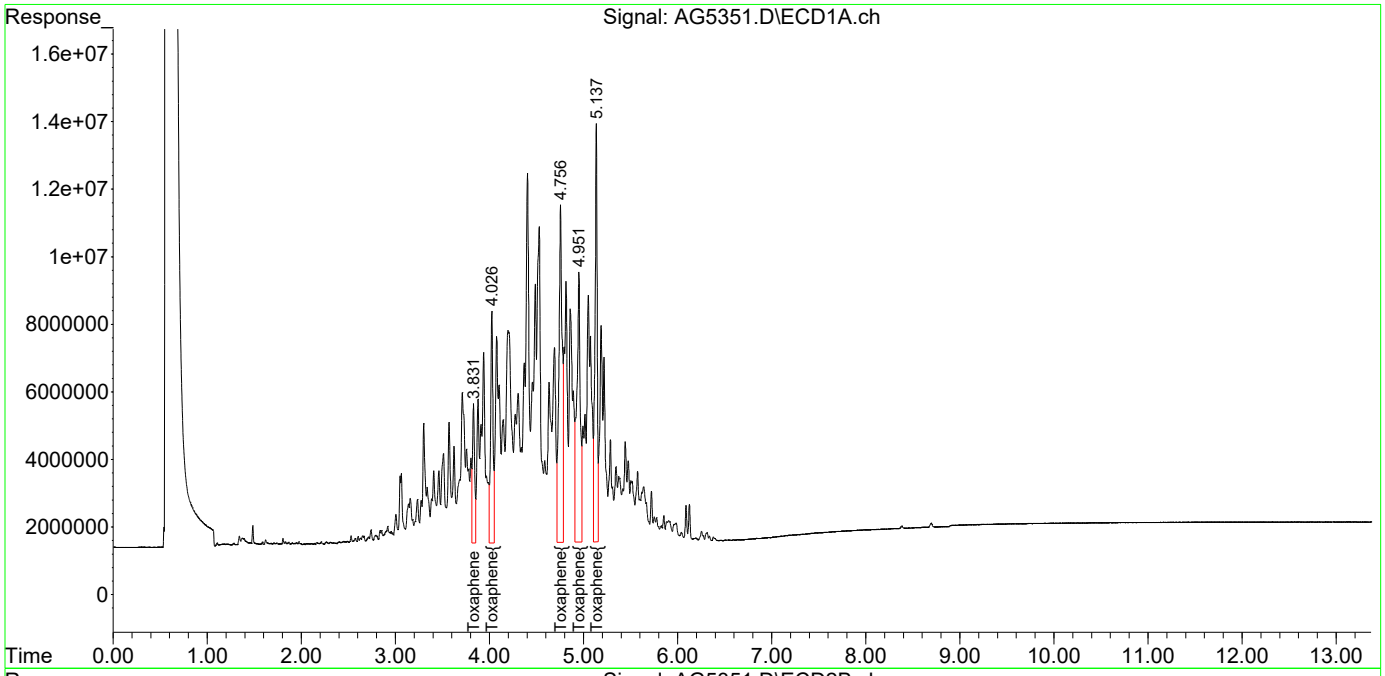

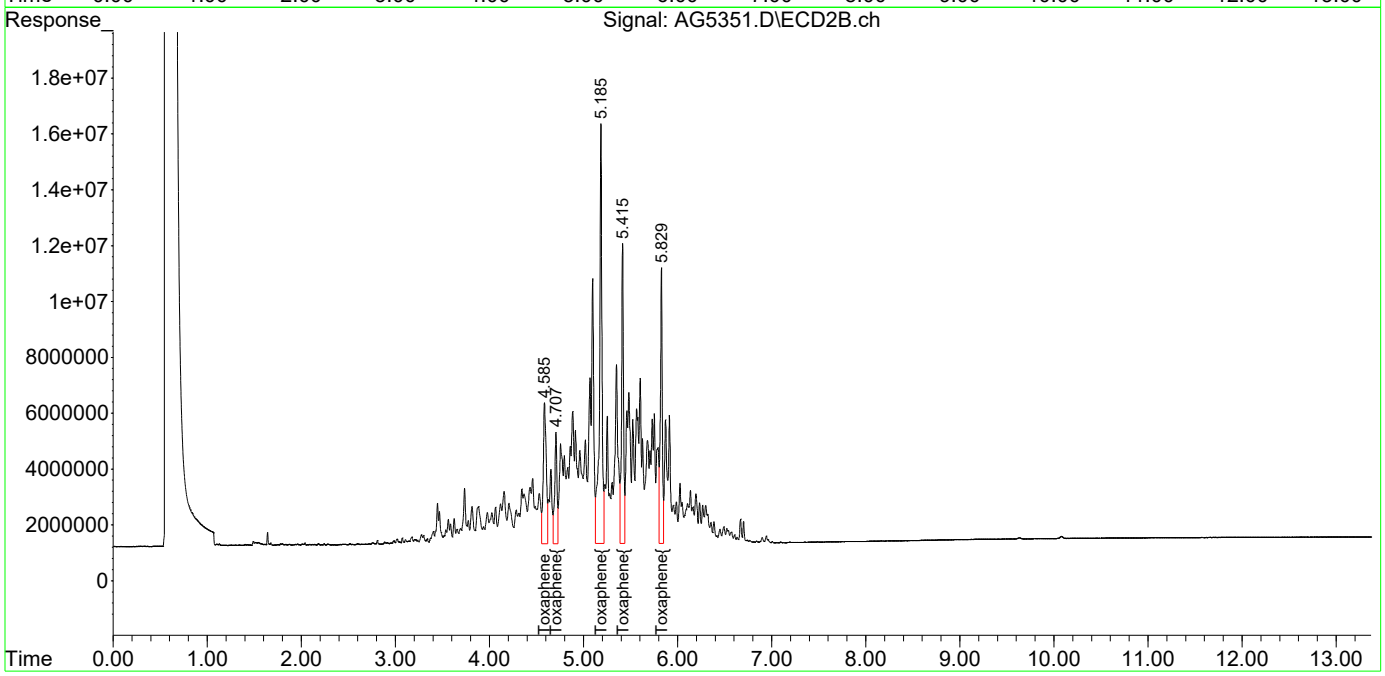

Evaluate Continuing Calibration Report

Data Path : I:\ACQUDATA\7890N.net\data\032224\
Data File : AG5363.D
Signal(s) : Signal #1: ECD1A.ch Signal #2: ECD2B.ch
Acq On   : 22 Mar 2024 09:25 pm
Operator : AFelser
Sample   : 8081 CCV
Misc   :
ALS Vial : 5   Sample Multiplier: 1

Integration File signal 1: EVENTS.E
Integration File signal 2: EVENTS2.E
Quant Time: Mar 25 12:12:31 2024
Quant Method : I:\ACQUDATA\7890N.net\Methods\N-PEST022324.M
Quant Title : 608.3/8081B PESTICIDES
QLast Update : Mon Feb 26 08:35:50 2024
Response via : Initial Calibration
Integrator: ChemStation

Volume Inj.   : 1uL
Signal #1 Phase : STx-CLP   Signal #2 Phase: STx-CLPII
Signal #1 Info : 0.32mm 30m   Signal #2 Info : 0.32mm 30m

Min. RRF   :   0.000 Min. Rel. Area : 50% Max. R.T. Dev 0.50min
Max. RRF Dev : 20%   Max. Rel. Area : 150%

	Compound	Amount	Calc.	%Dev	Area%	Dev(Min)
1 S	SURR1,Tetrac	25.000	23.807	4.8	99	0.00
2 tc	alpha-BHC	25.000	24.934	0.3	103	0.00
3 tcm	gamma-BHC (L	25.000	24.577	1.7	102	0.00
4 tcm	Heptachlor	25.000	22.816	8.7	97	0.00
5 tcm	Aldrin	25.000	25.347	-1.4	105	0.00
6 tc	beta-BHC	25.000	23.727	5.1	103	0.00
7 TC	delta-BHC	25.000	24.747	1.0	103	0.00
8 tc	Heptachlor E	25.000	24.453	2.2	104	0.00
9 tc	alpha-Endosu	25.000	24.422	2.3	104	-0.01
10 tc	gamma-Chlord	25.000	24.623	1.5	104	0.00
11 tc	alpha-Chlord	25.000	24.614	1.5	105	-0.01
12 tc	4,4'-DDE	25.000	25.608	-2.4	108	-0.01
13 tcm	Dieldrin	25.000	23.434	6.3	99	-0.01
14 tcm	Endrin	25.000	23.853	4.6	106	-0.01
15 tc	beta-Endosul	25.000	23.994	4.0	104	-0.01
16 tc	4,4'-DDD	25.000	24.687	1.3	108	-0.01
17 tcm	4,4'-DDT	25.000	21.304	14.8	96	-0.01
18 tc	Endrin Aldeh	25.000	23.846	4.6	105	-0.01
19 tc	Endosulfan S	25.000	23.224	7.1	103	-0.01
20 tc	Methoxychlor	25.000	20.696	17.2#	99	-0.01
21 tc	Endrin Keton	25.000	23.560	5.8	105	-0.01
22 tc	Mirex	25.000	24.192	3.2	112	-0.01
23 S	SURR2,Decachlorobiphenyl	25.000	26.053	-4.2	119	-0.01

Signal #2

1 S	SURR1,Tetrac	25.000	25.614	-2.5	107	0.00
2 tc	alpha-BHC	25.000	29.657	-18.6#	122	0.00
3 tcm	gamma-BHC (L	25.000	29.888	-19.6#	125	0.00
4 tcm	Heptachlor	25.000	27.320	-9.3	118	0.00
5 tcm	Aldrin	25.000	28.962	-15.8#	120	0.00
6 tc	beta-BHC	25.000	28.645	-14.6	127	0.00
7 tc	delta-BHC	25.000	30.436	-21.7#	127	0.00
8 tc	Heptachlor E	25.000	29.069	-16.3#	125	0.00
9 tc	alpha-Endosu	25.000	28.407	-13.6	123	0.00
10 tc	gamma-Chlord	25.000	28.585	-14.3	123	0.00
11 tc	alpha-Chlord	25.000	27.943	-11.8	121	-0.01
12 tc	4,4'-DDE	25.000	29.886	-19.5#	129	0.00
13 tcm	Dieldrin	25.000	29.191	-16.8#	125	0.00
14 tcm	Endrin	25.000	29.247	-17.0#	131	0.00
15 tc	beta-Endosul	25.000	29.097	-16.4#	128	0.00
16 tc	4,4'-DDD	25.000	30.341	-21.4#	134	0.00
17 tcm	4,4'-DDT	25.000	28.881	-15.5#	132	0.00
18 tc	Endrin Aldeh	25.000	28.942	-15.8#	128	0.00

1st AF 03/25/24
2nd AM 03/25/24

Data Path : I:\ACQUDATA\7890N.net\data\032224\
Data File : AG5363.D
Signal(s) : Signal #1: ECD1A.ch Signal #2: ECD2B.ch
Acq On   : 22 Mar 2024 09:25 pm
Operator : AFelser
Sample   : 8081 CCV
Misc   :
ALS Vial : 5   Sample Multiplier: 1

Integration File signal 1: EVENTS.E
Integration File signal 2: EVENTS2.E
Quant Time: Mar 25 12:12:31 2024
Quant Method : I:\ACQUDATA\7890N.net\Methods\N-PEST022324.M
Quant Title : 608.3/8081B PESTICIDES
QLast Update : Mon Feb 26 08:35:50 2024
Response via : Initial Calibration
Integrator: ChemStation

Volume Inj.   : 1uL
Signal #1 Phase : STx-CLP   Signal #2 Phase: STx-CLPII
Signal #1 Info : 0.32mm 30m   Signal #2 Info : 0.32mm 30m

Min. RRF   :   0.000 Min. Rel. Area : 50% Max. R.T. Dev 0.50min
Max. RRF Dev : 20%   Max. Rel. Area : 150%

	Compound	Amount	Calc.	%Dev	Area%	Dev(Min)
19 tc	Endosulfan S	25.000	29.345	-17.4#	133	0.00
20 tc	Methoxychlor	25.000	28.219	-12.9	139	0.00
21 tc	Endrin Keton	25.000	30.949	-23.8#	141	0.00
22 tc	Mirex	25.000	29.446	-17.8#	139	0.00
23 S	SURR2,Decachlorobiphenyl	25.000	28.349	-13.4	135	0.00

Evaluate Continuing Calibration Report - Not Founds

24 L8C	Toxaphene	500.000	0.000	100.0#	0	-3.84#
25 L8C	Toxaphene{2}	500.000	0.000	100.0#	0	-4.04#
26 L8C	Toxaphene{3}	500.000	0.000	100.0#	0	-4.77#
27 L8C	Toxaphene{4}	500.000	0.000	100.0#	0	-4.96#
28 L8C	Toxaphene{5}	500.000	0.000	100.0#	0	-5.15#
29 L9C	Chlordane	100.000	0.000	100.0#	0	-2.66#
30 L9C	Chlordane{2}	100.000	0.000	100.0#	0	-3.02#
31 L9C	Chlordane{3}	100.000	0.000	100.0#	0	-3.33#
32 L9C	Chlordane{4}	100.000	0.000	100.0#	0	-3.48#
33 L9C	Chlordane{5}	100.000	0.000	100.0#	0	-3.59#
34 L10C	Dechlorane{1}	50.000	0.000	100.0#	0	-8.39#
35 L10C	Dechlorane{2}	50.000	0.000	100.0#	0	-8.70#

Signal #2

24 L8C	Toxaphene	500.000	0.000	100.0#	0	-4.59#
25 L8C	Toxaphene{2}	500.000	0.000	100.0#	0	-4.71#
26 L8C	Toxaphene{3}	500.000	0.000	100.0#	0	-5.19#
27 L8C	Toxaphene{4}	500.000	0.000	100.0#	0	-5.42#
28 L8C	Toxaphene{5}	500.000	0.000	100.0#	0	-5.84#
29 L9C	Chlordane	100.000	0.000	100.0#	0	-2.99#
30 L9C	Chlordane{2}	100.000	0.000	100.0#	0	-3.50#
31 L9C	Chlordane{3}	100.000	0.000	100.0#	0	-4.09#
32 L9C	Chlordane{4}	100.000	0.000	100.0#	0	-4.19#
33 L9C	Chlordane{5}	100.000	0.000	100.0#	0	-4.25#
34 L10C	Dechlorane{1}	50.000	0.000	100.0#	0	-9.63#
35 L10C	Dechlorane{2}	50.000	0.000	100.0#	0	-10.08#

(#) = Out of Range SPCC's out = 0 CCC's out = 40

1st AF 03/25/24
2nd AM 03/25/24

Quantitation Report (QT Reviewed)

Data Path : I:\ACQUDATA\7890N.net\data\032224\
Data File : AG5363.D
Signal(s) : Signal #1: ECD1A.ch Signal #2: ECD2B.ch
Acq On : 22 Mar 2024 09:25 pm
Operator : AFelser
Sample : 8081 CCV
Misc :
ALS Vial : 5 Sample Multiplier: 1

Integration File signal 1: EVENTS.E
Integration File signal 2: EVENTS2.E
Quant Time: Mar 25 12:12:31 2024
Quant Method : I:\ACQUDATA\7890N.net\Methods\N-PEST022324.M
Quant Title : 608.3/8081B PESTICIDES
QLast Update : Mon Feb 26 08:35:50 2024
Response via : Initial Calibration
Integrator: ChemStation

Volume Inj. : 1uL
Signal #1 Phase : STx-CLP Signal #2 Phase: STx-CLPII
Signal #1 Info : 0.32mm 30m Signal #2 Info : 0.32mm 30m

	Compound	RT#1	RT#2	Resp#1	Resp#2	ug/l	ug/l	
	System Monitoring Compounds							
1) S	SURR1,Tet...	1.896	2.113	390.6E6	336.6E6	23.807	25.614	
	Spiked Amount 100.000	Range 30 - 150		Recovery =		23.81%#	25.61%#	
23) S	SURR2,Dec...	6.271	6.970	298.8E6	242.7E6	26.053	28.349	
	Spiked Amount 100.000	Range 30 - 150		Recovery =		26.05%#	28.35%#	
	Target Compounds							
2) tc	alpha-BHC	2.211	2.507	601.6E6	474.1E6	24.934	29.657	
3) tcm	gamma-BHC (L	2.401	2.759	519.2E6	404.7E6	24.577	29.888	
4) tcm	Heptachlor	2.705	3.097	412.1E6	298.6E6	22.816	27.320	
5) tcm	Aldrin	2.914	3.365	530.3E6	425.6E6	25.347	28.962	
6) tc	beta-BHC	2.455	2.815	219.1E6	166.4E6	23.727	28.645	
7) tc	delta-BHC	2.568	3.042	544.9E6	422.5E6	24.747	30.436	
8) tc	Heptachlor E	3.376	3.884	443.7E6	352.6E6	24.453	29.069	
9) tc	alpha-Endosu	3.705	4.310	425.2E6	342.0E6	24.422	28.407	
10) tc	gamma-Chlord	3.477	4.080	459.2E6	369.3E6	24.623	28.585	
11) tc	alpha-Chlord	3.589	4.246	461.3E6	373.7E6	24.614	27.943	
12) tc	4,4'-DDE	3.666	4.445	487.0E6	385.9E6	25.608	29.886	
13) tcm	Dieldrin	3.929	4.608	446.8E6	377.5E6	23.434	29.191	
14) tcm	Endrin	4.165	4.910	402.1E6	298.1E6	23.853	29.247	
15) tc	beta-Endosul	4.410	5.107	399.3E6	322.6E6	23.994	29.097	
16) tc	4,4'-DDD	4.269	5.030	368.9E6	269.2E6	24.687	30.341	
17) tcm	4,4'-DDT	4.567	5.309	268.4E6	213.2E6	21.304	28.881	#
18) tc	Endrin Aldeh	4.836	5.405	321.8E6	259.8E6	23.846	28.942	
19) tc	Endosulfan S	5.229	5.636	365.5E6	304.0E6	23.224	29.345	#
20) tc	Methoxychlor	5.056	5.878	139.8E6	108.7E6	20.696	28.219	#
21) tc	Endrin Keton	5.459	6.057	405.6E6	338.6E6	23.560	30.949	#
22) tc	Mirex	5.117	6.024	325.9E6	252.4E6	24.192	29.446	
	Sum Toxaphene			0	0	N.D.	N.D.	
Average	Toxaphene					0.000	0.000	
	Sum Chlordane			0	0	N.D.	N.D.	
Average	Chlordane					0.000	0.000	
	Sum Dechlorane			0	0	N.D.	N.D.	
Average	Dechlorane					0.000	0.000	

(f)=RT Delta > 1/2 Window (#)=Amounts differ by > 25% (m)=manual int.

Quantitation Report (QT Reviewed)

Data Path : I:\ACQUDATA\7890N.net\data\032224\
Data File : AG5363.D
Signal(s) : Signal #1: ECD1A.ch Signal #2: ECD2B.ch
Acq On : 22 Mar 2024 09:25 pm
Operator : AFelser
Sample : 8081 CCV
Misc :
ALS Vial : 5 Sample Multiplier: 1

Integration File signal 1: EVENTS.E
Integration File signal 2: EVENTS2.E
Quant Time: Mar 25 12:12:31 2024
Quant Method : I:\ACQUDATA\7890N.net\Methods\N-PEST022324.M
Quant Title : 608.3/8081B PESTICIDES
QLast Update : Mon Feb 26 08:35:50 2024
Response via : Initial Calibration
Integrator: ChemStation

Volume Inj. : 1uL
Signal #1 Phase : STx-CLP Signal #2 Phase: STx-CLPII
Signal #1 Info : 0.32mm 30m Signal #2 Info : 0.32mm 30m

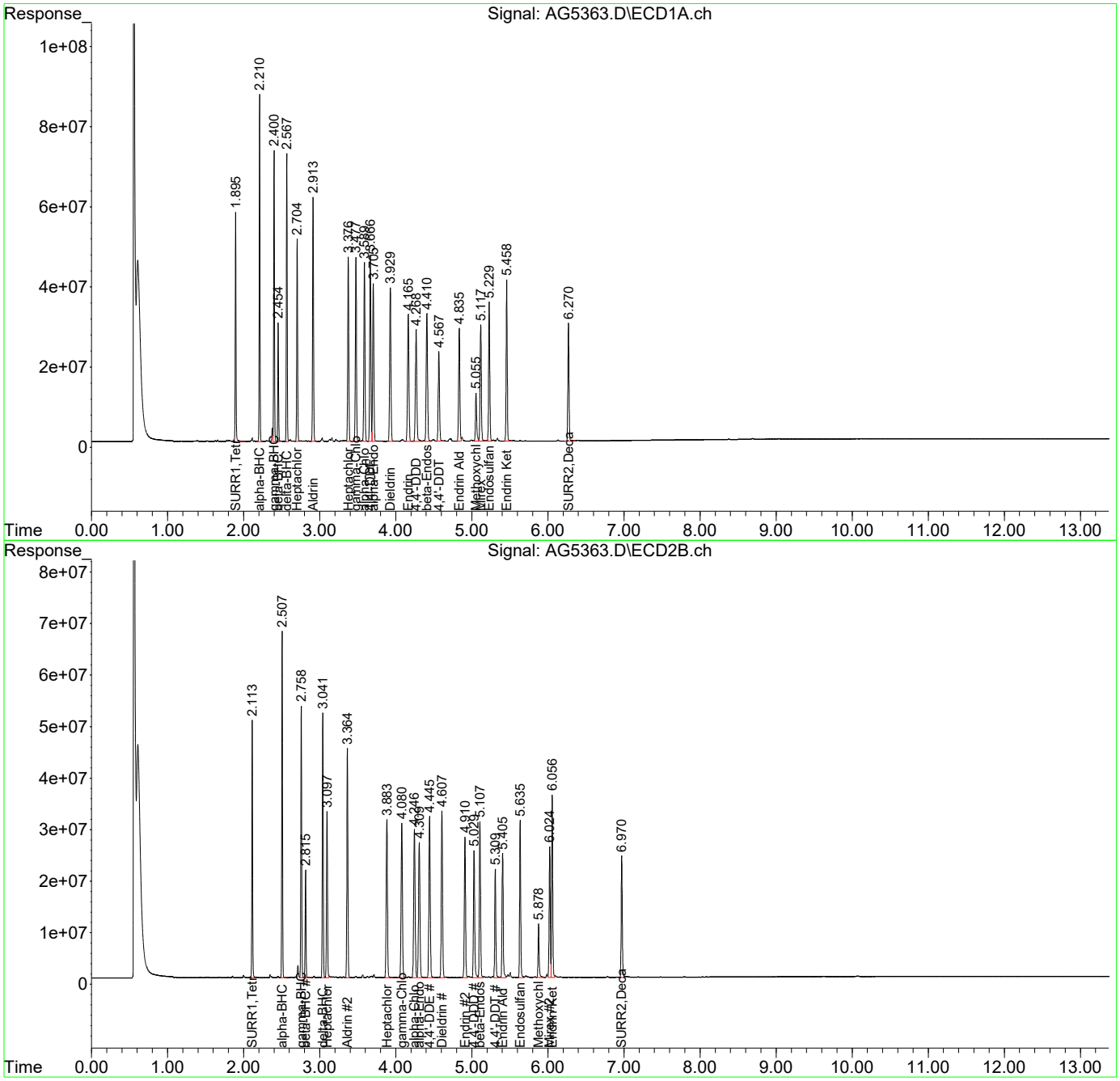

Quantitation Report (Qedit)

Data Path : I:\ACQUDATA\7890N.net\data\032624\
Data File : AG5431.D
Signal(s) : Signal #1: ECD1A.ch Signal #2: ECD2B.ch
Acq On : 26 Mar 2024 06:13 pm
Operator : AFelser
Sample : 8081 CCV
Misc :
ALS Vial : 5 Sample Multiplier: 1

Integration File signal 1: EVENTS.E
Integration File signal 2: EVENTS2.E
Quant Time: Mar 27 09:24:07 2024
Quant Method : I:\ACQUDATA\7890N.net\Methods\N-PEST022324.M
Quant Title : 608.3/8081B PESTICIDES
QLast Update : Mon Feb 26 08:35:50 2024
Response via : Initial Calibration
Integrator: ChemStation

Volume Inj. : 1uL
Signal #1 Phase : STx-CLP Signal #2 Phase: STx-CLPII
Signal #1 Info : 0.32mm 30m Signal #2 Info : 0.32mm 30m

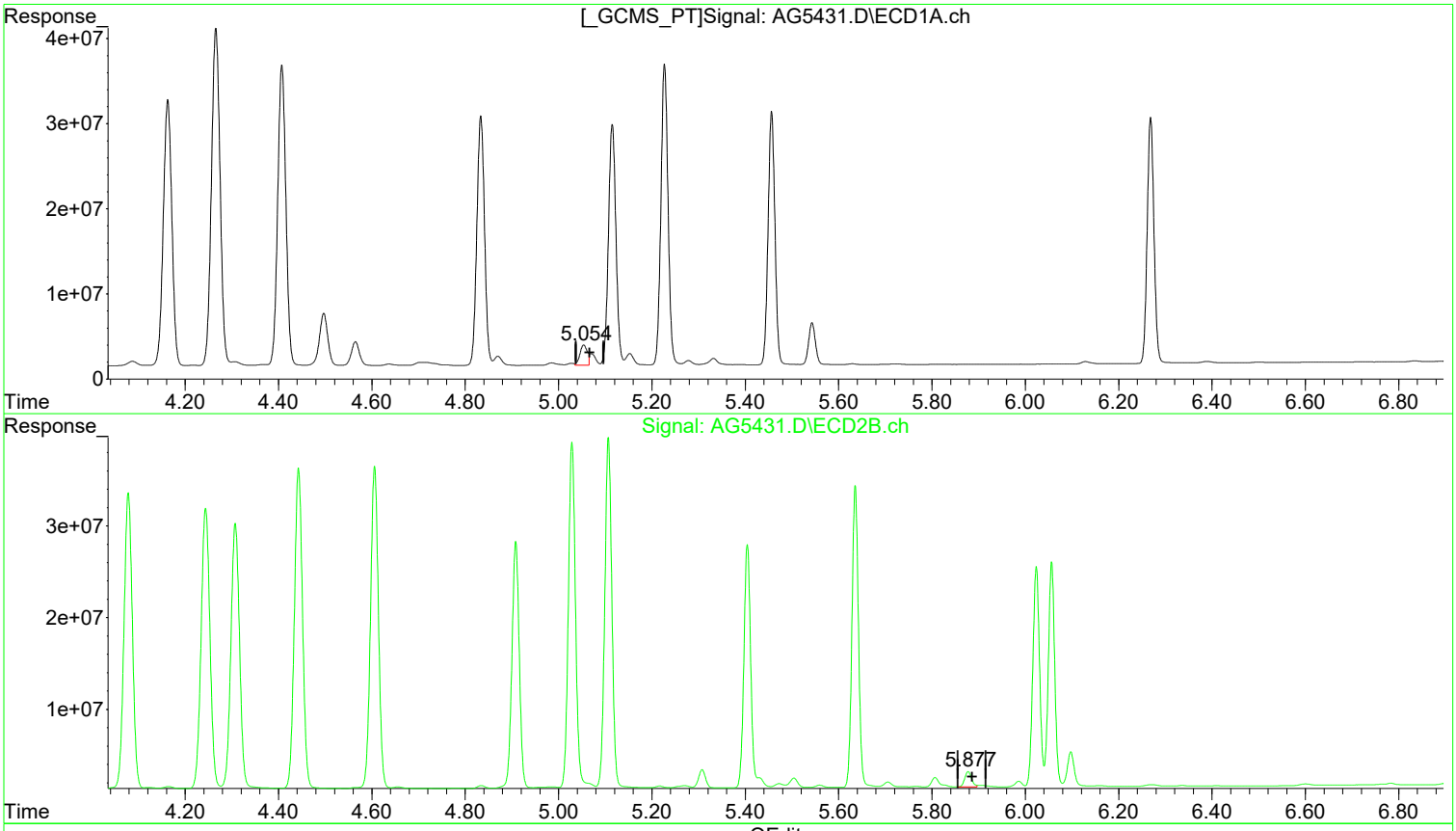

QEdit

(20) Methoxychlor (tc)
5.054min 3.903 ug/l m
response 26371229

(20) Methoxychlor #2 (tc)
5.877min 4.439 ug/l m
response 17099467

Manual Integration:
After
Poor integration.
03/28/24

(+) = Expected Retention Time

Quantitation Report (Qedit)

Data Path : I:\ACQUDATA\7890N.net\data\032624\
Data File : AG5431.D
Signal(s) : Signal #1: ECD1A.ch Signal #2: ECD2B.ch
Acq On : 26 Mar 2024 06:13 pm
Operator : AFelser
Sample : 8081 CCV
Misc :
ALS Vial : 5 Sample Multiplier: 1

Integration File signal 1: EVENTS.E
Integration File signal 2: EVENTS2.E
Quant Time: Mar 27 09:24:07 2024
Quant Method : I:\ACQUDATA\7890N.net\Methods\N-PEST022324.M
Quant Title : 608.3/8081B PESTICIDES
QLast Update : Mon Feb 26 08:35:50 2024
Response via : Initial Calibration
Integrator: ChemStation

Volume Inj. : 1uL
Signal #1 Phase : STx-CLP Signal #2 Phase: STx-CLPII
Signal #1 Info : 0.32mm 30m Signal #2 Info : 0.32mm 30m

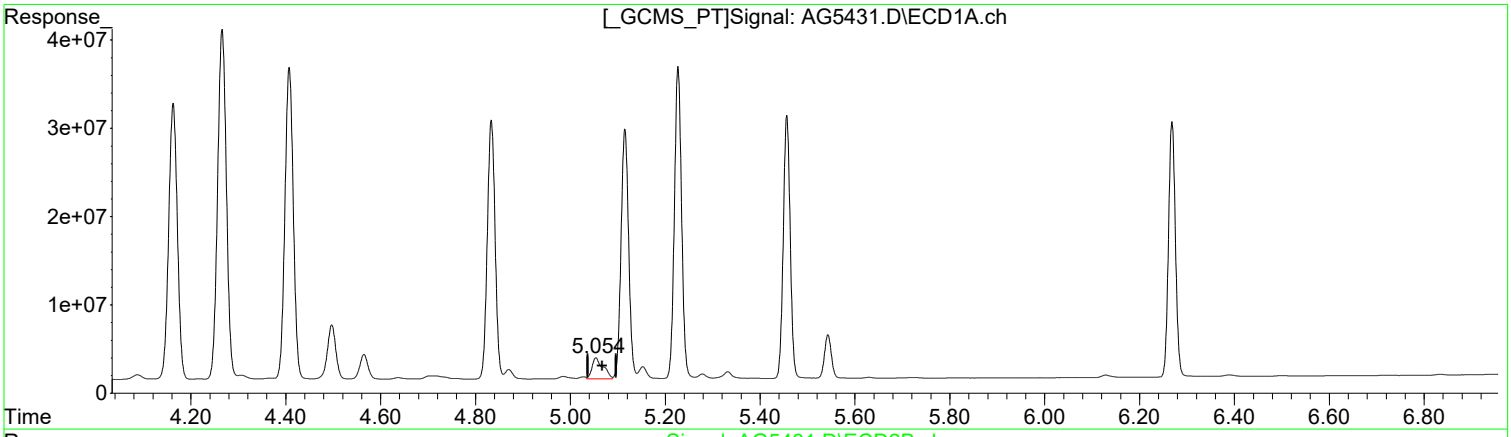

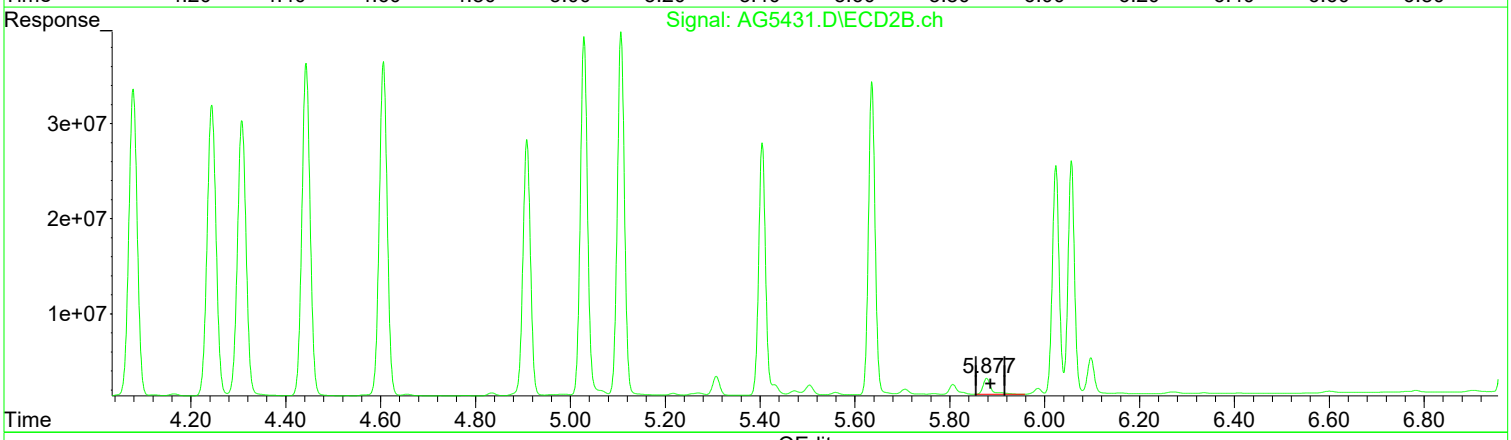

QEdit

(20) Methoxychlor (tc)
5.054min 5.778 ug/l
response 39043941

(20) Methoxychlor #2 (tc)
5.878min 5.265 ug/l
response 20282696

Manual Integration:
Before

03/28/24

(+) = Expected Retention Time

1st AF 03/28/24
2nd BA 03/28/24

Data Path : I:\ACQUDATA\7890N.net\data\032624\
Data File : AG5431.D
Signal(s) : Signal #1: ECD1A.ch Signal #2: ECD2B.ch
Acq On   : 26 Mar 2024 06:13 pm
Operator : AFelser
Sample   : 8081 CCV
Misc   :
ALS Vial : 5   Sample Multiplier: 1

Integration File signal 1: EVENTS.E
Integration File signal 2: EVENTS2.E
Quant Time: Mar 27 09:24:07 2024
Quant Method : I:\ACQUDATA\7890N.net\Methods\N-PEST022324.M
Quant Title : 608.3/8081B PESTICIDES
QLast Update : Mon Feb 26 08:35:50 2024
Response via : Initial Calibration
Integrator: ChemStation

Volume Inj.   : 1uL
Signal #1 Phase : STx-CLP   Signal #2 Phase: STx-CLPII
Signal #1 Info : 0.32mm 30m   Signal #2 Info : 0.32mm 30m

Min. RRF   :   0.000 Min. Rel. Area : 50% Max. R.T. Dev 0.50min
Max. RRF Dev : 20%   Max. Rel. Area : 150%

		Compound	Amount	Calc.	%Dev	Area%	Dev(Min)
1	S	SURR1,Tetrac	25.000	24.155	3.4	101	0.00
2	tc	alpha-BHC	25.000	26.343	-5.4	109	0.00
3	tcm	gamma-BHC (L	25.000	23.838	4.6	99	0.00
4	tcm	Heptachlor	25.000	18.056	27.8#	76	0.00
5	tcm	Aldrin	25.000	27.003	-8.0	111	0.00
6	tc	beta-BHC	25.000	24.389	2.4	106	0.00
7	TC	delta-BHC	25.000	25.931	-3.7	108	0.00
8	tc	Heptachlor E	25.000	26.008	-4.0	110	-0.01
9	tc	alpha-Endosu	25.000	26.237	-4.9	112	-0.01
10	tc	gamma-Chlord	25.000	26.511	-6.0	112	-0.01
11	tc	alpha-Chlord	25.000	26.145	-4.6	112	-0.01
12	tc	4,4'-DDE	25.000	27.175	-8.7	115	-0.01
13	tcm	Dieldrin	25.000	23.955	4.2	101	-0.01
14	tcm	Endrin	25.000	23.730	5.1	105	-0.02
15	tc	beta-Endosul	25.000	26.043	-4.2	113	-0.02
16	tc	4,4'-DDD	25.000	34.406	-37.6#	150	-0.02
17	tcm	4,4'-DDT	25.000	2.722	89.1#	12	-0.01
18	tc	Endrin Aldeh	25.000	24.995	0.0	110	-0.01
19	tc	Endosulfan S	25.000	23.764	4.9	106	-0.01
20	tc	Methoxychlor	25.000	3.903	84.4#	19	-0.01
21	tc	Endrin Keton	25.000	17.578	29.7#	78	-0.01
22	tc	Mirex	25.000	23.476	6.1	109	-0.01
23	S	SURR2,Decachlorobiphenyl	25.000	25.561	-2.2	117	-0.01

Signal #2

37	S	SURR1,Tetrac #2	25.000	26.625	-6.5	111	0.00
38	tc	alpha-BHC #2	25.000	32.230	-28.9#	132	0.00
39	tcm	gamma-BHC (L #2	25.000	29.571	-18.3#	124	0.00
40	tcm	Heptachlor #2	25.000	19.133	23.5#	82	0.00
41	tcm	Aldrin #2	25.000	31.236	-24.9#	130	0.00
42	tc	beta-BHC #2	25.000	30.750	-23.0#	136	0.00
43	tc	delta-BHC #2	25.000	33.819	-35.3#	141	0.00
44	tc	Heptachlor E #2	25.000	31.273	-25.1#	135	0.00
45	tc	alpha-Endosu #2	25.000	31.170	-24.7#	135	-0.01
46	tc	gamma-Chlord #2	25.000	31.159	-24.6#	134	-0.01
47	tc	alpha-Chlord #2	25.000	30.176	-20.7#	131	-0.01
48	tc	4,4'-DDE #2	25.000	32.903	-31.6#	142	-0.01
49	tcm	Dieldrin #2	25.000	32.032	-28.1#	138	-0.01
50	tcm	Endrin #2	25.000	29.093	-16.4#	130	-0.01
51	tc	beta-Endosul #2	25.000	36.448	-45.8#	160	-0.01
52	tc	4,4'-DDD #2	25.000	45.424	-81.7#	201	0.00
53	tcm	4,4'-DDT #2	25.000	2.807	88.8#	13	-0.01
54	tc	Endrin Aldeh #2	25.000	30.616	-22.5#	135	-0.01

Evaluate Continuing Calibration Report

Data Path : I:\ACQUDATA\7890N.net\data\032624\
Data File : AG5431.D
Signal(s) : Signal #1: ECD1A.ch Signal #2: ECD2B.ch
Acq On   : 26 Mar 2024 06:13 pm
Operator : AFelser
Sample   : 8081 CCV
Misc   :
ALS Vial : 5   Sample Multiplier: 1

Integration File signal 1: EVENTS.E
Integration File signal 2: EVENTS2.E
Quant Time: Mar 27 09:24:07 2024
Quant Method : I:\ACQUDATA\7890N.net\Methods\N-PEST022324.M
Quant Title : 608.3/8081B PESTICIDES
QLast Update : Mon Feb 26 08:35:50 2024
Response via : Initial Calibration
Integrator: ChemStation

Volume Inj.   : 1uL
Signal #1 Phase : STx-CLP   Signal #2 Phase: STx-CLPII
Signal #1 Info : 0.32mm 30m   Signal #2 Info : 0.32mm 30m

Min. RRF   :   0.000 Min. Rel. Area : 50% Max. R.T. Dev 0.50min
Max. RRF Dev : 20%   Max. Rel. Area : 150%

	Compound	Amount	Calc.	%Dev	Area%	Dev(Min)
55 tc	Endosulfan S #2	25.000	30.890	-23.6#	140	0.00
56 tc	Methoxychlor #2	25.000	4.439	82.2#	22	0.00
57 tc	Endrin Keton #2	25.000	21.222	15.1#	96	0.00
58 tc	Mirex #2	25.000	28.043	-12.2	133	0.00
59 S	SURR2,Decachlorobiphenyl #2	25.000	27.403	-9.6	131	0.00

Evaluate Continuing Calibration Report - Not Founds

24 L8C	Toxaphene	500.000	0.000	100.0#	0	-3.84#
25 L8C	Toxaphene{2}	500.000	0.000	100.0#	0	-4.04#
26 L8C	Toxaphene{3}	500.000	0.000	100.0#	0	-4.77#
27 L8C	Toxaphene{4}	500.000	0.000	100.0#	0	-4.96#
28 L8C	Toxaphene{5}	500.000	0.000	100.0#	0	-5.15#
29 L9C	Chlordane	100.000	0.000	100.0#	0	-2.66#
30 L9C	Chlordane{2}	100.000	0.000	100.0#	0	-3.02#
31 L9C	Chlordane{3}	100.000	0.000	100.0#	0	-3.33#
32 L9C	Chlordane{4}	100.000	0.000	100.0#	0	-3.48#
33 L9C	Chlordane{5}	100.000	0.000	100.0#	0	-3.59#
34 L10C	Dechlorane{1}	50.000	0.000	100.0#	0	-8.39#
35 L10C	Dechlorane{2}	50.000	0.000	100.0#	0	-8.70#

Signal #2

60 L8C	Toxaphene #2	500.000	0.000	100.0#	0	-4.59#
61 L8C	Toxaphene{2} #2	500.000	0.000	100.0#	0	-4.71#
62 L8C	Toxaphene{3} #2	500.000	0.000	100.0#	0	-5.19#
63 L8C	Toxaphene{4} #2	500.000	0.000	100.0#	0	-5.42#
64 L8C	Toxaphene{5} #2	500.000	0.000	100.0#	0	-5.84#
65 L9C	Chlordane #2	100.000	0.000	100.0#	0	-2.99#
66 L9C	Chlordane{2} #2	100.000	0.000	100.0#	0	-3.50#
67 L9C	Chlordane{3} #2	100.000	0.000	100.0#	0	-4.09#
68 L9C	Chlordane{4} #2	100.000	0.000	100.0#	0	-4.19#
69 L9C	Chlordane{5} #2	100.000	0.000	100.0#	0	-4.25#
70 L10C	Dechlorane{1} #2	50.000	0.000	100.0#	0	-9.63#
71 L10C	Dechlorane{2} #2	50.000	0.000	100.0#	0	-10.08#

(#) = Out of Range SPCC's out = 0 CCC's out = 49

Quantitation Report (QT Reviewed)

Data Path : I:\ACQUDATA\7890N.net\data\032624\
Data File : AG5431.D
Signal(s) : Signal #1: ECD1A.ch Signal #2: ECD2B.ch
Acq On : 26 Mar 2024 06:13 pm
Operator : AFelser
Sample : 8081 CCV
Misc :
ALS Vial : 5 Sample Multiplier: 1

Integration File signal 1: EVENTS.E
Integration File signal 2: EVENTS2.E
Quant Time: Mar 27 09:24:07 2024
Quant Method : I:\ACQUDATA\7890N.net\Methods\N-PEST022324.M
Quant Title : 608.3/8081B PESTICIDES
QLast Update : Mon Feb 26 08:35:50 2024
Response via : Initial Calibration
Integrator: ChemStation

Volume Inj. : 1uL
Signal #1 Phase : STx-CLP Signal #2 Phase: STx-CLPII
Signal #1 Info : 0.32mm 30m Signal #2 Info : 0.32mm 30m

	Compound	RT#1	RT#2	Resp#1	Resp#2	ug/l	ug/l	
	System Monitoring Compounds							
1) S	SURR1,Tet...	1.896	2.114	396.3E6	349.9E6	24.155	26.625	
	Spiked Amount 100.000	Range 30 - 150		Recovery =		24.16%#	26.63%#	
23) S	SURR2,Dec...	6.268	6.971	293.2E6	234.6E6	25.561	27.403	
	Spiked Amount 100.000	Range 30 - 150		Recovery =		25.56%#	27.40%#	
	Target Compounds							
2) tc	alpha-BHC	2.210	2.507	635.6E6	515.3E6	26.343	32.230	
3) tcm	gamma-BHC (L	2.400	2.759	503.6E6	400.4E6	23.838	29.571	
4) tcm	Heptachlor	2.704	3.096	326.1E6	209.1E6	18.056	19.133	
5) tcm	Aldrin	2.913	3.364	564.9E6	459.0E6	27.003	31.236	
6) tc	beta-BHC	2.454	2.815	225.2E6	178.6E6	24.389	30.750	#
7) tc	delta-BHC	2.567	3.042	571.0E6	469.5E6	25.931	33.819	#
8) tc	Heptachlor E	3.376	3.882	471.9E6	379.3E6	26.008	31.273	
9) tc	alpha-Endosu	3.704	4.307	456.8E6	375.3E6	26.237	31.170	
10) tc	gamma-Chlord	3.476	4.078	494.4E6	402.6E6	26.511	31.159	
11) tc	alpha-Chlord	3.587	4.244	490.0E6	403.5E6	26.145	30.176	
12) tc	4,4'-DDE	3.665	4.443	516.8E6	424.8E6	27.175	32.903	
13) tcm	Dieldrin	3.927	4.606	456.7E6	414.3E6	23.955	32.032	#
14) tcm	Endrin	4.163f	4.908	400.0E6	296.5E6	23.730	29.093	
15) tc	beta-Endosul	4.407f	5.107	433.4E6	404.2E6	26.043	36.448	#
16) tc	4,4'-DDD	4.266f	5.029	514.2E6	403.1E6	34.406	45.424	#
17) tcm	4,4'-DDT	4.565	5.308	34293753	20719279	2.722	2.807	
18) tc	Endrin Aldeh	4.833	5.405	337.3E6	274.8E6	24.995	30.616	
19) tc	Endosulfan S	5.227	5.636	374.0E6	320.0E6	23.764	30.890	#
20) tc	Methoxychlor	5.054	5.877	26371229	17099467	3.903m	4.439m	
21) tc	Endrin Keton	5.457	6.056	302.6E6	232.2E6	17.578	21.222	
22) tc	Mirex	5.115	6.024	316.3E6	240.4E6	23.476	28.043	
	Sum Toxaphene			0	0	N.D.	N.D.	
Average	Toxaphene					0.000	0.000	
	Sum Chlordane			0	0	N.D.	N.D.	
Average	Chlordane					0.000	0.000	
	Sum Dechlorane			0	0	N.D.	N.D.	
Average	Dechlorane					0.000	0.000	

(f)=RT Delta > 1/2 Window (#)=Amounts differ by > 25% (m)=manual int.

Quantitation Report (QT Reviewed)

Data Path : I:\ACQUDATA\7890N.net\data\032624\
Data File : AG5431.D
Signal(s) : Signal #1: ECD1A.ch Signal #2: ECD2B.ch
Acq On : 26 Mar 2024 06:13 pm
Operator : AFelser
Sample : 8081 CCV
Misc :
ALS Vial : 5 Sample Multiplier: 1

Integration File signal 1: EVENTS.E
Integration File signal 2: EVENTS2.E
Quant Time: Mar 27 09:24:07 2024
Quant Method : I:\ACQUDATA\7890N.net\Methods\N-PEST022324.M
Quant Title : 608.3/8081B PESTICIDES
QLast Update : Mon Feb 26 08:35:50 2024
Response via : Initial Calibration
Integrator: ChemStation

Volume Inj. : 1uL
Signal #1 Phase : STx-CLP Signal #2 Phase: STx-CLPII
Signal #1 Info : 0.32mm 30m Signal #2 Info : 0.32mm 30m

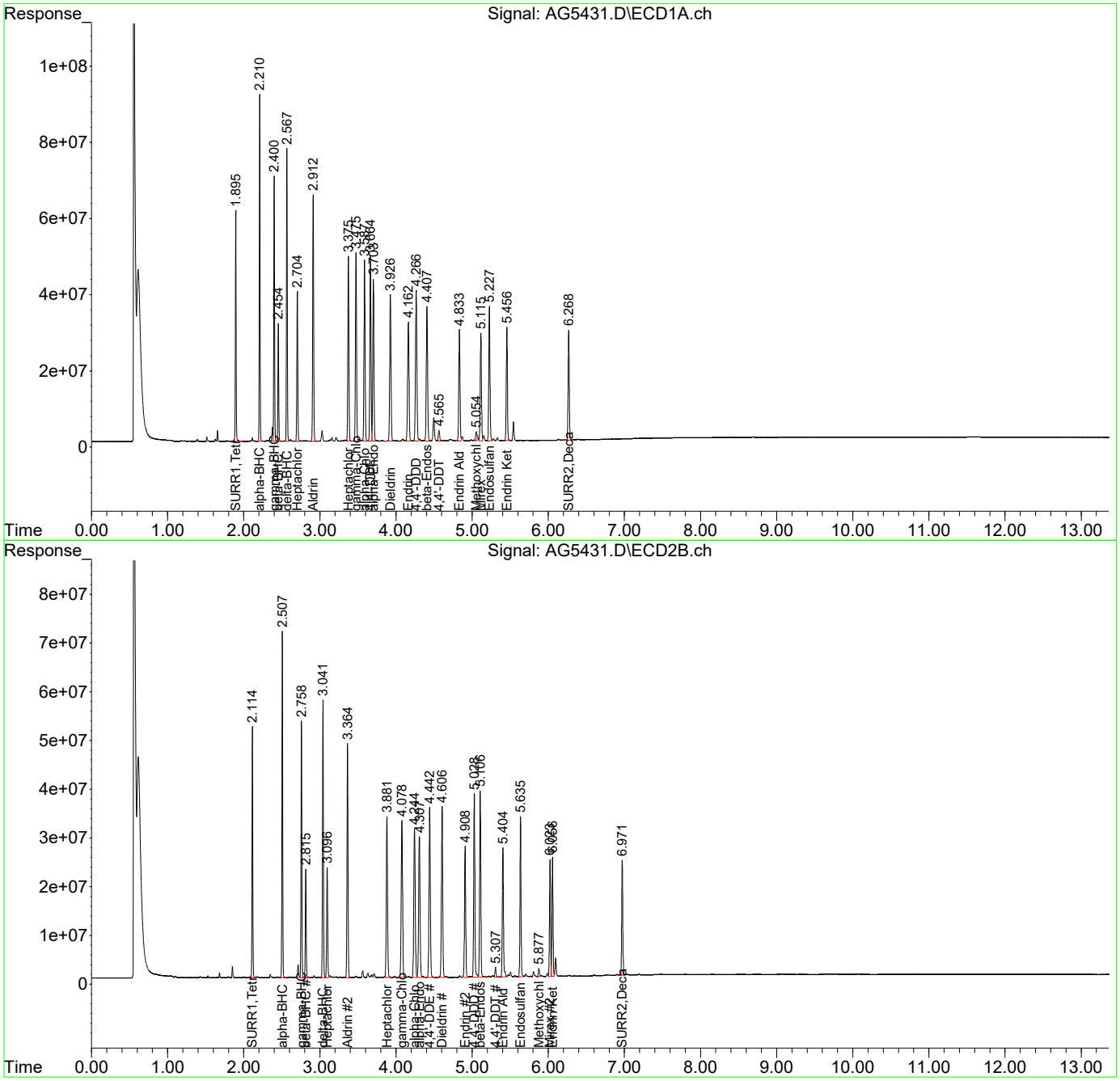

7D
PESTICIDE CALIBRATION VERIFICATION SUMMARY

Lab Name:	ALS Environmental			Contract:	
Lab Code:	10145	Case No.:	SAS No.:	SDG No.:	
GC Column (1):	STX-CLP	ID: 0.32 (mm)		Initial Calibration Date(s):	02/23/2024
EPA Sample No. (PEM):	PEM			Date Analyzed:	03/11/2024
LAB Sample ID. (PEM):	PEM			Time Analyzed:	18:07
4,4'-DDT % Breakdown (1):	1.2%			Endrin % Breakdown (1):	5.6%
Combined % Breakdown (1):	6.8%				

QC LIMITS:

%D of amounts in PEM must be less than or equal to 25.0%
4,4'-DDT breakdown must be less than or equal to 15.0%
Endrin breakdown must be less than or equal to 15.0%
Combined breakdown must be less than or equal to 30.0%

FORM VII PEST-1

7D
PESTICIDE CALIBRATION VERIFICATION SUMMARY

Lab Name:	ALS Environmental			Contract:	
Lab Code:	10145	Case No.:		SAS No.:	SDG No.:
GC Column (2):	STX-CLPII	ID:	0.32 (mm)	Initial Calibration Date(s):	02/23/2024
EPA Sample No. (PEM):	PEM			Date Analyzed:	03/11/2024
LAB Sample ID. (PEM):	PEM			Time Analyzed:	18:07
4,4'-DDT % Breakdown (1):	1.7%			Endrin % Breakdown (1):	5.9%
Combined % Breakdown (1):	7.6%				

QC LIMITS:

%D of amounts in PEM must be less than or equal to 25.0%
4,4'-DDT breakdown must be less than or equal to 15.0%
Endrin breakdown must be less than or equal to 15.0%
Combined breakdown must be less than or equal to 30.0%

FORM VII PEST-1

Quantitation Report (QT Reviewed)

Data Path : I:\ACQUDATA\7890N.net\data\031124\
Data File : AG5210.D
Signal(s) : Signal #1: ECD1A.ch Signal #2: ECD2B.ch
Acq On : 11 Mar 2024 06:07 pm
Operator : AFelser
Sample : PEM
Misc :
ALS Vial : 2 Sample Multiplier: 1

Integration File signal 1: EVENTS.E
Integration File signal 2: EVENTS2.E
Quant Time: Mar 13 12:36:46 2024
Quant Method : I:\ACQUDATA\7890N.net\Methods\N-PEST022324.M
Quant Title : 608.3/8081B PESTICIDES
QLast Update : Mon Feb 26 08:35:50 2024
Response via : Initial Calibration
Integrator: ChemStation

Volume Inj. : 1uL
Signal #1 Phase : STx-CLP Signal #2 Phase: STx-CLPII
Signal #1 Info : 0.32mm 30m Signal #2 Info : 0.32mm 30m

	Compound	RT#1	RT#2	Resp#1	Resp#2	ug/l	ug/l	
	System Monitoring Compounds							
1)	S SURR1,Tet...	1.902	2.119	296.5E6	235.9E6	18.075	17.952	
	Spiked Amount 100.000	Range 30 - 150		Recovery =		18.07%#	17.95%#	
23)	S SURR2,Dec...	6.282	6.982	207.1E6	173.0E6	18.058	20.213	
	Spiked Amount 100.000	Range 30 - 150		Recovery =		18.06%#	20.21%#	
	Target Compounds							
2)	tc alpha-BHC	2.218	2.513	226.3E6	147.0E6	9.378	9.197	
3)	tcm gamma-BHC (L	2.409	2.765	196.8E6	122.5E6	9.314	9.048	
6)	tc beta-BHC	2.463	2.822	80675517	52403459	8.737	9.023	
12)	tc 4,4'-DDE	3.678	4.453	2365530	1710349	0.124	0.132	
14)	tcm Endrin	4.178	4.917	715.7E6	444.5E6	42.455	43.610	
16)	tc 4,4'-DDD	4.281	5.036	10718589	9232154	0.717	1.040	#
17)	tcm 4,4'-DDT	4.579	5.316	1061.4E6	625.7E6	84.231	84.770	
18)	tc Endrin Aldeh	4.846	5.413	18229078	11754621	1.351	1.309	
20)	tc Methoxychlor	5.066	5.885	1085.6E6	665.7E6	160.674	172.809	
21)	tc Endrin Keton	5.469	6.066	23840520	15914574	1.385	1.454	
	Sum Toxaphene			0	0	N.D.	N.D.	
	Average Toxaphene					0.000	0.000	
	Sum Chlordane			0	0	N.D.	N.D.	
	Average Chlordane					0.000	0.000	
	Sum Dechlorane			0	0	N.D.	N.D.	
	Average Dechlorane					0.000	0.000	

(f)=RT Delta > 1/2 Window (#)=Amounts differ by > 25% (m)=manual int.

Quantitation Report (QT Reviewed)

Data Path : I:\ACQUDATA\7890N.net\data\031124\
Data File : AG5210.D
Signal(s) : Signal #1: ECD1A.ch Signal #2: ECD2B.ch
Acq On : 11 Mar 2024 06:07 pm
Operator : AFelser
Sample : PEM
Misc :
ALS Vial : 2 Sample Multiplier: 1

Integration File signal 1: EVENTS.E
Integration File signal 2: EVENTS2.E
Quant Time: Mar 13 12:36:46 2024
Quant Method : I:\ACQUDATA\7890N.net\Methods\N-PEST022324.M
Quant Title : 608.3/8081B PESTICIDES
QLast Update : Mon Feb 26 08:35:50 2024
Response via : Initial Calibration
Integrator: ChemStation

Volume Inj. : 1uL
Signal #1 Phase : STx-CLP Signal #2 Phase: STx-CLPII
Signal #1 Info : 0.32mm 30m Signal #2 Info : 0.32mm 30m

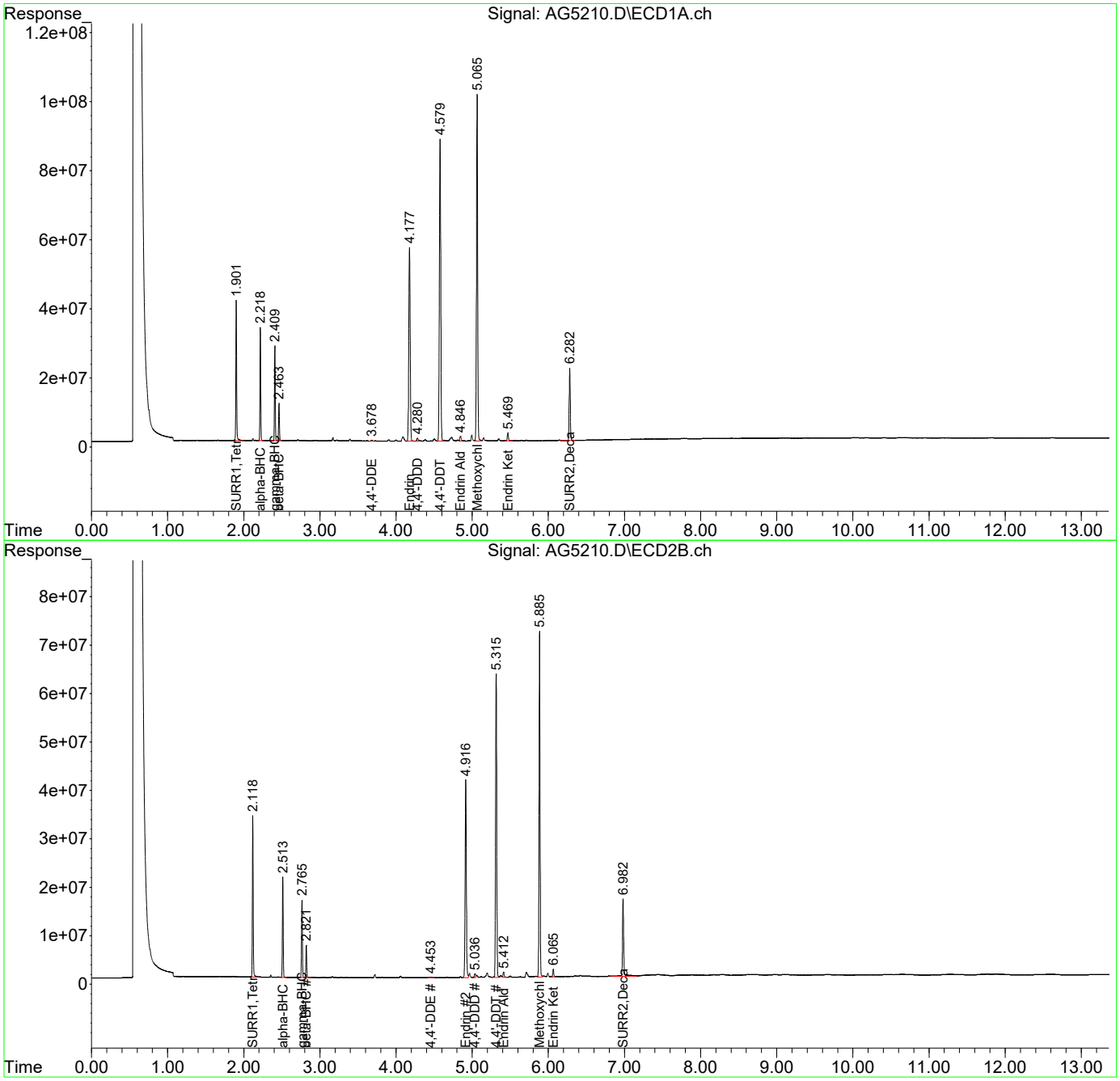

7D
PESTICIDE CALIBRATION VERIFICATION SUMMARY

Lab Name:	ALS Environmental			Contract:	
Lab Code:	10145	Case No.:	SAS No.:	SDG No.:	
GC Column (1):	STX-CLP	ID: 0.32 (mm)		Initial Calibration Date(s):	02/23/2024
EPA Sample No. (PEM):	PEM			Date Analyzed:	03/12/2024
LAB Sample ID. (PEM):	PEM			Time Analyzed:	13:50
4,4'-DDT % Breakdown (1):	0.7%			Endrin % Breakdown (1):	4.0%
Combined % Breakdown (1):	4.6%				

QC LIMITS:

%D of amounts in PEM must be less than or equal to 25.0%
4,4'-DDT breakdown must be less than or equal to 15.0%
Endrin breakdown must be less than or equal to 15.0%
Combined breakdown must be less than or equal to 30.0%

FORM VII PEST-1

7D
PESTICIDE CALIBRATION VERIFICATION SUMMARY

Lab Name:	ALS Environmental			Contract:	
Lab Code:	10145	Case No.:	SAS No.:	SDG No.:	
GC Column (2):	STX-CLPII	ID: 0.32 (mm)		Initial Calibration Date(s):	02/23/2024
EPA Sample No. (PEM):	PEM			Date Analyzed:	03/12/2024
LAB Sample ID. (PEM):	PEM			Time Analyzed:	13:50
4,4'-DDT % Breakdown (1):	1.0%			Endrin % Breakdown (1):	4.6%
Combined % Breakdown (1):	5.7%				

QC LIMITS:

%D of amounts in PEM must be less than or equal to 25.0%
4,4'-DDT breakdown must be less than or equal to 15.0%
Endrin breakdown must be less than or equal to 15.0%
Combined breakdown must be less than or equal to 30.0%

FORM VII PEST-1

Quantitation Report (QT Reviewed)

Data Path : I:\ACQUDATA\7890N.net\data\031224\
Data File : AG5231.D
Signal(s) : Signal #1: ECD1A.ch Signal #2: ECD2B.ch
Acq On : 12 Mar 2024 01:50 pm
Operator : AFelser
Sample : PEM
Misc :
ALS Vial : 2 Sample Multiplier: 1

Integration File signal 1: EVENTS.E
Integration File signal 2: EVENTS2.E
Quant Time: Mar 12 16:43:02 2024
Quant Method : I:\ACQUDATA\7890N.net\Methods\N-PEST022324.M
Quant Title : 608.3/8081B PESTICIDES
QLast Update : Mon Feb 26 08:35:50 2024
Response via : Initial Calibration
Integrator: ChemStation

Volume Inj. : 1uL
Signal #1 Phase : STx-CLP Signal #2 Phase: STx-CLPII
Signal #1 Info : 0.32mm 30m Signal #2 Info : 0.32mm 30m

	Compound	RT#1	RT#2	Resp#1	Resp#2	ug/l	ug/l	
	System Monitoring Compounds							
1)	S SURR1,Tet...	1.905	2.123	289.5E6	236.4E6	17.648	17.986	
	Spiked Amount 100.000	Range 30 - 150		Recovery =		17.65%#	17.99%#	
23)	S SURR2,Dec...	6.286	6.988	198.4E6	182.2E6	17.294	21.285	
	Spiked Amount 100.000	Range 30 - 150		Recovery =		17.29%#	21.29%#	
	Target Compounds							
2)	tc alpha-BHC	2.221	2.517	224.6E6	155.9E6	9.310	9.749	
3)	tcm gamma-BHC (L	2.413	2.769	199.2E6	132.3E6	9.428	9.768	
6)	tc beta-BHC	2.467	2.825	82292247	55880384	8.912	9.622	
12)	tc 4,4'-DDE	3.681	4.456	1471666	1184028	0.077	0.092	
14)	tcm Endrin	4.180	4.919	755.1E6	497.0E6	44.793	48.758	
16)	tc 4,4'-DDD	4.284	5.039	6169302	6428890	0.413	0.725	#
17)	tcm 4,4'-DDT	4.581	5.317	1165.4E6	730.1E6	92.487	98.922	
18)	tc Endrin Aldeh	4.848	5.414	10841071	7417886	0.803	0.826	
20)	tc Methoxychlor	5.067	5.887	1254.3E6	821.2E6	185.639	213.193	
21)	tc Endrin Keton	5.471	6.067	20421867	16797143	1.186	1.535	#
	Sum Toxaphene			0	0	N.D.	N.D.	
	Average Toxaphene					0.000	0.000	
	Sum Chlordane			0	0	N.D.	N.D.	
	Average Chlordane					0.000	0.000	
	Sum Dechlorane			0	0	N.D.	N.D.	
	Average Dechlorane					0.000	0.000	

(f)=RT Delta > 1/2 Window (#)=Amounts differ by > 25% (m)=manual int.

Quantitation Report (QT Reviewed)

Data Path : I:\ACQUDATA\7890N.net\data\031224\
Data File : AG5231.D
Signal(s) : Signal #1: ECD1A.ch Signal #2: ECD2B.ch
Acq On : 12 Mar 2024 01:50 pm
Operator : AFelser
Sample : PEM
Misc :
ALS Vial : 2 Sample Multiplier: 1

Integration File signal 1: EVENTS.E
Integration File signal 2: EVENTS2.E
Quant Time: Mar 12 16:43:02 2024
Quant Method : I:\ACQUDATA\7890N.net\Methods\N-PEST022324.M
Quant Title : 608.3/8081B PESTICIDES
QLast Update : Mon Feb 26 08:35:50 2024
Response via : Initial Calibration
Integrator: ChemStation

Volume Inj. : 1uL
Signal #1 Phase : STx-CLP Signal #2 Phase: STx-CLPII
Signal #1 Info : 0.32mm 30m Signal #2 Info : 0.32mm 30m

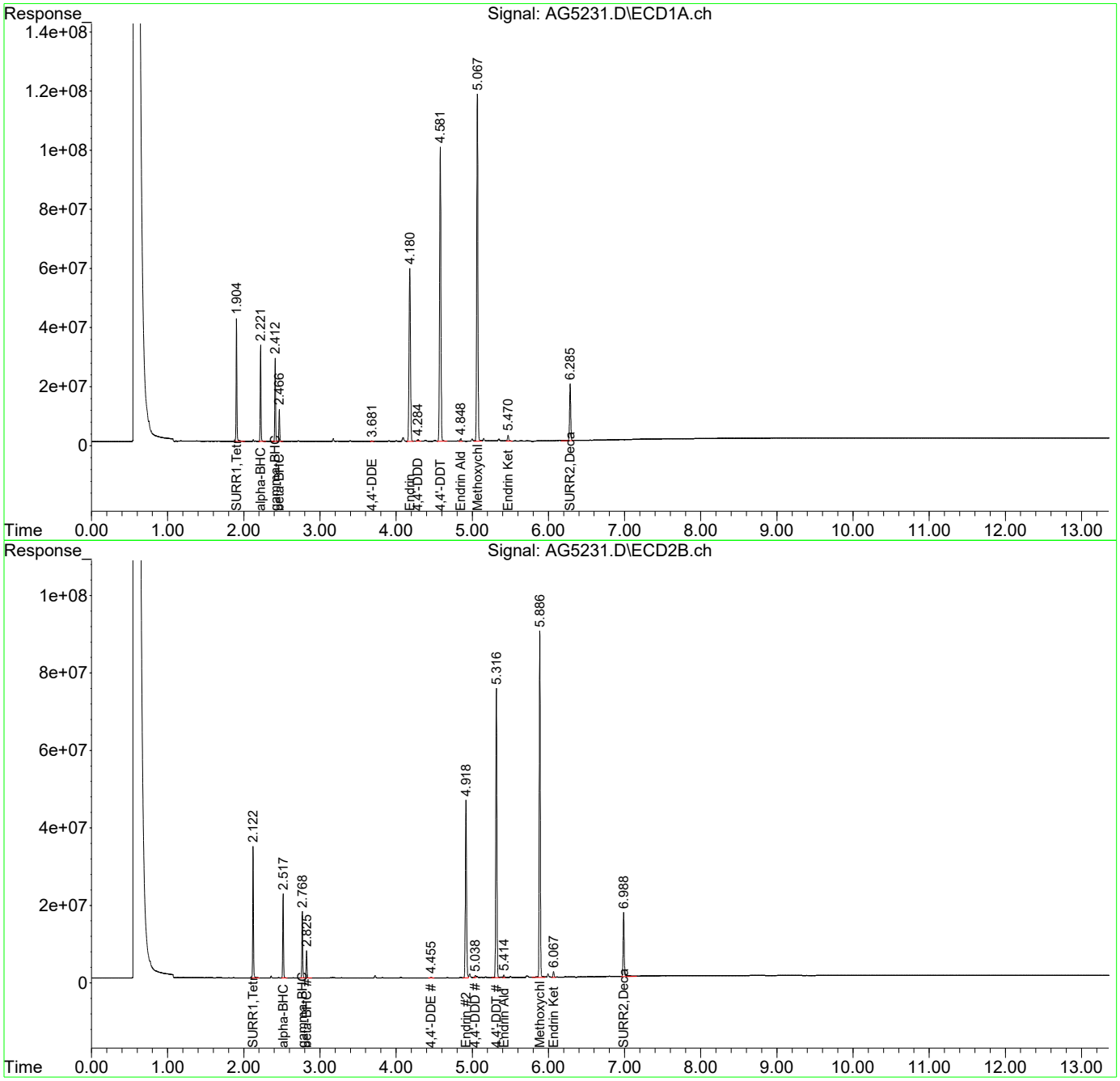

1st AF 03/25/24
2nd AM 03/25/24

7D
PESTICIDE CALIBRATION VERIFICATION SUMMARY

Lab Name:	ALS Environmental		Contract:		
Lab Code:	10145	Case No.:	SAS No.:	SDG No.:	
GC Column (1):	STX-CLP	ID: 0.32 (mm)	Initial Calibration Date(s):	02/23/2024	
EPA Sample No. (PEM):	PEM		Date Analyzed:	03/22/2024	
LAB Sample ID. (PEM):	PEM		Time Analyzed:	17:40	
4,4'-DDT % Breakdown (1):	0.9%		Endrin % Breakdown (1):	3.3%	
Combined % Breakdown (1):	4.2%				

QC LIMITS:

%D of amounts in PEM must be less than or equal to 25.0%
4,4'-DDT breakdown must be less than or equal to 15.0%
Endrin breakdown must be less than or equal to 15.0%
Combined breakdown must be less than or equal to 30.0%

FORM VII PEST-1

1st AF 03/25/24
2nd AM 03/25/24

7D
PESTICIDE CALIBRATION VERIFICATION SUMMARY

Lab Name:	ALS Environmental		Contract:		
Lab Code:	10145	Case No.:	SAS No.:	SDG No.:	
GC Column (2):	STX-CLPII	ID: 0.32 (mm)	Initial Calibration Date(s):	02/23/2024	
EPA Sample No. (PEM):	PEM		Date Analyzed:	03/22/2024	
LAB Sample ID. (PEM):	PEM		Time Analyzed:	17:40	
4,4'-DDT % Breakdown (1):	1.1%		Endrin % Breakdown (1):	3.7%	
Combined % Breakdown (1):	4.8%				

QC LIMITS:

%D of amounts in PEM must be less than or equal to 25.0%
4,4'-DDT breakdown must be less than or equal to 15.0%
Endrin breakdown must be less than or equal to 15.0%
Combined breakdown must be less than or equal to 30.0%

FORM VII PEST-1

Quantitation Report (QT Reviewed)

Data Path : I:\ACQUDATA\7890N.net\data\032224\
Data File : AG5350.D
Signal(s) : Signal #1: ECD1A.ch Signal #2: ECD2B.ch
Acq On : 22 Mar 2024 05:40 pm
Operator : AFelser
Sample : PEM
Misc :
ALS Vial : 2 Sample Multiplier: 1

Integration File signal 1: EVENTS.E
Integration File signal 2: EVENTS2.E
Quant Time: Mar 25 12:11:40 2024
Quant Method : I:\ACQUDATA\7890N.net\Methods\N-PEST022324.M
Quant Title : 608.3/8081B PESTICIDES
QLast Update : Mon Feb 26 08:35:50 2024
Response via : Initial Calibration
Integrator: ChemStation

Volume Inj. : 1uL
Signal #1 Phase : STx-CLP Signal #2 Phase: STx-CLPII
Signal #1 Info : 0.32mm 30m Signal #2 Info : 0.32mm 30m

	Compound	RT#1	RT#2	Resp#1	Resp#2	ug/l	ug/l	
	System Monitoring Compounds							
1)	S SURR1,Tet...	1.901	2.119	294.7E6	243.1E6	17.963	18.496	
	Spiked Amount 100.000	Range 30 - 150		Recovery =		17.96%#	18.50%#	
23)	S SURR2,Dec...	6.278	6.983	232.1E6	201.3E6	20.235	23.512	
	Spiked Amount 100.000	Range 30 - 150		Recovery =		20.23%#	23.51%#	
	Target Compounds							
2)	tc alpha-BHC	2.217	2.513	219.2E6	156.1E6	9.083	9.767	
3)	tcm gamma-BHC (L	2.407	2.765	190.8E6	133.9E6	9.032	9.886	
6)	tc beta-BHC	2.461	2.821	80791309	55465846	8.749	9.551	
12)	tc 4,4'-DDE	3.673	4.449	1897468	1500001	0.100	0.116	
14)	tcm Endrin	4.171	4.913	733.2E6	519.3E6	43.496	50.943	
16)	tc 4,4'-DDD	4.274	5.034	5810089	6357172	0.389	0.716	#
17)	tcm 4,4'-DDT	4.572	5.312	827.3E6	713.0E6	65.658	96.599	#
18)	tc Endrin Aldeh	4.840	5.409	8291306	5842754	0.614	0.651	
20)	tc Methoxychlor	5.059	5.883	907.8E6	822.2E6	134.359	213.434	#
21)	tc Endrin Keton	5.463	6.062	16458704	14007074	0.956	1.280	#
	Sum Toxaphene			0	0	N.D.	N.D.	
	Average Toxaphene					0.000	0.000	
	Sum Chlordane			0	0	N.D.	N.D.	
	Average Chlordane					0.000	0.000	
	Sum Dechlorane			0	0	N.D.	N.D.	
	Average Dechlorane					0.000	0.000	

(f)=RT Delta > 1/2 Window (#)=Amounts differ by > 25% (m)=manual int.

Quantitation Report (QT Reviewed)

Data Path : I:\ACQUDATA\7890N.net\data\032224\
Data File : AG5350.D
Signal(s) : Signal #1: ECD1A.ch Signal #2: ECD2B.ch
Acq On : 22 Mar 2024 05:40 pm
Operator : AFelser
Sample : PEM
Misc :
ALS Vial : 2 Sample Multiplier: 1

Integration File signal 1: EVENTS.E
Integration File signal 2: EVENTS2.E
Quant Time: Mar 25 12:11:40 2024
Quant Method : I:\ACQUDATA\7890N.net\Methods\N-PEST022324.M
Quant Title : 608.3/8081B PESTICIDES
QLast Update : Mon Feb 26 08:35:50 2024
Response via : Initial Calibration
Integrator: ChemStation

Volume Inj. : 1uL
Signal #1 Phase : STx-CLP Signal #2 Phase: STx-CLPII
Signal #1 Info : 0.32mm 30m Signal #2 Info : 0.32mm 30m

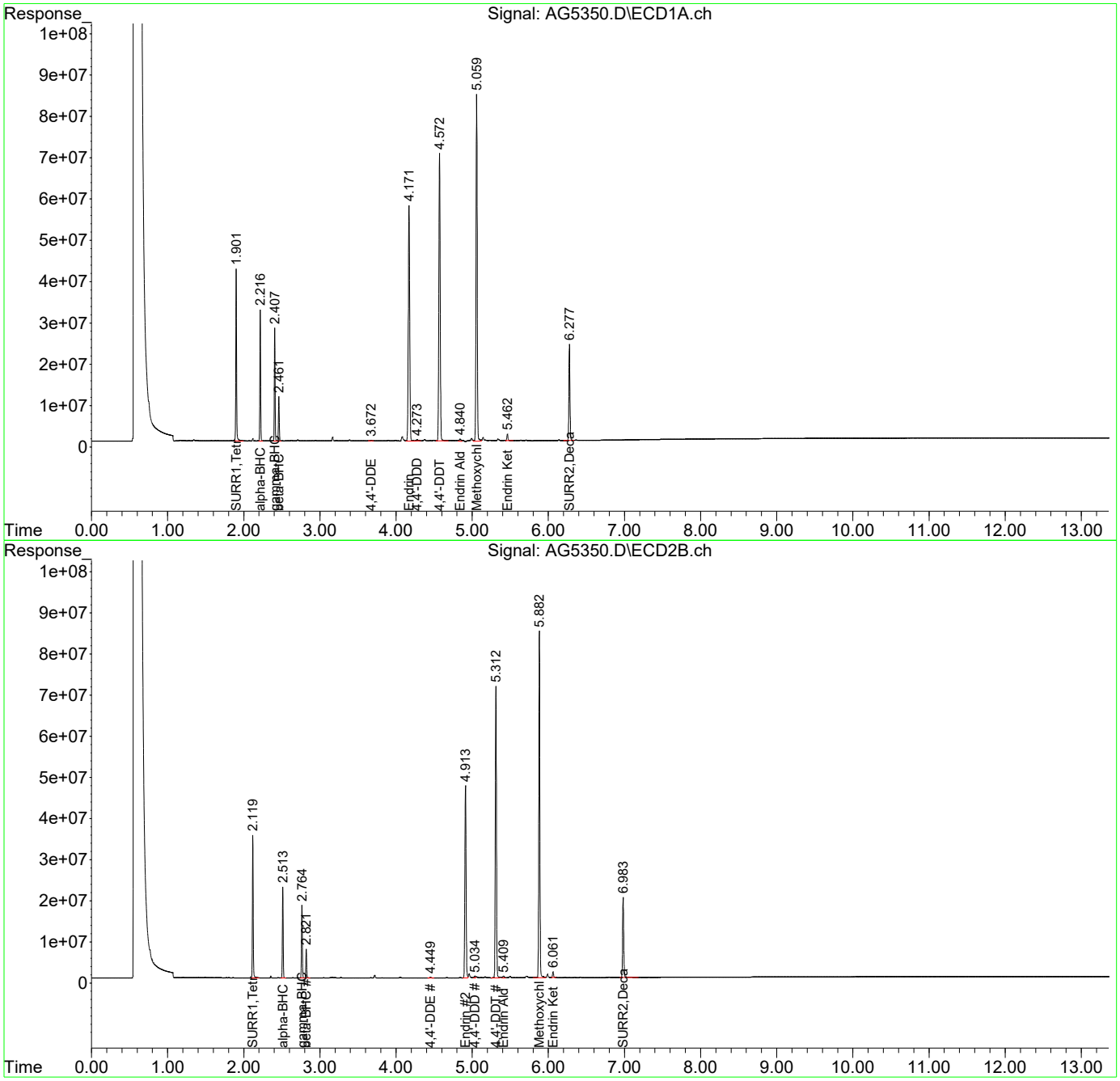

Analysis: 8081 Analyst: AFelger Run Method: 8081 - H2

Date: 2/23/24 Instr. 7890N R-GC-63 Quant Method: NJ-PEST 022324

Syringes: RC2400340 LIMS Run#:

Pos.	Sample	Dil'n.	Stds. ID	File#	OK?	Comments
1	BLK			AG5048	—	
1	BLK			49	—	
2	Inst BLK			50	Y	
3	PEM		252870	51	Y	
4	8081 LL		2338446	52	Y	
5	L		47	53	Y	
6	ML		48	54	Y	
7	M		49	55	Y	
8	MH		50	56	Y	
9	H		51	57	Y	
10	ICV		52	58	Y	
11	TCX LL		53	59	Y	
12	L		54	60	Y	
13	ML		55	61	Y	
14	M		56	62	Y	
15	MH		57	63	Y	
16	H		58	64	Y	
17	ICV		59	65	Y	
18	CHLOR LL		60	66	Y	
19	L		61	67	Y	
20	ML		62	68	Y	
21	M		63	69	Y	
22	MH		64	70	Y	
23	H		65	71	Y	
24	ICV		66	72	Y	

2/26/24

All samples = _____mL + _____uL Combined IS/Surr.;

Primary :_____ exp: Secondary :_____ exp:

Primary:_____ exp: Secondary :_____ exp:

Reagents:

Runlog GCEXT r2 4/27/17

O-1106 Page 139 of 150

Quantitation Report (QT Reviewed)

Data Path : I:\ACQUDATA\7890N.net\data\022324\
Data File : AG5072.D
Signal(s) : Signal #1: ECD1A.ch Signal #2: ECD2B.ch
Acq On : 23 Feb 2024 10:39 pm
Operator : AFelser
Sample : CHLOR ICV
Misc :
ALS Vial : 24 Sample Multiplier: 1

Integration File signal 1: EVENTS.E
Integration File signal 2: EVENTS2.E
Quant Time: Feb 26 08:35:57 2024
Quant Method : I:\ACQUDATA\7890N.net\Methods\N-PEST022324.M
Quant Title : 608.3/8081B PESTICIDES
QLast Update : Mon Feb 26 08:35:50 2024
Response via : Initial Calibration
Integrator: ChemStation

Volume Inj. : 1uL
Signal #1 Phase : STx-CLP Signal #2 Phase: STx-CLPII
Signal #1 Info : 0.32mm 30m Signal #2 Info : 0.32mm 30m

Compound	RT#1	RT#2	Resp#1	Resp#2	ug/l	ug/l
System Monitoring Compounds						
Target Compounds						
Sum Toxaphene			0	0	N.D.	N.D.
Average Toxaphene					0.000	0.000
29) L9C Chlordane	2.658	2.987	59502629	42428908	96.139	99.568
30) L9C Chlordane{2}	3.022	3.497	71273728	48057244	93.752	99.149
31) L9C Chlordane{3}	3.333	4.086	46264315	152.2E6	100.123	97.749m
32) L9C Chlordane{4}	3.485	4.192	240.8E6	168.1E6	101.750	126.708m
33) L9C Chlordane{5}	3.585	4.253	413.4E6	120.0E6	114.857	95.233m
Sum Chlordane			831.3E6	530.8E6	506.620	518.407
Average Chlordane					101.324	103.681
34) L10C Dechloran...	8.385	9.634	163.0E6	111.6E6	50.699	52.963
35) L10C Dechloran...	8.699	10.083	518.8E6	357.8E6	50.825	48.898
Sum Dechlorane			681.8E6	469.4E6	101.524	101.861
Average Dechlorane					50.762	50.931

(f)=RT Delta > 1/2 Window (#)=Amounts differ by > 25% (m)=manual int.

1st AF 02/26/24
2nd AM 02/27/24

Data Path : I:\ACQUDATA\7890N.net\data\022324\
Data File : AG5072.D
Signal(s) : Signal #1: ECD1A.ch Signal #2: ECD2B.ch
Acq On : 23 Feb 2024 10:39 pm
Operator : AFelser
Sample : CHLOR ICV
Misc :
ALS Vial : 24 Sample Multiplier: 1

Integration File signal 1: EVENTS.E
Integration File signal 2: EVENTS2.E
Quant Time: Feb 26 08:35:57 2024
Quant Method : I:\ACQUDATA\7890N.net\Methods\N-PEST022324.M
Quant Title : 608.3/8081B PESTICIDES
QLast Update : Mon Feb 26 08:35:50 2024
Response via : Initial Calibration
Integrator: ChemStation

Volume Inj. : 1uL
Signal #1 Phase : STx-CLP Signal #2 Phase: STx-CLPII
Signal #1 Info : 0.32mm 30m Signal #2 Info : 0.32mm 30m

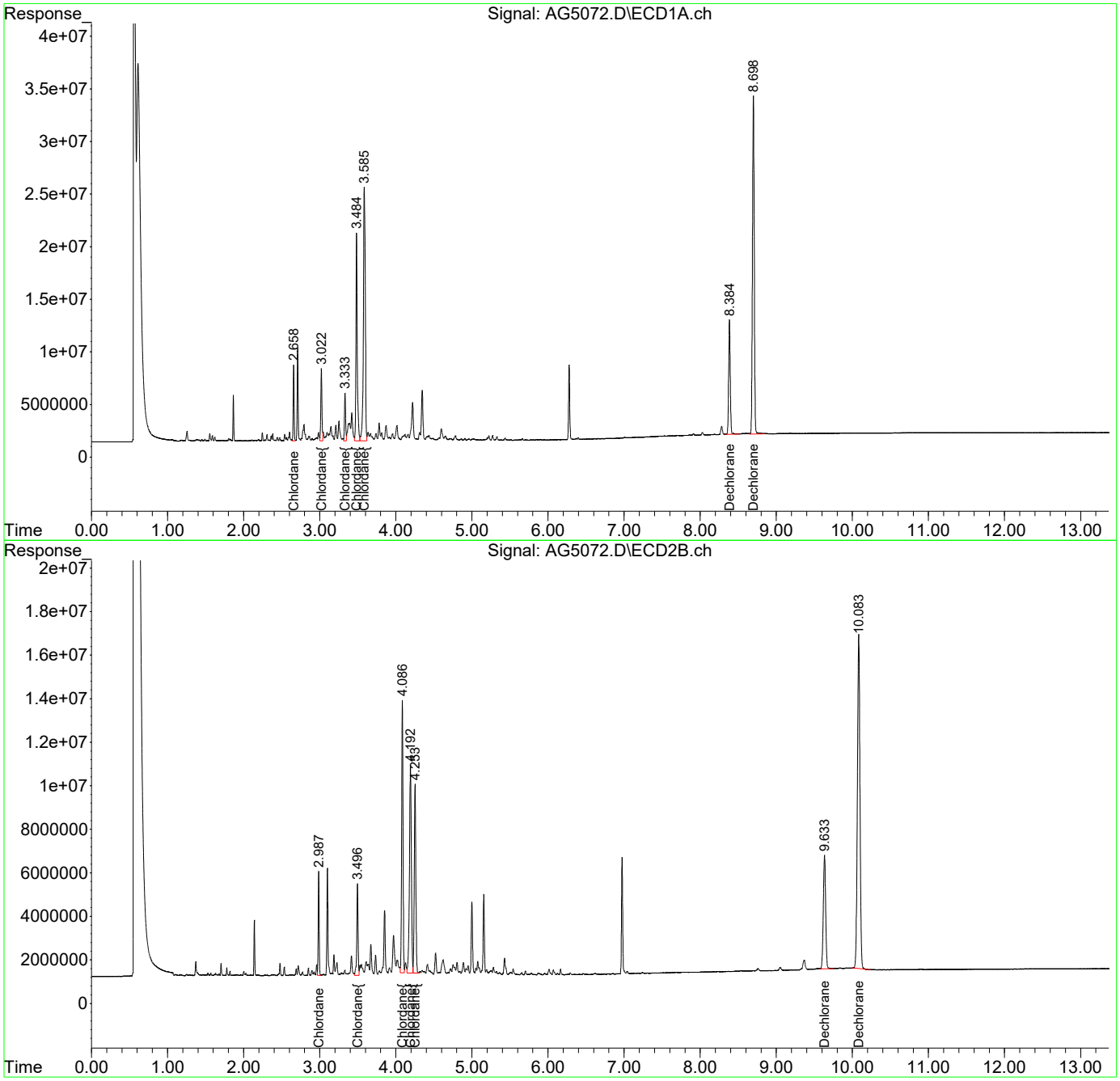

Evaluate Continuing Calibration Report

Data Path : I:\ACQUDATA\7890N.net\data\022324\
Data File : AG5072.D
Signal(s) : Signal #1: ECD1A.ch Signal #2: ECD2B.ch
Acq On   : 23 Feb 2024 10:39 pm
Operator : AFelser
Sample   : CHLOR ICV
Misc   :
ALS Vial : 24   Sample Multiplier: 1

Integration File signal 1: EVENTS.E
Integration File signal 2: EVENTS2.E
Quant Time: Feb 26 08:35:57 2024
Quant Method : I:\ACQUDATA\7890N.net\Methods\N-PEST022324.M
Quant Title : 608.3/8081B PESTICIDES
QLast Update : Mon Feb 26 08:35:50 2024
Response via : Initial Calibration
Integrator: ChemStation

Volume Inj.   : 1uL
Signal #1 Phase : STx-CLP   Signal #2 Phase: STx-CLPII
Signal #1 Info : 0.32mm 30m   Signal #2 Info : 0.32mm 30m

Min. RRF   :   0.000 Min. Rel. Area : 50% Max. R.T. Dev 0.50min
Max. RRF Dev : 20%   Max. Rel. Area : 150%

	Compound	Amount	Calc.	%Dev	Area%	Dev(Min)
29	L9C Chlordane	100.000	96.139	3.9	104	0.00
30	L9C Chlordane{2}	100.000	93.752	6.2	102	0.00
31	L9C Chlordane{3}	100.000	100.123	-0.1	107	0.00
32	L9C Chlordane{4}	100.000	101.750	-1.8	108	0.00
33	L9C Chlordane{5}	100.000	114.857	-14.9	121	0.00
34	L10CDechlorane{1}	50.000	50.699	-1.4	122	0.00
35	L10CDechlorane{2}	50.000	50.825	-1.7	118	0.00

Signal #2

29	L9C Chlordane	100.000	99.568	0.4	104	0.00
30	L9C Chlordane{2}	100.000	99.149	0.9	108	0.00
31	L9C Chlordane{3}	100.000	97.749	2.3	104	0.00
32	L9C Chlordane{4}	100.000	126.708	-26.7#	137	0.00
33	L9C Chlordane{5}	100.000	95.233	4.8	103	0.00
34	L10CDechlorane{1}	50.000	52.963	-5.9	120	0.00
35	L10CDechlorane{2}	50.000	48.898	2.2	119	0.00

Evaluate Continuing Calibration Report - Not Founds

1	S SURR1,Tetrac	25.000	0.000	100.0#	0	-1.90#
2	tc alpha-BHC	25.000	0.000	100.0#	0	-2.22#
3	tcm gamma-BHC (L	25.000	0.000	100.0#	0	-2.41#
4	tcm Heptachlor	25.000	0.000	100.0#	0	-2.71#
5	tcm Aldrin	25.000	0.000	100.0#	0	-2.92#
6	tc beta-BHC	25.000	0.000	100.0#	0	-2.46#
7	TC delta-BHC	25.000	0.000	100.0#	0	-2.58#
8	tc Heptachlor E	25.000	0.000	100.0#	0	-3.39#
9	tc alpha-Endosu	25.000	0.000	100.0#	0	-3.72#
10	tc gamma-Chlord	25.000	0.000	100.0#	0	-3.49#
11	tc alpha-Chlord	25.000	0.000	100.0#	0	-3.60#
12	tc 4,4'-DDE	25.000	0.000	100.0#	0	-3.68#
13	tcm Dieldrin	25.000	0.000	100.0#	0	-3.94#
14	tcm Endrin	25.000	0.000	100.0#	0	-4.18#
15	tc beta-Endosul	25.000	0.000	100.0#	0	-4.42#
16	tc 4,4'-DDD	25.000	0.000	100.0#	0	-4.28#
17	tcm 4,4'-DDT	25.000	0.000	100.0#	0	-4.58#
18	tc Endrin Aldeh	25.000	0.000	100.0#	0	-4.85#
19	tc Endosulfan S	25.000	0.000	100.0#	0	-5.24#
20	tc Methoxychlor	25.000	0.000	100.0#	0	-5.07#
21	tc Endrin Keton	25.000	0.000	100.0#	0	-5.47#
22	tc Mirex	25.000	0.000	100.0#	0	-5.13#
23	S SURR2,Decachlorobiphenyl	25.000	0.000	100.0#	0	-6.28#
24	L8C Toxaphene	500.000	0.000	100.0#	0	-3.84#

1st AF 02/26/24
2nd AM 02/27/24

Data Path : I:\ACQUDATA\7890N.net\data\022324\
Data File : AG5072.D
Signal(s) : Signal #1: ECD1A.ch Signal #2: ECD2B.ch
Acq On   : 23 Feb 2024 10:39 pm
Operator : AFelser
Sample   : CHLOR ICV
Misc   :
ALS Vial : 24   Sample Multiplier: 1

Integration File signal 1: EVENTS.E
Integration File signal 2: EVENTS2.E
Quant Time: Feb 26 08:35:57 2024
Quant Method : I:\ACQUDATA\7890N.net\Methods\N-PEST022324.M
Quant Title : 608.3/8081B PESTICIDES
QLast Update : Mon Feb 26 08:35:50 2024
Response via : Initial Calibration
Integrator: ChemStation

Volume Inj.   : 1uL
Signal #1 Phase : STx-CLP   Signal #2 Phase: STx-CLPII
Signal #1 Info : 0.32mm 30m   Signal #2 Info : 0.32mm 30m

Min. RRF   :   0.000 Min. Rel. Area : 50% Max. R.T. Dev 0.50min
Max. RRF Dev : 20%   Max. Rel. Area : 150%

	Compound	Amount	Calc.	%Dev	Area%	Dev(Min)
25	L8C Toxaphene{2}	500.000	0.000	100.0#	0	-4.04#
26	L8C Toxaphene{3}	500.000	0.000	100.0#	0	-4.77#
27	L8C Toxaphene{4}	500.000	0.000	100.0#	0	-4.96#
28	L8C Toxaphene{5}	500.000	0.000	100.0#	0	-5.15#

Signal #2

1	S SURR1,Tetrac	25.000	0.000	100.0#	0	-2.12#
2	tc alpha-BHC	25.000	0.000	100.0#	0	-2.51#
3	tcm gamma-BHC (L	25.000	0.000	100.0#	0	-2.76#
4	tcm Heptachlor	25.000	0.000	100.0#	0	-3.10#
5	tcm Aldrin	25.000	0.000	100.0#	0	-3.37#
6	tc beta-BHC	25.000	0.000	100.0#	0	-2.82#
7	tc delta-BHC	25.000	0.000	100.0#	0	-3.05#
8	tc Heptachlor E	25.000	0.000	100.0#	0	-3.89#
9	tc alpha-Endosu	25.000	0.000	100.0#	0	-4.32#
10	tc gamma-Chlord	25.000	0.000	100.0#	0	-4.09#
11	tc alpha-Chlord	25.000	0.000	100.0#	0	-4.26#
12	tc 4,4'-DDE	25.000	0.000	100.0#	0	-4.45#
13	tcm Dieldrin	25.000	0.000	100.0#	0	-4.62#
14	tcm Endrin	25.000	0.000	100.0#	0	-4.92#
15	tc beta-Endosul	25.000	0.000	100.0#	0	-5.12#
16	tc 4,4'-DDD	25.000	0.000	100.0#	0	-5.04#
17	tcm 4,4'-DDT	25.000	0.000	100.0#	0	-5.32#
18	tc Endrin Aldeh	25.000	0.000	100.0#	0	-5.42#
19	tc Endosulfan S	25.000	0.000	100.0#	0	-5.64#
20	tc Methoxychlor	25.000	0.000	100.0#	0	-5.89#
21	tc Endrin Keton	25.000	0.000	100.0#	0	-6.07#
22	tc Mirex	25.000	0.000	100.0#	0	-6.03#
23	S SURR2,Decachlorobiphenyl	25.000	0.000	100.0#	0	-6.98#
24	L8C Toxaphene	500.000	0.000	100.0#	0	-4.59#
25	L8C Toxaphene{2}	500.000	0.000	100.0#	0	-4.71#
26	L8C Toxaphene{3}	500.000	0.000	100.0#	0	-5.19#
27	L8C Toxaphene{4}	500.000	0.000	100.0#	0	-5.42#
28	L8C Toxaphene{5}	500.000	0.000	100.0#	0	-5.84#

(#) = Out of Range SPCC's out = 0 CCC's out = 53

Quantitation Report (Qedit)

Data Path : I:\ACQUDATA\7890N.net\data\022324\
Data File : AG5072.D
Signal(s) : Signal #1: ECD1A.ch Signal #2: ECD2B.ch
Acq On : 23 Feb 2024 10:39 pm
Operator : AFelser
Sample : CHLOR ICV
Misc :
ALS Vial : 24 Sample Multiplier: 1

Integration File signal 1: EVENTS.E
Integration File signal 2: EVENTS2.E
Quant Time: Feb 26 08:35:57 2024
Quant Method : I:\ACQUDATA\7890N.net\Methods\N-PEST022324.M
Quant Title : 608.3/8081B PESTICIDES
QLast Update : Mon Feb 26 08:35:50 2024
Response via : Initial Calibration
Integrator: ChemStation

Volume Inj. : 1uL
Signal #1 Phase : STx-CLP Signal #2 Phase: STx-CLPII
Signal #1 Info : 0.32mm 30m Signal #2 Info : 0.32mm 30m

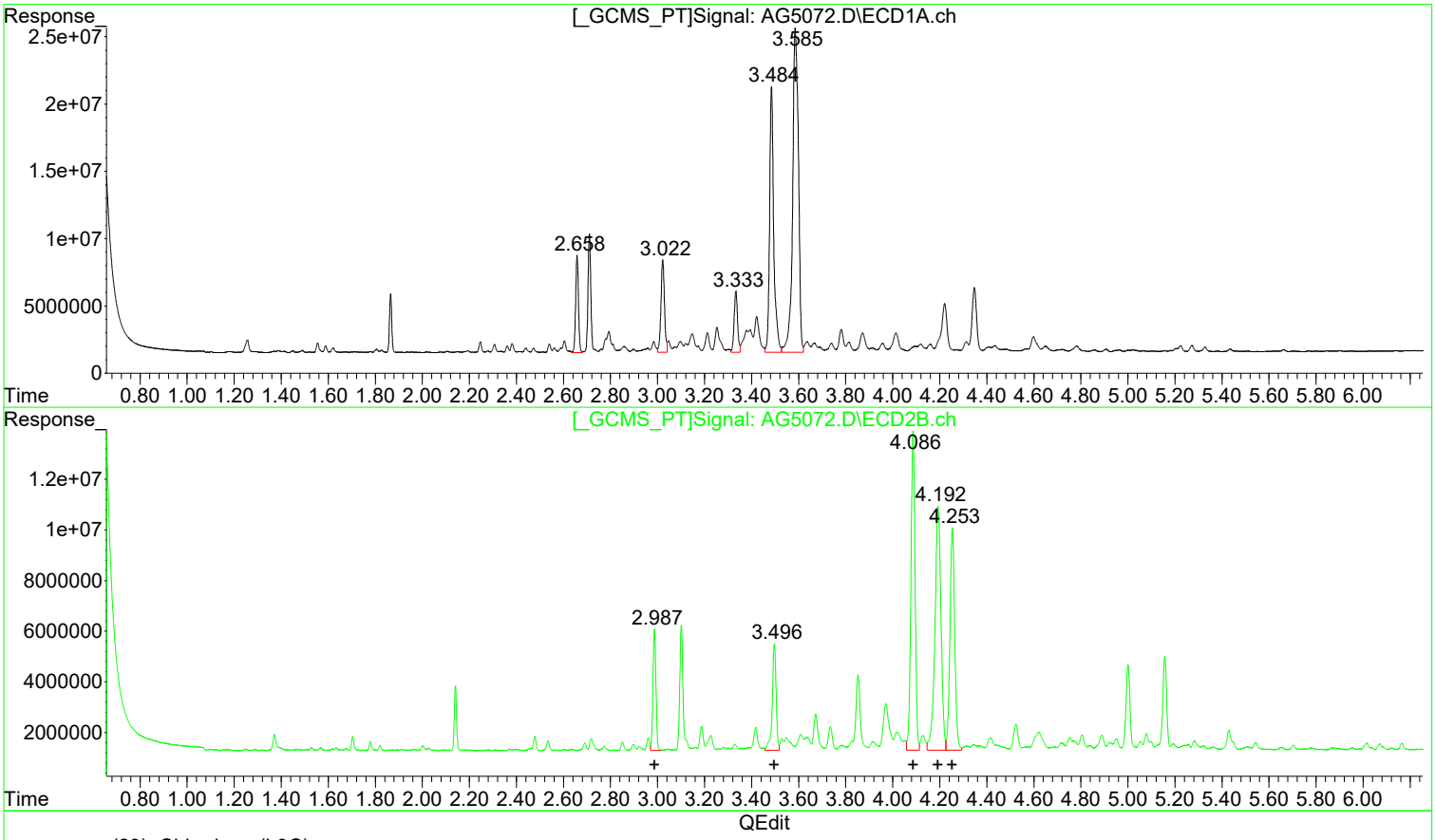

(29) Chlordane (L9C)

R.T.	Response	Conc
2.66	59502629	96.14
3.02	71273728	93.75
3.33	46264315	100.12
3.48	240845901	101.75
3.59	413402285	114.86

(29) Chlordane #2 (L9C)

R.T.	Response	Conc
2.99	42428908	99.57
3.50	48057244	99.15
4.09	156092429	100.25
4.19	173300206	130.59
4.25	124037996	98.47

Manual Integration:

Before

02/26/24

(+) = Expected Retention Time

Quantitation Report (QT Reviewed)

Data Path : I:\ACQUDATA\7890N.net\data\022324\
Data File : AG5071.D
Signal(s) : Signal #1: ECD1A.ch Signal #2: ECD2B.ch
Acq On : 23 Feb 2024 10:22 pm
Operator : AFelser
Sample : CHLOR H
Misc :
ALS Vial : 23 Sample Multiplier: 1

Integration File signal 1: EVENTS.E
Integration File signal 2: EVENTS2.E
Quant Time: Feb 26 08:05:18 2024
Quant Method : I:\ACQUDATA\7890N.net\Methods\N-PEST022324.M
Quant Title : 608.3/8081B PESTICIDES
QLast Update : Mon Feb 26 08:04:01 2024
Response via : Initial Calibration
Integrator: ChemStation

Volume Inj. : 1uL
Signal #1 Phase : STx-CLP Signal #2 Phase: STx-CLPII
Signal #1 Info : 0.32mm 30m Signal #2 Info : 0.32mm 30m

Compound	RT#1	RT#2	Resp#1	Resp#2	ug/l	ug/l
System Monitoring Compounds						
Target Compounds						
Sum Toxaphene			0	0	N.D.	N.D.
Average Toxaphene					0.000	0.000
29) L9C Chlordane	2.656	2.986	275.5E6	203.0E6	479.789	499.974
30) L9C Chlordane{2}	3.021	3.496	310.4E6	199.3E6	443.905	449.757
31) L9C Chlordane{3}	3.332	4.086	197.4E6	747.6E6	455.656	509.158
32) L9C Chlordane{4}	3.483	4.192	1062.9E6	613.9E6	474.724	501.833
33) L9C Chlordane{5}	3.589	4.252	1600.9E6	587.9E6	469.456	503.233
Sum Chlordane			3447.0E6	2351.8E6	2323.529	2463.954
Average Chlordane					464.706	492.791
34) L10C Dechloran...	8.386	9.633	574.0E6	391.6E6	215.353	210.233
35) L10C Dechloran...	8.701	10.084	1879.7E6	1329.6E6	214.607	220.490
Sum Dechlorane			2453.7E6	1721.2E6	429.961	430.723
Average Dechlorane					214.980	215.361

(f)=RT Delta > 1/2 Window (#)=Amounts differ by > 25% (m)=manual int.

Quantitation Report (QT Reviewed)

Data Path : I:\ACQUDATA\7890N.net\data\022324\
Data File : AG5071.D
Signal(s) : Signal #1: ECD1A.ch Signal #2: ECD2B.ch
Acq On : 23 Feb 2024 10:22 pm
Operator : AFelser
Sample : CHLOR H
Misc :
ALS Vial : 23 Sample Multiplier: 1

Integration File signal 1: EVENTS.E
Integration File signal 2: EVENTS2.E
Quant Time: Feb 26 08:05:18 2024
Quant Method : I:\ACQUDATA\7890N.net\Methods\N-PEST022324.M
Quant Title : 608.3/8081B PESTICIDES
QLast Update : Mon Feb 26 08:04:01 2024
Response via : Initial Calibration
Integrator: ChemStation

Volume Inj. : 1uL
Signal #1 Phase : STx-CLP Signal #2 Phase: STx-CLPII
Signal #1 Info : 0.32mm 30m Signal #2 Info : 0.32mm 30m

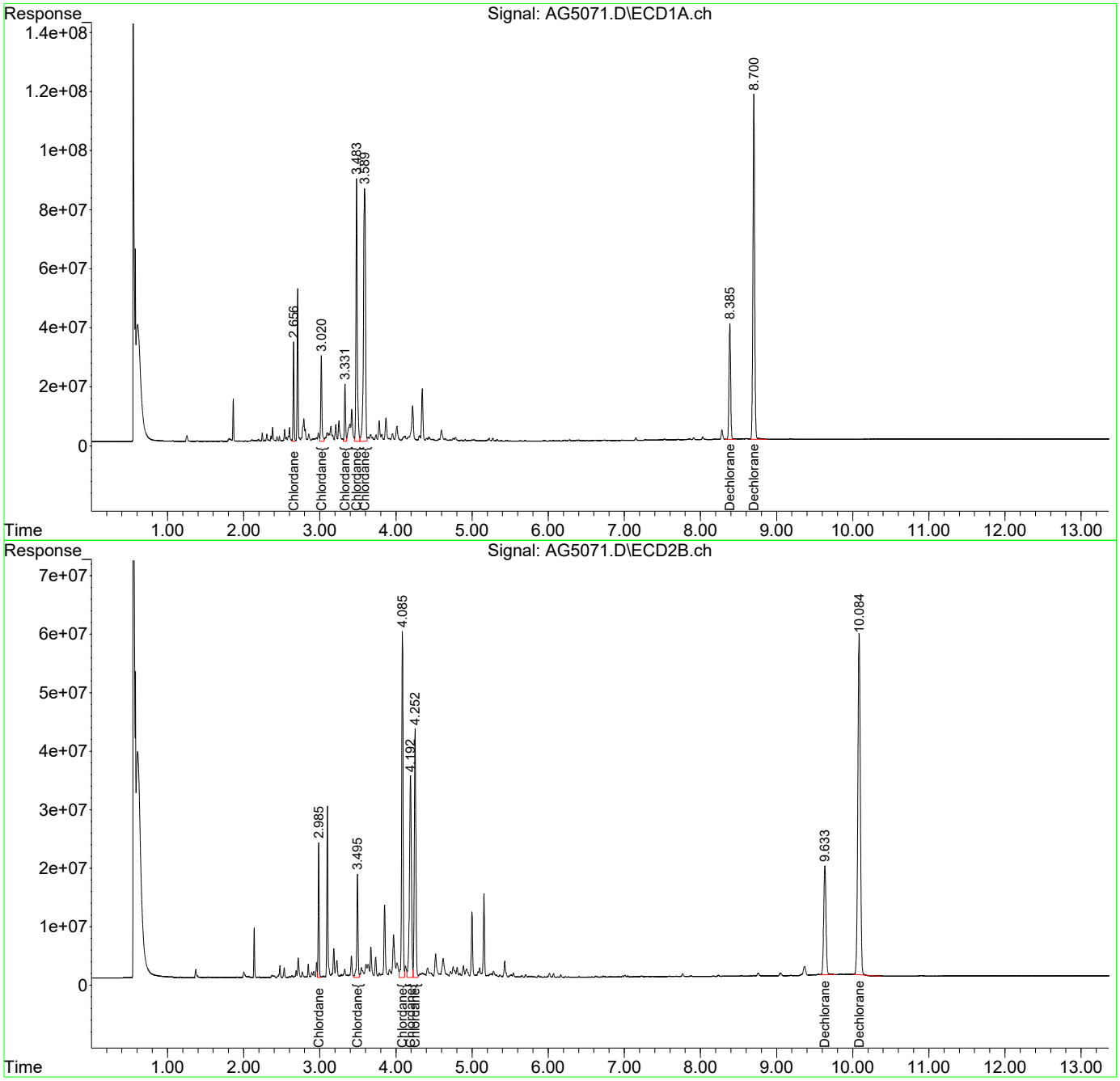

1st AF 02/26/24
2nd AM 02/27/24

Quantitation Report (Qedit)

Data Path : I:\ACQUDATA\7890N.net\data\022324\
Data File : AG5072.D
Signal(s) : Signal #1: ECD1A.ch Signal #2: ECD2B.ch
Acq On : 23 Feb 2024 10:39 pm
Operator : AFelser
Sample : CHLOR ICV
Misc :
ALS Vial : 24 Sample Multiplier: 1

Integration File signal 1: EVENTS.E
Integration File signal 2: EVENTS2.E
Quant Time: Feb 26 08:35:57 2024
Quant Method : I:\ACQUDATA\7890N.net\Methods\N-PEST022324.M
Quant Title : 608.3/8081B PESTICIDES
QLast Update : Mon Feb 26 08:35:50 2024
Response via : Initial Calibration
Integrator: ChemStation

Volume Inj. : 1uL
Signal #1 Phase : STx-CLP Signal #2 Phase: STx-CLPII
Signal #1 Info : 0.32mm 30m Signal #2 Info : 0.32mm 30m

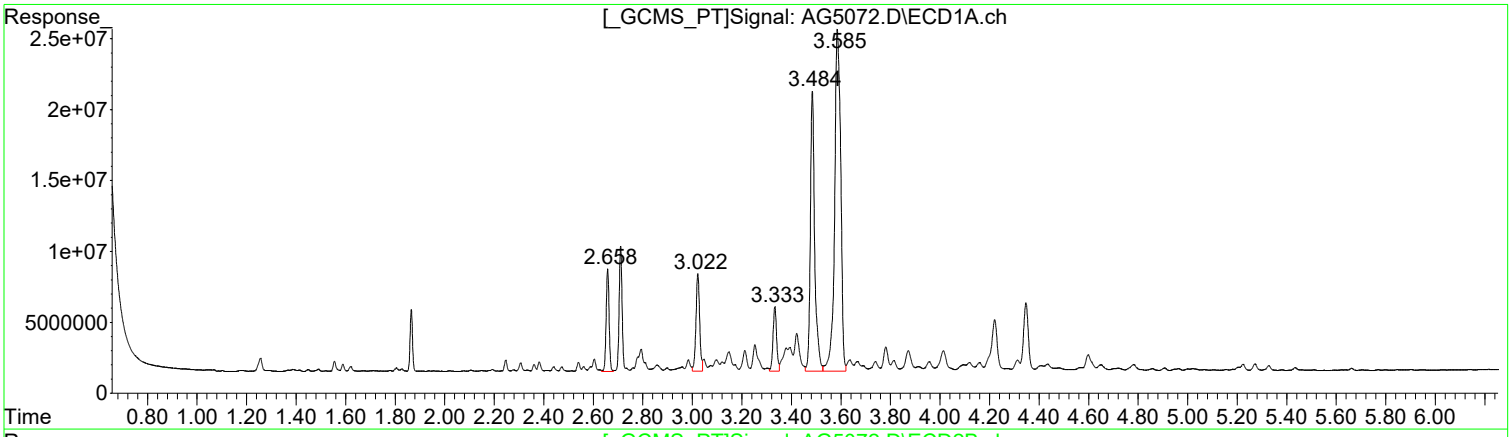

(29) Chlordane (L9C)

R.T.	Response	Conc
2.66	59502629	96.14
3.02	71273728	93.75
3.33	46264315	100.12
3.48	240845901	101.75
3.59	413402285	114.86

(29) Chlordane #2 (L9C)

R.T.	Response	Conc
2.99	42428908	99.57
3.50	48057244	99.15
4.09	152196853	97.75
4.19	168145546	126.71
4.25	119960987	95.23

Manual Integration:

After

Poor integration.

02/26/24

(+) = Expected Retention Time

Quantitation Report (QT Reviewed)

Data Path : I:\ACQUDATA\7890N.net\data\022324\
Data File : AG5069.D
Signal(s) : Signal #1: ECD1A.ch Signal #2: ECD2B.ch
Acq On : 23 Feb 2024 09:47 pm
Operator : AFelser
Sample : CHLOR M
Misc :
ALS Vial : 21 Sample Multiplier: 1

Integration File signal 1: EVENTS.E
Integration File signal 2: EVENTS2.E
Quant Time: Feb 26 07:57:03 2024
Quant Method : I:\ACQUDATA\7890N.net\Methods\N-PEST022324.M
Quant Title : 608.3/8081B PESTICIDES
QLast Update : Thu Feb 22 10:01:25 2024
Response via : Initial Calibration
Integrator: ChemStation

Volume Inj. : 1uL
Signal #1 Phase : STx-CLP Signal #2 Phase: STx-CLPII
Signal #1 Info : 0.32mm 30m Signal #2 Info : 0.32mm 30m

Compound	RT#1	RT#2	Resp#1	Resp#2	ug/l	ug/l
System Monitoring Compounds						
Target Compounds						
Sum Toxaphene			0	0	N.D.	N.D.
Average Toxaphene					0.000	0.000
29) L9C Chlordane	2.658	2.987	57423068	40605636	105.970	90.455
30) L9C Chlordane{2}	3.022	3.497	69919805	44316976	99.820	89.257
31) L9C Chlordane{3}	3.333	4.087	43317523	146.8E6	101.941	89.934
32) L9C Chlordane{4}	3.485	4.194	223.9E6	122.3E6	104.138	87.733
33) L9C Chlordane{5}	3.591	4.254	341.0E6	116.8E6	103.192	88.139
Sum Chlordane			735.6E6	470.9E6	515.061	445.518
Average Chlordane					103.012	89.104
34) L10C Dechloran...	8.386f	9.634f	133.3E6	93139892	43.135	41.434
35) L10C Dechloran...	8.700f	10.084f	437.9E6	301.5E6	44.097m	37.719
Sum Dechlorane			571.2E6	394.6E6	87.232	79.153
Average Dechlorane					43.616	39.576

(f)=RT Delta > 1/2 Window (#)=Amounts differ by > 25% (m)=manual int.

Quantitation Report (QT Reviewed)

Data Path : I:\ACQUDATA\7890N.net\data\022324\
Data File : AG5069.D
Signal(s) : Signal #1: ECD1A.ch Signal #2: ECD2B.ch
Acq On : 23 Feb 2024 09:47 pm
Operator : AFelser
Sample : CHLOR M
Misc :
ALS Vial : 21 Sample Multiplier: 1

Integration File signal 1: EVENTS.E
Integration File signal 2: EVENTS2.E
Quant Time: Feb 26 07:57:03 2024
Quant Method : I:\ACQUDATA\7890N.net\Methods\N-PEST022324.M
Quant Title : 608.3/8081B PESTICIDES
QLast Update : Thu Feb 22 10:01:25 2024
Response via : Initial Calibration
Integrator: ChemStation

Volume Inj. : 1uL
Signal #1 Phase : STx-CLP Signal #2 Phase: STx-CLPII
Signal #1 Info : 0.32mm 30m Signal #2 Info : 0.32mm 30m

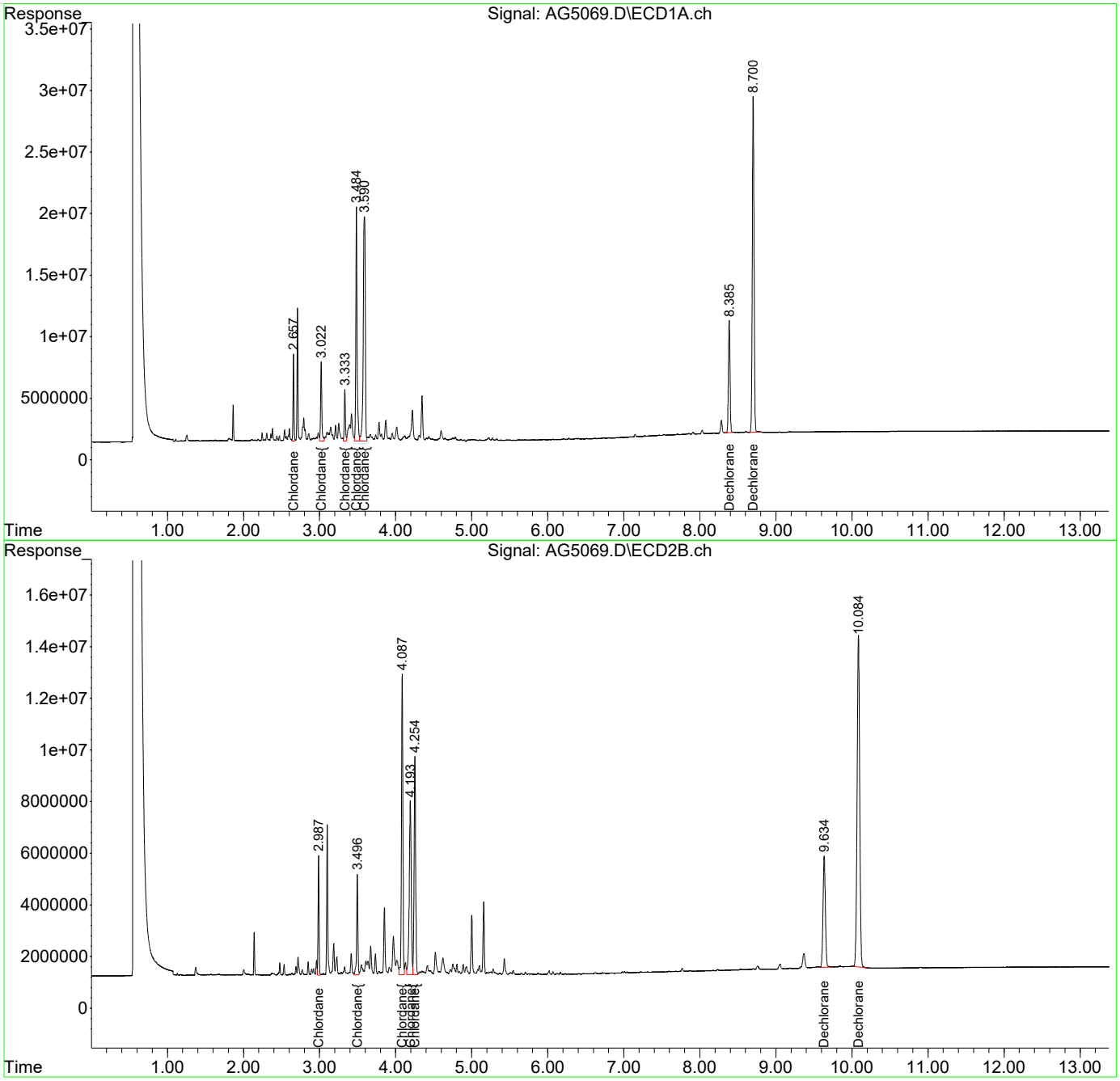

Quantitation Report (QT Reviewed)

Data Path : I:\ACQUDATA\7890N.net\data\022324\
Data File : AG5070.D
Signal(s) : Signal #1: ECD1A.ch Signal #2: ECD2B.ch
Acq On : 23 Feb 2024 10:05 pm
Operator : AFelser
Sample : CHLOR MH
Misc :
ALS Vial : 22 Sample Multiplier: 1

Integration File signal 1: EVENTS.E
Integration File signal 2: EVENTS2.E
Quant Time: Feb 26 08:05:14 2024
Quant Method : I:\ACQUDATA\7890N.net\Methods\N-PEST022324.M
Quant Title : 608.3/8081B PESTICIDES
QLast Update : Mon Feb 26 08:04:01 2024
Response via : Initial Calibration
Integrator: ChemStation

Volume Inj. : 1uL
Signal #1 Phase : STx-CLP Signal #2 Phase: STx-CLPII
Signal #1 Info : 0.32mm 30m Signal #2 Info : 0.32mm 30m

Compound	RT#1	RT#2	Resp#1	Resp#2	ug/l	ug/l
System Monitoring Compounds						
Target Compounds						
Sum Toxaphene			0	0	N.D.	N.D.
Average Toxaphene					0.000	0.000
29) L9C Chlordane	2.657	2.987	140.8E6	102.4E6	245.268	252.238
30) L9C Chlordane{2}	3.021	3.496	164.8E6	105.9E6	235.681	238.982
31) L9C Chlordane{3}	3.332	4.087	102.9E6	387.1E6	237.647	263.624
32) L9C Chlordane{4}	3.484	4.192	562.4E6	318.5E6	251.200	260.324
33) L9C Chlordane{5}	3.588	4.254	851.0E6	305.6E6	249.540	261.565
Sum Chlordane			1821.9E6	1219.5E6	1219.336	1276.734
Average Chlordane					243.867	255.347
34) L10C Dechloran...	8.385	9.633	320.4E6	223.3E6	120.182	119.848
35) L10C Dechloran...	8.699	10.082	1050.7E6	741.4E6	119.956	122.943
Sum Dechlorane			1371.0E6	964.6E6	240.138	242.790
Average Dechlorane					120.069	121.395

(f)=RT Delta > 1/2 Window (#)=Amounts differ by > 25% (m)=manual int.

Quantitation Report (QT Reviewed)

Data Path : I:\ACQUDATA\7890N.net\data\022324\
Data File : AG5070.D
Signal(s) : Signal #1: ECD1A.ch Signal #2: ECD2B.ch
Acq On : 23 Feb 2024 10:05 pm
Operator : AFelser
Sample : CHLOR MH
Misc :
ALS Vial : 22 Sample Multiplier: 1

Integration File signal 1: EVENTS.E
Integration File signal 2: EVENTS2.E
Quant Time: Feb 26 08:05:14 2024
Quant Method : I:\ACQUDATA\7890N.net\Methods\N-PEST022324.M
Quant Title : 608.3/8081B PESTICIDES
QLast Update : Mon Feb 26 08:04:01 2024
Response via : Initial Calibration
Integrator: ChemStation

Volume Inj. : 1uL
Signal #1 Phase : STx-CLP Signal #2 Phase: STx-CLPII
Signal #1 Info : 0.32mm 30m Signal #2 Info : 0.32mm 30m

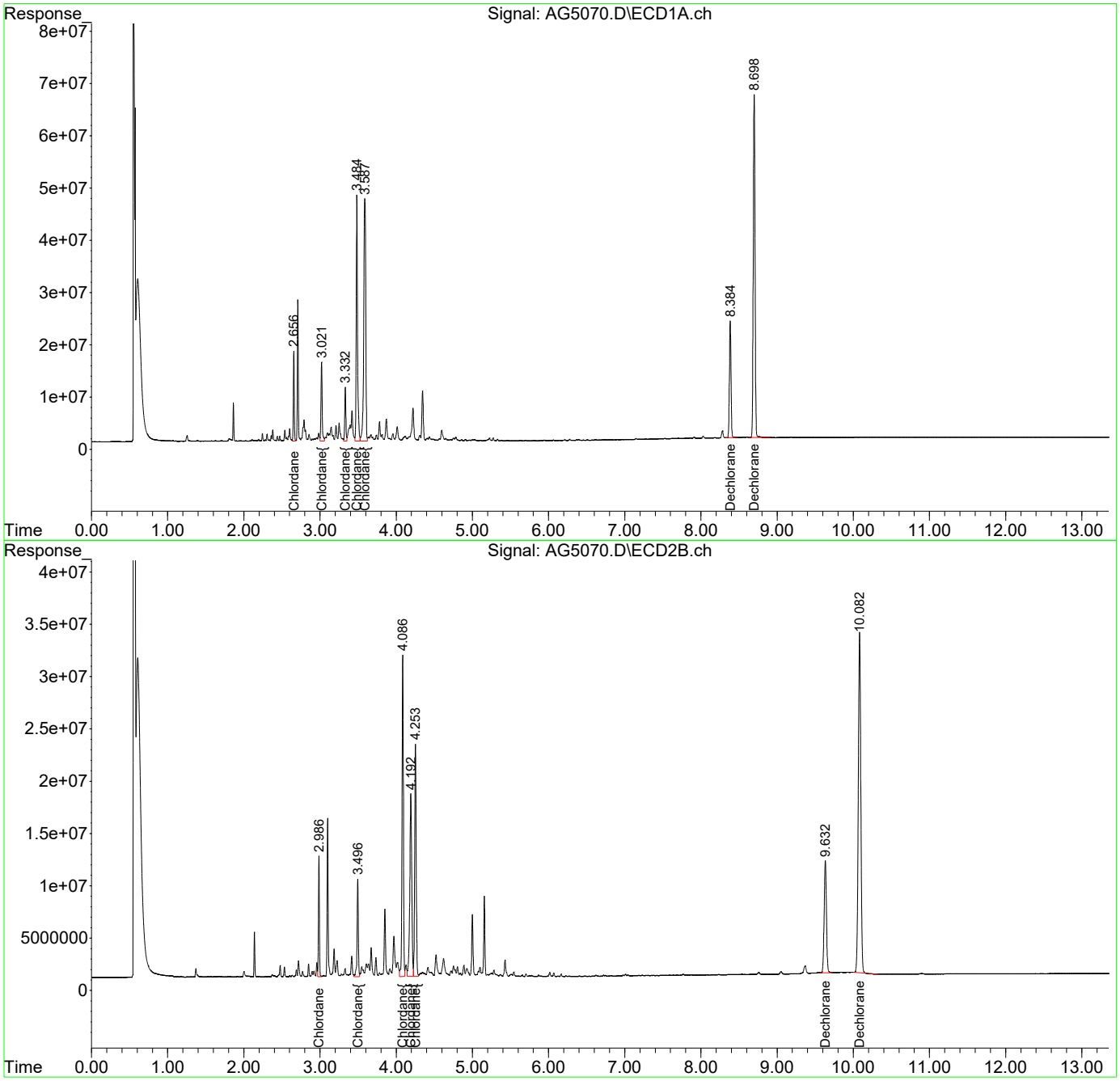

Quantitation Report (QT Reviewed)

Data Path : I:\ACQUDATA\7890N.net\data\022324\
Data File : AG5066.D
Signal(s) : Signal #1: ECD1A.ch Signal #2: ECD2B.ch
Acq On : 23 Feb 2024 08:55 pm
Operator : AFelser
Sample : CHLOR LL
Misc :
ALS Vial : 18 Sample Multiplier: 1

Integration File signal 1: EVENTS.E
Integration File signal 2: EVENTS2.E
Quant Time: Feb 26 08:05:03 2024
Quant Method : I:\ACQUDATA\7890N.net\Methods\N-PEST022324.M
Quant Title : 608.3/8081B PESTICIDES
QLast Update : Mon Feb 26 08:04:01 2024
Response via : Initial Calibration
Integrator: ChemStation

Volume Inj. : 1uL
Signal #1 Phase : STx-CLP Signal #2 Phase: STx-CLPII
Signal #1 Info : 0.32mm 30m Signal #2 Info : 0.32mm 30m

Compound	RT#1	RT#2	Resp#1	Resp#2	ug/l	ug/l
System Monitoring Compounds						
Target Compounds						
Sum Toxaphene			0	0	N.D.	N.D.
Average Toxaphene					0.000	0.000
29) L9C Chlordane	2.658	2.987	3901566	2260319	6.794	5.567
30) L9C Chlordane{2}	3.023	3.498	4826396	3056049	6.903	6.896
31) L9C Chlordane{3}	3.333	4.088	2736670	8597816	6.318	5.856
32) L9C Chlordane{4}	3.485	4.194	13515820	7660914	6.037	6.262
33) L9C Chlordane{5}	3.591	4.254	20482669	7186826	6.006	6.152
Sum Chlordane			45463121	28761924	32.058	30.732
Average Chlordane					6.412	6.146
34) L10C Dechloran...	8.386	9.633	3886496	2976196	1.458m	1.598
35) L10C Dechloran...	8.700	10.084	11927964	9144758	1.362m	1.517m
Sum Dechlorane			15814460	12120954	2.820	3.114
Average Dechlorane					1.410	1.557

(f)=RT Delta > 1/2 Window (#)=Amounts differ by > 25% (m)=manual int.

Quantitation Report (QT Reviewed)

Data Path : I:\ACQUDATA\7890N.net\data\022324\
Data File : AG5066.D
Signal(s) : Signal #1: ECD1A.ch Signal #2: ECD2B.ch
Acq On : 23 Feb 2024 08:55 pm
Operator : AFelser
Sample : CHLOR LL
Misc :
ALS Vial : 18 Sample Multiplier: 1

Integration File signal 1: EVENTS.E
Integration File signal 2: EVENTS2.E
Quant Time: Feb 26 08:05:03 2024
Quant Method : I:\ACQUDATA\7890N.net\Methods\N-PEST022324.M
Quant Title : 608.3/8081B PESTICIDES
QLast Update : Mon Feb 26 08:04:01 2024
Response via : Initial Calibration
Integrator: ChemStation

Volume Inj. : 1uL
Signal #1 Phase : STx-CLP Signal #2 Phase: STx-CLPII
Signal #1 Info : 0.32mm 30m Signal #2 Info : 0.32mm 30m

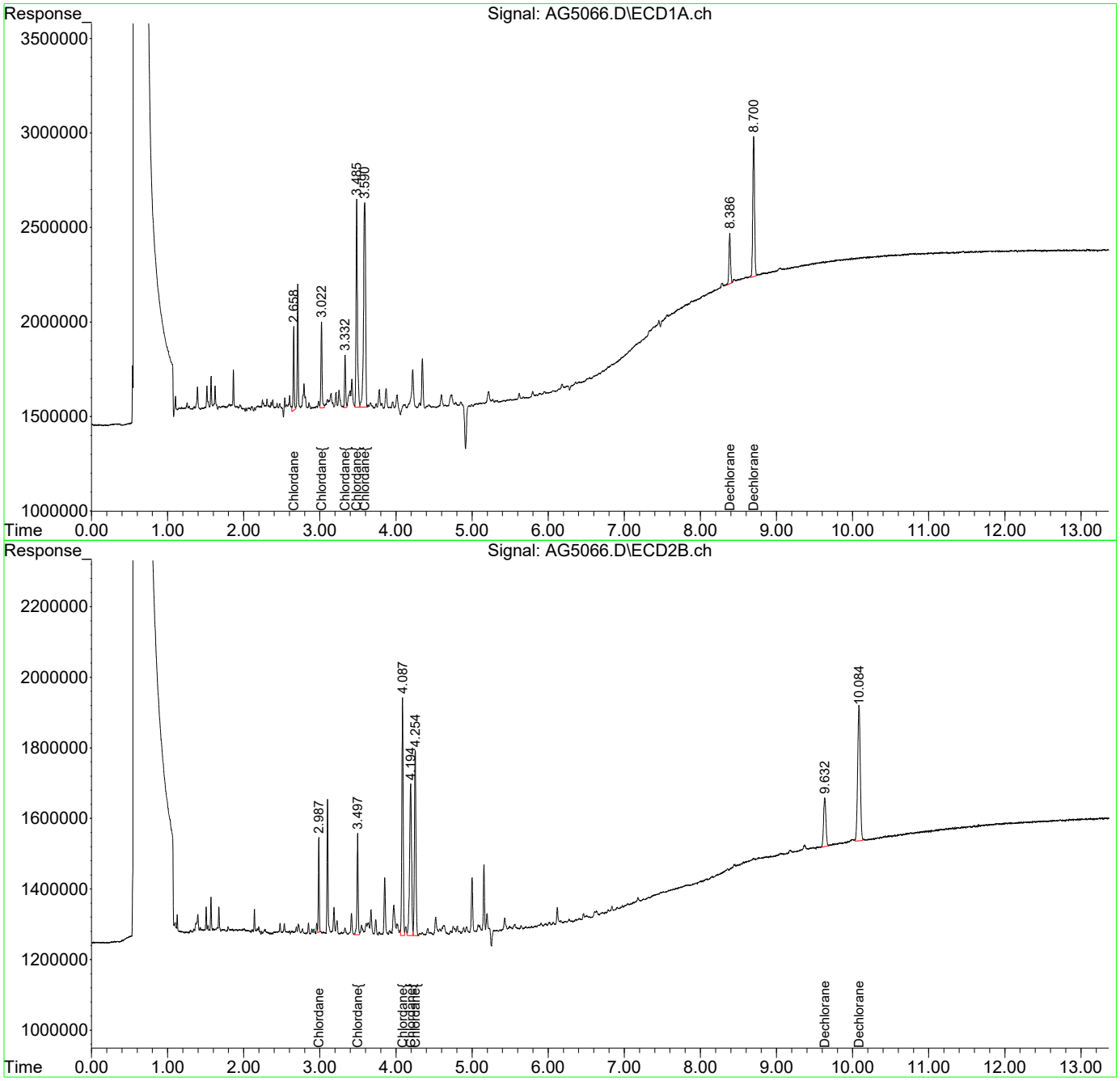

Quantitation Report (QT Reviewed)

Data Path : I:\ACQUDATA\7890N.net\data\022324\
Data File : AG5067.D
Signal(s) : Signal #1: ECD1A.ch Signal #2: ECD2B.ch
Acq On : 23 Feb 2024 09:12 pm
Operator : AFelser
Sample : CHLOR L
Misc :
ALS Vial : 19 Sample Multiplier: 1

Integration File signal 1: EVENTS.E
Integration File signal 2: EVENTS2.E
Quant Time: Feb 26 08:05:06 2024
Quant Method : I:\ACQUDATA\7890N.net\Methods\N-PEST022324.M
Quant Title : 608.3/8081B PESTICIDES
QLast Update : Mon Feb 26 08:04:01 2024
Response via : Initial Calibration
Integrator: ChemStation

Volume Inj. : 1uL
Signal #1 Phase : STx-CLP Signal #2 Phase: STx-CLPII
Signal #1 Info : 0.32mm 30m Signal #2 Info : 0.32mm 30m

Compound	RT#1	RT#2	Resp#1	Resp#2	ug/l	ug/l
System Monitoring Compounds						
Target Compounds						
Sum Toxaphene			0	0	N.D.	N.D.
Average Toxaphene					0.000	0.000
29) L9C Chlordane	2.655	2.985	16344434	11752925	28.463	28.944
30) L9C Chlordane{2}	3.020	3.496	21847260	14175544	31.246	31.987
31) L9C Chlordane{3}	3.331	4.085	13156673	41534590	30.373	28.287
32) L9C Chlordane{4}	3.482	4.191	65398750	36740837	29.210	30.033
33) L9C Chlordane{5}	3.590	4.252	100.3E6	34552321	29.410	29.576
Sum Chlordane			217.0E6	138.8E6	148.702	148.827
Average Chlordane					29.740	29.765
34) L10C Dechloran...	8.385	9.633	19172694	14501022	7.193	7.785
35) L10C Dechloran...	8.699	10.083	58311788	41945736	6.658	6.956
Sum Dechlorane			77484482	56446758	13.850	14.741
Average Dechlorane					6.925	7.370

(f)=RT Delta > 1/2 Window (#)=Amounts differ by > 25% (m)=manual int.

Quantitation Report (QT Reviewed)

Data Path : I:\ACQUDATA\7890N.net\data\022324\
Data File : AG5067.D
Signal(s) : Signal #1: ECD1A.ch Signal #2: ECD2B.ch
Acq On : 23 Feb 2024 09:12 pm
Operator : AFelser
Sample : CHLOR L
Misc :
ALS Vial : 19 Sample Multiplier: 1

Integration File signal 1: EVENTS.E
Integration File signal 2: EVENTS2.E
Quant Time: Feb 26 08:05:06 2024
Quant Method : I:\ACQUDATA\7890N.net\Methods\N-PEST022324.M
Quant Title : 608.3/8081B PESTICIDES
QLast Update : Mon Feb 26 08:04:01 2024
Response via : Initial Calibration
Integrator: ChemStation

Volume Inj. : 1uL
Signal #1 Phase : STx-CLP Signal #2 Phase: STx-CLPII
Signal #1 Info : 0.32mm 30m Signal #2 Info : 0.32mm 30m

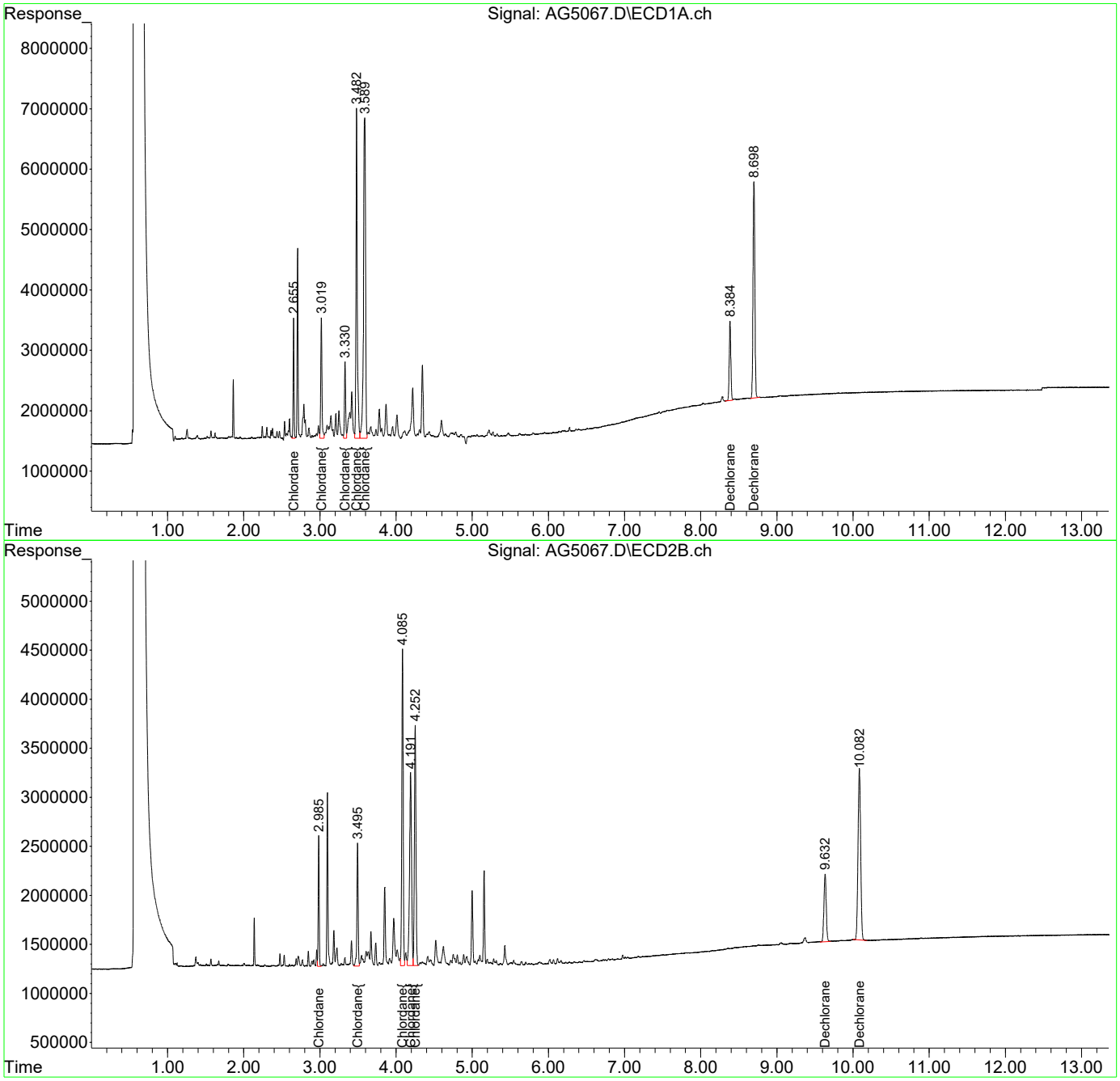

Quantitation Report (QT Reviewed)

Data Path : I:\ACQUDATA\7890N.net\data\022324\
Data File : AG5068.D
Signal(s) : Signal #1: ECD1A.ch Signal #2: ECD2B.ch
Acq On : 23 Feb 2024 09:30 pm
Operator : AFelser
Sample : CHLOR ML
Misc :
ALS Vial : 20 Sample Multiplier: 1

Integration File signal 1: EVENTS.E
Integration File signal 2: EVENTS2.E
Quant Time: Feb 26 08:05:10 2024
Quant Method : I:\ACQUDATA\7890N.net\Methods\N-PEST022324.M
Quant Title : 608.3/8081B PESTICIDES
QLast Update : Mon Feb 26 08:04:01 2024
Response via : Initial Calibration
Integrator: ChemStation

Volume Inj. : 1uL
Signal #1 Phase : STx-CLP Signal #2 Phase: STx-CLPII
Signal #1 Info : 0.32mm 30m Signal #2 Info : 0.32mm 30m

Compound	RT#1	RT#2	Resp#1	Resp#2	ug/l	ug/l
System Monitoring Compounds						
Target Compounds						
Sum Toxaphene			0	0	N.D.	N.D.
Average Toxaphene					0.000	0.000
29) L9C Chlordane	2.659	2.988	29542435	20640147	51.447	50.831
30) L9C Chlordane{2}	3.023	3.497	37157486	23225391	53.143	52.407
31) L9C Chlordane{3}	3.334	4.088	22957134	72465524	52.997	49.353
32) L9C Chlordane{4}	3.486	4.194	113.4E6	61765508	50.668	50.489
33) L9C Chlordane{5}	3.592	4.255	173.6E6	58609229	50.903	50.169
Sum Chlordane			376.7E6	236.7E6	259.158	253.248
Average Chlordane					51.832	50.650
34) L10C Dechloran...	8.385	9.632	28297558	20597120	10.616	11.057
35) L10C Dechloran...	8.699	10.084	89918350	62744839	10.266	10.405
Sum Dechlorane			118.2E6	83341958	20.882	21.462
Average Dechlorane					10.441	10.731

(f)=RT Delta > 1/2 Window (#)=Amounts differ by > 25% (m)=manual int.

Quantitation Report (QT Reviewed)

Data Path : I:\ACQUDATA\7890N.net\data\022324\
Data File : AG5068.D
Signal(s) : Signal #1: ECD1A.ch Signal #2: ECD2B.ch
Acq On : 23 Feb 2024 09:30 pm
Operator : AFelser
Sample : CHLOR ML
Misc :
ALS Vial : 20 Sample Multiplier: 1

Integration File signal 1: EVENTS.E
Integration File signal 2: EVENTS2.E
Quant Time: Feb 26 08:05:10 2024
Quant Method : I:\ACQUDATA\7890N.net\Methods\N-PEST022324.M
Quant Title : 608.3/8081B PESTICIDES
QLast Update : Mon Feb 26 08:04:01 2024
Response via : Initial Calibration
Integrator: ChemStation

Volume Inj. : 1uL
Signal #1 Phase : STx-CLP Signal #2 Phase: STx-CLPII
Signal #1 Info : 0.32mm 30m Signal #2 Info : 0.32mm 30m

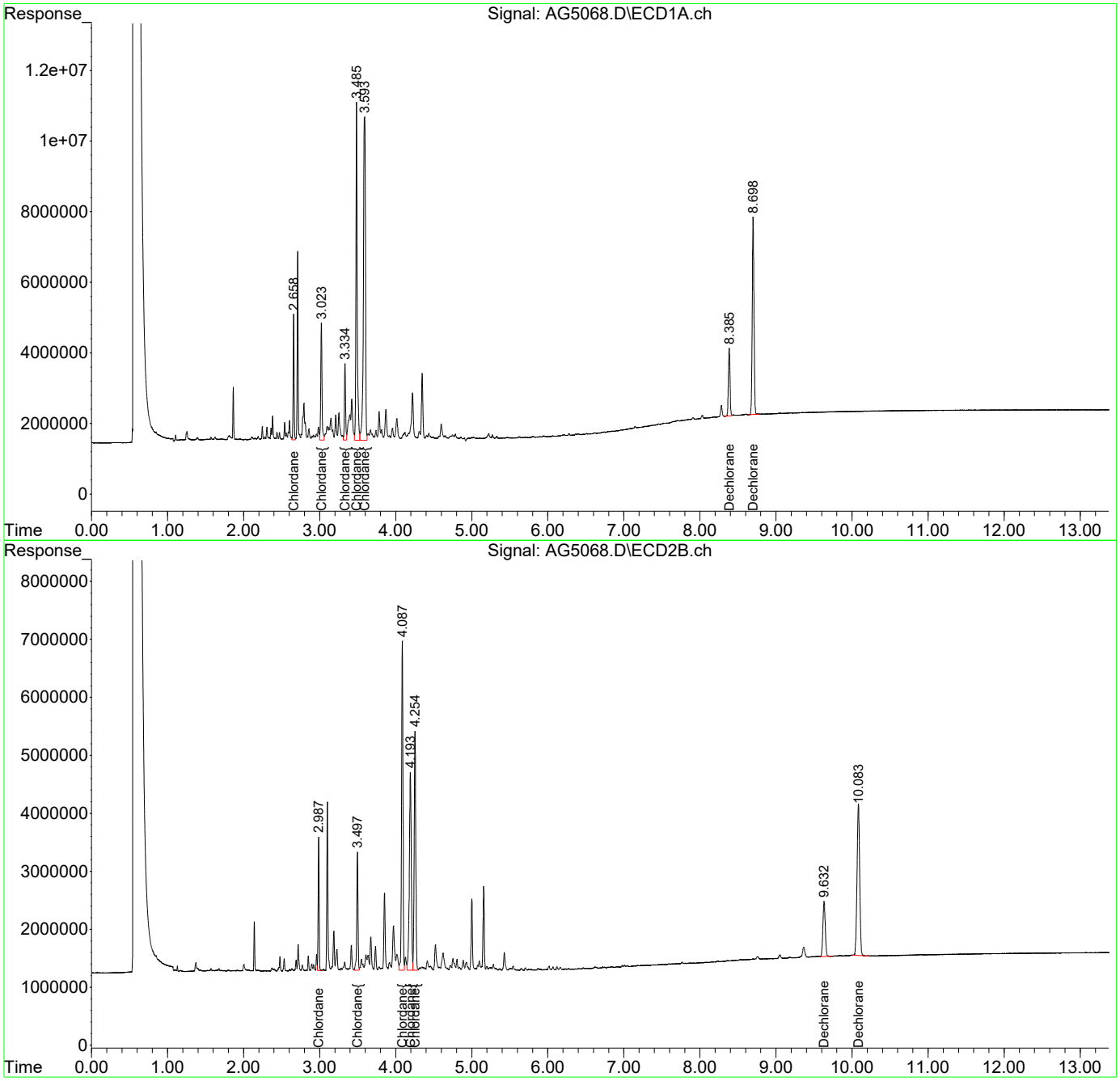

Quantitation Report (Qedit)

Data Path : I:\ACQUDATA\7890N.net\data\022324\
Data File : AG5069.D
Signal(s) : Signal #1: ECD1A.ch Signal #2: ECD2B.ch
Acq On : 23 Feb 2024 09:47 pm
Operator : AFelser
Sample : CHLOR M
Misc :
ALS Vial : 21 Sample Multiplier: 1

Integration File signal 1: EVENTS.E
Integration File signal 2: EVENTS2.E
Quant Time: Feb 26 07:57:03 2024
Quant Method : I:\ACQUDATA\7890N.net\Methods\N-PEST022324.M
Quant Title : 608.3/8081B PESTICIDES
QLast Update : Thu Feb 22 10:01:25 2024
Response via : Initial Calibration
Integrator: ChemStation

Volume Inj. : 1uL
Signal #1 Phase : STx-CLP Signal #2 Phase: STx-CLPII
Signal #1 Info : 0.32mm 30m Signal #2 Info : 0.32mm 30m

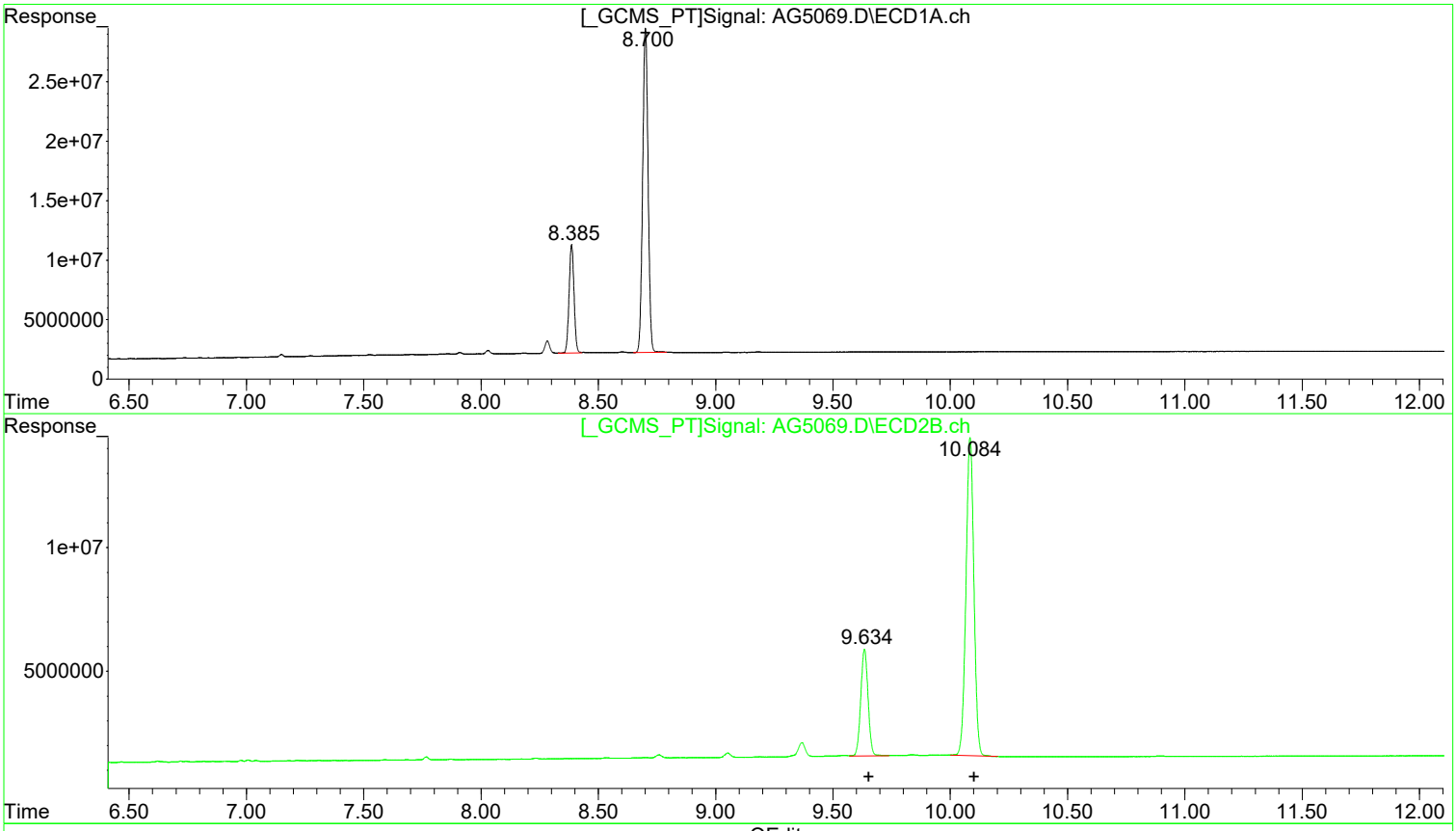

QEdit

(34) Dechlorane{1} (L10C)
R.T. Response Conc
8.39 133277479 43.13
8.70 437937252 44.10

Manual Integration:
After
Peak not found.
02/26/24

(34) Dechlorane{1} #2 (L10C)
R.T. Response Conc
9.63 93139892 41.43
10.08 301504676 37.72

(+) = Expected Retention Time

Quantitation Report (Qedit)

Data Path : I:\ACQUDATA\7890N.net\data\022324\
Data File : AG5069.D
Signal(s) : Signal #1: ECD1A.ch Signal #2: ECD2B.ch
Acq On : 23 Feb 2024 09:47 pm
Operator : AFelser
Sample : CHLOR M
Misc :
ALS Vial : 21 Sample Multiplier: 1

Integration File signal 1: EVENTS.E
Integration File signal 2: EVENTS2.E
Quant Time: Feb 26 07:57:03 2024
Quant Method : I:\ACQUDATA\7890N.net\Methods\N-PEST022324.M
Quant Title : 608.3/8081B PESTICIDES
QLast Update : Thu Feb 22 10:01:25 2024
Response via : Initial Calibration
Integrator: ChemStation

Volume Inj. : 1uL
Signal #1 Phase : STx-CLP Signal #2 Phase: STx-CLPII
Signal #1 Info : 0.32mm 30m Signal #2 Info : 0.32mm 30m

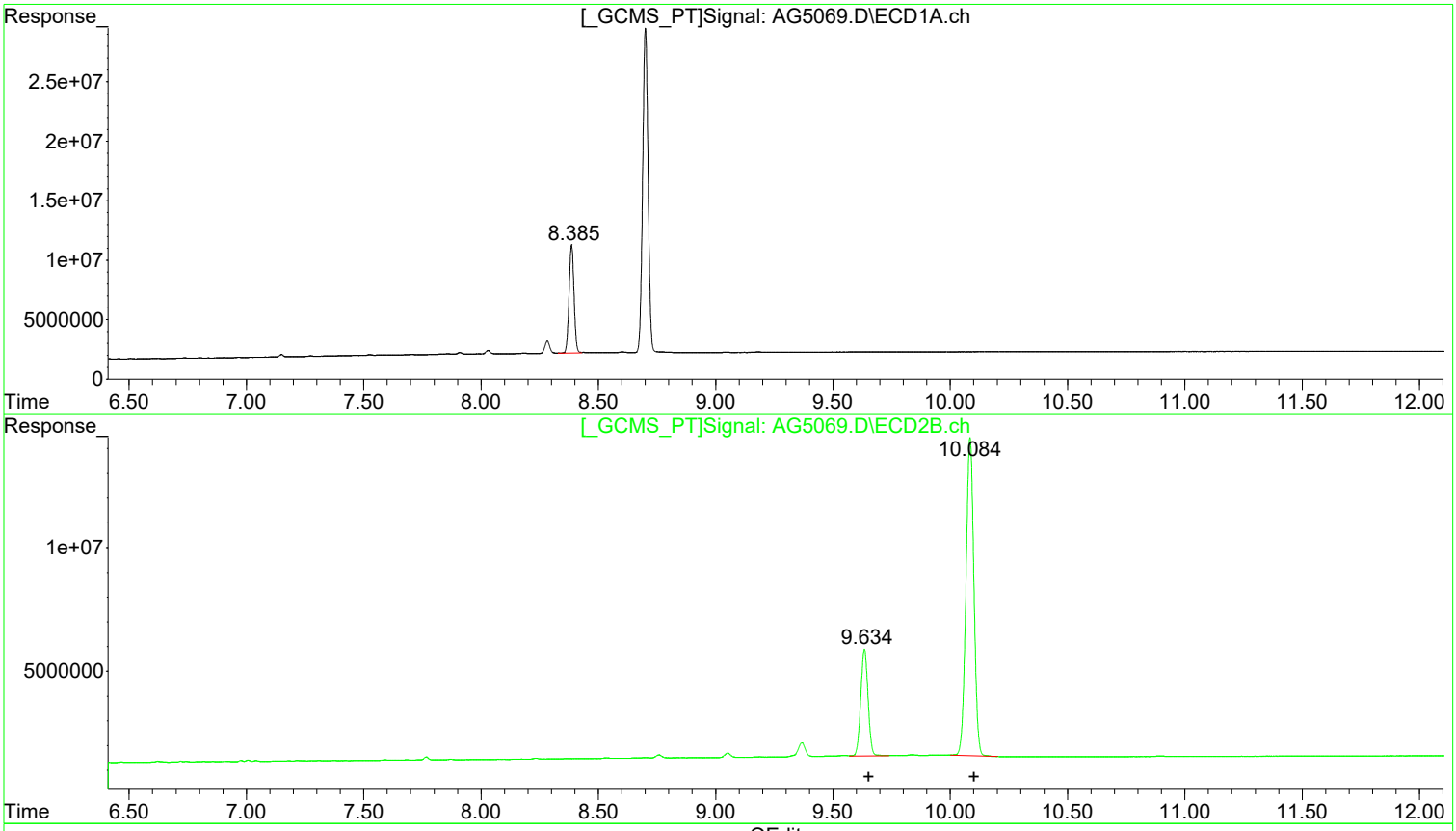

QEdit

(34) Dechlorane{1} (L10C)
R.T. Response Conc
8.39 133277479 43.13
0.00 0 0.00

Manual Integration:

Before

02/26/24

(34) Dechlorane{1} #2 (L10C)
R.T. Response Conc
9.63 93139892 41.43
10.08 301504676 37.72

(+) = Expected Retention Time

Quantitation Report (Qedit)

Data Path : I:\ACQUDATA\7890N.net\data\022324\
Data File : AG5066.D
Signal(s) : Signal #1: ECD1A.ch Signal #2: ECD2B.ch
Acq On : 23 Feb 2024 08:55 pm
Operator : AFelser
Sample : CHLOR LL
Misc :
ALS Vial : 18 Sample Multiplier: 1

Integration File signal 1: EVENTS.E
Integration File signal 2: EVENTS2.E
Quant Time: Feb 26 08:05:03 2024
Quant Method : I:\ACQUDATA\7890N.net\Methods\N-PEST022324.M
Quant Title : 608.3/8081B PESTICIDES
QLast Update : Mon Feb 26 08:04:01 2024
Response via : Initial Calibration
Integrator: ChemStation

Volume Inj. : 1uL
Signal #1 Phase : STx-CLP Signal #2 Phase: STx-CLPII
Signal #1 Info : 0.32mm 30m Signal #2 Info : 0.32mm 30m

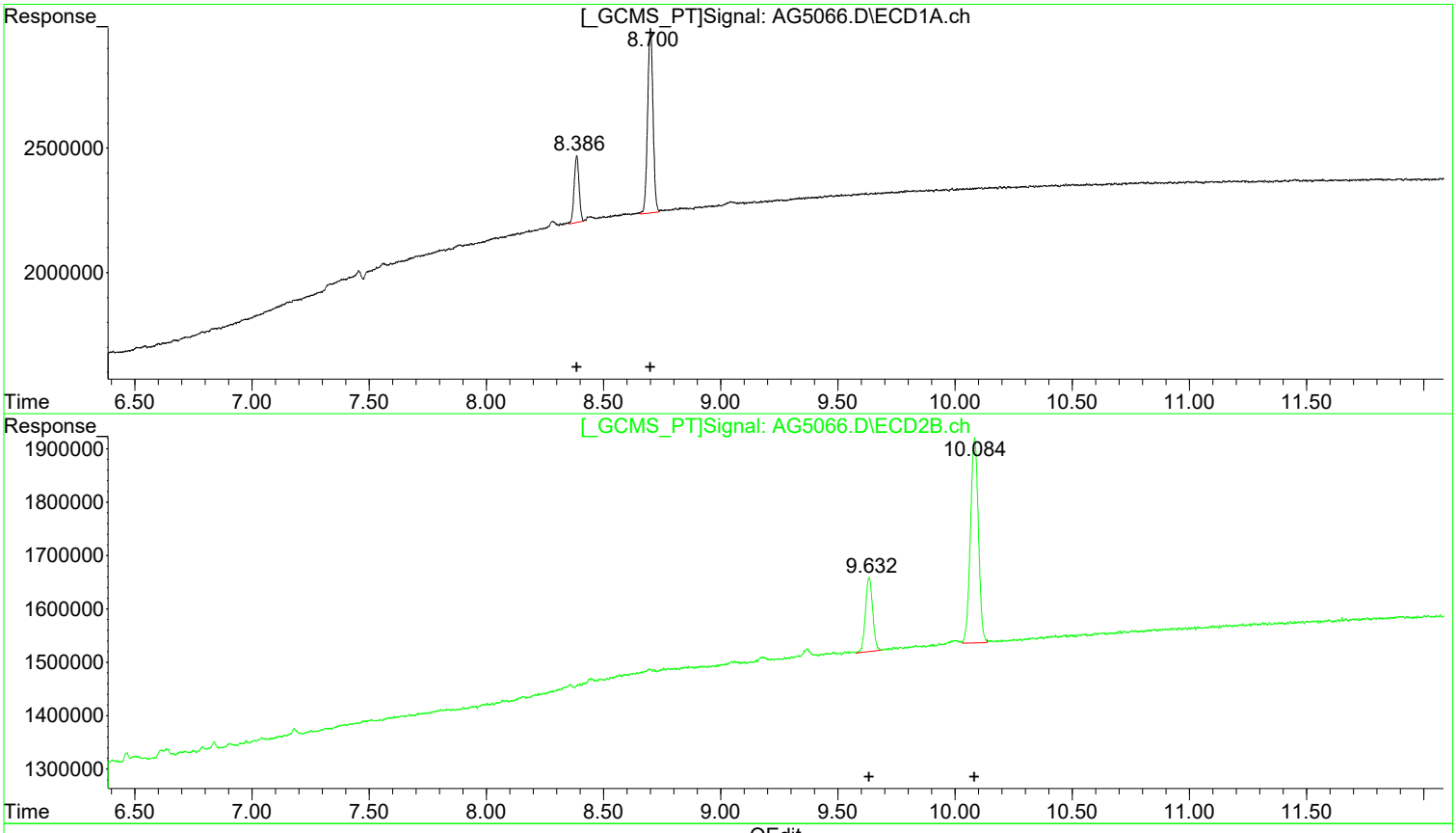

QEdit

(34) Dechlorane{1} (L10C)

R.T.	Response	Conc
8.39	3886496	1.46
8.70	11927964	1.36

Manual Integration:

After

Poor integration.

02/26/24

(34) Dechlorane{1} #2 (L10C)

R.T.	Response	Conc
9.63	2976196	1.60
10.08	9144758	1.52

(+) = Expected Retention Time

1st AF 02/26/24
2nd AM 02/27/24

Quantitation Report (Qedit)

Data Path : I:\ACQUDATA\7890N.net\data\022324\
Data File : AG5066.D
Signal(s) : Signal #1: ECD1A.ch Signal #2: ECD2B.ch
Acq On : 23 Feb 2024 08:55 pm
Operator : AFelser
Sample : CHLOR LL
Misc :
ALS Vial : 18 Sample Multiplier: 1

Integration File signal 1: EVENTS.E
Integration File signal 2: EVENTS2.E
Quant Time: Feb 26 08:05:03 2024
Quant Method : I:\ACQUDATA\7890N.net\Methods\N-PEST022324.M
Quant Title : 608.3/8081B PESTICIDES
QLast Update : Mon Feb 26 08:04:01 2024
Response via : Initial Calibration
Integrator: ChemStation

Volume Inj. : 1uL
Signal #1 Phase : STx-CLP Signal #2 Phase: STx-CLPII
Signal #1 Info : 0.32mm 30m Signal #2 Info : 0.32mm 30m

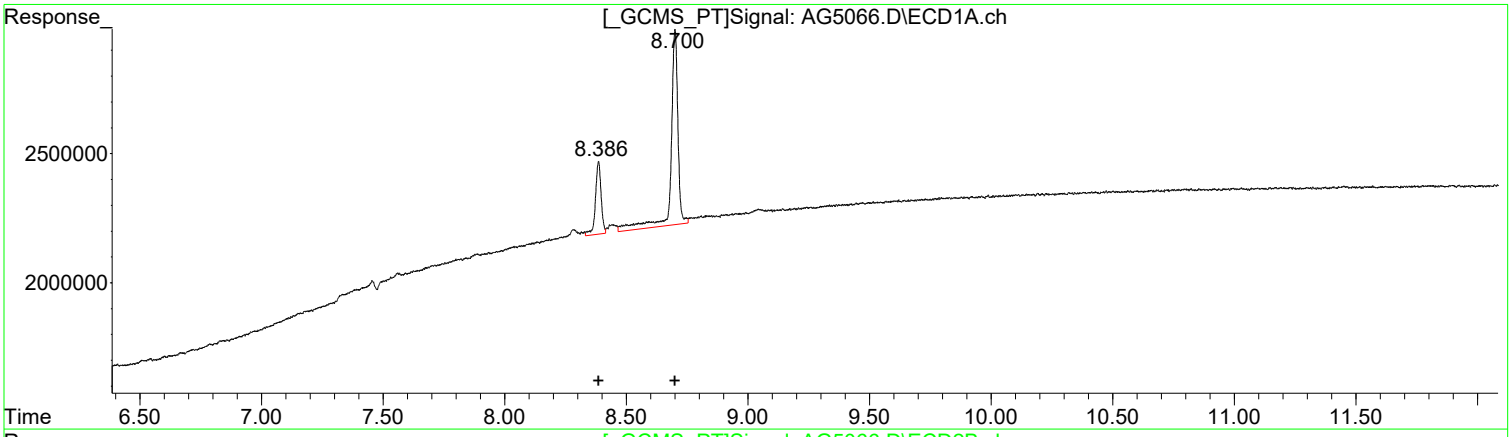

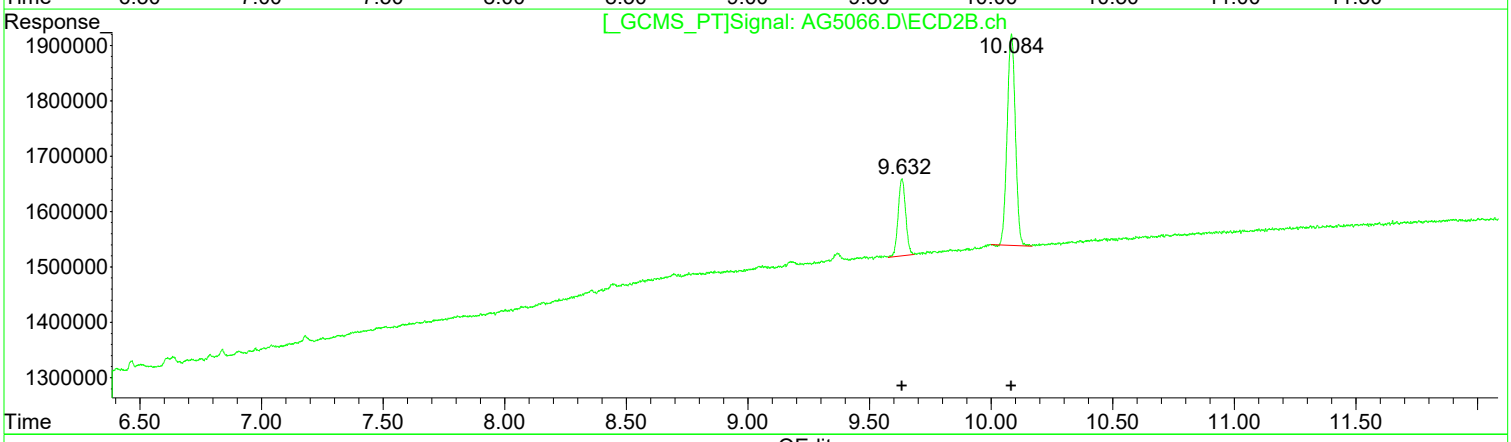

QEdit

(34) Dechlorane{1} (L10C)

R.T.	Response	Conc
8.39	4563491	1.71
8.70	15137857	1.73

Manual Integration:

Before

02/26/24

(34) Dechlorane{1} #2 (L10C)

R.T.	Response	Conc
9.63	2976196	1.60
10.08	8982180	1.49

(+) = Expected Retention Time

Quantitation Report (QT Reviewed)

Data Path : I:\ACQUDATA\7890N.net\data\022324\
Data File : AG5063.D
Signal(s) : Signal #1: ECD1A.ch Signal #2: ECD2B.ch
Acq On : 23 Feb 2024 08:03 pm
Operator : AFelser
Sample : TOX MH
Misc :
ALS Vial : 15 Sample Multiplier: 1

Integration File signal 1: EVENTS.E
Integration File signal 2: EVENTS2.E
Quant Time: Feb 26 08:04:55 2024
Quant Method : I:\ACQUDATA\7890N.net\Methods\N-PEST022324.M
Quant Title : 608.3/8081B PESTICIDES
QLast Update : Mon Feb 26 08:04:01 2024
Response via : Initial Calibration
Integrator: ChemStation

Volume Inj. : 1uL
Signal #1 Phase : STx-CLP Signal #2 Phase: STx-CLPII
Signal #1 Info : 0.32mm 30m Signal #2 Info : 0.32mm 30m

Compound	RT#1	RT#2	Resp#1	Resp#2	ug/l	ug/l
System Monitoring Compounds						
Target Compounds						
24) L8C Toxaphene	3.841	4.593	120.8E6	171.9E6	714.979	713.288
25) L8C Toxaphene{2}	4.037	4.715	212.9E6	109.5E6	724.258	715.992
26) L8C Toxaphene{3}	4.768	5.194	445.6E6	417.1E6	724.204	720.073
27) L8C Toxaphene{4}	4.962	5.424	394.7E6	249.3E6	726.073	724.539
28) L8C Toxaphene{5}	5.147	5.837	395.5E6	227.0E6	720.056	725.275
Sum Toxaphene			1569.6E6	1174.8E6	3609.569	3599.166
Average Toxaphene					721.914	719.833
Sum Chlordane			0	0	N.D.	N.D.
Average Chlordane					0.000	0.000
Sum Dechlorane			0	0	N.D.	N.D.
Average Dechlorane					0.000	0.000

(f)=RT Delta > 1/2 Window (#)=Amounts differ by > 25% (m)=manual int.

Quantitation Report (QT Reviewed)

Data Path : I:\ACQUDATA\7890N.net\data\022324\
Data File : AG5063.D
Signal(s) : Signal #1: ECD1A.ch Signal #2: ECD2B.ch
Acq On : 23 Feb 2024 08:03 pm
Operator : AFelser
Sample : TOX MH
Misc :
ALS Vial : 15 Sample Multiplier: 1

Integration File signal 1: EVENTS.E
Integration File signal 2: EVENTS2.E
Quant Time: Feb 26 08:04:55 2024
Quant Method : I:\ACQUDATA\7890N.net\Methods\N-PEST022324.M
Quant Title : 608.3/8081B PESTICIDES
QLast Update : Mon Feb 26 08:04:01 2024
Response via : Initial Calibration
Integrator: ChemStation

Volume Inj. : 1uL
Signal #1 Phase : STx-CLP Signal #2 Phase: STx-CLPII
Signal #1 Info : 0.32mm 30m Signal #2 Info : 0.32mm 30m

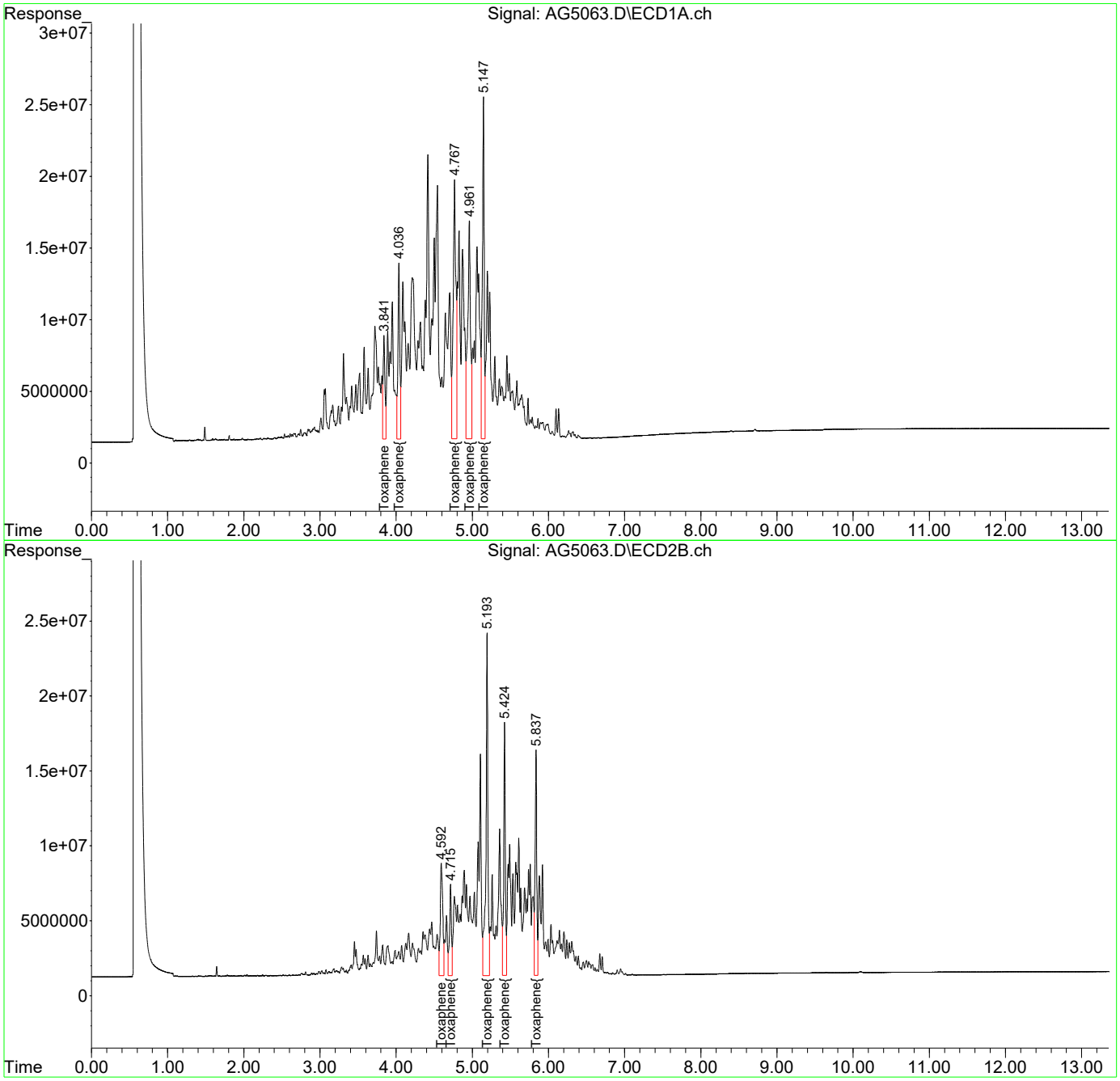

Quantitation Report (QT Reviewed)

Data Path : I:\ACQUDATA\7890N.net\data\022324\
Data File : AG5064.D
Signal(s) : Signal #1: ECD1A.ch Signal #2: ECD2B.ch
Acq On : 23 Feb 2024 08:20 pm
Operator : AFelser
Sample : TOX H
Misc :
ALS Vial : 16 Sample Multiplier: 1

Integration File signal 1: EVENTS.E
Integration File signal 2: EVENTS2.E
Quant Time: Feb 26 08:04:59 2024
Quant Method : I:\ACQUDATA\7890N.net\Methods\N-PEST022324.M
Quant Title : 608.3/8081B PESTICIDES
QLast Update : Mon Feb 26 08:04:01 2024
Response via : Initial Calibration
Integrator: ChemStation

Volume Inj. : 1uL
Signal #1 Phase : STx-CLP Signal #2 Phase: STx-CLPII
Signal #1 Info : 0.32mm 30m Signal #2 Info : 0.32mm 30m

Compound	RT#1	RT#2	Resp#1	Resp#2	ug/l	ug/l
System Monitoring Compounds						
Target Compounds						
24) L8C Toxaphene	3.839	4.592	167.2E6	237.5E6	989.712	985.533
25) L8C Toxaphene{2}	4.036	4.714	298.6E6	149.6E6	1015.668	978.645
26) L8C Toxaphene{3}	4.766	5.194	624.6E6	579.8E6	1015.095	1000.929
27) L8C Toxaphene{4}	4.960	5.423	561.5E6	349.1E6	1032.846	1014.475
28) L8C Toxaphene{5}	5.146	5.836	550.1E6	318.7E6	1001.454	1018.155
Sum Toxaphene			2202.0E6	1634.7E6	5054.774	4997.738
Average Toxaphene					1010.955	999.548
Sum Chlordane			0	0	N.D.	N.D.
Average Chlordane					0.000	0.000
Sum Dechlorane			0	0	N.D.	N.D.
Average Dechlorane					0.000	0.000

(f)=RT Delta > 1/2 Window (#)=Amounts differ by > 25% (m)=manual int.

1st AF 02/26/24
2nd AM 02/27/24

Data Path : I:\ACQUDATA\7890N.net\data\022324\
Data File : AG5064.D
Signal(s) : Signal #1: ECD1A.ch Signal #2: ECD2B.ch
Acq On : 23 Feb 2024 08:20 pm
Operator : AFelser
Sample : TOX H
Misc :
ALS Vial : 16 Sample Multiplier: 1

Integration File signal 1: EVENTS.E
Integration File signal 2: EVENTS2.E
Quant Time: Feb 26 08:04:59 2024
Quant Method : I:\ACQUDATA\7890N.net\Methods\N-PEST022324.M
Quant Title : 608.3/8081B PESTICIDES
QLast Update : Mon Feb 26 08:04:01 2024
Response via : Initial Calibration
Integrator: ChemStation

Volume Inj. : 1uL
Signal #1 Phase : STx-CLP Signal #2 Phase: STx-CLPII
Signal #1 Info : 0.32mm 30m Signal #2 Info : 0.32mm 30m

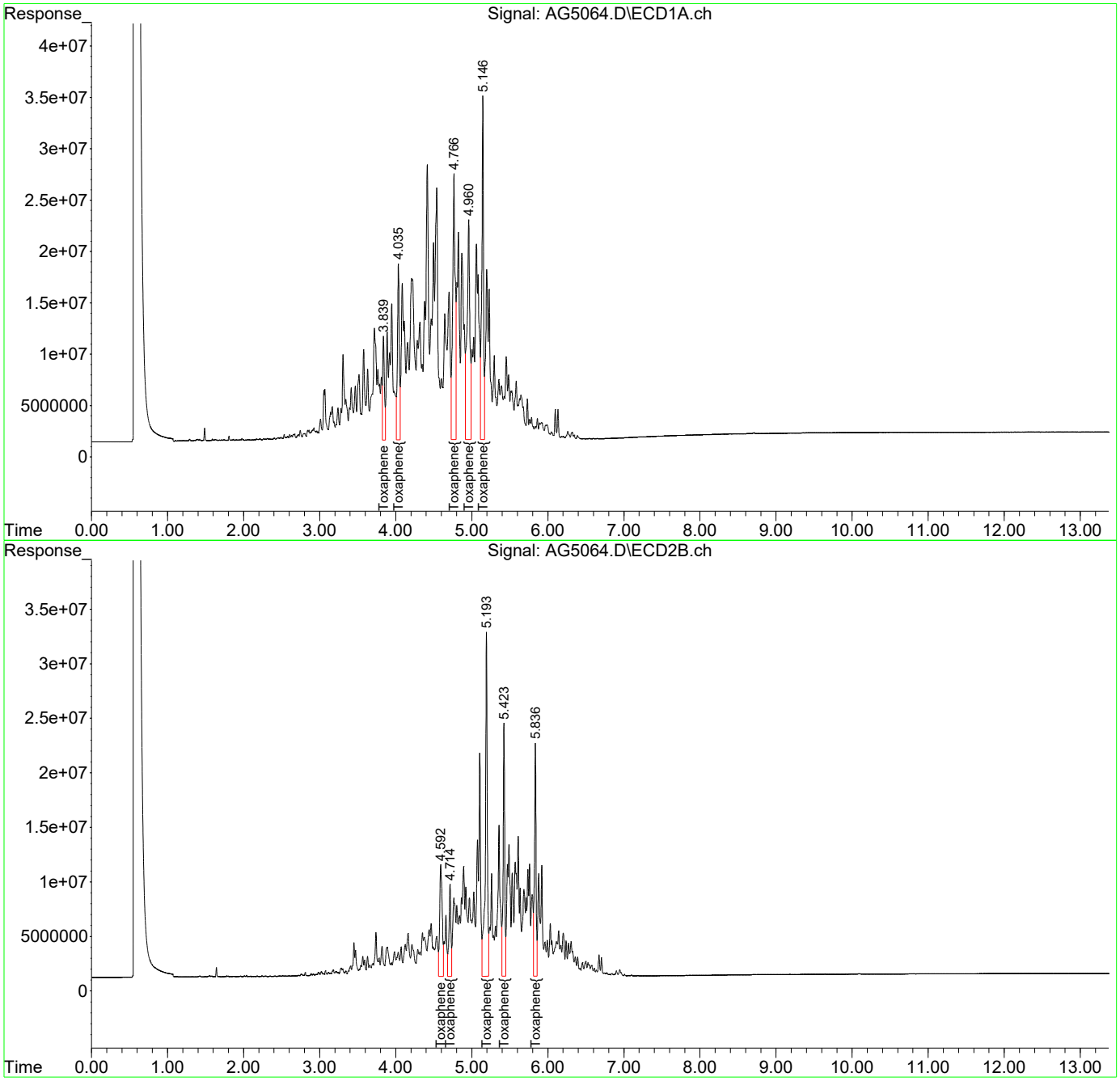

1st AF 02/26/24
2nd AM 02/27/24

Quantitation Report (Qedit)

Data Path : I:\ACQUDATA\7890N.net\data\022324\
Data File : AG5065.D
Signal(s) : Signal #1: ECD1A.ch Signal #2: ECD2B.ch
Acq On : 23 Feb 2024 08:38 pm
Operator : AFelser
Sample : TOX ICV
Misc :
ALS Vial : 17 Sample Multiplier: 1

Integration File signal 1: EVENTS.E
Integration File signal 2: EVENTS2.E
Quant Time: Feb 26 08:28:39 2024
Quant Method : I:\ACQUDATA\7890N.net\Methods\N-PEST022324.M
Quant Title : 608.3/8081B PESTICIDES
QLast Update : Mon Feb 26 08:28:20 2024
Response via : Initial Calibration
Integrator: ChemStation

Volume Inj. : 1uL
Signal #1 Phase : STx-CLP Signal #2 Phase: STx-CLPII
Signal #1 Info : 0.32mm 30m Signal #2 Info : 0.32mm 30m

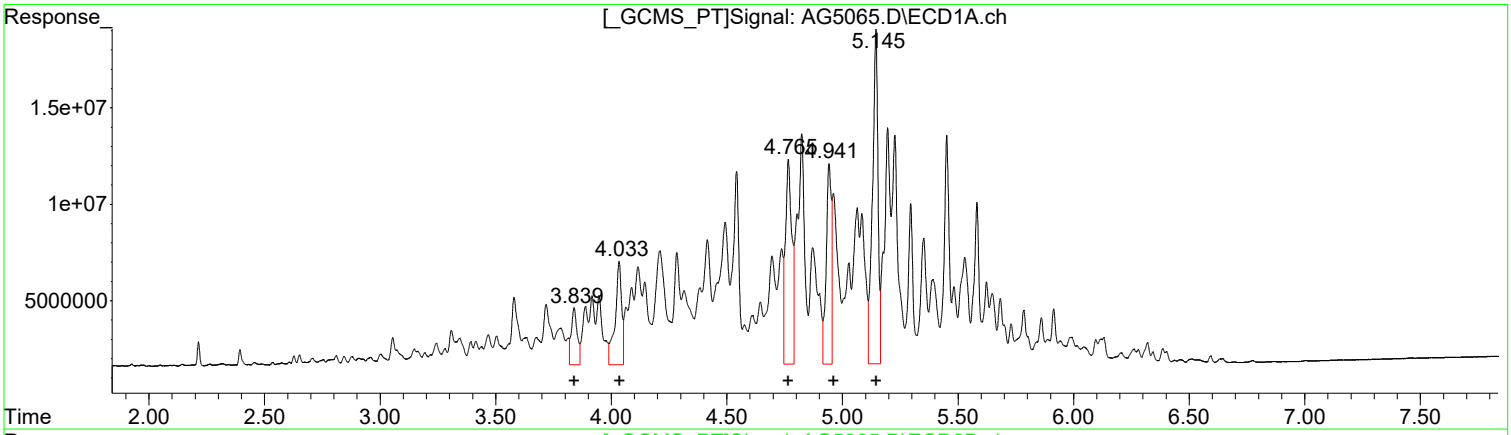

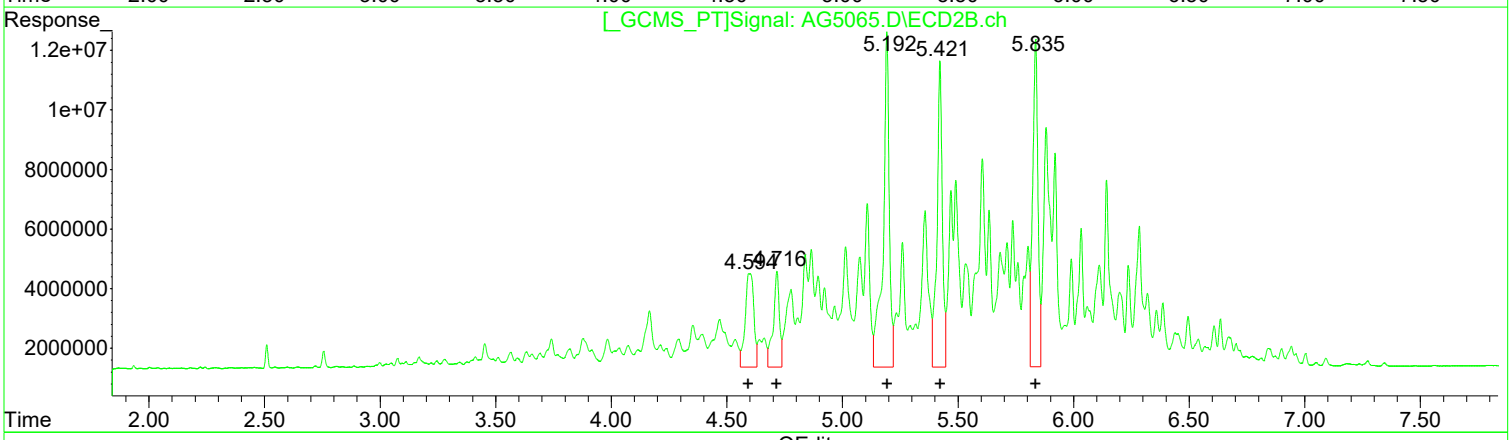

QEdit

(24) Toxaphene (L8C)

R.T.	Response	Conc
3.84	52641050	311.16
4.03	103931336	361.48
4.77	206398280	347.65
4.94	161814020	313.30
5.14	287713987	545.78

(24) Toxaphene #2 (L8C)

R.T.	Response	Conc
4.59	81591055	341.91
4.72	59965156	411.80
5.19	208054875	369.60
5.42	165734801	500.79
5.84	176410426	591.52

Manual Integration:

After

Wrong peak selected.

02/26/24

(+) = Expected Retention Time

1st AF 02/26/24
2nd AM 02/27/24

Quantitation Report (Qedit)

Data Path : I:\ACQUDATA\7890N.net\data\022324\
Data File : AG5065.D
Signal(s) : Signal #1: ECD1A.ch Signal #2: ECD2B.ch
Acq On : 23 Feb 2024 08:38 pm
Operator : AFelser
Sample : TOX ICV
Misc :
ALS Vial : 17 Sample Multiplier: 1

Integration File signal 1: EVENTS.E
Integration File signal 2: EVENTS2.E
Quant Time: Feb 26 08:28:39 2024
Quant Method : I:\ACQUDATA\7890N.net\Methods\N-PEST022324.M
Quant Title : 608.3/8081B PESTICIDES
QLast Update : Mon Feb 26 08:28:20 2024
Response via : Initial Calibration
Integrator: ChemStation

Volume Inj. : 1uL
Signal #1 Phase : STx-CLP Signal #2 Phase: STx-CLPII
Signal #1 Info : 0.32mm 30m Signal #2 Info : 0.32mm 30m

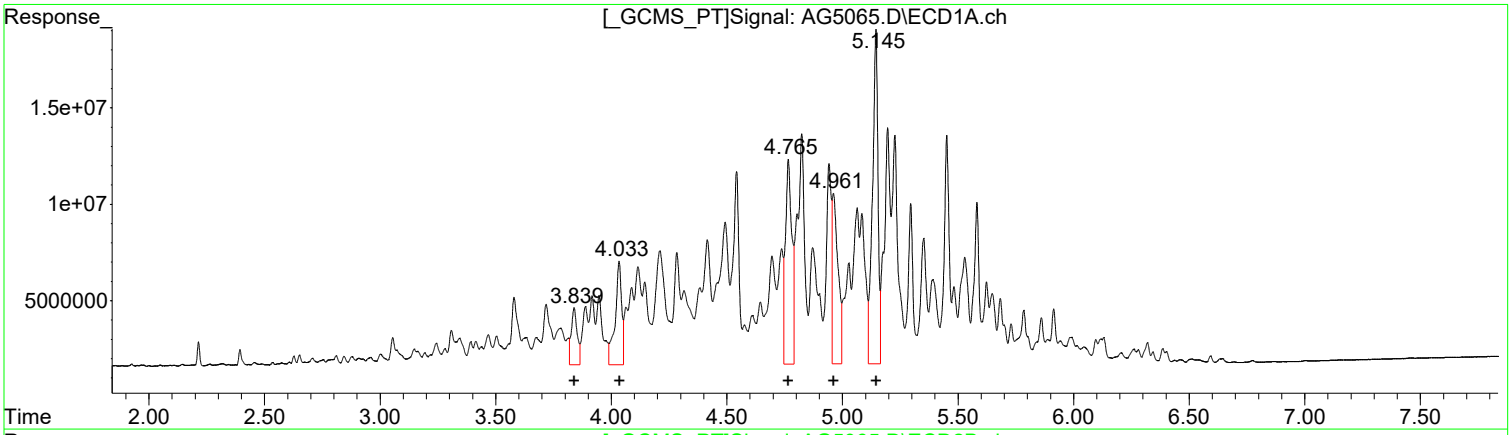

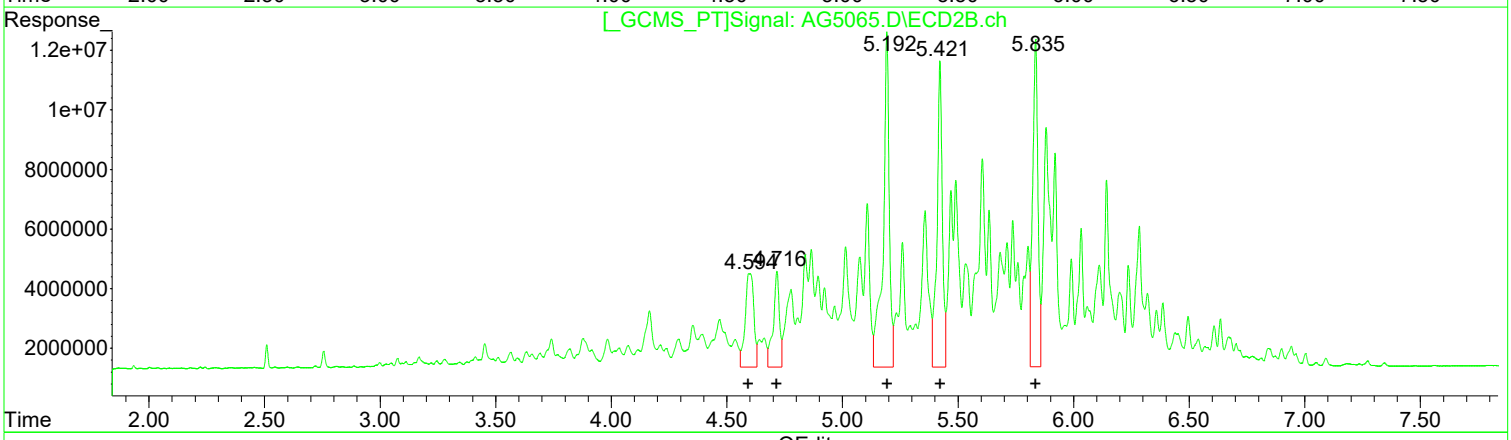

QEdit

(24) Toxaphene (L8C)

R.T.	Response	Conc
3.84	52641050	311.16
4.03	103931336	361.48
4.77	206398280	347.65
4.96	157555597	305.05
5.14	287713987	545.78

(24) Toxaphene #2 (L8C)

R.T.	Response	Conc
4.59	81591055	341.91
4.72	59965156	411.80
5.19	208054875	369.60
5.42	165734801	500.79
5.84	176410426	591.52

Manual Integration:

Before

02/26/24

(+) = Expected Retention Time

Quantitation Report (QT Reviewed)

Data Path : I:\ACQUDATA\7890N.net\data\022324\
Data File : AG5065.D
Signal(s) : Signal #1: ECD1A.ch Signal #2: ECD2B.ch
Acq On : 23 Feb 2024 08:38 pm
Operator : AFelser
Sample : TOX ICV
Misc :
ALS Vial : 17 Sample Multiplier: 1

Integration File signal 1: EVENTS.E
Integration File signal 2: EVENTS2.E
Quant Time: Feb 26 08:28:39 2024
Quant Method : I:\ACQUDATA\7890N.net\Methods\N-PEST022324.M
Quant Title : 608.3/8081B PESTICIDES
QLast Update : Mon Feb 26 08:28:20 2024
Response via : Initial Calibration
Integrator: ChemStation

Volume Inj. : 1uL
Signal #1 Phase : STx-CLP Signal #2 Phase: STx-CLPII
Signal #1 Info : 0.32mm 30m Signal #2 Info : 0.32mm 30m

Compound	RT#1	RT#2	Resp#1	Resp#2	ug/l	ug/l
System Monitoring Compounds						
Target Compounds						
24) L8C Toxaphene	3.839	4.595	52641050	81591055	311.163	341.906
25) L8C Toxaphene{2}	4.034	4.717	103.9E6	59965156	361.483	411.800
26) L8C Toxaphene{3}	4.766	5.192	206.4E6	208.1E6	347.646	369.604
27) L8C Toxaphene{4}	4.941f	5.422	161.8E6	165.7E6	313.296m	500.790 #
28) L8C Toxaphene{5}	5.145	5.836	287.7E6	176.4E6	545.780	591.523
Sum Toxaphene			812.5E6	691.8E6	1879.367	2215.623
Average Toxaphene					375.873	443.125
Sum Chlordane			0	0	N.D.	N.D.
Average Chlordane					0.000	0.000
Sum Dechlorane			0	0	N.D.	N.D.
Average Dechlorane					0.000	0.000

(f)=RT Delta > 1/2 Window (#)=Amounts differ by > 25% (m)=manual int.

Quantitation Report (QT Reviewed)

Data Path : I:\ACQUDATA\7890N.net\data\022324\
Data File : AG5065.D
Signal(s) : Signal #1: ECD1A.ch Signal #2: ECD2B.ch
Acq On : 23 Feb 2024 08:38 pm
Operator : AFelser
Sample : TOX ICV
Misc :
ALS Vial : 17 Sample Multiplier: 1

Integration File signal 1: EVENTS.E
Integration File signal 2: EVENTS2.E
Quant Time: Feb 26 08:28:39 2024
Quant Method : I:\ACQUDATA\7890N.net\Methods\N-PEST022324.M
Quant Title : 608.3/8081B PESTICIDES
QLast Update : Mon Feb 26 08:28:20 2024
Response via : Initial Calibration
Integrator: ChemStation

Volume Inj. : 1uL
Signal #1 Phase : STx-CLP Signal #2 Phase: STx-CLPII
Signal #1 Info : 0.32mm 30m Signal #2 Info : 0.32mm 30m

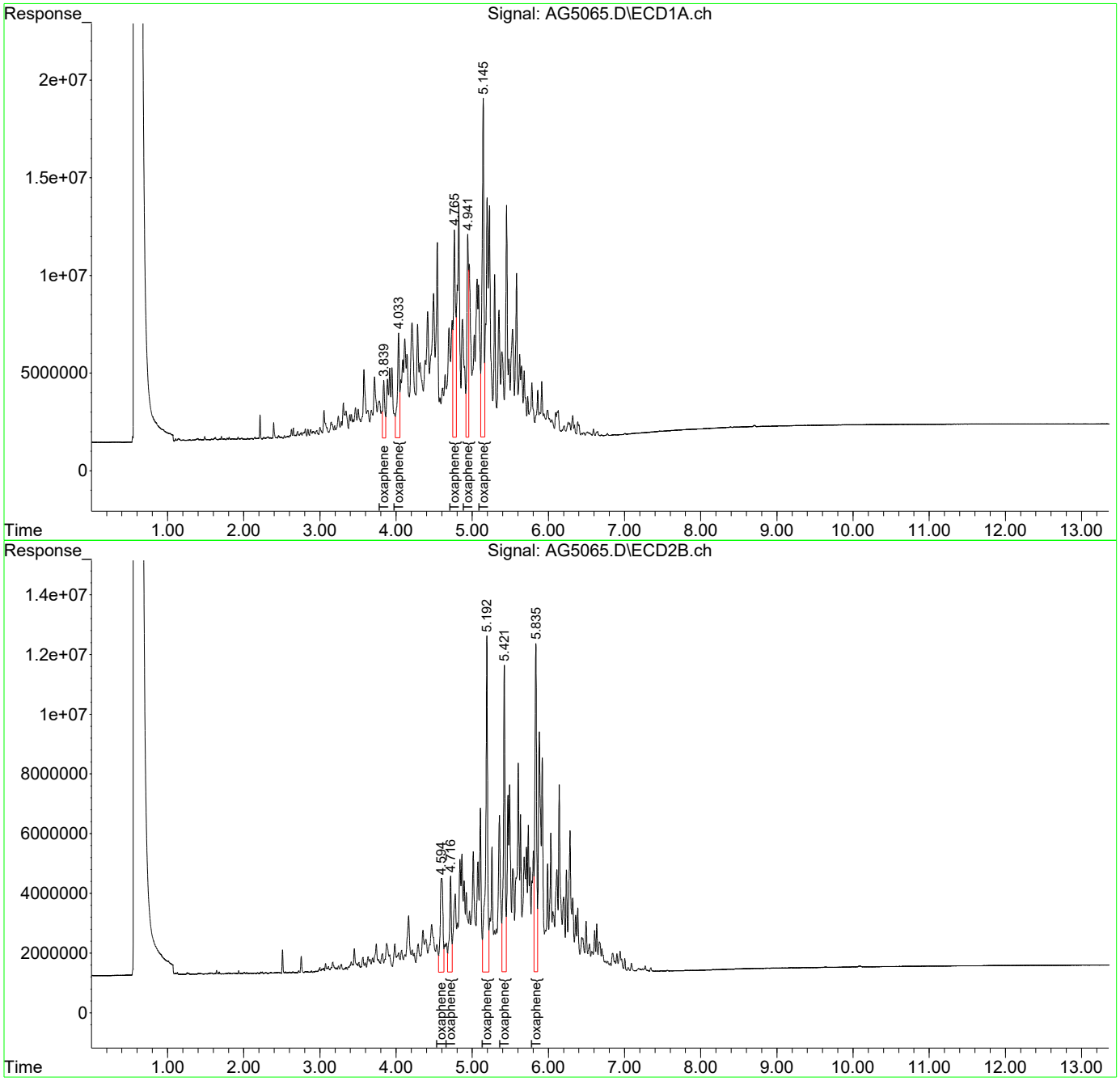

Quantitation Report (QT Reviewed)

Data Path : I:\ACQUDATA\7890N.net\data\022324\
Data File : AG5062.D
Signal(s) : Signal #1: ECD1A.ch Signal #2: ECD2B.ch
Acq On : 23 Feb 2024 07:46 pm
Operator : AFelser
Sample : TOX M
Misc :
ALS Vial : 14 Sample Multiplier: 1

Integration File signal 1: EVENTS.E
Integration File signal 2: EVENTS2.E
Quant Time: Feb 26 07:56:59 2024
Quant Method : I:\ACQUDATA\7890N.net\Methods\N-PEST022324.M
Quant Title : 608.3/8081B PESTICIDES
QLast Update : Thu Feb 22 10:01:25 2024
Response via : Initial Calibration
Integrator: ChemStation

Volume Inj. : 1uL
Signal #1 Phase : STx-CLP Signal #2 Phase: STx-CLPII
Signal #1 Info : 0.32mm 30m Signal #2 Info : 0.32mm 30m

Compound	RT#1	RT#2	Resp#1	Resp#2	ug/l	ug/l
System Monitoring Compounds						
Target Compounds						
24) L8C Toxaphene	3.841	4.594	84492467	120.5E6	661.263	535.834
25) L8C Toxaphene{2}	4.037	4.716	147.0E6	76455876	658.446	566.593
26) L8C Toxaphene{3}	4.767	5.194	307.7E6	289.6E6	652.410	538.212
27) L8C Toxaphene{4}	4.962	5.424	271.8E6	172.0E6	659.376	533.471
28) L8C Toxaphene{5}	5.147	5.837	274.7E6	156.5E6	668.195	549.248
Sum Toxaphene			1085.6E6	815.1E6	3299.689	2723.357
Average Toxaphene					659.938	544.671
Sum Chlordane			0	0	N.D.	N.D.
Average Chlordane					0.000	0.000
Sum Dechlorane			0	0	N.D.	N.D.
Average Dechlorane					0.000	0.000

(f)=RT Delta > 1/2 Window (#)=Amounts differ by > 25% (m)=manual int.

Quantitation Report (QT Reviewed)

Data Path : I:\ACQUDATA\7890N.net\data\022324\
Data File : AG5062.D
Signal(s) : Signal #1: ECD1A.ch Signal #2: ECD2B.ch
Acq On : 23 Feb 2024 07:46 pm
Operator : AFelser
Sample : TOX M
Misc :
ALS Vial : 14 Sample Multiplier: 1

Integration File signal 1: EVENTS.E
Integration File signal 2: EVENTS2.E
Quant Time: Feb 26 07:56:59 2024
Quant Method : I:\ACQUDATA\7890N.net\Methods\N-PEST022324.M
Quant Title : 608.3/8081B PESTICIDES
QLast Update : Thu Feb 22 10:01:25 2024
Response via : Initial Calibration
Integrator: ChemStation

Volume Inj. : 1uL
Signal #1 Phase : STx-CLP Signal #2 Phase: STx-CLPII
Signal #1 Info : 0.32mm 30m Signal #2 Info : 0.32mm 30m

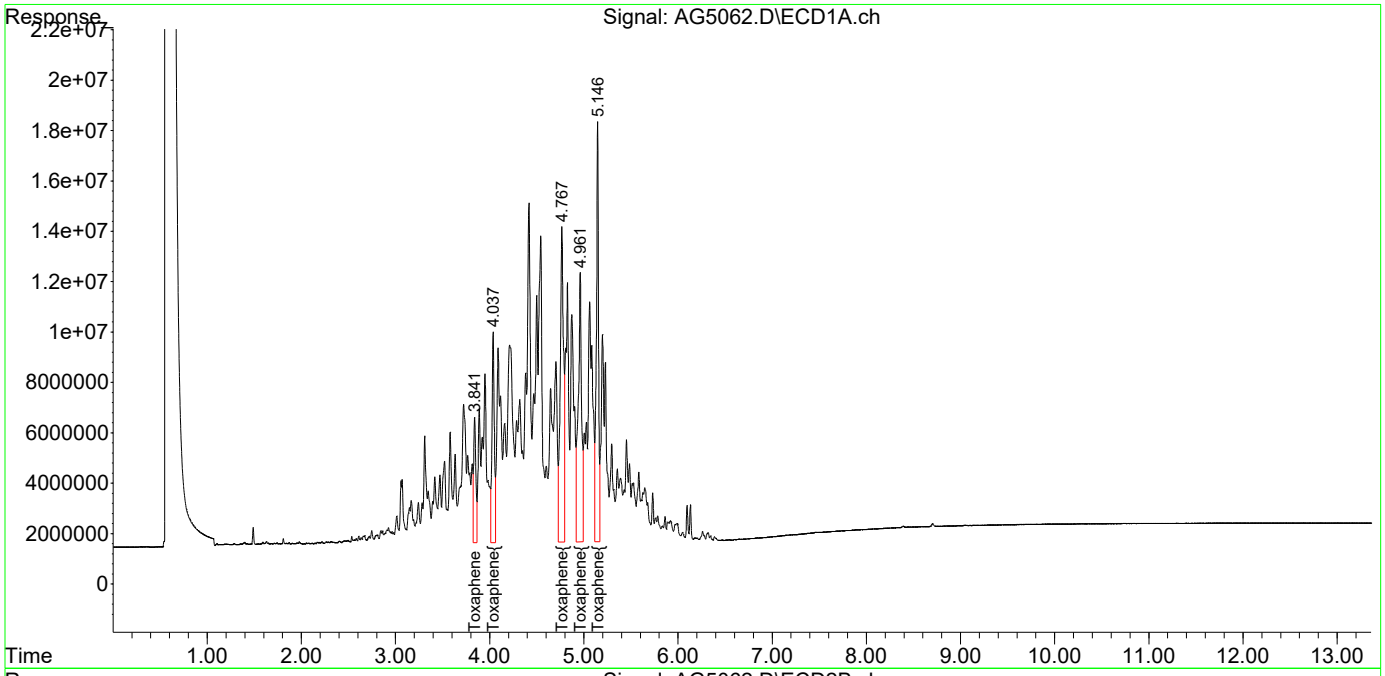

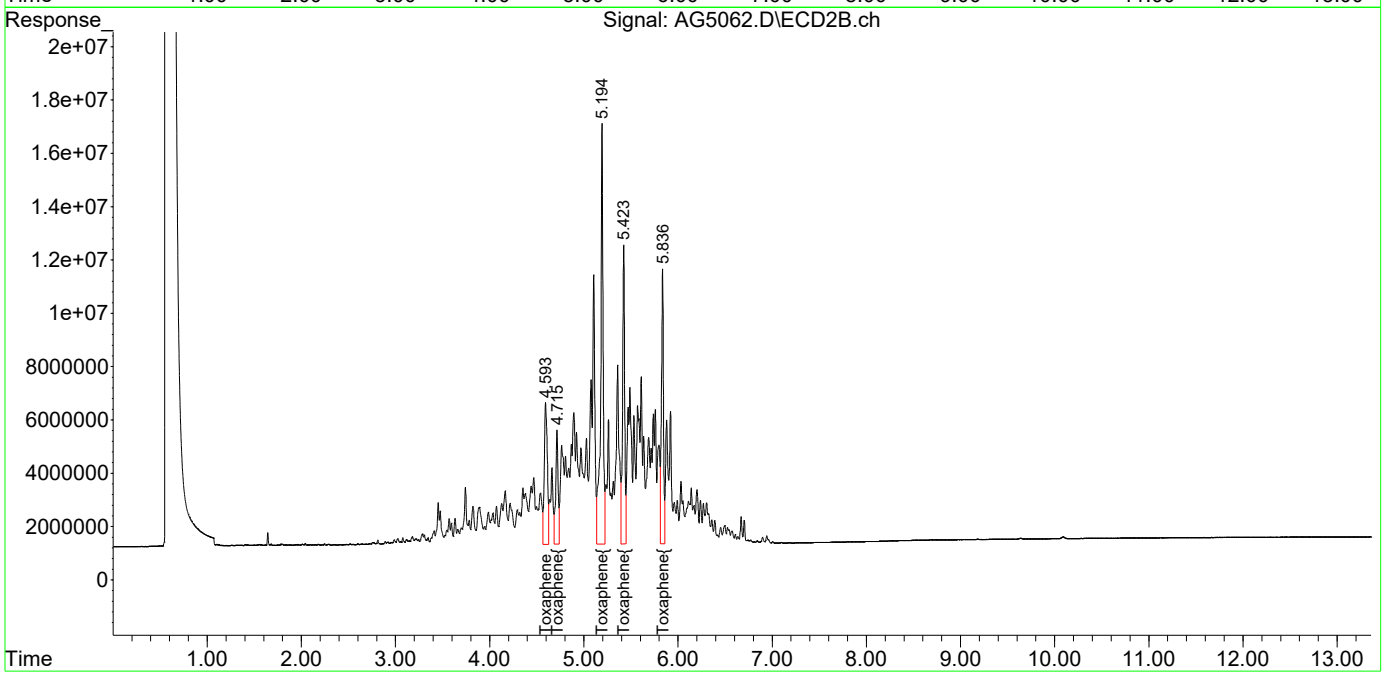

Quantitation Report (Qedit)

Data Path : I:\ACQUDATA\7890N.net\data\022324\
Data File : AG5059.D
Signal(s) : Signal #1: ECD1A.ch Signal #2: ECD2B.ch
Acq On : 23 Feb 2024 06:53 pm
Operator : AFelser
Sample : TOX LL
Misc :
ALS Vial : 11 Sample Multiplier: 1

Integration File signal 1: EVENTS.E
Integration File signal 2: EVENTS2.E
Quant Time: Feb 26 08:04:43 2024
Quant Method : I:\ACQUDATA\7890N.net\Methods\N-PEST022324.M
Quant Title : 608.3/8081B PESTICIDES
QLast Update : Mon Feb 26 08:04:01 2024
Response via : Initial Calibration
Integrator: ChemStation

Volume Inj. : 1uL
Signal #1 Phase : STx-CLP Signal #2 Phase: STx-CLPII
Signal #1 Info : 0.32mm 30m Signal #2 Info : 0.32mm 30m

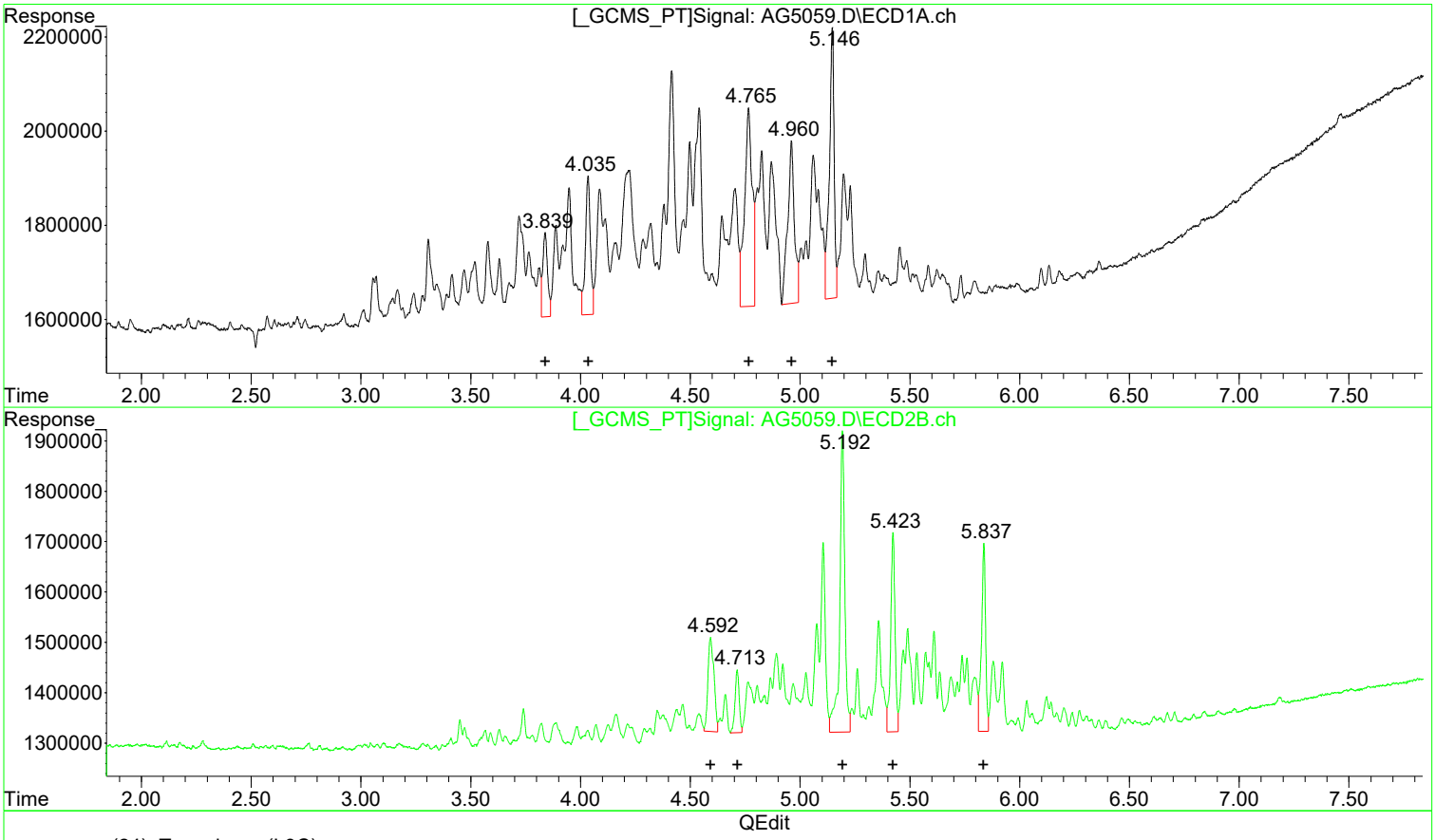

(24) Toxaphene (L8C)

R.T.	Response	Conc
3.84	2762953	16.35
4.03	4665083	15.87
4.77	10287666	16.72
4.96	7337778	13.50
5.15	8823320	16.06

(24) Toxaphene #2 (L8C)

R.T.	Response	Conc
4.59	3551852	14.74
4.71	1655557	10.83
5.19	9686268	16.72
5.42	5463763	15.88
5.84	4953836	15.83

Manual Integration:

Before

02/26/24

(+) = Expected Retention Time

Quantitation Report (QT Reviewed)

Data Path : I:\ACQUDATA\7890N.net\data\022324\
Data File : AG5059.D
Signal(s) : Signal #1: ECD1A.ch Signal #2: ECD2B.ch
Acq On : 23 Feb 2024 06:53 pm
Operator : AFelser
Sample : TOX LL
Misc :
ALS Vial : 11 Sample Multiplier: 1

Integration File signal 1: EVENTS.E
Integration File signal 2: EVENTS2.E
Quant Time: Feb 26 08:04:43 2024
Quant Method : I:\ACQUDATA\7890N.net\Methods\N-PEST022324.M
Quant Title : 608.3/8081B PESTICIDES
QLast Update : Mon Feb 26 08:04:01 2024
Response via : Initial Calibration
Integrator: ChemStation

Volume Inj. : 1uL
Signal #1 Phase : STx-CLP Signal #2 Phase: STx-CLPII
Signal #1 Info : 0.32mm 30m Signal #2 Info : 0.32mm 30m

Compound	RT#1	RT#2	Resp#1	Resp#2	ug/l	ug/l
System Monitoring Compounds						
Target Compounds						
24) L8C Toxaphene	3.839	4.592	3509516	4556797	20.768m	18.908m
25) L8C Toxaphene{2}	4.035	4.713	5264714	2344650	17.910m	15.333m
26) L8C Toxaphene{3}	4.765	5.192	10974146	10769021	17.835m	18.593m
27) L8C Toxaphene{4}	4.960	5.423	8908439	5951500	16.387m	17.297m
28) L8C Toxaphene{5}	5.146	5.837	9825576	5115422	17.887m	16.344m
Sum Toxaphene			38482391	28737390	90.788	86.474
Average Toxaphene					18.158	17.295
Sum Chlordane			0	0	N.D.	N.D.
Average Chlordane					0.000	0.000
Sum Dechlorane			0	0	N.D.	N.D.
Average Dechlorane					0.000	0.000

(f)=RT Delta > 1/2 Window (#)=Amounts differ by > 25% (m)=manual int.

Quantitation Report (QT Reviewed)

Data Path : I:\ACQUDATA\7890N.net\data\022324\
Data File : AG5059.D
Signal(s) : Signal #1: ECD1A.ch Signal #2: ECD2B.ch
Acq On : 23 Feb 2024 06:53 pm
Operator : AFelser
Sample : TOX LL
Misc :
ALS Vial : 11 Sample Multiplier: 1

Integration File signal 1: EVENTS.E
Integration File signal 2: EVENTS2.E
Quant Time: Feb 26 08:04:43 2024
Quant Method : I:\ACQUDATA\7890N.net\Methods\N-PEST022324.M
Quant Title : 608.3/8081B PESTICIDES
QLast Update : Mon Feb 26 08:04:01 2024
Response via : Initial Calibration
Integrator: ChemStation

Volume Inj. : 1uL
Signal #1 Phase : STx-CLP Signal #2 Phase: STx-CLPII
Signal #1 Info : 0.32mm 30m Signal #2 Info : 0.32mm 30m

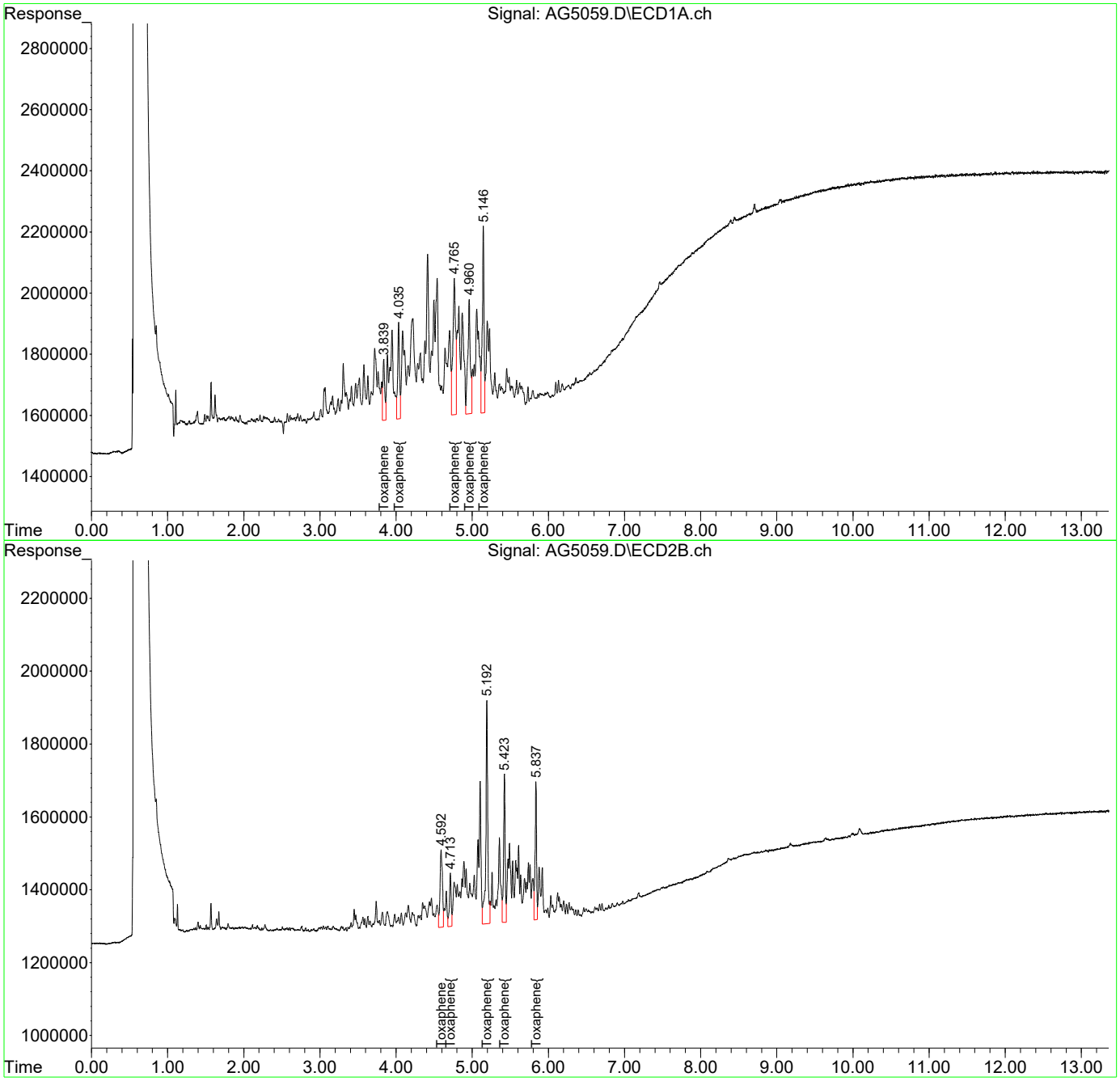

Quantitation Report (QT Reviewed)

Data Path : I:\ACQUDATA\7890N.net\data\022324\
Data File : AG5060.D
Signal(s) : Signal #1: ECD1A.ch Signal #2: ECD2B.ch
Acq On : 23 Feb 2024 07:11 pm
Operator : AFelser
Sample : TOX L
Misc :
ALS Vial : 12 Sample Multiplier: 1

Integration File signal 1: EVENTS.E
Integration File signal 2: EVENTS2.E
Quant Time: Feb 26 08:04:47 2024
Quant Method : I:\ACQUDATA\7890N.net\Methods\N-PEST022324.M
Quant Title : 608.3/8081B PESTICIDES
QLast Update : Mon Feb 26 08:04:01 2024
Response via : Initial Calibration
Integrator: ChemStation

Volume Inj. : 1uL
Signal #1 Phase : STx-CLP Signal #2 Phase: STx-CLPII
Signal #1 Info : 0.32mm 30m Signal #2 Info : 0.32mm 30m

Compound	RT#1	RT#2	Resp#1	Resp#2	ug/l	ug/l
System Monitoring Compounds						
Target Compounds						
24) L8C Toxaphene	3.842	4.594	18494868	26896315	109.447	111.601
25) L8C Toxaphene{2}	4.038	4.716	31467373	16518071	107.048	108.024
26) L8C Toxaphene{3}	4.768	5.195	62971958	59938257	102.341	103.482
27) L8C Toxaphene{4}	4.962	5.424	54081840	35418560	99.485	102.937
28) L8C Toxaphene{5}	5.149	5.837	55622630	32077999	101.260	102.489
Sum Toxaphene			222.6E6	170.8E6	519.581	528.532
Average Toxaphene					103.916	105.706
Sum Chlordane			0	0	N.D.	N.D.
Average Chlordane					0.000	0.000
Sum Dechlorane			0	0	N.D.	N.D.
Average Dechlorane					0.000	0.000

(f)=RT Delta > 1/2 Window (#)=Amounts differ by > 25% (m)=manual int.

Quantitation Report (QT Reviewed)

Data Path : I:\ACQUDATA\7890N.net\data\022324\
Data File : AG5060.D
Signal(s) : Signal #1: ECD1A.ch Signal #2: ECD2B.ch
Acq On : 23 Feb 2024 07:11 pm
Operator : AFelser
Sample : TOX L
Misc :
ALS Vial : 12 Sample Multiplier: 1

Integration File signal 1: EVENTS.E
Integration File signal 2: EVENTS2.E
Quant Time: Feb 26 08:04:47 2024
Quant Method : I:\ACQUDATA\7890N.net\Methods\N-PEST022324.M
Quant Title : 608.3/8081B PESTICIDES
QLast Update : Mon Feb 26 08:04:01 2024
Response via : Initial Calibration
Integrator: ChemStation

Volume Inj. : 1uL
Signal #1 Phase : STx-CLP Signal #2 Phase: STx-CLPII
Signal #1 Info : 0.32mm 30m Signal #2 Info : 0.32mm 30m

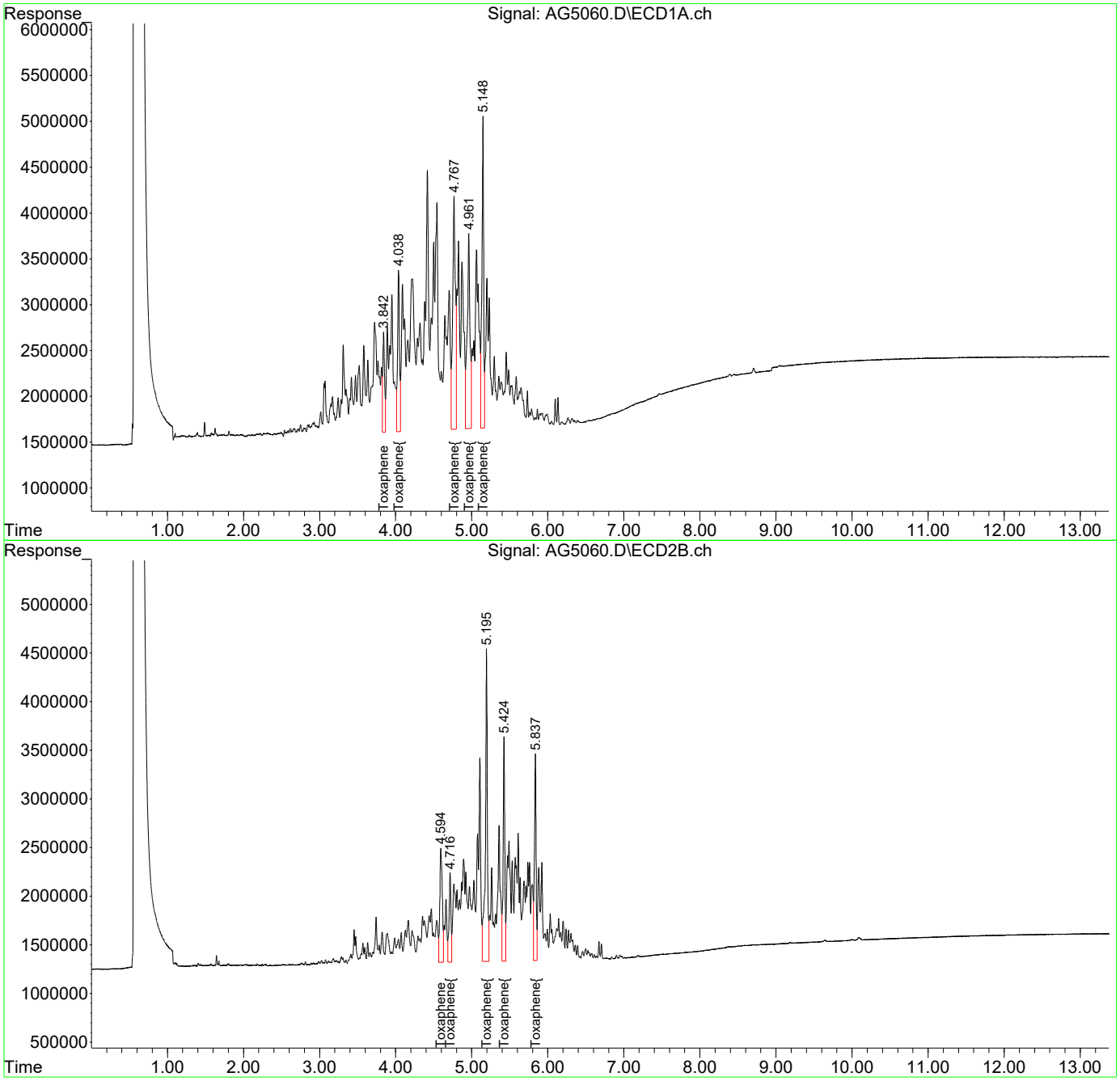

Quantitation Report (QT Reviewed)

Data Path : I:\ACQUDATA\7890N.net\data\022324\
Data File : AG5061.D
Signal(s) : Signal #1: ECD1A.ch Signal #2: ECD2B.ch
Acq On : 23 Feb 2024 07:28 pm
Operator : AFelser
Sample : TOX ML
Misc :
ALS Vial : 13 Sample Multiplier: 1

Integration File signal 1: EVENTS.E
Integration File signal 2: EVENTS2.E
Quant Time: Feb 26 08:04:51 2024
Quant Method : I:\ACQUDATA\7890N.net\Methods\N-PEST022324.M
Quant Title : 608.3/8081B PESTICIDES
QLast Update : Mon Feb 26 08:04:01 2024
Response via : Initial Calibration
Integrator: ChemStation

Volume Inj. : 1uL
Signal #1 Phase : STx-CLP Signal #2 Phase: STx-CLPII
Signal #1 Info : 0.32mm 30m Signal #2 Info : 0.32mm 30m

Compound	RT#1	RT#2	Resp#1	Resp#2	ug/l	ug/l
System Monitoring Compounds						
Target Compounds						
24) L8C Toxaphene	3.840	4.592	39325537	56820590	232.716	235.766
25) L8C Toxaphene{2}	4.036	4.714	67698384	35688489	230.302	233.393
26) L8C Toxaphene{3}	4.767	5.193	137.4E6	131.1E6	223.345	226.418
27) L8C Toxaphene{4}	4.961	5.422	120.3E6	77094496	221.359	224.059
28) L8C Toxaphene{5}	5.146	5.835	122.2E6	69624166	222.407	222.448
Sum Toxaphene			487.0E6	370.4E6	1130.128	1142.083
Average Toxaphene					226.026	228.417
Sum Chlordane			0	0	N.D.	N.D.
Average Chlordane					0.000	0.000
Sum Dechlorane			0	0	N.D.	N.D.
Average Dechlorane					0.000	0.000

(f)=RT Delta > 1/2 Window (#)=Amounts differ by > 25% (m)=manual int.

1st AF 02/26/24
2nd AM 02/27/24

Data Path : I:\ACQUDATA\7890N.net\data\022324\
Data File : AG5061.D
Signal(s) : Signal #1: ECD1A.ch Signal #2: ECD2B.ch
Acq On : 23 Feb 2024 07:28 pm
Operator : AFelser
Sample : TOX ML
Misc :
ALS Vial : 13 Sample Multiplier: 1

Integration File signal 1: EVENTS.E
Integration File signal 2: EVENTS2.E
Quant Time: Feb 26 08:04:51 2024
Quant Method : I:\ACQUDATA\7890N.net\Methods\N-PEST022324.M
Quant Title : 608.3/8081B PESTICIDES
QLast Update : Mon Feb 26 08:04:01 2024
Response via : Initial Calibration
Integrator: ChemStation

Volume Inj. : 1uL
Signal #1 Phase : STx-CLP Signal #2 Phase: STx-CLPII
Signal #1 Info : 0.32mm 30m Signal #2 Info : 0.32mm 30m

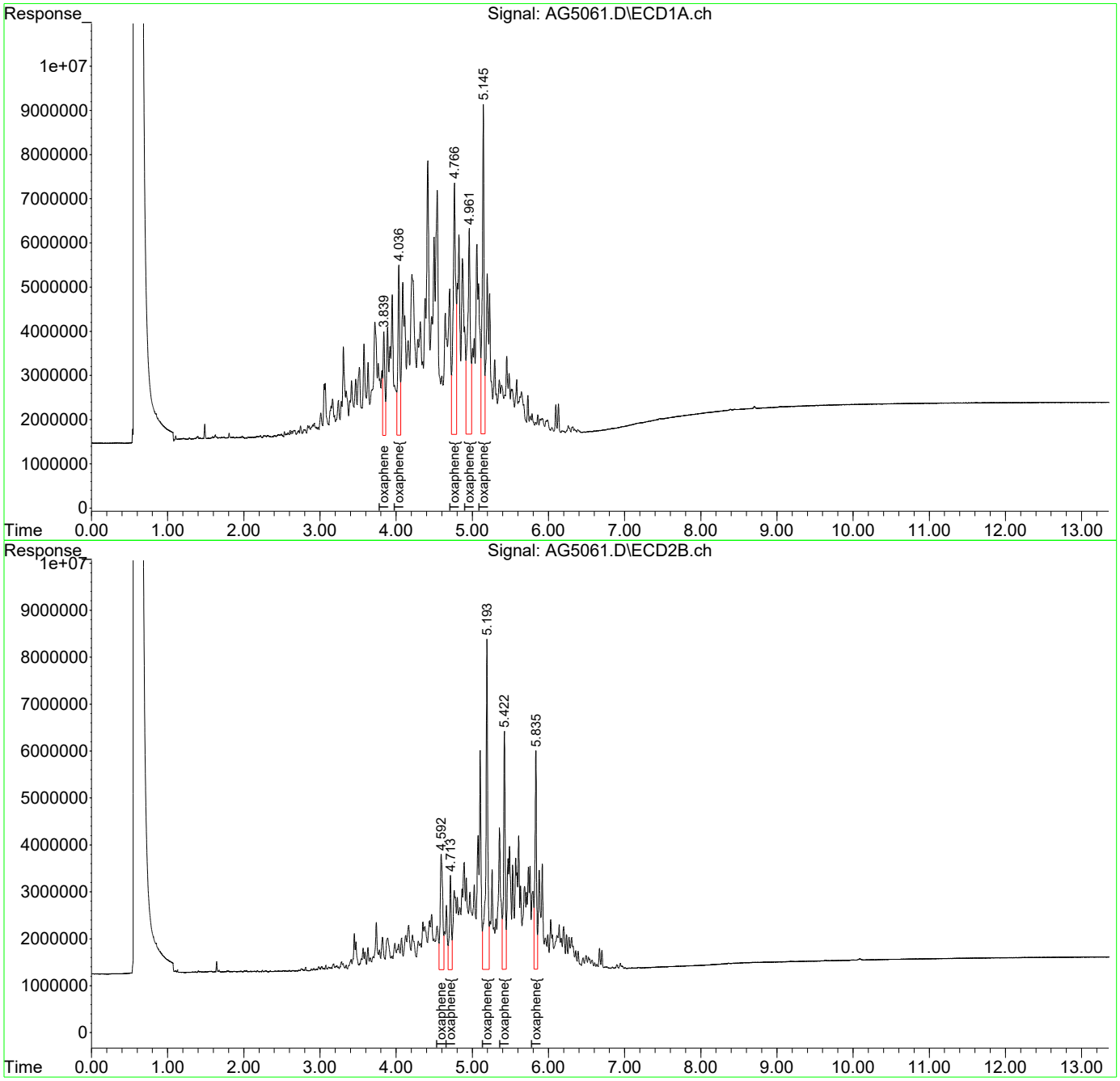

Quantitation Report (QT Reviewed)

Data Path : I:\ACQUDATA\7890N.net\data\022324\
Data File : AG5058.D
Signal(s) : Signal #1: ECD1A.ch Signal #2: ECD2B.ch
Acq On : 23 Feb 2024 06:36 pm
Operator : AFelser
Sample : 8081 ICV
Misc :
ALS Vial : 10 Sample Multiplier: 1

Integration File signal 1: EVENTS.E
Integration File signal 2: EVENTS2.E
Quant Time: Feb 26 08:38:11 2024
Quant Method : I:\ACQUDATA\7890N.net\Methods\N-PEST022324.M
Quant Title : 608.3/8081B PESTICIDES
QLast Update : Mon Feb 26 08:35:50 2024
Response via : Initial Calibration
Integrator: ChemStation

Volume Inj. : 1uL
Signal #1 Phase : STx-CLP Signal #2 Phase: STx-CLPII
Signal #1 Info : 0.32mm 30m Signal #2 Info : 0.32mm 30m

	Compound	RT#1	RT#2	Resp#1	Resp#2	ug/l	ug/l
	System Monitoring Compounds						
	Target Compounds						
2)	tc alpha-BHC	2.215	2.510	219.2E6	144.3E6	9.085	9.027
3)	tcm gamma-BHC (L	2.406	2.762	195.0E6	123.1E6	9.230	9.090
4)	tcm Heptachlor	2.711	3.101	165.1E6	97033481	9.140	8.878
5)	tcm Aldrin	2.920	3.370	191.2E6	131.4E6	9.141	8.943
6)	tc beta-BHC	2.460	2.818	83308530	52702123	9.022	9.075
7)	tc delta-BHC	2.573	3.046	200.4E6	124.4E6	9.101	8.957
8)	tc Heptachlor E	3.385	3.890	165.3E6	108.4E6	9.111	8.939
9)	tc alpha-Endosu	3.715	4.318	152.9E6	104.2E6	8.779	8.655
10)	tc gamma-Chlord	3.485	4.088	167.1E6	114.4E6	8.959	8.852
11)	tc alpha-Chlord	3.597	4.254	162.0E6	114.8E6	8.645	8.587
12)	tc 4,4'-DDE	3.675	4.453	167.2E6	112.2E6	8.792	8.691
13)	tcm Dieldrin	3.940	4.616	173.1E6	116.0E6	9.079	8.970
14)	tcm Endrin	4.177	4.918	150.9E6	91711237	8.951	8.998
15)	tc beta-Endosul	4.423	5.116	152.5E6	99638635	9.163	8.985
16)	tc 4,4'-DDD	4.280	5.037	122.6E6	74025165	8.203m	8.343m
17)	tcm 4,4'-DDT	4.579	5.317	115.9E6	64386196	9.194	8.723
18)	tc Endrin Aldeh	4.847	5.414	126.3E6	83517907	9.359m	9.303m
19)	tc Endosulfan S	5.240	5.644	143.2E6	89530001	9.096	8.643
20)	tc Methoxychlor	5.065	5.885	54961240	31235150	8.134m	8.109
21)	tc Endrin Keton	5.470	6.064	153.0E6	95757840	8.887	8.751
22)	tc Mirex	5.128	6.031	115.4E6	70317978	8.569	8.202
	Sum Toxaphene			0	0	N.D.	N.D.
	Average Toxaphene					0.000	0.000
	Sum Chlordane			0	0	N.D.	N.D.
	Average Chlordane					0.000	0.000
	Sum Dechlorane			0	0	N.D.	N.D.
	Average Dechlorane					0.000	0.000

(f)=RT Delta > 1/2 Window (#)=Amounts differ by > 25% (m)=manual int.

Quantitation Report (QT Reviewed)

Data Path : I:\ACQUDATA\7890N.net\data\022324\
Data File : AG5058.D
Signal(s) : Signal #1: ECD1A.ch Signal #2: ECD2B.ch
Acq On : 23 Feb 2024 06:36 pm
Operator : AFelser
Sample : 8081 ICV
Misc :
ALS Vial : 10 Sample Multiplier: 1

Integration File signal 1: EVENTS.E
Integration File signal 2: EVENTS2.E
Quant Time: Feb 26 08:38:11 2024
Quant Method : I:\ACQUDATA\7890N.net\Methods\N-PEST022324.M
Quant Title : 608.3/8081B PESTICIDES
QLast Update : Mon Feb 26 08:35:50 2024
Response via : Initial Calibration
Integrator: ChemStation

Volume Inj. : 1uL
Signal #1 Phase : STx-CLP Signal #2 Phase: STx-CLPII
Signal #1 Info : 0.32mm 30m Signal #2 Info : 0.32mm 30m

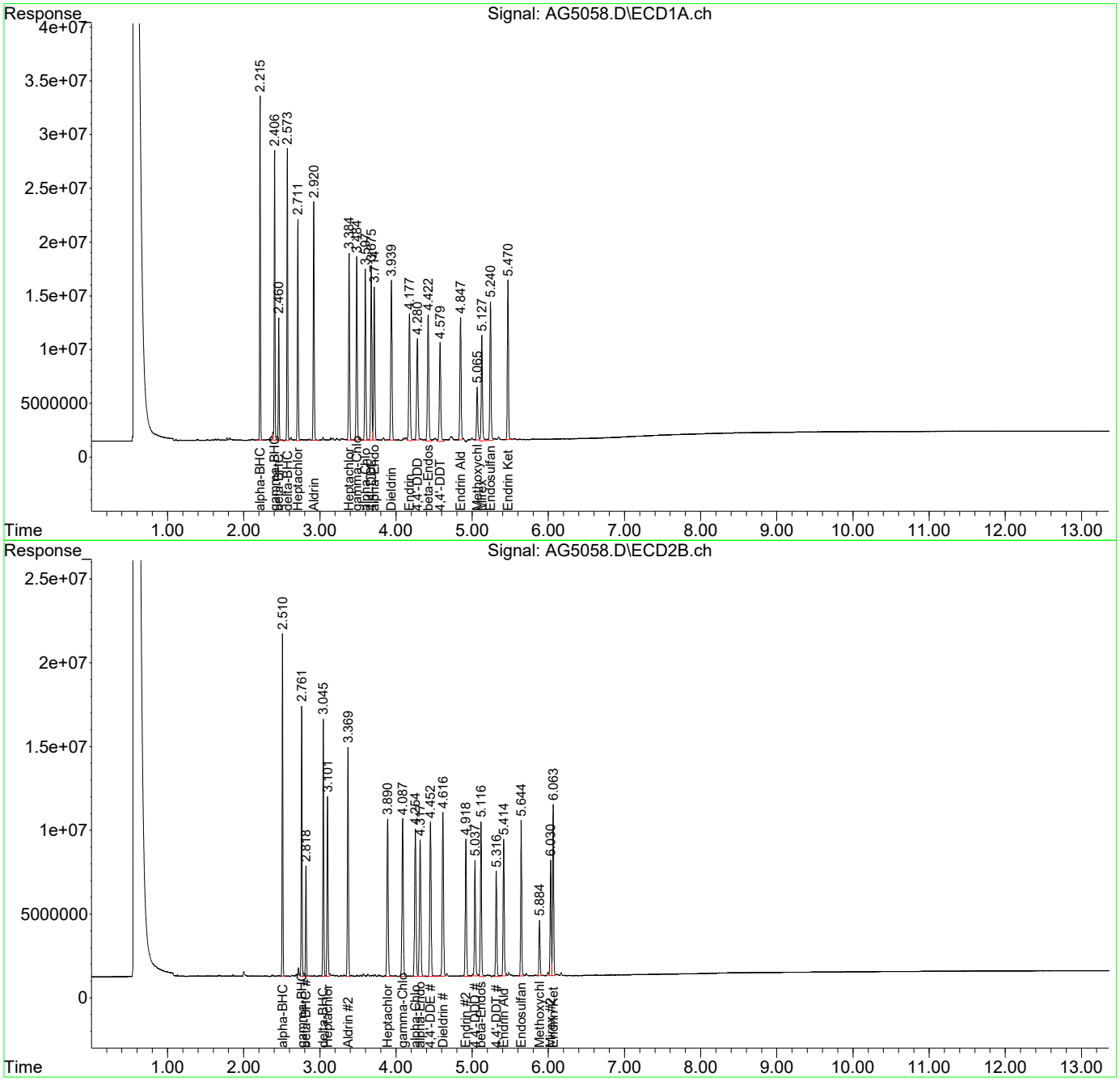

1st AF 02/26/24
2nd AM 02/27/24

Quantitation Report (Qedit)

Data Path : I:\ACQUDATA\7890N.net\data\022324\
Data File : AG5059.D
Signal(s) : Signal #1: ECD1A.ch Signal #2: ECD2B.ch
Acq On : 23 Feb 2024 06:53 pm
Operator : AFelser
Sample : TOX LL
Misc :
ALS Vial : 11 Sample Multiplier: 1

Integration File signal 1: EVENTS.E
Integration File signal 2: EVENTS2.E
Quant Time: Feb 26 08:04:43 2024
Quant Method : I:\ACQUDATA\7890N.net\Methods\N-PEST022324.M
Quant Title : 608.3/8081B PESTICIDES
QLast Update : Mon Feb 26 08:04:01 2024
Response via : Initial Calibration
Integrator: ChemStation

Volume Inj. : 1uL
Signal #1 Phase : STx-CLP Signal #2 Phase: STx-CLPII
Signal #1 Info : 0.32mm 30m Signal #2 Info : 0.32mm 30m

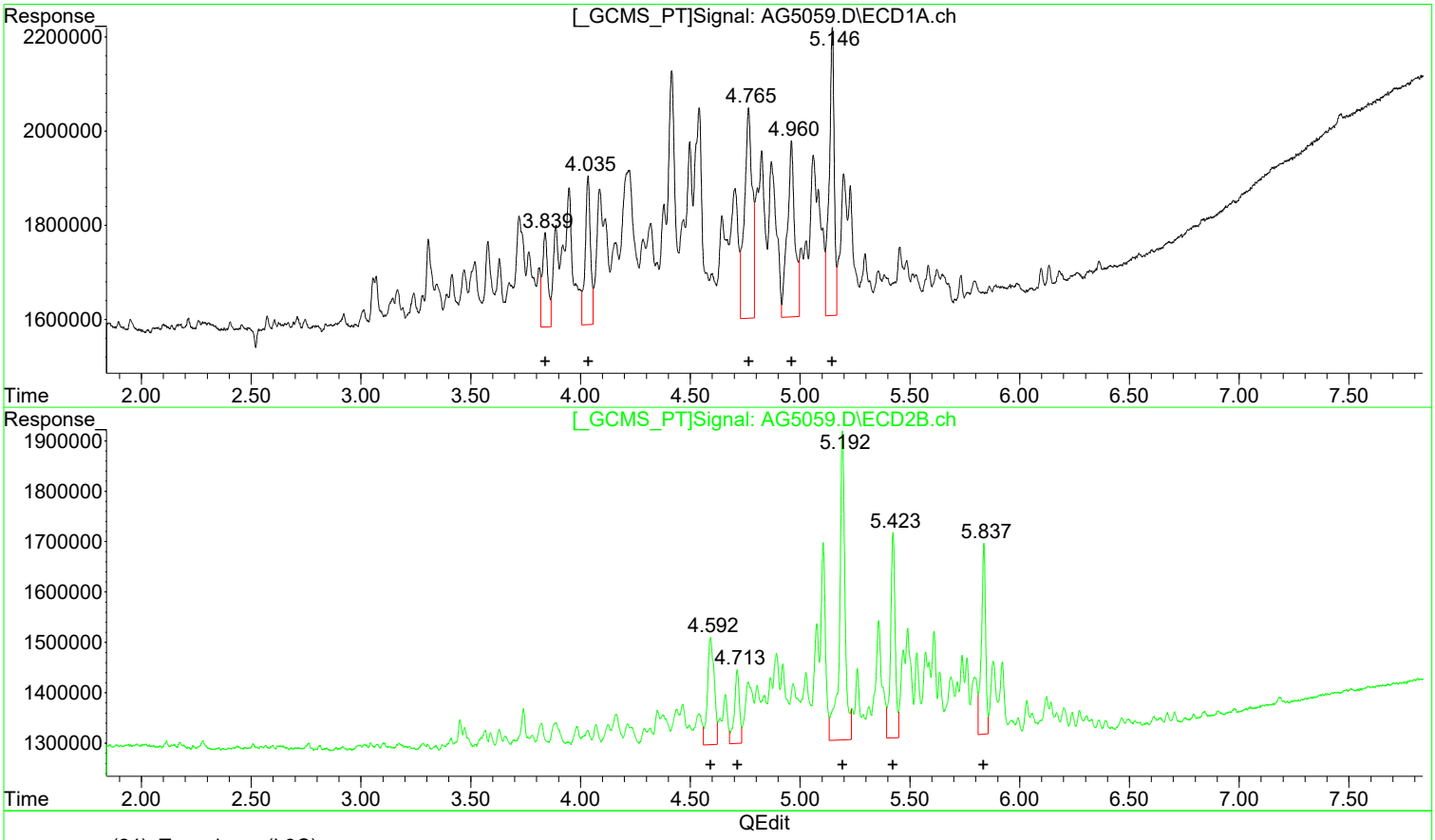

(24) Toxaphene (L8C)

R.T.	Response	Conc
3.84	3509516	20.77
4.03	5264714	17.91
4.76	10974146	17.83
4.96	8908439	16.39
5.15	9825576	17.89

(24) Toxaphene #2 (L8C)

R.T.	Response	Conc
4.59	4556797	18.91
4.71	2344650	15.33
5.19	10769021	18.59
5.42	5951500	17.30
5.84	5115422	16.34

Manual Integration:

After

Poor integration.

02/26/24

(+) = Expected Retention Time

Quantitation Report (Qedit)

Data Path : I:\ACQUDATA\7890N.net\data\022324\
Data File : AG5058.D
Signal(s) : Signal #1: ECD1A.ch Signal #2: ECD2B.ch
Acq On : 23 Feb 2024 06:36 pm
Operator : AFelser
Sample : 8081 ICV
Misc :
ALS Vial : 10 Sample Multiplier: 1

Integration File signal 1: EVENTS.E
Integration File signal 2: EVENTS2.E
Quant Time: Feb 26 08:16:15 2024
Quant Method : I:\ACQUDATA\7890N.net\Methods\N-PEST022324.M
Quant Title : 608.3/8081B PESTICIDES
QLast Update : Mon Feb 26 08:15:53 2024
Response via : Initial Calibration
Integrator: ChemStation

Volume Inj. : 1uL
Signal #1 Phase : STx-CLP Signal #2 Phase: STx-CLPII
Signal #1 Info : 0.32mm 30m Signal #2 Info : 0.32mm 30m

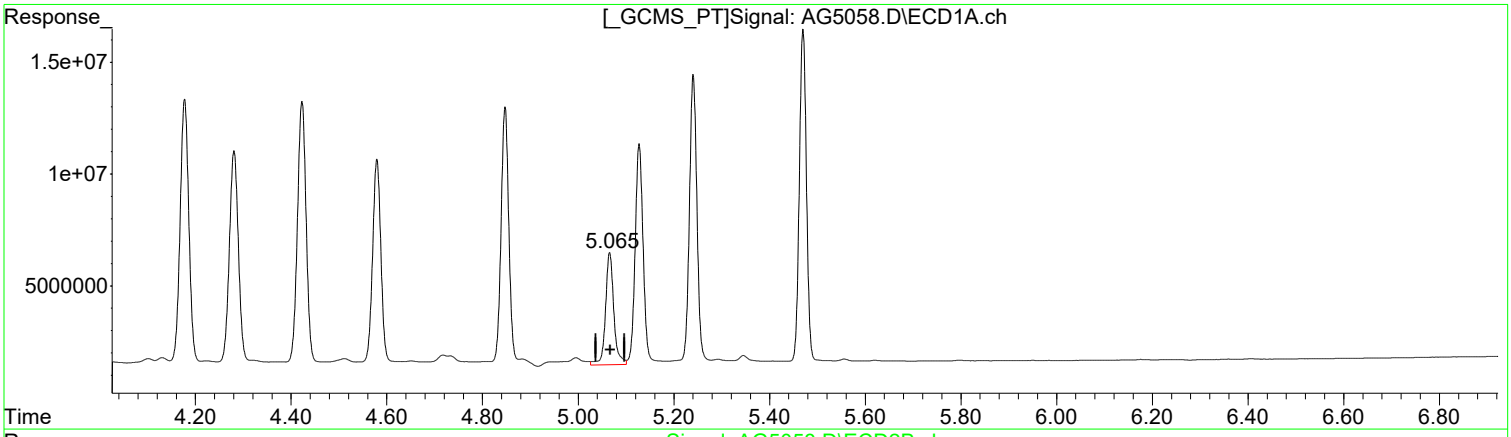

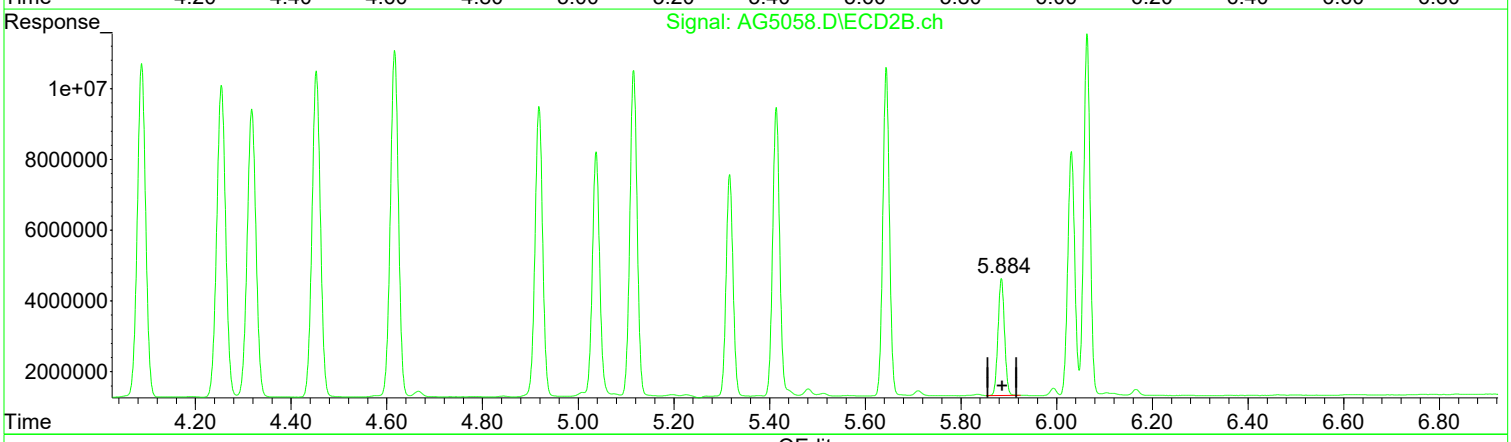

QEdit

(20) Methoxychlor (tc)
5.066min 9.122 ug/l
response 60463200

(20) Methoxychlor #2 (tc)
5.885min 8.010 ug/l
response 31235150

Manual Integration:
Before

02/26/24

(+) = Expected Retention Time

1st AF 02/26/24
2nd AM 02/27/24

Data Path : I:\ACQUDATA\7890N.net\data\022324\
Data File : AG5058.D
Signal(s) : Signal #1: ECD1A.ch Signal #2: ECD2B.ch
Acq On   : 23 Feb 2024 06:36 pm
Operator : AFelser
Sample   : 8081 ICV
Misc   :
ALS Vial : 10   Sample Multiplier: 1

Integration File signal 1: EVENTS.E
Integration File signal 2: EVENTS2.E
Quant Time: Feb 26 08:38:11 2024
Quant Method : I:\ACQUDATA\7890N.net\Methods\N-PEST022324.M
Quant Title : 608.3/8081B PESTICIDES
QLast Update : Mon Feb 26 08:35:50 2024
Response via : Initial Calibration
Integrator: ChemStation

Volume Inj.   : 1uL
Signal #1 Phase : STx-CLP   Signal #2 Phase: STx-CLPII
Signal #1 Info : 0.32mm 30m   Signal #2 Info : 0.32mm 30m

Min. RRF   :   0.000 Min. Rel. Area : 50% Max. R.T. Dev 0.50min
Max. RRF Dev : 20%   Max. Rel. Area : 150%

	Compound	Amount	Calc.	%Dev	Area%	Dev(Min)
2	tc alpha-BHC	10.000	9.085	9.1	84	0.00
3	tcm gamma-BHC (L	10.000	9.230	7.7	86	0.00
4	tcm Heptachlor	10.000	9.140	8.6	85	0.00
5	tcm Aldrin	10.000	9.141	8.6	85	0.00
6	tc beta-BHC	10.000	9.022	9.8	86	0.00
7	TC delta-BHC	10.000	9.101	9.0	85	0.00
8	tc Heptachlor E	10.000	9.111	8.9	84	0.00
9	tc alpha-Endosu	10.000	8.779	12.2	81	0.00
10	tc gamma-Chlord	10.000	8.959	10.4	84	0.00
11	tc alpha-Chlord	10.000	8.645	13.6	81	0.00
12	tc 4,4'-DDE	10.000	8.792	12.1	81	0.00
13	tcm Dieldrin	10.000	9.079	9.2	84	0.00
14	tcm Endrin	10.000	8.951	10.5	82	0.00
15	tc beta-Endosul	10.000	9.163	8.4	84	0.00
16	tc 4,4'-DDD	10.000	8.203	18.0#	76	0.00
17	tcm 4,4'-DDT	10.000	9.194	8.1	84	0.00
18	tc Endrin Aldeh	10.000	9.359	6.4	86	0.00
19	tc Endosulfan S	10.000	9.096	9.0	84	0.00
20	tc Methoxychlor	10.000	8.134	18.7#	73	0.00
21	tc Endrin Keton	10.000	8.887	11.1	80	0.00
22	tc Mirex	10.000	8.569	14.3	79	0.00

Signal #2

2	tc alpha-BHC	10.000	9.027	9.7	88	0.00
3	tcm gamma-BHC (L	10.000	9.090	9.1	89	0.00
4	tcm Heptachlor	10.000	8.878	11.2	87	0.00
5	tcm Aldrin	10.000	8.943	10.6	86	0.00
6	tc beta-BHC	10.000	9.075	9.3	89	0.00
7	tc delta-BHC	10.000	8.957	10.4	87	0.00
8	tc Heptachlor E	10.000	8.939	10.6	86	0.00
9	tc alpha-Endosu	10.000	8.655	13.5	84	0.00
10	tc gamma-Chlord	10.000	8.852	11.5	86	0.00
11	tc alpha-Chlord	10.000	8.587	14.1	84	0.00
12	tc 4,4'-DDE	10.000	8.691	13.1	84	0.00
13	tcm Dieldrin	10.000	8.970	10.3	87	0.00
14	tcm Endrin	10.000	8.998	10.0	86	0.00
15	tc beta-Endosul	10.000	8.985	10.2	86	0.00
16	tc 4,4'-DDD	10.000	8.343	16.6#	79	0.00
17	tcm 4,4'-DDT	10.000	8.723	12.8	83	0.00
18	tc Endrin Aldeh	10.000	9.303	7.0	90	0.00
19	tc Endosulfan S	10.000	8.643	13.6	84	0.00
20	tc Methoxychlor	10.000	8.109	18.9#	75	0.00
21	tc Endrin Keton	10.000	8.751	12.5	83	0.00

Evaluate Continuing Calibration Report

Data Path : I:\ACQUDATA\7890N.net\data\022324\
Data File : AG5058.D
Signal(s) : Signal #1: ECD1A.ch Signal #2: ECD2B.ch
Acq On   : 23 Feb 2024 06:36 pm
Operator : AFelser
Sample   : 8081 ICV
Misc   :
ALS Vial : 10   Sample Multiplier: 1

Integration File signal 1: EVENTS.E
Integration File signal 2: EVENTS2.E
Quant Time: Feb 26 08:38:11 2024
Quant Method : I:\ACQUDATA\7890N.net\Methods\N-PEST022324.M
Quant Title : 608.3/8081B PESTICIDES
QLast Update : Mon Feb 26 08:35:50 2024
Response via : Initial Calibration
Integrator: ChemStation

Volume Inj.   : 1uL
Signal #1 Phase : STx-CLP   Signal #2 Phase: STx-CLPII
Signal #1 Info : 0.32mm 30m   Signal #2 Info : 0.32mm 30m

Min. RRF   :   0.000 Min. Rel. Area : 50% Max. R.T. Dev 0.50min
Max. RRF Dev : 20%   Max. Rel. Area : 150%

	Compound	Amount	Calc.	%Dev	Area%	Dev(Min)
22 tc	Mirex	10.000	8.202	18.0#	79	0.00

Evaluate Continuing Calibration Report - Not Founds

1	S	SURR1,Tetrac	10.000	0.000	100.0#	0	-1.90#
23	S	SURR2,Decachlorobiphenyl	10.000	0.000	100.0#	0	-6.28#
24	L8C	Toxaphene	250.000	0.000	100.0#	0	-3.84#
25	L8C	Toxaphene{2}	250.000	0.000	100.0#	0	-4.04#
26	L8C	Toxaphene{3}	250.000	0.000	100.0#	0	-4.77#
27	L8C	Toxaphene{4}	250.000	0.000	100.0#	0	-4.96#
28	L8C	Toxaphene{5}	250.000	0.000	100.0#	0	-5.15#
29	L9C	Chlordane	50.000	0.000	100.0#	0	-2.66#
30	L9C	Chlordane{2}	50.000	0.000	100.0#	0	-3.02#
31	L9C	Chlordane{3}	50.000	0.000	100.0#	0	-3.33#
32	L9C	Chlordane{4}	50.000	0.000	100.0#	0	-3.48#
33	L9C	Chlordane{5}	50.000	0.000	100.0#	0	-3.59#
34	L10C	Dechlorane{1}	10.000	0.000	100.0#	0	-8.39#
35	L10C	Dechlorane{2}	10.000	0.000	100.0#	0	-8.70#

Signal #2

1	S	SURR1,Tetrac	10.000	0.000	100.0#	0	-2.12#
23	S	SURR2,Decachlorobiphenyl	10.000	0.000	100.0#	0	-6.98#
24	L8C	Toxaphene	250.000	0.000	100.0#	0	-4.59#
25	L8C	Toxaphene{2}	250.000	0.000	100.0#	0	-4.71#
26	L8C	Toxaphene{3}	250.000	0.000	100.0#	0	-5.19#
27	L8C	Toxaphene{4}	250.000	0.000	100.0#	0	-5.42#
28	L8C	Toxaphene{5}	250.000	0.000	100.0#	0	-5.84#
29	L9C	Chlordane	50.000	0.000	100.0#	0	-2.99#
30	L9C	Chlordane{2}	50.000	0.000	100.0#	0	-3.50#
31	L9C	Chlordane{3}	50.000	0.000	100.0#	0	-4.09#
32	L9C	Chlordane{4}	50.000	0.000	100.0#	0	-4.19#
33	L9C	Chlordane{5}	50.000	0.000	100.0#	0	-4.25#
34	L10C	Dechlorane{1}	10.000	0.000	100.0#	0	-9.63#
35	L10C	Dechlorane{2}	10.000	0.000	100.0#	0	-10.08#

(#) = Out of Range SPCC's out = 0 CCC's out = 29

1st AF 02/26/24
2nd AM 02/27/24

Quantitation Report (Qedit)

Data Path : I:\ACQUDATA\7890N.net\data\022324\
Data File : AG5058.D
Signal(s) : Signal #1: ECD1A.ch Signal #2: ECD2B.ch
Acq On : 23 Feb 2024 06:36 pm
Operator : AFelser
Sample : 8081 ICV
Misc :
ALS Vial : 10 Sample Multiplier: 1

Integration File signal 1: EVENTS.E
Integration File signal 2: EVENTS2.E
Quant Time: Feb 26 08:38:11 2024
Quant Method : I:\ACQUDATA\7890N.net\Methods\N-PEST022324.M
Quant Title : 608.3/8081B PESTICIDES
QLast Update : Mon Feb 26 08:35:50 2024
Response via : Initial Calibration
Integrator: ChemStation

Volume Inj. : 1uL
Signal #1 Phase : STx-CLP Signal #2 Phase: STx-CLPII
Signal #1 Info : 0.32mm 30m Signal #2 Info : 0.32mm 30m

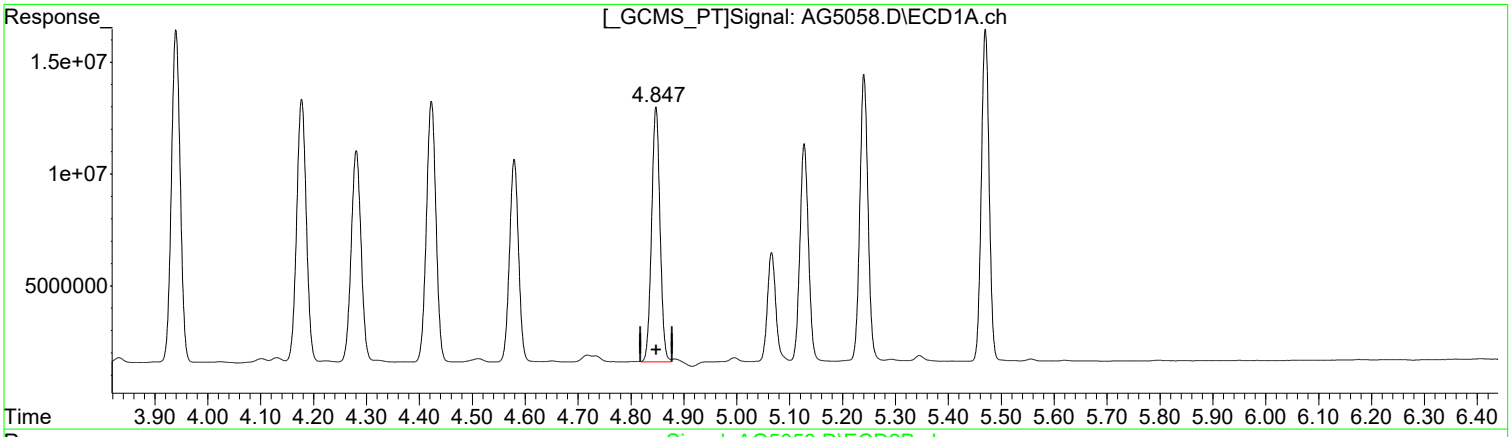

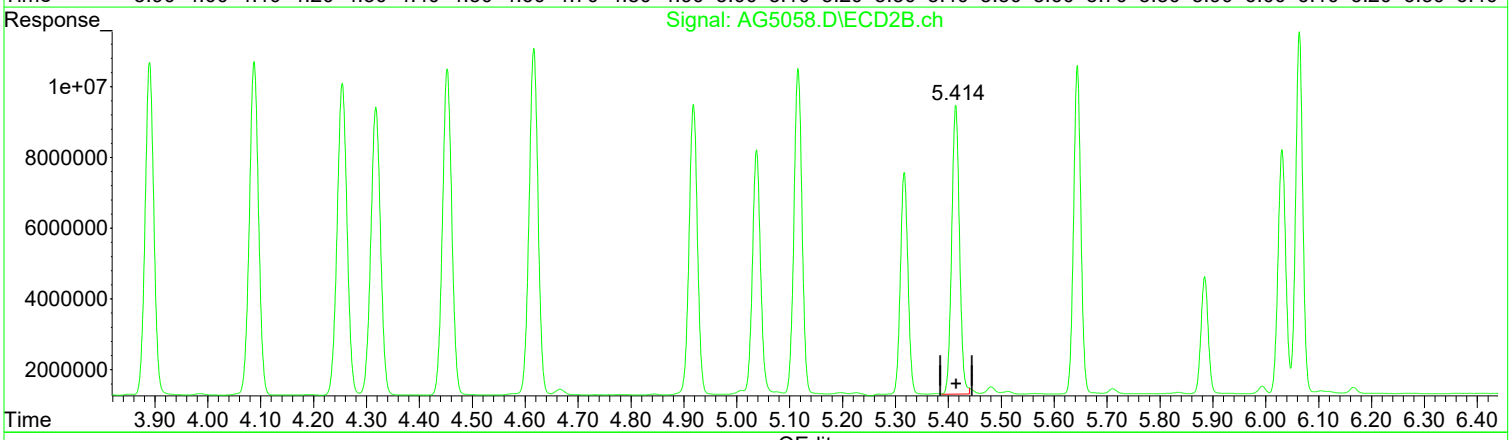

QEdit

(18) Endrin Aldeh (tc)
4.847min 9.359 ug/l m
response 126297944

(18) Endrin Aldeh #2 (tc)
5.414min 9.303 ug/l m
response 83517907

Manual Integration:
After
Poor integration.
02/26/24

(+) = Expected Retention Time

Quantitation Report (Qedit)

Data Path : I:\ACQUDATA\7890N.net\data\022324\
Data File : AG5058.D
Signal(s) : Signal #1: ECD1A.ch Signal #2: ECD2B.ch
Acq On : 23 Feb 2024 06:36 pm
Operator : AFelser
Sample : 8081 ICV
Misc :
ALS Vial : 10 Sample Multiplier: 1

Integration File signal 1: EVENTS.E
Integration File signal 2: EVENTS2.E
Quant Time: Feb 26 08:16:15 2024
Quant Method : I:\ACQUDATA\7890N.net\Methods\N-PEST022324.M
Quant Title : 608.3/8081B PESTICIDES
QLast Update : Mon Feb 26 08:15:53 2024
Response via : Initial Calibration
Integrator: ChemStation

Volume Inj. : 1uL
Signal #1 Phase : STx-CLP Signal #2 Phase: STx-CLPII
Signal #1 Info : 0.32mm 30m Signal #2 Info : 0.32mm 30m

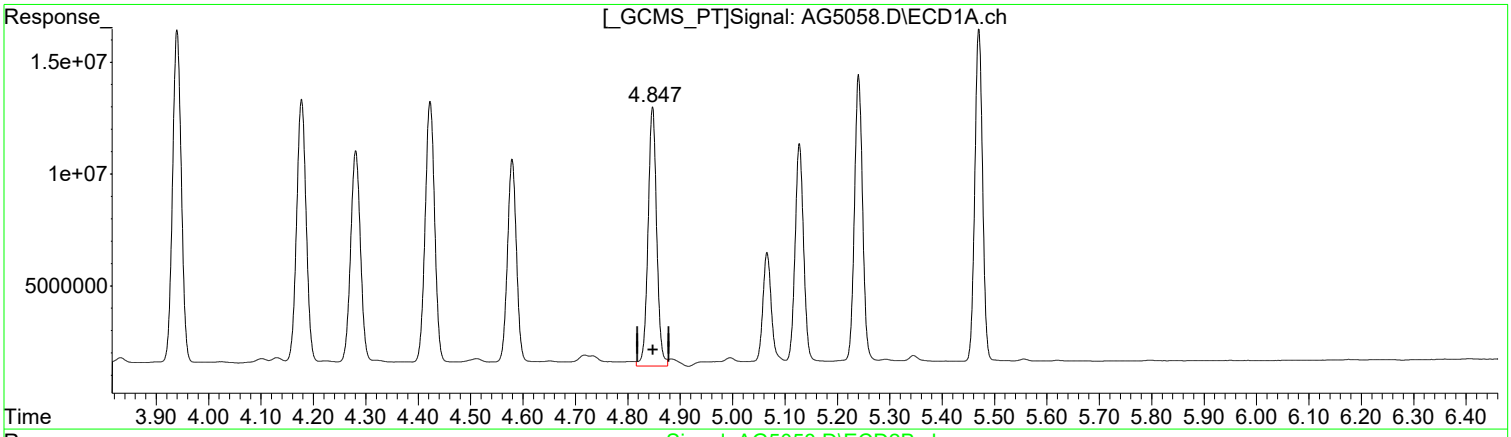

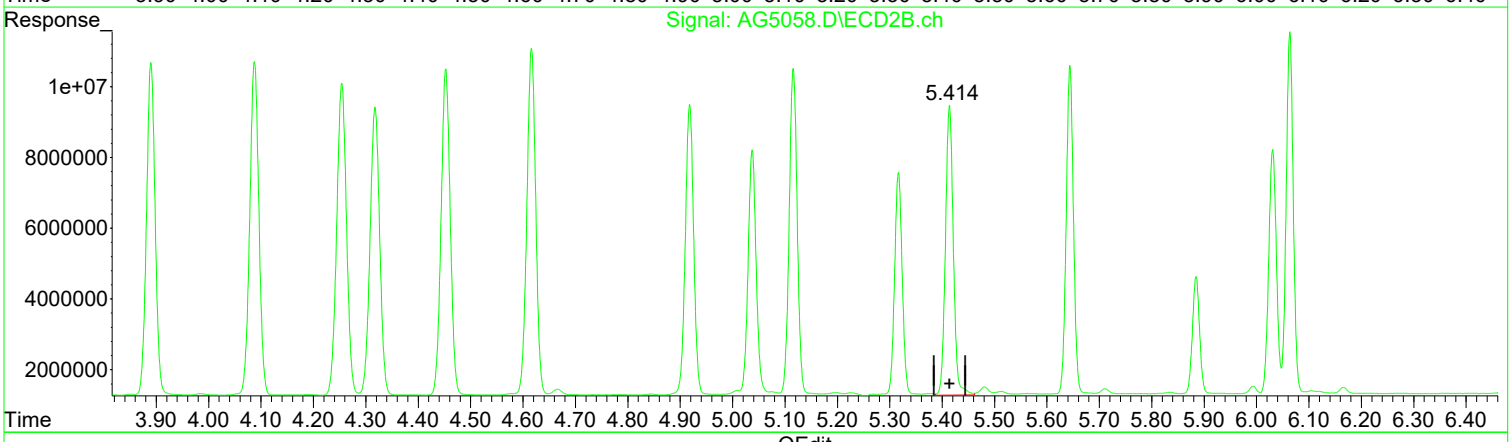

QEdit

(18) Endrin Aldeh (tc)
4.847min 9.855 ug/l
response 132992802

Manual Integration:
Before

02/26/24

(18) Endrin Aldeh #2 (tc)
5.414min 9.564 ug/l
response 85856936

(+) = Expected Retention Time

1st AF 02/26/24
2nd AM 02/27/24

Quantitation Report (Qedit)

Data Path : I:\ACQUDATA\7890N.net\data\022324\
Data File : AG5058.D
Signal(s) : Signal #1: ECD1A.ch Signal #2: ECD2B.ch
Acq On : 23 Feb 2024 06:36 pm
Operator : AFelser
Sample : 8081 ICV
Misc :
ALS Vial : 10 Sample Multiplier: 1

Integration File signal 1: EVENTS.E
Integration File signal 2: EVENTS2.E
Quant Time: Feb 26 08:38:11 2024
Quant Method : I:\ACQUDATA\7890N.net\Methods\N-PEST022324.M
Quant Title : 608.3/8081B PESTICIDES
QLast Update : Mon Feb 26 08:35:50 2024
Response via : Initial Calibration
Integrator: ChemStation

Volume Inj. : 1uL
Signal #1 Phase : STx-CLP Signal #2 Phase: STx-CLPII
Signal #1 Info : 0.32mm 30m Signal #2 Info : 0.32mm 30m

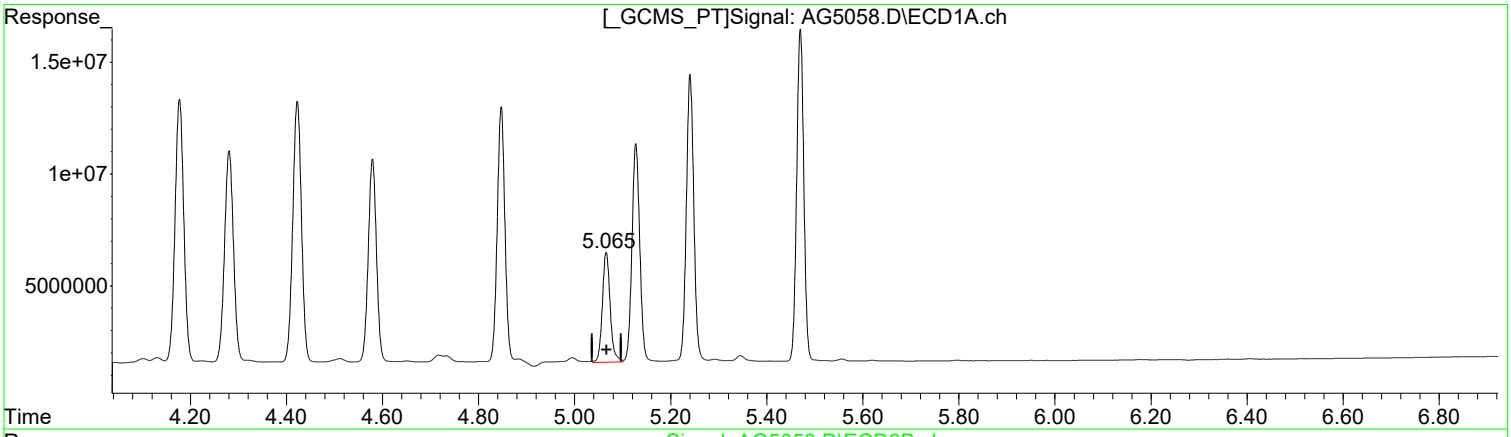

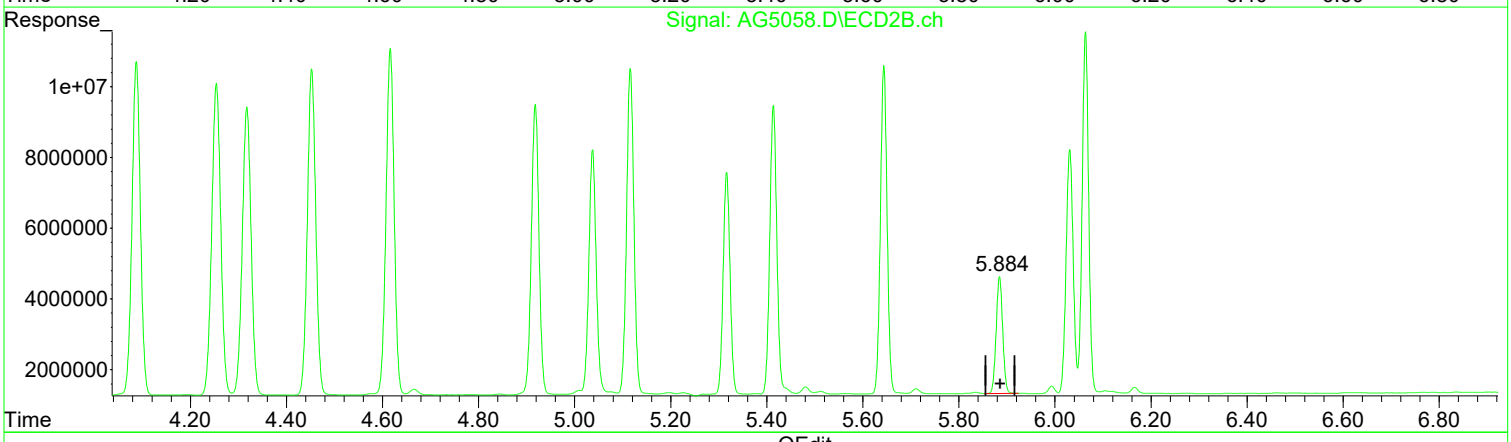

QEdit

(20) Methoxychlor (tc)
5.065min 8.134 ug/l m
response 54961240

Manual Integration:
After
Poor integration.
02/26/24

(20) Methoxychlor #2 (tc)
5.885min 8.109 ug/l
response 31235150

(+) = Expected Retention Time

Quantitation Report (Qedit)

Data Path : I:\ACQUDATA\7890N.net\data\022324\
Data File : AG5058.D
Signal(s) : Signal #1: ECD1A.ch Signal #2: ECD2B.ch
Acq On : 23 Feb 2024 06:36 pm
Operator : AFelser
Sample : 8081 ICV
Misc :
ALS Vial : 10 Sample Multiplier: 1

Integration File signal 1: EVENTS.E
Integration File signal 2: EVENTS2.E
Quant Time: Feb 26 08:38:11 2024
Quant Method : I:\ACQUDATA\7890N.net\Methods\N-PEST022324.M
Quant Title : 608.3/8081B PESTICIDES
QLast Update : Mon Feb 26 08:35:50 2024
Response via : Initial Calibration
Integrator: ChemStation

Volume Inj. : 1uL
Signal #1 Phase : STx-CLP Signal #2 Phase: STx-CLPII
Signal #1 Info : 0.32mm 30m Signal #2 Info : 0.32mm 30m

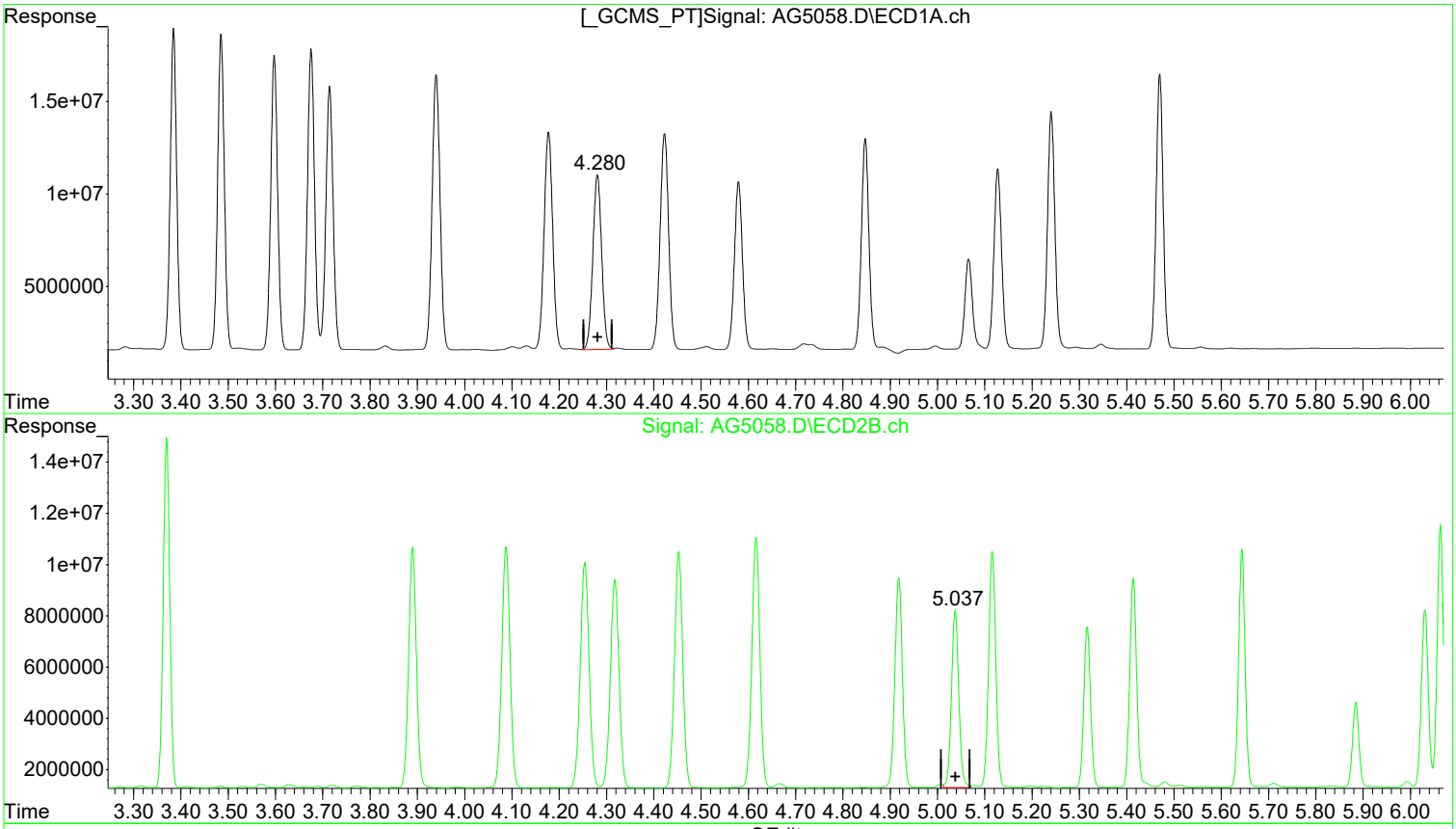

QEdit

(16) 4,4'-DDD (tc)
4.280min 8.203 ug/l m
response 122590884

(16) 4,4'-DDD #2 (tc)
5.037min 8.343 ug/l m
response 74025165

Manual Integration:
After
Poor integration.
02/26/24

(+) = Expected Retention Time

1st AF 02/26/24
2nd AM 02/27/24

Quantitation Report (Qedit)

Data Path : I:\ACQUDATA\7890N.net\data\022324\
Data File : AG5058.D
Signal(s) : Signal #1: ECD1A.ch Signal #2: ECD2B.ch
Acq On : 23 Feb 2024 06:36 pm
Operator : AFelser
Sample : 8081 ICV
Misc :
ALS Vial : 10 Sample Multiplier: 1

Integration File signal 1: EVENTS.E
Integration File signal 2: EVENTS2.E
Quant Time: Feb 26 08:16:15 2024
Quant Method : I:\ACQUDATA\7890N.net\Methods\N-PEST022324.M
Quant Title : 608.3/8081B PESTICIDES
QLast Update : Mon Feb 26 08:15:53 2024
Response via : Initial Calibration
Integrator: ChemStation

Volume Inj. : 1uL
Signal #1 Phase : STx-CLP Signal #2 Phase: STx-CLPII
Signal #1 Info : 0.32mm 30m Signal #2 Info : 0.32mm 30m

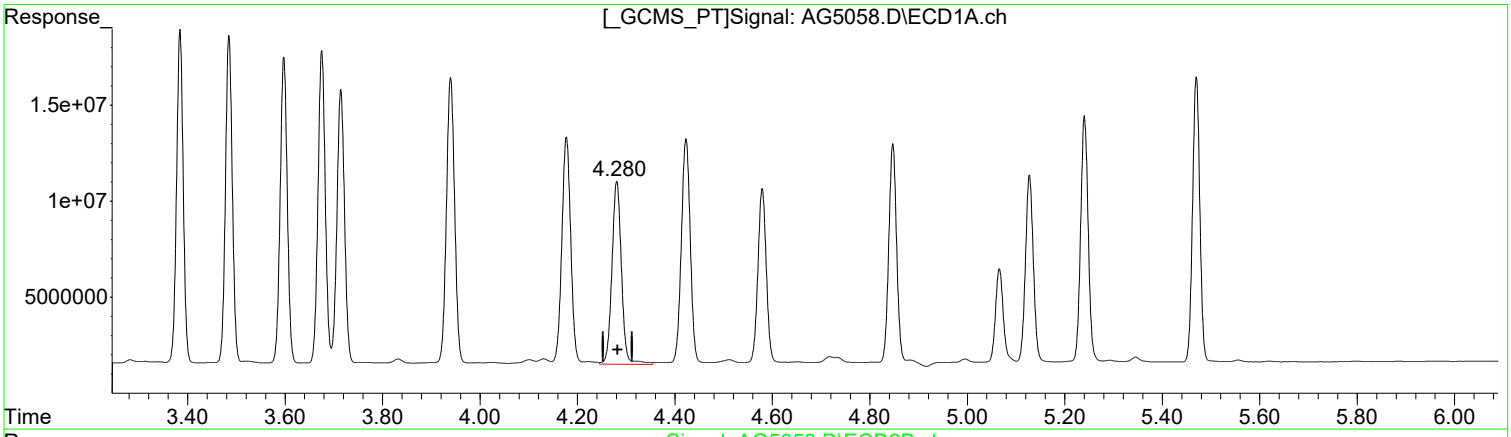

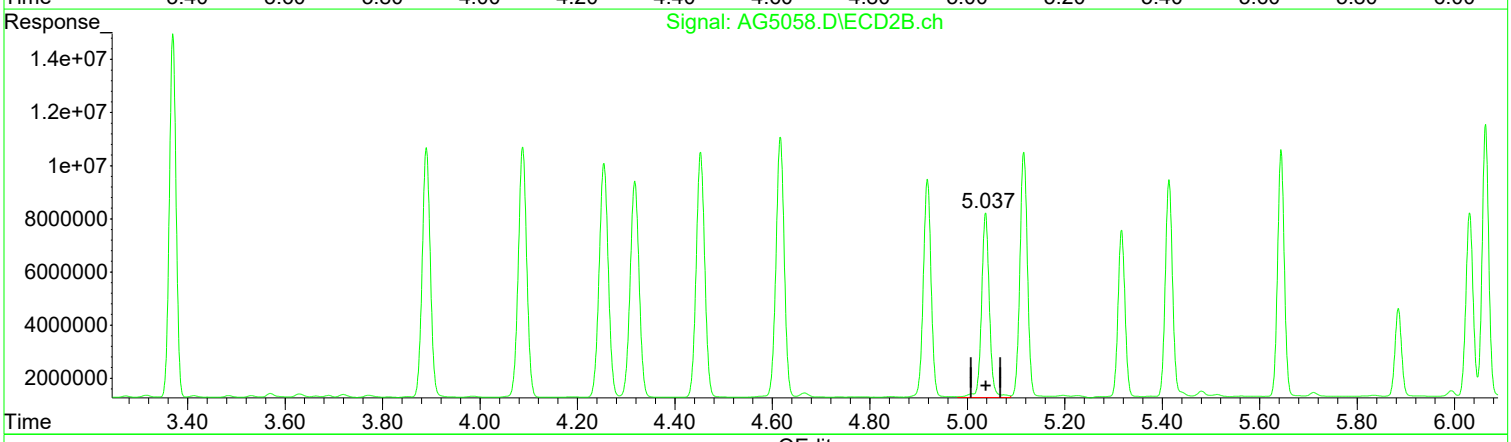

QEdit

(16) 4,4'-DDD (tc)
4.281min 8.651 ug/l
response 129285040

(16) 4,4'-DDD #2 (tc)
5.038min 8.731 ug/l
response 77473967

Manual Integration:
Before

02/26/24

(+) = Expected Retention Time

1st AF 02/26/24
2nd AM 02/27/24

Quantitation Report (QT Reviewed)

Data Path : I:\ACQUDATA\7890N.net\data\022324\
Data File : AG5057.D
Signal(s) : Signal #1: ECD1A.ch Signal #2: ECD2B.ch
Acq On : 23 Feb 2024 06:19 pm
Operator : AFelser
Sample : 8081 H
Misc :
ALS Vial : 9 Sample Multiplier: 1

Integration File signal 1: EVENTS.E
Integration File signal 2: EVENTS2.E
Quant Time: Feb 26 08:04:39 2024
Quant Method : I:\ACQUDATA\7890N.net\Methods\N-PEST022324.M
Quant Title : 608.3/8081B PESTICIDES
QLast Update : Mon Feb 26 08:04:01 2024
Response via : Initial Calibration
Integrator: ChemStation

Volume Inj. : 1uL
Signal #1 Phase : STx-CLP Signal #2 Phase: STx-CLPII
Signal #1 Info : 0.32mm 30m Signal #2 Info : 0.32mm 30m

	Compound	RT#1	RT#2	Resp#1	Resp#2	ug/l	ug/l
	System Monitoring Compounds						
1) S	SURR1,Tet...	1.898	2.115	1568.9E6	1343.6E6	99.772	106.597
	Spiked Amount	100.000	Range 30 - 150	Recovery =		99.77%	106.60%
23) S	SURR2,Dec...	6.281	6.979	1140.7E6	859.8E6	113.940	120.010
	Spiked Amount	100.000	Range 30 - 150	Recovery =		113.94%	120.01%
	Target Compounds						
2) tc	alpha-BHC	2.214	2.509	2465.3E6	1797.7E6	105.370	115.493
3) tcm	gamma-BHC (L	2.405	2.761	2145.0E6	1506.5E6	105.602	116.301
4) tcm	Heptachlor	2.710	3.101	1791.5E6	1181.7E6	104.995	116.396
5) tcm	Aldrin	2.919	3.369	2070.9E6	1611.6E6	102.173	113.799
6) tc	beta-BHC	2.458	2.817	897.1E6	594.7E6	105.199	113.230
7) tc	delta-BHC	2.572	3.045	2250.8E6	1545.3E6	106.171	116.135
8) tc	Heptachlor E	3.384	3.889	1768.7E6	1305.6E6	103.198	116.181
9) tc	alpha-Endosu	3.714	4.317	1705.7E6	1294.2E6	104.364	116.588
10) tc	gamma-Chlord	3.484	4.087	1902.6E6	1434.7E6	108.042	119.578
11) tc	alpha-Chlord	3.597	4.254	1895.4E6	1463.2E6	108.228	118.493
12) tc	4,4'-DDE	3.674	4.453	1933.8E6	1434.6E6	107.418	119.572
13) tcm	Dieldrin	3.939	4.616	1911.5E6	1424.7E6	106.129	118.376
14) tcm	Endrin	4.177	4.918	1675.6E6	1105.1E6	110.003	121.577
15) tc	beta-Endosul	4.422	5.117	1635.7E6	1194.4E6	106.434	118.310
16) tc	4,4'-DDD	4.280	5.038	1540.0E6	961.7E6	112.546	119.911
17) tcm	4,4'-DDT	4.579	5.317	1345.8E6	879.2E6	120.902	136.111
18) tc	Endrin Aldeh	4.847	5.414	1296.1E6	952.6E6	105.496	117.134
19) tc	Endosulfan S	5.241	5.645	1530.8E6	1119.0E6	108.239	122.035
20) tc	Methoxychlor	5.066	5.886	649.0E6	408.8E6	115.117	130.967
21) tc	Endrin Keton	5.470	6.065	1687.6E6	1185.1E6	109.099	122.941
22) tc	Mirex	5.127	6.032	1330.3E6	905.5E6	114.207	124.915
	Sum Toxaphene			0	0	N.D.	N.D.
Average	Toxaphene					0.000	0.000
	Sum Chlordane			0	0	N.D.	N.D.
Average	Chlordane					0.000	0.000
	Sum Dechlorane			0	0	N.D.	N.D.
Average	Dechlorane					0.000	0.000

(f)=RT Delta > 1/2 Window (#)=Amounts differ by > 25% (m)=manual int.

Quantitation Report (QT Reviewed)

Data Path : I:\ACQUDATA\7890N.net\data\022324\
Data File : AG5057.D
Signal(s) : Signal #1: ECD1A.ch Signal #2: ECD2B.ch
Acq On : 23 Feb 2024 06:19 pm
Operator : AFelser
Sample : 8081 H
Misc :
ALS Vial : 9 Sample Multiplier: 1

Integration File signal 1: EVENTS.E
Integration File signal 2: EVENTS2.E
Quant Time: Feb 26 08:04:39 2024
Quant Method : I:\ACQUDATA\7890N.net\Methods\N-PEST022324.M
Quant Title : 608.3/8081B PESTICIDES
QLast Update : Mon Feb 26 08:04:01 2024
Response via : Initial Calibration
Integrator: ChemStation

Volume Inj. : 1uL
Signal #1 Phase : STx-CLP Signal #2 Phase: STx-CLPII
Signal #1 Info : 0.32mm 30m Signal #2 Info : 0.32mm 30m

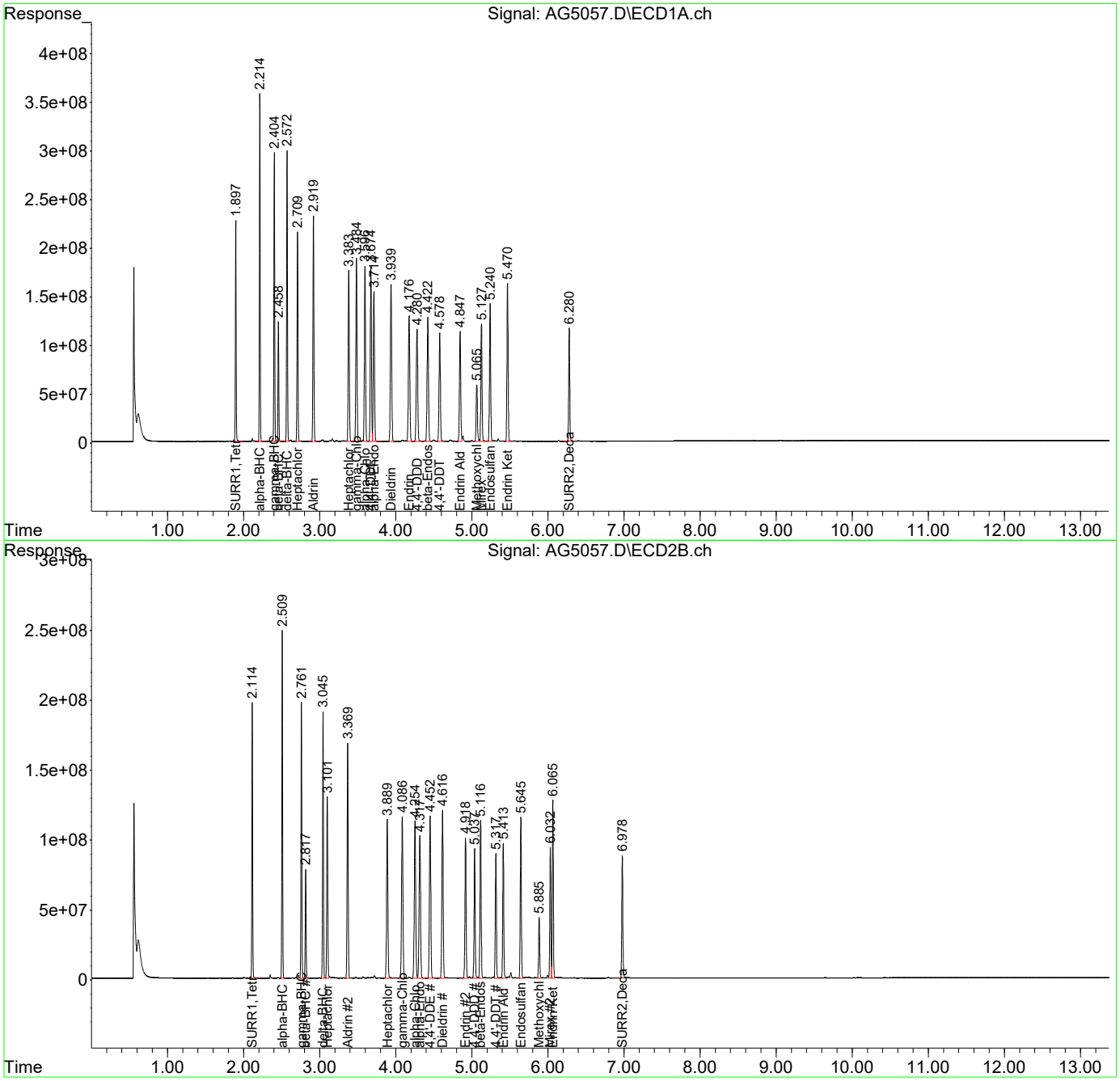

Quantitation Report (QT Reviewed)

Data Path : I:\ACQUDATA\7890N.net\data\022324\
Data File : AG5056.D
Signal(s) : Signal #1: ECD1A.ch Signal #2: ECD2B.ch
Acq On : 23 Feb 2024 06:01 pm
Operator : AFelser
Sample : 8081 MH
Misc :
ALS Vial : 8 Sample Multiplier: 1

Integration File signal 1: EVENTS.E
Integration File signal 2: EVENTS2.E
Quant Time: Feb 26 08:04:35 2024
Quant Method : I:\ACQUDATA\7890N.net\Methods\N-PEST022324.M
Quant Title : 608.3/8081B PESTICIDES
QLast Update : Mon Feb 26 08:04:01 2024
Response via : Initial Calibration
Integrator: ChemStation

Volume Inj. : 1uL
Signal #1 Phase : STx-CLP Signal #2 Phase: STx-CLPII
Signal #1 Info : 0.32mm 30m Signal #2 Info : 0.32mm 30m

	Compound	RT#1	RT#2	Resp#1	Resp#2	ug/l	ug/l
	System Monitoring Compounds						
1) S	SURR1,Tet...	1.901	2.119	809.1E6	674.4E6	51.453	53.503
	Spiked Amount	100.000	Range 30 - 150	Recovery =		51.45%	53.50%
23) S	SURR2,Dec...	6.282	6.980	584.5E6	431.6E6	58.382	60.247
	Spiked Amount	100.000	Range 30 - 150	Recovery =		58.38%	60.25%
	Target Compounds						
2) tc	alpha-BHC	2.218	2.513	1254.7E6	876.0E6	53.627	56.280
3) tcm	gamma-BHC (L	2.409	2.765	1093.2E6	735.2E6	53.821	56.758
4) tcm	Heptachlor	2.714	3.104	929.8E6	577.3E6	54.493	56.865
5) tcm	Aldrin	2.923	3.373	1078.8E6	799.1E6	53.222	56.427
6) tc	beta-BHC	2.463	2.821	459.9E6	293.0E6	53.930	55.777
7) tc	delta-BHC	2.576	3.049	1139.8E6	756.9E6	53.765	56.880
8) tc	Heptachlor E	3.387	3.892	929.4E6	649.6E6	54.224	57.805
9) tc	alpha-Endosu	3.717	4.320	892.5E6	645.0E6	54.605	58.107
10) tc	gamma-Chlord	3.488	4.090	980.1E6	704.5E6	55.657	58.721
11) tc	alpha-Chlord	3.600	4.257	977.1E6	721.6E6	55.791	58.443
12) tc	4,4'-DDE	3.678	4.455	1006.1E6	708.8E6	55.886	59.074
13) tcm	Dieldrin	3.942	4.618	992.5E6	707.3E6	55.106	58.769
14) tcm	Endrin	4.180	4.919	889.0E6	553.0E6	58.367	60.834
15) tc	beta-Endosul	4.425	5.117	861.9E6	594.2E6	56.083	58.863
16) tc	4,4'-DDD	4.283	5.038	801.9E6	478.5E6	58.608	59.656
17) tcm	4,4'-DDT	4.581	5.318	692.4E6	423.3E6	62.204	65.527
18) tc	Endrin Aldeh	4.849	5.416	684.9E6	473.2E6	55.750	58.190
19) tc	Endosulfan S	5.242	5.646	797.2E6	552.5E6	56.372	60.250
20) tc	Methoxychlor	5.068	5.887	345.6E6	203.8E6	61.300	65.276
21) tc	Endrin Keton	5.472	6.067	887.2E6	585.9E6	57.355	60.783
22) tc	Mirex	5.129	6.034	692.8E6	446.3E6	59.472	61.570
	Sum Toxaphene			0	0	N.D.	N.D.
Average	Toxaphene					0.000	0.000
	Sum Chlordane			0	0	N.D.	N.D.
Average	Chlordane					0.000	0.000
	Sum Dechlorane			0	0	N.D.	N.D.
Average	Dechlorane					0.000	0.000

(f)=RT Delta > 1/2 Window (#)=Amounts differ by > 25% (m)=manual int.

Quantitation Report (QT Reviewed)

Data Path : I:\ACQUDATA\7890N.net\data\022324\
Data File : AG5056.D
Signal(s) : Signal #1: ECD1A.ch Signal #2: ECD2B.ch
Acq On : 23 Feb 2024 06:01 pm
Operator : AFelser
Sample : 8081 MH
Misc :
ALS Vial : 8 Sample Multiplier: 1

Integration File signal 1: EVENTS.E
Integration File signal 2: EVENTS2.E
Quant Time: Feb 26 08:04:35 2024
Quant Method : I:\ACQUDATA\7890N.net\Methods\N-PEST022324.M
Quant Title : 608.3/8081B PESTICIDES
QLast Update : Mon Feb 26 08:04:01 2024
Response via : Initial Calibration
Integrator: ChemStation

Volume Inj. : 1uL
Signal #1 Phase : STx-CLP Signal #2 Phase: STx-CLPII
Signal #1 Info : 0.32mm 30m Signal #2 Info : 0.32mm 30m

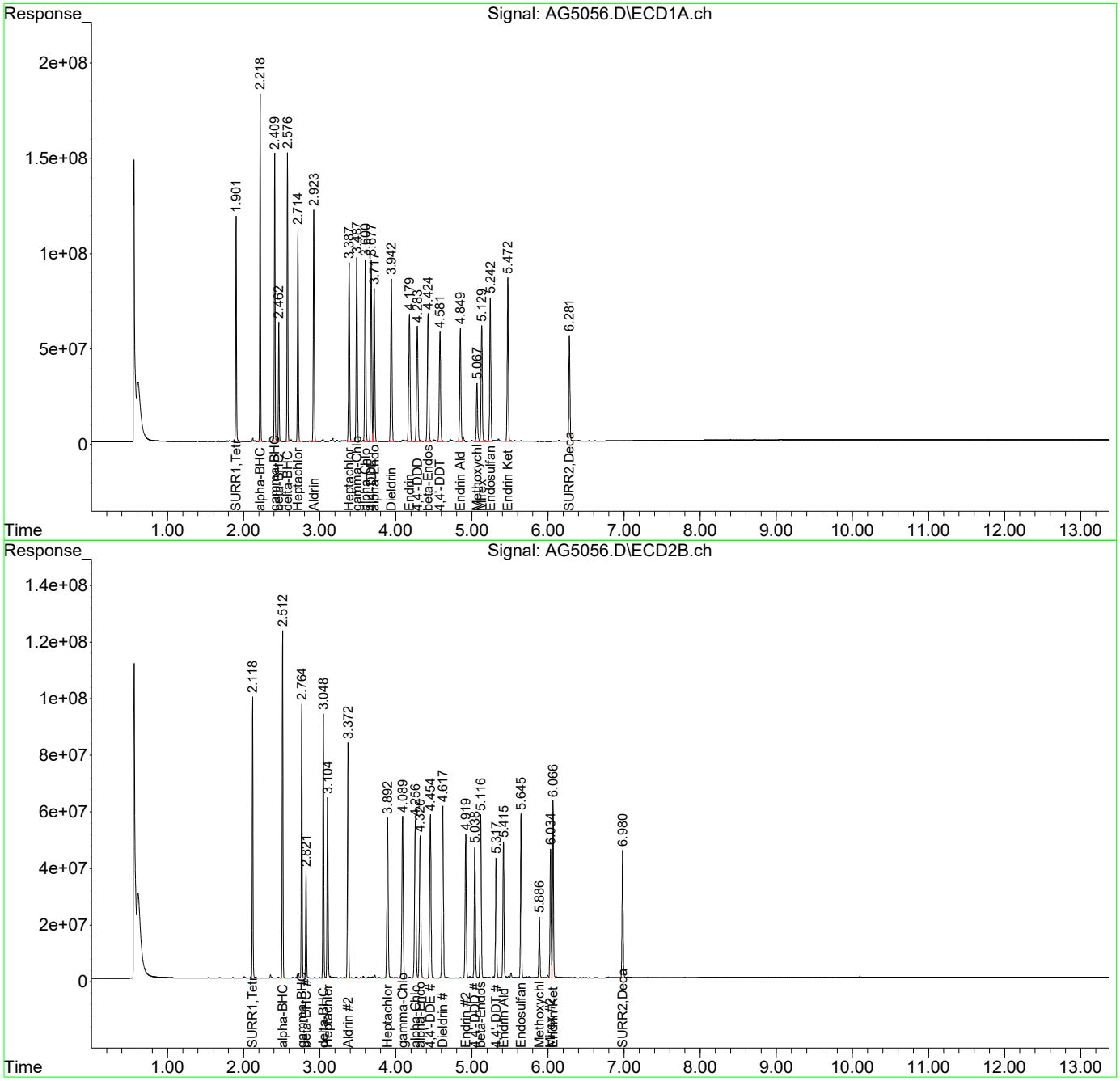

1st AF 02/26/24
2nd AM 02/27/24

Quantitation Report (QT Reviewed)

Data Path : I:\ACQUDATA\7890N.net\data\022324\
Data File : AG5055.D
Signal(s) : Signal #1: ECD1A.ch Signal #2: ECD2B.ch
Acq On : 23 Feb 2024 05:44 pm
Operator : AFelser
Sample : 8081 M
Misc :
ALS Vial : 7 Sample Multiplier: 1

Integration File signal 1: EVENTS.E
Integration File signal 2: EVENTS2.E
Quant Time: Feb 26 07:56:55 2024
Quant Method : I:\ACQUDATA\7890N.net\Methods\N-PEST022324.M
Quant Title : 608.3/8081B PESTICIDES
QLast Update : Thu Feb 22 10:01:25 2024
Response via : Initial Calibration
Integrator: ChemStation

Volume Inj. : 1uL
Signal #1 Phase : STx-CLP Signal #2 Phase: STx-CLPII
Signal #1 Info : 0.32mm 30m Signal #2 Info : 0.32mm 30m

	Compound	RT#1	RT#2	Resp#1	Resp#2	ug/l	ug/l
	System Monitoring Compounds						
1) S	SURR1,Tet...	1.902	2.119	393.1E6	315.1E6	27.238	23.937
	Spiked Amount 100.000	Range 30 - 150		Recovery =		27.24%#	23.94%#
23) S	SURR2,Dec...	6.282	6.980	250.3E6	179.1E6	24.470	20.288
	Spiked Amount 100.000	Range 30 - 150		Recovery =		24.47%#	20.29%#
	Target Compounds						
2) tc	alpha-BHC	2.218	2.514	584.9E6	389.1E6	27.623	23.489
3) tcm	gamma-BHC (L	2.410	2.766	507.8E6	323.8E6	27.690	23.303
4) tcm	Heptachlor	2.715	3.105	426.6E6	253.8E6	27.824	23.200
5) tcm	Aldrin	2.924	3.374	506.7E6	354.1E6	27.577	23.963
6) tc	beta-BHC	2.464	2.823	213.2E6	131.3E6	26.392	21.369
7) tc	delta-BHC	2.577	3.050	530.0E6	332.7E6	26.832	22.312
8) tc	Heptachlor E	3.388	3.894	428.5E6	281.0E6	27.132	22.866
9) tc	alpha-Endosu	3.718	4.321	408.6E6	277.5E6	26.779	22.804
10) tc	gamma-Chlord	3.489	4.091	440.3E6	300.0E6	27.073	23.081
11) tc	alpha-Chlord	3.600	4.258	437.8E6	308.7E6	26.495	22.887
12) tc	4,4'-DDE	3.679	4.456	450.1E6	299.9E6	26.945	21.629
13) tcm	Dieldrin	3.943	4.619	450.3E6	300.9E6	26.904	22.923
14) tcm	Endrin	4.181	4.920	380.8E6	227.2E6	26.423	23.347
15) tc	beta-Endosul	4.425	5.118	384.2E6	252.4E6	26.315	22.515
16) tc	4,4'-DDD	4.284	5.039	342.1E6	200.5E6	26.845	21.018
17) tcm	4,4'-DDT	4.581	5.319	278.3E6	161.5E6	25.774	20.277
18) tc	Endrin Aldeh	4.850	5.415	307.1E6	203.3E6	25.687	22.058
19) tc	Endosulfan S	5.242	5.646	353.6E6	229.2E6	25.455	21.772
20) tc	Methoxychlor	5.067	5.887	140.9E6	78036839	27.794	21.009
21) tc	Endrin Keton	5.472	6.066	386.7E6	241.0E6	25.348	21.416
22) tc	Mirex	5.129	6.033	291.2E6	181.2E6	24.581	20.714
	Sum Toxaphene			0	0	N.D.	N.D.
Average	Toxaphene					0.000	0.000
	Sum Chlordane			0	0	N.D.	N.D.
Average	Chlordane					0.000	0.000
	Sum Dechlorane			0	0	N.D.	N.D.
Average	Dechlorane					0.000	0.000

(f)=RT Delta > 1/2 Window (#)=Amounts differ by > 25% (m)=manual int.

Quantitation Report (QT Reviewed)

Data Path : I:\ACQUDATA\7890N.net\data\022324\
Data File : AG5055.D
Signal(s) : Signal #1: ECD1A.ch Signal #2: ECD2B.ch
Acq On : 23 Feb 2024 05:44 pm
Operator : AFelser
Sample : 8081 M
Misc :
ALS Vial : 7 Sample Multiplier: 1

Integration File signal 1: EVENTS.E
Integration File signal 2: EVENTS2.E
Quant Time: Feb 26 07:56:55 2024
Quant Method : I:\ACQUDATA\7890N.net\Methods\N-PEST022324.M
Quant Title : 608.3/8081B PESTICIDES
QLast Update : Thu Feb 22 10:01:25 2024
Response via : Initial Calibration
Integrator: ChemStation

Volume Inj. : 1uL
Signal #1 Phase : STx-CLP Signal #2 Phase: STx-CLPII
Signal #1 Info : 0.32mm 30m Signal #2 Info : 0.32mm 30m

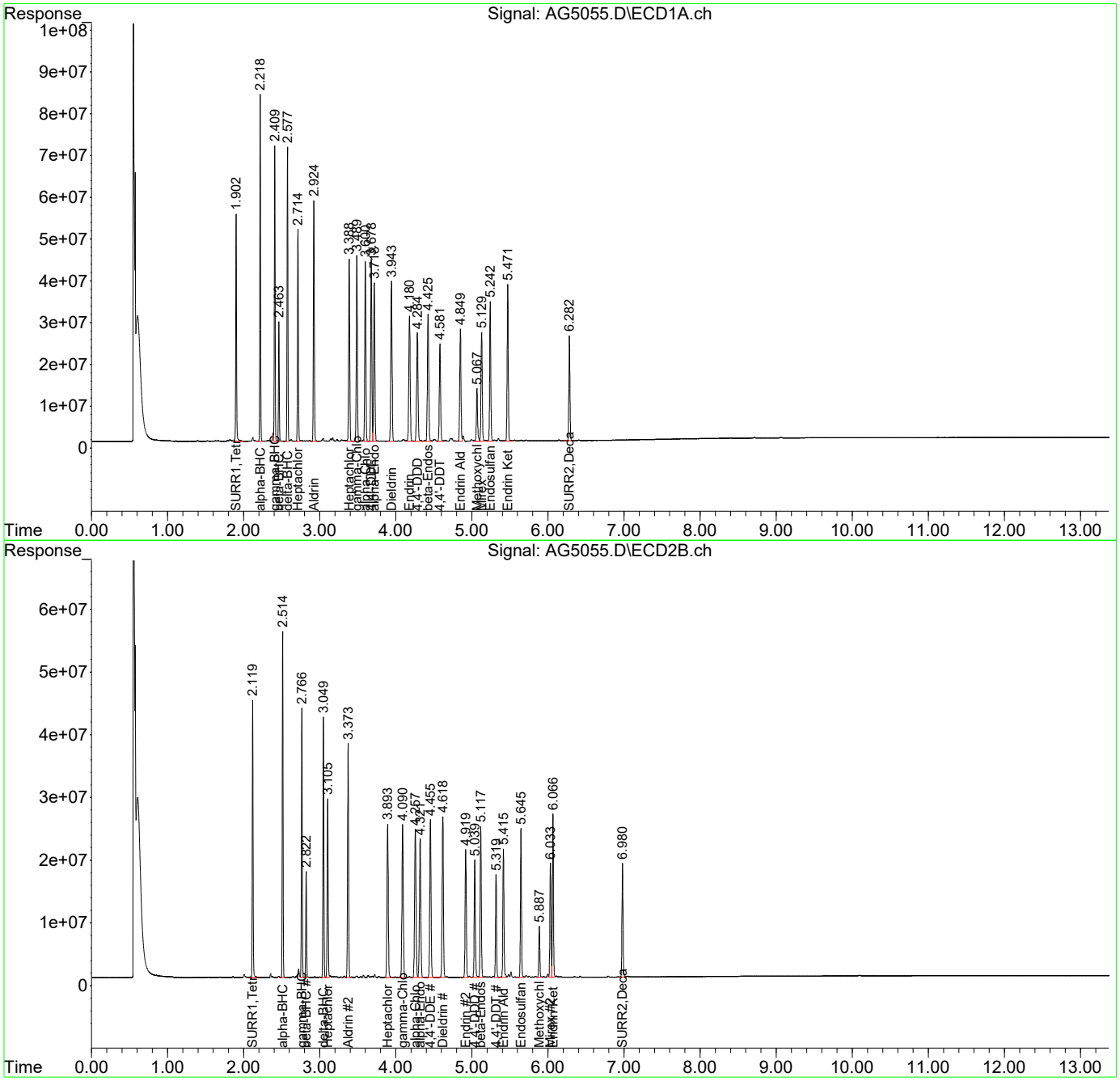

1st AF 02/26/24
2nd AM 02/27/24

Quantitation Report (QT Reviewed)

Data Path : I:\ACQUDATA\7890N.net\data\022324\
Data File : AG5054.D
Signal(s) : Signal #1: ECD1A.ch Signal #2: ECD2B.ch
Acq On : 23 Feb 2024 05:27 pm
Operator : AFelser
Sample : 8081 ML
Misc :
ALS Vial : 6 Sample Multiplier: 1

Integration File signal 1: EVENTS.E
Integration File signal 2: EVENTS2.E
Quant Time: Feb 26 08:04:31 2024
Quant Method : I:\ACQUDATA\7890N.net\Methods\N-PEST022324.M
Quant Title : 608.3/8081B PESTICIDES
QLast Update : Mon Feb 26 08:04:01 2024
Response via : Initial Calibration
Integrator: ChemStation

Volume Inj. : 1uL
Signal #1 Phase : STx-CLP Signal #2 Phase: STx-CLPII
Signal #1 Info : 0.32mm 30m Signal #2 Info : 0.32mm 30m

	Compound	RT#1	RT#2	Resp#1	Resp#2	ug/l	ug/l
	System Monitoring Compounds						
1) S	SURR1,Tet...	1.900	2.117	174.0E6	135.3E6	11.067	10.735
	Spiked Amount	100.000	Range 30 - 150	Recovery =		11.07%#	10.73%#
23) S	SURR2,Dec...	6.280	6.977	126.1E6	90324843	12.597	12.608
	Spiked Amount	100.000	Range 30 - 150	Recovery =		12.60%#	12.61%#
	Target Compounds						
2) tc	alpha-BHC	2.216	2.511	259.7E6	164.8E6	11.100	10.590
3) tcm	gamma-BHC (L	2.407	2.762	226.0E6	139.0E6	11.128	10.728
4) tcm	Heptachlor	2.712	3.102	194.5E6	112.2E6	11.399	11.049
5) tcm	Aldrin	2.921	3.371	224.7E6	152.4E6	11.085	10.759
6) tc	beta-BHC	2.461	2.820	97003886	59086275	11.375	11.249
7) tc	delta-BHC	2.574	3.047	236.9E6	142.8E6	11.176	10.728
8) tc	Heptachlor E	3.385	3.890	196.0E6	125.3E6	11.437	11.154
9) tc	alpha-Endosu	3.715	4.319	187.7E6	124.5E6	11.483	11.214
10) tc	gamma-Chlord	3.486	4.088	199.3E6	132.4E6	11.316	11.035
11) tc	alpha-Chlord	3.599	4.255	200.5E6	137.5E6	11.450	11.137
12) tc	4,4'-DDE	3.676	4.453	205.8E6	134.1E6	11.432	11.177
13) tcm	Dieldrin	3.940	4.616	205.9E6	134.1E6	11.432	11.139
14) tcm	Endrin	4.178	4.918	183.5E6	106.9E6	12.044	11.756
15) tc	beta-Endosul	4.424	5.116	180.8E6	115.3E6	11.763	11.424
16) tc	4,4'-DDD	4.282	5.037	161.7E6	93420272	11.820	11.648
17) tcm	4,4'-DDT	4.580	5.317	137.5E6	77663331	12.354	12.023
18) tc	Endrin Aldeh	4.848	5.414	146.7E6	92982295	11.939	11.433
19) tc	Endosulfan S	5.241	5.644	171.2E6	107.1E6	12.108	11.683
20) tc	Methoxychlor	5.067	5.885	75766355	41669973	13.440	13.349
21) tc	Endrin Keton	5.471	6.064	190.5E6	115.3E6	12.315	11.959
22) tc	Mirex	5.128	6.032	146.5E6	89258822	12.581	12.314
	Sum Toxaphene			0	0	N.D.	N.D.
	Average Toxaphene					0.000	0.000
	Sum Chlordane			0	0	N.D.	N.D.
	Average Chlordane					0.000	0.000
	Sum Dechlorane			0	0	N.D.	N.D.
	Average Dechlorane					0.000	0.000

(f)=RT Delta > 1/2 Window (#)=Amounts differ by > 25% (m)=manual int.

Quantitation Report (QT Reviewed)

Data Path : I:\ACQUDATA\7890N.net\data\022324\
Data File : AG5054.D
Signal(s) : Signal #1: ECD1A.ch Signal #2: ECD2B.ch
Acq On : 23 Feb 2024 05:27 pm
Operator : AFelser
Sample : 8081 ML
Misc :
ALS Vial : 6 Sample Multiplier: 1

Integration File signal 1: EVENTS.E
Integration File signal 2: EVENTS2.E
Quant Time: Feb 26 08:04:31 2024
Quant Method : I:\ACQUDATA\7890N.net\Methods\N-PEST022324.M
Quant Title : 608.3/8081B PESTICIDES
QLast Update : Mon Feb 26 08:04:01 2024
Response via : Initial Calibration
Integrator: ChemStation

Volume Inj. : 1uL
Signal #1 Phase : STx-CLP Signal #2 Phase: STx-CLPII
Signal #1 Info : 0.32mm 30m Signal #2 Info : 0.32mm 30m

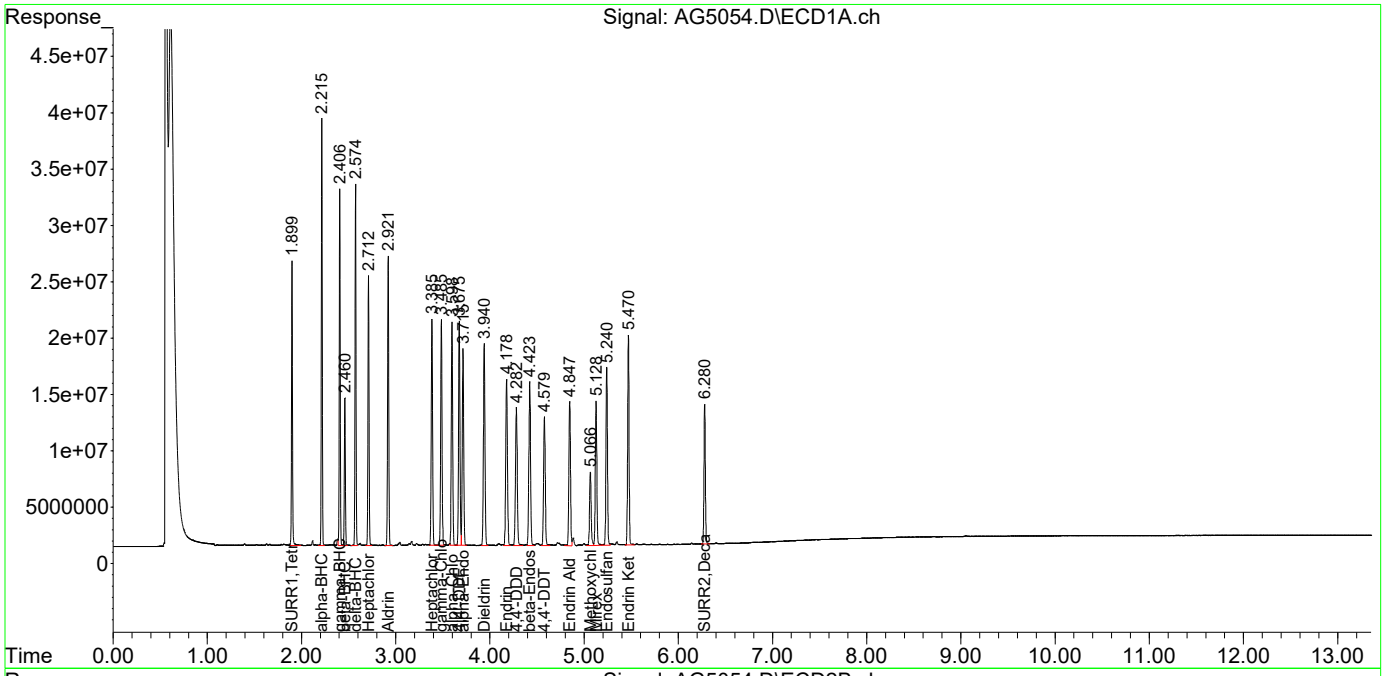

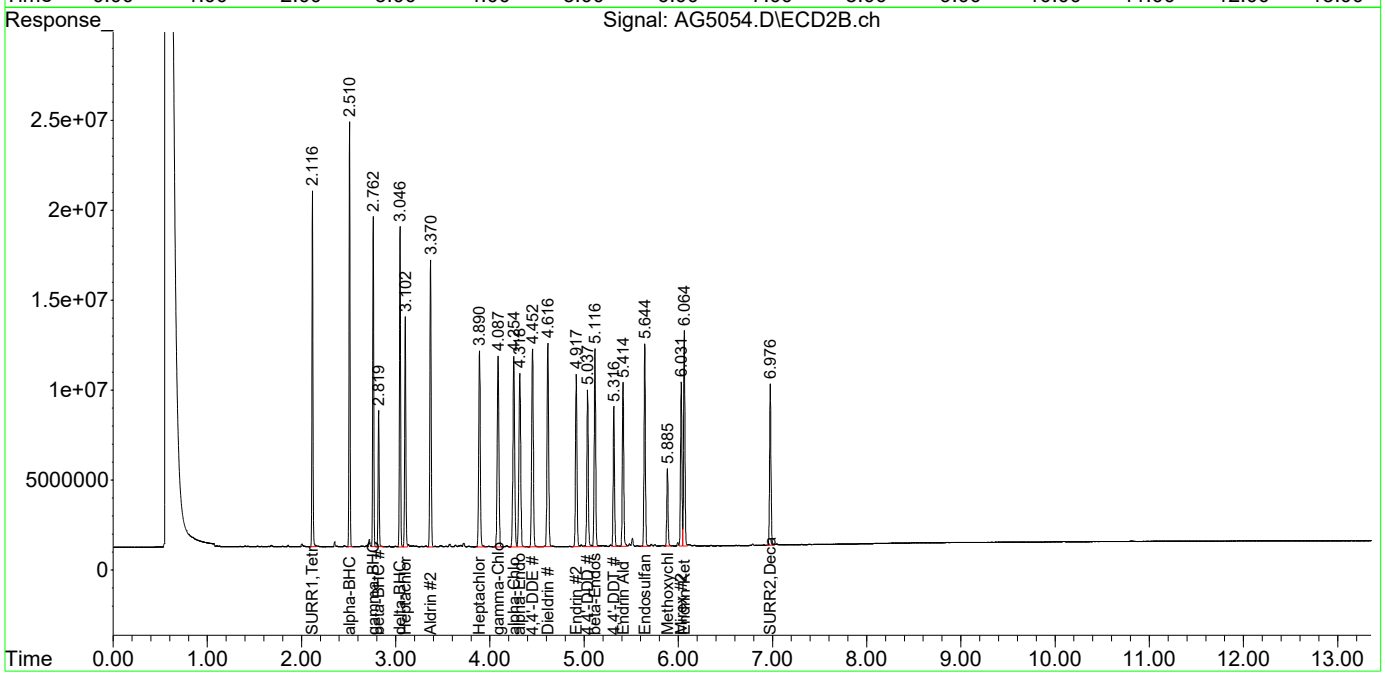

1st AF 02/26/24
2nd AM 02/27/24

Quantitation Report (QT Reviewed)

Data Path : I:\ACQUDATA\7890N.net\data\022324\
Data File : AG5053.D
Signal(s) : Signal #1: ECD1A.ch Signal #2: ECD2B.ch
Acq On : 23 Feb 2024 05:09 pm
Operator : AFelser
Sample : 8081 L
Misc :
ALS Vial : 5 Sample Multiplier: 1

Integration File signal 1: EVENTS.E
Integration File signal 2: EVENTS2.E
Quant Time: Feb 26 08:04:27 2024
Quant Method : I:\ACQUDATA\7890N.net\Methods\N-PEST022324.M
Quant Title : 608.3/8081B PESTICIDES
QLast Update : Mon Feb 26 08:04:01 2024
Response via : Initial Calibration
Integrator: ChemStation

Volume Inj. : 1uL
Signal #1 Phase : STx-CLP Signal #2 Phase: STx-CLPII
Signal #1 Info : 0.32mm 30m Signal #2 Info : 0.32mm 30m

	Compound	RT#1	RT#2	Resp#1	Resp#2	ug/l	ug/l
	System Monitoring Compounds						
1) S	SURR1,Tet...	1.899	2.116	80807122	61573192	5.139	4.885
	Spiked Amount	100.000	Range 30 - 150	Recovery =		5.14%#	4.88%#
23) S	SURR2,Dec...	6.281	6.977	50658745	37379779	5.060	5.218
	Spiked Amount	100.000	Range 30 - 150	Recovery =		5.06%#	5.22%#
	Target Compounds						
2) tc	alpha-BHC	2.215	2.510	113.4E6	70410845	4.849	4.524
3) tcm	gamma-BHC (L	2.406	2.763	99742586	59783316	4.911	4.615
4) tcm	Heptachlor	2.711	3.102	84162466	49082177	4.933	4.834
5) tcm	Aldrin	2.920	3.370	98857855	64781097	4.877	4.574
6) tc	beta-BHC	2.460	2.819	44692401	27248262	5.241	5.188
7) tc	delta-BHC	2.574	3.046	104.2E6	61234571	4.917	4.602
8) tc	Heptachlor E	3.385	3.890	85988447	53739733	5.017	4.782
9) tc	alpha-Endosu	3.715	4.318	81556473	53235330	4.990	4.796
10) tc	gamma-Chlord	3.486	4.088	85348318	56184099	4.847	4.683
11) tc	alpha-Chlord	3.598	4.254	86113006	58697594	4.917	4.754
12) tc	4,4'-DDE	3.675	4.453	86787935	55816001	4.821	4.652
13) tcm	Dieldrin	3.940	4.616	87789182	56228762	4.874	4.672
14) tcm	Endrin	4.178	4.918	75939199	44473641	4.986	4.893
15) tc	beta-Endosul	4.423	5.116	76524704	48829233	4.979	4.837
16) tc	4,4'-DDD	4.281	5.037	65997897	39268078	4.823	4.896
17) tcm	4,4'-DDT	4.579	5.317	53112029	30139058	4.771	4.666
18) tc	Endrin Aldeh	4.848	5.414	63103883	40193566	5.136	4.942
19) tc	Endosulfan S	5.241	5.645	73525674	45252267	5.199	4.935
20) tc	Methoxychlor	5.066	5.886	30877674	16365566	5.477	5.243
21) tc	Endrin Keton	5.471	6.065	78080033	47340338	5.048	4.911
22) tc	Mirex	5.128	6.032	60978258	37532732	5.235	5.178
	Sum Toxaphene			0	0	N.D.	N.D.
	Average Toxaphene					0.000	0.000
	Sum Chlordane			0	0	N.D.	N.D.
	Average Chlordane					0.000	0.000
	Sum Dechlorane			0	0	N.D.	N.D.
	Average Dechlorane					0.000	0.000

(f)=RT Delta > 1/2 Window (#)=Amounts differ by > 25% (m)=manual int.

Quantitation Report (QT Reviewed)

Data Path : I:\ACQUDATA\7890N.net\data\022324\
Data File : AG5053.D
Signal(s) : Signal #1: ECD1A.ch Signal #2: ECD2B.ch
Acq On : 23 Feb 2024 05:09 pm
Operator : AFelser
Sample : 8081 L
Misc :
ALS Vial : 5 Sample Multiplier: 1

Integration File signal 1: EVENTS.E
Integration File signal 2: EVENTS2.E
Quant Time: Feb 26 08:04:27 2024
Quant Method : I:\ACQUDATA\7890N.net\Methods\N-PEST022324.M
Quant Title : 608.3/8081B PESTICIDES
QLast Update : Mon Feb 26 08:04:01 2024
Response via : Initial Calibration
Integrator: ChemStation

Volume Inj. : 1uL
Signal #1 Phase : STx-CLP Signal #2 Phase: STx-CLPII
Signal #1 Info : 0.32mm 30m Signal #2 Info : 0.32mm 30m

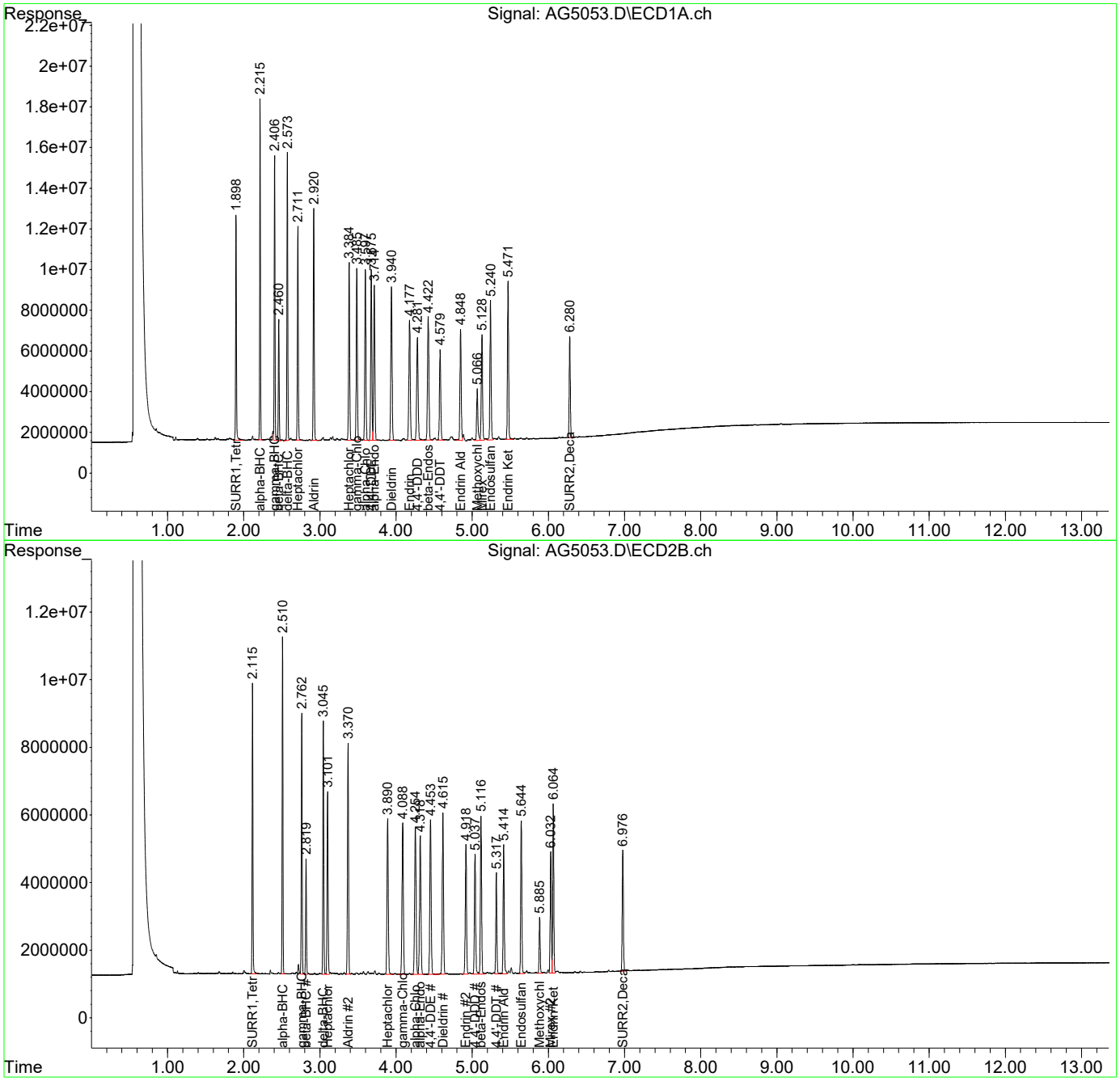

1st AF 02/26/24
2nd AM 02/27/24

Quantitation Report (QT Reviewed)

Data Path : I:\ACQUDATA\7890N.net\data\022324\
Data File : AG5052.D
Signal(s) : Signal #1: ECD1A.ch Signal #2: ECD2B.ch
Acq On : 23 Feb 2024 04:52 pm
Operator : AFelser
Sample : 8081 LL
Misc :
ALS Vial : 4 Sample Multiplier: 1

Integration File signal 1: EVENTS.E
Integration File signal 2: EVENTS2.E
Quant Time: Feb 26 08:04:23 2024
Quant Method : I:\ACQUDATA\7890N.net\Methods\N-PEST022324.M
Quant Title : 608.3/8081B PESTICIDES
QLast Update : Mon Feb 26 08:04:01 2024
Response via : Initial Calibration
Integrator: ChemStation

Volume Inj. : 1uL
Signal #1 Phase : STx-CLP Signal #2 Phase: STx-CLPII
Signal #1 Info : 0.32mm 30m Signal #2 Info : 0.32mm 30m

Compound	RT#1	RT#2	Resp#1	Resp#2	ug/l	ug/l
System Monitoring Compounds						
1) S SURR1,Tet...	1.902	2.119	17281608	13483563	1.099	1.070
Spiked Amount	100.000	Range 30 - 150	Recovery =		1.10%#	1.07%#
23) S SURR2,Dec...	6.285	6.982	12968813	10457725	1.295	1.460
Spiked Amount	100.000	Range 30 - 150	Recovery =		1.29%#	1.46%#
Target Compounds						
2) tc alpha-BHC	2.218	2.513	22968476	14297166	0.982	0.919
3) tcm gamma-BHC (L	2.410	2.765	20585746	12676544	1.013	0.979
4) tcm Heptachlor	2.715	3.105	18505213	11026945	1.085	1.086
5) tcm Aldrin	2.924	3.373	20731455	13713337	1.023	0.968
6) tc beta-BHC	2.464	2.822	10068001	6427354	1.181	1.224
7) tc delta-BHC	2.577	3.049	21068603	12878434	0.994m	0.968
8) tc Heptachlor E	3.388	3.892	18656203	12199373	1.089	1.086
9) tc alpha-Endosu	3.718	4.320	18139488	12202088	1.110	1.099
10) tc gamma-Chlord	3.489	4.090	18665401	12604556	1.060	1.051
11) tc alpha-Chlord	3.601	4.257	19153046	13332446	1.094	1.080
12) tc 4,4'-DDE	3.678	4.456	18704052	12377560	1.039	1.032
13) tcm Dieldrin	3.943	4.618	19267310	12518288	1.070	1.040
14) tcm Endrin	4.181	4.920	17841792	10375789	1.171	1.141
15) tc beta-Endosul	4.426	5.118	17511499	11311013	1.139	1.120
16) tc 4,4'-DDD	4.285	5.039	15170574	8836156	1.109	1.102
17) tcm 4,4'-DDT	4.582	5.318	12790465	6775042	1.149	1.049m
18) tc Endrin Aldeh	4.850	5.415	14736649	9402664	1.199m	1.156m
19) tc Endosulfan S	5.243	5.646	17202337	10978564	1.216m	1.197
20) tc Methoxychlor	5.068	5.888	7749947	4387975	1.375m	1.406
21) tc Endrin Keton	5.473	6.067	18552567	11444875	1.199	1.187
22) tc Mirex	5.129	6.035	15174098	9774950	1.303m	1.349
Sum Toxaphene			0	0	N.D.	N.D.
Average Toxaphene					0.000	0.000
Sum Chlordane			0	0	N.D.	N.D.
Average Chlordane					0.000	0.000
Sum Dechlorane			0	0	N.D.	N.D.
Average Dechlorane					0.000	0.000

(f)=RT Delta > 1/2 Window (#)=Amounts differ by > 25% (m)=manual int.

Quantitation Report (QT Reviewed)

Data Path : I:\ACQUDATA\7890N.net\data\022324\
Data File : AG5052.D
Signal(s) : Signal #1: ECD1A.ch Signal #2: ECD2B.ch
Acq On : 23 Feb 2024 04:52 pm
Operator : AFelser
Sample : 8081 LL
Misc :
ALS Vial : 4 Sample Multiplier: 1

Integration File signal 1: EVENTS.E
Integration File signal 2: EVENTS2.E
Quant Time: Feb 26 08:04:23 2024
Quant Method : I:\ACQUDATA\7890N.net\Methods\N-PEST022324.M
Quant Title : 608.3/8081B PESTICIDES
QLast Update : Mon Feb 26 08:04:01 2024
Response via : Initial Calibration
Integrator: ChemStation

Volume Inj. : 1uL
Signal #1 Phase : STx-CLP Signal #2 Phase: STx-CLPII
Signal #1 Info : 0.32mm 30m Signal #2 Info : 0.32mm 30m

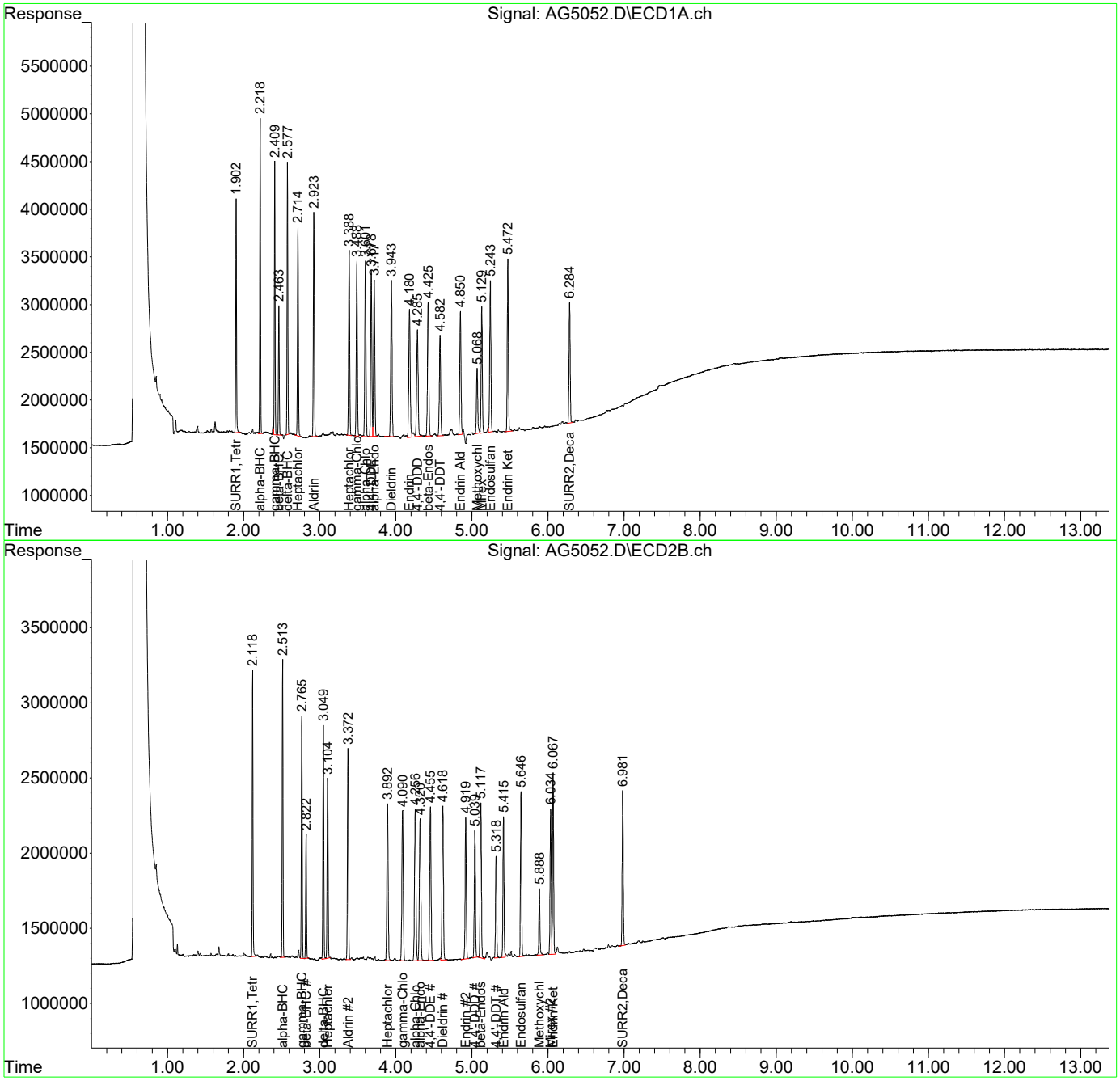

Quantitation Report (Qedit)

Data Path : I:\ACQUDATA\7890N.net\data\022324\
Data File : AG5052.D
Signal(s) : Signal #1: ECD1A.ch Signal #2: ECD2B.ch
Acq On : 23 Feb 2024 04:52 pm
Operator : AFelser
Sample : 8081 LL
Misc :
ALS Vial : 4 Sample Multiplier: 1

Integration File signal 1: EVENTS.E
Integration File signal 2: EVENTS2.E
Quant Time: Feb 26 08:04:23 2024
Quant Method : I:\ACQUDATA\7890N.net\Methods\N-PEST022324.M
Quant Title : 608.3/8081B PESTICIDES
QLast Update : Mon Feb 26 08:04:01 2024
Response via : Initial Calibration
Integrator: ChemStation

Volume Inj. : 1uL
Signal #1 Phase : STx-CLP Signal #2 Phase: STx-CLPII
Signal #1 Info : 0.32mm 30m Signal #2 Info : 0.32mm 30m

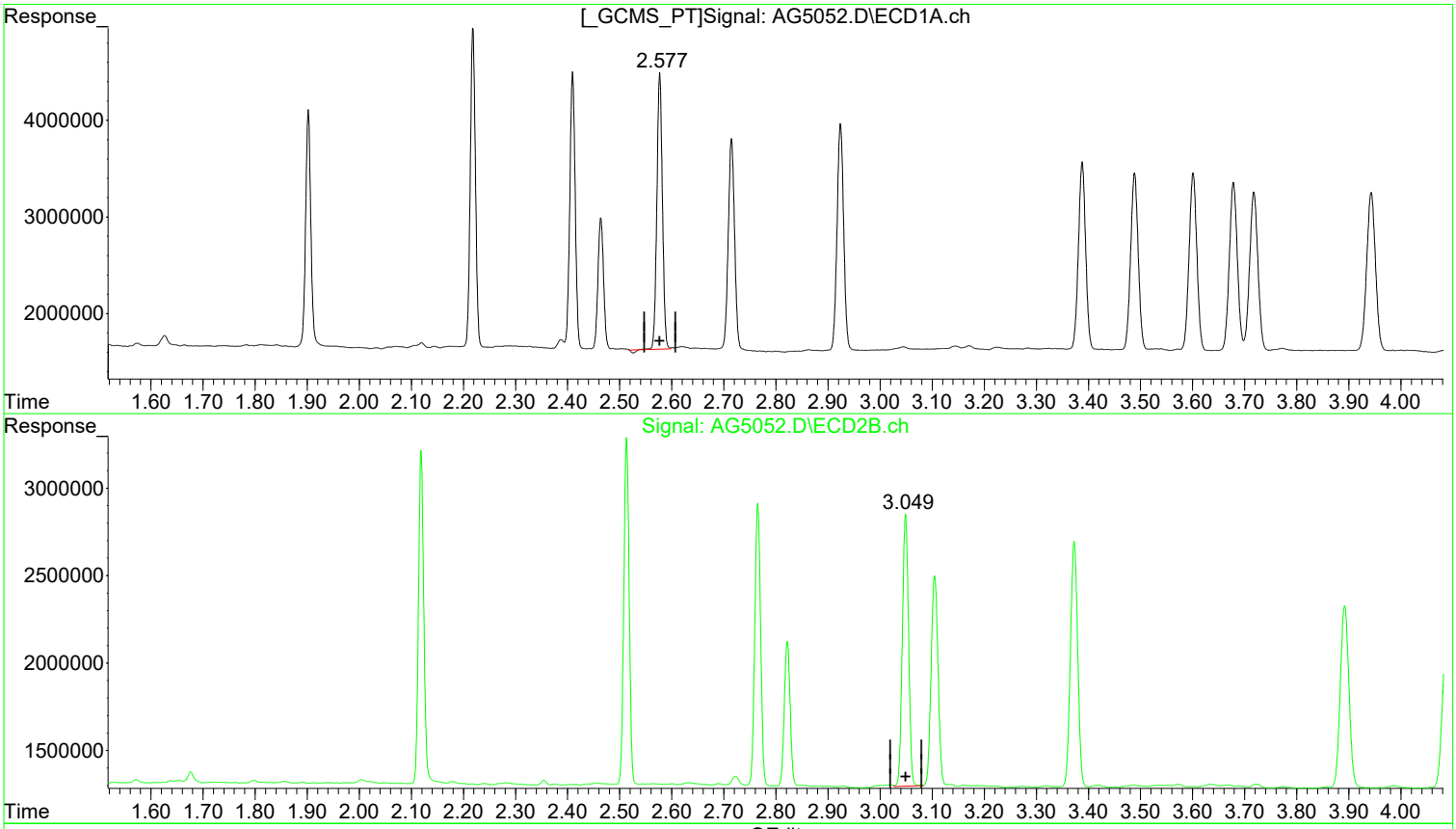

QEdit

(7) delta-BHC (tc)
2.577min 0.997 ug/l
response 21134449

(7) delta-BHC #2 (tc)
3.049min 0.968 ug/l
response 12878434

Manual Integration:
Before

02/26/24

(+) = Expected Retention Time

Quantitation Report (Qedit)

Data Path : I:\ACQUDATA\7890N.net\data\022324\
Data File : AG5052.D
Signal(s) : Signal #1: ECD1A.ch Signal #2: ECD2B.ch
Acq On : 23 Feb 2024 04:52 pm
Operator : AFelser
Sample : 8081 LL
Misc :
ALS Vial : 4 Sample Multiplier: 1

Integration File signal 1: EVENTS.E
Integration File signal 2: EVENTS2.E
Quant Time: Feb 26 08:04:23 2024
Quant Method : I:\ACQUDATA\7890N.net\Methods\N-PEST022324.M
Quant Title : 608.3/8081B PESTICIDES
QLast Update : Mon Feb 26 08:04:01 2024
Response via : Initial Calibration
Integrator: ChemStation

Volume Inj. : 1uL
Signal #1 Phase : STx-CLP Signal #2 Phase: STx-CLPII
Signal #1 Info : 0.32mm 30m Signal #2 Info : 0.32mm 30m

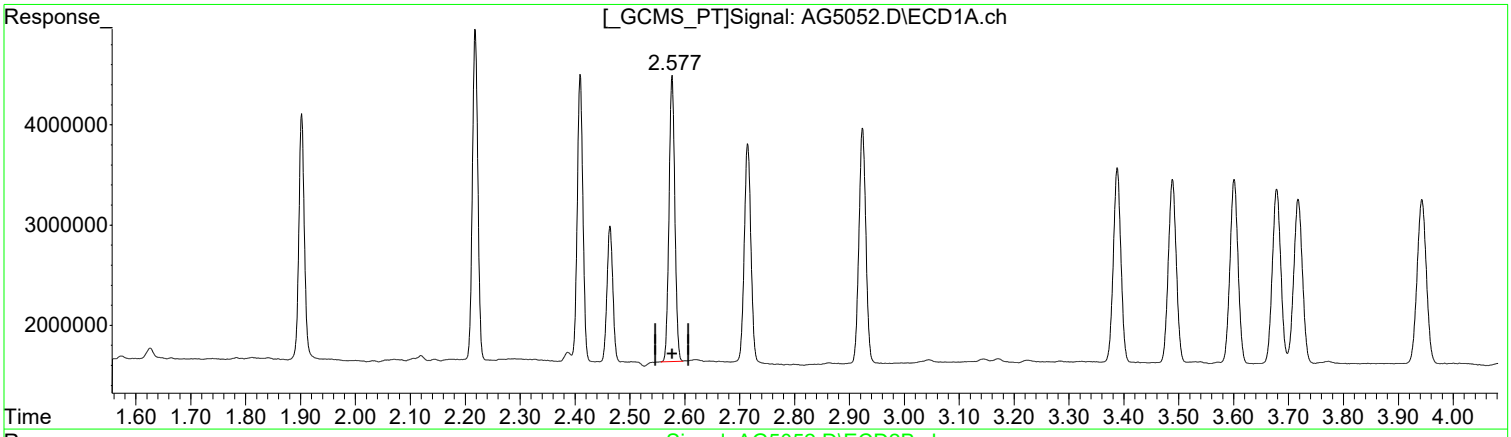

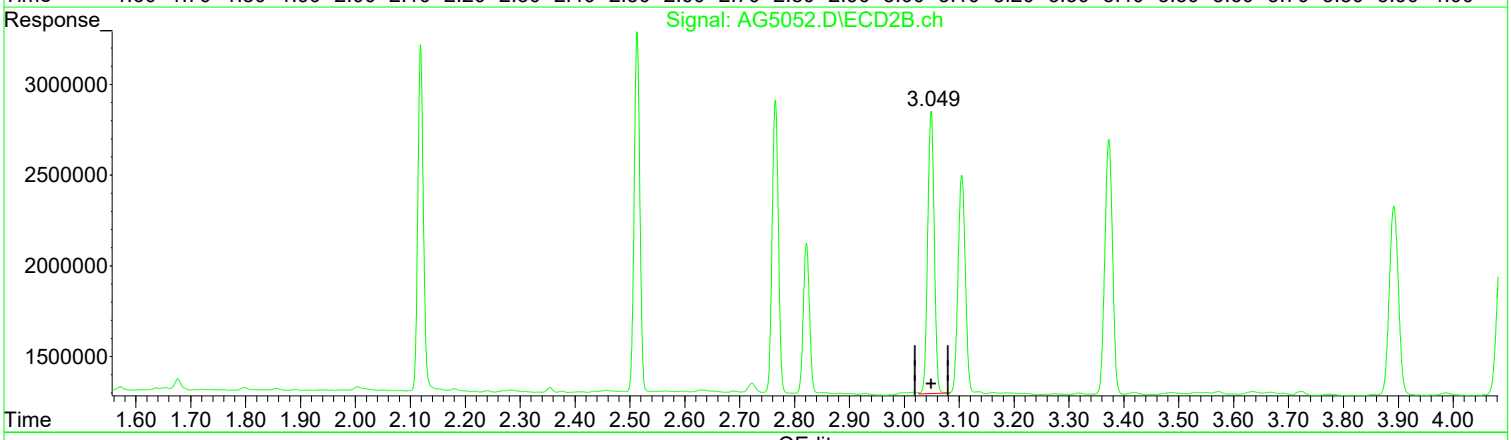

QEdit

(7) delta-BHC (tc)
2.577min 0.994 ug/l m
response 21068603

Manual Integration:
After
Poor integration.
02/26/24

(7) delta-BHC #2 (tc)
3.049min 0.968 ug/l
response 12878434

(+) = Expected Retention Time

Quantitation Report (Qedit)

Data Path : I:\ACQUDATA\7890N.net\data\022324\
Data File : AG5052.D
Signal(s) : Signal #1: ECD1A.ch Signal #2: ECD2B.ch
Acq On : 23 Feb 2024 04:52 pm
Operator : AFelser
Sample : 8081 LL
Misc :
ALS Vial : 4 Sample Multiplier: 1

Integration File signal 1: EVENTS.E
Integration File signal 2: EVENTS2.E
Quant Time: Feb 26 08:04:23 2024
Quant Method : I:\ACQUDATA\7890N.net\Methods\N-PEST022324.M
Quant Title : 608.3/8081B PESTICIDES
QLast Update : Mon Feb 26 08:04:01 2024
Response via : Initial Calibration
Integrator: ChemStation

Volume Inj. : 1uL
Signal #1 Phase : STx-CLP Signal #2 Phase: STx-CLPII
Signal #1 Info : 0.32mm 30m Signal #2 Info : 0.32mm 30m

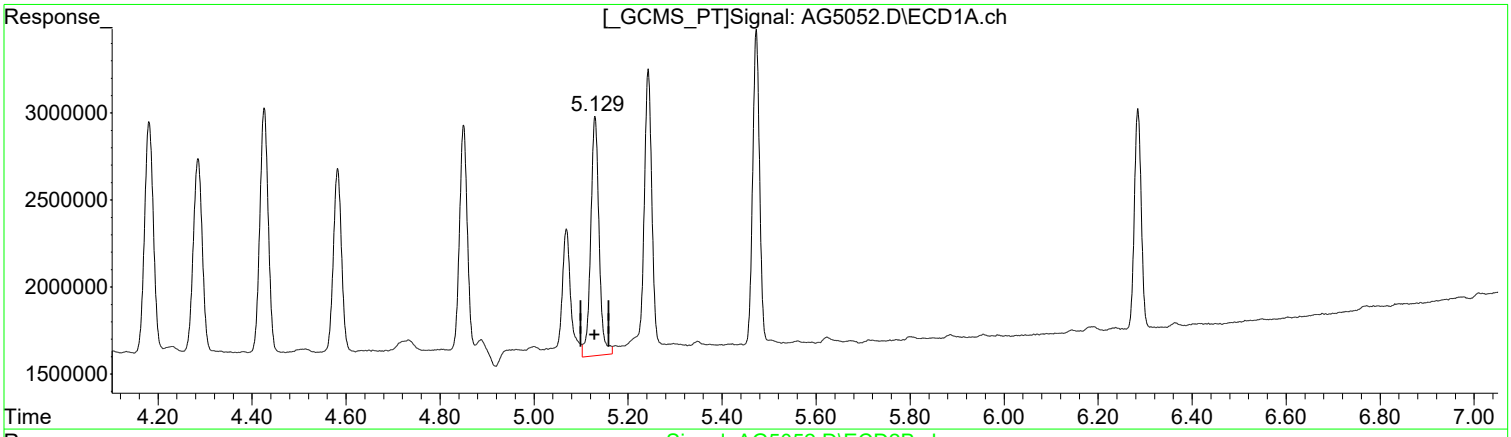

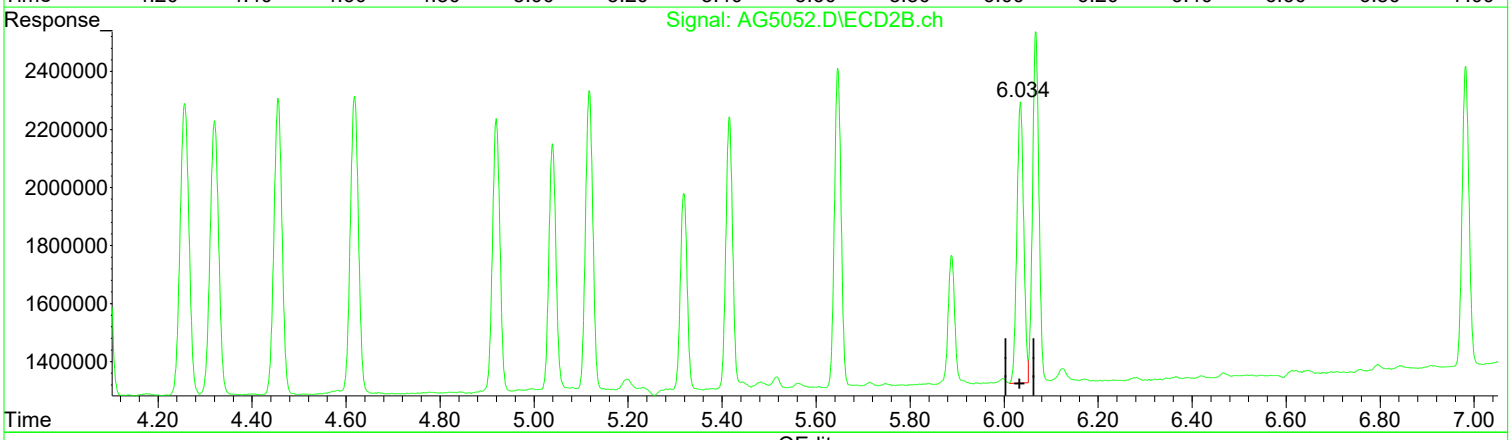

QEdit

(22) Mirex (tc)
5.130min 1.462 ug/l
response 17024602

(22) Mirex #2 (tc)
6.035min 1.349 ug/l
response 9774950

Manual Integration:
Before

02/26/24

(+) = Expected Retention Time

1st AF 02/26/24
2nd AM 02/27/24

Quantitation Report (Qedit)

Data Path : I:\ACQUDATA\7890N.net\data\022324\
Data File : AG5052.D
Signal(s) : Signal #1: ECD1A.ch Signal #2: ECD2B.ch
Acq On : 23 Feb 2024 04:52 pm
Operator : AFelser
Sample : 8081 LL
Misc :
ALS Vial : 4 Sample Multiplier: 1

Integration File signal 1: EVENTS.E
Integration File signal 2: EVENTS2.E
Quant Time: Feb 26 08:04:23 2024
Quant Method : I:\ACQUDATA\7890N.net\Methods\N-PEST022324.M
Quant Title : 608.3/8081B PESTICIDES
QLast Update : Mon Feb 26 08:04:01 2024
Response via : Initial Calibration
Integrator: ChemStation

Volume Inj. : 1uL
Signal #1 Phase : STx-CLP Signal #2 Phase: STx-CLPII
Signal #1 Info : 0.32mm 30m Signal #2 Info : 0.32mm 30m

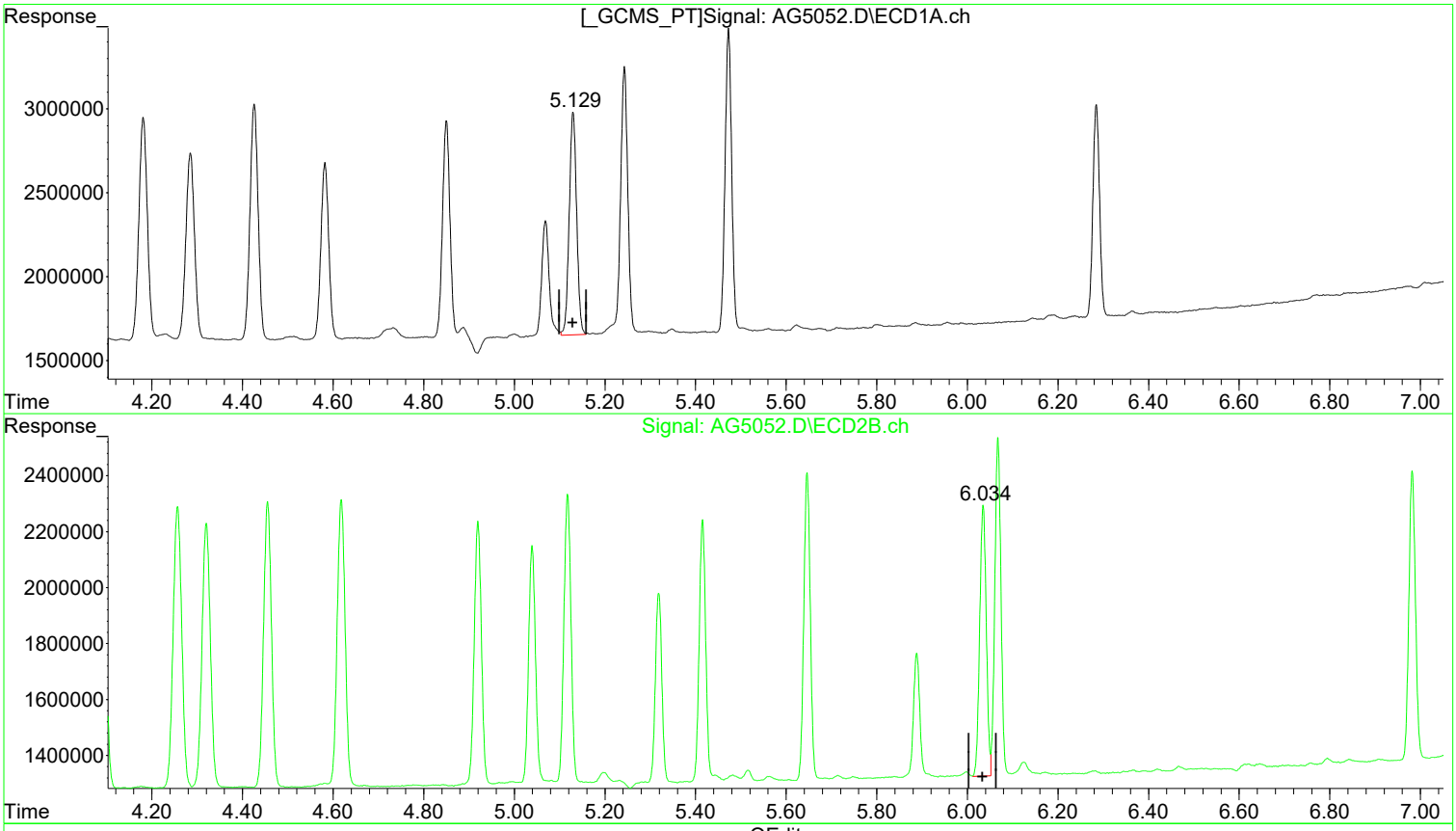

QEdit

(22) Mirex (tc)
5.129min 1.303 ug/l m
response 15174098

(22) Mirex #2 (tc)
6.035min 1.349 ug/l
response 9774950

Manual Integration:
After
Poor integration.
02/26/24

(+) = Expected Retention Time

1st AF 02/26/24
2nd AM 02/27/24

Quantitation Report (Qedit)

Data Path : I:\ACQUDATA\7890N.net\data\022324\
Data File : AG5052.D
Signal(s) : Signal #1: ECD1A.ch Signal #2: ECD2B.ch
Acq On : 23 Feb 2024 04:52 pm
Operator : AFelser
Sample : 8081 LL
Misc :
ALS Vial : 4 Sample Multiplier: 1

Integration File signal 1: EVENTS.E
Integration File signal 2: EVENTS2.E
Quant Time: Feb 26 08:04:23 2024
Quant Method : I:\ACQUDATA\7890N.net\Methods\N-PEST022324.M
Quant Title : 608.3/8081B PESTICIDES
QLast Update : Mon Feb 26 08:04:01 2024
Response via : Initial Calibration
Integrator: ChemStation

Volume Inj. : 1uL
Signal #1 Phase : STx-CLP Signal #2 Phase: STx-CLPII
Signal #1 Info : 0.32mm 30m Signal #2 Info : 0.32mm 30m

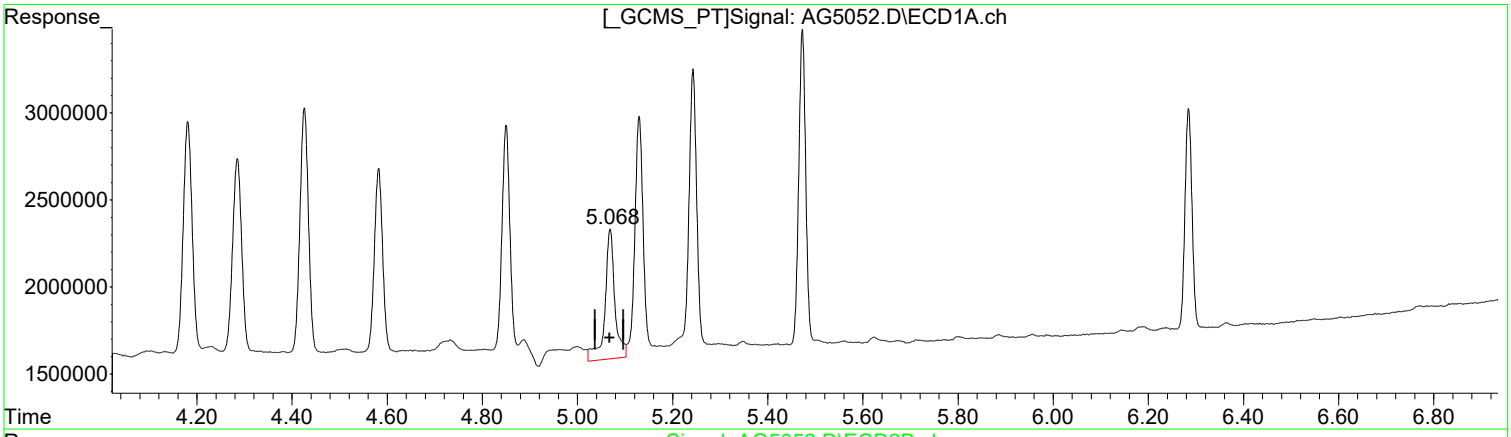

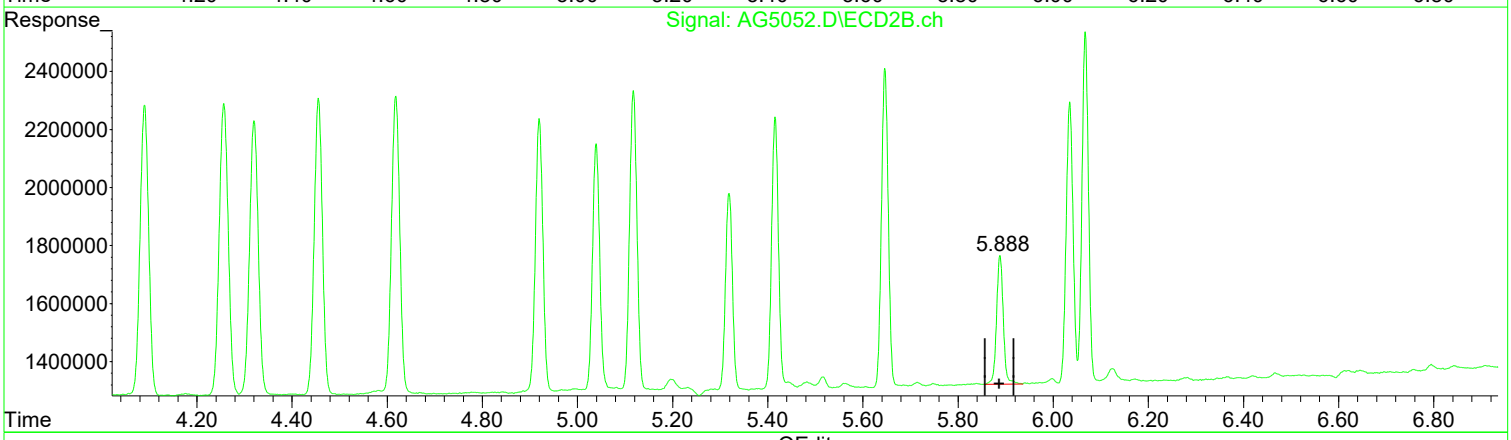

QEdit

(20) Methoxychlor (tc)
5.069min 1.920 ug/l
response 10821736

Manual Integration:
Before

02/26/24

(20) Methoxychlor #2 (tc)
5.888min 1.406 ug/l
response 4387975

(+) = Expected Retention Time

Quantitation Report (Qedit)

Data Path : I:\ACQUDATA\7890N.net\data\022324\
Data File : AG5052.D
Signal(s) : Signal #1: ECD1A.ch Signal #2: ECD2B.ch
Acq On : 23 Feb 2024 04:52 pm
Operator : AFelser
Sample : 8081 LL
Misc :
ALS Vial : 4 Sample Multiplier: 1

Integration File signal 1: EVENTS.E
Integration File signal 2: EVENTS2.E
Quant Time: Feb 26 08:04:23 2024
Quant Method : I:\ACQUDATA\7890N.net\Methods\N-PEST022324.M
Quant Title : 608.3/8081B PESTICIDES
QLast Update : Mon Feb 26 08:04:01 2024
Response via : Initial Calibration
Integrator: ChemStation

Volume Inj. : 1uL
Signal #1 Phase : STx-CLP Signal #2 Phase: STx-CLPII
Signal #1 Info : 0.32mm 30m Signal #2 Info : 0.32mm 30m

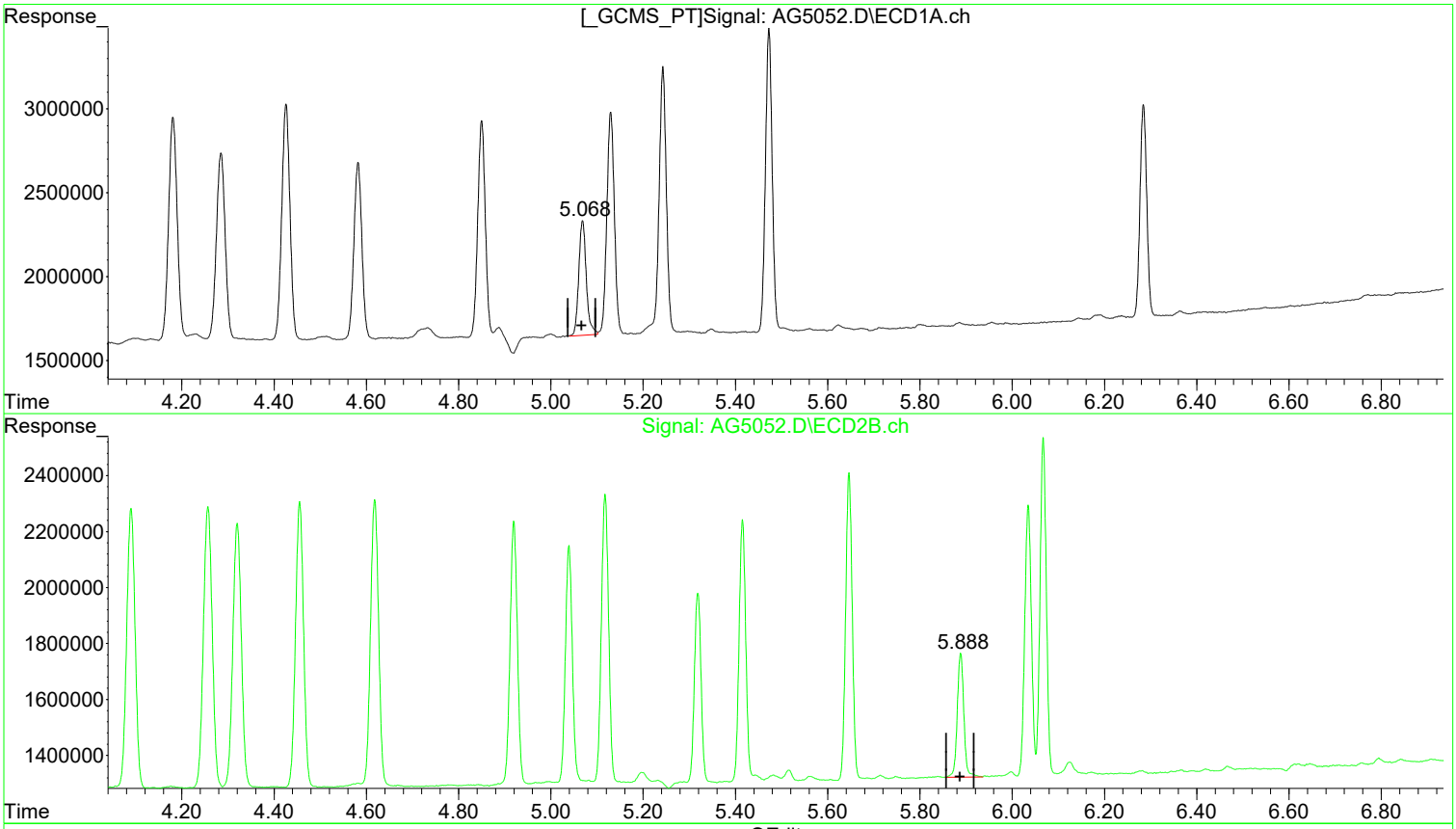

QEdit

(20) Methoxychlor (tc)
5.068min 1.375 ug/l m
response 7749947

(20) Methoxychlor #2 (tc)
5.888min 1.406 ug/l
response 4387975

Manual Integration:
After
Poor integration.
02/26/24

(+) = Expected Retention Time

Quantitation Report (Qedit)

Data Path : I:\ACQUDATA\7890N.net\data\022324\
Data File : AG5052.D
Signal(s) : Signal #1: ECD1A.ch Signal #2: ECD2B.ch
Acq On : 23 Feb 2024 04:52 pm
Operator : AFelser
Sample : 8081 LL
Misc :
ALS Vial : 4 Sample Multiplier: 1

Integration File signal 1: EVENTS.E
Integration File signal 2: EVENTS2.E
Quant Time: Feb 26 08:04:23 2024
Quant Method : I:\ACQUDATA\7890N.net\Methods\N-PEST022324.M
Quant Title : 608.3/8081B PESTICIDES
QLast Update : Mon Feb 26 08:04:01 2024
Response via : Initial Calibration
Integrator: ChemStation

Volume Inj. : 1uL
Signal #1 Phase : STx-CLP Signal #2 Phase: STx-CLPII
Signal #1 Info : 0.32mm 30m Signal #2 Info : 0.32mm 30m

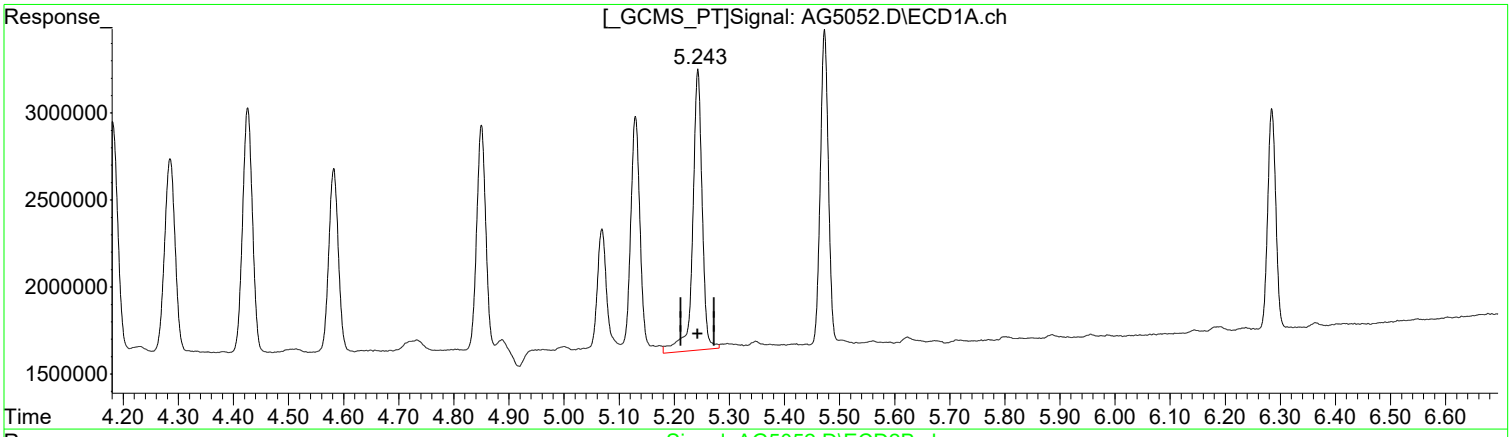

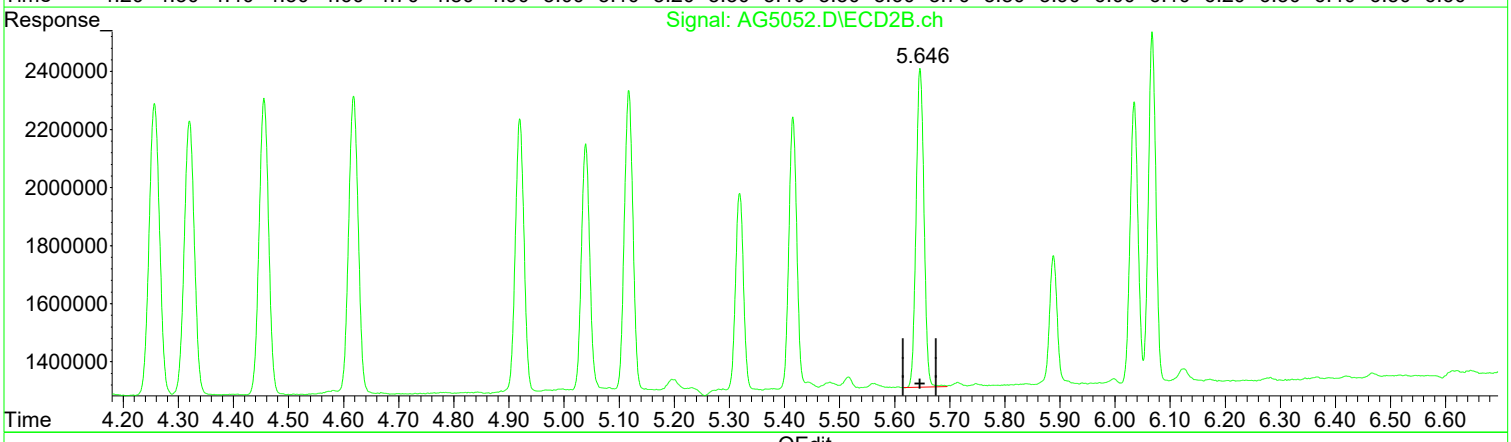

QEdit

(19) Endosulfan S (tc)
5.243min 1.375 ug/l
response 19440650

(19) Endosulfan S #2 (tc)
5.646min 1.197 ug/l
response 10978564

Manual Integration:
Before

02/26/24

(+) = Expected Retention Time

1st AF 02/26/24
2nd AM 02/27/24

Quantitation Report (Qedit)

Data Path : I:\ACQUDATA\7890N.net\data\022324\
Data File : AG5052.D
Signal(s) : Signal #1: ECD1A.ch Signal #2: ECD2B.ch
Acq On : 23 Feb 2024 04:52 pm
Operator : AFelser
Sample : 8081 LL
Misc :
ALS Vial : 4 Sample Multiplier: 1

Integration File signal 1: EVENTS.E
Integration File signal 2: EVENTS2.E
Quant Time: Feb 26 08:04:23 2024
Quant Method : I:\ACQUDATA\7890N.net\Methods\N-PEST022324.M
Quant Title : 608.3/8081B PESTICIDES
QLast Update : Mon Feb 26 08:04:01 2024
Response via : Initial Calibration
Integrator: ChemStation

Volume Inj. : 1uL
Signal #1 Phase : STx-CLP Signal #2 Phase: STx-CLPII
Signal #1 Info : 0.32mm 30m Signal #2 Info : 0.32mm 30m

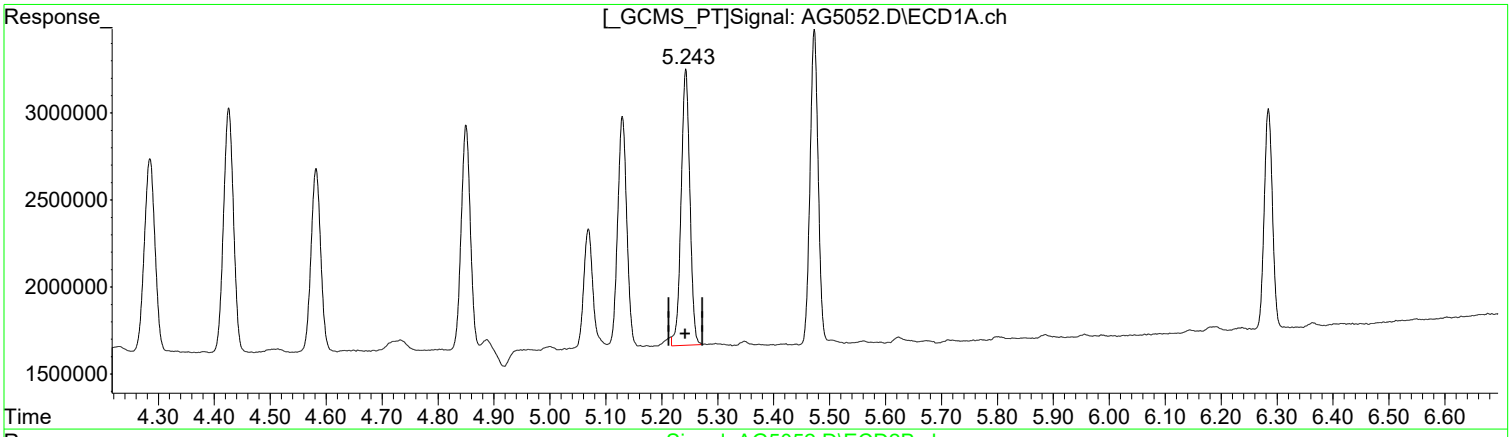

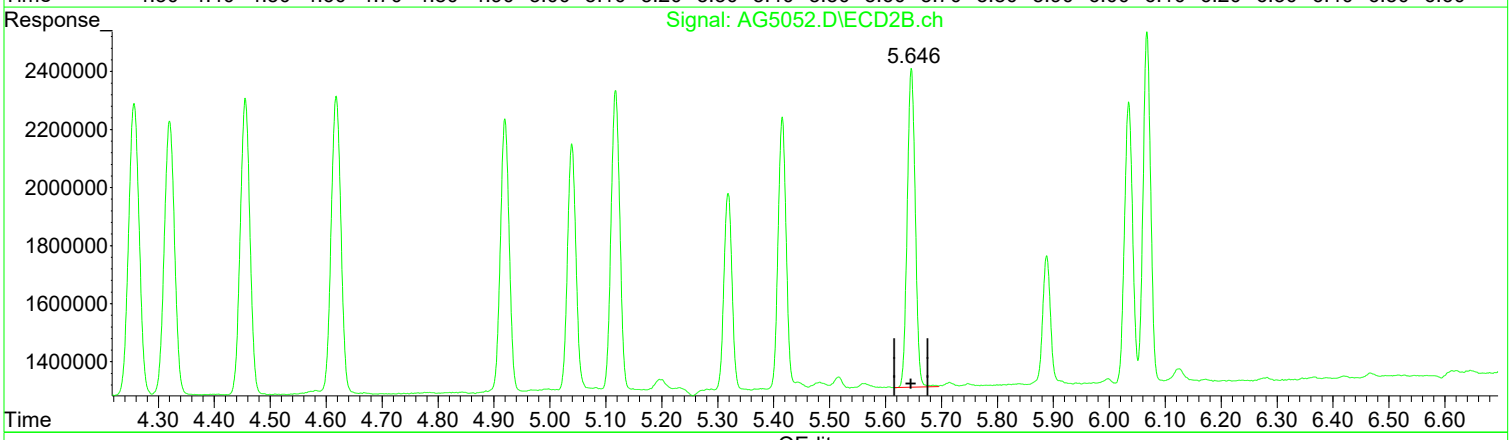

QEdit

(19) Endosulfan S (tc)
5.243min 1.216 ug/l m
response 17202337

(19) Endosulfan S #2 (tc)
5.646min 1.197 ug/l
response 10978564

Manual Integration:
After
Poor integration.
02/26/24

(+) = Expected Retention Time

1st AF 02/26/24
2nd AM 02/27/24

Quantitation Report (Qedit)

Data Path : I:\ACQUDATA\7890N.net\data\022324\
Data File : AG5052.D
Signal(s) : Signal #1: ECD1A.ch Signal #2: ECD2B.ch
Acq On : 23 Feb 2024 04:52 pm
Operator : AFelser
Sample : 8081 LL
Misc :
ALS Vial : 4 Sample Multiplier: 1

Integration File signal 1: EVENTS.E
Integration File signal 2: EVENTS2.E
Quant Time: Feb 26 08:04:23 2024
Quant Method : I:\ACQUDATA\7890N.net\Methods\N-PEST022324.M
Quant Title : 608.3/8081B PESTICIDES
QLast Update : Mon Feb 26 08:04:01 2024
Response via : Initial Calibration
Integrator: ChemStation

Volume Inj. : 1uL
Signal #1 Phase : STx-CLP Signal #2 Phase: STx-CLPII
Signal #1 Info : 0.32mm 30m Signal #2 Info : 0.32mm 30m

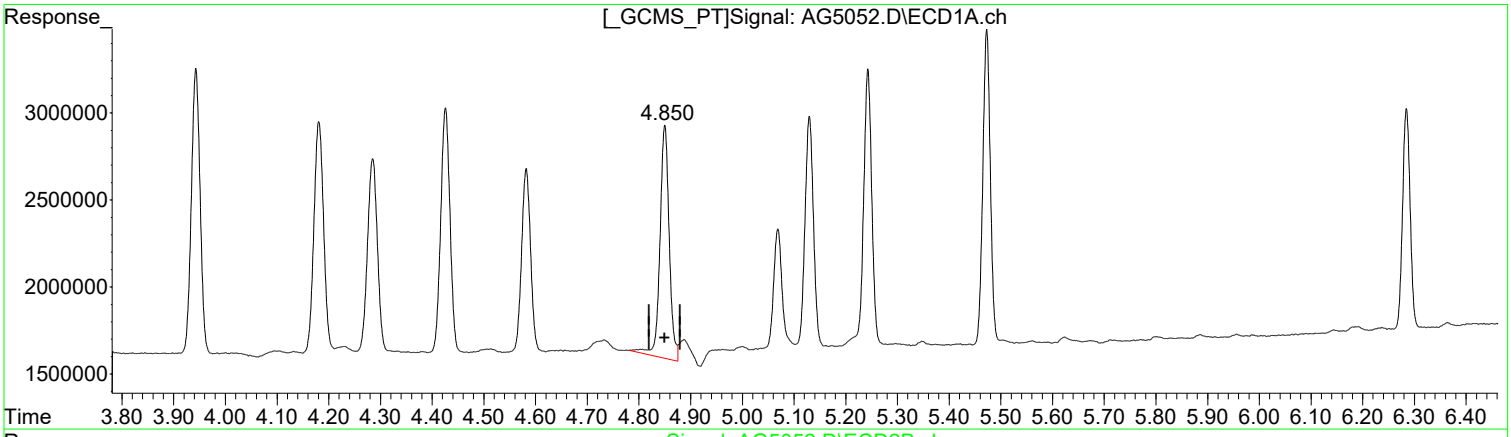

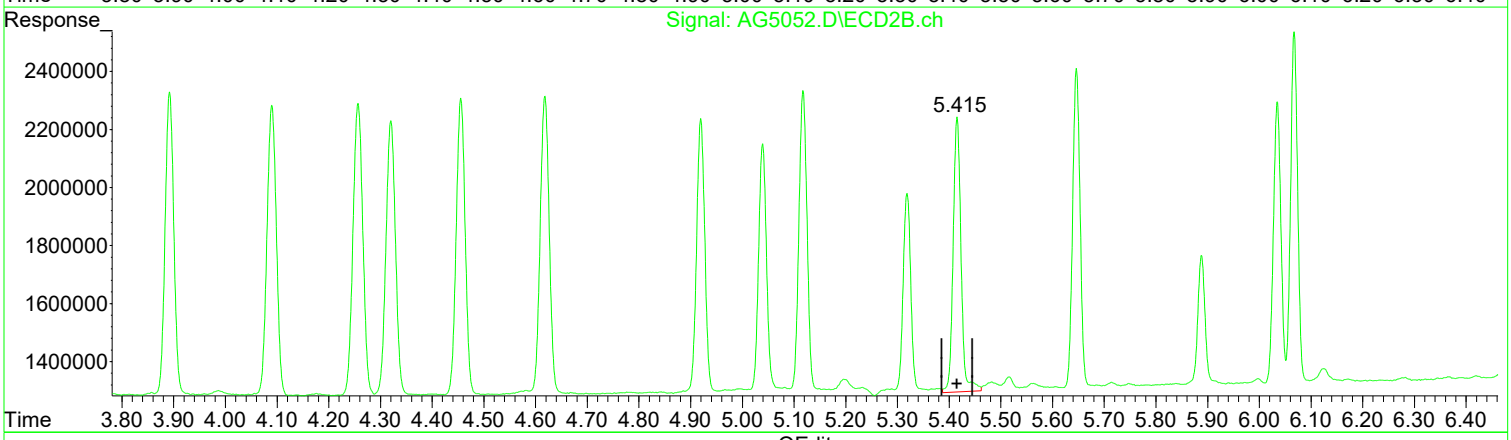

QEdit

(18) Endrin Aldeh (tc)
4.850min 1.360 ug/l
response 16703545

(18) Endrin Aldeh #2 (tc)
5.415min 1.236 ug/l
response 10048773

Manual Integration:
Before

02/26/24

(+) = Expected Retention Time

Quantitation Report (Qedit)

Data Path : I:\ACQUDATA\7890N.net\data\022324\
Data File : AG5052.D
Signal(s) : Signal #1: ECD1A.ch Signal #2: ECD2B.ch
Acq On : 23 Feb 2024 04:52 pm
Operator : AFelser
Sample : 8081 LL
Misc :
ALS Vial : 4 Sample Multiplier: 1

Integration File signal 1: EVENTS.E
Integration File signal 2: EVENTS2.E
Quant Time: Feb 26 08:04:23 2024
Quant Method : I:\ACQUDATA\7890N.net\Methods\N-PEST022324.M
Quant Title : 608.3/8081B PESTICIDES
QLast Update : Mon Feb 26 08:04:01 2024
Response via : Initial Calibration
Integrator: ChemStation

Volume Inj. : 1uL
Signal #1 Phase : STx-CLP Signal #2 Phase: STx-CLPII
Signal #1 Info : 0.32mm 30m Signal #2 Info : 0.32mm 30m

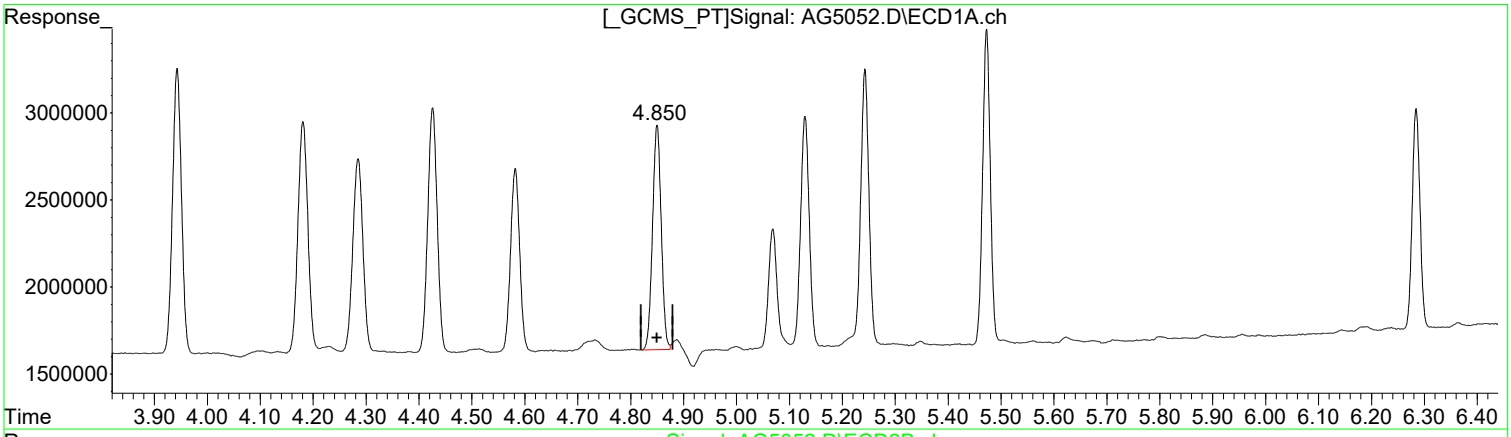

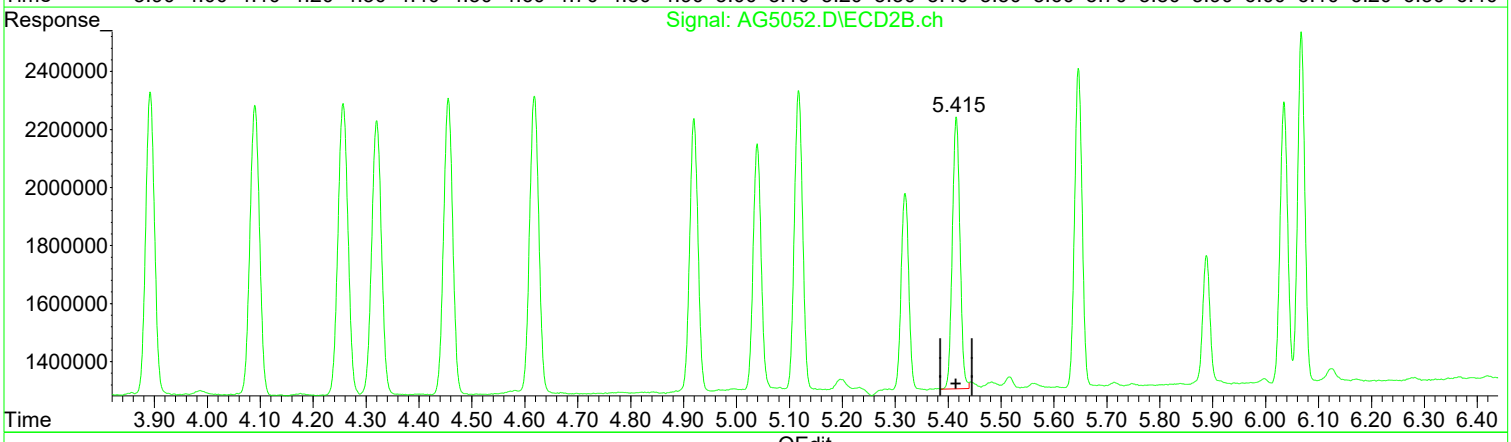

QEdit

(18) Endrin Aldeh (tc)
4.850min 1.199 ug/l m
response 14736649

(18) Endrin Aldeh #2 (tc)
5.415min 1.156 ug/l m
response 9402664

Manual Integration:
After
Poor integration.
02/26/24

(+) = Expected Retention Time

Quantitation Report (Qedit)

Data Path : I:\ACQUDATA\7890N.net\data\022324\
Data File : AG5052.D
Signal(s) : Signal #1: ECD1A.ch Signal #2: ECD2B.ch
Acq On : 23 Feb 2024 04:52 pm
Operator : AFelser
Sample : 8081 LL
Misc :
ALS Vial : 4 Sample Multiplier: 1

Integration File signal 1: EVENTS.E
Integration File signal 2: EVENTS2.E
Quant Time: Feb 26 08:04:23 2024
Quant Method : I:\ACQUDATA\7890N.net\Methods\N-PEST022324.M
Quant Title : 608.3/8081B PESTICIDES
QLast Update : Mon Feb 26 08:04:01 2024
Response via : Initial Calibration
Integrator: ChemStation

Volume Inj. : 1uL
Signal #1 Phase : STx-CLP Signal #2 Phase: STx-CLPII
Signal #1 Info : 0.32mm 30m Signal #2 Info : 0.32mm 30m

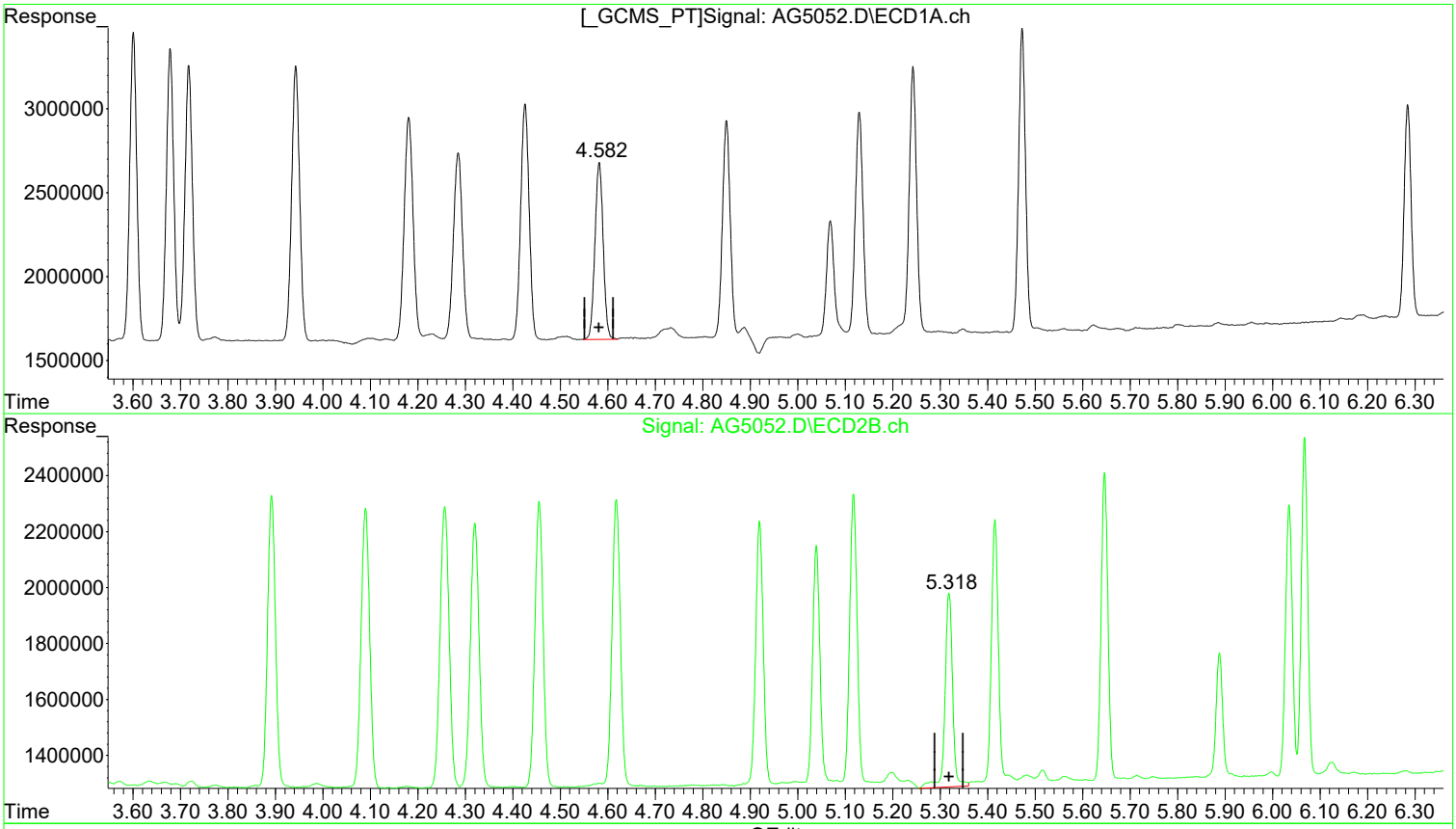

QEdit

(17) 4,4'-DDT (tcm)
4.582min 1.149 ug/l
response 12790465

(17) 4,4'-DDT #2 (tcm)
5.319min 1.198 ug/l
response 7736563

Manual Integration:
Before

02/26/24

(+) = Expected Retention Time

1st AF 02/26/24
2nd AM 02/27/24

Quantitation Report (Qedit)

Data Path : I:\ACQUDATA\7890N.net\data\022324\
Data File : AG5052.D
Signal(s) : Signal #1: ECD1A.ch Signal #2: ECD2B.ch
Acq On : 23 Feb 2024 04:52 pm
Operator : AFelser
Sample : 8081 LL
Misc :
ALS Vial : 4 Sample Multiplier: 1

Integration File signal 1: EVENTS.E
Integration File signal 2: EVENTS2.E
Quant Time: Feb 26 08:04:23 2024
Quant Method : I:\ACQUDATA\7890N.net\Methods\N-PEST022324.M
Quant Title : 608.3/8081B PESTICIDES
QLast Update : Mon Feb 26 08:04:01 2024
Response via : Initial Calibration
Integrator: ChemStation

Volume Inj. : 1uL
Signal #1 Phase : STx-CLP Signal #2 Phase: STx-CLPII
Signal #1 Info : 0.32mm 30m Signal #2 Info : 0.32mm 30m

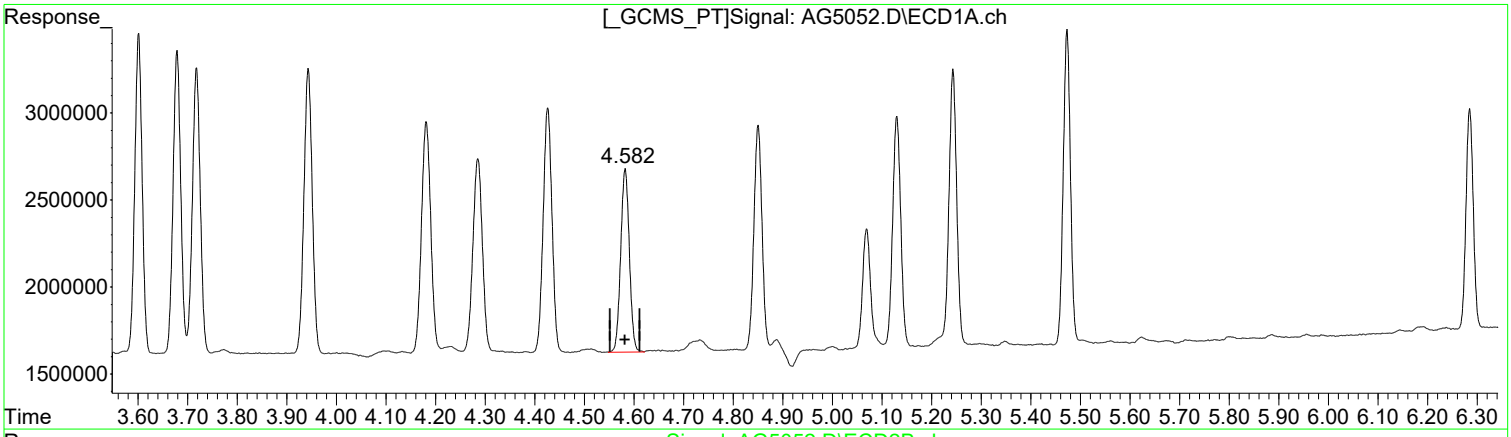

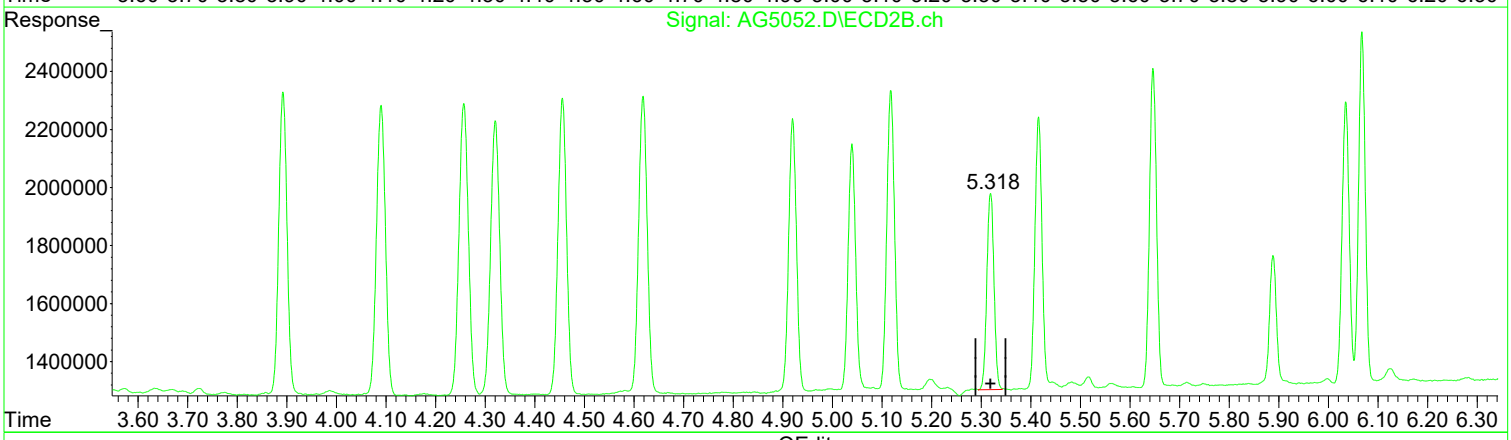

QEdit

(17) 4,4'-DDT (tcm)
4.582min 1.149 ug/l
response 12790465

(17) 4,4'-DDT #2 (tcm)
5.318min 1.049 ug/l m
response 6775042

Manual Integration:
After
Poor integration.
02/26/24

(+) = Expected Retention Time

Quantitation Report (QT Reviewed)

Data Path : I:\ACQUDATA\7890N.net\data\022324\
Data File : AG5051.D
Signal(s) : Signal #1: ECD1A.ch Signal #2: ECD2B.ch
Acq On : 23 Feb 2024 04:35 pm
Operator : AFelser
Sample : PEM
Misc :
ALS Vial : 3 Sample Multiplier: 1

Integration File signal 1: EVENTS.E
Integration File signal 2: EVENTS2.E
Quant Time: Feb 26 08:40:39 2024
Quant Method : I:\ACQUDATA\7890N.net\Methods\N-PEST022324.M
Quant Title : 608.3/8081B PESTICIDES
QLast Update : Mon Feb 26 08:35:50 2024
Response via : Initial Calibration
Integrator: ChemStation

Volume Inj. : 1uL
Signal #1 Phase : STx-CLP Signal #2 Phase: STx-CLPII
Signal #1 Info : 0.32mm 30m Signal #2 Info : 0.32mm 30m

	Compound	RT#1	RT#2	Resp#1	Resp#2	ug/l	ug/l
	System Monitoring Compounds						
1) S	SURR1,Tet...	1.902	2.119	315.9E6	249.1E6	19.252	18.957
	Spiked Amount 100.000	Range 30 - 150		Recovery =		19.25%#	18.96%#
23) S	SURR2,Dec...	6.282	6.979	263.6E6	191.5E6	22.978	22.372
	Spiked Amount 100.000	Range 30 - 150		Recovery =		22.98%#	22.37%#
	Target Compounds						
2) tc	alpha-BHC	2.218	2.514	235.8E6	146.6E6	9.772	9.168
3) tcm	gamma-BHC (L	2.410	2.765	205.8E6	124.0E6	9.742	9.154
6) tc	beta-BHC	2.464	2.822	86781822	51862223	9.398	8.930
12) tc	4,4'-DDE	3.679	4.455	2132389	1156554	0.112	0.090
14) tcm	Endrin	4.181	4.919	813.0E6	484.0E6	48.227	47.481
16) tc	4,4'-DDD	4.284	5.039	12770130	9116652	0.855	1.027
17) tcm	4,4'-DDT	4.582	5.318	1188.3E6	750.6E6	94.306	101.688
18) tc	Endrin Aldeh	4.850	5.415	27716223	16359202	2.054	1.822
20) tc	Methoxychlor	5.068	5.887	1289.0E6	864.9E6	190.769	224.513
21) tc	Endrin Keton	5.472	6.066	26847392	19009147	1.559	1.737
	Sum Toxaphene			0	0	N.D.	N.D.
Average	Toxaphene					0.000	0.000
	Sum Chlordane			0	0	N.D.	N.D.
Average	Chlordane					0.000	0.000
	Sum Dechlorane			0	0	N.D.	N.D.
Average	Dechlorane					0.000	0.000

(f)=RT Delta > 1/2 Window (#)=Amounts differ by > 25% (m)=manual int.

Quantitation Report (QT Reviewed)

Data Path : I:\ACQUDATA\7890N.net\data\022324\
Data File : AG5051.D
Signal(s) : Signal #1: ECD1A.ch Signal #2: ECD2B.ch
Acq On : 23 Feb 2024 04:35 pm
Operator : AFelser
Sample : PEM
Misc :
ALS Vial : 3 Sample Multiplier: 1

Integration File signal 1: EVENTS.E
Integration File signal 2: EVENTS2.E
Quant Time: Feb 26 08:40:39 2024
Quant Method : I:\ACQUDATA\7890N.net\Methods\N-PEST022324.M
Quant Title : 608.3/8081B PESTICIDES
QLast Update : Mon Feb 26 08:35:50 2024
Response via : Initial Calibration
Integrator: ChemStation

Volume Inj. : 1uL
Signal #1 Phase : STx-CLP Signal #2 Phase: STx-CLPII
Signal #1 Info : 0.32mm 30m Signal #2 Info : 0.32mm 30m

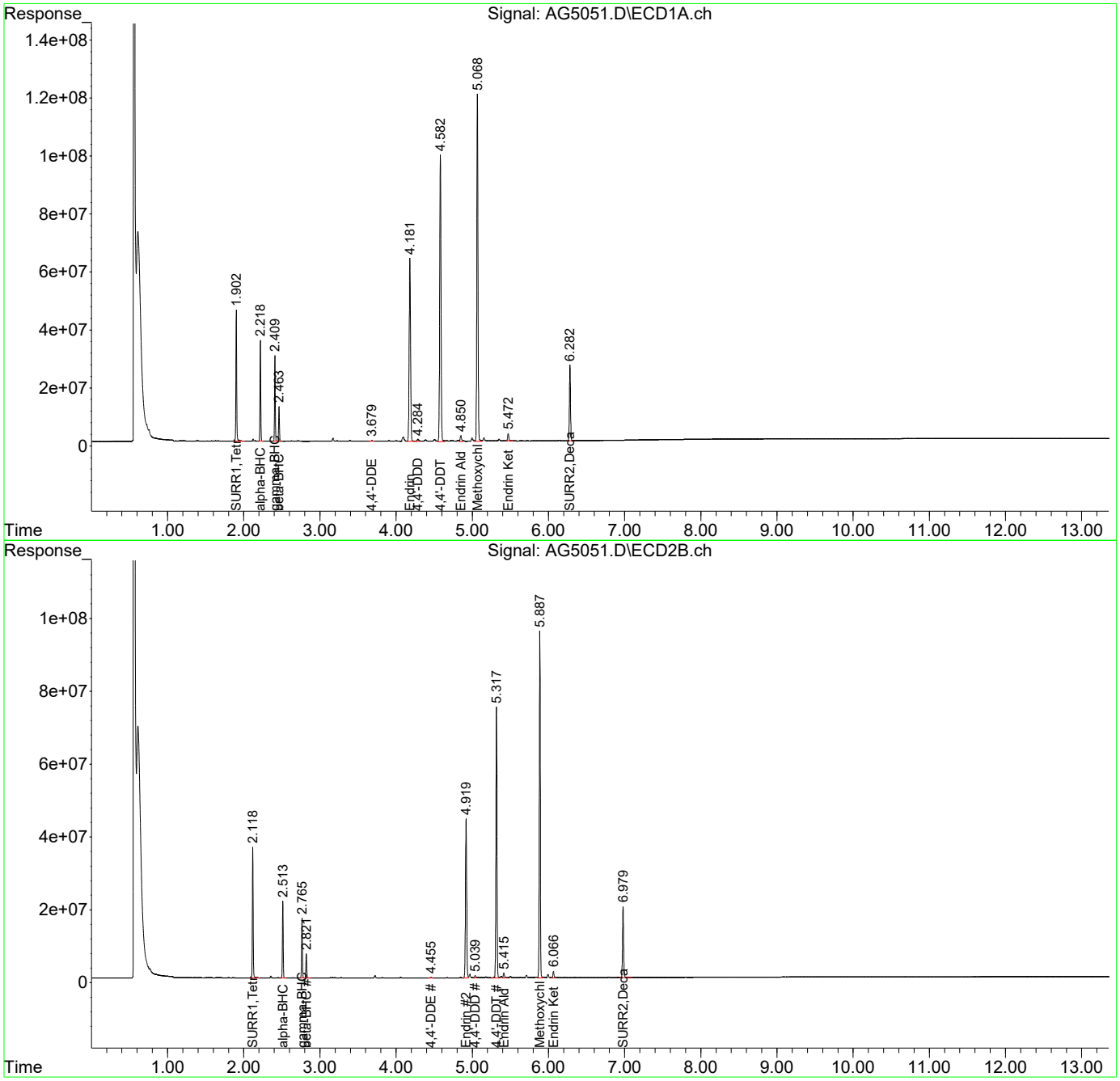

1st AF 02/26/24
2nd AM 02/27/24

7D
PESTICIDE CALIBRATION VERIFICATION SUMMARY

Lab Name:	ALS Environmental			Contract:	
Lab Code:	10145	Case No.:	SAS No.:	SDG No.:	
GC Column (1):	STX-CLP	ID: 0.32 (mm)		Initial Calibration Date(s):	02/23/2024
EPA Sample No. (PEM):	PEM			Date Analyzed:	02/23/2024
LAB Sample ID. (PEM):	PEM			Time Analyzed:	16:35
4,4'-DDT % Breakdown (1):	1.2%			Endrin % Breakdown (1):	6.3%
Combined % Breakdown (1):	7.5%				

QC LIMITS:

%D of amounts in PEM must be less than or equal to 25.0%
4,4'-DDT breakdown must be less than or equal to 15.0%
Endrin breakdown must be less than or equal to 15.0%
Combined breakdown must be less than or equal to 30.0%

FORM VII PEST-1

1st AF 02/26/24
2nd AM 02/27/24

7D
PESTICIDE CALIBRATION VERIFICATION SUMMARY

Lab Name:	ALS Environmental			Contract:	
Lab Code:	10145	Case No.:	SAS No.:	SDG No.:	
GC Column (2):	STX-CLPII	ID: 0.32 (mm)		Initial Calibration Date(s):	02/23/2024
EPA Sample No. (PEM):	PEM			Date Analyzed:	02/23/2024
LAB Sample ID. (PEM):	PEM			Time Analyzed:	16:35
4,4'-DDT % Breakdown (1):	1.4%			Endrin % Breakdown (1):	6.8%
Combined % Breakdown (1):	8.2%				

QC LIMITS:

%D of amounts in PEM must be less than or equal to 25.0%
4,4'-DDT breakdown must be less than or equal to 15.0%
Endrin breakdown must be less than or equal to 15.0%
Combined breakdown must be less than or equal to 30.0%

FORM VII PEST-1

Quantitation Report (QT Reviewed)

Data Path : I:\ACQUDATA\7890N.net\data\022324\
Data File : AG5050.D
Signal(s) : Signal #1: ECD1A.ch Signal #2: ECD2B.ch
Acq On : 23 Feb 2024 04:17 pm
Operator : AFelser
Sample : INST BLK
Misc :
ALS Vial : 2 Sample Multiplier: 1

Integration File signal 1: EVENTS.E
Integration File signal 2: EVENTS2.E
Quant Time: Feb 26 08:40:03 2024
Quant Method : I:\ACQUDATA\7890N.net\Methods\N-PEST022324.M
Quant Title : 608.3/8081B PESTICIDES
QLast Update : Mon Feb 26 08:35:50 2024
Response via : Initial Calibration
Integrator: ChemStation

Volume Inj. : 1uL
Signal #1 Phase : STx-CLP Signal #2 Phase: STx-CLPII
Signal #1 Info : 0.32mm 30m Signal #2 Info : 0.32mm 30m

Compound	RT#1	RT#2	Resp#1	Resp#2	ug/l	ug/l
System Monitoring Compounds						
Target Compounds						
Sum Toxaphene			0	0	N.D.	N.D.
Average Toxaphene					0.000	0.000
Sum Chlordane			0	0	N.D.	N.D.
Average Chlordane					0.000	0.000
Sum Dechlorane			0	0	N.D.	N.D.
Average Dechlorane					0.000	0.000

(f)=RT Delta > 1/2 Window (#)=Amounts differ by > 25% (m)=manual int.

Quantitation Report (QT Reviewed)

Data Path : I:\ACQUDATA\7890N.net\data\022324\
Data File : AG5050.D
Signal(s) : Signal #1: ECD1A.ch Signal #2: ECD2B.ch
Acq On : 23 Feb 2024 04:17 pm
Operator : AFelser
Sample : INST BLK
Misc :
ALS Vial : 2 Sample Multiplier: 1

Integration File signal 1: EVENTS.E
Integration File signal 2: EVENTS2.E
Quant Time: Feb 26 08:40:03 2024
Quant Method : I:\ACQUDATA\7890N.net\Methods\N-PEST022324.M
Quant Title : 608.3/8081B PESTICIDES
QLast Update : Mon Feb 26 08:35:50 2024
Response via : Initial Calibration
Integrator: ChemStation

Volume Inj. : 1uL
Signal #1 Phase : STx-CLP Signal #2 Phase: STx-CLPII
Signal #1 Info : 0.32mm 30m Signal #2 Info : 0.32mm 30m

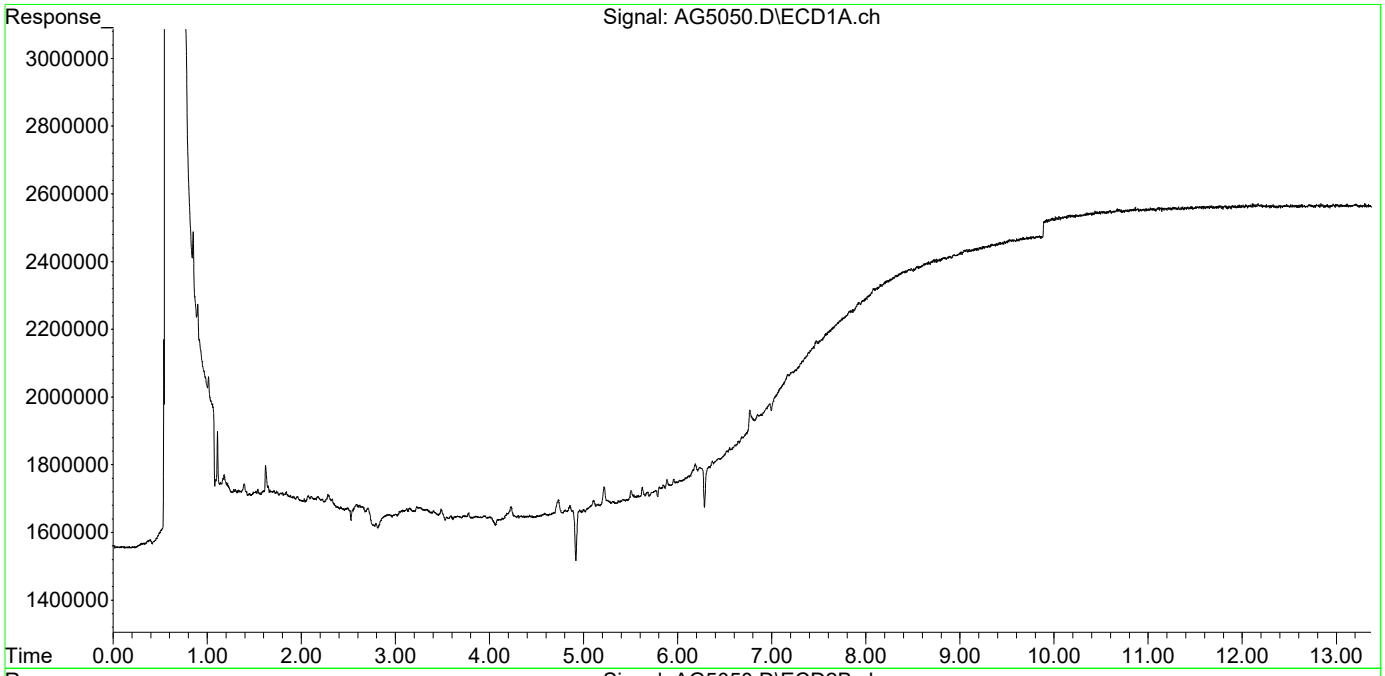

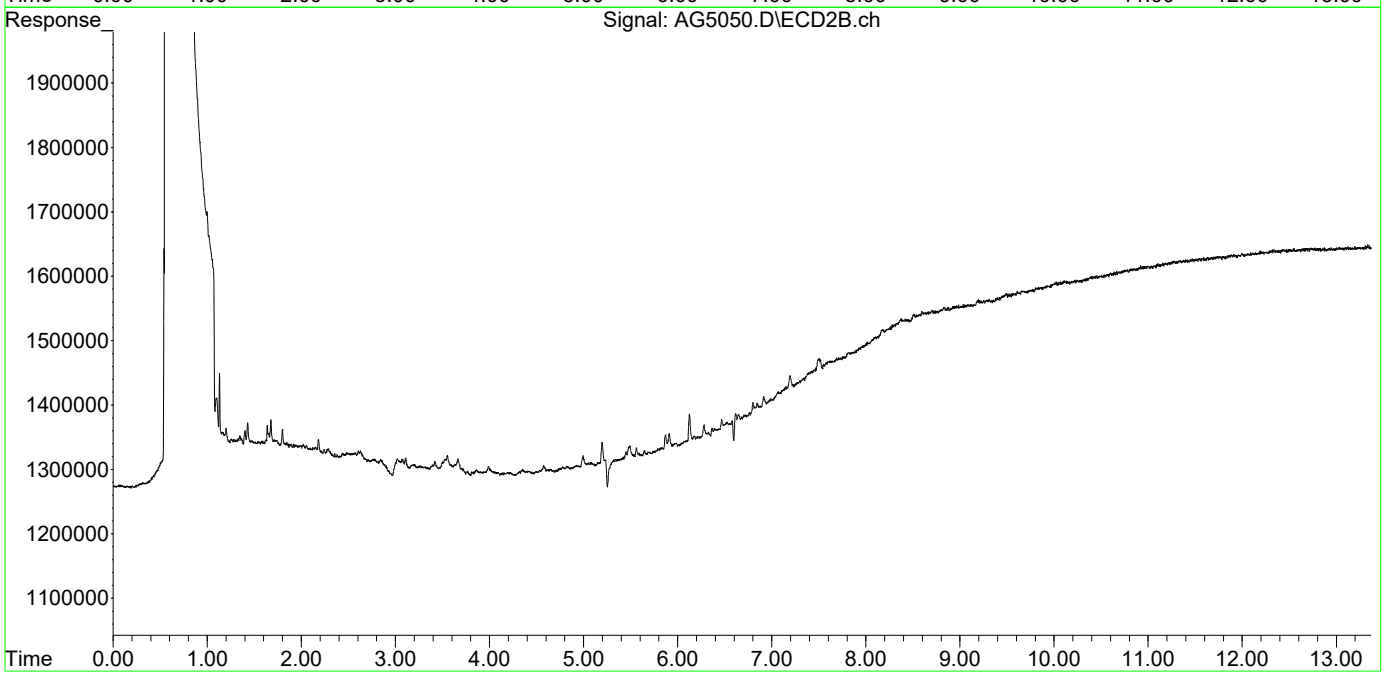

ALS Group USA, Corp.
dba ALS Environmental

QA/QC Report

Client: Day Environmental, Inc. **Service Request:** R2401914
Project: Shumway Marina **Calibration Date:** 2/23/2024

Initial Calibration Summary
Organochlorine Pesticides by Gas Chromatography using Microwave Extraction

Calibration ID: RC2400040 **Signal ID:** STx-CLP
Instrument ID: R-GC-63

#	Lab Code	Sample Name	File Location	Acquisition Date
01	RC2400040-01	8081 LL	I:\ACQUDATA\7890N.net\data\022324\AG5052.D	02/23/2024 16:52
02	RC2400040-02	8081 L	I:\ACQUDATA\7890N.net\data\022324\AG5053.D	02/23/2024 17:09
03	RC2400040-03	8081 ML	I:\ACQUDATA\7890N.net\data\022324\AG5054.D	02/23/2024 17:27
04	RC2400040-04	8081 M	I:\ACQUDATA\7890N.net\data\022324\AG5055.D	02/23/2024 17:44
05	RC2400040-05	8081 MH	I:\ACQUDATA\7890N.net\data\022324\AG5056.D	02/23/2024 18:01
06	RC2400040-06	8081 H	I:\ACQUDATA\7890N.net\data\022324\AG5057.D	02/23/2024 18:19
08	RC2400040-08	TOX LL	I:\ACQUDATA\7890N.net\data\022324\AG5059.D	02/23/2024 18:53
09	RC2400040-09	TOX L	I:\ACQUDATA\7890N.net\data\022324\AG5060.D	02/23/2024 19:11
10	RC2400040-10	TOX ML	I:\ACQUDATA\7890N.net\data\022324\AG5061.D	02/23/2024 19:28
11	RC2400040-11	TOX M	I:\ACQUDATA\7890N.net\data\022324\AG5062.D	02/23/2024 19:46
12	RC2400040-12	TOX MH	I:\ACQUDATA\7890N.net\data\022324\AG5063.D	02/23/2024 20:03
13	RC2400040-13	TOX H	I:\ACQUDATA\7890N.net\data\022324\AG5064.D	02/23/2024 20:20
15	RC2400040-15	CHLOR LL	I:\ACQUDATA\7890N.net\data\022324\AG5066.D	02/23/2024 20:55
16	RC2400040-16	CHLOR L	I:\ACQUDATA\7890N.net\data\022324\AG5067.D	02/23/2024 21:12
17	RC2400040-17	CHLOR ML	I:\ACQUDATA\7890N.net\data\022324\AG5068.D	02/23/2024 21:30
18	RC2400040-18	CHLOR M	I:\ACQUDATA\7890N.net\data\022324\AG5069.D	02/23/2024 21:47
19	RC2400040-19	CHLOR MH	I:\ACQUDATA\7890N.net\data\022324\AG5070.D	02/23/2024 22:05
20	RC2400040-20	CHLOR H	I:\ACQUDATA\7890N.net\data\022324\AG5071.D	02/23/2024 22:22

Analyte

4,4'-DDD

#	Amount	RF	#	Amount	RF	#	Amount	RF	#	Amount	RF
01	1.000	1.517E7	02	5.000	1.32E7	03	10.000	1.617E7	04	25.000	1.368E7
05	50.000	1.604E7	06	100.000	1.54E7						

4,4'-DDE

#	Amount	RF	#	Amount	RF	#	Amount	RF	#	Amount	RF
01	1.000	1.87E7	02	5.000	1.736E7	03	10.000	2.058E7	04	25.000	1.8E7
05	50.000	2.012E7	06	100.000	1.934E7						

4,4'-DDT

#	Amount	RF	#	Amount	RF	#	Amount	RF	#	Amount	RF
01	1.000	1.279E7	02	5.000	1.062E7	03	10.000	1.375E7	04	25.000	1.113E7
05	50.000	1.385E7	06	100.000	1.346E7						

Aldrin

#	Amount	RF	#	Amount	RF	#	Amount	RF	#	Amount	RF
01	1.000	2.073E7	02	5.000	1.977E7	03	10.000	2.247E7	04	25.000	2.027E7
05	50.000	2.158E7	06	100.000	2.071E7						

Decachlorobiphenyl

#	Amount	RF	#	Amount	RF	#	Amount	RF	#	Amount	RF
01	1.000	1.297E7	02	5.000	1.013E7	03	10.000	1.261E7	04	25.000	1.001E7

Client: Day Environmental, Inc. **Service Request:** R2401914
Project: Shumway Marina **Calibration Date:** 2/23/2024

Initial Calibration Summary
Organochlorine Pesticides by Gas Chromatography using Microwave Extraction

Calibration ID: RC2400040 **Signal ID:** STx-CLP
Instrument ID: R-GC-63

Analyte

Decachlorobiphenyl

#	Amount	RF	#	Amount	RF	#	Amount	RF	#	Amount	RF
05	50.000	1.169E7	06	100.000	1.141E7						

Dieldrin

#	Amount	RF	#	Amount	RF	#	Amount	RF	#	Amount	RF
01	1.000	1.927E7	02	5.000	1.756E7	03	10.000	2.059E7	04	25.000	1.801E7
05	50.000	1.985E7	06	100.000	1.911E7						

Endosulfan I

#	Amount	RF	#	Amount	RF	#	Amount	RF	#	Amount	RF
01	1.000	1.814E7	02	5.000	1.631E7	03	10.000	1.877E7	04	25.000	1.634E7
05	50.000	1.785E7	06	100.000	1.706E7						

Endosulfan II

#	Amount	RF	#	Amount	RF	#	Amount	RF	#	Amount	RF
01	1.000	1.751E7	02	5.000	1.53E7	03	10.000	1.808E7	04	25.000	1.537E7
05	50.000	1.724E7	06	100.000	1.636E7						

Endosulfan Sulfate

#	Amount	RF	#	Amount	RF	#	Amount	RF	#	Amount	RF
01	1.000	1.72E7	02	5.000	1.471E7	03	10.000	1.712E7	04	25.000	1.414E7
05	50.000	1.594E7	06	100.000	1.531E7						

Endrin

#	Amount	RF	#	Amount	RF	#	Amount	RF	#	Amount	RF
01	1.000	1.784E7	02	5.000	1.519E7	03	10.000	1.835E7	04	25.000	1.523E7
05	50.000	1.778E7	06	100.000	1.676E7						

Endrin Aldehyde

#	Amount	RF	#	Amount	RF	#	Amount	RF	#	Amount	RF
01	1.000	1.474E7	02	5.000	1.262E7	03	10.000	1.467E7	04	25.000	1.229E7
05	50.000	1.37E7	06	100.000	1.296E7						

Endrin Ketone

#	Amount	RF	#	Amount	RF	#	Amount	RF	#	Amount	RF
01	1.000	1.855E7	02	5.000	1.562E7	03	10.000	1.905E7	04	25.000	1.547E7
05	50.000	1.774E7	06	100.000	1.688E7						

Heptachlor

#	Amount	RF	#	Amount	RF	#	Amount	RF	#	Amount	RF
01	1.000	1.851E7	02	5.000	1.683E7	03	10.000	1.945E7	04	25.000	1.706E7
05	50.000	1.86E7	06	100.000	1.791E7						

Heptachlor Epoxide

#	Amount	RF	#	Amount	RF	#	Amount	RF	#	Amount	RF
01	1.000	1.866E7	02	5.000	1.72E7	03	10.000	1.96E7	04	25.000	1.714E7
05	50.000	1.859E7	06	100.000	1.769E7						

Client: Day Environmental, Inc. **Service Request:** R2401914
Project: Shumway Marina **Calibration Date:** 2/23/2024

Initial Calibration Summary
Organochlorine Pesticides by Gas Chromatography using Microwave Extraction

Calibration ID: RC2400040 **Signal ID:** STx-CLP
Instrument ID: R-GC-63

Analyte

Methoxychlor

#	Amount	RF	#	Amount	RF	#	Amount	RF	#	Amount	RF
01	1.000	7.75E6	02	5.000	6.176E6	03	10.000	7.577E6	04	25.000	5.637E6
05	50.000	6.912E6	06	100.000	6.49E6						

Tetrachloro-m-xylene

#	Amount	RF	#	Amount	RF	#	Amount	RF	#	Amount	RF
01	1.000	1.728E7	02	5.000	1.616E7	03	10.000	1.74E7	04	25.000	1.572E7
05	50.000	1.618E7	06	100.000	1.569E7						

alpha-BHC

#	Amount	RF	#	Amount	RF	#	Amount	RF	#	Amount	RF
01	1.000	2.297E7	02	5.000	2.269E7	03	10.000	2.597E7	04	25.000	2.34E7
05	50.000	2.509E7	06	100.000	2.465E7						

alpha-Chlordane

#	Amount	RF	#	Amount	RF	#	Amount	RF	#	Amount	RF
01	1.000	1.915E7	02	5.000	1.722E7	03	10.000	2.005E7	04	25.000	1.751E7
05	50.000	1.954E7	06	100.000	1.895E7						

beta-BHC

#	Amount	RF	#	Amount	RF	#	Amount	RF	#	Amount	RF
01	1.000	1.007E7	02	5.000	8.938E6	03	10.000	9.7E6	04	25.000	8.528E6
05	50.000	9.198E6	06	100.000	8.971E6						

delta-BHC

#	Amount	RF	#	Amount	RF	#	Amount	RF	#	Amount	RF
01	1.000	2.107E7	02	5.000	2.085E7	03	10.000	2.369E7	04	25.000	2.12E7
05	50.000	2.28E7	06	100.000	2.251E7						

gamma-BHC (Lindane)

#	Amount	RF	#	Amount	RF	#	Amount	RF	#	Amount	RF
01	1.000	2.059E7	02	5.000	1.995E7	03	10.000	2.26E7	04	25.000	2.031E7
05	50.000	2.186E7	06	100.000	2.145E7						

gamma-Chlordane

#	Amount	RF	#	Amount	RF	#	Amount	RF	#	Amount	RF
01	1.000	1.867E7	02	5.000	1.707E7	03	10.000	1.993E7	04	25.000	1.761E7
05	50.000	1.96E7	06	100.000	1.903E7						

ALS Group USA, Corp.
dba ALS Environmental

QA/QC Report

Client: Day Environmental, Inc. **Service Request:** R2401914
Project: Shumway Marina **Calibration Date:** 2/23/2024

Initial Calibration Summary
Organochlorine Pesticides by Gas Chromatography using Microwave Extraction

Calibration ID: RC2400040 **Signal ID:** STx-CLP
Instrument ID: R-GC-63

		Calibration Evaluation				Calibration Evaluation	
Analyte Name	Compound Type	Fit Type	Eval	Eval Result	Control Criteria	Average RRF	Minimum RRF
4,4'-DDD	TRG	Average RF	% RSD	8.3	≤20	1.494E7	
4,4'-DDE	TRG	Average RF	% RSD	6.5	≤20	1.902E7	
4,4'-DDT	TRG	Average RF	% RSD	11.1	≤20	1.26E7	
Aldrin	TRG	Average RF	% RSD	4.6	≤20	2.092E7	
Decachlorobiphenyl	SURR	Average RF	% RSD	10.7	≤20	1.147E7	
Dieldrin	TRG	Average RF	% RSD	5.9	≤20	1.907E7	
Endosulfan I	TRG	Average RF	% RSD	5.8	≤20	1.741E7	
Endosulfan II	TRG	Average RF	% RSD	6.9	≤20	1.664E7	
Endosulfan Sulfate	TRG	Average RF	% RSD	8.0	≤20	1.574E7	
Endrin	TRG	Average RF	% RSD	8.2	≤20	1.686E7	
Endrin Aldehyde	TRG	Average RF	% RSD	7.8	≤20	1.35E7	
Endrin Ketone	TRG	Average RF	% RSD	8.7	≤20	1.722E7	
Heptachlor	TRG	Average RF	% RSD	5.5	≤20	1.806E7	
Heptachlor Epoxide	TRG	Average RF	% RSD	5.3	≤20	1.815E7	
Methoxychlor	TRG	Average RF	% RSD	12.1	≤20	6.757E6	
Tetrachloro-m-xylene	SURR	Average RF	% RSD	4.6	≤20	1.641E7	
alpha-BHC	TRG	Average RF	% RSD	5.4	≤20	2.413E7	
alpha-Chlordane	TRG	Average RF	% RSD	6.0	≤20	1.874E7	
beta-BHC	TRG	Average RF	% RSD	6.1	≤20	9.234E6	
delta-BHC	TRG	Average RF	% RSD	5.2	≤20	2.202E7	
gamma-BHC (Lindane)	TRG	Average RF	% RSD	4.8	≤20	2.113E7	
gamma-Chlordane	TRG	Average RF	% RSD	6.0	≤20	1.865E7	

ALS Group USA, Corp.
dba ALS Environmental

QA/QC Report

Client: Day Environmental, Inc. **Service Request:** R2401914
Project: Shumway Marina **Calibration Date:** 2/23/2024

Initial Calibration Summary
Organochlorine Pesticides by Gas Chromatography using Microwave Extraction

Calibration ID: RC2400040 **Signal ID:** STx-CLPII
Instrument ID: R-GC-63

#	Lab Code	Sample Name	File Location	Acquisition Date
01	RC2400040-01	8081 LL	I:\ACQUDATA\7890N.net\data\022324\AG5052.D	02/23/2024 16:52
02	RC2400040-02	8081 L	I:\ACQUDATA\7890N.net\data\022324\AG5053.D	02/23/2024 17:09
03	RC2400040-03	8081 ML	I:\ACQUDATA\7890N.net\data\022324\AG5054.D	02/23/2024 17:27
04	RC2400040-04	8081 M	I:\ACQUDATA\7890N.net\data\022324\AG5055.D	02/23/2024 17:44
05	RC2400040-05	8081 MH	I:\ACQUDATA\7890N.net\data\022324\AG5056.D	02/23/2024 18:01
06	RC2400040-06	8081 H	I:\ACQUDATA\7890N.net\data\022324\AG5057.D	02/23/2024 18:19
08	RC2400040-08	TOX LL	I:\ACQUDATA\7890N.net\data\022324\AG5059.D	02/23/2024 18:53
09	RC2400040-09	TOX L	I:\ACQUDATA\7890N.net\data\022324\AG5060.D	02/23/2024 19:11
10	RC2400040-10	TOX ML	I:\ACQUDATA\7890N.net\data\022324\AG5061.D	02/23/2024 19:28
11	RC2400040-11	TOX M	I:\ACQUDATA\7890N.net\data\022324\AG5062.D	02/23/2024 19:46
12	RC2400040-12	TOX MH	I:\ACQUDATA\7890N.net\data\022324\AG5063.D	02/23/2024 20:03
13	RC2400040-13	TOX H	I:\ACQUDATA\7890N.net\data\022324\AG5064.D	02/23/2024 20:20
15	RC2400040-15	CHLOR LL	I:\ACQUDATA\7890N.net\data\022324\AG5066.D	02/23/2024 20:55
16	RC2400040-16	CHLOR L	I:\ACQUDATA\7890N.net\data\022324\AG5067.D	02/23/2024 21:12
17	RC2400040-17	CHLOR ML	I:\ACQUDATA\7890N.net\data\022324\AG5068.D	02/23/2024 21:30
18	RC2400040-18	CHLOR M	I:\ACQUDATA\7890N.net\data\022324\AG5069.D	02/23/2024 21:47
19	RC2400040-19	CHLOR MH	I:\ACQUDATA\7890N.net\data\022324\AG5070.D	02/23/2024 22:05
20	RC2400040-20	CHLOR H	I:\ACQUDATA\7890N.net\data\022324\AG5071.D	02/23/2024 22:22

Analyte

4,4'-DDD

#	Amount	RF	#	Amount	RF	#	Amount	RF	#	Amount	RF
01	1.000	8.836E6	02	5.000	7.854E6	03	10.000	9.342E6	04	25.000	8.02E6
05	50.000	9.569E6	06	100.000	9.617E6						

4,4'-DDE

#	Amount	RF	#	Amount	RF	#	Amount	RF	#	Amount	RF
01	1.000	1.238E7	02	5.000	1.116E7	03	10.000	1.341E7	04	25.000	1.2E7
05	50.000	1.418E7	06	100.000	1.435E7						

4,4'-DDT

#	Amount	RF	#	Amount	RF	#	Amount	RF	#	Amount	RF
01	1.000	6.775E6	02	5.000	6.028E6	03	10.000	7.766E6	04	25.000	6.459E6
05	50.000	8.465E6	06	100.000	8.792E6						

Aldrin

#	Amount	RF	#	Amount	RF	#	Amount	RF	#	Amount	RF
01	1.000	1.371E7	02	5.000	1.296E7	03	10.000	1.524E7	04	25.000	1.416E7
05	50.000	1.598E7	06	100.000	1.612E7						

Decachlorobiphenyl

#	Amount	RF	#	Amount	RF	#	Amount	RF	#	Amount	RF
01	1.000	1.046E7	02	5.000	7.476E6	03	10.000	9.032E6	04	25.000	7.164E6

Client: Day Environmental, Inc. **Service Request:** R2401914
Project: Shumway Marina **Calibration Date:** 2/23/2024

Initial Calibration Summary
Organochlorine Pesticides by Gas Chromatography using Microwave Extraction

Calibration ID: RC2400040 **Signal ID:** STx-CLPII
Instrument ID: R-GC-63

Analyte

Decachlorobiphenyl

#	Amount	RF	#	Amount	RF	#	Amount	RF	#	Amount	RF
05	50.000	8.632E6	06	100.000	8.598E6						

Dieldrin

#	Amount	RF	#	Amount	RF	#	Amount	RF	#	Amount	RF
01	1.000	1.252E7	02	5.000	1.125E7	03	10.000	1.341E7	04	25.000	1.204E7
05	50.000	1.415E7	06	100.000	1.425E7						

Endosulfan I

#	Amount	RF	#	Amount	RF	#	Amount	RF	#	Amount	RF
01	1.000	1.22E7	02	5.000	1.065E7	03	10.000	1.245E7	04	25.000	1.11E7
05	50.000	1.29E7	06	100.000	1.294E7						

Endosulfan II

#	Amount	RF	#	Amount	RF	#	Amount	RF	#	Amount	RF
01	1.000	1.131E7	02	5.000	9.766E6	03	10.000	1.153E7	04	25.000	1.01E7
05	50.000	1.188E7	06	100.000	1.194E7						

Endosulfan Sulfate

#	Amount	RF	#	Amount	RF	#	Amount	RF	#	Amount	RF
01	1.000	1.098E7	02	5.000	9.05E6	03	10.000	1.071E7	04	25.000	9.169E6
05	50.000	1.105E7	06	100.000	1.119E7						

Endrin

#	Amount	RF	#	Amount	RF	#	Amount	RF	#	Amount	RF
01	1.000	1.038E7	02	5.000	8.895E6	03	10.000	1.069E7	04	25.000	9.09E6
05	50.000	1.106E7	06	100.000	1.105E7						

Endrin Aldehyde

#	Amount	RF	#	Amount	RF	#	Amount	RF	#	Amount	RF
01	1.000	9.403E6	02	5.000	8.039E6	03	10.000	9.298E6	04	25.000	8.133E6
05	50.000	9.465E6	06	100.000	9.526E6						

Endrin Ketone

#	Amount	RF	#	Amount	RF	#	Amount	RF	#	Amount	RF
01	1.000	1.144E7	02	5.000	9.468E6	03	10.000	1.153E7	04	25.000	9.64E6
05	50.000	1.172E7	06	100.000	1.185E7						

Heptachlor

#	Amount	RF	#	Amount	RF	#	Amount	RF	#	Amount	RF
01	1.000	1.103E7	02	5.000	9.816E6	03	10.000	1.122E7	04	25.000	1.015E7
05	50.000	1.155E7	06	100.000	1.182E7						

Heptachlor Epoxide

#	Amount	RF	#	Amount	RF	#	Amount	RF	#	Amount	RF
01	1.000	1.22E7	02	5.000	1.075E7	03	10.000	1.253E7	04	25.000	1.124E7
05	50.000	1.299E7	06	100.000	1.306E7						

Client: Day Environmental, Inc. **Service Request:** R2401914
Project: Shumway Marina **Calibration Date:** 2/23/2024

Initial Calibration Summary
Organochlorine Pesticides by Gas Chromatography using Microwave Extraction

Calibration ID: RC2400040 **Signal ID:** STx-CLPII
Instrument ID: R-GC-63

Analyte

Methoxychlor

#	Amount	RF	#	Amount	RF	#	Amount	RF	#	Amount	RF
01	1.000	4.388E6	02	5.000	3.273E6	03	10.000	4.167E6	04	25.000	3.121E6
05	50.000	4.075E6	06	100.000	4.088E6						

Tetrachloro-m-xylene

#	Amount	RF	#	Amount	RF	#	Amount	RF	#	Amount	RF
01	1.000	1.348E7	02	5.000	1.231E7	03	10.000	1.353E7	04	25.000	1.26E7
05	50.000	1.349E7	06	100.000	1.344E7						

alpha-BHC

#	Amount	RF	#	Amount	RF	#	Amount	RF	#	Amount	RF
01	1.000	1.43E7	02	5.000	1.408E7	03	10.000	1.648E7	04	25.000	1.557E7
05	50.000	1.752E7	06	100.000	1.798E7						

alpha-Chlordane

#	Amount	RF	#	Amount	RF	#	Amount	RF	#	Amount	RF
01	1.000	1.333E7	02	5.000	1.174E7	03	10.000	1.375E7	04	25.000	1.235E7
05	50.000	1.443E7	06	100.000	1.463E7						

beta-BHC

#	Amount	RF	#	Amount	RF	#	Amount	RF	#	Amount	RF
01	1.000	6.427E6	02	5.000	5.45E6	03	10.000	5.909E6	04	25.000	5.252E6
05	50.000	5.859E6	06	100.000	5.947E6						

delta-BHC

#	Amount	RF	#	Amount	RF	#	Amount	RF	#	Amount	RF
01	1.000	1.288E7	02	5.000	1.225E7	03	10.000	1.428E7	04	25.000	1.331E7
05	50.000	1.514E7	06	100.000	1.545E7						

gamma-BHC (Lindane)

#	Amount	RF	#	Amount	RF	#	Amount	RF	#	Amount	RF
01	1.000	1.268E7	02	5.000	1.196E7	03	10.000	1.39E7	04	25.000	1.295E7
05	50.000	1.47E7	06	100.000	1.506E7						

gamma-Chlordane

#	Amount	RF	#	Amount	RF	#	Amount	RF	#	Amount	RF
01	1.000	1.26E7	02	5.000	1.124E7	03	10.000	1.324E7	04	25.000	1.2E7
05	50.000	1.409E7	06	100.000	1.435E7						

ALS Group USA, Corp.
dba ALS Environmental

QA/QC Report

Client: Day Environmental, Inc. **Service Request:** R2401914
Project: Shumway Marina **Calibration Date:** 2/23/2024

Initial Calibration Summary
Organochlorine Pesticides by Gas Chromatography using Microwave Extraction

Calibration ID: RC2400040 **Signal ID:** STx-CLPII
Instrument ID: R-GC-63

		Calibration Evaluation				Calibration Evaluation	
Analyte Name	Compound Type	Fit Type	Eval	Eval Result	Control Criteria	Average RRF	Minimum RRF
4,4'-DDD	TRG	Average RF	% RSD	8.8	≤20	8.873E6	
4,4'-DDE	TRG	Average RF	% RSD	9.8	≤20	1.291E7	
4,4'-DDT	TRG	Average RF	% RSD	15.3	≤20	7.381E6	
Aldrin	TRG	Average RF	% RSD	8.7	≤20	1.469E7	
Decachlorobiphenyl	SURR	Average RF	% RSD	13.8	≤20	8.56E6	
Dieldrin	TRG	Average RF	% RSD	9.3	≤20	1.293E7	
Endosulfan I	TRG	Average RF	% RSD	7.9	≤20	1.204E7	
Endosulfan II	TRG	Average RF	% RSD	8.4	≤20	1.109E7	
Endosulfan Sulfate	TRG	Average RF	% RSD	9.5	≤20	1.036E7	
Endrin	TRG	Average RF	% RSD	9.5	≤20	1.019E7	
Endrin Aldehyde	TRG	Average RF	% RSD	7.7	≤20	8.977E6	
Endrin Ketone	TRG	Average RF	% RSD	9.9	≤20	1.094E7	
Heptachlor	TRG	Average RF	% RSD	7.2	≤20	1.093E7	
Heptachlor Epoxide	TRG	Average RF	% RSD	7.8	≤20	1.213E7	
Methoxychlor	TRG	Average RF	% RSD	13.5	≤20	3.852E6	
Tetrachloro-m-xylene	SURR	Average RF	% RSD	4.1	≤20	1.314E7	
alpha-BHC	TRG	Average RF	% RSD	10.2	≤20	1.599E7	
alpha-Chlordane	TRG	Average RF	% RSD	8.6	≤20	1.337E7	
beta-BHC	TRG	Average RF	% RSD	7.1	≤20	5.807E6	
delta-BHC	TRG	Average RF	% RSD	9.2	≤20	1.388E7	
gamma-BHC (Lindane)	TRG	Average RF	% RSD	9.0	≤20	1.354E7	
gamma-Chlordane	TRG	Average RF	% RSD	9.3	≤20	1.292E7	

ALS Group USA, Corp.
dba ALS Environmental

QA/QC Report

Client: Day Environmental, Inc. **Service Request:** R2401914
Project: Shumway Marina **Calibration Date:** 2/23/2024

Initial Calibration Verification Summary
Organochlorine Pesticides by Gas Chromatography using Microwave Extraction

Calibration ID: RC2400040 **Signal ID:** STx-CLP
Instrument ID: R-GC-63

#	Lab Code	Sample Name	File Location	Acquisition Date
07	RC2400040-07	8081 ICV	I:\ACQUDATA\7890N.net\data\022324\AG5058.D	02/23/2024 18:36
14	RC2400040-14	TOX ICV	I:\ACQUDATA\7890N.net\data\022324\AG5065.D	02/23/2024 20:38
21	RC2400040-21	CHLOR ICV	I:\ACQUDATA\7890N.net\data\022324\AG5072.D	02/23/2024 22:39

Analyte Name	Expected	Result	Average RF	SSV RF	% D	Criteria	Curve Fit
4,4'-DDD	10.0	8.20	1.494E7	1.226E7	-17.968	±30	Average RF
4,4'-DDE	10.0	8.79	1.902E7	1.672E7	-12.082	±30	Average RF
4,4'-DDT	10.0	9.19	1.26E7	1.159E7	-8.059	±30	Average RF
Aldrin	10.0	9.14	2.092E7	1.912E7	-8.587	±30	Average RF
Dieldrin	10.0	9.08	1.907E7	1.731E7	-9.213	±30	Average RF
Endosulfan I	10.0	8.78	1.741E7	1.529E7	-12.208	±30	Average RF
Endosulfan II	10.0	9.16	1.664E7	1.525E7	-8.367	±30	Average RF
Endosulfan Sulfate	10.0	9.10	1.574E7	1.432E7	-9.037	±30	Average RF
Endrin	10.0	8.95	1.686E7	1.509E7	-10.494	±30	Average RF
Endrin Aldehyde	10.0	9.36	1.35E7	1.263E7	-6.412	±30	Average RF
Endrin Ketone	10.0	8.89	1.722E7	1.53E7	-11.129	±30	Average RF
Heptachlor	10.0	9.14	1.806E7	1.651E7	-8.601	±30	Average RF
Heptachlor Epoxide	10.0	9.11	1.815E7	1.653E7	-8.893	±30	Average RF
Methoxychlor	10.0	8.13	6.757E6	5.496E6	-18.658	±30	Average RF
Toxaphene	500	376			-24.825	±30	NA
alpha-BHC	10.0	9.09	2.413E7	2.192E7	-9.149	±30	Average RF
alpha-Chlordane	10.0	8.65	1.874E7	1.62E7	-13.548	±30	Average RF
beta-BHC	10.0	9.02	9.234E6	8.331E6	-9.780	±30	Average RF
delta-BHC	10.0	9.10	2.202E7	2.004E7	-8.993	±30	Average RF
gamma-BHC (Lindane)	10.0	9.23	2.113E7	1.95E7	-7.703	±30	Average RF
gamma-Chlordane	10.0	8.96	1.865E7	1.671E7	-10.412	±30	Average RF

ALS Group USA, Corp.
dba ALS Environmental

QA/QC Report

Client: Day Environmental, Inc. **Service Request:** R2401914
Project: Shumway Marina **Calibration Date:** 2/23/2024

Initial Calibration Verification Summary
Organochlorine Pesticides by Gas Chromatography using Microwave Extraction

Calibration ID: RC2400040 **Signal ID:** STx-CLPII
Instrument ID: R-GC-63

#	Lab Code	Sample Name	File Location	Acquisition Date
07	RC2400040-07	8081 ICV	I:\ACQUDATA\7890N.net\data\022324\AG5058.D	02/23/2024 18:36
14	RC2400040-14	TOX ICV	I:\ACQUDATA\7890N.net\data\022324\AG5065.D	02/23/2024 20:38
21	RC2400040-21	CHLOR ICV	I:\ACQUDATA\7890N.net\data\022324\AG5072.D	02/23/2024 22:39

Analyte Name	Expected	Result	Average RF	SSV RF	% D	Criteria	Curve Fit
4,4'-DDD	10.0	8.34	8.873E6	7.403E6	-16.573	±30	Average RF
4,4'-DDE	10.0	8.69	1.291E7	1.122E7	-13.094	±30	Average RF
4,4'-DDT	10.0	8.72	7.381E6	6.439E6	-12.767	±30	Average RF
Aldrin	10.0	8.94	1.469E7	1.314E7	-10.566	±30	Average RF
Dieldrin	10.0	8.97	1.293E7	1.16E7	-10.300	±30	Average RF
Endosulfan I	10.0	8.65	1.204E7	1.042E7	-13.454	±30	Average RF
Endosulfan II	10.0	8.99	1.109E7	9.964E6	-10.146	±30	Average RF
Endosulfan Sulfate	10.0	8.64	1.036E7	8.953E6	-13.568	±30	Average RF
Endrin	10.0	9.00	1.019E7	9.171E6	-10.024	±30	Average RF
Endrin Aldehyde	10.0	9.30	8.977E6	8.352E6	-6.966	±30	Average RF
Endrin Ketone	10.0	8.75	1.094E7	9.576E6	-12.486	±30	Average RF
Heptachlor	10.0	8.88	1.093E7	9.703E6	-11.219	±30	Average RF
Heptachlor Epoxide	10.0	8.94	1.213E7	1.084E7	-10.615	±30	Average RF
Methoxychlor	10.0	8.11	3.852E6	3.124E6	-18.915	±30	Average RF
Toxaphene	500	443			-11.375	±30	NA
alpha-BHC	10.0	9.03	1.599E7	1.443E7	-9.734	±30	Average RF
alpha-Chlordane	10.0	8.59	1.337E7	1.148E7	-14.127	±30	Average RF
beta-BHC	10.0	9.07	5.807E6	5.27E6	-9.252	±30	Average RF
delta-BHC	10.0	8.96	1.388E7	1.244E7	-10.429	±30	Average RF
gamma-BHC (Lindane)	10.0	9.09	1.354E7	1.231E7	-9.102	±30	Average RF
gamma-Chlordane	10.0	8.85	1.292E7	1.144E7	-11.476	±30	Average RF

Client: Day Environmental, Inc. **Service Request:** R2401914
Project: Shumway Marina/6048S-23 **Date Analyzed:** 03/11/24 18:59

Continuing Calibration Verification (CCV) Summary
Organochlorine Pesticides by Gas Chromatography using Microwave Extraction

Analysis Method: 8081B **Calibration Date:** 2/23/2024
File ID: I:\ACQUDATA\7890N.net\data\031124\AG5213.D\ **Calibration ID:** RC2400040
Signal ID: STx-CLP **Analysis Lot:** 834812
Units: ug/L

Analyte Name	Expected	Result	Average RF	CCV RF	% D	% Drift	Criteria	Curve Fit
4,4'-DDD	25.0	22.8	1.494E7	1.363E7	-8.8	NA	±20	Average RF
4,4'-DDE	25.0	23.5	1.902E7	1.786E7	-6.1	NA	±20	Average RF
4,4'-DDT	25.0	23.9	1.26E7	1.207E7	-4.2	NA	±20	Average RF
Aldrin	25.0	24.3	2.092E7	2.034E7	-2.8	NA	±20	Average RF
Dieldrin	25.0	23.0	1.907E7	1.757E7	-7.8	NA	±20	Average RF
Endosulfan I	25.0	23.3	1.741E7	1.622E7	-6.9	NA	±20	Average RF
Endosulfan II	25.0	22.9	1.664E7	1.527E7	-8.3	NA	±20	Average RF
Endosulfan Sulfate	25.0	22.0	1.574E7	1.386E7	-11.9	NA	±20	Average RF
Endrin	25.0	22.3	1.686E7	1.503E7	-10.9	NA	±20	Average RF
Endrin Aldehyde	25.0	22.6	1.35E7	1.223E7	-9.4	NA	±20	Average RF
Endrin Ketone	25.0	23.1	1.722E7	1.59E7	-7.6	NA	±20	Average RF
Heptachlor	25.0	24.5	1.806E7	1.768E7	-2.1	NA	±20	Average RF
Heptachlor Epoxide	25.0	23.6	1.815E7	1.711E7	-5.7	NA	±20	Average RF
Methoxychlor	25.0	21.9	6.757E6	5.925E6	-12.3	NA	±20	Average RF
Toxaphene	500	440	NA	NA	NA	NA	±20	
alpha-BHC	25.0	24.4	2.413E7	2.355E7	-2.4	NA	±20	Average RF
alpha-Chlordane	25.0	23.3	1.874E7	1.749E7	-6.7	NA	±20	Average RF
beta-BHC	25.0	23.1	9.234E6	8.518E6	-7.7	NA	±20	Average RF
delta-BHC	25.0	23.6	2.202E7	2.081E7	-5.5	NA	±20	Average RF
gamma-BHC (Lindane)	25.0	24.5	2.113E7	2.071E7	-2.0	NA	±20	Average RF
gamma-Chlordane	25.0	23.6	1.865E7	1.762E7	-5.5	NA	±20	Average RF

Analyte Name	Expected	Result	Average RF	CCV RF	% D	% Drift	Criteria	Curve Fit
Decachlorobiphenyl	25.0	21.8	1.147E7	9.996E6	-12.8	NA	±20	Average RF
Tetrachloro-m-xylene	25.0	23.1	1.641E7	1.515E7	-7.6	NA	±20	Average RF

Client: Day Environmental, Inc. **Service Request:** R2401914
Project: Shumway Marina/6048S-23 **Date Analyzed:** 03/11/24 18:59

Continuing Calibration Verification (CCV) Summary
Organochlorine Pesticides by Gas Chromatography using Microwave Extraction

Analysis Method: 8081B **Calibration Date:** 2/23/2024
File ID: I:\ACQUDATA\7890N.net\data\031124\AG5213.D\ **Calibration ID:** RC2400040
Signal ID: STx-CLPII **Analysis Lot:** 834812
Units: ug/L

Analyte Name	Expected	Result	Average RF	CCV RF	% D	% Drift	Criteria	Curve Fit
4,4'-DDD	25.0	24.1	8.873E6	8.541E6	-3.7	NA	±20	Average RF
4,4'-DDE	25.0	25.2	1.291E7	1.304E7	1.0	NA	±20	Average RF
4,4'-DDT	25.0	23.1	7.381E6	6.821E6	-7.6	NA	±20	Average RF
Aldrin	25.0	25.2	1.469E7	1.484E7	1.0	NA	±20	Average RF
Dieldrin	25.0	24.3	1.293E7	1.259E7	-2.7	NA	±20	Average RF
Endosulfan I	25.0	24.3	1.204E7	1.168E7	-3.0	NA	±20	Average RF
Endosulfan II	25.0	24.1	1.109E7	1.068E7	-3.7	NA	±20	Average RF
Endosulfan Sulfate	25.0	23.3	1.036E7	9.663E6	-6.7	NA	±20	Average RF
Endrin	25.0	23.5	1.019E7	9.585E6	-6.0	NA	±20	Average RF
Endrin Aldehyde	25.0	24.0	8.977E6	8.622E6	-4.0	NA	±20	Average RF
Endrin Ketone	25.0	23.3	1.094E7	1.021E7	-6.7	NA	±20	Average RF
Heptachlor	25.0	24.2	1.093E7	1.056E7	-3.4	NA	±20	Average RF
Heptachlor Epoxide	25.0	24.7	1.213E7	1.197E7	-1.3	NA	±20	Average RF
Methoxychlor	25.0	20.8	3.852E6	3.211E6	-16.7	NA	±20	Average RF
Toxaphene	500	417	NA	NA	NA	NA	±20	
alpha-BHC	25.0	26.2	1.599E7	1.672E7	4.6	NA	±20	Average RF
alpha-Chlordane	25.0	24.1	1.337E7	1.29E7	-3.5	NA	±20	Average RF
beta-BHC	25.0	24.8	5.807E6	5.762E6	-0.8	NA	±20	Average RF
delta-BHC	25.0	26.1	1.388E7	1.45E7	4.4	NA	±20	Average RF
gamma-BHC (Lindane)	25.0	25.8	1.354E7	1.396E7	3.1	NA	±20	Average RF
gamma-Chlordane	25.0	24.4	1.292E7	1.259E7	-2.6	NA	±20	Average RF

Analyte Name	Expected	Result	Average RF	CCV RF	% D	% Drift	Criteria	Curve Fit
Decachlorobiphenyl	25.0	22.4	8.56E6	7.668E6	-10.4	NA	±20	Average RF
Tetrachloro-m-xylene	25.0	23.8	1.314E7	1.25E7	-4.9	NA	±20	Average RF

Client: Day Environmental, Inc. **Service Request:** R2401914
Project: Shumway Marina/6048S-23 **Date Analyzed:** 03/11/24 20:09

Continuing Calibration Verification (CCV) Summary
Organochlorine Pesticides by Gas Chromatography using Microwave Extraction

Analysis Method: 8081B **Calibration Date:** 2/23/2024
File ID: I:\ACQUDATA\7890N.net\data\031124\AG5217.D\ **Calibration ID:** RC2400040
Signal ID: STx-CLP **Analysis Lot:** 834812
Units: ug/L

Analyte Name	Expected	Result	Average RF	CCV RF	% D	% Drift	Criteria	Curve Fit
4,4'-DDD	25.0	21.3	1.494E7	1.274E7	-14.8	NA	±20	Average RF
4,4'-DDE	25.0	22.3	1.902E7	1.695E7	-10.9	NA	±20	Average RF
4,4'-DDT	25.0	21.1	1.26E7	1.063E7	-15.6	NA	±20	Average RF
Aldrin	25.0	23.8	2.092E7	1.991E7	-4.8	NA	±20	Average RF
Dieldrin	25.0	21.4	1.907E7	1.636E7	-14.2	NA	±20	Average RF
Endosulfan I	25.0	22.1	1.741E7	1.54E7	-11.5	NA	±20	Average RF
Endosulfan II	25.0	21.5	1.664E7	1.434E7	-13.8	NA	±20	Average RF
Endosulfan Sulfate	25.0	20.5	1.574E7	1.292E7	-17.9	NA	±20	Average RF
Endrin	25.0	19.9	1.686E7	1.341E7	-20.5	NA	±20	Average RF
Endrin Aldehyde	25.0	21.6	1.35E7	1.164E7	-13.8	NA	±20	Average RF
Endrin Ketone	25.0	21.6	1.722E7	1.487E7	-13.6	NA	±20	Average RF
Heptachlor	25.0	23.1	1.806E7	1.668E7	-7.7	NA	±20	Average RF
Heptachlor Epoxide	25.0	22.3	1.815E7	1.621E7	-10.6	NA	±20	Average RF
Methoxychlor	25.0	19.3	6.757E6	5.22E6	-22.8*	NA	±20	Average RF
alpha-BHC	25.0	24.0	2.413E7	2.319E7	-3.9	NA	±20	Average RF
alpha-Chlordane	25.0	22.1	1.874E7	1.656E7	-11.6	NA	±20	Average RF
beta-BHC	25.0	22.6	9.234E6	8.335E6	-9.7	NA	±20	Average RF
delta-BHC	25.0	23.1	2.202E7	2.031E7	-7.7	NA	±20	Average RF
gamma-BHC (Lindane)	25.0	23.9	2.113E7	2.018E7	-4.5	NA	±20	Average RF
gamma-Chlordane	25.0	22.4	1.865E7	1.675E7	-10.2	NA	±20	Average RF

Analyte Name	Expected	Result	Average RF	CCV RF	% D	% Drift	Criteria	Curve Fit
Decachlorobiphenyl	25.0	20.1	1.147E7	9.209E6	-19.7	NA	±20	Average RF
Tetrachloro-m-xylene	25.0	23.0	1.641E7	1.511E7	-7.9	NA	±20	Average RF

Client: Day Environmental, Inc. **Service Request:** R2401914
Project: Shumway Marina/6048S-23 **Date Analyzed:** 03/11/24 20:09

Continuing Calibration Verification (CCV) Summary
Organochlorine Pesticides by Gas Chromatography using Microwave Extraction

Analysis Method: 8081B **Calibration Date:** 2/23/2024
File ID: I:\ACQUDATA\7890N.net\data\031124\AG5217.D\ **Calibration ID:** RC2400040
Signal ID: STx-CLPII **Analysis Lot:** 834812
Units: ug/L

Analyte Name	Expected	Result	Average RF	CCV RF	% D	% Drift	Criteria	Curve Fit
4,4'-DDD	25.0	23.9	8.873E6	8.472E6	-4.5	NA	±20	Average RF
4,4'-DDE	25.0	24.9	1.291E7	1.284E7	-0.6	NA	±20	Average RF
4,4'-DDT	25.0	21.3	7.381E6	6.286E6	-14.8	NA	±20	Average RF
Aldrin	25.0	25.2	1.469E7	1.482E7	0.9	NA	±20	Average RF
Dieldrin	25.0	23.7	1.293E7	1.226E7	-5.2	NA	±20	Average RF
Endosulfan I	25.0	23.6	1.204E7	1.138E7	-5.5	NA	±20	Average RF
Endosulfan II	25.0	23.5	1.109E7	1.043E7	-5.9	NA	±20	Average RF
Endosulfan Sulfate	25.0	22.7	1.036E7	9.401E6	-9.2	NA	±20	Average RF
Endrin	25.0	21.8	1.019E7	8.885E6	-12.8	NA	±20	Average RF
Endrin Aldehyde	25.0	23.9	8.977E6	8.577E6	-4.5	NA	±20	Average RF
Endrin Ketone	25.0	22.9	1.094E7	1.004E7	-8.3	NA	±20	Average RF
Heptachlor	25.0	23.1	1.093E7	1.008E7	-7.7	NA	±20	Average RF
Heptachlor Epoxide	25.0	24.0	1.213E7	1.166E7	-3.8	NA	±20	Average RF
Methoxychlor	25.0	19.0	3.852E6	2.927E6	-24.0*	NA	±20	Average RF
alpha-BHC	25.0	26.6	1.599E7	1.698E7	6.2	NA	±20	Average RF
alpha-Chlordane	25.0	23.4	1.337E7	1.251E7	-6.4	NA	±20	Average RF
beta-BHC	25.0	25.4	5.807E6	5.908E6	1.7	NA	±20	Average RF
delta-BHC	25.0	26.6	1.388E7	1.479E7	6.5	NA	±20	Average RF
gamma-BHC (Lindane)	25.0	26.0	1.354E7	1.408E7	4.0	NA	±20	Average RF
gamma-Chlordane	25.0	23.8	1.292E7	1.231E7	-4.7	NA	±20	Average RF

Analyte Name	Expected	Result	Average RF	CCV RF	% D	% Drift	Criteria	Curve Fit
Decachlorobiphenyl	25.0	21.0	8.56E6	7.175E6	-16.2	NA	±20	Average RF
Tetrachloro-m-xylene	25.0	23.7	1.314E7	1.245E7	-5.3	NA	±20	Average RF

Client: Day Environmental, Inc. **Service Request:** R2401914
Project: Shumway Marina/6048S-23 **Date Analyzed:** 03/12/24 14:42

Continuing Calibration Verification (CCV) Summary
Organochlorine Pesticides by Gas Chromatography using Microwave Extraction

Analysis Method: 8081B **Calibration Date:** 2/23/2024
File ID: I:\ACQUDATA\7890N.net\data\031224\AG5234.D\ **Calibration ID:** RC2400040
Signal ID: STx-CLP **Analysis Lot:** 834826
Units: ug/L

Analyte Name	Expected	Result	Average RF	CCV RF	% D	% Drift	Criteria	Curve Fit
4,4'-DDD	25.0	22.9	1.494E7	1.367E7	-8.5	NA	±20	Average RF
4,4'-DDE	25.0	22.6	1.902E7	1.718E7	-9.7	NA	±20	Average RF
4,4'-DDT	25.0	24.4	1.26E7	1.231E7	-2.3	NA	±20	Average RF
Aldrin	25.0	23.4	2.092E7	1.96E7	-6.3	NA	±20	Average RF
Dieldrin	25.0	22.5	1.907E7	1.718E7	-9.9	NA	±20	Average RF
Endosulfan I	25.0	22.7	1.741E7	1.581E7	-9.2	NA	±20	Average RF
Endosulfan II	25.0	22.4	1.664E7	1.49E7	-10.4	NA	±20	Average RF
Endosulfan Sulfate	25.0	21.4	1.574E7	1.35E7	-14.2	NA	±20	Average RF
Endrin	25.0	23.5	1.686E7	1.584E7	-6.1	NA	±20	Average RF
Endrin Aldehyde	25.0	21.2	1.35E7	1.146E7	-15.1	NA	±20	Average RF
Endrin Ketone	25.0	22.5	1.722E7	1.548E7	-10.1	NA	±20	Average RF
Heptachlor	25.0	24.7	1.806E7	1.786E7	-1.1	NA	±20	Average RF
Heptachlor Epoxide	25.0	23.2	1.815E7	1.685E7	-7.1	NA	±20	Average RF
Methoxychlor	25.0	22.7	6.757E6	6.146E6	-9.0	NA	±20	Average RF
Toxaphene	500	437	NA	NA	NA	NA	±20	
alpha-BHC	25.0	24.1	2.413E7	2.323E7	-3.7	NA	±20	Average RF
alpha-Chlordane	25.0	22.8	1.874E7	1.712E7	-8.7	NA	±20	Average RF
beta-BHC	25.0	22.8	9.234E6	8.41E6	-8.9	NA	±20	Average RF
delta-BHC	25.0	23.5	2.202E7	2.066E7	-6.2	NA	±20	Average RF
gamma-BHC (Lindane)	25.0	24.3	2.113E7	2.051E7	-2.9	NA	±20	Average RF
gamma-Chlordane	25.0	23.0	1.865E7	1.716E7	-8.0	NA	±20	Average RF

Analyte Name	Expected	Result	Average RF	CCV RF	% D	% Drift	Criteria	Curve Fit
Decachlorobiphenyl	25.0	19.7	1.147E7	9.023E6	-21.3*	NA	±20	Average RF
Tetrachloro-m-xylene	25.0	22.5	1.641E7	1.478E7	-9.9	NA	±20	Average RF

Client: Day Environmental, Inc. **Service Request:** R2401914
Project: Shumway Marina/6048S-23 **Date Analyzed:** 03/12/24 14:42

Continuing Calibration Verification (CCV) Summary
Organochlorine Pesticides by Gas Chromatography using Microwave Extraction

Analysis Method: 8081B **Calibration Date:** 2/23/2024
File ID: I:\ACQUDATA\7890N.net\data\031224\AG5234.D\ **Calibration ID:** RC2400040
Signal ID: STx-CLPII **Analysis Lot:** 834826
Units: ug/L

Analyte Name	Expected	Result	Average RF	CCV RF	% D	% Drift	Criteria	Curve Fit
4,4'-DDD	25.0	24.6	8.873E6	8.715E6	-1.8	NA	±20	Average RF
4,4'-DDE	25.0	24.7	1.291E7	1.278E7	-1.0	NA	±20	Average RF
4,4'-DDT	25.0	24.7	7.381E6	7.286E6	-1.3	NA	±20	Average RF
Aldrin	25.0	25.8	1.469E7	1.517E7	3.2	NA	±20	Average RF
Dieldrin	25.0	25.1	1.293E7	1.301E7	0.6	NA	±20	Average RF
Endosulfan I	25.0	24.9	1.204E7	1.2E7	-0.4	NA	±20	Average RF
Endosulfan II	25.0	24.6	1.109E7	1.09E7	-1.7	NA	±20	Average RF
Endosulfan Sulfate	25.0	23.9	1.036E7	9.91E6	-4.3	NA	±20	Average RF
Endrin	25.0	25.9	1.019E7	1.056E7	3.6	NA	±20	Average RF
Endrin Aldehyde	25.0	23.4	8.977E6	8.414E6	-6.3	NA	±20	Average RF
Endrin Ketone	25.0	23.8	1.094E7	1.043E7	-4.7	NA	±20	Average RF
Heptachlor	25.0	25.1	1.093E7	1.097E7	0.4	NA	±20	Average RF
Heptachlor Epoxide	25.0	25.6	1.213E7	1.24E7	2.2	NA	±20	Average RF
Methoxychlor	25.0	22.6	3.852E6	3.487E6	-9.5	NA	±20	Average RF
Toxaphene	500	428	NA	NA	NA	NA	±20	
alpha-BHC	25.0	27.0	1.599E7	1.724E7	7.8	NA	±20	Average RF
alpha-Chlordane	25.0	24.7	1.337E7	1.321E7	-1.2	NA	±20	Average RF
beta-BHC	25.0	25.5	5.807E6	5.916E6	1.9	NA	±20	Average RF
delta-BHC	25.0	26.8	1.388E7	1.489E7	7.2	NA	±20	Average RF
gamma-BHC (Lindane)	25.0	26.8	1.354E7	1.45E7	7.1	NA	±20	Average RF
gamma-Chlordane	25.0	25.2	1.292E7	1.304E7	0.9	NA	±20	Average RF

Analyte Name	Expected	Result	Average RF	CCV RF	% D	% Drift	Criteria	Curve Fit
Decachlorobiphenyl	25.0	21.0	8.56E6	7.206E6	-15.8	NA	±20	Average RF
Tetrachloro-m-xylene	25.0	23.5	1.314E7	1.237E7	-5.9	NA	±20	Average RF

Client: Day Environmental, Inc. **Service Request:** R2401914
Project: Shumway Marina/6048S-23 **Date Analyzed:** 03/12/24 17:53

Continuing Calibration Verification (CCV) Summary
Organochlorine Pesticides by Gas Chromatography using Microwave Extraction

Analysis Method: 8081B **Calibration Date:** 2/23/2024
File ID: I:\ACQUDATA\7890N.net\data\031224\AG5245.D\ **Calibration ID:** RC2400040
Signal ID: STx-CLP **Analysis Lot:** 834826
Units: ug/L

Analyte Name	Expected	Result	Average RF	CCV RF	% D	% Drift	Criteria	Curve Fit
4,4'-DDD	25.0	30.0	1.494E7	1.793E7	19.9	NA	±20	Average RF
4,4'-DDE	25.0	23.0	1.902E7	1.753E7	-7.8	NA	±20	Average RF
4,4'-DDT	25.0	14.0	1.26E7	7.067E6	-43.9*	NA	±20	Average RF
Aldrin	25.0	22.6	2.092E7	1.891E7	-9.6	NA	±20	Average RF
Dieldrin	25.0	20.4	1.907E7	1.558E7	-18.3	NA	±20	Average RF
Endosulfan I	25.0	22.6	1.741E7	1.574E7	-9.6	NA	±20	Average RF
Endosulfan II	25.0	23.1	1.664E7	1.541E7	-7.4	NA	±20	Average RF
Endosulfan Sulfate	25.0	20.8	1.574E7	1.309E7	-16.8	NA	±20	Average RF
Endrin	25.0	23.9	1.686E7	1.612E7	-4.4	NA	±20	Average RF
Endrin Aldehyde	25.0	21.8	1.35E7	1.175E7	-12.9	NA	±20	Average RF
Endrin Ketone	25.0	22.0	1.722E7	1.518E7	-11.8	NA	±20	Average RF
Heptachlor	25.0	21.2	1.806E7	1.53E7	-15.3	NA	±20	Average RF
Heptachlor Epoxide	25.0	22.6	1.815E7	1.64E7	-9.6	NA	±20	Average RF
Methoxychlor	25.0	17.6	6.757E6	4.75E6	-29.7*	NA	±20	Average RF
alpha-BHC	25.0	22.5	2.413E7	2.175E7	-9.9	NA	±20	Average RF
alpha-Chlordane	25.0	22.6	1.874E7	1.695E7	-9.5	NA	±20	Average RF
beta-BHC	25.0	21.7	9.234E6	8.002E6	-13.3	NA	±20	Average RF
delta-BHC	25.0	22.4	2.202E7	1.97E7	-10.5	NA	±20	Average RF
gamma-BHC (Lindane)	25.0	22.0	2.113E7	1.86E7	-11.9	NA	±20	Average RF
gamma-Chlordane	25.0	22.9	1.865E7	1.71E7	-8.3	NA	±20	Average RF

Analyte Name	Expected	Result	Average RF	CCV RF	% D	% Drift	Criteria	Curve Fit
Decachlorobiphenyl	25.0	21.3	1.147E7	9.787E6	-14.7	NA	±20	Average RF
Tetrachloro-m-xylene	25.0	20.5	1.641E7	1.343E7	-18.1	NA	±20	Average RF

Client: Day Environmental, Inc. **Service Request:** R2401914
Project: Shumway Marina/6048S-23 **Date Analyzed:** 03/12/24 17:53

Continuing Calibration Verification (CCV) Summary
Organochlorine Pesticides by Gas Chromatography using Microwave Extraction

Analysis Method: 8081B **Calibration Date:** 2/23/2024
File ID: I:\ACQUDATA\7890N.net\data\031224\AG5245.D\ **Calibration ID:** RC2400040
Signal ID: STx-CLPII **Analysis Lot:** 834826
Units: ug/L

Analyte Name	Expected	Result	Average RF	CCV RF	% D	% Drift	Criteria	Curve Fit
4,4'-DDD	25.0	36.5	8.873E6	1.297E7	46.2*	NA	±20	Average RF
4,4'-DDE	25.0	26.9	1.291E7	1.39E7	7.7	NA	±20	Average RF
4,4'-DDT	25.0	15.1	7.381E6	4.459E6	-39.6*	NA	±20	Average RF
Aldrin	25.0	25.4	1.469E7	1.496E7	1.8	NA	±20	Average RF
Dieldrin	25.0	26.7	1.293E7	1.382E7	6.9	NA	±20	Average RF
Endosulfan I	25.0	25.9	1.204E7	1.248E7	3.7	NA	±20	Average RF
Endosulfan II	25.0	27.2	1.109E7	1.208E7	8.9	NA	±20	Average RF
Endosulfan Sulfate	25.0	26.3	1.036E7	1.089E7	5.1	NA	±20	Average RF
Endrin	25.0	27.9	1.019E7	1.137E7	11.6	NA	±20	Average RF
Endrin Aldehyde	25.0	25.4	8.977E6	9.126E6	1.7	NA	±20	Average RF
Endrin Ketone	25.0	25.6	1.094E7	1.12E7	2.3	NA	±20	Average RF
Heptachlor	25.0	20.7	1.093E7	9.053E6	-17.2	NA	±20	Average RF
Heptachlor Epoxide	25.0	26.1	1.213E7	1.266E7	4.4	NA	±20	Average RF
Methoxychlor	25.0	18.1	3.852E6	2.793E6	-27.5*	NA	±20	Average RF
alpha-BHC	25.0	26.9	1.599E7	1.719E7	7.5	NA	±20	Average RF
alpha-Chlordane	25.0	25.2	1.337E7	1.349E7	0.9	NA	±20	Average RF
beta-BHC	25.0	26.7	5.807E6	6.208E6	6.9	NA	±20	Average RF
delta-BHC	25.0	28.2	1.388E7	1.569E7	13.0	NA	±20	Average RF
gamma-BHC (Lindane)	25.0	26.4	1.354E7	1.431E7	5.7	NA	±20	Average RF
gamma-Chlordane	25.0	26.0	1.292E7	1.343E7	3.9	NA	±20	Average RF

Analyte Name	Expected	Result	Average RF	CCV RF	% D	% Drift	Criteria	Curve Fit
Decachlorobiphenyl	25.0	22.8	8.56E6	7.806E6	-8.8	NA	±20	Average RF
Tetrachloro-m-xylene	25.0	22.1	1.314E7	1.16E7	-11.7	NA	±20	Average RF

Client: Day Environmental, Inc. **Service Request:** R2401914
Project: Shumway Marina/6048S-23 **Date Analyzed:** 03/22/24 18:32

Continuing Calibration Verification (CCV) Summary
Organochlorine Pesticides by Gas Chromatography using Microwave Extraction

Analysis Method: 8081B **Calibration Date:** 2/23/2024
File ID: I:\ACQUDATA\7890N.net\data\032224\AG5353.D\ **Calibration ID:** RC2400040
Signal ID: STx-CLP **Analysis Lot:** 835829
Units: ug/L

Analyte Name	Expected	Result	Average RF	CCV RF	% D	% Drift	Criteria	Curve Fit
4,4'-DDD	25.0	21.9	1.494E7	1.307E7	-12.6	NA	±20	Average RF
4,4'-DDE	25.0	23.1	1.902E7	1.757E7	-7.6	NA	±20	Average RF
4,4'-DDT	25.0	19.2	1.26E7	9.654E6	-23.4*	NA	±20	Average RF
Aldrin	25.0	23.2	2.092E7	1.943E7	-7.1	NA	±20	Average RF
Dieldrin	25.0	22.9	1.907E7	1.743E7	-8.6	NA	±20	Average RF
Endosulfan I	25.0	22.7	1.741E7	1.579E7	-9.3	NA	±20	Average RF
Endosulfan II	25.0	22.1	1.664E7	1.474E7	-11.4	NA	±20	Average RF
Endosulfan Sulfate	25.0	21.9	1.574E7	1.38E7	-12.3	NA	±20	Average RF
Endrin	25.0	22.9	1.686E7	1.542E7	-8.5	NA	±20	Average RF
Endrin Aldehyde	25.0	21.5	1.35E7	1.162E7	-13.9	NA	±20	Average RF
Endrin Ketone	25.0	21.1	1.722E7	1.452E7	-15.7	NA	±20	Average RF
Heptachlor	25.0	22.2	1.806E7	1.602E7	-11.3	NA	±20	Average RF
Heptachlor Epoxide	25.0	23.1	1.815E7	1.676E7	-7.6	NA	±20	Average RF
Methoxychlor	25.0	18.1	6.757E6	4.899E6	-27.5*	NA	±20	Average RF
Toxaphene	500	411	NA	NA	NA	NA	±20	
alpha-BHC	25.0	23.7	2.413E7	2.291E7	-5.0	NA	±20	Average RF
alpha-Chlordane	25.0	22.9	1.874E7	1.717E7	-8.4	NA	±20	Average RF
beta-BHC	25.0	22.7	9.234E6	8.381E6	-9.2	NA	±20	Average RF
delta-BHC	25.0	23.8	2.202E7	2.099E7	-4.7	NA	±20	Average RF
gamma-BHC (Lindane)	25.0	23.6	2.113E7	1.994E7	-5.6	NA	±20	Average RF
gamma-Chlordane	25.0	22.8	1.865E7	1.704E7	-8.6	NA	±20	Average RF

Analyte Name	Expected	Result	Average RF	CCV RF	% D	% Drift	Criteria	Curve Fit
Decachlorobiphenyl	25.0	23.0	1.147E7	1.055E7	-8.0	NA	±20	Average RF
Tetrachloro-m-xylene	25.0	22.8	1.641E7	1.499E7	-8.6	NA	±20	Average RF

Client: Day Environmental, Inc. **Service Request:** R2401914
Project: Shumway Marina/6048S-23 **Date Analyzed:** 03/22/24 18:32

Continuing Calibration Verification (CCV) Summary
Organochlorine Pesticides by Gas Chromatography using Microwave Extraction

Analysis Method: 8081B **Calibration Date:** 2/23/2024
File ID: I:\ACQUDATA\7890N.net\data\032224\AG5353.D\ **Calibration ID:** RC2400040
Signal ID: STx-CLPII **Analysis Lot:** 835829
Units: ug/L

Analyte Name	Expected	Result	Average RF	CCV RF	% D	% Drift	Criteria	Curve Fit
4,4'-DDD	25.0	25.4	8.873E6	8.999E6	1.4	NA	±20	Average RF
4,4'-DDE	25.0	25.8	1.291E7	1.334E7	3.3	NA	±20	Average RF
4,4'-DDT	25.0	25.8	7.381E6	7.611E6	3.1	NA	±20	Average RF
Aldrin	25.0	26.1	1.469E7	1.535E7	4.4	NA	±20	Average RF
Dieldrin	25.0	26.4	1.293E7	1.365E7	5.6	NA	±20	Average RF
Endosulfan I	25.0	25.7	1.204E7	1.237E7	2.8	NA	±20	Average RF
Endosulfan II	25.0	25.8	1.109E7	1.146E7	3.4	NA	±20	Average RF
Endosulfan Sulfate	25.0	25.8	1.036E7	1.07E7	3.3	NA	±20	Average RF
Endrin	25.0	26.8	1.019E7	1.093E7	7.2	NA	±20	Average RF
Endrin Aldehyde	25.0	24.8	8.977E6	8.904E6	-0.8	NA	±20	Average RF
Endrin Ketone	25.0	27.1	1.094E7	1.185E7	8.3	NA	±20	Average RF
Heptachlor	25.0	27.0	1.093E7	1.179E7	7.8	NA	±20	Average RF
Heptachlor Epoxide	25.0	26.5	1.213E7	1.287E7	6.2	NA	±20	Average RF
Methoxychlor	25.0	24.3	3.852E6	3.745E6	-2.8	NA	±20	Average RF
Toxaphene	500	490	NA	NA	NA	NA	±20	
alpha-BHC	25.0	27.1	1.599E7	1.735E7	8.5	NA	±20	Average RF
alpha-Chlordane	25.0	25.5	1.337E7	1.364E7	2.0	NA	±20	Average RF
beta-BHC	25.0	25.6	5.807E6	5.951E6	2.5	NA	±20	Average RF
delta-BHC	25.0	27.3	1.388E7	1.517E7	9.3	NA	±20	Average RF
gamma-BHC (Lindane)	25.0	27.4	1.354E7	1.486E7	9.7	NA	±20	Average RF
gamma-Chlordane	25.0	26.0	1.292E7	1.342E7	3.9	NA	±20	Average RF

Analyte Name	Expected	Result	Average RF	CCV RF	% D	% Drift	Criteria	Curve Fit
Decachlorobiphenyl	25.0	24.7	8.56E6	8.441E6	-1.4	NA	±20	Average RF
Tetrachloro-m-xylene	25.0	24.3	1.314E7	1.275E7	-3.0	NA	±20	Average RF

Client: Day Environmental, Inc. **Service Request:** R2401914
Project: Shumway Marina/6048S-23 **Date Analyzed:** 03/22/24 21:25

Continuing Calibration Verification (CCV) Summary
Organochlorine Pesticides by Gas Chromatography using Microwave Extraction

Analysis Method: 8081B **Calibration Date:** 2/23/2024
File ID: I:\ACQUDATA\7890N.net\data\032224\AG5363.D\ **Calibration ID:** RC2400040
Signal ID: STx-CLP **Analysis Lot:** 835829
Units: ug/L

Analyte Name	Expected	Result	Average RF	CCV RF	% D	% Drift	Criteria	Curve Fit
4,4'-DDD	25.0	24.7	1.494E7	1.476E7	-1.3	NA	±20	Average RF
4,4'-DDE	25.0	25.6	1.902E7	1.948E7	2.4	NA	±20	Average RF
4,4'-DDT	25.0	21.3	1.26E7	1.074E7	-14.8	NA	±20	Average RF
Aldrin	25.0	25.3	2.092E7	2.121E7	1.4	NA	±20	Average RF
Dieldrin	25.0	23.4	1.907E7	1.787E7	-6.3	NA	±20	Average RF
Endosulfan I	25.0	24.4	1.741E7	1.701E7	-2.3	NA	±20	Average RF
Endosulfan II	25.0	24.0	1.664E7	1.597E7	-4.0	NA	±20	Average RF
Endosulfan Sulfate	25.0	23.2	1.574E7	1.462E7	-7.1	NA	±20	Average RF
Endrin	25.0	23.9	1.686E7	1.608E7	-4.6	NA	±20	Average RF
Endrin Aldehyde	25.0	23.8	1.35E7	1.287E7	-4.6	NA	±20	Average RF
Endrin Ketone	25.0	23.6	1.722E7	1.623E7	-5.8	NA	±20	Average RF
Heptachlor	25.0	22.8	1.806E7	1.648E7	-8.7	NA	±20	Average RF
Heptachlor Epoxide	25.0	24.5	1.815E7	1.775E7	-2.2	NA	±20	Average RF
Methoxychlor	25.0	20.7	6.757E6	5.594E6	-17.2	NA	±20	Average RF
alpha-BHC	25.0	24.9	2.413E7	2.406E7	-0.3	NA	±20	Average RF
alpha-Chlordane	25.0	24.6	1.874E7	1.845E7	-1.5	NA	±20	Average RF
beta-BHC	25.0	23.7	9.234E6	8.764E6	-5.1	NA	±20	Average RF
delta-BHC	25.0	24.7	2.202E7	2.18E7	-1.0	NA	±20	Average RF
gamma-BHC (Lindane)	25.0	24.6	2.113E7	2.077E7	-1.7	NA	±20	Average RF
gamma-Chlordane	25.0	24.6	1.865E7	1.837E7	-1.5	NA	±20	Average RF

Analyte Name	Expected	Result	Average RF	CCV RF	% D	% Drift	Criteria	Curve Fit
Decachlorobiphenyl	25.0	26.1	1.147E7	1.195E7	4.2	NA	±20	Average RF
Tetrachloro-m-xylene	25.0	23.8	1.641E7	1.562E7	-4.8	NA	±20	Average RF

Client:	Day Environmental, Inc.	**Service Request:**	R2401914
Project:	Shumway Marina/6048S-23	**Date Analyzed:**	03/22/24 21:25

Continuing Calibration Verification (CCV) Summary
Organochlorine Pesticides by Gas Chromatography using Microwave Extraction

Analysis Method:	8081B	**Calibration Date:**	2/23/2024
File ID:	I:\ACQUDATA\7890N.net\data\032224\AG5363.D\	**Calibration ID:**	RC2400040
Signal ID:	STx-CLPII	**Analysis Lot:**	835829
		Units:	ug/L

Analyte Name	Expected	Result	Average RF	CCV RF	% D	% Drift	Criteria	Curve Fit
4,4'-DDD	25.0	30.3	8.873E6	1.077E7	21.4*	NA	±20	Average RF
4,4'-DDE	25.0	29.9	1.291E7	1.543E7	19.5	NA	±20	Average RF
4,4'-DDT	25.0	28.9	7.381E6	8.527E6	15.5	NA	±20	Average RF
Aldrin	25.0	29.0	1.469E7	1.702E7	15.8	NA	±20	Average RF
Dieldrin	25.0	29.2	1.293E7	1.51E7	16.8	NA	±20	Average RF
Endosulfan I	25.0	28.4	1.204E7	1.368E7	13.6	NA	±20	Average RF
Endosulfan II	25.0	29.1	1.109E7	1.291E7	16.4	NA	±20	Average RF
Endosulfan Sulfate	25.0	29.3	1.036E7	1.216E7	17.4	NA	±20	Average RF
Endrin	25.0	29.2	1.019E7	1.192E7	17.0	NA	±20	Average RF
Endrin Aldehyde	25.0	28.9	8.977E6	1.039E7	15.8	NA	±20	Average RF
Endrin Ketone	25.0	30.9	1.094E7	1.355E7	23.8*	NA	±20	Average RF
Heptachlor	25.0	27.3	1.093E7	1.194E7	9.3	NA	±20	Average RF
Heptachlor Epoxide	25.0	29.1	1.213E7	1.41E7	16.3	NA	±20	Average RF
Methoxychlor	25.0	28.2	3.852E6	4.348E6	12.9	NA	±20	Average RF
alpha-BHC	25.0	29.7	1.599E7	1.897E7	18.6	NA	±20	Average RF
alpha-Chlordane	25.0	27.9	1.337E7	1.495E7	11.8	NA	±20	Average RF
beta-BHC	25.0	28.6	5.807E6	6.654E6	14.6	NA	±20	Average RF
delta-BHC	25.0	30.4	1.388E7	1.69E7	21.7*	NA	±20	Average RF
gamma-BHC (Lindane)	25.0	29.9	1.354E7	1.619E7	19.6	NA	±20	Average RF
gamma-Chlordane	25.0	28.6	1.292E7	1.477E7	14.3	NA	±20	Average RF

Analyte Name	Expected	Result	Average RF	CCV RF	% D	% Drift	Criteria	Curve Fit
Decachlorobiphenyl	25.0	28.3	8.56E6	9.707E6	13.4	NA	±20	Average RF
Tetrachloro-m-xylene	25.0	25.6	1.314E7	1.347E7	2.5	NA	±20	Average RF

Client: Day Environmental, Inc. **Service Request:** R2401914
Project: Shumway Marina/6048S-23 **Date Analyzed:** 03/26/24 18:13

Continuing Calibration Verification (CCV) Summary
Organochlorine Pesticides by Gas Chromatography using Microwave Extraction

Analysis Method: 8081B **Calibration Date:** 2/23/2024
File ID: I:\ACQUDATA\7890N.net\data\032624\AG5431.D\ **Calibration ID:** RC2400040
Signal ID: STx-CLP **Analysis Lot:** 836187
Units: ug/L

Analyte Name	Expected	Result	Average RF	CCV RF	% D	% Drift	Criteria	Curve Fit
4,4'-DDD	25.0	34.4	1.494E7	2.057E7	37.6*	NA	±20	Average RF
4,4'-DDE	25.0	27.2	1.902E7	2.067E7	8.7	NA	±20	Average RF
4,4'-DDT	25.0	2.72	1.26E7	1.372E6	-89.1*	NA	±20	Average RF
Aldrin	25.0	27.0	2.092E7	2.26E7	8.0	NA	±20	Average RF
Dieldrin	25.0	24.0	1.907E7	1.827E7	-4.2	NA	±20	Average RF
Endosulfan I	25.0	26.2	1.741E7	1.827E7	4.9	NA	±20	Average RF
Endosulfan II	25.0	26.0	1.664E7	1.734E7	4.2	NA	±20	Average RF
Endosulfan Sulfate	25.0	23.8	1.574E7	1.496E7	-4.9	NA	±20	Average RF
Endrin	25.0	23.7	1.686E7	1.6E7	-5.1	NA	±20	Average RF
Endrin Aldehyde	25.0	25.0	1.35E7	1.349E7	0.0	NA	±20	Average RF
Endrin Ketone	25.0	17.6	1.722E7	1.211E7	-29.7*	NA	±20	Average RF
Heptachlor	25.0	18.1	1.806E7	1.304E7	-27.8*	NA	±20	Average RF
Heptachlor Epoxide	25.0	26.0	1.815E7	1.888E7	4.0	NA	±20	Average RF
Methoxychlor	25.0	3.90	6.757E6	1.055E6	-84.4*	NA	±20	Average RF
alpha-BHC	25.0	26.3	2.413E7	2.542E7	5.4	NA	±20	Average RF
alpha-Chlordane	25.0	26.1	1.874E7	1.96E7	4.6	NA	±20	Average RF
beta-BHC	25.0	24.4	9.234E6	9.008E6	-2.4	NA	±20	Average RF
delta-BHC	25.0	25.9	2.202E7	2.284E7	3.7	NA	±20	Average RF
gamma-BHC (Lindane)	25.0	23.8	2.113E7	2.015E7	-4.6	NA	±20	Average RF
gamma-Chlordane	25.0	26.5	1.865E7	1.978E7	6.0	NA	±20	Average RF

Analyte Name	Expected	Result	Average RF	CCV RF	% D	% Drift	Criteria	Curve Fit
Decachlorobiphenyl	25.0	25.6	1.147E7	1.173E7	2.2	NA	±20	Average RF
Tetrachloro-m-xylene	25.0	24.2	1.641E7	1.585E7	-3.4	NA	±20	Average RF

Client: Day Environmental, Inc. **Service Request:** R2401914
Project: Shumway Marina/6048S-23 **Date Analyzed:** 03/26/24 18:13

Continuing Calibration Verification (CCV) Summary
Organochlorine Pesticides by Gas Chromatography using Microwave Extraction

Analysis Method: 8081B **Calibration Date:** 2/23/2024
File ID: I:\ACQUDATA\7890N.net\data\032624\AG5431.D\ **Calibration ID:** RC2400040
Signal ID: STx-CLPII **Analysis Lot:** 836187
Units: ug/L

Analyte Name	Expected	Result	Average RF	CCV RF	% D	% Drift	Criteria	Curve Fit
4,4'-DDD	25.0	45.4	8.873E6	1.612E7	81.7*	NA	±20	Average RF
4,4'-DDE	25.0	32.9	1.291E7	1.699E7	31.6*	NA	±20	Average RF
4,4'-DDT	25.0	2.81	7.381E6	8.288E5	-88.8*	NA	±20	Average RF
Aldrin	25.0	31.2	1.469E7	1.836E7	24.9*	NA	±20	Average RF
Dieldrin	25.0	32.0	1.293E7	1.657E7	28.1*	NA	±20	Average RF
Endosulfan I	25.0	31.2	1.204E7	1.501E7	24.7*	NA	±20	Average RF
Endosulfan II	25.0	36.4	1.109E7	1.617E7	45.8*	NA	±20	Average RF
Endosulfan Sulfate	25.0	30.9	1.036E7	1.28E7	23.6*	NA	±20	Average RF
Endrin	25.0	29.1	1.019E7	1.186E7	16.4	NA	±20	Average RF
Endrin Aldehyde	25.0	30.6	8.977E6	1.099E7	22.5*	NA	±20	Average RF
Endrin Ketone	25.0	21.2	1.094E7	9.288E6	-15.1	NA	±20	Average RF
Heptachlor	25.0	19.1	1.093E7	8.364E6	-23.5*	NA	±20	Average RF
Heptachlor Epoxide	25.0	31.3	1.213E7	1.517E7	25.1*	NA	±20	Average RF
Methoxychlor	25.0	4.44	3.852E6	6.84E5	-82.2*	NA	±20	Average RF
alpha-BHC	25.0	32.2	1.599E7	2.061E7	28.9*	NA	±20	Average RF
alpha-Chlordane	25.0	30.2	1.337E7	1.614E7	20.7*	NA	±20	Average RF
beta-BHC	25.0	30.8	5.807E6	7.143E6	23.0*	NA	±20	Average RF
delta-BHC	25.0	33.8	1.388E7	1.878E7	35.3*	NA	±20	Average RF
gamma-BHC (Lindane)	25.0	29.6	1.354E7	1.602E7	18.3	NA	±20	Average RF
gamma-Chlordane	25.0	31.2	1.292E7	1.61E7	24.6*	NA	±20	Average RF

Analyte Name	Expected	Result	Average RF	CCV RF	% D	% Drift	Criteria	Curve Fit
Decachlorobiphenyl	25.0	27.4	8.56E6	9.383E6	9.6	NA	±20	Average RF
Tetrachloro-m-xylene	25.0	26.6	1.314E7	1.4E7	6.5	NA	±20	Average RF

Client: Day Environmental, Inc. **Service Request:**R2401914
Project: Shumway Marina/6048S-23

Analysis Run Log
Organochlorine Pesticides by Gas Chromatography using Microwave Extraction

Analysis Method: 8081B **Analysis Lot:**834812
Instrument ID:R-GC-63

Raw Data File	Sample Name	Lab Code	Date Analyzed	Time Analyzed	Q
I:\ACQUDATA\7890N.net\data\031124 \AG5210.D\	Performance Evaluation	RQ2402662-01	3/11/2024	18:07:00	
I:\ACQUDATA\7890N.net\data\031124 \AG5211.D\	Continuing Calibration Verification	RQ2402662-02	3/11/2024	18:24:00	
I:\ACQUDATA\7890N.net\data\031124 \AG5212.D\	Continuing Calibration Verification	RQ2402662-02	3/11/2024	18:42:00	
I:\ACQUDATA\7890N.net\data\031124 \AG5213.D\	Continuing Calibration Verification	RQ2402662-02	3/11/2024	18:59:00	
I:\ACQUDATA\7890N.net\data\031124 \AG5214.D\	Method Blank	RQ2402543-01	3/11/2024	19:16:00	
I:\ACQUDATA\7890N.net\data\031124 \AG5215.D\	Lab Control Sample	RQ2402543-02	3/11/2024	19:34:00	
I:\ACQUDATA\7890N.net\data\031124 \AG5216.D\	Duplicate Lab Control Sample	RQ2402543-03	3/11/2024	19:51:00	
I:\ACQUDATA\7890N.net\data\031124 \AG5217.D\	Continuing Calibration Verification	RQ2402662-03	3/11/2024	20:09:00	

Client: Day Environmental, Inc. **Service Request:**R2401914
Project: Shumway Marina/6048S-23

Analysis Run Log
Organochlorine Pesticides by Gas Chromatography using Microwave Extraction

Analysis Method: 8081B **Analysis Lot:**834826
Instrument ID:R-GC-63

Raw Data File	Sample Name	Lab Code	Date Analyzed	Time Analyzed	Q
I:\ACQUDATA\7890N.net\data\031224\AG5231.D\	Performance Evaluation	RQ2402665-01	3/12/2024	13:50:00	
I:\ACQUDATA\7890N.net\data\031224\AG5232.D\	Continuing Calibration Verification	RQ2402665-02	3/12/2024	14:07:00	
I:\ACQUDATA\7890N.net\data\031224\AG5233.D\	Continuing Calibration Verification	RQ2402665-02	3/12/2024	14:25:00	
I:\ACQUDATA\7890N.net\data\031224\AG5234.D\	Continuing Calibration Verification	RQ2402665-02	3/12/2024	14:42:00	
I:\ACQUDATA\7890N.net\data\031224\AG5235.D\	ZZZZZZZ	ZZZZZZZ	3/12/2024	15:00:00	
I:\ACQUDATA\7890N.net\data\031224\AG5236.D\	ZZZZZZZ	ZZZZZZZ	3/12/2024	15:17:00	
I:\ACQUDATA\7890N.net\data\031224\AG5237.D\	ZZZZZZZ	ZZZZZZZ	3/12/2024	15:34:00	
I:\ACQUDATA\7890N.net\data\031224\AG5238.D\	ZZZZZZZ	ZZZZZZZ	3/12/2024	15:52:00	
I:\ACQUDATA\7890N.net\data\031224\AG5239.D\	ZZZZZZZ	ZZZZZZZ	3/12/2024	16:09:00	
I:\ACQUDATA\7890N.net\data\031224\AG5240.D\	ZZZZZZZ	ZZZZZZZ	3/12/2024	16:26:00	
I:\ACQUDATA\7890N.net\data\031224\AG5241.D\	B-1,2,3	R2401914-005	3/12/2024	16:44:00	
I:\ACQUDATA\7890N.net\data\031224\AG5242.D\	B-1,2,3 MS	RQ2402543-04	3/12/2024	17:01:00	
I:\ACQUDATA\7890N.net\data\031224\AG5243.D\	B-1,2,3 DMS	RQ2402543-05	3/12/2024	17:18:00	
I:\ACQUDATA\7890N.net\data\031224\AG5244.D\	B-4,5,6	R2401914-006	3/12/2024	17:36:00	
I:\ACQUDATA\7890N.net\data\031224\AG5245.D\	Continuing Calibration Verification	RQ2402665-03	3/12/2024	17:53:00	

Client: Day Environmental, Inc. **Service Request:**R2401914
Project: Shumway Marina/6048S-23

Analysis Run Log
Organochlorine Pesticides by Gas Chromatography using Microwave Extraction

Analysis Method: **Analysis Lot:**835829
Instrument ID:R-GC-63

Raw Data File	Sample Name	Lab Code	Date Analyzed	Time Analyzed	Q
I:\ACQUDATA\7890N.net\data\032224\AG5350.D\	ZZZZZZZ	ZZZZZZZ	3/22/2024	17:40:00	
I:\ACQUDATA\7890N.net\data\032224\AG5350.D\	Performance Evaluation	RQ2403032-02	3/22/2024	17:40:00	
I:\ACQUDATA\7890N.net\data\032224\AG5351.D\	Continuing Calibration Verification	RQ2403032-04	3/22/2024	17:57:00	
I:\ACQUDATA\7890N.net\data\032224\AG5351.D\	ZZZZZZZ	ZZZZZZZ	3/22/2024	17:57:00	
I:\ACQUDATA\7890N.net\data\032224\AG5352.D\	ZZZZZZZ	ZZZZZZZ	3/22/2024	18:14:00	
I:\ACQUDATA\7890N.net\data\032224\AG5352.D\	Continuing Calibration Verification	RQ2403032-04	3/22/2024	18:14:00	
I:\ACQUDATA\7890N.net\data\032224\AG5353.D\	Continuing Calibration Verification	RQ2403032-04	3/22/2024	18:32:00	
I:\ACQUDATA\7890N.net\data\032224\AG5353.D\	ZZZZZZZ	ZZZZZZZ	3/22/2024	18:32:00	
I:\ACQUDATA\7890N.net\data\032224\AG5354.D\	ZZZZZZZ	ZZZZZZZ	3/22/2024	18:49:00	
I:\ACQUDATA\7890N.net\data\032224\AG5355.D\	ZZZZZZZ	ZZZZZZZ	3/22/2024	19:06:00	
I:\ACQUDATA\7890N.net\data\032224\AG5356.D\	ZZZZZZZ	ZZZZZZZ	3/22/2024	19:24:00	
I:\ACQUDATA\7890N.net\data\032224\AG5357.D\	Method Blank	RQ2402685-01	3/22/2024	19:41:00	
I:\ACQUDATA\7890N.net\data\032224\AG5358.D\	Lab Control Sample	RQ2402685-02	3/22/2024	19:58:00	
I:\ACQUDATA\7890N.net\data\032224\AG5359.D\	Duplicate Lab Control Sample	RQ2402685-03	3/22/2024	20:16:00	
I:\ACQUDATA\7890N.net\data\032224\AG5360.D\	ZZZZZZZ	ZZZZZZZ	3/22/2024	20:33:00	
I:\ACQUDATA\7890N.net\data\032224\AG5361.D\	ZZZZZZZ	ZZZZZZZ	3/22/2024	20:50:00	
I:\ACQUDATA\7890N.net\data\032224\AG5362.D\	ZZZZZZZ	ZZZZZZZ	3/22/2024	21:08:00	
I:\ACQUDATA\7890N.net\data\032224\AG5363.D\	Continuing Calibration Verification	RQ2403032-06	3/22/2024	21:25:00	
I:\ACQUDATA\7890N.net\data\032224\AG5363.D\	ZZZZZZZ	ZZZZZZZ	3/22/2024	21:25:00	

Client: Day Environmental, Inc. **Service Request:**R2401914
Project: Shumway Marina/6048S-23

Analysis Run Log
Organochlorine Pesticides by Gas Chromatography using Microwave Extraction

Analysis Method: **Analysis Lot:**836187
Instrument ID:R-GC-63

Raw Data File	Sample Name	Lab Code	Date Analyzed	Time Analyzed	Q
I:\ACQUDATA\7890N.net\data\032624\AG5414.D\	ZZZZZZZ	ZZZZZZZ	3/26/2024	11:32:00	
I:\ACQUDATA\7890N.net\data\032624\AG5415.D\	ZZZZZZZ	ZZZZZZZ	3/26/2024	11:49:00	
I:\ACQUDATA\7890N.net\data\032624\AG5416.D\	ZZZZZZZ	ZZZZZZZ	3/26/2024	12:06:00	
I:\ACQUDATA\7890N.net\data\032624\AG5417.D\	ZZZZZZZ	ZZZZZZZ	3/26/2024	12:24:00	
I:\ACQUDATA\7890N.net\data\032624\AG5419.D\	ZZZZZZZ	ZZZZZZZ	3/26/2024	12:58:00	
I:\ACQUDATA\7890N.net\data\032624\AG5420.D\	ZZZZZZZ	ZZZZZZZ	3/26/2024	13:16:00	
I:\ACQUDATA\7890N.net\data\032624\AG5421.D\	ZZZZZZZ	ZZZZZZZ	3/26/2024	13:33:00	
I:\ACQUDATA\7890N.net\data\032624\AG5422.D\	ZZZZZZZ	ZZZZZZZ	3/26/2024	13:50:00	
I:\ACQUDATA\7890N.net\data\032624\AG5423.D\	ZZZZZZZ	ZZZZZZZ	3/26/2024	14:08:00	
I:\ACQUDATA\7890N.net\data\032624\AG5425.D\	B-7,8,9	R2401914-007	3/26/2024	16:29:00	
I:\ACQUDATA\7890N.net\data\032624\AG5430.D\	ZZZZZZZ	ZZZZZZZ	3/26/2024	17:55:00	
I:\ACQUDATA\7890N.net\data\032624\AG5431.D\	Continuing Calibration Verification	RQ2403209-05	3/26/2024	18:13:00	

Analysis: 8081 Analyst: AFraser Run Method: 8081-H2

Date: 5/13/24 Instr. 7890N R-GC-63 Quant Method: ND-PEST 022524

Ranges: RC240xxx40 LIMS Run#: 854826

	Sample	Diln.	Stds. ID	File#	OK?	Comments
	BLK			AG5229	—	
	BLK			30	—	
	PEM		252870	31	Y	
	TCX CCV		253856	32	Y	
	CLPEST CCV		253863	33	Y	
	8081 CCV		253849	34	Y	surr & FC
	R2401714-013	5		35	Y	
	↓ -014			36	Y	
	R2401857-008			37	Y	
	↓ -009			38	Y	
	↓ -017	5		39	Y	
	↓ -018	5		40	Y	
	R2401914-005	5		41	Y	
	R2402543-014	5		42	Y	
	↓ -015	5		43	Y	
	R2401914-006	5		44	Y	
	8081 CCV		253849	45	Y	CCVMI

AFraser 5/13/24

All samples = _____mL + _____uL Combined IS/Surr.;

Primary :_____ exp: Secondary :_____ exp:

Primary:_____ exp: Secondary :_____ exp:

Reagents:

Analysis: 8081	Analyst:	Run Method: 8081-H2	
Date: 3/11/24	Instr. 7890N R-GC-63	Quant Method: N-Test 021324	
Syringes:	RC240046	LIMS Run#:	354812

Pos	Sample	Dil'n.	Stds. ID	File#	OK?	Comments
L	DBW			AG5208	—	
1	MW			09	—	
2	PEM		243870	10	Y	
3	TMX CCV		243856	11	Y	
4	CHLOR CCV		243869	12	Y	
5	8081 CCV		243849	13	Y	
6	R2402543-01			14	Y	
7	-02			15	Y	
8	-03			16	Y	
9	8081 CCV		243849	17	Y	
10	R2401714-013	5		18	N	CCVB
11	-014			19		
12	R2401887-008			20		
13	-009			21		
14	-017	5		22		
15	-018	5		23		
16	R2401914-005	5		24		
17	R2402543-04	5		25		
18	-05	5		26		
19	R2401914-006	5		27		
20	8081 CCV		243849	28	N	

All samples = _____mL + _____uL Combined IS/Surr.;

Primary :_____ exp: Secondary :_____ exp:

Primary:_____ exp: Secondary :_____ exp:

Reagents:

Prep Summary Report

Client: Day Environmental, Inc. **Service Request:**R2401914
Project: Shumway Marina/6048S-23
Sample Matrix: Soil

Organochlorine Pesticides by Gas Chromatography using Microwave Extraction

Prep Method: EPA 3546 **Extraction Lot:** 435221
Analytical Method: 8081B **Extraction Date:** 03/11/24 10:00

Sample Name	Lab Code	Date Collected	Date Received	Sample Amount	Final Amount	Percent Solids
B-1,2,3	R2401914-005	3/7/24	3/8/24	15.0400 g	10 mL	84.0
B-4,5,6	R2401914-006	3/7/24	3/8/24	15.0800 g	10 mL	81.0
Method Blank	RQ2402543-01MB	NA	NA	15.0100 g	10 mL	
Lab Control Sample	RQ2402543-02LCS	NA	NA	15.0200 g	10 mL	
Duplicate Lab Control Sample	RQ2402543-03DLCS	NA	NA	15.0200 g	10 mL	
Matrix Spike	RQ2402543-04MS	3/7/24	3/8/24	15.0100 g	10 mL	84.0
Duplicate Matrix Spike	RQ2402543-05DMS	3/7/24	3/8/24	15.1300 g	10 mL	84.0

Client: Day Environmental, Inc. **Service Request:**R2401914
Project: Shumway Marina/6048S-23
Sample Matrix: Soil

Organochlorine Pesticides by Gas Chromatography using Microwave Extraction

Prep Method: EPA 3546 **Extraction Lot:** 435408
Analytical Method: 8081B **Extraction Date:** 03/14/24 07:48

Sample Name	Lab Code	Date Collected	Date Received	Sample Amount	Final Amount	Percent Solids
B-7,8,9	R2401914-007	3/7/24	3/8/24	10.2300 g	10 mL	82.9
Method Blank	RQ2402685-01MB	NA	NA	15.5500 g	10 mL	
Lab Control Sample	RQ2402685-02LCS	NA	NA	14.8600 g	10 mL	
Duplicate Lab Control Sample	RQ2402685-03DLCS	NA	NA	15.3400 g	10 mL	

Preparation Information Benchsheet

Prep Run#: 435221
Team: Semivoa GC/JVANHEYNINGEN

Prep WorkFlow: OrgExtS(14)
Prep Method: EPA 3546

Status: Prepped
Prep Date/Time: 3/11/24 10:00

#	Lab Code	Client ID	B#	Amt. Ext.	Method /Test	pH	AE	BN	Final Vol	Sample Desc. (Initial/Final)	SpikeAmt./Inv. ID	Comments
1	RQ2402543-01	MB		15.0100g	8081B/Pest OC MW				10.00mL	sand	0.5000 mL/233831	
2	RQ2402543-01	MB		15.0100g	8082A/PCB MW				10.00mL	sand	0.5000 mL/233831	
3	RQ2402543-02	LCS		15.0200g	8081B/Pest OC MW				10.00mL	sand	0.5000 mL/232990; 0.5000 mL/233831	
4	RQ2402543-03	DLCS		15.0200g	8081B/Pest OC MW				10.00mL	sand	0.5000 mL/233831; 0.5000 mL/232990	
5	RQ2402543-02	LCS		15.0200g	8082A/PCB MW				10.00mL	sand	0.5000 mL/232239; 0.5000 mL/233831	
6	RQ2402543-03	DLCS		15.0200g	8082A/PCB MW				10.00mL	sand	0.5000 mL/232239; 0.5000 mL/233831	
7	R2401609-001	Biosolids	.03	2.0100g	8082A/PCB MW				10.00mL	clumped dark dirt	0.5000 mL/233831	
8	R2401714-013	COMP-02	.03	15.0800g	8081B/Pest OC MW				10.00mL	brown dirt, rocks	0.5000 mL/233831	
9	R2401714-013	COMP-02	.03	15.0800g	8082A/PCB MW				10.00mL	brown dirt, rocks	0.5000 mL/233831	
10	R2401714-014	COMP-03	.03	15g	8081B/Pest OC MW				10.00mL	brown dirt, rocks	0.5000 mL/233831	
11	R2401714-014	COMP-03	.03	15g	8082A/PCB MW				10.00mL	brown dirt, rocks	0.5000 mL/233831	
12	R2401887-008	C-01	.03	15.0500g	8081B/Pest OC MW				10.00mL	fine brown dirt	0.5000 mL/233831	
13	R2401887-008	C-01	.03	15.0500g	8082A/PCB MW				10.00mL	fine brown dirt	0.5000 mL/233831	
14	R2401887-009	C-02	.03	15.0100g	8081B/Pest OC MW				10.00mL	fine brown dirt	0.5000 mL/233831	
15	R2401887-009	C-02	.03	15.0100g	8082A/PCB MW				10.00mL	fine brown dirt	0.5000 mL/233831	
16	R2401887-017	CO-01	.03	15.0300g	8081B/Pest OC MW				10.00mL	dark brown dirt	0.5000 mL/233831	
17	R2401887-017	CO-01	.03	15.0300g	8082A/PCB MW				10.00mL	dark brown dirt	0.5000 mL/233831	
18	R2401887-018	CO-02	.03	15.0200g	8081B/Pest OC MW				10.00mL	dark brown dirt	0.5000 mL/233831	
19	R2401887-018	CO-02	.03	15.0200g	8082A/PCB MW				10.00mL	dark brown dirt	0.5000 mL/233831	
20	R2401914-005	B-1,2,3	.10	15.0400g	8081B/Pest OC MW				10.00mL	brown, rocky dirt	0.5000 mL/233831	
21	RQ2402543-04	R2401914-005 MS	.10	15.0100g	8081B/Pest OC MW				10.00mL	brown, rocky dirt	0.5000 mL/232990; 0.5000 mL/233831	
22	RQ2402543-05	R2401914-005 DMS	.10	15.1300g	8081B/Pest OC MW				10.00mL	brown, rocky dirt	0.5000 mL/232990; 0.5000 mL/233831	
23	R2401914-005	B-1,2,3	.10	15.0400g	8082A/PCB MW				10.00mL	brown, rocky dirt	0.5000 mL/233831	
24	RQ2402543-06	R2401914-005 MS	.10	15.1100g	8082A/PCB MW				10.00mL	brown, rocky dirt	0.5000 mL/232239; 0.5000 mL/233831	
25	RQ2402543-07	R2401914-005 DMS	.10	15.0400g	8082A/PCB MW				10.00mL	brown, rocky dirt	0.5000 mL/232239; 0.5000 mL/233831	
26	R2401914-006	B-4,5,6	.04	15.0800g	8081B/Pest OC MW				10.00mL	brown, rocky dirt	0.5000 mL/233831	
27	R2401914-006	B-4,5,6	.04	15.0800g	8082A/PCB MW				10.00mL	brown, rocky dirt	0.5000 mL/233831	

Spiking Solutions

Name:	8082 Spike 5 ug/mL AR 1260	Inventory ID	232239	Logbook Ref:	232239	Expires On: 05/12/2024
Name:	608 LCS Spike STD	Inventory ID	232990	Logbook Ref:	232990	Expires On: 06/25/2024
Name:	8081/8082 Surrogate Spike STD 1 ug/mL	Inventory ID	233831	Logbook Ref:		Expires On: 08/21/2024

Preparation Information Benchsheet

Prep Run#: 435221
Team: Semivoa GC/JVANHEYNINGEN

Prep WorkFlow: OrgExtS(14)
Prep Method:

Status: Prepped
Prep Date/Time: 3/11/24 10:00

Preparation Materials

50:50 acetone:hexane mix	233910 (233910)	Eppendorf Pipette Repeater	EXT #25 (229294)	Prepared Sodium Sulfate Na2SO4	(233342)
Sand Reagent Grade	(234041)	SVOA BALANCE	R-BALANCE-05 (12939)		

Preparation Steps

Step:	Extraction	Step:	Concentration	Step:	Extraction Complete
Started:	3/11/24 10:00	Started:	3/11/24 12:40	Started:	3/11/24 12:58
Finished:	3/11/24 11:30	Finished:	3/11/24 12:58	Finished:	3/11/24 12:58
By:	JVANHEYNINGEN	By:	JVANHEYNINGEN	By:	JVANHEYNINGEN
Comments		Comments		Comments	

Comments: _____

Reviewed By: _____ Date: _____ Spike Witness: KPROCOPIO Date: _____

Chain of Custody

Relinquished By: _____ Date: _____ Extracts Examined

Received By: _____ Date: _____ Yes No

Preparation Information Benchsheet

Prep Run#: 435408
Team: Semivoa GC/EDEGRAY

Prep WorkFlow: OrgExtS(14)
Prep Method: EPA 3546

Status: Prepped
Prep Date/Time: 3/14/24 07:48

#	Lab Code	Client ID	B#	Amt. Ext.	Method /Test	pH	AE	BN	Final Vol	Sample Desc. (Initial/Final)	SpikeAmt./Inv. ID	Comments
1	RQ2402685-01	MB		15.5500g	8081B/Pest OC MW				10.00mL		0.5000 mL/233831	
2	RQ2402685-01	MB		15.5500g	8082A/PCB MW				10.00mL		0.5000 mL/233831	
3	RQ2402685-02	LCS		14.8600g	8081B/Pest OC MW				10.00mL		0.5000 mL/232990; 0.5000 mL/233831	
4	RQ2402685-03	DLCS		15.3400g	8081B/Pest OC MW				10.00mL		0.5000 mL/232990; 0.5000 mL/233831	
5	RQ2402685-04	LCS		15.1200g	8082A/PCB MW				10.00mL		0.5000 mL/233831; 0.5000 mL/232239	
6	RQ2402685-05	DLCS		14.8900g	8082A/PCB MW				10.00mL		0.5000 mL/232239; 0.5000 mL/233831	
7	R2401914-007	B-7,8,9	.04	10.2300g	8081B/Pest OC MW				10.00mL	brown, rocky, roots	0.5000 mL/233831	
8	R2401914-007	B-7,8,9	.04	10.2300g	8082A/PCB MW				10.00mL	brown, rocky, roots	0.5000 mL/233831	

Spiking Solutions

Name:	8082 Spike 5 ug/mL AR 1260	Inventory ID	232239	Logbook Ref:	232239	Expires On:	05/12/2024
Name:	608 LCS Spike STD	Inventory ID	232990	Logbook Ref:	232990	Expires On:	06/25/2024
Name:	8081/8082 Surrogate Spike STD 1 ug/mL	Inventory ID	233831	Logbook Ref:		Expires On:	08/21/2024

Preparation Materials

50:50 acetone:hexane mix	233910 (233910)	Eppendorf Pipette Repeater	EXT #28 (232221)	Prepared Sodium Sulfate Na2SO4	(233719)
Sand Reagent Grade	(234041)				

Preparation Steps

Step:	Extraction	Step:	Concentration	Step:	Extraction Complete
Started:	3/14/24 07:48	Started:	3/20/24 16:10	Started:	3/20/24 16:30
Finished:	3/15/24 07:34	Finished:	3/20/24 16:30	Finished:	3/20/24 16:30
By:	EDEGRAY	By:	JVANHEYNINGEN	By:	JVANHEYNINGEN
Comments		Comments		Comments	

Comments: _____

Reviewed By: _____ Date: _____ Spike Witness: JVANHEYNINGEN Date: _____

Chain of Custody

Relinquished By: _____ Date: _____ Extracts Examined

Received By: _____ Date: _____ Yes No

Analytical Report

Client:	Day Environmental, Inc.	**Service Request:**	R2401914
Project:	Shumway Marina/6048S-23	**Date Collected:**	03/07/24 11:05
Sample Matrix:	Soil	**Date Received:**	03/08/24 10:20
Sample Name:	B-1,2,3	**Units:**	ug/Kg
Lab Code:	R2401914-005	**Basis:**	Dry

Polychlorinated Biphenyls (PCBs) by GC using Microwave Extraction

Analysis Method: 8082A
Prep Method: EPA 3546

Analyte Name	Result	MRL	MDL	Dil.	Date Analyzed	Date Extracted	Q
Aroclor 1016	21 U	39	21	1	03/11/24 21:39	3/11/24	
Aroclor 1221	31 U	80	31	1	03/11/24 21:39	3/11/24	
Aroclor 1232	23 U	39	23	1	03/11/24 21:39	3/11/24	
Aroclor 1242	21 U	39	21	1	03/11/24 21:39	3/11/24	
Aroclor 1248	22 U	39	22	1	03/11/24 21:39	3/11/24	
Aroclor 1254	21 U	39	21	1	03/11/24 21:39	3/11/24	
Aroclor 1260	21 U	39	21	1	03/11/24 21:39	3/11/24	

Surrogate Name	% Rec	Control Limits	Date Analyzed	Q
Decachlorobiphenyl	65	10 - 138	03/11/24 21:39	
Tetrachloro-m-xylene	55	11 - 122	03/11/24 21:39	

Analytical Report

Client:	Day Environmental, Inc.	**Service Request:**	R2401914
Project:	Shumway Marina/6048S-23	**Date Collected:**	03/07/24 13:30
Sample Matrix:	Soil	**Date Received:**	03/08/24 10:20
Sample Name:	B-4,5,6	**Units:**	ug/Kg
Lab Code:	R2401914-006	**Basis:**	Dry

Polychlorinated Biphenyls (PCBs) by GC using Microwave Extraction

Analysis Method: 8082A
Prep Method: EPA 3546

Analyte Name	Result	MRL	MDL	Dil.	Date Analyzed	Date Extracted	Q
Aroclor 1016	21 U	41	21	1	03/11/24 22:22	3/11/24	
Aroclor 1221	32 U	82	32	1	03/11/24 22:22	3/11/24	
Aroclor 1232	24 U	41	24	1	03/11/24 22:22	3/11/24	
Aroclor 1242	21 U	41	21	1	03/11/24 22:22	3/11/24	
Aroclor 1248	23 U	41	23	1	03/11/24 22:22	3/11/24	
Aroclor 1254	21 U	41	21	1	03/11/24 22:22	3/11/24	
Aroclor 1260	21 U	41	21	1	03/11/24 22:22	3/11/24	

Surrogate Name	% Rec	Control Limits	Date Analyzed	Q
Decachlorobiphenyl	71	10 - 138	03/11/24 22:22	
Tetrachloro-m-xylene	55	11 - 122	03/11/24 22:22	

Analytical Report

Client:	Day Environmental, Inc.	**Service Request:**	R2401914
Project:	Shumway Marina/6048S-23	**Date Collected:**	03/07/24 15:30
Sample Matrix:	Soil	**Date Received:**	03/08/24 10:20
Sample Name:	B-7,8,9	**Units:**	ug/Kg
Lab Code:	R2401914-007	**Basis:**	Dry

Polychlorinated Biphenyls (PCBs) by GC using Microwave Extraction

Analysis Method: 8082A
Prep Method: EPA 3546

Analyte Name	Result	MRL	MDL	Dil.	Date Analyzed	Date Extracted	Q
Aroclor 1016	31 U	58	31	1	03/21/24 17:21	3/14/24	
Aroclor 1221	46 U	120	46	1	03/21/24 17:21	3/14/24	
Aroclor 1232	34 U	58	34	1	03/21/24 17:21	3/14/24	
Aroclor 1242	31 U	58	31	1	03/21/24 17:21	3/14/24	
Aroclor 1248	32 U	58	32	1	03/21/24 17:21	3/14/24	
Aroclor 1254	31 U	58	31	1	03/21/24 17:21	3/14/24	
Aroclor 1260	31 U	58	31	1	03/21/24 17:21	3/14/24	

Surrogate Name	% Rec	Control Limits	Date Analyzed	Q
Decachlorobiphenyl	39	10 - 138	03/21/24 17:21	
Tetrachloro-m-xylene	60	11 - 122	03/21/24 17:21	

1st AF 03/13/24
2nd BA 03/13/24

Quantitation Report (Qedit)

Data Path : I:\ACQUDATA\6890G\Data\031124\
Data File : BM1383.D
Signal(s) : Signal #1: ECD1A.ch Signal #2: ECD2B.ch
Acq On : 11 Mar 2024 09:39 pm
Operator : AFelser
Sample : R2401914-005
Misc :
ALS Vial : 17 Sample Multiplier: 1

Integration File signal 1: AUTOINT1.E
Integration File signal 2: AUTOINT2.E
Quant Time: Mar 12 11:13:59 2024
Quant Method : I:\ACQUDATA\6890G\Methods\G-PCB030724.M
Quant Title : 608/8082 PCB'S
QLast Update : Mon Mar 11 11:53:35 2024
Response via : Initial Calibration
Integrator: ChemStation

Volume Inj. : 2uL
Signal #1 Phase : DB-1701 Signal #2 Phase: DB-17
Signal #1 Info : 0.32mm 30m Signal #2 Info : 0.32mm 30m

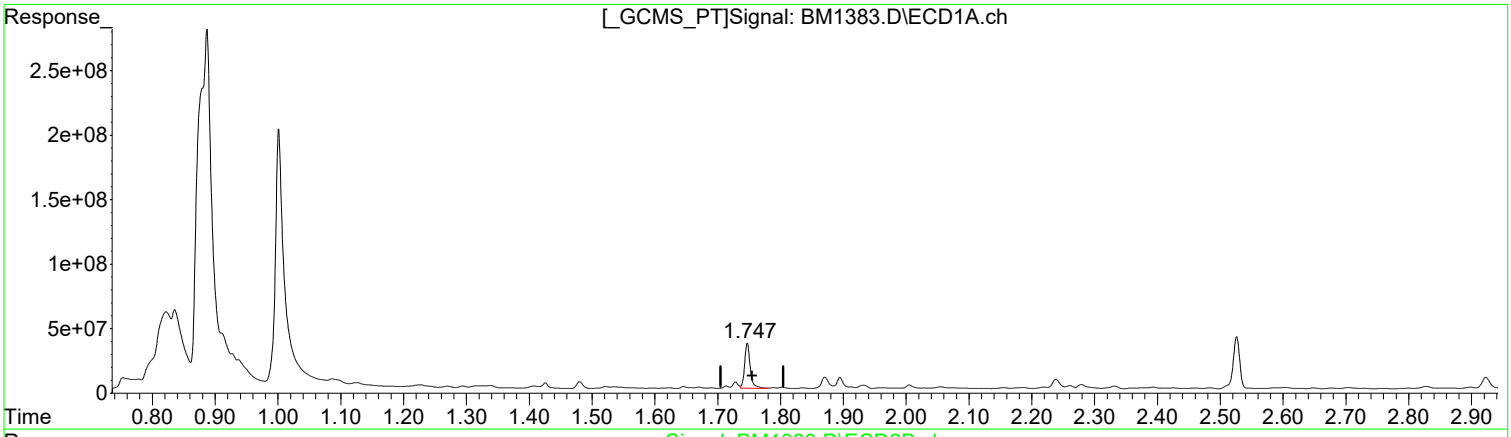

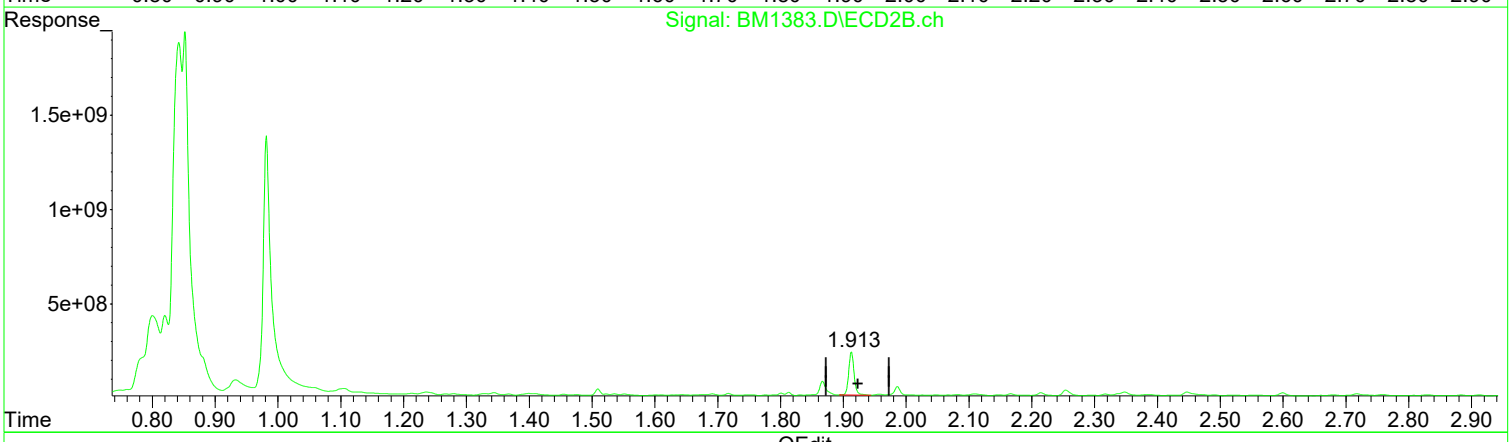

QEdit

(1) SURR1, TCMX (S)
1.747min 28.398 ug/l m
response 216630514

(1) SURR1, TCMX #2 (S)
1.913min 27.646 ug/l m
response 1352381826

Manual Integration:
After
Poor integration.
03/12/24

(+) = Expected Retention Time

Quantitation Report (Qedit)

Data Path : I:\ACQUDATA\6890G\Data\031124\
Data File : BM1383.D
Signal(s) : Signal #1: ECD1A.ch Signal #2: ECD2B.ch
Acq On : 11 Mar 2024 09:39 pm
Operator : AFelser
Sample : R2401914-005
Misc :
ALS Vial : 17 Sample Multiplier: 1

Integration File signal 1: AUTOINT1.E
Integration File signal 2: AUTOINT2.E
Quant Time: Mar 12 11:13:59 2024
Quant Method : I:\ACQUDATA\6890G\Methods\G-PCB030724.M
Quant Title : 608/8082 PCB'S
QLast Update : Mon Mar 11 11:53:35 2024
Response via : Initial Calibration
Integrator: ChemStation

Volume Inj. : 2uL
Signal #1 Phase : DB-1701 Signal #2 Phase: DB-17
Signal #1 Info : 0.32mm 30m Signal #2 Info : 0.32mm 30m

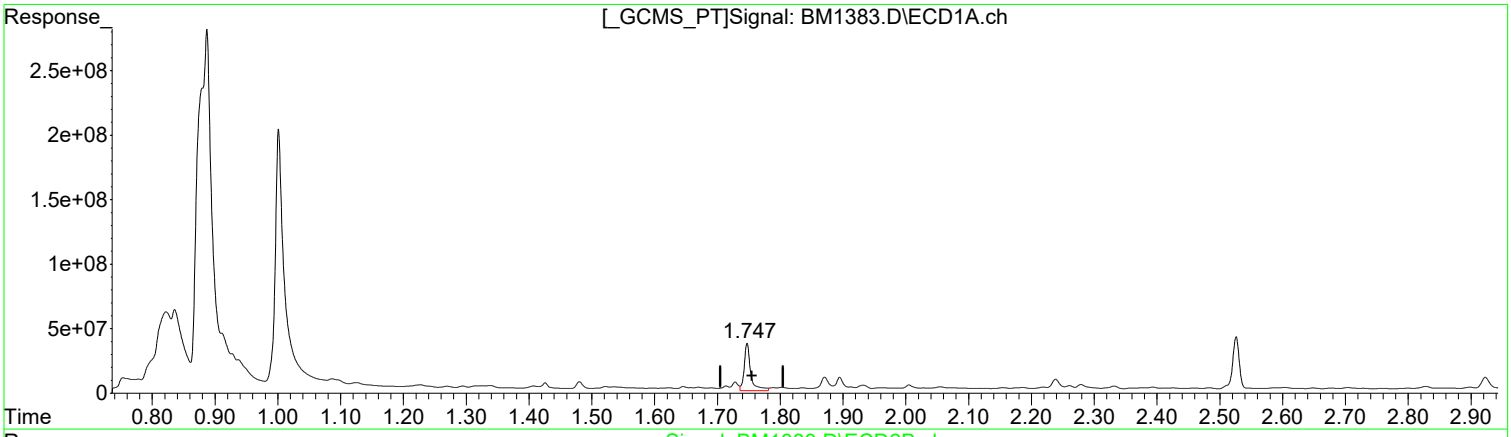

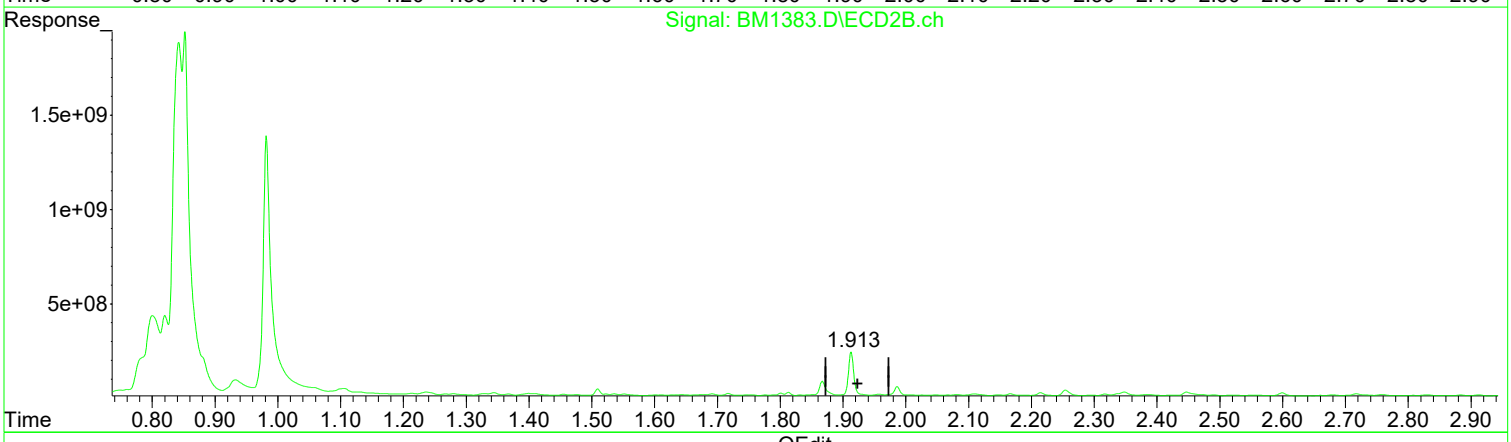

QEdit

(1) SURR1, TCMX (S)
1.747min 34.876 ug/l
response 266050167

(1) SURR1, TCMX #2 (S)
1.913min 33.840 ug/l
response 1655370007

Manual Integration:
Before

03/12/24

(+) = Expected Retention Time

1st AF 03/13/24
2nd BA 03/13/24

Quantitation Report (Qedit)

Data Path : I:\ACQUDATA\6890G\Data\031124\
Data File : BM1383.D
Signal(s) : Signal #1: ECD1A.ch Signal #2: ECD2B.ch
Acq On : 11 Mar 2024 09:39 pm
Operator : AFelser
Sample : R2401914-005
Misc :
ALS Vial : 17 Sample Multiplier: 1

Integration File signal 1: AUTOINT1.E
Integration File signal 2: AUTOINT2.E
Quant Time: Mar 12 11:13:59 2024
Quant Method : I:\ACQUDATA\6890G\Methods\G-PCB030724.M
Quant Title : 608/8082 PCB'S
QLast Update : Mon Mar 11 11:53:35 2024
Response via : Initial Calibration
Integrator: ChemStation

Volume Inj. : 2uL
Signal #1 Phase : DB-1701 Signal #2 Phase: DB-17
Signal #1 Info : 0.32mm 30m Signal #2 Info : 0.32mm 30m

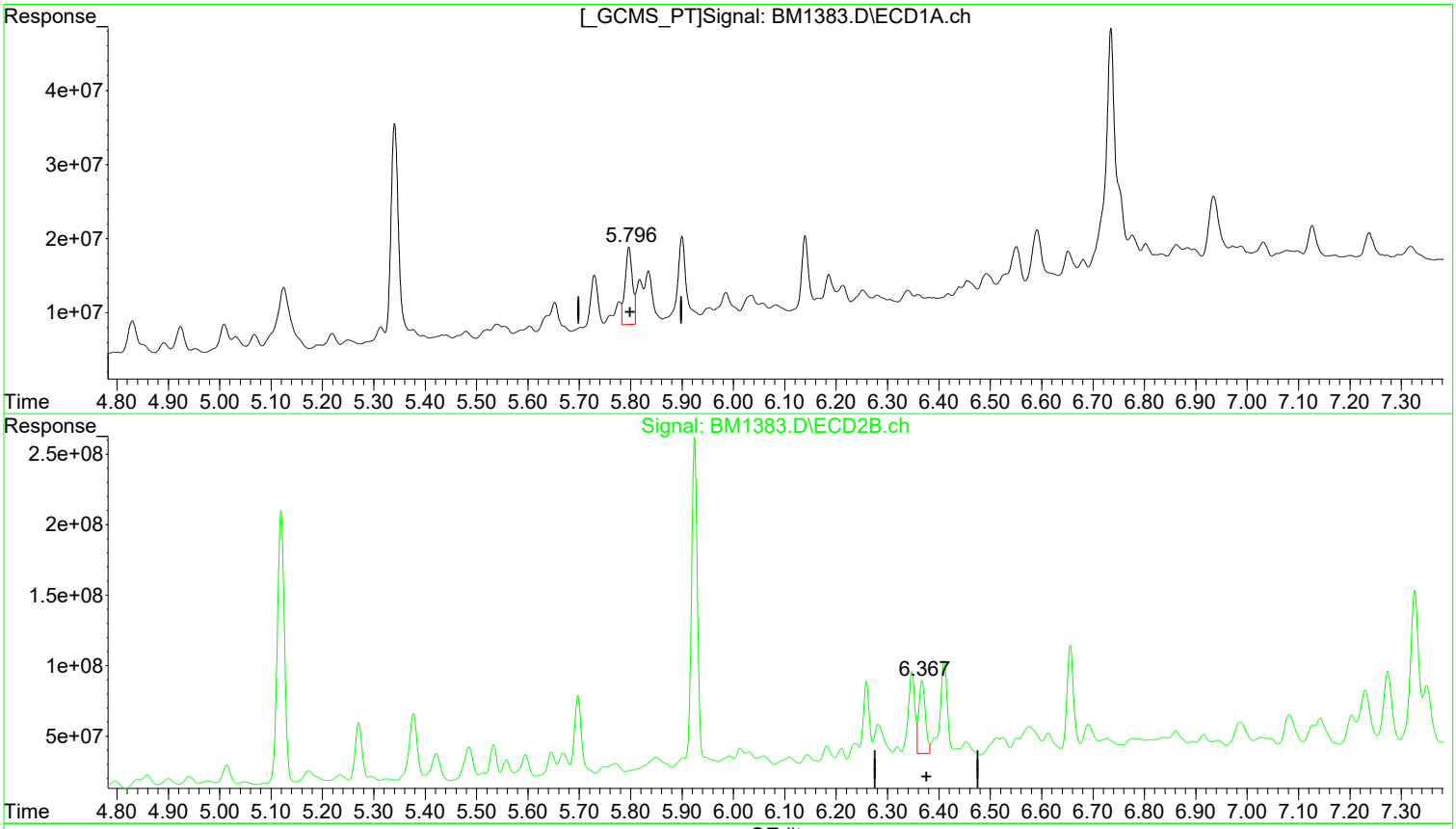

QEdit

(2) SURR2,Decachlorobiphenyl (S)
5.796min 32.442 ug/l m
response 104464962

(2) SURR2,Decachlorobiphenyl #2 (S)
6.367min 38.129 ug/l m
response 459333853

Manual Integration:
After
Poor integration.
03/12/24

(+) = Expected Retention Time

1st AF 03/13/24
2nd BA 03/13/24

Quantitation Report (Qedit)

Data Path : I:\ACQUDATA\6890G\Data\031124\
Data File : BM1383.D
Signal(s) : Signal #1: ECD1A.ch Signal #2: ECD2B.ch
Acq On : 11 Mar 2024 09:39 pm
Operator : AFelser
Sample : R2401914-005
Misc :
ALS Vial : 17 Sample Multiplier: 1

Integration File signal 1: AUTOINT1.E
Integration File signal 2: AUTOINT2.E
Quant Time: Mar 12 11:13:59 2024
Quant Method : I:\ACQUDATA\6890G\Methods\G-PCB030724.M
Quant Title : 608/8082 PCB'S
QLast Update : Mon Mar 11 11:53:35 2024
Response via : Initial Calibration
Integrator: ChemStation

Volume Inj. : 2uL
Signal #1 Phase : DB-1701 Signal #2 Phase: DB-17
Signal #1 Info : 0.32mm 30m Signal #2 Info : 0.32mm 30m

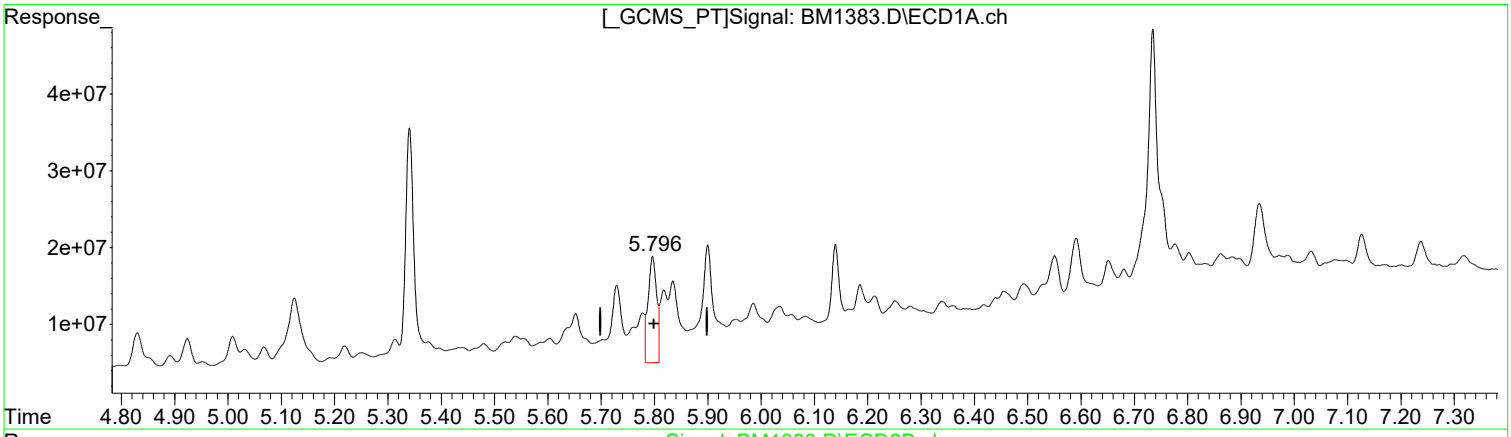

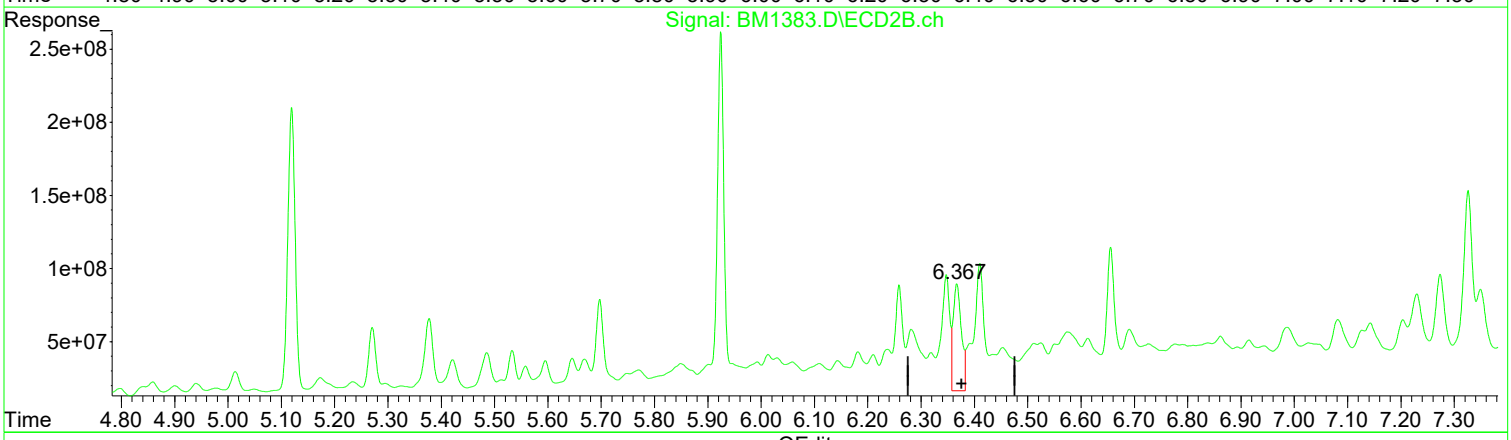

QEdit

(2) SURR2,Decachlorobiphenyl (S)
5.797min 48.353 ug/l
response 155701450

(2) SURR2,Decachlorobiphenyl #2 (S)
6.367min 65.167 ug/l
response 785070075

Manual Integration:
Before

03/12/24

(+) = Expected Retention Time

Quantitation Report (QT Reviewed)

Data Path : I:\ACQUDATA\6890G\Data\031124\
Data File : BM1383.D
Signal(s) : Signal #1: ECD1A.ch Signal #2: ECD2B.ch
Acq On : 11 Mar 2024 09:39 pm
Operator : AFelser
Sample : R2401914-005
Misc :
ALS Vial : 17 Sample Multiplier: 1

Integration File signal 1: AUTOINT1.E
Integration File signal 2: AUTOINT2.E
Quant Time: Mar 12 11:13:59 2024
Quant Method : I:\ACQUDATA\6890G\Methods\G-PCB030724.M
Quant Title : 608/8082 PCB'S
QLast Update : Mon Mar 11 11:53:35 2024
Response via : Initial Calibration
Integrator: ChemStation

Volume Inj. : 2uL
Signal #1 Phase : DB-1701 Signal #2 Phase: DB-17
Signal #1 Info : 0.32mm 30m Signal #2 Info : 0.32mm 30m

Compound	RT#1	RT#2	Resp#1	Resp#2	ug/l	ug/l
System Monitoring Compounds						
1) S SURR1, TCMX	1.747	1.913	216.6E6	1352.4E6	28.398m	27.646m
Spiked Amount	100.000	Range 30 - 150	Recovery =		28.40%#	27.65%#
2) S SURR2,Dec...	5.796	6.367	104.5E6	459.3E6	32.442m	38.129m
Spiked Amount	100.000	Range 30 - 150	Recovery =		32.44%	38.13%
Target Compounds						
Sum PCB 1016			0	0	N.D.	N.D.
Average PCB 1016					0.000	0.000
Sum PCB 1221			0	0	N.D.	N.D.
Average PCB 1221					0.000	0.000
Sum PCB 1232			0	0	N.D.	N.D.
Average PCB 1232					0.000	0.000
Sum PCB 1242			0	0	N.D.	N.D.
Average PCB 1242					0.000	0.000
Sum PCB 1248			0	0	N.D.	N.D.
Average PCB 1248					0.000	0.000
Sum PCB 1254			0	0	N.D.	N.D.
Average PCB 1254					0.000	0.000
Sum PCB 1260			0	0	N.D.	N.D.
Average PCB 1260					0.000	0.000
Sum PCB 1268			0	0	N.D.	N.D.
Average PCB 1268					0.000	0.000
Sum PCB 1262			0	0	N.D.	N.D.
Average PCB 1262					0.000	0.000

(f)=RT Delta > 1/2 Window (#)=Amounts differ by > 25% (m)=manual int.

Quantitation Report (QT Reviewed)

Data Path : I:\ACQUDATA\6890G\Data\031124\
Data File : BM1383.D
Signal(s) : Signal #1: ECD1A.ch Signal #2: ECD2B.ch
Acq On : 11 Mar 2024 09:39 pm
Operator : AFelser
Sample : R2401914-005
Misc :
ALS Vial : 17 Sample Multiplier: 1

Integration File signal 1: AUTOINT1.E
Integration File signal 2: AUTOINT2.E
Quant Time: Mar 12 11:13:59 2024
Quant Method : I:\ACQUDATA\6890G\Methods\G-PCB030724.M
Quant Title : 608/8082 PCB'S
QLast Update : Mon Mar 11 11:53:35 2024
Response via : Initial Calibration
Integrator: ChemStation

Volume Inj. : 2uL
Signal #1 Phase : DB-1701 Signal #2 Phase: DB-17
Signal #1 Info : 0.32mm 30m Signal #2 Info : 0.32mm 30m

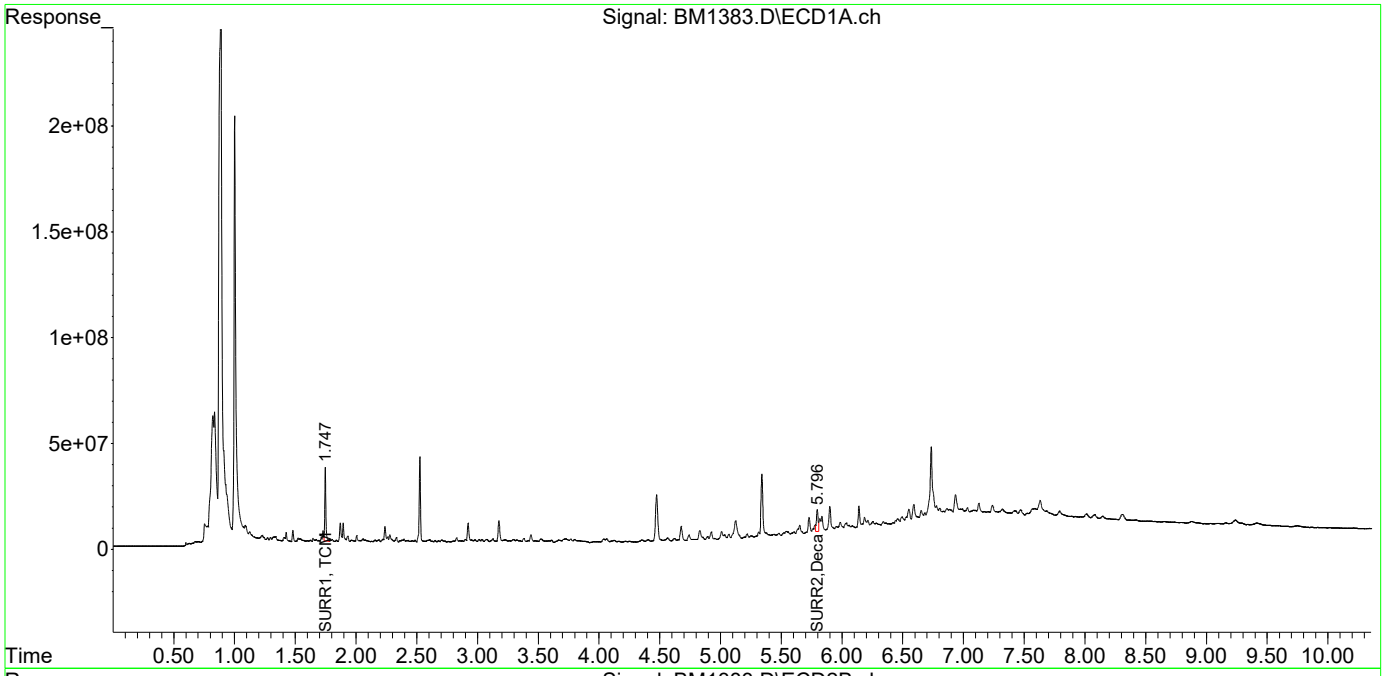

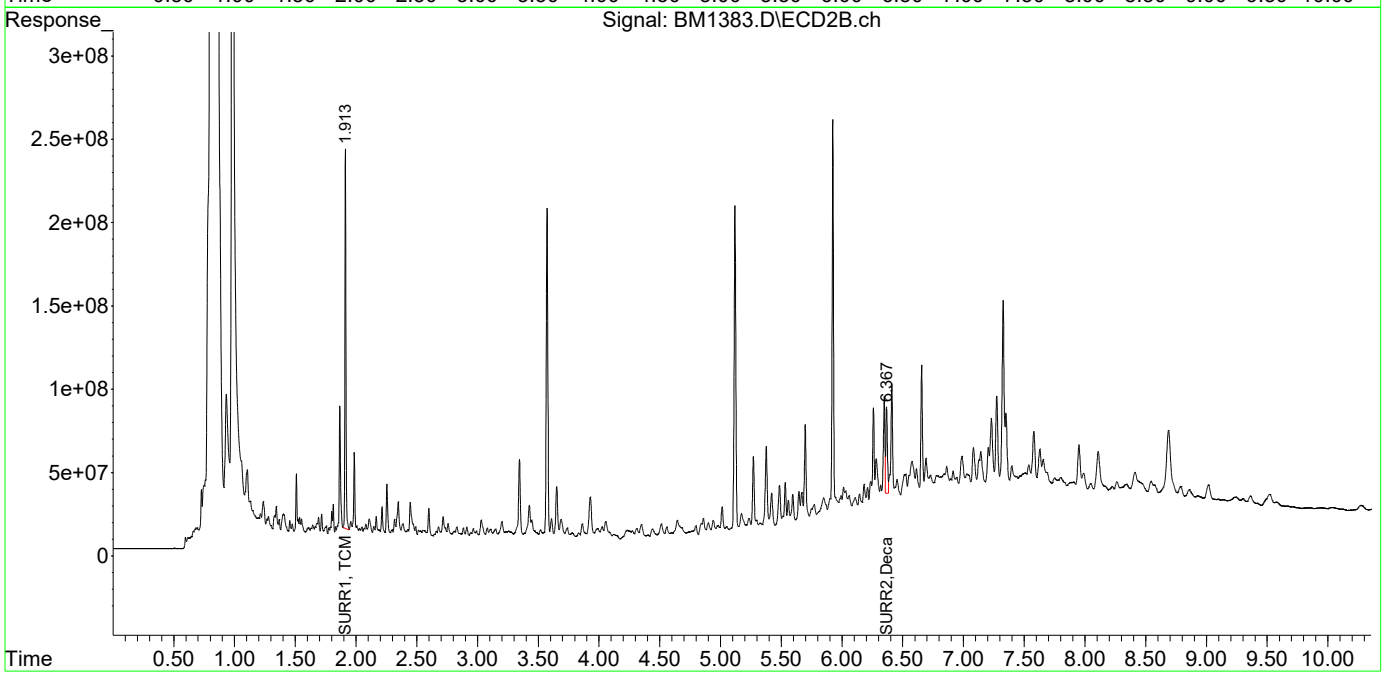

Quantitation Report (Qedit)

Data Path : I:\ACQUDATA\6890G\Data\031124\
Data File : BM1386.D
Signal(s) : Signal #1: ECD1A.ch Signal #2: ECD2B.ch
Acq On : 11 Mar 2024 10:22 pm
Operator : AFelser
Sample : R2401914-006
Misc :
ALS Vial : 20 Sample Multiplier: 1

Integration File signal 1: AUTOINT1.E
Integration File signal 2: AUTOINT2.E
Quant Time: Mar 12 11:14:14 2024
Quant Method : I:\ACQUDATA\6890G\Methods\G-PCB030724.M
Quant Title : 608/8082 PCB'S
QLast Update : Mon Mar 11 11:53:35 2024
Response via : Initial Calibration
Integrator: ChemStation

Volume Inj. : 2uL
Signal #1 Phase : DB-1701 Signal #2 Phase: DB-17
Signal #1 Info : 0.32mm 30m Signal #2 Info : 0.32mm 30m

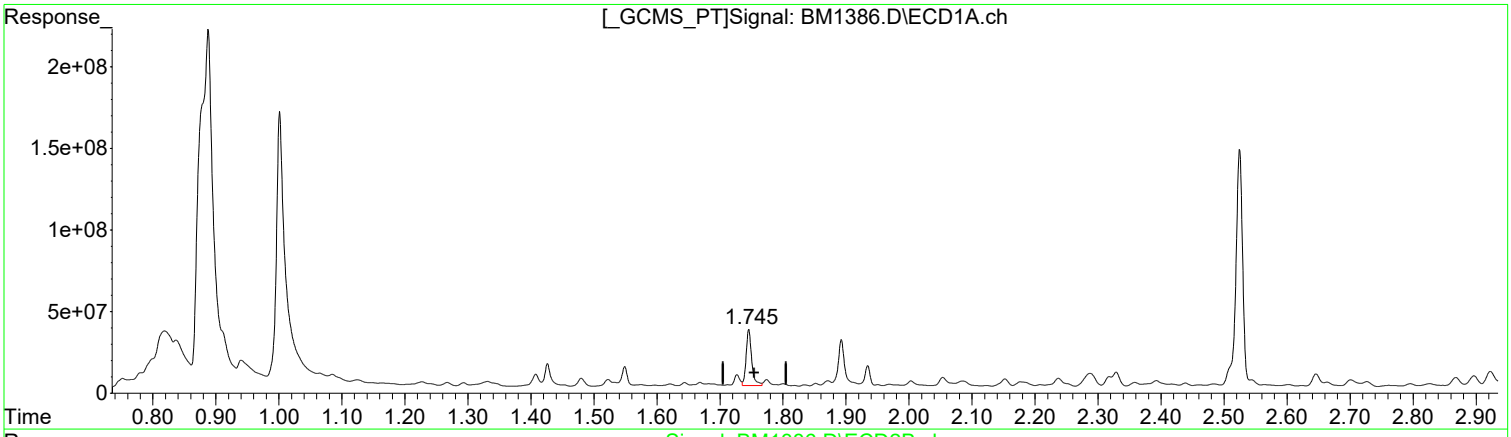

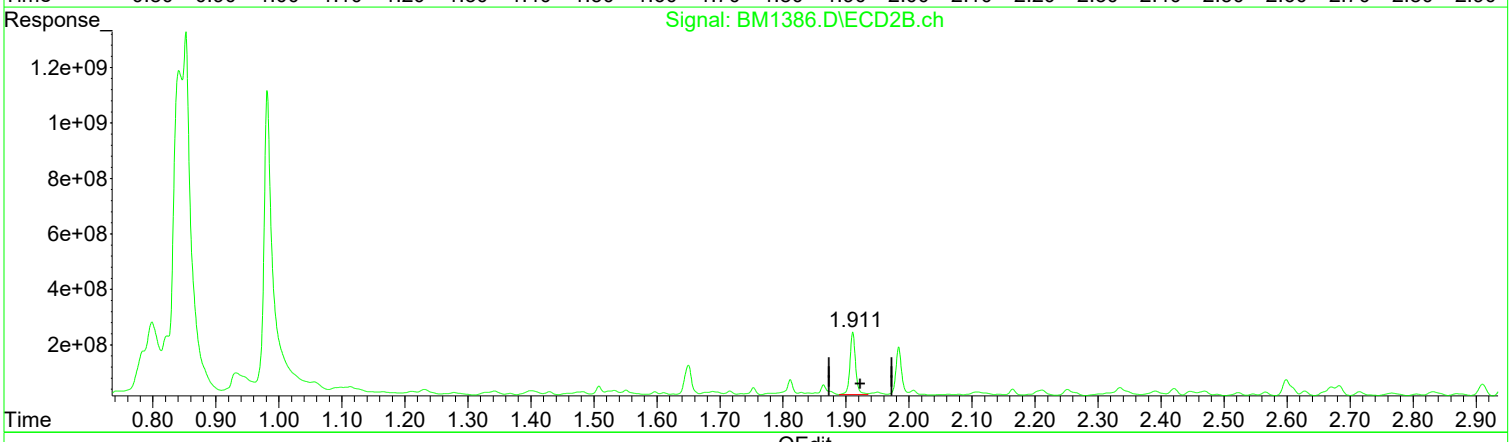

QEdit

(1) SURR1, TCMX (S)
1.745min 27.695 ug/l m
response 211273504

(1) SURR1, TCMX #2 (S)
1.911min 28.438 ug/l m
response 1391104651

Manual Integration:
After
Poor integration.
03/12/24

(+) = Expected Retention Time

Quantitation Report (Qedit)

Data Path : I:\ACQUDATA\6890G\Data\031124\
Data File : BM1386.D
Signal(s) : Signal #1: ECD1A.ch Signal #2: ECD2B.ch
Acq On : 11 Mar 2024 10:22 pm
Operator : AFelser
Sample : R2401914-006
Misc :
ALS Vial : 20 Sample Multiplier: 1

Integration File signal 1: AUTOINT1.E
Integration File signal 2: AUTOINT2.E
Quant Time: Mar 12 11:14:14 2024
Quant Method : I:\ACQUDATA\6890G\Methods\G-PCB030724.M
Quant Title : 608/8082 PCB'S
QLast Update : Mon Mar 11 11:53:35 2024
Response via : Initial Calibration
Integrator: ChemStation

Volume Inj. : 2uL
Signal #1 Phase : DB-1701 Signal #2 Phase: DB-17
Signal #1 Info : 0.32mm 30m Signal #2 Info : 0.32mm 30m

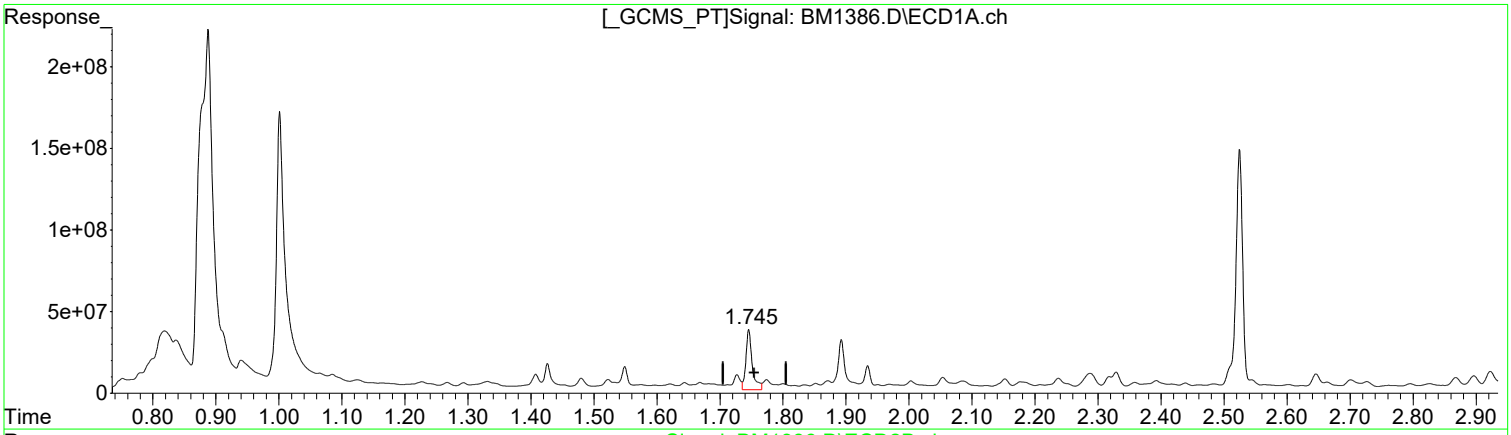

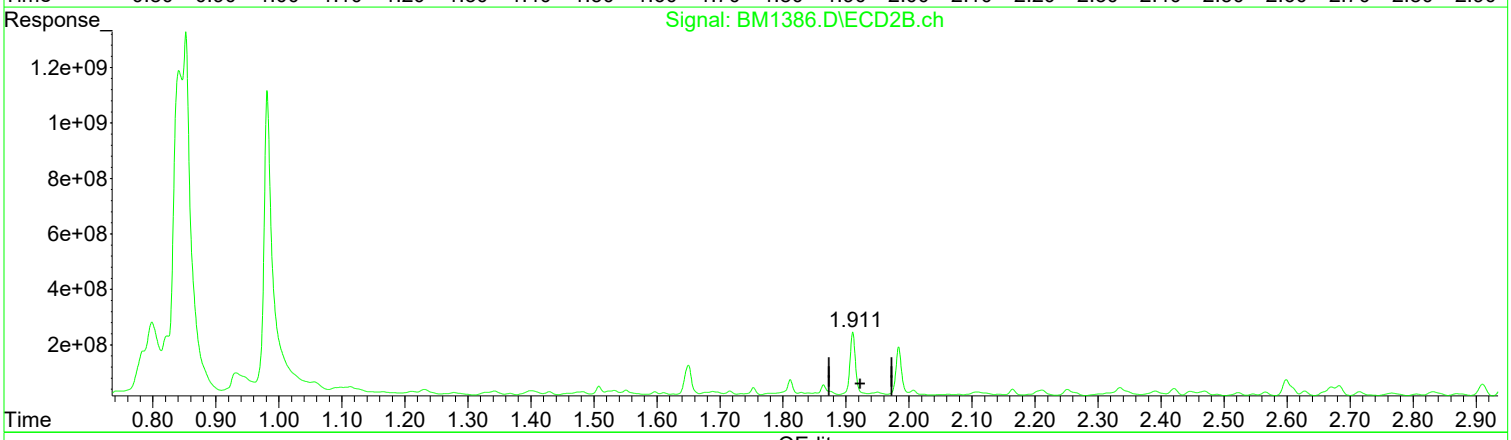

QEdit

(1) SURR1, TCMX (S)
1.746min 33.857 ug/l
response 258275614

(1) SURR1, TCMX #2 (S)
1.911min 36.005 ug/l
response 1761273189

Manual Integration:
Before

03/12/24

(+) = Expected Retention Time

Quantitation Report (Qedit)

Data Path : I:\ACQUDATA\6890G\Data\031124\
Data File : BM1386.D
Signal(s) : Signal #1: ECD1A.ch Signal #2: ECD2B.ch
Acq On : 11 Mar 2024 10:22 pm
Operator : AFelser
Sample : R2401914-006
Misc :
ALS Vial : 20 Sample Multiplier: 1

Integration File signal 1: AUTOINT1.E
Integration File signal 2: AUTOINT2.E
Quant Time: Mar 12 11:14:14 2024
Quant Method : I:\ACQUDATA\6890G\Methods\G-PCB030724.M
Quant Title : 608/8082 PCB'S
QLast Update : Mon Mar 11 11:53:35 2024
Response via : Initial Calibration
Integrator: ChemStation

Volume Inj. : 2uL
Signal #1 Phase : DB-1701 Signal #2 Phase: DB-17
Signal #1 Info : 0.32mm 30m Signal #2 Info : 0.32mm 30m

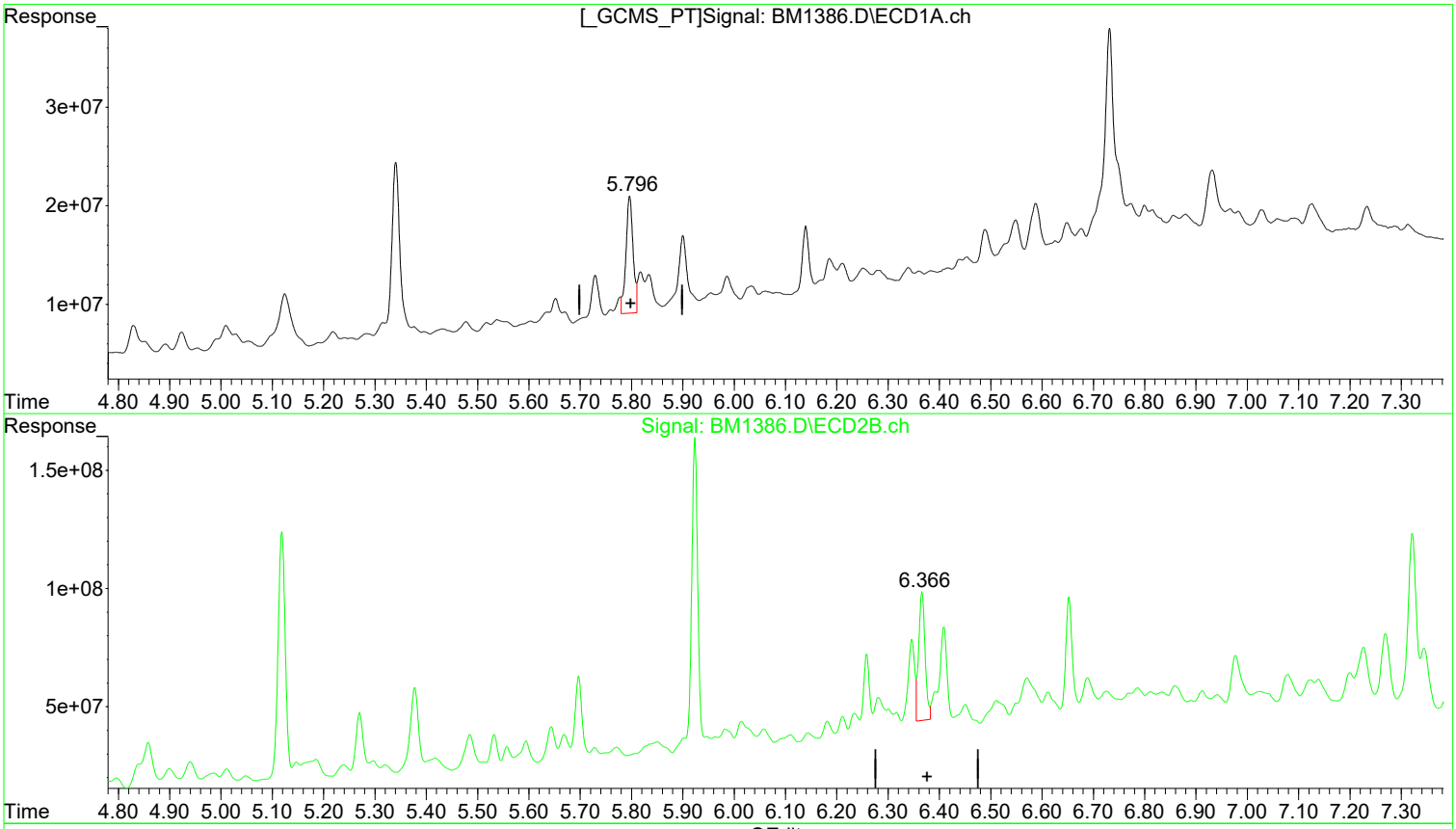

QEdit

(2) SURR2,Decachlorobiphenyl (S)
5.796min 35.408 ug/l m
response 114017328

(2) SURR2,Decachlorobiphenyl #2 (S)
6.366min 39.728 ug/l m
response 478605482

Manual Integration:
After
Poor integration.
03/12/24

(+) = Expected Retention Time

Quantitation Report (Qedit)

Data Path : I:\ACQUDATA\6890G\Data\031124\
Data File : BM1386.D
Signal(s) : Signal #1: ECD1A.ch Signal #2: ECD2B.ch
Acq On : 11 Mar 2024 10:22 pm
Operator : AFelser
Sample : R2401914-006
Misc :
ALS Vial : 20 Sample Multiplier: 1

Integration File signal 1: AUTOINT1.E
Integration File signal 2: AUTOINT2.E
Quant Time: Mar 12 11:14:14 2024
Quant Method : I:\ACQUDATA\6890G\Methods\G-PCB030724.M
Quant Title : 608/8082 PCB'S
QLast Update : Mon Mar 11 11:53:35 2024
Response via : Initial Calibration
Integrator: ChemStation

Volume Inj. : 2uL
Signal #1 Phase : DB-1701 Signal #2 Phase: DB-17
Signal #1 Info : 0.32mm 30m Signal #2 Info : 0.32mm 30m

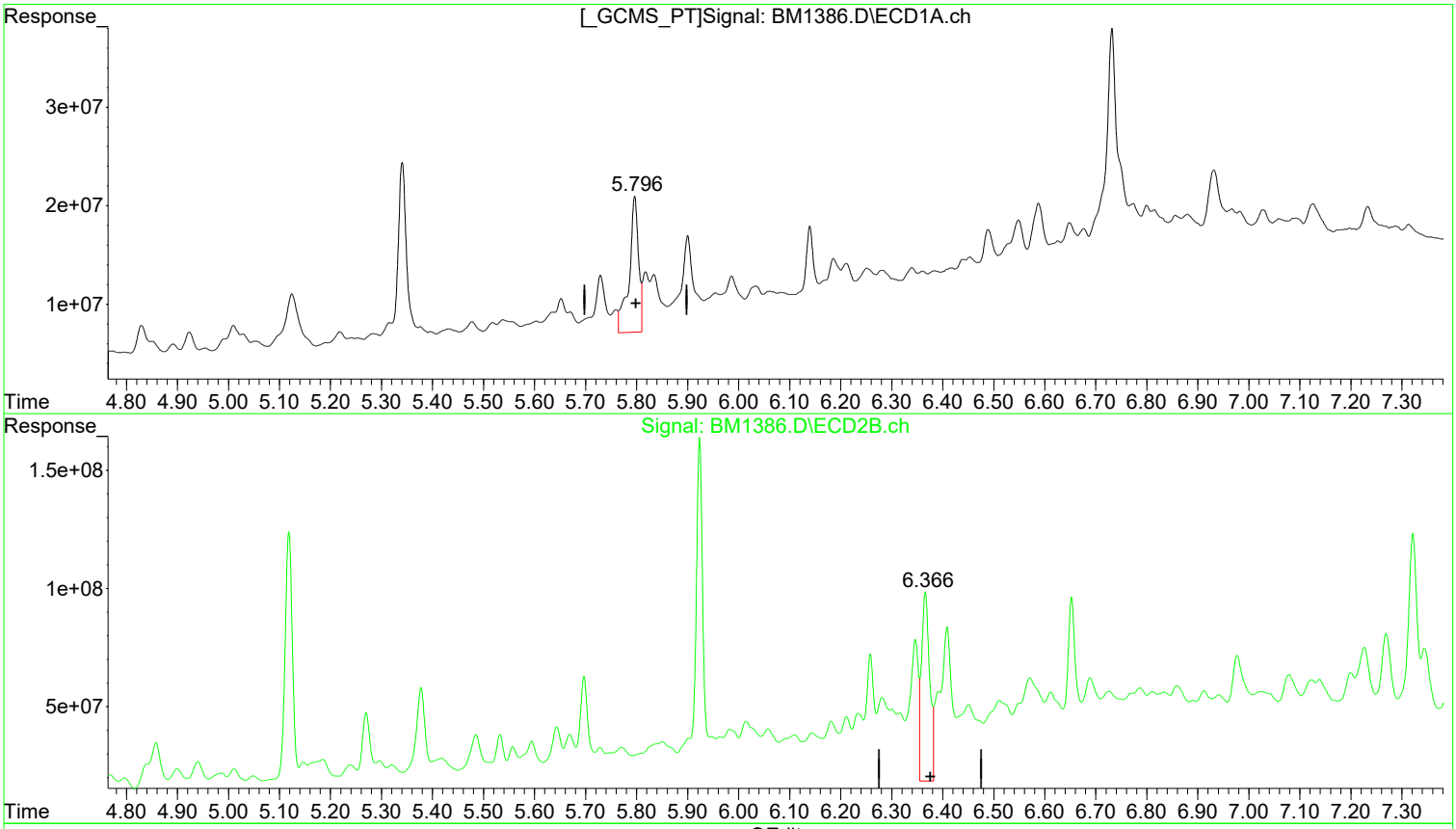

(2) SURR2,Decachlorobiphenyl (S)
5.796min 54.937 ug/l
response 176901198

(2) SURR2,Decachlorobiphenyl #2 (S)
6.366min 73.685 ug/l
response 887685027

Manual Integration:
Before

03/12/24

(+) = Expected Retention Time

Quantitation Report (QT Reviewed)

Data Path : I:\ACQUDATA\6890G\Data\031124\
Data File : BM1386.D
Signal(s) : Signal #1: ECD1A.ch Signal #2: ECD2B.ch
Acq On : 11 Mar 2024 10:22 pm
Operator : AFelser
Sample : R2401914-006
Misc :
ALS Vial : 20 Sample Multiplier: 1

Integration File signal 1: AUTOINT1.E
Integration File signal 2: AUTOINT2.E
Quant Time: Mar 12 11:14:14 2024
Quant Method : I:\ACQUDATA\6890G\Methods\G-PCB030724.M
Quant Title : 608/8082 PCB'S
QLast Update : Mon Mar 11 11:53:35 2024
Response via : Initial Calibration
Integrator: ChemStation

Volume Inj. : 2uL
Signal #1 Phase : DB-1701 Signal #2 Phase: DB-17
Signal #1 Info : 0.32mm 30m Signal #2 Info : 0.32mm 30m

Compound	RT#1	RT#2	Resp#1	Resp#2	ug/l	ug/l
System Monitoring Compounds						
1) S SURR1, TCMX	1.745	1.911	211.3E6	1391.1E6	27.695m	28.438m
Spiked Amount 100.000	Range 30 - 150	Recovery =	27.70%#	28.44%#		
2) S SURR2,Dec...	5.796	6.366	114.0E6	478.6E6	35.408m	39.728m
Spiked Amount 100.000	Range 30 - 150	Recovery =	35.41%	39.73%		
Target Compounds						
Sum PCB 1016			0	0	N.D.	N.D.
Average PCB 1016					0.000	0.000
Sum PCB 1221			0	0	N.D.	N.D.
Average PCB 1221					0.000	0.000
Sum PCB 1232			0	0	N.D.	N.D.
Average PCB 1232					0.000	0.000
Sum PCB 1242			0	0	N.D.	N.D.
Average PCB 1242					0.000	0.000
Sum PCB 1248			0	0	N.D.	N.D.
Average PCB 1248					0.000	0.000
Sum PCB 1254			0	0	N.D.	N.D.
Average PCB 1254					0.000	0.000
Sum PCB 1260			0	0	N.D.	N.D.
Average PCB 1260					0.000	0.000
Sum PCB 1268			0	0	N.D.	N.D.
Average PCB 1268					0.000	0.000
Sum PCB 1262			0	0	N.D.	N.D.
Average PCB 1262					0.000	0.000

(f)=RT Delta > 1/2 Window (#)=Amounts differ by > 25% (m)=manual int.

Quantitation Report (QT Reviewed)

Data Path : I:\ACQUDATA\6890G\Data\031124\
Data File : BM1386.D
Signal(s) : Signal #1: ECD1A.ch Signal #2: ECD2B.ch
Acq On : 11 Mar 2024 10:22 pm
Operator : AFelser
Sample : R2401914-006
Misc :
ALS Vial : 20 Sample Multiplier: 1

Integration File signal 1: AUTOINT1.E
Integration File signal 2: AUTOINT2.E
Quant Time: Mar 12 11:14:14 2024
Quant Method : I:\ACQUDATA\6890G\Methods\G-PCB030724.M
Quant Title : 608/8082 PCB'S
QLast Update : Mon Mar 11 11:53:35 2024
Response via : Initial Calibration
Integrator: ChemStation

Volume Inj. : 2uL
Signal #1 Phase : DB-1701 Signal #2 Phase: DB-17
Signal #1 Info : 0.32mm 30m Signal #2 Info : 0.32mm 30m

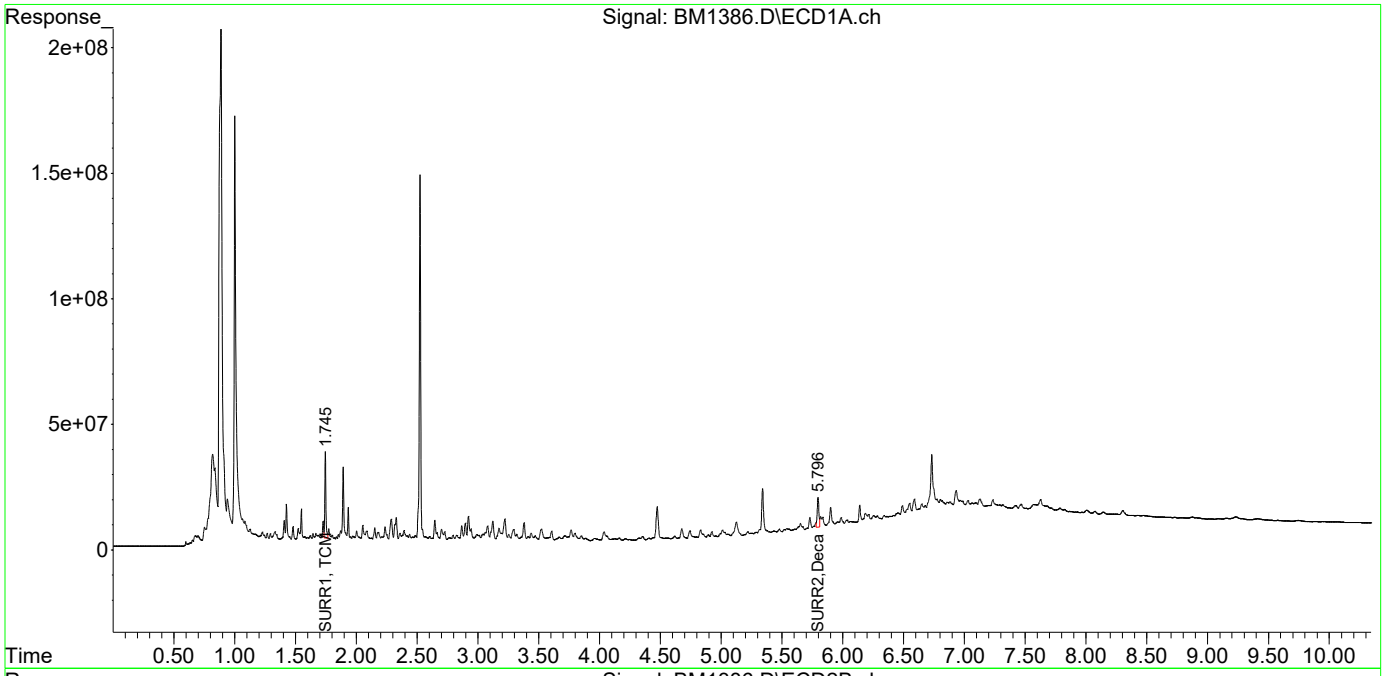

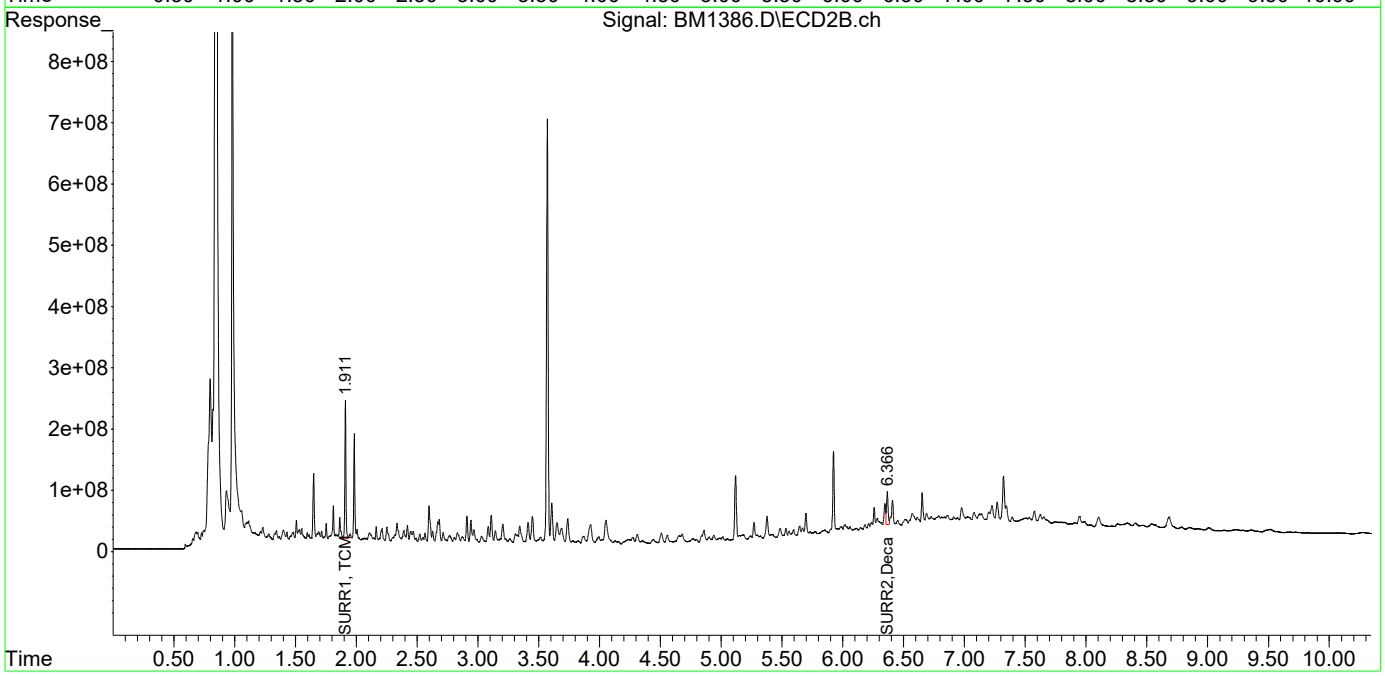

1st AF 03/25/24
2nd AM 03/25/24

Quantitation Report (Qedit)

Data Path : I:\ACQUDATA\6890G\Data\032124\
Data File : BM1449.D
Signal(s) : Signal #1: ECD1A.ch Signal #2: ECD2B.ch
Acq On : 21 Mar 2024 05:21 pm
Operator : AFelser
Sample : R2401914-007
Misc :
ALS Vial : 15 Sample Multiplier: 1

Integration File signal 1: AUTOINT1.E
Integration File signal 2: AUTOINT2.E
Quant Time: Mar 22 13:15:52 2024
Quant Method : I:\ACQUDATA\6890G\Methods\G-PCB030724.M
Quant Title : 608/8082 PCB'S
QLast Update : Mon Mar 11 11:53:35 2024
Response via : Initial Calibration
Integrator: ChemStation

Volume Inj. : 2uL
Signal #1 Phase : DB-1701 Signal #2 Phase: DB-17
Signal #1 Info : 0.32mm 30m Signal #2 Info : 0.32mm 30m

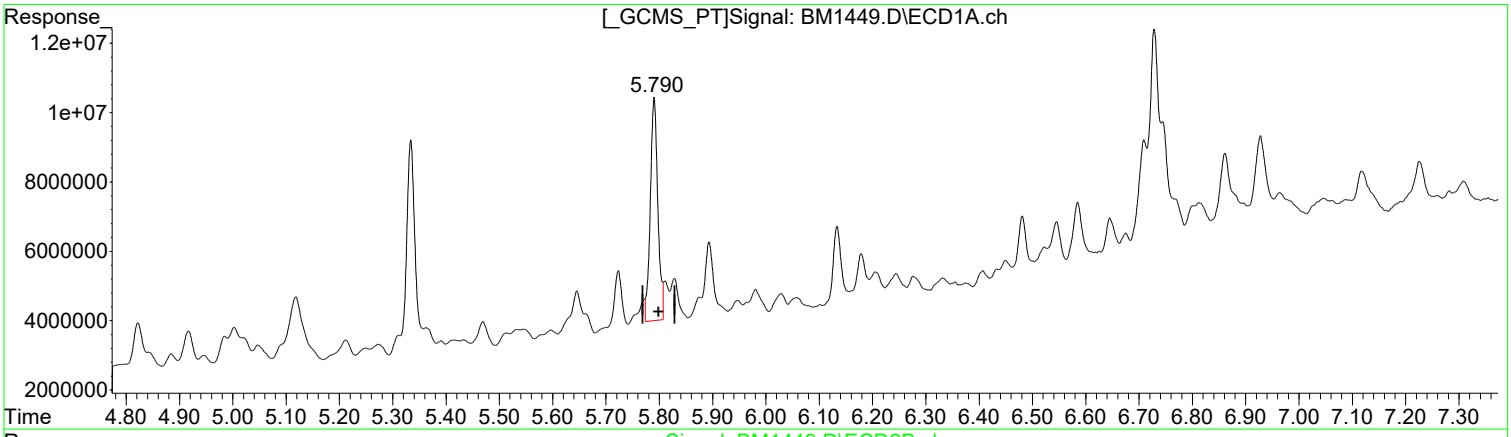

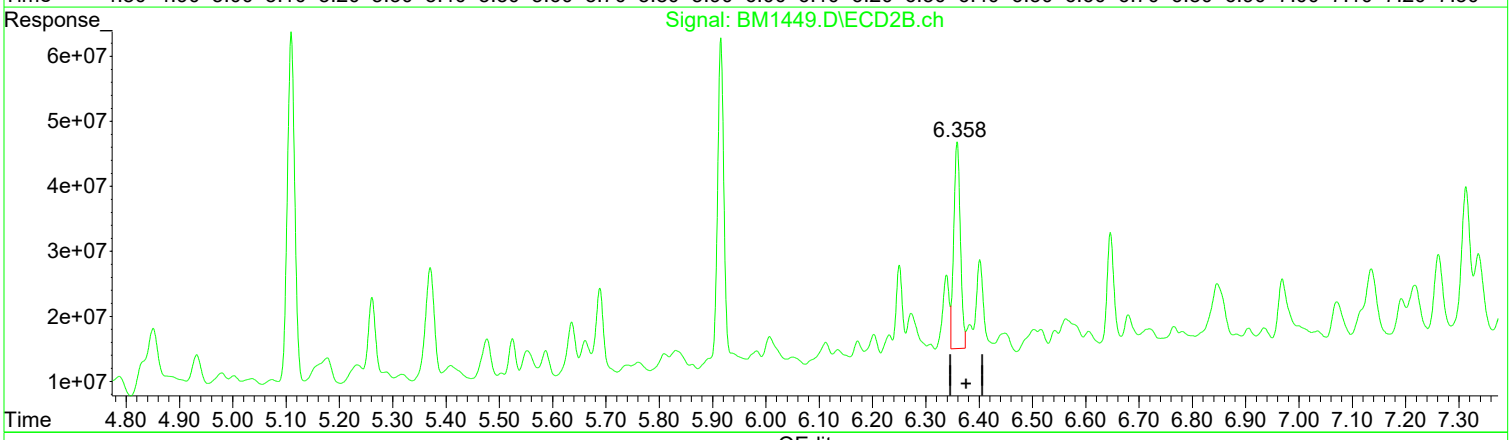

QEdit

(2) SURR2,Decachlorobiphenyl (S)
5.790min 19.551 ug/l m
response 62956516

Manual Integration:
After
Poor integration.
03/22/24

(2) SURR2,Decachlorobiphenyl #2 (S)
6.358min 22.737 ug/l m
response 273908142

(+) = Expected Retention Time

1st AF 03/25/24
2nd AM 03/25/24

Quantitation Report (Qedit)

Data Path : I:\ACQUDATA\6890G\Data\032124\
Data File : BM1449.D
Signal(s) : Signal #1: ECD1A.ch Signal #2: ECD2B.ch
Acq On : 21 Mar 2024 05:21 pm
Operator : AFelser
Sample : R2401914-007
Misc :
ALS Vial : 15 Sample Multiplier: 1

Integration File signal 1: AUTOINT1.E
Integration File signal 2: AUTOINT2.E
Quant Time: Mar 22 13:15:52 2024
Quant Method : I:\ACQUDATA\6890G\Methods\G-PCB030724.M
Quant Title : 608/8082 PCB'S
QLast Update : Mon Mar 11 11:53:35 2024
Response via : Initial Calibration
Integrator: ChemStation

Volume Inj. : 2uL
Signal #1 Phase : DB-1701 Signal #2 Phase: DB-17
Signal #1 Info : 0.32mm 30m Signal #2 Info : 0.32mm 30m

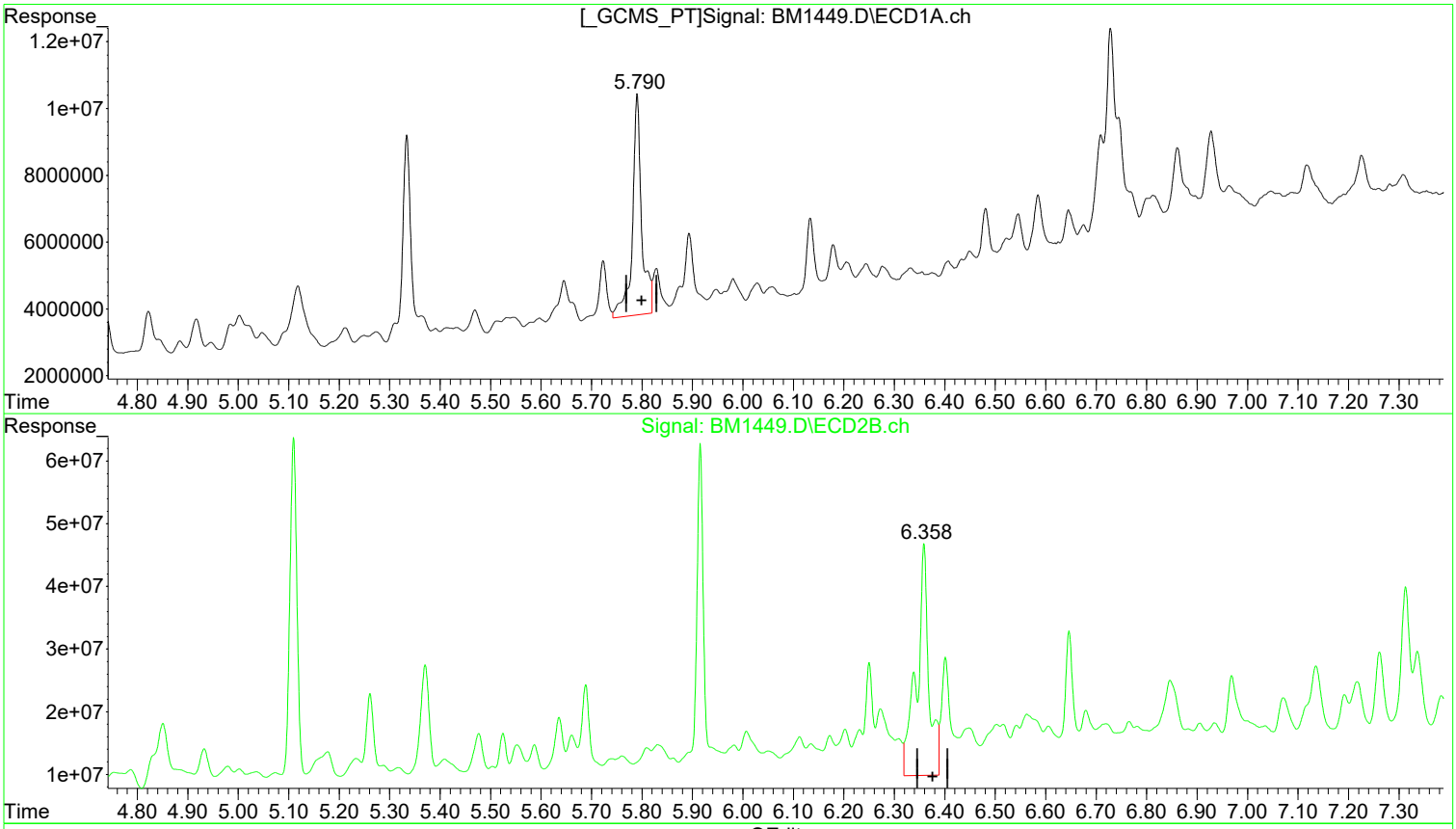

QEdit

(2) SURR2,Decachlorobiphenyl (S)

5.790min 26.195 ug/l

response 84349294

Manual Integration:

Before

03/22/24

(2) SURR2,Decachlorobiphenyl #2 (S)

6.359min 51.358 ug/l

response 618708840

(+) = Expected Retention Time

Quantitation Report (QT Reviewed)

Data Path : I:\ACQUDATA\6890G\Data\032124\
Data File : BM1449.D
Signal(s) : Signal #1: ECD1A.ch Signal #2: ECD2B.ch
Acq On : 21 Mar 2024 05:21 pm
Operator : AFelser
Sample : R2401914-007
Misc :
ALS Vial : 15 Sample Multiplier: 1

Integration File signal 1: AUTOINT1.E
Integration File signal 2: AUTOINT2.E
Quant Time: Mar 22 13:15:52 2024
Quant Method : I:\ACQUDATA\6890G\Methods\G-PCB030724.M
Quant Title : 608/8082 PCB'S
QLast Update : Mon Mar 11 11:53:35 2024
Response via : Initial Calibration
Integrator: ChemStation

Volume Inj. : 2uL
Signal #1 Phase : DB-1701 Signal #2 Phase: DB-17
Signal #1 Info : 0.32mm 30m Signal #2 Info : 0.32mm 30m

Compound	RT#1	RT#2	Resp#1	Resp#2	ug/l	ug/l
System Monitoring Compounds						
1) S SURR1, TCMX	1.744	1.909	227.9E6	1682.9E6	29.878	34.403
Spiked Amount 100.000	Range 30 - 150	Recovery =	29.88%#	34.40%		
2) S SURR2,Dec...	5.790	6.358f	62956516	273.9E6	19.551m	22.737m
Spiked Amount 100.000	Range 30 - 150	Recovery =	19.55%#	22.74%#		
Target Compounds						
Sum PCB 1016			0	0	N.D.	N.D.
Average PCB 1016					0.000	0.000
Sum PCB 1221			0	0	N.D.	N.D.
Average PCB 1221					0.000	0.000
Sum PCB 1232			0	0	N.D.	N.D.
Average PCB 1232					0.000	0.000
Sum PCB 1242			0	0	N.D.	N.D.
Average PCB 1242					0.000	0.000
Sum PCB 1248			0	0	N.D.	N.D.
Average PCB 1248					0.000	0.000
Sum PCB 1254			0	0	N.D.	N.D.
Average PCB 1254					0.000	0.000
Sum PCB 1260			0	0	N.D.	N.D.
Average PCB 1260					0.000	0.000
Sum PCB 1268			0	0	N.D.	N.D.
Average PCB 1268					0.000	0.000
Sum PCB 1262			0	0	N.D.	N.D.
Average PCB 1262					0.000	0.000

(f)=RT Delta > 1/2 Window (#)=Amounts differ by > 25% (m)=manual int.

Quantitation Report (QT Reviewed)

Data Path : I:\ACQUDATA\6890G\Data\032124\
Data File : BM1449.D
Signal(s) : Signal #1: ECD1A.ch Signal #2: ECD2B.ch
Acq On : 21 Mar 2024 05:21 pm
Operator : AFelser
Sample : R2401914-007
Misc :
ALS Vial : 15 Sample Multiplier: 1

Integration File signal 1: AUTOINT1.E
Integration File signal 2: AUTOINT2.E
Quant Time: Mar 22 13:15:52 2024
Quant Method : I:\ACQUDATA\6890G\Methods\G-PCB030724.M
Quant Title : 608/8082 PCB'S
QLast Update : Mon Mar 11 11:53:35 2024
Response via : Initial Calibration
Integrator: ChemStation

Volume Inj. : 2uL
Signal #1 Phase : DB-1701 Signal #2 Phase: DB-17
Signal #1 Info : 0.32mm 30m Signal #2 Info : 0.32mm 30m

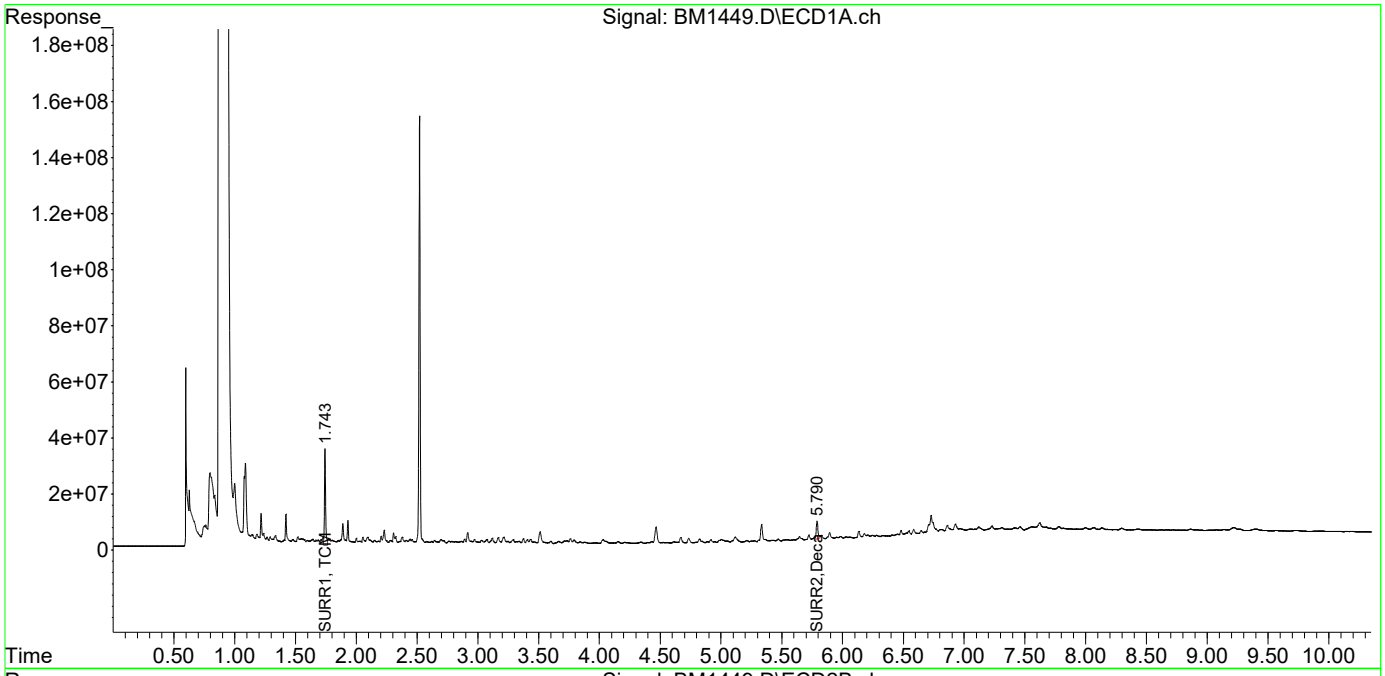

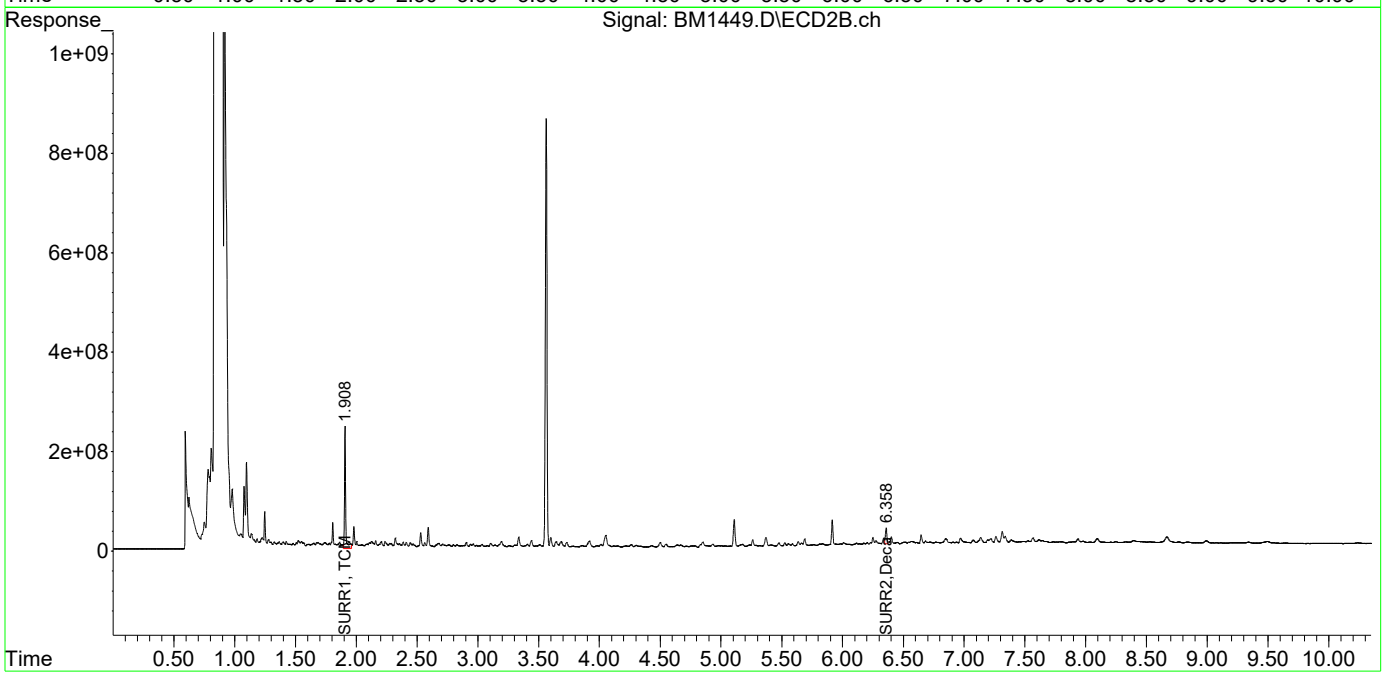

1st AF 03/13/24
2nd BA 03/13/24

Quantitation Report (Qedit)

Data Path : I:\ACQUDATA\6890G\Data\031124\
Data File : BM1372.D
Signal(s) : Signal #1: ECD1A.ch Signal #2: ECD2B.ch
Acq On : 11 Mar 2024 07:03 pm
Operator : AFelser
Sample : RQ2402543-01
Misc :
ALS Vial : 7 Sample Multiplier: 1

Integration File signal 1: AUTOINT1.E
Integration File signal 2: AUTOINT2.E
Quant Time: Mar 12 11:13:09 2024
Quant Method : I:\ACQUDATA\6890G\Methods\G-PCB030724.M
Quant Title : 608/8082 PCB'S
QLast Update : Mon Mar 11 11:53:35 2024
Response via : Initial Calibration
Integrator: ChemStation

Volume Inj. : 2uL
Signal #1 Phase : DB-1701 Signal #2 Phase: DB-17
Signal #1 Info : 0.32mm 30m Signal #2 Info : 0.32mm 30m

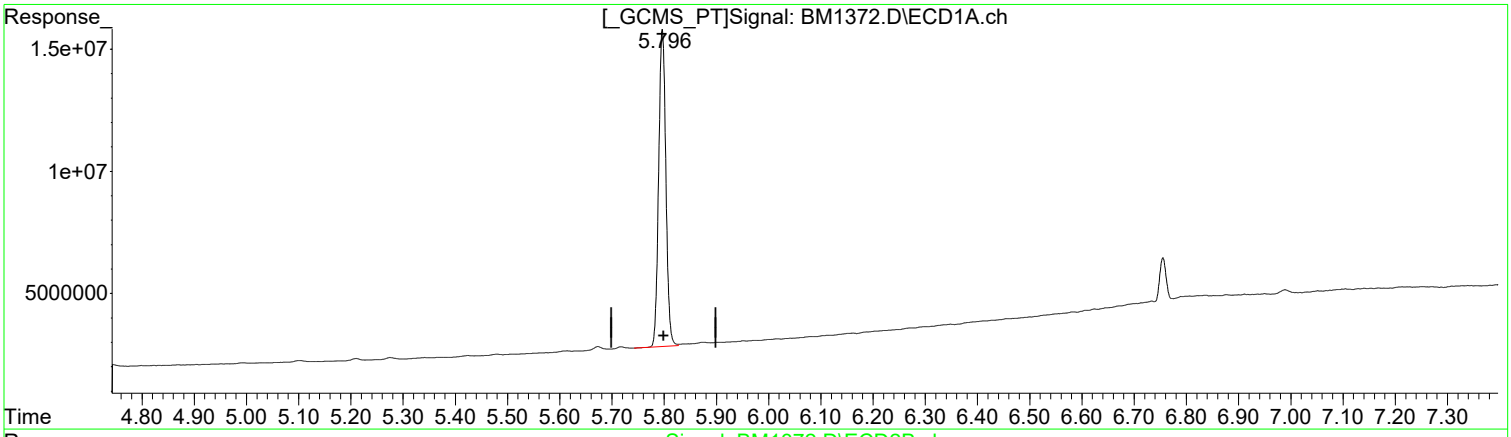

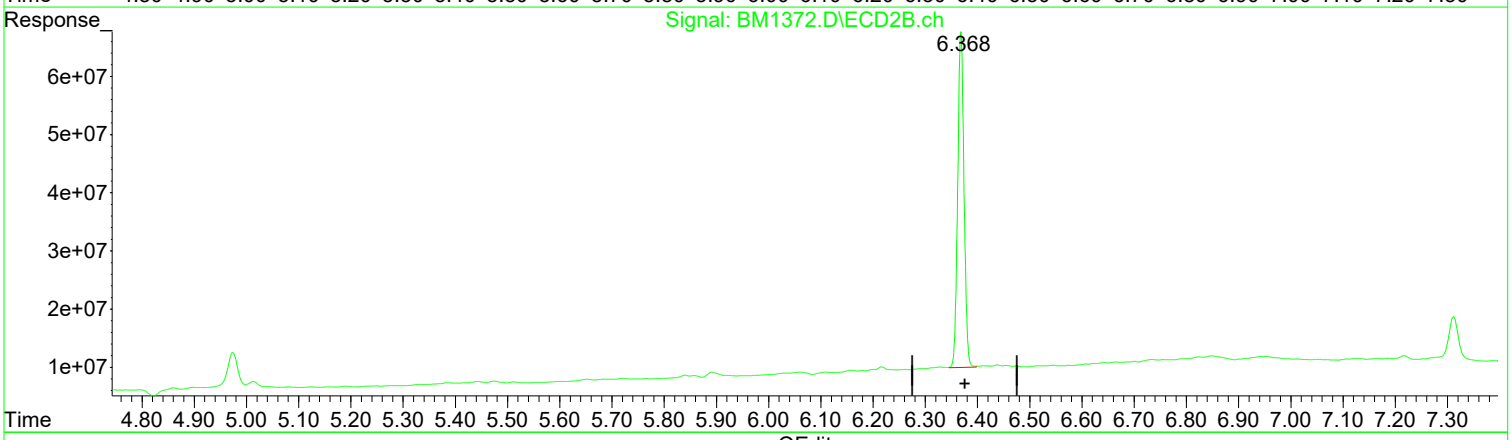

QEdit

(2) SURR2,Decachlorobiphenyl (S)
5.797min 38.697 ug/l
response 124607909

Manual Integration:
After
Poor integration.
03/12/24

(2) SURR2,Decachlorobiphenyl #2 (S)
6.368min 40.325 ug/l m
response 485797119

(+) = Expected Retention Time

Quantitation Report (Qedit)

Data Path : I:\ACQUDATA\6890G\Data\031124\
Data File : BM1372.D
Signal(s) : Signal #1: ECD1A.ch Signal #2: ECD2B.ch
Acq On : 11 Mar 2024 07:03 pm
Operator : AFelser
Sample : RQ2402543-01
Misc :
ALS Vial : 7 Sample Multiplier: 1

Integration File signal 1: AUTOINT1.E
Integration File signal 2: AUTOINT2.E
Quant Time: Mar 12 11:13:09 2024
Quant Method : I:\ACQUDATA\6890G\Methods\G-PCB030724.M
Quant Title : 608/8082 PCB'S
QLast Update : Mon Mar 11 11:53:35 2024
Response via : Initial Calibration
Integrator: ChemStation

Volume Inj. : 2uL
Signal #1 Phase : DB-1701 Signal #2 Phase: DB-17
Signal #1 Info : 0.32mm 30m Signal #2 Info : 0.32mm 30m

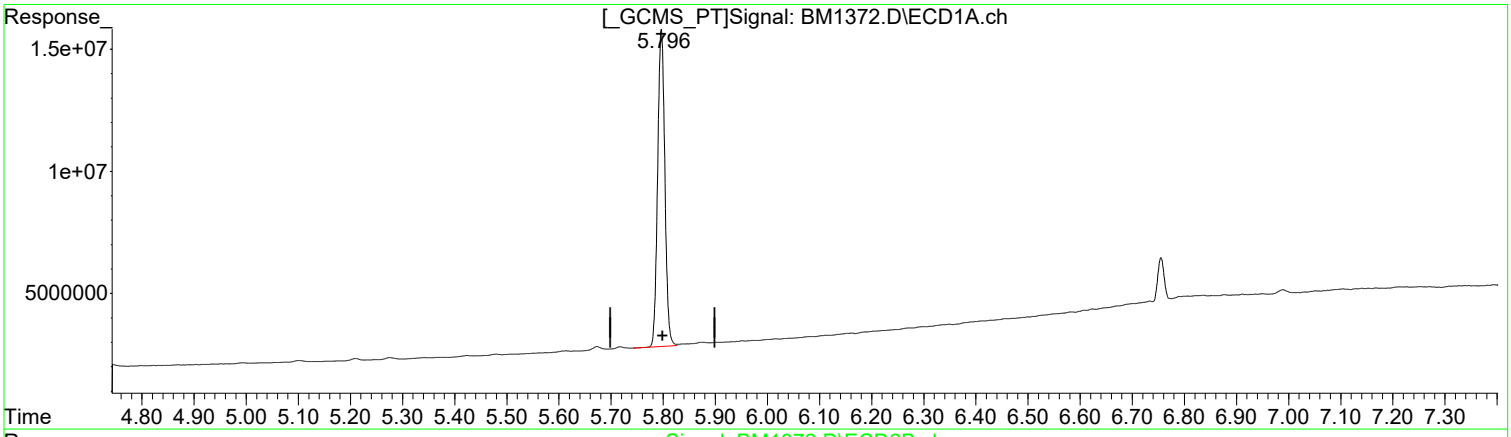

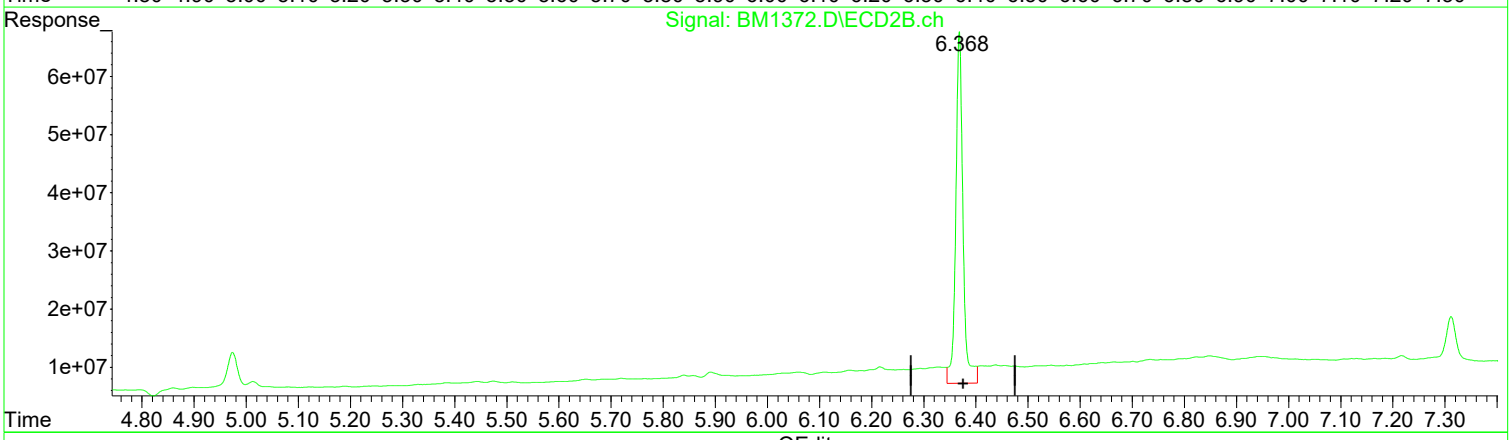

QEdit

(2) SURR2,Decachlorobiphenyl (S)

5.797min 38.697 ug/l

response 124607909

(2) SURR2,Decachlorobiphenyl #2 (S)

6.368min 48.317 ug/l

response 582069629

Manual Integration:

Before

03/12/24

(+) = Expected Retention Time

Quantitation Report (QT Reviewed)

Data Path : I:\ACQUDATA\6890G\Data\031124\
Data File : BM1372.D
Signal(s) : Signal #1: ECD1A.ch Signal #2: ECD2B.ch
Acq On : 11 Mar 2024 07:03 pm
Operator : AFelser
Sample : RQ2402543-01
Misc :
ALS Vial : 7 Sample Multiplier: 1

Integration File signal 1: AUTOINT1.E
Integration File signal 2: AUTOINT2.E
Quant Time: Mar 12 11:13:09 2024
Quant Method : I:\ACQUDATA\6890G\Methods\G-PCB030724.M
Quant Title : 608/8082 PCB'S
QLast Update : Mon Mar 11 11:53:35 2024
Response via : Initial Calibration
Integrator: ChemStation

Volume Inj. : 2uL
Signal #1 Phase : DB-1701 Signal #2 Phase: DB-17
Signal #1 Info : 0.32mm 30m Signal #2 Info : 0.32mm 30m

Compound	RT#1	RT#2	Resp#1	Resp#2	ug/l	ug/l
System Monitoring Compounds						
1) S SURR1, TCMX	1.749	1.916	309.7E6	2113.5E6	40.594	43.206
Spiked Amount 100.000	Range 30 - 150		Recovery =		40.59%	43.21%
2) S SURR2,Dec...	5.797	6.368	124.6E6	485.8E6	38.697	40.325m
Spiked Amount 100.000	Range 30 - 150		Recovery =		38.70%	40.33%
Target Compounds						
Sum PCB 1016			0	0	N.D.	N.D.
Average PCB 1016					0.000	0.000
Sum PCB 1221			0	0	N.D.	N.D.
Average PCB 1221					0.000	0.000
Sum PCB 1232			0	0	N.D.	N.D.
Average PCB 1232					0.000	0.000
Sum PCB 1242			0	0	N.D.	N.D.
Average PCB 1242					0.000	0.000
Sum PCB 1248			0	0	N.D.	N.D.
Average PCB 1248					0.000	0.000
Sum PCB 1254			0	0	N.D.	N.D.
Average PCB 1254					0.000	0.000
Sum PCB 1260			0	0	N.D.	N.D.
Average PCB 1260					0.000	0.000
Sum PCB 1268			0	0	N.D.	N.D.
Average PCB 1268					0.000	0.000
Sum PCB 1262			0	0	N.D.	N.D.
Average PCB 1262					0.000	0.000

(f)=RT Delta > 1/2 Window (#)=Amounts differ by > 25% (m)=manual int.

1st AF 03/13/24
2nd BA 03/13/24

Data Path : I:\ACQUDATA\6890G\Data\031124\
Data File : BM1372.D
Signal(s) : Signal #1: ECD1A.ch Signal #2: ECD2B.ch
Acq On : 11 Mar 2024 07:03 pm
Operator : AFelser
Sample : RQ2402543-01
Misc :
ALS Vial : 7 Sample Multiplier: 1

Integration File signal 1: AUTOINT1.E
Integration File signal 2: AUTOINT2.E
Quant Time: Mar 12 11:13:09 2024
Quant Method : I:\ACQUDATA\6890G\Methods\G-PCB030724.M
Quant Title : 608/8082 PCB'S
QLast Update : Mon Mar 11 11:53:35 2024
Response via : Initial Calibration
Integrator: ChemStation

Volume Inj. : 2uL
Signal #1 Phase : DB-1701 Signal #2 Phase: DB-17
Signal #1 Info : 0.32mm 30m Signal #2 Info : 0.32mm 30m

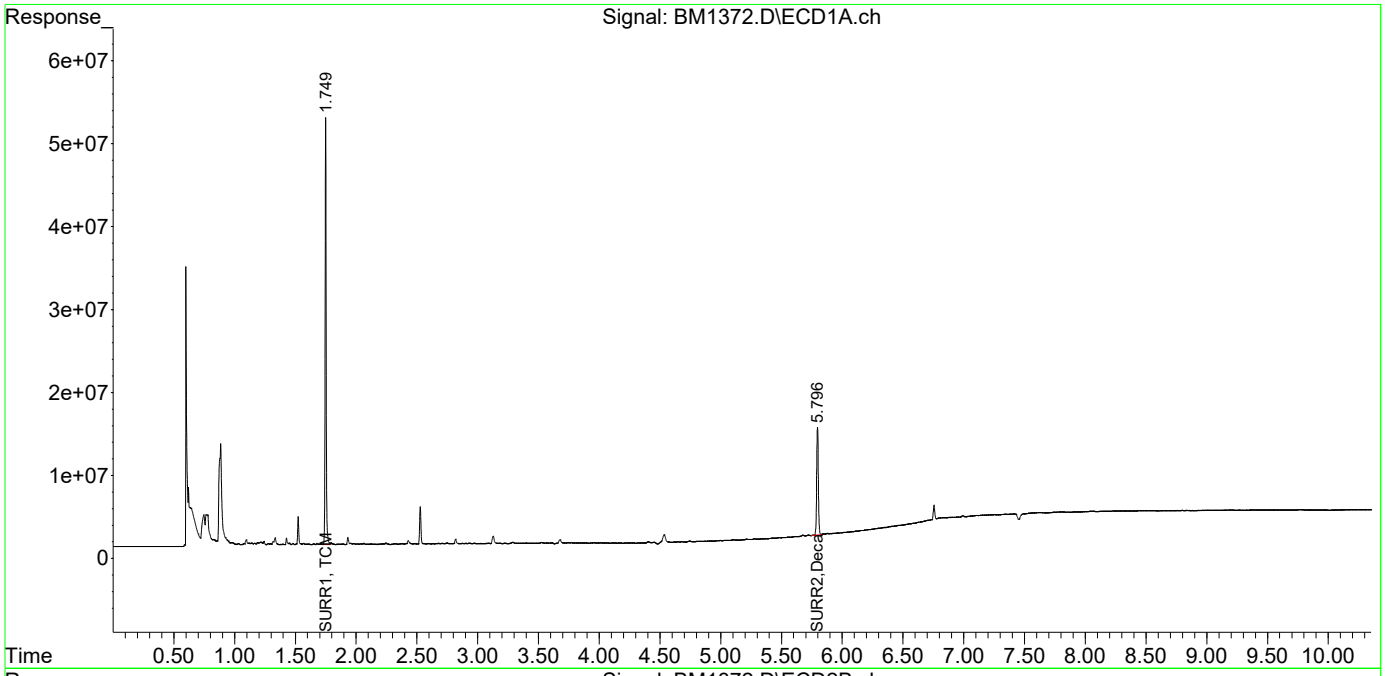

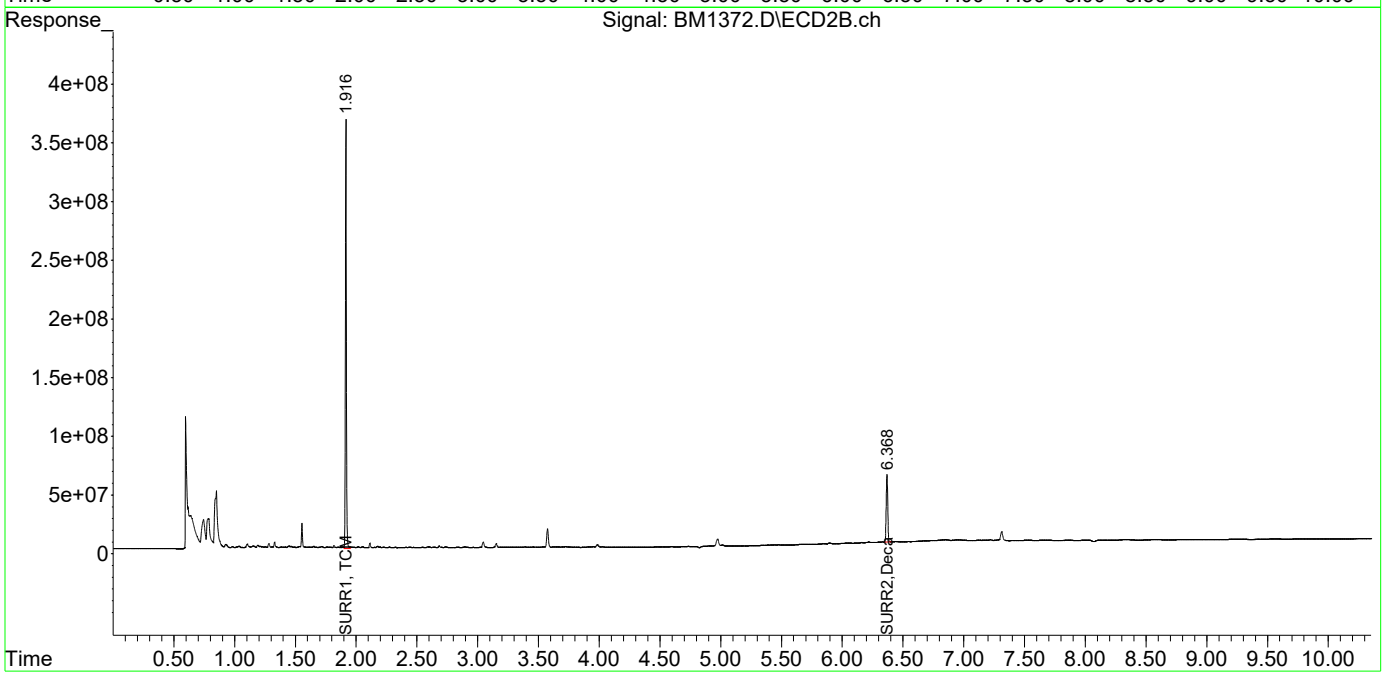

Quantitation Report (QT Reviewed)

Data Path : I:\ACQUDATA\6890G\Data\032124\
Data File : BM1445.D
Signal(s) : Signal #1: ECD1A.ch Signal #2: ECD2B.ch
Acq On : 21 Mar 2024 04:24 pm
Operator : AFelser
Sample : RQ2402685-01
Misc :
ALS Vial : 12 Sample Multiplier: 1

Integration File signal 1: AUTOINT1.E
Integration File signal 2: AUTOINT2.E
Quant Time: Mar 22 13:15:36 2024
Quant Method : I:\ACQUDATA\6890G\Methods\G-PCB030724.M
Quant Title : 608/8082 PCB'S
QLast Update : Mon Mar 11 11:53:35 2024
Response via : Initial Calibration
Integrator: ChemStation

Volume Inj. : 2uL
Signal #1 Phase : DB-1701 Signal #2 Phase: DB-17
Signal #1 Info : 0.32mm 30m Signal #2 Info : 0.32mm 30m

Compound	RT#1	RT#2	Resp#1	Resp#2	ug/l	ug/l
System Monitoring Compounds						
1) S SURR1, TCMX	1.743	1.907f	313.0E6	2304.6E6	41.034	47.112
Spiked Amount	100.000	Range 30 - 150	Recovery =		41.03%	47.11%
2) S SURR2,Dec...	5.788	6.357f	110.4E6	459.3E6	34.292	38.125
Spiked Amount	100.000	Range 30 - 150	Recovery =		34.29%	38.13%
Target Compounds						
Sum PCB 1016			0	0	N.D.	N.D.
Average PCB 1016					0.000	0.000
Sum PCB 1221			0	0	N.D.	N.D.
Average PCB 1221					0.000	0.000
Sum PCB 1232			0	0	N.D.	N.D.
Average PCB 1232					0.000	0.000
Sum PCB 1242			0	0	N.D.	N.D.
Average PCB 1242					0.000	0.000
Sum PCB 1248			0	0	N.D.	N.D.
Average PCB 1248					0.000	0.000
Sum PCB 1254			0	0	N.D.	N.D.
Average PCB 1254					0.000	0.000
Sum PCB 1260			0	0	N.D.	N.D.
Average PCB 1260					0.000	0.000
Sum PCB 1268			0	0	N.D.	N.D.
Average PCB 1268					0.000	0.000
Sum PCB 1262			0	0	N.D.	N.D.
Average PCB 1262					0.000	0.000

(f)=RT Delta > 1/2 Window (#)=Amounts differ by > 25% (m)=manual int.

1st AF 03/25/24
2nd AM 03/25/24

Data Path : I:\ACQUDATA\6890G\Data\032124\
Data File : BM1445.D
Signal(s) : Signal #1: ECD1A.ch Signal #2: ECD2B.ch
Acq On : 21 Mar 2024 04:24 pm
Operator : AFelser
Sample : RQ2402685-01
Misc :
ALS Vial : 12 Sample Multiplier: 1

Integration File signal 1: AUTOINT1.E
Integration File signal 2: AUTOINT2.E
Quant Time: Mar 22 13:15:36 2024
Quant Method : I:\ACQUDATA\6890G\Methods\G-PCB030724.M
Quant Title : 608/8082 PCB'S
QLast Update : Mon Mar 11 11:53:35 2024
Response via : Initial Calibration
Integrator: ChemStation

Volume Inj. : 2uL
Signal #1 Phase : DB-1701 Signal #2 Phase: DB-17
Signal #1 Info : 0.32mm 30m Signal #2 Info : 0.32mm 30m

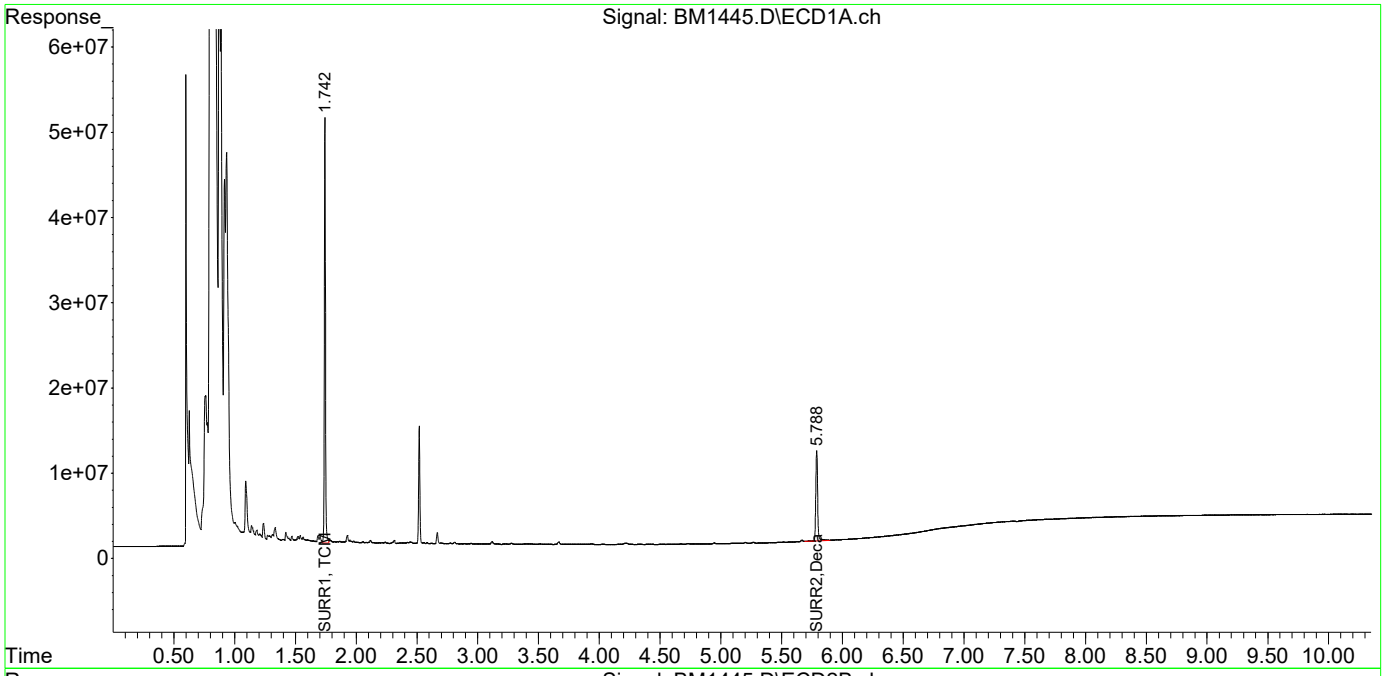

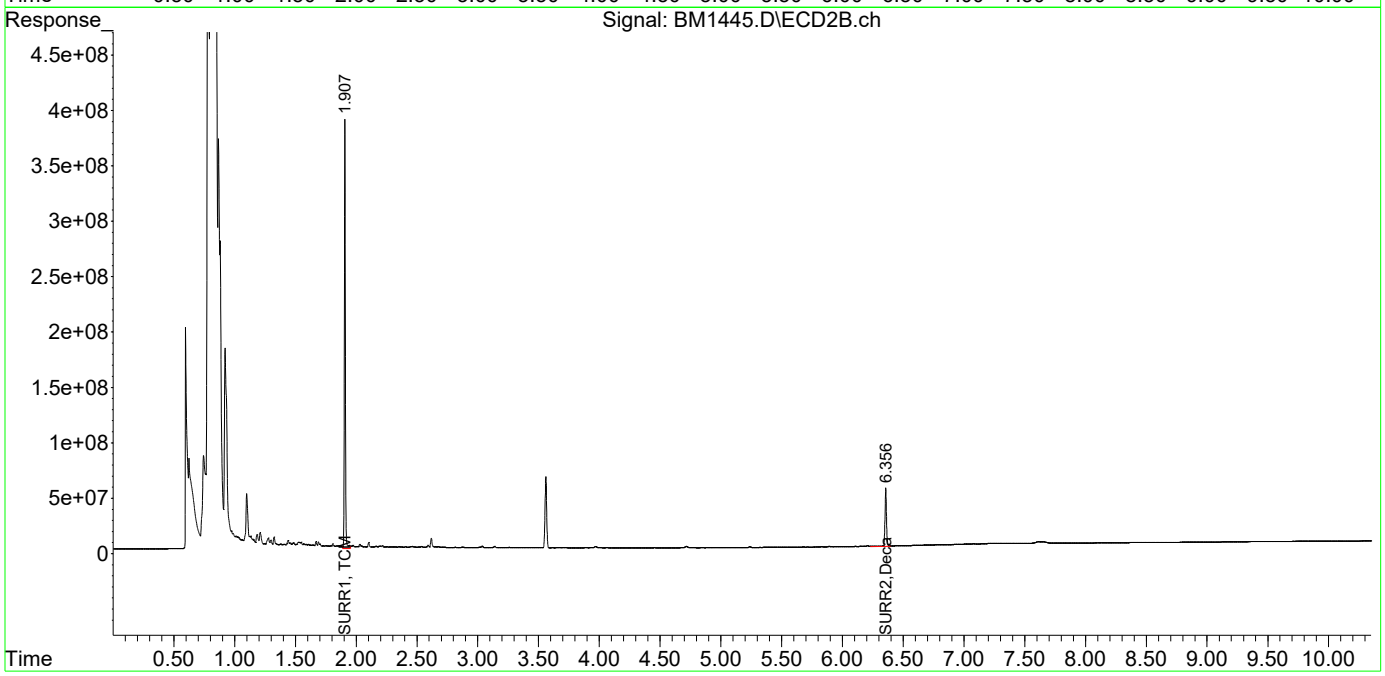

Quantitation Report (Qedit)

Data Path : I:\ACQUDATA\6890G\Data\031124\
Data File : BM1373.D
Signal(s) : Signal #1: ECD1A.ch Signal #2: ECD2B.ch
Acq On : 11 Mar 2024 07:18 pm
Operator : AFelser
Sample : RQ2402543-02
Misc :
ALS Vial : 8 Sample Multiplier: 1

Integration File signal 1: AUTOINT1.E
Integration File signal 2: AUTOINT2.E
Quant Time: Mar 12 11:13:13 2024
Quant Method : I:\ACQUDATA\6890G\Methods\G-PCB030724.M
Quant Title : 608/8082 PCB'S
QLast Update : Mon Mar 11 11:53:35 2024
Response via : Initial Calibration
Integrator: ChemStation

Volume Inj. : 2uL
Signal #1 Phase : DB-1701 Signal #2 Phase: DB-17
Signal #1 Info : 0.32mm 30m Signal #2 Info : 0.32mm 30m

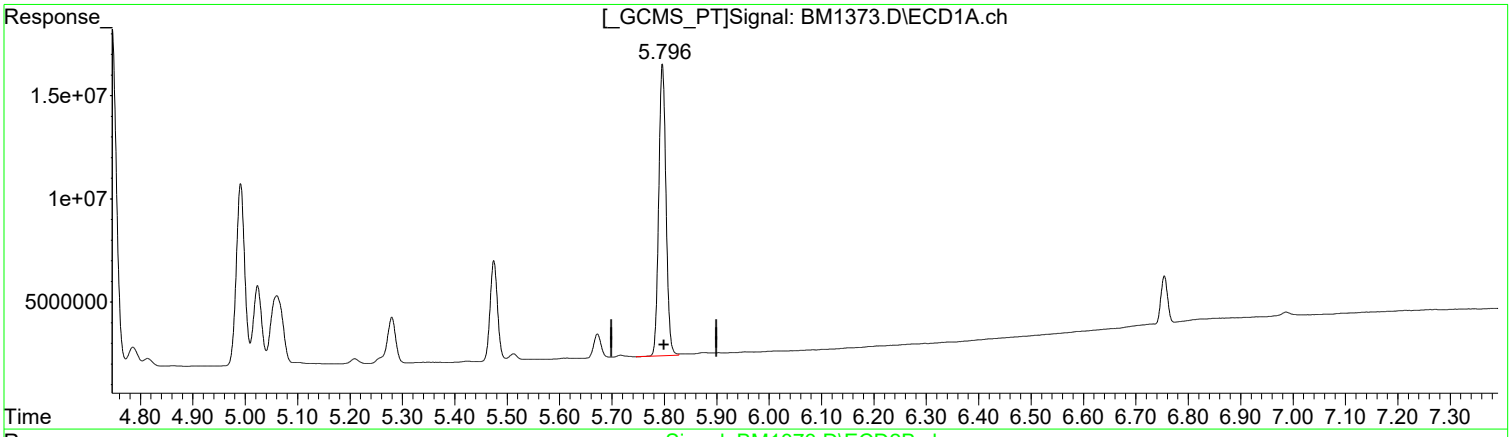

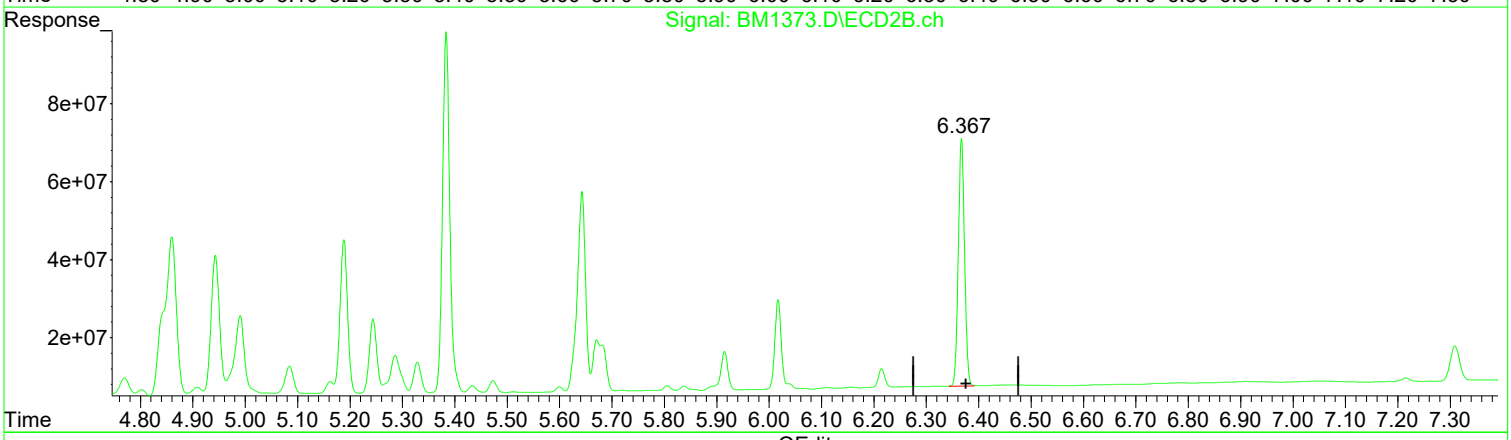

QEdit

(2) SURR2,Decachlorobiphenyl (S)
5.796min 42.055 ug/l
response 135419097

(2) SURR2,Decachlorobiphenyl #2 (S)
6.367min 43.766 ug/l m
response 527250176

Manual Integration:
After
Poor integration.
03/12/24

(+) = Expected Retention Time

1st AF 03/13/24
2nd BA 03/13/24

Quantitation Report (Qedit)

Data Path : I:\ACQUDATA\6890G\Data\031124\
Data File : BM1373.D
Signal(s) : Signal #1: ECD1A.ch Signal #2: ECD2B.ch
Acq On : 11 Mar 2024 07:18 pm
Operator : AFelser
Sample : RQ2402543-02
Misc :
ALS Vial : 8 Sample Multiplier: 1

Integration File signal 1: AUTOINT1.E
Integration File signal 2: AUTOINT2.E
Quant Time: Mar 12 11:13:13 2024
Quant Method : I:\ACQUDATA\6890G\Methods\G-PCB030724.M
Quant Title : 608/8082 PCB'S
QLast Update : Mon Mar 11 11:53:35 2024
Response via : Initial Calibration
Integrator: ChemStation

Volume Inj. : 2uL
Signal #1 Phase : DB-1701 Signal #2 Phase: DB-17
Signal #1 Info : 0.32mm 30m Signal #2 Info : 0.32mm 30m

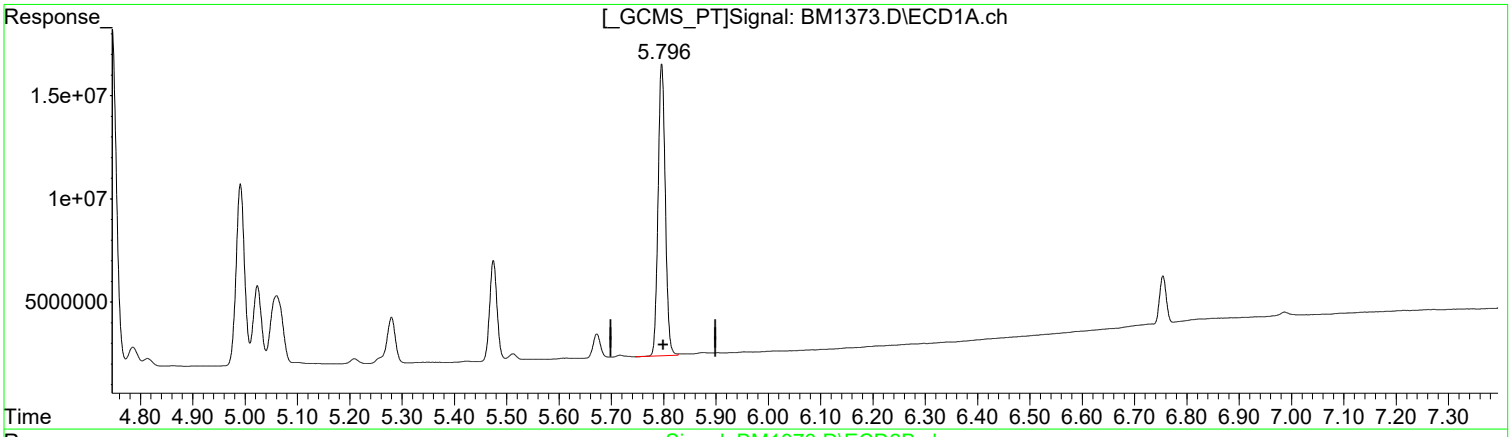

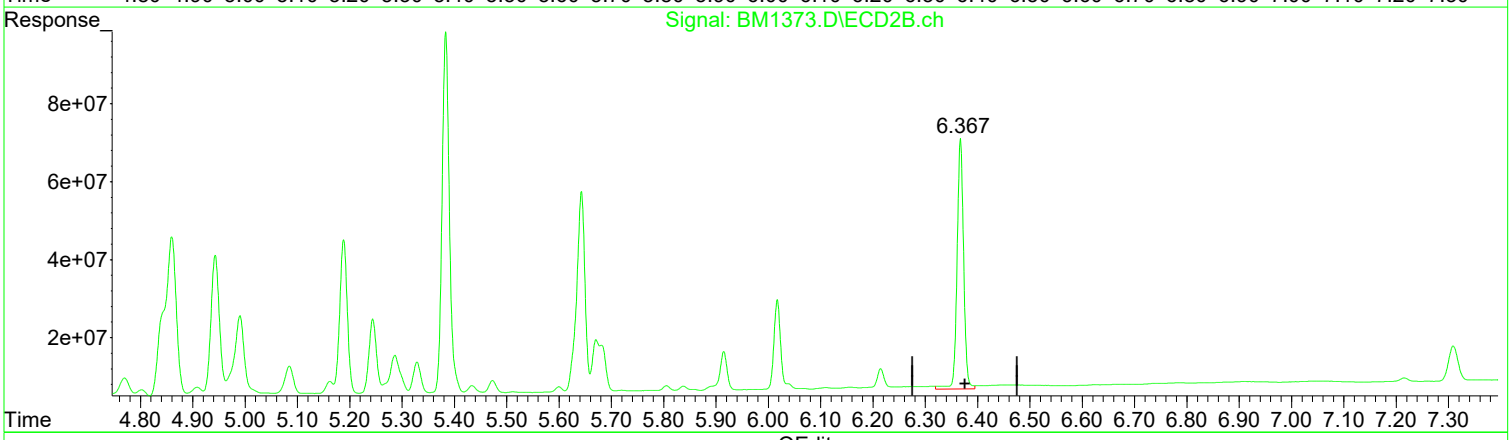

QEdit

(2) SURR2,Decachlorobiphenyl (S)
5.796min 42.055 ug/l
response 135419097

Manual Integration:
Before
03/12/24

(2) SURR2,Decachlorobiphenyl #2 (S)
6.367min 46.584 ug/l
response 561201887

(+) = Expected Retention Time

Quantitation Report (QT Reviewed)

Data Path : I:\ACQUDATA\6890G\Data\031124\
Data File : BM1373.D
Signal(s) : Signal #1: ECD1A.ch Signal #2: ECD2B.ch
Acq On : 11 Mar 2024 07:18 pm
Operator : AFelser
Sample : RQ2402543-02
Misc :
ALS Vial : 8 Sample Multiplier: 1

Integration File signal 1: AUTOINT1.E
Integration File signal 2: AUTOINT2.E
Quant Time: Mar 12 11:13:13 2024
Quant Method : I:\ACQUDATA\6890G\Methods\G-PCB030724.M
Quant Title : 608/8082 PCB'S
QLast Update : Mon Mar 11 11:53:35 2024
Response via : Initial Calibration
Integrator: ChemStation

Volume Inj. : 2uL
Signal #1 Phase : DB-1701 Signal #2 Phase: DB-17
Signal #1 Info : 0.32mm 30m Signal #2 Info : 0.32mm 30m

Compound	RT#1	RT#2	Resp#1	Resp#2	ug/l	ug/l
System Monitoring Compounds						
1) S SURR1, TCMX	1.749	1.916	307.7E6	2121.7E6	40.333	43.373
Spiked Amount	100.000 Range	30 - 150	Recovery	=	40.33%	43.37%
2) S SURR2,Dec...	5.796	6.367	135.4E6	527.3E6	42.055	43.766m
Spiked Amount	100.000 Range	30 - 150	Recovery	=	42.06%	43.77%
Target Compounds						
3) L1c PCB 1016	1.916	2.168	31846925	217.1E6	244.058	280.356
4) L1c PCB 1016{2}	2.087	2.528	65321930	119.5E6	241.316	254.161
5) L1c PCB 1016{3}	2.194	2.550	29174092	176.0E6	265.821	269.475
6) L1c PCB 1016{4}	2.408	2.778	61012967	327.0E6	260.173	259.155
7) L1c PCB 1016{5}	2.651	2.849	44959753	202.5E6	244.215	252.984
Sum PCB 1016			232.3E6	1042.0E6	1255.584	1316.130
Average PCB 1016					251.117	263.226
Sum PCB 1221			0	0	N.D.	N.D.
Average PCB 1221					0.000	0.000
Sum PCB 1232			0	0	N.D.	N.D.
Average PCB 1232					0.000	0.000
Sum PCB 1242			0	0	N.D.	N.D.
Average PCB 1242					0.000	0.000
Sum PCB 1248			0	0	N.D.	N.D.
Average PCB 1248					0.000	0.000
Sum PCB 1254			0	0	N.D.	N.D.
Average PCB 1254					0.000	0.000
33) L7c PCB 1260	3.531	4.275	91162836	520.5E6	280.776	274.280
34) L7c PCB 1260{2}	3.770	4.512	134.6E6	599.5E6	278.150	286.743
35) L7c PCB 1260{3}	4.746	5.188	194.2E6	406.0E6	303.191	293.310
36) L7C PCB 1260{4}	4.991	5.384	98396072	900.4E6	322.154	295.497
37) L7C PCB 1260{5}	5.475	6.017	47712420	223.9E6	288.404	292.279
Sum PCB 1260			566.1E6	2650.2E6	1472.675	1442.111
Average PCB 1260					294.535	288.422
Sum PCB 1268			0	0	N.D.	N.D.
Average PCB 1268					0.000	0.000
Sum PCB 1262			0	0	N.D.	N.D.
Average PCB 1262					0.000	0.000

(f)=RT Delta > 1/2 Window (#)=Amounts differ by > 25% (m)=manual int.

Quantitation Report (QT Reviewed)

Data Path : I:\ACQUDATA\6890G\Data\031124\
Data File : BM1373.D
Signal(s) : Signal #1: ECD1A.ch Signal #2: ECD2B.ch
Acq On : 11 Mar 2024 07:18 pm
Operator : AFelser
Sample : RQ2402543-02
Misc :
ALS Vial : 8 Sample Multiplier: 1

Integration File signal 1: AUTOINT1.E
Integration File signal 2: AUTOINT2.E
Quant Time: Mar 12 11:13:13 2024
Quant Method : I:\ACQUDATA\6890G\Methods\G-PCB030724.M
Quant Title : 608/8082 PCB'S
QLast Update : Mon Mar 11 11:53:35 2024
Response via : Initial Calibration
Integrator: ChemStation

Volume Inj. : 2uL
Signal #1 Phase : DB-1701 Signal #2 Phase: DB-17
Signal #1 Info : 0.32mm 30m Signal #2 Info : 0.32mm 30m

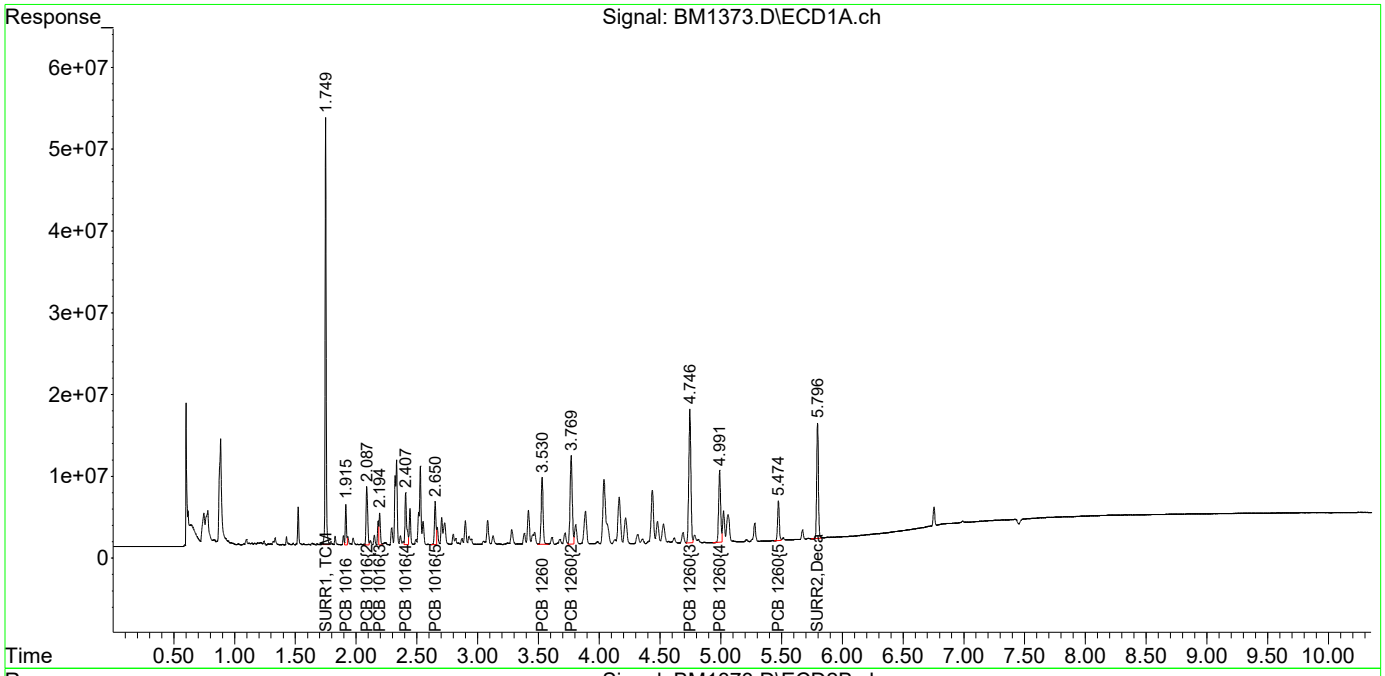

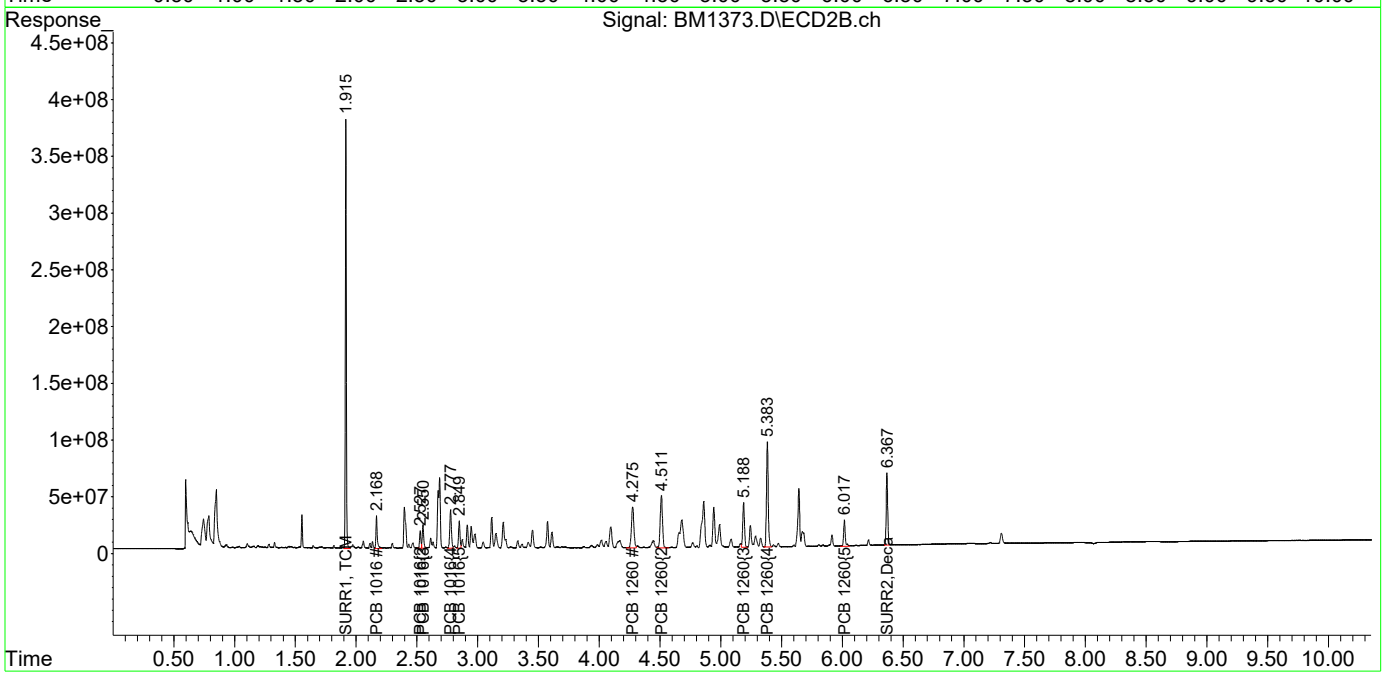

1st AF 03/25/24
2nd AM 03/25/24

Quantitation Report (Qedit)

Data Path : I:\ACQUDATA\6890G\Data\032124\
Data File : BM1447.D
Signal(s) : Signal #1: ECD1A.ch Signal #2: ECD2B.ch
Acq On : 21 Mar 2024 04:53 pm
Operator : AFelser
Sample : RQ2402685-04
Misc :
ALS Vial : 13 Sample Multiplier: 1

Integration File signal 1: AUTOINT1.E
Integration File signal 2: AUTOINT2.E
Quant Time: Mar 22 13:15:44 2024
Quant Method : I:\ACQUDATA\6890G\Methods\G-PCB030724.M
Quant Title : 608/8082 PCB'S
QLast Update : Mon Mar 11 11:53:35 2024
Response via : Initial Calibration
Integrator: ChemStation

Volume Inj. : 2uL
Signal #1 Phase : DB-1701 Signal #2 Phase: DB-17
Signal #1 Info : 0.32mm 30m Signal #2 Info : 0.32mm 30m

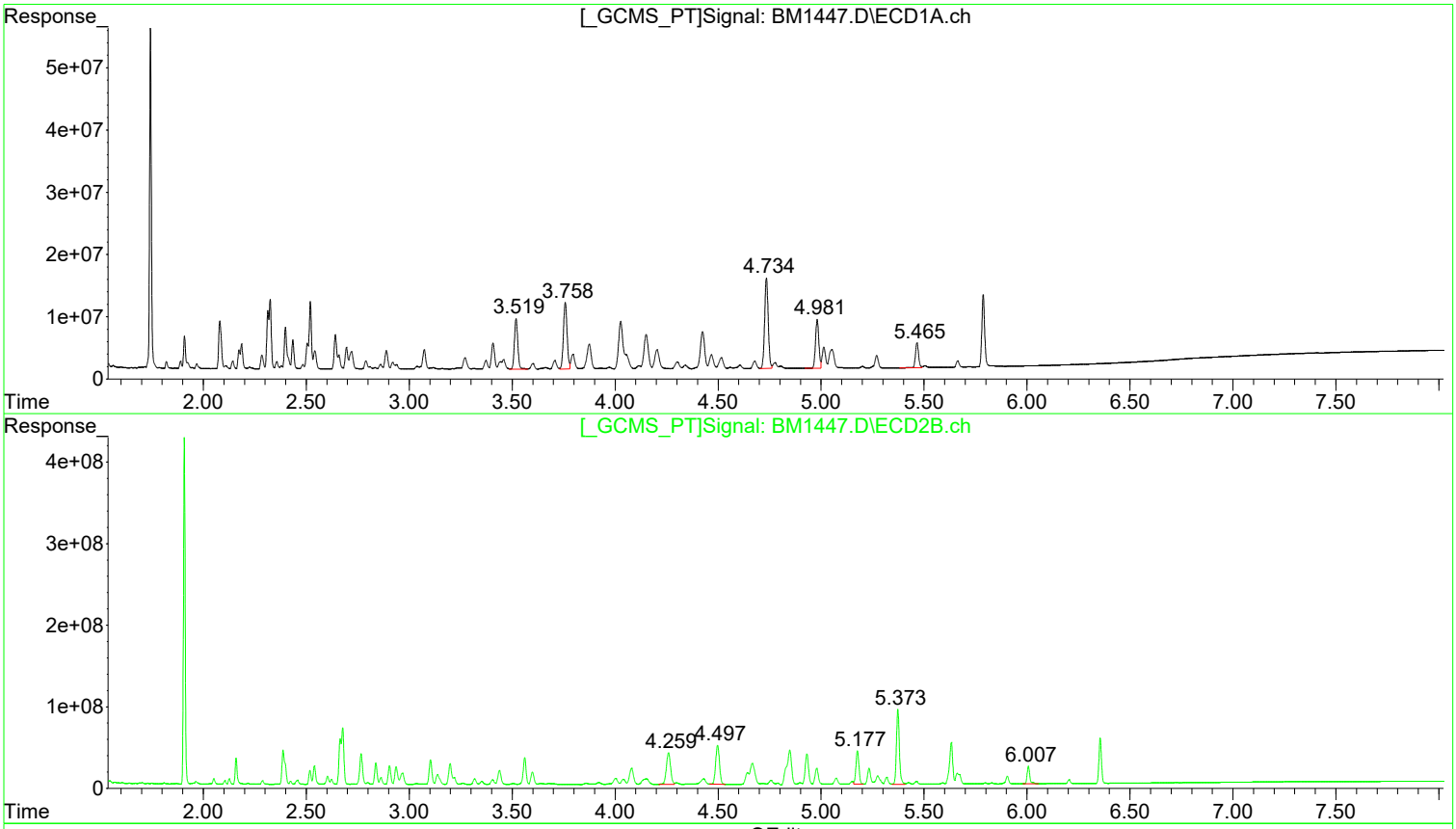

QEdit

(33) PCB 1260 (L7c)

R.T.	Response	Conc
3.52	91569876	282.03
3.76	132039577	272.90
4.73	176523232	275.55
4.98	87910292	287.82
5.47	41182425	248.93

(33) PCB 1260 #2 (L7c)

R.T.	Response	Conc
4.26	558179975	294.16
4.50	617019394	295.13
5.18	411001783	296.96
5.37	921486813	302.42
6.01	201833436	263.46

Manual Integration:

After

Poor integration.

03/22/24

(+) = Expected Retention Time

1st AF 03/25/24
2nd AM 03/25/24

Quantitation Report (Qedit)

Data Path : I:\ACQUDATA\6890G\Data\032124\
Data File : BM1447.D
Signal(s) : Signal #1: ECD1A.ch Signal #2: ECD2B.ch
Acq On : 21 Mar 2024 04:53 pm
Operator : AFelser
Sample : RQ2402685-04
Misc :
ALS Vial : 13 Sample Multiplier: 1

Integration File signal 1: AUTOINT1.E
Integration File signal 2: AUTOINT2.E
Quant Time: Mar 22 13:15:44 2024
Quant Method : I:\ACQUDATA\6890G\Methods\G-PCB030724.M
Quant Title : 608/8082 PCB'S
QLast Update : Mon Mar 11 11:53:35 2024
Response via : Initial Calibration
Integrator: ChemStation

Volume Inj. : 2uL
Signal #1 Phase : DB-1701 Signal #2 Phase: DB-17
Signal #1 Info : 0.32mm 30m Signal #2 Info : 0.32mm 30m

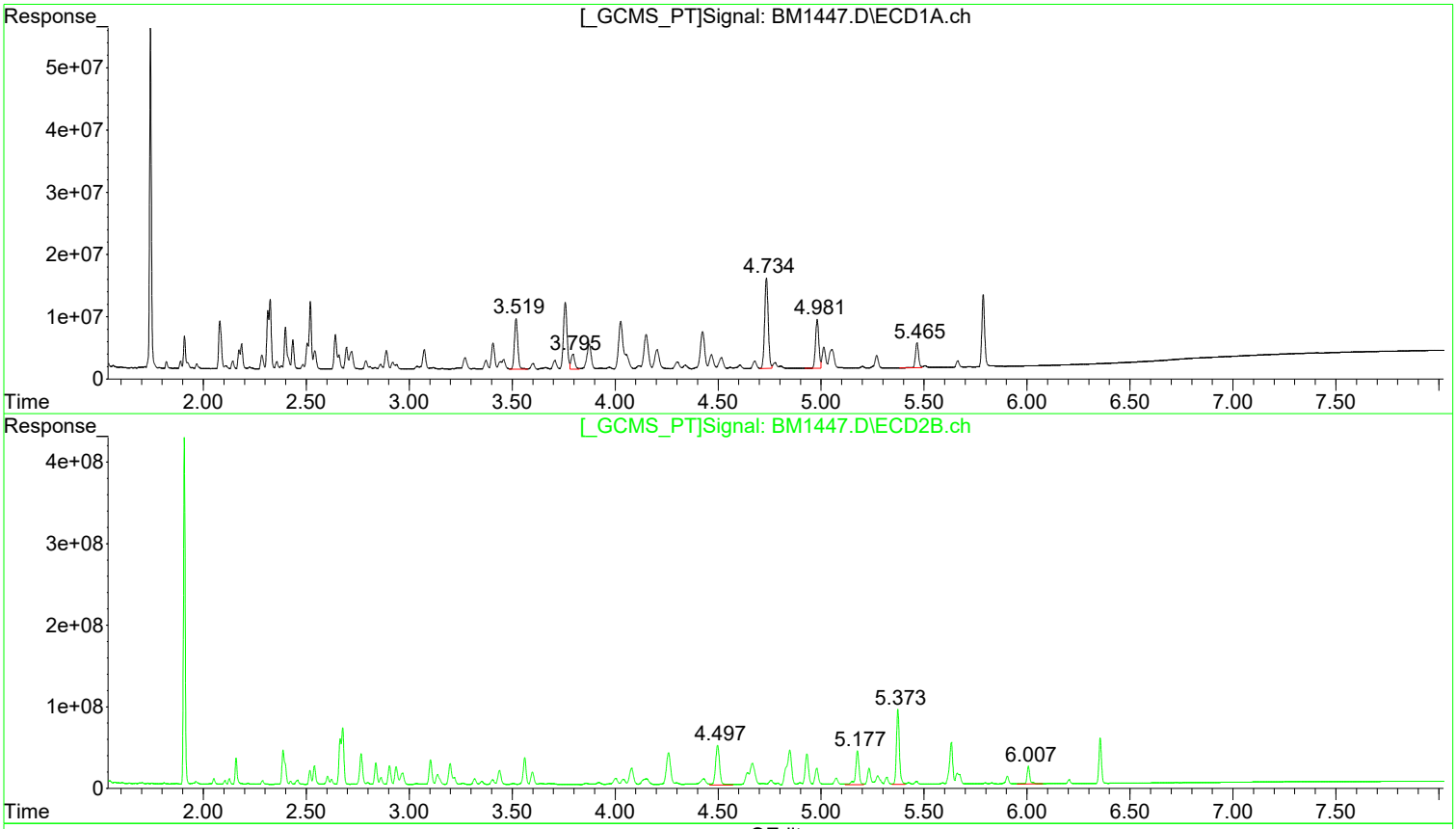

QEdit

(33) PCB 1260 (L7c)

R.T.	Response	Conc
3.52	91569876	282.03
3.79	30257988	62.54
4.73	176523232	275.55
4.98	87910292	287.82
5.47	41182425	248.93

(33) PCB 1260 #2 (L7c)

R.T.	Response	Conc
0.00	0	0.00
4.50	668255143	319.64
5.18	477745406	345.18
5.37	921486813	302.42
6.01	210631698	274.95

Manual Integration:

Before

03/22/24

(+) = Expected Retention Time

1st AF 03/25/24
2nd AM 03/25/24

Quantitation Report (Qedit)

Data Path : I:\ACQUDATA\6890G\Data\032124\
Data File : BM1447.D
Signal(s) : Signal #1: ECD1A.ch Signal #2: ECD2B.ch
Acq On : 21 Mar 2024 04:53 pm
Operator : AFelser
Sample : RQ2402685-04
Misc :
ALS Vial : 13 Sample Multiplier: 1

Integration File signal 1: AUTOINT1.E
Integration File signal 2: AUTOINT2.E
Quant Time: Mar 22 13:15:44 2024
Quant Method : I:\ACQUDATA\6890G\Methods\G-PCB030724.M
Quant Title : 608/8082 PCB'S
QLast Update : Mon Mar 11 11:53:35 2024
Response via : Initial Calibration
Integrator: ChemStation

Volume Inj. : 2uL
Signal #1 Phase : DB-1701 Signal #2 Phase: DB-17
Signal #1 Info : 0.32mm 30m Signal #2 Info : 0.32mm 30m

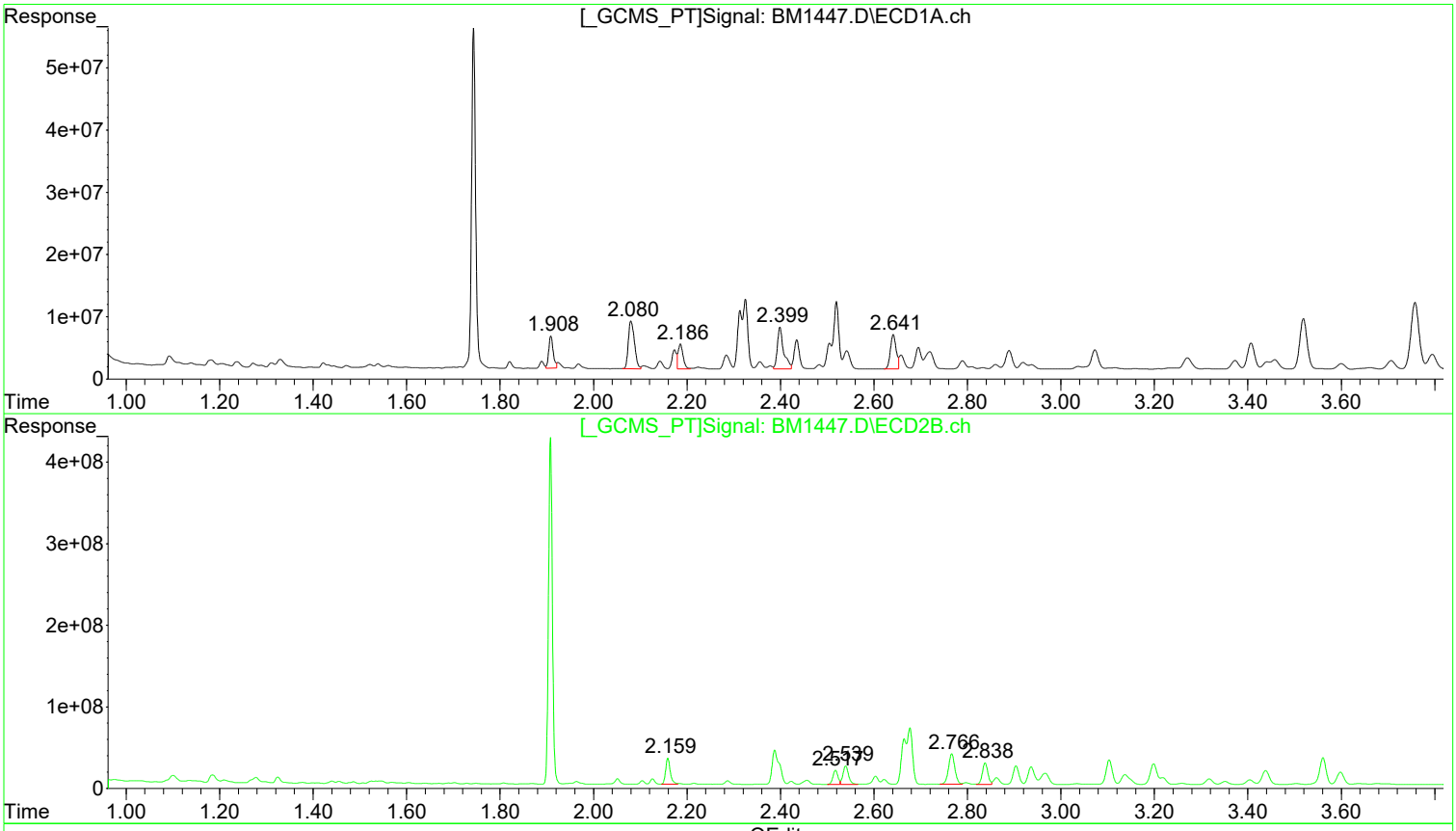

QEdit

(3) PCB 1016 (L1c)

R.T.	Response	Conc
1.91	33629517	257.72
2.08	70313099	259.76
2.19	30445651	277.41
2.40	62743242	267.55
2.64	47150596	256.12

(3) PCB 1016 #2 (L1c)

R.T.	Response	Conc
2.16	219661062	283.63
2.52	130062838	276.74
2.54	191894001	293.89
2.77	356396856	282.48
2.84	223882832	279.74

Manual Integration:

After

Poor integration.

03/22/24

(+) = Expected Retention Time

1st AF 03/25/24
2nd AM 03/25/24

Quantitation Report (Qedit)

Data Path : I:\ACQUDATA\6890G\Data\032124\
Data File : BM1447.D
Signal(s) : Signal #1: ECD1A.ch Signal #2: ECD2B.ch
Acq On : 21 Mar 2024 04:53 pm
Operator : AFelser
Sample : RQ2402685-04
Misc :
ALS Vial : 13 Sample Multiplier: 1

Integration File signal 1: AUTOINT1.E
Integration File signal 2: AUTOINT2.E
Quant Time: Mar 22 13:15:44 2024
Quant Method : I:\ACQUDATA\6890G\Methods\G-PCB030724.M
Quant Title : 608/8082 PCB'S
QLast Update : Mon Mar 11 11:53:35 2024
Response via : Initial Calibration
Integrator: ChemStation

Volume Inj. : 2uL
Signal #1 Phase : DB-1701 Signal #2 Phase: DB-17
Signal #1 Info : 0.32mm 30m Signal #2 Info : 0.32mm 30m

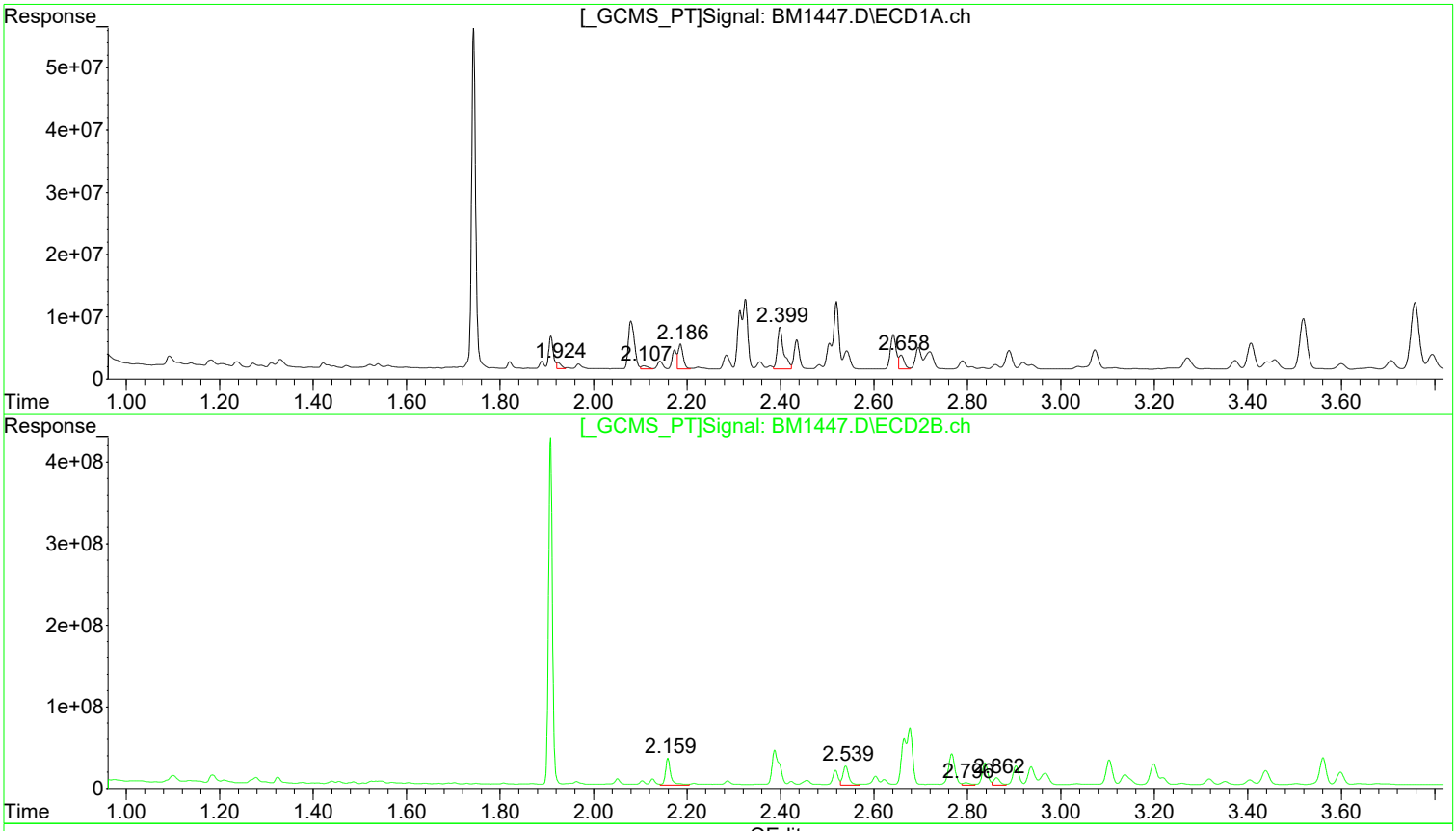

QEdit

(3) PCB 1016 (L1c)

R.T.	Response	Conc
1.92	6733169	51.60
2.11	4807415	17.76
2.19	30445651	277.41
2.40	62743242	267.55
2.66	17354091	94.27

(3) PCB 1016 #2 (L1c)

R.T.	Response	Conc
2.16	258350816	333.59
2.54	205966687	438.25
2.54	205966687	315.44
2.80	29814955	23.63
2.86	82791364	103.45

Manual Integration:

Before

03/22/24

(+) = Expected Retention Time

Quantitation Report (QT Reviewed)

Data Path : I:\ACQUDATA\6890G\Data\032124\
Data File : BM1447.D
Signal(s) : Signal #1: ECD1A.ch Signal #2: ECD2B.ch
Acq On : 21 Mar 2024 04:53 pm
Operator : AFelser
Sample : RQ2402685-04
Misc :
ALS Vial : 13 Sample Multiplier: 1

Integration File signal 1: AUTOINT1.E
Integration File signal 2: AUTOINT2.E
Quant Time: Mar 22 13:15:44 2024
Quant Method : I:\ACQUDATA\6890G\Methods\G-PCB030724.M
Quant Title : 608/8082 PCB'S
QLast Update : Mon Mar 11 11:53:35 2024
Response via : Initial Calibration
Integrator: ChemStation

Volume Inj. : 2uL
Signal #1 Phase : DB-1701 Signal #2 Phase: DB-17
Signal #1 Info : 0.32mm 30m Signal #2 Info : 0.32mm 30m

Compound	RT#1	RT#2	Resp#1	Resp#2	ug/l	ug/l
System Monitoring Compounds						
1) S SURR1, TCMX	1.743	1.908	335.5E6	2460.3E6	43.980	50.294
Spiked Amount	100.000	Range 30 - 150	Recovery =		43.98%	50.29%
2) S SURR2,Dec...	5.788	6.356f	114.7E6	478.9E6	35.628	39.753
Spiked Amount	100.000	Range 30 - 150	Recovery =		35.63%	39.75%
Target Compounds						
3) L1c PCB 1016	1.908	2.159f	33629517	219.7E6	257.719m	283.634m
4) L1c PCB 1016{2}	2.080	2.517f	70313099	130.1E6	259.755m	276.742m
5) L1c PCB 1016{3}	2.186	2.539f	30445651	191.9E6	277.407	293.886m
6) L1c PCB 1016{4}	2.399	2.766f	62743242	356.4E6	267.551	282.479m
7) L1c PCB 1016{5}	2.641f	2.838f	47150596	223.9E6	256.116m	279.739m
Sum PCB 1016			244.3E6	1121.9E6	1318.548	1416.481
Average PCB 1016					263.710	283.296
Sum PCB 1221			0	0	N.D.	N.D.
Average PCB 1221					0.000	0.000
Sum PCB 1232			0	0	N.D.	N.D.
Average PCB 1232					0.000	0.000
Sum PCB 1242			0	0	N.D.	N.D.
Average PCB 1242					0.000	0.000
Sum PCB 1248			0	0	N.D.	N.D.
Average PCB 1248					0.000	0.000
Sum PCB 1254			0	0	N.D.	N.D.
Average PCB 1254					0.000	0.000
33) L7c PCB 1260	3.519f	4.259f	91569876	558.2E6	282.029	294.155m
34) L7c PCB 1260{2}	3.758f	4.497f	132.0E6	617.0E6	272.904m	295.134m
35) L7c PCB 1260{3}	4.735f	5.177f	176.5E6	411.0E6	275.555	296.956m
36) L7C PCB 1260{4}	4.981	5.373f	87910292	921.5E6	287.823	302.420
37) L7C PCB 1260{5}	5.466	6.007f	41182425	201.8E6	248.933	263.461m
Sum PCB 1260			529.2E6	2709.5E6	1367.244	1452.126
Average PCB 1260					273.449	290.425
Sum PCB 1268			0	0	N.D.	N.D.
Average PCB 1268					0.000	0.000
Sum PCB 1262			0	0	N.D.	N.D.
Average PCB 1262					0.000	0.000

(f)=RT Delta > 1/2 Window (#)=Amounts differ by > 25% (m)=manual int.

Quantitation Report (QT Reviewed)

Data Path : I:\ACQUDATA\6890G\Data\032124\
Data File : BM1447.D
Signal(s) : Signal #1: ECD1A.ch Signal #2: ECD2B.ch
Acq On : 21 Mar 2024 04:53 pm
Operator : AFelser
Sample : RQ2402685-04
Misc :
ALS Vial : 13 Sample Multiplier: 1

Integration File signal 1: AUTOINT1.E
Integration File signal 2: AUTOINT2.E
Quant Time: Mar 22 13:15:44 2024
Quant Method : I:\ACQUDATA\6890G\Methods\G-PCB030724.M
Quant Title : 608/8082 PCB'S
QLast Update : Mon Mar 11 11:53:35 2024
Response via : Initial Calibration
Integrator: ChemStation

Volume Inj. : 2uL
Signal #1 Phase : DB-1701 Signal #2 Phase: DB-17
Signal #1 Info : 0.32mm 30m Signal #2 Info : 0.32mm 30m

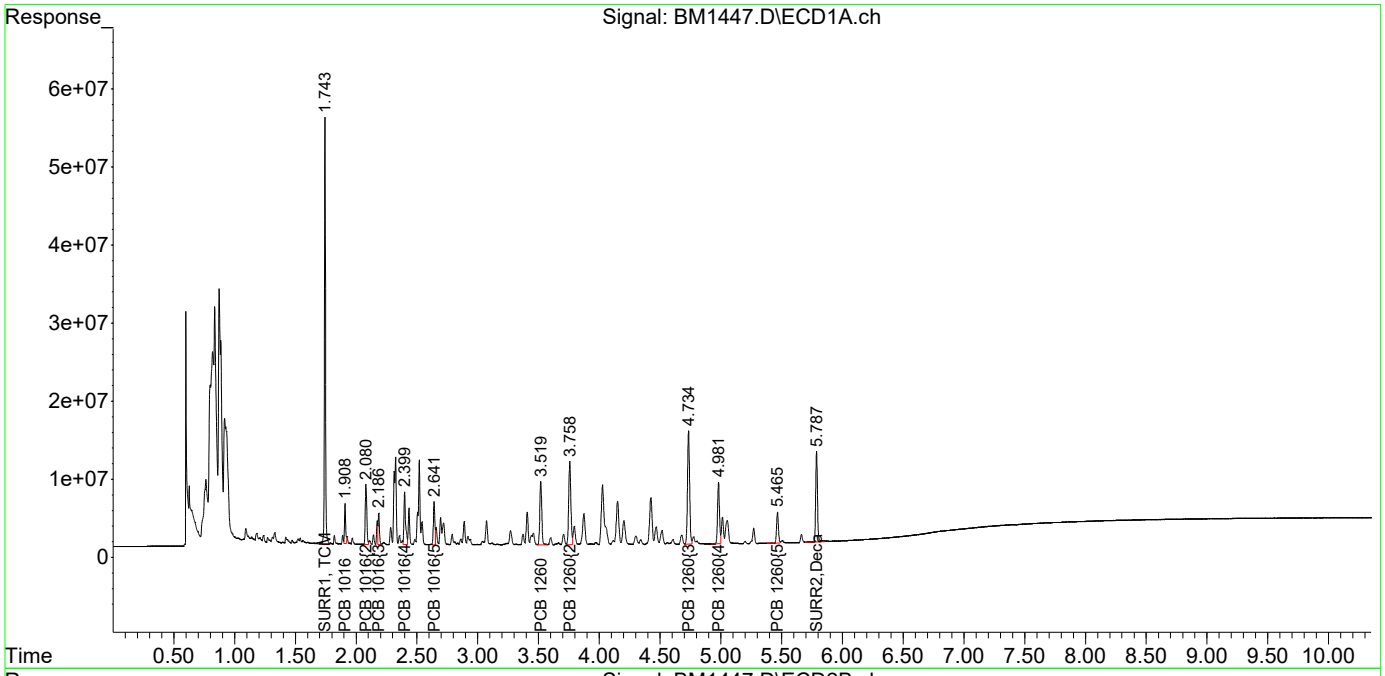

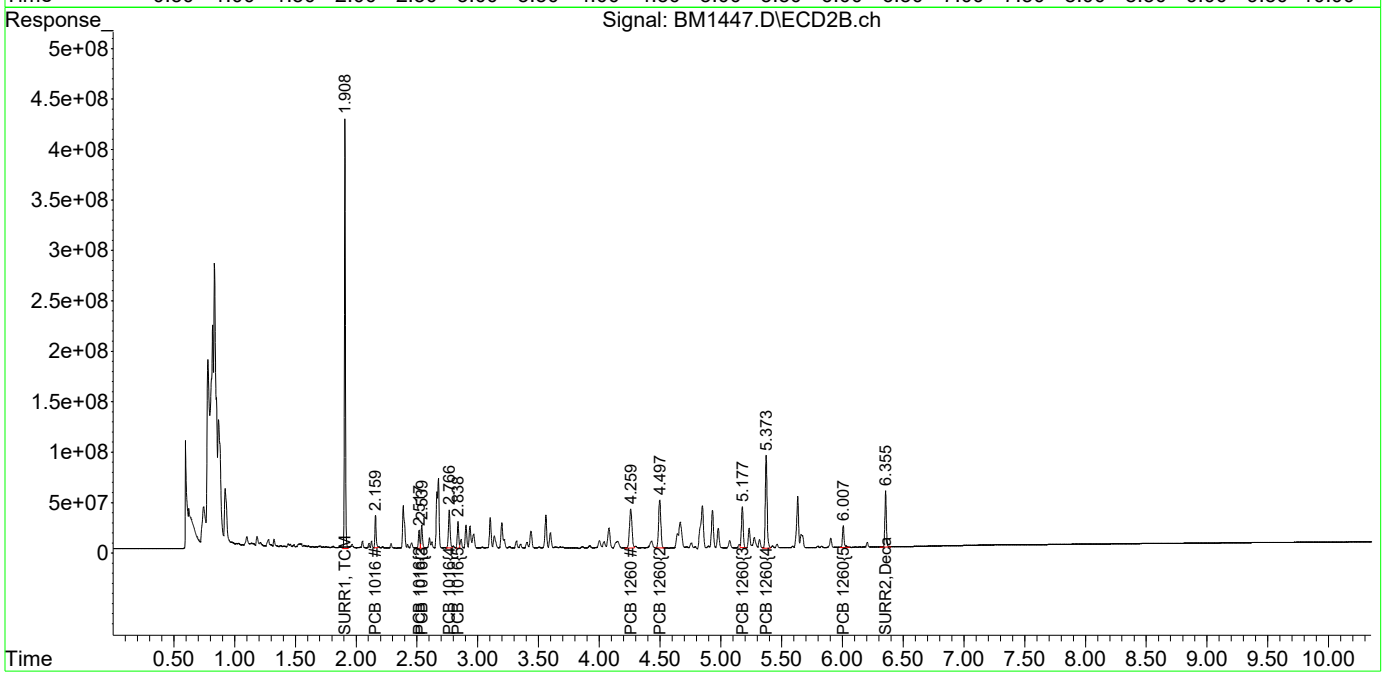

1st AF 03/13/24
2nd BA 03/13/24

Quantitation Report (Qedit)

Data Path : I:\ACQUDATA\6890G\Data\031124\
Data File : BM1374.D
Signal(s) : Signal #1: ECD1A.ch Signal #2: ECD2B.ch
Acq On : 11 Mar 2024 07:32 pm
Operator : AFelser
Sample : RQ2402543-03
Misc :
ALS Vial : 9 Sample Multiplier: 1

Integration File signal 1: AUTOINT1.E
Integration File signal 2: AUTOINT2.E
Quant Time: Mar 12 11:13:17 2024
Quant Method : I:\ACQUDATA\6890G\Methods\G-PCB030724.M
Quant Title : 608/8082 PCB'S
QLast Update : Mon Mar 11 11:53:35 2024
Response via : Initial Calibration
Integrator: ChemStation

Volume Inj. : 2uL
Signal #1 Phase : DB-1701 Signal #2 Phase: DB-17
Signal #1 Info : 0.32mm 30m Signal #2 Info : 0.32mm 30m

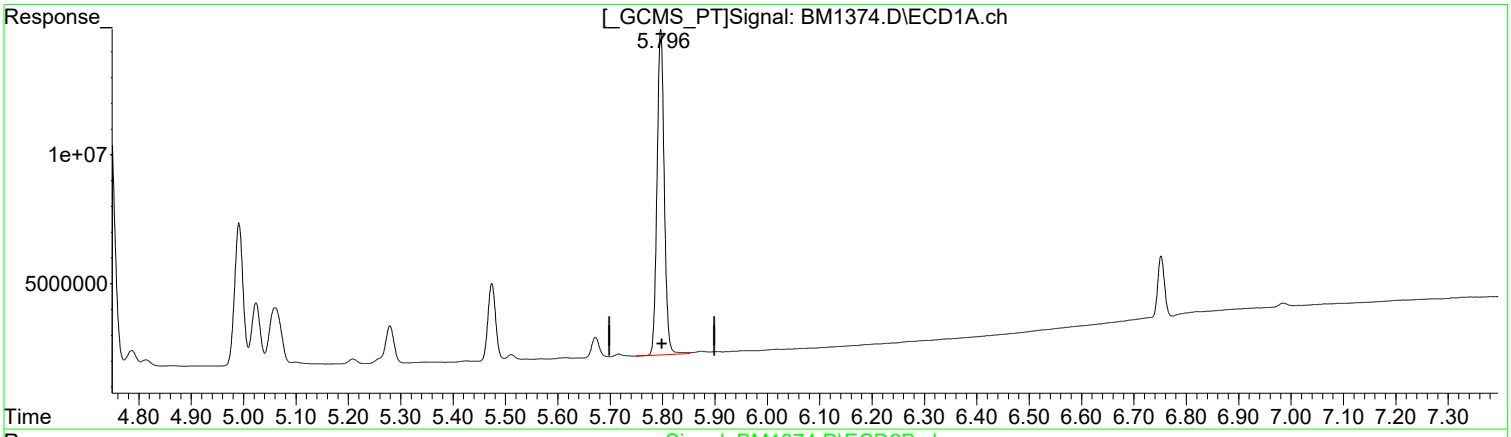

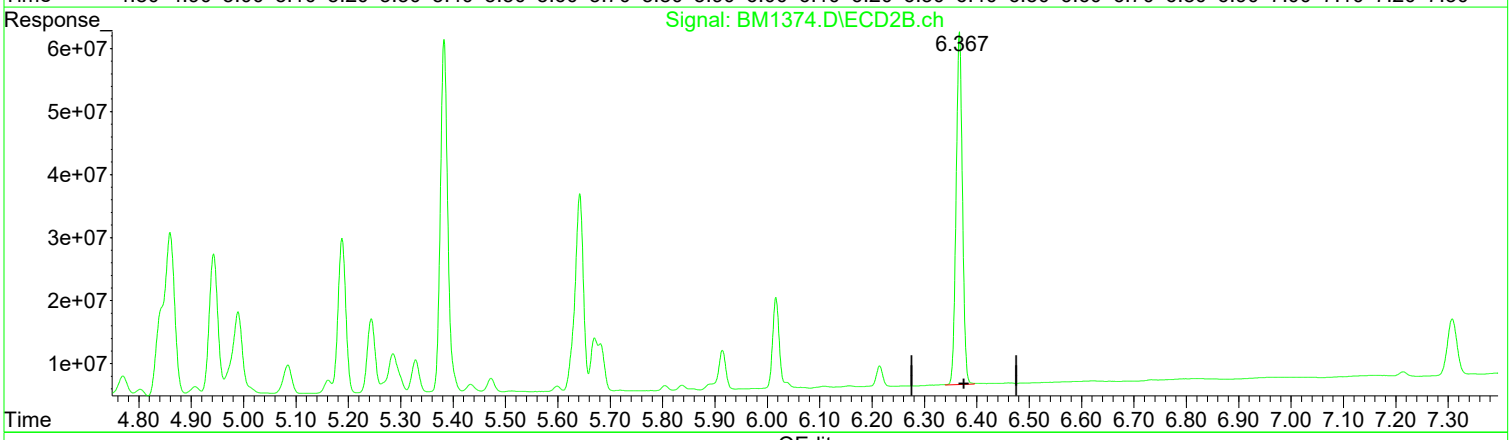

QEdit

(2) SURR2,Decachlorobiphenyl (S)
5.797min 37.481 ug/l
response 120692209

Manual Integration:
After
Poor integration.
03/12/24

(2) SURR2,Decachlorobiphenyl #2 (S)
6.367min 38.914 ug/l m
response 468797292

(+) = Expected Retention Time

Quantitation Report (Qedit)

Data Path : I:\ACQUDATA\6890G\Data\031124\
Data File : BM1374.D
Signal(s) : Signal #1: ECD1A.ch Signal #2: ECD2B.ch
Acq On : 11 Mar 2024 07:32 pm
Operator : AFelser
Sample : RQ2402543-03
Misc :
ALS Vial : 9 Sample Multiplier: 1

Integration File signal 1: AUTOINT1.E
Integration File signal 2: AUTOINT2.E
Quant Time: Mar 12 11:13:17 2024
Quant Method : I:\ACQUDATA\6890G\Methods\G-PCB030724.M
Quant Title : 608/8082 PCB'S
QLast Update : Mon Mar 11 11:53:35 2024
Response via : Initial Calibration
Integrator: ChemStation

Volume Inj. : 2uL
Signal #1 Phase : DB-1701 Signal #2 Phase: DB-17
Signal #1 Info : 0.32mm 30m Signal #2 Info : 0.32mm 30m

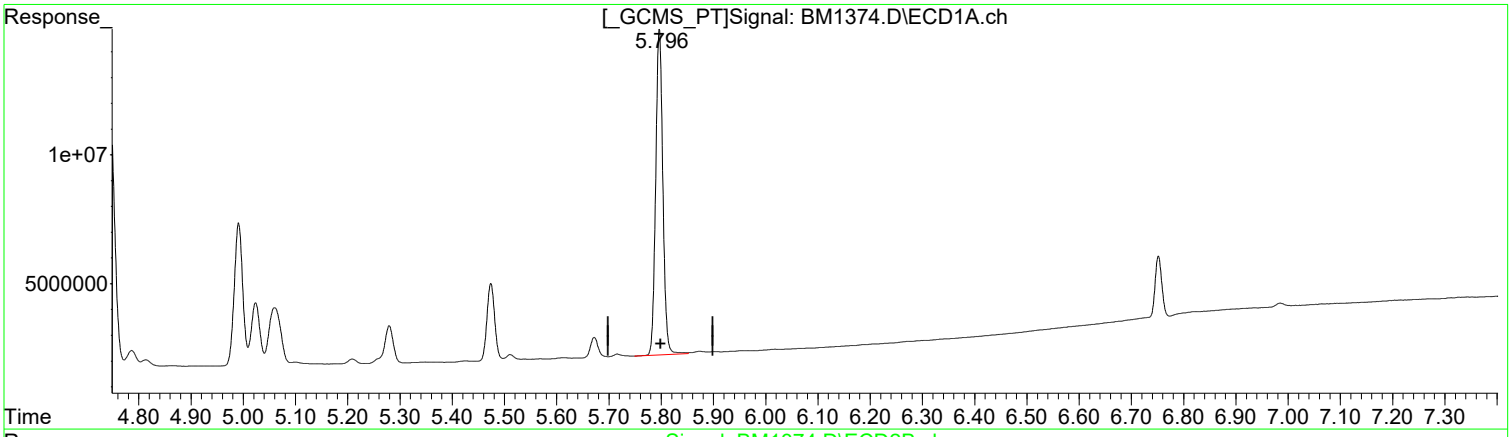

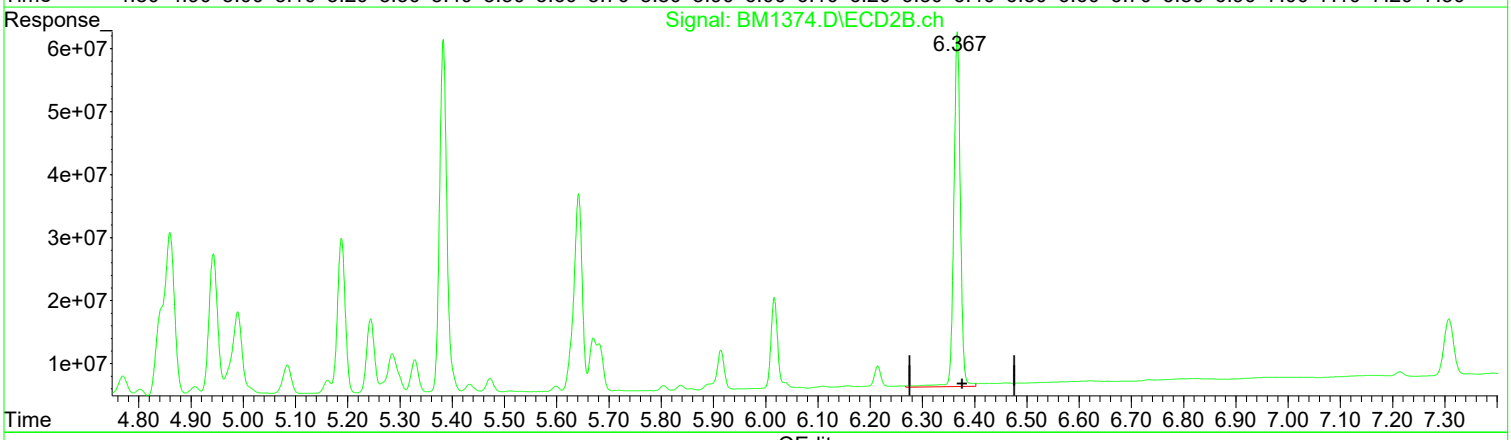

QEdit

(2) SURR2,Decachlorobiphenyl (S)

5.797min 37.481 ug/l

response 120692209

Manual Integration:

Before

03/12/24

(2) SURR2,Decachlorobiphenyl #2 (S)

6.367min 40.662 ug/l

response 489860645

(+) = Expected Retention Time

Quantitation Report (QT Reviewed)

Data Path : I:\ACQUDATA\6890G\Data\031124\
Data File : BM1374.D
Signal(s) : Signal #1: ECD1A.ch Signal #2: ECD2B.ch
Acq On : 11 Mar 2024 07:32 pm
Operator : AFelser
Sample : RQ2402543-03
Misc :
ALS Vial : 9 Sample Multiplier: 1

Integration File signal 1: AUTOINT1.E
Integration File signal 2: AUTOINT2.E
Quant Time: Mar 12 11:13:17 2024
Quant Method : I:\ACQUDATA\6890G\Methods\G-PCB030724.M
Quant Title : 608/8082 PCB'S
QLast Update : Mon Mar 11 11:53:35 2024
Response via : Initial Calibration
Integrator: ChemStation

Volume Inj. : 2uL
Signal #1 Phase : DB-1701 Signal #2 Phase: DB-17
Signal #1 Info : 0.32mm 30m Signal #2 Info : 0.32mm 30m

Compound	RT#1	RT#2	Resp#1	Resp#2	ug/l	ug/l
System Monitoring Compounds						
1) S SURR1, TCMX	1.749	1.915	296.9E6	2065.8E6	38.926	42.230
Spiked Amount 100.000	Range 30 - 150		Recovery =		38.93%	42.23%
2) S SURR2,Dec...	5.797	6.367	120.7E6	468.8E6	37.481	38.914m
Spiked Amount 100.000	Range 30 - 150		Recovery =		37.48%	38.91%
Target Compounds						
3) L1c PCB 1016	1.915	2.168	23146825	160.0E6	177.385	206.653
4) L1c PCB 1016{2}	2.087	2.527	46014805	85206517	169.991	181.299
5) L1c PCB 1016{3}	2.194	2.550	21757724	129.9E6	198.247	199.004
6) L1c PCB 1016{4}	2.407	2.777	43989714	227.5E6	187.582	180.296
7) L1c PCB 1016{5}	2.650	2.849	32116210	139.5E6	174.451	174.245
Sum PCB 1016			167.0E6	742.1E6	907.655	941.497
Average PCB 1016					181.531	188.299
Sum PCB 1221			0	0	N.D.	N.D.
Average PCB 1221					0.000	0.000
Sum PCB 1232			0	0	N.D.	N.D.
Average PCB 1232					0.000	0.000
Sum PCB 1242			0	0	N.D.	N.D.
Average PCB 1242					0.000	0.000
Sum PCB 1248			0	0	N.D.	N.D.
Average PCB 1248					0.000	0.000
Sum PCB 1254			0	0	N.D.	N.D.
Average PCB 1254					0.000	0.000
33) L7c PCB 1260	3.530	4.275	59203620	342.5E6	182.343	180.470
34) L7c PCB 1260{2}	3.770	4.512	87960972	381.6E6	181.801	182.511
35) L7c PCB 1260{3}	4.745	5.188	120.9E6	258.4E6	188.757	186.670
36) L7C PCB 1260{4}	4.991	5.383	61757477	552.7E6	202.197	181.391
37) L7C PCB 1260{5}	5.474	6.017	30869780	137.9E6	186.597	179.990
Sum PCB 1260			360.7E6	1673.0E6	941.695	911.033
Average PCB 1260					188.339	182.207
Sum PCB 1268			0	0	N.D.	N.D.
Average PCB 1268					0.000	0.000
Sum PCB 1262			0	0	N.D.	N.D.
Average PCB 1262					0.000	0.000

(f)=RT Delta > 1/2 Window (#)=Amounts differ by > 25% (m)=manual int.

Quantitation Report (QT Reviewed)

Data Path : I:\ACQUDATA\6890G\Data\031124\
Data File : BM1374.D
Signal(s) : Signal #1: ECD1A.ch Signal #2: ECD2B.ch
Acq On : 11 Mar 2024 07:32 pm
Operator : AFelser
Sample : RQ2402543-03
Misc :
ALS Vial : 9 Sample Multiplier: 1

Integration File signal 1: AUTOINT1.E
Integration File signal 2: AUTOINT2.E
Quant Time: Mar 12 11:13:17 2024
Quant Method : I:\ACQUDATA\6890G\Methods\G-PCB030724.M
Quant Title : 608/8082 PCB'S
QLast Update : Mon Mar 11 11:53:35 2024
Response via : Initial Calibration
Integrator: ChemStation

Volume Inj. : 2uL
Signal #1 Phase : DB-1701 Signal #2 Phase: DB-17
Signal #1 Info : 0.32mm 30m Signal #2 Info : 0.32mm 30m

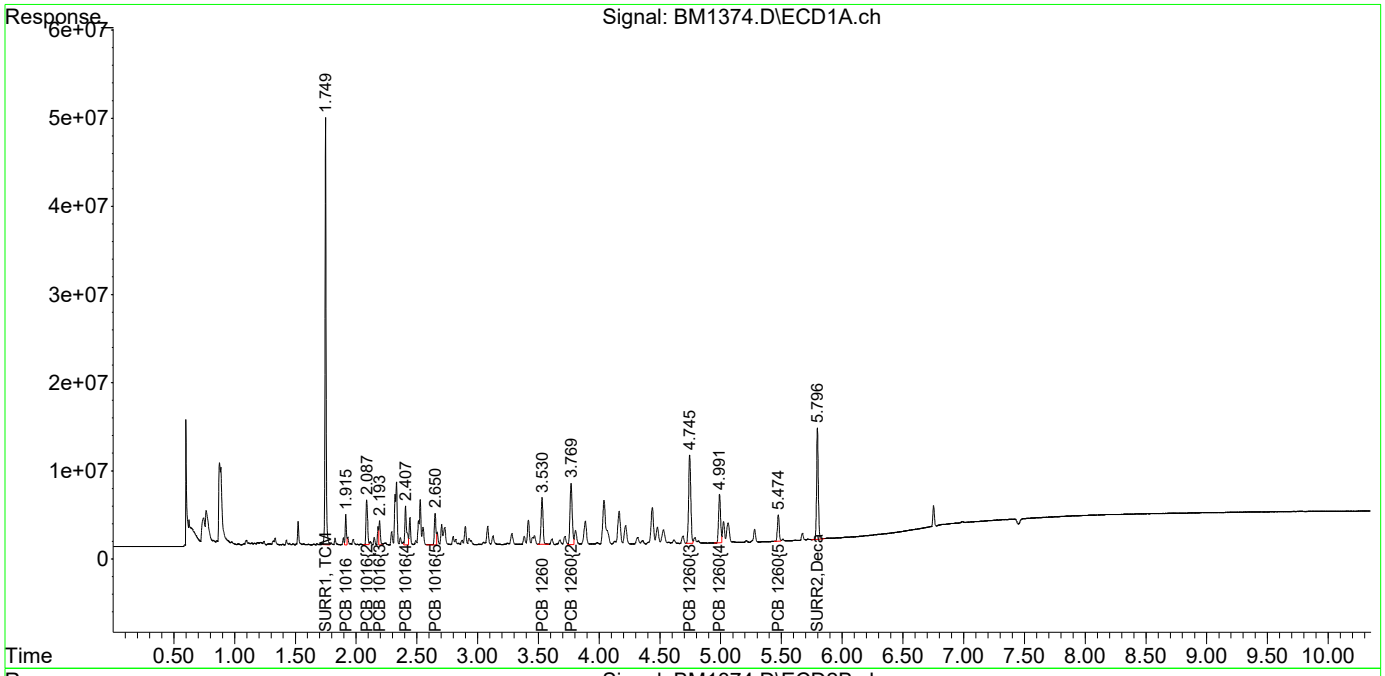

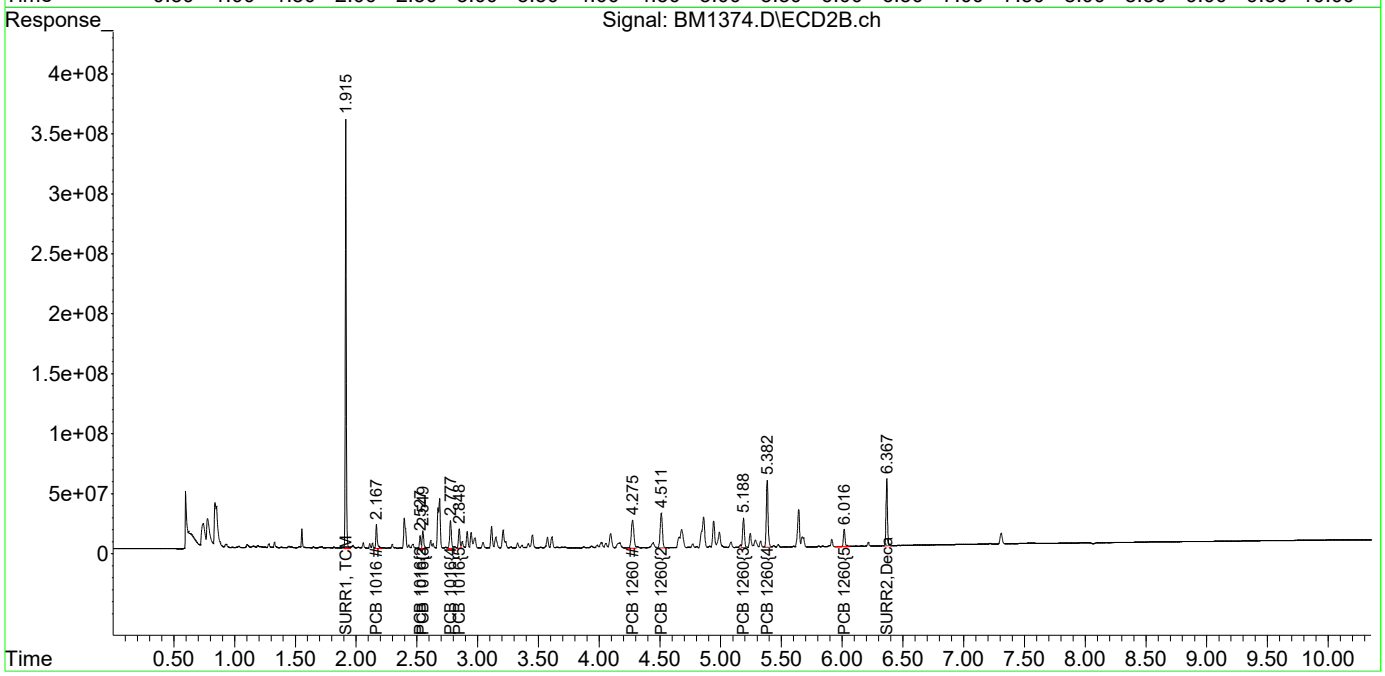

1st AF 03/25/24
2nd AM 03/25/24

Quantitation Report (Qedit)

Data Path : I:\ACQUDATA\6890G\Data\032124\
Data File : BM1448.D
Signal(s) : Signal #1: ECD1A.ch Signal #2: ECD2B.ch
Acq On : 21 Mar 2024 05:07 pm
Operator : AFelser
Sample : RQ2402685-05
Misc :
ALS Vial : 14 Sample Multiplier: 1

Integration File signal 1: AUTOINT1.E
Integration File signal 2: AUTOINT2.E
Quant Time: Mar 22 13:15:48 2024
Quant Method : I:\ACQUDATA\6890G\Methods\G-PCB030724.M
Quant Title : 608/8082 PCB'S
QLast Update : Mon Mar 11 11:53:35 2024
Response via : Initial Calibration
Integrator: ChemStation

Volume Inj. : 2uL
Signal #1 Phase : DB-1701 Signal #2 Phase: DB-17
Signal #1 Info : 0.32mm 30m Signal #2 Info : 0.32mm 30m

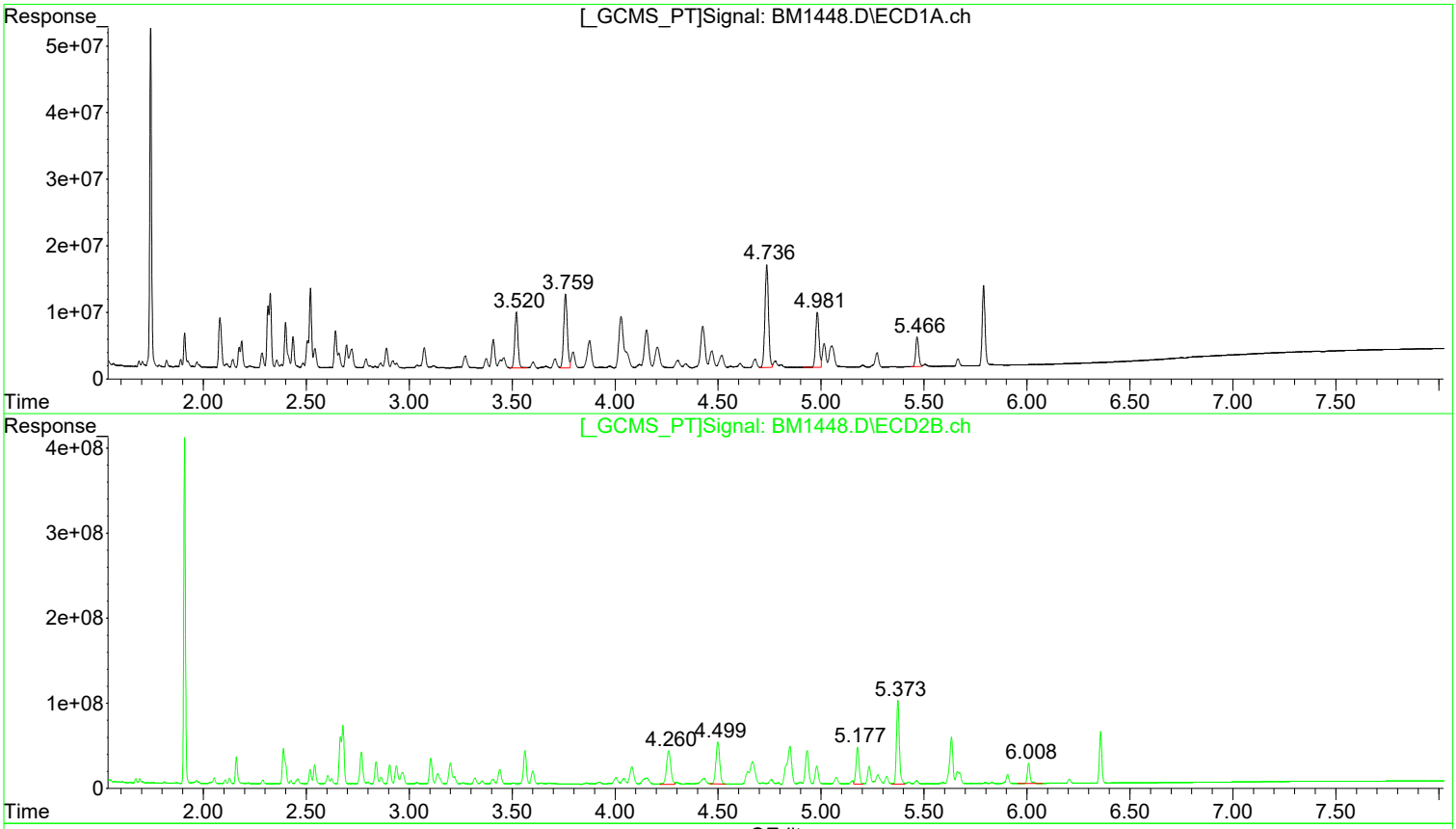

QEdit

(33) PCB 1260 (L7c)

R.T.	Response	Conc
3.52	91803460	282.75
3.76	134894072	278.80
4.74	186462273	291.07
4.98	93893387	307.41
5.47	44876328	271.26

(33) PCB 1260 #2 (L7c)

R.T.	Response	Conc
4.26	580786275	306.07
4.50	631905755	302.25
5.18	443614362	320.52
5.37	969206975	318.08
6.01	225328837	294.13

Manual Integration:

After

Poor integration.

03/22/24

(+) = Expected Retention Time

Quantitation Report (Qedit)

Data Path : I:\ACQUDATA\6890G\Data\032124\
Data File : BM1448.D
Signal(s) : Signal #1: ECD1A.ch Signal #2: ECD2B.ch
Acq On : 21 Mar 2024 05:07 pm
Operator : AFelser
Sample : RQ2402685-05
Misc :
ALS Vial : 14 Sample Multiplier: 1

Integration File signal 1: AUTOINT1.E
Integration File signal 2: AUTOINT2.E
Quant Time: Mar 22 13:15:48 2024
Quant Method : I:\ACQUDATA\6890G\Methods\G-PCB030724.M
Quant Title : 608/8082 PCB'S
QLast Update : Mon Mar 11 11:53:35 2024
Response via : Initial Calibration
Integrator: ChemStation

Volume Inj. : 2uL
Signal #1 Phase : DB-1701 Signal #2 Phase: DB-17
Signal #1 Info : 0.32mm 30m Signal #2 Info : 0.32mm 30m

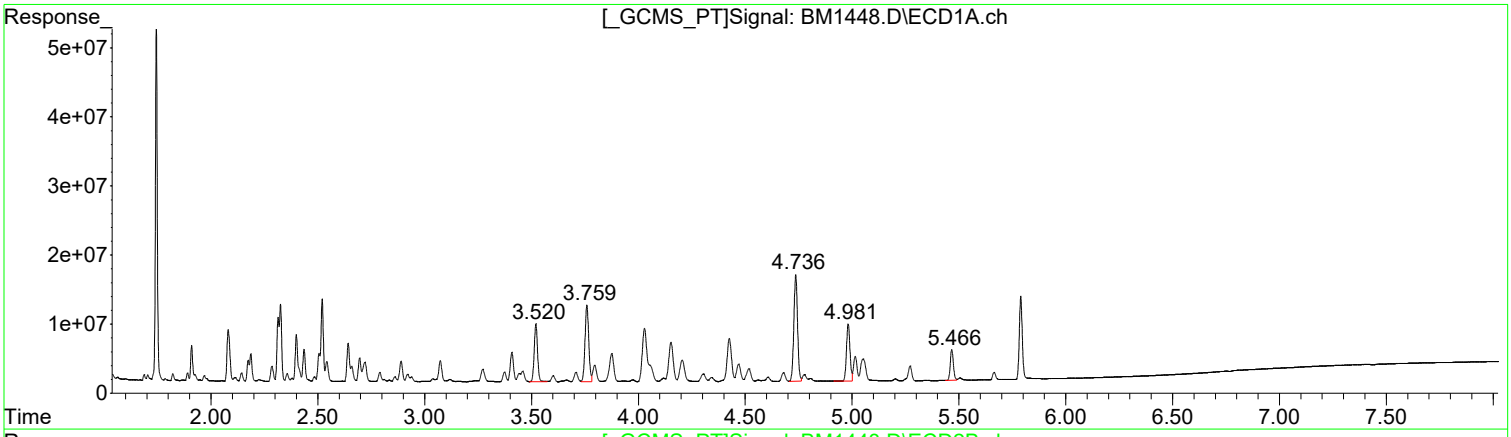

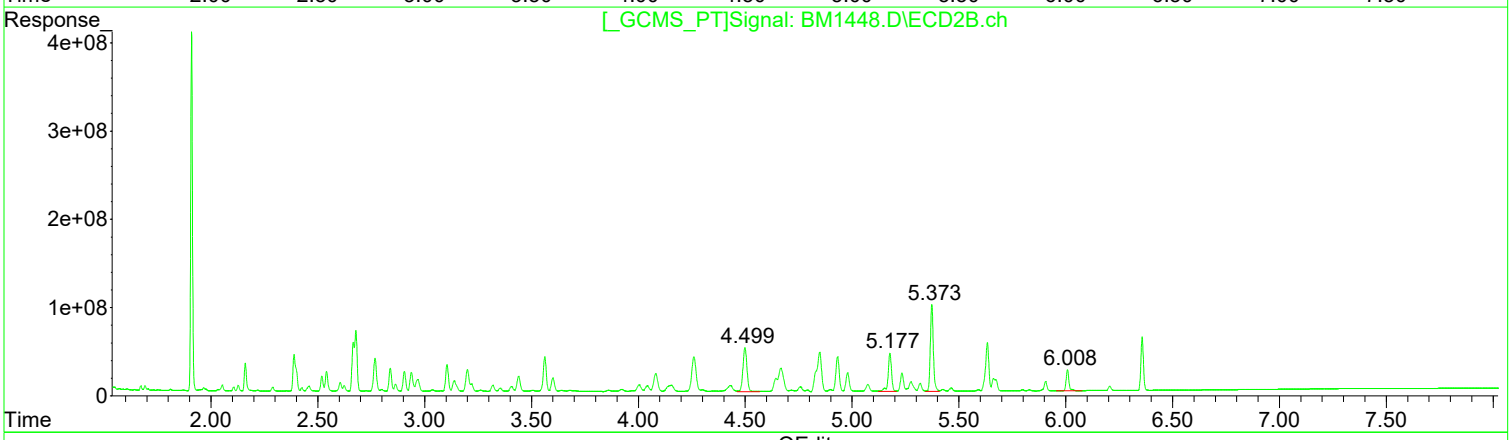

QEdit

(33) PCB 1260 (L7c)

R.T.	Response	Conc
3.52	91803460	282.75
3.76	134894072	278.80
4.74	186462273	291.07
4.98	93893387	307.41
5.47	44876328	271.26

(33) PCB 1260 #2 (L7c)

R.T.	Response	Conc
0.00	0	0.00
4.50	669180033	320.08
5.18	488817663	353.18
5.37	969206975	318.08
6.01	225328837	294.13

Manual Integration:

Before

03/22/24

(+) = Expected Retention Time

1st AF 03/25/24
2nd AM 03/25/24

Quantitation Report (Qedit)

Data Path : I:\ACQUDATA\6890G\Data\032124\
Data File : BM1448.D
Signal(s) : Signal #1: ECD1A.ch Signal #2: ECD2B.ch
Acq On : 21 Mar 2024 05:07 pm
Operator : AFelser
Sample : RQ2402685-05
Misc :
ALS Vial : 14 Sample Multiplier: 1

Integration File signal 1: AUTOINT1.E
Integration File signal 2: AUTOINT2.E
Quant Time: Mar 22 13:15:48 2024
Quant Method : I:\ACQUDATA\6890G\Methods\G-PCB030724.M
Quant Title : 608/8082 PCB'S
QLast Update : Mon Mar 11 11:53:35 2024
Response via : Initial Calibration
Integrator: ChemStation

Volume Inj. : 2uL
Signal #1 Phase : DB-1701 Signal #2 Phase: DB-17
Signal #1 Info : 0.32mm 30m Signal #2 Info : 0.32mm 30m

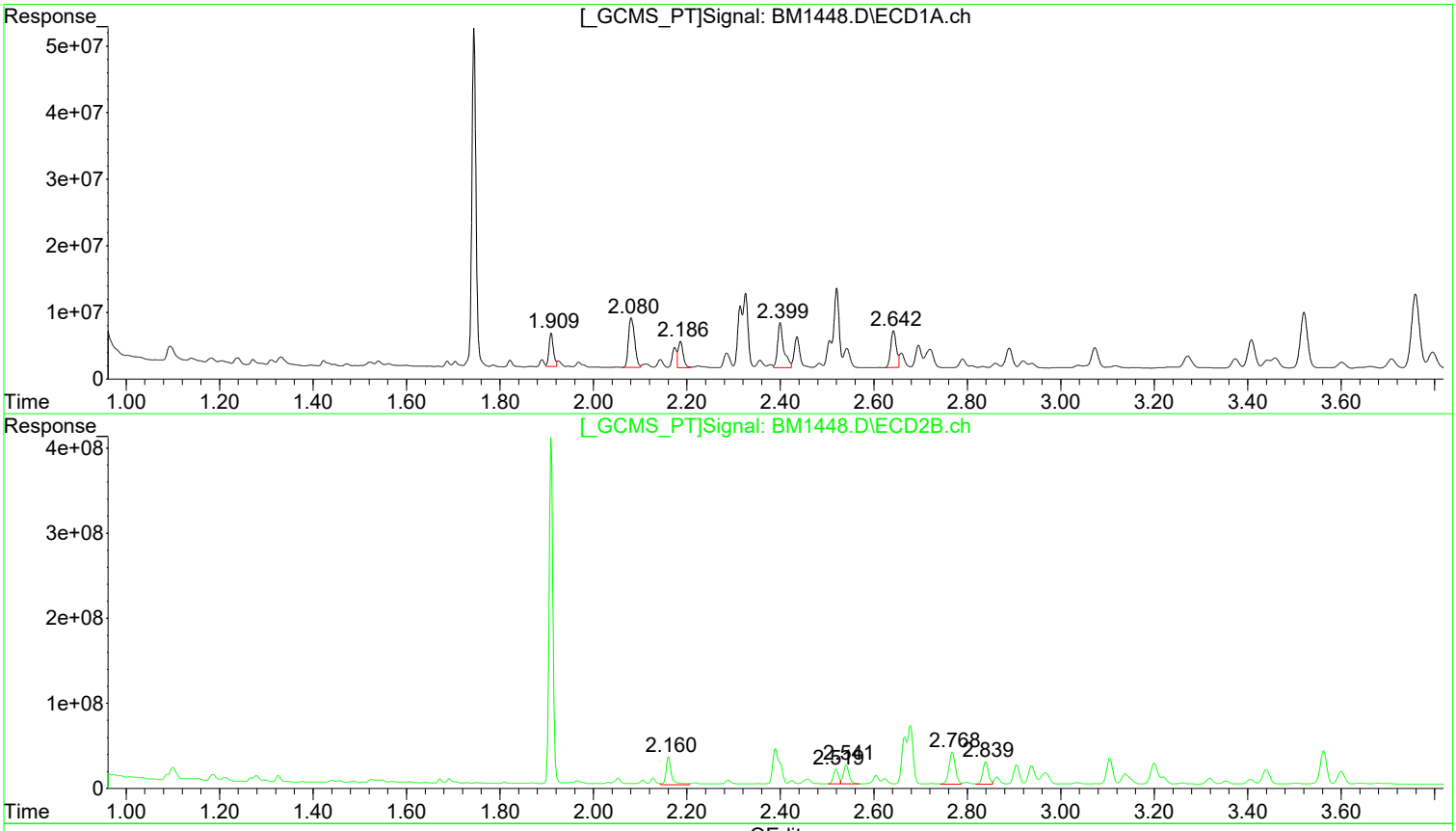

QEdit

(3) PCB 1016 (L1c)

R.T.	Response	Conc
1.91	32395994	248.27
2.08	69073308	255.17
2.19	29924833	272.66
2.40	62096973	264.80
2.64	46047685	250.12

(3) PCB 1016 #2 (L1c)

R.T.	Response	Conc
2.16	264178246	341.12
2.52	125564142	267.17
2.54	184608923	282.73
2.77	355450254	281.73
2.84	220901769	276.01

Manual Integration:

After

Poor integration.

03/22/24

(+) = Expected Retention Time

1st AF 03/25/24
2nd AM 03/25/24

Quantitation Report (Qedit)

Data Path : I:\ACQUDATA\6890G\Data\032124\
Data File : BM1448.D
Signal(s) : Signal #1: ECD1A.ch Signal #2: ECD2B.ch
Acq On : 21 Mar 2024 05:07 pm
Operator : AFelser
Sample : RQ2402685-05
Misc :
ALS Vial : 14 Sample Multiplier: 1

Integration File signal 1: AUTOINT1.E
Integration File signal 2: AUTOINT2.E
Quant Time: Mar 22 13:15:48 2024
Quant Method : I:\ACQUDATA\6890G\Methods\G-PCB030724.M
Quant Title : 608/8082 PCB'S
QLast Update : Mon Mar 11 11:53:35 2024
Response via : Initial Calibration
Integrator: ChemStation

Volume Inj. : 2uL
Signal #1 Phase : DB-1701 Signal #2 Phase: DB-17
Signal #1 Info : 0.32mm 30m Signal #2 Info : 0.32mm 30m

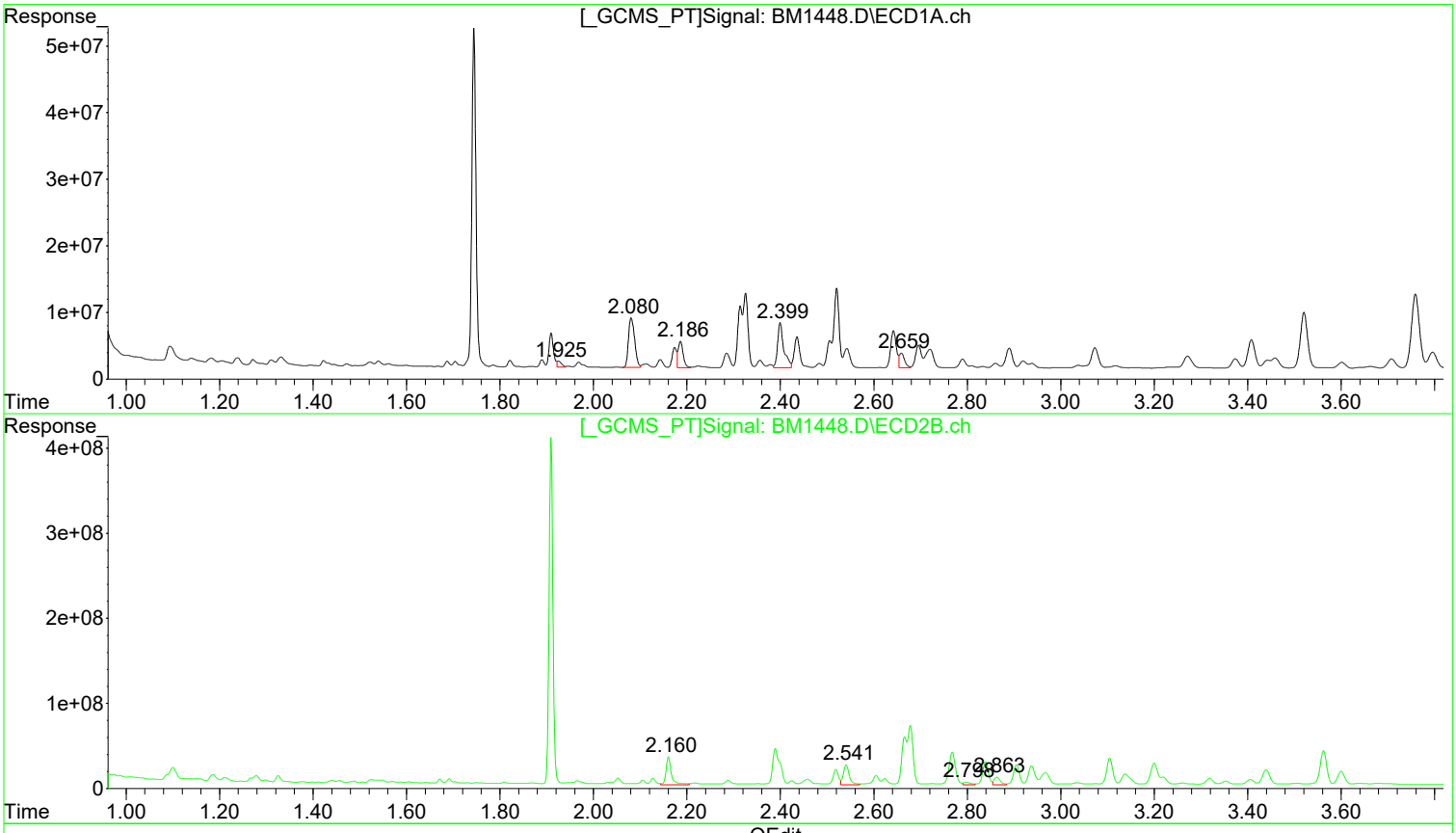

QEdit

(3) PCB 1016 (L1c)

R.T.	Response	Conc
1.93	6040862	46.29
2.08	69073308	255.17
2.19	29924833	272.66
2.40	62096973	264.80
2.66	17488654	95.00

(3) PCB 1016 #2 (L1c)

R.T.	Response	Conc
2.16	264178246	341.12
2.54	207254341	440.99
2.54	207254341	317.41
2.80	29645105	23.50
2.86	81746697	102.14

Manual Integration:

Before

03/22/24

(+) = Expected Retention Time

Quantitation Report (QT Reviewed)

Data Path : I:\ACQUDATA\6890G\Data\032124\
Data File : BM1448.D
Signal(s) : Signal #1: ECD1A.ch Signal #2: ECD2B.ch
Acq On : 21 Mar 2024 05:07 pm
Operator : AFelser
Sample : RQ2402685-05
Misc :
ALS Vial : 14 Sample Multiplier: 1

Integration File signal 1: AUTOINT1.E
Integration File signal 2: AUTOINT2.E
Quant Time: Mar 22 13:15:48 2024
Quant Method : I:\ACQUDATA\6890G\Methods\G-PCB030724.M
Quant Title : 608/8082 PCB'S
QLast Update : Mon Mar 11 11:53:35 2024
Response via : Initial Calibration
Integrator: ChemStation

Volume Inj. : 2uL
Signal #1 Phase : DB-1701 Signal #2 Phase: DB-17
Signal #1 Info : 0.32mm 30m Signal #2 Info : 0.32mm 30m

Compound	RT#1	RT#2	Resp#1	Resp#2	ug/l	ug/l
System Monitoring Compounds						
1) S SURR1, TCMX	1.744	1.909	316.5E6	2341.9E6	41.488	47.874
Spiked Amount	100.000	Range 30 - 150	Recovery =		41.49%	47.87%
2) S SURR2,Dec...	5.790	6.358f	121.3E6	509.8E6	37.676	42.317
Spiked Amount	100.000	Range 30 - 150	Recovery =		37.68%	42.32%
Target Compounds						
3) L1c PCB 1016	1.909	2.161f	32395994	264.2E6	248.266m	341.117 #
4) L1c PCB 1016{2}	2.081	2.519f	69073308	125.6E6	255.175	267.170m
5) L1c PCB 1016{3}	2.186	2.541f	29924833	184.6E6	272.662	282.729m
6) L1c PCB 1016{4}	2.400	2.768f	62096973	355.5E6	264.795	281.729m
7) L1c PCB 1016{5}	2.642f	2.839f	46047685	220.9E6	250.125m	276.014m
Sum PCB 1016			239.5E6	1150.7E6	1291.023	1448.759
Average PCB 1016					258.205	289.752
Sum PCB 1221			0	0	N.D.	N.D.
Average PCB 1221					0.000	0.000
Sum PCB 1232			0	0	N.D.	N.D.
Average PCB 1232					0.000	0.000
Sum PCB 1242			0	0	N.D.	N.D.
Average PCB 1242					0.000	0.000
Sum PCB 1248			0	0	N.D.	N.D.
Average PCB 1248					0.000	0.000
Sum PCB 1254			0	0	N.D.	N.D.
Average PCB 1254					0.000	0.000
33) L7c PCB 1260	3.521f	4.260f	91803460	580.8E6	282.749	306.068m
34) L7c PCB 1260{2}	3.759f	4.499f	134.9E6	631.9E6	278.803	302.255m
35) L7c PCB 1260{3}	4.737	5.177f	186.5E6	443.6E6	291.070	320.519m
36) L7C PCB 1260{4}	4.982	5.373f	93893387	969.2E6	307.412	318.081
37) L7C PCB 1260{5}	5.467	6.008	44876328	225.3E6	271.261	294.131
Sum PCB 1260			551.9E6	2850.8E6	1431.295	1541.053
Average PCB 1260					286.259	308.211
Sum PCB 1268			0	0	N.D.	N.D.
Average PCB 1268					0.000	0.000
Sum PCB 1262			0	0	N.D.	N.D.
Average PCB 1262					0.000	0.000

(f)=RT Delta > 1/2 Window (#)=Amounts differ by > 25% (m)=manual int.

Quantitation Report (QT Reviewed)

Data Path : I:\ACQUDATA\6890G\Data\032124\
Data File : BM1448.D
Signal(s) : Signal #1: ECD1A.ch Signal #2: ECD2B.ch
Acq On : 21 Mar 2024 05:07 pm
Operator : AFelser
Sample : RQ2402685-05
Misc :
ALS Vial : 14 Sample Multiplier: 1

Integration File signal 1: AUTOINT1.E
Integration File signal 2: AUTOINT2.E
Quant Time: Mar 22 13:15:48 2024
Quant Method : I:\ACQUDATA\6890G\Methods\G-PCB030724.M
Quant Title : 608/8082 PCB'S
QLast Update : Mon Mar 11 11:53:35 2024
Response via : Initial Calibration
Integrator: ChemStation

Volume Inj. : 2uL
Signal #1 Phase : DB-1701 Signal #2 Phase: DB-17
Signal #1 Info : 0.32mm 30m Signal #2 Info : 0.32mm 30m

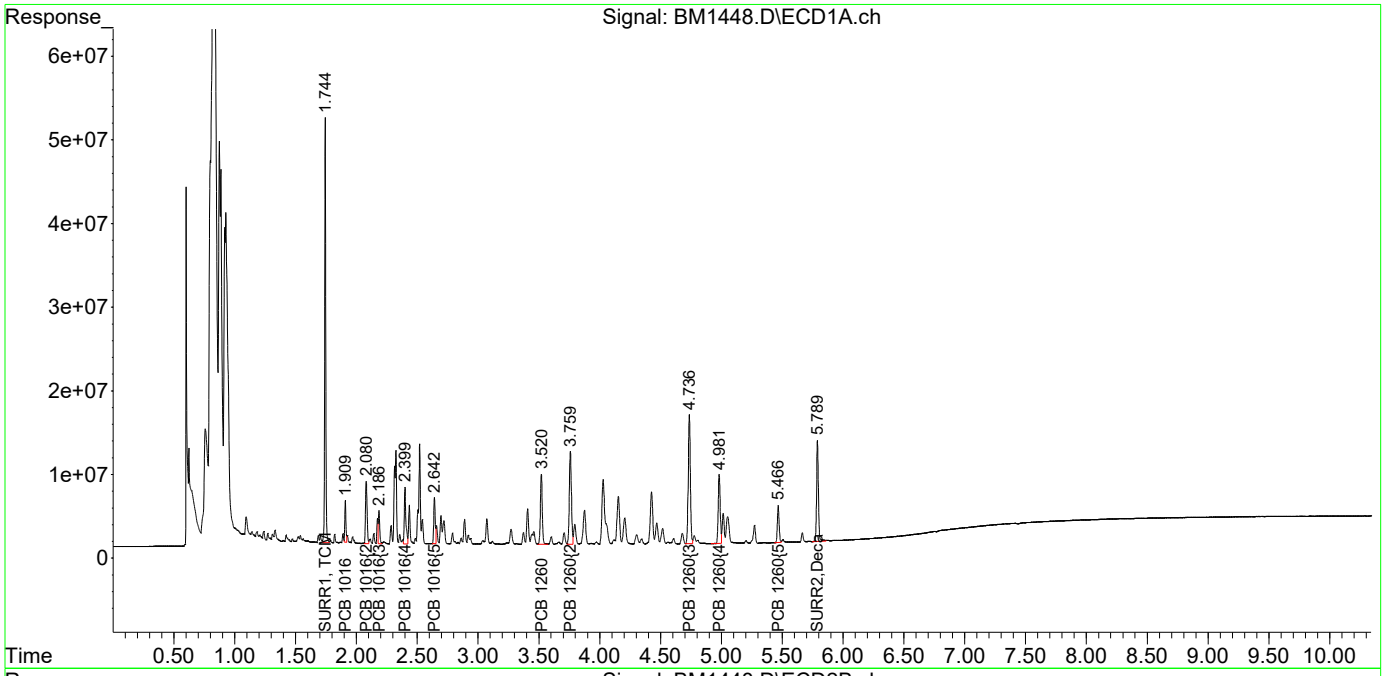

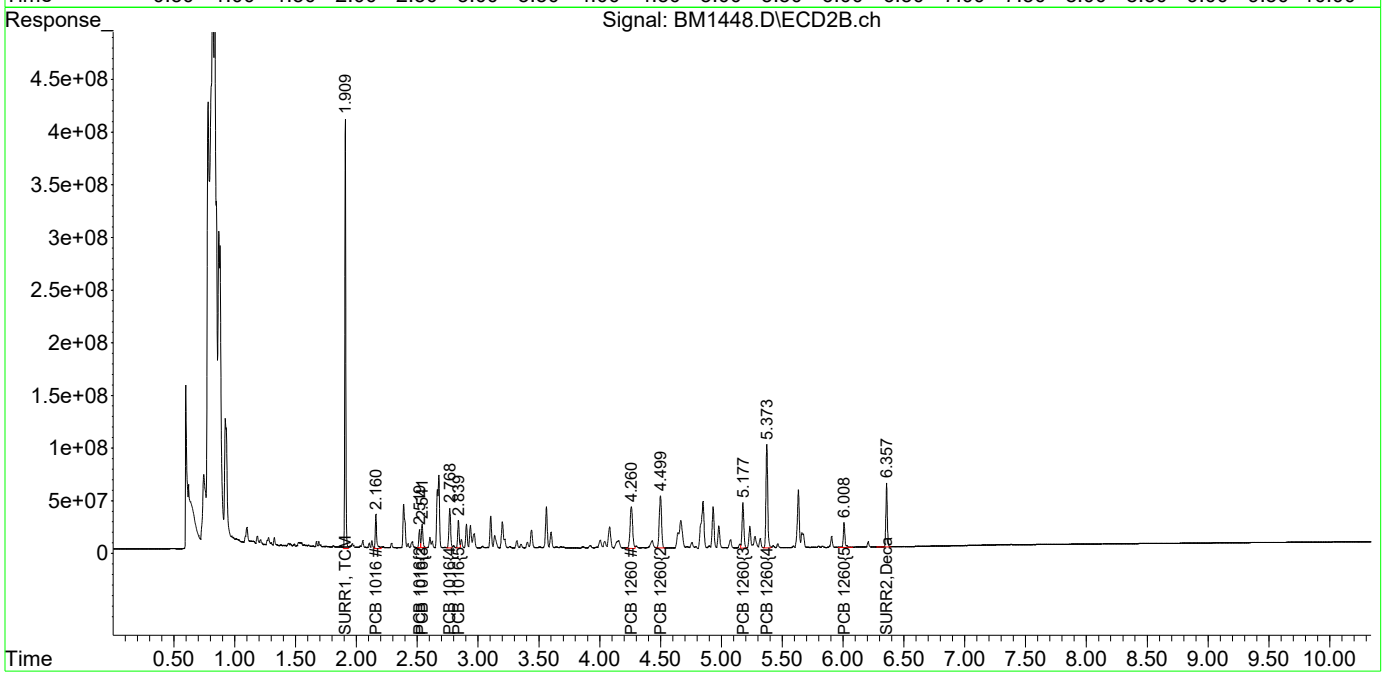

1st AF 03/13/24
2nd BA 03/13/24

Quantitation Report (Qedit)

Data Path : I:\ACQUDATA\6890G\Data\031124\
Data File : BM1384.D
Signal(s) : Signal #1: ECD1A.ch Signal #2: ECD2B.ch
Acq On : 11 Mar 2024 09:54 pm
Operator : AFelser
Sample : RQ2402543-06
Misc :
ALS Vial : 18 Sample Multiplier: 1

Integration File signal 1: AUTOINT1.E
Integration File signal 2: AUTOINT2.E
Quant Time: Mar 12 11:55:22 2024
Quant Method : I:\ACQUDATA\6890G\Methods\G-PCB030724.M
Quant Title : 608/8082 PCB'S
QLast Update : Mon Mar 11 11:53:35 2024
Response via : Initial Calibration
Integrator: ChemStation

Volume Inj. : 2uL
Signal #1 Phase : DB-1701 Signal #2 Phase: DB-17
Signal #1 Info : 0.32mm 30m Signal #2 Info : 0.32mm 30m

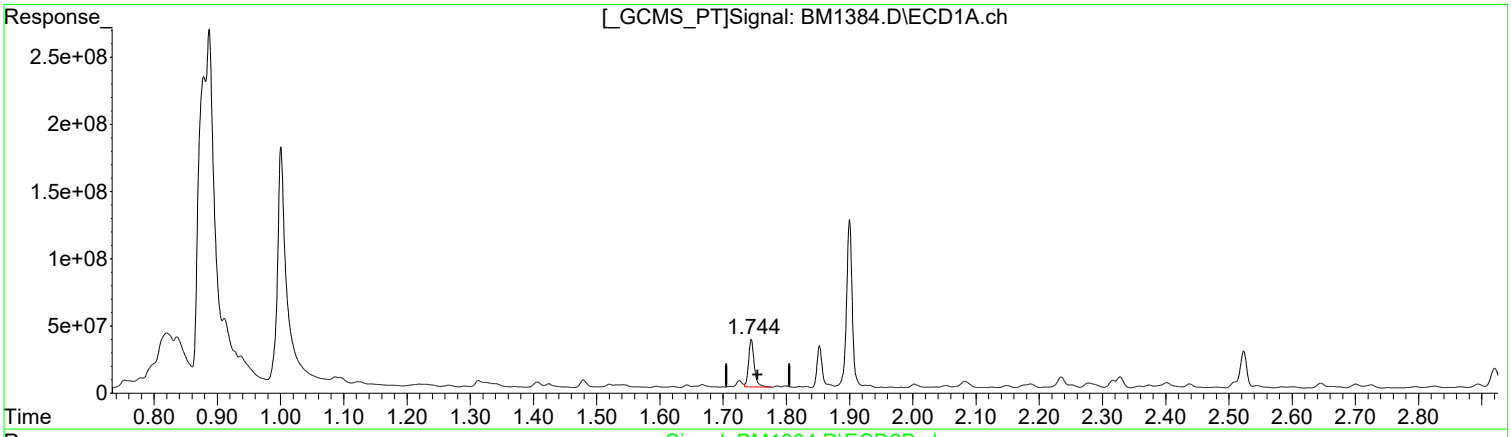

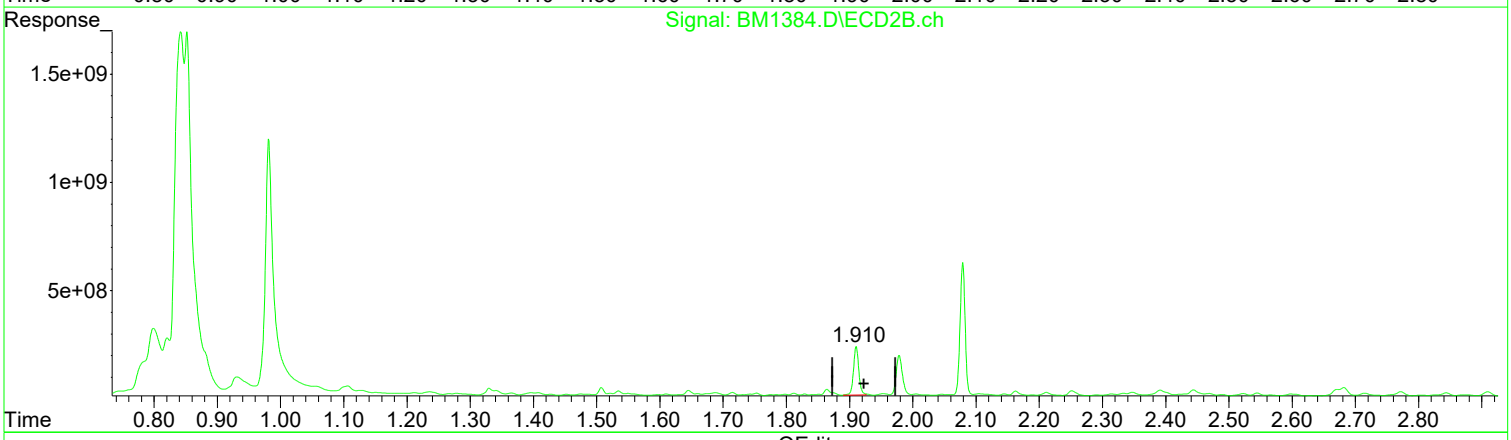

QEdit

(1) SURR1, TCMX (S)
1.744min 28.481 ug/l m
response 217267864

(1) SURR1, TCMX #2 (S)
1.910min 27.072 ug/l m
response 1324285672

Manual Integration:
After
Poor integration.
03/12/24

(+) = Expected Retention Time

1st AF 03/13/24
2nd BA 03/13/24

Quantitation Report (Qedit)

Data Path : I:\ACQUDATA\6890G\Data\031124\
Data File : BM1384.D
Signal(s) : Signal #1: ECD1A.ch Signal #2: ECD2B.ch
Acq On : 11 Mar 2024 09:54 pm
Operator : AFelser
Sample : RQ2402543-06
Misc :
ALS Vial : 18 Sample Multiplier: 1

Integration File signal 1: AUTOINT1.E
Integration File signal 2: AUTOINT2.E
Quant Time: Mar 12 11:55:22 2024
Quant Method : I:\ACQUDATA\6890G\Methods\G-PCB030724.M
Quant Title : 608/8082 PCB'S
QLast Update : Mon Mar 11 11:53:35 2024
Response via : Initial Calibration
Integrator: ChemStation

Volume Inj. : 2uL
Signal #1 Phase : DB-1701 Signal #2 Phase: DB-17
Signal #1 Info : 0.32mm 30m Signal #2 Info : 0.32mm 30m

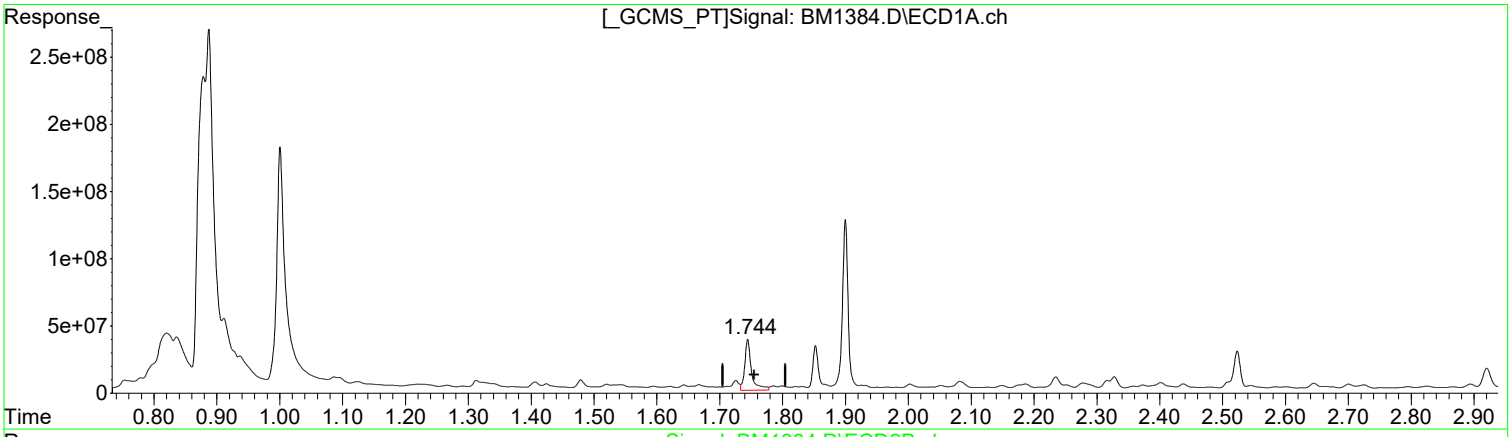

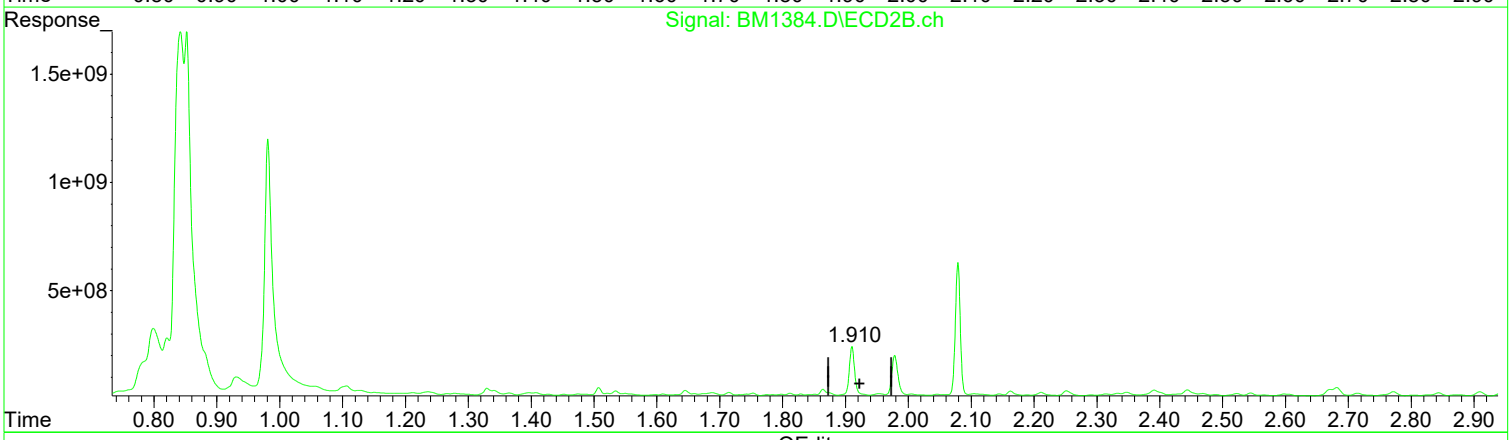

QEdit

(1) SURR1, TCMX (S)
1.745min 37.220 ug/l
response 283931385

(1) SURR1, TCMX #2 (S)
1.911min 33.771 ug/l
response 1651998933

Manual Integration:
Before

03/12/24

(+) = Expected Retention Time

1st AF 03/13/24
2nd BA 03/13/24

Quantitation Report (Qedit)

Data Path : I:\ACQUDATA\6890G\Data\031124\
Data File : BM1384.D
Signal(s) : Signal #1: ECD1A.ch Signal #2: ECD2B.ch
Acq On : 11 Mar 2024 09:54 pm
Operator : AFelser
Sample : RQ2402543-06
Misc :
ALS Vial : 18 Sample Multiplier: 1

Integration File signal 1: AUTOINT1.E
Integration File signal 2: AUTOINT2.E
Quant Time: Mar 12 11:55:22 2024
Quant Method : I:\ACQUDATA\6890G\Methods\G-PCB030724.M
Quant Title : 608/8082 PCB'S
QLast Update : Mon Mar 11 11:53:35 2024
Response via : Initial Calibration
Integrator: ChemStation

Volume Inj. : 2uL
Signal #1 Phase : DB-1701 Signal #2 Phase: DB-17
Signal #1 Info : 0.32mm 30m Signal #2 Info : 0.32mm 30m

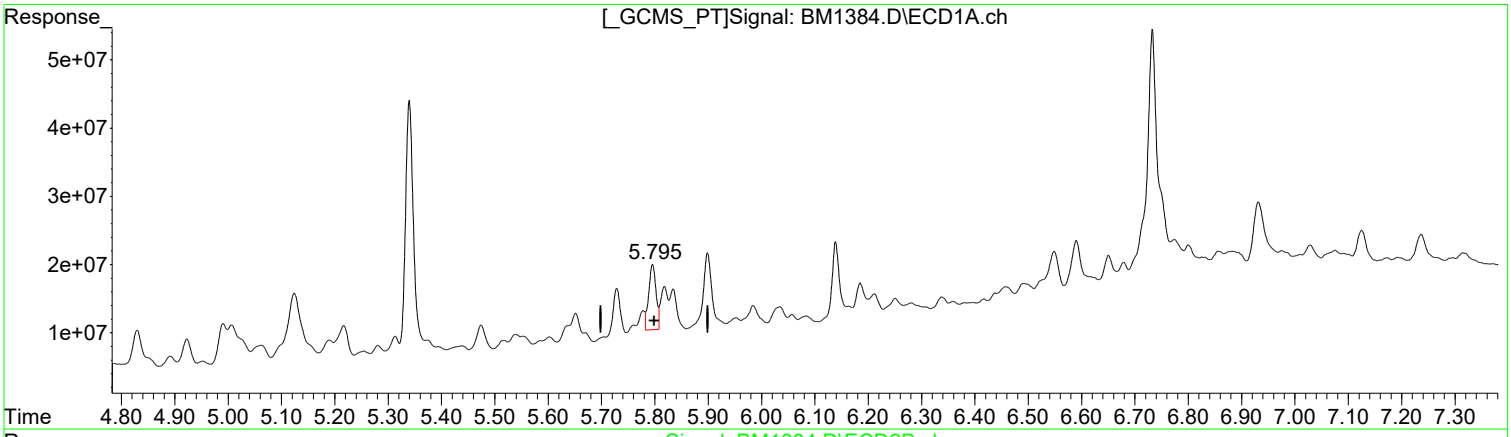

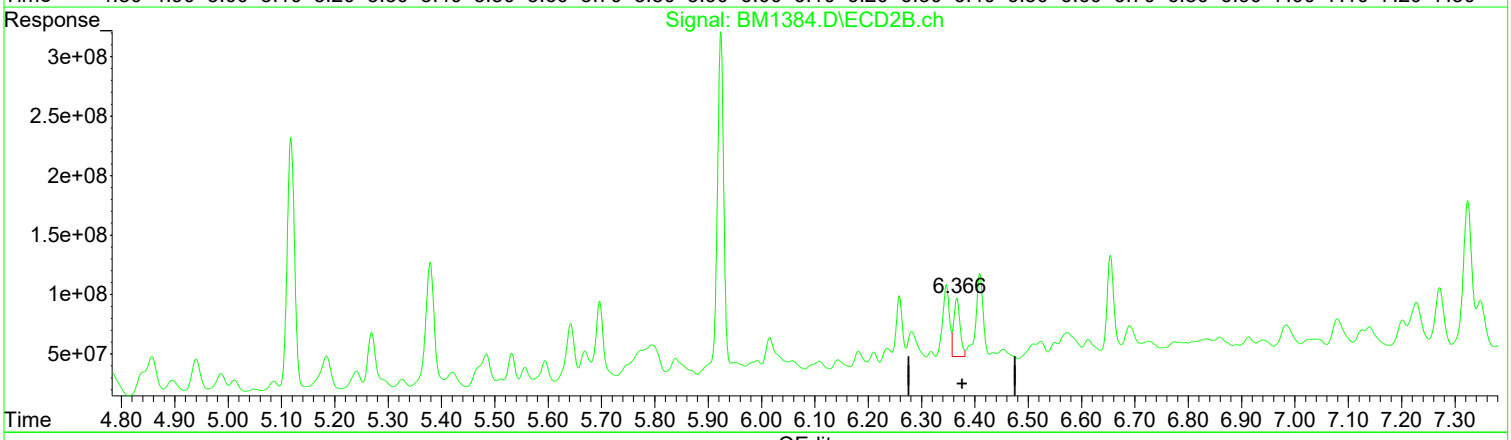

QEdit

(2) SURR2,Decachlorobiphenyl (S)
5.795min 28.679 ug/l m
response 92347500

(2) SURR2,Decachlorobiphenyl #2 (S)
6.366min 33.652 ug/l m
response 405402385

Manual Integration:
After
Poor integration.
03/12/24

(+) = Expected Retention Time

Quantitation Report (Qedit)

Data Path : I:\ACQUDATA\6890G\Data\031124\
Data File : BM1384.D
Signal(s) : Signal #1: ECD1A.ch Signal #2: ECD2B.ch
Acq On : 11 Mar 2024 09:54 pm
Operator : AFelser
Sample : RQ2402543-06
Misc :
ALS Vial : 18 Sample Multiplier: 1

Integration File signal 1: AUTOINT1.E
Integration File signal 2: AUTOINT2.E
Quant Time: Mar 12 11:55:22 2024
Quant Method : I:\ACQUDATA\6890G\Methods\G-PCB030724.M
Quant Title : 608/8082 PCB'S
QLast Update : Mon Mar 11 11:53:35 2024
Response via : Initial Calibration
Integrator: ChemStation

Volume Inj. : 2uL
Signal #1 Phase : DB-1701 Signal #2 Phase: DB-17
Signal #1 Info : 0.32mm 30m Signal #2 Info : 0.32mm 30m

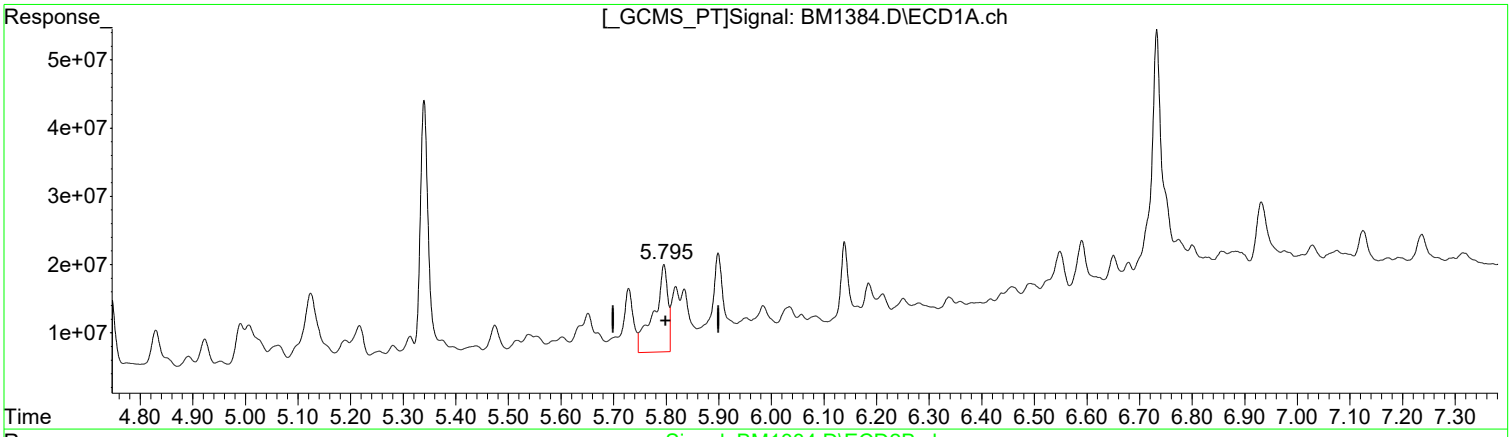

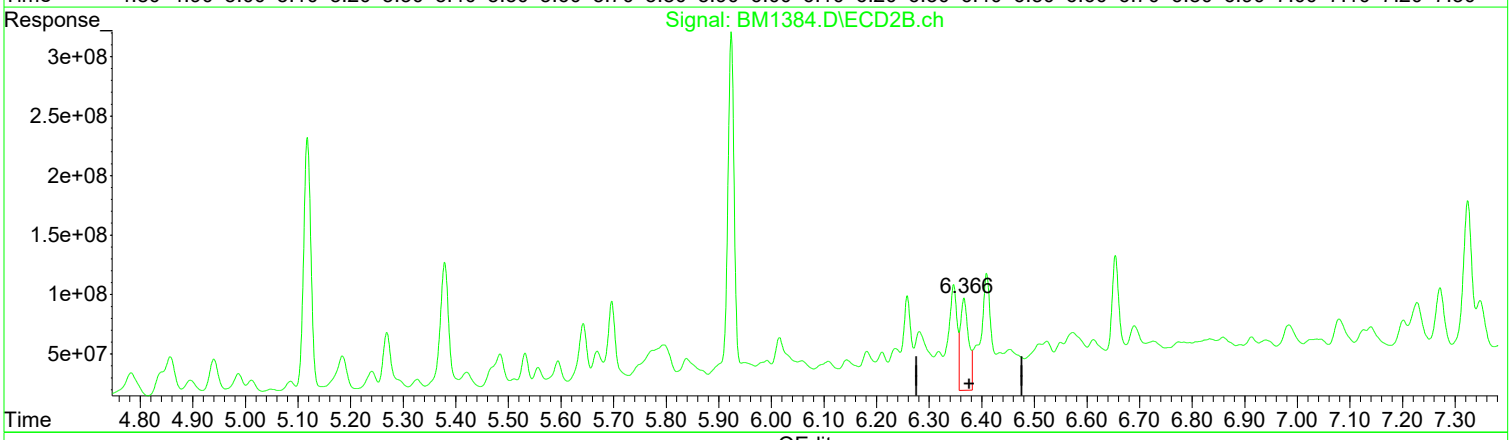

QEdit

(2) SURR2,Decachlorobiphenyl (S)
5.796min 72.732 ug/l
response 234203429

(2) SURR2,Decachlorobiphenyl #2 (S)
6.366min 69.255 ug/l
response 834312354

Manual Integration:
Before

03/12/24

(+) = Expected Retention Time

Quantitation Report (Qedit)

Data Path : I:\ACQUDATA\6890G\Data\031124\
Data File : BM1384.D
Signal(s) : Signal #1: ECD1A.ch Signal #2: ECD2B.ch
Acq On : 11 Mar 2024 09:54 pm
Operator : AFelser
Sample : RQ2402543-06
Misc :
ALS Vial : 18 Sample Multiplier: 1

Integration File signal 1: AUTOINT1.E
Integration File signal 2: AUTOINT2.E
Quant Time: Mar 12 11:55:22 2024
Quant Method : I:\ACQUDATA\6890G\Methods\G-PCB030724.M
Quant Title : 608/8082 PCB'S
QLast Update : Mon Mar 11 11:53:35 2024
Response via : Initial Calibration
Integrator: ChemStation

Volume Inj. : 2uL
Signal #1 Phase : DB-1701 Signal #2 Phase: DB-17
Signal #1 Info : 0.32mm 30m Signal #2 Info : 0.32mm 30m

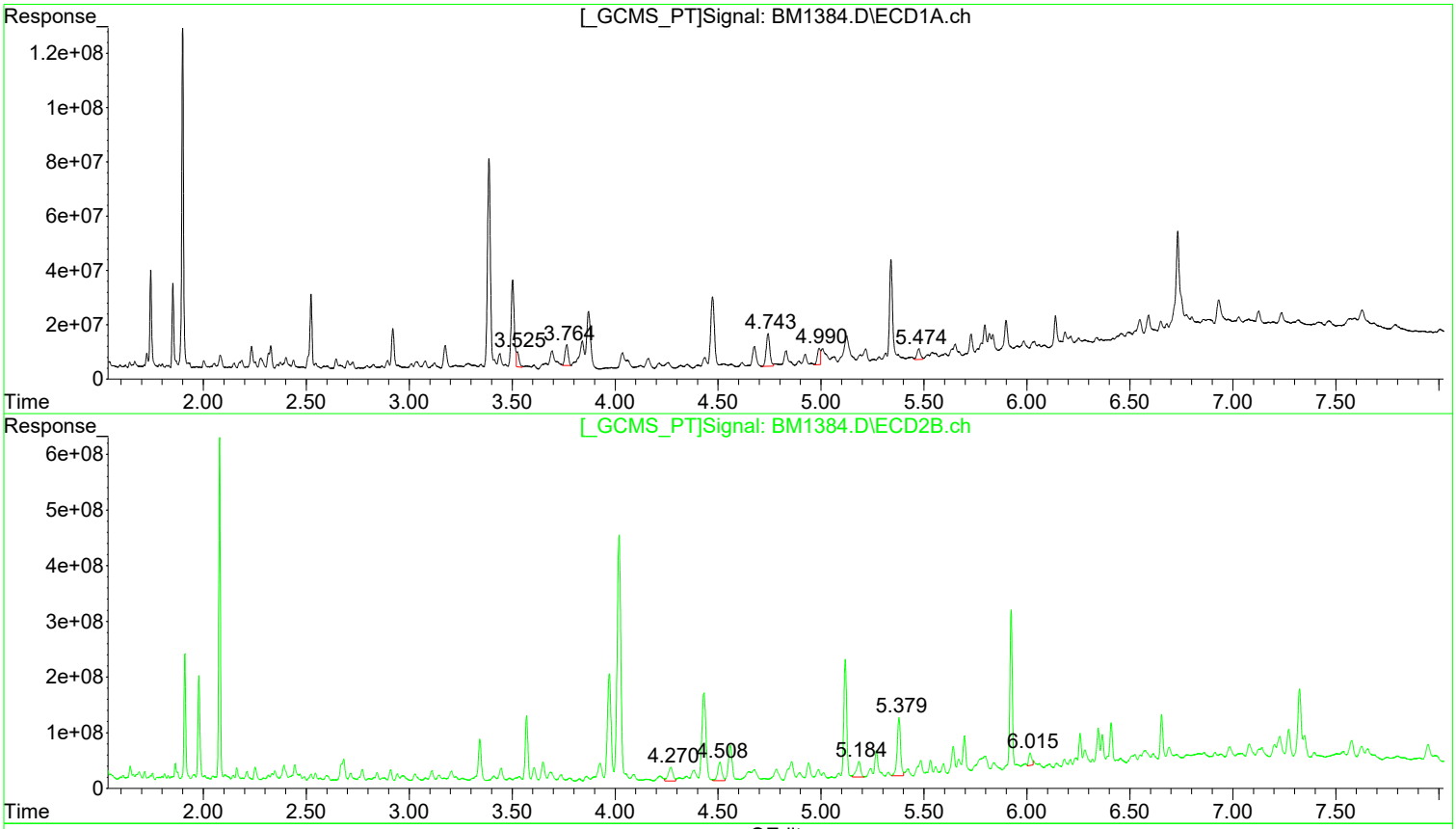

QEdit

(33) PCB 1260 (L7c)

R.T.	Response	Conc
3.52	50214661	154.66
3.76	85352663	176.41
4.74	148867936	232.38
4.99	63168108	206.82
5.47	48389823	292.50

(33) PCB 1260 #2 (L7c)

R.T.	Response	Conc
4.27	387413605	204.16
4.51	459428239	219.75
5.18	395673168	285.88
5.38	1183578275	388.43
6.02	232018288	302.86

Manual Integration:

After

Poor integration.

03/12/24

(+) = Expected Retention Time

1st AF 03/13/24
2nd BA 03/13/24

Quantitation Report (Qedit)

Data Path : I:\ACQUDATA\6890G\Data\031124\
Data File : BM1384.D
Signal(s) : Signal #1: ECD1A.ch Signal #2: ECD2B.ch
Acq On : 11 Mar 2024 09:54 pm
Operator : AFelser
Sample : RQ2402543-06
Misc :
ALS Vial : 18 Sample Multiplier: 1

Integration File signal 1: AUTOINT1.E
Integration File signal 2: AUTOINT2.E
Quant Time: Mar 12 11:55:22 2024
Quant Method : I:\ACQUDATA\6890G\Methods\G-PCB030724.M
Quant Title : 608/8082 PCB'S
QLast Update : Mon Mar 11 11:53:35 2024
Response via : Initial Calibration
Integrator: ChemStation

Volume Inj. : 2uL
Signal #1 Phase : DB-1701 Signal #2 Phase: DB-17
Signal #1 Info : 0.32mm 30m Signal #2 Info : 0.32mm 30m

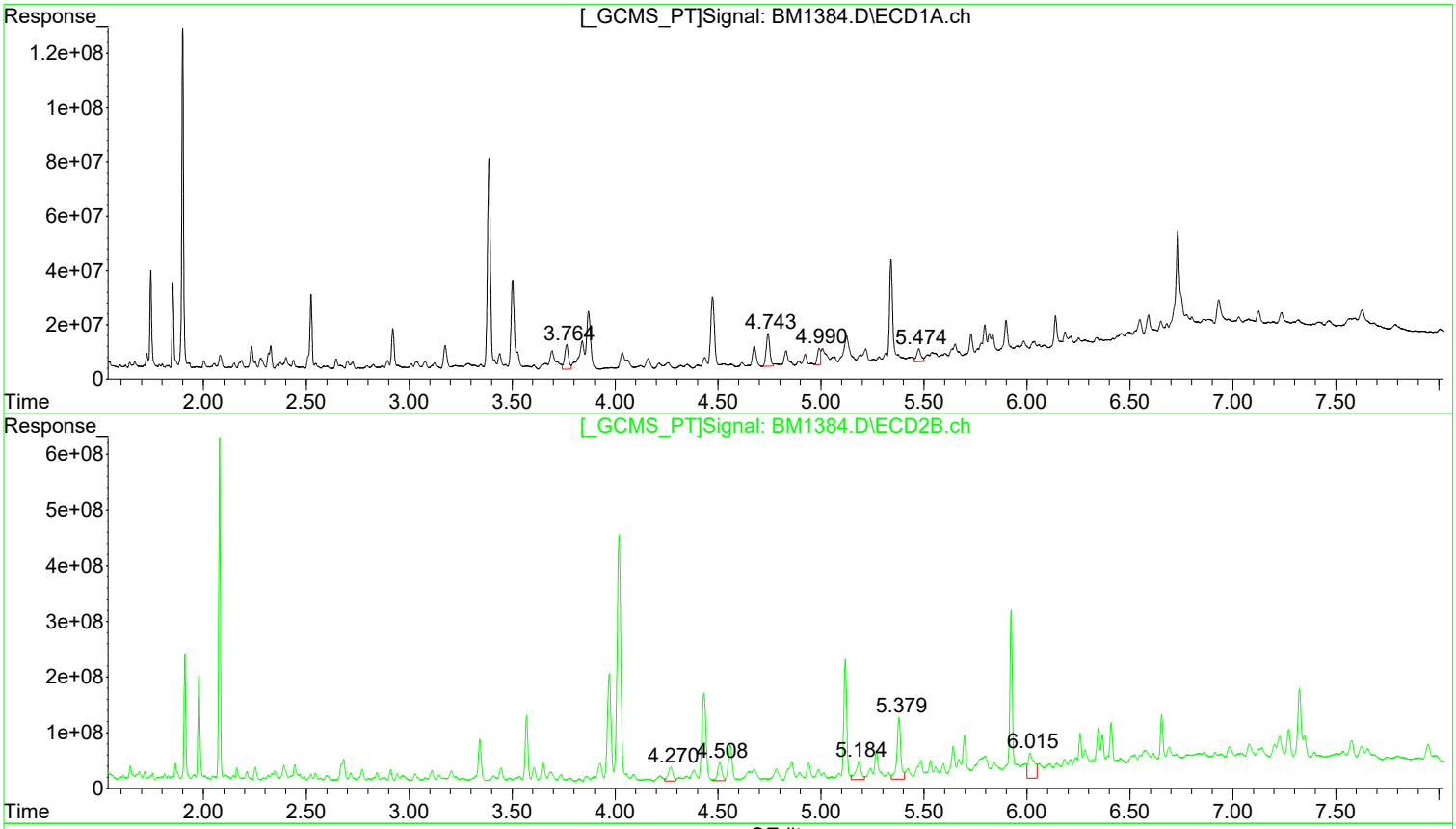

QEdit

(33) PCB 1260 (L7c)

R.T.	Response	Conc
0.00	0	0.00
3.76	120541957	249.14
4.74	148867936	232.38
4.99	63168108	206.82
5.47	69968542	422.93

(33) PCB 1260 #2 (L7c)

R.T.	Response	Conc
4.27	387413605	204.16
4.51	459428239	219.75
5.18	578739754	418.15
5.38	1440923766	472.89
6.02	961218582	1254.72

Manual Integration:

Before

03/12/24

(+) = Expected Retention Time

1st AF 03/13/24
2nd BA 03/13/24

Quantitation Report (Qedit)

Data Path : I:\ACQUDATA\6890G\Data\031124\
Data File : BM1384.D
Signal(s) : Signal #1: ECD1A.ch Signal #2: ECD2B.ch
Acq On : 11 Mar 2024 09:54 pm
Operator : AFelser
Sample : RQ2402543-06
Misc :
ALS Vial : 18 Sample Multiplier: 1

Integration File signal 1: AUTOINT1.E
Integration File signal 2: AUTOINT2.E
Quant Time: Mar 12 11:55:22 2024
Quant Method : I:\ACQUDATA\6890G\Methods\G-PCB030724.M
Quant Title : 608/8082 PCB'S
QLast Update : Mon Mar 11 11:53:35 2024
Response via : Initial Calibration
Integrator: ChemStation

Volume Inj. : 2uL
Signal #1 Phase : DB-1701 Signal #2 Phase: DB-17
Signal #1 Info : 0.32mm 30m Signal #2 Info : 0.32mm 30m

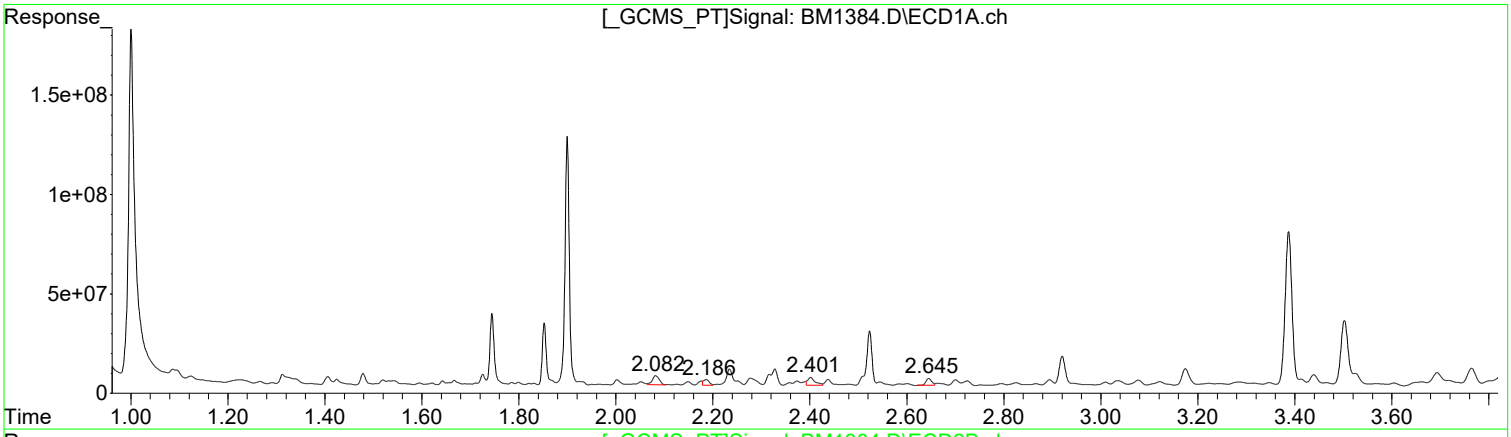

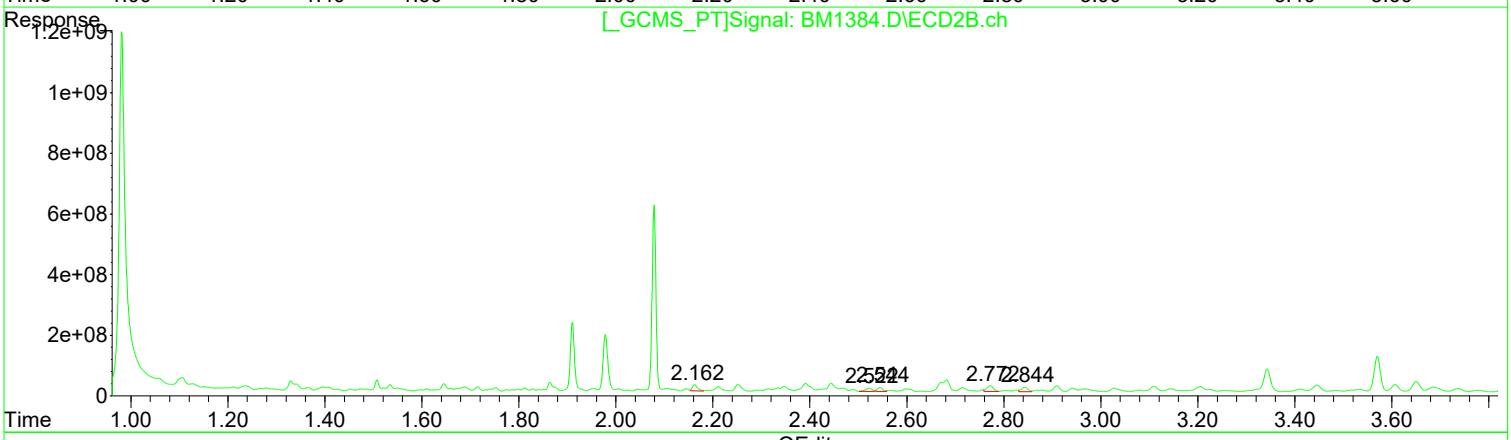

QEdit

(3) PCB 1016 (L1c)

R.T.	Response	Conc
0.00	0	0.00
2.08	46320806	171.12
2.19	22469136	204.73
2.40	40923002	174.50
2.64	29072469	157.92

(3) PCB 1016 #2 (L1c)

R.T.	Response	Conc
2.16	151614829	195.77
2.52	102493489	218.08
2.54	99257443	152.01
2.77	180356217	142.95
2.84	143074089	178.77

Manual Integration:

After

Poor integration.

03/12/24

(+) = Expected Retention Time

Quantitation Report (Qedit)

Data Path : I:\ACQUDATA\6890G\Data\031124\
Data File : BM1384.D
Signal(s) : Signal #1: ECD1A.ch Signal #2: ECD2B.ch
Acq On : 11 Mar 2024 09:54 pm
Operator : AFelser
Sample : RQ2402543-06
Misc :
ALS Vial : 18 Sample Multiplier: 1

Integration File signal 1: AUTOINT1.E
Integration File signal 2: AUTOINT2.E
Quant Time: Mar 12 11:55:22 2024
Quant Method : I:\ACQUDATA\6890G\Methods\G-PCB030724.M
Quant Title : 608/8082 PCB'S
QLast Update : Mon Mar 11 11:53:35 2024
Response via : Initial Calibration
Integrator: ChemStation

Volume Inj. : 2uL
Signal #1 Phase : DB-1701 Signal #2 Phase: DB-17
Signal #1 Info : 0.32mm 30m Signal #2 Info : 0.32mm 30m

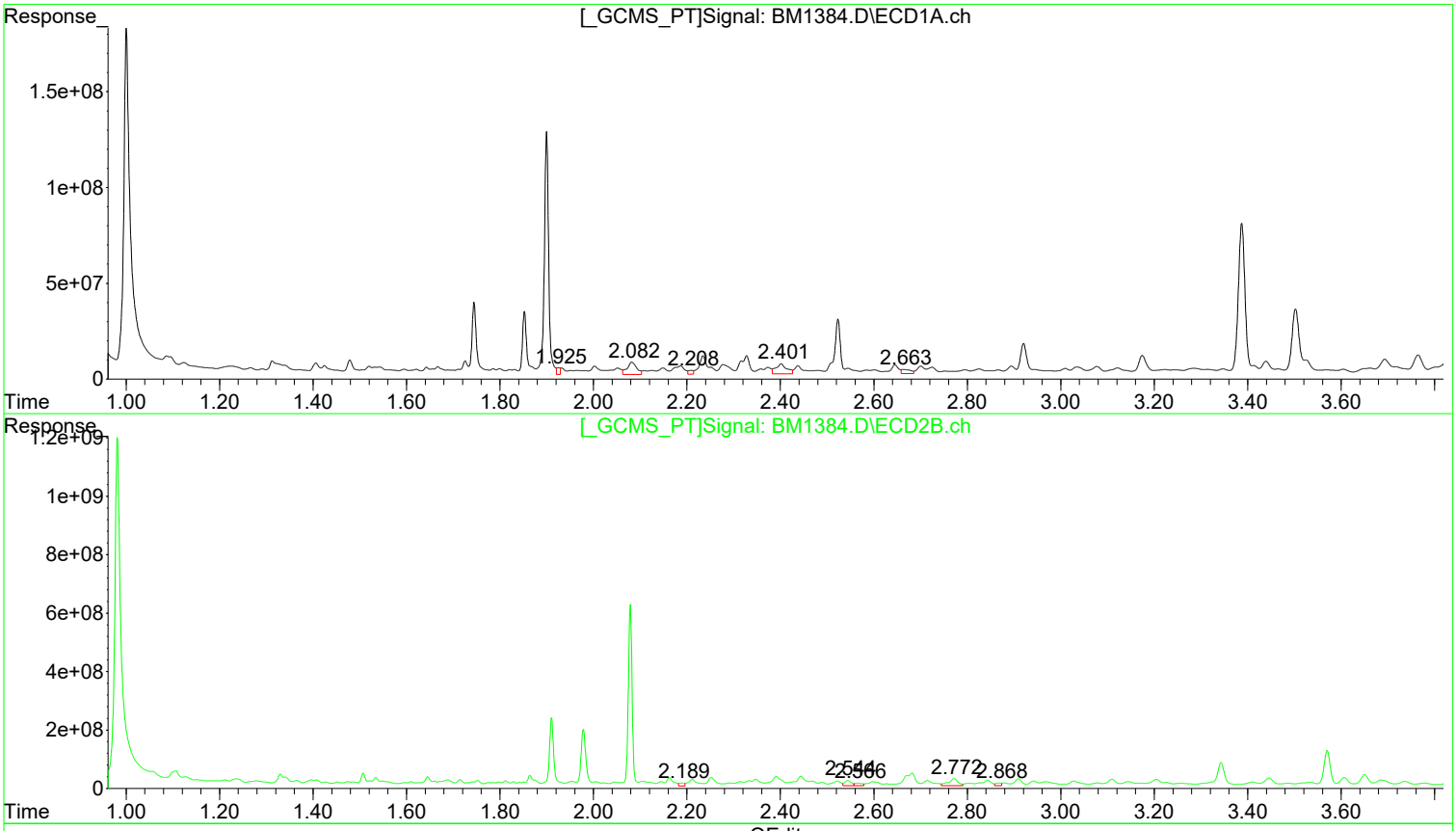

QEdit

(3) PCB 1016 (L1c)

R.T.	Response	Conc
1.93	18450170	141.39
2.08	90171085	333.12
2.21	13907041	126.71
2.40	86910107	370.60
2.66	30358934	164.91

(3) PCB 1016 #2 (L1c)

R.T.	Response	Conc
2.19	82935331	107.09
2.54	181002436	385.13
2.57	100991583	154.67
2.77	343686957	272.41
2.87	70274613	87.81

Manual Integration:

Before

03/12/24

(+) = Expected Retention Time

Quantitation Report (QT Reviewed)

Data Path : I:\ACQUDATA\6890G\Data\031124\
Data File : BM1384.D
Signal(s) : Signal #1: ECD1A.ch Signal #2: ECD2B.ch
Acq On : 11 Mar 2024 09:54 pm
Operator : AFelser
Sample : RQ2402543-06
Misc :
ALS Vial : 18 Sample Multiplier: 1

Integration File signal 1: AUTOINT1.E
Integration File signal 2: AUTOINT2.E
Quant Time: Mar 12 11:55:22 2024
Quant Method : I:\ACQUDATA\6890G\Methods\G-PCB030724.M
Quant Title : 608/8082 PCB'S
QLast Update : Mon Mar 11 11:53:35 2024
Response via : Initial Calibration
Integrator: ChemStation

Volume Inj. : 2uL
Signal #1 Phase : DB-1701 Signal #2 Phase: DB-17
Signal #1 Info : 0.32mm 30m Signal #2 Info : 0.32mm 30m

Compound	RT#1	RT#2	Resp#1	Resp#2	ug/l	ug/l
System Monitoring Compounds						
1) S SURR1, TCMX	1.744	1.910	217.3E6	1324.3E6	28.481m	27.072m
Spiked Amount 100.000	Range 30 - 150		Recovery =		28.48%#	27.07%#
2) S SURR2,Dec...	5.795	6.366	92347500	405.4E6	28.679m	33.652m
Spiked Amount 100.000	Range 30 - 150		Recovery =		28.68%#	33.65%
Target Compounds						
3) L1c PCB 1016	0.000	2.162	0	151.6E6	N.D. d	195.771m#
4) L1c PCB 1016{2}	2.082	2.522	46320806	102.5E6	171.121m	218.081m#
5) L1c PCB 1016{3}	2.186	2.544	22469136	99257443	204.729m	152.013m#
6) L1c PCB 1016{4}	2.401	2.772	40923002	180.4E6	174.505m	142.950m
7) L1c PCB 1016{5}	2.645	2.844	29072469	143.1E6	157.918m	178.769m
Sum PCB 1016			138.8E6	676.8E6	708.272	887.584
Average PCB 1016					177.068	177.517
Sum PCB 1221			0	0	N.D.	N.D.
Average PCB 1221					0.000	0.000
Sum PCB 1232			0	0	N.D.	N.D.
Average PCB 1232					0.000	0.000
Sum PCB 1242			0	0	N.D.	N.D.
Average PCB 1242					0.000	0.000
Sum PCB 1248			0	0	N.D.	N.D.
Average PCB 1248					0.000	0.000
Sum PCB 1254			0	0	N.D.	N.D.
Average PCB 1254					0.000	0.000
33) L7c PCB 1260	3.525	4.270	50214661	387.4E6	154.658m	204.163 #
34) L7c PCB 1260{2}	3.764	4.509	85352663	459.4E6	176.410m	219.755
35) L7c PCB 1260{3}	4.743	5.184	148.9E6	395.7E6	232.385	285.880m
36) L7C PCB 1260{4}	4.991	5.379	63168108	1183.6E6	206.816	388.435m#
37) L7C PCB 1260{5}	5.474	6.015	48389823	232.0E6	292.499m	302.863m
Sum PCB 1260			396.0E6	2658.1E6	1062.767	1401.096
Average PCB 1260					212.553	280.219
Sum PCB 1268			0	0	N.D.	N.D.
Average PCB 1268					0.000	0.000
Sum PCB 1262			0	0	N.D.	N.D.
Average PCB 1262					0.000	0.000

(f)=RT Delta > 1/2 Window (#)=Amounts differ by > 25% (m)=manual int.

Quantitation Report (QT Reviewed)

Data Path : I:\ACQUDATA\6890G\Data\031124\
Data File : BM1384.D
Signal(s) : Signal #1: ECD1A.ch Signal #2: ECD2B.ch
Acq On : 11 Mar 2024 09:54 pm
Operator : AFelser
Sample : RQ2402543-06
Misc :
ALS Vial : 18 Sample Multiplier: 1

Integration File signal 1: AUTOINT1.E
Integration File signal 2: AUTOINT2.E
Quant Time: Mar 12 11:55:22 2024
Quant Method : I:\ACQUDATA\6890G\Methods\G-PCB030724.M
Quant Title : 608/8082 PCB'S
QLast Update : Mon Mar 11 11:53:35 2024
Response via : Initial Calibration
Integrator: ChemStation

Volume Inj. : 2uL
Signal #1 Phase : DB-1701 Signal #2 Phase: DB-17
Signal #1 Info : 0.32mm 30m Signal #2 Info : 0.32mm 30m

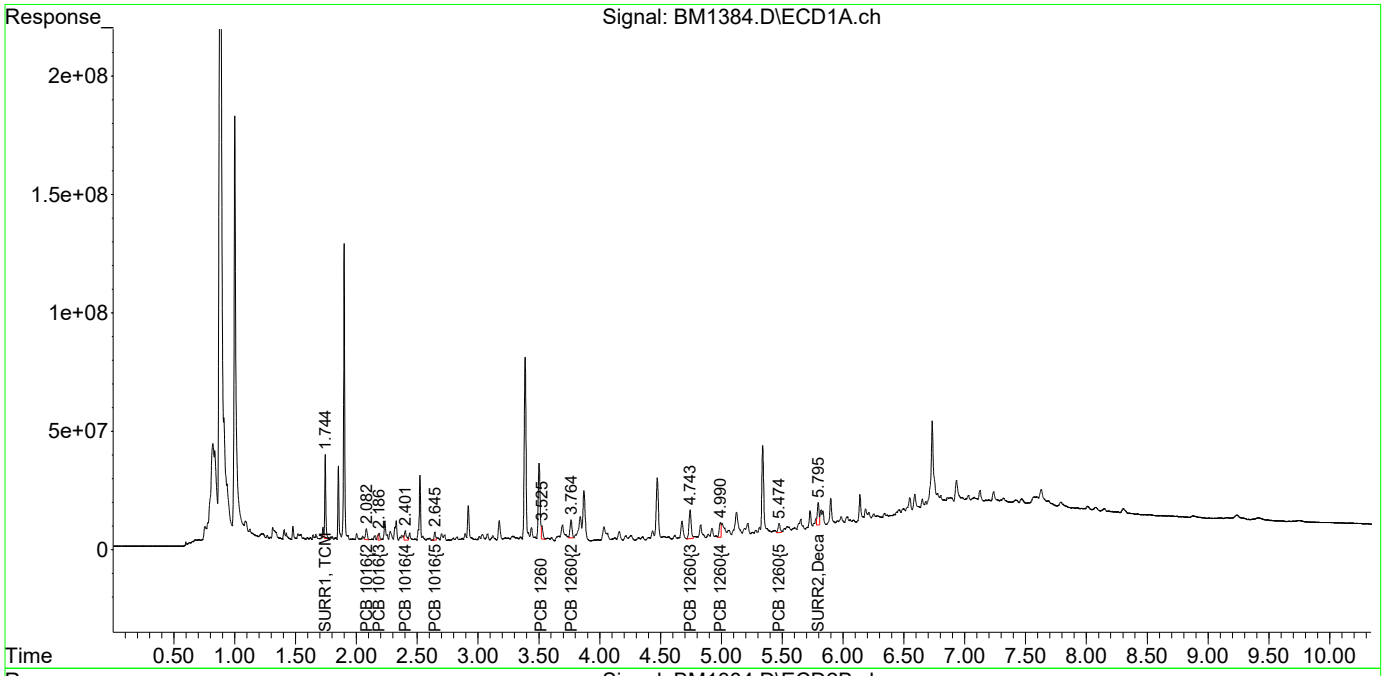

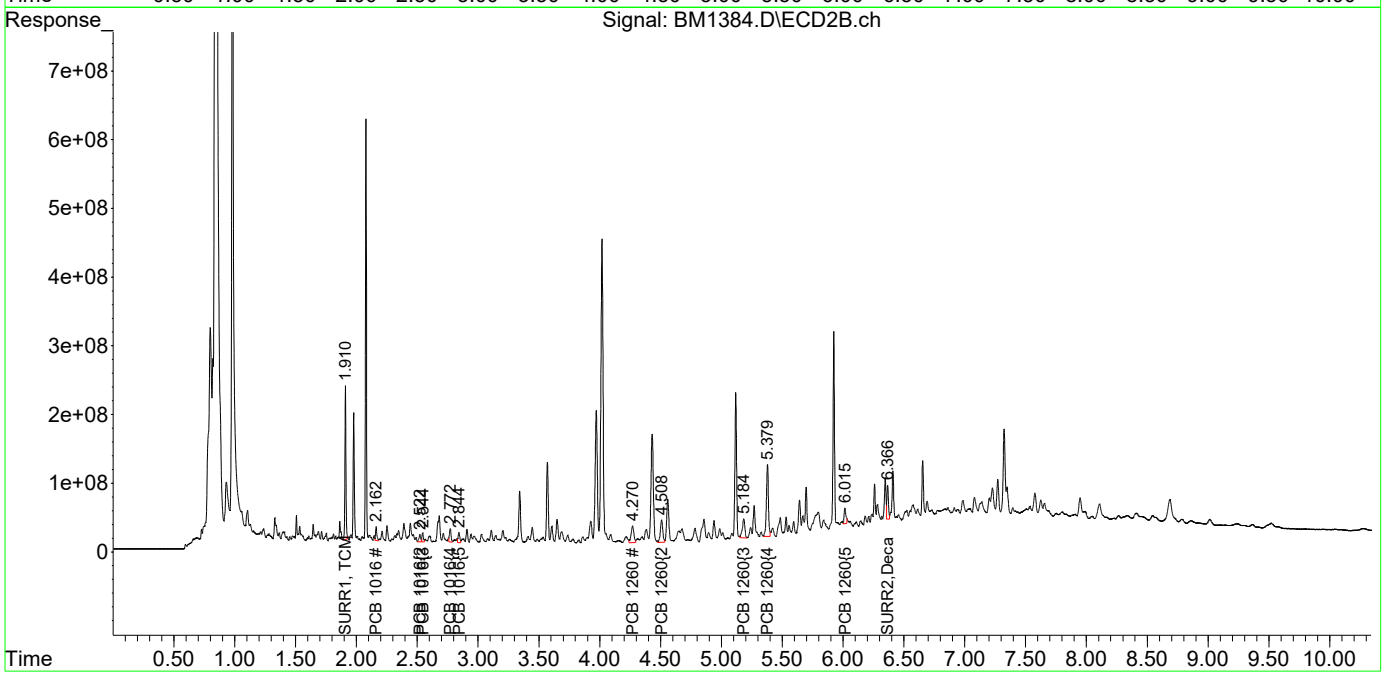

1st AF 03/13/24
2nd BA 03/13/24

Quantitation Report (Qedit)

Data Path : I:\ACQUDATA\6890G\Data\031124\
Data File : BM1385.D
Signal(s) : Signal #1: ECD1A.ch Signal #2: ECD2B.ch
Acq On : 11 Mar 2024 10:08 pm
Operator : AFelser
Sample : RQ2402543-07
Misc :
ALS Vial : 19 Sample Multiplier: 1

Integration File signal 1: AUTOINT1.E
Integration File signal 2: AUTOINT2.E
Quant Time: Mar 12 11:14:09 2024
Quant Method : I:\ACQUDATA\6890G\Methods\G-PCB030724.M
Quant Title : 608/8082 PCB'S
QLast Update : Mon Mar 11 11:53:35 2024
Response via : Initial Calibration
Integrator: ChemStation

Volume Inj. : 2uL
Signal #1 Phase : DB-1701 Signal #2 Phase: DB-17
Signal #1 Info : 0.32mm 30m Signal #2 Info : 0.32mm 30m

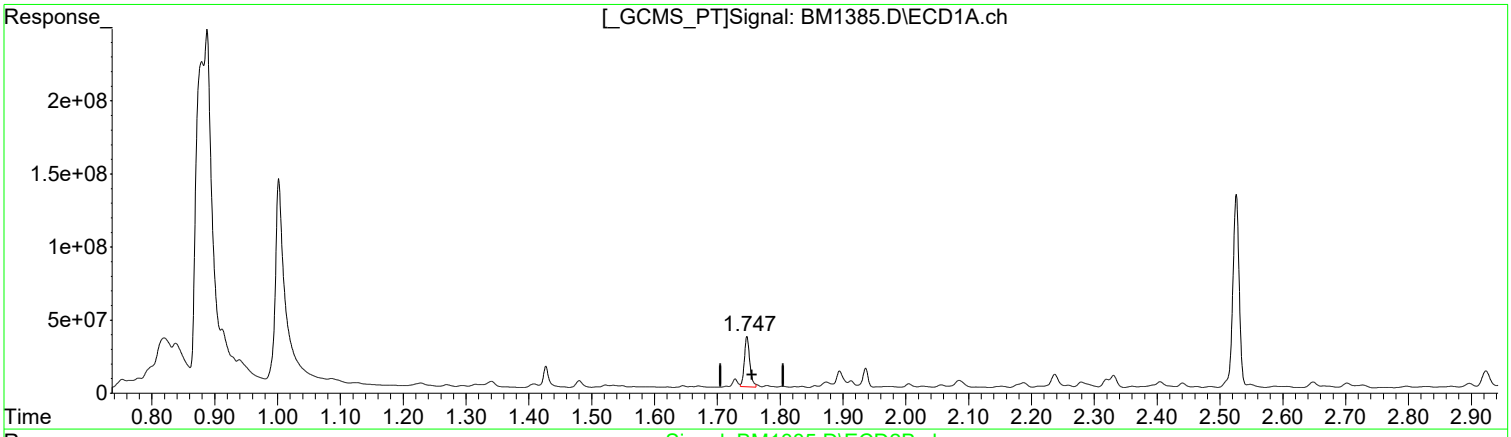

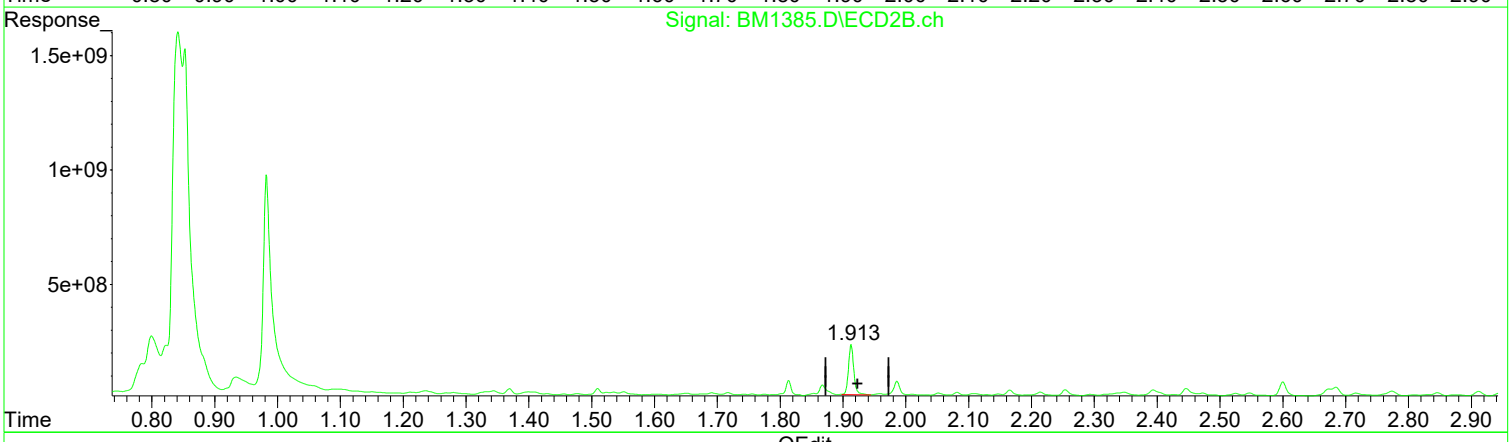

QEdit

(1) SURR1, TCMX (S)
1.747min 26.911 ug/l m
response 205289748

(1) SURR1, TCMX #2 (S)
1.913min 26.522 ug/l m
response 1297387349

Manual Integration:
After
Poor integration.
03/12/24

(+) = Expected Retention Time

1st AF 03/13/24
2nd BA 03/13/24

Quantitation Report (Qedit)

Data Path : I:\ACQUDATA\6890G\Data\031124\
Data File : BM1385.D
Signal(s) : Signal #1: ECD1A.ch Signal #2: ECD2B.ch
Acq On : 11 Mar 2024 10:08 pm
Operator : AFelser
Sample : RQ2402543-07
Misc :
ALS Vial : 19 Sample Multiplier: 1

Integration File signal 1: AUTOINT1.E
Integration File signal 2: AUTOINT2.E
Quant Time: Mar 12 11:14:09 2024
Quant Method : I:\ACQUDATA\6890G\Methods\G-PCB030724.M
Quant Title : 608/8082 PCB'S
QLast Update : Mon Mar 11 11:53:35 2024
Response via : Initial Calibration
Integrator: ChemStation

Volume Inj. : 2uL
Signal #1 Phase : DB-1701 Signal #2 Phase: DB-17
Signal #1 Info : 0.32mm 30m Signal #2 Info : 0.32mm 30m

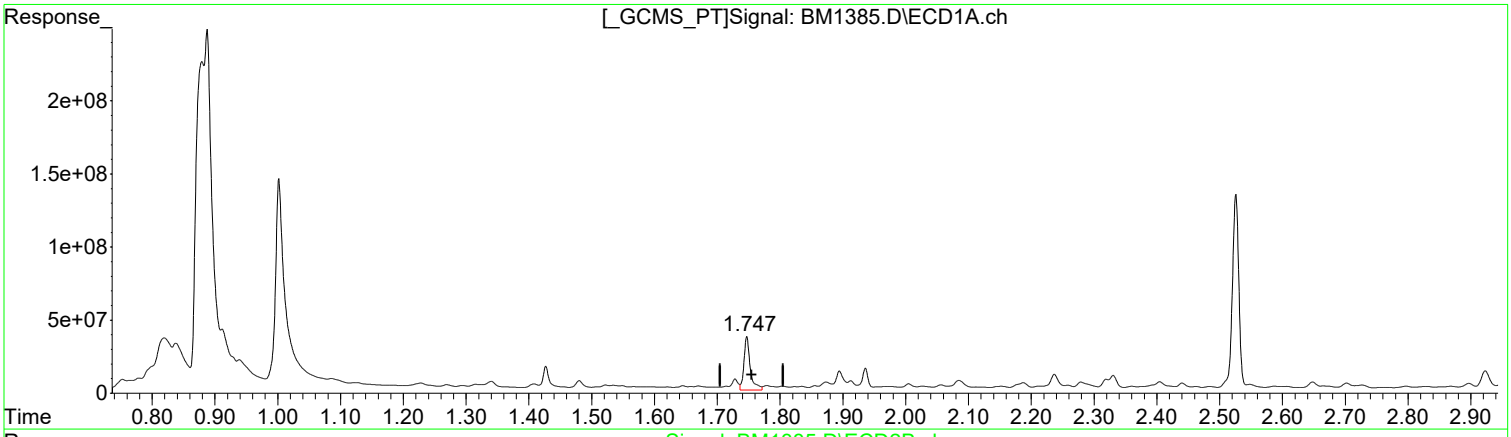

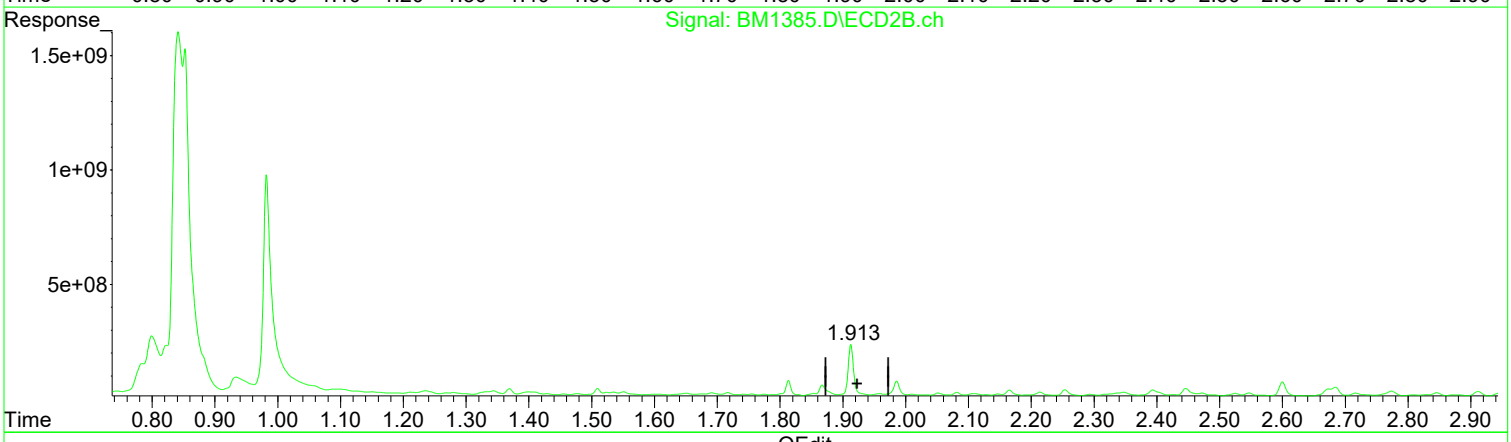

QEdit

(1) SURR1, TCMX (S)
1.747min 33.550 ug/l
response 255936509

(1) SURR1, TCMX #2 (S)
1.913min 33.490 ug/l
response 1638254614

Manual Integration:
Before

03/12/24

(+) = Expected Retention Time

1st AF 03/13/24
2nd BA 03/13/24

Quantitation Report (Qedit)

Data Path : I:\ACQUDATA\6890G\Data\031124\
Data File : BM1385.D
Signal(s) : Signal #1: ECD1A.ch Signal #2: ECD2B.ch
Acq On : 11 Mar 2024 10:08 pm
Operator : AFelser
Sample : RQ2402543-07
Misc :
ALS Vial : 19 Sample Multiplier: 1

Integration File signal 1: AUTOINT1.E
Integration File signal 2: AUTOINT2.E
Quant Time: Mar 12 11:14:09 2024
Quant Method : I:\ACQUDATA\6890G\Methods\G-PCB030724.M
Quant Title : 608/8082 PCB'S
QLast Update : Mon Mar 11 11:53:35 2024
Response via : Initial Calibration
Integrator: ChemStation

Volume Inj. : 2uL
Signal #1 Phase : DB-1701 Signal #2 Phase: DB-17
Signal #1 Info : 0.32mm 30m Signal #2 Info : 0.32mm 30m

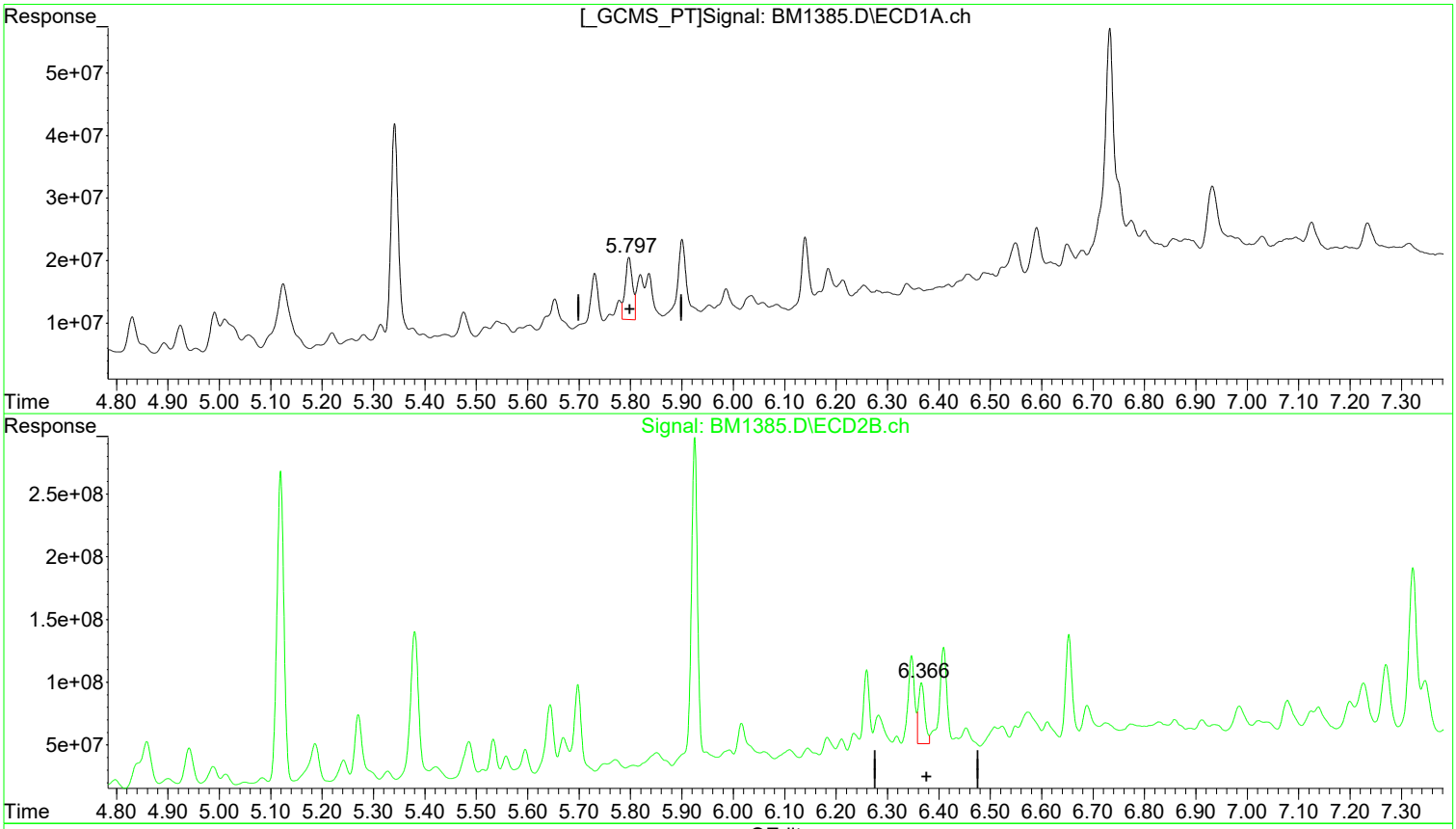

(2) SURR2,Decachlorobiphenyl (S)
5.797min 30.950 ug/l m
response 99660641

(2) SURR2,Decachlorobiphenyl #2 (S)
6.366min 34.004 ug/l m
response 409640758

Manual Integration:
After
Poor integration.
03/12/24

(+) = Expected Retention Time

1st AF 03/13/24
2nd BA 03/13/24

Quantitation Report (Qedit)

Data Path : I:\ACQUDATA\6890G\Data\031124\
Data File : BM1385.D
Signal(s) : Signal #1: ECD1A.ch Signal #2: ECD2B.ch
Acq On : 11 Mar 2024 10:08 pm
Operator : AFelser
Sample : RQ2402543-07
Misc :
ALS Vial : 19 Sample Multiplier: 1

Integration File signal 1: AUTOINT1.E
Integration File signal 2: AUTOINT2.E
Quant Time: Mar 12 11:14:09 2024
Quant Method : I:\ACQUDATA\6890G\Methods\G-PCB030724.M
Quant Title : 608/8082 PCB'S
QLast Update : Mon Mar 11 11:53:35 2024
Response via : Initial Calibration
Integrator: ChemStation

Volume Inj. : 2uL
Signal #1 Phase : DB-1701 Signal #2 Phase: DB-17
Signal #1 Info : 0.32mm 30m Signal #2 Info : 0.32mm 30m

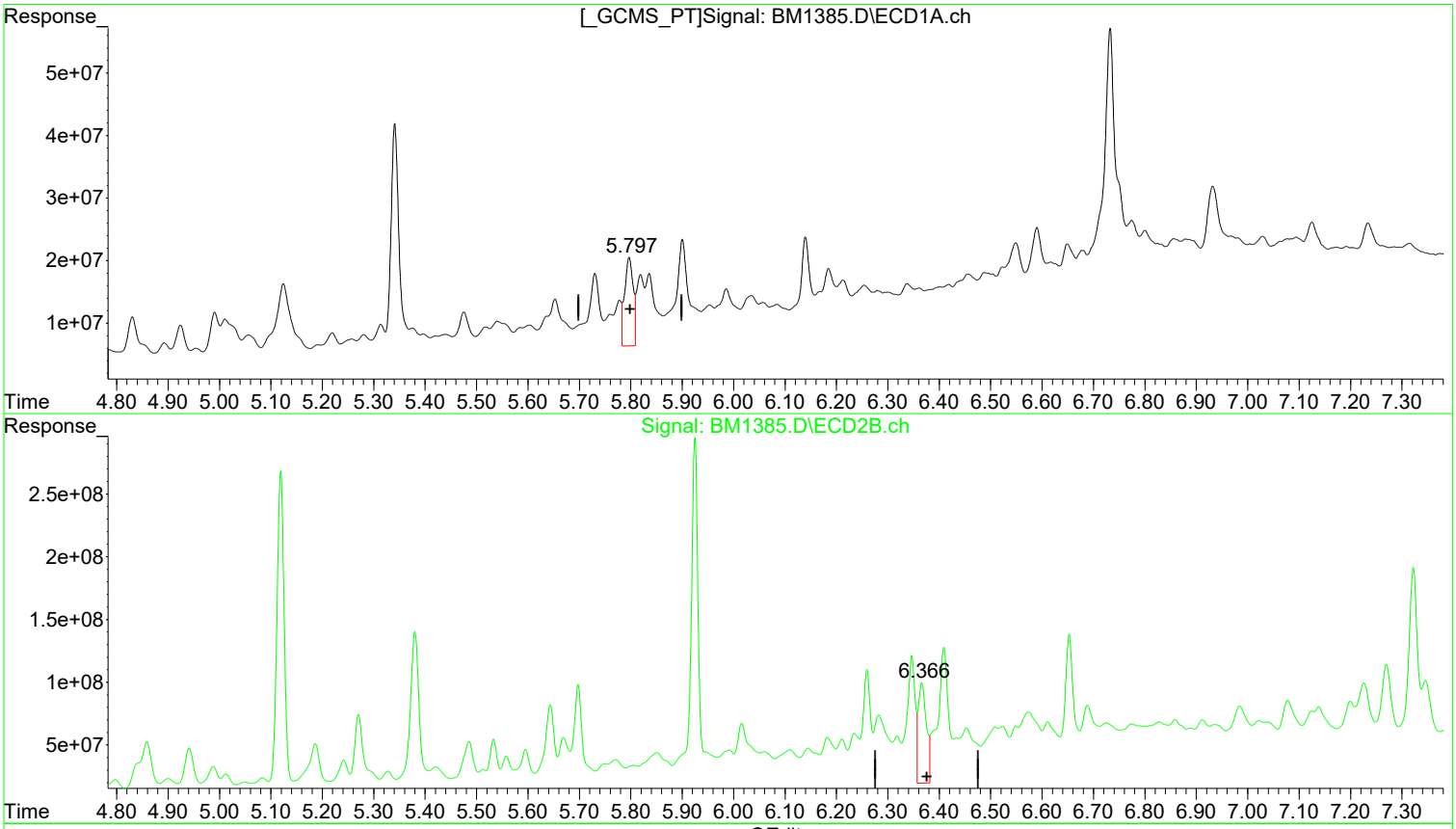

(2) SURR2,Decachlorobiphenyl (S)
5.797min 50.771 ug/l
response 163485183

(2) SURR2,Decachlorobiphenyl #2 (S)
6.366min 73.083 ug/l
response 880434986

Manual Integration:
Before

03/12/24

(+) = Expected Retention Time

1st AF 03/13/24
2nd BA 03/13/24

Quantitation Report (Qedit)

Data Path : I:\ACQUDATA\6890G\Data\031124\
Data File : BM1385.D
Signal(s) : Signal #1: ECD1A.ch Signal #2: ECD2B.ch
Acq On : 11 Mar 2024 10:08 pm
Operator : AFelser
Sample : RQ2402543-07
Misc :
ALS Vial : 19 Sample Multiplier: 1

Integration File signal 1: AUTOINT1.E
Integration File signal 2: AUTOINT2.E
Quant Time: Mar 12 11:14:09 2024
Quant Method : I:\ACQUDATA\6890G\Methods\G-PCB030724.M
Quant Title : 608/8082 PCB'S
QLast Update : Mon Mar 11 11:53:35 2024
Response via : Initial Calibration
Integrator: ChemStation

Volume Inj. : 2uL
Signal #1 Phase : DB-1701 Signal #2 Phase: DB-17
Signal #1 Info : 0.32mm 30m Signal #2 Info : 0.32mm 30m

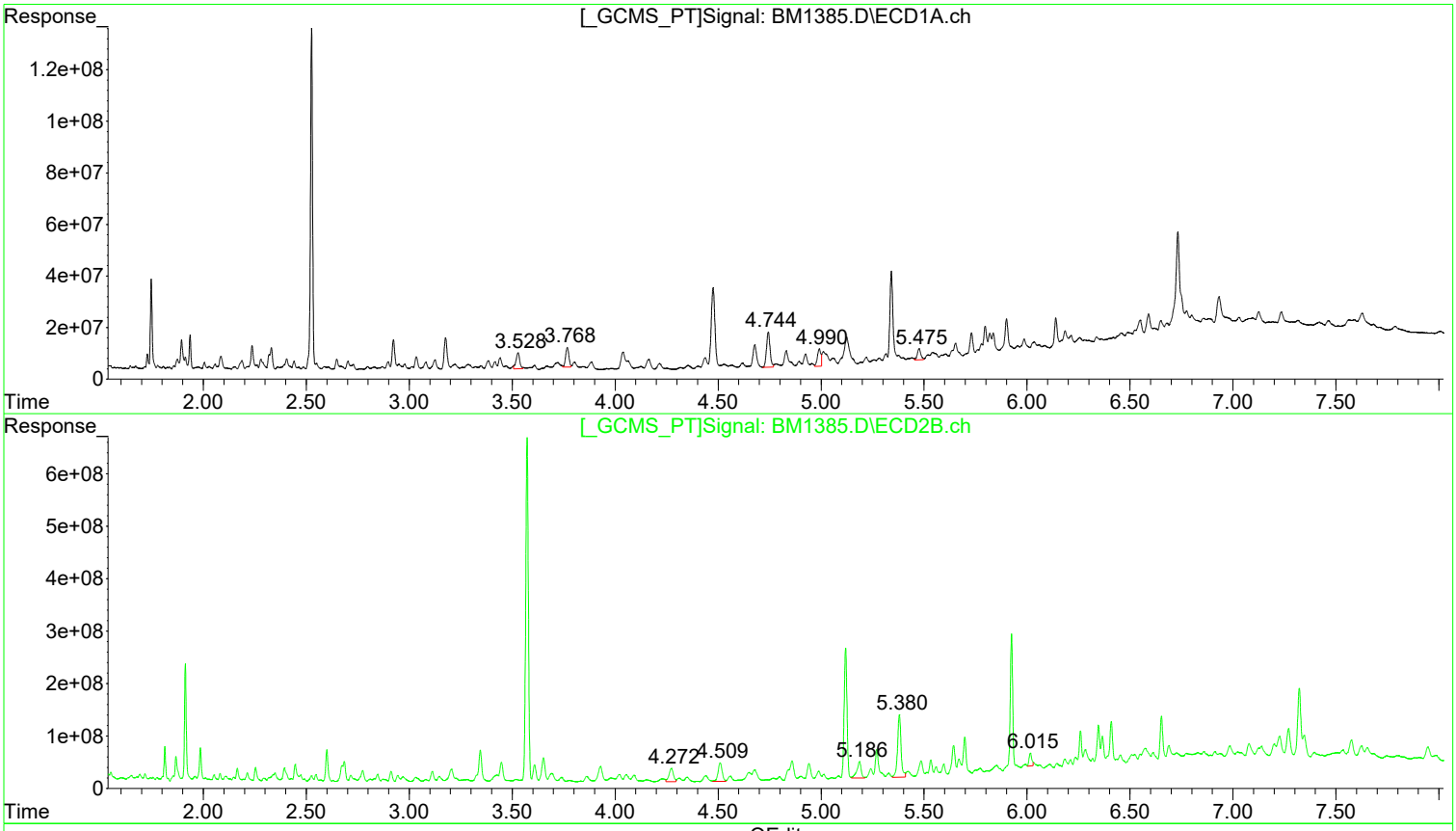

QEdit

(33) PCB 1260 (L7c)

R.T.	Response	Conc
3.53	77330320	238.17
3.77	86090224	177.93
4.74	166825205	260.42
4.99	76760701	251.32
5.48	51444602	310.96

(33) PCB 1260 #2 (L7c)

R.T.	Response	Conc
4.27	382827747	201.75
4.51	498034978	238.22
5.19	444568943	321.21
5.38	1411699438	463.30
6.02	227989876	297.60

Manual Integration:

After

Poor integration.

03/12/24

(+) = Expected Retention Time

Quantitation Report (Qedit)

Data Path : I:\ACQUDATA\6890G\Data\031124\
Data File : BM1385.D
Signal(s) : Signal #1: ECD1A.ch Signal #2: ECD2B.ch
Acq On : 11 Mar 2024 10:08 pm
Operator : AFelser
Sample : RQ2402543-07
Misc :
ALS Vial : 19 Sample Multiplier: 1

Integration File signal 1: AUTOINT1.E
Integration File signal 2: AUTOINT2.E
Quant Time: Mar 12 11:14:09 2024
Quant Method : I:\ACQUDATA\6890G\Methods\G-PCB030724.M
Quant Title : 608/8082 PCB'S
QLast Update : Mon Mar 11 11:53:35 2024
Response via : Initial Calibration
Integrator: ChemStation

Volume Inj. : 2uL
Signal #1 Phase : DB-1701 Signal #2 Phase: DB-17
Signal #1 Info : 0.32mm 30m Signal #2 Info : 0.32mm 30m

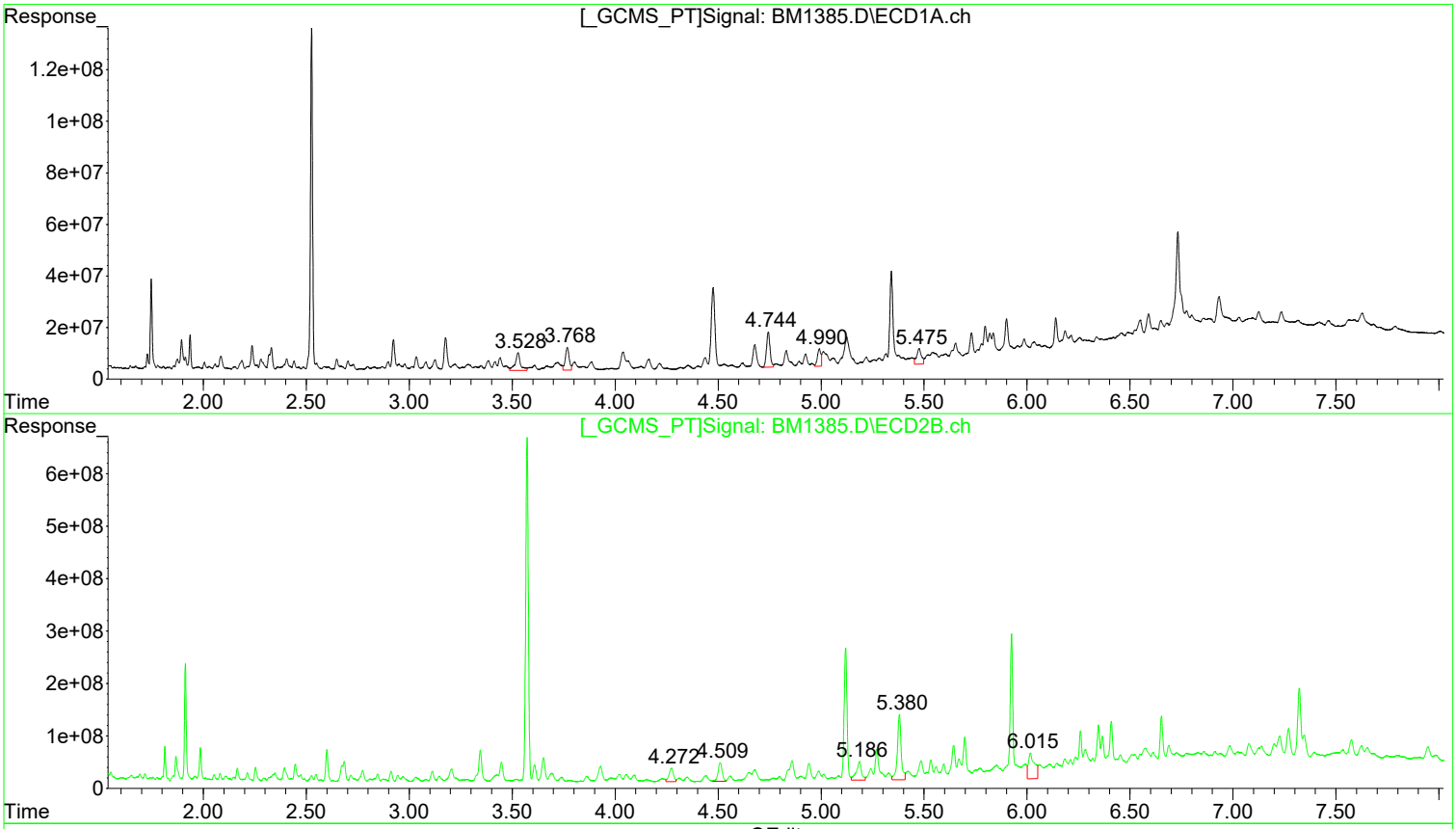

QEdit

(33) PCB 1260 (L7c)

R.T.	Response	Conc
3.53	123287941	379.72
3.77	115524894	238.77
4.74	166825205	260.42
4.99	76760701	251.32
5.48	96432529	582.90

(33) PCB 1260 #2 (L7c)

R.T.	Response	Conc
4.27	382827747	201.75
4.51	498034978	238.22
5.19	633756265	457.90
5.38	1603445608	526.23
6.02	1019159094	1330.35

Manual Integration:

Before

03/12/24

(+) = Expected Retention Time

Quantitation Report (Qedit)

Data Path : I:\ACQUDATA\6890G\Data\031124\
Data File : BM1385.D
Signal(s) : Signal #1: ECD1A.ch Signal #2: ECD2B.ch
Acq On : 11 Mar 2024 10:08 pm
Operator : AFelser
Sample : RQ2402543-07
Misc :
ALS Vial : 19 Sample Multiplier: 1

Integration File signal 1: AUTOINT1.E
Integration File signal 2: AUTOINT2.E
Quant Time: Mar 12 11:14:09 2024
Quant Method : I:\ACQUDATA\6890G\Methods\G-PCB030724.M
Quant Title : 608/8082 PCB'S
QLast Update : Mon Mar 11 11:53:35 2024
Response via : Initial Calibration
Integrator: ChemStation

Volume Inj. : 2uL
Signal #1 Phase : DB-1701 Signal #2 Phase: DB-17
Signal #1 Info : 0.32mm 30m Signal #2 Info : 0.32mm 30m

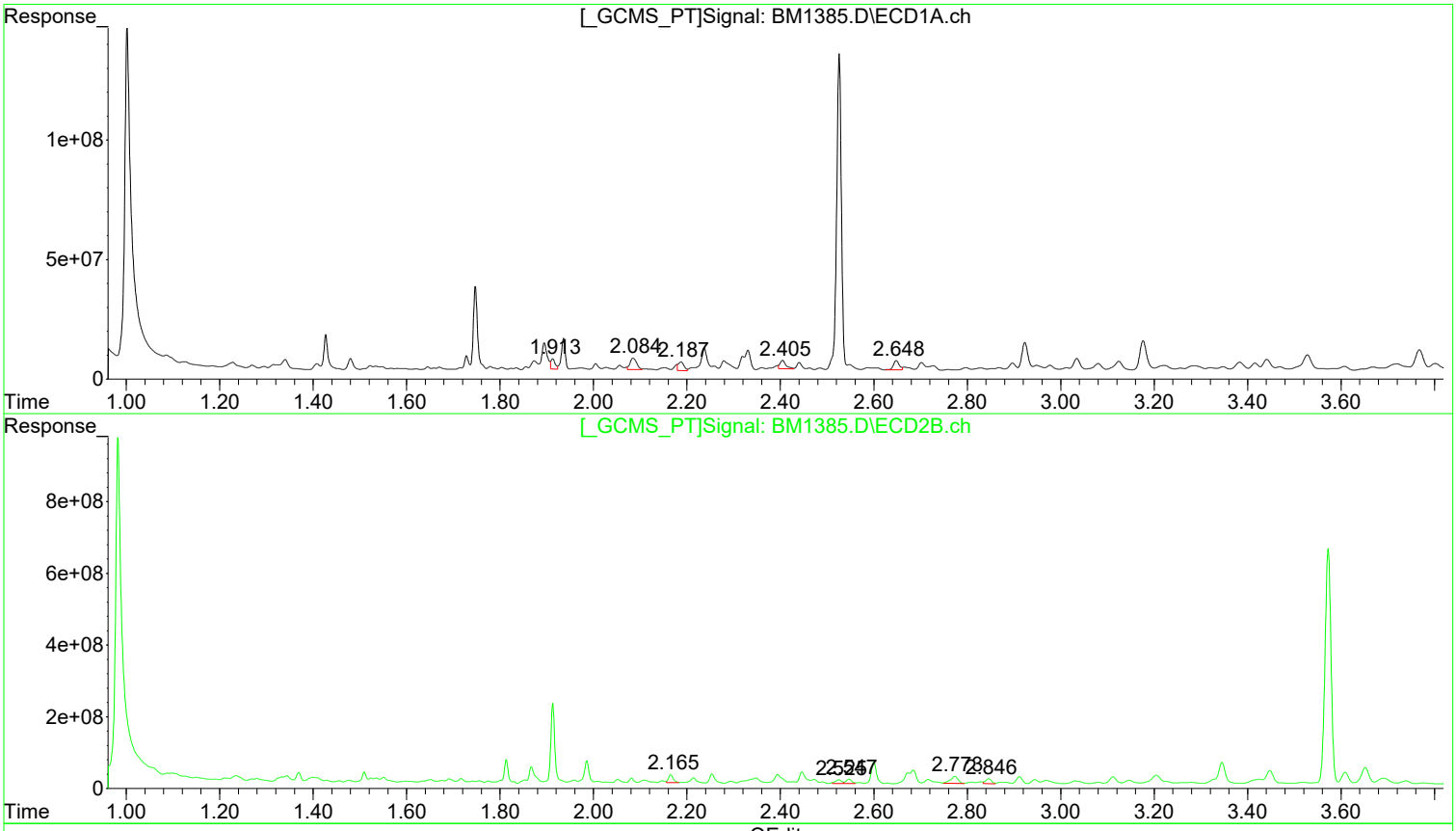

QEdit

(3) PCB 1016 (L1c)

R.T.	Response	Conc
1.91	26971510	206.70
2.08	46968175	173.51
2.19	31584480	287.78
2.40	30578030	130.39
2.65	33584499	182.43

(3) PCB 1016 #2 (L1c)

R.T.	Response	Conc
2.16	162437646	209.75
2.52	95663811	203.55
2.55	99404648	152.24
2.77	223639096	177.26
2.85	123734484	154.60

Manual Integration:

After

Poor integration.

03/12/24

(+) = Expected Retention Time

1st AF 03/13/24
2nd BA 03/13/24

Quantitation Report (Qedit)

Data Path : I:\ACQUDATA\6890G\Data\031124\
Data File : BM1385.D
Signal(s) : Signal #1: ECD1A.ch Signal #2: ECD2B.ch
Acq On : 11 Mar 2024 10:08 pm
Operator : AFelser
Sample : RQ2402543-07
Misc :
ALS Vial : 19 Sample Multiplier: 1

Integration File signal 1: AUTOINT1.E
Integration File signal 2: AUTOINT2.E
Quant Time: Mar 12 11:14:09 2024
Quant Method : I:\ACQUDATA\6890G\Methods\G-PCB030724.M
Quant Title : 608/8082 PCB'S
QLast Update : Mon Mar 11 11:53:35 2024
Response via : Initial Calibration
Integrator: ChemStation

Volume Inj. : 2uL
Signal #1 Phase : DB-1701 Signal #2 Phase: DB-17
Signal #1 Info : 0.32mm 30m Signal #2 Info : 0.32mm 30m

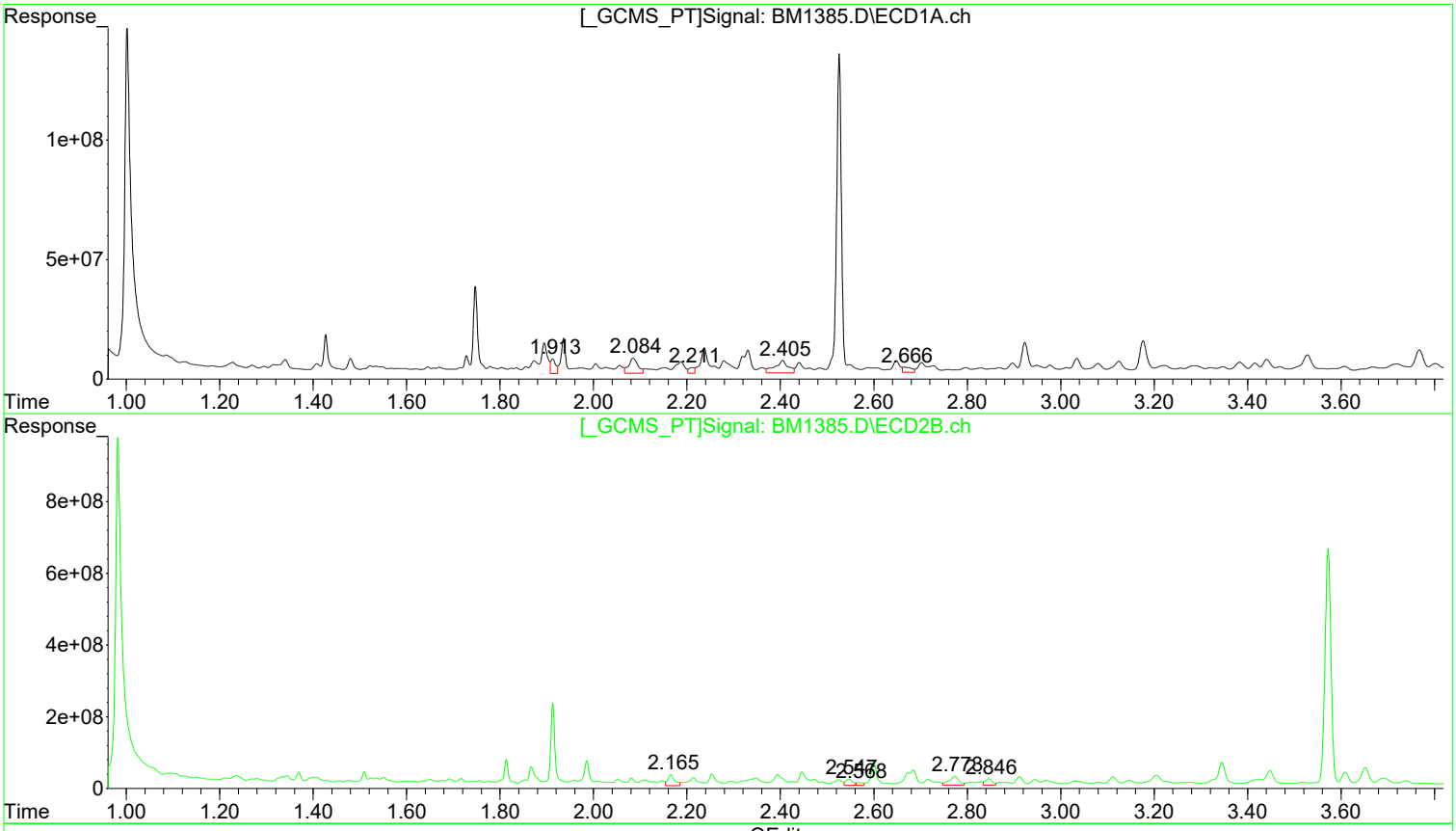

QEdit

(3) PCB 1016 (L1c)

R.T.	Response	Conc
1.91	46248307	354.42
2.08	88746398	327.85
2.21	19171618	174.68
2.40	101779789	434.01
2.67	29708181	161.37

(3) PCB 1016 #2 (L1c)

R.T.	Response	Conc
2.17	313792229	405.18
2.55	177373413	377.41
2.57	73949067	113.25
2.77	355970372	282.14
2.85	186383302	232.88

Manual Integration:

Before

03/12/24

(+) = Expected Retention Time

Quantitation Report (QT Reviewed)

Data Path : I:\ACQUDATA\6890G\Data\031124\
Data File : BM1385.D
Signal(s) : Signal #1: ECD1A.ch Signal #2: ECD2B.ch
Acq On : 11 Mar 2024 10:08 pm
Operator : AFelser
Sample : RQ2402543-07
Misc :
ALS Vial : 19 Sample Multiplier: 1

Integration File signal 1: AUTOINT1.E
Integration File signal 2: AUTOINT2.E
Quant Time: Mar 12 11:14:09 2024
Quant Method : I:\ACQUDATA\6890G\Methods\G-PCB030724.M
Quant Title : 608/8082 PCB'S
QLast Update : Mon Mar 11 11:53:35 2024
Response via : Initial Calibration
Integrator: ChemStation

Volume Inj. : 2uL
Signal #1 Phase : DB-1701 Signal #2 Phase: DB-17
Signal #1 Info : 0.32mm 30m Signal #2 Info : 0.32mm 30m

Compound	RT#1	RT#2	Resp#1	Resp#2	ug/l	ug/l
System Monitoring Compounds						
1) S SURR1, TCMX	1.747	1.913	205.3E6	1297.4E6	26.911m	26.522m
Spiked Amount 100.000	Range 30 - 150		Recovery =		26.91%#	26.52%#
2) S SURR2,Dec...	5.797	6.366	99660641	409.6E6	30.950m	34.004m
Spiked Amount 100.000	Range 30 - 150		Recovery =		30.95%	34.00%
Target Compounds						
3) L1c PCB 1016	1.913	2.165	26971510	162.4E6	206.695m	209.746m
4) L1c PCB 1016{2}	2.084	2.525	46968175	95663811	173.513m	203.549m
5) L1c PCB 1016{3}	2.187	2.547	31584480	99404648	287.784m	152.238m#
6) L1c PCB 1016{4}	2.405	2.773	30578030	223.6E6	130.392m	177.256m#
7) L1c PCB 1016{5}	2.648	2.846	33584499	123.7E6	182.426m	154.605m
Sum PCB 1016			169.7E6	704.9E6	980.810	897.394
Average PCB 1016					196.162	179.479
Sum PCB 1221			0	0	N.D.	N.D.
Average PCB 1221					0.000	0.000
Sum PCB 1232			0	0	N.D.	N.D.
Average PCB 1232					0.000	0.000
Sum PCB 1242			0	0	N.D.	N.D.
Average PCB 1242					0.000	0.000
Sum PCB 1248			0	0	N.D.	N.D.
Average PCB 1248					0.000	0.000
Sum PCB 1254			0	0	N.D.	N.D.
Average PCB 1254					0.000	0.000
33) L7c PCB 1260	3.527	4.273	77330320	382.8E6	238.172m	201.746
34) L7c PCB 1260{2}	3.768	4.510	86090224	498.0E6	177.934m	238.221 #
35) L7c PCB 1260{3}	4.744	5.186	166.8E6	444.6E6	260.416	321.208m
36) L7C PCB 1260{4}	4.991	5.380	76760701	1411.7E6	251.318	463.301m#
37) L7C PCB 1260{5}	5.475	6.015	51444602	228.0E6	310.964m	297.604m
Sum PCB 1260			458.5E6	2965.1E6	1238.805	1522.081
Average PCB 1260					247.761	304.416
Sum PCB 1268			0	0	N.D.	N.D.
Average PCB 1268					0.000	0.000
Sum PCB 1262			0	0	N.D.	N.D.
Average PCB 1262					0.000	0.000

(f)=RT Delta > 1/2 Window (#)=Amounts differ by > 25% (m)=manual int.

Quantitation Report (QT Reviewed)

Data Path : I:\ACQUDATA\6890G\Data\031124\
Data File : BM1385.D
Signal(s) : Signal #1: ECD1A.ch Signal #2: ECD2B.ch
Acq On : 11 Mar 2024 10:08 pm
Operator : AFelser
Sample : RQ2402543-07
Misc :
ALS Vial : 19 Sample Multiplier: 1

Integration File signal 1: AUTOINT1.E
Integration File signal 2: AUTOINT2.E
Quant Time: Mar 12 11:14:09 2024
Quant Method : I:\ACQUDATA\6890G\Methods\G-PCB030724.M
Quant Title : 608/8082 PCB'S
QLast Update : Mon Mar 11 11:53:35 2024
Response via : Initial Calibration
Integrator: ChemStation

Volume Inj. : 2uL
Signal #1 Phase : DB-1701 Signal #2 Phase: DB-17
Signal #1 Info : 0.32mm 30m Signal #2 Info : 0.32mm 30m

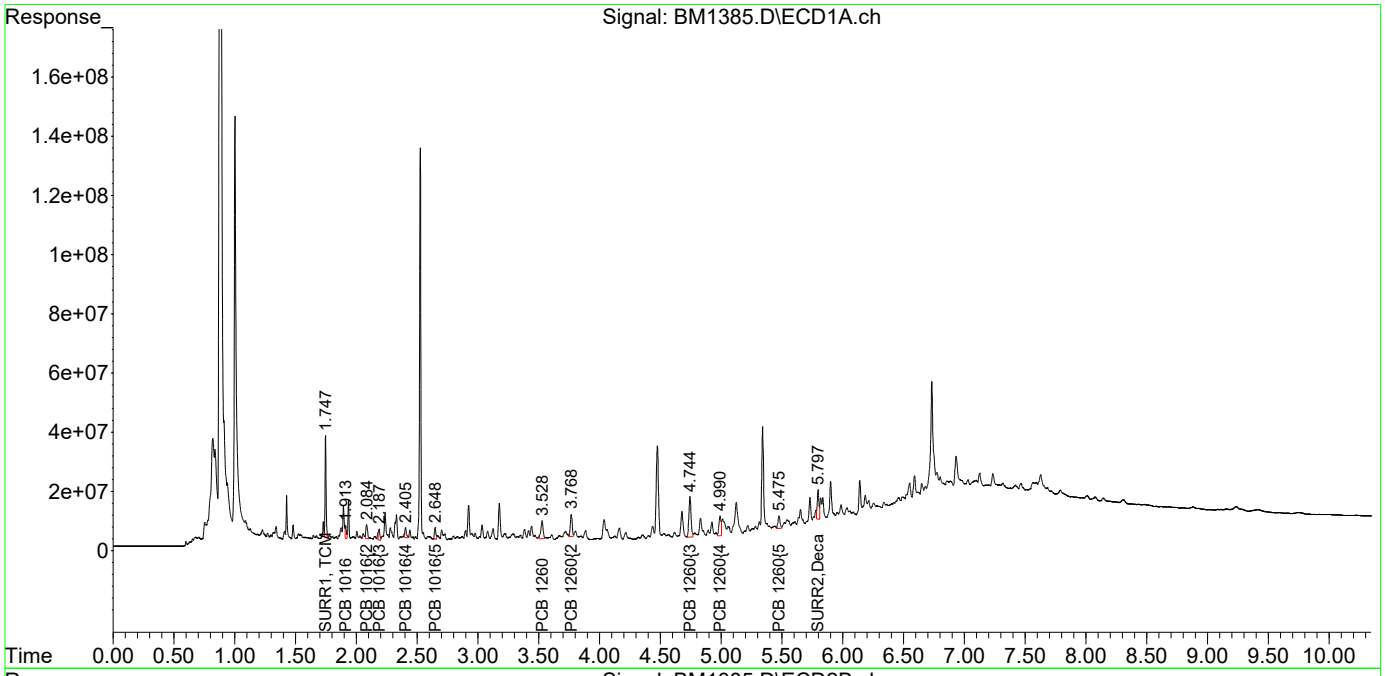

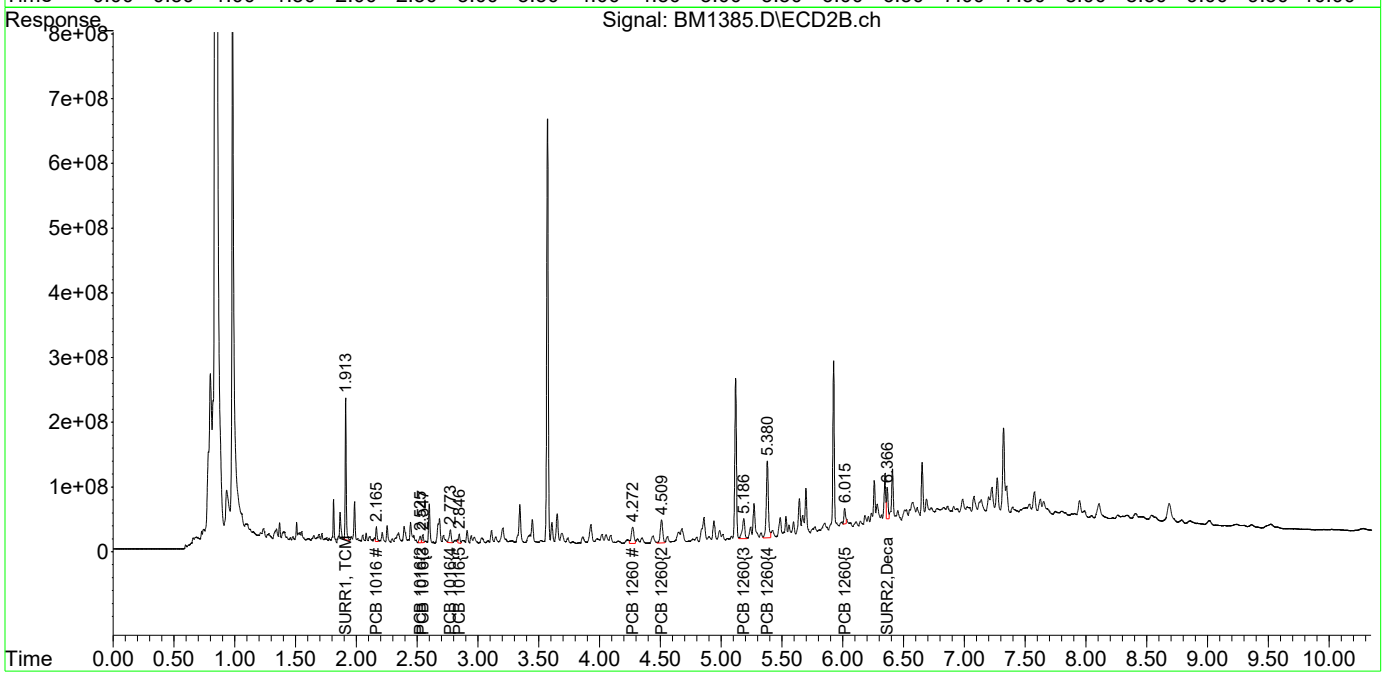

1st AF 03/13/24
2nd BA 03/13/24

Evaluate Continuing Calibration Report

Data Path : I:\ACQUDATA\6890G\Data\031124\
Data File : BM1367.D
Signal(s) : Signal #1: ECD1A.ch Signal #2: ECD2B.ch
Acq On : 11 Mar 2024 05:53 pm
Operator : AFelser
Sample : CCV
Misc :
ALS Vial : 2 Sample Multiplier: 1

Integration File signal 1: AUTOINT1.E
Integration File signal 2: AUTOINT2.E
Quant Time: Mar 12 11:11:22 2024
Quant Method : I:\ACQUDATA\6890G\Methods\G-PCB030724.M
Quant Title : 608/8082 PCB'S
QLast Update : Mon Mar 11 11:53:35 2024
Response via : Initial Calibration
Integrator: ChemStation

Volume Inj. : 2uL
Signal #1 Phase : DB-1701 Signal #2 Phase: DB-17
Signal #1 Info : 0.32mm 30m Signal #2 Info : 0.32mm 30m

Min. RRF : 0.000 Min. Rel. Area : 50% Max. R.T. Dev 0.50min
Max. RRF Dev : 20% Max. Rel. Area : 150%

	Compound	Amount	Calc.	%Dev	Area%	Dev(Min)
1 S	SURR1, TCMX	50.000	49.966	0.1	103	0.00
2 S	SURR2,Decachlorobiphenyl	50.000	45.499	9.0	97	0.00
3 L1c	PCB 1016	500.000	506.761	-1.4	115	0.00
4 L1c	PCB 1016{2}	500.000	453.914	9.2	102	0.00
5 L1c	PCB 1016{3}	500.000	492.850	1.4	110	0.00
6 L1c	PCB 1016{4}	500.000	467.410	6.5	104	0.00
7 L1c	PCB 1016{5}	500.000	455.847	8.8	101	0.00
33 L7c	PCB 1260	500.000	466.451	6.7	103	0.00
34 L7c	PCB 1260{2}	500.000	466.107	6.8	102	0.00
35 L7c	PCB 1260{3}	500.000	481.031	3.8	103	0.00
36 L7C	PCB 1260{4}	500.000	488.936	2.2	105	0.00
37 L7C	PCB 1260{5}	500.000	479.265	4.1	105	0.00

Signal #2

1 S	SURR1, TCMX	50.000	55.851	-11.7	113	0.00
2 S	SURR2,Decachlorobiphenyl	50.000	50.067	-0.1	107	0.00
3 L1c	PCB 1016	500.000	506.904	-1.4	113	0.00
4 L1c	PCB 1016{2}	500.000	483.779	3.2	107	0.00
5 L1c	PCB 1016{3}	500.000	513.675	-2.7	115	0.00
6 L1c	PCB 1016{4}	500.000	491.701	1.7	106	0.00
7 L1c	PCB 1016{5}	500.000	486.914	2.6	105	0.00
33 L7c	PCB 1260	500.000	491.974	1.6	107	0.00
34 L7c	PCB 1260{2}	500.000	498.218	0.4	107	0.00
35 L7c	PCB 1260{3}	500.000	503.359	-0.7	108	0.00
36 L7C	PCB 1260{4}	500.000	513.179	-2.6	108	0.00
37 L7C	PCB 1260{5}	500.000	495.586	0.9	104	0.00

Evaluate Continuing Calibration Report - Not Founds

8 L2c	PCB 1221	500.000	0.000	100.0#	0	-1.69#
9 L2c	PCB 1221{2}	500.000	0.000	100.0#	0	-1.83#
10 L2c	PCB 1221{3}	500.000	0.000	100.0#	0	-1.90#
11 L2c	PCB 1221{4}	500.000	0.000	100.0#	0	-1.92#
12 L2c	PCB 1221{5}	500.000	0.000	100.0#	0	-2.09#
13 L3c	PCB 1232	500.000	0.000	100.0#	0	-1.93#
14 L3c	PCB 1232{2}	500.000	0.000	100.0#	0	-2.10#
15 L3c	PCB 1232{3}	500.000	0.000	100.0#	0	-2.35#
16 L3c	PCB 1232{4}	500.000	0.000	100.0#	0	-2.42#
17 L3c	PCB 1232{5}	500.000	0.000	100.0#	0	-2.46#
18 L4c	PCB 1242	500.000	0.000	100.0#	0	-1.91#
19 L4c	PCB 1242{2}	500.000	0.000	100.0#	0	-2.08#
20 L4c	PCB 1242{3}	500.000	0.000	100.0#	0	-2.33#
21 L4c	PCB 1242{4}	500.000	0.000	100.0#	0	-2.93#

1st AF 03/13/24
2nd BA 03/13/24

Data Path : I:\ACQUDATA\6890G\Data\031124\
Data File : BM1367.D
Signal(s) : Signal #1: ECD1A.ch Signal #2: ECD2B.ch
Acq On   : 11 Mar 2024 05:53 pm
Operator : AFelser
Sample   : CCV
Misc   :
ALS Vial : 2   Sample Multiplier: 1

Integration File signal 1: AUTOINT1.E
Integration File signal 2: AUTOINT2.E
Quant Time: Mar 12 11:11:22 2024
Quant Method : I:\ACQUDATA\6890G\Methods\G-PCB030724.M
Quant Title : 608/8082 PCB'S
QLast Update : Mon Mar 11 11:53:35 2024
Response via : Initial Calibration
Integrator: ChemStation

Volume Inj.   : 2uL
Signal #1 Phase : DB-1701   Signal #2 Phase: DB-17
Signal #1 Info : 0.32mm 30m   Signal #2 Info : 0.32mm 30m

Min. RRF   :   0.000 Min. Rel. Area : 50% Max. R.T. Dev 0.50min
Max. RRF Dev : 20%   Max. Rel. Area : 150%

	Compound	Amount	Calc.	%Dev	Area%	Dev(Min)
22	L4c PCB 1242{5}	500.000	0.000	100.0#	0	-2.95#
23	L5c PCB 1248	500.000	0.000	100.0#	0	-2.08#
24	L5c PCB 1248{2}	500.000	0.000	100.0#	0	-2.51#
25	L5c PCB 1248{3}	500.000	0.000	100.0#	0	-2.65#
26	L5c PCB 1248{4}	500.000	0.000	100.0#	0	-2.93#
27	L5c PCB 1248{5}	500.000	0.000	100.0#	0	-2.95#
28	L6c PCB 1254	500.000	0.000	100.0#	0	-3.09#
29	L6c PCB 1254{2}	500.000	0.000	100.0#	0	-3.29#
30	L6c PCB 1254{3}	500.000	0.000	100.0#	0	-3.39#
31	L6c PCB 1254{4}	500.000	0.000	100.0#	0	-3.61#
32	L6c PCB 1254{5}	500.000	0.000	100.0#	0	-3.77#
38	L8C PCB 1268	500.000	0.000	100.0	0	-4.16#
39	L8C PCB 1268{2}	500.000	0.000	100.0	0	-4.43#
40	L8C PCB 1268{3}	500.000	0.000	100.0	0	-5.02#
41	L8C PCB 1268{4}	500.000	0.000	100.0	0	-5.06#
42	L8C PCB 1268{5}	500.000	0.000	100.0	0	-5.48#
43	L9C PCB 1262	500.000	0.000	100.0	0	-3.78#
44	L9C PCB 1262{2}	500.000	0.000	100.0	0	-3.90#
45	L9C PCB 1262{3}	500.000	0.000	100.0	0	-4.18#
46	L9C PCB 1262{4}	500.000	0.000	100.0	0	-4.76#
47	L9C PCB 1262{5}	500.000	0.000	100.0	0	-5.00#

Signal #2

8	L2c PCB 1221	500.000	0.000	100.0#	0	-1.87#
9	L2c PCB 1221{2}	500.000	0.000	100.0#	0	-1.98#
10	L2c PCB 1221{3}	500.000	0.000	100.0#	0	-2.06#
11	L2c PCB 1221{4}	500.000	0.000	100.0#	0	-2.14#
12	L2c PCB 1221{5}	500.000	0.000	100.0#	0	-2.17#
13	L3c PCB 1232	500.000	0.000	100.0#	0	-2.15#
14	L3c PCB 1232{2}	500.000	0.000	100.0#	0	-2.18#
15	L3c PCB 1232{3}	500.000	0.000	100.0#	0	-2.41#
16	L3c PCB 1232{4}	500.000	0.000	100.0#	0	-2.56#
17	L3c PCB 1232{5}	500.000	0.000	100.0#	0	-2.79#
18	L4c PCB 1242	500.000	0.000	100.0#	0	-2.17#
19	L4c PCB 1242{2}	500.000	0.000	100.0#	0	-2.40#
20	L4c PCB 1242{3}	500.000	0.000	100.0#	0	-2.69#
21	L4c PCB 1242{4}	500.000	0.000	100.0#	0	-3.42#
22	L4c PCB 1242{5}	500.000	0.000	100.0#	0	-3.46#
23	L5c PCB 1248	500.000	0.000	100.0#	0	-2.39#
24	L5c PCB 1248{2}	500.000	0.000	100.0#	0	-2.91#
25	L5c PCB 1248{3}	500.000	0.000	100.0#	0	-3.12#
26	L5c PCB 1248{4}	500.000	0.000	100.0#	0	-3.42#
27	L5c PCB 1248{5}	500.000	0.000	100.0#	0	-3.45#

Evaluate Continuing Calibration Report

Data Path : I:\ACQUDATA\6890G\Data\031124\
Data File : BM1367.D
Signal(s) : Signal #1: ECD1A.ch Signal #2: ECD2B.ch
Acq On   : 11 Mar 2024 05:53 pm
Operator : AFelser
Sample   : CCV
Misc   :
ALS Vial : 2   Sample Multiplier: 1

Integration File signal 1: AUTOINT1.E
Integration File signal 2: AUTOINT2.E
Quant Time: Mar 12 11:11:22 2024
Quant Method : I:\ACQUDATA\6890G\Methods\G-PCB030724.M
Quant Title : 608/8082 PCB'S
QLast Update : Mon Mar 11 11:53:35 2024
Response via : Initial Calibration
Integrator: ChemStation

Volume Inj.   : 2uL
Signal #1 Phase : DB-1701   Signal #2 Phase: DB-17
Signal #1 Info : 0.32mm 30m   Signal #2 Info : 0.32mm 30m

Min. RRF   :   0.000 Min. Rel. Area : 50% Max. R.T. Dev 0.50min
Max. RRF Dev : 20%   Max. Rel. Area : 150%

	Compound	Amount	Calc.	%Dev	Area%	Dev(Min)
28	L6c PCB 1254	500.000	0.000	100.0#	0	-3.62#
29	L6c PCB 1254{2}	500.000	0.000	100.0#	0	-3.94#
30	L6c PCB 1254{3}	500.000	0.000	100.0#	0	-4.32#
31	L6c PCB 1254{4}	500.000	0.000	100.0#	0	-4.52#
32	L6c PCB 1254{5}	500.000	0.000	100.0#	0	-4.87#
38	L8C PCB 1268	500.000	0.000	100.0	0	-4.95#
39	L8C PCB 1268{2}	500.000	0.000	100.0	0	-5.19#
40	L8C PCB 1268{3}	500.000	0.000	100.0	0	-5.64#
41	L8C PCB 1268{4}	500.000	0.000	100.0	0	-5.84#
42	L8C PCB 1268{5}	500.000	0.000	100.0	0	-6.02#
43	L9C PCB 1262	500.000	0.000	100.0	0	-4.52#
44	L9C PCB 1262{2}	500.000	0.000	100.0	0	-4.70#
45	L9C PCB 1262{3}	500.000	0.000	100.0	0	-4.95#
46	L9C PCB 1262{4}	500.000	0.000	100.0	0	-5.20#
47	L9C PCB 1262{5}	500.000	0.000	100.0	0	-6.03#

(#) = Out of Range SPCC's out = 0 CCC's out = 50

Quantitation Report (QT Reviewed)

Data Path : I:\ACQUDATA\6890G\Data\031124\
Data File : BM1367.D
Signal(s) : Signal #1: ECD1A.ch Signal #2: ECD2B.ch
Acq On : 11 Mar 2024 05:53 pm
Operator : AFelser
Sample : CCV
Misc :
ALS Vial : 2 Sample Multiplier: 1

Integration File signal 1: AUTOINT1.E
Integration File signal 2: AUTOINT2.E
Quant Time: Mar 12 11:11:22 2024
Quant Method : I:\ACQUDATA\6890G\Methods\G-PCB030724.M
Quant Title : 608/8082 PCB'S
QLast Update : Mon Mar 11 11:53:35 2024
Response via : Initial Calibration
Integrator: ChemStation

Volume Inj. : 2uL
Signal #1 Phase : DB-1701 Signal #2 Phase: DB-17
Signal #1 Info : 0.32mm 30m Signal #2 Info : 0.32mm 30m

Compound	RT#1	RT#2	Resp#1	Resp#2	ug/l	ug/l
System Monitoring Compounds						
1) S SURR1, TCMX	1.755	1.922	381.2E6	2732.1E6	49.966	55.851
Spiked Amount 100.000	Range 30 - 150		Recovery =		49.97%	55.85%
2) S SURR2,Dec...	5.801	6.372	146.5E6	603.2E6	45.499	50.067
Spiked Amount 100.000	Range 30 - 150		Recovery =		45.50%	50.07%
Target Compounds						
3) L1c PCB 1016	1.922	2.175	66126849	392.6E6	506.761	506.904
4) L1c PCB 1016{2}	2.095	2.534	122.9E6	227.4E6	453.914	483.779
5) L1c PCB 1016{3}	2.201	2.557	54090609	335.4E6	492.850	513.675
6) L1c PCB 1016{4}	2.415	2.783	109.6E6	620.4E6	467.410	491.701
7) L1c PCB 1016{5}	2.658	2.855	83920921	389.7E6	455.847	486.914
Sum PCB 1016			436.6E6	1965.4E6	2376.781	2482.972
Average PCB 1016					475.356	496.594
Sum PCB 1221			0	0	N.D.	N.D.
Average PCB 1221					0.000	0.000
Sum PCB 1232			0	0	N.D.	N.D.
Average PCB 1232					0.000	0.000
Sum PCB 1242			0	0	N.D.	N.D.
Average PCB 1242					0.000	0.000
Sum PCB 1248			0	0	N.D.	N.D.
Average PCB 1248					0.000	0.000
Sum PCB 1254			0	0	N.D.	N.D.
Average PCB 1254					0.000	0.000
33) L7c PCB 1260	3.538	4.280	151.4E6	933.6E6	466.451	491.974
34) L7c PCB 1260{2}	3.777	4.516	225.5E6	1041.6E6	466.107	498.218
35) L7c PCB 1260{3}	4.752	5.191	308.2E6	696.7E6	481.031	503.359
36) L7C PCB 1260{4}	4.997	5.386	149.3E6	1563.7E6	488.936	513.179
37) L7C PCB 1260{5}	5.479	6.020	79287504	379.7E6	479.265	495.586
Sum PCB 1260			913.7E6	4615.2E6	2381.790	2502.316
Average PCB 1260					476.358	500.463
Sum PCB 1268			0	0	N.D.	N.D.
Average PCB 1268					0.000	0.000
Sum PCB 1262			0	0	N.D.	N.D.
Average PCB 1262					0.000	0.000

(f)=RT Delta > 1/2 Window (#)=Amounts differ by > 25% (m)=manual int.

Quantitation Report (QT Reviewed)

Data Path : I:\ACQUDATA\6890G\Data\031124\
Data File : BM1367.D
Signal(s) : Signal #1: ECD1A.ch Signal #2: ECD2B.ch
Acq On : 11 Mar 2024 05:53 pm
Operator : AFelser
Sample : CCV
Misc :
ALS Vial : 2 Sample Multiplier: 1

Integration File signal 1: AUTOINT1.E
Integration File signal 2: AUTOINT2.E
Quant Time: Mar 12 11:11:22 2024
Quant Method : I:\ACQUDATA\6890G\Methods\G-PCB030724.M
Quant Title : 608/8082 PCB'S
QLast Update : Mon Mar 11 11:53:35 2024
Response via : Initial Calibration
Integrator: ChemStation

Volume Inj. : 2uL
Signal #1 Phase : DB-1701 Signal #2 Phase: DB-17
Signal #1 Info : 0.32mm 30m Signal #2 Info : 0.32mm 30m

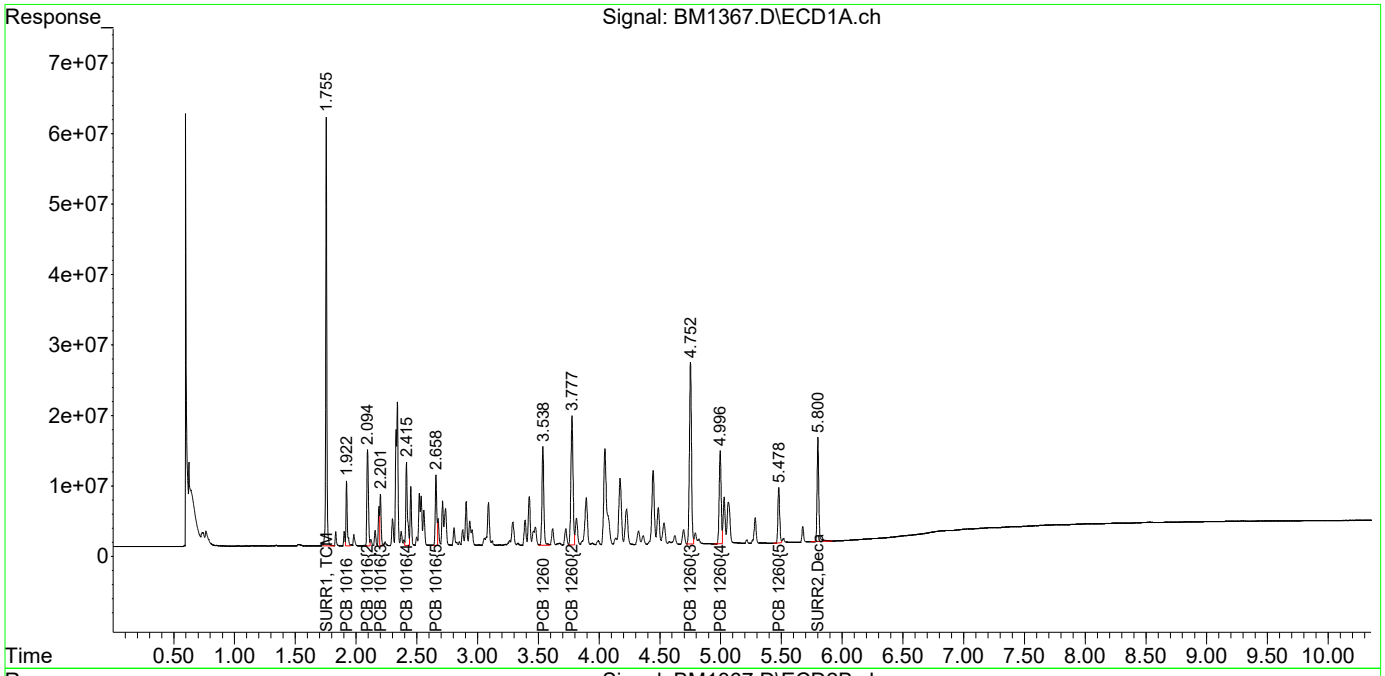

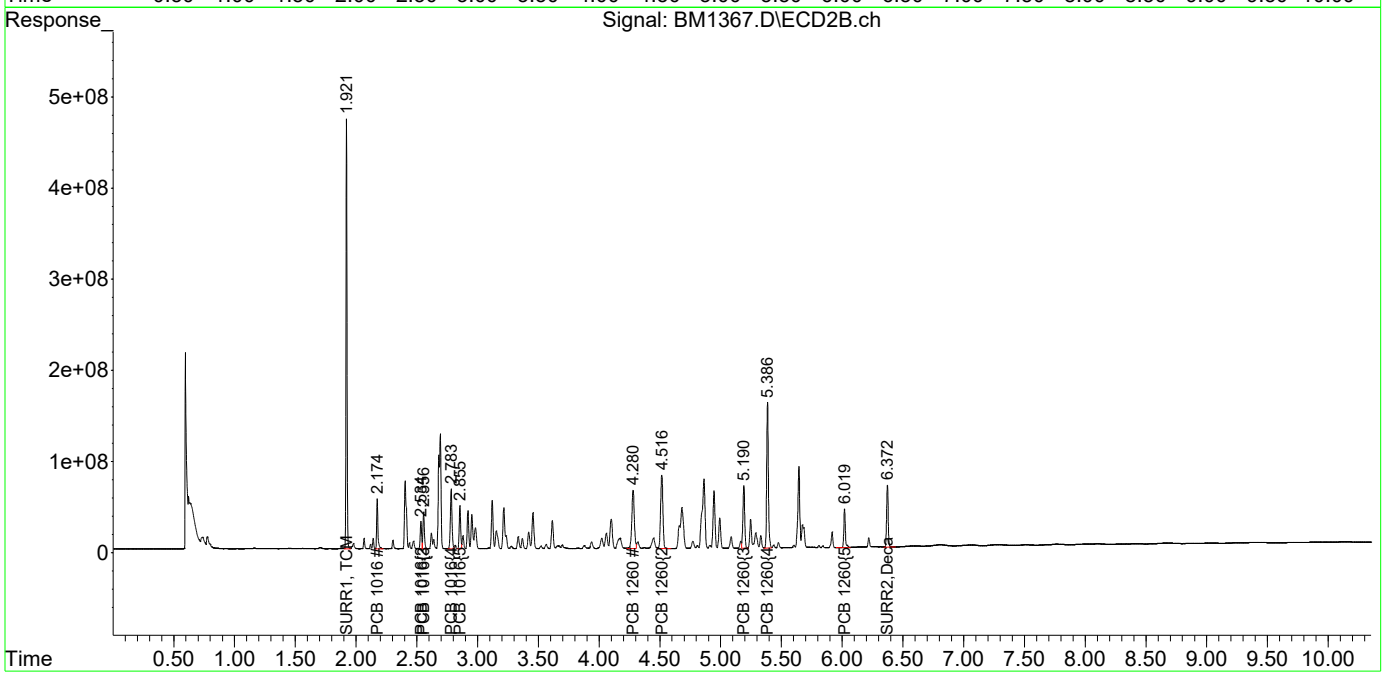

1st AF 03/13/24
2nd BA 03/13/24

Quantitation Report (Qedit)

Data Path : I:\ACQUDATA\6890G\Data\031124\
Data File : BM1378.D
Signal(s) : Signal #1: ECD1A.ch Signal #2: ECD2B.ch
Acq On : 11 Mar 2024 08:28 pm
Operator : AFelser
Sample : CCV
Misc :
ALS Vial : 2 Sample Multiplier: 1

Integration File signal 1: AUTOINT1.E
Integration File signal 2: AUTOINT2.E
Quant Time: Mar 12 11:13:35 2024
Quant Method : I:\ACQUDATA\6890G\Methods\G-PCB030724.M
Quant Title : 608/8082 PCB'S
QLast Update : Mon Mar 11 11:53:35 2024
Response via : Initial Calibration
Integrator: ChemStation

Volume Inj. : 2uL
Signal #1 Phase : DB-1701 Signal #2 Phase: DB-17
Signal #1 Info : 0.32mm 30m Signal #2 Info : 0.32mm 30m

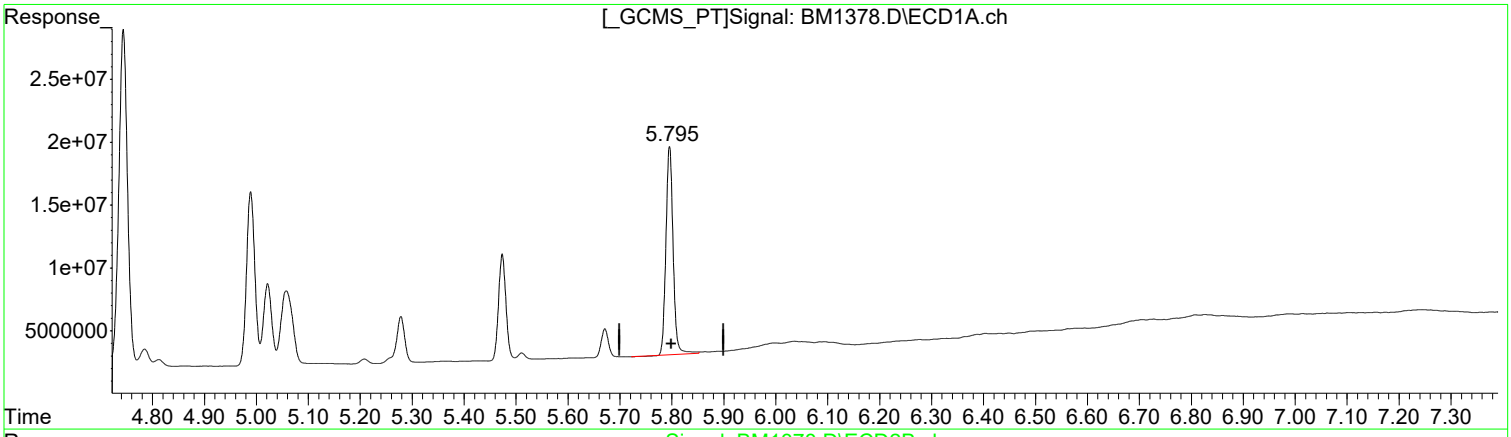

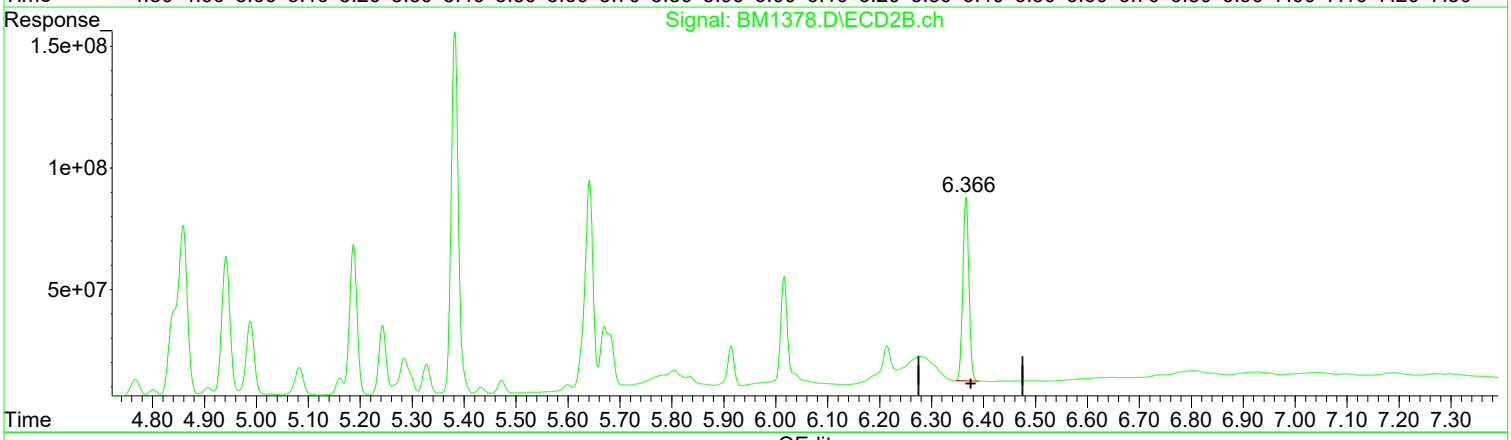

QEdit

(2) SURR2,Decachlorobiphenyl (S)
5.796min 49.243 ug/l
response 158567204

(2) SURR2,Decachlorobiphenyl #2 (S)
6.366min 51.053 ug/l m
response 615034080

Manual Integration:
After
Poor integration.
03/12/24

(+) = Expected Retention Time

1st AF 03/13/24
2nd BA 03/13/24

Quantitation Report (Qedit)

Data Path : I:\ACQUDATA\6890G\Data\031124\
Data File : BM1378.D
Signal(s) : Signal #1: ECD1A.ch Signal #2: ECD2B.ch
Acq On : 11 Mar 2024 08:28 pm
Operator : AFelser
Sample : CCV
Misc :
ALS Vial : 2 Sample Multiplier: 1

Integration File signal 1: AUTOINT1.E
Integration File signal 2: AUTOINT2.E
Quant Time: Mar 12 11:13:35 2024
Quant Method : I:\ACQUDATA\6890G\Methods\G-PCB030724.M
Quant Title : 608/8082 PCB'S
QLast Update : Mon Mar 11 11:53:35 2024
Response via : Initial Calibration
Integrator: ChemStation

Volume Inj. : 2uL
Signal #1 Phase : DB-1701 Signal #2 Phase: DB-17
Signal #1 Info : 0.32mm 30m Signal #2 Info : 0.32mm 30m

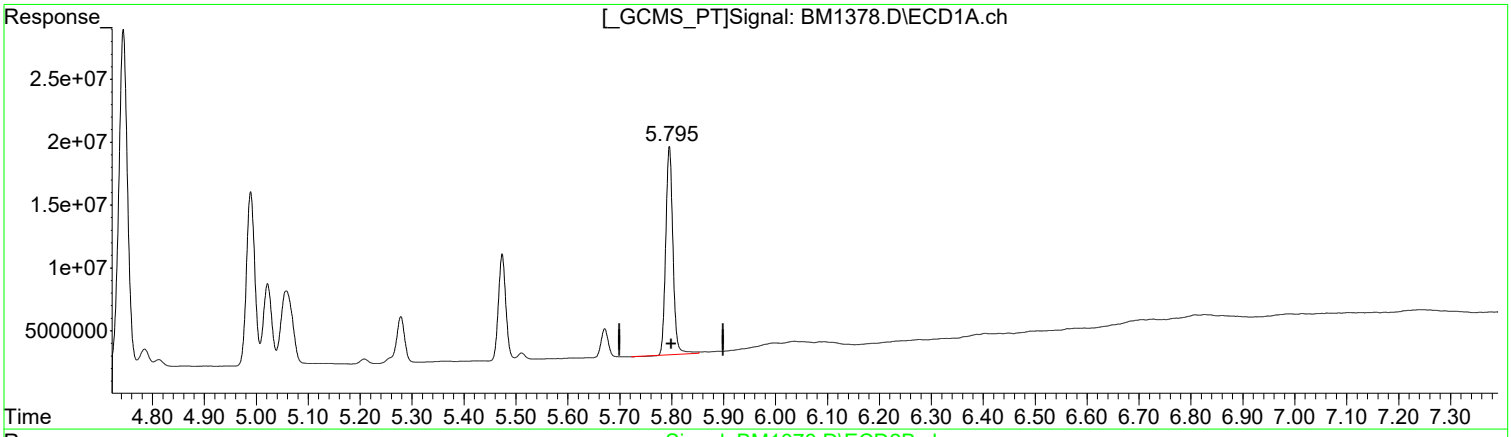

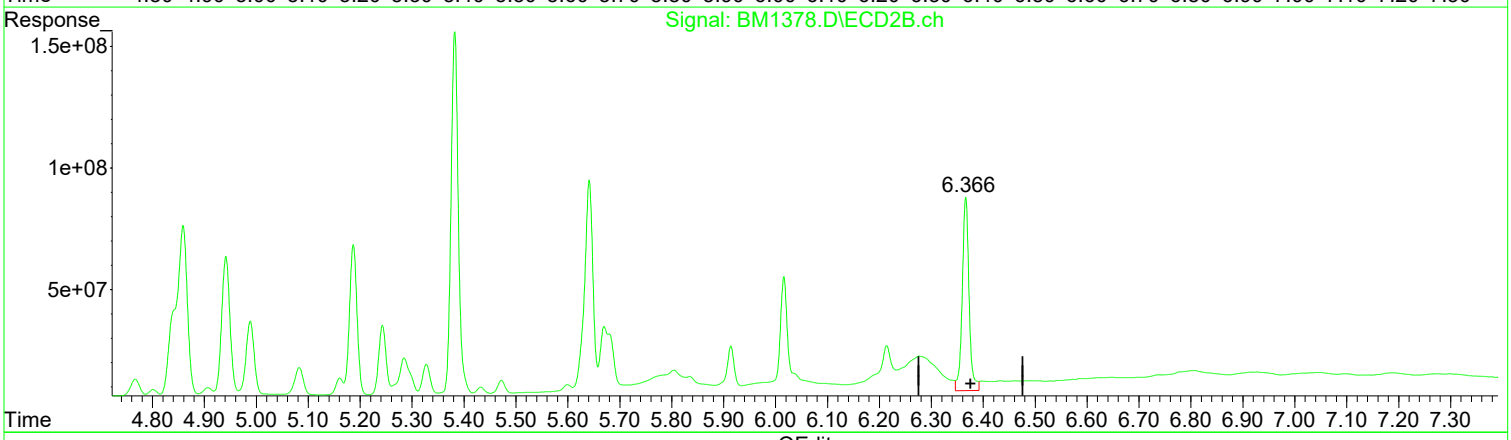

QEdit

(2) SURR2,Decachlorobiphenyl (S)

5.796min 49.243 ug/l

response 158567204

(2) SURR2,Decachlorobiphenyl #2 (S)

6.366min 60.005 ug/l

response 722880714

Manual Integration:

Before

03/12/24

(+) = Expected Retention Time

Quantitation Report (Qedit)

Data Path : I:\ACQUDATA\6890G\Data\031124\
Data File : BM1378.D
Signal(s) : Signal #1: ECD1A.ch Signal #2: ECD2B.ch
Acq On : 11 Mar 2024 08:28 pm
Operator : AFelser
Sample : CCV
Misc :
ALS Vial : 2 Sample Multiplier: 1

Integration File signal 1: AUTOINT1.E
Integration File signal 2: AUTOINT2.E
Quant Time: Mar 12 11:13:35 2024
Quant Method : I:\ACQUDATA\6890G\Methods\G-PCB030724.M
Quant Title : 608/8082 PCB'S
QLast Update : Mon Mar 11 11:53:35 2024
Response via : Initial Calibration
Integrator: ChemStation

Volume Inj. : 2uL
Signal #1 Phase : DB-1701 Signal #2 Phase: DB-17
Signal #1 Info : 0.32mm 30m Signal #2 Info : 0.32mm 30m

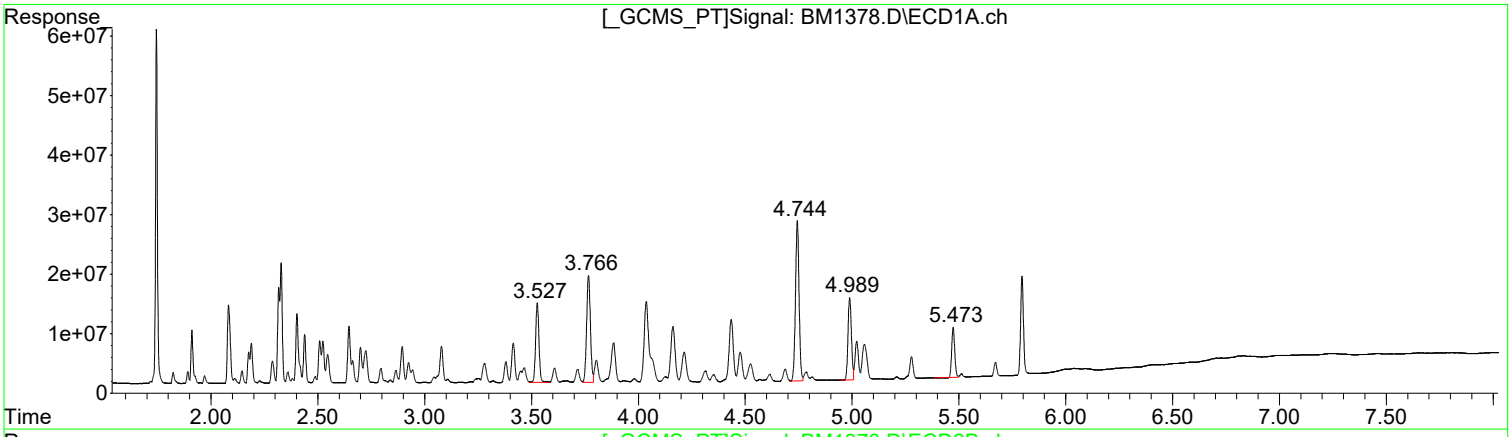

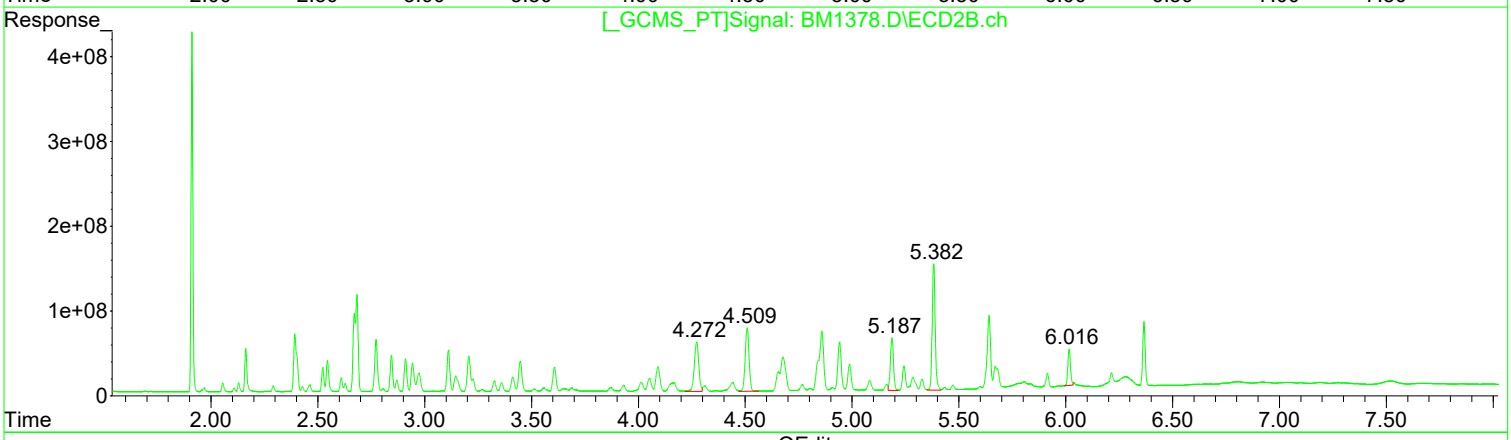

QEdit

(33) PCB 1260 (L7c)

R.T.	Response	Conc
3.53	146400330	450.90
3.77	220226229	455.17
4.74	313890299	489.99
4.99	153419490	502.30
5.47	82583473	499.19

(33) PCB 1260 #2 (L7c)

R.T.	Response	Conc
4.27	850678622	448.30
4.51	934085553	446.79
5.19	635721666	459.32
5.38	1462301228	479.91
6.02	376545827	491.52

Manual Integration:

After

Poor integration.

03/12/24

(+) = Expected Retention Time

Quantitation Report (Qedit)

Data Path : I:\ACQUDATA\6890G\Data\031124\
Data File : BM1378.D
Signal(s) : Signal #1: ECD1A.ch Signal #2: ECD2B.ch
Acq On : 11 Mar 2024 08:28 pm
Operator : AFelser
Sample : CCV
Misc :
ALS Vial : 2 Sample Multiplier: 1

Integration File signal 1: AUTOINT1.E
Integration File signal 2: AUTOINT2.E
Quant Time: Mar 12 11:13:35 2024
Quant Method : I:\ACQUDATA\6890G\Methods\G-PCB030724.M
Quant Title : 608/8082 PCB'S
QLast Update : Mon Mar 11 11:53:35 2024
Response via : Initial Calibration
Integrator: ChemStation

Volume Inj. : 2uL
Signal #1 Phase : DB-1701 Signal #2 Phase: DB-17
Signal #1 Info : 0.32mm 30m Signal #2 Info : 0.32mm 30m

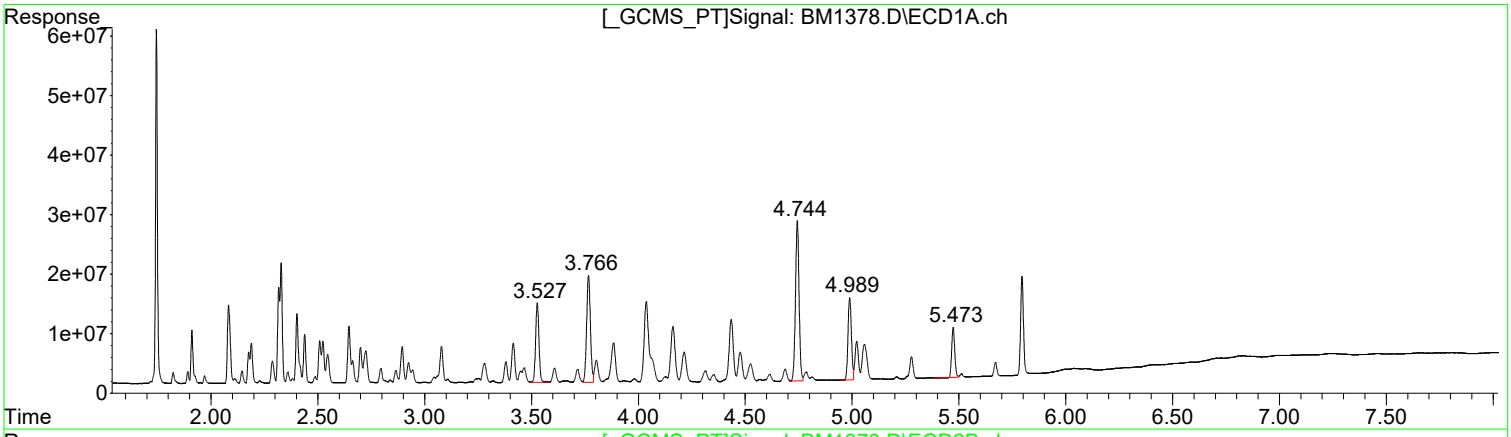

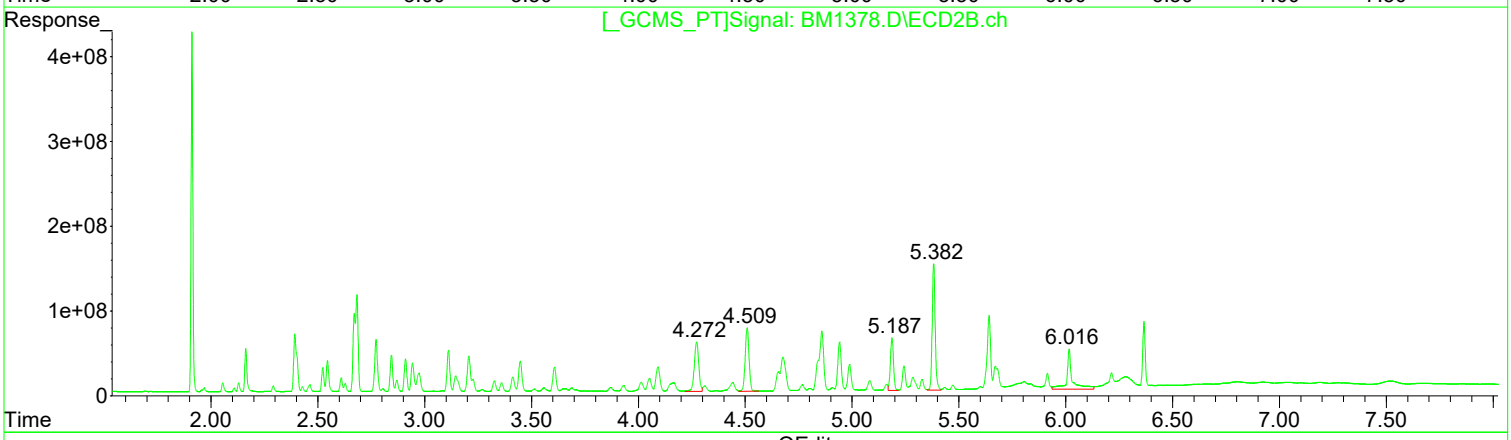

QEdit

(33) PCB 1260 (L7c)

R.T.	Response	Conc
3.53	146400330	450.90
3.77	220226229	455.17
4.74	313890299	489.99
4.99	153419490	502.30
5.47	82583473	499.19

(33) PCB 1260 #2 (L7c)

R.T.	Response	Conc
4.27	850678622	448.30
4.51	934085553	446.79
5.19	635721666	459.32
5.38	1462301228	479.91
6.02	844623208	1102.52

Manual Integration:

Before

03/12/24

(+) = Expected Retention Time

Quantitation Report (Qedit)

Data Path : I:\ACQUDATA\6890G\Data\031124\
Data File : BM1378.D
Signal(s) : Signal #1: ECD1A.ch Signal #2: ECD2B.ch
Acq On : 11 Mar 2024 08:28 pm
Operator : AFelser
Sample : CCV
Misc :
ALS Vial : 2 Sample Multiplier: 1

Integration File signal 1: AUTOINT1.E
Integration File signal 2: AUTOINT2.E
Quant Time: Mar 12 11:13:35 2024
Quant Method : I:\ACQUDATA\6890G\Methods\G-PCB030724.M
Quant Title : 608/8082 PCB'S
QLast Update : Mon Mar 11 11:53:35 2024
Response via : Initial Calibration
Integrator: ChemStation

Volume Inj. : 2uL
Signal #1 Phase : DB-1701 Signal #2 Phase: DB-17
Signal #1 Info : 0.32mm 30m Signal #2 Info : 0.32mm 30m

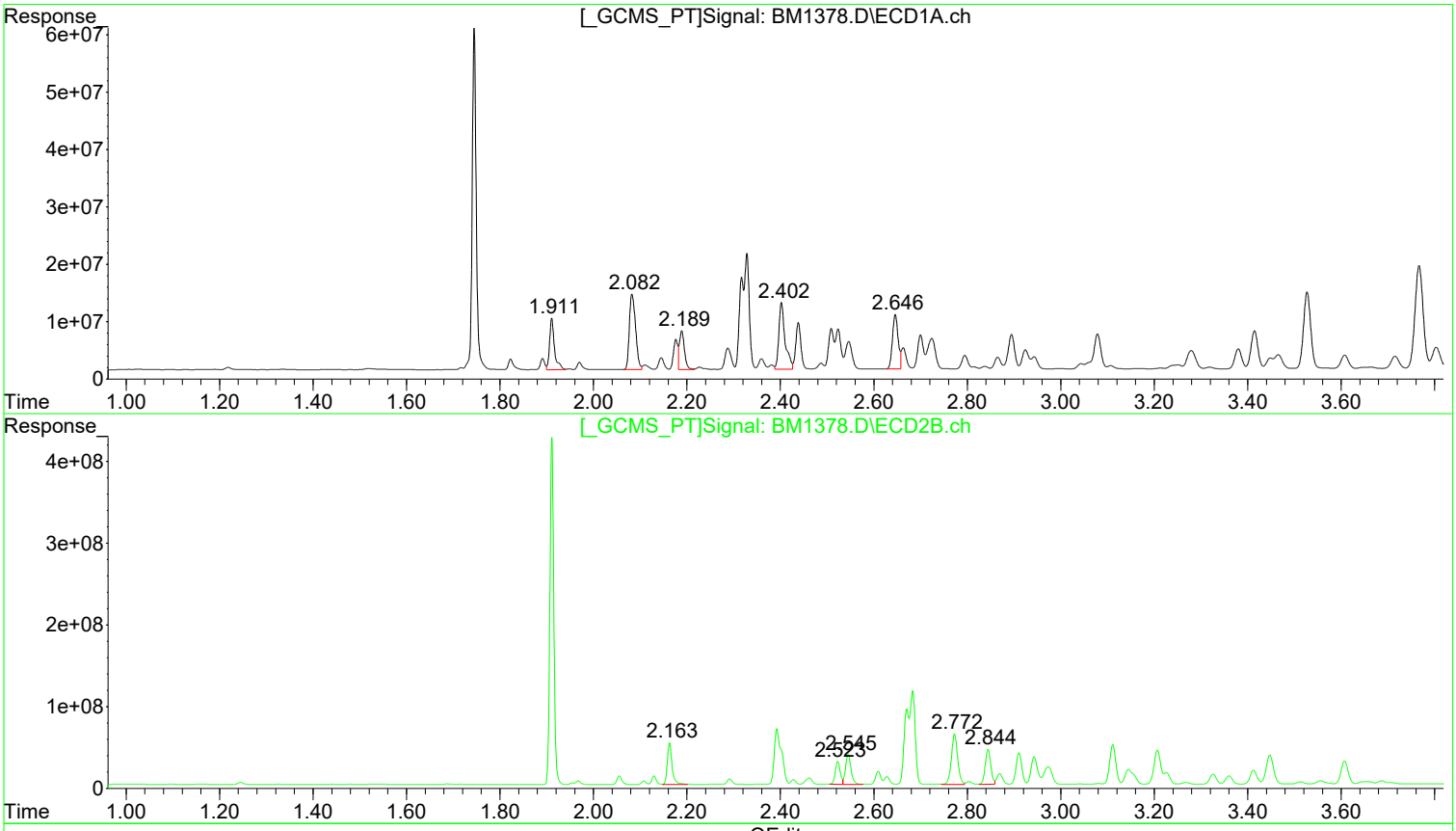

QEdit

(3) PCB 1016 (L1c)

R.T.	Response	Conc
1.91	65223320	499.84
2.08	121196037	447.73
2.19	51403192	468.36
2.40	107598442	458.82
2.65	81604819	443.27

(3) PCB 1016 #2 (L1c)

R.T.	Response	Conc
2.16	365500555	471.95
2.52	207865196	442.29
2.55	303358007	464.59
2.77	577709942	457.89
2.84	353288165	441.43

Manual Integration:

After

Wrong peak selected.

03/12/24

(+) = Expected Retention Time

1st AF 03/13/24
2nd BA 03/13/24

Quantitation Report (Qedit)

Data Path : I:\ACQUDATA\6890G\Data\031124\
Data File : BM1378.D
Signal(s) : Signal #1: ECD1A.ch Signal #2: ECD2B.ch
Acq On : 11 Mar 2024 08:28 pm
Operator : AFelser
Sample : CCV
Misc :
ALS Vial : 2 Sample Multiplier: 1

Integration File signal 1: AUTOINT1.E
Integration File signal 2: AUTOINT2.E
Quant Time: Mar 12 11:13:35 2024
Quant Method : I:\ACQUDATA\6890G\Methods\G-PCB030724.M
Quant Title : 608/8082 PCB'S
QLast Update : Mon Mar 11 11:53:35 2024
Response via : Initial Calibration
Integrator: ChemStation

Volume Inj. : 2uL
Signal #1 Phase : DB-1701 Signal #2 Phase: DB-17
Signal #1 Info : 0.32mm 30m Signal #2 Info : 0.32mm 30m

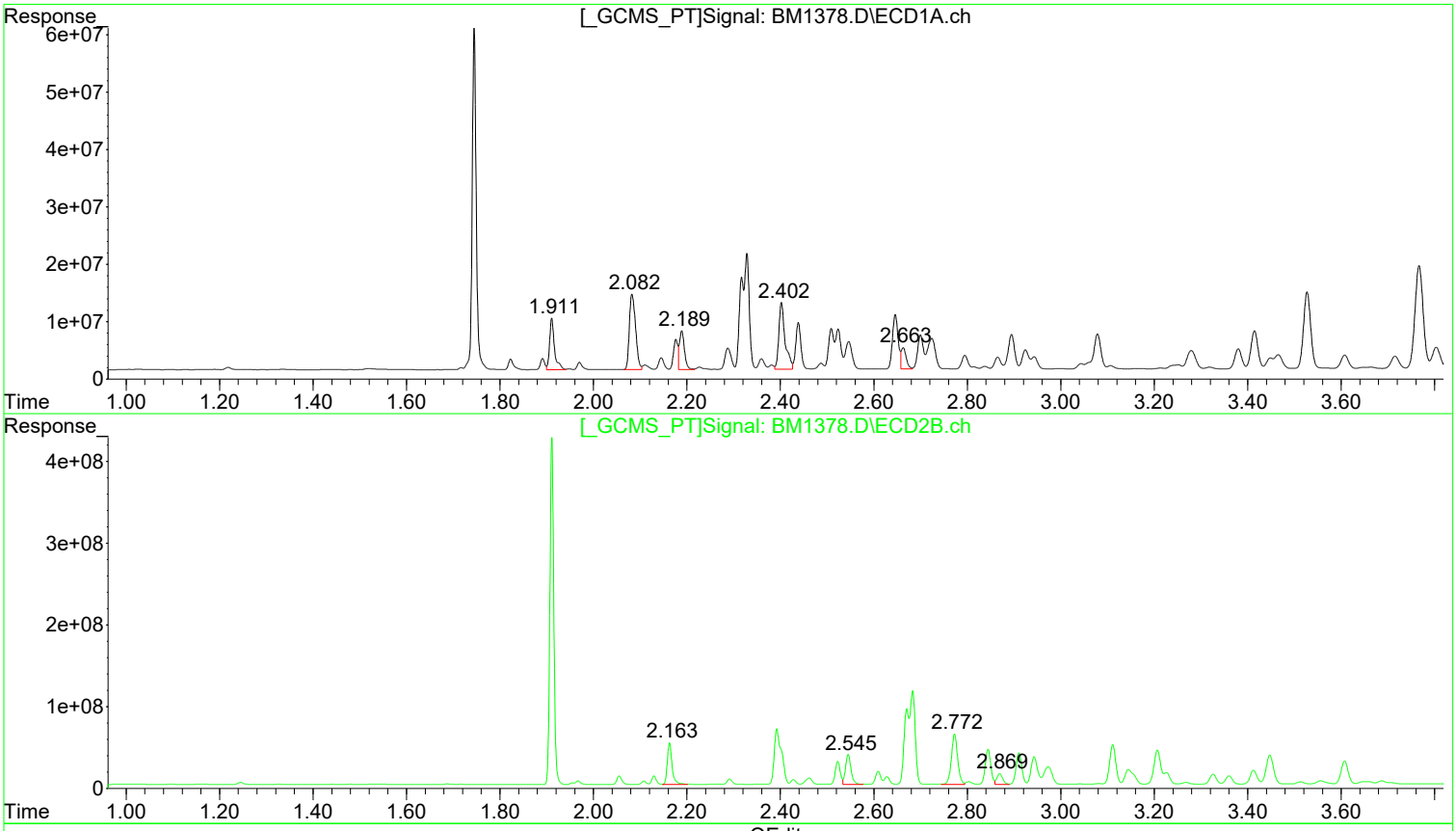

QEdit

(3) PCB 1016 (L1c)

R.T.	Response	Conc
1.91	65223320	499.84
2.08	121196037	447.73
2.19	51403192	468.36
2.40	107598442	458.82
2.66	28360997	154.05

(3) PCB 1016 #2 (L1c)

R.T.	Response	Conc
2.16	365500555	471.95
2.55	303358007	645.47
2.55	303358007	464.59
2.77	577709942	457.89
2.87	115767059	144.65

Manual Integration:

Before

03/12/24

(+) = Expected Retention Time

Evaluate Continuing Calibration Report

Data Path : I:\ACQUDATA\6890G\Data\031124\
Data File : BM1378.D
Signal(s) : Signal #1: ECD1A.ch Signal #2: ECD2B.ch
Acq On   : 11 Mar 2024 08:28 pm
Operator : AFelser
Sample   : CCV
Misc   :
ALS Vial : 2   Sample Multiplier: 1

Integration File signal 1: AUTOINT1.E
Integration File signal 2: AUTOINT2.E
Quant Time: Mar 12 11:13:35 2024
Quant Method : I:\ACQUDATA\6890G\Methods\G-PCB030724.M
Quant Title : 608/8082 PCB'S
QLast Update : Mon Mar 11 11:53:35 2024
Response via : Initial Calibration
Integrator: ChemStation

Volume Inj.   : 2uL
Signal #1 Phase : DB-1701   Signal #2 Phase: DB-17
Signal #1 Info : 0.32mm 30m   Signal #2 Info : 0.32mm 30m

Min. RRF   :   0.000 Min. Rel. Area : 50% Max. R.T. Dev 0.50min
Max. RRF Dev : 20%   Max. Rel. Area : 150%

	Compound	Amount	Calc.	%Dev	Area%	Dev(Min)
1 S	SURR1, TCMX	50.000	47.747	4.5	99	-0.01
2 S	SURR2,Decachlorobiphenyl	50.000	49.243	1.5	105	0.00
3 L1c	PCB 1016	500.000	499.837	0.0	113	-0.01
4 L1c	PCB 1016{2}	500.000	447.730	10.5	101	-0.01
5 L1c	PCB 1016{3}	500.000	468.363	6.3	105	-0.01
6 L1c	PCB 1016{4}	500.000	458.824	8.2	102	-0.01
7 L1c	PCB 1016{5}	500.000	443.266	11.3	99	-0.01
33 L7c	PCB 1260	500.000	450.904	9.8	99	-0.01
34 L7c	PCB 1260{2}	500.000	455.171	9.0	100	0.00
35 L7c	PCB 1260{3}	500.000	489.986	2.0	105	0.00
36 L7C	PCB 1260{4}	500.000	502.303	-0.5	108	0.00
37 L7C	PCB 1260{5}	500.000	499.188	0.2	109	0.00

Signal #2

1 S	SURR1, TCMX	50.000	50.112	-0.2	102	-0.01
2 S	SURR2,Decachlorobiphenyl	50.000	51.053	-2.1	109	0.00
3 L1c	PCB 1016	500.000	471.948	5.6	105	-0.01
4 L1c	PCB 1016{2}	500.000	442.286	11.5	98	-0.01
5 L1c	PCB 1016{3}	500.000	464.594	7.1	104	-0.01
6 L1c	PCB 1016{4}	500.000	457.891	8.4	98	-0.01
7 L1c	PCB 1016{5}	500.000	441.429	11.7	95	-0.01
33 L7c	PCB 1260	500.000	448.299	10.3	97	-0.01
34 L7c	PCB 1260{2}	500.000	446.794	10.6	96	-0.01
35 L7c	PCB 1260{3}	500.000	459.319	8.1	98	0.00
36 L7C	PCB 1260{4}	500.000	479.908	4.0	101	0.00
37 L7C	PCB 1260{5}	500.000	491.520	1.7	104	0.00

Evaluate Continuing Calibration Report - Not Founds

8 L2c	PCB 1221	500.000	0.000	100.0#	0	-1.69#
9 L2c	PCB 1221{2}	500.000	0.000	100.0#	0	-1.83#
10 L2c	PCB 1221{3}	500.000	0.000	100.0#	0	-1.90#
11 L2c	PCB 1221{4}	500.000	0.000	100.0#	0	-1.92#
12 L2c	PCB 1221{5}	500.000	0.000	100.0#	0	-2.09#
13 L3c	PCB 1232	500.000	0.000	100.0#	0	-1.93#
14 L3c	PCB 1232{2}	500.000	0.000	100.0#	0	-2.10#
15 L3c	PCB 1232{3}	500.000	0.000	100.0#	0	-2.35#
16 L3c	PCB 1232{4}	500.000	0.000	100.0#	0	-2.42#
17 L3c	PCB 1232{5}	500.000	0.000	100.0#	0	-2.46#
18 L4c	PCB 1242	500.000	0.000	100.0#	0	-1.91#
19 L4c	PCB 1242{2}	500.000	0.000	100.0#	0	-2.08#
20 L4c	PCB 1242{3}	500.000	0.000	100.0#	0	-2.33#
21 L4c	PCB 1242{4}	500.000	0.000	100.0#	0	-2.93#

1st AF 03/13/24
2nd BA 03/13/24

Data Path : I:\ACQUDATA\6890G\Data\031124\
Data File : BM1378.D
Signal(s) : Signal #1: ECD1A.ch Signal #2: ECD2B.ch
Acq On   : 11 Mar 2024 08:28 pm
Operator : AFelser
Sample   : CCV
Misc   :
ALS Vial : 2   Sample Multiplier: 1

Integration File signal 1: AUTOINT1.E
Integration File signal 2: AUTOINT2.E
Quant Time: Mar 12 11:13:35 2024
Quant Method : I:\ACQUDATA\6890G\Methods\G-PCB030724.M
Quant Title : 608/8082 PCB'S
QLast Update : Mon Mar 11 11:53:35 2024
Response via : Initial Calibration
Integrator: ChemStation

Volume Inj.   : 2uL
Signal #1 Phase : DB-1701   Signal #2 Phase: DB-17
Signal #1 Info : 0.32mm 30m   Signal #2 Info : 0.32mm 30m

Min. RRF   :   0.000 Min. Rel. Area : 50% Max. R.T. Dev 0.50min
Max. RRF Dev : 20%   Max. Rel. Area : 150%

	Compound	Amount	Calc.	%Dev	Area%	Dev(Min)
22	L4c PCB 1242{5}	500.000	0.000	100.0#	0	-2.95#
23	L5c PCB 1248	500.000	0.000	100.0#	0	-2.08#
24	L5c PCB 1248{2}	500.000	0.000	100.0#	0	-2.51#
25	L5c PCB 1248{3}	500.000	0.000	100.0#	0	-2.65#
26	L5c PCB 1248{4}	500.000	0.000	100.0#	0	-2.93#
27	L5c PCB 1248{5}	500.000	0.000	100.0#	0	-2.95#
28	L6c PCB 1254	500.000	0.000	100.0#	0	-3.09#
29	L6c PCB 1254{2}	500.000	0.000	100.0#	0	-3.29#
30	L6c PCB 1254{3}	500.000	0.000	100.0#	0	-3.39#
31	L6c PCB 1254{4}	500.000	0.000	100.0#	0	-3.61#
32	L6c PCB 1254{5}	500.000	0.000	100.0#	0	-3.77#
38	L8C PCB 1268	500.000	0.000	100.0	0	-4.16#
39	L8C PCB 1268{2}	500.000	0.000	100.0	0	-4.43#
40	L8C PCB 1268{3}	500.000	0.000	100.0	0	-5.02#
41	L8C PCB 1268{4}	500.000	0.000	100.0	0	-5.06#
42	L8C PCB 1268{5}	500.000	0.000	100.0	0	-5.48#
43	L9C PCB 1262	500.000	0.000	100.0	0	-3.78#
44	L9C PCB 1262{2}	500.000	0.000	100.0	0	-3.90#
45	L9C PCB 1262{3}	500.000	0.000	100.0	0	-4.18#
46	L9C PCB 1262{4}	500.000	0.000	100.0	0	-4.76#
47	L9C PCB 1262{5}	500.000	0.000	100.0	0	-5.00#

Signal #2

8	L2c PCB 1221	500.000	0.000	100.0#	0	-1.87#
9	L2c PCB 1221{2}	500.000	0.000	100.0#	0	-1.98#
10	L2c PCB 1221{3}	500.000	0.000	100.0#	0	-2.06#
11	L2c PCB 1221{4}	500.000	0.000	100.0#	0	-2.14#
12	L2c PCB 1221{5}	500.000	0.000	100.0#	0	-2.17#
13	L3c PCB 1232	500.000	0.000	100.0#	0	-2.15#
14	L3c PCB 1232{2}	500.000	0.000	100.0#	0	-2.18#
15	L3c PCB 1232{3}	500.000	0.000	100.0#	0	-2.41#
16	L3c PCB 1232{4}	500.000	0.000	100.0#	0	-2.56#
17	L3c PCB 1232{5}	500.000	0.000	100.0#	0	-2.79#
18	L4c PCB 1242	500.000	0.000	100.0#	0	-2.17#
19	L4c PCB 1242{2}	500.000	0.000	100.0#	0	-2.40#
20	L4c PCB 1242{3}	500.000	0.000	100.0#	0	-2.69#
21	L4c PCB 1242{4}	500.000	0.000	100.0#	0	-3.42#
22	L4c PCB 1242{5}	500.000	0.000	100.0#	0	-3.46#
23	L5c PCB 1248	500.000	0.000	100.0#	0	-2.39#
24	L5c PCB 1248{2}	500.000	0.000	100.0#	0	-2.91#
25	L5c PCB 1248{3}	500.000	0.000	100.0#	0	-3.12#
26	L5c PCB 1248{4}	500.000	0.000	100.0#	0	-3.42#
27	L5c PCB 1248{5}	500.000	0.000	100.0#	0	-3.45#

Evaluate Continuing Calibration Report

Data Path : I:\ACQUDATA\6890G\Data\031124\
Data File : BM1378.D
Signal(s) : Signal #1: ECD1A.ch Signal #2: ECD2B.ch
Acq On   : 11 Mar 2024 08:28 pm
Operator : AFelser
Sample   : CCV
Misc   :
ALS Vial : 2   Sample Multiplier: 1

Integration File signal 1: AUTOINT1.E
Integration File signal 2: AUTOINT2.E
Quant Time: Mar 12 11:13:35 2024
Quant Method : I:\ACQUDATA\6890G\Methods\G-PCB030724.M
Quant Title : 608/8082 PCB'S
QLast Update : Mon Mar 11 11:53:35 2024
Response via : Initial Calibration
Integrator: ChemStation

Volume Inj.   : 2uL
Signal #1 Phase : DB-1701   Signal #2 Phase: DB-17
Signal #1 Info : 0.32mm 30m   Signal #2 Info : 0.32mm 30m

Min. RRF   :   0.000 Min. Rel. Area : 50% Max. R.T. Dev 0.50min
Max. RRF Dev : 20%   Max. Rel. Area : 150%

	Compound	Amount	Calc.	%Dev	Area%	Dev(Min)
28	L6c PCB 1254	500.000	0.000	100.0#	0	-3.62#
29	L6c PCB 1254{2}	500.000	0.000	100.0#	0	-3.94#
30	L6c PCB 1254{3}	500.000	0.000	100.0#	0	-4.32#
31	L6c PCB 1254{4}	500.000	0.000	100.0#	0	-4.52#
32	L6c PCB 1254{5}	500.000	0.000	100.0#	0	-4.87#
38	L8C PCB 1268	500.000	0.000	100.0	0	-4.95#
39	L8C PCB 1268{2}	500.000	0.000	100.0	0	-5.19#
40	L8C PCB 1268{3}	500.000	0.000	100.0	0	-5.64#
41	L8C PCB 1268{4}	500.000	0.000	100.0	0	-5.84#
42	L8C PCB 1268{5}	500.000	0.000	100.0	0	-6.02#
43	L9C PCB 1262	500.000	0.000	100.0	0	-4.52#
44	L9C PCB 1262{2}	500.000	0.000	100.0	0	-4.70#
45	L9C PCB 1262{3}	500.000	0.000	100.0	0	-4.95#
46	L9C PCB 1262{4}	500.000	0.000	100.0	0	-5.20#
47	L9C PCB 1262{5}	500.000	0.000	100.0	0	-6.03#

(#) = Out of Range SPCC's out = 0 CCC's out = 50

Quantitation Report (QT Reviewed)

Data Path : I:\ACQUDATA\6890G\Data\031124\
Data File : BM1378.D
Signal(s) : Signal #1: ECD1A.ch Signal #2: ECD2B.ch
Acq On : 11 Mar 2024 08:28 pm
Operator : AFelser
Sample : CCV
Misc :
ALS Vial : 2 Sample Multiplier: 1

Integration File signal 1: AUTOINT1.E
Integration File signal 2: AUTOINT2.E
Quant Time: Mar 12 11:13:35 2024
Quant Method : I:\ACQUDATA\6890G\Methods\G-PCB030724.M
Quant Title : 608/8082 PCB'S
QLast Update : Mon Mar 11 11:53:35 2024
Response via : Initial Calibration
Integrator: ChemStation

Volume Inj. : 2uL
Signal #1 Phase : DB-1701 Signal #2 Phase: DB-17
Signal #1 Info : 0.32mm 30m Signal #2 Info : 0.32mm 30m

Compound	RT#1	RT#2	Resp#1	Resp#2	ug/l	ug/l
System Monitoring Compounds						
1) S SURR1, TCMX	1.745	1.911	364.2E6	2451.3E6	47.747	50.112
Spiked Amount 100.000	Range 30 - 150		Recovery =		47.75%	50.11%
2) S SURR2,Dec...	5.796	6.366	158.6E6	615.0E6	49.243	51.053m
Spiked Amount 100.000	Range 30 - 150		Recovery =		49.24%	51.05%
Target Compounds						
3) L1c PCB 1016	1.911	2.163	65223320	365.5E6	499.837	471.948
4) L1c PCB 1016{2}	2.082	2.523	121.2E6	207.9E6	447.730	442.286m
5) L1c PCB 1016{3}	2.189	2.545	51403192	303.4E6	468.363	464.594
6) L1c PCB 1016{4}	2.402	2.773	107.6E6	577.7E6	458.824	457.891
7) L1c PCB 1016{5}	2.646	2.844	81604819	353.3E6	443.266m	441.429m
Sum PCB 1016			427.0E6	1807.7E6	2318.020	2278.148
Average PCB 1016					463.604	455.630
Sum PCB 1221			0	0	N.D.	N.D.
Average PCB 1221					0.000	0.000
Sum PCB 1232			0	0	N.D.	N.D.
Average PCB 1232					0.000	0.000
Sum PCB 1242			0	0	N.D.	N.D.
Average PCB 1242					0.000	0.000
Sum PCB 1248			0	0	N.D.	N.D.
Average PCB 1248					0.000	0.000
Sum PCB 1254			0	0	N.D.	N.D.
Average PCB 1254					0.000	0.000
33) L7c PCB 1260	3.527	4.273	146.4E6	850.7E6	450.904	448.299
34) L7c PCB 1260{2}	3.767	4.509	220.2E6	934.1E6	455.171	446.794
35) L7c PCB 1260{3}	4.744	5.187	313.9E6	635.7E6	489.986	459.319
36) L7C PCB 1260{4}	4.989	5.382	153.4E6	1462.3E6	502.303	479.908
37) L7C PCB 1260{5}	5.474	6.016	82583473	376.5E6	499.188	491.520m
Sum PCB 1260			916.5E6	4259.3E6	2397.551	2325.840
Average PCB 1260					479.510	465.168
Sum PCB 1268			0	0	N.D.	N.D.
Average PCB 1268					0.000	0.000
Sum PCB 1262			0	0	N.D.	N.D.
Average PCB 1262					0.000	0.000

(f)=RT Delta > 1/2 Window (#)=Amounts differ by > 25% (m)=manual int.

1st AF 03/13/24
2nd BA 03/13/24

Quantitation Report (QT Reviewed)

Data Path : I:\ACQUDATA\6890G\Data\031124\
Data File : BM1378.D
Signal(s) : Signal #1: ECD1A.ch Signal #2: ECD2B.ch
Acq On : 11 Mar 2024 08:28 pm
Operator : AFelser
Sample : CCV
Misc :
ALS Vial : 2 Sample Multiplier: 1

Integration File signal 1: AUTOINT1.E
Integration File signal 2: AUTOINT2.E
Quant Time: Mar 12 11:13:35 2024
Quant Method : I:\ACQUDATA\6890G\Methods\G-PCB030724.M
Quant Title : 608/8082 PCB'S
QLast Update : Mon Mar 11 11:53:35 2024
Response via : Initial Calibration
Integrator: ChemStation

Volume Inj. : 2uL
Signal #1 Phase : DB-1701 Signal #2 Phase: DB-17
Signal #1 Info : 0.32mm 30m Signal #2 Info : 0.32mm 30m

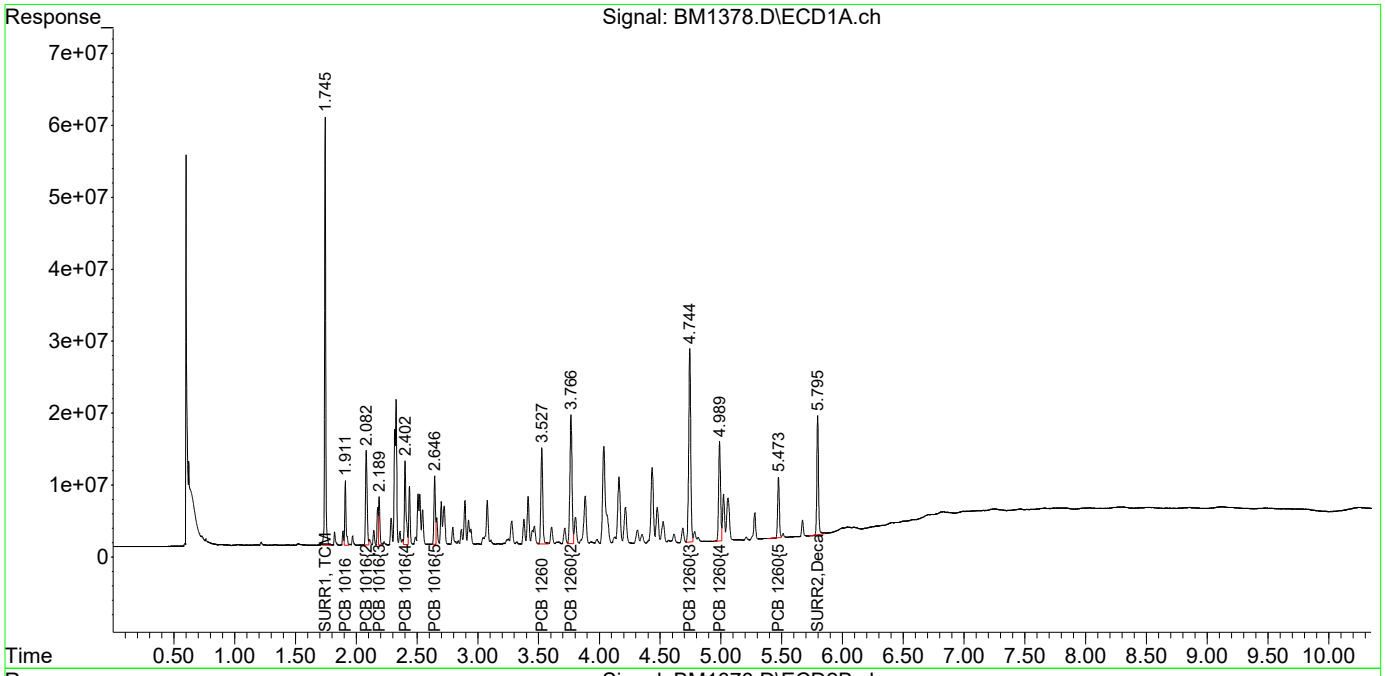

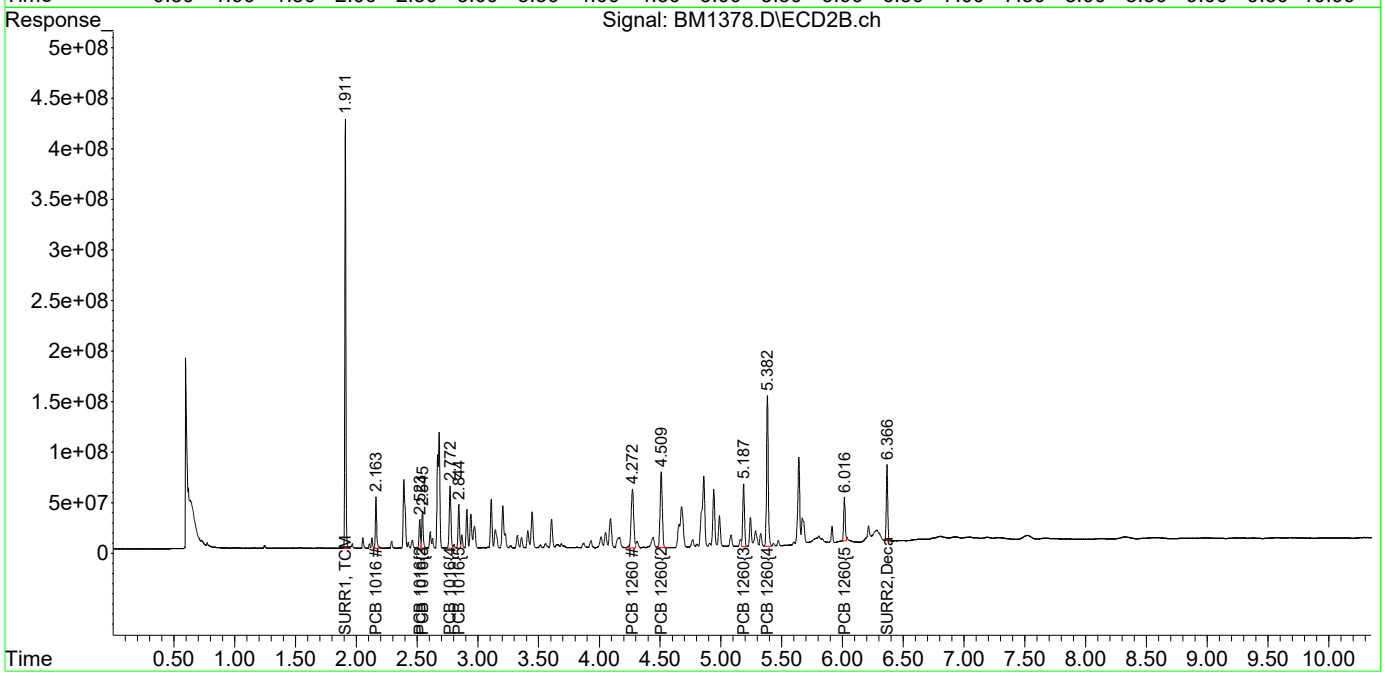

1st AF 03/13/24
2nd BA 03/13/24

Quantitation Report (Qedit)

Data Path : I:\ACQUDATA\6890G\Data\031124\
Data File : BM1387.D
Signal(s) : Signal #1: ECD1A.ch Signal #2: ECD2B.ch
Acq On : 11 Mar 2024 10:36 pm
Operator : AFelser
Sample : CCV
Misc :
ALS Vial : 2 Sample Multiplier: 1

Integration File signal 1: AUTOINT1.E
Integration File signal 2: AUTOINT2.E
Quant Time: Mar 12 11:14:19 2024
Quant Method : I:\ACQUDATA\6890G\Methods\G-PCB030724.M
Quant Title : 608/8082 PCB'S
QLast Update : Mon Mar 11 11:53:35 2024
Response via : Initial Calibration
Integrator: ChemStation

Volume Inj. : 2uL
Signal #1 Phase : DB-1701 Signal #2 Phase: DB-17
Signal #1 Info : 0.32mm 30m Signal #2 Info : 0.32mm 30m

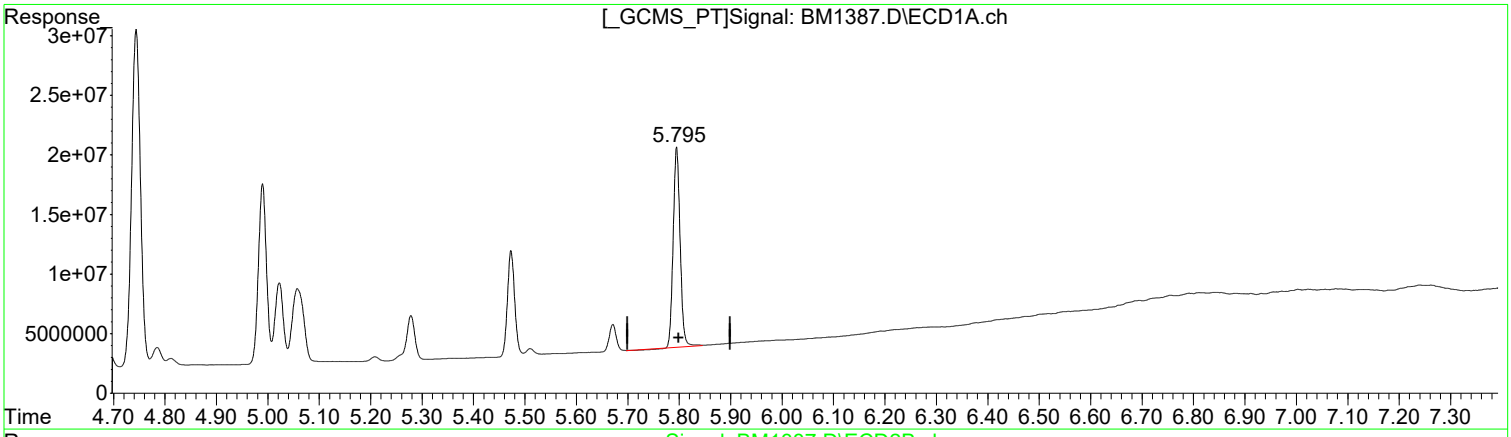

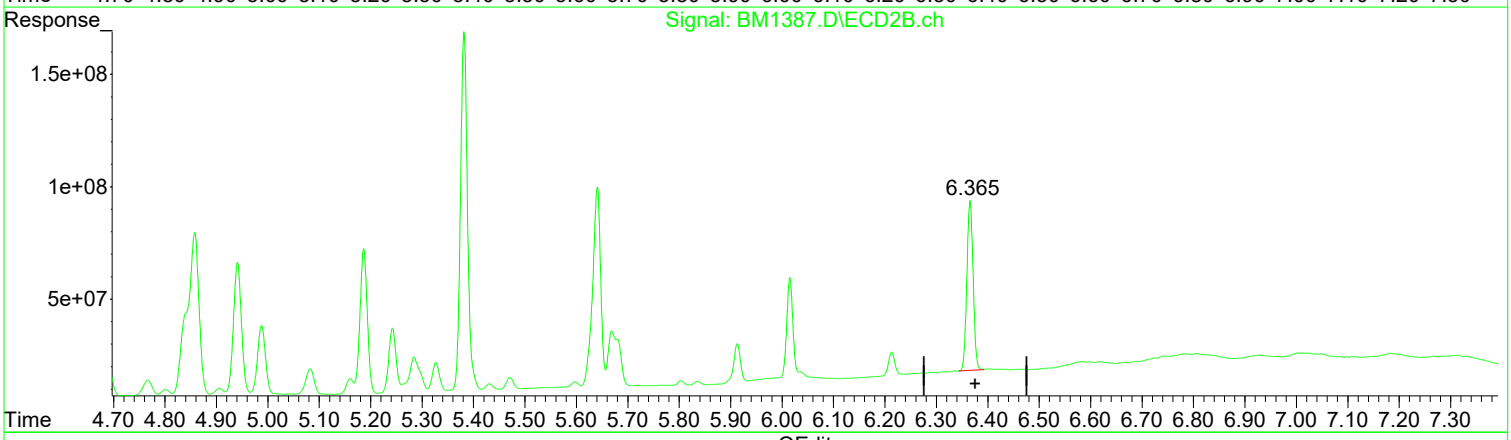

QEdit

(2) SURR2,Decachlorobiphenyl (S)
5.795min 48.809 ug/l
response 157168173

(2) SURR2,Decachlorobiphenyl #2 (S)
6.365min 52.822 ug/l m
response 636341513

Manual Integration:
After
Poor integration.
03/12/24

(+) = Expected Retention Time

1st AF 03/13/24
2nd BA 03/13/24

Quantitation Report (Qedit)

Data Path : I:\ACQUDATA\6890G\Data\031124\
Data File : BM1387.D
Signal(s) : Signal #1: ECD1A.ch Signal #2: ECD2B.ch
Acq On : 11 Mar 2024 10:36 pm
Operator : AFelser
Sample : CCV
Misc :
ALS Vial : 2 Sample Multiplier: 1

Integration File signal 1: AUTOINT1.E
Integration File signal 2: AUTOINT2.E
Quant Time: Mar 12 11:14:19 2024
Quant Method : I:\ACQUDATA\6890G\Methods\G-PCB030724.M
Quant Title : 608/8082 PCB'S
QLast Update : Mon Mar 11 11:53:35 2024
Response via : Initial Calibration
Integrator: ChemStation

Volume Inj. : 2uL
Signal #1 Phase : DB-1701 Signal #2 Phase: DB-17
Signal #1 Info : 0.32mm 30m Signal #2 Info : 0.32mm 30m

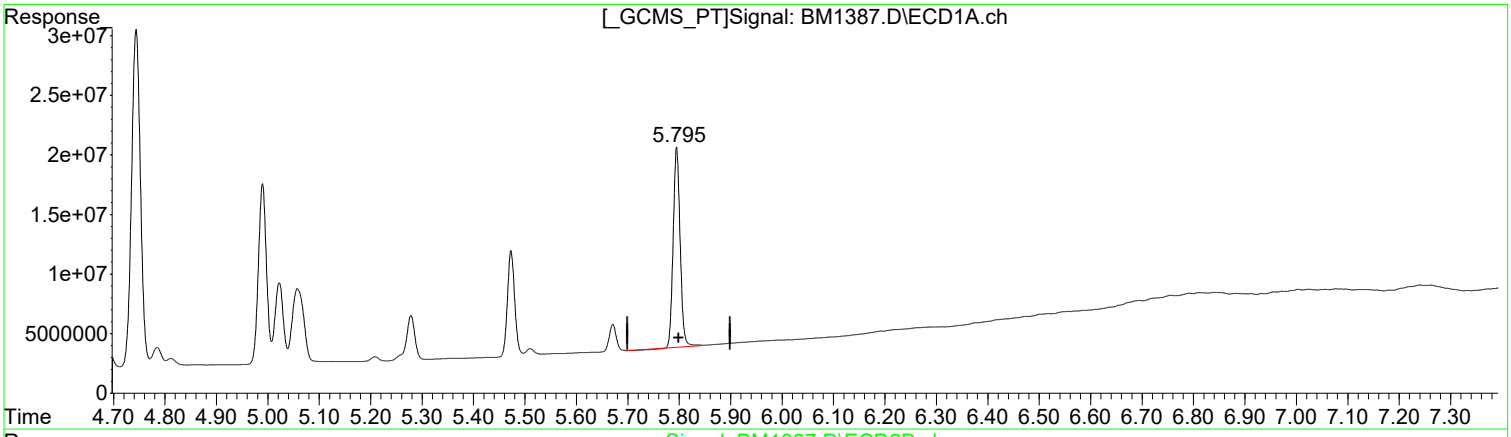

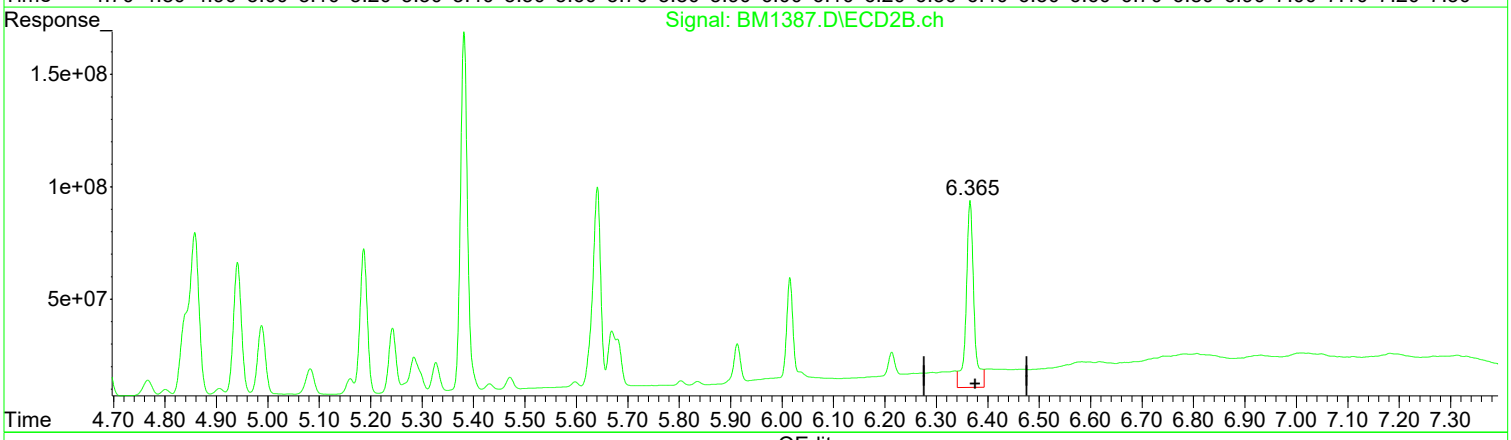

QEdit

(2) SURR2,Decachlorobiphenyl (S)

5.795min 48.809 ug/l

response 157168173

(2) SURR2,Decachlorobiphenyl #2 (S)

6.366min 72.338 ug/l

response 871450149

Manual Integration:

Before

03/12/24

(+) = Expected Retention Time

Quantitation Report (Qedit)

Data Path : I:\ACQUDATA\6890G\Data\031124\
Data File : BM1387.D
Signal(s) : Signal #1: ECD1A.ch Signal #2: ECD2B.ch
Acq On : 11 Mar 2024 10:36 pm
Operator : AFelser
Sample : CCV
Misc :
ALS Vial : 2 Sample Multiplier: 1

Integration File signal 1: AUTOINT1.E
Integration File signal 2: AUTOINT2.E
Quant Time: Mar 12 11:14:19 2024
Quant Method : I:\ACQUDATA\6890G\Methods\G-PCB030724.M
Quant Title : 608/8082 PCB'S
QLast Update : Mon Mar 11 11:53:35 2024
Response via : Initial Calibration
Integrator: ChemStation

Volume Inj. : 2uL
Signal #1 Phase : DB-1701 Signal #2 Phase: DB-17
Signal #1 Info : 0.32mm 30m Signal #2 Info : 0.32mm 30m

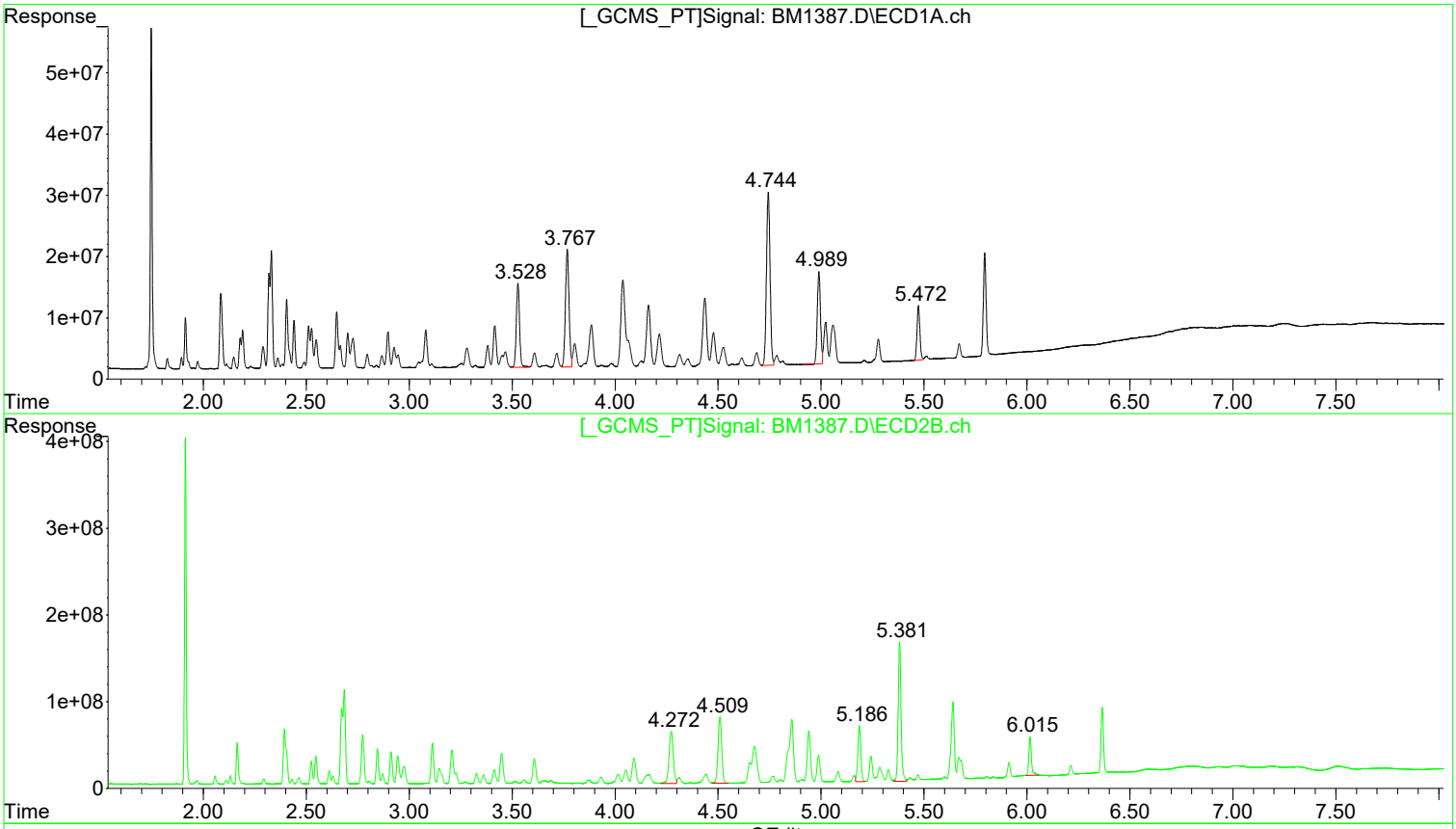

QEdit

(33) PCB 1260 (L7c)

R.T.	Response	Conc
3.53	151576634	466.85
3.77	231911280	479.32
4.74	340628504	531.72
4.99	163633748	535.75
5.47	86845279	524.95

(33) PCB 1260 #2 (L7c)

R.T.	Response	Conc
4.27	867079981	456.94
4.51	968002166	463.02
5.19	652067406	471.13
5.38	1561732298	512.54
6.01	389262542	508.12

Manual Integration:

After

Poor integration.

03/12/24

(+) = Expected Retention Time

Quantitation Report (Qedit)

Data Path : I:\ACQUDATA\6890G\Data\031124\
Data File : BM1387.D
Signal(s) : Signal #1: ECD1A.ch Signal #2: ECD2B.ch
Acq On : 11 Mar 2024 10:36 pm
Operator : AFelser
Sample : CCV
Misc :
ALS Vial : 2 Sample Multiplier: 1

Integration File signal 1: AUTOINT1.E
Integration File signal 2: AUTOINT2.E
Quant Time: Mar 12 11:14:19 2024
Quant Method : I:\ACQUDATA\6890G\Methods\G-PCB030724.M
Quant Title : 608/8082 PCB'S
QLast Update : Mon Mar 11 11:53:35 2024
Response via : Initial Calibration
Integrator: ChemStation

Volume Inj. : 2uL
Signal #1 Phase : DB-1701 Signal #2 Phase: DB-17
Signal #1 Info : 0.32mm 30m Signal #2 Info : 0.32mm 30m

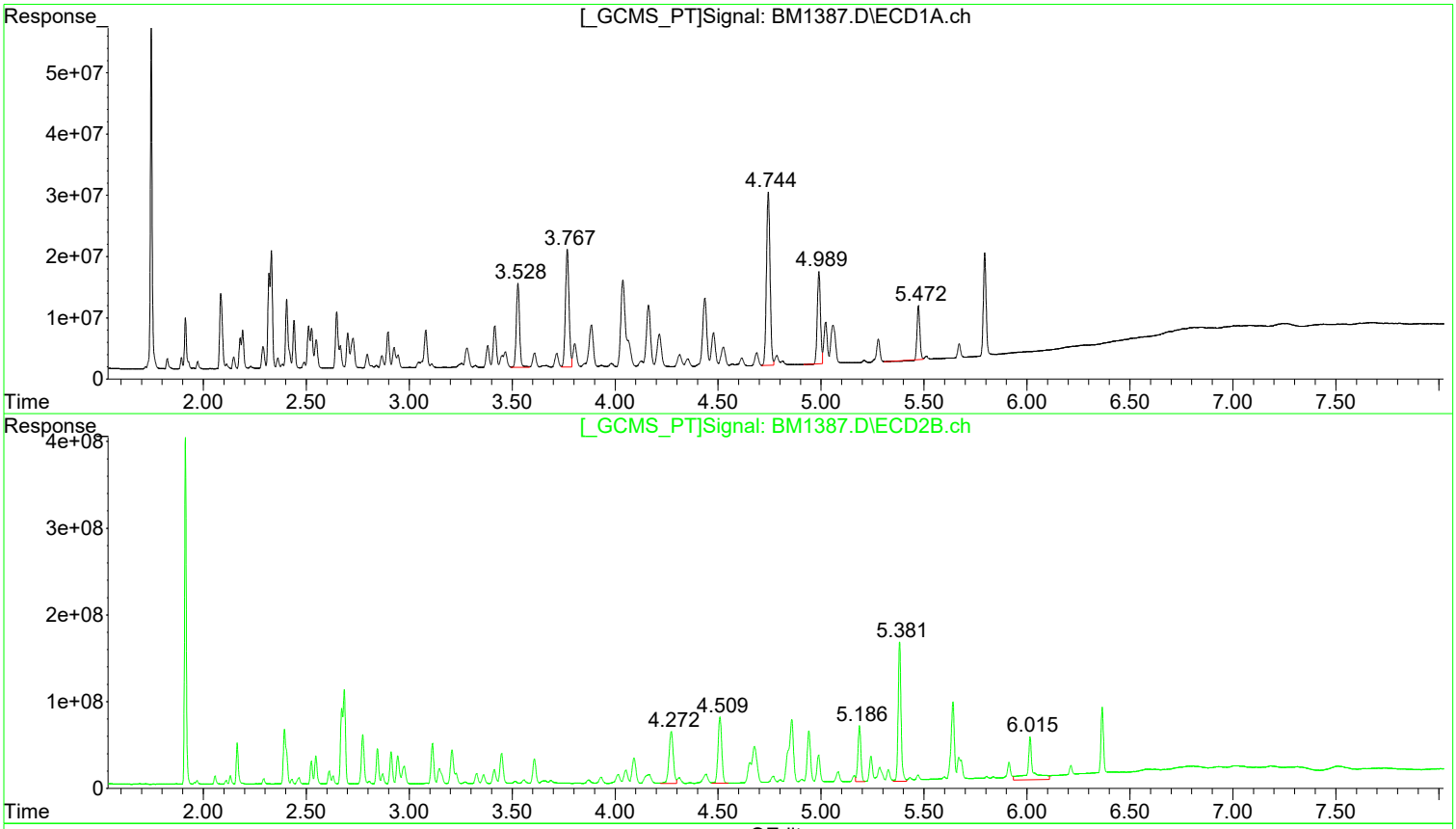

QEdit

(33) PCB 1260 (L7c)

R.T.	Response	Conc
3.53	151576634	466.85
3.77	231911280	479.32
4.74	340628504	531.72
4.99	163633748	535.75
5.47	81544890	492.91

(33) PCB 1260 #2 (L7c)

R.T.	Response	Conc
4.27	867079981	456.94
4.51	968002166	463.02
5.19	652067406	471.13
5.38	1561732298	512.54
6.02	904719628	1180.97

Manual Integration:

Before

03/12/24

(+) = Expected Retention Time

Quantitation Report (Qedit)

Data Path : I:\ACQUDATA\6890G\Data\031124\
Data File : BM1387.D
Signal(s) : Signal #1: ECD1A.ch Signal #2: ECD2B.ch
Acq On : 11 Mar 2024 10:36 pm
Operator : AFelser
Sample : CCV
Misc :
ALS Vial : 2 Sample Multiplier: 1

Integration File signal 1: AUTOINT1.E
Integration File signal 2: AUTOINT2.E
Quant Time: Mar 12 11:14:19 2024
Quant Method : I:\ACQUDATA\6890G\Methods\G-PCB030724.M
Quant Title : 608/8082 PCB'S
QLast Update : Mon Mar 11 11:53:35 2024
Response via : Initial Calibration
Integrator: ChemStation

Volume Inj. : 2uL
Signal #1 Phase : DB-1701 Signal #2 Phase: DB-17
Signal #1 Info : 0.32mm 30m Signal #2 Info : 0.32mm 30m

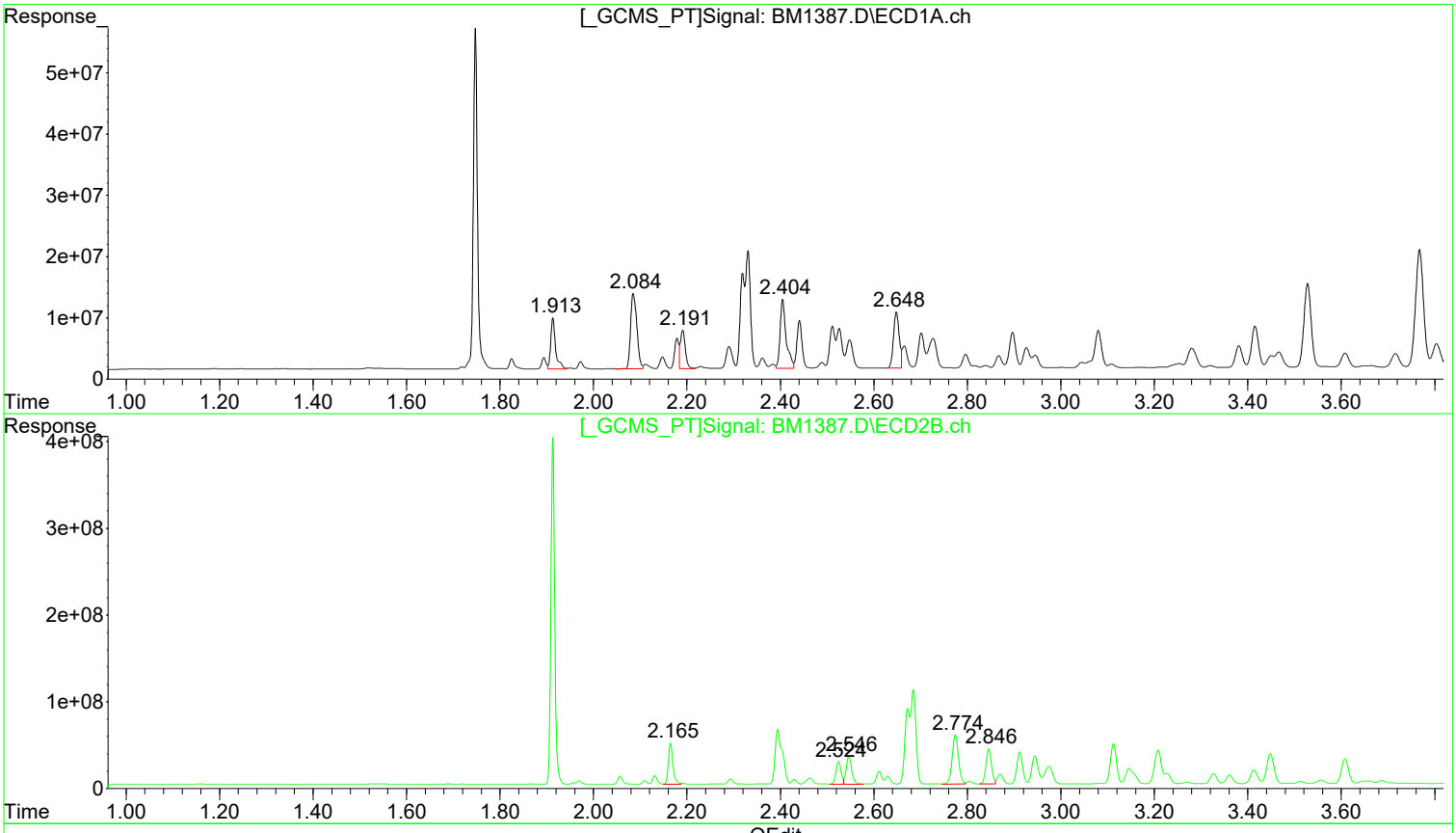

QEdit

(3) PCB 1016 (L1c)

R.T.	Response	Conc
1.91	60676576	464.99
2.08	113854680	420.61
2.19	46683093	425.36
2.40	101308004	432.00
2.65	77692640	422.02

(3) PCB 1016 #2 (L1c)

R.T.	Response	Conc
2.16	329580543	425.57
2.52	196302104	417.68
2.55	267734987	410.04
2.77	535342313	424.31
2.85	332221397	415.11

Manual Integration:

After

Poor integration.

03/12/24

(+) = Expected Retention Time

Quantitation Report (Qedit)

Data Path : I:\ACQUDATA\6890G\Data\031124\
Data File : BM1387.D
Signal(s) : Signal #1: ECD1A.ch Signal #2: ECD2B.ch
Acq On : 11 Mar 2024 10:36 pm
Operator : AFelser
Sample : CCV
Misc :
ALS Vial : 2 Sample Multiplier: 1

Integration File signal 1: AUTOINT1.E
Integration File signal 2: AUTOINT2.E
Quant Time: Mar 12 11:14:19 2024
Quant Method : I:\ACQUDATA\6890G\Methods\G-PCB030724.M
Quant Title : 608/8082 PCB'S
QLast Update : Mon Mar 11 11:53:35 2024
Response via : Initial Calibration
Integrator: ChemStation

Volume Inj. : 2uL
Signal #1 Phase : DB-1701 Signal #2 Phase: DB-17
Signal #1 Info : 0.32mm 30m Signal #2 Info : 0.32mm 30m

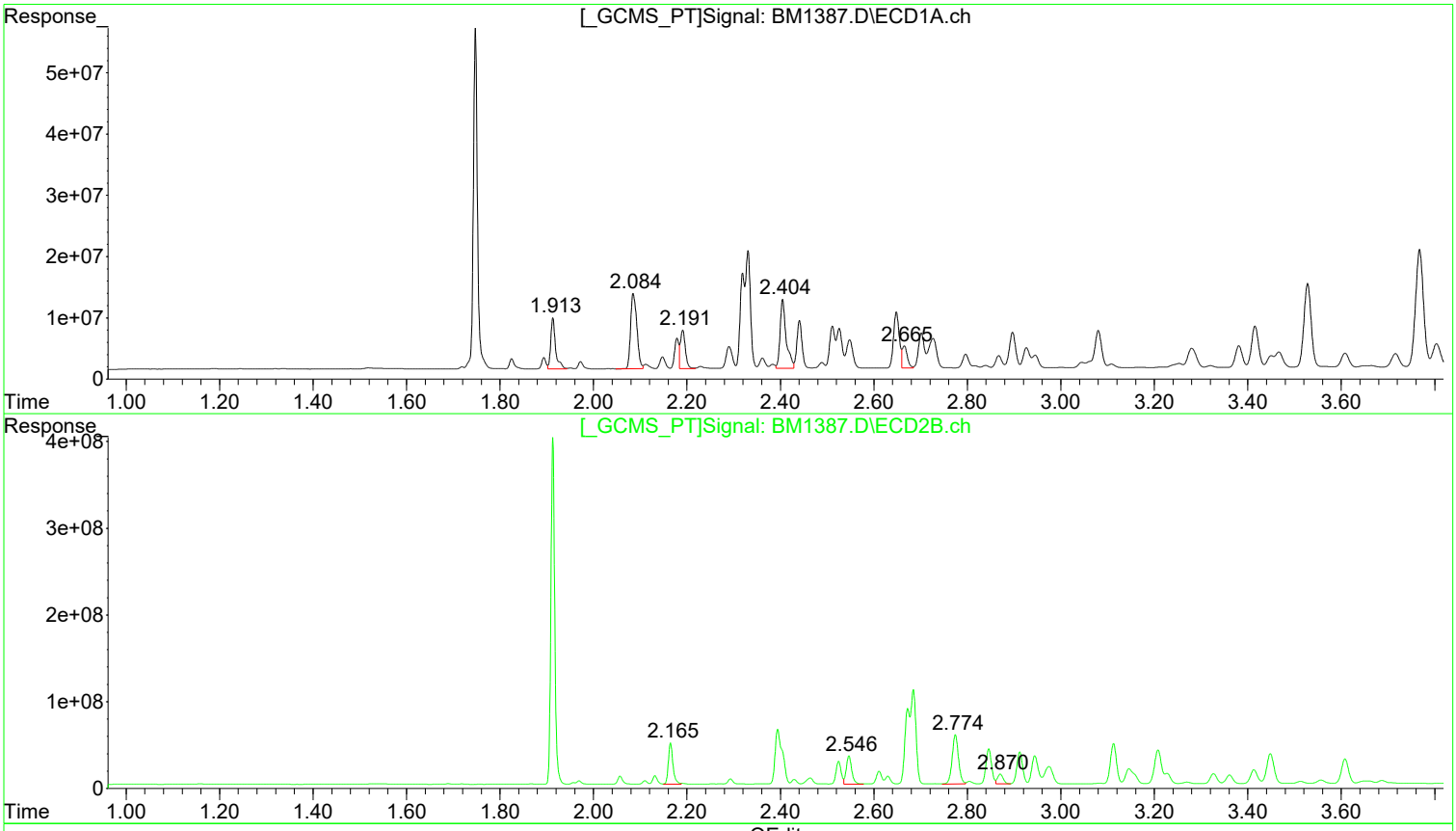

QEdit

(3) PCB 1016 (L1c)

R.T.	Response	Conc
1.91	60676576	464.99
2.08	113854680	420.61
2.19	46683093	425.36
2.40	101308004	432.00
2.67	27594451	149.89

(3) PCB 1016 #2 (L1c)

R.T.	Response	Conc
2.16	329580543	425.57
2.55	267734987	569.67
2.55	267734987	410.04
2.77	535342313	424.31
2.87	100018679	124.97

Manual Integration:

Before

03/12/24

(+) = Expected Retention Time

Evaluate Continuing Calibration Report

Data Path : I:\ACQUDATA\6890G\Data\031124\
Data File : BM1387.D
Signal(s) : Signal #1: ECD1A.ch Signal #2: ECD2B.ch
Acq On   : 11 Mar 2024 10:36 pm
Operator : AFelser
Sample   : CCV
Misc   :
ALS Vial : 2   Sample Multiplier: 1

Integration File signal 1: AUTOINT1.E
Integration File signal 2: AUTOINT2.E
Quant Time: Mar 12 11:14:19 2024
Quant Method : I:\ACQUDATA\6890G\Methods\G-PCB030724.M
Quant Title : 608/8082 PCB'S
QLast Update : Mon Mar 11 11:53:35 2024
Response via : Initial Calibration
Integrator: ChemStation

Volume Inj.   : 2uL
Signal #1 Phase : DB-1701   Signal #2 Phase: DB-17
Signal #1 Info : 0.32mm 30m   Signal #2 Info : 0.32mm 30m

Min. RRF   :   0.000 Min. Rel. Area : 50% Max. R.T. Dev 0.50min
Max. RRF Dev : 20%   Max. Rel. Area : 150%

	Compound	Amount	Calc.	%Dev	Area%	Dev(Min)
1 S	SURR1, TCMX	50.000	44.904	10.2	93	0.00
2 S	SURR2,Decachlorobiphenyl	50.000	48.809	2.4	104	0.00
3 L1c	PCB 1016	500.000	464.993	7.0	105	0.00
4 L1c	PCB 1016{2}	500.000	420.609	15.9	95	0.00
5 L1c	PCB 1016{3}	500.000	425.356	14.9	95	0.00
6 L1c	PCB 1016{4}	500.000	432.000	13.6	96	0.00
7 L1c	PCB 1016{5}	500.000	422.016	15.6	94	-0.01
33 L7c	PCB 1260	500.000	466.846	6.6	103	0.00
34 L7c	PCB 1260{2}	500.000	479.322	4.1	105	0.00
35 L7c	PCB 1260{3}	500.000	531.725	-6.3	114	0.00
36 L7C	PCB 1260{4}	500.000	535.745	-7.1	115	0.00
37 L7C	PCB 1260{5}	500.000	524.949	-5.0	115	0.00

Signal #2

1 S	SURR1, TCMX	50.000	46.893	6.2	95	0.00
2 S	SURR2,Decachlorobiphenyl	50.000	52.822	-5.6	113	-0.01
3 L1c	PCB 1016	500.000	425.567	14.9	95	-0.01
4 L1c	PCB 1016{2}	500.000	417.683	16.5	92	-0.01
5 L1c	PCB 1016{3}	500.000	410.037	18.0	92	-0.01
6 L1c	PCB 1016{4}	500.000	424.311	15.1	91	-0.01
7 L1c	PCB 1016{5}	500.000	415.107	17.0	89	-0.01
33 L7c	PCB 1260	500.000	456.942	8.6	99	-0.01
34 L7c	PCB 1260{2}	500.000	463.017	7.4	99	-0.01
35 L7c	PCB 1260{3}	500.000	471.129	5.8	101	0.00
36 L7C	PCB 1260{4}	500.000	512.540	-2.5	107	0.00
37 L7C	PCB 1260{5}	500.000	508.120	-1.6	107	0.00

Evaluate Continuing Calibration Report - Not Founds

8 L2c	PCB 1221	500.000	0.000	100.0#	0	-1.69#
9 L2c	PCB 1221{2}	500.000	0.000	100.0#	0	-1.83#
10 L2c	PCB 1221{3}	500.000	0.000	100.0#	0	-1.90#
11 L2c	PCB 1221{4}	500.000	0.000	100.0#	0	-1.92#
12 L2c	PCB 1221{5}	500.000	0.000	100.0#	0	-2.09#
13 L3c	PCB 1232	500.000	0.000	100.0#	0	-1.93#
14 L3c	PCB 1232{2}	500.000	0.000	100.0#	0	-2.10#
15 L3c	PCB 1232{3}	500.000	0.000	100.0#	0	-2.35#
16 L3c	PCB 1232{4}	500.000	0.000	100.0#	0	-2.42#
17 L3c	PCB 1232{5}	500.000	0.000	100.0#	0	-2.46#
18 L4c	PCB 1242	500.000	0.000	100.0#	0	-1.91#
19 L4c	PCB 1242{2}	500.000	0.000	100.0#	0	-2.08#
20 L4c	PCB 1242{3}	500.000	0.000	100.0#	0	-2.33#
21 L4c	PCB 1242{4}	500.000	0.000	100.0#	0	-2.93#

1st AF 03/13/24
2nd BA 03/13/24

Data Path : I:\ACQUDATA\6890G\Data\031124\
Data File : BM1387.D
Signal(s) : Signal #1: ECD1A.ch Signal #2: ECD2B.ch
Acq On   : 11 Mar 2024 10:36 pm
Operator : AFelser
Sample   : CCV
Misc   :
ALS Vial : 2   Sample Multiplier: 1

Integration File signal 1: AUTOINT1.E
Integration File signal 2: AUTOINT2.E
Quant Time: Mar 12 11:14:19 2024
Quant Method : I:\ACQUDATA\6890G\Methods\G-PCB030724.M
Quant Title : 608/8082 PCB'S
QLast Update : Mon Mar 11 11:53:35 2024
Response via : Initial Calibration
Integrator: ChemStation

Volume Inj.   : 2uL
Signal #1 Phase : DB-1701   Signal #2 Phase: DB-17
Signal #1 Info : 0.32mm 30m   Signal #2 Info : 0.32mm 30m

Min. RRF   :   0.000 Min. Rel. Area : 50% Max. R.T. Dev 0.50min
Max. RRF Dev : 20%   Max. Rel. Area : 150%

	Compound	Amount	Calc.	%Dev	Area%	Dev(Min)
22	L4c PCB 1242{5}	500.000	0.000	100.0#	0	-2.95#
23	L5c PCB 1248	500.000	0.000	100.0#	0	-2.08#
24	L5c PCB 1248{2}	500.000	0.000	100.0#	0	-2.51#
25	L5c PCB 1248{3}	500.000	0.000	100.0#	0	-2.65#
26	L5c PCB 1248{4}	500.000	0.000	100.0#	0	-2.93#
27	L5c PCB 1248{5}	500.000	0.000	100.0#	0	-2.95#
28	L6c PCB 1254	500.000	0.000	100.0#	0	-3.09#
29	L6c PCB 1254{2}	500.000	0.000	100.0#	0	-3.29#
30	L6c PCB 1254{3}	500.000	0.000	100.0#	0	-3.39#
31	L6c PCB 1254{4}	500.000	0.000	100.0#	0	-3.61#
32	L6c PCB 1254{5}	500.000	0.000	100.0#	0	-3.77#
38	L8C PCB 1268	500.000	0.000	100.0	0	-4.16#
39	L8C PCB 1268{2}	500.000	0.000	100.0	0	-4.43#
40	L8C PCB 1268{3}	500.000	0.000	100.0	0	-5.02#
41	L8C PCB 1268{4}	500.000	0.000	100.0	0	-5.06#
42	L8C PCB 1268{5}	500.000	0.000	100.0	0	-5.48#
43	L9C PCB 1262	500.000	0.000	100.0	0	-3.78#
44	L9C PCB 1262{2}	500.000	0.000	100.0	0	-3.90#
45	L9C PCB 1262{3}	500.000	0.000	100.0	0	-4.18#
46	L9C PCB 1262{4}	500.000	0.000	100.0	0	-4.76#
47	L9C PCB 1262{5}	500.000	0.000	100.0	0	-5.00#

Signal #2

8	L2c PCB 1221	500.000	0.000	100.0#	0	-1.87#
9	L2c PCB 1221{2}	500.000	0.000	100.0#	0	-1.98#
10	L2c PCB 1221{3}	500.000	0.000	100.0#	0	-2.06#
11	L2c PCB 1221{4}	500.000	0.000	100.0#	0	-2.14#
12	L2c PCB 1221{5}	500.000	0.000	100.0#	0	-2.17#
13	L3c PCB 1232	500.000	0.000	100.0#	0	-2.15#
14	L3c PCB 1232{2}	500.000	0.000	100.0#	0	-2.18#
15	L3c PCB 1232{3}	500.000	0.000	100.0#	0	-2.41#
16	L3c PCB 1232{4}	500.000	0.000	100.0#	0	-2.56#
17	L3c PCB 1232{5}	500.000	0.000	100.0#	0	-2.79#
18	L4c PCB 1242	500.000	0.000	100.0#	0	-2.17#
19	L4c PCB 1242{2}	500.000	0.000	100.0#	0	-2.40#
20	L4c PCB 1242{3}	500.000	0.000	100.0#	0	-2.69#
21	L4c PCB 1242{4}	500.000	0.000	100.0#	0	-3.42#
22	L4c PCB 1242{5}	500.000	0.000	100.0#	0	-3.46#
23	L5c PCB 1248	500.000	0.000	100.0#	0	-2.39#
24	L5c PCB 1248{2}	500.000	0.000	100.0#	0	-2.91#
25	L5c PCB 1248{3}	500.000	0.000	100.0#	0	-3.12#
26	L5c PCB 1248{4}	500.000	0.000	100.0#	0	-3.42#
27	L5c PCB 1248{5}	500.000	0.000	100.0#	0	-3.45#

Evaluate Continuing Calibration Report

Data Path : I:\ACQUDATA\6890G\Data\031124\
Data File : BM1387.D
Signal(s) : Signal #1: ECD1A.ch Signal #2: ECD2B.ch
Acq On   : 11 Mar 2024 10:36 pm
Operator : AFelser
Sample   : CCV
Misc   :
ALS Vial : 2   Sample Multiplier: 1

Integration File signal 1: AUTOINT1.E
Integration File signal 2: AUTOINT2.E
Quant Time: Mar 12 11:14:19 2024
Quant Method : I:\ACQUDATA\6890G\Methods\G-PCB030724.M
Quant Title : 608/8082 PCB'S
QLast Update : Mon Mar 11 11:53:35 2024
Response via : Initial Calibration
Integrator: ChemStation

Volume Inj.   : 2uL
Signal #1 Phase : DB-1701   Signal #2 Phase: DB-17
Signal #1 Info : 0.32mm 30m   Signal #2 Info : 0.32mm 30m

Min. RRF   :   0.000 Min. Rel. Area : 50% Max. R.T. Dev 0.50min
Max. RRF Dev : 20%   Max. Rel. Area : 150%

	Compound	Amount	Calc.	%Dev	Area%	Dev(Min)
28	L6c PCB 1254	500.000	0.000	100.0#	0	-3.62#
29	L6c PCB 1254{2}	500.000	0.000	100.0#	0	-3.94#
30	L6c PCB 1254{3}	500.000	0.000	100.0#	0	-4.32#
31	L6c PCB 1254{4}	500.000	0.000	100.0#	0	-4.52#
32	L6c PCB 1254{5}	500.000	0.000	100.0#	0	-4.87#
38	L8C PCB 1268	500.000	0.000	100.0	0	-4.95#
39	L8C PCB 1268{2}	500.000	0.000	100.0	0	-5.19#
40	L8C PCB 1268{3}	500.000	0.000	100.0	0	-5.64#
41	L8C PCB 1268{4}	500.000	0.000	100.0	0	-5.84#
42	L8C PCB 1268{5}	500.000	0.000	100.0	0	-6.02#
43	L9C PCB 1262	500.000	0.000	100.0	0	-4.52#
44	L9C PCB 1262{2}	500.000	0.000	100.0	0	-4.70#
45	L9C PCB 1262{3}	500.000	0.000	100.0	0	-4.95#
46	L9C PCB 1262{4}	500.000	0.000	100.0	0	-5.20#
47	L9C PCB 1262{5}	500.000	0.000	100.0	0	-6.03#

(#) = Out of Range SPCC's out = 0 CCC's out = 50

Quantitation Report (QT Reviewed)

Data Path : I:\ACQUDATA\6890G\Data\031124\
Data File : BM1387.D
Signal(s) : Signal #1: ECD1A.ch Signal #2: ECD2B.ch
Acq On : 11 Mar 2024 10:36 pm
Operator : AFelser
Sample : CCV
Misc :
ALS Vial : 2 Sample Multiplier: 1

Integration File signal 1: AUTOINT1.E
Integration File signal 2: AUTOINT2.E
Quant Time: Mar 12 11:14:19 2024
Quant Method : I:\ACQUDATA\6890G\Methods\G-PCB030724.M
Quant Title : 608/8082 PCB'S
QLast Update : Mon Mar 11 11:53:35 2024
Response via : Initial Calibration
Integrator: ChemStation

Volume Inj. : 2uL
Signal #1 Phase : DB-1701 Signal #2 Phase: DB-17
Signal #1 Info : 0.32mm 30m Signal #2 Info : 0.32mm 30m

Compound	RT#1	RT#2	Resp#1	Resp#2	ug/l	ug/l
System Monitoring Compounds						
1) S SURR1, TCMX	1.747	1.913	342.5E6	2293.9E6	44.904	46.893
Spiked Amount 100.000	Range 30 - 150		Recovery =		44.90%	46.89%
2) S SURR2,Dec...	5.795	6.365	157.2E6	636.3E6	48.809	52.822m
Spiked Amount 100.000	Range 30 - 150		Recovery =		48.81%	52.82%
Target Compounds						
3) L1c PCB 1016	1.913	2.165	60676576	329.6E6	464.993	425.567
4) L1c PCB 1016{2}	2.085	2.524	113.9E6	196.3E6	420.609	417.683m
5) L1c PCB 1016{3}	2.191	2.547	46683093	267.7E6	425.356	410.037
6) L1c PCB 1016{4}	2.405	2.774	101.3E6	535.3E6	432.000	424.311
7) L1c PCB 1016{5}	2.648	2.846	77692640	332.2E6	422.016m	415.107m
Sum PCB 1016			400.2E6	1661.2E6	2164.974	2092.704
Average PCB 1016					432.995	418.541
Sum PCB 1221			0	0	N.D.	N.D.
Average PCB 1221					0.000	0.000
Sum PCB 1232			0	0	N.D.	N.D.
Average PCB 1232					0.000	0.000
Sum PCB 1242			0	0	N.D.	N.D.
Average PCB 1242					0.000	0.000
Sum PCB 1248			0	0	N.D.	N.D.
Average PCB 1248					0.000	0.000
Sum PCB 1254			0	0	N.D.	N.D.
Average PCB 1254					0.000	0.000
33) L7c PCB 1260	3.528	4.272	151.6E6	867.1E6	466.846	456.942
34) L7c PCB 1260{2}	3.768	4.509	231.9E6	968.0E6	479.322	463.017
35) L7c PCB 1260{3}	4.744	5.187	340.6E6	652.1E6	531.725	471.129
36) L7C PCB 1260{4}	4.990	5.382	163.6E6	1561.7E6	535.745	512.540
37) L7C PCB 1260{5}	5.472	6.015	86845279	389.3E6	524.949m	508.120m
Sum PCB 1260			974.6E6	4438.1E6	2538.587	2411.749
Average PCB 1260					507.717	482.350
Sum PCB 1268			0	0	N.D.	N.D.
Average PCB 1268					0.000	0.000
Sum PCB 1262			0	0	N.D.	N.D.
Average PCB 1262					0.000	0.000

(f)=RT Delta > 1/2 Window (#)=Amounts differ by > 25% (m)=manual int.

Quantitation Report (QT Reviewed)

Data Path : I:\ACQUDATA\6890G\Data\031124\
Data File : BM1387.D
Signal(s) : Signal #1: ECD1A.ch Signal #2: ECD2B.ch
Acq On : 11 Mar 2024 10:36 pm
Operator : AFelser
Sample : CCV
Misc :
ALS Vial : 2 Sample Multiplier: 1

Integration File signal 1: AUTOINT1.E
Integration File signal 2: AUTOINT2.E
Quant Time: Mar 12 11:14:19 2024
Quant Method : I:\ACQUDATA\6890G\Methods\G-PCB030724.M
Quant Title : 608/8082 PCB'S
QLast Update : Mon Mar 11 11:53:35 2024
Response via : Initial Calibration
Integrator: ChemStation

Volume Inj. : 2uL
Signal #1 Phase : DB-1701 Signal #2 Phase: DB-17
Signal #1 Info : 0.32mm 30m Signal #2 Info : 0.32mm 30m

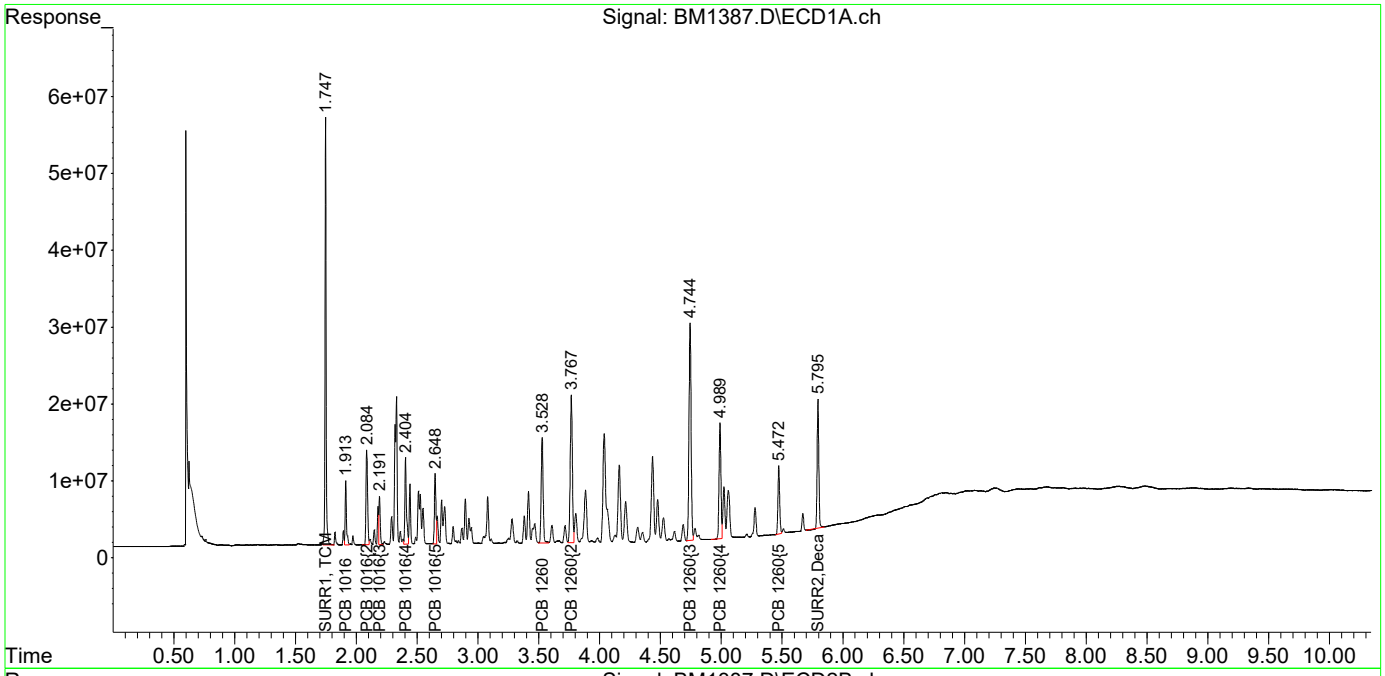

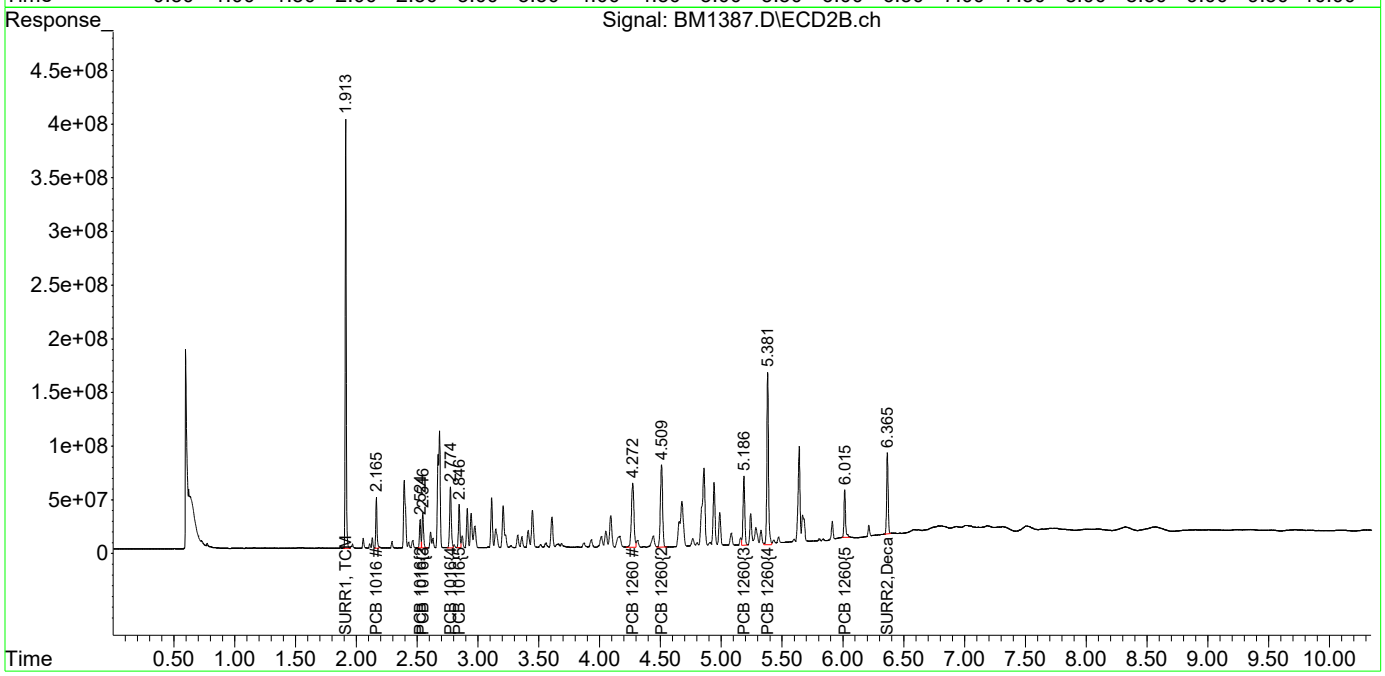

Quantitation Report (Qedit)

Data Path : I:\ACQUDATA\6890G\Data\032124\
Data File : BM1435.D
Signal(s) : Signal #1: ECD1A.ch Signal #2: ECD2B.ch
Acq On : 21 Mar 2024 02:02 pm
Operator : AFelser
Sample : CCV
Misc :
ALS Vial : 2 Sample Multiplier: 1

Integration File signal 1: AUTOINT1.E
Integration File signal 2: AUTOINT2.E
Quant Time: Mar 22 13:14:56 2024
Quant Method : I:\ACQUDATA\6890G\Methods\G-PCB030724.M
Quant Title : 608/8082 PCB'S
QLast Update : Mon Mar 11 11:53:35 2024
Response via : Initial Calibration
Integrator: ChemStation

Volume Inj. : 2uL
Signal #1 Phase : DB-1701 Signal #2 Phase: DB-17
Signal #1 Info : 0.32mm 30m Signal #2 Info : 0.32mm 30m

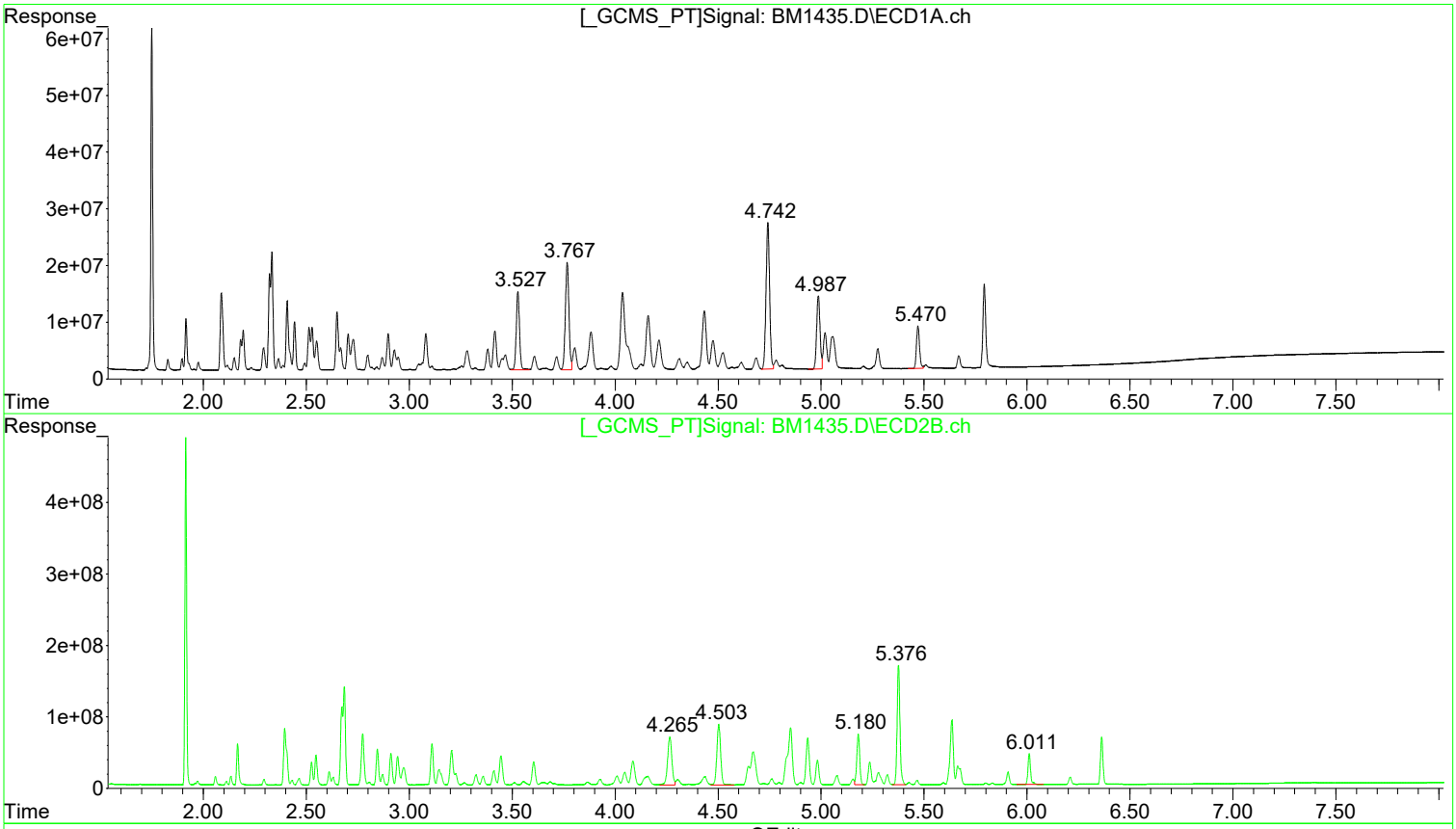

QEdit

(33) PCB 1260 (L7c)

R.T.	Response	Conc
3.53	152604812	470.01
3.77	227568665	470.35
4.74	308046277	480.86
4.99	148889396	487.47
5.47	78685148	475.62

(33) PCB 1260 #2 (L7c)

R.T.	Response	Conc
4.26	982075743	517.54
4.50	1082289433	517.68
5.18	704789732	509.22
5.38	1608014804	527.73
6.01	390780365	510.10

Manual Integration:

After

Poor integration.

03/22/24

(+) = Expected Retention Time

1st AF 03/25/24
2nd AM 03/25/24

Quantitation Report (Qedit)

Data Path : I:\ACQUDATA\6890G\Data\032124\
Data File : BM1435.D
Signal(s) : Signal #1: ECD1A.ch Signal #2: ECD2B.ch
Acq On : 21 Mar 2024 02:02 pm
Operator : AFelser
Sample : CCV
Misc :
ALS Vial : 2 Sample Multiplier: 1

Integration File signal 1: AUTOINT1.E
Integration File signal 2: AUTOINT2.E
Quant Time: Mar 22 13:14:56 2024
Quant Method : I:\ACQUDATA\6890G\Methods\G-PCB030724.M
Quant Title : 608/8082 PCB'S
QLast Update : Mon Mar 11 11:53:35 2024
Response via : Initial Calibration
Integrator: ChemStation

Volume Inj. : 2uL
Signal #1 Phase : DB-1701 Signal #2 Phase: DB-17
Signal #1 Info : 0.32mm 30m Signal #2 Info : 0.32mm 30m

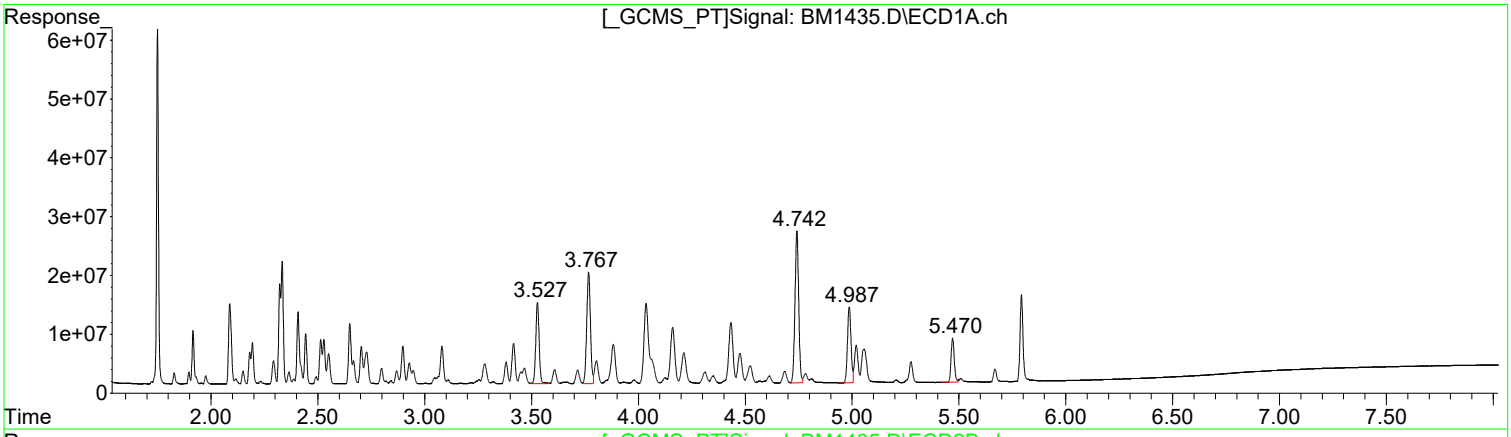

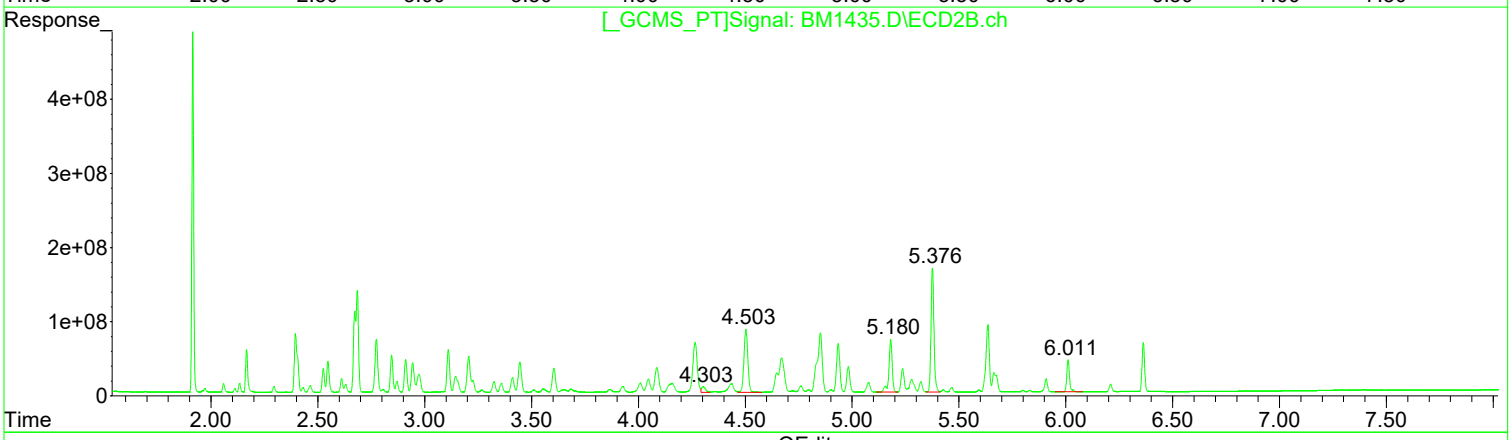

QEdit

(33) PCB 1260 (L7c)

R.T.	Response	Conc
3.53	152604812	470.01
3.77	227568665	470.35
4.74	308046277	480.86
4.99	148889396	487.47
5.47	78685148	475.62

(33) PCB 1260 #2 (L7c)

R.T.	Response	Conc
4.30	94376177	49.74
4.50	1082289433	517.68
5.18	782952069	565.70
5.38	1608014804	527.73
6.01	390780365	510.10

Manual Integration:

Before

03/22/24

(+) = Expected Retention Time

1st AF 03/25/24
2nd AM 03/25/24

Quantitation Report (Qedit)

Data Path : I:\ACQUDATA\6890G\Data\032124\
Data File : BM1435.D
Signal(s) : Signal #1: ECD1A.ch Signal #2: ECD2B.ch
Acq On : 21 Mar 2024 02:02 pm
Operator : AFelser
Sample : CCV
Misc :
ALS Vial : 2 Sample Multiplier: 1

Integration File signal 1: AUTOINT1.E
Integration File signal 2: AUTOINT2.E
Quant Time: Mar 22 13:14:56 2024
Quant Method : I:\ACQUDATA\6890G\Methods\G-PCB030724.M
Quant Title : 608/8082 PCB'S
QLast Update : Mon Mar 11 11:53:35 2024
Response via : Initial Calibration
Integrator: ChemStation

Volume Inj. : 2uL
Signal #1 Phase : DB-1701 Signal #2 Phase: DB-17
Signal #1 Info : 0.32mm 30m Signal #2 Info : 0.32mm 30m

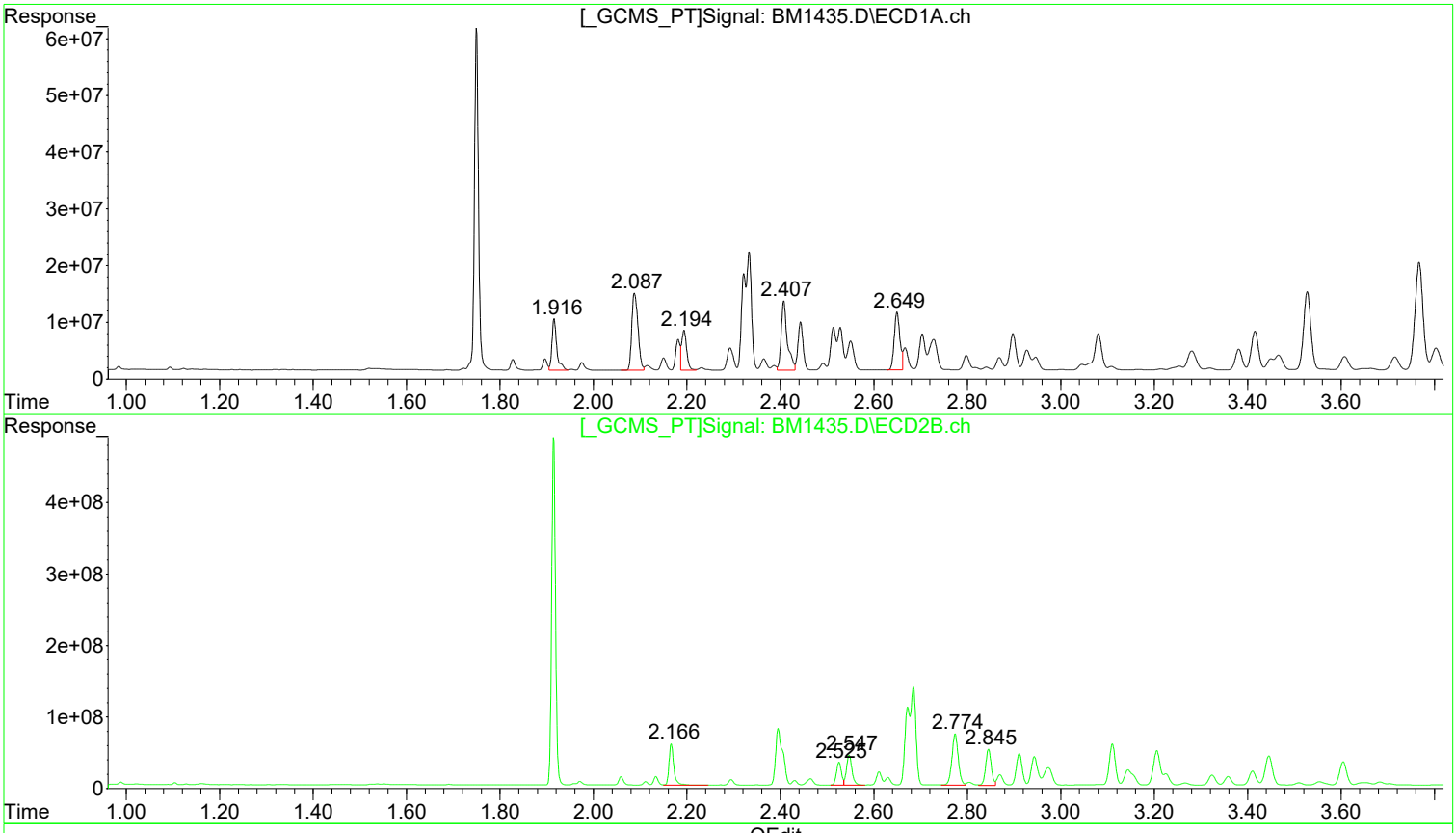

QEdit

(3) PCB 1016 (L1c)

R.T.	Response	Conc
1.92	65849944	504.64
2.09	124958126	461.63
2.19	53658525	488.91
2.41	111183183	474.11
2.65	85644068	465.21

(3) PCB 1016 #2 (L1c)

R.T.	Response	Conc
2.17	408674737	527.70
2.53	238847081	508.21
2.55	344725451	527.95
2.77	675224784	535.18
2.85	427080536	533.63

Manual Integration:

After

Poor integration.

03/22/24

(+) = Expected Retention Time

1st AF 03/25/24
2nd AM 03/25/24

Quantitation Report (Qedit)

Data Path : I:\ACQUDATA\6890G\Data\032124\
Data File : BM1435.D
Signal(s) : Signal #1: ECD1A.ch Signal #2: ECD2B.ch
Acq On : 21 Mar 2024 02:02 pm
Operator : AFelser
Sample : CCV
Misc :
ALS Vial : 2 Sample Multiplier: 1

Integration File signal 1: AUTOINT1.E
Integration File signal 2: AUTOINT2.E
Quant Time: Mar 22 13:14:56 2024
Quant Method : I:\ACQUDATA\6890G\Methods\G-PCB030724.M
Quant Title : 608/8082 PCB'S
QLast Update : Mon Mar 11 11:53:35 2024
Response via : Initial Calibration
Integrator: ChemStation

Volume Inj. : 2uL
Signal #1 Phase : DB-1701 Signal #2 Phase: DB-17
Signal #1 Info : 0.32mm 30m Signal #2 Info : 0.32mm 30m

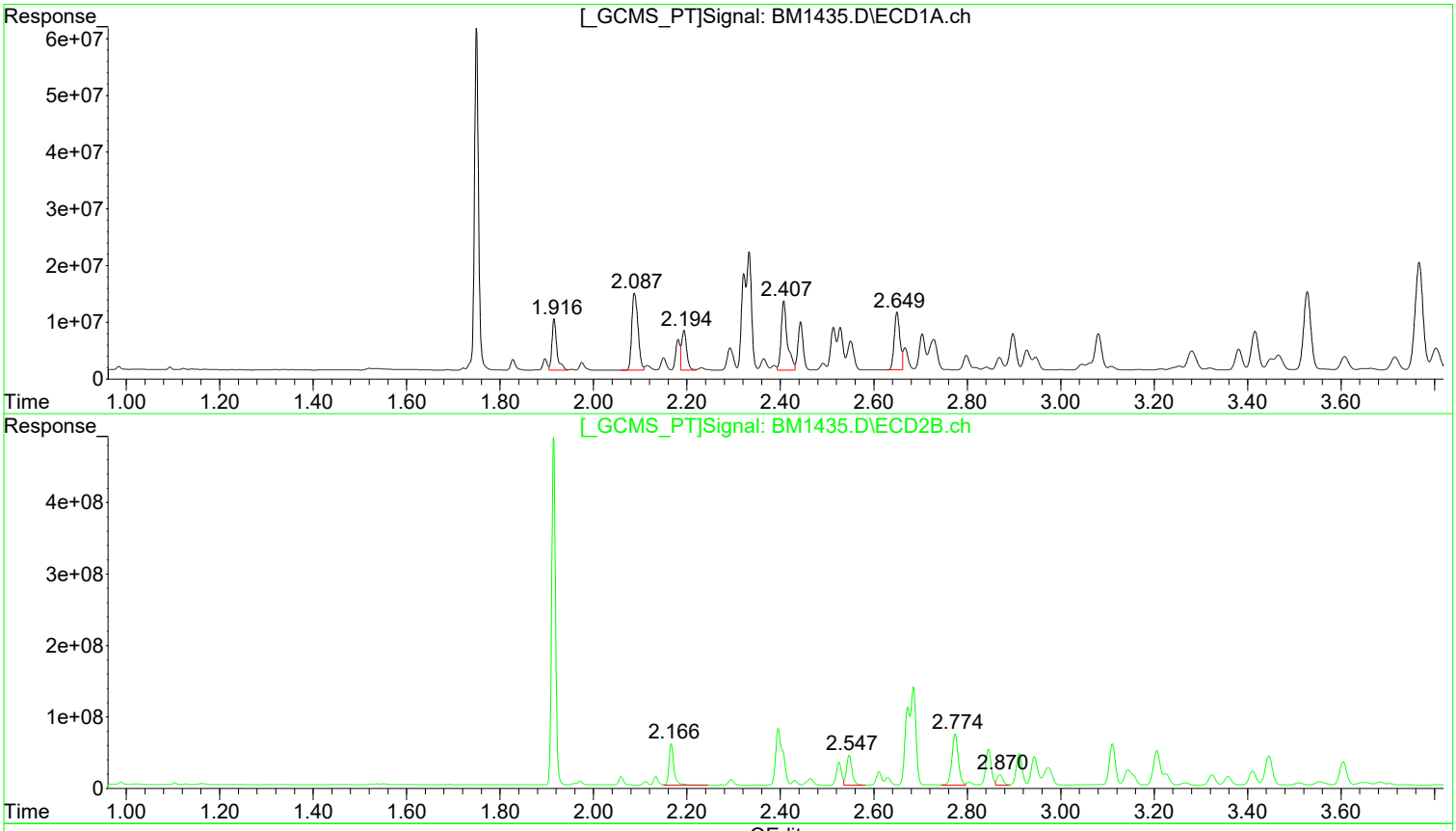

QEdit

(3) PCB 1016 (L1c)

R.T.	Response	Conc
1.92	65849944	504.64
2.09	124958126	461.63
2.19	53658525	488.91
2.41	111183183	474.11
2.65	85644068	465.21

(3) PCB 1016 #2 (L1c)

R.T.	Response	Conc
2.17	408674737	527.70
2.55	344725451	733.49
2.55	344725451	527.95
2.77	675224784	535.18
2.87	123400711	154.19

Manual Integration:

Before

03/22/24

(+) = Expected Retention Time

1st AF 03/25/24
2nd AM 03/25/24

Evaluate Continuing Calibration Report

Data Path : I:\ACQUDATA\6890G\Data\032124\
Data File : BM1435.D
Signal(s) : Signal #1: ECD1A.ch Signal #2: ECD2B.ch
Acq On   : 21 Mar 2024 02:02 pm
Operator : AFelser
Sample   : CCV
Misc   :
ALS Vial : 2   Sample Multiplier: 1

Integration File signal 1: AUTOINT1.E
Integration File signal 2: AUTOINT2.E
Quant Time: Mar 22 13:14:56 2024
Quant Method : I:\ACQUDATA\6890G\Methods\G-PCB030724.M
Quant Title : 608/8082 PCB'S
QLast Update : Mon Mar 11 11:53:35 2024
Response via : Initial Calibration
Integrator: ChemStation

Volume Inj.   : 2uL
Signal #1 Phase : DB-1701   Signal #2 Phase: DB-17
Signal #1 Info : 0.32mm 30m   Signal #2 Info : 0.32mm 30m

Min. RRF   :   0.000 Min. Rel. Area : 50% Max. R.T. Dev 0.50min
Max. RRF Dev : 20%   Max. Rel. Area : 150%

	Compound	Amount	Calc.	%Dev	Area%	Dev(Min)
1 S	SURR1, TCMX	50.000	48.635	2.7	101	0.00
2 S	SURR2,Decachlorobiphenyl	50.000	45.541	8.9	97	0.00
3 L1c	PCB 1016	500.000	504.639	-0.9	114	0.00
4 L1c	PCB 1016{2}	500.000	461.628	7.7	104	0.00
5 L1c	PCB 1016{3}	500.000	488.913	2.2	110	0.00
6 L1c	PCB 1016{4}	500.000	474.110	5.2	105	0.00
7 L1c	PCB 1016{5}	500.000	465.207	7.0	103	0.00
33 L7c	PCB 1260	500.000	470.013	6.0	103	0.00
34 L7c	PCB 1260{2}	500.000	470.346	5.9	103	0.00
35 L7c	PCB 1260{3}	500.000	480.864	3.8	103	0.00
36 L7C	PCB 1260{4}	500.000	487.471	2.5	105	0.00
37 L7C	PCB 1260{5}	500.000	475.624	4.9	104	0.00

Signal #2

1 S	SURR1, TCMX	50.000	57.074	-14.1	116	0.00
2 S	SURR2,Decachlorobiphenyl	50.000	47.138	5.7	100	-0.01
3 L1c	PCB 1016	500.000	527.696	-5.5	117	0.00
4 L1c	PCB 1016{2}	500.000	508.208	-1.6	112	-0.01
5 L1c	PCB 1016{3}	500.000	527.948	-5.6	118	-0.01
6 L1c	PCB 1016{4}	500.000	535.182	-7.0	115	-0.01
7 L1c	PCB 1016{5}	500.000	533.632	-6.7	115	-0.01
33 L7c	PCB 1260	500.000	517.544	-3.5	112	-0.02
34 L7c	PCB 1260{2}	500.000	517.683	-3.5	111	-0.02
35 L7c	PCB 1260{3}	500.000	509.222	-1.8	109	-0.02
36 L7C	PCB 1260{4}	500.000	527.729	-5.5	111	-0.01
37 L7C	PCB 1260{5}	500.000	510.101	-2.0	107	-0.01

Evaluate Continuing Calibration Report - Not Founds

8 L2c	PCB 1221	500.000	0.000	100.0#	0	-1.69#
9 L2c	PCB 1221{2}	500.000	0.000	100.0#	0	-1.83#
10 L2c	PCB 1221{3}	500.000	0.000	100.0#	0	-1.90#
11 L2c	PCB 1221{4}	500.000	0.000	100.0#	0	-1.92#
12 L2c	PCB 1221{5}	500.000	0.000	100.0#	0	-2.09#
13 L3c	PCB 1232	500.000	0.000	100.0#	0	-1.93#
14 L3c	PCB 1232{2}	500.000	0.000	100.0#	0	-2.10#
15 L3c	PCB 1232{3}	500.000	0.000	100.0#	0	-2.35#
16 L3c	PCB 1232{4}	500.000	0.000	100.0#	0	-2.42#
17 L3c	PCB 1232{5}	500.000	0.000	100.0#	0	-2.46#
18 L4c	PCB 1242	500.000	0.000	100.0#	0	-1.91#
19 L4c	PCB 1242{2}	500.000	0.000	100.0#	0	-2.08#
20 L4c	PCB 1242{3}	500.000	0.000	100.0#	0	-2.33#
21 L4c	PCB 1242{4}	500.000	0.000	100.0#	0	-2.93#

1st AF 03/25/24
2nd AM 03/25/24

Data Path : I:\ACQUDATA\6890G\Data\032124\
Data File : BM1435.D
Signal(s) : Signal #1: ECD1A.ch Signal #2: ECD2B.ch
Acq On   : 21 Mar 2024 02:02 pm
Operator : AFelser
Sample   : CCV
Misc   :
ALS Vial : 2   Sample Multiplier: 1

Integration File signal 1: AUTOINT1.E
Integration File signal 2: AUTOINT2.E
Quant Time: Mar 22 13:14:56 2024
Quant Method : I:\ACQUDATA\6890G\Methods\G-PCB030724.M
Quant Title : 608/8082 PCB'S
QLast Update : Mon Mar 11 11:53:35 2024
Response via : Initial Calibration
Integrator: ChemStation

Volume Inj.   : 2uL
Signal #1 Phase : DB-1701   Signal #2 Phase: DB-17
Signal #1 Info : 0.32mm 30m   Signal #2 Info : 0.32mm 30m

Min. RRF   :   0.000 Min. Rel. Area : 50% Max. R.T. Dev 0.50min
Max. RRF Dev : 20%   Max. Rel. Area : 150%

	Compound	Amount	Calc.	%Dev	Area%	Dev(Min)
22	L4c PCB 1242{5}	500.000	0.000	100.0#	0	-2.95#
23	L5c PCB 1248	500.000	0.000	100.0#	0	-2.08#
24	L5c PCB 1248{2}	500.000	0.000	100.0#	0	-2.51#
25	L5c PCB 1248{3}	500.000	0.000	100.0#	0	-2.65#
26	L5c PCB 1248{4}	500.000	0.000	100.0#	0	-2.93#
27	L5c PCB 1248{5}	500.000	0.000	100.0#	0	-2.95#
28	L6c PCB 1254	500.000	0.000	100.0#	0	-3.09#
29	L6c PCB 1254{2}	500.000	0.000	100.0#	0	-3.29#
30	L6c PCB 1254{3}	500.000	0.000	100.0#	0	-3.39#
31	L6c PCB 1254{4}	500.000	0.000	100.0#	0	-3.61#
32	L6c PCB 1254{5}	500.000	0.000	100.0#	0	-3.77#
38	L8C PCB 1268	500.000	0.000	100.0	0	-4.16#
39	L8C PCB 1268{2}	500.000	0.000	100.0	0	-4.43#
40	L8C PCB 1268{3}	500.000	0.000	100.0	0	-5.02#
41	L8C PCB 1268{4}	500.000	0.000	100.0	0	-5.06#
42	L8C PCB 1268{5}	500.000	0.000	100.0	0	-5.48#
43	L9C PCB 1262	500.000	0.000	100.0	0	-3.78#
44	L9C PCB 1262{2}	500.000	0.000	100.0	0	-3.90#
45	L9C PCB 1262{3}	500.000	0.000	100.0	0	-4.18#
46	L9C PCB 1262{4}	500.000	0.000	100.0	0	-4.76#
47	L9C PCB 1262{5}	500.000	0.000	100.0	0	-5.00#

Signal #2

8	L2c PCB 1221	500.000	0.000	100.0#	0	-1.87#
9	L2c PCB 1221{2}	500.000	0.000	100.0#	0	-1.98#
10	L2c PCB 1221{3}	500.000	0.000	100.0#	0	-2.06#
11	L2c PCB 1221{4}	500.000	0.000	100.0#	0	-2.14#
12	L2c PCB 1221{5}	500.000	0.000	100.0#	0	-2.17#
13	L3c PCB 1232	500.000	0.000	100.0#	0	-2.15#
14	L3c PCB 1232{2}	500.000	0.000	100.0#	0	-2.18#
15	L3c PCB 1232{3}	500.000	0.000	100.0#	0	-2.41#
16	L3c PCB 1232{4}	500.000	0.000	100.0#	0	-2.56#
17	L3c PCB 1232{5}	500.000	0.000	100.0#	0	-2.79#
18	L4c PCB 1242	500.000	0.000	100.0#	0	-2.17#
19	L4c PCB 1242{2}	500.000	0.000	100.0#	0	-2.40#
20	L4c PCB 1242{3}	500.000	0.000	100.0#	0	-2.69#
21	L4c PCB 1242{4}	500.000	0.000	100.0#	0	-3.42#
22	L4c PCB 1242{5}	500.000	0.000	100.0#	0	-3.46#
23	L5c PCB 1248	500.000	0.000	100.0#	0	-2.39#
24	L5c PCB 1248{2}	500.000	0.000	100.0#	0	-2.91#
25	L5c PCB 1248{3}	500.000	0.000	100.0#	0	-3.12#
26	L5c PCB 1248{4}	500.000	0.000	100.0#	0	-3.42#
27	L5c PCB 1248{5}	500.000	0.000	100.0#	0	-3.45#

Evaluate Continuing Calibration Report

Data Path : I:\ACQUDATA\6890G\Data\032124\
Data File : BM1435.D
Signal(s) : Signal #1: ECD1A.ch Signal #2: ECD2B.ch
Acq On   : 21 Mar 2024 02:02 pm
Operator : AFelser
Sample   : CCV
Misc   :
ALS Vial : 2   Sample Multiplier: 1

Integration File signal 1: AUTOINT1.E
Integration File signal 2: AUTOINT2.E
Quant Time: Mar 22 13:14:56 2024
Quant Method : I:\ACQUDATA\6890G\Methods\G-PCB030724.M
Quant Title : 608/8082 PCB'S
QLast Update : Mon Mar 11 11:53:35 2024
Response via : Initial Calibration
Integrator: ChemStation

Volume Inj.   : 2uL
Signal #1 Phase : DB-1701   Signal #2 Phase: DB-17
Signal #1 Info : 0.32mm 30m   Signal #2 Info : 0.32mm 30m

Min. RRF   :   0.000 Min. Rel. Area : 50% Max. R.T. Dev 0.50min
Max. RRF Dev : 20%   Max. Rel. Area : 150%

	Compound	Amount	Calc.	%Dev	Area%	Dev(Min)
28	L6c PCB 1254	500.000	0.000	100.0#	0	-3.62#
29	L6c PCB 1254{2}	500.000	0.000	100.0#	0	-3.94#
30	L6c PCB 1254{3}	500.000	0.000	100.0#	0	-4.32#
31	L6c PCB 1254{4}	500.000	0.000	100.0#	0	-4.52#
32	L6c PCB 1254{5}	500.000	0.000	100.0#	0	-4.87#
38	L8C PCB 1268	500.000	0.000	100.0	0	-4.95#
39	L8C PCB 1268{2}	500.000	0.000	100.0	0	-5.19#
40	L8C PCB 1268{3}	500.000	0.000	100.0	0	-5.64#
41	L8C PCB 1268{4}	500.000	0.000	100.0	0	-5.84#
42	L8C PCB 1268{5}	500.000	0.000	100.0	0	-6.02#
43	L9C PCB 1262	500.000	0.000	100.0	0	-4.52#
44	L9C PCB 1262{2}	500.000	0.000	100.0	0	-4.70#
45	L9C PCB 1262{3}	500.000	0.000	100.0	0	-4.95#
46	L9C PCB 1262{4}	500.000	0.000	100.0	0	-5.20#
47	L9C PCB 1262{5}	500.000	0.000	100.0	0	-6.03#

(#) = Out of Range SPCC's out = 0 CCC's out = 50

Quantitation Report (QT Reviewed)

Data Path : I:\ACQUDATA\6890G\Data\032124\
Data File : BM1435.D
Signal(s) : Signal #1: ECD1A.ch Signal #2: ECD2B.ch
Acq On : 21 Mar 2024 02:02 pm
Operator : AFelser
Sample : CCV
Misc :
ALS Vial : 2 Sample Multiplier: 1

Integration File signal 1: AUTOINT1.E
Integration File signal 2: AUTOINT2.E
Quant Time: Mar 22 13:14:56 2024
Quant Method : I:\ACQUDATA\6890G\Methods\G-PCB030724.M
Quant Title : 608/8082 PCB'S
QLast Update : Mon Mar 11 11:53:35 2024
Response via : Initial Calibration
Integrator: ChemStation

Volume Inj. : 2uL
Signal #1 Phase : DB-1701 Signal #2 Phase: DB-17
Signal #1 Info : 0.32mm 30m Signal #2 Info : 0.32mm 30m

Compound	RT#1	RT#2	Resp#1	Resp#2	ug/l	ug/l
System Monitoring Compounds						
1) S SURR1, TCMX	1.750	1.915	371.0E6	2791.9E6	48.635	57.074
Spiked Amount 100.000	Range 30 - 150		Recovery =		48.63%	57.07%
2) S SURR2,Dec...	5.793	6.363	146.6E6	567.9E6	45.541	47.138
Spiked Amount 100.000	Range 30 - 150		Recovery =		45.54%	47.14%
Target Compounds						
3) L1c PCB 1016	1.916	2.167	65849944	408.7E6	504.639	527.696
4) L1c PCB 1016{2}	2.088	2.525	125.0E6	238.8E6	461.628	508.208m
5) L1c PCB 1016{3}	2.194	2.548	53658525	344.7E6	488.913	527.948
6) L1c PCB 1016{4}	2.408	2.774	111.2E6	675.2E6	474.110	535.182
7) L1c PCB 1016{5}	2.650	2.845	85644068	427.1E6	465.207	533.632m
Sum PCB 1016			441.3E6	2094.6E6	2394.497	2632.665
Average PCB 1016					478.899	526.533
Sum PCB 1221			0	0	N.D.	N.D.
Average PCB 1221					0.000	0.000
Sum PCB 1232			0	0	N.D.	N.D.
Average PCB 1232					0.000	0.000
Sum PCB 1242			0	0	N.D.	N.D.
Average PCB 1242					0.000	0.000
Sum PCB 1248			0	0	N.D.	N.D.
Average PCB 1248					0.000	0.000
Sum PCB 1254			0	0	N.D.	N.D.
Average PCB 1254					0.000	0.000
33) L7c PCB 1260	3.528	4.265f	152.6E6	982.1E6	470.013	517.544m
34) L7c PCB 1260{2}	3.767	4.503f	227.6E6	1082.3E6	470.346	517.683
35) L7c PCB 1260{3}	4.742	5.180f	308.0E6	704.8E6	480.864	509.222m
36) L7C PCB 1260{4}	4.987	5.376	148.9E6	1608.0E6	487.471	527.729
37) L7C PCB 1260{5}	5.471	6.011	78685148	390.8E6	475.624	510.101
Sum PCB 1260			915.8E6	4768.0E6	2384.318	2582.280
Average PCB 1260					476.864	516.456
Sum PCB 1268			0	0	N.D.	N.D.
Average PCB 1268					0.000	0.000
Sum PCB 1262			0	0	N.D.	N.D.
Average PCB 1262					0.000	0.000

(f)=RT Delta > 1/2 Window (#)=Amounts differ by > 25% (m)=manual int.

1st AF 03/25/24
2nd AM 03/25/24

Quantitation Report (QT Reviewed)

Data Path : I:\ACQUDATA\6890G\Data\032124\
Data File : BM1435.D
Signal(s) : Signal #1: ECD1A.ch Signal #2: ECD2B.ch
Acq On : 21 Mar 2024 02:02 pm
Operator : AFelser
Sample : CCV
Misc :
ALS Vial : 2 Sample Multiplier: 1

Integration File signal 1: AUTOINT1.E
Integration File signal 2: AUTOINT2.E
Quant Time: Mar 22 13:14:56 2024
Quant Method : I:\ACQUDATA\6890G\Methods\G-PCB030724.M
Quant Title : 608/8082 PCB'S
QLast Update : Mon Mar 11 11:53:35 2024
Response via : Initial Calibration
Integrator: ChemStation

Volume Inj. : 2uL
Signal #1 Phase : DB-1701 Signal #2 Phase: DB-17
Signal #1 Info : 0.32mm 30m Signal #2 Info : 0.32mm 30m

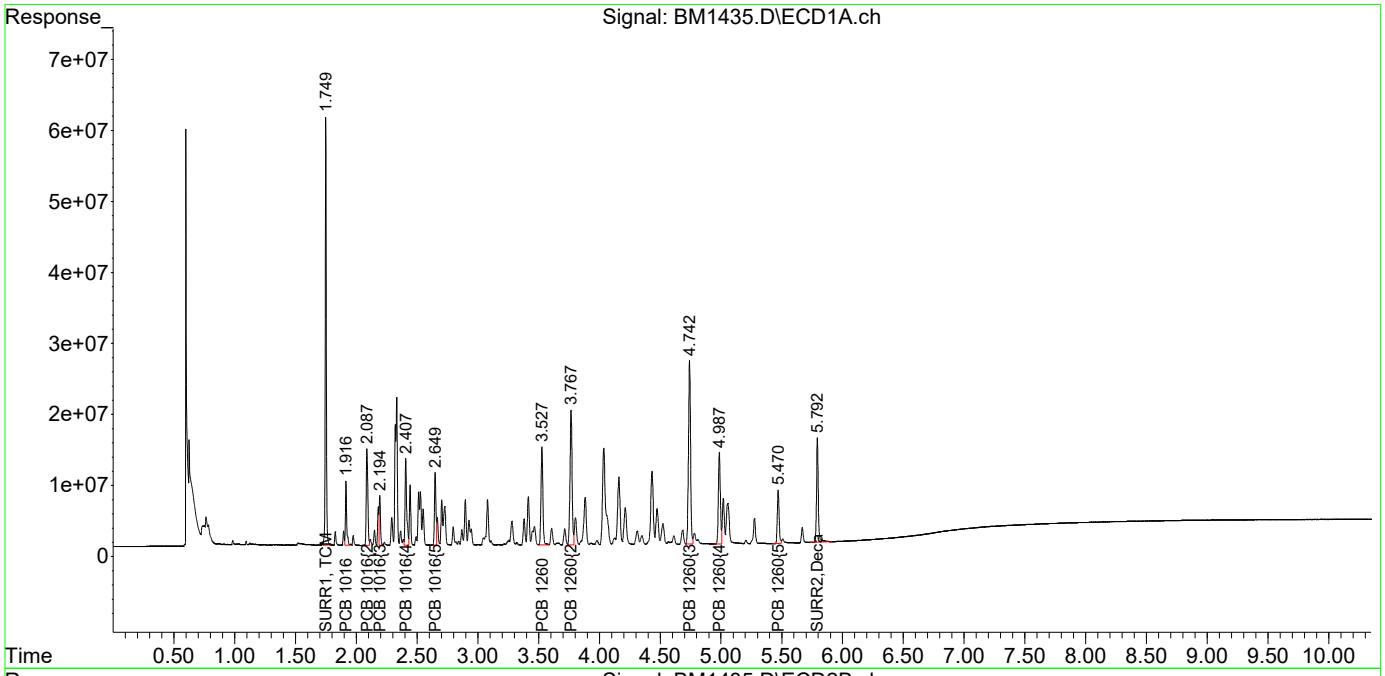

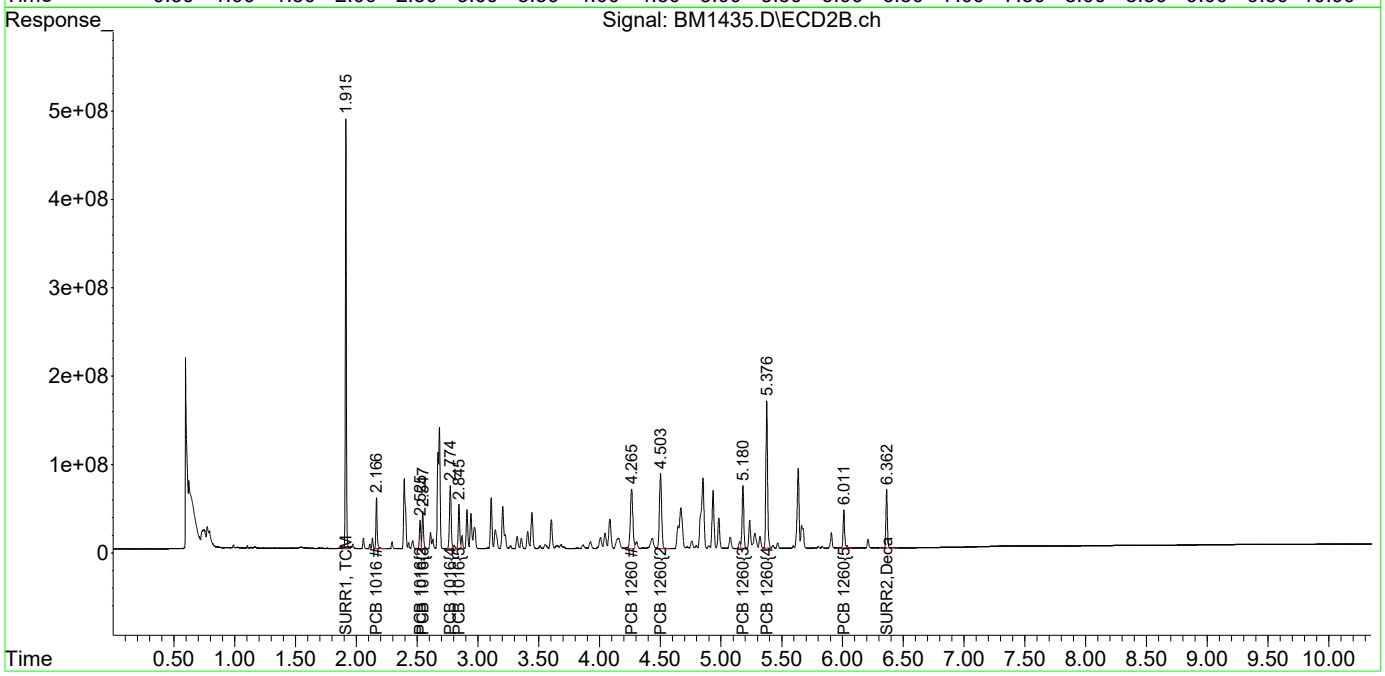

1st AF 03/25/24
2nd AM 03/25/24

Quantitation Report (Qedit)

Data Path : I:\ACQUDATA\6890G\Data\032124\
Data File : BM1446.D
Signal(s) : Signal #1: ECD1A.ch Signal #2: ECD2B.ch
Acq On : 21 Mar 2024 04:38 pm
Operator : AFelser
Sample : CCV
Misc :
ALS Vial : 2 Sample Multiplier: 1

Integration File signal 1: AUTOINT1.E
Integration File signal 2: AUTOINT2.E
Quant Time: Mar 22 13:15:40 2024
Quant Method : I:\ACQUDATA\6890G\Methods\G-PCB030724.M
Quant Title : 608/8082 PCB'S
QLast Update : Mon Mar 11 11:53:35 2024
Response via : Initial Calibration
Integrator: ChemStation

Volume Inj. : 2uL
Signal #1 Phase : DB-1701 Signal #2 Phase: DB-17
Signal #1 Info : 0.32mm 30m Signal #2 Info : 0.32mm 30m

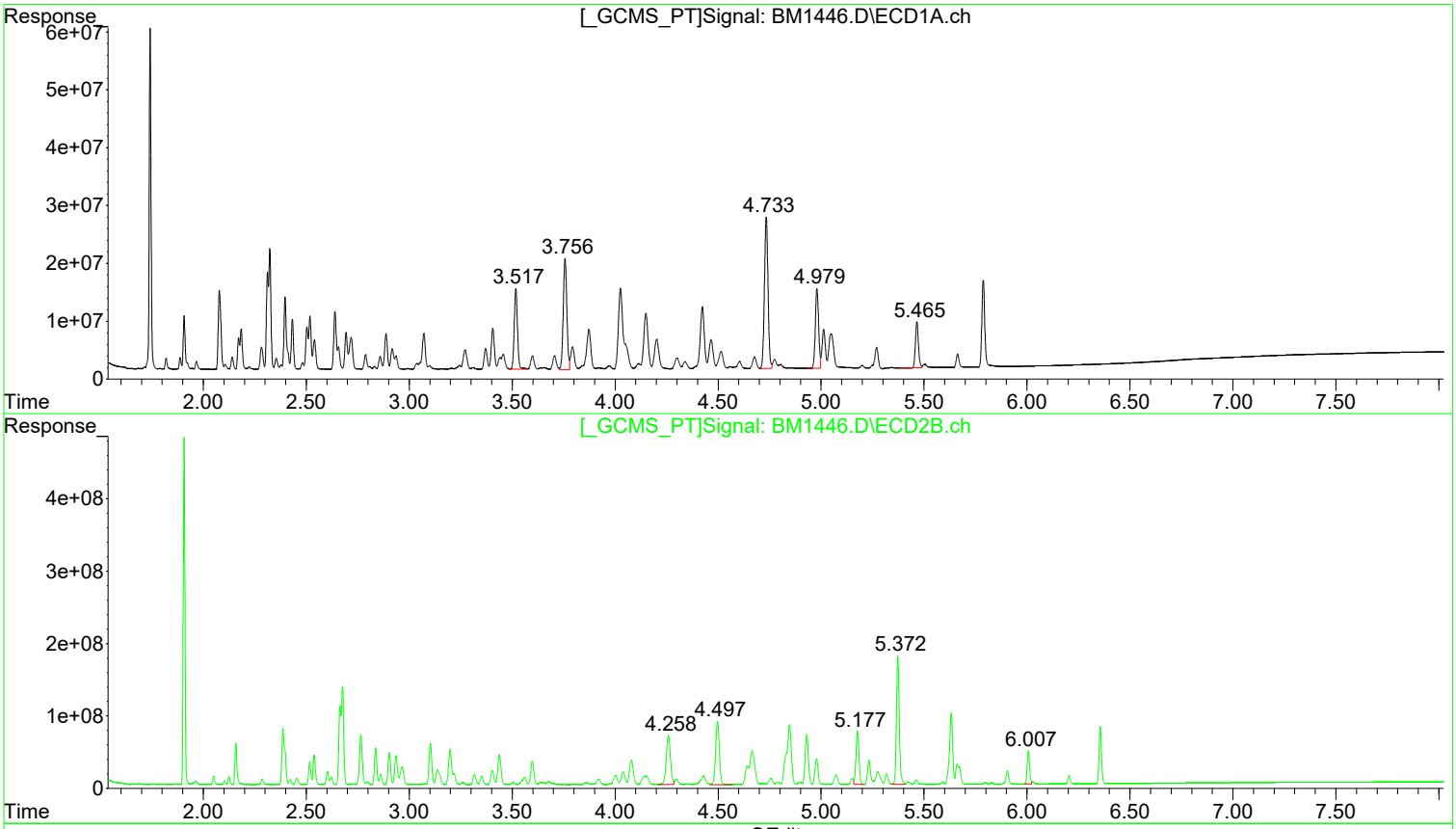

QEdit

(33) PCB 1260 (L7c)

R.T.	Response	Conc
3.52	152854981	470.78
3.76	234300067	484.26
4.73	315785391	492.94
4.98	154645808	506.32
5.47	81049922	489.92

(33) PCB 1260 #2 (L7c)

R.T.	Response	Conc
4.26	967439231	509.83
4.50	1107830508	529.90
5.18	740012579	534.67
5.37	1707867548	560.50
6.01	385313408	502.96

Manual Integration:

After

Wrong peak selected.

03/22/24

(+) = Expected Retention Time

1st AF 03/25/24
2nd AM 03/25/24

Quantitation Report (Qedit)

Data Path : I:\ACQUDATA\6890G\Data\032124\
Data File : BM1446.D
Signal(s) : Signal #1: ECD1A.ch Signal #2: ECD2B.ch
Acq On : 21 Mar 2024 04:38 pm
Operator : AFelser
Sample : CCV
Misc :
ALS Vial : 2 Sample Multiplier: 1

Integration File signal 1: AUTOINT1.E
Integration File signal 2: AUTOINT2.E
Quant Time: Mar 22 13:15:40 2024
Quant Method : I:\ACQUDATA\6890G\Methods\G-PCB030724.M
Quant Title : 608/8082 PCB'S
QLast Update : Mon Mar 11 11:53:35 2024
Response via : Initial Calibration
Integrator: ChemStation

Volume Inj. : 2uL
Signal #1 Phase : DB-1701 Signal #2 Phase: DB-17
Signal #1 Info : 0.32mm 30m Signal #2 Info : 0.32mm 30m

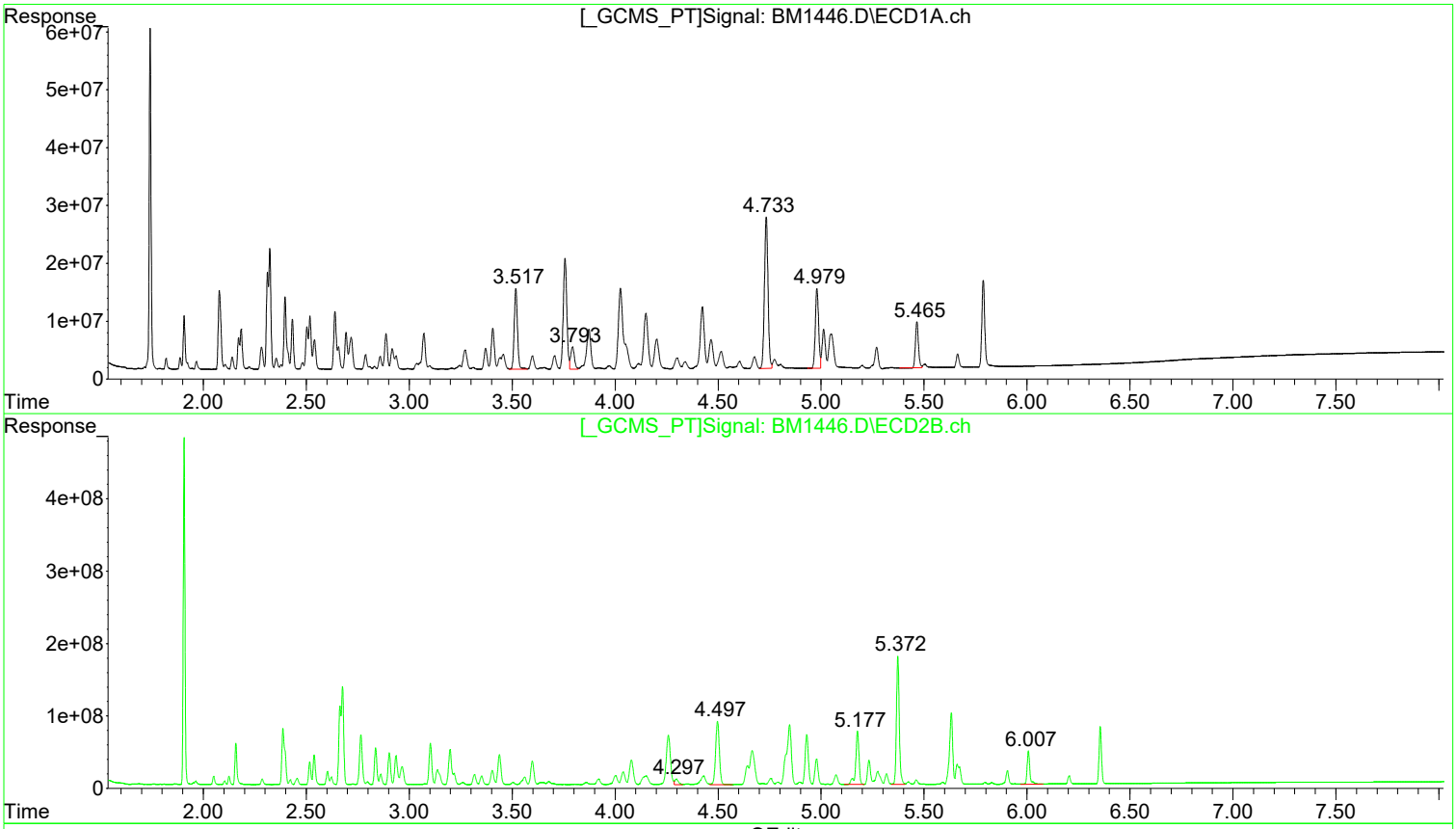

QEdit

(33) PCB 1260 (L7c)

R.T.	Response	Conc
3.52	152854981	470.78
3.79	47615428	98.41
4.73	315785391	492.94
4.98	154645808	506.32
5.47	81049922	489.92

(33) PCB 1260 #2 (L7c)

R.T.	Response	Conc
4.30	96713894	50.97
4.50	1107830508	529.90
5.18	829158244	599.08
5.37	1707867548	560.50
6.01	434712577	567.45

Manual Integration:

Before

03/22/24

(+) = Expected Retention Time

1st AF 03/25/24
2nd AM 03/25/24

Quantitation Report (Qedit)

Data Path : I:\ACQUDATA\6890G\Data\032124\
Data File : BM1446.D
Signal(s) : Signal #1: ECD1A.ch Signal #2: ECD2B.ch
Acq On : 21 Mar 2024 04:38 pm
Operator : AFelser
Sample : CCV
Misc :
ALS Vial : 2 Sample Multiplier: 1

Integration File signal 1: AUTOINT1.E
Integration File signal 2: AUTOINT2.E
Quant Time: Mar 22 13:15:40 2024
Quant Method : I:\ACQUDATA\6890G\Methods\G-PCB030724.M
Quant Title : 608/8082 PCB'S
QLast Update : Mon Mar 11 11:53:35 2024
Response via : Initial Calibration
Integrator: ChemStation

Volume Inj. : 2uL
Signal #1 Phase : DB-1701 Signal #2 Phase: DB-17
Signal #1 Info : 0.32mm 30m Signal #2 Info : 0.32mm 30m

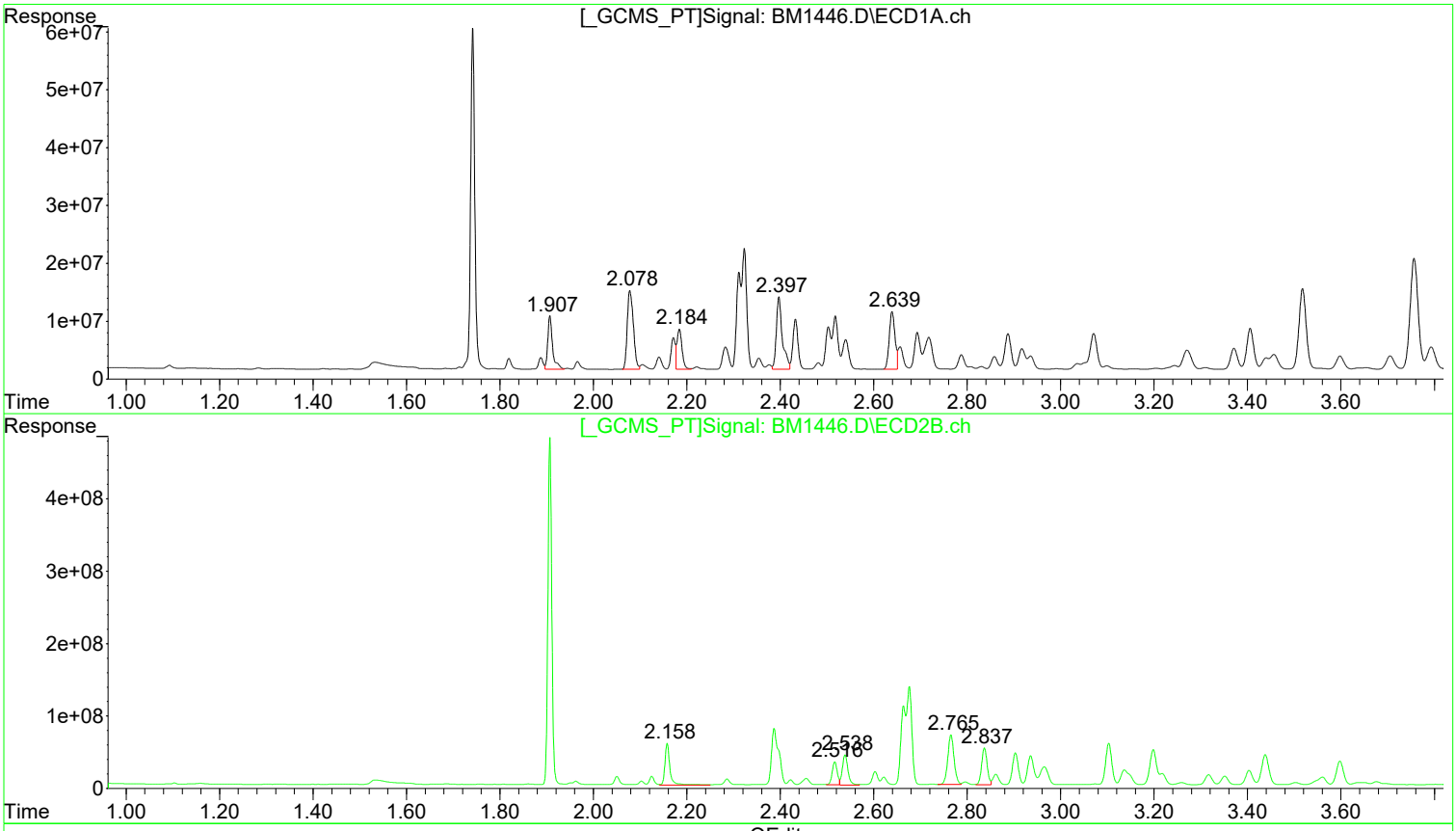

QEdit

(3) PCB 1016 (L1c)

R.T.	Response	Conc
1.91	66619524	510.54
2.08	123651842	456.80
2.18	53010940	483.01
2.40	111753219	476.54
2.64	84577990	459.42

(3) PCB 1016 #2 (L1c)

R.T.	Response	Conc
2.16	434707491	561.31
2.52	230872958	491.24
2.54	347210170	531.75
2.77	640842060	507.93
2.84	412625817	515.57

Manual Integration:

After

Poor integration.

03/22/24

(+) = Expected Retention Time

1st AF 03/25/24
2nd AM 03/25/24

Quantitation Report (Qedit)

Data Path : I:\ACQUDATA\6890G\Data\032124\
Data File : BM1446.D
Signal(s) : Signal #1: ECD1A.ch Signal #2: ECD2B.ch
Acq On : 21 Mar 2024 04:38 pm
Operator : AFelser
Sample : CCV
Misc :
ALS Vial : 2 Sample Multiplier: 1

Integration File signal 1: AUTOINT1.E
Integration File signal 2: AUTOINT2.E
Quant Time: Mar 22 13:15:40 2024
Quant Method : I:\ACQUDATA\6890G\Methods\G-PCB030724.M
Quant Title : 608/8082 PCB'S
QLast Update : Mon Mar 11 11:53:35 2024
Response via : Initial Calibration
Integrator: ChemStation

Volume Inj. : 2uL
Signal #1 Phase : DB-1701 Signal #2 Phase: DB-17
Signal #1 Info : 0.32mm 30m Signal #2 Info : 0.32mm 30m

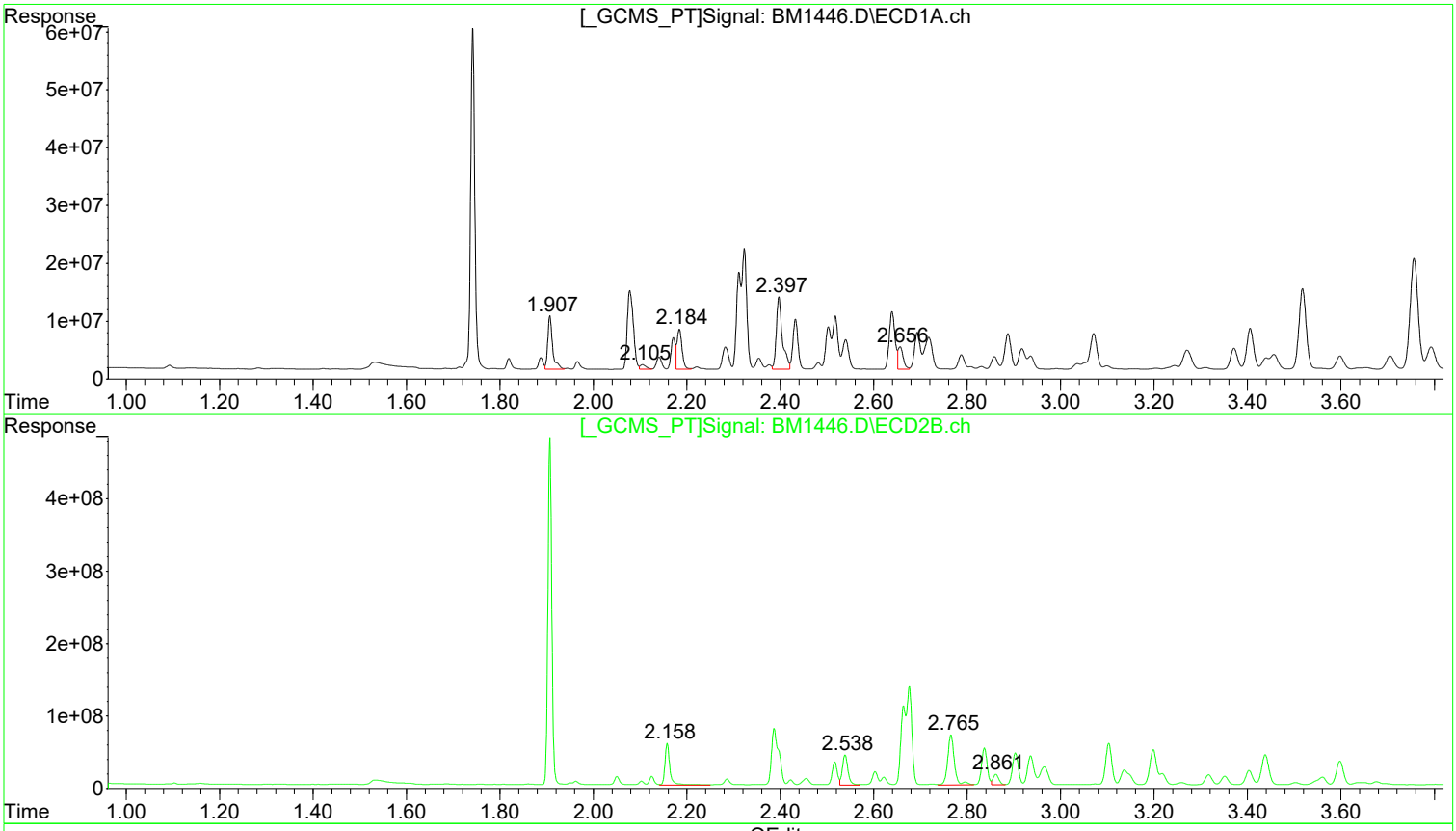

QEdit

(3) PCB 1016 (L1c)

R.T.	Response	Conc
1.91	66619524	510.54
2.11	7261127	26.82
2.18	53010940	483.01
2.40	111753219	476.54
2.66	30110797	163.56

(3) PCB 1016 #2 (L1c)

R.T.	Response	Conc
2.16	434707491	561.31
2.54	347210170	738.78
2.54	347210170	531.75
2.77	693714103	549.84
2.86	127655218	159.50

Manual Integration:

Before

03/22/24

(+) = Expected Retention Time

1st AF 03/25/24
2nd AM 03/25/24

Evaluate Continuing Calibration Report

Data Path : I:\ACQUDATA\6890G\Data\032124\
Data File : BM1446.D
Signal(s) : Signal #1: ECD1A.ch Signal #2: ECD2B.ch
Acq On   : 21 Mar 2024 04:38 pm
Operator : AFelser
Sample   : CCV
Misc   :
ALS Vial : 2   Sample Multiplier: 1

Integration File signal 1: AUTOINT1.E
Integration File signal 2: AUTOINT2.E
Quant Time: Mar 22 13:15:40 2024
Quant Method : I:\ACQUDATA\6890G\Methods\G-PCB030724.M
Quant Title : 608/8082 PCB'S
QLast Update : Mon Mar 11 11:53:35 2024
Response via : Initial Calibration
Integrator: ChemStation

Volume Inj.   : 2uL
Signal #1 Phase : DB-1701   Signal #2 Phase: DB-17
Signal #1 Info : 0.32mm 30m   Signal #2 Info : 0.32mm 30m

Min. RRF   :   0.000 Min. Rel. Area : 50% Max. R.T. Dev 0.50min
Max. RRF Dev : 20%   Max. Rel. Area : 150%

	Compound	Amount	Calc.	%Dev	Area%	Dev(Min)
1 S	SURR1, TCMX	50.000	47.995	4.0	99	-0.01
2 S	SURR2,Decachlorobiphenyl	50.000	47.300	5.4	101	-0.01
3 L1c	PCB 1016	500.000	510.537	-2.1	115	-0.01
4 L1c	PCB 1016{2}	500.000	456.802	8.6	103	-0.02
5 L1c	PCB 1016{3}	500.000	483.012	3.4	108	-0.02
6 L1c	PCB 1016{4}	500.000	476.541	4.7	106	-0.02
7 L1c	PCB 1016{5}	500.000	459.416	8.1	102	-0.02
33 L7c	PCB 1260	500.000	470.783	5.8	104	-0.02
34 L7c	PCB 1260{2}	500.000	484.259	3.1	106	-0.02
35 L7c	PCB 1260{3}	500.000	492.945	1.4	106	-0.02
36 L7C	PCB 1260{4}	500.000	506.318	-1.3	109	-0.02
37 L7C	PCB 1260{5}	500.000	489.918	2.0	107	-0.01

Signal #2

1 S	SURR1, TCMX	50.000	56.627	-13.3	115	-0.02
2 S	SURR2,Decachlorobiphenyl	50.000	55.789	-11.6	119	-0.02
3 L1c	PCB 1016	500.000	561.310	-12.3	125	-0.02
4 L1c	PCB 1016{2}	500.000	491.241	1.8	108	-0.02
5 L1c	PCB 1016{3}	500.000	531.753	-6.4	119	-0.02
6 L1c	PCB 1016{4}	500.000	507.930	-1.6	109	-0.02
7 L1c	PCB 1016{5}	500.000	515.571	-3.1	111	-0.02
33 L7c	PCB 1260	500.000	509.830	-2.0	111	-0.03
34 L7c	PCB 1260{2}	500.000	529.900	-6.0	114	-0.02
35 L7c	PCB 1260{3}	500.000	534.671	-6.9	115	-0.02
36 L7C	PCB 1260{4}	500.000	560.499	-12.1	118	-0.02
37 L7C	PCB 1260{5}	500.000	502.965	-0.6	106	-0.02

Evaluate Continuing Calibration Report - Not Founds

8 L2c	PCB 1221	500.000	0.000	100.0#	0	-1.69#
9 L2c	PCB 1221{2}	500.000	0.000	100.0#	0	-1.83#
10 L2c	PCB 1221{3}	500.000	0.000	100.0#	0	-1.90#
11 L2c	PCB 1221{4}	500.000	0.000	100.0#	0	-1.92#
12 L2c	PCB 1221{5}	500.000	0.000	100.0#	0	-2.09#
13 L3c	PCB 1232	500.000	0.000	100.0#	0	-1.93#
14 L3c	PCB 1232{2}	500.000	0.000	100.0#	0	-2.10#
15 L3c	PCB 1232{3}	500.000	0.000	100.0#	0	-2.35#
16 L3c	PCB 1232{4}	500.000	0.000	100.0#	0	-2.42#
17 L3c	PCB 1232{5}	500.000	0.000	100.0#	0	-2.46#
18 L4c	PCB 1242	500.000	0.000	100.0#	0	-1.91#
19 L4c	PCB 1242{2}	500.000	0.000	100.0#	0	-2.08#
20 L4c	PCB 1242{3}	500.000	0.000	100.0#	0	-2.33#
21 L4c	PCB 1242{4}	500.000	0.000	100.0#	0	-2.93#

1st AF 03/25/24
2nd AM 03/25/24

Data Path : I:\ACQUDATA\6890G\Data\032124\
Data File : BM1446.D
Signal(s) : Signal #1: ECD1A.ch Signal #2: ECD2B.ch
Acq On   : 21 Mar 2024 04:38 pm
Operator : AFelser
Sample   : CCV
Misc   :
ALS Vial : 2   Sample Multiplier: 1

Integration File signal 1: AUTOINT1.E
Integration File signal 2: AUTOINT2.E
Quant Time: Mar 22 13:15:40 2024
Quant Method : I:\ACQUDATA\6890G\Methods\G-PCB030724.M
Quant Title : 608/8082 PCB'S
QLast Update : Mon Mar 11 11:53:35 2024
Response via : Initial Calibration
Integrator: ChemStation

Volume Inj.   : 2uL
Signal #1 Phase : DB-1701   Signal #2 Phase: DB-17
Signal #1 Info : 0.32mm 30m   Signal #2 Info : 0.32mm 30m

Min. RRF   :   0.000 Min. Rel. Area : 50% Max. R.T. Dev 0.50min
Max. RRF Dev : 20%   Max. Rel. Area : 150%

	Compound	Amount	Calc.	%Dev	Area%	Dev(Min)
22	L4c PCB 1242{5}	500.000	0.000	100.0#	0	-2.95#
23	L5c PCB 1248	500.000	0.000	100.0#	0	-2.08#
24	L5c PCB 1248{2}	500.000	0.000	100.0#	0	-2.51#
25	L5c PCB 1248{3}	500.000	0.000	100.0#	0	-2.65#
26	L5c PCB 1248{4}	500.000	0.000	100.0#	0	-2.93#
27	L5c PCB 1248{5}	500.000	0.000	100.0#	0	-2.95#
28	L6c PCB 1254	500.000	0.000	100.0#	0	-3.09#
29	L6c PCB 1254{2}	500.000	0.000	100.0#	0	-3.29#
30	L6c PCB 1254{3}	500.000	0.000	100.0#	0	-3.39#
31	L6c PCB 1254{4}	500.000	0.000	100.0#	0	-3.61#
32	L6c PCB 1254{5}	500.000	0.000	100.0#	0	-3.77#
38	L8C PCB 1268	500.000	0.000	100.0	0	-4.16#
39	L8C PCB 1268{2}	500.000	0.000	100.0	0	-4.43#
40	L8C PCB 1268{3}	500.000	0.000	100.0	0	-5.02#
41	L8C PCB 1268{4}	500.000	0.000	100.0	0	-5.06#
42	L8C PCB 1268{5}	500.000	0.000	100.0	0	-5.48#
43	L9C PCB 1262	500.000	0.000	100.0	0	-3.78#
44	L9C PCB 1262{2}	500.000	0.000	100.0	0	-3.90#
45	L9C PCB 1262{3}	500.000	0.000	100.0	0	-4.18#
46	L9C PCB 1262{4}	500.000	0.000	100.0	0	-4.76#
47	L9C PCB 1262{5}	500.000	0.000	100.0	0	-5.00#

Signal #2

8	L2c PCB 1221	500.000	0.000	100.0#	0	-1.87#
9	L2c PCB 1221{2}	500.000	0.000	100.0#	0	-1.98#
10	L2c PCB 1221{3}	500.000	0.000	100.0#	0	-2.06#
11	L2c PCB 1221{4}	500.000	0.000	100.0#	0	-2.14#
12	L2c PCB 1221{5}	500.000	0.000	100.0#	0	-2.17#
13	L3c PCB 1232	500.000	0.000	100.0#	0	-2.15#
14	L3c PCB 1232{2}	500.000	0.000	100.0#	0	-2.18#
15	L3c PCB 1232{3}	500.000	0.000	100.0#	0	-2.41#
16	L3c PCB 1232{4}	500.000	0.000	100.0#	0	-2.56#
17	L3c PCB 1232{5}	500.000	0.000	100.0#	0	-2.79#
18	L4c PCB 1242	500.000	0.000	100.0#	0	-2.17#
19	L4c PCB 1242{2}	500.000	0.000	100.0#	0	-2.40#
20	L4c PCB 1242{3}	500.000	0.000	100.0#	0	-2.69#
21	L4c PCB 1242{4}	500.000	0.000	100.0#	0	-3.42#
22	L4c PCB 1242{5}	500.000	0.000	100.0#	0	-3.46#
23	L5c PCB 1248	500.000	0.000	100.0#	0	-2.39#
24	L5c PCB 1248{2}	500.000	0.000	100.0#	0	-2.91#
25	L5c PCB 1248{3}	500.000	0.000	100.0#	0	-3.12#
26	L5c PCB 1248{4}	500.000	0.000	100.0#	0	-3.42#
27	L5c PCB 1248{5}	500.000	0.000	100.0#	0	-3.45#

Evaluate Continuing Calibration Report

Data Path : I:\ACQUDATA\6890G\Data\032124\
Data File : BM1446.D
Signal(s) : Signal #1: ECD1A.ch Signal #2: ECD2B.ch
Acq On   : 21 Mar 2024 04:38 pm
Operator : AFelser
Sample   : CCV
Misc   :
ALS Vial : 2   Sample Multiplier: 1

Integration File signal 1: AUTOINT1.E
Integration File signal 2: AUTOINT2.E
Quant Time: Mar 22 13:15:40 2024
Quant Method : I:\ACQUDATA\6890G\Methods\G-PCB030724.M
Quant Title : 608/8082 PCB'S
QLast Update : Mon Mar 11 11:53:35 2024
Response via : Initial Calibration
Integrator: ChemStation

Volume Inj.   : 2uL
Signal #1 Phase : DB-1701   Signal #2 Phase: DB-17
Signal #1 Info : 0.32mm 30m   Signal #2 Info : 0.32mm 30m

Min. RRF   :   0.000 Min. Rel. Area : 50% Max. R.T. Dev 0.50min
Max. RRF Dev : 20%   Max. Rel. Area : 150%

	Compound	Amount	Calc.	%Dev	Area%	Dev(Min)
28	L6c PCB 1254	500.000	0.000	100.0#	0	-3.62#
29	L6c PCB 1254{2}	500.000	0.000	100.0#	0	-3.94#
30	L6c PCB 1254{3}	500.000	0.000	100.0#	0	-4.32#
31	L6c PCB 1254{4}	500.000	0.000	100.0#	0	-4.52#
32	L6c PCB 1254{5}	500.000	0.000	100.0#	0	-4.87#
38	L8C PCB 1268	500.000	0.000	100.0	0	-4.95#
39	L8C PCB 1268{2}	500.000	0.000	100.0	0	-5.19#
40	L8C PCB 1268{3}	500.000	0.000	100.0	0	-5.64#
41	L8C PCB 1268{4}	500.000	0.000	100.0	0	-5.84#
42	L8C PCB 1268{5}	500.000	0.000	100.0	0	-6.02#
43	L9C PCB 1262	500.000	0.000	100.0	0	-4.52#
44	L9C PCB 1262{2}	500.000	0.000	100.0	0	-4.70#
45	L9C PCB 1262{3}	500.000	0.000	100.0	0	-4.95#
46	L9C PCB 1262{4}	500.000	0.000	100.0	0	-5.20#
47	L9C PCB 1262{5}	500.000	0.000	100.0	0	-6.03#

(#) = Out of Range SPCC's out = 0 CCC's out = 50

Quantitation Report (QT Reviewed)

Data Path : I:\ACQUDATA\6890G\Data\032124\
Data File : BM1446.D
Signal(s) : Signal #1: ECD1A.ch Signal #2: ECD2B.ch
Acq On : 21 Mar 2024 04:38 pm
Operator : AFelser
Sample : CCV
Misc :
ALS Vial : 2 Sample Multiplier: 1

Integration File signal 1: AUTOINT1.E
Integration File signal 2: AUTOINT2.E
Quant Time: Mar 22 13:15:40 2024
Quant Method : I:\ACQUDATA\6890G\Methods\G-PCB030724.M
Quant Title : 608/8082 PCB'S
QLast Update : Mon Mar 11 11:53:35 2024
Response via : Initial Calibration
Integrator: ChemStation

Volume Inj. : 2uL
Signal #1 Phase : DB-1701 Signal #2 Phase: DB-17
Signal #1 Info : 0.32mm 30m Signal #2 Info : 0.32mm 30m

Compound	RT#1	RT#2	Resp#1	Resp#2	ug/l	ug/l
System Monitoring Compounds						
1) S SURR1, TCMX	1.742	1.907f	366.1E6	2770.0E6	47.995	56.627
Spiked Amount	100.000 Range	30 - 150	Recovery	=	47.99%	56.63%
2) S SURR2,Dec...	5.788	6.356f	152.3E6	672.1E6	47.300	55.789
Spiked Amount	100.000 Range	30 - 150	Recovery	=	47.30%	55.79%
Target Compounds						
3) L1c PCB 1016	1.907	2.158f	66619524	434.7E6	510.537	561.310
4) L1c PCB 1016{2}	2.078f	2.516f	123.7E6	230.9E6	456.802m	491.241m
5) L1c PCB 1016{3}	2.184f	2.539f	53010940	347.2E6	483.012	531.753
6) L1c PCB 1016{4}	2.397f	2.765f	111.8E6	640.8E6	476.541	507.930m
7) L1c PCB 1016{5}	2.639f	2.837f	84577990	412.6E6	459.416m	515.571m
Sum PCB 1016			439.6E6	2066.3E6	2386.308	2607.806
Average PCB 1016					477.262	521.561
Sum PCB 1221			0	0	N.D.	N.D.
Average PCB 1221					0.000	0.000
Sum PCB 1232			0	0	N.D.	N.D.
Average PCB 1232					0.000	0.000
Sum PCB 1242			0	0	N.D.	N.D.
Average PCB 1242					0.000	0.000
Sum PCB 1248			0	0	N.D.	N.D.
Average PCB 1248					0.000	0.000
Sum PCB 1254			0	0	N.D.	N.D.
Average PCB 1254					0.000	0.000
33) L7c PCB 1260	3.518f	4.258f	152.9E6	967.4E6	470.783	509.830m
34) L7c PCB 1260{2}	3.756f	4.497f	234.3E6	1107.8E6	484.259m	529.900
35) L7c PCB 1260{3}	4.734f	5.177f	315.8E6	740.0E6	492.945	534.671m
36) L7C PCB 1260{4}	4.980f	5.373f	154.6E6	1707.9E6	506.318	560.499
37) L7C PCB 1260{5}	5.466	6.007f	81049922	385.3E6	489.918	502.965m
Sum PCB 1260			938.6E6	4908.5E6	2444.223	2637.866
Average PCB 1260					488.845	527.573
Sum PCB 1268			0	0	N.D.	N.D.
Average PCB 1268					0.000	0.000
Sum PCB 1262			0	0	N.D.	N.D.
Average PCB 1262					0.000	0.000

(f)=RT Delta > 1/2 Window (#)=Amounts differ by > 25% (m)=manual int.

1st AF 03/25/24
2nd AM 03/25/24

Quantitation Report (QT Reviewed)

Data Path : I:\ACQUDATA\6890G\Data\032124\
Data File : BM1446.D
Signal(s) : Signal #1: ECD1A.ch Signal #2: ECD2B.ch
Acq On : 21 Mar 2024 04:38 pm
Operator : AFelser
Sample : CCV
Misc :
ALS Vial : 2 Sample Multiplier: 1

Integration File signal 1: AUTOINT1.E
Integration File signal 2: AUTOINT2.E
Quant Time: Mar 22 13:15:40 2024
Quant Method : I:\ACQUDATA\6890G\Methods\G-PCB030724.M
Quant Title : 608/8082 PCB'S
QLast Update : Mon Mar 11 11:53:35 2024
Response via : Initial Calibration
Integrator: ChemStation

Volume Inj. : 2uL
Signal #1 Phase : DB-1701 Signal #2 Phase: DB-17
Signal #1 Info : 0.32mm 30m Signal #2 Info : 0.32mm 30m

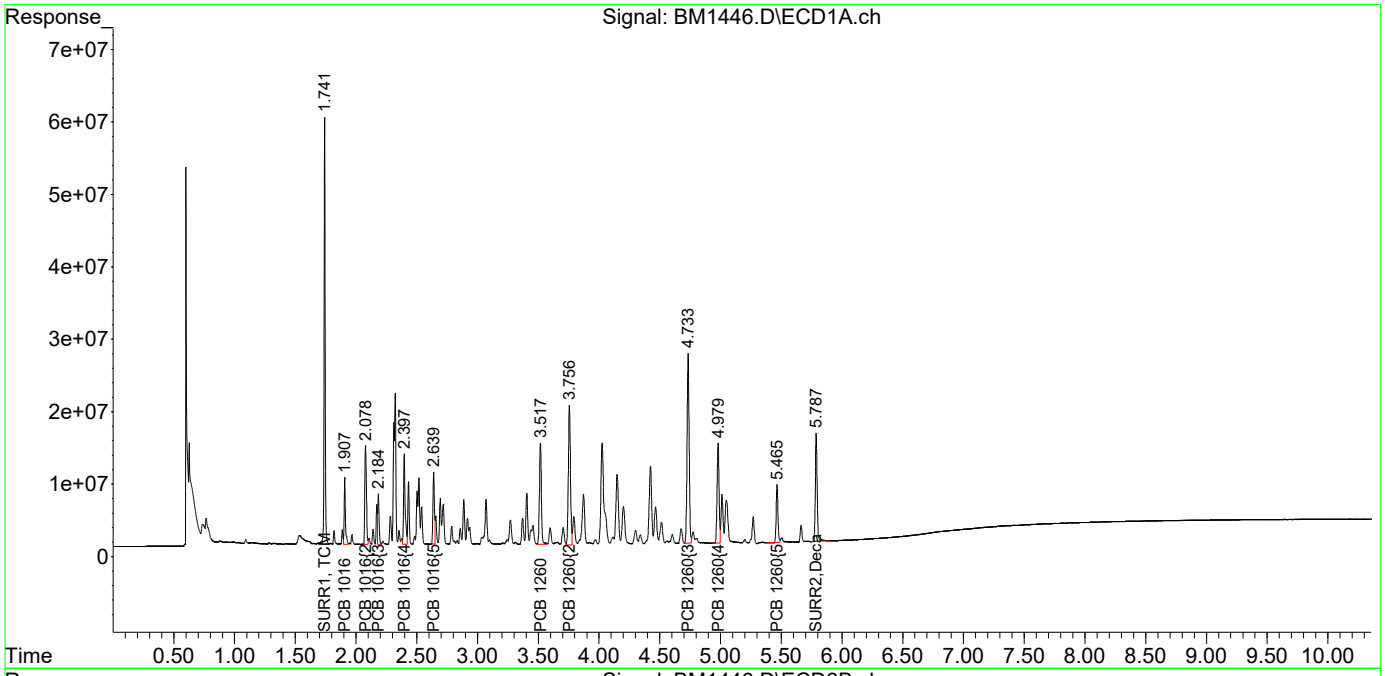

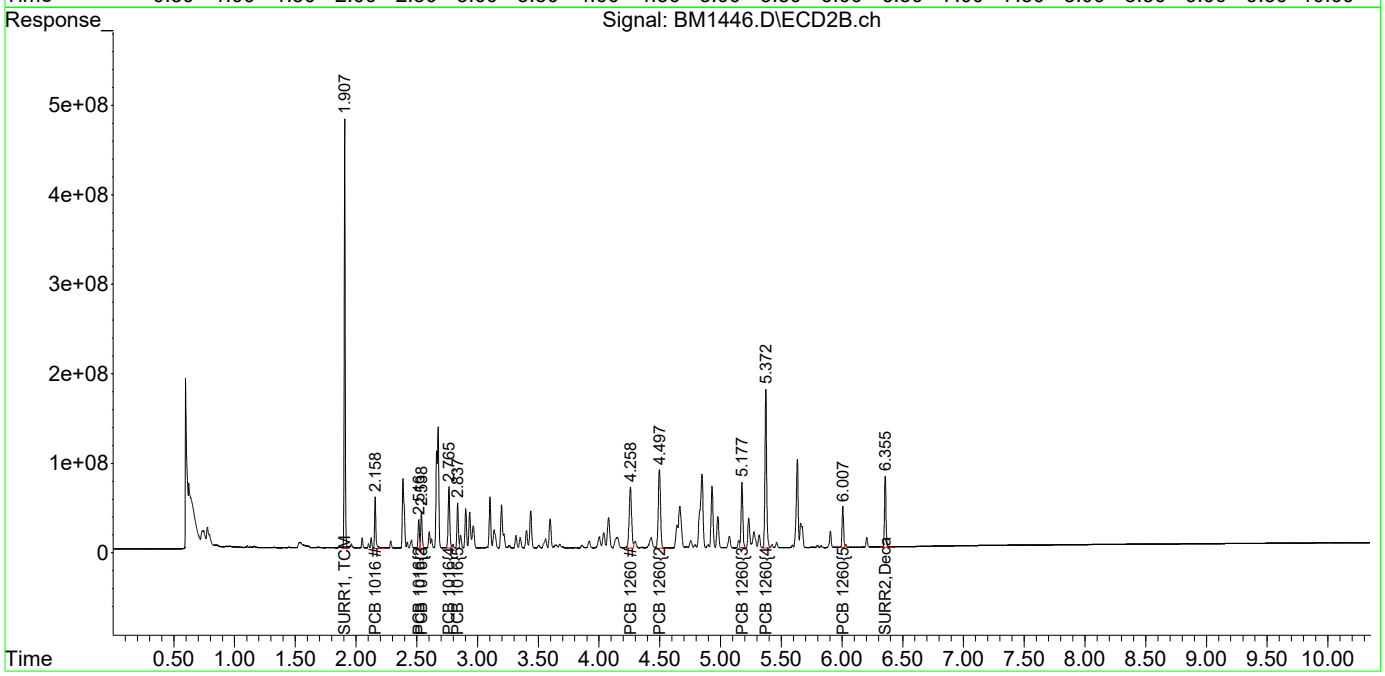

Quantitation Report (Qedit)

Data Path : I:\ACQUDATA\6890G\Data\032124\
Data File : BM1453.D
Signal(s) : Signal #1: ECD1A.ch Signal #2: ECD2B.ch
Acq On : 21 Mar 2024 06:18 pm
Operator : AFelser
Sample : CCV
Misc :
ALS Vial : 2 Sample Multiplier: 1

Integration File signal 1: AUTOINT1.E
Integration File signal 2: AUTOINT2.E
Quant Time: Mar 22 13:13:00 2024
Quant Method : I:\ACQUDATA\6890G\Methods\G-PCB030724.M
Quant Title : 608/8082 PCB'S
QLast Update : Mon Mar 11 11:53:35 2024
Response via : Initial Calibration
Integrator: ChemStation

Volume Inj. : 2uL
Signal #1 Phase : DB-1701 Signal #2 Phase: DB-17
Signal #1 Info : 0.32mm 30m Signal #2 Info : 0.32mm 30m

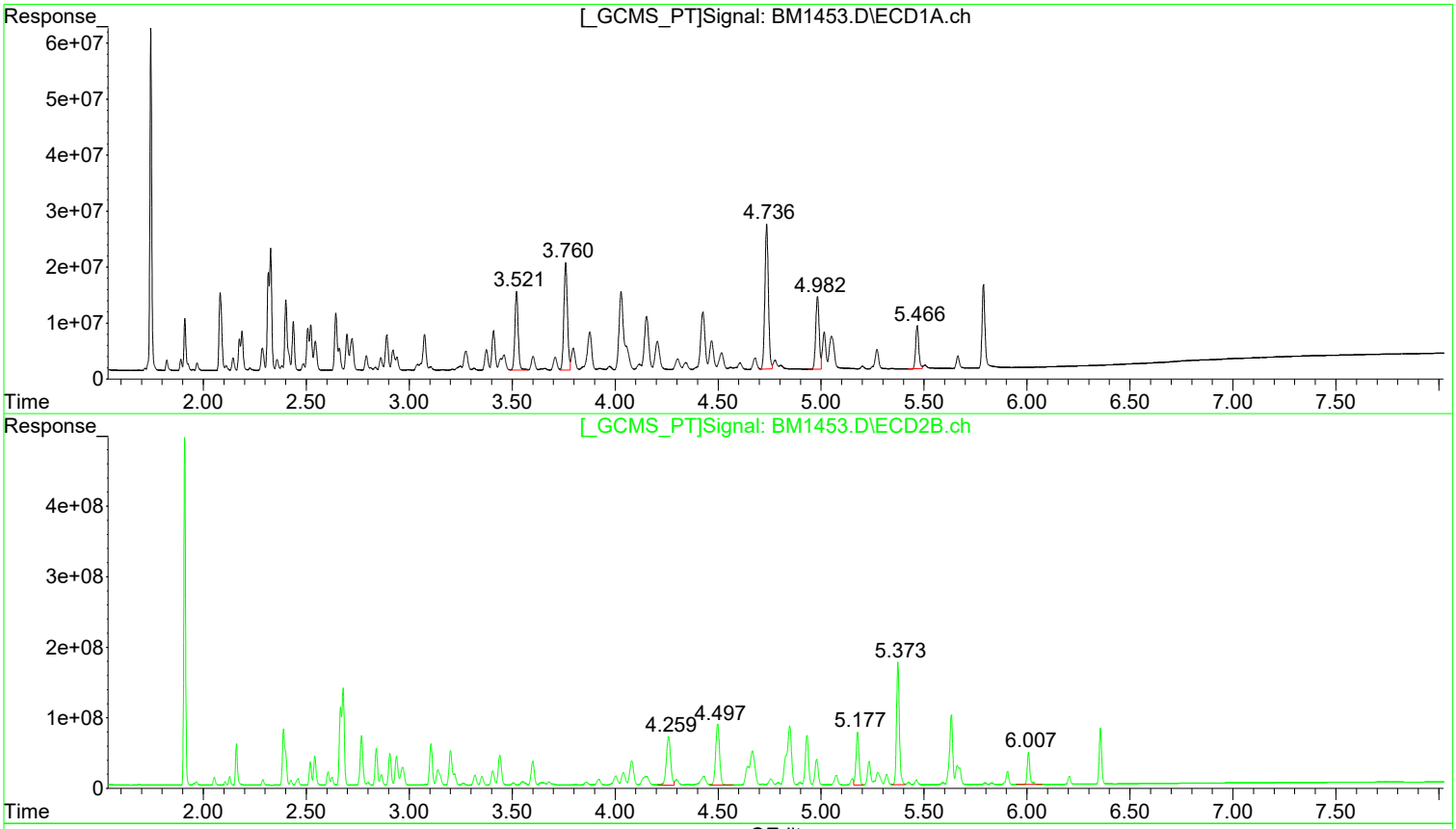

QEdit

(33) PCB 1260 (L7c)

R.T.	Response	Conc
3.52	155702595	479.55
3.76	231778286	479.05
4.74	310074543	484.03
4.98	149873396	490.69
5.47	79988805	483.50

(33) PCB 1260 #2 (L7c)

R.T.	Response	Conc
4.26	1016388896	535.63
4.50	1127202211	539.17
5.18	760930925	549.79
5.37	1692396887	555.42
6.01	408989016	533.87

Manual Integration:

After

Poor integration.

03/22/24

(+) = Expected Retention Time

1st AF 03/25/24
2nd AM 03/25/24

Quantitation Report (Qedit)

Data Path : I:\ACQUDATA\6890G\Data\032124\
Data File : BM1453.D
Signal(s) : Signal #1: ECD1A.ch Signal #2: ECD2B.ch
Acq On : 21 Mar 2024 06:18 pm
Operator : AFelser
Sample : CCV
Misc :
ALS Vial : 2 Sample Multiplier: 1

Integration File signal 1: AUTOINT1.E
Integration File signal 2: AUTOINT2.E
Quant Time: Mar 22 13:13:00 2024
Quant Method : I:\ACQUDATA\6890G\Methods\G-PCB030724.M
Quant Title : 608/8082 PCB'S
QLast Update : Mon Mar 11 11:53:35 2024
Response via : Initial Calibration
Integrator: ChemStation

Volume Inj. : 2uL
Signal #1 Phase : DB-1701 Signal #2 Phase: DB-17
Signal #1 Info : 0.32mm 30m Signal #2 Info : 0.32mm 30m

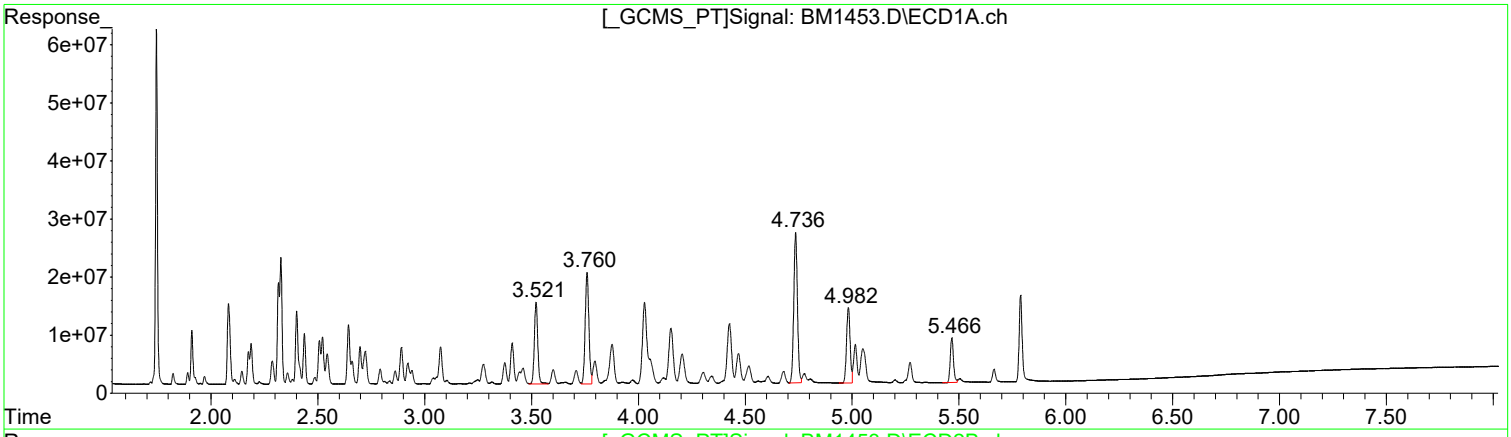

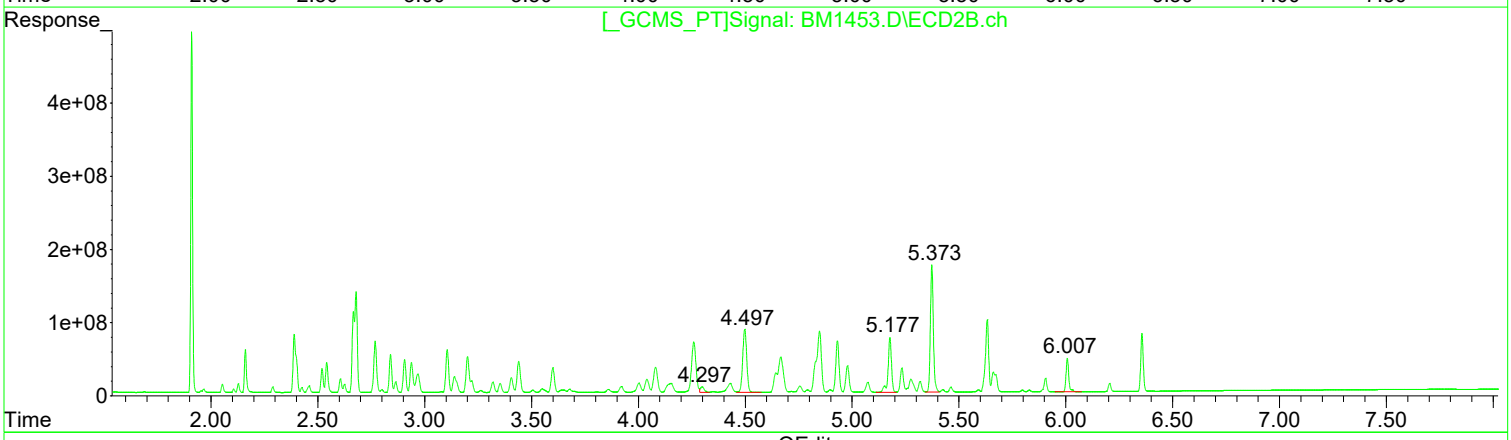

QEdit

(33) PCB 1260 (L7c)

R.T.	Response	Conc
3.52	155702595	479.55
3.76	231778286	479.05
4.74	310074543	484.03
4.98	149873396	490.69
5.47	79988805	483.50

(33) PCB 1260 #2 (L7c)

R.T.	Response	Conc
4.30	98782974	52.06
4.50	1127202211	539.17
5.18	835908789	603.96
5.37	1692396887	555.42
6.01	408989016	533.87

Manual Integration:

Before

03/22/24

(+) = Expected Retention Time

1st AF 03/25/24
2nd AM 03/25/24

Quantitation Report (Qedit)

Data Path : I:\ACQUDATA\6890G\Data\032124\
Data File : BM1453.D
Signal(s) : Signal #1: ECD1A.ch Signal #2: ECD2B.ch
Acq On : 21 Mar 2024 06:18 pm
Operator : AFelser
Sample : CCV
Misc :
ALS Vial : 2 Sample Multiplier: 1

Integration File signal 1: AUTOINT1.E
Integration File signal 2: AUTOINT2.E
Quant Time: Mar 22 13:13:00 2024
Quant Method : I:\ACQUDATA\6890G\Methods\G-PCB030724.M
Quant Title : 608/8082 PCB'S
QLast Update : Mon Mar 11 11:53:35 2024
Response via : Initial Calibration
Integrator: ChemStation

Volume Inj. : 2uL
Signal #1 Phase : DB-1701 Signal #2 Phase: DB-17
Signal #1 Info : 0.32mm 30m Signal #2 Info : 0.32mm 30m

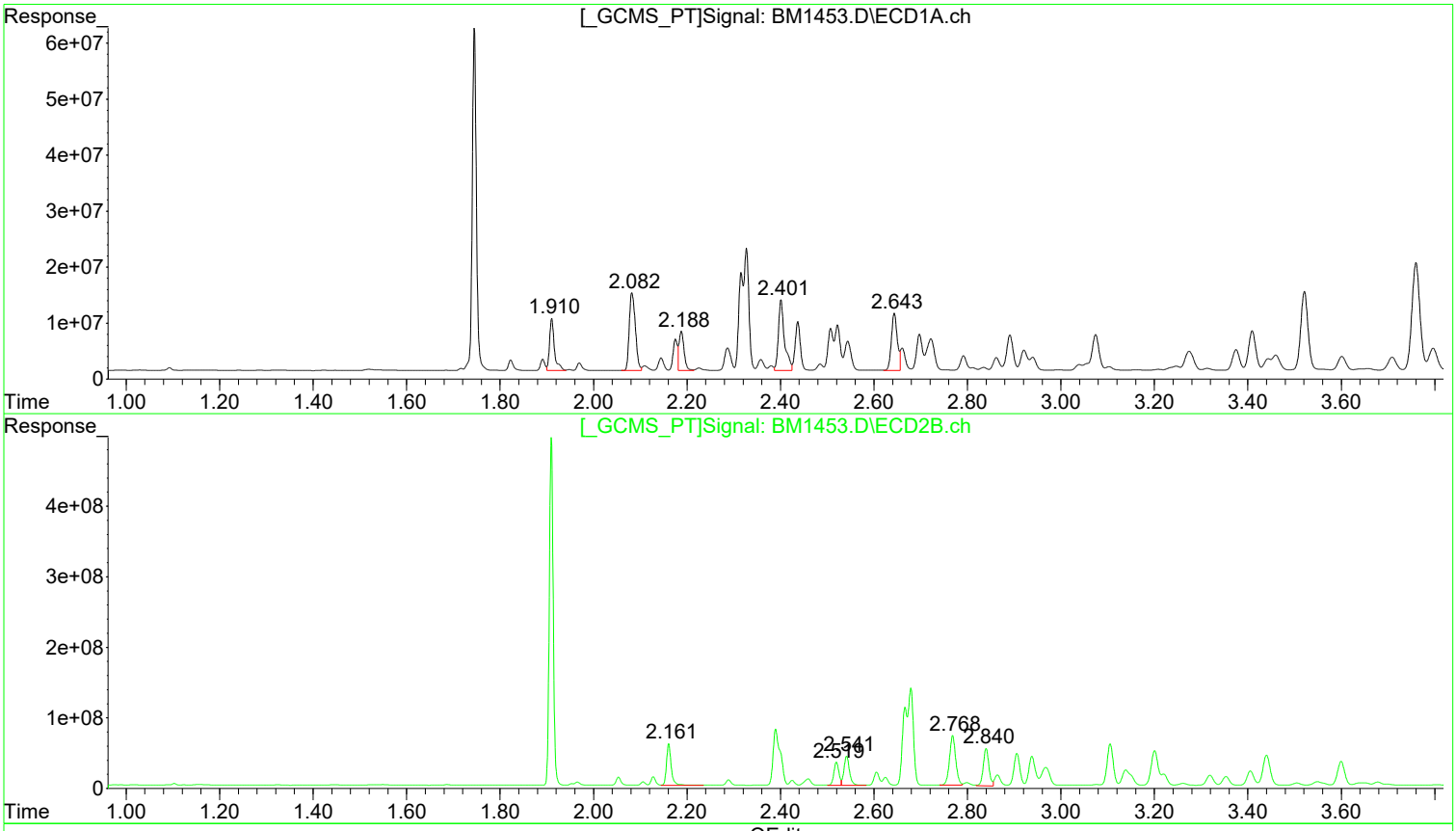

QEdit

(3) PCB 1016 (L1c)

R.T.	Response	Conc
1.91	67410981	516.60
2.08	126352313	466.78
2.19	53520076	487.65
2.40	114357686	487.65
2.64	88858419	482.67

(3) PCB 1016 #2 (L1c)

R.T.	Response	Conc
2.16	413468262	533.89
2.52	242706218	516.42
2.54	340670263	521.74
2.77	650916474	515.91
2.84	445689941	556.88

Manual Integration:

After

Wrong peak selected.

03/22/24

(+) = Expected Retention Time

1st AF 03/25/24
2nd AM 03/25/24

Quantitation Report (Qedit)

Data Path : I:\ACQUDATA\6890G\Data\032124\
Data File : BM1453.D
Signal(s) : Signal #1: ECD1A.ch Signal #2: ECD2B.ch
Acq On : 21 Mar 2024 06:18 pm
Operator : AFelser
Sample : CCV
Misc :
ALS Vial : 2 Sample Multiplier: 1

Integration File signal 1: AUTOINT1.E
Integration File signal 2: AUTOINT2.E
Quant Time: Mar 22 13:13:00 2024
Quant Method : I:\ACQUDATA\6890G\Methods\G-PCB030724.M
Quant Title : 608/8082 PCB'S
QLast Update : Mon Mar 11 11:53:35 2024
Response via : Initial Calibration
Integrator: ChemStation

Volume Inj. : 2uL
Signal #1 Phase : DB-1701 Signal #2 Phase: DB-17
Signal #1 Info : 0.32mm 30m Signal #2 Info : 0.32mm 30m

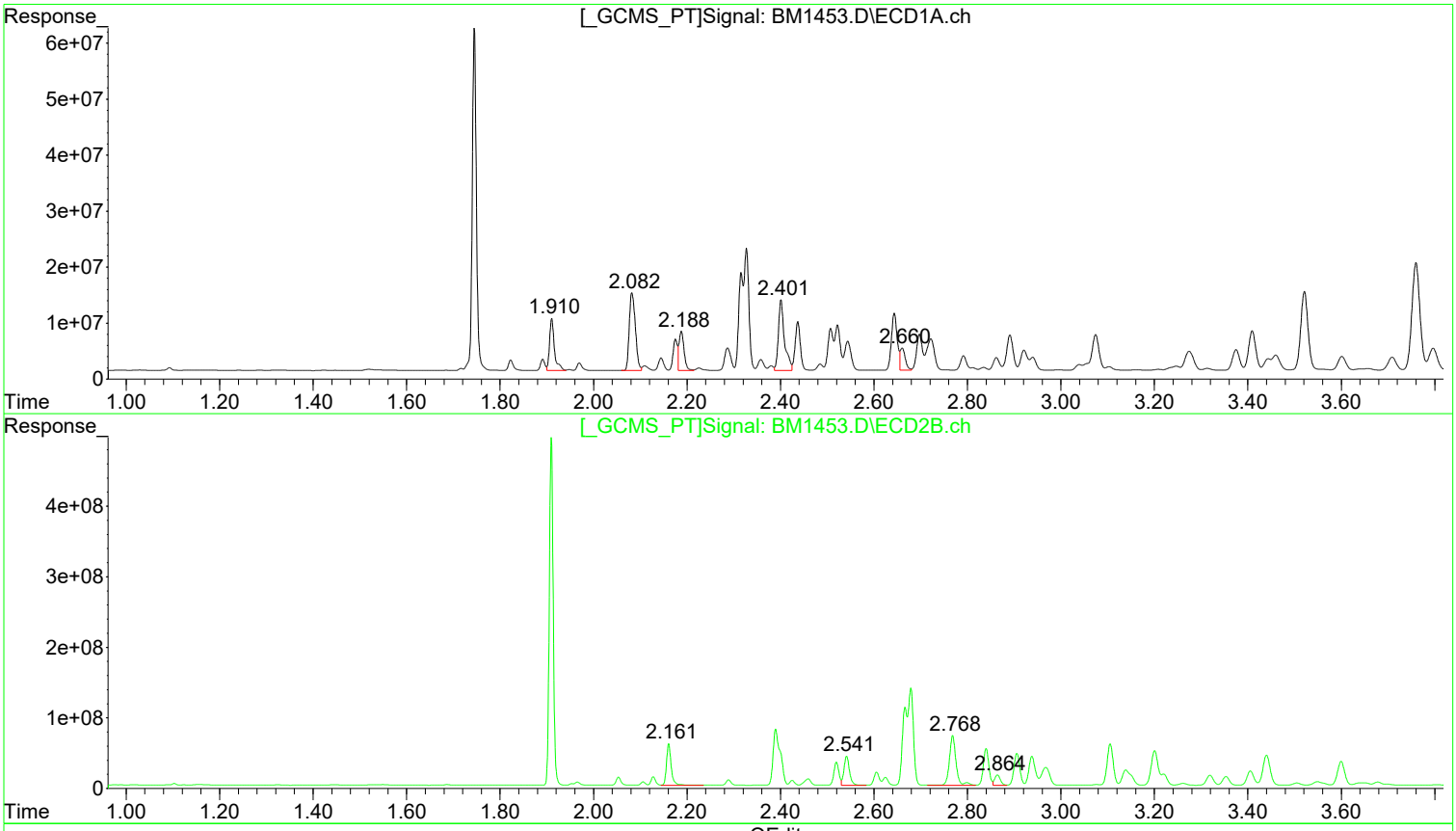

QEdit

(3) PCB 1016 (L1c)

R.T.	Response	Conc
1.91	67410981	516.60
2.08	126352313	466.78
2.19	53520076	487.65
2.40	114357686	487.65
2.66	30915490	167.93

(3) PCB 1016 #2 (L1c)

R.T.	Response	Conc
2.16	413468262	533.89
2.54	340670263	724.86
2.54	340670263	521.74
2.77	691924697	548.42
2.86	123906394	154.82

Manual Integration:

Before

03/22/24

(+) = Expected Retention Time

Evaluate Continuing Calibration Report

Data Path : I:\ACQUDATA\6890G\Data\032124\
Data File : BM1453.D
Signal(s) : Signal #1: ECD1A.ch Signal #2: ECD2B.ch
Acq On   : 21 Mar 2024 06:18 pm
Operator : AFelser
Sample   : CCV
Misc   :
ALS Vial : 2   Sample Multiplier: 1

Integration File signal 1: AUTOINT1.E
Integration File signal 2: AUTOINT2.E
Quant Time: Mar 22 13:13:00 2024
Quant Method : I:\ACQUDATA\6890G\Methods\G-PCB030724.M
Quant Title : 608/8082 PCB'S
QLast Update : Mon Mar 11 11:53:35 2024
Response via : Initial Calibration
Integrator: ChemStation

Volume Inj.   : 2uL
Signal #1 Phase : DB-1701   Signal #2 Phase: DB-17
Signal #1 Info : 0.32mm 30m   Signal #2 Info : 0.32mm 30m

Min. RRF   :   0.000 Min. Rel. Area : 50% Max. R.T. Dev 0.50min
Max. RRF Dev : 20%   Max. Rel. Area : 150%

	Compound	Amount	Calc.	%Dev	Area%	Dev(Min)
1 S	SURR1, TCMX	50.000	49.449	1.1	102	0.00
2 S	SURR2,Decachlorobiphenyl	50.000	48.336	3.3	103	-0.01
3 L1c	PCB 1016	500.000	516.602	-3.3	117	-0.01
4 L1c	PCB 1016{2}	500.000	466.779	6.6	105	-0.01
5 L1c	PCB 1016{3}	500.000	487.651	2.5	109	-0.01
6 L1c	PCB 1016{4}	500.000	487.647	2.5	108	-0.01
7 L1c	PCB 1016{5}	500.000	482.667	3.5	107	-0.01
33 L7c	PCB 1260	500.000	479.554	4.1	106	-0.02
34 L7c	PCB 1260{2}	500.000	479.047	4.2	105	-0.02
35 L7c	PCB 1260{3}	500.000	484.030	3.2	104	-0.01
36 L7C	PCB 1260{4}	500.000	490.693	1.9	106	-0.01
37 L7C	PCB 1260{5}	500.000	483.504	3.3	106	-0.01

Signal #2

1 S	SURR1, TCMX	50.000	58.026	-16.1	118	-0.01
2 S	SURR2,Decachlorobiphenyl	50.000	55.230	-10.5	118	-0.02
3 L1c	PCB 1016	500.000	533.886	-6.8	119	-0.01
4 L1c	PCB 1016{2}	500.000	516.419	-3.3	114	-0.02
5 L1c	PCB 1016{3}	500.000	521.737	-4.3	117	-0.02
6 L1c	PCB 1016{4}	500.000	515.915	-3.2	111	-0.02
7 L1c	PCB 1016{5}	500.000	556.884	-11.4	120	-0.02
33 L7c	PCB 1260	500.000	535.626	-7.1	116	-0.03
34 L7c	PCB 1260{2}	500.000	539.166	-7.8	116	-0.02
35 L7c	PCB 1260{3}	500.000	549.785	-10.0	118	-0.02
36 L7C	PCB 1260{4}	500.000	555.422	-11.1	116	-0.02
37 L7C	PCB 1260{5}	500.000	533.870	-6.8	113	-0.02

Evaluate Continuing Calibration Report - Not Founds

8 L2c	PCB 1221	500.000	0.000	100.0#	0	-1.69#
9 L2c	PCB 1221{2}	500.000	0.000	100.0#	0	-1.83#
10 L2c	PCB 1221{3}	500.000	0.000	100.0#	0	-1.90#
11 L2c	PCB 1221{4}	500.000	0.000	100.0#	0	-1.92#
12 L2c	PCB 1221{5}	500.000	0.000	100.0#	0	-2.09#
13 L3c	PCB 1232	500.000	0.000	100.0#	0	-1.93#
14 L3c	PCB 1232{2}	500.000	0.000	100.0#	0	-2.10#
15 L3c	PCB 1232{3}	500.000	0.000	100.0#	0	-2.35#
16 L3c	PCB 1232{4}	500.000	0.000	100.0#	0	-2.42#
17 L3c	PCB 1232{5}	500.000	0.000	100.0#	0	-2.46#
18 L4c	PCB 1242	500.000	0.000	100.0#	0	-1.91#
19 L4c	PCB 1242{2}	500.000	0.000	100.0#	0	-2.08#
20 L4c	PCB 1242{3}	500.000	0.000	100.0#	0	-2.33#
21 L4c	PCB 1242{4}	500.000	0.000	100.0#	0	-2.93#

1st AF 03/25/24
2nd AM 03/25/24

Data Path : I:\ACQUDATA\6890G\Data\032124\
Data File : BM1453.D
Signal(s) : Signal #1: ECD1A.ch Signal #2: ECD2B.ch
Acq On   : 21 Mar 2024 06:18 pm
Operator : AFelser
Sample   : CCV
Misc   :
ALS Vial : 2   Sample Multiplier: 1

Integration File signal 1: AUTOINT1.E
Integration File signal 2: AUTOINT2.E
Quant Time: Mar 22 13:13:00 2024
Quant Method : I:\ACQUDATA\6890G\Methods\G-PCB030724.M
Quant Title : 608/8082 PCB'S
QLast Update : Mon Mar 11 11:53:35 2024
Response via : Initial Calibration
Integrator: ChemStation

Volume Inj.   : 2uL
Signal #1 Phase : DB-1701   Signal #2 Phase: DB-17
Signal #1 Info : 0.32mm 30m   Signal #2 Info : 0.32mm 30m

Min. RRF   :   0.000 Min. Rel. Area : 50% Max. R.T. Dev 0.50min
Max. RRF Dev : 20%   Max. Rel. Area : 150%

	Compound	Amount	Calc.	%Dev	Area%	Dev(Min)
22	L4c PCB 1242{5}	500.000	0.000	100.0#	0	-2.95#
23	L5c PCB 1248	500.000	0.000	100.0#	0	-2.08#
24	L5c PCB 1248{2}	500.000	0.000	100.0#	0	-2.51#
25	L5c PCB 1248{3}	500.000	0.000	100.0#	0	-2.65#
26	L5c PCB 1248{4}	500.000	0.000	100.0#	0	-2.93#
27	L5c PCB 1248{5}	500.000	0.000	100.0#	0	-2.95#
28	L6c PCB 1254	500.000	0.000	100.0#	0	-3.09#
29	L6c PCB 1254{2}	500.000	0.000	100.0#	0	-3.29#
30	L6c PCB 1254{3}	500.000	0.000	100.0#	0	-3.39#
31	L6c PCB 1254{4}	500.000	0.000	100.0#	0	-3.61#
32	L6c PCB 1254{5}	500.000	0.000	100.0#	0	-3.77#
38	L8C PCB 1268	500.000	0.000	100.0	0	-4.16#
39	L8C PCB 1268{2}	500.000	0.000	100.0	0	-4.43#
40	L8C PCB 1268{3}	500.000	0.000	100.0	0	-5.02#
41	L8C PCB 1268{4}	500.000	0.000	100.0	0	-5.06#
42	L8C PCB 1268{5}	500.000	0.000	100.0	0	-5.48#
43	L9C PCB 1262	500.000	0.000	100.0	0	-3.78#
44	L9C PCB 1262{2}	500.000	0.000	100.0	0	-3.90#
45	L9C PCB 1262{3}	500.000	0.000	100.0	0	-4.18#
46	L9C PCB 1262{4}	500.000	0.000	100.0	0	-4.76#
47	L9C PCB 1262{5}	500.000	0.000	100.0	0	-5.00#

Signal #2

8	L2c PCB 1221	500.000	0.000	100.0#	0	-1.87#
9	L2c PCB 1221{2}	500.000	0.000	100.0#	0	-1.98#
10	L2c PCB 1221{3}	500.000	0.000	100.0#	0	-2.06#
11	L2c PCB 1221{4}	500.000	0.000	100.0#	0	-2.14#
12	L2c PCB 1221{5}	500.000	0.000	100.0#	0	-2.17#
13	L3c PCB 1232	500.000	0.000	100.0#	0	-2.15#
14	L3c PCB 1232{2}	500.000	0.000	100.0#	0	-2.18#
15	L3c PCB 1232{3}	500.000	0.000	100.0#	0	-2.41#
16	L3c PCB 1232{4}	500.000	0.000	100.0#	0	-2.56#
17	L3c PCB 1232{5}	500.000	0.000	100.0#	0	-2.79#
18	L4c PCB 1242	500.000	0.000	100.0#	0	-2.17#
19	L4c PCB 1242{2}	500.000	0.000	100.0#	0	-2.40#
20	L4c PCB 1242{3}	500.000	0.000	100.0#	0	-2.69#
21	L4c PCB 1242{4}	500.000	0.000	100.0#	0	-3.42#
22	L4c PCB 1242{5}	500.000	0.000	100.0#	0	-3.46#
23	L5c PCB 1248	500.000	0.000	100.0#	0	-2.39#
24	L5c PCB 1248{2}	500.000	0.000	100.0#	0	-2.91#
25	L5c PCB 1248{3}	500.000	0.000	100.0#	0	-3.12#
26	L5c PCB 1248{4}	500.000	0.000	100.0#	0	-3.42#
27	L5c PCB 1248{5}	500.000	0.000	100.0#	0	-3.45#

Evaluate Continuing Calibration Report

Data Path : I:\ACQUDATA\6890G\Data\032124\
Data File : BM1453.D
Signal(s) : Signal #1: ECD1A.ch Signal #2: ECD2B.ch
Acq On   : 21 Mar 2024 06:18 pm
Operator : AFelser
Sample   : CCV
Misc   :
ALS Vial : 2   Sample Multiplier: 1

Integration File signal 1: AUTOINT1.E
Integration File signal 2: AUTOINT2.E
Quant Time: Mar 22 13:13:00 2024
Quant Method : I:\ACQUDATA\6890G\Methods\G-PCB030724.M
Quant Title : 608/8082 PCB'S
QLast Update : Mon Mar 11 11:53:35 2024
Response via : Initial Calibration
Integrator: ChemStation

Volume Inj.   : 2uL
Signal #1 Phase : DB-1701   Signal #2 Phase: DB-17
Signal #1 Info : 0.32mm 30m   Signal #2 Info : 0.32mm 30m

Min. RRF   :   0.000 Min. Rel. Area : 50% Max. R.T. Dev 0.50min
Max. RRF Dev : 20%   Max. Rel. Area : 150%

	Compound	Amount	Calc.	%Dev	Area%	Dev(Min)
28	L6c PCB 1254	500.000	0.000	100.0#	0	-3.62#
29	L6c PCB 1254{2}	500.000	0.000	100.0#	0	-3.94#
30	L6c PCB 1254{3}	500.000	0.000	100.0#	0	-4.32#
31	L6c PCB 1254{4}	500.000	0.000	100.0#	0	-4.52#
32	L6c PCB 1254{5}	500.000	0.000	100.0#	0	-4.87#
38	L8C PCB 1268	500.000	0.000	100.0	0	-4.95#
39	L8C PCB 1268{2}	500.000	0.000	100.0	0	-5.19#
40	L8C PCB 1268{3}	500.000	0.000	100.0	0	-5.64#
41	L8C PCB 1268{4}	500.000	0.000	100.0	0	-5.84#
42	L8C PCB 1268{5}	500.000	0.000	100.0	0	-6.02#
43	L9C PCB 1262	500.000	0.000	100.0	0	-4.52#
44	L9C PCB 1262{2}	500.000	0.000	100.0	0	-4.70#
45	L9C PCB 1262{3}	500.000	0.000	100.0	0	-4.95#
46	L9C PCB 1262{4}	500.000	0.000	100.0	0	-5.20#
47	L9C PCB 1262{5}	500.000	0.000	100.0	0	-6.03#

(#) = Out of Range SPCC's out = 0 CCC's out = 50

Quantitation Report (QT Reviewed)

Data Path : I:\ACQUDATA\6890G\Data\032124\
Data File : BM1453.D
Signal(s) : Signal #1: ECD1A.ch Signal #2: ECD2B.ch
Acq On : 21 Mar 2024 06:18 pm
Operator : AFelser
Sample : CCV
Misc :
ALS Vial : 2 Sample Multiplier: 1

Integration File signal 1: AUTOINT1.E
Integration File signal 2: AUTOINT2.E
Quant Time: Mar 22 13:13:00 2024
Quant Method : I:\ACQUDATA\6890G\Methods\G-PCB030724.M
Quant Title : 608/8082 PCB'S
QLast Update : Mon Mar 11 11:53:35 2024
Response via : Initial Calibration
Integrator: ChemStation

Volume Inj. : 2uL
Signal #1 Phase : DB-1701 Signal #2 Phase: DB-17
Signal #1 Info : 0.32mm 30m Signal #2 Info : 0.32mm 30m

Compound	RT#1	RT#2	Resp#1	Resp#2	ug/l	ug/l
System Monitoring Compounds						
1) S SURR1, TCMX	1.745	1.910	377.2E6	2838.5E6	49.449	58.026
Spiked Amount	100.000 Range	30 - 150	Recovery	=	49.45%	58.03%
2) S SURR2,Dec...	5.789	6.357f	155.6E6	665.4E6	48.336	55.230
Spiked Amount	100.000 Range	30 - 150	Recovery	=	48.34%	55.23%
Target Compounds						
3) L1c PCB 1016	1.911	2.161	67410981	413.5E6	516.602	533.886
4) L1c PCB 1016{2}	2.082	2.519f	126.4E6	242.7E6	466.779	516.419m
5) L1c PCB 1016{3}	2.188	2.542f	53520076	340.7E6	487.651	521.737
6) L1c PCB 1016{4}	2.401	2.768f	114.4E6	650.9E6	487.647	515.915m
7) L1c PCB 1016{5}	2.643	2.840f	88858419	445.7E6	482.667m	556.884m
Sum PCB 1016			450.5E6	2093.5E6	2441.346	2644.841
Average PCB 1016					488.269	528.968
Sum PCB 1221			0	0	N.D.	N.D.
Average PCB 1221					0.000	0.000
Sum PCB 1232			0	0	N.D.	N.D.
Average PCB 1232					0.000	0.000
Sum PCB 1242			0	0	N.D.	N.D.
Average PCB 1242					0.000	0.000
Sum PCB 1248			0	0	N.D.	N.D.
Average PCB 1248					0.000	0.000
Sum PCB 1254			0	0	N.D.	N.D.
Average PCB 1254					0.000	0.000
33) L7c PCB 1260	3.521f	4.259f	155.7E6	1016.4E6	479.554	535.626m
34) L7c PCB 1260{2}	3.760f	4.498f	231.8E6	1127.2E6	479.047	539.166
35) L7c PCB 1260{3}	4.736	5.177f	310.1E6	760.9E6	484.030	549.785m
36) L7C PCB 1260{4}	4.983	5.373f	149.9E6	1692.4E6	490.693	555.422
37) L7C PCB 1260{5}	5.467	6.008f	79988805	409.0E6	483.504	533.870
Sum PCB 1260			927.4E6	5005.9E6	2416.828	2713.870
Average PCB 1260					483.366	542.774
Sum PCB 1268			0	0	N.D.	N.D.
Average PCB 1268					0.000	0.000
Sum PCB 1262			0	0	N.D.	N.D.
Average PCB 1262					0.000	0.000

(f)=RT Delta > 1/2 Window (#)=Amounts differ by > 25% (m)=manual int.

1st AF 03/25/24
2nd AM 03/25/24

Quantitation Report (QT Reviewed)

Data Path : I:\ACQUDATA\6890G\Data\032124\
Data File : BM1453.D
Signal(s) : Signal #1: ECD1A.ch Signal #2: ECD2B.ch
Acq On : 21 Mar 2024 06:18 pm
Operator : AFelser
Sample : CCV
Misc :
ALS Vial : 2 Sample Multiplier: 1

Integration File signal 1: AUTOINT1.E
Integration File signal 2: AUTOINT2.E
Quant Time: Mar 22 13:13:00 2024
Quant Method : I:\ACQUDATA\6890G\Methods\G-PCB030724.M
Quant Title : 608/8082 PCB'S
QLast Update : Mon Mar 11 11:53:35 2024
Response via : Initial Calibration
Integrator: ChemStation

Volume Inj. : 2uL
Signal #1 Phase : DB-1701 Signal #2 Phase: DB-17
Signal #1 Info : 0.32mm 30m Signal #2 Info : 0.32mm 30m

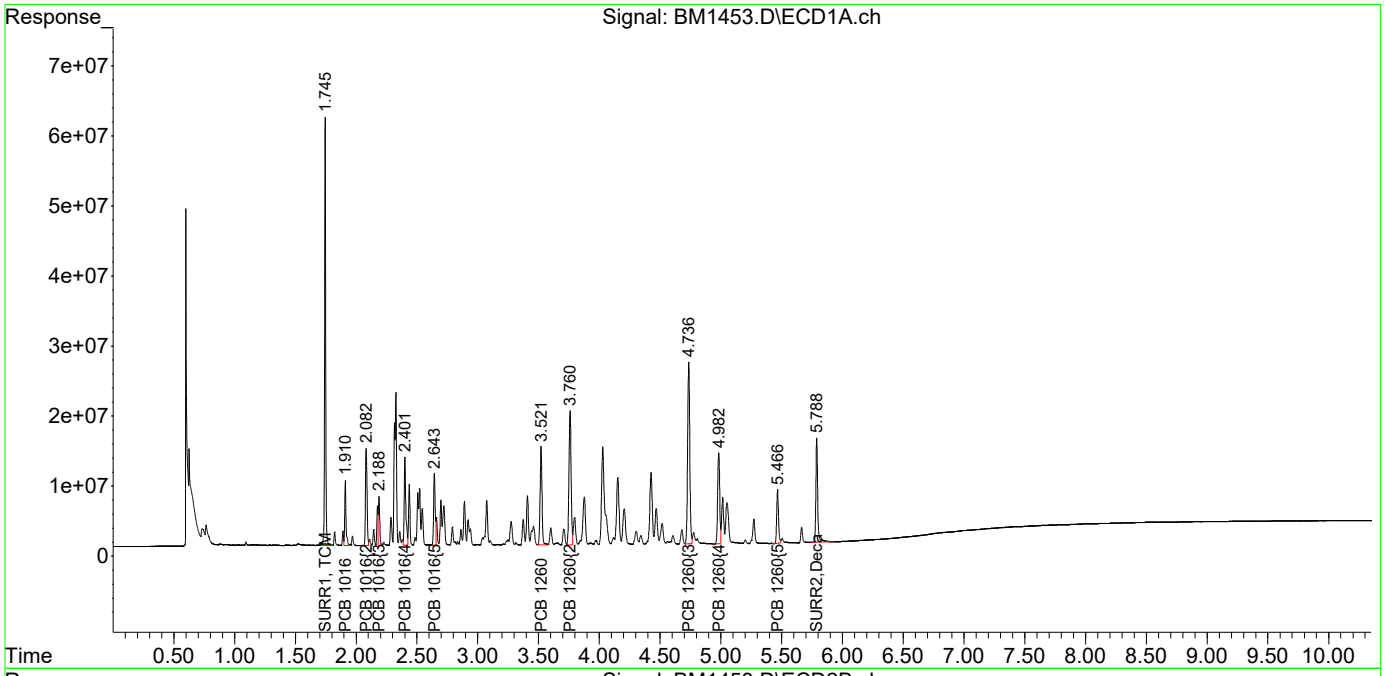

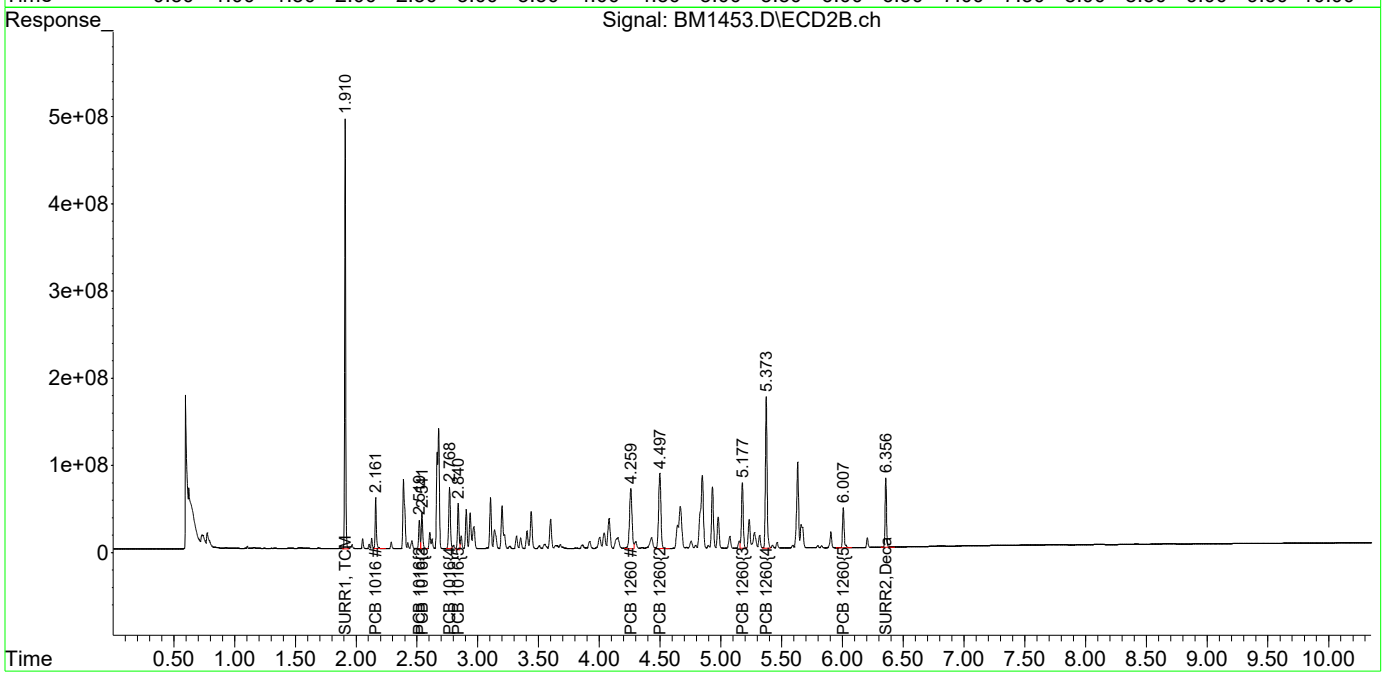

Quantitation Report (QT Reviewed)

Data Path : I:\ACQUDATA\6890G\Data\030724\
Data File : BM1324.D
Signal(s) : Signal #1: ECD1A.ch Signal #2: ECD2B.ch
Acq On : 07 Mar 2024 09:23 pm
Operator : AFelser
Sample : 1660 ICV
Misc :
ALS Vial : 33 Sample Multiplier: 1

Integration File signal 1: AUTOINT1.E
Integration File signal 2: AUTOINT2.E
Quant Time: Mar 08 12:36:02 2024
Quant Method : I:\ACQUDATA\6890G\Methods\G-PCB030724.M
Quant Title : 608/8082 PCB'S
QLast Update : Fri Mar 08 12:35:54 2024
Response via : Initial Calibration
Integrator: ChemStation

Volume Inj. : 2uL
Signal #1 Phase : DB-1701 Signal #2 Phase: DB-17
Signal #1 Info : 0.32mm 30m Signal #2 Info : 0.32mm 30m

Compound	RT#1	RT#2	Resp#1	Resp#2	ug/l	ug/l
System Monitoring Compounds						
Target Compounds						
3) L1c PCB 1016	1.911	2.164	60205224	359.6E6	461.381	464.347
4) L1c PCB 1016{2}	2.083	2.524	120.3E6	215.9E6	444.567	459.330m
5) L1c PCB 1016{3}	2.189	2.547	49836552	292.4E6	454.088	447.813
6) L1c PCB 1016{4}	2.403	2.775	105.8E6	571.1E6	451.275	452.657
7) L1c PCB 1016{5}	2.646	2.847	83282246	367.8E6	452.378m	459.517
Sum PCB 1016			419.5E6	1806.8E6	2263.689	2283.665
Average PCB 1016					452.738	456.733
Sum PCB 1221			0	0	N.D.	N.D.
Average PCB 1221					0.000	0.000
Sum PCB 1232			0	0	N.D.	N.D.
Average PCB 1232					0.000	0.000
Sum PCB 1242			0	0	N.D.	N.D.
Average PCB 1242					0.000	0.000
Sum PCB 1248			0	0	N.D.	N.D.
Average PCB 1248					0.000	0.000
Sum PCB 1254			0	0	N.D.	N.D.
Average PCB 1254					0.000	0.000
33) L7c PCB 1260	3.528	4.278	154.4E6	915.6E6	475.568	482.490
34) L7c PCB 1260{2}	3.768	4.514	228.9E6	1047.0E6	473.067	500.789
35) L7c PCB 1260{3}	4.745	5.191	313.8E6	711.0E6	489.898	513.743
36) L7C PCB 1260{4}	4.991	5.386	151.6E6	1601.0E6	496.394	525.418
37) L7C PCB 1260{5}	5.475	6.020	71186280	346.5E6	430.296	452.276
Sum PCB 1260			919.9E6	4621.0E6	2365.223	2474.716
Average PCB 1260					473.045	494.943
Sum PCB 1268			0	0	N.D.	N.D.
Average PCB 1268					0.000	0.000
Sum PCB 1262			0	0	N.D.	N.D.
Average PCB 1262					0.000	0.000

(f)=RT Delta > 1/2 Window (#)=Amounts differ by > 25% (m)=manual int.

Quantitation Report (QT Reviewed)

Data Path : I:\ACQUDATA\6890G\Data\030724\
Data File : BM1324.D
Signal(s) : Signal #1: ECD1A.ch Signal #2: ECD2B.ch
Acq On : 07 Mar 2024 09:23 pm
Operator : AFelser
Sample : 1660 ICV
Misc :
ALS Vial : 33 Sample Multiplier: 1

Integration File signal 1: AUTOINT1.E
Integration File signal 2: AUTOINT2.E
Quant Time: Mar 08 12:36:02 2024
Quant Method : I:\ACQUDATA\6890G\Methods\G-PCB030724.M
Quant Title : 608/8082 PCB'S
QLast Update : Fri Mar 08 12:35:54 2024
Response via : Initial Calibration
Integrator: ChemStation

Volume Inj. : 2uL
Signal #1 Phase : DB-1701 Signal #2 Phase: DB-17
Signal #1 Info : 0.32mm 30m Signal #2 Info : 0.32mm 30m

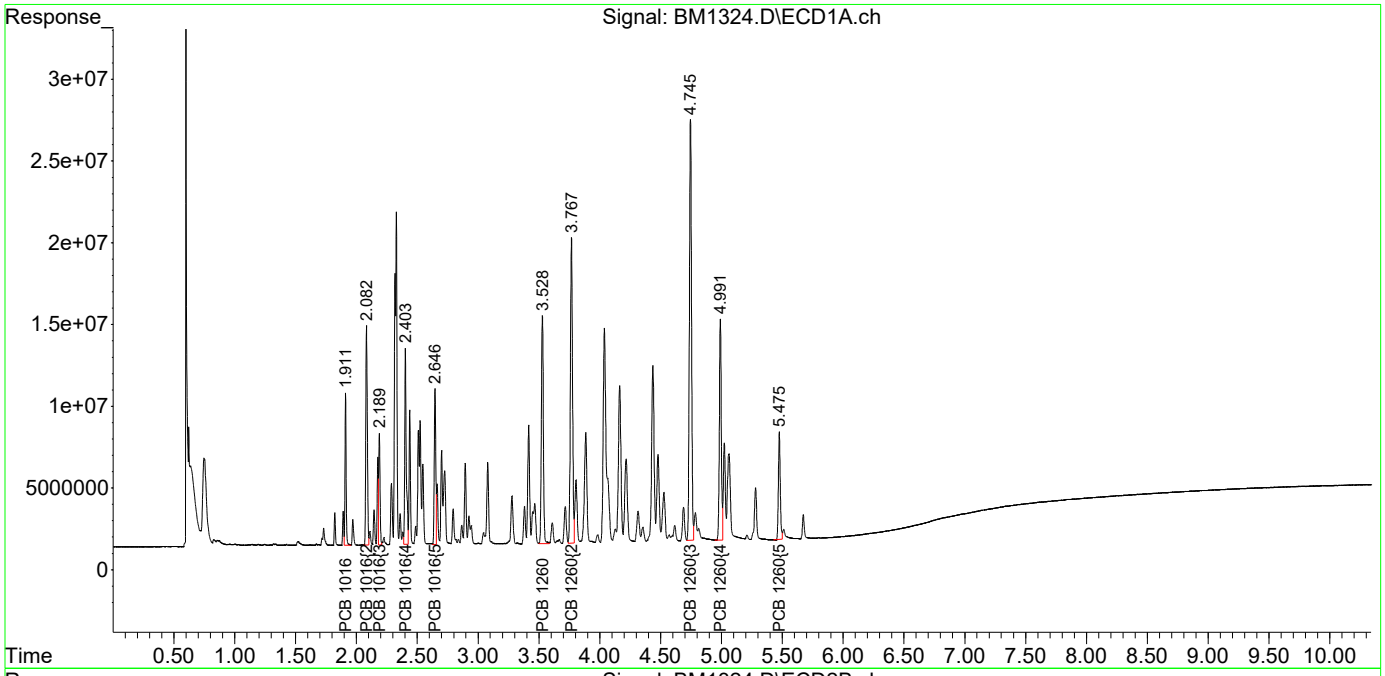

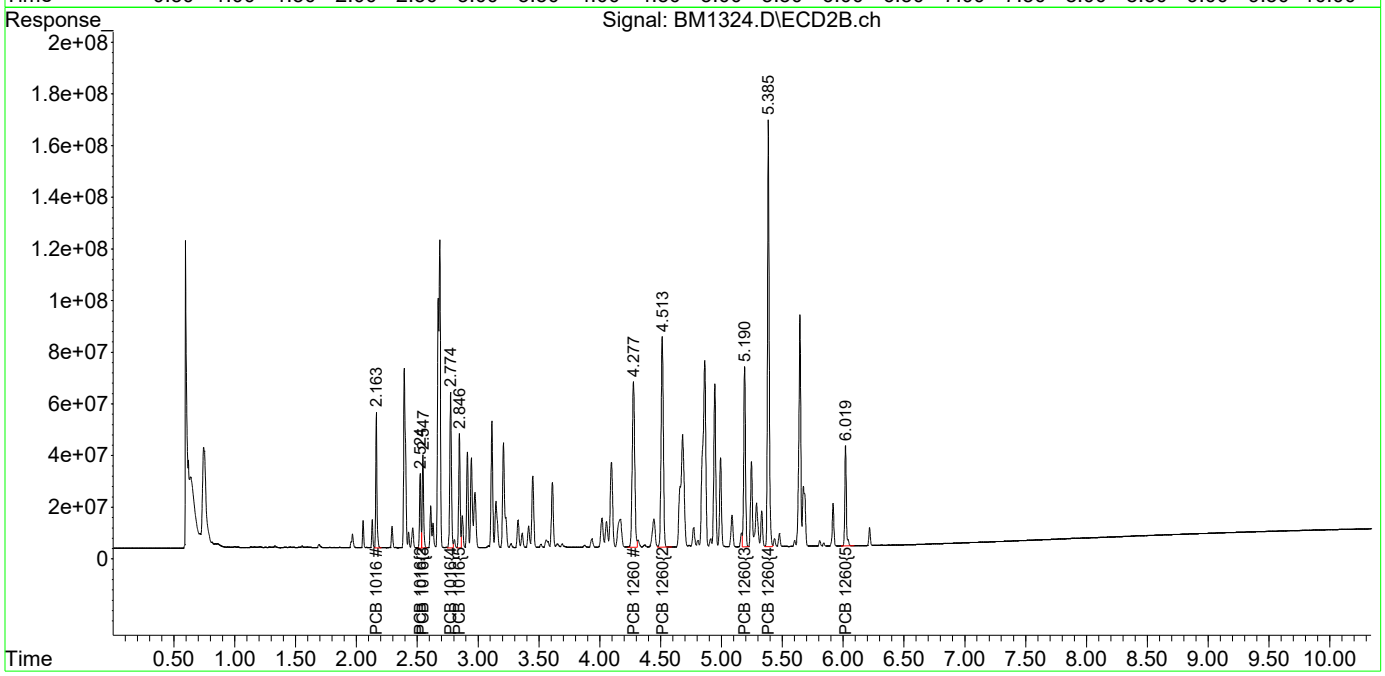

1st AF 03/11/24
2nd AM 03/12/24

Evaluate Continuing Calibration Report

Data Path : I:\ACQUDATA\6890G\Data\030724\
Data File : BM1324.D
Signal(s) : Signal #1: ECD1A.ch Signal #2: ECD2B.ch
Acq On : 07 Mar 2024 09:23 pm
Operator : AFelser
Sample : 1660 ICV
Misc :
ALS Vial : 33 Sample Multiplier: 1

Integration File signal 1: AUTOINT1.E
Integration File signal 2: AUTOINT2.E
Quant Time: Mar 08 12:36:02 2024
Quant Method : I:\ACQUDATA\6890G\Methods\G-PCB030724.M
Quant Title : 608/8082 PCB'S
QLast Update : Fri Mar 08 12:35:54 2024
Response via : Initial Calibration
Integrator: ChemStation

Volume Inj. : 2uL
Signal #1 Phase : DB-1701 Signal #2 Phase: DB-17
Signal #1 Info : 0.32mm 30m Signal #2 Info : 0.32mm 30m

Min. RRF : 0.000 Min. Rel. Area : 50% Max. R.T. Dev 0.50min
Max. RRF Dev : 20% Max. Rel. Area : 150%

	Compound	Amount	Calc.	%Dev	Area%	Dev(Min)
3	L1c PCB 1016	500.000	461.381	7.7	104	-0.01
4	L1c PCB 1016{2}	500.000	444.567	11.1	100	-0.01
5	L1c PCB 1016{3}	500.000	454.088	9.2	102	-0.01
6	L1c PCB 1016{4}	500.000	451.275	9.7	100	-0.01
7	L1c PCB 1016{5}	500.000	452.378	9.5	101	-0.01
33	L7c PCB 1260	500.000	475.568	4.9	105	0.00
34	L7c PCB 1260{2}	500.000	473.067	5.4	104	0.00
35	L7c PCB 1260{3}	500.000	489.898	2.0	105	0.00
36	L7C PCB 1260{4}	500.000	496.394	0.7	107	0.00
37	L7C PCB 1260{5}	500.000	430.296	13.9	94	0.00
	Signal #2					
3	L1c PCB 1016	500.000	464.347	7.1	103	-0.01
4	L1c PCB 1016{2}	500.000	459.330	8.1	101	-0.01
5	L1c PCB 1016{3}	500.000	447.813	10.4	100	-0.01
6	L1c PCB 1016{4}	500.000	452.657	9.5	97	-0.01
7	L1c PCB 1016{5}	500.000	459.517	8.1	99	-0.01
33	L7c PCB 1260	500.000	482.490	3.5	105	0.00
34	L7c PCB 1260{2}	500.000	500.789	-0.2	107	0.00
35	L7c PCB 1260{3}	500.000	513.743	-2.7	110	0.00
36	L7C PCB 1260{4}	500.000	525.418	-5.1	110	0.00
37	L7C PCB 1260{5}	500.000	452.276	9.5	95	0.00

Evaluate Continuing Calibration Report - Not Founds

1	S	SURR1, TCMX	50.000	0.000	100.0#	0	-1.75#
2	S	SURR2,Decachlorobiphenyl	50.000	0.000	100.0#	0	-5.80#
8	L2c	PCB 1221	500.000	0.000	100.0#	0	-1.69#
9	L2c	PCB 1221{2}	500.000	0.000	100.0#	0	-1.83#
10	L2c	PCB 1221{3}	500.000	0.000	100.0#	0	-1.90#
11	L2c	PCB 1221{4}	500.000	0.000	100.0#	0	-1.92#
12	L2c	PCB 1221{5}	500.000	0.000	100.0#	0	-2.09#
13	L3c	PCB 1232	500.000	0.000	100.0#	0	-1.93#
14	L3c	PCB 1232{2}	500.000	0.000	100.0#	0	-2.10#
15	L3c	PCB 1232{3}	500.000	0.000	100.0#	0	-2.35#
16	L3c	PCB 1232{4}	500.000	0.000	100.0#	0	-2.42#
17	L3c	PCB 1232{5}	500.000	0.000	100.0#	0	-2.46#
18	L4c	PCB 1242	500.000	0.000	100.0#	0	-1.91#
19	L4c	PCB 1242{2}	500.000	0.000	100.0#	0	-2.08#
20	L4c	PCB 1242{3}	500.000	0.000	100.0#	0	-2.33#
21	L4c	PCB 1242{4}	500.000	0.000	100.0#	0	-2.93#
22	L4c	PCB 1242{5}	500.000	0.000	100.0#	0	-2.95#
23	L5c	PCB 1248	500.000	0.000	100.0#	0	-2.08#

1st AF 03/11/24
2nd AM 03/12/24

Data Path : I:\ACQUDATA\6890G\Data\030724\
Data File : BM1324.D
Signal(s) : Signal #1: ECD1A.ch Signal #2: ECD2B.ch
Acq On   : 07 Mar 2024 09:23 pm
Operator : AFelser
Sample   : 1660 ICV
Misc   :
ALS Vial : 33   Sample Multiplier: 1

Integration File signal 1: AUTOINT1.E
Integration File signal 2: AUTOINT2.E
Quant Time: Mar 08 12:36:02 2024
Quant Method : I:\ACQUDATA\6890G\Methods\G-PCB030724.M
Quant Title : 608/8082 PCB'S
QLast Update : Fri Mar 08 12:35:54 2024
Response via : Initial Calibration
Integrator: ChemStation

Volume Inj.   : 2uL
Signal #1 Phase : DB-1701   Signal #2 Phase: DB-17
Signal #1 Info : 0.32mm 30m   Signal #2 Info : 0.32mm 30m

Min. RRF   :   0.000 Min. Rel. Area : 50% Max. R.T. Dev 0.50min
Max. RRF Dev : 20%   Max. Rel. Area : 150%

	Compound	Amount	Calc.	%Dev	Area%	Dev(Min)
24	L5c PCB 1248{2}	500.000	0.000	100.0#	0	-2.51#
25	L5c PCB 1248{3}	500.000	0.000	100.0#	0	-2.65#
26	L5c PCB 1248{4}	500.000	0.000	100.0#	0	-2.93#
27	L5c PCB 1248{5}	500.000	0.000	100.0#	0	-2.95#
28	L6c PCB 1254	500.000	0.000	100.0#	0	-3.09#
29	L6c PCB 1254{2}	500.000	0.000	100.0#	0	-3.29#
30	L6c PCB 1254{3}	500.000	0.000	100.0#	0	-3.39#
31	L6c PCB 1254{4}	500.000	0.000	100.0#	0	-3.61#
32	L6c PCB 1254{5}	500.000	0.000	100.0#	0	-3.77#
38	L8C PCB 1268	500.000	0.000	100.0	0	-4.16#
39	L8C PCB 1268{2}	500.000	0.000	100.0	0	-4.43#
40	L8C PCB 1268{3}	500.000	0.000	100.0	0	-5.02#
41	L8C PCB 1268{4}	500.000	0.000	100.0	0	-5.06#
42	L8C PCB 1268{5}	500.000	0.000	100.0	0	-5.48#
43	L9C PCB 1262	500.000	0.000	100.0	0	-3.78#
44	L9C PCB 1262{2}	500.000	0.000	100.0	0	-3.90#
45	L9C PCB 1262{3}	500.000	0.000	100.0	0	-4.18#
46	L9C PCB 1262{4}	500.000	0.000	100.0	0	-4.76#
47	L9C PCB 1262{5}	500.000	0.000	100.0	0	-5.00#

Signal #2

1	S SURR1, TCMX	50.000	0.000	100.0#	0	-1.92#
2	S SURR2,Decachlorobiphenyl	50.000	0.000	100.0#	0	-6.38#
8	L2c PCB 1221	500.000	0.000	100.0#	0	-1.87#
9	L2c PCB 1221{2}	500.000	0.000	100.0#	0	-1.98#
10	L2c PCB 1221{3}	500.000	0.000	100.0#	0	-2.06#
11	L2c PCB 1221{4}	500.000	0.000	100.0#	0	-2.14#
12	L2c PCB 1221{5}	500.000	0.000	100.0#	0	-2.17#
13	L3c PCB 1232	500.000	0.000	100.0#	0	-2.15#
14	L3c PCB 1232{2}	500.000	0.000	100.0#	0	-2.18#
15	L3c PCB 1232{3}	500.000	0.000	100.0#	0	-2.41#
16	L3c PCB 1232{4}	500.000	0.000	100.0#	0	-2.56#
17	L3c PCB 1232{5}	500.000	0.000	100.0#	0	-2.79#
18	L4c PCB 1242	500.000	0.000	100.0#	0	-2.17#
19	L4c PCB 1242{2}	500.000	0.000	100.0#	0	-2.40#
20	L4c PCB 1242{3}	500.000	0.000	100.0#	0	-2.69#
21	L4c PCB 1242{4}	500.000	0.000	100.0#	0	-3.42#
22	L4c PCB 1242{5}	500.000	0.000	100.0#	0	-3.46#
23	L5c PCB 1248	500.000	0.000	100.0#	0	-2.39#
24	L5c PCB 1248{2}	500.000	0.000	100.0#	0	-2.91#
25	L5c PCB 1248{3}	500.000	0.000	100.0#	0	-3.12#
26	L5c PCB 1248{4}	500.000	0.000	100.0#	0	-3.42#
27	L5c PCB 1248{5}	500.000	0.000	100.0#	0	-3.45#

Evaluate Continuing Calibration Report

Data Path : I:\ACQUDATA\6890G\Data\030724\
Data File : BM1324.D
Signal(s) : Signal #1: ECD1A.ch Signal #2: ECD2B.ch
Acq On   : 07 Mar 2024 09:23 pm
Operator : AFelser
Sample   : 1660 ICV
Misc   :
ALS Vial : 33   Sample Multiplier: 1

Integration File signal 1: AUTOINT1.E
Integration File signal 2: AUTOINT2.E
Quant Time: Mar 08 12:36:02 2024
Quant Method : I:\ACQUDATA\6890G\Methods\G-PCB030724.M
Quant Title : 608/8082 PCB'S
QLast Update : Fri Mar 08 12:35:54 2024
Response via : Initial Calibration
Integrator: ChemStation

Volume Inj.   : 2uL
Signal #1 Phase : DB-1701   Signal #2 Phase: DB-17
Signal #1 Info : 0.32mm 30m   Signal #2 Info : 0.32mm 30m

Min. RRF   :   0.000 Min. Rel. Area : 50% Max. R.T. Dev 0.50min
Max. RRF Dev : 20%   Max. Rel. Area : 150%

	Compound	Amount	Calc.	%Dev	Area%	Dev(Min)
28	L6c PCB 1254	500.000	0.000	100.0#	0	-3.62#
29	L6c PCB 1254{2}	500.000	0.000	100.0#	0	-3.94#
30	L6c PCB 1254{3}	500.000	0.000	100.0#	0	-4.32#
31	L6c PCB 1254{4}	500.000	0.000	100.0#	0	-4.52#
32	L6c PCB 1254{5}	500.000	0.000	100.0#	0	-4.87#
38	L8C PCB 1268	500.000	0.000	100.0	0	-4.95#
39	L8C PCB 1268{2}	500.000	0.000	100.0	0	-5.19#
40	L8C PCB 1268{3}	500.000	0.000	100.0	0	-5.64#
41	L8C PCB 1268{4}	500.000	0.000	100.0	0	-5.84#
42	L8C PCB 1268{5}	500.000	0.000	100.0	0	-6.02#
43	L9C PCB 1262	500.000	0.000	100.0	0	-4.52#
44	L9C PCB 1262{2}	500.000	0.000	100.0	0	-4.70#
45	L9C PCB 1262{3}	500.000	0.000	100.0	0	-4.95#
46	L9C PCB 1262{4}	500.000	0.000	100.0	0	-5.20#
47	L9C PCB 1262{5}	500.000	0.000	100.0	0	-6.03#

(#) = Out of Range SPCC's out = 0 CCC's out = 50

1st AF 03/11/24
2nd AM 03/12/24

Quantitation Report (Qedit)

Data Path : I:\ACQUDATA\6890G\Data\030724\
Data File : BM1324.D
Signal(s) : Signal #1: ECD1A.ch Signal #2: ECD2B.ch
Acq On : 07 Mar 2024 09:23 pm
Operator : AFelser
Sample : 1660 ICV
Misc :
ALS Vial : 33 Sample Multiplier: 1

Integration File signal 1: AUTOINT1.E
Integration File signal 2: AUTOINT2.E
Quant Time: Mar 08 12:36:02 2024
Quant Method : I:\ACQUDATA\6890G\Methods\G-PCB030724.M
Quant Title : 608/8082 PCB'S
QLast Update : Fri Mar 08 12:35:54 2024
Response via : Initial Calibration
Integrator: ChemStation

Volume Inj. : 2uL
Signal #1 Phase : DB-1701 Signal #2 Phase: DB-17
Signal #1 Info : 0.32mm 30m Signal #2 Info : 0.32mm 30m

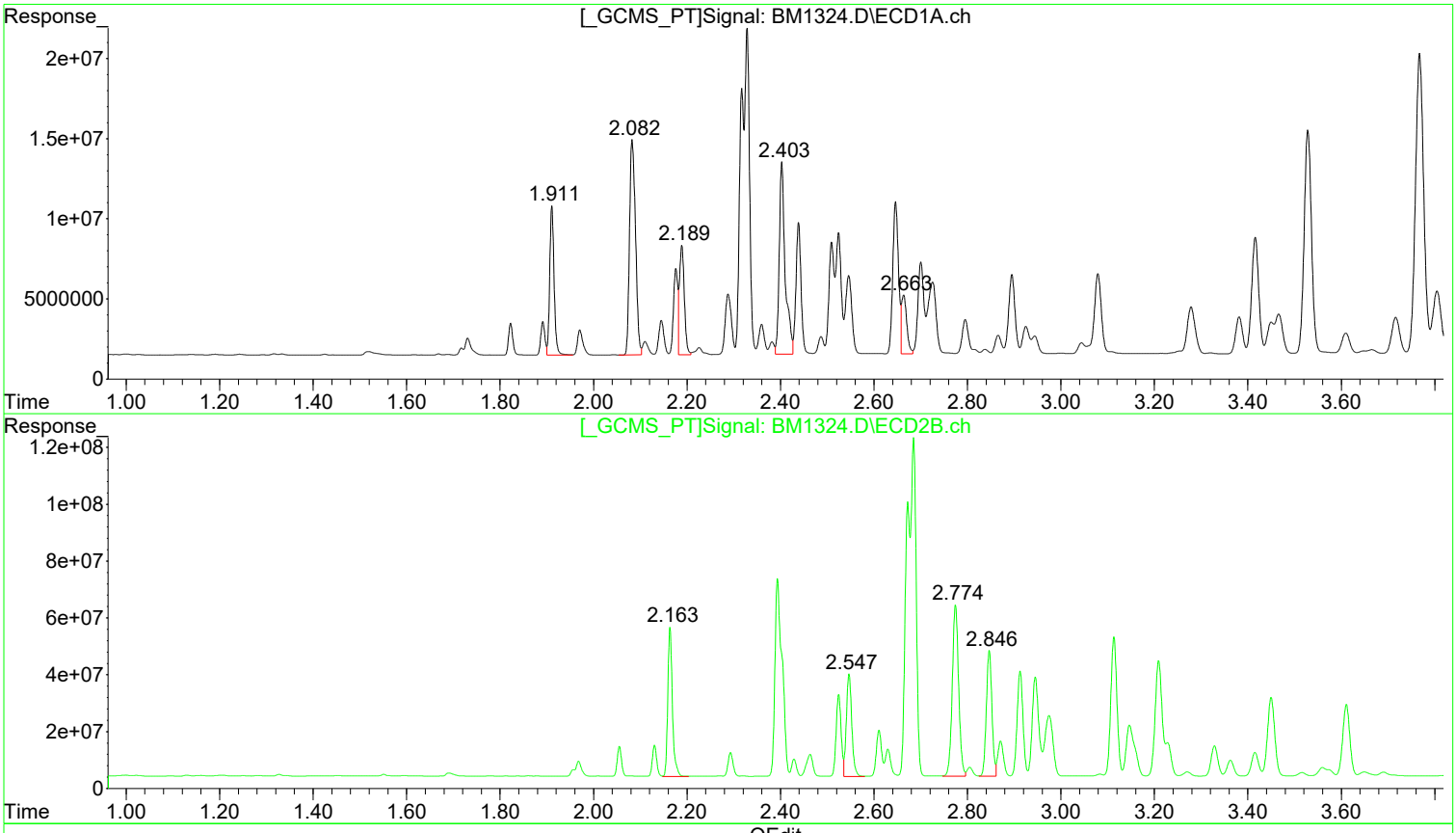

QEdit

(3) PCB 1016 (L1c)

R.T.	Response	Conc
1.91	60205224	461.38
2.08	120339793	444.57
2.19	49836552	454.09
2.40	105828035	451.27
2.66	29063916	157.87

(3) PCB 1016 #2 (L1c)

R.T.	Response	Conc
2.16	359614310	464.35
2.55	292401267	622.16
2.55	292401267	447.81
2.77	571105928	452.66
2.85	367763932	459.52

Manual Integration:

Before

03/08/24

(+) = Expected Retention Time

Quantitation Report (QT Reviewed)

Data Path : I:\ACQUDATA\6890G\Data\030724\
Data File : BM1323.D
Signal(s) : Signal #1: ECD1A.ch Signal #2: ECD2B.ch
Acq On : 07 Mar 2024 09:09 pm
Operator : AFelser
Sample : 1248 H
Misc :
ALS Vial : 32 Sample Multiplier: 1

Integration File signal 1: AUTOINT1.E
Integration File signal 2: AUTOINT2.E
Quant Time: Mar 08 11:27:50 2024
Quant Method : I:\ACQUDATA\6890G\Methods\G-PCB030724.M
Quant Title : 608/8082 PCB'S
QLast Update : Fri Mar 08 11:23:02 2024
Response via : Initial Calibration
Integrator: ChemStation

Volume Inj. : 2uL
Signal #1 Phase : DB-1701 Signal #2 Phase: DB-17
Signal #1 Info : 0.32mm 30m Signal #2 Info : 0.32mm 30m

Compound	RT#1	RT#2	Resp#1	Resp#2	ug/l	ug/l
System Monitoring Compounds						
Target Compounds						
Sum PCB 1016			0	0	N.D.	N.D.
Average PCB 1016					0.000	0.000
Sum PCB 1221			0	0	N.D.	N.D.
Average PCB 1221					0.000	0.000
Sum PCB 1232			0	0	N.D.	N.D.
Average PCB 1232					0.000	0.000
Sum PCB 1242			0	0	N.D.	N.D.
Average PCB 1242					0.000	0.000
23) L5c PCB 1248	2.085	2.397	92458962	556.2E6	910.634	938.946
24) L5c PCB 1248{2}	2.512	2.916	155.9E6	968.3E6	924.071	962.260
25) L5c PCB 1248{3}	2.649	3.117	210.8E6	1232.0E6	936.585	962.591
26) L5c PCB 1248{4}	2.928	3.418	240.3E6	1440.9E6	942.598	969.441
27) L5c PCB 1248{5}	2.947	3.456	209.5E6	1615.4E6	951.886	967.956
Sum PCB 1248			909.0E6	5812.8E6	4665.774	4801.195
Average PCB 1248					933.155	960.239
Sum PCB 1254			0	0	N.D.	N.D.
Average PCB 1254					0.000	0.000
Sum PCB 1260			0	0	N.D.	N.D.
Average PCB 1260					0.000	0.000
Sum PCB 1268			0	0	N.D.	N.D.
Average PCB 1268					0.000	0.000
Sum PCB 1262			0	0	N.D.	N.D.
Average PCB 1262					0.000	0.000

(f)=RT Delta > 1/2 Window (#)=Amounts differ by > 25% (m)=manual int.

Quantitation Report (QT Reviewed)

Data Path : I:\ACQUDATA\6890G\Data\030724\
Data File : BM1323.D
Signal(s) : Signal #1: ECD1A.ch Signal #2: ECD2B.ch
Acq On : 07 Mar 2024 09:09 pm
Operator : AFelser
Sample : 1248 H
Misc :
ALS Vial : 32 Sample Multiplier: 1

Integration File signal 1: AUTOINT1.E
Integration File signal 2: AUTOINT2.E
Quant Time: Mar 08 11:27:50 2024
Quant Method : I:\ACQUDATA\6890G\Methods\G-PCB030724.M
Quant Title : 608/8082 PCB'S
QLast Update : Fri Mar 08 11:23:02 2024
Response via : Initial Calibration
Integrator: ChemStation

Volume Inj. : 2uL
Signal #1 Phase : DB-1701 Signal #2 Phase: DB-17
Signal #1 Info : 0.32mm 30m Signal #2 Info : 0.32mm 30m

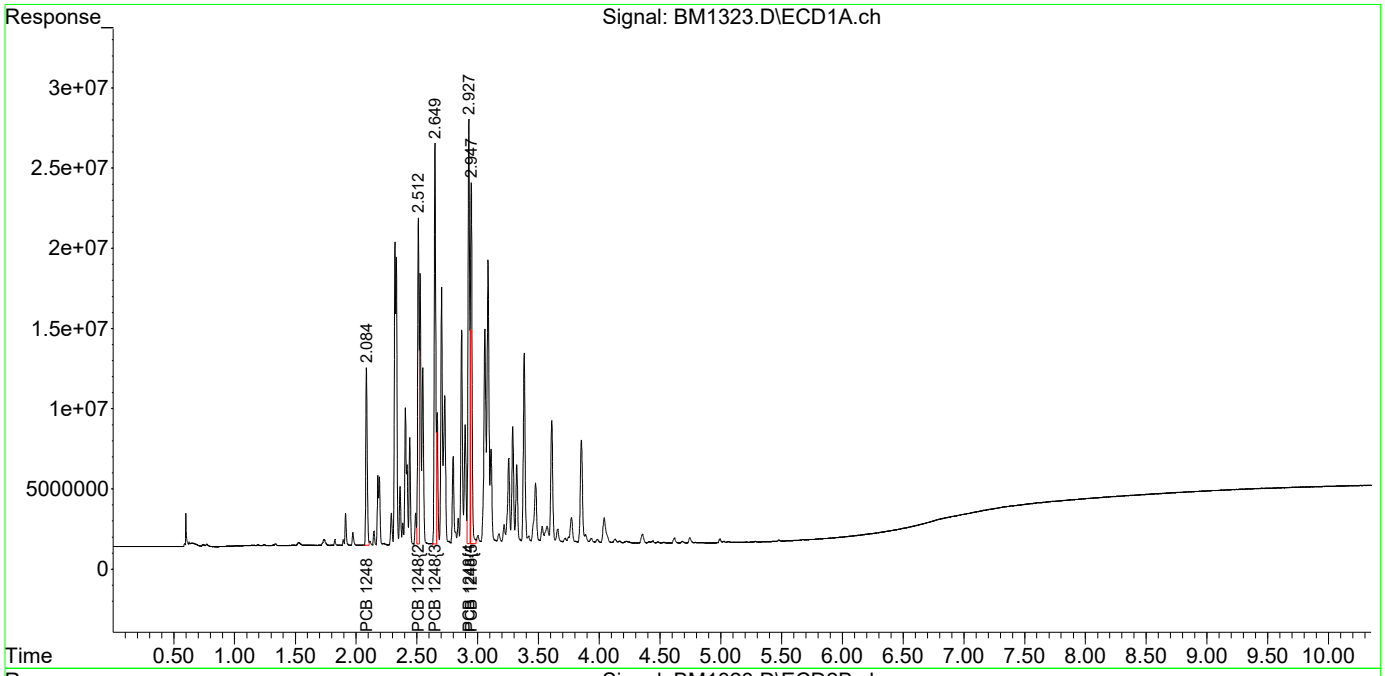

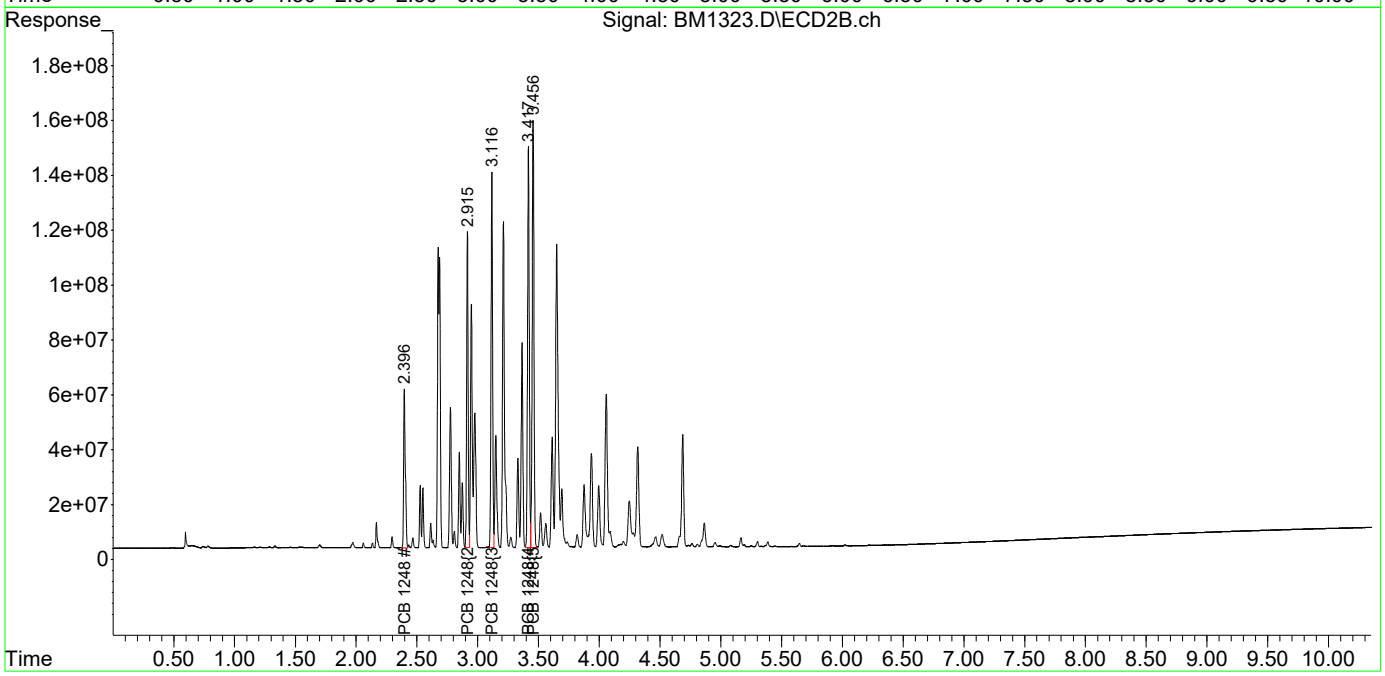

1st AF 03/11/24
2nd AM 03/12/24

Quantitation Report (Qedit)

Data Path : I:\ACQUDATA\6890G\Data\030724\
Data File : BM1324.D
Signal(s) : Signal #1: ECD1A.ch Signal #2: ECD2B.ch
Acq On : 07 Mar 2024 09:23 pm
Operator : AFelser
Sample : 1660 ICV
Misc :
ALS Vial : 33 Sample Multiplier: 1

Integration File signal 1: AUTOINT1.E
Integration File signal 2: AUTOINT2.E
Quant Time: Mar 08 12:36:02 2024
Quant Method : I:\ACQUDATA\6890G\Methods\G-PCB030724.M
Quant Title : 608/8082 PCB'S
QLast Update : Fri Mar 08 12:35:54 2024
Response via : Initial Calibration
Integrator: ChemStation

Volume Inj. : 2uL
Signal #1 Phase : DB-1701 Signal #2 Phase: DB-17
Signal #1 Info : 0.32mm 30m Signal #2 Info : 0.32mm 30m

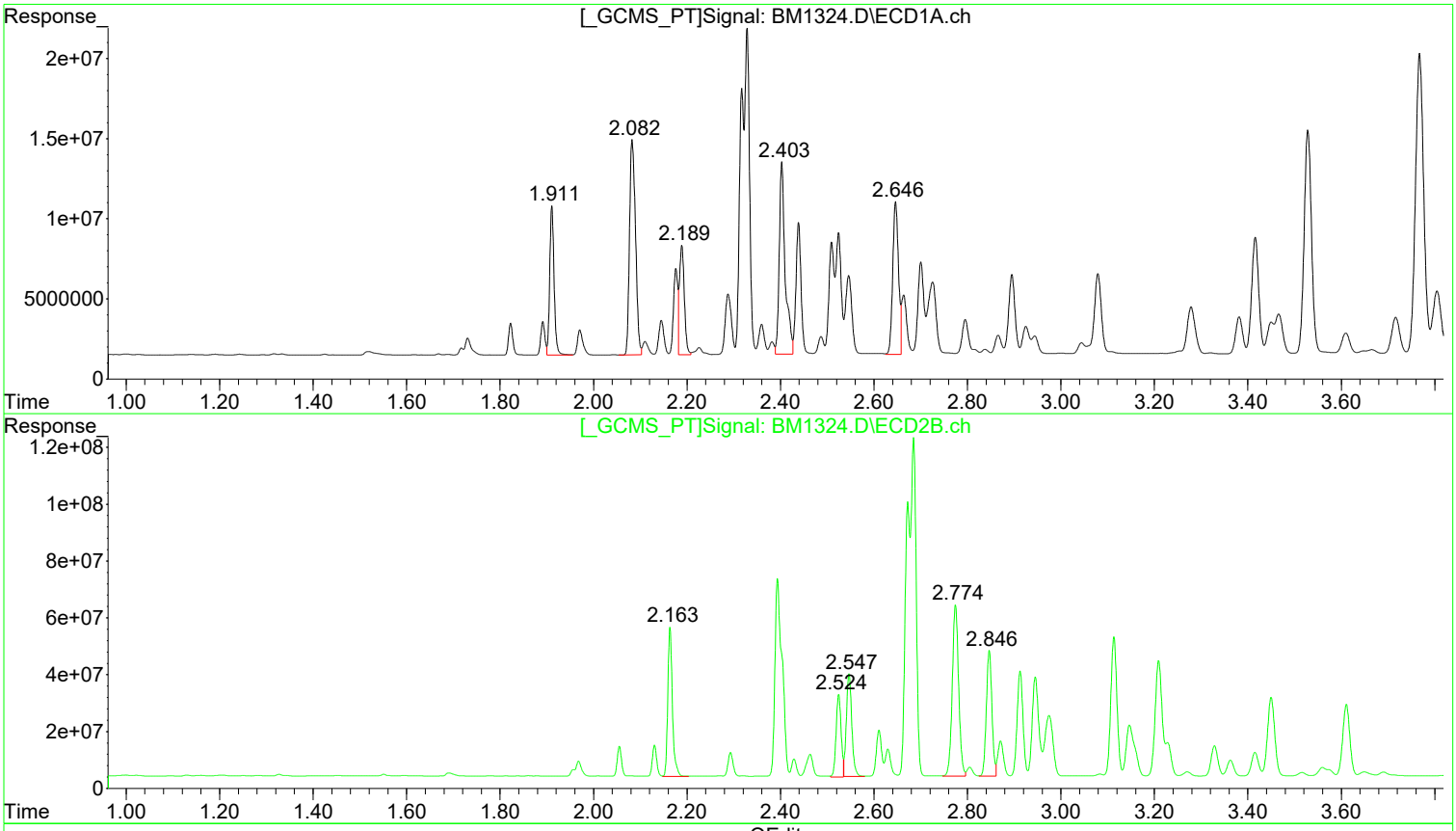

(3) PCB 1016 (L1c)

R.T.	Response	Conc
1.91	60205224	461.38
2.08	120339793	444.57
2.19	49836552	454.09
2.40	105828035	451.27
2.65	83282246	452.38

(3) PCB 1016 #2 (L1c)

R.T.	Response	Conc
2.16	359614310	464.35
2.52	215875519	459.33
2.55	292401267	447.81
2.77	571105928	452.66
2.85	367763932	459.52

Manual Integration:

After

Wrong peak selected.

03/08/24

(+) = Expected Retention Time

Quantitation Report (QT Reviewed)

Data Path : I:\ACQUDATA\6890G\Data\030724\
Data File : BM1321.D
Signal(s) : Signal #1: ECD1A.ch Signal #2: ECD2B.ch
Acq On : 07 Mar 2024 08:41 pm
Operator : AFelser
Sample : 1248 M
Misc :
ALS Vial : 30 Sample Multiplier: 1

Integration File signal 1: AUTOINT1.E
Integration File signal 2: AUTOINT2.E
Quant Time: Mar 08 11:02:57 2024
Quant Method : I:\ACQUDATA\6890G\Methods\G-PCB030724.M
Quant Title : 608/8082 PCB'S
QLast Update : Fri Mar 08 11:02:20 2024
Response via : Initial Calibration
Integrator: ChemStation

Volume Inj. : 2uL
Signal #1 Phase : DB-1701 Signal #2 Phase: DB-17
Signal #1 Info : 0.32mm 30m Signal #2 Info : 0.32mm 30m

Compound	RT#1	RT#2	Resp#1	Resp#2	ug/l	ug/l
System Monitoring Compounds						
Target Compounds						
Sum PCB 1016			0	0	N.D.	N.D.
Average PCB 1016					0.000	0.000
Sum PCB 1221			0	0	N.D.	N.D.
Average PCB 1221					0.000	0.000
Sum PCB 1232			0	0	N.D.	N.D.
Average PCB 1232					0.000	0.000
Sum PCB 1242			0	0	N.D.	N.D.
Average PCB 1242					0.000	0.000
23) L5c PCB 1248	2.083	2.395	50766245	296.2E6	111.367	675.332 #
24) L5c PCB 1248{2}	2.510	2.914	84345326	503.1E6	116.793	706.902 #
25) L5c PCB 1248{3}	2.647	3.115	112.6E6	639.9E6	122.263	740.840 #
26) L5c PCB 1248{4}	2.926	3.416	127.5E6	743.2E6	139.190	761.678 #
27) L5c PCB 1248{5}	2.946	3.455	110.0E6	834.4E6	89.150	714.771 #
Sum PCB 1248			485.2E6	3016.8E6	578.763	3599.523
Average PCB 1248					115.753	719.905
Sum PCB 1254			0	0	N.D.	N.D.
Average PCB 1254					0.000	0.000
Sum PCB 1260			0	0	N.D.	N.D.
Average PCB 1260					0.000	0.000
Sum PCB 1268			0	0	N.D.	N.D.
Average PCB 1268					0.000	0.000
Sum PCB 1262			0	0	N.D.	N.D.
Average PCB 1262					0.000	0.000

(f)=RT Delta > 1/2 Window (#)=Amounts differ by > 25% (m)=manual int.

Quantitation Report (QT Reviewed)

Data Path : I:\ACQUDATA\6890G\Data\030724\
Data File : BM1321.D
Signal(s) : Signal #1: ECD1A.ch Signal #2: ECD2B.ch
Acq On : 07 Mar 2024 08:41 pm
Operator : AFelser
Sample : 1248 M
Misc :
ALS Vial : 30 Sample Multiplier: 1

Integration File signal 1: AUTOINT1.E
Integration File signal 2: AUTOINT2.E
Quant Time: Mar 08 11:02:57 2024
Quant Method : I:\ACQUDATA\6890G\Methods\G-PCB030724.M
Quant Title : 608/8082 PCB'S
QLast Update : Fri Mar 08 11:02:20 2024
Response via : Initial Calibration
Integrator: ChemStation

Volume Inj. : 2uL
Signal #1 Phase : DB-1701 Signal #2 Phase: DB-17
Signal #1 Info : 0.32mm 30m Signal #2 Info : 0.32mm 30m

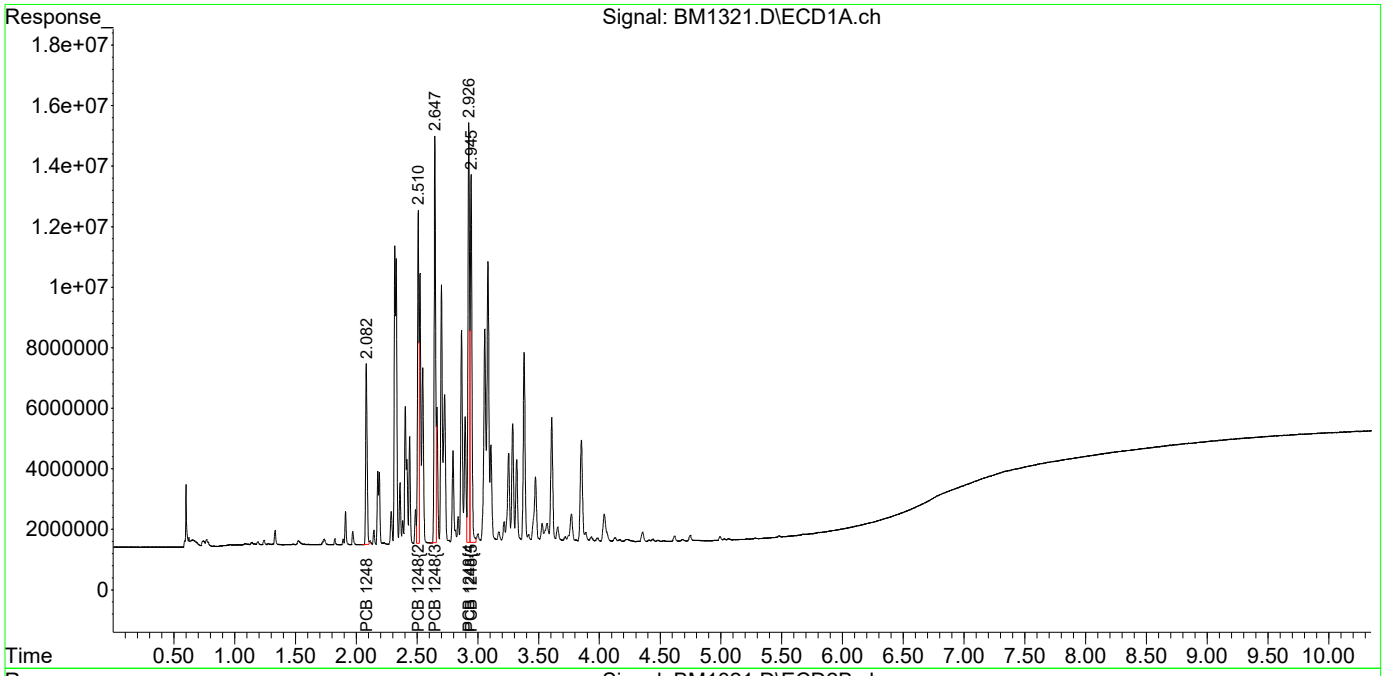

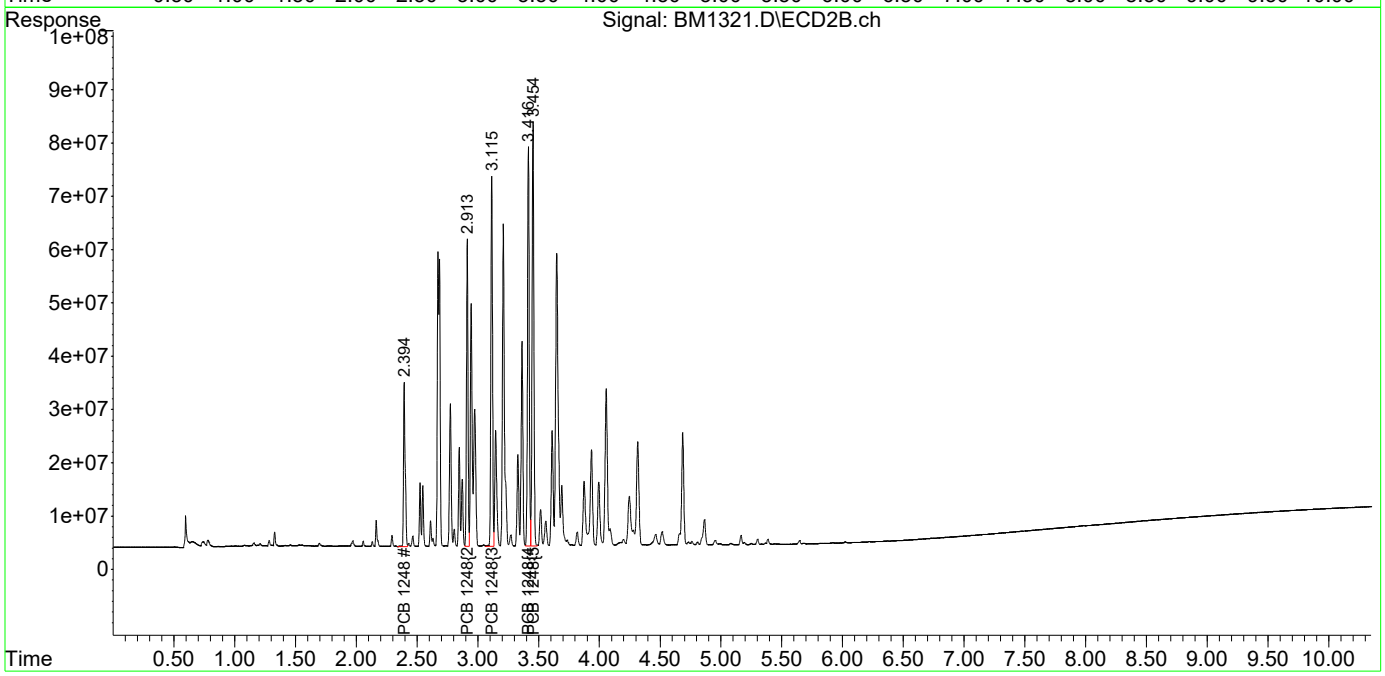

Quantitation Report (QT Reviewed)

Data Path : I:\ACQUDATA\6890G\Data\030724\
Data File : BM1322.D
Signal(s) : Signal #1: ECD1A.ch Signal #2: ECD2B.ch
Acq On : 07 Mar 2024 08:55 pm
Operator : AFelser
Sample : 1248 MH
Misc :
ALS Vial : 31 Sample Multiplier: 1

Integration File signal 1: AUTOINT1.E
Integration File signal 2: AUTOINT2.E
Quant Time: Mar 08 11:27:46 2024
Quant Method : I:\ACQUDATA\6890G\Methods\G-PCB030724.M
Quant Title : 608/8082 PCB'S
QLast Update : Fri Mar 08 11:23:02 2024
Response via : Initial Calibration
Integrator: ChemStation

Volume Inj. : 2uL
Signal #1 Phase : DB-1701 Signal #2 Phase: DB-17
Signal #1 Info : 0.32mm 30m Signal #2 Info : 0.32mm 30m

Compound	RT#1	RT#2	Resp#1	Resp#2	ug/l	ug/l
System Monitoring Compounds						
Target Compounds						
Sum PCB 1016			0	0	N.D.	N.D.
Average PCB 1016					0.000	0.000
Sum PCB 1221			0	0	N.D.	N.D.
Average PCB 1221					0.000	0.000
Sum PCB 1232			0	0	N.D.	N.D.
Average PCB 1232					0.000	0.000
Sum PCB 1242			0	0	N.D.	N.D.
Average PCB 1242					0.000	0.000
23) L5c PCB 1248	2.082	2.393	72256975	429.9E6	711.664	725.807
24) L5c PCB 1248{2}	2.509	2.913	120.9E6	743.5E6	716.889	738.863
25) L5c PCB 1248{3}	2.646	3.114	163.0E6	943.9E6	724.126	737.503
26) L5c PCB 1248{4}	2.925	3.415	185.8E6	1100.3E6	728.789	740.253
27) L5c PCB 1248{5}	2.945	3.454	160.9E6	1234.6E6	731.108	739.817
Sum PCB 1248			702.9E6	4452.2E6	3612.576	3682.242
Average PCB 1248					722.515	736.448
Sum PCB 1254			0	0	N.D.	N.D.
Average PCB 1254					0.000	0.000
Sum PCB 1260			0	0	N.D.	N.D.
Average PCB 1260					0.000	0.000
Sum PCB 1268			0	0	N.D.	N.D.
Average PCB 1268					0.000	0.000
Sum PCB 1262			0	0	N.D.	N.D.
Average PCB 1262					0.000	0.000

(f)=RT Delta > 1/2 Window (#)=Amounts differ by > 25% (m)=manual int.

Quantitation Report (QT Reviewed)

Data Path : I:\ACQUDATA\6890G\Data\030724\
Data File : BM1322.D
Signal(s) : Signal #1: ECD1A.ch Signal #2: ECD2B.ch
Acq On : 07 Mar 2024 08:55 pm
Operator : AFelser
Sample : 1248 MH
Misc :
ALS Vial : 31 Sample Multiplier: 1

Integration File signal 1: AUTOINT1.E
Integration File signal 2: AUTOINT2.E
Quant Time: Mar 08 11:27:46 2024
Quant Method : I:\ACQUDATA\6890G\Methods\G-PCB030724.M
Quant Title : 608/8082 PCB'S
QLast Update : Fri Mar 08 11:23:02 2024
Response via : Initial Calibration
Integrator: ChemStation

Volume Inj. : 2uL
Signal #1 Phase : DB-1701 Signal #2 Phase: DB-17
Signal #1 Info : 0.32mm 30m Signal #2 Info : 0.32mm 30m

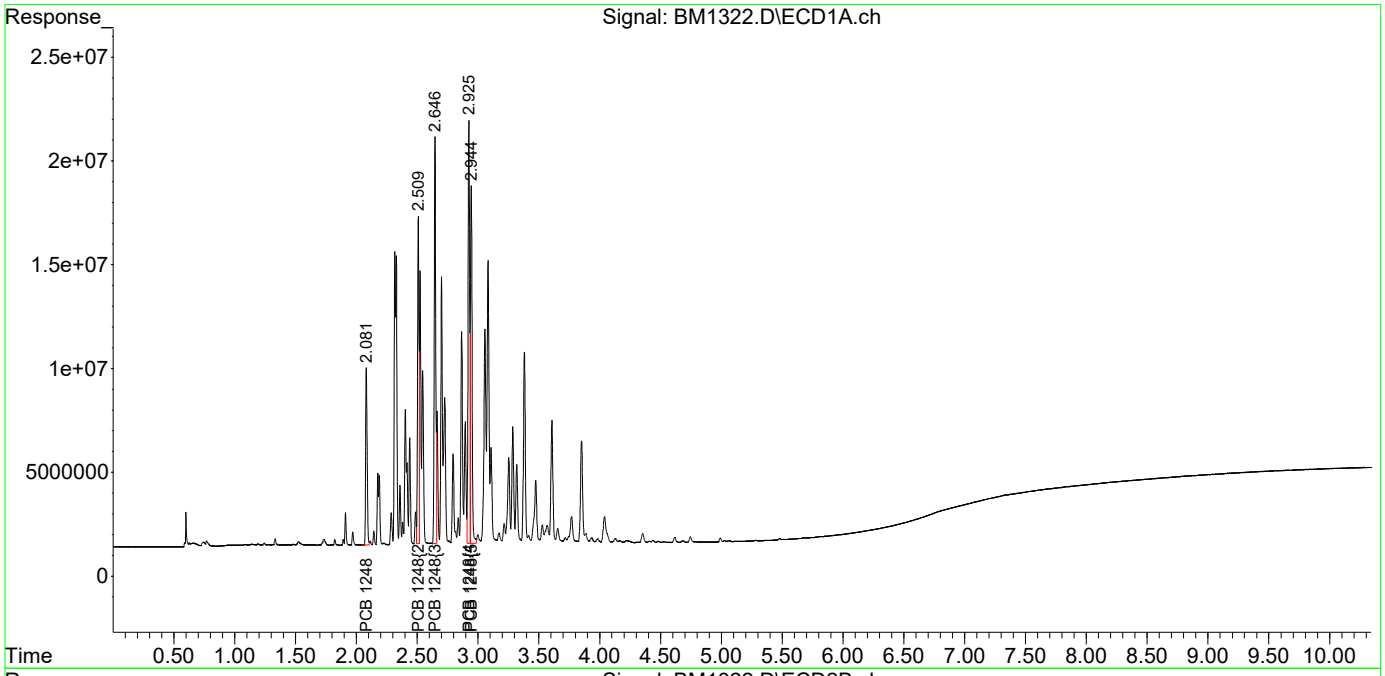

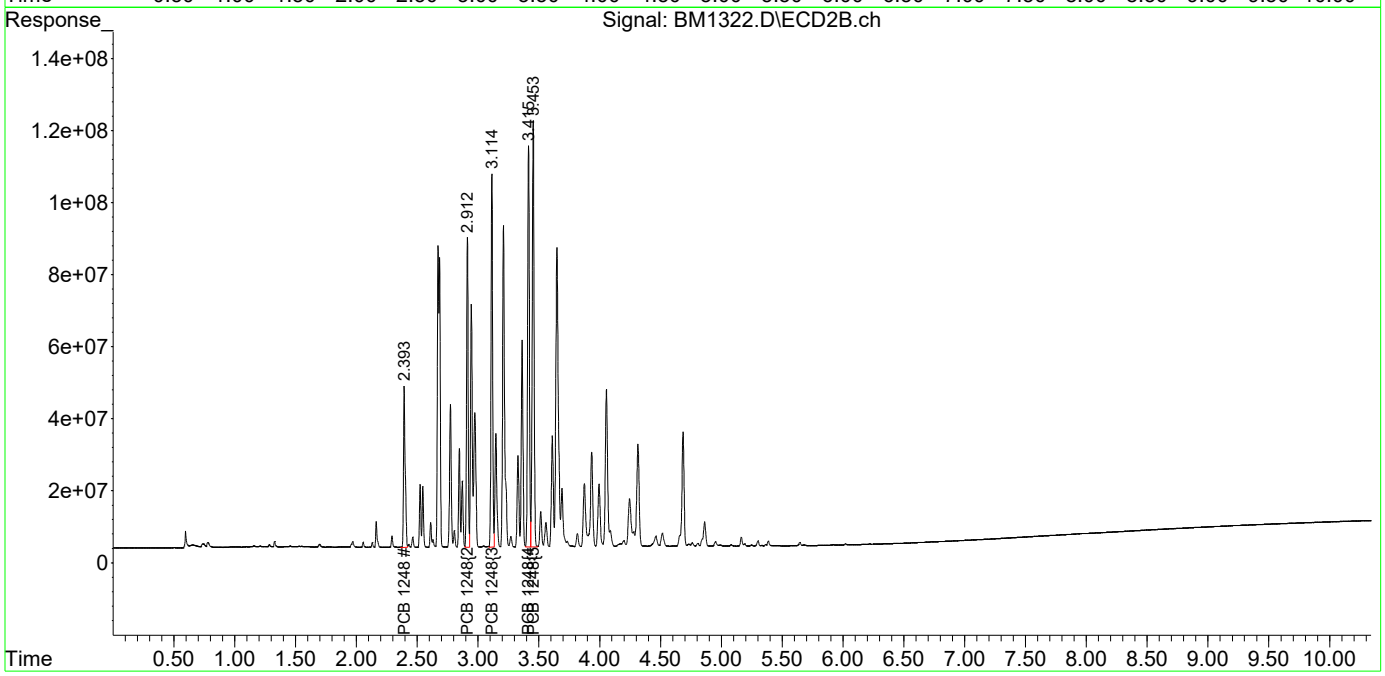

Quantitation Report (QT Reviewed)

Data Path : I:\ACQUDATA\6890G\Data\030724\
Data File : BM1320.D
Signal(s) : Signal #1: ECD1A.ch Signal #2: ECD2B.ch
Acq On : 07 Mar 2024 08:27 pm
Operator : AFelser
Sample : 1248 ML
Misc :
ALS Vial : 29 Sample Multiplier: 1

Integration File signal 1: AUTOINT1.E
Integration File signal 2: AUTOINT2.E
Quant Time: Mar 08 11:27:42 2024
Quant Method : I:\ACQUDATA\6890G\Methods\G-PCB030724.M
Quant Title : 608/8082 PCB'S
QLast Update : Fri Mar 08 11:23:02 2024
Response via : Initial Calibration
Integrator: ChemStation

Volume Inj. : 2uL
Signal #1 Phase : DB-1701 Signal #2 Phase: DB-17
Signal #1 Info : 0.32mm 30m Signal #2 Info : 0.32mm 30m

Compound	RT#1	RT#2	Resp#1	Resp#2	ug/l	ug/l
System Monitoring Compounds						
Target Compounds						
Sum PCB 1016			0	0	N.D.	N.D.
Average PCB 1016					0.000	0.000
Sum PCB 1221			0	0	N.D.	N.D.
Average PCB 1221					0.000	0.000
Sum PCB 1232			0	0	N.D.	N.D.
Average PCB 1232					0.000	0.000
Sum PCB 1242			0	0	N.D.	N.D.
Average PCB 1242					0.000	0.000
23) L5c PCB 1248	2.080	2.393	27650898	155.3E6	272.335	262.191
24) L5c PCB 1248{2}	2.508	2.912	44882637	260.7E6	266.065	259.041
25) L5c PCB 1248{3}	2.645	3.113	59104225	326.0E6	262.549	254.681
26) L5c PCB 1248{4}	2.924	3.415	65695219	375.9E6	257.663	252.919
27) L5c PCB 1248{5}	2.943	3.453	56148665	424.0E6	255.162	254.037
Sum PCB 1248			253.5E6	1541.8E6	1313.774	1282.870
Average PCB 1248					262.755	256.574
Sum PCB 1254			0	0	N.D.	N.D.
Average PCB 1254					0.000	0.000
Sum PCB 1260			0	0	N.D.	N.D.
Average PCB 1260					0.000	0.000
Sum PCB 1268			0	0	N.D.	N.D.
Average PCB 1268					0.000	0.000
Sum PCB 1262			0	0	N.D.	N.D.
Average PCB 1262					0.000	0.000

(f)=RT Delta > 1/2 Window (#)=Amounts differ by > 25% (m)=manual int.

Quantitation Report (QT Reviewed)

Data Path : I:\ACQUDATA\6890G\Data\030724\
Data File : BM1320.D
Signal(s) : Signal #1: ECD1A.ch Signal #2: ECD2B.ch
Acq On : 07 Mar 2024 08:27 pm
Operator : AFelser
Sample : 1248 ML
Misc :
ALS Vial : 29 Sample Multiplier: 1

Integration File signal 1: AUTOINT1.E
Integration File signal 2: AUTOINT2.E
Quant Time: Mar 08 11:27:42 2024
Quant Method : I:\ACQUDATA\6890G\Methods\G-PCB030724.M
Quant Title : 608/8082 PCB'S
QLast Update : Fri Mar 08 11:23:02 2024
Response via : Initial Calibration
Integrator: ChemStation

Volume Inj. : 2uL
Signal #1 Phase : DB-1701 Signal #2 Phase: DB-17
Signal #1 Info : 0.32mm 30m Signal #2 Info : 0.32mm 30m

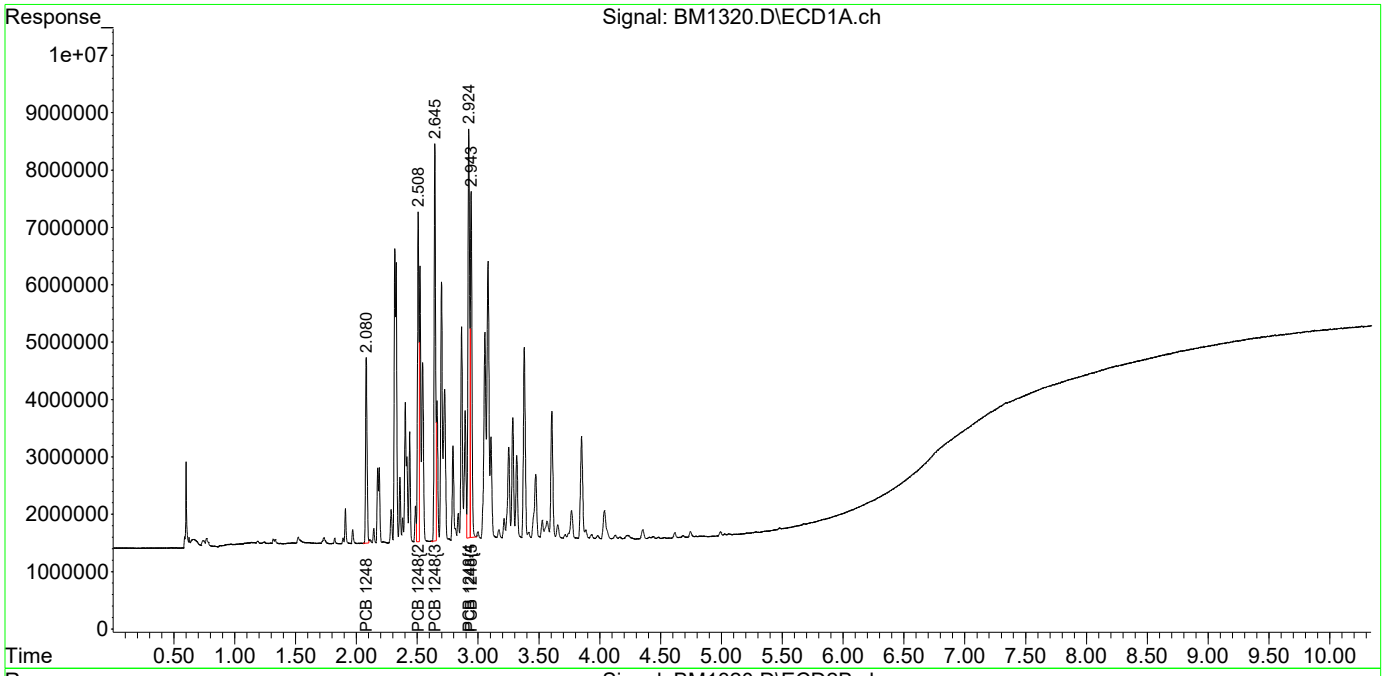

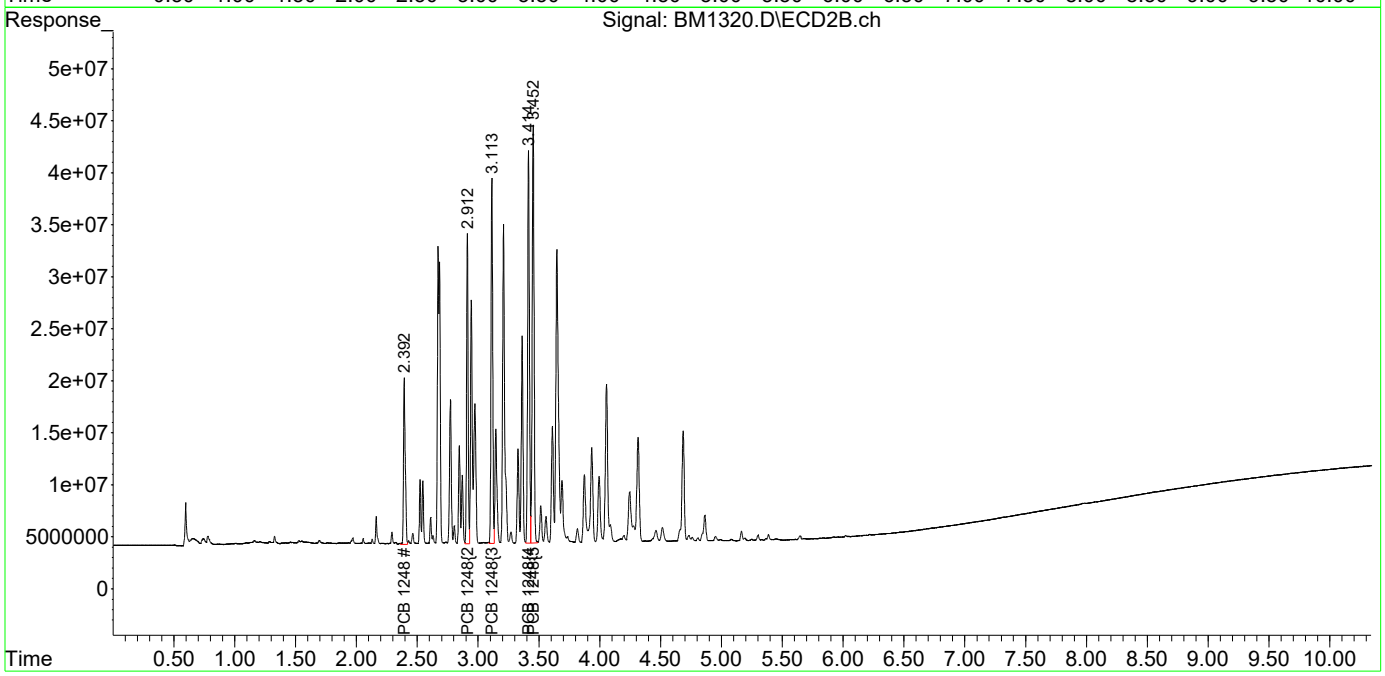

Quantitation Report (QT Reviewed)

Data Path : I:\ACQUDATA\6890G\Data\030724\
Data File : BM1319.D
Signal(s) : Signal #1: ECD1A.ch Signal #2: ECD2B.ch
Acq On : 07 Mar 2024 08:12 pm
Operator : AFelser
Sample : 1248 L
Misc :
ALS Vial : 28 Sample Multiplier: 1

Integration File signal 1: AUTOINT1.E
Integration File signal 2: AUTOINT2.E
Quant Time: Mar 08 11:27:38 2024
Quant Method : I:\ACQUDATA\6890G\Methods\G-PCB030724.M
Quant Title : 608/8082 PCB'S
QLast Update : Fri Mar 08 11:23:02 2024
Response via : Initial Calibration
Integrator: ChemStation

Volume Inj. : 2uL
Signal #1 Phase : DB-1701 Signal #2 Phase: DB-17
Signal #1 Info : 0.32mm 30m Signal #2 Info : 0.32mm 30m

Compound	RT#1	RT#2	Resp#1	Resp#2	ug/l	ug/l
System Monitoring Compounds						
Target Compounds						
Sum PCB 1016			0	0	N.D.	N.D.
Average PCB 1016					0.000	0.000
Sum PCB 1221			0	0	N.D.	N.D.
Average PCB 1221					0.000	0.000
Sum PCB 1232			0	0	N.D.	N.D.
Average PCB 1232					0.000	0.000
Sum PCB 1242			0	0	N.D.	N.D.
Average PCB 1242					0.000	0.000
23) L5c PCB 1248	2.085	2.397	12531864	68424922	123.427	115.516
24) L5c PCB 1248{2}	2.512	2.916	20501564	112.4E6	121.533	111.675
25) L5c PCB 1248{3}	2.649	3.117	26589899	137.3E6	118.116	107.285
26) L5c PCB 1248{4}	2.928	3.418	28999803	157.6E6	113.740	106.033
27) L5c PCB 1248{5}	2.947	3.456	24825077	176.2E6	112.815	105.555
Sum PCB 1248			113.4E6	651.9E6	589.631	546.063
Average PCB 1248					117.926	109.213
Sum PCB 1254			0	0	N.D.	N.D.
Average PCB 1254					0.000	0.000
Sum PCB 1260			0	0	N.D.	N.D.
Average PCB 1260					0.000	0.000
Sum PCB 1268			0	0	N.D.	N.D.
Average PCB 1268					0.000	0.000
Sum PCB 1262			0	0	N.D.	N.D.
Average PCB 1262					0.000	0.000

(f)=RT Delta > 1/2 Window (#)=Amounts differ by > 25% (m)=manual int.

Quantitation Report (QT Reviewed)

Data Path : I:\ACQUDATA\6890G\Data\030724\
Data File : BM1319.D
Signal(s) : Signal #1: ECD1A.ch Signal #2: ECD2B.ch
Acq On : 07 Mar 2024 08:12 pm
Operator : AFelser
Sample : 1248 L
Misc :
ALS Vial : 28 Sample Multiplier: 1

Integration File signal 1: AUTOINT1.E
Integration File signal 2: AUTOINT2.E
Quant Time: Mar 08 11:27:38 2024
Quant Method : I:\ACQUDATA\6890G\Methods\G-PCB030724.M
Quant Title : 608/8082 PCB'S
QLast Update : Fri Mar 08 11:23:02 2024
Response via : Initial Calibration
Integrator: ChemStation

Volume Inj. : 2uL
Signal #1 Phase : DB-1701 Signal #2 Phase: DB-17
Signal #1 Info : 0.32mm 30m Signal #2 Info : 0.32mm 30m

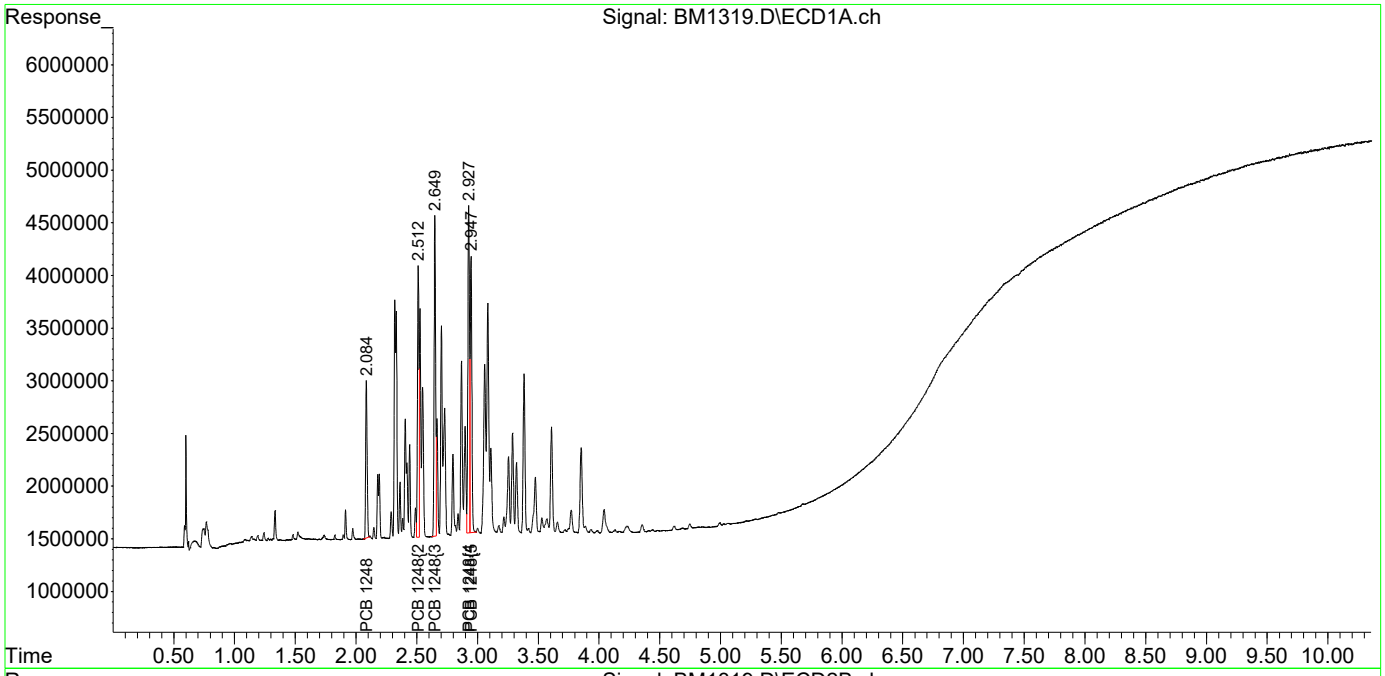

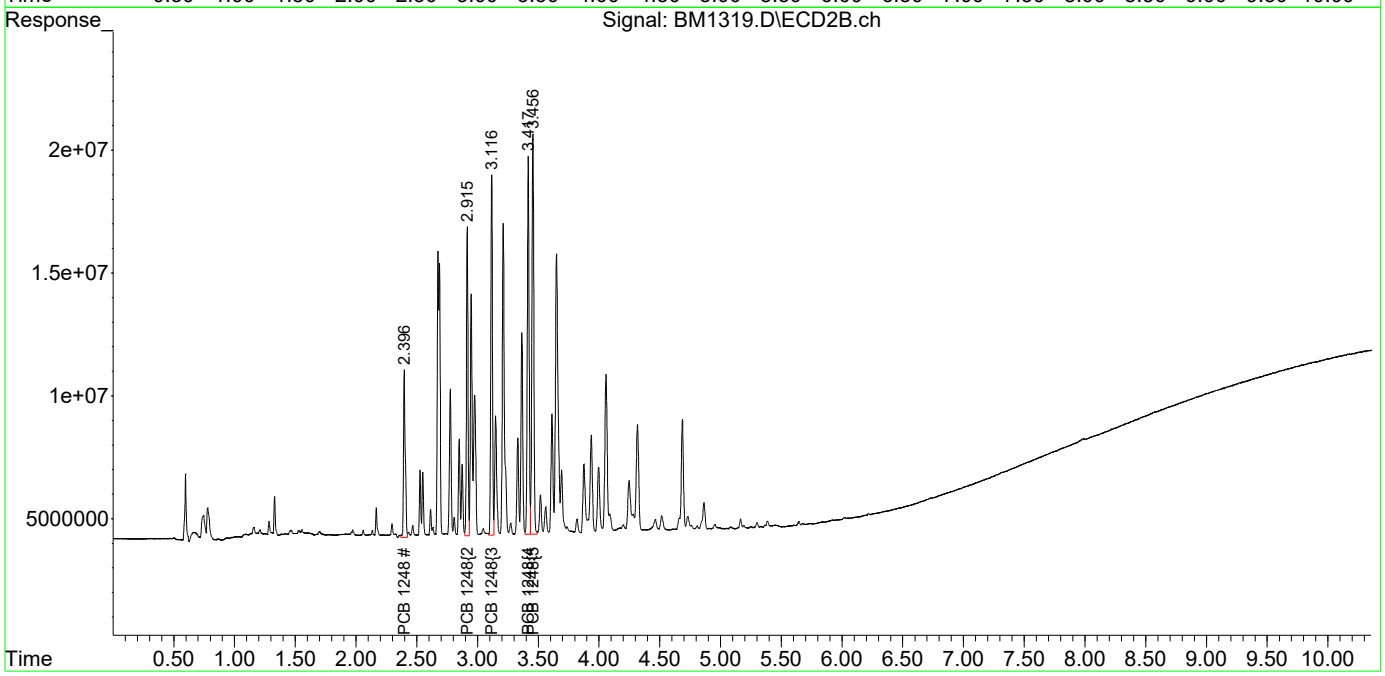

1st AF 03/11/24
2nd AM 03/12/24

Quantitation Report (Qedit)

Data Path : I:\ACQUDATA\6890G\Data\030724\
Data File : BM1318.D
Signal(s) : Signal #1: ECD1A.ch Signal #2: ECD2B.ch
Acq On : 07 Mar 2024 07:58 pm
Operator : AFelser
Sample : 1248 LL
Misc :
ALS Vial : 27 Sample Multiplier: 1

Integration File signal 1: AUTOINT1.E
Integration File signal 2: AUTOINT2.E
Quant Time: Mar 08 11:27:34 2024
Quant Method : I:\ACQUDATA\6890G\Methods\G-PCB030724.M
Quant Title : 608/8082 PCB'S
QLast Update : Fri Mar 08 11:23:02 2024
Response via : Initial Calibration
Integrator: ChemStation

Volume Inj. : 2uL
Signal #1 Phase : DB-1701 Signal #2 Phase: DB-17
Signal #1 Info : 0.32mm 30m Signal #2 Info : 0.32mm 30m

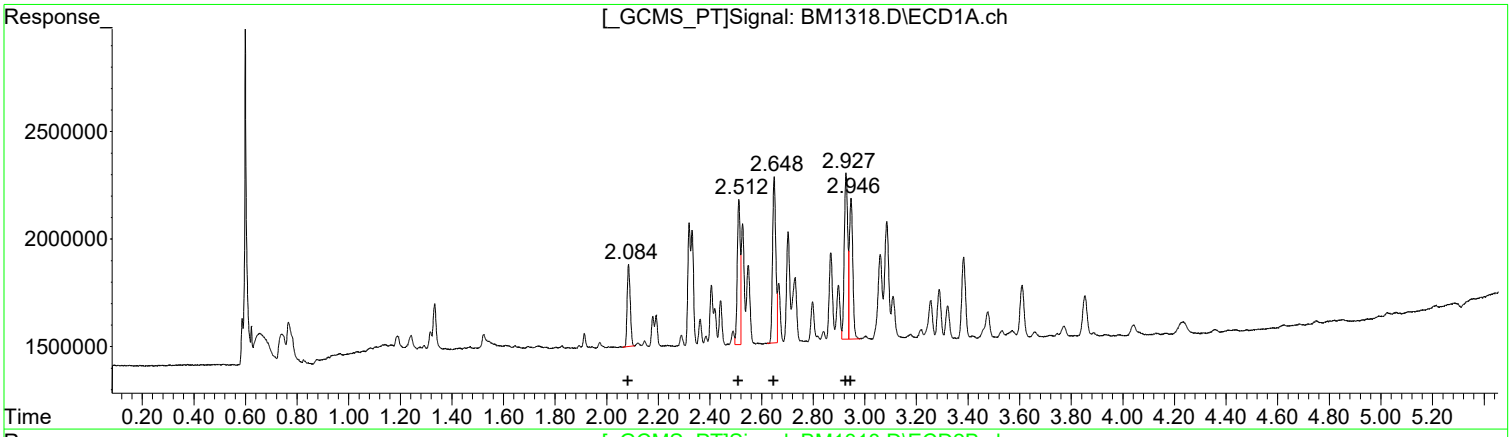

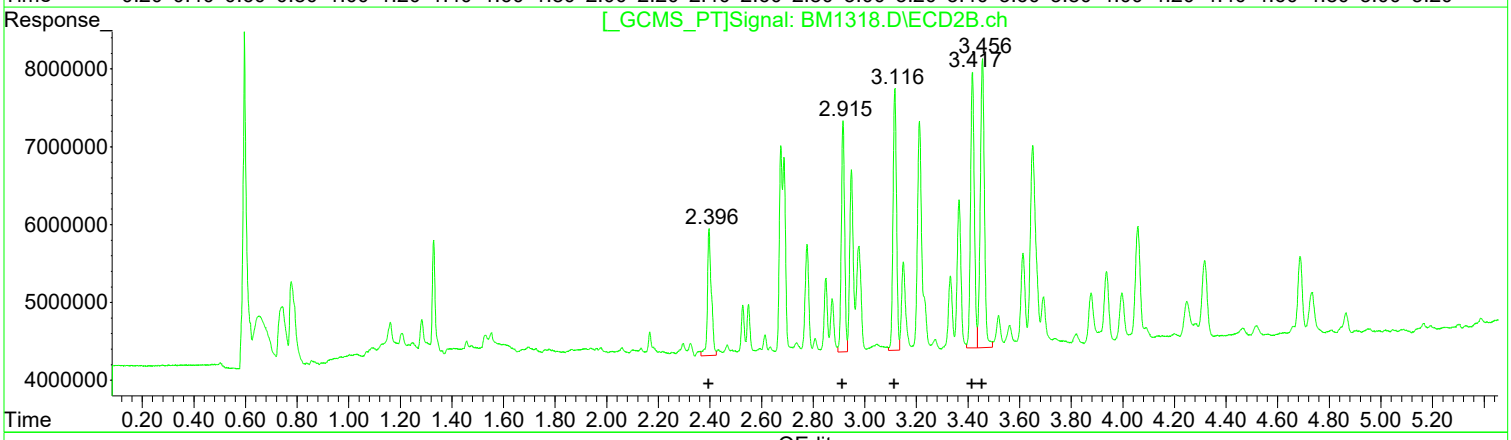

QEdit

(23) PCB 1248 (L5c)

R.T.	Response	Conc
2.08	3107896	30.61
2.51	5328414	31.59
2.65	6681077	29.68
2.93	7235204	28.38
2.95	6107845	27.76

(23) PCB 1248 #2 (L5c)

R.T.	Response	Conc
2.40	17132483	28.92
2.92	26433725	26.27
3.12	31794398	24.84
3.42	36269754	24.40
3.46	41402610	24.81

Manual Integration:

Before

03/08/24

(+) = Expected Retention Time

Quantitation Report (QT Reviewed)

Data Path : I:\ACQUDATA\6890G\Data\030724\
Data File : BM1318.D
Signal(s) : Signal #1: ECD1A.ch Signal #2: ECD2B.ch
Acq On : 07 Mar 2024 07:58 pm
Operator : AFelser
Sample : 1248 LL
Misc :
ALS Vial : 27 Sample Multiplier: 1

Integration File signal 1: AUTOINT1.E
Integration File signal 2: AUTOINT2.E
Quant Time: Mar 08 11:27:34 2024
Quant Method : I:\ACQUDATA\6890G\Methods\G-PCB030724.M
Quant Title : 608/8082 PCB'S
QLast Update : Fri Mar 08 11:23:02 2024
Response via : Initial Calibration
Integrator: ChemStation

Volume Inj. : 2uL
Signal #1 Phase : DB-1701 Signal #2 Phase: DB-17
Signal #1 Info : 0.32mm 30m Signal #2 Info : 0.32mm 30m

Compound	RT#1	RT#2	Resp#1	Resp#2	ug/l	ug/l
System Monitoring Compounds						
Target Compounds						
Sum PCB 1016			0	0	N.D.	N.D.
Average PCB 1016					0.000	0.000
Sum PCB 1221			0	0	N.D.	N.D.
Average PCB 1221					0.000	0.000
Sum PCB 1232			0	0	N.D.	N.D.
Average PCB 1232					0.000	0.000
Sum PCB 1242			0	0	N.D.	N.D.
Average PCB 1242					0.000	0.000
23) L5c PCB 1248	2.084	2.396	3107896	15539929	30.610	26.235m
24) L5c PCB 1248{2}	2.512	2.915	5328414	26114151	31.587	25.952m
25) L5c PCB 1248{3}	2.649	3.116	6681077	31215519	29.678	24.390m
26) L5c PCB 1248{4}	2.927	3.417	7235204	35279984	28.377	23.736m
27) L5c PCB 1248{5}	2.947	3.456	6107845	40071500	27.757	24.011m
Sum PCB 1248			28460436	148.2E6	148.009	124.323
Average PCB 1248					29.602	24.865
Sum PCB 1254			0	0	N.D.	N.D.
Average PCB 1254					0.000	0.000
Sum PCB 1260			0	0	N.D.	N.D.
Average PCB 1260					0.000	0.000
Sum PCB 1268			0	0	N.D.	N.D.
Average PCB 1268					0.000	0.000
Sum PCB 1262			0	0	N.D.	N.D.
Average PCB 1262					0.000	0.000

(f)=RT Delta > 1/2 Window (#)=Amounts differ by > 25% (m)=manual int.

Quantitation Report (QT Reviewed)

Data Path : I:\ACQUDATA\6890G\Data\030724\
Data File : BM1318.D
Signal(s) : Signal #1: ECD1A.ch Signal #2: ECD2B.ch
Acq On : 07 Mar 2024 07:58 pm
Operator : AFelser
Sample : 1248 LL
Misc :
ALS Vial : 27 Sample Multiplier: 1

Integration File signal 1: AUTOINT1.E
Integration File signal 2: AUTOINT2.E
Quant Time: Mar 08 11:27:34 2024
Quant Method : I:\ACQUDATA\6890G\Methods\G-PCB030724.M
Quant Title : 608/8082 PCB'S
QLast Update : Fri Mar 08 11:23:02 2024
Response via : Initial Calibration
Integrator: ChemStation

Volume Inj. : 2uL
Signal #1 Phase : DB-1701 Signal #2 Phase: DB-17
Signal #1 Info : 0.32mm 30m Signal #2 Info : 0.32mm 30m

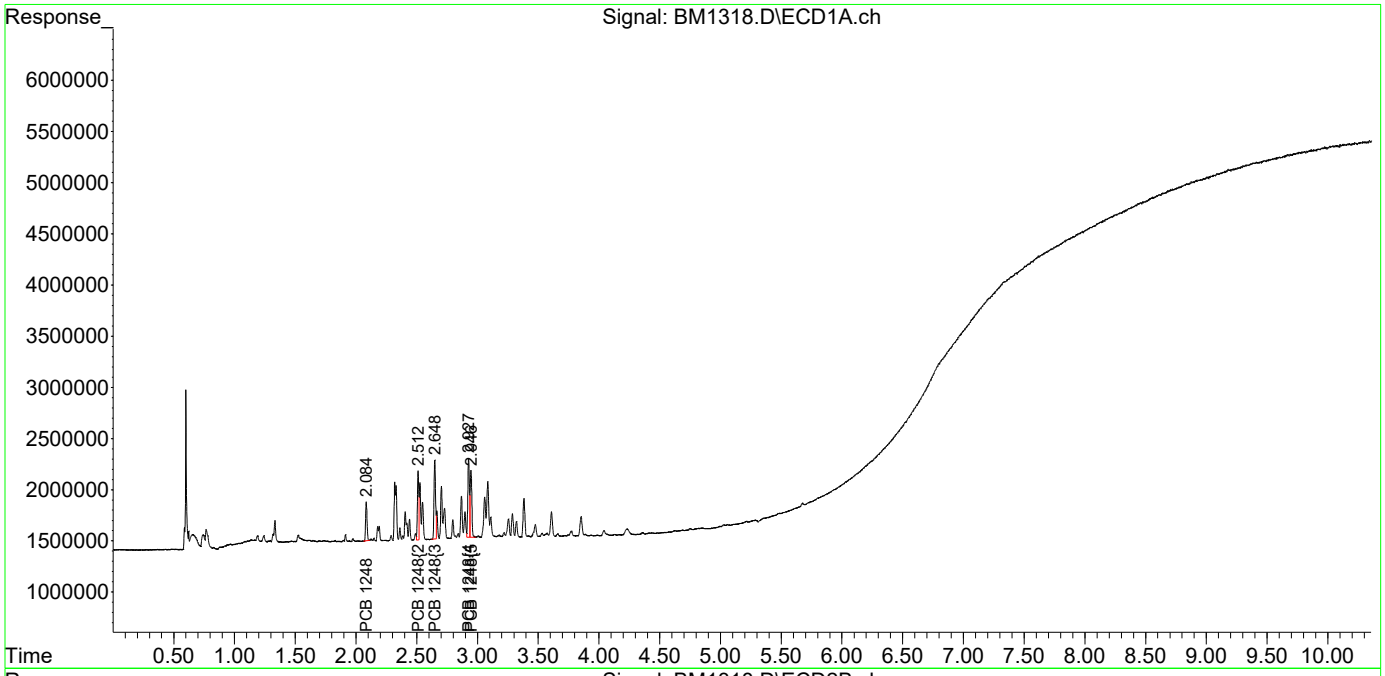

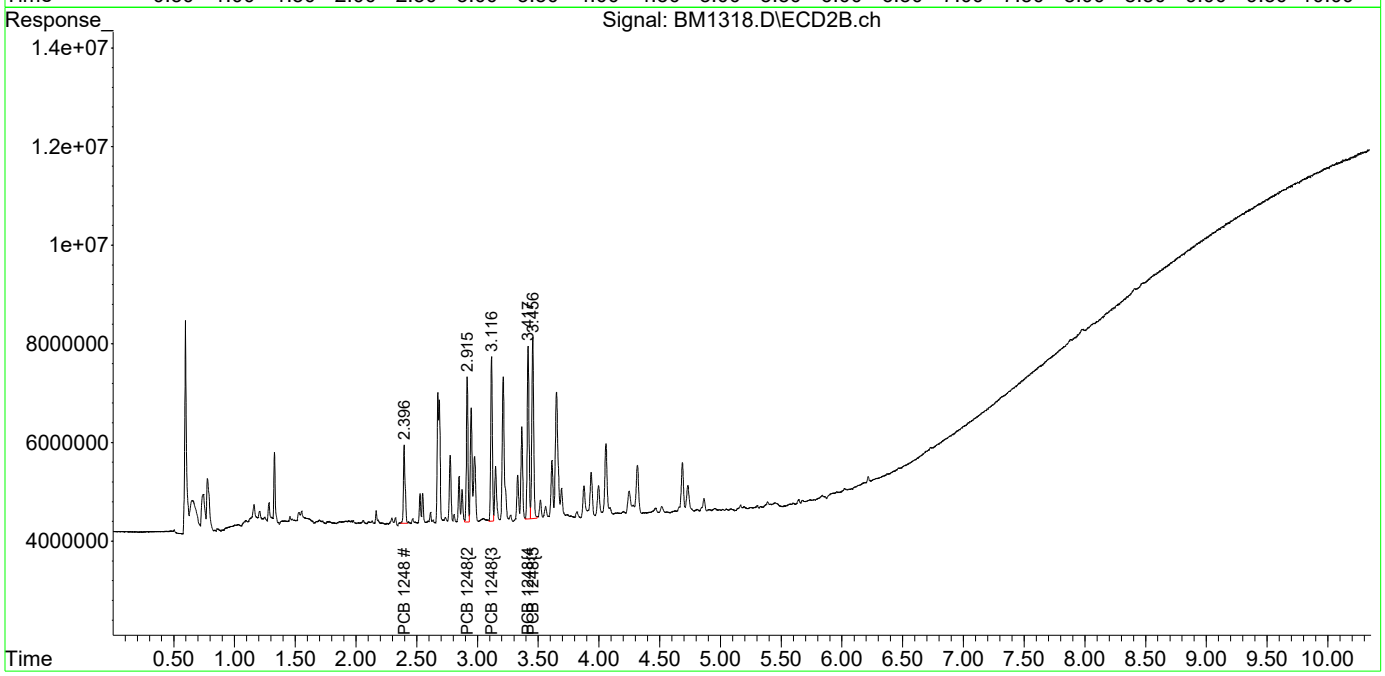

1st AF 03/11/24
2nd AM 03/12/24

Quantitation Report (Qedit)

Data Path : I:\ACQUDATA\6890G\Data\030724\
Data File : BM1318.D
Signal(s) : Signal #1: ECD1A.ch Signal #2: ECD2B.ch
Acq On : 07 Mar 2024 07:58 pm
Operator : AFelser
Sample : 1248 LL
Misc :
ALS Vial : 27 Sample Multiplier: 1

Integration File signal 1: AUTOINT1.E
Integration File signal 2: AUTOINT2.E
Quant Time: Mar 08 11:27:34 2024
Quant Method : I:\ACQUDATA\6890G\Methods\G-PCB030724.M
Quant Title : 608/8082 PCB'S
QLast Update : Fri Mar 08 11:23:02 2024
Response via : Initial Calibration
Integrator: ChemStation

Volume Inj. : 2uL
Signal #1 Phase : DB-1701 Signal #2 Phase: DB-17
Signal #1 Info : 0.32mm 30m Signal #2 Info : 0.32mm 30m

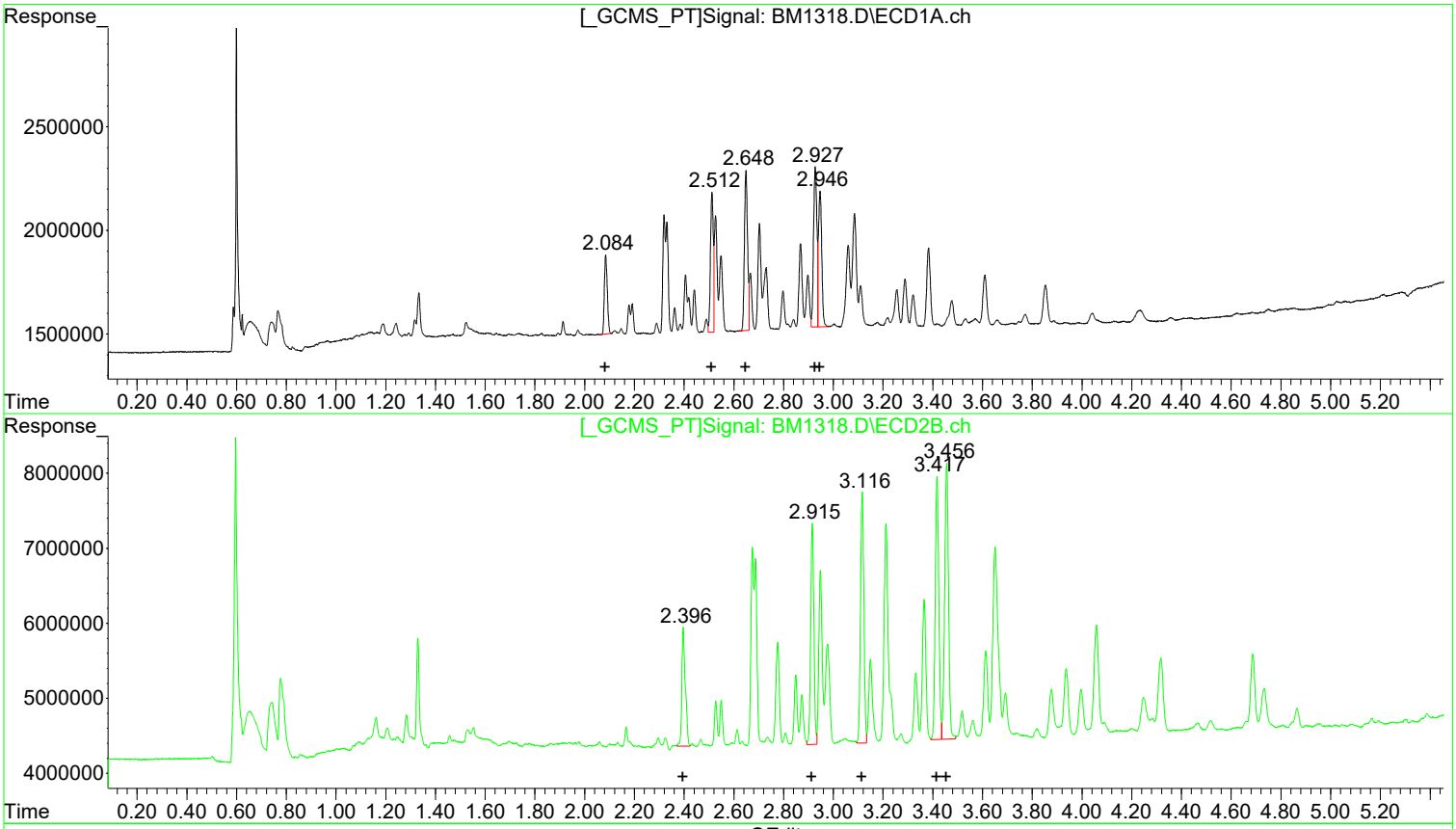

QEdit

(23) PCB 1248 (L5c)

R.T.	Response	Conc
2.08	3107896	30.61
2.51	5328414	31.59
2.65	6681077	29.68
2.93	7235204	28.38
2.95	6107845	27.76

(23) PCB 1248 #2 (L5c)

R.T.	Response	Conc
2.40	15539929	26.23
2.92	26114151	25.95
3.12	31215519	24.39
3.42	35279984	23.74
3.46	40071500	24.01

Manual Integration:

After

Poor integration.

03/08/24

(+) = Expected Retention Time

Quantitation Report (QT Reviewed)

Data Path : I:\ACQUDATA\6890G\Data\030724\
Data File : BM1317.D
Signal(s) : Signal #1: ECD1A.ch Signal #2: ECD2B.ch
Acq On : 07 Mar 2024 07:44 pm
Operator : AFelser
Sample : 1242/68 H
Misc :
ALS Vial : 26 Sample Multiplier: 1

Integration File signal 1: AUTOINT1.E
Integration File signal 2: AUTOINT2.E
Quant Time: Mar 08 11:27:30 2024
Quant Method : I:\ACQUDATA\6890G\Methods\G-PCB030724.M
Quant Title : 608/8082 PCB'S
QLast Update : Fri Mar 08 11:23:02 2024
Response via : Initial Calibration
Integrator: ChemStation

Volume Inj. : 2uL
Signal #1 Phase : DB-1701 Signal #2 Phase: DB-17
Signal #1 Info : 0.32mm 30m Signal #2 Info : 0.32mm 30m

Compound	RT#1	RT#2	Resp#1	Resp#2	ug/l	ug/l
System Monitoring Compounds						
Target Compounds						
Sum PCB 1016			0	0	N.D.	N.D.
Average PCB 1016					0.000	0.000
Sum PCB 1221			0	0	N.D.	N.D.
Average PCB 1221					0.000	0.000
Sum PCB 1232			0	0	N.D.	N.D.
Average PCB 1232					0.000	0.000
18) L4c PCB 1242	1.908	2.161	96300717	595.8E6	869.117	891.272
19) L4c PCB 1242{2}	2.079	2.391	193.4E6	1225.9E6	869.882	883.880
20) L4c PCB 1242{3}	2.326	2.682	243.7E6	1600.0E6	881.048	907.157
21) L4c PCB 1242{4}	2.922	3.413	133.3E6	802.2E6	867.890	883.227
22) L4c PCB 1242{5}	2.942	3.452	131.9E6	914.8E6	875.383	883.028
Sum PCB 1242			798.5E6	5138.7E6	4363.321	4448.564
Average PCB 1242					872.664	889.713
Sum PCB 1248			0	0	N.D.	N.D.
Average PCB 1248					0.000	0.000
Sum PCB 1254			0	0	N.D.	N.D.
Average PCB 1254					0.000	0.000
Sum PCB 1260			0	0	N.D.	N.D.
Average PCB 1260					0.000	0.000
38) L8C PCB 1268	4.162	4.944	148.2E6	734.2E6	834.406	843.093
39) L8C PCB 1268{2}	4.430	5.194	191.9E6	888.4E6	835.326	846.051
40) L8C PCB 1268{3}	5.023	5.641	794.2E6	3857.4E6	861.982	875.531
41) L8C PCB 1268{4}	5.055	5.841	781.8E6	2789.9E6	854.505	878.016
42) L8C PCB 1268{5}	5.474	6.019	261.6E6	1144.2E6	841.831	854.626
Sum PCB 1268			2177.8E6	9414.1E6	4228.050	4297.317
Average PCB 1268					845.610	859.463
Sum PCB 1262			0	0	N.D.	N.D.
Average PCB 1262					0.000	0.000

(f)=RT Delta > 1/2 Window (#)=Amounts differ by > 25% (m)=manual int.

Quantitation Report (QT Reviewed)

Data Path : I:\ACQUDATA\6890G\Data\030724\
Data File : BM1317.D
Signal(s) : Signal #1: ECD1A.ch Signal #2: ECD2B.ch
Acq On : 07 Mar 2024 07:44 pm
Operator : AFelser
Sample : 1242/68 H
Misc :
ALS Vial : 26 Sample Multiplier: 1

Integration File signal 1: AUTOINT1.E
Integration File signal 2: AUTOINT2.E
Quant Time: Mar 08 11:27:30 2024
Quant Method : I:\ACQUDATA\6890G\Methods\G-PCB030724.M
Quant Title : 608/8082 PCB'S
QLast Update : Fri Mar 08 11:23:02 2024
Response via : Initial Calibration
Integrator: ChemStation

Volume Inj. : 2uL
Signal #1 Phase : DB-1701 Signal #2 Phase: DB-17
Signal #1 Info : 0.32mm 30m Signal #2 Info : 0.32mm 30m

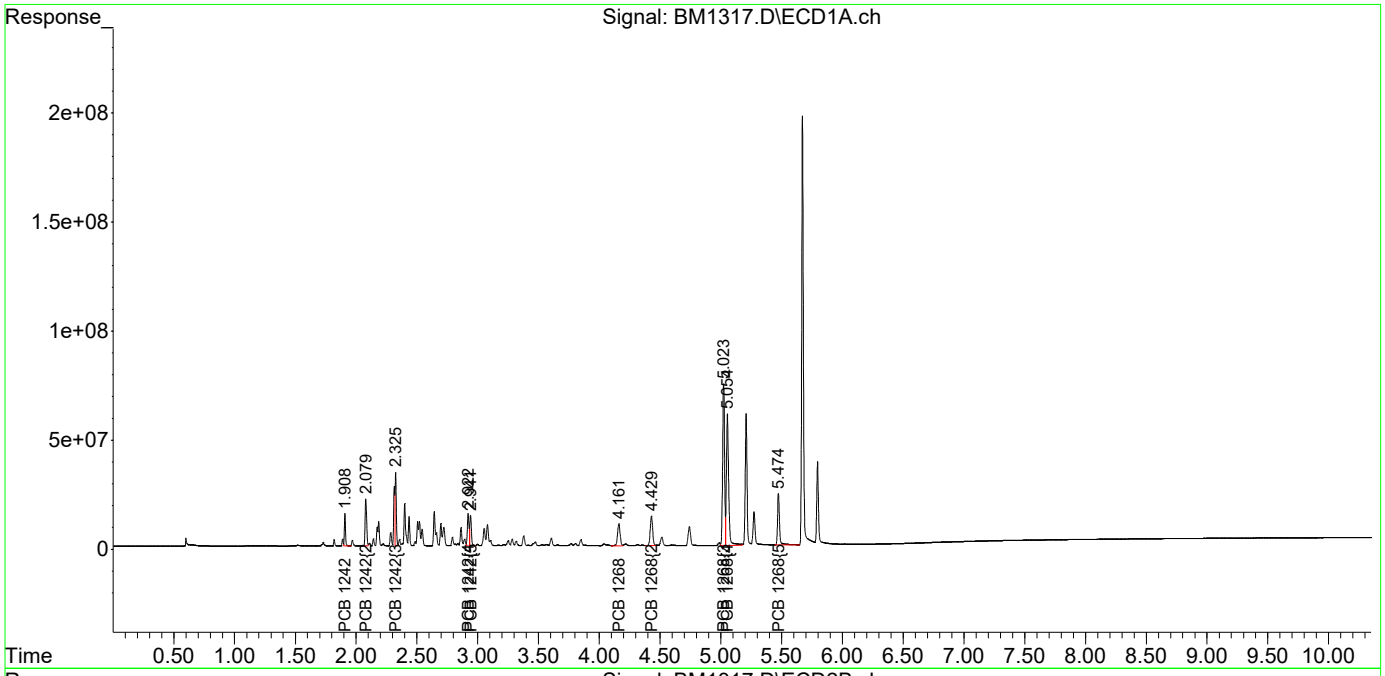

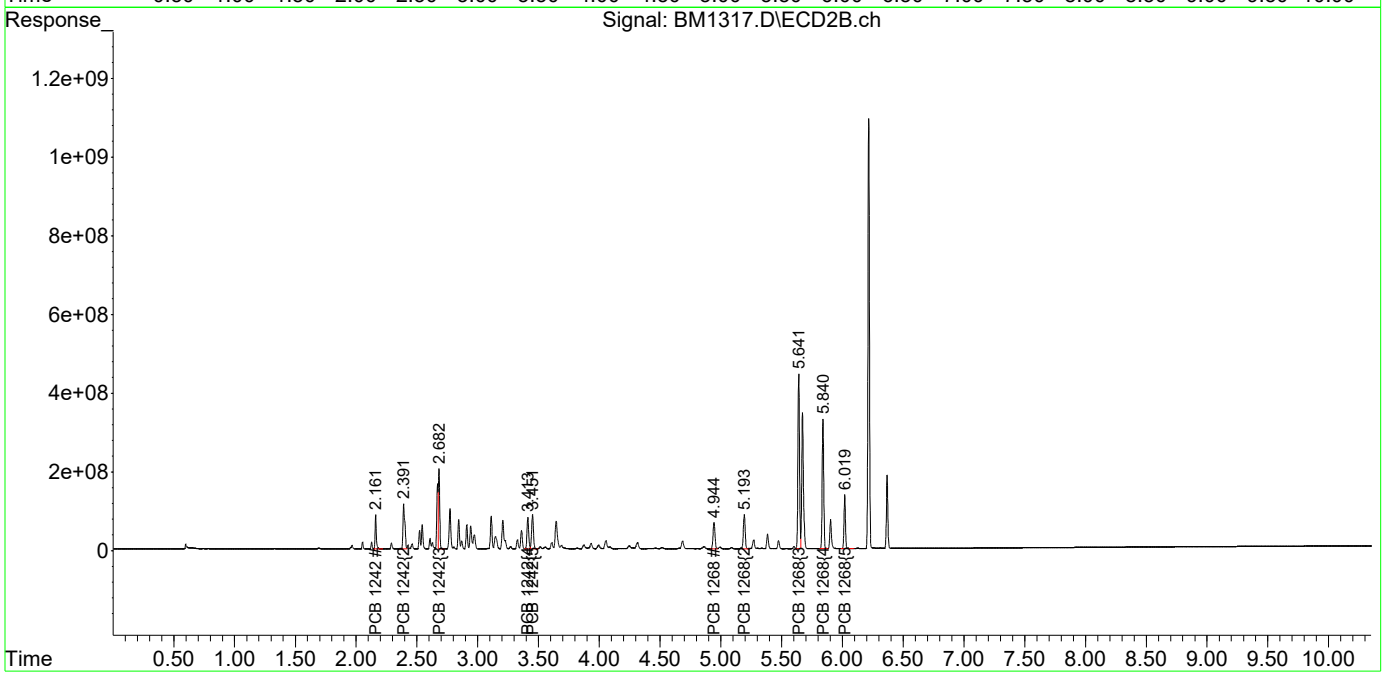

Quantitation Report (QT Reviewed)

Data Path : I:\ACQUDATA\6890G\Data\030724\
Data File : BM1316.D
Signal(s) : Signal #1: ECD1A.ch Signal #2: ECD2B.ch
Acq On : 07 Mar 2024 07:30 pm
Operator : AFelser
Sample : 1242/68 MH
Misc :
ALS Vial : 25 Sample Multiplier: 1

Integration File signal 1: AUTOINT1.E
Integration File signal 2: AUTOINT2.E
Quant Time: Mar 08 11:27:26 2024
Quant Method : I:\ACQUDATA\6890G\Methods\G-PCB030724.M
Quant Title : 608/8082 PCB'S
QLast Update : Fri Mar 08 11:23:02 2024
Response via : Initial Calibration
Integrator: ChemStation

Volume Inj. : 2uL
Signal #1 Phase : DB-1701 Signal #2 Phase: DB-17
Signal #1 Info : 0.32mm 30m Signal #2 Info : 0.32mm 30m

Compound	RT#1	RT#2	Resp#1	Resp#2	ug/l	ug/l
System Monitoring Compounds						
Target Compounds						
Sum PCB 1016			0	0	N.D.	N.D.
Average PCB 1016					0.000	0.000
Sum PCB 1221			0	0	N.D.	N.D.
Average PCB 1221					0.000	0.000
Sum PCB 1232			0	0	N.D.	N.D.
Average PCB 1232					0.000	0.000
18) L4c PCB 1242	1.914	2.167	75472551	458.2E6	681.142	685.334
19) L4c PCB 1242{2}	2.085	2.397	151.5E6	946.9E6	681.437	682.745
20) L4c PCB 1242{3}	2.332	2.688	187.7E6	1218.2E6	678.581	690.686
21) L4c PCB 1242{4}	2.928	3.417	103.5E6	620.9E6	673.976	683.617
22) L4c PCB 1242{5}	2.947	3.457	102.4E6	706.4E6	679.321	681.834
Sum PCB 1242			620.5E6	3950.6E6	3394.457	3424.217
Average PCB 1242					678.891	684.843
Sum PCB 1248			0	0	N.D.	N.D.
Average PCB 1248					0.000	0.000
Sum PCB 1254			0	0	N.D.	N.D.
Average PCB 1254					0.000	0.000
Sum PCB 1260			0	0	N.D.	N.D.
Average PCB 1260					0.000	0.000
38) L8C PCB 1268	4.167	4.947	117.2E6	574.8E6	659.403	660.072
39) L8C PCB 1268{2}	4.434	5.196	152.2E6	698.7E6	662.480	665.450
40) L8C PCB 1268{3}	5.025	5.643	617.9E6	2992.2E6	670.567	679.139
41) L8C PCB 1268{4}	5.057	5.842	612.3E6	2176.3E6	669.219	684.901
42) L8C PCB 1268{5}	5.476	6.021	206.6E6	895.5E6	664.805	668.914
Sum PCB 1268			1706.1E6	7337.6E6	3326.473	3358.476
Average PCB 1268					665.295	671.695
Sum PCB 1262			0	0	N.D.	N.D.
Average PCB 1262					0.000	0.000

(f)=RT Delta > 1/2 Window (#)=Amounts differ by > 25% (m)=manual int.

Quantitation Report (QT Reviewed)

Data Path : I:\ACQUDATA\6890G\Data\030724\
Data File : BM1316.D
Signal(s) : Signal #1: ECD1A.ch Signal #2: ECD2B.ch
Acq On : 07 Mar 2024 07:30 pm
Operator : AFelser
Sample : 1242/68 MH
Misc :
ALS Vial : 25 Sample Multiplier: 1

Integration File signal 1: AUTOINT1.E
Integration File signal 2: AUTOINT2.E
Quant Time: Mar 08 11:27:26 2024
Quant Method : I:\ACQUDATA\6890G\Methods\G-PCB030724.M
Quant Title : 608/8082 PCB'S
QLast Update : Fri Mar 08 11:23:02 2024
Response via : Initial Calibration
Integrator: ChemStation

Volume Inj. : 2uL
Signal #1 Phase : DB-1701 Signal #2 Phase: DB-17
Signal #1 Info : 0.32mm 30m Signal #2 Info : 0.32mm 30m

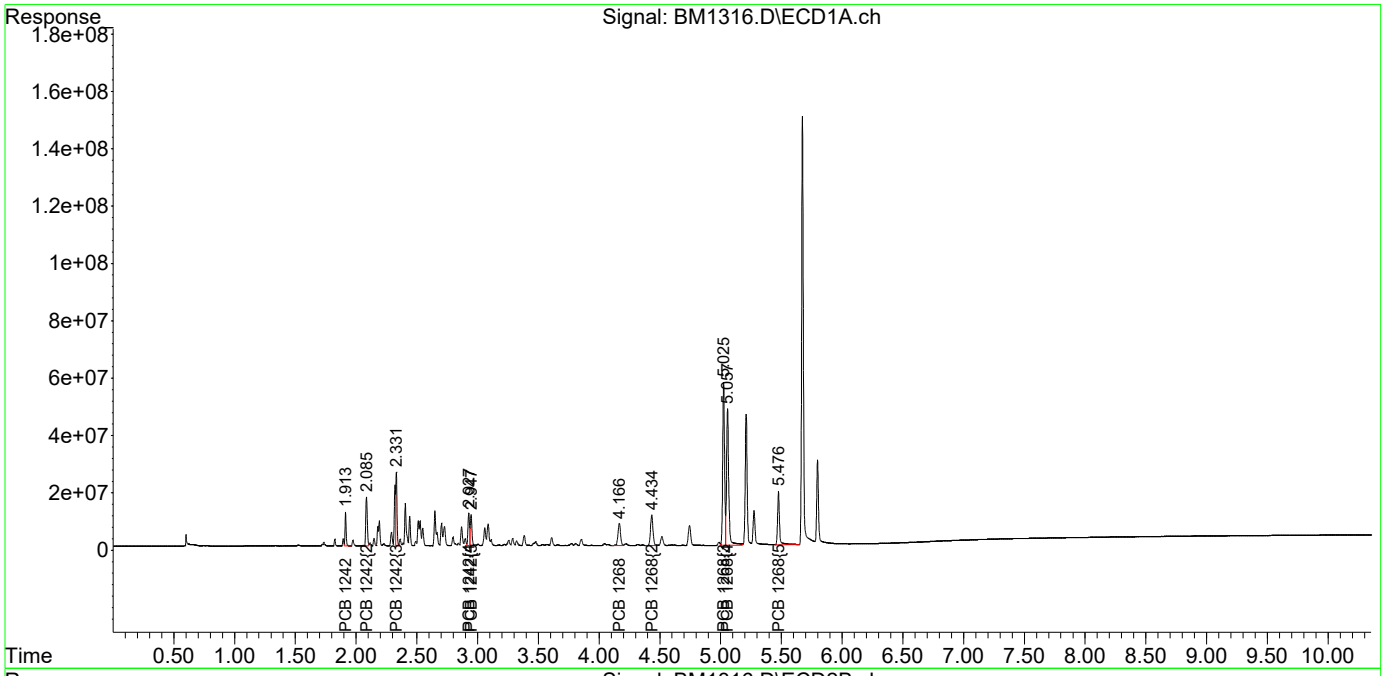

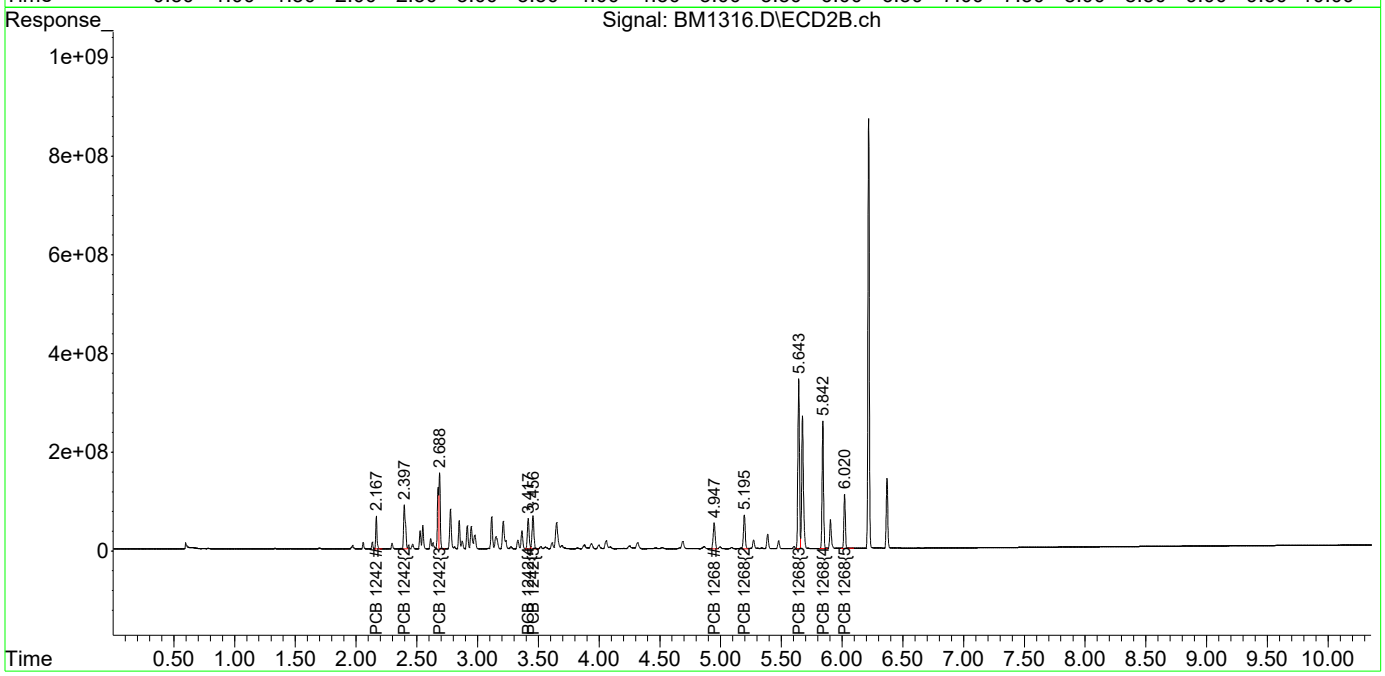

Quantitation Report (QT Reviewed)

Data Path : I:\ACQUDATA\6890G\Data\030724\
Data File : BM1315.D
Signal(s) : Signal #1: ECD1A.ch Signal #2: ECD2B.ch
Acq On : 07 Mar 2024 07:16 pm
Operator : AFelser
Sample : 1242/68 M
Misc :
ALS Vial : 24 Sample Multiplier: 1

Integration File signal 1: AUTOINT1.E
Integration File signal 2: AUTOINT2.E
Quant Time: Mar 08 11:02:53 2024
Quant Method : I:\ACQUDATA\6890G\Methods\G-PCB030724.M
Quant Title : 608/8082 PCB'S
QLast Update : Fri Mar 08 11:02:20 2024
Response via : Initial Calibration
Integrator: ChemStation

Volume Inj. : 2uL
Signal #1 Phase : DB-1701 Signal #2 Phase: DB-17
Signal #1 Info : 0.32mm 30m Signal #2 Info : 0.32mm 30m

Compound	RT#1	RT#2	Resp#1	Resp#2	ug/l	ug/l
System Monitoring Compounds						
Target Compounds						
Sum PCB 1016			0	0	N.D.	N.D.
Average PCB 1016					0.000	0.000
Sum PCB 1221			0	0	N.D.	N.D.
Average PCB 1221					0.000	0.000
Sum PCB 1232			0	0	N.D.	N.D.
Average PCB 1232					0.000	0.000
18) L4c PCB 1242	1.913	2.167	55401486	334.3E6	117.846	764.201 #
19) L4c PCB 1242{2}	2.085	2.397	111.1E6	693.5E6	124.712	791.701 #
20) L4c PCB 1242{3}	2.331	2.687	138.3E6	881.9E6	114.889m	785.075 #
21) L4c PCB 1242{4}	2.927	3.418	76773637	454.1E6	151.249	828.131 #
22) L4c PCB 1242{5}	2.947	3.457	75359174	518.0E6	108.358	773.916 #
Sum PCB 1242			457.0E6	2881.7E6	617.055	3943.024
Average PCB 1242					123.411	788.605
Sum PCB 1248			0	0	N.D.	N.D.
Average PCB 1248					0.000	0.000
Sum PCB 1254			0	0	N.D.	N.D.
Average PCB 1254					0.000	0.000
Sum PCB 1260			0	0	N.D.	N.D.
Average PCB 1260					0.000	0.000
38) L8C PCB 1268	4.165	4.947	88830558	435.4E6	154.533	850.798 #
39) L8C PCB 1268{2}	4.433	5.195	114.9E6	525.0E6	159.422	735.482 #
40) L8C PCB 1268{3}	5.025	5.642	460.7E6	2202.9E6	156.786	858.208 #
41) L8C PCB 1268{4}	5.056	5.841	457.4E6	1588.8E6	160.237	793.676 #
42) L8C PCB 1268{5}	5.476	6.020	155.4E6	669.4E6	157.310	787.345 #
Sum PCB 1268			1277.3E6	5421.5E6	788.289	4025.509
Average PCB 1268					157.658	805.102
Sum PCB 1262			0	0	N.D.	N.D.
Average PCB 1262					0.000	0.000

(f)=RT Delta > 1/2 Window (#)=Amounts differ by > 25% (m)=manual int.

Quantitation Report (QT Reviewed)

Data Path : I:\ACQUDATA\6890G\Data\030724\
Data File : BM1315.D
Signal(s) : Signal #1: ECD1A.ch Signal #2: ECD2B.ch
Acq On : 07 Mar 2024 07:16 pm
Operator : AFelser
Sample : 1242/68 M
Misc :
ALS Vial : 24 Sample Multiplier: 1

Integration File signal 1: AUTOINT1.E
Integration File signal 2: AUTOINT2.E
Quant Time: Mar 08 11:02:53 2024
Quant Method : I:\ACQUDATA\6890G\Methods\G-PCB030724.M
Quant Title : 608/8082 PCB'S
QLast Update : Fri Mar 08 11:02:20 2024
Response via : Initial Calibration
Integrator: ChemStation

Volume Inj. : 2uL
Signal #1 Phase : DB-1701 Signal #2 Phase: DB-17
Signal #1 Info : 0.32mm 30m Signal #2 Info : 0.32mm 30m

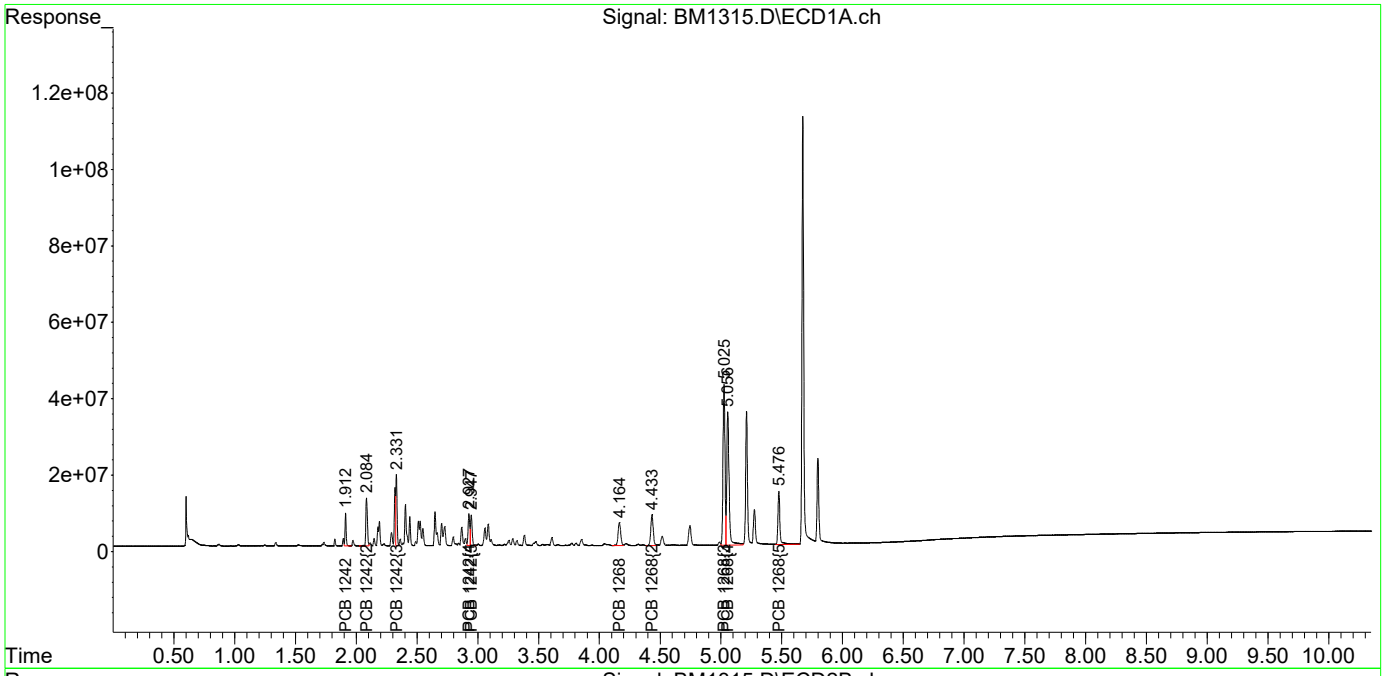

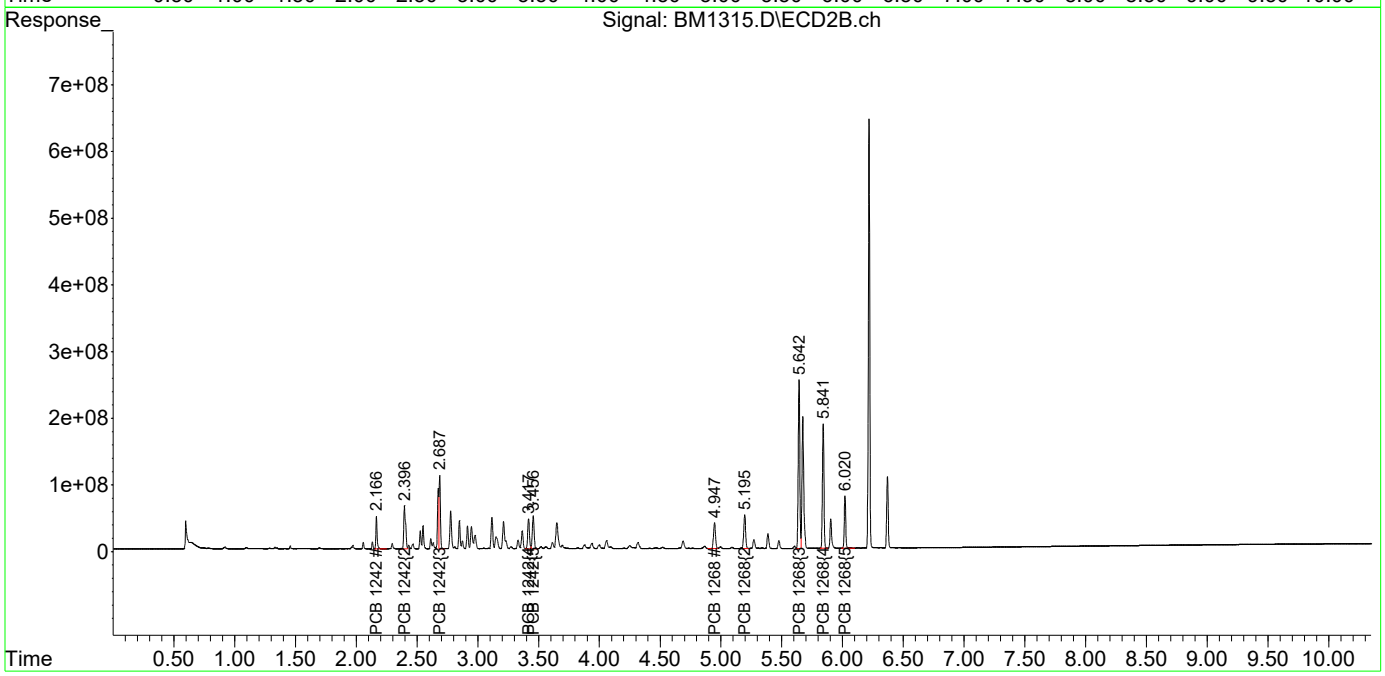

1st AF 03/11/24
2nd AM 03/12/24

Quantitation Report (Qedit)

Data Path : I:\ACQUDATA\6890G\Data\030724\
Data File : BM1315.D
Signal(s) : Signal #1: ECD1A.ch Signal #2: ECD2B.ch
Acq On : 07 Mar 2024 07:16 pm
Operator : AFelser
Sample : 1242/68 M
Misc :
ALS Vial : 24 Sample Multiplier: 1

Integration File signal 1: AUTOINT1.E
Integration File signal 2: AUTOINT2.E
Quant Time: Mar 08 11:02:53 2024
Quant Method : I:\ACQUDATA\6890G\Methods\G-PCB030724.M
Quant Title : 608/8082 PCB'S
QLast Update : Fri Mar 08 11:02:20 2024
Response via : Initial Calibration
Integrator: ChemStation

Volume Inj. : 2uL
Signal #1 Phase : DB-1701 Signal #2 Phase: DB-17
Signal #1 Info : 0.32mm 30m Signal #2 Info : 0.32mm 30m

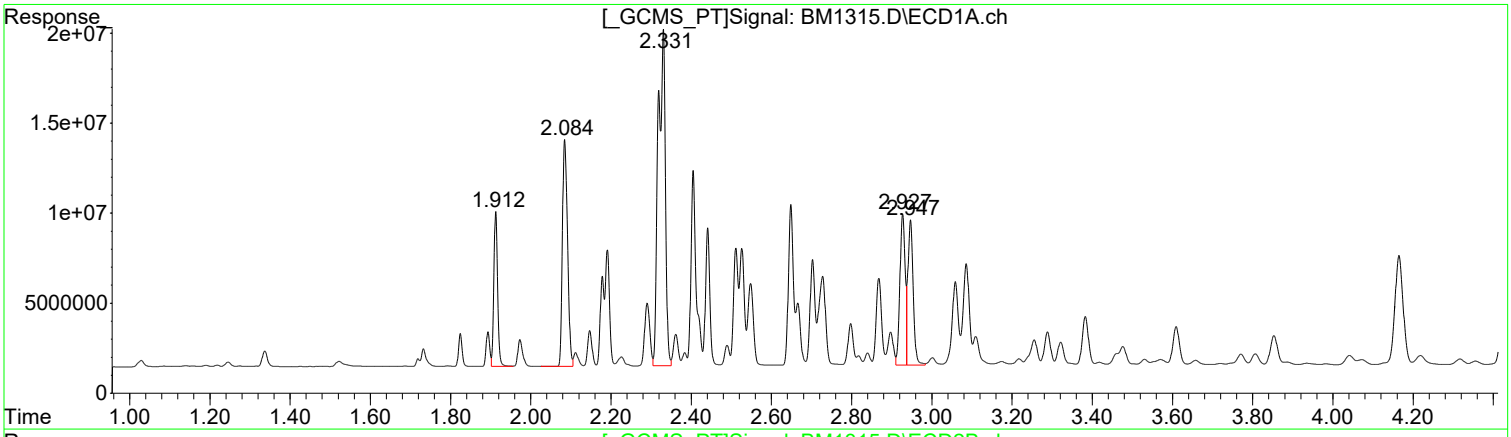

(18) PCB 1242 (L4c)

R.T.	Response	Conc
1.91	55401486	117.85
2.08	111138110	124.71
2.33	231625524	192.44
2.93	76773637	151.25
2.95	75359174	108.36

(18) PCB 1242 #2 (L4c)

R.T.	Response	Conc
2.17	334258114	764.20
2.40	693464638	791.70
2.69	881850110	785.07
3.42	454144284	828.13
3.46	518013550	773.92

Manual Integration:

Before

03/08/24

(+) = Expected Retention Time

1st AF 03/11/24
2nd AM 03/12/24

Quantitation Report (Qedit)

Data Path : I:\ACQUDATA\6890G\Data\030724\
Data File : BM1315.D
Signal(s) : Signal #1: ECD1A.ch Signal #2: ECD2B.ch
Acq On : 07 Mar 2024 07:16 pm
Operator : AFelser
Sample : 1242/68 M
Misc :
ALS Vial : 24 Sample Multiplier: 1

Integration File signal 1: AUTOINT1.E
Integration File signal 2: AUTOINT2.E
Quant Time: Mar 08 11:02:53 2024
Quant Method : I:\ACQUDATA\6890G\Methods\G-PCB030724.M
Quant Title : 608/8082 PCB'S
QLast Update : Fri Mar 08 11:02:20 2024
Response via : Initial Calibration
Integrator: ChemStation

Volume Inj. : 2uL
Signal #1 Phase : DB-1701 Signal #2 Phase: DB-17
Signal #1 Info : 0.32mm 30m Signal #2 Info : 0.32mm 30m

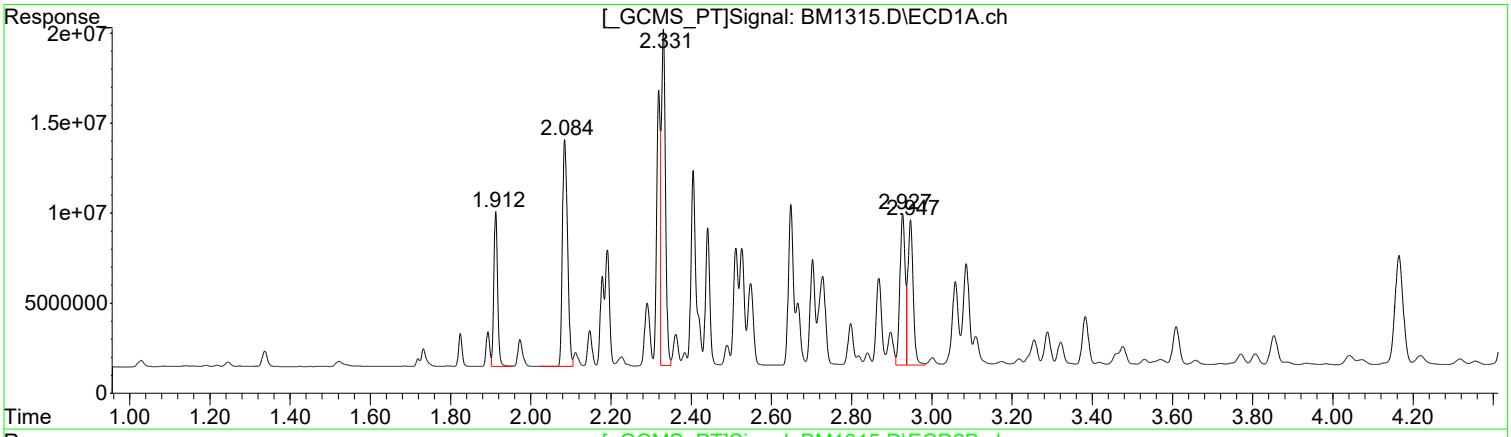

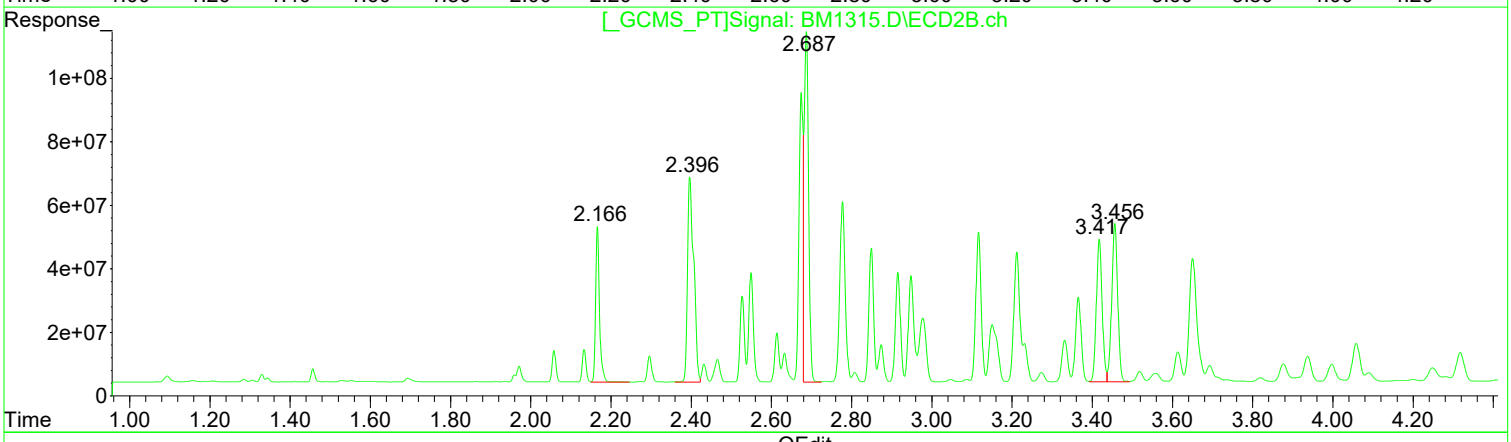

QEdit

(18) PCB 1242 (L4c)

R.T.	Response	Conc
1.91	55401486	117.85
2.08	111138110	124.71
2.33	138284405	114.89
2.93	76773637	151.25
2.95	75359174	108.36

(18) PCB 1242 #2 (L4c)

R.T.	Response	Conc
2.17	334258114	764.20
2.40	693464638	791.70
2.69	881850110	785.07
3.42	454144284	828.13
3.46	518013550	773.92

Manual Integration:

After

Poor integration.

03/08/24

(+) = Expected Retention Time

Quantitation Report (QT Reviewed)

Data Path : I:\ACQUDATA\6890G\Data\030724\
Data File : BM1314.D
Signal(s) : Signal #1: ECD1A.ch Signal #2: ECD2B.ch
Acq On : 07 Mar 2024 07:02 pm
Operator : AFelser
Sample : 1242/68 ML
Misc :
ALS Vial : 23 Sample Multiplier: 1

Integration File signal 1: AUTOINT1.E
Integration File signal 2: AUTOINT2.E
Quant Time: Mar 08 11:27:22 2024
Quant Method : I:\ACQUDATA\6890G\Methods\G-PCB030724.M
Quant Title : 608/8082 PCB'S
QLast Update : Fri Mar 08 11:23:02 2024
Response via : Initial Calibration
Integrator: ChemStation

Volume Inj. : 2uL
Signal #1 Phase : DB-1701 Signal #2 Phase: DB-17
Signal #1 Info : 0.32mm 30m Signal #2 Info : 0.32mm 30m

Compound	RT#1	RT#2	Resp#1	Resp#2	ug/l	ug/l
System Monitoring Compounds						
Target Compounds						
Sum PCB 1016			0	0	N.D.	N.D.
Average PCB 1016					0.000	0.000
Sum PCB 1221			0	0	N.D.	N.D.
Average PCB 1221					0.000	0.000
Sum PCB 1232			0	0	N.D.	N.D.
Average PCB 1232					0.000	0.000
18) L4c PCB 1242	1.915	2.169	28283717	166.6E6	255.261	249.145
19) L4c PCB 1242{2}	2.087	2.399	56658175	340.5E6	254.900	245.531
20) L4c PCB 1242{3}	2.334	2.690	65763817	415.6E6	237.785	235.666
21) L4c PCB 1242{4}	2.930	3.420	38147528	220.1E6	248.442	242.294
22) L4c PCB 1242{5}	2.949	3.458	36895527	250.3E6	244.798	241.585
Sum PCB 1242			225.7E6	1393.1E6	1241.185	1214.221
Average PCB 1242					248.237	242.844
Sum PCB 1248			0	0	N.D.	N.D.
Average PCB 1248					0.000	0.000
Sum PCB 1254			0	0	N.D.	N.D.
Average PCB 1254					0.000	0.000
Sum PCB 1260			0	0	N.D.	N.D.
Average PCB 1260					0.000	0.000
38) L8C PCB 1268	4.168	4.948	45064759	208.9E6	253.656	239.883
39) L8C PCB 1268{2}	4.435	5.196	58419640	254.3E6	254.247	242.198
40) L8C PCB 1268{3}	5.025	5.643	214.4E6	1001.0E6	232.654	227.208
41) L8C PCB 1268{4}	5.057	5.841	217.1E6	731.0E6	237.248	230.063
42) L8C PCB 1268{5}	5.476	6.021	72770736	312.3E6	234.150	233.254
Sum PCB 1268			607.7E6	2507.6E6	1211.955	1172.606
Average PCB 1268					242.391	234.521
Sum PCB 1262			0	0	N.D.	N.D.
Average PCB 1262					0.000	0.000

(f)=RT Delta > 1/2 Window (#)=Amounts differ by > 25% (m)=manual int.

Quantitation Report (QT Reviewed)

Data Path : I:\ACQUDATA\6890G\Data\030724\
Data File : BM1314.D
Signal(s) : Signal #1: ECD1A.ch Signal #2: ECD2B.ch
Acq On : 07 Mar 2024 07:02 pm
Operator : AFelser
Sample : 1242/68 ML
Misc :
ALS Vial : 23 Sample Multiplier: 1

Integration File signal 1: AUTOINT1.E
Integration File signal 2: AUTOINT2.E
Quant Time: Mar 08 11:27:22 2024
Quant Method : I:\ACQUDATA\6890G\Methods\G-PCB030724.M
Quant Title : 608/8082 PCB'S
QLast Update : Fri Mar 08 11:23:02 2024
Response via : Initial Calibration
Integrator: ChemStation

Volume Inj. : 2uL
Signal #1 Phase : DB-1701 Signal #2 Phase: DB-17
Signal #1 Info : 0.32mm 30m Signal #2 Info : 0.32mm 30m

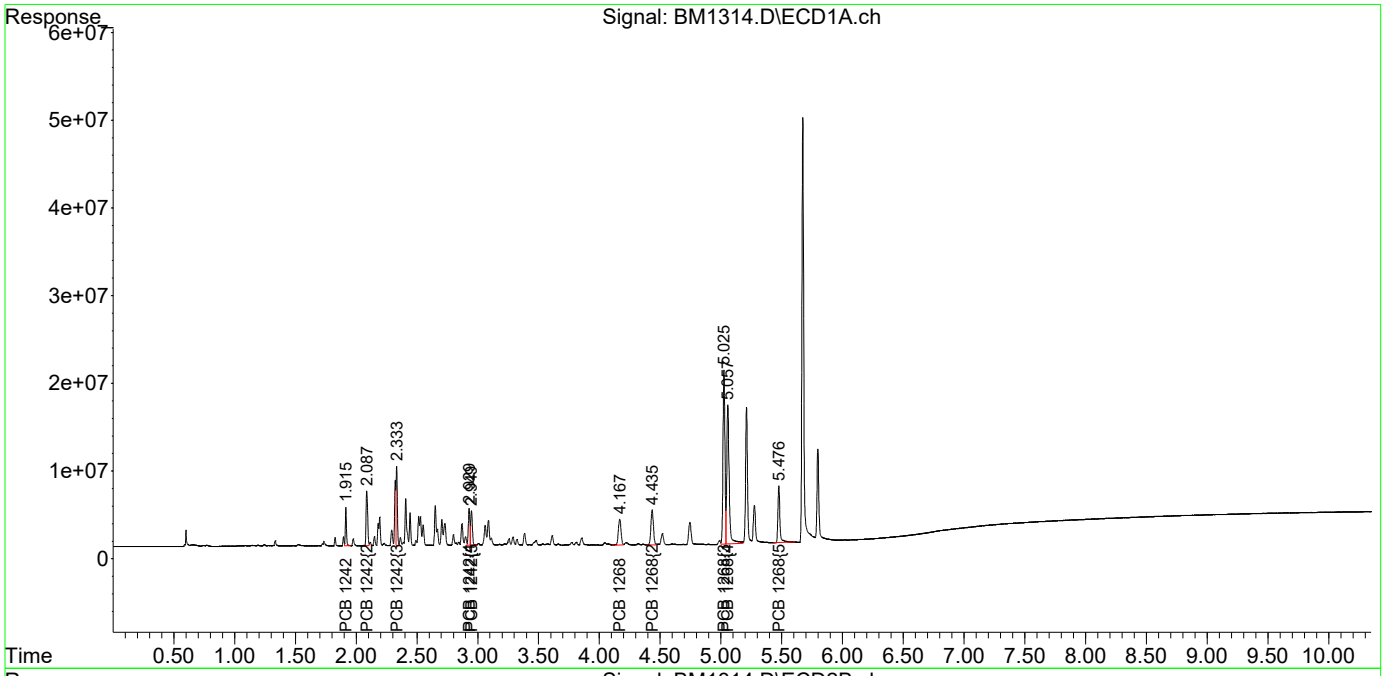

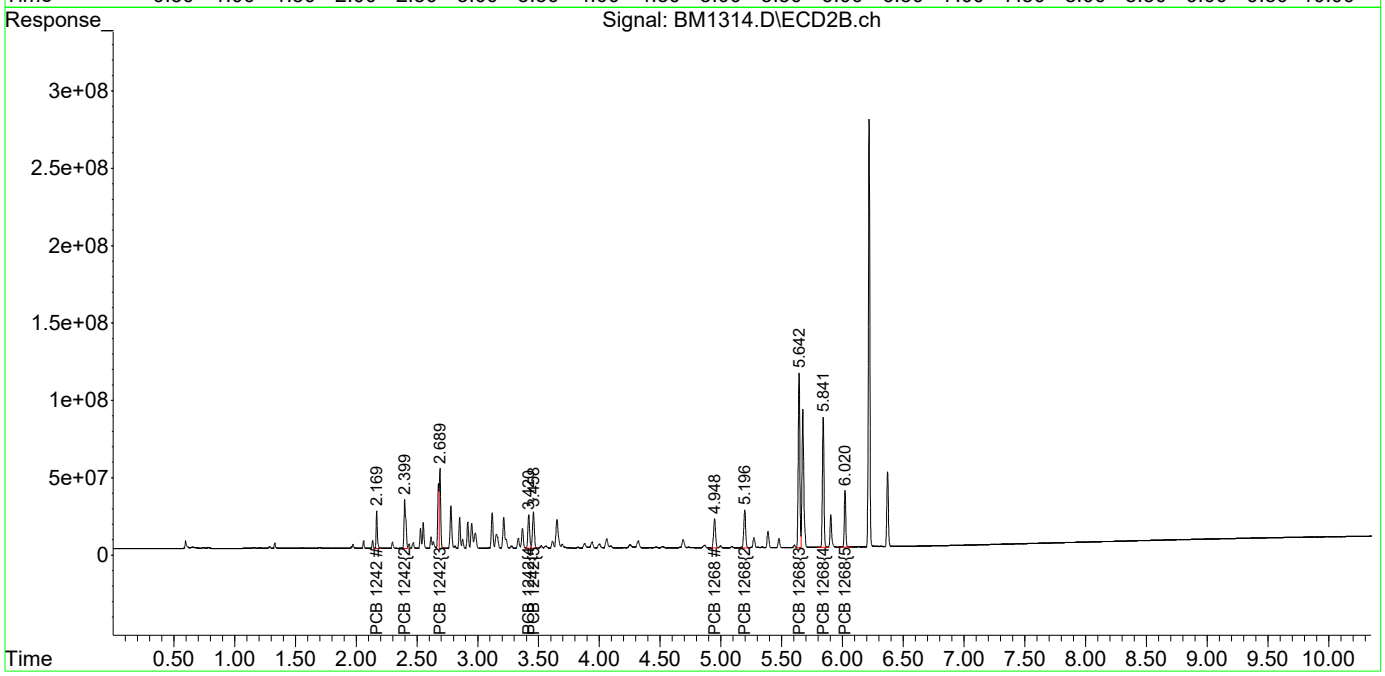

Quantitation Report (QT Reviewed)

Data Path : I:\ACQUDATA\6890G\Data\030724\
Data File : BM1313.D
Signal(s) : Signal #1: ECD1A.ch Signal #2: ECD2B.ch
Acq On : 07 Mar 2024 06:48 pm
Operator : AFelser
Sample : 1242/68 L
Misc :
ALS Vial : 22 Sample Multiplier: 1

Integration File signal 1: AUTOINT1.E
Integration File signal 2: AUTOINT2.E
Quant Time: Mar 08 11:27:18 2024
Quant Method : I:\ACQUDATA\6890G\Methods\G-PCB030724.M
Quant Title : 608/8082 PCB'S
QLast Update : Fri Mar 08 11:23:02 2024
Response via : Initial Calibration
Integrator: ChemStation

Volume Inj. : 2uL
Signal #1 Phase : DB-1701 Signal #2 Phase: DB-17
Signal #1 Info : 0.32mm 30m Signal #2 Info : 0.32mm 30m

Compound	RT#1	RT#2	Resp#1	Resp#2	ug/l	ug/l
System Monitoring Compounds						
Target Compounds						
Sum PCB 1016			0	0	N.D.	N.D.
Average PCB 1016					0.000	0.000
Sum PCB 1221			0	0	N.D.	N.D.
Average PCB 1221					0.000	0.000
Sum PCB 1232			0	0	N.D.	N.D.
Average PCB 1232					0.000	0.000
18) L4c PCB 1242	1.917	2.170	14043894	76519079	126.747	114.461m
19) L4c PCB 1242{2}	2.088	2.400	27222157	155.4E6	122.470	112.041m
20) L4c PCB 1242{3}	2.335	2.691	29842438	182.6E6	107.902	103.545m
21) L4c PCB 1242{4}	2.931	3.420	18097776	98709638	117.865	108.677m
22) L4c PCB 1242{5}	2.951	3.459	17452806	112.4E6	115.797	108.531m
Sum PCB 1242			106.7E6	625.7E6	590.781	547.255
Average PCB 1242					118.156	109.451
Sum PCB 1248			0	0	N.D.	N.D.
Average PCB 1248					0.000	0.000
Sum PCB 1254			0	0	N.D.	N.D.
Average PCB 1254					0.000	0.000
Sum PCB 1260			0	0	N.D.	N.D.
Average PCB 1260					0.000	0.000
38) L8C PCB 1268	4.168	4.947	21252108	96388278	119.622	110.682m
39) L8C PCB 1268{2}	4.436	5.196	29042064	115.1E6	126.394	109.643m
40) L8C PCB 1268{3}	5.026	5.643	94515483	429.5E6	102.579	97.491
41) L8C PCB 1268{4}	5.058	5.842	92012358	313.1E6	100.571	98.530
42) L8C PCB 1268{5}	5.477	6.021	32125647	141.0E6	103.369	105.301
Sum PCB 1268			268.9E6	1095.1E6	552.534	521.649
Average PCB 1268					110.507	104.330
Sum PCB 1262			0	0	N.D.	N.D.
Average PCB 1262					0.000	0.000

(f)=RT Delta > 1/2 Window (#)=Amounts differ by > 25% (m)=manual int.

Quantitation Report (QT Reviewed)

Data Path : I:\ACQUDATA\6890G\Data\030724\
Data File : BM1313.D
Signal(s) : Signal #1: ECD1A.ch Signal #2: ECD2B.ch
Acq On : 07 Mar 2024 06:48 pm
Operator : AFelser
Sample : 1242/68 L
Misc :
ALS Vial : 22 Sample Multiplier: 1

Integration File signal 1: AUTOINT1.E
Integration File signal 2: AUTOINT2.E
Quant Time: Mar 08 11:27:18 2024
Quant Method : I:\ACQUDATA\6890G\Methods\G-PCB030724.M
Quant Title : 608/8082 PCB'S
QLast Update : Fri Mar 08 11:23:02 2024
Response via : Initial Calibration
Integrator: ChemStation

Volume Inj. : 2uL
Signal #1 Phase : DB-1701 Signal #2 Phase: DB-17
Signal #1 Info : 0.32mm 30m Signal #2 Info : 0.32mm 30m

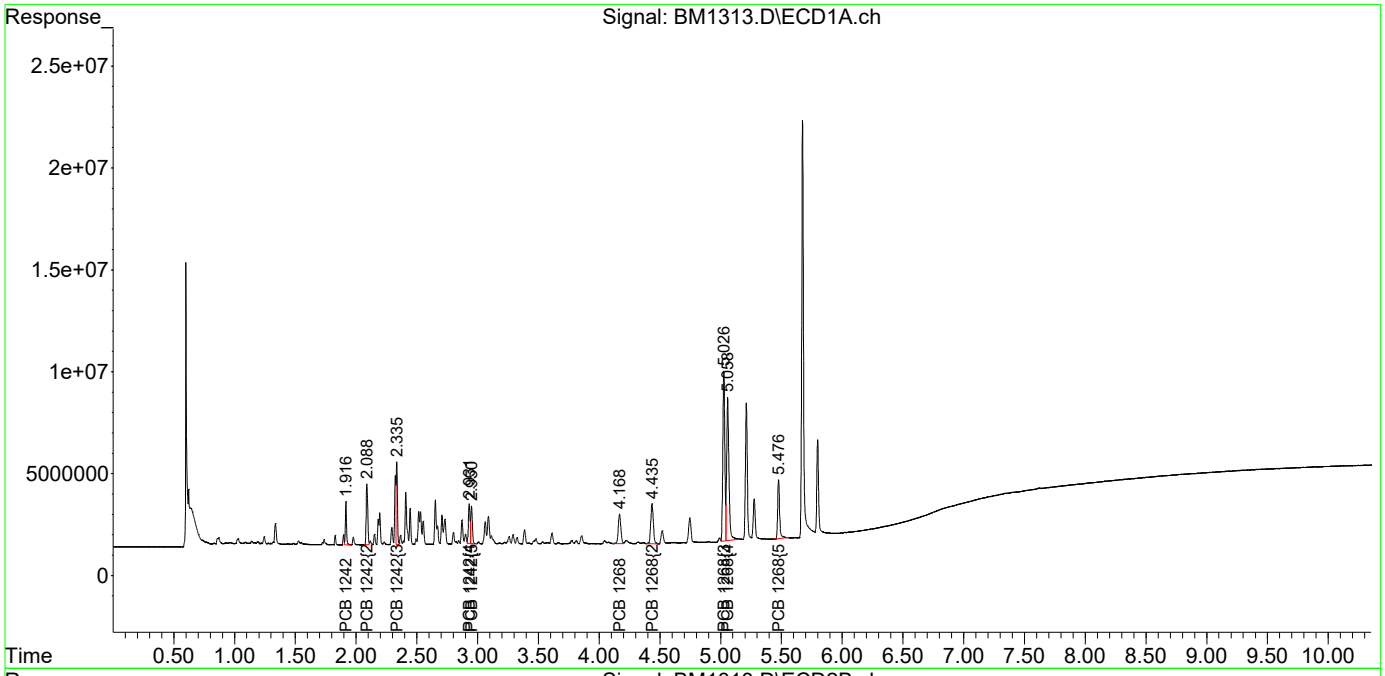

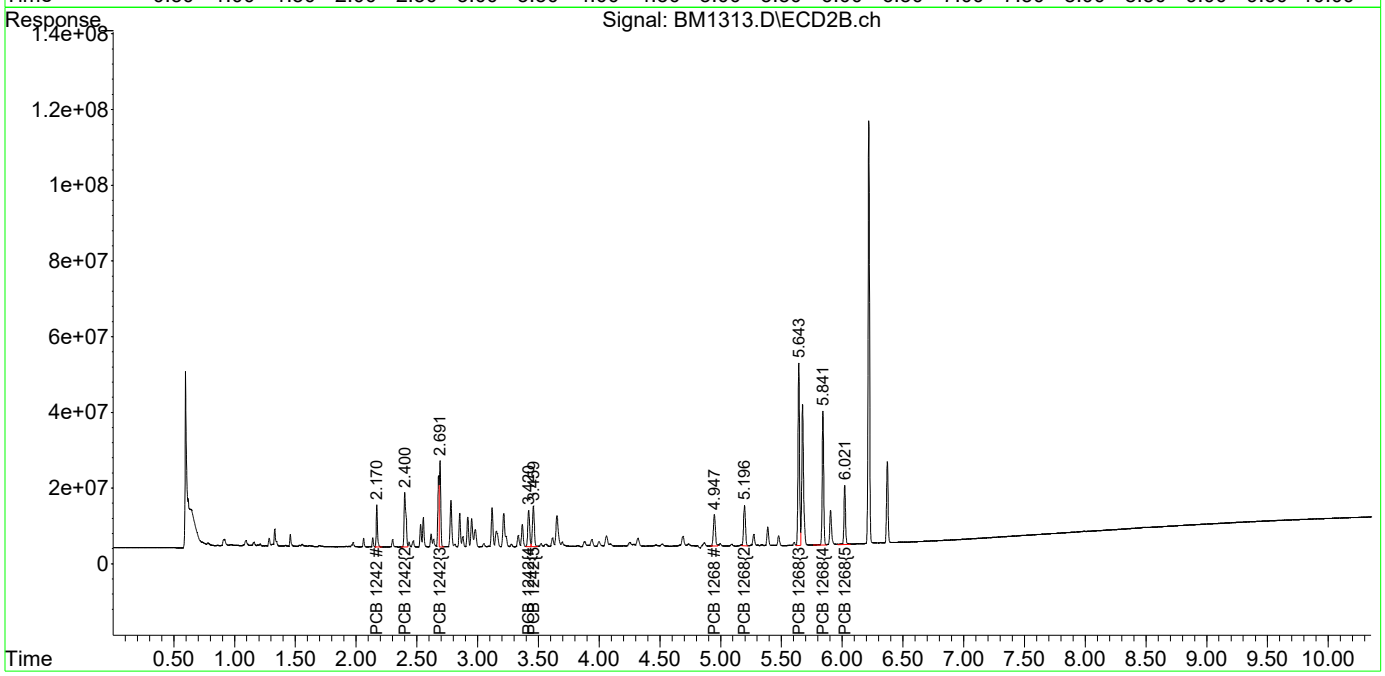

Quantitation Report (Qedit)

Data Path : I:\ACQUDATA\6890G\Data\030724\
Data File : BM1313.D
Signal(s) : Signal #1: ECD1A.ch Signal #2: ECD2B.ch
Acq On : 07 Mar 2024 06:48 pm
Operator : AFelser
Sample : 1242/68 L
Misc :
ALS Vial : 22 Sample Multiplier: 1

Integration File signal 1: AUTOINT1.E
Integration File signal 2: AUTOINT2.E
Quant Time: Mar 08 11:27:18 2024
Quant Method : I:\ACQUDATA\6890G\Methods\G-PCB030724.M
Quant Title : 608/8082 PCB'S
QLast Update : Fri Mar 08 11:23:02 2024
Response via : Initial Calibration
Integrator: ChemStation

Volume Inj. : 2uL
Signal #1 Phase : DB-1701 Signal #2 Phase: DB-17
Signal #1 Info : 0.32mm 30m Signal #2 Info : 0.32mm 30m

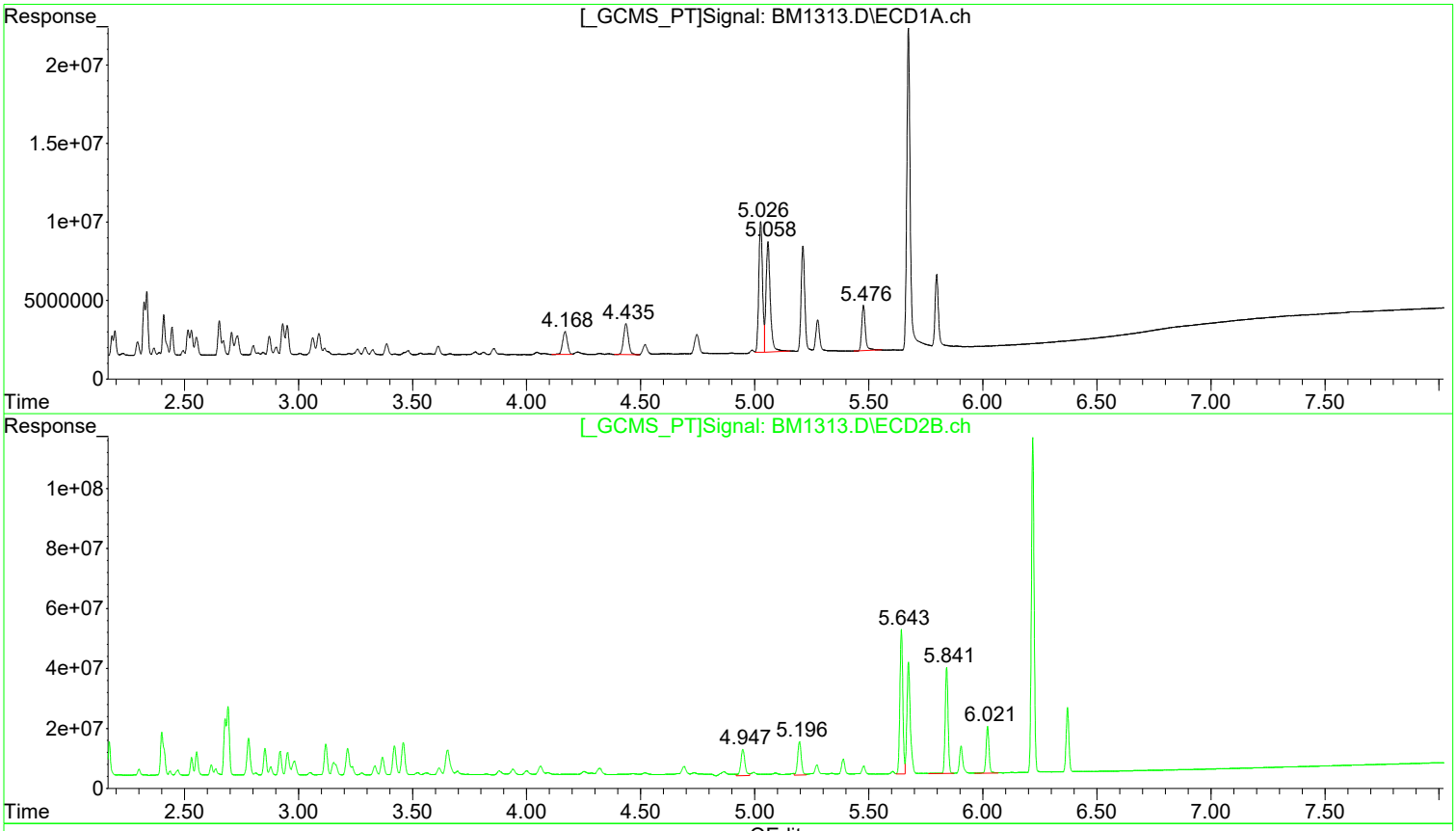

QEdit

(38) PCB 1268 (L8C)

R.T.	Response	Conc
4.17	21252108	119.62
4.44	29042064	126.39
5.03	94515483	102.58
5.06	92012358	100.57
5.48	32125647	103.37

(38) PCB 1268 #2 (L8C)

R.T.	Response	Conc
4.95	111405947	127.93
5.20	124131999	118.22
5.64	429529908	97.49
5.84	313082552	98.53
6.02	140978334	105.30

Manual Integration:

Before

03/08/24

(+) = Expected Retention Time

1st AF 03/11/24
2nd AM 03/12/24

Quantitation Report (Qedit)

Data Path : I:\ACQUDATA\6890G\Data\030724\
Data File : BM1313.D
Signal(s) : Signal #1: ECD1A.ch Signal #2: ECD2B.ch
Acq On : 07 Mar 2024 06:48 pm
Operator : AFelser
Sample : 1242/68 L
Misc :
ALS Vial : 22 Sample Multiplier: 1

Integration File signal 1: AUTOINT1.E
Integration File signal 2: AUTOINT2.E
Quant Time: Mar 08 11:27:18 2024
Quant Method : I:\ACQUDATA\6890G\Methods\G-PCB030724.M
Quant Title : 608/8082 PCB'S
QLast Update : Fri Mar 08 11:23:02 2024
Response via : Initial Calibration
Integrator: ChemStation

Volume Inj. : 2uL
Signal #1 Phase : DB-1701 Signal #2 Phase: DB-17
Signal #1 Info : 0.32mm 30m Signal #2 Info : 0.32mm 30m

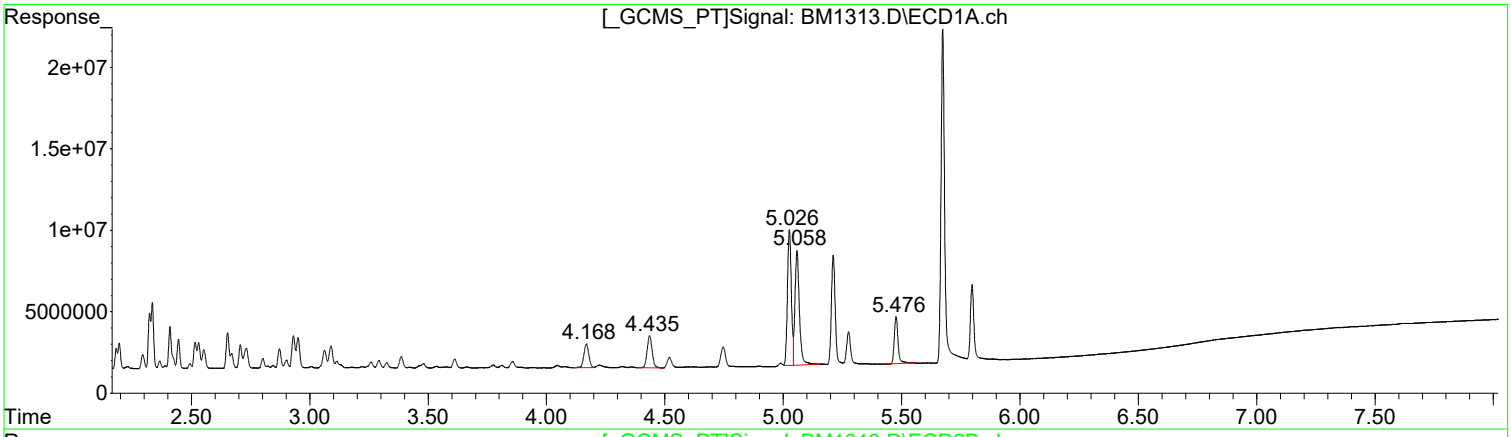

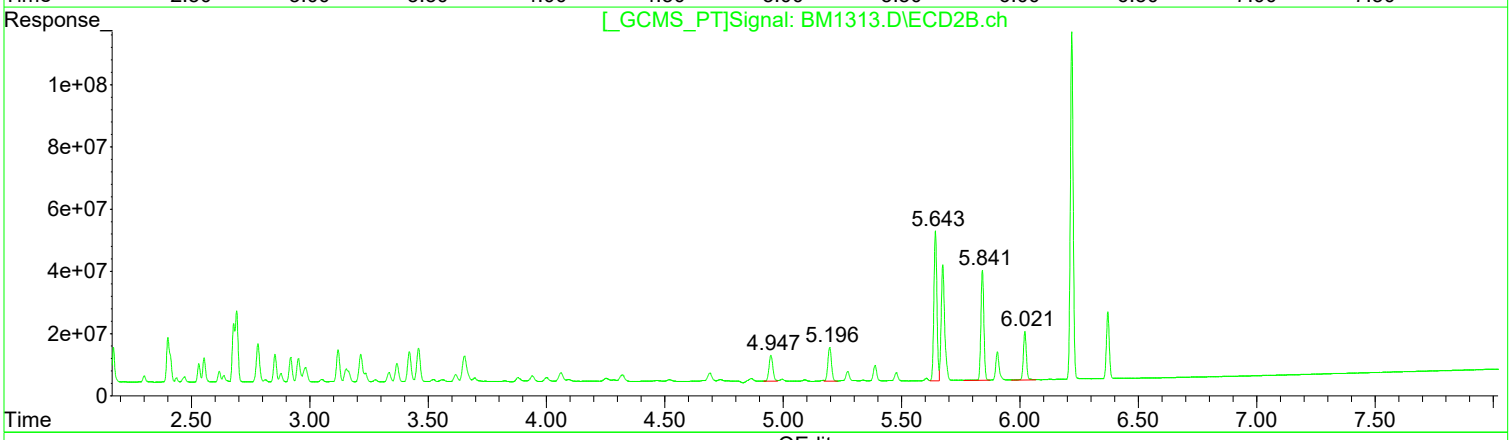

QEdit

(38) PCB 1268 (L8C)

R.T.	Response	Conc
4.17	21252108	119.62
4.44	29042064	126.39
5.03	94515483	102.58
5.06	92012358	100.57
5.48	32125647	103.37

(38) PCB 1268 #2 (L8C)

R.T.	Response	Conc
4.95	96388278	110.68
5.20	115128608	109.64
5.64	429529908	97.49
5.84	313082552	98.53
6.02	140978334	105.30

Manual Integration:

After

Poor integration.

03/08/24

(+) = Expected Retention Time

1st AF 03/11/24
2nd AM 03/12/24

Quantitation Report (Qedit)

Data Path : I:\ACQUDATA\6890G\Data\030724\
Data File : BM1313.D
Signal(s) : Signal #1: ECD1A.ch Signal #2: ECD2B.ch
Acq On : 07 Mar 2024 06:48 pm
Operator : AFelser
Sample : 1242/68 L
Misc :
ALS Vial : 22 Sample Multiplier: 1

Integration File signal 1: AUTOINT1.E
Integration File signal 2: AUTOINT2.E
Quant Time: Mar 08 11:27:18 2024
Quant Method : I:\ACQUDATA\6890G\Methods\G-PCB030724.M
Quant Title : 608/8082 PCB'S
QLast Update : Fri Mar 08 11:23:02 2024
Response via : Initial Calibration
Integrator: ChemStation

Volume Inj. : 2uL
Signal #1 Phase : DB-1701 Signal #2 Phase: DB-17
Signal #1 Info : 0.32mm 30m Signal #2 Info : 0.32mm 30m

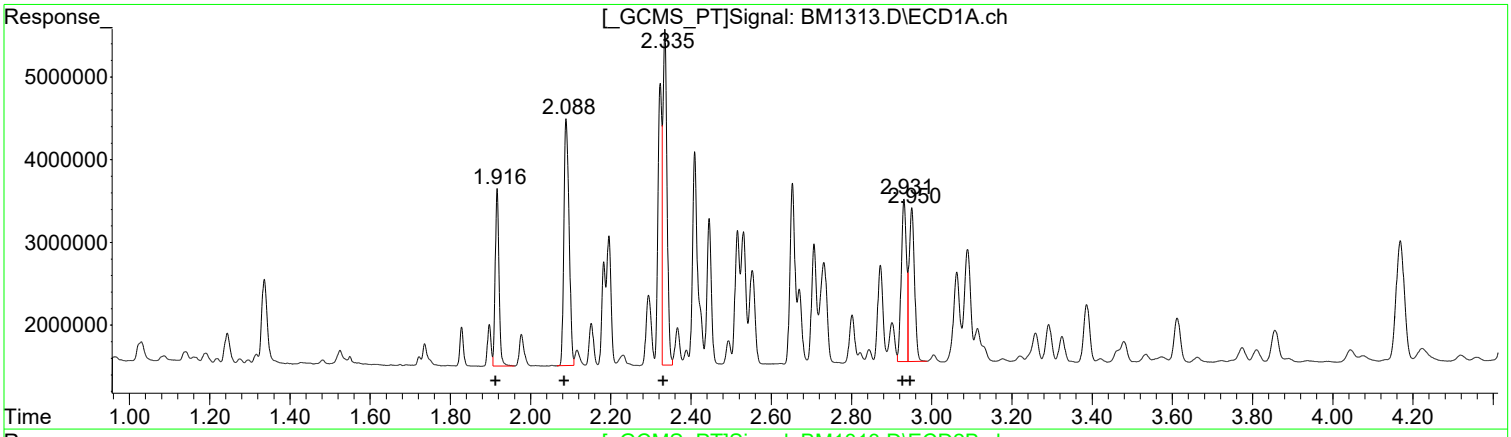

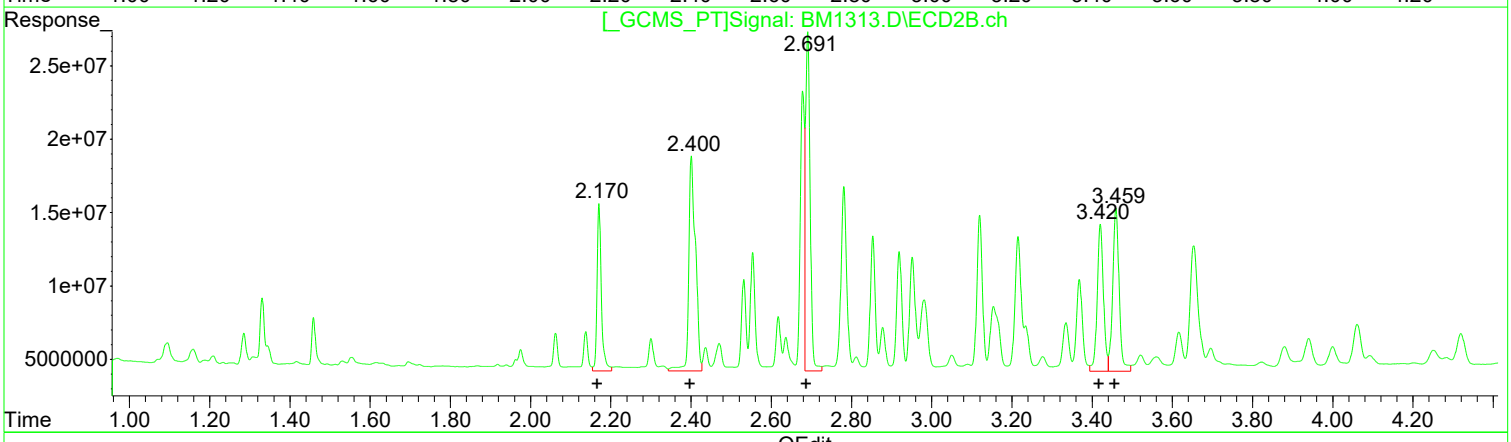

QEdit

(18) PCB 1242 (L4c)

R.T.	Response	Conc
1.92	14043894	126.75
2.09	27222157	122.47
2.34	29842438	107.90
2.93	18097776	117.86
2.95	17452806	115.80

(18) PCB 1242 #2 (L4c)

R.T.	Response	Conc
2.17	83910484	125.52
2.40	167816066	121.00
2.69	189255229	107.31
3.42	108949456	119.95
3.46	125030180	120.68

Manual Integration:

Before

03/08/24

(+) = Expected Retention Time

1st AF 03/11/24
2nd AM 03/12/24

Quantitation Report (Qedit)

Data Path : I:\ACQUDATA\6890G\Data\030724\
Data File : BM1313.D
Signal(s) : Signal #1: ECD1A.ch Signal #2: ECD2B.ch
Acq On : 07 Mar 2024 06:48 pm
Operator : AFelser
Sample : 1242/68 L
Misc :
ALS Vial : 22 Sample Multiplier: 1

Integration File signal 1: AUTOINT1.E
Integration File signal 2: AUTOINT2.E
Quant Time: Mar 08 11:27:18 2024
Quant Method : I:\ACQUDATA\6890G\Methods\G-PCB030724.M
Quant Title : 608/8082 PCB'S
QLast Update : Fri Mar 08 11:23:02 2024
Response via : Initial Calibration
Integrator: ChemStation

Volume Inj. : 2uL
Signal #1 Phase : DB-1701 Signal #2 Phase: DB-17
Signal #1 Info : 0.32mm 30m Signal #2 Info : 0.32mm 30m

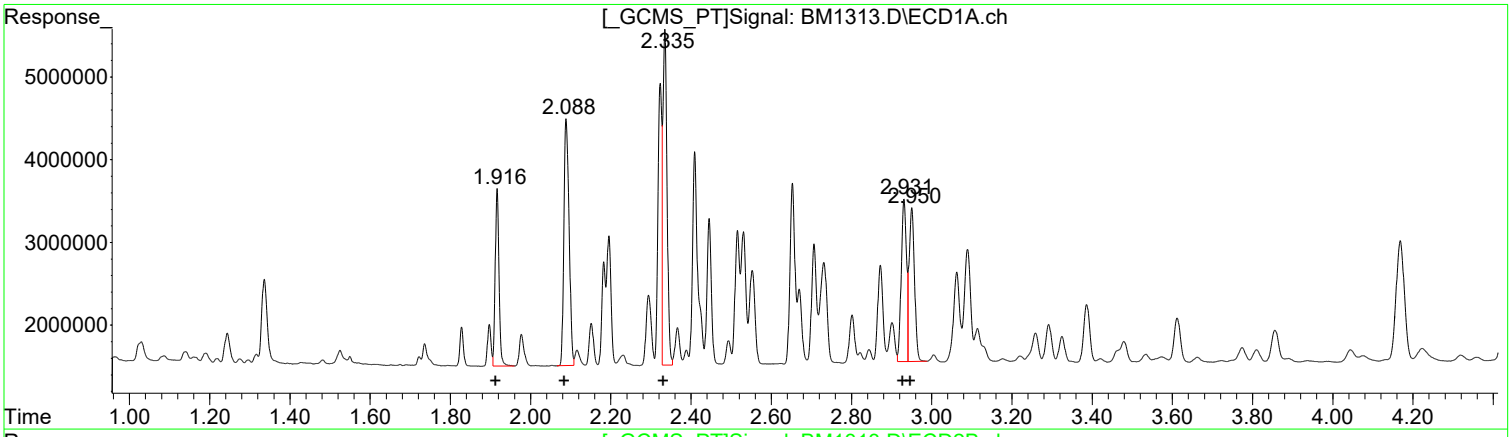

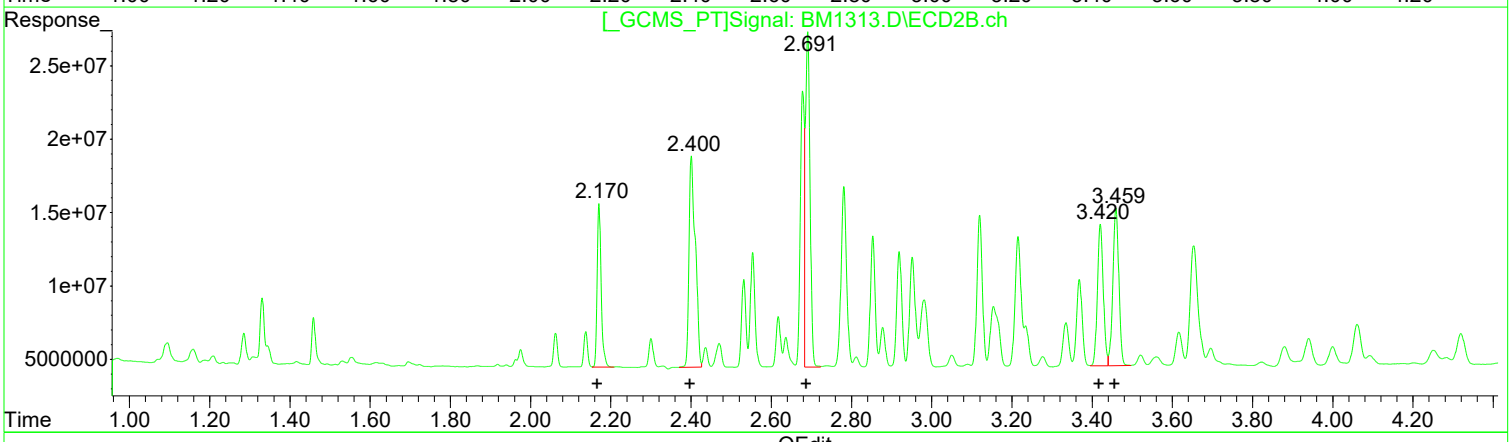

QEdit

(18) PCB 1242 (L4c)

R.T.	Response	Conc
1.92	14043894	126.75
2.09	27222157	122.47
2.34	29842438	107.90
2.93	18097776	117.86
2.95	17452806	115.80

(18) PCB 1242 #2 (L4c)

R.T.	Response	Conc
2.17	76519079	114.46
2.40	155392964	112.04
2.69	182622526	103.55
3.42	98709638	108.68
3.46	112440915	108.53

Manual Integration:

After

Poor integration.

03/08/24

(+) = Expected Retention Time

Quantitation Report (QT Reviewed)

Data Path : I:\ACQUDATA\6890G\Data\030724\
Data File : BM1312.D
Signal(s) : Signal #1: ECD1A.ch Signal #2: ECD2B.ch
Acq On : 07 Mar 2024 06:33 pm
Operator : AFelser
Sample : 1242/68 LL
Misc :
ALS Vial : 21 Sample Multiplier: 1

Integration File signal 1: AUTOINT1.E
Integration File signal 2: AUTOINT2.E
Quant Time: Mar 08 11:27:14 2024
Quant Method : I:\ACQUDATA\6890G\Methods\G-PCB030724.M
Quant Title : 608/8082 PCB'S
QLast Update : Fri Mar 08 11:23:02 2024
Response via : Initial Calibration
Integrator: ChemStation

Volume Inj. : 2uL
Signal #1 Phase : DB-1701 Signal #2 Phase: DB-17
Signal #1 Info : 0.32mm 30m Signal #2 Info : 0.32mm 30m

Compound	RT#1	RT#2	Resp#1	Resp#2	ug/l	ug/l
System Monitoring Compounds						
Target Compounds						
Sum PCB 1016			0	0	N.D.	N.D.
Average PCB 1016					0.000	0.000
Sum PCB 1221			0	0	N.D.	N.D.
Average PCB 1221					0.000	0.000
Sum PCB 1232			0	0	N.D.	N.D.
Average PCB 1232					0.000	0.000
18) L4c PCB 1242	1.915	2.169	3198710	16205846	28.868	24.242m
19) L4c PCB 1242{2}	2.086	2.399	6470508	33100068	29.110m	23.866m
20) L4c PCB 1242{3}	2.332	2.689	6709236	37111741	24.259	21.042m
21) L4c PCB 1242{4}	2.926	3.418	4096072	19803485	26.676	21.803m
22) L4c PCB 1242{5}	2.946	3.457	3897644	23037935	25.860	22.237m
Sum PCB 1242			24372170	129.3E6	134.774	113.189
Average PCB 1242					26.955	22.638
Sum PCB 1248			0	0	N.D.	N.D.
Average PCB 1248					0.000	0.000
Sum PCB 1254			0	0	N.D.	N.D.
Average PCB 1254					0.000	0.000
Sum PCB 1260			0	0	N.D.	N.D.
Average PCB 1260					0.000	0.000
38) L8C PCB 1268	4.161	4.944	4455082	21099252	25.076	24.228
39) L8C PCB 1268{2}	4.429	5.193	6320061	25670717	27.505	24.448
40) L8C PCB 1268{3}	5.021	5.639	19996833	84540495	21.703	19.188
41) L8C PCB 1268{4}	5.052	5.838	19076292	61825523	20.851	19.457
42) L8C PCB 1268{5}	5.472	6.017	6154740	27781432	19.804	20.751
Sum PCB 1268			56003008	220.9E6	114.939	108.072
Average PCB 1268					22.988	21.614
Sum PCB 1262			0	0	N.D.	N.D.
Average PCB 1262					0.000	0.000

(f)=RT Delta > 1/2 Window (#)=Amounts differ by > 25% (m)=manual int.

Quantitation Report (QT Reviewed)

Data Path : I:\ACQUDATA\6890G\Data\030724\
Data File : BM1312.D
Signal(s) : Signal #1: ECD1A.ch Signal #2: ECD2B.ch
Acq On : 07 Mar 2024 06:33 pm
Operator : AFelser
Sample : 1242/68 LL
Misc :
ALS Vial : 21 Sample Multiplier: 1

Integration File signal 1: AUTOINT1.E
Integration File signal 2: AUTOINT2.E
Quant Time: Mar 08 11:27:14 2024
Quant Method : I:\ACQUDATA\6890G\Methods\G-PCB030724.M
Quant Title : 608/8082 PCB'S
QLast Update : Fri Mar 08 11:23:02 2024
Response via : Initial Calibration
Integrator: ChemStation

Volume Inj. : 2uL
Signal #1 Phase : DB-1701 Signal #2 Phase: DB-17
Signal #1 Info : 0.32mm 30m Signal #2 Info : 0.32mm 30m

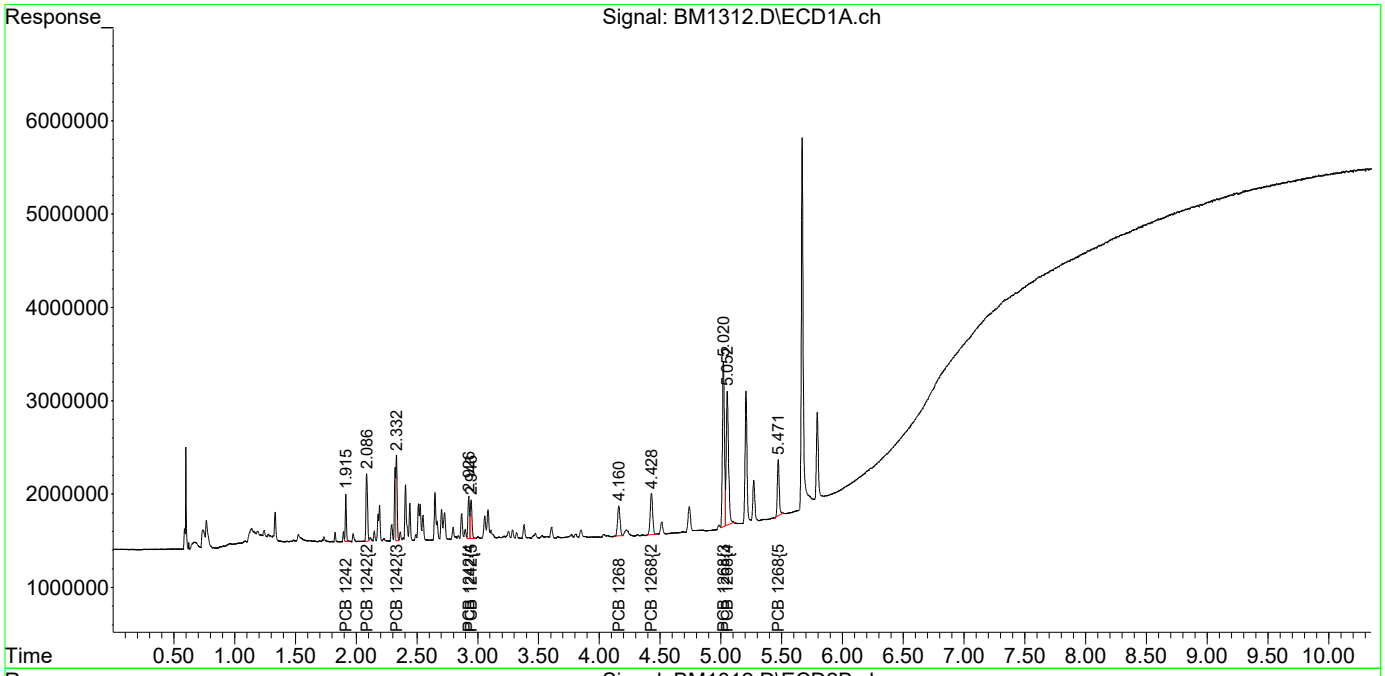

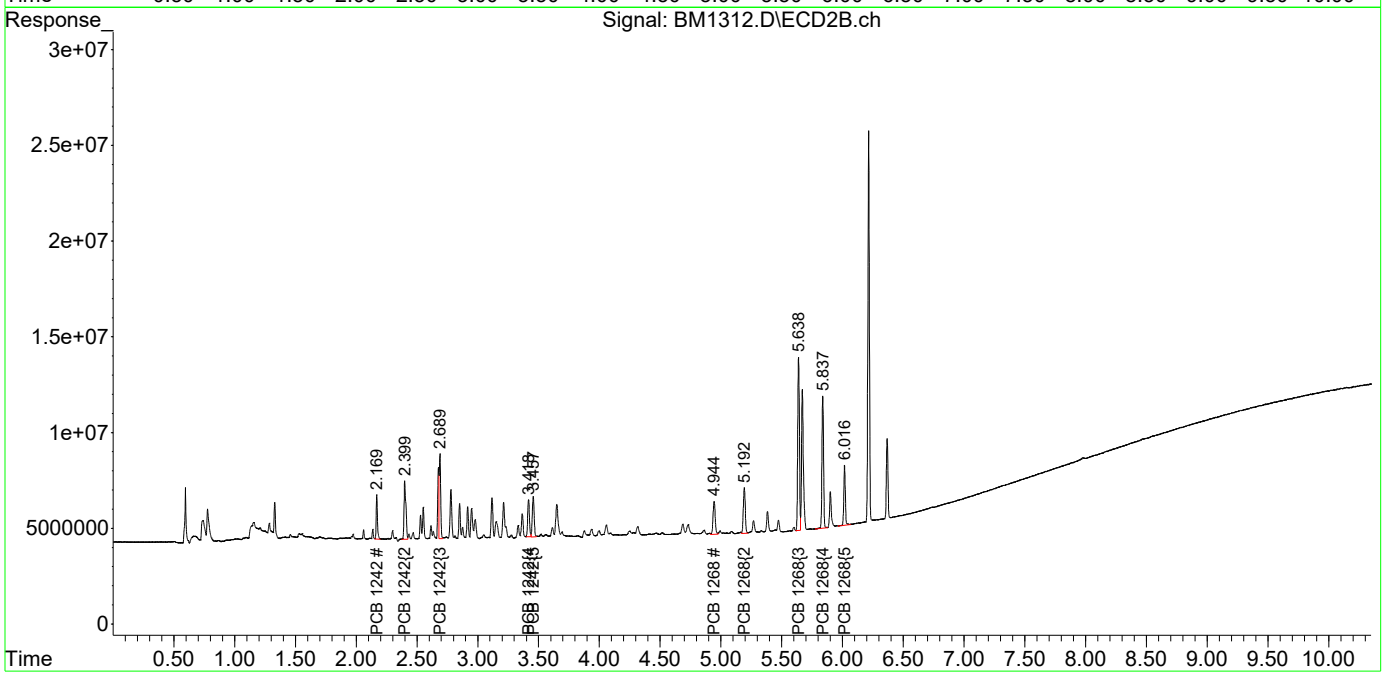

1st AF 03/11/24
2nd AM 03/12/24

Quantitation Report (Qedit)

Data Path : I:\ACQUDATA\6890G\Data\030724\
Data File : BM1312.D
Signal(s) : Signal #1: ECD1A.ch Signal #2: ECD2B.ch
Acq On : 07 Mar 2024 06:33 pm
Operator : AFelser
Sample : 1242/68 LL
Misc :
ALS Vial : 21 Sample Multiplier: 1

Integration File signal 1: AUTOINT1.E
Integration File signal 2: AUTOINT2.E
Quant Time: Mar 08 11:27:14 2024
Quant Method : I:\ACQUDATA\6890G\Methods\G-PCB030724.M
Quant Title : 608/8082 PCB'S
QLast Update : Fri Mar 08 11:23:02 2024
Response via : Initial Calibration
Integrator: ChemStation

Volume Inj. : 2uL
Signal #1 Phase : DB-1701 Signal #2 Phase: DB-17
Signal #1 Info : 0.32mm 30m Signal #2 Info : 0.32mm 30m

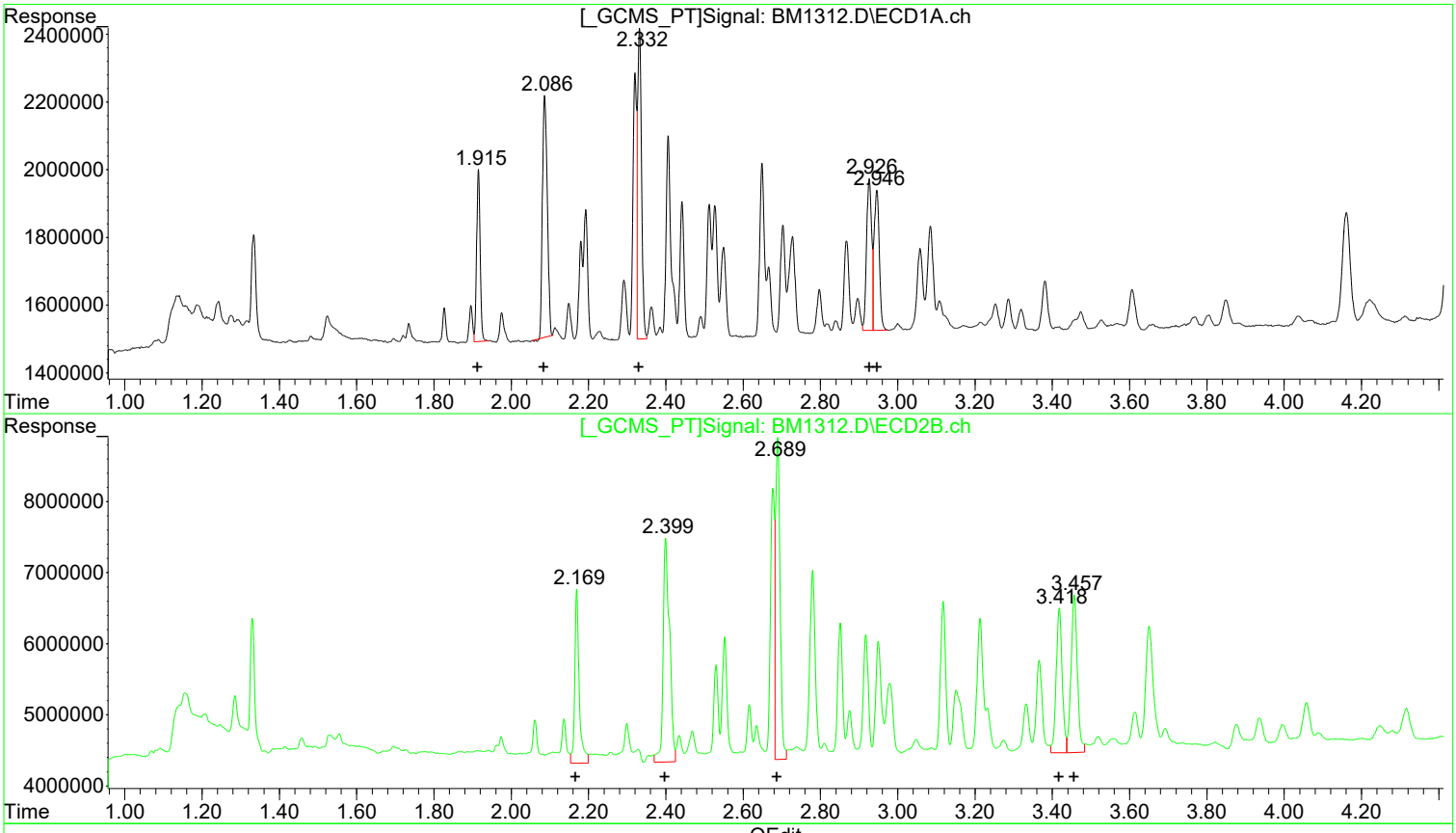

QEdit

(18) PCB 1242 (L4c)

R.T.	Response	Conc
1.92	3198710	28.87
2.09	6194552	27.87
2.33	6709236	24.26
2.93	4096072	26.68
2.95	3897644	25.86

(18) PCB 1242 #2 (L4c)

R.T.	Response	Conc
2.17	19485472	29.15
2.40	36251993	26.14
2.69	37946419	21.52
3.42	22102227	24.33
3.46	25344079	24.46

Manual Integration:

Before

03/08/24

(+) = Expected Retention Time

1st AF 03/11/24
2nd AM 03/12/24

Quantitation Report (Qedit)

Data Path : I:\ACQUDATA\6890G\Data\030724\
Data File : BM1312.D
Signal(s) : Signal #1: ECD1A.ch Signal #2: ECD2B.ch
Acq On : 07 Mar 2024 06:33 pm
Operator : AFelser
Sample : 1242/68 LL
Misc :
ALS Vial : 21 Sample Multiplier: 1

Integration File signal 1: AUTOINT1.E
Integration File signal 2: AUTOINT2.E
Quant Time: Mar 08 11:27:14 2024
Quant Method : I:\ACQUDATA\6890G\Methods\G-PCB030724.M
Quant Title : 608/8082 PCB'S
QLast Update : Fri Mar 08 11:23:02 2024
Response via : Initial Calibration
Integrator: ChemStation

Volume Inj. : 2uL
Signal #1 Phase : DB-1701 Signal #2 Phase: DB-17
Signal #1 Info : 0.32mm 30m Signal #2 Info : 0.32mm 30m

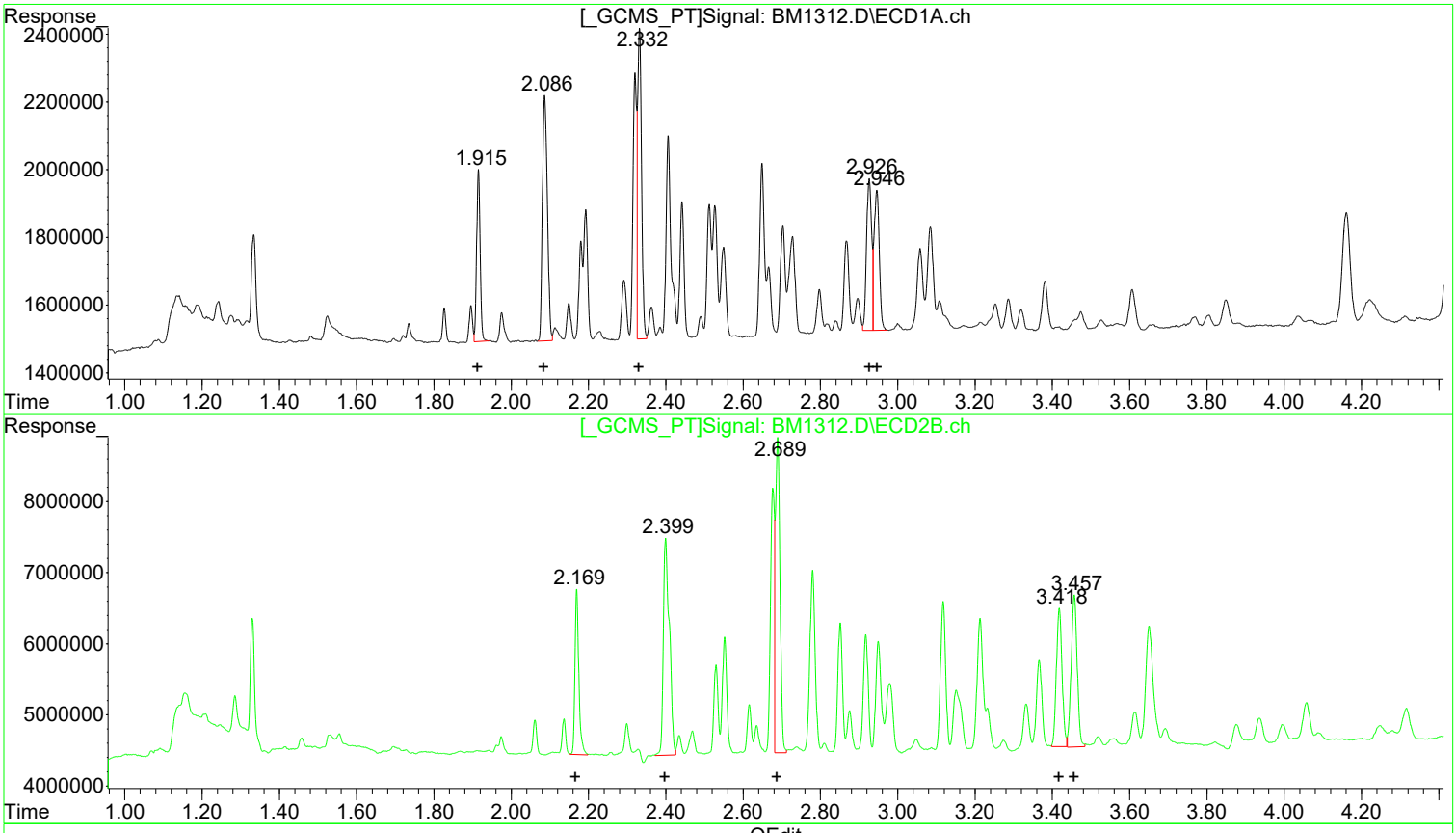

QEdit

(18) PCB 1242 (L4c)

R.T.	Response	Conc
1.92	3198710	28.87
2.09	6470508	29.11
2.33	6709236	24.26
2.93	4096072	26.68
2.95	3897644	25.86

(18) PCB 1242 #2 (L4c)

R.T.	Response	Conc
2.17	16205846	24.24
2.40	33100068	23.87
2.69	37111741	21.04
3.42	19803485	21.80
3.46	23037935	22.24

Manual Integration:

After

Poor integration.

03/08/24

(+) = Expected Retention Time

Quantitation Report (QT Reviewed)

Data Path : I:\ACQUDATA\6890G\Data\030724\
Data File : BM1311.D
Signal(s) : Signal #1: ECD1A.ch Signal #2: ECD2B.ch
Acq On : 07 Mar 2024 06:19 pm
Operator : AFelser
Sample : 1232/62 H
Misc :
ALS Vial : 20 Sample Multiplier: 1

Integration File signal 1: AUTOINT1.E
Integration File signal 2: AUTOINT2.E
Quant Time: Mar 08 12:05:48 2024
Quant Method : I:\ACQUDATA\6890G\Methods\G-PCB030724.M
Quant Title : 608/8082 PCB'S
QLast Update : Fri Mar 08 12:05:40 2024
Response via : Initial Calibration
Integrator: ChemStation

Volume Inj. : 2uL
Signal #1 Phase : DB-1701 Signal #2 Phase: DB-17
Signal #1 Info : 0.32mm 30m Signal #2 Info : 0.32mm 30m

Compound	RT#1	RT#2	Resp#1	Resp#2	ug/l	ug/l
System Monitoring Compounds						
Target Compounds						
Sum PCB 1016			0	0	N.D.	N.D.
Average PCB 1016					0.000	0.000
Sum PCB 1221			0	0	N.D.	N.D.
Average PCB 1221					0.000	0.000
13) L3c PCB 1232	1.919	2.140	139.1E6	210.3E6	840.509	898.514
14) L3c PCB 1232{2}	2.091	2.174	114.3E6	906.9E6	822.558	943.883
15) L3c PCB 1232{3}	2.338	2.403	137.9E6	765.9E6	904.804	920.263
16) L3c PCB 1232{4}	2.412	2.557	99647747	316.1E6	843.459	945.142
17) L3c PCB 1232{5}	2.448	2.784	59394337	581.1E6	824.967	967.041
Sum PCB 1232			550.3E6	2780.2E6	4236.296	4674.843
Average PCB 1232					847.259	934.969
Sum PCB 1242			0	0	N.D.	N.D.
Average PCB 1242					0.000	0.000
Sum PCB 1248			0	0	N.D.	N.D.
Average PCB 1248					0.000	0.000
Sum PCB 1254			0	0	N.D.	N.D.
Average PCB 1254					0.000	0.000
Sum PCB 1260			0	0	N.D.	N.D.
Average PCB 1260					0.000	0.000
Sum PCB 1268			0	0	N.D.	N.D.
Average PCB 1268					0.000	0.000
43) L9C PCB 1262	3.775	4.519	319.0E6	1658.2E6	877.163	971.321
44) L9C PCB 1262{2}	3.891	4.691	161.9E6	1673.3E6	880.376	970.639
45) L9C PCB 1262{3}	4.170	4.950	390.6E6	2095.9E6	882.842	998.733
46) L9C PCB 1262{4}	4.751	5.194	714.7E6	1848.1E6	952.480	1000.236
47) L9C PCB 1262{5}	4.995	6.021	230.5E6	1081.2E6	920.358	986.635
Sum PCB 1262			1816.8E6	8356.7E6	4513.219	4927.563
Average PCB 1262					902.644	985.513

(f)=RT Delta > 1/2 Window (#)=Amounts differ by > 25% (m)=manual int.

Quantitation Report (QT Reviewed)

Data Path : I:\ACQUDATA\6890G\Data\030724\
Data File : BM1311.D
Signal(s) : Signal #1: ECD1A.ch Signal #2: ECD2B.ch
Acq On : 07 Mar 2024 06:19 pm
Operator : AFelser
Sample : 1232/62 H
Misc :
ALS Vial : 20 Sample Multiplier: 1

Integration File signal 1: AUTOINT1.E
Integration File signal 2: AUTOINT2.E
Quant Time: Mar 08 12:05:48 2024
Quant Method : I:\ACQUDATA\6890G\Methods\G-PCB030724.M
Quant Title : 608/8082 PCB'S
QLast Update : Fri Mar 08 12:05:40 2024
Response via : Initial Calibration
Integrator: ChemStation

Volume Inj. : 2uL
Signal #1 Phase : DB-1701 Signal #2 Phase: DB-17
Signal #1 Info : 0.32mm 30m Signal #2 Info : 0.32mm 30m

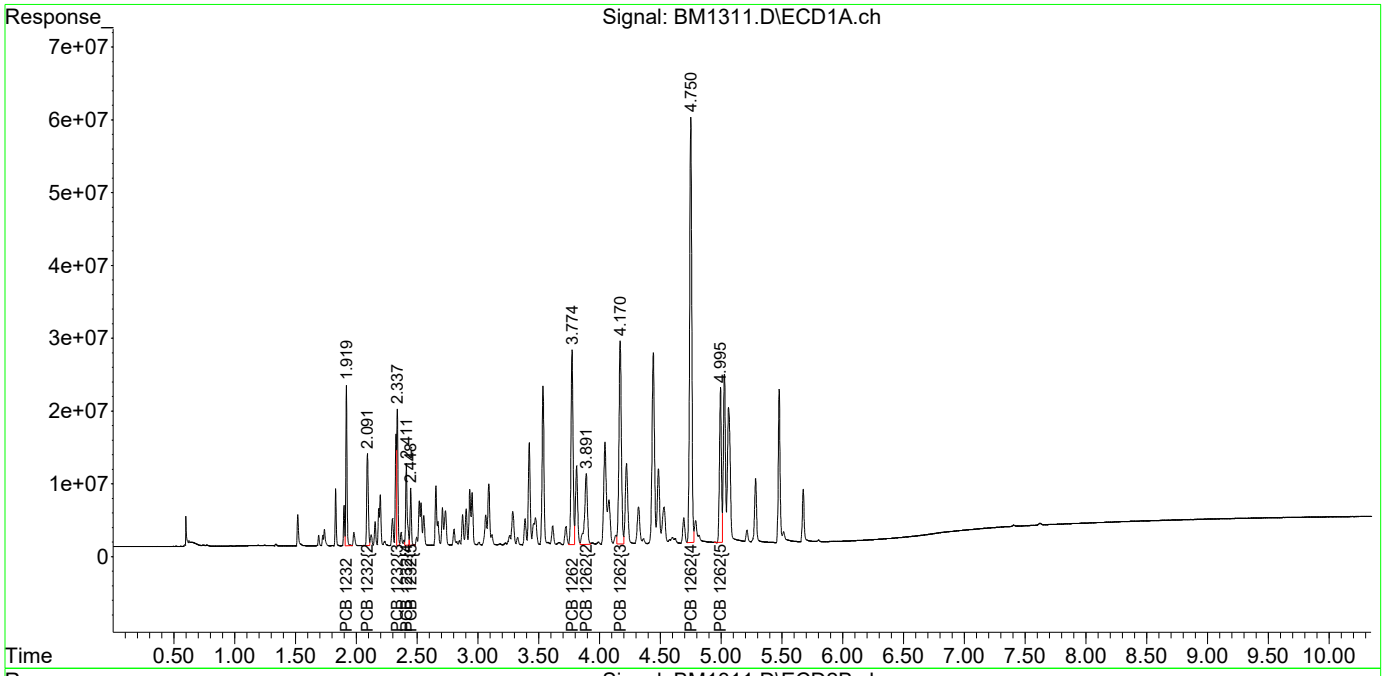

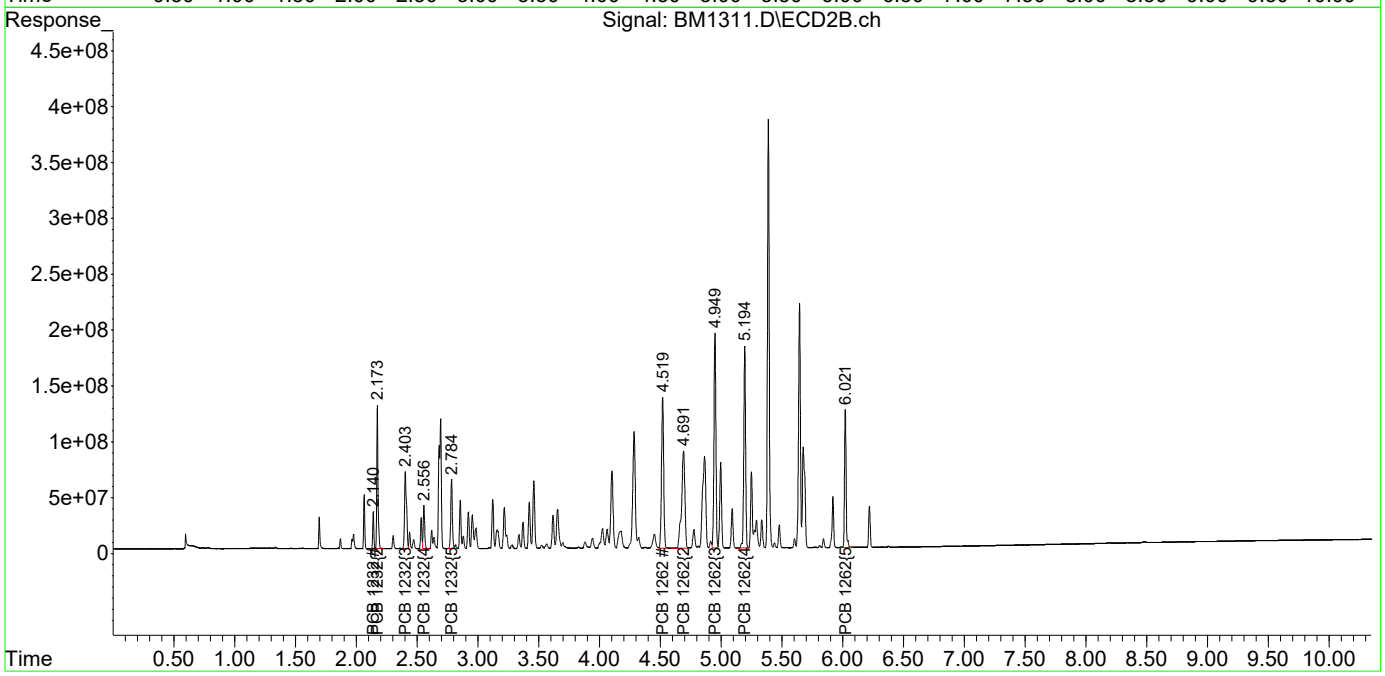

Quantitation Report (QT Reviewed)

Data Path : I:\ACQUDATA\6890G\Data\030724\
Data File : BM1310.D
Signal(s) : Signal #1: ECD1A.ch Signal #2: ECD2B.ch
Acq On : 07 Mar 2024 06:05 pm
Operator : AFelser
Sample : 1232/62 MH
Misc :
ALS Vial : 19 Sample Multiplier: 1

Integration File signal 1: AUTOINT1.E
Integration File signal 2: AUTOINT2.E
Quant Time: Mar 08 12:05:06 2024
Quant Method : I:\ACQUDATA\6890G\Methods\G-PCB030724.M
Quant Title : 608/8082 PCB'S
QLast Update : Fri Mar 08 12:04:46 2024
Response via : Initial Calibration
Integrator: ChemStation

Volume Inj. : 2uL
Signal #1 Phase : DB-1701 Signal #2 Phase: DB-17
Signal #1 Info : 0.32mm 30m Signal #2 Info : 0.32mm 30m

Compound	RT#1	RT#2	Resp#1	Resp#2	ug/l	ug/l
System Monitoring Compounds						
Target Compounds						
Sum PCB 1016			0	0	N.D.	N.D.
Average PCB 1016					0.000	0.000
Sum PCB 1221			0	0	N.D.	N.D.
Average PCB 1221					0.000	0.000
13) L3c PCB 1232	1.935	2.154	106.8E6	162.0E6	623.392	679.036
14) L3c PCB 1232{2}	2.108	2.187	87898716	691.4E6	608.964	712.427
15) L3c PCB 1232{3}	2.355	2.417	104.4E6	580.5E6	670.475	685.454
16) L3c PCB 1232{4}	2.430	2.570	76325273	238.6E6	624.412	704.913
17) L3c PCB 1232{5}	2.466	2.797	45709749	435.6E6	611.432	718.854
Sum PCB 1232			421.1E6	2108.0E6	3138.674	3500.683
Average PCB 1232					627.735	700.137
Sum PCB 1242			0	0	N.D.	N.D.
Average PCB 1242					0.000	0.000
Sum PCB 1248			0	0	N.D.	N.D.
Average PCB 1248					0.000	0.000
Sum PCB 1254			0	0	N.D.	N.D.
Average PCB 1254					0.000	0.000
Sum PCB 1260			0	0	N.D.	N.D.
Average PCB 1260					0.000	0.000
Sum PCB 1268			0	0	N.D.	N.D.
Average PCB 1268					0.000	0.000
43) L9C PCB 1262	3.791	4.528	244.5E6	1268.1E6	655.187	741.053
44) L9C PCB 1262{2}	3.908	4.699	126.0E6	1303.1E6	670.823	757.370
45) L9C PCB 1262{3}	4.189	4.956	301.2E6	1597.7E6	665.237	764.216
46) L9C PCB 1262{4}	4.763	5.200	545.5E6	1410.2E6	721.418	766.651
47) L9C PCB 1262{5}	5.006	6.027	176.1E6	828.8E6	692.512	757.920
Sum PCB 1262			1393.3E6	6407.9E6	3405.177	3787.210
Average PCB 1262					681.035	757.442

(f)=RT Delta > 1/2 Window (#)=Amounts differ by > 25% (m)=manual int.

1st AF 03/11/24
2nd AM 03/12/24

Data Path : I:\ACQUDATA\6890G\Data\030724\
Data File : BM1310.D
Signal(s) : Signal #1: ECD1A.ch Signal #2: ECD2B.ch
Acq On : 07 Mar 2024 06:05 pm
Operator : AFelser
Sample : 1232/62 MH
Misc :
ALS Vial : 19 Sample Multiplier: 1

Integration File signal 1: AUTOINT1.E
Integration File signal 2: AUTOINT2.E
Quant Time: Mar 08 12:05:06 2024
Quant Method : I:\ACQUDATA\6890G\Methods\G-PCB030724.M
Quant Title : 608/8082 PCB'S
QLast Update : Fri Mar 08 12:04:46 2024
Response via : Initial Calibration
Integrator: ChemStation

Volume Inj. : 2uL
Signal #1 Phase : DB-1701 Signal #2 Phase: DB-17
Signal #1 Info : 0.32mm 30m Signal #2 Info : 0.32mm 30m

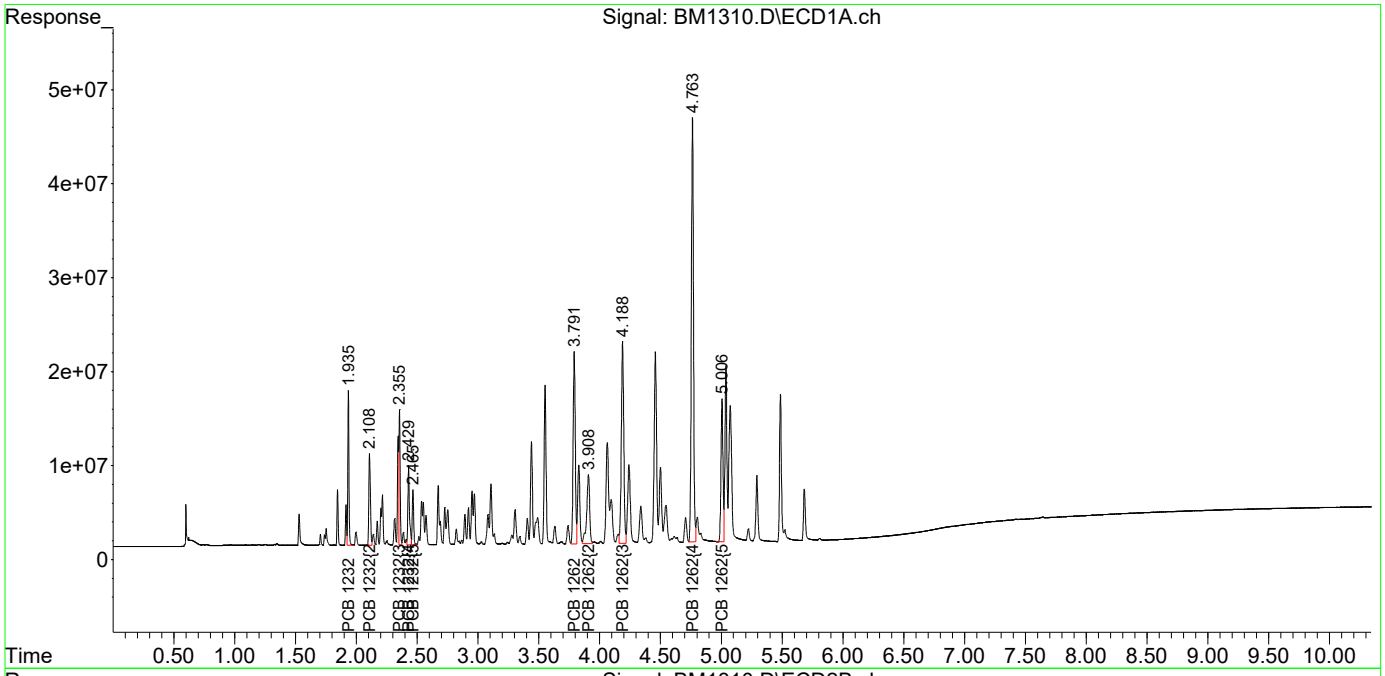

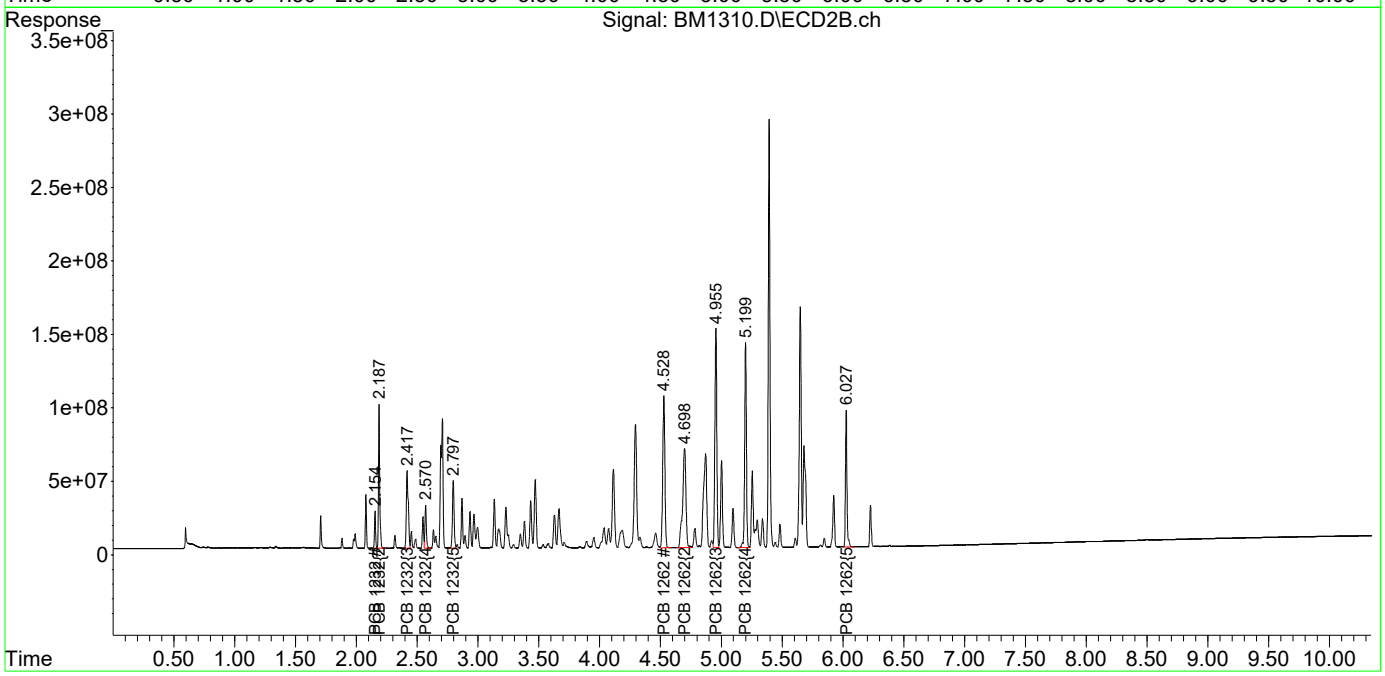

Quantitation Report (QT Reviewed)

Data Path : I:\ACQUDATA\6890G\Data\030724\
Data File : BM1309.D
Signal(s) : Signal #1: ECD1A.ch Signal #2: ECD2B.ch
Acq On : 07 Mar 2024 05:48 pm
Operator : AFelser
Sample : 1232/62 M
Misc :
ALS Vial : 18 Sample Multiplier: 1

Integration File signal 1: AUTOINT1.E
Integration File signal 2: AUTOINT2.E
Quant Time: Mar 08 11:02:49 2024
Quant Method : I:\ACQUDATA\6890G\Methods\G-PCB030724.M
Quant Title : 608/8082 PCB'S
QLast Update : Fri Mar 08 11:02:20 2024
Response via : Initial Calibration
Integrator: ChemStation

Volume Inj. : 2uL
Signal #1 Phase : DB-1701 Signal #2 Phase: DB-17
Signal #1 Info : 0.32mm 30m Signal #2 Info : 0.32mm 30m

Compound	RT#1	RT#2	Resp#1	Resp#2	ug/l	ug/l
System Monitoring Compounds						
Target Compounds						
Sum PCB 1016			0	0	N.D.	N.D.
Average PCB 1016					0.000	0.000
Sum PCB 1221			0	0	N.D.	N.D.
Average PCB 1221					0.000	0.000
13) L3c PCB 1232	1.967	2.187	72636741	105.8E6	110.464	736.817 #
14) L3c PCB 1232{2}	2.142	2.220	59869786	444.0E6	111.498	716.808 #
15) L3c PCB 1232{3}	2.389	2.450	71100977	378.3E6	102.164m	721.438 #
16) L3c PCB 1232{4}	2.464	2.602	51367941	154.1E6	121.815	731.114 #
17) L3c PCB 1232{5}	2.500	2.828	30648690	280.7E6	122.284	717.988 #
Sum PCB 1232			285.6E6	1363.0E6	568.225	3624.164
Average PCB 1232					113.645	724.833
Sum PCB 1242			0	0	N.D.	N.D.
Average PCB 1242					0.000	0.000
Sum PCB 1248			0	0	N.D.	N.D.
Average PCB 1248					0.000	0.000
Sum PCB 1254			0	0	N.D.	N.D.
Average PCB 1254					0.000	0.000
Sum PCB 1260			0	0	N.D.	N.D.
Average PCB 1260					0.000	0.000
Sum PCB 1268			0	0	N.D.	N.D.
Average PCB 1268					0.000	0.000
43) L9C PCB 1262	3.818	4.545	162.3E6	799.2E6	146.450	744.847 #
44) L9C PCB 1262{2}	3.935	4.714	83340968	848.6E6	85.340	1474.821m#
45) L9C PCB 1262{3}	4.216	4.967	201.1E6	992.5E6	130.163	727.353 #
46) L9C PCB 1262{4}	4.780	5.209	358.8E6	873.5E6	140.429	697.454 #
47) L9C PCB 1262{5}	5.020	6.043	115.8E6	529.3E6	125.529	682.830 #
Sum PCB 1262			921.4E6	4043.1E6	627.911	4327.305
Average PCB 1262					125.582	865.461

(f)=RT Delta > 1/2 Window (#)=Amounts differ by > 25% (m)=manual int.

Quantitation Report (QT Reviewed)

Data Path : I:\ACQUDATA\6890G\Data\030724\
Data File : BM1309.D
Signal(s) : Signal #1: ECD1A.ch Signal #2: ECD2B.ch
Acq On : 07 Mar 2024 05:48 pm
Operator : AFelser
Sample : 1232/62 M
Misc :
ALS Vial : 18 Sample Multiplier: 1

Integration File signal 1: AUTOINT1.E
Integration File signal 2: AUTOINT2.E
Quant Time: Mar 08 11:02:49 2024
Quant Method : I:\ACQUDATA\6890G\Methods\G-PCB030724.M
Quant Title : 608/8082 PCB'S
QLast Update : Fri Mar 08 11:02:20 2024
Response via : Initial Calibration
Integrator: ChemStation

Volume Inj. : 2uL
Signal #1 Phase : DB-1701 Signal #2 Phase: DB-17
Signal #1 Info : 0.32mm 30m Signal #2 Info : 0.32mm 30m

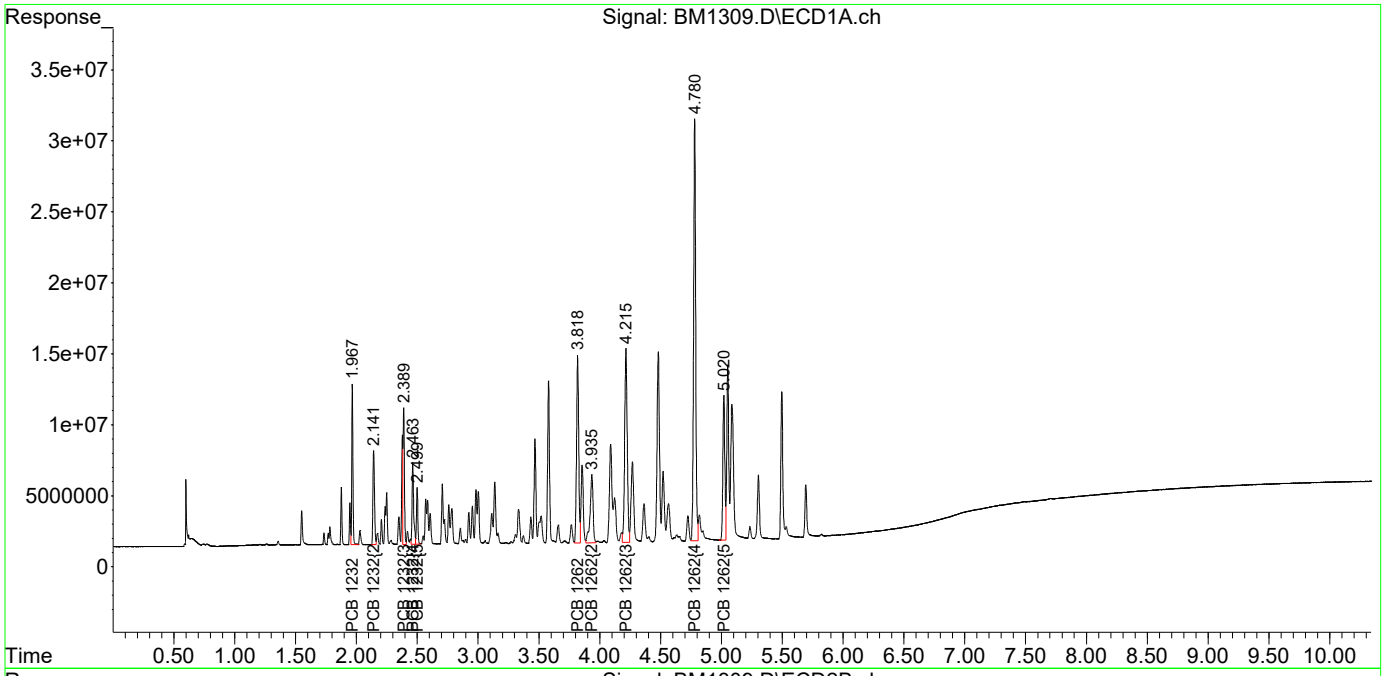

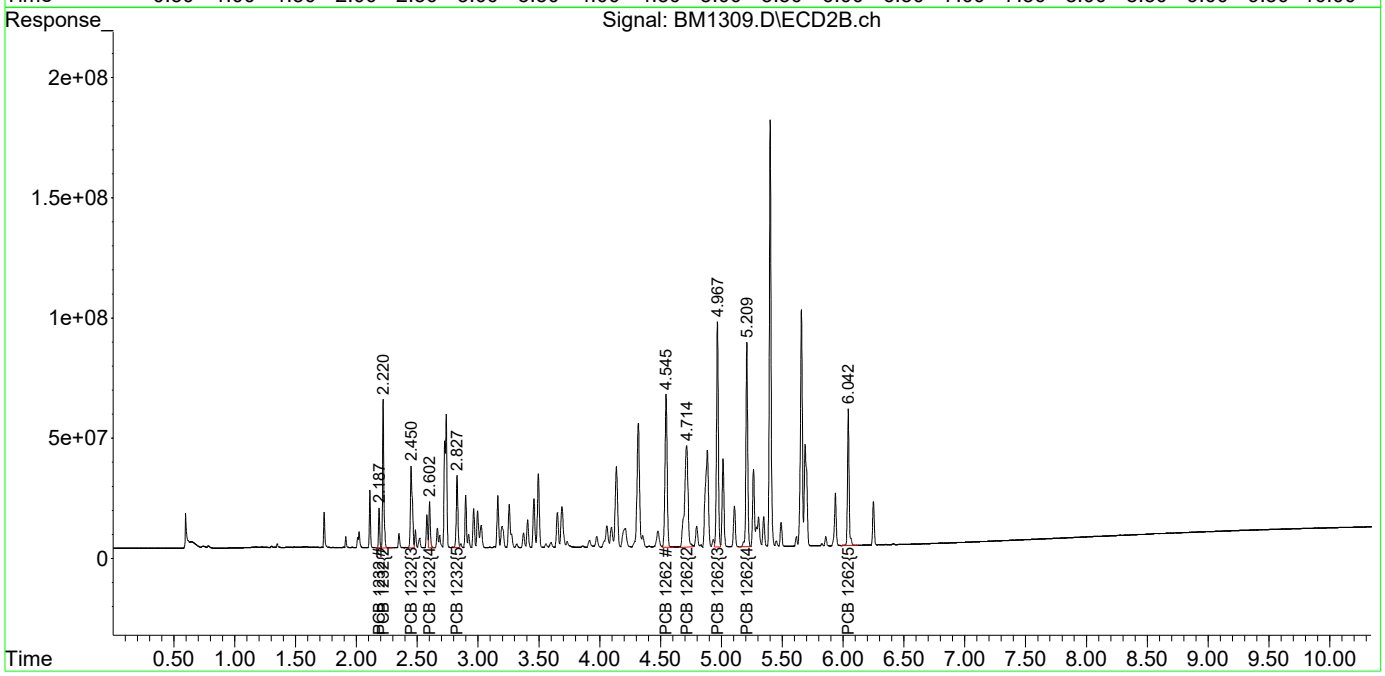

1st AF 03/11/24
2nd AM 03/12/24

Quantitation Report (Qedit)

Data Path : I:\ACQUDATA\6890G\Data\030724\
Data File : BM1309.D
Signal(s) : Signal #1: ECD1A.ch Signal #2: ECD2B.ch
Acq On : 07 Mar 2024 05:48 pm
Operator : AFelser
Sample : 1232/62 M
Misc :
ALS Vial : 18 Sample Multiplier: 1

Integration File signal 1: AUTOINT1.E
Integration File signal 2: AUTOINT2.E
Quant Time: Mar 08 11:02:49 2024
Quant Method : I:\ACQUDATA\6890G\Methods\G-PCB030724.M
Quant Title : 608/8082 PCB'S
QLast Update : Fri Mar 08 11:02:20 2024
Response via : Initial Calibration
Integrator: ChemStation

Volume Inj. : 2uL
Signal #1 Phase : DB-1701 Signal #2 Phase: DB-17
Signal #1 Info : 0.32mm 30m Signal #2 Info : 0.32mm 30m

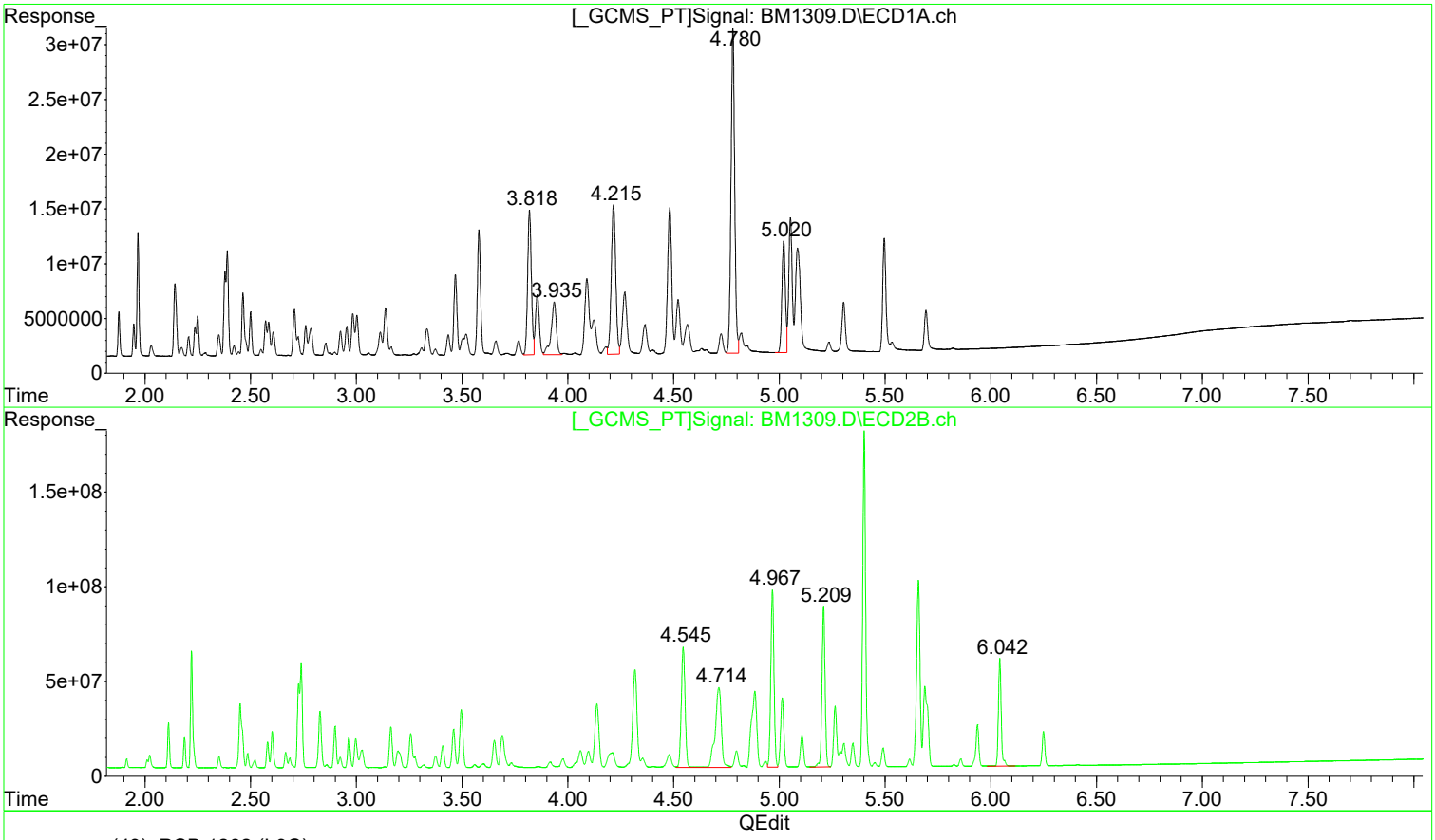

(43) PCB 1262 (L9C)

R.T.	Response	Conc
3.82	162321181	146.45
3.94	83340968	85.34
4.22	201140605	130.16
4.78	358776253	140.43
5.02	115786016	125.53

(43) PCB 1262 #2 (L9C)

R.T.	Response	Conc
4.55	799193208	744.85
4.71	858320742	1491.65
4.97	992458508	727.35
5.21	873517339	697.45
6.04	529326660	682.83

Manual Integration:

Before

03/08/24

(+) = Expected Retention Time

1st AF 03/11/24
2nd AM 03/12/24

Quantitation Report (Qedit)

Data Path : I:\ACQUDATA\6890G\Data\030724\
Data File : BM1309.D
Signal(s) : Signal #1: ECD1A.ch Signal #2: ECD2B.ch
Acq On : 07 Mar 2024 05:48 pm
Operator : AFelser
Sample : 1232/62 M
Misc :
ALS Vial : 18 Sample Multiplier: 1

Integration File signal 1: AUTOINT1.E
Integration File signal 2: AUTOINT2.E
Quant Time: Mar 08 11:02:49 2024
Quant Method : I:\ACQUDATA\6890G\Methods\G-PCB030724.M
Quant Title : 608/8082 PCB'S
QLast Update : Fri Mar 08 11:02:20 2024
Response via : Initial Calibration
Integrator: ChemStation

Volume Inj. : 2uL
Signal #1 Phase : DB-1701 Signal #2 Phase: DB-17
Signal #1 Info : 0.32mm 30m Signal #2 Info : 0.32mm 30m

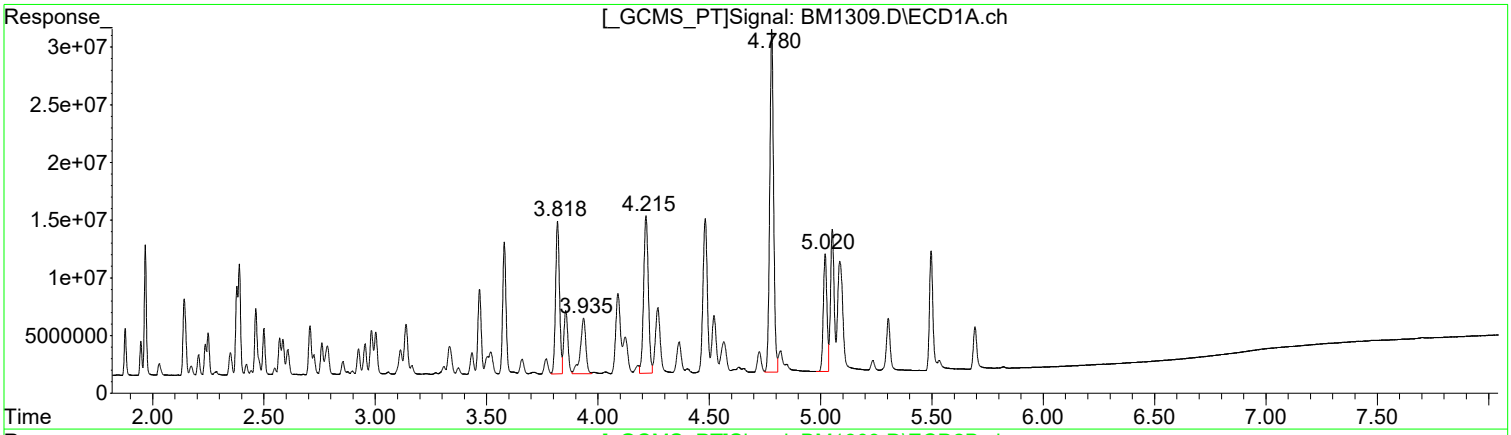

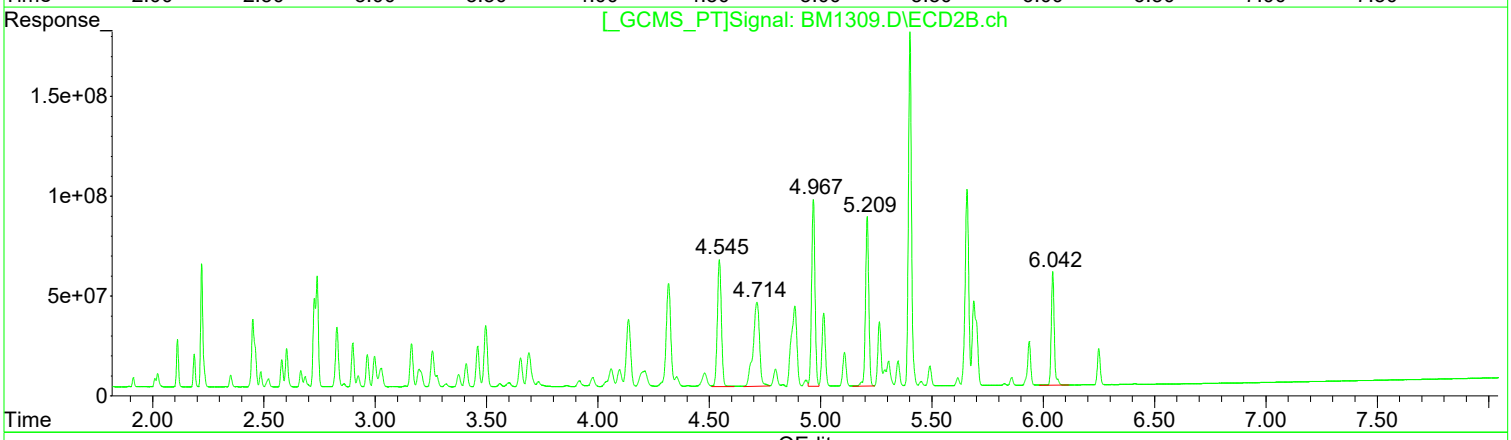

QEdit

(43) PCB 1262 (L9C)

R.T.	Response	Conc
3.82	162321181	146.45
3.94	83340968	85.34
4.22	201140605	130.16
4.78	358776253	140.43
5.02	115786016	125.53

(43) PCB 1262 #2 (L9C)

R.T.	Response	Conc
4.55	799193208	744.85
4.71	848637265	1474.82
4.97	992458508	727.35
5.21	873517339	697.45
6.04	529326660	682.83

Manual Integration:

After

Poor integration.

03/08/24

(+) = Expected Retention Time

1st AF 03/11/24
2nd AM 03/12/24

Quantitation Report (Qedit)

Data Path : I:\ACQUDATA\6890G\Data\030724\
Data File : BM1309.D
Signal(s) : Signal #1: ECD1A.ch Signal #2: ECD2B.ch
Acq On : 07 Mar 2024 05:48 pm
Operator : AFelser
Sample : 1232/62 M
Misc :
ALS Vial : 18 Sample Multiplier: 1

Integration File signal 1: AUTOINT1.E
Integration File signal 2: AUTOINT2.E
Quant Time: Mar 08 11:02:49 2024
Quant Method : I:\ACQUDATA\6890G\Methods\G-PCB030724.M
Quant Title : 608/8082 PCB'S
QLast Update : Fri Mar 08 11:02:20 2024
Response via : Initial Calibration
Integrator: ChemStation

Volume Inj. : 2uL
Signal #1 Phase : DB-1701 Signal #2 Phase: DB-17
Signal #1 Info : 0.32mm 30m Signal #2 Info : 0.32mm 30m

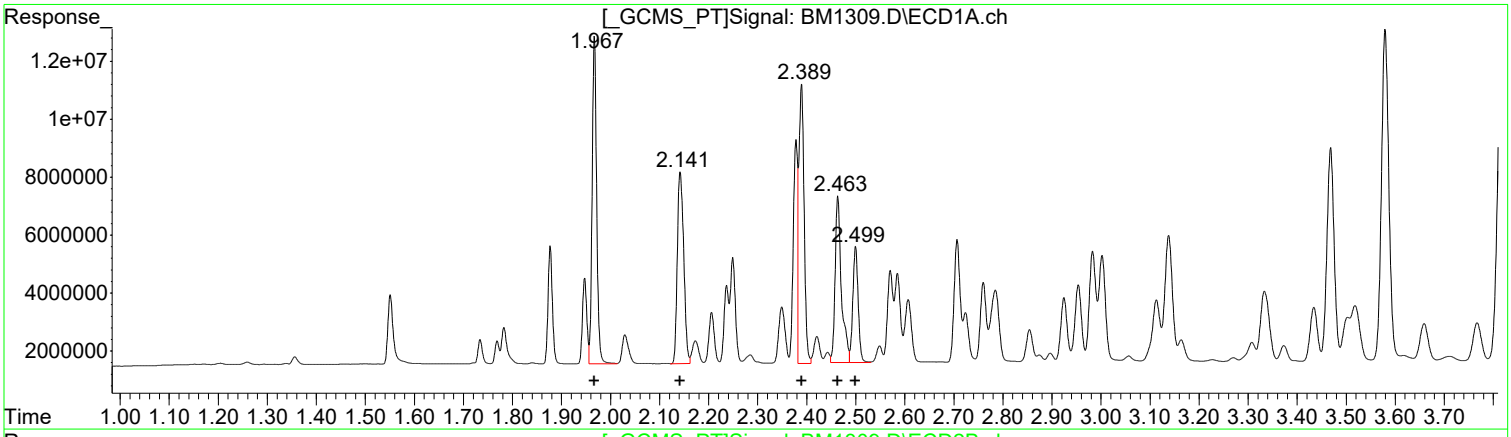

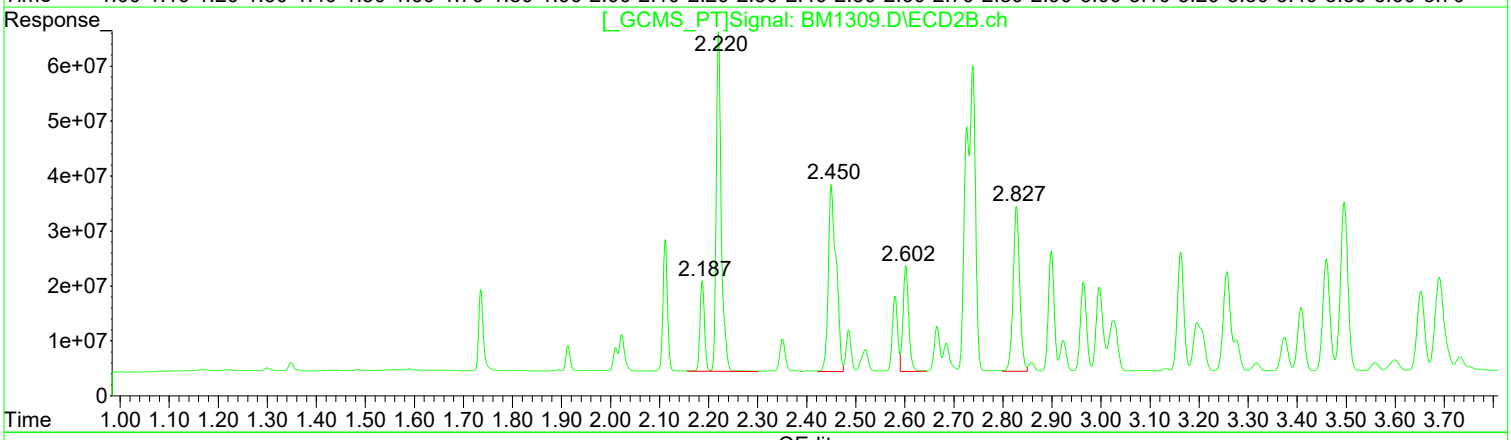

QEdit

(13) PCB 1232 (L3c)

R.T.	Response	Conc
1.97	72636741	110.46
2.14	59869786	111.50
2.39	71100977	102.16
2.46	51367941	121.82
2.50	30648690	122.28

(13) PCB 1232 #2 (L3c)

R.T.	Response	Conc
2.19	105826367	736.82
2.22	443980030	716.81
2.45	378327220	721.44
2.60	154117293	731.11
2.83	280727818	717.99

Manual Integration:

After

Poor integration.

03/08/24

(+) = Expected Retention Time

Quantitation Report (QT Reviewed)

Data Path : I:\ACQUDATA\6890G\Data\030724\
Data File : BM1306.D
Signal(s) : Signal #1: ECD1A.ch Signal #2: ECD2B.ch
Acq On : 07 Mar 2024 04:34 pm
Operator : AFelser
Sample : 1232/62 ML
Misc :
ALS Vial : 17 Sample Multiplier: 1

Integration File signal 1: AUTOINT1.E
Integration File signal 2: AUTOINT2.E
Quant Time: Mar 08 12:03:09 2024
Quant Method : I:\ACQUDATA\6890G\Methods\G-PCB030724.M
Quant Title : 608/8082 PCB'S
QLast Update : Fri Mar 08 12:02:55 2024
Response via : Initial Calibration
Integrator: ChemStation

Volume Inj. : 2uL
Signal #1 Phase : DB-1701 Signal #2 Phase: DB-17
Signal #1 Info : 0.32mm 30m Signal #2 Info : 0.32mm 30m

Compound	RT#1	RT#2	Resp#1	Resp#2	ug/l	ug/l
System Monitoring Compounds						
Target Compounds						
Sum PCB 1016			0	0	N.D.	N.D.
Average PCB 1016					0.000	0.000
Sum PCB 1221			0	0	N.D.	N.D.
Average PCB 1221					0.000	0.000
13) L3c PCB 1232	1.926	2.147	38353356	55915403	216.425	229.629
14) L3c PCB 1232{2}	2.098	2.181	32484295	227.9E6	217.807	230.113
15) L3c PCB 1232{3}	2.344	2.410	35173258	196.5E6	218.928m	226.670
16) L3c PCB 1232{4}	2.419	2.563	27723116	79134198	219.996	228.838
17) L3c PCB 1232{5}	2.455	2.791	16407453	144.9E6	210.889	235.719
Sum PCB 1232			150.1E6	704.3E6	1084.044	1150.969
Average PCB 1232					216.809	230.194
Sum PCB 1242			0	0	N.D.	N.D.
Average PCB 1242					0.000	0.000
Sum PCB 1248			0	0	N.D.	N.D.
Average PCB 1248					0.000	0.000
Sum PCB 1254			0	0	N.D.	N.D.
Average PCB 1254					0.000	0.000
Sum PCB 1260			0	0	N.D.	N.D.
Average PCB 1260					0.000	0.000
Sum PCB 1268			0	0	N.D.	N.D.
Average PCB 1268					0.000	0.000
43) L9C PCB 1262	3.779	4.523	83843546	407.3E6	217.354	234.300
44) L9C PCB 1262{2}	3.896	4.695	42316317	415.3E6	218.031	238.630
45) L9C PCB 1262{3}	4.175	4.952	102.0E6	500.8E6	218.208	236.255
46) L9C PCB 1262{4}	4.753	5.196	175.0E6	442.7E6	225.904	237.724
47) L9C PCB 1262{5}	4.997	6.026	58097051	259.1E6	222.084	232.914
Sum PCB 1262			461.3E6	2025.3E6	1101.582	1179.822
Average PCB 1262					220.316	235.964

(f)=RT Delta > 1/2 Window (#)=Amounts differ by > 25% (m)=manual int.

1st AF 03/11/24
2nd AM 03/12/24

Data Path : I:\ACQUDATA\6890G\Data\030724\
Data File : BM1306.D
Signal(s) : Signal #1: ECD1A.ch Signal #2: ECD2B.ch
Acq On : 07 Mar 2024 04:34 pm
Operator : AFelser
Sample : 1232/62 ML
Misc :
ALS Vial : 17 Sample Multiplier: 1

Integration File signal 1: AUTOINT1.E
Integration File signal 2: AUTOINT2.E
Quant Time: Mar 08 12:03:09 2024
Quant Method : I:\ACQUDATA\6890G\Methods\G-PCB030724.M
Quant Title : 608/8082 PCB'S
QLast Update : Fri Mar 08 12:02:55 2024
Response via : Initial Calibration
Integrator: ChemStation

Volume Inj. : 2uL
Signal #1 Phase : DB-1701 Signal #2 Phase: DB-17
Signal #1 Info : 0.32mm 30m Signal #2 Info : 0.32mm 30m

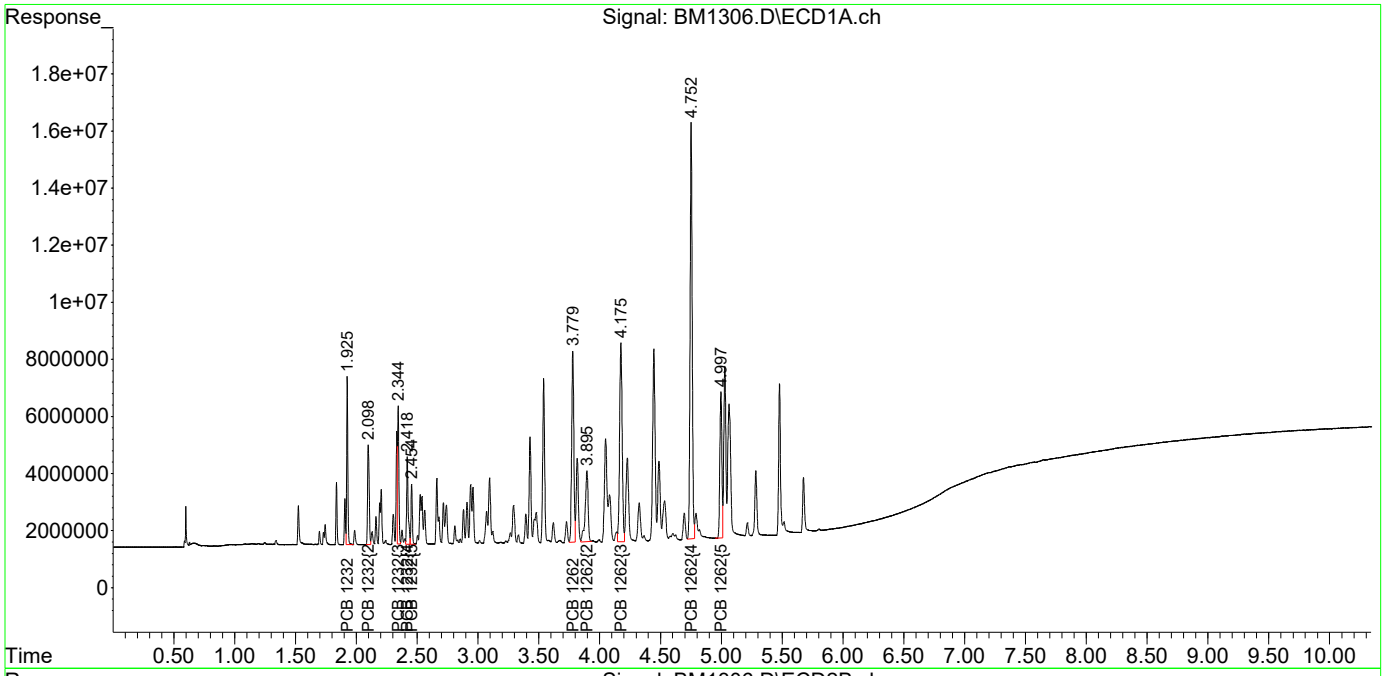

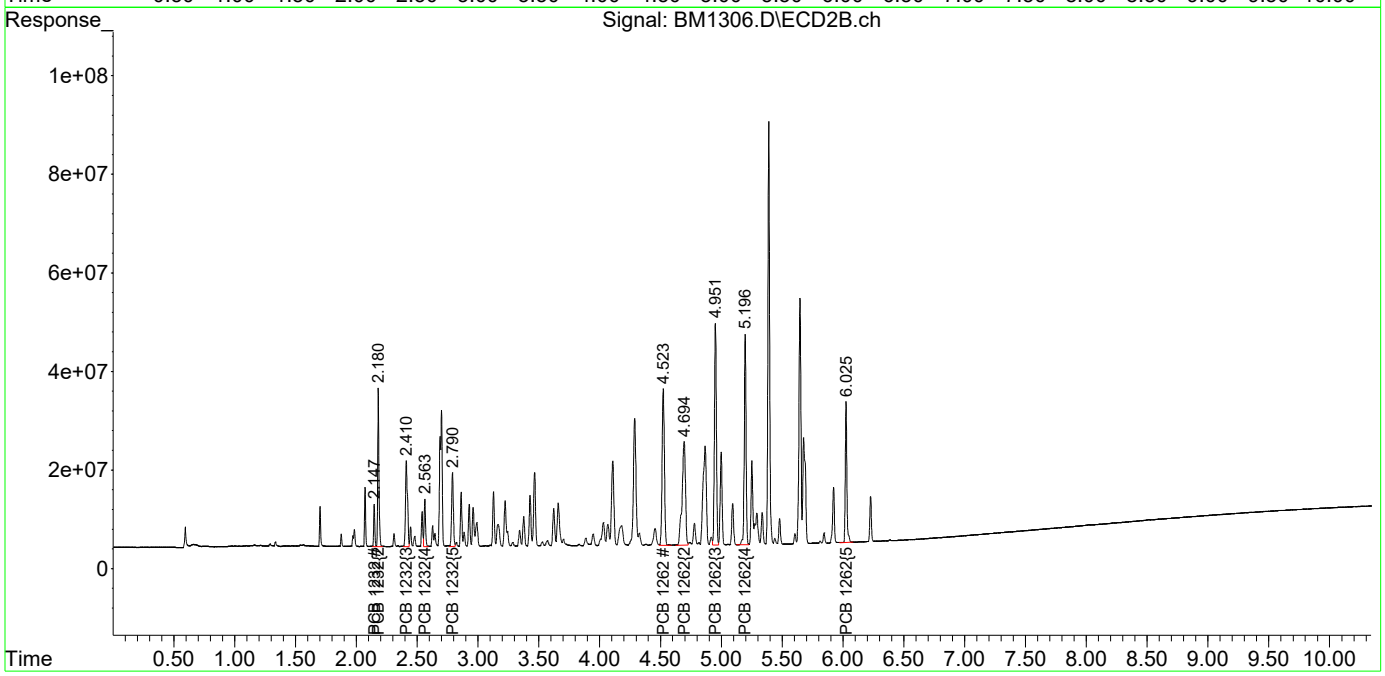

1st AF 03/11/24
2nd AM 03/12/24

Quantitation Report (Qedit)

Data Path : I:\ACQUDATA\6890G\Data\030724\
Data File : BM1306.D
Signal(s) : Signal #1: ECD1A.ch Signal #2: ECD2B.ch
Acq On : 07 Mar 2024 04:34 pm
Operator : AFelser
Sample : 1232/62 ML
Misc :
ALS Vial : 17 Sample Multiplier: 1

Integration File signal 1: AUTOINT1.E
Integration File signal 2: AUTOINT2.E
Quant Time: Mar 08 12:03:09 2024
Quant Method : I:\ACQUDATA\6890G\Methods\G-PCB030724.M
Quant Title : 608/8082 PCB'S
QLast Update : Fri Mar 08 12:02:55 2024
Response via : Initial Calibration
Integrator: ChemStation

Volume Inj. : 2uL
Signal #1 Phase : DB-1701 Signal #2 Phase: DB-17
Signal #1 Info : 0.32mm 30m Signal #2 Info : 0.32mm 30m

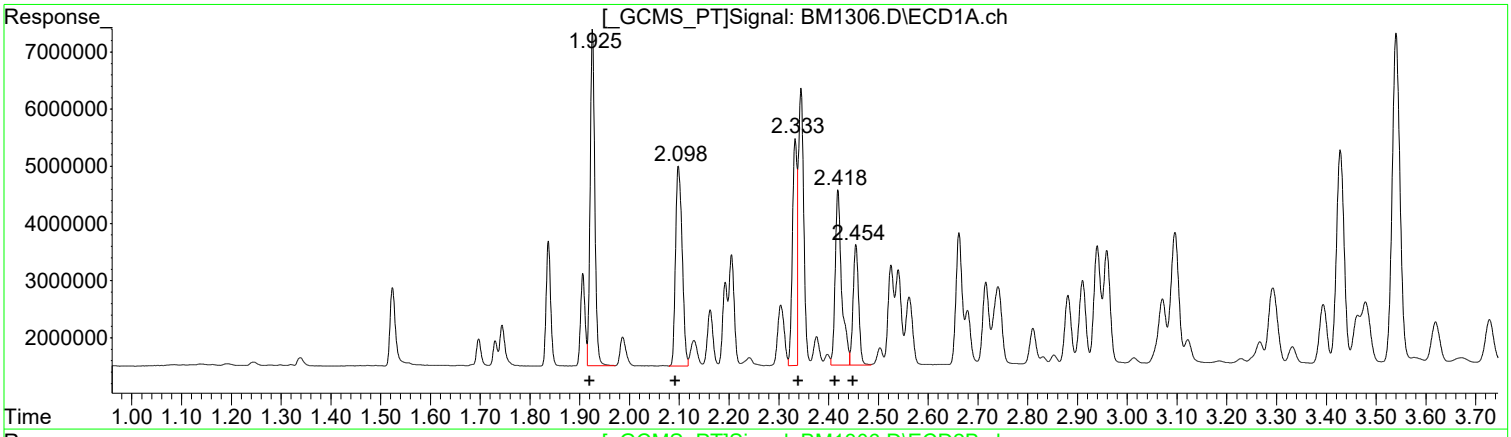

(13) PCB 1232 (L3c)

R.T.	Response	Conc
1.93	38353356	216.42
2.10	32484295	217.81
2.33	25169224	156.66
2.42	27723116	220.00
2.45	16407453	210.89

(13) PCB 1232 #2 (L3c)

R.T.	Response	Conc
2.15	55915403	229.63
2.18	227861742	230.11
2.41	196533426	226.67
2.56	79134198	228.84
2.79	144895069	235.72

Manual Integration:

Before

03/08/24

(+) = Expected Retention Time

1st AF 03/11/24
2nd AM 03/12/24

Quantitation Report (Qedit)

Data Path : I:\ACQUDATA\6890G\Data\030724\
Data File : BM1306.D
Signal(s) : Signal #1: ECD1A.ch Signal #2: ECD2B.ch
Acq On : 07 Mar 2024 04:34 pm
Operator : AFelser
Sample : 1232/62 ML
Misc :
ALS Vial : 17 Sample Multiplier: 1

Integration File signal 1: AUTOINT1.E
Integration File signal 2: AUTOINT2.E
Quant Time: Mar 08 12:03:09 2024
Quant Method : I:\ACQUDATA\6890G\Methods\G-PCB030724.M
Quant Title : 608/8082 PCB'S
QLast Update : Fri Mar 08 12:02:55 2024
Response via : Initial Calibration
Integrator: ChemStation

Volume Inj. : 2uL
Signal #1 Phase : DB-1701 Signal #2 Phase: DB-17
Signal #1 Info : 0.32mm 30m Signal #2 Info : 0.32mm 30m

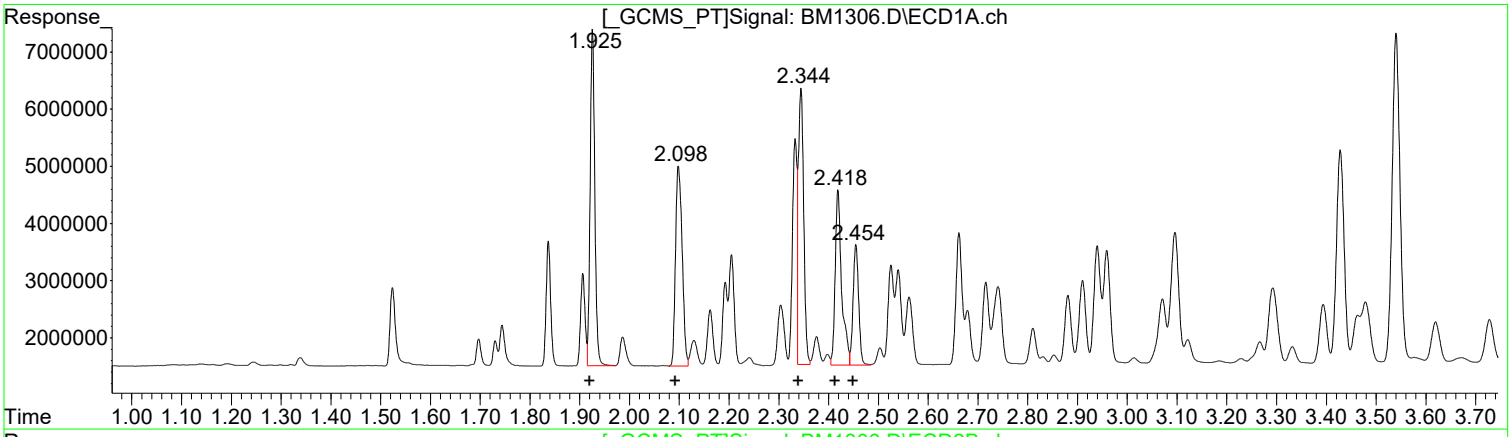

(13) PCB 1232 (L3c)

R.T.	Response	Conc
1.93	38353356	216.42
2.10	32484295	217.81
2.34	35173258	218.93
2.42	27723116	220.00
2.45	16407453	210.89

(13) PCB 1232 #2 (L3c)

R.T.	Response	Conc
2.15	55915403	229.63
2.18	227861742	230.11
2.41	196533426	226.67
2.56	79134198	228.84
2.79	144895069	235.72

Manual Integration:

After

Poor integration.

03/08/24

(+) = Expected Retention Time

Quantitation Report (QT Reviewed)

Data Path : I:\ACQUDATA\6890G\Data\030724\
Data File : BM1305.D
Signal(s) : Signal #1: ECD1A.ch Signal #2: ECD2B.ch
Acq On : 07 Mar 2024 04:20 pm
Operator : AFelser
Sample : 1232/62 L
Misc :
ALS Vial : 16 Sample Multiplier: 1

Integration File signal 1: AUTOINT1.E
Integration File signal 2: AUTOINT2.E
Quant Time: Mar 08 11:57:29 2024
Quant Method : I:\ACQUDATA\6890G\Methods\G-PCB030724.M
Quant Title : 608/8082 PCB'S
QLast Update : Fri Mar 08 11:57:24 2024
Response via : Initial Calibration
Integrator: ChemStation

Volume Inj. : 2uL
Signal #1 Phase : DB-1701 Signal #2 Phase: DB-17
Signal #1 Info : 0.32mm 30m Signal #2 Info : 0.32mm 30m

Compound	RT#1	RT#2	Resp#1	Resp#2	ug/l	ug/l
System Monitoring Compounds						
Target Compounds						
Sum PCB 1016			0	0	N.D.	N.D.
Average PCB 1016					0.000	0.000
Sum PCB 1221			0	0	N.D.	N.D.
Average PCB 1221					0.000	0.000
13) L3c PCB 1232	1.933	2.155	17447139	23450262	97.697m	94.556m
14) L3c PCB 1232{2}	2.106	2.188	14946023	95333607	100.320	94.516m
15) L3c PCB 1232{3}	2.352	2.418	15986384	83322086	99.258m	94.260m
16) L3c PCB 1232{4}	2.427	2.571	12649133	32915617	100.566	92.947m
17) L3c PCB 1232{5}	2.462	2.798	7251448	61920395	90.142m	101.104
Sum PCB 1232			68280126	296.9E6	487.982	477.383
Average PCB 1232					97.596	95.477
Sum PCB 1242			0	0	N.D.	N.D.
Average PCB 1242					0.000	0.000
Sum PCB 1248			0	0	N.D.	N.D.
Average PCB 1248					0.000	0.000
Sum PCB 1254			0	0	N.D.	N.D.
Average PCB 1254					0.000	0.000
Sum PCB 1260			0	0	N.D.	N.D.
Average PCB 1260					0.000	0.000
Sum PCB 1268			0	0	N.D.	N.D.
Average PCB 1268					0.000	0.000
43) L9C PCB 1262	3.785	4.528	38174418	171.6E6	98.452	98.065
44) L9C PCB 1262{2}	3.902	4.699	19417094	174.5E6	100.067	100.416
45) L9C PCB 1262{3}	4.180	4.954	45978661	208.0E6	97.524	97.240
46) L9C PCB 1262{4}	4.755	5.198	75623386	183.8E6	96.444m	98.090
47) L9C PCB 1262{5}	5.000	6.024	25787820	109.2E6	97.882	97.231
Sum PCB 1262			205.0E6	847.2E6	490.369	491.044
Average PCB 1262					98.074	98.209

(f)=RT Delta > 1/2 Window (#)=Amounts differ by > 25% (m)=manual int.

Quantitation Report (QT Reviewed)

Data Path : I:\ACQUDATA\6890G\Data\030724\
Data File : BM1305.D
Signal(s) : Signal #1: ECD1A.ch Signal #2: ECD2B.ch
Acq On : 07 Mar 2024 04:20 pm
Operator : AFelser
Sample : 1232/62 L
Misc :
ALS Vial : 16 Sample Multiplier: 1

Integration File signal 1: AUTOINT1.E
Integration File signal 2: AUTOINT2.E
Quant Time: Mar 08 11:57:29 2024
Quant Method : I:\ACQUDATA\6890G\Methods\G-PCB030724.M
Quant Title : 608/8082 PCB'S
QLast Update : Fri Mar 08 11:57:24 2024
Response via : Initial Calibration
Integrator: ChemStation

Volume Inj. : 2uL
Signal #1 Phase : DB-1701 Signal #2 Phase: DB-17
Signal #1 Info : 0.32mm 30m Signal #2 Info : 0.32mm 30m

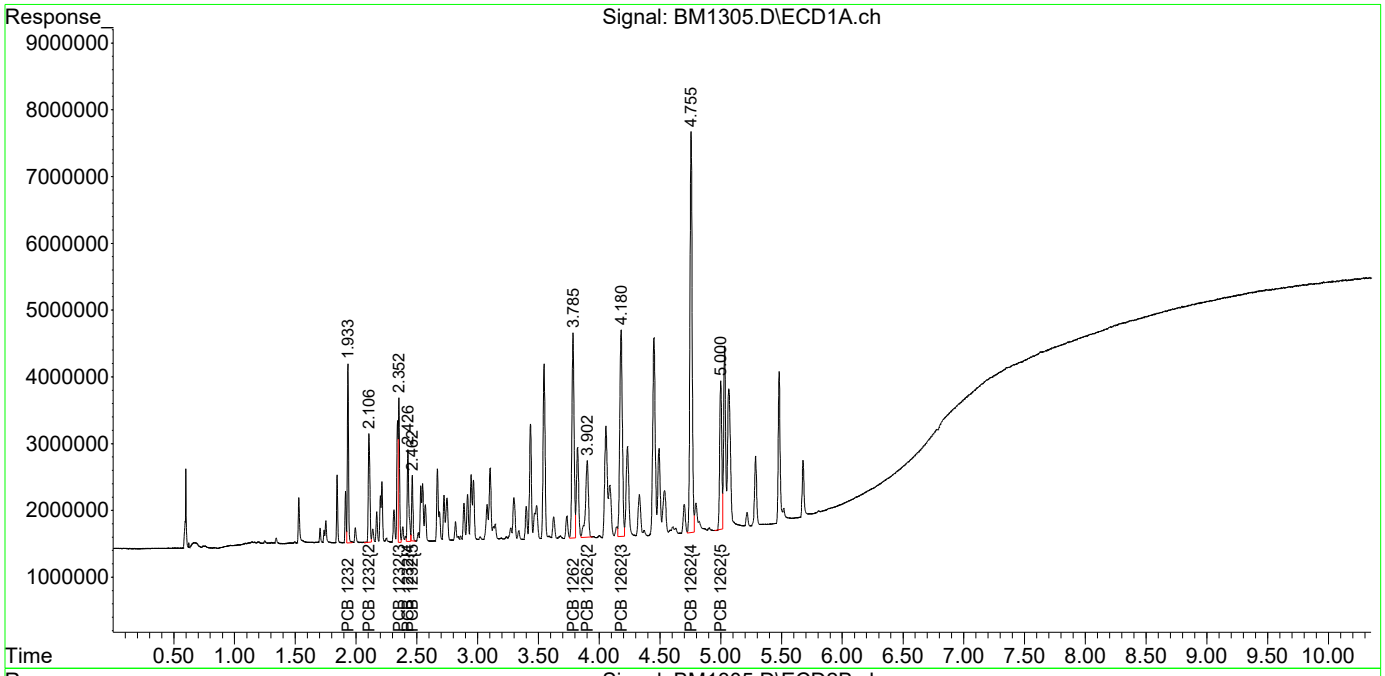

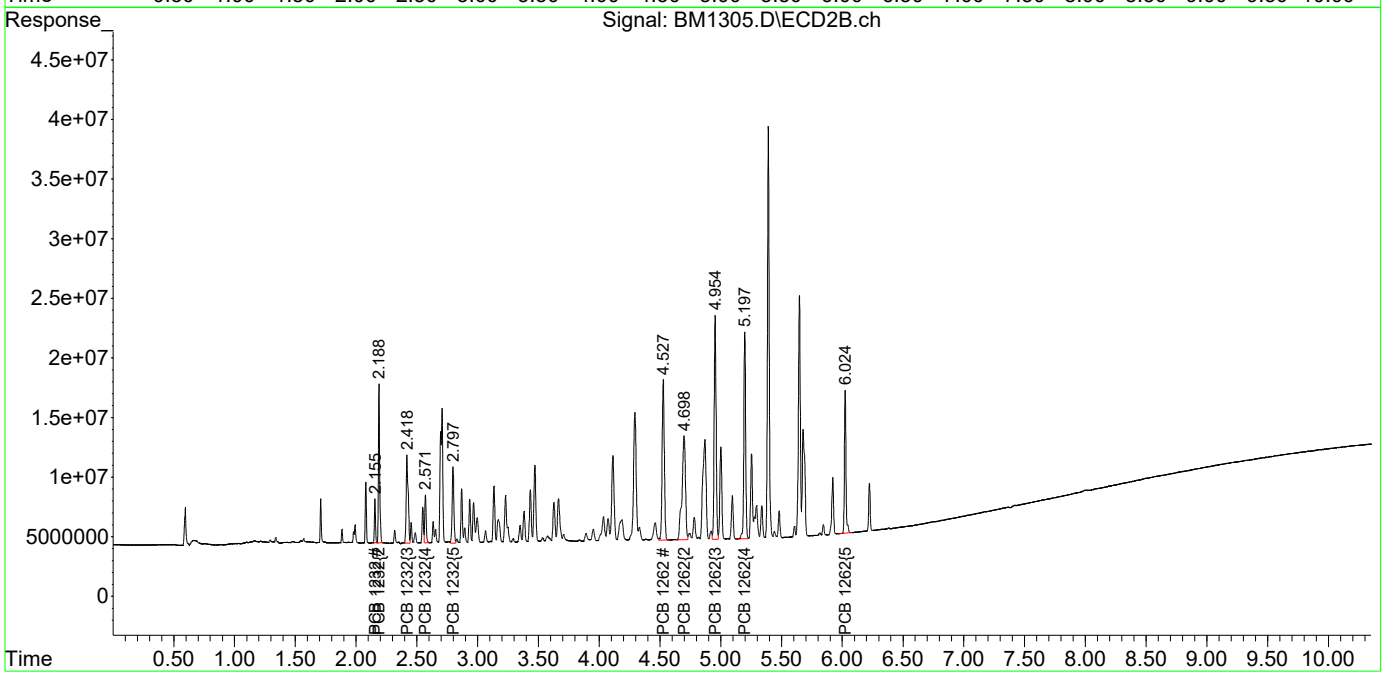

Quantitation Report (Qedit)

Data Path : I:\ACQUDATA\6890G\Data\030724\
Data File : BM1305.D
Signal(s) : Signal #1: ECD1A.ch Signal #2: ECD2B.ch
Acq On : 07 Mar 2024 04:20 pm
Operator : AFelser
Sample : 1232/62 L
Misc :
ALS Vial : 16 Sample Multiplier: 1

Integration File signal 1: AUTOINT1.E
Integration File signal 2: AUTOINT2.E
Quant Time: Mar 08 11:57:29 2024
Quant Method : I:\ACQUDATA\6890G\Methods\G-PCB030724.M
Quant Title : 608/8082 PCB'S
QLast Update : Fri Mar 08 11:57:24 2024
Response via : Initial Calibration
Integrator: ChemStation

Volume Inj. : 2uL
Signal #1 Phase : DB-1701 Signal #2 Phase: DB-17
Signal #1 Info : 0.32mm 30m Signal #2 Info : 0.32mm 30m

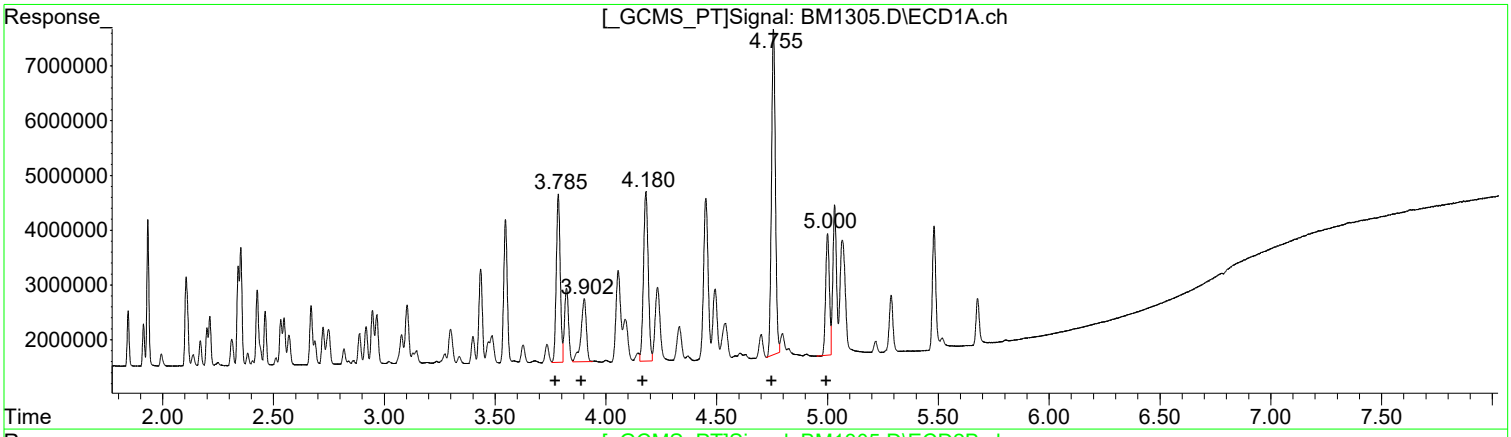

(43) PCB 1262 (L9C)

R.T.	Response	Conc
3.79	38174418	98.45
3.90	19417094	100.07
4.18	45978661	97.52
4.76	73784534	94.10
5.00	25787820	97.88

(43) PCB 1262 #2 (L9C)

R.T.	Response	Conc
4.53	171593116	98.07
4.70	174511687	100.42
4.95	208041009	97.24
5.20	183847509	98.09
6.02	109186296	97.23

Manual Integration:

Before

03/08/24

(+) = Expected Retention Time

1st AF 03/11/24
2nd AM 03/12/24

Quantitation Report (Qedit)

Data Path : I:\ACQUDATA\6890G\Data\030724\
Data File : BM1305.D
Signal(s) : Signal #1: ECD1A.ch Signal #2: ECD2B.ch
Acq On : 07 Mar 2024 04:20 pm
Operator : AFelser
Sample : 1232/62 L
Misc :
ALS Vial : 16 Sample Multiplier: 1

Integration File signal 1: AUTOINT1.E
Integration File signal 2: AUTOINT2.E
Quant Time: Mar 08 11:57:29 2024
Quant Method : I:\ACQUDATA\6890G\Methods\G-PCB030724.M
Quant Title : 608/8082 PCB'S
QLast Update : Fri Mar 08 11:57:24 2024
Response via : Initial Calibration
Integrator: ChemStation

Volume Inj. : 2uL
Signal #1 Phase : DB-1701 Signal #2 Phase: DB-17
Signal #1 Info : 0.32mm 30m Signal #2 Info : 0.32mm 30m

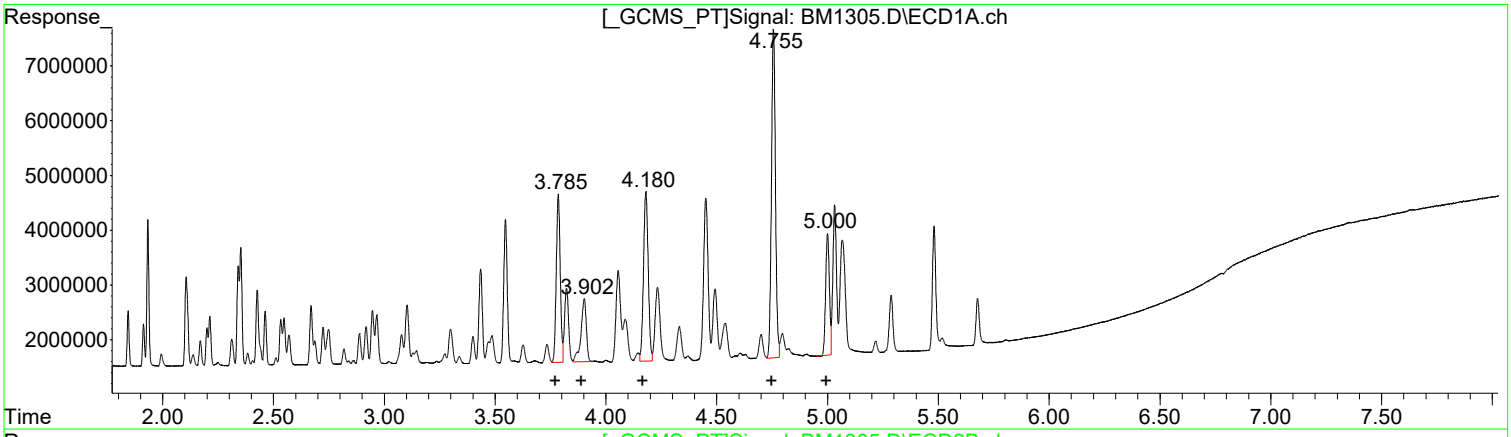

(43) PCB 1262 (L9C)

R.T.	Response	Conc
3.79	38174418	98.45
3.90	19417094	100.07
4.18	45978661	97.52
4.76	75623386	96.44
5.00	25787820	97.88

(43) PCB 1262 #2 (L9C)

R.T.	Response	Conc
4.53	171593116	98.07
4.70	174511687	100.42
4.95	208041009	97.24
5.20	183847509	98.09
6.02	109186296	97.23

Manual Integration:

After

Poor integration.

03/08/24

(+) = Expected Retention Time

1st AF 03/11/24
2nd AM 03/12/24

Quantitation Report (Qedit)

Data Path : I:\ACQUDATA\6890G\Data\030724\
Data File : BM1305.D
Signal(s) : Signal #1: ECD1A.ch Signal #2: ECD2B.ch
Acq On : 07 Mar 2024 04:20 pm
Operator : AFelser
Sample : 1232/62 L
Misc :
ALS Vial : 16 Sample Multiplier: 1

Integration File signal 1: AUTOINT1.E
Integration File signal 2: AUTOINT2.E
Quant Time: Mar 08 11:57:29 2024
Quant Method : I:\ACQUDATA\6890G\Methods\G-PCB030724.M
Quant Title : 608/8082 PCB'S
QLast Update : Fri Mar 08 11:57:24 2024
Response via : Initial Calibration
Integrator: ChemStation

Volume Inj. : 2uL
Signal #1 Phase : DB-1701 Signal #2 Phase: DB-17
Signal #1 Info : 0.32mm 30m Signal #2 Info : 0.32mm 30m

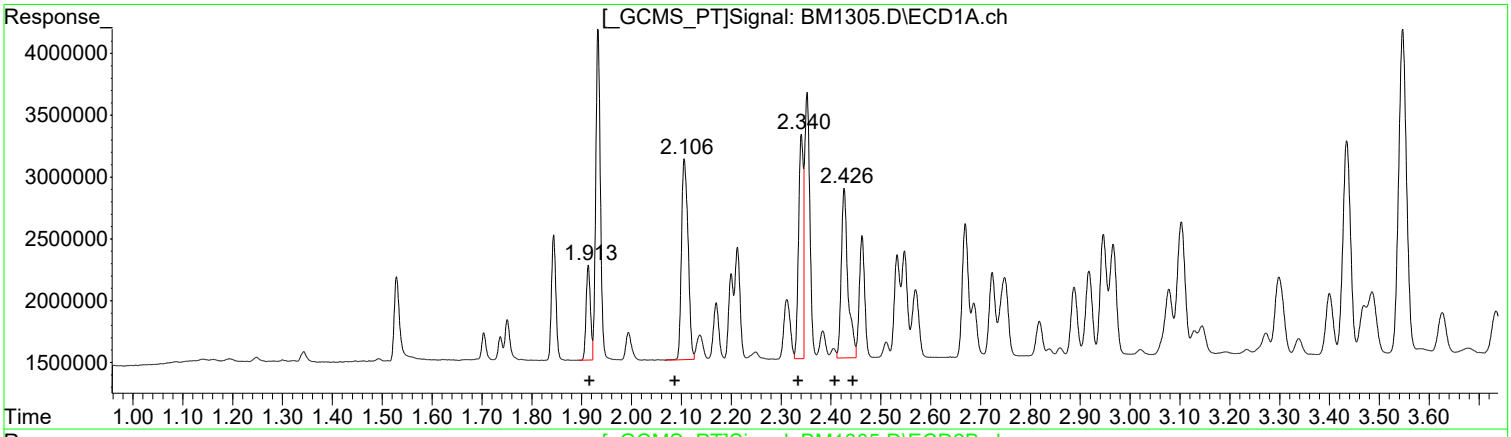

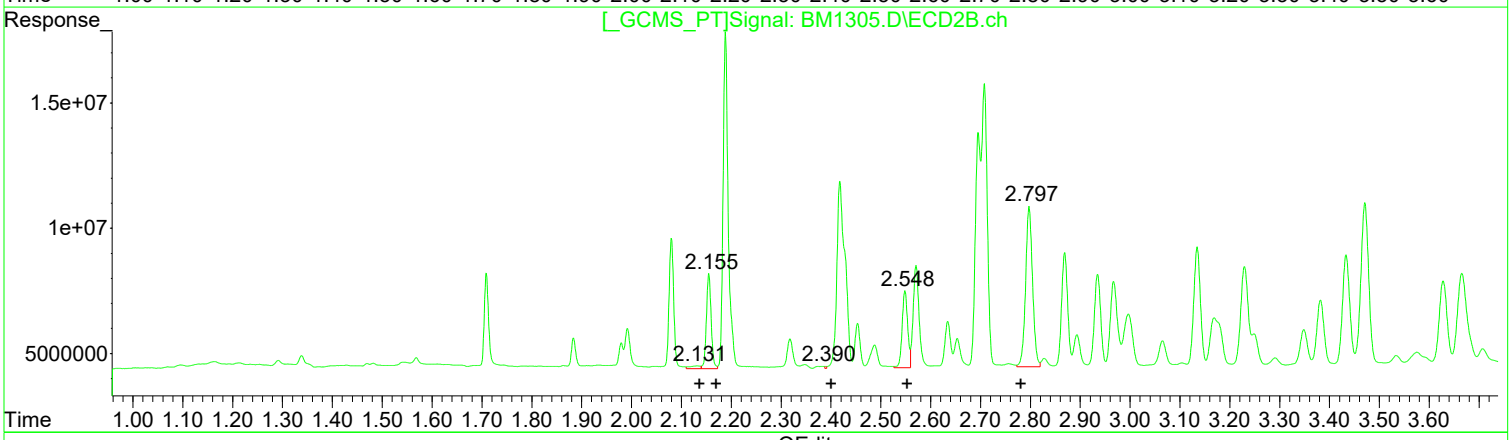

QEdit

(13) PCB 1232 (L3c)

R.T.	Response	Conc
1.91	4639165	25.98
2.11	14946023	100.32
2.34	11681043	72.53
2.43	12649133	100.57
2.43	12649133	157.24

(13) PCB 1232 #2 (L3c)

R.T.	Response	Conc
2.13	1744555	7.03
2.16	25280531	25.06
2.39	153291	0.17
2.55	23499473	66.36
2.80	61920395	101.10

Manual Integration:

Before

03/08/24

(+) = Expected Retention Time

1st AF 03/11/24
2nd AM 03/12/24

Quantitation Report (Qedit)

Data Path : I:\ACQUDATA\6890G\Data\030724\
Data File : BM1305.D
Signal(s) : Signal #1: ECD1A.ch Signal #2: ECD2B.ch
Acq On : 07 Mar 2024 04:20 pm
Operator : AFelser
Sample : 1232/62 L
Misc :
ALS Vial : 16 Sample Multiplier: 1

Integration File signal 1: AUTOINT1.E
Integration File signal 2: AUTOINT2.E
Quant Time: Mar 08 11:57:29 2024
Quant Method : I:\ACQUDATA\6890G\Methods\G-PCB030724.M
Quant Title : 608/8082 PCB'S
QLast Update : Fri Mar 08 11:57:24 2024
Response via : Initial Calibration
Integrator: ChemStation

Volume Inj. : 2uL
Signal #1 Phase : DB-1701 Signal #2 Phase: DB-17
Signal #1 Info : 0.32mm 30m Signal #2 Info : 0.32mm 30m

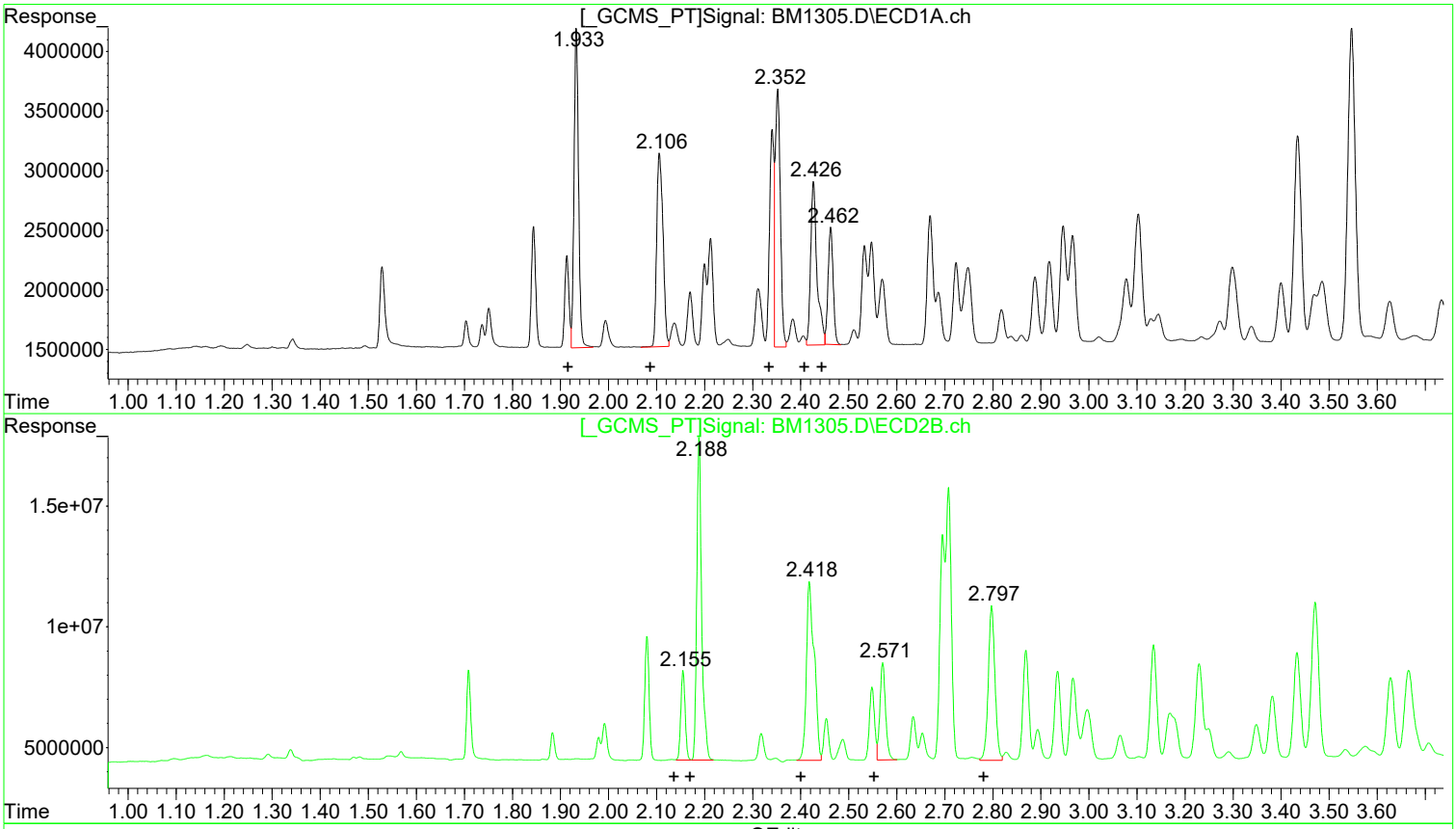

(13) PCB 1232 (L3c)

R.T.	Response	Conc
1.93	17447139	97.70
2.11	14946023	100.32
2.35	15986384	99.26
2.43	12649133	100.57
2.46	7251448	90.14

(13) PCB 1232 #2 (L3c)

R.T.	Response	Conc
2.15	23450262	94.56
2.19	95333607	94.52
2.42	83322086	94.26
2.57	32915617	92.95
2.80	61920395	101.10

Manual Integration:

After

Wrong peak selected.

03/08/24

(+) = Expected Retention Time

Quantitation Report (QT Reviewed)

Data Path : I:\ACQUDATA\6890G\Data\030724\
Data File : BM1304.D
Signal(s) : Signal #1: ECD1A.ch Signal #2: ECD2B.ch
Acq On : 07 Mar 2024 04:06 pm
Operator : AFelser
Sample : 1232/62 LL
Misc :
ALS Vial : 15 Sample Multiplier: 1

Integration File signal 1: AUTOINT1.E
Integration File signal 2: AUTOINT2.E
Quant Time: Mar 08 11:49:46 2024
Quant Method : I:\ACQUDATA\6890G\Methods\G-PCB030724.M
Quant Title : 608/8082 PCB'S
QLast Update : Fri Mar 08 11:49:37 2024
Response via : Initial Calibration
Integrator: ChemStation

Volume Inj. : 2uL
Signal #1 Phase : DB-1701 Signal #2 Phase: DB-17
Signal #1 Info : 0.32mm 30m Signal #2 Info : 0.32mm 30m

Compound	RT#1	RT#2	Resp#1	Resp#2	ug/l	ug/l
System Monitoring Compounds						
Target Compounds						
Sum PCB 1016			0	0	N.D.	N.D.
Average PCB 1016					0.000	0.000
Sum PCB 1221			0	0	N.D.	N.D.
Average PCB 1221					0.000	0.000
13) L3c PCB 1232	1.916f	2.137f	4237908	5687116	29.172m	26.870m
14) L3c PCB 1232{2}	2.088f	2.170f	3564577	22586957	29.769m	25.437m
15) L3c PCB 1232{3}	2.334f	2.401f	3598347	20225388	25.304m	26.730m
16) L3c PCB 1232{4}	2.409f	2.553f	2749089	8000671	26.759m	25.956m
17) L3c PCB 1232{5}	2.445f	2.781f	1809297	13268472	29.517m	23.632m
Sum PCB 1232			15959219	69768603	140.521	128.626
Average PCB 1232					28.104	25.725
Sum PCB 1242			0	0	N.D.	N.D.
Average PCB 1242					0.000	0.000
Sum PCB 1248			0	0	N.D.	N.D.
Average PCB 1248					0.000	0.000
Sum PCB 1254			0	0	N.D.	N.D.
Average PCB 1254					0.000	0.000
Sum PCB 1260			0	0	N.D.	N.D.
Average PCB 1260					0.000	0.000
Sum PCB 1268			0	0	N.D.	N.D.
Average PCB 1268					0.000	0.000
43) L9C PCB 1262	3.772f	4.519	9017016	38023629	27.775m	23.789m
44) L9C PCB 1262{2}	3.889f	4.691	4427975	35569771	26.565m	20.957m
45) L9C PCB 1262{3}	4.167f	4.949	10812713	45879723	26.878m	23.114m
46) L9C PCB 1262{4}	4.749	5.193	17013519	40029978	23.710m	22.913m
47) L9C PCB 1262{5}	4.994	6.026	5906939	23745070	25.508m	22.430m
Sum PCB 1262			47178161	183.2E6	130.438	113.203
Average PCB 1262					26.088	22.641

(f)=RT Delta > 1/2 Window (#)=Amounts differ by > 25% (m)=manual int.

1st AF 03/11/24
2nd AM 03/12/24

Data Path : I:\ACQUDATA\6890G\Data\030724\
Data File : BM1304.D
Signal(s) : Signal #1: ECD1A.ch Signal #2: ECD2B.ch
Acq On : 07 Mar 2024 04:06 pm
Operator : AFelser
Sample : 1232/62 LL
Misc :
ALS Vial : 15 Sample Multiplier: 1

Integration File signal 1: AUTOINT1.E
Integration File signal 2: AUTOINT2.E
Quant Time: Mar 08 11:49:46 2024
Quant Method : I:\ACQUDATA\6890G\Methods\G-PCB030724.M
Quant Title : 608/8082 PCB'S
QLast Update : Fri Mar 08 11:49:37 2024
Response via : Initial Calibration
Integrator: ChemStation

Volume Inj. : 2uL
Signal #1 Phase : DB-1701 Signal #2 Phase: DB-17
Signal #1 Info : 0.32mm 30m Signal #2 Info : 0.32mm 30m

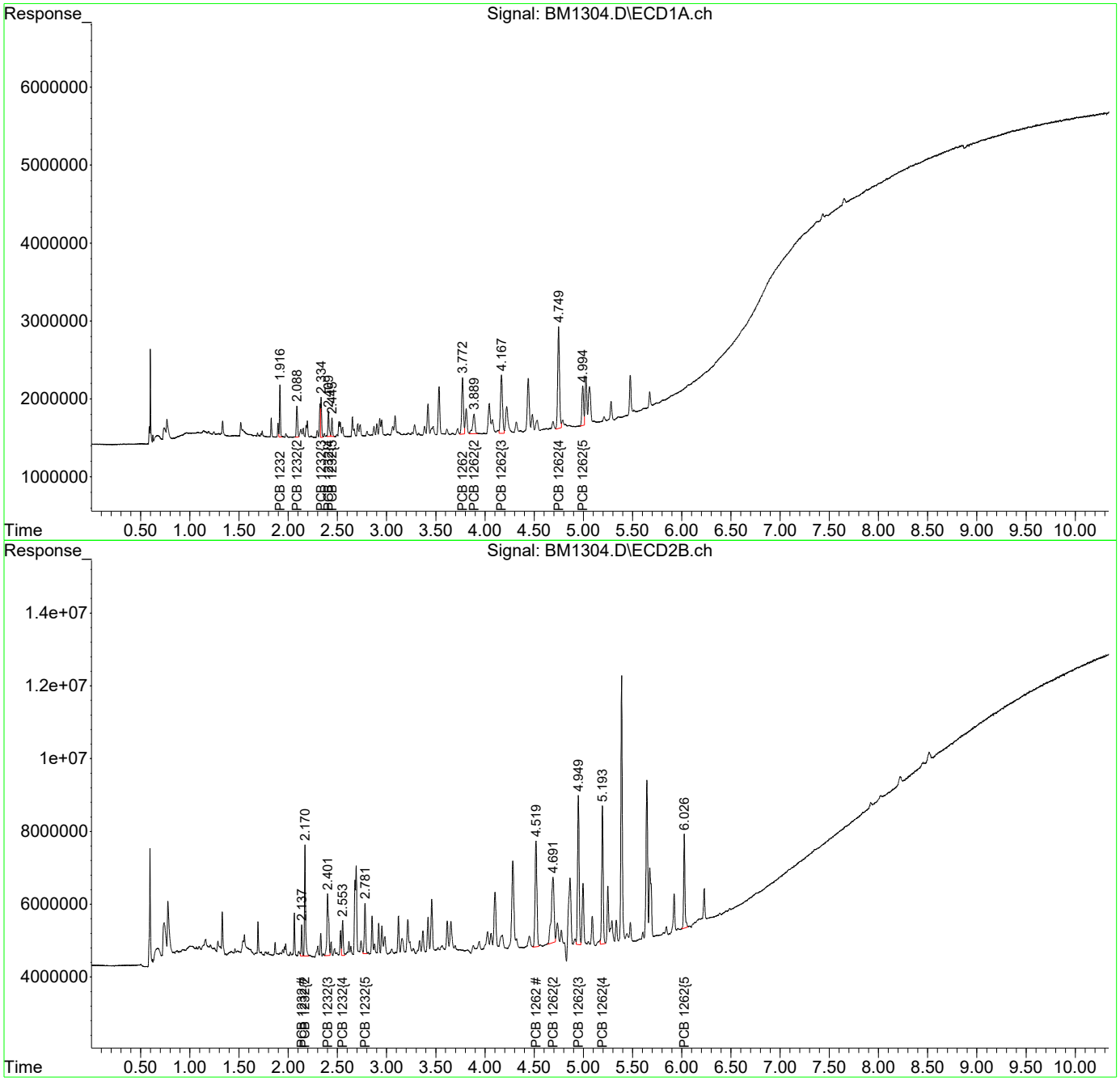

1st AF 03/11/24
2nd AM 03/12/24

Quantitation Report (Qedit)

Data Path : I:\ACQUDATA\6890G\Data\030724\
Data File : BM1304.D
Signal(s) : Signal #1: ECD1A.ch Signal #2: ECD2B.ch
Acq On : 07 Mar 2024 04:06 pm
Operator : AFelser
Sample : 1232/62 LL
Misc :
ALS Vial : 15 Sample Multiplier: 1

Integration File signal 1: AUTOINT1.E
Integration File signal 2: AUTOINT2.E
Quant Time: Mar 08 11:49:46 2024
Quant Method : I:\ACQUDATA\6890G\Methods\G-PCB030724.M
Quant Title : 608/8082 PCB'S
QLast Update : Fri Mar 08 11:49:37 2024
Response via : Initial Calibration
Integrator: ChemStation

Volume Inj. : 2uL
Signal #1 Phase : DB-1701 Signal #2 Phase: DB-17
Signal #1 Info : 0.32mm 30m Signal #2 Info : 0.32mm 30m

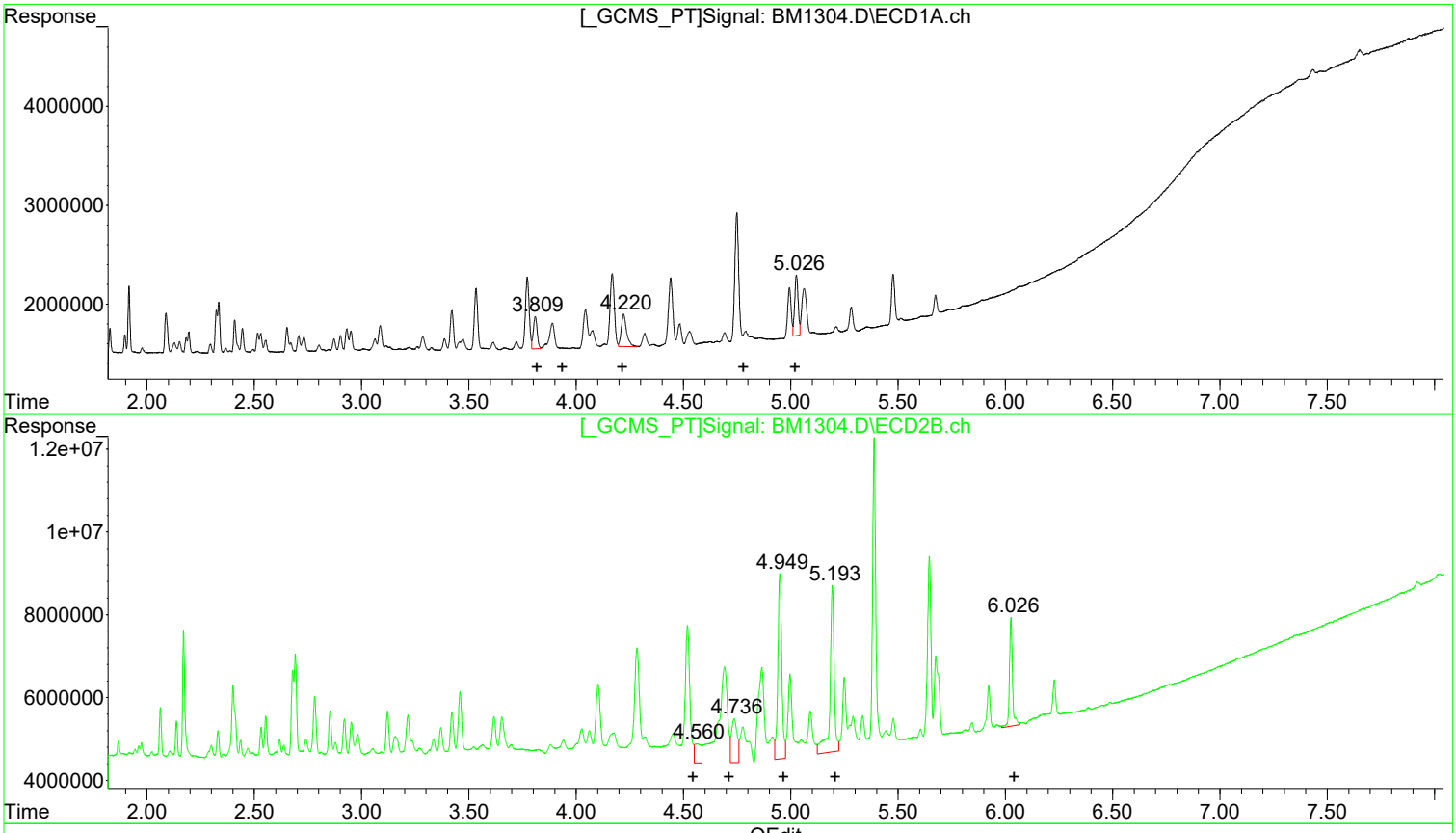

QEdit

(43) PCB 1262 (L9C)

R.T.	Response	Conc
3.81	4058734	12.50
0.00	0	0.00
4.22	5611832	13.95
0.00	0	0.00
5.03	6942522	29.98

(43) PCB 1262 #2 (L9C)

R.T.	Response	Conc
4.56	9770393	6.11
4.74	20176904	11.89
4.95	57140013	28.79
5.19	55172049	31.58
6.03	25663728	24.24

Manual Integration:

Before

03/08/24

(+) = Expected Retention Time

1st AF 03/11/24
2nd AM 03/12/24

Quantitation Report (Qedit)

Data Path : I:\ACQUDATA\6890G\Data\030724\
Data File : BM1304.D
Signal(s) : Signal #1: ECD1A.ch Signal #2: ECD2B.ch
Acq On : 07 Mar 2024 04:06 pm
Operator : AFelser
Sample : 1232/62 LL
Misc :
ALS Vial : 15 Sample Multiplier: 1

Integration File signal 1: AUTOINT1.E
Integration File signal 2: AUTOINT2.E
Quant Time: Mar 08 11:49:46 2024
Quant Method : I:\ACQUDATA\6890G\Methods\G-PCB030724.M
Quant Title : 608/8082 PCB'S
QLast Update : Fri Mar 08 11:49:37 2024
Response via : Initial Calibration
Integrator: ChemStation

Volume Inj. : 2uL
Signal #1 Phase : DB-1701 Signal #2 Phase: DB-17
Signal #1 Info : 0.32mm 30m Signal #2 Info : 0.32mm 30m

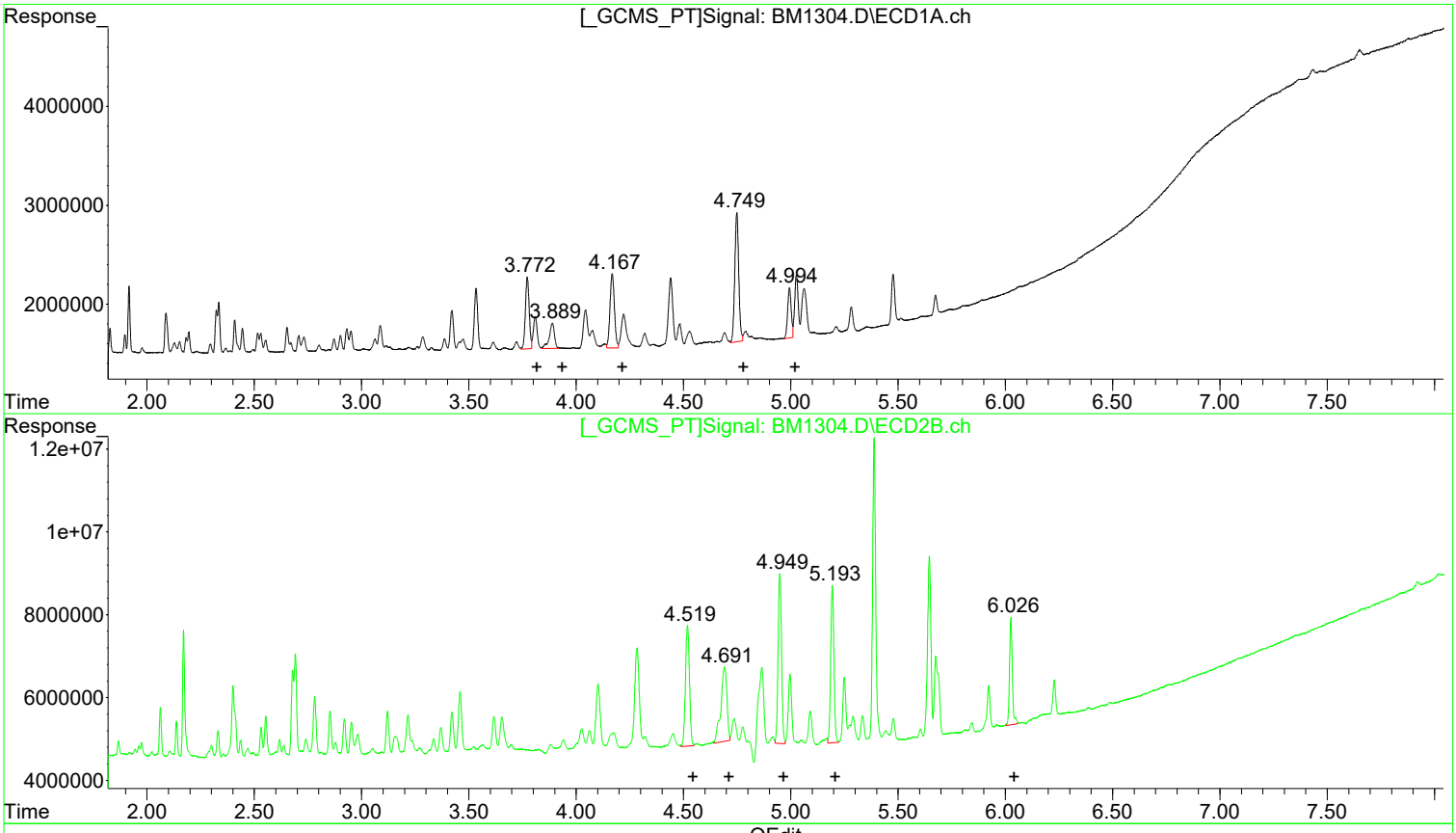

(43) PCB 1262 (L9C)

R.T.	Response	Conc
3.77	9017016	27.78
3.89	4427975	26.57
4.17	10812713	26.88
4.75	17013519	23.71
4.99	5906939	25.51

(43) PCB 1262 #2 (L9C)

R.T.	Response	Conc
4.52	38023629	23.79
4.69	35569771	20.96
4.95	45879723	23.11
5.19	40029978	22.91
6.03	23745070	22.43

Manual Integration:

After

Poor integration.

03/08/24

(+) = Expected Retention Time

1st AF 03/11/24
2nd AM 03/12/24

Quantitation Report (Qedit)

Data Path : I:\ACQUDATA\6890G\Data\030724\
Data File : BM1304.D
Signal(s) : Signal #1: ECD1A.ch Signal #2: ECD2B.ch
Acq On : 07 Mar 2024 04:06 pm
Operator : AFelser
Sample : 1232/62 LL
Misc :
ALS Vial : 15 Sample Multiplier: 1

Integration File signal 1: AUTOINT1.E
Integration File signal 2: AUTOINT2.E
Quant Time: Mar 08 11:49:46 2024
Quant Method : I:\ACQUDATA\6890G\Methods\G-PCB030724.M
Quant Title : 608/8082 PCB'S
QLast Update : Fri Mar 08 11:49:37 2024
Response via : Initial Calibration
Integrator: ChemStation

Volume Inj. : 2uL
Signal #1 Phase : DB-1701 Signal #2 Phase: DB-17
Signal #1 Info : 0.32mm 30m Signal #2 Info : 0.32mm 30m

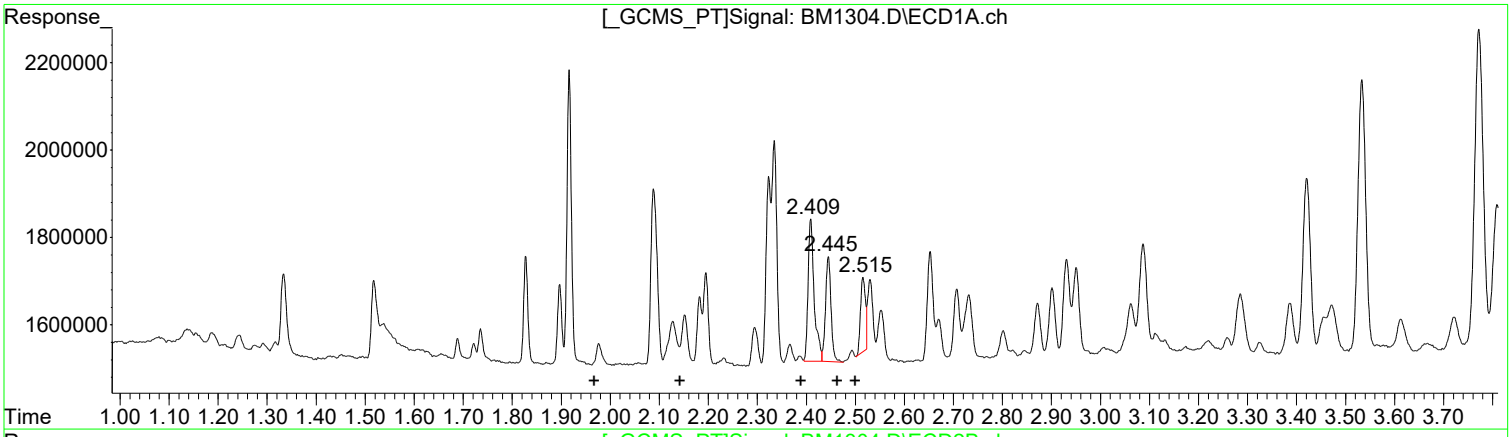

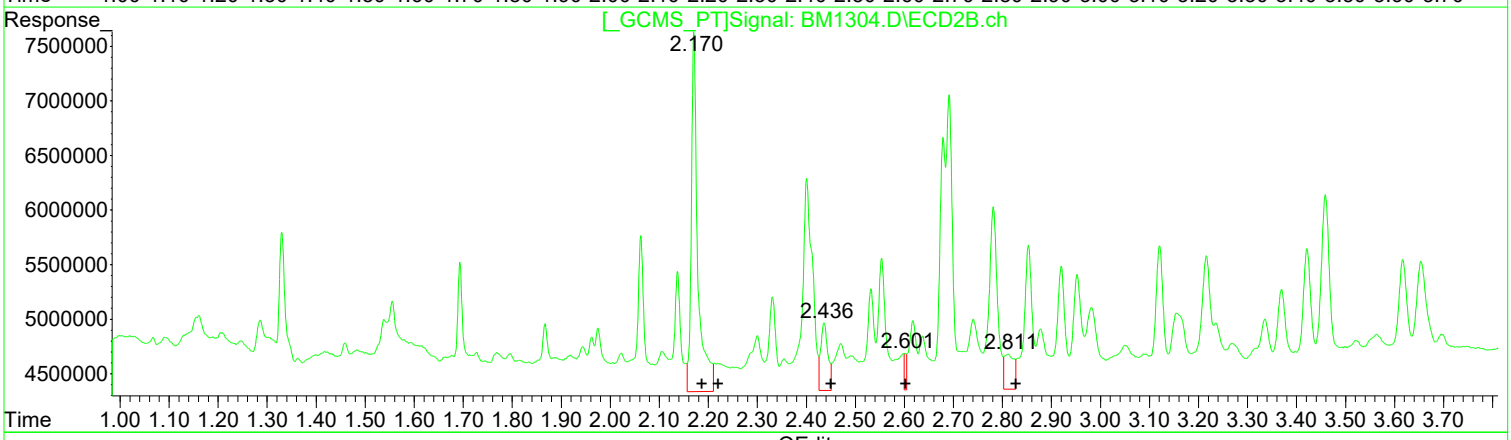

QEdit

(13) PCB 1232 (L3c)

R.T.	Response	Conc
0.00	0	0.00
0.00	0	0.00
2.41	2770395	19.48
2.45	1879461	18.29
2.52	1168081	19.06

(13) PCB 1232 #2 (L3c)

R.T.	Response	Conc
2.17	30291417	143.12
0.00	0	0.00
2.44	6302895	8.33
2.60	1005651	3.26
2.81	4471287	7.96

Manual Integration:

Before

03/08/24

(+) = Expected Retention Time

1st AF 03/11/24
2nd AM 03/12/24

Quantitation Report (Qedit)

Data Path : I:\ACQUDATA\6890G\Data\030724\
Data File : BM1304.D
Signal(s) : Signal #1: ECD1A.ch Signal #2: ECD2B.ch
Acq On : 07 Mar 2024 04:06 pm
Operator : AFelser
Sample : 1232/62 LL
Misc :
ALS Vial : 15 Sample Multiplier: 1

Integration File signal 1: AUTOINT1.E
Integration File signal 2: AUTOINT2.E
Quant Time: Mar 08 11:49:46 2024
Quant Method : I:\ACQUDATA\6890G\Methods\G-PCB030724.M
Quant Title : 608/8082 PCB'S
QLast Update : Fri Mar 08 11:49:37 2024
Response via : Initial Calibration
Integrator: ChemStation

Volume Inj. : 2uL
Signal #1 Phase : DB-1701 Signal #2 Phase: DB-17
Signal #1 Info : 0.32mm 30m Signal #2 Info : 0.32mm 30m

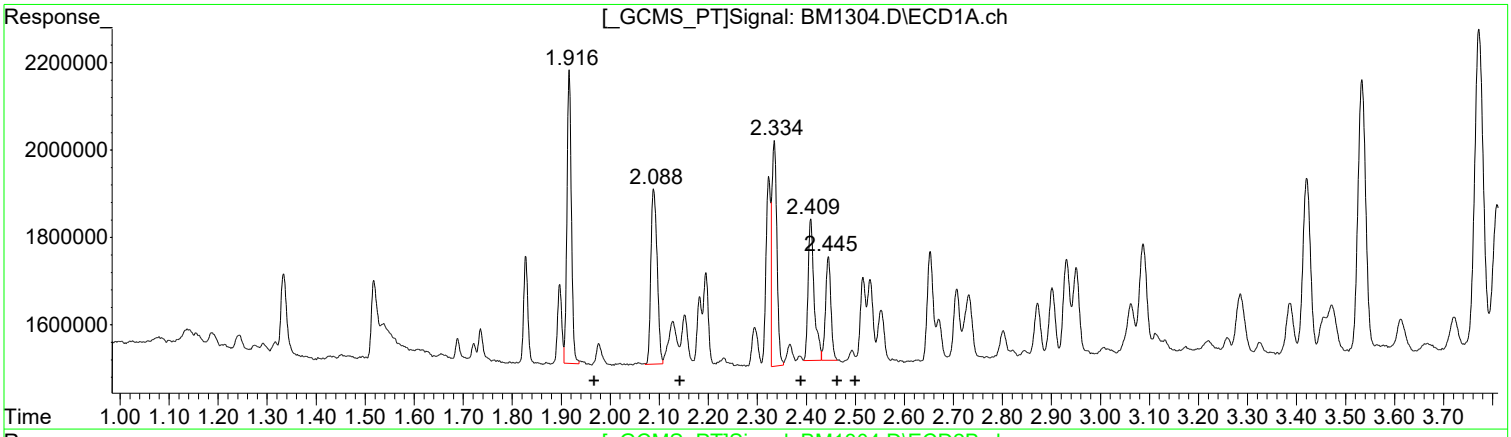

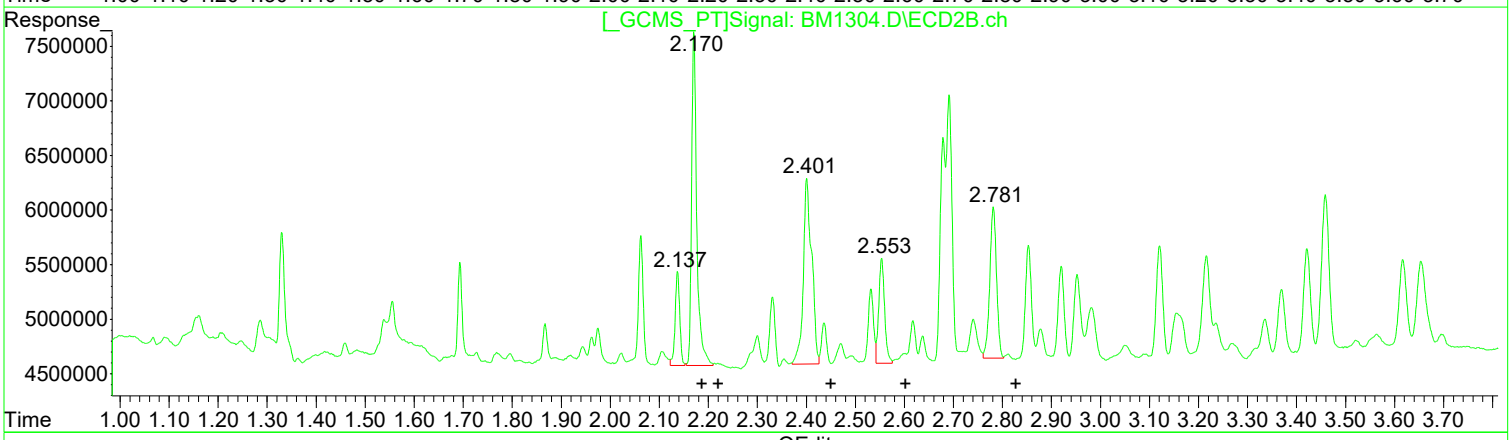

QEdit

(13) PCB 1232 (L3c)

R.T.	Response	Conc
1.92	4237908	29.17
2.09	3564577	29.77
2.33	3598347	25.30
2.41	2749089	26.76
2.44	1809297	29.52

(13) PCB 1232 #2 (L3c)

R.T.	Response	Conc
2.14	5687116	26.87
2.17	22586957	25.44
2.40	20225388	26.73
2.55	8000671	25.96
2.78	13268472	23.63

Manual Integration:

After

Poor integration.

03/08/24

(+) = Expected Retention Time

Quantitation Report (QT Reviewed)

Data Path : I:\ACQUDATA\6890G\Data\030724\
Data File : BM1303.D
Signal(s) : Signal #1: ECD1A.ch Signal #2: ECD2B.ch
Acq On : 07 Mar 2024 03:52 pm
Operator : AFelser
Sample : 1221/54 H
Misc :
ALS Vial : 14 Sample Multiplier: 1

Integration File signal 1: AUTOINT1.E
Integration File signal 2: AUTOINT2.E
Quant Time: Mar 08 11:26:49 2024
Quant Method : I:\ACQUDATA\6890G\Methods\G-PCB030724.M
Quant Title : 608/8082 PCB'S
QLast Update : Fri Mar 08 11:23:02 2024
Response via : Initial Calibration
Integrator: ChemStation

Volume Inj. : 2uL
Signal #1 Phase : DB-1701 Signal #2 Phase: DB-17
Signal #1 Info : 0.32mm 30m Signal #2 Info : 0.32mm 30m

Compound	RT#1	RT#2	Resp#1	Resp#2	ug/l	ug/l
System Monitoring Compounds						
Target Compounds						
Sum PCB 1016			0	0	N.D.	N.D.
Average PCB 1016					0.000	0.000
8) L2c PCB 1221	1.687	1.865	16141390	85175060	872.790	898.467
9) L2c PCB 1221{2}	1.827	1.973	71013218	92786804	928.234	898.694
10) L2c PCB 1221{3}	1.896	2.061	44272534	437.0E6	912.396	962.838
11) L2c PCB 1221{4}	1.915	2.136	166.9E6	268.5E6	933.274	945.651
12) L2c PCB 1221{5}	2.088	2.169	28716763	1044.9E6	920.295	959.565
Sum PCB 1221			327.1E6	1928.4E6	4566.988	4665.217
Average PCB 1221					913.398	933.043
Sum PCB 1232			0	0	N.D.	N.D.
Average PCB 1232					0.000	0.000
Sum PCB 1242			0	0	N.D.	N.D.
Average PCB 1242					0.000	0.000
Sum PCB 1248			0	0	N.D.	N.D.
Average PCB 1248					0.000	0.000
28) L6c PCB 1254	3.084	3.616	307.8E6	1659.8E6	948.030	985.302
29) L6c PCB 1254{2}	3.291	3.940	228.3E6	1293.8E6	972.392	983.168
30) L6c PCB 1254{3}	3.386	4.320	401.1E6	1741.4E6	982.728	991.348
31) L6c PCB 1254{4}	3.612	4.518	288.9E6	950.0E6	979.244	975.374
32) L6c PCB 1254{5}	3.773	4.867	269.3E6	2059.6E6	972.318	998.681
Sum PCB 1254			1495.5E6	7704.6E6	4854.712	4933.874
Average PCB 1254					970.942	986.775
Sum PCB 1260			0	0	N.D.	N.D.
Average PCB 1260					0.000	0.000
Sum PCB 1268			0	0	N.D.	N.D.
Average PCB 1268					0.000	0.000
Sum PCB 1262			0	0	N.D.	N.D.
Average PCB 1262					0.000	0.000

(f)=RT Delta > 1/2 Window (#)=Amounts differ by > 25% (m)=manual int.

Quantitation Report (QT Reviewed)

Data Path : I:\ACQUDATA\6890G\Data\030724\
Data File : BM1303.D
Signal(s) : Signal #1: ECD1A.ch Signal #2: ECD2B.ch
Acq On : 07 Mar 2024 03:52 pm
Operator : AFelser
Sample : 1221/54 H
Misc :
ALS Vial : 14 Sample Multiplier: 1

Integration File signal 1: AUTOINT1.E
Integration File signal 2: AUTOINT2.E
Quant Time: Mar 08 11:26:49 2024
Quant Method : I:\ACQUDATA\6890G\Methods\G-PCB030724.M
Quant Title : 608/8082 PCB'S
QLast Update : Fri Mar 08 11:23:02 2024
Response via : Initial Calibration
Integrator: ChemStation

Volume Inj. : 2uL
Signal #1 Phase : DB-1701 Signal #2 Phase: DB-17
Signal #1 Info : 0.32mm 30m Signal #2 Info : 0.32mm 30m

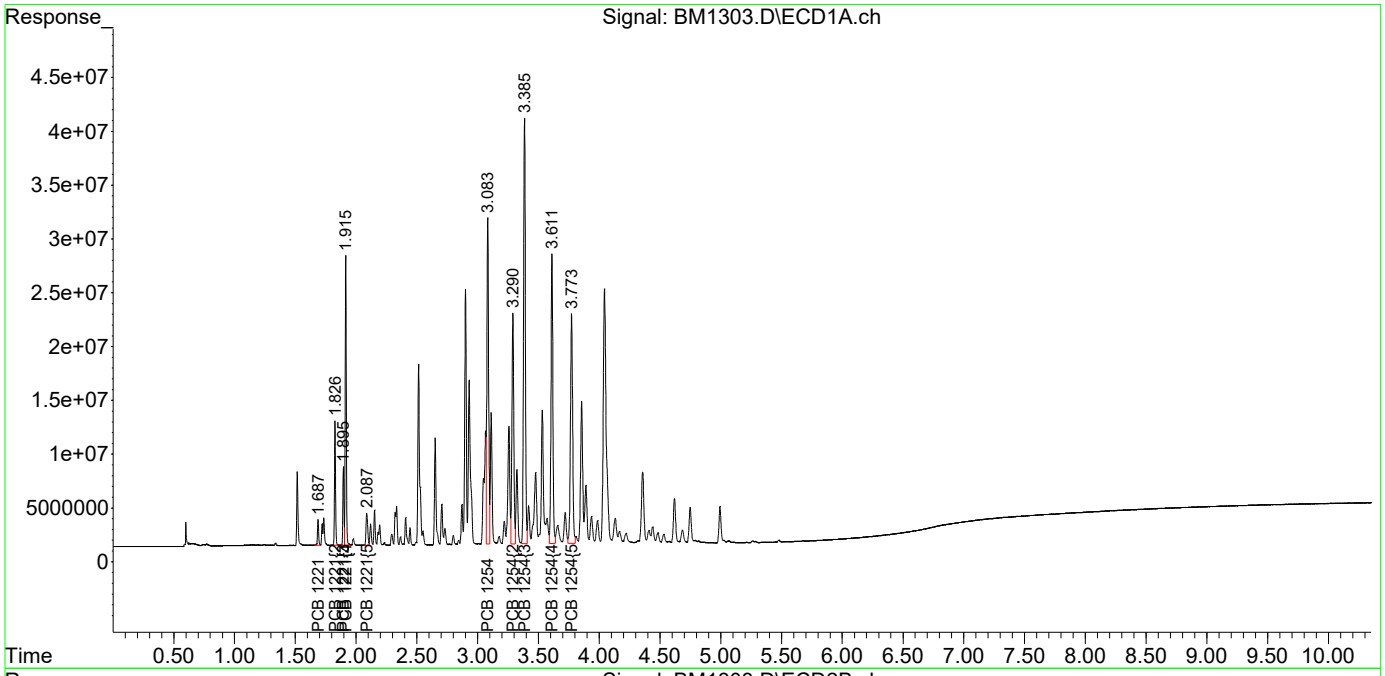

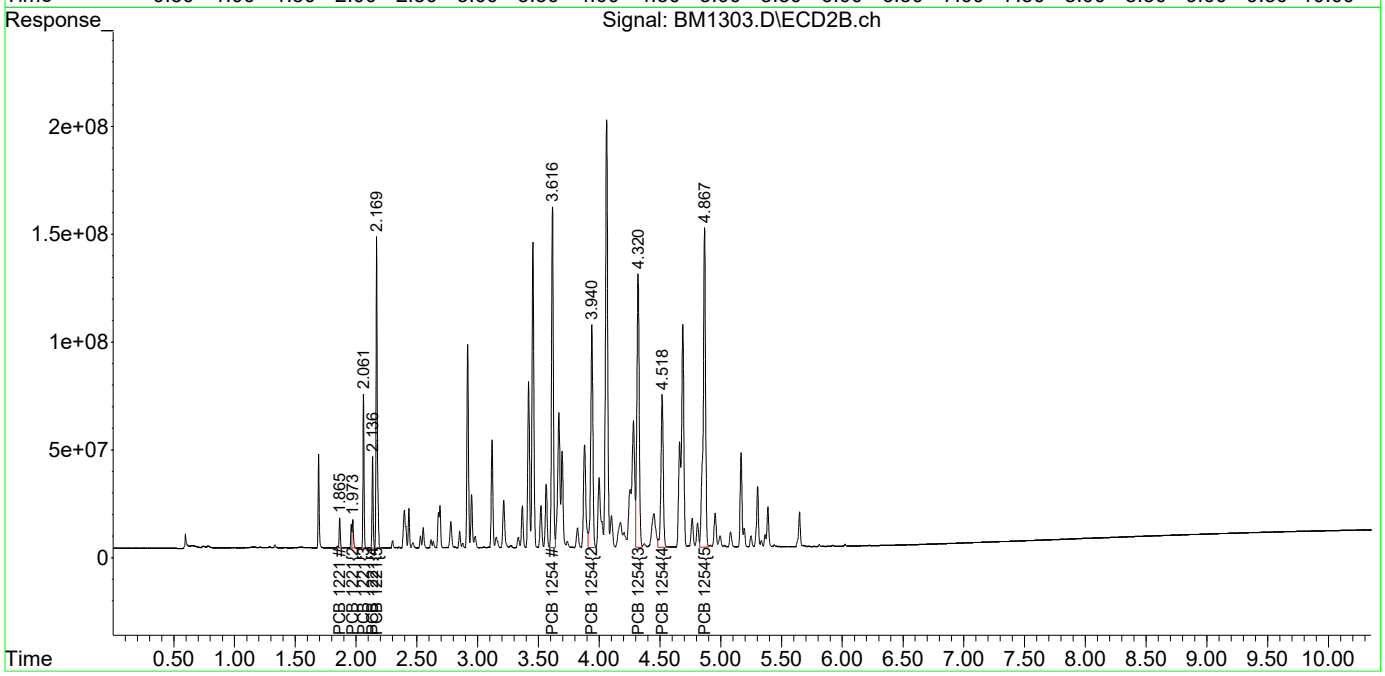

Quantitation Report (QT Reviewed)

Data Path : I:\ACQUDATA\6890G\Data\030724\
Data File : BM1302.D
Signal(s) : Signal #1: ECD1A.ch Signal #2: ECD2B.ch
Acq On : 07 Mar 2024 03:38 pm
Operator : AFelser
Sample : 1221/54 MH
Misc :
ALS Vial : 13 Sample Multiplier: 1

Integration File signal 1: AUTOINT1.E
Integration File signal 2: AUTOINT2.E
Quant Time: Mar 08 11:26:45 2024
Quant Method : I:\ACQUDATA\6890G\Methods\G-PCB030724.M
Quant Title : 608/8082 PCB'S
QLast Update : Fri Mar 08 11:23:02 2024
Response via : Initial Calibration
Integrator: ChemStation

Volume Inj. : 2uL
Signal #1 Phase : DB-1701 Signal #2 Phase: DB-17
Signal #1 Info : 0.32mm 30m Signal #2 Info : 0.32mm 30m

Compound	RT#1	RT#2	Resp#1	Resp#2	ug/l	ug/l
System Monitoring Compounds						
Target Compounds						
Sum PCB 1016			0	0	N.D.	N.D.
Average PCB 1016					0.000	0.000
8) L2c PCB 1221	1.687	1.865	12921127	69018278	698.666	728.038
9) L2c PCB 1221{2}	1.826	1.973	54775224	73891091	715.982	715.678
10) L2c PCB 1221{3}	1.895	2.061	34432991	330.9E6	709.617	729.034
11) L2c PCB 1221{4}	1.914	2.135	128.4E6	206.1E6	717.767	725.911
12) L2c PCB 1221{5}	2.086	2.169	22465665	790.4E6	719.964	725.874
Sum PCB 1221			253.0E6	1470.3E6	3561.996	3624.535
Average PCB 1221					712.399	724.907
Sum PCB 1232			0	0	N.D.	N.D.
Average PCB 1232					0.000	0.000
Sum PCB 1242			0	0	N.D.	N.D.
Average PCB 1242					0.000	0.000
Sum PCB 1248			0	0	N.D.	N.D.
Average PCB 1248					0.000	0.000
28) L6c PCB 1254	3.082	3.614	231.7E6	1233.3E6	713.673	732.127
29) L6c PCB 1254{2}	3.288	3.938	172.7E6	955.2E6	735.615	725.898
30) L6c PCB 1254{3}	3.383	4.318	302.9E6	1285.6E6	742.006	731.834
31) L6c PCB 1254{4}	3.609	4.517	217.8E6	704.0E6	738.108	722.860
32) L6c PCB 1254{5}	3.770	4.865	203.9E6	1487.9E6	736.086	721.456
Sum PCB 1254			1128.9E6	5666.0E6	3665.488	3634.175
Average PCB 1254					733.098	726.835
Sum PCB 1260			0	0	N.D.	N.D.
Average PCB 1260					0.000	0.000
Sum PCB 1268			0	0	N.D.	N.D.
Average PCB 1268					0.000	0.000
Sum PCB 1262			0	0	N.D.	N.D.
Average PCB 1262					0.000	0.000

(f)=RT Delta > 1/2 Window (#)=Amounts differ by > 25% (m)=manual int.

Quantitation Report (QT Reviewed)

Data Path : I:\ACQUDATA\6890G\Data\030724\
Data File : BM1302.D
Signal(s) : Signal #1: ECD1A.ch Signal #2: ECD2B.ch
Acq On : 07 Mar 2024 03:38 pm
Operator : AFelser
Sample : 1221/54 MH
Misc :
ALS Vial : 13 Sample Multiplier: 1

Integration File signal 1: AUTOINT1.E
Integration File signal 2: AUTOINT2.E
Quant Time: Mar 08 11:26:45 2024
Quant Method : I:\ACQUDATA\6890G\Methods\G-PCB030724.M
Quant Title : 608/8082 PCB'S
QLast Update : Fri Mar 08 11:23:02 2024
Response via : Initial Calibration
Integrator: ChemStation

Volume Inj. : 2uL
Signal #1 Phase : DB-1701 Signal #2 Phase: DB-17
Signal #1 Info : 0.32mm 30m Signal #2 Info : 0.32mm 30m

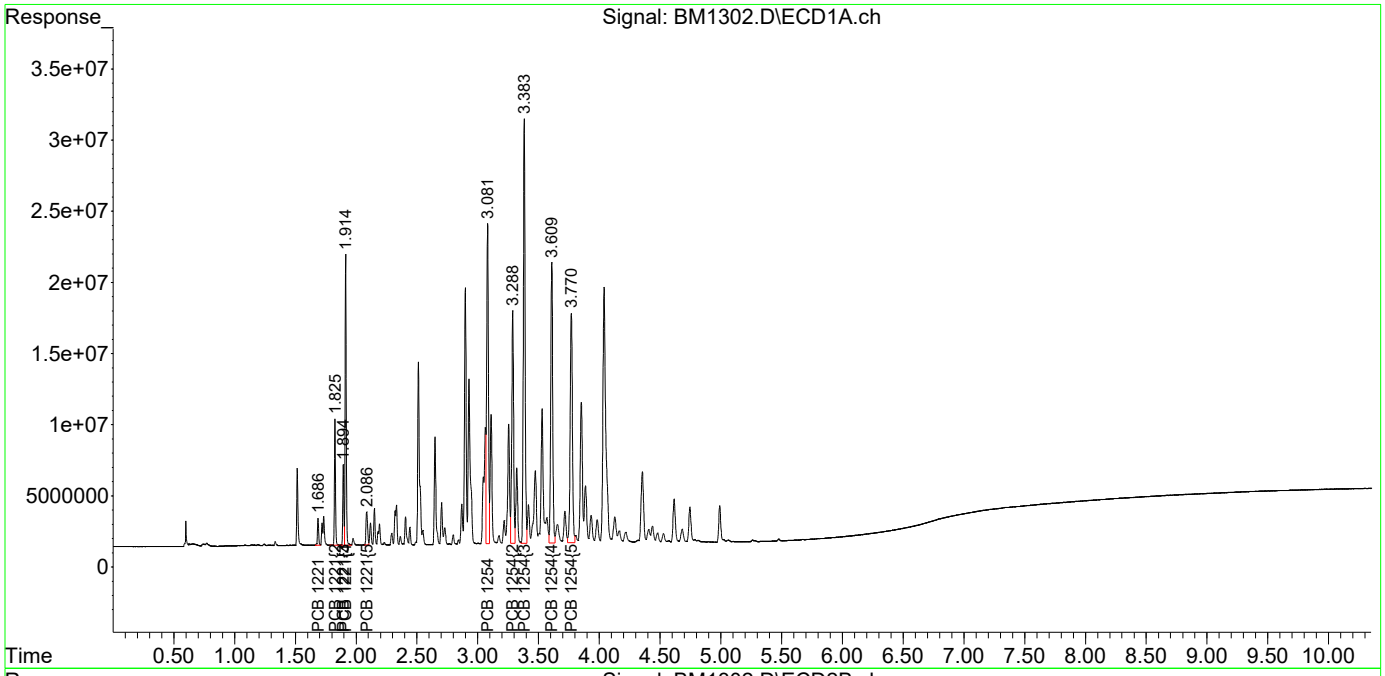

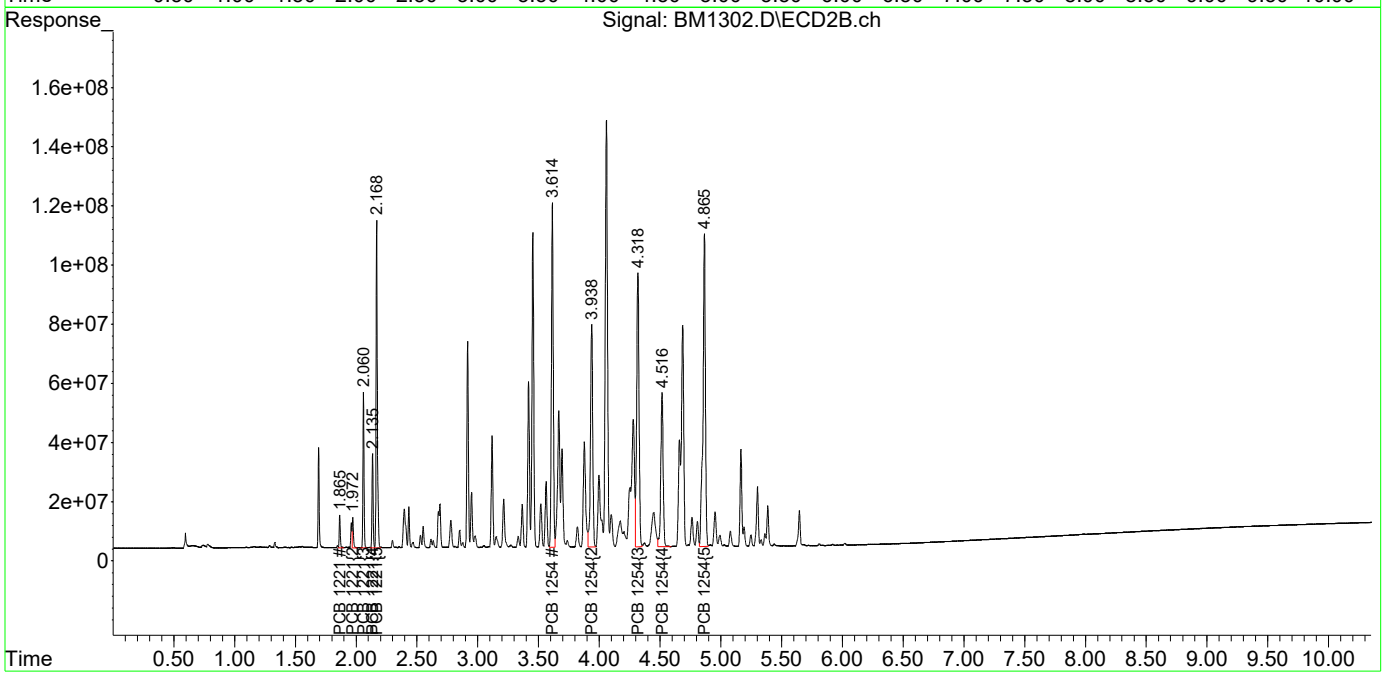

Quantitation Report (QT Reviewed)

Data Path : I:\ACQUDATA\6890G\Data\030724\
Data File : BM1301.D
Signal(s) : Signal #1: ECD1A.ch Signal #2: ECD2B.ch
Acq On : 07 Mar 2024 03:24 pm
Operator : AFelser
Sample : 1221/54 M
Misc :
ALS Vial : 12 Sample Multiplier: 1

Integration File signal 1: AUTOINT1.E
Integration File signal 2: AUTOINT2.E
Quant Time: Mar 08 11:02:45 2024
Quant Method : I:\ACQUDATA\6890G\Methods\G-PCB030724.M
Quant Title : 608/8082 PCB'S
QLast Update : Fri Mar 08 11:02:20 2024
Response via : Initial Calibration
Integrator: ChemStation

Volume Inj. : 2uL
Signal #1 Phase : DB-1701 Signal #2 Phase: DB-17
Signal #1 Info : 0.32mm 30m Signal #2 Info : 0.32mm 30m

Compound	RT#1	RT#2	Resp#1	Resp#2	ug/l	ug/l
System Monitoring Compounds						
Target Compounds						
Sum PCB 1016			0	0	N.D.	N.D.
Average PCB 1016					0.000	0.000
8) L2c PCB 1221	1.692	1.870	9247004	47400198	142.477	661.275 #
9) L2c PCB 1221{2}	1.832	1.978	38251804	51623115	113.185	659.966 #
10) L2c PCB 1221{3}	1.900	2.066	24261680	226.9E6	137.218	720.770 #
11) L2c PCB 1221{4}	1.920	2.141	89430382	142.0E6	107.510	738.331 #
12) L2c PCB 1221{5}	2.093	2.174	15601938	544.5E6	92.027	706.206 #
Sum PCB 1221			176.8E6	1012.4E6	592.417	3486.550
Average PCB 1221					118.483	697.310
Sum PCB 1232			0	0	N.D.	N.D.
Average PCB 1232					0.000	0.000
Sum PCB 1242			0	0	N.D.	N.D.
Average PCB 1242					0.000	0.000
Sum PCB 1248			0	0	N.D.	N.D.
Average PCB 1248					0.000	0.000
28) L6c PCB 1254	3.088	3.619	162.3E6	842.3E6	125.726m	730.789 #
29) L6c PCB 1254{2}	3.294	3.943	117.4E6	658.0E6	138.176	800.426 #
30) L6c PCB 1254{3}	3.389	4.323	204.1E6	878.3E6	121.766	794.822 #
31) L6c PCB 1254{4}	3.614	4.520	147.5E6	487.0E6	128.086	677.931 #
32) L6c PCB 1254{5}	3.776	4.869	138.5E6	1031.2E6	211.183	907.510 #
Sum PCB 1254			769.8E6	3896.7E6	724.937	3911.477
Average PCB 1254					144.987	782.295
Sum PCB 1260			0	0	N.D.	N.D.
Average PCB 1260					0.000	0.000
Sum PCB 1268			0	0	N.D.	N.D.
Average PCB 1268					0.000	0.000
Sum PCB 1262			0	0	N.D.	N.D.
Average PCB 1262					0.000	0.000

(f)=RT Delta > 1/2 Window (#)=Amounts differ by > 25% (m)=manual int.

Quantitation Report (QT Reviewed)

Data Path : I:\ACQUDATA\6890G\Data\030724\
Data File : BM1301.D
Signal(s) : Signal #1: ECD1A.ch Signal #2: ECD2B.ch
Acq On : 07 Mar 2024 03:24 pm
Operator : AFelser
Sample : 1221/54 M
Misc :
ALS Vial : 12 Sample Multiplier: 1

Integration File signal 1: AUTOINT1.E
Integration File signal 2: AUTOINT2.E
Quant Time: Mar 08 11:02:45 2024
Quant Method : I:\ACQUDATA\6890G\Methods\G-PCB030724.M
Quant Title : 608/8082 PCB'S
QLast Update : Fri Mar 08 11:02:20 2024
Response via : Initial Calibration
Integrator: ChemStation

Volume Inj. : 2uL
Signal #1 Phase : DB-1701 Signal #2 Phase: DB-17
Signal #1 Info : 0.32mm 30m Signal #2 Info : 0.32mm 30m

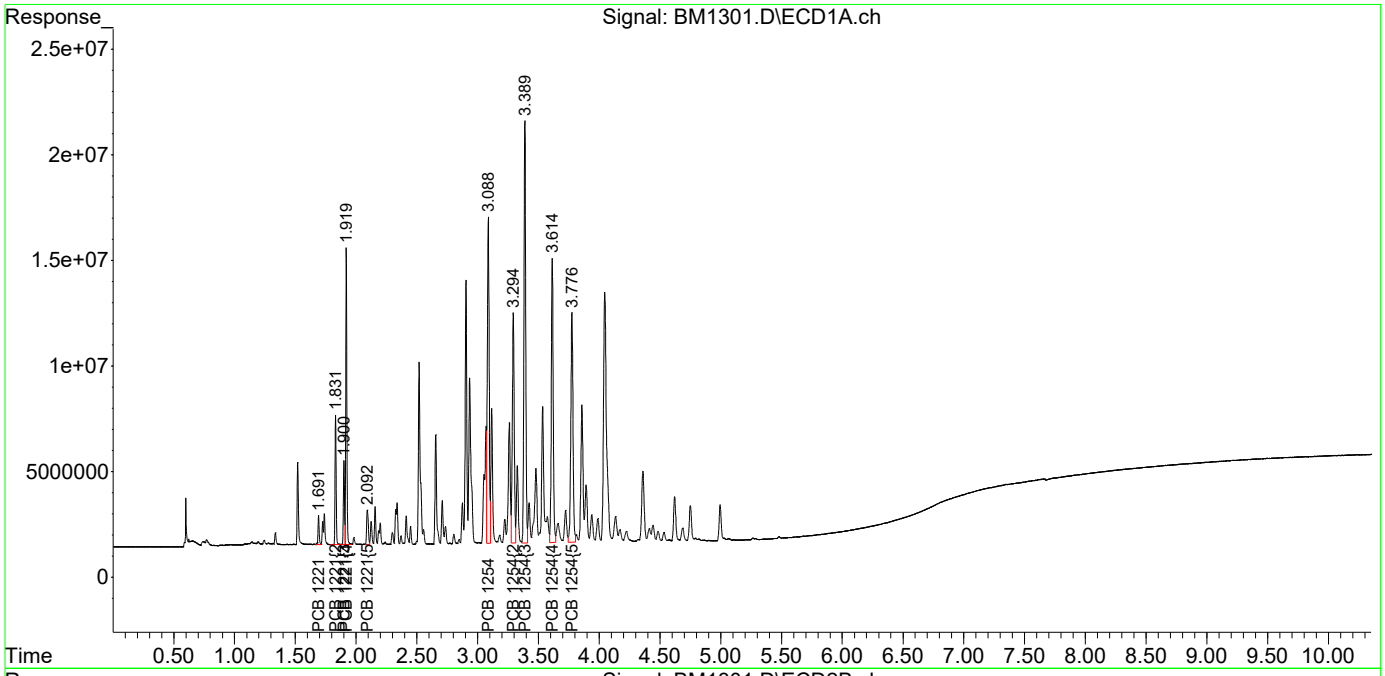

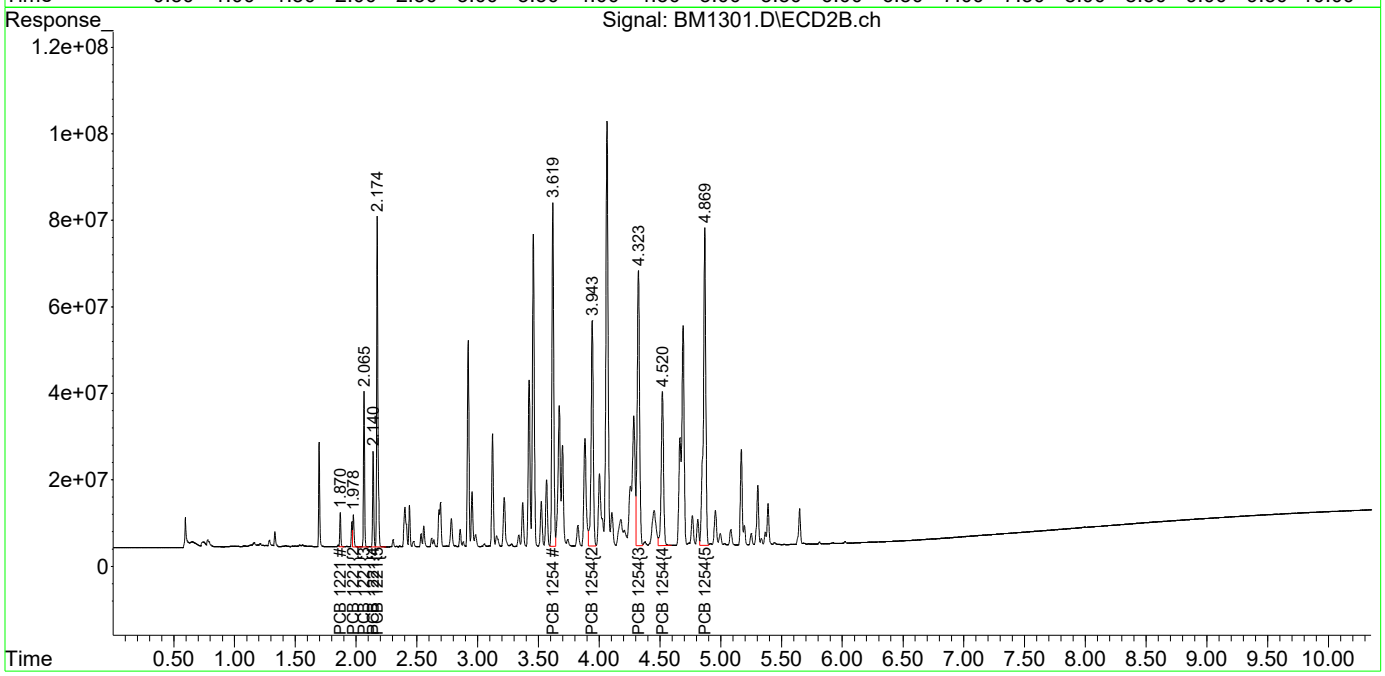

Quantitation Report (Qedit)

Data Path : I:\ACQUDATA\6890G\Data\030724\
Data File : BM1301.D
Signal(s) : Signal #1: ECD1A.ch Signal #2: ECD2B.ch
Acq On : 07 Mar 2024 03:24 pm
Operator : AFelser
Sample : 1221/54 M
Misc :
ALS Vial : 12 Sample Multiplier: 1

Integration File signal 1: AUTOINT1.E
Integration File signal 2: AUTOINT2.E
Quant Time: Mar 08 11:02:45 2024
Quant Method : I:\ACQUDATA\6890G\Methods\G-PCB030724.M
Quant Title : 608/8082 PCB'S
QLast Update : Fri Mar 08 11:02:20 2024
Response via : Initial Calibration
Integrator: ChemStation

Volume Inj. : 2uL
Signal #1 Phase : DB-1701 Signal #2 Phase: DB-17
Signal #1 Info : 0.32mm 30m Signal #2 Info : 0.32mm 30m

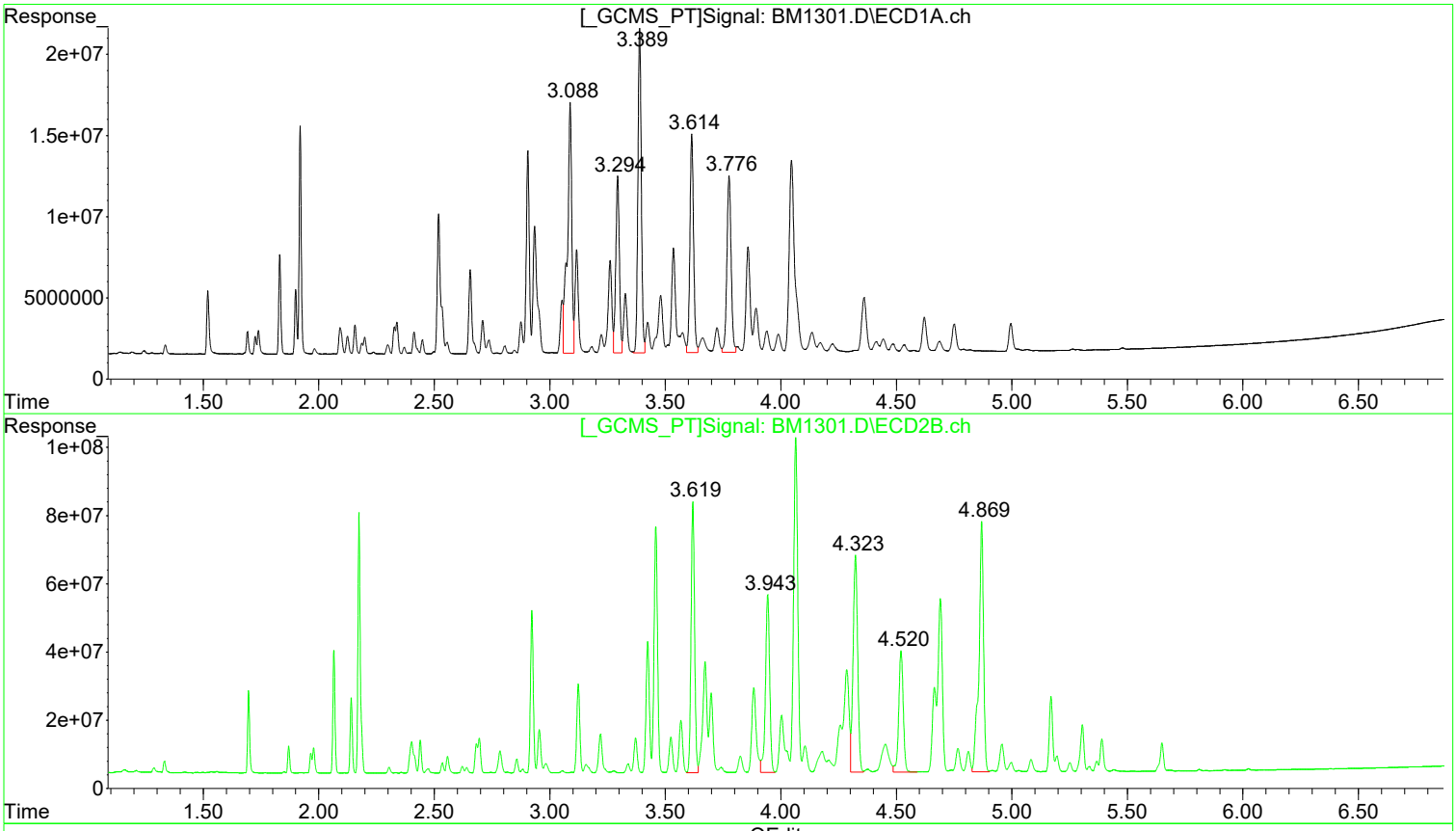

QEdit

(28) PCB 1254 (L6c)

R.T.	Response	Conc
3.09	203644340	157.72
3.29	117395708	138.18
3.39	204099130	121.77
3.61	147528624	128.09
3.78	138470830	211.18

(28) PCB 1254 #2 (L6c)

R.T.	Response	Conc
3.62	842283146	730.79
3.94	657951164	800.43
4.32	878319853	794.82
4.52	486984660	677.93
4.87	1031165926	907.51

Manual Integration:

Before

03/08/24

(+) = Expected Retention Time

Quantitation Report (Qedit)

Data Path : I:\ACQUDATA\6890G\Data\030724\
Data File : BM1301.D
Signal(s) : Signal #1: ECD1A.ch Signal #2: ECD2B.ch
Acq On : 07 Mar 2024 03:24 pm
Operator : AFelser
Sample : 1221/54 M
Misc :
ALS Vial : 12 Sample Multiplier: 1

Integration File signal 1: AUTOINT1.E
Integration File signal 2: AUTOINT2.E
Quant Time: Mar 08 11:02:45 2024
Quant Method : I:\ACQUDATA\6890G\Methods\G-PCB030724.M
Quant Title : 608/8082 PCB'S
QLast Update : Fri Mar 08 11:02:20 2024
Response via : Initial Calibration
Integrator: ChemStation

Volume Inj. : 2uL
Signal #1 Phase : DB-1701 Signal #2 Phase: DB-17
Signal #1 Info : 0.32mm 30m Signal #2 Info : 0.32mm 30m

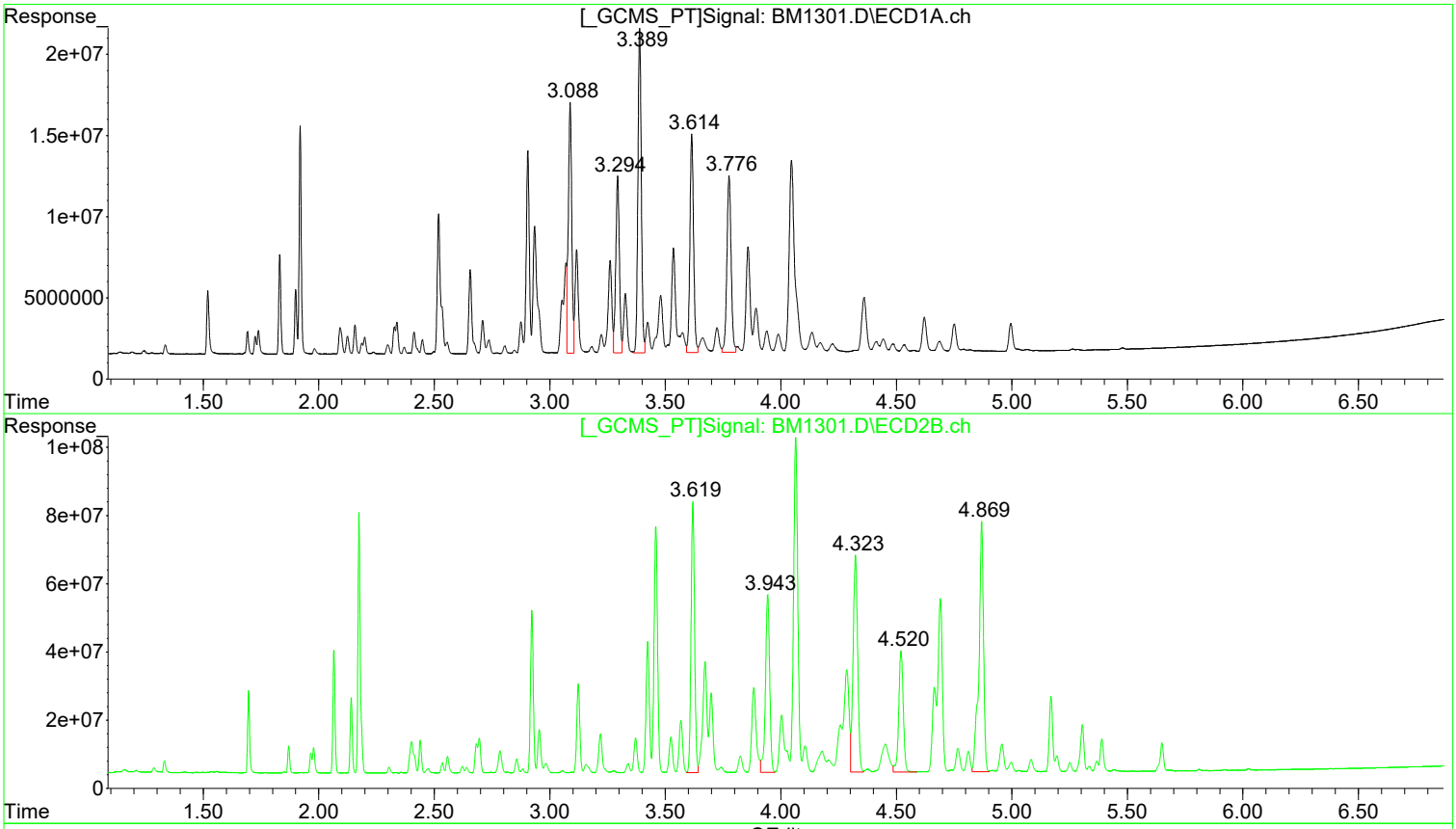

QEdit

(28) PCB 1254 (L6c)

R.T.	Response	Conc
3.09	162331223	125.73
3.29	117395708	138.18
3.39	204099130	121.77
3.61	147528624	128.09
3.78	138470830	211.18

(28) PCB 1254 #2 (L6c)

R.T.	Response	Conc
3.62	842283146	730.79
3.94	657951164	800.43
4.32	878319853	794.82
4.52	486984660	677.93
4.87	1031165926	907.51

Manual Integration:

After

Poor integration.

03/08/24

(+) = Expected Retention Time

Quantitation Report (QT Reviewed)

Data Path : I:\ACQUDATA\6890G\Data\030724\
Data File : BM1300.D
Signal(s) : Signal #1: ECD1A.ch Signal #2: ECD2B.ch
Acq On : 07 Mar 2024 03:09 pm
Operator : AFelser
Sample : 1221/54 ML
Misc :
ALS Vial : 11 Sample Multiplier: 1

Integration File signal 1: AUTOINT1.E
Integration File signal 2: AUTOINT2.E
Quant Time: Mar 08 11:26:41 2024
Quant Method : I:\ACQUDATA\6890G\Methods\G-PCB030724.M
Quant Title : 608/8082 PCB'S
QLast Update : Fri Mar 08 11:23:02 2024
Response via : Initial Calibration
Integrator: ChemStation

Volume Inj. : 2uL
Signal #1 Phase : DB-1701 Signal #2 Phase: DB-17
Signal #1 Info : 0.32mm 30m Signal #2 Info : 0.32mm 30m

Compound	RT#1	RT#2	Resp#1	Resp#2	ug/l	ug/l
System Monitoring Compounds						
Target Compounds						
Sum PCB 1016			0	0	N.D.	N.D.
Average PCB 1016					0.000	0.000
8) L2c PCB 1221	1.692	1.871	5145706	27665285	278.236	291.827
9) L2c PCB 1221{2}	1.832	1.979	20437017	28714119	267.138	278.113
10) L2c PCB 1221{3}	1.901	2.067	13311441	116.7E6	274.331	257.213
11) L2c PCB 1221{4}	1.920	2.142	46849310	75202199	261.932	264.839
12) L2c PCB 1221{5}	2.093	2.175	8685486	279.0E6	278.346	256.186
Sum PCB 1221			94428961	527.3E6	1359.983	1348.177
Average PCB 1221					271.997	269.635
Sum PCB 1232			0	0	N.D.	N.D.
Average PCB 1232					0.000	0.000
Sum PCB 1242			0	0	N.D.	N.D.
Average PCB 1242					0.000	0.000
Sum PCB 1248			0	0	N.D.	N.D.
Average PCB 1248					0.000	0.000
28) L6c PCB 1254	3.089	3.620	82809667	426.1E6	255.064	252.968
29) L6c PCB 1254{2}	3.295	3.944	61276324	329.4E6	260.982	250.295
30) L6c PCB 1254{3}	3.390	4.324	105.0E6	438.2E6	257.112	249.454
31) L6c PCB 1254{4}	3.616	4.521	76634954	248.6E6	259.729	255.288
32) L6c PCB 1254{5}	3.777	4.869	73403279	511.1E6	265.050	247.814
Sum PCB 1254			399.1E6	1953.4E6	1297.936	1255.819
Average PCB 1254					259.587	251.164
Sum PCB 1260			0	0	N.D.	N.D.
Average PCB 1260					0.000	0.000
Sum PCB 1268			0	0	N.D.	N.D.
Average PCB 1268					0.000	0.000
Sum PCB 1262			0	0	N.D.	N.D.
Average PCB 1262					0.000	0.000

(f)=RT Delta > 1/2 Window (#)=Amounts differ by > 25% (m)=manual int.

Quantitation Report (QT Reviewed)

Data Path : I:\ACQUDATA\6890G\Data\030724\
Data File : BM1300.D
Signal(s) : Signal #1: ECD1A.ch Signal #2: ECD2B.ch
Acq On : 07 Mar 2024 03:09 pm
Operator : AFelser
Sample : 1221/54 ML
Misc :
ALS Vial : 11 Sample Multiplier: 1

Integration File signal 1: AUTOINT1.E
Integration File signal 2: AUTOINT2.E
Quant Time: Mar 08 11:26:41 2024
Quant Method : I:\ACQUDATA\6890G\Methods\G-PCB030724.M
Quant Title : 608/8082 PCB'S
QLast Update : Fri Mar 08 11:23:02 2024
Response via : Initial Calibration
Integrator: ChemStation

Volume Inj. : 2uL
Signal #1 Phase : DB-1701 Signal #2 Phase: DB-17
Signal #1 Info : 0.32mm 30m Signal #2 Info : 0.32mm 30m

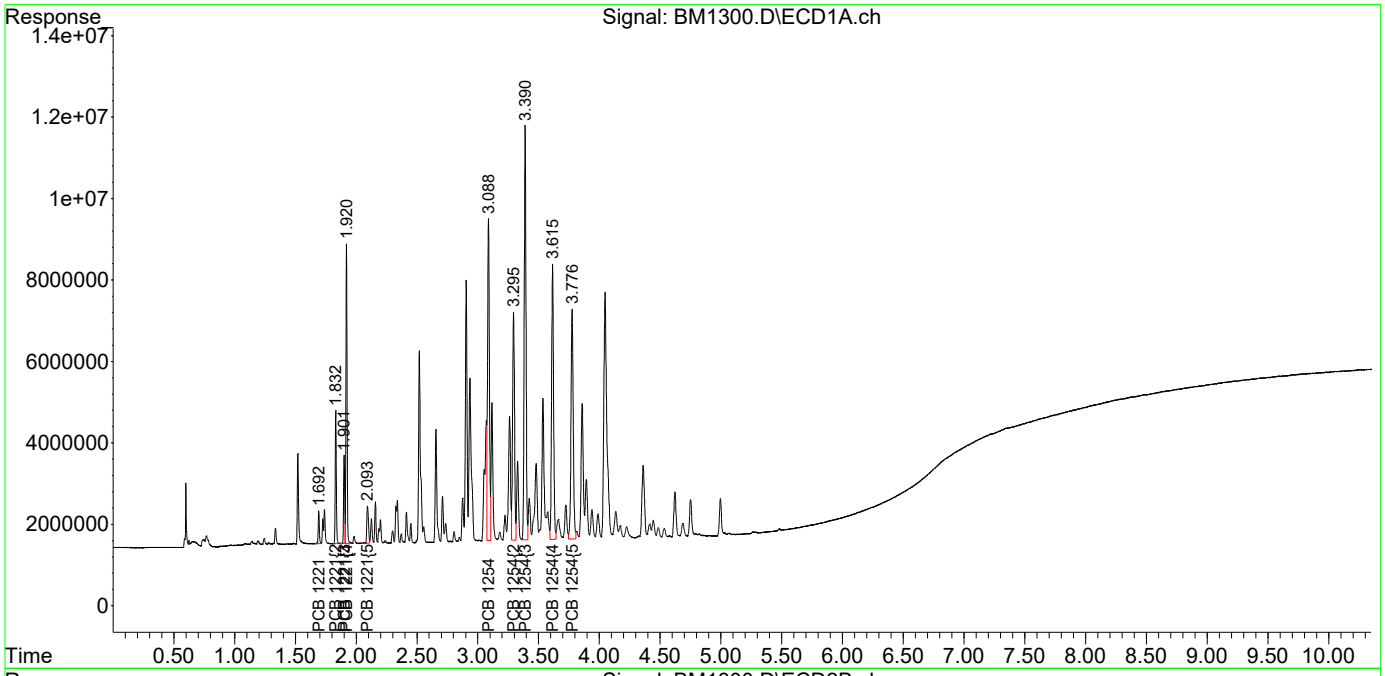

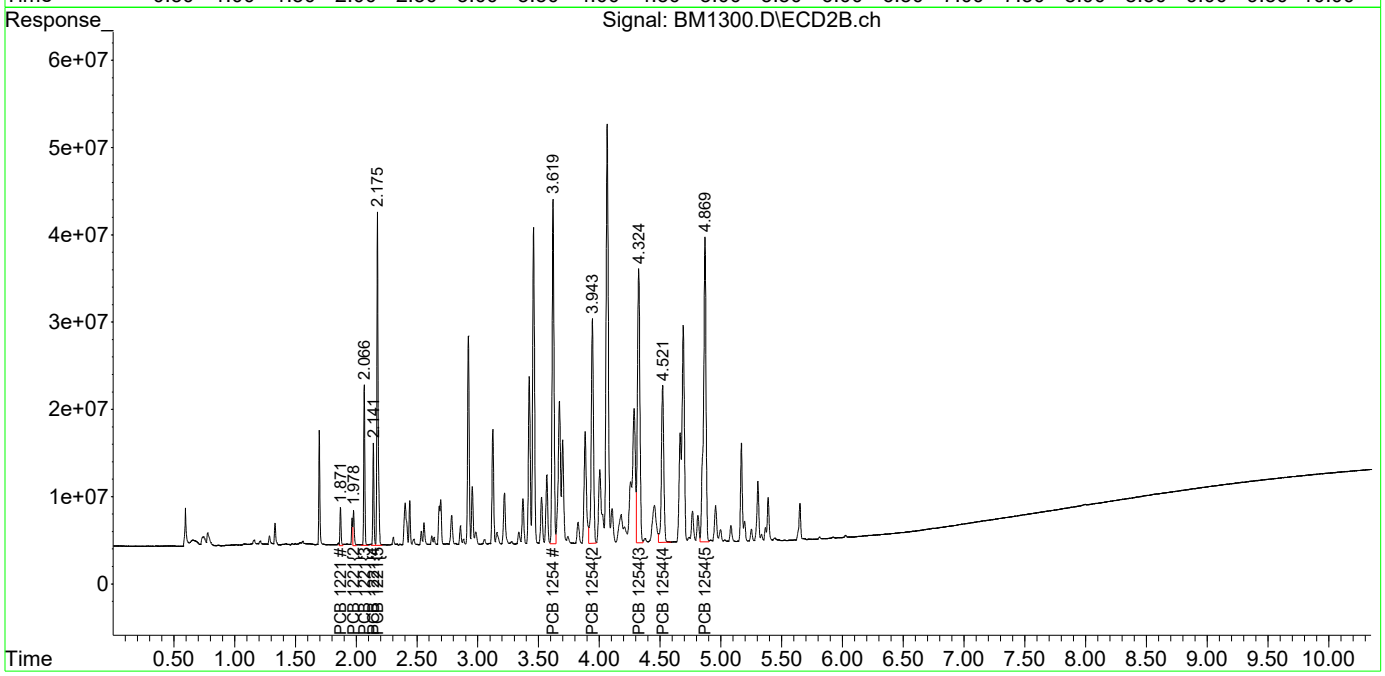

Quantitation Report (QT Reviewed)

Data Path : I:\ACQUDATA\6890G\Data\030724\
Data File : BM1299.D
Signal(s) : Signal #1: ECD1A.ch Signal #2: ECD2B.ch
Acq On : 07 Mar 2024 02:55 pm
Operator : AFelser
Sample : 1221/54 L
Misc :
ALS Vial : 10 Sample Multiplier: 1

Integration File signal 1: AUTOINT1.E
Integration File signal 2: AUTOINT2.E
Quant Time: Mar 08 11:26:37 2024
Quant Method : I:\ACQUDATA\6890G\Methods\G-PCB030724.M
Quant Title : 608/8082 PCB'S
QLast Update : Fri Mar 08 11:23:02 2024
Response via : Initial Calibration
Integrator: ChemStation

Volume Inj. : 2uL
Signal #1 Phase : DB-1701 Signal #2 Phase: DB-17
Signal #1 Info : 0.32mm 30m Signal #2 Info : 0.32mm 30m

Compound	RT#1	RT#2	Resp#1	Resp#2	ug/l	ug/l
System Monitoring Compounds						
Target Compounds						
Sum PCB 1016			0	0	N.D.	N.D.
Average PCB 1016					0.000	0.000
8) L2c PCB 1221	1.693	1.871	2286440	11595925	123.631	122.319m
9) L2c PCB 1221{2}	1.833	1.979	9027878	11908721	118.006	115.343m
10) L2c PCB 1221{3}	1.902	2.067	6065339	48627069	124.998	107.137m
11) L2c PCB 1221{4}	1.922	2.142	20771418	31789532	116.132	111.953m
12) L2c PCB 1221{5}	2.094	2.175	3760423	117.6E6	120.511	108.000m
Sum PCB 1221			41911498	221.5E6	603.279	564.752
Average PCB 1221					120.656	112.950
Sum PCB 1232			0	0	N.D.	N.D.
Average PCB 1232					0.000	0.000
Sum PCB 1242			0	0	N.D.	N.D.
Average PCB 1242					0.000	0.000
Sum PCB 1248			0	0	N.D.	N.D.
Average PCB 1248					0.000	0.000
28) L6c PCB 1254	3.090	3.620	35718489	179.1E6	110.017	106.343
29) L6c PCB 1254{2}	3.296	3.944	25991917	137.4E6	110.702	104.407
30) L6c PCB 1254{3}	3.391	4.324	43933906	182.5E6	107.629	103.891
31) L6c PCB 1254{4}	3.617	4.522	32390190	106.5E6	109.776	109.364
32) L6c PCB 1254{5}	3.778	4.869	32350990	211.3E6	116.815	102.462
Sum PCB 1254			170.4E6	816.9E6	554.939	526.467
Average PCB 1254					110.988	105.293
Sum PCB 1260			0	0	N.D.	N.D.
Average PCB 1260					0.000	0.000
Sum PCB 1268			0	0	N.D.	N.D.
Average PCB 1268					0.000	0.000
Sum PCB 1262			0	0	N.D.	N.D.
Average PCB 1262					0.000	0.000

(f)=RT Delta > 1/2 Window (#)=Amounts differ by > 25% (m)=manual int.

Quantitation Report (QT Reviewed)

Data Path : I:\ACQUDATA\6890G\Data\030724\
Data File : BM1299.D
Signal(s) : Signal #1: ECD1A.ch Signal #2: ECD2B.ch
Acq On : 07 Mar 2024 02:55 pm
Operator : AFelser
Sample : 1221/54 L
Misc :
ALS Vial : 10 Sample Multiplier: 1

Integration File signal 1: AUTOINT1.E
Integration File signal 2: AUTOINT2.E
Quant Time: Mar 08 11:26:37 2024
Quant Method : I:\ACQUDATA\6890G\Methods\G-PCB030724.M
Quant Title : 608/8082 PCB'S
QLast Update : Fri Mar 08 11:23:02 2024
Response via : Initial Calibration
Integrator: ChemStation

Volume Inj. : 2uL
Signal #1 Phase : DB-1701 Signal #2 Phase: DB-17
Signal #1 Info : 0.32mm 30m Signal #2 Info : 0.32mm 30m

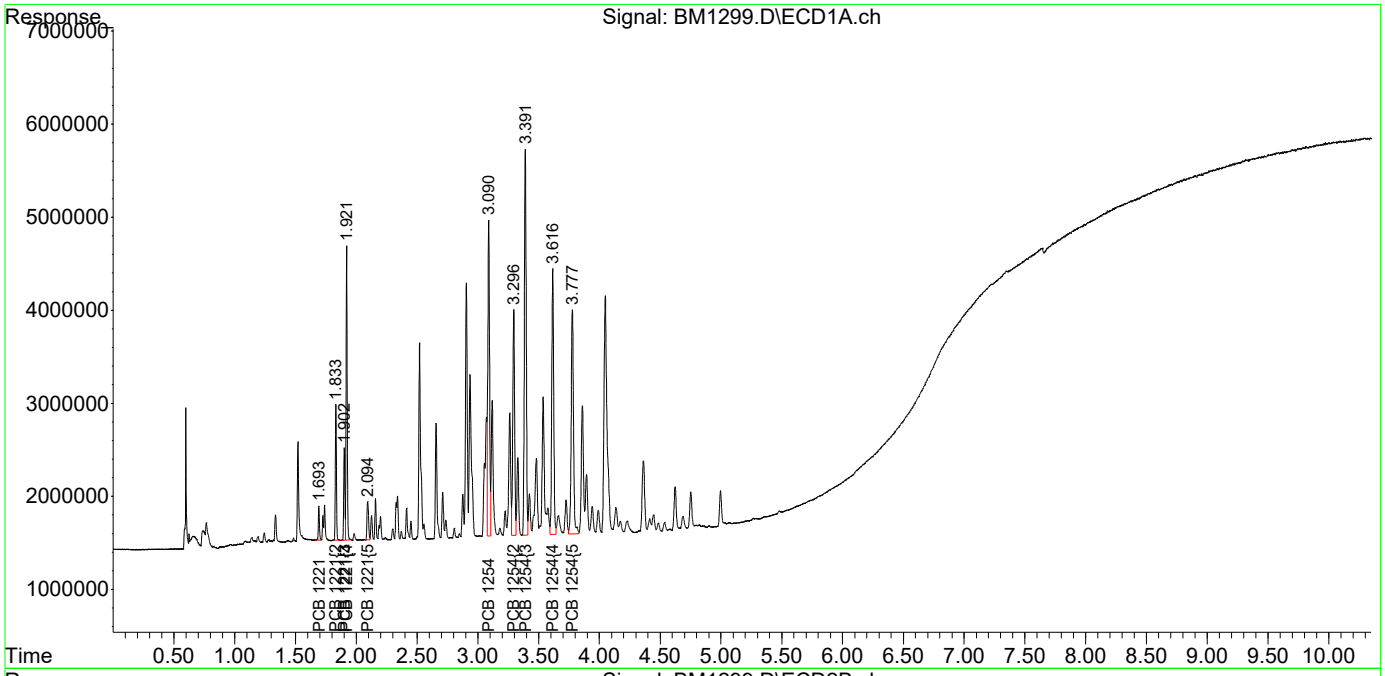

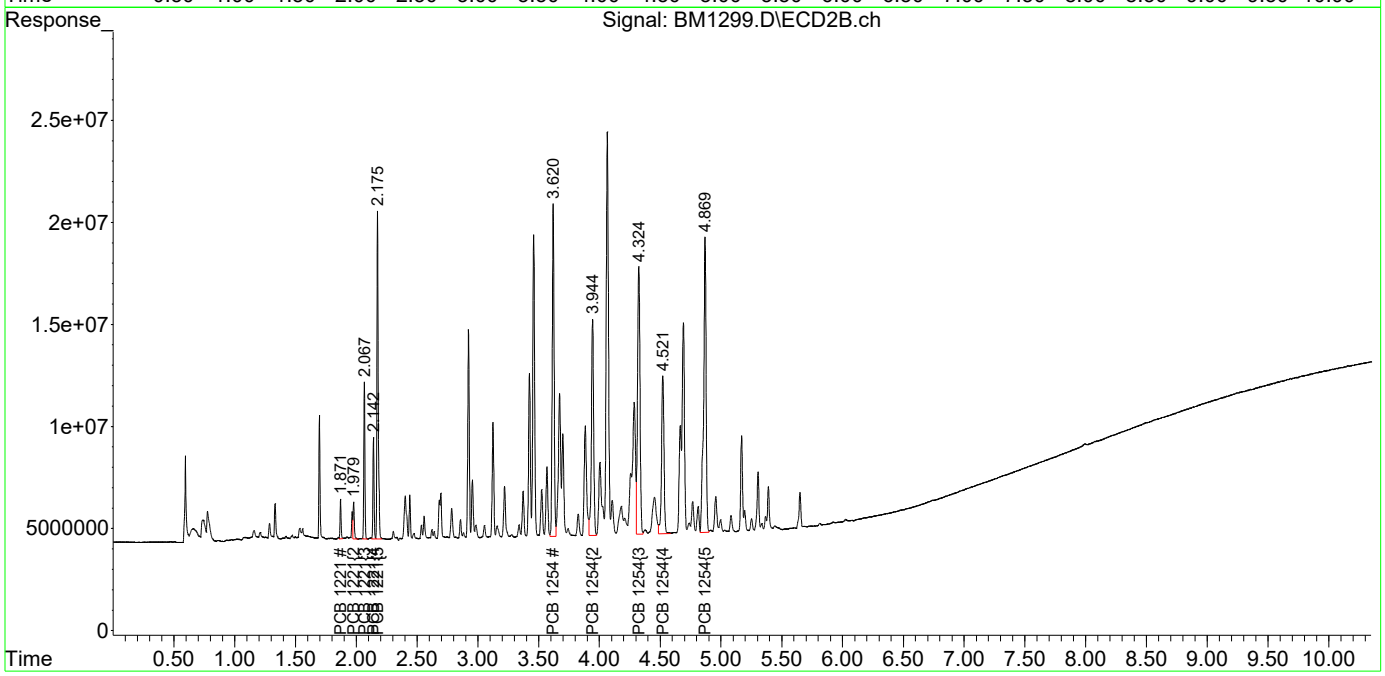

1st AF 03/11/24
2nd AM 03/12/24

Quantitation Report (Qedit)

Data Path : I:\ACQUDATA\6890G\Data\030724\
Data File : BM1299.D
Signal(s) : Signal #1: ECD1A.ch Signal #2: ECD2B.ch
Acq On : 07 Mar 2024 02:55 pm
Operator : AFelser
Sample : 1221/54 L
Misc :
ALS Vial : 10 Sample Multiplier: 1

Integration File signal 1: AUTOINT1.E
Integration File signal 2: AUTOINT2.E
Quant Time: Mar 08 11:26:37 2024
Quant Method : I:\ACQUDATA\6890G\Methods\G-PCB030724.M
Quant Title : 608/8082 PCB'S
QLast Update : Fri Mar 08 11:23:02 2024
Response via : Initial Calibration
Integrator: ChemStation

Volume Inj. : 2uL
Signal #1 Phase : DB-1701 Signal #2 Phase: DB-17
Signal #1 Info : 0.32mm 30m Signal #2 Info : 0.32mm 30m

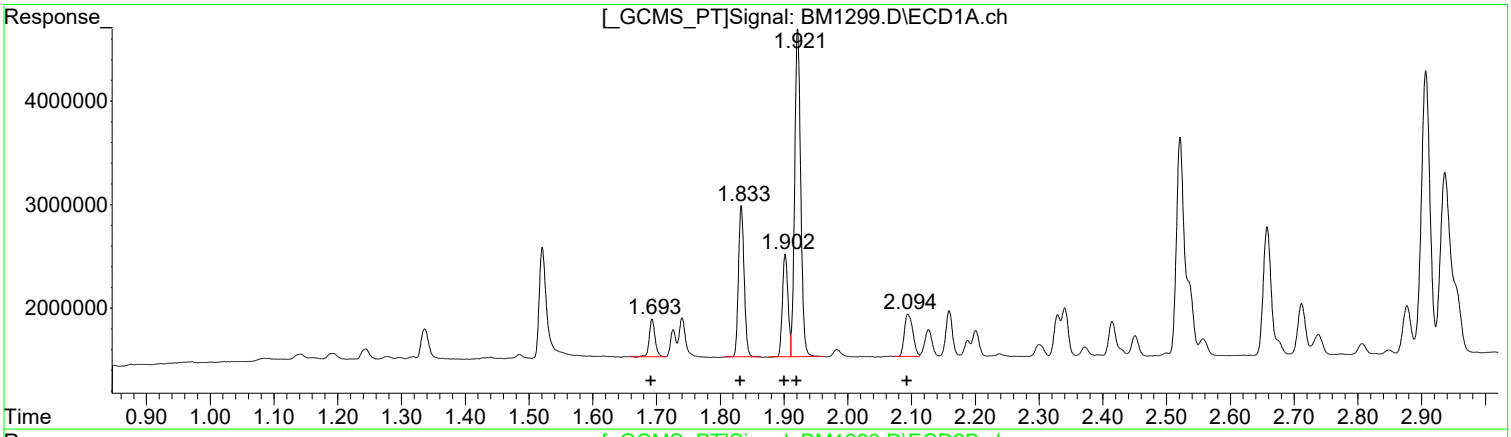

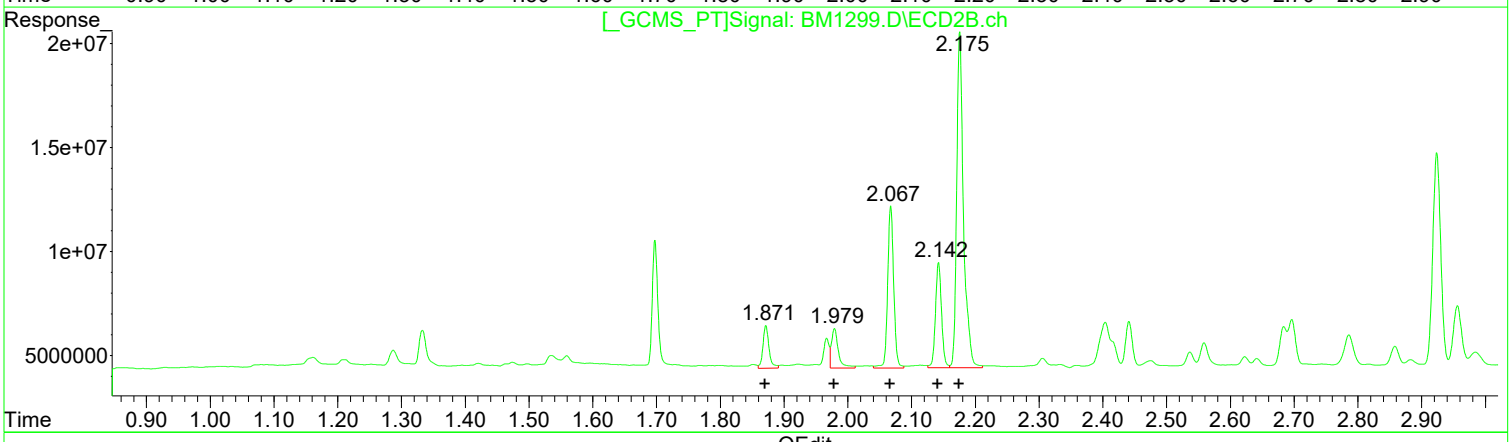

QEdit

(8) PCB 1221 (L2c)

R.T.	Response	Conc
1.69	2286440	123.63
1.83	9027878	118.01
1.90	6065339	125.00
1.92	20771418	116.13
2.09	3760423	120.51

(8) PCB 1221 #2 (L2c)

R.T.	Response	Conc
1.87	13667300	144.17
1.98	14476427	140.21
2.07	51331687	113.10
2.14	33552098	118.16
2.18	120032100	110.23

Manual Integration:

Before

03/08/24

(+) = Expected Retention Time

Quantitation Report (Qedit)

Data Path : I:\ACQUDATA\6890G\Data\030724\
Data File : BM1299.D
Signal(s) : Signal #1: ECD1A.ch Signal #2: ECD2B.ch
Acq On : 07 Mar 2024 02:55 pm
Operator : AFelser
Sample : 1221/54 L
Misc :
ALS Vial : 10 Sample Multiplier: 1

Integration File signal 1: AUTOINT1.E
Integration File signal 2: AUTOINT2.E
Quant Time: Mar 08 11:26:37 2024
Quant Method : I:\ACQUDATA\6890G\Methods\G-PCB030724.M
Quant Title : 608/8082 PCB'S
QLast Update : Fri Mar 08 11:23:02 2024
Response via : Initial Calibration
Integrator: ChemStation

Volume Inj. : 2uL
Signal #1 Phase : DB-1701 Signal #2 Phase: DB-17
Signal #1 Info : 0.32mm 30m Signal #2 Info : 0.32mm 30m

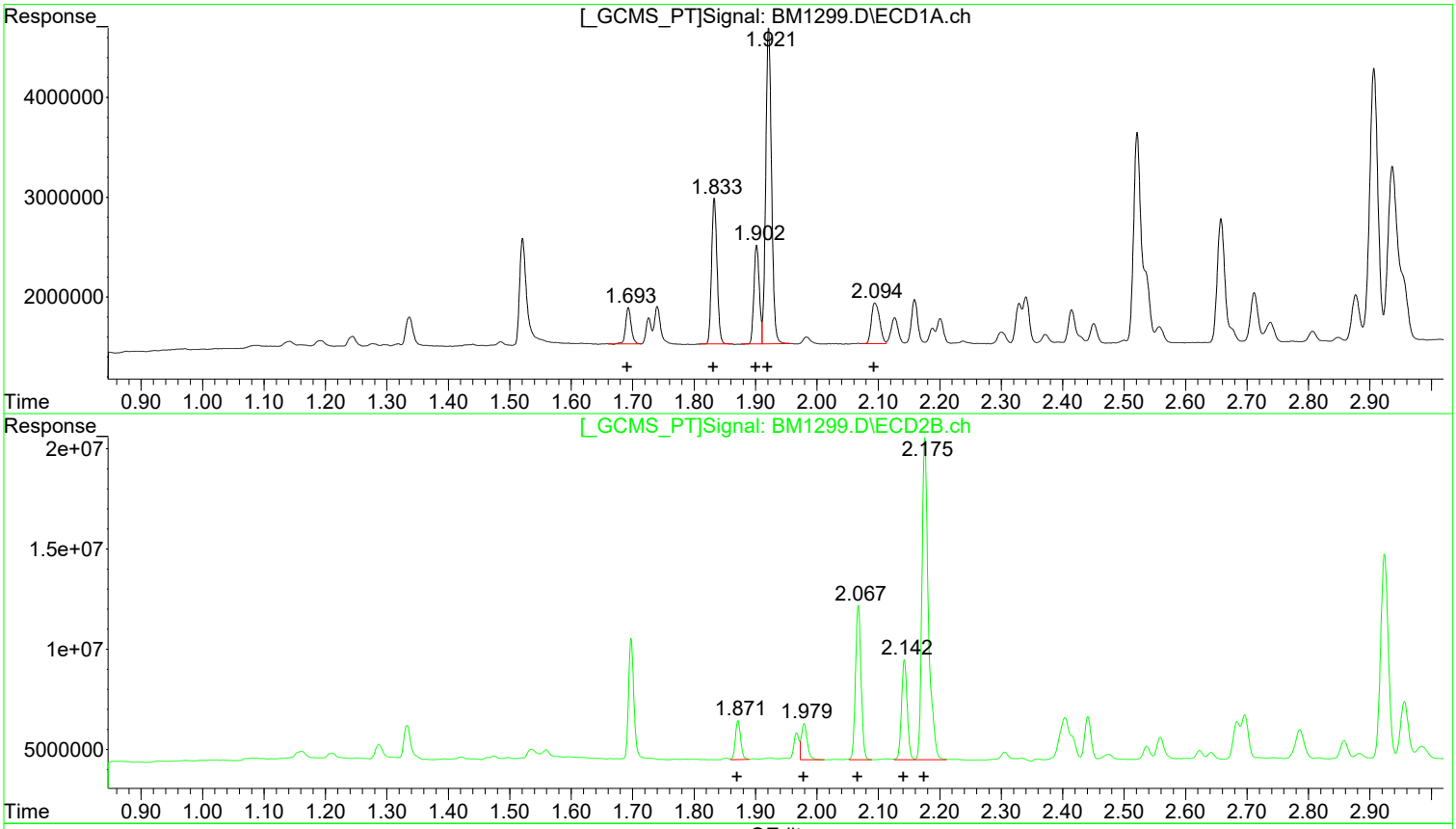

(8) PCB 1221 (L2c)

R.T.	Response	Conc
1.69	2286440	123.63
1.83	9027878	118.01
1.90	6065339	125.00
1.92	20771418	116.13
2.09	3760423	120.51

(8) PCB 1221 #2 (L2c)

R.T.	Response	Conc
1.87	11595925	122.32
1.98	11908721	115.34
2.07	48627069	107.14
2.14	31789532	111.95
2.18	117603182	108.00

Manual Integration:

After

Poor integration.

03/08/24

(+) = Expected Retention Time

Quantitation Report (QT Reviewed)

Data Path : I:\ACQUDATA\6890G\Data\030724\
Data File : BM1298.D
Signal(s) : Signal #1: ECD1A.ch Signal #2: ECD2B.ch
Acq On : 07 Mar 2024 02:41 pm
Operator : AFelser
Sample : 1221/54 LL
Misc :
ALS Vial : 9 Sample Multiplier: 1

Integration File signal 1: AUTOINT1.E
Integration File signal 2: AUTOINT2.E
Quant Time: Mar 08 11:26:33 2024
Quant Method : I:\ACQUDATA\6890G\Methods\G-PCB030724.M
Quant Title : 608/8082 PCB'S
QLast Update : Fri Mar 08 11:23:02 2024
Response via : Initial Calibration
Integrator: ChemStation

Volume Inj. : 2uL
Signal #1 Phase : DB-1701 Signal #2 Phase: DB-17
Signal #1 Info : 0.32mm 30m Signal #2 Info : 0.32mm 30m

Compound	RT#1	RT#2	Resp#1	Resp#2	ug/l	ug/l
System Monitoring Compounds						
Target Compounds						
Sum PCB 1016			0	0	N.D.	N.D.
Average PCB 1016					0.000	0.000
8) L2c PCB 1221	1.690	1.869	533018	2516854	28.821m	26.549m
9) L2c PCB 1221{2}	1.830	1.977	2167704	2173025	28.335	21.047m#
10) L2c PCB 1221{3}	1.899	2.065	1420967	11244998	29.284m	24.775m
11) L2c PCB 1221{4}	1.919	2.140	5092290	7178443	28.471	25.280m
12) L2c PCB 1221{5}	2.091	2.173	892812	26708724	28.612m	24.528m
Sum PCB 1221			10106792	49822044	143.523	122.179
Average PCB 1221					28.705	24.436
Sum PCB 1232			0	0	N.D.	N.D.
Average PCB 1232					0.000	0.000
Sum PCB 1242			0	0	N.D.	N.D.
Average PCB 1242					0.000	0.000
Sum PCB 1248			0	0	N.D.	N.D.
Average PCB 1248					0.000	0.000
28) L6c PCB 1254	3.087	3.618	8981816	41800169	27.665	24.814m
29) L6c PCB 1254{2}	3.294	3.942	6398916	33875805	27.254	25.743m
30) L6c PCB 1254{3}	3.389	4.322	10757293	40888539	26.353	23.277m
31) L6c PCB 1254{4}	3.615	4.520	7462712	25691284	25.292	26.378m
32) L6c PCB 1254{5}	3.776	4.868	8235096	51766561	29.736	25.101m
Sum PCB 1254			41835834	194.0E6	136.300	125.312
Average PCB 1254					27.260	25.062
Sum PCB 1260			0	0	N.D.	N.D.
Average PCB 1260					0.000	0.000
Sum PCB 1268			0	0	N.D.	N.D.
Average PCB 1268					0.000	0.000
Sum PCB 1262			0	0	N.D.	N.D.
Average PCB 1262					0.000	0.000

(f)=RT Delta > 1/2 Window (#)=Amounts differ by > 25% (m)=manual int.

Quantitation Report (QT Reviewed)

Data Path : I:\ACQUDATA\6890G\Data\030724\
Data File : BM1298.D
Signal(s) : Signal #1: ECD1A.ch Signal #2: ECD2B.ch
Acq On : 07 Mar 2024 02:41 pm
Operator : AFelser
Sample : 1221/54 LL
Misc :
ALS Vial : 9 Sample Multiplier: 1

Integration File signal 1: AUTOINT1.E
Integration File signal 2: AUTOINT2.E
Quant Time: Mar 08 11:26:33 2024
Quant Method : I:\ACQUDATA\6890G\Methods\G-PCB030724.M
Quant Title : 608/8082 PCB'S
QLast Update : Fri Mar 08 11:23:02 2024
Response via : Initial Calibration
Integrator: ChemStation

Volume Inj. : 2uL
Signal #1 Phase : DB-1701 Signal #2 Phase: DB-17
Signal #1 Info : 0.32mm 30m Signal #2 Info : 0.32mm 30m

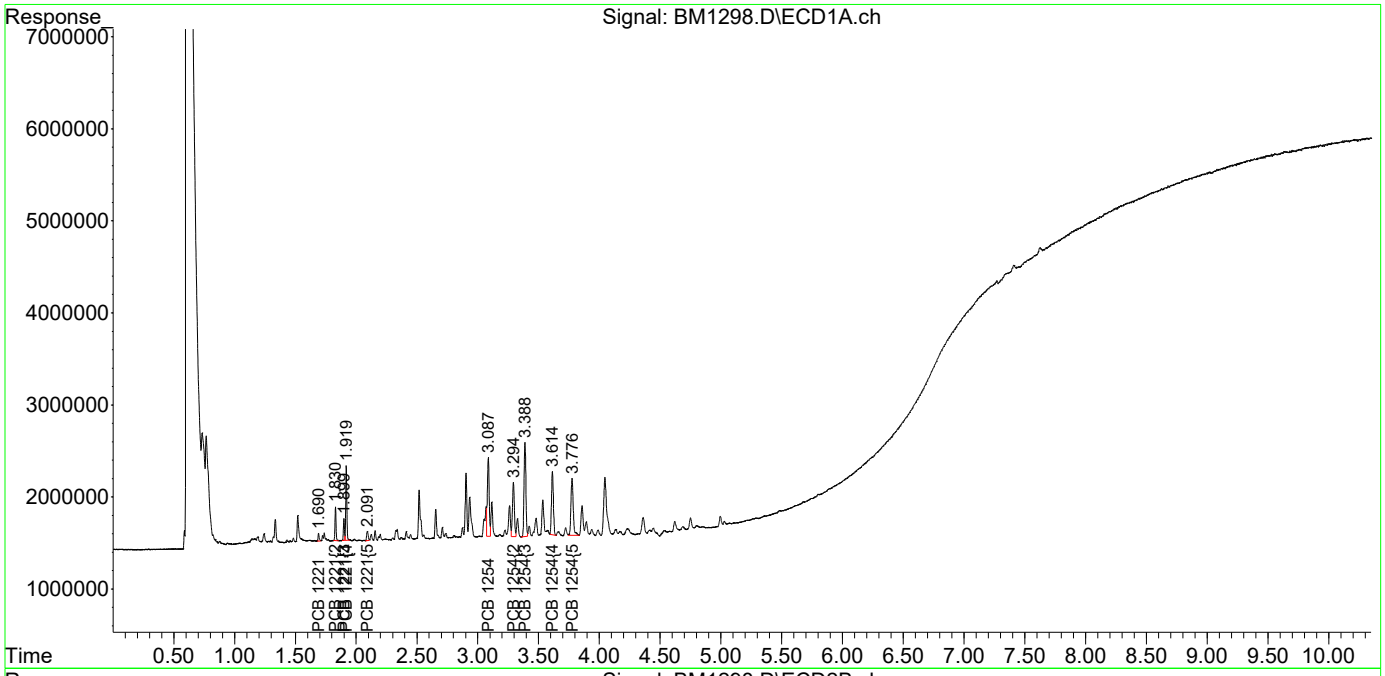

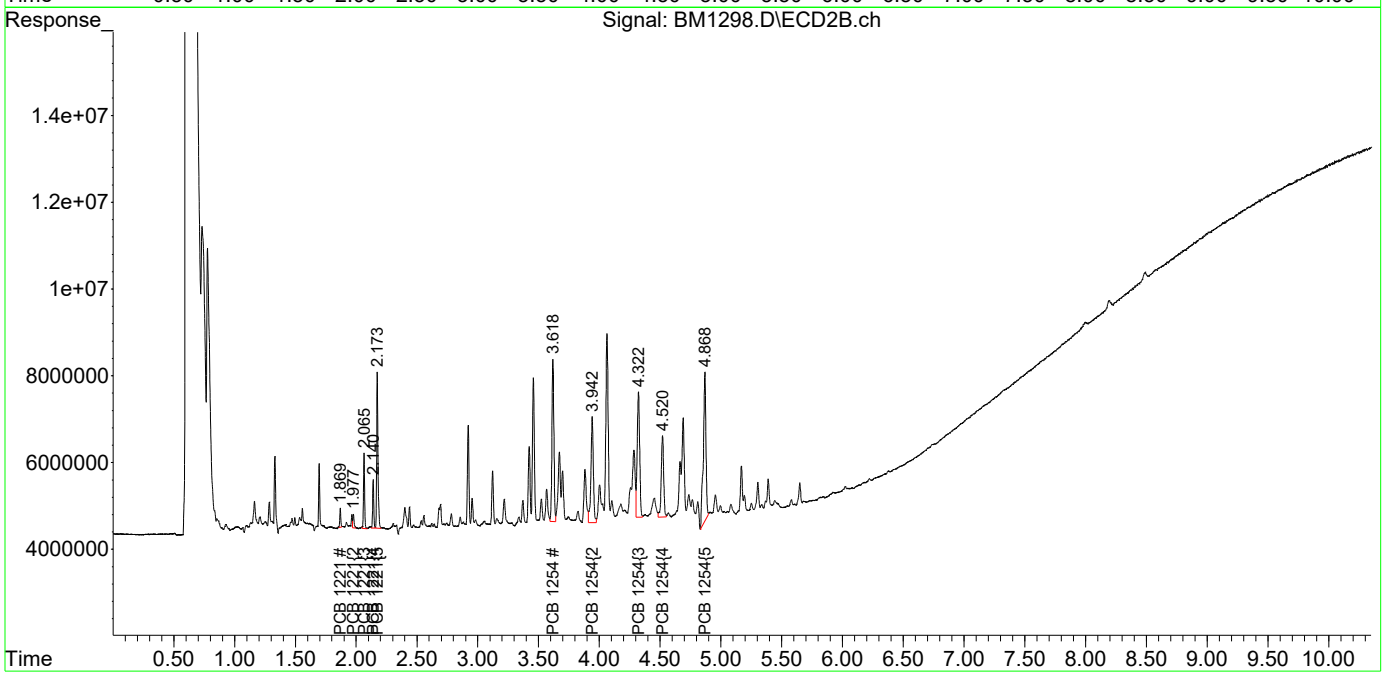

1st AF 03/11/24
2nd AM 03/12/24

Quantitation Report (Qedit)

Data Path : I:\ACQUDATA\6890G\Data\030724\
Data File : BM1298.D
Signal(s) : Signal #1: ECD1A.ch Signal #2: ECD2B.ch
Acq On : 07 Mar 2024 02:41 pm
Operator : AFelser
Sample : 1221/54 LL
Misc :
ALS Vial : 9 Sample Multiplier: 1

Integration File signal 1: AUTOINT1.E
Integration File signal 2: AUTOINT2.E
Quant Time: Mar 08 11:26:33 2024
Quant Method : I:\ACQUDATA\6890G\Methods\G-PCB030724.M
Quant Title : 608/8082 PCB'S
QLast Update : Fri Mar 08 11:23:02 2024
Response via : Initial Calibration
Integrator: ChemStation

Volume Inj. : 2uL
Signal #1 Phase : DB-1701 Signal #2 Phase: DB-17
Signal #1 Info : 0.32mm 30m Signal #2 Info : 0.32mm 30m

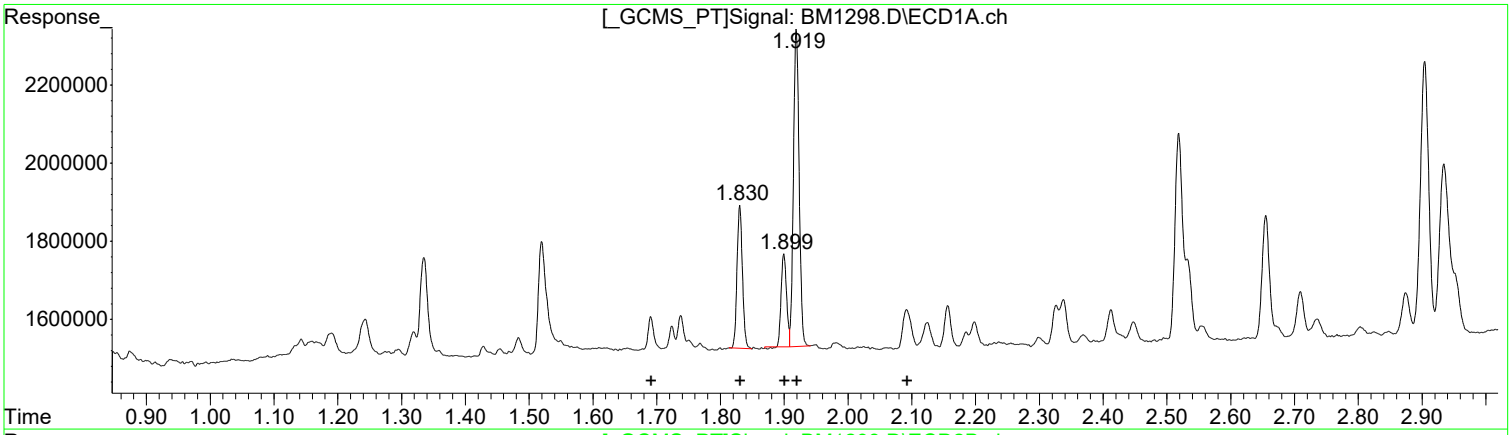

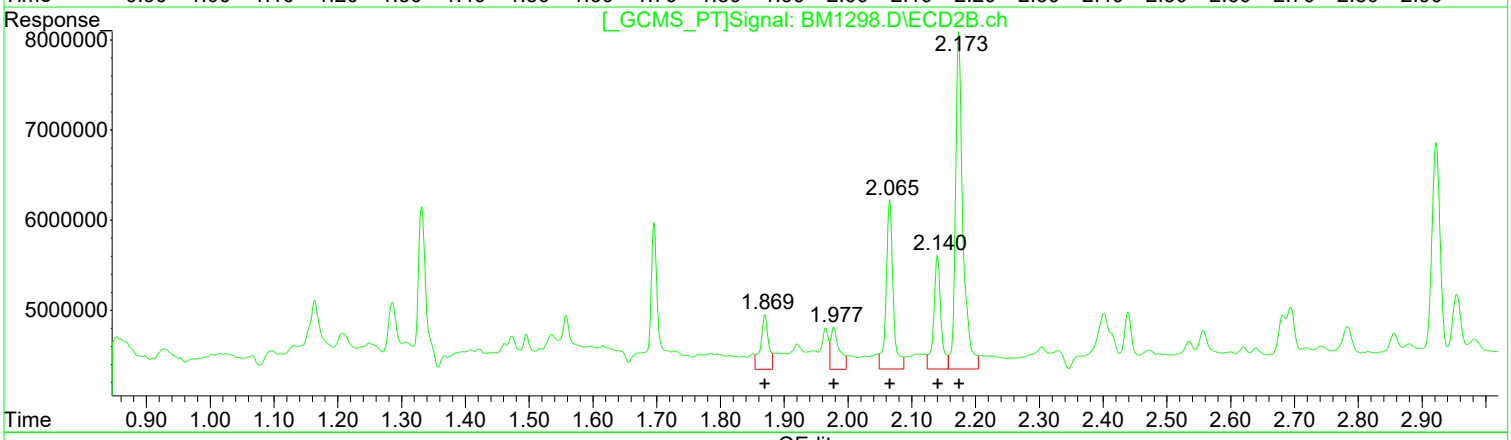

QEdit

(8) PCB 1221 (L2c)

R.T.	Response	Conc
0.00	0	0.00
1.83	2167704	28.33
1.90	1422128	29.31
1.92	5092290	28.47
0.00	0	0.00

(8) PCB 1221 #2 (L2c)

R.T.	Response	Conc
1.87	5231909	55.19
1.98	4395474	42.57
2.07	14311232	31.53
2.14	9886615	34.82
2.17	30563101	28.07

Manual Integration:

Before

03/08/24

(+) = Expected Retention Time

1st AF 03/11/24
2nd AM 03/12/24

Quantitation Report (Qedit)

Data Path : I:\ACQUDATA\6890G\Data\030724\
Data File : BM1298.D
Signal(s) : Signal #1: ECD1A.ch Signal #2: ECD2B.ch
Acq On : 07 Mar 2024 02:41 pm
Operator : AFelser
Sample : 1221/54 LL
Misc :
ALS Vial : 9 Sample Multiplier: 1

Integration File signal 1: AUTOINT1.E
Integration File signal 2: AUTOINT2.E
Quant Time: Mar 08 11:26:33 2024
Quant Method : I:\ACQUDATA\6890G\Methods\G-PCB030724.M
Quant Title : 608/8082 PCB'S
QLast Update : Fri Mar 08 11:23:02 2024
Response via : Initial Calibration
Integrator: ChemStation

Volume Inj. : 2uL
Signal #1 Phase : DB-1701 Signal #2 Phase: DB-17
Signal #1 Info : 0.32mm 30m Signal #2 Info : 0.32mm 30m

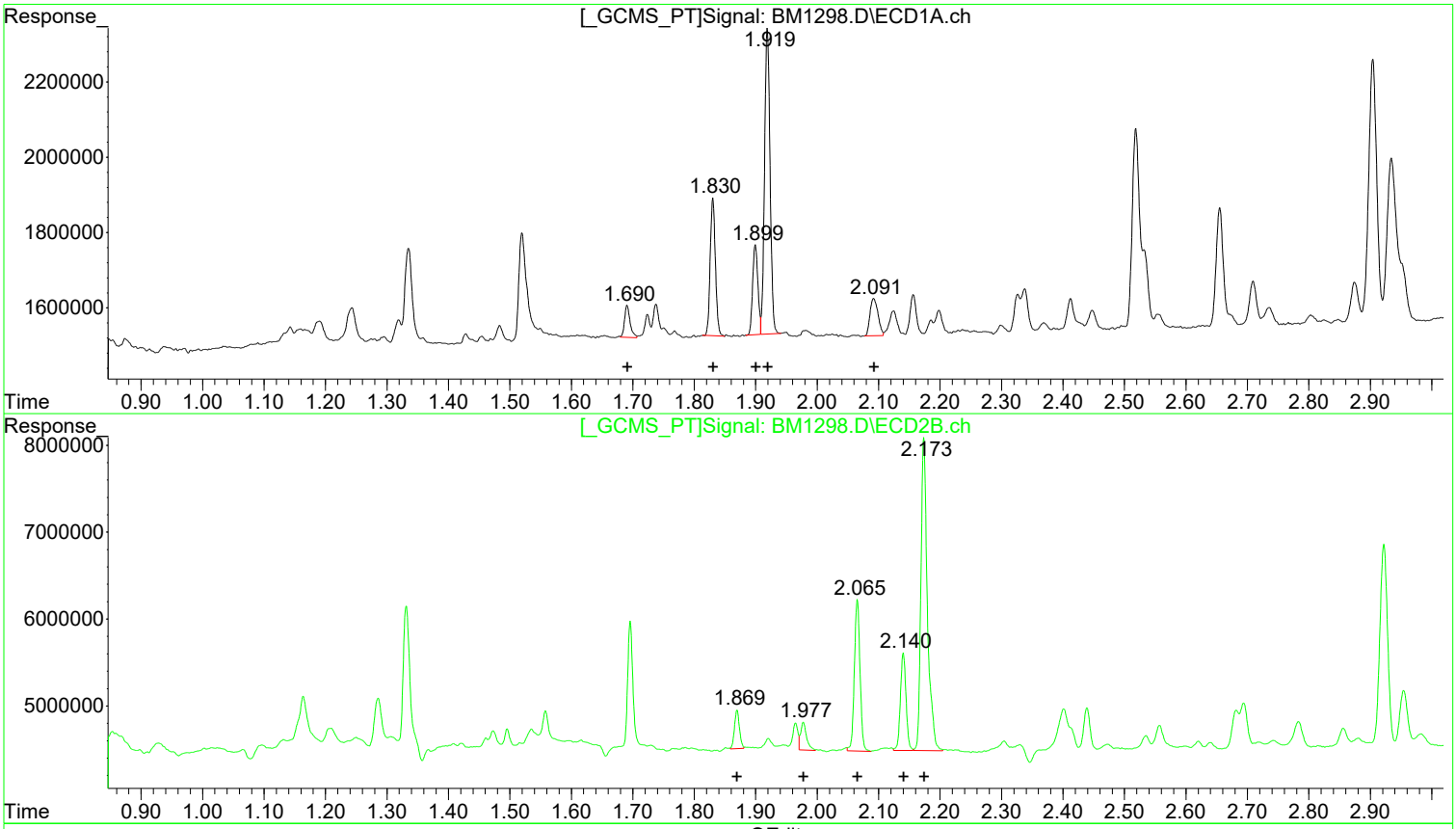

(8) PCB 1221 (L2c)

R.T.	Response	Conc
1.69	533018	28.82
1.83	2167704	28.33
1.90	1420967	29.28
1.92	5092290	28.47
2.09	892812	28.61

(8) PCB 1221 #2 (L2c)

R.T.	Response	Conc
1.87	2516854	26.55
1.98	2173025	21.05
2.07	11244998	24.78
2.14	7178443	25.28
2.17	26708724	24.53

Manual Integration:

After

Poor integration.

03/08/24

(+) = Expected Retention Time

Quantitation Report (Qedit)

Data Path : I:\ACQUDATA\6890G\Data\030724\
Data File : BM1298.D
Signal(s) : Signal #1: ECD1A.ch Signal #2: ECD2B.ch
Acq On : 07 Mar 2024 02:41 pm
Operator : AFelser
Sample : 1221/54 LL
Misc :
ALS Vial : 9 Sample Multiplier: 1

Integration File signal 1: AUTOINT1.E
Integration File signal 2: AUTOINT2.E
Quant Time: Mar 08 11:26:33 2024
Quant Method : I:\ACQUDATA\6890G\Methods\G-PCB030724.M
Quant Title : 608/8082 PCB'S
QLast Update : Fri Mar 08 11:23:02 2024
Response via : Initial Calibration
Integrator: ChemStation

Volume Inj. : 2uL
Signal #1 Phase : DB-1701 Signal #2 Phase: DB-17
Signal #1 Info : 0.32mm 30m Signal #2 Info : 0.32mm 30m

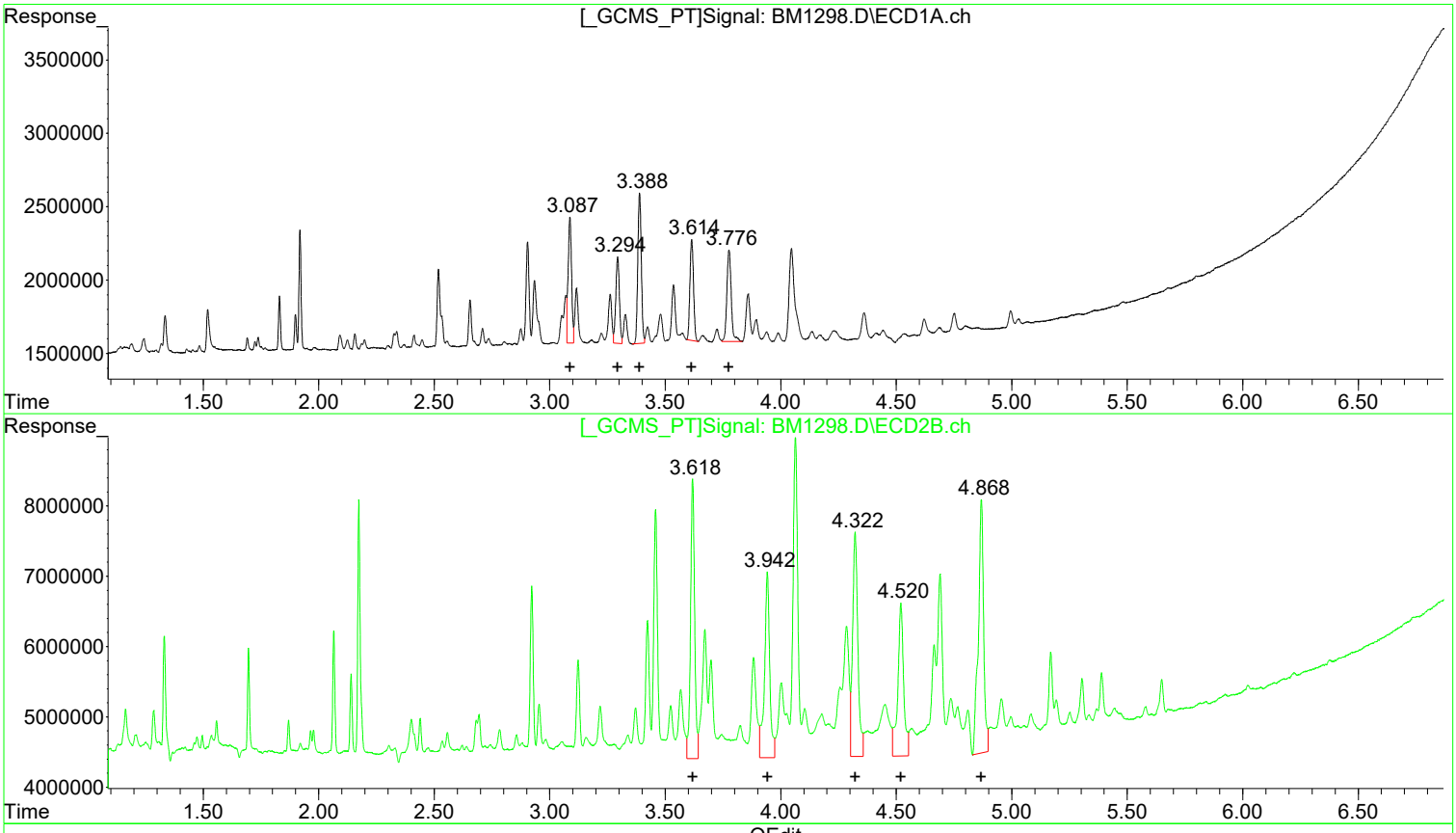

(28) PCB 1254 (L6c)

R.T.	Response	Conc
3.09	8981816	27.67
3.29	6398916	27.25
3.39	10757293	26.35
3.61	7462712	25.29
3.78	8235096	29.74

(28) PCB 1254 #2 (L6c)

R.T.	Response	Conc
3.62	48738519	28.93
3.94	41628979	31.64
4.32	50761119	28.90
4.52	38414346	39.44
4.87	57746936	28.00

Manual Integration:

Before

03/08/24

(+) = Expected Retention Time

1st AF 03/11/24
2nd AM 03/12/24

Quantitation Report (Qedit)

Data Path : I:\ACQUDATA\6890G\Data\030724\
Data File : BM1298.D
Signal(s) : Signal #1: ECD1A.ch Signal #2: ECD2B.ch
Acq On : 07 Mar 2024 02:41 pm
Operator : AFelser
Sample : 1221/54 LL
Misc :
ALS Vial : 9 Sample Multiplier: 1

Integration File signal 1: AUTOINT1.E
Integration File signal 2: AUTOINT2.E
Quant Time: Mar 08 11:26:33 2024
Quant Method : I:\ACQUDATA\6890G\Methods\G-PCB030724.M
Quant Title : 608/8082 PCB'S
QLast Update : Fri Mar 08 11:23:02 2024
Response via : Initial Calibration
Integrator: ChemStation

Volume Inj. : 2uL
Signal #1 Phase : DB-1701 Signal #2 Phase: DB-17
Signal #1 Info : 0.32mm 30m Signal #2 Info : 0.32mm 30m

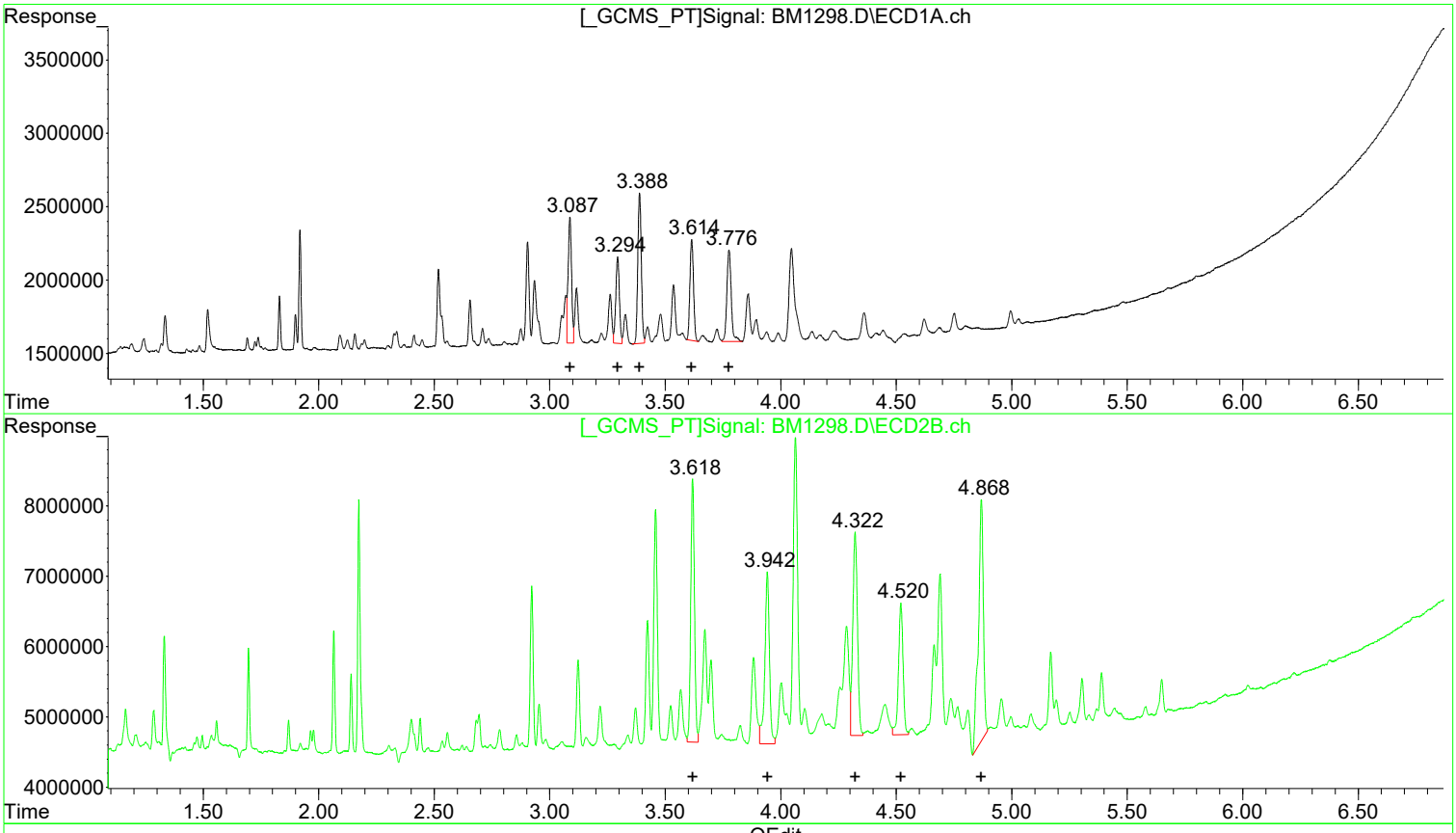

QEdit

(28) PCB 1254 (L6c)

R.T.	Response	Conc
3.09	8981816	27.67
3.29	6398916	27.25
3.39	10757293	26.35
3.61	7462712	25.29
3.78	8235096	29.74

(28) PCB 1254 #2 (L6c)

R.T.	Response	Conc
3.62	41800169	24.81
3.94	33875805	25.74
4.32	40888539	23.28
4.52	25691284	26.38
4.87	51766561	25.10

Manual Integration:

After

Poor integration.

03/08/24

(+) = Expected Retention Time

1st AF 03/11/24
2nd AM 03/12/24

Quantitation Report (QT Reviewed)

Data Path : I:\ACQUDATA\6890G\Data\030724\
Data File : BM1297.D
Signal(s) : Signal #1: ECD1A.ch Signal #2: ECD2B.ch
Acq On : 07 Mar 2024 02:27 pm
Operator : AFelser
Sample : 1660 H
Misc :
ALS Vial : 8 Sample Multiplier: 1

Integration File signal 1: AUTOINT1.E
Integration File signal 2: AUTOINT2.E
Quant Time: Mar 08 11:35:35 2024
Quant Method : I:\ACQUDATA\6890G\Methods\G-PCB030724.M
Quant Title : 608/8082 PCB'S
QLast Update : Fri Mar 08 11:34:50 2024
Response via : Initial Calibration
Integrator: ChemStation

Volume Inj. : 2uL
Signal #1 Phase : DB-1701 Signal #2 Phase: DB-17
Signal #1 Info : 0.32mm 30m Signal #2 Info : 0.32mm 30m

Compound	RT#1	RT#2	Resp#1	Resp#2	ug/l	ug/l
System Monitoring Compounds						
1) S SURR1, TCMX	1.754	1.922	746.9E6	5003.8E6	97.799	102.304
Spiked Amount 100.000	Range 30 - 150		Recovery =		97.80%	102.30%
2) S SURR2,Dec...	5.800	6.376	307.1E6	1178.0E6	94.517	97.784
Spiked Amount 100.000	Range 30 - 150		Recovery =		94.52%	97.78%
Target Compounds						
3) L1c PCB 1016	1.920	2.175	112.0E6	690.1E6	782.602	889.679
4) L1c PCB 1016{2}	2.093	2.536	235.6E6	424.0E6	868.470	902.868
5) L1c PCB 1016{3}	2.199	2.558	95321636	575.7E6	867.562	882.050
6) L1c PCB 1016{4}	2.414	2.785	208.4E6	1177.2E6	888.579	933.230
7) L1c PCB 1016{5}	2.657	2.858	162.9E6	756.2E6	883.910	944.928
Sum PCB 1016			814.3E6	3623.2E6	4291.122	4552.755
Average PCB 1016					858.224	910.551
Sum PCB 1221			0	0	N.D.	N.D.
Average PCB 1221					0.000	0.000
Sum PCB 1232			0	0	N.D.	N.D.
Average PCB 1232					0.000	0.000
Sum PCB 1242			0	0	N.D.	N.D.
Average PCB 1242					0.000	0.000
Sum PCB 1248			0	0	N.D.	N.D.
Average PCB 1248					0.000	0.000
Sum PCB 1254			0	0	N.D.	N.D.
Average PCB 1254					0.000	0.000
33) L7c PCB 1260	3.537	4.287	290.4E6	1765.9E6	894.477	930.555
34) L7c PCB 1260{2}	3.776	4.522	438.9E6	1987.4E6	907.181	950.593
35) L7c PCB 1260{3}	4.751	5.196	614.6E6	1325.7E6	960.829	957.817
36) L7C PCB 1260{4}	4.996	5.390	291.4E6	3035.3E6	953.670	996.137
37) L7C PCB 1260{5}	5.478	6.024	154.9E6	745.5E6	941.766	972.508
Sum PCB 1260			1790.3E6	8859.7E6	4657.922	4807.609
Average PCB 1260					931.584	961.522
Sum PCB 1268			0	0	N.D.	N.D.
Average PCB 1268					0.000	0.000
Sum PCB 1262			0	0	N.D.	N.D.
Average PCB 1262					0.000	0.000

(f)=RT Delta > 1/2 Window (#)=Amounts differ by > 25% (m)=manual int.

Quantitation Report (QT Reviewed)

Data Path : I:\ACQUDATA\6890G\Data\030724\
Data File : BM1297.D
Signal(s) : Signal #1: ECD1A.ch Signal #2: ECD2B.ch
Acq On : 07 Mar 2024 02:27 pm
Operator : AFelser
Sample : 1660 H
Misc :
ALS Vial : 8 Sample Multiplier: 1

Integration File signal 1: AUTOINT1.E
Integration File signal 2: AUTOINT2.E
Quant Time: Mar 08 11:35:35 2024
Quant Method : I:\ACQUDATA\6890G\Methods\G-PCB030724.M
Quant Title : 608/8082 PCB'S
QLast Update : Fri Mar 08 11:34:50 2024
Response via : Initial Calibration
Integrator: ChemStation

Volume Inj. : 2uL
Signal #1 Phase : DB-1701 Signal #2 Phase: DB-17
Signal #1 Info : 0.32mm 30m Signal #2 Info : 0.32mm 30m

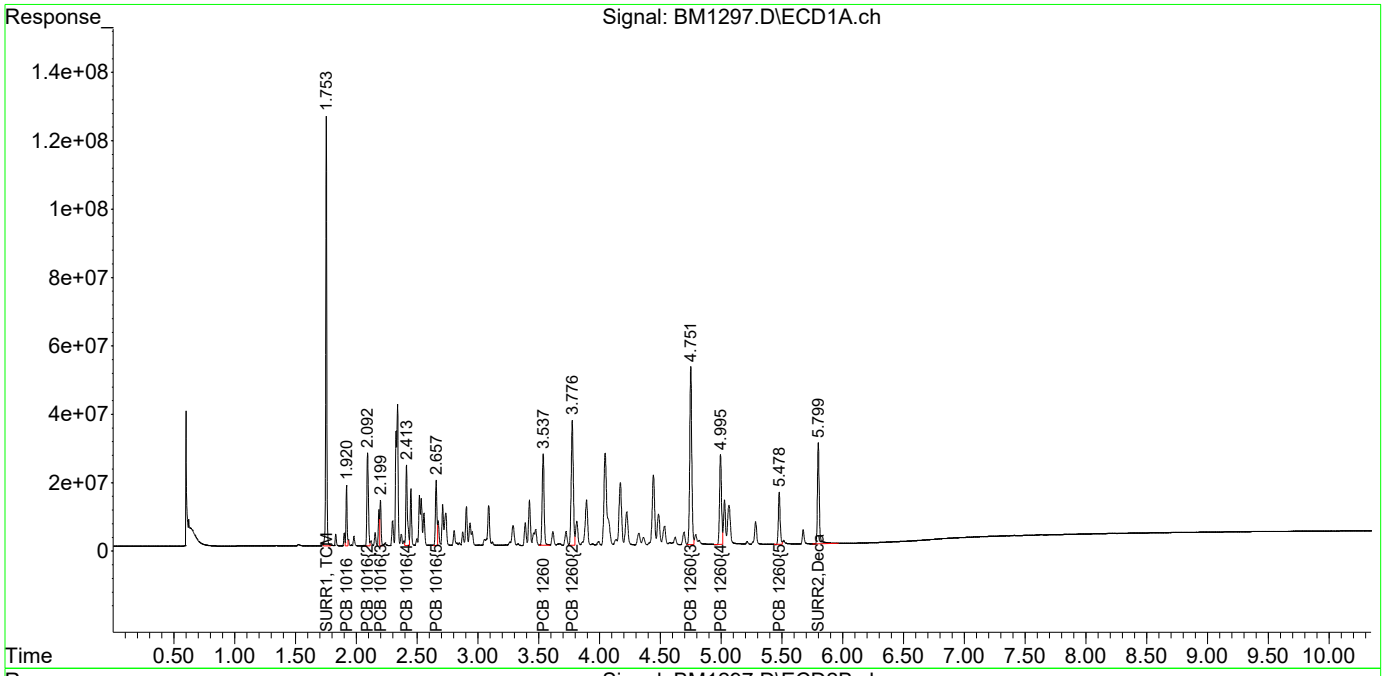

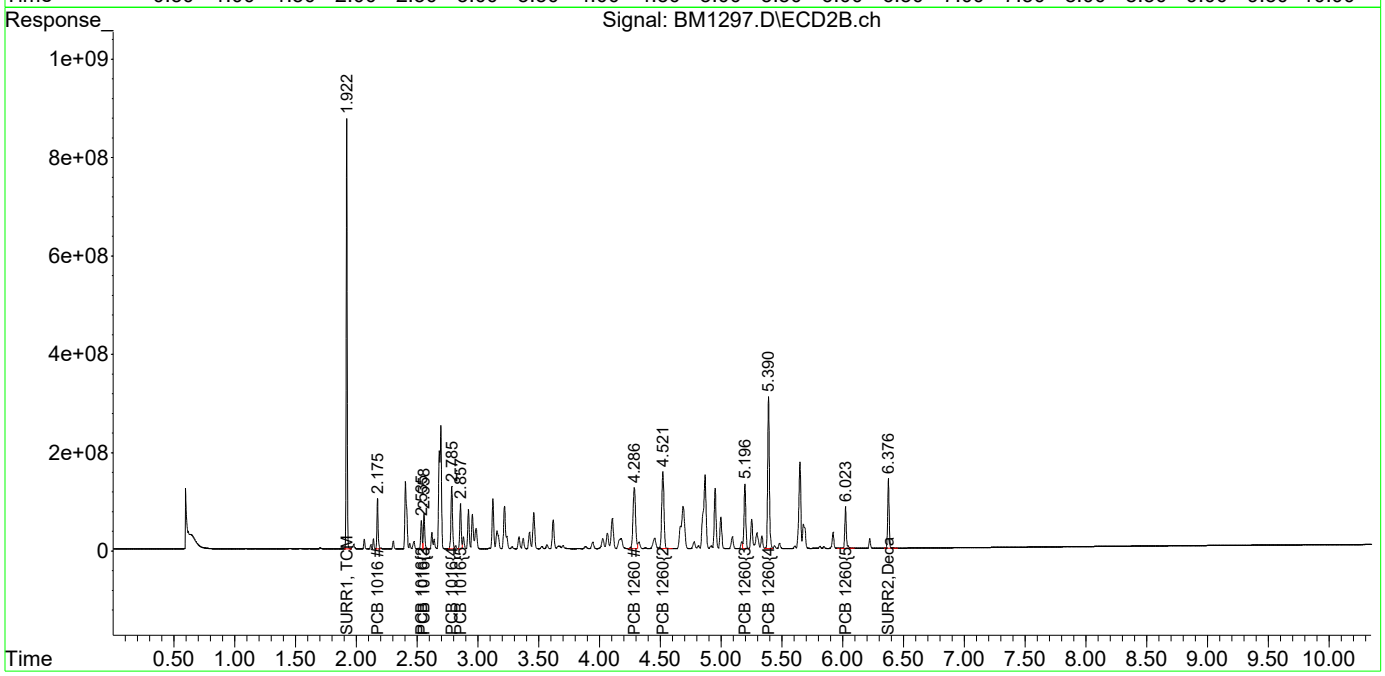

Quantitation Report (QT Reviewed)

Data Path : I:\ACQUDATA\6890G\Data\030724\
Data File : BM1296.D
Signal(s) : Signal #1: ECD1A.ch Signal #2: ECD2B.ch
Acq On : 07 Mar 2024 02:13 pm
Operator : AFelser
Sample : 1660 MH
Misc :
ALS Vial : 7 Sample Multiplier: 1

Integration File signal 1: AUTOINT1.E
Integration File signal 2: AUTOINT2.E
Quant Time: Mar 08 11:35:31 2024
Quant Method : I:\ACQUDATA\6890G\Methods\G-PCB030724.M
Quant Title : 608/8082 PCB'S
QLast Update : Fri Mar 08 11:34:50 2024
Response via : Initial Calibration
Integrator: ChemStation

Volume Inj. : 2uL
Signal #1 Phase : DB-1701 Signal #2 Phase: DB-17
Signal #1 Info : 0.32mm 30m Signal #2 Info : 0.32mm 30m

Compound	RT#1	RT#2	Resp#1	Resp#2	ug/l	ug/l
System Monitoring Compounds						
1) S SURR1, TCMX	1.756	1.924	557.6E6	3694.1E6	73.015	75.528
Spiked Amount 100.000	Range 30 - 150		Recovery =		73.02%	75.53%
2) S SURR2,Dec...	5.801	6.377	228.1E6	867.8E6	70.205	72.037
Spiked Amount 100.000	Range 30 - 150		Recovery =		70.20%	72.04%
Target Compounds						
3) L1c PCB 1016	1.923	2.178	85104045	517.5E6	594.717	667.092
4) L1c PCB 1016{2}	2.095	2.538	178.8E6	318.7E6	658.853	678.669
5) L1c PCB 1016{3}	2.201	2.561	72712891	435.9E6	661.790	667.831
6) L1c PCB 1016{4}	2.416	2.788	158.0E6	880.4E6	673.509	697.942
7) L1c PCB 1016{5}	2.659	2.860	123.4E6	559.7E6	669.354	699.368
Sum PCB 1016			617.9E6	2712.1E6	3258.224	3410.901
Average PCB 1016					651.645	682.180
Sum PCB 1221			0	0	N.D.	N.D.
Average PCB 1221					0.000	0.000
Sum PCB 1232			0	0	N.D.	N.D.
Average PCB 1232					0.000	0.000
Sum PCB 1242			0	0	N.D.	N.D.
Average PCB 1242					0.000	0.000
Sum PCB 1248			0	0	N.D.	N.D.
Average PCB 1248					0.000	0.000
Sum PCB 1254			0	0	N.D.	N.D.
Average PCB 1254					0.000	0.000
33) L7c PCB 1260	3.539	4.289	222.1E6	1315.6E6	683.945	693.254
34) L7c PCB 1260{2}	3.778	4.523	334.8E6	1475.9E6	691.985	705.974
35) L7c PCB 1260{3}	4.753	5.196	461.4E6	981.5E6	721.258	709.094
36) L7C PCB 1260{4}	4.997	5.391	217.7E6	2231.7E6	712.504	732.425
37) L7C PCB 1260{5}	5.479	6.024	115.7E6	548.7E6	703.386	715.800
Sum PCB 1260			1351.7E6	6553.4E6	3513.079	3556.546
Average PCB 1260					702.616	711.309
Sum PCB 1268			0	0	N.D.	N.D.
Average PCB 1268					0.000	0.000
Sum PCB 1262			0	0	N.D.	N.D.
Average PCB 1262					0.000	0.000

(f)=RT Delta > 1/2 Window (#)=Amounts differ by > 25% (m)=manual int.

Quantitation Report (QT Reviewed)

Data Path : I:\ACQUDATA\6890G\Data\030724\
Data File : BM1296.D
Signal(s) : Signal #1: ECD1A.ch Signal #2: ECD2B.ch
Acq On : 07 Mar 2024 02:13 pm
Operator : AFelser
Sample : 1660 MH
Misc :
ALS Vial : 7 Sample Multiplier: 1

Integration File signal 1: AUTOINT1.E
Integration File signal 2: AUTOINT2.E
Quant Time: Mar 08 11:35:31 2024
Quant Method : I:\ACQUDATA\6890G\Methods\G-PCB030724.M
Quant Title : 608/8082 PCB'S
QLast Update : Fri Mar 08 11:34:50 2024
Response via : Initial Calibration
Integrator: ChemStation

Volume Inj. : 2uL
Signal #1 Phase : DB-1701 Signal #2 Phase: DB-17
Signal #1 Info : 0.32mm 30m Signal #2 Info : 0.32mm 30m

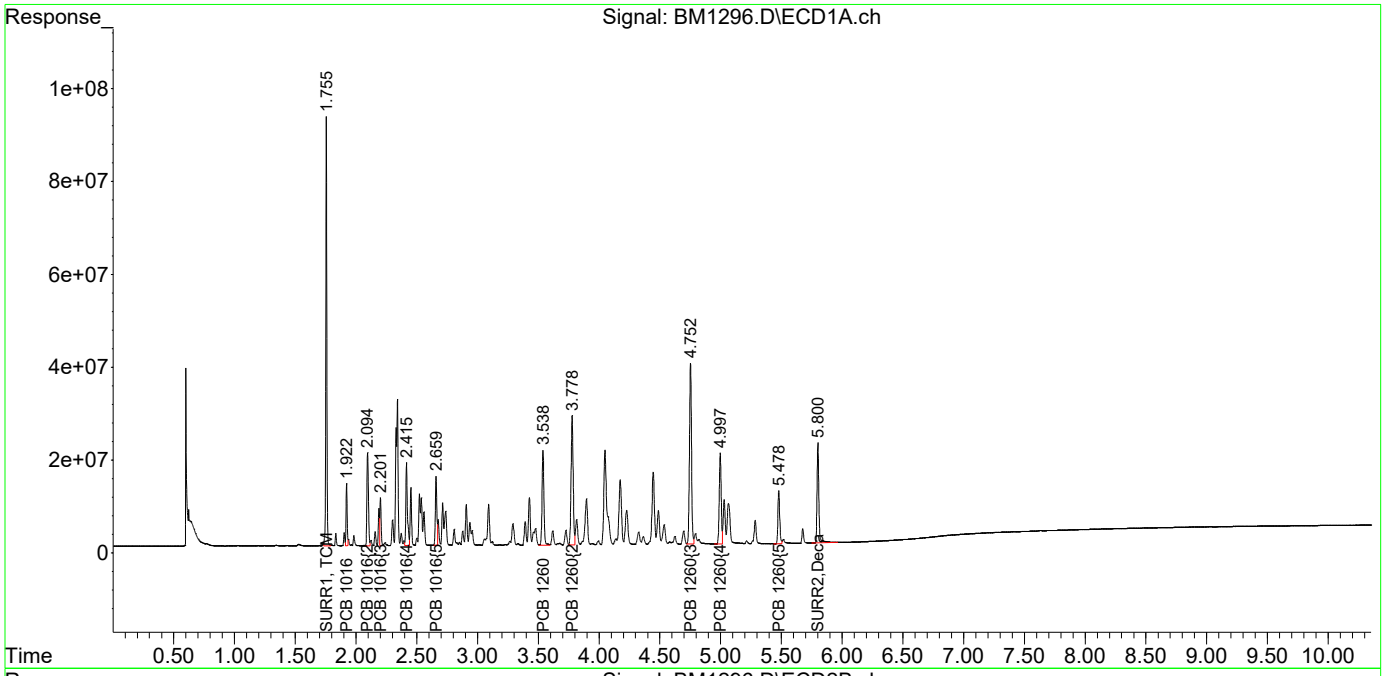

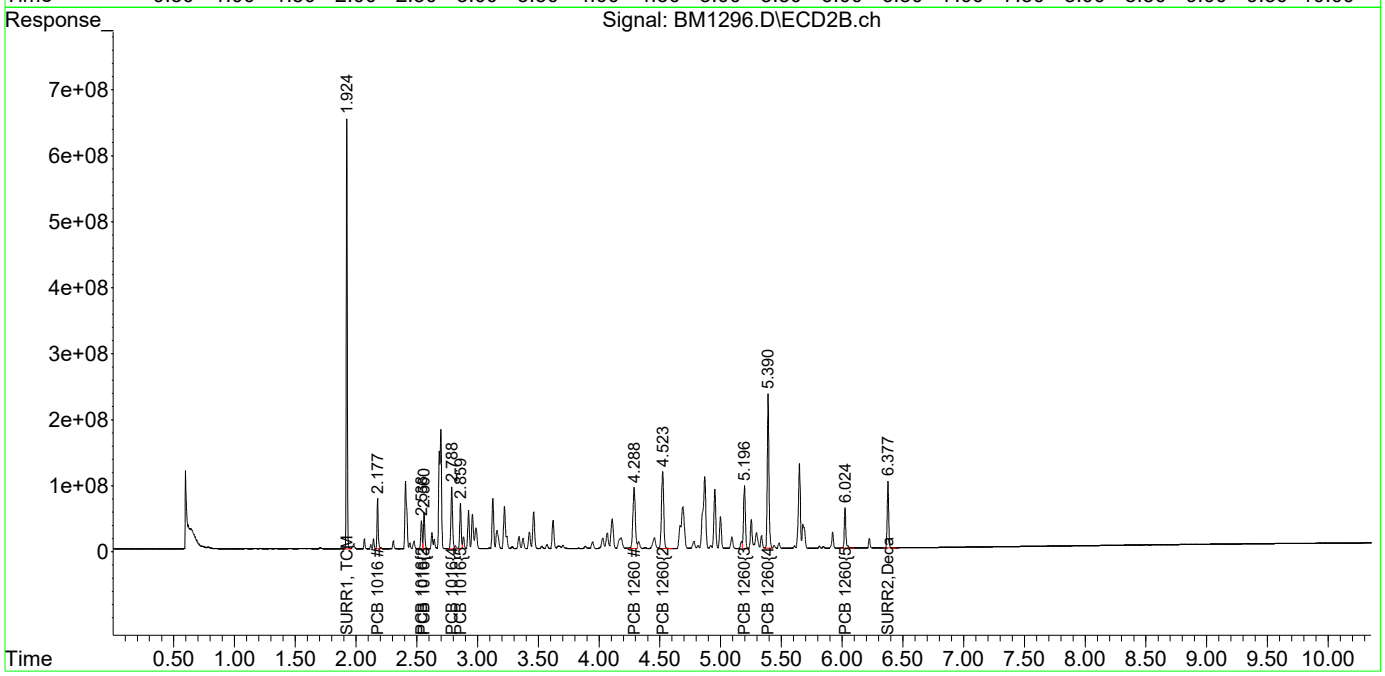

1st AF 03/11/24
2nd AM 03/12/24

Quantitation Report (QT Reviewed)

Data Path : I:\ACQUDATA\6890G\Data\030724\
Data File : BM1295.D
Signal(s) : Signal #1: ECD1A.ch Signal #2: ECD2B.ch
Acq On : 07 Mar 2024 01:59 pm
Operator : AFelser
Sample : 1660 M
Misc :
ALS Vial : 6 Sample Multiplier: 1

Integration File signal 1: AUTOINT1.E
Integration File signal 2: AUTOINT2.E
Quant Time: Mar 08 11:35:27 2024
Quant Method : I:\ACQUDATA\6890G\Methods\G-PCB030724.M
Quant Title : 608/8082 PCB'S
QLast Update : Fri Mar 08 11:34:50 2024
Response via : Initial Calibration
Integrator: ChemStation

Volume Inj. : 2uL
Signal #1 Phase : DB-1701 Signal #2 Phase: DB-17
Signal #1 Info : 0.32mm 30m Signal #2 Info : 0.32mm 30m

Compound	RT#1	RT#2	Resp#1	Resp#2	ug/l	ug/l
System Monitoring Compounds						
1) S SURR1, TCMX	1.755	1.923	368.8E6	2412.1E6	48.297	49.316
Spiked Amount 100.000	Range 30 - 150		Recovery =		48.30%	49.32%
2) S SURR2,Dec...	5.795	6.373	151.1E6	565.2E6	46.486	46.922
Spiked Amount 100.000	Range 30 - 150		Recovery =		46.49%	46.92%
Target Compounds						
3) L1c PCB 1016	1.921	2.176	57682573	348.7E6	403.093	449.525
4) L1c PCB 1016{2}	2.093	2.537	120.1E6	212.9E6	442.721	453.298
5) L1c PCB 1016{3}	2.200	2.559	48982175	292.4E6	445.807	447.991
6) L1c PCB 1016{4}	2.413	2.786	105.5E6	586.6E6	449.863	465.025
7) L1c PCB 1016{5}	2.656	2.858	82806002	372.8E6	449.226	465.850
Sum PCB 1016			415.1E6	1813.3E6	2190.710	2281.688
Average PCB 1016					438.142	456.338
Sum PCB 1221			0	0	N.D.	N.D.
Average PCB 1221					0.000	0.000
Sum PCB 1232			0	0	N.D.	N.D.
Average PCB 1232					0.000	0.000
Sum PCB 1242			0	0	N.D.	N.D.
Average PCB 1242					0.000	0.000
Sum PCB 1248			0	0	N.D.	N.D.
Average PCB 1248					0.000	0.000
Sum PCB 1254			0	0	N.D.	N.D.
Average PCB 1254					0.000	0.000
33) L7c PCB 1260	3.534	4.284	147.5E6	874.5E6	454.230	460.816
34) L7c PCB 1260{2}	3.772	4.519	221.0E6	974.9E6	456.669	466.317
35) L7c PCB 1260{3}	4.747	5.193	298.8E6	645.8E6	467.081	466.552
36) L7C PCB 1260{4}	4.992	5.388	141.8E6	1453.0E6	464.195	476.859
37) L7C PCB 1260{5}	5.474	6.020	75646481	363.5E6	459.828	474.259
Sum PCB 1260			884.7E6	4311.7E6	2302.003	2344.803
Average PCB 1260					460.401	468.961
Sum PCB 1268			0	0	N.D.	N.D.
Average PCB 1268					0.000	0.000
Sum PCB 1262			0	0	N.D.	N.D.
Average PCB 1262					0.000	0.000

(f)=RT Delta > 1/2 Window (#)=Amounts differ by > 25% (m)=manual int.

1st AF 03/11/24
2nd AM 03/12/24

Quantitation Report (QT Reviewed)

Data Path : I:\ACQUDATA\6890G\Data\030724\
Data File : BM1295.D
Signal(s) : Signal #1: ECD1A.ch Signal #2: ECD2B.ch
Acq On : 07 Mar 2024 01:59 pm
Operator : AFelser
Sample : 1660 M
Misc :
ALS Vial : 6 Sample Multiplier: 1

Integration File signal 1: AUTOINT1.E
Integration File signal 2: AUTOINT2.E
Quant Time: Mar 08 11:35:27 2024
Quant Method : I:\ACQUDATA\6890G\Methods\G-PCB030724.M
Quant Title : 608/8082 PCB'S
QLast Update : Fri Mar 08 11:34:50 2024
Response via : Initial Calibration
Integrator: ChemStation

Volume Inj. : 2uL
Signal #1 Phase : DB-1701 Signal #2 Phase: DB-17
Signal #1 Info : 0.32mm 30m Signal #2 Info : 0.32mm 30m

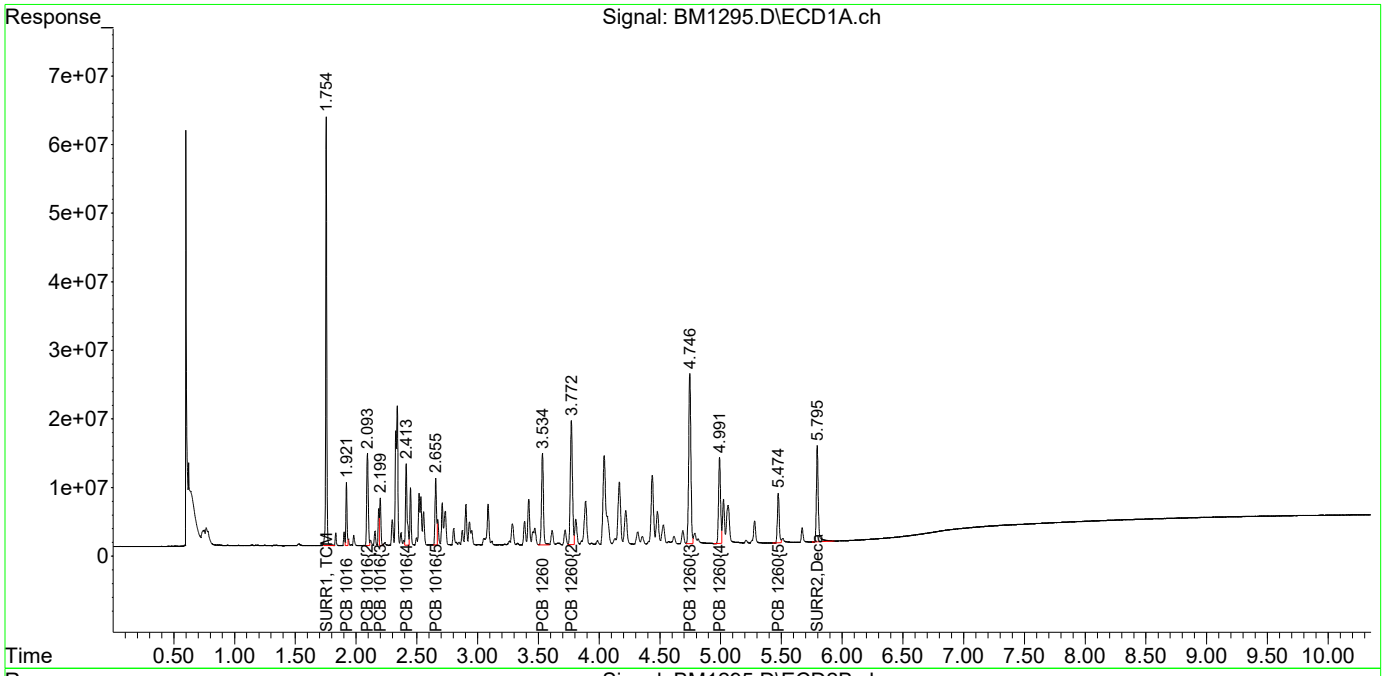

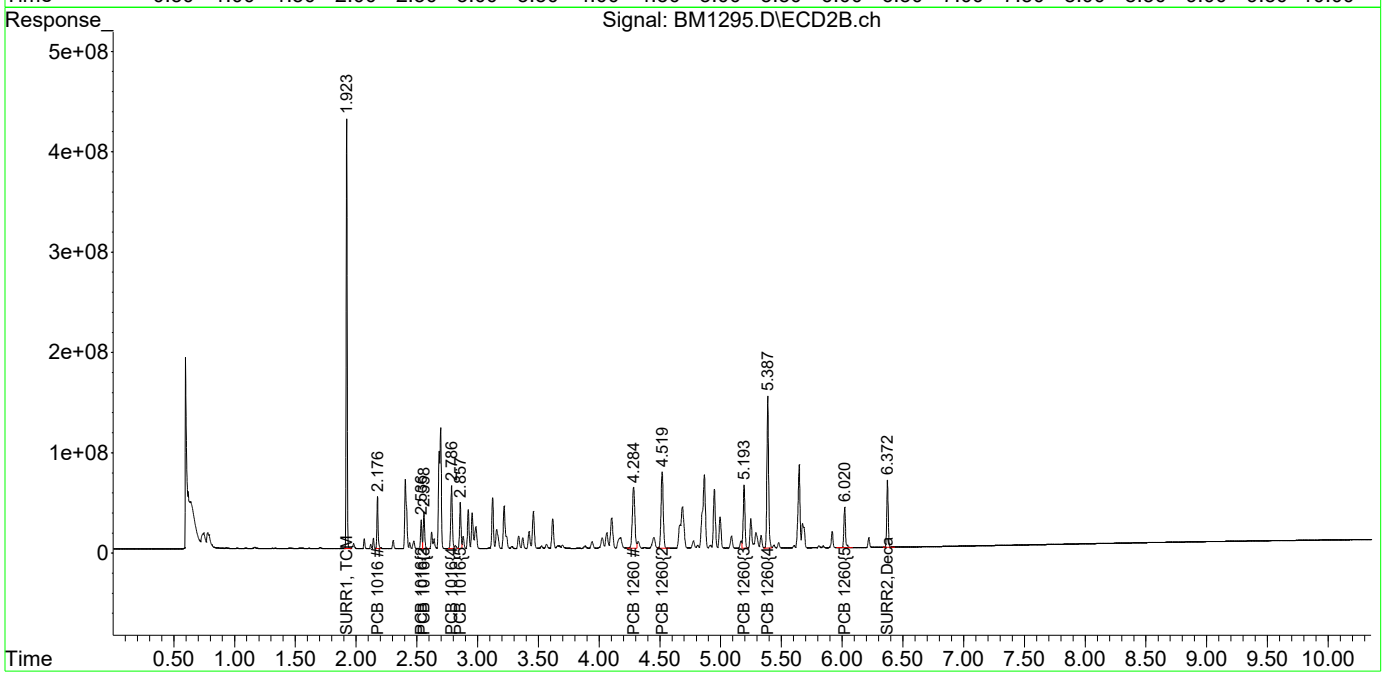

1st AF 03/11/24
2nd AM 03/12/24

Quantitation Report (QT Reviewed)

Data Path : I:\ACQUDATA\6890G\Data\030724\
Data File : BM1294.D
Signal(s) : Signal #1: ECD1A.ch Signal #2: ECD2B.ch
Acq On : 07 Mar 2024 01:45 pm
Operator : AFelser
Sample : 1660 ML
Misc :
ALS Vial : 5 Sample Multiplier: 1

Integration File signal 1: AUTOINT1.E
Integration File signal 2: AUTOINT2.E
Quant Time: Mar 08 11:35:23 2024
Quant Method : I:\ACQUDATA\6890G\Methods\G-PCB030724.M
Quant Title : 608/8082 PCB'S
QLast Update : Fri Mar 08 11:34:50 2024
Response via : Initial Calibration
Integrator: ChemStation

Volume Inj. : 2uL
Signal #1 Phase : DB-1701 Signal #2 Phase: DB-17
Signal #1 Info : 0.32mm 30m Signal #2 Info : 0.32mm 30m

Compound	RT#1	RT#2	Resp#1	Resp#2	ug/l	ug/l
System Monitoring Compounds						
1) S SURR1, TCMX	1.757	1.924	186.9E6	1209.8E6	24.476	24.734
Spiked Amount 100.000	Range 30 - 150		Recovery =		24.48%#	24.73%#
2) S SURR2,Dec...	5.801	6.378	75418208	281.6E6	23.208	23.380
Spiked Amount 100.000	Range 30 - 150		Recovery =		23.21%#	23.38%#
Target Compounds						
3) L1c PCB 1016	1.924	2.178	31276507	182.7E6	218.564	235.585
4) L1c PCB 1016{2}	2.096	2.539	64365970	112.2E6	237.245	238.889
5) L1c PCB 1016{3}	2.203	2.561	26676361	154.6E6	242.793	236.921
6) L1c PCB 1016{4}	2.417	2.789	55798378	303.7E6	237.925	240.770
7) L1c PCB 1016{5}	2.660	2.860	43478519	191.4E6	235.873	239.183
Sum PCB 1016			221.6E6	944.7E6	1172.400	1191.348
Average PCB 1016					234.480	238.270
Sum PCB 1221			0	0	N.D.	N.D.
Average PCB 1221					0.000	0.000
Sum PCB 1232			0	0	N.D.	N.D.
Average PCB 1232					0.000	0.000
Sum PCB 1242			0	0	N.D.	N.D.
Average PCB 1242					0.000	0.000
Sum PCB 1248			0	0	N.D.	N.D.
Average PCB 1248					0.000	0.000
Sum PCB 1254			0	0	N.D.	N.D.
Average PCB 1254					0.000	0.000
33) L7c PCB 1260	3.539	4.289	76603928	450.0E6	235.930	237.151
34) L7c PCB 1260{2}	3.779	4.524	113.0E6	496.1E6	233.465	237.296
35) L7c PCB 1260{3}	4.753	5.197	149.1E6	327.2E6	233.087	236.372
36) L7C PCB 1260{4}	4.997	5.391	71259033	713.6E6	233.248	234.193
37) L7C PCB 1260{5}	5.479	6.024	38432625	183.2E6	233.618	239.013
Sum PCB 1260			448.4E6	2170.1E6	1169.348	1184.025
Average PCB 1260					233.870	236.805
Sum PCB 1268			0	0	N.D.	N.D.
Average PCB 1268					0.000	0.000
Sum PCB 1262			0	0	N.D.	N.D.
Average PCB 1262					0.000	0.000

(f)=RT Delta > 1/2 Window (#)=Amounts differ by > 25% (m)=manual int.

Quantitation Report (QT Reviewed)

Data Path : I:\ACQUDATA\6890G\Data\030724\
Data File : BM1294.D
Signal(s) : Signal #1: ECD1A.ch Signal #2: ECD2B.ch
Acq On : 07 Mar 2024 01:45 pm
Operator : AFelser
Sample : 1660 ML
Misc :
ALS Vial : 5 Sample Multiplier: 1

Integration File signal 1: AUTOINT1.E
Integration File signal 2: AUTOINT2.E
Quant Time: Mar 08 11:35:23 2024
Quant Method : I:\ACQUDATA\6890G\Methods\G-PCB030724.M
Quant Title : 608/8082 PCB'S
QLast Update : Fri Mar 08 11:34:50 2024
Response via : Initial Calibration
Integrator: ChemStation

Volume Inj. : 2uL
Signal #1 Phase : DB-1701 Signal #2 Phase: DB-17
Signal #1 Info : 0.32mm 30m Signal #2 Info : 0.32mm 30m

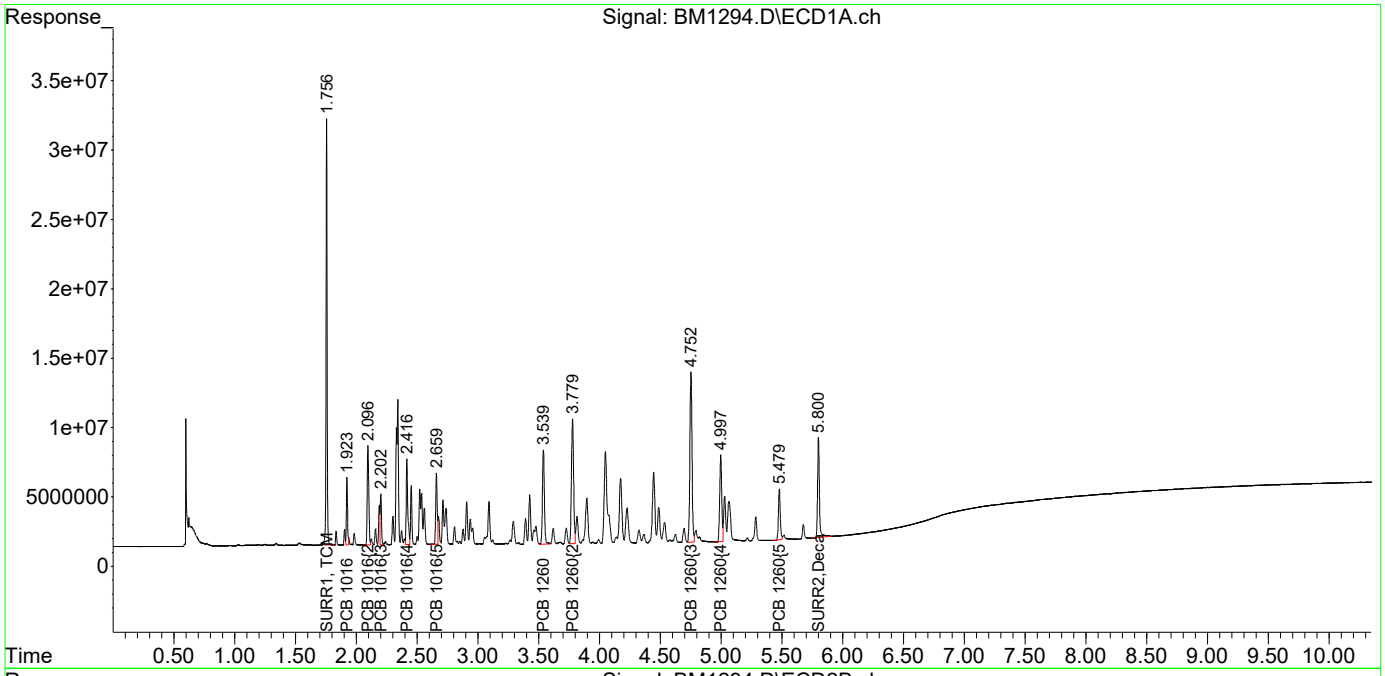

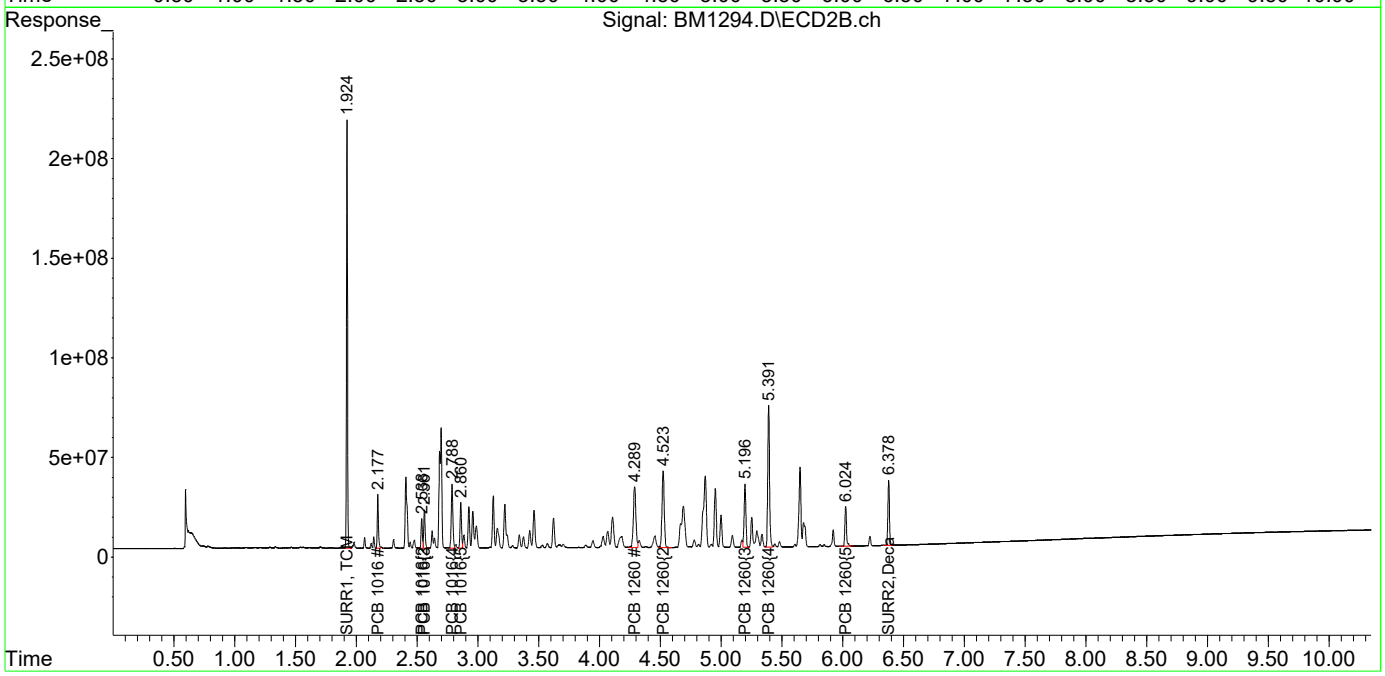

1st AF 03/11/24
2nd AM 03/12/24

Quantitation Report (QT Reviewed)

Data Path : I:\ACQUDATA\6890G\Data\030724\
Data File : BM1293.D
Signal(s) : Signal #1: ECD1A.ch Signal #2: ECD2B.ch
Acq On : 07 Mar 2024 01:31 pm
Operator : AFelser
Sample : 1660 L
Misc :
ALS Vial : 4 Sample Multiplier: 1

Integration File signal 1: AUTOINT1.E
Integration File signal 2: AUTOINT2.E
Quant Time: Mar 08 11:35:19 2024
Quant Method : I:\ACQUDATA\6890G\Methods\G-PCB030724.M
Quant Title : 608/8082 PCB'S
QLast Update : Fri Mar 08 11:34:50 2024
Response via : Initial Calibration
Integrator: ChemStation

Volume Inj. : 2uL
Signal #1 Phase : DB-1701 Signal #2 Phase: DB-17
Signal #1 Info : 0.32mm 30m Signal #2 Info : 0.32mm 30m

Compound	RT#1	RT#2	Resp#1	Resp#2	ug/l	ug/l
System Monitoring Compounds						
1) S SURR1, TCMX	1.753	1.921	75431696	472.5E6	9.878	9.660
Spiked Amount 100.000	Range 30 - 150		Recovery =		9.88%#	9.66%#
2) S SURR2,Dec...	5.801	6.376	33249216	121.7E6	10.232	10.106
Spiked Amount 100.000	Range 30 - 150		Recovery =		10.23%#	10.11%#
Target Compounds						
3) L1c PCB 1016	1.920	2.175	13986430	78948355	97.739	101.776
4) L1c PCB 1016{2}	2.092	2.535	28523590	47825876	105.135	101.837
5) L1c PCB 1016{3}	2.198	2.558	11533036	66715817	104.967	102.222
6) L1c PCB 1016{4}	2.412	2.786	24801132	127.4E6	105.752	100.967
7) L1c PCB 1016{5}	2.656	2.857	19585537	79944715	106.252	99.903
Sum PCB 1016			98429726	400.8E6	519.845	506.704
Average PCB 1016					103.969	101.341
Sum PCB 1221			0	0	N.D.	N.D.
Average PCB 1221					0.000	0.000
Sum PCB 1232			0	0	N.D.	N.D.
Average PCB 1232					0.000	0.000
Sum PCB 1242			0	0	N.D.	N.D.
Average PCB 1242					0.000	0.000
Sum PCB 1248			0	0	N.D.	N.D.
Average PCB 1248					0.000	0.000
Sum PCB 1254			0	0	N.D.	N.D.
Average PCB 1254					0.000	0.000
33) L7c PCB 1260	3.537	4.287	34232803	191.9E6	105.432	101.122
34) L7c PCB 1260{2}	3.776	4.522	50252144	211.3E6	103.861	101.059
35) L7c PCB 1260{3}	4.751	5.196	63821333	139.6E6	99.767	100.835
36) L7C PCB 1260{4}	4.996	5.390	31225522	298.7E6	102.209	98.039
37) L7C PCB 1260{5}	5.478	6.024	17100395	80413994	103.947	104.903
Sum PCB 1260			196.6E6	921.9E6	515.216	505.959
Average PCB 1260					103.043	101.192
Sum PCB 1268			0	0	N.D.	N.D.
Average PCB 1268					0.000	0.000
Sum PCB 1262			0	0	N.D.	N.D.
Average PCB 1262					0.000	0.000

(f)=RT Delta > 1/2 Window (#)=Amounts differ by > 25% (m)=manual int.

Quantitation Report (QT Reviewed)

Data Path : I:\ACQUDATA\6890G\Data\030724\
Data File : BM1293.D
Signal(s) : Signal #1: ECD1A.ch Signal #2: ECD2B.ch
Acq On : 07 Mar 2024 01:31 pm
Operator : AFelser
Sample : 1660 L
Misc :
ALS Vial : 4 Sample Multiplier: 1

Integration File signal 1: AUTOINT1.E
Integration File signal 2: AUTOINT2.E
Quant Time: Mar 08 11:35:19 2024
Quant Method : I:\ACQUDATA\6890G\Methods\G-PCB030724.M
Quant Title : 608/8082 PCB'S
QLast Update : Fri Mar 08 11:34:50 2024
Response via : Initial Calibration
Integrator: ChemStation

Volume Inj. : 2uL
Signal #1 Phase : DB-1701 Signal #2 Phase: DB-17
Signal #1 Info : 0.32mm 30m Signal #2 Info : 0.32mm 30m

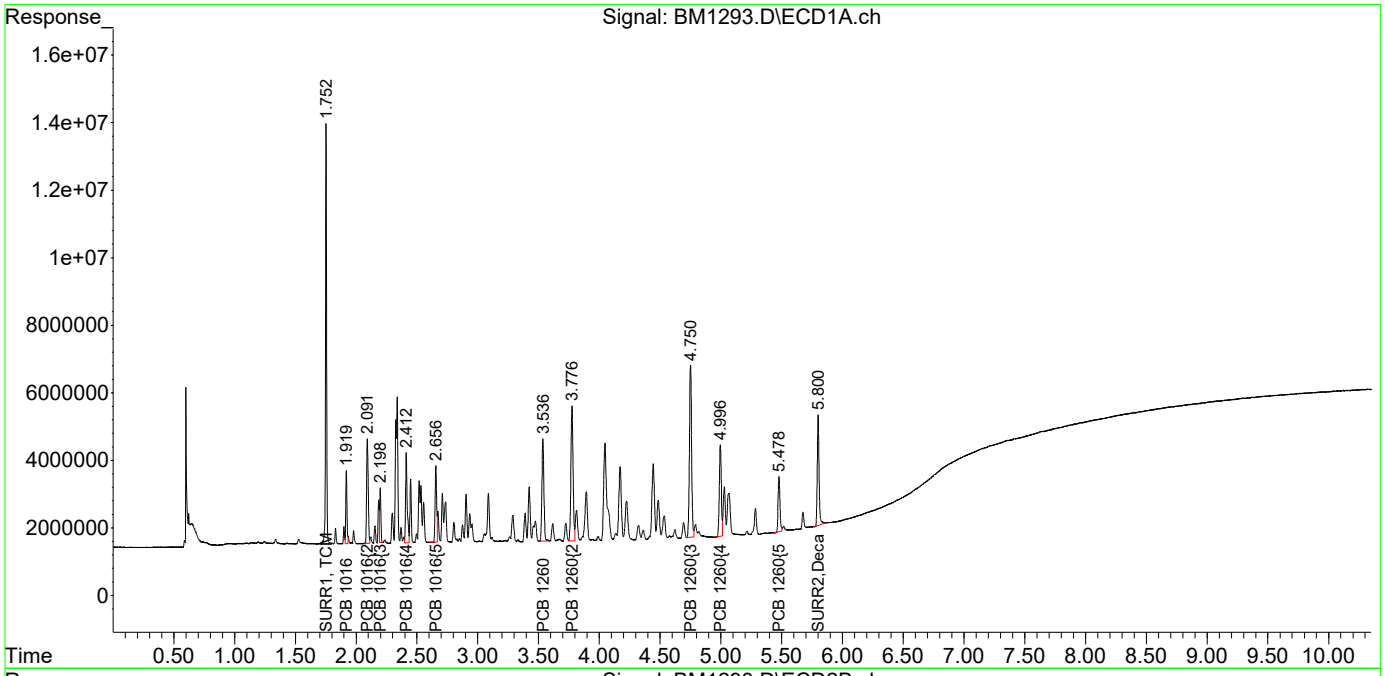

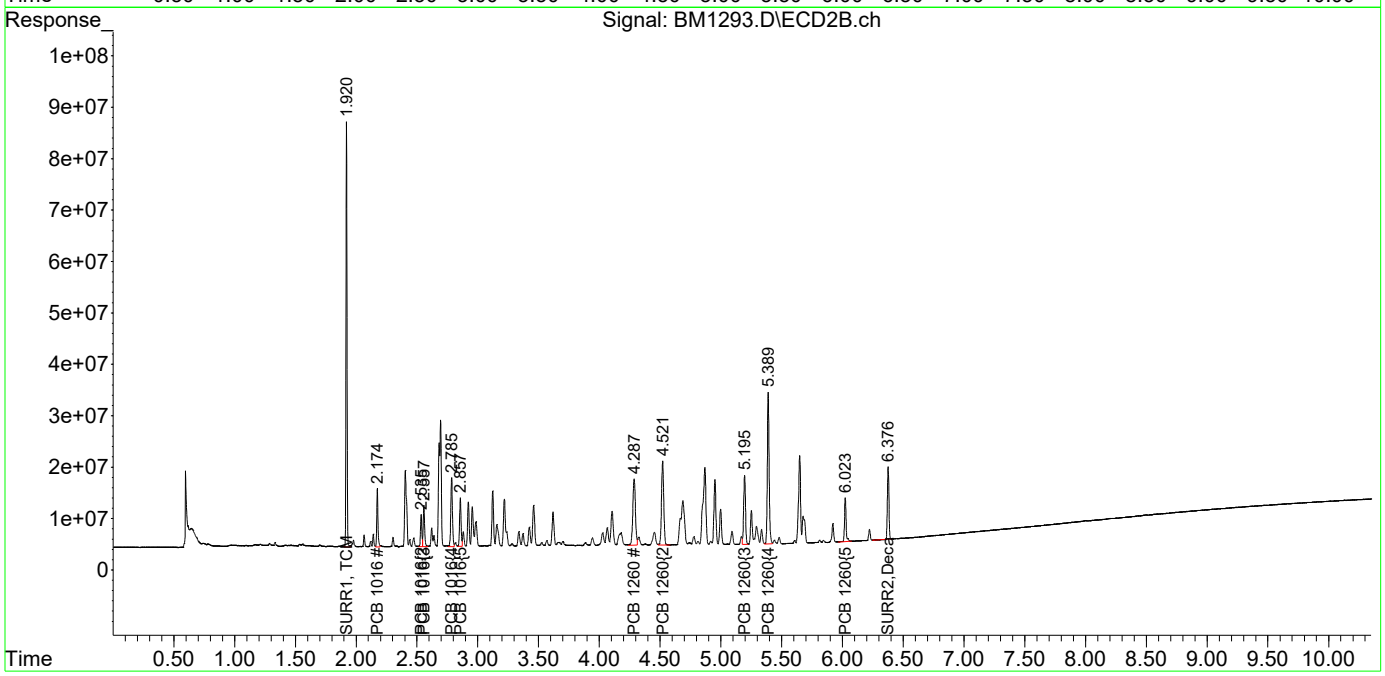

1st AF 03/11/24
2nd AM 03/12/24

Quantitation Report (QT Reviewed)

Data Path : I:\ACQUDATA\6890G\Data\030724\
Data File : BM1292.D
Signal(s) : Signal #1: ECD1A.ch Signal #2: ECD2B.ch
Acq On : 07 Mar 2024 01:17 pm
Operator : AFelser
Sample : 1660 LL
Misc :
ALS Vial : 3 Sample Multiplier: 1

Integration File signal 1: AUTOINT1.E
Integration File signal 2: AUTOINT2.E
Quant Time: Mar 08 11:35:14 2024
Quant Method : I:\ACQUDATA\6890G\Methods\G-PCB030724.M
Quant Title : 608/8082 PCB'S
QLast Update : Fri Mar 08 11:34:50 2024
Response via : Initial Calibration
Integrator: ChemStation

Volume Inj. : 2uL
Signal #1 Phase : DB-1701 Signal #2 Phase: DB-17
Signal #1 Info : 0.32mm 30m Signal #2 Info : 0.32mm 30m

Compound	RT#1	RT#2	Resp#1	Resp#2	ug/l	ug/l
System Monitoring Compounds						
1) S SURR1, TCMX	1.754	1.922	16942472	100.7E6	2.219	2.058
Spiked Amount 100.000	Range 30 - 150		Recovery =		2.22%#	2.06%#
2) S SURR2,Dec...	5.800	6.375	7688434	28372585	2.366m	2.355m
Spiked Amount 100.000	Range 30 - 150		Recovery =		2.37%#	2.36%#
Target Compounds						
3) L1c PCB 1016	1.921	2.176	3542740	20975053	24.757m	27.040
4) L1c PCB 1016{2}	2.093	2.537	7345217	12362068	27.074m	26.323
5) L1c PCB 1016{3}	2.200	2.559	2924645	17809025	26.618	27.287
6) L1c PCB 1016{4}	2.414	2.787	6117068	31148348	26.083	24.693
7) L1c PCB 1016{5}	2.657	2.859	4835421	19779997	26.232	24.718
Sum PCB 1016			24765091	102.1E6	130.765	130.061
Average PCB 1016					26.153	26.012
Sum PCB 1221			0	0	N.D.	N.D.
Average PCB 1221					0.000	0.000
Sum PCB 1232			0	0	N.D.	N.D.
Average PCB 1232					0.000	0.000
Sum PCB 1242			0	0	N.D.	N.D.
Average PCB 1242					0.000	0.000
Sum PCB 1248			0	0	N.D.	N.D.
Average PCB 1248					0.000	0.000
Sum PCB 1254			0	0	N.D.	N.D.
Average PCB 1254					0.000	0.000
33) L7c PCB 1260	3.538	4.288	8357214	47947636	25.739	25.267
34) L7c PCB 1260{2}	3.777	4.522	12427493	50830847	25.685	24.313
35) L7c PCB 1260{3}	4.751	5.196	15631827	33482097	24.436m	24.190
36) L7C PCB 1260{4}	4.997	5.391	7401701	70474836	24.228	23.129
37) L7C PCB 1260{5}	5.478	6.023	4147429	17106497	25.211m	22.316m
Sum PCB 1260			47965664	219.8E6	125.298	119.215
Average PCB 1260					25.060	23.843
Sum PCB 1268			0	0	N.D.	N.D.
Average PCB 1268					0.000	0.000
Sum PCB 1262			0	0	N.D.	N.D.
Average PCB 1262					0.000	0.000

(f)=RT Delta > 1/2 Window (#)=Amounts differ by > 25% (m)=manual int.

Quantitation Report (QT Reviewed)

Data Path : I:\ACQUDATA\6890G\Data\030724\
Data File : BM1292.D
Signal(s) : Signal #1: ECD1A.ch Signal #2: ECD2B.ch
Acq On : 07 Mar 2024 01:17 pm
Operator : AFelser
Sample : 1660 LL
Misc :
ALS Vial : 3 Sample Multiplier: 1

Integration File signal 1: AUTOINT1.E
Integration File signal 2: AUTOINT2.E
Quant Time: Mar 08 11:35:14 2024
Quant Method : I:\ACQUDATA\6890G\Methods\G-PCB030724.M
Quant Title : 608/8082 PCB'S
QLast Update : Fri Mar 08 11:34:50 2024
Response via : Initial Calibration
Integrator: ChemStation

Volume Inj. : 2uL
Signal #1 Phase : DB-1701 Signal #2 Phase: DB-17
Signal #1 Info : 0.32mm 30m Signal #2 Info : 0.32mm 30m

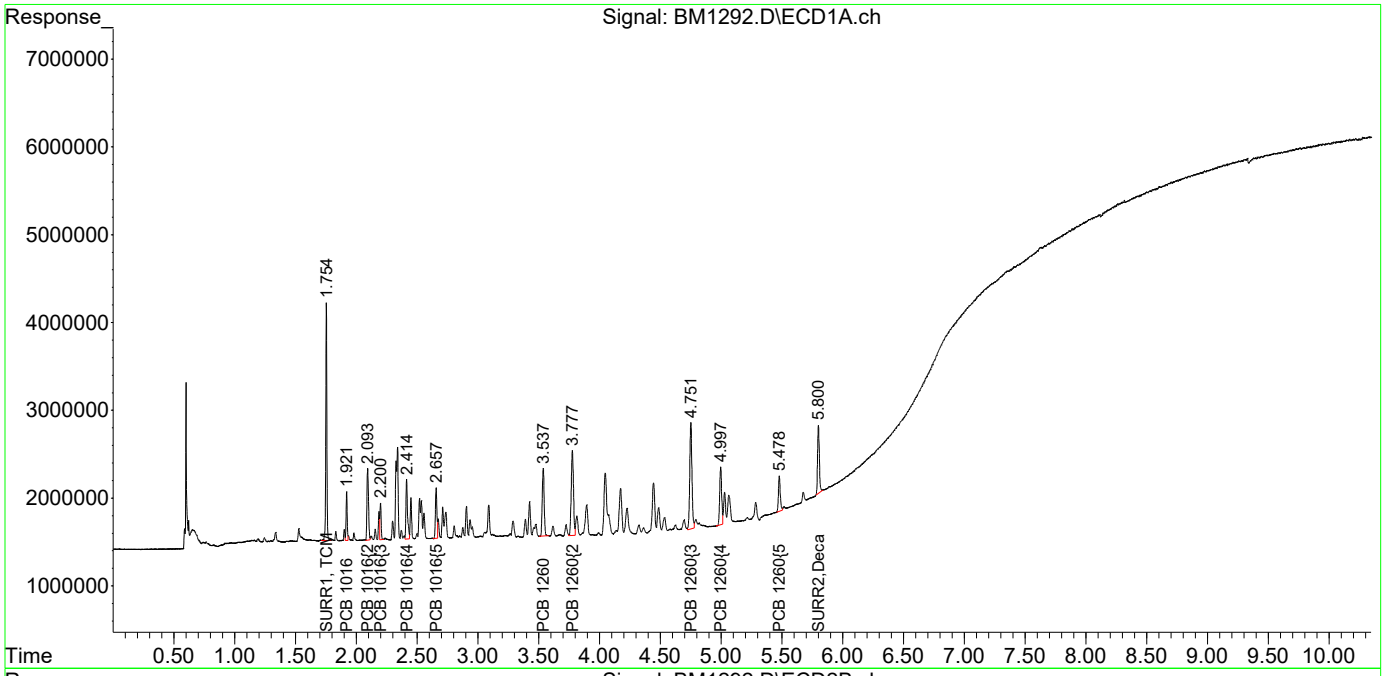

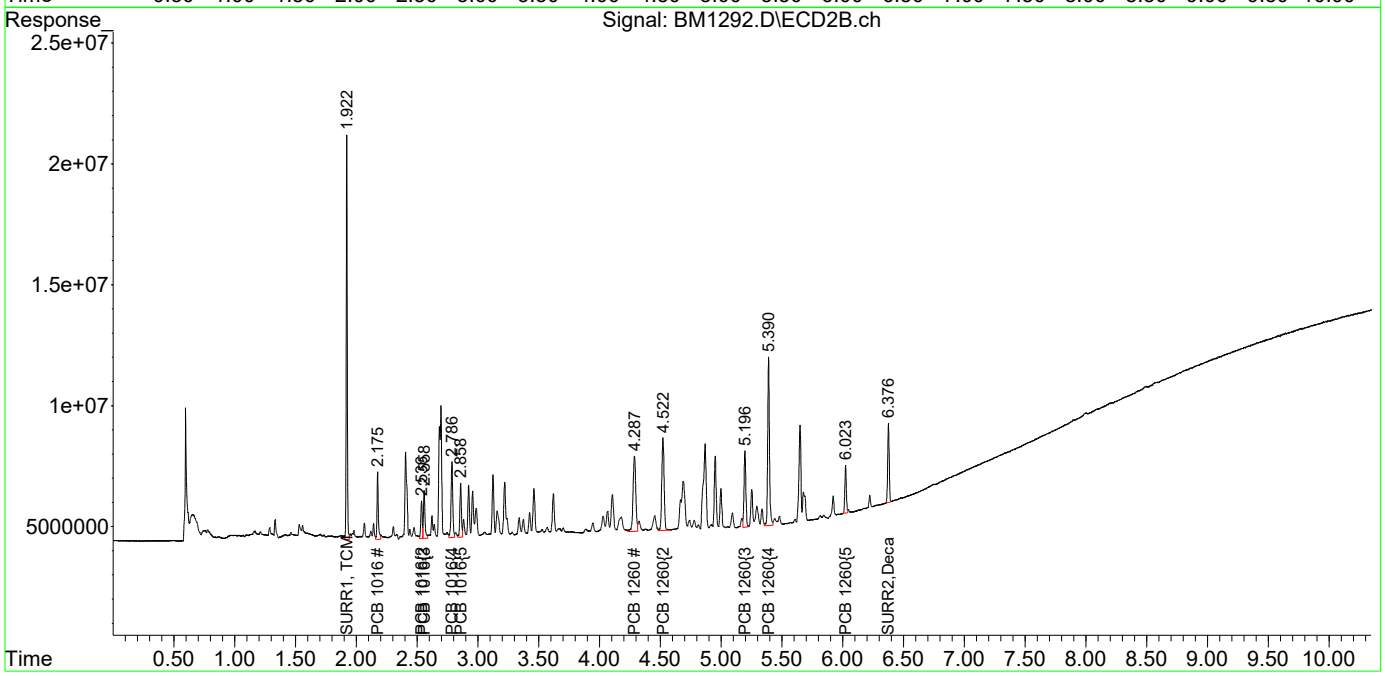

Quantitation Report (Qedit)

Data Path : I:\ACQUDATA\6890G\Data\030724\
Data File : BM1292.D
Signal(s) : Signal #1: ECD1A.ch Signal #2: ECD2B.ch
Acq On : 07 Mar 2024 01:17 pm
Operator : AFelser
Sample : 1660 LL
Misc :
ALS Vial : 3 Sample Multiplier: 1

Integration File signal 1: AUTOINT1.E
Integration File signal 2: AUTOINT2.E
Quant Time: Mar 08 11:26:12 2024
Quant Method : I:\ACQUDATA\6890G\Methods\G-PCB030724.M
Quant Title : 608/8082 PCB'S
QLast Update : Fri Mar 08 11:23:02 2024
Response via : Initial Calibration
Integrator: ChemStation

Volume Inj. : 2uL
Signal #1 Phase : DB-1701 Signal #2 Phase: DB-17
Signal #1 Info : 0.32mm 30m Signal #2 Info : 0.32mm 30m

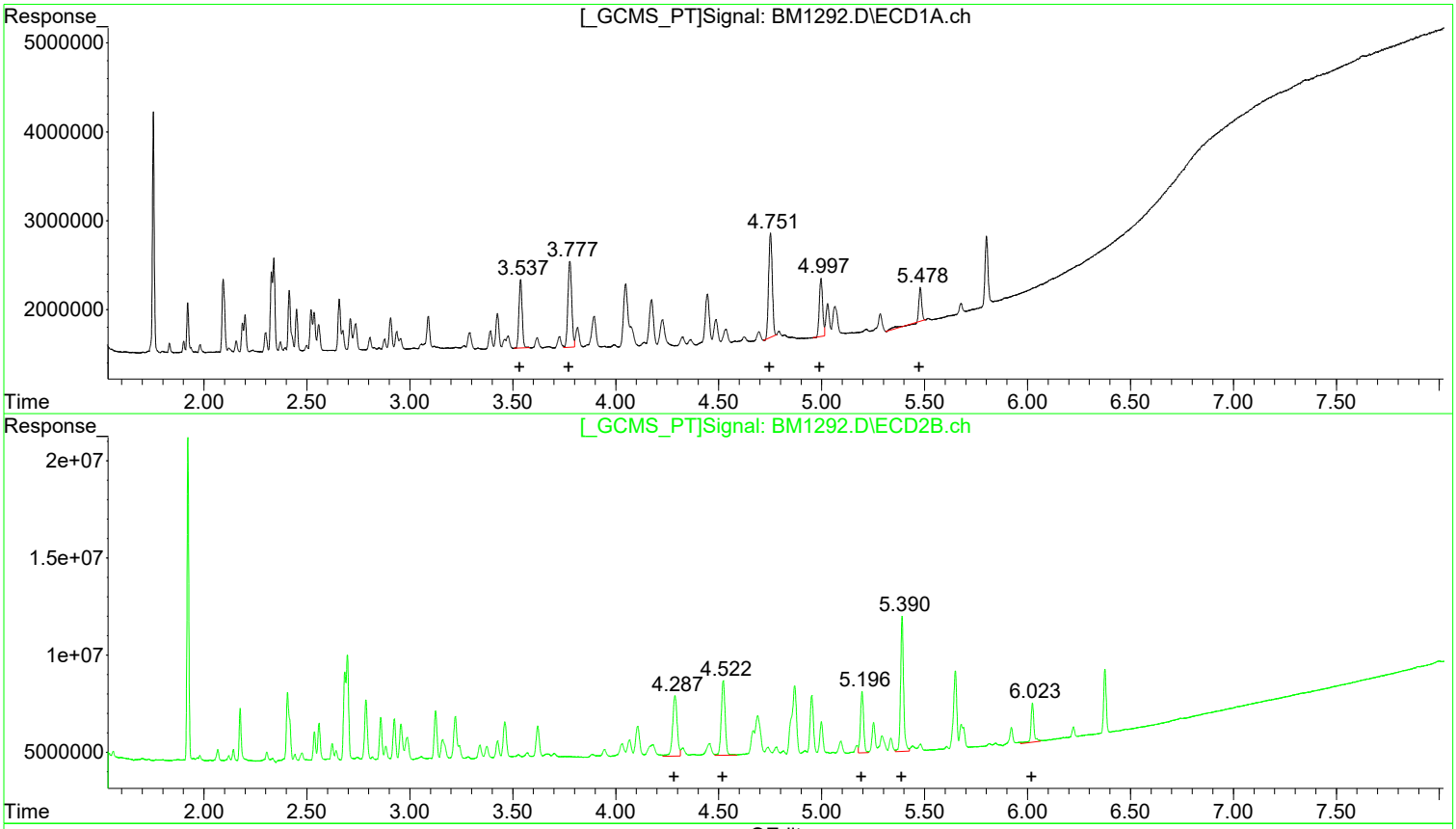

QEdit

(33) PCB 1260 (L7c)

R.T.	Response	Conc
3.54	8357214	28.33
3.78	12427493	28.12
4.75	14234384	23.76
5.00	7401701	26.06
5.48	4134520	27.20

(33) PCB 1260 #2 (L7c)

R.T.	Response	Conc
4.29	47947636	27.41
4.52	50830847	26.07
5.20	33482097	25.92
5.39	70474836	24.25
6.02	20104164	27.65

Manual Integration:

Before

03/08/24

(+) = Expected Retention Time

1st AF 03/11/24
2nd AM 03/12/24

Quantitation Report (Qedit)

Data Path : I:\ACQUDATA\6890G\Data\030724\
Data File : BM1292.D
Signal(s) : Signal #1: ECD1A.ch Signal #2: ECD2B.ch
Acq On : 07 Mar 2024 01:17 pm
Operator : AFelser
Sample : 1660 LL
Misc :
ALS Vial : 3 Sample Multiplier: 1

Integration File signal 1: AUTOINT1.E
Integration File signal 2: AUTOINT2.E
Quant Time: Mar 08 11:35:14 2024
Quant Method : I:\ACQUDATA\6890G\Methods\G-PCB030724.M
Quant Title : 608/8082 PCB'S
QLast Update : Fri Mar 08 11:34:50 2024
Response via : Initial Calibration
Integrator: ChemStation

Volume Inj. : 2uL
Signal #1 Phase : DB-1701 Signal #2 Phase: DB-17
Signal #1 Info : 0.32mm 30m Signal #2 Info : 0.32mm 30m

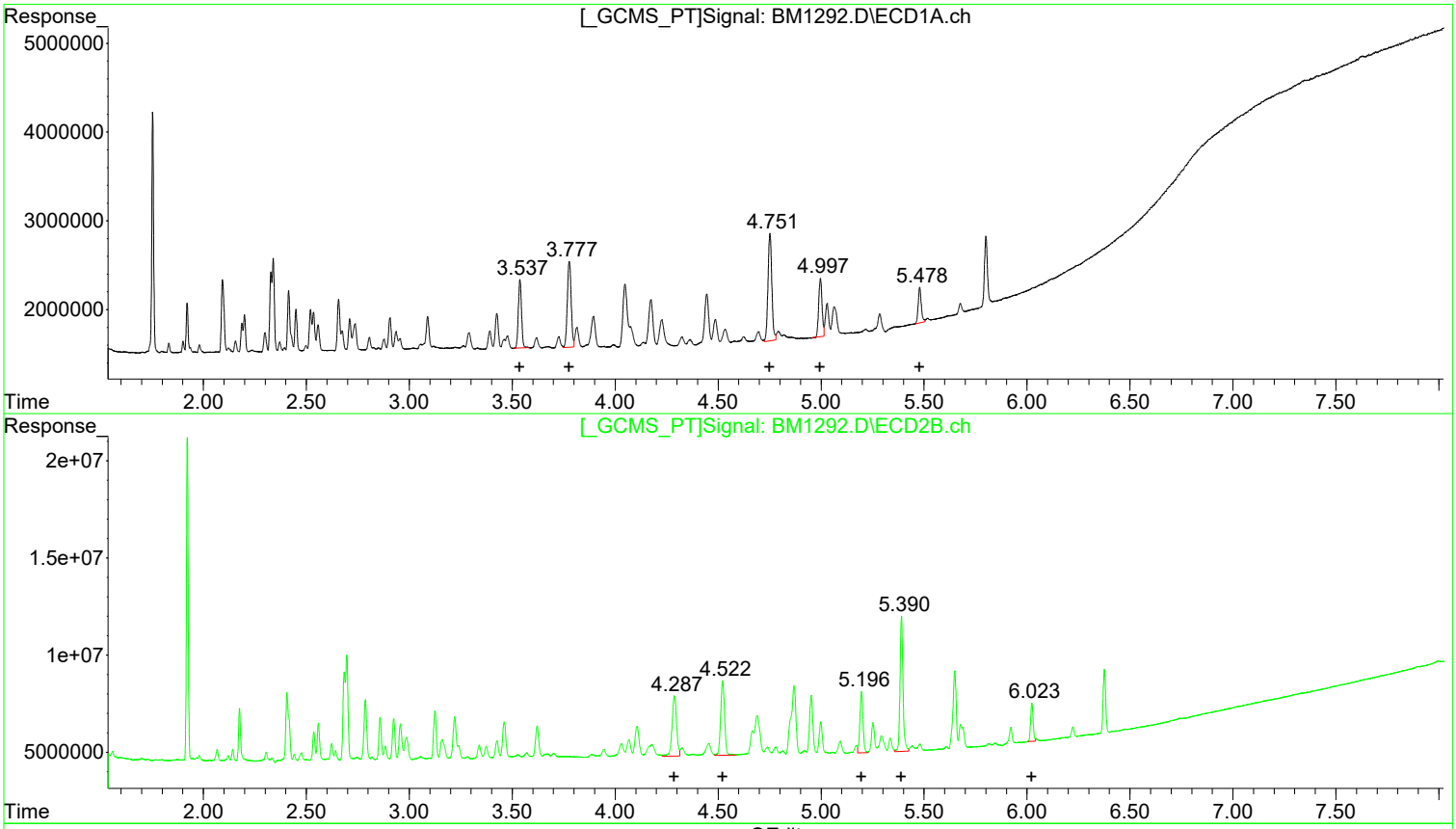

(33) PCB 1260 (L7c)

R.T.	Response	Conc
3.54	8357214	25.74
3.78	12427493	25.69
4.75	15631827	24.44
5.00	7401701	24.23
5.48	4147429	25.21

(33) PCB 1260 #2 (L7c)

R.T.	Response	Conc
4.29	47947636	25.27
4.52	50830847	24.31
5.20	33482097	24.19
5.39	70474836	23.13
6.02	17106497	22.32

Manual Integration:

After

Poor integration.

03/08/24

(+) = Expected Retention Time

1st AF 03/11/24
2nd AM 03/12/24

Quantitation Report (Qedit)

Data Path : I:\ACQUDATA\6890G\Data\030724\
Data File : BM1292.D
Signal(s) : Signal #1: ECD1A.ch Signal #2: ECD2B.ch
Acq On : 07 Mar 2024 01:17 pm
Operator : AFelser
Sample : 1660 LL
Misc :
ALS Vial : 3 Sample Multiplier: 1

Integration File signal 1: AUTOINT1.E
Integration File signal 2: AUTOINT2.E
Quant Time: Mar 08 11:26:12 2024
Quant Method : I:\ACQUDATA\6890G\Methods\G-PCB030724.M
Quant Title : 608/8082 PCB'S
QLast Update : Fri Mar 08 11:23:02 2024
Response via : Initial Calibration
Integrator: ChemStation

Volume Inj. : 2uL
Signal #1 Phase : DB-1701 Signal #2 Phase: DB-17
Signal #1 Info : 0.32mm 30m Signal #2 Info : 0.32mm 30m

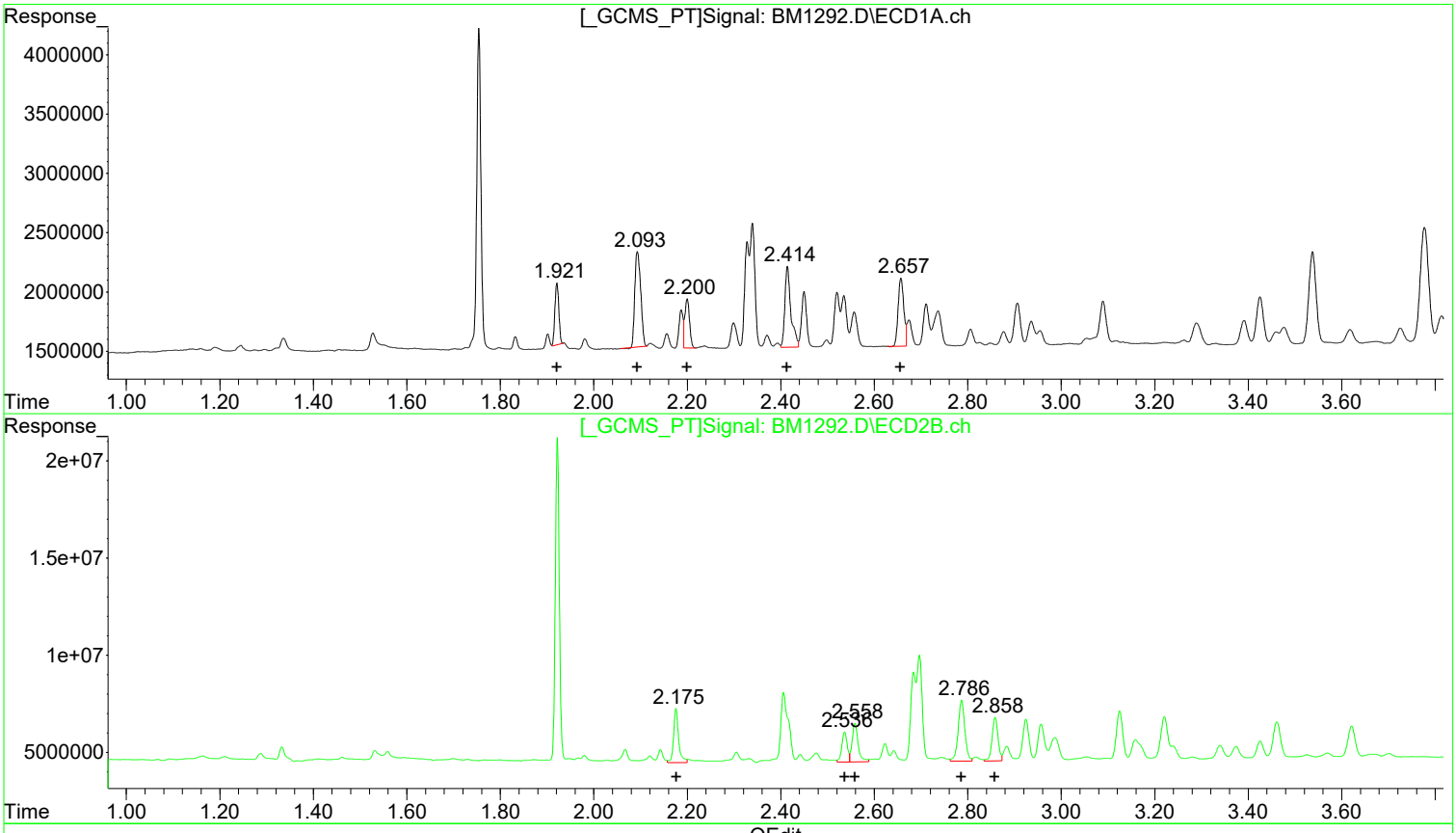

(3) PCB 1016 (L1c)

R.T.	Response	Conc
1.92	3033546	24.24
2.09	6997517	29.11
2.20	2924645	29.63
2.41	6117068	28.98
2.66	4835421	28.95

(3) PCB 1016 #2 (L1c)

R.T.	Response	Conc
2.18	20975053	29.75
2.54	12362068	29.18
2.56	17809025	30.55
2.79	31148348	26.59
2.86	19779997	26.55

Manual Integration:

Before

03/08/24

(+) = Expected Retention Time

1st AF 03/11/24
2nd AM 03/12/24

Quantitation Report (Qedit)

Data Path : I:\ACQUDATA\6890G\Data\030724\
Data File : BM1292.D
Signal(s) : Signal #1: ECD1A.ch Signal #2: ECD2B.ch
Acq On : 07 Mar 2024 01:17 pm
Operator : AFelser
Sample : 1660 LL
Misc :
ALS Vial : 3 Sample Multiplier: 1

Integration File signal 1: AUTOINT1.E
Integration File signal 2: AUTOINT2.E
Quant Time: Mar 08 11:35:14 2024
Quant Method : I:\ACQUDATA\6890G\Methods\G-PCB030724.M
Quant Title : 608/8082 PCB'S
QLast Update : Fri Mar 08 11:34:50 2024
Response via : Initial Calibration
Integrator: ChemStation

Volume Inj. : 2uL
Signal #1 Phase : DB-1701 Signal #2 Phase: DB-17
Signal #1 Info : 0.32mm 30m Signal #2 Info : 0.32mm 30m

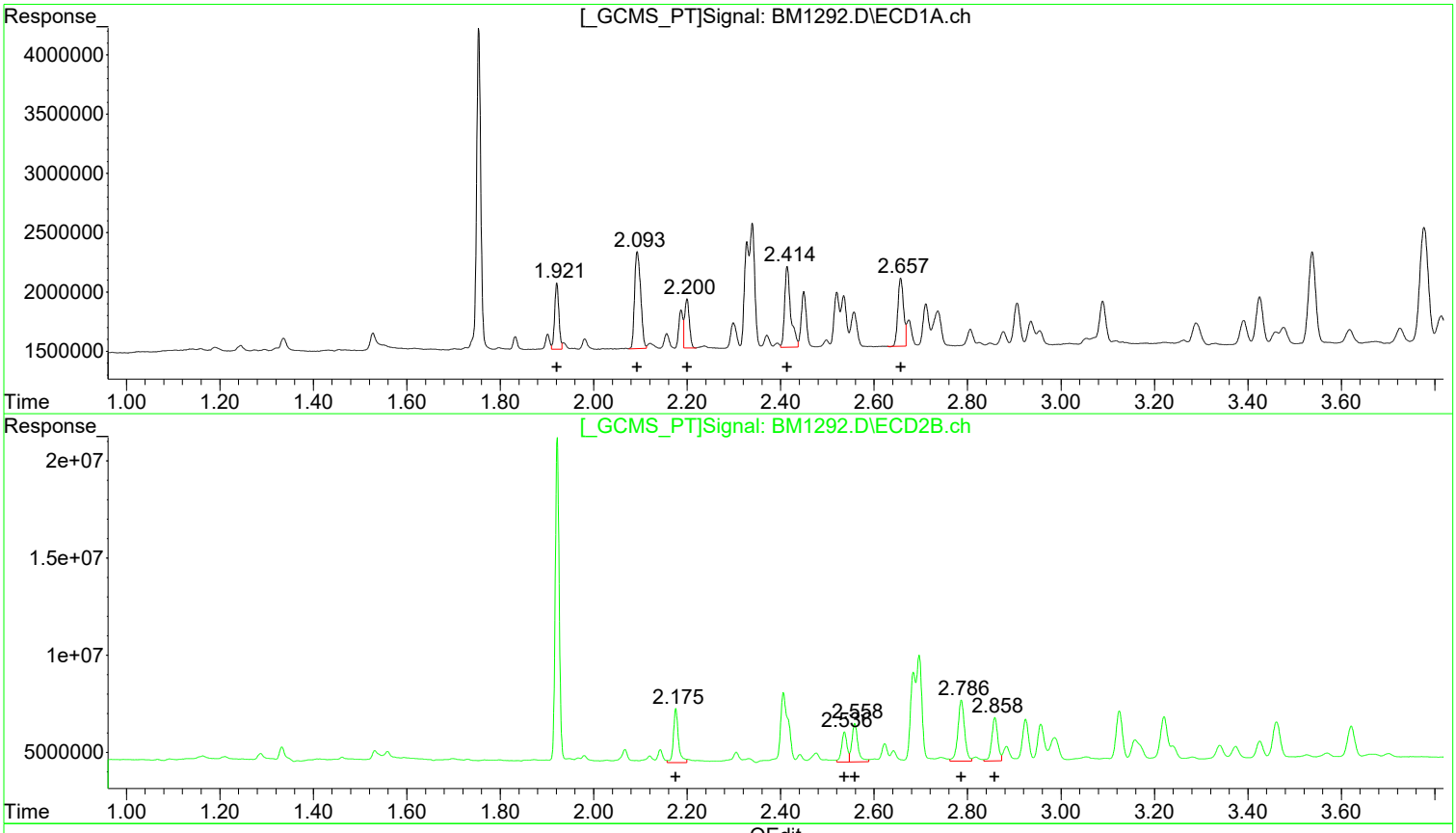

(3) PCB 1016 (L1c)

R.T.	Response	Conc
1.92	3542740	24.76
2.09	7345217	27.07
2.20	2924645	26.62
2.41	6117068	26.08
2.66	4835421	26.23

(3) PCB 1016 #2 (L1c)

R.T.	Response	Conc
2.18	20975053	27.04
2.54	12362068	26.32
2.56	17809025	27.29
2.79	31148348	24.69
2.86	19779997	24.72

Manual Integration:

After

Poor integration.

03/08/24

(+) = Expected Retention Time

1st AF 03/11/24
2nd AM 03/12/24

Quantitation Report (Qedit)

Data Path : I:\ACQUDATA\6890G\Data\030724\
Data File : BM1292.D
Signal(s) : Signal #1: ECD1A.ch Signal #2: ECD2B.ch
Acq On : 07 Mar 2024 01:17 pm
Operator : AFelser
Sample : 1660 LL
Misc :
ALS Vial : 3 Sample Multiplier: 1

Integration File signal 1: AUTOINT1.E
Integration File signal 2: AUTOINT2.E
Quant Time: Mar 08 11:26:12 2024
Quant Method : I:\ACQUDATA\6890G\Methods\G-PCB030724.M
Quant Title : 608/8082 PCB'S
QLast Update : Fri Mar 08 11:23:02 2024
Response via : Initial Calibration
Integrator: ChemStation

Volume Inj. : 2uL
Signal #1 Phase : DB-1701 Signal #2 Phase: DB-17
Signal #1 Info : 0.32mm 30m Signal #2 Info : 0.32mm 30m

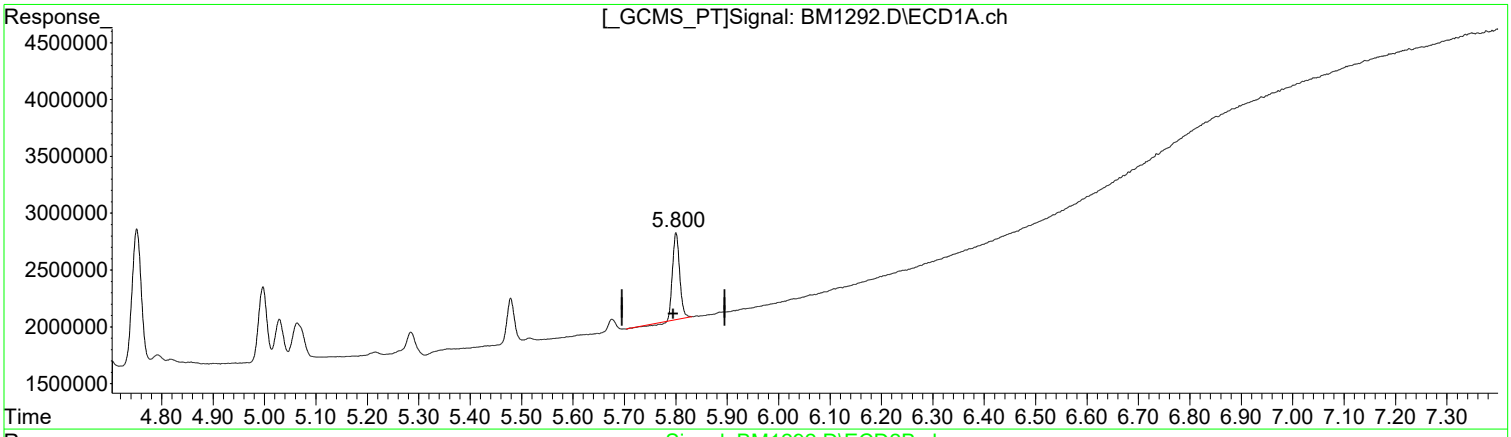

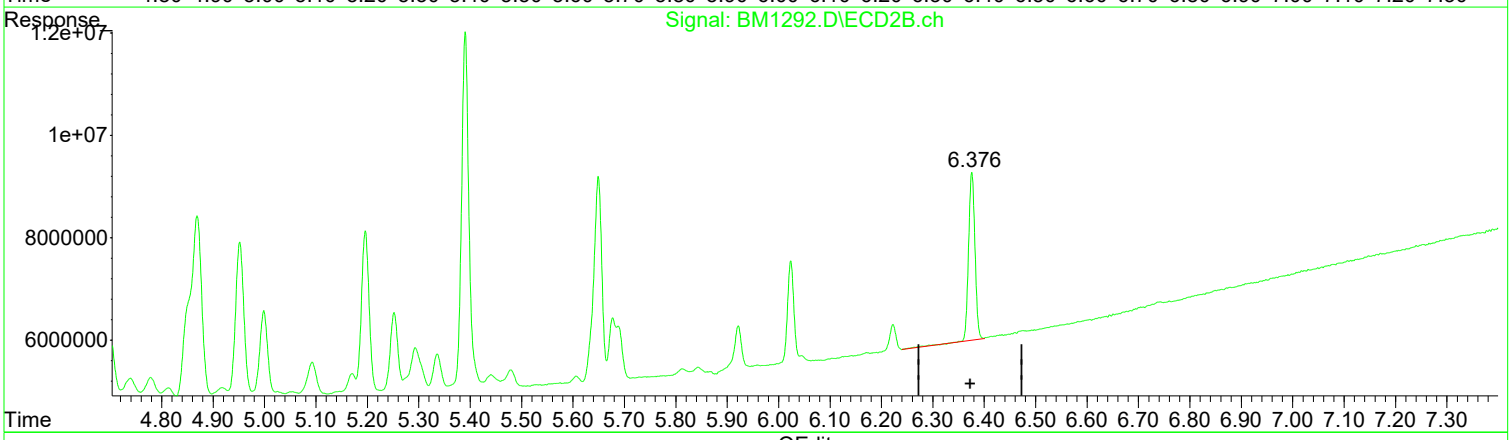

QEdit

(2) SURR2,Decachlorobiphenyl (S)

5.801min 2.329 ug/l

response 7121256

(2) SURR2,Decachlorobiphenyl #2 (S)

6.376min 2.535 ug/l

response 28657041

Manual Integration:

Before

03/08/24

(+) = Expected Retention Time

1st AF 03/11/24
2nd AM 03/12/24

Quantitation Report (Qedit)

Data Path : I:\ACQUDATA\6890G\Data\030724\
Data File : BM1292.D
Signal(s) : Signal #1: ECD1A.ch Signal #2: ECD2B.ch
Acq On : 07 Mar 2024 01:17 pm
Operator : AFelser
Sample : 1660 LL
Misc :
ALS Vial : 3 Sample Multiplier: 1

Integration File signal 1: AUTOINT1.E
Integration File signal 2: AUTOINT2.E
Quant Time: Mar 08 11:35:14 2024
Quant Method : I:\ACQUDATA\6890G\Methods\G-PCB030724.M
Quant Title : 608/8082 PCB'S
QLast Update : Fri Mar 08 11:34:50 2024
Response via : Initial Calibration
Integrator: ChemStation

Volume Inj. : 2uL
Signal #1 Phase : DB-1701 Signal #2 Phase: DB-17
Signal #1 Info : 0.32mm 30m Signal #2 Info : 0.32mm 30m

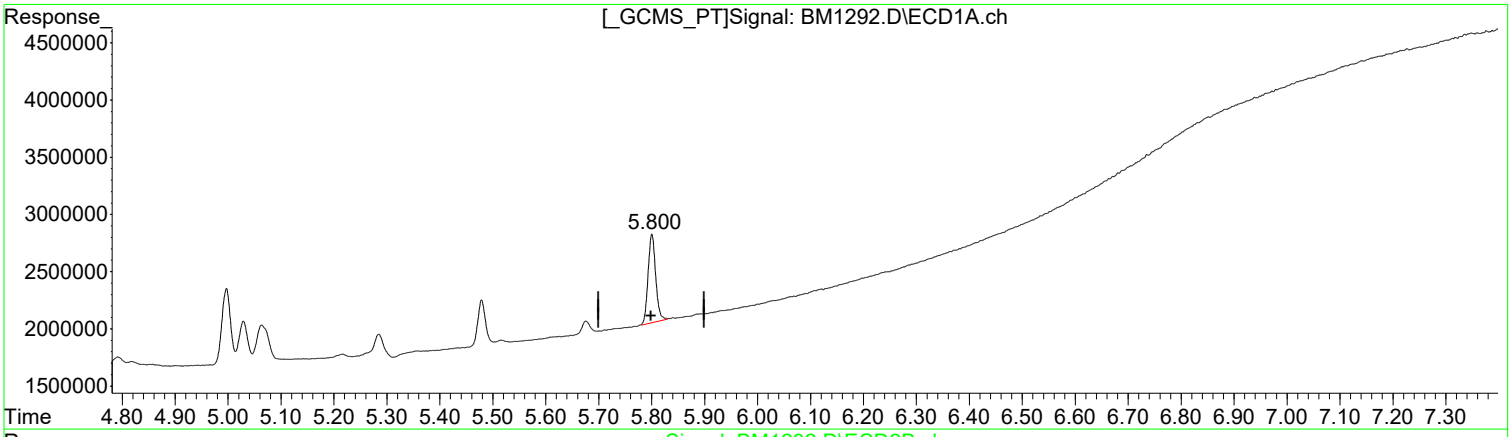

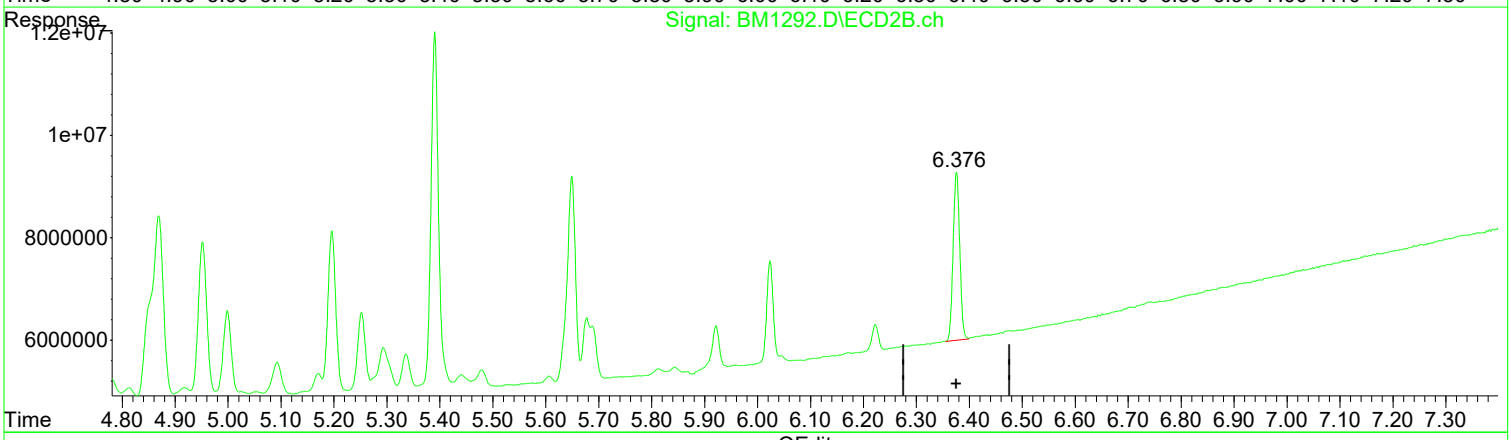

QEdit

(2) SURR2,Decachlorobiphenyl (S)
5.800min 2.366 ug/l m
response 7688434

(2) SURR2,Decachlorobiphenyl #2 (S)
6.375min 2.355 ug/l m
response 28372585

Manual Integration:
After
Poor integration.
03/08/24

(+) = Expected Retention Time

1st AF 03/11/24
2nd AM 03/12/24

Data Path : I:\ACQUDATA\6890G\Data\030724\
Data File : BM1291.D
Signal(s) : Signal #1: ECD1A.ch Signal #2: ECD2B.ch
Acq On : 07 Mar 2024 01:03 pm
Operator : AFelser
Sample : INST BLK
Misc :
ALS Vial : 2 Sample Multiplier: 1

Integration File signal 1: AUTOINT1.E
Integration File signal 2: AUTOINT2.E
Quant Time: Mar 08 12:43:17 2024
Quant Method : I:\ACQUDATA\6890G\Methods\G-PCB030724.M
Quant Title : 608/8082 PCB'S
QLast Update : Fri Mar 08 12:42:00 2024
Response via : Initial Calibration
Integrator: ChemStation

Volume Inj. : 2uL
Signal #1 Phase : DB-1701 Signal #2 Phase: DB-17
Signal #1 Info : 0.32mm 30m Signal #2 Info : 0.32mm 30m

Compound	RT#1	RT#2	Resp#1	Resp#2	ug/l	ug/l
System Monitoring Compounds						
1) S SURR1, TCMX	0.000	1.923	0	5106138	N.D.	0.104 #
Spiked Amount 100.000	Range 30 - 150		Recovery =		0.00%#	0.10%#
2) S SURR2,Dec...	0.000	6.376	0	31329	N.D.	0.003 #
Spiked Amount 100.000	Range 30 - 150		Recovery =		0.00%#	0.00%#
Target Compounds						
3) L1c PCB 1016	0.000	2.181	0	3055882	N.D.	3.946 #
4) L1c PCB 1016{2}	0.000	2.539	0	4751030	N.D.	10.109 #
5) L1c PCB 1016{3}	0.000	2.560	0	2629945	N.D.	4.028 #
7) L1c PCB 1016{5}	0.000	2.860	0	6613144	N.D.	8.263 #
Sum PCB 1016			0	17050001	N.D.	26.346
Average PCB 1016					0.000	6.586
8) L2c PCB 1221	0.000	1.870	0	2859247	N.D.	27.472 #
9) L2c PCB 1221{2}	0.000	1.991	0	3672180	N.D.	34.581 #
10) L2c PCB 1221{3}	0.000	2.062	0	7588320	N.D.	15.989 #
11) L2c PCB 1221{4}	0.000	2.134	0	4740421	N.D.	15.758 #
12) L2c PCB 1221{5}	0.000	2.181	0	3055882	N.D.	2.690 #
Sum PCB 1221			0	21916050	N.D.	96.491
Average PCB 1221					0.000	19.298
13) L3c PCB 1232	0.000	2.147	0	1975478	N.D.	8.586 #
14) L3c PCB 1232{2}	0.000	2.181	0	3055882	N.D.	3.211 #
15) L3c PCB 1232{3}	0.000	2.416	0	2826736	N.D.	3.442 #
16) L3c PCB 1232{4}	0.000	2.566	0	2011416	N.D.	6.070 #
17) L3c PCB 1232{5}	0.000	2.812	0	2676402	N.D.	4.479 #
Sum PCB 1232			0	12545914	N.D.	25.788
Average PCB 1232					0.000	5.158
18) L4c PCB 1242	0.000	2.181	0	3055882	N.D.	4.454 #
19) L4c PCB 1242{2}	0.000	2.395	0	13215924	N.D.	9.388 #
20) L4c PCB 1242{3}	0.000	2.698	0	7741620	N.D.	4.496 #
21) L4c PCB 1242{4}	0.000	3.441	0	3776588	N.D.	4.199 #
22) L4c PCB 1242{5}	0.000	3.455	0	1802058	N.D.	1.752 #
Sum PCB 1242			0	29592072	N.D.	24.289
Average PCB 1242					0.000	4.858
23) L5c PCB 1248	0.000	2.395	0	13215924	N.D.	20.844 #
24) L5c PCB 1248{2}	0.000	2.911	0	1846724	N.D.	1.721 #
26) L5c PCB 1248{4}	0.000	3.393	0	2815363	N.D.	1.829 #
27) L5c PCB 1248{5}	0.000	3.455	0	1802058	N.D.	1.041 #
Sum PCB 1248			0	19680068	N.D.	25.434
Average PCB 1248					0.000	6.359
28) L6c PCB 1254	0.000	3.614	0	2146433	N.D.	1.218 #
29) L6c PCB 1254{2}	0.000	3.942	0	2040976	N.D.	1.481 #

Quantitation Report (QT Reviewed)

Data Path : I:\ACQUDATA\6890G\Data\030724\
Data File : BM1291.D
Signal(s) : Signal #1: ECD1A.ch Signal #2: ECD2B.ch
Acq On : 07 Mar 2024 01:03 pm
Operator : AFelser
Sample : INST BLK
Misc :
ALS Vial : 2 Sample Multiplier: 1

Integration File signal 1: AUTOINT1.E
Integration File signal 2: AUTOINT2.E
Quant Time: Mar 08 12:43:17 2024
Quant Method : I:\ACQUDATA\6890G\Methods\G-PCB030724.M
Quant Title : 608/8082 PCB'S
QLast Update : Fri Mar 08 12:42:00 2024
Response via : Initial Calibration
Integrator: ChemStation

Volume Inj. : 2uL
Signal #1 Phase : DB-1701 Signal #2 Phase: DB-17
Signal #1 Info : 0.32mm 30m Signal #2 Info : 0.32mm 30m

Compound	RT#1	RT#2	Resp#1	Resp#2	ug/l	ug/l
30) L6c PCB 1254{3}	0.000	4.310	0	1906765	N.D.	1.056 #
31) L6c PCB 1254{4}	0.000	4.517	0	2248380	N.D.	2.173 #
32) L6c PCB 1254{5}	0.000	4.874	0	2336052	N.D.	1.091 #
Sum PCB 1254			0	10678606	N.D.	7.019
Average PCB 1254					0.000	1.404
33) L7c PCB 1260	0.000	4.289	0	1398172	N.D.	0.737 #
34) L7c PCB 1260{2}	0.000	4.517	0	2248380	N.D.	1.075 #
35) L7c PCB 1260{3}	0.000	5.195	0	1160210	N.D.	0.838 #
36) L7C PCB 1260{4}	0.000	5.401	0	1695762	N.D.	0.557 #
37) L7C PCB 1260{5}	0.000	6.022	0	127686	N.D.	0.167 #
Sum PCB 1260			0	6630209	N.D.	3.374
Average PCB 1260					0.000	0.675
38) L8C PCB 1268	0.000	4.952	0	1359145	N.D.	1.560 #
39) L8C PCB 1268{2}	0.000	5.195	0	1160210	N.D.	1.101 #
40) L8C PCB 1268{3}	0.000	5.645	0	79166	N.D.	0.019 #
41) L8C PCB 1268{4}	0.000	5.841	0	114061	N.D.	0.038 #
42) L8C PCB 1268{5}	0.000	6.018	0	93921	N.D.	0.073 #
Sum PCB 1268			0	2806503	N.D.	2.792
Average PCB 1268					0.000	0.558
43) L9C PCB 1262	0.000	4.517	0	2248380	N.D.	1.323 #
44) L9C PCB 1262{2}	0.000	4.693	0	1221720	N.D.	0.712 #
45) L9C PCB 1262{3}	0.000	4.952	0	1359145	N.D.	0.648 #
46) L9C PCB 1262{4}	0.000	5.195	0	1160210	N.D.	0.628 #
47) L9C PCB 1262{5}	0.000	6.026	0	83690	N.D.	0.077 #
Sum PCB 1262			0	6073145	N.D.	3.388
Average PCB 1262					0.000	0.678

(f)=RT Delta > 1/2 Window (#)=Amounts differ by > 25% (m)=manual int.

Quantitation Report (QT Reviewed)

Data Path : I:\ACQUDATA\6890G\Data\030724\
Data File : BM1291.D
Signal(s) : Signal #1: ECD1A.ch Signal #2: ECD2B.ch
Acq On : 07 Mar 2024 01:03 pm
Operator : AFelser
Sample : INST BLK
Misc :
ALS Vial : 2 Sample Multiplier: 1

Integration File signal 1: AUTOINT1.E
Integration File signal 2: AUTOINT2.E
Quant Time: Mar 08 12:43:17 2024
Quant Method : I:\ACQUDATA\6890G\Methods\G-PCB030724.M
Quant Title : 608/8082 PCB'S
QLast Update : Fri Mar 08 12:42:00 2024
Response via : Initial Calibration
Integrator: ChemStation

Volume Inj. : 2uL
Signal #1 Phase : DB-1701 Signal #2 Phase: DB-17
Signal #1 Info : 0.32mm 30m Signal #2 Info : 0.32mm 30m

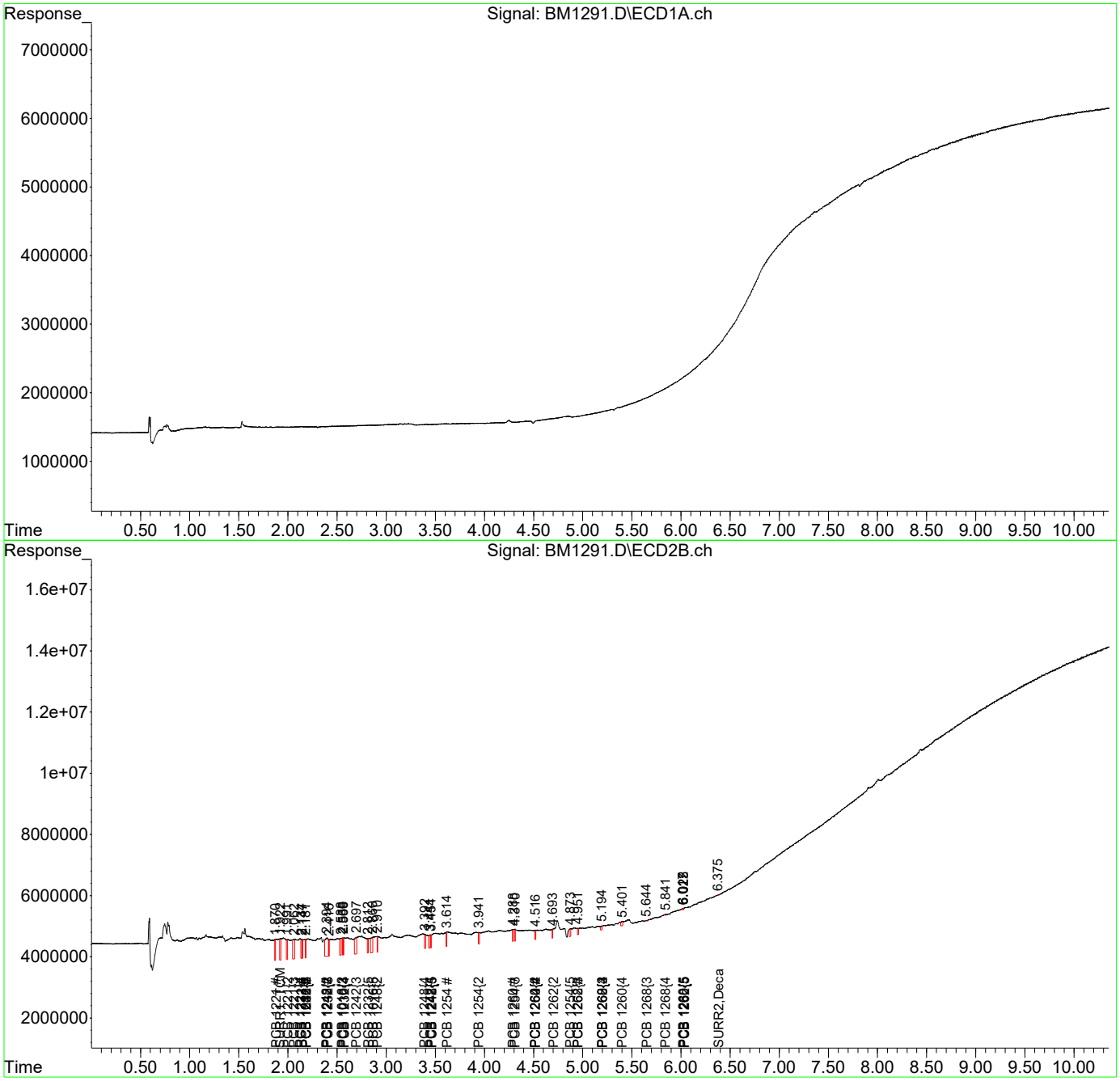

ALS Group USA, Corp.
dba ALS Environmental

QA/QC Report

Client: Day Environmental, Inc. **Service Request:** R2401914
Project: Shumway Marina **Calibration Date:** 3/7/2024

Initial Calibration Summary
Polychlorinated Biphenyls (PCBs) by GC using Microwave Extraction

Calibration ID: RC2400047 **Signal ID:** DB-17
Instrument ID: R-GC-58

#	Lab Code	Sample Name	File Location	Acquisition Date
01	RC2400047-01	1660 LL	I:\ACQUDATA\6890G\Data\030724\BM1292.D	03/07/2024 13:17
02	RC2400047-02	1660 L	I:\ACQUDATA\6890G\Data\030724\BM1293.D	03/07/2024 13:31
03	RC2400047-03	1660 ML	I:\ACQUDATA\6890G\Data\030724\BM1294.D	03/07/2024 13:45
04	RC2400047-04	1660 M	I:\ACQUDATA\6890G\Data\030724\BM1295.D	03/07/2024 13:59
05	RC2400047-05	1660 MH	I:\ACQUDATA\6890G\Data\030724\BM1296.D	03/07/2024 14:13
06	RC2400047-06	1660 H	I:\ACQUDATA\6890G\Data\030724\BM1297.D	03/07/2024 14:27
07	RC2400047-07	1221/54 LL	I:\ACQUDATA\6890G\Data\030724\BM1298.D	03/07/2024 14:41
08	RC2400047-08	1221/54 L	I:\ACQUDATA\6890G\Data\030724\BM1299.D	03/07/2024 14:55
09	RC2400047-09	1221/54 ML	I:\ACQUDATA\6890G\Data\030724\BM1300.D	03/07/2024 15:09
10	RC2400047-10	1221/54 M	I:\ACQUDATA\6890G\Data\030724\BM1301.D	03/07/2024 15:24
11	RC2400047-11	1221/54 MH	I:\ACQUDATA\6890G\Data\030724\BM1302.D	03/07/2024 15:38
12	RC2400047-12	1221/54 H	I:\ACQUDATA\6890G\Data\030724\BM1303.D	03/07/2024 15:52
13	RC2400047-13	1232/62 LL	I:\ACQUDATA\6890G\Data\030724\BM1304.D	03/07/2024 16:06
14	RC2400047-14	1232/62 L	I:\ACQUDATA\6890G\Data\030724\BM1305.D	03/07/2024 16:20
15	RC2400047-15	1232/62 ML	I:\ACQUDATA\6890G\Data\030724\BM1306.D	03/07/2024 16:34
16	RC2400047-16	1232/62 M	I:\ACQUDATA\6890G\Data\030724\BM1309.D	03/07/2024 17:48
17	RC2400047-17	1232/62 MH	I:\ACQUDATA\6890G\Data\030724\BM1310.D	03/07/2024 18:05
18	RC2400047-18	1232/62 H	I:\ACQUDATA\6890G\Data\030724\BM1311.D	03/07/2024 18:19
19	RC2400047-19	1242/68 LL	I:\ACQUDATA\6890G\Data\030724\BM1312.D	03/07/2024 18:33
20	RC2400047-20	1242/68 L	I:\ACQUDATA\6890G\Data\030724\BM1313.D	03/07/2024 18:48
21	RC2400047-21	1242/68 ML	I:\ACQUDATA\6890G\Data\030724\BM1314.D	03/07/2024 19:02
22	RC2400047-22	1242/68 M	I:\ACQUDATA\6890G\Data\030724\BM1315.D	03/07/2024 19:16
23	RC2400047-23	1242/68 MH	I:\ACQUDATA\6890G\Data\030724\BM1316.D	03/07/2024 19:30
24	RC2400047-24	1242/68 H	I:\ACQUDATA\6890G\Data\030724\BM1317.D	03/07/2024 19:44
25	RC2400047-25	1248 LL	I:\ACQUDATA\6890G\Data\030724\BM1318.D	03/07/2024 19:58
26	RC2400047-26	1248 L	I:\ACQUDATA\6890G\Data\030724\BM1319.D	03/07/2024 20:12
27	RC2400047-27	1248 ML	I:\ACQUDATA\6890G\Data\030724\BM1320.D	03/07/2024 20:27
28	RC2400047-28	1248 M	I:\ACQUDATA\6890G\Data\030724\BM1321.D	03/07/2024 20:41
29	RC2400047-29	1248 MH	I:\ACQUDATA\6890G\Data\030724\BM1322.D	03/07/2024 20:55
30	RC2400047-30	1248 H	I:\ACQUDATA\6890G\Data\030724\BM1323.D	03/07/2024 21:09

Analyte

Aroclor 1016 {1}

#	Amount	RF	#	Amount	RF	#	Amount	RF	#	Amount	RF
01	20.000	1.049E6	02	100.000	7.895E5	03	250.000	7.31E5	04	500.000	6.974E5
05	750.000	6.9E5	06	1000.000	6.901E5						

Client: Day Environmental, Inc. **Service Request:** R2401914
Project: Shumway Marina **Calibration Date:** 3/7/2024

Initial Calibration Summary
Polychlorinated Biphenyls (PCBs) by GC using Microwave Extraction

Calibration ID: RC2400047 **Signal ID:** DB-17
Instrument ID: R-GC-58

Analyte

Aroclor 1016 {2}

#	Amount	RF	#	Amount	RF	#	Amount	RF	#	Amount	RF
01	20.000	6.181E5	02	100.000	4.783E5	03	250.000	4.488E5	04	500.000	4.258E5
05	750.000	4.25E5	06	1000.000	4.24E5						

Aroclor 1016 {3}

#	Amount	RF	#	Amount	RF	#	Amount	RF	#	Amount	RF
01	20.000	8.905E5	02	100.000	6.672E5	03	250.000	6.185E5	04	500.000	5.848E5
05	750.000	5.812E5	06	1000.000	5.757E5						

Aroclor 1016 {4}

#	Amount	RF	#	Amount	RF	#	Amount	RF	#	Amount	RF
01	20.000	1.557E6	02	100.000	1.274E6	03	250.000	1.215E6	04	500.000	1.173E6
05	750.000	1.174E6	06	1000.000	1.177E6						

Aroclor 1016 {5}

#	Amount	RF	#	Amount	RF	#	Amount	RF	#	Amount	RF
01	20.000	9.89E5	02	100.000	7.994E5	03	250.000	7.656E5	04	500.000	7.456E5
05	750.000	7.462E5	06	1000.000	7.562E5						

Aroclor 1221 {1}

#	Amount	RF	#	Amount	RF	#	Amount	RF	#	Amount	RF
07	20.000	1.258E5	08	100.000	1.16E5	09	250.000	1.107E5	10	500.000	9.48E4
11	750.000	9.202E4	12	1000.000	8.518E4						

Aroclor 1221 {2}

#	Amount	RF	#	Amount	RF	#	Amount	RF	#	Amount	RF
07	20.000	1.087E5	08	100.000	1.191E5	09	250.000	1.149E5	10	500.000	1.032E5
11	750.000	9.852E4	12	1000.000	9.279E4						

Aroclor 1221 {3}

#	Amount	RF	#	Amount	RF	#	Amount	RF	#	Amount	RF
07	20.000	5.622E5	08	100.000	4.863E5	09	250.000	4.67E5	10	500.000	4.539E5
11	750.000	4.412E5	12	1000.000	4.37E5						

Aroclor 1221 {4}

#	Amount	RF	#	Amount	RF	#	Amount	RF	#	Amount	RF
07	20.000	3.589E5	08	100.000	3.179E5	09	250.000	3.008E5	10	500.000	2.84E5
11	750.000	2.748E5	12	1000.000	2.685E5						

Aroclor 1221 {5}

#	Amount	RF	#	Amount	RF	#	Amount	RF	#	Amount	RF
07	20.000	1.335E6	08	100.000	1.176E6	09	250.000	1.116E6	10	500.000	1.089E6
11	750.000	1.054E6	12	1000.000	1.045E6						

Aroclor 1232 {1}

#	Amount	RF	#	Amount	RF	#	Amount	RF	#	Amount	RF
13	20.000	2.844E5	14	100.000	2.345E5	15	250.000	2.237E5	16	500.000	2.117E5
17	750.000	2.16E5	18	1000.000	2.103E5						

Client: Day Environmental, Inc. **Service Request:** R2401914
Project: Shumway Marina **Calibration Date:** 3/7/2024

Initial Calibration Summary
Polychlorinated Biphenyls (PCBs) by GC using Microwave Extraction

Calibration ID: RC2400047 **Signal ID:** DB-17
Instrument ID: R-GC-58

Analyte

Aroclor 1232 {2}

#	Amount	RF	#	Amount	RF	#	Amount	RF	#	Amount	RF
13	20.000	1.129E6	14	100.000	9.533E5	15	250.000	9.114E5	16	500.000	8.88E5
17	750.000	9.219E5	18	1000.000	9.069E5						

Aroclor 1232 {3}

#	Amount	RF	#	Amount	RF	#	Amount	RF	#	Amount	RF
13	20.000	1.011E6	14	100.000	8.332E5	15	250.000	7.861E5	16	500.000	7.567E5
17	750.000	7.739E5	18	1000.000	7.659E5						

Aroclor 1232 {4}

#	Amount	RF	#	Amount	RF	#	Amount	RF	#	Amount	RF
13	20.000	4E5	14	100.000	3.292E5	15	250.000	3.165E5	16	500.000	3.082E5
17	750.000	3.181E5	18	1000.000	3.161E5						

Aroclor 1232 {5}

#	Amount	RF	#	Amount	RF	#	Amount	RF	#	Amount	RF
13	20.000	6.634E5	14	100.000	6.192E5	15	250.000	5.796E5	16	500.000	5.615E5
17	750.000	5.808E5	18	1000.000	5.811E5						

Aroclor 1242 {1}

#	Amount	RF	#	Amount	RF	#	Amount	RF	#	Amount	RF
19	20.000	8.103E5	20	100.000	7.652E5	21	250.000	6.662E5	22	500.000	6.685E5
23	750.000	6.109E5	24	1000.000	5.958E5						

Aroclor 1242 {2}

#	Amount	RF	#	Amount	RF	#	Amount	RF	#	Amount	RF
19	20.000	1.655E6	20	100.000	1.554E6	21	250.000	1.362E6	22	500.000	1.387E6
23	750.000	1.263E6	24	1000.000	1.226E6						

Aroclor 1242 {3}

#	Amount	RF	#	Amount	RF	#	Amount	RF	#	Amount	RF
19	20.000	1.856E6	20	100.000	1.826E6	21	250.000	1.663E6	22	500.000	1.764E6
23	750.000	1.624E6	24	1000.000	1.6E6						

Aroclor 1242 {4}

#	Amount	RF	#	Amount	RF	#	Amount	RF	#	Amount	RF
19	20.000	9.902E5	20	100.000	9.871E5	21	250.000	8.803E5	22	500.000	9.083E5
23	750.000	8.279E5	24	1000.000	8.022E5						

Aroclor 1242 {5}

#	Amount	RF	#	Amount	RF	#	Amount	RF	#	Amount	RF
19	20.000	1.152E6	20	100.000	1.124E6	21	250.000	1.001E6	22	500.000	1.036E6
23	750.000	9.419E5	24	1000.000	9.148E5						

Aroclor 1248 {1}

#	Amount	RF	#	Amount	RF	#	Amount	RF	#	Amount	RF
25	20.000	7.77E5	26	100.000	6.842E5	27	250.000	6.212E5	28	500.000	5.923E5
29	750.000	5.732E5	30	1000.000	5.562E5						

Client: Day Environmental, Inc. **Service Request:** R2401914
Project: Shumway Marina **Calibration Date:** 3/7/2024

Initial Calibration Summary
Polychlorinated Biphenyls (PCBs) by GC using Microwave Extraction

Calibration ID: RC2400047 **Signal ID:** DB-17
Instrument ID: R-GC-58

Analyte

Aroclor 1248 {2}

#	Amount	RF	#	Amount	RF	#	Amount	RF	#	Amount	RF
25	20.000	1.306E6	26	100.000	1.124E6	27	250.000	1.043E6	28	500.000	1.006E6
29	750.000	9.913E5	30	1000.000	9.683E5						

Aroclor 1248 {3}

#	Amount	RF	#	Amount	RF	#	Amount	RF	#	Amount	RF
25	20.000	1.561E6	26	100.000	1.373E6	27	250.000	1.304E6	28	500.000	1.28E6
29	750.000	1.259E6	30	1000.000	1.232E6						

Aroclor 1248 {4}

#	Amount	RF	#	Amount	RF	#	Amount	RF	#	Amount	RF
25	20.000	1.764E6	26	100.000	1.576E6	27	250.000	1.504E6	28	500.000	1.486E6
29	750.000	1.467E6	30	1000.000	1.441E6						

Aroclor 1248 {5}

#	Amount	RF	#	Amount	RF	#	Amount	RF	#	Amount	RF
25	20.000	2.004E6	26	100.000	1.762E6	27	250.000	1.696E6	28	500.000	1.669E6
29	750.000	1.646E6	30	1000.000	1.615E6						

Aroclor 1254 {1}

#	Amount	RF	#	Amount	RF	#	Amount	RF	#	Amount	RF
07	20.000	2.09E6	08	100.000	1.791E6	09	250.000	1.705E6	10	500.000	1.685E6
11	750.000	1.644E6	12	1000.000	1.66E6						

Aroclor 1254 {2}

#	Amount	RF	#	Amount	RF	#	Amount	RF	#	Amount	RF
07	20.000	1.694E6	08	100.000	1.374E6	09	250.000	1.317E6	10	500.000	1.316E6
11	750.000	1.274E6	12	1000.000	1.294E6						

Aroclor 1254 {3}

#	Amount	RF	#	Amount	RF	#	Amount	RF	#	Amount	RF
07	20.000	2.044E6	08	100.000	1.825E6	09	250.000	1.753E6	10	500.000	1.757E6
11	750.000	1.714E6	12	1000.000	1.741E6						

Aroclor 1254 {4}

#	Amount	RF	#	Amount	RF	#	Amount	RF	#	Amount	RF
07	20.000	1.285E6	08	100.000	1.065E6	09	250.000	9.946E5	10	500.000	9.74E5
11	750.000	9.387E5	12	1000.000	9.5E5						

Aroclor 1254 {5}

#	Amount	RF	#	Amount	RF	#	Amount	RF	#	Amount	RF
07	20.000	2.588E6	08	100.000	2.113E6	09	250.000	2.044E6	10	500.000	2.062E6
11	750.000	1.984E6	12	1000.000	2.06E6						

Aroclor 1260 {1}

#	Amount	RF	#	Amount	RF	#	Amount	RF	#	Amount	RF
01	20.000	2.397E6	02	100.000	1.919E6	03	250.000	1.8E6	04	500.000	1.749E6
05	750.000	1.754E6	06	1000.000	1.766E6						

Client: Day Environmental, Inc. **Service Request:** R2401914
Project: Shumway Marina **Calibration Date:** 3/7/2024

Initial Calibration Summary
Polychlorinated Biphenyls (PCBs) by GC using Microwave Extraction

Calibration ID: RC2400047 **Signal ID:** DB-17
Instrument ID: R-GC-58

Analyte

Aroclor 1260 {2}

#	Amount	RF	#	Amount	RF	#	Amount	RF	#	Amount	RF
01	20.000	2.542E6	02	100.000	2.113E6	03	250.000	1.984E6	04	500.000	1.95E6
05	750.000	1.968E6	06	1000.000	1.987E6						

Aroclor 1260 {3}

#	Amount	RF	#	Amount	RF	#	Amount	RF	#	Amount	RF
01	20.000	1.674E6	02	100.000	1.396E6	03	250.000	1.309E6	04	500.000	1.292E6
05	750.000	1.309E6	06	1000.000	1.326E6						

Aroclor 1260 {4}

#	Amount	RF	#	Amount	RF	#	Amount	RF	#	Amount	RF
01	20.000	3.524E6	02	100.000	2.987E6	03	250.000	2.854E6	04	500.000	2.906E6
05	750.000	2.976E6	06	1000.000	3.035E6						

Aroclor 1260 {5}

#	Amount	RF	#	Amount	RF	#	Amount	RF	#	Amount	RF
01	20.000	8.553E5	02	100.000	8.041E5	03	250.000	7.329E5	04	500.000	7.271E5
05	750.000	7.316E5	06	1000.000	7.455E5						

Decachlorobiphenyl

#	Amount	RF	#	Amount	RF	#	Amount	RF	#	Amount	RF
01	2.000	1.419E7	02	10.000	1.217E7	03	25.000	1.127E7	04	50.000	1.13E7
05	75.000	1.157E7	06	100.000	1.178E7						

Tetrachloro-m-xylene

#	Amount	RF	#	Amount	RF	#	Amount	RF	#	Amount	RF
01	2.000	5.033E7	02	10.000	4.725E7	03	25.000	4.839E7	04	50.000	4.824E7
05	75.000	4.925E7	06	100.000	5.004E7						

Client: Day Environmental, Inc. **Service Request:** R2401914
Project: Shumway Marina **Calibration Date:** 3/7/2024

Initial Calibration Summary
Polychlorinated Biphenyls (PCBs) by GC using Microwave Extraction

Calibration ID: RC2400047 **Signal ID:** DB-17
Instrument ID: R-GC-58

		Calibration Evaluation				Calibration Evaluation	
Analyte Name	Compound Type	Fit Type	Eval	Eval Result	Control Criteria	Average RRF	Minimum RRF
Aroclor 1016 {1}	MULTI	Average RF	% RSD	18.0	≤20	7.745E5	
Aroclor 1016 {2}	MULTI	Average RF	% RSD	16.1	≤20	4.7E5	
Aroclor 1016 {3}	MULTI	Average RF	% RSD	18.6	≤20	6.53E5	
Aroclor 1016 {4}	MULTI	Average RF	% RSD	11.9	≤20	1.262E6	
Aroclor 1016 {5}	MULTI	Average RF	% RSD	11.8	≤20	8.003E5	
Aroclor 1221 {1}	MULTI	Average RF	% RSD	15.2	≤20	1.041E5	
Aroclor 1221 {2}	MULTI	Average RF	% RSD	9.4	≤20	1.062E5	
Aroclor 1221 {3}	MULTI	Average RF	% RSD	9.8	≤20	4.746E5	
Aroclor 1221 {4}	MULTI	Average RF	% RSD	11.2	≤20	3.008E5	
Aroclor 1221 {5}	MULTI	Average RF	% RSD	9.6	≤20	1.136E6	
Aroclor 1232 {1}	MULTI	Average RF	% RSD	12.2	≤20	2.301E5	
Aroclor 1232 {2}	MULTI	Average RF	% RSD	9.4	≤20	9.518E5	
Aroclor 1232 {3}	MULTI	Average RF	% RSD	11.8	≤20	8.212E5	
Aroclor 1232 {4}	MULTI	Average RF	% RSD	10.4	≤20	3.314E5	
Aroclor 1232 {5}	MULTI	Average RF	% RSD	6.3	≤20	5.976E5	
Aroclor 1242 {1}	MULTI	Average RF	% RSD	12.4	≤20	6.862E5	
Aroclor 1242 {2}	MULTI	Average RF	% RSD	11.9	≤20	1.408E6	
Aroclor 1242 {3}	MULTI	Average RF	% RSD	6.3	≤20	1.722E6	
Aroclor 1242 {4}	MULTI	Average RF	% RSD	8.7	≤20	8.993E5	
Aroclor 1242 {5}	MULTI	Average RF	% RSD	9.3	≤20	1.028E6	
Aroclor 1248 {1}	MULTI	Average RF	% RSD	13.1	≤20	6.34E5	
Aroclor 1248 {2}	MULTI	Average RF	% RSD	11.8	≤20	1.073E6	
Aroclor 1248 {3}	MULTI	Average RF	% RSD	9.0	≤20	1.335E6	
Aroclor 1248 {4}	MULTI	Average RF	% RSD	7.7	≤20	1.54E6	
Aroclor 1248 {5}	MULTI	Average RF	% RSD	8.2	≤20	1.732E6	
Aroclor 1254 {1}	MULTI	Average RF	% RSD	9.6	≤20	1.762E6	
Aroclor 1254 {2}	MULTI	Average RF	% RSD	11.5	≤20	1.378E6	
Aroclor 1254 {3}	MULTI	Average RF	% RSD	6.8	≤20	1.806E6	
Aroclor 1254 {4}	MULTI	Average RF	% RSD	12.6	≤20	1.034E6	
Aroclor 1254 {5}	MULTI	Average RF	% RSD	10.4	≤20	2.142E6	
Aroclor 1260 {1}	MULTI	Average RF	% RSD	13.3	≤20	1.898E6	
Aroclor 1260 {2}	MULTI	Average RF	% RSD	10.9	≤20	2.091E6	
Aroclor 1260 {3}	MULTI	Average RF	% RSD	10.6	≤20	1.384E6	
Aroclor 1260 {4}	MULTI	Average RF	% RSD	7.9	≤20	3.047E6	

ALS Group USA, Corp.
dba ALS Environmental

QA/QC Report

Client: Day Environmental, Inc. **Service Request:** R2401914
Project: Shumway Marina **Calibration Date:** 3/7/2024

Initial Calibration Summary
Polychlorinated Biphenyls (PCBs) by GC using Microwave Extraction

Calibration ID: RC2400047 **Signal ID:** DB-17
Instrument ID: R-GC-58

Analyte Name	Compound Type	Calibration Evaluation				Calibration Evaluation	
		Fit Type	Eval	Eval Result	Control Criteria	Average RRF	Minimum RRF
Aroclor 1260 {5}	MULTI	Average RF	% RSD	6.8	≤20	7.661E5	
Decachlorobiphenyl	SURR	Average RF	% RSD	9.1	≤20	1.205E7	
Tetrachloro-m-xylene	SURR	Average RF	% RSD	2.4	≤20	4.892E7	

ALS Group USA, Corp.
dba ALS Environmental

QA/QC Report

Client: Day Environmental, Inc. **Service Request:** R2401914
Project: Shumway Marina **Calibration Date:** 3/7/2024

Initial Calibration Summary
Polychlorinated Biphenyls (PCBs) by GC using Microwave Extraction

Calibration ID: RC2400047 **Signal ID:** DB-1701
Instrument ID: R-GC-58

#	Lab Code	Sample Name	File Location	Acquisition Date
01	RC2400047-01	1660 LL	I:\ACQUDATA\6890G\Data\030724\BM1292.D	03/07/2024 13:17
02	RC2400047-02	1660 L	I:\ACQUDATA\6890G\Data\030724\BM1293.D	03/07/2024 13:31
03	RC2400047-03	1660 ML	I:\ACQUDATA\6890G\Data\030724\BM1294.D	03/07/2024 13:45
04	RC2400047-04	1660 M	I:\ACQUDATA\6890G\Data\030724\BM1295.D	03/07/2024 13:59
05	RC2400047-05	1660 MH	I:\ACQUDATA\6890G\Data\030724\BM1296.D	03/07/2024 14:13
06	RC2400047-06	1660 H	I:\ACQUDATA\6890G\Data\030724\BM1297.D	03/07/2024 14:27
07	RC2400047-07	1221/54 LL	I:\ACQUDATA\6890G\Data\030724\BM1298.D	03/07/2024 14:41
08	RC2400047-08	1221/54 L	I:\ACQUDATA\6890G\Data\030724\BM1299.D	03/07/2024 14:55
09	RC2400047-09	1221/54 ML	I:\ACQUDATA\6890G\Data\030724\BM1300.D	03/07/2024 15:09
10	RC2400047-10	1221/54 M	I:\ACQUDATA\6890G\Data\030724\BM1301.D	03/07/2024 15:24
11	RC2400047-11	1221/54 MH	I:\ACQUDATA\6890G\Data\030724\BM1302.D	03/07/2024 15:38
12	RC2400047-12	1221/54 H	I:\ACQUDATA\6890G\Data\030724\BM1303.D	03/07/2024 15:52
13	RC2400047-13	1232/62 LL	I:\ACQUDATA\6890G\Data\030724\BM1304.D	03/07/2024 16:06
14	RC2400047-14	1232/62 L	I:\ACQUDATA\6890G\Data\030724\BM1305.D	03/07/2024 16:20
15	RC2400047-15	1232/62 ML	I:\ACQUDATA\6890G\Data\030724\BM1306.D	03/07/2024 16:34
16	RC2400047-16	1232/62 M	I:\ACQUDATA\6890G\Data\030724\BM1309.D	03/07/2024 17:48
17	RC2400047-17	1232/62 MH	I:\ACQUDATA\6890G\Data\030724\BM1310.D	03/07/2024 18:05
18	RC2400047-18	1232/62 H	I:\ACQUDATA\6890G\Data\030724\BM1311.D	03/07/2024 18:19
19	RC2400047-19	1242/68 LL	I:\ACQUDATA\6890G\Data\030724\BM1312.D	03/07/2024 18:33
20	RC2400047-20	1242/68 L	I:\ACQUDATA\6890G\Data\030724\BM1313.D	03/07/2024 18:48
21	RC2400047-21	1242/68 ML	I:\ACQUDATA\6890G\Data\030724\BM1314.D	03/07/2024 19:02
22	RC2400047-22	1242/68 M	I:\ACQUDATA\6890G\Data\030724\BM1315.D	03/07/2024 19:16
23	RC2400047-23	1242/68 MH	I:\ACQUDATA\6890G\Data\030724\BM1316.D	03/07/2024 19:30
24	RC2400047-24	1242/68 H	I:\ACQUDATA\6890G\Data\030724\BM1317.D	03/07/2024 19:44
25	RC2400047-25	1248 LL	I:\ACQUDATA\6890G\Data\030724\BM1318.D	03/07/2024 19:58
26	RC2400047-26	1248 L	I:\ACQUDATA\6890G\Data\030724\BM1319.D	03/07/2024 20:12
27	RC2400047-27	1248 ML	I:\ACQUDATA\6890G\Data\030724\BM1320.D	03/07/2024 20:27
28	RC2400047-28	1248 M	I:\ACQUDATA\6890G\Data\030724\BM1321.D	03/07/2024 20:41
29	RC2400047-29	1248 MH	I:\ACQUDATA\6890G\Data\030724\BM1322.D	03/07/2024 20:55
30	RC2400047-30	1248 H	I:\ACQUDATA\6890G\Data\030724\BM1323.D	03/07/2024 21:09

Analyte

Aroclor 1016 {1}

#	Amount	RF	#	Amount	RF	#	Amount	RF	#	Amount	RF
01	20.000	1.771E5	02	100.000	1.399E5	03	250.000	1.251E5	04	500.000	1.154E5
05	750.000	1.135E5	06	1000.000	1.12E5						

Client: Day Environmental, Inc. **Service Request:** R2401914
Project: Shumway Marina **Calibration Date:** 3/7/2024

Initial Calibration Summary
Polychlorinated Biphenyls (PCBs) by GC using Microwave Extraction

Calibration ID: RC2400047 **Signal ID:** DB-1701
Instrument ID: R-GC-58

Analyte

Aroclor 1016 {2}

#	Amount	RF	#	Amount	RF	#	Amount	RF	#	Amount	RF
01	20.000	3.673E5	02	100.000	2.852E5	03	250.000	2.575E5	04	500.000	2.402E5
05	750.000	2.383E5	06	1000.000	2.356E5						

Aroclor 1016 {3}

#	Amount	RF	#	Amount	RF	#	Amount	RF	#	Amount	RF
01	20.000	1.462E5	02	100.000	1.153E5	03	250.000	1.067E5	04	500.000	9.796E4
05	750.000	9.695E4	06	1000.000	9.532E4						

Aroclor 1016 {4}

#	Amount	RF	#	Amount	RF	#	Amount	RF	#	Amount	RF
01	20.000	3.059E5	02	100.000	2.48E5	03	250.000	2.232E5	04	500.000	2.11E5
05	750.000	2.106E5	06	1000.000	2.084E5						

Aroclor 1016 {5}

#	Amount	RF	#	Amount	RF	#	Amount	RF	#	Amount	RF
01	20.000	2.418E5	02	100.000	1.959E5	03	250.000	1.739E5	04	500.000	1.656E5
05	750.000	1.645E5	06	1000.000	1.629E5						

Aroclor 1221 {1}

#	Amount	RF	#	Amount	RF	#	Amount	RF	#	Amount	RF
07	20.000	2.665E4	08	100.000	2.286E4	09	250.000	2.058E4	10	500.000	1.849E4
11	750.000	1.723E4	12	1000.000	1.614E4						

Aroclor 1221 {2}

#	Amount	RF	#	Amount	RF	#	Amount	RF	#	Amount	RF
07	20.000	1.084E5	08	100.000	9.028E4	09	250.000	8.175E4	10	500.000	7.65E4
11	750.000	7.303E4	12	1000.000	7.101E4						

Aroclor 1221 {3}

#	Amount	RF	#	Amount	RF	#	Amount	RF	#	Amount	RF
07	20.000	7.105E4	08	100.000	6.065E4	09	250.000	5.325E4	10	500.000	4.852E4
11	750.000	4.591E4	12	1000.000	4.427E4						

Aroclor 1221 {4}

#	Amount	RF	#	Amount	RF	#	Amount	RF	#	Amount	RF
07	20.000	2.546E5	08	100.000	2.077E5	09	250.000	1.874E5	10	500.000	1.789E5
11	750.000	1.712E5	12	1000.000	1.669E5						

Aroclor 1221 {5}

#	Amount	RF	#	Amount	RF	#	Amount	RF	#	Amount	RF
07	20.000	4.464E4	08	100.000	3.76E4	09	250.000	3.474E4	10	500.000	3.12E4
11	750.000	2.995E4	12	1000.000	2.872E4						

Aroclor 1232 {1}

#	Amount	RF	#	Amount	RF	#	Amount	RF	#	Amount	RF
13	20.000	2.119E5	14	100.000	1.745E5	15	250.000	1.534E5	16	500.000	1.453E5
17	750.000	1.424E5	18	1000.000	1.391E5						

Client: Day Environmental, Inc. **Service Request:** R2401914
Project: Shumway Marina **Calibration Date:** 3/7/2024

Initial Calibration Summary
Polychlorinated Biphenyls (PCBs) by GC using Microwave Extraction

Calibration ID: RC2400047 **Signal ID:** DB-1701
Instrument ID: R-GC-58

Analyte

Aroclor 1232 {2}

#	Amount	RF	#	Amount	RF	#	Amount	RF	#	Amount	RF
13	20.000	1.782E5	14	100.000	1.495E5	15	250.000	1.299E5	16	500.000	1.197E5
17	750.000	1.172E5	18	1000.000	1.143E5						

Aroclor 1232 {3}

#	Amount	RF	#	Amount	RF	#	Amount	RF	#	Amount	RF
13	20.000	1.799E5	14	100.000	1.599E5	15	250.000	1.407E5	16	500.000	1.422E5
17	750.000	1.392E5	18	1000.000	1.379E5						

Aroclor 1232 {4}

#	Amount	RF	#	Amount	RF	#	Amount	RF	#	Amount	RF
13	20.000	1.375E5	14	100.000	1.265E5	15	250.000	1.109E5	16	500.000	1.027E5
17	750.000	1.018E5	18	1000.000	9.965E4						

Aroclor 1232 {5}

#	Amount	RF	#	Amount	RF	#	Amount	RF	#	Amount	RF
13	20.000	9.046E4	14	100.000	7.251E4	15	250.000	6.563E4	16	500.000	6.13E4
17	750.000	6.095E4	18	1000.000	5.939E4						

Aroclor 1242 {1}

#	Amount	RF	#	Amount	RF	#	Amount	RF	#	Amount	RF
19	20.000	1.599E5	20	100.000	1.404E5	21	250.000	1.131E5	22	500.000	1.108E5
23	750.000	1.006E5	24	1000.000	9.63E4						

Aroclor 1242 {2}

#	Amount	RF	#	Amount	RF	#	Amount	RF	#	Amount	RF
19	20.000	3.235E5	20	100.000	2.722E5	21	250.000	2.266E5	22	500.000	2.223E5
23	750.000	2.02E5	24	1000.000	1.934E5						

Aroclor 1242 {3}

#	Amount	RF	#	Amount	RF	#	Amount	RF	#	Amount	RF
19	20.000	3.355E5	20	100.000	2.984E5	21	250.000	2.631E5	22	500.000	2.766E5
23	750.000	2.502E5	24	1000.000	2.437E5						

Aroclor 1242 {4}

#	Amount	RF	#	Amount	RF	#	Amount	RF	#	Amount	RF
19	20.000	2.048E5	20	100.000	1.81E5	21	250.000	1.526E5	22	500.000	1.535E5
23	750.000	1.38E5	24	1000.000	1.333E5						

Aroclor 1242 {5}

#	Amount	RF	#	Amount	RF	#	Amount	RF	#	Amount	RF
19	20.000	1.949E5	20	100.000	1.745E5	21	250.000	1.476E5	22	500.000	1.507E5
23	750.000	1.365E5	24	1000.000	1.319E5						

Aroclor 1248 {1}

#	Amount	RF	#	Amount	RF	#	Amount	RF	#	Amount	RF
25	20.000	1.554E5	26	100.000	1.253E5	27	250.000	1.106E5	28	500.000	1.015E5
29	750.000	9.634E4	30	1000.000	9.246E4						

Client: Day Environmental, Inc. **Service Request:** R2401914
Project: Shumway Marina **Calibration Date:** 3/7/2024

Initial Calibration Summary
Polychlorinated Biphenyls (PCBs) by GC using Microwave Extraction

Calibration ID: RC2400047 **Signal ID:** DB-1701
Instrument ID: R-GC-58

Analyte

Aroclor 1248 {2}

#	Amount	RF	#	Amount	RF	#	Amount	RF	#	Amount	RF
25	20.000	2.664E5	26	100.000	2.05E5	27	250.000	1.795E5	28	500.000	1.687E5
29	750.000	1.612E5	30	1000.000	1.559E5						

Aroclor 1248 {3}

#	Amount	RF	#	Amount	RF	#	Amount	RF	#	Amount	RF
25	20.000	3.341E5	26	100.000	2.659E5	27	250.000	2.364E5	28	500.000	2.251E5
29	750.000	2.174E5	30	1000.000	2.108E5						

Aroclor 1248 {4}

#	Amount	RF	#	Amount	RF	#	Amount	RF	#	Amount	RF
25	20.000	3.618E5	26	100.000	2.9E5	27	250.000	2.628E5	28	500.000	2.55E5
29	750.000	2.478E5	30	1000.000	2.403E5						

Aroclor 1248 {5}

#	Amount	RF	#	Amount	RF	#	Amount	RF	#	Amount	RF
25	20.000	3.054E5	26	100.000	2.483E5	27	250.000	2.246E5	28	500.000	2.201E5
29	750.000	2.145E5	30	1000.000	2.095E5						

Aroclor 1254 {1}

#	Amount	RF	#	Amount	RF	#	Amount	RF	#	Amount	RF
07	20.000	4.491E5	08	100.000	3.572E5	09	250.000	3.312E5	10	500.000	3.247E5
11	750.000	3.089E5	12	1000.000	3.078E5						

Aroclor 1254 {2}

#	Amount	RF	#	Amount	RF	#	Amount	RF	#	Amount	RF
07	20.000	3.199E5	08	100.000	2.599E5	09	250.000	2.451E5	10	500.000	2.348E5
11	750.000	2.303E5	12	1000.000	2.283E5						

Aroclor 1254 {3}

#	Amount	RF	#	Amount	RF	#	Amount	RF	#	Amount	RF
07	20.000	5.379E5	08	100.000	4.393E5	09	250.000	4.198E5	10	500.000	4.082E5
11	750.000	4.038E5	12	1000.000	4.011E5						

Aroclor 1254 {4}

#	Amount	RF	#	Amount	RF	#	Amount	RF	#	Amount	RF
07	20.000	3.731E5	08	100.000	3.239E5	09	250.000	3.065E5	10	500.000	2.951E5
11	750.000	2.904E5	12	1000.000	2.889E5						

Aroclor 1254 {5}

#	Amount	RF	#	Amount	RF	#	Amount	RF	#	Amount	RF
07	20.000	4.118E5	08	100.000	3.235E5	09	250.000	2.936E5	10	500.000	2.769E5
11	750.000	2.718E5	12	1000.000	2.693E5						

Aroclor 1260 {1}

#	Amount	RF	#	Amount	RF	#	Amount	RF	#	Amount	RF
01	20.000	4.179E5	02	100.000	3.423E5	03	250.000	3.064E5	04	500.000	2.95E5
05	750.000	2.961E5	06	1000.000	2.904E5						

Client: Day Environmental, Inc. **Service Request:** R2401914
Project: Shumway Marina **Calibration Date:** 3/7/2024

Initial Calibration Summary
Polychlorinated Biphenyls (PCBs) by GC using Microwave Extraction

Calibration ID: RC2400047 **Signal ID:** DB-1701
Instrument ID: R-GC-58

Analyte

Aroclor 1260 {2}

#	Amount	RF	#	Amount	RF	#	Amount	RF	#	Amount	RF
01	20.000	6.214E5	02	100.000	5.025E5	03	250.000	4.518E5	04	500.000	4.419E5
05	750.000	4.464E5	06	1000.000	4.389E5						

Aroclor 1260 {3}

#	Amount	RF	#	Amount	RF	#	Amount	RF	#	Amount	RF
01	20.000	7.816E5	02	100.000	6.382E5	03	250.000	5.964E5	04	500.000	5.976E5
05	750.000	6.152E5	06	1000.000	6.146E5						

Aroclor 1260 {4}

#	Amount	RF	#	Amount	RF	#	Amount	RF	#	Amount	RF
01	20.000	3.701E5	02	100.000	3.123E5	03	250.000	2.85E5	04	500.000	2.836E5
05	750.000	2.902E5	06	1000.000	2.914E5						

Aroclor 1260 {5}

#	Amount	RF	#	Amount	RF	#	Amount	RF	#	Amount	RF
01	20.000	2.074E5	02	100.000	1.71E5	03	250.000	1.537E5	04	500.000	1.513E5
05	750.000	1.543E5	06	1000.000	1.549E5						

Decachlorobiphenyl

#	Amount	RF	#	Amount	RF	#	Amount	RF	#	Amount	RF
01	2.000	3.844E6	02	10.000	3.325E6	03	25.000	3.017E6	04	50.000	3.021E6
05	75.000	3.042E6	06	100.000	3.071E6						

Tetrachloro-m-xylene

#	Amount	RF	#	Amount	RF	#	Amount	RF	#	Amount	RF
01	2.000	8.471E6	02	10.000	7.543E6	03	25.000	7.477E6	04	50.000	7.377E6
05	75.000	7.435E6	06	100.000	7.469E6						

ALS Group USA, Corp.
dba ALS Environmental

QA/QC Report

Client: Day Environmental, Inc. **Service Request:** R2401914
Project: Shumway Marina **Calibration Date:** 3/7/2024

Initial Calibration Summary
Polychlorinated Biphenyls (PCBs) by GC using Microwave Extraction

Calibration ID: RC2400047 **Signal ID:** DB-1701
Instrument ID: R-GC-58

		Calibration Evaluation				Calibration Evaluation	
Analyte Name	Compound Type	Fit Type	Eval	Eval Result	Control Criteria	Average RRF	Minimum RRF
Aroclor 1016 {1}	MULTI	Average RF	% RSD	19.2	≤20	1.305E5	
Aroclor 1016 {2}	MULTI	Average RF	% RSD	18.8	≤20	2.707E5	
Aroclor 1016 {3}	MULTI	Average RF	% RSD	17.7	≤20	1.098E5	
Aroclor 1016 {4}	MULTI	Average RF	% RSD	16.2	≤20	2.345E5	
Aroclor 1016 {5}	MULTI	Average RF	% RSD	16.7	≤20	1.841E5	
Aroclor 1221 {1}	MULTI	Average RF	% RSD	19.3	≤20	2.033E4	
Aroclor 1221 {2}	MULTI	Average RF	% RSD	16.8	≤20	8.349E4	
Aroclor 1221 {3}	MULTI	Average RF	% RSD	19.0	≤20	5.394E4	
Aroclor 1221 {4}	MULTI	Average RF	% RSD	16.9	≤20	1.944E5	
Aroclor 1221 {5}	MULTI	Average RF	% RSD	17.3	≤20	3.448E4	
Aroclor 1232 {1}	MULTI	Average RF	% RSD	17.3	≤20	1.611E5	
Aroclor 1232 {2}	MULTI	Average RF	% RSD	18.4	≤20	1.348E5	
Aroclor 1232 {3}	MULTI	Average RF	% RSD	11.2	≤20	1.5E5	
Aroclor 1232 {4}	MULTI	Average RF	% RSD	13.7	≤20	1.132E5	
Aroclor 1232 {5}	MULTI	Average RF	% RSD	17.3	≤20	6.837E4	
Aroclor 1242 {1}	MULTI	Linear	R2	0.9936	≥0.99	1.202E5	
Aroclor 1242 {2}	MULTI	Linear	R2	0.9946	≥0.99	2.4E5	
Aroclor 1242 {3}	MULTI	Average RF	% RSD	12.4	≤20	2.779E5	
Aroclor 1242 {4}	MULTI	Average RF	% RSD	17.0	≤20	1.605E5	
Aroclor 1242 {5}	MULTI	Average RF	% RSD	15.5	≤20	1.56E5	
Aroclor 1248 {1}	MULTI	Linear	R2	0.9962	≥0.99	1.136E5	
Aroclor 1248 {2}	MULTI	Linear	R2	0.9977	≥0.99	1.895E5	
Aroclor 1248 {3}	MULTI	Average RF	% RSD	18.6	≤20	2.483E5	
Aroclor 1248 {4}	MULTI	Average RF	% RSD	16.4	≤20	2.763E5	
Aroclor 1248 {5}	MULTI	Average RF	% RSD	15.2	≤20	2.37E5	
Aroclor 1254 {1}	MULTI	Average RF	% RSD	15.4	≤20	3.465E5	
Aroclor 1254 {2}	MULTI	Average RF	% RSD	13.7	≤20	2.531E5	
Aroclor 1254 {3}	MULTI	Average RF	% RSD	12.0	≤20	4.35E5	
Aroclor 1254 {4}	MULTI	Average RF	% RSD	10.3	≤20	3.13E5	
Aroclor 1254 {5}	MULTI	Average RF	% RSD	17.8	≤20	3.078E5	
Aroclor 1260 {1}	MULTI	Average RF	% RSD	15.2	≤20	3.247E5	
Aroclor 1260 {2}	MULTI	Average RF	% RSD	14.7	≤20	4.838E5	
Aroclor 1260 {3}	MULTI	Average RF	% RSD	11.0	≤20	6.406E5	
Aroclor 1260 {4}	MULTI	Average RF	% RSD	10.9	≤20	3.054E5	

ALS Group USA, Corp.
dba ALS Environmental

QA/QC Report

Client: Day Environmental, Inc. **Service Request:** R2401914
Project: Shumway Marina **Calibration Date:** 3/7/2024

Initial Calibration Summary
Polychlorinated Biphenyls (PCBs) by GC using Microwave Extraction

Calibration ID: RC2400047 **Signal ID:** DB-1701
Instrument ID: R-GC-58

Analyte Name	Compound Type	Calibration Evaluation				Calibration Evaluation	
		Fit Type	Eval	Eval Result	Control Criteria	Average RRF	Minimum RRF
Aroclor 1260 {5}	MULTI	Average RF	% RSD	13.1	≤20	1.654E5	
Decachlorobiphenyl	SURR	Average RF	% RSD	10.2	≤20	3.22E6	
Tetrachloro-m-xylene	SURR	Average RF	% RSD	5.5	≤20	7.628E6	

ALS Group USA, Corp.
dba ALS Environmental

QA/QC Report

Client: Day Environmental, Inc. **Service Request:** R2401914
Project: Shumway Marina **Calibration Date:** 3/7/2024

Initial Calibration Verification Summary
Polychlorinated Biphenyls (PCBs) by GC using Microwave Extraction

Calibration ID: RC2400047 **Signal ID:** DB-1701
Instrument ID: R-GC-58

#	Lab Code	Sample Name	File Location	Acquisition Date
31	RC2400047-31	1660 ICV	I:\ACQUDATA\6890G\Data\030724\BM1324.D	03/07/2024 21:23

Analyte Name	Expected	Result	Average RF	SSV RF	% D	Criteria	Curve Fit
Aroclor 1016	500	453			-9.452	±25	NA
Aroclor 1260	500	473			-5.391	±25	NA

Analyte Name	Expected	Result	Average RF	SSV RF	% D	Criteria	Curve Fit
Aroclor 1016 {1}	500	461	1.305E5	1.204E5	-7.724	±25	Average RF
Aroclor 1016 {2}	500	445	2.707E5	2.407E5	-11.087	±25	Average RF
Aroclor 1016 {3}	500	454	1.098E5	9.967E4	-9.182	±25	Average RF
Aroclor 1016 {4}	500	451	2.345E5	2.117E5	-9.745	±25	Average RF
Aroclor 1016 {5}	500	452	1.841E5	1.666E5	-9.524	±25	Average RF
Aroclor 1260 {1}	500	476	3.247E5	3.088E5	-4.886	±25	Average RF
Aroclor 1260 {2}	500	473	4.838E5	4.578E5	-5.387	±25	Average RF
Aroclor 1260 {3}	500	490	6.406E5	6.277E5	-2.020	±25	Average RF
Aroclor 1260 {4}	500	496	3.054E5	3.032E5	-0.721	±25	Average RF
Aroclor 1260 {5}	500	430	1.654E5	1.424E5	-13.941	±25	Average RF

ALS Group USA, Corp.
dba ALS Environmental

QA/QC Report

Client: Day Environmental, Inc. **Service Request:** R2401914
Project: Shumway Marina **Calibration Date:** 3/7/2024

Initial Calibration Verification Summary
Polychlorinated Biphenyls (PCBs) by GC using Microwave Extraction

Calibration ID: RC2400047 **Signal ID:** DB-17
Instrument ID: R-GC-58

#	Lab Code	Sample Name	File Location	Acquisition Date
31	RC2400047-31	1660 ICV	I:\ACQUDATA\6890G\Data\030724\BM1324.D	03/07/2024 21:23

Analyte Name	Expected	Result	Average RF	SSV RF	% D	Criteria	Curve Fit
Aroclor 1016	500	457			-8.653	±25	NA
Aroclor 1260	500	495			-1.011	±25	NA

Analyte Name	Expected	Result	Average RF	SSV RF	% D	Criteria	Curve Fit
Aroclor 1016 {1}	500	464	7.745E5	7.192E5	-7.131	±25	Average RF
Aroclor 1016 {2}	500	459	4.7E5	4.318E5	-8.134	±25	Average RF
Aroclor 1016 {3}	500	448	6.53E5	5.848E5	-10.437	±25	Average RF
Aroclor 1016 {4}	500	453	1.262E6	1.142E6	-9.469	±25	Average RF
Aroclor 1016 {5}	500	460	8.003E5	7.355E5	-8.097	±25	Average RF
Aroclor 1260 {1}	500	482	1.898E6	1.831E6	-3.502	±25	Average RF
Aroclor 1260 {2}	500	501	2.091E6	2.094E6	0.158	±25	Average RF
Aroclor 1260 {3}	500	514	1.384E6	1.422E6	2.75	±25	Average RF
Aroclor 1260 {4}	500	525	3.047E6	3.202E6	5.08	±25	Average RF
Aroclor 1260 {5}	500	452	7.661E5	6.93E5	-9.545	±25	Average RF

Client: Day Environmental, Inc. **Service Request:** R2401914
Project: Shumway Marina/6048S-23 **Date Analyzed:** 03/11/24 17:53

Continuing Calibration Verification (CCV) Summary
Polychlorinated Biphenyls (PCBs) by GC using Microwave Extraction

Analysis Method: 8082A **Calibration Date:** 3/7/2024
File ID: I:\ACQUDATA\6890G\Data\031124\BM1367.D\ **Calibration ID:** RC2400047
Signal ID: DB-1701 **Analysis Lot:** 834676
Units: ug/L

Analyte Name	Expected	Result	Average RF	CCV RF	% D	% Drift	Criteria	Curve Fit
Aroclor 1016	500	475	NA	NA	NA	NA	±20	
Aroclor 1260	500	476	NA	NA	NA	NA	±20	

Analyte Name	Expected	Result	Average RF	CCV RF	% D	% Drift	Criteria	Curve Fit
Aroclor 1016 {1}	500	507	1.305E5	1.323E5	1.4	NA	±20	Average RF
Aroclor 1016 {2}	500	454	2.707E5	2.457E5	-9.2	NA	±20	Average RF
Aroclor 1016 {3}	500	493	1.098E5	1.082E5	-1.4	NA	±20	Average RF
Aroclor 1016 {4}	500	467	2.345E5	2.192E5	-6.5	NA	±20	Average RF
Aroclor 1016 {5}	500	456	1.841E5	1.678E5	-8.8	NA	±20	Average RF
Aroclor 1260 {1}	500	466	3.247E5	3.029E5	-6.7	NA	±20	Average RF
Aroclor 1260 {2}	500	466	4.838E5	4.51E5	-6.8	NA	±20	Average RF
Aroclor 1260 {3}	500	481	6.406E5	6.163E5	-3.8	NA	±20	Average RF
Aroclor 1260 {4}	500	489	3.054E5	2.987E5	-2.2	NA	±20	Average RF
Aroclor 1260 {5}	500	479	1.654E5	1.586E5	-4.1	NA	±20	Average RF

Analyte Name	Expected	Result	Average RF	CCV RF	% D	% Drift	Criteria	Curve Fit
Decachlorobiphenyl	50.0	45.5	3.22E6	2.93E6	-9.0	NA	±20	Average RF
Tetrachloro-m-xylene	50.0	50.0	7.628E6	7.623E6	-0.1	NA	±20	Average RF

Client: Day Environmental, Inc. **Service Request:** R2401914
Project: Shumway Marina/6048S-23 **Date Analyzed:** 03/11/24 17:53

Continuing Calibration Verification (CCV) Summary
Polychlorinated Biphenyls (PCBs) by GC using Microwave Extraction

Analysis Method: 8082A **Calibration Date:** 3/7/2024
File ID: I:\ACQUDATA\6890G\Data\031124\BM1367.D\ **Calibration ID:** RC2400047
Signal ID: DB-17 **Analysis Lot:** 834676
Units: ug/L

Analyte Name	Expected	Result	Average RF	CCV RF	% D	% Drift	Criteria	Curve Fit
Aroclor 1016	500	497	NA	NA	NA	NA	±20	
Aroclor 1260	500	500	NA	NA	NA	NA	±20	

Analyte Name	Expected	Result	Average RF	CCV RF	% D	% Drift	Criteria	Curve Fit
Aroclor 1016 {1}	500	507	7.745E5	7.851E5	1.4	NA	±20	Average RF
Aroclor 1016 {2}	500	484	4.7E5	4.547E5	-3.2	NA	±20	Average RF
Aroclor 1016 {3}	500	514	6.53E5	6.708E5	2.7	NA	±20	Average RF
Aroclor 1016 {4}	500	492	1.262E6	1.241E6	-1.7	NA	±20	Average RF
Aroclor 1016 {5}	500	487	8.003E5	7.794E5	-2.6	NA	±20	Average RF
Aroclor 1260 {1}	500	492	1.898E6	1.867E6	-1.6	NA	±20	Average RF
Aroclor 1260 {2}	500	498	2.091E6	2.083E6	-0.4	NA	±20	Average RF
Aroclor 1260 {3}	500	503	1.384E6	1.393E6	0.7	NA	±20	Average RF
Aroclor 1260 {4}	500	513	3.047E6	3.127E6	2.6	NA	±20	Average RF
Aroclor 1260 {5}	500	496	7.661E5	7.593E5	-0.9	NA	±20	Average RF

Analyte Name	Expected	Result	Average RF	CCV RF	% D	% Drift	Criteria	Curve Fit
Decachlorobiphenyl	50.0	50.1	1.205E7	1.206E7	0.1	NA	±20	Average RF
Tetrachloro-m-xylene	50.0	55.9	4.892E7	5.464E7	11.7	NA	±20	Average RF

Client: Day Environmental, Inc. **Service Request:** R2401914
Project: Shumway Marina/6048S-23 **Date Analyzed:** 03/11/24 20:28

Continuing Calibration Verification (CCV) Summary
Polychlorinated Biphenyls (PCBs) by GC using Microwave Extraction

Analysis Method: 8082A **Calibration Date:** 3/7/2024
File ID: I:\ACQUDATA\6890G\Data\031124\BM1378.D\ **Calibration ID:** RC2400047
Signal ID: DB-1701 **Analysis Lot:** 834676
Units: ug/L

Analyte Name	Expected	Result	Average RF	CCV RF	% D	% Drift	Criteria	Curve Fit
Aroclor 1016	500	464	NA	NA	NA	NA	±20	
Aroclor 1260	500	480	NA	NA	NA	NA	±20	

Analyte Name	Expected	Result	Average RF	CCV RF	% D	% Drift	Criteria	Curve Fit
Aroclor 1016 {1}	500	500	1.305E5	1.304E5	0.0	NA	±20	Average RF
Aroclor 1016 {2}	500	448	2.707E5	2.424E5	-10.5	NA	±20	Average RF
Aroclor 1016 {3}	500	468	1.098E5	1.028E5	-6.3	NA	±20	Average RF
Aroclor 1016 {4}	500	459	2.345E5	2.152E5	-8.2	NA	±20	Average RF
Aroclor 1016 {5}	500	443	1.841E5	1.632E5	-11.3	NA	±20	Average RF
Aroclor 1260 {1}	500	451	3.247E5	2.928E5	-9.8	NA	±20	Average RF
Aroclor 1260 {2}	500	455	4.838E5	4.405E5	-9.0	NA	±20	Average RF
Aroclor 1260 {3}	500	490	6.406E5	6.278E5	-2.0	NA	±20	Average RF
Aroclor 1260 {4}	500	502	3.054E5	3.068E5	0.5	NA	±20	Average RF
Aroclor 1260 {5}	500	499	1.654E5	1.652E5	-0.2	NA	±20	Average RF

Analyte Name	Expected	Result	Average RF	CCV RF	% D	% Drift	Criteria	Curve Fit
Decachlorobiphenyl	50.0	49.2	3.22E6	3.171E6	-1.5	NA	±20	Average RF
Tetrachloro-m-xylene	50.0	47.7	7.628E6	7.285E6	-4.5	NA	±20	Average RF

Client: Day Environmental, Inc. **Service Request:** R2401914
Project: Shumway Marina/6048S-23 **Date Analyzed:** 03/11/24 20:28

Continuing Calibration Verification (CCV) Summary
Polychlorinated Biphenyls (PCBs) by GC using Microwave Extraction

Analysis Method: 8082A **Calibration Date:** 3/7/2024
File ID: I:\ACQUDATA\6890G\Data\031124\BM1378.D\ **Calibration ID:** RC2400047
Signal ID: DB-17 **Analysis Lot:** 834676
Units: ug/L

Analyte Name	Expected	Result	Average RF	CCV RF	% D	% Drift	Criteria	Curve Fit
Aroclor 1016	500	456	NA	NA	NA	NA	±20	
Aroclor 1260	500	465	NA	NA	NA	NA	±20	

Analyte Name	Expected	Result	Average RF	CCV RF	% D	% Drift	Criteria	Curve Fit
Aroclor 1016 {1}	500	472	7.745E5	7.31E5	-5.6	NA	±20	Average RF
Aroclor 1016 {2}	500	442	4.7E5	4.157E5	-11.5	NA	±20	Average RF
Aroclor 1016 {3}	500	465	6.53E5	6.067E5	-7.1	NA	±20	Average RF
Aroclor 1016 {4}	500	458	1.262E6	1.155E6	-8.4	NA	±20	Average RF
Aroclor 1016 {5}	500	441	8.003E5	7.066E5	-11.7	NA	±20	Average RF
Aroclor 1260 {1}	500	448	1.898E6	1.701E6	-10.3	NA	±20	Average RF
Aroclor 1260 {2}	500	447	2.091E6	1.868E6	-10.6	NA	±20	Average RF
Aroclor 1260 {3}	500	459	1.384E6	1.271E6	-8.1	NA	±20	Average RF
Aroclor 1260 {4}	500	480	3.047E6	2.925E6	-4.0	NA	±20	Average RF
Aroclor 1260 {5}	500	492	7.661E5	7.531E5	-1.7	NA	±20	Average RF

Analyte Name	Expected	Result	Average RF	CCV RF	% D	% Drift	Criteria	Curve Fit
Decachlorobiphenyl	50.0	51.1	1.205E7	1.23E7	2.1	NA	±20	Average RF
Tetrachloro-m-xylene	50.0	50.1	4.892E7	4.903E7	0.2	NA	±20	Average RF

Client: Day Environmental, Inc. **Service Request:** R2401914
Project: Shumway Marina/6048S-23 **Date Analyzed:** 03/11/24 22:36

Continuing Calibration Verification (CCV) Summary
Polychlorinated Biphenyls (PCBs) by GC using Microwave Extraction

Analysis Method: 8082A **Calibration Date:** 3/7/2024
File ID: I:\ACQUDATA\6890G\Data\031124\BM1387.D\ **Calibration ID:** RC2400047
Signal ID: DB-1701 **Analysis Lot:** 834676
Units: ug/L

Analyte Name	Expected	Result	Average RF	CCV RF	% D	% Drift	Criteria	Curve Fit
Aroclor 1016	500	433	NA	NA	NA	NA	±20	
Aroclor 1260	500	508	NA	NA	NA	NA	±20	

Analyte Name	Expected	Result	Average RF	CCV RF	% D	% Drift	Criteria	Curve Fit
Aroclor 1016 {1}	500	465	1.305E5	1.214E5	-7.0	NA	±20	Average RF
Aroclor 1016 {2}	500	421	2.707E5	2.277E5	-15.9	NA	±20	Average RF
Aroclor 1016 {3}	500	425	1.098E5	9.337E4	-14.9	NA	±20	Average RF
Aroclor 1016 {4}	500	432	2.345E5	2.026E5	-13.6	NA	±20	Average RF
Aroclor 1016 {5}	500	422	1.841E5	1.554E5	-15.6	NA	±20	Average RF
Aroclor 1260 {1}	500	467	3.247E5	3.032E5	-6.6	NA	±20	Average RF
Aroclor 1260 {2}	500	479	4.838E5	4.638E5	-4.1	NA	±20	Average RF
Aroclor 1260 {3}	500	532	6.406E5	6.813E5	6.3	NA	±20	Average RF
Aroclor 1260 {4}	500	536	3.054E5	3.273E5	7.1	NA	±20	Average RF
Aroclor 1260 {5}	500	525	1.654E5	1.737E5	5.0	NA	±20	Average RF

Analyte Name	Expected	Result	Average RF	CCV RF	% D	% Drift	Criteria	Curve Fit
Decachlorobiphenyl	50.0	48.8	3.22E6	3.143E6	-2.4	NA	±20	Average RF
Tetrachloro-m-xylene	50.0	44.9	7.628E6	6.851E6	-10.2	NA	±20	Average RF

Client: Day Environmental, Inc. **Service Request:** R2401914
Project: Shumway Marina/6048S-23 **Date Analyzed:** 03/11/24 22:36

Continuing Calibration Verification (CCV) Summary
Polychlorinated Biphenyls (PCBs) by GC using Microwave Extraction

Analysis Method: 8082A **Calibration Date:** 3/7/2024
File ID: I:\ACQUDATA\6890G\Data\031124\BM1387.D\ **Calibration ID:** RC2400047
Signal ID: DB-17 **Analysis Lot:** 834676
Units: ug/L

Analyte Name	Expected	Result	Average RF	CCV RF	% D	% Drift	Criteria	Curve Fit
Aroclor 1016	500	419	NA	NA	NA	NA	±20	
Aroclor 1260	500	482	NA	NA	NA	NA	±20	

Analyte Name	Expected	Result	Average RF	CCV RF	% D	% Drift	Criteria	Curve Fit
Aroclor 1016 {1}	500	426	7.745E5	6.592E5	-14.9	NA	±20	Average RF
Aroclor 1016 {2}	500	418	4.7E5	3.926E5	-16.5	NA	±20	Average RF
Aroclor 1016 {3}	500	410	6.53E5	5.355E5	-18.0	NA	±20	Average RF
Aroclor 1016 {4}	500	424	1.262E6	1.071E6	-15.1	NA	±20	Average RF
Aroclor 1016 {5}	500	415	8.003E5	6.644E5	-17.0	NA	±20	Average RF
Aroclor 1260 {1}	500	457	1.898E6	1.734E6	-8.6	NA	±20	Average RF
Aroclor 1260 {2}	500	463	2.091E6	1.936E6	-7.4	NA	±20	Average RF
Aroclor 1260 {3}	500	471	1.384E6	1.304E6	-5.8	NA	±20	Average RF
Aroclor 1260 {4}	500	513	3.047E6	3.123E6	2.5	NA	±20	Average RF
Aroclor 1260 {5}	500	508	7.661E5	7.785E5	1.6	NA	±20	Average RF

Analyte Name	Expected	Result	Average RF	CCV RF	% D	% Drift	Criteria	Curve Fit
Decachlorobiphenyl	50.0	52.8	1.205E7	1.273E7	5.6	NA	±20	Average RF
Tetrachloro-m-xylene	50.0	46.9	4.892E7	4.588E7	-6.2	NA	±20	Average RF

Client: Day Environmental, Inc. **Service Request:** R2401914
Project: Shumway Marina/6048S-23 **Date Analyzed:** 03/21/24 14:02

Continuing Calibration Verification (CCV) Summary
Polychlorinated Biphenyls (PCBs) by GC using Microwave Extraction

Analysis Method: 8082A **Calibration Date:** 3/7/2024
File ID: I:\ACQUDATA\6890G\Data\032124\BM1435.D\ **Calibration ID:** RC2400047
Signal ID: DB-1701 **Analysis Lot:** 835802
Units: ug/L

Analyte Name	Expected	Result	Average RF	CCV RF	% D	% Drift	Criteria	Curve Fit
Aroclor 1016	500	479	NA	NA	NA	NA	±20	
Aroclor 1260	500	477	NA	NA	NA	NA	±20	

Analyte Name	Expected	Result	Average RF	CCV RF	% D	% Drift	Criteria	Curve Fit
Aroclor 1016 {1}	500	505	1.305E5	1.317E5	0.9	NA	±20	Average RF
Aroclor 1016 {2}	500	462	2.707E5	2.499E5	-7.7	NA	±20	Average RF
Aroclor 1016 {3}	500	489	1.098E5	1.073E5	-2.2	NA	±20	Average RF
Aroclor 1016 {4}	500	474	2.345E5	2.224E5	-5.2	NA	±20	Average RF
Aroclor 1016 {5}	500	465	1.841E5	1.713E5	-7.0	NA	±20	Average RF
Aroclor 1260 {1}	500	470	3.247E5	3.052E5	-6.0	NA	±20	Average RF
Aroclor 1260 {2}	500	470	4.838E5	4.551E5	-5.9	NA	±20	Average RF
Aroclor 1260 {3}	500	481	6.406E5	6.161E5	-3.8	NA	±20	Average RF
Aroclor 1260 {4}	500	487	3.054E5	2.978E5	-2.5	NA	±20	Average RF
Aroclor 1260 {5}	500	476	1.654E5	1.574E5	-4.9	NA	±20	Average RF

Analyte Name	Expected	Result	Average RF	CCV RF	% D	% Drift	Criteria	Curve Fit
Decachlorobiphenyl	50.0	45.5	3.22E6	2.933E6	-8.9	NA	±20	Average RF
Tetrachloro-m-xylene	50.0	48.6	7.628E6	7.42E6	-2.7	NA	±20	Average RF

Client: Day Environmental, Inc. **Service Request:** R2401914
Project: Shumway Marina/6048S-23 **Date Analyzed:** 03/21/24 14:02

Continuing Calibration Verification (CCV) Summary
Polychlorinated Biphenyls (PCBs) by GC using Microwave Extraction

Analysis Method: 8082A **Calibration Date:** 3/7/2024
File ID: I:\ACQUDATA\6890G\Data\032124\BM1435.D\ **Calibration ID:** RC2400047
Signal ID: DB-17 **Analysis Lot:** 835802
Units: ug/L

Analyte Name	Expected	Result	Average RF	CCV RF	% D	% Drift	Criteria	Curve Fit
Aroclor 1016	500	527	NA	NA	NA	NA	±20	
Aroclor 1260	500	516	NA	NA	NA	NA	±20	

Analyte Name	Expected	Result	Average RF	CCV RF	% D	% Drift	Criteria	Curve Fit
Aroclor 1016 {1}	500	528	7.745E5	8.173E5	5.5	NA	±20	Average RF
Aroclor 1016 {2}	500	508	4.7E5	4.777E5	1.6	NA	±20	Average RF
Aroclor 1016 {3}	500	528	6.53E5	6.895E5	5.6	NA	±20	Average RF
Aroclor 1016 {4}	500	535	1.262E6	1.35E6	7.0	NA	±20	Average RF
Aroclor 1016 {5}	500	534	8.003E5	8.542E5	6.7	NA	±20	Average RF
Aroclor 1260 {1}	500	518	1.898E6	1.964E6	3.5	NA	±20	Average RF
Aroclor 1260 {2}	500	518	2.091E6	2.165E6	3.5	NA	±20	Average RF
Aroclor 1260 {3}	500	509	1.384E6	1.41E6	1.8	NA	±20	Average RF
Aroclor 1260 {4}	500	528	3.047E6	3.216E6	5.5	NA	±20	Average RF
Aroclor 1260 {5}	500	510	7.661E5	7.816E5	2.0	NA	±20	Average RF

Analyte Name	Expected	Result	Average RF	CCV RF	% D	% Drift	Criteria	Curve Fit
Decachlorobiphenyl	50.0	47.1	1.205E7	1.136E7	-5.7	NA	±20	Average RF
Tetrachloro-m-xylene	50.0	57.1	4.892E7	5.584E7	14.1	NA	±20	Average RF

Client: Day Environmental, Inc. **Service Request:** R2401914
Project: Shumway Marina/6048S-23 **Date Analyzed:** 03/21/24 16:38

Continuing Calibration Verification (CCV) Summary
Polychlorinated Biphenyls (PCBs) by GC using Microwave Extraction

Analysis Method: 8082A **Calibration Date:** 3/7/2024
File ID: I:\ACQUDATA\6890G\Data\032124\BM1446.D\ **Calibration ID:** RC2400047
Signal ID: DB-1701 **Analysis Lot:** 835802
Units: ug/L

Analyte Name	Expected	Result	Average RF	CCV RF	% D	% Drift	Criteria	Curve Fit
Aroclor 1016	500	477	NA	NA	NA	NA	±20	
Aroclor 1260	500	489	NA	NA	NA	NA	±20	

Analyte Name	Expected	Result	Average RF	CCV RF	% D	% Drift	Criteria	Curve Fit
Aroclor 1016 {1}	500	511	1.305E5	1.332E5	2.1	NA	±20	Average RF
Aroclor 1016 {2}	500	457	2.707E5	2.473E5	-8.6	NA	±20	Average RF
Aroclor 1016 {3}	500	483	1.098E5	1.06E5	-3.4	NA	±20	Average RF
Aroclor 1016 {4}	500	477	2.345E5	2.235E5	-4.7	NA	±20	Average RF
Aroclor 1016 {5}	500	459	1.841E5	1.692E5	-8.1	NA	±20	Average RF
Aroclor 1260 {1}	500	471	3.247E5	3.057E5	-5.8	NA	±20	Average RF
Aroclor 1260 {2}	500	484	4.838E5	4.686E5	-3.1	NA	±20	Average RF
Aroclor 1260 {3}	500	493	6.406E5	6.316E5	-1.4	NA	±20	Average RF
Aroclor 1260 {4}	500	506	3.054E5	3.093E5	1.3	NA	±20	Average RF
Aroclor 1260 {5}	500	490	1.654E5	1.621E5	-2.0	NA	±20	Average RF

Analyte Name	Expected	Result	Average RF	CCV RF	% D	% Drift	Criteria	Curve Fit
Decachlorobiphenyl	50.0	47.3	3.22E6	3.046E6	-5.4	NA	±20	Average RF
Tetrachloro-m-xylene	50.0	48.0	7.628E6	7.323E6	-4.0	NA	±20	Average RF

Client: Day Environmental, Inc. **Service Request:** R2401914
Project: Shumway Marina/6048S-23 **Date Analyzed:** 03/21/24 16:38

Continuing Calibration Verification (CCV) Summary
Polychlorinated Biphenyls (PCBs) by GC using Microwave Extraction

Analysis Method: 8082A **Calibration Date:** 3/7/2024
File ID: I:\ACQUDATA\6890G\Data\032124\BM1446.D\ **Calibration ID:** RC2400047
Signal ID: DB-17 **Analysis Lot:** 835802
Units: ug/L

Analyte Name	Expected	Result	Average RF	CCV RF	% D	% Drift	Criteria	Curve Fit
Aroclor 1016	500	522	NA	NA	NA	NA	±20	
Aroclor 1260	500	528	NA	NA	NA	NA	±20	

Analyte Name	Expected	Result	Average RF	CCV RF	% D	% Drift	Criteria	Curve Fit
Aroclor 1016 {1}	500	561	7.745E5	8.694E5	12.3	NA	±20	Average RF
Aroclor 1016 {2}	500	491	4.7E5	4.617E5	-1.8	NA	±20	Average RF
Aroclor 1016 {3}	500	532	6.53E5	6.944E5	6.4	NA	±20	Average RF
Aroclor 1016 {4}	500	508	1.262E6	1.282E6	1.6	NA	±20	Average RF
Aroclor 1016 {5}	500	516	8.003E5	8.253E5	3.1	NA	±20	Average RF
Aroclor 1260 {1}	500	510	1.898E6	1.935E6	2.0	NA	±20	Average RF
Aroclor 1260 {2}	500	530	2.091E6	2.216E6	6.0	NA	±20	Average RF
Aroclor 1260 {3}	500	535	1.384E6	1.48E6	6.9	NA	±20	Average RF
Aroclor 1260 {4}	500	560	3.047E6	3.416E6	12.1	NA	±20	Average RF
Aroclor 1260 {5}	500	503	7.661E5	7.706E5	0.6	NA	±20	Average RF

Analyte Name	Expected	Result	Average RF	CCV RF	% D	% Drift	Criteria	Curve Fit
Decachlorobiphenyl	50.0	55.8	1.205E7	1.344E7	11.6	NA	±20	Average RF
Tetrachloro-m-xylene	50.0	56.6	4.892E7	5.54E7	13.3	NA	±20	Average RF

Client: Day Environmental, Inc. **Service Request:** R2401914
Project: Shumway Marina/6048S-23 **Date Analyzed:** 03/21/24 18:18

Continuing Calibration Verification (CCV) Summary
Polychlorinated Biphenyls (PCBs) by GC using Microwave Extraction

Analysis Method: 8082A **Calibration Date:** 3/7/2024
File ID: I:\ACQUDATA\6890G\Data\032124\BM1453.D\ **Calibration ID:** RC2400047
Signal ID: DB-1701 **Analysis Lot:** 835802
Units: ug/L

Analyte Name	Expected	Result	Average RF	CCV RF	% D	% Drift	Criteria	Curve Fit
Aroclor 1016	500	488	NA	NA	NA	NA	±20	
Aroclor 1260	500	483	NA	NA	NA	NA	±20	

Analyte Name	Expected	Result	Average RF	CCV RF	% D	% Drift	Criteria	Curve Fit
Aroclor 1016 {1}	500	517	1.305E5	1.348E5	3.3	NA	±20	Average RF
Aroclor 1016 {2}	500	467	2.707E5	2.527E5	-6.6	NA	±20	Average RF
Aroclor 1016 {3}	500	488	1.098E5	1.07E5	-2.5	NA	±20	Average RF
Aroclor 1016 {4}	500	488	2.345E5	2.287E5	-2.5	NA	±20	Average RF
Aroclor 1016 {5}	500	483	1.841E5	1.777E5	-3.5	NA	±20	Average RF
Aroclor 1260 {1}	500	480	3.247E5	3.114E5	-4.1	NA	±20	Average RF
Aroclor 1260 {2}	500	479	4.838E5	4.636E5	-4.2	NA	±20	Average RF
Aroclor 1260 {3}	500	484	6.406E5	6.201E5	-3.2	NA	±20	Average RF
Aroclor 1260 {4}	500	491	3.054E5	2.997E5	-1.9	NA	±20	Average RF
Aroclor 1260 {5}	500	484	1.654E5	1.6E5	-3.3	NA	±20	Average RF

Analyte Name	Expected	Result	Average RF	CCV RF	% D	% Drift	Criteria	Curve Fit
Decachlorobiphenyl	50.0	48.3	3.22E6	3.113E6	-3.3	NA	±20	Average RF
Tetrachloro-m-xylene	50.0	49.4	7.628E6	7.544E6	-1.1	NA	±20	Average RF

Client:	Day Environmental, Inc.	**Service Request:**	R2401914
Project:	Shumway Marina/6048S-23	**Date Analyzed:**	03/21/24 18:18

Continuing Calibration Verification (CCV) Summary
Polychlorinated Biphenyls (PCBs) by GC using Microwave Extraction

Analysis Method:	8082A	**Calibration Date:**	3/7/2024
File ID:	I:\ACQUDATA\6890G\Data\032124\BM1453.D\	**Calibration ID:**	RC2400047
Signal ID:	DB-17	**Analysis Lot:**	835802
		Units:	ug/L

Analyte Name	Expected	Result	Average RF	CCV RF	% D	% Drift	Criteria	Curve Fit
Aroclor 1016	500	529	NA	NA	NA	NA	±20	
Aroclor 1260	500	543	NA	NA	NA	NA	±20	

Analyte Name	Expected	Result	Average RF	CCV RF	% D	% Drift	Criteria	Curve Fit
Aroclor 1016 {1}	500	534	7.745E5	8.269E5	6.8	NA	±20	Average RF
Aroclor 1016 {2}	500	516	4.7E5	4.854E5	3.3	NA	±20	Average RF
Aroclor 1016 {3}	500	522	6.53E5	6.813E5	4.3	NA	±20	Average RF
Aroclor 1016 {4}	500	516	1.262E6	1.302E6	3.2	NA	±20	Average RF
Aroclor 1016 {5}	500	557	8.003E5	8.914E5	11.4	NA	±20	Average RF
Aroclor 1260 {1}	500	536	1.898E6	2.033E6	7.1	NA	±20	Average RF
Aroclor 1260 {2}	500	539	2.091E6	2.254E6	7.8	NA	±20	Average RF
Aroclor 1260 {3}	500	550	1.384E6	1.522E6	10.0	NA	±20	Average RF
Aroclor 1260 {4}	500	555	3.047E6	3.385E6	11.1	NA	±20	Average RF
Aroclor 1260 {5}	500	534	7.661E5	8.18E5	6.8	NA	±20	Average RF

Analyte Name	Expected	Result	Average RF	CCV RF	% D	% Drift	Criteria	Curve Fit
Decachlorobiphenyl	50.0	55.2	1.205E7	1.331E7	10.5	NA	±20	Average RF
Tetrachloro-m-xylene	50.0	58.0	4.892E7	5.677E7	16.1	NA	±20	Average RF

Client: Day Environmental, Inc. **Service Request:**R2401914
Project: Shumway Marina/6048S-23

Analysis Run Log
Polychlorinated Biphenyls (PCBs) by GC using Microwave Extraction

Analysis Method: **Analysis Lot:**834676
Instrument ID:R-GC-58

Raw Data File	Sample Name	Lab Code	Date Analyzed	Time Analyzed	Q
I:\ACQUDATA\6890G\Data\031124\BM1367.D\	ZZZZZZZ	ZZZZZZZ	3/11/2024	17:53:00	
I:\ACQUDATA\6890G\Data\031124\BM1367.D\	Continuing Calibration Verification	RQ2402610-02	3/11/2024	17:53:00	
I:\ACQUDATA\6890G\Data\031124\BM1368.D\	ZZZZZZZ	ZZZZZZZ	3/11/2024	18:07:00	
I:\ACQUDATA\6890G\Data\031124\BM1369.D\	ZZZZZZZ	ZZZZZZZ	3/11/2024	18:21:00	
I:\ACQUDATA\6890G\Data\031124\BM1370.D\	ZZZZZZZ	ZZZZZZZ	3/11/2024	18:35:00	
I:\ACQUDATA\6890G\Data\031124\BM1371.D\	ZZZZZZZ	ZZZZZZZ	3/11/2024	18:49:00	
I:\ACQUDATA\6890G\Data\031124\BM1372.D\	Method Blank	RQ2402543-01	3/11/2024	19:03:00	
I:\ACQUDATA\6890G\Data\031124\BM1373.D\	Lab Control Sample	RQ2402543-02	3/11/2024	19:18:00	
I:\ACQUDATA\6890G\Data\031124\BM1374.D\	Duplicate Lab Control Sample	RQ2402543-03	3/11/2024	19:32:00	
I:\ACQUDATA\6890G\Data\031124\BM1375.D\	ZZZZZZZ	ZZZZZZZ	3/11/2024	19:46:00	
I:\ACQUDATA\6890G\Data\031124\BM1376.D\	ZZZZZZZ	ZZZZZZZ	3/11/2024	20:00:00	
I:\ACQUDATA\6890G\Data\031124\BM1377.D\	ZZZZZZZ	ZZZZZZZ	3/11/2024	20:14:00	
I:\ACQUDATA\6890G\Data\031124\BM1378.D\	ZZZZZZZ	ZZZZZZZ	3/11/2024	20:28:00	
I:\ACQUDATA\6890G\Data\031124\BM1378.D\	Continuing Calibration Verification	RQ2402610-04	3/11/2024	20:28:00	
I:\ACQUDATA\6890G\Data\031124\BM1379.D\	ZZZZZZZ	ZZZZZZZ	3/11/2024	20:43:00	
I:\ACQUDATA\6890G\Data\031124\BM1380.D\	ZZZZZZZ	ZZZZZZZ	3/11/2024	20:57:00	
I:\ACQUDATA\6890G\Data\031124\BM1381.D\	ZZZZZZZ	ZZZZZZZ	3/11/2024	21:11:00	
I:\ACQUDATA\6890G\Data\031124\BM1382.D\	ZZZZZZZ	ZZZZZZZ	3/11/2024	21:25:00	
I:\ACQUDATA\6890G\Data\031124\BM1383.D\	B-1,2,3	R2401914-005	3/11/2024	21:39:00	
I:\ACQUDATA\6890G\Data\031124\BM1384.D\	B-1,2,3 MS	RQ2402543-06	3/11/2024	21:54:00	
I:\ACQUDATA\6890G\Data\031124\BM1385.D\	B-1,2,3 DMS	RQ2402543-07	3/11/2024	22:08:00	
I:\ACQUDATA\6890G\Data\031124\BM1386.D\	B-4,5,6	R2401914-006	3/11/2024	22:22:00	
I:\ACQUDATA\6890G\Data\031124\BM1387.D\	Continuing Calibration Verification	RQ2402610-05	3/11/2024	22:36:00	

Client: Day Environmental, Inc. **Service Request:**R2401914
Project: Shumway Marina/6048S-23

Analysis Run Log
Polychlorinated Biphenyls (PCBs) by GC using Microwave Extraction

Analysis Method: 8082A **Analysis Lot:**835802
Instrument ID:R-GC-58

Raw Data File	Sample Name	Lab Code	Date Analyzed	Time Analyzed	Q
I:\ACQUDATA\6890G\Data\032124 \BM1435.D\	Continuing Calibration Verification	RQ2403026-02	3/21/2024	14:02:00	
I:\ACQUDATA\6890G\Data\032124 \BM1435.D\	ZZZZZZZ	ZZZZZZZ	3/21/2024	14:02:00	
I:\ACQUDATA\6890G\Data\032124 \BM1436.D\	ZZZZZZZ	ZZZZZZZ	3/21/2024	14:17:00	
I:\ACQUDATA\6890G\Data\032124 \BM1437.D\	ZZZZZZZ	ZZZZZZZ	3/21/2024	14:31:00	
I:\ACQUDATA\6890G\Data\032124 \BM1438.D\	ZZZZZZZ	ZZZZZZZ	3/21/2024	14:45:00	
I:\ACQUDATA\6890G\Data\032124 \BM1439.D\	ZZZZZZZ	ZZZZZZZ	3/21/2024	14:59:00	
I:\ACQUDATA\6890G\Data\032124 \BM1440.D\	ZZZZZZZ	ZZZZZZZ	3/21/2024	15:13:00	
I:\ACQUDATA\6890G\Data\032124 \BM1441.D\	ZZZZZZZ	ZZZZZZZ	3/21/2024	15:27:00	
I:\ACQUDATA\6890G\Data\032124 \BM1442.D\	ZZZZZZZ	ZZZZZZZ	3/21/2024	15:42:00	
I:\ACQUDATA\6890G\Data\032124 \BM1443.D\	ZZZZZZZ	ZZZZZZZ	3/21/2024	15:56:00	
I:\ACQUDATA\6890G\Data\032124 \BM1445.D\	Method Blank	RQ2402685-01	3/21/2024	16:24:00	
I:\ACQUDATA\6890G\Data\032124 \BM1446.D\	ZZZZZZZ	ZZZZZZZ	3/21/2024	16:38:00	
I:\ACQUDATA\6890G\Data\032124 \BM1446.D\	Continuing Calibration Verification	RQ2403026-04	3/21/2024	16:38:00	
I:\ACQUDATA\6890G\Data\032124 \BM1447.D\	Lab Control Sample	RQ2402685-04	3/21/2024	16:53:00	
I:\ACQUDATA\6890G\Data\032124 \BM1448.D\	Duplicate Lab Control Sample	RQ2402685-05	3/21/2024	17:07:00	
I:\ACQUDATA\6890G\Data\032124 \BM1449.D\	B-7,8,9	R2401914-007	3/21/2024	17:21:00	
I:\ACQUDATA\6890G\Data\032124 \BM1450.D\	ZZZZZZZ	ZZZZZZZ	3/21/2024	17:35:00	
I:\ACQUDATA\6890G\Data\032124 \BM1451.D\	ZZZZZZZ	ZZZZZZZ	3/21/2024	17:49:00	
I:\ACQUDATA\6890G\Data\032124 \BM1452.D\	ZZZZZZZ	ZZZZZZZ	3/21/2024	18:03:00	
I:\ACQUDATA\6890G\Data\032124 \BM1453.D\	Continuing Calibration Verification	RQ2403026-05	3/21/2024	18:18:00	

Prep Summary Report

Client: Day Environmental, Inc. **Service Request:**R2401914
Project: Shumway Marina/6048S-23
Sample Matrix: Soil

Polychlorinated Biphenyls (PCBs) by GC using Microwave Extraction

Prep Method: EPA 3546 **Extraction Lot:** 435221
Analytical Method: 8082A **Extraction Date:** 03/11/24 10:00

Sample Name	Lab Code	Date Collected	Date Received	Sample Amount	Final Amount	Percent Solids
B-1,2,3	R2401914-005	3/7/24	3/8/24	15.0400 g	10 mL	84.0
B-4,5,6	R2401914-006	3/7/24	3/8/24	15.0800 g	10 mL	81.0
Method Blank	RQ2402543-01MB	NA	NA	15.0100 g	10 mL	
Lab Control Sample	RQ2402543-02LCS	NA	NA	15.0200 g	10 mL	
Duplicate Lab Control Sample	RQ2402543-03DLCS	NA	NA	15.0200 g	10 mL	
Matrix Spike	RQ2402543-06MS	3/7/24	3/8/24	15.1100 g	10 mL	84.0
Duplicate Matrix Spike	RQ2402543-07DMS	3/7/24	3/8/24	15.0400 g	10 mL	84.0

Prep Summary Report

Client: Day Environmental, Inc. **Service Request:**R2401914
Project: Shumway Marina/6048S-23
Sample Matrix: Soil

Polychlorinated Biphenyls (PCBs) by GC using Microwave Extraction

Prep Method: EPA 3546 **Extraction Lot:** 435408
Analytical Method: 8082A **Extraction Date:** 03/14/24 07:48

Sample Name	Lab Code	Date Collected	Date Received	Sample Amount	Final Amount	Percent Solids
B-7,8,9	R2401914-007	3/7/24	3/8/24	10.2300 g	10 mL	82.9
Method Blank	RQ2402685-01MB	NA	NA	15.5500 g	10 mL	
Lab Control Sample	RQ2402685-04LCS	NA	NA	15.1200 g	10 mL	
Duplicate Lab Control Sample	RQ2402685-05DLCS	NA	NA	14.8900 g	10 mL	

Preparation Information Benchsheet

Prep Run#: 435221
Team: Semivoa GC/JVANHEYNINGEN

Prep WorkFlow: OrgExtS(14)
Prep Method: EPA 3546

Status: Prepped
Prep Date/Time: 3/11/24 10:00

#	Lab Code	Client ID	B#	Amt. Ext.	Method /Test	pH	AE	BN	Final Vol	Sample Desc. (Initial/Final)	SpikeAmt./Inv. ID	Comments
1	RQ2402543-01	MB		15.0100g	8081B/Pest OC MW				10.00mL	sand	0.5000 mL/233831	
2	RQ2402543-01	MB		15.0100g	8082A/PCB MW				10.00mL	sand	0.5000 mL/233831	
3	RQ2402543-02	LCS		15.0200g	8081B/Pest OC MW				10.00mL	sand	0.5000 mL/232990; 0.5000 mL/233831	
4	RQ2402543-03	DLCS		15.0200g	8081B/Pest OC MW				10.00mL	sand	0.5000 mL/233831; 0.5000 mL/232990	
5	RQ2402543-02	LCS		15.0200g	8082A/PCB MW				10.00mL	sand	0.5000 mL/232239; 0.5000 mL/233831	
6	RQ2402543-03	DLCS		15.0200g	8082A/PCB MW				10.00mL	sand	0.5000 mL/232239; 0.5000 mL/233831	
7	R2401609-001	Biosolids	.03	2.0100g	8082A/PCB MW				10.00mL	clumped dark dirt	0.5000 mL/233831	
8	R2401714-013	COMP-02	.03	15.0800g	8081B/Pest OC MW				10.00mL	brown dirt, rocks	0.5000 mL/233831	
9	R2401714-013	COMP-02	.03	15.0800g	8082A/PCB MW				10.00mL	brown dirt, rocks	0.5000 mL/233831	
10	R2401714-014	COMP-03	.03	15g	8081B/Pest OC MW				10.00mL	brown dirt, rocks	0.5000 mL/233831	
11	R2401714-014	COMP-03	.03	15g	8082A/PCB MW				10.00mL	brown dirt, rocks	0.5000 mL/233831	
12	R2401887-008	C-01	.03	15.0500g	8081B/Pest OC MW				10.00mL	fine brown dirt	0.5000 mL/233831	
13	R2401887-008	C-01	.03	15.0500g	8082A/PCB MW				10.00mL	fine brown dirt	0.5000 mL/233831	
14	R2401887-009	C-02	.03	15.0100g	8081B/Pest OC MW				10.00mL	fine brown dirt	0.5000 mL/233831	
15	R2401887-009	C-02	.03	15.0100g	8082A/PCB MW				10.00mL	fine brown dirt	0.5000 mL/233831	
16	R2401887-017	CO-01	.03	15.0300g	8081B/Pest OC MW				10.00mL	dark brown dirt	0.5000 mL/233831	
17	R2401887-017	CO-01	.03	15.0300g	8082A/PCB MW				10.00mL	dark brown dirt	0.5000 mL/233831	
18	R2401887-018	CO-02	.03	15.0200g	8081B/Pest OC MW				10.00mL	dark brown dirt	0.5000 mL/233831	
19	R2401887-018	CO-02	.03	15.0200g	8082A/PCB MW				10.00mL	dark brown dirt	0.5000 mL/233831	
20	R2401914-005	B-1,2,3	.10	15.0400g	8081B/Pest OC MW				10.00mL	brown, rocky dirt	0.5000 mL/233831	
21	RQ2402543-04	R2401914-005 MS	.10	15.0100g	8081B/Pest OC MW				10.00mL	brown, rocky dirt	0.5000 mL/232990; 0.5000 mL/233831	
22	RQ2402543-05	R2401914-005 DMS	.10	15.1300g	8081B/Pest OC MW				10.00mL	brown, rocky dirt	0.5000 mL/232990; 0.5000 mL/233831	
23	R2401914-005	B-1,2,3	.10	15.0400g	8082A/PCB MW				10.00mL	brown, rocky dirt	0.5000 mL/233831	
24	RQ2402543-06	R2401914-005 MS	.10	15.1100g	8082A/PCB MW				10.00mL	brown, rocky dirt	0.5000 mL/232239; 0.5000 mL/233831	
25	RQ2402543-07	R2401914-005 DMS	.10	15.0400g	8082A/PCB MW				10.00mL	brown, rocky dirt	0.5000 mL/232239; 0.5000 mL/233831	
26	R2401914-006	B-4,5,6	.04	15.0800g	8081B/Pest OC MW				10.00mL	brown, rocky dirt	0.5000 mL/233831	
27	R2401914-006	B-4,5,6	.04	15.0800g	8082A/PCB MW				10.00mL	brown, rocky dirt	0.5000 mL/233831	

Spiking Solutions

Name:	8082 Spike 5 ug/mL AR 1260	Inventory ID	232239	Logbook Ref:	232239	Expires On: 05/12/2024
Name:	608 LCS Spike STD	Inventory ID	232990	Logbook Ref:	232990	Expires On: 06/25/2024
Name:	8081/8082 Surrogate Spike STD 1 ug/mL	Inventory ID	233831	Logbook Ref:		Expires On: 08/21/2024

Preparation Information Benchsheet

Prep Run#: 435221
Team: Semivoa GC/JVANHEYNINGEN

Prep WorkFlow: OrgExtS(14)
Prep Method:

Status: Prepped
Prep Date/Time: 3/11/24 10:00

Preparation Materials

50:50 acetone:hexane mix	233910 (233910)	Eppendorf Pipette Repeater	EXT #25 (229294)	Prepared Sodium Sulfate Na2SO4	(233342)
Sand Reagent Grade	(234041)	SVOA BALANCE	R-BALANCE-05 (12939)		

Preparation Steps

Step:	Extraction	Step:	Concentration	Step:	Extraction Complete
Started:	3/11/24 10:00	Started:	3/11/24 12:40	Started:	3/11/24 12:58
Finished:	3/11/24 11:30	Finished:	3/11/24 12:58	Finished:	3/11/24 12:58
By:	JVANHEYNINGEN	By:	JVANHEYNINGEN	By:	JVANHEYNINGEN
Comments		Comments		Comments	

Comments: _____

Reviewed By: _____ Date: _____ Spike Witness: KPROCOPIO Date: _____

Chain of Custody

Relinquished By: _____ Date: _____ Extracts Examined

Received By: _____ Date: _____ Yes No

Preparation Information Benchsheet

Prep Run#: 435408
Team: Semivoa GC/EDEGRAY

Prep WorkFlow: OrgExtS(14)
Prep Method: EPA 3546

Status: Prepped
Prep Date/Time: 3/14/24 07:48

#	Lab Code	Client ID	B#	Amt. Ext.	Method /Test	pH	AE	BN	Final Vol	Sample Desc. (Initial/Final)	SpikeAmt./Inv. ID	Comments
1	RQ2402685-01	MB		15.5500g	8081B/Pest OC MW				10.00mL		0.5000 mL/233831	
2	RQ2402685-01	MB		15.5500g	8082A/PCB MW				10.00mL		0.5000 mL/233831	
3	RQ2402685-02	LCS		14.8600g	8081B/Pest OC MW				10.00mL		0.5000 mL/232990; 0.5000 mL/233831	
4	RQ2402685-03	DLCS		15.3400g	8081B/Pest OC MW				10.00mL		0.5000 mL/232990; 0.5000 mL/233831	
5	RQ2402685-04	LCS		15.1200g	8082A/PCB MW				10.00mL		0.5000 mL/233831; 0.5000 mL/232239	
6	RQ2402685-05	DLCS		14.8900g	8082A/PCB MW				10.00mL		0.5000 mL/232239; 0.5000 mL/233831	
7	R2401914-007	B-7,8,9	.04	10.2300g	8081B/Pest OC MW				10.00mL	brown, rocky, roots	0.5000 mL/233831	
8	R2401914-007	B-7,8,9	.04	10.2300g	8082A/PCB MW				10.00mL	brown, rocky, roots	0.5000 mL/233831	

Spiking Solutions

Name:	8082 Spike 5 ug/mL AR 1260	Inventory ID	232239	Logbook Ref:	232239	Expires On:	05/12/2024
Name:	608 LCS Spike STD	Inventory ID	232990	Logbook Ref:	232990	Expires On:	06/25/2024
Name:	8081/8082 Surrogate Spike STD 1 ug/mL	Inventory ID	233831	Logbook Ref:		Expires On:	08/21/2024

Preparation Materials

50:50 acetone:hexane mix	233910 (233910)	Eppendorf Pipette Repeater	EXT #28 (232221)	Prepared Sodium Sulfate Na2SO4	(233719)
Sand Reagent Grade	(234041)				

Preparation Steps

Step:	Extraction	Step:	Concentration	Step:	Extraction Complete
Started:	3/14/24 07:48	Started:	3/20/24 16:10	Started:	3/20/24 16:30
Finished:	3/15/24 07:34	Finished:	3/20/24 16:30	Finished:	3/20/24 16:30
By:	EDEGRAY	By:	JVANHEYNINGEN	By:	JVANHEYNINGEN
Comments		Comments		Comments	

Comments: _____

Reviewed By: _____ Date: _____ Spike Witness: JVANHEYNINGEN Date: _____

Chain of Custody

Relinquished By: _____ Date: _____ Extracts Examined

Received By: _____ Date: _____ Yes No

Analytical Report

Client:	Day Environmental, Inc.	**Service Request:**	R2401914
Project:	Shumway Marina/6048S-23	**Date Collected:**	03/07/24 16:45
Sample Matrix:	Water	**Date Received:**	03/08/24 10:20
Sample Name:	EB-030724	**Units:**	ug/L
Lab Code:	R2401914-013	**Basis:**	NA

Organochlorine Pesticides by Gas Chromatography

Analysis Method: 8081B
Prep Method: EPA 3510C

Analyte Name	Result	MRL	MDL	Dil.	Date Analyzed	Date Extracted	Q
4,4'-DDD	0.020 U	0.049	0.020	1	03/20/24 12:54	3/12/24	
4,4'-DDE	0.020 U	0.049	0.020	1	03/20/24 12:54	3/12/24	
4,4'-DDT	0.020 U	0.049	0.020	1	03/20/24 12:54	3/12/24	
Aldrin	0.020 U	0.049	0.020	1	03/20/24 12:54	3/12/24	
Dieldrin	0.020 U	0.049	0.020	1	03/20/24 12:54	3/12/24	
Endosulfan I	0.020 U	0.049	0.020	1	03/20/24 12:54	3/12/24	
Endosulfan II	0.020 U	0.049	0.020	1	03/20/24 12:54	3/12/24	
Endosulfan Sulfate	0.020 U	0.049	0.020	1	03/20/24 12:54	3/12/24	
Endrin	0.020 U	0.049	0.020	1	03/20/24 12:54	3/12/24	
Endrin Aldehyde	0.020 U	0.049	0.020	1	03/20/24 12:54	3/12/24	
Endrin Ketone	0.020 U	0.049	0.020	1	03/20/24 12:54	3/12/24	
Heptachlor	0.020 U	0.049	0.020	1	03/20/24 12:54	3/12/24	
Heptachlor Epoxide	0.020 U	0.049	0.020	1	03/20/24 12:54	3/12/24	
Methoxychlor	0.020 U	0.049	0.020	1	03/20/24 12:54	3/12/24	
Toxaphene	0.50 U	0.50	0.50	1	03/20/24 12:54	3/12/24	
alpha-BHC	0.020 U	0.049	0.020	1	03/20/24 12:54	3/12/24	
alpha-Chlordane	0.020 U	0.049	0.020	1	03/20/24 12:54	3/12/24	
beta-BHC	0.020 U	0.049	0.020	1	03/20/24 12:54	3/12/24	
delta-BHC	0.020 U	0.049	0.020	1	03/20/24 12:54	3/12/24	
gamma-BHC (Lindane)	0.020 U	0.049	0.020	1	03/20/24 12:54	3/12/24	
gamma-Chlordane	0.020 U	0.049	0.020	1	03/20/24 12:54	3/12/24	

Surrogate Name	% Rec	Control Limits	Date Analyzed	Q
Decachlorobiphenyl	5 *	10 - 111	03/20/24 12:54	*
Tetrachloro-m-xylene	54	10 - 101	03/20/24 12:54	

1st AF 03/21/24
2nd AM 03/21/24

Quantitation Report (Qedit)

Data Path : I:\ACQUDATA\7890N.net\data\032024\
Data File : AG5270.D
Signal(s) : Signal #1: ECD1A.ch Signal #2: ECD2B.ch
Acq On : 20 Mar 2024 12:54 pm
Operator : AFelser
Sample : R2401914-013
Misc :
ALS Vial : 9 Sample Multiplier: 1

Integration File signal 1: EVENTS.E
Integration File signal 2: EVENTS2.E
Quant Time: Mar 20 14:52:00 2024
Quant Method : I:\ACQUDATA\7890N.net\Methods\N-PEST022324.M
Quant Title : 608.3/8081B PESTICIDES
QLast Update : Mon Feb 26 08:35:50 2024
Response via : Initial Calibration
Integrator: ChemStation

Volume Inj. : 1uL
Signal #1 Phase : STx-CLP Signal #2 Phase: STx-CLPII
Signal #1 Info : 0.32mm 30m Signal #2 Info : 0.32mm 30m

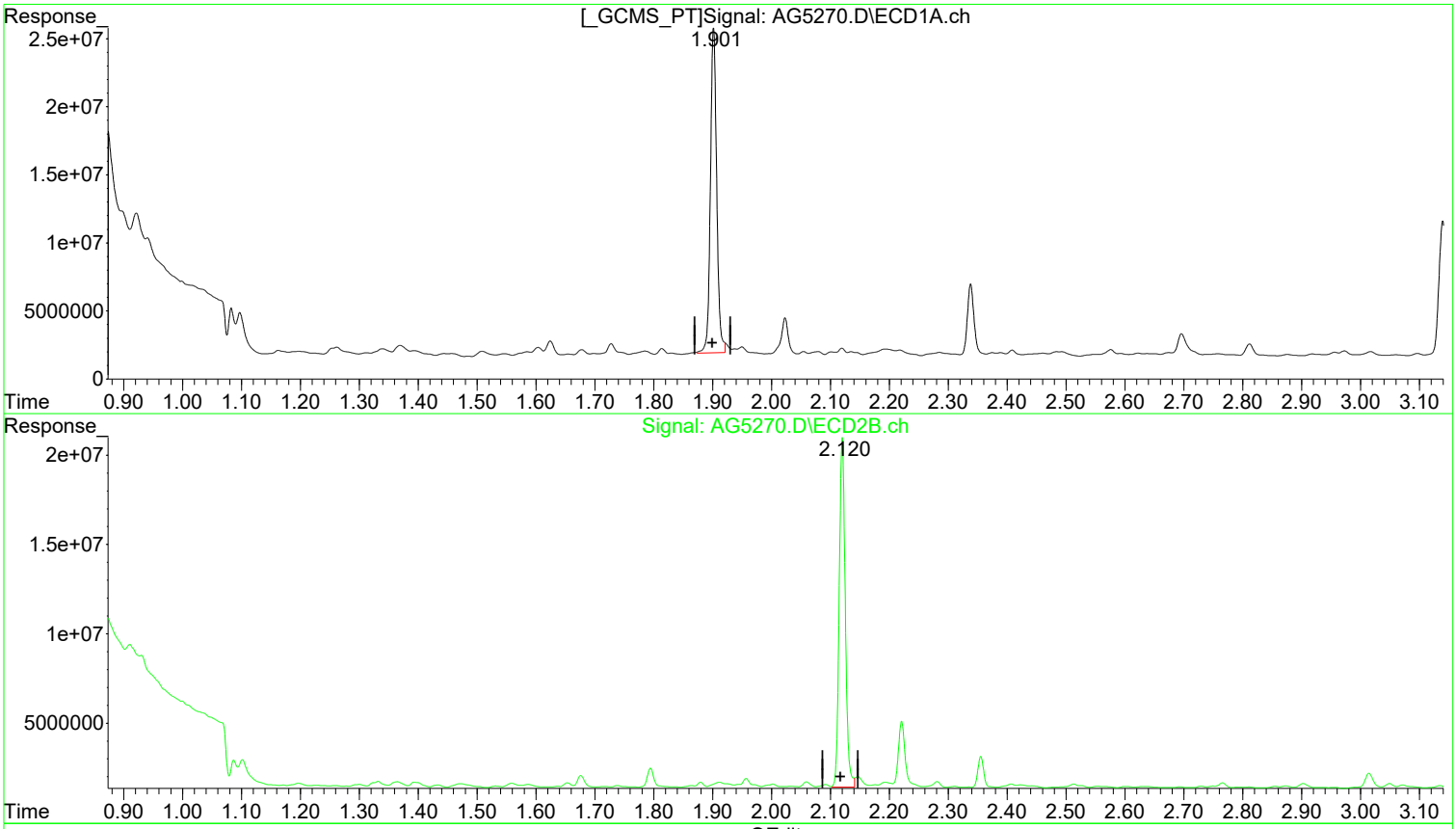

(1) SURR1,Tetrac (S)
1.901min 10.839 ug/l m
response 177823402

(1) SURR1,Tetrac #2 (S)
2.120min 10.737 ug/l m
response 141115702

Manual Integration:
After
Poor integration.
03/21/24

(+) = Expected Retention Time

Quantitation Report (Qedit)

Data Path : I:\ACQUDATA\7890N.net\data\032024\
Data File : AG5270.D
Signal(s) : Signal #1: ECD1A.ch Signal #2: ECD2B.ch
Acq On : 20 Mar 2024 12:54 pm
Operator : AFelser
Sample : R2401914-013
Misc :
ALS Vial : 9 Sample Multiplier: 1

Integration File signal 1: EVENTS.E
Integration File signal 2: EVENTS2.E
Quant Time: Mar 20 14:52:00 2024
Quant Method : I:\ACQUDATA\7890N.net\Methods\N-PEST022324.M
Quant Title : 608.3/8081B PESTICIDES
QLast Update : Mon Feb 26 08:35:50 2024
Response via : Initial Calibration
Integrator: ChemStation

Volume Inj. : 1uL
Signal #1 Phase : STx-CLP Signal #2 Phase: STx-CLPII
Signal #1 Info : 0.32mm 30m Signal #2 Info : 0.32mm 30m

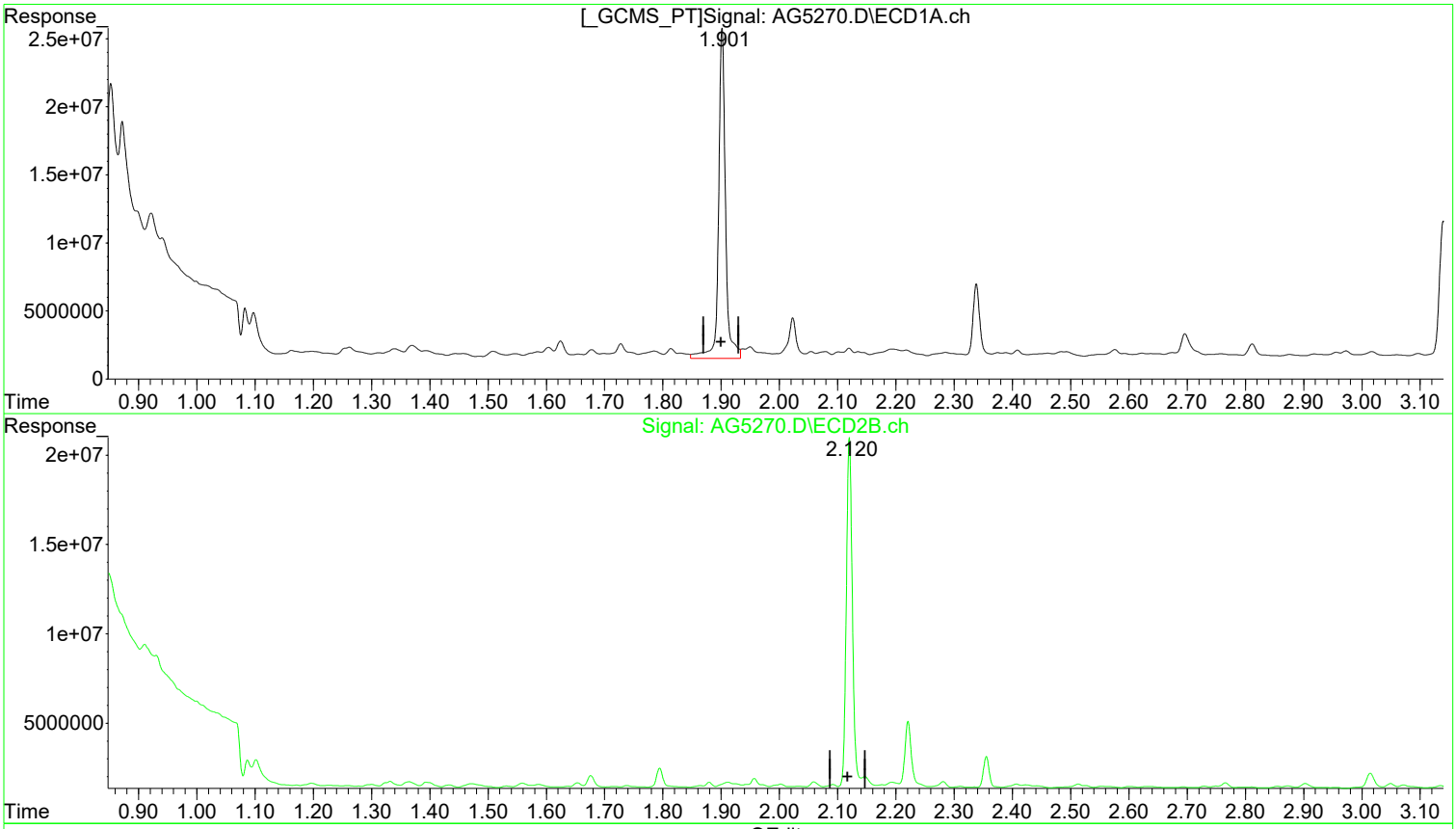

QEdit

(1) SURR1,Tetrac (S)
1.902min 12.251 ug/l
response 200994919

(1) SURR1,Tetrac #2 (S)
2.120min 10.961 ug/l
response 144051547

Manual Integration:
Before

03/21/24

(+) = Expected Retention Time

Quantitation Report (Qedit)

Data Path : I:\ACQUDATA\7890N.net\data\032024\
Data File : AG5270.D
Signal(s) : Signal #1: ECD1A.ch Signal #2: ECD2B.ch
Acq On : 20 Mar 2024 12:54 pm
Operator : AFelser
Sample : R2401914-013
Misc :
ALS Vial : 9 Sample Multiplier: 1

Integration File signal 1: EVENTS.E
Integration File signal 2: EVENTS2.E
Quant Time: Mar 20 14:52:00 2024
Quant Method : I:\ACQUDATA\7890N.net\Methods\N-PEST022324.M
Quant Title : 608.3/8081B PESTICIDES
QLast Update : Mon Feb 26 08:35:50 2024
Response via : Initial Calibration
Integrator: ChemStation

Volume Inj. : 1uL
Signal #1 Phase : STx-CLP Signal #2 Phase: STx-CLPII
Signal #1 Info : 0.32mm 30m Signal #2 Info : 0.32mm 30m

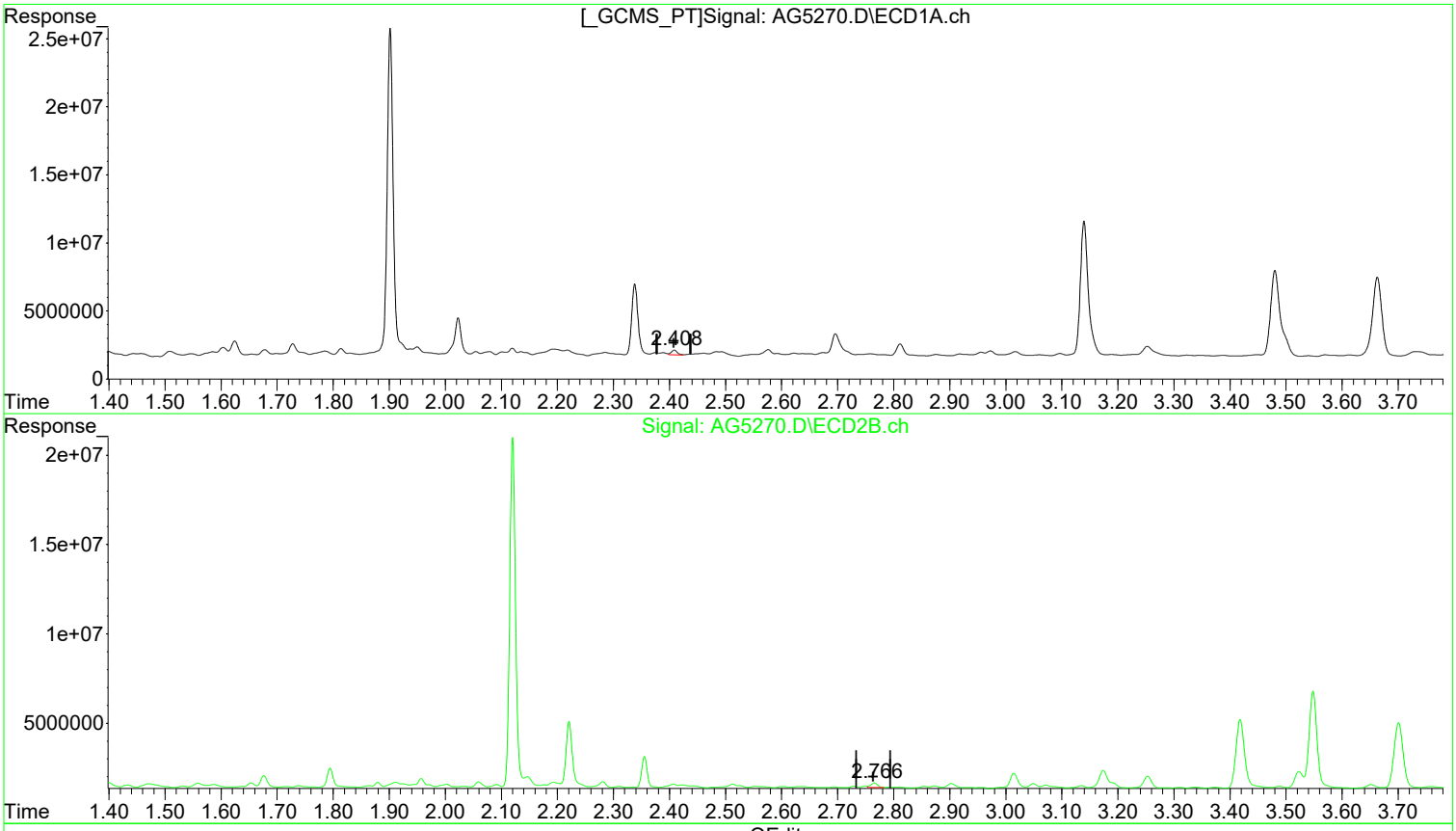

QEdit

(3) gamma-BHC (L (tcm)
2.408min 0.121 ug/l m
response 2560167

(3) gamma-BHC (L #2 (tcm)
2.766min 0.166 ug/l m
response 2253176

Manual Integration:
After
Poor integration.
03/21/24

(+) = Expected Retention Time

Quantitation Report (Qedit)

Data Path : I:\ACQUDATA\7890N.net\data\032024\
Data File : AG5270.D
Signal(s) : Signal #1: ECD1A.ch Signal #2: ECD2B.ch
Acq On : 20 Mar 2024 12:54 pm
Operator : AFelser
Sample : R2401914-013
Misc :
ALS Vial : 9 Sample Multiplier: 1

Integration File signal 1: EVENTS.E
Integration File signal 2: EVENTS2.E
Quant Time: Mar 20 14:52:00 2024
Quant Method : I:\ACQUDATA\7890N.net\Methods\N-PEST022324.M
Quant Title : 608.3/8081B PESTICIDES
QLast Update : Mon Feb 26 08:35:50 2024
Response via : Initial Calibration
Integrator: ChemStation

Volume Inj. : 1uL
Signal #1 Phase : STx-CLP Signal #2 Phase: STx-CLPII
Signal #1 Info : 0.32mm 30m Signal #2 Info : 0.32mm 30m

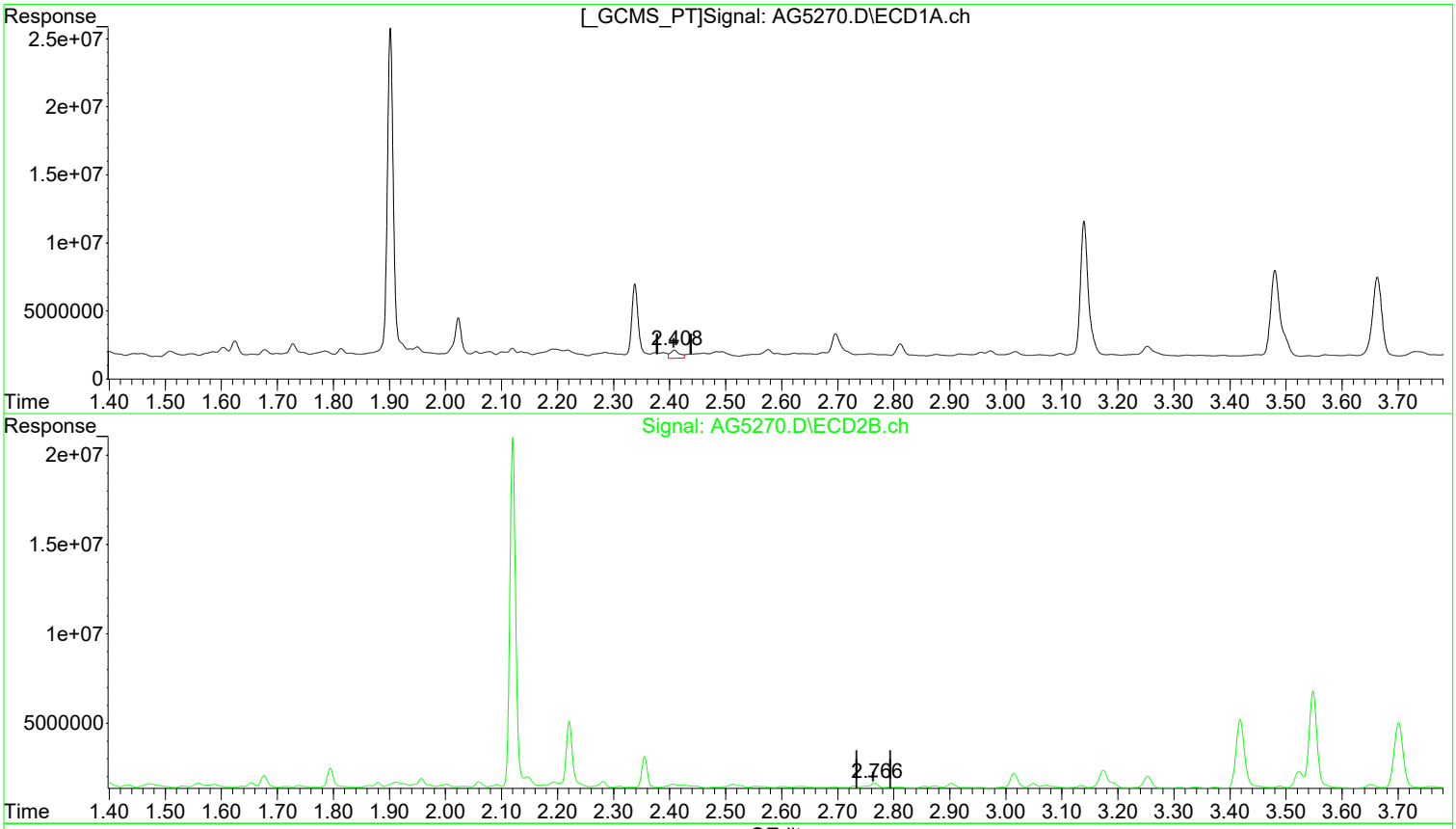

QEdit

(3) gamma-BHC (L (tcm)
2.409min 0.328 ug/l
response 6931317

(3) gamma-BHC (L #2 (tcm)
2.766min 0.307 ug/l
response 4163717

Manual Integration:
Before

03/21/24

(+) = Expected Retention Time

Quantitation Report (QT Reviewed)

Data Path : I:\ACQUDATA\7890N.net\data\032024\
Data File : AG5270.D
Signal(s) : Signal #1: ECD1A.ch Signal #2: ECD2B.ch
Acq On : 20 Mar 2024 12:54 pm
Operator : AFelser
Sample : R2401914-013
Misc :
ALS Vial : 9 Sample Multiplier: 1

Integration File signal 1: EVENTS.E
Integration File signal 2: EVENTS2.E
Quant Time: Mar 20 14:52:00 2024
Quant Method : I:\ACQUDATA\7890N.net\Methods\N-PEST022324.M
Quant Title : 608.3/8081B PESTICIDES
QLast Update : Mon Feb 26 08:35:50 2024
Response via : Initial Calibration
Integrator: ChemStation

Volume Inj. : 1uL
Signal #1 Phase : STx-CLP Signal #2 Phase: STx-CLPII
Signal #1 Info : 0.32mm 30m Signal #2 Info : 0.32mm 30m

Compound	RT#1	RT#2	Resp#1	Resp#2	ug/l	ug/l
System Monitoring Compounds						
1) S SURR1,Tet...	1.901	2.120	177.8E6	141.1E6	10.839m	10.737m
Spiked Amount 100.000	Range 30 - 150		Recovery =		10.84%#	10.74%#
23) S SURR2,Dec...	6.282	6.982	10337450	9070514	0.901	1.060
Spiked Amount 100.000	Range 30 - 150		Recovery =		0.90%#	1.06%#
Target Compounds						
3) tcm gamma-BHC (L	2.408	2.766	2560167	2253176	0.121m	0.166m#
Sum Toxaphene			0	0	N.D.	N.D.
Average Toxaphene					0.000	0.000
Sum Chlordane			0	0	N.D.	N.D.
Average Chlordane					0.000	0.000
Sum Dechlorane			0	0	N.D.	N.D.
Average Dechlorane					0.000	0.000

(f)=RT Delta > 1/2 Window (#)=Amounts differ by > 25% (m)=manual int.

Quantitation Report (QT Reviewed)

Data Path : I:\ACQUDATA\7890N.net\data\032024\
Data File : AG5270.D
Signal(s) : Signal #1: ECD1A.ch Signal #2: ECD2B.ch
Acq On : 20 Mar 2024 12:54 pm
Operator : AFelser
Sample : R2401914-013
Misc :
ALS Vial : 9 Sample Multiplier: 1

Integration File signal 1: EVENTS.E
Integration File signal 2: EVENTS2.E
Quant Time: Mar 20 14:52:00 2024
Quant Method : I:\ACQUDATA\7890N.net\Methods\N-PEST022324.M
Quant Title : 608.3/8081B PESTICIDES
QLast Update : Mon Feb 26 08:35:50 2024
Response via : Initial Calibration
Integrator: ChemStation

Volume Inj. : 1uL
Signal #1 Phase : STx-CLP Signal #2 Phase: STx-CLPII
Signal #1 Info : 0.32mm 30m Signal #2 Info : 0.32mm 30m

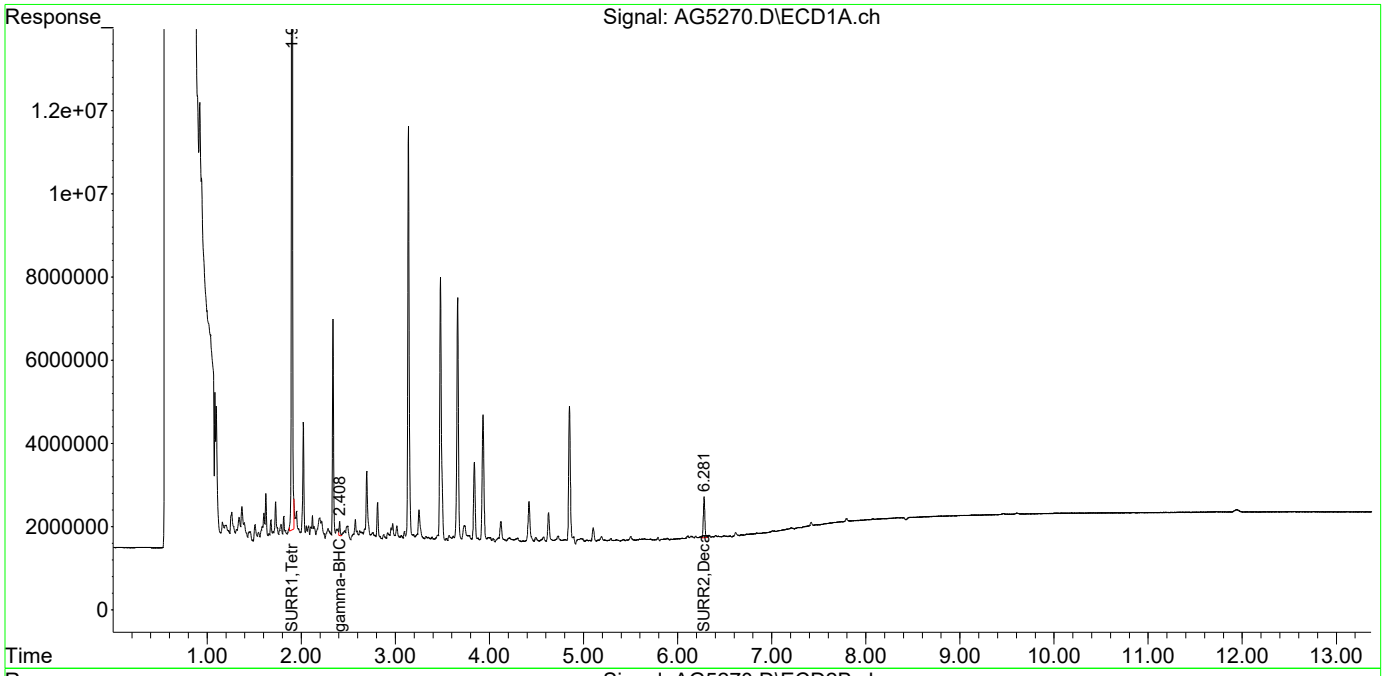

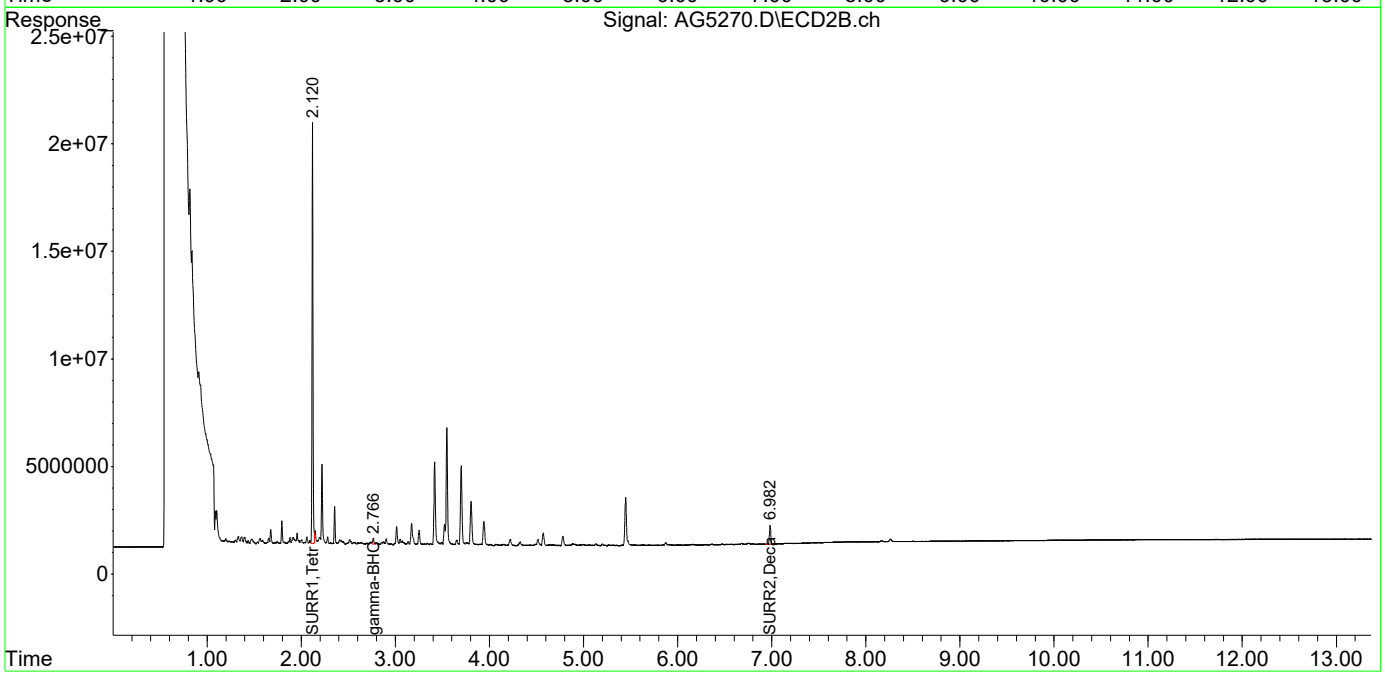

Quantitation Report (QT Reviewed)

Data Path : I:\ACQUDATA\7890N.net\data\032024\
Data File : AG5267.D
Signal(s) : Signal #1: ECD1A.ch Signal #2: ECD2B.ch
Acq On : 20 Mar 2024 12:02 pm
Operator : AFelser
Sample : RQ2402583-04
Misc :
ALS Vial : 6 Sample Multiplier: 1

Integration File signal 1: EVENTS.E
Integration File signal 2: EVENTS2.E
Quant Time: Mar 20 14:51:48 2024
Quant Method : I:\ACQUDATA\7890N.net\Methods\N-PEST022324.M
Quant Title : 608.3/8081B PESTICIDES
QLast Update : Mon Feb 26 08:35:50 2024
Response via : Initial Calibration
Integrator: ChemStation

Volume Inj. : 1uL
Signal #1 Phase : STx-CLP Signal #2 Phase: STx-CLPII
Signal #1 Info : 0.32mm 30m Signal #2 Info : 0.32mm 30m

	Compound	RT#1	RT#2	Resp#1	Resp#2	ug/l	ug/l
	System Monitoring Compounds						
1) S	SURR1,Tet...	1.900	2.118	168.5E6	127.2E6	10.272	9.677
	Spiked Amount	100.000	Range 30 - 150	Recovery =		10.27%#	9.68%#
23) S	SURR2,Dec...	6.281	6.981	55905274	45481122	4.874	5.313
	Spiked Amount	100.000	Range 30 - 150	Recovery =		4.87%#	5.31%#
	Target Compounds						
	Sum Toxaphene			0	0	N.D.	N.D.
	Average Toxaphene					0.000	0.000
	Sum Chlordane			0	0	N.D.	N.D.
	Average Chlordane					0.000	0.000
	Sum Dechlorane			0	0	N.D.	N.D.
	Average Dechlorane					0.000	0.000

(f)=RT Delta > 1/2 Window (#)=Amounts differ by > 25% (m)=manual int.

1st AF 03/21/24
2nd AM 03/21/24

Data Path : I:\ACQUDATA\7890N.net\data\032024\
Data File : AG5267.D
Signal(s) : Signal #1: ECD1A.ch Signal #2: ECD2B.ch
Acq On : 20 Mar 2024 12:02 pm
Operator : AFelser
Sample : RQ2402583-04
Misc :
ALS Vial : 6 Sample Multiplier: 1

Integration File signal 1: EVENTS.E
Integration File signal 2: EVENTS2.E
Quant Time: Mar 20 14:51:48 2024
Quant Method : I:\ACQUDATA\7890N.net\Methods\N-PEST022324.M
Quant Title : 608.3/8081B PESTICIDES
QLast Update : Mon Feb 26 08:35:50 2024
Response via : Initial Calibration
Integrator: ChemStation

Volume Inj. : 1uL
Signal #1 Phase : STx-CLP Signal #2 Phase: STx-CLPII
Signal #1 Info : 0.32mm 30m Signal #2 Info : 0.32mm 30m

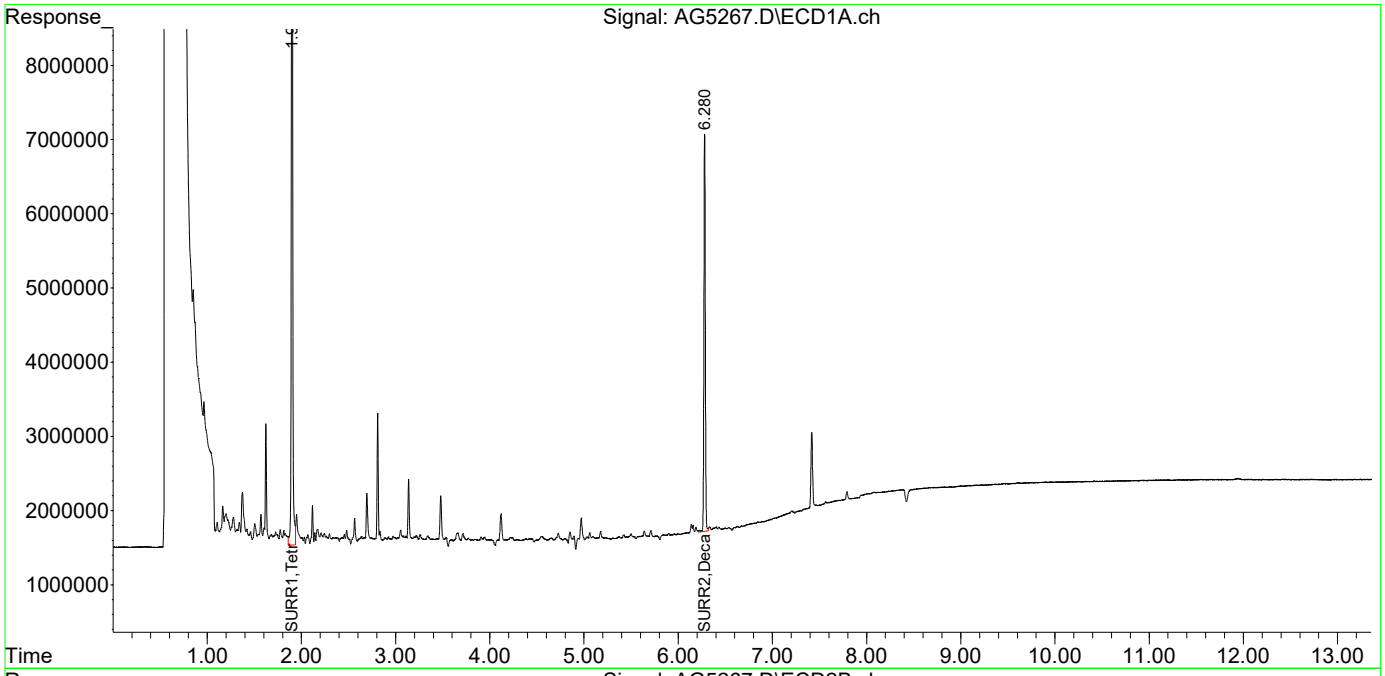

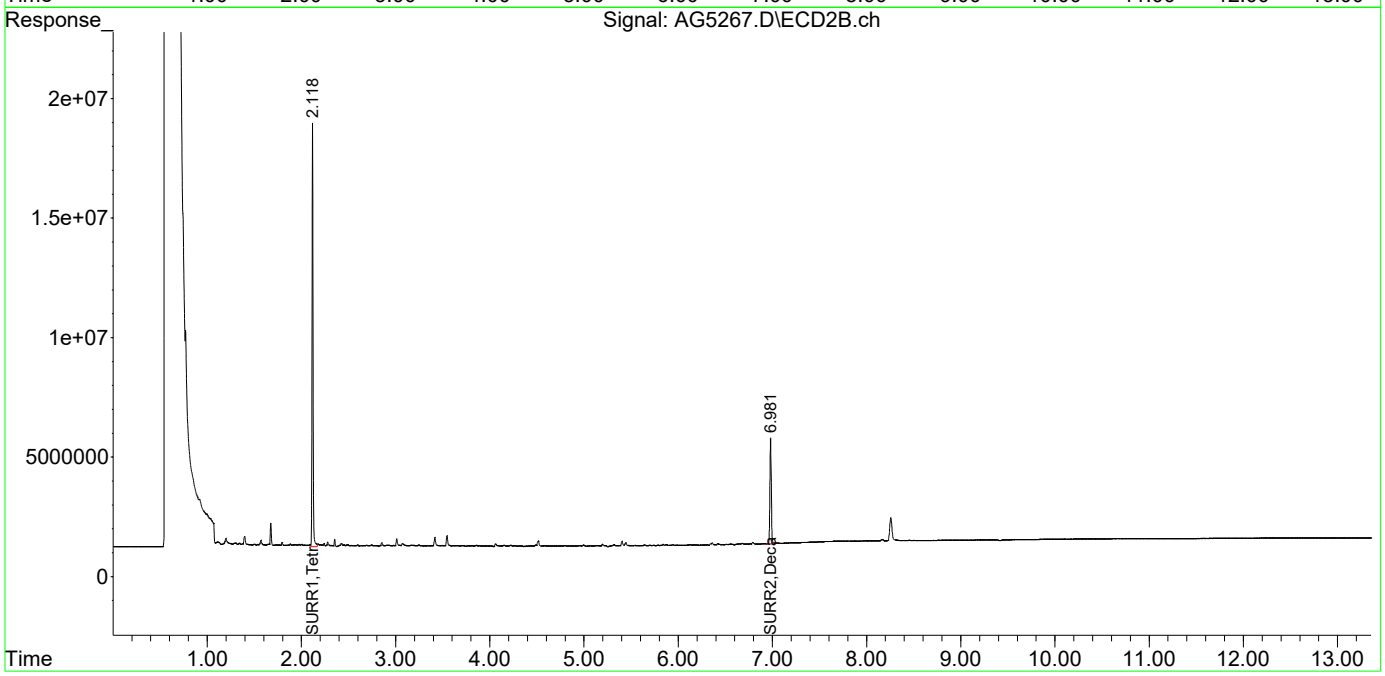

Quantitation Report (Qedit)

Data Path : I:\ACQUDATA\7890N.net\data\032024\
Data File : AG5268.D
Signal(s) : Signal #1: ECD1A.ch Signal #2: ECD2B.ch
Acq On : 20 Mar 2024 12:19 pm
Operator : AFelser
Sample : RQ2402583-02
Misc :
ALS Vial : 7 Sample Multiplier: 1

Integration File signal 1: EVENTS.E
Integration File signal 2: EVENTS2.E
Quant Time: Mar 20 14:51:52 2024
Quant Method : I:\ACQUDATA\7890N.net\Methods\N-PEST022324.M
Quant Title : 608.3/8081B PESTICIDES
QLast Update : Mon Feb 26 08:35:50 2024
Response via : Initial Calibration
Integrator: ChemStation

Volume Inj. : 1uL
Signal #1 Phase : STx-CLP Signal #2 Phase: STx-CLPII
Signal #1 Info : 0.32mm 30m Signal #2 Info : 0.32mm 30m

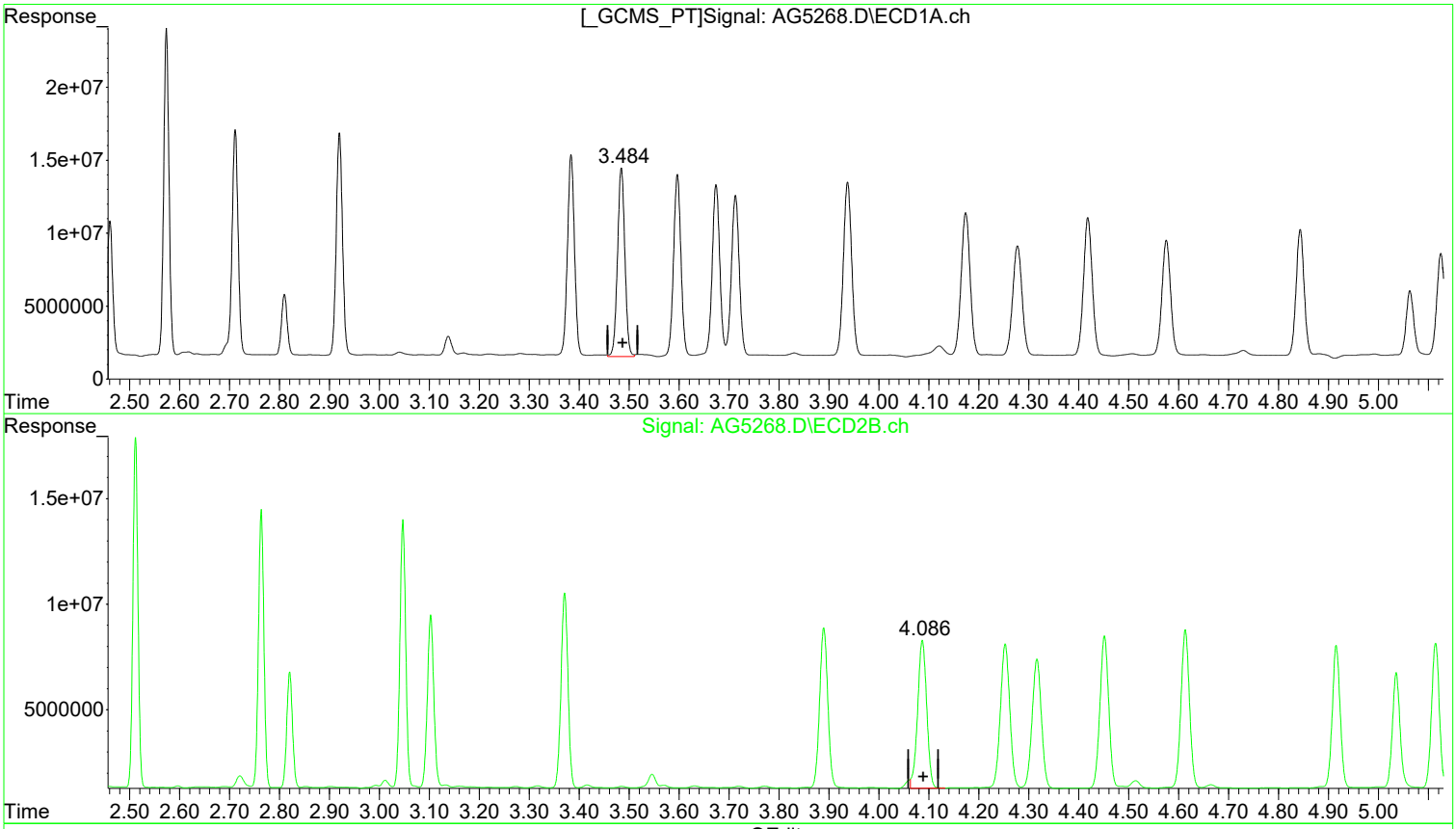

(10) gamma-Chlord (tc)
3.484min 7.097 ug/l
response 132363439

(10) gamma-Chlord #2 (tc)
4.086min 6.834 ug/l m
response 88288375

Manual Integration:
After
Poor integration.
03/21/24

(+) = Expected Retention Time

1st AF 03/21/24
2nd AM 03/21/24

Quantitation Report (Qedit)

Data Path : I:\ACQUDATA\7890N.net\data\032024\
Data File : AG5268.D
Signal(s) : Signal #1: ECD1A.ch Signal #2: ECD2B.ch
Acq On : 20 Mar 2024 12:19 pm
Operator : AFelser
Sample : RQ2402583-02
Misc :
ALS Vial : 7 Sample Multiplier: 1

Integration File signal 1: EVENTS.E
Integration File signal 2: EVENTS2.E
Quant Time: Mar 20 14:51:52 2024
Quant Method : I:\ACQUDATA\7890N.net\Methods\N-PEST022324.M
Quant Title : 608.3/8081B PESTICIDES
QLast Update : Mon Feb 26 08:35:50 2024
Response via : Initial Calibration
Integrator: ChemStation

Volume Inj. : 1uL
Signal #1 Phase : STx-CLP Signal #2 Phase: STx-CLPII
Signal #1 Info : 0.32mm 30m Signal #2 Info : 0.32mm 30m

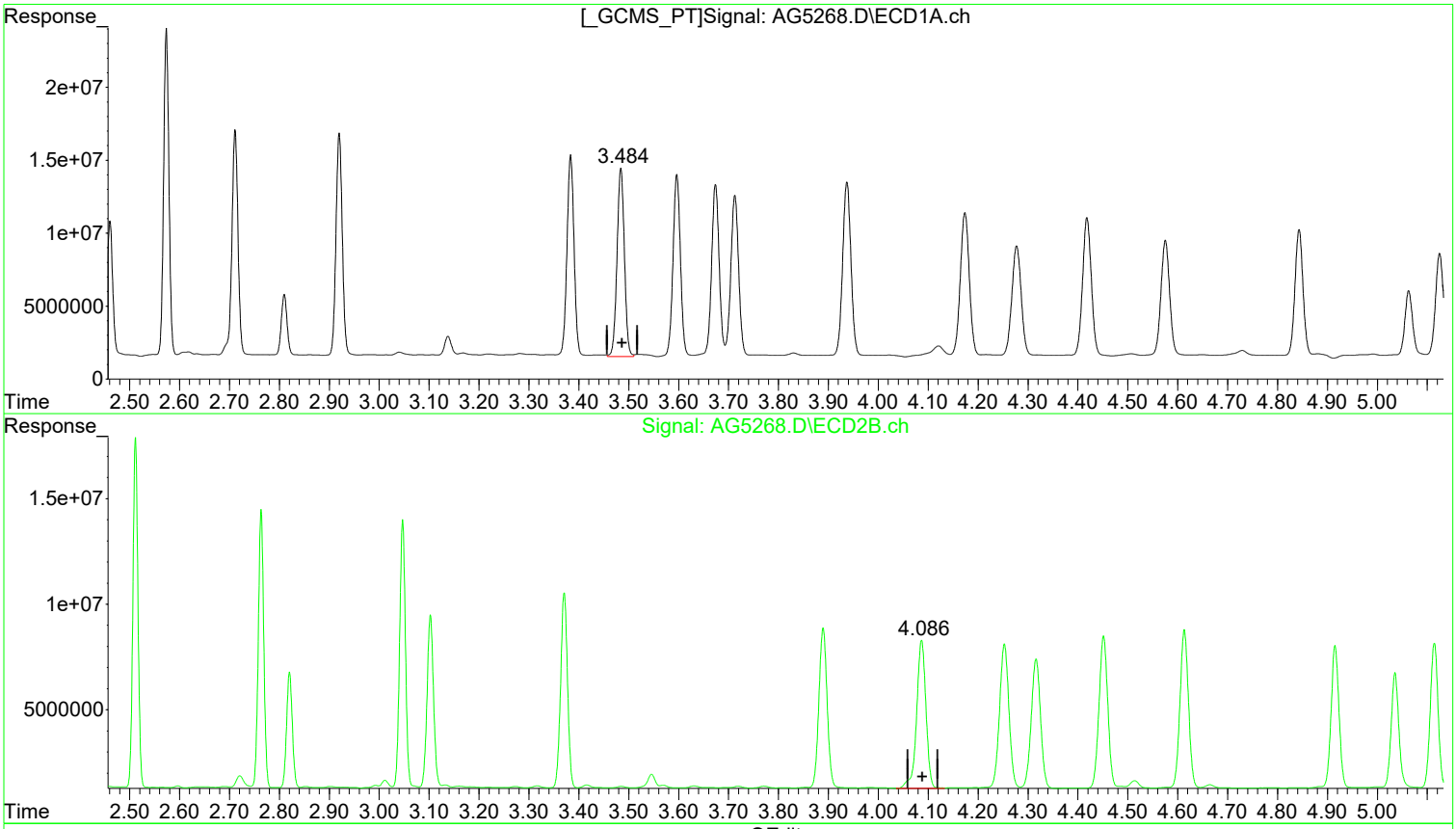

QEdit

(10) gamma-Chlord (tc)
3.484min 7.097 ug/l
response 132363439

(10) gamma-Chlord #2 (tc)
4.087min 7.082 ug/l
response 91496648

Manual Integration:
Before

03/21/24

(+) = Expected Retention Time

1st AF 03/21/24
2nd AM 03/21/24

Quantitation Report (Qedit)

Data Path : I:\ACQUDATA\7890N.net\data\032024\
Data File : AG5268.D
Signal(s) : Signal #1: ECD1A.ch Signal #2: ECD2B.ch
Acq On : 20 Mar 2024 12:19 pm
Operator : AFelser
Sample : RQ2402583-02
Misc :
ALS Vial : 7 Sample Multiplier: 1

Integration File signal 1: EVENTS.E
Integration File signal 2: EVENTS2.E
Quant Time: Mar 20 14:51:52 2024
Quant Method : I:\ACQUDATA\7890N.net\Methods\N-PEST022324.M
Quant Title : 608.3/8081B PESTICIDES
QLast Update : Mon Feb 26 08:35:50 2024
Response via : Initial Calibration
Integrator: ChemStation

Volume Inj. : 1uL
Signal #1 Phase : STx-CLP Signal #2 Phase: STx-CLPII
Signal #1 Info : 0.32mm 30m Signal #2 Info : 0.32mm 30m

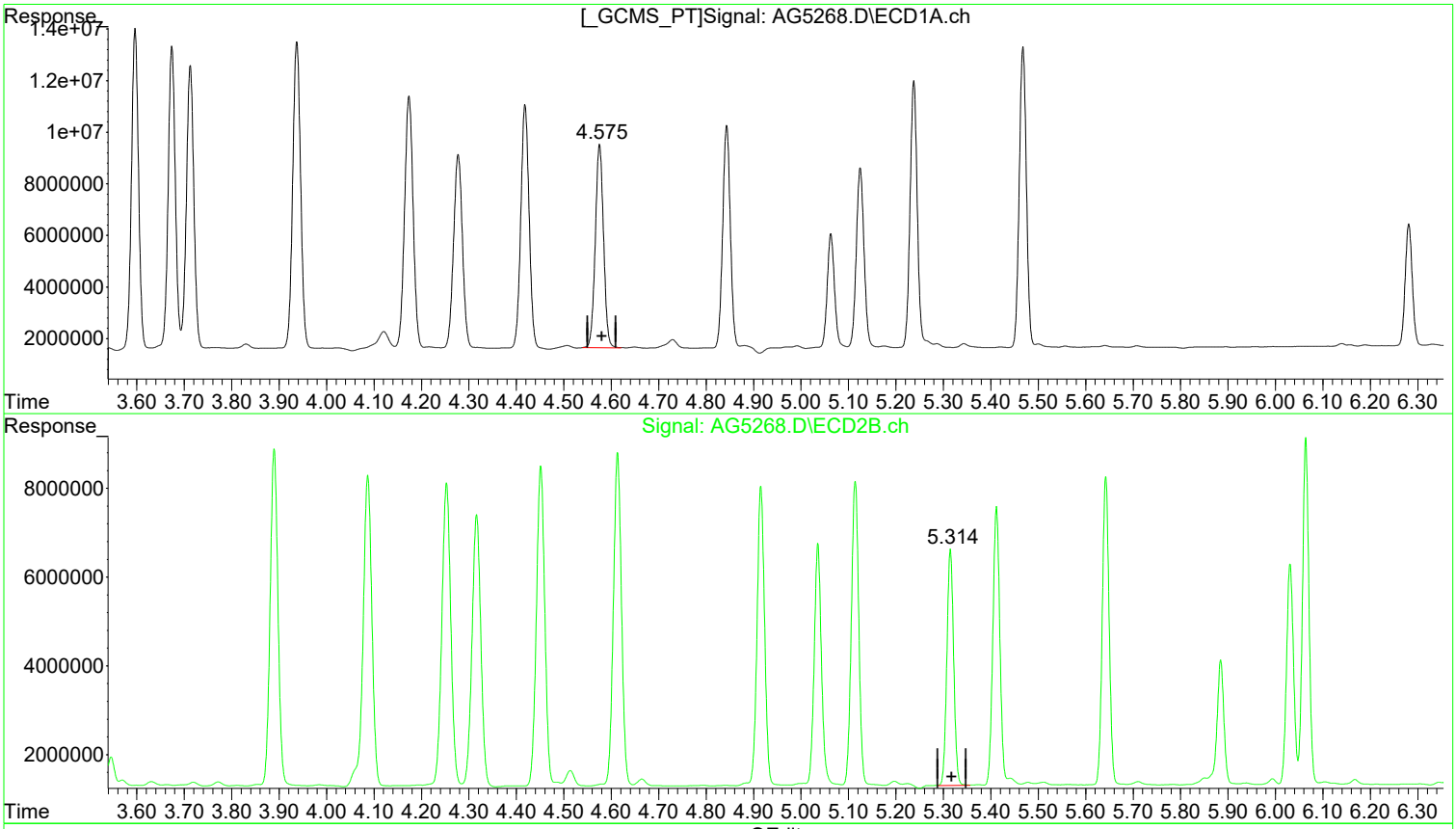

(17) 4,4'-DDT (tcm)
4.575min 7.559 ug/l m
response 95241260

(17) 4,4'-DDT #2 (tcm)
5.314min 7.163 ug/l m
response 52872271

Manual Integration:
After
Poor integration.
03/21/24

(+) = Expected Retention Time

Quantitation Report (Qedit)

Data Path : I:\ACQUDATA\7890N.net\data\032024\
Data File : AG5268.D
Signal(s) : Signal #1: ECD1A.ch Signal #2: ECD2B.ch
Acq On : 20 Mar 2024 12:19 pm
Operator : AFelser
Sample : RQ2402583-02
Misc :
ALS Vial : 7 Sample Multiplier: 1

Integration File signal 1: EVENTS.E
Integration File signal 2: EVENTS2.E
Quant Time: Mar 20 14:51:52 2024
Quant Method : I:\ACQUDATA\7890N.net\Methods\N-PEST022324.M
Quant Title : 608.3/8081B PESTICIDES
QLast Update : Mon Feb 26 08:35:50 2024
Response via : Initial Calibration
Integrator: ChemStation

Volume Inj. : 1uL
Signal #1 Phase : STx-CLP Signal #2 Phase: STx-CLPII
Signal #1 Info : 0.32mm 30m Signal #2 Info : 0.32mm 30m

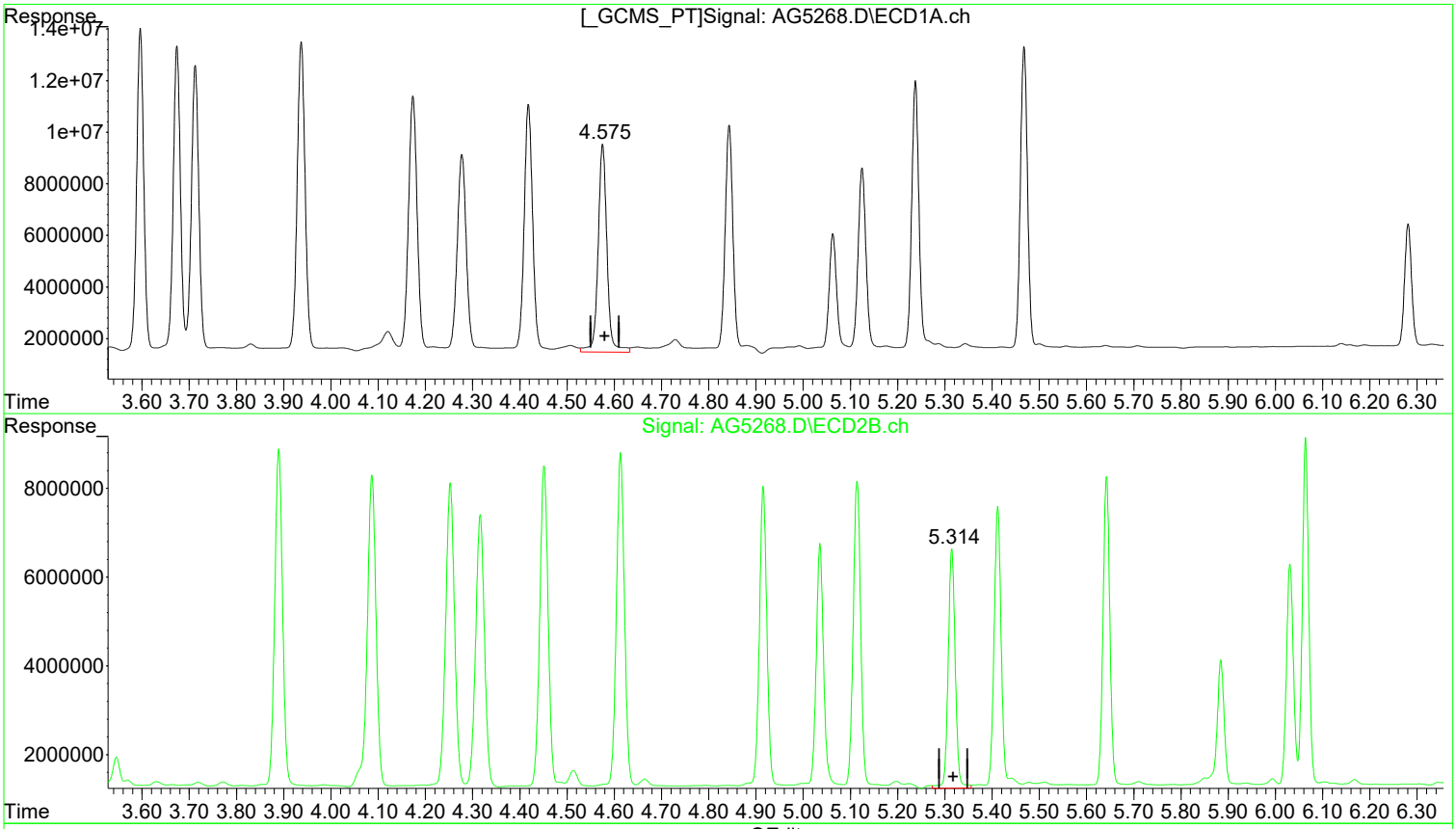

(17) 4,4'-DDT (tcm)
4.575min 8.406 ug/l
response 105918365

(17) 4,4'-DDT #2 (tcm)
5.315min 7.571 ug/l
response 55877752

Manual Integration:
Before

03/21/24

(+) = Expected Retention Time

1st AF 03/21/24
2nd AM 03/21/24

Quantitation Report (Qedit)

Data Path : I:\ACQUDATA\7890N.net\data\032024\
Data File : AG5268.D
Signal(s) : Signal #1: ECD1A.ch Signal #2: ECD2B.ch
Acq On : 20 Mar 2024 12:19 pm
Operator : AFelser
Sample : RQ2402583-02
Misc :
ALS Vial : 7 Sample Multiplier: 1

Integration File signal 1: EVENTS.E
Integration File signal 2: EVENTS2.E
Quant Time: Mar 20 14:51:52 2024
Quant Method : I:\ACQUDATA\7890N.net\Methods\N-PEST022324.M
Quant Title : 608.3/8081B PESTICIDES
QLast Update : Mon Feb 26 08:35:50 2024
Response via : Initial Calibration
Integrator: ChemStation

Volume Inj. : 1uL
Signal #1 Phase : STx-CLP Signal #2 Phase: STx-CLPII
Signal #1 Info : 0.32mm 30m Signal #2 Info : 0.32mm 30m

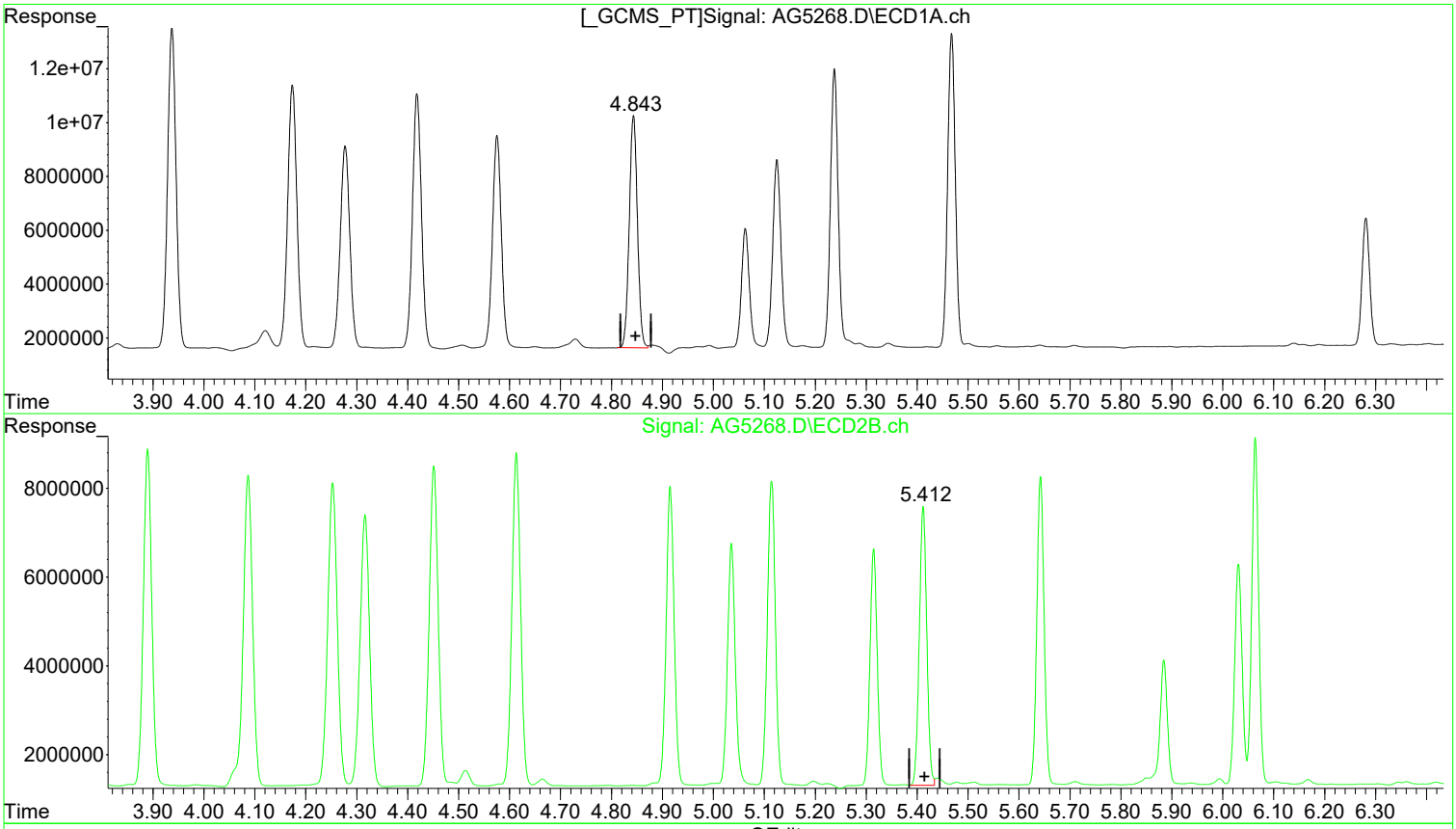

(18) Endrin Aldeh (tc)
4.843min 7.152 ug/l m
response 96523388

(18) Endrin Aldeh #2 (tc)
5.412min 7.126 ug/l m
response 63971282

Manual Integration:
After
Poor integration.
03/21/24

(+) = Expected Retention Time

Quantitation Report (Qedit)

Data Path : I:\ACQUDATA\7890N.net\data\032024\
Data File : AG5268.D
Signal(s) : Signal #1: ECD1A.ch Signal #2: ECD2B.ch
Acq On : 20 Mar 2024 12:19 pm
Operator : AFelser
Sample : RQ2402583-02
Misc :
ALS Vial : 7 Sample Multiplier: 1

Integration File signal 1: EVENTS.E
Integration File signal 2: EVENTS2.E
Quant Time: Mar 20 14:51:52 2024
Quant Method : I:\ACQUDATA\7890N.net\Methods\N-PEST022324.M
Quant Title : 608.3/8081B PESTICIDES
QLast Update : Mon Feb 26 08:35:50 2024
Response via : Initial Calibration
Integrator: ChemStation

Volume Inj. : 1uL
Signal #1 Phase : STx-CLP Signal #2 Phase: STx-CLPII
Signal #1 Info : 0.32mm 30m Signal #2 Info : 0.32mm 30m

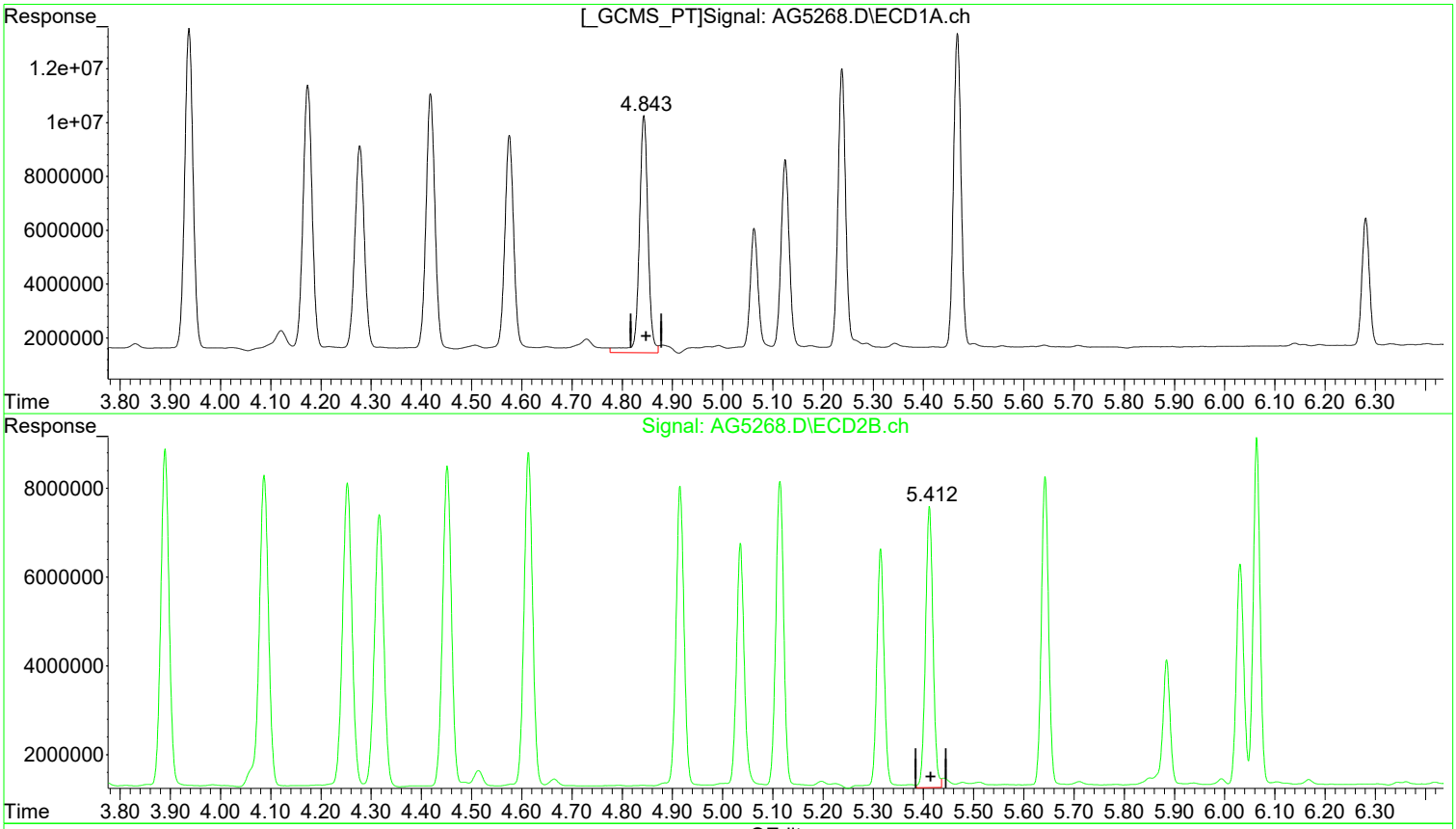

QEdit

(18) Endrin Aldeh (tc)
4.843min 7.951 ug/l
response 107296000

Manual Integration:
Before

03/21/24

(18) Endrin Aldeh #2 (tc)
5.412min 7.331 ug/l
response 65809000

(+) = Expected Retention Time

1st AF 03/21/24
2nd AM 03/21/24

Quantitation Report (Qedit)

Data Path : I:\ACQUDATA\7890N.net\data\032024\
Data File : AG5268.D
Signal(s) : Signal #1: ECD1A.ch Signal #2: ECD2B.ch
Acq On : 20 Mar 2024 12:19 pm
Operator : AFelser
Sample : RQ2402583-02
Misc :
ALS Vial : 7 Sample Multiplier: 1

Integration File signal 1: EVENTS.E
Integration File signal 2: EVENTS2.E
Quant Time: Mar 20 14:51:52 2024
Quant Method : I:\ACQUDATA\7890N.net\Methods\N-PEST022324.M
Quant Title : 608.3/8081B PESTICIDES
QLast Update : Mon Feb 26 08:35:50 2024
Response via : Initial Calibration
Integrator: ChemStation

Volume Inj. : 1uL
Signal #1 Phase : STx-CLP Signal #2 Phase: STx-CLPII
Signal #1 Info : 0.32mm 30m Signal #2 Info : 0.32mm 30m

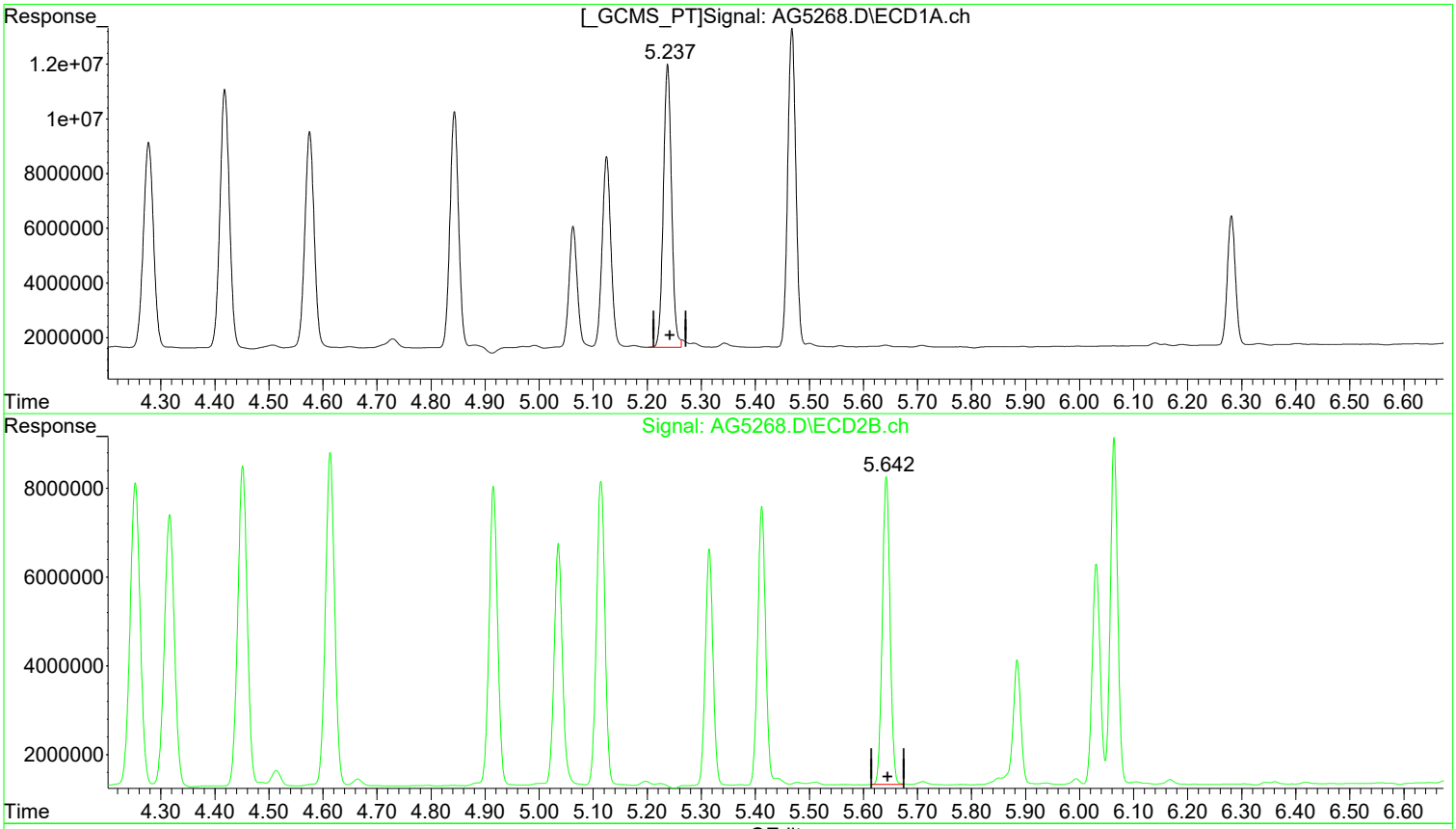

QEdit

(19) Endosulfan S (tc)
5.237min 6.936 ug/l m
response 109151443

(19) Endosulfan S #2 (tc)
5.642min 6.633 ug/l m
response 68710425

Manual Integration:
After
Poor integration.
03/21/24

(+) = Expected Retention Time

1st AF 03/21/24
2nd AM 03/21/24

Quantitation Report (Qedit)

Data Path : I:\ACQUDATA\7890N.net\data\032024\
Data File : AG5268.D
Signal(s) : Signal #1: ECD1A.ch Signal #2: ECD2B.ch
Acq On : 20 Mar 2024 12:19 pm
Operator : AFelser
Sample : RQ2402583-02
Misc :
ALS Vial : 7 Sample Multiplier: 1

Integration File signal 1: EVENTS.E
Integration File signal 2: EVENTS2.E
Quant Time: Mar 20 14:51:52 2024
Quant Method : I:\ACQUDATA\7890N.net\Methods\N-PEST022324.M
Quant Title : 608.3/8081B PESTICIDES
QLast Update : Mon Feb 26 08:35:50 2024
Response via : Initial Calibration
Integrator: ChemStation

Volume Inj. : 1uL
Signal #1 Phase : STx-CLP Signal #2 Phase: STx-CLPII
Signal #1 Info : 0.32mm 30m Signal #2 Info : 0.32mm 30m

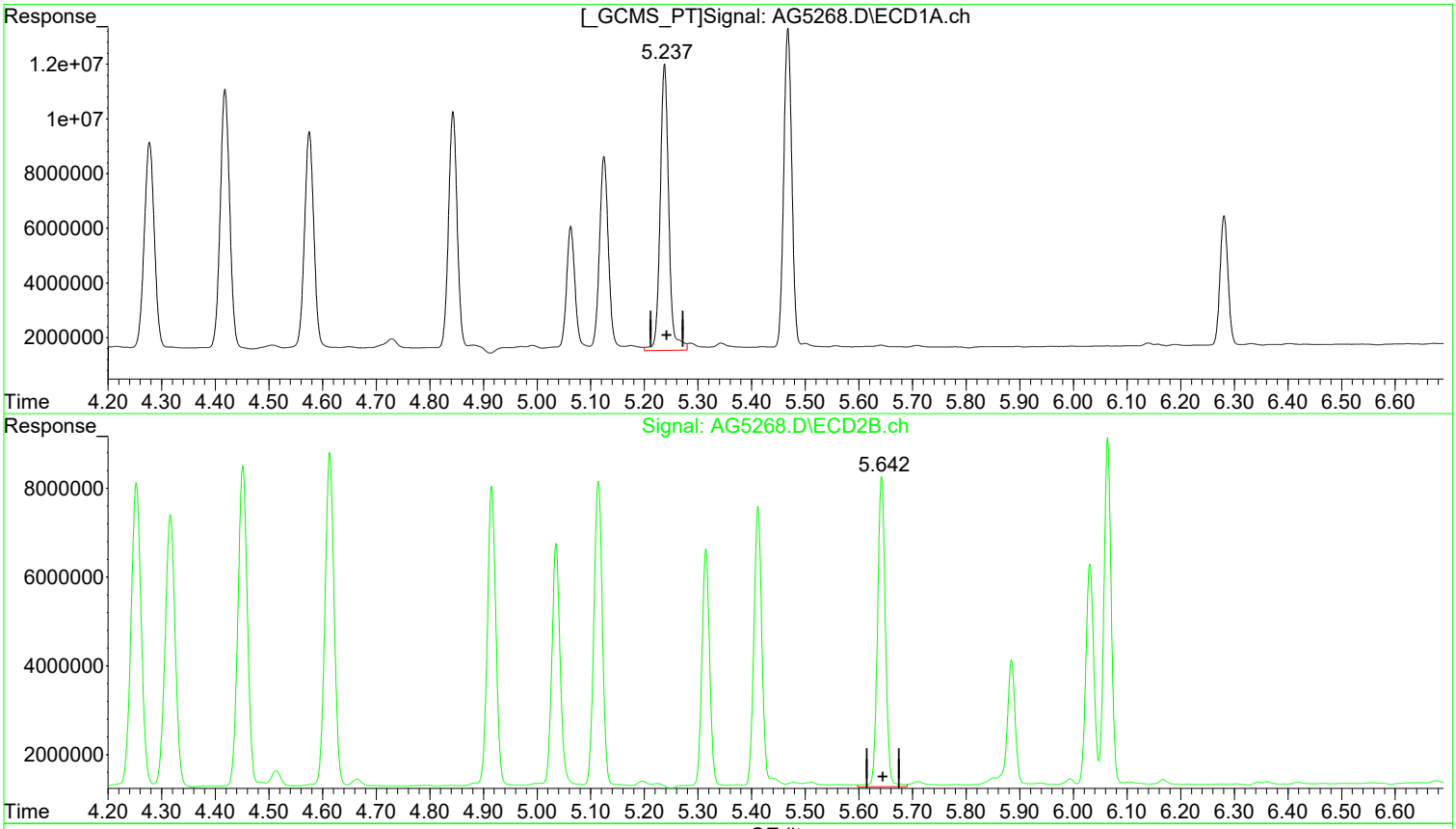

QEdit

(19) Endosulfan S (tc)

5.238min 7.402 ug/l

response 116493393

Manual Integration:

Before

03/21/24

(19) Endosulfan S #2 (tc)

5.642min 6.908 ug/l

response 71556333

(+) = Expected Retention Time

Quantitation Report (Qedit)

Data Path : I:\ACQUDATA\7890N.net\data\032024\
Data File : AG5268.D
Signal(s) : Signal #1: ECD1A.ch Signal #2: ECD2B.ch
Acq On : 20 Mar 2024 12:19 pm
Operator : AFelser
Sample : RQ2402583-02
Misc :
ALS Vial : 7 Sample Multiplier: 1

Integration File signal 1: EVENTS.E
Integration File signal 2: EVENTS2.E
Quant Time: Mar 20 14:51:52 2024
Quant Method : I:\ACQUDATA\7890N.net\Methods\N-PEST022324.M
Quant Title : 608.3/8081B PESTICIDES
QLast Update : Mon Feb 26 08:35:50 2024
Response via : Initial Calibration
Integrator: ChemStation

Volume Inj. : 1uL
Signal #1 Phase : STx-CLP Signal #2 Phase: STx-CLPII
Signal #1 Info : 0.32mm 30m Signal #2 Info : 0.32mm 30m

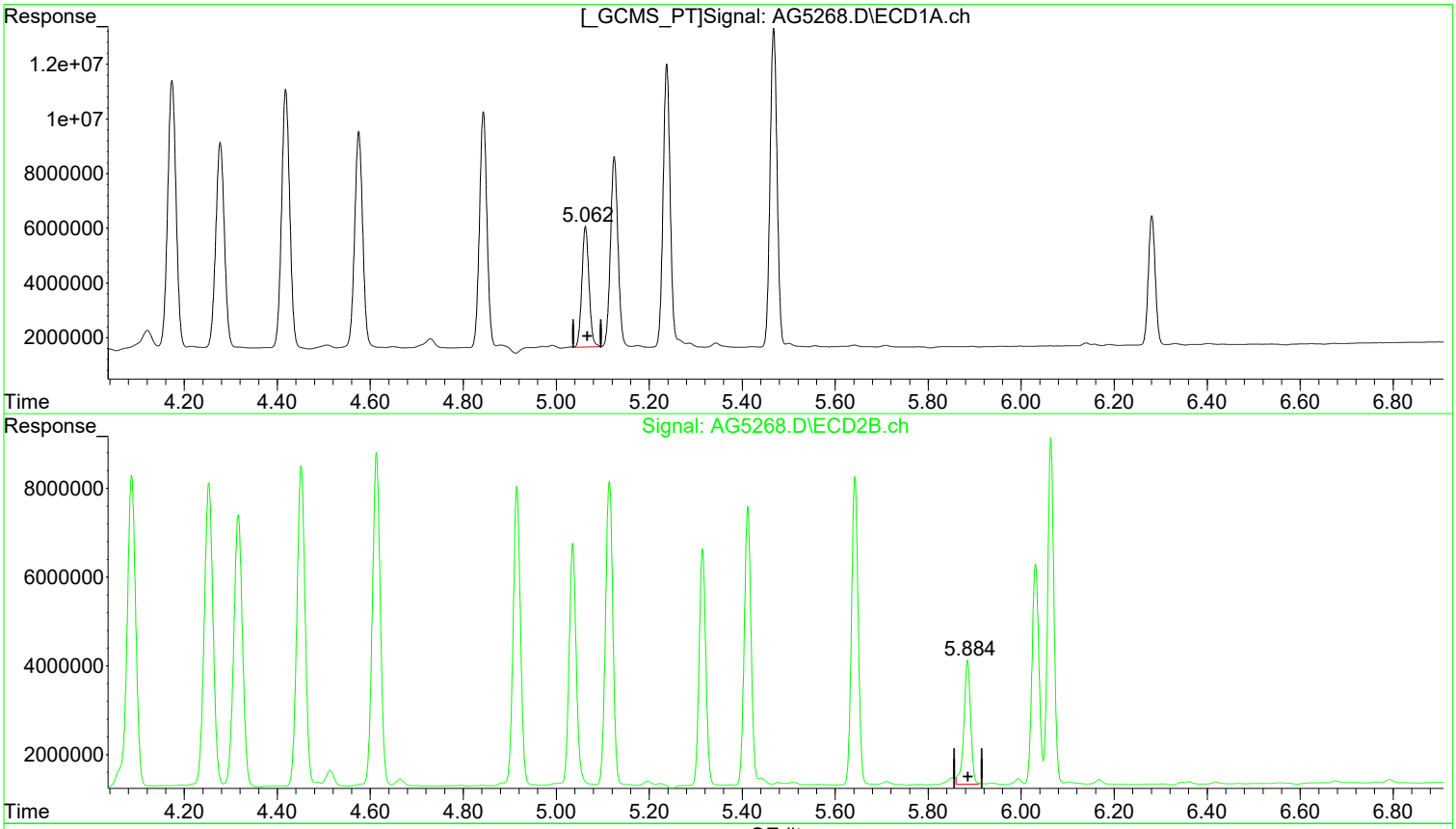

(20) Methoxychlor (tc)
5.062min 6.938 ug/l m
response 46876481

(20) Methoxychlor #2 (tc)
5.884min 7.321 ug/l m
response 28200234

Manual Integration:
After
Poor integration.
03/21/24

(+) = Expected Retention Time

Quantitation Report (Qedit)

Data Path : I:\ACQUDATA\7890N.net\data\032024\
Data File : AG5268.D
Signal(s) : Signal #1: ECD1A.ch Signal #2: ECD2B.ch
Acq On : 20 Mar 2024 12:19 pm
Operator : AFelser
Sample : RQ2402583-02
Misc :
ALS Vial : 7 Sample Multiplier: 1

Integration File signal 1: EVENTS.E
Integration File signal 2: EVENTS2.E
Quant Time: Mar 20 14:51:52 2024
Quant Method : I:\ACQUDATA\7890N.net\Methods\N-PEST022324.M
Quant Title : 608.3/8081B PESTICIDES
QLast Update : Mon Feb 26 08:35:50 2024
Response via : Initial Calibration
Integrator: ChemStation

Volume Inj. : 1uL
Signal #1 Phase : STx-CLP Signal #2 Phase: STx-CLPII
Signal #1 Info : 0.32mm 30m Signal #2 Info : 0.32mm 30m

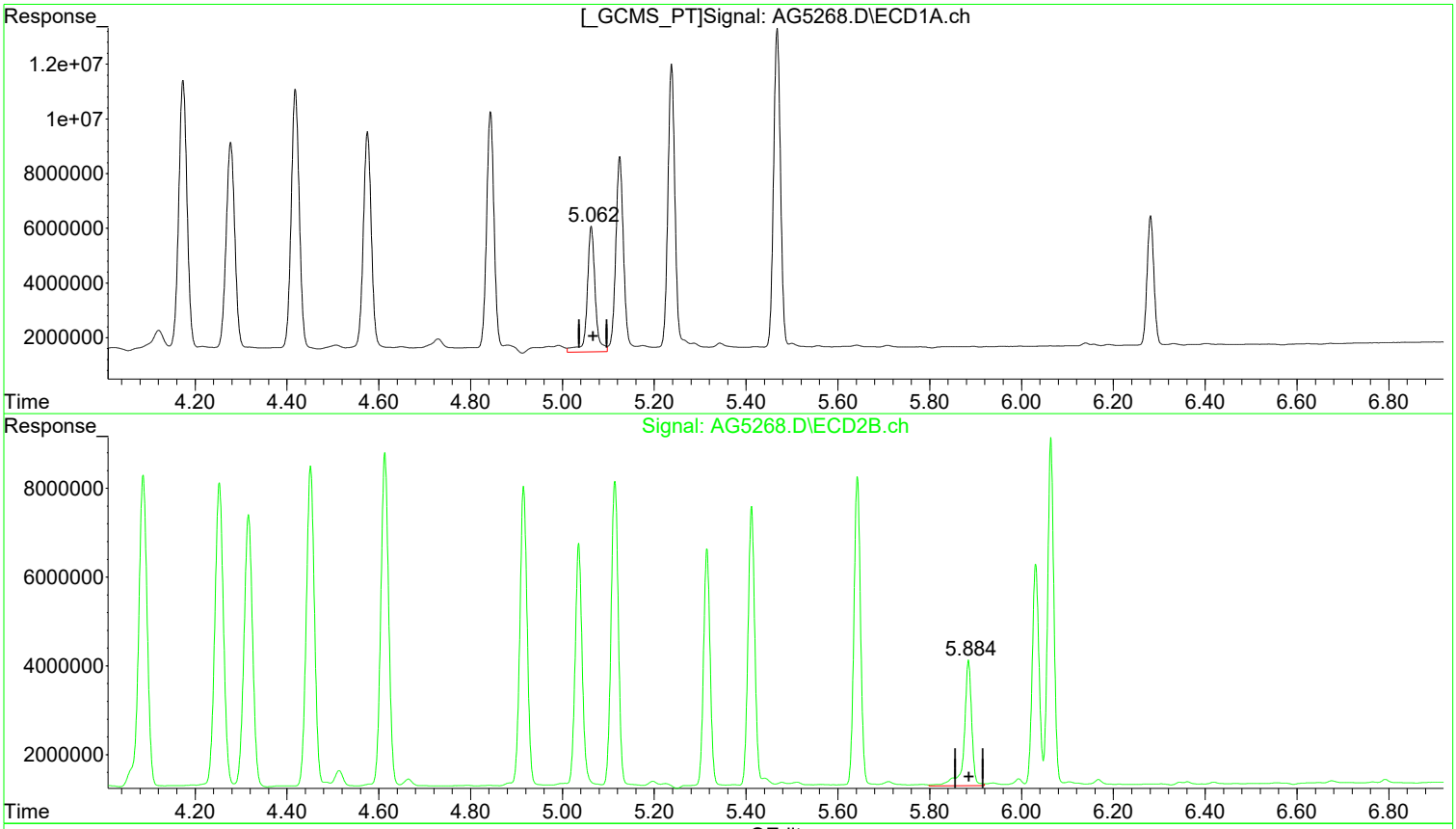

(20) Methoxychlor (tc)
5.063min 8.271 ug/l
response 55886651

(20) Methoxychlor #2 (tc)
5.885min 8.435 ug/l
response 32490913

Manual Integration:
Before

03/21/24

(+) = Expected Retention Time

1st AF 03/21/24
2nd AM 03/21/24

Quantitation Report (QT Reviewed)

Data Path : I:\ACQUDATA\7890N.net\data\032024\
Data File : AG5268.D
Signal(s) : Signal #1: ECD1A.ch Signal #2: ECD2B.ch
Acq On : 20 Mar 2024 12:19 pm
Operator : AFelser
Sample : RQ2402583-02
Misc :
ALS Vial : 7 Sample Multiplier: 1

Integration File signal 1: EVENTS.E
Integration File signal 2: EVENTS2.E
Quant Time: Mar 20 14:51:52 2024
Quant Method : I:\ACQUDATA\7890N.net\Methods\N-PEST022324.M
Quant Title : 608.3/8081B PESTICIDES
QLast Update : Mon Feb 26 08:35:50 2024
Response via : Initial Calibration
Integrator: ChemStation

Volume Inj. : 1uL
Signal #1 Phase : STx-CLP Signal #2 Phase: STx-CLPII
Signal #1 Info : 0.32mm 30m Signal #2 Info : 0.32mm 30m

Compound	RT#1	RT#2	Resp#1	Resp#2	ug/l	ug/l
System Monitoring Compounds						
1) S SURR1,Tet...	1.900	2.118	197.8E6	151.5E6	12.056	11.530
Spiked Amount 100.000	Range	30 - 150	Recovery =		12.06%#	11.53%#
23) S SURR2,Dec...	6.281	6.981	49679185	39951694	4.331	4.667
Spiked Amount 100.000	Range	30 - 150	Recovery =		4.33%#	4.67%#
Target Compounds						
2) tc alpha-BHC	2.216	2.512	184.9E6	117.4E6	7.663	7.344
3) tcm gamma-BHC (L	2.407	2.764	163.8E6	100.8E6	7.752	7.444
4) tcm Heptachlor	2.711	3.103	136.8E6	74507088	7.576	6.817
5) tcm Aldrin	2.920	3.371	137.4E6	89647531	6.566	6.101
6) tc beta-BHC	2.461	2.820	73833806	44254336	7.996	7.620
7) tc delta-BHC	2.574	3.047	167.4E6	103.8E6	7.603	7.480
8) tc Heptachlor E	3.384	3.890	137.9E6	88296347	7.597	7.280
9) tc alpha-Endosu	3.713	4.316	121.0E6	80064974	6.951	6.650
10) tc gamma-Chlord	3.484	4.086	132.4E6	88288375	7.097	6.834m
11) tc alpha-Chlord	3.597	4.253	129.5E6	90690056	6.909	6.782
12) tc 4,4'-DDE	3.674	4.451	125.4E6	89450167	6.592	6.928
13) tcm Dieldrin	3.937	4.613	138.2E6	89531508	7.247	6.923
14) tcm Endrin	4.174	4.915	127.2E6	76254895	7.545	7.481
15) tc beta-Endosul	4.418	5.114	124.8E6	77934279	7.499	7.028
16) tc 4,4'-DDD	4.277	5.035	106.7E6	62377718	7.137	7.030
17) tcm 4,4'-DDT	4.575	5.314	95241260	52872271	7.559m	7.163m
18) tc Endrin Aldeh	4.843	5.412	96523388	63971282	7.152m	7.126m
19) tc Endosulfan S	5.237	5.642	109.2E6	68710425	6.936m	6.633m
20) tc Methoxychlor	5.062	5.884	46876481	28200234	6.938m	7.321m
21) tc Endrin Keton	5.468	6.064	123.5E6	73905496	7.173	6.754
22) tc Mirex	5.125	6.031	84826067	51113221	6.297	5.962
Sum Toxaphene			0	0	N.D.	N.D.
Average Toxaphene					0.000	0.000
Sum Chlordane			0	0	N.D.	N.D.
Average Chlordane					0.000	0.000
Sum Dechlorane			0	0	N.D.	N.D.
Average Dechlorane					0.000	0.000

(f)=RT Delta > 1/2 Window (#)=Amounts differ by > 25% (m)=manual int.

Quantitation Report (QT Reviewed)

Data Path : I:\ACQUDATA\7890N.net\data\032024\
Data File : AG5268.D
Signal(s) : Signal #1: ECD1A.ch Signal #2: ECD2B.ch
Acq On : 20 Mar 2024 12:19 pm
Operator : AFelser
Sample : RQ2402583-02
Misc :
ALS Vial : 7 Sample Multiplier: 1

Integration File signal 1: EVENTS.E
Integration File signal 2: EVENTS2.E
Quant Time: Mar 20 14:51:52 2024
Quant Method : I:\ACQUDATA\7890N.net\Methods\N-PEST022324.M
Quant Title : 608.3/8081B PESTICIDES
QLast Update : Mon Feb 26 08:35:50 2024
Response via : Initial Calibration
Integrator: ChemStation

Volume Inj. : 1uL
Signal #1 Phase : STx-CLP Signal #2 Phase: STx-CLPII
Signal #1 Info : 0.32mm 30m Signal #2 Info : 0.32mm 30m

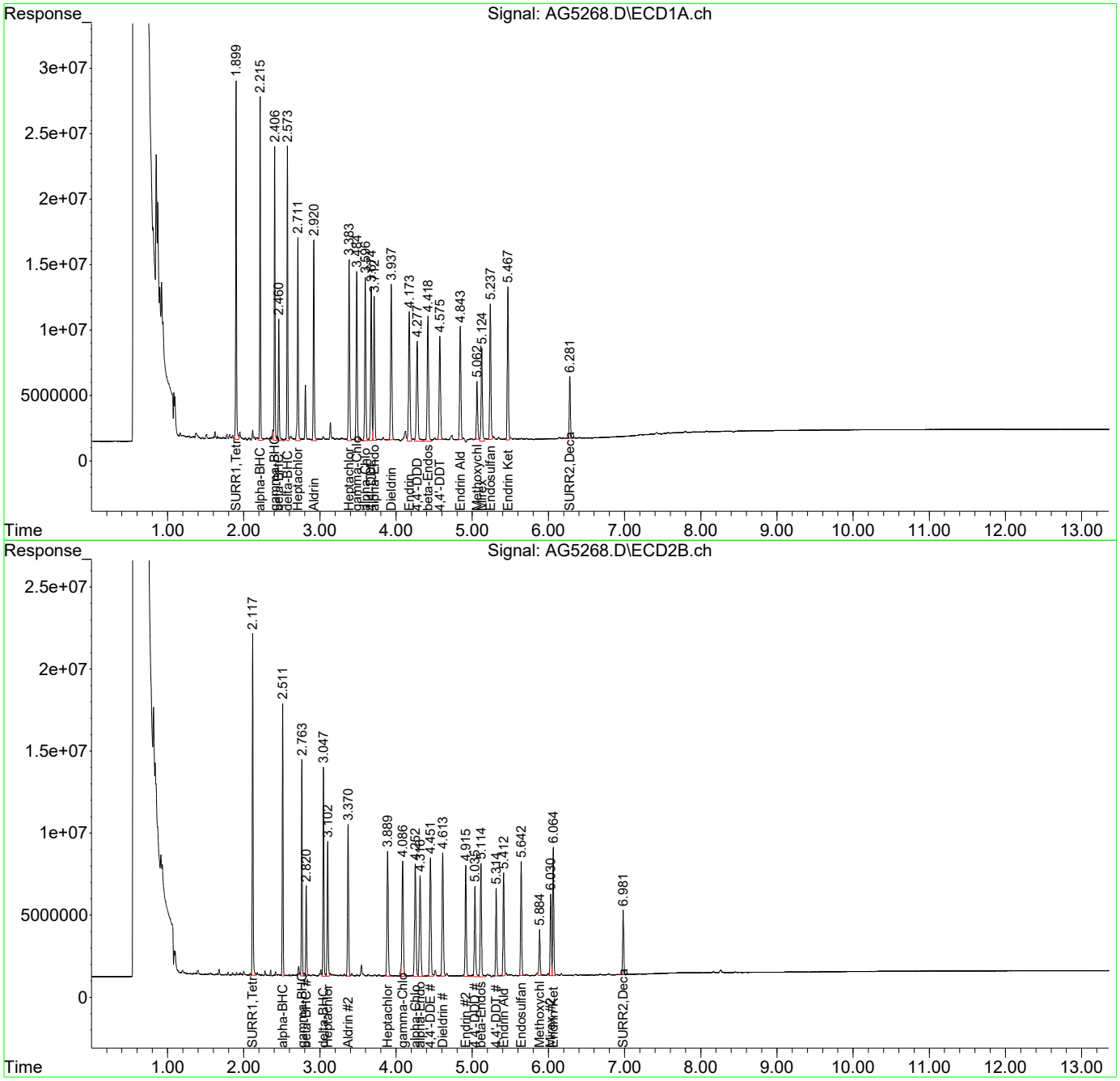

1st AF 03/21/24
2nd AM 03/21/24

Quantitation Report (QT Reviewed)

Data Path : I:\ACQUDATA\7890N.net\data\032024\
Data File : AG5269.D
Signal(s) : Signal #1: ECD1A.ch Signal #2: ECD2B.ch
Acq On : 20 Mar 2024 12:36 pm
Operator : AFelser
Sample : RQ2402583-03
Misc :
ALS Vial : 8 Sample Multiplier: 1

Integration File signal 1: EVENTS.E
Integration File signal 2: EVENTS2.E
Quant Time: Mar 20 14:51:56 2024
Quant Method : I:\ACQUDATA\7890N.net\Methods\N-PEST022324.M
Quant Title : 608.3/8081B PESTICIDES
QLast Update : Mon Feb 26 08:35:50 2024
Response via : Initial Calibration
Integrator: ChemStation

Volume Inj. : 1uL
Signal #1 Phase : STx-CLP Signal #2 Phase: STx-CLPII
Signal #1 Info : 0.32mm 30m Signal #2 Info : 0.32mm 30m

Compound	RT#1	RT#2	Resp#1	Resp#2	ug/l	ug/l
System Monitoring Compounds						
1) S SURR1,Tet...	1.901	2.120	195.8E6	151.5E6	11.936	11.527
Spiked Amount 100.000	Range 30 - 150		Recovery =		11.94%#	11.53%#
23) S SURR2,Dec...	6.281	6.981	61277536	48415679	5.342	5.656
Spiked Amount 100.000	Range 30 - 150		Recovery =		5.34%#	5.66%#
Target Compounds						
2) tc alpha-BHC	2.217	2.514	188.8E6	124.5E6	7.826	7.790
3) tcm gamma-BHC (L	2.408	2.765	169.3E6	107.3E6	8.013	7.920
4) tcm Heptachlor	2.713	3.104	133.4E6	75929148	7.384	6.947
5) tcm Aldrin	2.922	3.372	130.2E6	86514582	6.223	5.887
6) tc beta-BHC	2.463	2.822	76965333	47667797	8.335	8.208
7) tc delta-BHC	2.576	3.049	172.1E6	110.3E6	7.814	7.944
8) tc Heptachlor E	3.385	3.890	140.7E6	91861905	7.754	7.574
9) tc alpha-Endosu	3.714	4.318	123.0E6	82856008	7.066	6.882
10) tc gamma-Chlord	3.486	4.088	133.3E6	90138871	7.150	6.977
11) tc alpha-Chlord	3.597	4.254	130.6E6	93068055	6.971	6.960
12) tc 4,4'-DDE	3.676	4.452	127.6E6	92421448	6.710	7.158
13) tcm Dieldrin	3.939	4.615	140.9E6	92794076	7.388	7.175
14) tcm Endrin	4.175	4.917	127.7E6	77835876	7.574	7.636
15) tc beta-Endosul	4.420	5.115	122.8E6	78789319	7.376	7.105
16) tc 4,4'-DDD	4.278	5.036	105.5E6	64478450	7.060	7.267
17) tcm 4,4'-DDT	4.576	5.315	103.4E6	56457765	8.208	7.649
18) tc Endrin Aldeh	4.844	5.412	102.9E6	69284387	7.624	7.718
19) tc Endosulfan S	5.238	5.644	114.1E6	72351737	7.247	6.985
20) tc Methoxychlor	5.064	5.885	50254621	30761766	7.438	7.986
21) tc Endrin Keton	5.468	6.064	126.2E6	77678581	7.328	7.099
22) tc Mirex	5.126	6.031	81745495	53082831	6.068	6.192
Sum Toxaphene			0	0	N.D.	N.D.
Average Toxaphene					0.000	0.000
Sum Chlordane			0	0	N.D.	N.D.
Average Chlordane					0.000	0.000
Sum Dechlorane			0	0	N.D.	N.D.
Average Dechlorane					0.000	0.000

(f)=RT Delta > 1/2 Window (#)=Amounts differ by > 25% (m)=manual int.

1st AF 03/21/24
2nd AM 03/21/24

Data Path : I:\ACQUDATA\7890N.net\data\032024\
Data File : AG5269.D
Signal(s) : Signal #1: ECD1A.ch Signal #2: ECD2B.ch
Acq On : 20 Mar 2024 12:36 pm
Operator : AFelser
Sample : RQ2402583-03
Misc :
ALS Vial : 8 Sample Multiplier: 1

Integration File signal 1: EVENTS.E
Integration File signal 2: EVENTS2.E
Quant Time: Mar 20 14:51:56 2024
Quant Method : I:\ACQUDATA\7890N.net\Methods\N-PEST022324.M
Quant Title : 608.3/8081B PESTICIDES
QLast Update : Mon Feb 26 08:35:50 2024
Response via : Initial Calibration
Integrator: ChemStation

Volume Inj. : 1uL
Signal #1 Phase : STx-CLP Signal #2 Phase: STx-CLPII
Signal #1 Info : 0.32mm 30m Signal #2 Info : 0.32mm 30m

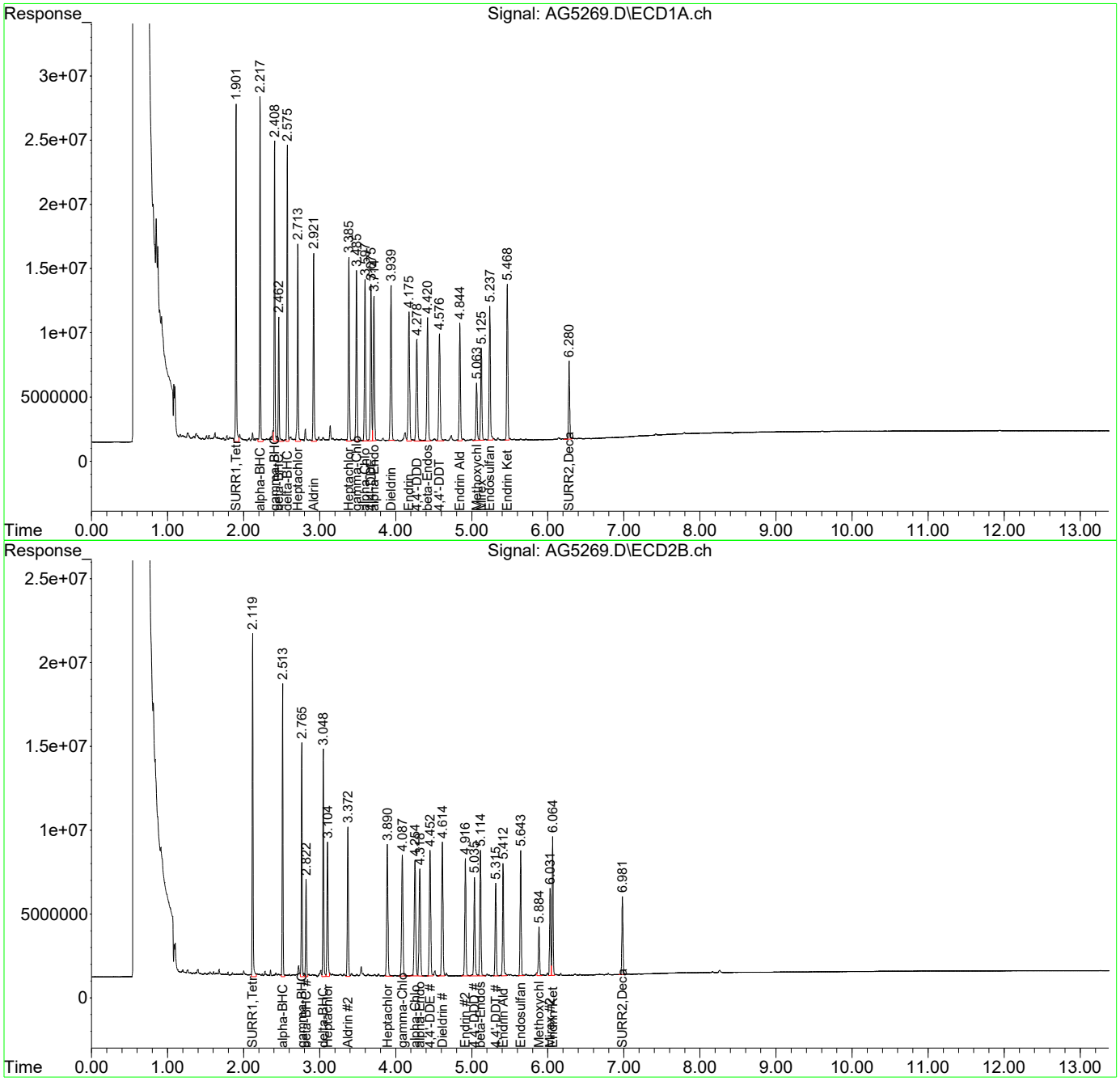

Evaluate Continuing Calibration Report

Data Path : I:\ACQUDATA\7890N.net\data\032024\
Data File : AG5266.D
Signal(s) : Signal #1: ECD1A.ch Signal #2: ECD2B.ch
Acq On   : 20 Mar 2024 11:44 am
Operator : AFelser
Sample   : 8081 CCV
Misc   :
ALS Vial : 5   Sample Multiplier: 1

Integration File signal 1: EVENTS.E
Integration File signal 2: EVENTS2.E
Quant Time: Mar 20 14:51:44 2024
Quant Method : I:\ACQUDATA\7890N.net\Methods\N-PEST022324.M
Quant Title : 608.3/8081B PESTICIDES
QLast Update : Mon Feb 26 08:35:50 2024
Response via : Initial Calibration
Integrator: ChemStation

Volume Inj.   : 1uL
Signal #1 Phase : STx-CLP   Signal #2 Phase: STx-CLPII
Signal #1 Info : 0.32mm 30m   Signal #2 Info : 0.32mm 30m

Min. RRF   :   0.000 Min. Rel. Area : 50% Max. R.T. Dev 0.50min
Max. RRF Dev : 20%   Max. Rel. Area : 150%

		Compound	Amount	Calc.	%Dev	Area%	Dev(Min)
1	S	SURR1,Tetrac	25.000	24.559	1.8	102	0.00
2	tc	alpha-BHC	25.000	25.044	-0.2	103	0.00
3	tcm	gamma-BHC (L	25.000	25.098	-0.4	104	0.00
4	tcm	Heptachlor	25.000	24.734	1.1	105	0.00
5	tcm	Aldrin	25.000	24.297	2.8	100	0.00
6	tc	beta-BHC	25.000	23.784	4.9	103	0.00
7	TC	delta-BHC	25.000	24.636	1.5	102	0.00
8	tc	Heptachlor E	25.000	24.156	3.4	102	0.00
9	tc	alpha-Endosu	25.000	23.632	5.5	101	0.00
10	tc	gamma-Chlord	25.000	24.050	3.8	102	0.00
11	tc	alpha-Chlord	25.000	23.781	4.9	102	0.00
12	tc	4,4'-DDE	25.000	23.773	4.9	100	0.00
13	tcm	Dieldrin	25.000	23.778	4.9	101	0.00
14	tcm	Endrin	25.000	22.827	8.7	101	0.00
15	tc	beta-Endosul	25.000	23.067	7.7	100	0.00
16	tc	4,4'-DDD	25.000	23.306	6.8	102	0.00
17	tcm	4,4'-DDT	25.000	24.164	3.3	109	0.00
18	tc	Endrin Aldeh	25.000	22.198	11.2	98	0.00
19	tc	Endosulfan S	25.000	22.133	11.5	99	0.00
20	tc	Methoxychlor	25.000	21.246	15.0#	102	0.00
21	tc	Endrin Keton	25.000	22.774	8.9	101	0.00
22	tc	Mirex	25.000	21.316	14.7	99	0.00
23	S	SURR2,Decachlorobiphenyl	25.000	19.191	23.2#	88	0.00

Signal #2

1	S	SURR1,Tetrac	25.000	23.690	5.2	99	0.00
2	tc	alpha-BHC	25.000	24.480	2.1	101	0.00
3	tcm	gamma-BHC (L	25.000	24.072	3.7	101	0.00
4	tcm	Heptachlor	25.000	23.621	5.5	102	0.00
5	tcm	Aldrin	25.000	23.627	5.5	98	0.00
6	tc	beta-BHC	25.000	22.864	8.5	101	0.00
7	tc	delta-BHC	25.000	24.104	3.6	101	0.00
8	tc	Heptachlor E	25.000	23.089	7.6	100	0.00
9	tc	alpha-Endosu	25.000	22.546	9.8	98	0.00
10	tc	gamma-Chlord	25.000	22.816	8.7	98	0.00
11	tc	alpha-Chlord	25.000	22.607	9.6	98	0.00
12	tc	4,4'-DDE	25.000	23.099	7.6	99	0.00
13	tcm	Dieldrin	25.000	22.352	10.6	96	0.00
14	tcm	Endrin	25.000	21.809	12.8	98	0.00
15	tc	beta-Endosul	25.000	21.972	12.1	97	0.00
16	tc	4,4'-DDD	25.000	22.049	11.8	98	0.00
17	tcm	4,4'-DDT	25.000	21.510	14.0	98	0.00
18	tc	Endrin Aldeh	25.000	21.484	14.1	95	0.00

Evaluate Continuing Calibration Report

Data Path : I:\ACQUDATA\7890N.net\data\032024\
Data File : AG5266.D
Signal(s) : Signal #1: ECD1A.ch Signal #2: ECD2B.ch
Acq On   : 20 Mar 2024 11:44 am
Operator : AFelser
Sample   : 8081 CCV
Misc   :
ALS Vial : 5   Sample Multiplier: 1

Integration File signal 1: EVENTS.E
Integration File signal 2: EVENTS2.E
Quant Time: Mar 20 14:51:44 2024
Quant Method : I:\ACQUDATA\7890N.net\Methods\N-PEST022324.M
Quant Title : 608.3/8081B PESTICIDES
QLast Update : Mon Feb 26 08:35:50 2024
Response via : Initial Calibration
Integrator: ChemStation

Volume Inj.   : 1uL
Signal #1 Phase : STx-CLP   Signal #2 Phase: STx-CLPII
Signal #1 Info : 0.32mm 30m   Signal #2 Info : 0.32mm 30m

Min. RRF   :   0.000 Min. Rel. Area : 50% Max. R.T. Dev 0.50min
Max. RRF Dev : 20%   Max. Rel. Area : 150%

	Compound	Amount	Calc.	%Dev	Area%	Dev(Min)
19 tc	Endosulfan S	25.000	21.158	15.4#	96	0.00
20 tc	Methoxychlor	25.000	19.030	23.9#	94	0.00
21 tc	Endrin Keton	25.000	21.112	15.6#	96	0.00
22 tc	Mirex	25.000	20.301	18.8#	96	0.00
23 S	SURR2,Decachlorobiphenyl	25.000	19.269	22.9#	92	0.00

Evaluate Continuing Calibration Report - Not Founds

24 L8C	Toxaphene	500.000	0.000	100.0#	0	-3.84#
25 L8C	Toxaphene{2}	500.000	0.000	100.0#	0	-4.04#
26 L8C	Toxaphene{3}	500.000	0.000	100.0#	0	-4.77#
27 L8C	Toxaphene{4}	500.000	0.000	100.0#	0	-4.96#
28 L8C	Toxaphene{5}	500.000	0.000	100.0#	0	-5.15#
29 L9C	Chlordane	100.000	0.000	100.0#	0	-2.66#
30 L9C	Chlordane{2}	100.000	0.000	100.0#	0	-3.02#
31 L9C	Chlordane{3}	100.000	0.000	100.0#	0	-3.33#
32 L9C	Chlordane{4}	100.000	0.000	100.0#	0	-3.48#
33 L9C	Chlordane{5}	100.000	0.000	100.0#	0	-3.59#
34 L10C	Dechlorane{1}	50.000	0.000	100.0#	0	-8.39#
35 L10C	Dechlorane{2}	50.000	0.000	100.0#	0	-8.70#

Signal #2

24 L8C	Toxaphene	500.000	0.000	100.0#	0	-4.59#
25 L8C	Toxaphene{2}	500.000	0.000	100.0#	0	-4.71#
26 L8C	Toxaphene{3}	500.000	0.000	100.0#	0	-5.19#
27 L8C	Toxaphene{4}	500.000	0.000	100.0#	0	-5.42#
28 L8C	Toxaphene{5}	500.000	0.000	100.0#	0	-5.84#
29 L9C	Chlordane	100.000	0.000	100.0#	0	-2.99#
30 L9C	Chlordane{2}	100.000	0.000	100.0#	0	-3.50#
31 L9C	Chlordane{3}	100.000	0.000	100.0#	0	-4.09#
32 L9C	Chlordane{4}	100.000	0.000	100.0#	0	-4.19#
33 L9C	Chlordane{5}	100.000	0.000	100.0#	0	-4.25#
34 L10C	Dechlorane{1}	50.000	0.000	100.0#	0	-9.63#
35 L10C	Dechlorane{2}	50.000	0.000	100.0#	0	-10.08#

(#) = Out of Range SPCC's out = 0 CCC's out = 29

Quantitation Report (QT Reviewed)

Data Path : I:\ACQUDATA\7890N.net\data\032024\
Data File : AG5266.D
Signal(s) : Signal #1: ECD1A.ch Signal #2: ECD2B.ch
Acq On : 20 Mar 2024 11:44 am
Operator : AFelser
Sample : 8081 CCV
Misc :
ALS Vial : 5 Sample Multiplier: 1

Integration File signal 1: EVENTS.E
Integration File signal 2: EVENTS2.E
Quant Time: Mar 20 14:51:44 2024
Quant Method : I:\ACQUDATA\7890N.net\Methods\N-PEST022324.M
Quant Title : 608.3/8081B PESTICIDES
QLast Update : Mon Feb 26 08:35:50 2024
Response via : Initial Calibration
Integrator: ChemStation

Volume Inj. : 1uL
Signal #1 Phase : STx-CLP Signal #2 Phase: STx-CLPII
Signal #1 Info : 0.32mm 30m Signal #2 Info : 0.32mm 30m

Compound	RT#1	RT#2	Resp#1	Resp#2	ug/l	ug/l
System Monitoring Compounds						
1) S SURR1,Tet...	1.902	2.121	402.9E6	311.4E6	24.559	23.690
Spiked Amount 100.000	Range 30 - 150		Recovery =		24.56%#	23.69%#
23) S SURR2,Dec...	6.283	6.984	220.1E6	164.9E6	19.191	19.269
Spiked Amount 100.000	Range 30 - 150		Recovery =		19.19%#	19.27%#
Target Compounds						
2) tc alpha-BHC	2.219	2.515	604.3E6	391.4E6	25.044	24.480
3) tcm gamma-BHC (L	2.410	2.767	530.2E6	326.0E6	25.098	24.072
4) tcm Heptachlor	2.715	3.106	446.7E6	258.2E6	24.734	23.621
5) tcm Aldrin	2.923	3.373	508.3E6	347.2E6	24.297	23.627
6) tc beta-BHC	2.464	2.823	219.6E6	132.8E6	23.784	22.864
7) tc delta-BHC	2.577	3.050	542.5E6	334.6E6	24.636	24.104
8) tc Heptachlor E	3.386	3.892	438.3E6	280.0E6	24.156	23.089
9) tc alpha-Endosu	3.715	4.319	411.5E6	271.5E6	23.632	22.546
10) tc gamma-Chlord	3.487	4.089	448.5E6	294.8E6	24.050	22.816
11) tc alpha-Chlord	3.598	4.255	445.7E6	302.3E6	23.781	22.607
12) tc 4,4'-DDE	3.676	4.454	452.1E6	298.2E6	23.773	23.099
13) tcm Dieldrin	3.940	4.616	453.3E6	289.1E6	23.778	22.352
14) tcm Endrin	4.177	4.917	384.8E6	222.3E6	22.827	21.809
15) tc beta-Endosul	4.421	5.115	383.9E6	243.6E6	23.067	21.972
16) tc 4,4'-DDD	4.280	5.037	348.3E6	195.6E6	23.306	22.049
17) tcm 4,4'-DDT	4.578	5.317	304.5E6	158.8E6	24.164	21.510
18) tc Endrin Aldeh	4.845	5.414	299.6E6	192.9E6	22.198	21.484
19) tc Endosulfan S	5.239	5.645	348.3E6	219.2E6	22.133	21.158
20) tc Methoxychlor	5.065	5.888	143.6E6	73307041	21.246	19.030
21) tc Endrin Keton	5.469	6.067	392.1E6	231.0E6	22.774	21.112
22) tc Mirex	5.126	6.034	287.2E6	174.0E6	21.316	20.301
Sum Toxaphene			0	0	N.D.	N.D.
Average Toxaphene					0.000	0.000
Sum Chlordane			0	0	N.D.	N.D.
Average Chlordane					0.000	0.000
Sum Dechlorane			0	0	N.D.	N.D.
Average Dechlorane					0.000	0.000

(f)=RT Delta > 1/2 Window (#)=Amounts differ by > 25% (m)=manual int.

Quantitation Report (QT Reviewed)

Data Path : I:\ACQUDATA\7890N.net\data\032024\
Data File : AG5266.D
Signal(s) : Signal #1: ECD1A.ch Signal #2: ECD2B.ch
Acq On : 20 Mar 2024 11:44 am
Operator : AFelser
Sample : 8081 CCV
Misc :
ALS Vial : 5 Sample Multiplier: 1

Integration File signal 1: EVENTS.E
Integration File signal 2: EVENTS2.E
Quant Time: Mar 20 14:51:44 2024
Quant Method : I:\ACQUDATA\7890N.net\Methods\N-PEST022324.M
Quant Title : 608.3/8081B PESTICIDES
QLast Update : Mon Feb 26 08:35:50 2024
Response via : Initial Calibration
Integrator: ChemStation

Volume Inj. : 1uL
Signal #1 Phase : STx-CLP Signal #2 Phase: STx-CLPII
Signal #1 Info : 0.32mm 30m Signal #2 Info : 0.32mm 30m

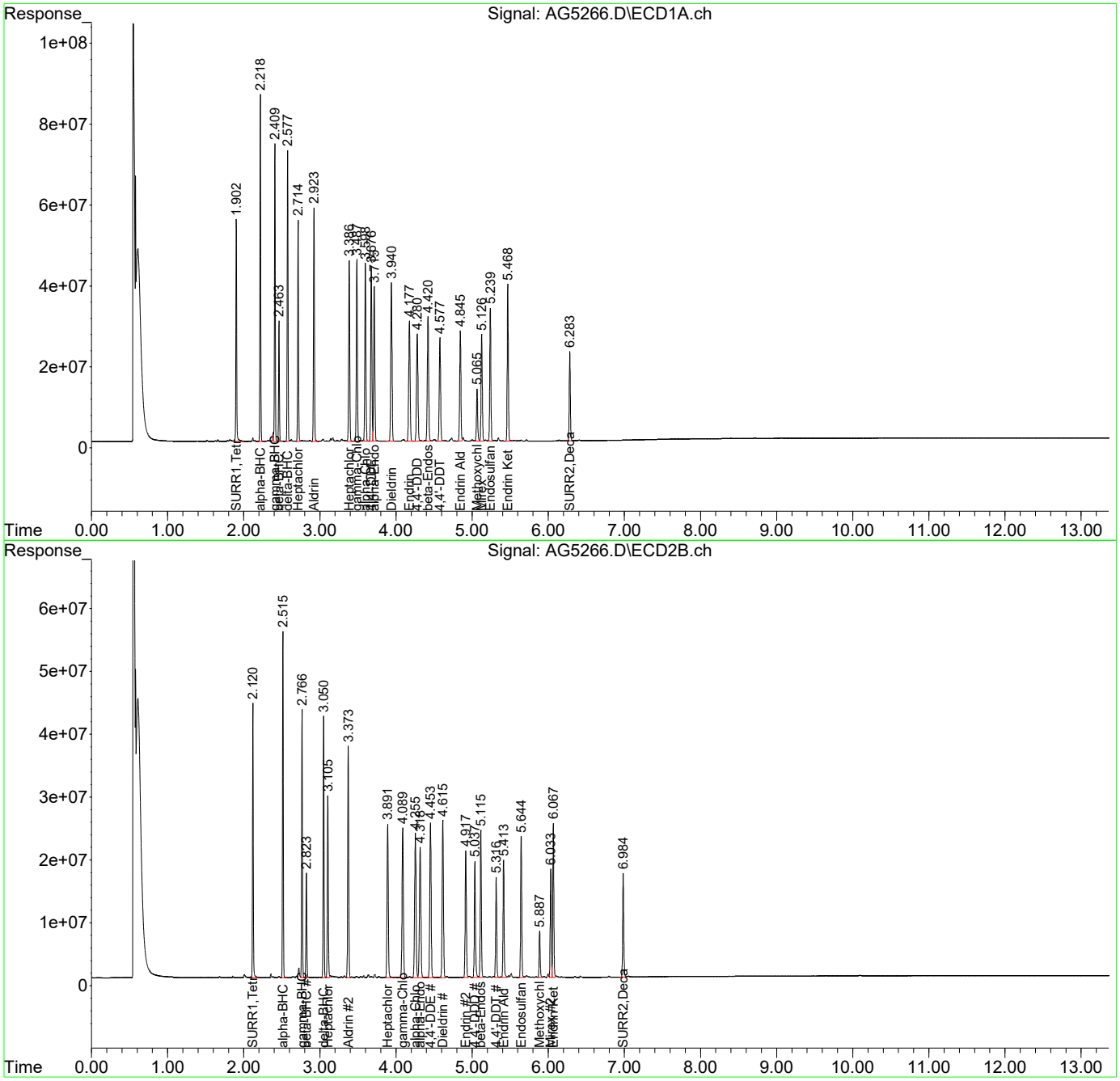

Evaluate Continuing Calibration Report

Data Path : I:\ACQUDATA\7890N.net\data\032024\
Data File : AG5264.D
Signal(s) : Signal #1: ECD1A.ch Signal #2: ECD2B.ch
Acq On   : 20 Mar 2024 11:09 am
Operator : AFelser
Sample   : TOX CCV
Misc   :
ALS Vial : 3   Sample Multiplier: 1

Integration File signal 1: EVENTS.E
Integration File signal 2: EVENTS2.E
Quant Time: Mar 20 14:51:36 2024
Quant Method : I:\ACQUDATA\7890N.net\Methods\N-PEST022324.M
Quant Title : 608.3/8081B PESTICIDES
QLast Update : Mon Feb 26 08:35:50 2024
Response via : Initial Calibration
Integrator: ChemStation

Volume Inj.   : 1uL
Signal #1 Phase : STx-CLP   Signal #2 Phase: STx-CLPII
Signal #1 Info : 0.32mm 30m   Signal #2 Info : 0.32mm 30m

Min. RRF   :   0.000 Min. Rel. Area : 50% Max. R.T. Dev 0.50min
Max. RRF Dev : 20%   Max. Rel. Area : 150%

	Compound	Amount	Calc.	%Dev	Area%	Dev(Min)
24	L8C Toxaphene	500.000	434.437	13.1	87	0.00
25	L8C Toxaphene{2}	500.000	445.399	10.9	87	0.00
26	L8C Toxaphene{3}	500.000	427.419	14.5	82	0.00
27	L8C Toxaphene{4}	500.000	443.161	11.4	84	0.00
28	L8C Toxaphene{5}	500.000	416.921	16.6#	80	0.00
	Signal #2					
24	L8C Toxaphene	500.000	399.549	20.1#	79	0.00
25	L8C Toxaphene{2}	500.000	410.115	18.0#	78	0.00
26	L8C Toxaphene{3}	500.000	380.038	24.0#	74	0.00
27	L8C Toxaphene{4}	500.000	373.463	25.3#	72	0.00
28	L8C Toxaphene{5}	500.000	363.759	27.2#	69	0.00

Evaluate Continuing Calibration Report - Not Founds

1	S SURR1,Tetrac	25.000	0.000	100.0#	0	-1.90#
2	tc alpha-BHC	25.000	0.000	100.0#	0	-2.22#
3	tcm gamma-BHC (L	25.000	0.000	100.0#	0	-2.41#
4	tcm Heptachlor	25.000	0.000	100.0#	0	-2.71#
5	tcm Aldrin	25.000	0.000	100.0#	0	-2.92#
6	tc beta-BHC	25.000	0.000	100.0#	0	-2.46#
7	TC delta-BHC	25.000	0.000	100.0#	0	-2.58#
8	tc Heptachlor E	25.000	0.000	100.0#	0	-3.39#
9	tc alpha-Endosu	25.000	0.000	100.0#	0	-3.72#
10	tc gamma-Chlord	25.000	0.000	100.0#	0	-3.49#
11	tc alpha-Chlord	25.000	0.000	100.0#	0	-3.60#
12	tc 4,4'-DDE	25.000	0.000	100.0#	0	-3.68#
13	tcm Dieldrin	25.000	0.000	100.0#	0	-3.94#
14	tcm Endrin	25.000	0.000	100.0#	0	-4.18#
15	tc beta-Endosul	25.000	0.000	100.0#	0	-4.42#
16	tc 4,4'-DDD	25.000	0.000	100.0#	0	-4.28#
17	tcm 4,4'-DDT	25.000	0.000	100.0#	0	-4.58#
18	tc Endrin Aldeh	25.000	0.000	100.0#	0	-4.85#
19	tc Endosulfan S	25.000	0.000	100.0#	0	-5.24#
20	tc Methoxychlor	25.000	0.000	100.0#	0	-5.07#
21	tc Endrin Keton	25.000	0.000	100.0#	0	-5.47#
22	tc Mirex	25.000	0.000	100.0#	0	-5.13#
23	S SURR2,Decachlorobiphenyl	25.000	0.000	100.0#	0	-6.28#
29	L9C Chlordane	100.000	0.000	100.0#	0	-2.66#
30	L9C Chlordane{2}	100.000	0.000	100.0#	0	-3.02#
31	L9C Chlordane{3}	100.000	0.000	100.0#	0	-3.33#
32	L9C Chlordane{4}	100.000	0.000	100.0#	0	-3.48#
33	L9C Chlordane{5}	100.000	0.000	100.0#	0	-3.59#

Evaluate Continuing Calibration Report

Data Path : I:\ACQUDATA\7890N.net\data\032024\
Data File : AG5264.D
Signal(s) : Signal #1: ECD1A.ch Signal #2: ECD2B.ch
Acq On   : 20 Mar 2024 11:09 am
Operator : AFelser
Sample   : TOX CCV
Misc   :
ALS Vial : 3   Sample Multiplier: 1

Integration File signal 1: EVENTS.E
Integration File signal 2: EVENTS2.E
Quant Time: Mar 20 14:51:36 2024
Quant Method : I:\ACQUDATA\7890N.net\Methods\N-PEST022324.M
Quant Title : 608.3/8081B PESTICIDES
QLast Update : Mon Feb 26 08:35:50 2024
Response via : Initial Calibration
Integrator: ChemStation

Volume Inj.   : 1uL
Signal #1 Phase : STx-CLP   Signal #2 Phase: STx-CLPII
Signal #1 Info : 0.32mm 30m   Signal #2 Info : 0.32mm 30m

Min. RRF   :   0.000 Min. Rel. Area : 50% Max. R.T. Dev 0.50min
Max. RRF Dev : 20%   Max. Rel. Area : 150%

	Compound	Amount	Calc.	%Dev	Area%	Dev(Min)
34	L10CDechlorane{1}	50.000	0.000	100.0#	0	-8.39#
35	L10CDechlorane{2}	50.000	0.000	100.0#	0	-8.70#

Signal #2

1	S SURR1,Tetrac	25.000	0.000	100.0#	0	-2.12#
2	tc alpha-BHC	25.000	0.000	100.0#	0	-2.51#
3	tcm gamma-BHC (L	25.000	0.000	100.0#	0	-2.76#
4	tcm Heptachlor	25.000	0.000	100.0#	0	-3.10#
5	tcm Aldrin	25.000	0.000	100.0#	0	-3.37#
6	tc beta-BHC	25.000	0.000	100.0#	0	-2.82#
7	tc delta-BHC	25.000	0.000	100.0#	0	-3.05#
8	tc Heptachlor E	25.000	0.000	100.0#	0	-3.89#
9	tc alpha-Endosu	25.000	0.000	100.0#	0	-4.32#
10	tc gamma-Chlord	25.000	0.000	100.0#	0	-4.09#
11	tc alpha-Chlord	25.000	0.000	100.0#	0	-4.26#
12	tc 4,4'-DDE	25.000	0.000	100.0#	0	-4.45#
13	tcm Dieldrin	25.000	0.000	100.0#	0	-4.62#
14	tcm Endrin	25.000	0.000	100.0#	0	-4.92#
15	tc beta-Endosul	25.000	0.000	100.0#	0	-5.12#
16	tc 4,4'-DDD	25.000	0.000	100.0#	0	-5.04#
17	tcm 4,4'-DDT	25.000	0.000	100.0#	0	-5.32#
18	tc Endrin Aldeh	25.000	0.000	100.0#	0	-5.42#
19	tc Endosulfan S	25.000	0.000	100.0#	0	-5.64#
20	tc Methoxychlor	25.000	0.000	100.0#	0	-5.89#
21	tc Endrin Keton	25.000	0.000	100.0#	0	-6.07#
22	tc Mirex	25.000	0.000	100.0#	0	-6.03#
23	S SURR2,Decachlorobiphenyl	25.000	0.000	100.0#	0	-6.98#
29	L9C Chlordane	100.000	0.000	100.0#	0	-2.99#
30	L9C Chlordane{2}	100.000	0.000	100.0#	0	-3.50#
31	L9C Chlordane{3}	100.000	0.000	100.0#	0	-4.09#
32	L9C Chlordane{4}	100.000	0.000	100.0#	0	-4.19#
33	L9C Chlordane{5}	100.000	0.000	100.0#	0	-4.25#
34	L10CDechlorane{1}	50.000	0.000	100.0#	0	-9.63#
35	L10CDechlorane{2}	50.000	0.000	100.0#	0	-10.08#

(#) = Out of Range SPCC's out = 0 CCC's out = 62

Quantitation Report (QT Reviewed)

Data Path : I:\ACQUDATA\7890N.net\data\032024\
Data File : AG5264.D
Signal(s) : Signal #1: ECD1A.ch Signal #2: ECD2B.ch
Acq On : 20 Mar 2024 11:09 am
Operator : AFelser
Sample : TOX CCV
Misc :
ALS Vial : 3 Sample Multiplier: 1

Integration File signal 1: EVENTS.E
Integration File signal 2: EVENTS2.E
Quant Time: Mar 20 14:51:36 2024
Quant Method : I:\ACQUDATA\7890N.net\Methods\N-PEST022324.M
Quant Title : 608.3/8081B PESTICIDES
QLast Update : Mon Feb 26 08:35:50 2024
Response via : Initial Calibration
Integrator: ChemStation

Volume Inj. : 1uL
Signal #1 Phase : STx-CLP Signal #2 Phase: STx-CLPII
Signal #1 Info : 0.32mm 30m Signal #2 Info : 0.32mm 30m

Compound	RT#1	RT#2	Resp#1	Resp#2	ug/l	ug/l
System Monitoring Compounds						
Target Compounds						
24) L8C Toxaphene	3.841	4.592	73496095	95346652	434.437	399.549
25) L8C Toxaphene{2}	4.037	4.715	128.1E6	59719864	445.399	410.115
26) L8C Toxaphene{3}	4.765	5.192	253.8E6	213.9E6	427.419	380.038
27) L8C Toxaphene{4}	4.960	5.423	228.9E6	123.6E6	443.161	373.463
28) L8C Toxaphene{5}	5.146	5.838	219.8E6	108.5E6	416.921	363.759
Sum Toxaphene			904.0E6	601.1E6	2167.337	1926.923
Average Toxaphene					433.467	385.385
Sum Chlordane			0	0	N.D.	N.D.
Average Chlordane					0.000	0.000
Sum Dechlorane			0	0	N.D.	N.D.
Average Dechlorane					0.000	0.000

(f)=RT Delta > 1/2 Window (#)=Amounts differ by > 25% (m)=manual int.

Quantitation Report (QT Reviewed)

Data Path : I:\ACQUDATA\7890N.net\data\032024\
Data File : AG5264.D
Signal(s) : Signal #1: ECD1A.ch Signal #2: ECD2B.ch
Acq On : 20 Mar 2024 11:09 am
Operator : AFelser
Sample : TOX CCV
Misc :
ALS Vial : 3 Sample Multiplier: 1

Integration File signal 1: EVENTS.E
Integration File signal 2: EVENTS2.E
Quant Time: Mar 20 14:51:36 2024
Quant Method : I:\ACQUDATA\7890N.net\Methods\N-PEST022324.M
Quant Title : 608.3/8081B PESTICIDES
QLast Update : Mon Feb 26 08:35:50 2024
Response via : Initial Calibration
Integrator: ChemStation

Volume Inj. : 1uL
Signal #1 Phase : STx-CLP Signal #2 Phase: STx-CLPII
Signal #1 Info : 0.32mm 30m Signal #2 Info : 0.32mm 30m

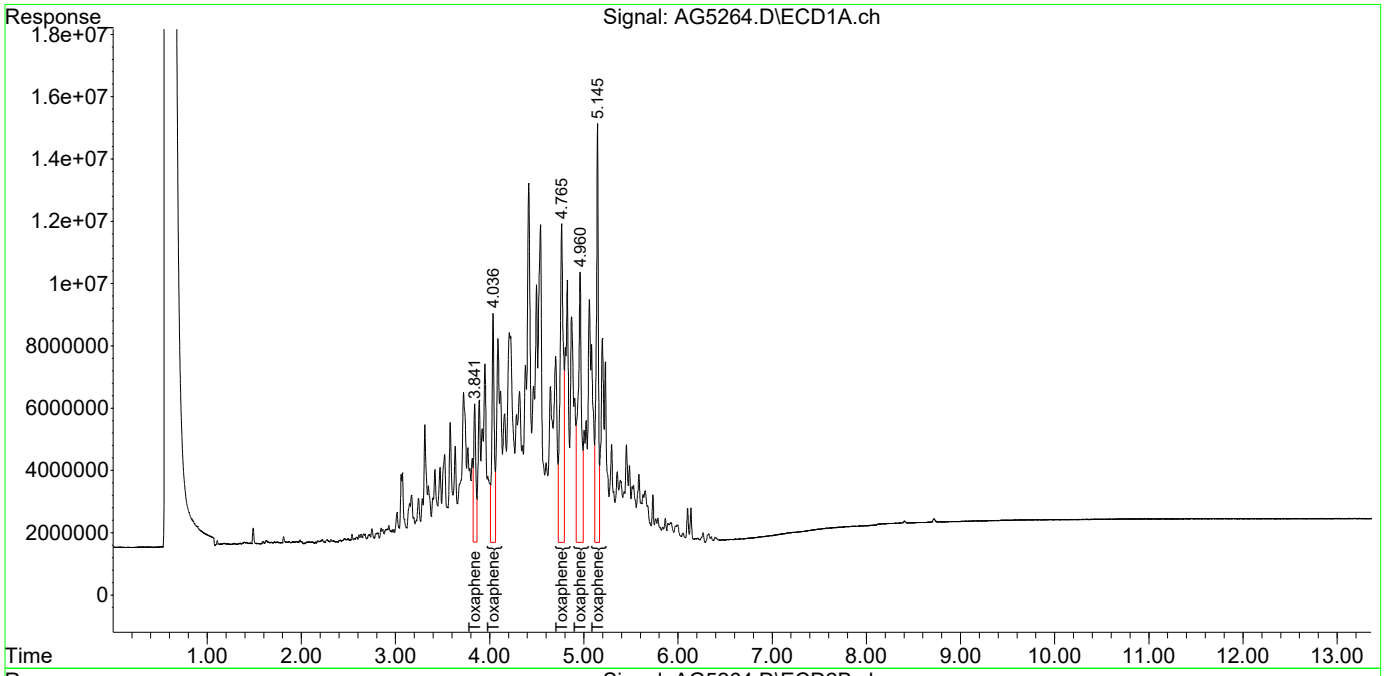

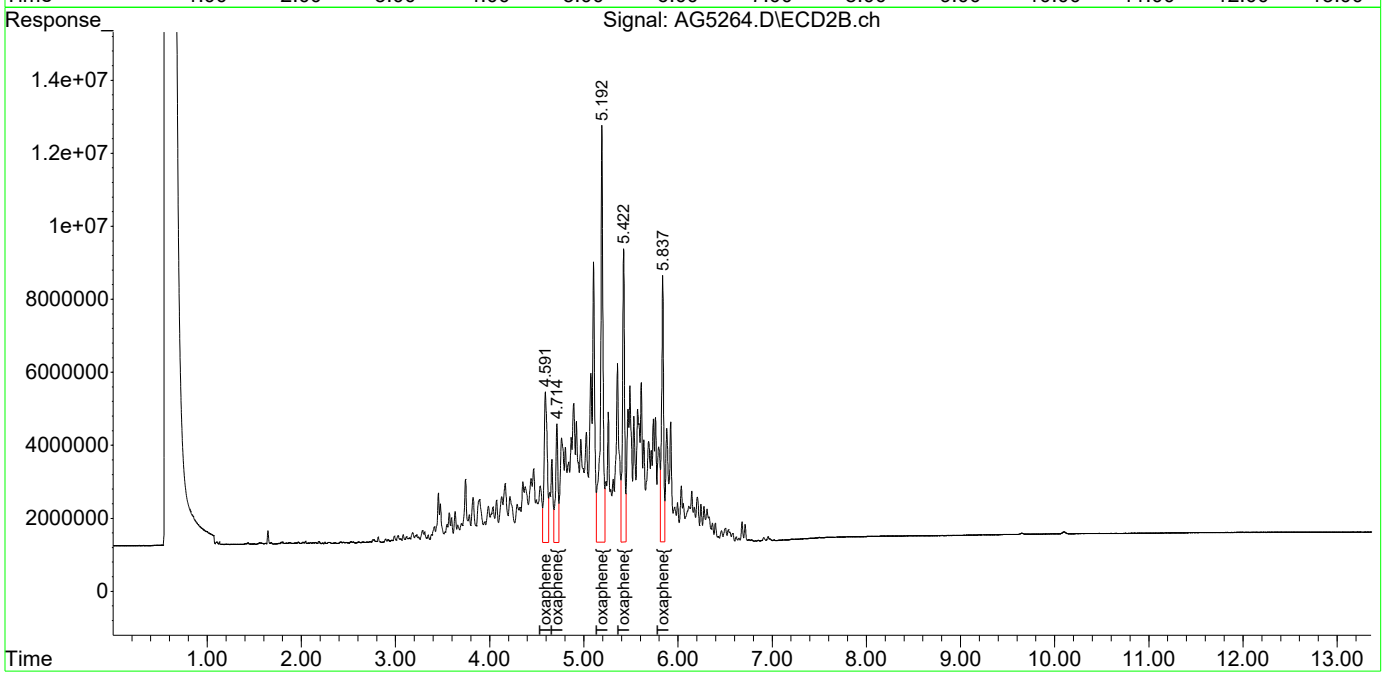

Evaluate Continuing Calibration Report

Data Path : I:\ACQUDATA\7890N.net\data\032024\
Data File : AG5277.D
Signal(s) : Signal #1: ECD1A.ch Signal #2: ECD2B.ch
Acq On   : 20 Mar 2024 02:56 pm
Operator : AFelser
Sample   : 8081 CCV
Misc   :
ALS Vial : 5   Sample Multiplier: 1

Integration File signal 1: EVENTS.E
Integration File signal 2: EVENTS2.E
Quant Time: Mar 21 09:55:46 2024
Quant Method : I:\ACQUDATA\7890N.net\Methods\N-PEST022324.M
Quant Title : 608.3/8081B PESTICIDES
QLast Update : Mon Feb 26 08:35:50 2024
Response via : Initial Calibration
Integrator: ChemStation

Volume Inj.   : 1uL
Signal #1 Phase : STx-CLP   Signal #2 Phase: STx-CLPII
Signal #1 Info : 0.32mm 30m   Signal #2 Info : 0.32mm 30m

Min. RRF   :   0.000 Min. Rel. Area : 50% Max. R.T. Dev 0.50min
Max. RRF Dev : 20%   Max. Rel. Area : 150%

		Compound	Amount	Calc.	%Dev	Area%	Dev(Min)
1	S	SURR1,Tetrac	25.000	24.629	1.5	103	0.00
2	tc	alpha-BHC	25.000	25.546	-2.2	105	0.00
3	tcm	gamma-BHC (L	25.000	25.721	-2.9	107	0.00
4	tcm	Heptachlor	25.000	25.212	-0.8	107	0.00
5	tcm	Aldrin	25.000	24.942	0.2	103	0.00
6	tc	beta-BHC	25.000	23.866	4.5	103	0.00
7	TC	delta-BHC	25.000	24.492	2.0	102	0.00
8	tc	Heptachlor E	25.000	24.299	2.8	103	0.00
9	tc	alpha-Endosu	25.000	23.872	4.5	102	0.00
10	tc	gamma-Chlord	25.000	24.140	3.4	102	0.00
11	tc	alpha-Chlord	25.000	23.908	4.4	102	0.00
12	tc	4,4'-DDE	25.000	24.003	4.0	101	0.00
13	tcm	Dieldrin	25.000	23.463	6.1	99	0.00
14	tcm	Endrin	25.000	22.682	9.3	100	0.00
15	tc	beta-Endosul	25.000	22.935	8.3	99	0.00
16	tc	4,4'-DDD	25.000	23.997	4.0	105	0.00
17	tcm	4,4'-DDT	25.000	22.838	8.6	103	0.00
18	tc	Endrin Aldeh	25.000	22.388	10.4	98	0.00
19	tc	Endosulfan S	25.000	21.690	13.2	97	0.00
20	tc	Methoxychlor	25.000	20.642	17.4#	99	0.00
21	tc	Endrin Keton	25.000	22.439	10.2	100	0.00
22	tc	Mirex	25.000	21.194	15.2#	98	0.00
23	S	SURR2,Decachlorobiphenyl	25.000	20.741	17.0	95	0.00

Signal #2

1	S	SURR1,Tetrac	25.000	24.598	1.6	103	0.00
2	tc	alpha-BHC	25.000	28.055	-12.2	115	0.00
3	tcm	gamma-BHC (L	25.000	27.731	-10.9	116	0.00
4	tcm	Heptachlor	25.000	25.214	-0.9	109	0.00
5	tcm	Aldrin	25.000	26.501	-6.0	110	0.00
6	tc	beta-BHC	25.000	26.414	-5.7	117	0.00
7	tc	delta-BHC	25.000	27.351	-9.4	114	0.00
8	tc	Heptachlor E	25.000	26.221	-4.9	113	0.00
9	tc	alpha-Endosu	25.000	25.281	-1.1	110	0.00
10	tc	gamma-Chlord	25.000	25.683	-2.7	111	0.00
11	tc	alpha-Chlord	25.000	25.223	-0.9	109	0.00
12	tc	4,4'-DDE	25.000	25.835	-3.3	111	0.00
13	tcm	Dieldrin	25.000	25.580	-2.3	110	0.00
14	tcm	Endrin	25.000	24.452	2.2	110	0.00
15	tc	beta-Endosul	25.000	24.857	0.6	109	0.00
16	tc	4,4'-DDD	25.000	25.069	-0.3	111	0.00
17	tcm	4,4'-DDT	25.000	22.953	8.2	105	0.00
18	tc	Endrin Aldeh	25.000	24.276	2.9	107	0.00

1st AF 03/21/24
2nd AM 03/21/24

Data Path : I:\ACQUDATA\7890N.net\data\032024\
Data File : AG5277.D
Signal(s) : Signal #1: ECD1A.ch Signal #2: ECD2B.ch
Acq On   : 20 Mar 2024 02:56 pm
Operator : AFelser
Sample   : 8081 CCV
Misc   :
ALS Vial : 5   Sample Multiplier: 1

Integration File signal 1: EVENTS.E
Integration File signal 2: EVENTS2.E
Quant Time: Mar 21 09:55:46 2024
Quant Method : I:\ACQUDATA\7890N.net\Methods\N-PEST022324.M
Quant Title : 608.3/8081B PESTICIDES
QLast Update : Mon Feb 26 08:35:50 2024
Response via : Initial Calibration
Integrator: ChemStation

Volume Inj.   : 1uL
Signal #1 Phase : STx-CLP   Signal #2 Phase: STx-CLPII
Signal #1 Info : 0.32mm 30m   Signal #2 Info : 0.32mm 30m

Min. RRF   :   0.000 Min. Rel. Area : 50% Max. R.T. Dev 0.50min
Max. RRF Dev : 20%   Max. Rel. Area : 150%

	Compound	Amount	Calc.	%Dev	Area%	Dev(Min)
19 tc	Endosulfan S	25.000	23.840	4.6	108	0.00
20 tc	Methoxychlor	25.000	20.606	17.6#	102	0.00
21 tc	Endrin Keton	25.000	24.005	4.0	109	0.00
22 tc	Mirex	25.000	22.858	8.6	108	0.00
23 S	SURR2,Decachlorobiphenyl	25.000	21.414	14.3	102	0.00

Evaluate Continuing Calibration Report - Not Founds

24 L8C	Toxaphene	500.000	0.000	100.0#	0	-3.84#
25 L8C	Toxaphene{2}	500.000	0.000	100.0#	0	-4.04#
26 L8C	Toxaphene{3}	500.000	0.000	100.0#	0	-4.77#
27 L8C	Toxaphene{4}	500.000	0.000	100.0#	0	-4.96#
28 L8C	Toxaphene{5}	500.000	0.000	100.0#	0	-5.15#
29 L9C	Chlordane	100.000	0.000	100.0#	0	-2.66#
30 L9C	Chlordane{2}	100.000	0.000	100.0#	0	-3.02#
31 L9C	Chlordane{3}	100.000	0.000	100.0#	0	-3.33#
32 L9C	Chlordane{4}	100.000	0.000	100.0#	0	-3.48#
33 L9C	Chlordane{5}	100.000	0.000	100.0#	0	-3.59#
34 L10C	Dechlorane{1}	50.000	0.000	100.0#	0	-8.39#
35 L10C	Dechlorane{2}	50.000	0.000	100.0#	0	-8.70#

Signal #2

24 L8C	Toxaphene	500.000	0.000	100.0#	0	-4.59#
25 L8C	Toxaphene{2}	500.000	0.000	100.0#	0	-4.71#
26 L8C	Toxaphene{3}	500.000	0.000	100.0#	0	-5.19#
27 L8C	Toxaphene{4}	500.000	0.000	100.0#	0	-5.42#
28 L8C	Toxaphene{5}	500.000	0.000	100.0#	0	-5.84#
29 L9C	Chlordane	100.000	0.000	100.0#	0	-2.99#
30 L9C	Chlordane{2}	100.000	0.000	100.0#	0	-3.50#
31 L9C	Chlordane{3}	100.000	0.000	100.0#	0	-4.09#
32 L9C	Chlordane{4}	100.000	0.000	100.0#	0	-4.19#
33 L9C	Chlordane{5}	100.000	0.000	100.0#	0	-4.25#
34 L10C	Dechlorane{1}	50.000	0.000	100.0#	0	-9.63#
35 L10C	Dechlorane{2}	50.000	0.000	100.0#	0	-10.08#

(#) = Out of Range SPCC's out = 0 CCC's out = 27

Quantitation Report (QT Reviewed)

Data Path : I:\ACQUDATA\7890N.net\data\032024\
Data File : AG5277.D
Signal(s) : Signal #1: ECD1A.ch Signal #2: ECD2B.ch
Acq On : 20 Mar 2024 02:56 pm
Operator : AFelser
Sample : 8081 CCV
Misc :
ALS Vial : 5 Sample Multiplier: 1

Integration File signal 1: EVENTS.E
Integration File signal 2: EVENTS2.E
Quant Time: Mar 21 09:55:46 2024
Quant Method : I:\ACQUDATA\7890N.net\Methods\N-PEST022324.M
Quant Title : 608.3/8081B PESTICIDES
QLast Update : Mon Feb 26 08:35:50 2024
Response via : Initial Calibration
Integrator: ChemStation

Volume Inj. : 1uL
Signal #1 Phase : STx-CLP Signal #2 Phase: STx-CLPII
Signal #1 Info : 0.32mm 30m Signal #2 Info : 0.32mm 30m

Compound	RT#1	RT#2	Resp#1	Resp#2	ug/l	ug/l
System Monitoring Compounds						
1) S SURR1,Tet...	1.898	2.115	404.1E6	323.3E6	24.629	24.598
Spiked Amount 100.000	Range 30 - 150		Recovery =		24.63%#	24.60%#
23) S SURR2,Dec...	6.279	6.979	237.9E6	183.3E6	20.741	21.414
Spiked Amount 100.000	Range 30 - 150		Recovery =		20.74%#	21.41%#
Target Compounds						
2) tc alpha-BHC	2.213	2.509	616.4E6	448.5E6	25.546	28.055
3) tcm gamma-BHC (L	2.405	2.761	543.4E6	375.5E6	25.721	27.731
4) tcm Heptachlor	2.709	3.100	455.3E6	275.6E6	25.212	25.214
5) tcm Aldrin	2.918	3.368	521.8E6	389.4E6	24.942	26.501
6) tc beta-BHC	2.459	2.818	220.4E6	153.4E6	23.866	26.414
7) tc delta-BHC	2.572	3.045	539.3E6	379.7E6	24.492	27.351
8) tc Heptachlor E	3.381	3.887	440.9E6	318.0E6	24.299	26.221
9) tc alpha-Endosu	3.711	4.314	415.6E6	304.4E6	23.872	25.281
10) tc gamma-Chlord	3.482	4.085	450.2E6	331.8E6	24.140	25.683
11) tc alpha-Chlord	3.594	4.251	448.0E6	337.3E6	23.908	25.223
12) tc 4,4'-DDE	3.672	4.450	456.5E6	333.6E6	24.003	25.835
13) tcm Dieldrin	3.935	4.612	447.3E6	330.8E6	23.463	25.580
14) tcm Endrin	4.171	4.914	382.4E6	249.2E6	22.682	24.452
15) tc beta-Endosul	4.417	5.112	381.7E6	275.6E6	22.935	24.857
16) tc 4,4'-DDD	4.275	5.034	358.6E6	222.4E6	23.997	25.069
17) tcm 4,4'-DDT	4.574	5.314	287.8E6	169.4E6	22.838	22.953
18) tc Endrin Aldeh	4.842	5.411	302.1E6	217.9E6	22.388	24.276
19) tc Endosulfan S	5.235	5.642	341.4E6	246.9E6	21.690	23.840
20) tc Methoxychlor	5.062	5.884	139.5E6	79378754	20.642	20.606
21) tc Endrin Keton	5.465	6.063	386.3E6	262.7E6	22.439	24.005
22) tc Mirex	5.123	6.031	285.5E6	196.0E6	21.194	22.858
Sum Toxaphene			0	0	N.D.	N.D.
Average Toxaphene					0.000	0.000
Sum Chlordane			0	0	N.D.	N.D.
Average Chlordane					0.000	0.000
Sum Dechlorane			0	0	N.D.	N.D.
Average Dechlorane					0.000	0.000

(f)=RT Delta > 1/2 Window (#)=Amounts differ by > 25% (m)=manual int.

Quantitation Report (QT Reviewed)

Data Path : I:\ACQUDATA\7890N.net\data\032024\
Data File : AG5277.D
Signal(s) : Signal #1: ECD1A.ch Signal #2: ECD2B.ch
Acq On : 20 Mar 2024 02:56 pm
Operator : AFelser
Sample : 8081 CCV
Misc :
ALS Vial : 5 Sample Multiplier: 1

Integration File signal 1: EVENTS.E
Integration File signal 2: EVENTS2.E
Quant Time: Mar 21 09:55:46 2024
Quant Method : I:\ACQUDATA\7890N.net\Methods\N-PEST022324.M
Quant Title : 608.3/8081B PESTICIDES
QLast Update : Mon Feb 26 08:35:50 2024
Response via : Initial Calibration
Integrator: ChemStation

Volume Inj. : 1uL
Signal #1 Phase : STx-CLP Signal #2 Phase: STx-CLPII
Signal #1 Info : 0.32mm 30m Signal #2 Info : 0.32mm 30m

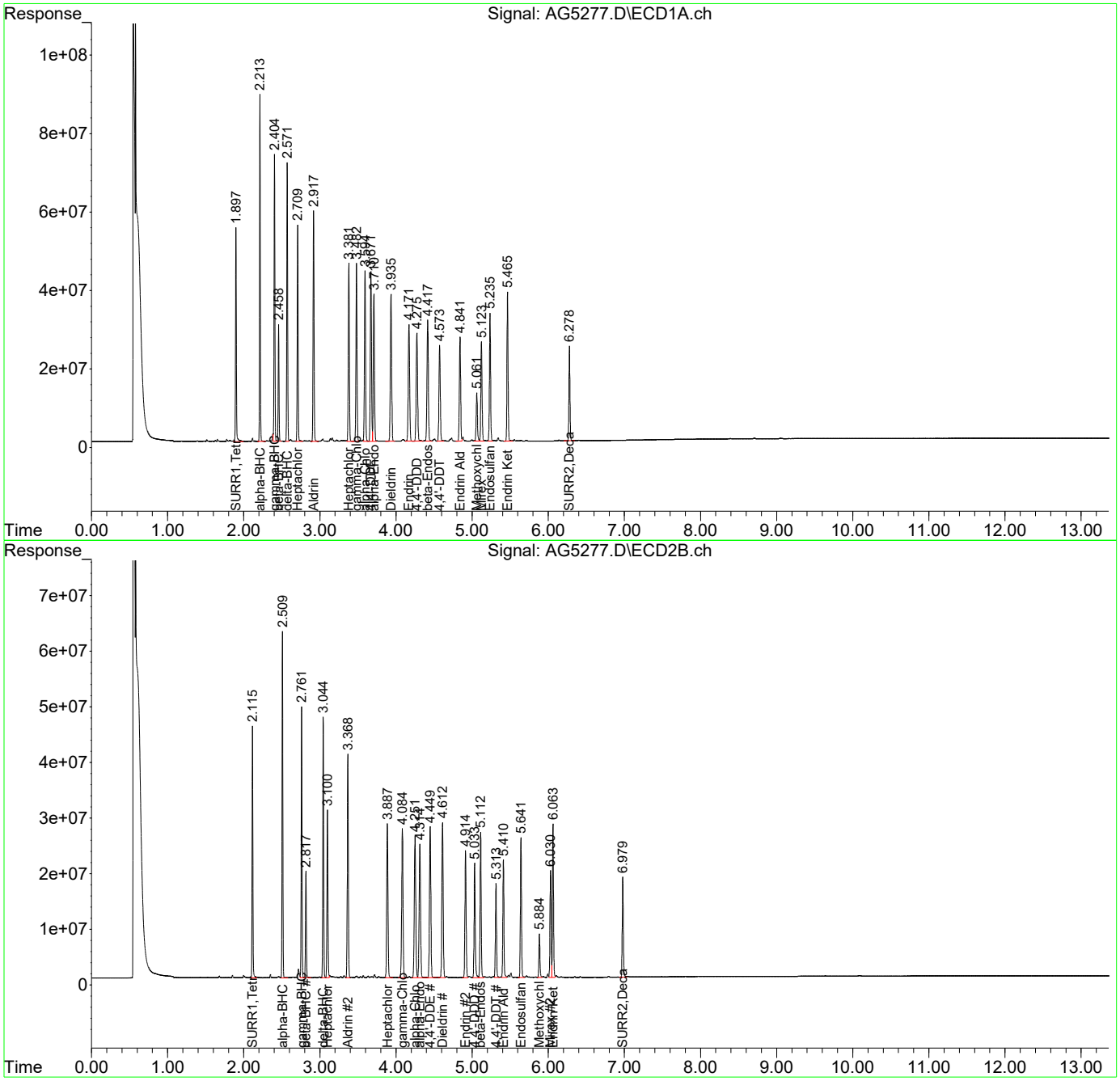

Evaluate Continuing Calibration Report

Data Path : I:\ACQUDATA\7890N.net\data\032024\
Data File : AG5288.D
Signal(s) : Signal #1: ECD1A.ch Signal #2: ECD2B.ch
Acq On   : 20 Mar 2024 06:07 pm
Operator : AFelser
Sample   : 8081 CCV
Misc   :
ALS Vial : 5   Sample Multiplier: 1

Integration File signal 1: EVENTS.E
Integration File signal 2: EVENTS2.E
Quant Time: Mar 21 09:56:29 2024
Quant Method : I:\ACQUDATA\7890N.net\Methods\N-PEST022324.M
Quant Title : 608.3/8081B PESTICIDES
QLast Update : Mon Feb 26 08:35:50 2024
Response via : Initial Calibration
Integrator: ChemStation

Volume Inj.   : 1uL
Signal #1 Phase : STx-CLP   Signal #2 Phase: STx-CLPII
Signal #1 Info : 0.32mm 30m   Signal #2 Info : 0.32mm 30m

Min. RRF   :   0.000 Min. Rel. Area : 50% Max. R.T. Dev 0.50min
Max. RRF Dev : 20%   Max. Rel. Area : 150%

		Compound	Amount	Calc.	%Dev	Area%	Dev(Min)
1	S	SURR1,Tetrac	25.000	24.656	1.4	103	0.00
2	tc	alpha-BHC	25.000	25.969	-3.9	107	0.00
3	tcm	gamma-BHC (L	25.000	25.874	-3.5	108	0.00
4	tcm	Heptachlor	25.000	24.708	1.2	105	0.00
5	tcm	Aldrin	25.000	25.330	-1.3	105	0.00
6	tc	beta-BHC	25.000	24.289	2.8	105	0.00
7	TC	delta-BHC	25.000	24.712	1.2	103	0.00
8	tc	Heptachlor E	25.000	24.041	3.8	102	0.00
9	tc	alpha-Endosu	25.000	23.734	5.1	101	0.00
10	tc	gamma-Chlord	25.000	24.204	3.2	103	0.00
11	tc	alpha-Chlord	25.000	23.892	4.4	102	0.00
12	tc	4,4'-DDE	25.000	24.024	3.9	102	0.00
13	tcm	Dieldrin	25.000	22.720	9.1	96	0.00
14	tcm	Endrin	25.000	21.002	16.0#	93	0.00
15	tc	beta-Endosul	25.000	22.927	8.3	99	0.00
16	tc	4,4'-DDD	25.000	23.652	5.4	103	0.00
17	tcm	4,4'-DDT	25.000	21.738	13.0	98	0.00
18	tc	Endrin Aldeh	25.000	23.062	7.8	101	0.00
19	tc	Endosulfan S	25.000	21.413	14.3	95	0.00
20	tc	Methoxychlor	25.000	19.521	21.9#	94	0.00
21	tc	Endrin Keton	25.000	22.554	9.8	100	0.00
22	tc	Mirex	25.000	21.245	15.0#	98	0.00
23	S	SURR2,Decachlorobiphenyl	25.000	21.003	16.0	96	0.00

Signal #2

1	S	SURR1,Tetrac	25.000	25.568	-2.3	107	0.00
2	tc	alpha-BHC	25.000	28.912	-15.6#	119	0.00
3	tcm	gamma-BHC (L	25.000	28.556	-14.2	119	0.00
4	tcm	Heptachlor	25.000	24.847	0.6	107	0.00
5	tcm	Aldrin	25.000	27.470	-9.9	114	0.00
6	tc	beta-BHC	25.000	26.854	-7.4	119	0.00
7	tc	delta-BHC	25.000	28.086	-12.3	117	0.00
8	tc	Heptachlor E	25.000	26.676	-6.7	115	0.00
9	tc	alpha-Endosu	25.000	26.018	-4.1	113	0.00
10	tc	gamma-Chlord	25.000	26.450	-5.8	114	0.00
11	tc	alpha-Chlord	25.000	25.840	-3.4	112	0.00
12	tc	4,4'-DDE	25.000	26.333	-5.3	113	0.00
13	tcm	Dieldrin	25.000	26.323	-5.3	113	0.00
14	tcm	Endrin	25.000	23.470	6.1	105	0.00
15	tc	beta-Endosul	25.000	25.594	-2.4	112	0.00
16	tc	4,4'-DDD	25.000	25.389	-1.6	112	0.00
17	tcm	4,4'-DDT	25.000	22.640	9.4	103	0.00
18	tc	Endrin Aldeh	25.000	25.914	-3.7	114	0.00

1st AF 03/21/24
2nd AM 03/21/24

Data Path : I:\ACQUDATA\7890N.net\data\032024\
Data File : AG5288.D
Signal(s) : Signal #1: ECD1A.ch Signal #2: ECD2B.ch
Acq On   : 20 Mar 2024 06:07 pm
Operator : AFelser
Sample   : 8081 CCV
Misc   :
ALS Vial : 5   Sample Multiplier: 1

Integration File signal 1: EVENTS.E
Integration File signal 2: EVENTS2.E
Quant Time: Mar 21 09:56:29 2024
Quant Method : I:\ACQUDATA\7890N.net\Methods\N-PEST022324.M
Quant Title : 608.3/8081B PESTICIDES
QLast Update : Mon Feb 26 08:35:50 2024
Response via : Initial Calibration
Integrator: ChemStation

Volume Inj.   : 1uL
Signal #1 Phase : STx-CLP   Signal #2 Phase: STx-CLPII
Signal #1 Info : 0.32mm 30m   Signal #2 Info : 0.32mm 30m

Min. RRF   :   0.000 Min. Rel. Area : 50% Max. R.T. Dev 0.50min
Max. RRF Dev : 20%   Max. Rel. Area : 150%

	Compound	Amount	Calc.	%Dev	Area%	Dev(Min)
19 tc	Endosulfan S	25.000	24.556	1.8	111	0.00
20 tc	Methoxychlor	25.000	20.022	19.9#	99	0.00
21 tc	Endrin Keton	25.000	25.028	-0.1	114	0.00
22 tc	Mirex	25.000	23.527	5.9	111	0.00
23 S	SURR2,Decachlorobiphenyl	25.000	21.729	13.1	104	0.00

Evaluate Continuing Calibration Report - Not Founds

24 L8C	Toxaphene	500.000	0.000	100.0#	0	-3.84#
25 L8C	Toxaphene{2}	500.000	0.000	100.0#	0	-4.04#
26 L8C	Toxaphene{3}	500.000	0.000	100.0#	0	-4.77#
27 L8C	Toxaphene{4}	500.000	0.000	100.0#	0	-4.96#
28 L8C	Toxaphene{5}	500.000	0.000	100.0#	0	-5.15#
29 L9C	Chlordane	100.000	0.000	100.0#	0	-2.66#
30 L9C	Chlordane{2}	100.000	0.000	100.0#	0	-3.02#
31 L9C	Chlordane{3}	100.000	0.000	100.0#	0	-3.33#
32 L9C	Chlordane{4}	100.000	0.000	100.0#	0	-3.48#
33 L9C	Chlordane{5}	100.000	0.000	100.0#	0	-3.59#
34 L10C	Dechlorane{1}	50.000	0.000	100.0#	0	-8.39#
35 L10C	Dechlorane{2}	50.000	0.000	100.0#	0	-8.70#

Signal #2

24 L8C	Toxaphene	500.000	0.000	100.0#	0	-4.59#
25 L8C	Toxaphene{2}	500.000	0.000	100.0#	0	-4.71#
26 L8C	Toxaphene{3}	500.000	0.000	100.0#	0	-5.19#
27 L8C	Toxaphene{4}	500.000	0.000	100.0#	0	-5.42#
28 L8C	Toxaphene{5}	500.000	0.000	100.0#	0	-5.84#
29 L9C	Chlordane	100.000	0.000	100.0#	0	-2.99#
30 L9C	Chlordane{2}	100.000	0.000	100.0#	0	-3.50#
31 L9C	Chlordane{3}	100.000	0.000	100.0#	0	-4.09#
32 L9C	Chlordane{4}	100.000	0.000	100.0#	0	-4.19#
33 L9C	Chlordane{5}	100.000	0.000	100.0#	0	-4.25#
34 L10C	Dechlorane{1}	50.000	0.000	100.0#	0	-9.63#
35 L10C	Dechlorane{2}	50.000	0.000	100.0#	0	-10.08#

(#) = Out of Range SPCC's out = 0 CCC's out = 29

1st AF 03/21/24
2nd AM 03/21/24

Quantitation Report (QT Reviewed)

Data Path : I:\ACQUDATA\7890N.net\data\032024\
Data File : AG5288.D
Signal(s) : Signal #1: ECD1A.ch Signal #2: ECD2B.ch
Acq On : 20 Mar 2024 06:07 pm
Operator : AFelser
Sample : 8081 CCV
Misc :
ALS Vial : 5 Sample Multiplier: 1

Integration File signal 1: EVENTS.E
Integration File signal 2: EVENTS2.E
Quant Time: Mar 21 09:56:29 2024
Quant Method : I:\ACQUDATA\7890N.net\Methods\N-PEST022324.M
Quant Title : 608.3/8081B PESTICIDES
QLast Update : Mon Feb 26 08:35:50 2024
Response via : Initial Calibration
Integrator: ChemStation

Volume Inj. : 1uL
Signal #1 Phase : STx-CLP Signal #2 Phase: STx-CLPII
Signal #1 Info : 0.32mm 30m Signal #2 Info : 0.32mm 30m

Compound	RT#1	RT#2	Resp#1	Resp#2	ug/l	ug/l
System Monitoring Compounds						
1) S SURR1,Tet...	1.895	2.113	404.5E6	336.0E6	24.656	25.568
Spiked Amount 100.000	Range 30 - 150		Recovery =		24.66%#	25.57%#
23) S SURR2,Dec...	6.278	6.978	240.9E6	186.0E6	21.003	21.729
Spiked Amount 100.000	Range 30 - 150		Recovery =		21.00%#	21.73%#
Target Compounds						
2) tc alpha-BHC	2.211	2.508	626.6E6	462.2E6	25.969	28.912
3) tcm gamma-BHC (L	2.402	2.759	546.7E6	386.7E6	25.874	28.556
4) tcm Heptachlor	2.707	3.099	446.2E6	271.6E6	24.708	24.847
5) tcm Aldrin	2.916	3.367	529.9E6	403.7E6	25.330	27.470
6) tc beta-BHC	2.456	2.816	224.3E6	156.0E6	24.289	26.854
7) tc delta-BHC	2.569	3.043	544.1E6	389.9E6	24.712	28.086
8) tc Heptachlor E	3.380	3.886	436.2E6	323.5E6	24.041	26.676
9) tc alpha-Endosu	3.709	4.313	413.3E6	313.3E6	23.734	26.018
10) tc gamma-Chlord	3.480	4.083	451.4E6	341.7E6	24.204	26.450
11) tc alpha-Chlord	3.592	4.249	447.7E6	345.5E6	23.892	25.840
12) tc 4,4'-DDE	3.670	4.448	456.9E6	340.0E6	24.024	26.333
13) tcm Dieldrin	3.933	4.611	433.2E6	340.4E6	22.720	26.323
14) tcm Endrin	4.169	4.913	354.0E6	239.2E6	21.002	23.470
15) tc beta-Endosul	4.415	5.112	381.6E6	283.8E6	22.927	25.594
16) tc 4,4'-DDD	4.274	5.033	353.5E6	225.3E6	23.652	25.389
17) tcm 4,4'-DDT	4.573	5.313	273.9E6	167.1E6	21.738	22.640
18) tc Endrin Aldeh	4.840	5.409	311.2E6	232.6E6	23.062	25.914
19) tc Endosulfan S	5.234	5.641	337.0E6	254.4E6	21.413	24.556
20) tc Methoxychlor	5.060	5.883	131.9E6	77128964	19.521	20.022
21) tc Endrin Keton	5.465	6.062	388.3E6	273.9E6	22.554	25.028
22) tc Mirex	5.122	6.029	286.2E6	201.7E6	21.245	23.527
Sum Toxaphene			0	0	N.D.	N.D.
Average Toxaphene					0.000	0.000
Sum Chlordane			0	0	N.D.	N.D.
Average Chlordane					0.000	0.000
Sum Dechlorane			0	0	N.D.	N.D.
Average Dechlorane					0.000	0.000

(f)=RT Delta > 1/2 Window (#)=Amounts differ by > 25% (m)=manual int.

Quantitation Report (QT Reviewed)

Data Path : I:\ACQUDATA\7890N.net\data\032024\
Data File : AG5288.D
Signal(s) : Signal #1: ECD1A.ch Signal #2: ECD2B.ch
Acq On : 20 Mar 2024 06:07 pm
Operator : AFelser
Sample : 8081 CCV
Misc :
ALS Vial : 5 Sample Multiplier: 1

Integration File signal 1: EVENTS.E
Integration File signal 2: EVENTS2.E
Quant Time: Mar 21 09:56:29 2024
Quant Method : I:\ACQUDATA\7890N.net\Methods\N-PEST022324.M
Quant Title : 608.3/8081B PESTICIDES
QLast Update : Mon Feb 26 08:35:50 2024
Response via : Initial Calibration
Integrator: ChemStation

Volume Inj. : 1uL
Signal #1 Phase : STx-CLP Signal #2 Phase: STx-CLPII
Signal #1 Info : 0.32mm 30m Signal #2 Info : 0.32mm 30m

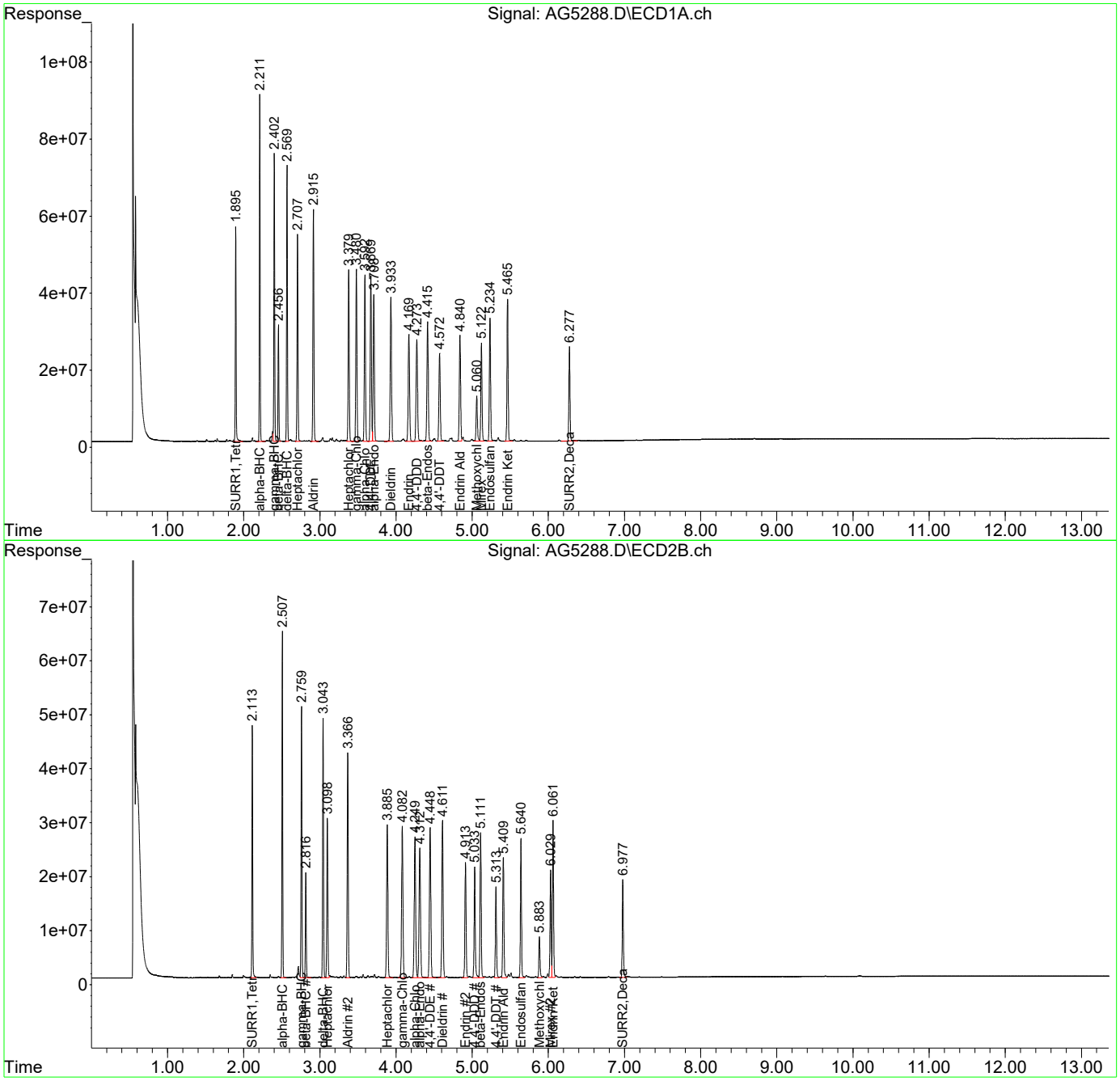

Evaluate Continuing Calibration Report

Data Path : I:\ACQUDATA\7890N.net\data\032024\
Data File : AG5299.D
Signal(s) : Signal #1: ECD1A.ch Signal #2: ECD2B.ch
Acq On   : 20 Mar 2024 09:18 pm
Operator : AFelser
Sample   : 8081 CCV
Misc   :
ALS Vial : 5   Sample Multiplier: 1

Integration File signal 1: EVENTS.E
Integration File signal 2: EVENTS2.E
Quant Time: Mar 21 09:57:13 2024
Quant Method : I:\ACQUDATA\7890N.net\Methods\N-PEST022324.M
Quant Title : 608.3/8081B PESTICIDES
QLast Update : Mon Feb 26 08:35:50 2024
Response via : Initial Calibration
Integrator: ChemStation

Volume Inj.   : 1uL
Signal #1 Phase : STx-CLP   Signal #2 Phase: STx-CLPII
Signal #1 Info : 0.32mm 30m   Signal #2 Info : 0.32mm 30m

Min. RRF   :   0.000 Min. Rel. Area : 50% Max. R.T. Dev 0.50min
Max. RRF Dev : 20%   Max. Rel. Area : 150%

		Compound	Amount	Calc.	%Dev	Area%	Dev(Min)
1	S	SURR1,Tetrac	25.000	23.976	4.1	100	0.00
2	tc	alpha-BHC	25.000	24.941	0.2	103	0.00
3	tcm	gamma-BHC (L	25.000	24.525	1.9	102	0.00
4	tcm	Heptachlor	25.000	22.887	8.5	97	0.00
5	tcm	Aldrin	25.000	25.382	-1.5	105	0.00
6	tc	beta-BHC	25.000	23.077	7.7	100	0.00
7	TC	delta-BHC	25.000	23.651	5.4	98	0.00
8	tc	Heptachlor E	25.000	22.559	9.8	96	0.00
9	tc	alpha-Endosu	25.000	22.891	8.4	98	0.00
10	tc	gamma-Chlord	25.000	23.160	7.4	98	0.00
11	tc	alpha-Chlord	25.000	22.789	8.8	98	0.00
12	tc	4,4'-DDE	25.000	23.484	6.1	99	0.00
13	tcm	Dieldrin	25.000	21.332	14.7	90	0.00
14	tcm	Endrin	25.000	18.141	27.4#	80	0.00
15	tc	beta-Endosul	25.000	21.979	12.1	95	0.00
16	tc	4,4'-DDD	25.000	22.019	11.9	96	0.00
17	tcm	4,4'-DDT	25.000	18.751	25.0#	85	0.00
18	tc	Endrin Aldeh	25.000	22.948	8.2	101	0.00
19	tc	Endosulfan S	25.000	20.269	18.9#	90	0.00
20	tc	Methoxychlor	25.000	17.335	30.7#	83	0.00
21	tc	Endrin Keton	25.000	20.857	16.6#	93	0.00
22	tc	Mirex	25.000	20.289	18.8#	94	0.00
23	S	SURR2,Decachlorobiphenyl	25.000	21.162	15.4	97	0.00
		Signal #2					
37	S	SURR1,Tetrac #2	25.000	25.338	-1.4	106	0.00
38	tc	alpha-BHC #2	25.000	28.751	-15.0#	118	0.00
39	tcm	gamma-BHC (L #2	25.000	28.096	-12.4	117	0.00
40	tcm	Heptachlor #2	25.000	23.553	5.8	101	0.00
41	tcm	Aldrin #2	25.000	27.951	-11.8	116	0.00
42	tc	beta-BHC #2	25.000	26.816	-7.3	119	0.00
43	tc	delta-BHC #2	25.000	28.038	-12.2	117	0.00
44	tc	Heptachlor E #2	25.000	25.578	-2.3	110	0.00
45	tc	alpha-Endosu #2	25.000	25.672	-2.7	111	0.00
46	tc	gamma-Chlord #2	25.000	25.969	-3.9	112	0.00
47	tc	alpha-Chlord #2	25.000	25.309	-1.2	110	0.00
48	tc	4,4'-DDE #2	25.000	26.533	-6.1	114	0.00
49	tcm	Dieldrin #2	25.000	25.808	-3.2	111	0.00
50	tcm	Endrin #2	25.000	21.129	15.5#	95	0.00
51	tc	beta-Endosul #2	25.000	25.525	-2.1	112	0.00
52	tc	4,4'-DDD #2	25.000	25.034	-0.1	111	0.00
53	tcm	4,4'-DDT #2	25.000	19.896	20.4#	91	0.00
54	tc	Endrin Aldeh #2	25.000	26.859	-7.4	119	0.00

Evaluate Continuing Calibration Report

Data Path : I:\ACQUDATA\7890N.net\data\032024\
Data File : AG5299.D
Signal(s) : Signal #1: ECD1A.ch Signal #2: ECD2B.ch
Acq On   : 20 Mar 2024 09:18 pm
Operator : AFelser
Sample   : 8081 CCV
Misc   :
ALS Vial : 5   Sample Multiplier: 1

Integration File signal 1: EVENTS.E
Integration File signal 2: EVENTS2.E
Quant Time: Mar 21 09:57:13 2024
Quant Method : I:\ACQUDATA\7890N.net\Methods\N-PEST022324.M
Quant Title : 608.3/8081B PESTICIDES
QLast Update : Mon Feb 26 08:35:50 2024
Response via : Initial Calibration
Integrator: ChemStation

Volume Inj.   : 1uL
Signal #1 Phase : STx-CLP   Signal #2 Phase: STx-CLPII
Signal #1 Info : 0.32mm 30m   Signal #2 Info : 0.32mm 30m

Min. RRF   :   0.000 Min. Rel. Area : 50% Max. R.T. Dev 0.50min
Max. RRF Dev : 20%   Max. Rel. Area : 150%

	Compound	Amount	Calc.	%Dev	Area%	Dev(Min)
55 tc	Endosulfan S #2	25.000	24.005	4.0	108	0.00
56 tc	Methoxychlor #2	25.000	17.366	30.5#	86	0.00
57 tc	Endrin Keton #2	25.000	23.892	4.4	108	0.00
58 tc	Mirex #2	25.000	22.846	8.6	108	0.00
59 S	SURR2,Decachlorobiphenyl #2	25.000	22.434	10.3	107	0.00

Evaluate Continuing Calibration Report - Not Founds

24 L8C	Toxaphene	500.000	0.000	100.0#	0	-3.84#
25 L8C	Toxaphene{2}	500.000	0.000	100.0#	0	-4.04#
26 L8C	Toxaphene{3}	500.000	0.000	100.0#	0	-4.77#
27 L8C	Toxaphene{4}	500.000	0.000	100.0#	0	-4.96#
28 L8C	Toxaphene{5}	500.000	0.000	100.0#	0	-5.15#
29 L9C	Chlordane	100.000	0.000	100.0#	0	-2.66#
30 L9C	Chlordane{2}	100.000	0.000	100.0#	0	-3.02#
31 L9C	Chlordane{3}	100.000	0.000	100.0#	0	-3.33#
32 L9C	Chlordane{4}	100.000	0.000	100.0#	0	-3.48#
33 L9C	Chlordane{5}	100.000	0.000	100.0#	0	-3.59#
34 L10C	Dechlorane{1}	50.000	0.000	100.0#	0	-8.39#
35 L10C	Dechlorane{2}	50.000	0.000	100.0#	0	-8.70#

Signal #2

60 L8C	Toxaphene #2	500.000	0.000	100.0#	0	-4.59#
61 L8C	Toxaphene{2} #2	500.000	0.000	100.0#	0	-4.71#
62 L8C	Toxaphene{3} #2	500.000	0.000	100.0#	0	-5.19#
63 L8C	Toxaphene{4} #2	500.000	0.000	100.0#	0	-5.42#
64 L8C	Toxaphene{5} #2	500.000	0.000	100.0#	0	-5.84#
65 L9C	Chlordane #2	100.000	0.000	100.0#	0	-2.99#
66 L9C	Chlordane{2} #2	100.000	0.000	100.0#	0	-3.50#
67 L9C	Chlordane{3} #2	100.000	0.000	100.0#	0	-4.09#
68 L9C	Chlordane{4} #2	100.000	0.000	100.0#	0	-4.19#
69 L9C	Chlordane{5} #2	100.000	0.000	100.0#	0	-4.25#
70 L10C	Dechlorane{1} #2	50.000	0.000	100.0#	0	-9.63#
71 L10C	Dechlorane{2} #2	50.000	0.000	100.0#	0	-10.08#

(#) = Out of Range SPCC's out = 0 CCC's out = 34

1st AF 03/21/24
2nd AM 03/21/24

Quantitation Report (QT Reviewed)

Data Path : I:\ACQUDATA\7890N.net\data\032024\
Data File : AG5299.D
Signal(s) : Signal #1: ECD1A.ch Signal #2: ECD2B.ch
Acq On : 20 Mar 2024 09:18 pm
Operator : AFelser
Sample : 8081 CCV
Misc :
ALS Vial : 5 Sample Multiplier: 1

Integration File signal 1: EVENTS.E
Integration File signal 2: EVENTS2.E
Quant Time: Mar 21 09:57:13 2024
Quant Method : I:\ACQUDATA\7890N.net\Methods\N-PEST022324.M
Quant Title : 608.3/8081B PESTICIDES
QLast Update : Mon Feb 26 08:35:50 2024
Response via : Initial Calibration
Integrator: ChemStation

Volume Inj. : 1uL
Signal #1 Phase : STx-CLP Signal #2 Phase: STx-CLPII
Signal #1 Info : 0.32mm 30m Signal #2 Info : 0.32mm 30m

Compound	RT#1	RT#2	Resp#1	Resp#2	ug/l	ug/l
System Monitoring Compounds						
1) S SURR1,Tet...	1.897	2.114	393.4E6	333.0E6	23.976	25.338
Spiked Amount 100.000	Range 30 - 150		Recovery =		23.98%#	25.34%#
23) S SURR2,Dec...	6.273	6.971	242.7E6	192.0E6	21.162	22.434
Spiked Amount 100.000	Range 30 - 150		Recovery =		21.16%#	22.43%#
Target Compounds						
2) tc alpha-BHC	2.212	2.509	601.8E6	459.7E6	24.941	28.751
3) tcm gamma-BHC (L	2.403	2.760	518.2E6	380.5E6	24.525	28.096
4) tcm Heptachlor	2.708	3.099	413.3E6	257.4E6	22.887	23.553
5) tcm Aldrin	2.917	3.367	531.0E6	410.7E6	25.382	27.951
6) tc beta-BHC	2.457	2.817	213.1E6	155.7E6	23.077	26.816
7) tc delta-BHC	2.570	3.044	520.8E6	389.2E6	23.651	28.038
8) tc Heptachlor E	3.380	3.886	409.3E6	310.2E6	22.559	25.578
9) tc alpha-Endosu	3.709	4.313	398.6E6	309.1E6	22.891	25.672
10) tc gamma-Chlord	3.480	4.083	431.9E6	335.5E6	23.160	25.969
11) tc alpha-Chlord	3.592	4.249	427.1E6	338.5E6	22.789	25.309
12) tc 4,4'-DDE	3.670	4.448	446.6E6	342.6E6	23.484	26.533
13) tcm Dieldrin	3.933	4.611	406.7E6	333.8E6	21.332	25.808
14) tcm Endrin	4.169	4.913	305.8E6	215.4E6	18.141	21.129
15) tc beta-Endosul	4.414	5.110	365.8E6	283.0E6	21.979	25.525
16) tc 4,4'-DDD	4.273	5.032	329.1E6	222.1E6	22.019	25.034
17) tcm 4,4'-DDT	4.572	5.311	236.3E6	146.8E6	18.751	19.896
18) tc Endrin Aldeh	4.839	5.408	309.7E6	241.1E6	22.948	26.859
19) tc Endosulfan S	5.232	5.639	319.0E6	248.7E6	20.269	24.005
20) tc Methoxychlor	5.059	5.880	117.1E6	66895277	17.335	17.366
21) tc Endrin Keton	5.463	6.059	359.1E6	261.4E6	20.857	23.892
22) tc Mirex	5.121	6.026	273.3E6	195.9E6	20.289	22.846
Sum Toxaphene			0	0	N.D.	N.D.
Average Toxaphene					0.000	0.000
Sum Chlordane			0	0	N.D.	N.D.
Average Chlordane					0.000	0.000
Sum Dechlorane			0	0	N.D.	N.D.
Average Dechlorane					0.000	0.000

(f)=RT Delta > 1/2 Window (#)=Amounts differ by > 25% (m)=manual int.

Quantitation Report (QT Reviewed)

Data Path : I:\ACQUDATA\7890N.net\data\032024\
Data File : AG5299.D
Signal(s) : Signal #1: ECD1A.ch Signal #2: ECD2B.ch
Acq On : 20 Mar 2024 09:18 pm
Operator : AFelser
Sample : 8081 CCV
Misc :
ALS Vial : 5 Sample Multiplier: 1

Integration File signal 1: EVENTS.E
Integration File signal 2: EVENTS2.E
Quant Time: Mar 21 09:57:13 2024
Quant Method : I:\ACQUDATA\7890N.net\Methods\N-PEST022324.M
Quant Title : 608.3/8081B PESTICIDES
QLast Update : Mon Feb 26 08:35:50 2024
Response via : Initial Calibration
Integrator: ChemStation

Volume Inj. : 1uL
Signal #1 Phase : STx-CLP Signal #2 Phase: STx-CLPII
Signal #1 Info : 0.32mm 30m Signal #2 Info : 0.32mm 30m

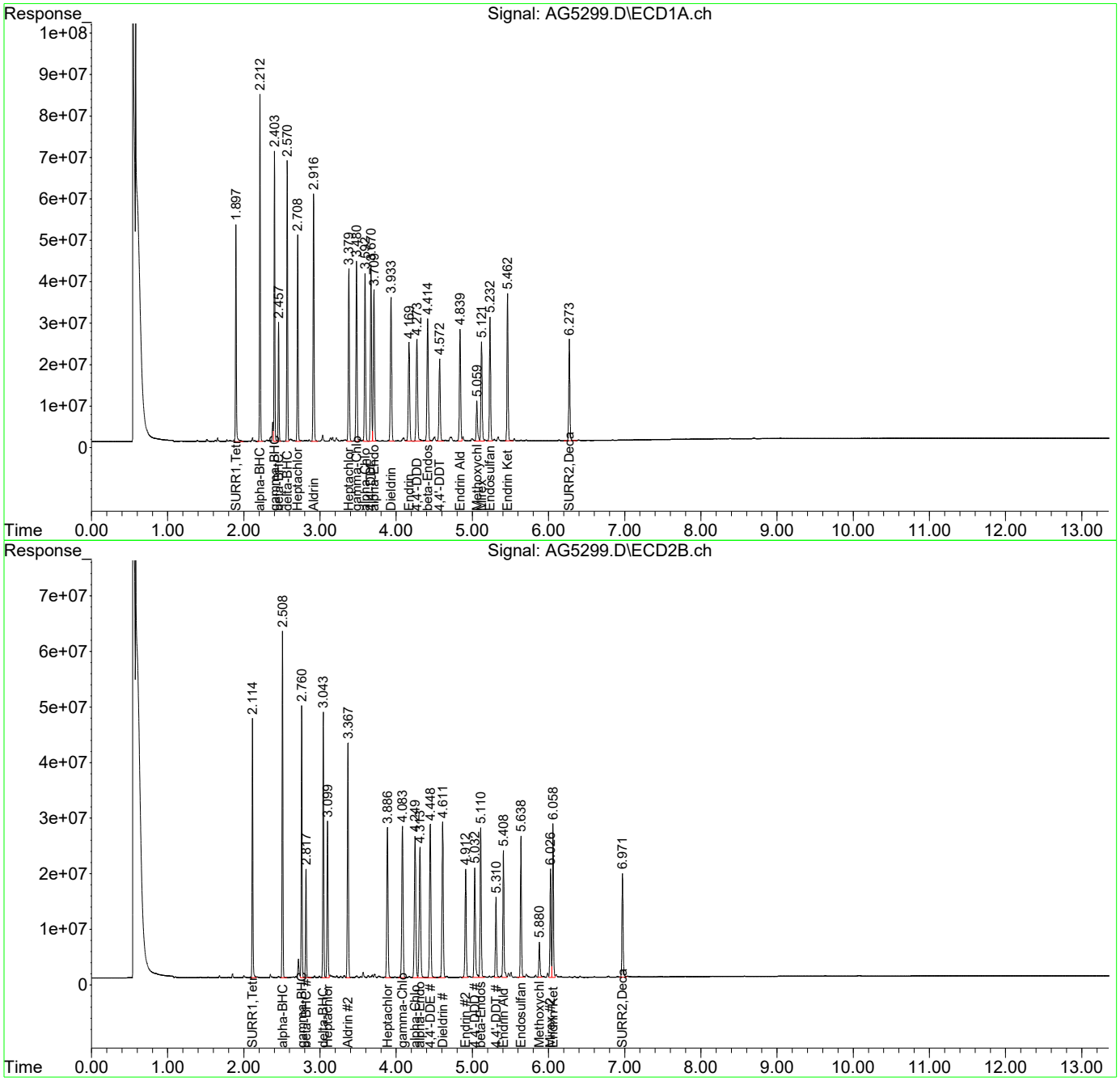

1st AF 03/21/24
2nd AM 03/21/24

Quantitation Report (Qedit)

Data Path : I:\ACQUDATA\7890N.net\data\032024\
Data File : AG5304.D
Signal(s) : Signal #1: ECD1A.ch Signal #2: ECD2B.ch
Acq On : 20 Mar 2024 10:44 pm
Operator : AFelser
Sample : 8081 CCV
Misc :
ALS Vial : 5 Sample Multiplier: 1

Integration File signal 1: EVENTS.E
Integration File signal 2: EVENTS2.E
Quant Time: Mar 21 09:57:33 2024
Quant Method : I:\ACQUDATA\7890N.net\Methods\N-PEST022324.M
Quant Title : 608.3/8081B PESTICIDES
QLast Update : Mon Feb 26 08:35:50 2024
Response via : Initial Calibration
Integrator: ChemStation

Volume Inj. : 1uL
Signal #1 Phase : STx-CLP Signal #2 Phase: STx-CLPII
Signal #1 Info : 0.32mm 30m Signal #2 Info : 0.32mm 30m

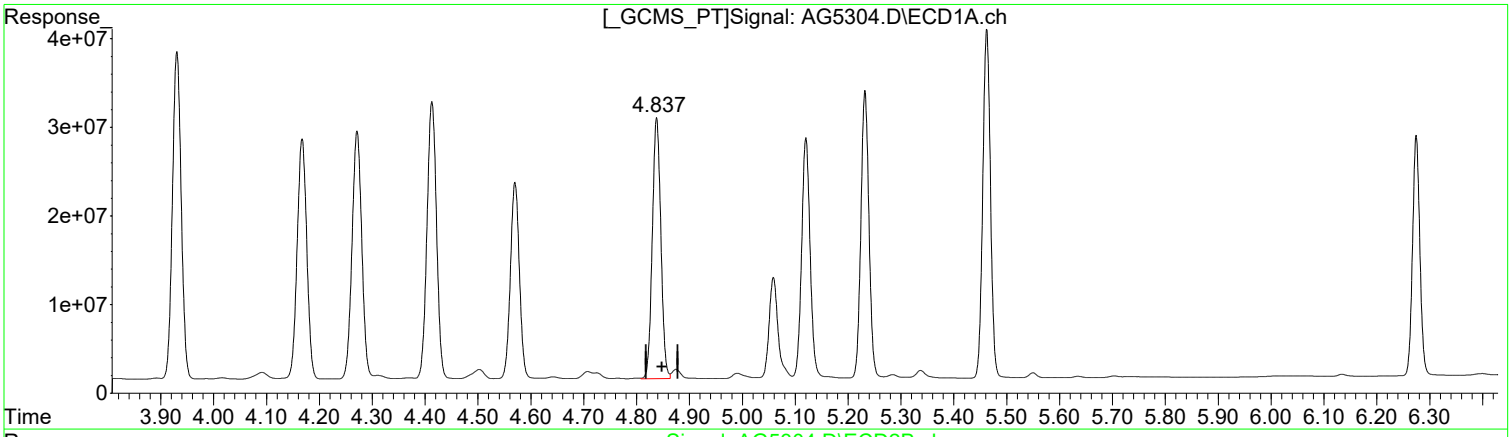

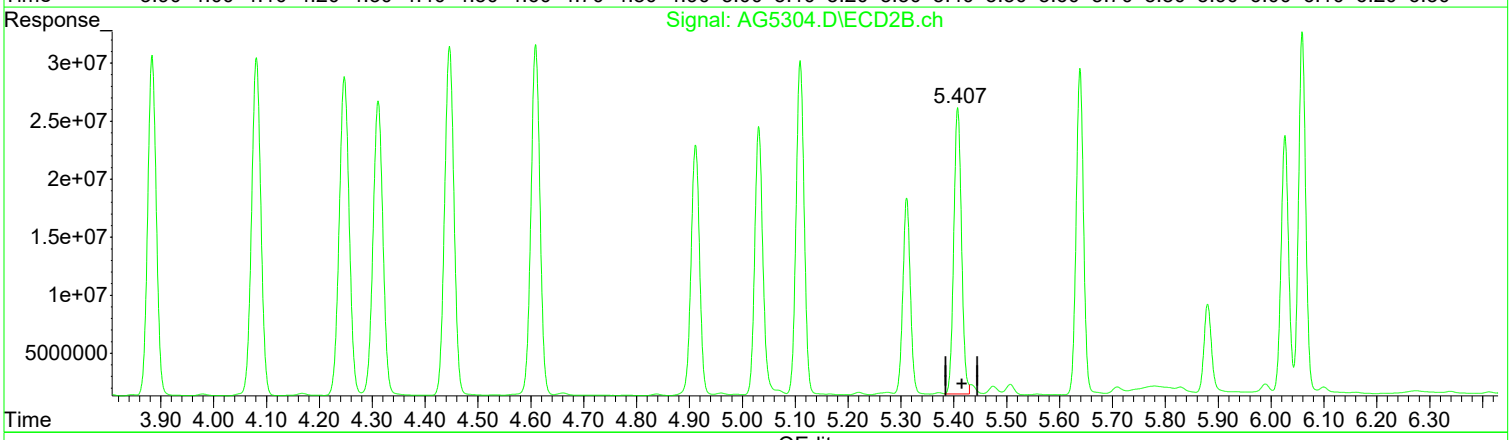

QEdit

(18) Endrin Aldeh (tc)
4.838min 24.438 ug/l
response 329797022

(18) Endrin Aldeh #2 (tc)
5.407min 27.935 ug/l m
response 250779506

Manual Integration:
After
Poor integration.
03/21/24

(+) = Expected Retention Time

Quantitation Report (Qedit)

Data Path : I:\ACQUDATA\7890N.net\data\032024\
Data File : AG5304.D
Signal(s) : Signal #1: ECD1A.ch Signal #2: ECD2B.ch
Acq On : 20 Mar 2024 10:44 pm
Operator : AFelser
Sample : 8081 CCV
Misc :
ALS Vial : 5 Sample Multiplier: 1

Integration File signal 1: EVENTS.E
Integration File signal 2: EVENTS2.E
Quant Time: Mar 21 09:57:33 2024
Quant Method : I:\ACQUDATA\7890N.net\Methods\N-PEST022324.M
Quant Title : 608.3/8081B PESTICIDES
QLast Update : Mon Feb 26 08:35:50 2024
Response via : Initial Calibration
Integrator: ChemStation

Volume Inj. : 1uL
Signal #1 Phase : STx-CLP Signal #2 Phase: STx-CLPII
Signal #1 Info : 0.32mm 30m Signal #2 Info : 0.32mm 30m

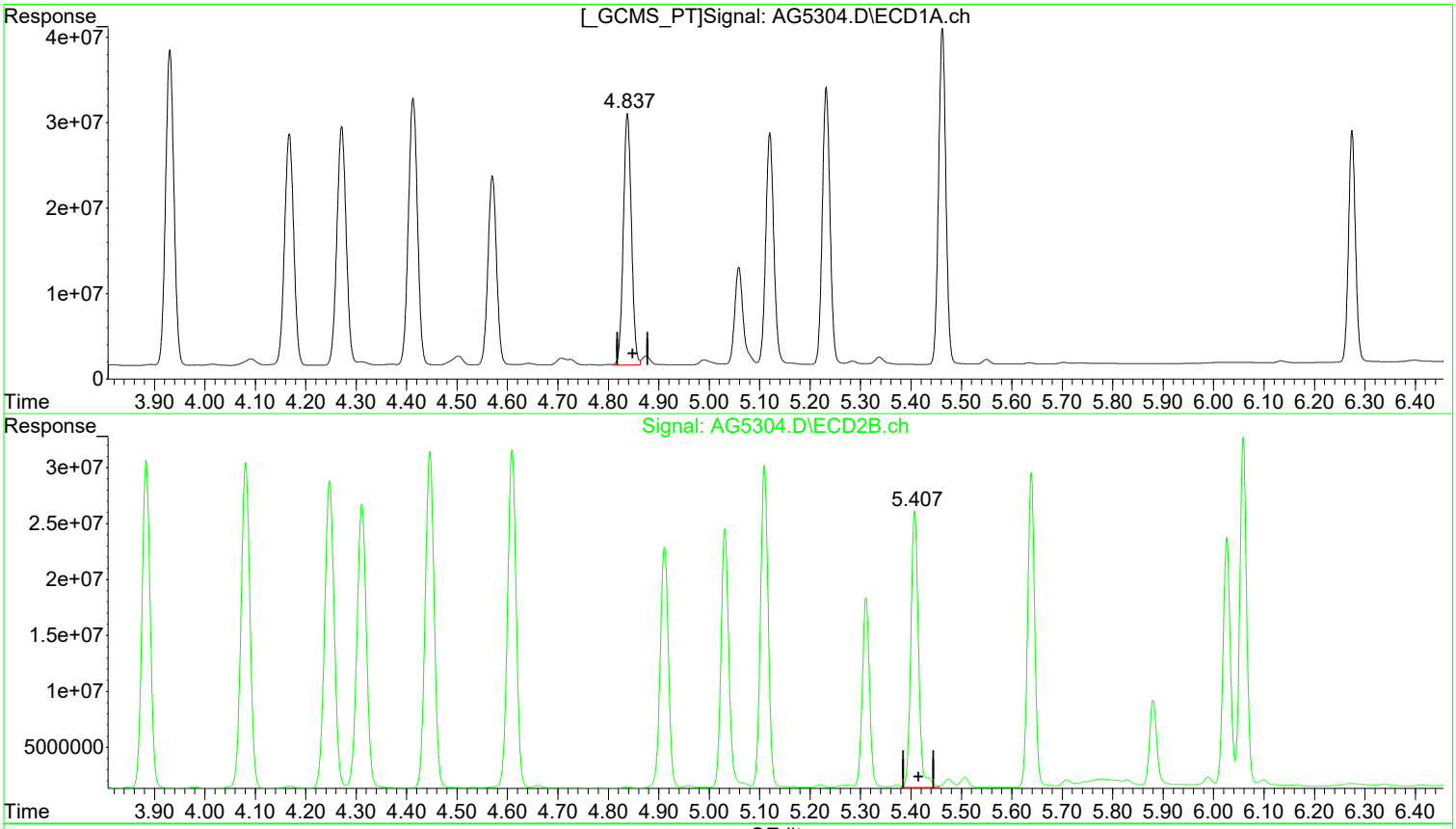

(18) Endrin Aldeh (tc)
4.838min 24.438 ug/l
response 329797022

(18) Endrin Aldeh #2 (tc)
5.407min 29.057 ug/l
response 260850767

Manual Integration:
Before

03/21/24

(+) = Expected Retention Time

Evaluate Continuing Calibration Report

Data Path : I:\ACQUDATA\7890N.net\data\032024\
Data File : AG5304.D
Signal(s) : Signal #1: ECD1A.ch Signal #2: ECD2B.ch
Acq On   : 20 Mar 2024 10:44 pm
Operator : AFelser
Sample   : 8081 CCV
Misc   :
ALS Vial : 5   Sample Multiplier: 1

Integration File signal 1: EVENTS.E
Integration File signal 2: EVENTS2.E
Quant Time: Mar 21 09:57:33 2024
Quant Method : I:\ACQUDATA\7890N.net\Methods\N-PEST022324.M
Quant Title : 608.3/8081B PESTICIDES
QLast Update : Mon Feb 26 08:35:50 2024
Response via : Initial Calibration
Integrator: ChemStation

Volume Inj.   : 1uL
Signal #1 Phase : STx-CLP   Signal #2 Phase: STx-CLPII
Signal #1 Info : 0.32mm 30m   Signal #2 Info : 0.32mm 30m

Min. RRF   :   0.000 Min. Rel. Area : 50% Max. R.T. Dev 0.50min
Max. RRF Dev : 20%   Max. Rel. Area : 150%

		Compound	Amount	Calc.	%Dev	Area%	Dev(Min)
1	S	SURR1,Tetrac	25.000	24.381	2.5	102	0.00
2	tc	alpha-BHC	25.000	25.790	-3.2	106	0.00
3	tcm	gamma-BHC (L	25.000	25.422	-1.7	106	0.00
4	tcm	Heptachlor	25.000	23.797	4.8	101	0.00
5	tcm	Aldrin	25.000	26.499	-6.0	109	0.00
6	tc	beta-BHC	25.000	24.042	3.8	104	0.00
7	TC	delta-BHC	25.000	24.465	2.1	102	0.00
8	tc	Heptachlor E	25.000	23.848	4.6	101	0.00
9	tc	alpha-Endosu	25.000	24.351	2.6	104	0.00
10	tc	gamma-Chlord	25.000	24.567	1.7	104	0.00
11	tc	alpha-Chlord	25.000	24.247	3.0	104	0.00
12	tc	4,4'-DDE	25.000	25.073	-0.3	106	0.00
13	tcm	Dieldrin	25.000	22.454	10.2	95	-0.01
14	tcm	Endrin	25.000	20.441	18.2#	90	-0.01
15	tc	beta-Endosul	25.000	23.674	5.3	103	-0.01
16	tc	4,4'-DDD	25.000	24.130	3.5	105	-0.01
17	tcm	4,4'-DDT	25.000	21.014	15.9#	95	0.00
18	tc	Endrin Aldeh	25.000	24.438	2.2	107	-0.01
19	tc	Endosulfan S	25.000	21.943	12.2	98	0.00
20	tc	Methoxychlor	25.000	20.152	19.4#	97	0.00
21	tc	Endrin Keton	25.000	23.168	7.3	103	0.00
22	tc	Mirex	25.000	22.809	8.8	106	0.00
23	S	SURR2,Decachlorobiphenyl	25.000	23.079	7.7	106	0.00

Signal #2

1	S	SURR1,Tetrac	25.000	26.086	-4.3	109	0.00
2	tc	alpha-BHC	25.000	30.181	-20.7#	124	0.00
3	tcm	gamma-BHC (L	25.000	29.571	-18.3#	124	0.00
4	tcm	Heptachlor	25.000	24.593	1.6	106	0.00
5	tcm	Aldrin	25.000	29.489	-18.0#	122	0.00
6	tc	beta-BHC	25.000	28.456	-13.8	126	0.00
7	tc	delta-BHC	25.000	30.084	-20.3#	126	0.00
8	tc	Heptachlor E	25.000	27.374	-9.5	118	0.00
9	tc	alpha-Endosu	25.000	27.690	-10.8	120	0.00
10	tc	gamma-Chlord	25.000	27.710	-10.8	119	0.00
11	tc	alpha-Chlord	25.000	27.117	-8.5	117	0.00
12	tc	4,4'-DDE	25.000	28.941	-15.8#	125	0.00
13	tcm	Dieldrin	25.000	27.842	-11.4	120	0.00
14	tcm	Endrin	25.000	23.982	4.1	108	0.00
15	tc	beta-Endosul	25.000	27.771	-11.1	122	0.00
16	tc	4,4'-DDD	25.000	28.389	-13.6	126	0.00
17	tcm	4,4'-DDT	25.000	23.023	7.9	105	0.00
18	tc	Endrin Aldeh	25.000	27.935	-11.7	123	0.00

Evaluate Continuing Calibration Report

Data Path : I:\ACQUDATA\7890N.net\data\032024\
Data File : AG5304.D
Signal(s) : Signal #1: ECD1A.ch Signal #2: ECD2B.ch
Acq On   : 20 Mar 2024 10:44 pm
Operator : AFelser
Sample   : 8081 CCV
Misc   :
ALS Vial : 5   Sample Multiplier: 1

Integration File signal 1: EVENTS.E
Integration File signal 2: EVENTS2.E
Quant Time: Mar 21 09:57:33 2024
Quant Method : I:\ACQUDATA\7890N.net\Methods\N-PEST022324.M
Quant Title : 608.3/8081B PESTICIDES
QLast Update : Mon Feb 26 08:35:50 2024
Response via : Initial Calibration
Integrator: ChemStation

Volume Inj.   : 1uL
Signal #1 Phase : STx-CLP   Signal #2 Phase: STx-CLPII
Signal #1 Info : 0.32mm 30m   Signal #2 Info : 0.32mm 30m

Min. RRF   :   0.000 Min. Rel. Area : 50% Max. R.T. Dev 0.50min
Max. RRF Dev : 20%   Max. Rel. Area : 150%

	Compound	Amount	Calc.	%Dev	Area%	Dev(Min)
19 tc	Endosulfan S	25.000	26.565	-6.3	120	0.00
20 tc	Methoxychlor	25.000	21.444	14.2	106	0.00
21 tc	Endrin Keton	25.000	27.027	-8.1	123	0.00
22 tc	Mirex	25.000	26.035	-4.1	123	0.00
23 S	SURR2,Decachlorobiphenyl	25.000	25.414	-1.7	121	0.00

Evaluate Continuing Calibration Report - Not Founds

24 L8C	Toxaphene	500.000	0.000	100.0#	0	-3.84#
25 L8C	Toxaphene{2}	500.000	0.000	100.0#	0	-4.04#
26 L8C	Toxaphene{3}	500.000	0.000	100.0#	0	-4.77#
27 L8C	Toxaphene{4}	500.000	0.000	100.0#	0	-4.96#
28 L8C	Toxaphene{5}	500.000	0.000	100.0#	0	-5.15#
29 L9C	Chlordane	100.000	0.000	100.0#	0	-2.66#
30 L9C	Chlordane{2}	100.000	0.000	100.0#	0	-3.02#
31 L9C	Chlordane{3}	100.000	0.000	100.0#	0	-3.33#
32 L9C	Chlordane{4}	100.000	0.000	100.0#	0	-3.48#
33 L9C	Chlordane{5}	100.000	0.000	100.0#	0	-3.59#
34 L10C	Dechlorane{1}	50.000	0.000	100.0#	0	-8.39#
35 L10C	Dechlorane{2}	50.000	0.000	100.0#	0	-8.70#

Signal #2

24 L8C	Toxaphene	500.000	0.000	100.0#	0	-4.59#
25 L8C	Toxaphene{2}	500.000	0.000	100.0#	0	-4.71#
26 L8C	Toxaphene{3}	500.000	0.000	100.0#	0	-5.19#
27 L8C	Toxaphene{4}	500.000	0.000	100.0#	0	-5.42#
28 L8C	Toxaphene{5}	500.000	0.000	100.0#	0	-5.84#
29 L9C	Chlordane	100.000	0.000	100.0#	0	-2.99#
30 L9C	Chlordane{2}	100.000	0.000	100.0#	0	-3.50#
31 L9C	Chlordane{3}	100.000	0.000	100.0#	0	-4.09#
32 L9C	Chlordane{4}	100.000	0.000	100.0#	0	-4.19#
33 L9C	Chlordane{5}	100.000	0.000	100.0#	0	-4.25#
34 L10C	Dechlorane{1}	50.000	0.000	100.0#	0	-9.63#
35 L10C	Dechlorane{2}	50.000	0.000	100.0#	0	-10.08#

(#) = Out of Range SPCC's out = 0 CCC's out = 32

Quantitation Report (QT Reviewed)

Data Path : I:\ACQUDATA\7890N.net\data\032024\
Data File : AG5304.D
Signal(s) : Signal #1: ECD1A.ch Signal #2: ECD2B.ch
Acq On : 20 Mar 2024 10:44 pm
Operator : AFelser
Sample : 8081 CCV
Misc :
ALS Vial : 5 Sample Multiplier: 1

Integration File signal 1: EVENTS.E
Integration File signal 2: EVENTS2.E
Quant Time: Mar 21 09:57:33 2024
Quant Method : I:\ACQUDATA\7890N.net\Methods\N-PEST022324.M
Quant Title : 608.3/8081B PESTICIDES
QLast Update : Mon Feb 26 08:35:50 2024
Response via : Initial Calibration
Integrator: ChemStation

Volume Inj. : 1uL
Signal #1 Phase : STx-CLP Signal #2 Phase: STx-CLPII
Signal #1 Info : 0.32mm 30m Signal #2 Info : 0.32mm 30m

Compound	RT#1	RT#2	Resp#1	Resp#2	ug/l	ug/l
System Monitoring Compounds						
1) S SURR1,Tet...	1.895	2.113	400.0E6	342.8E6	24.381	26.086
Spiked Amount 100.000	Range 30 - 150		Recovery =		24.38%#	26.09%#
23) S SURR2,Dec...	6.275	6.973	264.7E6	217.5E6	23.079	25.414
Spiked Amount 100.000	Range 30 - 150		Recovery =		23.08%#	25.41%#
Target Compounds						
2) tc alpha-BHC	2.210	2.507	622.3E6	482.5E6	25.790	30.181
3) tcm gamma-BHC (L	2.401	2.758	537.1E6	400.4E6	25.422	29.571
4) tcm Heptachlor	2.705	3.097	429.8E6	268.8E6	23.797	24.593
5) tcm Aldrin	2.914	3.366	554.4E6	433.3E6	26.499	29.489
6) tc beta-BHC	2.455	2.815	222.0E6	165.3E6	24.042	28.456
7) tc delta-BHC	2.568	3.042	538.7E6	417.6E6	24.465	30.084
8) tc Heptachlor E	3.377	3.884	432.7E6	332.0E6	23.848	27.374
9) tc alpha-Endosu	3.707	4.311	424.0E6	333.4E6	24.351	27.690
10) tc gamma-Chlord	3.478	4.081	458.2E6	358.0E6	24.567	27.710
11) tc alpha-Chlord	3.590	4.247	454.4E6	362.6E6	24.247	27.117
12) tc 4,4'-DDE	3.668	4.446	476.8E6	373.7E6	25.073	28.941
13) tcm Dieldrin	3.931	4.609	428.1E6	360.1E6	22.454	27.842
14) tcm Endrin	4.167	4.912	344.6E6	244.4E6	20.441	23.982
15) tc beta-Endosul	4.413	5.109	394.0E6	307.9E6	23.674	27.771
16) tc 4,4'-DDD	4.271	5.031	360.6E6	251.9E6	24.130	28.389
17) tcm 4,4'-DDT	4.570	5.311	264.8E6	169.9E6	21.014	23.023
18) tc Endrin Aldeh	4.838	5.407	329.8E6	250.8E6	24.438	27.935m
19) tc Endosulfan S	5.232	5.639	345.3E6	275.2E6	21.943	26.565
20) tc Methoxychlor	5.059	5.880	136.2E6	82604995	20.152	21.444
21) tc Endrin Keton	5.462	6.059	398.9E6	295.7E6	23.168	27.027
22) tc Mirex	5.120	6.026	307.3E6	223.2E6	22.809	26.035
Sum Toxaphene			0	0	N.D.	N.D.
Average Toxaphene					0.000	0.000
Sum Chlordane			0	0	N.D.	N.D.
Average Chlordane					0.000	0.000
Sum Dechlorane			0	0	N.D.	N.D.
Average Dechlorane					0.000	0.000

(f)=RT Delta > 1/2 Window (#)=Amounts differ by > 25% (m)=manual int.

Quantitation Report (QT Reviewed)

Data Path : I:\ACQUDATA\7890N.net\data\032024\
Data File : AG5304.D
Signal(s) : Signal #1: ECD1A.ch Signal #2: ECD2B.ch
Acq On : 20 Mar 2024 10:44 pm
Operator : AFelser
Sample : 8081 CCV
Misc :
ALS Vial : 5 Sample Multiplier: 1

Integration File signal 1: EVENTS.E
Integration File signal 2: EVENTS2.E
Quant Time: Mar 21 09:57:33 2024
Quant Method : I:\ACQUDATA\7890N.net\Methods\N-PEST022324.M
Quant Title : 608.3/8081B PESTICIDES
QLast Update : Mon Feb 26 08:35:50 2024
Response via : Initial Calibration
Integrator: ChemStation

Volume Inj. : 1uL
Signal #1 Phase : STx-CLP Signal #2 Phase: STx-CLPII
Signal #1 Info : 0.32mm 30m Signal #2 Info : 0.32mm 30m

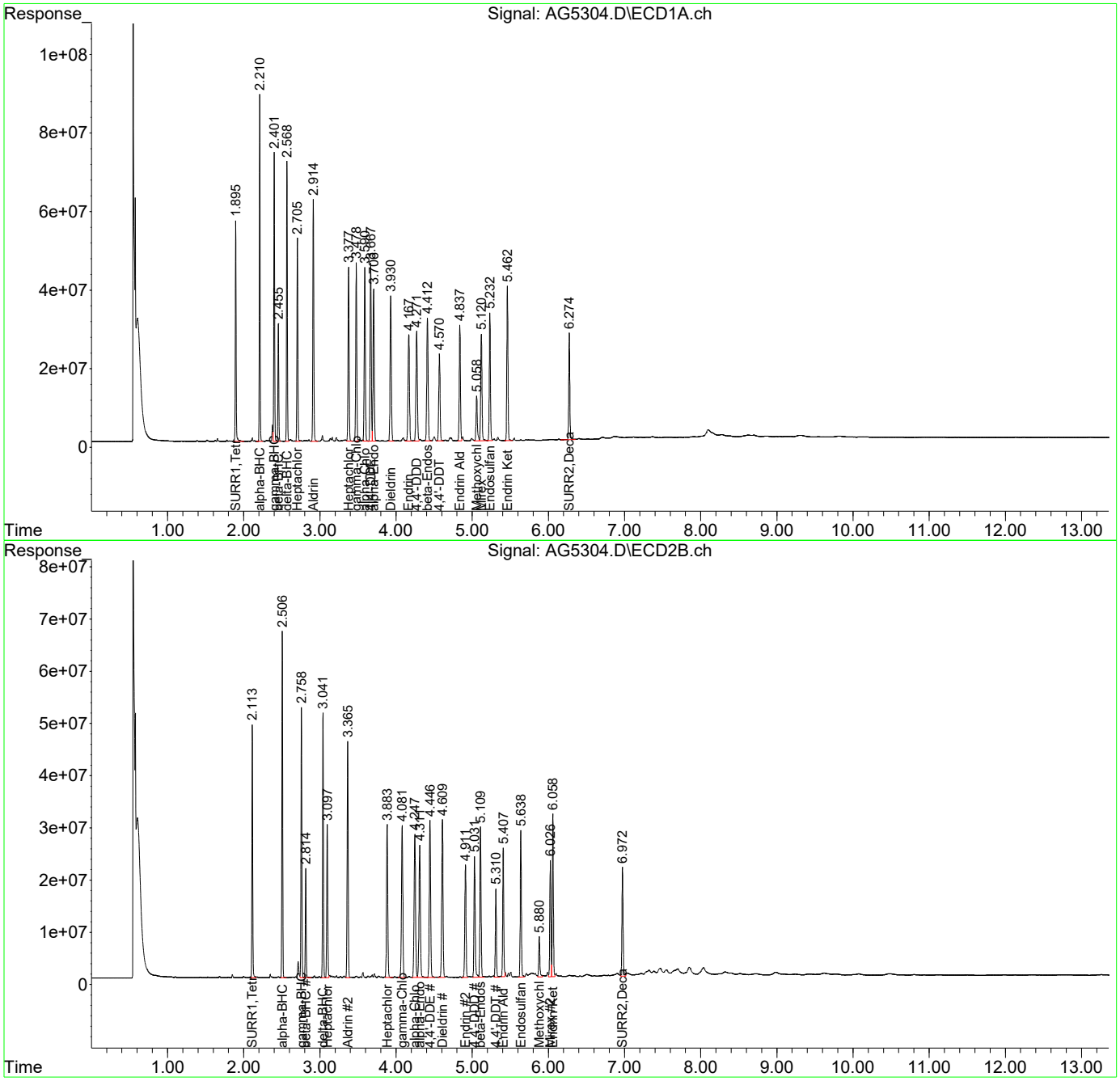

1st AF 03/21/24
2nd AM 03/21/24

7D
PESTICIDE CALIBRATION VERIFICATION SUMMARY

Lab Name:	ALS Environmental			Contract:	
Lab Code:	10145	Case No.:	SAS No.:	SDG No.:	
GC Column (1):	STX-CLP	ID: 0.32 (mm)		Initial Calibration Date(s):	02/23/2024
EPA Sample No. (PEM):	PEM			Date Analyzed:	03/20/2024
LAB Sample ID. (PEM):	PEM			Time Analyzed:	10:52
4,4'-DDT % Breakdown (1):	1.4%			Endrin % Breakdown (1):	6.3%
Combined % Breakdown (1):	7.7%				

QC LIMITS:

%D of amounts in PEM must be less than or equal to 25.0%
4,4'-DDT breakdown must be less than or equal to 15.0%
Endrin breakdown must be less than or equal to 15.0%
Combined breakdown must be less than or equal to 30.0%

FORM VII PEST-1

1st AF 03/21/24
2nd AM 03/21/24

7D
PESTICIDE CALIBRATION VERIFICATION SUMMARY

Lab Name:	ALS Environmental			Contract:	
Lab Code:	10145	Case No.:	SAS No.:	SDG No.:	
GC Column (2):	STX-CLPII	ID: 0.32 (mm)		Initial Calibration Date(s):	02/23/2024
EPA Sample No. (PEM):	PEM			Date Analyzed:	03/20/2024
LAB Sample ID. (PEM):	PEM			Time Analyzed:	10:52
4,4'-DDT % Breakdown (1):	1.7%			Endrin % Breakdown (1):	6.9%
Combined % Breakdown (1):	8.6%				

QC LIMITS:

%D of amounts in PEM must be less than or equal to 25.0%
4,4'-DDT breakdown must be less than or equal to 15.0%
Endrin breakdown must be less than or equal to 15.0%
Combined breakdown must be less than or equal to 30.0%

FORM VII PEST-1

1st AF 03/21/24
2nd AM 03/21/24

Quantitation Report (QT Reviewed)

Data Path : I:\ACQUDATA\7890N.net\data\032024\
Data File : AG5263.D
Signal(s) : Signal #1: ECD1A.ch Signal #2: ECD2B.ch
Acq On : 20 Mar 2024 10:52 am
Operator : AFelser
Sample : PEM
Misc :
ALS Vial : 2 Sample Multiplier: 1

Integration File signal 1: EVENTS.E
Integration File signal 2: EVENTS2.E
Quant Time: Mar 20 14:51:32 2024
Quant Method : I:\ACQUDATA\7890N.net\Methods\N-PEST022324.M
Quant Title : 608.3/8081B PESTICIDES
QLast Update : Mon Feb 26 08:35:50 2024
Response via : Initial Calibration
Integrator: ChemStation

Volume Inj. : 1uL
Signal #1 Phase : STx-CLP Signal #2 Phase: STx-CLPII
Signal #1 Info : 0.32mm 30m Signal #2 Info : 0.32mm 30m

	Compound	RT#1	RT#2	Resp#1	Resp#2	ug/l	ug/l
	System Monitoring Compounds						
1) S	SURR1,Tet...	1.904	2.122	318.8E6	242.1E6	19.430	18.419
	Spiked Amount	100.000 Range	30 - 150	Recovery	=	19.43%#	18.42%#
23) S	SURR2,Dec...	6.287	6.992	176.5E6	149.8E6	15.386	17.503
	Spiked Amount	100.000 Range	30 - 150	Recovery	=	15.39%#	17.50%#
	Target Compounds						
2) tc	alpha-BHC	2.221	2.517	237.3E6	140.4E6	9.833	8.783
3) tcm	gamma-BHC (L	2.412	2.769	205.2E6	116.3E6	9.713	8.590
6) tc	beta-BHC	2.466	2.825	85271651	49415983	9.235	8.509
12) tc	4,4'-DDE	3.680	4.455	2630910	1748564	0.138	0.135
14) tcm	Endrin	4.179	4.918	728.8E6	414.8E6	43.232	40.691
16) tc	4,4'-DDD	4.283	5.038	12489984	8648600	0.836	0.975
17) tcm	4,4'-DDT	4.581	5.317	1090.9E6	609.8E6	86.573	82.618
18) tc	Endrin Aldeh	4.847	5.415	22096550	13773156	1.637	1.534
20) tc	Methoxychlor	5.067	5.889	1098.4E6	653.8E6	162.558	169.725
21) tc	Endrin Keton	5.472	6.070	27275502	17169885	1.584	1.569
	Sum Toxaphene			0	0	N.D.	N.D.
Average	Toxaphene					0.000	0.000
	Sum Chlordane			0	0	N.D.	N.D.
Average	Chlordane					0.000	0.000
	Sum Dechlorane			0	0	N.D.	N.D.
Average	Dechlorane					0.000	0.000

(f)=RT Delta > 1/2 Window (#)=Amounts differ by > 25% (m)=manual int.

Quantitation Report (QT Reviewed)

Data Path : I:\ACQUDATA\7890N.net\data\032024\
Data File : AG5263.D
Signal(s) : Signal #1: ECD1A.ch Signal #2: ECD2B.ch
Acq On : 20 Mar 2024 10:52 am
Operator : AFelser
Sample : PEM
Misc :
ALS Vial : 2 Sample Multiplier: 1

Integration File signal 1: EVENTS.E
Integration File signal 2: EVENTS2.E
Quant Time: Mar 20 14:51:32 2024
Quant Method : I:\ACQUDATA\7890N.net\Methods\N-PEST022324.M
Quant Title : 608.3/8081B PESTICIDES
QLast Update : Mon Feb 26 08:35:50 2024
Response via : Initial Calibration
Integrator: ChemStation

Volume Inj. : 1uL
Signal #1 Phase : STx-CLP Signal #2 Phase: STx-CLPII
Signal #1 Info : 0.32mm 30m Signal #2 Info : 0.32mm 30m

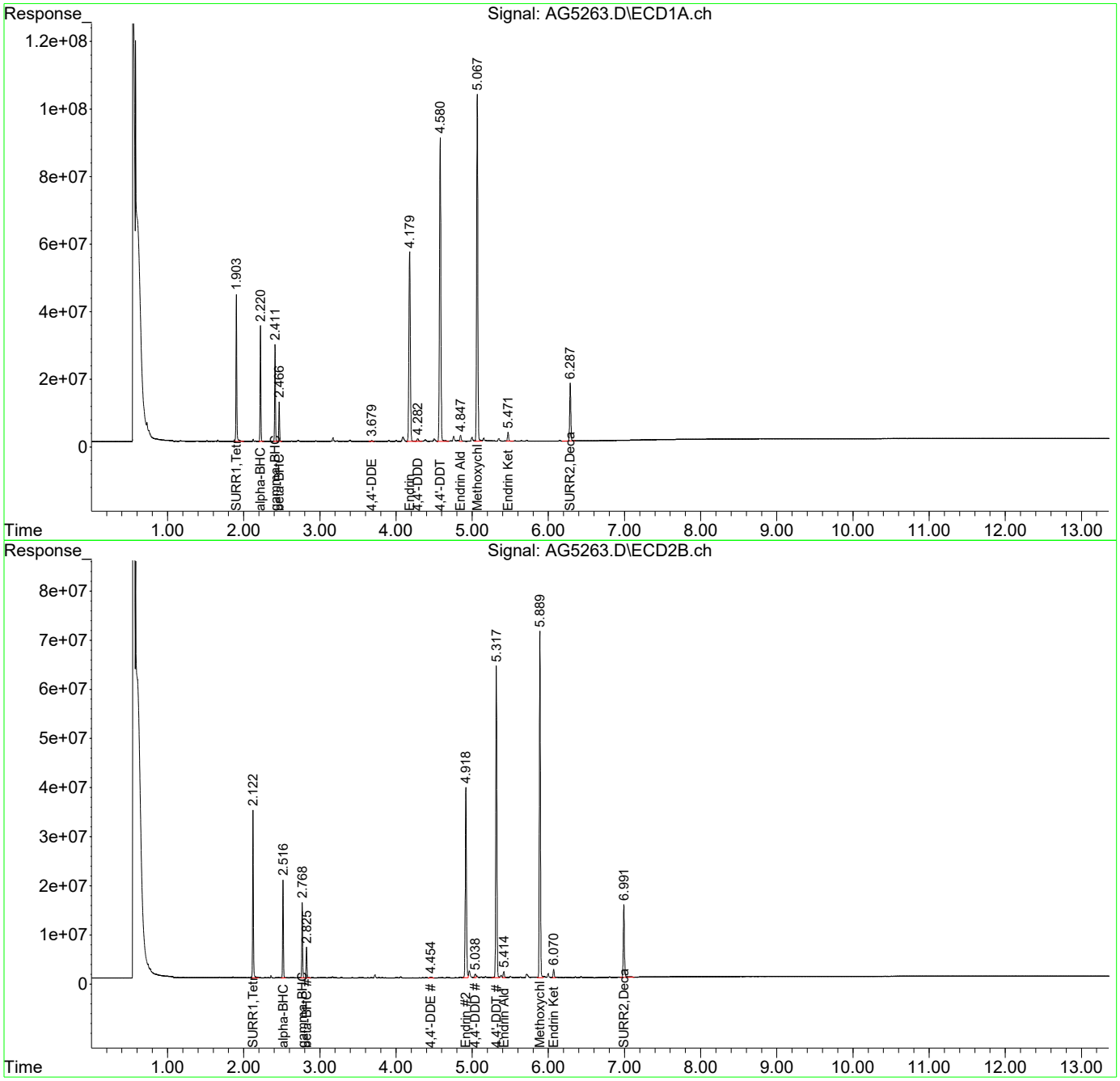

Client: Day Environmental, Inc. **Service Request:** R2401914
Project: Shumway Marina **Calibration Date:** 2/23/2024

Initial Calibration Summary
Organochlorine Pesticides by Gas Chromatography

Calibration ID: RC2400040 **Signal ID:** STx-CLP
Instrument ID: R-GC-63

#	Lab Code	Sample Name	File Location	Acquisition Date
01	RC2400040-01	8081 LL	I:\ACQUDATA\7890N.net\data\022324\AG5052.D	02/23/2024 16:52
02	RC2400040-02	8081 L	I:\ACQUDATA\7890N.net\data\022324\AG5053.D	02/23/2024 17:09
03	RC2400040-03	8081 ML	I:\ACQUDATA\7890N.net\data\022324\AG5054.D	02/23/2024 17:27
04	RC2400040-04	8081 M	I:\ACQUDATA\7890N.net\data\022324\AG5055.D	02/23/2024 17:44
05	RC2400040-05	8081 MH	I:\ACQUDATA\7890N.net\data\022324\AG5056.D	02/23/2024 18:01
06	RC2400040-06	8081 H	I:\ACQUDATA\7890N.net\data\022324\AG5057.D	02/23/2024 18:19
08	RC2400040-08	TOX LL	I:\ACQUDATA\7890N.net\data\022324\AG5059.D	02/23/2024 18:53
09	RC2400040-09	TOX L	I:\ACQUDATA\7890N.net\data\022324\AG5060.D	02/23/2024 19:11
10	RC2400040-10	TOX ML	I:\ACQUDATA\7890N.net\data\022324\AG5061.D	02/23/2024 19:28
11	RC2400040-11	TOX M	I:\ACQUDATA\7890N.net\data\022324\AG5062.D	02/23/2024 19:46
12	RC2400040-12	TOX MH	I:\ACQUDATA\7890N.net\data\022324\AG5063.D	02/23/2024 20:03
13	RC2400040-13	TOX H	I:\ACQUDATA\7890N.net\data\022324\AG5064.D	02/23/2024 20:20
15	RC2400040-15	CHLOR LL	I:\ACQUDATA\7890N.net\data\022324\AG5066.D	02/23/2024 20:55
16	RC2400040-16	CHLOR L	I:\ACQUDATA\7890N.net\data\022324\AG5067.D	02/23/2024 21:12
17	RC2400040-17	CHLOR ML	I:\ACQUDATA\7890N.net\data\022324\AG5068.D	02/23/2024 21:30
18	RC2400040-18	CHLOR M	I:\ACQUDATA\7890N.net\data\022324\AG5069.D	02/23/2024 21:47
19	RC2400040-19	CHLOR MH	I:\ACQUDATA\7890N.net\data\022324\AG5070.D	02/23/2024 22:05
20	RC2400040-20	CHLOR H	I:\ACQUDATA\7890N.net\data\022324\AG5071.D	02/23/2024 22:22

Analyte

4,4'-DDD

#	Amount	RF	#	Amount	RF	#	Amount	RF	#	Amount	RF
01	1.000	1.517E7	02	5.000	1.32E7	03	10.000	1.617E7	04	25.000	1.368E7
05	50.000	1.604E7	06	100.000	1.54E7						

4,4'-DDE

#	Amount	RF	#	Amount	RF	#	Amount	RF	#	Amount	RF
01	1.000	1.87E7	02	5.000	1.736E7	03	10.000	2.058E7	04	25.000	1.8E7
05	50.000	2.012E7	06	100.000	1.934E7						

4,4'-DDT

#	Amount	RF	#	Amount	RF	#	Amount	RF	#	Amount	RF
01	1.000	1.279E7	02	5.000	1.062E7	03	10.000	1.375E7	04	25.000	1.113E7
05	50.000	1.385E7	06	100.000	1.346E7						

Aldrin

#	Amount	RF	#	Amount	RF	#	Amount	RF	#	Amount	RF
01	1.000	2.073E7	02	5.000	1.977E7	03	10.000	2.247E7	04	25.000	2.027E7
05	50.000	2.158E7	06	100.000	2.071E7						

Decachlorobiphenyl

#	Amount	RF	#	Amount	RF	#	Amount	RF	#	Amount	RF
01	1.000	1.297E7	02	5.000	1.013E7	03	10.000	1.261E7	04	25.000	1.001E7

Client: Day Environmental, Inc. **Service Request:** R2401914
Project: Shumway Marina **Calibration Date:** 2/23/2024

Initial Calibration Summary
Organochlorine Pesticides by Gas Chromatography

Calibration ID: RC2400040 **Signal ID:** STx-CLP
Instrument ID: R-GC-63

Analyte

Decachlorobiphenyl

#	Amount	RF	#	Amount	RF	#	Amount	RF	#	Amount	RF
05	50.000	1.169E7	06	100.000	1.141E7						

Dieldrin

#	Amount	RF	#	Amount	RF	#	Amount	RF	#	Amount	RF
01	1.000	1.927E7	02	5.000	1.756E7	03	10.000	2.059E7	04	25.000	1.801E7
05	50.000	1.985E7	06	100.000	1.911E7						

Endosulfan I

#	Amount	RF	#	Amount	RF	#	Amount	RF	#	Amount	RF
01	1.000	1.814E7	02	5.000	1.631E7	03	10.000	1.877E7	04	25.000	1.634E7
05	50.000	1.785E7	06	100.000	1.706E7						

Endosulfan II

#	Amount	RF	#	Amount	RF	#	Amount	RF	#	Amount	RF
01	1.000	1.751E7	02	5.000	1.53E7	03	10.000	1.808E7	04	25.000	1.537E7
05	50.000	1.724E7	06	100.000	1.636E7						

Endosulfan Sulfate

#	Amount	RF	#	Amount	RF	#	Amount	RF	#	Amount	RF
01	1.000	1.72E7	02	5.000	1.471E7	03	10.000	1.712E7	04	25.000	1.414E7
05	50.000	1.594E7	06	100.000	1.531E7						

Endrin

#	Amount	RF	#	Amount	RF	#	Amount	RF	#	Amount	RF
01	1.000	1.784E7	02	5.000	1.519E7	03	10.000	1.835E7	04	25.000	1.523E7
05	50.000	1.778E7	06	100.000	1.676E7						

Endrin Aldehyde

#	Amount	RF	#	Amount	RF	#	Amount	RF	#	Amount	RF
01	1.000	1.474E7	02	5.000	1.262E7	03	10.000	1.467E7	04	25.000	1.229E7
05	50.000	1.37E7	06	100.000	1.296E7						

Endrin Ketone

#	Amount	RF	#	Amount	RF	#	Amount	RF	#	Amount	RF
01	1.000	1.855E7	02	5.000	1.562E7	03	10.000	1.905E7	04	25.000	1.547E7
05	50.000	1.774E7	06	100.000	1.688E7						

Heptachlor

#	Amount	RF	#	Amount	RF	#	Amount	RF	#	Amount	RF
01	1.000	1.851E7	02	5.000	1.683E7	03	10.000	1.945E7	04	25.000	1.706E7
05	50.000	1.86E7	06	100.000	1.791E7						

Heptachlor Epoxide

#	Amount	RF	#	Amount	RF	#	Amount	RF	#	Amount	RF
01	1.000	1.866E7	02	5.000	1.72E7	03	10.000	1.96E7	04	25.000	1.714E7
05	50.000	1.859E7	06	100.000	1.769E7						

Client: Day Environmental, Inc. **Service Request:** R2401914
Project: Shumway Marina **Calibration Date:** 2/23/2024

Initial Calibration Summary
Organochlorine Pesticides by Gas Chromatography

Calibration ID: RC2400040 **Signal ID:** STx-CLP
Instrument ID: R-GC-63

Analyte

Methoxychlor

#	Amount	RF	#	Amount	RF	#	Amount	RF	#	Amount	RF
01	1.000	7.75E6	02	5.000	6.176E6	03	10.000	7.577E6	04	25.000	5.637E6
05	50.000	6.912E6	06	100.000	6.49E6						

Tetrachloro-m-xylene

#	Amount	RF	#	Amount	RF	#	Amount	RF	#	Amount	RF
01	1.000	1.728E7	02	5.000	1.616E7	03	10.000	1.74E7	04	25.000	1.572E7
05	50.000	1.618E7	06	100.000	1.569E7						

alpha-BHC

#	Amount	RF	#	Amount	RF	#	Amount	RF	#	Amount	RF
01	1.000	2.297E7	02	5.000	2.269E7	03	10.000	2.597E7	04	25.000	2.34E7
05	50.000	2.509E7	06	100.000	2.465E7						

alpha-Chlordane

#	Amount	RF	#	Amount	RF	#	Amount	RF	#	Amount	RF
01	1.000	1.915E7	02	5.000	1.722E7	03	10.000	2.005E7	04	25.000	1.751E7
05	50.000	1.954E7	06	100.000	1.895E7						

beta-BHC

#	Amount	RF	#	Amount	RF	#	Amount	RF	#	Amount	RF
01	1.000	1.007E7	02	5.000	8.938E6	03	10.000	9.7E6	04	25.000	8.528E6
05	50.000	9.198E6	06	100.000	8.971E6						

delta-BHC

#	Amount	RF	#	Amount	RF	#	Amount	RF	#	Amount	RF
01	1.000	2.107E7	02	5.000	2.085E7	03	10.000	2.369E7	04	25.000	2.12E7
05	50.000	2.28E7	06	100.000	2.251E7						

gamma-BHC (Lindane)

#	Amount	RF	#	Amount	RF	#	Amount	RF	#	Amount	RF
01	1.000	2.059E7	02	5.000	1.995E7	03	10.000	2.26E7	04	25.000	2.031E7
05	50.000	2.186E7	06	100.000	2.145E7						

gamma-Chlordane

#	Amount	RF	#	Amount	RF	#	Amount	RF	#	Amount	RF
01	1.000	1.867E7	02	5.000	1.707E7	03	10.000	1.993E7	04	25.000	1.761E7
05	50.000	1.96E7	06	100.000	1.903E7						

ALS Group USA, Corp.
dba ALS Environmental

QA/QC Report

Client: Day Environmental, Inc. **Service Request:** R2401914
Project: Shumway Marina **Calibration Date:** 2/23/2024

Initial Calibration Summary
Organochlorine Pesticides by Gas Chromatography

Calibration ID: RC2400040 **Signal ID:** STx-CLP
Instrument ID: R-GC-63

		Calibration Evaluation				Calibration Evaluation	
Analyte Name	Compound Type	Fit Type	Eval	Eval Result	Control Criteria	Average RRF	Minimum RRF
4,4'-DDD	TRG	Average RF	% RSD	8.3	≤20	1.494E7	
4,4'-DDE	TRG	Average RF	% RSD	6.5	≤20	1.902E7	
4,4'-DDT	TRG	Average RF	% RSD	11.1	≤20	1.26E7	
Aldrin	TRG	Average RF	% RSD	4.6	≤20	2.092E7	
Decachlorobiphenyl	SURR	Average RF	% RSD	10.7	≤20	1.147E7	
Dieldrin	TRG	Average RF	% RSD	5.9	≤20	1.907E7	
Endosulfan I	TRG	Average RF	% RSD	5.8	≤20	1.741E7	
Endosulfan II	TRG	Average RF	% RSD	6.9	≤20	1.664E7	
Endosulfan Sulfate	TRG	Average RF	% RSD	8.0	≤20	1.574E7	
Endrin	TRG	Average RF	% RSD	8.2	≤20	1.686E7	
Endrin Aldehyde	TRG	Average RF	% RSD	7.8	≤20	1.35E7	
Endrin Ketone	TRG	Average RF	% RSD	8.7	≤20	1.722E7	
Heptachlor	TRG	Average RF	% RSD	5.5	≤20	1.806E7	
Heptachlor Epoxide	TRG	Average RF	% RSD	5.3	≤20	1.815E7	
Methoxychlor	TRG	Average RF	% RSD	12.1	≤20	6.757E6	
Tetrachloro-m-xylene	SURR	Average RF	% RSD	4.6	≤20	1.641E7	
alpha-BHC	TRG	Average RF	% RSD	5.4	≤20	2.413E7	
alpha-Chlordane	TRG	Average RF	% RSD	6.0	≤20	1.874E7	
beta-BHC	TRG	Average RF	% RSD	6.1	≤20	9.234E6	
delta-BHC	TRG	Average RF	% RSD	5.2	≤20	2.202E7	
gamma-BHC (Lindane)	TRG	Average RF	% RSD	4.8	≤20	2.113E7	
gamma-Chlordane	TRG	Average RF	% RSD	6.0	≤20	1.865E7	

ALS Group USA, Corp.
dba ALS Environmental

QA/QC Report

Client: Day Environmental, Inc. **Service Request:** R2401914
Project: Shumway Marina **Calibration Date:** 2/23/2024

Initial Calibration Summary
Organochlorine Pesticides by Gas Chromatography

Calibration ID: RC2400040 **Signal ID:** STx-CLPII
Instrument ID: R-GC-63

#	Lab Code	Sample Name	File Location	Acquisition Date
01	RC2400040-01	8081 LL	I:\ACQUDATA\7890N.net\data\022324\AG5052.D	02/23/2024 16:52
02	RC2400040-02	8081 L	I:\ACQUDATA\7890N.net\data\022324\AG5053.D	02/23/2024 17:09
03	RC2400040-03	8081 ML	I:\ACQUDATA\7890N.net\data\022324\AG5054.D	02/23/2024 17:27
04	RC2400040-04	8081 M	I:\ACQUDATA\7890N.net\data\022324\AG5055.D	02/23/2024 17:44
05	RC2400040-05	8081 MH	I:\ACQUDATA\7890N.net\data\022324\AG5056.D	02/23/2024 18:01
06	RC2400040-06	8081 H	I:\ACQUDATA\7890N.net\data\022324\AG5057.D	02/23/2024 18:19
08	RC2400040-08	TOX LL	I:\ACQUDATA\7890N.net\data\022324\AG5059.D	02/23/2024 18:53
09	RC2400040-09	TOX L	I:\ACQUDATA\7890N.net\data\022324\AG5060.D	02/23/2024 19:11
10	RC2400040-10	TOX ML	I:\ACQUDATA\7890N.net\data\022324\AG5061.D	02/23/2024 19:28
11	RC2400040-11	TOX M	I:\ACQUDATA\7890N.net\data\022324\AG5062.D	02/23/2024 19:46
12	RC2400040-12	TOX MH	I:\ACQUDATA\7890N.net\data\022324\AG5063.D	02/23/2024 20:03
13	RC2400040-13	TOX H	I:\ACQUDATA\7890N.net\data\022324\AG5064.D	02/23/2024 20:20
15	RC2400040-15	CHLOR LL	I:\ACQUDATA\7890N.net\data\022324\AG5066.D	02/23/2024 20:55
16	RC2400040-16	CHLOR L	I:\ACQUDATA\7890N.net\data\022324\AG5067.D	02/23/2024 21:12
17	RC2400040-17	CHLOR ML	I:\ACQUDATA\7890N.net\data\022324\AG5068.D	02/23/2024 21:30
18	RC2400040-18	CHLOR M	I:\ACQUDATA\7890N.net\data\022324\AG5069.D	02/23/2024 21:47
19	RC2400040-19	CHLOR MH	I:\ACQUDATA\7890N.net\data\022324\AG5070.D	02/23/2024 22:05
20	RC2400040-20	CHLOR H	I:\ACQUDATA\7890N.net\data\022324\AG5071.D	02/23/2024 22:22

Analyte

4,4'-DDD

#	Amount	RF	#	Amount	RF	#	Amount	RF	#	Amount	RF
01	1.000	8.836E6	02	5.000	7.854E6	03	10.000	9.342E6	04	25.000	8.02E6
05	50.000	9.569E6	06	100.000	9.617E6						

4,4'-DDE

#	Amount	RF	#	Amount	RF	#	Amount	RF	#	Amount	RF
01	1.000	1.238E7	02	5.000	1.116E7	03	10.000	1.341E7	04	25.000	1.2E7
05	50.000	1.418E7	06	100.000	1.435E7						

4,4'-DDT

#	Amount	RF	#	Amount	RF	#	Amount	RF	#	Amount	RF
01	1.000	6.775E6	02	5.000	6.028E6	03	10.000	7.766E6	04	25.000	6.459E6
05	50.000	8.465E6	06	100.000	8.792E6						

Aldrin

#	Amount	RF	#	Amount	RF	#	Amount	RF	#	Amount	RF
01	1.000	1.371E7	02	5.000	1.296E7	03	10.000	1.524E7	04	25.000	1.416E7
05	50.000	1.598E7	06	100.000	1.612E7						

Decachlorobiphenyl

#	Amount	RF	#	Amount	RF	#	Amount	RF	#	Amount	RF
01	1.000	1.046E7	02	5.000	7.476E6	03	10.000	9.032E6	04	25.000	7.164E6

Client: Day Environmental, Inc. **Service Request:** R2401914
Project: Shumway Marina **Calibration Date:** 2/23/2024

Initial Calibration Summary
Organochlorine Pesticides by Gas Chromatography

Calibration ID: RC2400040 **Signal ID:** STx-CLPII
Instrument ID: R-GC-63

Analyte

Decachlorobiphenyl

#	Amount	RF	#	Amount	RF	#	Amount	RF	#	Amount	RF
05	50.000	8.632E6	06	100.000	8.598E6						

Dieldrin

#	Amount	RF	#	Amount	RF	#	Amount	RF	#	Amount	RF
01	1.000	1.252E7	02	5.000	1.125E7	03	10.000	1.341E7	04	25.000	1.204E7
05	50.000	1.415E7	06	100.000	1.425E7						

Endosulfan I

#	Amount	RF	#	Amount	RF	#	Amount	RF	#	Amount	RF
01	1.000	1.22E7	02	5.000	1.065E7	03	10.000	1.245E7	04	25.000	1.11E7
05	50.000	1.29E7	06	100.000	1.294E7						

Endosulfan II

#	Amount	RF	#	Amount	RF	#	Amount	RF	#	Amount	RF
01	1.000	1.131E7	02	5.000	9.766E6	03	10.000	1.153E7	04	25.000	1.01E7
05	50.000	1.188E7	06	100.000	1.194E7						

Endosulfan Sulfate

#	Amount	RF	#	Amount	RF	#	Amount	RF	#	Amount	RF
01	1.000	1.098E7	02	5.000	9.05E6	03	10.000	1.071E7	04	25.000	9.169E6
05	50.000	1.105E7	06	100.000	1.119E7						

Endrin

#	Amount	RF	#	Amount	RF	#	Amount	RF	#	Amount	RF
01	1.000	1.038E7	02	5.000	8.895E6	03	10.000	1.069E7	04	25.000	9.09E6
05	50.000	1.106E7	06	100.000	1.105E7						

Endrin Aldehyde

#	Amount	RF	#	Amount	RF	#	Amount	RF	#	Amount	RF
01	1.000	9.403E6	02	5.000	8.039E6	03	10.000	9.298E6	04	25.000	8.133E6
05	50.000	9.465E6	06	100.000	9.526E6						

Endrin Ketone

#	Amount	RF	#	Amount	RF	#	Amount	RF	#	Amount	RF
01	1.000	1.144E7	02	5.000	9.468E6	03	10.000	1.153E7	04	25.000	9.64E6
05	50.000	1.172E7	06	100.000	1.185E7						

Heptachlor

#	Amount	RF	#	Amount	RF	#	Amount	RF	#	Amount	RF
01	1.000	1.103E7	02	5.000	9.816E6	03	10.000	1.122E7	04	25.000	1.015E7
05	50.000	1.155E7	06	100.000	1.182E7						

Heptachlor Epoxide

#	Amount	RF	#	Amount	RF	#	Amount	RF	#	Amount	RF
01	1.000	1.22E7	02	5.000	1.075E7	03	10.000	1.253E7	04	25.000	1.124E7
05	50.000	1.299E7	06	100.000	1.306E7						

Client: Day Environmental, Inc. **Service Request:** R2401914
Project: Shumway Marina **Calibration Date:** 2/23/2024

Initial Calibration Summary
Organochlorine Pesticides by Gas Chromatography

Calibration ID: RC2400040 **Signal ID:** STx-CLPII
Instrument ID: R-GC-63

Analyte

Methoxychlor

#	Amount	RF	#	Amount	RF	#	Amount	RF	#	Amount	RF
01	1.000	4.388E6	02	5.000	3.273E6	03	10.000	4.167E6	04	25.000	3.121E6
05	50.000	4.075E6	06	100.000	4.088E6						

Tetrachloro-m-xylene

#	Amount	RF	#	Amount	RF	#	Amount	RF	#	Amount	RF
01	1.000	1.348E7	02	5.000	1.231E7	03	10.000	1.353E7	04	25.000	1.26E7
05	50.000	1.349E7	06	100.000	1.344E7						

alpha-BHC

#	Amount	RF	#	Amount	RF	#	Amount	RF	#	Amount	RF
01	1.000	1.43E7	02	5.000	1.408E7	03	10.000	1.648E7	04	25.000	1.557E7
05	50.000	1.752E7	06	100.000	1.798E7						

alpha-Chlordane

#	Amount	RF	#	Amount	RF	#	Amount	RF	#	Amount	RF
01	1.000	1.333E7	02	5.000	1.174E7	03	10.000	1.375E7	04	25.000	1.235E7
05	50.000	1.443E7	06	100.000	1.463E7						

beta-BHC

#	Amount	RF	#	Amount	RF	#	Amount	RF	#	Amount	RF
01	1.000	6.427E6	02	5.000	5.45E6	03	10.000	5.909E6	04	25.000	5.252E6
05	50.000	5.859E6	06	100.000	5.947E6						

delta-BHC

#	Amount	RF	#	Amount	RF	#	Amount	RF	#	Amount	RF
01	1.000	1.288E7	02	5.000	1.225E7	03	10.000	1.428E7	04	25.000	1.331E7
05	50.000	1.514E7	06	100.000	1.545E7						

gamma-BHC (Lindane)

#	Amount	RF	#	Amount	RF	#	Amount	RF	#	Amount	RF
01	1.000	1.268E7	02	5.000	1.196E7	03	10.000	1.39E7	04	25.000	1.295E7
05	50.000	1.47E7	06	100.000	1.506E7						

gamma-Chlordane

#	Amount	RF	#	Amount	RF	#	Amount	RF	#	Amount	RF
01	1.000	1.26E7	02	5.000	1.124E7	03	10.000	1.324E7	04	25.000	1.2E7
05	50.000	1.409E7	06	100.000	1.435E7						

ALS Group USA, Corp.
dba ALS Environmental

QA/QC Report

Client: Day Environmental, Inc. **Service Request:** R2401914
Project: Shumway Marina **Calibration Date:** 2/23/2024

Initial Calibration Summary
Organochlorine Pesticides by Gas Chromatography

Calibration ID: RC2400040 **Signal ID:** STx-CLPII
Instrument ID: R-GC-63

		Calibration Evaluation				Calibration Evaluation	
Analyte Name	Compound Type	Fit Type	Eval	Eval Result	Control Criteria	Average RRF	Minimum RRF
4,4'-DDD	TRG	Average RF	% RSD	8.8	≤20	8.873E6	
4,4'-DDE	TRG	Average RF	% RSD	9.8	≤20	1.291E7	
4,4'-DDT	TRG	Average RF	% RSD	15.3	≤20	7.381E6	
Aldrin	TRG	Average RF	% RSD	8.7	≤20	1.469E7	
Decachlorobiphenyl	SURR	Average RF	% RSD	13.8	≤20	8.56E6	
Dieldrin	TRG	Average RF	% RSD	9.3	≤20	1.293E7	
Endosulfan I	TRG	Average RF	% RSD	7.9	≤20	1.204E7	
Endosulfan II	TRG	Average RF	% RSD	8.4	≤20	1.109E7	
Endosulfan Sulfate	TRG	Average RF	% RSD	9.5	≤20	1.036E7	
Endrin	TRG	Average RF	% RSD	9.5	≤20	1.019E7	
Endrin Aldehyde	TRG	Average RF	% RSD	7.7	≤20	8.977E6	
Endrin Ketone	TRG	Average RF	% RSD	9.9	≤20	1.094E7	
Heptachlor	TRG	Average RF	% RSD	7.2	≤20	1.093E7	
Heptachlor Epoxide	TRG	Average RF	% RSD	7.8	≤20	1.213E7	
Methoxychlor	TRG	Average RF	% RSD	13.5	≤20	3.852E6	
Tetrachloro-m-xylene	SURR	Average RF	% RSD	4.1	≤20	1.314E7	
alpha-BHC	TRG	Average RF	% RSD	10.2	≤20	1.599E7	
alpha-Chlordane	TRG	Average RF	% RSD	8.6	≤20	1.337E7	
beta-BHC	TRG	Average RF	% RSD	7.1	≤20	5.807E6	
delta-BHC	TRG	Average RF	% RSD	9.2	≤20	1.388E7	
gamma-BHC (Lindane)	TRG	Average RF	% RSD	9.0	≤20	1.354E7	
gamma-Chlordane	TRG	Average RF	% RSD	9.3	≤20	1.292E7	

ALS Group USA, Corp.
dba ALS Environmental

QA/QC Report

Client: Day Environmental, Inc. **Service Request:** R2401914
Project: Shumway Marina **Calibration Date:** 2/23/2024

Initial Calibration Verification Summary
Organochlorine Pesticides by Gas Chromatography

Calibration ID: RC2400040 **Signal ID:** STx-CLP
Instrument ID: R-GC-63

#	Lab Code	Sample Name	File Location	Acquisition Date
07	RC2400040-07	8081 ICV	I:\ACQUDATA\7890N.net\data\022324\AG5058.D	02/23/2024 18:36
14	RC2400040-14	TOX ICV	I:\ACQUDATA\7890N.net\data\022324\AG5065.D	02/23/2024 20:38
21	RC2400040-21	CHLOR ICV	I:\ACQUDATA\7890N.net\data\022324\AG5072.D	02/23/2024 22:39

Analyte Name	Expected	Result	Average RF	SSV RF	% D	Criteria	Curve Fit
4,4'-DDD	10.0	8.20	1.494E7	1.226E7	-17.968	±30	Average RF
4,4'-DDE	10.0	8.79	1.902E7	1.672E7	-12.082	±30	Average RF
4,4'-DDT	10.0	9.19	1.26E7	1.159E7	-8.059	±30	Average RF
Aldrin	10.0	9.14	2.092E7	1.912E7	-8.587	±30	Average RF
Dieldrin	10.0	9.08	1.907E7	1.731E7	-9.213	±30	Average RF
Endosulfan I	10.0	8.78	1.741E7	1.529E7	-12.208	±30	Average RF
Endosulfan II	10.0	9.16	1.664E7	1.525E7	-8.367	±30	Average RF
Endosulfan Sulfate	10.0	9.10	1.574E7	1.432E7	-9.037	±30	Average RF
Endrin	10.0	8.95	1.686E7	1.509E7	-10.494	±30	Average RF
Endrin Aldehyde	10.0	9.36	1.35E7	1.263E7	-6.412	±30	Average RF
Endrin Ketone	10.0	8.89	1.722E7	1.53E7	-11.129	±30	Average RF
Heptachlor	10.0	9.14	1.806E7	1.651E7	-8.601	±30	Average RF
Heptachlor Epoxide	10.0	9.11	1.815E7	1.653E7	-8.893	±30	Average RF
Methoxychlor	10.0	8.13	6.757E6	5.496E6	-18.658	±30	Average RF
Toxaphene	500	376			-24.825	±30	NA
alpha-BHC	10.0	9.09	2.413E7	2.192E7	-9.149	±30	Average RF
alpha-Chlordane	10.0	8.65	1.874E7	1.62E7	-13.548	±30	Average RF
beta-BHC	10.0	9.02	9.234E6	8.331E6	-9.780	±30	Average RF
delta-BHC	10.0	9.10	2.202E7	2.004E7	-8.993	±30	Average RF
gamma-BHC (Lindane)	10.0	9.23	2.113E7	1.95E7	-7.703	±30	Average RF
gamma-Chlordane	10.0	8.96	1.865E7	1.671E7	-10.412	±30	Average RF

ALS Group USA, Corp.
dba ALS Environmental

QA/QC Report

Client: Day Environmental, Inc. **Service Request:** R2401914
Project: Shumway Marina **Calibration Date:** 2/23/2024

Initial Calibration Verification Summary
Organochlorine Pesticides by Gas Chromatography

Calibration ID: RC2400040 **Signal ID:** STx-CLPII
Instrument ID: R-GC-63

#	Lab Code	Sample Name	File Location	Acquisition Date
07	RC2400040-07	8081 ICV	I:\ACQUDATA\7890N.net\data\022324\AG5058.D	02/23/2024 18:36
14	RC2400040-14	TOX ICV	I:\ACQUDATA\7890N.net\data\022324\AG5065.D	02/23/2024 20:38
21	RC2400040-21	CHLOR ICV	I:\ACQUDATA\7890N.net\data\022324\AG5072.D	02/23/2024 22:39

Analyte Name	Expected	Result	Average RF	SSV RF	% D	Criteria	Curve Fit
4,4'-DDD	10.0	8.34	8.873E6	7.403E6	-16.573	±30	Average RF
4,4'-DDE	10.0	8.69	1.291E7	1.122E7	-13.094	±30	Average RF
4,4'-DDT	10.0	8.72	7.381E6	6.439E6	-12.767	±30	Average RF
Aldrin	10.0	8.94	1.469E7	1.314E7	-10.566	±30	Average RF
Dieldrin	10.0	8.97	1.293E7	1.16E7	-10.300	±30	Average RF
Endosulfan I	10.0	8.65	1.204E7	1.042E7	-13.454	±30	Average RF
Endosulfan II	10.0	8.99	1.109E7	9.964E6	-10.146	±30	Average RF
Endosulfan Sulfate	10.0	8.64	1.036E7	8.953E6	-13.568	±30	Average RF
Endrin	10.0	9.00	1.019E7	9.171E6	-10.024	±30	Average RF
Endrin Aldehyde	10.0	9.30	8.977E6	8.352E6	-6.966	±30	Average RF
Endrin Ketone	10.0	8.75	1.094E7	9.576E6	-12.486	±30	Average RF
Heptachlor	10.0	8.88	1.093E7	9.703E6	-11.219	±30	Average RF
Heptachlor Epoxide	10.0	8.94	1.213E7	1.084E7	-10.615	±30	Average RF
Methoxychlor	10.0	8.11	3.852E6	3.124E6	-18.915	±30	Average RF
Toxaphene	500	443			-11.375	±30	NA
alpha-BHC	10.0	9.03	1.599E7	1.443E7	-9.734	±30	Average RF
alpha-Chlordane	10.0	8.59	1.337E7	1.148E7	-14.127	±30	Average RF
beta-BHC	10.0	9.07	5.807E6	5.27E6	-9.252	±30	Average RF
delta-BHC	10.0	8.96	1.388E7	1.244E7	-10.429	±30	Average RF
gamma-BHC (Lindane)	10.0	9.09	1.354E7	1.231E7	-9.102	±30	Average RF
gamma-Chlordane	10.0	8.85	1.292E7	1.144E7	-11.476	±30	Average RF

Client:	Day Environmental, Inc.	**Service Request:**	R2401914
Project:	Shumway Marina/6048S-23	**Date Analyzed:**	03/20/24 11:44

Continuing Calibration Verification (CCV) Summary
Organochlorine Pesticides by Gas Chromatography

Analysis Method:	8081B	**Calibration Date:**	2/23/2024
File ID:	I:\ACQUDATA\7890N.net\data\032024\AG5266.D\	**Calibration ID:**	RC2400040
Signal ID:	STx-CLPII	**Analysis Lot:**	835457
		Units:	ug/L

Analyte Name	Expected	Result	Average RF	CCV RF	% D	% Drift	Criteria	Curve Fit
4,4'-DDD	25.0	22.0	8.873E6	7.826E6	-11.8	NA	±20	Average RF
4,4'-DDE	25.0	23.1	1.291E7	1.193E7	-7.6	NA	±20	Average RF
4,4'-DDT	25.0	21.5	7.381E6	6.351E6	-14.0	NA	±20	Average RF
Aldrin	25.0	23.6	1.469E7	1.389E7	-5.5	NA	±20	Average RF
Dieldrin	25.0	22.4	1.293E7	1.156E7	-10.6	NA	±20	Average RF
Endosulfan I	25.0	22.5	1.204E7	1.086E7	-9.8	NA	±20	Average RF
Endosulfan II	25.0	22.0	1.109E7	9.746E6	-12.1	NA	±20	Average RF
Endosulfan Sulfate	25.0	21.2	1.036E7	8.766E6	-15.4	NA	±20	Average RF
Endrin	25.0	21.8	1.019E7	8.892E6	-12.8	NA	±20	Average RF
Endrin Aldehyde	25.0	21.5	8.977E6	7.714E6	-14.1	NA	±20	Average RF
Endrin Ketone	25.0	21.1	1.094E7	9.24E6	-15.6	NA	±20	Average RF
Heptachlor	25.0	23.6	1.093E7	1.033E7	-5.5	NA	±20	Average RF
Heptachlor Epoxide	25.0	23.1	1.213E7	1.12E7	-7.6	NA	±20	Average RF
Methoxychlor	25.0	19.0	3.852E6	2.932E6	-23.9*	NA	±20	Average RF
Toxaphene	500	385	NA	NA	NA	NA	±20	
alpha-BHC	25.0	24.5	1.599E7	1.566E7	-2.1	NA	±20	Average RF
alpha-Chlordane	25.0	22.6	1.337E7	1.209E7	-9.6	NA	±20	Average RF
beta-BHC	25.0	22.9	5.807E6	5.311E6	-8.5	NA	±20	Average RF
delta-BHC	25.0	24.1	1.388E7	1.339E7	-3.6	NA	±20	Average RF
gamma-BHC (Lindane)	25.0	24.1	1.354E7	1.304E7	-3.7	NA	±20	Average RF
gamma-Chlordane	25.0	22.8	1.292E7	1.179E7	-8.7	NA	±20	Average RF

Analyte Name	Expected	Result	Average RF	CCV RF	% D	% Drift	Criteria	Curve Fit
Decachlorobiphenyl	25.0	19.3	8.56E6	6.598E6	-22.9*	NA	±20	Average RF
Tetrachloro-m-xylene	25.0	23.7	1.314E7	1.245E7	-5.2	NA	±20	Average RF

Client: Day Environmental, Inc. **Service Request:** R2401914
Project: Shumway Marina/6048S-23 **Date Analyzed:** 03/20/24 11:44

Continuing Calibration Verification (CCV) Summary
Organochlorine Pesticides by Gas Chromatography

Analysis Method: 8081B **Calibration Date:** 2/23/2024
File ID: I:\ACQUDATA\7890N.net\data\032024\AG5266.D\ **Calibration ID:** RC2400040
Signal ID: STx-CLP **Analysis Lot:** 835457
Units: ug/L

Analyte Name	Expected	Result	Average RF	CCV RF	% D	% Drift	Criteria	Curve Fit
4,4'-DDD	25.0	23.3	1.494E7	1.393E7	-6.8	NA	±20	Average RF
4,4'-DDE	25.0	23.8	1.902E7	1.808E7	-4.9	NA	±20	Average RF
4,4'-DDT	25.0	24.2	1.26E7	1.218E7	-3.3	NA	±20	Average RF
Aldrin	25.0	24.3	2.092E7	2.033E7	-2.8	NA	±20	Average RF
Dieldrin	25.0	23.8	1.907E7	1.813E7	-4.9	NA	±20	Average RF
Endosulfan I	25.0	23.6	1.741E7	1.646E7	-5.5	NA	±20	Average RF
Endosulfan II	25.0	23.1	1.664E7	1.536E7	-7.7	NA	±20	Average RF
Endosulfan Sulfate	25.0	22.1	1.574E7	1.393E7	-11.5	NA	±20	Average RF
Endrin	25.0	22.8	1.686E7	1.539E7	-8.7	NA	±20	Average RF
Endrin Aldehyde	25.0	22.2	1.35E7	1.198E7	-11.2	NA	±20	Average RF
Endrin Ketone	25.0	22.8	1.722E7	1.568E7	-8.9	NA	±20	Average RF
Heptachlor	25.0	24.7	1.806E7	1.787E7	-1.1	NA	±20	Average RF
Heptachlor Epoxide	25.0	24.2	1.815E7	1.753E7	-3.4	NA	±20	Average RF
Methoxychlor	25.0	21.2	6.757E6	5.742E6	-15.0	NA	±20	Average RF
Toxaphene	500	433	NA	NA	NA	NA	±20	
alpha-BHC	25.0	25.0	2.413E7	2.417E7	0.2	NA	±20	Average RF
alpha-Chlordane	25.0	23.8	1.874E7	1.783E7	-4.9	NA	±20	Average RF
beta-BHC	25.0	23.8	9.234E6	8.785E6	-4.9	NA	±20	Average RF
delta-BHC	25.0	24.6	2.202E7	2.17E7	-1.5	NA	±20	Average RF
gamma-BHC (Lindane)	25.0	25.1	2.113E7	2.121E7	0.4	NA	±20	Average RF
gamma-Chlordane	25.0	24.1	1.865E7	1.794E7	-3.8	NA	±20	Average RF

Analyte Name	Expected	Result	Average RF	CCV RF	% D	% Drift	Criteria	Curve Fit
Decachlorobiphenyl	25.0	19.2	1.147E7	8.805E6	-23.2*	NA	±20	Average RF
Tetrachloro-m-xylene	25.0	24.6	1.641E7	1.612E7	-1.8	NA	±20	Average RF

Client:	Day Environmental, Inc.	**Service Request:**	R2401914
Project:	Shumway Marina/6048S-23	**Date Analyzed:**	03/20/24 14:56

Continuing Calibration Verification (CCV) Summary
Organochlorine Pesticides by Gas Chromatography

Analysis Method:	8081B	**Calibration Date:**	2/23/2024
File ID:	I:\ACQUDATA\7890N.net\data\032024\AG5277.D\	**Calibration ID:**	RC2400040
Signal ID:	STx-CLP	**Analysis Lot:**	835457
		Units:	ug/L

Analyte Name	Expected	Result	Average RF	CCV RF	% D	% Drift	Criteria	Curve Fit
4,4'-DDD	25.0	24.0	1.494E7	1.434E7	-4.0	NA	±20	Average RF
4,4'-DDE	25.0	24.0	1.902E7	1.826E7	-4.0	NA	±20	Average RF
4,4'-DDT	25.0	22.8	1.26E7	1.151E7	-8.6	NA	±20	Average RF
Aldrin	25.0	24.9	2.092E7	2.087E7	-0.2	NA	±20	Average RF
Dieldrin	25.0	23.5	1.907E7	1.789E7	-6.1	NA	±20	Average RF
Endosulfan I	25.0	23.9	1.741E7	1.663E7	-4.5	NA	±20	Average RF
Endosulfan II	25.0	22.9	1.664E7	1.527E7	-8.3	NA	±20	Average RF
Endosulfan Sulfate	25.0	21.7	1.574E7	1.365E7	-13.2	NA	±20	Average RF
Endrin	25.0	22.7	1.686E7	1.529E7	-9.3	NA	±20	Average RF
Endrin Aldehyde	25.0	22.4	1.35E7	1.209E7	-10.4	NA	±20	Average RF
Endrin Ketone	25.0	22.4	1.722E7	1.545E7	-10.2	NA	±20	Average RF
Heptachlor	25.0	25.2	1.806E7	1.821E7	0.8	NA	±20	Average RF
Heptachlor Epoxide	25.0	24.3	1.815E7	1.764E7	-2.8	NA	±20	Average RF
Methoxychlor	25.0	20.6	6.757E6	5.579E6	-17.4	NA	±20	Average RF
alpha-BHC	25.0	25.5	2.413E7	2.466E7	2.2	NA	±20	Average RF
alpha-Chlordane	25.0	23.9	1.874E7	1.792E7	-4.4	NA	±20	Average RF
beta-BHC	25.0	23.9	9.234E6	8.815E6	-4.5	NA	±20	Average RF
delta-BHC	25.0	24.5	2.202E7	2.157E7	-2.0	NA	±20	Average RF
gamma-BHC (Lindane)	25.0	25.7	2.113E7	2.174E7	2.9	NA	±20	Average RF
gamma-Chlordane	25.0	24.1	1.865E7	1.801E7	-3.4	NA	±20	Average RF

Analyte Name	Expected	Result	Average RF	CCV RF	% D	% Drift	Criteria	Curve Fit
Decachlorobiphenyl	25.0	20.7	1.147E7	9.516E6	-17.0	NA	±20	Average RF
Tetrachloro-m-xylene	25.0	24.6	1.641E7	1.616E7	-1.5	NA	±20	Average RF

Client:	Day Environmental, Inc.	**Service Request:**	R2401914
Project:	Shumway Marina/6048S-23	**Date Analyzed:**	03/20/24 14:56

Continuing Calibration Verification (CCV) Summary
Organochlorine Pesticides by Gas Chromatography

Analysis Method:	8081B	**Calibration Date:**	2/23/2024
File ID:	I:\ACQUDATA\7890N.net\data\032024\AG5277.D\	**Calibration ID:**	RC2400040
Signal ID:	STx-CLPII	**Analysis Lot:**	835457
		Units:	ug/L

Analyte Name	Expected	Result	Average RF	CCV RF	% D	% Drift	Criteria	Curve Fit
4,4'-DDD	25.0	25.1	8.873E6	8.897E6	0.3	NA	±20	Average RF
4,4'-DDE	25.0	25.8	1.291E7	1.334E7	3.3	NA	±20	Average RF
4,4'-DDT	25.0	23.0	7.381E6	6.777E6	-8.2	NA	±20	Average RF
Aldrin	25.0	26.5	1.469E7	1.558E7	6.0	NA	±20	Average RF
Dieldrin	25.0	25.6	1.293E7	1.323E7	2.3	NA	±20	Average RF
Endosulfan I	25.0	25.3	1.204E7	1.218E7	1.1	NA	±20	Average RF
Endosulfan II	25.0	24.9	1.109E7	1.103E7	-0.6	NA	±20	Average RF
Endosulfan Sulfate	25.0	23.8	1.036E7	9.878E6	-4.6	NA	±20	Average RF
Endrin	25.0	24.5	1.019E7	9.97E6	-2.2	NA	±20	Average RF
Endrin Aldehyde	25.0	24.3	8.977E6	8.717E6	-2.9	NA	±20	Average RF
Endrin Ketone	25.0	24.0	1.094E7	1.051E7	-4.0	NA	±20	Average RF
Heptachlor	25.0	25.2	1.093E7	1.102E7	0.9	NA	±20	Average RF
Heptachlor Epoxide	25.0	26.2	1.213E7	1.272E7	4.9	NA	±20	Average RF
Methoxychlor	25.0	20.6	3.852E6	3.175E6	-17.6	NA	±20	Average RF
alpha-BHC	25.0	28.1	1.599E7	1.794E7	12.2	NA	±20	Average RF
alpha-Chlordane	25.0	25.2	1.337E7	1.349E7	0.9	NA	±20	Average RF
beta-BHC	25.0	26.4	5.807E6	6.136E6	5.7	NA	±20	Average RF
delta-BHC	25.0	27.4	1.388E7	1.519E7	9.4	NA	±20	Average RF
gamma-BHC (Lindane)	25.0	27.7	1.354E7	1.502E7	10.9	NA	±20	Average RF
gamma-Chlordane	25.0	25.7	1.292E7	1.327E7	2.7	NA	±20	Average RF

Analyte Name	Expected	Result	Average RF	CCV RF	% D	% Drift	Criteria	Curve Fit
Decachlorobiphenyl	25.0	21.4	8.56E6	7.332E6	-14.3	NA	±20	Average RF
Tetrachloro-m-xylene	25.0	24.6	1.314E7	1.293E7	-1.6	NA	±20	Average RF

Client:	Day Environmental, Inc.	**Service Request:**	R2401914
Project:	Shumway Marina/6048S-23	**Date Analyzed:**	03/20/24 18:07

Continuing Calibration Verification (CCV) Summary
Organochlorine Pesticides by Gas Chromatography

Analysis Method:	8081B	**Calibration Date:**	2/23/2024
File ID:	I:\ACQUDATA\7890N.net\data\032024\AG5288.D\	**Calibration ID:**	RC2400040
Signal ID:	STx-CLP	**Analysis Lot:**	835457
		Units:	ug/L

Analyte Name	Expected	Result	Average RF	CCV RF	% D	% Drift	Criteria	Curve Fit
4,4'-DDD	25.0	23.7	1.494E7	1.414E7	-5.4	NA	±20	Average RF
4,4'-DDE	25.0	24.0	1.902E7	1.828E7	-3.9	NA	±20	Average RF
4,4'-DDT	25.0	21.7	1.26E7	1.096E7	-13.0	NA	±20	Average RF
Aldrin	25.0	25.3	2.092E7	2.12E7	1.3	NA	±20	Average RF
Dieldrin	25.0	22.7	1.907E7	1.733E7	-9.1	NA	±20	Average RF
Endosulfan I	25.0	23.7	1.741E7	1.653E7	-5.1	NA	±20	Average RF
Endosulfan II	25.0	22.9	1.664E7	1.526E7	-8.3	NA	±20	Average RF
Endosulfan Sulfate	25.0	21.4	1.574E7	1.348E7	-14.3	NA	±20	Average RF
Endrin	25.0	21.0	1.686E7	1.416E7	-16.0	NA	±20	Average RF
Endrin Aldehyde	25.0	23.1	1.35E7	1.245E7	-7.8	NA	±20	Average RF
Endrin Ketone	25.0	22.6	1.722E7	1.553E7	-9.8	NA	±20	Average RF
Heptachlor	25.0	24.7	1.806E7	1.785E7	-1.2	NA	±20	Average RF
Heptachlor Epoxide	25.0	24.0	1.815E7	1.745E7	-3.8	NA	±20	Average RF
Methoxychlor	25.0	19.5	6.757E6	5.276E6	-21.9*	NA	±20	Average RF
alpha-BHC	25.0	26.0	2.413E7	2.506E7	3.9	NA	±20	Average RF
alpha-Chlordane	25.0	23.9	1.874E7	1.791E7	-4.4	NA	±20	Average RF
beta-BHC	25.0	24.3	9.234E6	8.971E6	-2.8	NA	±20	Average RF
delta-BHC	25.0	24.7	2.202E7	2.176E7	-1.2	NA	±20	Average RF
gamma-BHC (Lindane)	25.0	25.9	2.113E7	2.187E7	3.5	NA	±20	Average RF
gamma-Chlordane	25.0	24.2	1.865E7	1.806E7	-3.2	NA	±20	Average RF

Analyte Name	Expected	Result	Average RF	CCV RF	% D	% Drift	Criteria	Curve Fit
Decachlorobiphenyl	25.0	21.0	1.147E7	9.636E6	-16.0	NA	±20	Average RF
Tetrachloro-m-xylene	25.0	24.7	1.641E7	1.618E7	-1.4	NA	±20	Average RF

Client:	Day Environmental, Inc.	**Service Request:**	R2401914
Project:	Shumway Marina/6048S-23	**Date Analyzed:**	03/20/24 18:07

Continuing Calibration Verification (CCV) Summary
Organochlorine Pesticides by Gas Chromatography

Analysis Method:	8081B	**Calibration Date:**	2/23/2024
File ID:	I:\ACQUDATA\7890N.net\data\032024\AG5288.D\	**Calibration ID:**	RC2400040
Signal ID:	STx-CLPII	**Analysis Lot:**	835457
		Units:	ug/L

Analyte Name	Expected	Result	Average RF	CCV RF	% D	% Drift	Criteria	Curve Fit
4,4'-DDD	25.0	25.4	8.873E6	9.011E6	1.6	NA	±20	Average RF
4,4'-DDE	25.0	26.3	1.291E7	1.36E7	5.3	NA	±20	Average RF
4,4'-DDT	25.0	22.6	7.381E6	6.684E6	-9.4	NA	±20	Average RF
Aldrin	25.0	27.5	1.469E7	1.615E7	9.9	NA	±20	Average RF
Dieldrin	25.0	26.3	1.293E7	1.362E7	5.3	NA	±20	Average RF
Endosulfan I	25.0	26.0	1.204E7	1.253E7	4.1	NA	±20	Average RF
Endosulfan II	25.0	25.6	1.109E7	1.135E7	2.4	NA	±20	Average RF
Endosulfan Sulfate	25.0	24.6	1.036E7	1.017E7	-1.8	NA	±20	Average RF
Endrin	25.0	23.5	1.019E7	9.569E6	-6.1	NA	±20	Average RF
Endrin Aldehyde	25.0	25.9	8.977E6	9.305E6	3.7	NA	±20	Average RF
Endrin Ketone	25.0	25.0	1.094E7	1.095E7	0.1	NA	±20	Average RF
Heptachlor	25.0	24.8	1.093E7	1.086E7	-0.6	NA	±20	Average RF
Heptachlor Epoxide	25.0	26.7	1.213E7	1.294E7	6.7	NA	±20	Average RF
Methoxychlor	25.0	20.0	3.852E6	3.085E6	-19.9	NA	±20	Average RF
alpha-BHC	25.0	28.9	1.599E7	1.849E7	15.6	NA	±20	Average RF
alpha-Chlordane	25.0	25.8	1.337E7	1.382E7	3.4	NA	±20	Average RF
beta-BHC	25.0	26.9	5.807E6	6.238E6	7.4	NA	±20	Average RF
delta-BHC	25.0	28.1	1.388E7	1.56E7	12.3	NA	±20	Average RF
gamma-BHC (Lindane)	25.0	28.6	1.354E7	1.547E7	14.2	NA	±20	Average RF
gamma-Chlordane	25.0	26.5	1.292E7	1.367E7	5.8	NA	±20	Average RF

Analyte Name	Expected	Result	Average RF	CCV RF	% D	% Drift	Criteria	Curve Fit
Decachlorobiphenyl	25.0	21.7	8.56E6	7.44E6	-13.1	NA	±20	Average RF
Tetrachloro-m-xylene	25.0	25.6	1.314E7	1.344E7	2.3	NA	±20	Average RF

Client:	Day Environmental, Inc.	**Service Request:**	R2401914
Project:	Shumway Marina/6048S-23	**Date Analyzed:**	03/20/24 21:18

Continuing Calibration Verification (CCV) Summary
Organochlorine Pesticides by Gas Chromatography

Analysis Method:	8081B	**Calibration Date:**	2/23/2024
File ID:	I:\ACQUDATA\7890N.net\data\032024\AG5299.D\	**Calibration ID:**	RC2400040
Signal ID:	STx-CLP	**Analysis Lot:**	835457
		Units:	ug/L

Analyte Name	Expected	Result	Average RF	CCV RF	% D	% Drift	Criteria	Curve Fit
4,4'-DDD	25.0	22.0	1.494E7	1.316E7	-11.9	NA	±20	Average RF
4,4'-DDE	25.0	23.5	1.902E7	1.786E7	-6.1	NA	±20	Average RF
4,4'-DDT	25.0	18.8	1.26E7	9.451E6	-25.0*	NA	±20	Average RF
Aldrin	25.0	25.4	2.092E7	2.124E7	1.5	NA	±20	Average RF
Dieldrin	25.0	21.3	1.907E7	1.627E7	-14.7	NA	±20	Average RF
Endosulfan I	25.0	22.9	1.741E7	1.594E7	-8.4	NA	±20	Average RF
Endosulfan II	25.0	22.0	1.664E7	1.463E7	-12.1	NA	±20	Average RF
Endosulfan Sulfate	25.0	20.3	1.574E7	1.276E7	-18.9	NA	±20	Average RF
Endrin	25.0	18.1	1.686E7	1.223E7	-27.4*	NA	±20	Average RF
Endrin Aldehyde	25.0	22.9	1.35E7	1.239E7	-8.2	NA	±20	Average RF
Endrin Ketone	25.0	20.9	1.722E7	1.436E7	-16.6	NA	±20	Average RF
Heptachlor	25.0	22.9	1.806E7	1.653E7	-8.5	NA	±20	Average RF
Heptachlor Epoxide	25.0	22.6	1.815E7	1.637E7	-9.8	NA	±20	Average RF
Methoxychlor	25.0	17.3	6.757E6	4.685E6	-30.7*	NA	±20	Average RF
alpha-BHC	25.0	24.9	2.413E7	2.407E7	-0.2	NA	±20	Average RF
alpha-Chlordane	25.0	22.8	1.874E7	1.708E7	-8.8	NA	±20	Average RF
beta-BHC	25.0	23.1	9.234E6	8.524E6	-7.7	NA	±20	Average RF
delta-BHC	25.0	23.7	2.202E7	2.083E7	-5.4	NA	±20	Average RF
gamma-BHC (Lindane)	25.0	24.5	2.113E7	2.073E7	-1.9	NA	±20	Average RF
gamma-Chlordane	25.0	23.2	1.865E7	1.728E7	-7.4	NA	±20	Average RF

Analyte Name	Expected	Result	Average RF	CCV RF	% D	% Drift	Criteria	Curve Fit
Decachlorobiphenyl	25.0	21.2	1.147E7	9.709E6	-15.4	NA	±20	Average RF
Tetrachloro-m-xylene	25.0	24.0	1.641E7	1.573E7	-4.1	NA	±20	Average RF

Client:	Day Environmental, Inc.	**Service Request:**	R2401914
Project:	Shumway Marina/6048S-23	**Date Analyzed:**	03/20/24 21:18

Continuing Calibration Verification (CCV) Summary
Organochlorine Pesticides by Gas Chromatography

Analysis Method:	8081B	**Calibration Date:**	2/23/2024
File ID:	I:\ACQUDATA\7890N.net\data\032024\AG5299.D\	**Calibration ID:**	RC2400040
Signal ID:	STx-CLPII	**Analysis Lot:**	835457
		Units:	ug/L

Analyte Name	Expected	Result	Average RF	CCV RF	% D	% Drift	Criteria	Curve Fit
4,4'-DDD	25.0	25.0	8.873E6	8.885E6	0.1	NA	±20	Average RF
4,4'-DDE	25.0	26.5	1.291E7	1.37E7	6.1	NA	±20	Average RF
4,4'-DDT	25.0	19.9	7.381E6	5.874E6	-20.4	NA	±20	Average RF
Aldrin	25.0	28.0	1.469E7	1.643E7	11.8	NA	±20	Average RF
Dieldrin	25.0	25.8	1.293E7	1.335E7	3.2	NA	±20	Average RF
Endosulfan I	25.0	25.7	1.204E7	1.236E7	2.7	NA	±20	Average RF
Endosulfan II	25.0	25.5	1.109E7	1.132E7	2.1	NA	±20	Average RF
Endosulfan Sulfate	25.0	24.0	1.036E7	9.946E6	-4.0	NA	±20	Average RF
Endrin	25.0	21.1	1.019E7	8.615E6	-15.5	NA	±20	Average RF
Endrin Aldehyde	25.0	26.9	8.977E6	9.645E6	7.4	NA	±20	Average RF
Endrin Ketone	25.0	23.9	1.094E7	1.046E7	-4.4	NA	±20	Average RF
Heptachlor	25.0	23.6	1.093E7	1.03E7	-5.8	NA	±20	Average RF
Heptachlor Epoxide	25.0	25.6	1.213E7	1.241E7	2.3	NA	±20	Average RF
Methoxychlor	25.0	17.4	3.852E6	2.676E6	-30.5*	NA	±20	Average RF
alpha-BHC	25.0	28.8	1.599E7	1.839E7	15.0	NA	±20	Average RF
alpha-Chlordane	25.0	25.3	1.337E7	1.354E7	1.2	NA	±20	Average RF
beta-BHC	25.0	26.8	5.807E6	6.229E6	7.3	NA	±20	Average RF
delta-BHC	25.0	28.0	1.388E7	1.557E7	12.2	NA	±20	Average RF
gamma-BHC (Lindane)	25.0	28.1	1.354E7	1.522E7	12.4	NA	±20	Average RF
gamma-Chlordane	25.0	26.0	1.292E7	1.342E7	3.9	NA	±20	Average RF

Analyte Name	Expected	Result	Average RF	CCV RF	% D	% Drift	Criteria	Curve Fit
Decachlorobiphenyl	25.0	22.4	8.56E6	7.681E6	-10.3	NA	±20	Average RF
Tetrachloro-m-xylene	25.0	25.3	1.314E7	1.332E7	1.4	NA	±20	Average RF

Client:	Day Environmental, Inc.	**Service Request:**	R2401914
Project:	Shumway Marina/6048S-23	**Date Analyzed:**	03/20/24 22:44

Continuing Calibration Verification (CCV) Summary
Organochlorine Pesticides by Gas Chromatography

Analysis Method:	8081B	**Calibration Date:**	2/23/2024
File ID:	I:\ACQUDATA\7890N.net\data\032024\AG5304.D\	**Calibration ID:**	RC2400040
Signal ID:	STx-CLP	**Analysis Lot:**	835457
		Units:	ug/L

Analyte Name	Expected	Result	Average RF	CCV RF	% D	% Drift	Criteria	Curve Fit
4,4'-DDD	25.0	24.1	1.494E7	1.442E7	-3.5	NA	±20	Average RF
4,4'-DDE	25.0	25.1	1.902E7	1.907E7	0.3	NA	±20	Average RF
4,4'-DDT	25.0	21.0	1.26E7	1.059E7	-15.9	NA	±20	Average RF
Aldrin	25.0	26.5	2.092E7	2.218E7	6.0	NA	±20	Average RF
Dieldrin	25.0	22.5	1.907E7	1.712E7	-10.2	NA	±20	Average RF
Endosulfan I	25.0	24.4	1.741E7	1.696E7	-2.6	NA	±20	Average RF
Endosulfan II	25.0	23.7	1.664E7	1.576E7	-5.3	NA	±20	Average RF
Endosulfan Sulfate	25.0	21.9	1.574E7	1.381E7	-12.2	NA	±20	Average RF
Endrin	25.0	20.4	1.686E7	1.378E7	-18.2	NA	±20	Average RF
Endrin Aldehyde	25.0	24.4	1.35E7	1.319E7	-2.2	NA	±20	Average RF
Endrin Ketone	25.0	23.2	1.722E7	1.596E7	-7.3	NA	±20	Average RF
Heptachlor	25.0	23.8	1.806E7	1.719E7	-4.8	NA	±20	Average RF
Heptachlor Epoxide	25.0	23.8	1.815E7	1.731E7	-4.6	NA	±20	Average RF
Methoxychlor	25.0	20.2	6.757E6	5.447E6	-19.4	NA	±20	Average RF
alpha-BHC	25.0	25.8	2.413E7	2.489E7	3.2	NA	±20	Average RF
alpha-Chlordane	25.0	24.2	1.874E7	1.818E7	-3.0	NA	±20	Average RF
beta-BHC	25.0	24.0	9.234E6	8.88E6	-3.8	NA	±20	Average RF
delta-BHC	25.0	24.5	2.202E7	2.155E7	-2.1	NA	±20	Average RF
gamma-BHC (Lindane)	25.0	25.4	2.113E7	2.148E7	1.7	NA	±20	Average RF
gamma-Chlordane	25.0	24.6	1.865E7	1.833E7	-1.7	NA	±20	Average RF

Analyte Name	Expected	Result	Average RF	CCV RF	% D	% Drift	Criteria	Curve Fit
Decachlorobiphenyl	25.0	23.1	1.147E7	1.059E7	-7.7	NA	±20	Average RF
Tetrachloro-m-xylene	25.0	24.4	1.641E7	1.6E7	-2.5	NA	±20	Average RF

Client:	Day Environmental, Inc.	**Service Request:**	R2401914
Project:	Shumway Marina/6048S-23	**Date Analyzed:**	03/20/24 22:44

Continuing Calibration Verification (CCV) Summary
Organochlorine Pesticides by Gas Chromatography

Analysis Method:	8081B	**Calibration Date:**	2/23/2024
File ID:	I:\ACQUDATA\7890N.net\data\032024\AG5304.D\	**Calibration ID:**	RC2400040
Signal ID:	STx-CLPII	**Analysis Lot:**	835457
		Units:	ug/L

Analyte Name	Expected	Result	Average RF	CCV RF	% D	% Drift	Criteria	Curve Fit
4,4'-DDD	25.0	28.4	8.873E6	1.008E7	13.6	NA	±20	Average RF
4,4'-DDE	25.0	28.9	1.291E7	1.495E7	15.8	NA	±20	Average RF
4,4'-DDT	25.0	23.0	7.381E6	6.797E6	-7.9	NA	±20	Average RF
Aldrin	25.0	29.5	1.469E7	1.733E7	18.0	NA	±20	Average RF
Dieldrin	25.0	27.8	1.293E7	1.44E7	11.4	NA	±20	Average RF
Endosulfan I	25.0	27.7	1.204E7	1.334E7	10.8	NA	±20	Average RF
Endosulfan II	25.0	27.8	1.109E7	1.232E7	11.1	NA	±20	Average RF
Endosulfan Sulfate	25.0	26.6	1.036E7	1.101E7	6.3	NA	±20	Average RF
Endrin	25.0	24.0	1.019E7	9.778E6	-4.1	NA	±20	Average RF
Endrin Aldehyde	25.0	27.9	8.977E6	1.003E7	11.7	NA	±20	Average RF
Endrin Ketone	25.0	27.0	1.094E7	1.183E7	8.1	NA	±20	Average RF
Heptachlor	25.0	24.6	1.093E7	1.075E7	-1.6	NA	±20	Average RF
Heptachlor Epoxide	25.0	27.4	1.213E7	1.328E7	9.5	NA	±20	Average RF
Methoxychlor	25.0	21.4	3.852E6	3.304E6	-14.2	NA	±20	Average RF
alpha-BHC	25.0	30.2	1.599E7	1.93E7	20.7*	NA	±20	Average RF
alpha-Chlordane	25.0	27.1	1.337E7	1.451E7	8.5	NA	±20	Average RF
beta-BHC	25.0	28.5	5.807E6	6.61E6	13.8	NA	±20	Average RF
delta-BHC	25.0	30.1	1.388E7	1.671E7	20.3	NA	±20	Average RF
gamma-BHC (Lindane)	25.0	29.6	1.354E7	1.602E7	18.3	NA	±20	Average RF
gamma-Chlordane	25.0	27.7	1.292E7	1.432E7	10.8	NA	±20	Average RF

Analyte Name	Expected	Result	Average RF	CCV RF	% D	% Drift	Criteria	Curve Fit
Decachlorobiphenyl	25.0	25.4	8.56E6	8.702E6	1.7	NA	±20	Average RF
Tetrachloro-m-xylene	25.0	26.1	1.314E7	1.371E7	4.3	NA	±20	Average RF

Client: Day Environmental, Inc. **Service Request:**R2401914
Project: Shumway Marina/6048S-23

Analysis Run Log
Organochlorine Pesticides by Gas Chromatography

Analysis Method: 8081B **Analysis Lot:**835457
Instrument ID:R-GC-63

Raw Data File	Sample Name	Lab Code	Date Analyzed	Time Analyzed	Q
I:\ACQUDATA\7890N.net\data\032024\AG5263.D\	Performance Evaluation	RQ2402900-01	3/20/2024	10:52:00	
I:\ACQUDATA\7890N.net\data\032024\AG5264.D\	Continuing Calibration Verification	RQ2402900-02	3/20/2024	11:09:00	
I:\ACQUDATA\7890N.net\data\032024\AG5265.D\	Continuing Calibration Verification	RQ2402900-02	3/20/2024	11:27:00	
I:\ACQUDATA\7890N.net\data\032024\AG5266.D\	Continuing Calibration Verification	RQ2402900-02	3/20/2024	11:44:00	
I:\ACQUDATA\7890N.net\data\032024\AG5267.D\	Method Blank	RQ2402583-04	3/20/2024	12:02:00	
I:\ACQUDATA\7890N.net\data\032024\AG5268.D\	Lab Control Sample	RQ2402583-02	3/20/2024	12:19:00	
I:\ACQUDATA\7890N.net\data\032024\AG5269.D\	Duplicate Lab Control Sample	RQ2402583-03	3/20/2024	12:36:00	
I:\ACQUDATA\7890N.net\data\032024\AG5270.D\	EB-030724	R2401914-013	3/20/2024	12:54:00	
I:\ACQUDATA\7890N.net\data\032024\AG5271.D\	ZZZZZZZ	ZZZZZZZ	3/20/2024	13:11:00	
I:\ACQUDATA\7890N.net\data\032024\AG5272.D\	ZZZZZZZ	ZZZZZZZ	3/20/2024	13:29:00	
I:\ACQUDATA\7890N.net\data\032024\AG5273.D\	ZZZZZZZ	ZZZZZZZ	3/20/2024	13:46:00	
I:\ACQUDATA\7890N.net\data\032024\AG5274.D\	ZZZZZZZ	ZZZZZZZ	3/20/2024	14:03:00	
I:\ACQUDATA\7890N.net\data\032024\AG5275.D\	ZZZZZZZ	ZZZZZZZ	3/20/2024	14:21:00	
I:\ACQUDATA\7890N.net\data\032024\AG5276.D\	ZZZZZZZ	ZZZZZZZ	3/20/2024	14:38:00	
I:\ACQUDATA\7890N.net\data\032024\AG5277.D\	Continuing Calibration Verification	RQ2402900-03	3/20/2024	14:56:00	
I:\ACQUDATA\7890N.net\data\032024\AG5278.D\	ZZZZZZZ	ZZZZZZZ	3/20/2024	15:13:00	
I:\ACQUDATA\7890N.net\data\032024\AG5279.D\	ZZZZZZZ	ZZZZZZZ	3/20/2024	15:30:00	
I:\ACQUDATA\7890N.net\data\032024\AG5280.D\	ZZZZZZZ	ZZZZZZZ	3/20/2024	15:48:00	
I:\ACQUDATA\7890N.net\data\032024\AG5281.D\	ZZZZZZZ	ZZZZZZZ	3/20/2024	16:05:00	
I:\ACQUDATA\7890N.net\data\032024\AG5282.D\	ZZZZZZZ	ZZZZZZZ	3/20/2024	16:22:00	
I:\ACQUDATA\7890N.net\data\032024\AG5283.D\	ZZZZZZZ	ZZZZZZZ	3/20/2024	16:40:00	
I:\ACQUDATA\7890N.net\data\032024\AG5284.D\	ZZZZZZZ	ZZZZZZZ	3/20/2024	16:57:00	
I:\ACQUDATA\7890N.net\data\032024\AG5285.D\	ZZZZZZZ	ZZZZZZZ	3/20/2024	17:14:00	

Client: Day Environmental, Inc. **Service Request:**R2401914
Project: Shumway Marina/6048S-23

Analysis Run Log
Organochlorine Pesticides by Gas Chromatography

Analysis Method: 8081B **Analysis Lot:**835457
Instrument ID:R-GC-63

Raw Data File	Sample Name	Lab Code	Date Analyzed	Time Analyzed	Q
I:\ACQUDATA\7890N.net\data\032024\AG5286.D\	ZZZZZZZ	ZZZZZZZ	3/20/2024	17:32:00	
I:\ACQUDATA\7890N.net\data\032024\AG5287.D\	ZZZZZZZ	ZZZZZZZ	3/20/2024	17:49:00	
I:\ACQUDATA\7890N.net\data\032024\AG5288.D\	Continuing Calibration Verification	RQ2402900-04	3/20/2024	18:07:00	
I:\ACQUDATA\7890N.net\data\032024\AG5289.D\	ZZZZZZZ	ZZZZZZZ	3/20/2024	18:24:00	
I:\ACQUDATA\7890N.net\data\032024\AG5290.D\	ZZZZZZZ	ZZZZZZZ	3/20/2024	18:41:00	
I:\ACQUDATA\7890N.net\data\032024\AG5291.D\	ZZZZZZZ	ZZZZZZZ	3/20/2024	18:59:00	
I:\ACQUDATA\7890N.net\data\032024\AG5292.D\	ZZZZZZZ	ZZZZZZZ	3/20/2024	19:16:00	
I:\ACQUDATA\7890N.net\data\032024\AG5293.D\	ZZZZZZZ	ZZZZZZZ	3/20/2024	19:33:00	
I:\ACQUDATA\7890N.net\data\032024\AG5294.D\	ZZZZZZZ	ZZZZZZZ	3/20/2024	19:51:00	
I:\ACQUDATA\7890N.net\data\032024\AG5295.D\	ZZZZZZZ	ZZZZZZZ	3/20/2024	20:08:00	
I:\ACQUDATA\7890N.net\data\032024\AG5296.D\	ZZZZZZZ	ZZZZZZZ	3/20/2024	20:25:00	
I:\ACQUDATA\7890N.net\data\032024\AG5297.D\	ZZZZZZZ	ZZZZZZZ	3/20/2024	20:43:00	
I:\ACQUDATA\7890N.net\data\032024\AG5298.D\	ZZZZZZZ	ZZZZZZZ	3/20/2024	21:00:00	
I:\ACQUDATA\7890N.net\data\032024\AG5299.D\	Continuing Calibration Verification	RQ2402900-05	3/20/2024	21:18:00	
I:\ACQUDATA\7890N.net\data\032024\AG5300.D\	ZZZZZZZ	ZZZZZZZ	3/20/2024	21:35:00	
I:\ACQUDATA\7890N.net\data\032024\AG5301.D\	ZZZZZZZ	ZZZZZZZ	3/20/2024	21:52:00	
I:\ACQUDATA\7890N.net\data\032024\AG5302.D\	ZZZZZZZ	ZZZZZZZ	3/20/2024	22:10:00	
I:\ACQUDATA\7890N.net\data\032024\AG5303.D\	ZZZZZZZ	ZZZZZZZ	3/20/2024	22:27:00	
I:\ACQUDATA\7890N.net\data\032024\AG5304.D\	Continuing Calibration Verification	RQ2402900-06	3/20/2024	22:44:00	

Analysis: 8081 Analyst: AGuinn Run Method: 8081-H2

Date: 3/29/24 Instr. 7890N R-GC-63 Quant Method: N-PEST 022824

Syringes: RC2400940 LIMS Run#: 856457

Pos.	Sample	Diln.	Stds. ID	File#	OK?	Comments
1	Blk			AG5261	—	
1	Blk			62	—	
2	PEm		253160	63	Y	
3	Tox CCW		253956	64	Y	Tox & BC
4	CHlor CCW		253963	65	Y	Dieldrin &
5	8081 CCW		253949	66	Y	
6	RQ2402583-004			67	Y	Surr & . Mirex by & BC
7	↓ -002			68	Y	
8	↓ -003			69	Y	
9	R2401914-013			70	Y	
10	R2401811-003			71	Y	
11	R2401924-002			72	Y	
12	↓ -005			73	Y	
13	-006			74	Y	
14	-007			75	Y	
15	↓ -008			76	Y	
5	8081 CCW		253949	77	Y	
16	R2401924-007			78	Y	
17	↓ -009			79	Y	
18	-009			80	Y	
19	-010			81	Y	
20	↓ -011			82	Y	
21	RQ2402638-01			83	Y	
22	↓ -02			84	Y	
23	↓ -03			85	Y	
24	R2401924-012			86	Y	
25	↓ -013			87	Y	
5	8081 CCW		253949	88	Y	Mirex 1/5e
26	R2401924-014			89	Y	
27	↓ -015			90	N	>LR. Rpt @ 1/50
28	-016			91	Y	
29	-017			92	Y	>LR. DL @ 1/5
30	↓ -018			93	Y	>LR. DL @ 1/5
31	R2401966-001			94	Y	>LR. DL @ 1/50
32	↓ -002			95	Y	
33	-003			96	Y	
34	-004			97	Y	
35	↓ -005			98	Y	
5	8081 CCW		253949	99	Y	Endrin & Fc . DDT/Mirex &
36	R2401966-006			300	Y	

All samples = _____mL + _____uL Combined IS/Surr.;

Primary :_____ exp: Secondary :_____ exp:

Primary:_____ exp: Secondary :_____ exp:

Reagents:

Analysis: 8011 Analyst: AFuger Run Method: 8011-142

Date: 3/20/24 cont. Instr. 7890N R-GC-63 Quant Method: N-Test 022324

Syringes: RC10040 LIMS Run#: 855457

Pos.	Sample	Diln.	Stds. ID	File#	OK?	Comments
37	R240.196-007			AG5301	Y	
38	-008			02	Y	
39	-009			05	Y	
5	8011 CCV		233849	04	Y	a-bhc ↑

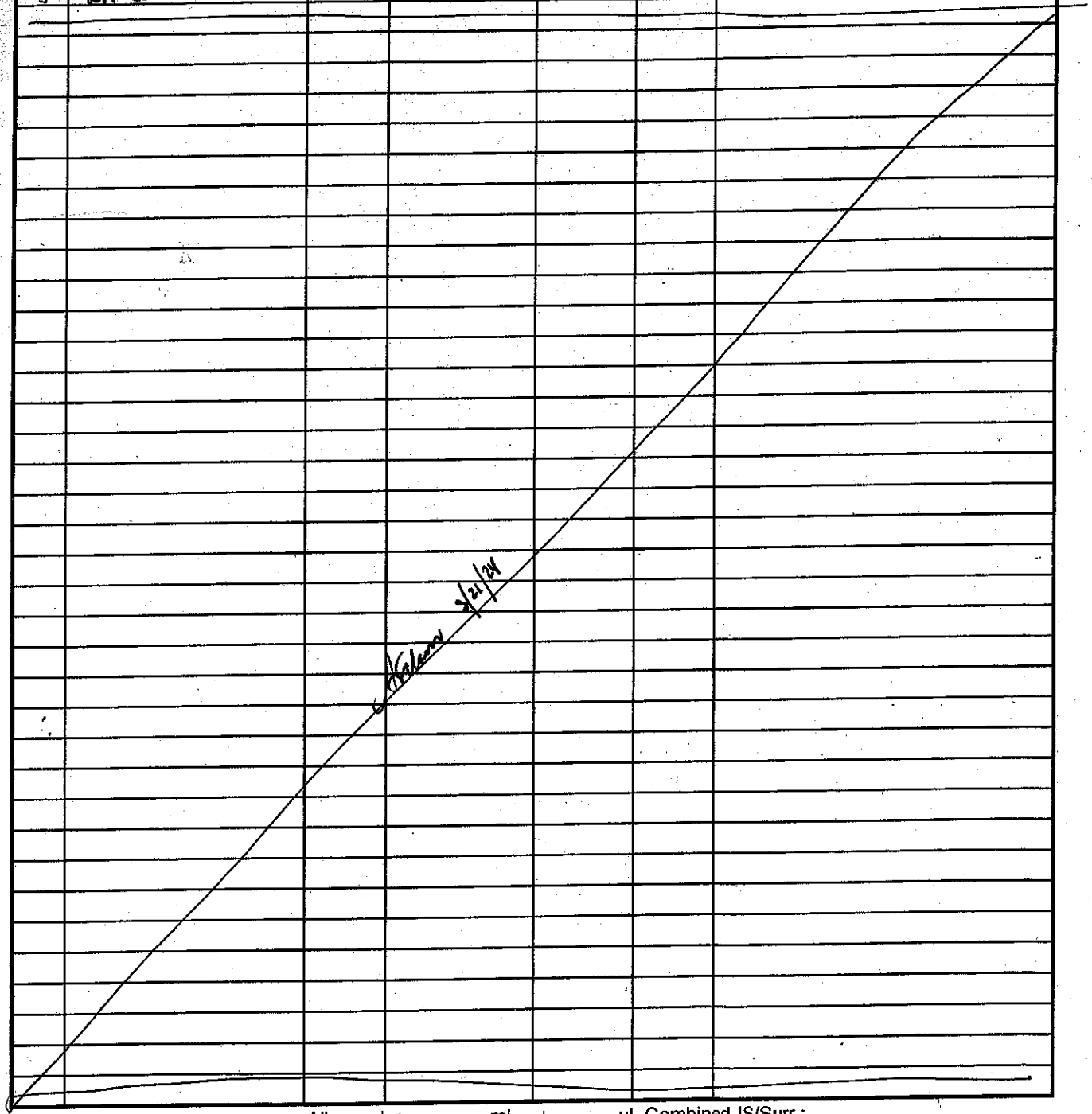

All samples = _____mL + _____uL Combined IS/Surr.;

Primary :_____ exp: Secondary :_____ exp:

Primary:_____ exp: Secondary :_____ exp:

Reagents:

Prep Summary Report

Client: Day Environmental, Inc. **Service Request:**R2401914
Project: Shumway Marina/6048S-23
Sample Matrix: Water

Organochlorine Pesticides by Gas Chromatography

Prep Method: EPA 3510C **Extraction Lot:** 435281
Analytical Method: 8081B **Extraction Date:** 03/12/24 08:26

Sample Name	Lab Code	Date Collected	Date Received	Sample Amount	Final Amount	Percent Solids
EB-030724	R2401914-013	3/7/24	3/8/24	255.0000 mL	10 mL	
Lab Control Sample	RQ2402583-02LCS	NA	NA	255.0000 mL	10 mL	
Duplicate Lab Control Sample	RQ2402583-03DLCS	NA	NA	255.0000 mL	10 mL	
Method Blank	RQ2402583-04MB	NA	NA	250 mL	10 mL	

Preparation Information Benchsheet

Prep Run#: 435281
Team: Semivoa GC/EDEGRAY

Prep WorkFlow: OrgExtAq(7)
Prep Method: Method

Status: Prepped
Prep Date/Time: 3/12/24 08:26

#	Lab Code	Client ID	B#	Amt. Ext.	Method /Test	pH	AE	BN	Final Vol	Sample Desc. (Initial/Final)	SpikeAmt./Inv. ID	Comments
1	RQ2402583-04	MB		250mL	608 Modified/PCB	7			10.00mL		200.0000 uL/233831	
2	RQ2402583-04	MB		250mL	608 Modified/PEST_OC	7			10.00mL		200.0000 uL/233831	
3	RQ2402583-04	MB		250mL	8081B/Pest OC	7			10.00mL		200.0000 uL/233831	
4	RQ2402583-04	MB		250mL	8082A/PCB	7			10.00mL		200.0000 uL/233831	
5	RQ2402583-02	LCS		255mL	608 Modified/PEST_OC	7			10.00mL		200.0000 uL/233831; 0.5000 mL/232990	
6	RQ2402583-02	LCS		255mL	8081B/Pest OC	7			10.00mL		200.0000 uL/233831; 0.5000 mL/232990	
7	RQ2402583-03	DLCS		255mL	608 Modified/PEST_OC	7			10.00mL		0.5000 mL/232990; 200.0000 uL/233831	
8	RQ2402583-03	DLCS		255mL	8081B/Pest OC	7			10.00mL		0.5000 mL/232990; 200.0000 uL/233831	
9	RQ2402583-05	LCS		250mL	608 Modified/PCB	7			10.00mL		200.0000 uL/232239; 200.0000 uL/233831	
10	RQ2402583-05	LCS		250mL	8082A/PCB	7			10.00mL		200.0000 uL/233831; 200.0000 uL/232239	
11	RQ2402583-06	DLCS		250mL	608 Modified/PCB	7			10.00mL		200.0000 uL/232239; 200.0000 uL/233831	
12	RQ2402583-06	DLCS		250mL	8082A/PCB	7			10.00mL		200.0000 uL/233831; 200.0000 uL/232239	
13	R2401914-013	EB-030724	.07	255mL	8081B/Pest OC	7			10.00mL	faint grey, clear	200.0000 uL/233831	
14	R2401914-013	EB-030724	.07	255mL	8082A/PCB	7			10.00mL	faint grey, clear	200.0000 uL/233831	
15	R2401811-003	IS-240306-CTS	.12	255mL	608 Modified/PEST_OC	7			10.00mL	colorless, clear	200.0000 uL/233831	
16	R2401811-003	IS-240306-CTS	.12	255mL	608 Modified/PCB	7			10.00mL	colorless, clear	200.0000 uL/233831	
17	R2401924-002	BEW706B-0324	.08	255mL	8081B/Pest OC	7			10.00mL	colorless, clear	200.0000 uL/233831	
18	R2401924-003	BEW706D-0324	.07	255mL	8081B/Pest OC	7			10.00mL	colorless, clear	200.0000 uL/233831	
19	R2401924-004	BEW705B-0324	.07	255mL	8081B/Pest OC	7			10.00mL	colorless, clear	200.0000 uL/233831	
20	R2401924-005	BEW705C-0324	.07	255mL	8081B/Pest OC	7			10.00mL	colorless, clear	200.0000 uL/233831	
21	R2401924-006	BEW705D-0324	.07	255mL	8081B/Pest OC	7			10.00mL	colorless, clear	200.0000 uL/233831	
22	R2401924-007	BEW704B-0324	.07	255mL	8081B/Pest OC	7			10.00mL	colorless, clear	200.0000 uL/233831	
23	R2401924-008	BEW704C-0324	.07	255mL	8081B/Pest OC	7			10.00mL	colorless, clear	200.0000 uL/233831	
24	R2401924-009	BEW704D-0324	.08	255mL	8081B/Pest OC	7			10.00mL	slight yellow, clear	200.0000 uL/233831	
25	R2401924-010	BEW703B-0324	.07	255mL	8081B/Pest OC	8			10.00mL	yellow, clear	200.0000 uL/233831	
26	R2401924-011	BEW700B-0324	.08	255mL	8081B/Pest OC	8			10.00mL	faint yellow, clear	200.0000 uL/233831	
27	R2401962-001	PWT-3-12-24(A) Dissolved	.01	255mL	8082A/PCB	7			10.00mL	colorless, clear	200.0000 uL/233831	
28	R2401962-002	Dissolved Blank	.01	255mL	8082A/PCB	7			10.00mL	colorless, clear	200.0000 uL/233831	

Spiking Solutions

Name:	8082 Spike 5 ug/mL AR 1260	Inventory ID	232239	Logbook Ref:	232239	Expires On: 05/12/2024
Name:	608 LCS Spike STD	Inventory ID	232990	Logbook Ref:	232990	Expires On: 06/25/2024
Name:	8081/8082 Surrogate Spike STD 1 ug/mL	Inventory ID	233831	Logbook Ref:		Expires On: 08/21/2024

Preparation Information Benchsheet

Prep Run#: 435281
Team: Semivoa GC/EDEGRAY

Prep WorkFlow: OrgExtAq(7)
Prep Method: EPA 3510C

Status: Prepped
Prep Date/Time: 3/12/24 08:26

Preparation Materials

Eppendorf Pipette Repeater	EXT #28 (232221)	Dichloromethane (Methylene Chloride) 99.9% MeCl2	(234089)	pH Paper 0-14	(232550)
Prepared Sodium Sulfate Na2SO4	(233719)				

Preparation Steps

Step:	Extraction	Step:	Concentration	Step:	Final Volume
Started:	3/12/24 08:26	Started:	3/19/24 12:55	Started:	3/19/24 13:20
Finished:	3/12/24 15:42	Finished:	3/19/24 13:20	Finished:	3/19/24 13:20
By:	EDEGRAY	By:	JVANHEYNINGEN	By:	JVANHEYNINGEN
Comments		Comments		Comments	

Comments: _____

Reviewed By: _____ Date: _____ Spike Witness: KPROCOPIO Date: _____

Chain of Custody

Relinquished By: _____ Date: _____ Extracts Examined

Received By: _____ Date: _____ Yes No

Analytical Report

Client:	Day Environmental, Inc.	**Service Request:**	R2401914
Project:	Shumway Marina/6048S-23	**Date Collected:**	03/07/24 16:45
Sample Matrix:	Water	**Date Received:**	03/08/24 10:20
Sample Name:	EB-030724	**Units:**	ug/L
Lab Code:	R2401914-013	**Basis:**	NA

Polychlorinated Biphenyls (PCBs) by GC

Analysis Method: 8082A
Prep Method: EPA 3510C

Analyte Name	Result	MRL	MDL	Dil.	Date Analyzed	Date Extracted	Q
Aroclor 1016	0.50 U	0.98	0.50	1	03/25/24 18:45	3/21/24	*
Aroclor 1221	1.0 U	2.0	1.0	1	03/25/24 18:45	3/21/24	*
Aroclor 1232	0.50 U	0.98	0.50	1	03/25/24 18:45	3/21/24	*
Aroclor 1242	0.50 U	0.98	0.50	1	03/25/24 18:45	3/21/24	*
Aroclor 1248	0.50 U	0.98	0.50	1	03/25/24 18:45	3/21/24	*
Aroclor 1254	0.50 U	0.98	0.50	1	03/25/24 18:45	3/21/24	*
Aroclor 1260	0.50 U	0.98	0.50	1	03/25/24 18:45	3/21/24	*

Surrogate Name	% Rec	Control Limits	Date Analyzed	Q
Decachlorobiphenyl	12	10 - 118	03/25/24 18:45	
Tetrachloro-m-xylene	76	10 - 103	03/25/24 18:45	

Quantitation Report (QT Reviewed)

Data Path : I:\ACQUDATA\6890G\Data\032524\
Data File : BM1520.D
Signal(s) : Signal #1: ECD1A.ch Signal #2: ECD2B.ch
Acq On : 25 Mar 2024 06:45 pm
Operator : AFelser
Sample : R2401914-013RE
Misc :
ALS Vial : 26 Sample Multiplier: 1

Integration File signal 1: AUTOINT1.E
Integration File signal 2: AUTOINT2.E
Quant Time: Mar 26 16:27:03 2024
Quant Method : I:\ACQUDATA\6890G\Methods\G-PCB030724.M
Quant Title : 608/8082 PCB'S
QLast Update : Mon Mar 25 14:53:26 2024
Response via : Initial Calibration
Integrator: ChemStation

Volume Inj. : 2uL
Signal #1 Phase : DB-1701 Signal #2 Phase: DB-17
Signal #1 Info : 0.32mm 30m Signal #2 Info : 0.32mm 30m

Compound	RT#1	RT#2	Resp#1	Resp#2	ug/l	ug/l
System Monitoring Compounds						
1) S SURR1, TCMX	1.745	1.908f	115.8E6	828.4E6	15.178	16.935
Spiked Amount	100.000 Range	30 - 150	Recovery =		15.18%#	16.93%#
2) S SURR2,Dec...	5.787	6.354f	7521704	30587013	2.336	2.539
Spiked Amount	100.000 Range	30 - 150	Recovery =		2.34%#	2.54%#
Target Compounds						
Sum PCB 1016			0	0	N.D.	N.D.
Average PCB 1016					0.000	0.000
Sum PCB 1221			0	0	N.D.	N.D.
Average PCB 1221					0.000	0.000
Sum PCB 1232			0	0	N.D.	N.D.
Average PCB 1232					0.000	0.000
Sum PCB 1242			0	0	N.D.	N.D.
Average PCB 1242					0.000	0.000
Sum PCB 1248			0	0	N.D.	N.D.
Average PCB 1248					0.000	0.000
Sum PCB 1254			0	0	N.D.	N.D.
Average PCB 1254					0.000	0.000
Sum PCB 1260			0	0	N.D.	N.D.
Average PCB 1260					0.000	0.000
Sum PCB 1268			0	0	N.D.	N.D.
Average PCB 1268					0.000	0.000
Sum PCB 1262			0	0	N.D.	N.D.
Average PCB 1262					0.000	0.000

(f)=RT Delta > 1/2 Window (#)=Amounts differ by > 25% (m)=manual int.

1st AF 03/27/24
2nd BA 03/27/24

Data Path : I:\ACQUDATA\6890G\Data\032524\
Data File : BM1520.D
Signal(s) : Signal #1: ECD1A.ch Signal #2: ECD2B.ch
Acq On : 25 Mar 2024 06:45 pm
Operator : AFelser
Sample : R2401914-013RE
Misc :
ALS Vial : 26 Sample Multiplier: 1

Integration File signal 1: AUTOINT1.E
Integration File signal 2: AUTOINT2.E
Quant Time: Mar 26 16:27:03 2024
Quant Method : I:\ACQUDATA\6890G\Methods\G-PCB030724.M
Quant Title : 608/8082 PCB'S
QLast Update : Mon Mar 25 14:53:26 2024
Response via : Initial Calibration
Integrator: ChemStation

Volume Inj. : 2uL
Signal #1 Phase : DB-1701 Signal #2 Phase: DB-17
Signal #1 Info : 0.32mm 30m Signal #2 Info : 0.32mm 30m

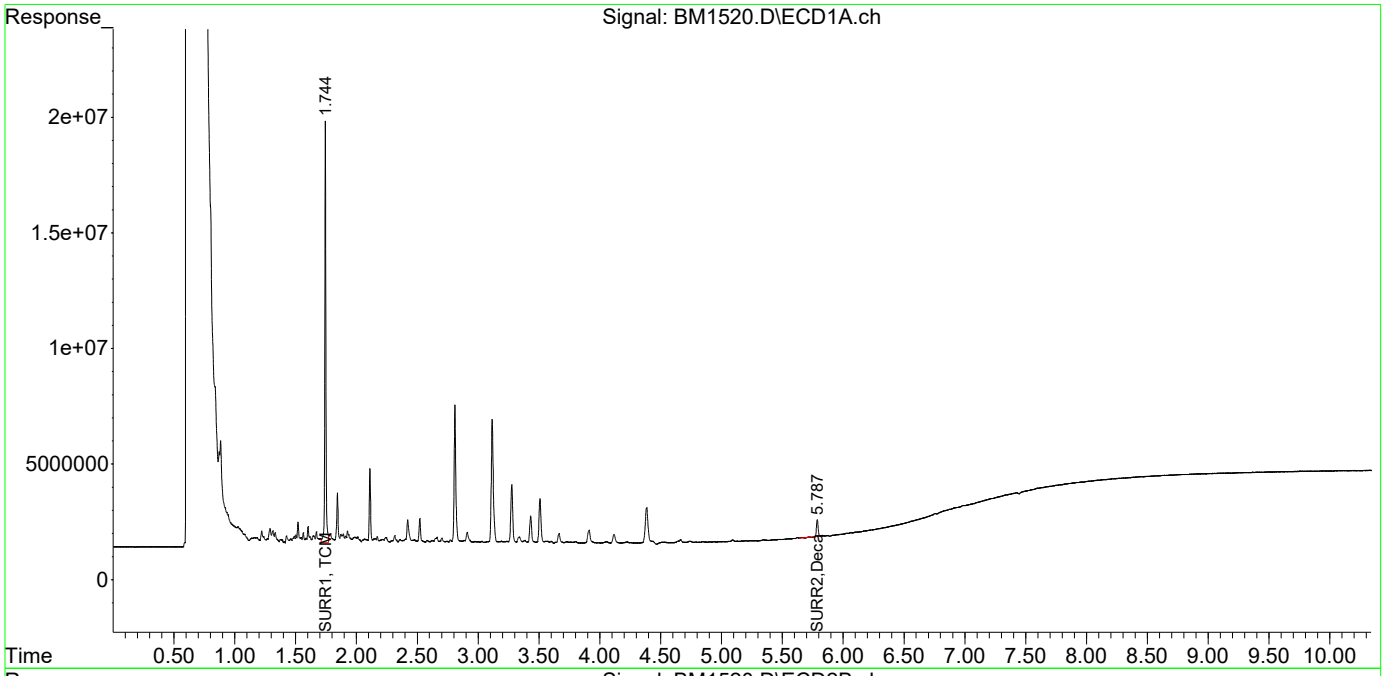

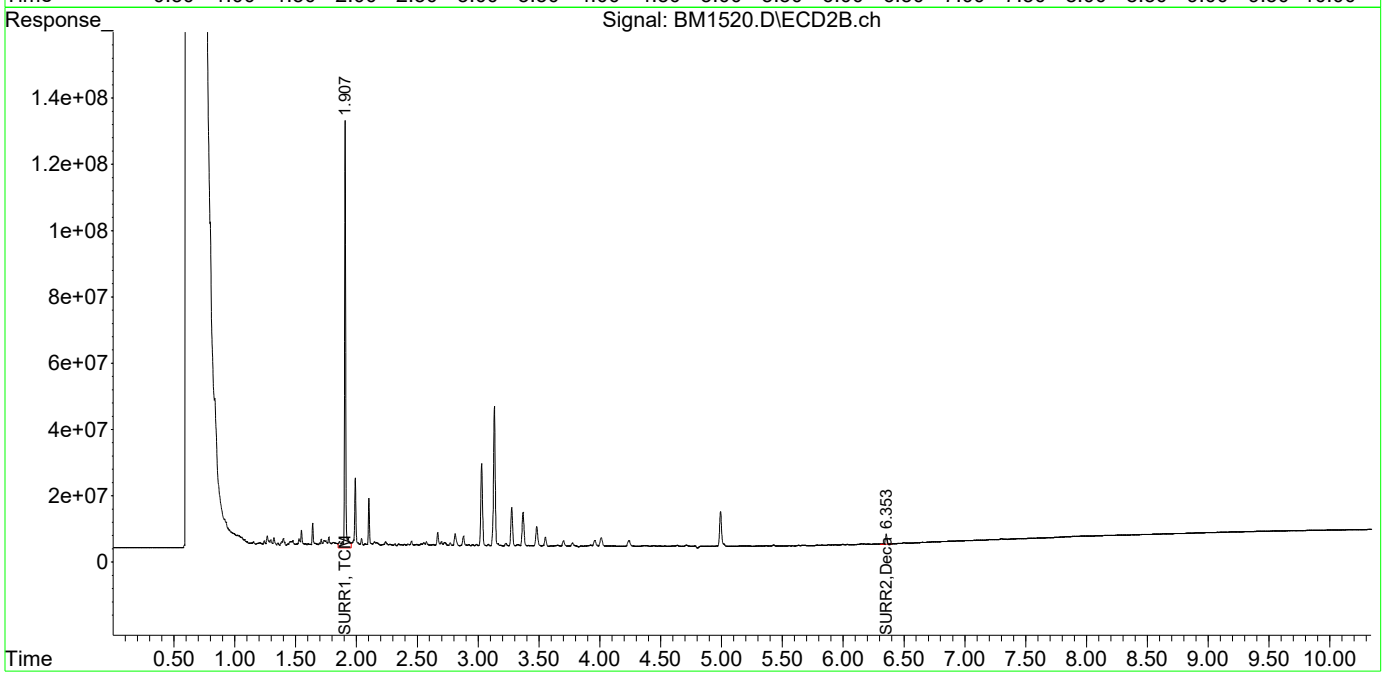

1st AF 03/27/24
2nd BA 03/27/24

Quantitation Report (Qedit)

Data Path : I:\ACQUDATA\6890G\Data\032524\
Data File : BM1517.D
Signal(s) : Signal #1: ECD1A.ch Signal #2: ECD2B.ch
Acq On : 25 Mar 2024 06:03 pm
Operator : AFelser
Sample : RQ2402926-03
Misc :
ALS Vial : 23 Sample Multiplier: 1

Integration File signal 1: AUTOINT1.E
Integration File signal 2: AUTOINT2.E
Quant Time: Mar 26 16:26:51 2024
Quant Method : I:\ACQUDATA\6890G\Methods\G-PCB030724.M
Quant Title : 608/8082 PCB'S
QLast Update : Mon Mar 25 14:53:26 2024
Response via : Initial Calibration
Integrator: ChemStation

Volume Inj. : 2uL
Signal #1 Phase : DB-1701 Signal #2 Phase: DB-17
Signal #1 Info : 0.32mm 30m Signal #2 Info : 0.32mm 30m

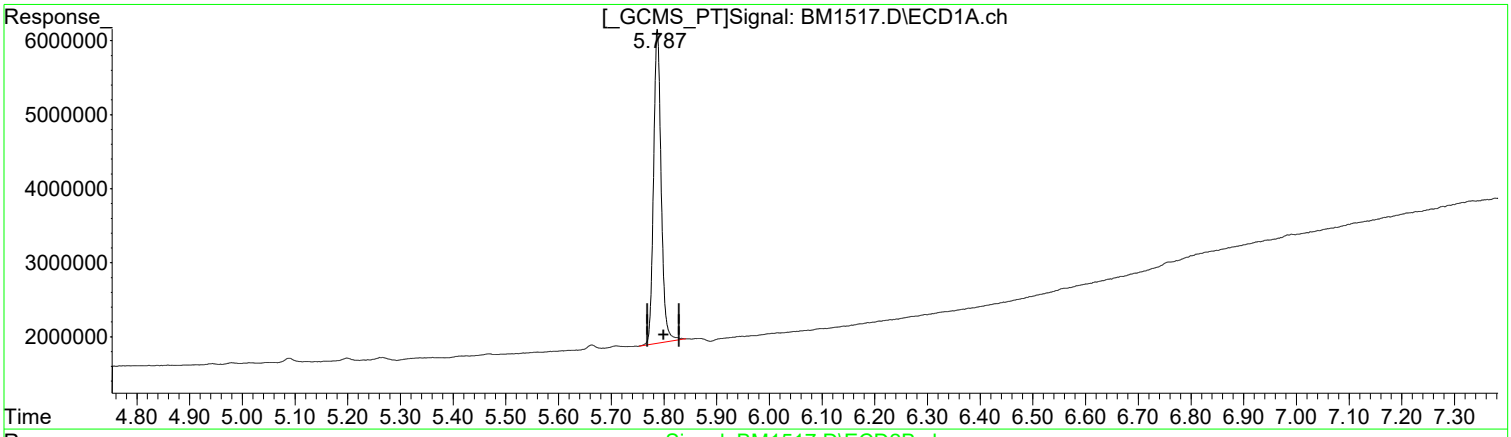

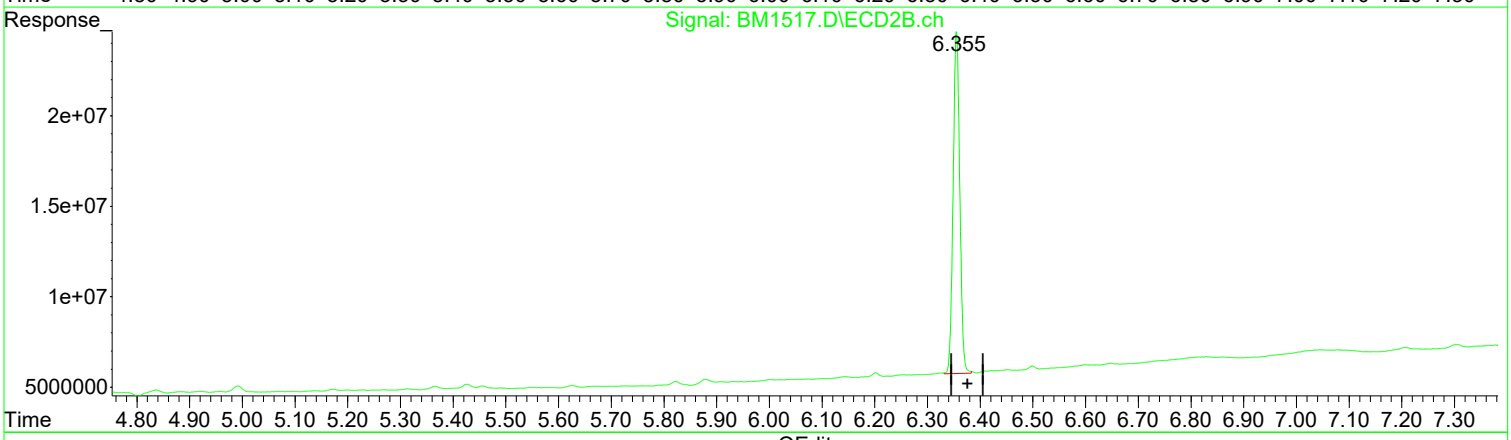

QEdit

(2) SURR2,Decachlorobiphenyl (S)

5.787min 13.225 ug/l m

response 42585377

(2) SURR2,Decachlorobiphenyl #2 (S)

6.355min 13.734 ug/l m

response 165448778

Manual Integration:

After

Poor integration.

03/27/24

(+) = Expected Retention Time

Quantitation Report (Qedit)

Data Path : I:\ACQUDATA\6890G\Data\032524\
Data File : BM1517.D
Signal(s) : Signal #1: ECD1A.ch Signal #2: ECD2B.ch
Acq On : 25 Mar 2024 06:03 pm
Operator : AFelser
Sample : RQ2402926-03
Misc :
ALS Vial : 23 Sample Multiplier: 1

Integration File signal 1: AUTOINT1.E
Integration File signal 2: AUTOINT2.E
Quant Time: Mar 26 16:26:51 2024
Quant Method : I:\ACQUDATA\6890G\Methods\G-PCB030724.M
Quant Title : 608/8082 PCB'S
QLast Update : Mon Mar 25 14:53:26 2024
Response via : Initial Calibration
Integrator: ChemStation

Volume Inj. : 2uL
Signal #1 Phase : DB-1701 Signal #2 Phase: DB-17
Signal #1 Info : 0.32mm 30m Signal #2 Info : 0.32mm 30m

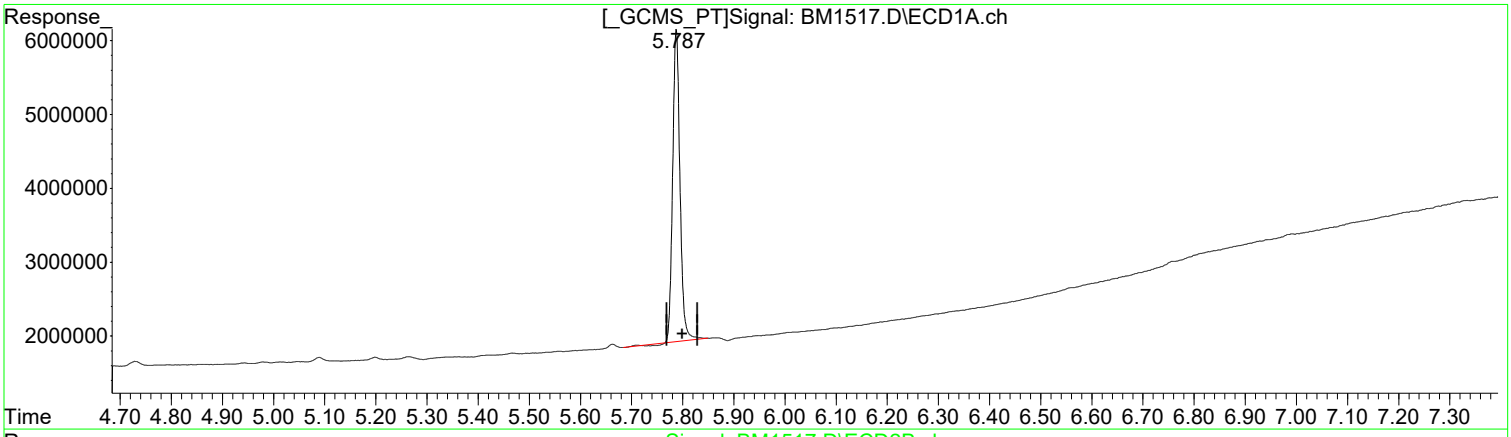

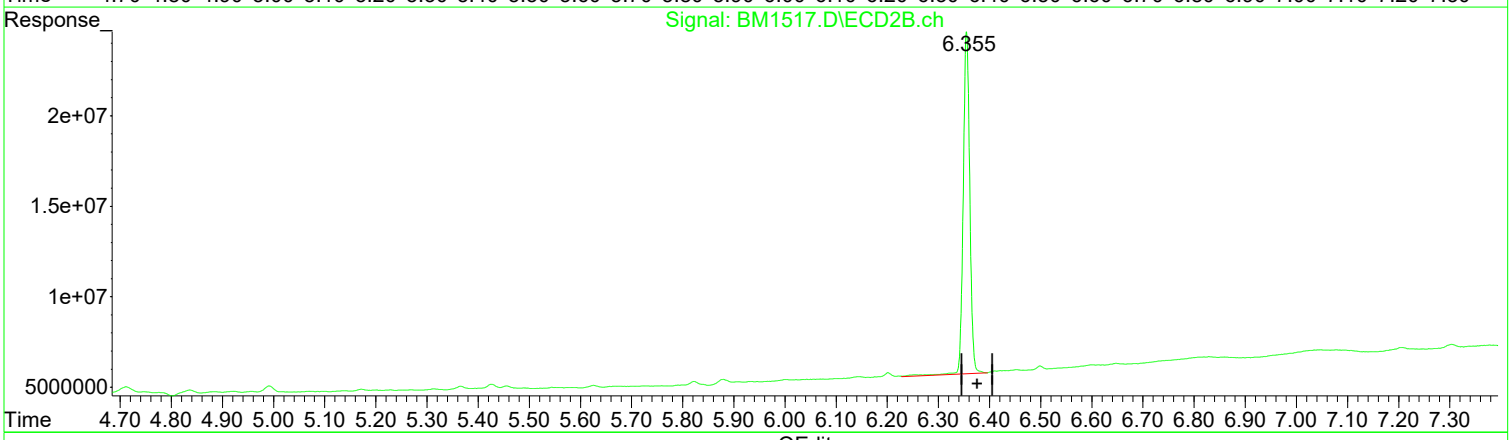

QEdit

(2) SURR2,Decachlorobiphenyl (S)

5.787min 13.022 ug/l

response 41931572

(2) SURR2,Decachlorobiphenyl #2 (S)

6.355min 14.045 ug/l

response 169202002

Manual Integration:

Before

03/27/24

(+) = Expected Retention Time

Quantitation Report (QT Reviewed)

Data Path : I:\ACQUDATA\6890G\Data\032524\
Data File : BM1517.D
Signal(s) : Signal #1: ECD1A.ch Signal #2: ECD2B.ch
Acq On : 25 Mar 2024 06:03 pm
Operator : AFelser
Sample : RQ2402926-03
Misc :
ALS Vial : 23 Sample Multiplier: 1

Integration File signal 1: AUTOINT1.E
Integration File signal 2: AUTOINT2.E
Quant Time: Mar 26 16:26:51 2024
Quant Method : I:\ACQUDATA\6890G\Methods\G-PCB030724.M
Quant Title : 608/8082 PCB'S
QLast Update : Mon Mar 25 14:53:26 2024
Response via : Initial Calibration
Integrator: ChemStation

Volume Inj. : 2uL
Signal #1 Phase : DB-1701 Signal #2 Phase: DB-17
Signal #1 Info : 0.32mm 30m Signal #2 Info : 0.32mm 30m

Compound	RT#1	RT#2	Resp#1	Resp#2	ug/l	ug/l
System Monitoring Compounds						
1) S SURR1, TCMX	1.746	1.910	110.9E6	777.4E6	14.533	15.893
Spiked Amount 100.000	Range 30 - 150	Recovery =			14.53%#	15.89%#
2) S SURR2,Dec...	5.787	6.355f	42585377	165.4E6	13.225m	13.734m
Spiked Amount 100.000	Range 30 - 150	Recovery =			13.23%#	13.73%#
Target Compounds						
Sum PCB 1016			0	0	N.D.	N.D.
Average PCB 1016					0.000	0.000
Sum PCB 1221			0	0	N.D.	N.D.
Average PCB 1221					0.000	0.000
Sum PCB 1232			0	0	N.D.	N.D.
Average PCB 1232					0.000	0.000
Sum PCB 1242			0	0	N.D.	N.D.
Average PCB 1242					0.000	0.000
Sum PCB 1248			0	0	N.D.	N.D.
Average PCB 1248					0.000	0.000
Sum PCB 1254			0	0	N.D.	N.D.
Average PCB 1254					0.000	0.000
Sum PCB 1260			0	0	N.D.	N.D.
Average PCB 1260					0.000	0.000
Sum PCB 1268			0	0	N.D.	N.D.
Average PCB 1268					0.000	0.000
Sum PCB 1262			0	0	N.D.	N.D.
Average PCB 1262					0.000	0.000

(f)=RT Delta > 1/2 Window (#)=Amounts differ by > 25% (m)=manual int.

1st AF 03/27/24
2nd BA 03/27/24

Data Path : I:\ACQUDATA\6890G\Data\032524\
Data File : BM1517.D
Signal(s) : Signal #1: ECD1A.ch Signal #2: ECD2B.ch
Acq On : 25 Mar 2024 06:03 pm
Operator : AFelser
Sample : RQ2402926-03
Misc :
ALS Vial : 23 Sample Multiplier: 1

Integration File signal 1: AUTOINT1.E
Integration File signal 2: AUTOINT2.E
Quant Time: Mar 26 16:26:51 2024
Quant Method : I:\ACQUDATA\6890G\Methods\G-PCB030724.M
Quant Title : 608/8082 PCB'S
QLast Update : Mon Mar 25 14:53:26 2024
Response via : Initial Calibration
Integrator: ChemStation

Volume Inj. : 2uL
Signal #1 Phase : DB-1701 Signal #2 Phase: DB-17
Signal #1 Info : 0.32mm 30m Signal #2 Info : 0.32mm 30m

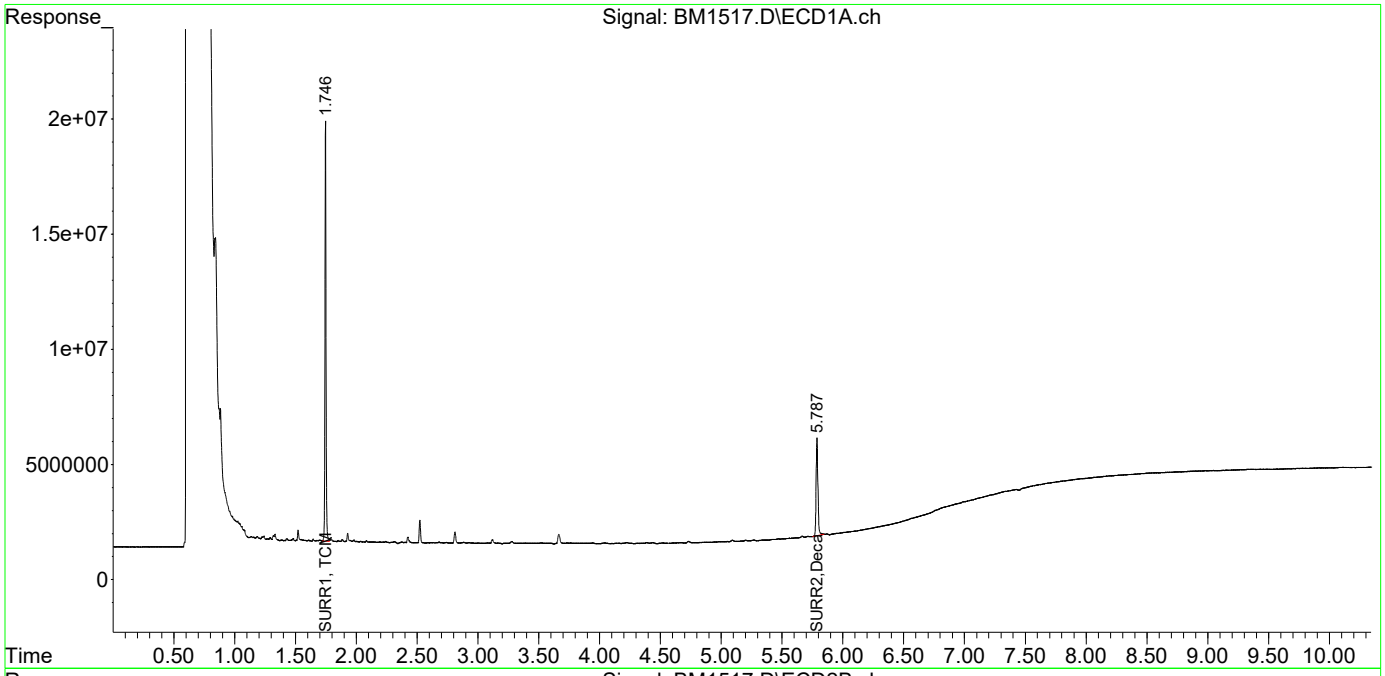

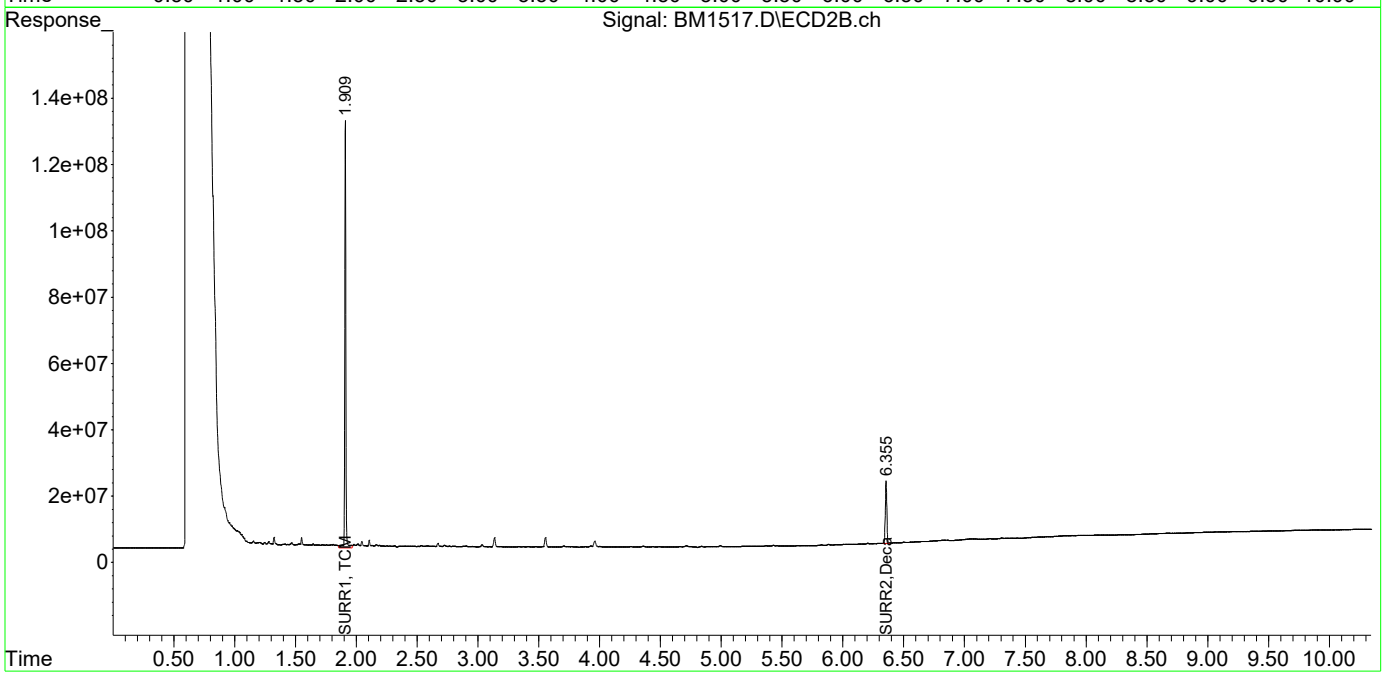

1st AF 03/27/24
2nd BA 03/27/24

Quantitation Report (Qedit)

Data Path : I:\ACQUDATA\6890G\Data\032524\
Data File : BM1518.D
Signal(s) : Signal #1: ECD1A.ch Signal #2: ECD2B.ch
Acq On : 25 Mar 2024 06:17 pm
Operator : AFelser
Sample : RQ2402926-06
Misc :
ALS Vial : 24 Sample Multiplier: 1

Integration File signal 1: AUTOINT1.E
Integration File signal 2: AUTOINT2.E
Quant Time: Mar 26 16:26:55 2024
Quant Method : I:\ACQUDATA\6890G\Methods\G-PCB030724.M
Quant Title : 608/8082 PCB'S
QLast Update : Mon Mar 25 14:53:26 2024
Response via : Initial Calibration
Integrator: ChemStation

Volume Inj. : 2uL
Signal #1 Phase : DB-1701 Signal #2 Phase: DB-17
Signal #1 Info : 0.32mm 30m Signal #2 Info : 0.32mm 30m

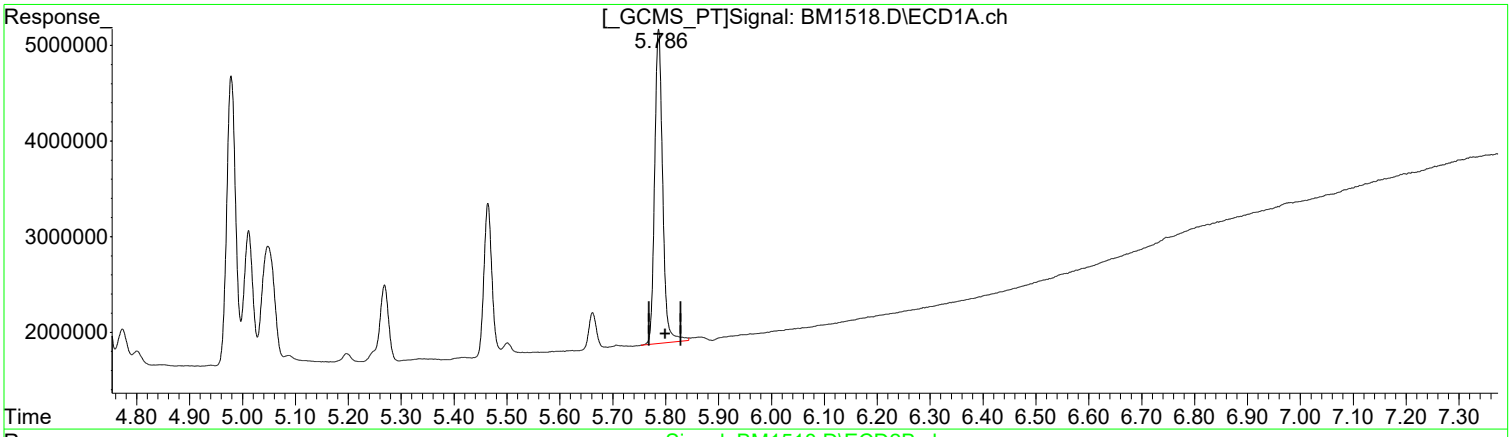

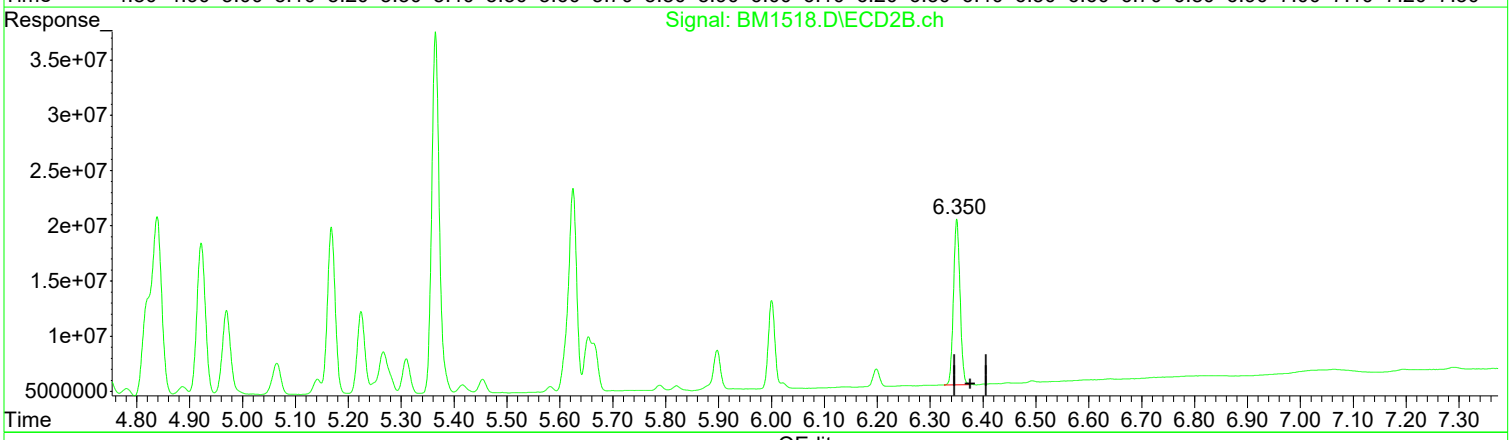

QEdit

(2) SURR2,Decachlorobiphenyl (S)
5.786min 10.765 ug/l m
response 34664435

(2) SURR2,Decachlorobiphenyl #2 (S)
6.350min 10.651 ug/l m
response 128317685

Manual Integration:
After
Poor integration.
03/27/24

(+) = Expected Retention Time

1st AF 03/27/24
2nd BA 03/27/24

Quantitation Report (Qedit)

Data Path : I:\ACQUDATA\6890G\Data\032524\
Data File : BM1518.D
Signal(s) : Signal #1: ECD1A.ch Signal #2: ECD2B.ch
Acq On : 25 Mar 2024 06:17 pm
Operator : AFelser
Sample : RQ2402926-06
Misc :
ALS Vial : 24 Sample Multiplier: 1

Integration File signal 1: AUTOINT1.E
Integration File signal 2: AUTOINT2.E
Quant Time: Mar 26 16:26:55 2024
Quant Method : I:\ACQUDATA\6890G\Methods\G-PCB030724.M
Quant Title : 608/8082 PCB'S
QLast Update : Mon Mar 25 14:53:26 2024
Response via : Initial Calibration
Integrator: ChemStation

Volume Inj. : 2uL
Signal #1 Phase : DB-1701 Signal #2 Phase: DB-17
Signal #1 Info : 0.32mm 30m Signal #2 Info : 0.32mm 30m

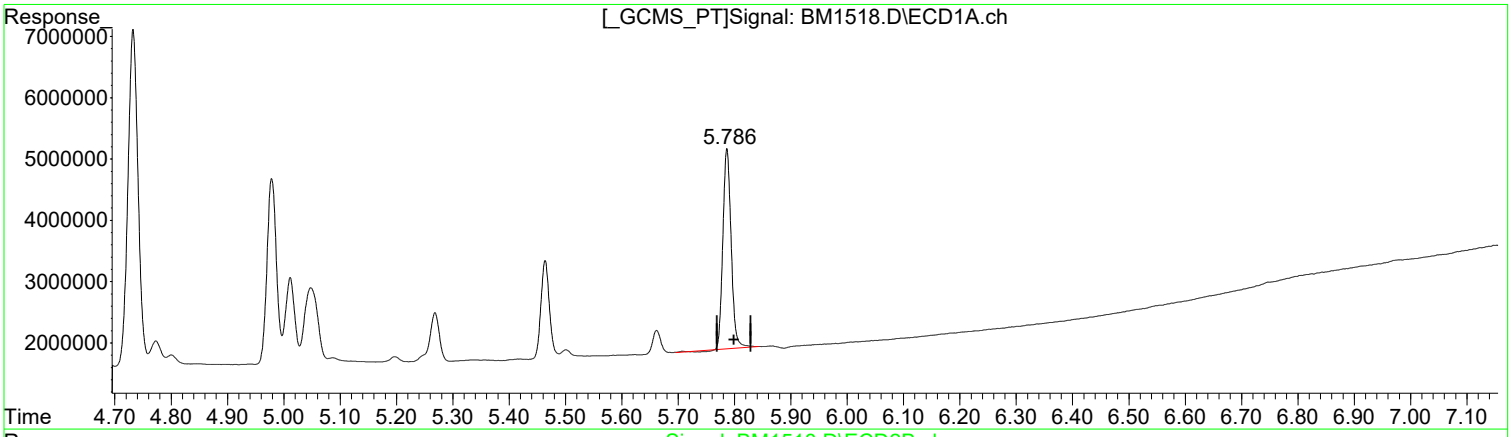

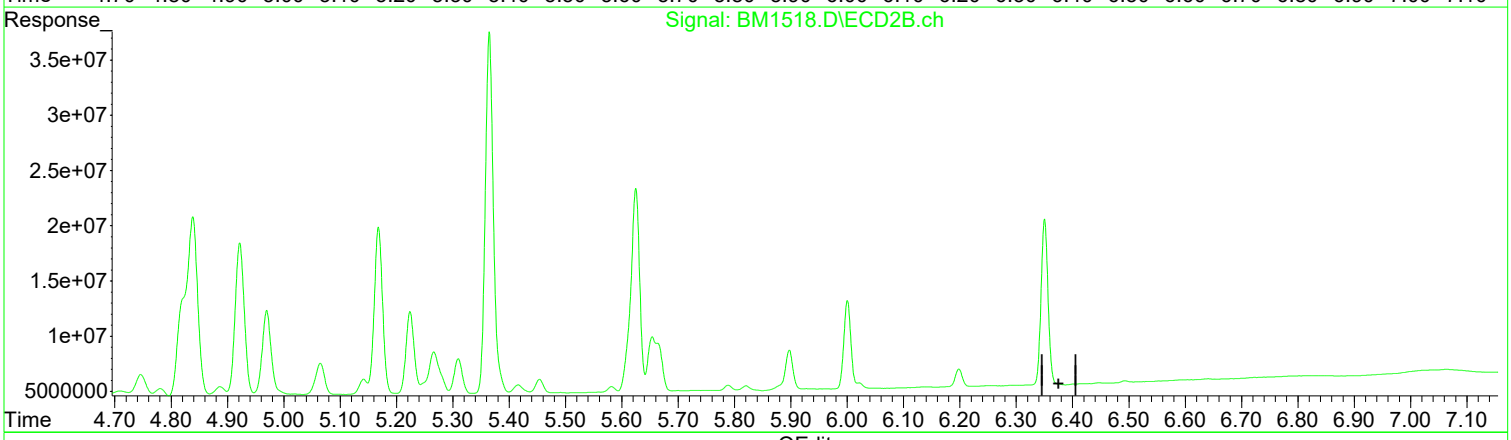

QEdit

(2) SURR2,Decachlorobiphenyl (S)
5.787min 10.354 ug/l
response 33339712

Manual Integration:
Before

03/27/24

(2) SURR2,Decachlorobiphenyl #2 (S)
0.000min 0.000 ug/l
response 0

(+) = Expected Retention Time

1st AF 03/27/24
2nd BA 03/27/24

Quantitation Report (Qedit)

Data Path : I:\ACQUDATA\6890G\Data\032524\
Data File : BM1518.D
Signal(s) : Signal #1: ECD1A.ch Signal #2: ECD2B.ch
Acq On : 25 Mar 2024 06:17 pm
Operator : AFelser
Sample : RQ2402926-06
Misc :
ALS Vial : 24 Sample Multiplier: 1

Integration File signal 1: AUTOINT1.E
Integration File signal 2: AUTOINT2.E
Quant Time: Mar 26 16:26:55 2024
Quant Method : I:\ACQUDATA\6890G\Methods\G-PCB030724.M
Quant Title : 608/8082 PCB'S
QLast Update : Mon Mar 25 14:53:26 2024
Response via : Initial Calibration
Integrator: ChemStation

Volume Inj. : 2uL
Signal #1 Phase : DB-1701 Signal #2 Phase: DB-17
Signal #1 Info : 0.32mm 30m Signal #2 Info : 0.32mm 30m

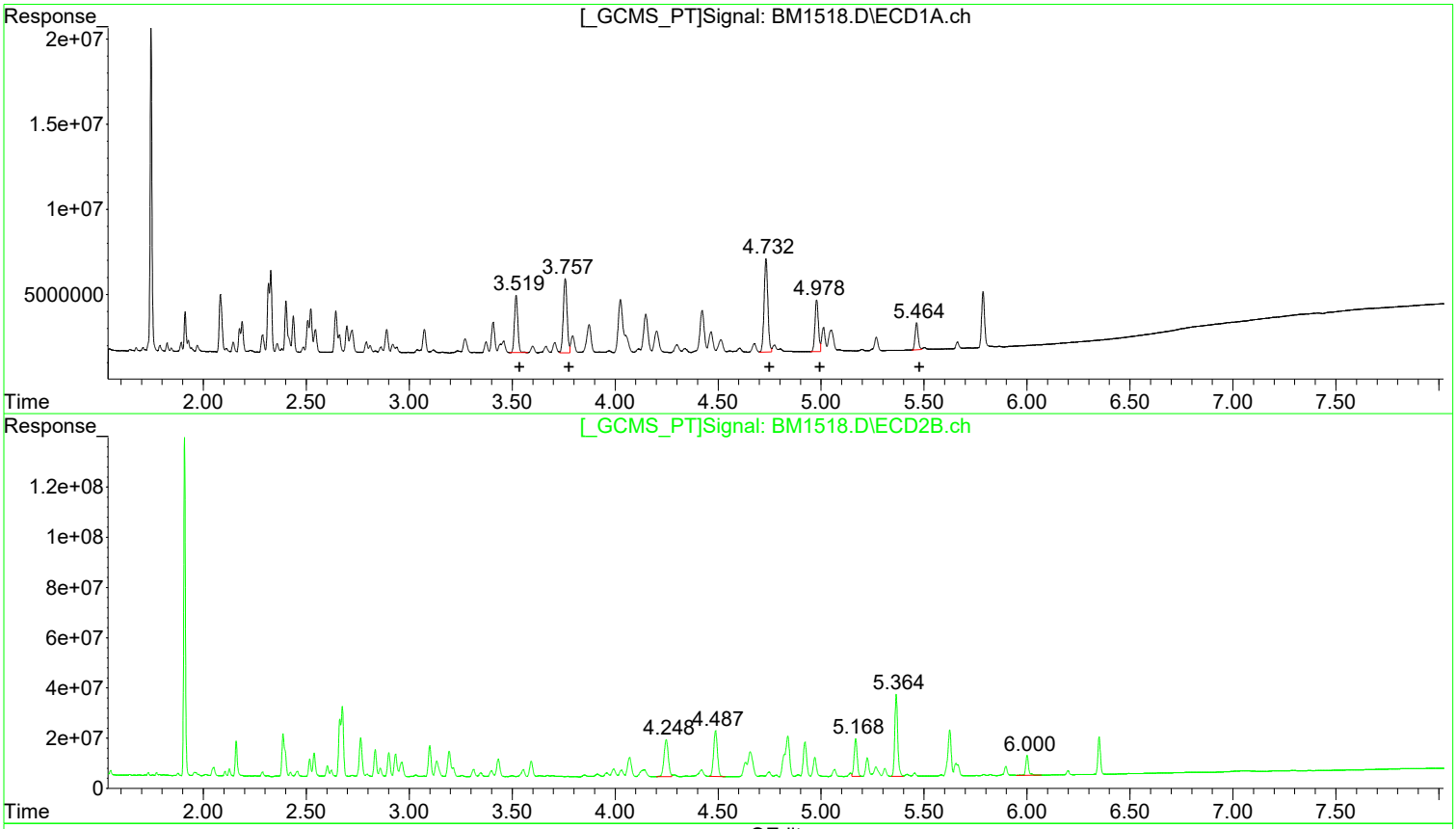

(33) PCB 1260 (L7c)

R.T.	Response	Conc
3.52	37899392	116.73
3.76	55565971	114.85
4.73	68649247	107.16
4.98	36169154	118.42
5.46	16779923	101.43

(33) PCB 1260 #2 (L7c)

R.T.	Response	Conc
4.25	214001325	112.78
4.49	237788923	113.74
5.17	156273006	112.91
5.36	328321371	107.75
6.00	75850081	99.01

Manual Integration:

After

Poor integration.

03/27/24

(+) = Expected Retention Time

Quantitation Report (Qedit)

Data Path : I:\ACQUDATA\6890G\Data\032524\
Data File : BM1518.D
Signal(s) : Signal #1: ECD1A.ch Signal #2: ECD2B.ch
Acq On : 25 Mar 2024 06:17 pm
Operator : AFelser
Sample : RQ2402926-06
Misc :
ALS Vial : 24 Sample Multiplier: 1

Integration File signal 1: AUTOINT1.E
Integration File signal 2: AUTOINT2.E
Quant Time: Mar 26 16:26:55 2024
Quant Method : I:\ACQUDATA\6890G\Methods\G-PCB030724.M
Quant Title : 608/8082 PCB'S
QLast Update : Mon Mar 25 14:53:26 2024
Response via : Initial Calibration
Integrator: ChemStation

Volume Inj. : 2uL
Signal #1 Phase : DB-1701 Signal #2 Phase: DB-17
Signal #1 Info : 0.32mm 30m Signal #2 Info : 0.32mm 30m

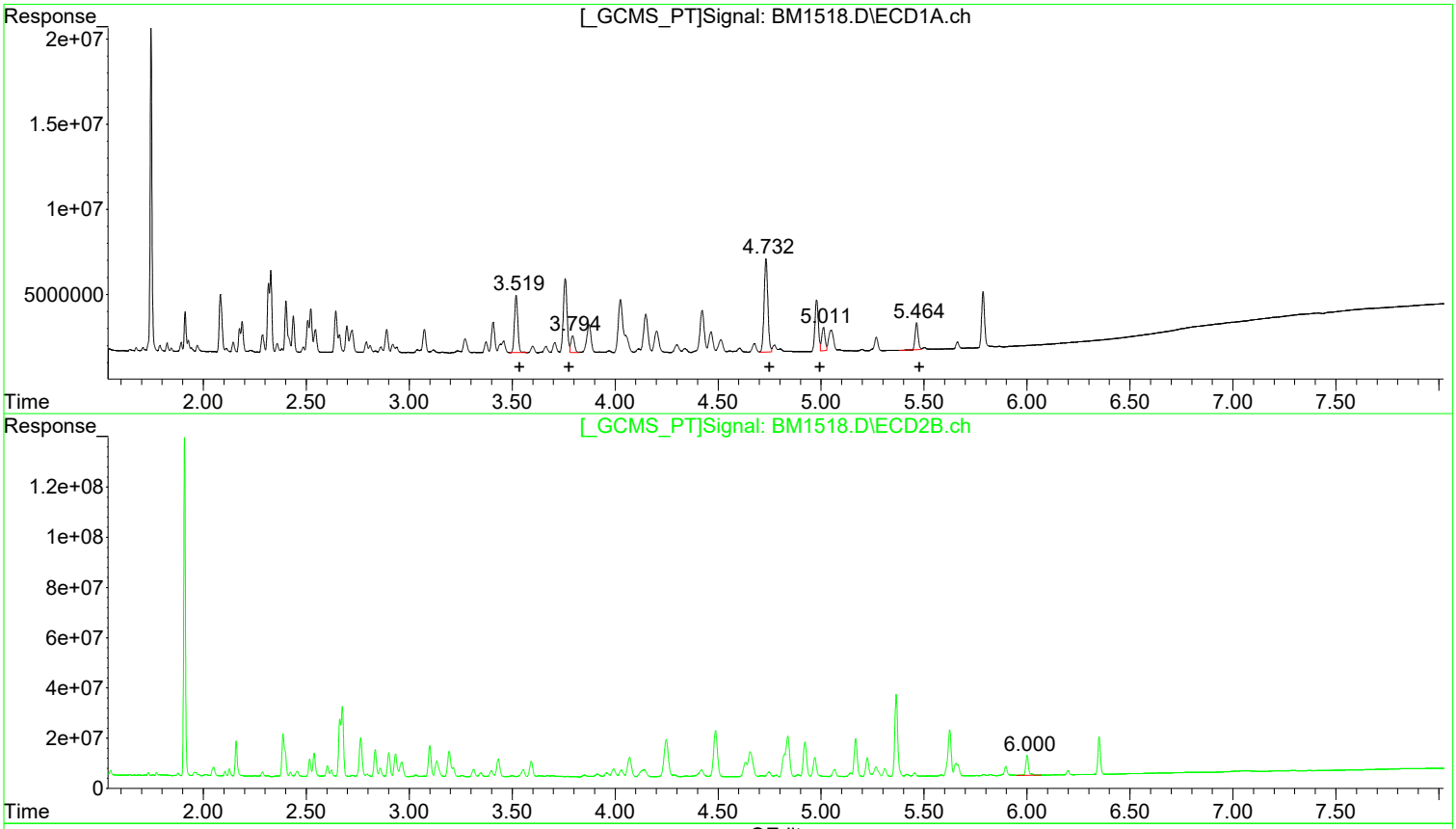

QEdit

(33) PCB 1260 (L7c)

R.T.	Response	Conc
3.52	37899392	116.73
3.79	12088228	24.98
4.73	68649247	107.16
5.01	15347045	50.25
5.46	16488751	99.67

(33) PCB 1260 #2 (L7c)

R.T.	Response	Conc
0.00	0	0.00
0.00	0	0.00
0.00	0	0.00
0.00	0	0.00
6.00	75850081	99.01

Manual Integration:

Before

03/27/24

(+) = Expected Retention Time

Quantitation Report (Qedit)

Data Path : I:\ACQUDATA\6890G\Data\032524\
Data File : BM1518.D
Signal(s) : Signal #1: ECD1A.ch Signal #2: ECD2B.ch
Acq On : 25 Mar 2024 06:17 pm
Operator : AFelser
Sample : RQ2402926-06
Misc :
ALS Vial : 24 Sample Multiplier: 1

Integration File signal 1: AUTOINT1.E
Integration File signal 2: AUTOINT2.E
Quant Time: Mar 26 16:26:55 2024
Quant Method : I:\ACQUDATA\6890G\Methods\G-PCB030724.M
Quant Title : 608/8082 PCB'S
QLast Update : Mon Mar 25 14:53:26 2024
Response via : Initial Calibration
Integrator: ChemStation

Volume Inj. : 2uL
Signal #1 Phase : DB-1701 Signal #2 Phase: DB-17
Signal #1 Info : 0.32mm 30m Signal #2 Info : 0.32mm 30m

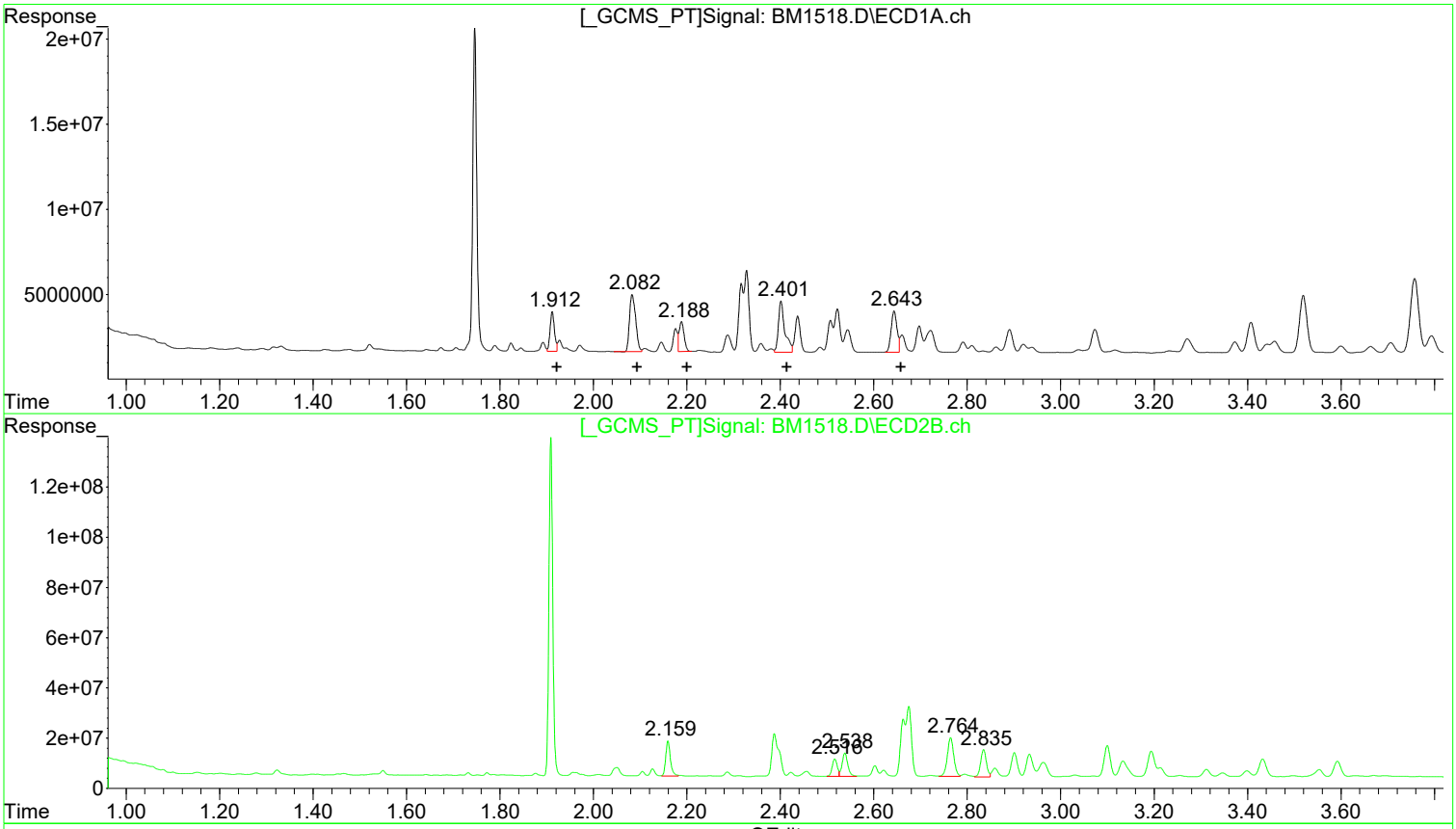

QEdit

(3) PCB 1016 (L1c)

R.T.	Response	Conc
1.91	15339930	117.56
2.08	31020711	114.60
2.19	13062088	119.02
2.40	28789135	122.76
2.64	21083028	114.52

(3) PCB 1016 #2 (L1c)

R.T.	Response	Conc
2.16	99419989	128.37
2.52	51973402	110.59
2.54	78704660	120.54
2.76	148279413	117.53
2.83	93382061	116.68

Manual Integration:

After

Poor integration.

03/27/24

(+) = Expected Retention Time

Quantitation Report (Qedit)

Data Path : I:\ACQUDATA\6890G\Data\032524\
Data File : BM1518.D
Signal(s) : Signal #1: ECD1A.ch Signal #2: ECD2B.ch
Acq On : 25 Mar 2024 06:17 pm
Operator : AFelser
Sample : RQ2402926-06
Misc :
ALS Vial : 24 Sample Multiplier: 1

Integration File signal 1: AUTOINT1.E
Integration File signal 2: AUTOINT2.E
Quant Time: Mar 26 16:26:55 2024
Quant Method : I:\ACQUDATA\6890G\Methods\G-PCB030724.M
Quant Title : 608/8082 PCB'S
QLast Update : Mon Mar 25 14:53:26 2024
Response via : Initial Calibration
Integrator: ChemStation

Volume Inj. : 2uL
Signal #1 Phase : DB-1701 Signal #2 Phase: DB-17
Signal #1 Info : 0.32mm 30m Signal #2 Info : 0.32mm 30m

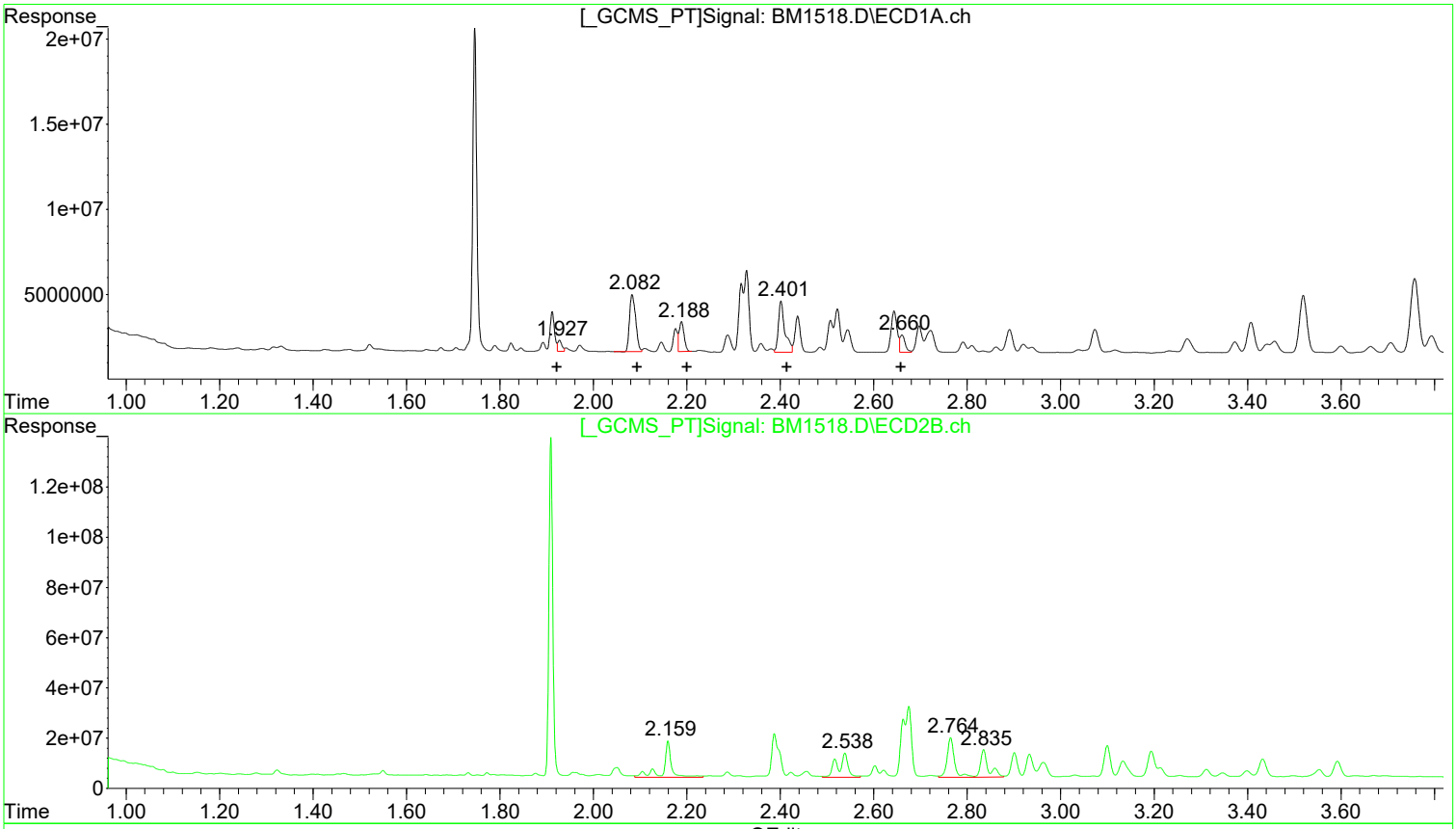

QEdit

(3) PCB 1016 (L1c)

R.T.	Response	Conc
1.93	4147560	31.78
2.08	31020711	114.60
2.19	13062088	119.02
2.40	28789135	122.76
2.66	7906394	42.95

(3) PCB 1016 #2 (L1c)

R.T.	Response	Conc
2.16	173706717	224.30
2.54	148021473	314.95
2.54	148021473	226.70
2.76	169431992	134.29
2.84	128158577	160.13

Manual Integration:

Before

03/27/24

(+) = Expected Retention Time

Quantitation Report (QT Reviewed)

Data Path : I:\ACQUDATA\6890G\Data\032524\
Data File : BM1518.D
Signal(s) : Signal #1: ECD1A.ch Signal #2: ECD2B.ch
Acq On : 25 Mar 2024 06:17 pm
Operator : AFelser
Sample : RQ2402926-06
Misc :
ALS Vial : 24 Sample Multiplier: 1

Integration File signal 1: AUTOINT1.E
Integration File signal 2: AUTOINT2.E
Quant Time: Mar 26 16:26:55 2024
Quant Method : I:\ACQUDATA\6890G\Methods\G-PCB030724.M
Quant Title : 608/8082 PCB'S
QLast Update : Mon Mar 25 14:53:26 2024
Response via : Initial Calibration
Integrator: ChemStation

Volume Inj. : 2uL
Signal #1 Phase : DB-1701 Signal #2 Phase: DB-17
Signal #1 Info : 0.32mm 30m Signal #2 Info : 0.32mm 30m

Compound	RT#1	RT#2	Resp#1	Resp#2	ug/l	ug/l
System Monitoring Compounds						
1) S SURR1, TCMX	1.746	1.909	117.4E6	805.1E6	15.392	16.459
Spiked Amount	100.000 Range	30 - 150	Recovery	=	15.39%#	16.46%#
2) S SURR2,Dec...	5.786	6.350f	34664435	128.3E6	10.765m	10.651m
Spiked Amount	100.000 Range	30 - 150	Recovery	=	10.77%#	10.65%#
Target Compounds						
3) L1c PCB 1016	1.912	2.159f	15339930	99419989	117.557m	128.375m
4) L1c PCB 1016{2}	2.083	2.516f	31020711	51973402	114.599	110.587m
5) L1c PCB 1016{3}	2.189	2.538f	13062088	78704660	119.016	120.536m
6) L1c PCB 1016{4}	2.402	2.764f	28789135	148.3E6	122.763	117.526m
7) L1c PCB 1016{5}	2.643	2.835f	21083028	93382061	114.520m	116.680m
Sum PCB 1016			109.3E6	471.8E6	588.455	593.703
Average PCB 1016					117.691	118.741
Sum PCB 1221			0	0	N.D.	N.D.
Average PCB 1221					0.000	0.000
Sum PCB 1232			0	0	N.D.	N.D.
Average PCB 1232					0.000	0.000
Sum PCB 1242			0	0	N.D.	N.D.
Average PCB 1242					0.000	0.000
Sum PCB 1248			0	0	N.D.	N.D.
Average PCB 1248					0.000	0.000
Sum PCB 1254			0	0	N.D.	N.D.
Average PCB 1254					0.000	0.000
33) L7c PCB 1260	3.519f	4.248f	37899392	214.0E6	116.728	112.776m
34) L7c PCB 1260{2}	3.757f	4.487f	55565971	237.8E6	114.846m	113.740m
35) L7c PCB 1260{3}	4.733f	5.168f	68649247	156.3E6	107.162	112.910m
36) L7C PCB 1260{4}	4.978f	5.364f	36169154	328.3E6	118.420m	107.751m
37) L7C PCB 1260{5}	5.464	6.001f	16779923	75850081	101.429m	99.010
Sum PCB 1260			215.1E6	1012.2E6	558.584	546.187
Average PCB 1260					111.717	109.237
Sum PCB 1268			0	0	N.D.	N.D.
Average PCB 1268					0.000	0.000
Sum PCB 1262			0	0	N.D.	N.D.
Average PCB 1262					0.000	0.000

(f)=RT Delta > 1/2 Window (#)=Amounts differ by > 25% (m)=manual int.

Quantitation Report (QT Reviewed)

Data Path : I:\ACQUDATA\6890G\Data\032524\
Data File : BM1518.D
Signal(s) : Signal #1: ECD1A.ch Signal #2: ECD2B.ch
Acq On : 25 Mar 2024 06:17 pm
Operator : AFelser
Sample : RQ2402926-06
Misc :
ALS Vial : 24 Sample Multiplier: 1

Integration File signal 1: AUTOINT1.E
Integration File signal 2: AUTOINT2.E
Quant Time: Mar 26 16:26:55 2024
Quant Method : I:\ACQUDATA\6890G\Methods\G-PCB030724.M
Quant Title : 608/8082 PCB'S
QLast Update : Mon Mar 25 14:53:26 2024
Response via : Initial Calibration
Integrator: ChemStation

Volume Inj. : 2uL
Signal #1 Phase : DB-1701 Signal #2 Phase: DB-17
Signal #1 Info : 0.32mm 30m Signal #2 Info : 0.32mm 30m

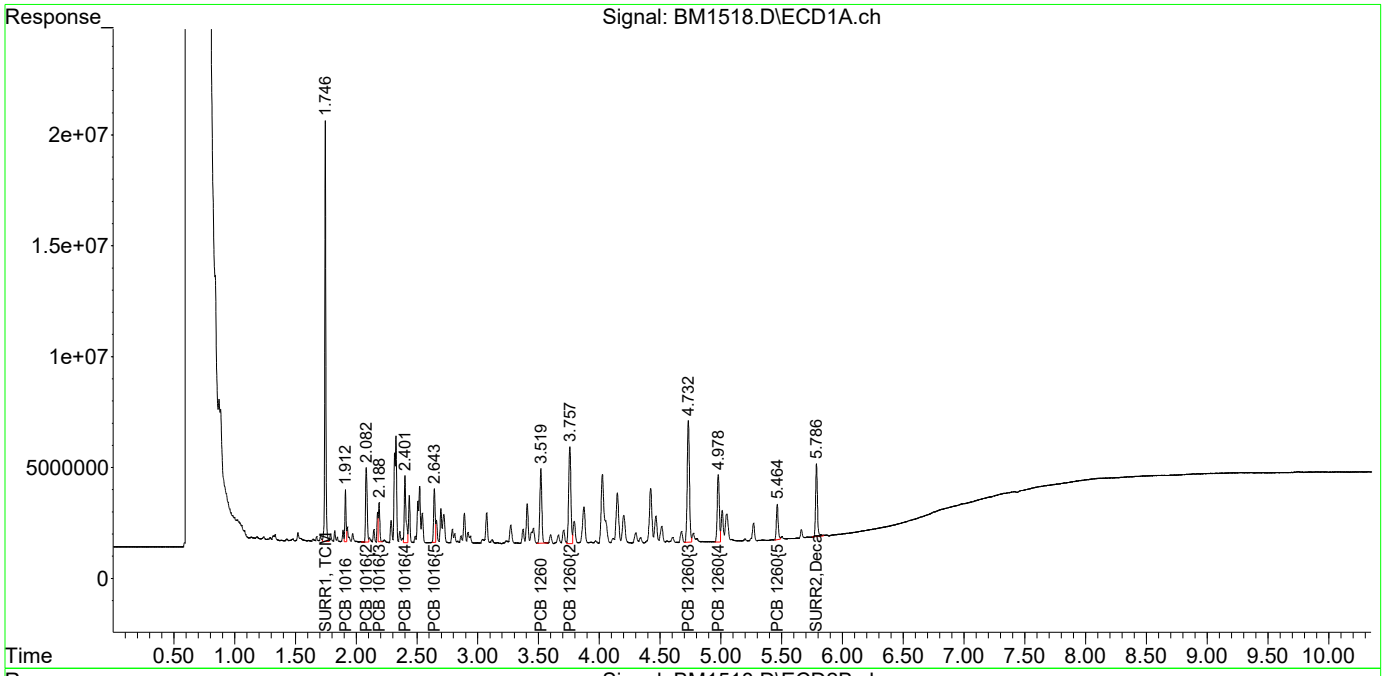

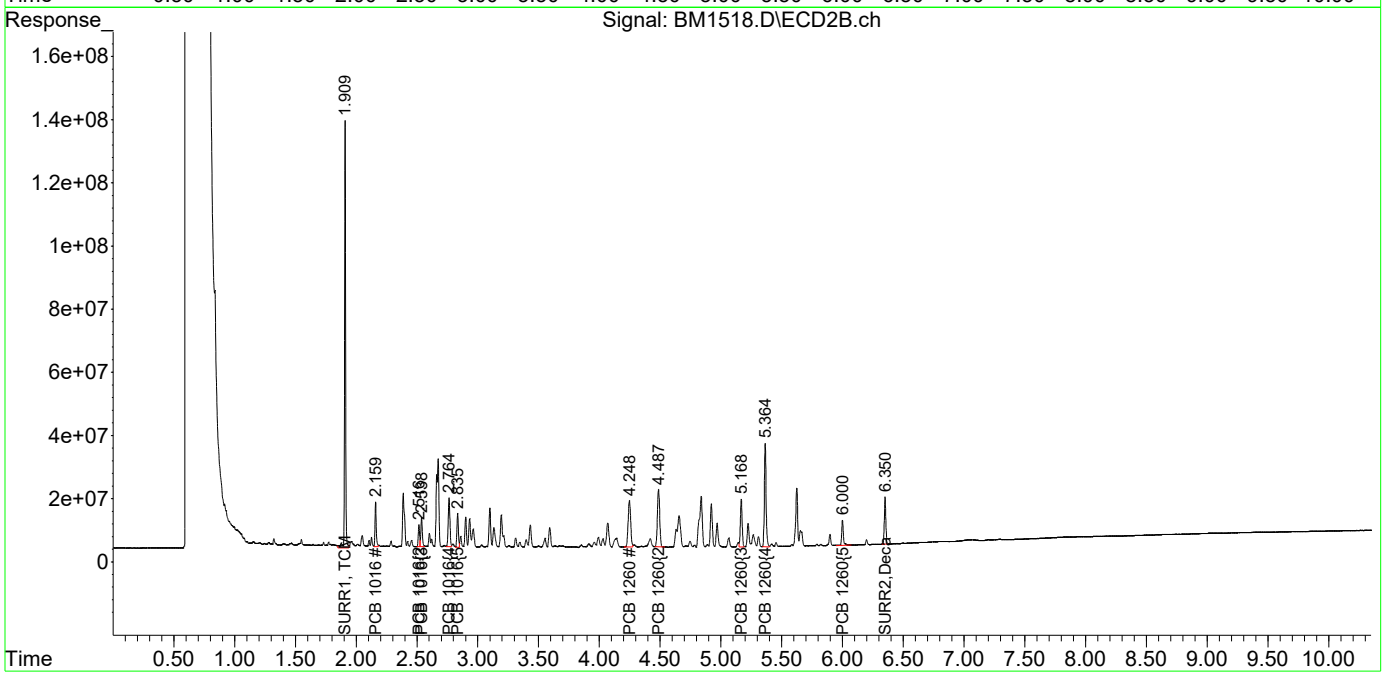

1st AF 03/27/24
2nd BA 03/27/24

Quantitation Report (Qedit)

Data Path : I:\ACQUDATA\6890G\Data\032524\
Data File : BM1519.D
Signal(s) : Signal #1: ECD1A.ch Signal #2: ECD2B.ch
Acq On : 25 Mar 2024 06:31 pm
Operator : AFelser
Sample : RQ2402926-07 (Sig #1); RQ2402626-07 (Sig #2)
Misc :
ALS Vial : 25 Sample Multiplier: 1

Integration File signal 1: AUTOINT1.E
Integration File signal 2: AUTOINT2.E
Quant Time: Mar 26 16:26:59 2024
Quant Method : I:\ACQUDATA\6890G\Methods\G-PCB030724.M
Quant Title : 608/8082 PCB'S
QLast Update : Mon Mar 25 14:53:26 2024
Response via : Initial Calibration
Integrator: ChemStation

Volume Inj. : 2uL
Signal #1 Phase : DB-1701 Signal #2 Phase: DB-17
Signal #1 Info : 0.32mm 30m Signal #2 Info : 0.32mm 30m

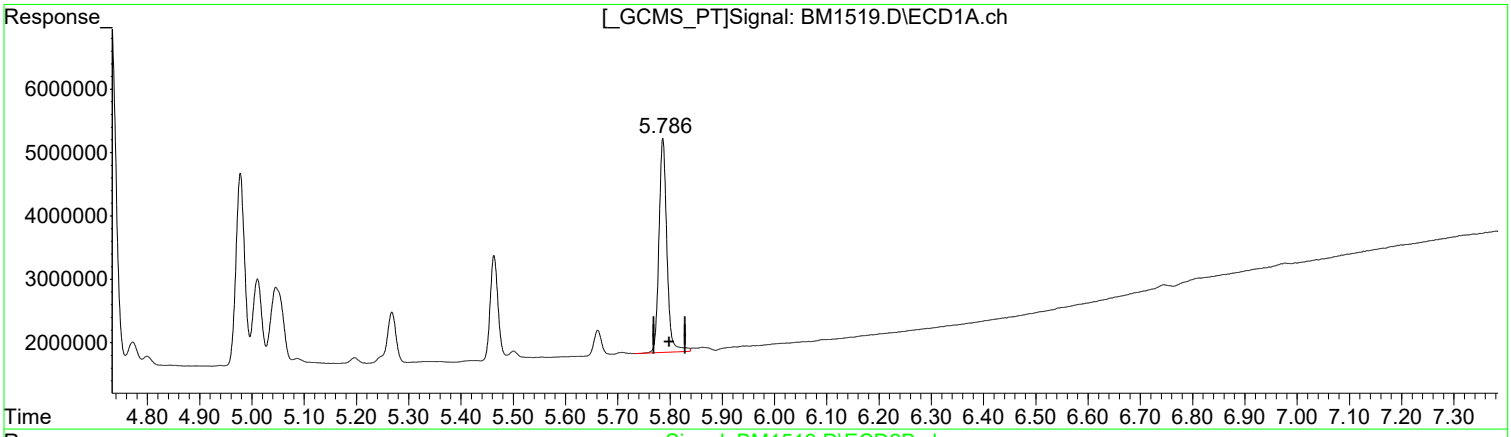

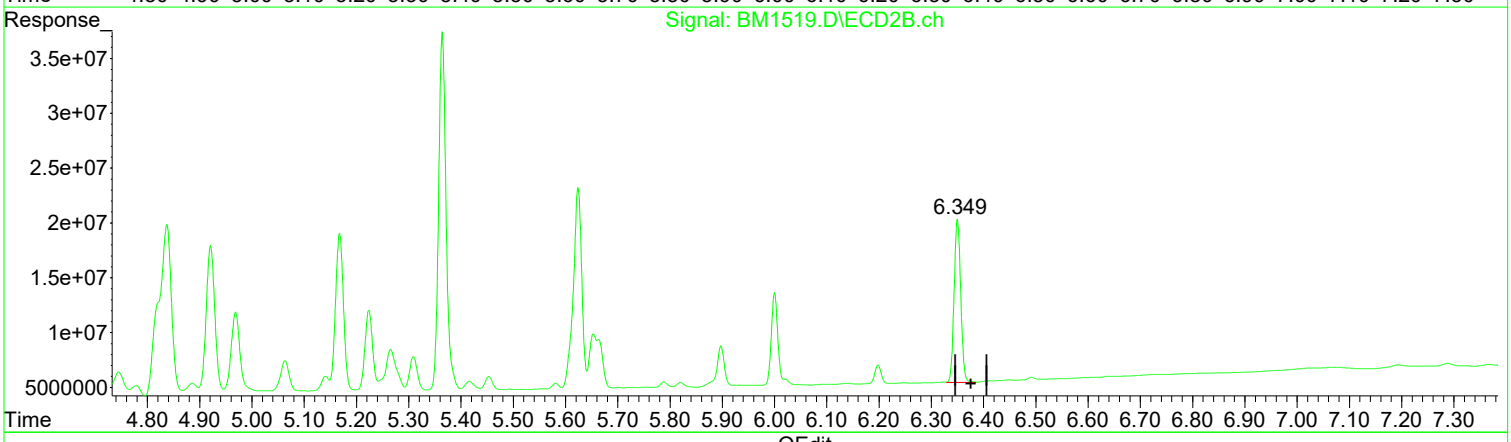

QEdit

(2) SURR2,Decachlorobiphenyl (S)
5.786min 11.001 ug/l
response 35424315

Manual Integration:
After
Poor integration.
03/27/24

(2) SURR2,Decachlorobiphenyl #2 (S)
6.349min 10.907 ug/l m
response 131395483

(+) = Expected Retention Time

1st AF 03/27/24
2nd BA 03/27/24

Quantitation Report (Qedit)

Data Path : I:\ACQUDATA\6890G\Data\032524\
Data File : BM1519.D
Signal(s) : Signal #1: ECD1A.ch Signal #2: ECD2B.ch
Acq On : 25 Mar 2024 06:31 pm
Operator : AFelser
Sample : RQ2402926-07 (Sig #1); RQ2402626-07 (Sig #2)
Misc :
ALS Vial : 25 Sample Multiplier: 1

Integration File signal 1: AUTOINT1.E
Integration File signal 2: AUTOINT2.E
Quant Time: Mar 26 16:26:59 2024
Quant Method : I:\ACQUDATA\6890G\Methods\G-PCB030724.M
Quant Title : 608/8082 PCB'S
QLast Update : Mon Mar 25 14:53:26 2024
Response via : Initial Calibration
Integrator: ChemStation

Volume Inj. : 2uL
Signal #1 Phase : DB-1701 Signal #2 Phase: DB-17
Signal #1 Info : 0.32mm 30m Signal #2 Info : 0.32mm 30m

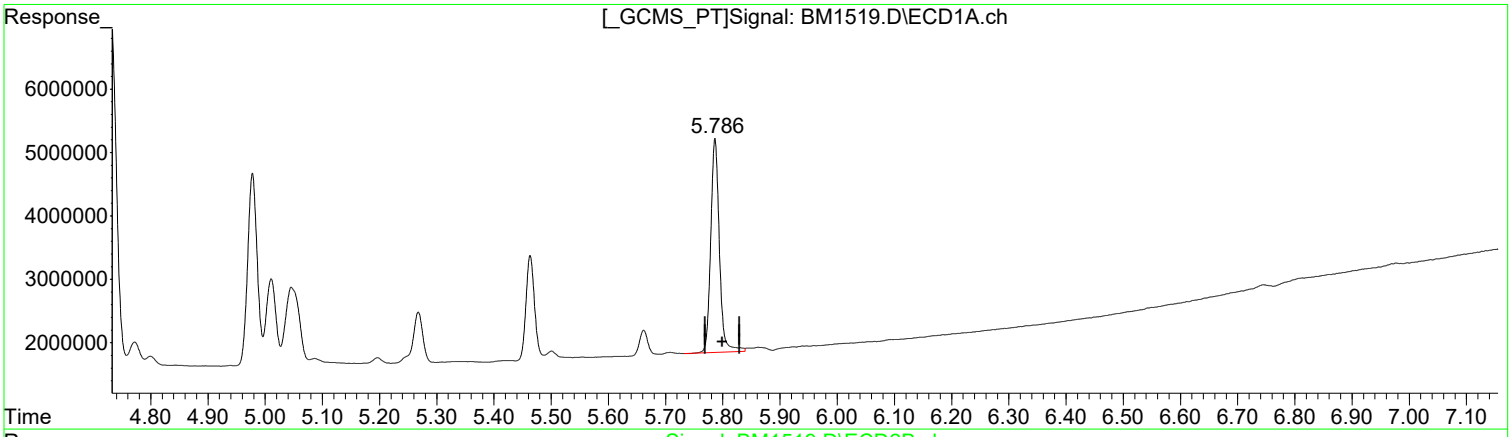

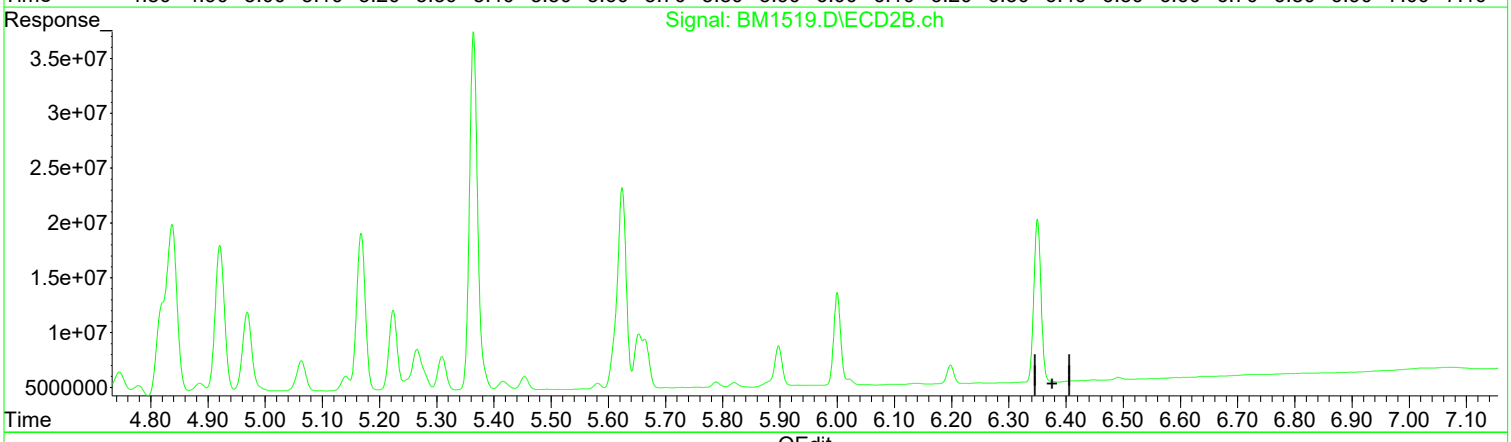

QEdit

(2) SURR2,Decachlorobiphenyl (S)

5.786min 11.001 ug/l

response 35424315

(2) SURR2,Decachlorobiphenyl #2 (S)

0.000min 0.000 ug/l

response 0

Manual Integration:

Before

03/27/24

(+) = Expected Retention Time

Quantitation Report (Qedit)

Data Path : I:\ACQUDATA\6890G\Data\032524\
Data File : BM1519.D
Signal(s) : Signal #1: ECD1A.ch Signal #2: ECD2B.ch
Acq On : 25 Mar 2024 06:31 pm
Operator : AFelser
Sample : RQ2402926-07 (Sig #1); RQ2402626-07 (Sig #2)
Misc :
ALS Vial : 25 Sample Multiplier: 1

Integration File signal 1: AUTOINT1.E
Integration File signal 2: AUTOINT2.E
Quant Time: Mar 26 16:26:59 2024
Quant Method : I:\ACQUDATA\6890G\Methods\G-PCB030724.M
Quant Title : 608/8082 PCB'S
QLast Update : Mon Mar 25 14:53:26 2024
Response via : Initial Calibration
Integrator: ChemStation

Volume Inj. : 2uL
Signal #1 Phase : DB-1701 Signal #2 Phase: DB-17
Signal #1 Info : 0.32mm 30m Signal #2 Info : 0.32mm 30m

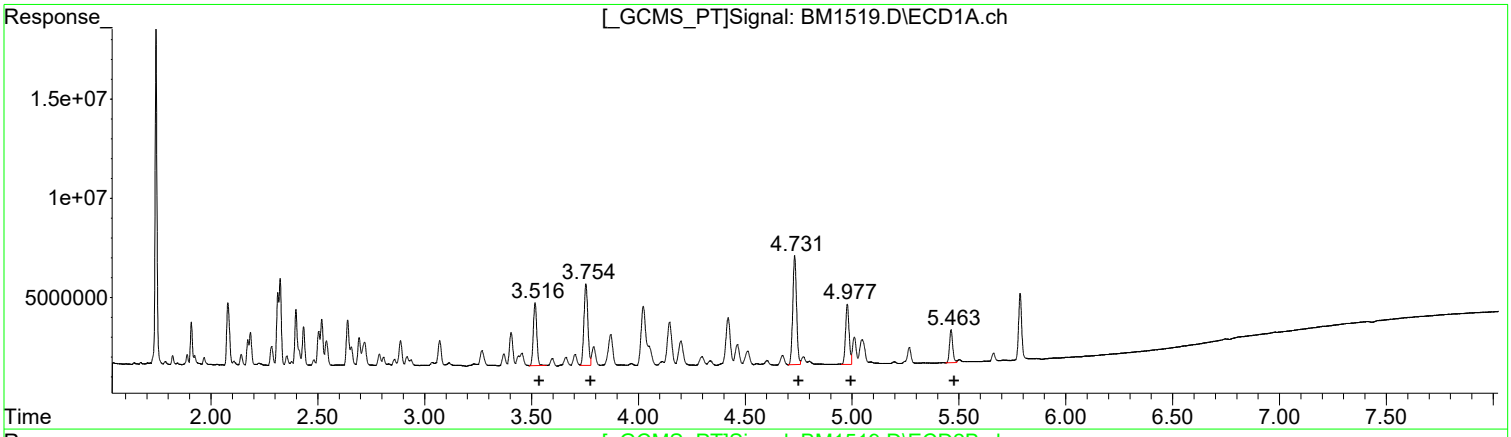

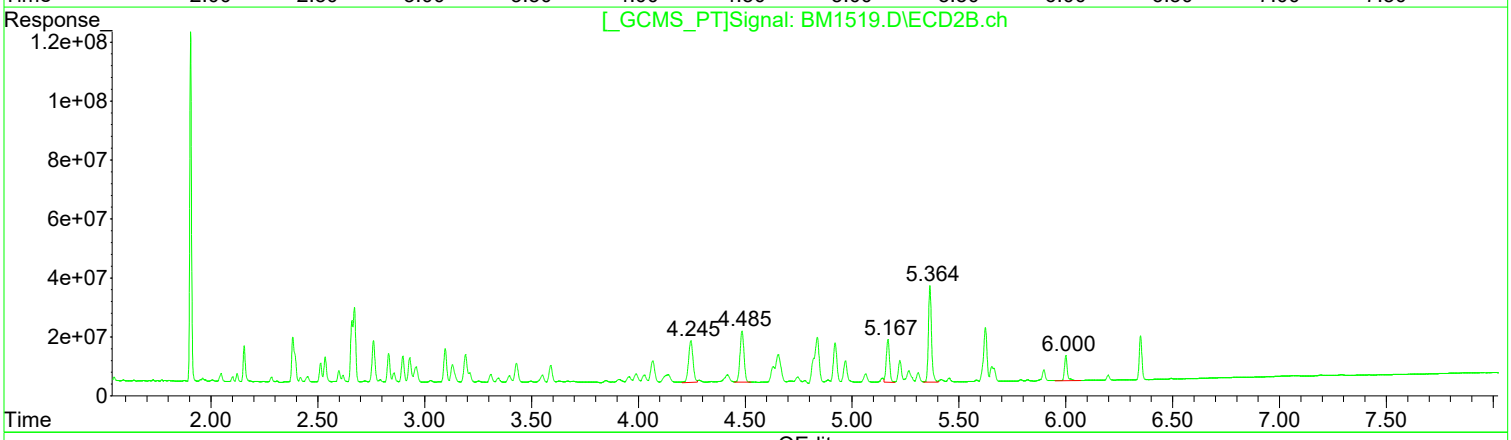

QEdit

(33) PCB 1260 (L7c)

R.T.	Response	Conc
3.52	35590032	109.62
3.75	52490116	108.49
4.73	67187488	104.88
4.98	35807524	117.24
5.46	17484007	105.68

(33) PCB 1260 #2 (L7c)

R.T.	Response	Conc
4.25	205560792	108.33
4.48	228457629	109.28
5.17	155460217	112.32
5.36	328995906	107.97
6.00	79953896	104.37

Manual Integration:

After

Wrong peak selected.

03/27/24

(+) = Expected Retention Time

Quantitation Report (Qedit)

Data Path : I:\ACQUDATA\6890G\Data\032524\
Data File : BM1519.D
Signal(s) : Signal #1: ECD1A.ch Signal #2: ECD2B.ch
Acq On : 25 Mar 2024 06:31 pm
Operator : AFelser
Sample : RQ2402926-07 (Sig #1); RQ2402626-07 (Sig #2)
Misc :
ALS Vial : 25 Sample Multiplier: 1

Integration File signal 1: AUTOINT1.E
Integration File signal 2: AUTOINT2.E
Quant Time: Mar 26 16:26:59 2024
Quant Method : I:\ACQUDATA\6890G\Methods\G-PCB030724.M
Quant Title : 608/8082 PCB'S
QLast Update : Mon Mar 25 14:53:26 2024
Response via : Initial Calibration
Integrator: ChemStation

Volume Inj. : 2uL
Signal #1 Phase : DB-1701 Signal #2 Phase: DB-17
Signal #1 Info : 0.32mm 30m Signal #2 Info : 0.32mm 30m

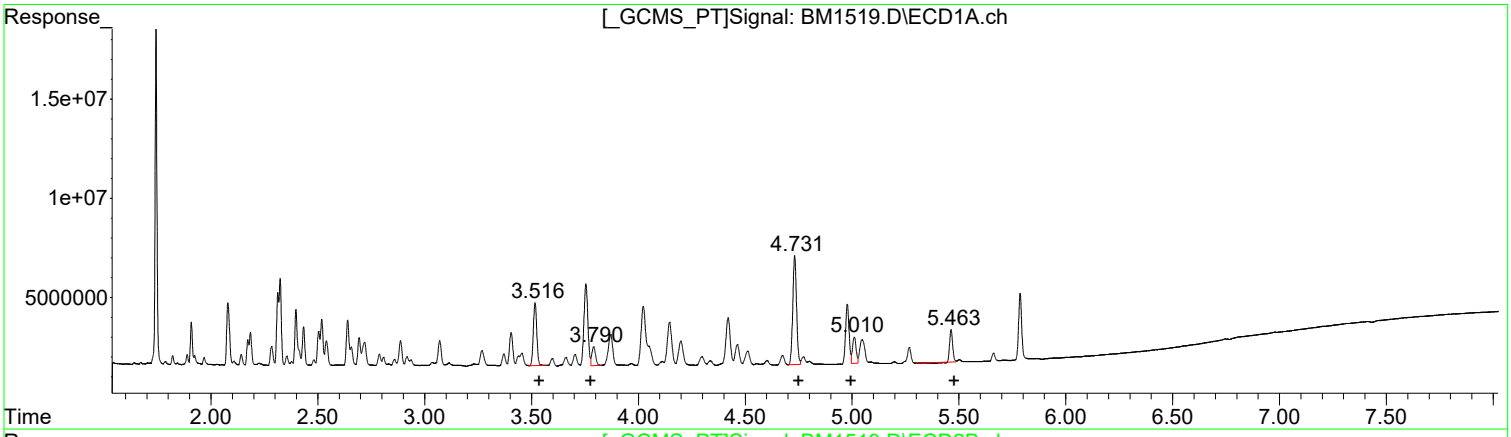

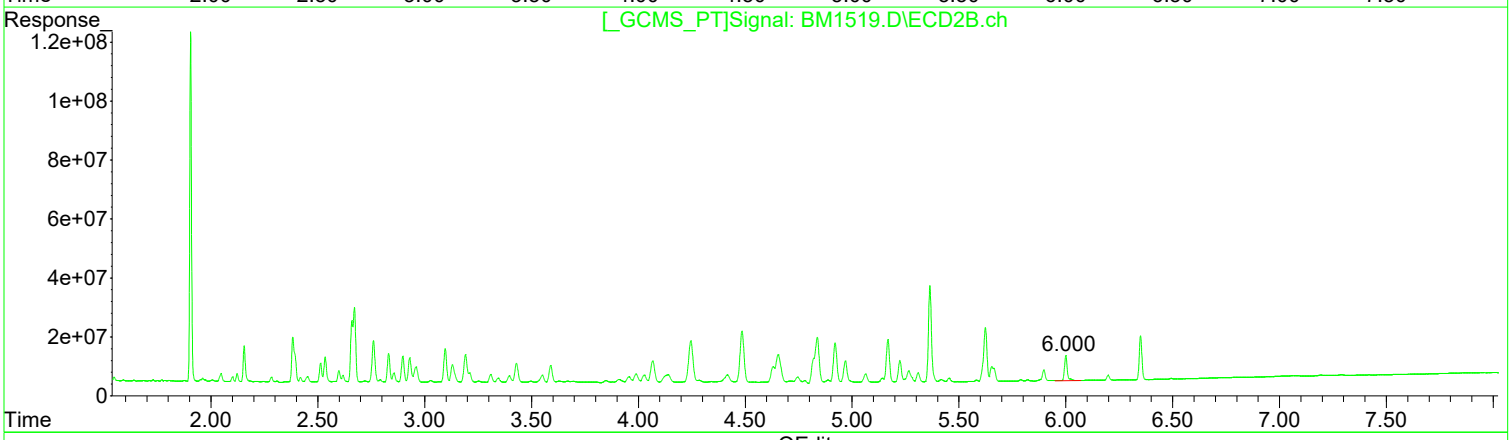

QEdit

(33) PCB 1260 (L7c)

R.T.	Response	Conc
3.52	35590032	109.62
3.79	11677051	24.13
4.73	67187488	104.88
5.01	15267492	49.99
5.46	15910446	96.17

(33) PCB 1260 #2 (L7c)

R.T.	Response	Conc
0.00	0	0.00
0.00	0	0.00
0.00	0	0.00
0.00	0	0.00
6.00	79953896	104.37

Manual Integration:

Before

03/27/24

(+) = Expected Retention Time

1st AF 03/27/24
2nd BA 03/27/24

Quantitation Report (Qedit)

Data Path : I:\ACQUDATA\6890G\Data\032524\
Data File : BM1519.D
Signal(s) : Signal #1: ECD1A.ch Signal #2: ECD2B.ch
Acq On : 25 Mar 2024 06:31 pm
Operator : AFelser
Sample : RQ2402926-07 (Sig #1); RQ2402626-07 (Sig #2)
Misc :
ALS Vial : 25 Sample Multiplier: 1

Integration File signal 1: AUTOINT1.E
Integration File signal 2: AUTOINT2.E
Quant Time: Mar 26 16:26:59 2024
Quant Method : I:\ACQUDATA\6890G\Methods\G-PCB030724.M
Quant Title : 608/8082 PCB'S
QLast Update : Mon Mar 25 14:53:26 2024
Response via : Initial Calibration
Integrator: ChemStation

Volume Inj. : 2uL
Signal #1 Phase : DB-1701 Signal #2 Phase: DB-17
Signal #1 Info : 0.32mm 30m Signal #2 Info : 0.32mm 30m

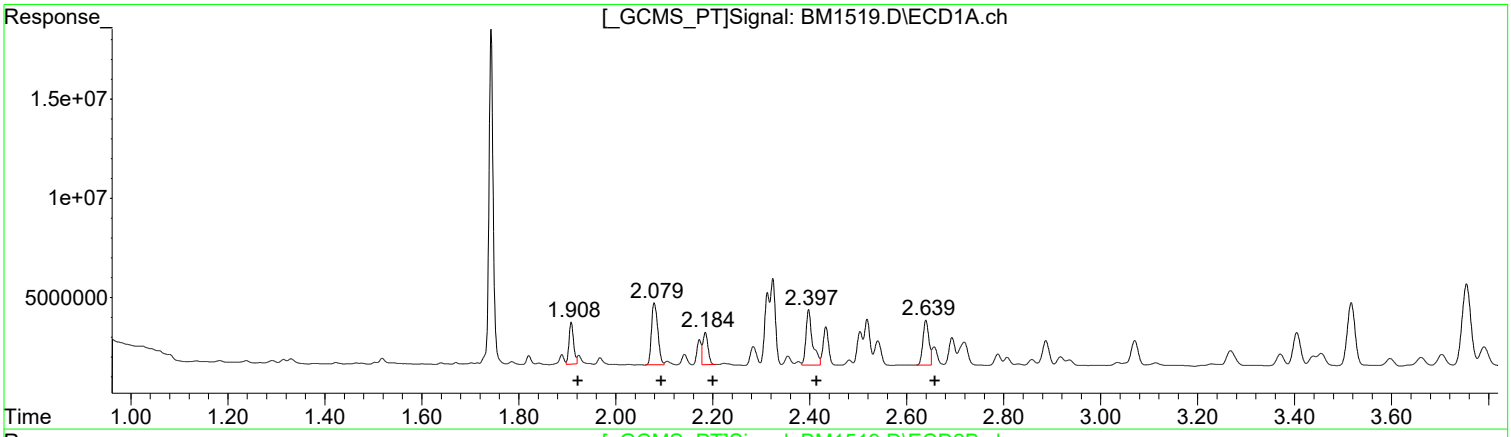

(3) PCB 1016 (L1c)

R.T.	Response	Conc
1.91	13766075	105.50
2.08	28265530	104.42
2.18	11953414	108.91
2.40	26324565	112.25
2.64	19301387	104.84

(3) PCB 1016 #2 (L1c)

R.T.	Response	Conc
2.16	90448717	116.79
2.51	49379739	105.07
2.53	70579554	108.09
2.76	134002758	106.21
2.83	79619945	99.48

Manual Integration:

After

Wrong peak selected.

03/27/24

(+) = Expected Retention Time

1st AF 03/27/24
2nd BA 03/27/24

Quantitation Report (Qedit)

Data Path : I:\ACQUDATA\6890G\Data\032524\
Data File : BM1519.D
Signal(s) : Signal #1: ECD1A.ch Signal #2: ECD2B.ch
Acq On : 25 Mar 2024 06:31 pm
Operator : AFelser
Sample : RQ2402926-07 (Sig #1); RQ2402626-07 (Sig #2)
Misc :
ALS Vial : 25 Sample Multiplier: 1

Integration File signal 1: AUTOINT1.E
Integration File signal 2: AUTOINT2.E
Quant Time: Mar 26 16:26:59 2024
Quant Method : I:\ACQUDATA\6890G\Methods\G-PCB030724.M
Quant Title : 608/8082 PCB'S
QLast Update : Mon Mar 25 14:53:26 2024
Response via : Initial Calibration
Integrator: ChemStation

Volume Inj. : 2uL
Signal #1 Phase : DB-1701 Signal #2 Phase: DB-17
Signal #1 Info : 0.32mm 30m Signal #2 Info : 0.32mm 30m

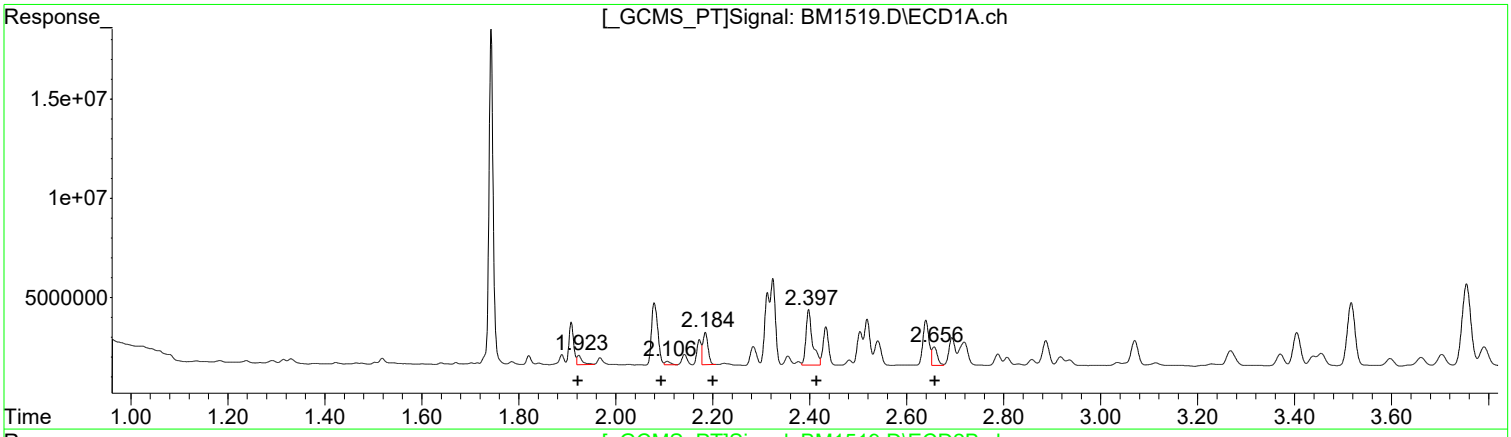

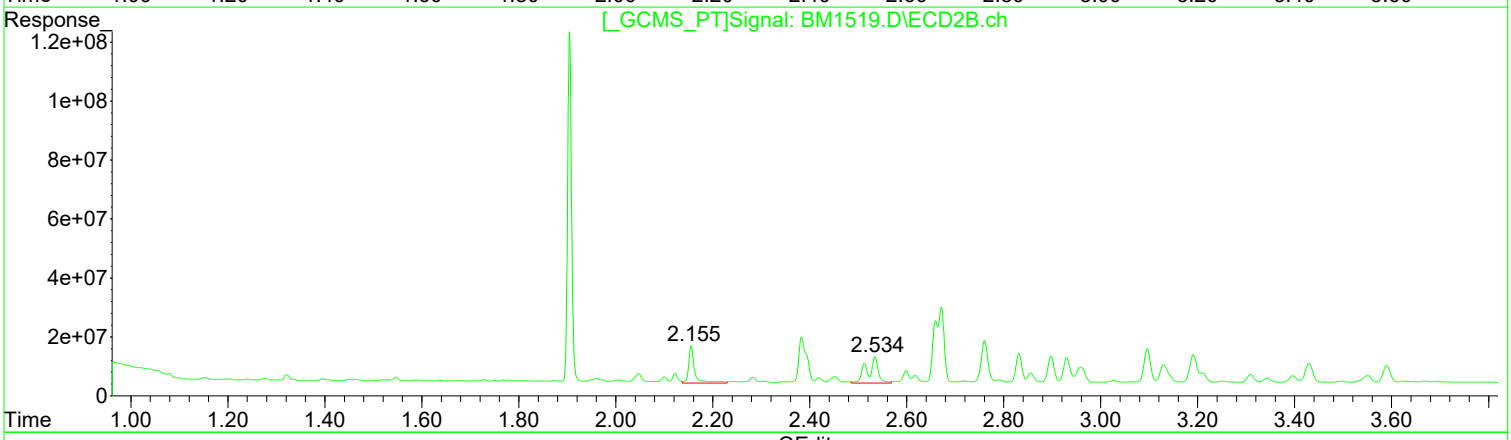

QEdit

(3) PCB 1016 (L1c)

R.T.	Response	Conc
1.92	3592121	27.53
2.11	1491399	5.51
2.18	11953414	108.91
2.40	26324565	112.25
2.66	7267663	39.48

(3) PCB 1016 #2 (L1c)

R.T.	Response	Conc
2.16	115908799	149.67
2.53	141918671	301.97
2.53	141918671	217.35
0.00	0	0.00
0.00	0	0.00

Manual Integration:

Before

03/27/24

(+) = Expected Retention Time

Quantitation Report (Qedit)

Data Path : I:\ACQUDATA\6890G\Data\032524\
Data File : BM1519.D
Signal(s) : Signal #1: ECD1A.ch Signal #2: ECD2B.ch
Acq On : 25 Mar 2024 06:31 pm
Operator : AFelser
Sample : RQ2402926-07 (Sig #1); RQ2402626-07 (Sig #2)
Misc :
ALS Vial : 25 Sample Multiplier: 1

Integration File signal 1: AUTOINT1.E
Integration File signal 2: AUTOINT2.E
Quant Time: Mar 26 16:26:59 2024
Quant Method : I:\ACQUDATA\6890G\Methods\G-PCB030724.M
Quant Title : 608/8082 PCB'S
QLast Update : Mon Mar 25 14:53:26 2024
Response via : Initial Calibration
Integrator: ChemStation

Volume Inj. : 2uL
Signal #1 Phase : DB-1701 Signal #2 Phase: DB-17
Signal #1 Info : 0.32mm 30m Signal #2 Info : 0.32mm 30m

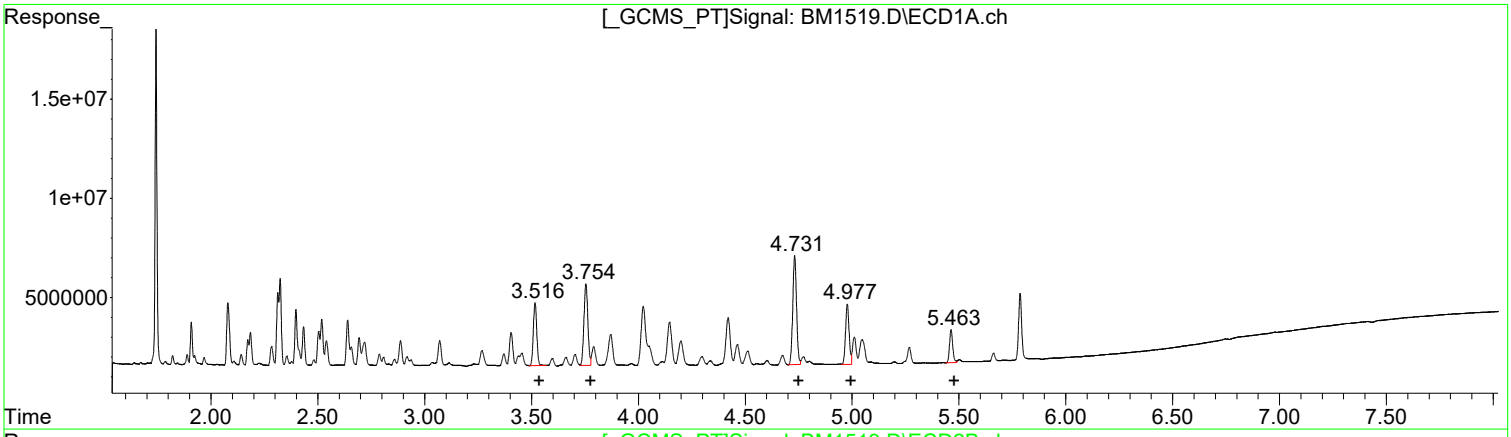

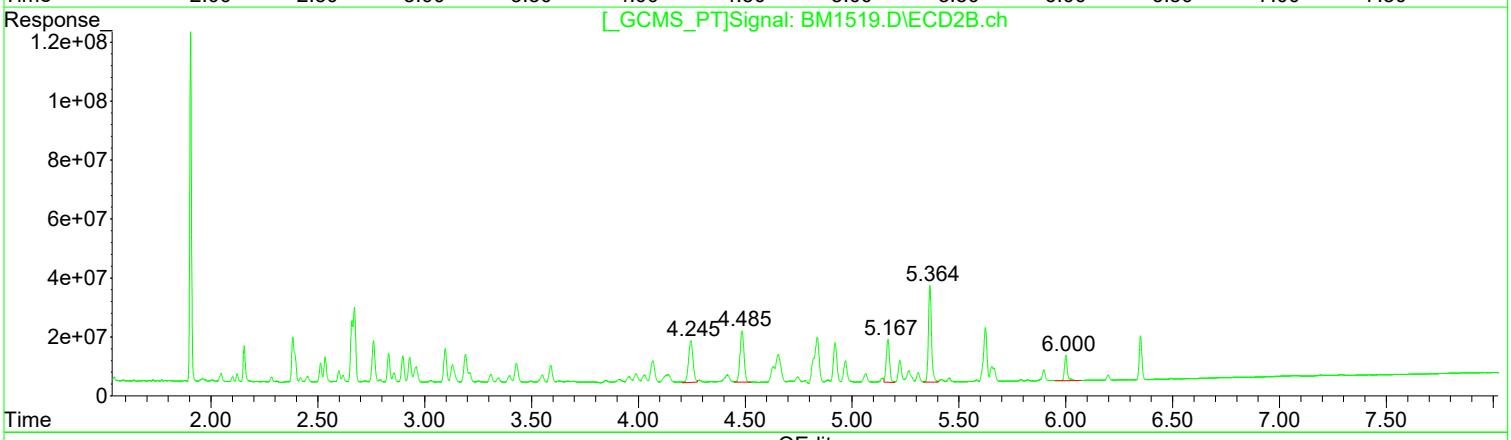

QEdit

(33) PCB 1260 (L7c)

R.T.	Response	Conc
3.52	35590032	109.62
3.75	52490116	108.49
4.73	67187488	104.88
4.98	35807524	117.24
5.46	17484007	105.68

(33) PCB 1260 #2 (L7c)

R.T.	Response	Conc
4.25	205560792	108.33
4.48	228457629	109.28
5.17	155460217	112.32
5.36	328995906	107.97
6.00	79953896	104.37

Manual Integration:

After

Peak not found.

03/27/24

(+) = Expected Retention Time

1st AF 03/27/24
2nd BA 03/27/24

Data Path : I:\ACQUDATA\6890G\Data\032524\
Data File : BM1519.D
Signal(s) : Signal #1: ECD1A.ch Signal #2: ECD2B.ch
Acq On : 25 Mar 2024 06:31 pm
Operator : AFelser
Sample : RQ2402926-07 (Sig #1); ~~RQ2402626-07 (Sig #2)~~
Misc :
ALS Vial : 25 Sample Multiplier: 1

Integration File signal 1: AUTOINT1.E
Integration File signal 2: AUTOINT2.E
Quant Time: Mar 26 16:26:59 2024
Quant Method : I:\ACQUDATA\6890G\Methods\G-PCB030724.M
Quant Title : 608/8082 PCB'S
QLast Update : Mon Mar 25 14:53:26 2024
Response via : Initial Calibration
Integrator: ChemStation

Volume Inj. : 2uL
Signal #1 Phase : DB-1701 Signal #2 Phase: DB-17
Signal #1 Info : 0.32mm 30m Signal #2 Info : 0.32mm 30m

Compound	RT#1	RT#2	Resp#1	Resp#2	ug/l	ug/l
System Monitoring Compounds						
1) S SURR1, TCMX	1.743	1.905f	102.3E6	705.9E6	13.413	14.431
Spiked Amount	100.000 Range	30 - 150	Recovery	=	13.41%#	14.43%#
2) S SURR2,Dec...	5.786	6.349f	35424315	131.4E6	11.001	10.907m
Spiked Amount	100.000 Range	30 - 150	Recovery	=	11.00%#	10.91%#
Target Compounds						
3) L1c PCB 1016	1.908	2.155f	13766075	90448717	105.496m	116.791m
4) L1c PCB 1016{2}	2.079f	2.512f	28265530	49379739	104.420m	105.068m
5) L1c PCB 1016{3}	2.185f	2.534f	11953414	70579554	108.914	108.093m
6) L1c PCB 1016{4}	2.398f	2.760f	26324565	134.0E6	112.254	106.210m
7) L1c PCB 1016{5}	2.639f	2.831f	19301387	79619945	104.842m	99.484m
Sum PCB 1016			99610972	424.0E6	535.927	535.646
Average PCB 1016					107.185	107.129
Sum PCB 1221			0	0	N.D.	N.D.
Average PCB 1221					0.000	0.000
Sum PCB 1232			0	0	N.D.	N.D.
Average PCB 1232					0.000	0.000
Sum PCB 1242			0	0	N.D.	N.D.
Average PCB 1242					0.000	0.000
Sum PCB 1248			0	0	N.D.	N.D.
Average PCB 1248					0.000	0.000
Sum PCB 1254			0	0	N.D.	N.D.
Average PCB 1254					0.000	0.000
33) L7c PCB 1260	3.517f	4.245f	35590032	205.6E6	109.615	108.328m
34) L7c PCB 1260{2}	3.754f	4.485f	52490116	228.5E6	108.488m	109.276m
35) L7c PCB 1260{3}	4.731f	5.167f	67187488	155.5E6	104.880	112.323m
36) L7C PCB 1260{4}	4.977f	5.364f	35807524	329.0E6	117.236m	107.972m
37) L7C PCB 1260{5}	5.463f	6.000f	17484007	79953896	105.685m	104.367
Sum PCB 1260			208.6E6	998.4E6	545.904	542.266
Average PCB 1260					109.181	108.453
Sum PCB 1268			0	0	N.D.	N.D.
Average PCB 1268					0.000	0.000
Sum PCB 1262			0	0	N.D.	N.D.
Average PCB 1262					0.000	0.000

(f)=RT Delta > 1/2 Window (#)=Amounts differ by > 25% (m)=manual int.

Quantitation Report (QT Reviewed)

Data Path : I:\ACQUDATA\6890G\Data\032524\
Data File : BM1519.D
Signal(s) : Signal #1: ECD1A.ch Signal #2: ECD2B.ch
Acq On : 25 Mar 2024 06:31 pm
Operator : AFelser
Sample : RQ2402926-07 (Sig #1); RQ2402626-07 (Sig #2)
Misc :
ALS Vial : 25 Sample Multiplier: 1

Integration File signal 1: AUTOINT1.E
Integration File signal 2: AUTOINT2.E
Quant Time: Mar 26 16:26:59 2024
Quant Method : I:\ACQUDATA\6890G\Methods\G-PCB030724.M
Quant Title : 608/8082 PCB'S
QLast Update : Mon Mar 25 14:53:26 2024
Response via : Initial Calibration
Integrator: ChemStation

Volume Inj. : 2uL
Signal #1 Phase : DB-1701 Signal #2 Phase: DB-17
Signal #1 Info : 0.32mm 30m Signal #2 Info : 0.32mm 30m

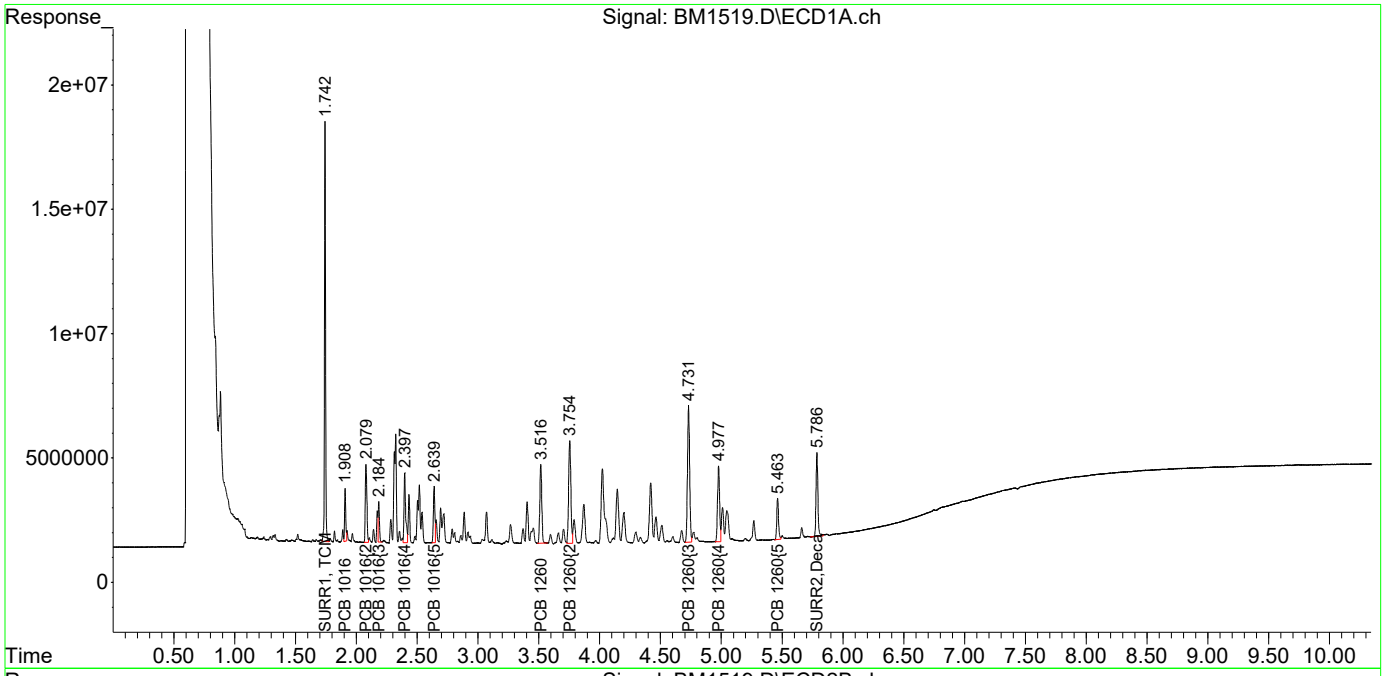

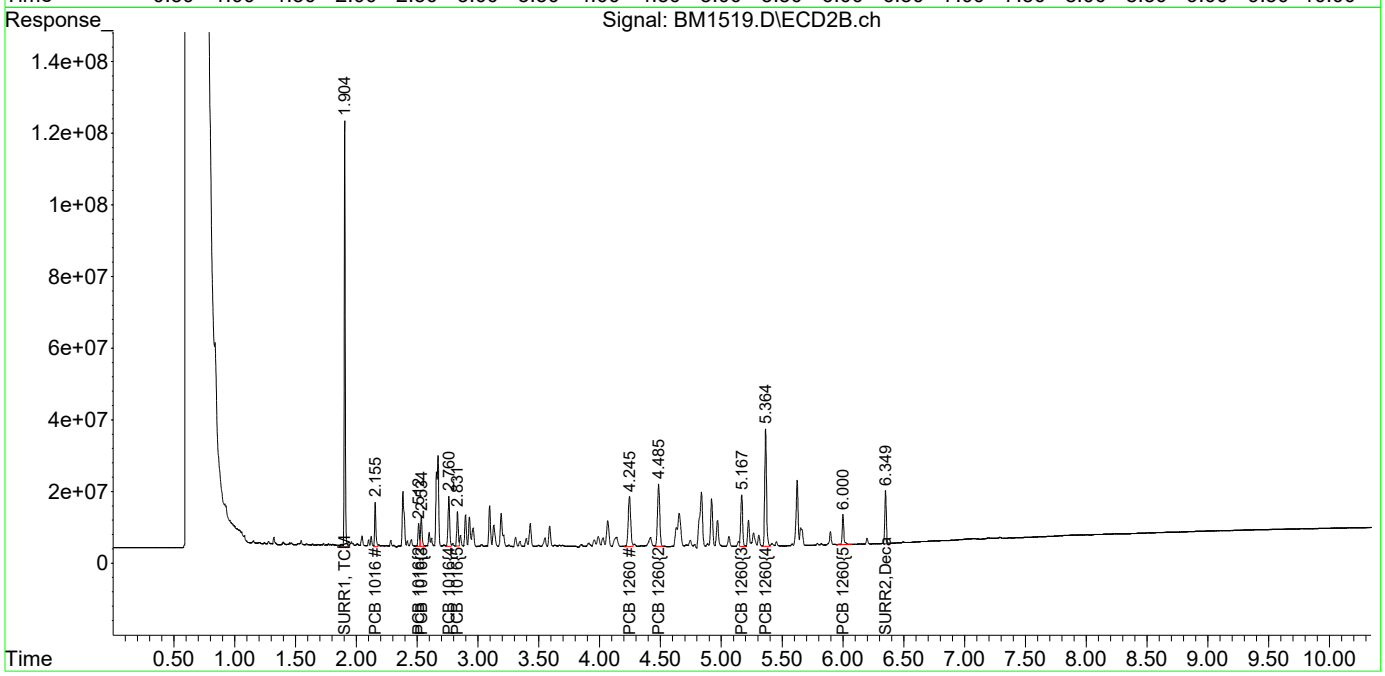

1st AF 03/25/24
2nd AM 03/25/24

Quantitation Report (Qedit)

Data Path : I:\ACQUDATA\6890G\Data\032524\
Data File : BM1505.D
Signal(s) : Signal #1: ECD1A.ch Signal #2: ECD2B.ch
Acq On : 25 Mar 2024 03:13 pm
Operator : AFelser
Sample : CCV
Misc :
ALS Vial : 2 Sample Multiplier: 1

Integration File signal 1: AUTOINT1.E
Integration File signal 2: AUTOINT2.E
Quant Time: Mar 25 15:24:07 2024
Quant Method : I:\ACQUDATA\6890G\Methods\G-PCB030724.M
Quant Title : 608/8082 PCB'S
QLast Update : Mon Mar 25 14:53:26 2024
Response via : Initial Calibration
Integrator: ChemStation

Volume Inj. : 2uL
Signal #1 Phase : DB-1701 Signal #2 Phase: DB-17
Signal #1 Info : 0.32mm 30m Signal #2 Info : 0.32mm 30m

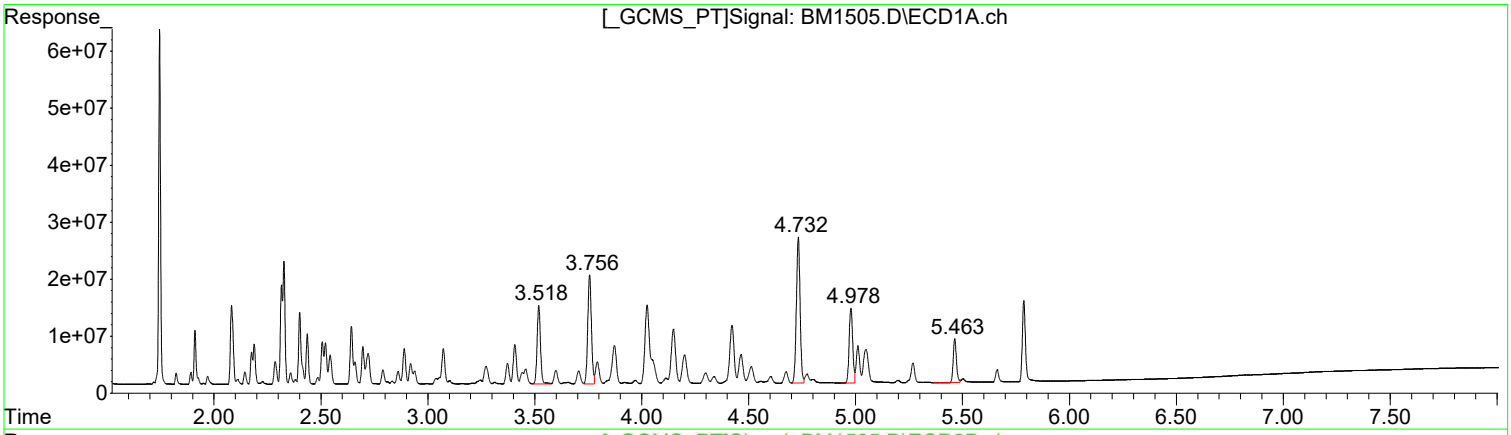

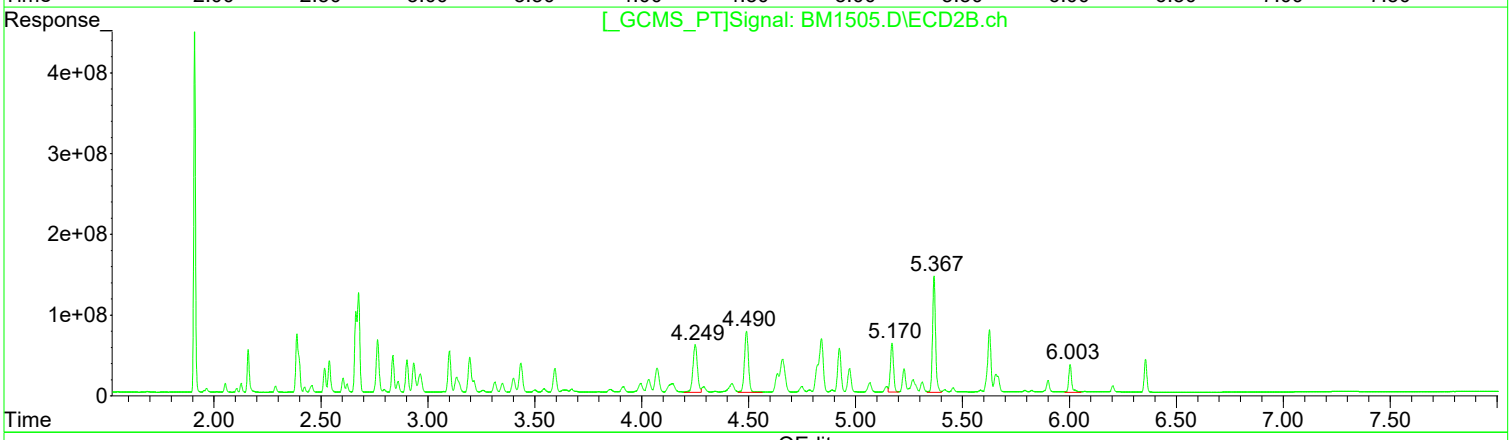

QEdit

(33) PCB 1260 (L7c)

R.T.	Response	Conc
3.52	151008448	465.10
3.76	227376490	469.95
4.73	308802264	482.04
4.98	149909608	490.81
5.46	77613568	469.15

(33) PCB 1260 #2 (L7c)

R.T.	Response	Conc
4.25	865991761	456.37
4.49	990583943	473.82
5.17	628951164	454.43
5.37	1414838864	464.33
6.00	341099183	445.25

Manual Integration:

After

Poor integration.

03/25/24

(+) = Expected Retention Time

1st AF 03/25/24
2nd AM 03/25/24

Quantitation Report (Qedit)

Data Path : I:\ACQUDATA\6890G\Data\032524\
Data File : BM1505.D
Signal(s) : Signal #1: ECD1A.ch Signal #2: ECD2B.ch
Acq On : 25 Mar 2024 03:13 pm
Operator : AFelser
Sample : CCV
Misc :
ALS Vial : 2 Sample Multiplier: 1

Integration File signal 1: AUTOINT1.E
Integration File signal 2: AUTOINT2.E
Quant Time: Mar 25 15:24:07 2024
Quant Method : I:\ACQUDATA\6890G\Methods\G-PCB030724.M
Quant Title : 608/8082 PCB'S
QLast Update : Mon Mar 25 14:53:26 2024
Response via : Initial Calibration
Integrator: ChemStation

Volume Inj. : 2uL
Signal #1 Phase : DB-1701 Signal #2 Phase: DB-17
Signal #1 Info : 0.32mm 30m Signal #2 Info : 0.32mm 30m

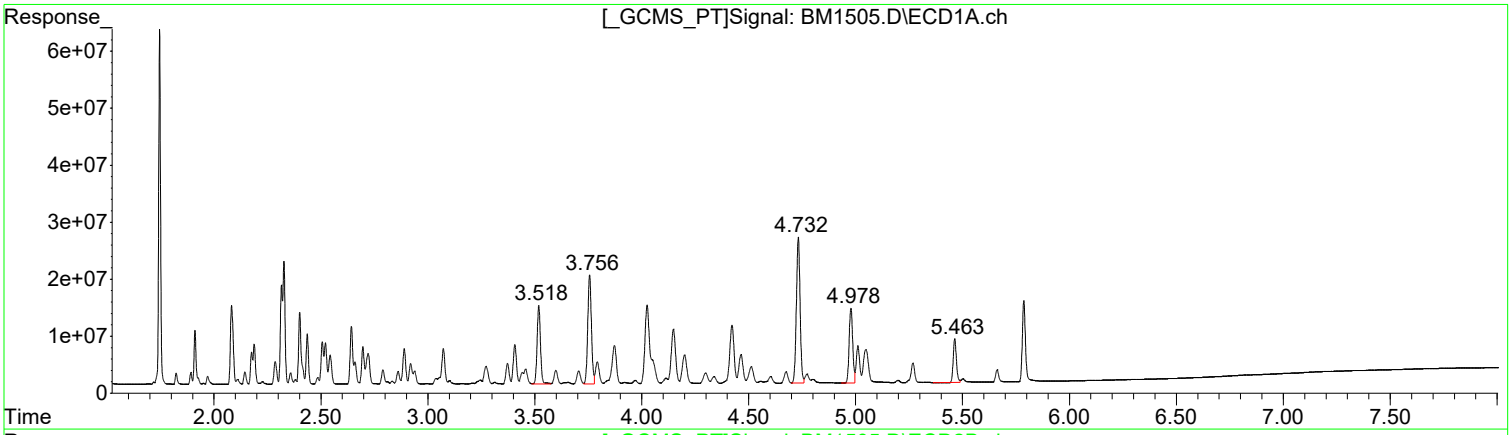

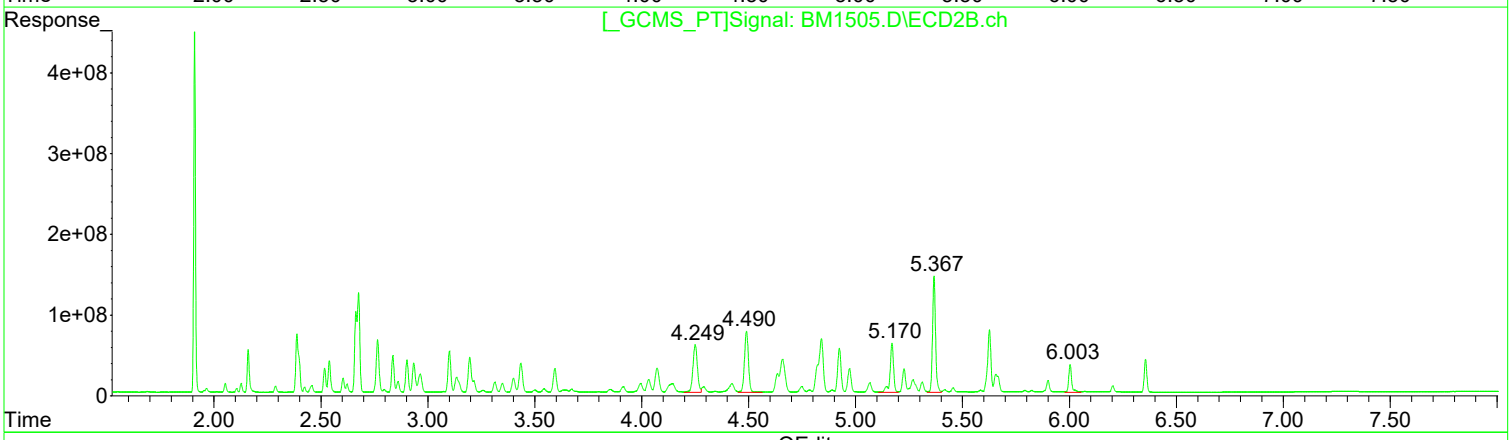

QEdit

(33) PCB 1260 (L7c)

R.T.	Response	Conc
3.52	151008448	465.10
3.76	227376490	469.95
4.73	308802264	482.04
4.98	149909608	490.81
5.46	77613568	469.15

(33) PCB 1260 #2 (L7c)

R.T.	Response	Conc
4.25	865991761	456.37
4.49	990583943	473.82
5.17	713054580	515.19
5.37	1414838864	464.33
6.00	341099183	445.25

Manual Integration:

Before

03/25/24

(+) = Expected Retention Time

1st AF 03/25/24
2nd AM 03/25/24

Evaluate Continuing Calibration Report

Data Path : I:\ACQUDATA\6890G\Data\032524\
Data File : BM1505.D
Signal(s) : Signal #1: ECD1A.ch Signal #2: ECD2B.ch
Acq On : 25 Mar 2024 03:13 pm
Operator : AFelser
Sample : CCV
Misc :
ALS Vial : 2 Sample Multiplier: 1

Integration File signal 1: AUTOINT1.E
Integration File signal 2: AUTOINT2.E
Quant Time: Mar 25 15:24:07 2024
Quant Method : I:\ACQUDATA\6890G\Methods\G-PCB030724.M
Quant Title : 608/8082 PCB'S
QLast Update : Mon Mar 25 14:53:26 2024
Response via : Initial Calibration
Integrator: ChemStation

Volume Inj. : 2uL
Signal #1 Phase : DB-1701 Signal #2 Phase: DB-17
Signal #1 Info : 0.32mm 30m Signal #2 Info : 0.32mm 30m

Min. RRF : 0.000 Min. Rel. Area : 50% Max. R.T. Dev 0.50min
Max. RRF Dev : 20% Max. Rel. Area : 150%

		Compound	Amount	Calc.	%Dev	Area%	Dev(Min)
1	S	SURR1, TCMX	50.000	49.934	0.1	103	0.00
2	S	SURR2,Decachlorobiphenyl	50.000	45.525	9.0	97	-0.01
3	L1c	PCB 1016	500.000	514.910	-3.0	116	-0.01
4	L1c	PCB 1016{2}	500.000	461.348	7.7	104	-0.01
5	L1c	PCB 1016{3}	500.000	487.573	2.5	109	-0.01
6	L1c	PCB 1016{4}	500.000	478.227	4.4	106	-0.01
7	L1c	PCB 1016{5}	500.000	462.202	7.6	103	-0.02
33	L7c	PCB 1260	500.000	465.096	7.0	102	-0.02
34	L7c	PCB 1260{2}	500.000	469.949	6.0	103	-0.02
35	L7c	PCB 1260{3}	500.000	482.044	3.6	103	-0.02
36	L7C	PCB 1260{4}	500.000	490.812	1.8	106	-0.02
37	L7C	PCB 1260{5}	500.000	469.146	6.2	103	-0.01

Signal #2

1	S	SURR1, TCMX	50.000	52.052	-4.1	106	-0.01
2	S	SURR2,Decachlorobiphenyl	50.000	29.625	40.8#	63	-0.02
3	L1c	PCB 1016	500.000	492.493	1.5	109	-0.02
4	L1c	PCB 1016{2}	500.000	474.278	5.1	105	-0.02
5	L1c	PCB 1016{3}	500.000	498.423	0.3	111	-0.02
6	L1c	PCB 1016{4}	500.000	517.529	-3.5	111	-0.02
7	L1c	PCB 1016{5}	500.000	474.206	5.2	102	-0.02
33	L7c	PCB 1260	500.000	456.369	8.7	99	-0.04
34	L7c	PCB 1260{2}	500.000	473.819	5.2	102	-0.03
35	L7c	PCB 1260{3}	500.000	454.428	9.1	97	-0.03
36	L7C	PCB 1260{4}	500.000	464.331	7.1	97	-0.02
37	L7C	PCB 1260{5}	500.000	445.250	10.9	94	-0.02

Evaluate Continuing Calibration Report - Not Founds

8	L2c	PCB 1221	500.000	0.000	100.0#	0	-1.69#
9	L2c	PCB 1221{2}	500.000	0.000	100.0#	0	-1.83#
10	L2c	PCB 1221{3}	500.000	0.000	100.0#	0	-1.90#
11	L2c	PCB 1221{4}	500.000	0.000	100.0#	0	-1.92#
12	L2c	PCB 1221{5}	500.000	0.000	100.0#	0	-2.09#
13	L3c	PCB 1232	500.000	0.000	100.0#	0	-1.93#
14	L3c	PCB 1232{2}	500.000	0.000	100.0#	0	-2.10#
15	L3c	PCB 1232{3}	500.000	0.000	100.0#	0	-2.35#
16	L3c	PCB 1232{4}	500.000	0.000	100.0#	0	-2.42#
17	L3c	PCB 1232{5}	500.000	0.000	100.0#	0	-2.46#
18	L4c	PCB 1242	500.000	0.000	100.0#	0	-1.91#
19	L4c	PCB 1242{2}	500.000	0.000	100.0#	0	-2.08#
20	L4c	PCB 1242{3}	500.000	0.000	100.0#	0	-2.33#
21	L4c	PCB 1242{4}	500.000	0.000	100.0#	0	-2.93#

1st AF 03/25/24
2nd AM 03/25/24

Data Path : I:\ACQUDATA\6890G\Data\032524\
Data File : BM1505.D
Signal(s) : Signal #1: ECD1A.ch Signal #2: ECD2B.ch
Acq On   : 25 Mar 2024 03:13 pm
Operator : AFelser
Sample   : CCV
Misc   :
ALS Vial : 2   Sample Multiplier: 1

Integration File signal 1: AUTOINT1.E
Integration File signal 2: AUTOINT2.E
Quant Time: Mar 25 15:24:07 2024
Quant Method : I:\ACQUDATA\6890G\Methods\G-PCB030724.M
Quant Title : 608/8082 PCB'S
QLast Update : Mon Mar 25 14:53:26 2024
Response via : Initial Calibration
Integrator: ChemStation

Volume Inj.   : 2uL
Signal #1 Phase : DB-1701   Signal #2 Phase: DB-17
Signal #1 Info : 0.32mm 30m   Signal #2 Info : 0.32mm 30m

Min. RRF   :   0.000 Min. Rel. Area : 50% Max. R.T. Dev 0.50min
Max. RRF Dev : 20%   Max. Rel. Area : 150%

	Compound	Amount	Calc.	%Dev	Area%	Dev(Min)
22	L4c PCB 1242{5}	500.000	0.000	100.0#	0	-2.95#
23	L5c PCB 1248	500.000	0.000	100.0#	0	-2.08#
24	L5c PCB 1248{2}	500.000	0.000	100.0#	0	-2.51#
25	L5c PCB 1248{3}	500.000	0.000	100.0#	0	-2.65#
26	L5c PCB 1248{4}	500.000	0.000	100.0#	0	-2.93#
27	L5c PCB 1248{5}	500.000	0.000	100.0#	0	-2.95#
28	L6c PCB 1254	500.000	0.000	100.0#	0	-3.09#
29	L6c PCB 1254{2}	500.000	0.000	100.0#	0	-3.29#
30	L6c PCB 1254{3}	500.000	0.000	100.0#	0	-3.39#
31	L6c PCB 1254{4}	500.000	0.000	100.0#	0	-3.61#
32	L6c PCB 1254{5}	500.000	0.000	100.0#	0	-3.77#
38	L8C PCB 1268	500.000	0.000	100.0	0	-4.16#
39	L8C PCB 1268{2}	500.000	0.000	100.0	0	-4.43#
40	L8C PCB 1268{3}	500.000	0.000	100.0	0	-5.02#
41	L8C PCB 1268{4}	500.000	0.000	100.0	0	-5.06#
42	L8C PCB 1268{5}	500.000	0.000	100.0	0	-5.48#
43	L9C PCB 1262	500.000	0.000	100.0	0	-3.78#
44	L9C PCB 1262{2}	500.000	0.000	100.0	0	-3.90#
45	L9C PCB 1262{3}	500.000	0.000	100.0	0	-4.18#
46	L9C PCB 1262{4}	500.000	0.000	100.0	0	-4.76#
47	L9C PCB 1262{5}	500.000	0.000	100.0	0	-5.00#

Signal #2

8	L2c PCB 1221	500.000	0.000	100.0#	0	-1.87#
9	L2c PCB 1221{2}	500.000	0.000	100.0#	0	-1.98#
10	L2c PCB 1221{3}	500.000	0.000	100.0#	0	-2.06#
11	L2c PCB 1221{4}	500.000	0.000	100.0#	0	-2.14#
12	L2c PCB 1221{5}	500.000	0.000	100.0#	0	-2.17#
13	L3c PCB 1232	500.000	0.000	100.0#	0	-2.15#
14	L3c PCB 1232{2}	500.000	0.000	100.0#	0	-2.18#
15	L3c PCB 1232{3}	500.000	0.000	100.0#	0	-2.41#
16	L3c PCB 1232{4}	500.000	0.000	100.0#	0	-2.56#
17	L3c PCB 1232{5}	500.000	0.000	100.0#	0	-2.79#
18	L4c PCB 1242	500.000	0.000	100.0#	0	-2.17#
19	L4c PCB 1242{2}	500.000	0.000	100.0#	0	-2.40#
20	L4c PCB 1242{3}	500.000	0.000	100.0#	0	-2.69#
21	L4c PCB 1242{4}	500.000	0.000	100.0#	0	-3.42#
22	L4c PCB 1242{5}	500.000	0.000	100.0#	0	-3.46#
23	L5c PCB 1248	500.000	0.000	100.0#	0	-2.39#
24	L5c PCB 1248{2}	500.000	0.000	100.0#	0	-2.91#
25	L5c PCB 1248{3}	500.000	0.000	100.0#	0	-3.12#
26	L5c PCB 1248{4}	500.000	0.000	100.0#	0	-3.42#
27	L5c PCB 1248{5}	500.000	0.000	100.0#	0	-3.45#

Evaluate Continuing Calibration Report

Data Path : I:\ACQUDATA\6890G\Data\032524\
Data File : BM1505.D
Signal(s) : Signal #1: ECD1A.ch Signal #2: ECD2B.ch
Acq On   : 25 Mar 2024 03:13 pm
Operator : AFelser
Sample   : CCV
Misc   :
ALS Vial : 2   Sample Multiplier: 1

Integration File signal 1: AUTOINT1.E
Integration File signal 2: AUTOINT2.E
Quant Time: Mar 25 15:24:07 2024
Quant Method : I:\ACQUDATA\6890G\Methods\G-PCB030724.M
Quant Title : 608/8082 PCB'S
QLast Update : Mon Mar 25 14:53:26 2024
Response via : Initial Calibration
Integrator: ChemStation

Volume Inj.   : 2uL
Signal #1 Phase : DB-1701   Signal #2 Phase: DB-17
Signal #1 Info : 0.32mm 30m   Signal #2 Info : 0.32mm 30m

Min. RRF   :   0.000 Min. Rel. Area : 50% Max. R.T. Dev 0.50min
Max. RRF Dev : 20%   Max. Rel. Area : 150%

	Compound	Amount	Calc.	%Dev	Area%	Dev(Min)
28	L6c PCB 1254	500.000	0.000	100.0#	0	-3.62#
29	L6c PCB 1254{2}	500.000	0.000	100.0#	0	-3.94#
30	L6c PCB 1254{3}	500.000	0.000	100.0#	0	-4.32#
31	L6c PCB 1254{4}	500.000	0.000	100.0#	0	-4.52#
32	L6c PCB 1254{5}	500.000	0.000	100.0#	0	-4.87#
38	L8C PCB 1268	500.000	0.000	100.0	0	-4.95#
39	L8C PCB 1268{2}	500.000	0.000	100.0	0	-5.19#
40	L8C PCB 1268{3}	500.000	0.000	100.0	0	-5.64#
41	L8C PCB 1268{4}	500.000	0.000	100.0	0	-5.84#
42	L8C PCB 1268{5}	500.000	0.000	100.0	0	-6.02#
43	L9C PCB 1262	500.000	0.000	100.0	0	-4.52#
44	L9C PCB 1262{2}	500.000	0.000	100.0	0	-4.70#
45	L9C PCB 1262{3}	500.000	0.000	100.0	0	-4.95#
46	L9C PCB 1262{4}	500.000	0.000	100.0	0	-5.20#
47	L9C PCB 1262{5}	500.000	0.000	100.0	0	-6.03#

(#) = Out of Range SPCC's out = 0 CCC's out = 50

Quantitation Report (QT Reviewed)

Data Path : I:\ACQUDATA\6890G\Data\032524\
Data File : BM1505.D
Signal(s) : Signal #1: ECD1A.ch Signal #2: ECD2B.ch
Acq On : 25 Mar 2024 03:13 pm
Operator : AFelser
Sample : CCV
Misc :
ALS Vial : 2 Sample Multiplier: 1

Integration File signal 1: AUTOINT1.E
Integration File signal 2: AUTOINT2.E
Quant Time: Mar 25 15:24:07 2024
Quant Method : I:\ACQUDATA\6890G\Methods\G-PCB030724.M
Quant Title : 608/8082 PCB'S
QLast Update : Mon Mar 25 14:53:26 2024
Response via : Initial Calibration
Integrator: ChemStation

Volume Inj. : 2uL
Signal #1 Phase : DB-1701 Signal #2 Phase: DB-17
Signal #1 Info : 0.32mm 30m Signal #2 Info : 0.32mm 30m

Compound	RT#1	RT#2	Resp#1	Resp#2	ug/l	ug/l
System Monitoring Compounds						
1) S SURR1, TCMX	1.746	1.909	380.9E6	2546.3E6	49.934	52.052
Spiked Amount 100.000	Range 30 - 150		Recovery =		49.93%	52.05%
2) S SURR2,Dec...	5.787	6.356	146.6E6	356.9E6	45.525	29.625 #
Spiked Amount 100.000	Range 30 - 150		Recovery =		45.52%	29.63%#
Target Compounds						
3) L1c PCB 1016	1.911	2.160	67190106	381.4E6	514.910	492.493
4) L1c PCB 1016{2}	2.082	2.517	124.9E6	222.9E6	461.348	474.278
5) L1c PCB 1016{3}	2.188	2.539	53511458	325.4E6	487.573	498.423
6) L1c PCB 1016{4}	2.401	2.765	112.1E6	653.0E6	478.227	517.529
7) L1c PCB 1016{5}	2.642	2.836	85090791	379.5E6	462.202	474.206
Sum PCB 1016			442.8E6	1962.2E6	2404.259	2456.929
Average PCB 1016					480.852	491.386
Sum PCB 1221			0	0	N.D.	N.D.
Average PCB 1221					0.000	0.000
Sum PCB 1232			0	0	N.D.	N.D.
Average PCB 1232					0.000	0.000
Sum PCB 1242			0	0	N.D.	N.D.
Average PCB 1242					0.000	0.000
Sum PCB 1248			0	0	N.D.	N.D.
Average PCB 1248					0.000	0.000
Sum PCB 1254			0	0	N.D.	N.D.
Average PCB 1254					0.000	0.000
33) L7c PCB 1260	3.519	4.250	151.0E6	866.0E6	465.096	456.369
34) L7c PCB 1260{2}	3.756	4.490	227.4E6	990.6E6	469.949	473.819
35) L7c PCB 1260{3}	4.733	5.170	308.8E6	629.0E6	482.044	454.428m
36) L7C PCB 1260{4}	4.979	5.367	149.9E6	1414.8E6	490.812	464.331
37) L7C PCB 1260{5}	5.464	6.003	77613568	341.1E6	469.146	445.250
Sum PCB 1260			914.7E6	4241.5E6	2377.047	2294.197
Average PCB 1260					475.409	458.839
Sum PCB 1268			0	0	N.D.	N.D.
Average PCB 1268					0.000	0.000
Sum PCB 1262			0	0	N.D.	N.D.
Average PCB 1262					0.000	0.000

(f)=RT Delta > 1/2 Window (#)=Amounts differ by > 25% (m)=manual int.

1st AF 03/25/24
2nd AM 03/25/24

Quantitation Report (QT Reviewed)

Data Path : I:\ACQUDATA\6890G\Data\032524\
Data File : BM1505.D
Signal(s) : Signal #1: ECD1A.ch Signal #2: ECD2B.ch
Acq On : 25 Mar 2024 03:13 pm
Operator : AFelser
Sample : CCV
Misc :
ALS Vial : 2 Sample Multiplier: 1

Integration File signal 1: AUTOINT1.E
Integration File signal 2: AUTOINT2.E
Quant Time: Mar 25 15:24:07 2024
Quant Method : I:\ACQUDATA\6890G\Methods\G-PCB030724.M
Quant Title : 608/8082 PCB'S
QLast Update : Mon Mar 25 14:53:26 2024
Response via : Initial Calibration
Integrator: ChemStation

Volume Inj. : 2uL
Signal #1 Phase : DB-1701 Signal #2 Phase: DB-17
Signal #1 Info : 0.32mm 30m Signal #2 Info : 0.32mm 30m

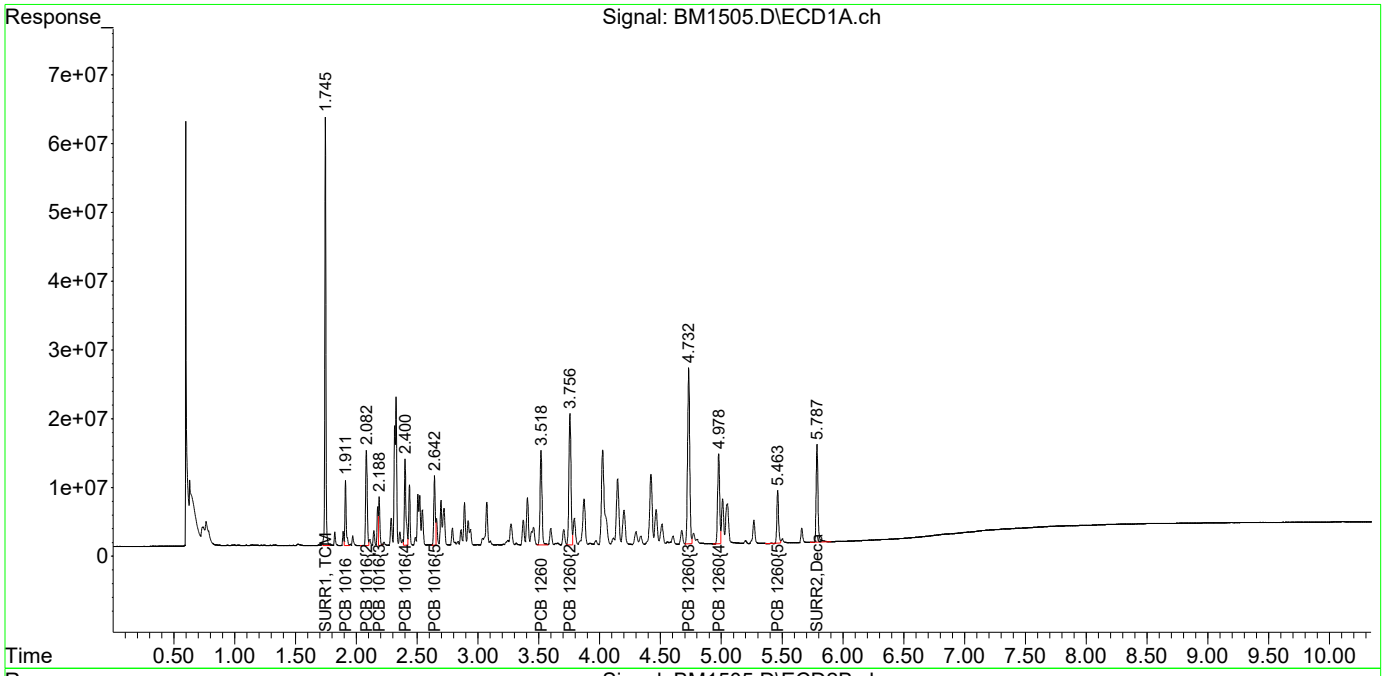

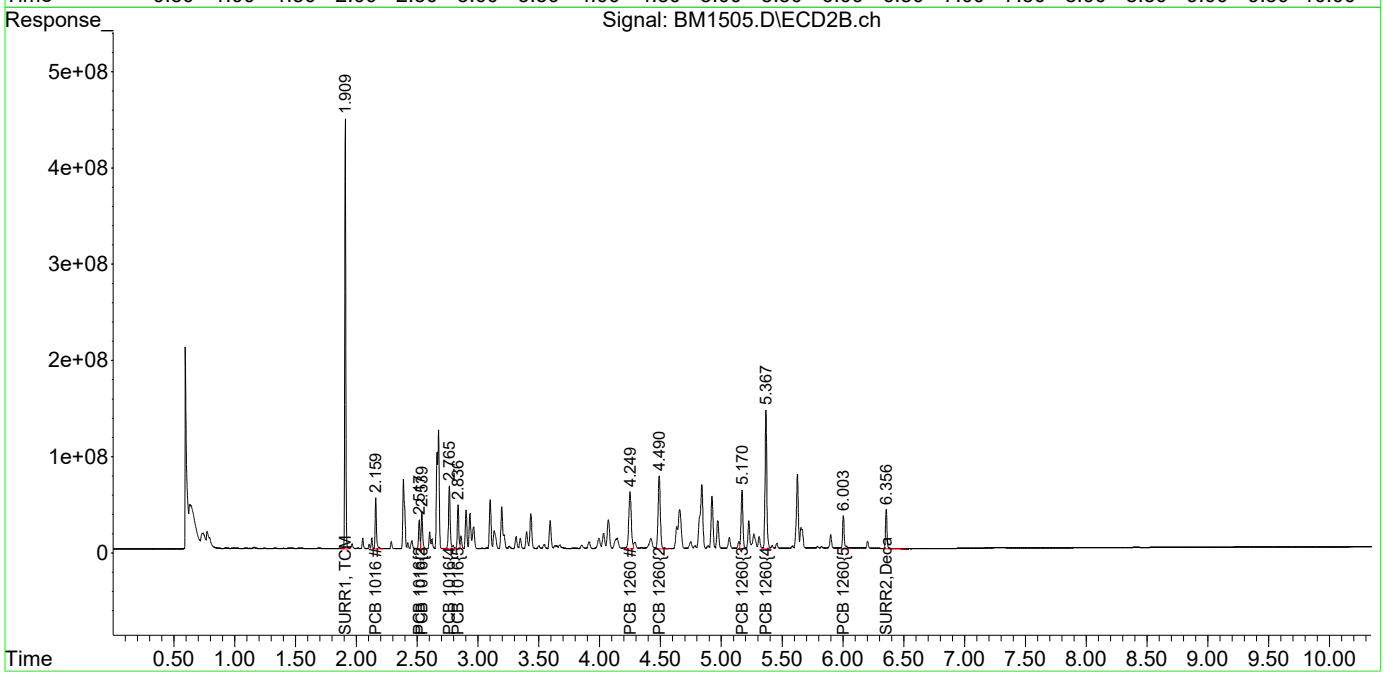

Quantitation Report (Qedit)

Data Path : I:\ACQUDATA\6890G\Data\032524\
Data File : BM1510.D
Signal(s) : Signal #1: ECD1A.ch Signal #2: ECD2B.ch
Acq On : 25 Mar 2024 04:24 pm
Operator : AFelser
Sample : CCV
Misc :
ALS Vial : 2 Sample Multiplier: 1

Integration File signal 1: AUTOINT1.E
Integration File signal 2: AUTOINT2.E
Quant Time: Mar 26 16:26:22 2024
Quant Method : I:\ACQUDATA\6890G\Methods\G-PCB030724.M
Quant Title : 608/8082 PCB'S
QLast Update : Mon Mar 25 14:53:26 2024
Response via : Initial Calibration
Integrator: ChemStation

Volume Inj. : 2uL
Signal #1 Phase : DB-1701 Signal #2 Phase: DB-17
Signal #1 Info : 0.32mm 30m Signal #2 Info : 0.32mm 30m

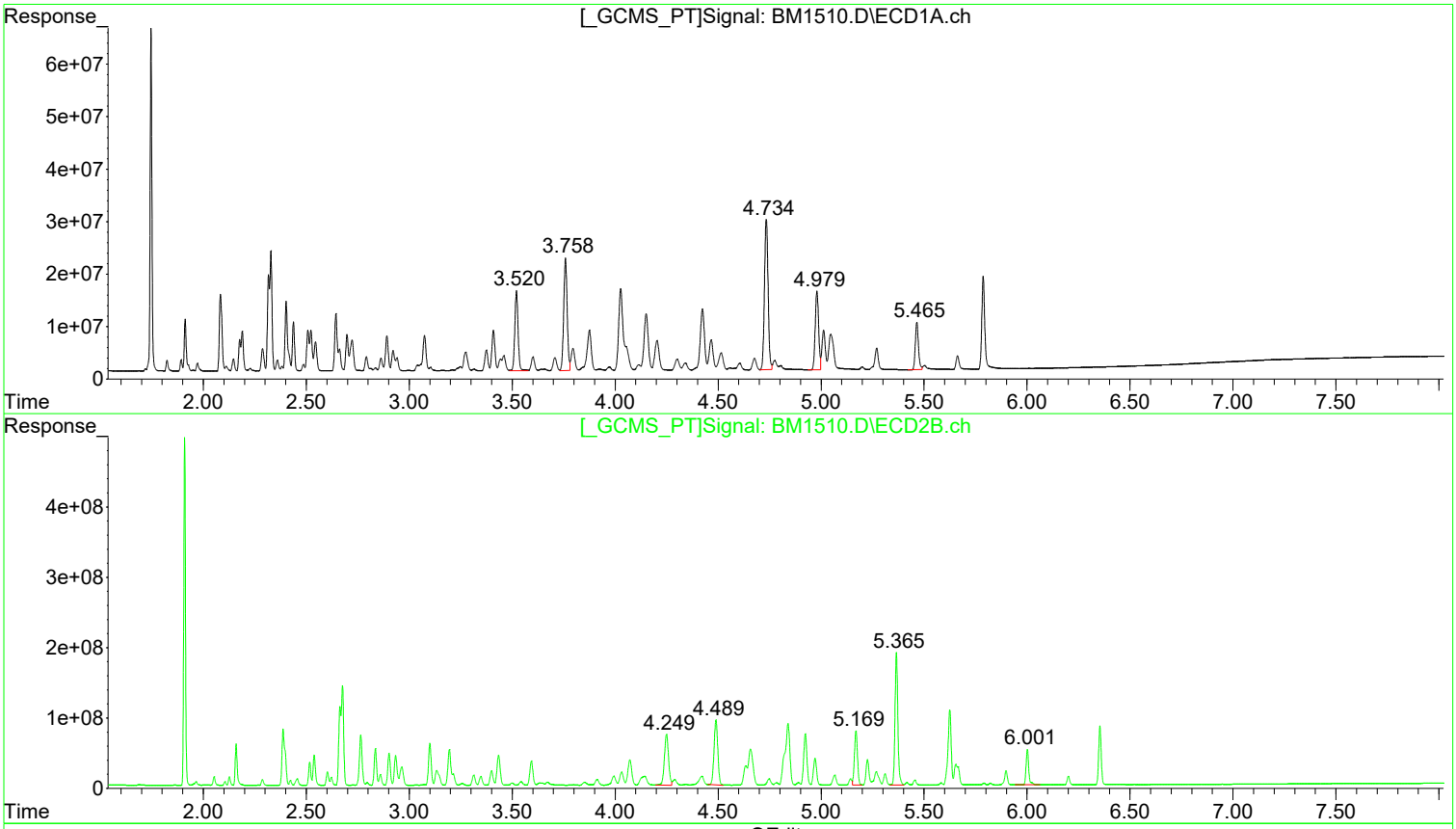

QEdit

(33) PCB 1260 (L7c)

R.T.	Response	Conc
3.52	167600172	516.20
3.76	253862978	524.69
4.73	354143768	552.82
4.98	172110417	563.50
5.47	94507140	571.26

(33) PCB 1260 #2 (L7c)

R.T.	Response	Conc
4.25	1031357557	543.51
4.49	1171235616	560.23
5.17	791631166	571.97
5.37	1834954340	602.21
6.00	459143447	599.34

Manual Integration:

After

Poor integration.

03/26/24

(+) = Expected Retention Time

Quantitation Report (Qedit)

Data Path : I:\ACQUDATA\6890G\Data\032524\
Data File : BM1510.D
Signal(s) : Signal #1: ECD1A.ch Signal #2: ECD2B.ch
Acq On : 25 Mar 2024 04:24 pm
Operator : AFelser
Sample : CCV
Misc :
ALS Vial : 2 Sample Multiplier: 1

Integration File signal 1: AUTOINT1.E
Integration File signal 2: AUTOINT2.E
Quant Time: Mar 26 16:26:22 2024
Quant Method : I:\ACQUDATA\6890G\Methods\G-PCB030724.M
Quant Title : 608/8082 PCB'S
QLast Update : Mon Mar 25 14:53:26 2024
Response via : Initial Calibration
Integrator: ChemStation

Volume Inj. : 2uL
Signal #1 Phase : DB-1701 Signal #2 Phase: DB-17
Signal #1 Info : 0.32mm 30m Signal #2 Info : 0.32mm 30m

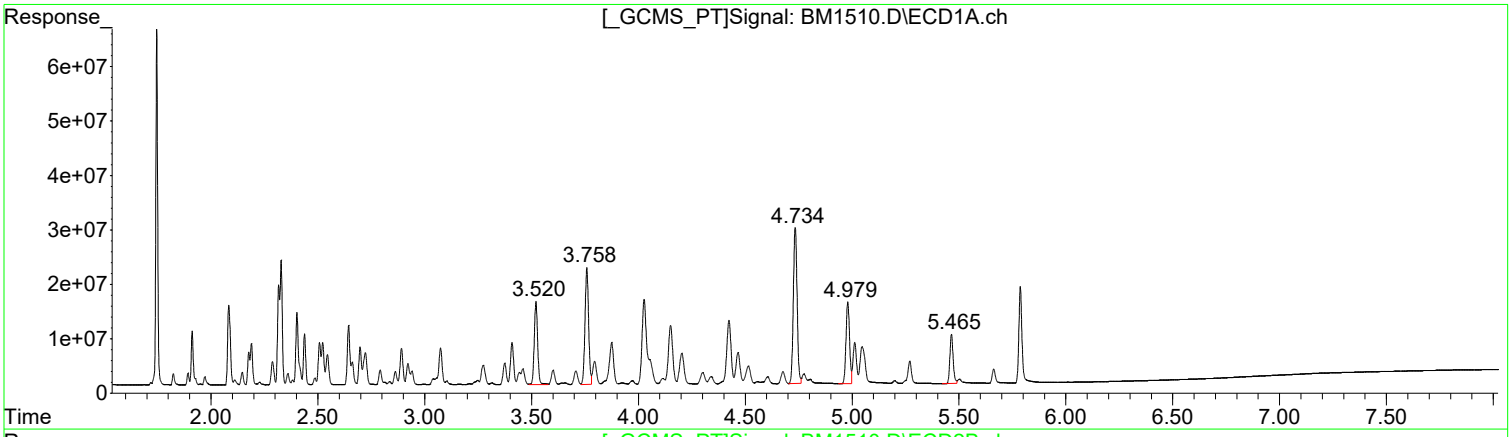

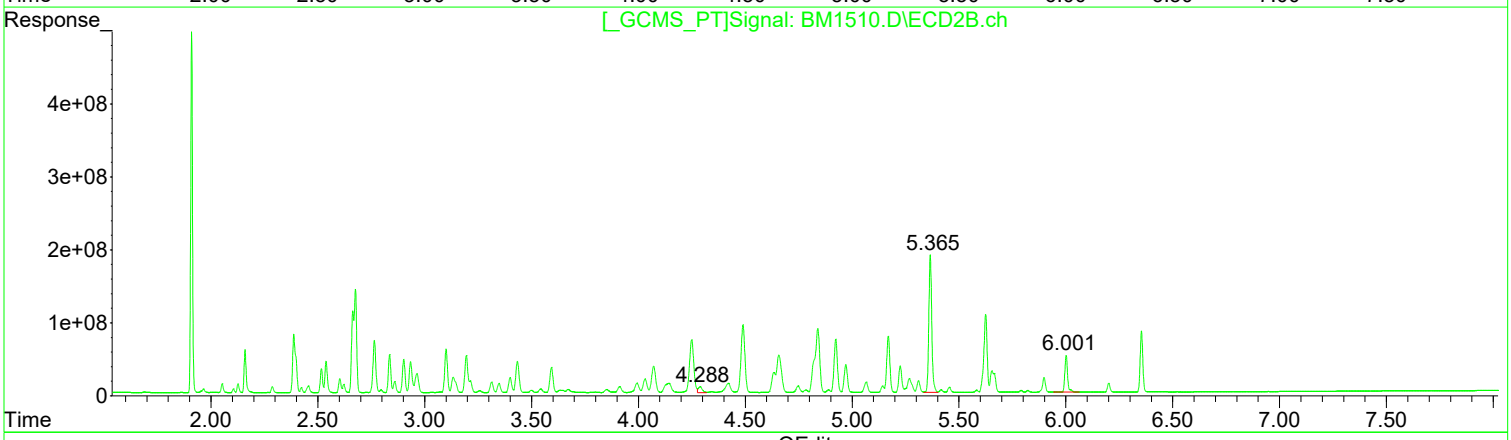

QEdit

(33) PCB 1260 (L7c)

R.T.	Response	Conc
3.52	167600172	516.20
3.76	253862978	524.69
4.73	354143768	552.82
4.98	172110417	563.50
5.47	94507140	571.26

(33) PCB 1260 #2 (L7c)

R.T.	Response	Conc
4.29	103652434	54.62
0.00	0	0.00
0.00	0	0.00
5.37	1834954340	602.21
6.00	459143447	599.34

Manual Integration:

Before

03/26/24

(+) = Expected Retention Time

1st AF 03/27/24
2nd BA 03/27/24

Quantitation Report (Qedit)

Data Path : I:\ACQUDATA\6890G\Data\032524\
Data File : BM1510.D
Signal(s) : Signal #1: ECD1A.ch Signal #2: ECD2B.ch
Acq On : 25 Mar 2024 04:24 pm
Operator : AFelser
Sample : CCV
Misc :
ALS Vial : 2 Sample Multiplier: 1

Integration File signal 1: AUTOINT1.E
Integration File signal 2: AUTOINT2.E
Quant Time: Mar 26 16:26:22 2024
Quant Method : I:\ACQUDATA\6890G\Methods\G-PCB030724.M
Quant Title : 608/8082 PCB'S
QLast Update : Mon Mar 25 14:53:26 2024
Response via : Initial Calibration
Integrator: ChemStation

Volume Inj. : 2uL
Signal #1 Phase : DB-1701 Signal #2 Phase: DB-17
Signal #1 Info : 0.32mm 30m Signal #2 Info : 0.32mm 30m

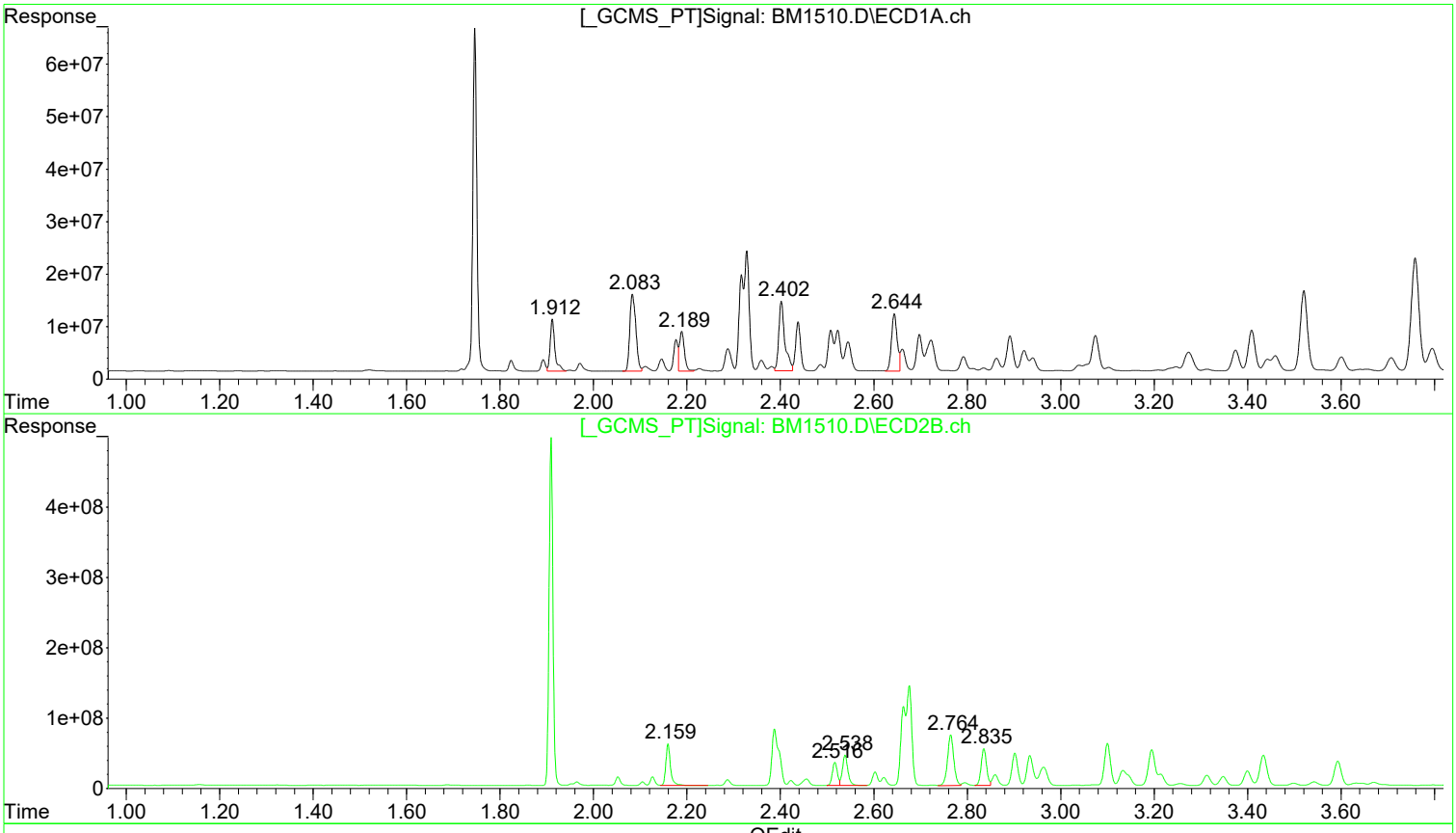

QEdit

(3) PCB 1016 (L1c)

R.T.	Response	Conc
1.91	70161194	537.68
2.08	131191575	484.66
2.19	56123751	511.37
2.40	119320358	508.81
2.64	92397789	501.89

(3) PCB 1016 #2 (L1c)

R.T.	Response	Conc
2.16	414903939	535.74
2.52	247208153	526.00
2.54	351766965	538.73
2.76	677786516	537.21
2.84	430209488	537.54

Manual Integration:

After

Poor integration.

03/26/24

(+) = Expected Retention Time

Quantitation Report (Qedit)

Data Path : I:\ACQUDATA\6890G\Data\032524\
Data File : BM1510.D
Signal(s) : Signal #1: ECD1A.ch Signal #2: ECD2B.ch
Acq On : 25 Mar 2024 04:24 pm
Operator : AFelser
Sample : CCV
Misc :
ALS Vial : 2 Sample Multiplier: 1

Integration File signal 1: AUTOINT1.E
Integration File signal 2: AUTOINT2.E
Quant Time: Mar 26 16:26:22 2024
Quant Method : I:\ACQUDATA\6890G\Methods\G-PCB030724.M
Quant Title : 608/8082 PCB'S
QLast Update : Mon Mar 25 14:53:26 2024
Response via : Initial Calibration
Integrator: ChemStation

Volume Inj. : 2uL
Signal #1 Phase : DB-1701 Signal #2 Phase: DB-17
Signal #1 Info : 0.32mm 30m Signal #2 Info : 0.32mm 30m

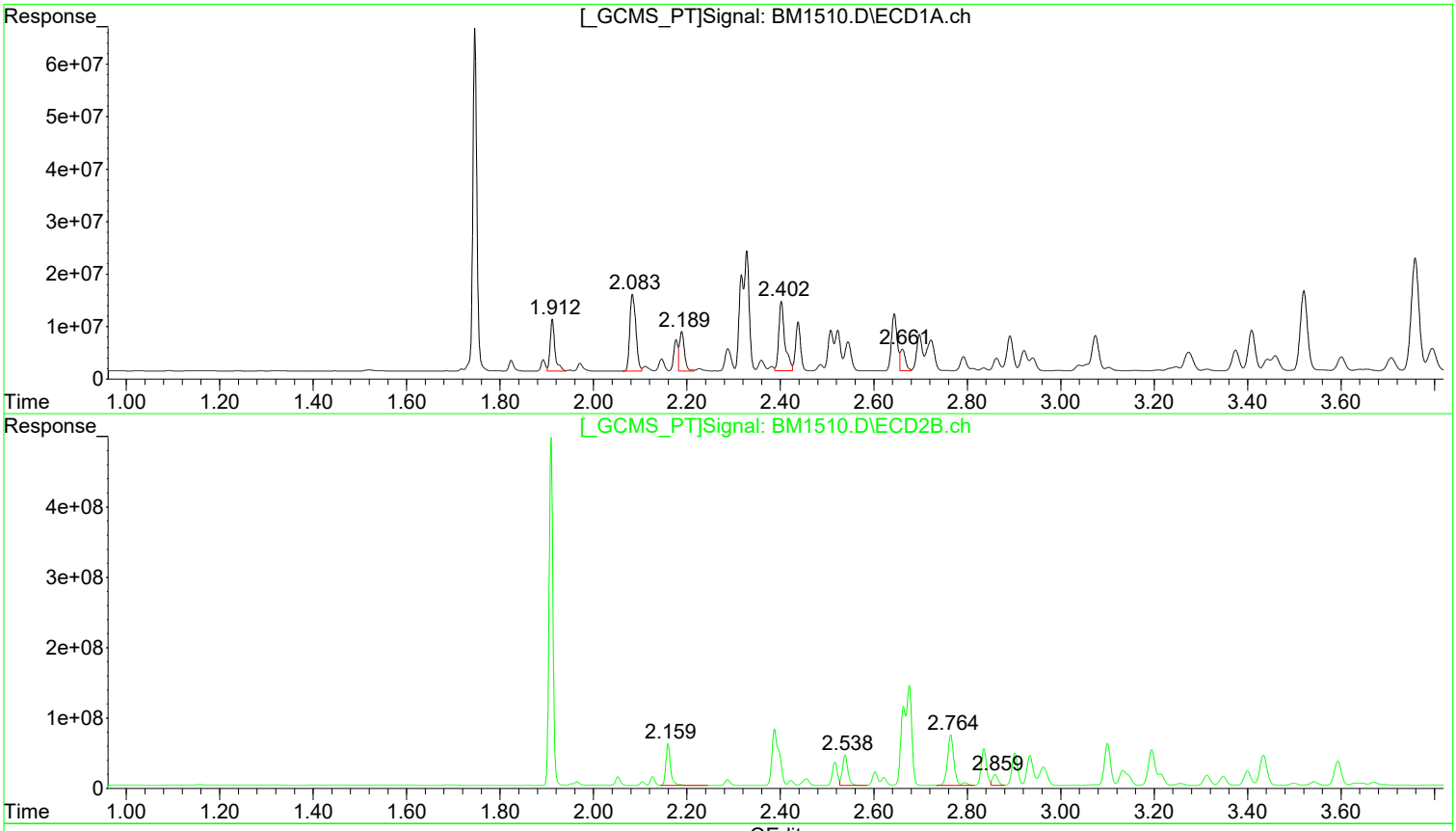

QEdit

(3) PCB 1016 (L1c)

R.T.	Response	Conc
1.91	70161194	537.68
2.08	131191575	484.66
2.19	56123751	511.37
2.40	119320358	508.81
2.66	32429317	176.15

(3) PCB 1016 #2 (L1c)

R.T.	Response	Conc
2.16	414903939	535.74
2.54	351766965	748.47
2.54	351766965	538.73
2.76	708342154	561.43
2.86	127641029	159.49

Manual Integration:

Before

03/26/24

(+) = Expected Retention Time

Quantitation Report (Qedit)

Data Path : I:\ACQUDATA\6890G\Data\032524\
Data File : BM1510.D
Signal(s) : Signal #1: ECD1A.ch Signal #2: ECD2B.ch
Acq On : 25 Mar 2024 04:24 pm
Operator : AFelser
Sample : CCV
Misc :
ALS Vial : 2 Sample Multiplier: 1

Integration File signal 1: AUTOINT1.E
Integration File signal 2: AUTOINT2.E
Quant Time: Mar 26 16:26:22 2024
Quant Method : I:\ACQUDATA\6890G\Methods\G-PCB030724.M
Quant Title : 608/8082 PCB'S
QLast Update : Mon Mar 25 14:53:26 2024
Response via : Initial Calibration
Integrator: ChemStation

Volume Inj. : 2uL
Signal #1 Phase : DB-1701 Signal #2 Phase: DB-17
Signal #1 Info : 0.32mm 30m Signal #2 Info : 0.32mm 30m

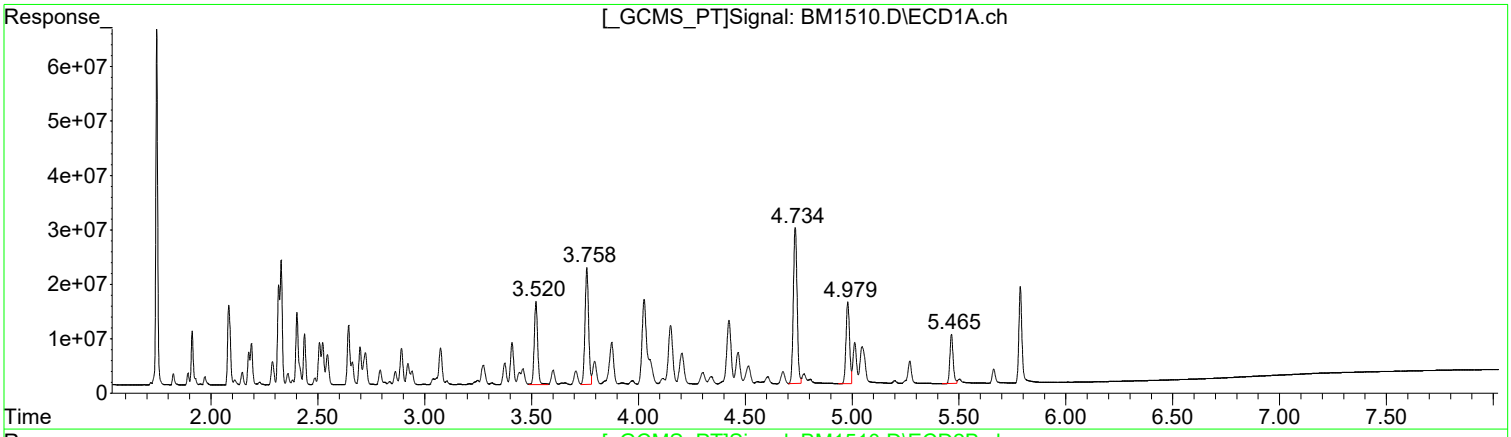

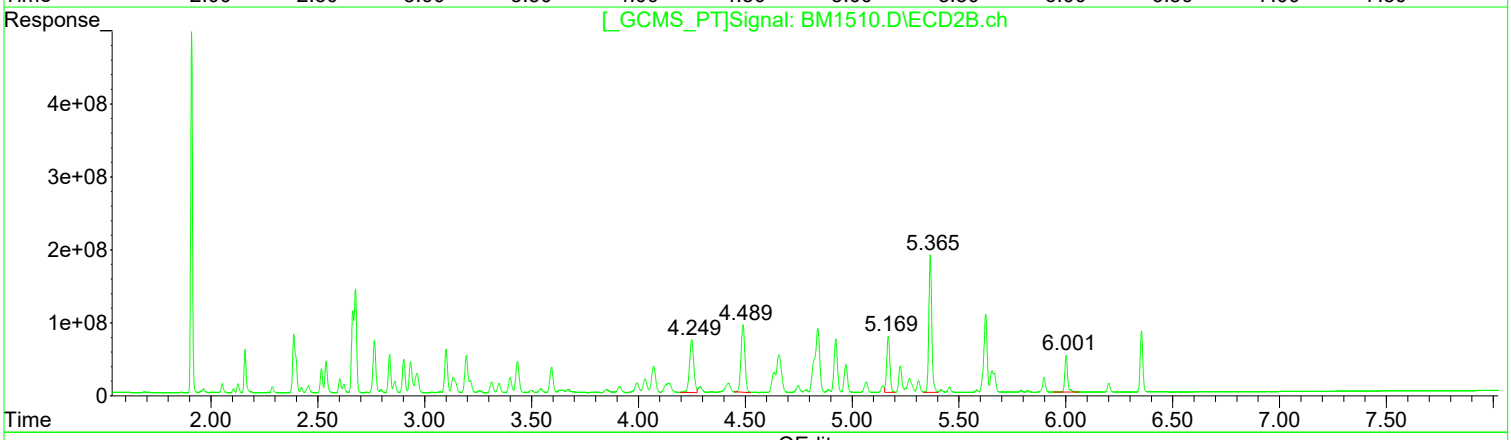

QEdit

(33) PCB 1260 (L7c)

R.T.	Response	Conc
3.52	167600172	516.20
3.76	253862978	524.69
4.73	354143768	552.82
4.98	172110417	563.50
5.47	94507140	571.26

(33) PCB 1260 #2 (L7c)

R.T.	Response	Conc
4.25	1031357557	543.51
4.49	1171235616	560.23
5.17	791631166	571.97
5.37	1834954340	602.21
6.00	459143447	599.34

Manual Integration:

After

Peak not found.

03/26/24

(+) = Expected Retention Time

Evaluate Continuing Calibration Report

Data Path : I:\ACQUDATA\6890G\Data\032524\
Data File : BM1510.D
Signal(s) : Signal #1: ECD1A.ch Signal #2: ECD2B.ch
Acq On   : 25 Mar 2024 04:24 pm
Operator : AFelser
Sample   : CCV
Misc   :
ALS Vial : 2   Sample Multiplier: 1

Integration File signal 1: AUTOINT1.E
Integration File signal 2: AUTOINT2.E
Quant Time: Mar 26 16:26:22 2024
Quant Method : I:\ACQUDATA\6890G\Methods\G-PCB030724.M
Quant Title : 608/8082 PCB'S
QLast Update : Mon Mar 25 14:53:26 2024
Response via : Initial Calibration
Integrator: ChemStation

Volume Inj.   : 2uL
Signal #1 Phase : DB-1701   Signal #2 Phase: DB-17
Signal #1 Info : 0.32mm 30m   Signal #2 Info : 0.32mm 30m

Min. RRF   :   0.000 Min. Rel. Area : 50% Max. R.T. Dev 0.50min
Max. RRF Dev : 20%   Max. Rel. Area : 150%

		Compound	Amount	Calc.	%Dev	Area%	Dev(Min)
1	S	SURR1, TCMX	50.000	51.743	-3.5	107	0.00
2	S	SURR2,Decachlorobiphenyl	50.000	57.075	-14.2	122	-0.01
3	L1c	PCB 1016	500.000	537.678	-7.5	122	-0.01
4	L1c	PCB 1016{2}	500.000	484.656	3.1	109	-0.01
5	L1c	PCB 1016{3}	500.000	511.375	-2.3	115	-0.01
6	L1c	PCB 1016{4}	500.000	508.809	-1.8	113	-0.01
7	L1c	PCB 1016{5}	500.000	501.892	-0.4	112	-0.01
33	L7c	PCB 1260	500.000	516.198	-3.2	114	-0.02
34	L7c	PCB 1260{2}	500.000	524.692	-4.9	115	-0.02
35	L7c	PCB 1260{3}	500.000	552.822	-10.6	119	-0.02
36	L7C	PCB 1260{4}	500.000	563.498	-12.7	121	-0.02
37	L7C	PCB 1260{5}	500.000	571.262	-14.3	125	-0.01

Signal #2

1	S	SURR1, TCMX	50.000	57.751	-15.5	117	-0.01
2	S	SURR2,Decachlorobiphenyl	50.000	60.020	-20.0#	128	-0.02
3	L1c	PCB 1016	500.000	535.739	-7.1	119	-0.02
4	L1c	PCB 1016{2}	500.000	525.998	-5.2	116	-0.02
5	L1c	PCB 1016{3}	500.000	538.732	-7.7	120	-0.02
6	L1c	PCB 1016{4}	500.000	537.212	-7.4	116	-0.02
7	L1c	PCB 1016{5}	500.000	537.542	-7.5	115	-0.02
33	L7c	PCB 1260	500.000	543.515	-8.7	118	-0.04
34	L7c	PCB 1260{2}	500.000	560.228	-12.0	120	-0.03
35	L7c	PCB 1260{3}	500.000	571.966	-14.4	123	-0.03
36	L7C	PCB 1260{4}	500.000	602.208	-20.4#	126	-0.02
37	L7C	PCB 1260{5}	500.000	599.338	-19.9	126	-0.02

Evaluate Continuing Calibration Report - Not Founds

8	L2c	PCB 1221	500.000	0.000	100.0#	0	-1.69#
9	L2c	PCB 1221{2}	500.000	0.000	100.0#	0	-1.83#
10	L2c	PCB 1221{3}	500.000	0.000	100.0#	0	-1.90#
11	L2c	PCB 1221{4}	500.000	0.000	100.0#	0	-1.92#
12	L2c	PCB 1221{5}	500.000	0.000	100.0#	0	-2.09#
13	L3c	PCB 1232	500.000	0.000	100.0#	0	-1.93#
14	L3c	PCB 1232{2}	500.000	0.000	100.0#	0	-2.10#
15	L3c	PCB 1232{3}	500.000	0.000	100.0#	0	-2.35#
16	L3c	PCB 1232{4}	500.000	0.000	100.0#	0	-2.42#
17	L3c	PCB 1232{5}	500.000	0.000	100.0#	0	-2.46#
18	L4c	PCB 1242	500.000	0.000	100.0#	0	-1.91#
19	L4c	PCB 1242{2}	500.000	0.000	100.0#	0	-2.08#
20	L4c	PCB 1242{3}	500.000	0.000	100.0#	0	-2.33#
21	L4c	PCB 1242{4}	500.000	0.000	100.0#	0	-2.93#

1st AF 03/27/24
2nd BA 03/27/24

Data Path : I:\ACQUDATA\6890G\Data\032524\
Data File : BM1510.D
Signal(s) : Signal #1: ECD1A.ch Signal #2: ECD2B.ch
Acq On   : 25 Mar 2024 04:24 pm
Operator : AFelser
Sample   : CCV
Misc   :
ALS Vial : 2   Sample Multiplier: 1

Integration File signal 1: AUTOINT1.E
Integration File signal 2: AUTOINT2.E
Quant Time: Mar 26 16:26:22 2024
Quant Method : I:\ACQUDATA\6890G\Methods\G-PCB030724.M
Quant Title : 608/8082 PCB'S
QLast Update : Mon Mar 25 14:53:26 2024
Response via : Initial Calibration
Integrator: ChemStation

Volume Inj.   : 2uL
Signal #1 Phase : DB-1701   Signal #2 Phase: DB-17
Signal #1 Info : 0.32mm 30m   Signal #2 Info : 0.32mm 30m

Min. RRF   :   0.000 Min. Rel. Area : 50% Max. R.T. Dev 0.50min
Max. RRF Dev : 20%   Max. Rel. Area : 150%

	Compound	Amount	Calc.	%Dev	Area%	Dev(Min)
22	L4c PCB 1242{5}	500.000	0.000	100.0#	0	-2.95#
23	L5c PCB 1248	500.000	0.000	100.0#	0	-2.08#
24	L5c PCB 1248{2}	500.000	0.000	100.0#	0	-2.51#
25	L5c PCB 1248{3}	500.000	0.000	100.0#	0	-2.65#
26	L5c PCB 1248{4}	500.000	0.000	100.0#	0	-2.93#
27	L5c PCB 1248{5}	500.000	0.000	100.0#	0	-2.95#
28	L6c PCB 1254	500.000	0.000	100.0#	0	-3.09#
29	L6c PCB 1254{2}	500.000	0.000	100.0#	0	-3.29#
30	L6c PCB 1254{3}	500.000	0.000	100.0#	0	-3.39#
31	L6c PCB 1254{4}	500.000	0.000	100.0#	0	-3.61#
32	L6c PCB 1254{5}	500.000	0.000	100.0#	0	-3.77#
38	L8C PCB 1268	500.000	0.000	100.0	0	-4.16#
39	L8C PCB 1268{2}	500.000	0.000	100.0	0	-4.43#
40	L8C PCB 1268{3}	500.000	0.000	100.0	0	-5.02#
41	L8C PCB 1268{4}	500.000	0.000	100.0	0	-5.06#
42	L8C PCB 1268{5}	500.000	0.000	100.0	0	-5.48#
43	L9C PCB 1262	500.000	0.000	100.0	0	-3.78#
44	L9C PCB 1262{2}	500.000	0.000	100.0	0	-3.90#
45	L9C PCB 1262{3}	500.000	0.000	100.0	0	-4.18#
46	L9C PCB 1262{4}	500.000	0.000	100.0	0	-4.76#
47	L9C PCB 1262{5}	500.000	0.000	100.0	0	-5.00#

Signal #2

8	L2c PCB 1221	500.000	0.000	100.0#	0	-1.87#
9	L2c PCB 1221{2}	500.000	0.000	100.0#	0	-1.98#
10	L2c PCB 1221{3}	500.000	0.000	100.0#	0	-2.06#
11	L2c PCB 1221{4}	500.000	0.000	100.0#	0	-2.14#
12	L2c PCB 1221{5}	500.000	0.000	100.0#	0	-2.17#
13	L3c PCB 1232	500.000	0.000	100.0#	0	-2.15#
14	L3c PCB 1232{2}	500.000	0.000	100.0#	0	-2.18#
15	L3c PCB 1232{3}	500.000	0.000	100.0#	0	-2.41#
16	L3c PCB 1232{4}	500.000	0.000	100.0#	0	-2.56#
17	L3c PCB 1232{5}	500.000	0.000	100.0#	0	-2.79#
18	L4c PCB 1242	500.000	0.000	100.0#	0	-2.17#
19	L4c PCB 1242{2}	500.000	0.000	100.0#	0	-2.40#
20	L4c PCB 1242{3}	500.000	0.000	100.0#	0	-2.69#
21	L4c PCB 1242{4}	500.000	0.000	100.0#	0	-3.42#
22	L4c PCB 1242{5}	500.000	0.000	100.0#	0	-3.46#
23	L5c PCB 1248	500.000	0.000	100.0#	0	-2.39#
24	L5c PCB 1248{2}	500.000	0.000	100.0#	0	-2.91#
25	L5c PCB 1248{3}	500.000	0.000	100.0#	0	-3.12#
26	L5c PCB 1248{4}	500.000	0.000	100.0#	0	-3.42#
27	L5c PCB 1248{5}	500.000	0.000	100.0#	0	-3.45#

Evaluate Continuing Calibration Report

Data Path : I:\ACQUDATA\6890G\Data\032524\
Data File : BM1510.D
Signal(s) : Signal #1: ECD1A.ch Signal #2: ECD2B.ch
Acq On   : 25 Mar 2024 04:24 pm
Operator : AFelser
Sample   : CCV
Misc   :
ALS Vial : 2   Sample Multiplier: 1

Integration File signal 1: AUTOINT1.E
Integration File signal 2: AUTOINT2.E
Quant Time: Mar 26 16:26:22 2024
Quant Method : I:\ACQUDATA\6890G\Methods\G-PCB030724.M
Quant Title : 608/8082 PCB'S
QLast Update : Mon Mar 25 14:53:26 2024
Response via : Initial Calibration
Integrator: ChemStation

Volume Inj.   : 2uL
Signal #1 Phase : DB-1701   Signal #2 Phase: DB-17
Signal #1 Info : 0.32mm 30m   Signal #2 Info : 0.32mm 30m

Min. RRF   :   0.000 Min. Rel. Area : 50% Max. R.T. Dev 0.50min
Max. RRF Dev : 20%   Max. Rel. Area : 150%

	Compound	Amount	Calc.	%Dev	Area%	Dev(Min)
28	L6c PCB 1254	500.000	0.000	100.0#	0	-3.62#
29	L6c PCB 1254{2}	500.000	0.000	100.0#	0	-3.94#
30	L6c PCB 1254{3}	500.000	0.000	100.0#	0	-4.32#
31	L6c PCB 1254{4}	500.000	0.000	100.0#	0	-4.52#
32	L6c PCB 1254{5}	500.000	0.000	100.0#	0	-4.87#
38	L8C PCB 1268	500.000	0.000	100.0	0	-4.95#
39	L8C PCB 1268{2}	500.000	0.000	100.0	0	-5.19#
40	L8C PCB 1268{3}	500.000	0.000	100.0	0	-5.64#
41	L8C PCB 1268{4}	500.000	0.000	100.0	0	-5.84#
42	L8C PCB 1268{5}	500.000	0.000	100.0	0	-6.02#
43	L9C PCB 1262	500.000	0.000	100.0	0	-4.52#
44	L9C PCB 1262{2}	500.000	0.000	100.0	0	-4.70#
45	L9C PCB 1262{3}	500.000	0.000	100.0	0	-4.95#
46	L9C PCB 1262{4}	500.000	0.000	100.0	0	-5.20#
47	L9C PCB 1262{5}	500.000	0.000	100.0	0	-6.03#

(#) = Out of Range SPCC's out = 0 CCC's out = 51

Quantitation Report (QT Reviewed)

Data Path : I:\ACQUDATA\6890G\Data\032524\
Data File : BM1510.D
Signal(s) : Signal #1: ECD1A.ch Signal #2: ECD2B.ch
Acq On : 25 Mar 2024 04:24 pm
Operator : AFelser
Sample : CCV
Misc :
ALS Vial : 2 Sample Multiplier: 1

Integration File signal 1: AUTOINT1.E
Integration File signal 2: AUTOINT2.E
Quant Time: Mar 26 16:26:22 2024
Quant Method : I:\ACQUDATA\6890G\Methods\G-PCB030724.M
Quant Title : 608/8082 PCB'S
QLast Update : Mon Mar 25 14:53:26 2024
Response via : Initial Calibration
Integrator: ChemStation

Volume Inj. : 2uL
Signal #1 Phase : DB-1701 Signal #2 Phase: DB-17
Signal #1 Info : 0.32mm 30m Signal #2 Info : 0.32mm 30m

Compound	RT#1	RT#2	Resp#1	Resp#2	ug/l	ug/l
System Monitoring Compounds						
1) S SURR1, TCMX	1.746	1.909	394.7E6	2825.0E6	51.743	57.751
Spiked Amount 100.000	Range 30 - 150		Recovery =		51.74%	57.75%
2) S SURR2,Dec...	5.787	6.354f	183.8E6	723.1E6	57.075	60.020
Spiked Amount 100.000	Range 30 - 150		Recovery =		57.07%	60.02%
Target Compounds						
3) L1c PCB 1016	1.912	2.160f	70161194	414.9E6	537.678	535.739
4) L1c PCB 1016{2}	2.083	2.516f	131.2E6	247.2E6	484.656	525.998m
5) L1c PCB 1016{3}	2.189	2.539f	56123751	351.8E6	511.375	538.732
6) L1c PCB 1016{4}	2.402	2.764f	119.3E6	677.8E6	508.809	537.212m
7) L1c PCB 1016{5}	2.644	2.835f	92397789	430.2E6	501.892m	537.542m
Sum PCB 1016			469.2E6	2121.9E6	2544.410	2675.223
Average PCB 1016					508.882	535.045
Sum PCB 1221			0	0	N.D.	N.D.
Average PCB 1221					0.000	0.000
Sum PCB 1232			0	0	N.D.	N.D.
Average PCB 1232					0.000	0.000
Sum PCB 1242			0	0	N.D.	N.D.
Average PCB 1242					0.000	0.000
Sum PCB 1248			0	0	N.D.	N.D.
Average PCB 1248					0.000	0.000
Sum PCB 1254			0	0	N.D.	N.D.
Average PCB 1254					0.000	0.000
33) L7c PCB 1260	3.521f	4.249f	167.6E6	1031.4E6	516.198	543.515m
34) L7c PCB 1260{2}	3.759f	4.489f	253.9E6	1171.2E6	524.692	560.228m
35) L7c PCB 1260{3}	4.734f	5.169f	354.1E6	791.6E6	552.822	571.966m
36) L7C PCB 1260{4}	4.980f	5.366f	172.1E6	1835.0E6	563.498	602.208
37) L7C PCB 1260{5}	5.465	6.002f	94507140	459.1E6	571.262	599.338
Sum PCB 1260			1042.2E6	5288.3E6	2728.473	2877.256
Average PCB 1260					545.695	575.451
Sum PCB 1268			0	0	N.D.	N.D.
Average PCB 1268					0.000	0.000
Sum PCB 1262			0	0	N.D.	N.D.
Average PCB 1262					0.000	0.000

(f)=RT Delta > 1/2 Window (#)=Amounts differ by > 25% (m)=manual int.

Quantitation Report (QT Reviewed)

Data Path : I:\ACQUDATA\6890G\Data\032524\
Data File : BM1510.D
Signal(s) : Signal #1: ECD1A.ch Signal #2: ECD2B.ch
Acq On : 25 Mar 2024 04:24 pm
Operator : AFelser
Sample : CCV
Misc :
ALS Vial : 2 Sample Multiplier: 1

Integration File signal 1: AUTOINT1.E
Integration File signal 2: AUTOINT2.E
Quant Time: Mar 26 16:26:22 2024
Quant Method : I:\ACQUDATA\6890G\Methods\G-PCB030724.M
Quant Title : 608/8082 PCB'S
QLast Update : Mon Mar 25 14:53:26 2024
Response via : Initial Calibration
Integrator: ChemStation

Volume Inj. : 2uL
Signal #1 Phase : DB-1701 Signal #2 Phase: DB-17
Signal #1 Info : 0.32mm 30m Signal #2 Info : 0.32mm 30m

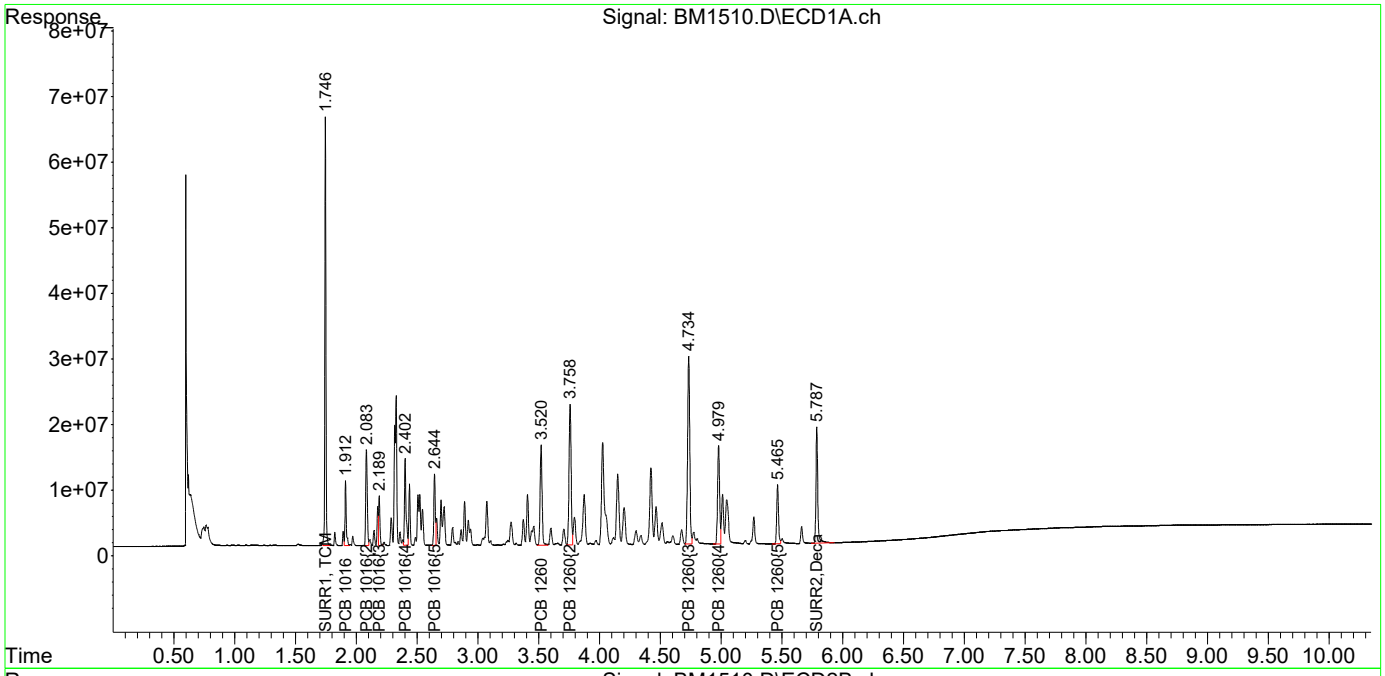

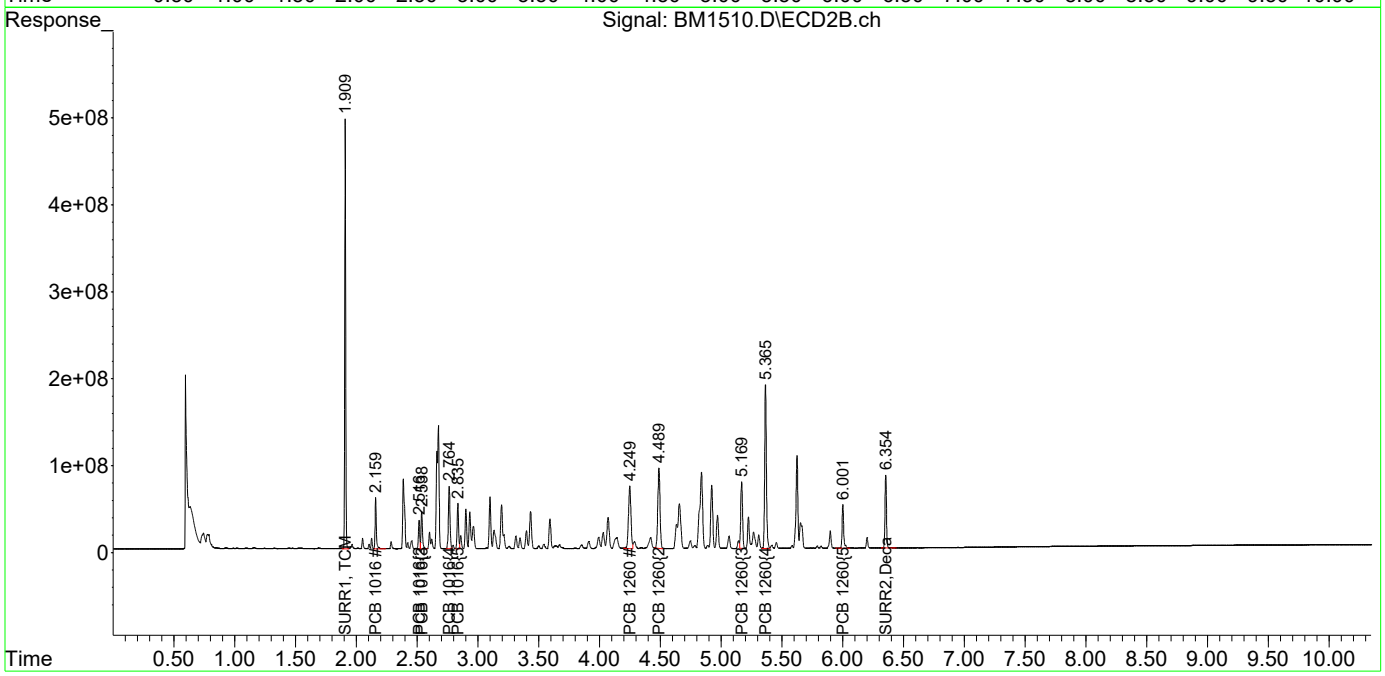

Quantitation Report (Qedit)

Data Path : I:\ACQUDATA\6890G\Data\032524\
Data File : BM1516.D
Signal(s) : Signal #1: ECD1A.ch Signal #2: ECD2B.ch
Acq On : 25 Mar 2024 05:49 pm
Operator : AFelser
Sample : CCV
Misc :
ALS Vial : 2 Sample Multiplier: 1

Integration File signal 1: AUTOINT1.E
Integration File signal 2: AUTOINT2.E
Quant Time: Mar 26 16:59:39 2024
Quant Method : I:\ACQUDATA\6890G\Methods\G-PCB030724.M
Quant Title : 608/8082 PCB'S
QLast Update : Tue Mar 26 16:59:24 2024
Response via : Initial Calibration
Integrator: ChemStation

Volume Inj. : 2uL
Signal #1 Phase : DB-1701 Signal #2 Phase: DB-17
Signal #1 Info : 0.32mm 30m Signal #2 Info : 0.32mm 30m

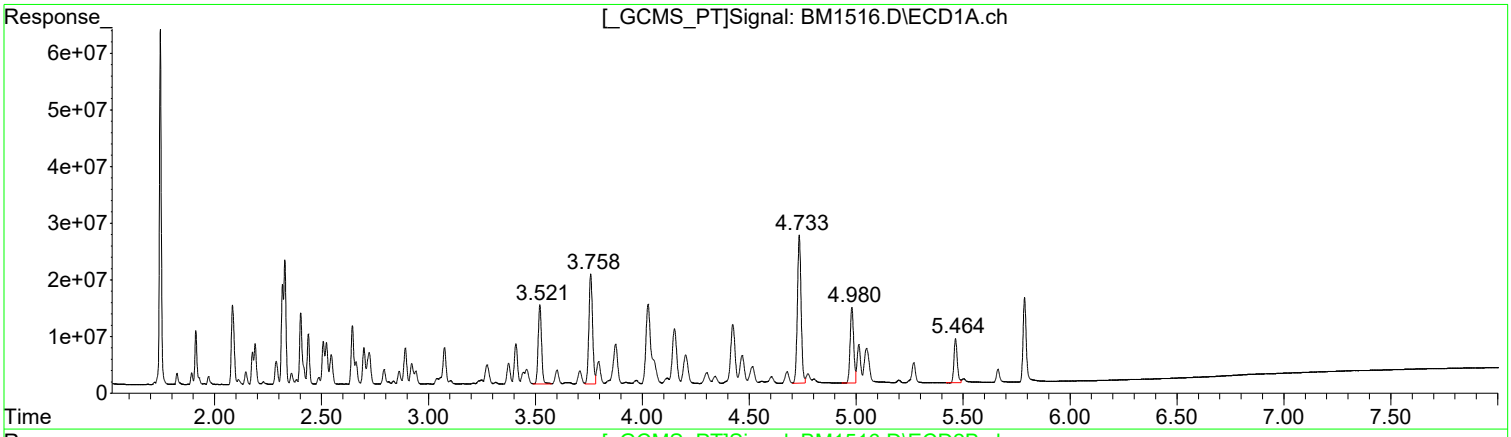

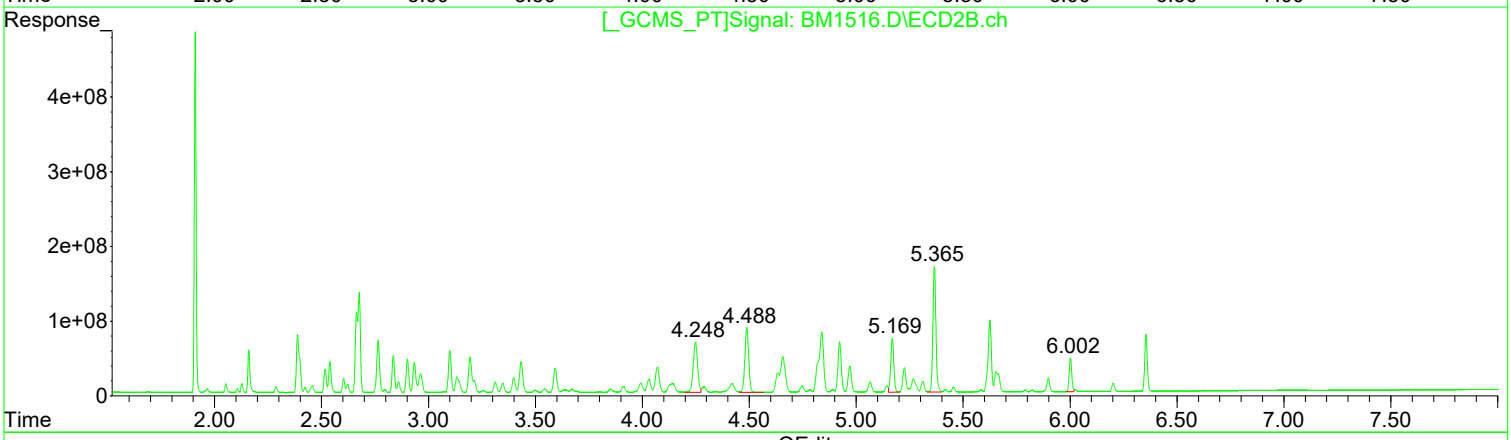

QEdit

(33) PCB 1260 (L7c)

R.T.	Response	Conc
3.52	155361564	478.50
3.76	232794813	481.15
4.73	317878935	496.21
4.98	153562504	502.77
5.46	82795527	500.47

(33) PCB 1260 #2 (L7c)

R.T.	Response	Conc
4.25	954039659	502.77
4.49	1093998898	523.28
5.17	730483403	527.79
5.37	1648149139	540.90
6.00	385456380	503.15

Manual Integration:

After

Poor integration.

03/26/24

(+) = Expected Retention Time

Quantitation Report (Qedit)

Data Path : I:\ACQUDATA\6890G\Data\032524\
Data File : BM1516.D
Signal(s) : Signal #1: ECD1A.ch Signal #2: ECD2B.ch
Acq On : 25 Mar 2024 05:49 pm
Operator : AFelser
Sample : CCV
Misc :
ALS Vial : 2 Sample Multiplier: 1

Integration File signal 1: AUTOINT1.E
Integration File signal 2: AUTOINT2.E
Quant Time: Mar 26 16:59:39 2024
Quant Method : I:\ACQUDATA\6890G\Methods\G-PCB030724.M
Quant Title : 608/8082 PCB'S
QLast Update : Tue Mar 26 16:59:24 2024
Response via : Initial Calibration
Integrator: ChemStation

Volume Inj. : 2uL
Signal #1 Phase : DB-1701 Signal #2 Phase: DB-17
Signal #1 Info : 0.32mm 30m Signal #2 Info : 0.32mm 30m

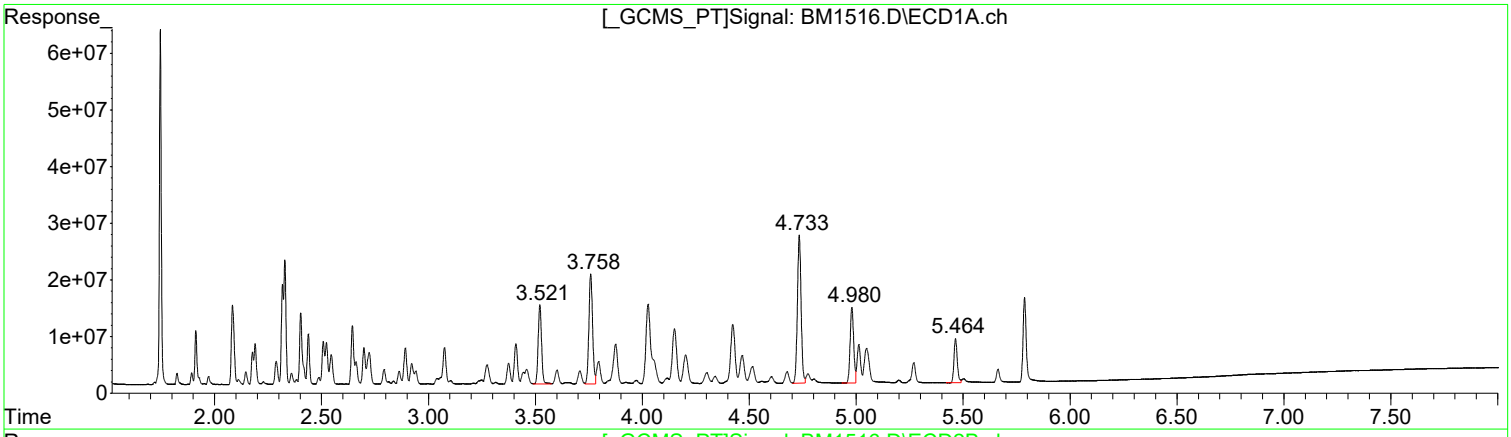

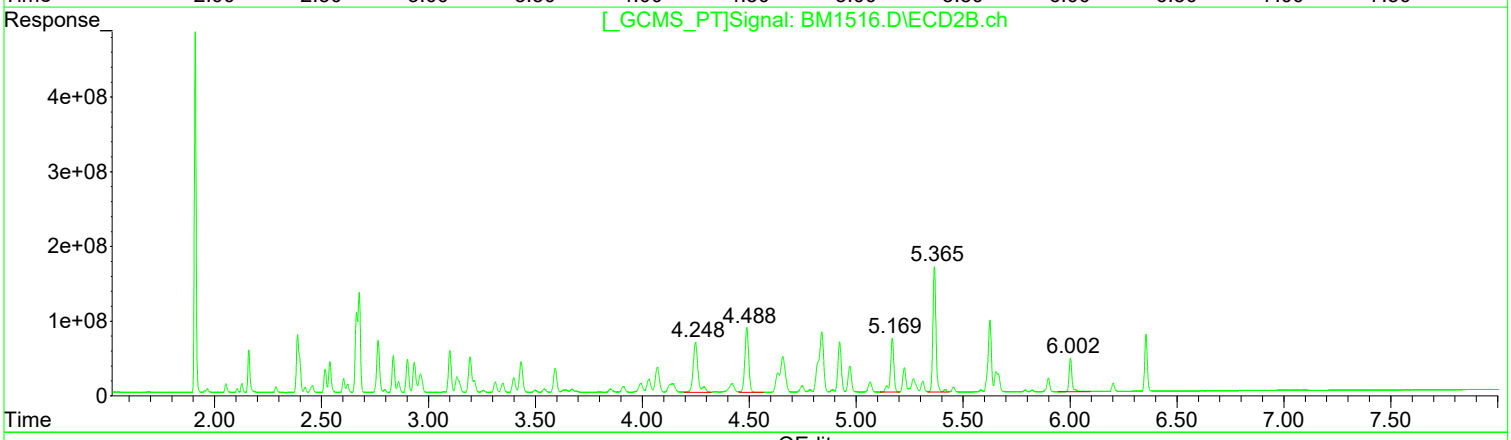

QEdit

(33) PCB 1260 (L7c)

R.T.	Response	Conc
3.52	155361564	478.50
3.76	232794813	481.15
4.73	317878935	496.21
4.98	153562504	502.77
5.46	82795527	500.47

(33) PCB 1260 #2 (L7c)

R.T.	Response	Conc
4.25	1064004966	560.72
4.49	1093998898	523.28
5.17	805975946	582.33
5.37	1680074778	551.38
6.00	416121316	543.18

Manual Integration:

Before

03/26/24

(+) = Expected Retention Time

Quantitation Report (Qedit)

Data Path : I:\ACQUDATA\6890G\Data\032524\
Data File : BM1516.D
Signal(s) : Signal #1: ECD1A.ch Signal #2: ECD2B.ch
Acq On : 25 Mar 2024 05:49 pm
Operator : AFelser
Sample : CCV
Misc :
ALS Vial : 2 Sample Multiplier: 1

Integration File signal 1: AUTOINT1.E
Integration File signal 2: AUTOINT2.E
Quant Time: Mar 26 16:59:39 2024
Quant Method : I:\ACQUDATA\6890G\Methods\G-PCB030724.M
Quant Title : 608/8082 PCB'S
QLast Update : Tue Mar 26 16:59:24 2024
Response via : Initial Calibration
Integrator: ChemStation

Volume Inj. : 2uL
Signal #1 Phase : DB-1701 Signal #2 Phase: DB-17
Signal #1 Info : 0.32mm 30m Signal #2 Info : 0.32mm 30m

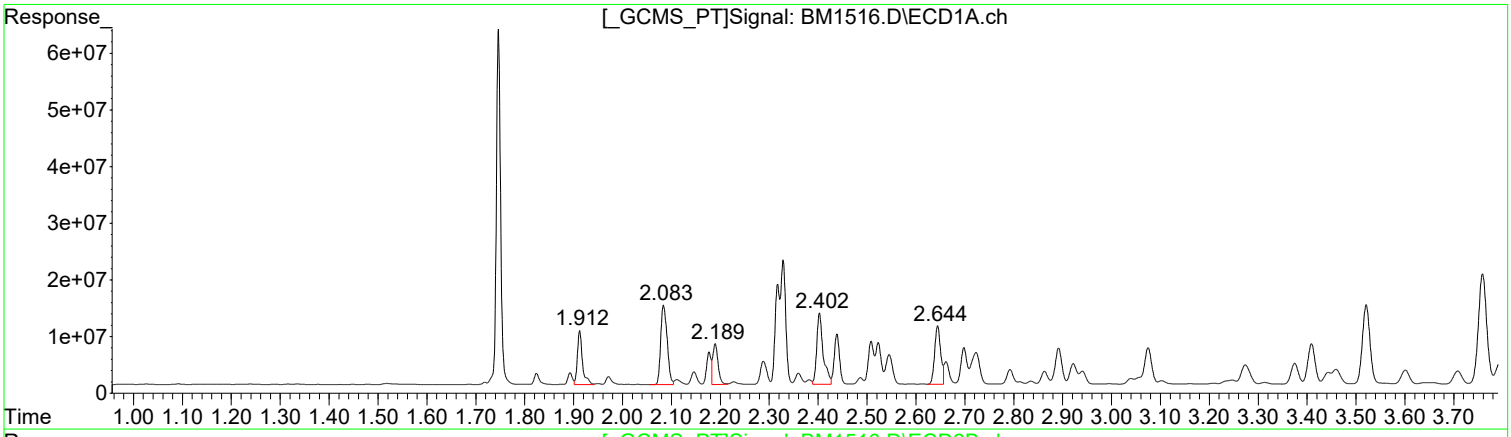

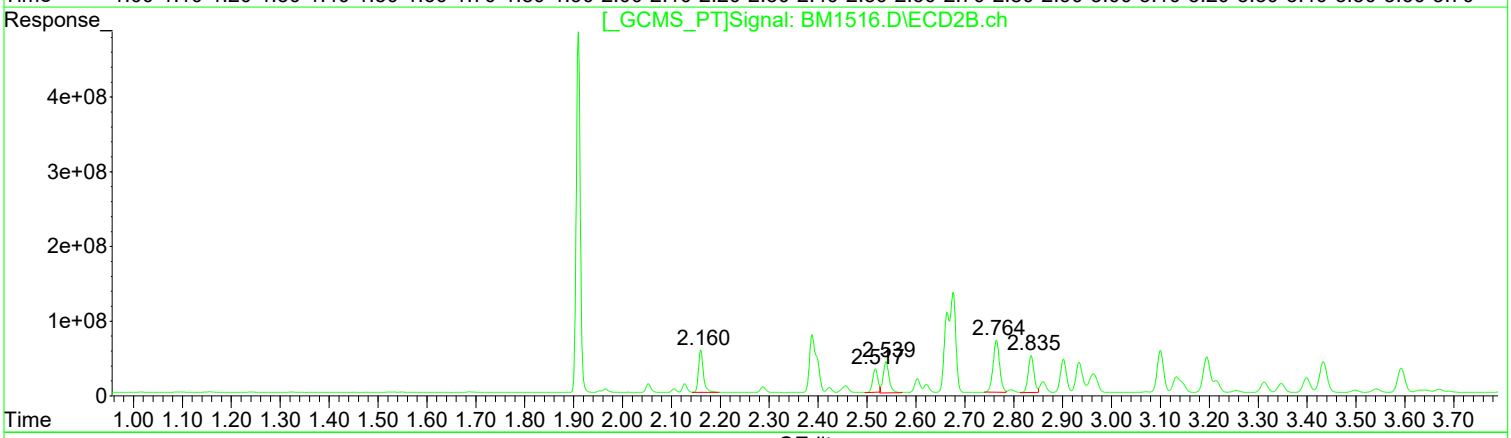

QEdit

(3) PCB 1016 (L1c)

R.T.	Response	Conc
1.91	68366365	523.92
2.08	127502789	471.03
2.19	54766765	499.01
2.40	114877952	489.87
2.64	87535289	475.48

(3) PCB 1016 #2 (L1c)

R.T.	Response	Conc
2.16	396261694	511.67
2.52	232482692	494.67
2.54	356860827	546.53
2.76	646935266	512.76
2.84	412589114	515.53

Manual Integration:

After

Poor integration.

03/26/24

(+) = Expected Retention Time

Quantitation Report (Qedit)

Data Path : I:\ACQUDATA\6890G\Data\032524\
Data File : BM1516.D
Signal(s) : Signal #1: ECD1A.ch Signal #2: ECD2B.ch
Acq On : 25 Mar 2024 05:49 pm
Operator : AFelser
Sample : CCV
Misc :
ALS Vial : 2 Sample Multiplier: 1

Integration File signal 1: AUTOINT1.E
Integration File signal 2: AUTOINT2.E
Quant Time: Mar 26 16:59:39 2024
Quant Method : I:\ACQUDATA\6890G\Methods\G-PCB030724.M
Quant Title : 608/8082 PCB'S
QLast Update : Tue Mar 26 16:59:24 2024
Response via : Initial Calibration
Integrator: ChemStation

Volume Inj. : 2uL
Signal #1 Phase : DB-1701 Signal #2 Phase: DB-17
Signal #1 Info : 0.32mm 30m Signal #2 Info : 0.32mm 30m

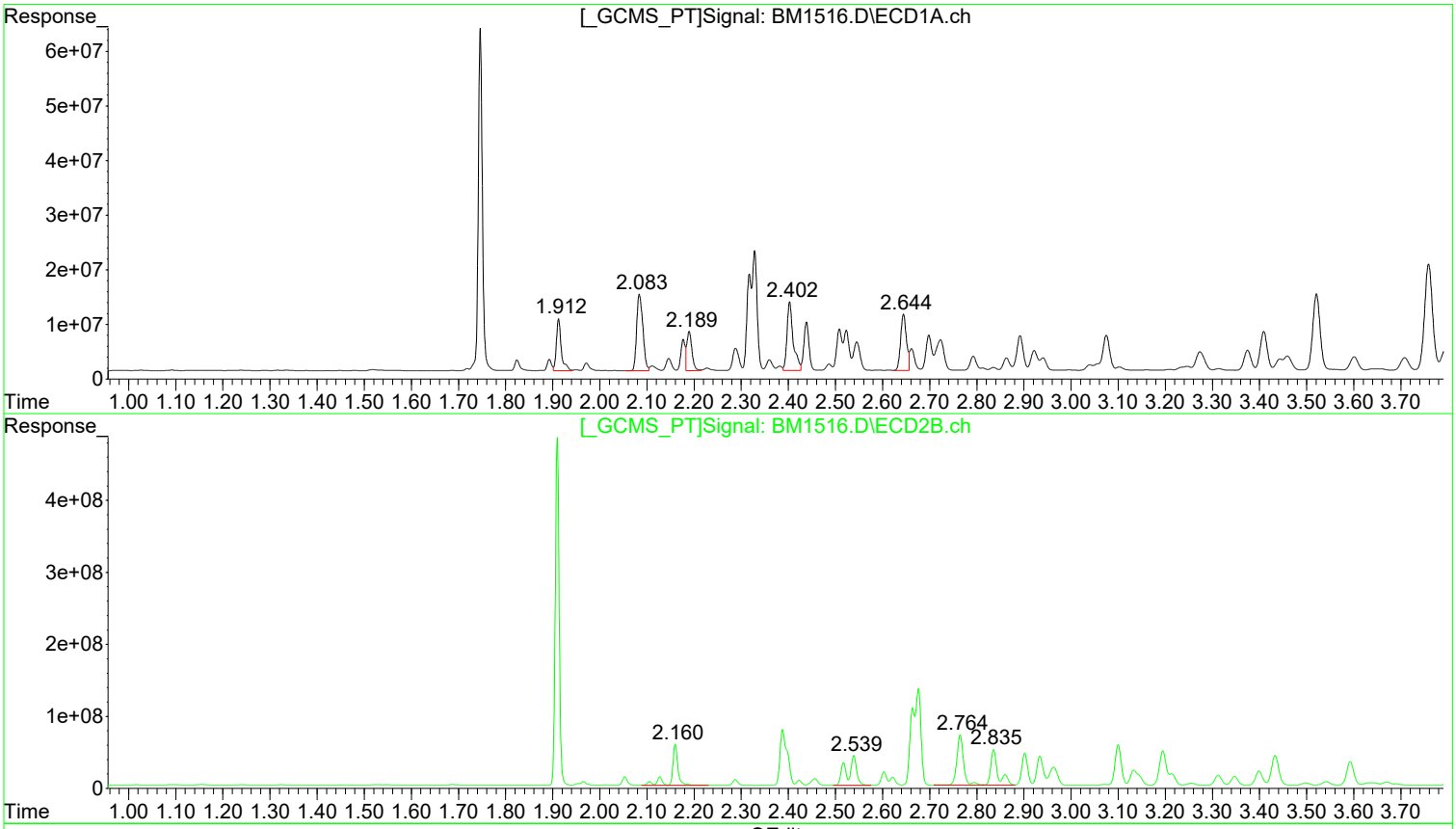

QEdit

(3) PCB 1016 (L1c)

R.T.	Response	Conc
1.91	68366365	523.92
2.08	127502789	471.03
2.19	54766765	499.01
2.40	114877952	489.87
2.64	87535289	475.48

(3) PCB 1016 #2 (L1c)

R.T.	Response	Conc
2.16	517428467	668.12
2.54	578211476	1230.29
2.54	578211476	885.53
2.76	693412197	549.60
2.84	532625234	665.51

Manual Integration:

Before

03/26/24

(+) = Expected Retention Time

Evaluate Continuing Calibration Report

Data Path : I:\ACQUDATA\6890G\Data\032524\
Data File : BM1516.D
Signal(s) : Signal #1: ECD1A.ch Signal #2: ECD2B.ch
Acq On : 25 Mar 2024 05:49 pm
Operator : AFelser
Sample : CCV
Misc :
ALS Vial : 2 Sample Multiplier: 1

Integration File signal 1: AUTOINT1.E
Integration File signal 2: AUTOINT2.E
Quant Time: Mar 26 16:59:39 2024
Quant Method : I:\ACQUDATA\6890G\Methods\G-PCB030724.M
Quant Title : 608/8082 PCB'S
QLast Update : Tue Mar 26 16:59:24 2024
Response via : Initial Calibration
Integrator: ChemStation

Volume Inj. : 2uL
Signal #1 Phase : DB-1701 Signal #2 Phase: DB-17
Signal #1 Info : 0.32mm 30m Signal #2 Info : 0.32mm 30m

Min. RRF : 0.000 Min. Rel. Area : 50% Max. R.T. Dev 0.50min
Max. RRF Dev : 20% Max. Rel. Area : 150%

		Compound	Amount	Calc.	%Dev	Area%	Dev(Min)
1	S	SURR1, TCMX	50.000	50.279	-0.6	104	0.00
2	S	SURR2,Decachlorobiphenyl	50.000	49.015	2.0	104	-0.01
3	L1c	PCB 1016	500.000	523.924	-4.8	119	0.00
4	L1c	PCB 1016{2}	500.000	471.029	5.8	106	-0.01
5	L1c	PCB 1016{3}	500.000	499.010	0.2	112	-0.01
6	L1c	PCB 1016{4}	500.000	489.865	2.0	109	-0.01
7	L1c	PCB 1016{5}	500.000	475.480	4.9	106	-0.01
33	L7c	PCB 1260	500.000	478.504	4.3	105	-0.02
34	L7c	PCB 1260{2}	500.000	481.148	3.8	105	-0.02
35	L7c	PCB 1260{3}	500.000	496.213	0.8	106	-0.02
36	L7C	PCB 1260{4}	500.000	502.771	-0.6	108	-0.02
37	L7C	PCB 1260{5}	500.000	500.469	-0.1	109	-0.01

Signal #2

1	S	SURR1, TCMX	50.000	56.394	-12.8	114	-0.01
2	S	SURR2,Decachlorobiphenyl	50.000	55.788	-11.6	119	-0.02
3	L1c	PCB 1016	500.000	511.668	-2.3	114	-0.02
4	L1c	PCB 1016{2}	500.000	494.666	1.1	109	-0.02
5	L1c	PCB 1016{3}	500.000	546.533	-9.3	122	-0.02
6	L1c	PCB 1016{4}	500.000	512.759	-2.6	110	-0.02
7	L1c	PCB 1016{5}	500.000	515.525	-3.1	111	-0.02
33	L7c	PCB 1260	500.000	502.769	-0.6	109	-0.04
34	L7c	PCB 1260{2}	500.000	523.284	-4.7	112	-0.03
35	L7c	PCB 1260{3}	500.000	527.786	-5.6	113	-0.03
36	L7C	PCB 1260{4}	500.000	540.901	-8.2	113	-0.02
37	L7C	PCB 1260{5}	500.000	503.152	-0.6	106	-0.02

Evaluate Continuing Calibration Report - Not Founds

8	L2c	PCB 1221	500.000	0.000	100.0#	0	-1.69#
9	L2c	PCB 1221{2}	500.000	0.000	100.0#	0	-1.83#
10	L2c	PCB 1221{3}	500.000	0.000	100.0#	0	-1.90#
11	L2c	PCB 1221{4}	500.000	0.000	100.0#	0	-1.92#
12	L2c	PCB 1221{5}	500.000	0.000	100.0#	0	-2.09#
13	L3c	PCB 1232	500.000	0.000	100.0#	0	-1.93#
14	L3c	PCB 1232{2}	500.000	0.000	100.0#	0	-2.10#
15	L3c	PCB 1232{3}	500.000	0.000	100.0#	0	-2.35#
16	L3c	PCB 1232{4}	500.000	0.000	100.0#	0	-2.42#
17	L3c	PCB 1232{5}	500.000	0.000	100.0#	0	-2.46#
18	L4c	PCB 1242	500.000	0.000	100.0#	0	-1.91#
19	L4c	PCB 1242{2}	500.000	0.000	100.0#	0	-2.08#
20	L4c	PCB 1242{3}	500.000	0.000	100.0#	0	-2.33#
21	L4c	PCB 1242{4}	500.000	0.000	100.0#	0	-2.93#

1st AF 03/27/24
2nd BA 03/27/24

Data Path : I:\ACQUDATA\6890G\Data\032524\
Data File : BM1516.D
Signal(s) : Signal #1: ECD1A.ch Signal #2: ECD2B.ch
Acq On   : 25 Mar 2024 05:49 pm
Operator : AFelser
Sample   : CCV
Misc   :
ALS Vial : 2   Sample Multiplier: 1

Integration File signal 1: AUTOINT1.E
Integration File signal 2: AUTOINT2.E
Quant Time: Mar 26 16:59:39 2024
Quant Method : I:\ACQUDATA\6890G\Methods\G-PCB030724.M
Quant Title : 608/8082 PCB'S
QLast Update : Tue Mar 26 16:59:24 2024
Response via : Initial Calibration
Integrator: ChemStation

Volume Inj.   : 2uL
Signal #1 Phase : DB-1701   Signal #2 Phase: DB-17
Signal #1 Info : 0.32mm 30m   Signal #2 Info : 0.32mm 30m

Min. RRF   :   0.000 Min. Rel. Area : 50% Max. R.T. Dev 0.50min
Max. RRF Dev : 20%   Max. Rel. Area : 150%

	Compound	Amount	Calc.	%Dev	Area%	Dev(Min)
22	L4c PCB 1242{5}	500.000	0.000	100.0#	0	-2.95#
23	L5c PCB 1248	500.000	0.000	100.0#	0	-2.08#
24	L5c PCB 1248{2}	500.000	0.000	100.0#	0	-2.51#
25	L5c PCB 1248{3}	500.000	0.000	100.0#	0	-2.65#
26	L5c PCB 1248{4}	500.000	0.000	100.0#	0	-2.93#
27	L5c PCB 1248{5}	500.000	0.000	100.0#	0	-2.95#
28	L6c PCB 1254	500.000	0.000	100.0#	0	-3.09#
29	L6c PCB 1254{2}	500.000	0.000	100.0#	0	-3.29#
30	L6c PCB 1254{3}	500.000	0.000	100.0#	0	-3.39#
31	L6c PCB 1254{4}	500.000	0.000	100.0#	0	-3.61#
32	L6c PCB 1254{5}	500.000	0.000	100.0#	0	-3.77#
38	L8C PCB 1268	500.000	0.000	100.0	0	-4.16#
39	L8C PCB 1268{2}	500.000	0.000	100.0	0	-4.43#
40	L8C PCB 1268{3}	500.000	0.000	100.0	0	-5.02#
41	L8C PCB 1268{4}	500.000	0.000	100.0	0	-5.06#
42	L8C PCB 1268{5}	500.000	0.000	100.0	0	-5.48#
43	L9C PCB 1262	500.000	0.000	100.0	0	-3.78#
44	L9C PCB 1262{2}	500.000	0.000	100.0	0	-3.90#
45	L9C PCB 1262{3}	500.000	0.000	100.0	0	-4.18#
46	L9C PCB 1262{4}	500.000	0.000	100.0	0	-4.76#
47	L9C PCB 1262{5}	500.000	0.000	100.0	0	-5.00#

Signal #2

8	L2c PCB 1221	500.000	0.000	100.0#	0	-1.87#
9	L2c PCB 1221{2}	500.000	0.000	100.0#	0	-1.98#
10	L2c PCB 1221{3}	500.000	0.000	100.0#	0	-2.06#
11	L2c PCB 1221{4}	500.000	0.000	100.0#	0	-2.14#
12	L2c PCB 1221{5}	500.000	0.000	100.0#	0	-2.17#
13	L3c PCB 1232	500.000	0.000	100.0#	0	-2.15#
14	L3c PCB 1232{2}	500.000	0.000	100.0#	0	-2.18#
15	L3c PCB 1232{3}	500.000	0.000	100.0#	0	-2.41#
16	L3c PCB 1232{4}	500.000	0.000	100.0#	0	-2.56#
17	L3c PCB 1232{5}	500.000	0.000	100.0#	0	-2.79#
18	L4c PCB 1242	500.000	0.000	100.0#	0	-2.17#
19	L4c PCB 1242{2}	500.000	0.000	100.0#	0	-2.40#
20	L4c PCB 1242{3}	500.000	0.000	100.0#	0	-2.69#
21	L4c PCB 1242{4}	500.000	0.000	100.0#	0	-3.42#
22	L4c PCB 1242{5}	500.000	0.000	100.0#	0	-3.46#
23	L5c PCB 1248	500.000	0.000	100.0#	0	-2.39#
24	L5c PCB 1248{2}	500.000	0.000	100.0#	0	-2.91#
25	L5c PCB 1248{3}	500.000	0.000	100.0#	0	-3.12#
26	L5c PCB 1248{4}	500.000	0.000	100.0#	0	-3.42#
27	L5c PCB 1248{5}	500.000	0.000	100.0#	0	-3.45#

1st AF 03/27/24
2nd BA 03/27/24

Data Path : I:\ACQUDATA\6890G\Data\032524\
Data File : BM1516.D
Signal(s) : Signal #1: ECD1A.ch Signal #2: ECD2B.ch
Acq On   : 25 Mar 2024 05:49 pm
Operator : AFelser
Sample   : CCV
Misc   :
ALS Vial : 2   Sample Multiplier: 1

Integration File signal 1: AUTOINT1.E
Integration File signal 2: AUTOINT2.E
Quant Time: Mar 26 16:59:39 2024
Quant Method : I:\ACQUDATA\6890G\Methods\G-PCB030724.M
Quant Title : 608/8082 PCB'S
QLast Update : Tue Mar 26 16:59:24 2024
Response via : Initial Calibration
Integrator: ChemStation

Volume Inj.   : 2uL
Signal #1 Phase : DB-1701   Signal #2 Phase: DB-17
Signal #1 Info : 0.32mm 30m   Signal #2 Info : 0.32mm 30m

Min. RRF   :   0.000 Min. Rel. Area : 50% Max. R.T. Dev 0.50min
Max. RRF Dev : 20%   Max. Rel. Area : 150%

	Compound	Amount	Calc.	%Dev	Area%	Dev(Min)
28	L6c PCB 1254	500.000	0.000	100.0#	0	-3.62#
29	L6c PCB 1254{2}	500.000	0.000	100.0#	0	-3.94#
30	L6c PCB 1254{3}	500.000	0.000	100.0#	0	-4.32#
31	L6c PCB 1254{4}	500.000	0.000	100.0#	0	-4.52#
32	L6c PCB 1254{5}	500.000	0.000	100.0#	0	-4.87#
38	L8C PCB 1268	500.000	0.000	100.0	0	-4.95#
39	L8C PCB 1268{2}	500.000	0.000	100.0	0	-5.19#
40	L8C PCB 1268{3}	500.000	0.000	100.0	0	-5.64#
41	L8C PCB 1268{4}	500.000	0.000	100.0	0	-5.84#
42	L8C PCB 1268{5}	500.000	0.000	100.0	0	-6.02#
43	L9C PCB 1262	500.000	0.000	100.0	0	-4.52#
44	L9C PCB 1262{2}	500.000	0.000	100.0	0	-4.70#
45	L9C PCB 1262{3}	500.000	0.000	100.0	0	-4.95#
46	L9C PCB 1262{4}	500.000	0.000	100.0	0	-5.20#
47	L9C PCB 1262{5}	500.000	0.000	100.0	0	-6.03#

(#) = Out of Range SPCC's out = 0 CCC's out = 50

Quantitation Report (QT Reviewed)

Data Path : I:\ACQUDATA\6890G\Data\032524\
Data File : BM1516.D
Signal(s) : Signal #1: ECD1A.ch Signal #2: ECD2B.ch
Acq On : 25 Mar 2024 05:49 pm
Operator : AFelser
Sample : CCV
Misc :
ALS Vial : 2 Sample Multiplier: 1

Integration File signal 1: AUTOINT1.E
Integration File signal 2: AUTOINT2.E
Quant Time: Mar 26 16:59:39 2024
Quant Method : I:\ACQUDATA\6890G\Methods\G-PCB030724.M
Quant Title : 608/8082 PCB'S
QLast Update : Tue Mar 26 16:59:24 2024
Response via : Initial Calibration
Integrator: ChemStation

Volume Inj. : 2uL
Signal #1 Phase : DB-1701 Signal #2 Phase: DB-17
Signal #1 Info : 0.32mm 30m Signal #2 Info : 0.32mm 30m

Compound	RT#1	RT#2	Resp#1	Resp#2	ug/l	ug/l
System Monitoring Compounds						
1) S SURR1, TCMX	1.746	1.910	383.6E6	2758.6E6	50.279	56.394
Spiked Amount 100.000	Range 30 - 150		Recovery =		50.28%	56.39%
2) S SURR2,Dec...	5.787	6.355	157.8E6	672.1E6	49.015	55.788
Spiked Amount 100.000	Range 30 - 150		Recovery =		49.02%	55.79%
Target Compounds						
3) L1c PCB 1016	1.912	2.160	68366365	396.3E6	523.924	511.668m
4) L1c PCB 1016{2}	2.084	2.517	127.5E6	232.5E6	471.029	494.666m
5) L1c PCB 1016{3}	2.190	2.539	54766765	356.9E6	499.010	546.533m
6) L1c PCB 1016{4}	2.403	2.764	114.9E6	646.9E6	489.865	512.759m
7) L1c PCB 1016{5}	2.645	2.835	87535289	412.6E6	475.480	515.525m
Sum PCB 1016			453.0E6	2045.1E6	2459.308	2581.152
Average PCB 1016					491.862	516.230
Sum PCB 1221			0	0	N.D.	N.D.
Average PCB 1221					0.000	0.000
Sum PCB 1232			0	0	N.D.	N.D.
Average PCB 1232					0.000	0.000
Sum PCB 1242			0	0	N.D.	N.D.
Average PCB 1242					0.000	0.000
Sum PCB 1248			0	0	N.D.	N.D.
Average PCB 1248					0.000	0.000
Sum PCB 1254			0	0	N.D.	N.D.
Average PCB 1254					0.000	0.000
33) L7c PCB 1260	3.521	4.248	155.4E6	954.0E6	478.504	502.769m
34) L7c PCB 1260{2}	3.759	4.489	232.8E6	1094.0E6	481.148	523.284
35) L7c PCB 1260{3}	4.734	5.169	317.9E6	730.5E6	496.213	527.786m
36) L7C PCB 1260{4}	4.980	5.365	153.6E6	1648.1E6	502.771	540.901m
37) L7C PCB 1260{5}	5.465	6.002	82795527	385.5E6	500.469	503.152m
Sum PCB 1260			942.4E6	4812.1E6	2459.105	2597.892
Average PCB 1260					491.821	519.578
Sum PCB 1268			0	0	N.D.	N.D.
Average PCB 1268					0.000	0.000
Sum PCB 1262			0	0	N.D.	N.D.
Average PCB 1262					0.000	0.000

(f)=RT Delta > 1/2 Window (#)=Amounts differ by > 25% (m)=manual int.

Quantitation Report (QT Reviewed)

Data Path : I:\ACQUDATA\6890G\Data\032524\
Data File : BM1516.D
Signal(s) : Signal #1: ECD1A.ch Signal #2: ECD2B.ch
Acq On : 25 Mar 2024 05:49 pm
Operator : AFelser
Sample : CCV
Misc :
ALS Vial : 2 Sample Multiplier: 1

Integration File signal 1: AUTOINT1.E
Integration File signal 2: AUTOINT2.E
Quant Time: Mar 26 16:59:39 2024
Quant Method : I:\ACQUDATA\6890G\Methods\G-PCB030724.M
Quant Title : 608/8082 PCB'S
QLast Update : Tue Mar 26 16:59:24 2024
Response via : Initial Calibration
Integrator: ChemStation

Volume Inj. : 2uL
Signal #1 Phase : DB-1701 Signal #2 Phase: DB-17
Signal #1 Info : 0.32mm 30m Signal #2 Info : 0.32mm 30m

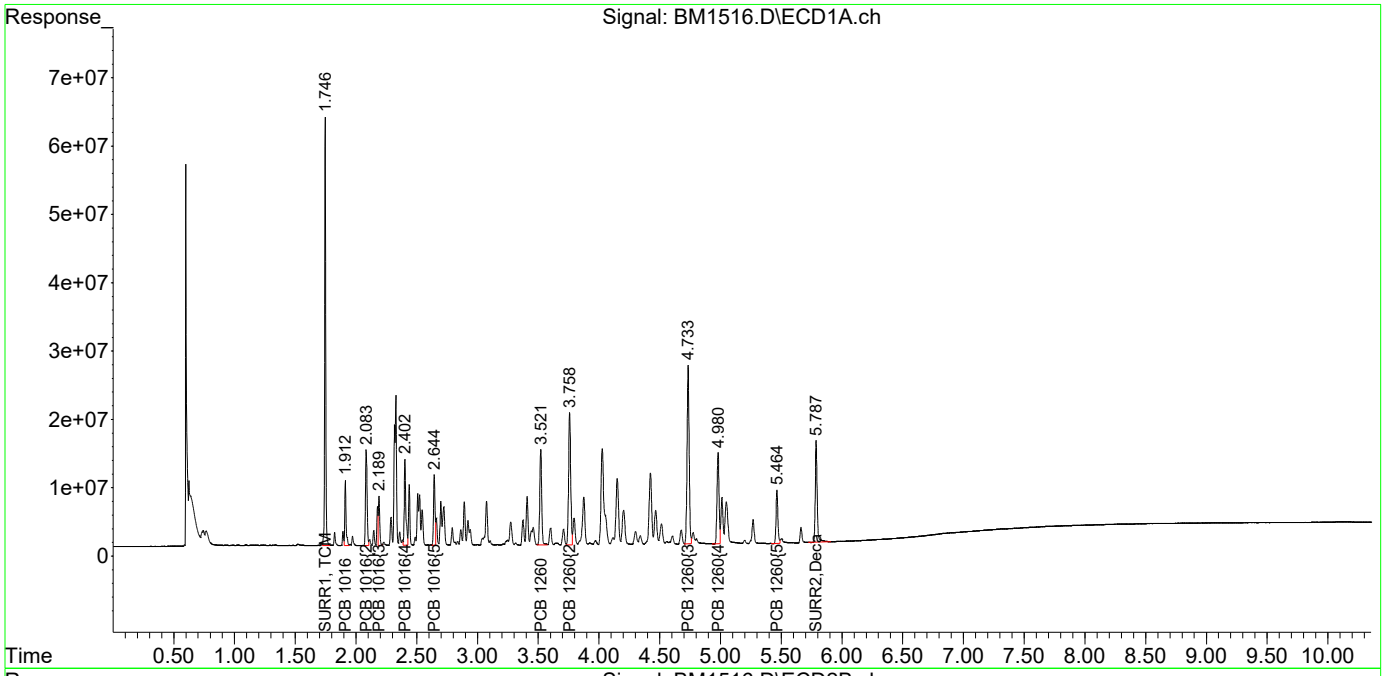

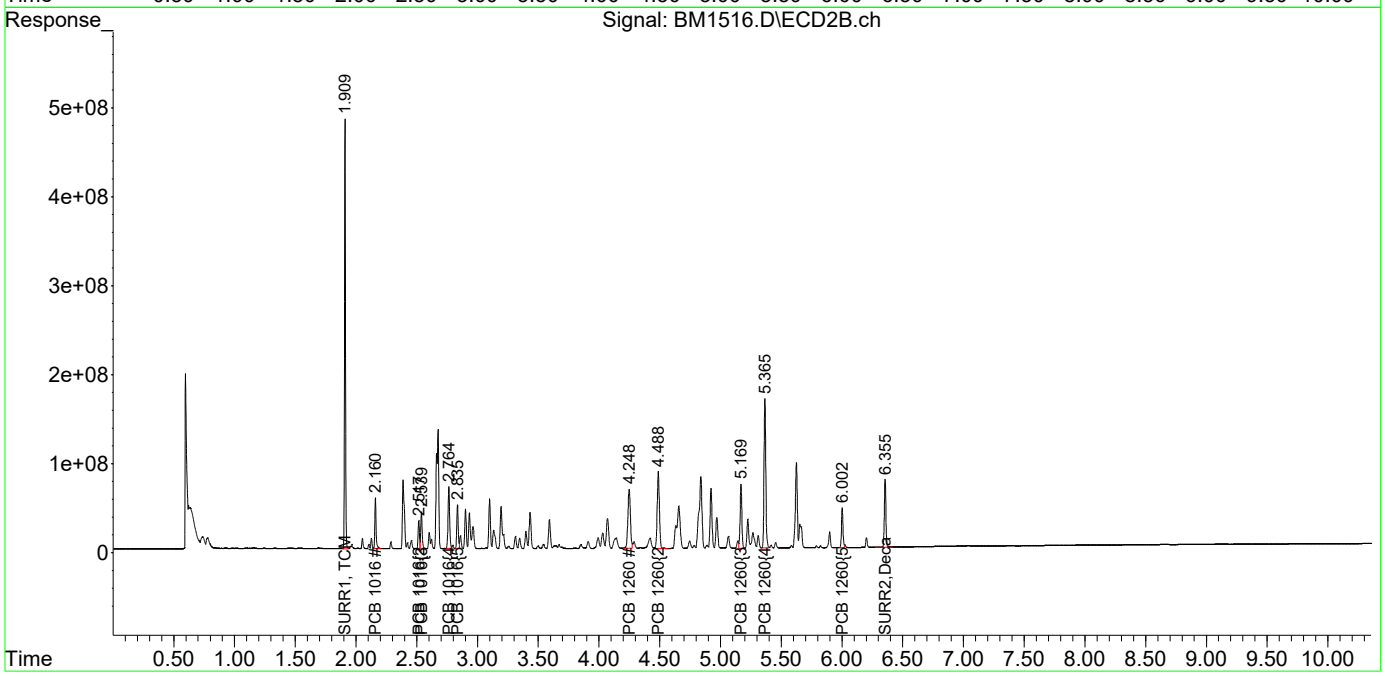

Quantitation Report (Qedit)

Data Path : I:\ACQUDATA\6890G\Data\032524\
Data File : BM1526.D
Signal(s) : Signal #1: ECD1A.ch Signal #2: ECD2B.ch
Acq On : 25 Mar 2024 08:10 pm
Operator : AFelser
Sample : CCV
Misc :
ALS Vial : 2 Sample Multiplier: 1

Integration File signal 1: AUTOINT1.E
Integration File signal 2: AUTOINT2.E
Quant Time: Mar 26 16:59:43 2024
Quant Method : I:\ACQUDATA\6890G\Methods\G-PCB030724.M
Quant Title : 608/8082 PCB'S
QLast Update : Tue Mar 26 16:59:24 2024
Response via : Initial Calibration
Integrator: ChemStation

Volume Inj. : 2uL
Signal #1 Phase : DB-1701 Signal #2 Phase: DB-17
Signal #1 Info : 0.32mm 30m Signal #2 Info : 0.32mm 30m

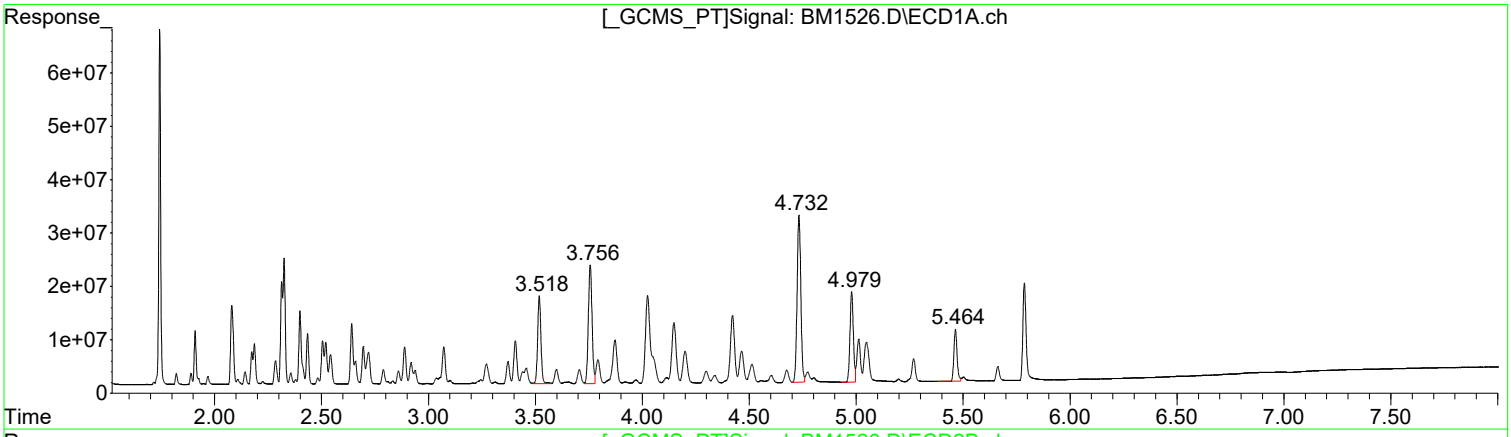

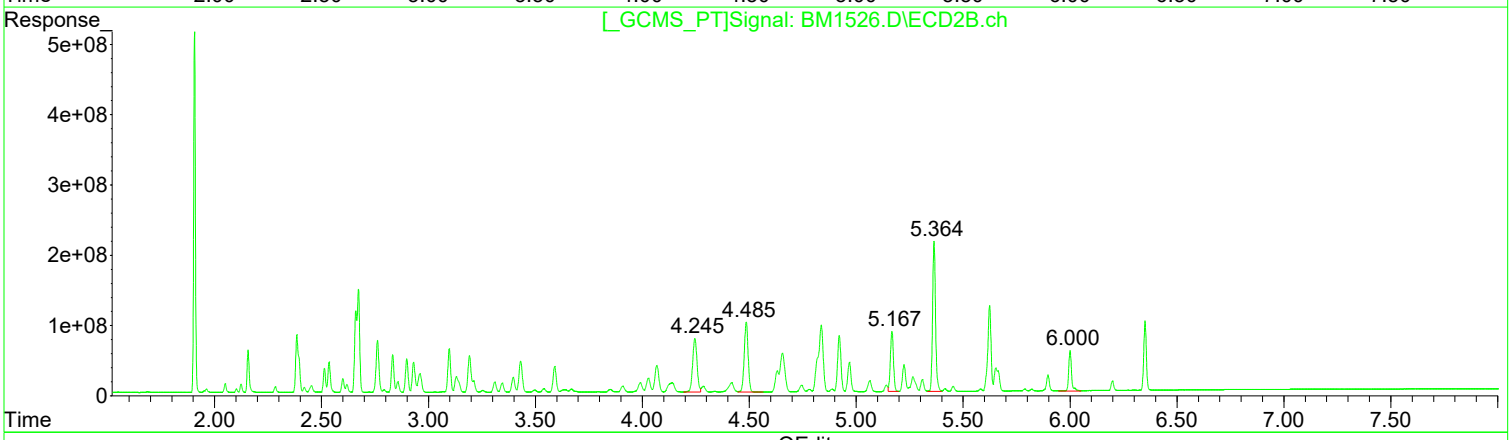

QEdit

(33) PCB 1260 (L7c)

R.T.	Response	Conc
3.52	176211252	542.72
3.76	269814177	557.66
4.73	383701140	598.96
4.98	186319330	610.02
5.46	99965768	604.26

(33) PCB 1260 #2 (L7c)

R.T.	Response	Conc
4.25	1100302363	579.85
4.49	1274698906	609.72
5.17	870619579	629.04
5.36	2039182886	669.23
6.00	546389719	713.22

Manual Integration:

After

Poor integration.

03/26/24

(+) = Expected Retention Time

Quantitation Report (Qedit)

Data Path : I:\ACQUDATA\6890G\Data\032524\
Data File : BM1526.D
Signal(s) : Signal #1: ECD1A.ch Signal #2: ECD2B.ch
Acq On : 25 Mar 2024 08:10 pm
Operator : AFelser
Sample : CCV
Misc :
ALS Vial : 2 Sample Multiplier: 1

Integration File signal 1: AUTOINT1.E
Integration File signal 2: AUTOINT2.E
Quant Time: Mar 26 16:59:43 2024
Quant Method : I:\ACQUDATA\6890G\Methods\G-PCB030724.M
Quant Title : 608/8082 PCB'S
QLast Update : Tue Mar 26 16:59:24 2024
Response via : Initial Calibration
Integrator: ChemStation

Volume Inj. : 2uL
Signal #1 Phase : DB-1701 Signal #2 Phase: DB-17
Signal #1 Info : 0.32mm 30m Signal #2 Info : 0.32mm 30m

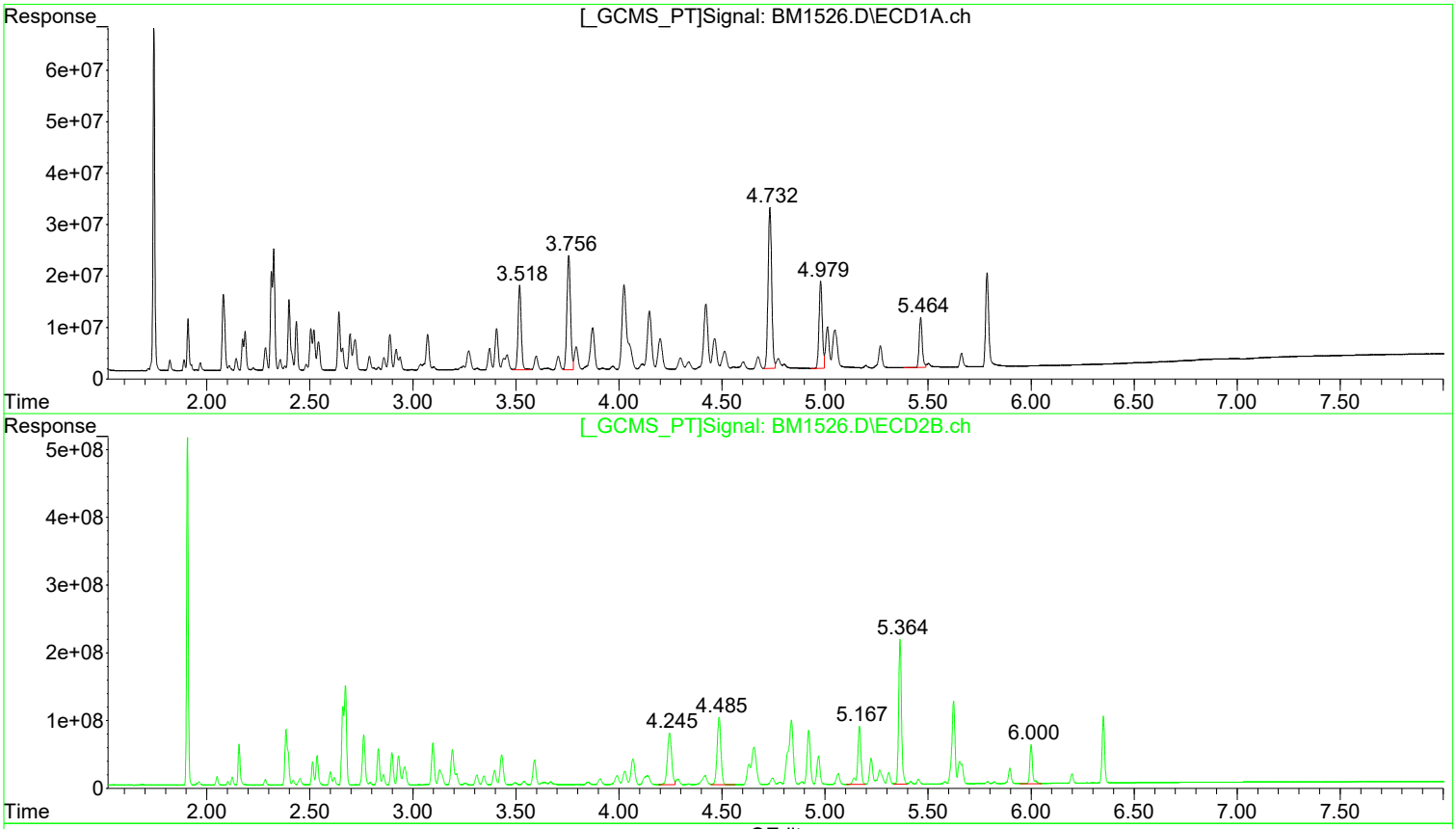

QEdit

(33) PCB 1260 (L7c)

R.T.	Response	Conc
3.52	176211252	542.72
3.76	269814177	557.66
4.73	383701140	598.96
4.98	186319330	610.02
5.46	99965768	604.26

(33) PCB 1260 #2 (L7c)

R.T.	Response	Conc
4.25	1100302363	579.85
4.49	1274698906	609.72
5.17	966750819	698.49
5.36	2039182886	669.23
6.00	546389719	713.22

Manual Integration:

Before

03/26/24

(+) = Expected Retention Time

1st AF 03/27/24
2nd BA 03/27/24

Quantitation Report (Qedit)

Data Path : I:\ACQUDATA\6890G\Data\032524\
Data File : BM1526.D
Signal(s) : Signal #1: ECD1A.ch Signal #2: ECD2B.ch
Acq On : 25 Mar 2024 08:10 pm
Operator : AFelser
Sample : CCV
Misc :
ALS Vial : 2 Sample Multiplier: 1

Integration File signal 1: AUTOINT1.E
Integration File signal 2: AUTOINT2.E
Quant Time: Mar 26 16:59:43 2024
Quant Method : I:\ACQUDATA\6890G\Methods\G-PCB030724.M
Quant Title : 608/8082 PCB'S
QLast Update : Tue Mar 26 16:59:24 2024
Response via : Initial Calibration
Integrator: ChemStation

Volume Inj. : 2uL
Signal #1 Phase : DB-1701 Signal #2 Phase: DB-17
Signal #1 Info : 0.32mm 30m Signal #2 Info : 0.32mm 30m

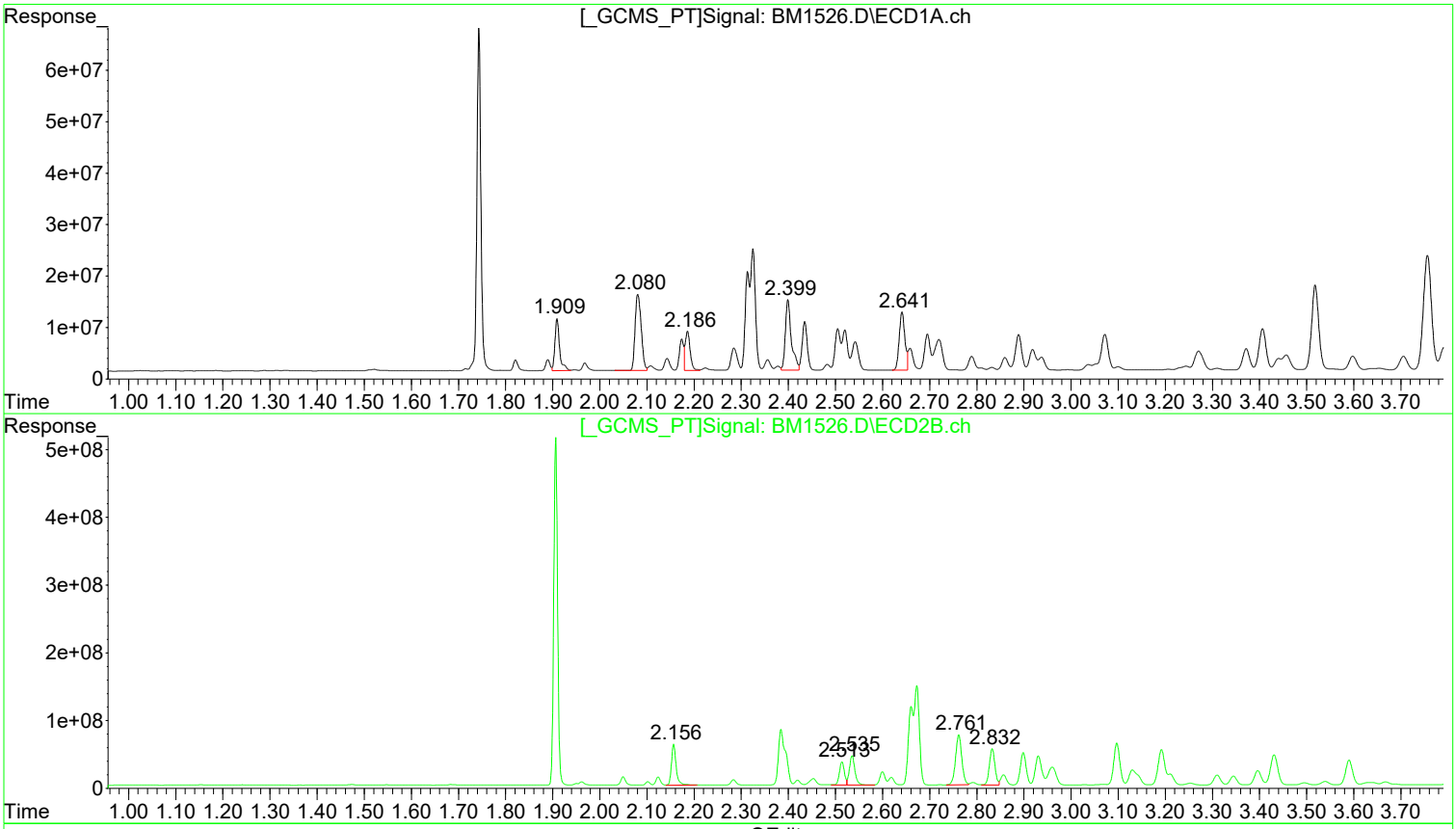

QEdit

(3) PCB 1016 (L1c)

R.T.	Response	Conc
1.91	70259298	538.43
2.08	133235625	492.21
2.19	56030259	510.52
2.40	121168460	516.69
2.64	93990239	510.54

(3) PCB 1016 #2 (L1c)

R.T.	Response	Conc
2.16	418051289	539.80
2.51	253525478	539.44
2.54	357205285	547.06
2.76	687913260	545.24
2.83	440971194	550.99

Manual Integration:

After

Poor integration.

03/26/24

(+) = Expected Retention Time

Quantitation Report (Qedit)

Data Path : I:\ACQUDATA\6890G\Data\032524\
Data File : BM1526.D
Signal(s) : Signal #1: ECD1A.ch Signal #2: ECD2B.ch
Acq On : 25 Mar 2024 08:10 pm
Operator : AFelser
Sample : CCV
Misc :
ALS Vial : 2 Sample Multiplier: 1

Integration File signal 1: AUTOINT1.E
Integration File signal 2: AUTOINT2.E
Quant Time: Mar 26 16:59:43 2024
Quant Method : I:\ACQUDATA\6890G\Methods\G-PCB030724.M
Quant Title : 608/8082 PCB'S
QLast Update : Tue Mar 26 16:59:24 2024
Response via : Initial Calibration
Integrator: ChemStation

Volume Inj. : 2uL
Signal #1 Phase : DB-1701 Signal #2 Phase: DB-17
Signal #1 Info : 0.32mm 30m Signal #2 Info : 0.32mm 30m

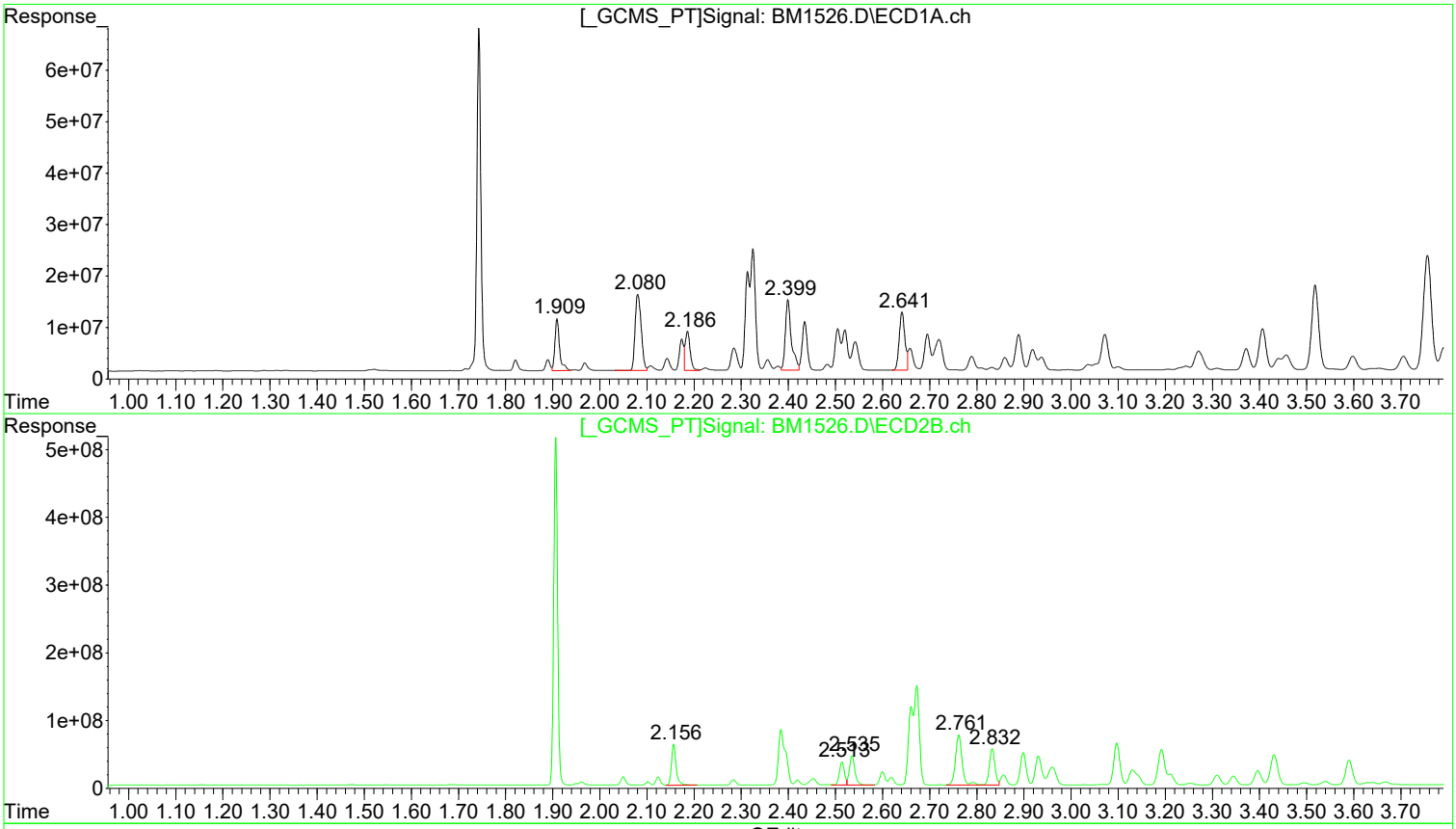

QEdit

(3) PCB 1016 (L1c)

R.T.	Response	Conc
1.91	70259298	538.43
2.08	133235625	492.21
2.19	56030259	510.52
2.40	121168460	516.69
2.64	93990239	510.54

(3) PCB 1016 #2 (L1c)

R.T.	Response	Conc
2.16	418051289	539.80
2.51	253525478	539.44
2.54	357205285	547.06
2.76	724606032	574.32
2.83	440971194	550.99

Manual Integration:

Before

03/26/24

(+) = Expected Retention Time

Evaluate Continuing Calibration Report

Data Path : I:\ACQUDATA\6890G\Data\032524\
Data File : BM1526.D
Signal(s) : Signal #1: ECD1A.ch Signal #2: ECD2B.ch
Acq On : 25 Mar 2024 08:10 pm
Operator : AFelser
Sample : CCV
Misc :
ALS Vial : 2 Sample Multiplier: 1

Integration File signal 1: AUTOINT1.E
Integration File signal 2: AUTOINT2.E
Quant Time: Mar 26 16:59:43 2024
Quant Method : I:\ACQUDATA\6890G\Methods\G-PCB030724.M
Quant Title : 608/8082 PCB'S
QLast Update : Tue Mar 26 16:59:24 2024
Response via : Initial Calibration
Integrator: ChemStation

Volume Inj. : 2uL
Signal #1 Phase : DB-1701 Signal #2 Phase: DB-17
Signal #1 Info : 0.32mm 30m Signal #2 Info : 0.32mm 30m

Min. RRF : 0.000 Min. Rel. Area : 50% Max. R.T. Dev 0.50min
Max. RRF Dev : 20% Max. Rel. Area : 150%

		Compound	Amount	Calc.	%Dev	Area%	Dev(Min)
1	S	SURR1, TCMX	50.000	52.649	-5.3	109	-0.01
2	S	SURR2,Decachlorobiphenyl	50.000	62.047	-24.1#	132	-0.01
3	L1c	PCB 1016	500.000	538.430	-7.7	122	-0.01
4	L1c	PCB 1016{2}	500.000	492.207	1.6	111	-0.01
5	L1c	PCB 1016{3}	500.000	510.523	-2.1	114	-0.01
6	L1c	PCB 1016{4}	500.000	516.690	-3.3	115	-0.01
7	L1c	PCB 1016{5}	500.000	510.542	-2.1	114	-0.02
33	L7c	PCB 1260	500.000	542.719	-8.5	119	-0.02
34	L7c	PCB 1260{2}	500.000	557.661	-11.5	122	-0.02
35	L7c	PCB 1260{3}	500.000	598.962	-19.8	128	-0.02
36	L7C	PCB 1260{4}	500.000	610.019	-22.0#	131	-0.02
37	L7C	PCB 1260{5}	500.000	604.257	-20.9#	132	-0.01

Signal #2

1	S	SURR1, TCMX	50.000	59.066	-18.1	120	-0.02
2	S	SURR2,Decachlorobiphenyl	50.000	73.164	-46.3#	156	-0.03
3	L1c	PCB 1016	500.000	539.803	-8.0	120	-0.02
4	L1c	PCB 1016{2}	500.000	539.440	-7.9	119	-0.02
5	L1c	PCB 1016{3}	500.000	547.061	-9.4	122	-0.02
6	L1c	PCB 1016{4}	500.000	545.238	-9.0	117	-0.03
7	L1c	PCB 1016{5}	500.000	550.988	-10.2	118	-0.03
33	L7c	PCB 1260	500.000	579.848	-16.0	126	-0.04
34	L7c	PCB 1260{2}	500.000	609.717	-21.9#	131	-0.04
35	L7c	PCB 1260{3}	500.000	629.037	-25.8#	135	-0.03
36	L7C	PCB 1260{4}	500.000	669.233	-33.8#	140	-0.03
37	L7C	PCB 1260{5}	500.000	713.224	-42.6#	150	-0.02

Evaluate Continuing Calibration Report - Not Founds

8	L2c	PCB 1221	500.000	0.000	100.0#	0	-1.69#
9	L2c	PCB 1221{2}	500.000	0.000	100.0#	0	-1.83#
10	L2c	PCB 1221{3}	500.000	0.000	100.0#	0	-1.90#
11	L2c	PCB 1221{4}	500.000	0.000	100.0#	0	-1.92#
12	L2c	PCB 1221{5}	500.000	0.000	100.0#	0	-2.09#
13	L3c	PCB 1232	500.000	0.000	100.0#	0	-1.93#
14	L3c	PCB 1232{2}	500.000	0.000	100.0#	0	-2.10#
15	L3c	PCB 1232{3}	500.000	0.000	100.0#	0	-2.35#
16	L3c	PCB 1232{4}	500.000	0.000	100.0#	0	-2.42#
17	L3c	PCB 1232{5}	500.000	0.000	100.0#	0	-2.46#
18	L4c	PCB 1242	500.000	0.000	100.0#	0	-1.91#
19	L4c	PCB 1242{2}	500.000	0.000	100.0#	0	-2.08#
20	L4c	PCB 1242{3}	500.000	0.000	100.0#	0	-2.33#
21	L4c	PCB 1242{4}	500.000	0.000	100.0#	0	-2.93#

1st AF 03/27/24
2nd BA 03/27/24

Data Path : I:\ACQUDATA\6890G\Data\032524\
Data File : BM1526.D
Signal(s) : Signal #1: ECD1A.ch Signal #2: ECD2B.ch
Acq On   : 25 Mar 2024 08:10 pm
Operator : AFelser
Sample   : CCV
Misc   :
ALS Vial : 2   Sample Multiplier: 1

Integration File signal 1: AUTOINT1.E
Integration File signal 2: AUTOINT2.E
Quant Time: Mar 26 16:59:43 2024
Quant Method : I:\ACQUDATA\6890G\Methods\G-PCB030724.M
Quant Title : 608/8082 PCB'S
QLast Update : Tue Mar 26 16:59:24 2024
Response via : Initial Calibration
Integrator: ChemStation

Volume Inj.   : 2uL
Signal #1 Phase : DB-1701   Signal #2 Phase: DB-17
Signal #1 Info : 0.32mm 30m   Signal #2 Info : 0.32mm 30m

Min. RRF   :   0.000 Min. Rel. Area : 50% Max. R.T. Dev 0.50min
Max. RRF Dev : 20%   Max. Rel. Area : 150%

	Compound	Amount	Calc.	%Dev	Area%	Dev(Min)
22	L4c PCB 1242{5}	500.000	0.000	100.0#	0	-2.95#
23	L5c PCB 1248	500.000	0.000	100.0#	0	-2.08#
24	L5c PCB 1248{2}	500.000	0.000	100.0#	0	-2.51#
25	L5c PCB 1248{3}	500.000	0.000	100.0#	0	-2.65#
26	L5c PCB 1248{4}	500.000	0.000	100.0#	0	-2.93#
27	L5c PCB 1248{5}	500.000	0.000	100.0#	0	-2.95#
28	L6c PCB 1254	500.000	0.000	100.0#	0	-3.09#
29	L6c PCB 1254{2}	500.000	0.000	100.0#	0	-3.29#
30	L6c PCB 1254{3}	500.000	0.000	100.0#	0	-3.39#
31	L6c PCB 1254{4}	500.000	0.000	100.0#	0	-3.61#
32	L6c PCB 1254{5}	500.000	0.000	100.0#	0	-3.77#
38	L8C PCB 1268	500.000	0.000	100.0	0	-4.16#
39	L8C PCB 1268{2}	500.000	0.000	100.0	0	-4.43#
40	L8C PCB 1268{3}	500.000	0.000	100.0	0	-5.02#
41	L8C PCB 1268{4}	500.000	0.000	100.0	0	-5.06#
42	L8C PCB 1268{5}	500.000	0.000	100.0	0	-5.48#
43	L9C PCB 1262	500.000	0.000	100.0	0	-3.78#
44	L9C PCB 1262{2}	500.000	0.000	100.0	0	-3.90#
45	L9C PCB 1262{3}	500.000	0.000	100.0	0	-4.18#
46	L9C PCB 1262{4}	500.000	0.000	100.0	0	-4.76#
47	L9C PCB 1262{5}	500.000	0.000	100.0	0	-5.00#

Signal #2

8	L2c PCB 1221	500.000	0.000	100.0#	0	-1.87#
9	L2c PCB 1221{2}	500.000	0.000	100.0#	0	-1.98#
10	L2c PCB 1221{3}	500.000	0.000	100.0#	0	-2.06#
11	L2c PCB 1221{4}	500.000	0.000	100.0#	0	-2.14#
12	L2c PCB 1221{5}	500.000	0.000	100.0#	0	-2.17#
13	L3c PCB 1232	500.000	0.000	100.0#	0	-2.15#
14	L3c PCB 1232{2}	500.000	0.000	100.0#	0	-2.18#
15	L3c PCB 1232{3}	500.000	0.000	100.0#	0	-2.41#
16	L3c PCB 1232{4}	500.000	0.000	100.0#	0	-2.56#
17	L3c PCB 1232{5}	500.000	0.000	100.0#	0	-2.79#
18	L4c PCB 1242	500.000	0.000	100.0#	0	-2.17#
19	L4c PCB 1242{2}	500.000	0.000	100.0#	0	-2.40#
20	L4c PCB 1242{3}	500.000	0.000	100.0#	0	-2.69#
21	L4c PCB 1242{4}	500.000	0.000	100.0#	0	-3.42#
22	L4c PCB 1242{5}	500.000	0.000	100.0#	0	-3.46#
23	L5c PCB 1248	500.000	0.000	100.0#	0	-2.39#
24	L5c PCB 1248{2}	500.000	0.000	100.0#	0	-2.91#
25	L5c PCB 1248{3}	500.000	0.000	100.0#	0	-3.12#
26	L5c PCB 1248{4}	500.000	0.000	100.0#	0	-3.42#
27	L5c PCB 1248{5}	500.000	0.000	100.0#	0	-3.45#

Evaluate Continuing Calibration Report

Data Path : I:\ACQUDATA\6890G\Data\032524\
Data File : BM1526.D
Signal(s) : Signal #1: ECD1A.ch Signal #2: ECD2B.ch
Acq On   : 25 Mar 2024 08:10 pm
Operator : AFelser
Sample   : CCV
Misc   :
ALS Vial : 2   Sample Multiplier: 1

Integration File signal 1: AUTOINT1.E
Integration File signal 2: AUTOINT2.E
Quant Time: Mar 26 16:59:43 2024
Quant Method : I:\ACQUDATA\6890G\Methods\G-PCB030724.M
Quant Title : 608/8082 PCB'S
QLast Update : Tue Mar 26 16:59:24 2024
Response via : Initial Calibration
Integrator: ChemStation

Volume Inj.   : 2uL
Signal #1 Phase : DB-1701   Signal #2 Phase: DB-17
Signal #1 Info : 0.32mm 30m   Signal #2 Info : 0.32mm 30m

Min. RRF   :   0.000 Min. Rel. Area : 50% Max. R.T. Dev 0.50min
Max. RRF Dev : 20%   Max. Rel. Area : 150%

	Compound	Amount	Calc.	%Dev	Area%	Dev(Min)
28	L6c PCB 1254	500.000	0.000	100.0#	0	-3.62#
29	L6c PCB 1254{2}	500.000	0.000	100.0#	0	-3.94#
30	L6c PCB 1254{3}	500.000	0.000	100.0#	0	-4.32#
31	L6c PCB 1254{4}	500.000	0.000	100.0#	0	-4.52#
32	L6c PCB 1254{5}	500.000	0.000	100.0#	0	-4.87#
38	L8C PCB 1268	500.000	0.000	100.0	0	-4.95#
39	L8C PCB 1268{2}	500.000	0.000	100.0	0	-5.19#
40	L8C PCB 1268{3}	500.000	0.000	100.0	0	-5.64#
41	L8C PCB 1268{4}	500.000	0.000	100.0	0	-5.84#
42	L8C PCB 1268{5}	500.000	0.000	100.0	0	-6.02#
43	L9C PCB 1262	500.000	0.000	100.0	0	-4.52#
44	L9C PCB 1262{2}	500.000	0.000	100.0	0	-4.70#
45	L9C PCB 1262{3}	500.000	0.000	100.0	0	-4.95#
46	L9C PCB 1262{4}	500.000	0.000	100.0	0	-5.20#
47	L9C PCB 1262{5}	500.000	0.000	100.0	0	-6.03#

(#) = Out of Range SPCC's out = 0 CCC's out = 56

1st AF 03/27/24
2nd BA 03/27/24

Data Path : I:\ACQUDATA\6890G\Data\032524\
Data File : BM1526.D
Signal(s) : Signal #1: ECD1A.ch Signal #2: ECD2B.ch
Acq On : 25 Mar 2024 08:10 pm
Operator : AFelser
Sample : CCV
Misc :
ALS Vial : 2 Sample Multiplier: 1

Integration File signal 1: AUTOINT1.E
Integration File signal 2: AUTOINT2.E
Quant Time: Mar 26 16:59:43 2024
Quant Method : I:\ACQUDATA\6890G\Methods\G-PCB030724.M
Quant Title : 608/8082 PCB'S
QLast Update : Tue Mar 26 16:59:24 2024
Response via : Initial Calibration
Integrator: ChemStation

Volume Inj. : 2uL
Signal #1 Phase : DB-1701 Signal #2 Phase: DB-17
Signal #1 Info : 0.32mm 30m Signal #2 Info : 0.32mm 30m

Compound	RT#1	RT#2	Resp#1	Resp#2	ug/l	ug/l
System Monitoring Compounds						
1) S SURR1, TCMX	1.744	1.906	401.6E6	2889.3E6	52.649	59.066
Spiked Amount 100.000	Range 30 - 150		Recovery =		52.65%	59.07%
2) S SURR2,Dec...	5.787	6.351	199.8E6	881.4E6	62.047	73.164
Spiked Amount 100.000	Range 30 - 150		Recovery =		62.05%	73.16%
Target Compounds						
3) L1c PCB 1016	1.909	2.157	70259298	418.1E6	538.430	539.803
4) L1c PCB 1016{2}	2.080	2.514	133.2E6	253.5E6	492.207	539.440
5) L1c PCB 1016{3}	2.186	2.535	56030259	357.2E6	510.523	547.061
6) L1c PCB 1016{4}	2.399	2.761	121.2E6	687.9E6	516.690	545.238m
7) L1c PCB 1016{5}	2.641	2.833	93990239	441.0E6	510.542	550.988
Sum PCB 1016			474.7E6	2157.7E6	2568.392	2722.531
Average PCB 1016					513.678	544.506
Sum PCB 1221			0	0	N.D.	N.D.
Average PCB 1221					0.000	0.000
Sum PCB 1232			0	0	N.D.	N.D.
Average PCB 1232					0.000	0.000
Sum PCB 1242			0	0	N.D.	N.D.
Average PCB 1242					0.000	0.000
Sum PCB 1248			0	0	N.D.	N.D.
Average PCB 1248					0.000	0.000
Sum PCB 1254			0	0	N.D.	N.D.
Average PCB 1254					0.000	0.000
33) L7c PCB 1260	3.518	4.246	176.2E6	1100.3E6	542.719	579.848
34) L7c PCB 1260{2}	3.756	4.486	269.8E6	1274.7E6	557.661	609.717
35) L7c PCB 1260{3}	4.732	5.167	383.7E6	870.6E6	598.962	629.037m
36) L7C PCB 1260{4}	4.979	5.364	186.3E6	2039.2E6	610.019	669.233
37) L7C PCB 1260{5}	5.464	6.000	99965768	546.4E6	604.257	713.224
Sum PCB 1260			1116.0E6	5831.2E6	2913.618	3201.059
Average PCB 1260					582.724	640.212
Sum PCB 1268			0	0	N.D.	N.D.
Average PCB 1268					0.000	0.000
Sum PCB 1262			0	0	N.D.	N.D.
Average PCB 1262					0.000	0.000

(f)=RT Delta > 1/2 Window (#)=Amounts differ by > 25% (m)=manual int.

Quantitation Report (QT Reviewed)

Data Path : I:\ACQUDATA\6890G\Data\032524\
Data File : BM1526.D
Signal(s) : Signal #1: ECD1A.ch Signal #2: ECD2B.ch
Acq On : 25 Mar 2024 08:10 pm
Operator : AFelser
Sample : CCV
Misc :
ALS Vial : 2 Sample Multiplier: 1

Integration File signal 1: AUTOINT1.E
Integration File signal 2: AUTOINT2.E
Quant Time: Mar 26 16:59:43 2024
Quant Method : I:\ACQUDATA\6890G\Methods\G-PCB030724.M
Quant Title : 608/8082 PCB'S
QLast Update : Tue Mar 26 16:59:24 2024
Response via : Initial Calibration
Integrator: ChemStation

Volume Inj. : 2uL
Signal #1 Phase : DB-1701 Signal #2 Phase: DB-17
Signal #1 Info : 0.32mm 30m Signal #2 Info : 0.32mm 30m

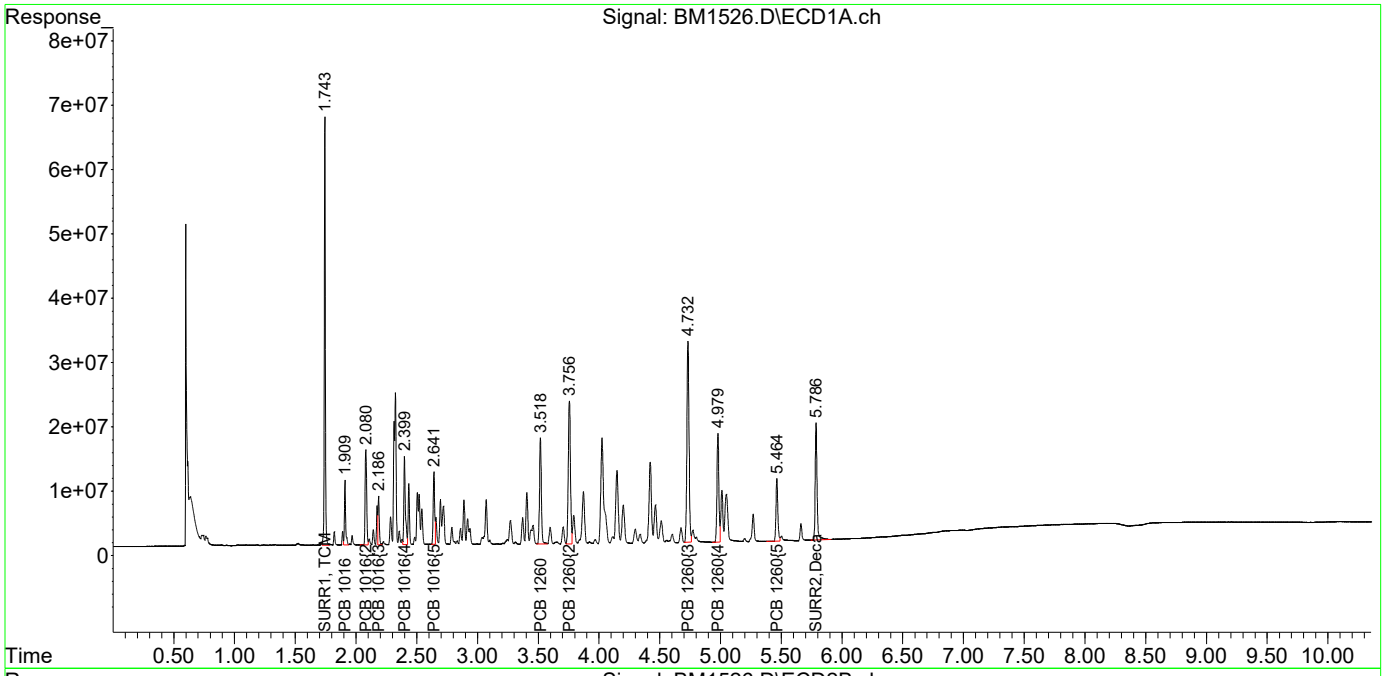

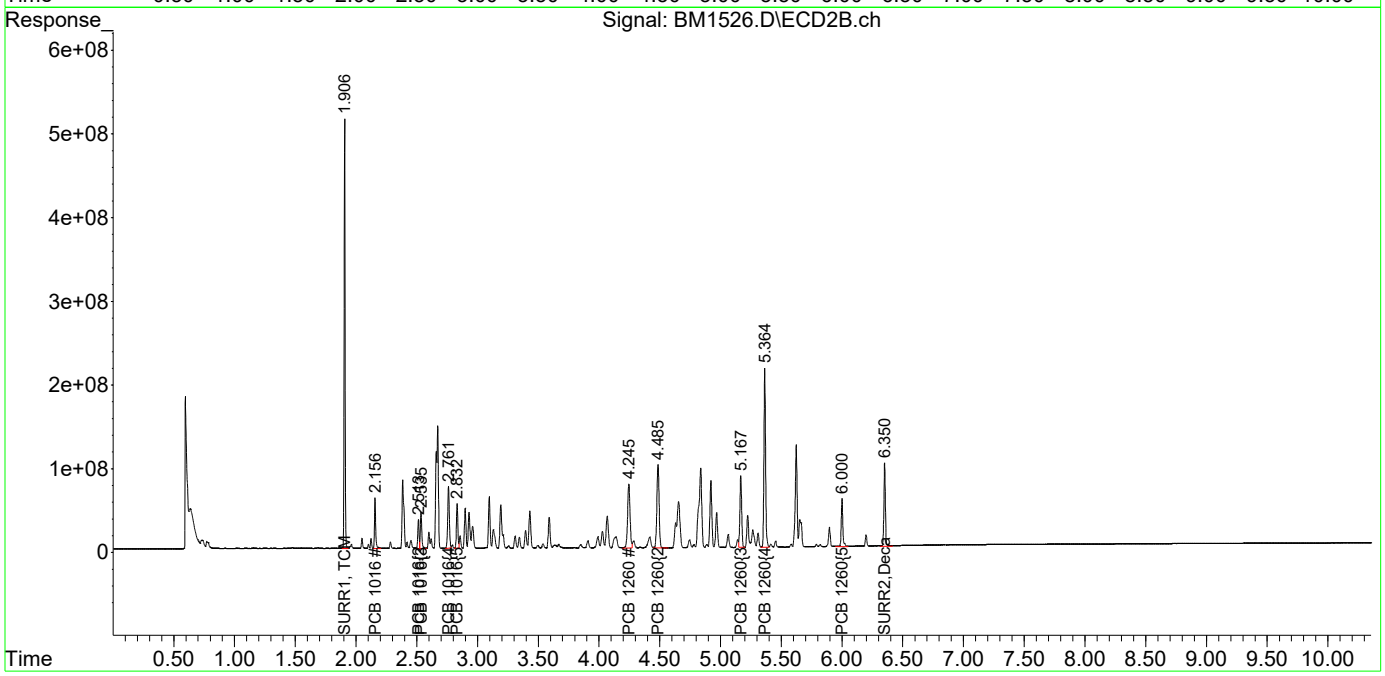

ALS Group USA, Corp.
dba ALS Environmental

QA/QC Report

Client: Day Environmental, Inc. **Service Request:** R2401914
Project: Shumway Marina **Calibration Date:** 3/7/2024

Initial Calibration Summary
Polychlorinated Biphenyls (PCBs) by GC

Calibration ID: RC2400047 **Signal ID:** DB-17
Instrument ID: R-GC-58

#	Lab Code	Sample Name	File Location	Acquisition Date
01	RC2400047-01	1660 LL	I:\ACQUDATA\6890G\Data\030724\BM1292.D	03/07/2024 13:17
02	RC2400047-02	1660 L	I:\ACQUDATA\6890G\Data\030724\BM1293.D	03/07/2024 13:31
03	RC2400047-03	1660 ML	I:\ACQUDATA\6890G\Data\030724\BM1294.D	03/07/2024 13:45
04	RC2400047-04	1660 M	I:\ACQUDATA\6890G\Data\030724\BM1295.D	03/07/2024 13:59
05	RC2400047-05	1660 MH	I:\ACQUDATA\6890G\Data\030724\BM1296.D	03/07/2024 14:13
06	RC2400047-06	1660 H	I:\ACQUDATA\6890G\Data\030724\BM1297.D	03/07/2024 14:27
07	RC2400047-07	1221/54 LL	I:\ACQUDATA\6890G\Data\030724\BM1298.D	03/07/2024 14:41
08	RC2400047-08	1221/54 L	I:\ACQUDATA\6890G\Data\030724\BM1299.D	03/07/2024 14:55
09	RC2400047-09	1221/54 ML	I:\ACQUDATA\6890G\Data\030724\BM1300.D	03/07/2024 15:09
10	RC2400047-10	1221/54 M	I:\ACQUDATA\6890G\Data\030724\BM1301.D	03/07/2024 15:24
11	RC2400047-11	1221/54 MH	I:\ACQUDATA\6890G\Data\030724\BM1302.D	03/07/2024 15:38
12	RC2400047-12	1221/54 H	I:\ACQUDATA\6890G\Data\030724\BM1303.D	03/07/2024 15:52
13	RC2400047-13	1232/62 LL	I:\ACQUDATA\6890G\Data\030724\BM1304.D	03/07/2024 16:06
14	RC2400047-14	1232/62 L	I:\ACQUDATA\6890G\Data\030724\BM1305.D	03/07/2024 16:20
15	RC2400047-15	1232/62 ML	I:\ACQUDATA\6890G\Data\030724\BM1306.D	03/07/2024 16:34
16	RC2400047-16	1232/62 M	I:\ACQUDATA\6890G\Data\030724\BM1309.D	03/07/2024 17:48
17	RC2400047-17	1232/62 MH	I:\ACQUDATA\6890G\Data\030724\BM1310.D	03/07/2024 18:05
18	RC2400047-18	1232/62 H	I:\ACQUDATA\6890G\Data\030724\BM1311.D	03/07/2024 18:19
19	RC2400047-19	1242/68 LL	I:\ACQUDATA\6890G\Data\030724\BM1312.D	03/07/2024 18:33
20	RC2400047-20	1242/68 L	I:\ACQUDATA\6890G\Data\030724\BM1313.D	03/07/2024 18:48
21	RC2400047-21	1242/68 ML	I:\ACQUDATA\6890G\Data\030724\BM1314.D	03/07/2024 19:02
22	RC2400047-22	1242/68 M	I:\ACQUDATA\6890G\Data\030724\BM1315.D	03/07/2024 19:16
23	RC2400047-23	1242/68 MH	I:\ACQUDATA\6890G\Data\030724\BM1316.D	03/07/2024 19:30
24	RC2400047-24	1242/68 H	I:\ACQUDATA\6890G\Data\030724\BM1317.D	03/07/2024 19:44
25	RC2400047-25	1248 LL	I:\ACQUDATA\6890G\Data\030724\BM1318.D	03/07/2024 19:58
26	RC2400047-26	1248 L	I:\ACQUDATA\6890G\Data\030724\BM1319.D	03/07/2024 20:12
27	RC2400047-27	1248 ML	I:\ACQUDATA\6890G\Data\030724\BM1320.D	03/07/2024 20:27
28	RC2400047-28	1248 M	I:\ACQUDATA\6890G\Data\030724\BM1321.D	03/07/2024 20:41
29	RC2400047-29	1248 MH	I:\ACQUDATA\6890G\Data\030724\BM1322.D	03/07/2024 20:55
30	RC2400047-30	1248 H	I:\ACQUDATA\6890G\Data\030724\BM1323.D	03/07/2024 21:09

Analyte

Aroclor 1016 {1}

#	Amount	RF	#	Amount	RF	#	Amount	RF	#	Amount	RF
01	20.000	1.049E6	02	100.000	7.895E5	03	250.000	7.31E5	04	500.000	6.974E5
05	750.000	6.9E5	06	1000.000	6.901E5						

Client: Day Environmental, Inc. **Service Request:** R2401914
Project: Shumway Marina **Calibration Date:** 3/7/2024

Initial Calibration Summary
Polychlorinated Biphenyls (PCBs) by GC

Calibration ID: RC2400047 **Signal ID:** DB-17
Instrument ID: R-GC-58

Analyte

Aroclor 1016 {2}

#	Amount	RF	#	Amount	RF	#	Amount	RF	#	Amount	RF
01	20.000	6.181E5	02	100.000	4.783E5	03	250.000	4.488E5	04	500.000	4.258E5
05	750.000	4.25E5	06	1000.000	4.24E5						

Aroclor 1016 {3}

#	Amount	RF	#	Amount	RF	#	Amount	RF	#	Amount	RF
01	20.000	8.905E5	02	100.000	6.672E5	03	250.000	6.185E5	04	500.000	5.848E5
05	750.000	5.812E5	06	1000.000	5.757E5						

Aroclor 1016 {4}

#	Amount	RF	#	Amount	RF	#	Amount	RF	#	Amount	RF
01	20.000	1.557E6	02	100.000	1.274E6	03	250.000	1.215E6	04	500.000	1.173E6
05	750.000	1.174E6	06	1000.000	1.177E6						

Aroclor 1016 {5}

#	Amount	RF	#	Amount	RF	#	Amount	RF	#	Amount	RF
01	20.000	9.89E5	02	100.000	7.994E5	03	250.000	7.656E5	04	500.000	7.456E5
05	750.000	7.462E5	06	1000.000	7.562E5						

Aroclor 1221 {1}

#	Amount	RF	#	Amount	RF	#	Amount	RF	#	Amount	RF
07	20.000	1.258E5	08	100.000	1.16E5	09	250.000	1.107E5	10	500.000	9.48E4
11	750.000	9.202E4	12	1000.000	8.518E4						

Aroclor 1221 {2}

#	Amount	RF	#	Amount	RF	#	Amount	RF	#	Amount	RF
07	20.000	1.087E5	08	100.000	1.191E5	09	250.000	1.149E5	10	500.000	1.032E5
11	750.000	9.852E4	12	1000.000	9.279E4						

Aroclor 1221 {3}

#	Amount	RF	#	Amount	RF	#	Amount	RF	#	Amount	RF
07	20.000	5.622E5	08	100.000	4.863E5	09	250.000	4.67E5	10	500.000	4.539E5
11	750.000	4.412E5	12	1000.000	4.37E5						

Aroclor 1221 {4}

#	Amount	RF	#	Amount	RF	#	Amount	RF	#	Amount	RF
07	20.000	3.589E5	08	100.000	3.179E5	09	250.000	3.008E5	10	500.000	2.84E5
11	750.000	2.748E5	12	1000.000	2.685E5						

Aroclor 1221 {5}

#	Amount	RF	#	Amount	RF	#	Amount	RF	#	Amount	RF
07	20.000	1.335E6	08	100.000	1.176E6	09	250.000	1.116E6	10	500.000	1.089E6
11	750.000	1.054E6	12	1000.000	1.045E6						

Aroclor 1232 {1}

#	Amount	RF	#	Amount	RF	#	Amount	RF	#	Amount	RF
13	20.000	2.844E5	14	100.000	2.345E5	15	250.000	2.237E5	16	500.000	2.117E5
17	750.000	2.16E5	18	1000.000	2.103E5						

Client: Day Environmental, Inc. **Service Request:** R2401914
Project: Shumway Marina **Calibration Date:** 3/7/2024

Initial Calibration Summary
Polychlorinated Biphenyls (PCBs) by GC

Calibration ID: RC2400047 **Signal ID:** DB-17
Instrument ID: R-GC-58

Analyte

Aroclor 1232 {2}

#	Amount	RF	#	Amount	RF	#	Amount	RF	#	Amount	RF
13	20.000	1.129E6	14	100.000	9.533E5	15	250.000	9.114E5	16	500.000	8.88E5
17	750.000	9.219E5	18	1000.000	9.069E5						

Aroclor 1232 {3}

#	Amount	RF	#	Amount	RF	#	Amount	RF	#	Amount	RF
13	20.000	1.011E6	14	100.000	8.332E5	15	250.000	7.861E5	16	500.000	7.567E5
17	750.000	7.739E5	18	1000.000	7.659E5						

Aroclor 1232 {4}

#	Amount	RF	#	Amount	RF	#	Amount	RF	#	Amount	RF
13	20.000	4E5	14	100.000	3.292E5	15	250.000	3.165E5	16	500.000	3.082E5
17	750.000	3.181E5	18	1000.000	3.161E5						

Aroclor 1232 {5}

#	Amount	RF	#	Amount	RF	#	Amount	RF	#	Amount	RF
13	20.000	6.634E5	14	100.000	6.192E5	15	250.000	5.796E5	16	500.000	5.615E5
17	750.000	5.808E5	18	1000.000	5.811E5						

Aroclor 1242 {1}

#	Amount	RF	#	Amount	RF	#	Amount	RF	#	Amount	RF
19	20.000	8.103E5	20	100.000	7.652E5	21	250.000	6.662E5	22	500.000	6.685E5
23	750.000	6.109E5	24	1000.000	5.958E5						

Aroclor 1242 {2}

#	Amount	RF	#	Amount	RF	#	Amount	RF	#	Amount	RF
19	20.000	1.655E6	20	100.000	1.554E6	21	250.000	1.362E6	22	500.000	1.387E6
23	750.000	1.263E6	24	1000.000	1.226E6						

Aroclor 1242 {3}

#	Amount	RF	#	Amount	RF	#	Amount	RF	#	Amount	RF
19	20.000	1.856E6	20	100.000	1.826E6	21	250.000	1.663E6	22	500.000	1.764E6
23	750.000	1.624E6	24	1000.000	1.6E6						

Aroclor 1242 {4}

#	Amount	RF	#	Amount	RF	#	Amount	RF	#	Amount	RF
19	20.000	9.902E5	20	100.000	9.871E5	21	250.000	8.803E5	22	500.000	9.083E5
23	750.000	8.279E5	24	1000.000	8.022E5						

Aroclor 1242 {5}

#	Amount	RF	#	Amount	RF	#	Amount	RF	#	Amount	RF
19	20.000	1.152E6	20	100.000	1.124E6	21	250.000	1.001E6	22	500.000	1.036E6
23	750.000	9.419E5	24	1000.000	9.148E5						

Aroclor 1248 {1}

#	Amount	RF	#	Amount	RF	#	Amount	RF	#	Amount	RF
25	20.000	7.77E5	26	100.000	6.842E5	27	250.000	6.212E5	28	500.000	5.923E5
29	750.000	5.732E5	30	1000.000	5.562E5						

Client: Day Environmental, Inc. **Service Request:** R2401914
Project: Shumway Marina **Calibration Date:** 3/7/2024

Initial Calibration Summary
Polychlorinated Biphenyls (PCBs) by GC

Calibration ID: RC2400047 **Signal ID:** DB-17
Instrument ID: R-GC-58

Analyte

Aroclor 1248 {2}

#	Amount	RF	#	Amount	RF	#	Amount	RF	#	Amount	RF
25	20.000	1.306E6	26	100.000	1.124E6	27	250.000	1.043E6	28	500.000	1.006E6
29	750.000	9.913E5	30	1000.000	9.683E5						

Aroclor 1248 {3}

#	Amount	RF	#	Amount	RF	#	Amount	RF	#	Amount	RF
25	20.000	1.561E6	26	100.000	1.373E6	27	250.000	1.304E6	28	500.000	1.28E6
29	750.000	1.259E6	30	1000.000	1.232E6						

Aroclor 1248 {4}

#	Amount	RF	#	Amount	RF	#	Amount	RF	#	Amount	RF
25	20.000	1.764E6	26	100.000	1.576E6	27	250.000	1.504E6	28	500.000	1.486E6
29	750.000	1.467E6	30	1000.000	1.441E6						

Aroclor 1248 {5}

#	Amount	RF	#	Amount	RF	#	Amount	RF	#	Amount	RF
25	20.000	2.004E6	26	100.000	1.762E6	27	250.000	1.696E6	28	500.000	1.669E6
29	750.000	1.646E6	30	1000.000	1.615E6						

Aroclor 1254 {1}

#	Amount	RF	#	Amount	RF	#	Amount	RF	#	Amount	RF
07	20.000	2.09E6	08	100.000	1.791E6	09	250.000	1.705E6	10	500.000	1.685E6
11	750.000	1.644E6	12	1000.000	1.66E6						

Aroclor 1254 {2}

#	Amount	RF	#	Amount	RF	#	Amount	RF	#	Amount	RF
07	20.000	1.694E6	08	100.000	1.374E6	09	250.000	1.317E6	10	500.000	1.316E6
11	750.000	1.274E6	12	1000.000	1.294E6						

Aroclor 1254 {3}

#	Amount	RF	#	Amount	RF	#	Amount	RF	#	Amount	RF
07	20.000	2.044E6	08	100.000	1.825E6	09	250.000	1.753E6	10	500.000	1.757E6
11	750.000	1.714E6	12	1000.000	1.741E6						

Aroclor 1254 {4}

#	Amount	RF	#	Amount	RF	#	Amount	RF	#	Amount	RF
07	20.000	1.285E6	08	100.000	1.065E6	09	250.000	9.946E5	10	500.000	9.74E5
11	750.000	9.387E5	12	1000.000	9.5E5						

Aroclor 1254 {5}

#	Amount	RF	#	Amount	RF	#	Amount	RF	#	Amount	RF
07	20.000	2.588E6	08	100.000	2.113E6	09	250.000	2.044E6	10	500.000	2.062E6
11	750.000	1.984E6	12	1000.000	2.06E6						

Aroclor 1260 {1}

#	Amount	RF	#	Amount	RF	#	Amount	RF	#	Amount	RF
01	20.000	2.397E6	02	100.000	1.919E6	03	250.000	1.8E6	04	500.000	1.749E6
05	750.000	1.754E6	06	1000.000	1.766E6						

Client: Day Environmental, Inc. **Service Request:** R2401914
Project: Shumway Marina **Calibration Date:** 3/7/2024

Initial Calibration Summary
Polychlorinated Biphenyls (PCBs) by GC

Calibration ID: RC2400047 **Signal ID:** DB-17
Instrument ID: R-GC-58

Analyte

Aroclor 1260 {2}

#	Amount	RF	#	Amount	RF	#	Amount	RF	#	Amount	RF
01	20.000	2.542E6	02	100.000	2.113E6	03	250.000	1.984E6	04	500.000	1.95E6
05	750.000	1.968E6	06	1000.000	1.987E6						

Aroclor 1260 {3}

#	Amount	RF	#	Amount	RF	#	Amount	RF	#	Amount	RF
01	20.000	1.674E6	02	100.000	1.396E6	03	250.000	1.309E6	04	500.000	1.292E6
05	750.000	1.309E6	06	1000.000	1.326E6						

Aroclor 1260 {4}

#	Amount	RF	#	Amount	RF	#	Amount	RF	#	Amount	RF
01	20.000	3.524E6	02	100.000	2.987E6	03	250.000	2.854E6	04	500.000	2.906E6
05	750.000	2.976E6	06	1000.000	3.035E6						

Aroclor 1260 {5}

#	Amount	RF	#	Amount	RF	#	Amount	RF	#	Amount	RF
01	20.000	8.553E5	02	100.000	8.041E5	03	250.000	7.329E5	04	500.000	7.271E5
05	750.000	7.316E5	06	1000.000	7.455E5						

Decachlorobiphenyl

#	Amount	RF	#	Amount	RF	#	Amount	RF	#	Amount	RF
01	2.000	1.419E7	02	10.000	1.217E7	03	25.000	1.127E7	04	50.000	1.13E7
05	75.000	1.157E7	06	100.000	1.178E7						

Tetrachloro-m-xylene

#	Amount	RF	#	Amount	RF	#	Amount	RF	#	Amount	RF
01	2.000	5.033E7	02	10.000	4.725E7	03	25.000	4.839E7	04	50.000	4.824E7
05	75.000	4.925E7	06	100.000	5.004E7						

ALS Group USA, Corp.
dba ALS Environmental

QA/QC Report

Client: Day Environmental, Inc. **Service Request:** R2401914
Project: Shumway Marina **Calibration Date:** 3/7/2024

Initial Calibration Summary
Polychlorinated Biphenyls (PCBs) by GC

Calibration ID: RC2400047 **Signal ID:** DB-17
Instrument ID: R-GC-58

		Calibration Evaluation				Calibration Evaluation	
Analyte Name	Compound Type	Fit Type	Eval	Eval Result	Control Criteria	Average RRF	Minimum RRF
Aroclor 1016 {1}	MULTI	Average RF	% RSD	18.0	≤20	7.745E5	
Aroclor 1016 {2}	MULTI	Average RF	% RSD	16.1	≤20	4.7E5	
Aroclor 1016 {3}	MULTI	Average RF	% RSD	18.6	≤20	6.53E5	
Aroclor 1016 {4}	MULTI	Average RF	% RSD	11.9	≤20	1.262E6	
Aroclor 1016 {5}	MULTI	Average RF	% RSD	11.8	≤20	8.003E5	
Aroclor 1221 {1}	MULTI	Average RF	% RSD	15.2	≤20	1.041E5	
Aroclor 1221 {2}	MULTI	Average RF	% RSD	9.4	≤20	1.062E5	
Aroclor 1221 {3}	MULTI	Average RF	% RSD	9.8	≤20	4.746E5	
Aroclor 1221 {4}	MULTI	Average RF	% RSD	11.2	≤20	3.008E5	
Aroclor 1221 {5}	MULTI	Average RF	% RSD	9.6	≤20	1.136E6	
Aroclor 1232 {1}	MULTI	Average RF	% RSD	12.2	≤20	2.301E5	
Aroclor 1232 {2}	MULTI	Average RF	% RSD	9.4	≤20	9.518E5	
Aroclor 1232 {3}	MULTI	Average RF	% RSD	11.8	≤20	8.212E5	
Aroclor 1232 {4}	MULTI	Average RF	% RSD	10.4	≤20	3.314E5	
Aroclor 1232 {5}	MULTI	Average RF	% RSD	6.3	≤20	5.976E5	
Aroclor 1242 {1}	MULTI	Average RF	% RSD	12.4	≤20	6.862E5	
Aroclor 1242 {2}	MULTI	Average RF	% RSD	11.9	≤20	1.408E6	
Aroclor 1242 {3}	MULTI	Average RF	% RSD	6.3	≤20	1.722E6	
Aroclor 1242 {4}	MULTI	Average RF	% RSD	8.7	≤20	8.993E5	
Aroclor 1242 {5}	MULTI	Average RF	% RSD	9.3	≤20	1.028E6	
Aroclor 1248 {1}	MULTI	Average RF	% RSD	13.1	≤20	6.34E5	
Aroclor 1248 {2}	MULTI	Average RF	% RSD	11.8	≤20	1.073E6	
Aroclor 1248 {3}	MULTI	Average RF	% RSD	9.0	≤20	1.335E6	
Aroclor 1248 {4}	MULTI	Average RF	% RSD	7.7	≤20	1.54E6	
Aroclor 1248 {5}	MULTI	Average RF	% RSD	8.2	≤20	1.732E6	
Aroclor 1254 {1}	MULTI	Average RF	% RSD	9.6	≤20	1.762E6	
Aroclor 1254 {2}	MULTI	Average RF	% RSD	11.5	≤20	1.378E6	
Aroclor 1254 {3}	MULTI	Average RF	% RSD	6.8	≤20	1.806E6	
Aroclor 1254 {4}	MULTI	Average RF	% RSD	12.6	≤20	1.034E6	
Aroclor 1254 {5}	MULTI	Average RF	% RSD	10.4	≤20	2.142E6	
Aroclor 1260 {1}	MULTI	Average RF	% RSD	13.3	≤20	1.898E6	
Aroclor 1260 {2}	MULTI	Average RF	% RSD	10.9	≤20	2.091E6	
Aroclor 1260 {3}	MULTI	Average RF	% RSD	10.6	≤20	1.384E6	
Aroclor 1260 {4}	MULTI	Average RF	% RSD	7.9	≤20	3.047E6	

Client: Day Environmental, Inc. **Service Request:** R2401914
Project: Shumway Marina **Calibration Date:** 3/7/2024

Initial Calibration Summary
Polychlorinated Biphenyls (PCBs) by GC

Calibration ID: RC2400047 **Signal ID:** DB-17
Instrument ID: R-GC-58

		Calibration Evaluation				Calibration Evaluation	
Analyte Name	Compound Type	Fit Type	Eval	Eval Result	Control Criteria	Average RRF	Minimum RRF
Aroclor 1260 {5}	MULTI	Average RF	% RSD	6.8	≤20	7.661E5	
Decachlorobiphenyl	SURR	Average RF	% RSD	9.1	≤20	1.205E7	
Tetrachloro-m-xylene	SURR	Average RF	% RSD	2.4	≤20	4.892E7	

ALS Group USA, Corp.
dba ALS Environmental

QA/QC Report

Client: Day Environmental, Inc. **Service Request:** R2401914
Project: Shumway Marina **Calibration Date:** 3/7/2024

Initial Calibration Summary
Polychlorinated Biphenyls (PCBs) by GC

Calibration ID: RC2400047 **Signal ID:** DB-1701
Instrument ID: R-GC-58

#	Lab Code	Sample Name	File Location	Acquisition Date
01	RC2400047-01	1660 LL	I:\ACQUDATA\6890G\Data\030724\BM1292.D	03/07/2024 13:17
02	RC2400047-02	1660 L	I:\ACQUDATA\6890G\Data\030724\BM1293.D	03/07/2024 13:31
03	RC2400047-03	1660 ML	I:\ACQUDATA\6890G\Data\030724\BM1294.D	03/07/2024 13:45
04	RC2400047-04	1660 M	I:\ACQUDATA\6890G\Data\030724\BM1295.D	03/07/2024 13:59
05	RC2400047-05	1660 MH	I:\ACQUDATA\6890G\Data\030724\BM1296.D	03/07/2024 14:13
06	RC2400047-06	1660 H	I:\ACQUDATA\6890G\Data\030724\BM1297.D	03/07/2024 14:27
07	RC2400047-07	1221/54 LL	I:\ACQUDATA\6890G\Data\030724\BM1298.D	03/07/2024 14:41
08	RC2400047-08	1221/54 L	I:\ACQUDATA\6890G\Data\030724\BM1299.D	03/07/2024 14:55
09	RC2400047-09	1221/54 ML	I:\ACQUDATA\6890G\Data\030724\BM1300.D	03/07/2024 15:09
10	RC2400047-10	1221/54 M	I:\ACQUDATA\6890G\Data\030724\BM1301.D	03/07/2024 15:24
11	RC2400047-11	1221/54 MH	I:\ACQUDATA\6890G\Data\030724\BM1302.D	03/07/2024 15:38
12	RC2400047-12	1221/54 H	I:\ACQUDATA\6890G\Data\030724\BM1303.D	03/07/2024 15:52
13	RC2400047-13	1232/62 LL	I:\ACQUDATA\6890G\Data\030724\BM1304.D	03/07/2024 16:06
14	RC2400047-14	1232/62 L	I:\ACQUDATA\6890G\Data\030724\BM1305.D	03/07/2024 16:20
15	RC2400047-15	1232/62 ML	I:\ACQUDATA\6890G\Data\030724\BM1306.D	03/07/2024 16:34
16	RC2400047-16	1232/62 M	I:\ACQUDATA\6890G\Data\030724\BM1309.D	03/07/2024 17:48
17	RC2400047-17	1232/62 MH	I:\ACQUDATA\6890G\Data\030724\BM1310.D	03/07/2024 18:05
18	RC2400047-18	1232/62 H	I:\ACQUDATA\6890G\Data\030724\BM1311.D	03/07/2024 18:19
19	RC2400047-19	1242/68 LL	I:\ACQUDATA\6890G\Data\030724\BM1312.D	03/07/2024 18:33
20	RC2400047-20	1242/68 L	I:\ACQUDATA\6890G\Data\030724\BM1313.D	03/07/2024 18:48
21	RC2400047-21	1242/68 ML	I:\ACQUDATA\6890G\Data\030724\BM1314.D	03/07/2024 19:02
22	RC2400047-22	1242/68 M	I:\ACQUDATA\6890G\Data\030724\BM1315.D	03/07/2024 19:16
23	RC2400047-23	1242/68 MH	I:\ACQUDATA\6890G\Data\030724\BM1316.D	03/07/2024 19:30
24	RC2400047-24	1242/68 H	I:\ACQUDATA\6890G\Data\030724\BM1317.D	03/07/2024 19:44
25	RC2400047-25	1248 LL	I:\ACQUDATA\6890G\Data\030724\BM1318.D	03/07/2024 19:58
26	RC2400047-26	1248 L	I:\ACQUDATA\6890G\Data\030724\BM1319.D	03/07/2024 20:12
27	RC2400047-27	1248 ML	I:\ACQUDATA\6890G\Data\030724\BM1320.D	03/07/2024 20:27
28	RC2400047-28	1248 M	I:\ACQUDATA\6890G\Data\030724\BM1321.D	03/07/2024 20:41
29	RC2400047-29	1248 MH	I:\ACQUDATA\6890G\Data\030724\BM1322.D	03/07/2024 20:55
30	RC2400047-30	1248 H	I:\ACQUDATA\6890G\Data\030724\BM1323.D	03/07/2024 21:09

Analyte

Aroclor 1016 {1}

#	Amount	RF	#	Amount	RF	#	Amount	RF	#	Amount	RF
01	20.000	1.771E5	02	100.000	1.399E5	03	250.000	1.251E5	04	500.000	1.154E5
05	750.000	1.135E5	06	1000.000	1.12E5						

Client: Day Environmental, Inc. **Service Request:** R2401914
Project: Shumway Marina **Calibration Date:** 3/7/2024

Initial Calibration Summary
Polychlorinated Biphenyls (PCBs) by GC

Calibration ID: RC2400047 **Signal ID:** DB-1701
Instrument ID: R-GC-58

Analyte

Aroclor 1016 {2}

#	Amount	RF	#	Amount	RF	#	Amount	RF	#	Amount	RF
01	20.000	3.673E5	02	100.000	2.852E5	03	250.000	2.575E5	04	500.000	2.402E5
05	750.000	2.383E5	06	1000.000	2.356E5						

Aroclor 1016 {3}

#	Amount	RF	#	Amount	RF	#	Amount	RF	#	Amount	RF
01	20.000	1.462E5	02	100.000	1.153E5	03	250.000	1.067E5	04	500.000	9.796E4
05	750.000	9.695E4	06	1000.000	9.532E4						

Aroclor 1016 {4}

#	Amount	RF	#	Amount	RF	#	Amount	RF	#	Amount	RF
01	20.000	3.059E5	02	100.000	2.48E5	03	250.000	2.232E5	04	500.000	2.11E5
05	750.000	2.106E5	06	1000.000	2.084E5						

Aroclor 1016 {5}

#	Amount	RF	#	Amount	RF	#	Amount	RF	#	Amount	RF
01	20.000	2.418E5	02	100.000	1.959E5	03	250.000	1.739E5	04	500.000	1.656E5
05	750.000	1.645E5	06	1000.000	1.629E5						

Aroclor 1221 {1}

#	Amount	RF	#	Amount	RF	#	Amount	RF	#	Amount	RF
07	20.000	2.665E4	08	100.000	2.286E4	09	250.000	2.058E4	10	500.000	1.849E4
11	750.000	1.723E4	12	1000.000	1.614E4						

Aroclor 1221 {2}

#	Amount	RF	#	Amount	RF	#	Amount	RF	#	Amount	RF
07	20.000	1.084E5	08	100.000	9.028E4	09	250.000	8.175E4	10	500.000	7.65E4
11	750.000	7.303E4	12	1000.000	7.101E4						

Aroclor 1221 {3}

#	Amount	RF	#	Amount	RF	#	Amount	RF	#	Amount	RF
07	20.000	7.105E4	08	100.000	6.065E4	09	250.000	5.325E4	10	500.000	4.852E4
11	750.000	4.591E4	12	1000.000	4.427E4						

Aroclor 1221 {4}

#	Amount	RF	#	Amount	RF	#	Amount	RF	#	Amount	RF
07	20.000	2.546E5	08	100.000	2.077E5	09	250.000	1.874E5	10	500.000	1.789E5
11	750.000	1.712E5	12	1000.000	1.669E5						

Aroclor 1221 {5}

#	Amount	RF	#	Amount	RF	#	Amount	RF	#	Amount	RF
07	20.000	4.464E4	08	100.000	3.76E4	09	250.000	3.474E4	10	500.000	3.12E4
11	750.000	2.995E4	12	1000.000	2.872E4						

Aroclor 1232 {1}

#	Amount	RF	#	Amount	RF	#	Amount	RF	#	Amount	RF
13	20.000	2.119E5	14	100.000	1.745E5	15	250.000	1.534E5	16	500.000	1.453E5
17	750.000	1.424E5	18	1000.000	1.391E5						

Client: Day Environmental, Inc. **Service Request:** R2401914
Project: Shumway Marina **Calibration Date:** 3/7/2024

Initial Calibration Summary
Polychlorinated Biphenyls (PCBs) by GC

Calibration ID: RC2400047 **Signal ID:** DB-1701
Instrument ID: R-GC-58

Analyte

Aroclor 1232 {2}

#	Amount	RF	#	Amount	RF	#	Amount	RF	#	Amount	RF
13	20.000	1.782E5	14	100.000	1.495E5	15	250.000	1.299E5	16	500.000	1.197E5
17	750.000	1.172E5	18	1000.000	1.143E5						

Aroclor 1232 {3}

#	Amount	RF	#	Amount	RF	#	Amount	RF	#	Amount	RF
13	20.000	1.799E5	14	100.000	1.599E5	15	250.000	1.407E5	16	500.000	1.422E5
17	750.000	1.392E5	18	1000.000	1.379E5						

Aroclor 1232 {4}

#	Amount	RF	#	Amount	RF	#	Amount	RF	#	Amount	RF
13	20.000	1.375E5	14	100.000	1.265E5	15	250.000	1.109E5	16	500.000	1.027E5
17	750.000	1.018E5	18	1000.000	9.965E4						

Aroclor 1232 {5}

#	Amount	RF	#	Amount	RF	#	Amount	RF	#	Amount	RF
13	20.000	9.046E4	14	100.000	7.251E4	15	250.000	6.563E4	16	500.000	6.13E4
17	750.000	6.095E4	18	1000.000	5.939E4						

Aroclor 1242 {1}

#	Amount	RF	#	Amount	RF	#	Amount	RF	#	Amount	RF
19	20.000	1.599E5	20	100.000	1.404E5	21	250.000	1.131E5	22	500.000	1.108E5
23	750.000	1.006E5	24	1000.000	9.63E4						

Aroclor 1242 {2}

#	Amount	RF	#	Amount	RF	#	Amount	RF	#	Amount	RF
19	20.000	3.235E5	20	100.000	2.722E5	21	250.000	2.266E5	22	500.000	2.223E5
23	750.000	2.02E5	24	1000.000	1.934E5						

Aroclor 1242 {3}

#	Amount	RF	#	Amount	RF	#	Amount	RF	#	Amount	RF
19	20.000	3.355E5	20	100.000	2.984E5	21	250.000	2.631E5	22	500.000	2.766E5
23	750.000	2.502E5	24	1000.000	2.437E5						

Aroclor 1242 {4}

#	Amount	RF	#	Amount	RF	#	Amount	RF	#	Amount	RF
19	20.000	2.048E5	20	100.000	1.81E5	21	250.000	1.526E5	22	500.000	1.535E5
23	750.000	1.38E5	24	1000.000	1.333E5						

Aroclor 1242 {5}

#	Amount	RF	#	Amount	RF	#	Amount	RF	#	Amount	RF
19	20.000	1.949E5	20	100.000	1.745E5	21	250.000	1.476E5	22	500.000	1.507E5
23	750.000	1.365E5	24	1000.000	1.319E5						

Aroclor 1248 {1}

#	Amount	RF	#	Amount	RF	#	Amount	RF	#	Amount	RF
25	20.000	1.554E5	26	100.000	1.253E5	27	250.000	1.106E5	28	500.000	1.015E5
29	750.000	9.634E4	30	1000.000	9.246E4						

Client: Day Environmental, Inc. **Service Request:** R2401914
Project: Shumway Marina **Calibration Date:** 3/7/2024

Initial Calibration Summary
Polychlorinated Biphenyls (PCBs) by GC

Calibration ID: RC2400047 **Signal ID:** DB-1701
Instrument ID: R-GC-58

Analyte

Aroclor 1248 {2}

#	Amount	RF	#	Amount	RF	#	Amount	RF	#	Amount	RF
25	20.000	2.664E5	26	100.000	2.05E5	27	250.000	1.795E5	28	500.000	1.687E5
29	750.000	1.612E5	30	1000.000	1.559E5						

Aroclor 1248 {3}

#	Amount	RF	#	Amount	RF	#	Amount	RF	#	Amount	RF
25	20.000	3.341E5	26	100.000	2.659E5	27	250.000	2.364E5	28	500.000	2.251E5
29	750.000	2.174E5	30	1000.000	2.108E5						

Aroclor 1248 {4}

#	Amount	RF	#	Amount	RF	#	Amount	RF	#	Amount	RF
25	20.000	3.618E5	26	100.000	2.9E5	27	250.000	2.628E5	28	500.000	2.55E5
29	750.000	2.478E5	30	1000.000	2.403E5						

Aroclor 1248 {5}

#	Amount	RF	#	Amount	RF	#	Amount	RF	#	Amount	RF
25	20.000	3.054E5	26	100.000	2.483E5	27	250.000	2.246E5	28	500.000	2.201E5
29	750.000	2.145E5	30	1000.000	2.095E5						

Aroclor 1254 {1}

#	Amount	RF	#	Amount	RF	#	Amount	RF	#	Amount	RF
07	20.000	4.491E5	08	100.000	3.572E5	09	250.000	3.312E5	10	500.000	3.247E5
11	750.000	3.089E5	12	1000.000	3.078E5						

Aroclor 1254 {2}

#	Amount	RF	#	Amount	RF	#	Amount	RF	#	Amount	RF
07	20.000	3.199E5	08	100.000	2.599E5	09	250.000	2.451E5	10	500.000	2.348E5
11	750.000	2.303E5	12	1000.000	2.283E5						

Aroclor 1254 {3}

#	Amount	RF	#	Amount	RF	#	Amount	RF	#	Amount	RF
07	20.000	5.379E5	08	100.000	4.393E5	09	250.000	4.198E5	10	500.000	4.082E5
11	750.000	4.038E5	12	1000.000	4.011E5						

Aroclor 1254 {4}

#	Amount	RF	#	Amount	RF	#	Amount	RF	#	Amount	RF
07	20.000	3.731E5	08	100.000	3.239E5	09	250.000	3.065E5	10	500.000	2.951E5
11	750.000	2.904E5	12	1000.000	2.889E5						

Aroclor 1254 {5}

#	Amount	RF	#	Amount	RF	#	Amount	RF	#	Amount	RF
07	20.000	4.118E5	08	100.000	3.235E5	09	250.000	2.936E5	10	500.000	2.769E5
11	750.000	2.718E5	12	1000.000	2.693E5						

Aroclor 1260 {1}

#	Amount	RF	#	Amount	RF	#	Amount	RF	#	Amount	RF
01	20.000	4.179E5	02	100.000	3.423E5	03	250.000	3.064E5	04	500.000	2.95E5
05	750.000	2.961E5	06	1000.000	2.904E5						

Client: Day Environmental, Inc. **Service Request:** R2401914
Project: Shumway Marina **Calibration Date:** 3/7/2024

Initial Calibration Summary
Polychlorinated Biphenyls (PCBs) by GC

Calibration ID: RC2400047 **Signal ID:** DB-1701
Instrument ID: R-GC-58

Analyte

Aroclor 1260 {2}

#	Amount	RF	#	Amount	RF	#	Amount	RF	#	Amount	RF
01	20.000	6.214E5	02	100.000	5.025E5	03	250.000	4.518E5	04	500.000	4.419E5
05	750.000	4.464E5	06	1000.000	4.389E5						

Aroclor 1260 {3}

#	Amount	RF	#	Amount	RF	#	Amount	RF	#	Amount	RF
01	20.000	7.816E5	02	100.000	6.382E5	03	250.000	5.964E5	04	500.000	5.976E5
05	750.000	6.152E5	06	1000.000	6.146E5						

Aroclor 1260 {4}

#	Amount	RF	#	Amount	RF	#	Amount	RF	#	Amount	RF
01	20.000	3.701E5	02	100.000	3.123E5	03	250.000	2.85E5	04	500.000	2.836E5
05	750.000	2.902E5	06	1000.000	2.914E5						

Aroclor 1260 {5}

#	Amount	RF	#	Amount	RF	#	Amount	RF	#	Amount	RF
01	20.000	2.074E5	02	100.000	1.71E5	03	250.000	1.537E5	04	500.000	1.513E5
05	750.000	1.543E5	06	1000.000	1.549E5						

Decachlorobiphenyl

#	Amount	RF	#	Amount	RF	#	Amount	RF	#	Amount	RF
01	2.000	3.844E6	02	10.000	3.325E6	03	25.000	3.017E6	04	50.000	3.021E6
05	75.000	3.042E6	06	100.000	3.071E6						

Tetrachloro-m-xylene

#	Amount	RF	#	Amount	RF	#	Amount	RF	#	Amount	RF
01	2.000	8.471E6	02	10.000	7.543E6	03	25.000	7.477E6	04	50.000	7.377E6
05	75.000	7.435E6	06	100.000	7.469E6						

ALS Group USA, Corp.
dba ALS Environmental

QA/QC Report

Client: Day Environmental, Inc. **Service Request:** R2401914
Project: Shumway Marina **Calibration Date:** 3/7/2024

Initial Calibration Summary
Polychlorinated Biphenyls (PCBs) by GC

Calibration ID: RC2400047 **Signal ID:** DB-1701
Instrument ID: R-GC-58

		Calibration Evaluation				Calibration Evaluation	
Analyte Name	Compound Type	Fit Type	Eval	Eval Result	Control Criteria	Average RRF	Minimum RRF
Aroclor 1016 {1}	MULTI	Average RF	% RSD	19.2	≤20	1.305E5	
Aroclor 1016 {2}	MULTI	Average RF	% RSD	18.8	≤20	2.707E5	
Aroclor 1016 {3}	MULTI	Average RF	% RSD	17.7	≤20	1.098E5	
Aroclor 1016 {4}	MULTI	Average RF	% RSD	16.2	≤20	2.345E5	
Aroclor 1016 {5}	MULTI	Average RF	% RSD	16.7	≤20	1.841E5	
Aroclor 1221 {1}	MULTI	Average RF	% RSD	19.3	≤20	2.033E4	
Aroclor 1221 {2}	MULTI	Average RF	% RSD	16.8	≤20	8.349E4	
Aroclor 1221 {3}	MULTI	Average RF	% RSD	19.0	≤20	5.394E4	
Aroclor 1221 {4}	MULTI	Average RF	% RSD	16.9	≤20	1.944E5	
Aroclor 1221 {5}	MULTI	Average RF	% RSD	17.3	≤20	3.448E4	
Aroclor 1232 {1}	MULTI	Average RF	% RSD	17.3	≤20	1.611E5	
Aroclor 1232 {2}	MULTI	Average RF	% RSD	18.4	≤20	1.348E5	
Aroclor 1232 {3}	MULTI	Average RF	% RSD	11.2	≤20	1.5E5	
Aroclor 1232 {4}	MULTI	Average RF	% RSD	13.7	≤20	1.132E5	
Aroclor 1232 {5}	MULTI	Average RF	% RSD	17.3	≤20	6.837E4	
Aroclor 1242 {1}	MULTI	Linear	R2	0.9936	≥0.99	1.202E5	
Aroclor 1242 {2}	MULTI	Linear	R2	0.9946	≥0.99	2.4E5	
Aroclor 1242 {3}	MULTI	Average RF	% RSD	12.4	≤20	2.779E5	
Aroclor 1242 {4}	MULTI	Average RF	% RSD	17.0	≤20	1.605E5	
Aroclor 1242 {5}	MULTI	Average RF	% RSD	15.5	≤20	1.56E5	
Aroclor 1248 {1}	MULTI	Linear	R2	0.9962	≥0.99	1.136E5	
Aroclor 1248 {2}	MULTI	Linear	R2	0.9977	≥0.99	1.895E5	
Aroclor 1248 {3}	MULTI	Average RF	% RSD	18.6	≤20	2.483E5	
Aroclor 1248 {4}	MULTI	Average RF	% RSD	16.4	≤20	2.763E5	
Aroclor 1248 {5}	MULTI	Average RF	% RSD	15.2	≤20	2.37E5	
Aroclor 1254 {1}	MULTI	Average RF	% RSD	15.4	≤20	3.465E5	
Aroclor 1254 {2}	MULTI	Average RF	% RSD	13.7	≤20	2.531E5	
Aroclor 1254 {3}	MULTI	Average RF	% RSD	12.0	≤20	4.35E5	
Aroclor 1254 {4}	MULTI	Average RF	% RSD	10.3	≤20	3.13E5	
Aroclor 1254 {5}	MULTI	Average RF	% RSD	17.8	≤20	3.078E5	
Aroclor 1260 {1}	MULTI	Average RF	% RSD	15.2	≤20	3.247E5	
Aroclor 1260 {2}	MULTI	Average RF	% RSD	14.7	≤20	4.838E5	
Aroclor 1260 {3}	MULTI	Average RF	% RSD	11.0	≤20	6.406E5	
Aroclor 1260 {4}	MULTI	Average RF	% RSD	10.9	≤20	3.054E5	

Client: Day Environmental, Inc. **Service Request:** R2401914
Project: Shumway Marina **Calibration Date:** 3/7/2024

Initial Calibration Summary
Polychlorinated Biphenyls (PCBs) by GC

Calibration ID: RC2400047 **Signal ID:** DB-1701
Instrument ID: R-GC-58

		Calibration Evaluation				Calibration Evaluation	
Analyte Name	Compound Type	Fit Type	Eval	Eval Result	Control Criteria	Average RRF	Minimum RRF
Aroclor 1260 {5}	MULTI	Average RF	% RSD	13.1	≤20	1.654E5	
Decachlorobiphenyl	SURR	Average RF	% RSD	10.2	≤20	3.22E6	
Tetrachloro-m-xylene	SURR	Average RF	% RSD	5.5	≤20	7.628E6	

ALS Group USA, Corp.
dba ALS Environmental

QA/QC Report

Client: Day Environmental, Inc. **Service Request:** R2401914
Project: Shumway Marina **Calibration Date:** 3/7/2024

Initial Calibration Verification Summary
Polychlorinated Biphenyls (PCBs) by GC

Calibration ID: RC2400047 **Signal ID:** DB-1701
Instrument ID: R-GC-58

#	Lab Code	Sample Name	File Location	Acquisition Date
31	RC2400047-31	1660 ICV	I:\ACQUDATA\6890G\Data\030724\BM1324.D	03/07/2024 21:23

Analyte Name	Expected	Result	Average RF	SSV RF	Rec.	Criteria	Curve Fit
Aroclor 1016	500	453			-9.45245645141 40704915156		NA
Aroclor 1260	500	473			-5.39107543898 94681907284		NA

Analyte Name	Expected	Result	Average RF	SSV RF	% D	Criteria	Curve Fit
Aroclor 1016 {1}	500	461	1.305E5	1.204E5	-7.724	±30	Average RF
Aroclor 1016 {2}	500	445	2.707E5	2.407E5	-11.087	±30	Average RF
Aroclor 1016 {3}	500	454	1.098E5	9.967E4	-9.182	±30	Average RF
Aroclor 1016 {4}	500	451	2.345E5	2.117E5	-9.745	±30	Average RF
Aroclor 1016 {5}	500	452	1.841E5	1.666E5	-9.524	±30	Average RF
Aroclor 1260 {1}	500	476	3.247E5	3.088E5	-4.886	±30	Average RF
Aroclor 1260 {2}	500	473	4.838E5	4.578E5	-5.387	±30	Average RF
Aroclor 1260 {3}	500	490	6.406E5	6.277E5	-2.020	±30	Average RF
Aroclor 1260 {4}	500	496	3.054E5	3.032E5	-0.721	±30	Average RF
Aroclor 1260 {5}	500	430	1.654E5	1.424E5	-13.941	±30	Average RF

ALS Group USA, Corp.
dba ALS Environmental

QA/QC Report

Client: Day Environmental, Inc. **Service Request:** R2401914
Project: Shumway Marina **Calibration Date:** 3/7/2024

Initial Calibration Verification Summary
Polychlorinated Biphenyls (PCBs) by GC

Calibration ID: RC2400047 **Signal ID:** DB-17
Instrument ID: R-GC-58

#	Lab Code	Sample Name	File Location	Acquisition Date
31	RC2400047-31	1660 ICV	I:\ACQUDATA\6890G\Data\030724\BM1324.D	03/07/2024 21:23

Analyte Name	Expected	Result	Average RF	SSV RF	Rec.	Criteria	Curve Fit
Aroclor 1016	500	457			-8.65341543029 71433354272		NA
Aroclor 1260	500	495			-1.01136279353 13022708304		NA

Analyte Name	Expected	Result	Average RF	SSV RF	% D	Criteria	Curve Fit
Aroclor 1016 {1}	500	464	7.745E5	7.192E5	-7.131	±30	Average RF
Aroclor 1016 {2}	500	459	4.7E5	4.318E5	-8.134	±30	Average RF
Aroclor 1016 {3}	500	448	6.53E5	5.848E5	-10.437	±30	Average RF
Aroclor 1016 {4}	500	453	1.262E6	1.142E6	-9.469	±30	Average RF
Aroclor 1016 {5}	500	460	8.003E5	7.355E5	-8.097	±30	Average RF
Aroclor 1260 {1}	500	482	1.898E6	1.831E6	-3.502	±30	Average RF
Aroclor 1260 {2}	500	501	2.091E6	2.094E6	0.158	±30	Average RF
Aroclor 1260 {3}	500	514	1.384E6	1.422E6	2.75	±30	Average RF
Aroclor 1260 {4}	500	525	3.047E6	3.202E6	5.08	±30	Average RF
Aroclor 1260 {5}	500	452	7.661E5	6.93E5	-9.545	±30	Average RF

Client: Day Environmental, Inc. **Service Request:** R2401914
Project: Shumway Marina/6048S-23 **Date Analyzed:** 03/25/24 15:13

Continuing Calibration Verification (CCV) Summary
Polychlorinated Biphenyls (PCBs) by GC

Analysis Method: 8082A **Calibration Date:** 3/7/2024
File ID: I:\ACQUDATA\6890G\Data\032524\BM1505.D\ **Calibration ID:** RC2400047
Signal ID: DB-1701 **Analysis Lot:** 836117
Units: ug/L

Analyte Name	Expected	Result	Average RF	CCV RF	% D	% Drift	Criteria	Curve Fit
Aroclor 1016	500	481	NA	NA	NA	NA	±20	
Aroclor 1260	500	475	NA	NA	NA	NA	±20	

Analyte Name	Expected	Result	Average RF	CCV RF	% D	% Drift	Criteria	Curve Fit
Aroclor 1016 {1}	500	515	1.305E5	1.344E5	3.0	NA	±20	Average RF
Aroclor 1016 {2}	500	461	2.707E5	2.498E5	-7.7	NA	±20	Average RF
Aroclor 1016 {3}	500	488	1.098E5	1.07E5	-2.5	NA	±20	Average RF
Aroclor 1016 {4}	500	478	2.345E5	2.243E5	-4.4	NA	±20	Average RF
Aroclor 1016 {5}	500	462	1.841E5	1.702E5	-7.6	NA	±20	Average RF
Aroclor 1260 {1}	500	465	3.247E5	3.02E5	-7.0	NA	±20	Average RF
Aroclor 1260 {2}	500	470	4.838E5	4.548E5	-6.0	NA	±20	Average RF
Aroclor 1260 {3}	500	482	6.406E5	6.176E5	-3.6	NA	±20	Average RF
Aroclor 1260 {4}	500	491	3.054E5	2.998E5	-1.8	NA	±20	Average RF
Aroclor 1260 {5}	500	469	1.654E5	1.552E5	-6.2	NA	±20	Average RF

Analyte Name	Expected	Result	Average RF	CCV RF	% D	% Drift	Criteria	Curve Fit
Decachlorobiphenyl	50.0	45.5	3.22E6	2.932E6	-8.9	NA	±20	Average RF
Tetrachloro-m-xylene	50.0	49.9	7.628E6	7.618E6	-0.1	NA	±20	Average RF

Client: Day Environmental, Inc. **Service Request:** R2401914
Project: Shumway Marina/6048S-23 **Date Analyzed:** 03/25/24 15:13

Continuing Calibration Verification (CCV) Summary
Polychlorinated Biphenyls (PCBs) by GC

Analysis Method: 8082A **Calibration Date:** 3/7/2024
File ID: I:\ACQUDATA\6890G\Data\032524\BM1505.D\ **Calibration ID:** RC2400047
Signal ID: DB-17 **Analysis Lot:** 836117
Units: ug/L

Analyte Name	Expected	Result	Average RF	CCV RF	% D	% Drift	Criteria	Curve Fit
Aroclor 1016	500	491	NA	NA	NA	NA	±20	
Aroclor 1260	500	459	NA	NA	NA	NA	±20	

Analyte Name	Expected	Result	Average RF	CCV RF	% D	% Drift	Criteria	Curve Fit
Aroclor 1016 {1}	500	492	7.745E5	7.628E5	-1.5	NA	±20	Average RF
Aroclor 1016 {2}	500	474	4.7E5	4.458E5	-5.1	NA	±20	Average RF
Aroclor 1016 {3}	500	498	6.53E5	6.509E5	-0.3	NA	±20	Average RF
Aroclor 1016 {4}	500	518	1.262E6	1.306E6	3.5	NA	±20	Average RF
Aroclor 1016 {5}	500	474	8.003E5	7.59E5	-5.2	NA	±20	Average RF
Aroclor 1260 {1}	500	456	1.898E6	1.732E6	-8.7	NA	±20	Average RF
Aroclor 1260 {2}	500	474	2.091E6	1.981E6	-5.2	NA	±20	Average RF
Aroclor 1260 {3}	500	454	1.384E6	1.258E6	-9.1	NA	±20	Average RF
Aroclor 1260 {4}	500	464	3.047E6	2.83E6	-7.1	NA	±20	Average RF
Aroclor 1260 {5}	500	445	7.661E5	6.822E5	-10.9	NA	±20	Average RF

Analyte Name	Expected	Result	Average RF	CCV RF	% D	% Drift	Criteria	Curve Fit
Decachlorobiphenyl	50.0	29.6	1.205E7	7.138E6	-40.8*	NA	±20	Average RF
Tetrachloro-m-xylene	50.0	52.1	4.892E7	5.093E7	4.1	NA	±20	Average RF

Client: Day Environmental, Inc. **Service Request:** R2401914
Project: Shumway Marina/6048S-23 **Date Analyzed:** 03/25/24 16:24

Continuing Calibration Verification (CCV) Summary
Polychlorinated Biphenyls (PCBs) by GC

Analysis Method: 8082A **Calibration Date:** 3/7/2024
File ID: I:\ACQUDATA\6890G\Data\032524\BM1510.D\ **Calibration ID:** RC2400047
Signal ID: DB-1701 **Analysis Lot:** 836117
Units: ug/L

Analyte Name	Expected	Result	Average RF	CCV RF	% D	% Drift	Criteria	Curve Fit
Aroclor 1016	500	509	NA	NA	NA	NA	±20	
Aroclor 1260	500	546	NA	NA	NA	NA	±20	

Analyte Name	Expected	Result	Average RF	CCV RF	% D	% Drift	Criteria	Curve Fit
Aroclor 1016 {1}	500	538	1.305E5	1.403E5	7.5	NA	±20	Average RF
Aroclor 1016 {2}	500	485	2.707E5	2.624E5	-3.1	NA	±20	Average RF
Aroclor 1016 {3}	500	511	1.098E5	1.122E5	2.3	NA	±20	Average RF
Aroclor 1016 {4}	500	509	2.345E5	2.386E5	1.8	NA	±20	Average RF
Aroclor 1016 {5}	500	502	1.841E5	1.848E5	0.4	NA	±20	Average RF
Aroclor 1260 {1}	500	516	3.247E5	3.352E5	3.2	NA	±20	Average RF
Aroclor 1260 {2}	500	525	4.838E5	5.077E5	4.9	NA	±20	Average RF
Aroclor 1260 {3}	500	553	6.406E5	7.083E5	10.6	NA	±20	Average RF
Aroclor 1260 {4}	500	563	3.054E5	3.442E5	12.7	NA	±20	Average RF
Aroclor 1260 {5}	500	571	1.654E5	1.89E5	14.3	NA	±20	Average RF

Analyte Name	Expected	Result	Average RF	CCV RF	% D	% Drift	Criteria	Curve Fit
Decachlorobiphenyl	50.0	57.1	3.22E6	3.676E6	14.2	NA	±20	Average RF
Tetrachloro-m-xylene	50.0	51.7	7.628E6	7.894E6	3.5	NA	±20	Average RF

Client: Day Environmental, Inc. **Service Request:** R2401914
Project: Shumway Marina/6048S-23 **Date Analyzed:** 03/25/24 16:24

Continuing Calibration Verification (CCV) Summary
Polychlorinated Biphenyls (PCBs) by GC

Analysis Method: 8082A **Calibration Date:** 3/7/2024
File ID: I:\ACQUDATA\6890G\Data\032524\BM1510.D\ **Calibration ID:** RC2400047
Signal ID: DB-17 **Analysis Lot:** 836117
Units: ug/L

Analyte Name	Expected	Result	Average RF	CCV RF	% D	% Drift	Criteria	Curve Fit
Aroclor 1016	500	535	NA	NA	NA	NA	±20	
Aroclor 1260	500	575	NA	NA	NA	NA	±20	

Analyte Name	Expected	Result	Average RF	CCV RF	% D	% Drift	Criteria	Curve Fit
Aroclor 1016 {1}	500	536	7.745E5	8.298E5	7.1	NA	±20	Average RF
Aroclor 1016 {2}	500	526	4.7E5	4.944E5	5.2	NA	±20	Average RF
Aroclor 1016 {3}	500	539	6.53E5	7.035E5	7.7	NA	±20	Average RF
Aroclor 1016 {4}	500	537	1.262E6	1.356E6	7.4	NA	±20	Average RF
Aroclor 1016 {5}	500	538	8.003E5	8.604E5	7.5	NA	±20	Average RF
Aroclor 1260 {1}	500	544	1.898E6	2.063E6	8.7	NA	±20	Average RF
Aroclor 1260 {2}	500	560	2.091E6	2.342E6	12.0	NA	±20	Average RF
Aroclor 1260 {3}	500	572	1.384E6	1.583E6	14.4	NA	±20	Average RF
Aroclor 1260 {4}	500	602	3.047E6	3.67E6	20.4	NA	±20	Average RF
Aroclor 1260 {5}	500	599	7.661E5	9.183E5	19.9	NA	±20	Average RF

Analyte Name	Expected	Result	Average RF	CCV RF	% D	% Drift	Criteria	Curve Fit
Decachlorobiphenyl	50.0	60.0	1.205E7	1.446E7	20.0	NA	±20	Average RF
Tetrachloro-m-xylene	50.0	57.8	4.892E7	5.65E7	15.5	NA	±20	Average RF

Client: Day Environmental, Inc. **Service Request:** R2401914
Project: Shumway Marina/6048S-23 **Date Analyzed:** 03/25/24 17:49

Continuing Calibration Verification (CCV) Summary
Polychlorinated Biphenyls (PCBs) by GC

Analysis Method: 8082A **Calibration Date:** 3/7/2024
File ID: I:\ACQUDATA\6890G\Data\032524\BM1516.D\ **Calibration ID:** RC2400047
Signal ID: DB-1701 **Analysis Lot:** 836117
Units: ug/L

Analyte Name	Expected	Result	Average RF	CCV RF	% D	% Drift	Criteria	Curve Fit
Aroclor 1016	500	492	NA	NA	NA	NA	±20	
Aroclor 1260	500	492	NA	NA	NA	NA	±20	

Analyte Name	Expected	Result	Average RF	CCV RF	% D	% Drift	Criteria	Curve Fit
Aroclor 1016 {1}	500	524	1.305E5	1.367E5	4.8	NA	±20	Average RF
Aroclor 1016 {2}	500	471	2.707E5	2.55E5	-5.8	NA	±20	Average RF
Aroclor 1016 {3}	500	499	1.098E5	1.095E5	-0.2	NA	±20	Average RF
Aroclor 1016 {4}	500	490	2.345E5	2.298E5	-2.0	NA	±20	Average RF
Aroclor 1016 {5}	500	475	1.841E5	1.751E5	-4.9	NA	±20	Average RF
Aroclor 1260 {1}	500	479	3.247E5	3.107E5	-4.3	NA	±20	Average RF
Aroclor 1260 {2}	500	481	4.838E5	4.656E5	-3.8	NA	±20	Average RF
Aroclor 1260 {3}	500	496	6.406E5	6.358E5	-0.8	NA	±20	Average RF
Aroclor 1260 {4}	500	503	3.054E5	3.071E5	0.6	NA	±20	Average RF
Aroclor 1260 {5}	500	500	1.654E5	1.656E5	0.1	NA	±20	Average RF

Analyte Name	Expected	Result	Average RF	CCV RF	% D	% Drift	Criteria	Curve Fit
Decachlorobiphenyl	50.0	49.0	3.22E6	3.157E6	-2.0	NA	±20	Average RF
Tetrachloro-m-xylene	50.0	50.3	7.628E6	7.671E6	0.6	NA	±20	Average RF

Client: Day Environmental, Inc. **Service Request:** R2401914
Project: Shumway Marina/6048S-23 **Date Analyzed:** 03/25/24 17:49

Continuing Calibration Verification (CCV) Summary
Polychlorinated Biphenyls (PCBs) by GC

Analysis Method: 8082A **Calibration Date:** 3/7/2024
File ID: I:\ACQUDATA\6890G\Data\032524\BM1516.D\ **Calibration ID:** RC2400047
Signal ID: DB-17 **Analysis Lot:** 836117
Units: ug/L

Analyte Name	Expected	Result	Average RF	CCV RF	% D	% Drift	Criteria	Curve Fit
Aroclor 1016	500	516	NA	NA	NA	NA	±20	
Aroclor 1260	500	520	NA	NA	NA	NA	±20	

Analyte Name	Expected	Result	Average RF	CCV RF	% D	% Drift	Criteria	Curve Fit
Aroclor 1016 {1}	500	512	7.745E5	7.925E5	2.3	NA	±20	Average RF
Aroclor 1016 {2}	500	495	4.7E5	4.65E5	-1.1	NA	±20	Average RF
Aroclor 1016 {3}	500	547	6.53E5	7.137E5	9.3	NA	±20	Average RF
Aroclor 1016 {4}	500	513	1.262E6	1.294E6	2.6	NA	±20	Average RF
Aroclor 1016 {5}	500	516	8.003E5	8.252E5	3.1	NA	±20	Average RF
Aroclor 1260 {1}	500	503	1.898E6	1.908E6	0.6	NA	±20	Average RF
Aroclor 1260 {2}	500	523	2.091E6	2.188E6	4.7	NA	±20	Average RF
Aroclor 1260 {3}	500	528	1.384E6	1.461E6	5.6	NA	±20	Average RF
Aroclor 1260 {4}	500	541	3.047E6	3.296E6	8.2	NA	±20	Average RF
Aroclor 1260 {5}	500	503	7.661E5	7.709E5	0.6	NA	±20	Average RF

Analyte Name	Expected	Result	Average RF	CCV RF	% D	% Drift	Criteria	Curve Fit
Decachlorobiphenyl	50.0	55.8	1.205E7	1.344E7	11.6	NA	±20	Average RF
Tetrachloro-m-xylene	50.0	56.4	4.892E7	5.517E7	12.8	NA	±20	Average RF

Client: Day Environmental, Inc. **Service Request:** R2401914
Project: Shumway Marina/6048S-23 **Date Analyzed:** 03/25/24 20:10

Continuing Calibration Verification (CCV) Summary
Polychlorinated Biphenyls (PCBs) by GC

Analysis Method: 8082A **Calibration Date:** 3/7/2024
File ID: I:\ACQUDATA\6890G\Data\032524\BM1526.D\ **Calibration ID:** RC2400047
Signal ID: DB-1701 **Analysis Lot:** 836117
Units: ug/L

Analyte Name	Expected	Result	Average RF	CCV RF	% D	% Drift	Criteria	Curve Fit
Aroclor 1016	500	514	NA	NA	NA	NA	±20	
Aroclor 1260	500	583	NA	NA	NA	NA	±20	

Analyte Name	Expected	Result	Average RF	CCV RF	% D	% Drift	Criteria	Curve Fit
Aroclor 1016 {1}	500	538	1.305E5	1.405E5	7.7	NA	±20	Average RF
Aroclor 1016 {2}	500	492	2.707E5	2.665E5	-1.6	NA	±20	Average RF
Aroclor 1016 {3}	500	511	1.098E5	1.121E5	2.1	NA	±20	Average RF
Aroclor 1016 {4}	500	517	2.345E5	2.423E5	3.3	NA	±20	Average RF
Aroclor 1016 {5}	500	511	1.841E5	1.88E5	2.1	NA	±20	Average RF
Aroclor 1260 {1}	500	543	3.247E5	3.524E5	8.5	NA	±20	Average RF
Aroclor 1260 {2}	500	558	4.838E5	5.396E5	11.5	NA	±20	Average RF
Aroclor 1260 {3}	500	599	6.406E5	7.674E5	19.8	NA	±20	Average RF
Aroclor 1260 {4}	500	610	3.054E5	3.726E5	22.0*	NA	±20	Average RF
Aroclor 1260 {5}	500	604	1.654E5	1.999E5	20.9*	NA	±20	Average RF

Analyte Name	Expected	Result	Average RF	CCV RF	% D	% Drift	Criteria	Curve Fit
Decachlorobiphenyl	50.0	62.0	3.22E6	3.996E6	24.1*	NA	±20	Average RF
Tetrachloro-m-xylene	50.0	52.6	7.628E6	8.033E6	5.3	NA	±20	Average RF

Client: Day Environmental, Inc. **Service Request:** R2401914
Project: Shumway Marina/6048S-23 **Date Analyzed:** 03/25/24 20:10

Continuing Calibration Verification (CCV) Summary
Polychlorinated Biphenyls (PCBs) by GC

Analysis Method: 8082A **Calibration Date:** 3/7/2024
File ID: I:\ACQUDATA\6890G\Data\032524\BM1526.D\ **Calibration ID:** RC2400047
Signal ID: DB-17 **Analysis Lot:** 836117
Units: ug/L

Analyte Name	Expected	Result	Average RF	CCV RF	% D	% Drift	Criteria	Curve Fit
Aroclor 1016	500	545	NA	NA	NA	NA	±20	
Aroclor 1260	500	640	NA	NA	NA	NA	±20	

Analyte Name	Expected	Result	Average RF	CCV RF	% D	% Drift	Criteria	Curve Fit
Aroclor 1016 {1}	500	540	7.745E5	8.361E5	8.0	NA	±20	Average RF
Aroclor 1016 {2}	500	539	4.7E5	5.071E5	7.9	NA	±20	Average RF
Aroclor 1016 {3}	500	547	6.53E5	7.144E5	9.4	NA	±20	Average RF
Aroclor 1016 {4}	500	545	1.262E6	1.376E6	9.0	NA	±20	Average RF
Aroclor 1016 {5}	500	551	8.003E5	8.819E5	10.2	NA	±20	Average RF
Aroclor 1260 {1}	500	580	1.898E6	2.201E6	16.0	NA	±20	Average RF
Aroclor 1260 {2}	500	610	2.091E6	2.549E6	21.9*	NA	±20	Average RF
Aroclor 1260 {3}	500	629	1.384E6	1.741E6	25.8*	NA	±20	Average RF
Aroclor 1260 {4}	500	669	3.047E6	4.078E6	33.8*	NA	±20	Average RF
Aroclor 1260 {5}	500	713	7.661E5	1.093E6	42.6*	NA	±20	Average RF

Analyte Name	Expected	Result	Average RF	CCV RF	% D	% Drift	Criteria	Curve Fit
Decachlorobiphenyl	50.0	73.2	1.205E7	1.763E7	46.3*	NA	±20	Average RF
Tetrachloro-m-xylene	50.0	59.1	4.892E7	5.779E7	18.1	NA	±20	Average RF

Client: Day Environmental, Inc. **Service Request:**R2401914
Project: Shumway Marina/6048S-23

Analysis Run Log
Polychlorinated Biphenyls (PCBs) by GC

Analysis Method: 8082A **Analysis Lot:**836117
Instrument ID:R-GC-58

Raw Data File	Sample Name	Lab Code	Date Analyzed	Time Analyzed	Q
I:\ACQUDATA\6890G\Data\032524\BM1505.D\	Continuing Calibration Verification	RQ2403182-01	3/25/2024	15:13:00	
I:\ACQUDATA\6890G\Data\032524\BM1505.D\	ZZZZZZZ	ZZZZZZZ	3/25/2024	15:13:00	
I:\ACQUDATA\6890G\Data\032524\BM1506.D\	ZZZZZZZ	ZZZZZZZ	3/25/2024	15:27:00	
I:\ACQUDATA\6890G\Data\032524\BM1507.D\	ZZZZZZZ	ZZZZZZZ	3/25/2024	15:41:00	
I:\ACQUDATA\6890G\Data\032524\BM1508.D\	ZZZZZZZ	ZZZZZZZ	3/25/2024	15:55:00	
I:\ACQUDATA\6890G\Data\032524\BM1509.D\	ZZZZZZZ	ZZZZZZZ	3/25/2024	16:09:00	
I:\ACQUDATA\6890G\Data\032524\BM1510.D\	Continuing Calibration Verification	RQ2403182-04	3/25/2024	16:24:00	
I:\ACQUDATA\6890G\Data\032524\BM1510.D\	ZZZZZZZ	ZZZZZZZ	3/25/2024	16:24:00	
I:\ACQUDATA\6890G\Data\032524\BM1511.D\	ZZZZZZZ	ZZZZZZZ	3/25/2024	16:38:00	
I:\ACQUDATA\6890G\Data\032524\BM1512.D\	ZZZZZZZ	ZZZZZZZ	3/25/2024	16:52:00	
I:\ACQUDATA\6890G\Data\032524\BM1513.D\	ZZZZZZZ	ZZZZZZZ	3/25/2024	17:06:00	
I:\ACQUDATA\6890G\Data\032524\BM1514.D\	ZZZZZZZ	ZZZZZZZ	3/25/2024	17:20:00	
I:\ACQUDATA\6890G\Data\032524\BM1515.D\	ZZZZZZZ	ZZZZZZZ	3/25/2024	17:34:00	
I:\ACQUDATA\6890G\Data\032524\BM1516.D\	ZZZZZZZ	ZZZZZZZ	3/25/2024	17:49:00	
I:\ACQUDATA\6890G\Data\032524\BM1516.D\	Continuing Calibration Verification	RQ2403182-05	3/25/2024	17:49:00	
I:\ACQUDATA\6890G\Data\032524\BM1517.D\	Method Blank	RQ2402926-03	3/25/2024	18:03:00	
I:\ACQUDATA\6890G\Data\032524\BM1518.D\	Lab Control Sample	RQ2402926-06	3/25/2024	18:17:00	
I:\ACQUDATA\6890G\Data\032524\BM1519.D\	Duplicate Lab Control Sample	RQ2402926-07	3/25/2024	18:31:00	
I:\ACQUDATA\6890G\Data\032524\BM1520.D\	EB-030724	R2401914-013	3/25/2024	18:45:00	
I:\ACQUDATA\6890G\Data\032524\BM1521.D\	ZZZZZZZ	ZZZZZZZ	3/25/2024	18:59:00	
I:\ACQUDATA\6890G\Data\032524\BM1522.D\	ZZZZZZZ	ZZZZZZZ	3/25/2024	19:14:00	
I:\ACQUDATA\6890G\Data\032524\BM1523.D\	ZZZZZZZ	ZZZZZZZ	3/25/2024	19:28:00	
I:\ACQUDATA\6890G\Data\032524\BM1524.D\	ZZZZZZZ	ZZZZZZZ	3/25/2024	19:42:00	

Client: Day Environmental, Inc. **Service Request:**R2401914
Project: Shumway Marina/6048S-23

Analysis Run Log
Polychlorinated Biphenyls (PCBs) by GC

Analysis Method: 8082A **Analysis Lot:**836117
Instrument ID:R-GC-58

Raw Data File	Sample Name	Lab Code	Date Analyzed	Time Analyzed	Q
I:\ACQUDATA\6890G\Data\032524 \BM1525.D\	ZZZZZZZ	ZZZZZZZ	3/25/2024	19:56:00	
I:\ACQUDATA\6890G\Data\032524 \BM1526.D\	Continuing Calibration Verification	RQ2403182-07	3/25/2024	20:10:00	

Prep Summary Report

Client: Day Environmental, Inc. **Service Request:** R2401914
Project: Shumway Marina/6048S-23
Sample Matrix: Water

Polychlorinated Biphenyls (PCBs) by GC

Prep Method: EPA 3510C **Extraction Lot:** 435735
Analytical Method: 8082A **Extraction Date:** 03/21/24 09:26

Sample Name	Lab Code	Date Collected	Date Received	Sample Amount	Final Amount	Percent Solids
EB-030724	R2401914-013	3/7/24	3/8/24	255.0000 mL	10 mL	
Method Blank	RQ2402926-03MB	NA	NA	250 mL	10 mL	
Lab Control Sample	RQ2402926-06LCS	NA	NA	250 mL	10 mL	
Duplicate Lab Control Sample	RQ2402926-07DLCS	NA	NA	250 mL	10 mL	

Preparation Information Benchsheet

Prep Run#: 435735
Team: Semivoa GC/KPROCOPIO

Prep WorkFlow: OrgExtAq(7)
Prep Method: Method

Status: Prepped
Prep Date/Time: 3/21/24 09:26

#	Lab Code	Client ID	B#	Amt. Ext.	Method /Test	pH	AE	BN	Final Vol	Sample Desc. (Initial/Final)	SpikeAmt./Inv. ID	Comments
1	RQ2402926-03	MB		250mL	608 Modified/PEST_OC	7			10.00mL	colorless, clear	200.0000 uL/233831	
2	RQ2402926-03	MB		250mL	8081B/Pest OC	7			10.00mL	colorless, clear	200.0000 uL/233831	
3	RQ2402926-03	MB		250mL	8082A/PCB	7			10.00mL	colorless, clear	200.0000 uL/233831	
4	RQ2402926-04	LCS		250mL	608 Modified/PEST_OC	7			10.00mL	colorless, clear	500.0000 uL/232990; 200.0000 uL/233831	
5	RQ2402926-04	LCS		250mL	8081B/Pest OC	7			10.00mL	colorless, clear	500.0000 uL/232990; 200.0000 uL/233831	
6	RQ2402926-05	DLCS		250mL	608 Modified/PEST_OC	7			10.00mL	colorless, clear	500.0000 uL/232990; 200.0000 uL/233831	
7	RQ2402926-05	DLCS		250mL	8081B/Pest OC	7			10.00mL	colorless, clear	500.0000 uL/232990; 200.0000 uL/233831	
8	RQ2402926-06	LCS		250mL	8082A/PCB	7			10.00mL	colorless, clear	200.0000 uL/232239; 200.0000 uL/233831	
9	RQ2402926-07	DLCS		250mL	8082A/PCB	7			10.00mL	colorless, clear	200.0000 uL/232239; 200.0000 uL/233831	
10	R2401914-013RE	EB-030724	.06	255mL	8081B/Pest OC	7			10.00mL	faint grey, clear	200.0000 uL/233831	
11	R2401914-013RE	EB-030724	.06	255mL	8082A/PCB	7			10.00mL	faint grey, clear	200.0000 uL/233831	
12	R2402209-002	OW652D-0324	.07	260mL	8081B/Pest OC	7			10.00mL	yellow tint, clear	200.0000 uL/233831	
13	R2402209-003	OW652C-0324	.07	255mL	8081B/Pest OC	7			10.00mL	yellow tint, clear	200.0000 uL/233831	
14	R2402209-004	OW652B-0324	.07	260mL	8081B/Pest OC	7			10.00mL	brown tint, clear	200.0000 uL/233831	
15	R2402209-005	OW654B-0324	.07	255mL	8081B/Pest OC	7			10.00mL	orange tint, clear	200.0000 uL/233831	
16	R2402209-006	OW654C-0324	.08	260mL	8081B/Pest OC	7			10.00mL	orange tint, clear	200.0000 uL/233831	
17	R2402209-007	OW654D-0324	.07	255mL	8081B/Pest OC	7			10.00mL	yellow tint, clear	200.0000 uL/233831	
18	R2402209-008	BEW706C-0324	.08	255mL	8081B/Pest OC	7			10.00mL	black tint, clear	200.0000 uL/233831	
19	R2402209-009	OW408B-0324	.08	270mL	8081B/Pest OC	9			10.00mL	colorless, clear	200.0000 uL/233831	
20	R2402213-001	IWS-SD1-031924	.02	255mL	8081B/Pest OC	7			10.00mL	colorless, clear	200.0000 uL/233831	
21	RQ2402926-01	R2402213-001 MS	.06	255mL	8081B/Pest OC	7			10.00mL	colorless, clear	500.0000 uL/232990; 200.0000 uL/233831	
22	RQ2402926-02	R2402213-001 DMS	.07	255mL	8081B/Pest OC	7			10.00mL	colorless, clear	200.0000 uL/233831; 500.0000 uL/232990	
23	R2402213-002	IWS-MW1-031924	.03	255mL	8081B/Pest OC	7			10.00mL	colorless, clear	200.0000 uL/233831	
24	R2402213-003	IWS-MW2-031924	.02	255mL	8081B/Pest OC	7			10.00mL	colorless, clear	200.0000 uL/233831	

Spiking Solutions

Name:	8082 Spike 5 ug/mL AR 1260	Inventory ID	232239	Logbook Ref:	232239	Expires On:	05/12/2024
Name:	608 LCS Spike STD	Inventory ID	232990	Logbook Ref:	232990	Expires On:	06/25/2024
Name:	8081/8082 Surrogate Spike STD 1 ug/mL	Inventory ID	233831	Logbook Ref:		Expires On:	08/21/2024

Preparation Information Benchsheet

Prep Run#: 435735
Team: Semivoa GC/KPROCOPIO

Prep WorkFlow: OrgExtAq(7)
Prep Method: EPA 3510C

Status: Prepped
Prep Date/Time: 3/21/24 09:26

Preparation Materials

Eppendorf Pipette Repeater	EXT #27 (232220)	Dichloromethane (Methylene Chloride) 99.9% MeCl2	(234089)	pH Paper 0-14	(232550)
Prepared Sodium Sulfate Na2SO4	(233719)				

Preparation Steps

Step:	Extraction	Step:	Concentration	Step:	Final Volume
Started:	3/21/24 09:26	Started:	3/25/24 13:32	Started:	3/25/24 14:04
Finished:	3/21/24 12:00	Finished:	3/25/24 14:04	Finished:	3/25/24 14:04
By:	KPROCOPIO	By:	JVANHEYNINGEN	By:	JVANHEYNINGEN
Comments		Comments		Comments	

Comments: _____

Reviewed By: _____ Date: _____ Spike Witness: JVANHEYNINGEN Date: _____

Chain of Custody

Relinquished By: _____ Date: _____ Extracts Examined

Received By: _____ Date: _____ Yes No

Metals

ALS Environmental—Rochester Laboratory
1565 Jefferson Road, Building 300, Suite 360, Rochester, NY 14623
Phone (585) 288-5380 Fax (585) 288-8475
www.alsglobal.com

Form 1

Inorganic Analysis Data Sheet

Metals by EPA 6010C,Mercury by EPA 7471B,Mercury by EPA 7470A

Workorder

R2401914

Client

Day Environmental, Inc.

Project

Shumway Marina

06/05/2024

ALS Environmental–Rochester Laboratory
1565 Jefferson Road, Building 300, Suite 360, Rochester, NY 14623
Phone (585) 288-5380 Fax (585) 288-8475
www.alsglobal.com

Form 1 - Inorganic Analysis Data Sheet

Client Day Environmental, Inc.

Project Shumway Marina

Workorder **R2401914**

Metals by EPA 6010C (P),Mercury by EPA 7471B (CV)

B-1,2,3	Collected	Received	Matrix	Prep Method	Basis	%Solid
R2401914-005	03/07/24 1105	03/08/24 1020	Soil	EPA 3050B,Method	Dry	84

MC	Analyte	Result	Q	Units	DL	LOQ	DF	Analysis Date	Run ID	PrepBatch
P	Aluminum, Total	9420		mg/Kg	14	22	1	03/12/24 13:23	R-ICP-AES-07_834770	435222
P	Antimony, Total	6.6	U	mg/Kg	0.6	6.6	1	03/12/24 13:23	R-ICP-AES-07_834770	435222
P	Arsenic, Total	8.0		mg/Kg	0.8	1.1	1	03/12/24 13:23	R-ICP-AES-07_834770	435222
P	Barium, Total	151		mg/Kg	0.3	2.2	1	03/12/24 13:23	R-ICP-AES-07_834770	435222
P	Beryllium, Total	1.54		mg/Kg	0.04	0.33	1	03/12/24 13:23	R-ICP-AES-07_834770	435222
P	Cadmium, Total	0.57		mg/Kg	0.10	0.55	1	03/12/24 13:23	R-ICP-AES-07_834770	435222
P	Calcium, Total	57400		mg/Kg	400	1100	10	03/12/24 14:37	R-ICP-AES-07_834770	435222
P	Chromium, Total	11.1		mg/Kg	0.4	1.1	1	03/12/24 13:23	R-ICP-AES-07_834770	435222
P	Cobalt, Total	5.6		mg/Kg	0.10	5.5	1	03/12/24 13:23	R-ICP-AES-07_834770	435222
P	Copper, Total	121		mg/Kg	0.3	2.2	1	03/12/24 13:23	R-ICP-AES-07_834770	435222
P	Iron, Total	14200		mg/Kg	150	220	10	03/12/24 14:37	R-ICP-AES-07_834770	435222
P	Lead, Total	46.2		mg/Kg	0.5	5.5	1	03/12/24 13:23	R-ICP-AES-07_834770	435222
P	Magnesium, Total	16500		mg/Kg	20	110	1	03/12/24 13:23	R-ICP-AES-07_834770	435222
P	Manganese, Total	345		mg/Kg	0.6	2.2	1	03/12/24 13:23	R-ICP-AES-07_834770	435222
CV	Mercury, Total	0.082		mg/Kg	0.016	0.024	1	03/11/24 10:41	R-CVAA-03_834546	435157
P	Nickel, Total	19.5		mg/Kg	0.8	4.4	1	03/12/24 13:23	R-ICP-AES-07_834770	435222
P	Potassium, Total	1080		mg/Kg	60	220	1	03/12/24 13:23	R-ICP-AES-07_834770	435222
P	Selenium, Total	1.1	U	mg/Kg	0.6	1.1	1	03/12/24 13:23	R-ICP-AES-07_834770	435222
P	Silver, Total	0.8	J	mg/Kg	0.10	1.1	1	03/12/24 13:23	R-ICP-AES-07_834770	435222
P	Sodium, Total	120		mg/Kg	30	110	1	03/12/24 13:23	R-ICP-AES-07_834770	435222
P	Thallium, Total	1.1	U	mg/Kg	0.8	1.1	1	03/12/24 13:23	R-ICP-AES-07_834770	435222
P	Vanadium, Total	13.4		mg/Kg	0.08	5.5	1	03/12/24 13:23	R-ICP-AES-07_834770	435222
P	Zinc, Total	102		mg/Kg	1.6	2.2	1	03/12/24 13:23	R-ICP-AES-07_834770	435222

MC - Method Class CV - Cold Vapor/AA P - ICP/AES MS - ICP/MS

Form 1 - Inorganic Analysis Data Sheet

Client Day Environmental, Inc.

Project Shumway Marina

Workorder **R2401914**

Metals by EPA 6010C (P),Mercury by EPA 7471B (CV)

B-4,5,6	Collected	Received	Matrix	Prep Method	Basis	%Solid
R2401914-006	03/07/24 1330	03/08/24 1020	Soil	EPA 3050B,Method	Dry	81

MC	Analyte	Result	Q	Units	DL	LOQ	DF	Analysis Date	Run ID	PrepBatch
P	Aluminum, Total	10900		mg/Kg	15	24	1	03/12/24 13:39	R-ICP-AES-07_834770	435222
P	Antimony, Total	7.3	U	mg/Kg	0.7	7.3	1	03/12/24 13:39	R-ICP-AES-07_834770	435222
P	Arsenic, Total	8.8		mg/Kg	0.9	1.2	1	03/12/24 13:39	R-ICP-AES-07_834770	435222
P	Barium, Total	122		mg/Kg	0.4	2.4	1	03/12/24 13:39	R-ICP-AES-07_834770	435222
P	Beryllium, Total	1.34		mg/Kg	0.04	0.36	1	03/12/24 13:39	R-ICP-AES-07_834770	435222
P	Cadmium, Total	0.56	J	mg/Kg	0.11	0.61	1	03/12/24 13:39	R-ICP-AES-07_834770	435222
P	Calcium, Total	43900		mg/Kg	400	1200	10	03/12/24 14:59	R-ICP-AES-07_834770	435222
P	Chromium, Total	16.6		mg/Kg	0.5	1.2	1	03/12/24 13:39	R-ICP-AES-07_834770	435222
P	Cobalt, Total	7.6		mg/Kg	0.2	6.1	1	03/12/24 13:39	R-ICP-AES-07_834770	435222
P	Copper, Total	68.5		mg/Kg	0.3	2.4	1	03/12/24 13:39	R-ICP-AES-07_834770	435222
P	Iron, Total	20000		mg/Kg	160	240	10	03/12/24 14:59	R-ICP-AES-07_834770	435222
P	Lead, Total	152		mg/Kg	0.5	6.1	1	03/12/24 13:39	R-ICP-AES-07_834770	435222
P	Magnesium, Total	13700		mg/Kg	20	120	1	03/12/24 13:39	R-ICP-AES-07_834770	435222
P	Manganese, Total	443		mg/Kg	0.6	2.4	1	03/12/24 13:39	R-ICP-AES-07_834770	435222
CV	Mercury, Total	0.403		mg/Kg	0.016	0.024	1	03/11/24 10:48	R-CVAA-03_834546	435157
P	Nickel, Total	20.0		mg/Kg	0.8	4.8	1	03/12/24 13:39	R-ICP-AES-07_834770	435222
P	Potassium, Total	1390		mg/Kg	70	240	1	03/12/24 13:39	R-ICP-AES-07_834770	435222
P	Selenium, Total	1.2	U	mg/Kg	0.7	1.2	1	03/12/24 13:39	R-ICP-AES-07_834770	435222
P	Silver, Total	0.6	J	mg/Kg	0.2	1.2	1	03/12/24 13:39	R-ICP-AES-07_834770	435222
P	Sodium, Total	120		mg/Kg	30	120	1	03/12/24 13:39	R-ICP-AES-07_834770	435222
P	Thallium, Total	1.2	U	mg/Kg	0.8	1.2	1	03/12/24 13:39	R-ICP-AES-07_834770	435222
P	Vanadium, Total	16.6		mg/Kg	0.09	6.1	1	03/12/24 13:39	R-ICP-AES-07_834770	435222
P	Zinc, Total	140		mg/Kg	1.7	2.4	1	03/12/24 13:39	R-ICP-AES-07_834770	435222

MC - Method Class CV - Cold Vapor/AA P - ICP/AES MS - ICP/MS

Form 1 - Inorganic Analysis Data Sheet

Client Day Environmental, Inc.

Project Shumway Marina

Workorder **R2401914**

Metals by EPA 6010C (P),Mercury by EPA 7471B (CV)

B-7,8,9	Collected	Received	Matrix	Prep Method	Basis	%Solid
R2401914-007	03/07/24 1530	03/08/24 1020	Soil	EPA 3050B,Method	Dry	82.9

MC	Analyte	Result	Q	Units	DL	LOQ	DF	Analysis Date	Run ID	PrepBatch
P	Aluminum, Total	10400		mg/Kg	14	22	1	03/12/24 13:42	R-ICP-AES-07_834770	435222
P	Antimony, Total	6.7	U	mg/Kg	0.7	6.7	1	03/12/24 13:42	R-ICP-AES-07_834770	435222
P	Arsenic, Total	9.4		mg/Kg	0.8	1.1	1	03/12/24 13:42	R-ICP-AES-07_834770	435222
P	Barium, Total	262		mg/Kg	0.3	2.2	1	03/12/24 13:42	R-ICP-AES-07_834770	435222
P	Beryllium, Total	1.91		mg/Kg	0.04	0.34	1	03/12/24 13:42	R-ICP-AES-07_834770	435222
P	Cadmium, Total	1.42		mg/Kg	0.10	0.56	1	03/12/24 13:42	R-ICP-AES-07_834770	435222
P	Calcium, Total	74200		mg/Kg	400	1100	10	03/12/24 15:02	R-ICP-AES-07_834770	435222
P	Chromium, Total	24.8		mg/Kg	0.4	1.1	1	03/12/24 13:42	R-ICP-AES-07_834770	435222
P	Cobalt, Total	7.6		mg/Kg	0.10	5.6	1	03/12/24 13:42	R-ICP-AES-07_834770	435222
P	Copper, Total	60.4		mg/Kg	0.3	2.2	1	03/12/24 13:42	R-ICP-AES-07_834770	435222
P	Iron, Total	66000		mg/Kg	800	1100	50	03/14/24 10:48	R-ICP-AES-07_834953	435222
P	Lead, Total	253		mg/Kg	0.5	5.6	1	03/12/24 13:42	R-ICP-AES-07_834770	435222
P	Magnesium, Total	18200		mg/Kg	20	110	1	03/12/24 13:42	R-ICP-AES-07_834770	435222
P	Manganese, Total	571		mg/Kg	0.6	2.2	1	03/12/24 13:42	R-ICP-AES-07_834770	435222
CV	Mercury, Total	0.362		mg/Kg	0.016	0.024	1	03/11/24 10:51	R-CVAA-03_834546	435157
P	Nickel, Total	24.6		mg/Kg	0.8	4.5	1	03/12/24 13:42	R-ICP-AES-07_834770	435222
P	Potassium, Total	1010		mg/Kg	60	220	1	03/12/24 13:42	R-ICP-AES-07_834770	435222
P	Selenium, Total	1.1	U	mg/Kg	0.7	1.1	1	03/12/24 13:42	R-ICP-AES-07_834770	435222
P	Silver, Total	2.1		mg/Kg	0.2	1.1	1	03/12/24 13:42	R-ICP-AES-07_834770	435222
P	Sodium, Total	120		mg/Kg	30	110	1	03/12/24 13:42	R-ICP-AES-07_834770	435222
P	Thallium, Total	1.1	U	mg/Kg	0.8	1.1	1	03/12/24 13:42	R-ICP-AES-07_834770	435222
P	Vanadium, Total	15.3		mg/Kg	0.08	5.6	1	03/12/24 13:42	R-ICP-AES-07_834770	435222
P	Zinc, Total	228		mg/Kg	1.6	2.2	1	03/12/24 13:42	R-ICP-AES-07_834770	435222

MC - Method Class CV - Cold Vapor/AA P - ICP/AES MS - ICP/MS

Form 1 - Inorganic Analysis Data Sheet

Client Day Environmental, Inc.

Project Shumway Marina

Workorder **R2401914**

Metals by EPA 6010C (P),Mercury by EPA 7470A (CV)

EB-030724

	Collected	Received	Matrix	Prep Method
R2401914-013	03/07/24 1645	03/08/24 1020	Water	EPA 3005A/3010A,Method

MC	Analyte	Result	Q	Units	DL	LOQ	DF	Analysis Date	Run ID	PrepBatch
P	Aluminum, Total	100	U	ug/L	30	100	1	03/12/24 18:32	R-ICP-AES-07_834772	435230
P	Antimony, Total	60	U	ug/L	11	60	1	03/12/24 18:32	R-ICP-AES-07_834772	435230
P	Arsenic, Total	10	U	ug/L	6	10	1	03/12/24 18:32	R-ICP-AES-07_834772	435230
P	Barium, Total	20	U	ug/L	3	20	1	03/12/24 18:32	R-ICP-AES-07_834772	435230
P	Beryllium, Total	3.0	U	ug/L	0.2	3.0	1	03/12/24 18:32	R-ICP-AES-07_834772	435230
P	Cadmium, Total	5.0	U	ug/L	0.4	5.0	1	03/12/24 18:32	R-ICP-AES-07_834772	435230
P	Calcium, Total	1000	U	ug/L	300	1000	1	03/12/24 18:32	R-ICP-AES-07_834772	435230
P	Chromium, Total	10	U	ug/L	2	10	1	03/12/24 18:32	R-ICP-AES-07_834772	435230
P	Cobalt, Total	50	U	ug/L	0.9	50	1	03/12/24 18:32	R-ICP-AES-07_834772	435230
P	Copper, Total	20	U	ug/L	4	20	1	03/12/24 18:32	R-ICP-AES-07_834772	435230
P	Iron, Total	100	U	ug/L	70	100	1	03/12/24 18:32	R-ICP-AES-07_834772	435230
P	Lead, Total	50	U	ug/L	4	50	1	03/12/24 18:32	R-ICP-AES-07_834772	435230
P	Magnesium, Total	1000	U	ug/L	30	1000	1	03/12/24 18:32	R-ICP-AES-07_834772	435230
P	Manganese, Total	10	U	ug/L	4	10	1	03/12/24 18:32	R-ICP-AES-07_834772	435230
CV	Mercury, Total	0.20	U	ug/L	0.08	0.20	1	03/12/24 13:35	R-CVAA-03_834700	435235
P	Nickel, Total	40	U	ug/L	3	40	1	03/12/24 18:32	R-ICP-AES-07_834772	435230
P	Potassium, Total	2000	U	ug/L	400	2000	1	03/12/24 18:32	R-ICP-AES-07_834772	435230
P	Selenium, Total	10	U	ug/L	7	10	1	03/12/24 18:32	R-ICP-AES-07_834772	435230
P	Silver, Total	10	U	ug/L	0.6	10	1	03/12/24 18:32	R-ICP-AES-07_834772	435230
P	Sodium, Total	400	J	ug/L	300	1000	1	03/12/24 18:32	R-ICP-AES-07_834772	435230
P	Thallium, Total	10	U	ug/L	8	10	1	03/12/24 18:32	R-ICP-AES-07_834772	435230
P	Vanadium, Total	50	U	ug/L	0.7	50	1	03/12/24 18:32	R-ICP-AES-07_834772	435230
P	Zinc, Total	20	U	ug/L	3	20	1	03/12/24 18:32	R-ICP-AES-07_834772	435230

MC - Method Class CV - Cold Vapor/AA P - ICP/AES MS - ICP/MS

Form 1 - Inorganic Analysis Data Sheet

Client Day Environmental, Inc. Workorder

Project Shumway Marina **R2401914**

Metals by EPA 6010C (P),Mercury by EPA 7471B (CV)

Method Blank

	Matrix	Prep Method
R2401914-MB1	Soil	EPA 3050B,Method

MC	Analyte	Result	Q	Units	DL	LOQ	DF	Analysis Date	Run ID	PrepBatch
P	Aluminum, Total	20	U	mg/Kg	12	20	1	03/12/24 12:41	R-ICP-AES-07_834770	435222
P	Antimony, Total	6.0	U	mg/Kg	0.6	6.0	1	03/12/24 12:41	R-ICP-AES-07_834770	435222
P	Arsenic, Total	1.0	U	mg/Kg	0.7	1.0	1	03/12/24 12:41	R-ICP-AES-07_834770	435222
P	Barium, Total	2.0	U	mg/Kg	0.3	2.0	1	03/12/24 12:41	R-ICP-AES-07_834770	435222
P	Beryllium, Total	0.30	U	mg/Kg	0.03	0.30	1	03/12/24 12:41	R-ICP-AES-07_834770	435222
P	Cadmium, Total	0.50	U	mg/Kg	0.09	0.50	1	03/12/24 12:41	R-ICP-AES-07_834770	435222
P	Calcium, Total	100	U	mg/Kg	40	100	1	03/12/24 12:41	R-ICP-AES-07_834770	435222
P	Chromium, Total	1.0	U	mg/Kg	0.4	1.0	1	03/12/24 12:41	R-ICP-AES-07_834770	435222
P	Cobalt, Total	5.0	U	mg/Kg	0.09	5.0	1	03/12/24 12:41	R-ICP-AES-07_834770	435222
P	Copper, Total	2.0	U	mg/Kg	0.3	2.0	1	03/12/24 12:41	R-ICP-AES-07_834770	435222
P	Iron, Total	20	U	mg/Kg	13	20	1	03/12/24 12:41	R-ICP-AES-07_834770	435222
P	Lead, Total	5.0	U	mg/Kg	0.4	5.0	1	03/12/24 12:41	R-ICP-AES-07_834770	435222
P	Magnesium, Total	100	U	mg/Kg	20	100	1	03/12/24 12:41	R-ICP-AES-07_834770	435222
P	Manganese, Total	2.0	U	mg/Kg	0.5	2.0	1	03/12/24 12:41	R-ICP-AES-07_834770	435222
CV	Mercury, Total	0.020	U	mg/Kg	0.013	0.020	1	03/11/24 09:46	R-CVAA-03_834546	435157
P	Nickel, Total	4.0	U	mg/Kg	0.7	4.0	1	03/12/24 12:41	R-ICP-AES-07_834770	435222
P	Potassium, Total	200	U	mg/Kg	50	200	1	03/12/24 12:41	R-ICP-AES-07_834770	435222
P	Selenium, Total	1.0	U	mg/Kg	0.6	1.0	1	03/12/24 12:41	R-ICP-AES-07_834770	435222
P	Silver, Total	1.0	U	mg/Kg	0.09	1.0	1	03/12/24 12:41	R-ICP-AES-07_834770	435222
P	Sodium, Total	100	U	mg/Kg	20	100	1	03/12/24 12:41	R-ICP-AES-07_834770	435222
P	Thallium, Total	1.0	U	mg/Kg	0.7	1.0	1	03/12/24 12:41	R-ICP-AES-07_834770	435222
P	Vanadium, Total	5.0	U	mg/Kg	0.07	5.0	1	03/12/24 12:41	R-ICP-AES-07_834770	435222
P	Zinc, Total	2.0	U	mg/Kg	1.4	2.0	1	03/12/24 12:41	R-ICP-AES-07_834770	435222

MC - Method Class CV - Cold Vapor/AA P - ICP/AES MS - ICP/MS

Form 1 - Inorganic Analysis Data Sheet

Client Day Environmental, Inc.

Project Shumway Marina

Workorder **R2401914**

Metals by EPA 6010C (P),Mercury by EPA 7470A (CV)

Method Blank

	Matrix	Prep Method
R2401914-MB2	Water	EPA 3005A/3010A,Method

MC	Analyte	Result	Q	Units	DL	LOQ	DF	Analysis Date	Run ID	PrepBatch
P	Aluminum, Total	100	U	ug/L	30	100	1	03/12/24 16:59	R-ICP-AES-07_834772	435230
P	Antimony, Total	21	J	ug/L	11	60	1	03/12/24 16:59	R-ICP-AES-07_834772	435230
P	Arsenic, Total	10	U	ug/L	6	10	1	03/12/24 16:59	R-ICP-AES-07_834772	435230
P	Barium, Total	20	U	ug/L	3	20	1	03/12/24 16:59	R-ICP-AES-07_834772	435230
P	Beryllium, Total	3.0	U	ug/L	0.2	3.0	1	03/12/24 16:59	R-ICP-AES-07_834772	435230
P	Cadmium, Total	5.0	U	ug/L	0.4	5.0	1	03/12/24 16:59	R-ICP-AES-07_834772	435230
P	Calcium, Total	1000	U	ug/L	300	1000	1	03/12/24 16:59	R-ICP-AES-07_834772	435230
P	Chromium, Total	10	U	ug/L	2	10	1	03/12/24 16:59	R-ICP-AES-07_834772	435230
P	Cobalt, Total	50	U	ug/L	0.9	50	1	03/12/24 16:59	R-ICP-AES-07_834772	435230
P	Copper, Total	20	U	ug/L	4	20	1	03/12/24 16:59	R-ICP-AES-07_834772	435230
P	Iron, Total	100	U	ug/L	70	100	1	03/12/24 16:59	R-ICP-AES-07_834772	435230
P	Lead, Total	50	U	ug/L	4	50	1	03/12/24 16:59	R-ICP-AES-07_834772	435230
P	Magnesium, Total	1000	U	ug/L	30	1000	1	03/12/24 16:59	R-ICP-AES-07_834772	435230
P	Manganese, Total	10	U	ug/L	4	10	1	03/12/24 16:59	R-ICP-AES-07_834772	435230
CV	Mercury, Total	0.20	U	ug/L	0.08	0.20	1	03/12/24 12:37	R-CVAA-03_834700	435235
P	Nickel, Total	40	U	ug/L	3	40	1	03/12/24 16:59	R-ICP-AES-07_834772	435230
P	Potassium, Total	2000	U	ug/L	400	2000	1	03/12/24 16:59	R-ICP-AES-07_834772	435230
P	Selenium, Total	10	U	ug/L	7	10	1	03/12/24 16:59	R-ICP-AES-07_834772	435230
P	Silver, Total	10	U	ug/L	0.6	10	1	03/12/24 16:59	R-ICP-AES-07_834772	435230
P	Sodium, Total	1000	U	ug/L	300	1000	1	03/12/24 16:59	R-ICP-AES-07_834772	435230
P	Thallium, Total	10	U	ug/L	8	10	1	03/12/24 16:59	R-ICP-AES-07_834772	435230
P	Vanadium, Total	50	U	ug/L	0.7	50	1	03/12/24 16:59	R-ICP-AES-07_834772	435230
P	Zinc, Total	20	U	ug/L	3	20	1	03/12/24 16:59	R-ICP-AES-07_834772	435230

MC - Method Class CV - Cold Vapor/AA P - ICP/AES MS - ICP/MS

Metals Data Cover Sheet

Run Date: 3/12/2024

Data File: 031224-ICP7

Primary Reviewer: N. Mansen

Secondary Reviewer: M. McMahon

LIMS Runs:

834770	
834771	
834772	
834773	

LIMS Preps:

435222	CCV6
435,153,435,152	T2
435230	CCV7
435131	T2

Comments:
N/A

ICP-7 Run Log

Serial number: MY2309CQ22

Analyst: MFM Date: 3/12/24 Data File: 031224-ICP7

	Prep Date	Lot #			Prep Date	Lot #
MRL	2/8/24	M8440119A		Cal Std 1	10/2/23	M8440008B3
ICSA	2/12/24	M8440132F		Cal Std 2	10/2/23	M8440023B
ICSAB	3/1/24	M8440143A		Cal Std 5/ HLCCV1	1/31/24	M8440039B
Int. Std	3/5/24	M8440149E		HLCCV2	1/31/24	M8440076B
ICV/CCV	3/12/24	M8440059N		HLCCV3	2/23/24	M8440097A

(Cal Std 4 is a 1/5 and Cal Std 3 is a 1/100 dilution of Cal Std 5)

Blank Prep - Daily	NHO3	HCl		Pipet Used	DOD Pipet Verification		IEC Date
Lot	233477	233283		M36, M37	—		—

1:1	PBS-435222	1:37	R2401937-001 10X	1:57	R2401796-003	2:22	R2401706-008
1:2	LCSS-435222	1:38	R2401937-002 10X	1:58	R2401796-005	2:23	R2401706-009
1:3	R2401812-001	4:1	R2401850-004 10X	1:59	R2401801-001	2:24	R2401706-010
1:4	R2401841-001	4:2	R2401874-001 10X	S1:8	Continuing Calibration Verification1	2:25	R2401706-011
1:5	R2401850-003	S1:6	Continuing Calibration Verification	S1:9	Continuing Calibration Blank1	2:26	R2401706-012
1:6	R2401850-004	S1:7	Continuing Calibration Blank	1:60	R2401801-004	2:27	R2401706-012S
1:7	R2401874-001	S1:3	Contract Required Detection Limit	2:1	R2401801-005	S1:8	Continuing Calibration Verification1
1:8	R2401887-008	S1:4	Interference Check Solution A	2:2	R2401818-001	S1:9	Continuing Calibration Blank1
1:9	R2401887-009	S1:5	Interference Check Solution AB	2:3	R2401870-001	2:28	R2401706-012SD
1:10	R2401887-017	S1:21	HLCCV2	2:4	R2401898-001	2:29	R2401706-012A
S1:6	Continuing Calibration Verification	S1:22	HLCCV3	2:5	R2401905-001	2:30	R2401706-012L 5X
S1:7	Continuing Calibration Blank	S1:18	HLCCV1	2:6	R2401905-001S	S1:8	Continuing Calibration Verification1
1:11	R2401887-018	S1:6	Continuing Calibration Verification	2:7	R2401905-001SD	S1:9	Continuing Calibration Blank1
1:12	R2401914-005	S1:7	Continuing Calibration Blank	2:8	R2401905-001A	S1:3	Contract Required Detection Limit
1:13	R2401914-005S	1:39	PBW-435153	2:9	R2401905-001L 5X	S1:4	Interference Check Solution A
1:14	R2401914-005SD	1:40	LCSW-435153	S1:8	Continuing Calibration Verification1	S1:5	Interference Check Solution AB
1:15	R2401914-005A	1:41	R2401897-005 20X	S1:9	Continuing Calibration Blank1	S1:8	Continuing Calibration Verification1
1:16	R2401914-005L 5X	1:42	R2401897-005L 100X	2:10	R2401905-001 10X	S1:9	Continuing Calibration Blank1
1:17	R2401914-006	S1:6	Continuing Calibration Verification	2:11	R2401905-001S 10X		
1:18	R2401914-007	S1:7	Continuing Calibration Blank	2:12	R2401905-001SD 10X		
1:19	R2401931-001	1:43	PBW-435152	2:13	R2401905-001A 10X		
1:20	R2401931-003	1:44	LCSW-435152	2:14	R2401905-001L 50X		
S1:6	Continuing Calibration Verification	1:45	R2401869-001 5X	2:15	R2401914-013		
S1:7	Continuing Calibration Blank	1:46	R2401869-001S 5X	2:16	R2401917-002		
1:21	R2401931-003S	1:47	R2401869-001SD 5X	2:17	R2401931-009		
1:22	R2401931-003SD	1:48	R2401869-001A 5X	4:3	R2401796-001 20X		
1:23	R2401931-003A	1:49	R2401869-001L 25X	4:4	R2401796-003 20X		
1:24	R2401931-003L 5X	S1:6	Continuing Calibration Verification	S1:8	Continuing Calibration Verification1		
1:25	R2401931-008	S1:7	Continuing Calibration Blank	S1:9	Continuing Calibration Blank1		
1:26	R2401933-008	S1:3	Contract Required Detection Limit	4:5	R2401796-005 20X		
1:27	R2401937-001	S1:4	Interference Check Solution A	S1:8	Continuing Calibration Verification1		
1:28	R2401937-002	S1:5	Interference Check Solution AB	S1:9	Continuing Calibration Blank1		
1:29	R2401914-005 10X	S1:6	Continuing Calibration Verification	S1:3	Contract Required Detection Limit		
1:30	R2401914-005S 10X	S1:7	Continuing Calibration Blank	S1:4	Interference Check Solution A		
S1:6	Continuing Calibration Verification	1:50	PBW-435230	S1:5	Interference Check Solution AB		
S1:7	Continuing Calibration Blank	1:51	LCSW-435230	S1:8	Continuing Calibration Verification1		
1:31	R2401914-005SD 10X	1:52	R2401721-001	S1:9	Continuing Calibration Blank1		
1:32	R2401914-005A 10X	1:53	R2401721-006	2:18	PBT-435131		
1:33	R2401914-005L 50X	1:54	R2401721-007	2:19	LCST-435131		
1:34	R2401914-006 10X	1:55	R2401751-002	2:20	RQ2402438-01		
1:35	R2401914-007 10X	1:56	R2401796-001	2:21	R2401706-007		
1:36	R2401933-008 10X						

MFM 3/12/24

Created Date/Time	3/12/2024 08:58:33	Software Version	7.6.1.12212
Instrument Name	MY2309CQ22	Firmware Version	5590
File Path	C:\Agilent\ICP Expert\My Results\2023\031224-ICP7.esws		
Notes	MFM 3/12/24 (NM 3/13/24)		

DateTimeMeasured	SolutionLabel	Element Label (nm)	Unadjusted Conc (ppm)	%RSD	Intensity (c/s)
3/12/2024 11:58:47	Blank	Ag (328.068 nm)	0.0000	N/A	-333.2130
	Blank	Al (237.312 nm)	0.0000	N/A	77.0154
	Blank	As (188.980 nm)	0.0000	N/A	-8.0387
	Blank	B (249.772 nm)	0.0000	N/A	76.2358
	Blank	Ba (230.424 nm)	0.0000	N/A	-7.1822
	Blank	Be (313.107 nm)	0.0000	N/A	-198.0663
	Blank	Ca (317.933 nm)	0.0000	N/A	3446.6322
	Blank	Cd (214.439 nm)	0.0000	N/A	-13.3715
	Blank	Co (230.786 nm)	0.0000	N/A	58.2513
	Blank	Cr (267.716 nm)	0.0000	N/A	-64.9147
	Blank	Cu (327.395 nm)	0.0000	N/A	-43.9218
	Blank	Fe (234.350 nm)	0.0000	N/A	118.5132
	Blank	K (766.491 nm)	0.0000	N/A	-260.1838
	Blank	Mg (279.078 nm)	0.0000	N/A	-9.7117
	Blank	Mn (257.610 nm)	0.0000	N/A	-2.4957
	Blank	Mo (202.032 nm)	0.0000	N/A	-7.2169
	Blank	Na (588.995 nm)	0.0000	N/A	31644.0464
	Blank	Ni (230.299 nm)	0.0000	N/A	67.7262
	Blank	Pb (220.353 nm)	0.0000	N/A	12.6886
	Blank	Sb (217.582 nm)	0.0000	N/A	8.3292
	Blank	Se (196.026 nm)	0.0000	N/A	1.4306
	Blank	Sn (189.925 nm)	0.0000	N/A	8.2761
	Blank	Sr (216.596 nm)	0.0000	N/A	-48.0309
	Blank	Ti (336.122 nm)	0.0000	N/A	-122.4043
	Blank	Tl (190.794 nm)	0.0000	N/A	-6.2870
	Blank	V (292.401 nm)	0.0000	N/A	-67.7847
	Blank	Y (360.074 nm)	1.00	0.00	455854.61
	Blank	Y_R (360.074 nm)	1.00	0.00	459145.54
	Blank	Zn (213.857 nm)	0.0000	N/A	-53.6526
3/12/2024 12:02:02	Standard 1	Ag (328.068 nm)		N/A	-338.5520
	Standard 1	Al (237.312 nm)		N/A	114.0416
	Standard 1	As (188.980 nm)	0.0050	N/A	-1.1098
	Standard 1	B (249.772 nm)		N/A	93.2478
	Standard 1	Ba (230.424 nm)	0.0200	N/A	921.8600
	Standard 1	Be (313.107 nm)		N/A	-184.4010
	Standard 1	Ca (317.933 nm)		N/A	21829.9546
	Standard 1	Cd (214.439 nm)	0.0010	N/A	54.8937
	Standard 1	Co (230.786 nm)	0.0030	N/A	102.5099
	Standard 1	Cr (267.716 nm)	0.0050	N/A	145.9890
	Standard 1	Cu (327.395 nm)	0.0100	N/A	293.5780
	Standard 1	Fe (234.350 nm)		N/A	353.2446
	Standard 1	K (766.491 nm)		N/A	1564.6309
	Standard 1	Mg (279.078 nm)		N/A	1396.4590
	Standard 1	Mn (257.610 nm)	0.0100	N/A	3116.3146
	Standard 1	Mo (202.032 nm)	0.0250	N/A	181.9075
	Standard 1	Na (588.995 nm)		N/A	36450.5810
	Standard 1	Ni (230.299 nm)		N/A	57.9145
	Standard 1	Pb (220.353 nm)	0.0050	N/A	41.8724
	Standard 1	Sb (217.582 nm)	0.0100	N/A	34.0617
	Standard 1	Se (196.026 nm)		N/A	2.0660
	Standard 1	Sn (189.925 nm)		N/A	7.8060
	Standard 1	Sr (216.596 nm)		N/A	-44.0084

DateTimeMeasured	SolutionLabel	Element Label (nm)	Unadjusted Conc (ppm)	%RSD	Intensity (c/s)
	Standard 1	Ti (336.122 nm)		N/A	-218.1363
	Standard 1	Tl (190.794 nm)	0.0100	N/A	2.6890
	Standard 1	V (292.401 nm)	0.0030	N/A	39.7404
	Standard 1	Y (360.074 nm)	0.99	0.23	451938.59
	Standard 1	Y_R (360.074 nm)	0.99	0.23	454922.82
	Standard 1	Zn (213.857 nm)	0.0100	N/A	437.9208
3/12/2024 12:05:17	Standard 2	Ag (328.068 nm)		N/A	-331.4436
	Standard 2	Al (237.312 nm)	0.1000	N/A	295.8950
	Standard 2	As (188.980 nm)	0.0100	N/A	5.8337
	Standard 2	B (249.772 nm)	0.2000	N/A	5976.5673
	Standard 2	Ba (230.424 nm)		N/A	-15.5813
	Standard 2	Be (313.107 nm)	0.0030	N/A	2760.7138
	Standard 2	Ca (317.933 nm)	1.0000	N/A	40300.9521
	Standard 2	Cd (214.439 nm)	0.0050	N/A	289.2912
	Standard 2	Co (230.786 nm)		N/A	56.7064
	Standard 2	Cr (267.716 nm)		N/A	-66.4113
	Standard 2	Cu (327.395 nm)	0.0200	N/A	637.5122
	Standard 2	Fe (234.350 nm)		N/A	91.3854
	Standard 2	K (766.491 nm)	2.0000	N/A	1584.3420
	Standard 2	Mg (279.078 nm)	1.0000	N/A	2830.7837
	Standard 2	Mn (257.610 nm)		N/A	-8.6341
	Standard 2	Mo (202.032 nm)		N/A	-7.1163
	Standard 2	Na (588.995 nm)	1.0000	N/A	41871.9444
	Standard 2	Ni (230.299 nm)		N/A	55.6027
	Standard 2	Pb (220.353 nm)	0.0500	N/A	291.1357
	Standard 2	Sb (217.582 nm)	0.0600	N/A	138.7647
	Standard 2	Se (196.026 nm)	0.0100	N/A	9.6125
	Standard 2	Sn (189.925 nm)	0.5000	N/A	1430.5012
	Standard 2	Sr (216.596 nm)		N/A	-45.4436
	Standard 2	Ti (336.122 nm)		N/A	-229.5098
	Standard 2	Tl (190.794 nm)		N/A	-9.7530
	Standard 2	V (292.401 nm)		N/A	-68.7065
	Standard 2	Y (360.074 nm)	0.99	0.21	451811.55
	Standard 2	Y_R (360.074 nm)	0.99	0.21	454841.46
	Standard 2	Zn (213.857 nm)		N/A	-76.5571
3/12/2024 12:08:32	Standard 3	Ag (328.068 nm)	0.0100	N/A	233.9965
	Standard 3	Al (237.312 nm)		N/A	540.3843
	Standard 3	As (188.980 nm)		N/A	23.3824
	Standard 3	B (249.772 nm)		N/A	1588.0828
	Standard 3	Ba (230.424 nm)		N/A	9629.3786
	Standard 3	Be (313.107 nm)	0.0050	N/A	5031.6372
	Standard 3	Ca (317.933 nm)	0.5000	N/A	22390.2578
	Standard 3	Cd (214.439 nm)		N/A	618.3889
	Standard 3	Co (230.786 nm)	0.0500	N/A	833.4038
	Standard 3	Cr (267.716 nm)	0.0100	N/A	372.4855
	Standard 3	Cu (327.395 nm)		N/A	818.9835
	Standard 3	Fe (234.350 nm)	0.1000	N/A	2235.8330
	Standard 3	K (766.491 nm)	0.5000	N/A	203.9347
	Standard 3	Mg (279.078 nm)	0.5000	N/A	1454.3204
	Standard 3	Mn (257.610 nm)		N/A	4850.7458
	Standard 3	Mo (202.032 nm)		N/A	371.6645
	Standard 3	Na (588.995 nm)	0.5000	N/A	36814.0733
	Standard 3	Ni (230.299 nm)	0.0400	N/A	546.7051
	Standard 3	Pb (220.353 nm)		N/A	72.5047
	Standard 3	Sb (217.582 nm)		N/A	227.1038
	Standard 3	Se (196.026 nm)		N/A	8.2984
	Standard 3	Sn (189.925 nm)		N/A	301.8971

DateTimeMeasured	SolutionLabel	Element Label (nm)	Unadjusted Conc (ppm)	%RSD	Intensity (c/s)
	Standard 3	Sr (216.596 nm)	0.0500	N/A	959.8611
	Standard 3	Ti (336.122 nm)	0.0500	N/A	6128.5137
	Standard 3	Tl (190.794 nm)	0.0200	N/A	15.1266
	Standard 3	V (292.401 nm)	0.0500	N/A	1855.8559
	Standard 3	Y (360.074 nm)	0.99	0.16	451759.22
	Standard 3	Y_R (360.074 nm)	0.99	0.15	454757.51
	Standard 3	Zn (213.857 nm)	0.0200	N/A	995.5168
3/12/2024 12:11:47	Standard 4	Ag (328.068 nm)	0.2000	N/A	10424.0327
	Standard 4	Al (237.312 nm)	4.0000	N/A	9099.9562
	Standard 4	As (188.980 nm)	0.4000	N/A	612.7571
	Standard 4	B (249.772 nm)	1.0000	N/A	29678.5538
	Standard 4	Ba (230.424 nm)	4.0000	N/A	183849.8776
	Standard 4	Be (313.107 nm)	0.1000	N/A	102190.8395
	Standard 4	Ca (317.933 nm)	10.0000	N/A	379932.5899
	Standard 4	Cd (214.439 nm)	0.2000	N/A	11969.3792
	Standard 4	Co (230.786 nm)	1.0000	N/A	14904.5695
	Standard 4	Cr (267.716 nm)	0.2000	N/A	8308.9086
	Standard 4	Cu (327.395 nm)	0.5000	N/A	16568.0994
	Standard 4	Fe (234.350 nm)	2.0000	N/A	41491.5420
	Standard 4	K (766.491 nm)	10.0000	N/A	8876.8310
	Standard 4	Mg (279.078 nm)	10.0000	N/A	28500.9971
	Standard 4	Mn (257.610 nm)	0.3000	N/A	91946.0807
	Standard 4	Mo (202.032 nm)	1.0000	N/A	7414.5465
	Standard 4	Na (588.995 nm)	10.0000	N/A	140271.6935
	Standard 4	Ni (230.299 nm)	0.8000	N/A	9323.7340
	Standard 4	Pb (220.353 nm)	0.2000	N/A	1105.5536
	Standard 4	Sb (217.582 nm)	2.0000	N/A	4315.4930
	Standard 4	Se (196.026 nm)	0.2000	N/A	145.8596
	Standard 4	Sn (189.925 nm)	2.0000	N/A	5710.9425
	Standard 4	Sr (216.596 nm)	1.0000	N/A	19082.6040
	Standard 4	Ti (336.122 nm)	1.0000	N/A	122634.3509
	Standard 4	Tl (190.794 nm)	0.4000	N/A	471.9266
	Standard 4	V (292.401 nm)	1.0000	N/A	37190.1736
	Standard 4	Y (360.074 nm)	0.98	0.10	445333.87
	Standard 4	Y_R (360.074 nm)	0.98	0.10	448203.16
	Standard 4	Zn (213.857 nm)	0.4000	N/A	20596.7136
3/12/2024 12:15:01	Standard 5	Ag (328.068 nm)	1.0000	N/A	53996.9448
	Standard 5	Al (237.312 nm)	20.0000	N/A	46003.8579
	Standard 5	As (188.980 nm)	2.0000	N/A	3169.9219
	Standard 5	B (249.772 nm)	5.0000	N/A	152249.8826
	Standard 5	Ba (230.424 nm)	20.0000	N/A	894450.9873
	Standard 5	Be (313.107 nm)	0.5000	N/A	519206.9064
	Standard 5	Ca (317.933 nm)	50.0000	N/A	1863576.4181
	Standard 5	Cd (214.439 nm)	1.0000	N/A	59162.7788
	Standard 5	Co (230.786 nm)	5.0000	N/A	73006.7828
	Standard 5	Cr (267.716 nm)	1.0000	N/A	41499.3797
	Standard 5	Cu (327.395 nm)	2.5000	N/A	84099.2397
	Standard 5	Fe (234.350 nm)	10.0000	N/A	205879.0353
	Standard 5	K (766.491 nm)	50.0000	N/A	47900.1058
	Standard 5	Mg (279.078 nm)	50.0000	N/A	144405.9959
	Standard 5	Mn (257.610 nm)	1.5000	N/A	455610.8970
	Standard 5	Mo (202.032 nm)	5.0000	N/A	37615.5696
	Standard 5	Na (588.995 nm)	50.0000	N/A	581720.1538
	Standard 5	Ni (230.299 nm)	4.0000	N/A	45380.7327
	Standard 5	Pb (220.353 nm)	1.0000	N/A	5340.9547
	Standard 5	Sb (217.582 nm)	10.0000	N/A	21885.2657
	Standard 5	Se (196.026 nm)	1.0000	N/A	733.0251

DateTimeMeasured	SolutionLabel	Element Label (nm)	Unadjusted Conc (ppm)	%RSD	Intensity (c/s)
	Standard 5	Sn (189.925 nm)	10.0000	N/A	28286.9779
	Standard 5	Sr (216.596 nm)	5.0000	N/A	94438.6502
	Standard 5	Ti (336.122 nm)	5.0000	N/A	617440.7095
	Standard 5	Tl (190.794 nm)	2.0000	N/A	2348.2192
	Standard 5	V (292.401 nm)	5.0000	N/A	188165.6543
	Standard 5	Y (360.074 nm)	0.94	0.37	428605.37
	Standard 5	Y_R (360.074 nm)	0.94	0.37	431252.06
	Standard 5	Zn (213.857 nm)	2.0000	N/A	104303.0571
3/12/2024 12:18:46	Initial Calibration Verification	Ag (328.068 nm)	0.5161	0.17	27697.0509
	Initial Calibration Verification	Al (237.312 nm)	9.8397	0.18	22656.9826
	Initial Calibration Verification	As (188.980 nm)	0.9807	0.16	1548.8653
	Initial Calibration Verification	B (249.772 nm)	2.4183	0.17	73597.2415
	Initial Calibration Verification	Ba (230.424 nm)	10.1420	0.49	454055.8353
	Initial Calibration Verification	Be (313.107 nm)	0.2377	0.18	246627.9069
	Initial Calibration Verification	Ca (317.933 nm)	25.4681	0.26	951362.4691
	Initial Calibration Verification	Cd (214.439 nm)	0.5043	0.21	29841.2900
	Initial Calibration Verification	Co (230.786 nm)	2.5133	0.56	36751.0392
	Initial Calibration Verification	Cr (267.716 nm)	0.5146	0.31	21328.9592
	Initial Calibration Verification	Cu (327.395 nm)	1.2240	0.44	41132.7897
	Initial Calibration Verification	Fe (234.350 nm)	4.9683	0.27	102368.4483
	Initial Calibration Verification	K (766.491 nm)	24.0899	0.11	22895.9128
	Initial Calibration Verification	Mg (279.078 nm)	25.0673	0.22	72356.2443
	Initial Calibration Verification	Mn (257.610 nm)	0.7431	0.28	225777.5247
	Initial Calibration Verification	Mo (202.032 nm)	2.5329	0.37	19041.4445
	Initial Calibration Verification	Na (588.995 nm)	24.9755	0.08	306269.8970
	Initial Calibration Verification	Ni (230.299 nm)	2.0882	0.13	23743.0674
	Initial Calibration Verification	Pb (220.353 nm)	0.5043	0.28	2702.6774
	Initial Calibration Verification	Sb (217.582 nm)	4.8354	0.16	10580.3256
	Initial Calibration Verification	Se (196.026 nm)	0.4899	0.43	359.6803
	Initial Calibration Verification	Sn (189.925 nm)	5.0750	0.24	14364.5859
	Initial Calibration Verification	Sr (216.596 nm)	2.4911	0.54	47049.5043
	Initial Calibration Verification	Ti (336.122 nm)	2.5251	0.22	311684.7564
	Initial Calibration Verification	Tl (190.794 nm)	1.0093	0.49	1182.6456
	Initial Calibration Verification	V (292.401 nm)	2.4843	0.24	93421.9890
	Initial Calibration Verification	Y (360.074 nm)	0.96	0.18	438809.00
	Initial Calibration Verification	Y_R (360.074 nm)	0.96	0.18	441445.50
	Initial Calibration Verification	Zn (213.857 nm)	0.9855	0.25	51348.3477
3/12/2024 12:21:59	Initial Calibration Blank	Ag (328.068 nm)	0.0000 u	> 100.00	-333.4480
	Initial Calibration Blank	Al (237.312 nm)	-0.0029 u	55.78	70.4084
	Initial Calibration Blank	As (188.980 nm)	0.0000 u	> 100.00	-8.0377
	Initial Calibration Blank	B (249.772 nm)	0.0013	11.83	116.7598
	Initial Calibration Blank	Ba (230.424 nm)	0.0000 u	> 100.00	-8.9120
	Initial Calibration Blank	Be (313.107 nm)	0.0000 u	> 100.00	-192.5791
	Initial Calibration Blank	Ca (317.933 nm)	-0.0196 u	0.76	2717.6665
	Initial Calibration Blank	Cd (214.439 nm)	0.0000	84.96	-11.8090
	Initial Calibration Blank	Co (230.786 nm)	0.0003	41.34	62.4635
	Initial Calibration Blank	Cr (267.716 nm)	0.0003	34.26	-52.5782
	Initial Calibration Blank	Cu (327.395 nm)	-0.0001 u	> 100.00	-45.8740
	Initial Calibration Blank	Fe (234.350 nm)	0.0011	23.51	140.1901
	Initial Calibration Blank	K (766.491 nm)	0.0749	11.23	-188.1847
	Initial Calibration Blank	Mg (279.078 nm)	-0.0067 u	6.29	-29.0351
	Initial Calibration Blank	Mn (257.610 nm)	0.0000 u	> 100.00	-6.5688
	Initial Calibration Blank	Mo (202.032 nm)	0.0040	22.18	22.7936
	Initial Calibration Blank	Na (588.995 nm)	-0.1227 u	1.58	30295.1953
	Initial Calibration Blank	Ni (230.299 nm)	0.0004	18.07	71.8584
	Initial Calibration Blank	Pb (220.353 nm)	-0.0003 u	> 100.00	11.2058
	Initial Calibration Blank	Sb (217.582 nm)	0.0022	92.49	13.0556

DateTimeMeasured	SolutionLabel	Element Label (nm)	Unadjusted Conc (ppm)	%RSD	Intensity (c/s)
	Initial Calibration Blank	Se (196.026 nm)	-0.0011 u	> 100.00	0.5985
	Initial Calibration Blank	Sn (189.925 nm)	0.0002 u	> 100.00	8.8006
	Initial Calibration Blank	Sr (216.596 nm)	0.0002 u	98.46	-43.3378
	Initial Calibration Blank	Ti (336.122 nm)	0.0026	21.02	199.3934
	Initial Calibration Blank	Tl (190.794 nm)	-0.0004 u	> 100.00	-6.7718
	Initial Calibration Blank	V (292.401 nm)	0.0001	> 100.00	-65.4982
	Initial Calibration Blank	Y (360.074 nm)	1.02	0.15	465038.57
	Initial Calibration Blank	Y_R (360.074 nm)	1.02	0.15	467898.47
	Initial Calibration Blank	Zn (213.857 nm)	0.0001	65.18	-50.3987
3/12/2024 12:25:13	Contract Required Detection Limit	Ag (328.068 nm)	0.0098	0.22	200.9013
	Contract Required Detection Limit	Al (237.312 nm)	0.1914	0.97	516.1632
	Contract Required Detection Limit	As (188.980 nm)	0.0191	8.13	22.3379
	Contract Required Detection Limit	B (249.772 nm)	0.1920	0.22	5913.1154
	Contract Required Detection Limit	Ba (230.424 nm)	0.2049	0.16	9164.1576
	Contract Required Detection Limit	Be (313.107 nm)	0.0048	0.35	4801.4758
	Contract Required Detection Limit	Ca (317.933 nm)	0.9876	0.26	40205.6040
	Contract Required Detection Limit	Cd (214.439 nm)	0.0104	0.73	599.6425
	Contract Required Detection Limit	Co (230.786 nm)	0.0512	0.46	806.0304
	Contract Required Detection Limit	Cr (267.716 nm)	0.0099	1.03	347.8668
	Contract Required Detection Limit	Cu (327.395 nm)	0.0243	0.84	774.6991
	Contract Required Detection Limit	Fe (234.350 nm)	0.1052	0.18	2283.8284
	Contract Required Detection Limit	K (766.491 nm)	0.8738	5.22	579.7315
	Contract Required Detection Limit	Mg (279.078 nm)	0.9712	0.32	2793.8733
	Contract Required Detection Limit	Mn (257.610 nm)	0.0152	0.23	4607.5113
	Contract Required Detection Limit	Mo (202.032 nm)	0.0255	0.97	184.6135
	Contract Required Detection Limit	Na (588.995 nm)	0.8663	0.87	41169.9725
	Contract Required Detection Limit	Ni (230.299 nm)	0.0395	0.88	516.0824
	Contract Required Detection Limit	Pb (220.353 nm)	0.0111	7.58	71.8408
	Contract Required Detection Limit	Sb (217.582 nm)	0.0637	3.03	147.6575
	Contract Required Detection Limit	Se (196.026 nm)	0.0084	40.78	7.6013
	Contract Required Detection Limit	Sn (189.925 nm)	0.4997	0.69	1421.8182
	Contract Required Detection Limit	Sr (216.596 nm)	0.1001	0.53	1844.6308
	Contract Required Detection Limit	Ti (336.122 nm)	0.0494	0.11	5978.7776
	Contract Required Detection Limit	Tl (190.794 nm)	0.0198	5.64	16.9947
	Contract Required Detection Limit	V (292.401 nm)	0.0490	0.92	1776.5423
	Contract Required Detection Limit	Y (360.074 nm)	0.99	0.27	452624.48
	Contract Required Detection Limit	Y_R (360.074 nm)	0.99	0.26	455430.78
	Contract Required Detection Limit	Zn (213.857 nm)	0.0191	0.12	944.8764
3/12/2024 12:28:27	Interference Check Solution A	Ag (328.068 nm)	-0.0003 u	> 100.00	-347.9565
	Interference Check Solution A	Al (237.312 nm)	254.6409 o	0.05	584421.3308
	Interference Check Solution A	As (188.980 nm)	-0.0035 u	45.81	-13.6199
	Interference Check Solution A	B (249.772 nm)	0.1179	0.31	3661.9061
	Interference Check Solution A	Ba (230.424 nm)	0.0007	19.57	25.2437
	Interference Check Solution A	Be (313.107 nm)	0.0000 u	55.51	-211.4382
	Interference Check Solution A	Ca (317.933 nm)	241.3981 o	0.21	8988204.6420
	Interference Check Solution A	Cd (214.439 nm)	-0.0014 Ku	9.81	-94.9707 K
	Interference Check Solution A	Co (230.786 nm)	0.0017	15.45	83.0258
	Interference Check Solution A	Cr (267.716 nm)	0.0009	19.83	-29.1329
	Interference Check Solution A	Cu (327.395 nm)	0.0005	74.96	-25.7469
	Interference Check Solution A	Fe (234.350 nm)	94.4551 o	0.15	1944037.7601
	Interference Check Solution A	K (766.491 nm)	-0.0490 u	23.38	-307.2626
	Interference Check Solution A	Mg (279.078 nm)	263.1639 o	0.12	759709.6011
	Interference Check Solution A	Mn (257.610 nm)	0.0013	1.11	389.3837
	Interference Check Solution A	Mo (202.032 nm)	-0.0015 u	6.56	-18.4075
	Interference Check Solution A	Na (588.995 nm)	0.1949	5.52	33786.9684
	Interference Check Solution A	Ni (230.299 nm)	0.0011	68.29	80.4700
	Interference Check Solution A	Pb (220.353 nm)	0.0014 u	> 100.00	19.9570

DateTimeMeasured	SolutionLabel	Element Label (nm)	Unadjusted Conc (ppm)	%RSD	Intensity (c/s)
	Interference Check Solution A	Sb (217.582 nm)	-0.0051 u	33.59	-2.8390
	Interference Check Solution A	Se (196.026 nm)	-0.0047 u	30.00	-2.0356
	Interference Check Solution A	Sn (189.925 nm)	0.0026	28.33	15.6636
	Interference Check Solution A	Sr (216.596 nm)	0.0097	2.93	136.0528
	Interference Check Solution A	Ti (336.122 nm)	0.0019	8.60	112.1650
	Interference Check Solution A	Tl (190.794 nm)	0.0012 u	> 100.00	-4.8649
	Interference Check Solution A	V (292.401 nm)	0.0019	4.84	4.8876
	Interference Check Solution A	Y (360.074 nm)	0.88	0.31	402750.88
	Interference Check Solution A	Y_R (360.074 nm)	0.88	0.31	405008.38
	Interference Check Solution A	Zn (213.857 nm)	0.0119 K	1.26	567.5532 K
3/12/2024 12:31:40	Interference Check Solution AB	Ag (328.068 nm)	0.2179	0.03	11501.2062
	Interference Check Solution AB	Al (237.312 nm)	252.3175 o	0.16	579089.6259
	Interference Check Solution AB	As (188.980 nm)	0.0946	2.65	142.0853
	Interference Check Solution AB	B (249.772 nm)	0.1170	0.46	3633.2393
	Interference Check Solution AB	Ba (230.424 nm)	0.5169	0.13	23133.8979
	Interference Check Solution AB	Be (313.107 nm)	0.4832	0.11	501514.0504
	Interference Check Solution AB	Ca (317.933 nm)	238.2457 o	0.18	8870874.2290
	Interference Check Solution AB	Cd (214.439 nm)	0.9640	0.18	57058.3420
	Interference Check Solution AB	Co (230.786 nm)	0.4882	0.11	7185.3507
	Interference Check Solution AB	Cr (267.716 nm)	0.5159	0.12	21384.9417
	Interference Check Solution AB	Cu (327.395 nm)	0.5322	0.17	17857.9684
	Interference Check Solution AB	Fe (234.350 nm)	94.1413 o	0.14	1937580.9686
	Interference Check Solution AB	K (766.491 nm)	-0.0553 u	12.95	-313.3830
	Interference Check Solution AB	Mg (279.078 nm)	261.5518 o	0.10	755055.6269
	Interference Check Solution AB	Mn (257.610 nm)	0.4878	0.13	148222.4575
	Interference Check Solution AB	Mo (202.032 nm)	-0.0016 u	32.74	-19.0032
	Interference Check Solution AB	Na (588.995 nm)	0.2143	6.20	34000.0381
	Interference Check Solution AB	Ni (230.299 nm)	0.9856	0.18	11241.5495
	Interference Check Solution AB	Pb (220.353 nm)	0.0489	1.27	273.6052
	Interference Check Solution AB	Sb (217.582 nm)	0.6118	0.44	1346.0282
	Interference Check Solution AB	Se (196.026 nm)	0.0439	6.13	33.5451
	Interference Check Solution AB	Sn (189.925 nm)	0.0028	35.33	16.2048
	Interference Check Solution AB	Sr (216.596 nm)	0.0106	3.24	152.8097
	Interference Check Solution AB	Ti (336.122 nm)	0.0016	2.36	70.4642
	Interference Check Solution AB	Tl (190.794 nm)	0.1026	1.39	114.5340
	Interference Check Solution AB	V (292.401 nm)	0.5056	0.16	18960.3433
	Interference Check Solution AB	Y (360.074 nm)	0.88	0.35	403368.03
	Interference Check Solution AB	Y_R (360.074 nm)	0.88	0.35	405551.82
	Interference Check Solution AB	Zn (213.857 nm)	1.0081	0.13	52524.8453
3/12/2024 12:34:54	Continuing Calibration Verification	Ag (328.068 nm)	0.5173	0.34	27763.4825
	Continuing Calibration Verification	Al (237.312 nm)	9.8977	0.31	22789.9797
	Continuing Calibration Verification	As (188.980 nm)	0.9787	0.48	1545.7138
	Continuing Calibration Verification	B (249.772 nm)	2.4195	0.13	73631.5123
	Continuing Calibration Verification	Ba (230.424 nm)	10.1446	0.13	454175.0434
	Continuing Calibration Verification	Be (313.107 nm)	0.2380	0.22	246941.9043
	Continuing Calibration Verification	Ca (317.933 nm)	25.5977	0.24	956186.3663
	Continuing Calibration Verification	Cd (214.439 nm)	0.5060	0.21	29945.2380
	Continuing Calibration Verification	Co (230.786 nm)	2.5172	0.27	36808.9444
	Continuing Calibration Verification	Cr (267.716 nm)	0.5163	0.21	21401.6780
	Continuing Calibration Verification	Cu (327.395 nm)	1.2259	0.31	41195.1569
	Continuing Calibration Verification	Fe (234.350 nm)	5.0012	0.20	103045.2963
	Continuing Calibration Verification	K (766.491 nm)	24.0863	0.51	22892.5022
	Continuing Calibration Verification	Mg (279.078 nm)	25.1788	0.21	72678.0804
	Continuing Calibration Verification	Mn (257.610 nm)	0.7453	0.19	226441.5001
	Continuing Calibration Verification	Mo (202.032 nm)	2.5351	0.29	19058.2217
	Continuing Calibration Verification	Na (588.995 nm)	24.9925	0.41	306457.3698
	Continuing Calibration Verification	Ni (230.299 nm)	2.0925	0.30	23792.1868

DateTimeMeasured	SolutionLabel	Element Label (nm)	Unadjusted Conc (ppm)	%RSD	Intensity (c/s)
	Continuing Calibration Verification	Pb (220.353 nm)	0.5081	0.31	2722.9306
	Continuing Calibration Verification	Sb (217.582 nm)	4.8512	0.32	10614.8898
	Continuing Calibration Verification	Se (196.026 nm)	0.4872	0.44	357.6636
	Continuing Calibration Verification	Sn (189.925 nm)	5.0821	0.19	14384.6543
	Continuing Calibration Verification	Sr (216.596 nm)	2.5101	0.30	47409.3749
	Continuing Calibration Verification	Ti (336.122 nm)	2.5250	0.23	311676.9880
	Continuing Calibration Verification	Tl (190.794 nm)	1.0074	0.28	1180.3251
	Continuing Calibration Verification	V (292.401 nm)	2.4914	0.18	93688.1513
	Continuing Calibration Verification	Y (360.074 nm)	0.96	0.23	438392.72
	Continuing Calibration Verification	Y_R (360.074 nm)	0.96	0.23	440849.66
	Continuing Calibration Verification	Zn (213.857 nm)	0.9927	0.25	51722.6166
3/12/2024 12:38:08	Continuing Calibration Blank	Ag (328.068 nm)	0.0001	> 100.00	-328.9959
	Continuing Calibration Blank	Al (237.312 nm)	-0.0030 u	60.04	70.2354
	Continuing Calibration Blank	As (188.980 nm)	0.0008 u	> 100.00	-6.8456
	Continuing Calibration Blank	B (249.772 nm)	0.0004	67.26	89.3981
	Continuing Calibration Blank	Ba (230.424 nm)	-0.0001 u	> 100.00	-11.3036
	Continuing Calibration Blank	Be (313.107 nm)	0.0000 u	> 100.00	-202.3524
	Continuing Calibration Blank	Ca (317.933 nm)	-0.0217 u	0.56	2640.6587
	Continuing Calibration Blank	Cd (214.439 nm)	0.0000 u	> 100.00	-12.8521
	Continuing Calibration Blank	Co (230.786 nm)	-0.0003 u	60.28	54.0866
	Continuing Calibration Blank	Cr (267.716 nm)	0.0002	27.91	-57.9497
	Continuing Calibration Blank	Cu (327.395 nm)	0.0000 u	> 100.00	-43.5701
	Continuing Calibration Blank	Fe (234.350 nm)	0.0015	40.02	149.8530
	Continuing Calibration Blank	K (766.491 nm)	-0.0075 u	> 100.00	-267.3893
	Continuing Calibration Blank	Mg (279.078 nm)	-0.0055 u	15.52	-25.5854
	Continuing Calibration Blank	Mn (257.610 nm)	0.0000 u	89.56	-11.8149
	Continuing Calibration Blank	Mo (202.032 nm)	0.0029	22.86	14.3194
	Continuing Calibration Blank	Na (588.995 nm)	-0.1653 u	2.48	29826.0983
	Continuing Calibration Blank	Ni (230.299 nm)	-0.0003 u	10.04	64.5772
	Continuing Calibration Blank	Pb (220.353 nm)	0.0005	86.99	15.2767
	Continuing Calibration Blank	Sb (217.582 nm)	0.0034	62.19	15.8524
	Continuing Calibration Blank	Se (196.026 nm)	-0.0006 u	> 100.00	0.9901
	Continuing Calibration Blank	Sn (189.925 nm)	-0.0004 u	> 100.00	7.0609
	Continuing Calibration Blank	Sr (216.596 nm)	0.0002	49.24	-43.5313
	Continuing Calibration Blank	Ti (336.122 nm)	0.0019	25.22	111.8182
	Continuing Calibration Blank	Tl (190.794 nm)	-0.0006 u	> 100.00	-7.0120
	Continuing Calibration Blank	V (292.401 nm)	0.0001 u	> 100.00	-64.8269
	Continuing Calibration Blank	Y (360.074 nm)	1.02	0.12	466740.35
	Continuing Calibration Blank	Y_R (360.074 nm)	1.02	0.13	469485.15
	Continuing Calibration Blank	Zn (213.857 nm)	0.0000 u	> 100.00	-54.0756
3/12/2024 12:41:22	PBS-435222	Ag (328.068 nm)	0.0000 u	> 100.00	-335.4629
	PBS-435222	Al (237.312 nm)	0.0005 u	> 100.00	78.2401
	PBS-435222	As (188.980 nm)	-0.0002 u	> 100.00	-8.3816
	PBS-435222	B (249.772 nm)	0.0011	4.14	108.5087
	PBS-435222	Ba (230.424 nm)	0.0002	82.61	0.9353
	PBS-435222	Be (313.107 nm)	0.0000	44.91	-169.6633
	PBS-435222	Ca (317.933 nm)	-0.0044 u	19.27	3282.5215
	PBS-435222	Cd (214.439 nm)	0.0003	20.68	2.2212
	PBS-435222	Co (230.786 nm)	-0.0001 u	> 100.00	56.3697
	PBS-435222	Cr (267.716 nm)	0.0004	39.60	-49.9608
	PBS-435222	Cu (327.395 nm)	0.0000 u	> 100.00	-42.5253
	PBS-435222	Fe (234.350 nm)	0.0081	12.19	285.5619
	PBS-435222	K (766.491 nm)	-0.0222 u	62.44	-281.5455
	PBS-435222	Mg (279.078 nm)	0.0010 u	> 100.00	-6.7595
	PBS-435222	Mn (257.610 nm)	0.0001	12.64	26.7988
	PBS-435222	Mo (202.032 nm)	0.0012	20.93	2.0443
	PBS-435222	Na (588.995 nm)	-0.1241 u	12.09	30279.9896

DateTimeMeasured	SolutionLabel	Element Label (nm)	Unadjusted Conc (ppm)	%RSD	Intensity (c/s)
	PBS-435222	Ni (230.299 nm)	-0.0010 u	79.56	56.9475
	PBS-435222	Pb (220.353 nm)	0.0006	94.65	16.0865
	PBS-435222	Sb (217.582 nm)	0.0037	50.11	16.3559
	PBS-435222	Se (196.026 nm)	0.0026 u	> 100.00	3.3346
	PBS-435222	Sn (189.925 nm)	0.0100	13.60	36.4339
	PBS-435222	Sr (216.596 nm)	0.0003	87.43	-42.3967
	PBS-435222	Ti (336.122 nm)	0.0002	79.79	-94.4617
	PBS-435222	Tl (190.794 nm)	-0.0036 u	20.10	-10.5830
	PBS-435222	V (292.401 nm)	0.0001	61.18	-64.2014
	PBS-435222	Y (360.074 nm)	1.00	0.24	455690.91
	PBS-435222	Y_R (360.074 nm)	1.00	0.24	458372.31
	PBS-435222	Zn (213.857 nm)	0.0000 u	> 100.00	-55.7613
3/12/2024 12:44:35	LCSS-435222	Ag (328.068 nm)	0.0493	0.42	2344.0143
	LCSS-435222	Al (237.312 nm)	1.8608	0.17	4347.0757
	LCSS-435222	As (188.980 nm)	0.0358	6.31	48.8705
	LCSS-435222	B (249.772 nm)	0.9208	0.27	28069.9181
	LCSS-435222	Ba (230.424 nm)	2.0018	0.26	89613.2076
	LCSS-435222	Be (313.107 nm)	0.0462	0.25	47742.7000
	LCSS-435222	Ca (317.933 nm)	1.9912	0.24	77557.3435
	LCSS-435222	Cd (214.439 nm)	0.0498	0.26	2937.4305
	LCSS-435222	Co (230.786 nm)	0.5036	0.26	7410.6407
	LCSS-435222	Cr (267.716 nm)	0.2001	0.18	8255.9972
	LCSS-435222	Cu (327.395 nm)	0.2464	0.07	8246.3922
	LCSS-435222	Fe (234.350 nm)	0.9842	0.24	20373.5141
	LCSS-435222	K (766.491 nm)	18.3222	0.15	17351.7866
	LCSS-435222	Mg (279.078 nm)	1.8984	0.12	5470.6819
	LCSS-435222	Mn (257.610 nm)	0.4845	0.25	147216.9177
	LCSS-435222	Mo (202.032 nm)	0.4854	0.75	3643.5976
	LCSS-435222	Na (588.995 nm)	19.0385	0.04	240987.8871
	LCSS-435222	Ni (230.299 nm)	0.5142	0.25	5897.5967
	LCSS-435222	Pb (220.353 nm)	0.4968	0.27	2662.4257
	LCSS-435222	Sb (217.582 nm)	0.4804	0.28	1058.6751
	LCSS-435222	Se (196.026 nm)	0.9194	0.67	673.7459
	LCSS-435222	Sn (189.925 nm)	4.9072	0.16	13889.7663
	LCSS-435222	Sr (216.596 nm)	1.9877	0.18	37532.5252
	LCSS-435222	Ti (336.122 nm)	0.4878	0.35	60108.5212
	LCSS-435222	Tl (190.794 nm)	1.9570	0.37	2298.9348
	LCSS-435222	V (292.401 nm)	0.4867	0.18	18247.6490
	LCSS-435222	Y (360.074 nm)	0.98	0.28	448463.00
	LCSS-435222	Y_R (360.074 nm)	0.98	0.28	450937.52
	LCSS-435222	Zn (213.857 nm)	0.4873	0.30	25363.2780
3/12/2024 12:47:49	R2401812-001	Ag (328.068 nm)	0.0004	16.97	-313.8259
	R2401812-001	Al (237.312 nm)	29.2174 o	0.32	67124.3579
	R2401812-001	As (188.980 nm)	0.0190	13.60	22.0980
	R2401812-001	B (249.772 nm)	0.3864	0.11	11823.7395
	R2401812-001	Ba (230.424 nm)	4.9131	0.20	219953.3334
	R2401812-001	Be (313.107 nm)	0.0000	8.69	-167.4379
	R2401812-001	Ca (317.933 nm)	31.3201	0.16	1169169.5254
	R2401812-001	Cd (214.439 nm)	0.0210	0.80	1228.1971
	R2401812-001	Co (230.786 nm)	0.0633	0.88	981.8320
	R2401812-001	Cr (267.716 nm)	0.6837	0.19	28362.5608
	R2401812-001	Cu (327.395 nm)	0.6530	0.09	21922.3254
	R2401812-001	Fe (234.350 nm)	263.9492 o	0.20	5432287.1241
	R2401812-001	K (766.491 nm)	1.5385	2.26	1218.7169
	R2401812-001	Mg (279.078 nm)	35.2464	0.15	101742.0866
	R2401812-001	Mn (257.610 nm)	4.8905 o	0.15	1485967.1268
	R2401812-001	Mo (202.032 nm)	0.0647	0.98	479.1585

DateTimeMeasured	SolutionLabel	Element Label (nm)	Unadjusted Conc (ppm)	%RSD	Intensity (c/s)
	R2401812-001	Na (588.995 nm)	1.7828	0.76	51247.5771
	R2401812-001	Ni (230.299 nm)	0.6309	0.08	7220.5787
	R2401812-001	Pb (220.353 nm)	1.7194 o	0.11	9184.3017
	R2401812-001	Sb (217.582 nm)	0.0225	8.10	57.5930
	R2401812-001	Se (196.026 nm)	-0.0126 u	20.30	-7.7549
	R2401812-001	Sn (189.925 nm)	0.1219	0.75	353.0672
	R2401812-001	Sr (216.596 nm)	0.2213	0.21	4135.5271
	R2401812-001	Ti (336.122 nm)	2.0839	0.08	257206.8331
	R2401812-001	Tl (190.794 nm)	-0.0041 u	61.42	-11.0704
	R2401812-001	V (292.401 nm)	0.0905	0.48	3336.4195
	R2401812-001	Y (360.074 nm)	1.03	0.49	469481.83
	R2401812-001	Y_R (360.074 nm)	1.03	0.49	472062.32
	R2401812-001	Zn (213.857 nm)	4.4980 o	0.18	234549.4135
3/12/2024 12:51:03	R2401841-001	Ag (328.068 nm)	0.0036	2.32	-135.2793
	R2401841-001	Al (237.312 nm)	103.3196 o	0.19	237172.6227
	R2401841-001	As (188.980 nm)	0.0842	2.96	125.6953
	R2401841-001	B (249.772 nm)	0.2700	0.36	8283.7279
	R2401841-001	Ba (230.424 nm)	1.6884	0.30	75583.3498
	R2401841-001	Be (313.107 nm)	0.0050	0.53	4944.5279
	R2401841-001	Ca (317.933 nm)	18.2304	0.36	681977.4158
	R2401841-001	Cd (214.439 nm)	0.0029	2.55	156.0221
	R2401841-001	Co (230.786 nm)	0.0815	0.13	1248.1335
	R2401841-001	Cr (267.716 nm)	0.1249	0.42	5129.0867
	R2401841-001	Cu (327.395 nm)	0.2441	0.42	8166.2138
	R2401841-001	Fe (234.350 nm)	192.3816 o	0.09	3959399.9328
	R2401841-001	K (766.491 nm)	9.9925	0.64	9345.0160
	R2401841-001	Mg (279.078 nm)	22.6539	0.24	65389.2001
	R2401841-001	Mn (257.610 nm)	6.0173 o	0.30	1828357.5063
	R2401841-001	Mo (202.032 nm)	0.0040	9.20	22.7261
	R2401841-001	Na (588.995 nm)	0.0727	6.74	32443.4304
	R2401841-001	Ni (230.299 nm)	0.1663	0.63	1953.1429
	R2401841-001	Pb (220.353 nm)	0.1667	0.36	901.6240
	R2401841-001	Sb (217.582 nm)	-0.0019 u	73.35	4.1592
	R2401841-001	Se (196.026 nm)	-0.0079 u	40.12	-4.3220
	R2401841-001	Sn (189.925 nm)	0.0240	1.84	76.2560
	R2401841-001	Sr (216.596 nm)	0.0675	1.09	1227.8855
	R2401841-001	Ti (336.122 nm)	0.6128	0.16	75549.6309
	R2401841-001	Tl (190.794 nm)	-0.0041 u	34.19	-11.1748
	R2401841-001	V (292.401 nm)	0.1503	0.32	5587.5748
	R2401841-001	Y (360.074 nm)	1.00	0.34	457454.30
	R2401841-001	Y_R (360.074 nm)	1.00	0.34	459961.27
	R2401841-001	Zn (213.857 nm)	0.7947	0.22	41397.6476
3/12/2024 12:54:17	R2401850-003	Ag (328.068 nm)	0.0043	2.32	-101.6925
	R2401850-003	Al (237.312 nm)	8.5157	0.42	19618.7506
	R2401850-003	As (188.980 nm)	0.0074	33.13	3.7649
	R2401850-003	B (249.772 nm)	0.0810	0.63	2539.0044
	R2401850-003	Ba (230.424 nm)	0.9612	0.41	43028.5153
	R2401850-003	Be (313.107 nm)	0.0002	0.29	29.6327
	R2401850-003	Ca (317.933 nm)	56.4760 o	0.23	2105464.0953
	R2401850-003	Cd (214.439 nm)	0.0039	0.89	217.2274
	R2401850-003	Co (230.786 nm)	0.0070	3.89	159.9470
	R2401850-003	Cr (267.716 nm)	0.0605	0.23	2451.6713
	R2401850-003	Cu (327.395 nm)	1.4246	0.40	47879.5531
	R2401850-003	Fe (234.350 nm)	17.7754 o	0.23	365942.8610
	R2401850-003	K (766.491 nm)	7.9310	0.79	7363.3849
	R2401850-003	Mg (279.078 nm)	9.0828	0.20	26211.0798
	R2401850-003	Mn (257.610 nm)	0.5803	0.27	176329.1221

DateTimeMeasured	SolutionLabel	Element Label (nm)	Unadjusted Conc (ppm)	%RSD	Intensity (c/s)
	R2401850-003	Mo (202.032 nm)	0.0265	1.92	192.2106
	R2401850-003	Na (588.995 nm)	2.3987	0.33	58019.3053
	R2401850-003	Ni (230.299 nm)	0.0337	3.60	449.2628
	R2401850-003	Pb (220.353 nm)	0.0687	0.14	379.2507
	R2401850-003	Sb (217.582 nm)	0.0349	11.30	84.6266
	R2401850-003	Se (196.026 nm)	0.0166	14.10	13.5793
	R2401850-003	Sn (189.925 nm)	0.1174	0.16	340.4545
	R2401850-003	Sr (216.596 nm)	0.1180	0.42	2183.4115
	R2401850-003	Ti (336.122 nm)	0.2459	0.59	30236.4854
	R2401850-003	Tl (190.794 nm)	-0.0023 u	82.77	-9.0085
	R2401850-003	V (292.401 nm)	0.0123	2.53	395.1480
	R2401850-003	Y (360.074 nm)	0.98	0.16	447008.76
	R2401850-003	Y_R (360.074 nm)	0.98	0.15	449547.42
	R2401850-003	Zn (213.857 nm)	2.6943 o	0.38	140471.7670
3/12/2024 12:57:31	R2401850-004	Ag (328.068 nm)	0.0171	0.75	594.2341
	R2401850-004	Al (237.312 nm)	32.4439 o	0.11	74528.4786
	R2401850-004	As (188.980 nm)	0.0286	15.67	37.4359
	R2401850-004	B (249.772 nm)	0.3075	0.38	9425.7028
	R2401850-004	Ba (230.424 nm)	3.4894	0.53	156215.1711
	R2401850-004	Be (313.107 nm)	0.0009	1.08	770.9733
	R2401850-004	Ca (317.933 nm)	277.1247 o	0.52	10317938.0867
	R2401850-004	Cd (214.439 nm)	0.0158	0.70	919.8645
	R2401850-004	Co (230.786 nm)	0.0296	0.48	489.7195
	R2401850-004	Cr (267.716 nm)	0.2070	0.56	8541.1450
	R2401850-004	Cu (327.395 nm)	5.3937 o LR	0.51	181404.4689
	R2401850-004	Fe (234.350 nm)	67.3188 o	0.39	1385562.5754
	R2401850-004	K (766.491 nm)	32.0143	0.15	30513.2025
	R2401850-004	Mg (279.078 nm)	37.1487	0.32	107233.5349
	R2401850-004	Mn (257.610 nm)	2.1876 o	0.33	664703.4056
	R2401850-004	Mo (202.032 nm)	0.0991	0.64	738.1392
	R2401850-004	Na (588.995 nm)	8.9797	0.16	130382.7953
	R2401850-004	Ni (230.299 nm)	0.1223	0.77	1454.2035
	R2401850-004	Pb (220.353 nm)	0.2300	0.39	1239.5050
	R2401850-004	Sb (217.582 nm)	0.0477	6.21	112.5494
	R2401850-004	Se (196.026 nm)	0.0551	10.88	41.6980
	R2401850-004	Sn (189.925 nm)	0.3951	0.68	1125.9260
	R2401850-004	Sr (216.596 nm)	0.5428	0.37	10213.8583
	R2401850-004	Ti (336.122 nm)	0.4031	0.44	49648.4117
	R2401850-004	Tl (190.794 nm)	-0.0032 u	46.25	-10.0152
	R2401850-004	V (292.401 nm)	0.0464	0.85	1677.0814
	R2401850-004	Y (360.074 nm)	0.94	0.16	427372.07
	R2401850-004	Y_R (360.074 nm)	0.94	0.17	429597.60
	R2401850-004	Zn (213.857 nm)	9.6113 o LR	0.34	501245.7666
3/12/2024 13:00:45	R2401874-001	Ag (328.068 nm)	0.0109	2.27	257.6274
	R2401874-001	Al (237.312 nm)	169.7899 o	0.09	389707.2056
	R2401874-001	As (188.980 nm)	0.0410	3.16	56.9836
	R2401874-001	B (249.772 nm)	0.5775	0.10	17634.1601
	R2401874-001	Ba (230.424 nm)	1.4561	0.05	65185.1320
	R2401874-001	Be (313.107 nm)	0.0019	0.12	1825.2243
	R2401874-001	Ca (317.933 nm)	260.6579 o	0.20	9705048.5004
	R2401874-001	Cd (214.439 nm)	0.0200	0.22	1173.3625
	R2401874-001	Co (230.786 nm)	0.1028	0.12	1558.8906
	R2401874-001	Cr (267.716 nm)	0.3410	0.16	14110.9060
	R2401874-001	Cu (327.395 nm)	3.1312 o	0.29	105290.7447
	R2401874-001	Fe (234.350 nm)	68.8981 o	0.09	1418066.1633
	R2401874-001	K (766.491 nm)	40.5484	0.22	38716.4615
	R2401874-001	Mg (279.078 nm)	24.7137	0.07	71335.4129

DateTimeMeasured	SolutionLabel	Element Label (nm)	Unadjusted Conc (ppm)	%RSD	Intensity (c/s)
	R2401874-001	Mn (257.610 nm)	2.7738 o	0.10	842807.0318
	R2401874-001	Mo (202.032 nm)	0.0434	0.87	319.0646
	R2401874-001	Na (588.995 nm)	72.4354 o	0.30	828131.3850
	R2401874-001	Ni (230.299 nm)	0.3119	0.13	3603.8202
	R2401874-001	Pb (220.353 nm)	0.9229	0.26	4935.5998
	R2401874-001	Sb (217.582 nm)	0.0665	0.59	153.6724
	R2401874-001	Se (196.026 nm)	0.0026 u	> 100.00	3.3417
	R2401874-001	Sn (189.925 nm)	0.3441	0.18	981.6640
	R2401874-001	Sr (216.596 nm)	0.6491	0.22	12223.8943
	R2401874-001	Ti (336.122 nm)	0.3679	0.22	45305.6786
	R2401874-001	Tl (190.794 nm)	-0.0029 u	87.02	-9.7544
	R2401874-001	V (292.401 nm)	0.0573	0.28	2089.9794
	R2401874-001	Y (360.074 nm)	0.94	0.09	426577.55
	R2401874-001	Y_R (360.074 nm)	0.93	0.09	428880.66
	R2401874-001	Zn (213.857 nm)	5.5104 o LR	0.17	287350.9266
3/12/2024 13:03:59	R2401887-008	Ag (328.068 nm)	-0.0002 u	57.31	-346.5685
	R2401887-008	Al (237.312 nm)	65.7403 o	0.24	150936.4623
	R2401887-008	As (188.980 nm)	0.0298	6.30	39.2963
	R2401887-008	B (249.772 nm)	0.1787	0.57	5507.7264
	R2401887-008	Ba (230.424 nm)	0.6423	0.28	28747.1865
	R2401887-008	Be (313.107 nm)	0.0024	0.04	2324.6966
	R2401887-008	Ca (317.933 nm)	90.1264 o	0.30	3357920.7225
	R2401887-008	Cd (214.439 nm)	0.0013	2.05	65.7367
	R2401887-008	Co (230.786 nm)	0.0782	0.51	1200.6548
	R2401887-008	Cr (267.716 nm)	0.0808	0.18	3293.7606
	R2401887-008	Cu (327.395 nm)	0.1510	0.19	5037.3322
	R2401887-008	Fe (234.350 nm)	118.6857 o	0.31	2442713.4522
	R2401887-008	K (766.491 nm)	7.5243	0.20	6972.4442
	R2401887-008	Mg (279.078 nm)	38.8908	0.28	112262.8454
	R2401887-008	Mn (257.610 nm)	4.9463 o	0.32	1502929.9905
	R2401887-008	Mo (202.032 nm)	0.0030	15.00	15.1088
	R2401887-008	Na (588.995 nm)	0.4434	1.10	36519.5562
	R2401887-008	Ni (230.299 nm)	0.0704	0.67	866.1241
	R2401887-008	Pb (220.353 nm)	0.0724	1.31	398.8037
	R2401887-008	Sb (217.582 nm)	0.0050	44.61	19.1890
	R2401887-008	Se (196.026 nm)	-0.0036 u	38.90	-1.2086
	R2401887-008	Sn (189.925 nm)	0.0127	10.64	44.2092
	R2401887-008	Sr (216.596 nm)	0.1739	0.30	3240.0717
	R2401887-008	Ti (336.122 nm)	1.0722	0.31	132280.8609
	R2401887-008	Tl (190.794 nm)	-0.0032 u	84.60	-10.0499
	R2401887-008	V (292.401 nm)	0.1493	0.48	5551.5250
	R2401887-008	Y (360.074 nm)	0.98	0.22	448637.24
	R2401887-008	Y_R (360.074 nm)	0.98	0.22	451023.64
	R2401887-008	Zn (213.857 nm)	0.4129	0.22	21480.0913
3/12/2024 13:07:13	R2401887-009	Ag (328.068 nm)	-0.0001 u	> 100.00	-341.3130
	R2401887-009	Al (237.312 nm)	82.1913 o	0.12	188687.8784
	R2401887-009	As (188.980 nm)	0.0320	1.54	42.8252
	R2401887-009	B (249.772 nm)	0.2156	0.28	6630.4541
	R2401887-009	Ba (230.424 nm)	0.6968	0.32	31187.8858
	R2401887-009	Be (313.107 nm)	0.0030	0.10	2881.2490
	R2401887-009	Ca (317.933 nm)	84.3111 o	0.36	3141476.4233
	R2401887-009	Cd (214.439 nm)	0.0012	8.22	58.3008
	R2401887-009	Co (230.786 nm)	0.0468	0.61	741.1434
	R2401887-009	Cr (267.716 nm)	0.1043	0.51	4272.4100
	R2401887-009	Cu (327.395 nm)	0.1231	0.26	4096.1734
	R2401887-009	Fe (234.350 nm)	144.6793 o	0.33	2977670.3526
	R2401887-009	K (766.491 nm)	9.0790	0.15	8466.8563

DateTimeMeasured	SolutionLabel	Element Label (nm)	Unadjusted Conc (ppm)	%RSD	Intensity (c/s)
	R2401887-009	Mg (279.078 nm)	42.5484	0.31	122821.9076
	R2401887-009	Mn (257.610 nm)	3.1500 o	0.33	957127.7216
	R2401887-009	Mo (202.032 nm)	0.0028	16.93	13.6371
	R2401887-009	Na (588.995 nm)	0.4611	3.17	36713.7661
	R2401887-009	Ni (230.299 nm)	0.0842	0.35	1022.6317
	R2401887-009	Pb (220.353 nm)	0.0775	2.51	426.0467
	R2401887-009	Sb (217.582 nm)	-0.0016 u	> 100.00	4.8753
	R2401887-009	Se (196.026 nm)	-0.0035 u	73.53	-1.1274
	R2401887-009	Sn (189.925 nm)	0.0130	2.60	45.1265
	R2401887-009	Sr (216.596 nm)	0.1763	0.53	3284.8186
	R2401887-009	Ti (336.122 nm)	1.3743	0.28	169577.7817
	R2401887-009	Tl (190.794 nm)	-0.0029 u	51.60	-9.6668
	R2401887-009	V (292.401 nm)	0.1784	0.45	6645.7180
	R2401887-009	Y (360.074 nm)	0.99	0.16	450615.60
	R2401887-009	Y_R (360.074 nm)	0.99	0.16	452951.40
	R2401887-009	Zn (213.857 nm)	0.5227	0.21	27209.9889
3/12/2024 13:10:27	R2401887-017	Ag (328.068 nm)	0.0002 u	> 100.00	-322.1933
	R2401887-017	Al (237.312 nm)	109.7750 o	0.16	251986.2938
	R2401887-017	As (188.980 nm)	0.0479	4.31	67.9383
	R2401887-017	B (249.772 nm)	0.2871	0.22	8804.4396
	R2401887-017	Ba (230.424 nm)	0.8287	0.24	37095.5519
	R2401887-017	Be (313.107 nm)	0.0062	0.11	6251.4516
	R2401887-017	Ca (317.933 nm)	158.8958 o	0.31	5917495.5869
	R2401887-017	Cd (214.439 nm)	0.0030	1.09	165.3627
	R2401887-017	Co (230.786 nm)	0.1071	0.15	1621.4867
	R2401887-017	Cr (267.716 nm)	0.1717	0.25	7075.8021
	R2401887-017	Cu (327.395 nm)	0.2148	0.12	7182.6422
	R2401887-017	Fe (234.350 nm)	185.9317 o	0.27	3826659.4319
	R2401887-017	K (766.491 nm)	12.4025	0.41	11661.5753
	R2401887-017	Mg (279.078 nm)	61.0829 o	0.22	176328.5883
	R2401887-017	Mn (257.610 nm)	6.7952 o	0.28	2064694.9631
	R2401887-017	Mo (202.032 nm)	0.0072	8.24	46.6635
	R2401887-017	Na (588.995 nm)	1.2135	0.60	44987.4686
	R2401887-017	Ni (230.299 nm)	0.2336	0.25	2716.3470
	R2401887-017	Pb (220.353 nm)	0.3239	0.46	1740.2421
	R2401887-017	Sb (217.582 nm)	-0.0034 u	74.53	0.8796
	R2401887-017	Se (196.026 nm)	-0.0078 u	38.47	-4.2624
	R2401887-017	Sn (189.925 nm)	0.0176	4.97	58.0722
	R2401887-017	Sr (216.596 nm)	0.2950	0.12	5529.2200
	R2401887-017	Ti (336.122 nm)	0.6521	0.18	80403.9118
	R2401887-017	Tl (190.794 nm)	-0.0013 u	> 100.00	-7.7647
	R2401887-017	V (292.401 nm)	0.2017	0.17	7520.7969
	R2401887-017	Y (360.074 nm)	1.00	0.16	455493.14
	R2401887-017	Y_R (360.074 nm)	1.00	0.16	457844.51
	R2401887-017	Zn (213.857 nm)	0.7927	0.41	41289.7331
3/12/2024 13:13:42	Continuing Calibration Verification	Ag (328.068 nm)	0.5172	0.12	27753.9526
	Continuing Calibration Verification	Al (237.312 nm)	9.9503	0.13	22910.7416
	Continuing Calibration Verification	As (188.980 nm)	0.9798	0.27	1547.5059
	Continuing Calibration Verification	B (249.772 nm)	2.4163	0.17	73535.9425
	Continuing Calibration Verification	Ba (230.424 nm)	10.1677	0.23	455207.9682
	Continuing Calibration Verification	Be (313.107 nm)	0.2383	0.12	247168.4663
	Continuing Calibration Verification	Ca (317.933 nm)	25.6716	0.18	958935.3252
	Continuing Calibration Verification	Cd (214.439 nm)	0.5080	0.13	30062.8735
	Continuing Calibration Verification	Co (230.786 nm)	2.5249	0.19	36920.4853
	Continuing Calibration Verification	Cr (267.716 nm)	0.5175	0.20	21452.1229
	Continuing Calibration Verification	Cu (327.395 nm)	1.2257	0.21	41189.3703
	Continuing Calibration Verification	Fe (234.350 nm)	5.0297	0.05	103631.3046

DateTimeMeasured	SolutionLabel	Element Label (nm)	Unadjusted Conc (ppm)	%RSD	Intensity (c/s)
	Continuing Calibration Verification	K (766.491 nm)	24.1433	0.06	22947.2945
	Continuing Calibration Verification	Mg (279.078 nm)	25.2143	0.14	72780.6511
	Continuing Calibration Verification	Mn (257.610 nm)	0.7488	0.20	227510.3635
	Continuing Calibration Verification	Mo (202.032 nm)	2.5442	0.33	19126.3301
	Continuing Calibration Verification	Na (588.995 nm)	25.0141	0.06	306694.6507
	Continuing Calibration Verification	Ni (230.299 nm)	2.1035	0.10	23916.8614
	Continuing Calibration Verification	Pb (220.353 nm)	0.5078	0.25	2721.2450
	Continuing Calibration Verification	Sb (217.582 nm)	4.8669	0.18	10649.1225
	Continuing Calibration Verification	Se (196.026 nm)	0.4953	0.86	363.6322
	Continuing Calibration Verification	Sn (189.925 nm)	5.0957	0.21	14423.1396
	Continuing Calibration Verification	Sr (216.596 nm)	2.5162	0.23	47524.0359
	Continuing Calibration Verification	Ti (336.122 nm)	2.5317	0.27	312498.0202
	Continuing Calibration Verification	Tl (190.794 nm)	1.0120	0.49	1185.7324
	Continuing Calibration Verification	V (292.401 nm)	2.4972	0.19	93906.5154
	Continuing Calibration Verification	Y (360.074 nm)	0.97	0.18	440725.28
	Continuing Calibration Verification	Y_R (360.074 nm)	0.96	0.18	442986.24
	Continuing Calibration Verification	Zn (213.857 nm)	0.9956	0.01	51876.1953
3/12/2024 13:16:55	Continuing Calibration Blank	Ag (328.068 nm)	0.0000 u	> 100.00	-334.2201
	Continuing Calibration Blank	Al (237.312 nm)	-0.0011 u	> 100.00	74.4643
	Continuing Calibration Blank	As (188.980 nm)	-0.0002 u	> 100.00	-8.3034
	Continuing Calibration Blank	B (249.772 nm)	-0.0001 u	> 100.00	72.2877
	Continuing Calibration Blank	Ba (230.424 nm)	0.0000 u	> 100.00	-5.2087
	Continuing Calibration Blank	Be (313.107 nm)	0.0000 u	> 100.00	-191.9362
	Continuing Calibration Blank	Ca (317.933 nm)	-0.0208 u	0.90	2672.2443
	Continuing Calibration Blank	Cd (214.439 nm)	-0.0001 u	17.95	-20.3222
	Continuing Calibration Blank	Co (230.786 nm)	0.0004	16.95	64.4055
	Continuing Calibration Blank	Cr (267.716 nm)	0.0002	53.35	-56.3457
	Continuing Calibration Blank	Cu (327.395 nm)	0.0001 u	> 100.00	-41.2941
	Continuing Calibration Blank	Fe (234.350 nm)	0.0041	14.48	203.6729
	Continuing Calibration Blank	K (766.491 nm)	-0.0025 u	> 100.00	-262.5553
	Continuing Calibration Blank	Mg (279.078 nm)	-0.0038 u	28.38	-20.6534
	Continuing Calibration Blank	Mn (257.610 nm)	0.0000 u	> 100.00	-8.2138
	Continuing Calibration Blank	Mo (202.032 nm)	0.0030	33.36	15.0423
	Continuing Calibration Blank	Na (588.995 nm)	-0.2175 u	1.35	29252.2864
	Continuing Calibration Blank	Ni (230.299 nm)	-0.0002 u	> 100.00	65.0772
	Continuing Calibration Blank	Pb (220.353 nm)	-0.0001 u	> 100.00	12.1538
	Continuing Calibration Blank	Sb (217.582 nm)	0.0017	43.89	12.1246
	Continuing Calibration Blank	Se (196.026 nm)	0.0021 u	> 100.00	2.9320
	Continuing Calibration Blank	Sn (189.925 nm)	-0.0003 u	26.82	7.4318
	Continuing Calibration Blank	Sr (216.596 nm)	0.0001 u	> 100.00	-46.7325
	Continuing Calibration Blank	Ti (336.122 nm)	0.0030	25.94	248.1691
	Continuing Calibration Blank	Tl (190.794 nm)	-0.0001 u	> 100.00	-6.3756
	Continuing Calibration Blank	V (292.401 nm)	-0.0001 u	> 100.00	-70.2594
	Continuing Calibration Blank	Y (360.074 nm)	1.03	0.14	468931.53
	Continuing Calibration Blank	Y_R (360.074 nm)	1.03	0.14	471406.99
	Continuing Calibration Blank	Zn (213.857 nm)	0.0000 u	> 100.00	-54.3535
3/12/2024 13:20:09	R2401887-018	Ag (328.068 nm)	0.0004	36.58	-308.9151
	R2401887-018	Al (237.312 nm)	112.7552 o	0.13	258825.1490
	R2401887-018	As (188.980 nm)	0.0482	3.43	68.4164
	R2401887-018	B (249.772 nm)	0.3001	0.34	9199.2054
	R2401887-018	Ba (230.424 nm)	0.8694	0.44	38915.2356
	R2401887-018	Be (313.107 nm)	0.0063	0.30	6383.9746
	R2401887-018	Ca (317.933 nm)	196.6647 o	0.41	7323241.9058
	R2401887-018	Cd (214.439 nm)	0.0033	2.36	182.0424
	R2401887-018	Co (230.786 nm)	0.0867	0.32	1323.8344
	R2401887-018	Cr (267.716 nm)	0.1782	0.17	7345.8778
	R2401887-018	Cu (327.395 nm)	0.2425	0.22	8113.3410

DateTimeMeasured	SolutionLabel	Element Label (nm)	Unadjusted Conc (ppm)	%RSD	Intensity (c/s)
	R2401887-018	Fe (234.350 nm)	193.2779 o	0.46	3977846.7044
	R2401887-018	K (766.491 nm)	13.1099	0.18	12341.5532
	R2401887-018	Mg (279.078 nm)	71.3624 o	0.34	206004.1410
	R2401887-018	Mn (257.610 nm)	6.9804 o	0.39	2120983.2127
	R2401887-018	Mo (202.032 nm)	0.0072	2.48	46.7103
	R2401887-018	Na (588.995 nm)	0.8116	1.54	40568.1615
	R2401887-018	Ni (230.299 nm)	0.2497	0.27	2899.2418
	R2401887-018	Pb (220.353 nm)	0.3562	0.06	1912.5962
	R2401887-018	Sb (217.582 nm)	-0.0062 u	9.61	-5.2634
	R2401887-018	Se (196.026 nm)	-0.0032 u	> 100.00	-0.9026
	R2401887-018	Sn (189.925 nm)	0.0180	4.23	59.3285
	R2401887-018	Sr (216.596 nm)	0.3984	0.39	7484.3011
	R2401887-018	Ti (336.122 nm)	0.6279	0.18	77418.0482
	R2401887-018	Tl (190.794 nm)	-0.0012 u	> 100.00	-7.7496
	R2401887-018	V (292.401 nm)	0.2025	0.30	7550.9341
	R2401887-018	Y (360.074 nm)	0.99	0.21	452389.06
	R2401887-018	Y_R (360.074 nm)	0.99	0.21	454648.11
	R2401887-018	Zn (213.857 nm)	0.8545	0.32	44514.0373
3/12/2024 13:23:24	R2401914-005	Ag (328.068 nm)	0.0069	2.77	40.9416
	R2401914-005	Al (237.312 nm)	85.4328 o	0.13	196126.3641
	R2401914-005	As (188.980 nm)	0.0726	3.14	107.1569
	R2401914-005	B (249.772 nm)	0.2886	0.29	8848.6206
	R2401914-005	Ba (230.424 nm)	1.3672	0.40	61204.9492
	R2401914-005	Be (313.107 nm)	0.0140	0.45	14386.0986
	R2401914-005	Ca (317.933 nm)	461.9397 o LR	0.32	17196692.5415
	R2401914-005	Cd (214.439 nm)	0.0052	1.73	297.3426
	R2401914-005	Co (230.786 nm)	0.0508	0.34	800.3180
	R2401914-005	Cr (267.716 nm)	0.1003	0.26	4105.6015
	R2401914-005	Cu (327.395 nm)	1.0996	0.61	36947.2264
	R2401914-005	Fe (234.350 nm)	122.6814 o LR	0.32	2524945.1384
	R2401914-005	K (766.491 nm)	9.8377	0.24	9196.1524
	R2401914-005	Mg (279.078 nm)	149.7830 o	0.24	432393.9477
	R2401914-005	Mn (257.610 nm)	3.1325 o	0.29	951791.6719
	R2401914-005	Mo (202.032 nm)	0.0103	2.53	70.1829
	R2401914-005	Na (588.995 nm)	1.1093	0.33	43841.6433
	R2401914-005	Ni (230.299 nm)	0.1768	0.58	2072.4699
	R2401914-005	Pb (220.353 nm)	0.4187	0.27	2246.3001
	R2401914-005	Sb (217.582 nm)	0.0007 u	> 100.00	9.9146
	R2401914-005	Se (196.026 nm)	0.0031 u	> 100.00	3.7021
	R2401914-005	Sn (189.925 nm)	0.0535	3.19	159.5798
	R2401914-005	Sr (216.596 nm)	0.7419	0.36	13978.6800
	R2401914-005	Ti (336.122 nm)	1.5618	0.34	192737.3653
	R2401914-005	Tl (190.794 nm)	-0.0041 u	41.51	-11.1713
	R2401914-005	V (292.401 nm)	0.1212	0.19	4492.4991
	R2401914-005	Y (360.074 nm)	1.00	0.26	455263.79
	R2401914-005	Y_R (360.074 nm)	1.00	0.26	457567.90
	R2401914-005	Zn (213.857 nm)	0.9282	0.33	48356.0136
3/12/2024 13:26:38	R2401914-005S	Ag (328.068 nm)	0.0543	0.42	2617.9305
	R2401914-005S	Al (237.312 nm)	72.2607 o	0.13	165899.2261
	R2401914-005S	As (188.980 nm)	0.1547	1.14	237.5241
	R2401914-005S	B (249.772 nm)	1.1344	0.29	34562.1808
	R2401914-005S	Ba (230.424 nm)	2.8185	0.49	126177.0776
	R2401914-005S	Be (313.107 nm)	0.0526	0.29	54409.5246
	R2401914-005S	Ca (317.933 nm)	425.1595 o LR	0.38	15827746.1315
	R2401914-005S	Cd (214.439 nm)	0.0485	0.51	2860.9870
	R2401914-005S	Co (230.786 nm)	0.5016	0.29	7381.7934
	R2401914-005S	Cr (267.716 nm)	0.2817	0.50	11648.2161

DateTimeMeasured	SolutionLabel	Element Label (nm)	Unadjusted Conc (ppm)	%RSD	Intensity (c/s)
	R2401914-005S	Cu (327.395 nm)	1.4566	0.30	48958.2226
	R2401914-005S	Fe (234.350 nm)	135.7629 o LR	0.32	2794167.5481
	R2401914-005S	K (766.491 nm)	29.4685	0.16	28066.1070
	R2401914-005S	Mg (279.078 nm)	156.1046 o	0.39	450643.5058
	R2401914-005S	Mn (257.610 nm)	3.3608 o	0.34	1021157.5412
	R2401914-005S	Mo (202.032 nm)	0.4610	0.54	3459.6611
	R2401914-005S	Na (588.995 nm)	21.9553	0.13	273060.8879
	R2401914-005S	Ni (230.299 nm)	0.6060	0.13	6938.2463
	R2401914-005S	Pb (220.353 nm)	0.9388	0.12	5020.1546
	R2401914-005S	Sb (217.582 nm)	0.3214	0.50	710.9296
	R2401914-005S	Se (196.026 nm)	0.8846	0.50	648.2607
	R2401914-005S	Sn (189.925 nm)	4.5068	0.24	12757.2112
	R2401914-005S	Sr (216.596 nm)	2.4479	0.57	46232.6751
	R2401914-005S	Ti (336.122 nm)	1.9725	0.27	243444.6022
	R2401914-005S	Tl (190.794 nm)	1.7000	0.22	1996.2056
	R2401914-005S	V (292.401 nm)	0.5894	0.28	22110.5806
	R2401914-005S	Y (360.074 nm)	0.97	0.37	441725.95
	R2401914-005S	Y_R (360.074 nm)	0.97	0.37	443860.62
	R2401914-005S	Zn (213.857 nm)	1.3211	0.54	68850.2342
3/12/2024 13:29:52	R2401914-005SD	Ag (328.068 nm)	0.0572	0.35	2771.1967
	R2401914-005SD	Al (237.312 nm)	73.3380 o	0.21	168371.3272
	R2401914-005SD	As (188.980 nm)	0.1168	1.23	177.3357
	R2401914-005SD	B (249.772 nm)	1.1569	0.31	35248.5947
	R2401914-005SD	Ba (230.424 nm)	2.9412	0.23	131672.4365
	R2401914-005SD	Be (313.107 nm)	0.0524	0.24	54210.9557
	R2401914-005SD	Ca (317.933 nm)	481.4282 o LR	0.22	17922047.1954
	R2401914-005SD	Cd (214.439 nm)	0.0494	0.46	2911.5211
	R2401914-005SD	Co (230.786 nm)	0.5038	0.44	7412.8441
	R2401914-005SD	Cr (267.716 nm)	0.3016	0.25	12476.4226
	R2401914-005SD	Cu (327.395 nm)	1.5506	0.23	52120.3725
	R2401914-005SD	Fe (234.350 nm)	153.7819 o LR	0.30	3165005.3472
	R2401914-005SD	K (766.491 nm)	28.3481	0.20	26989.1198
	R2401914-005SD	Mg (279.078 nm)	135.1211 o	0.27	390067.1854
	R2401914-005SD	Mn (257.610 nm)	3.5119 o	0.31	1067095.9315
	R2401914-005SD	Mo (202.032 nm)	0.4625	0.48	3470.9420
	R2401914-005SD	Na (588.995 nm)	21.7936	0.21	271282.9048
	R2401914-005SD	Ni (230.299 nm)	0.6507	0.42	7444.7796
	R2401914-005SD	Pb (220.353 nm)	0.8877	0.17	4747.9552
	R2401914-005SD	Sb (217.582 nm)	0.3031	1.00	671.1226
	R2401914-005SD	Se (196.026 nm)	0.8940	0.78	655.1887
	R2401914-005SD	Sn (189.925 nm)	4.5847	0.21	12977.6110
	R2401914-005SD	Sr (216.596 nm)	2.4556	0.26	46378.6308
	R2401914-005SD	Ti (336.122 nm)	1.7868	0.24	220513.6275
	R2401914-005SD	Tl (190.794 nm)	1.6805	0.23	1973.2264
	R2401914-005SD	V (292.401 nm)	0.5886	0.24	22082.4837
	R2401914-005SD	Y (360.074 nm)	0.96	0.20	439002.91
	R2401914-005SD	Y_R (360.074 nm)	0.96	0.21	441112.96
	R2401914-005SD	Zn (213.857 nm)	1.5643	0.36	81534.5878
3/12/2024 13:33:06	R2401914-005A	Ag (328.068 nm)	0.0538	0.33	2587.5590
	R2401914-005A	Al (237.312 nm)	84.9704 o	0.09	195065.2839
	R2401914-005A	As (188.980 nm)	0.1035	1.22	156.2915
	R2401914-005A	B (249.772 nm)	1.1580	0.18	35280.8385
	R2401914-005A	Ba (230.424 nm)	3.0679	0.20	137344.2553
	R2401914-005A	Be (313.107 nm)	0.0556	0.09	57515.0244
	R2401914-005A	Ca (317.933 nm)	451.8134 o	0.16	16819793.2601
	R2401914-005A	Cd (214.439 nm)	0.0470	0.27	2766.5977
	R2401914-005A	Co (230.786 nm)	0.4741	0.22	6980.0973

DateTimeMeasured	SolutionLabel	Element Label (nm)	Unadjusted Conc (ppm)	%RSD	Intensity (c/s)
	R2401914-005A	Cr (267.716 nm)	0.2725	0.02	11266.0591
	R2401914-005A	Cu (327.395 nm)	1.3044	0.32	43838.4180
	R2401914-005A	Fe (234.350 nm)	120.2146 o	0.16	2474178.8944
	R2401914-005A	K (766.491 nm)	28.6984	0.14	27325.8136
	R2401914-005A	Mg (279.078 nm)	147.7511 o	0.14	426528.1826
	R2401914-005A	Mn (257.610 nm)	3.4609 o	0.21	1051571.9959
	R2401914-005A	Mo (202.032 nm)	0.4435	0.66	3328.0601
	R2401914-005A	Na (588.995 nm)	20.8455	0.12	260857.9508
	R2401914-005A	Ni (230.299 nm)	0.6028	0.09	6901.5057
	R2401914-005A	Pb (220.353 nm)	0.8266	0.11	4421.7002
	R2401914-005A	Sb (217.582 nm)	0.4477	0.47	987.1394
	R2401914-005A	Se (196.026 nm)	0.8658	0.40	634.5180
	R2401914-005A	Sn (189.925 nm)	4.2789	0.04	12112.5022
	R2401914-005A	Sr (216.596 nm)	2.3918	0.25	45172.8192
	R2401914-005A	Ti (336.122 nm)	1.9595	0.24	241842.2007
	R2401914-005A	Tl (190.794 nm)	1.6522	0.45	1939.9006
	R2401914-005A	V (292.401 nm)	0.5555	0.13	20836.3706
	R2401914-005A	Y (360.074 nm)	1.00	0.36	453938.08
	R2401914-005A	Y_R (360.074 nm)	0.99	0.36	456201.30
	R2401914-005A	Zn (213.857 nm)	1.3510	0.27	70410.8293
3/12/2024 13:36:19	R2401914-005L 5X	Ag (328.068 nm)	0.0014	10.77	-254.6555
	R2401914-005L 5X	Al (237.312 nm)	17.8906	5.10	41132.0697
	R2401914-005L 5X	As (188.980 nm)	0.0169	9.20	18.8100
	R2401914-005L 5X	B (249.772 nm)	0.0628	5.03	1985.4807
	R2401914-005L 5X	Ba (230.424 nm)	0.2975	5.00	13313.2214
	R2401914-005L 5X	Be (313.107 nm)	0.0031	5.09	2970.3303
	R2401914-005L 5X	Ca (317.933 nm)	113.2840 o	4.75	4219839.5563
	R2401914-005L 5X	Cd (214.439 nm)	0.0012	1.26	55.6563
	R2401914-005L 5X	Co (230.786 nm)	0.0115	7.79	225.4923
	R2401914-005L 5X	Cr (267.716 nm)	0.0220	4.96	851.7199
	R2401914-005L 5X	Cu (327.395 nm)	0.2290	5.17	7659.2599
	R2401914-005L 5X	Fe (234.350 nm)	28.0156 o	4.78	576690.0700
	R2401914-005L 5X	K (766.491 nm)	1.8993	6.41	1565.4956
	R2401914-005L 5X	Mg (279.078 nm)	32.4430	4.94	93648.9836
	R2401914-005L 5X	Mn (257.610 nm)	0.6911	4.89	209998.4221
	R2401914-005L 5X	Mo (202.032 nm)	0.0029	21.45	14.7207
	R2401914-005L 5X	Na (588.995 nm)	0.0675	0.98	32386.6951
	R2401914-005L 5X	Ni (230.299 nm)	0.0397	4.73	517.7918
	R2401914-005L 5X	Pb (220.353 nm)	0.0947	4.66	518.0871
	R2401914-005L 5X	Sb (217.582 nm)	-0.0031 u	49.13	1.6157
	R2401914-005L 5X	Se (196.026 nm)	-0.0028 u	> 100.00	-0.6152
	R2401914-005L 5X	Sn (189.925 nm)	0.0119	9.27	41.8502
	R2401914-005L 5X	Sr (216.596 nm)	0.1630	4.95	3033.9639
	R2401914-005L 5X	Ti (336.122 nm)	0.3295	5.02	40570.4927
	R2401914-005L 5X	Tl (190.794 nm)	0.0040	51.22	-1.5883
	R2401914-005L 5X	V (292.401 nm)	0.0257	5.52	899.6056
	R2401914-005L 5X	Y (360.074 nm)	1.00	0.10	453817.24
	R2401914-005L 5X	Y_R (360.074 nm)	0.99	0.10	456186.29
	R2401914-005L 5X	Zn (213.857 nm)	0.2030	4.91	10532.9923
3/12/2024 13:39:33	R2401914-006	Ag (328.068 nm)	0.0051	4.63	-57.3631
	R2401914-006	Al (237.312 nm)	89.8484 o	0.31	206259.1998
	R2401914-006	As (188.980 nm)	0.0723	0.50	106.6772
	R2401914-006	B (249.772 nm)	0.3135	0.23	9607.8990
	R2401914-006	Ba (230.424 nm)	1.0107	0.37	45242.0112
	R2401914-006	Be (313.107 nm)	0.0111	0.12	11298.8455
	R2401914-006	Ca (317.933 nm)	323.9175 o LR	0.17	12059548.5141
	R2401914-006	Cd (214.439 nm)	0.0046	1.06	259.4906

DateTimeMeasured	SolutionLabel	Element Label (nm)	Unadjusted Conc (ppm)	%RSD	Intensity (c/s)
	R2401914-006	Co (230.786 nm)	0.0628	0.42	975.7725
	R2401914-006	Cr (267.716 nm)	0.1374	0.13	5647.9472
	R2401914-006	Cu (327.395 nm)	0.5663	0.43	19006.8418
	R2401914-006	Fe (234.350 nm)	149.0551 o LR	0.19	3067726.4483
	R2401914-006	K (766.491 nm)	11.4908	0.53	10785.2317
	R2401914-006	Mg (279.078 nm)	113.0596 o	0.16	326378.3487
	R2401914-006	Mn (257.610 nm)	3.6638 o	0.22	1113226.1047
	R2401914-006	Mo (202.032 nm)	0.0092	4.69	62.1370
	R2401914-006	Na (588.995 nm)	0.9987	0.57	42625.4938
	R2401914-006	Ni (230.299 nm)	0.1649	0.20	1937.2763
	R2401914-006	Pb (220.353 nm)	1.2537 o	0.15	6700.2370
	R2401914-006	Sb (217.582 nm)	0.0011 u	> 100.00	10.7227
	R2401914-006	Se (196.026 nm)	-0.0046 u	74.46	-1.9558
	R2401914-006	Sn (189.925 nm)	0.1734	0.21	498.8342
	R2401914-006	Sr (216.596 nm)	0.5643	0.20	10620.9586
	R2401914-006	Ti (336.122 nm)	1.6946	0.22	209138.1799
	R2401914-006	Tl (190.794 nm)	-0.0036 u	36.97	-10.5096
	R2401914-006	V (292.401 nm)	0.1373	0.21	5098.9752
	R2401914-006	Y (360.074 nm)	0.99	0.32	449484.60
	R2401914-006	Y_R (360.074 nm)	0.98	0.32	451643.46
	R2401914-006	Zn (213.857 nm)	1.1539	0.43	60131.7022
3/12/2024 13:42:47	R2401914-007	Ag (328.068 nm)	0.0189	1.63	691.8683
	R2401914-007	Al (237.312 nm)	93.1742 o	0.14	213891.0897
	R2401914-007	As (188.980 nm)	0.0839	2.29	125.0776
	R2401914-007	B (249.772 nm)	0.6912	0.07	21088.7421
	R2401914-007	Ba (230.424 nm)	2.3418	0.19	104838.5028
	R2401914-007	Be (313.107 nm)	0.0171	0.12	17506.4131
	R2401914-007	Ca (317.933 nm)	502.2334 o LR	0.14	18696408.6436
	R2401914-007	Cd (214.439 nm)	0.0127	1.30	736.1416
	R2401914-007	Co (230.786 nm)	0.0681	0.63	1053.1884
	R2401914-007	Cr (267.716 nm)	0.2216	0.03	9148.4215
	R2401914-007	Cu (327.395 nm)	0.5406	0.11	18141.4601
	R2401914-007	Fe (234.350 nm)	383.7137 o LR	0.10	7897084.7350
	R2401914-007	K (766.491 nm)	9.0386	0.24	8428.0835
	R2401914-007	Mg (279.078 nm)	162.8605 o	0.17	470146.8982
	R2401914-007	Mn (257.610 nm)	5.1117 o	0.17	1553190.8132
	R2401914-007	Mo (202.032 nm)	0.0241	2.09	174.1388
	R2401914-007	Na (588.995 nm)	1.0789	0.08	43507.0070
	R2401914-007	Ni (230.299 nm)	0.2203	0.21	2565.2310
	R2401914-007	Pb (220.353 nm)	2.2669 o	0.04	12104.6706
	R2401914-007	Sb (217.582 nm)	-0.0080 u	36.35	-9.1629
	R2401914-007	Se (196.026 nm)	-0.0244 u	29.42	-16.4147
	R2401914-007	Sn (189.925 nm)	1.2556	0.19	3560.2366
	R2401914-007	Sr (216.596 nm)	0.8860	0.17	16703.3029
	R2401914-007	Ti (336.122 nm)	1.9283	0.17	237991.2415
	R2401914-007	Tl (190.794 nm)	-0.0006 u	> 100.00	-7.0477
	R2401914-007	V (292.401 nm)	0.1372	0.19	5093.9304
	R2401914-007	Y (360.074 nm)	1.01	0.30	462554.96
	R2401914-007	Y_R (360.074 nm)	1.01	0.31	464742.70
	R2401914-007	Zn (213.857 nm)	2.0458	0.09	106650.0635
3/12/2024 13:46:01	R2401931-001	Ag (328.068 nm)	0.0001	44.72	-325.2921
	R2401931-001	Al (237.312 nm)	95.2827 o	0.24	218729.5560
	R2401931-001	As (188.980 nm)	0.0700	4.43	103.0995
	R2401931-001	B (249.772 nm)	0.2521	0.12	7739.0957
	R2401931-001	Ba (230.424 nm)	0.4582	0.18	20507.3617
	R2401931-001	Be (313.107 nm)	0.0043	0.50	4281.3843
	R2401931-001	Ca (317.933 nm)	12.5234	0.14	469565.1352

DateTimeMeasured	SolutionLabel	Element Label (nm)	Unadjusted Conc (ppm)	%RSD	Intensity (c/s)
	R2401931-001	Cd (214.439 nm)	0.0017	9.68	88.7445
	R2401931-001	Co (230.786 nm)	0.0747	0.31	1148.8752
	R2401931-001	Cr (267.716 nm)	0.1297	0.37	5327.6785
	R2401931-001	Cu (327.395 nm)	0.2056	0.14	6871.3519
	R2401931-001	Fe (234.350 nm)	178.6468 o	0.12	3676733.3747
	R2401931-001	K (766.491 nm)	9.5029	0.66	8874.4110
	R2401931-001	Mg (279.078 nm)	29.6612	0.14	85618.3625
	R2401931-001	Mn (257.610 nm)	3.2881 o	0.13	999095.9358
	R2401931-001	Mo (202.032 nm)	0.0066	9.00	42.5441
	R2401931-001	Na (588.995 nm)	0.0140	11.03	31798.0220
	R2401931-001	Ni (230.299 nm)	0.1612	0.33	1895.8065
	R2401931-001	Pb (220.353 nm)	1.1072 o	0.40	5918.7661
	R2401931-001	Sb (217.582 nm)	-0.0042 u	45.63	-0.9198
	R2401931-001	Se (196.026 nm)	-0.0046 u	64.15	-1.9592
	R2401931-001	Sn (189.925 nm)	0.0278	3.57	86.9840
	R2401931-001	Sr (216.596 nm)	0.0814	0.69	1490.5713
	R2401931-001	Ti (336.122 nm)	0.7692	0.26	94856.8606
	R2401931-001	Tl (190.794 nm)	-0.0027 u	37.66	-9.4716
	R2401931-001	V (292.401 nm)	0.1878	0.09	6997.6637
	R2401931-001	Y (360.074 nm)	1.01	0.31	459354.50
	R2401931-001	Y_R (360.074 nm)	1.01	0.30	461710.81
	R2401931-001	Zn (213.857 nm)	0.7202	0.34	37507.9939
3/12/2024 13:49:15	R2401931-003	Ag (328.068 nm)	0.0002	48.76	-321.8022
	R2401931-003	Al (237.312 nm)	48.5391 o	0.24	111463.4205
	R2401931-003	As (188.980 nm)	0.0991	1.38	149.3053
	R2401931-003	B (249.772 nm)	0.1371	0.54	4244.6964
	R2401931-003	Ba (230.424 nm)	0.3734	0.28	16711.9113
	R2401931-003	Be (313.107 nm)	0.0023	0.70	2204.7576
	R2401931-003	Ca (317.933 nm)	20.1279	0.28	752600.0989
	R2401931-003	Cd (214.439 nm)	0.0010	9.08	48.1805
	R2401931-003	Co (230.786 nm)	0.0360	0.49	584.2216
	R2401931-003	Cr (267.716 nm)	0.0634	0.26	2572.7046
	R2401931-003	Cu (327.395 nm)	0.1028	0.18	3413.9572
	R2401931-003	Fe (234.350 nm)	86.7383 o	0.29	1785223.9138
	R2401931-003	K (766.491 nm)	9.1311	0.47	8516.9651
	R2401931-003	Mg (279.078 nm)	14.7069	0.28	42447.2880
	R2401931-003	Mn (257.610 nm)	1.7388 o	0.28	528339.6642
	R2401931-003	Mo (202.032 nm)	0.0034	7.01	18.3747
	R2401931-003	Na (588.995 nm)	-0.0563 u	23.41	31024.8639
	R2401931-003	Ni (230.299 nm)	0.0862	0.34	1044.6782
	R2401931-003	Pb (220.353 nm)	0.9196	0.41	4917.8427
	R2401931-003	Sb (217.582 nm)	0.0012	79.29	10.9090
	R2401931-003	Se (196.026 nm)	0.0010 u	> 100.00	2.1850
	R2401931-003	Sn (189.925 nm)	0.0199	1.09	64.4869
	R2401931-003	Sr (216.596 nm)	0.0912	0.49	1676.2802
	R2401931-003	Ti (336.122 nm)	0.5522	0.41	68059.2803
	R2401931-003	Tl (190.794 nm)	-0.0024 u	> 100.00	-9.1564
	R2401931-003	V (292.401 nm)	0.1010	0.20	3733.6298
	R2401931-003	Y (360.074 nm)	1.01	0.22	458195.64
	R2401931-003	Y_R (360.074 nm)	1.00	0.22	460516.10
	R2401931-003	Zn (213.857 nm)	0.3981	0.38	20712.3367
3/12/2024 13:52:29	Continuing Calibration Verification	Ag (328.068 nm)	0.5186	0.15	27831.9153
	Continuing Calibration Verification	Al (237.312 nm)	10.0329	0.15	23100.2968
	Continuing Calibration Verification	As (188.980 nm)	0.9802	0.33	1548.1484
	Continuing Calibration Verification	B (249.772 nm)	2.4338	0.12	74066.7068
	Continuing Calibration Verification	Ba (230.424 nm)	10.2250	0.37	457774.9906
	Continuing Calibration Verification	Be (313.107 nm)	0.2391	0.15	248010.9957

DateTimeMeasured	SolutionLabel	Element Label (nm)	Unadjusted Conc (ppm)	%RSD	Intensity (c/s)
	Continuing Calibration Verification	Ca (317.933 nm)	25.6933	0.13	959743.5796
	Continuing Calibration Verification	Cd (214.439 nm)	0.5089	0.07	30118.4274
	Continuing Calibration Verification	Co (230.786 nm)	2.5401	0.42	37142.4968
	Continuing Calibration Verification	Cr (267.716 nm)	0.5181	0.06	21477.2611
	Continuing Calibration Verification	Cu (327.395 nm)	1.2303	0.63	41342.5345
	Continuing Calibration Verification	Fe (234.350 nm)	5.0429	0.05	103902.7787
	Continuing Calibration Verification	K (766.491 nm)	24.2563	0.17	23055.9074
	Continuing Calibration Verification	Mg (279.078 nm)	25.2239	0.09	72808.2778
	Continuing Calibration Verification	Mn (257.610 nm)	0.7517	0.13	228387.2417
	Continuing Calibration Verification	Mo (202.032 nm)	2.5588	0.31	19236.5336
	Continuing Calibration Verification	Na (588.995 nm)	24.9890	0.23	306419.1476
	Continuing Calibration Verification	Ni (230.299 nm)	2.1093	0.08	23981.8948
	Continuing Calibration Verification	Pb (220.353 nm)	0.5100	0.12	2733.2299
	Continuing Calibration Verification	Sb (217.582 nm)	4.8993	0.08	10720.0532
	Continuing Calibration Verification	Se (196.026 nm)	0.4903	0.42	359.9691
	Continuing Calibration Verification	Sn (189.925 nm)	5.1086	0.14	14459.6120
	Continuing Calibration Verification	Sr (216.596 nm)	2.5281	0.45	47748.6156
	Continuing Calibration Verification	Ti (336.122 nm)	2.5413	0.27	313684.2775
	Continuing Calibration Verification	Tl (190.794 nm)	1.0153	0.26	1189.6778
	Continuing Calibration Verification	V (292.401 nm)	2.5026	0.10	94110.1338
	Continuing Calibration Verification	Y (360.074 nm)	0.97	0.17	441441.41
	Continuing Calibration Verification	Y_R (360.074 nm)	0.97	0.18	443830.74
	Continuing Calibration Verification	Zn (213.857 nm)	0.9994	0.20	52074.3119
3/12/2024 13:55:43	Continuing Calibration Blank	Ag (328.068 nm)	0.0001 u	> 100.00	-329.9328
	Continuing Calibration Blank	Al (237.312 nm)	-0.0022 u	> 100.00	71.9634
	Continuing Calibration Blank	As (188.980 nm)	0.0007 u	> 100.00	-6.9696
	Continuing Calibration Blank	B (249.772 nm)	0.0000 u	> 100.00	75.9048
	Continuing Calibration Blank	Ba (230.424 nm)	0.0001	22.02	-3.4193
	Continuing Calibration Blank	Be (313.107 nm)	0.0000	56.18	-183.9867
	Continuing Calibration Blank	Ca (317.933 nm)	-0.0211 u	0.18	2663.1154
	Continuing Calibration Blank	Cd (214.439 nm)	0.0000 u	> 100.00	-13.4681
	Continuing Calibration Blank	Co (230.786 nm)	0.0003	65.29	62.2479
	Continuing Calibration Blank	Cr (267.716 nm)	0.0002	99.17	-57.3515
	Continuing Calibration Blank	Cu (327.395 nm)	-0.0001 u	> 100.00	-47.2777
	Continuing Calibration Blank	Fe (234.350 nm)	0.0038	21.60	196.9663
	Continuing Calibration Blank	K (766.491 nm)	-0.0315 u	86.14	-290.4711
	Continuing Calibration Blank	Mg (279.078 nm)	-0.0045 u	16.31	-22.6243
	Continuing Calibration Blank	Mn (257.610 nm)	0.0000 u	> 100.00	-7.7396
	Continuing Calibration Blank	Mo (202.032 nm)	0.0031	33.88	15.9922
	Continuing Calibration Blank	Na (588.995 nm)	-0.2570 u	4.44	28818.6010
	Continuing Calibration Blank	Ni (230.299 nm)	-0.0006 u	40.09	61.3471
	Continuing Calibration Blank	Pb (220.353 nm)	0.0008	53.20	16.6966
	Continuing Calibration Blank	Sb (217.582 nm)	0.0026	93.46	14.0384
	Continuing Calibration Blank	Se (196.026 nm)	0.0015 u	> 100.00	2.5087
	Continuing Calibration Blank	Sn (189.925 nm)	-0.0011 u	> 100.00	5.0800
	Continuing Calibration Blank	Sr (216.596 nm)	0.0002 u	> 100.00	-44.2062
	Continuing Calibration Blank	Ti (336.122 nm)	0.0031	21.69	261.3000
	Continuing Calibration Blank	Tl (190.794 nm)	-0.0015 u	68.09	-8.0223
	Continuing Calibration Blank	V (292.401 nm)	0.0003	29.00	-54.7760
	Continuing Calibration Blank	Y (360.074 nm)	1.03	0.01	468792.50
	Continuing Calibration Blank	Y_R (360.074 nm)	1.03	0.01	471434.69
	Continuing Calibration Blank	Zn (213.857 nm)	0.0000 u	> 100.00	-55.1600
3/12/2024 13:58:57	R2401931-003S	Ag (328.068 nm)	0.0489	0.43	2323.4874
	R2401931-003S	Al (237.312 nm)	52.8893 o	0.16	121446.1121
	R2401931-003S	As (188.980 nm)	0.1401	1.61	214.3494
	R2401931-003S	B (249.772 nm)	1.0261	0.12	31271.7829
	R2401931-003S	Ba (230.424 nm)	2.3731	0.57	106240.1908

DateTimeMeasured	SolutionLabel	Element Label (nm)	Unadjusted Conc (ppm)	%RSD	Intensity (c/s)
	R2401931-003S	Be (313.107 nm)	0.0486	0.23	50224.1220
	R2401931-003S	Ca (317.933 nm)	25.5017	0.22	952610.0741
	R2401931-003S	Cd (214.439 nm)	0.0494	0.36	2910.0340
	R2401931-003S	Co (230.786 nm)	0.5349	0.12	7867.9762
	R2401931-003S	Cr (267.716 nm)	0.2640	0.37	10909.1955
	R2401931-003S	Cu (327.395 nm)	0.3547	0.17	11887.6244
	R2401931-003S	Fe (234.350 nm)	91.6901 o	0.31	1887133.7930
	R2401931-003S	K (766.491 nm)	26.6024	0.31	25311.0809
	R2401931-003S	Mg (279.078 nm)	17.3913	0.24	50196.6124
	R2401931-003S	Mn (257.610 nm)	2.3545 o	0.26	715412.9389
	R2401931-003S	Mo (202.032 nm)	0.4834	0.49	3627.9773
	R2401931-003S	Na (588.995 nm)	19.4374	0.24	245374.6968
	R2401931-003S	Ni (230.299 nm)	0.5975	0.22	6841.4856
	R2401931-003S	Pb (220.353 nm)	1.4581 o	0.13	7790.4754
	R2401931-003S	Sb (217.582 nm)	0.3659	0.15	808.4275
	R2401931-003S	Se (196.026 nm)	0.9143	0.41	669.9735
	R2401931-003S	Sn (189.925 nm)	4.8220	0.33	13648.8122
	R2401931-003S	Sr (216.596 nm)	2.0516	0.37	38740.7032
	R2401931-003S	Ti (336.122 nm)	0.8721	0.34	107571.7314
	R2401931-003S	Tl (190.794 nm)	1.8980	0.48	2229.4554
	R2401931-003S	V (292.401 nm)	0.5824	0.31	21849.8484
	R2401931-003S	Y (360.074 nm)	0.99	0.31	451950.82
	R2401931-003S	Y_R (360.074 nm)	0.99	0.31	454311.24
	R2401931-003S	Zn (213.857 nm)	0.9036	0.12	47073.9261
3/12/2024 14:02:11	R2401931-003SD	Ag (328.068 nm)	0.0494	0.28	2347.2895
	R2401931-003SD	Al (237.312 nm)	53.3927 o	0.08	122601.3759
	R2401931-003SD	As (188.980 nm)	0.1483	1.03	227.4109
	R2401931-003SD	B (249.772 nm)	1.0284	0.31	31341.0290
	R2401931-003SD	Ba (230.424 nm)	2.3866	0.22	106841.4485
	R2401931-003SD	Be (313.107 nm)	0.0490	0.38	50705.4318
	R2401931-003SD	Ca (317.933 nm)	23.9570	0.30	895117.3151
	R2401931-003SD	Cd (214.439 nm)	0.0497	0.46	2930.0618
	R2401931-003SD	Co (230.786 nm)	0.5365	0.26	7890.6153
	R2401931-003SD	Cr (267.716 nm)	0.2656	0.32	10979.6276
	R2401931-003SD	Cu (327.395 nm)	0.3592	0.18	12039.3734
	R2401931-003SD	Fe (234.350 nm)	93.3110 o	0.26	1920491.6068
	R2401931-003SD	K (766.491 nm)	26.6862	0.29	25391.6304
	R2401931-003SD	Mg (279.078 nm)	17.3073	0.25	49954.0998
	R2401931-003SD	Mn (257.610 nm)	2.3950 o	0.29	727700.6481
	R2401931-003SD	Mo (202.032 nm)	0.4828	0.86	3623.8918
	R2401931-003SD	Na (588.995 nm)	19.4467	0.09	245476.6692
	R2401931-003SD	Ni (230.299 nm)	0.5987	0.25	6855.0710
	R2401931-003SD	Pb (220.353 nm)	1.5070 o	0.24	8050.9919
	R2401931-003SD	Sb (217.582 nm)	0.3650	0.32	806.4048
	R2401931-003SD	Se (196.026 nm)	0.9105	0.73	667.1993
	R2401931-003SD	Sn (189.925 nm)	4.8251	0.37	13657.5755
	R2401931-003SD	Sr (216.596 nm)	2.0507	0.49	38724.1714
	R2401931-003SD	Ti (336.122 nm)	0.8985	0.25	110821.8196
	R2401931-003SD	Tl (190.794 nm)	1.9044	0.30	2236.9849
	R2401931-003SD	V (292.401 nm)	0.5862	0.33	21990.1318
	R2401931-003SD	Y (360.074 nm)	0.99	0.27	453439.30
	R2401931-003SD	Y_R (360.074 nm)	0.99	0.27	455940.85
	R2401931-003SD	Zn (213.857 nm)	0.9134	0.18	47586.9826
3/12/2024 14:05:25	R2401931-003A	Ag (328.068 nm)	0.0485	0.31	2298.5804
	R2401931-003A	Al (237.312 nm)	49.3704 o	0.07	113371.0053
	R2401931-003A	As (188.980 nm)	0.1331	1.86	203.2495
	R2401931-003A	B (249.772 nm)	1.0491	0.43	31969.7562

DateTimeMeasured	SolutionLabel	Element Label (nm)	Unadjusted Conc (ppm)	%RSD	Intensity (c/s)
	R2401931-003A	Ba (230.424 nm)	2.3295	0.45	104285.5742
	R2401931-003A	Be (313.107 nm)	0.0482	0.25	49810.2870
	R2401931-003A	Ca (317.933 nm)	21.6443	0.37	809042.0303
	R2401931-003A	Cd (214.439 nm)	0.0491	0.31	2895.2165
	R2401931-003A	Co (230.786 nm)	0.5269	0.26	7751.1905
	R2401931-003A	Cr (267.716 nm)	0.2572	0.21	10629.7742
	R2401931-003A	Cu (327.395 nm)	0.3417	0.23	11451.5428
	R2401931-003A	Fe (234.350 nm)	85.4649 o	0.36	1759017.1085
	R2401931-003A	K (766.491 nm)	27.4902	0.27	26164.4257
	R2401931-003A	Mg (279.078 nm)	16.1858	0.28	46716.4544
	R2401931-003A	Mn (257.610 nm)	2.1380 o	0.28	649637.0051
	R2401931-003A	Mo (202.032 nm)	0.4821	0.51	3618.4415
	R2401931-003A	Na (588.995 nm)	19.2047	0.13	242816.0345
	R2401931-003A	Ni (230.299 nm)	0.5863	0.25	6715.2354
	R2401931-003A	Pb (220.353 nm)	1.3628 o	0.33	7282.0638
	R2401931-003A	Sb (217.582 nm)	0.4776	0.33	1052.5009
	R2401931-003A	Se (196.026 nm)	0.8905	0.26	652.6156
	R2401931-003A	Sn (189.925 nm)	4.7290	0.29	13385.7788
	R2401931-003A	Sr (216.596 nm)	1.9856	0.26	37491.9722
	R2401931-003A	Ti (336.122 nm)	1.0651	0.29	131405.9574
	R2401931-003A	Tl (190.794 nm)	1.8924	0.21	2222.8574
	R2401931-003A	V (292.401 nm)	0.5757	0.28	21595.2409
	R2401931-003A	Y (360.074 nm)	0.99	0.11	452605.40
	R2401931-003A	Y_R (360.074 nm)	0.99	0.12	455201.70
	R2401931-003A	Zn (213.857 nm)	0.8598	0.23	44792.6933
3/12/2024 14:08:39	R2401931-003L 5X	Ag (328.068 nm)	0.0001 u	> 100.00	-326.2580
	R2401931-003L 5X	Al (237.312 nm)	9.6389	3.03	22196.0811
	R2401931-003L 5X	As (188.980 nm)	0.0196	8.45	23.0711
	R2401931-003L 5X	B (249.772 nm)	0.0273	2.29	907.0704
	R2401931-003L 5X	Ba (230.424 nm)	0.0736	2.92	3287.0175
	R2401931-003L 5X	Be (313.107 nm)	0.0005	2.18	285.9061
	R2401931-003L 5X	Ca (317.933 nm)	4.0169	2.77	152954.2412
	R2401931-003L 5X	Cd (214.439 nm)	0.0002	32.50	-2.0124
	R2401931-003L 5X	Co (230.786 nm)	0.0073	3.47	164.3634
	R2401931-003L 5X	Cr (267.716 nm)	0.0127	3.36	465.0458
	R2401931-003L 5X	Cu (327.395 nm)	0.0199	2.39	626.1152
	R2401931-003L 5X	Fe (234.350 nm)	17.8884 o	2.68	368269.1217
	R2401931-003L 5X	K (766.491 nm)	1.7148	5.41	1388.1519
	R2401931-003L 5X	Mg (279.078 nm)	2.9818	2.77	8598.2172
	R2401931-003L 5X	Mn (257.610 nm)	0.3464	2.72	105240.3008
	R2401931-003L 5X	Mo (202.032 nm)	0.0020	8.78	7.5656
	R2401931-003L 5X	Na (588.995 nm)	-0.1125 u	2.68	30406.8308
	R2401931-003L 5X	Ni (230.299 nm)	0.0171	2.01	261.2106
	R2401931-003L 5X	Pb (220.353 nm)	0.1892	2.46	1021.6658
	R2401931-003L 5X	Sb (217.582 nm)	-0.0011 u	> 100.00	5.9786
	R2401931-003L 5X	Se (196.026 nm)	0.0016 u	> 100.00	2.6167
	R2401931-003L 5X	Sn (189.925 nm)	0.0035	28.64	18.1763
	R2401931-003L 5X	Sr (216.596 nm)	0.0185	2.88	301.9733
	R2401931-003L 5X	Ti (336.122 nm)	0.1068	3.33	13065.9273
	R2401931-003L 5X	Tl (190.794 nm)	0.0004 u	> 100.00	-5.8695
	R2401931-003L 5X	V (292.401 nm)	0.0199	3.36	679.8019
	R2401931-003L 5X	Y (360.074 nm)	1.01	0.07	461578.45
	R2401931-003L 5X	Y_R (360.074 nm)	1.01	0.07	464433.08
	R2401931-003L 5X	Zn (213.857 nm)	0.0810	2.63	4172.9230
3/12/2024 14:24:04	R2401931-008	Ag (328.068 nm)	0.0002 !	59.27	-320.5734 !
	R2401931-008	Al (237.312 nm)	58.4454 !o	0.17	134196.2379 !
	R2401931-008	As (188.980 nm)	0.1185 !	0.66	180.1543 !

DateTimeMeasured	SolutionLabel	Element Label (nm)	Unadjusted Conc (ppm)	%RSD	Intensity (c/s)
	R2401931-008	B (249.772 nm)	0.1666 !	0.50	5140.3565 !
	R2401931-008	Ba (230.424 nm)	0.4400 !	0.32	19690.7781 !
	R2401931-008	Be (313.107 nm)	0.0029 !	0.49	2782.7870 !
	R2401931-008	Ca (317.933 nm)	21.8153 !	0.39	815406.7794 !
	R2401931-008	Cd (214.439 nm)	0.0012 !	14.12	58.3736 !
	R2401931-008	Co (230.786 nm)	0.0473 !	0.34	748.4292 !
	R2401931-008	Cr (267.716 nm)	0.0776 !	0.43	3160.4255 !
	R2401931-008	Cu (327.395 nm)	0.1279 !	0.42	4258.2243 !
	R2401931-008	Fe (234.350 nm)	108.8459 !o	0.42	2240205.2925 !
	R2401931-008	K (766.491 nm)	11.1162 !	0.43	10425.1232 !
	R2401931-008	Mg (279.078 nm)	18.1582 !	0.31	52410.6550 !
	R2401931-008	Mn (257.610 nm)	2.2536 !o	0.32	684742.6010 !
	R2401931-008	Mo (202.032 nm)	0.0039 !	10.84	22.1715 !
	R2401931-008	Na (588.995 nm)	0.0492 !	15.31	32185.0910 !
	R2401931-008	Ni (230.299 nm)	0.1106 !	0.66	1322.1278 !
	R2401931-008	Pb (220.353 nm)	1.0586 !	0.27	5659.5630 !
	R2401931-008	Sb (217.582 nm)	0.0015 !u	> 100.00	11.5369 !
	R2401931-008	Se (196.026 nm)	-0.0025 !u	> 100.00	-0.4315 !
	R2401931-008	Sn (189.925 nm)	0.0199 !	6.66	64.4909 !
	R2401931-008	Sr (216.596 nm)	0.1044 !	0.46	1925.6554 !
	R2401931-008	Ti (336.122 nm)	0.6098 !	0.53	75183.2636 !
	R2401931-008	Tl (190.794 nm)	-0.0033 !u	44.56	-10.1252 !
	R2401931-008	V (292.401 nm)	0.1243 !	0.33	4609.4176 !
	R2401931-008	Y (360.074 nm)	1.00 !	0.25	456638.50 !
	R2401931-008	Y_R (360.074 nm)	1.00 !	0.25	459557.80 !
	R2401931-008	Zn (213.857 nm)	0.4777 !	0.25	24862.4050 !
3/12/2024 14:27:18	R2401933-008	Ag (328.068 nm)	0.8467	0.41	45650.0835
	R2401933-008	Al (237.312 nm)	7.6489	0.15	17629.5138
	R2401933-008	As (188.980 nm)	0.0091	20.50	6.3464
	R2401933-008	B (249.772 nm)	0.0357	0.22	1162.3402
	R2401933-008	Ba (230.424 nm)	0.5882	0.28	26325.2554
	R2401933-008	Be (313.107 nm)	0.0001	11.01	-115.7559
	R2401933-008	Ca (317.933 nm)	12.2896	0.26	460863.0210
	R2401933-008	Cd (214.439 nm)	0.0033	2.17	182.3698
	R2401933-008	Co (230.786 nm)	0.0132	1.65	251.4714
	R2401933-008	Cr (267.716 nm)	0.1627	0.19	6697.6694
	R2401933-008	Cu (327.395 nm)	0.3242	0.29	10863.9519
	R2401933-008	Fe (234.350 nm)	10.6553	0.22	219407.4919
	R2401933-008	K (766.491 nm)	3.0005	0.82	2623.9867
	R2401933-008	Mg (279.078 nm)	4.6254	0.15	13343.1408
	R2401933-008	Mn (257.610 nm)	2.2348 o	0.21	679032.8358
	R2401933-008	Mo (202.032 nm)	0.0210	1.40	151.0490
	R2401933-008	Na (588.995 nm)	1.7511	0.26	50899.2050
	R2401933-008	Ni (230.299 nm)	0.0803	1.09	978.0783
	R2401933-008	Pb (220.353 nm)	0.0852	0.51	466.9497
	R2401933-008	Sb (217.582 nm)	0.6255	0.58	1375.9690
	R2401933-008	Se (196.026 nm)	0.0035 u	87.26	4.0245
	R2401933-008	Sn (189.925 nm)	0.0214	5.07	68.8123
	R2401933-008	Sr (216.596 nm)	0.0685	0.24	1247.3621
	R2401933-008	Ti (336.122 nm)	0.2549	0.71	31356.9488
	R2401933-008	Tl (190.794 nm)	-0.0034 u	47.29	-10.2410
	R2401933-008	V (292.401 nm)	0.0095	0.94	289.8453
	R2401933-008	Y (360.074 nm)	0.99	0.21	453010.47
	R2401933-008	Y_R (360.074 nm)	0.99	0.21	455957.14
	R2401933-008	Zn (213.857 nm)	0.9479	0.21	49384.8102
3/12/2024 14:30:32	R2401937-001	Ag (328.068 nm)	0.0004	35.94	-310.3991
	R2401937-001	Al (237.312 nm)	0.1140	3.74	338.5795

DateTimeMeasured	SolutionLabel	Element Label (nm)	Unadjusted Conc (ppm)	%RSD	Intensity (c/s)
	R2401937-001	As (188.980 nm)	-0.0010 u	> 100.00	-9.5667
	R2401937-001	B (249.772 nm)	9.0248 o	0.34	274442.5799
	R2401937-001	Ba (230.424 nm)	0.0016	5.26	62.4358
	R2401937-001	Be (313.107 nm)	0.0000 u	28.90	-217.1815
	R2401937-001	Ca (317.933 nm)	0.4154	0.01	18908.1457
	R2401937-001	Cd (214.439 nm)	0.0001	74.09	-8.8945
	R2401937-001	Co (230.786 nm)	0.0970	0.34	1474.8501
	R2401937-001	Cr (267.716 nm)	0.0056	3.77	168.4042
	R2401937-001	Cu (327.395 nm)	0.1771	0.14	5915.4695
	R2401937-001	Fe (234.350 nm)	0.1610	2.13	3431.5738
	R2401937-001	K (766.491 nm)	5.7363	7.82	5253.7709
	R2401937-001	Mg (279.078 nm)	0.2426	0.52	690.5147
	R2401937-001	Mn (257.610 nm)	0.0981	0.11	29803.7263
	R2401937-001	Mo (202.032 nm)	0.0445	0.70	327.3792
	R2401937-001	Na (588.995 nm)	51.5242	0.46	598195.7482
	R2401937-001	Ni (230.299 nm)	0.5378	0.35	6165.4090
	R2401937-001	Pb (220.353 nm)	-0.0004 u	90.05	10.5626
	R2401937-001	Sb (217.582 nm)	0.0700	3.32	161.4073
	R2401937-001	Se (196.026 nm)	0.0223	13.94	17.7657
	R2401937-001	Sn (189.925 nm)	0.0117	2.18	41.4720
	R2401937-001	Sr (216.596 nm)	0.0503	0.67	902.3192
	R2401937-001	Ti (336.122 nm)	0.0092	22.47	1010.3004
	R2401937-001	Tl (190.794 nm)	-0.0041 u	42.02	-11.0609
	R2401937-001	V (292.401 nm)	0.0010	10.57	-29.2654
	R2401937-001	Y (360.074 nm)	0.83	0.53	377484.23
	R2401937-001	Y_R (360.074 nm)	0.83	0.53	379694.68
	R2401937-001	Zn (213.857 nm)	0.0145	0.87	703.5232
3/12/2024 14:33:46	R2401937-002	Ag (328.068 nm)	0.0003	2.42	-315.3442
	R2401937-002	Al (237.312 nm)	0.0144	9.97	110.0636
	R2401937-002	As (188.980 nm)	0.0011 u	> 100.00	-6.3224
	R2401937-002	B (249.772 nm)	6.3600 o	0.53	193429.5418
	R2401937-002	Ba (230.424 nm)	0.0008	1.78	28.8573
	R2401937-002	Be (313.107 nm)	0.0000 u	42.76	-216.5898
	R2401937-002	Ca (317.933 nm)	0.2167	0.31	11513.8203
	R2401937-002	Cd (214.439 nm)	0.0001	45.17	-6.1914
	R2401937-002	Co (230.786 nm)	0.0666	0.18	1031.2219
	R2401937-002	Cr (267.716 nm)	0.0041	2.08	105.2986
	R2401937-002	Cu (327.395 nm)	0.1139	0.48	3787.3155
	R2401937-002	Fe (234.350 nm)	0.0682	2.16	1521.7231
	R2401937-002	K (766.491 nm)	4.9990	1.50	4545.0632
	R2401937-002	Mg (279.078 nm)	0.1114	2.70	311.7464
	R2401937-002	Mn (257.610 nm)	0.0452	0.41	13722.4169
	R2401937-002	Mo (202.032 nm)	0.0378	1.82	276.8724
	R2401937-002	Na (588.995 nm)	46.0801	0.70	538333.3406
	R2401937-002	Ni (230.299 nm)	0.3079	0.57	3558.3663
	R2401937-002	Pb (220.353 nm)	0.0000 u	> 100.00	12.6498
	R2401937-002	Sb (217.582 nm)	0.0486	1.27	114.6809
	R2401937-002	Se (196.026 nm)	0.0113	16.26	9.6882
	R2401937-002	Sn (189.925 nm)	0.0114	14.85	40.5660
	R2401937-002	Sr (216.596 nm)	0.0387	0.37	683.3748
	R2401937-002	Ti (336.122 nm)	0.0018	4.04	100.5717
	R2401937-002	Tl (190.794 nm)	-0.0044 u	71.00	-11.5051
	R2401937-002	V (292.401 nm)	0.0006	39.04	-45.9368
	R2401937-002	Y (360.074 nm)	0.85	0.45	389198.18
	R2401937-002	Y_R (360.074 nm)	0.85	0.45	391508.88
	R2401937-002	Zn (213.857 nm)	0.0038	1.51	144.6392
3/12/2024 14:37:00	R2401914-005 10X	Ag (328.068 nm)	0.0007	18.33	-295.2568

DateTimeMeasured	SolutionLabel	Element Label (nm)	Unadjusted Conc (ppm)	%RSD	Intensity (c/s)
	R2401914-005 10X	Al (237.312 nm)	8.0481	7.31	18545.6944
	R2401914-005 10X	As (188.980 nm)	0.0064	58.07	2.1424
	R2401914-005 10X	B (249.772 nm)	0.0389	8.48	1257.3780
	R2401914-005 10X	Ba (230.424 nm)	0.1355	7.26	6058.6072
	R2401914-005 10X	Be (313.107 nm)	0.0014	6.35	1238.9029
	R2401914-005 10X	Ca (317.933 nm)	52.0522 o	7.01	1940813.9031
	R2401914-005 10X	Cd (214.439 nm)	0.0005	5.08	15.2972
	R2401914-005 10X	Co (230.786 nm)	0.0055	6.85	139.1804
	R2401914-005 10X	Cr (267.716 nm)	0.0100	7.76	350.3348
	R2401914-005 10X	Cu (327.395 nm)	0.1027	7.05	3411.4022
	R2401914-005 10X	Fe (234.350 nm)	12.8710 o	6.92	265008.5201
	R2401914-005 10X	K (766.491 nm)	1.3519	10.60	1039.3093
	R2401914-005 10X	Mg (279.078 nm)	14.6399	7.18	42253.7779
	R2401914-005 10X	Mn (257.610 nm)	0.3146	7.11	95593.2597
	R2401914-005 10X	Mo (202.032 nm)	0.0011	23.70	1.3854
	R2401914-005 10X	Na (588.995 nm)	0.3864	11.90	35892.8949
	R2401914-005 10X	Ni (230.299 nm)	0.0181	7.83	273.4142
	R2401914-005 10X	Pb (220.353 nm)	0.0442	6.07	248.3368
	R2401914-005 10X	Sb (217.582 nm)	0.0011	70.60	10.6981
	R2401914-005 10X	Se (196.026 nm)	-0.0009 u	> 100.00	0.7864
	R2401914-005 10X	Sn (189.925 nm)	0.0041	14.20	19.9884
	R2401914-005 10X	Sr (216.596 nm)	0.0749	6.62	1368.7561
	R2401914-005 10X	Ti (336.122 nm)	0.1474	7.06	18082.4664
	R2401914-005 10X	Tl (190.794 nm)	0.0005 u	> 100.00	-5.7296
	R2401914-005 10X	V (292.401 nm)	0.0118	7.56	375.4383
	R2401914-005 10X	Y (360.074 nm)	1.00	0.29	456995.95
	R2401914-005 10X	Y_R (360.074 nm)	1.00	0.29	459918.67
	R2401914-005 10X	Zn (213.857 nm)	0.0924	7.11	4767.7064
3/12/2024 14:40:14	R2401914-005S 10X	Ag (328.068 nm)	0.0058	3.29	-18.6339
	R2401914-005S 10X	Al (237.312 nm)	7.4809	1.87	17243.9368
	R2401914-005S 10X	As (188.980 nm)	0.0166	3.74	18.3160
	R2401914-005S 10X	B (249.772 nm)	0.1308	1.73	4052.0899
	R2401914-005S 10X	Ba (230.424 nm)	0.3058	1.55	13681.5521
	R2401914-005S 10X	Be (313.107 nm)	0.0057	1.61	5747.4962
	R2401914-005S 10X	Ca (317.933 nm)	51.4497	1.56	1918389.2735
	R2401914-005S 10X	Cd (214.439 nm)	0.0056	2.43	315.3487
	R2401914-005S 10X	Co (230.786 nm)	0.0554	1.29	866.5505
	R2401914-005S 10X	Cr (267.716 nm)	0.0303	1.98	1195.4985
	R2401914-005S 10X	Cu (327.395 nm)	0.1481	1.53	4938.1722
	R2401914-005S 10X	Fe (234.350 nm)	15.6860 o	1.54	322941.9421
	R2401914-005S 10X	K (766.491 nm)	3.0756	1.98	2696.2366
	R2401914-005S 10X	Mg (279.078 nm)	16.6492	1.67	48054.4163
	R2401914-005S 10X	Mn (257.610 nm)	0.3691	1.63	112144.3291
	R2401914-005S 10X	Mo (202.032 nm)	0.0483	1.53	356.0032
	R2401914-005S 10X	Na (588.995 nm)	2.2375	2.47	56246.9625
	R2401914-005S 10X	Ni (230.299 nm)	0.0680	2.08	838.3131
	R2401914-005S 10X	Pb (220.353 nm)	0.1081	0.95	589.2420
	R2401914-005S 10X	Sb (217.582 nm)	0.0353	4.78	85.4418
	R2401914-005S 10X	Se (196.026 nm)	0.1019	5.67	75.9666
	R2401914-005S 10X	Sn (189.925 nm)	0.5010	1.52	1425.4651
	R2401914-005S 10X	Sr (216.596 nm)	0.2690	1.53	5037.4662
	R2401914-005S 10X	Ti (336.122 nm)	0.2051	1.62	25199.0700
	R2401914-005S 10X	Tl (190.794 nm)	0.1910	0.55	218.6630
	R2401914-005S 10X	V (292.401 nm)	0.0615	1.53	2247.7814
	R2401914-005S 10X	Y (360.074 nm)	0.99	0.35	453031.67
	R2401914-005S 10X	Y_R (360.074 nm)	0.99	0.35	455995.70
	R2401914-005S 10X	Zn (213.857 nm)	0.1436	1.54	7434.2211

DateTimeMeasured	SolutionLabel	Element Label (nm)	Unadjusted Conc (ppm)	%RSD	Intensity (c/s)
3/12/2024 14:43:27	Continuing Calibration Verification	Ag (328.068 nm)	0.5178	0.10	27786.2870
	Continuing Calibration Verification	Al (237.312 nm)	9.9433	0.09	22894.7190
	Continuing Calibration Verification	As (188.980 nm)	0.9819	0.54	1550.8461
	Continuing Calibration Verification	B (249.772 nm)	2.4387	0.04	74215.1423
	Continuing Calibration Verification	Ba (230.424 nm)	10.1972	0.22	456529.0379
	Continuing Calibration Verification	Be (313.107 nm)	0.2391	0.10	248057.2708
	Continuing Calibration Verification	Ca (317.933 nm)	25.5982	0.19	956201.4824
	Continuing Calibration Verification	Cd (214.439 nm)	0.5080	0.16	30062.9695
	Continuing Calibration Verification	Co (230.786 nm)	2.5272	0.40	36954.5311
	Continuing Calibration Verification	Cr (267.716 nm)	0.5148	0.15	21339.5710
	Continuing Calibration Verification	Cu (327.395 nm)	1.2318	0.45	41396.1978
	Continuing Calibration Verification	Fe (234.350 nm)	5.0156	0.09	103340.4574
	Continuing Calibration Verification	K (766.491 nm)	24.3774	0.37	23172.2680
	Continuing Calibration Verification	Mg (279.078 nm)	25.0904	0.16	72422.9271
	Continuing Calibration Verification	Mn (257.610 nm)	0.7479	0.10	227238.1916
	Continuing Calibration Verification	Mo (202.032 nm)	2.5512	0.42	19179.3886
	Continuing Calibration Verification	Na (588.995 nm)	25.0435	0.31	307017.5846
	Continuing Calibration Verification	Ni (230.299 nm)	2.1054	0.09	23938.0570
	Continuing Calibration Verification	Pb (220.353 nm)	0.5076	0.25	2720.2451
	Continuing Calibration Verification	Sb (217.582 nm)	4.9117	0.16	10747.1027
	Continuing Calibration Verification	Se (196.026 nm)	0.4858	0.81	356.6809
	Continuing Calibration Verification	Sn (189.925 nm)	5.0906	0.19	14408.6986
	Continuing Calibration Verification	Sr (216.596 nm)	2.5132	0.22	47467.3887
	Continuing Calibration Verification	Ti (336.122 nm)	2.5272	0.28	311947.2894
	Continuing Calibration Verification	Tl (190.794 nm)	1.0147	0.18	1188.9266
	Continuing Calibration Verification	V (292.401 nm)	2.4919	0.13	93707.4371
	Continuing Calibration Verification	Y (360.074 nm)	0.96	0.21	439074.21
	Continuing Calibration Verification	Y_R (360.074 nm)	0.96	0.21	441922.83
	Continuing Calibration Verification	Zn (213.857 nm)	0.9916	0.33	51665.6337
3/12/2024 14:46:41	Continuing Calibration Blank	Ag (328.068 nm)	0.0001	58.73	-326.1933
	Continuing Calibration Blank	Al (237.312 nm)	-0.0027 u	76.14	70.8103
	Continuing Calibration Blank	As (188.980 nm)	0.0003 u	> 100.00	-7.5429
	Continuing Calibration Blank	B (249.772 nm)	0.0029	4.34	165.7450
	Continuing Calibration Blank	Ba (230.424 nm)	0.0001	73.23	-3.2189
	Continuing Calibration Blank	Be (313.107 nm)	0.0000 u	> 100.00	-192.6899
	Continuing Calibration Blank	Ca (317.933 nm)	-0.0214 u	0.72	2651.2031
	Continuing Calibration Blank	Cd (214.439 nm)	0.0000 u	> 100.00	-14.3686
	Continuing Calibration Blank	Co (230.786 nm)	0.0000 u	> 100.00	58.8997
	Continuing Calibration Blank	Cr (267.716 nm)	0.0003	80.87	-54.3028
	Continuing Calibration Blank	Cu (327.395 nm)	0.0000 u	> 100.00	-43.1232
	Continuing Calibration Blank	Fe (234.350 nm)	0.0038	15.80	197.0971
	Continuing Calibration Blank	K (766.491 nm)	0.2242	19.27	-44.7111
	Continuing Calibration Blank	Mg (279.078 nm)	-0.0046 u	7.88	-22.8573
	Continuing Calibration Blank	Mn (257.610 nm)	0.0000 u	57.11	-7.5169
	Continuing Calibration Blank	Mo (202.032 nm)	0.0036	37.78	20.0360
	Continuing Calibration Blank	Na (588.995 nm)	-0.0593 u	9.57	30992.0272
	Continuing Calibration Blank	Ni (230.299 nm)	-0.0003 u	> 100.00	64.3818
	Continuing Calibration Blank	Pb (220.353 nm)	0.0000 u	> 100.00	12.9100
	Continuing Calibration Blank	Sb (217.582 nm)	0.0042	26.15	17.4211
	Continuing Calibration Blank	Se (196.026 nm)	-0.0016 u	> 100.00	0.2870
	Continuing Calibration Blank	Sn (189.925 nm)	0.0001 u	> 100.00	8.5041
	Continuing Calibration Blank	Sr (216.596 nm)	0.0002 u	> 100.00	-44.8154
	Continuing Calibration Blank	Ti (336.122 nm)	0.0033	25.68	290.9394
	Continuing Calibration Blank	Tl (190.794 nm)	0.0004 u	> 100.00	-5.7710
	Continuing Calibration Blank	V (292.401 nm)	0.0002	43.74	-60.2612
	Continuing Calibration Blank	Y (360.074 nm)	1.02	0.21	466832.44
	Continuing Calibration Blank	Y_R (360.074 nm)	1.02	0.21	469914.69

DateTimeMeasured	SolutionLabel	Element Label (nm)	Unadjusted Conc (ppm)	%RSD	Intensity (c/s)
	Continuing Calibration Blank	Zn (213.857 nm)	0.0000 u	> 100.00	-54.5460
3/12/2024 14:49:54	R2401914-005SD 10X	Ag (328.068 nm)	0.0062	6.41	0.9024
	R2401914-005SD 10X	Al (237.312 nm)	7.5458	2.43	17392.9585
	R2401914-005SD 10X	As (188.980 nm)	0.0117	12.90	10.4662
	R2401914-005SD 10X	B (249.772 nm)	0.1273	2.11	3944.9405
	R2401914-005SD 10X	Ba (230.424 nm)	0.3180	2.22	14229.1647
	R2401914-005SD 10X	Be (313.107 nm)	0.0057	2.01	5695.8010
	R2401914-005SD 10X	Ca (317.933 nm)	59.0425 o	2.10	2200990.0690
	R2401914-005SD 10X	Cd (214.439 nm)	0.0056	3.55	320.0322
	R2401914-005SD 10X	Co (230.786 nm)	0.0557	2.13	870.7340
	R2401914-005SD 10X	Cr (267.716 nm)	0.0324	2.77	1280.0792
	R2401914-005SD 10X	Cu (327.395 nm)	0.1572	1.97	5243.5062
	R2401914-005SD 10X	Fe (234.350 nm)	17.7999 o	2.10	366446.6478
	R2401914-005SD 10X	K (766.491 nm)	2.7543	0.85	2387.3294
	R2401914-005SD 10X	Mg (279.078 nm)	14.3137	2.23	41312.0272
	R2401914-005SD 10X	Mn (257.610 nm)	0.3845	2.20	116828.3726
	R2401914-005SD 10X	Mo (202.032 nm)	0.0495	1.84	365.3021
	R2401914-005SD 10X	Na (588.995 nm)	2.0500	2.42	54185.2236
	R2401914-005SD 10X	Ni (230.299 nm)	0.0721	0.82	884.6244
	R2401914-005SD 10X	Pb (220.353 nm)	0.1013	1.26	553.2343
	R2401914-005SD 10X	Sb (217.582 nm)	0.0309	2.64	75.8685
	R2401914-005SD 10X	Se (196.026 nm)	0.0991	3.79	73.9195
	R2401914-005SD 10X	Sn (189.925 nm)	0.5077	2.39	1444.4630
	R2401914-005SD 10X	Sr (216.596 nm)	0.2680	2.23	5019.6801
	R2401914-005SD 10X	Ti (336.122 nm)	0.1847	2.27	22680.1398
	R2401914-005SD 10X	Tl (190.794 nm)	0.1906	1.23	218.2528
	R2401914-005SD 10X	V (292.401 nm)	0.0611	2.04	2230.8947
	R2401914-005SD 10X	Y (360.074 nm)	0.99	0.37	452133.36
	R2401914-005SD 10X	Y_R (360.074 nm)	0.99	0.37	455131.45
	R2401914-005SD 10X	Zn (213.857 nm)	0.1687	2.11	8746.5776
3/12/2024 14:53:08	R2401914-005A 10X	Ag (328.068 nm)	0.0515	0.24	2463.6801
	R2401914-005A 10X	Al (237.312 nm)	10.7682	0.01	24787.6283
	R2401914-005A 10X	As (188.980 nm)	0.0468	4.16	66.2095
	R2401914-005A 10X	B (249.772 nm)	1.0280	0.19	31329.5806
	R2401914-005A 10X	Ba (230.424 nm)	2.0916	0.24	93633.2928
	R2401914-005A 10X	Be (313.107 nm)	0.0490	0.13	50630.7593
	R2401914-005A 10X	Ca (317.933 nm)	58.3829 o	0.17	2176439.8326
	R2401914-005A 10X	Cd (214.439 nm)	0.0499	0.50	2939.9719
	R2401914-005A 10X	Co (230.786 nm)	0.4965	0.07	7306.6678
	R2401914-005A 10X	Cr (267.716 nm)	0.2045	0.37	8437.3857
	R2401914-005A 10X	Cu (327.395 nm)	0.3544	0.21	11878.4192
	R2401914-005A 10X	Fe (234.350 nm)	14.9328 o	0.19	307440.0330
	R2401914-005A 10X	K (766.491 nm)	19.8176	0.18	18789.2453
	R2401914-005A 10X	Mg (279.078 nm)	17.7352	0.17	51189.3516
	R2401914-005A 10X	Mn (257.610 nm)	0.8174	0.16	248360.2716
	R2401914-005A 10X	Mo (202.032 nm)	0.4795	1.07	3599.2468
	R2401914-005A 10X	Na (588.995 nm)	19.4662	0.02	245690.7455
	R2401914-005A 10X	Ni (230.299 nm)	0.5241	0.18	6009.4786
	R2401914-005A 10X	Pb (220.353 nm)	0.5364	0.25	2874.1451
	R2401914-005A 10X	Sb (217.582 nm)	0.4937	0.15	1087.8034
	R2401914-005A 10X	Se (196.026 nm)	1.0284	0.83	753.4039
	R2401914-005A 10X	Sn (189.925 nm)	4.7528	0.14	13453.1714
	R2401914-005A 10X	Sr (216.596 nm)	1.9522	0.03	36860.1917
	R2401914-005A 10X	Ti (336.122 nm)	0.6394	0.41	78830.4456
	R2401914-005A 10X	Tl (190.794 nm)	1.9646	0.55	2307.8743
	R2401914-005A 10X	V (292.401 nm)	0.4885	0.13	18314.2769
	R2401914-005A 10X	Y (360.074 nm)	0.99	0.22	450128.90

DateTimeMeasured	SolutionLabel	Element Label (nm)	Unadjusted Conc (ppm)	%RSD	Intensity (c/s)
	R2401914-005A 10X	Y_R (360.074 nm)	0.99	0.21	453044.13
	R2401914-005A 10X	Zn (213.857 nm)	0.6049	0.11	31497.1172
3/12/2024 14:56:22	R2401914-005L 50X	Ag (328.068 nm)	0.0002 u	> 100.00	-320.2313
	R2401914-005L 50X	Al (237.312 nm)	1.5077	0.45	3536.8409
	R2401914-005L 50X	As (188.980 nm)	0.0008	78.60	-6.7927
	R2401914-005L 50X	B (249.772 nm)	0.0068	2.15	284.0637
	R2401914-005L 50X	Ba (230.424 nm)	0.0257	0.52	1143.4168
	R2401914-005L 50X	Be (313.107 nm)	0.0003	4.75	75.0038
	R2401914-005L 50X	Ca (317.933 nm)	9.9470	0.16	373670.7534
	R2401914-005L 50X	Cd (214.439 nm)	0.0001	7.37	-5.1620
	R2401914-005L 50X	Co (230.786 nm)	0.0013	16.61	77.2000
	R2401914-005L 50X	Cr (267.716 nm)	0.0020	6.74	17.1313
	R2401914-005L 50X	Cu (327.395 nm)	0.0190	1.65	595.4212
	R2401914-005L 50X	Fe (234.350 nm)	2.4518	0.16	50578.2174
	R2401914-005L 50X	K (766.491 nm)	0.2574	9.00	-12.7967
	R2401914-005L 50X	Mg (279.078 nm)	2.7582	0.21	7952.9696
	R2401914-005L 50X	Mn (257.610 nm)	0.0603	0.20	18329.3549
	R2401914-005L 50X	Mo (202.032 nm)	0.0017	12.75	5.5427
	R2401914-005L 50X	Na (588.995 nm)	-0.0717 u	11.41	30855.1733
	R2401914-005L 50X	Ni (230.299 nm)	0.0034	13.83	105.7342
	R2401914-005L 50X	Pb (220.353 nm)	0.0081	16.24	55.9616
	R2401914-005L 50X	Sb (217.582 nm)	-0.0022 u	73.03	3.4324
	R2401914-005L 50X	Se (196.026 nm)	-0.0001 u	> 100.00	1.3700
	R2401914-005L 50X	Sn (189.925 nm)	0.0028	15.99	16.0870
	R2401914-005L 50X	Sr (216.596 nm)	0.0141	0.83	219.2321
	R2401914-005L 50X	Ti (336.122 nm)	0.0290	0.87	3464.3123
	R2401914-005L 50X	Tl (190.794 nm)	0.0002 u	> 100.00	-6.0627
	R2401914-005L 50X	V (292.401 nm)	0.0024	2.09	23.7142
	R2401914-005L 50X	Y (360.074 nm)	1.01	0.08	462399.90
	R2401914-005L 50X	Y_R (360.074 nm)	1.01	0.09	465547.81
	R2401914-005L 50X	Zn (213.857 nm)	0.0179	0.23	882.4990
3/12/2024 14:59:36	R2401914-006 10X	Ag (328.068 nm)	0.0006	36.58	-301.0631
	R2401914-006 10X	Al (237.312 nm)	8.9414	4.57	20595.5728
	R2401914-006 10X	As (188.980 nm)	0.0069	6.74	2.9333
	R2401914-006 10X	B (249.772 nm)	0.0336	4.09	1097.5959
	R2401914-006 10X	Ba (230.424 nm)	0.1041	4.43	4651.7041
	R2401914-006 10X	Be (313.107 nm)	0.0012	3.80	999.8363
	R2401914-006 10X	Ca (317.933 nm)	36.3020	4.22	1354596.7279
	R2401914-006 10X	Cd (214.439 nm)	0.0005	4.18	15.5627
	R2401914-006 10X	Co (230.786 nm)	0.0068	5.78	157.1794
	R2401914-006 10X	Cr (267.716 nm)	0.0140	3.51	517.1195
	R2401914-006 10X	Cu (327.395 nm)	0.0551	4.78	1810.8369
	R2401914-006 10X	Fe (234.350 nm)	16.5300 o	4.27	340312.2497
	R2401914-006 10X	K (766.491 nm)	1.0722	6.44	770.4475
	R2401914-006 10X	Mg (279.078 nm)	11.4955	4.38	33176.2863
	R2401914-006 10X	Mn (257.610 nm)	0.3852	4.33	117038.3821
	R2401914-006 10X	Mo (202.032 nm)	0.0015	27.64	4.2188
	R2401914-006 10X	Na (588.995 nm)	0.0184	32.16	31846.5695
	R2401914-006 10X	Ni (230.299 nm)	0.0175	7.45	265.8177
	R2401914-006 10X	Pb (220.353 nm)	0.1361	4.57	738.5766
	R2401914-006 10X	Sb (217.582 nm)	-0.0038 u	4.58	0.0376
	R2401914-006 10X	Se (196.026 nm)	-0.0020 u	> 100.00	-0.0291
	R2401914-006 10X	Sn (189.925 nm)	0.0185	6.90	60.7455
	R2401914-006 10X	Sr (216.596 nm)	0.0591	4.09	1069.5099
	R2401914-006 10X	Ti (336.122 nm)	0.1675	4.62	20555.1858
	R2401914-006 10X	Tl (190.794 nm)	-0.0010 u	48.92	-7.4346
	R2401914-006 10X	V (292.401 nm)	0.0138	4.66	450.1635

DateTimeMeasured	SolutionLabel	Element Label (nm)	Unadjusted Conc (ppm)	%RSD	Intensity (c/s)
	R2401914-006 10X	Y (360.074 nm)	1.00	0.16	454910.77
	R2401914-006 10X	Y_R (360.074 nm)	1.00	0.16	457922.89
	R2401914-006 10X	Zn (213.857 nm)	0.1202	4.35	6214.8452
3/12/2024 15:02:51	R2401914-007 10X	Ag (328.068 nm)	0.0021	2.12	-221.6437
	R2401914-007 10X	Al (237.312 nm)	9.9548	2.30	22921.1348
	R2401914-007 10X	As (188.980 nm)	0.0093	22.83	6.7094
	R2401914-007 10X	B (249.772 nm)	0.0804	1.96	2521.2754
	R2401914-007 10X	Ba (230.424 nm)	0.2663	2.06	11917.4518
	R2401914-007 10X	Be (313.107 nm)	0.0019	1.78	1825.7903
	R2401914-007 10X	Ca (317.933 nm)	66.4214 o	1.95	2475630.4173
	R2401914-007 10X	Cd (214.439 nm)	0.0015	2.73	73.9608
	R2401914-007 10X	Co (230.786 nm)	0.0083	3.33	179.8585
	R2401914-007 10X	Cr (267.716 nm)	0.0251	1.04	979.3975
	R2401914-007 10X	Cu (327.395 nm)	0.0565	2.47	1856.7672
	R2401914-007 10X	Fe (234.350 nm)	53.0204 o LR	1.90	1091298.1367
	R2401914-007 10X	K (766.491 nm)	0.9059	4.61	610.5588
	R2401914-007 10X	Mg (279.078 nm)	18.3296	2.03	52905.2890
	R2401914-007 10X	Mn (257.610 nm)	0.5931	2.05	180212.4353
	R2401914-007 10X	Mo (202.032 nm)	0.0028	15.36	13.7847
	R2401914-007 10X	Na (588.995 nm)	0.0314	27.32	31989.5177
	R2401914-007 10X	Ni (230.299 nm)	0.0260	1.41	362.1331
	R2401914-007 10X	Pb (220.353 nm)	0.2767	1.93	1488.4317
	R2401914-007 10X	Sb (217.582 nm)	-0.0045 u	29.59	-1.4429
	R2401914-007 10X	Se (196.026 nm)	-0.0013 u	> 100.00	0.4662
	R2401914-007 10X	Sn (189.925 nm)	0.1479	2.75	426.5454
	R2401914-007 10X	Sr (216.596 nm)	0.1025	1.73	1890.3569
	R2401914-007 10X	Ti (336.122 nm)	0.2086	2.43	25631.6456
	R2401914-007 10X	Tl (190.794 nm)	0.0006	78.72	-5.6299
	R2401914-007 10X	V (292.401 nm)	0.0152	1.42	505.5099
	R2401914-007 10X	Y (360.074 nm)	0.99	0.18	453448.79
	R2401914-007 10X	Y_R (360.074 nm)	0.99	0.18	456413.61
	R2401914-007 10X	Zn (213.857 nm)	0.2324	2.11	12069.2011
3/12/2024 15:06:05	R2401933-008 10X	Ag (328.068 nm)	0.0816	3.94	4098.3441
	R2401933-008 10X	Al (237.312 nm)	0.7153	4.71	1718.4520
	R2401933-008 10X	As (188.980 nm)	0.0000 u	> 100.00	-7.9677
	R2401933-008 10X	B (249.772 nm)	0.0041	0.49	200.8368
	R2401933-008 10X	Ba (230.424 nm)	0.0539	4.21	2404.9341
	R2401933-008 10X	Be (313.107 nm)	0.0000 u	> 100.00	-198.1008
	R2401933-008 10X	Ca (317.933 nm)	1.1182	4.16	45064.9754
	R2401933-008 10X	Cd (214.439 nm)	0.0003	20.38	4.9759
	R2401933-008 10X	Co (230.786 nm)	0.0014	11.21	78.1122
	R2401933-008 10X	Cr (267.716 nm)	0.0153	4.39	573.2239
	R2401933-008 10X	Cu (327.395 nm)	0.0297	4.42	955.8231
	R2401933-008 10X	Fe (234.350 nm)	1.0053	4.38	20808.5578
	R2401933-008 10X	K (766.491 nm)	0.2810	6.41	9.9260
	R2401933-008 10X	Mg (279.078 nm)	0.4365	3.40	1250.5156
	R2401933-008 10X	Mn (257.610 nm)	0.2093	4.09	63604.4708
	R2401933-008 10X	Mo (202.032 nm)	0.0021	20.23	8.3070
	R2401933-008 10X	Na (588.995 nm)	0.0018 u	> 100.00	31663.3667
	R2401933-008 10X	Ni (230.299 nm)	0.0076	6.46	153.6864
	R2401933-008 10X	Pb (220.353 nm)	0.0070	5.59	49.7876
	R2401933-008 10X	Sb (217.582 nm)	0.0571	1.00	133.2270
	R2401933-008 10X	Se (196.026 nm)	0.0004 u	> 100.00	1.7288
	R2401933-008 10X	Sn (189.925 nm)	0.0013	45.21	11.9994
	R2401933-008 10X	Sr (216.596 nm)	0.0064	2.43	73.6162
	R2401933-008 10X	Ti (336.122 nm)	0.0205	10.45	2410.2760
	R2401933-008 10X	Tl (190.794 nm)	0.0004 u	> 100.00	-5.8162

DateTimeMeasured	SolutionLabel	Element Label (nm)	Unadjusted Conc (ppm)	%RSD	Intensity (c/s)
	R2401933-008 10X	V (292.401 nm)	0.0009	15.40	-33.4849
	R2401933-008 10X	Y (360.074 nm)	1.02	0.26	463672.65
	R2401933-008 10X	Y_R (360.074 nm)	1.02	0.27	466824.73
	R2401933-008 10X	Zn (213.857 nm)	0.0928	3.92	4786.7875
3/12/2024 15:09:19	R2401937-001 10X	Ag (328.068 nm)	0.0002	> 100.00	-324.0201
	R2401937-001 10X	Al (237.312 nm)	0.0076	7.61	94.4688
	R2401937-001 10X	As (188.980 nm)	-0.0013 u	51.83	-10.1003
	R2401937-001 10X	B (249.772 nm)	0.8914	1.97	27175.3245
	R2401937-001 10X	Ba (230.424 nm)	-0.0001 u	> 100.00	-10.3522
	R2401937-001 10X	Be (313.107 nm)	0.0000 u	> 100.00	-198.6182
	R2401937-001 10X	Ca (317.933 nm)	0.0253	2.04	4386.4953
	R2401937-001 10X	Cd (214.439 nm)	0.0000 u	> 100.00	-14.2854
	R2401937-001 10X	Co (230.786 nm)	0.0099	1.07	202.3678
	R2401937-001 10X	Cr (267.716 nm)	0.0005	28.06	-42.4748
	R2401937-001 10X	Cu (327.395 nm)	0.0154	0.69	474.9581
	R2401937-001 10X	Fe (234.350 nm)	0.0198	7.68	525.9748
	R2401937-001 10X	K (766.491 nm)	0.3512	5.44	77.3590
	R2401937-001 10X	Mg (279.078 nm)	0.0181	2.39	42.5488
	R2401937-001 10X	Mn (257.610 nm)	0.0093	2.02	2816.7898
	R2401937-001 10X	Mo (202.032 nm)	0.0045	7.03	26.3505
	R2401937-001 10X	Na (588.995 nm)	4.4364	1.82	80425.9920
	R2401937-001 10X	Ni (230.299 nm)	0.0513	2.78	649.4452
	R2401937-001 10X	Pb (220.353 nm)	-0.0005 u	> 100.00	10.2642
	R2401937-001 10X	Sb (217.582 nm)	0.0076	29.61	25.0364
	R2401937-001 10X	Se (196.026 nm)	0.0024 u	> 100.00	3.2193
	R2401937-001 10X	Sn (189.925 nm)	0.0011 u	95.31	11.3516
	R2401937-001 10X	Sr (216.596 nm)	0.0050	4.10	45.5908
	R2401937-001 10X	Ti (336.122 nm)	0.0010	21.16	-5.0775
	R2401937-001 10X	Tl (190.794 nm)	-0.0014 u	> 100.00	-7.9474
	R2401937-001 10X	V (292.401 nm)	0.0000 u	> 100.00	-66.1264
	R2401937-001 10X	Y (360.074 nm)	0.96	0.27	435500.41
	R2401937-001 10X	Y_R (360.074 nm)	0.95	0.27	438304.72
	R2401937-001 10X	Zn (213.857 nm)	0.0020	4.65	48.8539
3/12/2024 15:12:33	R2401937-002 10X	Ag (328.068 nm)	0.0000 u	> 100.00	-335.2667
	R2401937-002 10X	Al (237.312 nm)	-0.0007 u	> 100.00	75.3169
	R2401937-002 10X	As (188.980 nm)	-0.0016 u	21.62	-10.4997
	R2401937-002 10X	B (249.772 nm)	0.6443	1.07	19665.1025
	R2401937-002 10X	Ba (230.424 nm)	-0.0001 u	29.56	-12.5096
	R2401937-002 10X	Be (313.107 nm)	0.0000 u	22.65	-222.6106
	R2401937-002 10X	Ca (317.933 nm)	0.0039	5.02	3591.7158
	R2401937-002 10X	Cd (214.439 nm)	0.0000 u	> 100.00	-16.0081
	R2401937-002 10X	Co (230.786 nm)	0.0069	1.98	159.5925
	R2401937-002 10X	Cr (267.716 nm)	0.0004	29.93	-47.5975
	R2401937-002 10X	Cu (327.395 nm)	0.0102	1.36	299.6580
	R2401937-002 10X	Fe (234.350 nm)	0.0085	5.15	292.7062
	R2401937-002 10X	K (766.491 nm)	0.3341	2.12	60.9858
	R2401937-002 10X	Mg (279.078 nm)	0.0043	39.27	2.7377
	R2401937-002 10X	Mn (257.610 nm)	0.0044	1.46	1342.6205
	R2401937-002 10X	Mo (202.032 nm)	0.0037	14.40	20.2699
	R2401937-002 10X	Na (588.995 nm)	4.0681	0.88	76376.6162
	R2401937-002 10X	Ni (230.299 nm)	0.0311	0.17	420.3332
	R2401937-002 10X	Pb (220.353 nm)	0.0007	18.90	16.1774
	R2401937-002 10X	Sb (217.582 nm)	0.0054	18.08	20.1735
	R2401937-002 10X	Se (196.026 nm)	0.0022 u	> 100.00	3.0546
	R2401937-002 10X	Sn (189.925 nm)	0.0008	> 100.00	10.5587
	R2401937-002 10X	Sr (216.596 nm)	0.0037	5.53	21.3395
	R2401937-002 10X	Ti (336.122 nm)	0.0001 u	> 100.00	-115.1307

DateTimeMeasured	SolutionLabel	Element Label (nm)	Unadjusted Conc (ppm)	%RSD	Intensity (c/s)
	R2401937-002 10X	Tl (190.794 nm)	-0.0012 u	> 100.00	-7.6912
	R2401937-002 10X	V (292.401 nm)	0.0001 u	> 100.00	-64.8326
	R2401937-002 10X	Y (360.074 nm)	0.96	0.17	438333.59
	R2401937-002 10X	Y_R (360.074 nm)	0.96	0.17	441154.74
	R2401937-002 10X	Zn (213.857 nm)	0.0004	29.07	-34.6217
3/12/2024 15:15:48	R2401850-004 10X	Ag (328.068 nm)	0.0017	9.14	-242.8627
	R2401850-004 10X	Al (237.312 nm)	3.0679	6.00	7117.0900
	R2401850-004 10X	As (188.980 nm)	0.0025	14.41	-4.0560
	R2401850-004 10X	B (249.772 nm)	0.0313	5.53	1028.9668
	R2401850-004 10X	Ba (230.424 nm)	0.3377	5.47	15112.2255
	R2401850-004 10X	Be (313.107 nm)	0.0001	6.30	-103.7942
	R2401850-004 10X	Ca (317.933 nm)	28.1782	5.57	1052228.7729
	R2401850-004 10X	Cd (214.439 nm)	0.0016	2.95	81.4838
	R2401850-004 10X	Co (230.786 nm)	0.0029	12.18	100.8161
	R2401850-004 10X	Cr (267.716 nm)	0.0200	5.83	766.5506
	R2401850-004 10X	Cu (327.395 nm)	0.4973	5.71	16685.0765
	R2401850-004 10X	Fe (234.350 nm)	6.6863	5.50	137724.0061
	R2401850-004 10X	K (766.491 nm)	2.8531	5.08	2482.3048
	R2401850-004 10X	Mg (279.078 nm)	3.6240	5.59	10452.2708
	R2401850-004 10X	Mn (257.610 nm)	0.2136	5.64	64888.6860
	R2401850-004 10X	Mo (202.032 nm)	0.0092	8.38	62.1847
	R2401850-004 10X	Na (588.995 nm)	0.6412	6.72	38694.7737
	R2401850-004 10X	Ni (230.299 nm)	0.0117	10.48	200.7411
	R2401850-004 10X	Pb (220.353 nm)	0.0231	6.03	136.1686
	R2401850-004 10X	Sb (217.582 nm)	0.0005 u	> 100.00	9.3178
	R2401850-004 10X	Se (196.026 nm)	0.0052	46.98	5.2082
	R2401850-004 10X	Sn (189.925 nm)	0.0379	6.63	115.6117
	R2401850-004 10X	Sr (216.596 nm)	0.0530	6.33	953.7505
	R2401850-004 10X	Ti (336.122 nm)	0.0347	6.94	4156.6704
	R2401850-004 10X	Tl (190.794 nm)	0.0005 u	> 100.00	-5.6626
	R2401850-004 10X	V (292.401 nm)	0.0043	6.11	92.3681
	R2401850-004 10X	Y (360.074 nm)	1.01	0.32	458671.42
	R2401850-004 10X	Y_R (360.074 nm)	1.01	0.32	461719.89
	R2401850-004 10X	Zn (213.857 nm)	0.9561	5.52	49814.3743
3/12/2024 15:19:04	R2401874-001 10X	Ag (328.068 nm)	0.0010	24.92	-277.7333
	R2401874-001 10X	Al (237.312 nm)	15.1758	5.12	34902.1562
	R2401874-001 10X	As (188.980 nm)	0.0043	46.11	-1.2300
	R2401874-001 10X	B (249.772 nm)	0.0543	4.86	1726.2772
	R2401874-001 10X	Ba (230.424 nm)	0.1329	5.10	5943.9383
	R2401874-001 10X	Be (313.107 nm)	0.0002	12.08	-19.3038
	R2401874-001 10X	Ca (317.933 nm)	25.0889	5.06	937248.1483
	R2401874-001 10X	Cd (214.439 nm)	0.0019	6.64	98.7931
	R2401874-001 10X	Co (230.786 nm)	0.0095	2.61	197.2696
	R2401874-001 10X	Cr (267.716 nm)	0.0311	4.81	1226.7016
	R2401874-001 10X	Cu (327.395 nm)	0.2707	5.05	9063.5687
	R2401874-001 10X	Fe (234.350 nm)	6.5052	4.87	133997.6298
	R2401874-001 10X	K (766.491 nm)	3.4862	5.30	3090.9291
	R2401874-001 10X	Mg (279.078 nm)	2.3284	5.02	6712.1881
	R2401874-001 10X	Mn (257.610 nm)	0.2585	5.00	78539.5500
	R2401874-001 10X	Mo (202.032 nm)	0.0040	10.35	22.7101
	R2401874-001 10X	Na (588.995 nm)	6.2205	5.65	100043.2619
	R2401874-001 10X	Ni (230.299 nm)	0.0291	5.89	397.4906
	R2401874-001 10X	Pb (220.353 nm)	0.0893	5.61	488.7689
	R2401874-001 10X	Sb (217.582 nm)	0.0011 u	93.62	10.8092
	R2401874-001 10X	Se (196.026 nm)	-0.0005 u	> 100.00	1.0579
	R2401874-001 10X	Sn (189.925 nm)	0.0317	3.99	97.9560
	R2401874-001 10X	Sr (216.596 nm)	0.0598	5.14	1082.9675

DateTimeMeasured	SolutionLabel	Element Label (nm)	Unadjusted Conc (ppm)	%RSD	Intensity (c/s)
	R2401874-001 10X	Ti (336.122 nm)	0.0326	5.20	3897.3473
	R2401874-001 10X	Tl (190.794 nm)	0.0003 u	99.52	-5.8878
	R2401874-001 10X	V (292.401 nm)	0.0051	3.60	123.3547
	R2401874-001 10X	Y (360.074 nm)	1.00	0.26	456438.49
	R2401874-001 10X	Y_R (360.074 nm)	1.00	0.26	459475.04
	R2401874-001 10X	Zn (213.857 nm)	0.5153	5.08	26824.9462
3/12/2024 15:22:18	Continuing Calibration Verification	Ag (328.068 nm)	0.5177	0.04	27785.3171
	Continuing Calibration Verification	Al (237.312 nm)	9.9754	0.25	22968.3397
	Continuing Calibration Verification	As (188.980 nm)	0.9803	0.35	1548.2893
	Continuing Calibration Verification	B (249.772 nm)	2.4371	0.07	74167.0672
	Continuing Calibration Verification	Ba (230.424 nm)	10.2271	0.21	457866.2994
	Continuing Calibration Verification	Be (313.107 nm)	0.2392	0.05	248143.6132
	Continuing Calibration Verification	Ca (317.933 nm)	25.5925	0.05	955990.9135
	Continuing Calibration Verification	Cd (214.439 nm)	0.5082	0.07	30073.2795
	Continuing Calibration Verification	Co (230.786 nm)	2.5320	0.12	37025.2939
	Continuing Calibration Verification	Cr (267.716 nm)	0.5144	0.13	21323.8925
	Continuing Calibration Verification	Cu (327.395 nm)	1.2328	0.04	41428.0066
	Continuing Calibration Verification	Fe (234.350 nm)	5.0109	0.03	103245.2394
	Continuing Calibration Verification	K (766.491 nm)	24.1866	0.18	22988.9014
	Continuing Calibration Verification	Mg (279.078 nm)	25.0726	0.00	72371.4460
	Continuing Calibration Verification	Mn (257.610 nm)	0.7480	0.04	227263.7412
	Continuing Calibration Verification	Mo (202.032 nm)	2.5536	0.27	19197.2541
	Continuing Calibration Verification	Na (588.995 nm)	24.8759	0.20	305174.8533
	Continuing Calibration Verification	Ni (230.299 nm)	2.1053	0.07	23936.9180
	Continuing Calibration Verification	Pb (220.353 nm)	0.5092	0.21	2728.5808
	Continuing Calibration Verification	Sb (217.582 nm)	4.8884	0.20	10696.1298
	Continuing Calibration Verification	Se (196.026 nm)	0.4898	0.21	359.5680
	Continuing Calibration Verification	Sn (189.925 nm)	5.0959	0.07	14423.6126
	Continuing Calibration Verification	Sr (216.596 nm)	2.5176	0.16	47551.1042
	Continuing Calibration Verification	Ti (336.122 nm)	2.5282	0.28	312065.5544
	Continuing Calibration Verification	Tl (190.794 nm)	1.0142	0.45	1188.3580
	Continuing Calibration Verification	V (292.401 nm)	2.4933	0.05	93758.8188
	Continuing Calibration Verification	Y (360.074 nm)	0.96	0.38	437845.05
	Continuing Calibration Verification	Y_R (360.074 nm)	0.96	0.38	440725.33
	Continuing Calibration Verification	Zn (213.857 nm)	0.9941	0.15	51797.2894
3/12/2024 15:25:32	Continuing Calibration Blank	Ag (328.068 nm)	0.0001 u	> 100.00	-329.1559
	Continuing Calibration Blank	Al (237.312 nm)	-0.0020 u	35.43	72.3456
	Continuing Calibration Blank	As (188.980 nm)	0.0004 u	> 100.00	-7.4417
	Continuing Calibration Blank	B (249.772 nm)	0.0011	20.81	110.1963
	Continuing Calibration Blank	Ba (230.424 nm)	0.0001	17.65	-0.9658
	Continuing Calibration Blank	Be (313.107 nm)	0.0000	90.38	-188.7857
	Continuing Calibration Blank	Ca (317.933 nm)	-0.0214 u	1.08	2649.8941
	Continuing Calibration Blank	Cd (214.439 nm)	0.0000 u	> 100.00	-11.8205
	Continuing Calibration Blank	Co (230.786 nm)	0.0002	19.89	61.1933
	Continuing Calibration Blank	Cr (267.716 nm)	0.0003	70.90	-52.9643
	Continuing Calibration Blank	Cu (327.395 nm)	0.0001 u	> 100.00	-40.8031
	Continuing Calibration Blank	Fe (234.350 nm)	0.0033	18.03	186.3040
	Continuing Calibration Blank	K (766.491 nm)	0.0425	42.38	-219.3013
	Continuing Calibration Blank	Mg (279.078 nm)	-0.0060 u	25.11	-26.9757
	Continuing Calibration Blank	Mn (257.610 nm)	0.0000 u	> 100.00	-2.8271
	Continuing Calibration Blank	Mo (202.032 nm)	0.0033	19.33	17.7755
	Continuing Calibration Blank	Na (588.995 nm)	-0.1876 u	2.99	29580.8343
	Continuing Calibration Blank	Ni (230.299 nm)	-0.0007 u	35.70	59.6179
	Continuing Calibration Blank	Pb (220.353 nm)	-0.0001 u	90.31	12.2289
	Continuing Calibration Blank	Sb (217.582 nm)	0.0027	44.13	14.3224
	Continuing Calibration Blank	Se (196.026 nm)	0.0018	76.01	2.7307
	Continuing Calibration Blank	Sn (189.925 nm)	0.0003	55.01	9.2619

DateTimeMeasured	SolutionLabel	Element Label (nm)	Unadjusted Conc (ppm)	%RSD	Intensity (c/s)
	Continuing Calibration Blank	Sr (216.596 nm)	0.0002	39.14	-44.5114
	Continuing Calibration Blank	Ti (336.122 nm)	0.0030	24.99	253.2118
	Continuing Calibration Blank	Tl (190.794 nm)	-0.0016 u	65.23	-8.1224
	Continuing Calibration Blank	V (292.401 nm)	0.0002	22.41	-60.4124
	Continuing Calibration Blank	Y (360.074 nm)	1.02	0.09	465813.05
	Continuing Calibration Blank	Y_R (360.074 nm)	1.02	0.09	468960.81
	Continuing Calibration Blank	Zn (213.857 nm)	0.0000 u	> 100.00	-52.0179
3/12/2024 15:28:45	Contract Required Detection Limit	Ag (328.068 nm)	0.0100	0.96	209.8918
	Contract Required Detection Limit	Al (237.312 nm)	0.1932	0.40	520.4077
	Contract Required Detection Limit	As (188.980 nm)	0.0198	6.06	23.3533
	Contract Required Detection Limit	B (249.772 nm)	0.1928	0.09	5938.8751
	Contract Required Detection Limit	Ba (230.424 nm)	0.2061	0.20	9222.1293
	Contract Required Detection Limit	Be (313.107 nm)	0.0049	0.16	4837.4578
	Contract Required Detection Limit	Ca (317.933 nm)	0.9902	0.13	40300.6529
	Contract Required Detection Limit	Cd (214.439 nm)	0.0104	0.25	600.8063
	Contract Required Detection Limit	Co (230.786 nm)	0.0505	0.59	795.7840
	Contract Required Detection Limit	Cr (267.716 nm)	0.0101	1.82	353.3492
	Contract Required Detection Limit	Cu (327.395 nm)	0.0245	1.88	781.0432
	Contract Required Detection Limit	Fe (234.350 nm)	0.1086	0.69	2353.9578
	Contract Required Detection Limit	K (766.491 nm)	0.9218	3.90	625.8985
	Contract Required Detection Limit	Mg (279.078 nm)	0.9691	0.14	2788.0304
	Contract Required Detection Limit	Mn (257.610 nm)	0.0152	0.20	4629.0018
	Contract Required Detection Limit	Mo (202.032 nm)	0.0254	2.06	183.9113
	Contract Required Detection Limit	Na (588.995 nm)	0.7817 R 78%	0.65	40239.3170 R
	Contract Required Detection Limit	Ni (230.299 nm)	0.0399	0.32	519.5918
	Contract Required Detection Limit	Pb (220.353 nm)	0.0099	4.83	65.6722
	Contract Required Detection Limit	Sb (217.582 nm)	0.0625	2.46	144.8754
	Contract Required Detection Limit	Se (196.026 nm)	0.0103	45.28	8.9861
	Contract Required Detection Limit	Sn (189.925 nm)	0.5011	0.42	1425.7721
	Contract Required Detection Limit	Sr (216.596 nm)	0.1006	0.35	1854.1637
	Contract Required Detection Limit	Ti (336.122 nm)	0.0496	0.23	6006.5512
	Contract Required Detection Limit	Tl (190.794 nm)	0.0185	9.73	15.5610
	Contract Required Detection Limit	V (292.401 nm)	0.0493	0.28	1785.9746
	Contract Required Detection Limit	Y (360.074 nm)	0.99	0.40	453433.74
	Contract Required Detection Limit	Y_R (360.074 nm)	0.99	0.40	456576.38
	Contract Required Detection Limit	Zn (213.857 nm)	0.0192	0.59	945.8525
3/12/2024 15:31:59	Interference Check Solution A	Ag (328.068 nm)	-0.0001 u	> 100.00	-339.6608
	Interference Check Solution A	Al (237.312 nm)	257.0344 o	0.13	589913.8028
	Interference Check Solution A	As (188.980 nm)	-0.0024 u	77.73	-11.7977
	Interference Check Solution A	B (249.772 nm)	0.1173	0.13	3643.7444
	Interference Check Solution A	Ba (230.424 nm)	0.0007	10.70	24.8915
	Interference Check Solution A	Be (313.107 nm)	0.0000 u	26.48	-203.7357
	Interference Check Solution A	Ca (317.933 nm)	242.0508 o	0.33	9012496.7122
	Interference Check Solution A	Cd (214.439 nm)	-0.0015 Ku	20.43	-100.8490 K
	Interference Check Solution A	Co (230.786 nm)	0.0020	5.76	87.6399
	Interference Check Solution A	Cr (267.716 nm)	0.0009	19.51	-28.5392
	Interference Check Solution A	Cu (327.395 nm)	0.0000 u	> 100.00	-42.9196
	Interference Check Solution A	Fe (234.350 nm)	94.9653 o	0.27	1954538.5911
	Interference Check Solution A	K (766.491 nm)	-0.0529 u	26.73	-311.0603
	Interference Check Solution A	Mg (279.078 nm)	262.9801 o	0.25	759179.1772
	Interference Check Solution A	Mn (257.610 nm)	0.0013	0.90	388.7198
	Interference Check Solution A	Mo (202.032 nm)	-0.0015 u	41.62	-18.5168
	Interference Check Solution A	Na (588.995 nm)	0.1210	11.42	32974.4482
	Interference Check Solution A	Ni (230.299 nm)	0.0008	90.42	76.8730
	Interference Check Solution A	Pb (220.353 nm)	0.0012 u	> 100.00	19.2931
	Interference Check Solution A	Sb (217.582 nm)	-0.0096 u	22.15	-12.7359
	Interference Check Solution A	Se (196.026 nm)	-0.0012 u	> 100.00	0.5244

DateTimeMeasured	SolutionLabel	Element Label (nm)	Unadjusted Conc (ppm)	%RSD	Intensity (c/s)
	Interference Check Solution A	Sn (189.925 nm)	0.0018	40.33	13.4326
	Interference Check Solution A	Sr (216.596 nm)	0.0099	0.79	139.1561
	Interference Check Solution A	Ti (336.122 nm)	0.0019	9.18	111.9689
	Interference Check Solution A	Tl (190.794 nm)	-0.0024 u	53.47	-9.0876
	Interference Check Solution A	V (292.401 nm)	0.0022	8.18	16.8848
	Interference Check Solution A	Y (360.074 nm)	0.88	0.30	403070.66
	Interference Check Solution A	Y_R (360.074 nm)	0.88	0.30	405669.07
	Interference Check Solution A	Zn (213.857 nm)	0.0118 K	0.79	562.9119 K
3/12/2024 15:35:13	Interference Check Solution AB	Ag (328.068 nm)	0.2181	0.09	11513.8536
	Interference Check Solution AB	Al (237.312 nm)	253.9668 o	0.09	582874.3262
	Interference Check Solution AB	As (188.980 nm)	0.0946	3.53	142.1488
	Interference Check Solution AB	B (249.772 nm)	0.1165	0.52	3617.1631
	Interference Check Solution AB	Ba (230.424 nm)	0.5199	0.13	23270.0568
	Interference Check Solution AB	Be (313.107 nm)	0.4857	0.10	504027.2638
	Interference Check Solution AB	Ca (317.933 nm)	238.4661 o	0.16	8879076.5389
	Interference Check Solution AB	Cd (214.439 nm)	0.9676	0.09	57274.6189
	Interference Check Solution AB	Co (230.786 nm)	0.4891	0.26	7199.0229
	Interference Check Solution AB	Cr (267.716 nm)	0.5148	0.08	21338.5569
	Interference Check Solution AB	Cu (327.395 nm)	0.5344	0.04	17934.9129
	Interference Check Solution AB	Fe (234.350 nm)	94.4871 o	0.14	1944696.7441
	Interference Check Solution AB	K (766.491 nm)	-0.0181 u	> 100.00	-277.6241
	Interference Check Solution AB	Mg (279.078 nm)	260.9005 o	0.12	753175.5046
	Interference Check Solution AB	Mn (257.610 nm)	0.4897	0.09	148779.4434
	Interference Check Solution AB	Mo (202.032 nm)	-0.0014 u	26.35	-18.0948
	Interference Check Solution AB	Na (588.995 nm)	0.1454	6.97	33242.9475
	Interference Check Solution AB	Ni (230.299 nm)	0.9890	0.14	11280.3562
	Interference Check Solution AB	Pb (220.353 nm)	0.0508	2.56	283.4380
	Interference Check Solution AB	Sb (217.582 nm)	0.6118	0.31	1345.8953
	Interference Check Solution AB	Se (196.026 nm)	0.0419	1.48	32.0513
	Interference Check Solution AB	Sn (189.925 nm)	0.0031	28.94	16.9073
	Interference Check Solution AB	Sr (216.596 nm)	0.0106	1.93	152.8837
	Interference Check Solution AB	Ti (336.122 nm)	0.0016	4.58	71.8467
	Interference Check Solution AB	Tl (190.794 nm)	0.1003	3.37	111.8771
	Interference Check Solution AB	V (292.401 nm)	0.5061	0.10	18979.1200
	Interference Check Solution AB	Y (360.074 nm)	0.88	0.18	403396.70
	Interference Check Solution AB	Y_R (360.074 nm)	0.88	0.18	405950.08
	Interference Check Solution AB	Zn (213.857 nm)	1.0096	0.13	52602.7043
3/12/2024 15:38:28	HLCCV2	Ag (328.068 nm)	2.1718 o	0.22	117616.1584
	HLCCV2	Al (237.312 nm)	513.8308 o	0.25	1179204.5841
	HLCCV2	As (188.980 nm)	4.1318 o	0.41	6551.3579
	HLCCV2	B (249.772 nm)	10.7273 o	0.27	326199.9596
	HLCCV2	Ba (230.424 nm)	39.3565 o	0.40	1762007.5393
	HLCCV2	Be (313.107 nm)	1.0020 o	0.27	1040104.3651
	HLCCV2	Ca (317.933 nm)	238.3557 o	0.35	8874967.8354
	HLCCV2	Cd (214.439 nm)	1.9357 o	0.26	114590.4112
	HLCCV2	Co (230.786 nm)	9.6244 o	0.25	140570.6121
	HLCCV2	Cr (267.716 nm)	9.9653 o	0.28	414254.9174
	HLCCV2	Cu (327.395 nm)	5.3930 o	0.21	181379.4994
	HLCCV2	Fe (234.350 nm)	47.7470 o	0.25	982768.1446
	HLCCV2	K (766.491 nm)	171.0160 Qo	0.17	164127.0473 Q
	HLCCV2	Mg (279.078 nm)	517.5300 o	0.35	1494030.8909
	HLCCV2	Mn (257.610 nm)	9.6580 o	0.38	2934557.7665
	HLCCV2	Mo (202.032 nm)	9.9933 o	0.41	75148.6642
	HLCCV2	Na (588.995 nm)	208.6421 o	0.12	2325836.5224
	HLCCV2	Ni (230.299 nm)	7.6412 o	0.26	86700.5290
	HLCCV2	Pb (220.353 nm)	9.6869 o	0.20	51683.5949
	HLCCV2	Sb (217.582 nm)	0.0164	2.70	44.2041

DateTimeMeasured	SolutionLabel	Element Label (nm)	Unadjusted Conc (ppm)	%RSD	Intensity (c/s)
	HLCCV2	Se (196.026 nm)	2.0747 o	1.37	1518.5055
	HLCCV2	Sn (189.925 nm)	-0.0071 u	14.64	-11.8675
	HLCCV2	Sr (216.596 nm)	10.0119 o	0.46	189241.2629
	HLCCV2	Ti (336.122 nm)	10.1920 o	0.31	1258429.5682
	HLCCV2	Tl (190.794 nm)	3.7869 o	0.52	4454.4389
	HLCCV2	V (292.401 nm)	10.0020 o	0.29	376324.3159
	HLCCV2	Y (360.074 nm)	0.84	0.15	382851.63
	HLCCV2	Y_R (360.074 nm)	0.84	0.15	385229.09
	HLCCV2	Zn (213.857 nm)	4.1742 o	0.26	217659.0543
3/12/2024 15:41:42	HLCCV3	Ag (328.068 nm)	-0.0001 u	> 100.00	-337.5443
	HLCCV3	Al (237.312 nm)	0.0448	10.32	179.7198
	HLCCV3	As (188.980 nm)	0.0015	38.69	-5.6833
	HLCCV3	B (249.772 nm)	0.0541	1.36	1722.3900
	HLCCV3	Ba (230.424 nm)	0.0018	17.28	71.9150
	HLCCV3	Be (313.107 nm)	0.0001	0.68	-142.2887
	HLCCV3	Ca (317.933 nm)	189.6254 o	0.32	7061241.2866
	HLCCV3	Cd (214.439 nm)	0.0002	28.24	-4.1504
	HLCCV3	Co (230.786 nm)	0.0017	16.94	82.7251
	HLCCV3	Cr (267.716 nm)	0.0008	17.93	-32.4525
	HLCCV3	Cu (327.395 nm)	4.1541 o	0.29	139702.6307
	HLCCV3	Fe (234.350 nm)	38.2646 o	0.29	787617.3329
	HLCCV3	K (766.491 nm)	109.9999 o	0.07	105475.9796
	HLCCV3	Mg (279.078 nm)	413.0425 o	0.27	1192389.4932
	HLCCV3	Mn (257.610 nm)	0.0117	0.27	3563.0495
	HLCCV3	Mo (202.032 nm)	0.0092	30.21	61.9033
	HLCCV3	Na (588.995 nm)	152.7072 o	0.11	1710786.3248
	HLCCV3	Ni (230.299 nm)	-0.0206 u	1.47	-166.0875
	HLCCV3	Pb (220.353 nm)	0.0019	47.50	22.7779
	HLCCV3	Sb (217.582 nm)	-0.0044 u	10.35	-1.2477
	HLCCV3	Se (196.026 nm)	-0.0030 u	> 100.00	-0.7793
	HLCCV3	Sn (189.925 nm)	0.0003 u	> 100.00	9.1757
	HLCCV3	Sr (216.596 nm)	0.0080	2.22	102.9999
	HLCCV3	Ti (336.122 nm)	0.0198	10.33	2318.8515
	HLCCV3	Tl (190.794 nm)	2.8508 o	0.26	3351.7452
	HLCCV3	V (292.401 nm)	0.0009	14.94	-34.3970
	HLCCV3	Y (360.074 nm)	0.88	0.19	399918.18
	HLCCV3	Y_R (360.074 nm)	0.88	0.19	402465.20
	HLCCV3	Zn (213.857 nm)	0.0073	0.95	326.0221
3/12/2024 15:44:57	HLCCV1	Ag (328.068 nm)	0.9880	0.29	53326.9163
	HLCCV1	Al (237.312 nm)	19.9657	0.27	45893.7694
	HLCCV1	As (188.980 nm)	1.9788	0.36	3133.3337
	HLCCV1	B (249.772 nm)	4.9756	0.27	151340.1675
	HLCCV1	Ba (230.424 nm)	19.8752	0.11	889819.9984
	HLCCV1	Be (313.107 nm)	0.4981	0.18	516967.4083
	HLCCV1	Ca (317.933 nm)	49.6182	0.24	1850219.2695
	HLCCV1	Cd (214.439 nm)	0.9939	0.26	58831.1234
	HLCCV1	Co (230.786 nm)	4.9597	0.18	72468.7509
	HLCCV1	Cr (267.716 nm)	0.9868	0.20	40961.2688
	HLCCV1	Cu (327.395 nm)	2.4766	0.22	83270.9541
	HLCCV1	Fe (234.350 nm)	9.9604	0.19	205107.3422
	HLCCV1	K (766.491 nm)	49.7177	0.27	47530.3786
	HLCCV1	Mg (279.078 nm)	49.4619	0.17	142780.3067
	HLCCV1	Mn (257.610 nm)	1.4902	0.25	452797.7403
	HLCCV1	Mo (202.032 nm)	4.9779	0.19	37429.6773
	HLCCV1	Na (588.995 nm)	48.9563	0.32	569959.2058
	HLCCV1	Ni (230.299 nm)	3.9757	0.34	45142.4423
	HLCCV1	Pb (220.353 nm)	0.9917	0.34	5302.2774

DateTimeMeasured	SolutionLabel	Element Label (nm)	Unadjusted Conc (ppm)	%RSD	Intensity (c/s)
	HLCCV1	Sb (217.582 nm)	9.9481	0.26	21758.5821
	HLCCV1	Se (196.026 nm)	0.9950	0.18	729.0171
	HLCCV1	Sn (189.925 nm)	9.8934	0.31	27994.8618
	HLCCV1	Sr (216.596 nm)	4.9808	0.39	94121.7991
	HLCCV1	Ti (336.122 nm)	4.9552	0.19	611769.3032
	HLCCV1	Tl (190.794 nm)	1.9911	0.46	2339.0675
	HLCCV1	V (292.401 nm)	4.9496	0.17	186196.4595
	HLCCV1	Y (360.074 nm)	0.94	0.25	429992.87
	HLCCV1	Y_R (360.074 nm)	0.94	0.25	432829.22
	HLCCV1	Zn (213.857 nm)	1.9858	0.18	103518.6701
3/12/2024 15:48:11	Continuing Calibration Verification	Ag (328.068 nm)	0.5157	0.10	27674.6165
	Continuing Calibration Verification	Al (237.312 nm)	9.9292	0.12	22862.2820
	Continuing Calibration Verification	As (188.980 nm)	0.9801	0.38	1547.8493
	Continuing Calibration Verification	B (249.772 nm)	2.4321	0.12	74014.4035
	Continuing Calibration Verification	Ba (230.424 nm)	10.1882	0.20	456123.3449
	Continuing Calibration Verification	Be (313.107 nm)	0.2387	0.21	247627.5345
	Continuing Calibration Verification	Ca (317.933 nm)	25.5366	0.27	953909.1216
	Continuing Calibration Verification	Cd (214.439 nm)	0.5070	0.27	30004.3704
	Continuing Calibration Verification	Co (230.786 nm)	2.5135	0.30	36755.2158
	Continuing Calibration Verification	Cr (267.716 nm)	0.5134	0.19	21278.4928
	Continuing Calibration Verification	Cu (327.395 nm)	1.2252	0.08	41172.1426
	Continuing Calibration Verification	Fe (234.350 nm)	4.9952	0.22	102921.9805
	Continuing Calibration Verification	K (766.491 nm)	24.1474	0.12	22951.2172
	Continuing Calibration Verification	Mg (279.078 nm)	25.0411	0.18	72280.7206
	Continuing Calibration Verification	Mn (257.610 nm)	0.7460	0.18	226672.3184
	Continuing Calibration Verification	Mo (202.032 nm)	2.5522	0.23	19186.7450
	Continuing Calibration Verification	Na (588.995 nm)	24.6888	0.11	303117.7232
	Continuing Calibration Verification	Ni (230.299 nm)	2.0994	0.23	23869.3624
	Continuing Calibration Verification	Pb (220.353 nm)	0.5080	0.25	2722.1914
	Continuing Calibration Verification	Sb (217.582 nm)	4.8681	0.22	10651.9587
	Continuing Calibration Verification	Se (196.026 nm)	0.4857	0.94	356.5822
	Continuing Calibration Verification	Sn (189.925 nm)	5.0787	0.11	14374.8309
	Continuing Calibration Verification	Sr (216.596 nm)	2.4986	0.27	47192.0034
	Continuing Calibration Verification	Ti (336.122 nm)	2.5288	0.23	312140.8373
	Continuing Calibration Verification	Tl (190.794 nm)	1.0150	0.27	1189.3559
	Continuing Calibration Verification	V (292.401 nm)	2.4857	0.21	93473.4267
	Continuing Calibration Verification	Y (360.074 nm)	0.96	0.20	438444.18
	Continuing Calibration Verification	Y_R (360.074 nm)	0.96	0.20	441378.28
	Continuing Calibration Verification	Zn (213.857 nm)	0.9883	0.15	51491.3056
3/12/2024 15:51:25	Continuing Calibration Blank	Ag (328.068 nm)	0.0001	32.15	-329.7286
	Continuing Calibration Blank	Al (237.312 nm)	-0.0008 u	> 100.00	75.2660
	Continuing Calibration Blank	As (188.980 nm)	0.0009	34.67	-6.5347
	Continuing Calibration Blank	B (249.772 nm)	0.0021	22.72	140.5505
	Continuing Calibration Blank	Ba (230.424 nm)	0.0005	14.07	15.8933
	Continuing Calibration Blank	Be (313.107 nm)	0.0000	39.95	-170.4406
	Continuing Calibration Blank	Ca (317.933 nm)	-0.0199 u	2.19	2705.8355
	Continuing Calibration Blank	Cd (214.439 nm)	0.0001	82.58	-8.6652
	Continuing Calibration Blank	Co (230.786 nm)	0.0000 u	> 100.00	58.6468
	Continuing Calibration Blank	Cr (267.716 nm)	0.0003	61.74	-54.4433
	Continuing Calibration Blank	Cu (327.395 nm)	-0.0001 u	71.68	-47.7428
	Continuing Calibration Blank	Fe (234.350 nm)	0.0036	15.77	192.4398
	Continuing Calibration Blank	K (766.491 nm)	0.0854	14.51	-178.1337
	Continuing Calibration Blank	Mg (279.078 nm)	-0.0031 u	60.39	-18.7941
	Continuing Calibration Blank	Mn (257.610 nm)	0.0000 u	> 100.00	-2.7228
	Continuing Calibration Blank	Mo (202.032 nm)	0.0042	12.43	24.1700
	Continuing Calibration Blank	Na (588.995 nm)	-0.1890 u	3.17	29566.1803
	Continuing Calibration Blank	Ni (230.299 nm)	-0.0003 u	12.35	64.4268

DateTimeMeasured	SolutionLabel	Element Label (nm)	Unadjusted Conc (ppm)	%RSD	Intensity (c/s)
	Continuing Calibration Blank	Pb (220.353 nm)	-0.0001 u	> 100.00	12.0736
	Continuing Calibration Blank	Sb (217.582 nm)	0.0046	14.62	18.3701
	Continuing Calibration Blank	Se (196.026 nm)	0.0019 u	> 100.00	2.8307
	Continuing Calibration Blank	Sn (189.925 nm)	0.0005	10.62	9.8169
	Continuing Calibration Blank	Sr (216.596 nm)	0.0003	51.15	-41.4835
	Continuing Calibration Blank	Ti (336.122 nm)	0.0039	19.20	359.5146
	Continuing Calibration Blank	Tl (190.794 nm)	0.0025	26.36	-3.3890
	Continuing Calibration Blank	V (292.401 nm)	0.0002	68.16	-58.5612
	Continuing Calibration Blank	Y (360.074 nm)	1.02	0.21	465767.86
	Continuing Calibration Blank	Y_R (360.074 nm)	1.02	0.21	468940.56
	Continuing Calibration Blank	Zn (213.857 nm)	0.0000 u	> 100.00	-52.7482
3/12/2024 15:54:39	PBW-435153	Ag (328.068 nm)	0.0002	74.14	-323.6707
	PBW-435153	Al (237.312 nm)	0.0026	89.10	83.0171
	PBW-435153	As (188.980 nm)	-0.0008 u	> 100.00	-9.3875
	PBW-435153	B (249.772 nm)	0.0005	37.37	91.5283
	PBW-435153	Ba (230.424 nm)	0.0002	26.34	1.5768
	PBW-435153	Be (313.107 nm)	0.0000	95.86	-183.0356
	PBW-435153	Ca (317.933 nm)	-0.0158 u	0.84	2857.6565
	PBW-435153	Cd (214.439 nm)	0.0000 u	> 100.00	-12.6125
	PBW-435153	Co (230.786 nm)	0.0003 u	> 100.00	62.3443
	PBW-435153	Cr (267.716 nm)	-0.0001 u	> 100.00	-68.9438
	PBW-435153	Cu (327.395 nm)	0.0000 u	> 100.00	-43.4713
	PBW-435153	Fe (234.350 nm)	-0.0014 u	8.76	90.5470
	PBW-435153	K (766.491 nm)	-0.0098 u	> 100.00	-269.6461
	PBW-435153	Mg (279.078 nm)	0.0034	36.13	-0.0313
	PBW-435153	Mn (257.610 nm)	0.0000 u	99.99	-6.1109
	PBW-435153	Mo (202.032 nm)	0.0014	21.54	3.4052
	PBW-435153	Na (588.995 nm)	-0.3168 u	3.30	28160.2669
	PBW-435153	Ni (230.299 nm)	-0.0004 u	> 100.00	62.7162
	PBW-435153	Pb (220.353 nm)	-0.0003 u	> 100.00	11.3350
	PBW-435153	Sb (217.582 nm)	0.0005 u	> 100.00	9.4756
	PBW-435153	Se (196.026 nm)	-0.0020 u	> 100.00	-0.0045
	PBW-435153	Sn (189.925 nm)	-0.0010 u	55.55	5.3199
	PBW-435153	Sr (216.596 nm)	0.0003	37.96	-42.9273
	PBW-435153	Ti (336.122 nm)	0.0009	16.12	-11.9040
	PBW-435153	Tl (190.794 nm)	-0.0005 u	> 100.00	-6.9107
	PBW-435153	V (292.401 nm)	0.0002	93.48	-58.5514
	PBW-435153	Y (360.074 nm)	1.04	0.19	475722.66
	PBW-435153	Y_R (360.074 nm)	1.04	0.20	478941.28
	PBW-435153	Zn (213.857 nm)	0.0001	26.89	-47.4365
3/12/2024 15:57:52	LCSW-435153	Ag (328.068 nm)	0.0520	0.30	2493.0272
	LCSW-435153	Al (237.312 nm)	1.9679	0.61	4592.8447
	LCSW-435153	As (188.980 nm)	0.0382	3.88	52.5812
	LCSW-435153	B (249.772 nm)	1.0079	0.49	30719.1012
	LCSW-435153	Ba (230.424 nm)	2.0221	0.35	90524.8588
	LCSW-435153	Be (313.107 nm)	0.0479	0.47	49523.6485
	LCSW-435153	Ca (317.933 nm)	1.9848	0.43	77320.0415
	LCSW-435153	Cd (214.439 nm)	0.0523	0.66	3081.4032
	LCSW-435153	Co (230.786 nm)	0.5134	0.37	7554.3717
	LCSW-435153	Cr (267.716 nm)	0.1993	0.47	8221.9141
	LCSW-435153	Cu (327.395 nm)	0.2492	0.44	8337.7699
	LCSW-435153	Fe (234.350 nm)	0.9823	0.93	20333.8776
	LCSW-435153	K (766.491 nm)	18.8944	0.90	17901.8860
	LCSW-435153	Mg (279.078 nm)	1.9679	0.35	5671.2280
	LCSW-435153	Mn (257.610 nm)	0.4895	0.49	148742.2437
	LCSW-435153	Mo (202.032 nm)	0.4872	1.45	3657.0383
	LCSW-435153	Na (588.995 nm)	19.0934	0.40	241592.2489

DateTimeMeasured	SolutionLabel	Element Label (nm)	Unadjusted Conc (ppm)	%RSD	Intensity (c/s)
	LCSW-435153	Ni (230.299 nm)	0.5293	0.45	6068.9085
	LCSW-435153	Pb (220.353 nm)	0.5154	0.56	2761.9839
	LCSW-435153	Sb (217.582 nm)	0.5098	0.04	1123.0000
	LCSW-435153	Se (196.026 nm)	1.0948 o	0.59	801.9660
	LCSW-435153	Sn (189.925 nm)	4.9302	1.19	13954.8624
	LCSW-435153	Sr (216.596 nm)	1.9941	0.54	37653.2120
	LCSW-435153	Ti (336.122 nm)	0.4849	1.00	59758.2067
	LCSW-435153	Tl (190.794 nm)	2.0292	0.36	2384.0270
	LCSW-435153	V (292.401 nm)	0.4854	0.53	18197.5417
	LCSW-435153	Y (360.074 nm)	1.02	0.17	466331.95
	LCSW-435153	Y_R (360.074 nm)	1.02	0.18	469443.78
	LCSW-435153	Zn (213.857 nm)	0.5312	0.47	27651.6237
3/12/2024 16:01:06	R2401897-005 20X	Ag (328.068 nm)	0.0002	> 100.00	-320.2186
	R2401897-005 20X	Al (237.312 nm)	9.8984	6.04	22791.7225
	R2401897-005 20X	As (188.980 nm)	0.0045	35.23	-0.9613
	R2401897-005 20X	B (249.772 nm)	0.0462	5.46	1482.0300
	R2401897-005 20X	Ba (230.424 nm)	0.1553	5.53	6947.2464
	R2401897-005 20X	Be (313.107 nm)	0.0006	4.42	427.0125
	R2401897-005 20X	Ca (317.933 nm)	273.3518 o	4.93	10177511.7874
	R2401897-005 20X	Cd (214.439 nm)	0.0008	7.46	33.6732
	R2401897-005 20X	Co (230.786 nm)	0.0170	6.21	306.8201
	R2401897-005 20X	Cr (267.716 nm)	0.0189	7.62	719.0641
	R2401897-005 20X	Cu (327.395 nm)	0.0834	6.06	2762.1755
	R2401897-005 20X	Fe (234.350 nm)	19.9682 o	5.55	411071.9767
	R2401897-005 20X	K (766.491 nm)	2.1168	5.55	1774.5445
	R2401897-005 20X	Mg (279.078 nm)	29.6252	5.61	85514.4361
	R2401897-005 20X	Mn (257.610 nm)	0.8402	5.49	255296.7129
	R2401897-005 20X	Mo (202.032 nm)	0.0037	25.59	20.9720
	R2401897-005 20X	Na (588.995 nm)	5.1754	5.54	88551.9311
	R2401897-005 20X	Ni (230.299 nm)	0.0423	6.34	547.2971
	R2401897-005 20X	Pb (220.353 nm)	0.0588	5.03	326.3053
	R2401897-005 20X	Sb (217.582 nm)	-0.0040 u	68.08	-0.4310
	R2401897-005 20X	Se (196.026 nm)	-0.0018 u	> 100.00	0.1204
	R2401897-005 20X	Sn (189.925 nm)	0.0196	27.98	63.6431
	R2401897-005 20X	Sr (216.596 nm)	0.5620	5.28	10577.5361
	R2401897-005 20X	Ti (336.122 nm)	0.0445	5.61	5376.5657
	R2401897-005 20X	Tl (190.794 nm)	0.0057	47.14	0.4817
	R2401897-005 20X	V (292.401 nm)	0.0186	5.17	631.1085
	R2401897-005 20X	Y (360.074 nm)	0.97	0.29	441612.85
	R2401897-005 20X	Y_R (360.074 nm)	0.97	0.29	444528.26
	R2401897-005 20X	Zn (213.857 nm)	0.2741	5.68	14243.5840
3/12/2024 16:04:20	R2401897-005L 100X	Ag (328.068 nm)	0.0002	30.28	-321.5726
	R2401897-005L 100X	Al (237.312 nm)	1.8158	0.16	4243.8006
	R2401897-005L 100X	As (188.980 nm)	-0.0012 u	> 100.00	-9.9507
	R2401897-005L 100X	B (249.772 nm)	0.0090	1.26	350.8911
	R2401897-005L 100X	Ba (230.424 nm)	0.0295	0.69	1313.7550
	R2401897-005L 100X	Be (313.107 nm)	0.0001	4.28	-93.0075
	R2401897-005L 100X	Ca (317.933 nm)	54.8483 o	0.34	2044881.9278
	R2401897-005L 100X	Cd (214.439 nm)	0.0002	19.92	-4.2197
	R2401897-005L 100X	Co (230.786 nm)	0.0035	8.30	109.1548
	R2401897-005L 100X	Cr (267.716 nm)	0.0036	5.29	85.1241
	R2401897-005L 100X	Cu (327.395 nm)	0.0152	1.08	466.8748
	R2401897-005L 100X	Fe (234.350 nm)	3.7948	0.34	78216.8221
	R2401897-005L 100X	K (766.491 nm)	0.3373	13.27	64.0886
	R2401897-005L 100X	Mg (279.078 nm)	5.5563	0.40	16030.6621
	R2401897-005L 100X	Mn (257.610 nm)	0.1594	0.28	48436.6651
	R2401897-005L 100X	Mo (202.032 nm)	0.0007	38.54	-1.6075

DateTimeMeasured	SolutionLabel	Element Label (nm)	Unadjusted Conc (ppm)	%RSD	Intensity (c/s)
	R2401897-005L 100X	Na (588.995 nm)	0.7628	0.16	40031.3970
	R2401897-005L 100X	Ni (230.299 nm)	0.0079	3.44	157.8399
	R2401897-005L 100X	Pb (220.353 nm)	0.0109	6.64	71.0159
	R2401897-005L 100X	Sb (217.582 nm)	-0.0014 u	71.44	5.2569
	R2401897-005L 100X	Se (196.026 nm)	0.0017 u	> 100.00	2.6559
	R2401897-005L 100X	Sn (189.925 nm)	0.0069	5.19	27.8883
	R2401897-005L 100X	Sr (216.596 nm)	0.1079	0.59	1992.9039
	R2401897-005L 100X	Ti (336.122 nm)	0.0097	6.25	1071.3364
	R2401897-005L 100X	Tl (190.794 nm)	0.0005 u	> 100.00	-5.6634
	R2401897-005L 100X	V (292.401 nm)	0.0034	2.64	60.3071
	R2401897-005L 100X	Y (360.074 nm)	1.00	0.29	456449.81
	R2401897-005L 100X	Y_R (360.074 nm)	1.00	0.29	459582.82
	R2401897-005L 100X	Zn (213.857 nm)	0.0508	0.11	2597.7935
3/12/2024 16:07:34	Continuing Calibration Verification	Ag (328.068 nm)	0.5174	0.06	27768.1488
	Continuing Calibration Verification	Al (237.312 nm)	9.9520	0.08	22914.5552
	Continuing Calibration Verification	As (188.980 nm)	0.9832	0.47	1552.7824
	Continuing Calibration Verification	B (249.772 nm)	2.4380	0.11	74194.6027
	Continuing Calibration Verification	Ba (230.424 nm)	10.2075	0.37	456987.4807
	Continuing Calibration Verification	Be (313.107 nm)	0.2391	0.20	248051.4249
	Continuing Calibration Verification	Ca (317.933 nm)	25.5666	0.19	955026.2614
	Continuing Calibration Verification	Cd (214.439 nm)	0.5073	0.18	30023.0559
	Continuing Calibration Verification	Co (230.786 nm)	2.5272	0.17	36954.2525
	Continuing Calibration Verification	Cr (267.716 nm)	0.5136	0.15	21288.2671
	Continuing Calibration Verification	Cu (327.395 nm)	1.2326	0.43	41423.1580
	Continuing Calibration Verification	Fe (234.350 nm)	5.0013	0.19	103046.5428
	Continuing Calibration Verification	K (766.491 nm)	24.1341	0.12	22938.4170
	Continuing Calibration Verification	Mg (279.078 nm)	25.0280	0.12	72242.7340
	Continuing Calibration Verification	Mn (257.610 nm)	0.7471	0.16	226990.8017
	Continuing Calibration Verification	Mo (202.032 nm)	2.5517	0.44	19183.3101
	Continuing Calibration Verification	Na (588.995 nm)	24.7480	0.09	303768.6195
	Continuing Calibration Verification	Ni (230.299 nm)	2.1004	0.10	23881.6075
	Continuing Calibration Verification	Pb (220.353 nm)	0.5077	0.20	2720.8506
	Continuing Calibration Verification	Sb (217.582 nm)	4.8871	0.10	10693.2888
	Continuing Calibration Verification	Se (196.026 nm)	0.4866	0.99	357.2757
	Continuing Calibration Verification	Sn (189.925 nm)	5.0966	0.22	14425.6830
	Continuing Calibration Verification	Sr (216.596 nm)	2.5080	0.33	47369.0785
	Continuing Calibration Verification	Ti (336.122 nm)	2.5302	0.30	312311.6118
	Continuing Calibration Verification	Tl (190.794 nm)	1.0079	0.30	1180.9713
	Continuing Calibration Verification	V (292.401 nm)	2.4888	0.14	93589.6477
	Continuing Calibration Verification	Y (360.074 nm)	0.96	0.40	438030.66
	Continuing Calibration Verification	Y_R (360.074 nm)	0.96	0.41	441015.97
	Continuing Calibration Verification	Zn (213.857 nm)	0.9906	0.45	51615.2963
3/12/2024 16:10:48	Continuing Calibration Blank	Ag (328.068 nm)	0.0000 u	> 100.00	-331.2962
	Continuing Calibration Blank	Al (237.312 nm)	-0.0029 u	52.14	70.4275
	Continuing Calibration Blank	As (188.980 nm)	0.0010 u	> 100.00	-6.4572
	Continuing Calibration Blank	B (249.772 nm)	0.0010	2.73	106.5646
	Continuing Calibration Blank	Ba (230.424 nm)	0.0004	8.84	11.4151
	Continuing Calibration Blank	Be (313.107 nm)	0.0000	46.17	-175.7968
	Continuing Calibration Blank	Ca (317.933 nm)	-0.0204 u	1.15	2687.5849
	Continuing Calibration Blank	Cd (214.439 nm)	0.0000 u	61.13	-16.1966
	Continuing Calibration Blank	Co (230.786 nm)	0.0003 u	> 100.00	62.0310
	Continuing Calibration Blank	Cr (267.716 nm)	0.0002	44.61	-57.6697
	Continuing Calibration Blank	Cu (327.395 nm)	-0.0003 u	69.73	-55.6671
	Continuing Calibration Blank	Fe (234.350 nm)	0.0024	25.77	168.8731
	Continuing Calibration Blank	K (766.491 nm)	0.0654	70.29	-197.2877
	Continuing Calibration Blank	Mg (279.078 nm)	-0.0032 u	48.17	-18.8713
	Continuing Calibration Blank	Mn (257.610 nm)	0.0000 u	> 100.00	-1.2354

DateTimeMeasured	SolutionLabel	Element Label (nm)	Unadjusted Conc (ppm)	%RSD	Intensity (c/s)
	Continuing Calibration Blank	Mo (202.032 nm)	0.0033	20.09	17.3155
	Continuing Calibration Blank	Na (588.995 nm)	-0.2234 u	0.55	29187.7993
	Continuing Calibration Blank	Ni (230.299 nm)	0.0001 u	> 100.00	68.6043
	Continuing Calibration Blank	Pb (220.353 nm)	-0.0002 u	> 100.00	11.8329
	Continuing Calibration Blank	Sb (217.582 nm)	0.0042	36.48	17.5860
	Continuing Calibration Blank	Se (196.026 nm)	0.0002 u	> 100.00	1.6038
	Continuing Calibration Blank	Sn (189.925 nm)	0.0026	15.15	15.7376
	Continuing Calibration Blank	Sr (216.596 nm)	0.0003	34.99	-42.5663
	Continuing Calibration Blank	Ti (336.122 nm)	0.0029	21.30	233.0067
	Continuing Calibration Blank	Tl (190.794 nm)	-0.0007 u	> 100.00	-7.1174
	Continuing Calibration Blank	V (292.401 nm)	0.0003	29.54	-55.1002
	Continuing Calibration Blank	Y (360.074 nm)	1.02	0.22	465645.28
	Continuing Calibration Blank	Y_R (360.074 nm)	1.02	0.22	468838.57
	Continuing Calibration Blank	Zn (213.857 nm)	0.0000 u	> 100.00	-55.1614
3/12/2024 16:14:01	PBW-435152	Ag (328.068 nm)	0.0003	52.12	-316.9699
	PBW-435152	Al (237.312 nm)	-0.0013 u	> 100.00	73.9351
	PBW-435152	As (188.980 nm)	0.0007 u	> 100.00	-6.8595
	PBW-435152	B (249.772 nm)	0.0000 u	> 100.00	75.2639
	PBW-435152	Ba (230.424 nm)	0.0002 u	> 100.00	0.0254
	PBW-435152	Be (313.107 nm)	0.0000 u	> 100.00	-187.7200
	PBW-435152	Ca (317.933 nm)	-0.0013 u	> 100.00	3397.8264
	PBW-435152	Cd (214.439 nm)	0.0000 u	> 100.00	-12.2604
	PBW-435152	Co (230.786 nm)	0.0000 u	> 100.00	57.8571
	PBW-435152	Cr (267.716 nm)	-0.0003 u	53.09	-76.1624
	PBW-435152	Cu (327.395 nm)	-0.0002 u	> 100.00	-49.2242
	PBW-435152	Fe (234.350 nm)	-0.0024 u	10.27	69.1625
	PBW-435152	K (766.491 nm)	-0.0334 u	> 100.00	-292.2567
	PBW-435152	Mg (279.078 nm)	-0.0027 u	21.28	-17.5036
	PBW-435152	Mn (257.610 nm)	0.0000 u	> 100.00	-2.9775
	PBW-435152	Mo (202.032 nm)	0.0015	18.82	3.7014
	PBW-435152	Na (588.995 nm)	-0.3345 u	2.45	27965.9618
	PBW-435152	Ni (230.299 nm)	-0.0003 u	89.43	64.1436
	PBW-435152	Pb (220.353 nm)	-0.0004 u	36.38	10.6000
	PBW-435152	Sb (217.582 nm)	0.0009 u	> 100.00	10.2013
	PBW-435152	Se (196.026 nm)	0.0027 u	> 100.00	3.4004
	PBW-435152	Sn (189.925 nm)	0.0012	33.26	11.7875
	PBW-435152	Sr (216.596 nm)	0.0004	77.80	-40.8706
	PBW-435152	Ti (336.122 nm)	0.0005	12.66	-56.3047
	PBW-435152	Tl (190.794 nm)	0.0001 u	> 100.00	-6.1484
	PBW-435152	V (292.401 nm)	0.0002	66.57	-60.3700
	PBW-435152	Y (360.074 nm)	1.04	0.08	474899.48
	PBW-435152	Y_R (360.074 nm)	1.04	0.09	478117.56
	PBW-435152	Zn (213.857 nm)	0.0004	3.23	-33.5007
3/12/2024 16:17:15	LCSW-435152	Ag (328.068 nm)	0.0514	1.12	2456.1097
	LCSW-435152	Al (237.312 nm)	1.9354	0.49	4518.2466
	LCSW-435152	As (188.980 nm)	0.0382	0.27	52.5741
	LCSW-435152	B (249.772 nm)	0.9923	0.51	30243.0884
	LCSW-435152	Ba (230.424 nm)	2.0006	0.32	89562.6558
	LCSW-435152	Be (313.107 nm)	0.0472	0.48	48808.9515
	LCSW-435152	Ca (317.933 nm)	1.9634	0.53	76523.4579
	LCSW-435152	Cd (214.439 nm)	0.0514	0.32	3029.5800
	LCSW-435152	Co (230.786 nm)	0.5060	0.60	7445.0119
	LCSW-435152	Cr (267.716 nm)	0.1962	0.58	8093.3251
	LCSW-435152	Cu (327.395 nm)	0.2455	0.38	8215.1208
	LCSW-435152	Fe (234.350 nm)	0.9689	0.93	20059.3104
	LCSW-435152	K (766.491 nm)	18.5117	0.54	17533.9693
	LCSW-435152	Mg (279.078 nm)	1.9332	0.47	5571.1686

DateTimeMeasured	SolutionLabel	Element Label (nm)	Unadjusted Conc (ppm)	%RSD	Intensity (c/s)
	LCSW-435152	Mn (257.610 nm)	0.4824	0.55	146580.2099
	LCSW-435152	Mo (202.032 nm)	0.4811	1.58	3610.8203
	LCSW-435152	Na (588.995 nm)	18.7868	0.43	238219.9479
	LCSW-435152	Ni (230.299 nm)	0.5278	0.37	6051.4450
	LCSW-435152	Pb (220.353 nm)	0.5086	0.78	2725.6812
	LCSW-435152	Sb (217.582 nm)	0.5035	0.50	1109.1241
	LCSW-435152	Se (196.026 nm)	1.0826	1.10	793.0541
	LCSW-435152	Sn (189.925 nm)	4.8773	1.13	13805.2534
	LCSW-435152	Sr (216.596 nm)	1.9642	0.43	37087.1470
	LCSW-435152	Ti (336.122 nm)	0.4786	0.92	58981.6163
	LCSW-435152	Tl (190.794 nm)	2.0055	0.66	2356.0336
	LCSW-435152	V (292.401 nm)	0.4787	0.61	17946.1718
	LCSW-435152	Y (360.074 nm)	1.02	0.09	464914.53
	LCSW-435152	Y_R (360.074 nm)	1.02	0.09	468077.63
	LCSW-435152	Zn (213.857 nm)	0.5262	0.46	27389.6584
3/12/2024 16:20:29	R2401869-001 5X	Ag (328.068 nm)	-0.0004 u	20.47	-352.5126
	R2401869-001 5X	Al (237.312 nm)	0.0022	51.56	82.1172
	R2401869-001 5X	As (188.980 nm)	-0.0014 u	> 100.00	-10.2319
	R2401869-001 5X	B (249.772 nm)	0.0037	6.67	187.5722
	R2401869-001 5X	Ba (230.424 nm)	0.0075	5.51	326.8961
	R2401869-001 5X	Be (313.107 nm)	0.0000 u	28.68	-221.0582
	R2401869-001 5X	Ca (317.933 nm)	31.5623	4.07	1178184.2618
	R2401869-001 5X	Cd (214.439 nm)	-0.0001 u	> 100.00	-17.4707
	R2401869-001 5X	Co (230.786 nm)	0.0006	38.22	67.4133
	R2401869-001 5X	Cr (267.716 nm)	0.0002	30.95	-55.8672
	R2401869-001 5X	Cu (327.395 nm)	-0.0003 u	> 100.00	-53.2593
	R2401869-001 5X	Fe (234.350 nm)	0.0041	15.90	203.7305
	R2401869-001 5X	K (766.491 nm)	19.0653	2.80	18066.1136
	R2401869-001 5X	Mg (279.078 nm)	4.7132	4.14	13596.7917
	R2401869-001 5X	Mn (257.610 nm)	0.0029	4.91	867.8862
	R2401869-001 5X	Mo (202.032 nm)	0.0347	4.58	253.7540
	R2401869-001 5X	Na (588.995 nm)	970.7579 o	3.03	10705929.7440
	R2401869-001 5X	Ni (230.299 nm)	0.0010	32.85	78.7306
	R2401869-001 5X	Pb (220.353 nm)	-0.0003 u	> 100.00	11.1806
	R2401869-001 5X	Sb (217.582 nm)	0.0011	42.89	10.6739
	R2401869-001 5X	Se (196.026 nm)	0.0022 u	> 100.00	3.0582
	R2401869-001 5X	Sn (189.925 nm)	0.0208	23.94	67.1405
	R2401869-001 5X	Sr (216.596 nm)	0.3774	4.18	7087.1242
	R2401869-001 5X	Ti (336.122 nm)	0.0020	12.78	121.8783
	R2401869-001 5X	Tl (190.794 nm)	0.0023	70.08	-3.5677
	R2401869-001 5X	V (292.401 nm)	-0.0001 u	> 100.00	-71.4473
	R2401869-001 5X	Y (360.074 nm)	0.88	0.66	402276.38
	R2401869-001 5X	Y_R (360.074 nm)	0.88	0.66	404799.91
	R2401869-001 5X	Zn (213.857 nm)	0.0050	3.68	207.7829
3/12/2024 16:23:43	R2401869-001S 5X	Ag (328.068 nm)	0.0051	4.00	-54.1680
	R2401869-001S 5X	Al (237.312 nm)	0.2023	2.20	541.3178
	R2401869-001S 5X	As (188.980 nm)	0.0021 u	> 100.00	-4.6469
	R2401869-001S 5X	B (249.772 nm)	0.1061	1.27	3302.2039
	R2401869-001S 5X	Ba (230.424 nm)	0.2003	1.22	8961.0099
	R2401869-001S 5X	Be (313.107 nm)	0.0047	1.22	4725.9038
	R2401869-001S 5X	Ca (317.933 nm)	16.3457	1.14	611829.0730
	R2401869-001S 5X	Cd (214.439 nm)	0.0053	0.88	299.1855
	R2401869-001S 5X	Co (230.786 nm)	0.0509	0.82	801.1984
	R2401869-001S 5X	Cr (267.716 nm)	0.0194	2.42	741.5617
	R2401869-001S 5X	Cu (327.395 nm)	0.0253	0.96	808.3868
	R2401869-001S 5X	Fe (234.350 nm)	0.0987	1.31	2149.3875
	R2401869-001S 5X	K (766.491 nm)	11.4021	1.00	10699.9691

DateTimeMeasured	SolutionLabel	Element Label (nm)	Unadjusted Conc (ppm)	%RSD	Intensity (c/s)
	R2401869-001S 5X	Mg (279.078 nm)	2.6209	1.44	7556.5191
	R2401869-001S 5X	Mn (257.610 nm)	0.0495	1.16	15048.9325
	R2401869-001S 5X	Mo (202.032 nm)	0.0652	1.16	483.0604
	R2401869-001S 5X	Na (588.995 nm)	544.1499 o	1.12	6015022.3459
	R2401869-001S 5X	Ni (230.299 nm)	0.0522	2.23	659.4343
	R2401869-001S 5X	Pb (220.353 nm)	0.0498	1.78	278.4354
	R2401869-001S 5X	Sb (217.582 nm)	0.0519	1.29	121.7626
	R2401869-001S 5X	Se (196.026 nm)	0.1101	2.56	81.9361
	R2401869-001S 5X	Sn (189.925 nm)	0.5066	1.33	1441.2864
	R2401869-001S 5X	Sr (216.596 nm)	0.3868	1.19	7265.5432
	R2401869-001S 5X	Ti (336.122 nm)	0.0491	0.92	5936.2283
	R2401869-001S 5X	Tl (190.794 nm)	0.1902	0.34	217.8147
	R2401869-001S 5X	V (292.401 nm)	0.0490	1.12	1774.3104
	R2401869-001S 5X	Y (360.074 nm)	0.92	0.05	420138.59
	R2401869-001S 5X	Y_R (360.074 nm)	0.92	0.05	422886.87
	R2401869-001S 5X	Zn (213.857 nm)	0.0568	0.81	2911.0108
3/12/2024 16:26:57	R2401869-001SD 5X	Ag (328.068 nm)	0.0110	1.83	265.5742
	R2401869-001SD 5X	Al (237.312 nm)	0.4226	0.51	1046.7402
	R2401869-001SD 5X	As (188.980 nm)	0.0077	8.21	4.2584
	R2401869-001SD 5X	B (249.772 nm)	0.2194	0.72	6747.3663
	R2401869-001SD 5X	Ba (230.424 nm)	0.4064	0.41	18186.6794
	R2401869-001SD 5X	Be (313.107 nm)	0.0096	0.51	9760.8618
	R2401869-001SD 5X	Ca (317.933 nm)	33.4417	0.39	1248137.1996
	R2401869-001SD 5X	Cd (214.439 nm)	0.0104	0.76	604.2603
	R2401869-001SD 5X	Co (230.786 nm)	0.1015	0.42	1539.6186
	R2401869-001SD 5X	Cr (267.716 nm)	0.0398	0.59	1588.3574
	R2401869-001SD 5X	Cu (327.395 nm)	0.0522	0.86	1713.2048
	R2401869-001SD 5X	Fe (234.350 nm)	0.1990	0.62	4213.7381
	R2401869-001SD 5X	K (766.491 nm)	24.9556	0.55	23728.0875
	R2401869-001SD 5X	Mg (279.078 nm)	5.3121	0.50	15325.7231
	R2401869-001SD 5X	Mn (257.610 nm)	0.1008	0.54	30631.8089
	R2401869-001SD 5X	Mo (202.032 nm)	0.1331	0.95	993.5137
	R2401869-001SD 5X	Na (588.995 nm)	998.3328 o	0.95	11009139.0960
	R2401869-001SD 5X	Ni (230.299 nm)	0.1057	0.73	1266.5688
	R2401869-001SD 5X	Pb (220.353 nm)	0.0993	2.08	542.5637
	R2401869-001SD 5X	Sb (217.582 nm)	0.1077	2.68	243.7088
	R2401869-001SD 5X	Se (196.026 nm)	0.2263	0.70	166.8797
	R2401869-001SD 5X	Sn (189.925 nm)	1.0172	0.55	2885.8514
	R2401869-001SD 5X	Sr (216.596 nm)	0.7886	0.50	14861.9550
	R2401869-001SD 5X	Ti (336.122 nm)	0.0998	0.21	12206.3555
	R2401869-001SD 5X	Tl (190.794 nm)	0.3777	0.62	438.6312
	R2401869-001SD 5X	V (292.401 nm)	0.0991	0.47	3662.6459
	R2401869-001SD 5X	Y (360.074 nm)	0.88	0.08	399383.83
	R2401869-001SD 5X	Y_R (360.074 nm)	0.88	0.08	401945.53
	R2401869-001SD 5X	Zn (213.857 nm)	0.1168	0.67	6040.7141
3/12/2024 16:30:12	R2401869-001A 5X	Ag (328.068 nm)	0.0541	0.29	2604.3637
	R2401869-001A 5X	Al (237.312 nm)	2.0669	0.08	4820.1288
	R2401869-001A 5X	As (188.980 nm)	0.0399	3.76	55.3695
	R2401869-001A 5X	B (249.772 nm)	1.0701	0.20	32608.3687
	R2401869-001A 5X	Ba (230.424 nm)	2.0035	0.07	89690.4220
	R2401869-001A 5X	Be (313.107 nm)	0.0480	0.18	49643.0221
	R2401869-001A 5X	Ca (317.933 nm)	34.7636	0.31	1297334.6592
	R2401869-001A 5X	Cd (214.439 nm)	0.0515	0.36	3036.0932
	R2401869-001A 5X	Co (230.786 nm)	0.5027	0.08	7397.7958
	R2401869-001A 5X	Cr (267.716 nm)	0.1949	0.14	8038.6131
	R2401869-001A 5X	Cu (327.395 nm)	0.2605	0.08	8720.8519
	R2401869-001A 5X	Fe (234.350 nm)	0.9811	0.57	20309.2950

DateTimeMeasured	SolutionLabel	Element Label (nm)	Unadjusted Conc (ppm)	%RSD	Intensity (c/s)
	R2401869-001A 5X	K (766.491 nm)	43.3947	0.22	41452.4999
	R2401869-001A 5X	Mg (279.078 nm)	6.7925	0.30	19599.2840
	R2401869-001A 5X	Mn (257.610 nm)	0.4857	0.25	147576.9545
	R2401869-001A 5X	Mo (202.032 nm)	0.5284	0.88	3966.5713
	R2401869-001A 5X	Na (588.995 nm)	995.3026 o	0.31	10975819.4067
	R2401869-001A 5X	Ni (230.299 nm)	0.5181	0.24	5942.0900
	R2401869-001A 5X	Pb (220.353 nm)	0.4951	0.57	2653.6802
	R2401869-001A 5X	Sb (217.582 nm)	0.5228	0.66	1151.4213
	R2401869-001A 5X	Se (196.026 nm)	1.0832	1.05	793.5321
	R2401869-001A 5X	Sn (189.925 nm)	4.7649	0.29	13487.2383
	R2401869-001A 5X	Sr (216.596 nm)	2.2541	0.25	42568.2614
	R2401869-001A 5X	Ti (336.122 nm)	0.4920	0.47	60631.6208
	R2401869-001A 5X	Tl (190.794 nm)	1.8810	0.39	2209.4101
	R2401869-001A 5X	V (292.401 nm)	0.4940	0.30	18522.3879
	R2401869-001A 5X	Y (360.074 nm)	0.87	0.02	398245.70
	R2401869-001A 5X	Y_R (360.074 nm)	0.87	0.02	400862.98
	R2401869-001A 5X	Zn (213.857 nm)	0.5601	0.12	29158.8144
3/12/2024 16:33:26	R2401869-001L 25X	Ag (328.068 nm)	-0.0001 u	> 100.00	-337.7546
	R2401869-001L 25X	Al (237.312 nm)	0.0000 u	> 100.00	77.0222
	R2401869-001L 25X	As (188.980 nm)	-0.0009 u	> 100.00	-9.4265
	R2401869-001L 25X	B (249.772 nm)	0.0008	20.39	100.8745
	R2401869-001L 25X	Ba (230.424 nm)	0.0014	6.35	54.3140
	R2401869-001L 25X	Be (313.107 nm)	0.0000 u	> 100.00	-204.5977
	R2401869-001L 25X	Ca (317.933 nm)	6.3858	0.22	241123.4332
	R2401869-001L 25X	Cd (214.439 nm)	0.0000 u	> 100.00	-15.3126
	R2401869-001L 25X	Co (230.786 nm)	0.0003 u	> 100.00	61.9315
	R2401869-001L 25X	Cr (267.716 nm)	0.0001 u	> 100.00	-62.0985
	R2401869-001L 25X	Cu (327.395 nm)	-0.0001 u	> 100.00	-47.7761
	R2401869-001L 25X	Fe (234.350 nm)	0.0019	25.08	157.6570
	R2401869-001L 25X	K (766.491 nm)	3.5490	1.60	3151.2267
	R2401869-001L 25X	Mg (279.078 nm)	0.9590	0.33	2758.9057
	R2401869-001L 25X	Mn (257.610 nm)	0.0005	2.72	161.4759
	R2401869-001L 25X	Mo (202.032 nm)	0.0089	1.49	59.5768
	R2401869-001L 25X	Na (588.995 nm)	225.2408 o	0.17	2508353.3554
	R2401869-001L 25X	Ni (230.299 nm)	0.0001 u	> 100.00	68.5964
	R2401869-001L 25X	Pb (220.353 nm)	-0.0012 u	41.28	6.1836
	R2401869-001L 25X	Sb (217.582 nm)	-0.0010 u	> 100.00	6.0587
	R2401869-001L 25X	Se (196.026 nm)	-0.0022 u	> 100.00	-0.1421
	R2401869-001L 25X	Sn (189.925 nm)	0.0042	29.91	20.2923
	R2401869-001L 25X	Sr (216.596 nm)	0.0766	0.22	1400.2350
	R2401869-001L 25X	Ti (336.122 nm)	0.0011	18.81	14.3615
	R2401869-001L 25X	Tl (190.794 nm)	0.0005 u	> 100.00	-5.7162
	R2401869-001L 25X	V (292.401 nm)	-0.0001 u	> 100.00	-70.0710
	R2401869-001L 25X	Y (360.074 nm)	0.96	0.33	438061.06
	R2401869-001L 25X	Y_R (360.074 nm)	0.96	0.33	441092.76
	R2401869-001L 25X	Zn (213.857 nm)	0.0010	4.95	-2.4497
3/12/2024 16:36:40	Continuing Calibration Verification	Ag (328.068 nm)	0.5161	0.02	27695.2935
	Continuing Calibration Verification	Al (237.312 nm)	9.9283	0.18	22860.3098
	Continuing Calibration Verification	As (188.980 nm)	0.9798	0.23	1547.3723
	Continuing Calibration Verification	B (249.772 nm)	2.4310	0.04	73981.5134
	Continuing Calibration Verification	Ba (230.424 nm)	10.1662	0.10	455138.1520
	Continuing Calibration Verification	Be (313.107 nm)	0.2385	0.05	247432.8378
	Continuing Calibration Verification	Ca (317.933 nm)	25.4470	0.09	950576.6123
	Continuing Calibration Verification	Cd (214.439 nm)	0.5050	0.13	29885.2650
	Continuing Calibration Verification	Co (230.786 nm)	2.5151	0.25	36777.2275
	Continuing Calibration Verification	Cr (267.716 nm)	0.5120	0.15	21220.8191
	Continuing Calibration Verification	Cu (327.395 nm)	1.2290	0.16	41300.2403

DateTimeMeasured	SolutionLabel	Element Label (nm)	Unadjusted Conc (ppm)	%RSD	Intensity (c/s)
	Continuing Calibration Verification	Fe (234.350 nm)	4.9780	0.12	102567.9640
	Continuing Calibration Verification	K (766.491 nm)	24.1977	0.21	22999.6111
	Continuing Calibration Verification	Mg (279.078 nm)	24.8894	0.05	71842.7833
	Continuing Calibration Verification	Mn (257.610 nm)	0.7449	0.07	226322.0057
	Continuing Calibration Verification	Mo (202.032 nm)	2.5495	0.26	19166.8411
	Continuing Calibration Verification	Na (588.995 nm)	25.1873	0.25	308599.3682
	Continuing Calibration Verification	Ni (230.299 nm)	2.0951	0.08	23820.8298
	Continuing Calibration Verification	Pb (220.353 nm)	0.5053	0.48	2707.9797
	Continuing Calibration Verification	Sb (217.582 nm)	4.8789	0.08	10675.4946
	Continuing Calibration Verification	Se (196.026 nm)	0.4836	1.06	355.0648
	Continuing Calibration Verification	Sn (189.925 nm)	5.0703	0.03	14351.1460
	Continuing Calibration Verification	Sr (216.596 nm)	2.4965	0.40	47152.4930
	Continuing Calibration Verification	Ti (336.122 nm)	2.5258	0.18	311775.3251
	Continuing Calibration Verification	Tl (190.794 nm)	1.0077	0.11	1180.6747
	Continuing Calibration Verification	V (292.401 nm)	2.4824	0.06	93351.3107
	Continuing Calibration Verification	Y (360.074 nm)	0.96	0.39	436964.55
	Continuing Calibration Verification	Y_R (360.074 nm)	0.96	0.38	440048.81
	Continuing Calibration Verification	Zn (213.857 nm)	0.9868	0.12	51415.1781
3/12/2024 16:39:54	Continuing Calibration Blank	Ag (328.068 nm)	0.0000 u	> 100.00	-332.3875
	Continuing Calibration Blank	Al (237.312 nm)	-0.0014 u	> 100.00	73.8002
	Continuing Calibration Blank	As (188.980 nm)	-0.0008 u	> 100.00	-9.2885
	Continuing Calibration Blank	B (249.772 nm)	0.0006	37.89	93.0992
	Continuing Calibration Blank	Ba (230.424 nm)	0.0005	17.80	14.7230
	Continuing Calibration Blank	Be (313.107 nm)	0.0000	87.04	-191.5752
	Continuing Calibration Blank	Ca (317.933 nm)	-0.0208 u	0.51	2670.6082
	Continuing Calibration Blank	Cd (214.439 nm)	0.0001	39.63	-7.0464
	Continuing Calibration Blank	Co (230.786 nm)	0.0000 u	> 100.00	58.6735
	Continuing Calibration Blank	Cr (267.716 nm)	0.0002	54.18	-55.5533
	Continuing Calibration Blank	Cu (327.395 nm)	0.0000 u	> 100.00	-43.3070
	Continuing Calibration Blank	Fe (234.350 nm)	0.0019	28.18	157.1293
	Continuing Calibration Blank	K (766.491 nm)	0.2441	14.77	-25.5177
	Continuing Calibration Blank	Mg (279.078 nm)	-0.0049 u	22.74	-23.9481
	Continuing Calibration Blank	Mn (257.610 nm)	0.0000 u	> 100.00	-4.9863
	Continuing Calibration Blank	Mo (202.032 nm)	0.0032	29.14	16.9665
	Continuing Calibration Blank	Na (588.995 nm)	0.1710	3.61	33524.4292
	Continuing Calibration Blank	Ni (230.299 nm)	0.0000 u	> 100.00	68.2289
	Continuing Calibration Blank	Pb (220.353 nm)	-0.0003 u	> 100.00	11.3044
	Continuing Calibration Blank	Sb (217.582 nm)	0.0034	58.15	15.6985
	Continuing Calibration Blank	Se (196.026 nm)	0.0034	61.04	3.9294
	Continuing Calibration Blank	Sn (189.925 nm)	0.0025	20.30	15.2570
	Continuing Calibration Blank	Sr (216.596 nm)	0.0004	22.51	-40.2214
	Continuing Calibration Blank	Ti (336.122 nm)	0.0028	22.95	222.8423
	Continuing Calibration Blank	Tl (190.794 nm)	0.0003 u	> 100.00	-5.9034
	Continuing Calibration Blank	V (292.401 nm)	0.0002	71.02	-59.4591
	Continuing Calibration Blank	Y (360.074 nm)	1.02	0.15	464887.80
	Continuing Calibration Blank	Y_R (360.074 nm)	1.02	0.15	468196.27
	Continuing Calibration Blank	Zn (213.857 nm)	0.0000 u	> 100.00	-51.6348
3/12/2024 16:43:07	Contract Required Detection Limit	Ag (328.068 nm)	0.0101	0.83	216.1687
	Contract Required Detection Limit	Al (237.312 nm)	0.1948	1.00	524.0025
	Contract Required Detection Limit	As (188.980 nm)	0.0201	1.94	23.8649
	Contract Required Detection Limit	B (249.772 nm)	0.1932	0.67	5949.1859
	Contract Required Detection Limit	Ba (230.424 nm)	0.2069	0.39	9257.2142
	Contract Required Detection Limit	Be (313.107 nm)	0.0049	0.10	4844.3931
	Contract Required Detection Limit	Ca (317.933 nm)	0.9908	0.24	40322.1502
	Contract Required Detection Limit	Cd (214.439 nm)	0.0104	0.63	603.7583
	Contract Required Detection Limit	Co (230.786 nm)	0.0509	0.68	802.0688
	Contract Required Detection Limit	Cr (267.716 nm)	0.0100	2.44	352.4277

DateTimeMeasured	SolutionLabel	Element Label (nm)	Unadjusted Conc (ppm)	%RSD	Intensity (c/s)
	Contract Required Detection Limit	Cu (327.395 nm)	0.0247	0.58	786.0940
	Contract Required Detection Limit	Fe (234.350 nm)	0.1069	0.11	2318.0336
	Contract Required Detection Limit	K (766.491 nm)	1.0773	5.35	775.3375
	Contract Required Detection Limit	Mg (279.078 nm)	0.9679	0.49	2784.4735
	Contract Required Detection Limit	Mn (257.610 nm)	0.0153	0.25	4640.9831
	Contract Required Detection Limit	Mo (202.032 nm)	0.0257	0.89	185.7373
	Contract Required Detection Limit	Na (588.995 nm)	1.1026	0.24	43768.0958
	Contract Required Detection Limit	Ni (230.299 nm)	0.0402	1.57	523.3808
	Contract Required Detection Limit	Pb (220.353 nm)	0.0096	5.34	64.0465
	Contract Required Detection Limit	Sb (217.582 nm)	0.0649	1.97	150.2809
	Contract Required Detection Limit	Se (196.026 nm)	0.0070 R 70%	77.18	6.5500 R
	Contract Required Detection Limit	Sn (189.925 nm)	0.5054	0.41	1438.0902
	Contract Required Detection Limit	Sr (216.596 nm)	0.1008	0.44	1858.0667
	Contract Required Detection Limit	Ti (336.122 nm)	0.0496	0.30	6001.2682
	Contract Required Detection Limit	Tl (190.794 nm)	0.0182	1.53	15.1098
	Contract Required Detection Limit	V (292.401 nm)	0.0494	0.45	1792.9924
	Contract Required Detection Limit	Y (360.074 nm)	0.99	0.35	450947.66
	Contract Required Detection Limit	Y_R (360.074 nm)	0.99	0.35	454264.80
	Contract Required Detection Limit	Zn (213.857 nm)	0.0192	0.28	946.1567
3/12/2024 16:46:21	Interference Check Solution A	Ag (328.068 nm)	-0.0002 u	32.57	-344.2390
	Interference Check Solution A	Al (237.312 nm)	256.8820 o	0.10	589564.2017
	Interference Check Solution A	As (188.980 nm)	-0.0040 u	44.30	-14.4407
	Interference Check Solution A	B (249.772 nm)	0.1159	0.33	3599.9924
	Interference Check Solution A	Ba (230.424 nm)	0.0008	9.47	30.8277
	Interference Check Solution A	Be (313.107 nm)	0.0000 u	> 100.00	-210.8803
	Interference Check Solution A	Ca (317.933 nm)	241.6257 o	0.28	8996675.0732
	Interference Check Solution A	Cd (214.439 nm)	-0.0016 Ku	5.91	-106.4504 K
	Interference Check Solution A	Co (230.786 nm)	0.0018	2.59	84.6973
	Interference Check Solution A	Cr (267.716 nm)	0.0008	18.95	-31.6985
	Interference Check Solution A	Cu (327.395 nm)	0.0008	49.50	-17.5889
	Interference Check Solution A	Fe (234.350 nm)	94.8467 o	0.27	1952097.2437
	Interference Check Solution A	K (766.491 nm)	0.0993	9.13	-164.7598
	Interference Check Solution A	Mg (279.078 nm)	261.9651 o	0.27	756248.8422
	Interference Check Solution A	Mn (257.610 nm)	0.0013	2.90	385.3791
	Interference Check Solution A	Mo (202.032 nm)	-0.0004 u	> 100.00	-9.9176
	Interference Check Solution A	Na (588.995 nm)	0.4681	0.62	36790.9681
	Interference Check Solution A	Ni (230.299 nm)	0.0010	9.93	79.2089
	Interference Check Solution A	Pb (220.353 nm)	0.0021	28.01	23.9370
	Interference Check Solution A	Sb (217.582 nm)	-0.0037 u	22.27	0.2958
	Interference Check Solution A	Se (196.026 nm)	-0.0029 u	> 100.00	-0.6944
	Interference Check Solution A	Sn (189.925 nm)	0.0039	66.71	19.4091
	Interference Check Solution A	Sr (216.596 nm)	0.0101	3.39	142.4087
	Interference Check Solution A	Ti (336.122 nm)	0.0019	8.77	108.5130
	Interference Check Solution A	Tl (190.794 nm)	0.0005 u	> 100.00	-5.7346
	Interference Check Solution A	V (292.401 nm)	0.0021	16.36	10.3232
	Interference Check Solution A	Y (360.074 nm)	0.88	0.23	402074.66
	Interference Check Solution A	Y_R (360.074 nm)	0.88	0.24	404904.03
	Interference Check Solution A	Zn (213.857 nm)	0.0117 K	1.23	556.2225 K
3/12/2024 16:49:34	Interference Check Solution AB	Ag (328.068 nm)	0.2187	0.11	11546.9670
	Interference Check Solution AB	Al (237.312 nm)	254.5742 o	0.15	584268.2053
	Interference Check Solution AB	As (188.980 nm)	0.0961	5.88	144.4743
	Interference Check Solution AB	B (249.772 nm)	0.1154	0.11	3584.0887
	Interference Check Solution AB	Ba (230.424 nm)	0.5213	0.29	23331.5747
	Interference Check Solution AB	Be (313.107 nm)	0.4870	0.26	505466.9400
	Interference Check Solution AB	Ca (317.933 nm)	238.3311 o	0.37	8874053.3818
	Interference Check Solution AB	Cd (214.439 nm)	0.9675	0.31	57266.2368
	Interference Check Solution AB	Co (230.786 nm)	0.4880	0.14	7182.8424

DateTimeMeasured	SolutionLabel	Element Label (nm)	Unadjusted Conc (ppm)	%RSD	Intensity (c/s)
	Interference Check Solution AB	Cr (267.716 nm)	0.5137	0.31	21294.4433
	Interference Check Solution AB	Cu (327.395 nm)	0.5364	0.21	18001.4038
	Interference Check Solution AB	Fe (234.350 nm)	94.5796 o	0.32	1946601.1885
	Interference Check Solution AB	K (766.491 nm)	0.0959	60.26	-168.0448
	Interference Check Solution AB	Mg (279.078 nm)	260.5272 o	0.32	752097.8428
	Interference Check Solution AB	Mn (257.610 nm)	0.4899	0.29	148863.3537
	Interference Check Solution AB	Mo (202.032 nm)	-0.0012 u	44.51	-16.2954
	Interference Check Solution AB	Na (588.995 nm)	0.4341	2.31	36417.0895
	Interference Check Solution AB	Ni (230.299 nm)	0.9917	0.35	11310.8488
	Interference Check Solution AB	Pb (220.353 nm)	0.0503	3.96	281.0247
	Interference Check Solution AB	Sb (217.582 nm)	0.6153	0.57	1353.6008
	Interference Check Solution AB	Se (196.026 nm)	0.0456	6.26	34.7915
	Interference Check Solution AB	Sn (189.925 nm)	0.0041	7.63	19.8109
	Interference Check Solution AB	Sr (216.596 nm)	0.0105	2.02	151.3407
	Interference Check Solution AB	Ti (336.122 nm)	0.0016	0.63	75.4284
	Interference Check Solution AB	Tl (190.794 nm)	0.0992	3.83	110.5724
	Interference Check Solution AB	V (292.401 nm)	0.5065	0.29	18992.5754
	Interference Check Solution AB	Y (360.074 nm)	0.88	0.29	402139.82
	Interference Check Solution AB	Y_R (360.074 nm)	0.88	0.29	404954.16
	Interference Check Solution AB	Zn (213.857 nm)	1.0088	0.23	52561.1043
3/12/2024 16:52:48	Continuing Calibration Verification	Ag (328.068 nm)	0.5157	0.13	27675.7747
	Continuing Calibration Verification	Al (237.312 nm)	9.9333	0.06	22871.8003
	Continuing Calibration Verification	As (188.980 nm)	0.9771	0.39	1543.2089
	Continuing Calibration Verification	B (249.772 nm)	2.4278	0.17	73884.4849
	Continuing Calibration Verification	Ba (230.424 nm)	10.1625	0.49	454976.4907
	Continuing Calibration Verification	Be (313.107 nm)	0.2388	0.25	247736.9595
	Continuing Calibration Verification	Ca (317.933 nm)	25.5146	0.21	953090.8074
	Continuing Calibration Verification	Cd (214.439 nm)	0.5062	0.24	29958.3889
	Continuing Calibration Verification	Co (230.786 nm)	2.5049	0.12	36628.4688
	Continuing Calibration Verification	Cr (267.716 nm)	0.5114	0.22	21197.9543
	Continuing Calibration Verification	Cu (327.395 nm)	1.2263	0.36	41209.4522
	Continuing Calibration Verification	Fe (234.350 nm)	5.0039	0.17	103101.4763
	Continuing Calibration Verification	K (766.491 nm)	23.9996	0.18	22809.1643
	Continuing Calibration Verification	Mg (279.078 nm)	24.9662	0.23	72064.3929
	Continuing Calibration Verification	Mn (257.610 nm)	0.7441	0.23	226106.0466
	Continuing Calibration Verification	Mo (202.032 nm)	2.5458	0.40	19138.7900
	Continuing Calibration Verification	Na (588.995 nm)	24.8062	0.18	304408.5638
	Continuing Calibration Verification	Ni (230.299 nm)	2.0980	0.16	23853.6842
	Continuing Calibration Verification	Pb (220.353 nm)	0.5063	0.10	2713.2937
	Continuing Calibration Verification	Sb (217.582 nm)	4.8684	0.17	10652.5007
	Continuing Calibration Verification	Se (196.026 nm)	0.4822	0.89	354.0610
	Continuing Calibration Verification	Sn (189.925 nm)	5.0773	0.19	14370.9055
	Continuing Calibration Verification	Sr (216.596 nm)	2.4934	0.73	47093.7555
	Continuing Calibration Verification	Ti (336.122 nm)	2.5215	0.38	311241.3254
	Continuing Calibration Verification	Tl (190.794 nm)	1.0046	0.30	1177.0371
	Continuing Calibration Verification	V (292.401 nm)	2.4824	0.27	93349.1584
	Continuing Calibration Verification	Y (360.074 nm)	0.96	0.35	436412.43
	Continuing Calibration Verification	Y_R (360.074 nm)	0.96	0.35	439570.12
	Continuing Calibration Verification	Zn (213.857 nm)	0.9854	0.44	51341.7159
3/12/2024 16:56:02	Continuing Calibration Blank	Ag (328.068 nm)	0.0001	33.79	-326.4533
	Continuing Calibration Blank	Al (237.312 nm)	-0.0006 u	> 100.00	75.6809
	Continuing Calibration Blank	As (188.980 nm)	0.0002 u	> 100.00	-7.7886
	Continuing Calibration Blank	B (249.772 nm)	0.0005	88.32	92.9468
	Continuing Calibration Blank	Ba (230.424 nm)	0.0007	4.73	22.0629
	Continuing Calibration Blank	Be (313.107 nm)	0.0000	10.37	-166.5961
	Continuing Calibration Blank	Ca (317.933 nm)	-0.0183 u	2.98	2766.1936
	Continuing Calibration Blank	Cd (214.439 nm)	0.0000 u	> 100.00	-11.9059

DateTimeMeasured	SolutionLabel	Element Label (nm)	Unadjusted Conc (ppm)	%RSD	Intensity (c/s)
	Continuing Calibration Blank	Co (230.786 nm)	0.0007	15.28	67.9034
	Continuing Calibration Blank	Cr (267.716 nm)	0.0002	77.83	-58.4855
	Continuing Calibration Blank	Cu (327.395 nm)	-0.0002 u	38.42	-50.7399
	Continuing Calibration Blank	Fe (234.350 nm)	0.0037	12.83	195.2479
	Continuing Calibration Blank	K (766.491 nm)	0.1142	28.17	-150.4290
	Continuing Calibration Blank	Mg (279.078 nm)	-0.0007 u	98.41	-11.7513
	Continuing Calibration Blank	Mn (257.610 nm)	0.0000	55.49	3.2458
	Continuing Calibration Blank	Mo (202.032 nm)	0.0035	15.72	19.1567
	Continuing Calibration Blank	Na (588.995 nm)	-0.0250 u	17.68	31369.5475
	Continuing Calibration Blank	Ni (230.299 nm)	0.0001 u	> 100.00	68.6731
	Continuing Calibration Blank	Pb (220.353 nm)	-0.0005 u	49.52	10.2456
	Continuing Calibration Blank	Sb (217.582 nm)	0.0044	43.58	18.0415
	Continuing Calibration Blank	Se (196.026 nm)	-0.0022 u	> 100.00	-0.1424
	Continuing Calibration Blank	Sn (189.925 nm)	0.0006	99.42	9.9643
	Continuing Calibration Blank	Sr (216.596 nm)	0.0003	46.90	-41.7682
	Continuing Calibration Blank	Ti (336.122 nm)	0.0026	22.91	199.8115
	Continuing Calibration Blank	Tl (190.794 nm)	0.0000 u	> 100.00	-6.2992
	Continuing Calibration Blank	V (292.401 nm)	0.0002	28.37	-59.6952
	Continuing Calibration Blank	Y (360.074 nm)	1.02	0.15	463772.39
	Continuing Calibration Blank	Y_R (360.074 nm)	1.02	0.15	467121.60
	Continuing Calibration Blank	Zn (213.857 nm)	0.0000 u	> 100.00	-51.5971
3/12/2024 16:59:16	PBW-435230	Ag (328.068 nm)	-0.0001 u	> 100.00	-335.9827
	PBW-435230	Al (237.312 nm)	0.0010 u	> 100.00	79.3967
	PBW-435230	As (188.980 nm)	0.0014 u	> 100.00	-5.8369
	PBW-435230	B (249.772 nm)	0.0000 u	> 100.00	77.6291
	PBW-435230	Ba (230.424 nm)	-0.0001 u	41.14	-11.6471
	PBW-435230	Be (313.107 nm)	0.0000 u	> 100.00	-194.3970
	PBW-435230	Ca (317.933 nm)	-0.0125 u	9.52	2982.2775
	PBW-435230	Cd (214.439 nm)	0.0001	35.81	-8.1562
	PBW-435230	Co (230.786 nm)	0.0005 u	> 100.00	64.8285
	PBW-435230	Cr (267.716 nm)	-0.0001 u	> 100.00	-70.5990
	PBW-435230	Cu (327.395 nm)	-0.0001 u	> 100.00	-47.2914
	PBW-435230	Fe (234.350 nm)	0.0019	31.15	157.9030
	PBW-435230	K (766.491 nm)	0.0207	99.62	-240.2553
	PBW-435230	Mg (279.078 nm)	-0.0039 u	31.36	-20.8643
	PBW-435230	Mn (257.610 nm)	0.0000 u	> 100.00	-2.7172
	PBW-435230	Mo (202.032 nm)	0.0008	36.22	-1.1844
	PBW-435230	Na (588.995 nm)	-0.0108 u	51.66	31525.2572
	PBW-435230	Ni (230.299 nm)	-0.0008 u	85.14	58.9642
	PBW-435230	Pb (220.353 nm)	0.0000 u	> 100.00	12.5992
	PBW-435230	Sb (217.582 nm)	0.0205	12.81	53.2088
	PBW-435230	Se (196.026 nm)	0.0030	82.98	3.5983
	PBW-435230	Sn (189.925 nm)	0.0000 u	> 100.00	8.2646
	PBW-435230	Sr (216.596 nm)	0.0003	62.96	-41.6099
	PBW-435230	Ti (336.122 nm)	0.0004	20.17	-67.4255
	PBW-435230	Tl (190.794 nm)	-0.0029 u	59.31	-9.7398
	PBW-435230	V (292.401 nm)	0.0000 u	> 100.00	-66.2280
	PBW-435230	Y (360.074 nm)	1.00	0.20	455631.76
	PBW-435230	Y_R (360.074 nm)	1.00	0.20	459031.98
	PBW-435230	Zn (213.857 nm)	0.0002	25.21	-43.9045
3/12/2024 17:02:29	LCSW-435230	Ag (328.068 nm)	0.0496	0.42	2358.7877
	LCSW-435230	Al (237.312 nm)	1.8727	0.16	4374.5332
	LCSW-435230	As (188.980 nm)	0.0367	6.97	50.2849
	LCSW-435230	B (249.772 nm)	0.9435	0.22	28761.0368
	LCSW-435230	Ba (230.424 nm)	1.9592	0.41	87706.6748
	LCSW-435230	Be (313.107 nm)	0.0461	0.23	47655.1904
	LCSW-435230	Ca (317.933 nm)	1.9129	0.33	74643.7940

DateTimeMeasured	SolutionLabel	Element Label (nm)	Unadjusted Conc (ppm)	%RSD	Intensity (c/s)
	LCSW-435230	Cd (214.439 nm)	0.0496	0.39	2925.0888
	LCSW-435230	Co (230.786 nm)	0.4927	0.42	7251.0020
	LCSW-435230	Cr (267.716 nm)	0.1920	0.27	7916.8232
	LCSW-435230	Cu (327.395 nm)	0.2414	0.13	8076.2694
	LCSW-435230	Fe (234.350 nm)	0.9558	0.41	19789.2379
	LCSW-435230	K (766.491 nm)	17.9801	0.26	17022.9445
	LCSW-435230	Mg (279.078 nm)	1.8770	0.31	5408.9622
	LCSW-435230	Mn (257.610 nm)	0.4720	0.25	143426.7814
	LCSW-435230	Mo (202.032 nm)	0.4725	0.94	3546.2677
	LCSW-435230	Na (588.995 nm)	18.5714	0.22	235851.8548
	LCSW-435230	Ni (230.299 nm)	0.5070	0.29	5815.8123
	LCSW-435230	Pb (220.353 nm)	0.4950	0.20	2653.1312
	LCSW-435230	Sb (217.582 nm)	0.4922	0.16	1084.5725
	LCSW-435230	Se (196.026 nm)	0.9757	0.40	714.8685
	LCSW-435230	Sn (189.925 nm)	4.8246	0.41	13656.2380
	LCSW-435230	Sr (216.596 nm)	1.9372	0.27	36578.0992
	LCSW-435230	Ti (336.122 nm)	0.4719	0.48	58151.0974
	LCSW-435230	Tl (190.794 nm)	1.9336	0.51	2271.3920
	LCSW-435230	V (292.401 nm)	0.4692	0.27	17590.0994
	LCSW-435230	Y (360.074 nm)	0.98	0.07	447254.83
	LCSW-435230	Y_R (360.074 nm)	0.98	0.07	450549.73
	LCSW-435230	Zn (213.857 nm)	0.4945	0.31	25739.3647
3/12/2024 17:05:43	R2401721-001	Ag (328.068 nm)	0.0000 u	> 100.00	-333.4603
	R2401721-001	Al (237.312 nm)	0.0068	59.20	92.5622
	R2401721-001	As (188.980 nm)	-0.0013 u	> 100.00	-10.0597
	R2401721-001	B (249.772 nm)	0.0595	0.14	1885.2564
	R2401721-001	Ba (230.424 nm)	0.0227	0.33	1007.7936
	R2401721-001	Be (313.107 nm)	0.0000 u	> 100.00	-192.8983
	R2401721-001	Ca (317.933 nm)	100.3845 o	0.36	3739723.8173
	R2401721-001	Cd (214.439 nm)	0.0001	57.42	-10.0141
	R2401721-001	Co (230.786 nm)	0.0005	38.44	65.0462
	R2401721-001	Cr (267.716 nm)	0.0006	43.63	-38.1542
	R2401721-001	Cu (327.395 nm)	0.0010	25.61	-10.6390
	R2401721-001	Fe (234.350 nm)	0.0081	5.40	284.4289
	R2401721-001	K (766.491 nm)	2.8404	2.14	2470.1067
	R2401721-001	Mg (279.078 nm)	65.9663 o	0.27	190426.2382
	R2401721-001	Mn (257.610 nm)	0.0001	20.64	33.3662
	R2401721-001	Mo (202.032 nm)	0.0077	6.89	50.4630
	R2401721-001	Na (588.995 nm)	36.4735	0.32	432700.6570
	R2401721-001	Ni (230.299 nm)	-0.0007 u	69.28	60.2353
	R2401721-001	Pb (220.353 nm)	-0.0002 u	> 100.00	11.6745
	R2401721-001	Sb (217.582 nm)	0.0051	17.41	19.4461
	R2401721-001	Se (196.026 nm)	0.0058	43.47	5.6944
	R2401721-001	Sn (189.925 nm)	0.0015	75.32	12.5543
	R2401721-001	Sr (216.596 nm)	2.2102	0.36	41739.7085
	R2401721-001	Ti (336.122 nm)	0.0016	15.22	74.3320
	R2401721-001	Tl (190.794 nm)	0.0035	75.80	-2.1125
	R2401721-001	V (292.401 nm)	0.0020	5.69	8.2917
	R2401721-001	Y (360.074 nm)	0.95	0.21	432567.17
	R2401721-001	Y_R (360.074 nm)	0.95	0.21	435750.08
	R2401721-001	Zn (213.857 nm)	0.0063	0.68	276.9055
3/12/2024 17:08:57	R2401721-006	Ag (328.068 nm)	0.0000 u	> 100.00	-331.1174
	R2401721-006	Al (237.312 nm)	0.0021	41.50	81.8978
	R2401721-006	As (188.980 nm)	-0.0016 u	25.65	-10.6466
	R2401721-006	B (249.772 nm)	0.0456	0.65	1461.2494
	R2401721-006	Ba (230.424 nm)	0.0281	0.47	1249.5532
	R2401721-006	Be (313.107 nm)	0.0000 u	> 100.00	-190.9322

DateTimeMeasured	SolutionLabel	Element Label (nm)	Unadjusted Conc (ppm)	%RSD	Intensity (c/s)
	R2401721-006	Ca (317.933 nm)	125.4336 o	0.33	4672044.1901
	R2401721-006	Cd (214.439 nm)	0.0001	68.17	-7.1066
	R2401721-006	Co (230.786 nm)	0.0004 u	> 100.00	64.4701
	R2401721-006	Cr (267.716 nm)	0.0289	0.69	1136.2300
	R2401721-006	Cu (327.395 nm)	0.0012	24.91	-4.8489
	R2401721-006	Fe (234.350 nm)	0.0030	3.82	179.8951
	R2401721-006	K (766.491 nm)	8.6680	0.38	8071.8123
	R2401721-006	Mg (279.078 nm)	71.3172 o	0.30	205873.7010
	R2401721-006	Mn (257.610 nm)	0.0000 u	75.59	-6.8630
	R2401721-006	Mo (202.032 nm)	0.0112	3.66	77.0559
	R2401721-006	Na (588.995 nm)	40.4874	0.12	476836.3288
	R2401721-006	Ni (230.299 nm)	0.0013	59.68	82.9052
	R2401721-006	Pb (220.353 nm)	-0.0014 u	8.21	4.9545
	R2401721-006	Sb (217.582 nm)	0.0059	16.10	21.2175
	R2401721-006	Se (196.026 nm)	0.0080	2.61	7.2693
	R2401721-006	Sn (189.925 nm)	0.0010	10.72	10.9998
	R2401721-006	Sr (216.596 nm)	3.1309	0.48	59145.6133
	R2401721-006	Ti (336.122 nm)	0.0008	11.36	-29.5760
	R2401721-006	Tl (190.794 nm)	0.0029	47.62	-2.9269
	R2401721-006	V (292.401 nm)	0.0015	8.07	-9.6113
	R2401721-006	Y (360.074 nm)	0.94	0.23	430691.88
	R2401721-006	Y_R (360.074 nm)	0.95	0.23	433935.84
	R2401721-006	Zn (213.857 nm)	0.0400	0.27	2032.1437
3/12/2024 17:12:10	R2401721-007	Ag (328.068 nm)	0.0000 u	> 100.00	-335.5302
	R2401721-007	Al (237.312 nm)	0.0051	24.50	88.7809
	R2401721-007	As (188.980 nm)	-0.0015 u	> 100.00	-10.3664
	R2401721-007	B (249.772 nm)	0.0462	0.61	1479.3164
	R2401721-007	Ba (230.424 nm)	0.0286	0.47	1272.2352
	R2401721-007	Be (313.107 nm)	0.0000 u	> 100.00	-195.7040
	R2401721-007	Ca (317.933 nm)	126.9257 o	0.19	4727579.5354
	R2401721-007	Cd (214.439 nm)	0.0001	72.16	-6.7064
	R2401721-007	Co (230.786 nm)	0.0004	37.87	63.9208
	R2401721-007	Cr (267.716 nm)	0.0294	0.49	1158.5258
	R2401721-007	Cu (327.395 nm)	0.0010	25.72	-9.5859
	R2401721-007	Fe (234.350 nm)	0.0029	9.05	177.7321
	R2401721-007	K (766.491 nm)	8.8967	0.65	8291.7161
	R2401721-007	Mg (279.078 nm)	72.5678 o	0.18	209483.8760
	R2401721-007	Mn (257.610 nm)	0.0000 u	> 100.00	-1.4882
	R2401721-007	Mo (202.032 nm)	0.0111	3.78	76.0521
	R2401721-007	Na (588.995 nm)	41.3673	0.39	486511.7505
	R2401721-007	Ni (230.299 nm)	0.0005	56.73	73.2132
	R2401721-007	Pb (220.353 nm)	0.0000 u	> 100.00	12.6167
	R2401721-007	Sb (217.582 nm)	0.0050	19.49	19.2339
	R2401721-007	Se (196.026 nm)	0.0039	48.66	4.2630
	R2401721-007	Sn (189.925 nm)	0.0010	65.13	11.0097
	R2401721-007	Sr (216.596 nm)	3.1902	0.60	60267.4406
	R2401721-007	Ti (336.122 nm)	0.0007	8.66	-35.1938
	R2401721-007	Tl (190.794 nm)	0.0016 u	> 100.00	-4.4279
	R2401721-007	V (292.401 nm)	0.0013	15.01	-20.0648
	R2401721-007	Y (360.074 nm)	0.95	0.14	431812.30
	R2401721-007	Y_R (360.074 nm)	0.95	0.14	434969.04
	R2401721-007	Zn (213.857 nm)	0.0410	0.23	2082.9136
3/12/2024 17:15:24	R2401751-002	Ag (328.068 nm)	0.0025	6.54	-199.9047
	R2401751-002	Al (237.312 nm)	5.9909	0.23	13824.7532
	R2401751-002	As (188.980 nm)	0.2023	0.52	313.1231
	R2401751-002	B (249.772 nm)	12.9789 o	0.26	394650.7452
	R2401751-002	Ba (230.424 nm)	0.6262	0.28	28026.0995

DateTimeMeasured	SolutionLabel	Element Label (nm)	Unadjusted Conc (ppm)	%RSD	Intensity (c/s)
	R2401751-002	Be (313.107 nm)	0.0001	10.25	-110.8782
	R2401751-002	Ca (317.933 nm)	114.9076 o	0.29	4280270.3255
	R2401751-002	Cd (214.439 nm)	0.0013	3.22	65.4146
	R2401751-002	Co (230.786 nm)	0.0316	1.39	519.9117
	R2401751-002	Cr (267.716 nm)	0.2429	0.32	10033.1838
	R2401751-002	Cu (327.395 nm)	1.2315	0.38	41383.8437
	R2401751-002	Fe (234.350 nm)	10.2431	0.33	210925.3525
	R2401751-002	K (766.491 nm)	601.6131 o LR	0.34	578033.5380
	R2401751-002	Mg (279.078 nm)	73.9069 o	0.21	213349.6396
	R2401751-002	Mn (257.610 nm)	0.6729	0.28	204463.5459
	R2401751-002	Mo (202.032 nm)	0.0212	1.90	152.0852
	R2401751-002	Na (588.995 nm)	1517.1302 o	0.56	16713744.9124
	R2401751-002	Ni (230.299 nm)	0.1488	0.69	1755.1380
	R2401751-002	Pb (220.353 nm)	0.0515	1.80	287.4548
	R2401751-002	Sb (217.582 nm)	0.0569	3.90	132.6522
	R2401751-002	Se (196.026 nm)	0.0111	12.58	9.5466
	R2401751-002	Sn (189.925 nm)	0.0803	1.23	235.3189
	R2401751-002	Sr (216.596 nm)	1.2836	0.23	24219.6876
	R2401751-002	Ti (336.122 nm)	0.1861	0.93	22859.3762
	R2401751-002	Tl (190.794 nm)	0.0002 u	> 100.00	-6.0952
	R2401751-002	V (292.401 nm)	0.0377	0.46	1350.8665
	R2401751-002	Y (360.074 nm)	0.79	0.23	360072.69
	R2401751-002	Y_R (360.074 nm)	0.79	0.23	362482.96
	R2401751-002	Zn (213.857 nm)	1.5400	0.26	80270.8037
3/12/2024 17:18:37	R2401796-001	Ag (328.068 nm)	-0.0003 u	42.64	-351.4720
	R2401796-001	Al (237.312 nm)	0.0949	1.13	294.8038
	R2401796-001	As (188.980 nm)	0.0242	6.14	30.3203
	R2401796-001	B (249.772 nm)	33.3851 o	0.41	1015026.7137
	R2401796-001	Ba (230.424 nm)	0.7551	0.50	33797.8510
	R2401796-001	Be (313.107 nm)	0.0000 u	20.40	-226.5915
	R2401796-001	Ca (317.933 nm)	135.5319 o	0.59	5047901.4249
	R2401796-001	Cd (214.439 nm)	0.0001 u	> 100.00	-9.6230
	R2401796-001	Co (230.786 nm)	0.0184	1.28	326.6365
	R2401796-001	Cr (267.716 nm)	0.0798	0.22	3253.0098
	R2401796-001	Cu (327.395 nm)	0.0054	6.62	139.1457
	R2401796-001	Fe (234.350 nm)	1.4766	0.39	30508.0701
	R2401796-001	K (766.491 nm)	797.8197 o LR	0.16	766634.9812
	R2401796-001	Mg (279.078 nm)	244.5169 o	0.54	705878.1434
	R2401796-001	Mn (257.610 nm)	0.1651	0.31	50157.7337
	R2401796-001	Mo (202.032 nm)	0.0036	8.53	19.7591
	R2401796-001	Na (588.995 nm)	1565.4717 o LR	0.22	17245300.0812
	R2401796-001	Ni (230.299 nm)	0.1108	1.62	1324.3551
	R2401796-001	Pb (220.353 nm)	0.0009	> 100.00	17.5961
	R2401796-001	Sb (217.582 nm)	0.0393	2.64	94.1513
	R2401796-001	Se (196.026 nm)	0.0003 u	> 100.00	1.6669
	R2401796-001	Sn (189.925 nm)	0.0089	5.12	33.5782
	R2401796-001	Sr (216.596 nm)	2.9011	0.43	54801.5297
	R2401796-001	Ti (336.122 nm)	0.0512	0.13	6202.9103
	R2401796-001	Tl (190.794 nm)	0.0021	79.27	-3.8315
	R2401796-001	V (292.401 nm)	0.0140	0.95	458.8200
	R2401796-001	Y (360.074 nm)	0.77	0.07	352261.03
	R2401796-001	Y_R (360.074 nm)	0.77	0.06	354555.48
	R2401796-001	Zn (213.857 nm)	0.0281	0.41	1410.0013
3/12/2024 17:21:51	R2401796-003	Ag (328.068 nm)	-0.0003 u	68.36	-346.9046
	R2401796-003	Al (237.312 nm)	0.4204	1.34	1041.8355
	R2401796-003	As (188.980 nm)	0.0500	4.28	71.2632
	R2401796-003	B (249.772 nm)	101.0939 o	0.45	3073463.8769

DateTimeMeasured	SolutionLabel	Element Label (nm)	Unadjusted Conc (ppm)	%RSD	Intensity (c/s)
	R2401796-003	Ba (230.424 nm)	0.5231	0.57	23414.5613
	R2401796-003	Be (313.107 nm)	-0.0001 u	26.34	-267.7984
	R2401796-003	Ca (317.933 nm)	58.9189 o	0.61	2196388.2990
	R2401796-003	Cd (214.439 nm)	0.0002	61.56	-2.9267
	R2401796-003	Co (230.786 nm)	0.0396	0.78	636.1463
	R2401796-003	Cr (267.716 nm)	0.3703	0.56	15330.9033
	R2401796-003	Cu (327.395 nm)	0.3553	0.27	11909.9667
	R2401796-003	Fe (234.350 nm)	3.2922	0.61	67873.6473
	R2401796-003	K (766.491 nm)	1844.4539 o LR	0.14	1772700.1815
	R2401796-003	Mg (279.078 nm)	314.8256 o	0.66	908850.1372
	R2401796-003	Mn (257.610 nm)	0.1045	0.43	31760.5226
	R2401796-003	Mo (202.032 nm)	0.0115	2.90	79.4477
	R2401796-003	Na (588.995 nm)	1905.9351 o LR	0.53	20988976.2236
	R2401796-003	Ni (230.299 nm)	0.4467	0.83	5132.0858
	R2401796-003	Pb (220.353 nm)	0.0102	3.64	66.8510
	R2401796-003	Sb (217.582 nm)	0.0548	3.99	128.1283
	R2401796-003	Se (196.026 nm)	0.0058	64.30	5.6446
	R2401796-003	Sn (189.925 nm)	0.0311	6.73	96.2092
	R2401796-003	Sr (216.596 nm)	1.7855	0.61	33710.1375
	R2401796-003	Ti (336.122 nm)	0.2618	0.70	32210.2984
	R2401796-003	Tl (190.794 nm)	-0.0011 u	> 100.00	-7.5918
	R2401796-003	V (292.401 nm)	0.0403	0.27	1450.0565
	R2401796-003	Y (360.074 nm)	0.70	0.30	317889.19
	R2401796-003	Y_R (360.074 nm)	0.70	0.30	319912.02
	R2401796-003	Zn (213.857 nm)	0.5927	0.45	30860.0871
3/12/2024 17:25:05	R2401796-005	Ag (328.068 nm)	-0.0003 u	58.64	-350.0799
	R2401796-005	Al (237.312 nm)	0.1664	1.27	458.8069
	R2401796-005	As (188.980 nm)	0.0485	2.36	68.9979
	R2401796-005	B (249.772 nm)	48.5325 o	0.45	1475530.2590
	R2401796-005	Ba (230.424 nm)	0.7778	0.47	34814.7620
	R2401796-005	Be (313.107 nm)	0.0000 u	81.07	-234.7111
	R2401796-005	Ca (317.933 nm)	139.5420 o	0.34	5197153.0273
	R2401796-005	Cd (214.439 nm)	0.0001	18.30	-6.3624
	R2401796-005	Co (230.786 nm)	0.0254	2.18	429.5079
	R2401796-005	Cr (267.716 nm)	0.1829	0.54	7540.2601
	R2401796-005	Cu (327.395 nm)	0.0315	1.10	1016.7601
	R2401796-005	Fe (234.350 nm)	1.5059	0.45	31111.3486
	R2401796-005	K (766.491 nm)	1046.4546 o LR	0.50	1005632.4290
	R2401796-005	Mg (279.078 nm)	235.6460 o	0.36	680269.1931
	R2401796-005	Mn (257.610 nm)	0.1856	0.41	56393.8230
	R2401796-005	Mo (202.032 nm)	0.0079	11.54	52.4525
	R2401796-005	Na (588.995 nm)	1657.9307 o LR	0.69	18261963.2552
	R2401796-005	Ni (230.299 nm)	0.2054	0.60	2396.5625
	R2401796-005	Pb (220.353 nm)	0.0022	28.51	24.5370
	R2401796-005	Sb (217.582 nm)	0.0398	5.09	95.4157
	R2401796-005	Se (196.026 nm)	0.0021	28.40	2.9540
	R2401796-005	Sn (189.925 nm)	0.0210	7.28	67.8184
	R2401796-005	Sr (216.596 nm)	2.9756	0.11	56209.5902
	R2401796-005	Ti (336.122 nm)	0.1124	0.45	13760.5513
	R2401796-005	Tl (190.794 nm)	0.0022	> 100.00	-3.6559
	R2401796-005	V (292.401 nm)	0.0229	1.18	794.5905
	R2401796-005	Y (360.074 nm)	0.75	0.32	340177.17
	R2401796-005	Y_R (360.074 nm)	0.75	0.32	342381.30
	R2401796-005	Zn (213.857 nm)	0.0853	0.23	4394.8119
3/12/2024 17:28:19	R2401801-001	Ag (328.068 nm)	0.0000 u	> 100.00	-335.0946
	R2401801-001	Al (237.312 nm)	0.0061	9.11	91.0911
	R2401801-001	As (188.980 nm)	0.0015	68.91	-5.6366

DateTimeMeasured	SolutionLabel	Element Label (nm)	Unadjusted Conc (ppm)	%RSD	Intensity (c/s)
	R2401801-001	B (249.772 nm)	0.1271	3.98	3940.5839
	R2401801-001	Ba (230.424 nm)	0.0257	0.15	1142.7342
	R2401801-001	Be (313.107 nm)	0.0000	46.31	-186.8204
	R2401801-001	Ca (317.933 nm)	100.7579 o	0.39	3753622.2246
	R2401801-001	Cd (214.439 nm)	0.0000 u	> 100.00	-11.0062
	R2401801-001	Co (230.786 nm)	0.0003	> 100.00	63.0906
	R2401801-001	Cr (267.716 nm)	0.0006	7.93	-41.0112
	R2401801-001	Cu (327.395 nm)	0.0003	81.75	-33.4870
	R2401801-001	Fe (234.350 nm)	0.0097	4.40	318.2735
	R2401801-001	K (766.491 nm)	5.8578	3.74	5370.5751
	R2401801-001	Mg (279.078 nm)	63.6934 o	0.44	183864.5961
	R2401801-001	Mn (257.610 nm)	0.0002	9.14	65.4265
	R2401801-001	Mo (202.032 nm)	0.0072	7.20	47.2681
	R2401801-001	Na (588.995 nm)	41.1574	0.50	484203.7772
	R2401801-001	Ni (230.299 nm)	-0.0009 u	60.81	57.8551
	R2401801-001	Pb (220.353 nm)	-0.0009 u	23.72	7.8798
	R2401801-001	Sb (217.582 nm)	0.0090	20.70	27.9923
	R2401801-001	Se (196.026 nm)	0.0033	84.05	3.8385
	R2401801-001	Sn (189.925 nm)	-0.0001 u	> 100.00	8.1048
	R2401801-001	Sr (216.596 nm)	2.4265	0.24	45827.5533
	R2401801-001	Ti (336.122 nm)	0.0010	12.67	3.0889
	R2401801-001	Tl (190.794 nm)	0.0007	> 100.00	-5.4196
	R2401801-001	V (292.401 nm)	0.0026	9.07	31.7336
	R2401801-001	Y (360.074 nm)	0.95	0.38	432847.54
	R2401801-001	Y_R (360.074 nm)	0.95	0.38	435952.52
	R2401801-001	Zn (213.857 nm)	0.0075	0.70	338.9510
3/12/2024 17:31:33	Continuing Calibration Verification1	Ag (328.068 nm)	0.5259	0.15	28228.3985
	Continuing Calibration Verification1	Al (237.312 nm)	10.0991	0.07	23252.1433
	Continuing Calibration Verification1	As (188.980 nm)	0.9953	0.18	1572.0096
	Continuing Calibration Verification1	B (249.772 nm)	2.5132	0.10	76482.3096
	Continuing Calibration Verification1	Ba (230.424 nm)	10.3956	0.36	465411.9111
	Continuing Calibration Verification1	Be (313.107 nm)	0.2440	0.15	253179.9268
	Continuing Calibration Verification1	Ca (317.933 nm)	26.1083	0.18	975190.6516
	Continuing Calibration Verification1	Cd (214.439 nm)	0.5170	0.12	30596.6906
	Continuing Calibration Verification1	Co (230.786 nm)	2.5666	0.38	37529.1323
	Continuing Calibration Verification1	Cr (267.716 nm)	0.5220	0.24	21637.8485
	Continuing Calibration Verification1	Cu (327.395 nm)	1.2522	0.50	42082.0762
	Continuing Calibration Verification1	Fe (234.350 nm)	5.0812	0.24	104692.2337
	Continuing Calibration Verification1	K (766.491 nm)	25.5382	0.43	24288.1545
	Continuing Calibration Verification1	Mg (279.078 nm)	25.5346	0.17	73705.2208
	Continuing Calibration Verification1	Mn (257.610 nm)	0.7604	0.18	231054.6475
	Continuing Calibration Verification1	Mo (202.032 nm)	2.6027	0.33	19566.7167
	Continuing Calibration Verification1	Na (588.995 nm)	26.4873	0.31	322893.6666
	Continuing Calibration Verification1	Ni (230.299 nm)	2.1428	0.10	24361.8406
	Continuing Calibration Verification1	Pb (220.353 nm)	0.5148	0.05	2758.4984
	Continuing Calibration Verification1	Sb (217.582 nm)	5.0081	0.06	10957.9180
	Continuing Calibration Verification1	Se (196.026 nm)	0.4915	1.14	360.8092
	Continuing Calibration Verification1	Sn (189.925 nm)	5.1738	0.15	14643.9867
	Continuing Calibration Verification1	Sr (216.596 nm)	2.5499	0.54	48161.8509
	Continuing Calibration Verification1	Ti (336.122 nm)	2.5769	0.30	318085.5854
	Continuing Calibration Verification1	Tl (190.794 nm)	1.0252	0.28	1201.3529
	Continuing Calibration Verification1	V (292.401 nm)	2.5370	0.11	95405.1464
	Continuing Calibration Verification1	Y (360.074 nm)	0.94	0.33	429481.49
	Continuing Calibration Verification1	Y_R (360.074 nm)	0.94	0.34	432628.52
	Continuing Calibration Verification1	Zn (213.857 nm)	1.0075	0.07	52493.9486
3/12/2024 17:34:47	Continuing Calibration Blank1	Ag (328.068 nm)	0.0001	> 100.00	-326.7901
	Continuing Calibration Blank1	Al (237.312 nm)	-0.0029 u	65.49	70.2769

DateTimeMeasured	SolutionLabel	Element Label (nm)	Unadjusted Conc (ppm)	%RSD	Intensity (c/s)
	Continuing Calibration Blank1	As (188.980 nm)	-0.0003 u	> 100.00	-8.5513
	Continuing Calibration Blank1	B (249.772 nm)	0.0185	5.17	639.4309
	Continuing Calibration Blank1	Ba (230.424 nm)	-0.0001 u	50.75	-12.2495
	Continuing Calibration Blank1	Be (313.107 nm)	0.0000	84.50	-192.1869
	Continuing Calibration Blank1	Ca (317.933 nm)	-0.0213 u	0.86	2655.3054
	Continuing Calibration Blank1	Cd (214.439 nm)	-0.0001 u	81.77	-18.1708
	Continuing Calibration Blank1	Co (230.786 nm)	0.0002 u	97.67	61.8670
	Continuing Calibration Blank1	Cr (267.716 nm)	0.0001	49.13	-59.3492
	Continuing Calibration Blank1	Cu (327.395 nm)	-0.0001 u	> 100.00	-48.7781
	Continuing Calibration Blank1	Fe (234.350 nm)	0.0022	22.49	163.5112
	Continuing Calibration Blank1	K (766.491 nm)	0.9159	7.28	620.1893
	Continuing Calibration Blank1	Mg (279.078 nm)	-0.0061 u	9.92	-27.2920
	Continuing Calibration Blank1	Mn (257.610 nm)	0.0000 u	20.00	-7.1225
	Continuing Calibration Blank1	Mo (202.032 nm)	0.0031	24.09	16.1414
	Continuing Calibration Blank1	Na (588.995 nm)	0.9885	3.21	42513.4495
	Continuing Calibration Blank1	Ni (230.299 nm)	-0.0002 u	> 100.00	65.9282
	Continuing Calibration Blank1	Pb (220.353 nm)	-0.0004 u	> 100.00	10.6373
	Continuing Calibration Blank1	Sb (217.582 nm)	0.0067	51.41	23.0829
	Continuing Calibration Blank1	Se (196.026 nm)	0.0017 u	> 100.00	2.6623
	Continuing Calibration Blank1	Sn (189.925 nm)	0.0003 u	> 100.00	9.0878
	Continuing Calibration Blank1	Sr (216.596 nm)	0.0002	> 100.00	-43.9066
	Continuing Calibration Blank1	Ti (336.122 nm)	0.0026	27.90	204.0218
	Continuing Calibration Blank1	Tl (190.794 nm)	-0.0009 u	> 100.00	-7.3147
	Continuing Calibration Blank1	V (292.401 nm)	-0.0001 u	> 100.00	-72.0682
	Continuing Calibration Blank1	Y (360.074 nm)	1.02	0.27	463168.52
	Continuing Calibration Blank1	Y_R (360.074 nm)	1.02	0.27	466654.11
	Continuing Calibration Blank1	Zn (213.857 nm)	0.0001	41.36	-47.9030
3/12/2024 17:38:00	R2401801-004	Ag (328.068 nm)	-0.0001 u	> 100.00	-337.1472
	R2401801-004	Al (237.312 nm)	0.0110	14.52	102.3310
	R2401801-004	As (188.980 nm)	0.0015 u	96.23	-5.6526
	R2401801-004	B (249.772 nm)	0.2251	0.14	6918.0614
	R2401801-004	Ba (230.424 nm)	0.0300	0.81	1336.4914
	R2401801-004	Be (313.107 nm)	0.0000	19.56	-161.3124
	R2401801-004	Ca (317.933 nm)	33.9425	0.22	1266773.7030
	R2401801-004	Cd (214.439 nm)	0.0001	43.77	-4.6898
	R2401801-004	Co (230.786 nm)	0.0008	25.16	69.9933
	R2401801-004	Cr (267.716 nm)	0.0010	7.33	-23.4298
	R2401801-004	Cu (327.395 nm)	0.0006	37.97	-23.5494
	R2401801-004	Fe (234.350 nm)	0.0250	0.67	632.3943
	R2401801-004	K (766.491 nm)	9.2801	0.42	8660.2264
	R2401801-004	Mg (279.078 nm)	18.8646	0.10	54449.8504
	R2401801-004	Mn (257.610 nm)	0.0005	3.27	149.5187
	R2401801-004	Mo (202.032 nm)	0.0393	0.34	288.7106
	R2401801-004	Na (588.995 nm)	115.1019 o	0.01	1297284.9313
	R2401801-004	Ni (230.299 nm)	-0.0009 u	45.30	57.8030
	R2401801-004	Pb (220.353 nm)	-0.0003 u	> 100.00	11.1219
	R2401801-004	Sb (217.582 nm)	0.0089	15.69	27.8462
	R2401801-004	Se (196.026 nm)	0.0038	8.64	4.1867
	R2401801-004	Sn (189.925 nm)	0.0014	60.60	12.1278
	R2401801-004	Sr (216.596 nm)	1.3343	0.23	25178.6955
	R2401801-004	Ti (336.122 nm)	0.0012	13.06	26.3738
	R2401801-004	Tl (190.794 nm)	0.0007 u	> 100.00	-5.5057
	R2401801-004	V (292.401 nm)	0.0045	4.58	102.8196
	R2401801-004	Y (360.074 nm)	0.95	0.48	432053.57
	R2401801-004	Y_R (360.074 nm)	0.95	0.48	435184.95
	R2401801-004	Zn (213.857 nm)	0.0004	32.76	-32.7449
3/12/2024 17:41:15	R2401801-005	Ag (328.068 nm)	-0.0001 u	> 100.00	-338.2366

DateTimeMeasured	SolutionLabel	Element Label (nm)	Unadjusted Conc (ppm)	%RSD	Intensity (c/s)
	R2401801-005	Al (237.312 nm)	0.0261	7.41	136.8890
	R2401801-005	As (188.980 nm)	0.0010 u	> 100.00	-6.3992
	R2401801-005	B (249.772 nm)	0.2250	0.11	6915.7627
	R2401801-005	Ba (230.424 nm)	0.0294	0.75	1308.6348
	R2401801-005	Be (313.107 nm)	0.0000 u	> 100.00	-195.0898
	R2401801-005	Ca (317.933 nm)	34.4204	0.12	1284561.8287
	R2401801-005	Cd (214.439 nm)	0.0001	67.20	-6.6810
	R2401801-005	Co (230.786 nm)	0.0003	93.59	62.9654
	R2401801-005	Cr (267.716 nm)	0.0009	8.66	-28.8131
	R2401801-005	Cu (327.395 nm)	0.0010	38.56	-9.5971
	R2401801-005	Fe (234.350 nm)	0.0296	0.53	727.5557
	R2401801-005	K (766.491 nm)	9.4646	0.19	8837.5354
	R2401801-005	Mg (279.078 nm)	19.3704	0.16	55910.1301
	R2401801-005	Mn (257.610 nm)	0.0007	3.71	224.0605
	R2401801-005	Mo (202.032 nm)	0.0394	1.26	288.9008
	R2401801-005	Na (588.995 nm)	118.6026 o	0.07	1335777.5389
	R2401801-005	Ni (230.299 nm)	-0.0012 u	43.66	54.2686
	R2401801-005	Pb (220.353 nm)	-0.0004 u	> 100.00	10.4462
	R2401801-005	Sb (217.582 nm)	0.0072	39.16	24.0063
	R2401801-005	Se (196.026 nm)	-0.0002 u	> 100.00	1.2979
	R2401801-005	Sn (189.925 nm)	0.0004	71.45	9.4170
	R2401801-005	Sr (216.596 nm)	1.3652	0.23	25762.6368
	R2401801-005	Ti (336.122 nm)	0.0008	19.13	-24.8777
	R2401801-005	Tl (190.794 nm)	-0.0007 u	15.78	-7.1028
	R2401801-005	V (292.401 nm)	0.0044	5.56	96.8400
	R2401801-005	Y (360.074 nm)	0.95	0.48	434616.40
	R2401801-005	Y_R (360.074 nm)	0.95	0.48	437810.94
	R2401801-005	Zn (213.857 nm)	0.0015	3.04	26.4149
3/12/2024 17:44:28	R2401818-001	Ag (328.068 nm)	0.0000 u	> 100.00	-334.6845
	R2401818-001	Al (237.312 nm)	0.5589	0.61	1359.5192
	R2401818-001	As (188.980 nm)	0.0022	41.10	-4.5298
	R2401818-001	B (249.772 nm)	0.1010	0.56	3146.0402
	R2401818-001	Ba (230.424 nm)	0.1597	0.31	7141.1462
	R2401818-001	Be (313.107 nm)	0.0000	54.26	-179.6367
	R2401818-001	Ca (317.933 nm)	74.8840 o	0.29	2790604.2661
	R2401818-001	Cd (214.439 nm)	0.0001	41.32	-6.7126
	R2401818-001	Co (230.786 nm)	0.0009	12.68	70.6742
	R2401818-001	Cr (267.716 nm)	0.0010	22.70	-22.4934
	R2401818-001	Cu (327.395 nm)	0.0015	19.22	5.6373
	R2401818-001	Fe (234.350 nm)	0.5708	0.21	11865.2622
	R2401818-001	K (766.491 nm)	3.9920	0.68	3577.1112
	R2401818-001	Mg (279.078 nm)	26.0665	0.24	75240.7138
	R2401818-001	Mn (257.610 nm)	0.1487	0.28	45180.6687
	R2401818-001	Mo (202.032 nm)	0.0039	13.67	22.1182
	R2401818-001	Na (588.995 nm)	44.7675	0.14	523899.3862
	R2401818-001	Ni (230.299 nm)	0.0024	7.76	94.9620
	R2401818-001	Pb (220.353 nm)	0.0008 u	> 100.00	16.8084
	R2401818-001	Sb (217.582 nm)	0.0050	35.31	19.1547
	R2401818-001	Se (196.026 nm)	-0.0001 u	> 100.00	1.3887
	R2401818-001	Sn (189.925 nm)	0.0000 u	> 100.00	8.4155
	R2401818-001	Sr (216.596 nm)	3.0495	0.10	57607.1122
	R2401818-001	Ti (336.122 nm)	0.0134	5.97	1535.5418
	R2401818-001	Tl (190.794 nm)	0.0002 u	> 100.00	-6.0097
	R2401818-001	V (292.401 nm)	0.0011	19.57	-25.2717
	R2401818-001	Y (360.074 nm)	0.96	0.47	436635.81
	R2401818-001	Y_R (360.074 nm)	0.96	0.46	439826.15
	R2401818-001	Zn (213.857 nm)	0.0203	0.53	1005.1833

DateTimeMeasured	SolutionLabel	Element Label (nm)	Unadjusted Conc (ppm)	%RSD	Intensity (c/s)
3/12/2024 17:47:42	R2401870-001	Ag (328.068 nm)	0.0001 u	> 100.00	-330.4018
	R2401870-001	Al (237.312 nm)	0.0058	38.09	90.3211
	R2401870-001	As (188.980 nm)	-0.0008 u	> 100.00	-9.3427
	R2401870-001	B (249.772 nm)	0.2222	0.24	6830.7196
	R2401870-001	Ba (230.424 nm)	0.3467	0.25	15513.7811
	R2401870-001	Be (313.107 nm)	0.0000	66.54	-188.1005
	R2401870-001	Ca (317.933 nm)	186.3372 o	0.28	6938858.0146
	R2401870-001	Cd (214.439 nm)	0.0001	33.94	-7.9430
	R2401870-001	Co (230.786 nm)	0.0009	19.53	71.7836
	R2401870-001	Cr (267.716 nm)	0.0003	34.45	-51.4847
	R2401870-001	Cu (327.395 nm)	0.0042	7.67	97.7008
	R2401870-001	Fe (234.350 nm)	0.3956	0.18	8260.8746
	R2401870-001	K (766.491 nm)	7.3434	0.79	6798.5581
	R2401870-001	Mg (279.078 nm)	49.0610	0.21	141622.8454
	R2401870-001	Mn (257.610 nm)	0.1173	0.15	35623.9974
	R2401870-001	Mo (202.032 nm)	0.0012	42.41	1.6390
	R2401870-001	Na (588.995 nm)	65.7761 o	0.10	754906.9108
	R2401870-001	Ni (230.299 nm)	0.0013	36.19	83.0011
	R2401870-001	Pb (220.353 nm)	-0.0002 u	> 100.00	11.4866
	R2401870-001	Sb (217.582 nm)	0.0040	21.35	17.0957
	R2401870-001	Se (196.026 nm)	0.0007 u	> 100.00	1.9755
	R2401870-001	Sn (189.925 nm)	0.0002 u	> 100.00	8.8820
	R2401870-001	Sr (216.596 nm)	0.9782	0.20	18445.9335
	R2401870-001	Ti (336.122 nm)	0.0013	5.30	34.7572
	R2401870-001	Tl (190.794 nm)	0.0015 u	> 100.00	-4.5641
	R2401870-001	V (292.401 nm)	0.0000 u	> 100.00	-66.8434
	R2401870-001	Y (360.074 nm)	0.94	0.19	427441.22
	R2401870-001	Y_R (360.074 nm)	0.94	0.20	430532.80
	R2401870-001	Zn (213.857 nm)	0.0131	0.30	630.1788
3/12/2024 17:50:56	R2401898-001	Ag (328.068 nm)	-0.0001 u	42.06	-338.6469
	R2401898-001	Al (237.312 nm)	0.8444	0.08	2014.8277
	R2401898-001	As (188.980 nm)	0.3717	1.11	582.0556
	R2401898-001	B (249.772 nm)	19.5957 o	0.17	595810.2066
	R2401898-001	Ba (230.424 nm)	0.6935	0.12	31040.1284
	R2401898-001	Be (313.107 nm)	0.0000 u	18.03	-231.2559
	R2401898-001	Ca (317.933 nm)	71.0493 o	0.17	2647879.4627
	R2401898-001	Cd (214.439 nm)	0.0002	8.31	-3.4366
	R2401898-001	Co (230.786 nm)	0.0439	1.20	698.8938
	R2401898-001	Cr (267.716 nm)	0.3963	0.21	16412.4315
	R2401898-001	Cu (327.395 nm)	0.0425	1.59	1385.5228
	R2401898-001	Fe (234.350 nm)	5.1733	0.20	106587.3431
	R2401898-001	K (766.491 nm)	838.7725 o	0.17	806000.3542
	R2401898-001	Mg (279.078 nm)	92.0787 o	0.17	265809.3048
	R2401898-001	Mn (257.610 nm)	0.3754	0.20	114071.9021
	R2401898-001	Mo (202.032 nm)	0.0147	2.97	103.1906
	R2401898-001	Na (588.995 nm)	1682.7739 o	0.91	18535134.1887
	R2401898-001	Ni (230.299 nm)	0.1981	0.28	2314.0895
	R2401898-001	Pb (220.353 nm)	0.0087	6.62	59.1339
	R2401898-001	Sb (217.582 nm)	0.0488	5.86	114.9370
	R2401898-001	Se (196.026 nm)	0.0029	66.96	3.5381
	R2401898-001	Sn (189.925 nm)	0.0620	1.86	183.7914
	R2401898-001	Sr (216.596 nm)	1.6784	0.18	31684.4726
	R2401898-001	Ti (336.122 nm)	0.3503	0.36	43128.5483
	R2401898-001	Tl (190.794 nm)	-0.0006 u	> 100.00	-6.9484
	R2401898-001	V (292.401 nm)	0.0812	0.54	2986.5291
	R2401898-001	Y (360.074 nm)	0.77	0.49	350972.63
	R2401898-001	Y_R (360.074 nm)	0.77	0.49	353311.95

DateTimeMeasured	SolutionLabel	Element Label (nm)	Unadjusted Conc (ppm)	%RSD	Intensity (c/s)
	R2401898-001	Zn (213.857 nm)	0.1445	0.20	7483.3491
3/12/2024 17:54:09	R2401905-001	Ag (328.068 nm)	-0.0003 u	> 100.00	-346.9666
	R2401905-001	Al (237.312 nm)	0.0618	8.73	218.8803
	R2401905-001	As (188.980 nm)	-0.0012 u	72.88	-9.9750
	R2401905-001	B (249.772 nm)	0.1037	1.69	3227.8569
	R2401905-001	Ba (230.424 nm)	0.3183	0.25	14243.6356
	R2401905-001	Be (313.107 nm)	0.0000	> 100.00	-179.6935
	R2401905-001	Ca (317.933 nm)	803.7989 o LR	0.19	29920577.3403
	R2401905-001	Cd (214.439 nm)	0.0001	27.08	-5.1367
	R2401905-001	Co (230.786 nm)	0.0020	19.50	88.0807
	R2401905-001	Cr (267.716 nm)	-0.0003 u	38.20	-76.6635
	R2401905-001	Cu (327.395 nm)	0.0016	17.43	10.0032
	R2401905-001	Fe (234.350 nm)	0.1989	0.90	4212.2251
	R2401905-001	K (766.491 nm)	44.0819	0.49	42113.0310
	R2401905-001	Mg (279.078 nm)	71.5520 o	0.22	206551.3925
	R2401905-001	Mn (257.610 nm)	0.4253	0.20	129209.2313
	R2401905-001	Mo (202.032 nm)	0.0020	28.97	7.5773
	R2401905-001	Na (588.995 nm)	669.9439 o LR	0.25	7398231.1568
	R2401905-001	Ni (230.299 nm)	0.0046	14.09	119.9464
	R2401905-001	Pb (220.353 nm)	0.0017	96.12	21.5417
	R2401905-001	Sb (217.582 nm)	0.0036	15.51	16.2051
	R2401905-001	Se (196.026 nm)	-0.0013 u	> 100.00	0.4857
	R2401905-001	Sn (189.925 nm)	0.0006	29.10	9.9968
	R2401905-001	Sr (216.596 nm)	6.4354 o	0.31	121621.7836
	R2401905-001	Ti (336.122 nm)	0.0109	7.38	1222.2174
	R2401905-001	Tl (190.794 nm)	0.0034	92.99	-2.3098
	R2401905-001	V (292.401 nm)	-0.0008 u	21.61	-99.2860
	R2401905-001	Y (360.074 nm)	0.85	0.52	385756.66
	R2401905-001	Y_R (360.074 nm)	0.85	0.52	388390.84
	R2401905-001	Zn (213.857 nm)	0.0063	1.71	277.4128
3/12/2024 17:57:23	R2401905-001S	Ag (328.068 nm)	0.0535	0.61	2574.7702
	R2401905-001S	Al (237.312 nm)	2.0959	0.31	4886.6929
	R2401905-001S	As (188.980 nm)	0.0404	4.25	56.0923
	R2401905-001S	B (249.772 nm)	1.1174	0.38	34045.5150
	R2401905-001S	Ba (230.424 nm)	2.1916	0.23	98112.4465
	R2401905-001S	Be (313.107 nm)	0.0445	0.31	46034.5151
	R2401905-001S	Ca (317.933 nm)	831.1574 o	0.34	30938853.4787
	R2401905-001S	Cd (214.439 nm)	0.0460	0.48	2708.2070
	R2401905-001S	Co (230.786 nm)	0.4622	0.25	6806.8647
	R2401905-001S	Cr (267.716 nm)	0.1843	0.42	7596.7616
	R2401905-001S	Cu (327.395 nm)	0.2561	0.15	8572.5640
	R2401905-001S	Fe (234.350 nm)	1.1011	0.42	22779.7989
	R2401905-001S	K (766.491 nm)	67.0561 o	0.19	64196.7052
	R2401905-001S	Mg (279.078 nm)	75.9389 o	0.38	219215.8036
	R2401905-001S	Mn (257.610 nm)	0.8983	0.35	272942.7146
	R2401905-001S	Mo (202.032 nm)	0.4702	1.17	3529.2292
	R2401905-001S	Na (588.995 nm)	700.5264 o	0.15	7734511.3341
	R2401905-001S	Ni (230.299 nm)	0.4735	0.27	5436.1788
	R2401905-001S	Pb (220.353 nm)	0.4556	0.25	2442.7198
	R2401905-001S	Sb (217.582 nm)	0.5096	0.49	1122.4745
	R2401905-001S	Se (196.026 nm)	1.0265	0.21	752.0738
	R2401905-001S	Sn (189.925 nm)	4.6227	0.38	13084.9534
	R2401905-001S	Sr (216.596 nm)	8.4851 o	0.25	160374.7585
	R2401905-001S	Ti (336.122 nm)	0.4895	0.62	60324.2798
	R2401905-001S	Tl (190.794 nm)	1.7515	0.73	2056.8818
	R2401905-001S	V (292.401 nm)	0.4702	0.26	17627.5919
	R2401905-001S	Y (360.074 nm)	0.83	0.12	379608.93

DateTimeMeasured	SolutionLabel	Element Label (nm)	Unadjusted Conc (ppm)	%RSD	Intensity (c/s)
	R2401905-001S	Y_R (360.074 nm)	0.83	0.12	382225.74
	R2401905-001S	Zn (213.857 nm)	0.5120	0.35	26648.7730
3/12/2024 18:00:36	R2401905-001SD	Ag (328.068 nm)	0.0557	0.52	2691.9674
	R2401905-001SD	Al (237.312 nm)	2.1808	0.22	5081.5339
	R2401905-001SD	As (188.980 nm)	0.0392	4.29	54.2378
	R2401905-001SD	B (249.772 nm)	1.1569	0.23	35248.8049
	R2401905-001SD	Ba (230.424 nm)	2.2775	0.09	101959.8027
	R2401905-001SD	Be (313.107 nm)	0.0462	0.13	47722.1018
	R2401905-001SD	Ca (317.933 nm)	855.1769 o	0.19	31832851.3940
	R2401905-001SD	Cd (214.439 nm)	0.0475	0.49	2797.7447
	R2401905-001SD	Co (230.786 nm)	0.4786	0.23	7045.1814
	R2401905-001SD	Cr (267.716 nm)	0.1910	0.14	7877.0744
	R2401905-001SD	Cu (327.395 nm)	0.2658	0.08	8898.7252
	R2401905-001SD	Fe (234.350 nm)	1.1410	0.18	23600.2768
	R2401905-001SD	K (766.491 nm)	69.9973 o	0.39	67023.9702
	R2401905-001SD	Mg (279.078 nm)	78.8307 o	0.15	227564.0195
	R2401905-001SD	Mn (257.610 nm)	0.9323	0.12	283287.3725
	R2401905-001SD	Mo (202.032 nm)	0.4893	0.53	3672.9802
	R2401905-001SD	Na (588.995 nm)	726.7007 o	0.14	8022318.7860
	R2401905-001SD	Ni (230.299 nm)	0.4892	0.25	5613.6506
	R2401905-001SD	Pb (220.353 nm)	0.4705	0.23	2522.3429
	R2401905-001SD	Sb (217.582 nm)	0.5257	0.61	1157.7203
	R2401905-001SD	Se (196.026 nm)	1.0585	0.44	775.4653
	R2401905-001SD	Sn (189.925 nm)	4.7533	0.05	13454.5779
	R2401905-001SD	Sr (216.596 nm)	8.8165 o	0.16	166640.5979
	R2401905-001SD	Ti (336.122 nm)	0.5104	0.27	62899.1768
	R2401905-001SD	Tl (190.794 nm)	1.8133	0.30	2129.6307
	R2401905-001SD	V (292.401 nm)	0.4875	0.15	18277.8247
	R2401905-001SD	Y (360.074 nm)	0.83	0.59	378183.81
	R2401905-001SD	Y_R (360.074 nm)	0.83	0.58	380728.10
	R2401905-001SD	Zn (213.857 nm)	0.5305	0.14	27615.7254
3/12/2024 18:03:50	R2401905-001A	Ag (328.068 nm)	0.0546	0.60	2633.1297
	R2401905-001A	Al (237.312 nm)	2.1697	0.21	5055.9403
	R2401905-001A	As (188.980 nm)	0.0382	1.06	52.5721
	R2401905-001A	B (249.772 nm)	1.1409	0.14	34759.6085
	R2401905-001A	Ba (230.424 nm)	2.2273	0.24	99712.2544
	R2401905-001A	Be (313.107 nm)	0.0458	0.09	47331.6371
	R2401905-001A	Ca (317.933 nm)	798.6005 o	0.04	29727095.8981
	R2401905-001A	Cd (214.439 nm)	0.0471	0.11	2776.7216
	R2401905-001A	Co (230.786 nm)	0.4751	0.23	6994.6773
	R2401905-001A	Cr (267.716 nm)	0.1896	0.25	7817.9113
	R2401905-001A	Cu (327.395 nm)	0.2631	0.18	8805.2802
	R2401905-001A	Fe (234.350 nm)	1.1266	0.14	23303.5834
	R2401905-001A	K (766.491 nm)	64.8893 o	0.08	62113.9535
	R2401905-001A	Mg (279.078 nm)	72.1194 o	0.04	208189.4300
	R2401905-001A	Mn (257.610 nm)	0.8884	0.09	269932.3879
	R2401905-001A	Mo (202.032 nm)	0.4849	0.86	3639.6987
	R2401905-001A	Na (588.995 nm)	671.9381 o	0.12	7420159.2164
	R2401905-001A	Ni (230.299 nm)	0.4853	0.23	5569.5781
	R2401905-001A	Pb (220.353 nm)	0.4677	0.46	2507.2196
	R2401905-001A	Sb (217.582 nm)	0.5196	0.31	1144.4520
	R2401905-001A	Se (196.026 nm)	1.0562	0.68	773.7381
	R2401905-001A	Sn (189.925 nm)	4.7377	0.21	13410.3124
	R2401905-001A	Sr (216.596 nm)	8.1689 o	0.09	154396.7811
	R2401905-001A	Ti (336.122 nm)	0.5038	0.27	62093.5877
	R2401905-001A	Tl (190.794 nm)	1.8058	0.22	2120.8805
	R2401905-001A	V (292.401 nm)	0.4825	0.13	18091.2069

DateTimeMeasured	SolutionLabel	Element Label (nm)	Unadjusted Conc (ppm)	%RSD	Intensity (c/s)
	R2401905-001A	Y (360.074 nm)	0.83	0.47	378910.76
	R2401905-001A	Y_R (360.074 nm)	0.83	0.47	381503.98
	R2401905-001A	Zn (213.857 nm)	0.5358	0.04	27889.9722
3/12/2024 18:07:03	R2401905-001L 5X	Ag (328.068 nm)	0.0000 u	> 100.00	-330.7623
	R2401905-001L 5X	Al (237.312 nm)	0.0103	18.91	100.6653
	R2401905-001L 5X	As (188.980 nm)	-0.0023 u	39.30	-11.7621
	R2401905-001L 5X	B (249.772 nm)	0.0227	2.83	767.7010
	R2401905-001L 5X	Ba (230.424 nm)	0.0653	1.38	2917.1773
	R2401905-001L 5X	Be (313.107 nm)	0.0000 u	> 100.00	-199.4834
	R2401905-001L 5X	Ca (317.933 nm)	200.5184 o	1.25	7466674.9858
	R2401905-001L 5X	Cd (214.439 nm)	0.0000 u	> 100.00	-14.3851
	R2401905-001L 5X	Co (230.786 nm)	0.0006	22.90	67.3989
	R2401905-001L 5X	Cr (267.716 nm)	-0.0001 u	85.38	-70.6662
	R2401905-001L 5X	Cu (327.395 nm)	0.0003 u	97.73	-33.6259
	R2401905-001L 5X	Fe (234.350 nm)	0.0422	1.89	987.7394
	R2401905-001L 5X	K (766.491 nm)	8.0296	2.17	7458.2082
	R2401905-001L 5X	Mg (279.078 nm)	14.6651	1.45	42326.4752
	R2401905-001L 5X	Mn (257.610 nm)	0.0876	1.45	26607.8977
	R2401905-001L 5X	Mo (202.032 nm)	0.0024	20.82	10.5822
	R2401905-001L 5X	Na (588.995 nm)	146.6753 o	1.50	1644460.3869
	R2401905-001L 5X	Ni (230.299 nm)	0.0010	13.06	79.1857
	R2401905-001L 5X	Pb (220.353 nm)	0.0002 u	> 100.00	13.5162
	R2401905-001L 5X	Sb (217.582 nm)	0.0004 u	> 100.00	9.2723
	R2401905-001L 5X	Se (196.026 nm)	-0.0006 u	> 100.00	0.9757
	R2401905-001L 5X	Sn (189.925 nm)	0.0019	33.70	13.7907
	R2401905-001L 5X	Sr (216.596 nm)	1.3531	1.31	25534.4398
	R2401905-001L 5X	Ti (336.122 nm)	0.0029	11.71	229.5290
	R2401905-001L 5X	Tl (190.794 nm)	0.0051	14.53	-0.2324
	R2401905-001L 5X	V (292.401 nm)	-0.0002 u	95.02	-74.5484
	R2401905-001L 5X	Y (360.074 nm)	0.94	0.25	428513.40
	R2401905-001L 5X	Y_R (360.074 nm)	0.94	0.25	431609.64
	R2401905-001L 5X	Zn (213.857 nm)	0.0012	3.30	6.5338
3/12/2024 18:10:17	Continuing Calibration Verification1	Ag (328.068 nm)	0.5242	0.03	28135.3712
	Continuing Calibration Verification1	Al (237.312 nm)	10.0365	0.05	23108.5746
	Continuing Calibration Verification1	As (188.980 nm)	0.9858	0.10	1556.9056
	Continuing Calibration Verification1	B (249.772 nm)	2.4669	0.12	75073.7866
	Continuing Calibration Verification1	Ba (230.424 nm)	10.3259	0.38	462291.4985
	Continuing Calibration Verification1	Be (313.107 nm)	0.2416	0.18	250628.0753
	Continuing Calibration Verification1	Ca (317.933 nm)	25.8192	0.19	964429.1102
	Continuing Calibration Verification1	Cd (214.439 nm)	0.5099	0.24	30176.8479
	Continuing Calibration Verification1	Co (230.786 nm)	2.5436	0.45	37193.4673
	Continuing Calibration Verification1	Cr (267.716 nm)	0.5181	0.21	21475.9816
	Continuing Calibration Verification1	Cu (327.395 nm)	1.2576	0.32	42261.4474
	Continuing Calibration Verification1	Fe (234.350 nm)	5.0333	0.21	103705.9937
	Continuing Calibration Verification1	K (766.491 nm)	24.9356	0.38	23708.8815
	Continuing Calibration Verification1	Mg (279.078 nm)	25.1975	0.15	72732.0940
	Continuing Calibration Verification1	Mn (257.610 nm)	0.7541	0.19	229116.9078
	Continuing Calibration Verification1	Mo (202.032 nm)	2.5792	0.38	19390.2539
	Continuing Calibration Verification1	Na (588.995 nm)	26.0169	0.20	317721.2044
	Continuing Calibration Verification1	Ni (230.299 nm)	2.1186	0.14	24087.5031
	Continuing Calibration Verification1	Pb (220.353 nm)	0.5106	0.18	2736.1597
	Continuing Calibration Verification1	Sb (217.582 nm)	4.9501	0.11	10831.2142
	Continuing Calibration Verification1	Se (196.026 nm)	0.4902	1.05	359.8617
	Continuing Calibration Verification1	Sn (189.925 nm)	5.1205	0.13	14493.1746
	Continuing Calibration Verification1	Sr (216.596 nm)	2.5253	0.37	47696.2916
	Continuing Calibration Verification1	Ti (336.122 nm)	2.5628	0.26	316343.0931
	Continuing Calibration Verification1	Tl (190.794 nm)	1.0195	0.06	1194.5921

DateTimeMeasured	SolutionLabel	Element Label (nm)	Unadjusted Conc (ppm)	%RSD	Intensity (c/s)
	Continuing Calibration Verification1	V (292.401 nm)	2.5163	0.17	94626.0679
	Continuing Calibration Verification1	Y (360.074 nm)	0.96	0.22	436540.47
	Continuing Calibration Verification1	Y_R (360.074 nm)	0.96	0.22	439718.50
	Continuing Calibration Verification1	Zn (213.857 nm)	1.0001	0.20	52107.2345
3/12/2024 18:13:30	Continuing Calibration Blank1	Ag (328.068 nm)	0.0002	45.82	-319.8147
	Continuing Calibration Blank1	Al (237.312 nm)	-0.0034 u	55.62	69.1866
	Continuing Calibration Blank1	As (188.980 nm)	-0.0001 u	49.45	-8.2231
	Continuing Calibration Blank1	B (249.772 nm)	0.0042	13.71	202.7424
	Continuing Calibration Blank1	Ba (230.424 nm)	0.0001	61.30	-4.5552
	Continuing Calibration Blank1	Be (313.107 nm)	0.0000	51.38	-188.2946
	Continuing Calibration Blank1	Ca (317.933 nm)	-0.0208 u	0.71	2672.1036
	Continuing Calibration Blank1	Cd (214.439 nm)	0.0000 u	> 100.00	-11.8580
	Continuing Calibration Blank1	Co (230.786 nm)	-0.0002 u	> 100.00	55.3238
	Continuing Calibration Blank1	Cr (267.716 nm)	0.0002	37.30	-55.4875
	Continuing Calibration Blank1	Cu (327.395 nm)	0.0003	> 100.00	-34.0351
	Continuing Calibration Blank1	Fe (234.350 nm)	0.0021	16.78	160.7453
	Continuing Calibration Blank1	K (766.491 nm)	0.5089	6.39	229.0317
	Continuing Calibration Blank1	Mg (279.078 nm)	-0.0061 u	16.56	-27.1803
	Continuing Calibration Blank1	Mn (257.610 nm)	0.0000 u	99.82	-9.7267
	Continuing Calibration Blank1	Mo (202.032 nm)	0.0031	37.99	16.1703
	Continuing Calibration Blank1	Na (588.995 nm)	0.5775	3.44	37994.0569
	Continuing Calibration Blank1	Ni (230.299 nm)	-0.0001 u	> 100.00	67.1244
	Continuing Calibration Blank1	Pb (220.353 nm)	-0.0003 u	15.54	10.8982
	Continuing Calibration Blank1	Sb (217.582 nm)	0.0007	35.68	9.9209
	Continuing Calibration Blank1	Se (196.026 nm)	-0.0008 u	> 100.00	0.8786
	Continuing Calibration Blank1	Sn (189.925 nm)	0.0003	85.90	9.2531
	Continuing Calibration Blank1	Sr (216.596 nm)	0.0003	39.01	-42.1692
	Continuing Calibration Blank1	Ti (336.122 nm)	0.0027	23.34	214.7733
	Continuing Calibration Blank1	Tl (190.794 nm)	-0.0002 u	> 100.00	-6.5784
	Continuing Calibration Blank1	V (292.401 nm)	0.0001 u	> 100.00	-65.7192
	Continuing Calibration Blank1	Y (360.074 nm)	1.03	0.17	467668.41
	Continuing Calibration Blank1	Y_R (360.074 nm)	1.03	0.17	471098.89
	Continuing Calibration Blank1	Zn (213.857 nm)	0.0002	9.15	-43.8538
3/12/2024 18:16:44	R2401905-001 10X	Ag (328.068 nm)	0.0001 u	89.92	-326.5410
	R2401905-001 10X	Al (237.312 nm)	0.0083	27.61	96.0162
	R2401905-001 10X	As (188.980 nm)	-0.0001 u	> 100.00	-8.2583
	R2401905-001 10X	B (249.772 nm)	0.0125	1.19	456.0036
	R2401905-001 10X	Ba (230.424 nm)	0.0355	0.50	1580.2645
	R2401905-001 10X	Be (313.107 nm)	0.0000	16.27	-156.9021
	R2401905-001 10X	Ca (317.933 nm)	105.2007 o	0.18	3918982.5006
	R2401905-001 10X	Cd (214.439 nm)	0.0001	64.21	-9.3237
	R2401905-001 10X	Co (230.786 nm)	0.0010	10.97	73.0762
	R2401905-001 10X	Cr (267.716 nm)	-0.0001 u	51.93	-68.4137
	R2401905-001 10X	Cu (327.395 nm)	0.0006	22.52	-24.4647
	R2401905-001 10X	Fe (234.350 nm)	0.0228	1.43	587.5523
	R2401905-001 10X	K (766.491 nm)	3.9301	1.32	3517.5484
	R2401905-001 10X	Mg (279.078 nm)	7.5266	0.11	21718.4772
	R2401905-001 10X	Mn (257.610 nm)	0.0447	0.13	13582.2439
	R2401905-001 10X	Mo (202.032 nm)	0.0017	30.93	5.7438
	R2401905-001 10X	Na (588.995 nm)	74.3658 o	0.18	849357.8451
	R2401905-001 10X	Ni (230.299 nm)	0.0015	46.70	84.5893
	R2401905-001 10X	Pb (220.353 nm)	-0.0001 u	> 100.00	12.1381
	R2401905-001 10X	Sb (217.582 nm)	0.0014 u	> 100.00	11.3684
	R2401905-001 10X	Se (196.026 nm)	0.0007 u	> 100.00	1.9610
	R2401905-001 10X	Sn (189.925 nm)	0.0007 u	> 100.00	10.3652
	R2401905-001 10X	Sr (216.596 nm)	0.6935	0.10	13064.2399
	R2401905-001 10X	Ti (336.122 nm)	0.0022	3.87	151.1433

DateTimeMeasured	SolutionLabel	Element Label (nm)	Unadjusted Conc (ppm)	%RSD	Intensity (c/s)
	R2401905-001 10X	Tl (190.794 nm)	0.0021	31.06	-3.8203
	R2401905-001 10X	V (292.401 nm)	0.0003	25.53	-57.4220
	R2401905-001 10X	Y (360.074 nm)	0.96	0.21	437954.07
	R2401905-001 10X	Y_R (360.074 nm)	0.96	0.21	441118.81
	R2401905-001 10X	Zn (213.857 nm)	0.0007	8.70	-14.6586
3/12/2024 18:19:58	R2401905-001S 10X	Ag (328.068 nm)	0.0053	3.26	-48.0196
	R2401905-001S 10X	Al (237.312 nm)	0.1938	1.74	521.7761
	R2401905-001S 10X	As (188.980 nm)	0.0022	62.61	-4.5679
	R2401905-001S 10X	B (249.772 nm)	0.1072	1.63	3336.3886
	R2401905-001S 10X	Ba (230.424 nm)	0.2227	1.63	9962.4807
	R2401905-001S 10X	Be (313.107 nm)	0.0045	1.78	4501.3581
	R2401905-001S 10X	Ca (317.933 nm)	104.6031 o	1.52	3896738.1253
	R2401905-001S 10X	Cd (214.439 nm)	0.0050	2.10	282.6771
	R2401905-001S 10X	Co (230.786 nm)	0.0478	1.82	756.6880
	R2401905-001S 10X	Cr (267.716 nm)	0.0185	2.13	702.7041
	R2401905-001S 10X	Cu (327.395 nm)	0.0238	2.43	755.6734
	R2401905-001S 10X	Fe (234.350 nm)	0.1114	1.34	2410.6846
	R2401905-001S 10X	K (766.491 nm)	5.7663	1.69	5282.6273
	R2401905-001S 10X	Mg (279.078 nm)	7.6477	1.65	22068.2737
	R2401905-001S 10X	Mn (257.610 nm)	0.0904	1.61	27465.5509
	R2401905-001S 10X	Mo (202.032 nm)	0.0469	0.84	345.8360
	R2401905-001S 10X	Na (588.995 nm)	75.6909 o	1.77	863928.3988
	R2401905-001S 10X	Ni (230.299 nm)	0.0495	1.91	629.3580
	R2401905-001S 10X	Pb (220.353 nm)	0.0484	3.25	270.6337
	R2401905-001S 10X	Sb (217.582 nm)	0.0480	3.77	113.2433
	R2401905-001S 10X	Se (196.026 nm)	0.1048	3.21	78.0490
	R2401905-001S 10X	Sn (189.925 nm)	0.4748	1.29	1351.4363
	R2401905-001S 10X	Sr (216.596 nm)	0.8726	1.57	16449.8657
	R2401905-001S 10X	Ti (336.122 nm)	0.0476	1.39	5758.7843
	R2401905-001S 10X	Tl (190.794 nm)	0.1875	2.24	214.5598
	R2401905-001S 10X	V (292.401 nm)	0.0459	2.04	1658.3556
	R2401905-001S 10X	Y (360.074 nm)	0.97	0.24	441236.29
	R2401905-001S 10X	Y_R (360.074 nm)	0.97	0.24	444450.78
	R2401905-001S 10X	Zn (213.857 nm)	0.0500	1.34	2552.3912
3/12/2024 18:23:12	R2401905-001SD 10X	Ag (328.068 nm)	0.0051	1.61	-53.9055
	R2401905-001SD 10X	Al (237.312 nm)	0.1962	1.92	527.2812
	R2401905-001SD 10X	As (188.980 nm)	0.0024	30.44	-4.2795
	R2401905-001SD 10X	B (249.772 nm)	0.1068	1.37	3324.2807
	R2401905-001SD 10X	Ba (230.424 nm)	0.2230	1.68	9977.6641
	R2401905-001SD 10X	Be (313.107 nm)	0.0045	2.05	4512.8049
	R2401905-001SD 10X	Ca (317.933 nm)	105.3167 o	1.72	3923299.9747
	R2401905-001SD 10X	Cd (214.439 nm)	0.0048	0.73	273.7042
	R2401905-001SD 10X	Co (230.786 nm)	0.0478	2.22	756.4259
	R2401905-001SD 10X	Cr (267.716 nm)	0.0184	2.53	700.1785
	R2401905-001SD 10X	Cu (327.395 nm)	0.0235	3.57	746.6456
	R2401905-001SD 10X	Fe (234.350 nm)	0.1117	1.69	2418.0014
	R2401905-001SD 10X	K (766.491 nm)	5.7639	2.35	5280.3349
	R2401905-001SD 10X	Mg (279.078 nm)	7.6967	1.68	22209.7242
	R2401905-001SD 10X	Mn (257.610 nm)	0.0910	1.85	27633.8448
	R2401905-001SD 10X	Mo (202.032 nm)	0.0469	0.66	345.2693
	R2401905-001SD 10X	Na (588.995 nm)	76.2575 o	1.72	870158.3588
	R2401905-001SD 10X	Ni (230.299 nm)	0.0498	2.40	632.8377
	R2401905-001SD 10X	Pb (220.353 nm)	0.0475	2.56	265.9097
	R2401905-001SD 10X	Sb (217.582 nm)	0.0481	1.33	113.4261
	R2401905-001SD 10X	Se (196.026 nm)	0.1026	4.71	76.4520
	R2401905-001SD 10X	Sn (189.925 nm)	0.4740	1.95	1349.1442
	R2401905-001SD 10X	Sr (216.596 nm)	0.8769	1.68	16530.1967

DateTimeMeasured	SolutionLabel	Element Label (nm)	Unadjusted Conc (ppm)	%RSD	Intensity (c/s)
	R2401905-001SD 10X	Ti (336.122 nm)	0.0478	1.41	5777.3357
	R2401905-001SD 10X	Tl (190.794 nm)	0.1896	1.09	217.0166
	R2401905-001SD 10X	V (292.401 nm)	0.0461	1.56	1668.4729
	R2401905-001SD 10X	Y (360.074 nm)	0.96	0.34	439356.70
	R2401905-001SD 10X	Y_R (360.074 nm)	0.96	0.34	442574.85
	R2401905-001SD 10X	Zn (213.857 nm)	0.0501	1.75	2559.1705
3/12/2024 18:26:26	R2401905-001A 10X	Ag (328.068 nm)	0.0509	0.57	2432.1893
	R2401905-001A 10X	Al (237.312 nm)	1.9279	0.32	4501.0168
	R2401905-001A 10X	As (188.980 nm)	0.0380	7.68	52.2212
	R2401905-001A 10X	B (249.772 nm)	1.0091	0.35	30753.7380
	R2401905-001A 10X	Ba (230.424 nm)	1.9597	0.40	87728.1217
	R2401905-001A 10X	Be (313.107 nm)	0.0469	0.26	48543.1285
	R2401905-001A 10X	Ca (317.933 nm)	105.2850 o	0.35	3922119.3788
	R2401905-001A 10X	Cd (214.439 nm)	0.0490	0.31	2888.4252
	R2401905-001A 10X	Co (230.786 nm)	0.4865	0.23	7160.5659
	R2401905-001A 10X	Cr (267.716 nm)	0.1906	0.41	7861.1411
	R2401905-001A 10X	Cu (327.395 nm)	0.2447	0.14	8188.1120
	R2401905-001A 10X	Fe (234.350 nm)	0.9666	0.52	20012.1189
	R2401905-001A 10X	K (766.491 nm)	23.1132	0.28	21957.0906
	R2401905-001A 10X	Mg (279.078 nm)	9.3112	0.22	26870.4922
	R2401905-001A 10X	Mn (257.610 nm)	0.5149	0.29	156453.7567
	R2401905-001A 10X	Mo (202.032 nm)	0.4791	1.29	3595.7808
	R2401905-001A 10X	Na (588.995 nm)	91.2181 o	0.10	1034662.6515
	R2401905-001A 10X	Ni (230.299 nm)	0.5026	0.21	5766.4510
	R2401905-001A 10X	Pb (220.353 nm)	0.4887	0.47	2619.3252
	R2401905-001A 10X	Sb (217.582 nm)	0.5015	0.68	1104.7565
	R2401905-001A 10X	Se (196.026 nm)	1.0729	0.81	786.0031
	R2401905-001A 10X	Sn (189.925 nm)	4.8314	0.31	13675.3454
	R2401905-001A 10X	Sr (216.596 nm)	2.5617	0.30	48384.7006
	R2401905-001A 10X	Ti (336.122 nm)	0.4799	0.59	59143.5603
	R2401905-001A 10X	Tl (190.794 nm)	1.9329	0.37	2270.5645
	R2401905-001A 10X	V (292.401 nm)	0.4753	0.28	17820.1497
	R2401905-001A 10X	Y (360.074 nm)	0.96	0.29	436724.10
	R2401905-001A 10X	Y_R (360.074 nm)	0.96	0.29	439897.04
	R2401905-001A 10X	Zn (213.857 nm)	0.5105	0.22	26570.9292
3/12/2024 18:29:39	R2401905-001L 50X	Ag (328.068 nm)	0.0001 u	89.76	-327.4766
	R2401905-001L 50X	Al (237.312 nm)	0.0007	67.14	78.6927
	R2401905-001L 50X	As (188.980 nm)	0.0006 u	> 100.00	-7.0133
	R2401905-001L 50X	B (249.772 nm)	0.0037	3.69	189.5709
	R2401905-001L 50X	Ba (230.424 nm)	0.0070	1.48	304.4642
	R2401905-001L 50X	Be (313.107 nm)	0.0000 u	> 100.00	-201.2490
	R2401905-001L 50X	Ca (317.933 nm)	21.6051	0.22	807580.0273
	R2401905-001L 50X	Cd (214.439 nm)	0.0000	> 100.00	-10.9454
	R2401905-001L 50X	Co (230.786 nm)	0.0003 u	> 100.00	62.6735
	R2401905-001L 50X	Cr (267.716 nm)	-0.0001 u	58.56	-69.4473
	R2401905-001L 50X	Cu (327.395 nm)	0.0000 u	> 100.00	-45.4429
	R2401905-001L 50X	Fe (234.350 nm)	0.0058	5.90	237.0852
	R2401905-001L 50X	K (766.491 nm)	0.9643	3.39	666.7470
	R2401905-001L 50X	Mg (279.078 nm)	1.5213	0.40	4382.0883
	R2401905-001L 50X	Mn (257.610 nm)	0.0091	0.27	2772.7311
	R2401905-001L 50X	Mo (202.032 nm)	0.0024	10.86	11.0500
	R2401905-001L 50X	Na (588.995 nm)	15.3379	0.03	200297.2928
	R2401905-001L 50X	Ni (230.299 nm)	0.0004	89.56	71.8112
	R2401905-001L 50X	Pb (220.353 nm)	-0.0001 u	> 100.00	12.2978
	R2401905-001L 50X	Sb (217.582 nm)	-0.0020 u	23.09	3.8576
	R2401905-001L 50X	Se (196.026 nm)	-0.0001 u	> 100.00	1.3392
	R2401905-001L 50X	Sn (189.925 nm)	0.0013	31.57	12.0943

DateTimeMeasured	SolutionLabel	Element Label (nm)	Unadjusted Conc (ppm)	%RSD	Intensity (c/s)
	R2401905-001L 50X	Sr (216.596 nm)	0.1428	0.24	2651.2677
	R2401905-001L 50X	Ti (336.122 nm)	0.0013	15.31	35.1339
	R2401905-001L 50X	Tl (190.794 nm)	0.0016	44.59	-4.3715
	R2401905-001L 50X	V (292.401 nm)	0.0002	63.17	-60.8364
	R2401905-001L 50X	Y (360.074 nm)	1.00	0.21	457157.25
	R2401905-001L 50X	Y_R (360.074 nm)	1.00	0.21	460557.58
	R2401905-001L 50X	Zn (213.857 nm)	0.0001	4.62	-47.5889
3/12/2024 18:32:53	R2401914-013	Ag (328.068 nm)	0.0002	47.95	-322.7454
	R2401914-013	Al (237.312 nm)	0.0007	70.28	78.6338
	R2401914-013	As (188.980 nm)	-0.0003 u	> 100.00	-8.5650
	R2401914-013	B (249.772 nm)	0.0017	11.96	128.7782
	R2401914-013	Ba (230.424 nm)	0.0002	27.38	0.9017
	R2401914-013	Be (313.107 nm)	0.0000	> 100.00	-192.4771
	R2401914-013	Ca (317.933 nm)	0.0088	32.00	3773.1128
	R2401914-013	Cd (214.439 nm)	0.0001	21.26	-6.6773
	R2401914-013	Co (230.786 nm)	0.0000 u	> 100.00	58.5274
	R2401914-013	Cr (267.716 nm)	0.0003	52.78	-50.9810
	R2401914-013	Cu (327.395 nm)	0.0003	> 100.00	-33.3311
	R2401914-013	Fe (234.350 nm)	0.0048	3.04	216.8371
	R2401914-013	K (766.491 nm)	0.2552	9.92	-14.8458
	R2401914-013	Mg (279.078 nm)	-0.0010 u	> 100.00	-12.7213
	R2401914-013	Mn (257.610 nm)	0.0001	12.41	24.8171
	R2401914-013	Mo (202.032 nm)	0.0003 u	> 100.00	-4.6750
	R2401914-013	Na (588.995 nm)	0.4227	2.70	36292.3342
	R2401914-013	Ni (230.299 nm)	-0.0003 u	> 100.00	63.8226
	R2401914-013	Pb (220.353 nm)	-0.0002 u	> 100.00	11.5632
	R2401914-013	Sb (217.582 nm)	0.0041	44.36	17.3462
	R2401914-013	Se (196.026 nm)	-0.0002 u	> 100.00	1.3089
	R2401914-013	Sn (189.925 nm)	0.0010	25.89	11.2310
	R2401914-013	Sr (216.596 nm)	0.0005	53.67	-38.5679
	R2401914-013	Ti (336.122 nm)	0.0001 u	> 100.00	-111.9970
	R2401914-013	Tl (190.794 nm)	-0.0009 u	95.74	-7.3481
	R2401914-013	V (292.401 nm)	-0.0001 u	> 100.00	-70.8277
	R2401914-013	Y (360.074 nm)	1.00	0.22	456778.15
	R2401914-013	Y_R (360.074 nm)	1.00	0.22	460237.09
	R2401914-013	Zn (213.857 nm)	0.0018	6.57	41.0530
3/12/2024 18:36:06	R2401917-002	Ag (328.068 nm)	0.0000 u	> 100.00	-332.2767
	R2401917-002	Al (237.312 nm)	0.0030	29.05	83.8898
	R2401917-002	As (188.980 nm)	-0.0009 u	> 100.00	-9.4638
	R2401917-002	B (249.772 nm)	0.0448	0.08	1437.3982
	R2401917-002	Ba (230.424 nm)	0.1043	0.35	4660.2369
	R2401917-002	Be (313.107 nm)	0.0000 u	> 100.00	-193.5216
	R2401917-002	Ca (317.933 nm)	101.5569 o	0.19	3783361.8159
	R2401917-002	Cd (214.439 nm)	0.0002	50.30	-0.8811
	R2401917-002	Co (230.786 nm)	0.0005	5.88	66.1968
	R2401917-002	Cr (267.716 nm)	0.0001 u	> 100.00	-61.3631
	R2401917-002	Cu (327.395 nm)	0.0015	43.29	6.0104
	R2401917-002	Fe (234.350 nm)	0.0194	0.26	517.9937
	R2401917-002	K (766.491 nm)	1.7999	5.14	1469.9901
	R2401917-002	Mg (279.078 nm)	10.7885	0.08	31135.2135
	R2401917-002	Mn (257.610 nm)	0.1358	0.18	41268.7074
	R2401917-002	Mo (202.032 nm)	0.0007	35.16	-2.0652
	R2401917-002	Na (588.995 nm)	262.6129 o	0.16	2919289.6608
	R2401917-002	Ni (230.299 nm)	0.0007	74.69	75.3887
	R2401917-002	Pb (220.353 nm)	0.0007 u	> 100.00	16.6041
	R2401917-002	Sb (217.582 nm)	0.0001 u	> 100.00	8.6024
	R2401917-002	Se (196.026 nm)	-0.0012 u	> 100.00	0.5251

DateTimeMeasured	SolutionLabel	Element Label (nm)	Unadjusted Conc (ppm)	%RSD	Intensity (c/s)
	R2401917-002	Sn (189.925 nm)	0.0006	38.12	10.0033
	R2401917-002	Sr (216.596 nm)	0.4745	0.27	8922.1722
	R2401917-002	Ti (336.122 nm)	0.0006	9.27	-53.0663
	R2401917-002	Tl (190.794 nm)	0.0020 u	> 100.00	-3.9421
	R2401917-002	V (292.401 nm)	-0.0001 u	> 100.00	-73.2104
	R2401917-002	Y (360.074 nm)	0.93	0.69	424084.46
	R2401917-002	Y_R (360.074 nm)	0.93	0.69	427087.15
	R2401917-002	Zn (213.857 nm)	0.0059	1.61	251.8124
3/12/2024 18:39:20	R2401931-009	Ag (328.068 nm)	0.0004	15.99	-313.4090
	R2401931-009	Al (237.312 nm)	0.0107	11.47	101.6764
	R2401931-009	As (188.980 nm)	0.0000 u	> 100.00	-8.0853
	R2401931-009	B (249.772 nm)	0.0012	15.94	113.7420
	R2401931-009	Ba (230.424 nm)	0.0001	31.56	-3.4036
	R2401931-009	Be (313.107 nm)	0.0000 u	51.94	-211.9464
	R2401931-009	Ca (317.933 nm)	0.0218	3.28	4256.8060
	R2401931-009	Cd (214.439 nm)	0.0001	80.23	-7.4696
	R2401931-009	Co (230.786 nm)	0.0001 u	> 100.00	59.4197
	R2401931-009	Cr (267.716 nm)	0.0004	40.29	-50.1327
	R2401931-009	Cu (327.395 nm)	0.0051	0.95	126.3569
	R2401931-009	Fe (234.350 nm)	0.0146	1.06	419.1221
	R2401931-009	K (766.491 nm)	0.2063	34.51	-61.8353
	R2401931-009	Mg (279.078 nm)	0.0021 u	95.81	-3.5264
	R2401931-009	Mn (257.610 nm)	0.0004	4.84	118.6040
	R2401931-009	Mo (202.032 nm)	0.0003	46.49	-5.0967
	R2401931-009	Na (588.995 nm)	0.3377	1.46	35357.5960
	R2401931-009	Ni (230.299 nm)	-0.0010 u	11.85	56.2060
	R2401931-009	Pb (220.353 nm)	0.0000 u	> 100.00	12.5506
	R2401931-009	Sb (217.582 nm)	0.0027	72.06	14.3064
	R2401931-009	Se (196.026 nm)	0.0003 u	> 100.00	1.6560
	R2401931-009	Sn (189.925 nm)	0.0006 u	> 100.00	10.0478
	R2401931-009	Sr (216.596 nm)	0.0003	86.64	-42.4325
	R2401931-009	Ti (336.122 nm)	0.0000 u	> 100.00	-126.1673
	R2401931-009	Tl (190.794 nm)	-0.0026 u	90.65	-9.3205
	R2401931-009	V (292.401 nm)	0.0002	> 100.00	-59.7869
	R2401931-009	Y (360.074 nm)	1.00	0.08	456330.57
	R2401931-009	Y_R (360.074 nm)	1.00	0.08	459850.97
	R2401931-009	Zn (213.857 nm)	0.0024	2.42	73.0999
3/12/2024 18:42:34	R2401796-001 20X	Ag (328.068 nm)	0.0001	74.11	-330.4001
	R2401796-001 20X	Al (237.312 nm)	0.0028	65.61	83.4999
	R2401796-001 20X	As (188.980 nm)	0.0006 u	> 100.00	-7.0161
	R2401796-001 20X	B (249.772 nm)	1.5461	0.09	47080.3151
	R2401796-001 20X	Ba (230.424 nm)	0.0372	0.56	1658.4932
	R2401796-001 20X	Be (313.107 nm)	0.0000 u	53.72	-213.0046
	R2401796-001 20X	Ca (317.933 nm)	6.8623	0.18	258860.3602
	R2401796-001 20X	Cd (214.439 nm)	0.0000 u	47.83	-14.5361
	R2401796-001 20X	Co (230.786 nm)	0.0010	49.10	72.4411
	R2401796-001 20X	Cr (267.716 nm)	0.0037	1.30	90.6810
	R2401796-001 20X	Cu (327.395 nm)	0.0004	63.31	-30.7181
	R2401796-001 20X	Fe (234.350 nm)	0.0727	0.28	1614.9462
	R2401796-001 20X	K (766.491 nm)	34.2440	0.11	32656.4515
	R2401796-001 20X	Mg (279.078 nm)	11.8132	0.16	34093.5098
	R2401796-001 20X	Mn (257.610 nm)	0.0081	0.70	2455.9311
	R2401796-001 20X	Mo (202.032 nm)	-0.0001 u	> 100.00	-8.1178
	R2401796-001 20X	Na (588.995 nm)	124.4371 o	0.09	1399932.7155
	R2401796-001 20X	Ni (230.299 nm)	0.0054	2.73	129.2327
	R2401796-001 20X	Pb (220.353 nm)	-0.0010 u	81.53	7.5141
	R2401796-001 20X	Sb (217.582 nm)	-0.0002 u	> 100.00	7.8651

DateTimeMeasured	SolutionLabel	Element Label (nm)	Unadjusted Conc (ppm)	%RSD	Intensity (c/s)
	R2401796-001 20X	Se (196.026 nm)	-0.0002 u	> 100.00	1.2532
	R2401796-001 20X	Sn (189.925 nm)	0.0000 u	> 100.00	8.1947
	R2401796-001 20X	Sr (216.596 nm)	0.1463	0.34	2717.9231
	R2401796-001 20X	Ti (336.122 nm)	0.0022	1.65	148.7066
	R2401796-001 20X	Tl (190.794 nm)	-0.0007 u	> 100.00	-7.0955
	R2401796-001 20X	V (292.401 nm)	0.0007	27.17	-41.4546
	R2401796-001 20X	Y (360.074 nm)	0.98	0.48	446044.38
	R2401796-001 20X	Y_R (360.074 nm)	0.98	0.48	449298.90
	R2401796-001 20X	Zn (213.857 nm)	0.0013	7.63	14.7137
3/12/2024 18:45:50	R2401796-003 20X	Ag (328.068 nm)	0.0000 u	> 100.00	-332.1887
	R2401796-003 20X	Al (237.312 nm)	0.0150	14.79	111.5280
	R2401796-003 20X	As (188.980 nm)	0.0019	59.30	-4.9457
	R2401796-003 20X	B (249.772 nm)	4.6320	4.65	140893.9213
	R2401796-003 20X	Ba (230.424 nm)	0.0250	4.74	1111.6683
	R2401796-003 20X	Be (313.107 nm)	0.0000 u	35.67	-217.7449
	R2401796-003 20X	Ca (317.933 nm)	2.8672	4.79	110163.2433
	R2401796-003 20X	Cd (214.439 nm)	0.0000 u	> 100.00	-12.5952
	R2401796-003 20X	Co (230.786 nm)	0.0022	16.50	90.7843
	R2401796-003 20X	Cr (267.716 nm)	0.0176	3.92	667.5425
	R2401796-003 20X	Cu (327.395 nm)	0.0146	3.33	448.7562
	R2401796-003 20X	Fe (234.350 nm)	0.1592	4.84	3394.5186
	R2401796-003 20X	K (766.491 nm)	82.5472 o	4.28	79087.3486
	R2401796-003 20X	Mg (279.078 nm)	14.9669	4.83	43197.8305
	R2401796-003 20X	Mn (257.610 nm)	0.0049	5.25	1499.2021
	R2401796-003 20X	Mo (202.032 nm)	0.0005	66.91	-3.5935
	R2401796-003 20X	Na (588.995 nm)	227.2800 o LR	4.55	2530775.4177
	R2401796-003 20X	Ni (230.299 nm)	0.0221	6.68	317.7332
	R2401796-003 20X	Pb (220.353 nm)	0.0002 u	> 100.00	13.6941
	R2401796-003 20X	Sb (217.582 nm)	0.0000 u	> 100.00	8.2528
	R2401796-003 20X	Se (196.026 nm)	0.0020	68.84	2.8612
	R2401796-003 20X	Sn (189.925 nm)	0.0016	26.99	12.7740
	R2401796-003 20X	Sr (216.596 nm)	0.0880	4.36	1616.1991
	R2401796-003 20X	Ti (336.122 nm)	0.0118	4.84	1330.7708
	R2401796-003 20X	Tl (190.794 nm)	-0.0002 u	> 100.00	-6.5651
	R2401796-003 20X	V (292.401 nm)	0.0019	14.98	4.5430
	R2401796-003 20X	Y (360.074 nm)	0.96	0.65	438720.51
	R2401796-003 20X	Y_R (360.074 nm)	0.96	0.65	441835.14
	R2401796-003 20X	Zn (213.857 nm)	0.0262	4.43	1312.2824
3/12/2024 18:49:04	Continuing Calibration Verification1	Ag (328.068 nm)	0.5216	0.03	27994.4879
	Continuing Calibration Verification1	Al (237.312 nm)	9.9867	0.08	22994.2623
	Continuing Calibration Verification1	As (188.980 nm)	0.9832	0.19	1552.8362
	Continuing Calibration Verification1	B (249.772 nm)	2.4528	0.10	74643.5034
	Continuing Calibration Verification1	Ba (230.424 nm)	10.2673	0.11	459666.5356
	Continuing Calibration Verification1	Be (313.107 nm)	0.2409	0.12	249951.5542
	Continuing Calibration Verification1	Ca (317.933 nm)	25.6960	0.09	959845.1612
	Continuing Calibration Verification1	Cd (214.439 nm)	0.5083	0.07	30079.0142
	Continuing Calibration Verification1	Co (230.786 nm)	2.5322	0.16	37027.9837
	Continuing Calibration Verification1	Cr (267.716 nm)	0.5160	0.13	21389.0530
	Continuing Calibration Verification1	Cu (327.395 nm)	1.2452	0.31	41845.1989
	Continuing Calibration Verification1	Fe (234.350 nm)	5.0153	0.19	103335.1803
	Continuing Calibration Verification1	K (766.491 nm)	24.4922	0.15	23282.6732
	Continuing Calibration Verification1	Mg (279.078 nm)	25.0980	0.08	72444.8042
	Continuing Calibration Verification1	Mn (257.610 nm)	0.7509	0.14	228145.0884
	Continuing Calibration Verification1	Mo (202.032 nm)	2.5700	0.44	19320.6884
	Continuing Calibration Verification1	Na (588.995 nm)	25.3955	0.21	310888.1383
	Continuing Calibration Verification1	Ni (230.299 nm)	2.1120	0.10	24012.5142
	Continuing Calibration Verification1	Pb (220.353 nm)	0.5098	0.17	2732.2459

DateTimeMeasured	SolutionLabel	Element Label (nm)	Unadjusted Conc (ppm)	%RSD	Intensity (c/s)
	Continuing Calibration Verification1	Sb (217.582 nm)	4.9125	0.04	10749.0076
	Continuing Calibration Verification1	Se (196.026 nm)	0.4847	0.95	355.8521
	Continuing Calibration Verification1	Sn (189.925 nm)	5.0943	0.00	14419.1672
	Continuing Calibration Verification1	Sr (216.596 nm)	2.5140	0.11	47482.4123
	Continuing Calibration Verification1	Ti (336.122 nm)	2.5524	0.31	315056.3041
	Continuing Calibration Verification1	Tl (190.794 nm)	1.0155	0.51	1189.9500
	Continuing Calibration Verification1	V (292.401 nm)	2.5079	0.14	94307.2715
	Continuing Calibration Verification1	Y (360.074 nm)	0.96	0.41	436306.95
	Continuing Calibration Verification1	Y_R (360.074 nm)	0.96	0.41	439568.68
	Continuing Calibration Verification1	Zn (213.857 nm)	0.9921	0.13	51689.0296
3/12/2024 18:52:18	Continuing Calibration Blank1	Ag (328.068 nm)	0.0002	71.35	-320.3724
	Continuing Calibration Blank1	Al (237.312 nm)	-0.0034 u	42.48	69.2995
	Continuing Calibration Blank1	As (188.980 nm)	-0.0005 u	> 100.00	-8.8385
	Continuing Calibration Blank1	B (249.772 nm)	0.0023	24.92	146.0017
	Continuing Calibration Blank1	Ba (230.424 nm)	0.0001	87.67	-1.1334
	Continuing Calibration Blank1	Be (313.107 nm)	0.0000	82.56	-182.6438
	Continuing Calibration Blank1	Ca (317.933 nm)	-0.0211 u	0.90	2663.0038
	Continuing Calibration Blank1	Cd (214.439 nm)	0.0000	59.04	-11.1944
	Continuing Calibration Blank1	Co (230.786 nm)	0.0000 u	> 100.00	57.8001
	Continuing Calibration Blank1	Cr (267.716 nm)	0.0002 u	93.79	-57.2356
	Continuing Calibration Blank1	Cu (327.395 nm)	0.0000 u	> 100.00	-45.0168
	Continuing Calibration Blank1	Fe (234.350 nm)	0.0021	33.49	162.2324
	Continuing Calibration Blank1	K (766.491 nm)	0.2163	14.96	-52.2477
	Continuing Calibration Blank1	Mg (279.078 nm)	-0.0043 u	21.89	-22.1794
	Continuing Calibration Blank1	Mn (257.610 nm)	0.0000 u	> 100.00	-7.2251
	Continuing Calibration Blank1	Mo (202.032 nm)	0.0036	9.85	20.0945
	Continuing Calibration Blank1	Na (588.995 nm)	0.2393	3.33	34275.3721
	Continuing Calibration Blank1	Ni (230.299 nm)	0.0000 u	> 100.00	67.2649
	Continuing Calibration Blank1	Pb (220.353 nm)	-0.0009 u	57.88	7.7343
	Continuing Calibration Blank1	Sb (217.582 nm)	0.0022	55.54	13.2312
	Continuing Calibration Blank1	Se (196.026 nm)	-0.0031 u	72.86	-0.8400
	Continuing Calibration Blank1	Sn (189.925 nm)	-0.0005 u	58.56	6.8963
	Continuing Calibration Blank1	Sr (216.596 nm)	0.0003	41.53	-41.6299
	Continuing Calibration Blank1	Ti (336.122 nm)	0.0028	23.87	219.7916
	Continuing Calibration Blank1	Tl (190.794 nm)	0.0003 u	> 100.00	-5.9605
	Continuing Calibration Blank1	V (292.401 nm)	0.0000 u	> 100.00	-66.6569
	Continuing Calibration Blank1	Y (360.074 nm)	1.02	0.22	466145.69
	Continuing Calibration Blank1	Y_R (360.074 nm)	1.02	0.23	469662.26
	Continuing Calibration Blank1	Zn (213.857 nm)	0.0003	6.52	-39.8945
3/12/2024 18:55:32	R2401796-005 20X	Ag (328.068 nm)	0.0000 u	> 100.00	-333.8861
	R2401796-005 20X	Al (237.312 nm)	0.0066	12.56	92.2278
	R2401796-005 20X	As (188.980 nm)	0.0012 u	> 100.00	-6.0958
	R2401796-005 20X	B (249.772 nm)	2.2470	0.51	68389.4218
	R2401796-005 20X	Ba (230.424 nm)	0.0389	0.53	1732.4097
	R2401796-005 20X	Be (313.107 nm)	0.0000 u	> 100.00	-196.9079
	R2401796-005 20X	Ca (317.933 nm)	7.0543	0.59	266004.2646
	R2401796-005 20X	Cd (214.439 nm)	0.0001	72.01	-8.7066
	R2401796-005 20X	Co (230.786 nm)	0.0014	2.70	78.3868
	R2401796-005 20X	Cr (267.716 nm)	0.0089	0.13	306.6914
	R2401796-005 20X	Cu (327.395 nm)	0.0015	41.59	7.9142
	R2401796-005 20X	Fe (234.350 nm)	0.0749	0.27	1660.9781
	R2401796-005 20X	K (766.491 nm)	45.4817	0.41	43458.5700
	R2401796-005 20X	Mg (279.078 nm)	11.4437	0.66	33026.6440
	R2401796-005 20X	Mn (257.610 nm)	0.0091	0.77	2761.8216
	R2401796-005 20X	Mo (202.032 nm)	0.0011	18.64	1.1581
	R2401796-005 20X	Na (588.995 nm)	151.6874 o	0.60	1699572.8232
	R2401796-005 20X	Ni (230.299 nm)	0.0101	4.55	182.3179

DateTimeMeasured	SolutionLabel	Element Label (nm)	Unadjusted Conc (ppm)	%RSD	Intensity (c/s)
	R2401796-005 20X	Pb (220.353 nm)	-0.0008 u	19.81	8.5288
	R2401796-005 20X	Sb (217.582 nm)	0.0033	79.22	15.4693
	R2401796-005 20X	Se (196.026 nm)	0.0009 u	> 100.00	2.1145
	R2401796-005 20X	Sn (189.925 nm)	0.0016	32.81	12.8506
	R2401796-005 20X	Sr (216.596 nm)	0.1504	0.83	2795.4202
	R2401796-005 20X	Ti (336.122 nm)	0.0061	1.88	634.7864
	R2401796-005 20X	Tl (190.794 nm)	-0.0007 u	14.88	-7.0922
	R2401796-005 20X	V (292.401 nm)	0.0015	11.67	-12.3165
	R2401796-005 20X	Y (360.074 nm)	0.97	0.34	442984.54
	R2401796-005 20X	Y_R (360.074 nm)	0.97	0.34	446168.96
	R2401796-005 20X	Zn (213.857 nm)	0.0040	1.77	155.4333
3/12/2024 18:58:47	Continuing Calibration Verification1	Ag (328.068 nm)	0.5213	0.11	27980.9469
	Continuing Calibration Verification1	Al (237.312 nm)	9.9829	0.11	22985.5690
	Continuing Calibration Verification1	As (188.980 nm)	0.9834	0.50	1553.2184
	Continuing Calibration Verification1	B (249.772 nm)	2.4506	0.07	74577.1704
	Continuing Calibration Verification1	Ba (230.424 nm)	10.2376	0.36	458337.9052
	Continuing Calibration Verification1	Be (313.107 nm)	0.2408	0.17	249845.8695
	Continuing Calibration Verification1	Ca (317.933 nm)	25.6769	0.23	959131.8977
	Continuing Calibration Verification1	Cd (214.439 nm)	0.5084	0.16	30084.2117
	Continuing Calibration Verification1	Co (230.786 nm)	2.5250	0.35	36922.6228
	Continuing Calibration Verification1	Cr (267.716 nm)	0.5159	0.32	21385.8413
	Continuing Calibration Verification1	Cu (327.395 nm)	1.2385	0.40	41621.5713
	Continuing Calibration Verification1	Fe (234.350 nm)	5.0128	0.25	103282.8414
	Continuing Calibration Verification1	K (766.491 nm)	24.4113	0.07	23204.9177
	Continuing Calibration Verification1	Mg (279.078 nm)	25.0928	0.15	72429.9056
	Continuing Calibration Verification1	Mn (257.610 nm)	0.7504	0.19	228007.9679
	Continuing Calibration Verification1	Mo (202.032 nm)	2.5677	0.39	19303.5553
	Continuing Calibration Verification1	Na (588.995 nm)	25.3357	0.16	310230.9807
	Continuing Calibration Verification1	Ni (230.299 nm)	2.1091	0.09	23979.3760
	Continuing Calibration Verification1	Pb (220.353 nm)	0.5097	0.33	2731.5142
	Continuing Calibration Verification1	Sb (217.582 nm)	4.9152	0.11	10754.7596
	Continuing Calibration Verification1	Se (196.026 nm)	0.4855	1.72	356.4784
	Continuing Calibration Verification1	Sn (189.925 nm)	5.1018	0.20	14440.2374
	Continuing Calibration Verification1	Sr (216.596 nm)	2.5083	0.19	47374.7334
	Continuing Calibration Verification1	Ti (336.122 nm)	2.5506	0.29	314835.8894
	Continuing Calibration Verification1	Tl (190.794 nm)	1.0149	0.29	1189.1871
	Continuing Calibration Verification1	V (292.401 nm)	2.5079	0.19	94309.2581
	Continuing Calibration Verification1	Y (360.074 nm)	0.96	0.24	435865.82
	Continuing Calibration Verification1	Y_R (360.074 nm)	0.96	0.23	439077.42
	Continuing Calibration Verification1	Zn (213.857 nm)	0.9924	0.66	51707.9665
3/12/2024 19:02:00	Continuing Calibration Blank1	Ag (328.068 nm)	0.0003	23.91	-317.2061
	Continuing Calibration Blank1	Al (237.312 nm)	-0.0030 u	56.48	70.1417
	Continuing Calibration Blank1	As (188.980 nm)	0.0000 u	> 100.00	-8.0185
	Continuing Calibration Blank1	B (249.772 nm)	0.0020	9.87	137.7972
	Continuing Calibration Blank1	Ba (230.424 nm)	0.0004	12.91	8.4970
	Continuing Calibration Blank1	Be (313.107 nm)	0.0000	39.91	-185.7697
	Continuing Calibration Blank1	Ca (317.933 nm)	-0.0204 u	0.48	2685.9928
	Continuing Calibration Blank1	Cd (214.439 nm)	0.0000 u	> 100.00	-11.7469
	Continuing Calibration Blank1	Co (230.786 nm)	-0.0001 u	> 100.00	56.3699
	Continuing Calibration Blank1	Cr (267.716 nm)	0.0002 u	> 100.00	-56.1254
	Continuing Calibration Blank1	Cu (327.395 nm)	0.0001 u	> 100.00	-39.7030
	Continuing Calibration Blank1	Fe (234.350 nm)	0.0022	26.00	162.9286
	Continuing Calibration Blank1	K (766.491 nm)	0.2059	15.20	-62.2364
	Continuing Calibration Blank1	Mg (279.078 nm)	-0.0059 u	13.04	-26.7909
	Continuing Calibration Blank1	Mn (257.610 nm)	0.0000 u	> 100.00	0.6152
	Continuing Calibration Blank1	Mo (202.032 nm)	0.0036	27.20	19.5115
	Continuing Calibration Blank1	Na (588.995 nm)	0.1941	3.48	33777.8255

DateTimeMeasured	SolutionLabel	Element Label (nm)	Unadjusted Conc (ppm)	%RSD	Intensity (c/s)
	Continuing Calibration Blank1	Ni (230.299 nm)	0.0000 u	> 100.00	67.4957
	Continuing Calibration Blank1	Pb (220.353 nm)	-0.0002 u	> 100.00	11.7802
	Continuing Calibration Blank1	Sb (217.582 nm)	0.0038	6.53	16.6569
	Continuing Calibration Blank1	Se (196.026 nm)	0.0023	82.91	3.1035
	Continuing Calibration Blank1	Sn (189.925 nm)	0.0004 u	> 100.00	9.3118
	Continuing Calibration Blank1	Sr (216.596 nm)	0.0002	28.83	-43.5150
	Continuing Calibration Blank1	Ti (336.122 nm)	0.0029	22.16	231.4521
	Continuing Calibration Blank1	Tl (190.794 nm)	-0.0008 u	> 100.00	-7.2250
	Continuing Calibration Blank1	V (292.401 nm)	0.0002	67.70	-59.6244
	Continuing Calibration Blank1	Y (360.074 nm)	1.02	0.20	465305.47
	Continuing Calibration Blank1	Y_R (360.074 nm)	1.02	0.19	468729.92
	Continuing Calibration Blank1	Zn (213.857 nm)	0.0002	15.08	-42.4044
3/12/2024 19:05:14	Contract Required Detection Limit	Ag (328.068 nm)	0.0101	2.40	216.4436
	Contract Required Detection Limit	Al (237.312 nm)	0.1915	0.95	516.4470
	Contract Required Detection Limit	As (188.980 nm)	0.0201	11.82	23.9379
	Contract Required Detection Limit	B (249.772 nm)	0.1935	0.18	5960.0964
	Contract Required Detection Limit	Ba (230.424 nm)	0.2051	0.09	9176.6344
	Contract Required Detection Limit	Be (313.107 nm)	0.0048	0.11	4820.4467
	Contract Required Detection Limit	Ca (317.933 nm)	0.9849	0.13	40103.5151
	Contract Required Detection Limit	Cd (214.439 nm)	0.0104	0.63	599.9082
	Contract Required Detection Limit	Co (230.786 nm)	0.0508	0.22	799.4905
	Contract Required Detection Limit	Cr (267.716 nm)	0.0099	0.68	347.5679
	Contract Required Detection Limit	Cu (327.395 nm)	0.0247	2.22	787.4141
	Contract Required Detection Limit	Fe (234.350 nm)	0.1055	0.14	2289.0975
	Contract Required Detection Limit	K (766.491 nm)	1.0973	2.95	794.5808
	Contract Required Detection Limit	Mg (279.078 nm)	0.9657	0.39	2778.1042
	Contract Required Detection Limit	Mn (257.610 nm)	0.0152	0.26	4604.0584
	Contract Required Detection Limit	Mo (202.032 nm)	0.0256	0.41	184.9580
	Contract Required Detection Limit	Na (588.995 nm)	1.1612	0.69	44412.0336
	Contract Required Detection Limit	Ni (230.299 nm)	0.0396	1.12	516.7136
	Contract Required Detection Limit	Pb (220.353 nm)	0.0103	6.88	67.7660
	Contract Required Detection Limit	Sb (217.582 nm)	0.0625	2.22	144.8734
	Contract Required Detection Limit	Se (196.026 nm)	0.0117	37.79	9.9783
	Contract Required Detection Limit	Sn (189.925 nm)	0.4994	0.39	1420.9545
	Contract Required Detection Limit	Sr (216.596 nm)	0.0998	0.24	1839.5974
	Contract Required Detection Limit	Ti (336.122 nm)	0.0496	0.15	6000.9950
	Contract Required Detection Limit	Tl (190.794 nm)	0.0174	8.13	14.1773
	Contract Required Detection Limit	V (292.401 nm)	0.0493	0.65	1786.9333
	Contract Required Detection Limit	Y (360.074 nm)	0.99	0.43	451410.01
	Contract Required Detection Limit	Y_R (360.074 nm)	0.99	0.43	454773.49
	Contract Required Detection Limit	Zn (213.857 nm)	0.0190	0.72	938.9037
3/12/2024 19:08:28	Interference Check Solution A	Ag (328.068 nm)	0.0000 u	> 100.00	-331.5724
	Interference Check Solution A	Al (237.312 nm)	255.2242 o	0.28	585759.9029
	Interference Check Solution A	As (188.980 nm)	-0.0033 u	71.47	-13.3042
	Interference Check Solution A	B (249.772 nm)	0.1169	0.32	3629.5215
	Interference Check Solution A	Ba (230.424 nm)	0.0008	8.06	26.5967
	Interference Check Solution A	Be (313.107 nm)	0.0000 u	26.14	-206.7492
	Interference Check Solution A	Ca (317.933 nm)	240.4679 o	0.42	8953582.9308
	Interference Check Solution A	Cd (214.439 nm)	-0.0017 Ku	6.15	-115.4754 K
	Interference Check Solution A	Co (230.786 nm)	0.0018	7.24	84.3298
	Interference Check Solution A	Cr (267.716 nm)	0.0009	9.37	-28.8201
	Interference Check Solution A	Cu (327.395 nm)	0.0006	57.27	-24.8419
	Interference Check Solution A	Fe (234.350 nm)	94.1969 o	0.41	1938724.4466
	Interference Check Solution A	K (766.491 nm)	0.1516	15.20	-114.4306
	Interference Check Solution A	Mg (279.078 nm)	260.6118 o	0.36	752342.1712
	Interference Check Solution A	Mn (257.610 nm)	0.0013	1.64	386.3882
	Interference Check Solution A	Mo (202.032 nm)	-0.0014 u	80.27	-17.3753

DateTimeMeasured	SolutionLabel	Element Label (nm)	Unadjusted Conc (ppm)	%RSD	Intensity (c/s)
	Interference Check Solution A	Na (588.995 nm)	0.5699	1.69	37910.8517
	Interference Check Solution A	Ni (230.299 nm)	0.0011	7.91	79.8779
	Interference Check Solution A	Pb (220.353 nm)	0.0013 u	> 100.00	19.5938
	Interference Check Solution A	Sb (217.582 nm)	-0.0078 u	12.04	-8.6498
	Interference Check Solution A	Se (196.026 nm)	0.0001 u	> 100.00	1.5162
	Interference Check Solution A	Sn (189.925 nm)	0.0021	44.62	14.2991
	Interference Check Solution A	Sr (216.596 nm)	0.0098	2.54	137.8781
	Interference Check Solution A	Ti (336.122 nm)	0.0020	5.55	121.1863
	Interference Check Solution A	Tl (190.794 nm)	0.0011 u	> 100.00	-4.9739
	Interference Check Solution A	V (292.401 nm)	0.0021	17.42	12.9096
	Interference Check Solution A	Y (360.074 nm)	0.88	0.16	402502.82
	Interference Check Solution A	Y_R (360.074 nm)	0.88	0.17	405296.96
	Interference Check Solution A	Zn (213.857 nm)	0.0115 K	1.62	547.0660 K
3/12/2024 19:11:42	Interference Check Solution AB	Ag (328.068 nm)	0.2174	0.42	11473.8033
	Interference Check Solution AB	Al (237.312 nm)	251.8752 o	0.16	578074.5354
	Interference Check Solution AB	As (188.980 nm)	0.0898	0.81	134.4713
	Interference Check Solution AB	B (249.772 nm)	0.1153	0.12	3581.6747
	Interference Check Solution AB	Ba (230.424 nm)	0.5157	0.27	23079.7795
	Interference Check Solution AB	Be (313.107 nm)	0.4827	0.27	500944.6553
	Interference Check Solution AB	Ca (317.933 nm)	236.6816 o	0.27	8812657.3186
	Interference Check Solution AB	Cd (214.439 nm)	0.9564	0.30	56612.3431
	Interference Check Solution AB	Co (230.786 nm)	0.4841	0.11	7125.7648
	Interference Check Solution AB	Cr (267.716 nm)	0.5103	0.29	21149.4046
	Interference Check Solution AB	Cu (327.395 nm)	0.5324	0.20	17864.7018
	Interference Check Solution AB	Fe (234.350 nm)	93.6537 o	0.28	1927545.4175
	Interference Check Solution AB	K (766.491 nm)	0.1103	16.24	-154.1604
	Interference Check Solution AB	Mg (279.078 nm)	258.2017 o	0.32	745384.5883
	Interference Check Solution AB	Mn (257.610 nm)	0.4855	0.22	147519.2947
	Interference Check Solution AB	Mo (202.032 nm)	-0.0016 u	24.77	-19.5304
	Interference Check Solution AB	Na (588.995 nm)	0.5561	1.25	37759.0853
	Interference Check Solution AB	Ni (230.299 nm)	0.9798	0.17	11176.7719
	Interference Check Solution AB	Pb (220.353 nm)	0.0502	0.48	280.3037
	Interference Check Solution AB	Sb (217.582 nm)	0.6081	0.03	1337.8654
	Interference Check Solution AB	Se (196.026 nm)	0.0426	22.87	32.5966
	Interference Check Solution AB	Sn (189.925 nm)	0.0013	86.59	11.9794
	Interference Check Solution AB	Sr (216.596 nm)	0.0109	0.36	157.7979
	Interference Check Solution AB	Ti (336.122 nm)	0.0016	1.61	78.4062
	Interference Check Solution AB	Tl (190.794 nm)	0.1001	2.61	111.6007
	Interference Check Solution AB	V (292.401 nm)	0.5026	0.35	18847.5985
	Interference Check Solution AB	Y (360.074 nm)	0.88	0.18	403200.77
	Interference Check Solution AB	Y_R (360.074 nm)	0.88	0.18	405982.10
	Interference Check Solution AB	Zn (213.857 nm)	0.9980	0.24	51996.9751
3/12/2024 19:14:56	Continuing Calibration Verification1	Ag (328.068 nm)	0.5169	0.18	27737.6227
	Continuing Calibration Verification1	Al (237.312 nm)	9.9204	0.23	22842.0350
	Continuing Calibration Verification1	As (188.980 nm)	0.9766	0.33	1542.3353
	Continuing Calibration Verification1	B (249.772 nm)	2.4238	0.10	73762.1524
	Continuing Calibration Verification1	Ba (230.424 nm)	10.1963	0.33	456489.1832
	Continuing Calibration Verification1	Be (313.107 nm)	0.2389	0.16	247804.6944
	Continuing Calibration Verification1	Ca (317.933 nm)	25.5209	0.14	953326.2723
	Continuing Calibration Verification1	Cd (214.439 nm)	0.5043	0.23	29844.8701
	Continuing Calibration Verification1	Co (230.786 nm)	2.5064	0.37	36651.4750
	Continuing Calibration Verification1	Cr (267.716 nm)	0.5117	0.11	21209.7847
	Continuing Calibration Verification1	Cu (327.395 nm)	1.2369	0.80	41567.0124
	Continuing Calibration Verification1	Fe (234.350 nm)	4.9987	0.17	102992.5894
	Continuing Calibration Verification1	K (766.491 nm)	24.1047	0.21	22910.2323
	Continuing Calibration Verification1	Mg (279.078 nm)	24.9456	0.22	72005.0356
	Continuing Calibration Verification1	Mn (257.610 nm)	0.7441	0.11	226094.2374

DateTimeMeasured	SolutionLabel	Element Label (nm)	Unadjusted Conc (ppm)	%RSD	Intensity (c/s)
	Continuing Calibration Verification1	Mo (202.032 nm)	2.5426	0.04	19114.7706
	Continuing Calibration Verification1	Na (588.995 nm)	25.0190	0.33	306749.0212
	Continuing Calibration Verification1	Ni (230.299 nm)	2.0918	0.13	23783.8388
	Continuing Calibration Verification1	Pb (220.353 nm)	0.5041	0.35	2701.7741
	Continuing Calibration Verification1	Sb (217.582 nm)	4.8661	0.28	10647.5032
	Continuing Calibration Verification1	Se (196.026 nm)	0.4802	0.40	352.5969
	Continuing Calibration Verification1	Sn (189.925 nm)	5.0599	0.24	14321.8823
	Continuing Calibration Verification1	Sr (216.596 nm)	2.4908	0.21	47043.2887
	Continuing Calibration Verification1	Ti (336.122 nm)	2.5289	0.07	312160.6719
	Continuing Calibration Verification1	Tl (190.794 nm)	1.0083	0.20	1181.4032
	Continuing Calibration Verification1	V (292.401 nm)	2.4859	0.11	93482.8729
	Continuing Calibration Verification1	Y (360.074 nm)	0.96	0.35	436968.47
	Continuing Calibration Verification1	Y_R (360.074 nm)	0.96	0.36	440116.80
	Continuing Calibration Verification1	Zn (213.857 nm)	0.9865	0.32	51399.5503
3/12/2024 19:18:09	Continuing Calibration Blank1	Ag (328.068 nm)	0.0003	11.99	-319.6126
	Continuing Calibration Blank1	Al (237.312 nm)	0.0003 u	> 100.00	77.6978
	Continuing Calibration Blank1	As (188.980 nm)	-0.0005 u	> 100.00	-8.7583
	Continuing Calibration Blank1	B (249.772 nm)	0.0010	11.65	107.1490
	Continuing Calibration Blank1	Ba (230.424 nm)	0.0005	26.98	16.4808
	Continuing Calibration Blank1	Be (313.107 nm)	0.0000	52.60	-180.2502
	Continuing Calibration Blank1	Ca (317.933 nm)	-0.0187 u	5.77	2749.1492
	Continuing Calibration Blank1	Cd (214.439 nm)	0.0000	> 100.00	-12.0212
	Continuing Calibration Blank1	Co (230.786 nm)	0.0003 u	> 100.00	62.5802
	Continuing Calibration Blank1	Cr (267.716 nm)	0.0001	58.71	-62.1751
	Continuing Calibration Blank1	Cu (327.395 nm)	0.0001 u	> 100.00	-41.2075
	Continuing Calibration Blank1	Fe (234.350 nm)	0.0037	16.95	193.8133
	Continuing Calibration Blank1	K (766.491 nm)	0.1444	11.23	-121.3492
	Continuing Calibration Blank1	Mg (279.078 nm)	-0.0027 u	58.86	-17.6312
	Continuing Calibration Blank1	Mn (257.610 nm)	0.0000 u	> 100.00	-1.9521
	Continuing Calibration Blank1	Mo (202.032 nm)	0.0033	31.75	17.6151
	Continuing Calibration Blank1	Na (588.995 nm)	0.0783	31.29	32505.4340
	Continuing Calibration Blank1	Ni (230.299 nm)	-0.0001 u	> 100.00	66.6531
	Continuing Calibration Blank1	Pb (220.353 nm)	-0.0004 u	89.21	10.6722
	Continuing Calibration Blank1	Sb (217.582 nm)	0.0031	43.20	15.1199
	Continuing Calibration Blank1	Se (196.026 nm)	-0.0003 u	> 100.00	1.2155
	Continuing Calibration Blank1	Sn (189.925 nm)	-0.0004 u	> 100.00	7.0766
	Continuing Calibration Blank1	Sr (216.596 nm)	0.0004	44.79	-40.0814
	Continuing Calibration Blank1	Ti (336.122 nm)	0.0026	24.82	193.7712
	Continuing Calibration Blank1	Tl (190.794 nm)	-0.0002 u	> 100.00	-6.4998
	Continuing Calibration Blank1	V (292.401 nm)	0.0001 u	> 100.00	-63.7784
	Continuing Calibration Blank1	Y (360.074 nm)	1.02	0.20	466527.26
	Continuing Calibration Blank1	Y_R (360.074 nm)	1.02	0.20	469988.32
	Continuing Calibration Blank1	Zn (213.857 nm)	0.0002	11.43	-41.8599
3/12/2024 19:21:23	PBT-435131	Ag (328.068 nm)	-0.0001 u	> 100.00	-337.9013
	PBT-435131	Al (237.312 nm)	0.0023 u	> 100.00	82.2211
	PBT-435131	As (188.980 nm)	-0.0027 u	89.89	-12.3808
	PBT-435131	B (249.772 nm)	0.0022	9.10	143.1604
	PBT-435131	Ba (230.424 nm)	0.0000 u	> 100.00	-6.8911
	PBT-435131	Be (313.107 nm)	0.0000	73.63	-181.3696
	PBT-435131	Ca (317.933 nm)	-0.0044 u	69.11	3281.0456
	PBT-435131	Cd (214.439 nm)	0.0001	24.76	-10.4033
	PBT-435131	Co (230.786 nm)	0.0003 u	> 100.00	63.1537
	PBT-435131	Cr (267.716 nm)	0.0002 u	96.80	-55.5745
	PBT-435131	Cu (327.395 nm)	0.0000 u	> 100.00	-44.9424
	PBT-435131	Fe (234.350 nm)	0.0117	15.90	358.4932
	PBT-435131	K (766.491 nm)	0.5341	4.42	253.2614
	PBT-435131	Mg (279.078 nm)	-0.0015 u	> 100.00	-14.1087

DateTimeMeasured	SolutionLabel	Element Label (nm)	Unadjusted Conc (ppm)	%RSD	Intensity (c/s)
	PBT-435131	Mn (257.610 nm)	0.0000	38.68	12.3429
	PBT-435131	Mo (202.032 nm)	0.0011	46.93	0.7693
	PBT-435131	Na (588.995 nm)	0.7146	5.94	39501.7950
	PBT-435131	Ni (230.299 nm)	-0.0003 u	> 100.00	64.4733
	PBT-435131	Pb (220.353 nm)	-0.0004 u	> 100.00	10.6713
	PBT-435131	Sb (217.582 nm)	0.0211	2.91	54.4666
	PBT-435131	Se (196.026 nm)	0.0011 u	> 100.00	2.2319
	PBT-435131	Sn (189.925 nm)	0.0000 u	> 100.00	8.3439
	PBT-435131	Sr (216.596 nm)	0.0002	36.21	-45.1874
	PBT-435131	Ti (336.122 nm)	0.0009	20.70	-5.3670
	PBT-435131	Tl (190.794 nm)	-0.0020 u	54.04	-8.6269
	PBT-435131	V (292.401 nm)	0.0000 u	86.22	-69.1962
	PBT-435131	Y (360.074 nm)	0.98	0.25	447803.25
	PBT-435131	Y_R (360.074 nm)	0.98	0.25	451093.58
	PBT-435131	Zn (213.857 nm)	0.0004	27.25	-33.1137
3/12/2024 19:24:36	LCST-435131	Ag (328.068 nm)	0.2682	0.23	14230.5850
	LCST-435131	Al (237.312 nm)	0.0168	14.32	115.4923
	LCST-435131	As (188.980 nm)	0.9853	0.32	1556.2465
	LCST-435131	B (249.772 nm)	0.0018	14.90	131.1142
	LCST-435131	Ba (230.424 nm)	2.0772	0.35	92992.5703
	LCST-435131	Be (313.107 nm)	0.0000 u	> 100.00	-196.8576
	LCST-435131	Ca (317.933 nm)	-0.0062 u	9.67	3217.1865
	LCST-435131	Cd (214.439 nm)	0.5232	0.31	30964.6922
	LCST-435131	Co (230.786 nm)	-0.0010 u	18.30	43.1012
	LCST-435131	Cr (267.716 nm)	0.5112	0.25	21188.0752
	LCST-435131	Cu (327.395 nm)	1.0407	0.14	34965.3642
	LCST-435131	Fe (234.350 nm)	0.0171	1.84	470.9208
	LCST-435131	K (766.491 nm)	0.5253	6.36	244.7416
	LCST-435131	Mg (279.078 nm)	-0.0038 u	35.00	-20.6901
	LCST-435131	Mn (257.610 nm)	0.0004	7.20	115.7672
	LCST-435131	Mo (202.032 nm)	0.0003 u	> 100.00	-5.3147
	LCST-435131	Na (588.995 nm)	0.7076	5.78	39424.5284
	LCST-435131	Ni (230.299 nm)	1.0791	0.35	12302.3212
	LCST-435131	Pb (220.353 nm)	0.5253	0.37	2814.5651
	LCST-435131	Sb (217.582 nm)	0.0183	5.03	48.3396
	LCST-435131	Se (196.026 nm)	0.9864	0.56	722.7338
	LCST-435131	Sn (189.925 nm)	0.0010	27.99	10.9656
	LCST-435131	Sr (216.596 nm)	0.0000 u	> 100.00	-47.9397
	LCST-435131	Ti (336.122 nm)	0.0001	43.04	-104.4581
	LCST-435131	Tl (190.794 nm)	-0.0016 u	71.52	-8.1319
	LCST-435131	V (292.401 nm)	0.0002 u	> 100.00	-61.9443
	LCST-435131	Y (360.074 nm)	0.98	0.18	447825.36
	LCST-435131	Y_R (360.074 nm)	0.98	0.18	451166.13
	LCST-435131	Zn (213.857 nm)	1.0165	0.49	52962.1971
3/12/2024 19:27:50	RQ2402438-01	Ag (328.068 nm)	-0.0001 u	83.35	-338.0216
	RQ2402438-01	Al (237.312 nm)	0.2329	0.71	611.3993
	RQ2402438-01	As (188.980 nm)	0.0011 u	> 100.00	-6.3537
	RQ2402438-01	B (249.772 nm)	0.0032	5.29	174.4836
	RQ2402438-01	Ba (230.424 nm)	0.0040	1.20	172.3183
	RQ2402438-01	Be (313.107 nm)	0.0000	89.73	-187.0370
	RQ2402438-01	Ca (317.933 nm)	0.9136	0.33	37451.4990
	RQ2402438-01	Cd (214.439 nm)	0.0068	2.16	389.4129
	RQ2402438-01	Co (230.786 nm)	0.0176	0.85	315.7279
	RQ2402438-01	Cr (267.716 nm)	0.0015	12.16	-3.0749
	RQ2402438-01	Cu (327.395 nm)	0.2375	0.29	7944.4214
	RQ2402438-01	Fe (234.350 nm)	0.1922	0.34	4073.1165
	RQ2402438-01	K (766.491 nm)	0.5507	5.24	269.1396

DateTimeMeasured	SolutionLabel	Element Label (nm)	Unadjusted Conc (ppm)	%RSD	Intensity (c/s)
	RQ2402438-01	Mg (279.078 nm)	0.3378	0.45	965.4995
	RQ2402438-01	Mn (257.610 nm)	0.0149	0.31	4534.0953
	RQ2402438-01	Mo (202.032 nm)	0.0004	> 100.00	-4.0042
	RQ2402438-01	Na (588.995 nm)	0.6847	4.86	39173.0047
	RQ2402438-01	Ni (230.299 nm)	0.0209	3.74	304.3047
	RQ2402438-01	Pb (220.353 nm)	0.0296	4.22	170.7924
	RQ2402438-01	Sb (217.582 nm)	0.0165	9.87	44.4548
	RQ2402438-01	Se (196.026 nm)	0.0017 u	> 100.00	2.6980
	RQ2402438-01	Sn (189.925 nm)	0.0006	29.61	9.9262
	RQ2402438-01	Sr (216.596 nm)	0.0020	6.37	-9.4786
	RQ2402438-01	Ti (336.122 nm)	0.0047	2.97	454.3644
	RQ2402438-01	Tl (190.794 nm)	-0.0031 u	72.24	-9.9687
	RQ2402438-01	V (292.401 nm)	0.0002	20.84	-58.9816
	RQ2402438-01	Y (360.074 nm)	0.99	0.27	451355.27
	RQ2402438-01	Y_R (360.074 nm)	0.99	0.27	454690.01
	RQ2402438-01	Zn (213.857 nm)	0.2399	0.18	12456.7360
3/12/2024 19:31:03	R2401706-007	Ag (328.068 nm)	-0.0007 u	17.19	-372.3479
	R2401706-007	Al (237.312 nm)	1.3855	0.28	3256.4848
	R2401706-007	As (188.980 nm)	0.0001 u	> 100.00	-7.8233
	R2401706-007	B (249.772 nm)	1.0890	0.34	33181.9209
	R2401706-007	Ba (230.424 nm)	0.2985	0.15	13356.0258
	R2401706-007	Be (313.107 nm)	0.0001	17.85	-139.0367
	R2401706-007	Ca (317.933 nm)	####	N/A	####
	R2401706-007	Cd (214.439 nm)	0.0002	34.19	-2.6179
	R2401706-007	Co (230.786 nm)	0.0023	17.83	91.9199
	R2401706-007	Cr (267.716 nm)	0.0023	7.61	31.1661
	R2401706-007	Cu (327.395 nm)	0.2505	0.25	8382.3397
	R2401706-007	Fe (234.350 nm)	0.1039	0.38	2257.0773
	R2401706-007	K (766.491 nm)	46.4231	0.39	44363.4830
	R2401706-007	Mg (279.078 nm)	2.9225	0.14	8427.0366
	R2401706-007	Mn (257.610 nm)	0.0050	1.08	1507.0489
	R2401706-007	Mo (202.032 nm)	0.0577	1.64	427.0525
	R2401706-007	Na (588.995 nm)	197.5518 o	0.13	2203889.1579
	R2401706-007	Ni (230.299 nm)	0.0023	2.41	94.3058
	R2401706-007	Pb (220.353 nm)	0.0074	8.61	52.2198
	R2401706-007	Sb (217.582 nm)	0.0884	5.75	201.5057
	R2401706-007	Se (196.026 nm)	0.0065	43.13	6.1935
	R2401706-007	Sn (189.925 nm)	0.0029	39.80	16.4215
	R2401706-007	Sr (216.596 nm)	3.0186	0.37	57022.2477
	R2401706-007	Ti (336.122 nm)	0.0390	0.77	4698.1985
	R2401706-007	Tl (190.794 nm)	0.0002 u	> 100.00	-6.0161
	R2401706-007	V (292.401 nm)	0.0099	2.09	306.2546
	R2401706-007	Y (360.074 nm)	0.83	0.40	377256.39
	R2401706-007	Y_R (360.074 nm)	0.83	0.40	379725.45
	R2401706-007	Zn (213.857 nm)	0.0290	0.21	1456.6746
3/12/2024 19:34:17	R2401706-008	Ag (328.068 nm)	-0.0006 u	54.36	-365.8893
	R2401706-008	Al (237.312 nm)	1.6575	0.27	3880.5045
	R2401706-008	As (188.980 nm)	0.0015	35.45	-5.7267
	R2401706-008	B (249.772 nm)	1.0872	0.26	33128.9821
	R2401706-008	Ba (230.424 nm)	0.3301	0.31	14771.2329
	R2401706-008	Be (313.107 nm)	0.0001	30.34	-146.0574
	R2401706-008	Ca (317.933 nm)	####	N/A	####
	R2401706-008	Cd (214.439 nm)	0.0003	14.12	7.2990
	R2401706-008	Co (230.786 nm)	0.0031	13.35	104.2122
	R2401706-008	Cr (267.716 nm)	0.0033	4.11	70.7856
	R2401706-008	Cu (327.395 nm)	0.2808	0.30	9400.7759
	R2401706-008	Fe (234.350 nm)	0.1700	0.19	3617.1720

DateTimeMeasured	SolutionLabel	Element Label (nm)	Unadjusted Conc (ppm)	%RSD	Intensity (c/s)
	R2401706-008	K (766.491 nm)	47.2885	0.32	45195.3853
	R2401706-008	Mg (279.078 nm)	2.0539	0.41	5919.5432
	R2401706-008	Mn (257.610 nm)	0.0079	0.10	2408.9837
	R2401706-008	Mo (202.032 nm)	0.0598	0.26	442.5347
	R2401706-008	Na (588.995 nm)	203.0042 o	0.31	2263843.0061
	R2401706-008	Ni (230.299 nm)	0.0022	13.61	92.2486
	R2401706-008	Pb (220.353 nm)	0.0092	5.49	61.9473
	R2401706-008	Sb (217.582 nm)	0.0743	0.57	170.8496
	R2401706-008	Se (196.026 nm)	0.0013 u	> 100.00	2.3857
	R2401706-008	Sn (189.925 nm)	0.0040	22.25	19.7308
	R2401706-008	Sr (216.596 nm)	3.0820	0.18	58222.2042
	R2401706-008	Ti (336.122 nm)	0.0529	0.09	6409.4768
	R2401706-008	Tl (190.794 nm)	-0.0005 u	> 100.00	-6.8874
	R2401706-008	V (292.401 nm)	0.0093	1.88	283.0619
	R2401706-008	Y (360.074 nm)	0.83	0.37	377031.78
	R2401706-008	Y_R (360.074 nm)	0.83	0.37	379529.62
	R2401706-008	Zn (213.857 nm)	0.0564	0.17	2886.6576
3/12/2024 19:37:31	R2401706-009	Ag (328.068 nm)	-0.0007 u	64.81	-369.4295
	R2401706-009	Al (237.312 nm)	0.2471	1.27	644.0835
	R2401706-009	As (188.980 nm)	-0.0014 u	> 100.00	-10.2615
	R2401706-009	B (249.772 nm)	0.0298	0.47	980.7011
	R2401706-009	Ba (230.424 nm)	0.3990	0.06	17854.5204
	R2401706-009	Be (313.107 nm)	0.0000	35.18	-149.5790
	R2401706-009	Ca (317.933 nm)	####	N/A	####
	R2401706-009	Cd (214.439 nm)	0.0001	43.33	-5.5438
	R2401706-009	Co (230.786 nm)	0.0017	13.17	83.3728
	R2401706-009	Cr (267.716 nm)	0.0031	2.54	65.1017
	R2401706-009	Cu (327.395 nm)	0.2296	0.38	7679.1024
	R2401706-009	Fe (234.350 nm)	0.0323	0.78	783.4777
	R2401706-009	K (766.491 nm)	45.8132	0.23	43777.2671
	R2401706-009	Mg (279.078 nm)	0.4901	0.39	1405.0711
	R2401706-009	Mn (257.610 nm)	0.0018	1.45	542.2017
	R2401706-009	Mo (202.032 nm)	0.0550	0.45	406.2251
	R2401706-009	Na (588.995 nm)	192.4435 o	0.46	2147719.0936
	R2401706-009	Ni (230.299 nm)	0.0019	2.13	89.3349
	R2401706-009	Pb (220.353 nm)	0.0057	7.87	42.9533
	R2401706-009	Sb (217.582 nm)	0.0103	39.46	30.8101
	R2401706-009	Se (196.026 nm)	0.0048	48.67	4.9609
	R2401706-009	Sn (189.925 nm)	0.0019	20.94	13.7791
	R2401706-009	Sr (216.596 nm)	2.7064	0.53	51120.1203
	R2401706-009	Ti (336.122 nm)	0.0234	0.24	2771.0683
	R2401706-009	Tl (190.794 nm)	0.0009 u	> 100.00	-5.2575
	R2401706-009	V (292.401 nm)	0.0041	0.61	86.2745
	R2401706-009	Y (360.074 nm)	0.84	0.30	381445.35
	R2401706-009	Y_R (360.074 nm)	0.84	0.30	383958.32
	R2401706-009	Zn (213.857 nm)	0.0128	0.68	614.9189
3/12/2024 19:40:46	R2401706-010	Ag (328.068 nm)	-0.0006 u	47.52	-365.3904
	R2401706-010	Al (237.312 nm)	1.0518	0.65	2490.6192
	R2401706-010	As (188.980 nm)	-0.0001 u	> 100.00	-8.2205
	R2401706-010	B (249.772 nm)	0.2264	0.77	6958.5493
	R2401706-010	Ba (230.424 nm)	0.3563	0.74	15944.1610
	R2401706-010	Be (313.107 nm)	0.0001	28.96	-126.0636
	R2401706-010	Ca (317.933 nm)	####	N/A	####
	R2401706-010	Cd (214.439 nm)	0.0001	27.22	-5.1842
	R2401706-010	Co (230.786 nm)	0.0023	29.31	91.1270
	R2401706-010	Cr (267.716 nm)	0.0037	7.89	88.4469
	R2401706-010	Cu (327.395 nm)	0.2621	0.68	8774.8826

DateTimeMeasured	SolutionLabel	Element Label (nm)	Unadjusted Conc (ppm)	%RSD	Intensity (c/s)
	R2401706-010	Fe (234.350 nm)	0.0707	0.30	1572.9718
	R2401706-010	K (766.491 nm)	47.2688	0.80	45176.3776
	R2401706-010	Mg (279.078 nm)	0.7447	0.63	2140.1778
	R2401706-010	Mn (257.610 nm)	0.0034	0.68	1021.8082
	R2401706-010	Mo (202.032 nm)	0.0642	0.43	475.2752
	R2401706-010	Na (588.995 nm)	198.6027 o	0.92	2215445.0321
	R2401706-010	Ni (230.299 nm)	0.0014	23.56	83.4384
	R2401706-010	Pb (220.353 nm)	0.0033	8.51	30.4093
	R2401706-010	Sb (217.582 nm)	0.0088	37.84	27.5027
	R2401706-010	Se (196.026 nm)	0.0020	53.97	2.9127
	R2401706-010	Sn (189.925 nm)	0.0023	54.07	14.8043
	R2401706-010	Sr (216.596 nm)	2.9282	0.65	55313.9392
	R2401706-010	Ti (336.122 nm)	0.0323	0.57	3869.8673
	R2401706-010	Tl (190.794 nm)	0.0014 u	> 100.00	-4.6353
	R2401706-010	V (292.401 nm)	0.0064	2.95	172.8367
	R2401706-010	Y (360.074 nm)	0.83	0.55	378915.95
	R2401706-010	Y_R (360.074 nm)	0.83	0.55	381441.67
	R2401706-010	Zn (213.857 nm)	0.0247	0.73	1234.3860
3/12/2024 19:43:59	R2401706-011	Ag (328.068 nm)	-0.0006 u	15.46	-364.5773
	R2401706-011	Al (237.312 nm)	1.4875	0.16	3490.5629
	R2401706-011	As (188.980 nm)	0.0017 u	> 100.00	-5.4118
	R2401706-011	B (249.772 nm)	0.3585	0.24	10976.5758
	R2401706-011	Ba (230.424 nm)	0.3387	0.29	15155.5648
	R2401706-011	Be (313.107 nm)	0.0000	15.55	-150.3546
	R2401706-011	Ca (317.933 nm)	####	N/A	####
	R2401706-011	Cd (214.439 nm)	0.0003	28.81	1.9135
	R2401706-011	Co (230.786 nm)	0.0027	8.79	97.2838
	R2401706-011	Cr (267.716 nm)	0.0026	4.81	42.3893
	R2401706-011	Cu (327.395 nm)	0.2811	0.15	9412.0119
	R2401706-011	Fe (234.350 nm)	0.1638	0.36	3490.2316
	R2401706-011	K (766.491 nm)	47.0244	0.08	44941.4470
	R2401706-011	Mg (279.078 nm)	0.8986	0.57	2584.5204
	R2401706-011	Mn (257.610 nm)	0.0068	0.23	2055.6740
	R2401706-011	Mo (202.032 nm)	0.0618	1.37	457.6315
	R2401706-011	Na (588.995 nm)	199.6712 o	0.15	2227193.4922
	R2401706-011	Ni (230.299 nm)	0.0023	31.10	93.2921
	R2401706-011	Pb (220.353 nm)	0.0077	12.91	53.5391
	R2401706-011	Sb (217.582 nm)	0.0097	2.94	29.4360
	R2401706-011	Se (196.026 nm)	0.0036 u	> 100.00	4.0602
	R2401706-011	Sn (189.925 nm)	0.0040	14.37	19.6171
	R2401706-011	Sr (216.596 nm)	2.8999	0.17	54779.3419
	R2401706-011	Ti (336.122 nm)	0.0562	0.54	6815.0224
	R2401706-011	Tl (190.794 nm)	0.0003 u	> 100.00	-5.9137
	R2401706-011	V (292.401 nm)	0.0064	5.54	173.8367
	R2401706-011	Y (360.074 nm)	0.83	0.43	378657.13
	R2401706-011	Y_R (360.074 nm)	0.83	0.43	381149.36
	R2401706-011	Zn (213.857 nm)	0.0530	0.12	2710.0497
3/12/2024 19:47:13	R2401706-012	Ag (328.068 nm)	-0.0007 u	29.13	-370.1204
	R2401706-012	Al (237.312 nm)	2.1780	0.06	5074.9465
	R2401706-012	As (188.980 nm)	0.0012 u	> 100.00	-6.1296
	R2401706-012	B (249.772 nm)	1.1245	0.16	34261.0544
	R2401706-012	Ba (230.424 nm)	0.3190	0.25	14274.7880
	R2401706-012	Be (313.107 nm)	0.0000	9.86	-149.2120
	R2401706-012	Ca (317.933 nm)	####	N/A	####
	R2401706-012	Cd (214.439 nm)	0.0006	25.67	22.1536
	R2401706-012	Co (230.786 nm)	0.0025	19.33	94.2358
	R2401706-012	Cr (267.716 nm)	0.0044	5.64	119.2376

DateTimeMeasured	SolutionLabel	Element Label (nm)	Unadjusted Conc (ppm)	%RSD	Intensity (c/s)
	R2401706-012	Cu (327.395 nm)	0.3981	0.25	13350.0017
	R2401706-012	Fe (234.350 nm)	0.4310	0.24	8988.2194
	R2401706-012	K (766.491 nm)	46.2695	0.18	44215.8538
	R2401706-012	Mg (279.078 nm)	2.8091	0.24	8099.7444
	R2401706-012	Mn (257.610 nm)	0.0173	0.10	5251.0067
	R2401706-012	Mo (202.032 nm)	0.0602	1.53	445.6899
	R2401706-012	Na (588.995 nm)	244.4009 o	0.02	2719033.7073
	R2401706-012	Ni (230.299 nm)	0.0029	12.77	100.1893
	R2401706-012	Pb (220.353 nm)	0.0293	1.15	168.7659
	R2401706-012	Sb (217.582 nm)	0.0685	0.58	158.0682
	R2401706-012	Se (196.026 nm)	0.0031 u	96.48	3.6956
	R2401706-012	Sn (189.925 nm)	0.0062	14.77	25.7298
	R2401706-012	Sr (216.596 nm)	3.0142	0.31	56939.7028
	R2401706-012	Ti (336.122 nm)	0.1317	0.57	16146.0991
	R2401706-012	Tl (190.794 nm)	0.0021	91.26	-3.8090
	R2401706-012	V (292.401 nm)	0.0096	1.48	293.5839
	R2401706-012	Y (360.074 nm)	0.83	0.54	376733.33
	R2401706-012	Y_R (360.074 nm)	0.83	0.54	379176.93
	R2401706-012	Zn (213.857 nm)	0.1220	0.16	6311.7311
3/12/2024 19:50:26	R2401706-012S	Ag (328.068 nm)	0.2858	0.41	15190.6646
	R2401706-012S	Al (237.312 nm)	2.0818	0.23	4854.3847
	R2401706-012S	As (188.980 nm)	1.1172	0.14	1765.5331
	R2401706-012S	B (249.772 nm)	1.1189	0.31	34093.2467
	R2401706-012S	Ba (230.424 nm)	2.3208	0.17	103895.2812
	R2401706-012S	Be (313.107 nm)	0.0000	25.31	-148.7329
	R2401706-012S	Ca (317.933 nm)	####	N/A	####
	R2401706-012S	Cd (214.439 nm)	0.4832	0.08	28591.4269
	R2401706-012S	Co (230.786 nm)	0.0020	9.77	88.1194
	R2401706-012S	Cr (267.716 nm)	0.4921	0.29	20395.4163
	R2401706-012S	Cu (327.395 nm)	1.4683	0.46	49352.1489
	R2401706-012S	Fe (234.350 nm)	0.3830	0.16	8001.3469
	R2401706-012S	K (766.491 nm)	46.4670	0.23	44405.6566
	R2401706-012S	Mg (279.078 nm)	2.7280	0.21	7865.7629
	R2401706-012S	Mn (257.610 nm)	0.0144	0.18	4373.6035
	R2401706-012S	Mo (202.032 nm)	0.0600	0.37	444.3368
	R2401706-012S	Na (588.995 nm)	244.8599 o	0.17	2724080.9543
	R2401706-012S	Ni (230.299 nm)	0.9764	0.18	11137.8222
	R2401706-012S	Pb (220.353 nm)	0.5064	0.34	2713.9267
	R2401706-012S	Sb (217.582 nm)	0.0695	3.48	160.1793
	R2401706-012S	Se (196.026 nm)	1.1168 o	0.46	818.0562
	R2401706-012S	Sn (189.925 nm)	0.0059	10.47	25.0533
	R2401706-012S	Sr (216.596 nm)	3.0030	0.10	56728.5080
	R2401706-012S	Ti (336.122 nm)	0.1106	0.41	13540.1354
	R2401706-012S	Tl (190.794 nm)	0.0004 u	> 100.00	-5.7980
	R2401706-012S	V (292.401 nm)	0.0096	2.45	293.5368
	R2401706-012S	Y (360.074 nm)	0.83	0.35	378644.69
	R2401706-012S	Y_R (360.074 nm)	0.83	0.35	381082.08
	R2401706-012S	Zn (213.857 nm)	1.1619	0.21	60548.5344
3/12/2024 19:53:39	Continuing Calibration Verification1	Ag (328.068 nm)	0.5173	0.21	27763.1606
	Continuing Calibration Verification1	Al (237.312 nm)	9.9024	0.10	22800.7233
	Continuing Calibration Verification1	As (188.980 nm)	0.9768	0.08	1542.6625
	Continuing Calibration Verification1	B (249.772 nm)	2.4202	0.27	73652.0245
	Continuing Calibration Verification1	Ba (230.424 nm)	10.1606	0.47	454889.6373
	Continuing Calibration Verification1	Be (313.107 nm)	0.2386	0.28	247569.4434
	Continuing Calibration Verification1	Ca (317.933 nm)	25.5474	0.29	954312.7016
	Continuing Calibration Verification1	Cd (214.439 nm)	0.5038	0.39	29810.9663
	Continuing Calibration Verification1	Co (230.786 nm)	2.5070	0.44	36659.0009

DateTimeMeasured	SolutionLabel	Element Label (nm)	Unadjusted Conc (ppm)	%RSD	Intensity (c/s)
	Continuing Calibration Verification1	Cr (267.716 nm)	0.5112	0.30	21188.3817
	Continuing Calibration Verification1	Cu (327.395 nm)	1.2309	0.56	41363.3771
	Continuing Calibration Verification1	Fe (234.350 nm)	4.9667	0.37	102335.1748
	Continuing Calibration Verification1	K (766.491 nm)	24.3138	0.05	23111.2109
	Continuing Calibration Verification1	Mg (279.078 nm)	24.8466	0.28	71719.2181
	Continuing Calibration Verification1	Mn (257.610 nm)	0.7426	0.30	225622.7979
	Continuing Calibration Verification1	Mo (202.032 nm)	2.5458	0.38	19138.9306
	Continuing Calibration Verification1	Na (588.995 nm)	25.0727	0.13	307339.2685
	Continuing Calibration Verification1	Ni (230.299 nm)	2.0896	0.15	23758.8683
	Continuing Calibration Verification1	Pb (220.353 nm)	0.5038	0.39	2699.8644
	Continuing Calibration Verification1	Sb (217.582 nm)	4.9001	0.20	10721.8560
	Continuing Calibration Verification1	Se (196.026 nm)	0.4848	0.40	355.9187
	Continuing Calibration Verification1	Sn (189.925 nm)	5.0538	0.26	14304.5986
	Continuing Calibration Verification1	Sr (216.596 nm)	2.4886	0.41	47002.5252
	Continuing Calibration Verification1	Ti (336.122 nm)	2.5304	0.39	312342.2883
	Continuing Calibration Verification1	Tl (190.794 nm)	1.0033	0.25	1175.5595
	Continuing Calibration Verification1	V (292.401 nm)	2.4859	0.28	93482.6894
	Continuing Calibration Verification1	Y (360.074 nm)	0.97	0.06	442529.15
	Continuing Calibration Verification1	Y_R (360.074 nm)	0.97	0.06	445689.60
	Continuing Calibration Verification1	Zn (213.857 nm)	0.9865	0.38	51399.9356
3/12/2024 19:56:53	Continuing Calibration Blank1	Ag (328.068 nm)	0.0003	29.18	-314.8942
	Continuing Calibration Blank1	Al (237.312 nm)	-0.0032 u	66.72	69.6998
	Continuing Calibration Blank1	As (188.980 nm)	-0.0001 u	> 100.00	-8.1233
	Continuing Calibration Blank1	B (249.772 nm)	0.0007	61.43	96.7767
	Continuing Calibration Blank1	Ba (230.424 nm)	0.0004	24.97	12.4024
	Continuing Calibration Blank1	Be (313.107 nm)	0.0000	40.58	-176.4462
	Continuing Calibration Blank1	Ca (317.933 nm)	-0.0130 u	8.93	2964.3880
	Continuing Calibration Blank1	Cd (214.439 nm)	0.0000 u	> 100.00	-13.9427
	Continuing Calibration Blank1	Co (230.786 nm)	0.0003 u	> 100.00	62.9618
	Continuing Calibration Blank1	Cr (267.716 nm)	0.0002	61.65	-57.6039
	Continuing Calibration Blank1	Cu (327.395 nm)	0.0000 u	> 100.00	-42.7511
	Continuing Calibration Blank1	Fe (234.350 nm)	0.0024	16.86	167.3242
	Continuing Calibration Blank1	K (766.491 nm)	0.1902	21.46	-77.3331
	Continuing Calibration Blank1	Mg (279.078 nm)	-0.0034 u	23.60	-19.5169
	Continuing Calibration Blank1	Mn (257.610 nm)	0.0000	> 100.00	-0.1367
	Continuing Calibration Blank1	Mo (202.032 nm)	0.0037	26.23	20.3323
	Continuing Calibration Blank1	Na (588.995 nm)	-0.0156 u	44.78	31472.6508
	Continuing Calibration Blank1	Ni (230.299 nm)	-0.0006 u	70.55	60.9932
	Continuing Calibration Blank1	Pb (220.353 nm)	0.0002 u	> 100.00	13.8367
	Continuing Calibration Blank1	Sb (217.582 nm)	0.0053	19.04	19.9884
	Continuing Calibration Blank1	Se (196.026 nm)	0.0014 u	> 100.00	2.4294
	Continuing Calibration Blank1	Sn (189.925 nm)	0.0001 u	> 100.00	8.6136
	Continuing Calibration Blank1	Sr (216.596 nm)	0.0003	46.95	-41.4645
	Continuing Calibration Blank1	Ti (336.122 nm)	0.0030	23.40	247.0738
	Continuing Calibration Blank1	Tl (190.794 nm)	-0.0012 u	44.27	-7.6631
	Continuing Calibration Blank1	V (292.401 nm)	0.0002	40.40	-58.6425
	Continuing Calibration Blank1	Y (360.074 nm)	1.04	0.26	472114.06
	Continuing Calibration Blank1	Y_R (360.074 nm)	1.04	0.26	475577.35
	Continuing Calibration Blank1	Zn (213.857 nm)	0.0002	38.87	-42.6265
3/12/2024 20:00:06	R2401706-012SD	Ag (328.068 nm)	0.2862	0.18	15210.5598
	R2401706-012SD	Al (237.312 nm)	2.0003	0.21	4667.2580
	R2401706-012SD	As (188.980 nm)	1.1137	0.33	1760.0745
	R2401706-012SD	B (249.772 nm)	1.1227	0.19	34206.6462
	R2401706-012SD	Ba (230.424 nm)	2.3233	0.19	104010.1694
	R2401706-012SD	Be (313.107 nm)	0.0001	12.71	-128.6042
	R2401706-012SD	Ca (317.933 nm)	####	N/A	####
	R2401706-012SD	Cd (214.439 nm)	0.4828	0.10	28572.9655

DateTimeMeasured	SolutionLabel	Element Label (nm)	Unadjusted Conc (ppm)	%RSD	Intensity (c/s)
	R2401706-012SD	Co (230.786 nm)	0.0022	14.17	89.9894
	R2401706-012SD	Cr (267.716 nm)	0.4910	0.11	20348.3571
	R2401706-012SD	Cu (327.395 nm)	1.4642	0.44	49211.7007
	R2401706-012SD	Fe (234.350 nm)	0.3324	0.44	6959.9614
	R2401706-012SD	K (766.491 nm)	46.4436	0.23	44383.1727
	R2401706-012SD	Mg (279.078 nm)	2.6932	0.13	7765.0858
	R2401706-012SD	Mn (257.610 nm)	0.0128	0.40	3876.2663
	R2401706-012SD	Mo (202.032 nm)	0.0613	0.51	454.0102
	R2401706-012SD	Na (588.995 nm)	245.8618 o	0.22	2735098.0002
	R2401706-012SD	Ni (230.299 nm)	0.9767	0.22	11141.4821
	R2401706-012SD	Pb (220.353 nm)	0.5043	0.06	2702.6465
	R2401706-012SD	Sb (217.582 nm)	0.0735	2.60	169.1131
	R2401706-012SD	Se (196.026 nm)	1.1133 o	0.29	815.5532
	R2401706-012SD	Sn (189.925 nm)	0.0056	3.52	24.1026
	R2401706-012SD	Sr (216.596 nm)	3.0062	0.13	56787.7555
	R2401706-012SD	Ti (336.122 nm)	0.1048	0.19	12817.4063
	R2401706-012SD	Tl (190.794 nm)	0.0006	30.71	-5.5364
	R2401706-012SD	V (292.401 nm)	0.0095	1.61	289.1328
	R2401706-012SD	Y (360.074 nm)	0.83	0.46	378141.82
	R2401706-012SD	Y_R (360.074 nm)	0.83	0.46	380649.76
	R2401706-012SD	Zn (213.857 nm)	1.1522	0.18	60042.8657
3/12/2024 20:03:20	R2401706-012A	Ag (328.068 nm)	0.2890	0.60	15364.7774
	R2401706-012A	Al (237.312 nm)	2.1235	0.44	4950.0818
	R2401706-012A	As (188.980 nm)	1.1266	0.51	1780.4916
	R2401706-012A	B (249.772 nm)	1.0974	0.31	33438.7656
	R2401706-012A	Ba (230.424 nm)	2.3430	0.49	104888.2377
	R2401706-012A	Be (313.107 nm)	0.0000	38.33	-152.5449
	R2401706-012A	Ca (317.933 nm)	####	N/A	####
	R2401706-012A	Cd (214.439 nm)	0.4892	0.34	28948.1727
	R2401706-012A	Co (230.786 nm)	0.0017	14.63	83.3196
	R2401706-012A	Cr (267.716 nm)	0.4967	0.50	20584.1911
	R2401706-012A	Cu (327.395 nm)	1.5010	0.34	50449.1602
	R2401706-012A	Fe (234.350 nm)	0.4267	0.36	8900.2766
	R2401706-012A	K (766.491 nm)	45.0661	0.50	43059.1389
	R2401706-012A	Mg (279.078 nm)	2.7392	0.34	7897.9287
	R2401706-012A	Mn (257.610 nm)	0.0169	0.50	5129.3495
	R2401706-012A	Mo (202.032 nm)	0.0585	0.81	432.8728
	R2401706-012A	Na (588.995 nm)	239.0714 o	0.37	2660431.3184
	R2401706-012A	Ni (230.299 nm)	0.9874	0.57	11262.8646
	R2401706-012A	Pb (220.353 nm)	0.5141	0.36	2755.1922
	R2401706-012A	Sb (217.582 nm)	0.0679	2.77	156.8369
	R2401706-012A	Se (196.026 nm)	1.1329 o	0.80	829.8816
	R2401706-012A	Sn (189.925 nm)	0.0066	39.30	26.8226
	R2401706-012A	Sr (216.596 nm)	2.9310	0.36	55366.5914
	R2401706-012A	Ti (336.122 nm)	0.1183	0.56	14489.3979
	R2401706-012A	Tl (190.794 nm)	0.0040	35.71	-1.5181
	R2401706-012A	V (292.401 nm)	0.0097	2.44	295.6048
	R2401706-012A	Y (360.074 nm)	0.83	0.27	379703.12
	R2401706-012A	Y_R (360.074 nm)	0.83	0.26	382175.86
	R2401706-012A	Zn (213.857 nm)	1.1925	0.21	62143.4668
3/12/2024 20:06:33	R2401706-012L 5X	Ag (328.068 nm)	0.0001 u	> 100.00	-330.4966
	R2401706-012L 5X	Al (237.312 nm)	0.4254	0.78	1053.1235
	R2401706-012L 5X	As (188.980 nm)	0.0007 u	> 100.00	-6.8954
	R2401706-012L 5X	B (249.772 nm)	0.2234	0.13	6867.6044
	R2401706-012L 5X	Ba (230.424 nm)	0.0661	0.18	2954.1422
	R2401706-012L 5X	Be (313.107 nm)	0.0000 u	> 100.00	-185.5986
	R2401706-012L 5X	Ca (317.933 nm)	417.2809 o	0.09	15534507.0639

DateTimeMeasured	SolutionLabel	Element Label (nm)	Unadjusted Conc (ppm)	%RSD	Intensity (c/s)
	R2401706-012L 5X	Cd (214.439 nm)	0.0000 u	> 100.00	-12.1080
	R2401706-012L 5X	Co (230.786 nm)	0.0009	36.82	71.9865
	R2401706-012L 5X	Cr (267.716 nm)	0.0010	12.96	-22.1689
	R2401706-012L 5X	Cu (327.395 nm)	0.0788	0.35	2607.8112
	R2401706-012L 5X	Fe (234.350 nm)	0.0896	0.05	1961.5267
	R2401706-012L 5X	K (766.491 nm)	8.4979	0.57	7908.3045
	R2401706-012L 5X	Mg (279.078 nm)	0.6054	0.10	1737.8896
	R2401706-012L 5X	Mn (257.610 nm)	0.0036	0.32	1087.9490
	R2401706-012L 5X	Mo (202.032 nm)	0.0128	3.70	89.0430
	R2401706-012L 5X	Na (588.995 nm)	49.0236	0.10	570698.9402
	R2401706-012L 5X	Ni (230.299 nm)	0.0006	55.77	74.1558
	R2401706-012L 5X	Pb (220.353 nm)	0.0066	4.07	47.9870
	R2401706-012L 5X	Sb (217.582 nm)	0.0146	13.99	40.3451
	R2401706-012L 5X	Se (196.026 nm)	-0.0004 u	> 100.00	1.1570
	R2401706-012L 5X	Sn (189.925 nm)	0.0007 u	> 100.00	10.2247
	R2401706-012L 5X	Sr (216.596 nm)	0.6422	0.12	12093.0897
	R2401706-012L 5X	Ti (336.122 nm)	0.0252	0.72	2994.2578
	R2401706-012L 5X	Tl (190.794 nm)	0.0007 u	> 100.00	-5.4920
	R2401706-012L 5X	V (292.401 nm)	0.0020	3.16	6.0924
	R2401706-012L 5X	Y (360.074 nm)	0.93	0.21	425619.01
	R2401706-012L 5X	Y_R (360.074 nm)	0.93	0.21	428423.72
	R2401706-012L 5X	Zn (213.857 nm)	0.0252	0.10	1262.2534
3/12/2024 20:09:47	Continuing Calibration Verification1	Ag (328.068 nm)	0.5173	0.12	27758.6738
	Continuing Calibration Verification1	Al (237.312 nm)	9.8887	0.02	22769.3298
	Continuing Calibration Verification1	As (188.980 nm)	0.9736	0.66	1537.6375
	Continuing Calibration Verification1	B (249.772 nm)	2.4211	0.21	73680.8977
	Continuing Calibration Verification1	Ba (230.424 nm)	10.1465	0.33	454258.4309
	Continuing Calibration Verification1	Be (313.107 nm)	0.2382	0.18	247082.2154
	Continuing Calibration Verification1	Ca (317.933 nm)	25.4910	0.20	952214.5299
	Continuing Calibration Verification1	Cd (214.439 nm)	0.5028	0.10	29754.0404
	Continuing Calibration Verification1	Co (230.786 nm)	2.5076	0.15	36668.3416
	Continuing Calibration Verification1	Cr (267.716 nm)	0.5114	0.11	21198.9782
	Continuing Calibration Verification1	Cu (327.395 nm)	1.2361	0.55	41538.7603
	Continuing Calibration Verification1	Fe (234.350 nm)	4.9568	0.23	102131.8058
	Continuing Calibration Verification1	K (766.491 nm)	24.2966	0.01	23094.6212
	Continuing Calibration Verification1	Mg (279.078 nm)	24.8339	0.16	71682.4964
	Continuing Calibration Verification1	Mn (257.610 nm)	0.7422	0.20	225502.2905
	Continuing Calibration Verification1	Mo (202.032 nm)	2.5415	0.39	19106.2057
	Continuing Calibration Verification1	Na (588.995 nm)	25.1073	0.06	307719.4596
	Continuing Calibration Verification1	Ni (230.299 nm)	2.0852	0.08	23708.8685
	Continuing Calibration Verification1	Pb (220.353 nm)	0.5052	0.40	2707.4667
	Continuing Calibration Verification1	Sb (217.582 nm)	4.8898	0.08	10699.2387
	Continuing Calibration Verification1	Se (196.026 nm)	0.4833	0.47	354.8190
	Continuing Calibration Verification1	Sn (189.925 nm)	5.0527	0.09	14301.2838
	Continuing Calibration Verification1	Sr (216.596 nm)	2.4870	0.22	46972.4635
	Continuing Calibration Verification1	Ti (336.122 nm)	2.5272	0.33	311949.0245
	Continuing Calibration Verification1	Tl (190.794 nm)	1.0036	0.31	1175.9048
	Continuing Calibration Verification1	V (292.401 nm)	2.4832	0.19	93378.9974
	Continuing Calibration Verification1	Y (360.074 nm)	0.97	0.29	441637.67
	Continuing Calibration Verification1	Y_R (360.074 nm)	0.97	0.29	444689.12
	Continuing Calibration Verification1	Zn (213.857 nm)	0.9852	0.38	51333.4255
3/12/2024 20:13:00	Continuing Calibration Blank1	Ag (328.068 nm)	0.0003	44.14	-314.8312
	Continuing Calibration Blank1	Al (237.312 nm)	-0.0041 u	17.10	67.6992
	Continuing Calibration Blank1	As (188.980 nm)	-0.0016 u	> 100.00	-10.5916
	Continuing Calibration Blank1	B (249.772 nm)	0.0006	25.99	93.2655
	Continuing Calibration Blank1	Ba (230.424 nm)	0.0005	2.73	15.2505
	Continuing Calibration Blank1	Be (313.107 nm)	0.0000	40.95	-180.1959

DateTimeMeasured	SolutionLabel	Element Label (nm)	Unadjusted Conc (ppm)	%RSD	Intensity (c/s)
	Continuing Calibration Blank1	Ca (317.933 nm)	-0.0139 u	0.83	2928.8992
	Continuing Calibration Blank1	Cd (214.439 nm)	0.0000 u	> 100.00	-11.3181
	Continuing Calibration Blank1	Co (230.786 nm)	0.0000 u	> 100.00	58.5556
	Continuing Calibration Blank1	Cr (267.716 nm)	0.0002	68.95	-54.5960
	Continuing Calibration Blank1	Cu (327.395 nm)	0.0004	16.11	-30.9956
	Continuing Calibration Blank1	Fe (234.350 nm)	0.0023	13.39	166.0333
	Continuing Calibration Blank1	K (766.491 nm)	0.1157	15.59	-149.0031
	Continuing Calibration Blank1	Mg (279.078 nm)	-0.0040 u	25.14	-21.1629
	Continuing Calibration Blank1	Mn (257.610 nm)	0.0000	33.98	5.0567
	Continuing Calibration Blank1	Mo (202.032 nm)	0.0035	26.11	19.2612
	Continuing Calibration Blank1	Na (588.995 nm)	-0.0400 u	19.95	31204.2101
	Continuing Calibration Blank1	Ni (230.299 nm)	-0.0006 u	94.31	60.6420
	Continuing Calibration Blank1	Pb (220.353 nm)	-0.0001 u	> 100.00	11.8921
	Continuing Calibration Blank1	Sb (217.582 nm)	0.0048	34.20	18.8769
	Continuing Calibration Blank1	Se (196.026 nm)	-0.0031 u	79.49	-0.8343
	Continuing Calibration Blank1	Sn (189.925 nm)	0.0004	52.42	9.4367
	Continuing Calibration Blank1	Sr (216.596 nm)	0.0002	71.64	-43.8054
	Continuing Calibration Blank1	Ti (336.122 nm)	0.0031	23.13	254.8788
	Continuing Calibration Blank1	Tl (190.794 nm)	-0.0009 u	> 100.00	-7.2997
	Continuing Calibration Blank1	V (292.401 nm)	0.0002	> 100.00	-59.6653
	Continuing Calibration Blank1	Y (360.074 nm)	1.03	0.19	470500.02
	Continuing Calibration Blank1	Y_R (360.074 nm)	1.03	0.19	473810.77
	Continuing Calibration Blank1	Zn (213.857 nm)	0.0003	23.49	-40.1755
3/12/2024 20:16:14	Contract Required Detection Limit	Ag (328.068 nm)	0.0100	0.38	210.1026
	Contract Required Detection Limit	Al (237.312 nm)	0.1896	0.74	512.0234
	Contract Required Detection Limit	As (188.980 nm)	0.0205	5.76	24.5295
	Contract Required Detection Limit	B (249.772 nm)	0.1908	0.46	5876.2733
	Contract Required Detection Limit	Ba (230.424 nm)	0.2038	0.34	9117.7858
	Contract Required Detection Limit	Be (313.107 nm)	0.0048	0.15	4792.8646
	Contract Required Detection Limit	Ca (317.933 nm)	0.9855	0.12	40128.2459
	Contract Required Detection Limit	Cd (214.439 nm)	0.0103	0.96	595.5480
	Contract Required Detection Limit	Co (230.786 nm)	0.0507	0.36	798.3605
	Contract Required Detection Limit	Cr (267.716 nm)	0.0099	0.91	345.4869
	Contract Required Detection Limit	Cu (327.395 nm)	0.0250	2.23	797.3754
	Contract Required Detection Limit	Fe (234.350 nm)	0.1049	0.39	2278.3462
	Contract Required Detection Limit	K (766.491 nm)	1.0375	2.45	737.1065
	Contract Required Detection Limit	Mg (279.078 nm)	0.9573	0.49	2753.8687
	Contract Required Detection Limit	Mn (257.610 nm)	0.0151	0.16	4579.2368
	Contract Required Detection Limit	Mo (202.032 nm)	0.0251	0.21	181.8576
	Contract Required Detection Limit	Na (588.995 nm)	0.9350	0.32	41924.8597
	Contract Required Detection Limit	Ni (230.299 nm)	0.0394	1.33	514.0061
	Contract Required Detection Limit	Pb (220.353 nm)	0.0110	4.34	71.3878
	Contract Required Detection Limit	Sb (217.582 nm)	0.0644	1.62	149.2409
	Contract Required Detection Limit	Se (196.026 nm)	0.0118	4.42	10.0675
	Contract Required Detection Limit	Sn (189.925 nm)	0.4968	0.40	1413.5114
	Contract Required Detection Limit	Sr (216.596 nm)	0.0995	0.62	1833.1602
	Contract Required Detection Limit	Ti (336.122 nm)	0.0493	0.23	5964.7823
	Contract Required Detection Limit	Tl (190.794 nm)	0.0196	7.88	16.7690
	Contract Required Detection Limit	V (292.401 nm)	0.0489	0.64	1773.3927
	Contract Required Detection Limit	Y (360.074 nm)	1.00	0.35	457465.39
	Contract Required Detection Limit	Y_R (360.074 nm)	1.00	0.35	460705.46
	Contract Required Detection Limit	Zn (213.857 nm)	0.0191	0.60	942.9591
3/12/2024 20:19:28	Interference Check Solution A	Ag (328.068 nm)	0.0000 u	> 100.00	-334.5983
	Interference Check Solution A	Al (237.312 nm)	253.6906 o	0.10	582240.6545
	Interference Check Solution A	As (188.980 nm)	-0.0052 Ku	46.83	-16.2992 K
	Interference Check Solution A	B (249.772 nm)	0.1136	0.28	3529.3356
	Interference Check Solution A	Ba (230.424 nm)	0.0009	4.36	33.7572

DateTimeMeasured	SolutionLabel	Element Label (nm)	Unadjusted Conc (ppm)	%RSD	Intensity (c/s)
	Interference Check Solution A	Be (313.107 nm)	0.0000 u	32.06	-217.5761
	Interference Check Solution A	Ca (317.933 nm)	238.3255 o	0.29	8873845.4080
	Interference Check Solution A	Cd (214.439 nm)	-0.0015 Ku	7.72	-104.3749 K
	Interference Check Solution A	Co (230.786 nm)	0.0018	7.85	83.9730
	Interference Check Solution A	Cr (267.716 nm)	0.0007	12.55	-36.9512
	Interference Check Solution A	Cu (327.395 nm)	0.0007	35.57	-18.7587
	Interference Check Solution A	Fe (234.350 nm)	93.3280 o	0.21	1920841.4526
	Interference Check Solution A	K (766.491 nm)	0.1191	26.20	-145.7206
	Interference Check Solution A	Mg (279.078 nm)	258.2087 o	0.21	745404.5858
	Interference Check Solution A	Mn (257.610 nm)	0.0013	1.50	379.4529
	Interference Check Solution A	Mo (202.032 nm)	-0.0008 u	60.53	-13.5181
	Interference Check Solution A	Na (588.995 nm)	0.2898	2.79	34830.6763
	Interference Check Solution A	Ni (230.299 nm)	0.0012	39.17	80.8436
	Interference Check Solution A	Pb (220.353 nm)	0.0002 u	> 100.00	13.5836
	Interference Check Solution A	Sb (217.582 nm)	-0.0073 u	29.42	-7.5982
	Interference Check Solution A	Se (196.026 nm)	0.0011 u	> 100.00	2.2365
	Interference Check Solution A	Sn (189.925 nm)	0.0029	34.93	16.5260
	Interference Check Solution A	Sr (216.596 nm)	0.0098	1.55	136.3287
	Interference Check Solution A	Ti (336.122 nm)	0.0019	6.23	117.3838
	Interference Check Solution A	Tl (190.794 nm)	0.0015 u	> 100.00	-4.4639
	Interference Check Solution A	V (292.401 nm)	0.0019	2.60	3.4672
	Interference Check Solution A	Y (360.074 nm)	0.89	0.29	406993.63
	Interference Check Solution A	Y_R (360.074 nm)	0.89	0.29	409728.07
	Interference Check Solution A	Zn (213.857 nm)	0.0116 K	0.57	551.0404 K
3/12/2024 20:22:42	Interference Check Solution AB	Ag (328.068 nm)	0.2172	0.19	11463.0035
	Interference Check Solution AB	Al (237.312 nm)	252.5179 o	0.08	579549.5864
	Interference Check Solution AB	As (188.980 nm)	0.0947	1.69	142.2835
	Interference Check Solution AB	B (249.772 nm)	0.1136	0.55	3528.4152
	Interference Check Solution AB	Ba (230.424 nm)	0.5145	0.07	23029.3723
	Interference Check Solution AB	Be (313.107 nm)	0.4813	0.15	499521.4258
	Interference Check Solution AB	Ca (317.933 nm)	235.7638 o	0.19	8778499.9635
	Interference Check Solution AB	Cd (214.439 nm)	0.9537	0.05	56452.7703
	Interference Check Solution AB	Co (230.786 nm)	0.4826	0.23	7103.5156
	Interference Check Solution AB	Cr (267.716 nm)	0.5089	0.06	21092.4567
	Interference Check Solution AB	Cu (327.395 nm)	0.5325	0.12	17869.8553
	Interference Check Solution AB	Fe (234.350 nm)	93.4629 o	0.17	1923619.0289
	Interference Check Solution AB	K (766.491 nm)	0.0408	66.38	-220.9807
	Interference Check Solution AB	Mg (279.078 nm)	257.7764 o	0.11	744156.7346
	Interference Check Solution AB	Mn (257.610 nm)	0.4844	0.15	147184.3221
	Interference Check Solution AB	Mo (202.032 nm)	-0.0015 u	32.32	-18.3322
	Interference Check Solution AB	Na (588.995 nm)	0.3053	3.41	35000.7516
	Interference Check Solution AB	Ni (230.299 nm)	0.9778	0.04	11153.0896
	Interference Check Solution AB	Pb (220.353 nm)	0.0496	2.51	277.2486
	Interference Check Solution AB	Sb (217.582 nm)	0.6085	0.43	1338.6888
	Interference Check Solution AB	Se (196.026 nm)	0.0404	13.07	30.9974
	Interference Check Solution AB	Sn (189.925 nm)	0.0014	77.97	12.1654
	Interference Check Solution AB	Sr (216.596 nm)	0.0109	2.28	157.4962
	Interference Check Solution AB	Ti (336.122 nm)	0.0017	4.68	89.1667
	Interference Check Solution AB	Tl (190.794 nm)	0.0990	1.28	110.3751
	Interference Check Solution AB	V (292.401 nm)	0.5017	0.03	18810.4002
	Interference Check Solution AB	Y (360.074 nm)	0.89	0.34	406068.56
	Interference Check Solution AB	Y_R (360.074 nm)	0.89	0.34	408759.42
	Interference Check Solution AB	Zn (213.857 nm)	0.9976	0.04	51976.8322
3/12/2024 20:25:55	Continuing Calibration Verification1	Ag (328.068 nm)	0.5172	0.03	27755.0470
	Continuing Calibration Verification1	Al (237.312 nm)	9.9350	0.09	22875.6966
	Continuing Calibration Verification1	As (188.980 nm)	0.9770	0.26	1543.0504
	Continuing Calibration Verification1	B (249.772 nm)	2.4227	0.16	73729.1754

DateTimeMeasured	SolutionLabel	Element Label (nm)	Unadjusted Conc (ppm)	%RSD	Intensity (c/s)
	Continuing Calibration Verification1	Ba (230.424 nm)	10.1701	0.26	455312.6443
	Continuing Calibration Verification1	Be (313.107 nm)	0.2386	0.21	247484.7850
	Continuing Calibration Verification1	Ca (317.933 nm)	25.5153	0.18	953116.5514
	Continuing Calibration Verification1	Cd (214.439 nm)	0.5036	0.16	29800.8540
	Continuing Calibration Verification1	Co (230.786 nm)	2.5147	0.49	36771.8999
	Continuing Calibration Verification1	Cr (267.716 nm)	0.5127	0.27	21252.3980
	Continuing Calibration Verification1	Cu (327.395 nm)	1.2348	0.51	41495.0761
	Continuing Calibration Verification1	Fe (234.350 nm)	4.9971	0.08	102960.6952
	Continuing Calibration Verification1	K (766.491 nm)	24.1975	0.23	22999.3690
	Continuing Calibration Verification1	Mg (279.078 nm)	24.9370	0.15	71980.0392
	Continuing Calibration Verification1	Mn (257.610 nm)	0.7437	0.19	225960.5995
	Continuing Calibration Verification1	Mo (202.032 nm)	2.5393	0.37	19089.4949
	Continuing Calibration Verification1	Na (588.995 nm)	25.0050	0.18	306594.3795
	Continuing Calibration Verification1	Ni (230.299 nm)	2.0900	0.07	23763.6613
	Continuing Calibration Verification1	Pb (220.353 nm)	0.5053	0.39	2707.9440
	Continuing Calibration Verification1	Sb (217.582 nm)	4.8847	0.03	10688.1602
	Continuing Calibration Verification1	Se (196.026 nm)	0.4855	1.34	356.4441
	Continuing Calibration Verification1	Sn (189.925 nm)	5.0598	0.18	14321.5995
	Continuing Calibration Verification1	Sr (216.596 nm)	2.4924	0.43	47074.2206
	Continuing Calibration Verification1	Ti (336.122 nm)	2.5301	0.33	312301.7601
	Continuing Calibration Verification1	Tl (190.794 nm)	1.0028	0.51	1174.9537
	Continuing Calibration Verification1	V (292.401 nm)	2.4856	0.20	93469.9685
	Continuing Calibration Verification1	Y (360.074 nm)	0.97	0.23	440018.55
	Continuing Calibration Verification1	Y_R (360.074 nm)	0.96	0.22	443011.40
	Continuing Calibration Verification1	Zn (213.857 nm)	0.9869	0.08	51421.9128
3/12/2024 20:29:09	Continuing Calibration Blank1	Ag (328.068 nm)	0.0003	21.11	-319.1364
	Continuing Calibration Blank1	Al (237.312 nm)	-0.0004 u	> 100.00	76.1180
	Continuing Calibration Blank1	As (188.980 nm)	-0.0003 u	> 100.00	-8.5358
	Continuing Calibration Blank1	B (249.772 nm)	0.0006	39.24	95.8181
	Continuing Calibration Blank1	Ba (230.424 nm)	0.0006	11.69	19.7744
	Continuing Calibration Blank1	Be (313.107 nm)	0.0000	9.20	-173.4126
	Continuing Calibration Blank1	Ca (317.933 nm)	-0.0148 u	2.64	2896.0029
	Continuing Calibration Blank1	Cd (214.439 nm)	0.0001	16.74	-8.5648
	Continuing Calibration Blank1	Co (230.786 nm)	0.0002 u	> 100.00	61.5021
	Continuing Calibration Blank1	Cr (267.716 nm)	0.0002	37.51	-57.7785
	Continuing Calibration Blank1	Cu (327.395 nm)	0.0002 u	> 100.00	-38.3724
	Continuing Calibration Blank1	Fe (234.350 nm)	0.0038	20.10	197.3828
	Continuing Calibration Blank1	K (766.491 nm)	0.0783	21.30	-184.9358
	Continuing Calibration Blank1	Mg (279.078 nm)	-0.0013 u	63.60	-13.5961
	Continuing Calibration Blank1	Mn (257.610 nm)	0.0000	77.01	8.3653
	Continuing Calibration Blank1	Mo (202.032 nm)	0.0032	24.73	17.0304
	Continuing Calibration Blank1	Na (588.995 nm)	-0.0667 u	25.95	30910.9529
	Continuing Calibration Blank1	Ni (230.299 nm)	0.0002	95.85	70.2483
	Continuing Calibration Blank1	Pb (220.353 nm)	-0.0004 u	> 100.00	10.7376
	Continuing Calibration Blank1	Sb (217.582 nm)	0.0043	25.59	17.6331
	Continuing Calibration Blank1	Se (196.026 nm)	-0.0010 u	63.00	0.6701
	Continuing Calibration Blank1	Sn (189.925 nm)	-0.0004 u	> 100.00	7.0364
	Continuing Calibration Blank1	Sr (216.596 nm)	0.0003	69.92	-42.5332
	Continuing Calibration Blank1	Ti (336.122 nm)	0.0027	23.75	209.4185
	Continuing Calibration Blank1	Tl (190.794 nm)	-0.0009 u	> 100.00	-7.3325
	Continuing Calibration Blank1	V (292.401 nm)	0.0005	2.81	-50.3900
	Continuing Calibration Blank1	Y (360.074 nm)	1.03	0.16	468209.97
	Continuing Calibration Blank1	Y_R (360.074 nm)	1.03	0.15	471450.04
	Continuing Calibration Blank1	Zn (213.857 nm)	0.0003	31.03	-38.6541

Summary Calibration Results

Element and wavelength	Type	Units	Equation	Correlation Coefficient	%RSE
Ag (328.068 nm)	Analyte	ppm	54309.46926104 * Concentration - 333.21298778	1.00000	4.54373484
Al (237.312 nm)	Analyte	ppm	2294.77777437 * Concentration + 77.01536778	0.99999	4.92227862
As (188.980 nm)	Analyte	ppm	1587.55155490 * Concentration - 8.03868042	0.99999	12.762918 27
B (249.772 nm)	Analyte	ppm	30401.32943077 * Concentration + 76.23579084	0.99999	3.95943538
Ba (230.424 nm)	Analyte	ppm	44770.65457420 * Concentration - 7.18224926	0.99998	4.60701396
Be (313.107 nm)	Analyte	ppm	1038235.00685195 * Concentration - 198.06630203	1.00000	3.70972445
Ca (317.933 nm)	Analyte	ppm	37219.67323605 * Concentration + 3446.63217942	1.00000	1.65993557
Cd (214.439 nm)	Analyte	ppm	59204.56024005 * Concentration - 13.37146450	1.00000	10.969907 86
Co (230.786 nm)	Analyte	ppm	14599.66289270 * Concentration + 58.25132152	0.99999	4.59607591
Cr (267.716 nm)	Analyte	ppm	41576.24095050 * Concentration - 64.91471432	1.00000	3.85333748
Cu (327.395 nm)	Analyte	ppm	33640.63040840 * Concentration - 43.92178815	1.00000	1.28132131
Fe (234.350 nm)	Analyte	ppm	20580.35775736 * Concentration + 118.51324346	1.00000	2.92650421
K (766.491 nm)	Analyte	ppm	961.23864274 * Concentration - 260.18375031	0.99995	5.13454706
Mg (279.078 nm)	Analyte	ppm	2886.86784541 * Concentration - 9.71171720	1.00000	1.75453230
Mn (257.610 nm)	Analyte	ppm	303848.48944413 * Concentration - 2.49571168	1.00000	2.78363521
Mo (202.032 nm)	Analyte	ppm	7520.60475253 * Concentration - 7.21687876	1.00000	1.44158357
Na (588.995 nm)	Analyte	ppm	10995.82691139 * Concentration + 31644.04641875	1.00000	6.55012129
Ni (230.299 nm)	Analyte	ppm	11337.61126809 * Concentration + 67.72616758	0.99999	5.98013484
Pb (220.353 nm)	Analyte	ppm	5334.07577313 * Concentration + 12.68864525	0.99999	7.55547282
Sb (217.582 nm)	Analyte	ppm	2186.38160849 * Concentration + 8.32916961	0.99999	12.563366 78
Se (196.026 nm)	Analyte	ppm	731.23946936 * Concentration + 1.43059022	0.99999	11.956403 52
Sn (189.925 nm)	Analyte	ppm	2828.81020801 * Concentration + 8.27605621	1.00000	0.96990727
Sr (216.596 nm)	Analyte	ppm	18906.42957895 * Concentration - 48.03094086	1.00000	6.72453791
Ti (336.122 nm)	Analyte	ppm	123483.69848591 * Concentration - 122.40429100	1.00000	1.37538146
Tl (190.794 nm)	Analyte	ppm	1177.93915951 * Concentration - 6.28699243	0.99999	18.049367 99
V (292.401 nm)	Analyte	ppm	37631.81690605 * Concentration - 67.78466860	1.00000	3.78229001
Zn (213.857 nm)	Analyte	ppm	52157.06402696 * Concentration - 53.65258486	1.00000	4.15033180

Detailed Calibration Results

Ag (328.068 nm)

Standard	Intensity	Method Concentration	Calculated Concentration	% Error
Blank	-333.2130	0.0000	0.0000	N/A
Standard 3	233.9965	0.0100	0.0104	4.4403
Standard 4	10424.0327	0.2000	0.1981	0.9634
Standard 5	53996.9448	1.0000	1.0004	0.0381

Al (237.312 nm)

Standard	Intensity	Method Concentration	Calculated Concentration	% Error
Blank	77.0154	0.0000	0.0000	N/A
Standard 2	295.8950	0.1000	0.0954	4.6184
Standard 4	9099.9562	4.0000	3.9319	1.7014
Standard 5	46003.8579	20.0000	20.0136	0.0682

As (188.980 nm)

Standard	Intensity	Method Concentration	Calculated Concentration	% Error
Blank	-8.0387	0.0000	0.0000	N/A
Standard 1	-1.1098	0.0050	0.0044	12.7104
Standard 2	5.8337	0.0100	0.0087	12.6176
Standard 4	612.7571	0.4000	0.3910	2.2401
Standard 5	3169.9219	2.0000	2.0018	0.0900

B (249.772 nm)

Standard	Intensity	Method Concentration	Calculated Concentration	% Error
Blank	76.2358	0.0000	0.0000	N/A
Standard 2	5976.5673	0.2000	0.1941	2.9593
Standard 4	29678.5538	1.0000	0.9737	2.6282
Standard 5	152249.8826	5.0000	5.0055	0.1099

Ba (230.424 nm)

Standard	Intensity	Method Concentration	Calculated Concentration	% Error
Blank	-7.1822	0.0000	0.0000	N/A
Standard 1	921.8600	0.0200	0.0208	3.7557
Standard 4	183849.8776	4.0000	4.1066	2.6661
Standard 5	894450.9873	20.0000	19.9787	0.1066

Be (313.107 nm)

Standard	Intensity	Method Concentration	Calculated Concentration	% Error
Blank	-198.0663	0.0000	0.0000	N/A
Standard 2	2760.7138	0.0030	0.0028	5.0061
Standard 3	5031.6372	0.0050	0.0050	0.7422
Standard 4	102190.8395	0.1000	0.0986	1.3818
Standard 5	519206.9064	0.5000	0.5003	0.0554

Ca (317.933 nm)

Standard	Intensity	Method Concentration	Calculated Concentration	% Error
Blank	3446.6322	0.0000	0.0000	N/A
Standard 2	40300.9521	1.0000	0.9902	0.9816
Standard 3	22390.2578	0.5000	0.5090	1.7936
Standard 4	379932.5899	10.0000	10.1152	1.1524
Standard 5	1863576.4181	50.0000	49.9771	0.0459

Cd (214.439 nm)

Standard	Intensity	Method Concentration	Calculated Concentration	% Error
Blank	-13.3715	0.0000	0.0000	N/A
Standard 1	54.8937	0.0010	0.0012	15.3039
Standard 2	289.2912	0.0050	0.0051	2.2430
Standard 4	11969.3792	0.2000	0.2024	1.1979
Standard 5	59162.7788	1.0000	0.9995	0.0480

Co (230.786 nm)

Standard	Intensity	Method Concentration	Calculated Concentration	% Error
Blank	58.2513	0.0000	0.0000	N/A
Standard 1	102.5099	0.0030	0.0030	1.0492
Standard 3	833.4038	0.0500	0.0531	6.1877
Standard 4	14904.5695	1.0000	1.0169	1.6895
Standard 5	73006.7828	5.0000	4.9966	0.0682

Cr (267.716 nm)

Standard	Intensity	Method Concentration	Calculated Concentration	% Error
Blank	-64.9147	0.0000	0.0000	N/A
Standard 1	145.9890	0.0050	0.0051	1.4540
Standard 3	372.4855	0.0100	0.0105	5.2044
Standard 4	8308.9086	0.2000	0.2014	0.7044
Standard 5	41499.3797	1.0000	0.9997	0.0287

Cu (327.395 nm)

Standard	Intensity	Method Concentration	Calculated Concentration	% Error
Blank	-43.9218	0.0000	0.0000	N/A
Standard 1	293.5780	0.0100	0.0100	0.3250
Standard 2	637.5122	0.0200	0.0203	1.2814
Standard 4	16568.0994	0.5000	0.4938	1.2383
Standard 5	84099.2397	2.5000	2.5012	0.0494

Fe (234.350 nm)

Standard	Intensity	Method Concentration	Calculated Concentration	% Error
Blank	118.5132	0.0000	0.0000	N/A
Standard 3	2235.8330	0.1000	0.1029	2.8806
Standard 4	41491.5420	2.0000	2.0103	0.5158
Standard 5	205879.0353	10.0000	9.9979	0.0209

K (766.491 nm)

Standard	Intensity	Method Concentration	Calculated Concentration	% Error
Blank	-260.1838	0.0000	0.0000	N/A
Standard 2	1584.3420	2.0000	1.9189	4.0547
Standard 3	203.9347	0.5000	0.4828	3.4333
Standard 4	8876.8310	10.0000	9.5055	4.9454
Standard 5	47900.1058	50.0000	50.1023	0.2046

Mg (279.078 nm)

Standard	Intensity	Method Concentration	Calculated Concentration	% Error
Blank	-9.7117	0.0000	0.0000	N/A
Standard 2	2830.7837	1.0000	0.9839	1.6063
Standard 3	1454.3204	0.5000	0.5071	1.4270
Standard 4	28500.9971	10.0000	9.8760	1.2400
Standard 5	144405.9959	50.0000	50.0250	0.0501

Mn (257.610 nm)

Standard	Intensity	Method Concentration	Calculated Concentration	% Error
Blank	-2.4957	0.0000	0.0000	N/A
Standard 1	3116.3146	0.0100	0.0103	2.6436
Standard 4	91946.0807	0.3000	0.3026	0.8711
Standard 5	455610.8970	1.5000	1.4995	0.0350

Mo (202.032 nm)

Standard	Intensity	Method Concentration	Calculated Concentration	% Error
Blank	-7.2169	0.0000	0.0000	N/A
Standard 1	181.9075	0.0250	0.0251	0.5900
Standard 4	7414.5465	1.0000	0.9869	1.3143
Standard 5	37615.5696	5.0000	5.0026	0.0526

Na (588.995 nm)

Standard	Intensity	Method Concentration	Calculated Concentration	% Error
Blank	31644.0464	0.0000	0.0000	N/A
Standard 2	41871.9444	1.0000	0.9302	6.9838
Standard 3	36814.0733	0.5000	0.4702	5.9638
Standard 4	140271.6935	10.0000	9.8790	1.2101
Standard 5	581720.1538	50.0000	50.0259	0.0518

Ni (230.299 nm)

Standard	Intensity	Method Concentration	Calculated Concentration	% Error
Blank	67.7262	0.0000	0.0000	N/A
Standard 3	546.7051	0.0400	0.0422	5.6173
Standard 4	9323.7340	0.8000	0.8164	2.0498
Standard 5	45380.7327	4.0000	3.9967	0.0826

Pb (220.353 nm)

Standard	Intensity	Method Concentration	Calculated Concentration	% Error
Blank	12.6886	0.0000	0.0000	N/A
Standard 1	41.8724	0.0050	0.0055	9.4238
Standard 2	291.1357	0.0500	0.0522	4.4031
Standard 4	1105.5536	0.2000	0.2049	2.4418
Standard 5	5340.9547	1.0000	0.9989	0.1089

Sb (217.582 nm)

Standard	Intensity	Method Concentration	Calculated Concentration	% Error
Blank	8.3292	0.0000	0.0000	N/A
Standard 1	34.0617	0.0100	0.0118	17.6946
Standard 2	138.7647	0.0600	0.0597	0.5697
Standard 4	4315.4930	2.0000	1.9700	1.5002
Standard 5	21885.2657	10.0000	10.0060	0.0600

Se (196.026 nm)

Standard	Intensity	Method Concentration	Calculated Concentration	% Error
Blank	1.4306	0.0000	0.0000	N/A
Standard 2	9.6125	0.0100	0.0112	11.8914
Standard 4	145.8596	0.2000	0.1975	1.2437
Standard 5	733.0251	1.0000	1.0005	0.0486

Sn (189.925 nm)

Standard	Intensity	Method Concentration	Calculated Concentration	% Error
Blank	8.2761	0.0000	0.0000	N/A
Standard 2	1430.5012	0.5000	0.5028	0.5529
Standard 4	5710.9425	2.0000	2.0159	0.7962
Standard 5	28286.9779	10.0000	9.9967	0.0332

Sr (216.596 nm)

Standard	Intensity	Method Concentration	Calculated Concentration	% Error
Blank	-48.0309	0.0000	0.0000	N/A
Standard 3	959.8611	0.0500	0.0533	6.6190
Standard 4	19082.6040	1.0000	1.0119	1.1859
Standard 5	94438.6502	5.0000	4.9976	0.0481

Ti (336.122 nm)

Standard	Intensity	Method Concentration	Calculated Concentration	% Error
Blank	-122.4043	0.0000	0.0000	N/A
Standard 3	6128.5137	0.0500	0.0506	1.2428
Standard 4	122634.3509	1.0000	0.9941	0.5887
Standard 5	617440.7095	5.0000	5.0012	0.0234

Tl (190.794 nm)

Standard	Intensity	Method Concentration	Calculated Concentration	% Error
Blank	-6.2870	0.0000	0.0000	N/A
Standard 1	2.6890	0.0100	0.0076	23.7993
Standard 3	15.1266	0.0200	0.0182	9.1058
Standard 4	471.9266	0.4000	0.4060	1.4937
Standard 5	2348.2192	2.0000	1.9988	0.0582

V (292.401 nm)

Standard	Intensity	Method Concentration	Calculated Concentration	% Error
Blank	-67.7847	0.0000	0.0000	N/A
Standard 1	39.7404	0.0030	0.0029	4.7570
Standard 3	1855.8559	0.0500	0.0511	2.2348
Standard 4	37190.1736	1.0000	0.9901	0.9935
Standard 5	188165.6543	5.0000	5.0020	0.0395

Zn (213.857 nm)

Standard	Intensity	Method Concentration	Calculated Concentration	% Error
Blank	-53.6526	0.0000	0.0000	N/A
Standard 1	437.9208	0.0100	0.0094	5.7513
Standard 3	995.5168	0.0200	0.0201	0.5779
Standard 4	20596.7136	0.4000	0.3959	1.0184
Standard 5	104303.0571	2.0000	2.0008	0.0408

Preparation Information Benchsheet

Prep Run#: 435222
Team: Metals/CDISTEFANO

Prep WorkFlow: MetDigSICP
Prep Method:

Status: Prepped
Prep Date/Time: 3/11/24 09:03

#	Lab Code	Client ID	B#	Amt. Ext.	Method /Test	pH	AE	BN	Final Vol	Sample Desc. (Initial/Final)	SpikeAmt./Inv. ID	Comments
1	RQ2402545-01	MB		0.5g	6010C/Ag T, Al T, As T, Ba T, Be T, Ca T, Cd T, Co T, Cr T, Cu T, Fe T, K T, Li T, Mg T, Mn T, Mo T, Na T, Ni T, Pb T, Sb T, Se T, Sn T, Tl T, V T, Zn T				50.00mL	White-Coarse/Colorless-Clear		HB:12 Well:H2 Temp:91.7C/28.8C
2	RQ2402545-02	LCS		0.5g	6010C/Ag T, Al T, As T, Ba T, Be T, Ca T, Cd T, Co T, Cr T, Cu T, Fe T, K T, Mg T, Mn T, Mo T, Na T, Ni T, Pb T, Sb T, Se T, Sn T, Tl T, V T, Zn T				50.00mL	White-Coarse/Colorless-Clear	0.5000 mL/230954; 0.5000 mL/230955; 0.5000 mL/233797	On HB:12:27-12:42,12:44-13:14,13:15-13:45,15:02-15:17,15:18-15:33 P:M340,MA100,M380,M38,M33,M23,M27
3	RQ2402545-03	LCS		0.5g	6010C/Li T				50.00mL	White-Coarse/Colorless-Clear	0.2500 mL/231917	
4	R2401812-001	Sandblast	.01	0.5100g	6010C/Ag T, As T, Ba T, Cd T, Cr T, Pb T, Se T				50.00mL	Brown-Medium/Yellow-Clear		
5	R2401841-001	Scharf	.02	0.5200g	6010C/As T, Cd T, Cr T, Cu T, K T, Mo T, Ni T, Pb T, Se T, Zn T				50.00mL	Brown-Medium/Yellow-Clear		
6	R2401850-003	Sludge	.01	0.5g	6010C/As T, Cd T, Cr T, Cu T, K T, Mo T, Ni T, Pb T, Se T, Zn T				50.00mL	Brown-Medium/Yellow-Clear		
7	R2401850-004	Finished Compost	.01	0.5400g	6010C/As T, Cd T, Cr T, Cu T, K T, Mo T, Ni T, Pb T, Se T, Zn T				50.00mL	Brown-Medium/Yellow-Clear		
8	R2401874-001	800 Stockpile	.02	0.5200g	6010C/Cd T, Pb T, Zn T				50.00mL	Brown-Medium/Yellow-Clear		
9	R2401887-008	C-01	.03	0.5400g	6010C/Ag T, As T, Ba T, Be T, Cd T, Cr T, Cu T, Mn T, Ni T, Pb T, Se T, Zn T				50.00mL	Brown-Medium/Yellow-Clear		
10	R2401887-009	C-02	.03	0.5500g	6010C/Ag T, As T, Ba T, Be T, Cd T, Cr T, Cu T, Mn T, Ni T, Pb T, Se T, Zn T				50.00mL	Brown-Medium/Yellow-Clear		
11	R2401887-017	CO-01	.03	0.5200g	6010C/Ag T, As T, Ba T, Be T, Cd T, Cr T, Cu T, Mn T, Ni T, Pb T, Se T, Zn T				50.00mL	Brown-Medium/Yellow-Clear		
12	R2401887-018	CO-02	.03	0.5300g	6010C/Ag T, As T, Ba T, Be T, Cd T, Cr T, Cu T, Mn T, Ni T, Pb T, Se T, Zn T				50.00mL	Brown-Medium/Yellow-Clear		
13	R2401914-005	B-1,2,3	.02	0.5400g	6010C/Ag T, Al T, As T, Ba T, Be T, Ca T, Cd T, Co T, Cr T, Cu T, Fe T, K T, Mg T, Mn T, Na T, Ni T, Pb T, Sb T, Se T, Tl T, V T, Zn T				50.00mL	Brown-Medium/Yellow-Clear		Tier IV
14	RQ2402545-04	R2401914-005 MS	.01	0.5500g	6010C/Ag T, Al T, As T, Ba T, Be T, Ca T, Cd T, Co T, Cr T, Cu T, Fe T, K T, Mg T, Mn T, Na T, Ni T, Pb T, Sb T, Se T, Tl T, V T, Zn T				50.00mL	Brown-Medium/Yellow-Clear	0.5000 mL/230954; 0.5000 mL/230955; 0.5000 mL/233797	
15	RQ2402545-05	R2401914-005 DMS	.01	0.5100g	6010C/Ag T, Al T, As T, Ba T, Be T, Ca T, Cd T, Co T, Cr T, Cu T, Fe T, K T, Mg T, Mn T, Na T, Ni T, Pb T, Sb T, Se T, Tl T, V T, Zn T				50.00mL	Brown-Medium/Yellow-Clear	0.5000 mL/233797; 0.5000 mL/230954; 0.5000 mL/230955	

Preparation Information Benchsheet

Prep Run#: 435222 **Prep WorkFlow:** MetDigSICP **Status:** Prepped
Team: Metals/CDISTEFANO **Prep Method:** **Prep Date/Time:** 3/11/24 09:03

16	R2401914-006	B-4,5,6	.01	0.5100g	6010C/Ag T, Al T, As T, Ba T, Be T, Ca T, Cd T, Co T, Cr T, Cu T, Fe T, K T, Mg T, Mn T, Na T, Ni T, Pb T, Sb T, Se T, Tl T, V T, Zn T				50.00mL	Brown-Medium/Yellow-Clear		
17	R2401914-007	B-7,8,9	.01	0.5400g	6010C/Ag T, Al T, As T, Ba T, Be T, Ca T, Cd T, Co T, Cr T, Cu T, Fe T, K T, Mg T, Mn T, Na T, Ni T, Pb T, Sb T, Se T, Tl T, V T, Zn T				50.00mL	Brown-Medium/Yellow-Clear		
18	R2401931-001	PRRS-1 (0-12)	.01	0.5300g	6010C/As T, Pb T				50.00mL	Brown-Medium/Yellow-Clear		
19	R2401931-003	PRRS-2 (0-12)	.02	0.5100g	6010C/As T, Pb T				50.00mL	Brown-Medium/Yellow-Clear		
20	RQ2402545-06	R2401931-003 MS	.02	0.5200g	6010C/As T, Pb T				50.00mL	Brown-Medium/Yellow-Clear	0.5000 mL/233797; 0.5000 mL/230954; 0.5000 mL/230955	
21	RQ2402545-07	R2401931-003 DMS	.02	0.5300g	6010C/As T, Pb T				50.00mL	Brown-Medium/Yellow-Clear	0.5000 mL/230955; 0.5000 mL/233797; 0.5000 mL/230954	
22	R2401931-008	DUP-03082024	.01	0.5300g	6010C/As T, Pb T				50.00mL	Brown-Medium/Yellow-Clear		
23	R2401933-008	KL SLUDGE-03072024-SL	.03	0.5500g	6010C/Ag T, Al T, As T, Ba T, Be T, Ca T, Cd T, Co T, Cr T, Cu T, Fe T, K T, Mg T, Mn T, Na T, Ni T, Pb T, Sb T, Se T, Sn T, Tl T, V T, Zn T				50.00mL	Brown-Medium/Yellow-Clear		
24	R2401937-001	SaltsAZ01	.01	0.5400g	6010C/Ag T, Al T, As T, Ba T, Be T, Ca T, Cd T, Co T, Cr T, Cu T, Fe T, K T, Li T, Mg T, Mn T, Na T, Ni T, Pb T, Sb T, Se T, Tl T, V T, Zn T				50.00mL	White-Medium/Colorless-Clear		
25	R2401937-002	SaltsAZ02	.01	0.5300g	6010C/Ag T, Al T, As T, Ba T, Be T, Ca T, Cd T, Co T, Cr T, Cu T, Fe T, K T, Li T, Mg T, Mn T, Na T, Ni T, Pb T, Sb T, Se T, Tl T, V T, Zn T				50.00mL	White-Medium/Colorless-Clear		

Spiking Solutions

Name:	Custom LCS STD A Metals	Inventory ID	230954	Logbook Ref:	230954	Expires On:	02/28/2025	Lot #:	2320923-5
Name:	Custom LCS STD B Metals	Inventory ID	230955	Logbook Ref:	230955	Expires On:	02/28/2025	Lot #:	2320908-5
Name:	Lithium 1000 ug/mL Li	Inventory ID	231917	Logbook Ref:	231917	Expires On:	04/30/2025	Lot #:	2327601-1
Name:	C Spike	Inventory ID	233797	Logbook Ref:	233797	Expires On:	01/31/2025		

Preparation Materials

1:1 HCl Metals Grade	1:1 223283 (233826)	1:1 Nitric Acid Metals Grade	1:1 233477 (234026)	Boiling Stones PTFE	226047 (226047)
Hot Block Cups	50mL Lot 2211204 (234023)	Hydrogen Peroxide 30% Reagent Grade H2O2	233709 (233709)	Nitric Acid Metals Grade HNO3	233477 (233477)
Thermometer	462 (230832)				

Preparation Information Benchsheet

Prep Run#: 435222
Team: Metals/CDISTEFANO

Prep WorkFlow: MetDigSICP
Prep Method:

Status: Prepped
Prep Date/Time: 3/11/24 09:03

Preparation Steps

Step: Digestion
Started: 3/11/24 09:03
Finished: 3/11/24 16:25
By: CDISTEFANO
Comments

Soils

1812 3/20
1841 3/18
1850 3/18
1874 3/18
1875 3/18
1887 3/18
1914 @ 3/25
1931 3/13 *
1933 3/22 *
1937 3/19

Comments:

Reviewed By: Nicole Mansen Date: 3/11/24

Chain of Custody

Relinquished By: CD Date: 3/11/24
Received By: R-A01 Date: 3/11/24

Extracts Examined
Yes No

Preparation Information Benchsheet

Prep Run#: 435153 **Prep WorkFlow:** MetDigAqICP **Status:** Prepped
Team: Metals/CDISTEFANO **Prep Method:** **Prep Date/Time:** 3/8/24 09:05

#	Lab Code	Client ID	B#	Amt. Ext.	Method /Test	pH	AE	BN	Final Vol	Sample Desc. (Initial/Final)	SpikeAmt./Inv. ID	Comments
1	RQ2402492-01	MB		10mL	200.7/Ag T, As T, B T, Ca T, Cd T, Cr T, Cu T, Fe T, Mo T, Na T, Ni T, Pb T, Se T, Zn T	<2			10.00mL	Colorless-Clear		HB:9 Well:H10 Temp:92.7C/93.4C
2	RQ2402492-02	LCS		10mL	200.7/Ag T, As T, B T, Ca T, Cd T, Cr T, Cu T, Fe T, Mo T, Na T, Ni T, Pb T, Se T, Zn T	<2			10.00mL	Colorless-Clear	0.1000 mL/230954; 0.1000 mL/230955; 0.1000 mL/233797	On HB:10:22 Off HB:12:22 Pipet/Repipettor:M33,M39
3	R2401811-001	IS-240305-ADH	.06	10mL	200.7/Cu T, Se T, Zn T	<2			10.00mL	Colorless-Cloudy/Colorless-Cloudy		
4	R2401811-002	IS-240305-AB	.05	10mL	200.7/Ag T, As T, Cd T, Cr T, Cu T, Ni T, Se T, Zn T	<2			10.00mL	Colorless-Cloudy/Colorless-Cloudy		
5	R2401811-003	IS-240306-CTS	.03	10mL	200.7/Ag T, As T, B T, Cd T, Cr T, Cu T, Mo T, Ni T, Pb T, Se T, Zn T	<2			10.00mL	Tan-Cloudy/Colorless-Cloudy		
6	R2401811-004	IS-240306-STP	.05	10mL	200.7/Ag T, As T, Cd T, Cr T, Cu T, Ni T, Se T, Zn T	<2			10.00mL	Colorless-Cloudy/Colorless-Cloudy		
7	R2401878-001	Wastewater	.09	10mL	200.7/Cr T, Cu T, Ni T, Pb T, Zn T	<2			10.00mL	Colorless-Clear		
8	RQ2402492-03	R2401878-001 MS	.09	10mL	200.7/Cr T, Cu T, Ni T, Pb T, Zn T	<2			10.00mL	Colorless-Clear	0.1000 mL/230955; 0.1000 mL/233797; 0.1000 mL/230954	
9	RQ2402492-04	R2401878-001 DMS	.09	10mL	200.7/Cr T, Cu T, Ni T, Pb T, Zn T	<2			10.00mL	Colorless-Clear	0.1000 mL/230954; 0.1000 mL/233797; 0.1000 mL/230955	
10	R2401889-001	Entry Point	.01	10mL	200.7/Ca T	<2			10.00mL	Colorless-Clear		
11	RQ2402492-05	R2401889-001 MS	.01	10mL	200.7/Ca T	<2			10.00mL	Colorless-Clear	0.1000 mL/230954; 0.1000 mL/230955; 0.1000 mL/233797	
12	RQ2402492-06	R2401889-001 DMS	.01	10mL	200.7/Ca T	<2			10.00mL	Colorless-Clear	0.1000 mL/230954; 0.1000 mL/230955; 0.1000 mL/233797	
13	R2401895-003	001	.02	10mL	200.7/Zn T	<2			10.00mL	Colorless-Cloudy/Colorless-Cloudy		
14	R2401896-001	Screenhouse 001R	.02	10mL	200.7/Na T	<2			10.00mL	Green-Cloudy/Yellow-Cloudy		
15	R2401897-001	Outfall 001	.09	10mL	200.7/Fe T, Zn T	<2			10.00mL	Colorless-Cloudy/Colorless-Cloudy		
16	R2401897-002	Outfall 002	.01	10mL	200.7/Fe T, Zn T	<2			10.00mL	Colorless-Cloudy/Colorless-Cloudy		
17	R2401897-003	Outfall 005	.01	10mL	200.7/Fe T, Zn T	<2			10.00mL	Colorless-Cloudy/Colorless-Cloudy		
18	R2401897-004	Outfall 006	.01	10mL	200.7/Fe T, Zn T	<2			10.00mL	Tan-Cloudy/Colorless-Cloudy		
19	R2401897-005	Outfall 008	.01	10mL	200.7/Fe T, Zn T	<2			10.00mL	Broen-Cloudy/Brown-Cloudy		2.0mL HNO3 Added
20	R2401899-001	EP-001	.01	10mL	200.7/Na T	<2			10.00mL	Colorless-Clear		

Spiking Solutions

Name:	Custom LCS STD A Metals	Inventory ID	230954	Logbook Ref:	230954	Expires On:	02/28/2025	Lot #:	2320923-5
Name:	Custom LCS STD B Metals	Inventory ID	230955	Logbook Ref:	230955	Expires On:	02/28/2025	Lot #:	2320908-5
Name:	C Spike	Inventory ID	233797	Logbook Ref:	233797	Expires On:	01/31/2025		

Preparation Information Benchsheet

Prep Run#: 435153
Team: Metals/CDISTEFANO
Prep WorkFlow: MetDigAqICP
Prep Method:
Status: Prepped
Prep Date/Time: 3/8/24 09:05

Preparation Materials

1:1 HCl Metals Grade	1:1 223283 (233826)	1:1 Nitric Acid Metals Grade	1:1 233477 (234026)	Hot Block Cups	10mL Lot J582688-8247 (232967)
Thermometer	401 (182586)				

Preparation Steps

Step: Digestion
Started: 3/8/24 09:05
Finished: 3/8/24 14:52
By: CDISTEFANO
Comments

1811 3/18
1878 3/18
1889 3/18
1895 3/18
1896 3/18
1897 3/18
1899 3/18

Comments:

Reviewed By: [signature] Date: 3/8/24

Chain of Custody

Relinquished By: [signature] Date: 3/8/24
Received By: [signature] Date: 3/8/24

Extracts Examined
Yes No

Preparation Information Benchsheet

Prep Run#: 435152
Team: Metals/CDISTEFANO

Prep WorkFlow: MetDigAqICP
Prep Method:

Status: Prepped
Prep Date/Time: 3/8/24 09:05

#	Lab Code	Client ID	B#	Amt. Ext.	Method /Test	pH	AE	BN	Final Vol	Sample Desc. (Initial/Final)	SpikeAmt./Inv. ID	Comments
1	RQ2402490-01	MB		10mL	200.7/Al T, Ba T, Cr T, Cu T, Fe T, Mg T, Zn T	<2			10.00mL	Colorless-Clear		HB:9 Well:H10 Temp:92.7C/93.4C
2	RQ2402490-02	LCS		10mL	200.7/Al T, Ba T, Cr T, Cu T, Fe T, Mg T, Zn T	<2			10.00mL	Colorless-Clear	0.1000 mL/230954; 0.1000 mL/230955; 0.1000 mL/233797	On HB:10:22 Off HB:12:22 Pipet/Repipettor:M33,M39
3	R2401775-001	Outfall 013	.04	10mL	200.7/Fe T	<2			10.00mL	Colorless-Cloudy/Colorless-Clear		
4	R2401817-001	AA2400189 E008-GRAB-WA-030624	.03	10mL	200.7/Al T	<2			10.00mL	Colorless-Clear		
5	RQ2402490-03	R2401817-001 MS	.03	10mL	200.7/Al T	<2			10.00mL	Colorless-Clear	0.1000 mL/230955; 0.1000 mL/233797; 0.1000 mL/230954	
6	RQ2402490-04	R2401817-001 DMS	.03	10mL	200.7/Al T	<2			10.00mL	Colorless-Clear	0.1000 mL/230954; 0.1000 mL/230955; 0.1000 mL/233797	
7	R2401858-001	#375 - Stericycle EFF	.01	10mL	200.7/Ba T	<2			10.00mL	Tan-Cloudy/Yellow-Cloudy		
8	R2401858-002	#387 - Stericycle EFF	.01	10mL	200.7/Ba T	<2			10.00mL	Tan-Cloudy/Yellow-Cloudy		
9	R2401858-003	#409 - Stericycle EFF	.01	10mL	200.7/Ba T	<2			10.00mL	Tan-Cloudy/Yellow-Cloudy		
10	R2401859-001	Tote #1771	.01	10mL	200.7/Ba T	<2			10.00mL	Brown-Cloudy/Yellow-Cloudy		
11	R2401859-002	Tote #1772	.01	10mL	200.7/Ba T	<2			10.00mL	Brown-Cloudy/Yellow-Cloudy		
12	R2401859-003	Tote #1773	.01	10mL	200.7/Ba T	<2			10.00mL	Brown-Cloudy/Yellow-Cloudy		
13	R2401859-004	Tote #1774	.01	10mL	200.7/Ba T	<2			10.00mL	Brown-Cloudy/Yellow-Cloudy		
14	R2401859-005	Tote #1775	.01	10mL	200.7/Ba T	<2			10.00mL	Brown-Cloudy/Yellow-Cloudy		
15	R2401859-006	Tote #1776	.01	10mL	200.7/Ba T	<2			10.00mL	Brown-Cloudy/Yellow-Cloudy		
16	R2401859-007	Tote #1777	.01	10mL	200.7/Ba T	<2			10.00mL	Brown-Cloudy/Yellow-Cloudy		
17	R2401859-008	Tote #1778	.01	10mL	200.7/Ba T	<2			10.00mL	Brown-Cloudy/Yellow-Cloudy		
18	R2401859-009	Tote #1779	.01	10mL	200.7/Ba T	<2			10.00mL	Brown-Cloudy/Yellow-Cloudy		
19	R2401859-010	Tote #1780	.01	10mL	200.7/Ba T	<2			10.00mL	Brown-Cloudy/Yellow-Cloudy		
20	R2401865-001	East Pond	.01	10mL	200.7/Fe T, Zn T	<2			10.00mL	Colorless-Cloudy/Colorless-Cloudy		
21	R2401865-002	Pond 5	.01	10mL	200.7/Fe T, Zn T	<2			10.00mL	Colorless-Cloudy/Colorless-Cloudy		
22	R2401865-003	Pond 3	.01	10mL	200.7/Fe T, Zn T	<2			10.00mL	Colorless-Cloudy/Colorless-Clear		
23	R2401869-001	Effluent - 24 Hour Comp. Outfall	.10	10mL	200.7/Cr T, Mg T, Zn T	<2			10.00mL	Colorless-Clear		
24	RQ2402490-05	R2401869-001 MS	.10	10mL	200.7/Cr T, Mg T, Zn T	<2			10.00mL	Colorless-Clear	0.1000 mL/230955; 0.1000 mL/233797; 0.1000 mL/230954	
25	RQ2402490-06	R2401869-001 DMS	.10	10mL	200.7/Cr T, Mg T, Zn T	<2			10.00mL	Colorless-Clear	0.1000 mL/230955; 0.1000 mL/233797; 0.1000 mL/230954	
26	R2401902-001	Plant Effluent	.04	10mL	200.7/Cu T	<2			10.00mL	Colorless-Cloudy/Colorless-Cloudy		

Spiking Solutions

Name:	Custom LCS STD A Metals	Inventory ID	230954	Logbook Ref:	230954	Expires On:	02/28/2025	Lot #:	2320923-5
Name:	Custom LCS STD B Metals	Inventory ID	230955	Logbook Ref:	230955	Expires On:	02/28/2025	Lot #:	2320908-5

Preparation Information Benchsheet

Prep Run#: 435152 **Prep WorkFlow:** MetDigAqICP **Status:** Prepped
Team: Metals/CDISTEFANO **Prep Method:** **Prep Date/Time:** 3/8/24 09:05
Name: C Spike Inventory ID 233797 Logbook Ref: 233797 Expires On: 01/31/2025

Preparation Materials

1:1 HCl Metals Grade	1:1 223283 (233826)	1:1 Nitric Acid Metals Grade	1:1 233477 (234026)	Hot Block Cups	10mL Lot J582688-8247 (232967)
Thermometer	401 (182586)				

Preparation Steps

Step: Digestion
Started: 3/8/24 09:05
Finished: 3/8/24 14:48
By: CDISTEFANO
Comments

1775 3/15
1817 3/14 *
1858 3/18
1859 3/13
1865 3/18
1869 3/18
1902 3/13

Comments:

Reviewed By: Molly McHale Date: 3/8/24

Chain of Custody

Relinquished By: [signature] Date: 3/8/24
Received By: R-A01 Date: 3/8/24

Extracts Examined
Yes No

Preparation Information Benchsheet

Prep Run#: 435230
Team: Metals/CDISTEFANO

Prep WorkFlow: MetDigAqICP
Prep Method: EPA 3005A/3010A

Status: Prepped
Prep Date/Time: 3/11/24 09:57

#	Lab Code	Client ID	B#	Amt. Ext.	Method /Test	pH	AE	BN	Final Vol	Sample Desc. (Initial/Final)	SpikeAmt./Inv. ID	Comments
1	RQ2402564-01	MB		50mL	6010C/Ag T, Al T, As T, B T, Ba T, Be T, Ca T, Cd T, Co T, Cr T, Cu T, Fe T, K T, Mg T, Mn T, Mo T, Na T, Ni T, Pb T, Sb T, Se T, Si T, Sn T, Sr T, Tl T, V T, Zn T	<2			50.00mL	Colorless-Clear		HB:1 Well:H2 Temp:91.0C
2	RQ2402564-02	LCS		50mL	6010C/Ag T, Al T, As T, B T, Ba T, Be T, Ca T, Cd T, Co T, Cr T, Cu T, Fe T, K T, Mg T, Mn T, Mo T, Na T, Ni T, Pb T, Sb T, Se T, Sn T, Sr T, Tl T, V T, Zn T	<2			50.00mL	Colorless-Clear	0.5000 mL/233797; 0.5000 mL/230954; 0.5000 mL/230955	On HB:15:35 HB Shutoff:1:35 Pipet/Repipettor:M340,MA100,M23
3	RQ2402564-03	LCS		50mL	6010C/Si T	<2			50.00mL	Colorless-Clear	0.2500 mL/231918	
4	R2401721-001	2403010941A WW-1-452	.02	50mL	6010C/Ag T, Al T, B T, Ba T, Be T, Ca T, Cd T, Co T, Cr T, Cu T, Fe T, K T, Mg T, Mn T, Mo T, Na T, Ni T, Pb T, Se T, Sn T, Sr T, V T, Zn T	<2			50.00mL	Colorless-Clear		
5	R2401721-006	2403011050C BLM-13-300	.02	50mL	6010C/Ag T, Al T, B T, Ba T, Be T, Ca T, Cd T, Co T, Cr T, Cu T, Fe T, K T, Mg T, Mn T, Mo T, Na T, Ni T, Pb T, Se T, Sn T, Sr T, V T, Zn T	<2			50.00mL	Colorless-Clear		
6	R2401721-007	2403011051C BLM-13-300	.02	50mL	6010C/Ag T, Al T, B T, Ba T, Be T, Ca T, Cd T, Co T, Cr T, Cu T, Fe T, K T, Mg T, Mn T, Mo T, Na T, Ni T, Pb T, Se T, Sn T, Sr T, V T, Zn T	<2			50.00mL	Colorless-Clear		
7	R2401751-002	Hauler Sludge	.02	50mL	6010C/As T, Ba T, Cd T, Cr T, Cu T, K T, Mo T, Ni T, Pb T, Se T, Zn T	<2			50.00mL	Brown-Cloudy/Yellow-Cloudy		1.0mL HNO3 Added
8	R2401796-001	Section III Area 2,3 Combined	.11	50mL	6010C/Ag T, Al T, As T, Ba T, Be T, Ca T, Cd T, Co T, Cr T, Cu T, Fe T, K T, Mg T, Mn T, Na T, Ni T, Pb T, Sb T, Se T, Si T, Tl T, V T, Zn T	<2			50.00mL	Yellow-Cloudy/Yellow-Cloudy		1.0mL HNO3 Added
9	R2401796-003	Section IV Area 2A Primary	.11	50mL	6010C/Ag T, Al T, As T, Ba T, Be T, Ca T, Cd T, Co T, Cr T, Cu T, Fe T, K T, Mg T, Mn T, Na T, Ni T, Pb T, Sb T, Se T, Si T, Tl T, V T, Zn T	<2			50.00mL	Brown-Cloudy/Yellow-Cloudy		1.0mL HNO3 Added
10	R2401796-005	Leachate Storage Tank	.11	50mL	6010C/Ag T, Al T, As T, Ba T, Be T, Ca T, Cd T, Co T, Cr T, Cu T, Fe T, K T, Mg T, Mn T, Na T, Ni T, Pb T, Sb T, Se T, Si T, Tl T, V T, Zn T	<2			50.00mL	Tan-Cloudy/Yellow-Cloudy		1.0mL HNO3 Added
11	R2401801-001	2403040959A ST-4-481	.02	50mL	6010C/Ag T, Al T, B T, Ba T, Be T, Ca T, Cd T, Co T, Cr T, Cu T, Fe T, K T, Mg T, Mn T, Mo T, Na T, Ni T, Pb T, Se T, Sn T, Sr T, V T, Zn T	<2			50.00mL	Colorless-Clear		

Preparation Information Benchsheet

Prep Run#: 435230
Team: Metals/CDISTEFANO

Prep WorkFlow: MetDigAqICP
Prep Method: EPA 3005A/3010A

Status: Prepped
Prep Date/Time: 3/11/24 09:57

12	R2401801-004	2403041455A ST-4-690	.02	50mL	6010C/Ag T, Al T, B T, Ba T, Be T, Ca T, Cd T, Co T, Cr T, Cu T, Fe T, K T, Mg T, Mn T, Mo T, Na T, Ni T, Pb T, Se T, Sn T, Sr T, V T, Zn T	<2			50.00mL	Colorless-Clear		
13	R2401801-005	2403041456A ST-4-690	.02	50mL	6010C/Ag T, Al T, B T, Ba T, Be T, Ca T, Cd T, Co T, Cr T, Cu T, Fe T, K T, Mg T, Mn T, Mo T, Na T, Ni T, Pb T, Se T, Sn T, Sr T, V T, Zn T	<2			50.00mL	Colorless-Clear		
14	R2401818-001	001 Pond Outfall	.05	50mL	6010C/Al T, Fe T, Zn T	<2			50.00mL	Colorless-Cloudy/Colorless-Clear		
15	R2401870-001	1Q24 Effluent	.03	50mL	6010C/As T, Pb T	<2			50.00mL	Colorless-Clear		
16	R2401898-001	March Ontario WWTP	.07	50mL	6010C/Ag T, Cd T, Cr T, Cu T, Fe T, Ni T, Pb T, Se T, Zn T	<2			50.00mL	Brown-Cloudy/Yellow-Cloudy		1.0mL HNO3 Added
17	R2401905-001	SCA-PAR0031-01	.01	50mL	6010C/Ag T, Al T, As T, B T, Ba T, Be T, Ca T, Cd T, Co T, Cr T, Cu T, Fe T, K T, Mg T, Mn T, Na T, Ni T, Pb T, Sb T, Se T, Sn T, Tl T, V T, Zn T	<2			50.00mL	Colorless-Clear		Tier IV
18	RQ2402564-04	R2401905-001 MS	.01	50mL	6010C/Ag T, Al T, As T, B T, Ba T, Be T, Ca T, Cd T, Co T, Cr T, Cu T, Fe T, K T, Mg T, Mn T, Na T, Ni T, Pb T, Sb T, Se T, Sn T, Tl T, V T, Zn T	<2			50.00mL	Colorless-Clear	0.5000 mL/230954; 0.5000 mL/230955; 0.5000 mL/233797	
19	RQ2402564-05	R2401905-001 DMS	.01	50mL	6010C/Ag T, Al T, As T, B T, Ba T, Be T, Ca T, Cd T, Co T, Cr T, Cu T, Fe T, K T, Mg T, Mn T, Na T, Ni T, Pb T, Sb T, Se T, Sn T, Tl T, V T, Zn T	<2			50.00mL	Colorless-Clear	0.5000 mL/230954; 0.5000 mL/230955; 0.5000 mL/233797	
20	R2401914-013	EB-030724	.01	50mL	6010C/Ag T, Al T, As T, Ba T, Be T, Ca T, Cd T, Co T, Cr T, Cu T, Fe T, K T, Mg T, Mn T, Na T, Ni T, Pb T, Sb T, Se T, Tl T, V T, Zn T	<2			50.00mL	Colorless-Clear		Tier IV
21	R2401917-002	WD-SP0001-MAR-XL 0324	.01	50mL	6010C/Fe T	<2			50.00mL	Colorless-Clear		
22	R2401931-009	Equipment Blank-03082024	.01	50mL	6010C/As T, Pb T	<2			50.00mL	Colorless-Clear		

Spiking Solutions

Name:	Custom LCS STD A Metals	Inventory ID	230954	Logbook Ref:	230954	Expires On:	02/28/2025	Lot #:	2320923-5
Name:	Custom LCS STD B Metals	Inventory ID	230955	Logbook Ref:	230955	Expires On:	02/28/2025	Lot #:	2320908-5
Name:	Silicon 1000 ug/mL Si	Inventory ID	231918	Logbook Ref:	231918	Expires On:	04/30/2025	Lot #:	2309631-1
Name:	C Spike	Inventory ID	233797	Logbook Ref:	233797	Expires On:	01/31/2025		

Preparation Materials

1:1 HCl Metals Grade	1:1 223283 (233826)	Hot Block Cups	50mL Lot 2211204 (234023)	Nitric Acid Metals Grade HNO3 233477 (233477)
Thermometer	460 (230830)			

Preparation Information Benchsheet

Prep Run#: 435230
Team: Metals/CDISTEFANO

Prep WorkFlow: MetDigAqICP
Prep Method: EPA 3005A/3010A

Status: Prepped
Prep Date/Time: 3/11/24 09:57

Preparation Steps

Step: Digestion
Started: 3/11/24 09:57
Finished: 3/12/24 12:40
By: CDISTEFANO
Comments

1721 3/15
1751 3/15
1796 3/15 (+5%)
1801 3/18
1818 3/22
1870 3/18
1898 3/18
1905 (N) 3/22
1914 (N) 3/25
1917 3/19
1931 3/13*

6010s

Comments: _____

Reviewed By: Nicole Maruen Date: 3/12/24

Chain of Custody

Relinquished By: CD Date: 3/12/24
Received By: R. Aoi Date: 3/12/24

Extracts Examined
Yes No

Preparation Information Benchsheet

Prep Run#: 435131
Team: Metals/CDISTEFANO

Prep WorkFlow: MetDigLP
Prep Method: EPA 3005A/3010A

Status: Prepped
Prep Date/Time: 3/7/24 14:41

#	Lab Code	Client ID	B#	Amt. Ext.	Method /Test	pH	AE	BN	Final Vol	Sample Desc. (Initial/Final)	SpikeAmt./Inv. ID	Comments
1	RQ2402438-01	MB	.01	50mL	6010C/Ag TCLP, As TCLP, Ba TCLP, Cd TCLP, Cr TCLP, Pb TCLP, Se TCLP	<2			50.00mL	Colorless-Clear		
2	RQ2402474-01	MB		50mL	6010C/Ag TCLP, As TCLP, Ba TCLP, Cd TCLP, Cr TCLP, Pb TCLP, Se TCLP	<2			50.00mL	Colorless-Clear		HB:12 Well:D4 Temp:94.2C
3	RQ2402474-02	LCS		50mL	6010C/Ag TCLP, As TCLP, Ba TCLP, Cd TCLP, Cr TCLP, Pb TCLP, Se TCLP	<2			50.00mL	Colorless-Clear	1.0000 mL/233282	On HB:16:05 HB Shutoff:2:05 Pipet/Repipettor:M340,MA100,M28
4	R2401706-007	DYEC/BA/240226/ALSUS-3A	.04	50mL	6010C/Ag TCLP, As TCLP, Ba TCLP, Cd TCLP, Cr TCLP, Pb TCLP, Se TCLP	<2			50.00mL	Colorless-Clear		
5	R2401706-008	DYEC/BA/240226/ALSUS-3B	.04	50mL	6010C/Ag TCLP, As TCLP, Ba TCLP, Cd TCLP, Cr TCLP, Pb TCLP, Se TCLP	<2			50.00mL	Colorless-Clear		
6	R2401706-009	DYEC/BA/240226/ALSUS-3C	.04	50mL	6010C/Ag TCLP, As TCLP, Ba TCLP, Cd TCLP, Cr TCLP, Pb TCLP, Se TCLP	<2			50.00mL	Colorless-Clear		
7	R2401706-010	DYEC/BA/240226/ALSUS-4A	.04	50mL	6010C/Ag TCLP, As TCLP, Ba TCLP, Cd TCLP, Cr TCLP, Pb TCLP, Se TCLP	<2			50.00mL	Colorless-Clear		
8	R2401706-011	DYEC/BA/240226/ALSUS-4B	.04	50mL	6010C/Ag TCLP, As TCLP, Ba TCLP, Cd TCLP, Cr TCLP, Pb TCLP, Se TCLP	<2			50.00mL	Colorless-Clear		
9	R2401706-012	DYEC/BA/240226/ALSUS-4C	.04	50mL	6010C/Ag TCLP, As TCLP, Ba TCLP, Cd TCLP, Cr TCLP, Pb TCLP, Se TCLP	<2			50.00mL	Colorless-Clear		
10	RQ2402474-03	R2401706-012 MS	.04	50mL	6010C/Ag TCLP, As TCLP, Ba TCLP, Cd TCLP, Cr TCLP, Pb TCLP, Se TCLP	<2			50.00mL	Colorless-Clear	1.0000 mL/233282	
11	RQ2402474-04	R2401706-012 DMS	.04	50mL	6010C/Ag TCLP, As TCLP, Ba TCLP, Cd TCLP, Cr TCLP, Pb TCLP, Se TCLP	<2			50.00mL	Colorless-Clear	1.0000 mL/233282	

Spiking Solutions

Name: TCLP Spike Inventory ID 233282 Logbook Ref: 233282 Expires On: 05/09/2024

Preparation Materials

1:1 HCl Metals Grade	1:1 223283 (233826)	Hot Block Cups	50mL Lot 2211204 (234023)	Hydrochloric Acid (HCl) Metals Grade	233283 (233283)
Nitric Acid Metals Grade HNO3	231748 (231748)	Thermometer	460 (230830)		

Preparation Information Benchsheet

Prep Run#: 435131
Team: Metals/CDISTEFANO

Prep WorkFlow: MetDigLP
Prep Method: EPA 3005A/3010A

Status: Prepped
Prep Date/Time: 3/7/24 14:41

Preparation Steps

Step: Digestion
Started: 3/7/24 14:41
Finished: 3/8/24 10:39
By: CDISTEFANO
Comments

TCLPs

1706 6-12 3|15

Comments:

Reviewed By: [signature] Date: 3/11/24

Chain of Custody

Relinquished By: [signature] Date: 3/8/24

Received By: [signature] Date: 3/8/24

Extracts Examined
Yes No

ICP ICV/CCV (Standard is prepared daily)
(ICV FOR ILM5.3 IS A ½ DILUTION OF THIS STANDARD)

	Metal	ALS Lot #	Conc. (ppm)	Vol. (mls)	Final Vol. (mls)	Final Conc. (ppm)
Cal Std 1	CA	231799	5000	1.00	200	25.0
	MG		5000			25.0
	K		5000			25.0
	NA		5000			25.0
Cal Std 2	AG	231800	100	1.00		0.500
	CR		100			0.500
	MN		150			0.750
	NI		400			2.00
	ZN		200			1.00
Cal Std 3	AL	233056	2000	1.00		10.0
	BA		2000			10.0
	BE		50			0.250
	CO		500			2.50
	CU		250			1.25
	FE		1000			5.00
	V		500			2.50
Cal Std 4	AS	232796	100	2.00		1.00
	CD		50			0.500
	PB		50			0.500
	SE		50			0.500
	TL		100			1.00
Single Metals	SB	232797	1000	1.00		5.00
	SN	232726	1000	1.00		5.00
	B	231910	1000	0.500		2.50
	MO	230303	1000	0.500		2.50
	TI	225912	1000	0.500		2.50
	SR	230304	1000	0.500		2.50
	P	—	1000	1.00		5.00

Analyst/ Date	Letter ID	Nitric Acid Lot # / Concentration	Hydrochloric Acid Lot # / Concentration	Pipet ID
MFM 2/23/24	A	231748 2%	233283 5%	M40
MFM 2/23/24	B	231748 10%	233283 5%	M40
MFM 2/27/24	C	231748 2%	233283 5%	M40
MFM 2/28/24	D	231748 10%	233283 5%	M36
NM 2/28/24	E	231748 2%	233283 5%	M40
NM 2/29/24	F	231748 10%	233283 5%	M40
MFM 3/1/24	G	231748 10%	233283 5%	M36
MFM 3/4/24	H	233477 2%	233283 5%	M36
NM 3/5/24	I	233477 10%	233283 5%	M36
NM 3/6/24	J	233477 2%	233283 5%	M40
MFM 3/7/24	K	233477 10%	233283 5%	M36
MFM 3/8/24	L	233477 2%	233283 5%	M36
MFM 3/11/24	M	233477 10%	233283 5%	M40
MFM 3/12/24	N	233477 10%	233283 5%	M40
	O			
	P			
	Q			
	R			
	S			
	T			
	U			
	V			
	W			
	X			
	Y			
	Z			
	AA			
	BB			

ICP CALIBRATION STANDARD #1 (Standard is prepared every 6 months or as necessary)

	Metal	ALS Lot #	Conc. (ppm)	Vol. (mls)	Final Vol. (mls)	Final Conc. (ppm)
Cal Std.1	AL	M8440003A	20.0	1.00	1000	0.020
Int.	AS		5.00			0.0050
	CD		1.00			0.0010
	CO		3.00			0.0030
	CR		5.00			0.0050
	PB		5.00			0.0050
	V		3.00			0.0030
Cal Std. 1	CA	226704	5000	0.100		0.500
	K		5000			BELOW
	MG		5000			0.500
	NA		5000			0.500
Single	BA	227183	1000	0.020		0.020
Element	CU	230454	1000	0.010		0.010
	K	229196	10000	0.150		2.00
	MN	227184	1000	0.010		0.010
	MO	226706	1000	0.025		0.025
	SB	230313	1000	0.010		0.010
	TL	226708	1000	0.010		0.010
	ZN	227186	1000	0.010		0.010
	P	–	1000	0.100		0.100

Analyst/ Date	Letter ID	Nitric Acid Lot#/ Concentration	Hydrochloric Acid Lot #/ Concentration	Expiration Date	Pipet ID
NM 10/2/23	A	229709 2%	231167 5%	3/28/24	M37 M36
NM 10/2/23	B	229709 10%	231167 5%	3/28/24	M37 M36
	C				
	D				
	E				
	F				
	G				
	H				
	I				
	J				
	K				
	L				
	M				
	N				
	O				
	P				
	Q				
	R				
	S				
	T				
	U				
	V				
	W				
	X				
	Y				
	Z				

ICP CALIBRATION STANDARD #2
(Standard is prepared every 6 months or as necessary)

	Metal	ALS Lot #	Conc. (ppm)	Vol. (mls)	Final Vol. (mls)	Final Conc. (ppm)
Single Element	AL	199356	1000	0.100	1000	0.100
	AS	230302	1000	0.010		0.010
	B	226705	1000	0.200		0.200
	BE	230311 (1/10)	100	0.030		0.003
	CA	230305	10000	0.100		1.00
	CD	227603 (1/10)	100	0.050		0.005
	CU	230454	1000	0.020		0.020
	K	229196	10000	0.200		2.00
	MG	230307	10000	0.100		1.00
	NA	230308	10000	0.100		1.00
	PB	227185	1000	0.050		0.050
	SB	230313	1000	0.060		0.060
	SE	230309	1000	0.010		0.010
	SN	229641	1000	0.500		0.500

Analyst/ Date	Letter ID	Nitric Acid Lot#	Hydrochloric Acid Lot #	Expiration Date	Pipet ID
NM 10/2/23	A	229709 2%	231167 5%	4/2/24	M37 M36
NM 10/2/23	B	229709 10%	231167 5%	4/2/24	M37 M36
	C				
	D				
	E				
	F				
	G				
	H				
	I				
	J				
	K				
	L				
	M				
	N				
	O				
	P				
	Q				
	R				
	S				
	T				
	U				
	V				
	W				
	X				
	Y				
	Z				

ICP CALIBRATION STANDARD #5 / HLCCV1 (Standard is prepared every 6 months or as necessary)

(CALIBRATION STANDARD #3 IS A 1/100 DILUTION OF THIS STANDARD)

(CALIBRATION STANDARD #4 IS A 1/5 DILUTION OF THIS STANDARD)

	Metal	ALS Lot #	Conc. (ppm)	Vol. (mls)	Final Vol. (mls)	Final Conc. (ppm)
Cal Std 2	AG	230301	100	~~2.00~~	~~200~~	1.00
	CR		100	5.00	500	1.00
	MN		150			1.50
	NI		400			4.00
	ZN		200			2.00
Cal Std 3	AL	233055	2000	~~2.00~~		20.0
	BA		2000	5.00		20.0
	BE		50			0.500
	CO		500			5.00
	CU		250			2.50
	FE		1000			10.0
	V		500			5.00
Cal Std 4	AS	231798	100	~~4.00~~		2.00
	CD		50	10.00		1.00
	PB		50			1.00
	SE		50			1.00
	TL		100			2.00
Single Metals	CA	230305	10000	~~1.00~~	2.50	50.0
	MG	230307	10000	~~1.00~~	2.50	50.0
	K	229196	10000	~~1.00~~	2.50	50.0
	NA	230308	10000	~~1.00~~	2.50	50.0
	SB	230313	1000	~~2.00~~	5.00	10.0
	SN	231915	1000	~~2.00~~	5.00	10.0
	B	226705	1000	~~1.00~~	2.50	5.00
	MO	226706	1000	~~1.00~~	2.50	5.00
	TI	230316	1000	~~1.00~~	2.50	5.00
	SR	230310	1000	~~1.00~~	2.50	5.00

Analyst/ Date	Letter ID	Nitric Acid Lot#/ Concentration	Hydrochloric Acid Lot #/ Concentration	Expiration Date	Pipet ID
NM 1/31/24	A	231748 2%.	232049 5%.	6/30/24	M38
NM 1/31/24	B	231748 10%.	232049 5%.	6/30/24	M38
	C				
	D				
	E				
	F				
	G				
	H				
	I				
	J				
	K				
	L				
	M				
	N				
	O				
	P				
	Q				
	R				
	S				
	T				
	U				
	V				
	W				
	X				
	Y				
	Z				
	AA				
	BB				

ICP HLCCV2 (Standard is prepared every 6 months or as necessary)

	Metal	ALS Lot #	Conc. (ppm)	Vol. (mls)	Final Vol. (mls)	Final Conc. (ppm)
Cal Std 2	AG	230301	100	~~2.00~~	100	2.00
	CR		100	4.00	200	Below
	MN		150			Below
	NI		400			8.00
	ZN		200			4.00
Cal Std 3	AL	233055	2000	~~2.00~~		Below
	BA		2000	4.00		40.0
	BE		50			1.00
	CO, V		500			10.0
	CU		250			5.00
	FE		1000			Below
Cal Std 4	AS, TL	231798	100	~~4.00~~		4.00
	CD, SE		50	8.00		2.00
	PB		50			Below
Single Metals	B	226705	1000	~~1.00~~	2.00	10.0
	MO	226706	1000	~~1.00~~	2.00	10.0
	TI	230316	1000	~~1.00~~	2.00	10.0
	SR	230310	1000	~~1.00~~	2.00	10.0
	CA	230305	10000	~~2.50~~	5.00	250
	MG	230307	10000	~~5.00~~	10.00	500
	NA	230308	10000	~~2.00~~	4.00	~~150~~ 200
	CR	230312	1000	~~0.800~~	1.60	10.0
	FE	230306	10000	~~0.300~~	0.60	50
	AL	226846	10000	~~4.60~~	9.20	500
	MN	227184	1000	~~0.700~~	1.40	10.00
	PB	227185	1000	~~0.800~~	1.60	10.0
	K	229196	10000	~~1.50~~	3.00	150

MFM 1/8/24

Analyst/ Date	Letter ID	Nitric Acid Lot # / Concentration	Hydrochloric Acid Lot # / Concentration	Expiration Date	Pipet ID
MFM 1/8/24	A	231748 2%	232049 5%	6/8/24	M36 M38
MFM 1/31/24	B	231748 10%	232049 5%	6/30/24	M36 M38
	C				
	D				
	E				
	F				
	G				
	H				
	I				
	J				
	K				
	L				
	M				
	N				
	O				
	P				
	Q				
	R				
	S				
	T				
	U				
	V				
	W				
	X				
	Y				
	Z				
	AA				

ICP HLCCV3 (Standard is prepared every 6 months or as necessary)

Metal	ALS Lot #	Conc. (ppm)	Vol. (mls)	Final Vol. (mls)	Final Conc. (ppm)	Matrix	Analyst / Date	Letter ID	Nitric Acid Lot #	HCL Lot #	Expiration Date	Pipet ID
CA	230305	10,000	~~2.000~~ 4.00	~~100~~ 200	200.00	10% HNO_3 5% HCl	MFM 2/23/24	A	231748	232283	7/13/24	M36 M38
CU	230454	1000	~~0.400~~ 0.800		4.00			B				
FE	230306	10,000	~~0.400~~ 0.800		40.00			C				
K	229196	10,000	~~1.000~~ 2.00		100.00			D				
TL	233695	1000	~~0.300~~ 0.600		3.00			E				
NA	230308	10,000	~~1.500~~ 3.00		150.00			F				
MG	230307	10,000	~~4.000~~ 8.00		400.00			G				
								H				
								I				
								J				
								K				
								L				
								M				
								N				
								O				
								P				
								Q				
								R				
								S				
								T				
								U				

ICP MRL (Standard is prepared every 6 months or as needed)

	Metal	ALS Lot #	Conc. (ppm)	Vol. (mls)	Final Vol. (mls)	Final Conc. (ppm)
Cal Std 1	CA	226704	5000	0.200	1000	1.00
	MG		5000			1.00
	K		5000			1.00
	NA		5000			1.00
Cal Std 2	AG	230301	100	0.100		0.0100
	CR		100			0.0100
	MN		150			0.0150
	NI		400			0.0400
	ZN		200			0.0200
Cal Std 3	AL	233055	2000	0.100		0.200
	BA		2000			0.200
	BE		50			0.0050
	CO		500			0.0500
	CU		250			0.0250
	FE		1000			0.100
	V		500			0.0500
Cal Std 4	AS	231798	100	0.200		0.0200
	CD		50			0.0100
	PB		50			0.0100
	SE		50			0.0100
	TL		100			0.0200
Single Metals	B	226705	1000	0.200		0.200
	MO	226706	1000	0.025		0.0250
	SN	231915	1000	0.500		0.500
	TI	230316	1000	0.050		0.0500
	SB	230313	1000	0.060		0.0600
	SR	230310	1000	0.100		0.100
	P	—	1000	0.100		0.100

Analyst/ Date	Letter ID	Nitric Acid Lot# / Concentration	Hydrochloric Acid Lot # / Concentration	Expiration Date	Pipet ID
MFM 2/8/24	A	231748 10%	232049 8%	3/28/24	M36 M37
	B				
	C				
	D				
	E				
	F				
	G				
	H				
	I				
	J				
	K				
	L				
	M				
	N				
	O				
	P				
	Q				
	R				
	S				
	T				
	U				
	V				
	W				
	X				
	Y				
	Z				
	AA				
	BB				

ICP ICSA STANDARD (Standard is prepared every 6 months or as necessary)

Element	ALS Lot #	Conc. (ppm)	Vol. (mls)	Final Vol. (mls)	Final Conc. (ppm)
Int. A Sol'n	230960	Multi	50	1000	Multi
AL		5000			250
CA		5000			250
FE		2000			100
MG		5000			250

Analyst/ Date	ID Letter	Nitric Acid Lot # / Concentration	Hydrochloric Acid Lot # / Concentration	Expiration Date	Pipet ID
NM 10/17/23	A	229709 2%	231167 5%	4/17/24	disp'd
NM 10/17/23	B	229709 10%	231167 5%	4/17/24	disp'd
NM 12/6/23	C	231748 10%	232049 5%	6/6/24	disp'd
NM 12/7/23	D	231748 10%	232049 5%	6/7/24	disp'd
NM 12/21/23	E	231748 2%	232049 5%	6/21/24	disp'd
MFM 2/12/24	F	231748 10%	232049 5%	8/12/24	disp'd
	G				
	H				
	I				
	J				
	K				
	L				
	M				
	N				
	O				
	P				
	Q				
	R				
	S				
	T				
	U			MFM 3/8/24	
	V				

ICP ICSAB STANDARD (Standard is prepared every 6 months or as necessary)

Element	ALS Lot #	Conc. (ppm)	Vol. (mls)	Final Vol. (mls)	Final Conc. (ppm)
Int. A Sol'n	233727	Multi	~~25~~ 50	~~500~~ 1000	Multi
AL		5000			250
CA		5000			250
FE		2000			100
MG		5000			250
Int. B Sol'n	233912	Multi	~~5~~ 10		Multi
AG		20			0.200
BA		50			0.500
BE		50			0.500
CD		100			1.00
CO		50			0.500
CR		50			0.500
CU		50			0.500
MN		50			0.500
NI		100			1.00
PB		5			0.0500
V		50			0.500
ZN		100			1.00
AS		10			0.100
SB		60			0.600
SE		5			0.0500
TL		10			0.100

Analyst/ Date	ID Letter	Nitric Acid Lot # / Concentration	Hydrochloric Acid Lot # / Concentration	Expiration Date	Pipet ID
MFM 3/1/24	A	233477 10%	233283 5%	8/30/24	dispo
MFM 3/8/24	B	233477 2%	233283 5%	9/8/24	dispo
	C				
	D				
	E				
	F				
	G				
	H				
	I				
	J				
	K				
	L				
	M				
	N				
	O				
	P				
	Q				
	R				
	S				
	T				
	U				
	V				

ICP INTERNAL STANDARD (ADDED ON-LINE)

Metal	ALS Lot #	Conc. (ppm)	Vol. (mls)	Final Vol. (mls)	Final Conc. (ppm)	Matrix	Analyst/ Date	Letter ID	Nitric Acid Lot #	Hydro-chloric Acid Lot #	Expiration Date	Pipet ID
Y	226709	10000	2.0	2000	10.0	5 % HCl 2%HNO3	MFM 1/25/24	A	231748	232049	6/30/24	M40
CS	226847	10000	2.0		10.0		MFM 1/25/24	B	231748	232049	6/30/24	M40
							MFM 2/13/24	C	231748	232049	6/30/24	M40
							MFM 2/13/24	D	231748	232049	6/30/24	M40
							MFM 3/5/24	E	233477	233283	6/30/24	M36
							MFM 3/5/24	F	233477	233283	6/30/24	M36
								G				
								H				
								I				
								J				
								K				
								L				
								M				
								N				
								O				
								P				
								Q				
								R				
								S				
								T				
								V				

Sample Dilutions 6010C/6010D/200.7

Final Volume: 6-8mL

Analyst: MFM
strument: ICP7

Date #####
Analysis 6010C/200.7

Common Dilutions

Dilution	Matrix of Diluent	1st Dilution			2nd Dilution			3rd Dilution			4th Dilution			5th Dilution		
		mLs of Sample	mLs of Diluent	Dilution Factor	mLs of Sample	mLs of Diluent	Dilution Factor	mLs of Sample	mLs of Diluent	Dilution Factor	mLs of Sample	mLs of Diluent	Dilution Factor	mLs of Sample	mLs of Diluent	Dilution Factor
1/2	2%HNO3/ 5%HCL	3	3	**1/2**												
1/3	2%HNO3/ 5%HCL	2	4	**1/3**												
1/4	2%HNO3/ 5%HCL	2	6	**1/4**												
1/5	2%HNO3/ 5%HCL	1.2	4.8	**1/5**												
1/10	2%HNO3/ 5%HCL	0.6	5.4	**1/10**												
1/10	2%HNO3/ 5%HCL	0.8	7.2	**1/10**												
1/20	2%HNO3/ 5%HCL	0.3	5.7	**1/20**												
1/20	2%HNO3/ 5%HCL	0.4	7.6	**1/20**												
1/50	2%HNO3/ 5%HCL	1	4	**1/5**	0.6	5.4	**1/50**									
1/100	2%HNO3/ 5%HCL	0.6	5.4	**1/10**	0.6	5.4	**1/100**									
1/200	2%HNO3/ 5%HCL	1	1	**1/2**	0.6	5.4	**1/20**	0.6	5.4	**1/200**						
1/500	2%HNO3/ 5%HCL	1	4	**1/5**	0.6	5.4	**1/50**	0.6	5.4	**1/500**						
1/1000	2%HNO3/ 5%HCL	0.6	5.4	**1/10**	0.6	5.4	**1/100**	0.6	5.4	**1/1000**						
1/2000	2%HNO3/ 5%HCL	1	1	**1/2**	0.6	5.4	**1/20**	0.6	5.4	**1/200**	0.6	5.4	**1/2000**			
1/5000	2%HNO3/ 5%HCL	1	4	**1/5**	0.6	5.4	**1/50**	0.6	5.4	**1/500**	0.6	5.4	**1/5000**			
1/10000	2%HNO3/ 5%HCL	0.6	5.4	**1/10**	0.6	5.4	**1/100**	0.6	5.4	**1/1000**	0.6	5.4	**1/10000**			
1/20000	2%HNO3/ 5%HCL	1	1	**1/2**	0.6	5.4	**1/20**	0.6	5.4	**1/200**	0.6	5.4	**1/2000**	0.6	5.4	**1/20000**

Special Dilutions

Dilution	Matrix of Diluent	1st Dilution			2nd Dilution			3rd Dilution			4th Dilution			5th Dilution		
		mLs of Sample	mLs of Diluent	Dilution Factor	mLs of Sample	mLs of Diluent	Dilution Factor	mLs of Sample	mLs of Diluent	Dilution Factor	mLs of Sample	mLs of Diluent	Dilution Factor	mLs of Sample	mLs of Diluent	Dilution Factor

Metals Data Cover Sheet

Run Date: 3/11/2024

Data File: 031124-M7600

Primary Reviewer: EC

Secondary Reviewer: N. Mansen

LIMS Runs:

834546

LIMS Preps:

435157

Comments:

N/A

Quicktrace M7600 Run Log (R-CVAA-03)

Serial number: US23110001

Analyst: EC

Data File: 031124-M7600

Date Prepped: 3/8/24

Date Analyzed: 3/11/24

Calibration/CRDL Source Standard: 231916

ICV/CCV/LCS/MS Source Standard: 230321

Cal/ CRDL 10ppm stock: M8600075A

ICV/CCV/LCS/MS 10ppm stock: M8600026A

Cal/ CRDL 0.1ppm stock: M8600075C

ICV/CCV/LCS/MS 0.1 ppm stock: M8600026C

Digested Calibration: M8600075J

Stannous Chloride (prep/exp daily): 100g SnCL2 lot 232619 + 70 mLHCl lot 237886 diluted to 1000 mL

Pipet ID: —

DOD Pipet Verification: —

S:1	Calibration Blank
S:2	Standard #1 (0.2 ug/L)
S:3	Standard #2 (0.5 ug/L)
S:4	Standard #3 (1 ug/L)
S:5	Standard #4 (2 ug/L)
S:6	Standard #5 (5 ug/L)
S:7	Standard #6 (10 ug/L)
S:8	ICV
S:9	ICB
S:2	CRDL
S:8	CCV
S:9	CCB
1:1	PBS-435157
1:2	LCSS-435157
1:3	R2401714-013
1:4	R2401714-014
1:5	R2401751-001
1:6	R2401812-001
1:7	R2401841-001
1:8	R2401850-003
1:9	R2401850-004
1:10	R2401887-008
S:8	CCV
S:9	CCB
1:60	R2401714-013 10X
1:11	R2401887-009
1:12	R2401887-017
1:59	R2401714-013 20X
S:8	CCV
S:9	CCB
1:13	R2401887-018
1:14	R2401914-005
1:15	R2401914-005S
1:16	R2401914-005SD
1:17	R2401914-006
1:18	R2401914-007
S:2	CRDL
S:8	CCV
S:9	CCB

EC
3/11/24

ALS Environmental - Mercury 245.1/7470A/7471B

Report Generated By Teledyne Leeman QuickTrace

Analyst: alrce.nouser

Worksheet file: C:\Users\Public\Documents\Teledyne CETAC\QuickTrace\Worksheets\031124-M7600.wszf

Creation Date: 3/11/2024 08:04:38

Comment: EC 3/11/24 (NM 3/12/24)

Results

Sample Name	Type	Date/Time	Conc (ug/L)	µAbs	%RSD	Residual	DF	% Recovery
Calibration Blank	STD	03/11/24 09:15:53 am	0.000	577	1.02		1.0000	N/A
Replicates	574.1	583.3	570.3	580.3				
Standard #1 (0.2 ug/L)	STD	03/11/24 09:18:25 am	0.200	3649	0.27	-3.64%	1.0000	N/A
Replicates	3647.3	3647.9	3637.5	3661.9				
Standard #2 (0.5 ug/L)	STD	03/11/24 09:20:57 am	0.500	8228	0.13	-1.51%	1.0000	N/A
Replicates	8222.9	8243.3	8221.1	8224.8				
Standard #3 (1 ug/L)	STD	03/11/24 09:23:30 am	1.000	15953	0.05	-0.19%	1.0000	N/A
Replicates	15959.5	15954.0	15955.7	15941.3				
Standard #4 (2 ug/L)	STD	03/11/24 09:26:02 am	2.000	31340	0.07	0.26%	1.0000	N/A
Replicates	31318.6	31347.5	31365.5	31327.0				
Standard #5 (5 ug/L)	STD	03/11/24 09:28:35 am	5.000	77709	0.05	0.81%	1.0000	N/A
Replicates	77714.2	77744.1	77721.4	77655.1				
Standard #6 (10 ug/L)	STD	03/11/24 09:31:09 am	10.000	153169	0.03	-0.20%	1.0000	N/A
Replicates	153100.2	153211.5	153207.0	153156.6				

Calibration

Equation: Abs = 15277.753x + 704.202

R2: 0.99997 RSE: 2.02%

SEE: 324.3571

Flags:

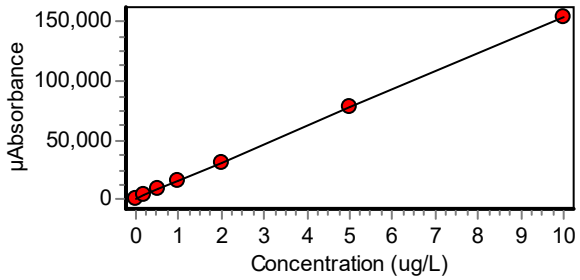

ICV	ICV	03/11/24 09:33:42 am	3.004	46595	0.05		1.0000	100.13
Replicates	46565.3	46594.5	46605.1	46616.0				
ICB	ICB	03/11/24 09:36:16 am	-0.009	566	9.15		1.0000	N/A
Replicates	556.6	555.3	568.1	582.6				
CRDL	CRDL	03/11/24 09:38:48 am	0.196	3696	0.66		1.0000	97.91
Replicates	3689.5	3673.2	3719.8	3701.0				
CCV	CCV	03/11/24 09:41:22 am	3.003	46591	0.09		1.0000	100.12
Replicates	46532.5	46590.2	46627.8	46611.7				
CCB	CCB	03/11/24 09:43:56 am	-0.008	587	3.44		1.0000	N/A
Replicates	581.2	588.0	589.9	589.5				

Sample Name	Type	Date/Time	Conc (ug/L)	µAbs	%RSD	Residual	DF	% Recovery
PBS-435157	UNK	03/11/24 09:46:27 am	-0.009	564	4.80		1.0000	N/A
Replicates	559.2	557.4	570.5	569.0				
LCSS-435157	UNK	03/11/24 09:48:59 am	0.976	15611	0.12		1.0000	N/A
Replicates	15619.9	15632.3	15596.8	15594.3				
R2401714-013	UNK	03/11/24 09:51:30 am	55.926	855124	0.09		1.0000	N/A
Replicates	854207.0	855093.7	856119.2	855074.1	>LR			
R2401714-014	UNK	03/11/24 09:54:02 am	2.931	45489	0.48		1.0000	N/A
Replicates	45602.6	45661.3	45512.1	45180.4				
R2401751-001	UNK	03/11/24 09:56:34 am	0.689	11234	0.49		1.0000	N/A
Replicates	11196.1	11187.8	11255.5	11298.1				
R2401812-001	UNK	03/11/24 09:59:06 am	1.115	17741	0.09		1.0000	N/A
Replicates	17751.8	17756.5	17734.4	17722.5				
R2401841-001	UNK	03/11/24 10:01:38 am	0.500	8343	0.28		1.0000	N/A
Replicates	8325.3	8324.7	8352.4	8368.7				
R2401850-003	UNK	03/11/24 10:04:11 am	1.001	15996	0.11		1.0000	N/A
Replicates	15987.3	15995.7	15981.5	16019.5				
R2401850-004	UNK	03/11/24 10:06:43 am	3.661	56630	3.06		1.0000	N/A
Replicates	54075.0	57355.2	57719.5	57371.5				
R2401887-008	UNK	03/11/24 10:09:16 am	0.212	3941	0.25		1.0000	N/A
Replicates	3943.0	3930.3	3942.4	3949.3				
CCV	CCV	03/11/24 10:14:49 am	2.997	46492	0.04		1.0000	99.90
Replicates	46482.5	46483.8	46483.3	46520.3				
CCB	CCB	03/11/24 10:17:23 am	-0.009	567	5.77		1.0000	N/A
Replicates	559.5	577.8	567.5	563.3				
R2401714-013 10X	UNK	03/11/24 10:19:56 am	9.110	139882	0.08		1.0000	N/A
Replicates	139741.2	139856.0	139932.3	139998.7				
R2401887-009	UNK	03/11/24 10:22:29 am	0.224	4130	0.15		1.0000	N/A
Replicates	4135.6	4131.1	4123.5	4129.0				
R2401887-017	UNK	03/11/24 10:25:02 am	2.314	36064	0.09		1.0000	N/A
Replicates	36055.5	36087.4	36090.5	36021.5				
R2401714-013 20X	UNK	03/11/24 10:31:06 am	4.603	71031	0.08		1.0000	N/A
Replicates	70977.2	70998.3	71048.9	71097.8	Confirms			
CCV	CCV	03/11/24 10:33:40 am	3.015	46773	0.08		1.0000	100.51
Replicates	46720.3	46790.7	46783.0	46799.7				
CCB	CCB	03/11/24 10:36:14 am	-0.008	584	8.40		1.0000	N/A
Replicates	587.6	585.2	569.4	592.9				
R2401887-018	UNK	03/11/24 10:38:45 am	4.325	66788	0.06		1.0000	N/A
Replicates	66828.3	66799.3	66796.8	66727.5				

Sample Name					Type	Date/Time	Conc (ug/L)	µAbs	%RSD	Residual	DF	% Recovery
R2401914-005					UNK	03/11/24 10:41:17 am	0.692	11283	0.35		1.0000	N/A
	Replicates	11236.7	11273.6	11301.2	11321.1							
R2401914-005S					UNK	03/11/24 10:43:48 am	1.735	27208	0.78		1.0000	N/A
	Replicates	27324.0	27382.7	27207.7	26916.3							
R2401914-005SD					UNK	03/11/24 10:46:20 am	1.862	29157	0.04		1.0000	N/A
	Replicates	29144.9	29149.4	29170.6	29161.6							
R2401914-006					UNK	03/11/24 10:48:52 am	3.328	51542	0.03		1.0000	N/A
	Replicates	51540.1	51553.3	51551.3	51524.1							
R2401914-007					UNK	03/11/24 10:51:24 am	3.064	47521	0.06		1.0000	N/A
	Replicates	47516.0	47531.3	47551.3	47486.8							
CRDL					CRDL	03/11/24 10:53:56 am	0.197	3719	0.51		1.0000	98.67
	Replicates	3735.4	3719.7	3698.3	3723.2							
CCV					CCV	03/11/24 10:56:30 am	3.008	46664	0.06		1.0000	100.28
	Replicates	46625.3	46665.0	46694.2	46670.3							
CCB					CCB	03/11/24 10:59:04 am	-0.008	588	6.27		1.0000	N/A
	Replicates	598.0	587.6	584.3	581.3							

M-7600 245.1/7470A/7471B Calibration

Date	3/11/2024	Analyst	EC
Data File	031124-M7600		

Abs= 15277.753x + 704.202

Standard	Conc ug/L	uAbs	CF_x	Meas. conc	%Rec
System Blk	0	577			
STD-1	0.2	3649	3760	0.19	97.05
STD-2	0.5	8228	7638	0.54	107.72
STD-3	1	15953	15982	1.00	99.82
STD-4	2	31340	31260	2.01	100.26
STD-5	5	77709	77093	5.04	100.80
STD-6	10	153169	153482	9.98	99.80

15277.753
704.202

Preparation Information Benchsheet

Prep Run#: 435157 **Prep WorkFlow:** HgDigS **Status:** Prepped
Team: Metals/ECASTROVINCI **Prep Method:** Method **Prep Date/Time:** 3/8/24 09:48

#	Lab Code	Client ID	B#	Amt. Ext.	Method /Test	pH	AE	BN	Final Vol	Sample Desc. (Initial/Final)	SpikeAmt./Inv. ID	Comments
1	RQ2402495-01	MB		0.5g	7471B/Hg				50.00mL			HB: 7 WELL: E5 TEMP: 95.5C/94.7C
2	RQ2402495-02	LCS		0.5g	7471B/Hg				50.00mL		0.5000 mL/234062	ON HB: 14:22 OFF HB: 14:52 Pipets/Repipettors used: M36,M290,M370,M320
3	R2401714-013	COMP-02	.05	0.5300g	7471B/Hg				50.00mL			
4	R2401714-014	COMP-03	.05	0.5500g	7471B/Hg				50.00mL			
5	R2401751-001	Filter Cake	.02	0.5300g	7471B/Hg				50.00mL			
6	R2401812-001	Sandblast	.01	0.5500g	7471B/Hg				50.00mL			
7	R2401841-001	Scharf	.02	0.5100g	7471B/Hg				50.00mL			
8	R2401850-003	Sludge	.01	0.5200g	7471B/Hg				50.00mL			
9	R2401850-004	Finished Compost	.01	0.5500g	7471B/Hg				50.00mL			
10	R2401887-008	C-01	.03	0.5400g	7471B/Hg				50.00mL			
11	R2401887-009	C-02	.03	0.5200g	7471B/Hg				50.00mL			
12	R2401887-017	CO-01	.03	0.5g	7471B/Hg				50.00mL			
13	R2401887-018	CO-02	.03	0.5400g	7471B/Hg				50.00mL			
14	R2401914-005	B-1,2,3	.01	0.5g	7471B/Hg				50.00mL			
15	RQ2402495-03	R2401914-005 MS	.01	0.5100g	7471B/Hg				50.00mL		0.5000 mL/234062	
16	RQ2402495-04	R2401914-005 DMS	.01	0.5000g	7471B/Hg				50.00mL		0.5000 mL/234062	
17	R2401914-006	B-4,5,6	.01	0.5100g	7471B/Hg				50.00mL			
18	R2401914-007	B-7,8,9	.01	0.5100g	7471B/Hg				50.00mL			

Spiking Solutions

Name: Mercury LCSW Metals Hg Inventory ID 234062 Logbook Ref: 234062 Expires On: 03/09/2024

Preparation Materials

1:1 Aqua Regia	233952 (233952)	Hot Block Cups	50mL Lot 2211204 (234023)	Hydroxylamine HCL Solution	233083 (233083)
Potassium Permanganate RG KMnO4	230956 (230956)	Thermometer	458 (230828)		

Preparation Steps

Step: Digestion
Started: 3/8/24 09:48
Finished: 3/11/24 07:41
By: ECASTROVINCI
Comments

Preparation Information Benchsheet

Prep Run#: 435157
Team: Metals/ECASTROVINCI

Prep WorkFlow: HgDigS
Prep Method: Method

Status: Prepped
Prep Date/Time: 3/8/24 09:48

Comments: _____

Reviewed By: _____ Date: _____

Chain of Custody

Relinquished By:	[signature]	Date:	3/11/24	Extracts Examined
Received By:	RAD1	Date:	3/11/24	Yes No

MERCURY CCV / LCSW / MS STANDARDS

Standard	ALS Lot #	Conc. (ppm)	Vol. (mls)	Final Vol. (mls)	Final Conc. (ppm)	Matrix	Analyst/ Date	Letter ID	Nitric Acid Lot #	Expiration Date	Pipet ID
Hg CCV Stk A	230321	1000	1.00	100	10	0.5%HNO3	ec 3/6/24	A	231748	3/13/24	M40

(PREPARED DAILY)

Standard	ALS Lot #	Conc. (ppm)	Vol. (mls)	Final Vol. (mls)	Final Conc. (ppm)	Matrix	Analyst/ Date	Letter ID	Nitric Acid Lot #	Pipet ID
Hg CCV StkB	Hg CCV Stk A	10.0	1.00	100	0.100	0.5%HNO3	ec 3/6/24	B	231748	M40
							ec 3/8/24	C	231748	M40
								D		
								E		
								F		
								G		
								H		

(PREPARED AND DIGESTED DAILY WITH SAMPLE PREP RUNS)

CCV Standard (ppb)	ALS Lot #	Conc. (ppm)	Vol. (mL) Soil	Vol. (mL) Water	Final Vol. (mls)	Final Conc. (ppb)	Water/ Soil	Analyst/ Date	Letter ID	Pipet ID
CCV	Hg CCV Stk B	0.100	3.00	0.75	Soils- Final vol. 100mL after digest. Water – Final Vol of 25 mL before digest.	3.00	W	ec 3/6/24	I	M40, M39
LCS / MS			1.00	0.25		1.00	S	ec 3/8/24	J	M40
									K	
									L	
									M	
									N	
									O	

MERCURY CALIBRATION / CRDL STANDARDS

Standard	ALS Lot #	Conc. (ppm)	Vol. (mls)	Final Vol. (mls)	Final Conc. (ppm)	Matrix	Analyst/ Date	Letter ID	Nitric Acid Lot #	Expiration Date	Pipet ID
Hg Cal Stk A	231916	1000	1.00	100	10	0.5%HNO3	EC 3/6/24	A	231748	3/13/24	M40

(PREPARED DAILY)

Standard	ALS Lot #	Conc. (ppm)	Vol. (mls)	Final Vol. (mls)	Final Conc. (ppm)	Matrix	Analyst/ Date	Letter ID	Nitric Acid Lot #	Pipet ID
Hg Cal StkB	Hg Cal Stk A	10.0	1.00	100	0.100	0.5%HNO3	EC 3/6/24	B	231748	M40
							EC 3/8/24	C	231748	M40
								D		
								E		
								F		
								G		
								H		

(PREPARED AND DIGESTED DAILY WITH SAMPLE PREP RUNS)

CAL Standard (ppb)	ALS Lot #	Conc. (ppm)	Vol. (mL) Soil	Vol. (mL) Water	Final Vol. (mls)	Final Conc. (ppb)	Water/ Soil	Analyst/ Date	Letter ID	Pipet ID
0.200	Hg Cal Stk B	0.100	0.200	0.05	Soils- Dilute to 10mL w/ DI. Final vol. 100mL after digest. Water – dilute to Final Vol of 25 mL with DI before digest.	0.200	W	EC 3/6/24	I	M40, M39
0.500			0.500	0.125		0.500	S	EC 3/8/24	J	M40
1.00			1.00	0.25		1.00			K	
2.00			2.00	0.5		2.00			L	
5.00			5.00	1.25		5.00			M	
10.0			10.0	2.5		10.0			N	
CRA			0.200	0.05		0.200			O	

Sample Dilutions

Final Volume: 8-10mL

Analyst: EC
Instrument: M7600

Date 3/11/24
Analysis 7471B

Common Dilutions

Dilution	Matrix of Diluent	1st Dilution			2nd Dilution			3rd Dilution			4th Dilution			5th Dilution		
		mL's of Sample	mL's of Diluent	Dilution Factor	mL's of Sample	mL's of Diluent	Dilution Factor	mL's of Sample	mL's of Diluent	Dilution Factor	mL's of Sample	mL's of Diluent	Dilution Factor	mL's of Sample	mL's of Diluent	Dilution Factor
1/2	2% HNO3/ 5%HCL	4.5	4.5	**1/2**												
1/3	2% HNO3/ 5%HCL	3	6	**1/3**												
1/4	2% HNO3/ 5%HCL	2	6	**1/4**												
1/5	2% HNO3/ 5%HCL	2	8	**1/5**												
1/10	2% HNO3/ 5%HCL	1	9	**1/10**												
1/20	2% HNO3/ 5%HCL	3	3	**1/2**	1	9	**1/20**									
1/30	2% HNO3/ 5%HCL	3	6	**1/3**	1	9	**1/30**									
1/40	2% HNO3/ 5%HCL	1	3	**1/4**	1	9	**1/40**									
1/50	2% HNO3/ 5%HCL	1	4	**1/5**	1	9	**1/50**									
1/100	2% HNO3/ 5%HCL	1	9	**1/10**	1	9	**1/100**									
1/200	2% HNO3/ 5%HCL	3	3	**1/2**	1	9	**1/20**	1	9	**1/200**						
1/300	2% HNO3/ 5%HCL	3	6	**1/3**	1	9	**1/30**	1	9	**1/300**						
1/400	2% HNO3/ 5%HCL	1	3	**1/4**	1	9	**1/40**	1	9	**1/400**						
1/500	2% HNO3/ 5%HCL	1	4	**1/5**	1	9	**1/50**	1	9	**1/500**						
1/1000	2% HNO3/ 5%HCL	1	9	**1/10**	1	9	**1/100**	1	9	**1/1000**						
1/2000	2% HNO3/ 5%HCL	3	3	**1/2**	1	9	**1/20**	1	9	**1/200**	1	9	**1/2000**			
1/3000	2% HNO3/ 5%HCL	3	6	**1/3**	1	9	**1/30**	1	9	**1/300**	1	9	**1/3000**			
1/4000	2% HNO3/ 5%HCL	1	3	**1/4**	1	9	**1/40**	1	9	**1/400**	1	9	**1/4000**			
1/10000	2% HNO3/ 5%HCL	1	9	**1/10**	1	9	**1/100**	1	9	**1/1000**	1	9	**1/10000**			
1/20000	2% HNO3/ 5%HCL	1	1	**1/2**	1	9	**1/20**	1	9	**1/200**	1	9	**1/2000**	1	9	**1/20000**
1/40000	2% HNO3/ 5%HCL	1	3	**1/4**	1	9	**1/40**	1	9	**1/400**	1	9	**1/4000**	1	9	**1/40000**
1/100000	2% HNO3/ 5%HCL	1	9	**1/10**	1	9	**1/100**	1	9	**1/1000**	1	9	**1/10000**	1	9	**1/100000**

Special Dilutions

Dilution	Matrix of Diluent	1st Dilution			2nd Dilution			3rd Dilution			4th Dilution			5th Dilution		
		mL's of Sample	mL's of Diluent	Dilution Factor	mL's of Sample	mL's of Diluent	Dilution Factor	mL's of Sample	mL's of Diluent	Dilution Factor	mL's of Sample	mL's of Diluent	Dilution Factor	mL's of Sample	mL's of Diluent	Dilution Factor

Metals Data Cover Sheet

Run Date: 3/14/2024

Data File: 031424-ICP7

Primary Reviewer: M. McMahon

Secondary Reviewer: N. Mansen

LIMS Runs:	LIMS Preps:	
834953	435222	IV - 3CCV
834954	435152, 435230	T2
834955	435297	T2

Comments:
N/A

ICP-7 Run Log

Serial number: MY2309CQ22

Analyst: MFM Date: 3/14/24 Data File: 031424-ICP7

	Prep Date	Lot #			Prep Date	Lot #
MRL	12/5/23	M844011 8A		Cal Std 1	10/2/23	M844 0008A
ICSA	3/8/24	M844 0133A		Cal Std 2	10/2/23	M844 0023A
ICSAB	3/8/24	M844 0143B		Cal Std 5/ HLCCV1	1/31/24	M844 0039A
Int. Std	3/5/24	M844 0149E		HLCCV2	1/8/24	M844 0076A
ICV/CCV	3/14/24	M844 0059 0		HLCCV3	1/8/24	M844 0096 D

Filters : 233250

(Cal Std 4 is a 1/5 and Cal Std 3 is a 1/100 dilution of Cal Std 5)

Blank Prep - Daily	NHO3	HCl		Pipet Used	DOD Pipet Verification		IEC Date
Lot	233477	233283		M37, M40	–		–

1:29	PBS-435222
1:30	LCSS-435222
1:31	R4201914-007 50X
1:32	R2401914-007L 250X
S1:6	Continuing Calibration Verification
S1:7	Continuing Calibration Blank
S1:3	Contract Required Detection Limit
S1:4	Interference Check Solution A
S1:5	Interference Check Solution AB
S1:21	HLCCV2
S1:22	HLCCV3
S1:18	HLCCV1
S1:6	Continuing Calibration Verification
S1:7	Continuing Calibration Blank
~~1:33~~	~~PBW-435152~~
~~1:34~~	~~LCSW-435152~~
1:35	R2401869-001 5X
1:36	R2401869-001S 5X
1:37	R2401869-001SD 5X
1:38	R2401869-001A 5X
1:39	R2401869-001L 25X
S1:6	Continuing Calibration Verification
S1:7	Continuing Calibration Blank
1:40	PBW-435230
1:41	LCSW-435230
1:42	R2401751-002 20X
1:43	R2401796-003 100X
1:44	R2401763-003L 500X
S1:6	Continuing Calibration Verification
S1:7	Continuing Calibration Blank
S1:3	Contract Required Detection Limit
S1:4	Interference Check Solution A
S1:5	Interference Check Solution AB
S1:6	Continuing Calibration Verification
S1:7	Continuing Calibration Blank
1:3	MOSES-TANK
1:2	PBW-435297 F
1:3	LCSW-435297 F
1:4	R2401919-001
1:5	R2401920-001
1:6	R2401922-001
1:7	R2401923-001 F

1:8	R2401929-001
1:9	R2401929-001S
1:10	R2401929-001SD
S1:6	Continuing Calibration Verification
S1:7	Continuing Calibration Blank
1:11	R2401929-001A
1:12	R2401929-001L 5X
1:13	R2401930-001
1:14	R2401933-002
1:15	R2401933-003
1:16	R2401942-001
1:17	R2401942-001S
1:18	R2401942-001SD
1:19	R2401942-001A
1:20	R2401942-001L 5X
S1:6	Continuing Calibration Verification
S1:7	Continuing Calibration Blank
1:21	R2401943-003
1:22	R2401943-005
1:23	R2401943-007
1:24	R2401943-009
1:25	R2401946-001
1:26	R2401946-002
1:27	R2401954-001
1:28	R2401957-007
S1:6	Continuing Calibration Verification
S1:7	Continuing Calibration Blank
S1:3	Contract Required Detection Limit
S1:4	Interference Check Solution A
S1:5	Interference Check Solution AB
S1:6	Continuing Calibration Verification
S1:7	Continuing Calibration Blank

MFM 3/14/24

031424-ICP7.esws

Created Date/Time	3/14/2024 07:41:41	Software Version	7.6.1.12212
Instrument Name	MY2309CQ22	Firmware Version	5590
File Path	C:\Agilent\ICP Expert\My Results\2023\031424-ICP7.esws		
Notes	Molly McMahon 3/14/24		

DateTimeMeasured	SolutionLabel	Element Label (nm)	Unadjusted Conc (ppm)	%RSD	Intensity (c/s)
3/14/2024 10:01:31	Blank	Ag (328.068 nm)	0.0000	N/A	-354.8185
	Blank	Al (237.312 nm)	0.0000	N/A	103.1351
	Blank	As (188.980 nm)	0.0000	N/A	-14.4872
	Blank	B (249.772 nm)	0.0000	N/A	92.0374
	Blank	Ba (230.424 nm)	0.0000	N/A	-21.2360
	Blank	Be (313.107 nm)	0.0000	N/A	-195.7083
	Blank	Ca (317.933 nm)	0.0000	N/A	2714.0116
	Blank	Cd (214.439 nm)	0.0000	N/A	-10.3398
	Blank	Co (230.786 nm)	0.0000	N/A	59.1825
	Blank	Cr (267.716 nm)	0.0000	N/A	-67.2825
	Blank	Cu (327.395 nm)	0.0000	N/A	-44.1972
	Blank	Fe (234.350 nm)	0.0000	N/A	85.5960
	Blank	K (766.491 nm)	0.0000	N/A	310.9816
	Blank	Mg (279.078 nm)	0.0000	N/A	-28.6976
	Blank	Mn (257.610 nm)	0.0000	N/A	-20.8032
	Blank	Mo (202.032 nm)	0.0000	N/A	-3.0243
	Blank	Na (588.995 nm)	0.0000	N/A	30357.7385
	Blank	Ni (230.299 nm)	0.0000	N/A	66.4266
	Blank	Pb (220.353 nm)	0.0000	N/A	10.9617
	Blank	Sb (217.582 nm)	0.0000	N/A	20.9279
	Blank	Se (196.026 nm)	0.0000	N/A	-3.2583
	Blank	Sn (189.925 nm)	0.0000	N/A	8.1235
	Blank	Sr (216.596 nm)	0.0000	N/A	-47.3268
	Blank	Ti (336.122 nm)	0.0000	N/A	-99.5657
	Blank	Tl (190.794 nm)	0.0000	N/A	-6.5181
	Blank	V (292.401 nm)	0.0000	N/A	-66.5908
	Blank	Y (360.074 nm)	1.00	0.00	474555.13
	Blank	Y_R (360.074 nm)	1.00	0.00	474312.37
	Blank	Zn (213.857 nm)	0.0000	N/A	-65.1614
3/14/2024 10:04:36	Standard 1	Ag (328.068 nm)		N/A	-355.9342
	Standard 1	Al (237.312 nm)		N/A	155.2539
	Standard 1	As (188.980 nm)	0.0050	N/A	-7.1412
	Standard 1	B (249.772 nm)		N/A	109.6854
	Standard 1	Ba (230.424 nm)	0.0200	N/A	885.2654
	Standard 1	Be (313.107 nm)		N/A	-193.9287
	Standard 1	Ca (317.933 nm)		N/A	22169.1340
	Standard 1	Cd (214.439 nm)	0.0010	N/A	55.1902
	Standard 1	Co (230.786 nm)	0.0030	N/A	103.4777
	Standard 1	Cr (267.716 nm)	0.0050	N/A	137.7061
	Standard 1	Cu (327.395 nm)	0.0100	N/A	299.0075
	Standard 1	Fe (234.350 nm)		N/A	236.0952
	Standard 1	K (766.491 nm)		N/A	2005.7531
	Standard 1	Mg (279.078 nm)		N/A	1458.2114
	Standard 1	Mn (257.610 nm)	0.0100	N/A	3077.0861
	Standard 1	Mo (202.032 nm)	0.0250	N/A	171.4072
	Standard 1	Na (588.995 nm)		N/A	35758.5445
	Standard 1	Ni (230.299 nm)		N/A	72.2144
	Standard 1	Pb (220.353 nm)	0.0050	N/A	38.7474
	Standard 1	Sb (217.582 nm)	0.0100	N/A	44.6020
	Standard 1	Se (196.026 nm)		N/A	-3.3922
	Standard 1	Sn (189.925 nm)		N/A	8.5153
	Standard 1	Sr (216.596 nm)		N/A	-49.1874

DateTimeMeasured	SolutionLabel	Element Label (nm)	Unadjusted Conc (ppm)	%RSD	Intensity (c/s)
	Standard 1	Ti (336.122 nm)		N/A	-134.2147
	Standard 1	Tl (190.794 nm)	0.0100	N/A	5.5113
	Standard 1	V (292.401 nm)	0.0030	N/A	30.4954
	Standard 1	Y (360.074 nm)	1.00	0.19	475715.20
	Standard 1	Y_R (360.074 nm)	1.00	0.19	475500.97
	Standard 1	Zn (213.857 nm)	0.0100	N/A	492.7729
3/14/2024 10:07:42	Standard 2	Ag (328.068 nm)		N/A	-356.1665
	Standard 2	Al (237.312 nm)	0.1000	N/A	361.9624
	Standard 2	As (188.980 nm)	0.0100	N/A	-0.6799
	Standard 2	B (249.772 nm)	0.2000	N/A	6141.6450
	Standard 2	Ba (230.424 nm)		N/A	-21.9813
	Standard 2	Be (313.107 nm)	0.0030	N/A	2900.9192
	Standard 2	Ca (317.933 nm)	1.0000	N/A	40814.8229
	Standard 2	Cd (214.439 nm)	0.0050	N/A	306.1478
	Standard 2	Co (230.786 nm)		N/A	59.8200
	Standard 2	Cr (267.716 nm)		N/A	-72.0594
	Standard 2	Cu (327.395 nm)	0.0200	N/A	638.9682
	Standard 2	Fe (234.350 nm)		N/A	47.4404
	Standard 2	K (766.491 nm)	2.0000	N/A	2113.9779
	Standard 2	Mg (279.078 nm)	1.0000	N/A	2948.6010
	Standard 2	Mn (257.610 nm)		N/A	-1.1975
	Standard 2	Mo (202.032 nm)		N/A	-8.3316
	Standard 2	Na (588.995 nm)	1.0000	N/A	41541.2935
	Standard 2	Ni (230.299 nm)		N/A	68.1234
	Standard 2	Pb (220.353 nm)	0.0500	N/A	289.7597
	Standard 2	Sb (217.582 nm)	0.0600	N/A	151.1669
	Standard 2	Se (196.026 nm)	0.0100	N/A	4.9452
	Standard 2	Sn (189.925 nm)	0.5000	N/A	1427.1283
	Standard 2	Sr (216.596 nm)		N/A	-45.2678
	Standard 2	Ti (336.122 nm)		N/A	-161.0610
	Standard 2	Tl (190.794 nm)		N/A	-6.6524
	Standard 2	V (292.401 nm)		N/A	-67.1923
	Standard 2	Y (360.074 nm)	1.00	0.14	474480.83
	Standard 2	Y_R (360.074 nm)	1.00	0.14	474266.14
	Standard 2	Zn (213.857 nm)		N/A	-62.9178
3/14/2024 10:10:47	Standard 3	Ag (328.068 nm)	0.0100	N/A	216.0608
	Standard 3	Al (237.312 nm)		N/A	642.2850
	Standard 3	As (188.980 nm)		N/A	16.3897
	Standard 3	B (249.772 nm)		N/A	1582.5251
	Standard 3	Ba (230.424 nm)		N/A	9093.3814
	Standard 3	Be (313.107 nm)	0.0050	N/A	5062.9431
	Standard 3	Ca (317.933 nm)	0.5000	N/A	22091.1952
	Standard 3	Cd (214.439 nm)		N/A	603.7036
	Standard 3	Co (230.786 nm)	0.0500	N/A	809.7692
	Standard 3	Cr (267.716 nm)	0.0100	N/A	357.5696
	Standard 3	Cu (327.395 nm)		N/A	790.8596
	Standard 3	Fe (234.350 nm)	0.1000	N/A	2183.4829
	Standard 3	K (766.491 nm)	0.5000	N/A	749.1786
	Standard 3	Mg (279.078 nm)	0.5000	N/A	1476.2946
	Standard 3	Mn (257.610 nm)		N/A	4721.5073
	Standard 3	Mo (202.032 nm)		N/A	348.1697
	Standard 3	Na (588.995 nm)	0.5000	N/A	36130.3764
	Standard 3	Ni (230.299 nm)	0.0400	N/A	540.4947
	Standard 3	Pb (220.353 nm)		N/A	60.7814
	Standard 3	Sb (217.582 nm)		N/A	238.7058
	Standard 3	Se (196.026 nm)		N/A	6.2462
	Standard 3	Sn (189.925 nm)		N/A	296.7374

DateTimeMeasured	SolutionLabel	Element Label (nm)	Unadjusted Conc (ppm)	%RSD	Intensity (c/s)
	Standard 3	Sr (216.596 nm)	0.0500	N/A	913.4677
	Standard 3	Ti (336.122 nm)	0.0500	N/A	5972.6022
	Standard 3	Tl (190.794 nm)	0.0200	N/A	16.5232
	Standard 3	V (292.401 nm)	0.0500	N/A	1801.7516
	Standard 3	Y (360.074 nm)	1.00	0.07	474307.47
	Standard 3	Y_R (360.074 nm)	1.00	0.07	474081.35
	Standard 3	Zn (213.857 nm)	0.0200	N/A	1047.0365
3/14/2024 10:13:52	Standard 4	Ag (328.068 nm)	0.2000	N/A	10769.4512
	Standard 4	Al (237.312 nm)	4.0000	N/A	10743.4686
	Standard 4	As (188.980 nm)	0.4000	N/A	681.7426
	Standard 4	B (249.772 nm)	1.0000	N/A	30376.9245
	Standard 4	Ba (230.424 nm)	4.0000	N/A	178528.5978
	Standard 4	Be (313.107 nm)	0.1000	N/A	104777.7824
	Standard 4	Ca (317.933 nm)	10.0000	N/A	383141.3677
	Standard 4	Cd (214.439 nm)	0.2000	N/A	11916.0720
	Standard 4	Co (230.786 nm)	1.0000	N/A	14748.5409
	Standard 4	Cr (267.716 nm)	0.2000	N/A	8285.1243
	Standard 4	Cu (327.395 nm)	0.5000	N/A	16556.9579
	Standard 4	Fe (234.350 nm)	2.0000	N/A	41357.3043
	Standard 4	K (766.491 nm)	10.0000	N/A	9214.1475
	Standard 4	Mg (279.078 nm)	10.0000	N/A	29571.7714
	Standard 4	Mn (257.610 nm)	0.3000	N/A	91594.4144
	Standard 4	Mo (202.032 nm)	1.0000	N/A	7269.9749
	Standard 4	Na (588.995 nm)	10.0000	N/A	146107.9760
	Standard 4	Ni (230.299 nm)	0.8000	N/A	9159.7823
	Standard 4	Pb (220.353 nm)	0.2000	N/A	1094.5727
	Standard 4	Sb (217.582 nm)	2.0000	N/A	4452.6671
	Standard 4	Se (196.026 nm)	0.2000	N/A	152.0777
	Standard 4	Sn (189.925 nm)	2.0000	N/A	5617.7531
	Standard 4	Sr (216.596 nm)	1.0000	N/A	18712.6549
	Standard 4	Ti (336.122 nm)	1.0000	N/A	121321.9247
	Standard 4	Tl (190.794 nm)	0.4000	N/A	466.3733
	Standard 4	V (292.401 nm)	1.0000	N/A	37045.8467
	Standard 4	Y (360.074 nm)	0.99	0.06	468041.38
	Standard 4	Y_R (360.074 nm)	0.99	0.06	467833.30
	Standard 4	Zn (213.857 nm)	0.4000	N/A	21765.6219
3/14/2024 10:16:57	Standard 5	Ag (328.068 nm)	1.0000	N/A	56314.9623
	Standard 5	Al (237.312 nm)	20.0000	N/A	54762.7311
	Standard 5	As (188.980 nm)	2.0000	N/A	3591.5515
	Standard 5	B (249.772 nm)	5.0000	N/A	157429.0996
	Standard 5	Ba (230.424 nm)	20.0000	N/A	876666.1479
	Standard 5	Be (313.107 nm)	0.5000	N/A	532836.5743
	Standard 5	Ca (317.933 nm)	50.0000	N/A	1902041.1566
	Standard 5	Cd (214.439 nm)	1.0000	N/A	59097.5240
	Standard 5	Co (230.786 nm)	5.0000	N/A	73137.6460
	Standard 5	Cr (267.716 nm)	1.0000	N/A	41979.4416
	Standard 5	Cu (327.395 nm)	2.5000	N/A	85066.4182
	Standard 5	Fe (234.350 nm)	10.0000	N/A	208164.5526
	Standard 5	K (766.491 nm)	50.0000	N/A	47629.3622
	Standard 5	Mg (279.078 nm)	50.0000	N/A	151598.5561
	Standard 5	Mn (257.610 nm)	1.5000	N/A	459616.3143
	Standard 5	Mo (202.032 nm)	5.0000	N/A	37596.0946
	Standard 5	Na (588.995 nm)	50.0000	N/A	623380.2636
	Standard 5	Ni (230.299 nm)	4.0000	N/A	45009.9550
	Standard 5	Pb (220.353 nm)	1.0000	N/A	5383.2029
	Standard 5	Sb (217.582 nm)	10.0000	N/A	22861.6896
	Standard 5	Se (196.026 nm)	1.0000	N/A	784.8882

DateTimeMeasured	SolutionLabel	Element Label (nm)	Unadjusted Conc (ppm)	%RSD	Intensity (c/s)
	Standard 5	Sn (189.925 nm)	10.0000	N/A	28211.4035
	Standard 5	Sr (216.596 nm)	5.0000	N/A	93592.9788
	Standard 5	Ti (336.122 nm)	5.0000	N/A	619341.6094
	Standard 5	Tl (190.794 nm)	2.0000	N/A	2354.6945
	Standard 5	V (292.401 nm)	5.0000	N/A	190215.9641
	Standard 5	Y (360.074 nm)	0.94	0.11	446783.39
	Standard 5	Y_R (360.074 nm)	0.94	0.11	446625.60
	Standard 5	Zn (213.857 nm)	2.0000	N/A	110259.4130
3/14/2024 10:20:31	Initial Calibration Verification	Ag (328.068 nm)	0.5129	0.34	28690.4531
	Initial Calibration Verification	Al (237.312 nm)	9.8104	0.35	26887.1581
	Initial Calibration Verification	As (188.980 nm)	0.9780	0.63	1746.4365
	Initial Calibration Verification	B (249.772 nm)	2.4248	0.44	76279.7664
	Initial Calibration Verification	Ba (230.424 nm)	10.0763	0.76	441977.3237
	Initial Calibration Verification	Be (313.107 nm)	0.2392	0.42	254663.1016
	Initial Calibration Verification	Ca (317.933 nm)	25.1873	0.43	959548.5973
	Initial Calibration Verification	Cd (214.439 nm)	0.5009	0.31	29608.1334
	Initial Calibration Verification	Co (230.786 nm)	2.4965	0.67	36555.0666
	Initial Calibration Verification	Cr (267.716 nm)	0.5094	0.44	21345.0375
	Initial Calibration Verification	Cu (327.395 nm)	1.2226	0.57	41539.3851
	Initial Calibration Verification	Fe (234.350 nm)	4.9508	0.47	103069.5536
	Initial Calibration Verification	K (766.491 nm)	23.8992	0.40	22875.1440
	Initial Calibration Verification	Mg (279.078 nm)	24.8212	0.37	75173.0460
	Initial Calibration Verification	Mn (257.610 nm)	0.7359	0.41	225447.1136
	Initial Calibration Verification	Mo (202.032 nm)	2.5100	0.71	18848.2366
	Initial Calibration Verification	Na (588.995 nm)	24.8186	0.32	324438.4531
	Initial Calibration Verification	Ni (230.299 nm)	2.0714	0.40	23351.1586
	Initial Calibration Verification	Pb (220.353 nm)	0.5005	0.39	2700.8420
	Initial Calibration Verification	Sb (217.582 nm)	4.7665	0.49	10895.5198
	Initial Calibration Verification	Se (196.026 nm)	0.4906	0.99	383.2215
	Initial Calibration Verification	Sn (189.925 nm)	5.0194	0.33	14161.8067
	Initial Calibration Verification	Sr (216.596 nm)	2.4836	0.40	46469.5167
	Initial Calibration Verification	Ti (336.122 nm)	2.5023	0.52	309669.7917
	Initial Calibration Verification	Tl (190.794 nm)	1.0082	0.62	1183.8393
	Initial Calibration Verification	V (292.401 nm)	2.4712	0.42	93888.4877
	Initial Calibration Verification	Y (360.074 nm)	0.97	0.11	460369.20
	Initial Calibration Verification	Y_R (360.074 nm)	0.97	0.11	460190.60
	Initial Calibration Verification	Zn (213.857 nm)	0.9843	0.60	54209.8746
3/14/2024 10:23:35	Initial Calibration Blank	Ag (328.068 nm)	-0.0001 u	> 100.00	-358.3823
	Initial Calibration Blank	Al (237.312 nm)	-0.0009 u	> 100.00	100.7687
	Initial Calibration Blank	As (188.980 nm)	0.0001 u	> 100.00	-14.3796
	Initial Calibration Blank	B (249.772 nm)	0.0014	25.88	134.9228
	Initial Calibration Blank	Ba (230.424 nm)	0.0004	5.02	-4.3988
	Initial Calibration Blank	Be (313.107 nm)	0.0000	21.92	-182.0047
	Initial Calibration Blank	Ca (317.933 nm)	0.0012	18.08	2758.5631
	Initial Calibration Blank	Cd (214.439 nm)	0.0001 u	97.90	-5.4950
	Initial Calibration Blank	Co (230.786 nm)	0.0001 u	> 100.00	60.5939
	Initial Calibration Blank	Cr (267.716 nm)	0.0001	> 100.00	-64.5689
	Initial Calibration Blank	Cu (327.395 nm)	0.0002	24.88	-37.2809
	Initial Calibration Blank	Fe (234.350 nm)	0.0023	33.24	133.7410
	Initial Calibration Blank	K (766.491 nm)	0.0169 u	> 100.00	326.9046
	Initial Calibration Blank	Mg (279.078 nm)	0.0011 u	> 100.00	-25.3152
	Initial Calibration Blank	Mn (257.610 nm)	0.0000	34.66	-9.5086
	Initial Calibration Blank	Mo (202.032 nm)	0.0045	29.85	31.0625
	Initial Calibration Blank	Na (588.995 nm)	-0.0065 u	> 100.00	30280.9359
	Initial Calibration Blank	Ni (230.299 nm)	0.0003 u	> 100.00	70.2239
	Initial Calibration Blank	Pb (220.353 nm)	-0.0002 u	> 100.00	9.6565
	Initial Calibration Blank	Sb (217.582 nm)	0.0042	51.63	30.4029

DateTimeMeasured	SolutionLabel	Element Label (nm)	Unadjusted Conc (ppm)	%RSD	Intensity (c/s)
	Initial Calibration Blank	Se (196.026 nm)	0.0011	> 100.00	-2.3754
	Initial Calibration Blank	Sn (189.925 nm)	0.0015	23.37	12.3222
	Initial Calibration Blank	Sr (216.596 nm)	0.0000 u	> 100.00	-47.6535
	Initial Calibration Blank	Ti (336.122 nm)	0.0025	26.38	214.0694
	Initial Calibration Blank	Tl (190.794 nm)	0.0001 u	> 100.00	-6.4105
	Initial Calibration Blank	V (292.401 nm)	0.0001 u	> 100.00	-64.5447
	Initial Calibration Blank	Y (360.074 nm)	1.00	0.10	475087.57
	Initial Calibration Blank	Y_R (360.074 nm)	1.00	0.10	474855.13
	Initial Calibration Blank	Zn (213.857 nm)	0.0001	63.61	-59.5452
3/14/2024 10:26:39	Contract Required Detection Limit	Ag (328.068 nm)	0.0099	1.64	204.7218
	Contract Required Detection Limit	Al (237.312 nm)	0.1975	1.62	642.2898
	Contract Required Detection Limit	As (188.980 nm)	0.0186	14.34	18.9524
	Contract Required Detection Limit	B (249.772 nm)	0.1966	0.36	6268.0097
	Contract Required Detection Limit	Ba (230.424 nm)	0.2051	0.45	8974.6654
	Contract Required Detection Limit	Be (313.107 nm)	0.0047	0.19	4832.1812
	Contract Required Detection Limit	Ca (317.933 nm)	1.0098	0.37	41074.8060
	Contract Required Detection Limit	Cd (214.439 nm)	0.0102	0.10	594.0982
	Contract Required Detection Limit	Co (230.786 nm)	0.0517	0.33	815.4457
	Contract Required Detection Limit	Cr (267.716 nm)	0.0099	1.51	349.1239
	Contract Required Detection Limit	Cu (327.395 nm)	0.0247	0.81	794.7887
	Contract Required Detection Limit	Fe (234.350 nm)	0.1017	0.58	2200.7723
	Contract Required Detection Limit	K (766.491 nm)	0.9504	2.89	1208.2941
	Contract Required Detection Limit	Mg (279.078 nm)	0.9796	0.26	2939.2708
	Contract Required Detection Limit	Mn (257.610 nm)	0.0154	0.19	4688.0810
	Contract Required Detection Limit	Mo (202.032 nm)	0.0248	1.59	182.9044
	Contract Required Detection Limit	Na (588.995 nm)	0.9331	1.29	41414.7910
	Contract Required Detection Limit	Ni (230.299 nm)	0.0414	0.45	531.4576
	Contract Required Detection Limit	Pb (220.353 nm)	0.0104	4.28	67.0092
	Contract Required Detection Limit	Sb (217.582 nm)	0.0575	1.70	152.0685
	Contract Required Detection Limit	Se (196.026 nm)	0.0127 R 127%	30.31	6.7295 R
	Contract Required Detection Limit	Sn (189.925 nm)	0.5009	0.48	1420.4846
	Contract Required Detection Limit	Sr (216.596 nm)	0.1017	0.39	1857.4602
	Contract Required Detection Limit	Ti (336.122 nm)	0.0495	0.74	6024.1307
	Contract Required Detection Limit	Tl (190.794 nm)	0.0204	6.19	17.5401
	Contract Required Detection Limit	V (292.401 nm)	0.0490	0.02	1796.4332
	Contract Required Detection Limit	Y (360.074 nm)	1.00	0.23	473884.95
	Contract Required Detection Limit	Y_R (360.074 nm)	1.00	0.23	473641.46
	Contract Required Detection Limit	Zn (213.857 nm)	0.0200	0.44	1037.4006
3/14/2024 10:29:42	Interference Check Solution A	Ag (328.068 nm)	-0.0004 u	12.63	-378.0038
	Interference Check Solution A	Al (237.312 nm)	252.0841 o	0.54	688336.1867
	Interference Check Solution A	As (188.980 nm)	-0.0119 Ku	7.92	-35.9581 K
	Interference Check Solution A	B (249.772 nm)	0.1213	0.77	3903.5858
	Interference Check Solution A	Ba (230.424 nm)	0.0001	60.33	-17.5426
	Interference Check Solution A	Be (313.107 nm)	0.0001	6.85	-62.2189
	Interference Check Solution A	Ca (317.933 nm)	237.7776 o	0.56	9035604.7566
	Interference Check Solution A	Cd (214.439 nm)	0.0009	12.56	43.7311
	Interference Check Solution A	Co (230.786 nm)	0.0020	18.35	87.8051
	Interference Check Solution A	Cr (267.716 nm)	0.0010	17.14	-25.2134
	Interference Check Solution A	Cu (327.395 nm)	0.0080	7.32	227.3321
	Interference Check Solution A	Fe (234.350 nm)	93.8642 o	0.63	1952581.9152
	Interference Check Solution A	K (766.491 nm)	0.0480	41.96	356.2728
	Interference Check Solution A	Mg (279.078 nm)	261.4168 o	0.52	791994.9596
	Interference Check Solution A	Mn (257.610 nm)	0.0009	1.67	254.3979
	Interference Check Solution A	Mo (202.032 nm)	-0.0028 u	20.60	-24.2875
	Interference Check Solution A	Na (588.995 nm)	0.2772	5.62	33641.8692
	Interference Check Solution A	Ni (230.299 nm)	0.0041	12.78	112.6787
	Interference Check Solution A	Pb (220.353 nm)	-0.0003 u	> 100.00	9.1057

DateTimeMeasured	SolutionLabel	Element Label (nm)	Unadjusted Conc (ppm)	%RSD	Intensity (c/s)
	Interference Check Solution A	Sb (217.582 nm)	0.0088	11.63	41.1019
	Interference Check Solution A	Se (196.026 nm)	-0.0087 u	31.48	-10.1461
	Interference Check Solution A	Sn (189.925 nm)	0.0031	12.52	16.8470
	Interference Check Solution A	Sr (216.596 nm)	0.0103	2.93	146.4672
	Interference Check Solution A	Ti (336.122 nm)	0.0022	1.82	169.1039
	Interference Check Solution A	Tl (190.794 nm)	0.0015 u	> 100.00	-4.8009
	Interference Check Solution A	V (292.401 nm)	0.0017	12.43	-1.0774
	Interference Check Solution A	Y (360.074 nm)	0.88	0.27	418178.71
	Interference Check Solution A	Y_R (360.074 nm)	0.88	0.27	418078.33
	Interference Check Solution A	Zn (213.857 nm)	0.0127 K	2.05	632.5324 K
3/14/2024 10:32:46	Interference Check Solution AB	Ag (328.068 nm)	0.2011	0.37	11032.8688
	Interference Check Solution AB	Al (237.312 nm)	253.1052 o	0.39	691124.0246
	Interference Check Solution AB	As (188.980 nm)	0.0829	2.49	134.6986
	Interference Check Solution AB	B (249.772 nm)	0.1195	0.73	3846.9612
	Interference Check Solution AB	Ba (230.424 nm)	0.5211	0.39	22836.0256
	Interference Check Solution AB	Be (313.107 nm)	0.4872	0.48	518894.6805
	Interference Check Solution AB	Ca (317.933 nm)	238.7171 o	0.54	9071293.6787
	Interference Check Solution AB	Cd (214.439 nm)	0.9671	0.44	57173.6960
	Interference Check Solution AB	Co (230.786 nm)	0.4884	0.32	7198.7230
	Interference Check Solution AB	Cr (267.716 nm)	0.5095	0.48	21349.6941
	Interference Check Solution AB	Cu (327.395 nm)	0.5351	0.36	18156.7674
	Interference Check Solution AB	Fe (234.350 nm)	94.2090 o	0.45	1959755.2780
	Interference Check Solution AB	K (766.491 nm)	0.0374	84.84	346.2752
	Interference Check Solution AB	Mg (279.078 nm)	262.0723 o	0.42	793980.9644
	Interference Check Solution AB	Mn (257.610 nm)	0.4874	0.40	149311.5401
	Interference Check Solution AB	Mo (202.032 nm)	-0.0035 u	10.29	-29.3709
	Interference Check Solution AB	Na (588.995 nm)	0.2786	4.80	33658.3462
	Interference Check Solution AB	Ni (230.299 nm)	0.9868	0.37	11159.1370
	Interference Check Solution AB	Pb (220.353 nm)	0.0487	1.23	272.9645
	Interference Check Solution AB	Sb (217.582 nm)	0.6133	0.81	1420.0741
	Interference Check Solution AB	Se (196.026 nm)	0.0415	13.57	29.4342
	Interference Check Solution AB	Sn (189.925 nm)	0.0026	3.15	15.4586
	Interference Check Solution AB	Sr (216.596 nm)	0.0105	4.99	148.7976
	Interference Check Solution AB	Ti (336.122 nm)	0.0020	2.99	146.0503
	Interference Check Solution AB	Tl (190.794 nm)	0.1005	2.53	112.1930
	Interference Check Solution AB	V (292.401 nm)	0.5093	0.49	19296.0609
	Interference Check Solution AB	Y (360.074 nm)	0.88	0.16	417315.13
	Interference Check Solution AB	Y_R (360.074 nm)	0.88	0.16	417137.00
	Interference Check Solution AB	Zn (213.857 nm)	0.9986	0.41	54996.8488
3/14/2024 10:35:50	Continuing Calibration Verification	Ag (328.068 nm)	0.5150	0.27	28810.6066
	Continuing Calibration Verification	Al (237.312 nm)	9.8759	0.21	27066.1689
	Continuing Calibration Verification	As (188.980 nm)	0.9813	0.42	1752.5018
	Continuing Calibration Verification	B (249.772 nm)	2.4364	0.35	76643.5896
	Continuing Calibration Verification	Ba (230.424 nm)	10.1086	0.64	443394.6216
	Continuing Calibration Verification	Be (313.107 nm)	0.2404	0.31	255898.9644
	Continuing Calibration Verification	Ca (317.933 nm)	25.3429	0.27	965460.3395
	Continuing Calibration Verification	Cd (214.439 nm)	0.5042	0.18	29802.2043
	Continuing Calibration Verification	Co (230.786 nm)	2.5053	0.73	36682.9733
	Continuing Calibration Verification	Cr (267.716 nm)	0.5109	0.34	21407.0667
	Continuing Calibration Verification	Cu (327.395 nm)	1.2273	0.14	41700.2004
	Continuing Calibration Verification	Fe (234.350 nm)	4.9903	0.30	103889.5694
	Continuing Calibration Verification	K (766.491 nm)	23.9092	0.14	22884.6181
	Continuing Calibration Verification	Mg (279.078 nm)	24.9519	0.24	75568.9856
	Continuing Calibration Verification	Mn (257.610 nm)	0.7385	0.31	226230.6734
	Continuing Calibration Verification	Mo (202.032 nm)	2.5145	0.69	18881.5451
	Continuing Calibration Verification	Na (588.995 nm)	24.8986	0.23	325385.4947
	Continuing Calibration Verification	Ni (230.299 nm)	2.0837	0.29	23489.1151

DateTimeMeasured	SolutionLabel	Element Label (nm)	Unadjusted Conc (ppm)	%RSD	Intensity (c/s)
	Continuing Calibration Verification	Pb (220.353 nm)	0.5031	0.07	2714.9112
	Continuing Calibration Verification	Sb (217.582 nm)	4.7642	0.43	10890.1397
	Continuing Calibration Verification	Se (196.026 nm)	0.4916	0.80	383.9981
	Continuing Calibration Verification	Sn (189.925 nm)	5.0335	0.26	14201.5704
	Continuing Calibration Verification	Sr (216.596 nm)	2.4903	0.57	46593.5638
	Continuing Calibration Verification	Ti (336.122 nm)	2.5082	0.50	310404.1410
	Continuing Calibration Verification	Tl (190.794 nm)	1.0091	0.39	1184.9325
	Continuing Calibration Verification	V (292.401 nm)	2.4782	0.30	94156.0659
	Continuing Calibration Verification	Y (360.074 nm)	0.97	0.07	458051.28
	Continuing Calibration Verification	Y_R (360.074 nm)	0.97	0.07	457762.77
	Continuing Calibration Verification	Zn (213.857 nm)	0.9862	0.36	54313.5793
3/14/2024 10:38:54	Continuing Calibration Blank	Ag (328.068 nm)	0.0001 u	> 100.00	-347.8412
	Continuing Calibration Blank	Al (237.312 nm)	0.0073	11.41	122.9706
	Continuing Calibration Blank	As (188.980 nm)	-0.0012 u	53.60	-16.7115
	Continuing Calibration Blank	B (249.772 nm)	0.0004	27.55	105.3131
	Continuing Calibration Blank	Ba (230.424 nm)	0.0000 u	> 100.00	-20.9698
	Continuing Calibration Blank	Be (313.107 nm)	0.0000 u	> 100.00	-195.5676
	Continuing Calibration Blank	Ca (317.933 nm)	0.0130	4.10	3207.5328
	Continuing Calibration Blank	Cd (214.439 nm)	0.0000 u	> 100.00	-8.1852
	Continuing Calibration Blank	Co (230.786 nm)	0.0000 u	> 100.00	58.7178
	Continuing Calibration Blank	Cr (267.716 nm)	-0.0002 u	58.09	-73.8637
	Continuing Calibration Blank	Cu (327.395 nm)	-0.0005 u	> 100.00	-61.3909
	Continuing Calibration Blank	Fe (234.350 nm)	0.0075	16.38	242.3280
	Continuing Calibration Blank	K (766.491 nm)	0.0136 u	> 100.00	323.7867
	Continuing Calibration Blank	Mg (279.078 nm)	0.0105	10.30	3.1839
	Continuing Calibration Blank	Mn (257.610 nm)	0.0000	45.47	-8.3106
	Continuing Calibration Blank	Mo (202.032 nm)	0.0036	24.30	24.2642
	Continuing Calibration Blank	Na (588.995 nm)	-0.0270 u	36.54	30038.3709
	Continuing Calibration Blank	Ni (230.299 nm)	0.0001 u	> 100.00	67.8194
	Continuing Calibration Blank	Pb (220.353 nm)	-0.0004 u	48.45	8.7059
	Continuing Calibration Blank	Sb (217.582 nm)	0.0035	34.67	28.9802
	Continuing Calibration Blank	Se (196.026 nm)	-0.0001 u	> 100.00	-3.3548
	Continuing Calibration Blank	Sn (189.925 nm)	0.0012	40.27	11.5897
	Continuing Calibration Blank	Sr (216.596 nm)	-0.0002 u	> 100.00	-50.3928
	Continuing Calibration Blank	Ti (336.122 nm)	0.0016	35.40	103.8049
	Continuing Calibration Blank	Tl (190.794 nm)	-0.0010 u	73.58	-7.6436
	Continuing Calibration Blank	V (292.401 nm)	-0.0003 u	57.34	-76.7233
	Continuing Calibration Blank	Y (360.074 nm)	1.00	0.14	474259.19
	Continuing Calibration Blank	Y_R (360.074 nm)	1.00	0.14	473926.57
	Continuing Calibration Blank	Zn (213.857 nm)	0.0002	14.43	-51.7951
3/14/2024 10:41:58	PBS-435222	Ag (328.068 nm)	0.0000 u	> 100.00	-352.9948
	PBS-435222	Al (237.312 nm)	0.0267	22.29	175.8964
	PBS-435222	As (188.980 nm)	-0.0029 u	54.88	-19.7030
	PBS-435222	B (249.772 nm)	0.0014	15.86	136.4355
	PBS-435222	Ba (230.424 nm)	0.0010	27.92	21.7895
	PBS-435222	Be (313.107 nm)	0.0001	14.38	-131.1254
	PBS-435222	Ca (317.933 nm)	0.0454	14.50	4437.4752
	PBS-435222	Cd (214.439 nm)	0.0003	28.33	5.2758
	PBS-435222	Co (230.786 nm)	0.0001 u	> 100.00	60.8925
	PBS-435222	Cr (267.716 nm)	0.0005	23.15	-46.0621
	PBS-435222	Cu (327.395 nm)	0.0002 u	> 100.00	-36.1761
	PBS-435222	Fe (234.350 nm)	0.0224	17.73	551.4685
	PBS-435222	K (766.491 nm)	-0.0344 u	> 100.00	278.5425
	PBS-435222	Mg (279.078 nm)	0.0331	17.47	71.7035
	PBS-435222	Mn (257.610 nm)	0.0003	13.03	60.0581
	PBS-435222	Mo (202.032 nm)	0.0009	58.91	3.6547
	PBS-435222	Na (588.995 nm)	0.0008 u	> 100.00	30367.6646

DateTimeMeasured	SolutionLabel	Element Label (nm)	Unadjusted Conc (ppm)	%RSD	Intensity (c/s)
	PBS-435222	Ni (230.299 nm)	-0.0008 u	42.03	57.8561
	PBS-435222	Pb (220.353 nm)	0.0004 u	> 100.00	13.3530
	PBS-435222	Sb (217.582 nm)	0.0055	29.89	33.3903
	PBS-435222	Se (196.026 nm)	-0.0021 u	70.67	-4.9495
	PBS-435222	Sn (189.925 nm)	0.0107	10.02	38.2661
	PBS-435222	Sr (216.596 nm)	0.0005	41.94	-38.1849
	PBS-435222	Ti (336.122 nm)	0.0000 u	> 100.00	-99.1147
	PBS-435222	Tl (190.794 nm)	-0.0018 u	92.26	-8.7004
	PBS-435222	V (292.401 nm)	0.0000 u	> 100.00	-65.6933
	PBS-435222	Y (360.074 nm)	0.98	0.13	466404.84
	PBS-435222	Y_R (360.074 nm)	0.98	0.13	466060.12
	PBS-435222	Zn (213.857 nm)	0.0001	57.58	-60.6400
3/14/2024 10:45:02	LCSS-435222	Ag (328.068 nm)	0.0482	0.82	2373.4913
	LCSS-435222	Al (237.312 nm)	1.8218	0.37	5077.0220
	LCSS-435222	As (188.980 nm)	0.0330	7.61	44.8843
	LCSS-435222	B (249.772 nm)	0.8758	0.48	27608.6520
	LCSS-435222	Ba (230.424 nm)	1.9982	0.46	87628.3714
	LCSS-435222	Be (313.107 nm)	0.0455	0.58	48326.9935
	LCSS-435222	Ca (317.933 nm)	1.9993	0.61	78666.0143
	LCSS-435222	Cd (214.439 nm)	0.0488	0.60	2876.7959
	LCSS-435222	Co (230.786 nm)	0.4986	0.57	7348.0125
	LCSS-435222	Cr (267.716 nm)	0.2000	0.62	8340.4944
	LCSS-435222	Cu (327.395 nm)	0.2470	0.56	8355.7871
	LCSS-435222	Fe (234.350 nm)	0.9844	0.60	20562.7329
	LCSS-435222	K (766.491 nm)	18.1130	0.36	17412.1386
	LCSS-435222	Mg (279.078 nm)	1.8588	0.55	5603.0025
	LCSS-435222	Mn (257.610 nm)	0.4821	0.60	147676.8449
	LCSS-435222	Mo (202.032 nm)	0.4846	1.86	3636.4313
	LCSS-435222	Na (588.995 nm)	18.9954	0.34	255437.8467
	LCSS-435222	Ni (230.299 nm)	0.5073	0.44	5769.2223
	LCSS-435222	Pb (220.353 nm)	0.4924	0.95	2657.4954
	LCSS-435222	Sb (217.582 nm)	0.4686	0.47	1090.0262
	LCSS-435222	Se (196.026 nm)	0.8157	1.12	639.2795
	LCSS-435222	Sn (189.925 nm)	4.8956	0.49	13812.6392
	LCSS-435222	Sr (216.596 nm)	1.9730	0.53	36905.8681
	LCSS-435222	Ti (336.122 nm)	0.4897	0.71	60524.6626
	LCSS-435222	Tl (190.794 nm)	1.9222	0.44	2262.9779
	LCSS-435222	V (292.401 nm)	0.4892	0.55	18532.2116
	LCSS-435222	Y (360.074 nm)	0.97	0.07	458932.00
	LCSS-435222	Y_R (360.074 nm)	0.97	0.07	458636.15
	LCSS-435222	Zn (213.857 nm)	0.4632	0.46	25473.3740
3/14/2024 10:48:06	~~R4201914-007 50X~~	Ag (328.068 nm)	0.0005	5.00	-324.3498
R2401914-007 MFM 3/14/24	R4201914-007 50X	Al (237.312 nm)	2.0906	0.45	5810.7711
	R4201914-007 50X	As (188.980 nm)	-0.0011 u	> 100.00	-16.4410
	R4201914-007 50X	B (249.772 nm)	0.0174	0.39	638.9061
	R4201914-007 50X	Ba (230.424 nm)	0.0582	0.72	2530.2564
	R4201914-007 50X	Be (313.107 nm)	0.0004	1.67	255.8478
	R4201914-007 50X	Ca (317.933 nm)	14.4904	0.77	553189.0827
	R4201914-007 50X	Cd (214.439 nm)	0.0005	22.66	20.2974
	R4201914-007 50X	Co (230.786 nm)	0.0016	7.87	82.0323
	R4201914-007 50X	Cr (267.716 nm)	0.0054	3.61	157.9410
	R4201914-007 50X	Cu (327.395 nm)	0.0124	1.78	379.1669
	R4201914-007 50X	Fe (234.350 nm)	11.8189 o	0.90	245933.2324
	R4201914-007 50X	K (766.491 nm)	0.1842	13.04	484.8939
	R4201914-007 50X	Mg (279.078 nm)	3.9356	0.64	11895.0088
	R4201914-007 50X	Mn (257.610 nm)	0.1297	0.80	39703.6814
	R4201914-007 50X	Mo (202.032 nm)	0.0014	3.73	7.6569

DateTimeMeasured	SolutionLabel	Element Label (nm)	Unadjusted Conc (ppm)	%RSD	Intensity (c/s)
	R4201914-007 50X	Na (588.995 nm)	-0.0085 u	> 100.00	30256.4744
	R4201914-007 50X	Ni (230.299 nm)	0.0057	5.98	130.6250
	R4201914-007 50X	Pb (220.353 nm)	0.0596	1.40	331.0457
	R4201914-007 50X	Sb (217.582 nm)	-0.0032 u	52.25	13.6251
	R4201914-007 50X	Se (196.026 nm)	0.0010 u	> 100.00	-2.4541
	R4201914-007 50X	Sn (189.925 nm)	0.0327	4.33	100.4277
	R4201914-007 50X	Sr (216.596 nm)	0.0225	1.67	373.6763
	R4201914-007 50X	Ti (336.122 nm)	0.0454	0.57	5523.9624
	R4201914-007 50X	Tl (190.794 nm)	0.0037	24.95	-2.2029
	R4201914-007 50X	V (292.401 nm)	0.0033	4.42	58.9180
	R4201914-007 50X	Y (360.074 nm)	1.00	0.22	475696.90
	R4201914-007 50X	Y_R (360.074 nm)	1.00	0.22	475464.94
	R4201914-007 50X	Zn (213.857 nm)	0.0486	0.76	2614.5474
3/14/2024 10:51:09	R2401914-007L 250X	Ag (328.068 nm)	0.0002 u	> 100.00	-346.1757
	R2401914-007L 250X	Al (237.312 nm)	0.4255	0.81	1264.7862
	R2401914-007L 250X	As (188.980 nm)	-0.0015 u	56.29	-17.2455
	R2401914-007L 250X	B (249.772 nm)	0.0030	3.27	186.4618
	R2401914-007L 250X	Ba (230.424 nm)	0.0121	0.97	509.7311
	R2401914-007L 250X	Be (313.107 nm)	0.0001	11.28	-101.8699
	R2401914-007L 250X	Ca (317.933 nm)	2.9430	0.62	114516.3406
	R2401914-007L 250X	Cd (214.439 nm)	0.0001	21.25	-3.9830
	R2401914-007L 250X	Co (230.786 nm)	0.0004	71.39	65.2462
	R2401914-007L 250X	Cr (267.716 nm)	0.0010	31.93	-24.0906
	R2401914-007L 250X	Cu (327.395 nm)	0.0025	15.36	40.7261
	R2401914-007L 250X	Fe (234.350 nm)	2.3823	0.71	49640.1895
	R2401914-007L 250X	K (766.491 nm)	0.0439	47.05	352.4244
	R2401914-007L 250X	Mg (279.078 nm)	0.7932	0.42	2374.6108
	R2401914-007L 250X	Mn (257.610 nm)	0.0264	0.56	8063.2355
	R2401914-007L 250X	Mo (202.032 nm)	-0.0005 u	35.10	-6.7176
	R2401914-007L 250X	Na (588.995 nm)	-0.0060 u	> 100.00	30287.1172
	R2401914-007L 250X	Ni (230.299 nm)	0.0015	8.54	83.3891
	R2401914-007L 250X	Pb (220.353 nm)	0.0119	5.27	75.0688
	R2401914-007L 250X	Sb (217.582 nm)	-0.0020 u	57.41	16.3137
	R2401914-007L 250X	Se (196.026 nm)	0.0020 u	> 100.00	-1.7189
	R2401914-007L 250X	Sn (189.925 nm)	0.0064	9.81	26.3053
	R2401914-007L 250X	Sr (216.596 nm)	0.0046	1.65	39.0119
	R2401914-007L 250X	Ti (336.122 nm)	0.0089	0.70	1005.0910
	R2401914-007L 250X	Tl (190.794 nm)	-0.0009 u	> 100.00	-7.5336
	R2401914-007L 250X	V (292.401 nm)	0.0005	36.79	-48.7265
	R2401914-007L 250X	Y (360.074 nm)	1.00	0.28	474511.30
	R2401914-007L 250X	Y_R (360.074 nm)	1.00	0.28	474285.53
	R2401914-007L 250X	Zn (213.857 nm)	0.0097	1.25	467.4989
3/14/2024 10:54:13	Continuing Calibration Verification	Ag (328.068 nm)	0.5156	0.32	28841.6351
	Continuing Calibration Verification	Al (237.312 nm)	9.8712	0.33	27053.1047
	Continuing Calibration Verification	As (188.980 nm)	0.9801	0.53	1750.3305
	Continuing Calibration Verification	B (249.772 nm)	2.4326	0.38	76523.7750
	Continuing Calibration Verification	Ba (230.424 nm)	10.1059	0.71	443275.0676
	Continuing Calibration Verification	Be (313.107 nm)	0.2398	0.28	255326.4193
	Continuing Calibration Verification	Ca (317.933 nm)	25.2838	0.31	963215.6898
	Continuing Calibration Verification	Cd (214.439 nm)	0.5029	0.26	29725.9423
	Continuing Calibration Verification	Co (230.786 nm)	2.5070	0.64	36707.3009
	Continuing Calibration Verification	Cr (267.716 nm)	0.5113	0.33	21425.1690
	Continuing Calibration Verification	Cu (327.395 nm)	1.2273	0.96	41697.3258
	Continuing Calibration Verification	Fe (234.350 nm)	4.9695	0.39	103457.2003
	Continuing Calibration Verification	K (766.491 nm)	23.9654	0.34	22937.6748
	Continuing Calibration Verification	Mg (279.078 nm)	24.9300	0.27	75502.5267
	Continuing Calibration Verification	Mn (257.610 nm)	0.7385	0.29	226247.4942

DateTimeMeasured	SolutionLabel	Element Label (nm)	Unadjusted Conc (ppm)	%RSD	Intensity (c/s)
	Continuing Calibration Verification	Mo (202.032 nm)	2.5110	0.89	18855.4879
	Continuing Calibration Verification	Na (588.995 nm)	24.9616	0.28	326131.8332
	Continuing Calibration Verification	Ni (230.299 nm)	2.0800	0.18	23447.5655
	Continuing Calibration Verification	Pb (220.353 nm)	0.5016	0.41	2706.8105
	Continuing Calibration Verification	Sb (217.582 nm)	4.7746	0.39	10913.9147
	Continuing Calibration Verification	Se (196.026 nm)	0.4881	0.42	381.2462
	Continuing Calibration Verification	Sn (189.925 nm)	5.0321	0.39	14197.5386
	Continuing Calibration Verification	Sr (216.596 nm)	2.4957	0.42	46695.9784
	Continuing Calibration Verification	Ti (336.122 nm)	2.5076	0.54	310323.3670
	Continuing Calibration Verification	Tl (190.794 nm)	1.0100	0.65	1185.9311
	Continuing Calibration Verification	V (292.401 nm)	2.4798	0.35	94214.7200
	Continuing Calibration Verification	Y (360.074 nm)	0.97	0.17	459411.11
	Continuing Calibration Verification	Y_R (360.074 nm)	0.97	0.17	459252.24
	Continuing Calibration Verification	Zn (213.857 nm)	0.9891	0.25	54474.4259
3/14/2024 10:57:17	Continuing Calibration Blank	Ag (328.068 nm)	-0.0001 u	> 100.00	-361.1253
	Continuing Calibration Blank	Al (237.312 nm)	0.0071	10.56	122.6274
	Continuing Calibration Blank	As (188.980 nm)	0.0008 u	> 100.00	-13.0518
	Continuing Calibration Blank	B (249.772 nm)	0.0001 u	> 100.00	96.3301
	Continuing Calibration Blank	Ba (230.424 nm)	0.0001 u	> 100.00	-16.3779
	Continuing Calibration Blank	Be (313.107 nm)	0.0000 u	> 100.00	-199.6212
	Continuing Calibration Blank	Ca (317.933 nm)	0.0135	0.71	3225.8475
	Continuing Calibration Blank	Cd (214.439 nm)	0.0000	39.78	-7.5962
	Continuing Calibration Blank	Co (230.786 nm)	0.0003 u	> 100.00	62.9873
	Continuing Calibration Blank	Cr (267.716 nm)	0.0000 u	> 100.00	-66.8194
	Continuing Calibration Blank	Cu (327.395 nm)	0.0000 u	> 100.00	-45.8268
	Continuing Calibration Blank	Fe (234.350 nm)	0.0064	9.72	218.9114
	Continuing Calibration Blank	K (766.491 nm)	-0.0026 u	> 100.00	308.5144
	Continuing Calibration Blank	Mg (279.078 nm)	0.0094	8.70	-0.3560
	Continuing Calibration Blank	Mn (257.610 nm)	0.0000	41.99	-9.9014
	Continuing Calibration Blank	Mo (202.032 nm)	0.0039	41.23	26.5959
	Continuing Calibration Blank	Na (588.995 nm)	-0.0413 u	19.37	29868.6030
	Continuing Calibration Blank	Ni (230.299 nm)	0.0003	83.38	69.4201
	Continuing Calibration Blank	Pb (220.353 nm)	-0.0002 u	> 100.00	9.9630
	Continuing Calibration Blank	Sb (217.582 nm)	0.0017	98.33	24.8913
	Continuing Calibration Blank	Se (196.026 nm)	-0.0004 u	> 100.00	-3.6073
	Continuing Calibration Blank	Sn (189.925 nm)	0.0008	46.57	10.3944
	Continuing Calibration Blank	Sr (216.596 nm)	0.0000 u	> 100.00	-46.5524
	Continuing Calibration Blank	Ti (336.122 nm)	0.0018	36.33	123.5869
	Continuing Calibration Blank	Tl (190.794 nm)	-0.0015 u	79.24	-8.3420
	Continuing Calibration Blank	V (292.401 nm)	-0.0003 u	66.31	-77.3453
	Continuing Calibration Blank	Y (360.074 nm)	1.00	0.22	474377.94
	Continuing Calibration Blank	Y_R (360.074 nm)	1.00	0.22	474204.12
	Continuing Calibration Blank	Zn (213.857 nm)	0.0001	31.72	-57.2224
3/14/2024 11:00:21	Contract Required Detection Limit	Ag (328.068 nm)	0.0101	2.45	215.1384
	Contract Required Detection Limit	Al (237.312 nm)	0.1953	0.41	636.2373
	Contract Required Detection Limit	As (188.980 nm)	0.0185	7.00	18.8037
	Contract Required Detection Limit	B (249.772 nm)	0.1945	0.54	6202.4210
	Contract Required Detection Limit	Ba (230.424 nm)	0.2051	0.50	8973.7642
	Contract Required Detection Limit	Be (313.107 nm)	0.0047	0.55	4837.2736
	Contract Required Detection Limit	Ca (317.933 nm)	1.0078	0.55	40998.4722
	Contract Required Detection Limit	Cd (214.439 nm)	0.0103	0.69	596.9857
	Contract Required Detection Limit	Co (230.786 nm)	0.0515	0.47	812.2918
	Contract Required Detection Limit	Cr (267.716 nm)	0.0099	1.36	348.3543
	Contract Required Detection Limit	Cu (327.395 nm)	0.0245	1.61	788.6230
	Contract Required Detection Limit	Fe (234.350 nm)	0.1022	0.65	2210.8562
	Contract Required Detection Limit	K (766.491 nm)	0.9251	0.82	1184.3978
	Contract Required Detection Limit	Mg (279.078 nm)	0.9768	0.62	2930.7716

DateTimeMeasured	SolutionLabel	Element Label (nm)	Unadjusted Conc (ppm)	%RSD	Intensity (c/s)
	Contract Required Detection Limit	Mn (257.610 nm)	0.0153	0.36	4675.4766
	Contract Required Detection Limit	Mo (202.032 nm)	0.0244	0.25	180.3146
	Contract Required Detection Limit	Na (588.995 nm)	0.8915	1.38	40921.4991
	Contract Required Detection Limit	Ni (230.299 nm)	0.0412	2.21	529.4669
	Contract Required Detection Limit	Pb (220.353 nm)	0.0094	2.36	61.5359
	Contract Required Detection Limit	Sb (217.582 nm)	0.0579	2.43	152.9698
	Contract Required Detection Limit	Se (196.026 nm)	0.0102	13.98	4.7652
	Contract Required Detection Limit	Sn (189.925 nm)	0.5013	0.72	1421.7991
	Contract Required Detection Limit	Sr (216.596 nm)	0.1015	0.64	1853.0344
	Contract Required Detection Limit	Ti (336.122 nm)	0.0489	0.65	5952.1982
	Contract Required Detection Limit	Tl (190.794 nm)	0.0189	6.74	15.8080
	Contract Required Detection Limit	V (292.401 nm)	0.0486	0.47	1781.9760
	Contract Required Detection Limit	Y (360.074 nm)	1.00	0.15	475194.62
	Contract Required Detection Limit	Y_R (360.074 nm)	1.00	0.15	474994.16
	Contract Required Detection Limit	Zn (213.857 nm)	0.0199	0.95	1033.2991
3/14/2024 11:03:24	Interference Check Solution A	Ag (328.068 nm)	-0.0006 u	19.42	-387.5048
	Interference Check Solution A	Al (237.312 nm)	252.0530 o	0.32	688251.2934
	Interference Check Solution A	As (188.980 nm)	-0.0130 Ku	7.55	-37.9582 K
	Interference Check Solution A	B (249.772 nm)	0.1204	0.47	3876.4673
	Interference Check Solution A	Ba (230.424 nm)	0.0000 u	> 100.00	-22.7261
	Interference Check Solution A	Be (313.107 nm)	0.0001	9.89	-51.6453
	Interference Check Solution A	Ca (317.933 nm)	237.1983 o	0.39	9013597.5430
	Interference Check Solution A	Cd (214.439 nm)	0.0009	9.26	41.4080
	Interference Check Solution A	Co (230.786 nm)	0.0023	17.69	92.7275
	Interference Check Solution A	Cr (267.716 nm)	0.0011	2.20	-21.1632
	Interference Check Solution A	Cu (327.395 nm)	0.0081	7.38	231.7595
	Interference Check Solution A	Fe (234.350 nm)	93.6873 o	0.40	1948903.1680
	Interference Check Solution A	K (766.491 nm)	-0.0166 u	> 100.00	295.2762
	Interference Check Solution A	Mg (279.078 nm)	260.5791 o	0.36	789456.7098
	Interference Check Solution A	Mn (257.610 nm)	0.0009	2.95	247.1645
	Interference Check Solution A	Mo (202.032 nm)	-0.0026 u	6.90	-22.8370
	Interference Check Solution A	Na (588.995 nm)	0.2339	5.62	33128.9845
	Interference Check Solution A	Ni (230.299 nm)	0.0040	10.50	111.7884
	Interference Check Solution A	Pb (220.353 nm)	0.0000 u	> 100.00	10.8459
	Interference Check Solution A	Sb (217.582 nm)	0.0086	20.99	40.4529
	Interference Check Solution A	Se (196.026 nm)	-0.0125 Ku	54.51	-13.1402 K
	Interference Check Solution A	Sn (189.925 nm)	0.0028	2.74	16.0654
	Interference Check Solution A	Sr (216.596 nm)	0.0100	3.26	140.1542
	Interference Check Solution A	Ti (336.122 nm)	0.0019	1.81	140.2146
	Interference Check Solution A	Tl (190.794 nm)	0.0028	82.15	-3.1824
	Interference Check Solution A	V (292.401 nm)	0.0019	2.07	6.4785
	Interference Check Solution A	Y (360.074 nm)	0.88	0.18	418851.13
	Interference Check Solution A	Y_R (360.074 nm)	0.88	0.18	418724.62
	Interference Check Solution A	Zn (213.857 nm)	0.0126 K	0.98	629.6400 K
3/14/2024 11:06:28	Interference Check Solution AB	Ag (328.068 nm)	0.2003	0.45	10988.2622
	Interference Check Solution AB	Al (237.312 nm)	252.3773 o	0.37	689136.8132
	Interference Check Solution AB	As (188.980 nm)	0.0845	3.95	137.6841
	Interference Check Solution AB	B (249.772 nm)	0.1184	0.37	3811.9121
	Interference Check Solution AB	Ba (230.424 nm)	0.5177	0.32	22689.0565
	Interference Check Solution AB	Be (313.107 nm)	0.4841	0.33	515595.5037
	Interference Check Solution AB	Ca (317.933 nm)	237.3363 o	0.35	9018842.0293
	Interference Check Solution AB	Cd (214.439 nm)	0.9607	0.32	56796.1400
	Interference Check Solution AB	Co (230.786 nm)	0.4862	0.25	7167.4540
	Interference Check Solution AB	Cr (267.716 nm)	0.5073	0.37	21257.0384
	Interference Check Solution AB	Cu (327.395 nm)	0.5323	0.52	18059.2782
	Interference Check Solution AB	Fe (234.350 nm)	93.6733 o	0.39	1948611.4092
	Interference Check Solution AB	K (766.491 nm)	0.0281 u	> 100.00	337.4808

DateTimeMeasured	SolutionLabel	Element Label (nm)	Unadjusted Conc (ppm)	%RSD	Intensity (c/s)
	Interference Check Solution AB	Mg (279.078 nm)	260.7088 o	0.39	789849.9282
	Interference Check Solution AB	Mn (257.610 nm)	0.4849	0.36	148547.1901
	Interference Check Solution AB	Mo (202.032 nm)	-0.0034 u	26.57	-28.6475
	Interference Check Solution AB	Na (588.995 nm)	0.2213	1.49	32980.3892
	Interference Check Solution AB	Ni (230.299 nm)	0.9813	0.40	11097.1764
	Interference Check Solution AB	Pb (220.353 nm)	0.0495	3.81	277.2297
	Interference Check Solution AB	Sb (217.582 nm)	0.6098	0.50	1412.1509
	Interference Check Solution AB	Se (196.026 nm)	0.0403	5.66	28.5083
	Interference Check Solution AB	Sn (189.925 nm)	0.0026	50.36	15.5809
	Interference Check Solution AB	Sr (216.596 nm)	0.0105	3.24	148.7885
	Interference Check Solution AB	Ti (336.122 nm)	0.0019	5.80	132.6485
	Interference Check Solution AB	Tl (190.794 nm)	0.1001	3.07	111.6974
	Interference Check Solution AB	V (292.401 nm)	0.5065	0.45	19190.9187
	Interference Check Solution AB	Y (360.074 nm)	0.88	0.18	418725.50
	Interference Check Solution AB	Y_R (360.074 nm)	0.88	0.18	418626.05
	Interference Check Solution AB	Zn (213.857 nm)	0.9926	0.35	54667.3540
3/14/2024 11:09:33	HLCCV2	Ag (328.068 nm)	2.1292 o	0.39	120220.0121
	HLCCV2	Al (237.312 nm)	508.4944 o	0.44	1388380.6306
	HLCCV2	As (188.980 nm)	4.1232 o	0.68	7409.7487
	HLCCV2	B (249.772 nm)	10.7352 o	0.47	337393.2484
	HLCCV2	Ba (230.424 nm)	39.5425 o	0.68	1734518.7278
	HLCCV2	Be (313.107 nm)	1.0004 o	0.51	1065662.5327
	HLCCV2	Ca (317.933 nm)	239.0910 o	0.47	9085499.5602
	HLCCV2	Cd (214.439 nm)	1.9253 o	0.49	113831.3764
	HLCCV2	Co (230.786 nm)	9.6397 o	0.43	140977.4588
	HLCCV2	Cr (267.716 nm)	10.1925 o	0.48	428381.6718
	HLCCV2	Cu (327.395 nm)	5.3979 o	0.38	183548.2115
	HLCCV2	Fe (234.350 nm)	47.7813 o	0.47	993999.3763
	HLCCV2	K (766.491 nm)	170.2898 Qo	0.37	161088.3263 Q
	HLCCV2	Mg (279.078 nm)	518.0680 o	0.53	1569579.8845
	HLCCV2	Mn (257.610 nm)	9.6447 o	0.57	2954963.2050
	HLCCV2	Mo (202.032 nm)	9.9980 o	0.90	75085.1760
	HLCCV2	Na (588.995 nm)	211.4834 o	0.18	2536264.4261
	HLCCV2	Ni (230.299 nm)	7.5124 o	0.39	84512.8273
	HLCCV2	Pb (220.353 nm)	9.7491 o	0.48	52407.4661
	HLCCV2	Sb (217.582 nm)	0.0471	6.02	128.4689
	HLCCV2	Se (196.026 nm)	1.9887 o	0.74	1563.2416
	HLCCV2	Sn (189.925 nm)	-0.0088 u	10.99	-16.7473
	HLCCV2	Sr (216.596 nm)	9.8929 o	0.66	185240.5919
	HLCCV2	Ti (336.122 nm)	10.2264 o	0.50	1265852.5318
	HLCCV2	Tl (190.794 nm)	3.7927 o	0.64	4471.4544
	HLCCV2	V (292.401 nm)	10.0907 o	0.49	383583.4429
	HLCCV2	Y (360.074 nm)	0.83	0.06	395339.61
	HLCCV2	Y_R (360.074 nm)	0.83	0.06	395294.37
	HLCCV2	Zn (213.857 nm)	4.0235 o	0.48	221788.8826
3/14/2024 11:12:37	HLCCV3	Ag (328.068 nm)	0.0001 u	> 100.00	-350.1119
	HLCCV3	Al (237.312 nm)	0.0428	2.64	220.0155
	HLCCV3	As (188.980 nm)	-0.0016 u	> 100.00	-17.3860
	HLCCV3	B (249.772 nm)	0.0532	1.28	1763.2816
	HLCCV3	Ba (230.424 nm)	0.0030	7.28	111.5831
	HLCCV3	Be (313.107 nm)	0.0001	14.23	-132.4032
	HLCCV3	Ca (317.933 nm)	187.9214 o	0.64	7141624.8678
	HLCCV3	Cd (214.439 nm)	0.0007	16.18	28.5398
	HLCCV3	Co (230.786 nm)	0.0015	0.84	81.0549
	HLCCV3	Cr (267.716 nm)	0.0010	10.04	-23.3201
	HLCCV3	Cu (327.395 nm)	4.1652 o	0.95	141621.6194
	HLCCV3	Fe (234.350 nm)	38.3200 o	0.69	797191.7142

DateTimeMeasured	SolutionLabel	Element Label (nm)	Unadjusted Conc (ppm)	%RSD	Intensity (c/s)
	HLCCV3	K (766.491 nm)	109.3813 o	0.49	103582.2361
	HLCCV3	Mg (279.078 nm)	406.6509 o	0.66	1232015.4841
	HLCCV3	Mn (257.610 nm)	0.0116	0.17	3546.8157
	HLCCV3	Mo (202.032 nm)	0.0108	26.05	78.3941
	HLCCV3	Na (588.995 nm)	155.4126 o	0.43	1871870.4347
	HLCCV3	Ni (230.299 nm)	-0.0203 u	0.68	-162.0292
	HLCCV3	Pb (220.353 nm)	0.0005	> 100.00	13.8837
	HLCCV3	Sb (217.582 nm)	-0.0062 u	15.26	6.8921
	HLCCV3	Se (196.026 nm)	-0.0030 u	38.72	-5.6034
	HLCCV3	Sn (189.925 nm)	0.0011 u	> 100.00	11.3087
	HLCCV3	Sr (216.596 nm)	0.0080	2.06	102.1429
	HLCCV3	Ti (336.122 nm)	0.0176	7.03	2073.3141
	HLCCV3	Tl (190.794 nm)	2.8769 o	1.13	3390.1135
	HLCCV3	V (292.401 nm)	0.0012	8.25	-21.0673
	HLCCV3	Y (360.074 nm)	0.88	0.13	417842.02
	HLCCV3	Y_R (360.074 nm)	0.88	0.13	417766.99
	HLCCV3	Zn (213.857 nm)	0.0133	0.76	666.5595
3/14/2024 11:15:42	HLCCV1	Ag (328.068 nm)	0.9933	0.29	55897.4154
	HLCCV1	Al (237.312 nm)	19.9643	0.30	54609.2580
	HLCCV1	As (188.980 nm)	1.9863	0.21	3562.0198
	HLCCV1	B (249.772 nm)	4.9671	0.37	156159.5232
	HLCCV1	Ba (230.424 nm)	19.8686	0.35	871518.3583
	HLCCV1	Be (313.107 nm)	0.4965	0.32	528770.3035
	HLCCV1	Ca (317.933 nm)	49.6819	0.34	1890072.0534
	HLCCV1	Cd (214.439 nm)	0.9920	0.26	58646.6961
	HLCCV1	Co (230.786 nm)	4.9591	0.26	72554.2920
	HLCCV1	Cr (267.716 nm)	0.9932	0.36	41683.3315
	HLCCV1	Cu (327.395 nm)	2.4877	0.24	84567.3307
	HLCCV1	Fe (234.350 nm)	9.9590	0.38	207245.3827
	HLCCV1	K (766.491 nm)	50.0871	0.23	47600.1708
	HLCCV1	Mg (279.078 nm)	49.7613	0.29	150734.7905
	HLCCV1	Mn (257.610 nm)	1.4899	0.34	456455.8386
	HLCCV1	Mo (202.032 nm)	4.9698	0.76	37321.4607
	HLCCV1	Na (588.995 nm)	49.7717	0.27	620112.1267
	HLCCV1	Ni (230.299 nm)	3.9725	0.20	44721.3455
	HLCCV1	Pb (220.353 nm)	0.9884	0.30	5323.0349
	HLCCV1	Sb (217.582 nm)	9.9373	0.33	22692.4473
	HLCCV1	Se (196.026 nm)	0.9979	0.51	782.7911
	HLCCV1	Sn (189.925 nm)	9.9160	0.40	27969.0238
	HLCCV1	Sr (216.596 nm)	4.9684	0.44	93007.3907
	HLCCV1	Ti (336.122 nm)	4.9723	0.49	615432.0607
	HLCCV1	Tl (190.794 nm)	1.9810	0.90	2332.3918
	HLCCV1	V (292.401 nm)	4.9671	0.37	188783.0026
	HLCCV1	Y (360.074 nm)	0.94	0.22	447546.04
	HLCCV1	Y_R (360.074 nm)	0.94	0.22	447421.82
	HLCCV1	Zn (213.857 nm)	1.9848	0.31	109374.4791
3/14/2024 11:18:46	Continuing Calibration Verification	Ag (328.068 nm)	0.5158	0.35	28853.3101
	Continuing Calibration Verification	Al (237.312 nm)	9.9211	0.33	27189.3485
	Continuing Calibration Verification	As (188.980 nm)	0.9833	0.50	1755.9873
	Continuing Calibration Verification	B (249.772 nm)	2.4416	0.37	76806.3382
	Continuing Calibration Verification	Ba (230.424 nm)	10.1500	0.36	445213.0364
	Continuing Calibration Verification	Be (313.107 nm)	0.2402	0.34	255740.8498
	Continuing Calibration Verification	Ca (317.933 nm)	25.3453	0.32	965550.5956
	Continuing Calibration Verification	Cd (214.439 nm)	0.5034	0.43	29754.2460
	Continuing Calibration Verification	Co (230.786 nm)	2.5127	0.35	36791.8891
	Continuing Calibration Verification	Cr (267.716 nm)	0.5124	0.24	21470.5721
	Continuing Calibration Verification	Cu (327.395 nm)	1.2296	0.74	41778.1548

DateTimeMeasured	SolutionLabel	Element Label (nm)	Unadjusted Conc (ppm)	%RSD	Intensity (c/s)
	Continuing Calibration Verification	Fe (234.350 nm)	4.9868	0.39	103818.2312
	Continuing Calibration Verification	K (766.491 nm)	24.1641	0.05	23125.2335
	Continuing Calibration Verification	Mg (279.078 nm)	25.0236	0.33	75786.0221
	Continuing Calibration Verification	Mn (257.610 nm)	0.7410	0.34	226995.4494
	Continuing Calibration Verification	Mo (202.032 nm)	2.5255	0.61	18964.5879
	Continuing Calibration Verification	Na (588.995 nm)	25.0417	0.19	327081.7073
	Continuing Calibration Verification	Ni (230.299 nm)	2.0827	0.31	23477.9754
	Continuing Calibration Verification	Pb (220.353 nm)	0.5031	0.43	2714.6440
	Continuing Calibration Verification	Sb (217.582 nm)	4.7805	0.45	10927.4996
	Continuing Calibration Verification	Se (196.026 nm)	0.4945	0.46	386.2939
	Continuing Calibration Verification	Sn (189.925 nm)	5.0428	0.34	14227.7022
	Continuing Calibration Verification	Sr (216.596 nm)	2.5037	0.16	46845.9847
	Continuing Calibration Verification	Ti (336.122 nm)	2.5188	0.44	311714.3756
	Continuing Calibration Verification	Tl (190.794 nm)	1.0162	0.70	1193.2764
	Continuing Calibration Verification	V (292.401 nm)	2.4850	0.40	94411.6309
	Continuing Calibration Verification	Y (360.074 nm)	0.97	0.29	459217.28
	Continuing Calibration Verification	Y_R (360.074 nm)	0.97	0.30	459106.98
	Continuing Calibration Verification	Zn (213.857 nm)	0.9916	0.45	54612.1710
3/14/2024 11:21:50	Continuing Calibration Blank	Ag (328.068 nm)	-0.0001 u	> 100.00	-360.4640
	Continuing Calibration Blank	Al (237.312 nm)	0.0089	14.81	127.5377
	Continuing Calibration Blank	As (188.980 nm)	0.0002 u	> 100.00	-14.1135
	Continuing Calibration Blank	B (249.772 nm)	0.0019	20.64	152.5386
	Continuing Calibration Blank	Ba (230.424 nm)	0.0002	23.61	-11.1015
	Continuing Calibration Blank	Be (313.107 nm)	0.0000 u	> 100.00	-191.3126
	Continuing Calibration Blank	Ca (317.933 nm)	0.0142	0.87	3253.9898
	Continuing Calibration Blank	Cd (214.439 nm)	0.0000 u	> 100.00	-8.2513
	Continuing Calibration Blank	Co (230.786 nm)	0.0000 u	> 100.00	58.6727
	Continuing Calibration Blank	Cr (267.716 nm)	0.0001 u	> 100.00	-64.1479
	Continuing Calibration Blank	Cu (327.395 nm)	0.0002	16.08	-36.3407
	Continuing Calibration Blank	Fe (234.350 nm)	0.0071	6.10	233.8806
	Continuing Calibration Blank	K (766.491 nm)	0.1000	17.19	405.4216
	Continuing Calibration Blank	Mg (279.078 nm)	0.0104	11.73	2.8700
	Continuing Calibration Blank	Mn (257.610 nm)	0.0001	22.80	-3.3211
	Continuing Calibration Blank	Mo (202.032 nm)	0.0043	28.21	29.4175
	Continuing Calibration Blank	Na (588.995 nm)	-0.0292 u	48.25	30011.7457
	Continuing Calibration Blank	Ni (230.299 nm)	-0.0001 u	> 100.00	65.7276
	Continuing Calibration Blank	Pb (220.353 nm)	-0.0003 u	> 100.00	9.2107
	Continuing Calibration Blank	Sb (217.582 nm)	0.0030	48.65	27.7781
	Continuing Calibration Blank	Se (196.026 nm)	0.0016 u	> 100.00	-2.0308
	Continuing Calibration Blank	Sn (189.925 nm)	0.0017	26.49	12.7934
	Continuing Calibration Blank	Sr (216.596 nm)	0.0001 u	> 100.00	-45.4749
	Continuing Calibration Blank	Ti (336.122 nm)	0.0024	25.47	196.7286
	Continuing Calibration Blank	Tl (190.794 nm)	0.0011	35.24	-5.1790
	Continuing Calibration Blank	V (292.401 nm)	0.0000 u	50.11	-67.8867
	Continuing Calibration Blank	Y (360.074 nm)	1.00	0.08	474665.27
	Continuing Calibration Blank	Y_R (360.074 nm)	1.00	0.08	474418.06
	Continuing Calibration Blank	Zn (213.857 nm)	0.0003	19.71	-50.9243
3/14/2024 11:24:54	R2401869-001 5X	Ag (328.068 nm)	-0.0003 u	22.32	-373.6105
	R2401869-001 5X	Al (237.312 nm)	0.0076	29.52	124.0009
	R2401869-001 5X	As (188.980 nm)	-0.0027 u	66.91	-19.3261
	R2401869-001 5X	B (249.772 nm)	0.0047	3.68	240.9777
	R2401869-001 5X	Ba (230.424 nm)	0.0088	2.27	363.0864
	R2401869-001 5X	Be (313.107 nm)	0.0000 u	> 100.00	-201.7875
	R2401869-001 5X	Ca (317.933 nm)	33.8386	2.66	1288201.7545
	R2401869-001 5X	Cd (214.439 nm)	0.0000	71.55	-7.8839
	R2401869-001 5X	Co (230.786 nm)	0.0004	73.61	65.0872
	R2401869-001 5X	Cr (267.716 nm)	0.0000 u	> 100.00	-68.5386

DateTimeMeasured	SolutionLabel	Element Label (nm)	Unadjusted Conc (ppm)	%RSD	Intensity (c/s)
	R2401869-001 5X	Cu (327.395 nm)	0.0000 u	> 100.00	-45.3032
	R2401869-001 5X	Fe (234.350 nm)	0.0051	5.45	192.4707
	R2401869-001 5X	K (766.491 nm)	20.8123	1.20	19960.6533
	R2401869-001 5X	Mg (279.078 nm)	5.0037	2.76	15131.1901
	R2401869-001 5X	Mn (257.610 nm)	0.0031	1.81	941.7498
	R2401869-001 5X	Mo (202.032 nm)	0.0351	1.99	260.3955
	R2401869-001 5X	Na (588.995 nm)	1031.6337 o	1.78	12254378.3121
	R2401869-001 5X	Ni (230.299 nm)	0.0012	39.01	79.6287
	R2401869-001 5X	Pb (220.353 nm)	0.0002 u	> 100.00	11.8609
	R2401869-001 5X	Sb (217.582 nm)	-0.0012 u	> 100.00	18.1856
	R2401869-001 5X	Se (196.026 nm)	-0.0004 u	> 100.00	-3.5687
	R2401869-001 5X	Sn (189.925 nm)	0.0008	69.22	10.5188
	R2401869-001 5X	Sr (216.596 nm)	0.4048	2.64	7535.1036
	R2401869-001 5X	Ti (336.122 nm)	0.0009	6.78	8.4682
	R2401869-001 5X	Tl (190.794 nm)	-0.0005 u	> 100.00	-7.1107
	R2401869-001 5X	V (292.401 nm)	-0.0005 u	20.57	-86.1325
	R2401869-001 5X	Y (360.074 nm)	0.86	0.92	410279.54
	R2401869-001 5X	Y_R (360.074 nm)	0.86	0.92	410240.07
	R2401869-001 5X	Zn (213.857 nm)	0.0054	2.57	231.3388
3/14/2024 11:27:58	R2401869-001S 5X	Ag (328.068 nm)	0.0105	1.89	240.8589
	R2401869-001S 5X	Al (237.312 nm)	0.4265	0.33	1267.4456
	R2401869-001S 5X	As (188.980 nm)	0.0082	16.67	0.2271
	R2401869-001S 5X	B (249.772 nm)	0.2111	0.35	6725.6928
	R2401869-001S 5X	Ba (230.424 nm)	0.3985	0.69	17460.0742
	R2401869-001S 5X	Be (313.107 nm)	0.0097	0.69	10129.0369
	R2401869-001S 5X	Ca (317.933 nm)	33.7692	0.74	1285567.4173
	R2401869-001S 5X	Cd (214.439 nm)	0.0105	0.95	612.6397
	R2401869-001S 5X	Co (230.786 nm)	0.1036	1.20	1573.5347
	R2401869-001S 5X	Cr (267.716 nm)	0.0409	0.36	1653.8120
	R2401869-001S 5X	Cu (327.395 nm)	0.0540	0.49	1792.2787
	R2401869-001S 5X	Fe (234.350 nm)	0.2072	1.02	4395.0701
	R2401869-001S 5X	K (766.491 nm)	25.5417	1.14	24425.9513
	R2401869-001S 5X	Mg (279.078 nm)	5.3252	0.75	16105.1923
	R2401869-001S 5X	Mn (257.610 nm)	0.1029	0.64	31514.5081
	R2401869-001S 5X	Mo (202.032 nm)	0.1345	2.59	1007.2198
	R2401869-001S 5X	Na (588.995 nm)	1008.2433 o	0.32	11977221.8324
	R2401869-001S 5X	Ni (230.299 nm)	0.1070	0.51	1268.9824
	R2401869-001S 5X	Pb (220.353 nm)	0.0989	0.63	542.6209
	R2401869-001S 5X	Sb (217.582 nm)	0.1042	0.31	258.7658
	R2401869-001S 5X	Se (196.026 nm)	0.2055	2.69	158.6213
	R2401869-001S 5X	Sn (189.925 nm)	1.0416	0.66	2945.1177
	R2401869-001S 5X	Sr (216.596 nm)	0.7995	0.72	14926.5245
	R2401869-001S 5X	Ti (336.122 nm)	0.1034	0.91	12700.0008
	R2401869-001S 5X	Tl (190.794 nm)	0.3769	2.34	438.4897
	R2401869-001S 5X	V (292.401 nm)	0.1028	0.59	3843.0598
	R2401869-001S 5X	Y (360.074 nm)	0.87	0.42	410798.15
	R2401869-001S 5X	Y_R (360.074 nm)	0.87	0.42	410749.16
	R2401869-001S 5X	Zn (213.857 nm)	0.1136	0.67	6198.4202
3/14/2024 11:31:02	R2401869-001SD 5X	Ag (328.068 nm)	0.0107	1.30	251.4717
	R2401869-001SD 5X	Al (237.312 nm)	0.4281	0.04	1271.7857
	R2401869-001SD 5X	As (188.980 nm)	0.0074	13.34	-1.0892
	R2401869-001SD 5X	B (249.772 nm)	0.2120	0.34	6752.7277
	R2401869-001SD 5X	Ba (230.424 nm)	0.3923	0.30	17186.3687
	R2401869-001SD 5X	Be (313.107 nm)	0.0097	0.16	10119.2377
	R2401869-001SD 5X	Ca (317.933 nm)	34.0810	0.24	1297412.2635
	R2401869-001SD 5X	Cd (214.439 nm)	0.0105	0.22	611.4358
	R2401869-001SD 5X	Co (230.786 nm)	0.1033	0.69	1569.8343

DateTimeMeasured	SolutionLabel	Element Label (nm)	Unadjusted Conc (ppm)	%RSD	Intensity (c/s)
	R2401869-001SD 5X	Cr (267.716 nm)	0.0411	0.49	1661.4316
	R2401869-001SD 5X	Cu (327.395 nm)	0.0542	0.44	1798.6833
	R2401869-001SD 5X	Fe (234.350 nm)	0.2076	0.55	4402.9442
	R2401869-001SD 5X	K (766.491 nm)	26.0484	1.14	24904.3330
	R2401869-001SD 5X	Mg (279.078 nm)	5.3660	0.24	16228.7293
	R2401869-001SD 5X	Mn (257.610 nm)	0.1035	0.38	31677.3519
	R2401869-001SD 5X	Mo (202.032 nm)	0.1355	2.37	1014.4791
	R2401869-001SD 5X	Na (588.995 nm)	1032.5652 o	0.67	12265416.0744
	R2401869-001SD 5X	Ni (230.299 nm)	0.1070	0.50	1268.7142
	R2401869-001SD 5X	Pb (220.353 nm)	0.0984	0.19	539.7386
	R2401869-001SD 5X	Sb (217.582 nm)	0.1051	1.67	260.6033
	R2401869-001SD 5X	Se (196.026 nm)	0.2053	2.05	158.4713
	R2401869-001SD 5X	Sn (189.925 nm)	1.0410	0.49	2943.5302
	R2401869-001SD 5X	Sr (216.596 nm)	0.8029	0.17	14990.1058
	R2401869-001SD 5X	Ti (336.122 nm)	0.1038	0.71	12752.0051
	R2401869-001SD 5X	Tl (190.794 nm)	0.3802	1.72	442.3808
	R2401869-001SD 5X	V (292.401 nm)	0.1034	0.74	3866.2952
	R2401869-001SD 5X	Y (360.074 nm)	0.87	0.59	413674.80
	R2401869-001SD 5X	Y_R (360.074 nm)	0.87	0.60	413880.56
	R2401869-001SD 5X	Zn (213.857 nm)	0.1141	0.66	6228.0753
3/14/2024 11:34:06	R2401869-001A 5X	Ag (328.068 nm)	0.0510	1.11	2535.7632
	R2401869-001A 5X	Al (237.312 nm)	1.9601	0.67	5454.5219
	R2401869-001A 5X	As (188.980 nm)	0.0379	5.39	53.7551
	R2401869-001A 5X	B (249.772 nm)	0.9801	0.87	30885.6472
	R2401869-001A 5X	Ba (230.424 nm)	1.9563	0.64	85790.4095
	R2401869-001A 5X	Be (313.107 nm)	0.0460	0.80	48793.5492
	R2401869-001A 5X	Ca (317.933 nm)	34.8026	0.88	1324824.3225
	R2401869-001A 5X	Cd (214.439 nm)	0.0494	0.96	2909.4260
	R2401869-001A 5X	Co (230.786 nm)	0.4897	0.88	7218.0194
	R2401869-001A 5X	Cr (267.716 nm)	0.1930	0.81	8045.6666
	R2401869-001A 5X	Cu (327.395 nm)	0.2522	0.79	8532.5923
	R2401869-001A 5X	Fe (234.350 nm)	0.9607	0.95	20069.8639
	R2401869-001A 5X	K (766.491 nm)	42.7989	1.04	40719.1012
	R2401869-001A 5X	Mg (279.078 nm)	6.6967	0.82	20260.5511
	R2401869-001A 5X	Mn (257.610 nm)	0.4735	0.84	145058.9581
	R2401869-001A 5X	Mo (202.032 nm)	0.5139	2.19	3856.6626
	R2401869-001A 5X	Na (588.995 nm)	990.6063 o	0.45	11768236.7855
	R2401869-001A 5X	Ni (230.299 nm)	0.5016	0.87	5705.3472
	R2401869-001A 5X	Pb (220.353 nm)	0.4779	0.91	2579.3430
	R2401869-001A 5X	Sb (217.582 nm)	0.4907	1.43	1140.5307
	R2401869-001A 5X	Se (196.026 nm)	0.9713	0.70	761.8725
	R2401869-001A 5X	Sn (189.925 nm)	4.9158	0.90	13869.6664
	R2401869-001A 5X	Sr (216.596 nm)	2.3097	0.86	43212.5102
	R2401869-001A 5X	Ti (336.122 nm)	0.4841	1.11	59823.7826
	R2401869-001A 5X	Tl (190.794 nm)	1.8208	0.72	2143.2066
	R2401869-001A 5X	V (292.401 nm)	0.4880	0.85	18487.7903
	R2401869-001A 5X	Y (360.074 nm)	0.86	0.34	407085.10
	R2401869-001A 5X	Y_R (360.074 nm)	0.86	0.34	407315.45
	R2401869-001A 5X	Zn (213.857 nm)	0.5224	0.74	28742.6196
3/14/2024 11:37:10	R2401869-001L 25X	Ag (328.068 nm)	0.0000 u	> 100.00	-356.4347
	R2401869-001L 25X	Al (237.312 nm)	0.0026	46.30	110.2341
	R2401869-001L 25X	As (188.980 nm)	-0.0014 u	36.55	-17.0573
	R2401869-001L 25X	B (249.772 nm)	0.0010	13.94	123.4020
	R2401869-001L 25X	Ba (230.424 nm)	0.0018	10.30	58.4965
	R2401869-001L 25X	Be (313.107 nm)	0.0000 u	74.84	-204.8488
	R2401869-001L 25X	Ca (317.933 nm)	6.6500	0.38	255339.1643
	R2401869-001L 25X	Cd (214.439 nm)	0.0001	19.43	-3.6512

DateTimeMeasured	SolutionLabel	Element Label (nm)	Unadjusted Conc (ppm)	%RSD	Intensity (c/s)
	R2401869-001L 25X	Co (230.786 nm)	0.0001 u	> 100.00	61.3612
	R2401869-001L 25X	Cr (267.716 nm)	0.0000 u	> 100.00	-67.0805
	R2401869-001L 25X	Cu (327.395 nm)	0.0001	69.71	-41.2041
	R2401869-001L 25X	Fe (234.350 nm)	0.0033	6.60	154.8548
	R2401869-001L 25X	K (766.491 nm)	3.8185	1.58	3916.2207
	R2401869-001L 25X	Mg (279.078 nm)	0.9882	0.36	2965.2189
	R2401869-001L 25X	Mn (257.610 nm)	0.0007	3.56	183.0902
	R2401869-001L 25X	Mo (202.032 nm)	0.0086	2.71	61.7516
	R2401869-001L 25X	Na (588.995 nm)	237.7755 o	0.57	2847804.3456
	R2401869-001L 25X	Ni (230.299 nm)	0.0002 u	> 100.00	68.3782
	R2401869-001L 25X	Pb (220.353 nm)	-0.0001 u	> 100.00	10.2724
	R2401869-001L 25X	Sb (217.582 nm)	-0.0033 u	6.72	13.4816
	R2401869-001L 25X	Se (196.026 nm)	-0.0014 u	> 100.00	-4.3949
	R2401869-001L 25X	Sn (189.925 nm)	0.0020	71.22	13.7448
	R2401869-001L 25X	Sr (216.596 nm)	0.0794	0.62	1440.6406
	R2401869-001L 25X	Ti (336.122 nm)	0.0006	39.26	-27.1347
	R2401869-001L 25X	Tl (190.794 nm)	0.0020 u	> 100.00	-4.1197
	R2401869-001L 25X	V (292.401 nm)	-0.0002 u	> 100.00	-74.1290
	R2401869-001L 25X	Y (360.074 nm)	0.96	0.45	455679.85
	R2401869-001L 25X	Y_R (360.074 nm)	0.96	0.44	455466.49
	R2401869-001L 25X	Zn (213.857 nm)	0.0010	10.50	-9.1320
3/14/2024 11:40:14	Continuing Calibration Verification	Ag (328.068 nm)	0.5123	0.43	28658.3013
	Continuing Calibration Verification	Al (237.312 nm)	9.8848	0.32	27090.3638
	Continuing Calibration Verification	As (188.980 nm)	0.9709	0.26	1733.6903
	Continuing Calibration Verification	B (249.772 nm)	2.4206	0.40	76146.1554
	Continuing Calibration Verification	Ba (230.424 nm)	10.0684	0.50	441630.2310
	Continuing Calibration Verification	Be (313.107 nm)	0.2378	0.36	253128.6989
	Continuing Calibration Verification	Ca (317.933 nm)	25.0120	0.38	952890.9095
	Continuing Calibration Verification	Cd (214.439 nm)	0.4974	0.36	29399.4541
	Continuing Calibration Verification	Co (230.786 nm)	2.4897	0.48	36454.8586
	Continuing Calibration Verification	Cr (267.716 nm)	0.5061	0.41	21208.9015
	Continuing Calibration Verification	Cu (327.395 nm)	1.2224	0.31	41531.8596
	Continuing Calibration Verification	Fe (234.350 nm)	4.9269	0.53	102571.8997
	Continuing Calibration Verification	K (766.491 nm)	24.3505	0.17	23301.2758
	Continuing Calibration Verification	Mg (279.078 nm)	24.6387	0.34	74619.9238
	Continuing Calibration Verification	Mn (257.610 nm)	0.7337	0.40	224779.5830
	Continuing Calibration Verification	Mo (202.032 nm)	2.4995	0.82	18768.7000
	Continuing Calibration Verification	Na (588.995 nm)	25.3205	0.24	330384.8907
	Continuing Calibration Verification	Ni (230.299 nm)	2.0631	0.33	23257.5047
	Continuing Calibration Verification	Pb (220.353 nm)	0.4982	0.47	2688.6674
	Continuing Calibration Verification	Sb (217.582 nm)	4.7631	0.53	10887.6238
	Continuing Calibration Verification	Se (196.026 nm)	0.4877	0.68	380.9050
	Continuing Calibration Verification	Sn (189.925 nm)	4.9849	0.46	14064.3311
	Continuing Calibration Verification	Sr (216.596 nm)	2.4733	0.33	46276.8657
	Continuing Calibration Verification	Ti (336.122 nm)	2.4958	0.60	308860.1618
	Continuing Calibration Verification	Tl (190.794 nm)	1.0004	0.61	1174.6387
	Continuing Calibration Verification	V (292.401 nm)	2.4596	0.40	93448.2561
	Continuing Calibration Verification	Y (360.074 nm)	0.98	0.20	466154.68
	Continuing Calibration Verification	Y_R (360.074 nm)	0.98	0.21	465975.50
	Continuing Calibration Verification	Zn (213.857 nm)	0.9813	0.38	54045.3090
3/14/2024 11:43:18	Continuing Calibration Blank	Ag (328.068 nm)	0.0001 u	> 100.00	-347.6282
	Continuing Calibration Blank	Al (237.312 nm)	0.0079	4.51	124.6360
	Continuing Calibration Blank	As (188.980 nm)	0.0006 u	> 100.00	-13.3679
	Continuing Calibration Blank	B (249.772 nm)	0.0006	48.65	110.6948
	Continuing Calibration Blank	Ba (230.424 nm)	0.0003	41.54	-6.6046
	Continuing Calibration Blank	Be (313.107 nm)	0.0000 u	> 100.00	-192.1129
	Continuing Calibration Blank	Ca (317.933 nm)	0.0140	1.23	3245.1974

DateTimeMeasured	SolutionLabel	Element Label (nm)	Unadjusted Conc (ppm)	%RSD	Intensity (c/s)
	Continuing Calibration Blank	Cd (214.439 nm)	0.0001	> 100.00	-5.9695
	Continuing Calibration Blank	Co (230.786 nm)	-0.0001 u	> 100.00	57.0196
	Continuing Calibration Blank	Cr (267.716 nm)	0.0000 u	> 100.00	-69.3702
	Continuing Calibration Blank	Cu (327.395 nm)	0.0000 u	> 100.00	-44.2150
	Continuing Calibration Blank	Fe (234.350 nm)	0.0061	12.89	213.2810
	Continuing Calibration Blank	K (766.491 nm)	0.2574	17.48	553.9573
	Continuing Calibration Blank	Mg (279.078 nm)	0.0107	15.95	3.7580
	Continuing Calibration Blank	Mn (257.610 nm)	0.0000	69.12	-6.8927
	Continuing Calibration Blank	Mo (202.032 nm)	0.0036	35.19	23.7583
	Continuing Calibration Blank	Na (588.995 nm)	0.2379	4.27	33176.2630
	Continuing Calibration Blank	Ni (230.299 nm)	0.0001 u	> 100.00	67.5257
	Continuing Calibration Blank	Pb (220.353 nm)	0.0003 u	> 100.00	12.6347
	Continuing Calibration Blank	Sb (217.582 nm)	0.0022	67.60	25.9857
	Continuing Calibration Blank	Se (196.026 nm)	-0.0001 u	> 100.00	-3.3225
	Continuing Calibration Blank	Sn (189.925 nm)	0.0011	30.64	11.3450
	Continuing Calibration Blank	Sr (216.596 nm)	0.0001 u	> 100.00	-45.4411
	Continuing Calibration Blank	Ti (336.122 nm)	0.0020	31.35	152.2378
	Continuing Calibration Blank	Tl (190.794 nm)	-0.0001 u	> 100.00	-6.6935
	Continuing Calibration Blank	V (292.401 nm)	-0.0001 u	> 100.00	-70.2057
	Continuing Calibration Blank	Y (360.074 nm)	1.02	0.23	481720.30
	Continuing Calibration Blank	Y_R (360.074 nm)	1.02	0.22	481576.35
	Continuing Calibration Blank	Zn (213.857 nm)	0.0003	9.29	-46.4062
3/14/2024 11:46:22	PBW-435230	Ag (328.068 nm)	0.0001 u	> 100.00	-348.9716
	PBW-435230	Al (237.312 nm)	-0.0019 u	59.35	97.8736
	PBW-435230	As (188.980 nm)	-0.0019 u	> 100.00	-17.8907
	PBW-435230	B (249.772 nm)	0.0003	77.78	101.4682
	PBW-435230	Ba (230.424 nm)	0.0003	35.27	-9.9190
	PBW-435230	Be (313.107 nm)	0.0000	24.43	-188.9683
	PBW-435230	Ca (317.933 nm)	0.0084	2.73	3032.9703
	PBW-435230	Cd (214.439 nm)	0.0001	64.91	-4.4244
	PBW-435230	Co (230.786 nm)	-0.0004 u	70.64	53.4740
	PBW-435230	Cr (267.716 nm)	0.0001	14.93	-61.7459
	PBW-435230	Cu (327.395 nm)	0.0002 u	> 100.00	-38.9877
	PBW-435230	Fe (234.350 nm)	0.0011	36.72	109.1068
	PBW-435230	K (766.491 nm)	0.1751	14.33	476.2602
	PBW-435230	Mg (279.078 nm)	0.0019	25.45	-22.8253
	PBW-435230	Mn (257.610 nm)	0.0001	9.56	-2.6955
	PBW-435230	Mo (202.032 nm)	0.0002 u	> 100.00	-1.2926
	PBW-435230	Na (588.995 nm)	0.2007	3.48	32735.5404
	PBW-435230	Ni (230.299 nm)	-0.0003 u	> 100.00	63.4381
	PBW-435230	Pb (220.353 nm)	-0.0001 u	> 100.00	10.4338
	PBW-435230	Sb (217.582 nm)	0.0383	17.43	108.2773
	PBW-435230	Se (196.026 nm)	-0.0014 u	> 100.00	-4.3854
	PBW-435230	Sn (189.925 nm)	0.0006	75.70	9.9332
	PBW-435230	Sr (216.596 nm)	0.0003	56.55	-42.3477
	PBW-435230	Ti (336.122 nm)	0.0000 u	> 100.00	-94.1402
	PBW-435230	Tl (190.794 nm)	-0.0015 u	> 100.00	-8.2964
	PBW-435230	V (292.401 nm)	0.0001 u	> 100.00	-64.1262
	PBW-435230	Y (360.074 nm)	1.00	0.24	472673.86
	PBW-435230	Y_R (360.074 nm)	1.00	0.24	472445.17
	PBW-435230	Zn (213.857 nm)	0.0003	7.66	-47.9099
3/14/2024 11:49:26	LCSW-435230	Ag (328.068 nm)	0.0495	0.30	2446.1405
	LCSW-435230	Al (237.312 nm)	1.8397	0.19	5125.8915
	LCSW-435230	As (188.980 nm)	0.0350	3.88	48.5491
	LCSW-435230	B (249.772 nm)	0.9003	0.44	28378.3205
	LCSW-435230	Ba (230.424 nm)	1.9539	0.53	85686.6668
	LCSW-435230	Be (313.107 nm)	0.0453	0.46	48115.4153

DateTimeMeasured	SolutionLabel	Element Label (nm)	Unadjusted Conc (ppm)	%RSD	Intensity (c/s)
	LCSW-435230	Ca (317.933 nm)	1.9131	0.45	75391.6839
	LCSW-435230	Cd (214.439 nm)	0.0485	0.35	2859.5440
	LCSW-435230	Co (230.786 nm)	0.4896	0.40	7215.9861
	LCSW-435230	Cr (267.716 nm)	0.1940	0.41	8087.2345
	LCSW-435230	Cu (327.395 nm)	0.2435	0.57	8236.2075
	LCSW-435230	Fe (234.350 nm)	0.9541	0.58	19932.4427
	LCSW-435230	K (766.491 nm)	18.2672	0.14	17557.7264
	LCSW-435230	Mg (279.078 nm)	1.8351	0.31	5531.0455
	LCSW-435230	Mn (257.610 nm)	0.4714	0.44	144394.6688
	LCSW-435230	Mo (202.032 nm)	0.4723	2.03	3544.0301
	LCSW-435230	Na (588.995 nm)	19.1758	0.17	257575.7384
	LCSW-435230	Ni (230.299 nm)	0.4997	0.37	5683.3970
	LCSW-435230	Pb (220.353 nm)	0.4878	0.46	2632.6068
	LCSW-435230	Sb (217.582 nm)	0.4890	0.78	1136.6319
	LCSW-435230	Se (196.026 nm)	0.8805	0.65	690.3275
	LCSW-435230	Sn (189.925 nm)	4.8303	0.44	13628.5060
	LCSW-435230	Sr (216.596 nm)	1.9261	0.47	36027.5361
	LCSW-435230	Ti (336.122 nm)	0.4788	0.58	59169.5386
	LCSW-435230	Tl (190.794 nm)	1.9243	0.75	2265.4592
	LCSW-435230	V (292.401 nm)	0.4766	0.36	18055.5469
	LCSW-435230	Y (360.074 nm)	0.99	0.03	468294.34
	LCSW-435230	Y_R (360.074 nm)	0.99	0.03	468125.92
	LCSW-435230	Zn (213.857 nm)	0.4724	0.44	25982.4068
3/14/2024 11:52:29	R2401751-002 20X	Ag (328.068 nm)	0.0000 u	> 100.00	-352.6877
	R2401751-002 20X	Al (237.312 nm)	0.2904	0.14	895.9786
	R2401751-002 20X	As (188.980 nm)	0.0087	15.94	1.1173
	R2401751-002 20X	B (249.772 nm)	0.6311	0.06	19922.0936
	R2401751-002 20X	Ba (230.424 nm)	0.0343	0.29	1483.4379
	R2401751-002 20X	Be (313.107 nm)	0.0000	> 100.00	-191.2910
	R2401751-002 20X	Ca (317.933 nm)	6.3330	0.16	243298.0493
	R2401751-002 20X	Cd (214.439 nm)	0.0001	64.64	-2.6741
	R2401751-002 20X	Co (230.786 nm)	0.0016	19.67	82.7967
	R2401751-002 20X	Cr (267.716 nm)	0.0134	1.24	494.2716
	R2401751-002 20X	Cu (327.395 nm)	0.0618	0.11	2058.7721
	R2401751-002 20X	Fe (234.350 nm)	0.5665	0.14	11869.1269
	R2401751-002 20X	K (766.491 nm)	28.7718	0.10	27475.6183
	R2401751-002 20X	Mg (279.078 nm)	4.0097	0.27	12119.6994
	R2401751-002 20X	Mn (257.610 nm)	0.0366	0.20	11180.2054
	R2401751-002 20X	Mo (202.032 nm)	0.0026	17.21	16.7425
	R2401751-002 20X	Na (588.995 nm)	128.0937 o	0.25	1548163.9130
	R2401751-002 20X	Ni (230.299 nm)	0.0081	6.85	157.2150
	R2401751-002 20X	Pb (220.353 nm)	0.0026	10.09	24.9880
	R2401751-002 20X	Sb (217.582 nm)	0.0088	28.03	41.0255
	R2401751-002 20X	Se (196.026 nm)	0.0024	52.46	-1.3867
	R2401751-002 20X	Sn (189.925 nm)	0.0058	9.55	24.4009
	R2401751-002 20X	Sr (216.596 nm)	0.0709	0.61	1280.3932
	R2401751-002 20X	Ti (336.122 nm)	0.0103	1.67	1171.1301
	R2401751-002 20X	Tl (190.794 nm)	0.0024	15.51	-3.6264
	R2401751-002 20X	V (292.401 nm)	0.0020	5.44	8.3261
	R2401751-002 20X	Y (360.074 nm)	0.98	0.17	466084.98
	R2401751-002 20X	Y_R (360.074 nm)	0.98	0.17	465993.16
	R2401751-002 20X	Zn (213.857 nm)	0.0769	0.31	4177.3649
3/14/2024 11:55:33	R2401796-003 100X	Ag (328.068 nm)	0.0000 u	> 100.00	-355.8423
	R2401796-003 100X	Al (237.312 nm)	0.0008	43.13	105.3729
	R2401796-003 100X	As (188.980 nm)	0.0004 u	> 100.00	-13.7735
	R2401796-003 100X	B (249.772 nm)	0.9000	0.23	28370.5676
	R2401796-003 100X	Ba (230.424 nm)	0.0054	0.76	215.1622

DateTimeMeasured	SolutionLabel	Element Label (nm)	Unadjusted Conc (ppm)	%RSD	Intensity (c/s)
	R2401796-003 100X	Be (313.107 nm)	0.0000 u	> 100.00	-190.0538
	R2401796-003 100X	Ca (317.933 nm)	0.6249	0.19	26453.2364
	R2401796-003 100X	Cd (214.439 nm)	0.0001 u	> 100.00	-7.0633
	R2401796-003 100X	Co (230.786 nm)	-0.0001 u	> 100.00	58.3752
	R2401796-003 100X	Cr (267.716 nm)	0.0039	2.83	96.9801
	R2401796-003 100X	Cu (327.395 nm)	0.0029	8.62	55.0403
	R2401796-003 100X	Fe (234.350 nm)	0.0355	0.34	823.6309
	R2401796-003 100X	K (766.491 nm)	16.4909	0.38	15880.7026
	R2401796-003 100X	Mg (279.078 nm)	3.1182	0.12	9418.5779
	R2401796-003 100X	Mn (257.610 nm)	0.0011	0.53	325.4941
	R2401796-003 100X	Mo (202.032 nm)	-0.0003 u	> 100.00	-5.5177
	R2401796-003 100X	Na (588.995 nm)	49.4157	0.08	615893.1945
	R2401796-003 100X	Ni (230.299 nm)	0.0049	6.17	121.2121
	R2401796-003 100X	Pb (220.353 nm)	0.0002 u	> 100.00	11.8024
	R2401796-003 100X	Sb (217.582 nm)	0.0023	56.66	26.2213
	R2401796-003 100X	Se (196.026 nm)	-0.0003 u	> 100.00	-3.5205
	R2401796-003 100X	Sn (189.925 nm)	0.0007	48.68	9.9924
	R2401796-003 100X	Sr (216.596 nm)	0.0186	0.46	301.4962
	R2401796-003 100X	Ti (336.122 nm)	0.0023	2.53	181.1395
	R2401796-003 100X	Tl (190.794 nm)	0.0008 u	> 100.00	-5.6110
	R2401796-003 100X	V (292.401 nm)	0.0001	86.03	-62.0168
	R2401796-003 100X	Y (360.074 nm)	1.01	0.08	477472.27
	R2401796-003 100X	Y_R (360.074 nm)	1.01	0.08	477331.05
	R2401796-003 100X	Zn (213.857 nm)	0.0055	1.53	237.4875
3/14/2024 11:58:37	~~R2401763-003L 500X~~	Ag (328.068 nm)	0.0001	74.23	-346.5743
R2401796-003l 500x MFM 3/14/24	R2401763-003L 500X	Al (237.312 nm)	-0.0014 u	57.57	99.1822
	R2401763-003L 500X	As (188.980 nm)	-0.0021 u	40.30	-18.2049
	R2401763-003L 500X	B (249.772 nm)	0.1736	0.71	5546.8166
	R2401763-003L 500X	Ba (230.424 nm)	0.0012	9.98	32.6620
	R2401763-003L 500X	Be (313.107 nm)	0.0000 u	> 100.00	-191.7640
	R2401763-003L 500X	Ca (317.933 nm)	0.1407	0.88	8058.5720
	R2401763-003L 500X	Cd (214.439 nm)	0.0000	> 100.00	-7.9841
	R2401763-003L 500X	Co (230.786 nm)	-0.0004 u	77.43	53.7141
	R2401763-003L 500X	Cr (267.716 nm)	0.0007	25.25	-36.1099
	R2401763-003L 500X	Cu (327.395 nm)	0.0005	41.78	-25.9799
	R2401763-003L 500X	Fe (234.350 nm)	0.0087	1.02	266.6944
	R2401763-003L 500X	K (766.491 nm)	3.2273	0.80	3357.9806
	R2401763-003L 500X	Mg (279.078 nm)	0.6234	1.03	1859.9945
	R2401763-003L 500X	Mn (257.610 nm)	0.0003	11.48	65.3552
	R2401763-003L 500X	Mo (202.032 nm)	-0.0007 u	22.85	-8.5833
	R2401763-003L 500X	Na (588.995 nm)	9.9586	0.72	148359.5460
	R2401763-003L 500X	Ni (230.299 nm)	0.0009	25.36	76.9749
	R2401763-003L 500X	Pb (220.353 nm)	-0.0006 u	> 100.00	7.7323
	R2401763-003L 500X	Sb (217.582 nm)	-0.0010 u	> 100.00	18.7557
	R2401763-003L 500X	Se (196.026 nm)	0.0030 u	> 100.00	-0.8789
	R2401763-003L 500X	Sn (189.925 nm)	-0.0001 u	> 100.00	7.8912
	R2401763-003L 500X	Sr (216.596 nm)	0.0037	5.49	21.4731
	R2401763-003L 500X	Ti (336.122 nm)	0.0002	43.20	-80.7543
	R2401763-003L 500X	Tl (190.794 nm)	-0.0008 u	> 100.00	-7.4860
	R2401763-003L 500X	V (292.401 nm)	0.0000 u	> 100.00	-64.8168
	R2401763-003L 500X	Y (360.074 nm)	1.02	0.20	485541.84
	R2401763-003L 500X	Y_R (360.074 nm)	1.02	0.20	485338.60
	R2401763-003L 500X	Zn (213.857 nm)	0.0011	3.35	-2.3556
3/14/2024 12:01:41	Continuing Calibration Verification	Ag (328.068 nm)	0.5137	0.30	28736.0679
	Continuing Calibration Verification	Al (237.312 nm)	9.8169	0.22	26904.9966
	Continuing Calibration Verification	As (188.980 nm)	0.9679	0.32	1728.2811
	Continuing Calibration Verification	B (249.772 nm)	2.4267	0.39	76339.3921

DateTimeMeasured	SolutionLabel	Element Label (nm)	Unadjusted Conc (ppm)	%RSD	Intensity (c/s)
	Continuing Calibration Verification	Ba (230.424 nm)	10.0240	0.55	439683.8180
	Continuing Calibration Verification	Be (313.107 nm)	0.2379	0.36	253280.8353
	Continuing Calibration Verification	Ca (317.933 nm)	24.9673	0.40	951193.8605
	Continuing Calibration Verification	Cd (214.439 nm)	0.4957	0.36	29302.3732
	Continuing Calibration Verification	Co (230.786 nm)	2.4832	0.80	36360.7085
	Continuing Calibration Verification	Cr (267.716 nm)	0.5061	0.27	21206.1364
	Continuing Calibration Verification	Cu (327.395 nm)	1.2307	0.52	41813.4197
	Continuing Calibration Verification	Fe (234.350 nm)	4.9129	0.49	102279.2576
	Continuing Calibration Verification	K (766.491 nm)	24.0612	0.41	23028.0797
	Continuing Calibration Verification	Mg (279.078 nm)	24.5702	0.28	74412.4596
	Continuing Calibration Verification	Mn (257.610 nm)	0.7321	0.36	224269.1303
	Continuing Calibration Verification	Mo (202.032 nm)	2.4924	0.84	18716.0469
	Continuing Calibration Verification	Na (588.995 nm)	25.0614	0.27	327315.0706
	Continuing Calibration Verification	Ni (230.299 nm)	2.0561	0.38	23179.2966
	Continuing Calibration Verification	Pb (220.353 nm)	0.4965	0.43	2679.2116
	Continuing Calibration Verification	Sb (217.582 nm)	4.7535	0.50	10865.8751
	Continuing Calibration Verification	Se (196.026 nm)	0.4908	0.33	383.3622
	Continuing Calibration Verification	Sn (189.925 nm)	4.9575	0.46	13987.1946
	Continuing Calibration Verification	Sr (216.596 nm)	2.4585	0.60	45999.5393
	Continuing Calibration Verification	Ti (336.122 nm)	2.4966	0.59	308967.4372
	Continuing Calibration Verification	Tl (190.794 nm)	0.9976	0.55	1171.2849
	Continuing Calibration Verification	V (292.401 nm)	2.4611	0.34	93504.7353
	Continuing Calibration Verification	Y (360.074 nm)	0.99	0.19	469012.72
	Continuing Calibration Verification	Y_R (360.074 nm)	0.99	0.19	468759.39
	Continuing Calibration Verification	Zn (213.857 nm)	0.9785	0.54	53889.6832
3/14/2024 12:04:44	Continuing Calibration Blank	Ag (328.068 nm)	0.0001	59.45	-347.1193
	Continuing Calibration Blank	Al (237.312 nm)	0.0062	1.02	120.1117
	Continuing Calibration Blank	As (188.980 nm)	-0.0014 u	71.38	-16.9437
	Continuing Calibration Blank	B (249.772 nm)	0.0001 u	> 100.00	96.3128
	Continuing Calibration Blank	Ba (230.424 nm)	0.0005	15.76	0.6038
	Continuing Calibration Blank	Be (313.107 nm)	0.0000	> 100.00	-188.4298
	Continuing Calibration Blank	Ca (317.933 nm)	0.0134	1.26	3223.1045
	Continuing Calibration Blank	Cd (214.439 nm)	0.0001	10.24	-4.0714
	Continuing Calibration Blank	Co (230.786 nm)	-0.0001 u	> 100.00	58.3031
	Continuing Calibration Blank	Cr (267.716 nm)	0.0000 u	> 100.00	-67.6529
	Continuing Calibration Blank	Cu (327.395 nm)	0.0002 u	> 100.00	-35.8794
	Continuing Calibration Blank	Fe (234.350 nm)	0.0059	10.16	209.0292
	Continuing Calibration Blank	K (766.491 nm)	0.0970	47.30	402.5332
	Continuing Calibration Blank	Mg (279.078 nm)	0.0110	15.80	4.6988
	Continuing Calibration Blank	Mn (257.610 nm)	0.0001	45.20	-2.6889
	Continuing Calibration Blank	Mo (202.032 nm)	0.0043	25.75	29.4007
	Continuing Calibration Blank	Na (588.995 nm)	0.0790	6.21	31293.8589
	Continuing Calibration Blank	Ni (230.299 nm)	0.0002	56.61	68.7494
	Continuing Calibration Blank	Pb (220.353 nm)	-0.0002 u	52.27	9.7564
	Continuing Calibration Blank	Sb (217.582 nm)	0.0029	40.17	27.5163
	Continuing Calibration Blank	Se (196.026 nm)	0.0002 u	> 100.00	-3.0978
	Continuing Calibration Blank	Sn (189.925 nm)	0.0010	53.64	10.9089
	Continuing Calibration Blank	Sr (216.596 nm)	0.0002	57.93	-42.7939
	Continuing Calibration Blank	Ti (336.122 nm)	0.0021	33.61	154.9147
	Continuing Calibration Blank	Tl (190.794 nm)	-0.0001 u	> 100.00	-6.6204
	Continuing Calibration Blank	V (292.401 nm)	-0.0001 u	82.25	-71.3348
	Continuing Calibration Blank	Y (360.074 nm)	1.02	0.09	482656.32
	Continuing Calibration Blank	Y_R (360.074 nm)	1.02	0.09	482239.30
	Continuing Calibration Blank	Zn (213.857 nm)	0.0003	17.28	-50.7681
3/14/2024 12:07:48	Contract Required Detection Limit	Ag (328.068 nm)	0.0103	0.17	230.3405
	Contract Required Detection Limit	Al (237.312 nm)	0.1956	1.07	637.0213
	Contract Required Detection Limit	As (188.980 nm)	0.0179	6.27	17.7719

DateTimeMeasured	SolutionLabel	Element Label (nm)	Unadjusted Conc (ppm)	%RSD	Intensity (c/s)
	Contract Required Detection Limit	B (249.772 nm)	0.1959	0.40	6246.0230
	Contract Required Detection Limit	Ba (230.424 nm)	0.2042	0.50	8937.5043
	Contract Required Detection Limit	Be (313.107 nm)	0.0047	0.58	4839.0657
	Contract Required Detection Limit	Ca (317.933 nm)	1.0001	0.49	40705.0521
	Contract Required Detection Limit	Cd (214.439 nm)	0.0102	1.25	594.6440
	Contract Required Detection Limit	Co (230.786 nm)	0.0510	0.74	804.4882
	Contract Required Detection Limit	Cr (267.716 nm)	0.0100	0.54	354.4541
	Contract Required Detection Limit	Cu (327.395 nm)	0.0249	2.44	802.2996
	Contract Required Detection Limit	Fe (234.350 nm)	0.1009	1.03	2183.7259
	Contract Required Detection Limit	K (766.491 nm)	0.9725	5.11	1229.1585
	Contract Required Detection Limit	Mg (279.078 nm)	0.9663	0.52	2898.9322
	Contract Required Detection Limit	Mn (257.610 nm)	0.0152	0.56	4645.8290
	Contract Required Detection Limit	Mo (202.032 nm)	0.0243	1.57	179.3718
	Contract Required Detection Limit	Na (588.995 nm)	1.0062	0.99	42280.6569
	Contract Required Detection Limit	Ni (230.299 nm)	0.0410	1.20	526.7819
	Contract Required Detection Limit	Pb (220.353 nm)	0.0099	8.12	63.9246
	Contract Required Detection Limit	Sb (217.582 nm)	0.0579	3.87	153.0560
	Contract Required Detection Limit	Se (196.026 nm)	0.0094	28.86	4.1666
	Contract Required Detection Limit	Sn (189.925 nm)	0.4964	0.66	1407.7473
	Contract Required Detection Limit	Sr (216.596 nm)	0.1007	0.44	1839.3611
	Contract Required Detection Limit	Ti (336.122 nm)	0.0490	0.68	5966.1719
	Contract Required Detection Limit	Tl (190.794 nm)	0.0199	8.62	16.9860
	Contract Required Detection Limit	V (292.401 nm)	0.0489	0.60	1790.8836
	Contract Required Detection Limit	Y (360.074 nm)	1.02	0.23	482885.97
	Contract Required Detection Limit	Y_R (360.074 nm)	1.02	0.23	482425.80
	Contract Required Detection Limit	Zn (213.857 nm)	0.0200	0.92	1035.7507
3/14/2024 12:10:52	Interference Check Solution A	Ag (328.068 nm)	-0.0001 u	> 100.00	-361.5706
	Interference Check Solution A	Al (237.312 nm)	250.5296 o	0.47	684092.2257
	Interference Check Solution A	As (188.980 nm)	-0.0155 Ku	8.72	-42.4347 K
	Interference Check Solution A	B (249.772 nm)	0.1178	0.67	3792.0354
	Interference Check Solution A	Ba (230.424 nm)	-0.0001 u	23.12	-24.0029
	Interference Check Solution A	Be (313.107 nm)	0.0001	3.23	-43.4699
	Interference Check Solution A	Ca (317.933 nm)	234.6468 o	0.56	8916667.6917
	Interference Check Solution A	Cd (214.439 nm)	0.0008	18.67	37.9618
	Interference Check Solution A	Co (230.786 nm)	0.0021	27.10	90.1593
	Interference Check Solution A	Cr (267.716 nm)	0.0012	8.51	-14.9964
	Interference Check Solution A	Cu (327.395 nm)	0.0085	4.33	246.2998
	Interference Check Solution A	Fe (234.350 nm)	92.7550 o	0.56	1929510.5353
	Interference Check Solution A	K (766.491 nm)	0.1308	34.43	434.4652
	Interference Check Solution A	Mg (279.078 nm)	257.4901 o	0.52	780098.0247
	Interference Check Solution A	Mn (257.610 nm)	0.0009	0.59	248.5952
	Interference Check Solution A	Mo (202.032 nm)	-0.0027 u	21.22	-23.3616
	Interference Check Solution A	Na (588.995 nm)	0.3985	3.12	35079.4742
	Interference Check Solution A	Ni (230.299 nm)	0.0035	9.95	106.0033
	Interference Check Solution A	Pb (220.353 nm)	-0.0004 u	> 100.00	8.7820
	Interference Check Solution A	Sb (217.582 nm)	0.0089	42.20	41.1885
	Interference Check Solution A	Se (196.026 nm)	-0.0064 u	5.85	-8.2631
	Interference Check Solution A	Sn (189.925 nm)	0.0025	35.43	15.1019
	Interference Check Solution A	Sr (216.596 nm)	0.0103	1.80	145.6930
	Interference Check Solution A	Ti (336.122 nm)	0.0019	4.81	140.2060
	Interference Check Solution A	Tl (190.794 nm)	0.0014 u	> 100.00	-4.8997
	Interference Check Solution A	V (292.401 nm)	0.0019	13.09	7.0923
	Interference Check Solution A	Y (360.074 nm)	0.90	0.15	425553.59
	Interference Check Solution A	Y_R (360.074 nm)	0.90	0.16	425207.24
	Interference Check Solution A	Zn (213.857 nm)	0.0125 K	0.96	622.8259 K
3/14/2024 12:13:56	Interference Check Solution AB	Ag (328.068 nm)	0.2001	0.33	10976.2307
	Interference Check Solution AB	Al (237.312 nm)	250.6039 o	0.44	684295.0181

DateTimeMeasured	SolutionLabel	Element Label (nm)	Unadjusted Conc (ppm)	%RSD	Intensity (c/s)
	Interference Check Solution AB	As (188.980 nm)	0.0818	5.33	132.8863
	Interference Check Solution AB	B (249.772 nm)	0.1158	0.61	3730.6833
	Interference Check Solution AB	Ba (230.424 nm)	0.5149	0.47	22564.2533
	Interference Check Solution AB	Be (313.107 nm)	0.4828	0.47	514212.8995
	Interference Check Solution AB	Ca (317.933 nm)	235.2003 o	0.59	8937695.5227
	Interference Check Solution AB	Cd (214.439 nm)	0.9524	0.50	56304.6844
	Interference Check Solution AB	Co (230.786 nm)	0.4812	0.48	7094.0304
	Interference Check Solution AB	Cr (267.716 nm)	0.5023	0.55	21047.8474
	Interference Check Solution AB	Cu (327.395 nm)	0.5350	0.42	18152.9165
	Interference Check Solution AB	Fe (234.350 nm)	92.8521 o	0.52	1931530.2527
	Interference Check Solution AB	K (766.491 nm)	0.1362	28.73	439.6069
	Interference Check Solution AB	Mg (279.078 nm)	257.8431 o	0.55	781167.3682
	Interference Check Solution AB	Mn (257.610 nm)	0.4809	0.49	147321.7794
	Interference Check Solution AB	Mo (202.032 nm)	-0.0032 u	6.53	-26.9125
	Interference Check Solution AB	Na (588.995 nm)	0.3910	6.87	34990.6120
	Interference Check Solution AB	Ni (230.299 nm)	0.9721	0.58	10994.1163
	Interference Check Solution AB	Pb (220.353 nm)	0.0493	3.81	275.8198
	Interference Check Solution AB	Sb (217.582 nm)	0.6092	0.68	1410.8203
	Interference Check Solution AB	Se (196.026 nm)	0.0433	1.34	30.8476
	Interference Check Solution AB	Sn (189.925 nm)	0.0017	67.54	12.8375
	Interference Check Solution AB	Sr (216.596 nm)	0.0106	0.75	151.6487
	Interference Check Solution AB	Ti (336.122 nm)	0.0019	4.72	133.7265
	Interference Check Solution AB	Tl (190.794 nm)	0.0988	1.49	110.0779
	Interference Check Solution AB	V (292.401 nm)	0.5035	0.46	19075.2259
	Interference Check Solution AB	Y (360.074 nm)	0.89	0.34	424583.16
	Interference Check Solution AB	Y_R (360.074 nm)	0.89	0.35	424191.88
	Interference Check Solution AB	Zn (213.857 nm)	0.9877	0.49	54396.4151
3/14/2024 12:17:00	Continuing Calibration Verification	Ag (328.068 nm)	0.5125	0.45	28667.4268
	Continuing Calibration Verification	Al (237.312 nm)	9.7796	0.32	26803.2048
	Continuing Calibration Verification	As (188.980 nm)	0.9679	0.60	1728.2759
	Continuing Calibration Verification	B (249.772 nm)	2.4296	0.43	76429.0748
	Continuing Calibration Verification	Ba (230.424 nm)	10.0115	0.32	439135.8226
	Continuing Calibration Verification	Be (313.107 nm)	0.2384	0.39	253802.8186
	Continuing Calibration Verification	Ca (317.933 nm)	25.0209	0.37	953227.4159
	Continuing Calibration Verification	Cd (214.439 nm)	0.4974	0.41	29402.0632
	Continuing Calibration Verification	Co (230.786 nm)	2.4766	0.45	36262.8459
	Continuing Calibration Verification	Cr (267.716 nm)	0.5042	0.35	21127.1556
	Continuing Calibration Verification	Cu (327.395 nm)	1.2311	0.29	41828.8841
	Continuing Calibration Verification	Fe (234.350 nm)	4.9355	0.43	102749.7171
	Continuing Calibration Verification	K (766.491 nm)	23.8330	0.25	22812.6706
	Continuing Calibration Verification	Mg (279.078 nm)	24.6029	0.36	74511.4745
	Continuing Calibration Verification	Mn (257.610 nm)	0.7299	0.45	223599.9573
	Continuing Calibration Verification	Mo (202.032 nm)	2.4855	0.84	18663.9673
	Continuing Calibration Verification	Na (588.995 nm)	24.8741	0.33	325095.6863
	Continuing Calibration Verification	Ni (230.299 nm)	2.0560	0.38	23177.4451
	Continuing Calibration Verification	Pb (220.353 nm)	0.4969	0.27	2681.4850
	Continuing Calibration Verification	Sb (217.582 nm)	4.7177	0.54	10784.2068
	Continuing Calibration Verification	Se (196.026 nm)	0.4867	0.34	380.1548
	Continuing Calibration Verification	Sn (189.925 nm)	4.9678	0.38	14016.1581
	Continuing Calibration Verification	Sr (216.596 nm)	2.4553	0.54	45938.6002
	Continuing Calibration Verification	Ti (336.122 nm)	2.4909	0.59	308252.1992
	Continuing Calibration Verification	Tl (190.794 nm)	0.9976	0.28	1171.3681
	Continuing Calibration Verification	V (292.401 nm)	2.4568	0.41	93343.1437
	Continuing Calibration Verification	Y (360.074 nm)	0.98	0.20	464523.43
	Continuing Calibration Verification	Y_R (360.074 nm)	0.98	0.19	464010.21
	Continuing Calibration Verification	Zn (213.857 nm)	0.9774	0.43	53826.7853
3/14/2024 12:20:03	Continuing Calibration Blank	Ag (328.068 nm)	0.0003	29.91	-337.5212

DateTimeMeasured	SolutionLabel	Element Label (nm)	Unadjusted Conc (ppm)	%RSD	Intensity (c/s)
	Continuing Calibration Blank	Al (237.312 nm)	0.0079	20.68	124.6947
	Continuing Calibration Blank	As (188.980 nm)	-0.0001 u	> 100.00	-14.6413
	Continuing Calibration Blank	B (249.772 nm)	-0.0001 u	> 100.00	87.3450
	Continuing Calibration Blank	Ba (230.424 nm)	0.0006	17.71	3.6888
	Continuing Calibration Blank	Be (313.107 nm)	0.0000	87.14	-179.6930
	Continuing Calibration Blank	Ca (317.933 nm)	0.0140	0.19	3246.7811
	Continuing Calibration Blank	Cd (214.439 nm)	0.0001	53.26	-7.1380
	Continuing Calibration Blank	Co (230.786 nm)	0.0001 u	> 100.00	60.5956
	Continuing Calibration Blank	Cr (267.716 nm)	0.0001 u	> 100.00	-64.1195
	Continuing Calibration Blank	Cu (327.395 nm)	0.0003	59.43	-34.0088
	Continuing Calibration Blank	Fe (234.350 nm)	0.0085	11.14	261.4513
	Continuing Calibration Blank	K (766.491 nm)	0.0667	52.24	373.9184
	Continuing Calibration Blank	Mg (279.078 nm)	0.0130	10.67	10.8372
	Continuing Calibration Blank	Mn (257.610 nm)	0.0001	3.69	2.6132
	Continuing Calibration Blank	Mo (202.032 nm)	0.0037	44.42	24.5823
	Continuing Calibration Blank	Na (588.995 nm)	0.0703	18.64	31190.6291
	Continuing Calibration Blank	Ni (230.299 nm)	-0.0003 u	> 100.00	63.5691
	Continuing Calibration Blank	Pb (220.353 nm)	-0.0002 u	> 100.00	10.0181
	Continuing Calibration Blank	Sb (217.582 nm)	0.0026	50.71	26.9594
	Continuing Calibration Blank	Se (196.026 nm)	-0.0010 u	> 100.00	-4.0109
	Continuing Calibration Blank	Sn (189.925 nm)	0.0009	69.85	10.6094
	Continuing Calibration Blank	Sr (216.596 nm)	0.0002	76.31	-44.3806
	Continuing Calibration Blank	Ti (336.122 nm)	0.0018	34.54	117.9402
	Continuing Calibration Blank	Tl (190.794 nm)	0.0005 u	> 100.00	-5.9263
	Continuing Calibration Blank	V (292.401 nm)	-0.0002 u	72.90	-75.8461
	Continuing Calibration Blank	Y (360.074 nm)	1.01	0.18	479511.75
	Continuing Calibration Blank	Y_R (360.074 nm)	1.01	0.18	478860.82
	Continuing Calibration Blank	Zn (213.857 nm)	0.0003	4.11	-49.5800
3/14/2024 12:23:07	MOSES-TANK	Ag (328.068 nm)	0.0002	58.75	-342.9979
	MOSES-TANK	Al (237.312 nm)	0.0254	9.08	172.6062
	MOSES-TANK	As (188.980 nm)	-0.0012 u	> 100.00	-16.7350
	MOSES-TANK	B (249.772 nm)	0.6487	1.10	20473.8749
	MOSES-TANK	Ba (230.424 nm)	0.0874	1.24	3810.5276
	MOSES-TANK	Be (313.107 nm)	0.0000 u	> 100.00	-195.5130
	MOSES-TANK	Ca (317.933 nm)	58.2598 o	1.35	2215935.7652
	MOSES-TANK	Cd (214.439 nm)	0.0003	13.43	9.9602
	MOSES-TANK	Co (230.786 nm)	0.0033	14.20	107.8432
	MOSES-TANK	Cr (267.716 nm)	-0.0001 u	> 100.00	-70.1134
	MOSES-TANK	Cu (327.395 nm)	0.0045	8.75	109.0674
	MOSES-TANK	Fe (234.350 nm)	0.1198	0.58	2577.8396
	MOSES-TANK	K (766.491 nm)	32.5089	1.37	31003.9665
	MOSES-TANK	Mg (279.078 nm)	16.6094	1.44	50293.3655
	MOSES-TANK	Mn (257.610 nm)	0.0015	3.28	424.6515
	MOSES-TANK	Mo (202.032 nm)	0.0021	10.03	13.0333
	MOSES-TANK	Na (588.995 nm)	168.2955 o	1.29	2024523.0059
	MOSES-TANK	Ni (230.299 nm)	0.0068	3.98	142.9825
	MOSES-TANK	Pb (220.353 nm)	0.0008 u	> 100.00	15.4654
	MOSES-TANK	Sb (217.582 nm)	-0.0085 u	16.27	1.5502
	MOSES-TANK	Se (196.026 nm)	0.0039	28.47	-0.1833
	MOSES-TANK	Sn (189.925 nm)	0.0007 u	> 100.00	10.1301
	MOSES-TANK	Sr (216.596 nm)	0.9412	1.42	17581.3629
	MOSES-TANK	Ti (336.122 nm)	0.0007	8.42	-16.8025
	MOSES-TANK	Tl (190.794 nm)	0.0023	50.99	-3.8344
	MOSES-TANK	V (292.401 nm)	0.0007	22.45	-40.7698
	MOSES-TANK	Y (360.074 nm)	0.98	1.20	463091.37
	MOSES-TANK	Y_R (360.074 nm)	0.98	1.20	462504.01
	MOSES-TANK	Zn (213.857 nm)	0.0406	1.13	2175.6217

DateTimeMeasured	SolutionLabel	Element Label (nm)	Unadjusted Conc (ppm)	%RSD	Intensity (c/s)
3/14/2024 12:26:11	PBW-435297	Ag (328.068 nm)	0.0004	32.89	-334.1154
	PBW-435297	Al (237.312 nm)	-0.0016 u	50.72	98.6951
	PBW-435297	As (188.980 nm)	-0.0006 u	> 100.00	-15.6216
	PBW-435297	B (249.772 nm)	-0.0007 u	26.07	69.4970
	PBW-435297	Ba (230.424 nm)	0.0002	56.13	-12.5091
	PBW-435297	Be (313.107 nm)	0.0000 u	> 100.00	-195.2365
	PBW-435297	Ca (317.933 nm)	0.0191	5.36	3439.3338
	PBW-435297	Cd (214.439 nm)	0.0000 u	97.11	-9.2032
	PBW-435297	Co (230.786 nm)	-0.0002 u	> 100.00	56.8991
	PBW-435297	Cr (267.716 nm)	0.0001 u	> 100.00	-63.6721
	PBW-435297	Cu (327.395 nm)	0.0002 u	> 100.00	-39.0834
	PBW-435297	Fe (234.350 nm)	-0.0015 u	8.21	53.9269
	PBW-435297	K (766.491 nm)	0.0102 u	> 100.00	320.6084
	PBW-435297	Mg (279.078 nm)	0.0032	35.07	-19.0504
	PBW-435297	Mn (257.610 nm)	0.0000	81.64	-15.4129
	PBW-435297	Mo (202.032 nm)	-0.0002 u	> 100.00	-4.4025
	PBW-435297	Na (588.995 nm)	-0.1092 u	1.49	29064.2594
	PBW-435297	Ni (230.299 nm)	-0.0001 u	> 100.00	65.1659
	PBW-435297	Pb (220.353 nm)	-0.0001 u	> 100.00	10.2470
	PBW-435297	Sb (217.582 nm)	-0.0056 u	7.23	8.0804
	PBW-435297	Se (196.026 nm)	0.0034	25.72	-0.6189
	PBW-435297	Sn (189.925 nm)	-0.0003 u	64.71	7.2669
	PBW-435297	Sr (216.596 nm)	0.0003	65.03	-41.9448
	PBW-435297	Ti (336.122 nm)	-0.0003 u	17.56	-137.8957
	PBW-435297	Tl (190.794 nm)	-0.0007 u	> 100.00	-7.3672
	PBW-435297	V (292.401 nm)	-0.0001 u	> 100.00	-68.6141
	PBW-435297	Y (360.074 nm)	1.04	0.17	491341.66
	PBW-435297	Y_R (360.074 nm)	1.03	0.16	490600.92
	PBW-435297	Zn (213.857 nm)	0.0006	3.91	-33.0924
3/14/2024 12:29:15	LCSW-435297	Ag (328.068 nm)	0.0487	0.29	2401.1580
	LCSW-435297	Al (237.312 nm)	1.8168	0.23	5063.4392
	LCSW-435297	As (188.980 nm)	0.0344	4.51	47.5263
	LCSW-435297	B (249.772 nm)	0.9105	0.23	28700.0369
	LCSW-435297	Ba (230.424 nm)	1.9124	0.06	83865.7436
	LCSW-435297	Be (313.107 nm)	0.0448	0.31	47557.1824
	LCSW-435297	Ca (317.933 nm)	1.8872	0.24	74405.2358
	LCSW-435297	Cd (214.439 nm)	0.0481	0.33	2835.7565
	LCSW-435297	Co (230.786 nm)	0.4785	0.55	7054.3266
	LCSW-435297	Cr (267.716 nm)	0.1886	0.39	7862.6752
	LCSW-435297	Cu (327.395 nm)	0.2390	0.14	8085.7946
	LCSW-435297	Fe (234.350 nm)	0.9281	0.69	19391.7016
	LCSW-435297	K (766.491 nm)	17.8852	0.17	17197.1388
	LCSW-435297	Mg (279.078 nm)	1.8162	0.25	5474.0421
	LCSW-435297	Mn (257.610 nm)	0.4596	0.31	140802.6682
	LCSW-435297	Mo (202.032 nm)	0.4567	1.83	3427.1470
	LCSW-435297	Na (588.995 nm)	18.5073	0.14	249654.6258
	LCSW-435297	Ni (230.299 nm)	0.4915	0.37	5591.3013
	LCSW-435297	Pb (220.353 nm)	0.4824	0.14	2603.4589
	LCSW-435297	Sb (217.582 nm)	0.4580	0.89	1065.7660
	LCSW-435297	Se (196.026 nm)	0.9347	0.79	733.0383
	LCSW-435297	Sn (189.925 nm)	4.7237	0.84	13327.8504
	LCSW-435297	Sr (216.596 nm)	1.8898	0.24	35346.8349
	LCSW-435297	Ti (336.122 nm)	0.4651	0.62	57474.8169
	LCSW-435297	Tl (190.794 nm)	1.8922	0.15	2227.5290
	LCSW-435297	V (292.401 nm)	0.4634	0.30	17552.4507
	LCSW-435297	Y (360.074 nm)	1.02	0.14	482617.23
	LCSW-435297	Y_R (360.074 nm)	1.02	0.14	481933.33

DateTimeMeasured	SolutionLabel	Element Label (nm)	Unadjusted Conc (ppm)	%RSD	Intensity (c/s)
	LCSW-435297	Zn (213.857 nm)	0.4802	0.19	26412.0906
3/14/2024 12:32:19	R2401919-001	Ag (328.068 nm)	0.0003	85.67	-339.0151
	R2401919-001	Al (237.312 nm)	0.0941	1.80	360.0572
	R2401919-001	As (188.980 nm)	-0.0020 u	57.80	-18.1240
	R2401919-001	B (249.772 nm)	0.0430	1.01	1444.6714
	R2401919-001	Ba (230.424 nm)	0.0172	0.71	734.1029
	R2401919-001	Be (313.107 nm)	0.0000	92.98	-186.5174
	R2401919-001	Ca (317.933 nm)	29.2149	0.34	1112553.8489
	R2401919-001	Cd (214.439 nm)	0.0002	48.54	-1.3025
	R2401919-001	Co (230.786 nm)	0.0003	> 100.00	63.0973
	R2401919-001	Cr (267.716 nm)	0.0007	20.50	-36.3585
	R2401919-001	Cu (327.395 nm)	0.0063	5.52	170.3528
	R2401919-001	Fe (234.350 nm)	0.2757	0.49	5821.1649
	R2401919-001	K (766.491 nm)	2.6729	0.87	2834.6157
	R2401919-001	Mg (279.078 nm)	1.6982	0.17	5116.4803
	R2401919-001	Mn (257.610 nm)	0.0372	0.35	11370.1298
	R2401919-001	Mo (202.032 nm)	0.0074	14.13	52.6365
	R2401919-001	Na (588.995 nm)	36.5348	0.20	463265.6901
	R2401919-001	Ni (230.299 nm)	0.0021	32.01	89.8737
	R2401919-001	Pb (220.353 nm)	0.0026	23.03	25.1884
	R2401919-001	Sb (217.582 nm)	-0.0002 u	> 100.00	20.5428
	R2401919-001	Se (196.026 nm)	0.0062	38.34	1.6150
	R2401919-001	Sn (189.925 nm)	0.0137	23.36	46.6746
	R2401919-001	Sr (216.596 nm)	0.1665	0.17	3071.7318
	R2401919-001	Ti (336.122 nm)	0.0036	3.39	348.6465
	R2401919-001	Tl (190.794 nm)	0.0025	67.07	-3.5738
	R2401919-001	V (292.401 nm)	0.0006	34.58	-44.6550
	R2401919-001	Y (360.074 nm)	1.00	0.19	476828.30
	R2401919-001	Y_R (360.074 nm)	1.00	0.19	476151.97
	R2401919-001	Zn (213.857 nm)	0.0443	0.55	2377.3329
3/14/2024 12:35:23	R2401920-001	Ag (328.068 nm)	0.0002	74.92	-344.6538
	R2401920-001	Al (237.312 nm)	0.2975	0.59	915.3535
	R2401920-001	As (188.980 nm)	-0.0014 u	72.76	-16.9263
	R2401920-001	B (249.772 nm)	0.0213	0.39	760.0670
	R2401920-001	Ba (230.424 nm)	0.0202	0.29	865.6361
	R2401920-001	Be (313.107 nm)	0.0000	20.75	-177.1233
	R2401920-001	Ca (317.933 nm)	21.1514	0.19	806229.0838
	R2401920-001	Cd (214.439 nm)	0.0001	35.39	-5.4180
	R2401920-001	Co (230.786 nm)	0.0003	78.63	63.4232
	R2401920-001	Cr (267.716 nm)	0.0013	2.58	-11.9685
	R2401920-001	Cu (327.395 nm)	0.0073	2.08	203.8594
	R2401920-001	Fe (234.350 nm)	0.7292	0.49	15254.7999
	R2401920-001	K (766.491 nm)	1.9403	1.10	2142.9238
	R2401920-001	Mg (279.078 nm)	1.2267	0.34	3687.9460
	R2401920-001	Mn (257.610 nm)	0.0557	0.08	17031.0982
	R2401920-001	Mo (202.032 nm)	0.0016	9.53	9.2337
	R2401920-001	Na (588.995 nm)	18.1688	0.14	245642.9387
	R2401920-001	Ni (230.299 nm)	0.0016	14.89	84.2913
	R2401920-001	Pb (220.353 nm)	0.0070	4.39	48.7737
	R2401920-001	Sb (217.582 nm)	-0.0028 u	92.25	14.6207
	R2401920-001	Se (196.026 nm)	-0.0016 u	> 100.00	-4.5006
	R2401920-001	Sn (189.925 nm)	0.0037	14.10	18.4943
	R2401920-001	Sr (216.596 nm)	0.1021	0.32	1864.5832
	R2401920-001	Ti (336.122 nm)	0.0118	1.59	1360.4312
	R2401920-001	Tl (190.794 nm)	-0.0003 u	> 100.00	-6.8387
	R2401920-001	V (292.401 nm)	0.0010	6.35	-27.0256
	R2401920-001	Y (360.074 nm)	1.02	0.04	482202.48

DateTimeMeasured	SolutionLabel	Element Label (nm)	Unadjusted Conc (ppm)	%RSD	Intensity (c/s)
	R2401920-001	Y_R (360.074 nm)	1.02	0.04	481522.49
	R2401920-001	Zn (213.857 nm)	0.0661	0.17	3579.9029
3/14/2024 12:38:27	R2401922-001	Ag (328.068 nm)	0.0001 u	> 100.00	-351.3906
	R2401922-001	Al (237.312 nm)	0.5647	0.09	1644.7504
	R2401922-001	As (188.980 nm)	0.0004 u	> 100.00	-13.7513
	R2401922-001	B (249.772 nm)	0.1216	0.47	3914.0662
	R2401922-001	Ba (230.424 nm)	0.0731	0.35	3185.5506
	R2401922-001	Be (313.107 nm)	0.0000	25.21	-156.8643
	R2401922-001	Ca (317.933 nm)	139.2147 o	0.29	5291314.6615
	R2401922-001	Cd (214.439 nm)	0.0001	81.72	-6.0229
	R2401922-001	Co (230.786 nm)	0.0007	35.02	68.6848
	R2401922-001	Cr (267.716 nm)	0.0016	2.57	-0.5480
	R2401922-001	Cu (327.395 nm)	0.0052	7.89	132.0247
	R2401922-001	Fe (234.350 nm)	1.4167	0.60	29553.8819
	R2401922-001	K (766.491 nm)	13.0906	0.19	12670.3057
	R2401922-001	Mg (279.078 nm)	21.2762	0.26	64432.3938
	R2401922-001	Mn (257.610 nm)	0.1201	0.26	36777.2181
	R2401922-001	Mo (202.032 nm)	0.0055	5.16	38.6097
	R2401922-001	Na (588.995 nm)	122.4130 o	0.15	1480852.5124
	R2401922-001	Ni (230.299 nm)	0.0070	9.02	144.6955
	R2401922-001	Pb (220.353 nm)	0.0059	4.37	42.5650
	R2401922-001	Sb (217.582 nm)	-0.0034 u	33.95	13.2300
	R2401922-001	Se (196.026 nm)	0.0004 u	> 100.00	-2.9406
	R2401922-001	Sn (189.925 nm)	0.0020	31.25	13.7812
	R2401922-001	Sr (216.596 nm)	0.5511	0.39	10273.9268
	R2401922-001	Ti (336.122 nm)	0.0192	0.91	2275.4776
	R2401922-001	Tl (190.794 nm)	0.0017 u	> 100.00	-4.4635
	R2401922-001	V (292.401 nm)	0.0023	9.59	19.7794
	R2401922-001	Y (360.074 nm)	0.97	0.14	460222.58
	R2401922-001	Y_R (360.074 nm)	0.97	0.14	459698.63
	R2401922-001	Zn (213.857 nm)	0.0293	0.31	1552.9074
3/14/2024 12:41:31	R2401923-001	Ag (328.068 nm)	0.0001 u	> 100.00	-351.3931
	R2401923-001	Al (237.312 nm)	0.4617	0.14	1363.5603
	R2401923-001	As (188.980 nm)	0.3699	0.80	651.5772
	R2401923-001	B (249.772 nm)	25.5799 o	0.23	803814.3733
	R2401923-001	Ba (230.424 nm)	1.1763	0.17	51576.3522
	R2401923-001	Be (313.107 nm)	0.0000 u	46.85	-224.3172
	R2401923-001	Ca (317.933 nm)	137.2304 o	0.11	5215934.3326
	R2401923-001	Cd (214.439 nm)	0.0001	34.93	-1.9734
	R2401923-001	Co (230.786 nm)	0.0342	0.83	559.7773
	R2401923-001	Cr (267.716 nm)	0.3025	0.19	12650.0215
	R2401923-001	Cu (327.395 nm)	0.1535	0.42	5177.5462
	R2401923-001	Fe (234.350 nm)	7.7256	0.23	160787.1385
	R2401923-001	K (766.491 nm)	2133.7094 o	0.13	2014830.6927
	R2401923-001	Mg (279.078 nm)	204.0908 o	0.11	618312.2118
	R2401923-001	Mn (257.610 nm)	0.2759	0.10	84506.7194
	R2401923-001	Mo (202.032 nm)	0.1420	1.83	1063.7326
	R2401923-001	Na (588.995 nm)	2180.6859 o	1.74	25869713.6283
	R2401923-001	Ni (230.299 nm)	0.1988	0.17	2301.0522
	R2401923-001	Pb (220.353 nm)	0.0039	7.76	31.7223
	R2401923-001	Sb (217.582 nm)	0.0548	6.06	145.9638
	R2401923-001	Se (196.026 nm)	0.0005 u	> 100.00	-2.8529
	R2401923-001	Sn (189.925 nm)	0.0288	6.11	89.2144
	R2401923-001	Sr (216.596 nm)	2.5332	0.10	47397.7479
	R2401923-001	Ti (336.122 nm)	0.2221	0.41	27400.4421
	R2401923-001	Tl (190.794 nm)	-0.0031 u	71.88	-10.2175
	R2401923-001	V (292.401 nm)	0.1159	0.29	4339.8972

DateTimeMeasured	SolutionLabel	Element Label (nm)	Unadjusted Conc (ppm)	%RSD	Intensity (c/s)
	R2401923-001	Y (360.074 nm)	0.65	0.56	310639.06
	R2401923-001	Y_R (360.074 nm)	0.65	0.56	310436.73
	R2401923-001	Zn (213.857 nm)	0.2840	0.15	15592.9516
3/14/2024 12:44:35	R2401929-001	Ag (328.068 nm)	0.0003	37.52	-338.0640
	R2401929-001	Al (237.312 nm)	0.0859	2.03	337.7058
	R2401929-001	As (188.980 nm)	-0.0007 u	> 100.00	-15.7558
	R2401929-001	B (249.772 nm)	0.0433	3.45	1453.6286
	R2401929-001	Ba (230.424 nm)	0.0173	0.68	738.7364
	R2401929-001	Be (313.107 nm)	0.0000 u	> 100.00	-193.1263
	R2401929-001	Ca (317.933 nm)	25.4522	0.16	969611.9785
	R2401929-001	Cd (214.439 nm)	0.0001	63.14	-5.4496
	R2401929-001	Co (230.786 nm)	0.0000 u	> 100.00	58.6469
	R2401929-001	Cr (267.716 nm)	0.0012	10.22	-18.4275
	R2401929-001	Cu (327.395 nm)	0.0968	0.03	3247.3967
	R2401929-001	Fe (234.350 nm)	0.4770	0.42	10007.3362
	R2401929-001	K (766.491 nm)	2.5160	7.85	2686.4248
	R2401929-001	Mg (279.078 nm)	6.2438	0.22	18888.4584
	R2401929-001	Mn (257.610 nm)	0.0025	1.67	730.2137
	R2401929-001	Mo (202.032 nm)	0.0006	22.71	1.6885
	R2401929-001	Na (588.995 nm)	22.6273	0.35	298472.9598
	R2401929-001	Ni (230.299 nm)	0.0003	60.84	70.2925
	R2401929-001	Pb (220.353 nm)	0.0029	16.97	26.3766
	R2401929-001	Sb (217.582 nm)	0.0043	46.94	30.6368
	R2401929-001	Se (196.026 nm)	0.0028	50.59	-1.0569
	R2401929-001	Sn (189.925 nm)	0.0027	38.52	15.8472
	R2401929-001	Sr (216.596 nm)	0.0542	0.49	967.7913
	R2401929-001	Ti (336.122 nm)	0.0006	23.64	-26.1471
	R2401929-001	Tl (190.794 nm)	-0.0007 u	> 100.00	-7.3729
	R2401929-001	V (292.401 nm)	0.0005	17.94	-47.7156
	R2401929-001	Y (360.074 nm)	1.03	0.35	489411.16
	R2401929-001	Y_R (360.074 nm)	1.03	0.35	488748.28
	R2401929-001	Zn (213.857 nm)	0.0642	0.04	3476.4355
3/14/2024 12:47:39	R2401929-001S	Ag (328.068 nm)	0.0491	0.12	2423.4785
	R2401929-001S	Al (237.312 nm)	1.9333	0.20	5381.3425
	R2401929-001S	As (188.980 nm)	0.0362	4.23	50.7032
	R2401929-001S	B (249.772 nm)	0.9636	0.42	30368.4523
	R2401929-001S	Ba (230.424 nm)	1.9287	0.59	84579.6925
	R2401929-001S	Be (313.107 nm)	0.0455	0.32	48265.2587
	R2401929-001S	Ca (317.933 nm)	26.8237	0.35	1021715.7374
	R2401929-001S	Cd (214.439 nm)	0.0477	0.29	2809.7385
	R2401929-001S	Co (230.786 nm)	0.4795	0.34	7068.9771
	R2401929-001S	Cr (267.716 nm)	0.1916	0.20	7985.0468
	R2401929-001S	Cu (327.395 nm)	0.3367	0.33	11408.0375
	R2401929-001S	Fe (234.350 nm)	1.3751	0.58	28689.3733
	R2401929-001S	K (766.491 nm)	20.5677	0.10	19729.7766
	R2401929-001S	Mg (279.078 nm)	7.9443	0.40	24040.5461
	R2401929-001S	Mn (257.610 nm)	0.4669	0.36	143024.3032
	R2401929-001S	Mo (202.032 nm)	0.4667	1.95	3502.3215
	R2401929-001S	Na (588.995 nm)	40.1431	0.19	506021.4354
	R2401929-001S	Ni (230.299 nm)	0.4915	0.54	5591.5039
	R2401929-001S	Pb (220.353 nm)	0.4792	0.47	2586.5533
	R2401929-001S	Sb (217.582 nm)	0.4787	0.65	1113.0635
	R2401929-001S	Se (196.026 nm)	0.9519	0.34	746.5588
	R2401929-001S	Sn (189.925 nm)	4.7435	1.00	13383.6699
	R2401929-001S	Sr (216.596 nm)	1.9250	0.37	36006.6702
	R2401929-001S	Ti (336.122 nm)	0.4735	0.64	58521.6170
	R2401929-001S	Tl (190.794 nm)	1.8967	0.58	2232.8885

DateTimeMeasured	SolutionLabel	Element Label (nm)	Unadjusted Conc (ppm)	%RSD	Intensity (c/s)
	R2401929-001S	V (292.401 nm)	0.4718	0.38	17872.7782
	R2401929-001S	Y (360.074 nm)	1.02	0.22	481963.03
	R2401929-001S	Y_R (360.074 nm)	1.01	0.22	481255.00
	R2401929-001S	Zn (213.857 nm)	0.5413	0.41	29780.7055
3/14/2024 12:50:43	R2401929-001SD	Ag (328.068 nm)	0.0484	0.53	2387.5080
	R2401929-001SD	Al (237.312 nm)	1.9072	0.14	5310.1658
	R2401929-001SD	As (188.980 nm)	0.0358	6.97	49.9053
	R2401929-001SD	B (249.772 nm)	0.9524	0.31	30017.9231
	R2401929-001SD	Ba (230.424 nm)	1.9111	0.16	83810.3185
	R2401929-001SD	Be (313.107 nm)	0.0449	0.34	47692.3537
	R2401929-001SD	Ca (317.933 nm)	26.7288	0.33	1018109.4247
	R2401929-001SD	Cd (214.439 nm)	0.0468	0.36	2758.1398
	R2401929-001SD	Co (230.786 nm)	0.4735	0.48	6981.5613
	R2401929-001SD	Cr (267.716 nm)	0.1887	0.23	7866.8984
	R2401929-001SD	Cu (327.395 nm)	0.3322	0.15	11254.7731
	R2401929-001SD	Fe (234.350 nm)	1.3290	0.46	27731.1906
	R2401929-001SD	K (766.491 nm)	20.1938	0.05	19376.7507
	R2401929-001SD	Mg (279.078 nm)	7.9090	0.30	23933.4848
	R2401929-001SD	Mn (257.610 nm)	0.4617	0.31	141447.0770
	R2401929-001SD	Mo (202.032 nm)	0.4640	1.47	3481.7998
	R2401929-001SD	Na (588.995 nm)	39.7236	0.09	501049.9329
	R2401929-001SD	Ni (230.299 nm)	0.4857	0.41	5526.6011
	R2401929-001SD	Pb (220.353 nm)	0.4748	0.33	2562.8460
	R2401929-001SD	Sb (217.582 nm)	0.4726	0.35	1099.1642
	R2401929-001SD	Se (196.026 nm)	0.9374	0.45	735.1485
	R2401929-001SD	Sn (189.925 nm)	4.7146	0.66	13302.1946
	R2401929-001SD	Sr (216.596 nm)	1.9050	0.36	35631.1243
	R2401929-001SD	Ti (336.122 nm)	0.4685	0.46	57900.1332
	R2401929-001SD	Tl (190.794 nm)	1.8706	0.17	2201.9788
	R2401929-001SD	V (292.401 nm)	0.4665	0.28	17670.2006
	R2401929-001SD	Y (360.074 nm)	1.01	0.20	480835.57
	R2401929-001SD	Y_R (360.074 nm)	1.01	0.20	480187.29
	R2401929-001SD	Zn (213.857 nm)	0.5357	0.25	29473.5584
3/14/2024 12:53:47	Continuing Calibration Verification	Ag (328.068 nm)	0.5122	0.35	28652.7051
	Continuing Calibration Verification	Al (237.312 nm)	9.8325	0.35	26947.5950
	Continuing Calibration Verification	As (188.980 nm)	0.9679	0.59	1728.3244
	Continuing Calibration Verification	B (249.772 nm)	2.4340	0.48	76568.5751
	Continuing Calibration Verification	Ba (230.424 nm)	9.9843	0.66	437943.4456
	Continuing Calibration Verification	Be (313.107 nm)	0.2374	0.47	252772.4883
	Continuing Calibration Verification	Ca (317.933 nm)	24.8090	0.44	945179.7387
	Continuing Calibration Verification	Cd (214.439 nm)	0.4931	0.41	29144.6912
	Continuing Calibration Verification	Co (230.786 nm)	2.4598	0.72	36018.0861
	Continuing Calibration Verification	Cr (267.716 nm)	0.5005	0.51	20969.9744
	Continuing Calibration Verification	Cu (327.395 nm)	1.2306	0.63	41810.0304
	Continuing Calibration Verification	Fe (234.350 nm)	4.8885	0.56	101772.7146
	Continuing Calibration Verification	K (766.491 nm)	24.6921	0.27	23623.8191
	Continuing Calibration Verification	Mg (279.078 nm)	24.3560	0.49	73763.6221
	Continuing Calibration Verification	Mn (257.610 nm)	0.7271	0.49	222757.8083
	Continuing Calibration Verification	Mo (202.032 nm)	2.4836	0.84	18649.5131
	Continuing Calibration Verification	Na (588.995 nm)	25.6664	0.30	334483.8488
	Continuing Calibration Verification	Ni (230.299 nm)	2.0482	0.46	23090.6042
	Continuing Calibration Verification	Pb (220.353 nm)	0.4941	0.47	2666.6033
	Continuing Calibration Verification	Sb (217.582 nm)	4.8114	0.45	10997.8519
	Continuing Calibration Verification	Se (196.026 nm)	0.4896	1.07	382.4031
	Continuing Calibration Verification	Sn (189.925 nm)	4.9699	0.30	14022.2320
	Continuing Calibration Verification	Sr (216.596 nm)	2.4408	0.70	45667.7287
	Continuing Calibration Verification	Ti (336.122 nm)	2.4905	0.57	308203.8687

DateTimeMeasured	SolutionLabel	Element Label (nm)	Unadjusted Conc (ppm)	%RSD	Intensity (c/s)
	Continuing Calibration Verification	Tl (190.794 nm)	0.9943	0.19	1167.4033
	Continuing Calibration Verification	V (292.401 nm)	2.4458	0.44	92923.1628
	Continuing Calibration Verification	Y (360.074 nm)	0.99	0.21	470519.57
	Continuing Calibration Verification	Y_R (360.074 nm)	0.99	0.21	469866.86
	Continuing Calibration Verification	Zn (213.857 nm)	0.9737	0.83	53626.3297
3/14/2024 12:56:51	Continuing Calibration Blank	Ag (328.068 nm)	0.0004	24.75	-334.6176
	Continuing Calibration Blank	Al (237.312 nm)	0.0066	11.83	121.0977
	Continuing Calibration Blank	As (188.980 nm)	0.0002 u	> 100.00	-14.0822
	Continuing Calibration Blank	B (249.772 nm)	0.0024	15.60	166.2455
	Continuing Calibration Blank	Ba (230.424 nm)	0.0008	7.34	11.6667
	Continuing Calibration Blank	Be (313.107 nm)	0.0000	13.05	-179.3607
	Continuing Calibration Blank	Ca (317.933 nm)	0.0129	1.62	3205.6631
	Continuing Calibration Blank	Cd (214.439 nm)	0.0000 u	> 100.00	-7.4905
	Continuing Calibration Blank	Co (230.786 nm)	-0.0004 u	69.75	52.6924
	Continuing Calibration Blank	Cr (267.716 nm)	0.0001 u	> 100.00	-64.4466
	Continuing Calibration Blank	Cu (327.395 nm)	0.0000 u	> 100.00	-43.5935
	Continuing Calibration Blank	Fe (234.350 nm)	0.0067	10.77	225.0832
	Continuing Calibration Blank	K (766.491 nm)	0.5477	9.79	828.0930
	Continuing Calibration Blank	Mg (279.078 nm)	0.0128	3.56	10.1401
	Continuing Calibration Blank	Mn (257.610 nm)	0.0001	35.88	0.2651
	Continuing Calibration Blank	Mo (202.032 nm)	0.0043	20.42	29.0501
	Continuing Calibration Blank	Na (588.995 nm)	0.5808	0.52	37239.6308
	Continuing Calibration Blank	Ni (230.299 nm)	0.0001	89.11	67.7508
	Continuing Calibration Blank	Pb (220.353 nm)	-0.0005 u	> 100.00	8.2103
	Continuing Calibration Blank	Sb (217.582 nm)	0.0057	28.27	33.9047
	Continuing Calibration Blank	Se (196.026 nm)	0.0033	56.11	-0.6957
	Continuing Calibration Blank	Sn (189.925 nm)	0.0064	11.24	26.1085
	Continuing Calibration Blank	Sr (216.596 nm)	0.0002 u	> 100.00	-44.2786
	Continuing Calibration Blank	Ti (336.122 nm)	0.0020	34.20	151.1800
	Continuing Calibration Blank	Tl (190.794 nm)	0.0006 u	> 100.00	-5.7556
	Continuing Calibration Blank	V (292.401 nm)	0.0001 u	> 100.00	-63.5570
	Continuing Calibration Blank	Y (360.074 nm)	1.02	0.14	486364.18
	Continuing Calibration Blank	Y_R (360.074 nm)	1.02	0.14	485618.56
	Continuing Calibration Blank	Zn (213.857 nm)	0.0003	21.43	-47.5589
3/14/2024 12:59:55	R2401929-001A	Ag (328.068 nm)	0.0479	0.52	2355.9670
	R2401929-001A	Al (237.312 nm)	1.8897	0.37	5262.3529
	R2401929-001A	As (188.980 nm)	0.0366	5.35	51.3827
	R2401929-001A	B (249.772 nm)	0.9413	0.28	29669.3318
	R2401929-001A	Ba (230.424 nm)	1.8883	0.32	82807.6938
	R2401929-001A	Be (313.107 nm)	0.0444	0.25	47158.8891
	R2401929-001A	Ca (317.933 nm)	26.8820	0.36	1023928.9238
	R2401929-001A	Cd (214.439 nm)	0.0464	0.31	2733.9407
	R2401929-001A	Co (230.786 nm)	0.4695	0.37	6922.1615
	R2401929-001A	Cr (267.716 nm)	0.1871	0.20	7795.8949
	R2401929-001A	Cu (327.395 nm)	0.3306	0.22	11200.2395
	R2401929-001A	Fe (234.350 nm)	1.3267	0.67	27682.7811
	R2401929-001A	K (766.491 nm)	19.8251	0.32	19028.6139
	R2401929-001A	Mg (279.078 nm)	7.9353	0.28	24013.1815
	R2401929-001A	Mn (257.610 nm)	0.4573	0.30	140101.7258
	R2401929-001A	Mo (202.032 nm)	0.4648	1.88	3487.6773
	R2401929-001A	Na (588.995 nm)	39.4941	0.08	498330.3864
	R2401929-001A	Ni (230.299 nm)	0.4816	0.43	5479.6039
	R2401929-001A	Pb (220.353 nm)	0.4707	0.31	2540.6761
	R2401929-001A	Sb (217.582 nm)	0.4713	0.45	1096.1567
	R2401929-001A	Se (196.026 nm)	0.9503	0.80	745.3081
	R2401929-001A	Sn (189.925 nm)	4.7730	0.81	13466.9324
	R2401929-001A	Sr (216.596 nm)	1.9351	0.39	36195.7982

DateTimeMeasured	SolutionLabel	Element Label (nm)	Unadjusted Conc (ppm)	%RSD	Intensity (c/s)
	R2401929-001A	Ti (336.122 nm)	0.4704	0.45	58135.6367
	R2401929-001A	Tl (190.794 nm)	1.8542	0.45	2182.6733
	R2401929-001A	V (292.401 nm)	0.4614	0.22	17474.7855
	R2401929-001A	Y (360.074 nm)	1.01	0.36	480155.59
	R2401929-001A	Y_R (360.074 nm)	1.01	0.37	479518.67
	R2401929-001A	Zn (213.857 nm)	0.5309	0.23	29208.6679
3/14/2024 13:02:59	R2401929-001L 5X	Ag (328.068 nm)	0.0004	19.74	-333.8785
	R2401929-001L 5X	Al (237.312 nm)	0.0181	11.79	152.6081
	R2401929-001L 5X	As (188.980 nm)	-0.0016 u	> 100.00	-17.4167
	R2401929-001L 5X	B (249.772 nm)	0.0157	0.98	585.6166
	R2401929-001L 5X	Ba (230.424 nm)	0.0038	1.56	144.9510
	R2401929-001L 5X	Be (313.107 nm)	0.0000 u	> 100.00	-189.4882
	R2401929-001L 5X	Ca (317.933 nm)	5.2631	0.51	202653.8495
	R2401929-001L 5X	Cd (214.439 nm)	0.0000 u	> 100.00	-10.9017
	R2401929-001L 5X	Co (230.786 nm)	-0.0002 u	49.47	55.9224
	R2401929-001L 5X	Cr (267.716 nm)	0.0003	20.52	-52.9852
	R2401929-001L 5X	Cu (327.395 nm)	0.0197	1.34	626.2295
	R2401929-001L 5X	Fe (234.350 nm)	0.1006	0.57	2178.8295
	R2401929-001L 5X	K (766.491 nm)	0.6128	6.28	889.5705
	R2401929-001L 5X	Mg (279.078 nm)	1.2806	0.56	3851.2037
	R2401929-001L 5X	Mn (257.610 nm)	0.0006	1.21	153.8965
	R2401929-001L 5X	Mo (202.032 nm)	0.0016	38.12	9.3367
	R2401929-001L 5X	Na (588.995 nm)	4.7188	0.40	86271.4204
	R2401929-001L 5X	Ni (230.299 nm)	-0.0002 u	> 100.00	64.2501
	R2401929-001L 5X	Pb (220.353 nm)	0.0002 u	> 100.00	12.2924
	R2401929-001L 5X	Sb (217.582 nm)	0.0006	> 100.00	22.3202
	R2401929-001L 5X	Se (196.026 nm)	0.0035	64.35	-0.4800
	R2401929-001L 5X	Sn (189.925 nm)	0.0145	23.60	48.9022
	R2401929-001L 5X	Sr (216.596 nm)	0.0112	1.28	162.6880
	R2401929-001L 5X	Ti (336.122 nm)	0.0006	34.70	-20.5239
	R2401929-001L 5X	Tl (190.794 nm)	0.0002 u	> 100.00	-6.3387
	R2401929-001L 5X	V (292.401 nm)	0.0001 u	> 100.00	-63.9957
	R2401929-001L 5X	Y (360.074 nm)	1.02	0.01	486294.21
	R2401929-001L 5X	Y_R (360.074 nm)	1.02	0.01	485561.25
	R2401929-001L 5X	Zn (213.857 nm)	0.0131	0.34	656.4340
3/14/2024 13:06:04	R2401930-001	Ag (328.068 nm)	-0.0444 u	0.49	-2869.3906
	R2401930-001	Al (237.312 nm)	4.0505	0.20	11161.6393
	R2401930-001	As (188.980 nm)	5.8097 o	0.21	10446.4920
	R2401930-001	B (249.772 nm)	2.1519	0.39	67705.5759
	R2401930-001	Ba (230.424 nm)	0.2081	0.18	9109.2867
	R2401930-001	Be (313.107 nm)	-0.0230 u	0.29	-24711.5110
	R2401930-001	Ca (317.933 nm)	52.2240	0.34	1986642.2720
	R2401930-001	Cd (214.439 nm)	0.0003	21.01	8.4336
	R2401930-001	Co (230.786 nm)	0.0071	4.07	162.3055
	R2401930-001	Cr (267.716 nm)	0.0048	0.67	132.6009
	R2401930-001	Cu (327.395 nm)	0.1402	0.48	4725.4300
	R2401930-001	Fe (234.350 nm)	1.2865	0.56	26846.4085
	R2401930-001	K (766.491 nm)	9.6779	0.39	9448.2823
	R2401930-001	Mg (279.078 nm)	10.6610	0.31	32271.1754
	R2401930-001	Mn (257.610 nm)	0.0153	0.63	4652.1570
	R2401930-001	Mo (202.032 nm)	0.0019	9.33	11.5253
	R2401930-001	Na (588.995 nm)	31.1357	0.36	399290.0257
	R2401930-001	Ni (230.299 nm)	0.0026	16.99	96.1800
	R2401930-001	Pb (220.353 nm)	0.0025	35.45	24.6482
	R2401930-001	Sb (217.582 nm)	0.0602	2.50	158.1842
	R2401930-001	Se (196.026 nm)	-0.0307 u	7.61	-27.4541
	R2401930-001	Sn (189.925 nm)	0.0175	5.26	57.5478

DateTimeMeasured	SolutionLabel	Element Label (nm)	Unadjusted Conc (ppm)	%RSD	Intensity (c/s)
	R2401930-001	Sr (216.596 nm)	0.2351	0.45	4356.3449
	R2401930-001	Ti (336.122 nm)	0.1028	0.70	12632.2754
	R2401930-001	Tl (190.794 nm)	-0.2991 u	0.37	-359.6615
	R2401930-001	V (292.401 nm)	0.0409	0.35	1489.6697
	R2401930-001	Y (360.074 nm)	0.98	0.09	466605.91
	R2401930-001	Y_R (360.074 nm)	0.98	0.09	466052.05
	R2401930-001	Zn (213.857 nm)	0.1238	0.28	6759.7218
3/14/2024 13:09:08	R2401933-002	Ag (328.068 nm)	0.0169	0.46	604.8193
	R2401933-002	Al (237.312 nm)	0.0805	1.85	322.8334
	R2401933-002	As (188.980 nm)	-0.0003 u	> 100.00	-15.0349
	R2401933-002	B (249.772 nm)	0.0711	0.15	2327.4750
	R2401933-002	Ba (230.424 nm)	0.0747	0.14	3256.8194
	R2401933-002	Be (313.107 nm)	0.0000 u	> 100.00	-198.9544
	R2401933-002	Ca (317.933 nm)	41.8328	0.15	1591893.2686
	R2401933-002	Cd (214.439 nm)	0.0001	40.67	-5.1733
	R2401933-002	Co (230.786 nm)	0.0002	> 100.00	61.5638
	R2401933-002	Cr (267.716 nm)	0.0072	1.69	234.4535
	R2401933-002	Cu (327.395 nm)	0.0092	1.27	269.0503
	R2401933-002	Fe (234.350 nm)	0.0792	0.56	1732.3167
	R2401933-002	K (766.491 nm)	13.1627	0.48	12738.4162
	R2401933-002	Mg (279.078 nm)	11.5959	0.13	35103.9169
	R2401933-002	Mn (257.610 nm)	0.1204	0.08	36880.1709
	R2401933-002	Mo (202.032 nm)	0.0065	9.90	45.6312
	R2401933-002	Na (588.995 nm)	213.0948 o	0.16	2555358.3575
	R2401933-002	Ni (230.299 nm)	0.0119	1.52	200.0551
	R2401933-002	Pb (220.353 nm)	0.0003 u	> 100.00	12.5901
	R2401933-002	Sb (217.582 nm)	0.0075	8.93	38.0555
	R2401933-002	Se (196.026 nm)	0.0002 u	> 100.00	-3.1079
	R2401933-002	Sn (189.925 nm)	0.0027	24.63	15.6789
	R2401933-002	Sr (216.596 nm)	0.2241	0.16	4150.4520
	R2401933-002	Ti (336.122 nm)	0.0006	11.03	-28.2373
	R2401933-002	Tl (190.794 nm)	0.0026	54.92	-3.4790
	R2401933-002	V (292.401 nm)	0.0004	72.52	-50.0646
	R2401933-002	Y (360.074 nm)	0.98	0.02	465542.57
	R2401933-002	Y_R (360.074 nm)	0.98	0.02	464944.27
	R2401933-002	Zn (213.857 nm)	0.1155	0.13	6303.9074
3/14/2024 13:12:11	R2401933-003	Ag (328.068 nm)	0.0867	0.38	4553.7281
	R2401933-003	Al (237.312 nm)	0.4241	0.34	1261.0031
	R2401933-003	As (188.980 nm)	-0.0015 u	64.01	-17.2004
	R2401933-003	B (249.772 nm)	0.0700	0.42	2289.8926
	R2401933-003	Ba (230.424 nm)	0.1074	0.19	4688.0837
	R2401933-003	Be (313.107 nm)	0.0000 u	31.40	-208.4896
	R2401933-003	Ca (317.933 nm)	40.8030	0.29	1552772.5195
	R2401933-003	Cd (214.439 nm)	0.0001	53.77	-5.8594
	R2401933-003	Co (230.786 nm)	0.0008	31.04	70.3021
	R2401933-003	Cr (267.716 nm)	0.0077	1.68	255.8397
	R2401933-003	Cu (327.395 nm)	0.0167	2.40	523.3575
	R2401933-003	Fe (234.350 nm)	0.2312	0.80	4894.0280
	R2401933-003	K (766.491 nm)	11.8604	0.04	11508.8728
	R2401933-003	Mg (279.078 nm)	11.2074	0.28	33926.7317
	R2401933-003	Mn (257.610 nm)	0.2041	0.28	62515.4190
	R2401933-003	Mo (202.032 nm)	0.0072	4.73	50.9711
	R2401933-003	Na (588.995 nm)	226.0395 o	0.19	2708742.0531
	R2401933-003	Ni (230.299 nm)	0.0129	3.57	211.3116
	R2401933-003	Pb (220.353 nm)	0.0014	48.29	18.5114
	R2401933-003	Sb (217.582 nm)	0.0335	1.41	97.3398
	R2401933-003	Se (196.026 nm)	-0.0004 u	> 100.00	-3.6112

DateTimeMeasured	SolutionLabel	Element Label (nm)	Unadjusted Conc (ppm)	%RSD	Intensity (c/s)
	R2401933-003	Sn (189.925 nm)	0.0023	27.31	14.7272
	R2401933-003	Sr (216.596 nm)	0.2234	0.32	4137.3180
	R2401933-003	Ti (336.122 nm)	0.0024	4.25	200.9371
	R2401933-003	Tl (190.794 nm)	0.0003 u	> 100.00	-6.1113
	R2401933-003	V (292.401 nm)	0.0004	49.18	-51.3156
	R2401933-003	Y (360.074 nm)	0.98	0.26	465479.45
	R2401933-003	Y_R (360.074 nm)	0.98	0.26	464877.17
	R2401933-003	Zn (213.857 nm)	0.1523	0.23	8333.9804
3/14/2024 13:15:15	R2401942-001	Ag (328.068 nm)	0.0004	16.71	-332.6689
	R2401942-001	Al (237.312 nm)	0.1563	1.23	529.9230
	R2401942-001	As (188.980 nm)	-0.0020 u	46.66	-18.0340
	R2401942-001	B (249.772 nm)	0.0475	0.22	1585.6337
	R2401942-001	Ba (230.424 nm)	0.0613	0.14	2668.2328
	R2401942-001	Be (313.107 nm)	0.0000	10.99	-177.2418
	R2401942-001	Ca (317.933 nm)	80.8343 o	0.20	3073514.4248
	R2401942-001	Cd (214.439 nm)	0.0001	66.62	-4.9890
	R2401942-001	Co (230.786 nm)	-0.0002 u	66.97	56.4933
	R2401942-001	Cr (267.716 nm)	0.0005	18.11	-47.7615
	R2401942-001	Cu (327.395 nm)	0.0019	14.32	19.4120
	R2401942-001	Fe (234.350 nm)	0.1879	0.60	3994.1696
	R2401942-001	K (766.491 nm)	4.0775	0.87	4160.6799
	R2401942-001	Mg (279.078 nm)	22.1856	0.16	67187.9076
	R2401942-001	Mn (257.610 nm)	0.0166	0.10	5070.3871
	R2401942-001	Mo (202.032 nm)	0.0092	6.59	65.8137
	R2401942-001	Na (588.995 nm)	26.8040	0.15	347962.8002
	R2401942-001	Ni (230.299 nm)	0.0035	19.97	105.4830
	R2401942-001	Pb (220.353 nm)	-0.0007 u	> 100.00	7.4041
	R2401942-001	Sb (217.582 nm)	-0.0018 u	> 100.00	16.7575
	R2401942-001	Se (196.026 nm)	0.0004 u	> 100.00	-2.9740
	R2401942-001	Sn (189.925 nm)	0.0018	67.71	13.0890
	R2401942-001	Sr (216.596 nm)	0.7030	0.18	13119.0094
	R2401942-001	Ti (336.122 nm)	0.0036	1.43	342.0161
	R2401942-001	Tl (190.794 nm)	0.0015	21.56	-4.8013
	R2401942-001	V (292.401 nm)	0.0001	46.52	-61.4821
	R2401942-001	Y (360.074 nm)	1.00	0.26	476502.78
	R2401942-001	Y_R (360.074 nm)	1.00	0.26	475831.70
	R2401942-001	Zn (213.857 nm)	0.0059	1.50	259.1264
3/14/2024 13:18:19	R2401942-001S	Ag (328.068 nm)	0.0496	0.60	2455.0446
	R2401942-001S	Al (237.312 nm)	2.0223	0.35	5624.3765
	R2401942-001S	As (188.980 nm)	0.0391	6.57	55.9081
	R2401942-001S	B (249.772 nm)	0.9908	0.34	31221.6974
	R2401942-001S	Ba (230.424 nm)	1.9911	0.67	87317.0109
	R2401942-001S	Be (313.107 nm)	0.0456	0.24	48409.3122
	R2401942-001S	Ca (317.933 nm)	79.9469 o	0.31	3039803.6167
	R2401942-001S	Cd (214.439 nm)	0.0473	0.38	2788.8720
	R2401942-001S	Co (230.786 nm)	0.4796	0.29	7069.6055
	R2401942-001S	Cr (267.716 nm)	0.1913	0.45	7973.1682
	R2401942-001S	Cu (327.395 nm)	0.2440	0.52	8256.0098
	R2401942-001S	Fe (234.350 nm)	1.1251	0.56	23488.3670
	R2401942-001S	K (766.491 nm)	23.0698	0.51	22092.1366
	R2401942-001S	Mg (279.078 nm)	23.3342	0.27	70667.7758
	R2401942-001S	Mn (257.610 nm)	0.4854	0.35	148692.9109
	R2401942-001S	Mo (202.032 nm)	0.4798	1.85	3600.4313
	R2401942-001S	Na (588.995 nm)	44.6543	0.34	559474.7363
	R2401942-001S	Ni (230.299 nm)	0.4940	0.37	5619.1346
	R2401942-001S	Pb (220.353 nm)	0.4758	0.20	2568.1238
	R2401942-001S	Sb (217.582 nm)	0.4782	0.57	1111.8668

DateTimeMeasured	SolutionLabel	Element Label (nm)	Unadjusted Conc (ppm)	%RSD	Intensity (c/s)
	R2401942-001S	Se (196.026 nm)	0.9603	0.33	753.2056
	R2401942-001S	Sn (189.925 nm)	4.7787	0.90	13483.0252
	R2401942-001S	Sr (216.596 nm)	2.5429	0.47	47580.0627
	R2401942-001S	Ti (336.122 nm)	0.4802	0.66	59347.9322
	R2401942-001S	Tl (190.794 nm)	1.8914	0.43	2226.5789
	R2401942-001S	V (292.401 nm)	0.4764	0.30	18045.1063
	R2401942-001S	Y (360.074 nm)	1.00	0.04	472590.13
	R2401942-001S	Y_R (360.074 nm)	0.99	0.04	471923.63
	R2401942-001S	Zn (213.857 nm)	0.4796	0.25	26380.1795
3/14/2024 13:21:23	R2401942-001SD	Ag (328.068 nm)	0.0489	0.30	2414.2336
	R2401942-001SD	Al (237.312 nm)	1.9883	0.41	5531.5067
	R2401942-001SD	As (188.980 nm)	0.0366	3.05	51.4422
	R2401942-001SD	B (249.772 nm)	0.9813	0.37	30925.2091
	R2401942-001SD	Ba (230.424 nm)	1.9650	0.08	86175.7823
	R2401942-001SD	Be (313.107 nm)	0.0450	0.30	47777.2772
	R2401942-001SD	Ca (317.933 nm)	79.5808 o	0.28	3025893.8197
	R2401942-001SD	Cd (214.439 nm)	0.0466	0.33	2745.6672
	R2401942-001SD	Co (230.786 nm)	0.4730	0.38	6973.6316
	R2401942-001SD	Cr (267.716 nm)	0.1885	0.21	7856.0677
	R2401942-001SD	Cu (327.395 nm)	0.2413	0.21	8162.6399
	R2401942-001SD	Fe (234.350 nm)	1.1043	0.55	23056.0943
	R2401942-001SD	K (766.491 nm)	22.8437	0.19	21878.6270
	R2401942-001SD	Mg (279.078 nm)	23.2133	0.33	70301.4592
	R2401942-001SD	Mn (257.610 nm)	0.4787	0.27	146660.7848
	R2401942-001SD	Mo (202.032 nm)	0.4776	1.59	3583.6868
	R2401942-001SD	Na (588.995 nm)	44.3066	0.28	555355.4491
	R2401942-001SD	Ni (230.299 nm)	0.4884	0.34	5556.7254
	R2401942-001SD	Pb (220.353 nm)	0.4714	0.24	2544.7336
	R2401942-001SD	Sb (217.582 nm)	0.4746	0.24	1103.6518
	R2401942-001SD	Se (196.026 nm)	0.9449	1.01	741.0305
	R2401942-001SD	Sn (189.925 nm)	4.7297	0.61	13344.8778
	R2401942-001SD	Sr (216.596 nm)	2.5147	0.13	47051.3465
	R2401942-001SD	Ti (336.122 nm)	0.4748	0.53	58673.2481
	R2401942-001SD	Tl (190.794 nm)	1.8718	0.21	2203.4627
	R2401942-001SD	V (292.401 nm)	0.4698	0.39	17795.1573
	R2401942-001SD	Y (360.074 nm)	1.00	0.15	473322.43
	R2401942-001SD	Y_R (360.074 nm)	1.00	0.15	472637.04
	R2401942-001SD	Zn (213.857 nm)	0.4734	0.21	26039.3433
3/14/2024 13:24:26	R2401942-001A	Ag (328.068 nm)	0.0483	0.52	2380.4635
	R2401942-001A	Al (237.312 nm)	2.0016	0.02	5567.9218
	R2401942-001A	As (188.980 nm)	0.0357	2.31	49.7384
	R2401942-001A	B (249.772 nm)	0.9761	0.23	30759.7486
	R2401942-001A	Ba (230.424 nm)	1.9538	0.19	85680.8502
	R2401942-001A	Be (313.107 nm)	0.0447	0.22	47461.4022
	R2401942-001A	Ca (317.933 nm)	79.5842 o	0.26	3026023.7554
	R2401942-001A	Cd (214.439 nm)	0.0464	0.39	2734.0402
	R2401942-001A	Co (230.786 nm)	0.4697	0.20	6925.3394
	R2401942-001A	Cr (267.716 nm)	0.1872	0.14	7803.5199
	R2401942-001A	Cu (327.395 nm)	0.2391	0.34	8088.6974
	R2401942-001A	Fe (234.350 nm)	1.1122	0.49	23221.0414
	R2401942-001A	K (766.491 nm)	22.5566	0.14	21607.5554
	R2401942-001A	Mg (279.078 nm)	23.1890	0.20	70227.8988
	R2401942-001A	Mn (257.610 nm)	0.4757	0.26	145732.9280
	R2401942-001A	Mo (202.032 nm)	0.4789	1.45	3594.0047
	R2401942-001A	Na (588.995 nm)	43.9095	0.13	550650.1868
	R2401942-001A	Ni (230.299 nm)	0.4843	0.27	5510.4000
	R2401942-001A	Pb (220.353 nm)	0.4660	0.02	2515.3463

DateTimeMeasured	SolutionLabel	Element Label (nm)	Unadjusted Conc (ppm)	%RSD	Intensity (c/s)
	R2401942-001A	Sb (217.582 nm)	0.4765	0.34	1107.9366
	R2401942-001A	Se (196.026 nm)	0.9548	1.09	748.8333
	R2401942-001A	Sn (189.925 nm)	4.7849	0.58	13500.5575
	R2401942-001A	Sr (216.596 nm)	2.5366	0.15	47462.1835
	R2401942-001A	Ti (336.122 nm)	0.4781	0.42	59091.7164
	R2401942-001A	Tl (190.794 nm)	1.8623	0.41	2192.1946
	R2401942-001A	V (292.401 nm)	0.4663	0.35	17661.6031
	R2401942-001A	Y (360.074 nm)	1.00	0.12	472435.91
	R2401942-001A	Y_R (360.074 nm)	0.99	0.12	471696.81
	R2401942-001A	Zn (213.857 nm)	0.4699	0.21	25842.6741
3/14/2024 13:27:30	R2401942-001L 5X	Ag (328.068 nm)	0.0003	44.57	-336.6814
	R2401942-001L 5X	Al (237.312 nm)	0.0307	5.53	186.8274
	R2401942-001L 5X	As (188.980 nm)	-0.0012 u	> 100.00	-16.6888
	R2401942-001L 5X	B (249.772 nm)	0.0119	1.90	464.6056
	R2401942-001L 5X	Ba (230.424 nm)	0.0126	0.94	532.7628
	R2401942-001L 5X	Be (313.107 nm)	0.0000	86.06	-186.6501
	R2401942-001L 5X	Ca (317.933 nm)	16.4783	0.52	628705.9220
	R2401942-001L 5X	Cd (214.439 nm)	0.0000 u	> 100.00	-8.0001
	R2401942-001L 5X	Co (230.786 nm)	-0.0001 u	> 100.00	57.7981
	R2401942-001L 5X	Cr (267.716 nm)	0.0003	86.97	-53.9597
	R2401942-001L 5X	Cu (327.395 nm)	0.0004	45.74	-30.9840
	R2401942-001L 5X	Fe (234.350 nm)	0.0417	0.74	953.2964
	R2401942-001L 5X	K (766.491 nm)	0.9011	2.55	1161.7411
	R2401942-001L 5X	Mg (279.078 nm)	4.4721	0.50	13520.5618
	R2401942-001L 5X	Mn (257.610 nm)	0.0035	1.11	1045.6307
	R2401942-001L 5X	Mo (202.032 nm)	0.0039	8.85	26.3874
	R2401942-001L 5X	Na (588.995 nm)	5.3859	0.43	94176.2897
	R2401942-001L 5X	Ni (230.299 nm)	0.0007	61.34	74.8224
	R2401942-001L 5X	Pb (220.353 nm)	0.0000 u	> 100.00	11.0497
	R2401942-001L 5X	Sb (217.582 nm)	0.0005 u	> 100.00	22.0130
	R2401942-001L 5X	Se (196.026 nm)	0.0014	52.59	-2.1838
	R2401942-001L 5X	Sn (189.925 nm)	0.0177	20.79	57.9263
	R2401942-001L 5X	Sr (216.596 nm)	0.1440	0.32	2648.8716
	R2401942-001L 5X	Ti (336.122 nm)	0.0013	14.42	56.4340
	R2401942-001L 5X	Tl (190.794 nm)	0.0008	28.82	-5.5568
	R2401942-001L 5X	V (292.401 nm)	0.0000 u	> 100.00	-65.5918
	R2401942-001L 5X	Y (360.074 nm)	1.02	0.12	483431.28
	R2401942-001L 5X	Y_R (360.074 nm)	1.02	0.12	482581.20
	R2401942-001L 5X	Zn (213.857 nm)	0.0012	7.21	1.6999
3/14/2024 13:30:34	Continuing Calibration Verification	Ag (328.068 nm)	0.5130	0.44	28697.5203
	Continuing Calibration Verification	Al (237.312 nm)	9.8808	0.40	27079.3313
	Continuing Calibration Verification	As (188.980 nm)	0.9659	0.55	1724.7023
	Continuing Calibration Verification	B (249.772 nm)	2.4416	0.48	76808.3932
	Continuing Calibration Verification	Ba (230.424 nm)	10.0421	0.73	440479.1409
	Continuing Calibration Verification	Be (313.107 nm)	0.2382	0.48	253595.3738
	Continuing Calibration Verification	Ca (317.933 nm)	24.8692	0.49	947467.3264
	Continuing Calibration Verification	Cd (214.439 nm)	0.4955	0.35	29285.1652
	Continuing Calibration Verification	Co (230.786 nm)	2.4749	0.51	36238.8281
	Continuing Calibration Verification	Cr (267.716 nm)	0.5007	0.42	20978.5058
	Continuing Calibration Verification	Cu (327.395 nm)	1.2351	0.31	41964.0828
	Continuing Calibration Verification	Fe (234.350 nm)	4.8990	0.62	101990.4267
	Continuing Calibration Verification	K (766.491 nm)	24.3579	0.30	23308.1969
	Continuing Calibration Verification	Mg (279.078 nm)	24.3786	0.44	73831.9781
	Continuing Calibration Verification	Mn (257.610 nm)	0.7289	0.45	223312.7228
	Continuing Calibration Verification	Mo (202.032 nm)	2.4893	1.00	18692.7037
	Continuing Calibration Verification	Na (588.995 nm)	25.2240	0.39	329241.6328
	Continuing Calibration Verification	Ni (230.299 nm)	2.0572	0.55	23191.6042

DateTimeMeasured	SolutionLabel	Element Label (nm)	Unadjusted Conc (ppm)	%RSD	Intensity (c/s)
	Continuing Calibration Verification	Pb (220.353 nm)	0.4959	0.36	2676.4356
	Continuing Calibration Verification	Sb (217.582 nm)	4.7801	0.49	10926.4780
	Continuing Calibration Verification	Se (196.026 nm)	0.4918	0.63	384.1205
	Continuing Calibration Verification	Sn (189.925 nm)	4.9756	0.55	14038.2256
	Continuing Calibration Verification	Sr (216.596 nm)	2.4468	0.78	45780.2539
	Continuing Calibration Verification	Ti (336.122 nm)	2.4966	0.67	308960.7134
	Continuing Calibration Verification	Tl (190.794 nm)	0.9969	0.40	1170.4595
	Continuing Calibration Verification	V (292.401 nm)	2.4468	0.49	92961.5576
	Continuing Calibration Verification	Y (360.074 nm)	0.99	0.11	469924.78
	Continuing Calibration Verification	Y_R (360.074 nm)	0.99	0.11	469124.31
	Continuing Calibration Verification	Zn (213.857 nm)	0.9767	0.78	53788.9241
3/14/2024 13:33:38	Continuing Calibration Blank	Ag (328.068 nm)	0.0005	37.22	-327.9050
	Continuing Calibration Blank	Al (237.312 nm)	0.0067	22.81	121.5286
	Continuing Calibration Blank	As (188.980 nm)	-0.0018 u	10.27	-17.6671
	Continuing Calibration Blank	B (249.772 nm)	0.0009	31.31	119.2136
	Continuing Calibration Blank	Ba (230.424 nm)	0.0009	9.18	19.7703
	Continuing Calibration Blank	Be (313.107 nm)	0.0000	35.17	-180.1183
	Continuing Calibration Blank	Ca (317.933 nm)	0.0134	2.45	3223.6339
	Continuing Calibration Blank	Cd (214.439 nm)	0.0001	68.88	-4.9086
	Continuing Calibration Blank	Co (230.786 nm)	0.0000 u	> 100.00	58.5000
	Continuing Calibration Blank	Cr (267.716 nm)	0.0002 u	> 100.00	-57.9719
	Continuing Calibration Blank	Cu (327.395 nm)	0.0003	51.26	-34.3876
	Continuing Calibration Blank	Fe (234.350 nm)	0.0061	9.91	213.2987
	Continuing Calibration Blank	K (766.491 nm)	0.2090	11.65	508.3367
	Continuing Calibration Blank	Mg (279.078 nm)	0.0122	4.66	8.3377
	Continuing Calibration Blank	Mn (257.610 nm)	0.0001	12.76	7.8153
	Continuing Calibration Blank	Mo (202.032 nm)	0.0040	29.81	27.1688
	Continuing Calibration Blank	Na (588.995 nm)	0.1312	6.58	31912.3251
	Continuing Calibration Blank	Ni (230.299 nm)	0.0001 u	> 100.00	68.0649
	Continuing Calibration Blank	Pb (220.353 nm)	0.0000 u	> 100.00	11.0766
	Continuing Calibration Blank	Sb (217.582 nm)	0.0031	83.27	28.0602
	Continuing Calibration Blank	Se (196.026 nm)	0.0044	63.32	0.1934
	Continuing Calibration Blank	Sn (189.925 nm)	0.0049	18.14	22.0153
	Continuing Calibration Blank	Sr (216.596 nm)	0.0003	35.33	-42.0628
	Continuing Calibration Blank	Ti (336.122 nm)	0.0019	27.84	131.5003
	Continuing Calibration Blank	Tl (190.794 nm)	-0.0001 u	> 100.00	-6.5904
	Continuing Calibration Blank	V (292.401 nm)	0.0002	39.94	-59.9866
	Continuing Calibration Blank	Y (360.074 nm)	1.02	0.09	486070.72
	Continuing Calibration Blank	Y_R (360.074 nm)	1.02	0.09	485158.83
	Continuing Calibration Blank	Zn (213.857 nm)	0.0003	16.86	-45.9684
3/14/2024 13:36:42	R2401943-003	Ag (328.068 nm)	0.0003	22.06	-335.3262
	R2401943-003	Al (237.312 nm)	0.1156	1.02	418.6987
	R2401943-003	As (188.980 nm)	-0.0018 u	80.20	-17.6514
	R2401943-003	B (249.772 nm)	0.0272	0.81	947.1842
	R2401943-003	Ba (230.424 nm)	0.0559	0.28	2431.6578
	R2401943-003	Be (313.107 nm)	0.0000	61.70	-189.7641
	R2401943-003	Ca (317.933 nm)	76.3045 o	0.25	2901431.9944
	R2401943-003	Cd (214.439 nm)	0.0000	94.11	-9.2152
	R2401943-003	Co (230.786 nm)	0.0002 u	> 100.00	61.7796
	R2401943-003	Cr (267.716 nm)	0.0006	23.80	-41.7343
	R2401943-003	Cu (327.395 nm)	0.0035	7.97	75.5239
	R2401943-003	Fe (234.350 nm)	0.2951	0.37	6223.7014
	R2401943-003	K (766.491 nm)	3.7603	0.12	3861.1998
	R2401943-003	Mg (279.078 nm)	21.4267	0.14	64888.5990
	R2401943-003	Mn (257.610 nm)	0.0530	0.12	16232.1380
	R2401943-003	Mo (202.032 nm)	0.0003 u	> 100.00	-1.0422
	R2401943-003	Na (588.995 nm)	219.0792 o	0.18	2626268.6993

DateTimeMeasured	SolutionLabel	Element Label (nm)	Unadjusted Conc (ppm)	%RSD	Intensity (c/s)
	R2401943-003	Ni (230.299 nm)	0.0010	11.94	78.1824
	R2401943-003	Pb (220.353 nm)	0.0006 u	> 100.00	13.9212
	R2401943-003	Sb (217.582 nm)	-0.0061 u	21.53	6.9911
	R2401943-003	Se (196.026 nm)	0.0031	65.42	-0.8249
	R2401943-003	Sn (189.925 nm)	0.0029	6.29	16.3543
	R2401943-003	Sr (216.596 nm)	0.2558	0.35	4742.8102
	R2401943-003	Ti (336.122 nm)	0.0039	6.64	381.6380
	R2401943-003	Tl (190.794 nm)	0.0044	17.47	-1.2941
	R2401943-003	V (292.401 nm)	0.0004	36.17	-49.5526
	R2401943-003	Y (360.074 nm)	0.97	0.31	459343.15
	R2401943-003	Y_R (360.074 nm)	0.97	0.31	458574.41
	R2401943-003	Zn (213.857 nm)	0.0227	0.60	1184.6817
3/14/2024 13:39:46	R2401943-005	Ag (328.068 nm)	0.0003	37.76	-337.6858
	R2401943-005	Al (237.312 nm)	0.0876	1.40	342.2934
	R2401943-005	As (188.980 nm)	-0.0007 u	> 100.00	-15.7636
	R2401943-005	B (249.772 nm)	0.0174	1.24	639.3538
	R2401943-005	Ba (230.424 nm)	0.0405	0.53	1756.2118
	R2401943-005	Be (313.107 nm)	0.0000	> 100.00	-184.9471
	R2401943-005	Ca (317.933 nm)	53.8895	0.19	2049914.4494
	R2401943-005	Cd (214.439 nm)	0.0001	47.86	-7.0722
	R2401943-005	Co (230.786 nm)	0.0002 u	99.98	61.6026
	R2401943-005	Cr (267.716 nm)	0.0003	45.18	-54.7349
	R2401943-005	Cu (327.395 nm)	0.0017	14.54	13.9207
	R2401943-005	Fe (234.350 nm)	0.1629	0.61	3474.7747
	R2401943-005	K (766.491 nm)	2.0959	0.86	2289.7894
	R2401943-005	Mg (279.078 nm)	13.1801	0.13	39903.6220
	R2401943-005	Mn (257.610 nm)	0.0531	0.33	16253.4717
	R2401943-005	Mo (202.032 nm)	0.0004	29.57	0.1092
	R2401943-005	Na (588.995 nm)	171.9702 o	0.03	2068064.3410
	R2401943-005	Ni (230.299 nm)	0.0005	12.71	71.5147
	R2401943-005	Pb (220.353 nm)	0.0006 u	> 100.00	14.2281
	R2401943-005	Sb (217.582 nm)	-0.0053 u	7.64	8.9063
	R2401943-005	Se (196.026 nm)	0.0020 u	> 100.00	-1.6549
	R2401943-005	Sn (189.925 nm)	0.0018	16.68	13.1127
	R2401943-005	Sr (216.596 nm)	0.2531	0.06	4692.4075
	R2401943-005	Ti (336.122 nm)	0.0025	3.36	214.2189
	R2401943-005	Tl (190.794 nm)	0.0013	48.22	-5.0086
	R2401943-005	V (292.401 nm)	0.0003	19.03	-53.6015
	R2401943-005	Y (360.074 nm)	0.98	0.07	465366.47
	R2401943-005	Y_R (360.074 nm)	0.98	0.08	464535.50
	R2401943-005	Zn (213.857 nm)	0.0188	0.34	972.2730
3/14/2024 13:42:50	R2401943-007	Ag (328.068 nm)	0.0001 u	> 100.00	-348.0931
	R2401943-007	Al (237.312 nm)	0.0319	7.16	190.1509
	R2401943-007	As (188.980 nm)	-0.0005 u	> 100.00	-15.4548
	R2401943-007	B (249.772 nm)	0.0288	0.49	995.5016
	R2401943-007	Ba (230.424 nm)	0.0576	0.15	2504.8803
	R2401943-007	Be (313.107 nm)	0.0000 u	14.07	-214.2568
	R2401943-007	Ca (317.933 nm)	67.6114 o	0.25	2571190.9481
	R2401943-007	Cd (214.439 nm)	0.0000 u	> 100.00	-8.7914
	R2401943-007	Co (230.786 nm)	-0.0002 u	> 100.00	56.3073
	R2401943-007	Cr (267.716 nm)	0.0002 u	> 100.00	-59.2936
	R2401943-007	Cu (327.395 nm)	0.0064	4.01	172.2532
	R2401943-007	Fe (234.350 nm)	0.2275	0.54	4817.2142
	R2401943-007	K (766.491 nm)	3.2305	0.50	3361.0449
	R2401943-007	Mg (279.078 nm)	17.3183	0.23	52441.2206
	R2401943-007	Mn (257.610 nm)	0.0327	0.13	9987.1755
	R2401943-007	Mo (202.032 nm)	-0.0005 u	39.69	-6.9328

DateTimeMeasured	SolutionLabel	Element Label (nm)	Unadjusted Conc (ppm)	%RSD	Intensity (c/s)
	R2401943-007	Na (588.995 nm)	401.3066 o	0.15	4785515.1610
	R2401943-007	Ni (230.299 nm)	0.0017	21.77	85.7432
	R2401943-007	Pb (220.353 nm)	0.0011	24.31	16.8791
	R2401943-007	Sb (217.582 nm)	-0.0053 u	22.20	8.9477
	R2401943-007	Se (196.026 nm)	0.0016 u	> 100.00	-1.9694
	R2401943-007	Sn (189.925 nm)	0.0014	81.37	12.1937
	R2401943-007	Sr (216.596 nm)	0.4076	0.34	7586.1663
	R2401943-007	Ti (336.122 nm)	0.0013	11.45	64.8064
	R2401943-007	Tl (190.794 nm)	0.0013 u	> 100.00	-4.9823
	R2401943-007	V (292.401 nm)	0.0001 u	> 100.00	-64.5581
	R2401943-007	Y (360.074 nm)	0.94	0.20	446641.62
	R2401943-007	Y_R (360.074 nm)	0.94	0.19	445904.90
	R2401943-007	Zn (213.857 nm)	0.0465	0.10	2501.0544
3/14/2024 13:45:55	R2401943-009	Ag (328.068 nm)	0.0002	74.03	-342.7313
	R2401943-009	Al (237.312 nm)	0.0238	2.95	168.1285
	R2401943-009	As (188.980 nm)	0.0003 u	> 100.00	-13.8943
	R2401943-009	B (249.772 nm)	0.0286	1.18	991.0782
	R2401943-009	Ba (230.424 nm)	0.0550	0.44	2392.0494
	R2401943-009	Be (313.107 nm)	0.0000 u	35.66	-204.4614
	R2401943-009	Ca (317.933 nm)	68.5536 o	0.27	2606983.8198
	R2401943-009	Cd (214.439 nm)	0.0000 u	> 100.00	-10.7395
	R2401943-009	Co (230.786 nm)	0.0003 u	> 100.00	63.7185
	R2401943-009	Cr (267.716 nm)	0.0000 u	> 100.00	-65.5288
	R2401943-009	Cu (327.395 nm)	0.0061	3.76	163.9472
	R2401943-009	Fe (234.350 nm)	0.0800	0.97	1750.5661
	R2401943-009	K (766.491 nm)	3.3103	0.09	3436.3785
	R2401943-009	Mg (279.078 nm)	17.6216	0.26	53360.1613
	R2401943-009	Mn (257.610 nm)	0.0093	0.12	2822.2127
	R2401943-009	Mo (202.032 nm)	-0.0002 u	> 100.00	-4.3070
	R2401943-009	Na (588.995 nm)	412.1664 o	0.27	4914194.0917
	R2401943-009	Ni (230.299 nm)	0.0010	59.00	77.7317
	R2401943-009	Pb (220.353 nm)	0.0001 u	> 100.00	11.6357
	R2401943-009	Sb (217.582 nm)	-0.0056 u	41.90	8.2308
	R2401943-009	Se (196.026 nm)	0.0011	81.89	-2.4064
	R2401943-009	Sn (189.925 nm)	0.0012	22.87	11.4879
	R2401943-009	Sr (216.596 nm)	0.4230	0.19	7876.0238
	R2401943-009	Ti (336.122 nm)	0.0009	10.81	8.3602
	R2401943-009	Tl (190.794 nm)	0.0000 u	> 100.00	-6.5412
	R2401943-009	V (292.401 nm)	0.0000 u	> 100.00	-68.1890
	R2401943-009	Y (360.074 nm)	0.95	0.19	449718.23
	R2401943-009	Y_R (360.074 nm)	0.95	0.19	449049.51
	R2401943-009	Zn (213.857 nm)	0.0434	0.19	2326.1667
3/14/2024 13:48:59	R2401946-001	Ag (328.068 nm)	0.0092	0.08	168.1558
	R2401946-001	Al (237.312 nm)	0.1761	0.99	583.9212
	R2401946-001	As (188.980 nm)	-0.0010 u	> 100.00	-16.3646
	R2401946-001	B (249.772 nm)	0.0679	0.35	2226.7325
	R2401946-001	Ba (230.424 nm)	0.0688	0.16	2995.0184
	R2401946-001	Be (313.107 nm)	0.0000 u	> 100.00	-198.4928
	R2401946-001	Ca (317.933 nm)	42.5971	0.23	1620927.0949
	R2401946-001	Cd (214.439 nm)	0.0001	50.93	-3.0990
	R2401946-001	Co (230.786 nm)	0.0003	23.56	63.3955
	R2401946-001	Cr (267.716 nm)	0.0055	2.23	165.8693
	R2401946-001	Cu (327.395 nm)	0.0084	3.67	240.1967
	R2401946-001	Fe (234.350 nm)	0.1074	0.16	2319.1510
	R2401946-001	K (766.491 nm)	11.3347	0.56	11012.5665
	R2401946-001	Mg (279.078 nm)	11.6041	0.13	35128.5862
	R2401946-001	Mn (257.610 nm)	0.0683	0.17	20890.9534

DateTimeMeasured	SolutionLabel	Element Label (nm)	Unadjusted Conc (ppm)	%RSD	Intensity (c/s)
	R2401946-001	Mo (202.032 nm)	0.0048	2.59	32.6712
	R2401946-001	Na (588.995 nm)	187.0592 o	0.25	2246857.0004
	R2401946-001	Ni (230.299 nm)	0.0093	4.21	170.6473
	R2401946-001	Pb (220.353 nm)	0.0003	75.60	12.4007
	R2401946-001	Sb (217.582 nm)	0.0012 u	> 100.00	23.7647
	R2401946-001	Se (196.026 nm)	-0.0001 u	> 100.00	-3.3750
	R2401946-001	Sn (189.925 nm)	0.0007	80.72	9.9585
	R2401946-001	Sr (216.596 nm)	0.2264	0.08	4193.2812
	R2401946-001	Ti (336.122 nm)	0.0008	76.06	-2.9765
	R2401946-001	Tl (190.794 nm)	-0.0005 u	> 100.00	-7.0742
	R2401946-001	V (292.401 nm)	0.0003	22.08	-55.1509
	R2401946-001	Y (360.074 nm)	0.99	0.13	470543.91
	R2401946-001	Y_R (360.074 nm)	0.99	0.13	469733.90
	R2401946-001	Zn (213.857 nm)	0.0831	0.22	4516.0672
3/14/2024 13:52:03	R2401946-002	Ag (328.068 nm)	0.0391	0.58	1856.7852
	R2401946-002	Al (237.312 nm)	0.6352	0.05	1837.3291
	R2401946-002	As (188.980 nm)	0.0003 u	> 100.00	-13.9770
	R2401946-002	B (249.772 nm)	0.0694	0.51	2273.1316
	R2401946-002	Ba (230.424 nm)	0.0959	0.33	4185.9750
	R2401946-002	Be (313.107 nm)	0.0000 u	> 100.00	-199.7668
	R2401946-002	Ca (317.933 nm)	42.9243	0.27	1633359.3047
	R2401946-002	Cd (214.439 nm)	0.0001	12.98	-3.4789
	R2401946-002	Co (230.786 nm)	0.0008	6.13	70.7921
	R2401946-002	Cr (267.716 nm)	0.0135	0.34	499.3258
	R2401946-002	Cu (327.395 nm)	0.0132	2.17	406.0684
	R2401946-002	Fe (234.350 nm)	0.3096	0.49	6525.4092
	R2401946-002	K (766.491 nm)	10.8665	0.42	10570.5164
	R2401946-002	Mg (279.078 nm)	11.5963	0.18	35105.0856
	R2401946-002	Mn (257.610 nm)	0.2516	0.22	77055.1096
	R2401946-002	Mo (202.032 nm)	0.0056	3.19	39.3349
	R2401946-002	Na (588.995 nm)	181.6189 o	0.03	2182394.2435
	R2401946-002	Ni (230.299 nm)	0.0132	1.56	215.3360
	R2401946-002	Pb (220.353 nm)	0.0008	24.13	15.5239
	R2401946-002	Sb (217.582 nm)	0.0190	14.11	64.3854
	R2401946-002	Se (196.026 nm)	0.0020 u	> 100.00	-1.6835
	R2401946-002	Sn (189.925 nm)	0.0008 u	> 100.00	10.4568
	R2401946-002	Sr (216.596 nm)	0.2311	0.20	4280.5945
	R2401946-002	Ti (336.122 nm)	0.0041	2.82	413.8087
	R2401946-002	Tl (190.794 nm)	0.0016	15.52	-4.6475
	R2401946-002	V (292.401 nm)	0.0005	28.03	-48.0746
	R2401946-002	Y (360.074 nm)	1.00	0.26	475874.58
	R2401946-002	Y_R (360.074 nm)	1.00	0.26	475060.04
	R2401946-002	Zn (213.857 nm)	0.1510	0.33	8260.1189
3/14/2024 13:55:07	R2401954-001	Ag (328.068 nm)	0.0002	45.78	-340.8647
	R2401954-001	Al (237.312 nm)	2.6250	0.37	7269.7576
	R2401954-001	As (188.980 nm)	-0.0019 u	61.60	-17.8766
	R2401954-001	B (249.772 nm)	0.2927	0.35	9289.2538
	R2401954-001	Ba (230.424 nm)	0.0211	0.87	904.6285
	R2401954-001	Be (313.107 nm)	0.0000 u	57.11	-209.0999
	R2401954-001	Ca (317.933 nm)	32.5004	0.29	1237365.8832
	R2401954-001	Cd (214.439 nm)	0.0000 u	> 100.00	-11.5242
	R2401954-001	Co (230.786 nm)	-0.0003 u	49.86	55.4747
	R2401954-001	Cr (267.716 nm)	0.0001	83.93	-63.0747
	R2401954-001	Cu (327.395 nm)	0.0007	23.88	-19.3700
	R2401954-001	Fe (234.350 nm)	0.0381	1.14	877.9605
	R2401954-001	K (766.491 nm)	53.6767	0.31	50989.3088
	R2401954-001	Mg (279.078 nm)	16.7609	0.28	50752.4514

DateTimeMeasured	SolutionLabel	Element Label (nm)	Unadjusted Conc (ppm)	%RSD	Intensity (c/s)
	R2401954-001	Mn (257.610 nm)	0.0053	0.72	1587.9817
	R2401954-001	Mo (202.032 nm)	-0.0010 u	4.12	-10.5495
	R2401954-001	Na (588.995 nm)	272.7351 o	0.34	3262046.9721
	R2401954-001	Ni (230.299 nm)	0.0022	23.85	90.6612
	R2401954-001	Pb (220.353 nm)	0.0001 u	> 100.00	11.3431
	R2401954-001	Sb (217.582 nm)	-0.0027 u	71.12	14.8630
	R2401954-001	Se (196.026 nm)	0.0015 u	> 100.00	-2.1040
	R2401954-001	Sn (189.925 nm)	0.0005 u	> 100.00	9.5916
	R2401954-001	Sr (216.596 nm)	0.1169	0.20	2142.5253
	R2401954-001	Ti (336.122 nm)	-0.0001 u	65.52	-109.8355
	R2401954-001	Tl (190.794 nm)	0.0004 u	> 100.00	-6.0263
	R2401954-001	V (292.401 nm)	-0.0001 u	> 100.00	-68.8194
	R2401954-001	Y (360.074 nm)	0.96	0.15	455461.75
	R2401954-001	Y_R (360.074 nm)	0.96	0.15	454700.94
	R2401954-001	Zn (213.857 nm)	0.1245	0.14	6801.9840
3/14/2024 13:58:11	R2401957-007	Ag (328.068 nm)	0.0003	61.22	-335.8479
	R2401957-007	Al (237.312 nm)	0.0206	11.32	159.2646
	R2401957-007	As (188.980 nm)	-0.0010 u	51.80	-16.2837
	R2401957-007	B (249.772 nm)	0.1465	0.44	4695.9814
	R2401957-007	Ba (230.424 nm)	0.0698	0.50	3041.8894
	R2401957-007	Be (313.107 nm)	0.0000 u	> 100.00	-199.5769
	R2401957-007	Ca (317.933 nm)	85.8637 o	0.34	3264575.4411
	R2401957-007	Cd (214.439 nm)	0.0000 u	> 100.00	-7.6557
	R2401957-007	Co (230.786 nm)	0.0004	19.28	64.4176
	R2401957-007	Cr (267.716 nm)	0.0007	2.04	-38.5583
	R2401957-007	Cu (327.395 nm)	0.0175	0.98	552.2662
	R2401957-007	Fe (234.350 nm)	0.1130	0.44	2436.2659
	R2401957-007	K (766.491 nm)	9.2155	0.15	9011.6631
	R2401957-007	Mg (279.078 nm)	23.0173	0.30	69707.7182
	R2401957-007	Mn (257.610 nm)	0.0080	0.14	2444.6444
	R2401957-007	Mo (202.032 nm)	-0.0004 u	35.53	-5.8168
	R2401957-007	Na (588.995 nm)	222.1786 o	0.24	2662993.8827
	R2401957-007	Ni (230.299 nm)	0.0016	34.84	84.3356
	R2401957-007	Pb (220.353 nm)	0.0000 u	> 100.00	11.0089
	R2401957-007	Sb (217.582 nm)	-0.0038 u	35.08	12.3104
	R2401957-007	Se (196.026 nm)	0.0023	82.50	-1.4846
	R2401957-007	Sn (189.925 nm)	0.0011	13.94	11.1207
	R2401957-007	Sr (216.596 nm)	0.8403	0.26	15690.0518
	R2401957-007	Ti (336.122 nm)	0.0014	8.60	75.6737
	R2401957-007	Tl (190.794 nm)	0.0026	33.83	-3.4454
	R2401957-007	V (292.401 nm)	0.0000 u	> 100.00	-66.8292
	R2401957-007	Y (360.074 nm)	0.98	0.15	463129.22
	R2401957-007	Y_R (360.074 nm)	0.97	0.15	462308.04
	R2401957-007	Zn (213.857 nm)	0.0309	0.42	1637.3733
3/14/2024 14:01:14	Continuing Calibration Verification	Ag (328.068 nm)	0.5128	0.54	28686.9706
	Continuing Calibration Verification	Al (237.312 nm)	9.8689	0.42	27046.9553
	Continuing Calibration Verification	As (188.980 nm)	0.9636	0.28	1720.5365
	Continuing Calibration Verification	B (249.772 nm)	2.4467	0.55	76966.2568
	Continuing Calibration Verification	Ba (230.424 nm)	10.0420	0.48	440474.4788
	Continuing Calibration Verification	Be (313.107 nm)	0.2382	0.47	253554.1597
	Continuing Calibration Verification	Ca (317.933 nm)	24.8169	0.51	945480.4448
	Continuing Calibration Verification	Cd (214.439 nm)	0.4942	0.45	29212.9661
	Continuing Calibration Verification	Co (230.786 nm)	2.4698	0.71	36164.3774
	Continuing Calibration Verification	Cr (267.716 nm)	0.4994	0.46	20927.2190
	Continuing Calibration Verification	Cu (327.395 nm)	1.2442	0.43	42274.0057
	Continuing Calibration Verification	Fe (234.350 nm)	4.8902	0.64	101808.9462
	Continuing Calibration Verification	K (766.491 nm)	24.3404	0.54	23291.7503

DateTimeMeasured	SolutionLabel	Element Label (nm)	Unadjusted Conc (ppm)	%RSD	Intensity (c/s)
	Continuing Calibration Verification	Mg (279.078 nm)	24.2784	0.39	73528.5150
	Continuing Calibration Verification	Mn (257.610 nm)	0.7277	0.49	222941.3358
	Continuing Calibration Verification	Mo (202.032 nm)	2.4862	1.03	18669.4741
	Continuing Calibration Verification	Na (588.995 nm)	25.2842	0.36	329954.7042
	Continuing Calibration Verification	Ni (230.299 nm)	2.0540	0.46	23155.7163
	Continuing Calibration Verification	Pb (220.353 nm)	0.4941	0.62	2666.5951
	Continuing Calibration Verification	Sb (217.582 nm)	4.7749	0.66	10914.5244
	Continuing Calibration Verification	Se (196.026 nm)	0.4935	1.06	385.4813
	Continuing Calibration Verification	Sn (189.925 nm)	4.9493	0.49	13964.1146
	Continuing Calibration Verification	Sr (216.596 nm)	2.4433	0.37	45713.6945
	Continuing Calibration Verification	Ti (336.122 nm)	2.4952	0.77	308792.2768
	Continuing Calibration Verification	Tl (190.794 nm)	0.9954	0.41	1168.6699
	Continuing Calibration Verification	V (292.401 nm)	2.4455	0.49	92913.4609
	Continuing Calibration Verification	Y (360.074 nm)	0.99	0.29	471667.28
	Continuing Calibration Verification	Y_R (360.074 nm)	0.99	0.29	470740.17
	Continuing Calibration Verification	Zn (213.857 nm)	0.9772	0.34	53816.3699
3/14/2024 14:04:18	Continuing Calibration Blank	Ag (328.068 nm)	0.0002	61.81	-341.5362
	Continuing Calibration Blank	Al (237.312 nm)	0.0071	16.39	122.5826
	Continuing Calibration Blank	As (188.980 nm)	-0.0015 u	37.72	-17.2035
	Continuing Calibration Blank	B (249.772 nm)	0.0001 u	> 100.00	95.1021
	Continuing Calibration Blank	Ba (230.424 nm)	0.0009	17.15	17.1135
	Continuing Calibration Blank	Be (313.107 nm)	0.0000	32.25	-176.0473
	Continuing Calibration Blank	Ca (317.933 nm)	0.0130	0.78	3209.5436
	Continuing Calibration Blank	Cd (214.439 nm)	0.0001	38.01	-5.0333
	Continuing Calibration Blank	Co (230.786 nm)	-0.0005 u	50.10	51.7491
	Continuing Calibration Blank	Cr (267.716 nm)	0.0003	25.44	-56.7679
	Continuing Calibration Blank	Cu (327.395 nm)	0.0003 u	> 100.00	-34.3239
	Continuing Calibration Blank	Fe (234.350 nm)	0.0068	9.75	226.1146
	Continuing Calibration Blank	K (766.491 nm)	0.2015	2.01	501.2209
	Continuing Calibration Blank	Mg (279.078 nm)	0.0128	9.37	10.0013
	Continuing Calibration Blank	Mn (257.610 nm)	0.0001	11.19	9.3183
	Continuing Calibration Blank	Mo (202.032 nm)	0.0045	33.32	30.6127
	Continuing Calibration Blank	Na (588.995 nm)	0.2155	7.30	32911.6929
	Continuing Calibration Blank	Ni (230.299 nm)	0.0000 u	> 100.00	66.0929
	Continuing Calibration Blank	Pb (220.353 nm)	-0.0004 u	> 100.00	8.6691
	Continuing Calibration Blank	Sb (217.582 nm)	0.0058	24.07	34.1524
	Continuing Calibration Blank	Se (196.026 nm)	0.0003 u	> 100.00	-3.0480
	Continuing Calibration Blank	Sn (189.925 nm)	0.0023	14.40	14.4830
	Continuing Calibration Blank	Sr (216.596 nm)	0.0004	26.71	-39.1768
	Continuing Calibration Blank	Ti (336.122 nm)	0.0023	33.65	184.2845
	Continuing Calibration Blank	Tl (190.794 nm)	0.0001 u	> 100.00	-6.4361
	Continuing Calibration Blank	V (292.401 nm)	0.0002	23.10	-58.9306
	Continuing Calibration Blank	Y (360.074 nm)	1.03	0.21	487109.97
	Continuing Calibration Blank	Y_R (360.074 nm)	1.02	0.21	486098.69
	Continuing Calibration Blank	Zn (213.857 nm)	0.0003	11.11	-46.0890
3/14/2024 14:07:22	Contract Required Detection Limit	Ag (328.068 nm)	0.0103	2.33	229.7077
	Contract Required Detection Limit	Al (237.312 nm)	0.1926	1.09	628.9085
	Contract Required Detection Limit	As (188.980 nm)	0.0176	4.41	17.2922
	Contract Required Detection Limit	B (249.772 nm)	0.1973	0.52	6292.6719
	Contract Required Detection Limit	Ba (230.424 nm)	0.2046	0.64	8953.9890
	Contract Required Detection Limit	Be (313.107 nm)	0.0047	0.54	4831.0278
	Contract Required Detection Limit	Ca (317.933 nm)	0.9925	0.57	40417.9781
	Contract Required Detection Limit	Cd (214.439 nm)	0.0102	1.11	591.2954
	Contract Required Detection Limit	Co (230.786 nm)	0.0505	0.94	797.3674
	Contract Required Detection Limit	Cr (267.716 nm)	0.0099	0.47	350.4407
	Contract Required Detection Limit	Cu (327.395 nm)	0.0253	0.98	815.1363
	Contract Required Detection Limit	Fe (234.350 nm)	0.1002	0.45	2170.4526

DateTimeMeasured	SolutionLabel	Element Label (nm)	Unadjusted Conc (ppm)	%RSD	Intensity (c/s)
	Contract Required Detection Limit	K (766.491 nm)	1.0880	5.83	1338.2143
	Contract Required Detection Limit	Mg (279.078 nm)	0.9546	0.62	2863.4128
	Contract Required Detection Limit	Mn (257.610 nm)	0.0152	0.34	4634.8223
	Contract Required Detection Limit	Mo (202.032 nm)	0.0239	3.48	176.6937
	Contract Required Detection Limit	Na (588.995 nm)	1.1236	2.30	43672.0517
	Contract Required Detection Limit	Ni (230.299 nm)	0.0403	0.93	519.5367
	Contract Required Detection Limit	Pb (220.353 nm)	0.0097	6.45	63.0304
	Contract Required Detection Limit	Sb (217.582 nm)	0.0580	1.87	153.2577
	Contract Required Detection Limit	Se (196.026 nm)	0.0115	16.47	5.7619
	Contract Required Detection Limit	Sn (189.925 nm)	0.4973	0.39	1410.4465
	Contract Required Detection Limit	Sr (216.596 nm)	0.1002	0.57	1829.3563
	Contract Required Detection Limit	Ti (336.122 nm)	0.0491	0.70	5982.1147
	Contract Required Detection Limit	Tl (190.794 nm)	0.0201	6.21	17.1980
	Contract Required Detection Limit	V (292.401 nm)	0.0486	1.00	1782.2588
	Contract Required Detection Limit	Y (360.074 nm)	1.03	0.14	487392.32
	Contract Required Detection Limit	Y_R (360.074 nm)	1.03	0.14	486358.73
	Contract Required Detection Limit	Zn (213.857 nm)	0.0200	0.43	1035.5855
3/14/2024 14:10:26	Interference Check Solution A	Ag (328.068 nm)	-0.0001 u	> 100.00	-358.7747
	Interference Check Solution A	Al (237.312 nm)	251.7366 o	0.76	687387.4445
	Interference Check Solution A	As (188.980 nm)	-0.0141 Ku	5.32	-39.9158 K
	Interference Check Solution A	B (249.772 nm)	0.1138	0.55	3667.9225
	Interference Check Solution A	Ba (230.424 nm)	0.0001 u	> 100.00	-15.8245
	Interference Check Solution A	Be (313.107 nm)	0.0001	3.84	-50.3216
	Interference Check Solution A	Ca (317.933 nm)	232.9582 o	0.80	8852520.1777
	Interference Check Solution A	Cd (214.439 nm)	0.0007	4.95	31.5330
	Interference Check Solution A	Co (230.786 nm)	0.0019	18.98	86.4562
	Interference Check Solution A	Cr (267.716 nm)	0.0013	25.74	-12.2430
	Interference Check Solution A	Cu (327.395 nm)	0.0086	2.46	248.1499
	Interference Check Solution A	Fe (234.350 nm)	92.3215 o	0.85	1920492.2465
	Interference Check Solution A	K (766.491 nm)	0.2629	5.07	559.2089
	Interference Check Solution A	Mg (279.078 nm)	254.6204 o	0.80	771403.5279
	Interference Check Solution A	Mn (257.610 nm)	0.0009	3.48	255.2009
	Interference Check Solution A	Mo (202.032 nm)	-0.0032 u	12.39	-27.2884
	Interference Check Solution A	Na (588.995 nm)	0.5273	1.27	36605.3633
	Interference Check Solution A	Ni (230.299 nm)	0.0033	9.08	103.4105
	Interference Check Solution A	Pb (220.353 nm)	-0.0005 u	> 100.00	8.0847
	Interference Check Solution A	Sb (217.582 nm)	0.0097	10.35	43.1609
	Interference Check Solution A	Se (196.026 nm)	-0.0071 u	56.33	-8.8238
	Interference Check Solution A	Sn (189.925 nm)	0.0026	71.02	15.5841
	Interference Check Solution A	Sr (216.596 nm)	0.0105	3.80	149.5220
	Interference Check Solution A	Ti (336.122 nm)	0.0019	6.72	140.3695
	Interference Check Solution A	Tl (190.794 nm)	0.0050	60.63	-0.6727
	Interference Check Solution A	V (292.401 nm)	0.0019	9.67	5.0809
	Interference Check Solution A	Y (360.074 nm)	0.91	0.15	430685.76
	Interference Check Solution A	Y_R (360.074 nm)	0.91	0.15	429775.31
	Interference Check Solution A	Zn (213.857 nm)	0.0124 K	1.00	618.9250 K
3/14/2024 14:13:29	Interference Check Solution AB	Ag (328.068 nm)	0.2005	0.78	11000.7052
	Interference Check Solution AB	Al (237.312 nm)	251.8623 o	0.78	687730.6730
	Interference Check Solution AB	As (188.980 nm)	0.0831	4.60	135.1292
	Interference Check Solution AB	B (249.772 nm)	0.1123	1.03	3621.7141
	Interference Check Solution AB	Ba (230.424 nm)	0.5157	0.81	22601.7707
	Interference Check Solution AB	Be (313.107 nm)	0.4840	0.88	515492.9207
	Interference Check Solution AB	Ca (317.933 nm)	233.4705 o	0.85	8871984.8098
	Interference Check Solution AB	Cd (214.439 nm)	0.9491	0.83	56109.3884
	Interference Check Solution AB	Co (230.786 nm)	0.4786	0.93	7055.4347
	Interference Check Solution AB	Cr (267.716 nm)	0.4969	0.81	20819.6727
	Interference Check Solution AB	Cu (327.395 nm)	0.5428	0.84	18416.1763

DateTimeMeasured	SolutionLabel	Element Label (nm)	Unadjusted Conc (ppm)	%RSD	Intensity (c/s)
	Interference Check Solution AB	Fe (234.350 nm)	92.4716 o	0.86	1923613.9913
	Interference Check Solution AB	K (766.491 nm)	0.2242	7.50	522.6550
	Interference Check Solution AB	Mg (279.078 nm)	254.9919 o	0.89	772529.0336
	Interference Check Solution AB	Mn (257.610 nm)	0.4788	0.82	146686.1595
	Interference Check Solution AB	Mo (202.032 nm)	-0.0033 u	16.05	-27.5048
	Interference Check Solution AB	Na (588.995 nm)	0.5202	3.11	36521.7974
	Interference Check Solution AB	Ni (230.299 nm)	0.9723	0.86	10995.8207
	Interference Check Solution AB	Pb (220.353 nm)	0.0479	3.11	268.5805
	Interference Check Solution AB	Sb (217.582 nm)	0.6061	0.80	1403.6447
	Interference Check Solution AB	Se (196.026 nm)	0.0385 G	8.26	27.0961 G
	Interference Check Solution AB	Sn (189.925 nm)	0.0033	61.36	17.4074
	Interference Check Solution AB	Sr (216.596 nm)	0.0105	4.51	150.2526
	Interference Check Solution AB	Ti (336.122 nm)	0.0018	3.03	128.4011
	Interference Check Solution AB	Tl (190.794 nm)	0.0988	3.26	110.0881
	Interference Check Solution AB	V (292.401 nm)	0.5016	0.92	19003.8740
	Interference Check Solution AB	Y (360.074 nm)	0.90	0.20	429194.11
	Interference Check Solution AB	Y_R (360.074 nm)	0.90	0.20	428238.68
	Interference Check Solution AB	Zn (213.857 nm)	0.9857	0.81	54283.8830
3/14/2024 14:16:33	Continuing Calibration Verification	Ag (328.068 nm)	0.5128	0.62	28686.9005
	Continuing Calibration Verification	Al (237.312 nm)	9.8319	0.53	26945.9709
	Continuing Calibration Verification	As (188.980 nm)	0.9632	0.77	1719.8211
	Continuing Calibration Verification	B (249.772 nm)	2.4566	0.70	77278.8114
	Continuing Calibration Verification	Ba (230.424 nm)	10.0513	0.73	440880.5335
	Continuing Calibration Verification	Be (313.107 nm)	0.2390	0.64	254400.0063
	Continuing Calibration Verification	Ca (317.933 nm)	24.8803	0.59	947886.8311
	Continuing Calibration Verification	Cd (214.439 nm)	0.4958	0.63	29306.3254
	Continuing Calibration Verification	Co (230.786 nm)	2.4631	0.46	36066.8936
	Continuing Calibration Verification	Cr (267.716 nm)	0.4982	0.73	20874.3857
	Continuing Calibration Verification	Cu (327.395 nm)	1.2454	0.74	42314.3456
	Continuing Calibration Verification	Fe (234.350 nm)	4.9180	0.62	102386.3198
	Continuing Calibration Verification	K (766.491 nm)	24.0375	0.61	23005.7243
	Continuing Calibration Verification	Mg (279.078 nm)	24.3109	0.62	73626.7365
	Continuing Calibration Verification	Mn (257.610 nm)	0.7267	0.63	222618.8242
	Continuing Calibration Verification	Mo (202.032 nm)	2.4834	1.16	18648.0021
	Continuing Calibration Verification	Na (588.995 nm)	25.0266	0.53	326903.0076
	Continuing Calibration Verification	Ni (230.299 nm)	2.0544	0.59	23159.9484
	Continuing Calibration Verification	Pb (220.353 nm)	0.4948	0.51	2670.3566
	Continuing Calibration Verification	Sb (217.582 nm)	4.7353	0.76	10824.2915
	Continuing Calibration Verification	Se (196.026 nm)	0.4898	0.50	382.5910
	Continuing Calibration Verification	Sn (189.925 nm)	4.9505	0.65	13967.3418
	Continuing Calibration Verification	Sr (216.596 nm)	2.4396	0.65	45644.1004
	Continuing Calibration Verification	Ti (336.122 nm)	2.4937	0.86	308603.2525
	Continuing Calibration Verification	Tl (190.794 nm)	0.9970	0.78	1170.5844
	Continuing Calibration Verification	V (292.401 nm)	2.4439	0.62	92852.0077
	Continuing Calibration Verification	Y (360.074 nm)	0.99	0.18	469718.79
	Continuing Calibration Verification	Y_R (360.074 nm)	0.99	0.18	468534.93
	Continuing Calibration Verification	Zn (213.857 nm)	0.9795	0.56	53942.0277
3/14/2024 14:19:37	Continuing Calibration Blank	Ag (328.068 nm)	0.0004	66.00	-330.2265
	Continuing Calibration Blank	Al (237.312 nm)	0.0097	16.18	129.6773
	Continuing Calibration Blank	As (188.980 nm)	-0.0022 u	37.93	-18.4523
	Continuing Calibration Blank	B (249.772 nm)	-0.0001 u	> 100.00	88.1044
	Continuing Calibration Blank	Ba (230.424 nm)	0.0011	5.39	29.0147
	Continuing Calibration Blank	Be (313.107 nm)	0.0000	20.70	-161.2593
	Continuing Calibration Blank	Ca (317.933 nm)	0.0147	1.91	3271.3579
	Continuing Calibration Blank	Cd (214.439 nm)	0.0000	51.88	-7.6548
	Continuing Calibration Blank	Co (230.786 nm)	-0.0001 u	> 100.00	57.5251
	Continuing Calibration Blank	Cr (267.716 nm)	0.0002	77.96	-59.2223

DateTimeMeasured	SolutionLabel	Element Label (nm)	Unadjusted Conc (ppm)	%RSD	Intensity (c/s)
	Continuing Calibration Blank	Cu (327.395 nm)	0.0003	50.89	-33.2087
	Continuing Calibration Blank	Fe (234.350 nm)	0.0096	11.53	285.3440
	Continuing Calibration Blank	K (766.491 nm)	0.0950	6.59	400.7129
	Continuing Calibration Blank	Mg (279.078 nm)	0.0163	6.62	20.7967
	Continuing Calibration Blank	Mn (257.610 nm)	0.0001	9.53	23.7981
	Continuing Calibration Blank	Mo (202.032 nm)	0.0044	22.96	29.7149
	Continuing Calibration Blank	Na (588.995 nm)	0.1315	5.34	31916.3595
	Continuing Calibration Blank	Ni (230.299 nm)	0.0007	66.45	74.2459
	Continuing Calibration Blank	Pb (220.353 nm)	-0.0010 u	17.50	5.6107
	Continuing Calibration Blank	Sb (217.582 nm)	0.0047	43.54	31.5524
	Continuing Calibration Blank	Se (196.026 nm)	0.0005 u	> 100.00	-2.8861
	Continuing Calibration Blank	Sn (189.925 nm)	0.0015	29.79	12.2299
	Continuing Calibration Blank	Sr (216.596 nm)	0.0005	32.01	-37.7838
	Continuing Calibration Blank	Ti (336.122 nm)	0.0022	28.44	167.7411
	Continuing Calibration Blank	Tl (190.794 nm)	-0.0009 u	> 100.00	-7.6301
	Continuing Calibration Blank	V (292.401 nm)	0.0003	54.35	-55.9132
	Continuing Calibration Blank	Y (360.074 nm)	1.02	0.25	483909.19
	Continuing Calibration Blank	Y_R (360.074 nm)	1.02	0.25	482559.46
	Continuing Calibration Blank	Zn (213.857 nm)	0.0004	20.82	-43.7761

Summary Calibration Results

Element and wavelength	Type	Units	Equation	Correlation Coefficient	%RSE
Ag (328.068 nm)	Analyte	ppm	56629.50053196 * Concentration - 354.81845256	0.99999	1.95696401
Al (237.312 nm)	Analyte	ppm	2730.17268007 * Concentration + 103.13508367	0.99999	5.79780604
As (188.980 nm)	Analyte	ppm	1800.60554512 * Concentration - 14.48717420	0.99998	21.138428 89
B (249.772 nm)	Analyte	ppm	31420.12749940 * Concentration + 92.03735715	0.99997	5.19546457
Ba (230.424 nm)	Analyte	ppm	43865.25865036 * Concentration - 21.23601667	0.99999	3.76552637
Be (313.107 nm)	Analyte	ppm	1065434.03364279 * Concentration - 195.70828955	1.00000	2.60323533
Ca (317.933 nm)	Analyte	ppm	37988.82084067 * Concentration + 2714.01163578	1.00000	1.44361833
Cd (214.439 nm)	Analyte	ppm	59128.13153694 * Concentration - 10.33977567	1.00000	9.15628139
Co (230.786 nm)	Analyte	ppm	14618.56385479 * Concentration + 59.18251340	1.00000	2.05823510
Cr (267.716 nm)	Analyte	ppm	42035.79272669 * Concentration - 67.28245773	1.00000	1.95784248
Cu (327.395 nm)	Analyte	ppm	34011.87775944 * Concentration - 44.19721531	0.99999	1.82799548
Fe (234.350 nm)	Analyte	ppm	20801.29574333 * Concentration + 85.59604428	1.00000	1.16718448
K (766.491 nm)	Analyte	ppm	944.13968786 * Concentration + 310.98156824	0.99993	7.22629314
Mg (279.078 nm)	Analyte	ppm	3029.73461489 * Concentration - 28.69757574	0.99999	2.08800204
Mn (257.610 nm)	Analyte	ppm	306384.86403368 * Concentration - 20.80319102	1.00000	1.15813816
Mo (202.032 nm)	Analyte	ppm	7510.31770518 * Concentration - 3.02427403	0.99998	7.77034351
Na (588.995 nm)	Analyte	ppm	11849.18731621 * Concentration + 30357.73849999	0.99999	4.66356318
Ni (230.299 nm)	Analyte	ppm	11240.97206467 * Concentration + 66.42664390	1.00000	5.54717217
Pb (220.353 nm)	Analyte	ppm	5374.49203708 * Concentration + 10.96165716	1.00000	3.62365880
Sb (217.582 nm)	Analyte	ppm	2281.44909376 * Concentration + 20.92788344	0.99998	4.79882428
Se (196.026 nm)	Analyte	ppm	787.70854736 * Concentration - 3.25826800	0.99999	4.37398393
Sn (189.925 nm)	Analyte	ppm	2819.77517069 * Concentration + 8.12351604	1.00000	0.83668306
Sr (216.596 nm)	Analyte	ppm	18729.33561146 * Concentration - 47.32677234	1.00000	2.60297285
Ti (336.122 nm)	Analyte	ppm	123793.13427788 * Concentration - 99.56565219	0.99999	2.69799967
Tl (190.794 nm)	Analyte	ppm	1180.66649671 * Concentration - 6.51812317	1.00000	2.17334158
V (292.401 nm)	Analyte	ppm	38020.13567811 * Concentration - 66.59075933	0.99999	10.726848 00
Zn (213.857 nm)	Analyte	ppm	55139.83548863 * Concentration - 65.16143326	1.00000	1.26006122

Detailed Calibration Results

Ag (328.068 nm)

Standard	Intensity	Method Concentration	Calculated Concentration	% Error
Blank	-354.8185	0.0000	0.0000	N/A
Standard 3	216.0608	0.0100	0.0101	0.8095
Standard 4	10769.4512	0.2000	0.1964	1.7803
Standard 5	56314.9623	1.0000	1.0007	0.0711

Al (237.312 nm)

Standard	Intensity	Method Concentration	Calculated Concentration	% Error
Blank	103.1351	0.0000	0.0000	N/A
Standard 2	361.9624	0.1000	0.0948	5.1974
Standard 4	10743.4686	4.0000	3.8973	2.5672
Standard 5	54762.7311	20.0000	20.0206	0.1028

As (188.980 nm)

Standard	Intensity	Method Concentration	Calculated Concentration	% Error
Blank	-14.4872	0.0000	0.0000	N/A
Standard 1	-7.1412	0.0050	0.0041	18.4058
Standard 2	-0.6799	0.0100	0.0077	23.3187

Standard	Intensity	Method Concentration	Calculated Concentration	% Error
Standard 4	681.7426	0.4000	0.3867	3.3339
Standard 5	3591.5515	2.0000	2.0027	0.1341

B (249.772 nm)

Standard	Intensity	Method Concentration	Calculated Concentration	% Error
Blank	92.0374	0.0000	0.0000	N/A
Standard 2	6141.6450	0.2000	0.1925	3.7304
Standard 4	30376.9245	1.0000	0.9639	3.6131
Standard 5	157429.0996	5.0000	5.0075	0.1505

Ba (230.424 nm)

Standard	Intensity	Method Concentration	Calculated Concentration	% Error
Blank	-21.2360	0.0000	0.0000	N/A
Standard 1	885.2654	0.0200	0.0207	3.3280
Standard 4	178528.5978	4.0000	4.0704	1.7604
Standard 5	876666.1479	20.0000	19.9859	0.0704

Be (313.107 nm)

Standard	Intensity	Method Concentration	Calculated Concentration	% Error
Blank	-195.7083	0.0000	0.0000	N/A
Standard 2	2900.9192	0.0030	0.0029	3.1184
Standard 3	5062.9431	0.0050	0.0049	1.2862
Standard 4	104777.7824	0.1000	0.0985	1.4735
Standard 5	532836.5743	0.5000	0.5003	0.0592

Ca (317.933 nm)

Standard	Intensity	Method Concentration	Calculated Concentration	% Error
Blank	2714.0116	0.0000	0.0000	N/A
Standard 2	40814.8229	1.0000	1.0029	0.2948
Standard 3	22091.1952	0.5000	0.5101	2.0152
Standard 4	383141.3677	10.0000	10.0142	0.1419
Standard 5	1902041.1566	50.0000	49.9970	0.0060

Cd (214.439 nm)

Standard	Intensity	Method Concentration	Calculated Concentration	% Error
Blank	-10.3398	0.0000	0.0000	N/A
Standard 1	55.1902	0.0010	0.0011	10.8270
Standard 2	306.1478	0.0050	0.0054	7.0514
Standard 4	11916.0720	0.2000	0.2017	0.8523
Standard 5	59097.5240	1.0000	0.9997	0.0343

Co (230.786 nm)

Standard	Intensity	Method Concentration	Calculated Concentration	% Error
Blank	59.1825	0.0000	0.0000	N/A
Standard 1	103.4777	0.0030	0.0030	1.0021
Standard 3	809.7692	0.0500	0.0513	2.6895
Standard 4	14748.5409	1.0000	1.0048	0.4843
Standard 5	73137.6460	5.0000	4.9990	0.0196

Cr (267.716 nm)

Standard	Intensity	Method Concentration	Calculated Concentration	% Error
Blank	-67.2825	0.0000	0.0000	N/A
Standard 1	137.7061	0.0050	0.0049	2.4695
Standard 3	357.5696	0.0100	0.0101	1.0691

Standard	Intensity	Method Concentration	Calculated Concentration	% Error
Standard 4	8285.1243	0.2000	0.1987	0.6513
Standard 5	41979.4416	1.0000	1.0003	0.0260

Cu (327.395 nm)

Standard	Intensity	Method Concentration	Calculated Concentration	% Error
Blank	-44.1972	0.0000	0.0000	N/A
Standard 1	299.0075	0.0100	0.0101	0.9073
Standard 2	638.9682	0.0200	0.0201	0.4304
Standard 4	16556.9579	0.5000	0.4881	2.3802
Standard 5	85066.4182	2.5000	2.5024	0.0952

Fe (234.350 nm)

Standard	Intensity	Method Concentration	Calculated Concentration	% Error
Blank	85.5960	0.0000	0.0000	N/A
Standard 3	2183.4829	0.1000	0.1009	0.8537
Standard 4	41357.3043	2.0000	1.9841	0.7953
Standard 5	208164.5526	10.0000	10.0032	0.0317

K (766.491 nm)

Standard	Intensity	Method Concentration	Calculated Concentration	% Error
Blank	310.9816	0.0000	0.0000	N/A
Standard 2	2113.9779	2.0000	1.9097	4.5164
Standard 3	749.1786	0.5000	0.4641	7.1754
Standard 4	9214.1475	10.0000	9.4299	5.7008
Standard 5	47629.3622	50.0000	50.1180	0.2360

Mg (279.078 nm)

Standard	Intensity	Method Concentration	Calculated Concentration	% Error
Blank	-28.6976	0.0000	0.0000	N/A
Standard 2	2948.6010	1.0000	0.9827	1.7307
Standard 3	1476.2946	0.5000	0.4967	0.6519
Standard 4	29571.7714	10.0000	9.7700	2.3001
Standard 5	151598.5561	50.0000	50.0464	0.0928

Mn (257.610 nm)

Standard	Intensity	Method Concentration	Calculated Concentration	% Error
Blank	-20.8032	0.0000	0.0000	N/A
Standard 1	3077.0861	0.0100	0.0101	1.1110
Standard 4	91594.4144	0.3000	0.2990	0.3266
Standard 5	459616.3143	1.5000	1.5002	0.0130

Mo (202.032 nm)

Standard	Intensity	Method Concentration	Calculated Concentration	% Error
Blank	-3.0243	0.0000	0.0000	N/A
Standard 1	171.4072	0.0250	0.0232	7.0977
Standard 4	7269.9749	1.0000	0.9684	3.1599
Standard 5	37596.0946	5.0000	5.0063	0.1266

Na (588.995 nm)

Standard	Intensity	Method Concentration	Calculated Concentration	% Error
Blank	30357.7385	0.0000	0.0000	N/A
Standard 2	41541.2935	1.0000	0.9438	5.6175
Standard 3	36130.3764	0.5000	0.4872	2.5648
Standard 4	146107.9760	10.0000	9.7686	2.3138

Standard	Intensity	Method Concentration	Calculated Concentration	% Error
Standard 5	623380.2636	50.0000	50.0475	0.0951

Ni (230.299 nm)

Standard	Intensity	Method Concentration	Calculated Concentration	% Error
Blank	66.4266	0.0000	0.0000	N/A
Standard 3	540.4947	0.0400	0.0422	5.4331
Standard 4	9159.7823	0.8000	0.8089	1.1184
Standard 5	45009.9550	4.0000	3.9982	0.0453

Pb (220.353 nm)

Standard	Intensity	Method Concentration	Calculated Concentration	% Error
Blank	10.9617	0.0000	0.0000	N/A
Standard 1	38.7474	0.0050	0.0052	3.3987
Standard 2	289.7597	0.0500	0.0519	3.7486
Standard 4	1094.5727	0.2000	0.2016	0.8106
Standard 5	5383.2029	1.0000	0.9996	0.0419

Sb (217.582 nm)

Standard	Intensity	Method Concentration	Calculated Concentration	% Error
Blank	20.9279	0.0000	0.0000	N/A
Standard 1	44.6020	0.0100	0.0104	3.7677
Standard 2	151.1669	0.0600	0.0571	4.8565
Standard 4	4452.6671	2.0000	1.9425	2.8745
Standard 5	22861.6896	10.0000	10.0115	0.1151

Se (196.026 nm)

Standard	Intensity	Method Concentration	Calculated Concentration	% Error
Blank	-3.2583	0.0000	0.0000	N/A
Standard 2	4.9452	0.0100	0.0104	4.1435
Standard 4	152.0777	0.2000	0.1972	1.4001
Standard 5	784.8882	1.0000	1.0006	0.0556

Sn (189.925 nm)

Standard	Intensity	Method Concentration	Calculated Concentration	% Error
Blank	8.1235	0.0000	0.0000	N/A
Standard 2	1427.1283	0.5000	0.5032	0.6467
Standard 4	5617.7531	2.0000	1.9894	0.5306
Standard 5	28211.4035	10.0000	10.0020	0.0196

Sr (216.596 nm)

Standard	Intensity	Method Concentration	Calculated Concentration	% Error
Blank	-47.3268	0.0000	0.0000	N/A
Standard 3	913.4677	0.0500	0.0513	2.5978
Standard 4	18712.6549	1.0000	1.0016	0.1636
Standard 5	93592.9788	5.0000	4.9997	0.0068

Ti (336.122 nm)

Standard	Intensity	Method Concentration	Calculated Concentration	% Error
Blank	-99.5657	0.0000	0.0000	N/A
Standard 3	5972.6022	0.0500	0.0491	1.8981
Standard 4	121321.9247	1.0000	0.9808	1.9158
Standard 5	619341.6094	5.0000	5.0038	0.0768

Tl (190.794 nm)

Standard	Intensity	Method Concentration	Calculated Concentration	% Error
Blank	-6.5181	0.0000	0.0000	N/A
Standard 1	5.5113	0.0100	0.0102	1.8871
Standard 3	16.5232	0.0200	0.0195	2.4224
Standard 4	466.3733	0.4000	0.4005	0.1323
Standard 5	2354.6945	2.0000	1.9999	0.0051

V (292.401 nm)

Standard	Intensity	Method Concentration	Calculated Concentration	% Error
Blank	-66.5908	0.0000	0.0000	N/A
Standard 1	30.4954	0.0030	0.0026	14.8818
Standard 3	1801.7516	0.0500	0.0491	1.7183
Standard 4	37045.8467	1.0000	0.9761	2.3874
Standard 5	190215.9641	5.0000	5.0048	0.0957

Zn (213.857 nm)

Standard	Intensity	Method Concentration	Calculated Concentration	% Error
Blank	-65.1614	0.0000	0.0000	N/A
Standard 1	492.7729	0.0100	0.0101	1.1853
Standard 3	1047.0365	0.0200	0.0202	0.8525
Standard 4	21765.6219	0.4000	0.3959	1.0208
Standard 5	110259.4130	2.0000	2.0008	0.0407

Preparation Information Benchsheet

Prep Run#: 435222
Team: Metals/CDISTEFANO

Prep WorkFlow: MetDigSICP
Prep Method:

Status: Prepped
Prep Date/Time: 3/11/24 09:03

#	Lab Code	Client ID	B#	Amt. Ext.	Method /Test	pH	AE	BN	Final Vol	Sample Desc. (Initial/Final)	SpikeAmt./Inv. ID	Comments
1	RQ2402545-01	MB		0.5g	6010C/Ag T, Al T, As T, Ba T, Be T, Ca T, Cd T, Co T, Cr T, Cu T, Fe T, K T, Li T, Mg T, Mn T, Mo T, Na T, Ni T, Pb T, Sb T, Se T, Sn T, Tl T, V T, Zn T				50.00mL	White-Coarse/Colorless-Clear		HB:12 Well:H2 Temp:91.7C/28.8C
2	RQ2402545-02	LCS		0.5g	6010C/Ag T, Al T, As T, Ba T, Be T, Ca T, Cd T, Co T, Cr T, Cu T, Fe T, K T, Mg T, Mn T, Mo T, Na T, Ni T, Pb T, Sb T, Se T, Sn T, Tl T, V T, Zn T				50.00mL	White-Coarse/Colorless-Clear	0.5000 mL/230954; 0.5000 mL/230955; 0.5000 mL/233797	On HB:12:27-12:42,12:44-13:14,13:15-13:45,15:02-15:17,15:18-15:33 P:M340,MA100,M380,M38,M33,M23,M27
3	RQ2402545-03	LCS		0.5g	6010C/Li T				50.00mL	White-Coarse/Colorless-Clear	0.2500 mL/231917	
4	R2401812-001	Sandblast	.01	0.5100g	6010C/Ag T, As T, Ba T, Cd T, Cr T, Pb T, Se T				50.00mL	Brown-Medium/Yellow-Clear		
5	R2401841-001	Scharf	.02	0.5200g	6010C/As T, Cd T, Cr T, Cu T, K T, Mo T, Ni T, Pb T, Se T, Zn T				50.00mL	Brown-Medium/Yellow-Clear		
6	R2401850-003	Sludge	.01	0.5g	6010C/As T, Cd T, Cr T, Cu T, K T, Mo T, Ni T, Pb T, Se T, Zn T				50.00mL	Brown-Medium/Yellow-Clear		
7	R2401850-004	Finished Compost	.01	0.5400g	6010C/As T, Cd T, Cr T, Cu T, K T, Mo T, Ni T, Pb T, Se T, Zn T				50.00mL	Brown-Medium/Yellow-Clear		
8	R2401874-001	800 Stockpile	.02	0.5200g	6010C/Cd T, Pb T, Zn T				50.00mL	Brown-Medium/Yellow-Clear		
9	R2401887-008	C-01	.03	0.5400g	6010C/Ag T, As T, Ba T, Be T, Cd T, Cr T, Cu T, Mn T, Ni T, Pb T, Se T, Zn T				50.00mL	Brown-Medium/Yellow-Clear		
10	R2401887-009	C-02	.03	0.5500g	6010C/Ag T, As T, Ba T, Be T, Cd T, Cr T, Cu T, Mn T, Ni T, Pb T, Se T, Zn T				50.00mL	Brown-Medium/Yellow-Clear		
11	R2401887-017	CO-01	.03	0.5200g	6010C/Ag T, As T, Ba T, Be T, Cd T, Cr T, Cu T, Mn T, Ni T, Pb T, Se T, Zn T				50.00mL	Brown-Medium/Yellow-Clear		
12	R2401887-018	CO-02	.03	0.5300g	6010C/Ag T, As T, Ba T, Be T, Cd T, Cr T, Cu T, Mn T, Ni T, Pb T, Se T, Zn T				50.00mL	Brown-Medium/Yellow-Clear		
13	R2401914-005	B-1,2,3	.02	0.5400g	6010C/Ag T, Al T, As T, Ba T, Be T, Ca T, Cd T, Co T, Cr T, Cu T, Fe T, K T, Mg T, Mn T, Na T, Ni T, Pb T, Sb T, Se T, Tl T, V T, Zn T				50.00mL	Brown-Medium/Yellow-Clear		Tier IV
14	RQ2402545-04	R2401914-005 MS	.01	0.5500g	6010C/Ag T, Al T, As T, Ba T, Be T, Ca T, Cd T, Co T, Cr T, Cu T, Fe T, K T, Mg T, Mn T, Na T, Ni T, Pb T, Sb T, Se T, Tl T, V T, Zn T				50.00mL	Brown-Medium/Yellow-Clear	0.5000 mL/230954; 0.5000 mL/230955; 0.5000 mL/233797	
15	RQ2402545-05	R2401914-005 DMS	.01	0.5100g	6010C/Ag T, Al T, As T, Ba T, Be T, Ca T, Cd T, Co T, Cr T, Cu T, Fe T, K T, Mg T, Mn T, Na T, Ni T, Pb T, Sb T, Se T, Tl T, V T, Zn T				50.00mL	Brown-Medium/Yellow-Clear	0.5000 mL/233797; 0.5000 mL/230954; 0.5000 mL/230955	

Preparation Information Benchsheet

Prep Run#: 435222 **Prep WorkFlow:** MetDigSICP **Status:** Prepped
Team: Metals/CDISTEFANO **Prep Method:** **Prep Date/Time:** 3/11/24 09:03

16	R2401914-006	B-4,5,6	.01	0.5100g	6010C/Ag T, Al T, As T, Ba T, Be T, Ca T, Cd T, Co T, Cr T, Cu T, Fe T, K T, Mg T, Mn T, Na T, Ni T, Pb T, Sb T, Se T, Tl T, V T, Zn T				50.00mL	Brown-Medium/Yellow-Clear		
17	R2401914-007	B-7,8,9	.01	0.5400g	6010C/Ag T, Al T, As T, Ba T, Be T, Ca T, Cd T, Co T, Cr T, Cu T, Fe T, K T, Mg T, Mn T, Na T, Ni T, Pb T, Sb T, Se T, Tl T, V T, Zn T				50.00mL	Brown-Medium/Yellow-Clear		
18	R2401931-001	PRRS-1 (0-12)	.01	0.5300g	6010C/As T, Pb T				50.00mL	Brown-Medium/Yellow-Clear		
19	R2401931-003	PRRS-2 (0-12)	.02	0.5100g	6010C/As T, Pb T				50.00mL	Brown-Medium/Yellow-Clear		
20	RQ2402545-06	R2401931-003 MS	.02	0.5200g	6010C/As T, Pb T				50.00mL	Brown-Medium/Yellow-Clear	0.5000 mL/233797; 0.5000 mL/230954; 0.5000 mL/230955	
21	RQ2402545-07	R2401931-003 DMS	.02	0.5300g	6010C/As T, Pb T				50.00mL	Brown-Medium/Yellow-Clear	0.5000 mL/230955; 0.5000 mL/233797; 0.5000 mL/230954	
22	R2401931-008	DUP-03082024	.01	0.5300g	6010C/As T, Pb T				50.00mL	Brown-Medium/Yellow-Clear		
23	R2401933-008	KL SLUDGE-03072024-SL	.03	0.5500g	6010C/Ag T, Al T, As T, Ba T, Be T, Ca T, Cd T, Co T, Cr T, Cu T, Fe T, K T, Mg T, Mn T, Na T, Ni T, Pb T, Sb T, Se T, Sn T, Tl T, V T, Zn T				50.00mL	Brown-Medium/Yellow-Clear		
24	R2401937-001	SaltsAZ01	.01	0.5400g	6010C/Ag T, Al T, As T, Ba T, Be T, Ca T, Cd T, Co T, Cr T, Cu T, Fe T, K T, Li T, Mg T, Mn T, Na T, Ni T, Pb T, Sb T, Se T, Tl T, V T, Zn T				50.00mL	White-Medium/Colorless-Clear		
25	R2401937-002	SaltsAZ02	.01	0.5300g	6010C/Ag T, Al T, As T, Ba T, Be T, Ca T, Cd T, Co T, Cr T, Cu T, Fe T, K T, Li T, Mg T, Mn T, Na T, Ni T, Pb T, Sb T, Se T, Tl T, V T, Zn T				50.00mL	White-Medium/Colorless-Clear		

Spiking Solutions

Name:	Custom LCS STD A Metals	Inventory ID	230954	Logbook Ref:	230954	Expires On:	02/28/2025	Lot #:	2320923-5
Name:	Custom LCS STD B Metals	Inventory ID	230955	Logbook Ref:	230955	Expires On:	02/28/2025	Lot #:	2320908-5
Name:	Lithium 1000 ug/mL Li	Inventory ID	231917	Logbook Ref:	231917	Expires On:	04/30/2025	Lot #:	2327601-1
Name:	C Spike	Inventory ID	233797	Logbook Ref:	233797	Expires On:	01/31/2025		

Preparation Materials

1:1 HCl Metals Grade	1:1 223283 (233826)	1:1 Nitric Acid Metals Grade	1:1 233477 (234026)	Boiling Stones PTFE	226047 (226047)
Hot Block Cups	50mL Lot 2211204 (234023)	Hydrogen Peroxide 30% Reagent Grade H2O2	233709 (233709)	Nitric Acid Metals Grade HNO3	233477 (233477)
Thermometer	462 (230832)				

Preparation Information Benchsheet

Prep Run#: 435222
Team: Metals/CDISTEFANO

Prep WorkFlow: MetDigSICP
Prep Method:

Status: Prepped
Prep Date/Time: 3/11/24 09:03

Preparation Steps

Step: Digestion
Started: 3/11/24 09:03
Finished: 3/11/24 16:25
By: CDISTEFANO
Comments

Soils

1812 3/20
1841 3/18
1850 3/18
1874 3/18
1875 3/18
1887 3/18
1914 @ 3/25
1931 3/13 *
1933 3/22 *
1937 3/19

Comments: _____

Reviewed By: Nicole Mansen Date: 3/11/24

Chain of Custody

Relinquished By: CD Date: 3/11/24
Received By: R - A01 Date: 3/11/24

Extracts Examined
Yes No

Preparation Information Benchsheet

Prep Run#: 435152
Team: Metals/CDISTEFANO

Prep WorkFlow: MetDigAqICP
Prep Method:

Status: Prepped
Prep Date/Time: 3/8/24 09:05

#	Lab Code	Client ID	B#	Amt. Ext.	Method /Test	pH	AE	BN	Final Vol	Sample Desc. (Initial/Final)	SpikeAmt./Inv. ID	Comments
1	RQ2402490-01	MB		10mL	200.7/Al T, Ba T, Cr T, Cu T, Fe T, Mg T, Zn T	<2			10.00mL	Colorless-Clear		HB:9 Well:H10 Temp:92.7C/93.4C
2	RQ2402490-02	LCS		10mL	200.7/Al T, Ba T, Cr T, Cu T, Fe T, Mg T, Zn T	<2			10.00mL	Colorless-Clear	0.1000 mL/230954; 0.1000 mL/230955; 0.1000 mL/233797	On HB:10:22 Off HB:12:22 Pipet/Repipettor:M33,M39
3	R2401775-001	Outfall 013	.04	10mL	200.7/Fe T	<2			10.00mL	Colorless-Cloudy/Colorless-Clear		
4	R2401817-001	AA2400189 E008-GRAB-WA-030624	.03	10mL	200.7/Al T	<2			10.00mL	Colorless-Clear		
5	RQ2402490-03	R2401817-001 MS	.03	10mL	200.7/Al T	<2			10.00mL	Colorless-Clear	0.1000 mL/230955; 0.1000 mL/233797; 0.1000 mL/230954	
6	RQ2402490-04	R2401817-001 DMS	.03	10mL	200.7/Al T	<2			10.00mL	Colorless-Clear	0.1000 mL/230954; 0.1000 mL/230955; 0.1000 mL/233797	
7	R2401858-001	#375 - Stericycle EFF	.01	10mL	200.7/Ba T	<2			10.00mL	Tan-Cloudy/Yellow-Cloudy		
8	R2401858-002	#387 - Stericycle EFF	.01	10mL	200.7/Ba T	<2			10.00mL	Tan-Cloudy/Yellow-Cloudy		
9	R2401858-003	#409 - Stericycle EFF	.01	10mL	200.7/Ba T	<2			10.00mL	Tan-Cloudy/Yellow-Cloudy		
10	R2401859-001	Tote #1771	.01	10mL	200.7/Ba T	<2			10.00mL	Brown-Cloudy/Yellow-Cloudy		
11	R2401859-002	Tote #1772	.01	10mL	200.7/Ba T	<2			10.00mL	Brown-Cloudy/Yellow-Cloudy		
12	R2401859-003	Tote #1773	.01	10mL	200.7/Ba T	<2			10.00mL	Brown-Cloudy/Yellow-Cloudy		
13	R2401859-004	Tote #1774	.01	10mL	200.7/Ba T	<2			10.00mL	Brown-Cloudy/Yellow-Cloudy		
14	R2401859-005	Tote #1775	.01	10mL	200.7/Ba T	<2			10.00mL	Brown-Cloudy/Yellow-Cloudy		
15	R2401859-006	Tote #1776	.01	10mL	200.7/Ba T	<2			10.00mL	Brown-Cloudy/Yellow-Cloudy		
16	R2401859-007	Tote #1777	.01	10mL	200.7/Ba T	<2			10.00mL	Brown-Cloudy/Yellow-Cloudy		
17	R2401859-008	Tote #1778	.01	10mL	200.7/Ba T	<2			10.00mL	Brown-Cloudy/Yellow-Cloudy		
18	R2401859-009	Tote #1779	.01	10mL	200.7/Ba T	<2			10.00mL	Brown-Cloudy/Yellow-Cloudy		
19	R2401859-010	Tote #1780	.01	10mL	200.7/Ba T	<2			10.00mL	Brown-Cloudy/Yellow-Cloudy		
20	R2401865-001	East Pond	.01	10mL	200.7/Fe T, Zn T	<2			10.00mL	Colorless-Cloudy/Colorless-Cloudy		
21	R2401865-002	Pond 5	.01	10mL	200.7/Fe T, Zn T	<2			10.00mL	Colorless-Cloudy/Colorless-Cloudy		
22	R2401865-003	Pond 3	.01	10mL	200.7/Fe T, Zn T	<2			10.00mL	Colorless-Cloudy/Colorless-Clear		
23	R2401869-001	Effluent - 24 Hour Comp. Outfall	.10	10mL	200.7/Cr T, Mg T, Zn T	<2			10.00mL	Colorless-Clear		
24	RQ2402490-05	R2401869-001 MS	.10	10mL	200.7/Cr T, Mg T, Zn T	<2			10.00mL	Colorless-Clear	0.1000 mL/230955; 0.1000 mL/233797; 0.1000 mL/230954	
25	RQ2402490-06	R2401869-001 DMS	.10	10mL	200.7/Cr T, Mg T, Zn T	<2			10.00mL	Colorless-Clear	0.1000 mL/230955; 0.1000 mL/233797; 0.1000 mL/230954	
26	R2401902-001	Plant Effluent	.04	10mL	200.7/Cu T	<2			10.00mL	Colorless-Cloudy/Colorless-Cloudy		

Spiking Solutions

Name:	Custom LCS STD A Metals	Inventory ID	230954	Logbook Ref:	230954	Expires On:	02/28/2025	Lot #: 2320923-5
Name:	Custom LCS STD B Metals	Inventory ID	230955	Logbook Ref:	230955	Expires On:	02/28/2025	Lot #: 2320908-5

Preparation Information Benchsheet

Prep Run#: 435152 **Prep WorkFlow:** MetDigAqICP **Status:** Prepped
Team: Metals/CDISTEFANO **Prep Method:** **Prep Date/Time:** 3/8/24 09:05
Name: C Spike Inventory ID 233797 Logbook Ref: 233797 Expires On: 01/31/2025

Preparation Materials

1:1 HCl Metals Grade	1:1 223283 (233826)	1:1 Nitric Acid Metals Grade	1:1 233477 (234026)	Hot Block Cups	10mL Lot J582688-8247 (232967)
Thermometer	401 (182586)				

Preparation Steps

Step: Digestion
Started: 3/8/24 09:05
Finished: 3/8/24 14:48
By: CDISTEFANO
Comments

1775 3/15
1817 3/14*
1858 3/18
1859 3/13
1865 3/18
1869 3/18
1902 3/13

Comments:

Reviewed By: Molly McMath Date: 3/8/24

Chain of Custody

Relinquished By: [illegible] Date: 3/8/24
Received By: R-1401 Date: 3/8/24

Extracts Examined
Yes No

Preparation Information Benchsheet

Prep Run#: 435230
Team: Metals/CDISTEFANO

Prep WorkFlow: MetDigAqICP
Prep Method: EPA 3005A/3010A

Status: Prepped
Prep Date/Time: 3/11/24 09:57

#	Lab Code	Client ID	B#	Amt. Ext.	Method /Test	pH	AE	BN	Final Vol	Sample Desc. (Initial/Final)	SpikeAmt./Inv. ID	Comments
1	RQ2402564-01	MB		50mL	6010C/Ag T, Al T, As T, B T, Ba T, Be T, Ca T, Cd T, Co T, Cr T, Cu T, Fe T, K T, Mg T, Mn T, Mo T, Na T, Ni T, Pb T, Sb T, Se T, Si T, Sn T, Sr T, Tl T, V T, Zn T	<2			50.00mL	Colorless-Clear		HB:1 Well:H2 Temp:91.0C
2	RQ2402564-02	LCS		50mL	6010C/Ag T, Al T, As T, B T, Ba T, Be T, Ca T, Cd T, Co T, Cr T, Cu T, Fe T, K T, Mg T, Mn T, Mo T, Na T, Ni T, Pb T, Sb T, Se T, Sn T, Sr T, Tl T, V T, Zn T	<2			50.00mL	Colorless-Clear	0.5000 mL/233797; 0.5000 mL/230954; 0.5000 mL/230955	On HB:15:35 HB Shutoff:1:35 Pipet/Repipettor:M340,MA100,M23
3	RQ2402564-03	LCS		50mL	6010C/Si T	<2			50.00mL	Colorless-Clear	0.2500 mL/231918	
4	R2401721-001	2403010941A WW-1-452	.02	50mL	6010C/Ag T, Al T, B T, Ba T, Be T, Ca T, Cd T, Co T, Cr T, Cu T, Fe T, K T, Mg T, Mn T, Mo T, Na T, Ni T, Pb T, Se T, Sn T, Sr T, V T, Zn T	<2			50.00mL	Colorless-Clear		
5	R2401721-006	2403011050C BLM-13-300	.02	50mL	6010C/Ag T, Al T, B T, Ba T, Be T, Ca T, Cd T, Co T, Cr T, Cu T, Fe T, K T, Mg T, Mn T, Mo T, Na T, Ni T, Pb T, Se T, Sn T, Sr T, V T, Zn T	<2			50.00mL	Colorless-Clear		
6	R2401721-007	2403011051C BLM-13-300	.02	50mL	6010C/Ag T, Al T, B T, Ba T, Be T, Ca T, Cd T, Co T, Cr T, Cu T, Fe T, K T, Mg T, Mn T, Mo T, Na T, Ni T, Pb T, Se T, Sn T, Sr T, V T, Zn T	<2			50.00mL	Colorless-Clear		
7	R2401751-002	Hauler Sludge	.02	50mL	6010C/As T, Ba T, Cd T, Cr T, Cu T, K T, Mo T, Ni T, Pb T, Se T, Zn T	<2			50.00mL	Brown-Cloudy/Yellow-Cloudy		1.0mL HNO3 Added
8	R2401796-001	Section III Area 2,3 Combined	.11	50mL	6010C/Ag T, Al T, As T, Ba T, Be T, Ca T, Cd T, Co T, Cr T, Cu T, Fe T, K T, Mg T, Mn T, Na T, Ni T, Pb T, Sb T, Se T, Si T, Tl T, V T, Zn T	<2			50.00mL	Yellow-Cloudy/Yellow-Cloudy		1.0mL HNO3 Added
9	R2401796-003	Section IV Area 2A Primary	.11	50mL	6010C/Ag T, Al T, As T, Ba T, Be T, Ca T, Cd T, Co T, Cr T, Cu T, Fe T, K T, Mg T, Mn T, Na T, Ni T, Pb T, Sb T, Se T, Si T, Tl T, V T, Zn T	<2			50.00mL	Brown-Cloudy/Yellow-Cloudy		1.0mL HNO3 Added
10	R2401796-005	Leachate Storage Tank	.11	50mL	6010C/Ag T, Al T, As T, Ba T, Be T, Ca T, Cd T, Co T, Cr T, Cu T, Fe T, K T, Mg T, Mn T, Na T, Ni T, Pb T, Sb T, Se T, Si T, Tl T, V T, Zn T	<2			50.00mL	Tan-Cloudy/Yellow-Cloudy		1.0mL HNO3 Added
11	R2401801-001	2403040959A ST-4-481	.02	50mL	6010C/Ag T, Al T, B T, Ba T, Be T, Ca T, Cd T, Co T, Cr T, Cu T, Fe T, K T, Mg T, Mn T, Mo T, Na T, Ni T, Pb T, Se T, Sn T, Sr T, V T, Zn T	<2			50.00mL	Colorless-Clear		

Preparation Information Benchsheet

Prep Run#: 435230 **Prep WorkFlow:** MetDigAqICP **Status:** Prepped
Team: Metals/CDISTEFANO **Prep Method:** EPA 3005A/3010A **Prep Date/Time:** 3/11/24 09:57

12	R2401801-004	2403041455A ST-4-690	.02	50mL	6010C/Ag T, Al T, B T, Ba T, Be T, Ca T, Cd T, Co T, Cr T, Cu T, Fe T, K T, Mg T, Mn T, Mo T, Na T, Ni T, Pb T, Se T, Sn T, Sr T, V T, Zn T	<2			50.00mL	Colorless-Clear		
13	R2401801-005	2403041456A ST-4-690	.02	50mL	6010C/Ag T, Al T, B T, Ba T, Be T, Ca T, Cd T, Co T, Cr T, Cu T, Fe T, K T, Mg T, Mn T, Mo T, Na T, Ni T, Pb T, Se T, Sn T, Sr T, V T, Zn T	<2			50.00mL	Colorless-Clear		
14	R2401818-001	001 Pond Outfall	.05	50mL	6010C/Al T, Fe T, Zn T	<2			50.00mL	Colorless-Cloudy/Colorless-Clear		
15	R2401870-001	1Q24 Effluent	.03	50mL	6010C/As T, Pb T	<2			50.00mL	Colorless-Clear		
16	R2401898-001	March Ontario WWTP	.07	50mL	6010C/Ag T, Cd T, Cr T, Cu T, Fe T, Ni T, Pb T, Se T, Zn T	<2			50.00mL	Brown-Cloudy/Yellow-Cloudy		1.0mL HNO3 Added
17	R2401905-001	SCA-PAR0031-01	.01	50mL	6010C/Ag T, Al T, As T, B T, Ba T, Be T, Ca T, Cd T, Co T, Cr T, Cu T, Fe T, K T, Mg T, Mn T, Na T, Ni T, Pb T, Sb T, Se T, Sn T, Tl T, V T, Zn T	<2			50.00mL	Colorless-Clear		Tier IV
18	RQ2402564-04	R2401905-001 MS	.01	50mL	6010C/Ag T, Al T, As T, B T, Ba T, Be T, Ca T, Cd T, Co T, Cr T, Cu T, Fe T, K T, Mg T, Mn T, Na T, Ni T, Pb T, Sb T, Se T, Sn T, Tl T, V T, Zn T	<2			50.00mL	Colorless-Clear	0.5000 mL/230954; 0.5000 mL/230955; 0.5000 mL/233797	
19	RQ2402564-05	R2401905-001 DMS	.01	50mL	6010C/Ag T, Al T, As T, B T, Ba T, Be T, Ca T, Cd T, Co T, Cr T, Cu T, Fe T, K T, Mg T, Mn T, Na T, Ni T, Pb T, Sb T, Se T, Sn T, Tl T, V T, Zn T	<2			50.00mL	Colorless-Clear	0.5000 mL/230954; 0.5000 mL/230955; 0.5000 mL/233797	
20	R2401914-013	EB-030724	.01	50mL	6010C/Ag T, Al T, As T, Ba T, Be T, Ca T, Cd T, Co T, Cr T, Cu T, Fe T, K T, Mg T, Mn T, Na T, Ni T, Pb T, Sb T, Se T, Tl T, V T, Zn T	<2			50.00mL	Colorless-Clear		Tier IV
21	R2401917-002	WD-SP0001-MAR-XL 0324	.01	50mL	6010C/Fe T	<2			50.00mL	Colorless-Clear		
22	R2401931-009	Equipment Blank-03082024	.01	50mL	6010C/As T, Pb T	<2			50.00mL	Colorless-Clear		

Spiking Solutions

Name:	Custom LCS STD A Metals	Inventory ID	230954	Logbook Ref:	230954	Expires On:	02/28/2025	Lot #:	2320923-5
Name:	Custom LCS STD B Metals	Inventory ID	230955	Logbook Ref:	230955	Expires On:	02/28/2025	Lot #:	2320908-5
Name:	Silicon 1000 ug/mL Si	Inventory ID	231918	Logbook Ref:	231918	Expires On:	04/30/2025	Lot #:	2309631-1
Name:	C Spike	Inventory ID	233797	Logbook Ref:	233797	Expires On:	01/31/2025		

Preparation Materials

1:1 HCl Metals Grade	1:1 223283 (233826)	Hot Block Cups	50mL Lot 2211204 (234023)	Nitric Acid Metals Grade HNO3 233477 (233477)
Thermometer	460 (230830)			

Preparation Information Benchsheet

Prep Run#: 435230
Team: Metals/CDISTEFANO

Prep WorkFlow: MetDigAqICP
Prep Method: EPA 3005A/3010A

Status: Prepped
Prep Date/Time: 3/11/24 09:57

Preparation Steps

Step: Digestion
Started: 3/11/24 09:57
Finished: 3/12/24 12:40
By: CDISTEFANO
Comments

1721 3/15
1751 3/15
1796 3/15 (+5)
1801 3/18
1818 3/22
1870 3/18
1898 3/18
1905 (N) 3/22
1914 (N) 3/25
1917 3/19
1931 3/13*

6010s

Comments: _____

Reviewed By: Nicole Massen Date: 3/12/24

Chain of Custody

Relinquished By: CD Date: 3/12/24
Received By: R. Aoi Date: 3/12/24

Extracts Examined
Yes No

Preparation Information Benchsheet

Prep Run#: 435297
Team: Metals/CDISTEFANO

Prep WorkFlow: MetDigAqICP
Prep Method: EPA 200.2

Status: Prepped
Prep Date/Time: 3/12/24 10:56

#	Lab Code	Client ID	B#	Amt. Ext.	Method /Test	pH	AE	BN	Final Vol	Sample Desc. (Initial/Final)	SpikeAmt./Inv. ID	Comments
1	RQ2402603-01	MB		10mL	200.7/Ag T, Al T, As T, Ba T, Ca T, Cd T, Co T, Cr T, Cu T, Fe T, K T, Mg T, Mn T, Na T, Ni T, Pb T, Sb T, Se T, Sn T, Zn T	<2			10.00mL	Colorless-Clear		HB:9 Well:B3 Temp:91.8C/93.4C
2	RQ2402603-02	LCS		10mL	200.7/Ag T, Al T, As T, Ba T, Ca T, Cd T, Co T, Cr T, Cu T, Fe T, K T, Mg T, Mn T, Na T, Ni T, Pb T, Sb T, Se T, Sn T, Zn T	<2			10.00mL	Colorless-Clear	0.1000 mL/233797; 0.1000 mL/230955; 0.1000 mL/230954	On HB:12:22 Off HB:14:22 Pipet/Repipettor:M33,M39
3	R2401919-001	001	.03	10mL	200.7/Al T, Fe T, Pb T, Zn T	<2			10.00mL	Colorless-Clear		
4	R2401920-001	002	.03	10mL	200.7/Al T, Fe T, Pb T, Zn T	<2			10.00mL	Colorless-Cloudy/Colorless-Cloudy		
5	R2401922-001	RT Stormwater 24001	.05	10mL	200.7/Al T, Cr T, Fe T, Pb T, Zn T	<2			10.00mL	Colorless-Cloudy/Colorless-Cloudy		
6	R2401923-001	PVSC Semi-Annual Leachate	.05	10mL	200.7/Cu T, Ni T, Pb T, Zn T	<2			10.00mL	Brown-Cloudy/Yellow-Cloudy		1.0mL HNO3 Added
7	R2401929-001	Composite	.03	10mL	200.7/Ag T, Cd T, Cr T, Cu T, Ni T, Pb T, Zn T	<2			10.00mL	Colorless-Cloudy/Colorless-Clear		
8	RQ2402603-03	R2401929-001 MS	.03	10mL	200.7/Ag T, Cd T, Cr T, Cu T, Ni T, Pb T, Zn T	<2			10.00mL	Colorless-Cloudy/Colorless-Clear	0.1000 mL/233797; 0.1000 mL/230955; 0.1000 mL/230954	
9	RQ2402603-04	R2401929-001 DMS	.03	10mL	200.7/Ag T, Cd T, Cr T, Cu T, Ni T, Pb T, Zn T	<2			10.00mL	Colorless-Cloudy/Colorless-Clear	0.1000 mL/230954; 0.1000 mL/233797; 0.1000 mL/230955	
10	R2401930-001	Effluent Composite	.04	10mL	200.7/Ba T, Pb T, Zn T	<2			10.00mL	White-Cloudy/White-Cloudy		
11	R2401933-002	STE-03072024-24 HR	.01	10mL	200.7/Ag T, Al T, As T, Ba T, Co T, Cr T, Cu T, Fe T, Ni T, Pb T, Sb T, Sn T, Zn T	<2			10.00mL	Colorless-Cloudy/Colorless-Cloudy		
12	R2401933-003	TKP-03072024-24 HR	.07	10mL	200.7/Ag T, Al T, As T, Ba T, Co T, Cr T, Cu T, Fe T, Ni T, Pb T, Sb T, Sn T, Zn T	<2			10.00mL	Colorless-Cloudy/Colorless-Cloudy		
13	R2401942-001	E-5	.07	10mL	200.7/Ca T, Cd T, Cr T, Cu T, Fe T, K T, Mg T, Mn T, Na T, Pb T, Zn T	<2			10.00mL	Colorless-Cloudy/Colorless-Cloudy		
14	RQ2402603-05	R2401942-001 MS	.07	10mL	200.7/Ca T, Cd T, Cr T, Cu T, Fe T, K T, Mg T, Mn T, Na T, Pb T, Zn T	<2			10.00mL	Colorless-Cloudy/Colorless-Cloudy	0.1000 mL/230955; 0.1000 mL/230954; 0.1000 mL/233797	
15	RQ2402603-06	R2401942-001 DMS	.07	10mL	200.7/Ca T, Cd T, Cr T, Cu T, Fe T, K T, Mg T, Mn T, Na T, Pb T, Zn T	<2			10.00mL	Colorless-Cloudy/Colorless-Cloudy	0.1000 mL/230954; 0.1000 mL/230955; 0.1000 mL/233797	
16	R2401943-003	Outfall 001 Comp.	.03	10mL	200.7/Cu T, Fe T	<2			10.00mL	Colorless-Cloudy/Colorless-Clear		
17	R2401943-005	Outfall 002 Comp.	.02	10mL	200.7/Fe T	<2			10.00mL	Colorless-Cloudy/Colorless-Clear		
18	R2401943-007	Outfall 003 Comp.	.01	10mL	200.7/Cu T, Fe T, Pb T, Zn T	<2			10.00mL	Colorless-Cloudy/Colorless-Clear		
19	R2401943-009	Outfall 003 upstream Grab	.01	10mL	200.7/Fe T	<2			10.00mL	Colorless-Cloudy/Colorless-Clear		
20	R2401946-001	STE-03042024-7 DAY	.01	10mL	200.7/Ag T, Al T, Ba T, Cr T, Fe T, Ni T, Zn T	<2			10.00mL	Colorless-Cloudy/Colorless-Cloudy		
21	R2401946-002	TKP-03042024-7 DAY	.01	10mL	200.7/Ag T, Al T, Ba T, Cr T, Fe T, Ni T, Zn T	<2			10.00mL	Colorless-Cloudy/Colorless-Cloudy		
22	R2401954-001	WW Outfall #001 (Cedar Street)	.01	10mL	200.7/Ag T, As T, Cd T, Cr T, Cu T, Ni T, Pb T, Se T, Zn T	<2			10.00mL	Colorless-Cloudy/Colorless-Clear		
23	R2401957-007	Final Effluent	.03	10mL	200.7/Cu T, Zn T	<2			10.00mL	Colorless-Cloudy/Colorless-Clear		

Preparation Information Benchsheet

Prep Run#: 435297
Team: Metals/CDISTEFANO

Prep WorkFlow: MetDigAqICP
Prep Method: EPA 200.2

Status: Prepped
Prep Date/Time: 3/12/24 10:56

Spiking Solutions

Name:	Custom LCS STD A Metals	Inventory ID	230954	Logbook Ref:	230954	Expires On:	02/28/2025	Lot #:	2320923-5
Name:	Custom LCS STD B Metals	Inventory ID	230955	Logbook Ref:	230955	Expires On:	02/28/2025	Lot #:	2320908-5
Name:	C Spike	Inventory ID	233797	Logbook Ref:	233797	Expires On:	01/31/2025		

Preparation Materials

1:1 HCl Metals Grade	1:1 223283 (233826)	1:1 Nitric Acid Metals Grade	1:1 233477 (234026)	Hot Block Cups	10mL Lot J582688-8247 (232967)
Thermometer	401 (182586)				

Preparation Steps

Step: Digestion
Started: 3/12/24 10:56
Finished: 3/12/24 16:04
By: CDISTEFANO
Comments

1919 3/19
1920 3/19
1922 3/19
1923 3/19
1929 3/19
1930 3/19
1933 3/22
1942 3/18
1943 3/22
1946 3/19
1954 3/22
1957 3/22

Comments: _____

Reviewed By: Molly Wallace Date: 3/14/24

Chain of Custody

Relinquished By: CD Date: 3/12/24
Received By: R-A07 Date: 3/12/24

Extracts Examined
Yes No

ICP CALIBRATION STANDARD #1 (Standard is prepared every 6 months or as necessary)

	Metal	ALS Lot #	Conc. (ppm)	Vol. (mls)	Final Vol. (mls)	Final Conc. (ppm)
Cal Std.1	AL	M8440003A	20.0	1.00	1000	0.020
Int.	AS		5.00			0.0050
	CD		1.00			0.0010
	CO		3.00			0.0030
	CR		5.00			0.0050
	PB		5.00			0.0050
	V		3.00			0.0030
Cal Std. 1	CA	226704	5000	0.100		0.500
	K		5000			BELOW
	MG		5000			0.500
	NA		5000			0.500
Single	BA	227183	1000	0.020		0.020
Element	CU	230454	1000	0.010		0.010
	K	229196	10000	0.150		2.00
	MN	227184	1000	0.010		0.010
	MO	226706	1000	0.025		0.025
	SB	230313	1000	0.010		0.010
	TL	226708	1000	0.010		0.010
	ZN	227186	1000	0.010		0.010
	P	–	1000	0.100		0.100

Analyst/ Date	Letter ID	Nitric Acid Lot#/ Concentration	Hydrochloric Acid Lot #/ Concentration	Expiration Date	Pipet ID
NM 10/2/23	A	229709 2%	231167 5%	3/28/24	M37 M36
NM 10/2/23	B	229709 10%	231167 5%	3/28/24	M37 M36
	C				
	D				
	E				
	F				
	G				
	H				
	I				
	J				
	K				
	L				
	M				
	N				
	O				
	P				
	Q				
	R				
	S				
	T				
	U				
	V				
	W				
	X				
	Y				
	Z				

ICP CALIBRATION STANDARD #2
(Standard is prepared every 6 months or as necessary)

	Metal	ALS Lot #	Conc. (ppm)	Vol. (mls)	Final Vol. (mls)	Final Conc. (ppm)
Single Element	AL	199356	1000	0.100	1000	0.100
	AS	230302	1000	0.010		0.010
	B	226705	1000	0.200		0.200
	BE	230311 (1/10)	100	0.030		0.003
	CA	230305	10000	0.100		1.00
	CD	227603 (1/10)	100	0.050		0.005
	CU	230454	1000	0.020		0.020
	K	229196	10000	0.200		2.00
	MG	230307	10000	0.100		1.00
	NA	230308	10000	0.100		1.00
	PB	227185	1000	0.050		0.050
	SB	230313	1000	0.060		0.060
	SE	230309	1000	0.010		0.010
	SN	229641	1000	0.500		0.500

Analyst/ Date	Letter ID	Nitric Acid Lot#	Hydrochloric Acid Lot #	Expiration Date	Pipet ID
NM 10/2/23	A	229709 2%	231167 5%	4/2/24	M37 M36
NM 10/2/23	B	229709 10%	231167 5%	4/2/24	M37 M36
	C				
	D				
	E				
	F				
	G				
	H				
	I				
	J				
	K				
	L				
	M				
	N				
	O				
	P				
	Q				
	R				
	S				
	T				
	U				
	V				
	W				
	X				
	Y				
	Z				

ICP CALIBRATION STANDARD #5 / HLCCV1 (Standard is prepared every 6 months or as necessary)

(CALIBRATION STANDARD #3 IS A 1/100 DILUTION OF THIS STANDARD)
(CALIBRATION STANDARD #4 IS A 1/5 DILUTION OF THIS STANDARD)

	Metal	ALS Lot #	Conc. (ppm)	Vol. (mls)	Final Vol. (mls)	Final Conc. (ppm)
Cal Std 2	AG	230301	100	~~2.00~~	~~200~~	1.00
	CR		100	5.00	500	1.00
	MN		150			1.50
	NI		400			4.00
	ZN		200			2.00
Cal Std 3	AL	233055	2000	~~2.00~~		20.0
	BA		2000	5.00		20.0
	BE		50			0.500
	CO		500			5.00
	CU		250			2.50
	FE		1000			10.0
	V		500			5.00
Cal Std 4	AS	231798	100	~~4.00~~		2.00
	CD		50	10.00		1.00
	PB		50			1.00
	SE		50			1.00
	TL		100			2.00
Single Metals	CA	230305	10000	~~1.00~~	2.50	50.0
	MG	230307	10000	~~1.00~~	2.50	50.0
	K	229196	10000	~~1.00~~	2.50	50.0
	NA	230308	10000	~~1.00~~	2.50	50.0
	SB	230313	1000	~~2.00~~	5.00	10.0
	SN	231915	1000	~~2.00~~	5.00	10.0
	B	226705	1000	~~1.00~~	2.50	5.00
	MO	226706	1000	~~1.00~~	2.50	5.00
	TI	230316	1000	~~1.00~~	2.50	5.00
	SR	230310	1000	~~1.00~~	2.50	5.00

Analyst/ Date	Letter ID	Nitric Acid Lot#/ Concentration	Hydrochloric Acid Lot #/ Concentration	Expiration Date	Pipet ID
NM 1/31/24	A	231748 2%	232049 5%	6/30/24	M38
NM 1/31/24	B	231748 10%	232049 5%	6/30/24	M38
	C				
	D				
	E				
	F				
	G				
	H				
	I				
	J				
	K				
	L				
	M				
	N				
	O				
	P				
	Q				
	R				
	S				
	T				
	U				
	V				
	W				
	X				
	Y				
	Z				
	AA				
	BB				

ICP HLCCV2 (Standard is prepared every 6 months or as necessary)

	Metal	ALS Lot #	Conc. (ppm)	Vol. (mls)	Final Vol. (mls)	Final Conc. (ppm)
Cal Std 2	AG	230301	100	~~2.00~~	100	2.00
	CR		100	4.00	200	Below
	MN		150			Below
	NI		400			8.00
	ZN		200			4.00
Cal Std 3	AL	233055	2000	~~2.00~~		Below
	BA		2000	4.00		40.0
	BE		50			1.00
	CO, V		500			10.0
	CU		250			5.00
	FE		1000			Below
Cal Std 4	AS, TL	231798	100	~~4.00~~		4.00
	CD, SE		50	8.00		2.00
	PB		50			Below
Single Metals	B	226705	1000	~~1.00~~	2.00	10.0
	MO	226706	1000	~~1.00~~	2.00	10.0
	TI	230316	1000	~~1.00~~	2.00	10.0
	SR	230310	1000	~~1.00~~	2.00	10.0
	CA	230305	10000	~~2.50~~	5.00	250
	MG	230307	10000	~~5.00~~	10.00	500
	NA	230308	10000	~~2.00~~	4.00	~~150~~ 200
	CR	230312	1000	~~0.800~~	1.60	10.0
	FE	230306	10000	~~0.300~~	0.60	50
	AL	226846	10000	~~4.60~~	9.20	500
	MN	227184	1000	~~0.700~~	1.40	10.00
	PB	227185	1000	~~0.800~~	1.60	10.0
	K	229196	10000	~~1.50~~	3.00	150

MFM 1/8/24

Analyst/ Date	Letter ID	Nitric Acid Lot # / Concentration	Hydrochloric Acid Lot # / Concentration	Expiration Date	Pipet ID
MFM 1/8/24	A	231748 2%	232049 5%	6/8/24	M36 M38
MFM 1/31/24	B	231748 10%	232049 5%	6/30/24	M36 M38
	C				
	D				
	E				
	F				
	G				
	H				
	I				
	J				
	K				
	L				
	M				
	N				
	O				
	P				
	Q				
	R				
	S				
	T				
	U				
	V				
	W				
	X				
	Y				
	Z				
	AA				

ICP HLCCV3 (Standard is prepared every 6 months or as necessary)

Metal	ALS Lot #	Conc. (ppm)	Vol. (mls)	Final Vol. (mls)
CA	230305	10,000	~~2.000~~ 4.00	~~100~~ 200
CU	230454	1000	~~0.400~~ 0.800	
FE	230306	10,000	~~0.400~~ 0.800	
K	229196	10,000	~~1.000~~ 2.00	
TL	226708	1000	~~0.300~~ 0.600	
NA	230308	10,000	~~1.500~~ 3.00	
MG	230307	10,000	~~4.000~~ 8.00	

Final Conc. (ppm)	Matrix	Analyst / Date	Letter ID	Nitric Acid Lot #	HCL Lot #	Expiration Date	Pipet ID
200.00	2% HNO3 5% HCl	NM 9/13/23	A	229709	229711	3/13/24	M36 M38
4.00	10% HNO3 5% HCl	NM 9/13/23	B	229709	229711	3/13/24	M36 M38
40.00	10% HNO3 5% HCl	NM 12/6/23	C	231748	232049	6/6/24	M36 M38
100.00	2% HNO3 5% HCl	MFM 1/8/24	D	231748	232049	6/8/24	M36 M38
3.00	10% HNO3 5% HCl	~~MFM 2/23/24~~	E	~~231748~~	~~233283~~	6/8/24	M36 M38
150.00			F				
400.00			G				
			H				
			I				
			J				
			K				
			L				
			M				
			N				
			O				
			P				
			Q				
			R				
			S				
			T				
			U			MFM 2/23/24	

ICP MRL (Standard is prepared every 6 months or as needed)

	Metal	ALS Lot #	Conc. (ppm)	Vol. (mls)	Final Vol. (mls)	Final Conc. (ppm)
Cal Std 1	CA	226704	5000	0.200	1000	1.00
	MG		5000			1.00
	K		5000			1.00
	NA		5000			1.00
Cal Std 2	AG	230301	100	0.100		0.0100
	CR		100			0.0100
	MN		150			0.0150
	NI		400			0.0400
	ZN		200			0.0200
Cal Std 3	AL	230757	2000	0.100		0.200
	BA		2000			0.200
	BE		50			0.0050
	CO		500			0.0500
	CU		250			0.0250
	FE		1000			0.100
	V		500			0.0500
Cal Std 4	AS	231798	100	0.200		0.0200
	CD		50			0.0100
	PB		50			0.0100
	SE		50			0.0100
	TL		100			0.0200
Single Metals	B	226705	1000	0.200		0.200
	MO	226706	1000	0.025		0.0250
	SN	231915	1000	0.500		0.500
	TI	230316	1000	0.050		0.0500
	SB	230313	1000	0.060		0.0600
	SR	226707	1000	0.100		0.100
	P	–	1000	0.100		0.100

Analyst/ Date	Letter ID	Nitric Acid Lot# / Concentration	Hydrochloric Acid Lot # / Concentration	Expiration Date	Pipet ID
NM 12/5/23	A	231748 2%	232049 5%	3/28/24	M37 M44
NM 12/5/23	B	231748 10%	232049 5%	3/28/24	M37 M44
~~MFM 2/8/24~~	~~C~~	~~231748 10%~~	~~232049 5%~~		
	D				
	E				
	F				
	G				
	H				
	I				
	J				
	K				
	L				
	M				
	N				
	O				
	P				
	Q				
	R				
	S				
	T				
	U				
	V				
	W				
	X				
	Y				
	Z				
	AA		MFM	2/8/24	
	BB				

ICP ICSA STANDARD (Standard is prepared every 6 months or as necessary)

Element	ALS Lot #	Conc. (ppm)	Vol. (mls)	Final Vol. (mls)	Final Conc. (ppm)
Int. A Sol'n	233727	Multi	50	1000	Multi
AL		5000			250
CA		5000			250
FE		2000			100
MG		5000			250

Analyst/ Date	ID Letter	Nitric Acid Lot # / Concentration	Hydrochloric Acid Lot # / Concentration	Expiration Date	Pipet ID
MFM 3/8/24	A	233283 ↔	~~233~~ 233477	9/8/24	dispo
	B				
	C				
	D				
	E				
	F				
	G				
	H				
	I				
	J				
	K				
	L				
	M				
	N				
	O				
	P				
	Q				
	R				
	S				
	T				
	U				
	V				

ICP ICSAB STANDARD (Standard is prepared every 6 months or as necessary)

Element	ALS Lot #	Conc. (ppm)	Vol. (mls)	Final Vol. (mls)	Final Conc. (ppm)
Int. A Sol'n	233727	Multi	~~25~~ 50	~~500~~ 1000	Multi
AL		5000			250
CA		5000			250
FE		2000			100
MG		5000			250
Int. B Sol'n	233912	Multi	5 10		Multi
AG		20			0.200
BA		50			0.500
BE		50			0.500
CD		100			1.00
CO		50			0.500
CR		50			0.500
CU		50			0.500
MN		50			0.500
NI		100			1.00
PB		5			0.0500
V		50			0.500
ZN		100			1.00
AS		10			0.100
SB		60			0.600
SE		5			0.0500
TL		10			0.100

Analyst/ Date	ID Letter	Nitric Acid Lot # / Concentration	Hydrochloric Acid Lot # / Concentration	Expiration Date	Pipet ID
MFM 3/1/24	A	233477 10%	233283 5%	8/30/24	dispo
MFM 3/8/24	B	233477 2%	233283 5%	9/8/24	dispo
	C				
	D				
	E				
	F				
	G				
	H				
	I				
	J				
	K				
	L				
	M				
	N				
	O				
	P				
	Q				
	R				
	S				
	T				
	U				
	V				

ICP INTERNAL STANDARD (ADDED ON-LINE)

Metal	ALS Lot #	Conc. (ppm)	Vol. (mls)	Final Vol. (mls)	Final Conc. (ppm)	Matrix	Analyst/ Date	Letter ID	Nitric Acid Lot #	Hydro-chloric Acid Lot #	Expiration Date	Pipet ID
Y	226709	10000	2.0	2000	10.0	5 % HCl 2%HNO3	MFM 1/25/24	A	231748	232049	6/30/24	M40
CS	226847	10000	2.0		10.0		MFM 1/25/24	B	231748	232049	6/30/24	M40
							MFM 2/13/24	C	231748	232049	6/30/24	M40
							MFM 2/13/24	D	231748	232049	6/30/24	M40
							MFM 3/5/24	E	233477	233283	6/30/24	M36
							MFM 3/5/24	F	233477	233283	6/30/24	M36
								G				
								H				
								I				
								J				
								K				
								L				
								M				
								N				
								O				
								P				
								Q				
								R				
								S				
								T				
								V				

ICP ICV/CCV (Standard is prepared daily)
(ICV FOR ILM5.3 IS A ½ DILUTION OF THIS STANDARD)

	Metal	ALS Lot #	Conc. (ppm)	Vol. (mls)	Final Vol. (mls)	Final Conc. (ppm)
Cal Std 1	CA	231799	5000	1.00	200	25.0
	MG		5000			25.0
	K		5000			25.0
	NA		5000			25.0
Cal Std 2	AG	231800	100	1.00		0.500
	CR		100			0.500
	MN		150			0.750
	NI		400			2.00
	ZN		200			1.00
Cal Std 3	AL	233056	2000	1.00		10.0
	BA		2000			10.0
	BE		50			0.250
	CO		500			2.50
	CU		250			1.25
	FE		1000			5.00
	V		500			2.50
Cal Std 4	AS	232796	100	2.00		1.00
	CD		50			0.500
	PB		50			0.500
	SE		50			0.500
	TL		100			1.00
Single Metals	SB	232797	1000	1.00		5.00
	SN	232726	1000	1.00		5.00
	B	231910	1000	0.500		2.50
	MO	230303	1000	0.500		2.50
	TI	225912	1000	0.500		2.50
	SR	230304	1000	0.500		2.50
	P	—	1000	1.00		5.00

Analyst/ Date	Letter ID	Nitric Acid Lot # / Concentration	Hydrochloric Acid Lot # / Concentration	Pipet ID
MFM 2/23/24	A	231748 2%	233283 5%	M40
MFM 2/23/24	B	231748 10%	233283 5%	M40
MFM 2/27/24	C	231748 2%	233283 5%	M40
MFM 2/28/24	D	231748 10%	233283 5%	M36
NM 2/28/24	E	231748 2%	233283 5%	M40
NM 2/29/24	F	231748 10%	233283 5%	M40
MFM 3/1/24	G	231748 10%	233283 5%	M36
MFM 3/4/24	H	233477 2%	233283 5%	M36
NM 3/5/24	I	233477 10%	233283 5%	M36
NM 3/6/24	J	233477 2%	233283 5%	M40
MFM 3/7/24	K	233477 10%	233283 5%	M36
MFM 3/8/24	L	233477 2%	233283 5%	M36
MFM 3/11/24	M	233477 10%	233283 5%	M40
MFM 3/12/24	N	233477 10%	233283 5%	M40
MFM 3/14/24	O	233477 2%	233283 5%	M36
	P			
	Q			
	R			
	S			
	T			
	U			
	V			
	W			
	X			
	Y			
	Z			
	AA			
	BB			

Sample Dilutions 6010C/6010D/200.7

Final Volume: 6-8mL

Analyst: MFM
strument: ICP7

Date 3/14/2024
Analysis 200.7/6010c

Common Dilutions

Dilution	Matrix of Diluent	1st Dilution			2nd Dilution			3rd Dilution			4th Dilution			5th Dilution		
		mLs of Sample	mLs of Diluent	Dilution Factor	mLs of Sample	mLs of Diluent	Dilution Factor	mLs of Sample	mLs of Diluent	Dilution Factor	mLs of Sample	mLs of Diluent	Dilution Factor	mLs of Sample	mLs of Diluent	Dilution Factor
1/2	2%HNO3/ 5%HCL	3	3	**1/2**												
1/3	2%HNO3/ 5%HCL	2	4	**1/3**												
1/4	2%HNO3/ 5%HCL	2	6	**1/4**												
1/5	2%HNO3/ 5%HCL	1.2	4.8	**1/5**												
1/10	2%HNO3/ 5%HCL	0.6	5.4	**1/10**												
1/10	2%HNO3/ 5%HCL	0.8	7.2	**1/10**												
1/20	2%HNO3/ 5%HCL	0.3	5.7	**1/20**												
1/20	2%HNO3/ 5%HCL	0.4	7.6	**1/20**												
1/50	2%HNO3/ 5%HCL	1	4	**1/5**	0.6	5.4	**1/50**									
1/100	2%HNO3/ 5%HCL	0.6	5.4	**1/10**	0.6	5.4	**1/100**									
1/200	2%HNO3/ 5%HCL	1	1	**1/2**	0.6	5.4	**1/20**	0.6	5.4	**1/200**						
1/500	2%HNO3/ 5%HCL	1	4	**1/5**	0.6	5.4	**1/50**	0.6	5.4	**1/500**						
1/1000	2%HNO3/ 5%HCL	0.6	5.4	**1/10**	0.6	5.4	**1/100**	0.6	5.4	**1/1000**						
1/2000	2%HNO3/ 5%HCL	1	1	**1/2**	0.6	5.4	**1/20**	0.6	5.4	**1/200**	0.6	5.4	**1/2000**			
1/5000	2%HNO3/ 5%HCL	1	4	**1/5**	0.6	5.4	**1/50**	0.6	5.4	**1/500**	0.6	5.4	**1/5000**			
1/10000	2%HNO3/ 5%HCL	0.6	5.4	**1/10**	0.6	5.4	**1/100**	0.6	5.4	**1/1000**	0.6	5.4	**1/10000**			
1/20000	2%HNO3/ 5%HCL	1	1	**1/2**	0.6	5.4	**1/20**	0.6	5.4	**1/200**	0.6	5.4	**1/2000**	0.6	5.4	**1/20000**

Special Dilutions

Dilution	Matrix of Diluent	1st Dilution			2nd Dilution			3rd Dilution			4th Dilution			5th Dilution		
		mLs of Sample	mLs of Diluent	Dilution Factor	mLs of Sample	mLs of Diluent	Dilution Factor	mLs of Sample	mLs of Diluent	Dilution Factor	mLs of Sample	mLs of Diluent	Dilution Factor	mLs of Sample	mLs of Diluent	Dilution Factor

Metals Data Cover Sheet

Run Date: 3/12/2024

Data File: 031224-ICP7

Primary Reviewer: N. Mansen

Secondary Reviewer: M. McMahon

LIMS Runs:

834770

834771

834772

834773

LIMS Preps:

435222	CCV6
435,153,435,152	T2
435230	CCV7
435131	T2

Comments:
N/A

ICP-7 Run Log

Serial number: MY2309CQ22

Analyst: MFM Date: 3/12/24 Data File: 031224-ICP7

	Prep Date	Lot #			Prep Date	Lot #
MRL	2/8/24	M8440119A		Cal Std 1	10/2/23	M8440008B3
ICSA	2/12/24	M8440132F		Cal Std 2	10/2/23	M8440023B
ICSAB	3/1/24	M8440143A		Cal Std 5/ HLCCV1	1/31/24	M8440039B
Int. Std	3/5/24	M8440149E		HLCCV2	1/31/24	M8440076B
ICV/CCV	3/12/24	M8440059N		HLCCV3	2/23/24	M8440097A

(Cal Std 4 is a 1/5 and Cal Std 3 is a 1/100 dilution of Cal Std 5)

Blank Prep - Daily	NHO3	HCl		Pipet Used	DOD Pipet Verification		IEC Date
Lot	233477	233283		M36, M37	—		—

1:1	PBS-435222	1:37	R2401937-001 10X	1:57	R2401796-003	2:22	R2401706-008
1:2	LCSS-435222	1:38	R2401937-002 10X	1:58	R2401796-005	2:23	R2401706-009
1:3	R2401812-001	4:1	R2401850-004 10X	1:59	R2401801-001	2:24	R2401706-010
1:4	R2401841-001	4:2	R2401874-001 10X	S1:8	Continuing Calibration Verification1	2:25	R2401706-011
1:5	R2401850-003	S1:6	Continuing Calibration Verification	S1:9	Continuing Calibration Blank1	2:26	R2401706-012
1:6	R2401850-004	S1:7	Continuing Calibration Blank	1:60	R2401801-004	2:27	R2401706-012S
1:7	R2401874-001	S1:3	Contract Required Detection Limit	2:1	R2401801-005	S1:8	Continuing Calibration Verification1
1:8	R2401887-008	S1:4	Interference Check Solution A	2:2	R2401818-001	S1:9	Continuing Calibration Blank1
1:9	R2401887-009	S1:5	Interference Check Solution AB	2:3	R2401870-001	2:28	R2401706-012SD
1:10	R2401887-017	S1:21	HLCCV2	2:4	R2401898-001	2:29	R2401706-012A
S1:6	Continuing Calibration Verification	S1:22	HLCCV3	2:5	R2401905-001	2:30	R2401706-012L 5X
S1:7	Continuing Calibration Blank	S1:18	HLCCV1	2:6	R2401905-001S	S1:8	Continuing Calibration Verification1
1:11	R2401887-018	S1:6	Continuing Calibration Verification	2:7	R2401905-001SD	S1:9	Continuing Calibration Blank1
1:12	R2401914-005	S1:7	Continuing Calibration Blank	2:8	R2401905-001A	S1:3	Contract Required Detection Limit
1:13	R2401914-005S	1:39	PBW-435153	2:9	R2401905-001L 5X	S1:4	Interference Check Solution A
1:14	R2401914-005SD	1:40	LCSW-435153	S1:8	Continuing Calibration Verification1	S1:5	Interference Check Solution AB
1:15	R2401914-005A	1:41	R2401897-005 20X	S1:9	Continuing Calibration Blank1	S1:8	Continuing Calibration Verification1
1:16	R2401914-005L 5X	1:42	R2401897-005L 100X	2:10	R2401905-001 10X	S1:9	Continuing Calibration Blank1
1:17	R2401914-006	S1:6	Continuing Calibration Verification	2:11	R2401905-001S 10X		
1:18	R2401914-007	S1:7	Continuing Calibration Blank	2:12	R2401905-001SD 10X		
1:19	R2401931-001	1:43	PBW-435152	2:13	R2401905-001A 10X		
1:20	R2401931-003	1:44	LCSW-435152	2:14	R2401905-001L 50X		
S1:6	Continuing Calibration Verification	1:45	R2401869-001 5X	2:15	R2401914-013		
S1:7	Continuing Calibration Blank	1:46	R2401869-001S 5X	2:16	R2401917-002		
1:21	R2401931-003S	1:47	R2401869-001SD 5X	2:17	R2401931-009		
1:22	R2401931-003SD	1:48	R2401869-001A 5X	4:3	R2401796-001 20X		
1:23	R2401931-003A	1:49	R2401869-001L 25X	4:4	R2401796-003 20X		
1:24	R2401931-003L 5X	S1:6	Continuing Calibration Verification	S1:8	Continuing Calibration Verification1		
1:25	R2401931-008	S1:7	Continuing Calibration Blank	S1:9	Continuing Calibration Blank1		
1:26	R2401933-008	S1:3	Contract Required Detection Limit	4:5	R2401796-005 20X		
1:27	R2401937-001	S1:4	Interference Check Solution A	S1:8	Continuing Calibration Verification1		
1:28	R2401937-002	S1:5	Interference Check Solution AB	S1:9	Continuing Calibration Blank1		
1:29	R2401914-005 10X	S1:6	Continuing Calibration Verification	S1:3	Contract Required Detection Limit		
1:30	R2401914-005S 10X	S1:7	Continuing Calibration Blank	S1:4	Interference Check Solution A		
S1:6	Continuing Calibration Verification	1:50	PBW-435230	S1:5	Interference Check Solution AB		
S1:7	Continuing Calibration Blank	1:51	LCSW-435230	S1:8	Continuing Calibration Verification1		
1:31	R2401914-005SD 10X	1:52	R2401721-001	S1:9	Continuing Calibration Blank1		
1:32	R2401914-005A 10X	1:53	R2401721-006	2:18	PBT-435131		
1:33	R2401914-005L 50X	1:54	R2401721-007	2:19	LCST-435131		
1:34	R2401914-006 10X	1:55	R2401751-002	2:20	RQ2402438-01		
1:35	R2401914-007 10X	1:56	R2401796-001	2:21	R2401706-007		
1:36	R2401933-008 10X						

MFM 3/12/24

Created Date/Time	3/12/2024 08:58:33	Software Version	7.6.1.12212
Instrument Name	MY2309CQ22	Firmware Version	5590
File Path	C:\Agilent\ICP Expert\My Results\2023\031224-ICP7.esws		
Notes	MFM 3/12/24 (NM 3/13/24)		

DateTimeMeasured	SolutionLabel	Element Label (nm)	Unadjusted Conc (ppm)	%RSD	Intensity (c/s)
3/12/2024 11:58:47	Blank	Ag (328.068 nm)	0.0000	N/A	-333.2130
	Blank	Al (237.312 nm)	0.0000	N/A	77.0154
	Blank	As (188.980 nm)	0.0000	N/A	-8.0387
	Blank	B (249.772 nm)	0.0000	N/A	76.2358
	Blank	Ba (230.424 nm)	0.0000	N/A	-7.1822
	Blank	Be (313.107 nm)	0.0000	N/A	-198.0663
	Blank	Ca (317.933 nm)	0.0000	N/A	3446.6322
	Blank	Cd (214.439 nm)	0.0000	N/A	-13.3715
	Blank	Co (230.786 nm)	0.0000	N/A	58.2513
	Blank	Cr (267.716 nm)	0.0000	N/A	-64.9147
	Blank	Cu (327.395 nm)	0.0000	N/A	-43.9218
	Blank	Fe (234.350 nm)	0.0000	N/A	118.5132
	Blank	K (766.491 nm)	0.0000	N/A	-260.1838
	Blank	Mg (279.078 nm)	0.0000	N/A	-9.7117
	Blank	Mn (257.610 nm)	0.0000	N/A	-2.4957
	Blank	Mo (202.032 nm)	0.0000	N/A	-7.2169
	Blank	Na (588.995 nm)	0.0000	N/A	31644.0464
	Blank	Ni (230.299 nm)	0.0000	N/A	67.7262
	Blank	Pb (220.353 nm)	0.0000	N/A	12.6886
	Blank	Sb (217.582 nm)	0.0000	N/A	8.3292
	Blank	Se (196.026 nm)	0.0000	N/A	1.4306
	Blank	Sn (189.925 nm)	0.0000	N/A	8.2761
	Blank	Sr (216.596 nm)	0.0000	N/A	-48.0309
	Blank	Ti (336.122 nm)	0.0000	N/A	-122.4043
	Blank	Tl (190.794 nm)	0.0000	N/A	-6.2870
	Blank	V (292.401 nm)	0.0000	N/A	-67.7847
	Blank	Y (360.074 nm)	1.00	0.00	455854.61
	Blank	Y_R (360.074 nm)	1.00	0.00	459145.54
	Blank	Zn (213.857 nm)	0.0000	N/A	-53.6526
3/12/2024 12:02:02	Standard 1	Ag (328.068 nm)		N/A	-338.5520
	Standard 1	Al (237.312 nm)		N/A	114.0416
	Standard 1	As (188.980 nm)	0.0050	N/A	-1.1098
	Standard 1	B (249.772 nm)		N/A	93.2478
	Standard 1	Ba (230.424 nm)	0.0200	N/A	921.8600
	Standard 1	Be (313.107 nm)		N/A	-184.4010
	Standard 1	Ca (317.933 nm)		N/A	21829.9546
	Standard 1	Cd (214.439 nm)	0.0010	N/A	54.8937
	Standard 1	Co (230.786 nm)	0.0030	N/A	102.5099
	Standard 1	Cr (267.716 nm)	0.0050	N/A	145.9890
	Standard 1	Cu (327.395 nm)	0.0100	N/A	293.5780
	Standard 1	Fe (234.350 nm)		N/A	353.2446
	Standard 1	K (766.491 nm)		N/A	1564.6309
	Standard 1	Mg (279.078 nm)		N/A	1396.4590
	Standard 1	Mn (257.610 nm)	0.0100	N/A	3116.3146
	Standard 1	Mo (202.032 nm)	0.0250	N/A	181.9075
	Standard 1	Na (588.995 nm)		N/A	36450.5810
	Standard 1	Ni (230.299 nm)		N/A	57.9145
	Standard 1	Pb (220.353 nm)	0.0050	N/A	41.8724
	Standard 1	Sb (217.582 nm)	0.0100	N/A	34.0617
	Standard 1	Se (196.026 nm)		N/A	2.0660
	Standard 1	Sn (189.925 nm)		N/A	7.8060
	Standard 1	Sr (216.596 nm)		N/A	-44.0084

DateTimeMeasured	SolutionLabel	Element Label (nm)	Unadjusted Conc (ppm)	%RSD	Intensity (c/s)
	Standard 1	Ti (336.122 nm)		N/A	-218.1363
	Standard 1	Tl (190.794 nm)	0.0100	N/A	2.6890
	Standard 1	V (292.401 nm)	0.0030	N/A	39.7404
	Standard 1	Y (360.074 nm)	0.99	0.23	451938.59
	Standard 1	Y_R (360.074 nm)	0.99	0.23	454922.82
	Standard 1	Zn (213.857 nm)	0.0100	N/A	437.9208
3/12/2024 12:05:17	Standard 2	Ag (328.068 nm)		N/A	-331.4436
	Standard 2	Al (237.312 nm)	0.1000	N/A	295.8950
	Standard 2	As (188.980 nm)	0.0100	N/A	5.8337
	Standard 2	B (249.772 nm)	0.2000	N/A	5976.5673
	Standard 2	Ba (230.424 nm)		N/A	-15.5813
	Standard 2	Be (313.107 nm)	0.0030	N/A	2760.7138
	Standard 2	Ca (317.933 nm)	1.0000	N/A	40300.9521
	Standard 2	Cd (214.439 nm)	0.0050	N/A	289.2912
	Standard 2	Co (230.786 nm)		N/A	56.7064
	Standard 2	Cr (267.716 nm)		N/A	-66.4113
	Standard 2	Cu (327.395 nm)	0.0200	N/A	637.5122
	Standard 2	Fe (234.350 nm)		N/A	91.3854
	Standard 2	K (766.491 nm)	2.0000	N/A	1584.3420
	Standard 2	Mg (279.078 nm)	1.0000	N/A	2830.7837
	Standard 2	Mn (257.610 nm)		N/A	-8.6341
	Standard 2	Mo (202.032 nm)		N/A	-7.1163
	Standard 2	Na (588.995 nm)	1.0000	N/A	41871.9444
	Standard 2	Ni (230.299 nm)		N/A	55.6027
	Standard 2	Pb (220.353 nm)	0.0500	N/A	291.1357
	Standard 2	Sb (217.582 nm)	0.0600	N/A	138.7647
	Standard 2	Se (196.026 nm)	0.0100	N/A	9.6125
	Standard 2	Sn (189.925 nm)	0.5000	N/A	1430.5012
	Standard 2	Sr (216.596 nm)		N/A	-45.4436
	Standard 2	Ti (336.122 nm)		N/A	-229.5098
	Standard 2	Tl (190.794 nm)		N/A	-9.7530
	Standard 2	V (292.401 nm)		N/A	-68.7065
	Standard 2	Y (360.074 nm)	0.99	0.21	451811.55
	Standard 2	Y_R (360.074 nm)	0.99	0.21	454841.46
	Standard 2	Zn (213.857 nm)		N/A	-76.5571
3/12/2024 12:08:32	Standard 3	Ag (328.068 nm)	0.0100	N/A	233.9965
	Standard 3	Al (237.312 nm)		N/A	540.3843
	Standard 3	As (188.980 nm)		N/A	23.3824
	Standard 3	B (249.772 nm)		N/A	1588.0828
	Standard 3	Ba (230.424 nm)		N/A	9629.3786
	Standard 3	Be (313.107 nm)	0.0050	N/A	5031.6372
	Standard 3	Ca (317.933 nm)	0.5000	N/A	22390.2578
	Standard 3	Cd (214.439 nm)		N/A	618.3889
	Standard 3	Co (230.786 nm)	0.0500	N/A	833.4038
	Standard 3	Cr (267.716 nm)	0.0100	N/A	372.4855
	Standard 3	Cu (327.395 nm)		N/A	818.9835
	Standard 3	Fe (234.350 nm)	0.1000	N/A	2235.8330
	Standard 3	K (766.491 nm)	0.5000	N/A	203.9347
	Standard 3	Mg (279.078 nm)	0.5000	N/A	1454.3204
	Standard 3	Mn (257.610 nm)		N/A	4850.7458
	Standard 3	Mo (202.032 nm)		N/A	371.6645
	Standard 3	Na (588.995 nm)	0.5000	N/A	36814.0733
	Standard 3	Ni (230.299 nm)	0.0400	N/A	546.7051
	Standard 3	Pb (220.353 nm)		N/A	72.5047
	Standard 3	Sb (217.582 nm)		N/A	227.1038
	Standard 3	Se (196.026 nm)		N/A	8.2984
	Standard 3	Sn (189.925 nm)		N/A	301.8971

DateTimeMeasured	SolutionLabel	Element Label (nm)	Unadjusted Conc (ppm)	%RSD	Intensity (c/s)
	Standard 3	Sr (216.596 nm)	0.0500	N/A	959.8611
	Standard 3	Ti (336.122 nm)	0.0500	N/A	6128.5137
	Standard 3	Tl (190.794 nm)	0.0200	N/A	15.1266
	Standard 3	V (292.401 nm)	0.0500	N/A	1855.8559
	Standard 3	Y (360.074 nm)	0.99	0.16	451759.22
	Standard 3	Y_R (360.074 nm)	0.99	0.15	454757.51
	Standard 3	Zn (213.857 nm)	0.0200	N/A	995.5168
3/12/2024 12:11:47	Standard 4	Ag (328.068 nm)	0.2000	N/A	10424.0327
	Standard 4	Al (237.312 nm)	4.0000	N/A	9099.9562
	Standard 4	As (188.980 nm)	0.4000	N/A	612.7571
	Standard 4	B (249.772 nm)	1.0000	N/A	29678.5538
	Standard 4	Ba (230.424 nm)	4.0000	N/A	183849.8776
	Standard 4	Be (313.107 nm)	0.1000	N/A	102190.8395
	Standard 4	Ca (317.933 nm)	10.0000	N/A	379932.5899
	Standard 4	Cd (214.439 nm)	0.2000	N/A	11969.3792
	Standard 4	Co (230.786 nm)	1.0000	N/A	14904.5695
	Standard 4	Cr (267.716 nm)	0.2000	N/A	8308.9086
	Standard 4	Cu (327.395 nm)	0.5000	N/A	16568.0994
	Standard 4	Fe (234.350 nm)	2.0000	N/A	41491.5420
	Standard 4	K (766.491 nm)	10.0000	N/A	8876.8310
	Standard 4	Mg (279.078 nm)	10.0000	N/A	28500.9971
	Standard 4	Mn (257.610 nm)	0.3000	N/A	91946.0807
	Standard 4	Mo (202.032 nm)	1.0000	N/A	7414.5465
	Standard 4	Na (588.995 nm)	10.0000	N/A	140271.6935
	Standard 4	Ni (230.299 nm)	0.8000	N/A	9323.7340
	Standard 4	Pb (220.353 nm)	0.2000	N/A	1105.5536
	Standard 4	Sb (217.582 nm)	2.0000	N/A	4315.4930
	Standard 4	Se (196.026 nm)	0.2000	N/A	145.8596
	Standard 4	Sn (189.925 nm)	2.0000	N/A	5710.9425
	Standard 4	Sr (216.596 nm)	1.0000	N/A	19082.6040
	Standard 4	Ti (336.122 nm)	1.0000	N/A	122634.3509
	Standard 4	Tl (190.794 nm)	0.4000	N/A	471.9266
	Standard 4	V (292.401 nm)	1.0000	N/A	37190.1736
	Standard 4	Y (360.074 nm)	0.98	0.10	445333.87
	Standard 4	Y_R (360.074 nm)	0.98	0.10	448203.16
	Standard 4	Zn (213.857 nm)	0.4000	N/A	20596.7136
3/12/2024 12:15:01	Standard 5	Ag (328.068 nm)	1.0000	N/A	53996.9448
	Standard 5	Al (237.312 nm)	20.0000	N/A	46003.8579
	Standard 5	As (188.980 nm)	2.0000	N/A	3169.9219
	Standard 5	B (249.772 nm)	5.0000	N/A	152249.8826
	Standard 5	Ba (230.424 nm)	20.0000	N/A	894450.9873
	Standard 5	Be (313.107 nm)	0.5000	N/A	519206.9064
	Standard 5	Ca (317.933 nm)	50.0000	N/A	1863576.4181
	Standard 5	Cd (214.439 nm)	1.0000	N/A	59162.7788
	Standard 5	Co (230.786 nm)	5.0000	N/A	73006.7828
	Standard 5	Cr (267.716 nm)	1.0000	N/A	41499.3797
	Standard 5	Cu (327.395 nm)	2.5000	N/A	84099.2397
	Standard 5	Fe (234.350 nm)	10.0000	N/A	205879.0353
	Standard 5	K (766.491 nm)	50.0000	N/A	47900.1058
	Standard 5	Mg (279.078 nm)	50.0000	N/A	144405.9959
	Standard 5	Mn (257.610 nm)	1.5000	N/A	455610.8970
	Standard 5	Mo (202.032 nm)	5.0000	N/A	37615.5696
	Standard 5	Na (588.995 nm)	50.0000	N/A	581720.1538
	Standard 5	Ni (230.299 nm)	4.0000	N/A	45380.7327
	Standard 5	Pb (220.353 nm)	1.0000	N/A	5340.9547
	Standard 5	Sb (217.582 nm)	10.0000	N/A	21885.2657
	Standard 5	Se (196.026 nm)	1.0000	N/A	733.0251

DateTimeMeasured	SolutionLabel	Element Label (nm)	Unadjusted Conc (ppm)	%RSD	Intensity (c/s)
	Standard 5	Sn (189.925 nm)	10.0000	N/A	28286.9779
	Standard 5	Sr (216.596 nm)	5.0000	N/A	94438.6502
	Standard 5	Ti (336.122 nm)	5.0000	N/A	617440.7095
	Standard 5	Tl (190.794 nm)	2.0000	N/A	2348.2192
	Standard 5	V (292.401 nm)	5.0000	N/A	188165.6543
	Standard 5	Y (360.074 nm)	0.94	0.37	428605.37
	Standard 5	Y_R (360.074 nm)	0.94	0.37	431252.06
	Standard 5	Zn (213.857 nm)	2.0000	N/A	104303.0571
3/12/2024 12:18:46	Initial Calibration Verification	Ag (328.068 nm)	0.5161	0.17	27697.0509
	Initial Calibration Verification	Al (237.312 nm)	9.8397	0.18	22656.9826
	Initial Calibration Verification	As (188.980 nm)	0.9807	0.16	1548.8653
	Initial Calibration Verification	B (249.772 nm)	2.4183	0.17	73597.2415
	Initial Calibration Verification	Ba (230.424 nm)	10.1420	0.49	454055.8353
	Initial Calibration Verification	Be (313.107 nm)	0.2377	0.18	246627.9069
	Initial Calibration Verification	Ca (317.933 nm)	25.4681	0.26	951362.4691
	Initial Calibration Verification	Cd (214.439 nm)	0.5043	0.21	29841.2900
	Initial Calibration Verification	Co (230.786 nm)	2.5133	0.56	36751.0392
	Initial Calibration Verification	Cr (267.716 nm)	0.5146	0.31	21328.9592
	Initial Calibration Verification	Cu (327.395 nm)	1.2240	0.44	41132.7897
	Initial Calibration Verification	Fe (234.350 nm)	4.9683	0.27	102368.4483
	Initial Calibration Verification	K (766.491 nm)	24.0899	0.11	22895.9128
	Initial Calibration Verification	Mg (279.078 nm)	25.0673	0.22	72356.2443
	Initial Calibration Verification	Mn (257.610 nm)	0.7431	0.28	225777.5247
	Initial Calibration Verification	Mo (202.032 nm)	2.5329	0.37	19041.4445
	Initial Calibration Verification	Na (588.995 nm)	24.9755	0.08	306269.8970
	Initial Calibration Verification	Ni (230.299 nm)	2.0882	0.13	23743.0674
	Initial Calibration Verification	Pb (220.353 nm)	0.5043	0.28	2702.6774
	Initial Calibration Verification	Sb (217.582 nm)	4.8354	0.16	10580.3256
	Initial Calibration Verification	Se (196.026 nm)	0.4899	0.43	359.6803
	Initial Calibration Verification	Sn (189.925 nm)	5.0750	0.24	14364.5859
	Initial Calibration Verification	Sr (216.596 nm)	2.4911	0.54	47049.5043
	Initial Calibration Verification	Ti (336.122 nm)	2.5251	0.22	311684.7564
	Initial Calibration Verification	Tl (190.794 nm)	1.0093	0.49	1182.6456
	Initial Calibration Verification	V (292.401 nm)	2.4843	0.24	93421.9890
	Initial Calibration Verification	Y (360.074 nm)	0.96	0.18	438809.00
	Initial Calibration Verification	Y_R (360.074 nm)	0.96	0.18	441445.50
	Initial Calibration Verification	Zn (213.857 nm)	0.9855	0.25	51348.3477
3/12/2024 12:21:59	Initial Calibration Blank	Ag (328.068 nm)	0.0000 u	> 100.00	-333.4480
	Initial Calibration Blank	Al (237.312 nm)	-0.0029 u	55.78	70.4084
	Initial Calibration Blank	As (188.980 nm)	0.0000 u	> 100.00	-8.0377
	Initial Calibration Blank	B (249.772 nm)	0.0013	11.83	116.7598
	Initial Calibration Blank	Ba (230.424 nm)	0.0000 u	> 100.00	-8.9120
	Initial Calibration Blank	Be (313.107 nm)	0.0000 u	> 100.00	-192.5791
	Initial Calibration Blank	Ca (317.933 nm)	-0.0196 u	0.76	2717.6665
	Initial Calibration Blank	Cd (214.439 nm)	0.0000	84.96	-11.8090
	Initial Calibration Blank	Co (230.786 nm)	0.0003	41.34	62.4635
	Initial Calibration Blank	Cr (267.716 nm)	0.0003	34.26	-52.5782
	Initial Calibration Blank	Cu (327.395 nm)	-0.0001 u	> 100.00	-45.8740
	Initial Calibration Blank	Fe (234.350 nm)	0.0011	23.51	140.1901
	Initial Calibration Blank	K (766.491 nm)	0.0749	11.23	-188.1847
	Initial Calibration Blank	Mg (279.078 nm)	-0.0067 u	6.29	-29.0351
	Initial Calibration Blank	Mn (257.610 nm)	0.0000 u	> 100.00	-6.5688
	Initial Calibration Blank	Mo (202.032 nm)	0.0040	22.18	22.7936
	Initial Calibration Blank	Na (588.995 nm)	-0.1227 u	1.58	30295.1953
	Initial Calibration Blank	Ni (230.299 nm)	0.0004	18.07	71.8584
	Initial Calibration Blank	Pb (220.353 nm)	-0.0003 u	> 100.00	11.2058
	Initial Calibration Blank	Sb (217.582 nm)	0.0022	92.49	13.0556

DateTimeMeasured	SolutionLabel	Element Label (nm)	Unadjusted Conc (ppm)	%RSD	Intensity (c/s)
	Initial Calibration Blank	Se (196.026 nm)	-0.0011 u	> 100.00	0.5985
	Initial Calibration Blank	Sn (189.925 nm)	0.0002 u	> 100.00	8.8006
	Initial Calibration Blank	Sr (216.596 nm)	0.0002 u	98.46	-43.3378
	Initial Calibration Blank	Ti (336.122 nm)	0.0026	21.02	199.3934
	Initial Calibration Blank	Tl (190.794 nm)	-0.0004 u	> 100.00	-6.7718
	Initial Calibration Blank	V (292.401 nm)	0.0001	> 100.00	-65.4982
	Initial Calibration Blank	Y (360.074 nm)	1.02	0.15	465038.57
	Initial Calibration Blank	Y_R (360.074 nm)	1.02	0.15	467898.47
	Initial Calibration Blank	Zn (213.857 nm)	0.0001	65.18	-50.3987
3/12/2024 12:25:13	Contract Required Detection Limit	Ag (328.068 nm)	0.0098	0.22	200.9013
	Contract Required Detection Limit	Al (237.312 nm)	0.1914	0.97	516.1632
	Contract Required Detection Limit	As (188.980 nm)	0.0191	8.13	22.3379
	Contract Required Detection Limit	B (249.772 nm)	0.1920	0.22	5913.1154
	Contract Required Detection Limit	Ba (230.424 nm)	0.2049	0.16	9164.1576
	Contract Required Detection Limit	Be (313.107 nm)	0.0048	0.35	4801.4758
	Contract Required Detection Limit	Ca (317.933 nm)	0.9876	0.26	40205.6040
	Contract Required Detection Limit	Cd (214.439 nm)	0.0104	0.73	599.6425
	Contract Required Detection Limit	Co (230.786 nm)	0.0512	0.46	806.0304
	Contract Required Detection Limit	Cr (267.716 nm)	0.0099	1.03	347.8668
	Contract Required Detection Limit	Cu (327.395 nm)	0.0243	0.84	774.6991
	Contract Required Detection Limit	Fe (234.350 nm)	0.1052	0.18	2283.8284
	Contract Required Detection Limit	K (766.491 nm)	0.8738	5.22	579.7315
	Contract Required Detection Limit	Mg (279.078 nm)	0.9712	0.32	2793.8733
	Contract Required Detection Limit	Mn (257.610 nm)	0.0152	0.23	4607.5113
	Contract Required Detection Limit	Mo (202.032 nm)	0.0255	0.97	184.6135
	Contract Required Detection Limit	Na (588.995 nm)	0.8663	0.87	41169.9725
	Contract Required Detection Limit	Ni (230.299 nm)	0.0395	0.88	516.0824
	Contract Required Detection Limit	Pb (220.353 nm)	0.0111	7.58	71.8408
	Contract Required Detection Limit	Sb (217.582 nm)	0.0637	3.03	147.6575
	Contract Required Detection Limit	Se (196.026 nm)	0.0084	40.78	7.6013
	Contract Required Detection Limit	Sn (189.925 nm)	0.4997	0.69	1421.8182
	Contract Required Detection Limit	Sr (216.596 nm)	0.1001	0.53	1844.6308
	Contract Required Detection Limit	Ti (336.122 nm)	0.0494	0.11	5978.7776
	Contract Required Detection Limit	Tl (190.794 nm)	0.0198	5.64	16.9947
	Contract Required Detection Limit	V (292.401 nm)	0.0490	0.92	1776.5423
	Contract Required Detection Limit	Y (360.074 nm)	0.99	0.27	452624.48
	Contract Required Detection Limit	Y_R (360.074 nm)	0.99	0.26	455430.78
	Contract Required Detection Limit	Zn (213.857 nm)	0.0191	0.12	944.8764
3/12/2024 12:28:27	Interference Check Solution A	Ag (328.068 nm)	-0.0003 u	> 100.00	-347.9565
	Interference Check Solution A	Al (237.312 nm)	254.6409 o	0.05	584421.3308
	Interference Check Solution A	As (188.980 nm)	-0.0035 u	45.81	-13.6199
	Interference Check Solution A	B (249.772 nm)	0.1179	0.31	3661.9061
	Interference Check Solution A	Ba (230.424 nm)	0.0007	19.57	25.2437
	Interference Check Solution A	Be (313.107 nm)	0.0000 u	55.51	-211.4382
	Interference Check Solution A	Ca (317.933 nm)	241.3981 o	0.21	8988204.6420
	Interference Check Solution A	Cd (214.439 nm)	-0.0014 Ku	9.81	-94.9707 K
	Interference Check Solution A	Co (230.786 nm)	0.0017	15.45	83.0258
	Interference Check Solution A	Cr (267.716 nm)	0.0009	19.83	-29.1329
	Interference Check Solution A	Cu (327.395 nm)	0.0005	74.96	-25.7469
	Interference Check Solution A	Fe (234.350 nm)	94.4551 o	0.15	1944037.7601
	Interference Check Solution A	K (766.491 nm)	-0.0490 u	23.38	-307.2626
	Interference Check Solution A	Mg (279.078 nm)	263.1639 o	0.12	759709.6011
	Interference Check Solution A	Mn (257.610 nm)	0.0013	1.11	389.3837
	Interference Check Solution A	Mo (202.032 nm)	-0.0015 u	6.56	-18.4075
	Interference Check Solution A	Na (588.995 nm)	0.1949	5.52	33786.9684
	Interference Check Solution A	Ni (230.299 nm)	0.0011	68.29	80.4700
	Interference Check Solution A	Pb (220.353 nm)	0.0014 u	> 100.00	19.9570

DateTimeMeasured	SolutionLabel	Element Label (nm)	Unadjusted Conc (ppm)	%RSD	Intensity (c/s)
	Interference Check Solution A	Sb (217.582 nm)	-0.0051 u	33.59	-2.8390
	Interference Check Solution A	Se (196.026 nm)	-0.0047 u	30.00	-2.0356
	Interference Check Solution A	Sn (189.925 nm)	0.0026	28.33	15.6636
	Interference Check Solution A	Sr (216.596 nm)	0.0097	2.93	136.0528
	Interference Check Solution A	Ti (336.122 nm)	0.0019	8.60	112.1650
	Interference Check Solution A	Tl (190.794 nm)	0.0012 u	> 100.00	-4.8649
	Interference Check Solution A	V (292.401 nm)	0.0019	4.84	4.8876
	Interference Check Solution A	Y (360.074 nm)	0.88	0.31	402750.88
	Interference Check Solution A	Y_R (360.074 nm)	0.88	0.31	405008.38
	Interference Check Solution A	Zn (213.857 nm)	0.0119 K	1.26	567.5532 K
3/12/2024 12:31:40	Interference Check Solution AB	Ag (328.068 nm)	0.2179	0.03	11501.2062
	Interference Check Solution AB	Al (237.312 nm)	252.3175 o	0.16	579089.6259
	Interference Check Solution AB	As (188.980 nm)	0.0946	2.65	142.0853
	Interference Check Solution AB	B (249.772 nm)	0.1170	0.46	3633.2393
	Interference Check Solution AB	Ba (230.424 nm)	0.5169	0.13	23133.8979
	Interference Check Solution AB	Be (313.107 nm)	0.4832	0.11	501514.0504
	Interference Check Solution AB	Ca (317.933 nm)	238.2457 o	0.18	8870874.2290
	Interference Check Solution AB	Cd (214.439 nm)	0.9640	0.18	57058.3420
	Interference Check Solution AB	Co (230.786 nm)	0.4882	0.11	7185.3507
	Interference Check Solution AB	Cr (267.716 nm)	0.5159	0.12	21384.9417
	Interference Check Solution AB	Cu (327.395 nm)	0.5322	0.17	17857.9684
	Interference Check Solution AB	Fe (234.350 nm)	94.1413 o	0.14	1937580.9686
	Interference Check Solution AB	K (766.491 nm)	-0.0553 u	12.95	-313.3830
	Interference Check Solution AB	Mg (279.078 nm)	261.5518 o	0.10	755055.6269
	Interference Check Solution AB	Mn (257.610 nm)	0.4878	0.13	148222.4575
	Interference Check Solution AB	Mo (202.032 nm)	-0.0016 u	32.74	-19.0032
	Interference Check Solution AB	Na (588.995 nm)	0.2143	6.20	34000.0381
	Interference Check Solution AB	Ni (230.299 nm)	0.9856	0.18	11241.5495
	Interference Check Solution AB	Pb (220.353 nm)	0.0489	1.27	273.6052
	Interference Check Solution AB	Sb (217.582 nm)	0.6118	0.44	1346.0282
	Interference Check Solution AB	Se (196.026 nm)	0.0439	6.13	33.5451
	Interference Check Solution AB	Sn (189.925 nm)	0.0028	35.33	16.2048
	Interference Check Solution AB	Sr (216.596 nm)	0.0106	3.24	152.8097
	Interference Check Solution AB	Ti (336.122 nm)	0.0016	2.36	70.4642
	Interference Check Solution AB	Tl (190.794 nm)	0.1026	1.39	114.5340
	Interference Check Solution AB	V (292.401 nm)	0.5056	0.16	18960.3433
	Interference Check Solution AB	Y (360.074 nm)	0.88	0.35	403368.03
	Interference Check Solution AB	Y_R (360.074 nm)	0.88	0.35	405551.82
	Interference Check Solution AB	Zn (213.857 nm)	1.0081	0.13	52524.8453
3/12/2024 12:34:54	Continuing Calibration Verification	Ag (328.068 nm)	0.5173	0.34	27763.4825
	Continuing Calibration Verification	Al (237.312 nm)	9.8977	0.31	22789.9797
	Continuing Calibration Verification	As (188.980 nm)	0.9787	0.48	1545.7138
	Continuing Calibration Verification	B (249.772 nm)	2.4195	0.13	73631.5123
	Continuing Calibration Verification	Ba (230.424 nm)	10.1446	0.13	454175.0434
	Continuing Calibration Verification	Be (313.107 nm)	0.2380	0.22	246941.9043
	Continuing Calibration Verification	Ca (317.933 nm)	25.5977	0.24	956186.3663
	Continuing Calibration Verification	Cd (214.439 nm)	0.5060	0.21	29945.2380
	Continuing Calibration Verification	Co (230.786 nm)	2.5172	0.27	36808.9444
	Continuing Calibration Verification	Cr (267.716 nm)	0.5163	0.21	21401.6780
	Continuing Calibration Verification	Cu (327.395 nm)	1.2259	0.31	41195.1569
	Continuing Calibration Verification	Fe (234.350 nm)	5.0012	0.20	103045.2963
	Continuing Calibration Verification	K (766.491 nm)	24.0863	0.51	22892.5022
	Continuing Calibration Verification	Mg (279.078 nm)	25.1788	0.21	72678.0804
	Continuing Calibration Verification	Mn (257.610 nm)	0.7453	0.19	226441.5001
	Continuing Calibration Verification	Mo (202.032 nm)	2.5351	0.29	19058.2217
	Continuing Calibration Verification	Na (588.995 nm)	24.9925	0.41	306457.3698
	Continuing Calibration Verification	Ni (230.299 nm)	2.0925	0.30	23792.1868

DateTimeMeasured	SolutionLabel	Element Label (nm)	Unadjusted Conc (ppm)	%RSD	Intensity (c/s)
	Continuing Calibration Verification	Pb (220.353 nm)	0.5081	0.31	2722.9306
	Continuing Calibration Verification	Sb (217.582 nm)	4.8512	0.32	10614.8898
	Continuing Calibration Verification	Se (196.026 nm)	0.4872	0.44	357.6636
	Continuing Calibration Verification	Sn (189.925 nm)	5.0821	0.19	14384.6543
	Continuing Calibration Verification	Sr (216.596 nm)	2.5101	0.30	47409.3749
	Continuing Calibration Verification	Ti (336.122 nm)	2.5250	0.23	311676.9880
	Continuing Calibration Verification	Tl (190.794 nm)	1.0074	0.28	1180.3251
	Continuing Calibration Verification	V (292.401 nm)	2.4914	0.18	93688.1513
	Continuing Calibration Verification	Y (360.074 nm)	0.96	0.23	438392.72
	Continuing Calibration Verification	Y_R (360.074 nm)	0.96	0.23	440849.66
	Continuing Calibration Verification	Zn (213.857 nm)	0.9927	0.25	51722.6166
3/12/2024 12:38:08	Continuing Calibration Blank	Ag (328.068 nm)	0.0001	> 100.00	-328.9959
	Continuing Calibration Blank	Al (237.312 nm)	-0.0030 u	60.04	70.2354
	Continuing Calibration Blank	As (188.980 nm)	0.0008 u	> 100.00	-6.8456
	Continuing Calibration Blank	B (249.772 nm)	0.0004	67.26	89.3981
	Continuing Calibration Blank	Ba (230.424 nm)	-0.0001 u	> 100.00	-11.3036
	Continuing Calibration Blank	Be (313.107 nm)	0.0000 u	> 100.00	-202.3524
	Continuing Calibration Blank	Ca (317.933 nm)	-0.0217 u	0.56	2640.6587
	Continuing Calibration Blank	Cd (214.439 nm)	0.0000 u	> 100.00	-12.8521
	Continuing Calibration Blank	Co (230.786 nm)	-0.0003 u	60.28	54.0866
	Continuing Calibration Blank	Cr (267.716 nm)	0.0002	27.91	-57.9497
	Continuing Calibration Blank	Cu (327.395 nm)	0.0000 u	> 100.00	-43.5701
	Continuing Calibration Blank	Fe (234.350 nm)	0.0015	40.02	149.8530
	Continuing Calibration Blank	K (766.491 nm)	-0.0075 u	> 100.00	-267.3893
	Continuing Calibration Blank	Mg (279.078 nm)	-0.0055 u	15.52	-25.5854
	Continuing Calibration Blank	Mn (257.610 nm)	0.0000 u	89.56	-11.8149
	Continuing Calibration Blank	Mo (202.032 nm)	0.0029	22.86	14.3194
	Continuing Calibration Blank	Na (588.995 nm)	-0.1653 u	2.48	29826.0983
	Continuing Calibration Blank	Ni (230.299 nm)	-0.0003 u	10.04	64.5772
	Continuing Calibration Blank	Pb (220.353 nm)	0.0005	86.99	15.2767
	Continuing Calibration Blank	Sb (217.582 nm)	0.0034	62.19	15.8524
	Continuing Calibration Blank	Se (196.026 nm)	-0.0006 u	> 100.00	0.9901
	Continuing Calibration Blank	Sn (189.925 nm)	-0.0004 u	> 100.00	7.0609
	Continuing Calibration Blank	Sr (216.596 nm)	0.0002	49.24	-43.5313
	Continuing Calibration Blank	Ti (336.122 nm)	0.0019	25.22	111.8182
	Continuing Calibration Blank	Tl (190.794 nm)	-0.0006 u	> 100.00	-7.0120
	Continuing Calibration Blank	V (292.401 nm)	0.0001 u	> 100.00	-64.8269
	Continuing Calibration Blank	Y (360.074 nm)	1.02	0.12	466740.35
	Continuing Calibration Blank	Y_R (360.074 nm)	1.02	0.13	469485.15
	Continuing Calibration Blank	Zn (213.857 nm)	0.0000 u	> 100.00	-54.0756
3/12/2024 12:41:22	PBS-435222	Ag (328.068 nm)	0.0000 u	> 100.00	-335.4629
	PBS-435222	Al (237.312 nm)	0.0005 u	> 100.00	78.2401
	PBS-435222	As (188.980 nm)	-0.0002 u	> 100.00	-8.3816
	PBS-435222	B (249.772 nm)	0.0011	4.14	108.5087
	PBS-435222	Ba (230.424 nm)	0.0002	82.61	0.9353
	PBS-435222	Be (313.107 nm)	0.0000	44.91	-169.6633
	PBS-435222	Ca (317.933 nm)	-0.0044 u	19.27	3282.5215
	PBS-435222	Cd (214.439 nm)	0.0003	20.68	2.2212
	PBS-435222	Co (230.786 nm)	-0.0001 u	> 100.00	56.3697
	PBS-435222	Cr (267.716 nm)	0.0004	39.60	-49.9608
	PBS-435222	Cu (327.395 nm)	0.0000 u	> 100.00	-42.5253
	PBS-435222	Fe (234.350 nm)	0.0081	12.19	285.5619
	PBS-435222	K (766.491 nm)	-0.0222 u	62.44	-281.5455
	PBS-435222	Mg (279.078 nm)	0.0010 u	> 100.00	-6.7595
	PBS-435222	Mn (257.610 nm)	0.0001	12.64	26.7988
	PBS-435222	Mo (202.032 nm)	0.0012	20.93	2.0443
	PBS-435222	Na (588.995 nm)	-0.1241 u	12.09	30279.9896

DateTimeMeasured	SolutionLabel	Element Label (nm)	Unadjusted Conc (ppm)	%RSD	Intensity (c/s)
	PBS-435222	Ni (230.299 nm)	-0.0010 u	79.56	56.9475
	PBS-435222	Pb (220.353 nm)	0.0006	94.65	16.0865
	PBS-435222	Sb (217.582 nm)	0.0037	50.11	16.3559
	PBS-435222	Se (196.026 nm)	0.0026 u	> 100.00	3.3346
	PBS-435222	Sn (189.925 nm)	0.0100	13.60	36.4339
	PBS-435222	Sr (216.596 nm)	0.0003	87.43	-42.3967
	PBS-435222	Ti (336.122 nm)	0.0002	79.79	-94.4617
	PBS-435222	Tl (190.794 nm)	-0.0036 u	20.10	-10.5830
	PBS-435222	V (292.401 nm)	0.0001	61.18	-64.2014
	PBS-435222	Y (360.074 nm)	1.00	0.24	455690.91
	PBS-435222	Y_R (360.074 nm)	1.00	0.24	458372.31
	PBS-435222	Zn (213.857 nm)	0.0000 u	> 100.00	-55.7613
3/12/2024 12:44:35	LCSS-435222	Ag (328.068 nm)	0.0493	0.42	2344.0143
	LCSS-435222	Al (237.312 nm)	1.8608	0.17	4347.0757
	LCSS-435222	As (188.980 nm)	0.0358	6.31	48.8705
	LCSS-435222	B (249.772 nm)	0.9208	0.27	28069.9181
	LCSS-435222	Ba (230.424 nm)	2.0018	0.26	89613.2076
	LCSS-435222	Be (313.107 nm)	0.0462	0.25	47742.7000
	LCSS-435222	Ca (317.933 nm)	1.9912	0.24	77557.3435
	LCSS-435222	Cd (214.439 nm)	0.0498	0.26	2937.4305
	LCSS-435222	Co (230.786 nm)	0.5036	0.26	7410.6407
	LCSS-435222	Cr (267.716 nm)	0.2001	0.18	8255.9972
	LCSS-435222	Cu (327.395 nm)	0.2464	0.07	8246.3922
	LCSS-435222	Fe (234.350 nm)	0.9842	0.24	20373.5141
	LCSS-435222	K (766.491 nm)	18.3222	0.15	17351.7866
	LCSS-435222	Mg (279.078 nm)	1.8984	0.12	5470.6819
	LCSS-435222	Mn (257.610 nm)	0.4845	0.25	147216.9177
	LCSS-435222	Mo (202.032 nm)	0.4854	0.75	3643.5976
	LCSS-435222	Na (588.995 nm)	19.0385	0.04	240987.8871
	LCSS-435222	Ni (230.299 nm)	0.5142	0.25	5897.5967
	LCSS-435222	Pb (220.353 nm)	0.4968	0.27	2662.4257
	LCSS-435222	Sb (217.582 nm)	0.4804	0.28	1058.6751
	LCSS-435222	Se (196.026 nm)	0.9194	0.67	673.7459
	LCSS-435222	Sn (189.925 nm)	4.9072	0.16	13889.7663
	LCSS-435222	Sr (216.596 nm)	1.9877	0.18	37532.5252
	LCSS-435222	Ti (336.122 nm)	0.4878	0.35	60108.5212
	LCSS-435222	Tl (190.794 nm)	1.9570	0.37	2298.9348
	LCSS-435222	V (292.401 nm)	0.4867	0.18	18247.6490
	LCSS-435222	Y (360.074 nm)	0.98	0.28	448463.00
	LCSS-435222	Y_R (360.074 nm)	0.98	0.28	450937.52
	LCSS-435222	Zn (213.857 nm)	0.4873	0.30	25363.2780
3/12/2024 12:47:49	R2401812-001	Ag (328.068 nm)	0.0004	16.97	-313.8259
	R2401812-001	Al (237.312 nm)	29.2174 o	0.32	67124.3579
	R2401812-001	As (188.980 nm)	0.0190	13.60	22.0980
	R2401812-001	B (249.772 nm)	0.3864	0.11	11823.7395
	R2401812-001	Ba (230.424 nm)	4.9131	0.20	219953.3334
	R2401812-001	Be (313.107 nm)	0.0000	8.69	-167.4379
	R2401812-001	Ca (317.933 nm)	31.3201	0.16	1169169.5254
	R2401812-001	Cd (214.439 nm)	0.0210	0.80	1228.1971
	R2401812-001	Co (230.786 nm)	0.0633	0.88	981.8320
	R2401812-001	Cr (267.716 nm)	0.6837	0.19	28362.5608
	R2401812-001	Cu (327.395 nm)	0.6530	0.09	21922.3254
	R2401812-001	Fe (234.350 nm)	263.9492 o	0.20	5432287.1241
	R2401812-001	K (766.491 nm)	1.5385	2.26	1218.7169
	R2401812-001	Mg (279.078 nm)	35.2464	0.15	101742.0866
	R2401812-001	Mn (257.610 nm)	4.8905 o	0.15	1485967.1268
	R2401812-001	Mo (202.032 nm)	0.0647	0.98	479.1585

DateTimeMeasured	SolutionLabel	Element Label (nm)	Unadjusted Conc (ppm)	%RSD	Intensity (c/s)
	R2401812-001	Na (588.995 nm)	1.7828	0.76	51247.5771
	R2401812-001	Ni (230.299 nm)	0.6309	0.08	7220.5787
	R2401812-001	Pb (220.353 nm)	1.7194 o	0.11	9184.3017
	R2401812-001	Sb (217.582 nm)	0.0225	8.10	57.5930
	R2401812-001	Se (196.026 nm)	-0.0126 u	20.30	-7.7549
	R2401812-001	Sn (189.925 nm)	0.1219	0.75	353.0672
	R2401812-001	Sr (216.596 nm)	0.2213	0.21	4135.5271
	R2401812-001	Ti (336.122 nm)	2.0839	0.08	257206.8331
	R2401812-001	Tl (190.794 nm)	-0.0041 u	61.42	-11.0704
	R2401812-001	V (292.401 nm)	0.0905	0.48	3336.4195
	R2401812-001	Y (360.074 nm)	1.03	0.49	469481.83
	R2401812-001	Y_R (360.074 nm)	1.03	0.49	472062.32
	R2401812-001	Zn (213.857 nm)	4.4980 o	0.18	234549.4135
3/12/2024 12:51:03	R2401841-001	Ag (328.068 nm)	0.0036	2.32	-135.2793
	R2401841-001	Al (237.312 nm)	103.3196 o	0.19	237172.6227
	R2401841-001	As (188.980 nm)	0.0842	2.96	125.6953
	R2401841-001	B (249.772 nm)	0.2700	0.36	8283.7279
	R2401841-001	Ba (230.424 nm)	1.6884	0.30	75583.3498
	R2401841-001	Be (313.107 nm)	0.0050	0.53	4944.5279
	R2401841-001	Ca (317.933 nm)	18.2304	0.36	681977.4158
	R2401841-001	Cd (214.439 nm)	0.0029	2.55	156.0221
	R2401841-001	Co (230.786 nm)	0.0815	0.13	1248.1335
	R2401841-001	Cr (267.716 nm)	0.1249	0.42	5129.0867
	R2401841-001	Cu (327.395 nm)	0.2441	0.42	8166.2138
	R2401841-001	Fe (234.350 nm)	192.3816 o	0.09	3959399.9328
	R2401841-001	K (766.491 nm)	9.9925	0.64	9345.0160
	R2401841-001	Mg (279.078 nm)	22.6539	0.24	65389.2001
	R2401841-001	Mn (257.610 nm)	6.0173 o	0.30	1828357.5063
	R2401841-001	Mo (202.032 nm)	0.0040	9.20	22.7261
	R2401841-001	Na (588.995 nm)	0.0727	6.74	32443.4304
	R2401841-001	Ni (230.299 nm)	0.1663	0.63	1953.1429
	R2401841-001	Pb (220.353 nm)	0.1667	0.36	901.6240
	R2401841-001	Sb (217.582 nm)	-0.0019 u	73.35	4.1592
	R2401841-001	Se (196.026 nm)	-0.0079 u	40.12	-4.3220
	R2401841-001	Sn (189.925 nm)	0.0240	1.84	76.2560
	R2401841-001	Sr (216.596 nm)	0.0675	1.09	1227.8855
	R2401841-001	Ti (336.122 nm)	0.6128	0.16	75549.6309
	R2401841-001	Tl (190.794 nm)	-0.0041 u	34.19	-11.1748
	R2401841-001	V (292.401 nm)	0.1503	0.32	5587.5748
	R2401841-001	Y (360.074 nm)	1.00	0.34	457454.30
	R2401841-001	Y_R (360.074 nm)	1.00	0.34	459961.27
	R2401841-001	Zn (213.857 nm)	0.7947	0.22	41397.6476
3/12/2024 12:54:17	R2401850-003	Ag (328.068 nm)	0.0043	2.32	-101.6925
	R2401850-003	Al (237.312 nm)	8.5157	0.42	19618.7506
	R2401850-003	As (188.980 nm)	0.0074	33.13	3.7649
	R2401850-003	B (249.772 nm)	0.0810	0.63	2539.0044
	R2401850-003	Ba (230.424 nm)	0.9612	0.41	43028.5153
	R2401850-003	Be (313.107 nm)	0.0002	0.29	29.6327
	R2401850-003	Ca (317.933 nm)	56.4760 o	0.23	2105464.0953
	R2401850-003	Cd (214.439 nm)	0.0039	0.89	217.2274
	R2401850-003	Co (230.786 nm)	0.0070	3.89	159.9470
	R2401850-003	Cr (267.716 nm)	0.0605	0.23	2451.6713
	R2401850-003	Cu (327.395 nm)	1.4246	0.40	47879.5531
	R2401850-003	Fe (234.350 nm)	17.7754 o	0.23	365942.8610
	R2401850-003	K (766.491 nm)	7.9310	0.79	7363.3849
	R2401850-003	Mg (279.078 nm)	9.0828	0.20	26211.0798
	R2401850-003	Mn (257.610 nm)	0.5803	0.27	176329.1221

DateTimeMeasured	SolutionLabel	Element Label (nm)	Unadjusted Conc (ppm)	%RSD	Intensity (c/s)
	R2401850-003	Mo (202.032 nm)	0.0265	1.92	192.2106
	R2401850-003	Na (588.995 nm)	2.3987	0.33	58019.3053
	R2401850-003	Ni (230.299 nm)	0.0337	3.60	449.2628
	R2401850-003	Pb (220.353 nm)	0.0687	0.14	379.2507
	R2401850-003	Sb (217.582 nm)	0.0349	11.30	84.6266
	R2401850-003	Se (196.026 nm)	0.0166	14.10	13.5793
	R2401850-003	Sn (189.925 nm)	0.1174	0.16	340.4545
	R2401850-003	Sr (216.596 nm)	0.1180	0.42	2183.4115
	R2401850-003	Ti (336.122 nm)	0.2459	0.59	30236.4854
	R2401850-003	Tl (190.794 nm)	-0.0023 u	82.77	-9.0085
	R2401850-003	V (292.401 nm)	0.0123	2.53	395.1480
	R2401850-003	Y (360.074 nm)	0.98	0.16	447008.76
	R2401850-003	Y_R (360.074 nm)	0.98	0.15	449547.42
	R2401850-003	Zn (213.857 nm)	2.6943 o	0.38	140471.7670
3/12/2024 12:57:31	R2401850-004	Ag (328.068 nm)	0.0171	0.75	594.2341
	R2401850-004	Al (237.312 nm)	32.4439 o	0.11	74528.4786
	R2401850-004	As (188.980 nm)	0.0286	15.67	37.4359
	R2401850-004	B (249.772 nm)	0.3075	0.38	9425.7028
	R2401850-004	Ba (230.424 nm)	3.4894	0.53	156215.1711
	R2401850-004	Be (313.107 nm)	0.0009	1.08	770.9733
	R2401850-004	Ca (317.933 nm)	277.1247 o	0.52	10317938.0867
	R2401850-004	Cd (214.439 nm)	0.0158	0.70	919.8645
	R2401850-004	Co (230.786 nm)	0.0296	0.48	489.7195
	R2401850-004	Cr (267.716 nm)	0.2070	0.56	8541.1450
	R2401850-004	Cu (327.395 nm)	5.3937 o LR	0.51	181404.4689
	R2401850-004	Fe (234.350 nm)	67.3188 o	0.39	1385562.5754
	R2401850-004	K (766.491 nm)	32.0143	0.15	30513.2025
	R2401850-004	Mg (279.078 nm)	37.1487	0.32	107233.5349
	R2401850-004	Mn (257.610 nm)	2.1876 o	0.33	664703.4056
	R2401850-004	Mo (202.032 nm)	0.0991	0.64	738.1392
	R2401850-004	Na (588.995 nm)	8.9797	0.16	130382.7953
	R2401850-004	Ni (230.299 nm)	0.1223	0.77	1454.2035
	R2401850-004	Pb (220.353 nm)	0.2300	0.39	1239.5050
	R2401850-004	Sb (217.582 nm)	0.0477	6.21	112.5494
	R2401850-004	Se (196.026 nm)	0.0551	10.88	41.6980
	R2401850-004	Sn (189.925 nm)	0.3951	0.68	1125.9260
	R2401850-004	Sr (216.596 nm)	0.5428	0.37	10213.8583
	R2401850-004	Ti (336.122 nm)	0.4031	0.44	49648.4117
	R2401850-004	Tl (190.794 nm)	-0.0032 u	46.25	-10.0152
	R2401850-004	V (292.401 nm)	0.0464	0.85	1677.0814
	R2401850-004	Y (360.074 nm)	0.94	0.16	427372.07
	R2401850-004	Y_R (360.074 nm)	0.94	0.17	429597.60
	R2401850-004	Zn (213.857 nm)	9.6113 o LR	0.34	501245.7666
3/12/2024 13:00:45	R2401874-001	Ag (328.068 nm)	0.0109	2.27	257.6274
	R2401874-001	Al (237.312 nm)	169.7899 o	0.09	389707.2056
	R2401874-001	As (188.980 nm)	0.0410	3.16	56.9836
	R2401874-001	B (249.772 nm)	0.5775	0.10	17634.1601
	R2401874-001	Ba (230.424 nm)	1.4561	0.05	65185.1320
	R2401874-001	Be (313.107 nm)	0.0019	0.12	1825.2243
	R2401874-001	Ca (317.933 nm)	260.6579 o	0.20	9705048.5004
	R2401874-001	Cd (214.439 nm)	0.0200	0.22	1173.3625
	R2401874-001	Co (230.786 nm)	0.1028	0.12	1558.8906
	R2401874-001	Cr (267.716 nm)	0.3410	0.16	14110.9060
	R2401874-001	Cu (327.395 nm)	3.1312 o	0.29	105290.7447
	R2401874-001	Fe (234.350 nm)	68.8981 o	0.09	1418066.1633
	R2401874-001	K (766.491 nm)	40.5484	0.22	38716.4615
	R2401874-001	Mg (279.078 nm)	24.7137	0.07	71335.4129

DateTimeMeasured	SolutionLabel	Element Label (nm)	Unadjusted Conc (ppm)	%RSD	Intensity (c/s)
	R2401874-001	Mn (257.610 nm)	2.7738 o	0.10	842807.0318
	R2401874-001	Mo (202.032 nm)	0.0434	0.87	319.0646
	R2401874-001	Na (588.995 nm)	72.4354 o	0.30	828131.3850
	R2401874-001	Ni (230.299 nm)	0.3119	0.13	3603.8202
	R2401874-001	Pb (220.353 nm)	0.9229	0.26	4935.5998
	R2401874-001	Sb (217.582 nm)	0.0665	0.59	153.6724
	R2401874-001	Se (196.026 nm)	0.0026 u	> 100.00	3.3417
	R2401874-001	Sn (189.925 nm)	0.3441	0.18	981.6640
	R2401874-001	Sr (216.596 nm)	0.6491	0.22	12223.8943
	R2401874-001	Ti (336.122 nm)	0.3679	0.22	45305.6786
	R2401874-001	Tl (190.794 nm)	-0.0029 u	87.02	-9.7544
	R2401874-001	V (292.401 nm)	0.0573	0.28	2089.9794
	R2401874-001	Y (360.074 nm)	0.94	0.09	426577.55
	R2401874-001	Y_R (360.074 nm)	0.93	0.09	428880.66
	R2401874-001	Zn (213.857 nm)	5.5104 o LR	0.17	287350.9266
3/12/2024 13:03:59	R2401887-008	Ag (328.068 nm)	-0.0002 u	57.31	-346.5685
	R2401887-008	Al (237.312 nm)	65.7403 o	0.24	150936.4623
	R2401887-008	As (188.980 nm)	0.0298	6.30	39.2963
	R2401887-008	B (249.772 nm)	0.1787	0.57	5507.7264
	R2401887-008	Ba (230.424 nm)	0.6423	0.28	28747.1865
	R2401887-008	Be (313.107 nm)	0.0024	0.04	2324.6966
	R2401887-008	Ca (317.933 nm)	90.1264 o	0.30	3357920.7225
	R2401887-008	Cd (214.439 nm)	0.0013	2.05	65.7367
	R2401887-008	Co (230.786 nm)	0.0782	0.51	1200.6548
	R2401887-008	Cr (267.716 nm)	0.0808	0.18	3293.7606
	R2401887-008	Cu (327.395 nm)	0.1510	0.19	5037.3322
	R2401887-008	Fe (234.350 nm)	118.6857 o	0.31	2442713.4522
	R2401887-008	K (766.491 nm)	7.5243	0.20	6972.4442
	R2401887-008	Mg (279.078 nm)	38.8908	0.28	112262.8454
	R2401887-008	Mn (257.610 nm)	4.9463 o	0.32	1502929.9905
	R2401887-008	Mo (202.032 nm)	0.0030	15.00	15.1088
	R2401887-008	Na (588.995 nm)	0.4434	1.10	36519.5562
	R2401887-008	Ni (230.299 nm)	0.0704	0.67	866.1241
	R2401887-008	Pb (220.353 nm)	0.0724	1.31	398.8037
	R2401887-008	Sb (217.582 nm)	0.0050	44.61	19.1890
	R2401887-008	Se (196.026 nm)	-0.0036 u	38.90	-1.2086
	R2401887-008	Sn (189.925 nm)	0.0127	10.64	44.2092
	R2401887-008	Sr (216.596 nm)	0.1739	0.30	3240.0717
	R2401887-008	Ti (336.122 nm)	1.0722	0.31	132280.8609
	R2401887-008	Tl (190.794 nm)	-0.0032 u	84.60	-10.0499
	R2401887-008	V (292.401 nm)	0.1493	0.48	5551.5250
	R2401887-008	Y (360.074 nm)	0.98	0.22	448637.24
	R2401887-008	Y_R (360.074 nm)	0.98	0.22	451023.64
	R2401887-008	Zn (213.857 nm)	0.4129	0.22	21480.0913
3/12/2024 13:07:13	R2401887-009	Ag (328.068 nm)	-0.0001 u	> 100.00	-341.3130
	R2401887-009	Al (237.312 nm)	82.1913 o	0.12	188687.8784
	R2401887-009	As (188.980 nm)	0.0320	1.54	42.8252
	R2401887-009	B (249.772 nm)	0.2156	0.28	6630.4541
	R2401887-009	Ba (230.424 nm)	0.6968	0.32	31187.8858
	R2401887-009	Be (313.107 nm)	0.0030	0.10	2881.2490
	R2401887-009	Ca (317.933 nm)	84.3111 o	0.36	3141476.4233
	R2401887-009	Cd (214.439 nm)	0.0012	8.22	58.3008
	R2401887-009	Co (230.786 nm)	0.0468	0.61	741.1434
	R2401887-009	Cr (267.716 nm)	0.1043	0.51	4272.4100
	R2401887-009	Cu (327.395 nm)	0.1231	0.26	4096.1734
	R2401887-009	Fe (234.350 nm)	144.6793 o	0.33	2977670.3526
	R2401887-009	K (766.491 nm)	9.0790	0.15	8466.8563

DateTimeMeasured	SolutionLabel	Element Label (nm)	Unadjusted Conc (ppm)	%RSD	Intensity (c/s)
	R2401887-009	Mg (279.078 nm)	42.5484	0.31	122821.9076
	R2401887-009	Mn (257.610 nm)	3.1500 o	0.33	957127.7216
	R2401887-009	Mo (202.032 nm)	0.0028	16.93	13.6371
	R2401887-009	Na (588.995 nm)	0.4611	3.17	36713.7661
	R2401887-009	Ni (230.299 nm)	0.0842	0.35	1022.6317
	R2401887-009	Pb (220.353 nm)	0.0775	2.51	426.0467
	R2401887-009	Sb (217.582 nm)	-0.0016 u	> 100.00	4.8753
	R2401887-009	Se (196.026 nm)	-0.0035 u	73.53	-1.1274
	R2401887-009	Sn (189.925 nm)	0.0130	2.60	45.1265
	R2401887-009	Sr (216.596 nm)	0.1763	0.53	3284.8186
	R2401887-009	Ti (336.122 nm)	1.3743	0.28	169577.7817
	R2401887-009	Tl (190.794 nm)	-0.0029 u	51.60	-9.6668
	R2401887-009	V (292.401 nm)	0.1784	0.45	6645.7180
	R2401887-009	Y (360.074 nm)	0.99	0.16	450615.60
	R2401887-009	Y_R (360.074 nm)	0.99	0.16	452951.40
	R2401887-009	Zn (213.857 nm)	0.5227	0.21	27209.9889
3/12/2024 13:10:27	R2401887-017	Ag (328.068 nm)	0.0002 u	> 100.00	-322.1933
	R2401887-017	Al (237.312 nm)	109.7750 o	0.16	251986.2938
	R2401887-017	As (188.980 nm)	0.0479	4.31	67.9383
	R2401887-017	B (249.772 nm)	0.2871	0.22	8804.4396
	R2401887-017	Ba (230.424 nm)	0.8287	0.24	37095.5519
	R2401887-017	Be (313.107 nm)	0.0062	0.11	6251.4516
	R2401887-017	Ca (317.933 nm)	158.8958 o	0.31	5917495.5869
	R2401887-017	Cd (214.439 nm)	0.0030	1.09	165.3627
	R2401887-017	Co (230.786 nm)	0.1071	0.15	1621.4867
	R2401887-017	Cr (267.716 nm)	0.1717	0.25	7075.8021
	R2401887-017	Cu (327.395 nm)	0.2148	0.12	7182.6422
	R2401887-017	Fe (234.350 nm)	185.9317 o	0.27	3826659.4319
	R2401887-017	K (766.491 nm)	12.4025	0.41	11661.5753
	R2401887-017	Mg (279.078 nm)	61.0829 o	0.22	176328.5883
	R2401887-017	Mn (257.610 nm)	6.7952 o	0.28	2064694.9631
	R2401887-017	Mo (202.032 nm)	0.0072	8.24	46.6635
	R2401887-017	Na (588.995 nm)	1.2135	0.60	44987.4686
	R2401887-017	Ni (230.299 nm)	0.2336	0.25	2716.3470
	R2401887-017	Pb (220.353 nm)	0.3239	0.46	1740.2421
	R2401887-017	Sb (217.582 nm)	-0.0034 u	74.53	0.8796
	R2401887-017	Se (196.026 nm)	-0.0078 u	38.47	-4.2624
	R2401887-017	Sn (189.925 nm)	0.0176	4.97	58.0722
	R2401887-017	Sr (216.596 nm)	0.2950	0.12	5529.2200
	R2401887-017	Ti (336.122 nm)	0.6521	0.18	80403.9118
	R2401887-017	Tl (190.794 nm)	-0.0013 u	> 100.00	-7.7647
	R2401887-017	V (292.401 nm)	0.2017	0.17	7520.7969
	R2401887-017	Y (360.074 nm)	1.00	0.16	455493.14
	R2401887-017	Y_R (360.074 nm)	1.00	0.16	457844.51
	R2401887-017	Zn (213.857 nm)	0.7927	0.41	41289.7331
3/12/2024 13:13:42	Continuing Calibration Verification	Ag (328.068 nm)	0.5172	0.12	27753.9526
	Continuing Calibration Verification	Al (237.312 nm)	9.9503	0.13	22910.7416
	Continuing Calibration Verification	As (188.980 nm)	0.9798	0.27	1547.5059
	Continuing Calibration Verification	B (249.772 nm)	2.4163	0.17	73535.9425
	Continuing Calibration Verification	Ba (230.424 nm)	10.1677	0.23	455207.9682
	Continuing Calibration Verification	Be (313.107 nm)	0.2383	0.12	247168.4663
	Continuing Calibration Verification	Ca (317.933 nm)	25.6716	0.18	958935.3252
	Continuing Calibration Verification	Cd (214.439 nm)	0.5080	0.13	30062.8735
	Continuing Calibration Verification	Co (230.786 nm)	2.5249	0.19	36920.4853
	Continuing Calibration Verification	Cr (267.716 nm)	0.5175	0.20	21452.1229
	Continuing Calibration Verification	Cu (327.395 nm)	1.2257	0.21	41189.3703
	Continuing Calibration Verification	Fe (234.350 nm)	5.0297	0.05	103631.3046

DateTimeMeasured	SolutionLabel	Element Label (nm)	Unadjusted Conc (ppm)	%RSD	Intensity (c/s)
	Continuing Calibration Verification	K (766.491 nm)	24.1433	0.06	22947.2945
	Continuing Calibration Verification	Mg (279.078 nm)	25.2143	0.14	72780.6511
	Continuing Calibration Verification	Mn (257.610 nm)	0.7488	0.20	227510.3635
	Continuing Calibration Verification	Mo (202.032 nm)	2.5442	0.33	19126.3301
	Continuing Calibration Verification	Na (588.995 nm)	25.0141	0.06	306694.6507
	Continuing Calibration Verification	Ni (230.299 nm)	2.1035	0.10	23916.8614
	Continuing Calibration Verification	Pb (220.353 nm)	0.5078	0.25	2721.2450
	Continuing Calibration Verification	Sb (217.582 nm)	4.8669	0.18	10649.1225
	Continuing Calibration Verification	Se (196.026 nm)	0.4953	0.86	363.6322
	Continuing Calibration Verification	Sn (189.925 nm)	5.0957	0.21	14423.1396
	Continuing Calibration Verification	Sr (216.596 nm)	2.5162	0.23	47524.0359
	Continuing Calibration Verification	Ti (336.122 nm)	2.5317	0.27	312498.0202
	Continuing Calibration Verification	Tl (190.794 nm)	1.0120	0.49	1185.7324
	Continuing Calibration Verification	V (292.401 nm)	2.4972	0.19	93906.5154
	Continuing Calibration Verification	Y (360.074 nm)	0.97	0.18	440725.28
	Continuing Calibration Verification	Y_R (360.074 nm)	0.96	0.18	442986.24
	Continuing Calibration Verification	Zn (213.857 nm)	0.9956	0.01	51876.1953
3/12/2024 13:16:55	Continuing Calibration Blank	Ag (328.068 nm)	0.0000 u	> 100.00	-334.2201
	Continuing Calibration Blank	Al (237.312 nm)	-0.0011 u	> 100.00	74.4643
	Continuing Calibration Blank	As (188.980 nm)	-0.0002 u	> 100.00	-8.3034
	Continuing Calibration Blank	B (249.772 nm)	-0.0001 u	> 100.00	72.2877
	Continuing Calibration Blank	Ba (230.424 nm)	0.0000 u	> 100.00	-5.2087
	Continuing Calibration Blank	Be (313.107 nm)	0.0000 u	> 100.00	-191.9362
	Continuing Calibration Blank	Ca (317.933 nm)	-0.0208 u	0.90	2672.2443
	Continuing Calibration Blank	Cd (214.439 nm)	-0.0001 u	17.95	-20.3222
	Continuing Calibration Blank	Co (230.786 nm)	0.0004	16.95	64.4055
	Continuing Calibration Blank	Cr (267.716 nm)	0.0002	53.35	-56.3457
	Continuing Calibration Blank	Cu (327.395 nm)	0.0001 u	> 100.00	-41.2941
	Continuing Calibration Blank	Fe (234.350 nm)	0.0041	14.48	203.6729
	Continuing Calibration Blank	K (766.491 nm)	-0.0025 u	> 100.00	-262.5553
	Continuing Calibration Blank	Mg (279.078 nm)	-0.0038 u	28.38	-20.6534
	Continuing Calibration Blank	Mn (257.610 nm)	0.0000 u	> 100.00	-8.2138
	Continuing Calibration Blank	Mo (202.032 nm)	0.0030	33.36	15.0423
	Continuing Calibration Blank	Na (588.995 nm)	-0.2175 u	1.35	29252.2864
	Continuing Calibration Blank	Ni (230.299 nm)	-0.0002 u	> 100.00	65.0772
	Continuing Calibration Blank	Pb (220.353 nm)	-0.0001 u	> 100.00	12.1538
	Continuing Calibration Blank	Sb (217.582 nm)	0.0017	43.89	12.1246
	Continuing Calibration Blank	Se (196.026 nm)	0.0021 u	> 100.00	2.9320
	Continuing Calibration Blank	Sn (189.925 nm)	-0.0003 u	26.82	7.4318
	Continuing Calibration Blank	Sr (216.596 nm)	0.0001 u	> 100.00	-46.7325
	Continuing Calibration Blank	Ti (336.122 nm)	0.0030	25.94	248.1691
	Continuing Calibration Blank	Tl (190.794 nm)	-0.0001 u	> 100.00	-6.3756
	Continuing Calibration Blank	V (292.401 nm)	-0.0001 u	> 100.00	-70.2594
	Continuing Calibration Blank	Y (360.074 nm)	1.03	0.14	468931.53
	Continuing Calibration Blank	Y_R (360.074 nm)	1.03	0.14	471406.99
	Continuing Calibration Blank	Zn (213.857 nm)	0.0000 u	> 100.00	-54.3535
3/12/2024 13:20:09	R2401887-018	Ag (328.068 nm)	0.0004	36.58	-308.9151
	R2401887-018	Al (237.312 nm)	112.7552 o	0.13	258825.1490
	R2401887-018	As (188.980 nm)	0.0482	3.43	68.4164
	R2401887-018	B (249.772 nm)	0.3001	0.34	9199.2054
	R2401887-018	Ba (230.424 nm)	0.8694	0.44	38915.2356
	R2401887-018	Be (313.107 nm)	0.0063	0.30	6383.9746
	R2401887-018	Ca (317.933 nm)	196.6647 o	0.41	7323241.9058
	R2401887-018	Cd (214.439 nm)	0.0033	2.36	182.0424
	R2401887-018	Co (230.786 nm)	0.0867	0.32	1323.8344
	R2401887-018	Cr (267.716 nm)	0.1782	0.17	7345.8778
	R2401887-018	Cu (327.395 nm)	0.2425	0.22	8113.3410

DateTimeMeasured	SolutionLabel	Element Label (nm)	Unadjusted Conc (ppm)	%RSD	Intensity (c/s)
	R2401887-018	Fe (234.350 nm)	193.2779 o	0.46	3977846.7044
	R2401887-018	K (766.491 nm)	13.1099	0.18	12341.5532
	R2401887-018	Mg (279.078 nm)	71.3624 o	0.34	206004.1410
	R2401887-018	Mn (257.610 nm)	6.9804 o	0.39	2120983.2127
	R2401887-018	Mo (202.032 nm)	0.0072	2.48	46.7103
	R2401887-018	Na (588.995 nm)	0.8116	1.54	40568.1615
	R2401887-018	Ni (230.299 nm)	0.2497	0.27	2899.2418
	R2401887-018	Pb (220.353 nm)	0.3562	0.06	1912.5962
	R2401887-018	Sb (217.582 nm)	-0.0062 u	9.61	-5.2634
	R2401887-018	Se (196.026 nm)	-0.0032 u	> 100.00	-0.9026
	R2401887-018	Sn (189.925 nm)	0.0180	4.23	59.3285
	R2401887-018	Sr (216.596 nm)	0.3984	0.39	7484.3011
	R2401887-018	Ti (336.122 nm)	0.6279	0.18	77418.0482
	R2401887-018	Tl (190.794 nm)	-0.0012 u	> 100.00	-7.7496
	R2401887-018	V (292.401 nm)	0.2025	0.30	7550.9341
	R2401887-018	Y (360.074 nm)	0.99	0.21	452389.06
	R2401887-018	Y_R (360.074 nm)	0.99	0.21	454648.11
	R2401887-018	Zn (213.857 nm)	0.8545	0.32	44514.0373
3/12/2024 13:23:24	R2401914-005	Ag (328.068 nm)	0.0069	2.77	40.9416
	R2401914-005	Al (237.312 nm)	85.4328 o	0.13	196126.3641
	R2401914-005	As (188.980 nm)	0.0726	3.14	107.1569
	R2401914-005	B (249.772 nm)	0.2886	0.29	8848.6206
	R2401914-005	Ba (230.424 nm)	1.3672	0.40	61204.9492
	R2401914-005	Be (313.107 nm)	0.0140	0.45	14386.0986
	R2401914-005	Ca (317.933 nm)	461.9397 o LR	0.32	17196692.5415
	R2401914-005	Cd (214.439 nm)	0.0052	1.73	297.3426
	R2401914-005	Co (230.786 nm)	0.0508	0.34	800.3180
	R2401914-005	Cr (267.716 nm)	0.1003	0.26	4105.6015
	R2401914-005	Cu (327.395 nm)	1.0996	0.61	36947.2264
	R2401914-005	Fe (234.350 nm)	122.6814 o LR	0.32	2524945.1384
	R2401914-005	K (766.491 nm)	9.8377	0.24	9196.1524
	R2401914-005	Mg (279.078 nm)	149.7830 o	0.24	432393.9477
	R2401914-005	Mn (257.610 nm)	3.1325 o	0.29	951791.6719
	R2401914-005	Mo (202.032 nm)	0.0103	2.53	70.1829
	R2401914-005	Na (588.995 nm)	1.1093	0.33	43841.6433
	R2401914-005	Ni (230.299 nm)	0.1768	0.58	2072.4699
	R2401914-005	Pb (220.353 nm)	0.4187	0.27	2246.3001
	R2401914-005	Sb (217.582 nm)	0.0007 u	> 100.00	9.9146
	R2401914-005	Se (196.026 nm)	0.0031 u	> 100.00	3.7021
	R2401914-005	Sn (189.925 nm)	0.0535	3.19	159.5798
	R2401914-005	Sr (216.596 nm)	0.7419	0.36	13978.6800
	R2401914-005	Ti (336.122 nm)	1.5618	0.34	192737.3653
	R2401914-005	Tl (190.794 nm)	-0.0041 u	41.51	-11.1713
	R2401914-005	V (292.401 nm)	0.1212	0.19	4492.4991
	R2401914-005	Y (360.074 nm)	1.00	0.26	455263.79
	R2401914-005	Y_R (360.074 nm)	1.00	0.26	457567.90
	R2401914-005	Zn (213.857 nm)	0.9282	0.33	48356.0136
3/12/2024 13:26:38	R2401914-005S	Ag (328.068 nm)	0.0543	0.42	2617.9305
	R2401914-005S	Al (237.312 nm)	72.2607 o	0.13	165899.2261
	R2401914-005S	As (188.980 nm)	0.1547	1.14	237.5241
	R2401914-005S	B (249.772 nm)	1.1344	0.29	34562.1808
	R2401914-005S	Ba (230.424 nm)	2.8185	0.49	126177.0776
	R2401914-005S	Be (313.107 nm)	0.0526	0.29	54409.5246
	R2401914-005S	Ca (317.933 nm)	425.1595 o LR	0.38	15827746.1315
	R2401914-005S	Cd (214.439 nm)	0.0485	0.51	2860.9870
	R2401914-005S	Co (230.786 nm)	0.5016	0.29	7381.7934
	R2401914-005S	Cr (267.716 nm)	0.2817	0.50	11648.2161

DateTimeMeasured	SolutionLabel	Element Label (nm)	Unadjusted Conc (ppm)	%RSD	Intensity (c/s)
	R2401914-005S	Cu (327.395 nm)	1.4566	0.30	48958.2226
	R2401914-005S	Fe (234.350 nm)	135.7629 o LR	0.32	2794167.5481
	R2401914-005S	K (766.491 nm)	29.4685	0.16	28066.1070
	R2401914-005S	Mg (279.078 nm)	156.1046 o	0.39	450643.5058
	R2401914-005S	Mn (257.610 nm)	3.3608 o	0.34	1021157.5412
	R2401914-005S	Mo (202.032 nm)	0.4610	0.54	3459.6611
	R2401914-005S	Na (588.995 nm)	21.9553	0.13	273060.8879
	R2401914-005S	Ni (230.299 nm)	0.6060	0.13	6938.2463
	R2401914-005S	Pb (220.353 nm)	0.9388	0.12	5020.1546
	R2401914-005S	Sb (217.582 nm)	0.3214	0.50	710.9296
	R2401914-005S	Se (196.026 nm)	0.8846	0.50	648.2607
	R2401914-005S	Sn (189.925 nm)	4.5068	0.24	12757.2112
	R2401914-005S	Sr (216.596 nm)	2.4479	0.57	46232.6751
	R2401914-005S	Ti (336.122 nm)	1.9725	0.27	243444.6022
	R2401914-005S	Tl (190.794 nm)	1.7000	0.22	1996.2056
	R2401914-005S	V (292.401 nm)	0.5894	0.28	22110.5806
	R2401914-005S	Y (360.074 nm)	0.97	0.37	441725.95
	R2401914-005S	Y_R (360.074 nm)	0.97	0.37	443860.62
	R2401914-005S	Zn (213.857 nm)	1.3211	0.54	68850.2342
3/12/2024 13:29:52	R2401914-005SD	Ag (328.068 nm)	0.0572	0.35	2771.1967
	R2401914-005SD	Al (237.312 nm)	73.3380 o	0.21	168371.3272
	R2401914-005SD	As (188.980 nm)	0.1168	1.23	177.3357
	R2401914-005SD	B (249.772 nm)	1.1569	0.31	35248.5947
	R2401914-005SD	Ba (230.424 nm)	2.9412	0.23	131672.4365
	R2401914-005SD	Be (313.107 nm)	0.0524	0.24	54210.9557
	R2401914-005SD	Ca (317.933 nm)	481.4282 o LR	0.22	17922047.1954
	R2401914-005SD	Cd (214.439 nm)	0.0494	0.46	2911.5211
	R2401914-005SD	Co (230.786 nm)	0.5038	0.44	7412.8441
	R2401914-005SD	Cr (267.716 nm)	0.3016	0.25	12476.4226
	R2401914-005SD	Cu (327.395 nm)	1.5506	0.23	52120.3725
	R2401914-005SD	Fe (234.350 nm)	153.7819 o LR	0.30	3165005.3472
	R2401914-005SD	K (766.491 nm)	28.3481	0.20	26989.1198
	R2401914-005SD	Mg (279.078 nm)	135.1211 o	0.27	390067.1854
	R2401914-005SD	Mn (257.610 nm)	3.5119 o	0.31	1067095.9315
	R2401914-005SD	Mo (202.032 nm)	0.4625	0.48	3470.9420
	R2401914-005SD	Na (588.995 nm)	21.7936	0.21	271282.9048
	R2401914-005SD	Ni (230.299 nm)	0.6507	0.42	7444.7796
	R2401914-005SD	Pb (220.353 nm)	0.8877	0.17	4747.9552
	R2401914-005SD	Sb (217.582 nm)	0.3031	1.00	671.1226
	R2401914-005SD	Se (196.026 nm)	0.8940	0.78	655.1887
	R2401914-005SD	Sn (189.925 nm)	4.5847	0.21	12977.6110
	R2401914-005SD	Sr (216.596 nm)	2.4556	0.26	46378.6308
	R2401914-005SD	Ti (336.122 nm)	1.7868	0.24	220513.6275
	R2401914-005SD	Tl (190.794 nm)	1.6805	0.23	1973.2264
	R2401914-005SD	V (292.401 nm)	0.5886	0.24	22082.4837
	R2401914-005SD	Y (360.074 nm)	0.96	0.20	439002.91
	R2401914-005SD	Y_R (360.074 nm)	0.96	0.21	441112.96
	R2401914-005SD	Zn (213.857 nm)	1.5643	0.36	81534.5878
3/12/2024 13:33:06	R2401914-005A	Ag (328.068 nm)	0.0538	0.33	2587.5590
	R2401914-005A	Al (237.312 nm)	84.9704 o	0.09	195065.2839
	R2401914-005A	As (188.980 nm)	0.1035	1.22	156.2915
	R2401914-005A	B (249.772 nm)	1.1580	0.18	35280.8385
	R2401914-005A	Ba (230.424 nm)	3.0679	0.20	137344.2553
	R2401914-005A	Be (313.107 nm)	0.0556	0.09	57515.0244
	R2401914-005A	Ca (317.933 nm)	451.8134 o	0.16	16819793.2601
	R2401914-005A	Cd (214.439 nm)	0.0470	0.27	2766.5977
	R2401914-005A	Co (230.786 nm)	0.4741	0.22	6980.0973

DateTimeMeasured	SolutionLabel	Element Label (nm)	Unadjusted Conc (ppm)	%RSD	Intensity (c/s)
	R2401914-005A	Cr (267.716 nm)	0.2725	0.02	11266.0591
	R2401914-005A	Cu (327.395 nm)	1.3044	0.32	43838.4180
	R2401914-005A	Fe (234.350 nm)	120.2146 o	0.16	2474178.8944
	R2401914-005A	K (766.491 nm)	28.6984	0.14	27325.8136
	R2401914-005A	Mg (279.078 nm)	147.7511 o	0.14	426528.1826
	R2401914-005A	Mn (257.610 nm)	3.4609 o	0.21	1051571.9959
	R2401914-005A	Mo (202.032 nm)	0.4435	0.66	3328.0601
	R2401914-005A	Na (588.995 nm)	20.8455	0.12	260857.9508
	R2401914-005A	Ni (230.299 nm)	0.6028	0.09	6901.5057
	R2401914-005A	Pb (220.353 nm)	0.8266	0.11	4421.7002
	R2401914-005A	Sb (217.582 nm)	0.4477	0.47	987.1394
	R2401914-005A	Se (196.026 nm)	0.8658	0.40	634.5180
	R2401914-005A	Sn (189.925 nm)	4.2789	0.04	12112.5022
	R2401914-005A	Sr (216.596 nm)	2.3918	0.25	45172.8192
	R2401914-005A	Ti (336.122 nm)	1.9595	0.24	241842.2007
	R2401914-005A	Tl (190.794 nm)	1.6522	0.45	1939.9006
	R2401914-005A	V (292.401 nm)	0.5555	0.13	20836.3706
	R2401914-005A	Y (360.074 nm)	1.00	0.36	453938.08
	R2401914-005A	Y_R (360.074 nm)	0.99	0.36	456201.30
	R2401914-005A	Zn (213.857 nm)	1.3510	0.27	70410.8293
3/12/2024 13:36:19	R2401914-005L 5X	Ag (328.068 nm)	0.0014	10.77	-254.6555
	R2401914-005L 5X	Al (237.312 nm)	17.8906	5.10	41132.0697
	R2401914-005L 5X	As (188.980 nm)	0.0169	9.20	18.8100
	R2401914-005L 5X	B (249.772 nm)	0.0628	5.03	1985.4807
	R2401914-005L 5X	Ba (230.424 nm)	0.2975	5.00	13313.2214
	R2401914-005L 5X	Be (313.107 nm)	0.0031	5.09	2970.3303
	R2401914-005L 5X	Ca (317.933 nm)	113.2840 o	4.75	4219839.5563
	R2401914-005L 5X	Cd (214.439 nm)	0.0012	1.26	55.6563
	R2401914-005L 5X	Co (230.786 nm)	0.0115	7.79	225.4923
	R2401914-005L 5X	Cr (267.716 nm)	0.0220	4.96	851.7199
	R2401914-005L 5X	Cu (327.395 nm)	0.2290	5.17	7659.2599
	R2401914-005L 5X	Fe (234.350 nm)	28.0156 o	4.78	576690.0700
	R2401914-005L 5X	K (766.491 nm)	1.8993	6.41	1565.4956
	R2401914-005L 5X	Mg (279.078 nm)	32.4430	4.94	93648.9836
	R2401914-005L 5X	Mn (257.610 nm)	0.6911	4.89	209998.4221
	R2401914-005L 5X	Mo (202.032 nm)	0.0029	21.45	14.7207
	R2401914-005L 5X	Na (588.995 nm)	0.0675	0.98	32386.6951
	R2401914-005L 5X	Ni (230.299 nm)	0.0397	4.73	517.7918
	R2401914-005L 5X	Pb (220.353 nm)	0.0947	4.66	518.0871
	R2401914-005L 5X	Sb (217.582 nm)	-0.0031 u	49.13	1.6157
	R2401914-005L 5X	Se (196.026 nm)	-0.0028 u	> 100.00	-0.6152
	R2401914-005L 5X	Sn (189.925 nm)	0.0119	9.27	41.8502
	R2401914-005L 5X	Sr (216.596 nm)	0.1630	4.95	3033.9639
	R2401914-005L 5X	Ti (336.122 nm)	0.3295	5.02	40570.4927
	R2401914-005L 5X	Tl (190.794 nm)	0.0040	51.22	-1.5883
	R2401914-005L 5X	V (292.401 nm)	0.0257	5.52	899.6056
	R2401914-005L 5X	Y (360.074 nm)	1.00	0.10	453817.24
	R2401914-005L 5X	Y_R (360.074 nm)	0.99	0.10	456186.29
	R2401914-005L 5X	Zn (213.857 nm)	0.2030	4.91	10532.9923
3/12/2024 13:39:33	R2401914-006	Ag (328.068 nm)	0.0051	4.63	-57.3631
	R2401914-006	Al (237.312 nm)	89.8484 o	0.31	206259.1998
	R2401914-006	As (188.980 nm)	0.0723	0.50	106.6772
	R2401914-006	B (249.772 nm)	0.3135	0.23	9607.8990
	R2401914-006	Ba (230.424 nm)	1.0107	0.37	45242.0112
	R2401914-006	Be (313.107 nm)	0.0111	0.12	11298.8455
	R2401914-006	Ca (317.933 nm)	323.9175 o LR	0.17	12059548.5141
	R2401914-006	Cd (214.439 nm)	0.0046	1.06	259.4906

DateTimeMeasured	SolutionLabel	Element Label (nm)	Unadjusted Conc (ppm)	%RSD	Intensity (c/s)
	R2401914-006	Co (230.786 nm)	0.0628	0.42	975.7725
	R2401914-006	Cr (267.716 nm)	0.1374	0.13	5647.9472
	R2401914-006	Cu (327.395 nm)	0.5663	0.43	19006.8418
	R2401914-006	Fe (234.350 nm)	149.0551 o LR	0.19	3067726.4483
	R2401914-006	K (766.491 nm)	11.4908	0.53	10785.2317
	R2401914-006	Mg (279.078 nm)	113.0596 o	0.16	326378.3487
	R2401914-006	Mn (257.610 nm)	3.6638 o	0.22	1113226.1047
	R2401914-006	Mo (202.032 nm)	0.0092	4.69	62.1370
	R2401914-006	Na (588.995 nm)	0.9987	0.57	42625.4938
	R2401914-006	Ni (230.299 nm)	0.1649	0.20	1937.2763
	R2401914-006	Pb (220.353 nm)	1.2537 o	0.15	6700.2370
	R2401914-006	Sb (217.582 nm)	0.0011 u	> 100.00	10.7227
	R2401914-006	Se (196.026 nm)	-0.0046 u	74.46	-1.9558
	R2401914-006	Sn (189.925 nm)	0.1734	0.21	498.8342
	R2401914-006	Sr (216.596 nm)	0.5643	0.20	10620.9586
	R2401914-006	Ti (336.122 nm)	1.6946	0.22	209138.1799
	R2401914-006	Tl (190.794 nm)	-0.0036 u	36.97	-10.5096
	R2401914-006	V (292.401 nm)	0.1373	0.21	5098.9752
	R2401914-006	Y (360.074 nm)	0.99	0.32	449484.60
	R2401914-006	Y_R (360.074 nm)	0.98	0.32	451643.46
	R2401914-006	Zn (213.857 nm)	1.1539	0.43	60131.7022
3/12/2024 13:42:47	R2401914-007	Ag (328.068 nm)	0.0189	1.63	691.8683
	R2401914-007	Al (237.312 nm)	93.1742 o	0.14	213891.0897
	R2401914-007	As (188.980 nm)	0.0839	2.29	125.0776
	R2401914-007	B (249.772 nm)	0.6912	0.07	21088.7421
	R2401914-007	Ba (230.424 nm)	2.3418	0.19	104838.5028
	R2401914-007	Be (313.107 nm)	0.0171	0.12	17506.4131
	R2401914-007	Ca (317.933 nm)	502.2334 o LR	0.14	18696408.6436
	R2401914-007	Cd (214.439 nm)	0.0127	1.30	736.1416
	R2401914-007	Co (230.786 nm)	0.0681	0.63	1053.1884
	R2401914-007	Cr (267.716 nm)	0.2216	0.03	9148.4215
	R2401914-007	Cu (327.395 nm)	0.5406	0.11	18141.4601
	R2401914-007	Fe (234.350 nm)	383.7137 o LR	0.10	7897084.7350
	R2401914-007	K (766.491 nm)	9.0386	0.24	8428.0835
	R2401914-007	Mg (279.078 nm)	162.8605 o	0.17	470146.8982
	R2401914-007	Mn (257.610 nm)	5.1117 o	0.17	1553190.8132
	R2401914-007	Mo (202.032 nm)	0.0241	2.09	174.1388
	R2401914-007	Na (588.995 nm)	1.0789	0.08	43507.0070
	R2401914-007	Ni (230.299 nm)	0.2203	0.21	2565.2310
	R2401914-007	Pb (220.353 nm)	2.2669 o	0.04	12104.6706
	R2401914-007	Sb (217.582 nm)	-0.0080 u	36.35	-9.1629
	R2401914-007	Se (196.026 nm)	-0.0244 u	29.42	-16.4147
	R2401914-007	Sn (189.925 nm)	1.2556	0.19	3560.2366
	R2401914-007	Sr (216.596 nm)	0.8860	0.17	16703.3029
	R2401914-007	Ti (336.122 nm)	1.9283	0.17	237991.2415
	R2401914-007	Tl (190.794 nm)	-0.0006 u	> 100.00	-7.0477
	R2401914-007	V (292.401 nm)	0.1372	0.19	5093.9304
	R2401914-007	Y (360.074 nm)	1.01	0.30	462554.96
	R2401914-007	Y_R (360.074 nm)	1.01	0.31	464742.70
	R2401914-007	Zn (213.857 nm)	2.0458	0.09	106650.0635
3/12/2024 13:46:01	R2401931-001	Ag (328.068 nm)	0.0001	44.72	-325.2921
	R2401931-001	Al (237.312 nm)	95.2827 o	0.24	218729.5560
	R2401931-001	As (188.980 nm)	0.0700	4.43	103.0995
	R2401931-001	B (249.772 nm)	0.2521	0.12	7739.0957
	R2401931-001	Ba (230.424 nm)	0.4582	0.18	20507.3617
	R2401931-001	Be (313.107 nm)	0.0043	0.50	4281.3843
	R2401931-001	Ca (317.933 nm)	12.5234	0.14	469565.1352

DateTimeMeasured	SolutionLabel	Element Label (nm)	Unadjusted Conc (ppm)	%RSD	Intensity (c/s)
	R2401931-001	Cd (214.439 nm)	0.0017	9.68	88.7445
	R2401931-001	Co (230.786 nm)	0.0747	0.31	1148.8752
	R2401931-001	Cr (267.716 nm)	0.1297	0.37	5327.6785
	R2401931-001	Cu (327.395 nm)	0.2056	0.14	6871.3519
	R2401931-001	Fe (234.350 nm)	178.6468 o	0.12	3676733.3747
	R2401931-001	K (766.491 nm)	9.5029	0.66	8874.4110
	R2401931-001	Mg (279.078 nm)	29.6612	0.14	85618.3625
	R2401931-001	Mn (257.610 nm)	3.2881 o	0.13	999095.9358
	R2401931-001	Mo (202.032 nm)	0.0066	9.00	42.5441
	R2401931-001	Na (588.995 nm)	0.0140	11.03	31798.0220
	R2401931-001	Ni (230.299 nm)	0.1612	0.33	1895.8065
	R2401931-001	Pb (220.353 nm)	1.1072 o	0.40	5918.7661
	R2401931-001	Sb (217.582 nm)	-0.0042 u	45.63	-0.9198
	R2401931-001	Se (196.026 nm)	-0.0046 u	64.15	-1.9592
	R2401931-001	Sn (189.925 nm)	0.0278	3.57	86.9840
	R2401931-001	Sr (216.596 nm)	0.0814	0.69	1490.5713
	R2401931-001	Ti (336.122 nm)	0.7692	0.26	94856.8606
	R2401931-001	Tl (190.794 nm)	-0.0027 u	37.66	-9.4716
	R2401931-001	V (292.401 nm)	0.1878	0.09	6997.6637
	R2401931-001	Y (360.074 nm)	1.01	0.31	459354.50
	R2401931-001	Y_R (360.074 nm)	1.01	0.30	461710.81
	R2401931-001	Zn (213.857 nm)	0.7202	0.34	37507.9939
3/12/2024 13:49:15	R2401931-003	Ag (328.068 nm)	0.0002	48.76	-321.8022
	R2401931-003	Al (237.312 nm)	48.5391 o	0.24	111463.4205
	R2401931-003	As (188.980 nm)	0.0991	1.38	149.3053
	R2401931-003	B (249.772 nm)	0.1371	0.54	4244.6964
	R2401931-003	Ba (230.424 nm)	0.3734	0.28	16711.9113
	R2401931-003	Be (313.107 nm)	0.0023	0.70	2204.7576
	R2401931-003	Ca (317.933 nm)	20.1279	0.28	752600.0989
	R2401931-003	Cd (214.439 nm)	0.0010	9.08	48.1805
	R2401931-003	Co (230.786 nm)	0.0360	0.49	584.2216
	R2401931-003	Cr (267.716 nm)	0.0634	0.26	2572.7046
	R2401931-003	Cu (327.395 nm)	0.1028	0.18	3413.9572
	R2401931-003	Fe (234.350 nm)	86.7383 o	0.29	1785223.9138
	R2401931-003	K (766.491 nm)	9.1311	0.47	8516.9651
	R2401931-003	Mg (279.078 nm)	14.7069	0.28	42447.2880
	R2401931-003	Mn (257.610 nm)	1.7388 o	0.28	528339.6642
	R2401931-003	Mo (202.032 nm)	0.0034	7.01	18.3747
	R2401931-003	Na (588.995 nm)	-0.0563 u	23.41	31024.8639
	R2401931-003	Ni (230.299 nm)	0.0862	0.34	1044.6782
	R2401931-003	Pb (220.353 nm)	0.9196	0.41	4917.8427
	R2401931-003	Sb (217.582 nm)	0.0012	79.29	10.9090
	R2401931-003	Se (196.026 nm)	0.0010 u	> 100.00	2.1850
	R2401931-003	Sn (189.925 nm)	0.0199	1.09	64.4869
	R2401931-003	Sr (216.596 nm)	0.0912	0.49	1676.2802
	R2401931-003	Ti (336.122 nm)	0.5522	0.41	68059.2803
	R2401931-003	Tl (190.794 nm)	-0.0024 u	> 100.00	-9.1564
	R2401931-003	V (292.401 nm)	0.1010	0.20	3733.6298
	R2401931-003	Y (360.074 nm)	1.01	0.22	458195.64
	R2401931-003	Y_R (360.074 nm)	1.00	0.22	460516.10
	R2401931-003	Zn (213.857 nm)	0.3981	0.38	20712.3367
3/12/2024 13:52:29	Continuing Calibration Verification	Ag (328.068 nm)	0.5186	0.15	27831.9153
	Continuing Calibration Verification	Al (237.312 nm)	10.0329	0.15	23100.2968
	Continuing Calibration Verification	As (188.980 nm)	0.9802	0.33	1548.1484
	Continuing Calibration Verification	B (249.772 nm)	2.4338	0.12	74066.7068
	Continuing Calibration Verification	Ba (230.424 nm)	10.2250	0.37	457774.9906
	Continuing Calibration Verification	Be (313.107 nm)	0.2391	0.15	248010.9957

DateTimeMeasured	SolutionLabel	Element Label (nm)	Unadjusted Conc (ppm)	%RSD	Intensity (c/s)
	Continuing Calibration Verification	Ca (317.933 nm)	25.6933	0.13	959743.5796
	Continuing Calibration Verification	Cd (214.439 nm)	0.5089	0.07	30118.4274
	Continuing Calibration Verification	Co (230.786 nm)	2.5401	0.42	37142.4968
	Continuing Calibration Verification	Cr (267.716 nm)	0.5181	0.06	21477.2611
	Continuing Calibration Verification	Cu (327.395 nm)	1.2303	0.63	41342.5345
	Continuing Calibration Verification	Fe (234.350 nm)	5.0429	0.05	103902.7787
	Continuing Calibration Verification	K (766.491 nm)	24.2563	0.17	23055.9074
	Continuing Calibration Verification	Mg (279.078 nm)	25.2239	0.09	72808.2778
	Continuing Calibration Verification	Mn (257.610 nm)	0.7517	0.13	228387.2417
	Continuing Calibration Verification	Mo (202.032 nm)	2.5588	0.31	19236.5336
	Continuing Calibration Verification	Na (588.995 nm)	24.9890	0.23	306419.1476
	Continuing Calibration Verification	Ni (230.299 nm)	2.1093	0.08	23981.8948
	Continuing Calibration Verification	Pb (220.353 nm)	0.5100	0.12	2733.2299
	Continuing Calibration Verification	Sb (217.582 nm)	4.8993	0.08	10720.0532
	Continuing Calibration Verification	Se (196.026 nm)	0.4903	0.42	359.9691
	Continuing Calibration Verification	Sn (189.925 nm)	5.1086	0.14	14459.6120
	Continuing Calibration Verification	Sr (216.596 nm)	2.5281	0.45	47748.6156
	Continuing Calibration Verification	Ti (336.122 nm)	2.5413	0.27	313684.2775
	Continuing Calibration Verification	Tl (190.794 nm)	1.0153	0.26	1189.6778
	Continuing Calibration Verification	V (292.401 nm)	2.5026	0.10	94110.1338
	Continuing Calibration Verification	Y (360.074 nm)	0.97	0.17	441441.41
	Continuing Calibration Verification	Y_R (360.074 nm)	0.97	0.18	443830.74
	Continuing Calibration Verification	Zn (213.857 nm)	0.9994	0.20	52074.3119
3/12/2024 13:55:43	Continuing Calibration Blank	Ag (328.068 nm)	0.0001 u	> 100.00	-329.9328
	Continuing Calibration Blank	Al (237.312 nm)	-0.0022 u	> 100.00	71.9634
	Continuing Calibration Blank	As (188.980 nm)	0.0007 u	> 100.00	-6.9696
	Continuing Calibration Blank	B (249.772 nm)	0.0000 u	> 100.00	75.9048
	Continuing Calibration Blank	Ba (230.424 nm)	0.0001	22.02	-3.4193
	Continuing Calibration Blank	Be (313.107 nm)	0.0000	56.18	-183.9867
	Continuing Calibration Blank	Ca (317.933 nm)	-0.0211 u	0.18	2663.1154
	Continuing Calibration Blank	Cd (214.439 nm)	0.0000 u	> 100.00	-13.4681
	Continuing Calibration Blank	Co (230.786 nm)	0.0003	65.29	62.2479
	Continuing Calibration Blank	Cr (267.716 nm)	0.0002	99.17	-57.3515
	Continuing Calibration Blank	Cu (327.395 nm)	-0.0001 u	> 100.00	-47.2777
	Continuing Calibration Blank	Fe (234.350 nm)	0.0038	21.60	196.9663
	Continuing Calibration Blank	K (766.491 nm)	-0.0315 u	86.14	-290.4711
	Continuing Calibration Blank	Mg (279.078 nm)	-0.0045 u	16.31	-22.6243
	Continuing Calibration Blank	Mn (257.610 nm)	0.0000 u	> 100.00	-7.7396
	Continuing Calibration Blank	Mo (202.032 nm)	0.0031	33.88	15.9922
	Continuing Calibration Blank	Na (588.995 nm)	-0.2570 u	4.44	28818.6010
	Continuing Calibration Blank	Ni (230.299 nm)	-0.0006 u	40.09	61.3471
	Continuing Calibration Blank	Pb (220.353 nm)	0.0008	53.20	16.6966
	Continuing Calibration Blank	Sb (217.582 nm)	0.0026	93.46	14.0384
	Continuing Calibration Blank	Se (196.026 nm)	0.0015 u	> 100.00	2.5087
	Continuing Calibration Blank	Sn (189.925 nm)	-0.0011 u	> 100.00	5.0800
	Continuing Calibration Blank	Sr (216.596 nm)	0.0002 u	> 100.00	-44.2062
	Continuing Calibration Blank	Ti (336.122 nm)	0.0031	21.69	261.3000
	Continuing Calibration Blank	Tl (190.794 nm)	-0.0015 u	68.09	-8.0223
	Continuing Calibration Blank	V (292.401 nm)	0.0003	29.00	-54.7760
	Continuing Calibration Blank	Y (360.074 nm)	1.03	0.01	468792.50
	Continuing Calibration Blank	Y_R (360.074 nm)	1.03	0.01	471434.69
	Continuing Calibration Blank	Zn (213.857 nm)	0.0000 u	> 100.00	-55.1600
3/12/2024 13:58:57	R2401931-003S	Ag (328.068 nm)	0.0489	0.43	2323.4874
	R2401931-003S	Al (237.312 nm)	52.8893 o	0.16	121446.1121
	R2401931-003S	As (188.980 nm)	0.1401	1.61	214.3494
	R2401931-003S	B (249.772 nm)	1.0261	0.12	31271.7829
	R2401931-003S	Ba (230.424 nm)	2.3731	0.57	106240.1908

DateTimeMeasured	SolutionLabel	Element Label (nm)	Unadjusted Conc (ppm)	%RSD	Intensity (c/s)
	R2401931-003S	Be (313.107 nm)	0.0486	0.23	50224.1220
	R2401931-003S	Ca (317.933 nm)	25.5017	0.22	952610.0741
	R2401931-003S	Cd (214.439 nm)	0.0494	0.36	2910.0340
	R2401931-003S	Co (230.786 nm)	0.5349	0.12	7867.9762
	R2401931-003S	Cr (267.716 nm)	0.2640	0.37	10909.1955
	R2401931-003S	Cu (327.395 nm)	0.3547	0.17	11887.6244
	R2401931-003S	Fe (234.350 nm)	91.6901 o	0.31	1887133.7930
	R2401931-003S	K (766.491 nm)	26.6024	0.31	25311.0809
	R2401931-003S	Mg (279.078 nm)	17.3913	0.24	50196.6124
	R2401931-003S	Mn (257.610 nm)	2.3545 o	0.26	715412.9389
	R2401931-003S	Mo (202.032 nm)	0.4834	0.49	3627.9773
	R2401931-003S	Na (588.995 nm)	19.4374	0.24	245374.6968
	R2401931-003S	Ni (230.299 nm)	0.5975	0.22	6841.4856
	R2401931-003S	Pb (220.353 nm)	1.4581 o	0.13	7790.4754
	R2401931-003S	Sb (217.582 nm)	0.3659	0.15	808.4275
	R2401931-003S	Se (196.026 nm)	0.9143	0.41	669.9735
	R2401931-003S	Sn (189.925 nm)	4.8220	0.33	13648.8122
	R2401931-003S	Sr (216.596 nm)	2.0516	0.37	38740.7032
	R2401931-003S	Ti (336.122 nm)	0.8721	0.34	107571.7314
	R2401931-003S	Tl (190.794 nm)	1.8980	0.48	2229.4554
	R2401931-003S	V (292.401 nm)	0.5824	0.31	21849.8484
	R2401931-003S	Y (360.074 nm)	0.99	0.31	451950.82
	R2401931-003S	Y_R (360.074 nm)	0.99	0.31	454311.24
	R2401931-003S	Zn (213.857 nm)	0.9036	0.12	47073.9261
3/12/2024 14:02:11	R2401931-003SD	Ag (328.068 nm)	0.0494	0.28	2347.2895
	R2401931-003SD	Al (237.312 nm)	53.3927 o	0.08	122601.3759
	R2401931-003SD	As (188.980 nm)	0.1483	1.03	227.4109
	R2401931-003SD	B (249.772 nm)	1.0284	0.31	31341.0290
	R2401931-003SD	Ba (230.424 nm)	2.3866	0.22	106841.4485
	R2401931-003SD	Be (313.107 nm)	0.0490	0.38	50705.4318
	R2401931-003SD	Ca (317.933 nm)	23.9570	0.30	895117.3151
	R2401931-003SD	Cd (214.439 nm)	0.0497	0.46	2930.0618
	R2401931-003SD	Co (230.786 nm)	0.5365	0.26	7890.6153
	R2401931-003SD	Cr (267.716 nm)	0.2656	0.32	10979.6276
	R2401931-003SD	Cu (327.395 nm)	0.3592	0.18	12039.3734
	R2401931-003SD	Fe (234.350 nm)	93.3110 o	0.26	1920491.6068
	R2401931-003SD	K (766.491 nm)	26.6862	0.29	25391.6304
	R2401931-003SD	Mg (279.078 nm)	17.3073	0.25	49954.0998
	R2401931-003SD	Mn (257.610 nm)	2.3950 o	0.29	727700.6481
	R2401931-003SD	Mo (202.032 nm)	0.4828	0.86	3623.8918
	R2401931-003SD	Na (588.995 nm)	19.4467	0.09	245476.6692
	R2401931-003SD	Ni (230.299 nm)	0.5987	0.25	6855.0710
	R2401931-003SD	Pb (220.353 nm)	1.5070 o	0.24	8050.9919
	R2401931-003SD	Sb (217.582 nm)	0.3650	0.32	806.4048
	R2401931-003SD	Se (196.026 nm)	0.9105	0.73	667.1993
	R2401931-003SD	Sn (189.925 nm)	4.8251	0.37	13657.5755
	R2401931-003SD	Sr (216.596 nm)	2.0507	0.49	38724.1714
	R2401931-003SD	Ti (336.122 nm)	0.8985	0.25	110821.8196
	R2401931-003SD	Tl (190.794 nm)	1.9044	0.30	2236.9849
	R2401931-003SD	V (292.401 nm)	0.5862	0.33	21990.1318
	R2401931-003SD	Y (360.074 nm)	0.99	0.27	453439.30
	R2401931-003SD	Y_R (360.074 nm)	0.99	0.27	455940.85
	R2401931-003SD	Zn (213.857 nm)	0.9134	0.18	47586.9826
3/12/2024 14:05:25	R2401931-003A	Ag (328.068 nm)	0.0485	0.31	2298.5804
	R2401931-003A	Al (237.312 nm)	49.3704 o	0.07	113371.0053
	R2401931-003A	As (188.980 nm)	0.1331	1.86	203.2495
	R2401931-003A	B (249.772 nm)	1.0491	0.43	31969.7562

DateTimeMeasured	SolutionLabel	Element Label (nm)	Unadjusted Conc (ppm)	%RSD	Intensity (c/s)
	R2401931-003A	Ba (230.424 nm)	2.3295	0.45	104285.5742
	R2401931-003A	Be (313.107 nm)	0.0482	0.25	49810.2870
	R2401931-003A	Ca (317.933 nm)	21.6443	0.37	809042.0303
	R2401931-003A	Cd (214.439 nm)	0.0491	0.31	2895.2165
	R2401931-003A	Co (230.786 nm)	0.5269	0.26	7751.1905
	R2401931-003A	Cr (267.716 nm)	0.2572	0.21	10629.7742
	R2401931-003A	Cu (327.395 nm)	0.3417	0.23	11451.5428
	R2401931-003A	Fe (234.350 nm)	85.4649 o	0.36	1759017.1085
	R2401931-003A	K (766.491 nm)	27.4902	0.27	26164.4257
	R2401931-003A	Mg (279.078 nm)	16.1858	0.28	46716.4544
	R2401931-003A	Mn (257.610 nm)	2.1380 o	0.28	649637.0051
	R2401931-003A	Mo (202.032 nm)	0.4821	0.51	3618.4415
	R2401931-003A	Na (588.995 nm)	19.2047	0.13	242816.0345
	R2401931-003A	Ni (230.299 nm)	0.5863	0.25	6715.2354
	R2401931-003A	Pb (220.353 nm)	1.3628 o	0.33	7282.0638
	R2401931-003A	Sb (217.582 nm)	0.4776	0.33	1052.5009
	R2401931-003A	Se (196.026 nm)	0.8905	0.26	652.6156
	R2401931-003A	Sn (189.925 nm)	4.7290	0.29	13385.7788
	R2401931-003A	Sr (216.596 nm)	1.9856	0.26	37491.9722
	R2401931-003A	Ti (336.122 nm)	1.0651	0.29	131405.9574
	R2401931-003A	Tl (190.794 nm)	1.8924	0.21	2222.8574
	R2401931-003A	V (292.401 nm)	0.5757	0.28	21595.2409
	R2401931-003A	Y (360.074 nm)	0.99	0.11	452605.40
	R2401931-003A	Y_R (360.074 nm)	0.99	0.12	455201.70
	R2401931-003A	Zn (213.857 nm)	0.8598	0.23	44792.6933
3/12/2024 14:08:39	R2401931-003L 5X	Ag (328.068 nm)	0.0001 u	> 100.00	-326.2580
	R2401931-003L 5X	Al (237.312 nm)	9.6389	3.03	22196.0811
	R2401931-003L 5X	As (188.980 nm)	0.0196	8.45	23.0711
	R2401931-003L 5X	B (249.772 nm)	0.0273	2.29	907.0704
	R2401931-003L 5X	Ba (230.424 nm)	0.0736	2.92	3287.0175
	R2401931-003L 5X	Be (313.107 nm)	0.0005	2.18	285.9061
	R2401931-003L 5X	Ca (317.933 nm)	4.0169	2.77	152954.2412
	R2401931-003L 5X	Cd (214.439 nm)	0.0002	32.50	-2.0124
	R2401931-003L 5X	Co (230.786 nm)	0.0073	3.47	164.3634
	R2401931-003L 5X	Cr (267.716 nm)	0.0127	3.36	465.0458
	R2401931-003L 5X	Cu (327.395 nm)	0.0199	2.39	626.1152
	R2401931-003L 5X	Fe (234.350 nm)	17.8884 o	2.68	368269.1217
	R2401931-003L 5X	K (766.491 nm)	1.7148	5.41	1388.1519
	R2401931-003L 5X	Mg (279.078 nm)	2.9818	2.77	8598.2172
	R2401931-003L 5X	Mn (257.610 nm)	0.3464	2.72	105240.3008
	R2401931-003L 5X	Mo (202.032 nm)	0.0020	8.78	7.5656
	R2401931-003L 5X	Na (588.995 nm)	-0.1125 u	2.68	30406.8308
	R2401931-003L 5X	Ni (230.299 nm)	0.0171	2.01	261.2106
	R2401931-003L 5X	Pb (220.353 nm)	0.1892	2.46	1021.6658
	R2401931-003L 5X	Sb (217.582 nm)	-0.0011 u	> 100.00	5.9786
	R2401931-003L 5X	Se (196.026 nm)	0.0016 u	> 100.00	2.6167
	R2401931-003L 5X	Sn (189.925 nm)	0.0035	28.64	18.1763
	R2401931-003L 5X	Sr (216.596 nm)	0.0185	2.88	301.9733
	R2401931-003L 5X	Ti (336.122 nm)	0.1068	3.33	13065.9273
	R2401931-003L 5X	Tl (190.794 nm)	0.0004 u	> 100.00	-5.8695
	R2401931-003L 5X	V (292.401 nm)	0.0199	3.36	679.8019
	R2401931-003L 5X	Y (360.074 nm)	1.01	0.07	461578.45
	R2401931-003L 5X	Y_R (360.074 nm)	1.01	0.07	464433.08
	R2401931-003L 5X	Zn (213.857 nm)	0.0810	2.63	4172.9230
3/12/2024 14:24:04	R2401931-008	Ag (328.068 nm)	0.0002 !	59.27	-320.5734 !
	R2401931-008	Al (237.312 nm)	58.4454 !o	0.17	134196.2379 !
	R2401931-008	As (188.980 nm)	0.1185 !	0.66	180.1543 !

DateTimeMeasured	SolutionLabel	Element Label (nm)	Unadjusted Conc (ppm)	%RSD	Intensity (c/s)
	R2401931-008	B (249.772 nm)	0.1666 !	0.50	5140.3565 !
	R2401931-008	Ba (230.424 nm)	0.4400 !	0.32	19690.7781 !
	R2401931-008	Be (313.107 nm)	0.0029 !	0.49	2782.7870 !
	R2401931-008	Ca (317.933 nm)	21.8153 !	0.39	815406.7794 !
	R2401931-008	Cd (214.439 nm)	0.0012 !	14.12	58.3736 !
	R2401931-008	Co (230.786 nm)	0.0473 !	0.34	748.4292 !
	R2401931-008	Cr (267.716 nm)	0.0776 !	0.43	3160.4255 !
	R2401931-008	Cu (327.395 nm)	0.1279 !	0.42	4258.2243 !
	R2401931-008	Fe (234.350 nm)	108.8459 !o	0.42	2240205.2925 !
	R2401931-008	K (766.491 nm)	11.1162 !	0.43	10425.1232 !
	R2401931-008	Mg (279.078 nm)	18.1582 !	0.31	52410.6550 !
	R2401931-008	Mn (257.610 nm)	2.2536 !o	0.32	684742.6010 !
	R2401931-008	Mo (202.032 nm)	0.0039 !	10.84	22.1715 !
	R2401931-008	Na (588.995 nm)	0.0492 !	15.31	32185.0910 !
	R2401931-008	Ni (230.299 nm)	0.1106 !	0.66	1322.1278 !
	R2401931-008	Pb (220.353 nm)	1.0586 !	0.27	5659.5630 !
	R2401931-008	Sb (217.582 nm)	0.0015 !u	> 100.00	11.5369 !
	R2401931-008	Se (196.026 nm)	-0.0025 !u	> 100.00	-0.4315 !
	R2401931-008	Sn (189.925 nm)	0.0199 !	6.66	64.4909 !
	R2401931-008	Sr (216.596 nm)	0.1044 !	0.46	1925.6554 !
	R2401931-008	Ti (336.122 nm)	0.6098 !	0.53	75183.2636 !
	R2401931-008	Tl (190.794 nm)	-0.0033 !u	44.56	-10.1252 !
	R2401931-008	V (292.401 nm)	0.1243 !	0.33	4609.4176 !
	R2401931-008	Y (360.074 nm)	1.00 !	0.25	456638.50 !
	R2401931-008	Y_R (360.074 nm)	1.00 !	0.25	459557.80 !
	R2401931-008	Zn (213.857 nm)	0.4777 !	0.25	24862.4050 !
3/12/2024 14:27:18	R2401933-008	Ag (328.068 nm)	0.8467	0.41	45650.0835
	R2401933-008	Al (237.312 nm)	7.6489	0.15	17629.5138
	R2401933-008	As (188.980 nm)	0.0091	20.50	6.3464
	R2401933-008	B (249.772 nm)	0.0357	0.22	1162.3402
	R2401933-008	Ba (230.424 nm)	0.5882	0.28	26325.2554
	R2401933-008	Be (313.107 nm)	0.0001	11.01	-115.7559
	R2401933-008	Ca (317.933 nm)	12.2896	0.26	460863.0210
	R2401933-008	Cd (214.439 nm)	0.0033	2.17	182.3698
	R2401933-008	Co (230.786 nm)	0.0132	1.65	251.4714
	R2401933-008	Cr (267.716 nm)	0.1627	0.19	6697.6694
	R2401933-008	Cu (327.395 nm)	0.3242	0.29	10863.9519
	R2401933-008	Fe (234.350 nm)	10.6553	0.22	219407.4919
	R2401933-008	K (766.491 nm)	3.0005	0.82	2623.9867
	R2401933-008	Mg (279.078 nm)	4.6254	0.15	13343.1408
	R2401933-008	Mn (257.610 nm)	2.2348 o	0.21	679032.8358
	R2401933-008	Mo (202.032 nm)	0.0210	1.40	151.0490
	R2401933-008	Na (588.995 nm)	1.7511	0.26	50899.2050
	R2401933-008	Ni (230.299 nm)	0.0803	1.09	978.0783
	R2401933-008	Pb (220.353 nm)	0.0852	0.51	466.9497
	R2401933-008	Sb (217.582 nm)	0.6255	0.58	1375.9690
	R2401933-008	Se (196.026 nm)	0.0035 u	87.26	4.0245
	R2401933-008	Sn (189.925 nm)	0.0214	5.07	68.8123
	R2401933-008	Sr (216.596 nm)	0.0685	0.24	1247.3621
	R2401933-008	Ti (336.122 nm)	0.2549	0.71	31356.9488
	R2401933-008	Tl (190.794 nm)	-0.0034 u	47.29	-10.2410
	R2401933-008	V (292.401 nm)	0.0095	0.94	289.8453
	R2401933-008	Y (360.074 nm)	0.99	0.21	453010.47
	R2401933-008	Y_R (360.074 nm)	0.99	0.21	455957.14
	R2401933-008	Zn (213.857 nm)	0.9479	0.21	49384.8102
3/12/2024 14:30:32	R2401937-001	Ag (328.068 nm)	0.0004	35.94	-310.3991
	R2401937-001	Al (237.312 nm)	0.1140	3.74	338.5795

DateTimeMeasured	SolutionLabel	Element Label (nm)	Unadjusted Conc (ppm)	%RSD	Intensity (c/s)
	R2401937-001	As (188.980 nm)	-0.0010 u	> 100.00	-9.5667
	R2401937-001	B (249.772 nm)	9.0248 o	0.34	274442.5799
	R2401937-001	Ba (230.424 nm)	0.0016	5.26	62.4358
	R2401937-001	Be (313.107 nm)	0.0000 u	28.90	-217.1815
	R2401937-001	Ca (317.933 nm)	0.4154	0.01	18908.1457
	R2401937-001	Cd (214.439 nm)	0.0001	74.09	-8.8945
	R2401937-001	Co (230.786 nm)	0.0970	0.34	1474.8501
	R2401937-001	Cr (267.716 nm)	0.0056	3.77	168.4042
	R2401937-001	Cu (327.395 nm)	0.1771	0.14	5915.4695
	R2401937-001	Fe (234.350 nm)	0.1610	2.13	3431.5738
	R2401937-001	K (766.491 nm)	5.7363	7.82	5253.7709
	R2401937-001	Mg (279.078 nm)	0.2426	0.52	690.5147
	R2401937-001	Mn (257.610 nm)	0.0981	0.11	29803.7263
	R2401937-001	Mo (202.032 nm)	0.0445	0.70	327.3792
	R2401937-001	Na (588.995 nm)	51.5242	0.46	598195.7482
	R2401937-001	Ni (230.299 nm)	0.5378	0.35	6165.4090
	R2401937-001	Pb (220.353 nm)	-0.0004 u	90.05	10.5626
	R2401937-001	Sb (217.582 nm)	0.0700	3.32	161.4073
	R2401937-001	Se (196.026 nm)	0.0223	13.94	17.7657
	R2401937-001	Sn (189.925 nm)	0.0117	2.18	41.4720
	R2401937-001	Sr (216.596 nm)	0.0503	0.67	902.3192
	R2401937-001	Ti (336.122 nm)	0.0092	22.47	1010.3004
	R2401937-001	Tl (190.794 nm)	-0.0041 u	42.02	-11.0609
	R2401937-001	V (292.401 nm)	0.0010	10.57	-29.2654
	R2401937-001	Y (360.074 nm)	0.83	0.53	377484.23
	R2401937-001	Y_R (360.074 nm)	0.83	0.53	379694.68
	R2401937-001	Zn (213.857 nm)	0.0145	0.87	703.5232
3/12/2024 14:33:46	R2401937-002	Ag (328.068 nm)	0.0003	2.42	-315.3442
	R2401937-002	Al (237.312 nm)	0.0144	9.97	110.0636
	R2401937-002	As (188.980 nm)	0.0011 u	> 100.00	-6.3224
	R2401937-002	B (249.772 nm)	6.3600 o	0.53	193429.5418
	R2401937-002	Ba (230.424 nm)	0.0008	1.78	28.8573
	R2401937-002	Be (313.107 nm)	0.0000 u	42.76	-216.5898
	R2401937-002	Ca (317.933 nm)	0.2167	0.31	11513.8203
	R2401937-002	Cd (214.439 nm)	0.0001	45.17	-6.1914
	R2401937-002	Co (230.786 nm)	0.0666	0.18	1031.2219
	R2401937-002	Cr (267.716 nm)	0.0041	2.08	105.2986
	R2401937-002	Cu (327.395 nm)	0.1139	0.48	3787.3155
	R2401937-002	Fe (234.350 nm)	0.0682	2.16	1521.7231
	R2401937-002	K (766.491 nm)	4.9990	1.50	4545.0632
	R2401937-002	Mg (279.078 nm)	0.1114	2.70	311.7464
	R2401937-002	Mn (257.610 nm)	0.0452	0.41	13722.4169
	R2401937-002	Mo (202.032 nm)	0.0378	1.82	276.8724
	R2401937-002	Na (588.995 nm)	46.0801	0.70	538333.3406
	R2401937-002	Ni (230.299 nm)	0.3079	0.57	3558.3663
	R2401937-002	Pb (220.353 nm)	0.0000 u	> 100.00	12.6498
	R2401937-002	Sb (217.582 nm)	0.0486	1.27	114.6809
	R2401937-002	Se (196.026 nm)	0.0113	16.26	9.6882
	R2401937-002	Sn (189.925 nm)	0.0114	14.85	40.5660
	R2401937-002	Sr (216.596 nm)	0.0387	0.37	683.3748
	R2401937-002	Ti (336.122 nm)	0.0018	4.04	100.5717
	R2401937-002	Tl (190.794 nm)	-0.0044 u	71.00	-11.5051
	R2401937-002	V (292.401 nm)	0.0006	39.04	-45.9368
	R2401937-002	Y (360.074 nm)	0.85	0.45	389198.18
	R2401937-002	Y_R (360.074 nm)	0.85	0.45	391508.88
	R2401937-002	Zn (213.857 nm)	0.0038	1.51	144.6392
3/12/2024 14:37:00	R2401914-005 10X	Ag (328.068 nm)	0.0007	18.33	-295.2568

DateTimeMeasured	SolutionLabel	Element Label (nm)	Unadjusted Conc (ppm)	%RSD	Intensity (c/s)
	R2401914-005 10X	Al (237.312 nm)	8.0481	7.31	18545.6944
	R2401914-005 10X	As (188.980 nm)	0.0064	58.07	2.1424
	R2401914-005 10X	B (249.772 nm)	0.0389	8.48	1257.3780
	R2401914-005 10X	Ba (230.424 nm)	0.1355	7.26	6058.6072
	R2401914-005 10X	Be (313.107 nm)	0.0014	6.35	1238.9029
	R2401914-005 10X	Ca (317.933 nm)	52.0522 o	7.01	1940813.9031
	R2401914-005 10X	Cd (214.439 nm)	0.0005	5.08	15.2972
	R2401914-005 10X	Co (230.786 nm)	0.0055	6.85	139.1804
	R2401914-005 10X	Cr (267.716 nm)	0.0100	7.76	350.3348
	R2401914-005 10X	Cu (327.395 nm)	0.1027	7.05	3411.4022
	R2401914-005 10X	Fe (234.350 nm)	12.8710 o	6.92	265008.5201
	R2401914-005 10X	K (766.491 nm)	1.3519	10.60	1039.3093
	R2401914-005 10X	Mg (279.078 nm)	14.6399	7.18	42253.7779
	R2401914-005 10X	Mn (257.610 nm)	0.3146	7.11	95593.2597
	R2401914-005 10X	Mo (202.032 nm)	0.0011	23.70	1.3854
	R2401914-005 10X	Na (588.995 nm)	0.3864	11.90	35892.8949
	R2401914-005 10X	Ni (230.299 nm)	0.0181	7.83	273.4142
	R2401914-005 10X	Pb (220.353 nm)	0.0442	6.07	248.3368
	R2401914-005 10X	Sb (217.582 nm)	0.0011	70.60	10.6981
	R2401914-005 10X	Se (196.026 nm)	-0.0009 u	> 100.00	0.7864
	R2401914-005 10X	Sn (189.925 nm)	0.0041	14.20	19.9884
	R2401914-005 10X	Sr (216.596 nm)	0.0749	6.62	1368.7561
	R2401914-005 10X	Ti (336.122 nm)	0.1474	7.06	18082.4664
	R2401914-005 10X	Tl (190.794 nm)	0.0005 u	> 100.00	-5.7296
	R2401914-005 10X	V (292.401 nm)	0.0118	7.56	375.4383
	R2401914-005 10X	Y (360.074 nm)	1.00	0.29	456995.95
	R2401914-005 10X	Y_R (360.074 nm)	1.00	0.29	459918.67
	R2401914-005 10X	Zn (213.857 nm)	0.0924	7.11	4767.7064
3/12/2024 14:40:14	R2401914-005S 10X	Ag (328.068 nm)	0.0058	3.29	-18.6339
	R2401914-005S 10X	Al (237.312 nm)	7.4809	1.87	17243.9368
	R2401914-005S 10X	As (188.980 nm)	0.0166	3.74	18.3160
	R2401914-005S 10X	B (249.772 nm)	0.1308	1.73	4052.0899
	R2401914-005S 10X	Ba (230.424 nm)	0.3058	1.55	13681.5521
	R2401914-005S 10X	Be (313.107 nm)	0.0057	1.61	5747.4962
	R2401914-005S 10X	Ca (317.933 nm)	51.4497	1.56	1918389.2735
	R2401914-005S 10X	Cd (214.439 nm)	0.0056	2.43	315.3487
	R2401914-005S 10X	Co (230.786 nm)	0.0554	1.29	866.5505
	R2401914-005S 10X	Cr (267.716 nm)	0.0303	1.98	1195.4985
	R2401914-005S 10X	Cu (327.395 nm)	0.1481	1.53	4938.1722
	R2401914-005S 10X	Fe (234.350 nm)	15.6860 o	1.54	322941.9421
	R2401914-005S 10X	K (766.491 nm)	3.0756	1.98	2696.2366
	R2401914-005S 10X	Mg (279.078 nm)	16.6492	1.67	48054.4163
	R2401914-005S 10X	Mn (257.610 nm)	0.3691	1.63	112144.3291
	R2401914-005S 10X	Mo (202.032 nm)	0.0483	1.53	356.0032
	R2401914-005S 10X	Na (588.995 nm)	2.2375	2.47	56246.9625
	R2401914-005S 10X	Ni (230.299 nm)	0.0680	2.08	838.3131
	R2401914-005S 10X	Pb (220.353 nm)	0.1081	0.95	589.2420
	R2401914-005S 10X	Sb (217.582 nm)	0.0353	4.78	85.4418
	R2401914-005S 10X	Se (196.026 nm)	0.1019	5.67	75.9666
	R2401914-005S 10X	Sn (189.925 nm)	0.5010	1.52	1425.4651
	R2401914-005S 10X	Sr (216.596 nm)	0.2690	1.53	5037.4662
	R2401914-005S 10X	Ti (336.122 nm)	0.2051	1.62	25199.0700
	R2401914-005S 10X	Tl (190.794 nm)	0.1910	0.55	218.6630
	R2401914-005S 10X	V (292.401 nm)	0.0615	1.53	2247.7814
	R2401914-005S 10X	Y (360.074 nm)	0.99	0.35	453031.67
	R2401914-005S 10X	Y_R (360.074 nm)	0.99	0.35	455995.70
	R2401914-005S 10X	Zn (213.857 nm)	0.1436	1.54	7434.2211

DateTimeMeasured	SolutionLabel	Element Label (nm)	Unadjusted Conc (ppm)	%RSD	Intensity (c/s)
3/12/2024 14:43:27	Continuing Calibration Verification	Ag (328.068 nm)	0.5178	0.10	27786.2870
	Continuing Calibration Verification	Al (237.312 nm)	9.9433	0.09	22894.7190
	Continuing Calibration Verification	As (188.980 nm)	0.9819	0.54	1550.8461
	Continuing Calibration Verification	B (249.772 nm)	2.4387	0.04	74215.1423
	Continuing Calibration Verification	Ba (230.424 nm)	10.1972	0.22	456529.0379
	Continuing Calibration Verification	Be (313.107 nm)	0.2391	0.10	248057.2708
	Continuing Calibration Verification	Ca (317.933 nm)	25.5982	0.19	956201.4824
	Continuing Calibration Verification	Cd (214.439 nm)	0.5080	0.16	30062.9695
	Continuing Calibration Verification	Co (230.786 nm)	2.5272	0.40	36954.5311
	Continuing Calibration Verification	Cr (267.716 nm)	0.5148	0.15	21339.5710
	Continuing Calibration Verification	Cu (327.395 nm)	1.2318	0.45	41396.1978
	Continuing Calibration Verification	Fe (234.350 nm)	5.0156	0.09	103340.4574
	Continuing Calibration Verification	K (766.491 nm)	24.3774	0.37	23172.2680
	Continuing Calibration Verification	Mg (279.078 nm)	25.0904	0.16	72422.9271
	Continuing Calibration Verification	Mn (257.610 nm)	0.7479	0.10	227238.1916
	Continuing Calibration Verification	Mo (202.032 nm)	2.5512	0.42	19179.3886
	Continuing Calibration Verification	Na (588.995 nm)	25.0435	0.31	307017.5846
	Continuing Calibration Verification	Ni (230.299 nm)	2.1054	0.09	23938.0570
	Continuing Calibration Verification	Pb (220.353 nm)	0.5076	0.25	2720.2451
	Continuing Calibration Verification	Sb (217.582 nm)	4.9117	0.16	10747.1027
	Continuing Calibration Verification	Se (196.026 nm)	0.4858	0.81	356.6809
	Continuing Calibration Verification	Sn (189.925 nm)	5.0906	0.19	14408.6986
	Continuing Calibration Verification	Sr (216.596 nm)	2.5132	0.22	47467.3887
	Continuing Calibration Verification	Ti (336.122 nm)	2.5272	0.28	311947.2894
	Continuing Calibration Verification	Tl (190.794 nm)	1.0147	0.18	1188.9266
	Continuing Calibration Verification	V (292.401 nm)	2.4919	0.13	93707.4371
	Continuing Calibration Verification	Y (360.074 nm)	0.96	0.21	439074.21
	Continuing Calibration Verification	Y_R (360.074 nm)	0.96	0.21	441922.83
	Continuing Calibration Verification	Zn (213.857 nm)	0.9916	0.33	51665.6337
3/12/2024 14:46:41	Continuing Calibration Blank	Ag (328.068 nm)	0.0001	58.73	-326.1933
	Continuing Calibration Blank	Al (237.312 nm)	-0.0027 u	76.14	70.8103
	Continuing Calibration Blank	As (188.980 nm)	0.0003 u	> 100.00	-7.5429
	Continuing Calibration Blank	B (249.772 nm)	0.0029	4.34	165.7450
	Continuing Calibration Blank	Ba (230.424 nm)	0.0001	73.23	-3.2189
	Continuing Calibration Blank	Be (313.107 nm)	0.0000 u	> 100.00	-192.6899
	Continuing Calibration Blank	Ca (317.933 nm)	-0.0214 u	0.72	2651.2031
	Continuing Calibration Blank	Cd (214.439 nm)	0.0000 u	> 100.00	-14.3686
	Continuing Calibration Blank	Co (230.786 nm)	0.0000 u	> 100.00	58.8997
	Continuing Calibration Blank	Cr (267.716 nm)	0.0003	80.87	-54.3028
	Continuing Calibration Blank	Cu (327.395 nm)	0.0000 u	> 100.00	-43.1232
	Continuing Calibration Blank	Fe (234.350 nm)	0.0038	15.80	197.0971
	Continuing Calibration Blank	K (766.491 nm)	0.2242	19.27	-44.7111
	Continuing Calibration Blank	Mg (279.078 nm)	-0.0046 u	7.88	-22.8573
	Continuing Calibration Blank	Mn (257.610 nm)	0.0000 u	57.11	-7.5169
	Continuing Calibration Blank	Mo (202.032 nm)	0.0036	37.78	20.0360
	Continuing Calibration Blank	Na (588.995 nm)	-0.0593 u	9.57	30992.0272
	Continuing Calibration Blank	Ni (230.299 nm)	-0.0003 u	> 100.00	64.3818
	Continuing Calibration Blank	Pb (220.353 nm)	0.0000 u	> 100.00	12.9100
	Continuing Calibration Blank	Sb (217.582 nm)	0.0042	26.15	17.4211
	Continuing Calibration Blank	Se (196.026 nm)	-0.0016 u	> 100.00	0.2870
	Continuing Calibration Blank	Sn (189.925 nm)	0.0001 u	> 100.00	8.5041
	Continuing Calibration Blank	Sr (216.596 nm)	0.0002 u	> 100.00	-44.8154
	Continuing Calibration Blank	Ti (336.122 nm)	0.0033	25.68	290.9394
	Continuing Calibration Blank	Tl (190.794 nm)	0.0004 u	> 100.00	-5.7710
	Continuing Calibration Blank	V (292.401 nm)	0.0002	43.74	-60.2612
	Continuing Calibration Blank	Y (360.074 nm)	1.02	0.21	466832.44
	Continuing Calibration Blank	Y_R (360.074 nm)	1.02	0.21	469914.69

DateTimeMeasured	SolutionLabel	Element Label (nm)	Unadjusted Conc (ppm)	%RSD	Intensity (c/s)
	Continuing Calibration Blank	Zn (213.857 nm)	0.0000 u	> 100.00	-54.5460
3/12/2024 14:49:54	R2401914-005SD 10X	Ag (328.068 nm)	0.0062	6.41	0.9024
	R2401914-005SD 10X	Al (237.312 nm)	7.5458	2.43	17392.9585
	R2401914-005SD 10X	As (188.980 nm)	0.0117	12.90	10.4662
	R2401914-005SD 10X	B (249.772 nm)	0.1273	2.11	3944.9405
	R2401914-005SD 10X	Ba (230.424 nm)	0.3180	2.22	14229.1647
	R2401914-005SD 10X	Be (313.107 nm)	0.0057	2.01	5695.8010
	R2401914-005SD 10X	Ca (317.933 nm)	59.0425 o	2.10	2200990.0690
	R2401914-005SD 10X	Cd (214.439 nm)	0.0056	3.55	320.0322
	R2401914-005SD 10X	Co (230.786 nm)	0.0557	2.13	870.7340
	R2401914-005SD 10X	Cr (267.716 nm)	0.0324	2.77	1280.0792
	R2401914-005SD 10X	Cu (327.395 nm)	0.1572	1.97	5243.5062
	R2401914-005SD 10X	Fe (234.350 nm)	17.7999 o	2.10	366446.6478
	R2401914-005SD 10X	K (766.491 nm)	2.7543	0.85	2387.3294
	R2401914-005SD 10X	Mg (279.078 nm)	14.3137	2.23	41312.0272
	R2401914-005SD 10X	Mn (257.610 nm)	0.3845	2.20	116828.3726
	R2401914-005SD 10X	Mo (202.032 nm)	0.0495	1.84	365.3021
	R2401914-005SD 10X	Na (588.995 nm)	2.0500	2.42	54185.2236
	R2401914-005SD 10X	Ni (230.299 nm)	0.0721	0.82	884.6244
	R2401914-005SD 10X	Pb (220.353 nm)	0.1013	1.26	553.2343
	R2401914-005SD 10X	Sb (217.582 nm)	0.0309	2.64	75.8685
	R2401914-005SD 10X	Se (196.026 nm)	0.0991	3.79	73.9195
	R2401914-005SD 10X	Sn (189.925 nm)	0.5077	2.39	1444.4630
	R2401914-005SD 10X	Sr (216.596 nm)	0.2680	2.23	5019.6801
	R2401914-005SD 10X	Ti (336.122 nm)	0.1847	2.27	22680.1398
	R2401914-005SD 10X	Tl (190.794 nm)	0.1906	1.23	218.2528
	R2401914-005SD 10X	V (292.401 nm)	0.0611	2.04	2230.8947
	R2401914-005SD 10X	Y (360.074 nm)	0.99	0.37	452133.36
	R2401914-005SD 10X	Y_R (360.074 nm)	0.99	0.37	455131.45
	R2401914-005SD 10X	Zn (213.857 nm)	0.1687	2.11	8746.5776
3/12/2024 14:53:08	R2401914-005A 10X	Ag (328.068 nm)	0.0515	0.24	2463.6801
	R2401914-005A 10X	Al (237.312 nm)	10.7682	0.01	24787.6283
	R2401914-005A 10X	As (188.980 nm)	0.0468	4.16	66.2095
	R2401914-005A 10X	B (249.772 nm)	1.0280	0.19	31329.5806
	R2401914-005A 10X	Ba (230.424 nm)	2.0916	0.24	93633.2928
	R2401914-005A 10X	Be (313.107 nm)	0.0490	0.13	50630.7593
	R2401914-005A 10X	Ca (317.933 nm)	58.3829 o	0.17	2176439.8326
	R2401914-005A 10X	Cd (214.439 nm)	0.0499	0.50	2939.9719
	R2401914-005A 10X	Co (230.786 nm)	0.4965	0.07	7306.6678
	R2401914-005A 10X	Cr (267.716 nm)	0.2045	0.37	8437.3857
	R2401914-005A 10X	Cu (327.395 nm)	0.3544	0.21	11878.4192
	R2401914-005A 10X	Fe (234.350 nm)	14.9328 o	0.19	307440.0330
	R2401914-005A 10X	K (766.491 nm)	19.8176	0.18	18789.2453
	R2401914-005A 10X	Mg (279.078 nm)	17.7352	0.17	51189.3516
	R2401914-005A 10X	Mn (257.610 nm)	0.8174	0.16	248360.2716
	R2401914-005A 10X	Mo (202.032 nm)	0.4795	1.07	3599.2468
	R2401914-005A 10X	Na (588.995 nm)	19.4662	0.02	245690.7455
	R2401914-005A 10X	Ni (230.299 nm)	0.5241	0.18	6009.4786
	R2401914-005A 10X	Pb (220.353 nm)	0.5364	0.25	2874.1451
	R2401914-005A 10X	Sb (217.582 nm)	0.4937	0.15	1087.8034
	R2401914-005A 10X	Se (196.026 nm)	1.0284	0.83	753.4039
	R2401914-005A 10X	Sn (189.925 nm)	4.7528	0.14	13453.1714
	R2401914-005A 10X	Sr (216.596 nm)	1.9522	0.03	36860.1917
	R2401914-005A 10X	Ti (336.122 nm)	0.6394	0.41	78830.4456
	R2401914-005A 10X	Tl (190.794 nm)	1.9646	0.55	2307.8743
	R2401914-005A 10X	V (292.401 nm)	0.4885	0.13	18314.2769
	R2401914-005A 10X	Y (360.074 nm)	0.99	0.22	450128.90

DateTimeMeasured	SolutionLabel	Element Label (nm)	Unadjusted Conc (ppm)	%RSD	Intensity (c/s)
	R2401914-005A 10X	Y_R (360.074 nm)	0.99	0.21	453044.13
	R2401914-005A 10X	Zn (213.857 nm)	0.6049	0.11	31497.1172
3/12/2024 14:56:22	R2401914-005L 50X	Ag (328.068 nm)	0.0002 u	> 100.00	-320.2313
	R2401914-005L 50X	Al (237.312 nm)	1.5077	0.45	3536.8409
	R2401914-005L 50X	As (188.980 nm)	0.0008	78.60	-6.7927
	R2401914-005L 50X	B (249.772 nm)	0.0068	2.15	284.0637
	R2401914-005L 50X	Ba (230.424 nm)	0.0257	0.52	1143.4168
	R2401914-005L 50X	Be (313.107 nm)	0.0003	4.75	75.0038
	R2401914-005L 50X	Ca (317.933 nm)	9.9470	0.16	373670.7534
	R2401914-005L 50X	Cd (214.439 nm)	0.0001	7.37	-5.1620
	R2401914-005L 50X	Co (230.786 nm)	0.0013	16.61	77.2000
	R2401914-005L 50X	Cr (267.716 nm)	0.0020	6.74	17.1313
	R2401914-005L 50X	Cu (327.395 nm)	0.0190	1.65	595.4212
	R2401914-005L 50X	Fe (234.350 nm)	2.4518	0.16	50578.2174
	R2401914-005L 50X	K (766.491 nm)	0.2574	9.00	-12.7967
	R2401914-005L 50X	Mg (279.078 nm)	2.7582	0.21	7952.9696
	R2401914-005L 50X	Mn (257.610 nm)	0.0603	0.20	18329.3549
	R2401914-005L 50X	Mo (202.032 nm)	0.0017	12.75	5.5427
	R2401914-005L 50X	Na (588.995 nm)	-0.0717 u	11.41	30855.1733
	R2401914-005L 50X	Ni (230.299 nm)	0.0034	13.83	105.7342
	R2401914-005L 50X	Pb (220.353 nm)	0.0081	16.24	55.9616
	R2401914-005L 50X	Sb (217.582 nm)	-0.0022 u	73.03	3.4324
	R2401914-005L 50X	Se (196.026 nm)	-0.0001 u	> 100.00	1.3700
	R2401914-005L 50X	Sn (189.925 nm)	0.0028	15.99	16.0870
	R2401914-005L 50X	Sr (216.596 nm)	0.0141	0.83	219.2321
	R2401914-005L 50X	Ti (336.122 nm)	0.0290	0.87	3464.3123
	R2401914-005L 50X	Tl (190.794 nm)	0.0002 u	> 100.00	-6.0627
	R2401914-005L 50X	V (292.401 nm)	0.0024	2.09	23.7142
	R2401914-005L 50X	Y (360.074 nm)	1.01	0.08	462399.90
	R2401914-005L 50X	Y_R (360.074 nm)	1.01	0.09	465547.81
	R2401914-005L 50X	Zn (213.857 nm)	0.0179	0.23	882.4990
3/12/2024 14:59:36	R2401914-006 10X	Ag (328.068 nm)	0.0006	36.58	-301.0631
	R2401914-006 10X	Al (237.312 nm)	8.9414	4.57	20595.5728
	R2401914-006 10X	As (188.980 nm)	0.0069	6.74	2.9333
	R2401914-006 10X	B (249.772 nm)	0.0336	4.09	1097.5959
	R2401914-006 10X	Ba (230.424 nm)	0.1041	4.43	4651.7041
	R2401914-006 10X	Be (313.107 nm)	0.0012	3.80	999.8363
	R2401914-006 10X	Ca (317.933 nm)	36.3020	4.22	1354596.7279
	R2401914-006 10X	Cd (214.439 nm)	0.0005	4.18	15.5627
	R2401914-006 10X	Co (230.786 nm)	0.0068	5.78	157.1794
	R2401914-006 10X	Cr (267.716 nm)	0.0140	3.51	517.1195
	R2401914-006 10X	Cu (327.395 nm)	0.0551	4.78	1810.8369
	R2401914-006 10X	Fe (234.350 nm)	16.5300 o	4.27	340312.2497
	R2401914-006 10X	K (766.491 nm)	1.0722	6.44	770.4475
	R2401914-006 10X	Mg (279.078 nm)	11.4955	4.38	33176.2863
	R2401914-006 10X	Mn (257.610 nm)	0.3852	4.33	117038.3821
	R2401914-006 10X	Mo (202.032 nm)	0.0015	27.64	4.2188
	R2401914-006 10X	Na (588.995 nm)	0.0184	32.16	31846.5695
	R2401914-006 10X	Ni (230.299 nm)	0.0175	7.45	265.8177
	R2401914-006 10X	Pb (220.353 nm)	0.1361	4.57	738.5766
	R2401914-006 10X	Sb (217.582 nm)	-0.0038 u	4.58	0.0376
	R2401914-006 10X	Se (196.026 nm)	-0.0020 u	> 100.00	-0.0291
	R2401914-006 10X	Sn (189.925 nm)	0.0185	6.90	60.7455
	R2401914-006 10X	Sr (216.596 nm)	0.0591	4.09	1069.5099
	R2401914-006 10X	Ti (336.122 nm)	0.1675	4.62	20555.1858
	R2401914-006 10X	Tl (190.794 nm)	-0.0010 u	48.92	-7.4346
	R2401914-006 10X	V (292.401 nm)	0.0138	4.66	450.1635

DateTimeMeasured	SolutionLabel	Element Label (nm)	Unadjusted Conc (ppm)	%RSD	Intensity (c/s)
	R2401914-006 10X	Y (360.074 nm)	1.00	0.16	454910.77
	R2401914-006 10X	Y_R (360.074 nm)	1.00	0.16	457922.89
	R2401914-006 10X	Zn (213.857 nm)	0.1202	4.35	6214.8452
3/12/2024 15:02:51	R2401914-007 10X	Ag (328.068 nm)	0.0021	2.12	-221.6437
	R2401914-007 10X	Al (237.312 nm)	9.9548	2.30	22921.1348
	R2401914-007 10X	As (188.980 nm)	0.0093	22.83	6.7094
	R2401914-007 10X	B (249.772 nm)	0.0804	1.96	2521.2754
	R2401914-007 10X	Ba (230.424 nm)	0.2663	2.06	11917.4518
	R2401914-007 10X	Be (313.107 nm)	0.0019	1.78	1825.7903
	R2401914-007 10X	Ca (317.933 nm)	66.4214 o	1.95	2475630.4173
	R2401914-007 10X	Cd (214.439 nm)	0.0015	2.73	73.9608
	R2401914-007 10X	Co (230.786 nm)	0.0083	3.33	179.8585
	R2401914-007 10X	Cr (267.716 nm)	0.0251	1.04	979.3975
	R2401914-007 10X	Cu (327.395 nm)	0.0565	2.47	1856.7672
	R2401914-007 10X	Fe (234.350 nm)	53.0204 o LR	1.90	1091298.1367
	R2401914-007 10X	K (766.491 nm)	0.9059	4.61	610.5588
	R2401914-007 10X	Mg (279.078 nm)	18.3296	2.03	52905.2890
	R2401914-007 10X	Mn (257.610 nm)	0.5931	2.05	180212.4353
	R2401914-007 10X	Mo (202.032 nm)	0.0028	15.36	13.7847
	R2401914-007 10X	Na (588.995 nm)	0.0314	27.32	31989.5177
	R2401914-007 10X	Ni (230.299 nm)	0.0260	1.41	362.1331
	R2401914-007 10X	Pb (220.353 nm)	0.2767	1.93	1488.4317
	R2401914-007 10X	Sb (217.582 nm)	-0.0045 u	29.59	-1.4429
	R2401914-007 10X	Se (196.026 nm)	-0.0013 u	> 100.00	0.4662
	R2401914-007 10X	Sn (189.925 nm)	0.1479	2.75	426.5454
	R2401914-007 10X	Sr (216.596 nm)	0.1025	1.73	1890.3569
	R2401914-007 10X	Ti (336.122 nm)	0.2086	2.43	25631.6456
	R2401914-007 10X	Tl (190.794 nm)	0.0006	78.72	-5.6299
	R2401914-007 10X	V (292.401 nm)	0.0152	1.42	505.5099
	R2401914-007 10X	Y (360.074 nm)	0.99	0.18	453448.79
	R2401914-007 10X	Y_R (360.074 nm)	0.99	0.18	456413.61
	R2401914-007 10X	Zn (213.857 nm)	0.2324	2.11	12069.2011
3/12/2024 15:06:05	R2401933-008 10X	Ag (328.068 nm)	0.0816	3.94	4098.3441
	R2401933-008 10X	Al (237.312 nm)	0.7153	4.71	1718.4520
	R2401933-008 10X	As (188.980 nm)	0.0000 u	> 100.00	-7.9677
	R2401933-008 10X	B (249.772 nm)	0.0041	0.49	200.8368
	R2401933-008 10X	Ba (230.424 nm)	0.0539	4.21	2404.9341
	R2401933-008 10X	Be (313.107 nm)	0.0000 u	> 100.00	-198.1008
	R2401933-008 10X	Ca (317.933 nm)	1.1182	4.16	45064.9754
	R2401933-008 10X	Cd (214.439 nm)	0.0003	20.38	4.9759
	R2401933-008 10X	Co (230.786 nm)	0.0014	11.21	78.1122
	R2401933-008 10X	Cr (267.716 nm)	0.0153	4.39	573.2239
	R2401933-008 10X	Cu (327.395 nm)	0.0297	4.42	955.8231
	R2401933-008 10X	Fe (234.350 nm)	1.0053	4.38	20808.5578
	R2401933-008 10X	K (766.491 nm)	0.2810	6.41	9.9260
	R2401933-008 10X	Mg (279.078 nm)	0.4365	3.40	1250.5156
	R2401933-008 10X	Mn (257.610 nm)	0.2093	4.09	63604.4708
	R2401933-008 10X	Mo (202.032 nm)	0.0021	20.23	8.3070
	R2401933-008 10X	Na (588.995 nm)	0.0018 u	> 100.00	31663.3667
	R2401933-008 10X	Ni (230.299 nm)	0.0076	6.46	153.6864
	R2401933-008 10X	Pb (220.353 nm)	0.0070	5.59	49.7876
	R2401933-008 10X	Sb (217.582 nm)	0.0571	1.00	133.2270
	R2401933-008 10X	Se (196.026 nm)	0.0004 u	> 100.00	1.7288
	R2401933-008 10X	Sn (189.925 nm)	0.0013	45.21	11.9994
	R2401933-008 10X	Sr (216.596 nm)	0.0064	2.43	73.6162
	R2401933-008 10X	Ti (336.122 nm)	0.0205	10.45	2410.2760
	R2401933-008 10X	Tl (190.794 nm)	0.0004 u	> 100.00	-5.8162

DateTimeMeasured	SolutionLabel	Element Label (nm)	Unadjusted Conc (ppm)	%RSD	Intensity (c/s)
	R2401933-008 10X	V (292.401 nm)	0.0009	15.40	-33.4849
	R2401933-008 10X	Y (360.074 nm)	1.02	0.26	463672.65
	R2401933-008 10X	Y_R (360.074 nm)	1.02	0.27	466824.73
	R2401933-008 10X	Zn (213.857 nm)	0.0928	3.92	4786.7875
3/12/2024 15:09:19	R2401937-001 10X	Ag (328.068 nm)	0.0002	> 100.00	-324.0201
	R2401937-001 10X	Al (237.312 nm)	0.0076	7.61	94.4688
	R2401937-001 10X	As (188.980 nm)	-0.0013 u	51.83	-10.1003
	R2401937-001 10X	B (249.772 nm)	0.8914	1.97	27175.3245
	R2401937-001 10X	Ba (230.424 nm)	-0.0001 u	> 100.00	-10.3522
	R2401937-001 10X	Be (313.107 nm)	0.0000 u	> 100.00	-198.6182
	R2401937-001 10X	Ca (317.933 nm)	0.0253	2.04	4386.4953
	R2401937-001 10X	Cd (214.439 nm)	0.0000 u	> 100.00	-14.2854
	R2401937-001 10X	Co (230.786 nm)	0.0099	1.07	202.3678
	R2401937-001 10X	Cr (267.716 nm)	0.0005	28.06	-42.4748
	R2401937-001 10X	Cu (327.395 nm)	0.0154	0.69	474.9581
	R2401937-001 10X	Fe (234.350 nm)	0.0198	7.68	525.9748
	R2401937-001 10X	K (766.491 nm)	0.3512	5.44	77.3590
	R2401937-001 10X	Mg (279.078 nm)	0.0181	2.39	42.5488
	R2401937-001 10X	Mn (257.610 nm)	0.0093	2.02	2816.7898
	R2401937-001 10X	Mo (202.032 nm)	0.0045	7.03	26.3505
	R2401937-001 10X	Na (588.995 nm)	4.4364	1.82	80425.9920
	R2401937-001 10X	Ni (230.299 nm)	0.0513	2.78	649.4452
	R2401937-001 10X	Pb (220.353 nm)	-0.0005 u	> 100.00	10.2642
	R2401937-001 10X	Sb (217.582 nm)	0.0076	29.61	25.0364
	R2401937-001 10X	Se (196.026 nm)	0.0024 u	> 100.00	3.2193
	R2401937-001 10X	Sn (189.925 nm)	0.0011 u	95.31	11.3516
	R2401937-001 10X	Sr (216.596 nm)	0.0050	4.10	45.5908
	R2401937-001 10X	Ti (336.122 nm)	0.0010	21.16	-5.0775
	R2401937-001 10X	Tl (190.794 nm)	-0.0014 u	> 100.00	-7.9474
	R2401937-001 10X	V (292.401 nm)	0.0000 u	> 100.00	-66.1264
	R2401937-001 10X	Y (360.074 nm)	0.96	0.27	435500.41
	R2401937-001 10X	Y_R (360.074 nm)	0.95	0.27	438304.72
	R2401937-001 10X	Zn (213.857 nm)	0.0020	4.65	48.8539
3/12/2024 15:12:33	R2401937-002 10X	Ag (328.068 nm)	0.0000 u	> 100.00	-335.2667
	R2401937-002 10X	Al (237.312 nm)	-0.0007 u	> 100.00	75.3169
	R2401937-002 10X	As (188.980 nm)	-0.0016 u	21.62	-10.4997
	R2401937-002 10X	B (249.772 nm)	0.6443	1.07	19665.1025
	R2401937-002 10X	Ba (230.424 nm)	-0.0001 u	29.56	-12.5096
	R2401937-002 10X	Be (313.107 nm)	0.0000 u	22.65	-222.6106
	R2401937-002 10X	Ca (317.933 nm)	0.0039	5.02	3591.7158
	R2401937-002 10X	Cd (214.439 nm)	0.0000 u	> 100.00	-16.0081
	R2401937-002 10X	Co (230.786 nm)	0.0069	1.98	159.5925
	R2401937-002 10X	Cr (267.716 nm)	0.0004	29.93	-47.5975
	R2401937-002 10X	Cu (327.395 nm)	0.0102	1.36	299.6580
	R2401937-002 10X	Fe (234.350 nm)	0.0085	5.15	292.7062
	R2401937-002 10X	K (766.491 nm)	0.3341	2.12	60.9858
	R2401937-002 10X	Mg (279.078 nm)	0.0043	39.27	2.7377
	R2401937-002 10X	Mn (257.610 nm)	0.0044	1.46	1342.6205
	R2401937-002 10X	Mo (202.032 nm)	0.0037	14.40	20.2699
	R2401937-002 10X	Na (588.995 nm)	4.0681	0.88	76376.6162
	R2401937-002 10X	Ni (230.299 nm)	0.0311	0.17	420.3332
	R2401937-002 10X	Pb (220.353 nm)	0.0007	18.90	16.1774
	R2401937-002 10X	Sb (217.582 nm)	0.0054	18.08	20.1735
	R2401937-002 10X	Se (196.026 nm)	0.0022 u	> 100.00	3.0546
	R2401937-002 10X	Sn (189.925 nm)	0.0008	> 100.00	10.5587
	R2401937-002 10X	Sr (216.596 nm)	0.0037	5.53	21.3395
	R2401937-002 10X	Ti (336.122 nm)	0.0001 u	> 100.00	-115.1307

DateTimeMeasured	SolutionLabel	Element Label (nm)	Unadjusted Conc (ppm)	%RSD	Intensity (c/s)
	R2401937-002 10X	Tl (190.794 nm)	-0.0012 u	> 100.00	-7.6912
	R2401937-002 10X	V (292.401 nm)	0.0001 u	> 100.00	-64.8326
	R2401937-002 10X	Y (360.074 nm)	0.96	0.17	438333.59
	R2401937-002 10X	Y_R (360.074 nm)	0.96	0.17	441154.74
	R2401937-002 10X	Zn (213.857 nm)	0.0004	29.07	-34.6217
3/12/2024 15:15:48	R2401850-004 10X	Ag (328.068 nm)	0.0017	9.14	-242.8627
	R2401850-004 10X	Al (237.312 nm)	3.0679	6.00	7117.0900
	R2401850-004 10X	As (188.980 nm)	0.0025	14.41	-4.0560
	R2401850-004 10X	B (249.772 nm)	0.0313	5.53	1028.9668
	R2401850-004 10X	Ba (230.424 nm)	0.3377	5.47	15112.2255
	R2401850-004 10X	Be (313.107 nm)	0.0001	6.30	-103.7942
	R2401850-004 10X	Ca (317.933 nm)	28.1782	5.57	1052228.7729
	R2401850-004 10X	Cd (214.439 nm)	0.0016	2.95	81.4838
	R2401850-004 10X	Co (230.786 nm)	0.0029	12.18	100.8161
	R2401850-004 10X	Cr (267.716 nm)	0.0200	5.83	766.5506
	R2401850-004 10X	Cu (327.395 nm)	0.4973	5.71	16685.0765
	R2401850-004 10X	Fe (234.350 nm)	6.6863	5.50	137724.0061
	R2401850-004 10X	K (766.491 nm)	2.8531	5.08	2482.3048
	R2401850-004 10X	Mg (279.078 nm)	3.6240	5.59	10452.2708
	R2401850-004 10X	Mn (257.610 nm)	0.2136	5.64	64888.6860
	R2401850-004 10X	Mo (202.032 nm)	0.0092	8.38	62.1847
	R2401850-004 10X	Na (588.995 nm)	0.6412	6.72	38694.7737
	R2401850-004 10X	Ni (230.299 nm)	0.0117	10.48	200.7411
	R2401850-004 10X	Pb (220.353 nm)	0.0231	6.03	136.1686
	R2401850-004 10X	Sb (217.582 nm)	0.0005 u	> 100.00	9.3178
	R2401850-004 10X	Se (196.026 nm)	0.0052	46.98	5.2082
	R2401850-004 10X	Sn (189.925 nm)	0.0379	6.63	115.6117
	R2401850-004 10X	Sr (216.596 nm)	0.0530	6.33	953.7505
	R2401850-004 10X	Ti (336.122 nm)	0.0347	6.94	4156.6704
	R2401850-004 10X	Tl (190.794 nm)	0.0005 u	> 100.00	-5.6626
	R2401850-004 10X	V (292.401 nm)	0.0043	6.11	92.3681
	R2401850-004 10X	Y (360.074 nm)	1.01	0.32	458671.42
	R2401850-004 10X	Y_R (360.074 nm)	1.01	0.32	461719.89
	R2401850-004 10X	Zn (213.857 nm)	0.9561	5.52	49814.3743
3/12/2024 15:19:04	R2401874-001 10X	Ag (328.068 nm)	0.0010	24.92	-277.7333
	R2401874-001 10X	Al (237.312 nm)	15.1758	5.12	34902.1562
	R2401874-001 10X	As (188.980 nm)	0.0043	46.11	-1.2300
	R2401874-001 10X	B (249.772 nm)	0.0543	4.86	1726.2772
	R2401874-001 10X	Ba (230.424 nm)	0.1329	5.10	5943.9383
	R2401874-001 10X	Be (313.107 nm)	0.0002	12.08	-19.3038
	R2401874-001 10X	Ca (317.933 nm)	25.0889	5.06	937248.1483
	R2401874-001 10X	Cd (214.439 nm)	0.0019	6.64	98.7931
	R2401874-001 10X	Co (230.786 nm)	0.0095	2.61	197.2696
	R2401874-001 10X	Cr (267.716 nm)	0.0311	4.81	1226.7016
	R2401874-001 10X	Cu (327.395 nm)	0.2707	5.05	9063.5687
	R2401874-001 10X	Fe (234.350 nm)	6.5052	4.87	133997.6298
	R2401874-001 10X	K (766.491 nm)	3.4862	5.30	3090.9291
	R2401874-001 10X	Mg (279.078 nm)	2.3284	5.02	6712.1881
	R2401874-001 10X	Mn (257.610 nm)	0.2585	5.00	78539.5500
	R2401874-001 10X	Mo (202.032 nm)	0.0040	10.35	22.7101
	R2401874-001 10X	Na (588.995 nm)	6.2205	5.65	100043.2619
	R2401874-001 10X	Ni (230.299 nm)	0.0291	5.89	397.4906
	R2401874-001 10X	Pb (220.353 nm)	0.0893	5.61	488.7689
	R2401874-001 10X	Sb (217.582 nm)	0.0011 u	93.62	10.8092
	R2401874-001 10X	Se (196.026 nm)	-0.0005 u	> 100.00	1.0579
	R2401874-001 10X	Sn (189.925 nm)	0.0317	3.99	97.9560
	R2401874-001 10X	Sr (216.596 nm)	0.0598	5.14	1082.9675

DateTimeMeasured	SolutionLabel	Element Label (nm)	Unadjusted Conc (ppm)	%RSD	Intensity (c/s)
	R2401874-001 10X	Ti (336.122 nm)	0.0326	5.20	3897.3473
	R2401874-001 10X	Tl (190.794 nm)	0.0003 u	99.52	-5.8878
	R2401874-001 10X	V (292.401 nm)	0.0051	3.60	123.3547
	R2401874-001 10X	Y (360.074 nm)	1.00	0.26	456438.49
	R2401874-001 10X	Y_R (360.074 nm)	1.00	0.26	459475.04
	R2401874-001 10X	Zn (213.857 nm)	0.5153	5.08	26824.9462
3/12/2024 15:22:18	Continuing Calibration Verification	Ag (328.068 nm)	0.5177	0.04	27785.3171
	Continuing Calibration Verification	Al (237.312 nm)	9.9754	0.25	22968.3397
	Continuing Calibration Verification	As (188.980 nm)	0.9803	0.35	1548.2893
	Continuing Calibration Verification	B (249.772 nm)	2.4371	0.07	74167.0672
	Continuing Calibration Verification	Ba (230.424 nm)	10.2271	0.21	457866.2994
	Continuing Calibration Verification	Be (313.107 nm)	0.2392	0.05	248143.6132
	Continuing Calibration Verification	Ca (317.933 nm)	25.5925	0.05	955990.9135
	Continuing Calibration Verification	Cd (214.439 nm)	0.5082	0.07	30073.2795
	Continuing Calibration Verification	Co (230.786 nm)	2.5320	0.12	37025.2939
	Continuing Calibration Verification	Cr (267.716 nm)	0.5144	0.13	21323.8925
	Continuing Calibration Verification	Cu (327.395 nm)	1.2328	0.04	41428.0066
	Continuing Calibration Verification	Fe (234.350 nm)	5.0109	0.03	103245.2394
	Continuing Calibration Verification	K (766.491 nm)	24.1866	0.18	22988.9014
	Continuing Calibration Verification	Mg (279.078 nm)	25.0726	0.00	72371.4460
	Continuing Calibration Verification	Mn (257.610 nm)	0.7480	0.04	227263.7412
	Continuing Calibration Verification	Mo (202.032 nm)	2.5536	0.27	19197.2541
	Continuing Calibration Verification	Na (588.995 nm)	24.8759	0.20	305174.8533
	Continuing Calibration Verification	Ni (230.299 nm)	2.1053	0.07	23936.9180
	Continuing Calibration Verification	Pb (220.353 nm)	0.5092	0.21	2728.5808
	Continuing Calibration Verification	Sb (217.582 nm)	4.8884	0.20	10696.1298
	Continuing Calibration Verification	Se (196.026 nm)	0.4898	0.21	359.5680
	Continuing Calibration Verification	Sn (189.925 nm)	5.0959	0.07	14423.6126
	Continuing Calibration Verification	Sr (216.596 nm)	2.5176	0.16	47551.1042
	Continuing Calibration Verification	Ti (336.122 nm)	2.5282	0.28	312065.5544
	Continuing Calibration Verification	Tl (190.794 nm)	1.0142	0.45	1188.3580
	Continuing Calibration Verification	V (292.401 nm)	2.4933	0.05	93758.8188
	Continuing Calibration Verification	Y (360.074 nm)	0.96	0.38	437845.05
	Continuing Calibration Verification	Y_R (360.074 nm)	0.96	0.38	440725.33
	Continuing Calibration Verification	Zn (213.857 nm)	0.9941	0.15	51797.2894
3/12/2024 15:25:32	Continuing Calibration Blank	Ag (328.068 nm)	0.0001 u	> 100.00	-329.1559
	Continuing Calibration Blank	Al (237.312 nm)	-0.0020 u	35.43	72.3456
	Continuing Calibration Blank	As (188.980 nm)	0.0004 u	> 100.00	-7.4417
	Continuing Calibration Blank	B (249.772 nm)	0.0011	20.81	110.1963
	Continuing Calibration Blank	Ba (230.424 nm)	0.0001	17.65	-0.9658
	Continuing Calibration Blank	Be (313.107 nm)	0.0000	90.38	-188.7857
	Continuing Calibration Blank	Ca (317.933 nm)	-0.0214 u	1.08	2649.8941
	Continuing Calibration Blank	Cd (214.439 nm)	0.0000 u	> 100.00	-11.8205
	Continuing Calibration Blank	Co (230.786 nm)	0.0002	19.89	61.1933
	Continuing Calibration Blank	Cr (267.716 nm)	0.0003	70.90	-52.9643
	Continuing Calibration Blank	Cu (327.395 nm)	0.0001 u	> 100.00	-40.8031
	Continuing Calibration Blank	Fe (234.350 nm)	0.0033	18.03	186.3040
	Continuing Calibration Blank	K (766.491 nm)	0.0425	42.38	-219.3013
	Continuing Calibration Blank	Mg (279.078 nm)	-0.0060 u	25.11	-26.9757
	Continuing Calibration Blank	Mn (257.610 nm)	0.0000 u	> 100.00	-2.8271
	Continuing Calibration Blank	Mo (202.032 nm)	0.0033	19.33	17.7755
	Continuing Calibration Blank	Na (588.995 nm)	-0.1876 u	2.99	29580.8343
	Continuing Calibration Blank	Ni (230.299 nm)	-0.0007 u	35.70	59.6179
	Continuing Calibration Blank	Pb (220.353 nm)	-0.0001 u	90.31	12.2289
	Continuing Calibration Blank	Sb (217.582 nm)	0.0027	44.13	14.3224
	Continuing Calibration Blank	Se (196.026 nm)	0.0018	76.01	2.7307
	Continuing Calibration Blank	Sn (189.925 nm)	0.0003	55.01	9.2619

DateTimeMeasured	SolutionLabel	Element Label (nm)	Unadjusted Conc (ppm)	%RSD	Intensity (c/s)
	Continuing Calibration Blank	Sr (216.596 nm)	0.0002	39.14	-44.5114
	Continuing Calibration Blank	Ti (336.122 nm)	0.0030	24.99	253.2118
	Continuing Calibration Blank	Tl (190.794 nm)	-0.0016 u	65.23	-8.1224
	Continuing Calibration Blank	V (292.401 nm)	0.0002	22.41	-60.4124
	Continuing Calibration Blank	Y (360.074 nm)	1.02	0.09	465813.05
	Continuing Calibration Blank	Y_R (360.074 nm)	1.02	0.09	468960.81
	Continuing Calibration Blank	Zn (213.857 nm)	0.0000 u	> 100.00	-52.0179
3/12/2024 15:28:45	Contract Required Detection Limit	Ag (328.068 nm)	0.0100	0.96	209.8918
	Contract Required Detection Limit	Al (237.312 nm)	0.1932	0.40	520.4077
	Contract Required Detection Limit	As (188.980 nm)	0.0198	6.06	23.3533
	Contract Required Detection Limit	B (249.772 nm)	0.1928	0.09	5938.8751
	Contract Required Detection Limit	Ba (230.424 nm)	0.2061	0.20	9222.1293
	Contract Required Detection Limit	Be (313.107 nm)	0.0049	0.16	4837.4578
	Contract Required Detection Limit	Ca (317.933 nm)	0.9902	0.13	40300.6529
	Contract Required Detection Limit	Cd (214.439 nm)	0.0104	0.25	600.8063
	Contract Required Detection Limit	Co (230.786 nm)	0.0505	0.59	795.7840
	Contract Required Detection Limit	Cr (267.716 nm)	0.0101	1.82	353.3492
	Contract Required Detection Limit	Cu (327.395 nm)	0.0245	1.88	781.0432
	Contract Required Detection Limit	Fe (234.350 nm)	0.1086	0.69	2353.9578
	Contract Required Detection Limit	K (766.491 nm)	0.9218	3.90	625.8985
	Contract Required Detection Limit	Mg (279.078 nm)	0.9691	0.14	2788.0304
	Contract Required Detection Limit	Mn (257.610 nm)	0.0152	0.20	4629.0018
	Contract Required Detection Limit	Mo (202.032 nm)	0.0254	2.06	183.9113
	Contract Required Detection Limit	Na (588.995 nm)	0.7817 R 78%	0.65	40239.3170 R
	Contract Required Detection Limit	Ni (230.299 nm)	0.0399	0.32	519.5918
	Contract Required Detection Limit	Pb (220.353 nm)	0.0099	4.83	65.6722
	Contract Required Detection Limit	Sb (217.582 nm)	0.0625	2.46	144.8754
	Contract Required Detection Limit	Se (196.026 nm)	0.0103	45.28	8.9861
	Contract Required Detection Limit	Sn (189.925 nm)	0.5011	0.42	1425.7721
	Contract Required Detection Limit	Sr (216.596 nm)	0.1006	0.35	1854.1637
	Contract Required Detection Limit	Ti (336.122 nm)	0.0496	0.23	6006.5512
	Contract Required Detection Limit	Tl (190.794 nm)	0.0185	9.73	15.5610
	Contract Required Detection Limit	V (292.401 nm)	0.0493	0.28	1785.9746
	Contract Required Detection Limit	Y (360.074 nm)	0.99	0.40	453433.74
	Contract Required Detection Limit	Y_R (360.074 nm)	0.99	0.40	456576.38
	Contract Required Detection Limit	Zn (213.857 nm)	0.0192	0.59	945.8525
3/12/2024 15:31:59	Interference Check Solution A	Ag (328.068 nm)	-0.0001 u	> 100.00	-339.6608
	Interference Check Solution A	Al (237.312 nm)	257.0344 o	0.13	589913.8028
	Interference Check Solution A	As (188.980 nm)	-0.0024 u	77.73	-11.7977
	Interference Check Solution A	B (249.772 nm)	0.1173	0.13	3643.7444
	Interference Check Solution A	Ba (230.424 nm)	0.0007	10.70	24.8915
	Interference Check Solution A	Be (313.107 nm)	0.0000 u	26.48	-203.7357
	Interference Check Solution A	Ca (317.933 nm)	242.0508 o	0.33	9012496.7122
	Interference Check Solution A	Cd (214.439 nm)	-0.0015 Ku	20.43	-100.8490 K
	Interference Check Solution A	Co (230.786 nm)	0.0020	5.76	87.6399
	Interference Check Solution A	Cr (267.716 nm)	0.0009	19.51	-28.5392
	Interference Check Solution A	Cu (327.395 nm)	0.0000 u	> 100.00	-42.9196
	Interference Check Solution A	Fe (234.350 nm)	94.9653 o	0.27	1954538.5911
	Interference Check Solution A	K (766.491 nm)	-0.0529 u	26.73	-311.0603
	Interference Check Solution A	Mg (279.078 nm)	262.9801 o	0.25	759179.1772
	Interference Check Solution A	Mn (257.610 nm)	0.0013	0.90	388.7198
	Interference Check Solution A	Mo (202.032 nm)	-0.0015 u	41.62	-18.5168
	Interference Check Solution A	Na (588.995 nm)	0.1210	11.42	32974.4482
	Interference Check Solution A	Ni (230.299 nm)	0.0008	90.42	76.8730
	Interference Check Solution A	Pb (220.353 nm)	0.0012 u	> 100.00	19.2931
	Interference Check Solution A	Sb (217.582 nm)	-0.0096 u	22.15	-12.7359
	Interference Check Solution A	Se (196.026 nm)	-0.0012 u	> 100.00	0.5244

DateTimeMeasured	SolutionLabel	Element Label (nm)	Unadjusted Conc (ppm)	%RSD	Intensity (c/s)
	Interference Check Solution A	Sn (189.925 nm)	0.0018	40.33	13.4326
	Interference Check Solution A	Sr (216.596 nm)	0.0099	0.79	139.1561
	Interference Check Solution A	Ti (336.122 nm)	0.0019	9.18	111.9689
	Interference Check Solution A	Tl (190.794 nm)	-0.0024 u	53.47	-9.0876
	Interference Check Solution A	V (292.401 nm)	0.0022	8.18	16.8848
	Interference Check Solution A	Y (360.074 nm)	0.88	0.30	403070.66
	Interference Check Solution A	Y_R (360.074 nm)	0.88	0.30	405669.07
	Interference Check Solution A	Zn (213.857 nm)	0.0118 K	0.79	562.9119 K
3/12/2024 15:35:13	Interference Check Solution AB	Ag (328.068 nm)	0.2181	0.09	11513.8536
	Interference Check Solution AB	Al (237.312 nm)	253.9668 o	0.09	582874.3262
	Interference Check Solution AB	As (188.980 nm)	0.0946	3.53	142.1488
	Interference Check Solution AB	B (249.772 nm)	0.1165	0.52	3617.1631
	Interference Check Solution AB	Ba (230.424 nm)	0.5199	0.13	23270.0568
	Interference Check Solution AB	Be (313.107 nm)	0.4857	0.10	504027.2638
	Interference Check Solution AB	Ca (317.933 nm)	238.4661 o	0.16	8879076.5389
	Interference Check Solution AB	Cd (214.439 nm)	0.9676	0.09	57274.6189
	Interference Check Solution AB	Co (230.786 nm)	0.4891	0.26	7199.0229
	Interference Check Solution AB	Cr (267.716 nm)	0.5148	0.08	21338.5569
	Interference Check Solution AB	Cu (327.395 nm)	0.5344	0.04	17934.9129
	Interference Check Solution AB	Fe (234.350 nm)	94.4871 o	0.14	1944696.7441
	Interference Check Solution AB	K (766.491 nm)	-0.0181 u	> 100.00	-277.6241
	Interference Check Solution AB	Mg (279.078 nm)	260.9005 o	0.12	753175.5046
	Interference Check Solution AB	Mn (257.610 nm)	0.4897	0.09	148779.4434
	Interference Check Solution AB	Mo (202.032 nm)	-0.0014 u	26.35	-18.0948
	Interference Check Solution AB	Na (588.995 nm)	0.1454	6.97	33242.9475
	Interference Check Solution AB	Ni (230.299 nm)	0.9890	0.14	11280.3562
	Interference Check Solution AB	Pb (220.353 nm)	0.0508	2.56	283.4380
	Interference Check Solution AB	Sb (217.582 nm)	0.6118	0.31	1345.8953
	Interference Check Solution AB	Se (196.026 nm)	0.0419	1.48	32.0513
	Interference Check Solution AB	Sn (189.925 nm)	0.0031	28.94	16.9073
	Interference Check Solution AB	Sr (216.596 nm)	0.0106	1.93	152.8837
	Interference Check Solution AB	Ti (336.122 nm)	0.0016	4.58	71.8467
	Interference Check Solution AB	Tl (190.794 nm)	0.1003	3.37	111.8771
	Interference Check Solution AB	V (292.401 nm)	0.5061	0.10	18979.1200
	Interference Check Solution AB	Y (360.074 nm)	0.88	0.18	403396.70
	Interference Check Solution AB	Y_R (360.074 nm)	0.88	0.18	405950.08
	Interference Check Solution AB	Zn (213.857 nm)	1.0096	0.13	52602.7043
3/12/2024 15:38:28	HLCCV2	Ag (328.068 nm)	2.1718 o	0.22	117616.1584
	HLCCV2	Al (237.312 nm)	513.8308 o	0.25	1179204.5841
	HLCCV2	As (188.980 nm)	4.1318 o	0.41	6551.3579
	HLCCV2	B (249.772 nm)	10.7273 o	0.27	326199.9596
	HLCCV2	Ba (230.424 nm)	39.3565 o	0.40	1762007.5393
	HLCCV2	Be (313.107 nm)	1.0020 o	0.27	1040104.3651
	HLCCV2	Ca (317.933 nm)	238.3557 o	0.35	8874967.8354
	HLCCV2	Cd (214.439 nm)	1.9357 o	0.26	114590.4112
	HLCCV2	Co (230.786 nm)	9.6244 o	0.25	140570.6121
	HLCCV2	Cr (267.716 nm)	9.9653 o	0.28	414254.9174
	HLCCV2	Cu (327.395 nm)	5.3930 o	0.21	181379.4994
	HLCCV2	Fe (234.350 nm)	47.7470 o	0.25	982768.1446
	HLCCV2	K (766.491 nm)	171.0160 Qo	0.17	164127.0473 Q
	HLCCV2	Mg (279.078 nm)	517.5300 o	0.35	1494030.8909
	HLCCV2	Mn (257.610 nm)	9.6580 o	0.38	2934557.7665
	HLCCV2	Mo (202.032 nm)	9.9933 o	0.41	75148.6642
	HLCCV2	Na (588.995 nm)	208.6421 o	0.12	2325836.5224
	HLCCV2	Ni (230.299 nm)	7.6412 o	0.26	86700.5290
	HLCCV2	Pb (220.353 nm)	9.6869 o	0.20	51683.5949
	HLCCV2	Sb (217.582 nm)	0.0164	2.70	44.2041

DateTimeMeasured	SolutionLabel	Element Label (nm)	Unadjusted Conc (ppm)	%RSD	Intensity (c/s)
	HLCCV2	Se (196.026 nm)	2.0747 o	1.37	1518.5055
	HLCCV2	Sn (189.925 nm)	-0.0071 u	14.64	-11.8675
	HLCCV2	Sr (216.596 nm)	10.0119 o	0.46	189241.2629
	HLCCV2	Ti (336.122 nm)	10.1920 o	0.31	1258429.5682
	HLCCV2	Tl (190.794 nm)	3.7869 o	0.52	4454.4389
	HLCCV2	V (292.401 nm)	10.0020 o	0.29	376324.3159
	HLCCV2	Y (360.074 nm)	0.84	0.15	382851.63
	HLCCV2	Y_R (360.074 nm)	0.84	0.15	385229.09
	HLCCV2	Zn (213.857 nm)	4.1742 o	0.26	217659.0543
3/12/2024 15:41:42	HLCCV3	Ag (328.068 nm)	-0.0001 u	> 100.00	-337.5443
	HLCCV3	Al (237.312 nm)	0.0448	10.32	179.7198
	HLCCV3	As (188.980 nm)	0.0015	38.69	-5.6833
	HLCCV3	B (249.772 nm)	0.0541	1.36	1722.3900
	HLCCV3	Ba (230.424 nm)	0.0018	17.28	71.9150
	HLCCV3	Be (313.107 nm)	0.0001	0.68	-142.2887
	HLCCV3	Ca (317.933 nm)	189.6254 o	0.32	7061241.2866
	HLCCV3	Cd (214.439 nm)	0.0002	28.24	-4.1504
	HLCCV3	Co (230.786 nm)	0.0017	16.94	82.7251
	HLCCV3	Cr (267.716 nm)	0.0008	17.93	-32.4525
	HLCCV3	Cu (327.395 nm)	4.1541 o	0.29	139702.6307
	HLCCV3	Fe (234.350 nm)	38.2646 o	0.29	787617.3329
	HLCCV3	K (766.491 nm)	109.9999 o	0.07	105475.9796
	HLCCV3	Mg (279.078 nm)	413.0425 o	0.27	1192389.4932
	HLCCV3	Mn (257.610 nm)	0.0117	0.27	3563.0495
	HLCCV3	Mo (202.032 nm)	0.0092	30.21	61.9033
	HLCCV3	Na (588.995 nm)	152.7072 o	0.11	1710786.3248
	HLCCV3	Ni (230.299 nm)	-0.0206 u	1.47	-166.0875
	HLCCV3	Pb (220.353 nm)	0.0019	47.50	22.7779
	HLCCV3	Sb (217.582 nm)	-0.0044 u	10.35	-1.2477
	HLCCV3	Se (196.026 nm)	-0.0030 u	> 100.00	-0.7793
	HLCCV3	Sn (189.925 nm)	0.0003 u	> 100.00	9.1757
	HLCCV3	Sr (216.596 nm)	0.0080	2.22	102.9999
	HLCCV3	Ti (336.122 nm)	0.0198	10.33	2318.8515
	HLCCV3	Tl (190.794 nm)	2.8508 o	0.26	3351.7452
	HLCCV3	V (292.401 nm)	0.0009	14.94	-34.3970
	HLCCV3	Y (360.074 nm)	0.88	0.19	399918.18
	HLCCV3	Y_R (360.074 nm)	0.88	0.19	402465.20
	HLCCV3	Zn (213.857 nm)	0.0073	0.95	326.0221
3/12/2024 15:44:57	HLCCV1	Ag (328.068 nm)	0.9880	0.29	53326.9163
	HLCCV1	Al (237.312 nm)	19.9657	0.27	45893.7694
	HLCCV1	As (188.980 nm)	1.9788	0.36	3133.3337
	HLCCV1	B (249.772 nm)	4.9756	0.27	151340.1675
	HLCCV1	Ba (230.424 nm)	19.8752	0.11	889819.9984
	HLCCV1	Be (313.107 nm)	0.4981	0.18	516967.4083
	HLCCV1	Ca (317.933 nm)	49.6182	0.24	1850219.2695
	HLCCV1	Cd (214.439 nm)	0.9939	0.26	58831.1234
	HLCCV1	Co (230.786 nm)	4.9597	0.18	72468.7509
	HLCCV1	Cr (267.716 nm)	0.9868	0.20	40961.2688
	HLCCV1	Cu (327.395 nm)	2.4766	0.22	83270.9541
	HLCCV1	Fe (234.350 nm)	9.9604	0.19	205107.3422
	HLCCV1	K (766.491 nm)	49.7177	0.27	47530.3786
	HLCCV1	Mg (279.078 nm)	49.4619	0.17	142780.3067
	HLCCV1	Mn (257.610 nm)	1.4902	0.25	452797.7403
	HLCCV1	Mo (202.032 nm)	4.9779	0.19	37429.6773
	HLCCV1	Na (588.995 nm)	48.9563	0.32	569959.2058
	HLCCV1	Ni (230.299 nm)	3.9757	0.34	45142.4423
	HLCCV1	Pb (220.353 nm)	0.9917	0.34	5302.2774

DateTimeMeasured	SolutionLabel	Element Label (nm)	Unadjusted Conc (ppm)	%RSD	Intensity (c/s)
	HLCCV1	Sb (217.582 nm)	9.9481	0.26	21758.5821
	HLCCV1	Se (196.026 nm)	0.9950	0.18	729.0171
	HLCCV1	Sn (189.925 nm)	9.8934	0.31	27994.8618
	HLCCV1	Sr (216.596 nm)	4.9808	0.39	94121.7991
	HLCCV1	Ti (336.122 nm)	4.9552	0.19	611769.3032
	HLCCV1	Tl (190.794 nm)	1.9911	0.46	2339.0675
	HLCCV1	V (292.401 nm)	4.9496	0.17	186196.4595
	HLCCV1	Y (360.074 nm)	0.94	0.25	429992.87
	HLCCV1	Y_R (360.074 nm)	0.94	0.25	432829.22
	HLCCV1	Zn (213.857 nm)	1.9858	0.18	103518.6701
3/12/2024 15:48:11	Continuing Calibration Verification	Ag (328.068 nm)	0.5157	0.10	27674.6165
	Continuing Calibration Verification	Al (237.312 nm)	9.9292	0.12	22862.2820
	Continuing Calibration Verification	As (188.980 nm)	0.9801	0.38	1547.8493
	Continuing Calibration Verification	B (249.772 nm)	2.4321	0.12	74014.4035
	Continuing Calibration Verification	Ba (230.424 nm)	10.1882	0.20	456123.3449
	Continuing Calibration Verification	Be (313.107 nm)	0.2387	0.21	247627.5345
	Continuing Calibration Verification	Ca (317.933 nm)	25.5366	0.27	953909.1216
	Continuing Calibration Verification	Cd (214.439 nm)	0.5070	0.27	30004.3704
	Continuing Calibration Verification	Co (230.786 nm)	2.5135	0.30	36755.2158
	Continuing Calibration Verification	Cr (267.716 nm)	0.5134	0.19	21278.4928
	Continuing Calibration Verification	Cu (327.395 nm)	1.2252	0.08	41172.1426
	Continuing Calibration Verification	Fe (234.350 nm)	4.9952	0.22	102921.9805
	Continuing Calibration Verification	K (766.491 nm)	24.1474	0.12	22951.2172
	Continuing Calibration Verification	Mg (279.078 nm)	25.0411	0.18	72280.7206
	Continuing Calibration Verification	Mn (257.610 nm)	0.7460	0.18	226672.3184
	Continuing Calibration Verification	Mo (202.032 nm)	2.5522	0.23	19186.7450
	Continuing Calibration Verification	Na (588.995 nm)	24.6888	0.11	303117.7232
	Continuing Calibration Verification	Ni (230.299 nm)	2.0994	0.23	23869.3624
	Continuing Calibration Verification	Pb (220.353 nm)	0.5080	0.25	2722.1914
	Continuing Calibration Verification	Sb (217.582 nm)	4.8681	0.22	10651.9587
	Continuing Calibration Verification	Se (196.026 nm)	0.4857	0.94	356.5822
	Continuing Calibration Verification	Sn (189.925 nm)	5.0787	0.11	14374.8309
	Continuing Calibration Verification	Sr (216.596 nm)	2.4986	0.27	47192.0034
	Continuing Calibration Verification	Ti (336.122 nm)	2.5288	0.23	312140.8373
	Continuing Calibration Verification	Tl (190.794 nm)	1.0150	0.27	1189.3559
	Continuing Calibration Verification	V (292.401 nm)	2.4857	0.21	93473.4267
	Continuing Calibration Verification	Y (360.074 nm)	0.96	0.20	438444.18
	Continuing Calibration Verification	Y_R (360.074 nm)	0.96	0.20	441378.28
	Continuing Calibration Verification	Zn (213.857 nm)	0.9883	0.15	51491.3056
3/12/2024 15:51:25	Continuing Calibration Blank	Ag (328.068 nm)	0.0001	32.15	-329.7286
	Continuing Calibration Blank	Al (237.312 nm)	-0.0008 u	> 100.00	75.2660
	Continuing Calibration Blank	As (188.980 nm)	0.0009	34.67	-6.5347
	Continuing Calibration Blank	B (249.772 nm)	0.0021	22.72	140.5505
	Continuing Calibration Blank	Ba (230.424 nm)	0.0005	14.07	15.8933
	Continuing Calibration Blank	Be (313.107 nm)	0.0000	39.95	-170.4406
	Continuing Calibration Blank	Ca (317.933 nm)	-0.0199 u	2.19	2705.8355
	Continuing Calibration Blank	Cd (214.439 nm)	0.0001	82.58	-8.6652
	Continuing Calibration Blank	Co (230.786 nm)	0.0000 u	> 100.00	58.6468
	Continuing Calibration Blank	Cr (267.716 nm)	0.0003	61.74	-54.4433
	Continuing Calibration Blank	Cu (327.395 nm)	-0.0001 u	71.68	-47.7428
	Continuing Calibration Blank	Fe (234.350 nm)	0.0036	15.77	192.4398
	Continuing Calibration Blank	K (766.491 nm)	0.0854	14.51	-178.1337
	Continuing Calibration Blank	Mg (279.078 nm)	-0.0031 u	60.39	-18.7941
	Continuing Calibration Blank	Mn (257.610 nm)	0.0000 u	> 100.00	-2.7228
	Continuing Calibration Blank	Mo (202.032 nm)	0.0042	12.43	24.1700
	Continuing Calibration Blank	Na (588.995 nm)	-0.1890 u	3.17	29566.1803
	Continuing Calibration Blank	Ni (230.299 nm)	-0.0003 u	12.35	64.4268

DateTimeMeasured	SolutionLabel	Element Label (nm)	Unadjusted Conc (ppm)	%RSD	Intensity (c/s)
	Continuing Calibration Blank	Pb (220.353 nm)	-0.0001 u	> 100.00	12.0736
	Continuing Calibration Blank	Sb (217.582 nm)	0.0046	14.62	18.3701
	Continuing Calibration Blank	Se (196.026 nm)	0.0019 u	> 100.00	2.8307
	Continuing Calibration Blank	Sn (189.925 nm)	0.0005	10.62	9.8169
	Continuing Calibration Blank	Sr (216.596 nm)	0.0003	51.15	-41.4835
	Continuing Calibration Blank	Ti (336.122 nm)	0.0039	19.20	359.5146
	Continuing Calibration Blank	Tl (190.794 nm)	0.0025	26.36	-3.3890
	Continuing Calibration Blank	V (292.401 nm)	0.0002	68.16	-58.5612
	Continuing Calibration Blank	Y (360.074 nm)	1.02	0.21	465767.86
	Continuing Calibration Blank	Y_R (360.074 nm)	1.02	0.21	468940.56
	Continuing Calibration Blank	Zn (213.857 nm)	0.0000 u	> 100.00	-52.7482
3/12/2024 15:54:39	PBW-435153	Ag (328.068 nm)	0.0002	74.14	-323.6707
	PBW-435153	Al (237.312 nm)	0.0026	89.10	83.0171
	PBW-435153	As (188.980 nm)	-0.0008 u	> 100.00	-9.3875
	PBW-435153	B (249.772 nm)	0.0005	37.37	91.5283
	PBW-435153	Ba (230.424 nm)	0.0002	26.34	1.5768
	PBW-435153	Be (313.107 nm)	0.0000	95.86	-183.0356
	PBW-435153	Ca (317.933 nm)	-0.0158 u	0.84	2857.6565
	PBW-435153	Cd (214.439 nm)	0.0000 u	> 100.00	-12.6125
	PBW-435153	Co (230.786 nm)	0.0003 u	> 100.00	62.3443
	PBW-435153	Cr (267.716 nm)	-0.0001 u	> 100.00	-68.9438
	PBW-435153	Cu (327.395 nm)	0.0000 u	> 100.00	-43.4713
	PBW-435153	Fe (234.350 nm)	-0.0014 u	8.76	90.5470
	PBW-435153	K (766.491 nm)	-0.0098 u	> 100.00	-269.6461
	PBW-435153	Mg (279.078 nm)	0.0034	36.13	-0.0313
	PBW-435153	Mn (257.610 nm)	0.0000 u	99.99	-6.1109
	PBW-435153	Mo (202.032 nm)	0.0014	21.54	3.4052
	PBW-435153	Na (588.995 nm)	-0.3168 u	3.30	28160.2669
	PBW-435153	Ni (230.299 nm)	-0.0004 u	> 100.00	62.7162
	PBW-435153	Pb (220.353 nm)	-0.0003 u	> 100.00	11.3350
	PBW-435153	Sb (217.582 nm)	0.0005 u	> 100.00	9.4756
	PBW-435153	Se (196.026 nm)	-0.0020 u	> 100.00	-0.0045
	PBW-435153	Sn (189.925 nm)	-0.0010 u	55.55	5.3199
	PBW-435153	Sr (216.596 nm)	0.0003	37.96	-42.9273
	PBW-435153	Ti (336.122 nm)	0.0009	16.12	-11.9040
	PBW-435153	Tl (190.794 nm)	-0.0005 u	> 100.00	-6.9107
	PBW-435153	V (292.401 nm)	0.0002	93.48	-58.5514
	PBW-435153	Y (360.074 nm)	1.04	0.19	475722.66
	PBW-435153	Y_R (360.074 nm)	1.04	0.20	478941.28
	PBW-435153	Zn (213.857 nm)	0.0001	26.89	-47.4365
3/12/2024 15:57:52	LCSW-435153	Ag (328.068 nm)	0.0520	0.30	2493.0272
	LCSW-435153	Al (237.312 nm)	1.9679	0.61	4592.8447
	LCSW-435153	As (188.980 nm)	0.0382	3.88	52.5812
	LCSW-435153	B (249.772 nm)	1.0079	0.49	30719.1012
	LCSW-435153	Ba (230.424 nm)	2.0221	0.35	90524.8588
	LCSW-435153	Be (313.107 nm)	0.0479	0.47	49523.6485
	LCSW-435153	Ca (317.933 nm)	1.9848	0.43	77320.0415
	LCSW-435153	Cd (214.439 nm)	0.0523	0.66	3081.4032
	LCSW-435153	Co (230.786 nm)	0.5134	0.37	7554.3717
	LCSW-435153	Cr (267.716 nm)	0.1993	0.47	8221.9141
	LCSW-435153	Cu (327.395 nm)	0.2492	0.44	8337.7699
	LCSW-435153	Fe (234.350 nm)	0.9823	0.93	20333.8776
	LCSW-435153	K (766.491 nm)	18.8944	0.90	17901.8860
	LCSW-435153	Mg (279.078 nm)	1.9679	0.35	5671.2280
	LCSW-435153	Mn (257.610 nm)	0.4895	0.49	148742.2437
	LCSW-435153	Mo (202.032 nm)	0.4872	1.45	3657.0383
	LCSW-435153	Na (588.995 nm)	19.0934	0.40	241592.2489

DateTimeMeasured	SolutionLabel	Element Label (nm)	Unadjusted Conc (ppm)	%RSD	Intensity (c/s)
	LCSW-435153	Ni (230.299 nm)	0.5293	0.45	6068.9085
	LCSW-435153	Pb (220.353 nm)	0.5154	0.56	2761.9839
	LCSW-435153	Sb (217.582 nm)	0.5098	0.04	1123.0000
	LCSW-435153	Se (196.026 nm)	1.0948 o	0.59	801.9660
	LCSW-435153	Sn (189.925 nm)	4.9302	1.19	13954.8624
	LCSW-435153	Sr (216.596 nm)	1.9941	0.54	37653.2120
	LCSW-435153	Ti (336.122 nm)	0.4849	1.00	59758.2067
	LCSW-435153	Tl (190.794 nm)	2.0292	0.36	2384.0270
	LCSW-435153	V (292.401 nm)	0.4854	0.53	18197.5417
	LCSW-435153	Y (360.074 nm)	1.02	0.17	466331.95
	LCSW-435153	Y_R (360.074 nm)	1.02	0.18	469443.78
	LCSW-435153	Zn (213.857 nm)	0.5312	0.47	27651.6237
3/12/2024 16:01:06	R2401897-005 20X	Ag (328.068 nm)	0.0002	> 100.00	-320.2186
	R2401897-005 20X	Al (237.312 nm)	9.8984	6.04	22791.7225
	R2401897-005 20X	As (188.980 nm)	0.0045	35.23	-0.9613
	R2401897-005 20X	B (249.772 nm)	0.0462	5.46	1482.0300
	R2401897-005 20X	Ba (230.424 nm)	0.1553	5.53	6947.2464
	R2401897-005 20X	Be (313.107 nm)	0.0006	4.42	427.0125
	R2401897-005 20X	Ca (317.933 nm)	273.3518 o	4.93	10177511.7874
	R2401897-005 20X	Cd (214.439 nm)	0.0008	7.46	33.6732
	R2401897-005 20X	Co (230.786 nm)	0.0170	6.21	306.8201
	R2401897-005 20X	Cr (267.716 nm)	0.0189	7.62	719.0641
	R2401897-005 20X	Cu (327.395 nm)	0.0834	6.06	2762.1755
	R2401897-005 20X	Fe (234.350 nm)	19.9682 o	5.55	411071.9767
	R2401897-005 20X	K (766.491 nm)	2.1168	5.55	1774.5445
	R2401897-005 20X	Mg (279.078 nm)	29.6252	5.61	85514.4361
	R2401897-005 20X	Mn (257.610 nm)	0.8402	5.49	255296.7129
	R2401897-005 20X	Mo (202.032 nm)	0.0037	25.59	20.9720
	R2401897-005 20X	Na (588.995 nm)	5.1754	5.54	88551.9311
	R2401897-005 20X	Ni (230.299 nm)	0.0423	6.34	547.2971
	R2401897-005 20X	Pb (220.353 nm)	0.0588	5.03	326.3053
	R2401897-005 20X	Sb (217.582 nm)	-0.0040 u	68.08	-0.4310
	R2401897-005 20X	Se (196.026 nm)	-0.0018 u	> 100.00	0.1204
	R2401897-005 20X	Sn (189.925 nm)	0.0196	27.98	63.6431
	R2401897-005 20X	Sr (216.596 nm)	0.5620	5.28	10577.5361
	R2401897-005 20X	Ti (336.122 nm)	0.0445	5.61	5376.5657
	R2401897-005 20X	Tl (190.794 nm)	0.0057	47.14	0.4817
	R2401897-005 20X	V (292.401 nm)	0.0186	5.17	631.1085
	R2401897-005 20X	Y (360.074 nm)	0.97	0.29	441612.85
	R2401897-005 20X	Y_R (360.074 nm)	0.97	0.29	444528.26
	R2401897-005 20X	Zn (213.857 nm)	0.2741	5.68	14243.5840
3/12/2024 16:04:20	R2401897-005L 100X	Ag (328.068 nm)	0.0002	30.28	-321.5726
	R2401897-005L 100X	Al (237.312 nm)	1.8158	0.16	4243.8006
	R2401897-005L 100X	As (188.980 nm)	-0.0012 u	> 100.00	-9.9507
	R2401897-005L 100X	B (249.772 nm)	0.0090	1.26	350.8911
	R2401897-005L 100X	Ba (230.424 nm)	0.0295	0.69	1313.7550
	R2401897-005L 100X	Be (313.107 nm)	0.0001	4.28	-93.0075
	R2401897-005L 100X	Ca (317.933 nm)	54.8483 o	0.34	2044881.9278
	R2401897-005L 100X	Cd (214.439 nm)	0.0002	19.92	-4.2197
	R2401897-005L 100X	Co (230.786 nm)	0.0035	8.30	109.1548
	R2401897-005L 100X	Cr (267.716 nm)	0.0036	5.29	85.1241
	R2401897-005L 100X	Cu (327.395 nm)	0.0152	1.08	466.8748
	R2401897-005L 100X	Fe (234.350 nm)	3.7948	0.34	78216.8221
	R2401897-005L 100X	K (766.491 nm)	0.3373	13.27	64.0886
	R2401897-005L 100X	Mg (279.078 nm)	5.5563	0.40	16030.6621
	R2401897-005L 100X	Mn (257.610 nm)	0.1594	0.28	48436.6651
	R2401897-005L 100X	Mo (202.032 nm)	0.0007	38.54	-1.6075

DateTimeMeasured	SolutionLabel	Element Label (nm)	Unadjusted Conc (ppm)	%RSD	Intensity (c/s)
	R2401897-005L 100X	Na (588.995 nm)	0.7628	0.16	40031.3970
	R2401897-005L 100X	Ni (230.299 nm)	0.0079	3.44	157.8399
	R2401897-005L 100X	Pb (220.353 nm)	0.0109	6.64	71.0159
	R2401897-005L 100X	Sb (217.582 nm)	-0.0014 u	71.44	5.2569
	R2401897-005L 100X	Se (196.026 nm)	0.0017 u	> 100.00	2.6559
	R2401897-005L 100X	Sn (189.925 nm)	0.0069	5.19	27.8883
	R2401897-005L 100X	Sr (216.596 nm)	0.1079	0.59	1992.9039
	R2401897-005L 100X	Ti (336.122 nm)	0.0097	6.25	1071.3364
	R2401897-005L 100X	Tl (190.794 nm)	0.0005 u	> 100.00	-5.6634
	R2401897-005L 100X	V (292.401 nm)	0.0034	2.64	60.3071
	R2401897-005L 100X	Y (360.074 nm)	1.00	0.29	456449.81
	R2401897-005L 100X	Y_R (360.074 nm)	1.00	0.29	459582.82
	R2401897-005L 100X	Zn (213.857 nm)	0.0508	0.11	2597.7935
3/12/2024 16:07:34	Continuing Calibration Verification	Ag (328.068 nm)	0.5174	0.06	27768.1488
	Continuing Calibration Verification	Al (237.312 nm)	9.9520	0.08	22914.5552
	Continuing Calibration Verification	As (188.980 nm)	0.9832	0.47	1552.7824
	Continuing Calibration Verification	B (249.772 nm)	2.4380	0.11	74194.6027
	Continuing Calibration Verification	Ba (230.424 nm)	10.2075	0.37	456987.4807
	Continuing Calibration Verification	Be (313.107 nm)	0.2391	0.20	248051.4249
	Continuing Calibration Verification	Ca (317.933 nm)	25.5666	0.19	955026.2614
	Continuing Calibration Verification	Cd (214.439 nm)	0.5073	0.18	30023.0559
	Continuing Calibration Verification	Co (230.786 nm)	2.5272	0.17	36954.2525
	Continuing Calibration Verification	Cr (267.716 nm)	0.5136	0.15	21288.2671
	Continuing Calibration Verification	Cu (327.395 nm)	1.2326	0.43	41423.1580
	Continuing Calibration Verification	Fe (234.350 nm)	5.0013	0.19	103046.5428
	Continuing Calibration Verification	K (766.491 nm)	24.1341	0.12	22938.4170
	Continuing Calibration Verification	Mg (279.078 nm)	25.0280	0.12	72242.7340
	Continuing Calibration Verification	Mn (257.610 nm)	0.7471	0.16	226990.8017
	Continuing Calibration Verification	Mo (202.032 nm)	2.5517	0.44	19183.3101
	Continuing Calibration Verification	Na (588.995 nm)	24.7480	0.09	303768.6195
	Continuing Calibration Verification	Ni (230.299 nm)	2.1004	0.10	23881.6075
	Continuing Calibration Verification	Pb (220.353 nm)	0.5077	0.20	2720.8506
	Continuing Calibration Verification	Sb (217.582 nm)	4.8871	0.10	10693.2888
	Continuing Calibration Verification	Se (196.026 nm)	0.4866	0.99	357.2757
	Continuing Calibration Verification	Sn (189.925 nm)	5.0966	0.22	14425.6830
	Continuing Calibration Verification	Sr (216.596 nm)	2.5080	0.33	47369.0785
	Continuing Calibration Verification	Ti (336.122 nm)	2.5302	0.30	312311.6118
	Continuing Calibration Verification	Tl (190.794 nm)	1.0079	0.30	1180.9713
	Continuing Calibration Verification	V (292.401 nm)	2.4888	0.14	93589.6477
	Continuing Calibration Verification	Y (360.074 nm)	0.96	0.40	438030.66
	Continuing Calibration Verification	Y_R (360.074 nm)	0.96	0.41	441015.97
	Continuing Calibration Verification	Zn (213.857 nm)	0.9906	0.45	51615.2963
3/12/2024 16:10:48	Continuing Calibration Blank	Ag (328.068 nm)	0.0000 u	> 100.00	-331.2962
	Continuing Calibration Blank	Al (237.312 nm)	-0.0029 u	52.14	70.4275
	Continuing Calibration Blank	As (188.980 nm)	0.0010 u	> 100.00	-6.4572
	Continuing Calibration Blank	B (249.772 nm)	0.0010	2.73	106.5646
	Continuing Calibration Blank	Ba (230.424 nm)	0.0004	8.84	11.4151
	Continuing Calibration Blank	Be (313.107 nm)	0.0000	46.17	-175.7968
	Continuing Calibration Blank	Ca (317.933 nm)	-0.0204 u	1.15	2687.5849
	Continuing Calibration Blank	Cd (214.439 nm)	0.0000 u	61.13	-16.1966
	Continuing Calibration Blank	Co (230.786 nm)	0.0003 u	> 100.00	62.0310
	Continuing Calibration Blank	Cr (267.716 nm)	0.0002	44.61	-57.6697
	Continuing Calibration Blank	Cu (327.395 nm)	-0.0003 u	69.73	-55.6671
	Continuing Calibration Blank	Fe (234.350 nm)	0.0024	25.77	168.8731
	Continuing Calibration Blank	K (766.491 nm)	0.0654	70.29	-197.2877
	Continuing Calibration Blank	Mg (279.078 nm)	-0.0032 u	48.17	-18.8713
	Continuing Calibration Blank	Mn (257.610 nm)	0.0000 u	> 100.00	-1.2354

DateTimeMeasured	SolutionLabel	Element Label (nm)	Unadjusted Conc (ppm)	%RSD	Intensity (c/s)
	Continuing Calibration Blank	Mo (202.032 nm)	0.0033	20.09	17.3155
	Continuing Calibration Blank	Na (588.995 nm)	-0.2234 u	0.55	29187.7993
	Continuing Calibration Blank	Ni (230.299 nm)	0.0001 u	> 100.00	68.6043
	Continuing Calibration Blank	Pb (220.353 nm)	-0.0002 u	> 100.00	11.8329
	Continuing Calibration Blank	Sb (217.582 nm)	0.0042	36.48	17.5860
	Continuing Calibration Blank	Se (196.026 nm)	0.0002 u	> 100.00	1.6038
	Continuing Calibration Blank	Sn (189.925 nm)	0.0026	15.15	15.7376
	Continuing Calibration Blank	Sr (216.596 nm)	0.0003	34.99	-42.5663
	Continuing Calibration Blank	Ti (336.122 nm)	0.0029	21.30	233.0067
	Continuing Calibration Blank	Tl (190.794 nm)	-0.0007 u	> 100.00	-7.1174
	Continuing Calibration Blank	V (292.401 nm)	0.0003	29.54	-55.1002
	Continuing Calibration Blank	Y (360.074 nm)	1.02	0.22	465645.28
	Continuing Calibration Blank	Y_R (360.074 nm)	1.02	0.22	468838.57
	Continuing Calibration Blank	Zn (213.857 nm)	0.0000 u	> 100.00	-55.1614
3/12/2024 16:14:01	PBW-435152	Ag (328.068 nm)	0.0003	52.12	-316.9699
	PBW-435152	Al (237.312 nm)	-0.0013 u	> 100.00	73.9351
	PBW-435152	As (188.980 nm)	0.0007 u	> 100.00	-6.8595
	PBW-435152	B (249.772 nm)	0.0000 u	> 100.00	75.2639
	PBW-435152	Ba (230.424 nm)	0.0002 u	> 100.00	0.0254
	PBW-435152	Be (313.107 nm)	0.0000 u	> 100.00	-187.7200
	PBW-435152	Ca (317.933 nm)	-0.0013 u	> 100.00	3397.8264
	PBW-435152	Cd (214.439 nm)	0.0000 u	> 100.00	-12.2604
	PBW-435152	Co (230.786 nm)	0.0000 u	> 100.00	57.8571
	PBW-435152	Cr (267.716 nm)	-0.0003 u	53.09	-76.1624
	PBW-435152	Cu (327.395 nm)	-0.0002 u	> 100.00	-49.2242
	PBW-435152	Fe (234.350 nm)	-0.0024 u	10.27	69.1625
	PBW-435152	K (766.491 nm)	-0.0334 u	> 100.00	-292.2567
	PBW-435152	Mg (279.078 nm)	-0.0027 u	21.28	-17.5036
	PBW-435152	Mn (257.610 nm)	0.0000 u	> 100.00	-2.9775
	PBW-435152	Mo (202.032 nm)	0.0015	18.82	3.7014
	PBW-435152	Na (588.995 nm)	-0.3345 u	2.45	27965.9618
	PBW-435152	Ni (230.299 nm)	-0.0003 u	89.43	64.1436
	PBW-435152	Pb (220.353 nm)	-0.0004 u	36.38	10.6000
	PBW-435152	Sb (217.582 nm)	0.0009 u	> 100.00	10.2013
	PBW-435152	Se (196.026 nm)	0.0027 u	> 100.00	3.4004
	PBW-435152	Sn (189.925 nm)	0.0012	33.26	11.7875
	PBW-435152	Sr (216.596 nm)	0.0004	77.80	-40.8706
	PBW-435152	Ti (336.122 nm)	0.0005	12.66	-56.3047
	PBW-435152	Tl (190.794 nm)	0.0001 u	> 100.00	-6.1484
	PBW-435152	V (292.401 nm)	0.0002	66.57	-60.3700
	PBW-435152	Y (360.074 nm)	1.04	0.08	474899.48
	PBW-435152	Y_R (360.074 nm)	1.04	0.09	478117.56
	PBW-435152	Zn (213.857 nm)	0.0004	3.23	-33.5007
3/12/2024 16:17:15	LCSW-435152	Ag (328.068 nm)	0.0514	1.12	2456.1097
	LCSW-435152	Al (237.312 nm)	1.9354	0.49	4518.2466
	LCSW-435152	As (188.980 nm)	0.0382	0.27	52.5741
	LCSW-435152	B (249.772 nm)	0.9923	0.51	30243.0884
	LCSW-435152	Ba (230.424 nm)	2.0006	0.32	89562.6558
	LCSW-435152	Be (313.107 nm)	0.0472	0.48	48808.9515
	LCSW-435152	Ca (317.933 nm)	1.9634	0.53	76523.4579
	LCSW-435152	Cd (214.439 nm)	0.0514	0.32	3029.5800
	LCSW-435152	Co (230.786 nm)	0.5060	0.60	7445.0119
	LCSW-435152	Cr (267.716 nm)	0.1962	0.58	8093.3251
	LCSW-435152	Cu (327.395 nm)	0.2455	0.38	8215.1208
	LCSW-435152	Fe (234.350 nm)	0.9689	0.93	20059.3104
	LCSW-435152	K (766.491 nm)	18.5117	0.54	17533.9693
	LCSW-435152	Mg (279.078 nm)	1.9332	0.47	5571.1686

DateTimeMeasured	SolutionLabel	Element Label (nm)	Unadjusted Conc (ppm)	%RSD	Intensity (c/s)
	LCSW-435152	Mn (257.610 nm)	0.4824	0.55	146580.2099
	LCSW-435152	Mo (202.032 nm)	0.4811	1.58	3610.8203
	LCSW-435152	Na (588.995 nm)	18.7868	0.43	238219.9479
	LCSW-435152	Ni (230.299 nm)	0.5278	0.37	6051.4450
	LCSW-435152	Pb (220.353 nm)	0.5086	0.78	2725.6812
	LCSW-435152	Sb (217.582 nm)	0.5035	0.50	1109.1241
	LCSW-435152	Se (196.026 nm)	1.0826	1.10	793.0541
	LCSW-435152	Sn (189.925 nm)	4.8773	1.13	13805.2534
	LCSW-435152	Sr (216.596 nm)	1.9642	0.43	37087.1470
	LCSW-435152	Ti (336.122 nm)	0.4786	0.92	58981.6163
	LCSW-435152	Tl (190.794 nm)	2.0055	0.66	2356.0336
	LCSW-435152	V (292.401 nm)	0.4787	0.61	17946.1718
	LCSW-435152	Y (360.074 nm)	1.02	0.09	464914.53
	LCSW-435152	Y_R (360.074 nm)	1.02	0.09	468077.63
	LCSW-435152	Zn (213.857 nm)	0.5262	0.46	27389.6584
3/12/2024 16:20:29	R2401869-001 5X	Ag (328.068 nm)	-0.0004 u	20.47	-352.5126
	R2401869-001 5X	Al (237.312 nm)	0.0022	51.56	82.1172
	R2401869-001 5X	As (188.980 nm)	-0.0014 u	> 100.00	-10.2319
	R2401869-001 5X	B (249.772 nm)	0.0037	6.67	187.5722
	R2401869-001 5X	Ba (230.424 nm)	0.0075	5.51	326.8961
	R2401869-001 5X	Be (313.107 nm)	0.0000 u	28.68	-221.0582
	R2401869-001 5X	Ca (317.933 nm)	31.5623	4.07	1178184.2618
	R2401869-001 5X	Cd (214.439 nm)	-0.0001 u	> 100.00	-17.4707
	R2401869-001 5X	Co (230.786 nm)	0.0006	38.22	67.4133
	R2401869-001 5X	Cr (267.716 nm)	0.0002	30.95	-55.8672
	R2401869-001 5X	Cu (327.395 nm)	-0.0003 u	> 100.00	-53.2593
	R2401869-001 5X	Fe (234.350 nm)	0.0041	15.90	203.7305
	R2401869-001 5X	K (766.491 nm)	19.0653	2.80	18066.1136
	R2401869-001 5X	Mg (279.078 nm)	4.7132	4.14	13596.7917
	R2401869-001 5X	Mn (257.610 nm)	0.0029	4.91	867.8862
	R2401869-001 5X	Mo (202.032 nm)	0.0347	4.58	253.7540
	R2401869-001 5X	Na (588.995 nm)	970.7579 o	3.03	10705929.7440
	R2401869-001 5X	Ni (230.299 nm)	0.0010	32.85	78.7306
	R2401869-001 5X	Pb (220.353 nm)	-0.0003 u	> 100.00	11.1806
	R2401869-001 5X	Sb (217.582 nm)	0.0011	42.89	10.6739
	R2401869-001 5X	Se (196.026 nm)	0.0022 u	> 100.00	3.0582
	R2401869-001 5X	Sn (189.925 nm)	0.0208	23.94	67.1405
	R2401869-001 5X	Sr (216.596 nm)	0.3774	4.18	7087.1242
	R2401869-001 5X	Ti (336.122 nm)	0.0020	12.78	121.8783
	R2401869-001 5X	Tl (190.794 nm)	0.0023	70.08	-3.5677
	R2401869-001 5X	V (292.401 nm)	-0.0001 u	> 100.00	-71.4473
	R2401869-001 5X	Y (360.074 nm)	0.88	0.66	402276.38
	R2401869-001 5X	Y_R (360.074 nm)	0.88	0.66	404799.91
	R2401869-001 5X	Zn (213.857 nm)	0.0050	3.68	207.7829
3/12/2024 16:23:43	R2401869-001S 5X	Ag (328.068 nm)	0.0051	4.00	-54.1680
	R2401869-001S 5X	Al (237.312 nm)	0.2023	2.20	541.3178
	R2401869-001S 5X	As (188.980 nm)	0.0021 u	> 100.00	-4.6469
	R2401869-001S 5X	B (249.772 nm)	0.1061	1.27	3302.2039
	R2401869-001S 5X	Ba (230.424 nm)	0.2003	1.22	8961.0099
	R2401869-001S 5X	Be (313.107 nm)	0.0047	1.22	4725.9038
	R2401869-001S 5X	Ca (317.933 nm)	16.3457	1.14	611829.0730
	R2401869-001S 5X	Cd (214.439 nm)	0.0053	0.88	299.1855
	R2401869-001S 5X	Co (230.786 nm)	0.0509	0.82	801.1984
	R2401869-001S 5X	Cr (267.716 nm)	0.0194	2.42	741.5617
	R2401869-001S 5X	Cu (327.395 nm)	0.0253	0.96	808.3868
	R2401869-001S 5X	Fe (234.350 nm)	0.0987	1.31	2149.3875
	R2401869-001S 5X	K (766.491 nm)	11.4021	1.00	10699.9691

DateTimeMeasured	SolutionLabel	Element Label (nm)	Unadjusted Conc (ppm)	%RSD	Intensity (c/s)
	R2401869-001S 5X	Mg (279.078 nm)	2.6209	1.44	7556.5191
	R2401869-001S 5X	Mn (257.610 nm)	0.0495	1.16	15048.9325
	R2401869-001S 5X	Mo (202.032 nm)	0.0652	1.16	483.0604
	R2401869-001S 5X	Na (588.995 nm)	544.1499 o	1.12	6015022.3459
	R2401869-001S 5X	Ni (230.299 nm)	0.0522	2.23	659.4343
	R2401869-001S 5X	Pb (220.353 nm)	0.0498	1.78	278.4354
	R2401869-001S 5X	Sb (217.582 nm)	0.0519	1.29	121.7626
	R2401869-001S 5X	Se (196.026 nm)	0.1101	2.56	81.9361
	R2401869-001S 5X	Sn (189.925 nm)	0.5066	1.33	1441.2864
	R2401869-001S 5X	Sr (216.596 nm)	0.3868	1.19	7265.5432
	R2401869-001S 5X	Ti (336.122 nm)	0.0491	0.92	5936.2283
	R2401869-001S 5X	Tl (190.794 nm)	0.1902	0.34	217.8147
	R2401869-001S 5X	V (292.401 nm)	0.0490	1.12	1774.3104
	R2401869-001S 5X	Y (360.074 nm)	0.92	0.05	420138.59
	R2401869-001S 5X	Y_R (360.074 nm)	0.92	0.05	422886.87
	R2401869-001S 5X	Zn (213.857 nm)	0.0568	0.81	2911.0108
3/12/2024 16:26:57	R2401869-001SD 5X	Ag (328.068 nm)	0.0110	1.83	265.5742
	R2401869-001SD 5X	Al (237.312 nm)	0.4226	0.51	1046.7402
	R2401869-001SD 5X	As (188.980 nm)	0.0077	8.21	4.2584
	R2401869-001SD 5X	B (249.772 nm)	0.2194	0.72	6747.3663
	R2401869-001SD 5X	Ba (230.424 nm)	0.4064	0.41	18186.6794
	R2401869-001SD 5X	Be (313.107 nm)	0.0096	0.51	9760.8618
	R2401869-001SD 5X	Ca (317.933 nm)	33.4417	0.39	1248137.1996
	R2401869-001SD 5X	Cd (214.439 nm)	0.0104	0.76	604.2603
	R2401869-001SD 5X	Co (230.786 nm)	0.1015	0.42	1539.6186
	R2401869-001SD 5X	Cr (267.716 nm)	0.0398	0.59	1588.3574
	R2401869-001SD 5X	Cu (327.395 nm)	0.0522	0.86	1713.2048
	R2401869-001SD 5X	Fe (234.350 nm)	0.1990	0.62	4213.7381
	R2401869-001SD 5X	K (766.491 nm)	24.9556	0.55	23728.0875
	R2401869-001SD 5X	Mg (279.078 nm)	5.3121	0.50	15325.7231
	R2401869-001SD 5X	Mn (257.610 nm)	0.1008	0.54	30631.8089
	R2401869-001SD 5X	Mo (202.032 nm)	0.1331	0.95	993.5137
	R2401869-001SD 5X	Na (588.995 nm)	998.3328 o	0.95	11009139.0960
	R2401869-001SD 5X	Ni (230.299 nm)	0.1057	0.73	1266.5688
	R2401869-001SD 5X	Pb (220.353 nm)	0.0993	2.08	542.5637
	R2401869-001SD 5X	Sb (217.582 nm)	0.1077	2.68	243.7088
	R2401869-001SD 5X	Se (196.026 nm)	0.2263	0.70	166.8797
	R2401869-001SD 5X	Sn (189.925 nm)	1.0172	0.55	2885.8514
	R2401869-001SD 5X	Sr (216.596 nm)	0.7886	0.50	14861.9550
	R2401869-001SD 5X	Ti (336.122 nm)	0.0998	0.21	12206.3555
	R2401869-001SD 5X	Tl (190.794 nm)	0.3777	0.62	438.6312
	R2401869-001SD 5X	V (292.401 nm)	0.0991	0.47	3662.6459
	R2401869-001SD 5X	Y (360.074 nm)	0.88	0.08	399383.83
	R2401869-001SD 5X	Y_R (360.074 nm)	0.88	0.08	401945.53
	R2401869-001SD 5X	Zn (213.857 nm)	0.1168	0.67	6040.7141
3/12/2024 16:30:12	R2401869-001A 5X	Ag (328.068 nm)	0.0541	0.29	2604.3637
	R2401869-001A 5X	Al (237.312 nm)	2.0669	0.08	4820.1288
	R2401869-001A 5X	As (188.980 nm)	0.0399	3.76	55.3695
	R2401869-001A 5X	B (249.772 nm)	1.0701	0.20	32608.3687
	R2401869-001A 5X	Ba (230.424 nm)	2.0035	0.07	89690.4220
	R2401869-001A 5X	Be (313.107 nm)	0.0480	0.18	49643.0221
	R2401869-001A 5X	Ca (317.933 nm)	34.7636	0.31	1297334.6592
	R2401869-001A 5X	Cd (214.439 nm)	0.0515	0.36	3036.0932
	R2401869-001A 5X	Co (230.786 nm)	0.5027	0.08	7397.7958
	R2401869-001A 5X	Cr (267.716 nm)	0.1949	0.14	8038.6131
	R2401869-001A 5X	Cu (327.395 nm)	0.2605	0.08	8720.8519
	R2401869-001A 5X	Fe (234.350 nm)	0.9811	0.57	20309.2950

DateTimeMeasured	SolutionLabel	Element Label (nm)	Unadjusted Conc (ppm)	%RSD	Intensity (c/s)
	R2401869-001A 5X	K (766.491 nm)	43.3947	0.22	41452.4999
	R2401869-001A 5X	Mg (279.078 nm)	6.7925	0.30	19599.2840
	R2401869-001A 5X	Mn (257.610 nm)	0.4857	0.25	147576.9545
	R2401869-001A 5X	Mo (202.032 nm)	0.5284	0.88	3966.5713
	R2401869-001A 5X	Na (588.995 nm)	995.3026 o	0.31	10975819.4067
	R2401869-001A 5X	Ni (230.299 nm)	0.5181	0.24	5942.0900
	R2401869-001A 5X	Pb (220.353 nm)	0.4951	0.57	2653.6802
	R2401869-001A 5X	Sb (217.582 nm)	0.5228	0.66	1151.4213
	R2401869-001A 5X	Se (196.026 nm)	1.0832	1.05	793.5321
	R2401869-001A 5X	Sn (189.925 nm)	4.7649	0.29	13487.2383
	R2401869-001A 5X	Sr (216.596 nm)	2.2541	0.25	42568.2614
	R2401869-001A 5X	Ti (336.122 nm)	0.4920	0.47	60631.6208
	R2401869-001A 5X	Tl (190.794 nm)	1.8810	0.39	2209.4101
	R2401869-001A 5X	V (292.401 nm)	0.4940	0.30	18522.3879
	R2401869-001A 5X	Y (360.074 nm)	0.87	0.02	398245.70
	R2401869-001A 5X	Y_R (360.074 nm)	0.87	0.02	400862.98
	R2401869-001A 5X	Zn (213.857 nm)	0.5601	0.12	29158.8144
3/12/2024 16:33:26	R2401869-001L 25X	Ag (328.068 nm)	-0.0001 u	> 100.00	-337.7546
	R2401869-001L 25X	Al (237.312 nm)	0.0000 u	> 100.00	77.0222
	R2401869-001L 25X	As (188.980 nm)	-0.0009 u	> 100.00	-9.4265
	R2401869-001L 25X	B (249.772 nm)	0.0008	20.39	100.8745
	R2401869-001L 25X	Ba (230.424 nm)	0.0014	6.35	54.3140
	R2401869-001L 25X	Be (313.107 nm)	0.0000 u	> 100.00	-204.5977
	R2401869-001L 25X	Ca (317.933 nm)	6.3858	0.22	241123.4332
	R2401869-001L 25X	Cd (214.439 nm)	0.0000 u	> 100.00	-15.3126
	R2401869-001L 25X	Co (230.786 nm)	0.0003 u	> 100.00	61.9315
	R2401869-001L 25X	Cr (267.716 nm)	0.0001 u	> 100.00	-62.0985
	R2401869-001L 25X	Cu (327.395 nm)	-0.0001 u	> 100.00	-47.7761
	R2401869-001L 25X	Fe (234.350 nm)	0.0019	25.08	157.6570
	R2401869-001L 25X	K (766.491 nm)	3.5490	1.60	3151.2267
	R2401869-001L 25X	Mg (279.078 nm)	0.9590	0.33	2758.9057
	R2401869-001L 25X	Mn (257.610 nm)	0.0005	2.72	161.4759
	R2401869-001L 25X	Mo (202.032 nm)	0.0089	1.49	59.5768
	R2401869-001L 25X	Na (588.995 nm)	225.2408 o	0.17	2508353.3554
	R2401869-001L 25X	Ni (230.299 nm)	0.0001 u	> 100.00	68.5964
	R2401869-001L 25X	Pb (220.353 nm)	-0.0012 u	41.28	6.1836
	R2401869-001L 25X	Sb (217.582 nm)	-0.0010 u	> 100.00	6.0587
	R2401869-001L 25X	Se (196.026 nm)	-0.0022 u	> 100.00	-0.1421
	R2401869-001L 25X	Sn (189.925 nm)	0.0042	29.91	20.2923
	R2401869-001L 25X	Sr (216.596 nm)	0.0766	0.22	1400.2350
	R2401869-001L 25X	Ti (336.122 nm)	0.0011	18.81	14.3615
	R2401869-001L 25X	Tl (190.794 nm)	0.0005 u	> 100.00	-5.7162
	R2401869-001L 25X	V (292.401 nm)	-0.0001 u	> 100.00	-70.0710
	R2401869-001L 25X	Y (360.074 nm)	0.96	0.33	438061.06
	R2401869-001L 25X	Y_R (360.074 nm)	0.96	0.33	441092.76
	R2401869-001L 25X	Zn (213.857 nm)	0.0010	4.95	-2.4497
3/12/2024 16:36:40	Continuing Calibration Verification	Ag (328.068 nm)	0.5161	0.02	27695.2935
	Continuing Calibration Verification	Al (237.312 nm)	9.9283	0.18	22860.3098
	Continuing Calibration Verification	As (188.980 nm)	0.9798	0.23	1547.3723
	Continuing Calibration Verification	B (249.772 nm)	2.4310	0.04	73981.5134
	Continuing Calibration Verification	Ba (230.424 nm)	10.1662	0.10	455138.1520
	Continuing Calibration Verification	Be (313.107 nm)	0.2385	0.05	247432.8378
	Continuing Calibration Verification	Ca (317.933 nm)	25.4470	0.09	950576.6123
	Continuing Calibration Verification	Cd (214.439 nm)	0.5050	0.13	29885.2650
	Continuing Calibration Verification	Co (230.786 nm)	2.5151	0.25	36777.2275
	Continuing Calibration Verification	Cr (267.716 nm)	0.5120	0.15	21220.8191
	Continuing Calibration Verification	Cu (327.395 nm)	1.2290	0.16	41300.2403

DateTimeMeasured	SolutionLabel	Element Label (nm)	Unadjusted Conc (ppm)	%RSD	Intensity (c/s)
	Continuing Calibration Verification	Fe (234.350 nm)	4.9780	0.12	102567.9640
	Continuing Calibration Verification	K (766.491 nm)	24.1977	0.21	22999.6111
	Continuing Calibration Verification	Mg (279.078 nm)	24.8894	0.05	71842.7833
	Continuing Calibration Verification	Mn (257.610 nm)	0.7449	0.07	226322.0057
	Continuing Calibration Verification	Mo (202.032 nm)	2.5495	0.26	19166.8411
	Continuing Calibration Verification	Na (588.995 nm)	25.1873	0.25	308599.3682
	Continuing Calibration Verification	Ni (230.299 nm)	2.0951	0.08	23820.8298
	Continuing Calibration Verification	Pb (220.353 nm)	0.5053	0.48	2707.9797
	Continuing Calibration Verification	Sb (217.582 nm)	4.8789	0.08	10675.4946
	Continuing Calibration Verification	Se (196.026 nm)	0.4836	1.06	355.0648
	Continuing Calibration Verification	Sn (189.925 nm)	5.0703	0.03	14351.1460
	Continuing Calibration Verification	Sr (216.596 nm)	2.4965	0.40	47152.4930
	Continuing Calibration Verification	Ti (336.122 nm)	2.5258	0.18	311775.3251
	Continuing Calibration Verification	Tl (190.794 nm)	1.0077	0.11	1180.6747
	Continuing Calibration Verification	V (292.401 nm)	2.4824	0.06	93351.3107
	Continuing Calibration Verification	Y (360.074 nm)	0.96	0.39	436964.55
	Continuing Calibration Verification	Y_R (360.074 nm)	0.96	0.38	440048.81
	Continuing Calibration Verification	Zn (213.857 nm)	0.9868	0.12	51415.1781
3/12/2024 16:39:54	Continuing Calibration Blank	Ag (328.068 nm)	0.0000 u	> 100.00	-332.3875
	Continuing Calibration Blank	Al (237.312 nm)	-0.0014 u	> 100.00	73.8002
	Continuing Calibration Blank	As (188.980 nm)	-0.0008 u	> 100.00	-9.2885
	Continuing Calibration Blank	B (249.772 nm)	0.0006	37.89	93.0992
	Continuing Calibration Blank	Ba (230.424 nm)	0.0005	17.80	14.7230
	Continuing Calibration Blank	Be (313.107 nm)	0.0000	87.04	-191.5752
	Continuing Calibration Blank	Ca (317.933 nm)	-0.0208 u	0.51	2670.6082
	Continuing Calibration Blank	Cd (214.439 nm)	0.0001	39.63	-7.0464
	Continuing Calibration Blank	Co (230.786 nm)	0.0000 u	> 100.00	58.6735
	Continuing Calibration Blank	Cr (267.716 nm)	0.0002	54.18	-55.5533
	Continuing Calibration Blank	Cu (327.395 nm)	0.0000 u	> 100.00	-43.3070
	Continuing Calibration Blank	Fe (234.350 nm)	0.0019	28.18	157.1293
	Continuing Calibration Blank	K (766.491 nm)	0.2441	14.77	-25.5177
	Continuing Calibration Blank	Mg (279.078 nm)	-0.0049 u	22.74	-23.9481
	Continuing Calibration Blank	Mn (257.610 nm)	0.0000 u	> 100.00	-4.9863
	Continuing Calibration Blank	Mo (202.032 nm)	0.0032	29.14	16.9665
	Continuing Calibration Blank	Na (588.995 nm)	0.1710	3.61	33524.4292
	Continuing Calibration Blank	Ni (230.299 nm)	0.0000 u	> 100.00	68.2289
	Continuing Calibration Blank	Pb (220.353 nm)	-0.0003 u	> 100.00	11.3044
	Continuing Calibration Blank	Sb (217.582 nm)	0.0034	58.15	15.6985
	Continuing Calibration Blank	Se (196.026 nm)	0.0034	61.04	3.9294
	Continuing Calibration Blank	Sn (189.925 nm)	0.0025	20.30	15.2570
	Continuing Calibration Blank	Sr (216.596 nm)	0.0004	22.51	-40.2214
	Continuing Calibration Blank	Ti (336.122 nm)	0.0028	22.95	222.8423
	Continuing Calibration Blank	Tl (190.794 nm)	0.0003 u	> 100.00	-5.9034
	Continuing Calibration Blank	V (292.401 nm)	0.0002	71.02	-59.4591
	Continuing Calibration Blank	Y (360.074 nm)	1.02	0.15	464887.80
	Continuing Calibration Blank	Y_R (360.074 nm)	1.02	0.15	468196.27
	Continuing Calibration Blank	Zn (213.857 nm)	0.0000 u	> 100.00	-51.6348
3/12/2024 16:43:07	Contract Required Detection Limit	Ag (328.068 nm)	0.0101	0.83	216.1687
	Contract Required Detection Limit	Al (237.312 nm)	0.1948	1.00	524.0025
	Contract Required Detection Limit	As (188.980 nm)	0.0201	1.94	23.8649
	Contract Required Detection Limit	B (249.772 nm)	0.1932	0.67	5949.1859
	Contract Required Detection Limit	Ba (230.424 nm)	0.2069	0.39	9257.2142
	Contract Required Detection Limit	Be (313.107 nm)	0.0049	0.10	4844.3931
	Contract Required Detection Limit	Ca (317.933 nm)	0.9908	0.24	40322.1502
	Contract Required Detection Limit	Cd (214.439 nm)	0.0104	0.63	603.7583
	Contract Required Detection Limit	Co (230.786 nm)	0.0509	0.68	802.0688
	Contract Required Detection Limit	Cr (267.716 nm)	0.0100	2.44	352.4277

DateTimeMeasured	SolutionLabel	Element Label (nm)	Unadjusted Conc (ppm)	%RSD	Intensity (c/s)
	Contract Required Detection Limit	Cu (327.395 nm)	0.0247	0.58	786.0940
	Contract Required Detection Limit	Fe (234.350 nm)	0.1069	0.11	2318.0336
	Contract Required Detection Limit	K (766.491 nm)	1.0773	5.35	775.3375
	Contract Required Detection Limit	Mg (279.078 nm)	0.9679	0.49	2784.4735
	Contract Required Detection Limit	Mn (257.610 nm)	0.0153	0.25	4640.9831
	Contract Required Detection Limit	Mo (202.032 nm)	0.0257	0.89	185.7373
	Contract Required Detection Limit	Na (588.995 nm)	1.1026	0.24	43768.0958
	Contract Required Detection Limit	Ni (230.299 nm)	0.0402	1.57	523.3808
	Contract Required Detection Limit	Pb (220.353 nm)	0.0096	5.34	64.0465
	Contract Required Detection Limit	Sb (217.582 nm)	0.0649	1.97	150.2809
	Contract Required Detection Limit	Se (196.026 nm)	0.0070 R 70%	77.18	6.5500 R
	Contract Required Detection Limit	Sn (189.925 nm)	0.5054	0.41	1438.0902
	Contract Required Detection Limit	Sr (216.596 nm)	0.1008	0.44	1858.0667
	Contract Required Detection Limit	Ti (336.122 nm)	0.0496	0.30	6001.2682
	Contract Required Detection Limit	Tl (190.794 nm)	0.0182	1.53	15.1098
	Contract Required Detection Limit	V (292.401 nm)	0.0494	0.45	1792.9924
	Contract Required Detection Limit	Y (360.074 nm)	0.99	0.35	450947.66
	Contract Required Detection Limit	Y_R (360.074 nm)	0.99	0.35	454264.80
	Contract Required Detection Limit	Zn (213.857 nm)	0.0192	0.28	946.1567
3/12/2024 16:46:21	Interference Check Solution A	Ag (328.068 nm)	-0.0002 u	32.57	-344.2390
	Interference Check Solution A	Al (237.312 nm)	256.8820 o	0.10	589564.2017
	Interference Check Solution A	As (188.980 nm)	-0.0040 u	44.30	-14.4407
	Interference Check Solution A	B (249.772 nm)	0.1159	0.33	3599.9924
	Interference Check Solution A	Ba (230.424 nm)	0.0008	9.47	30.8277
	Interference Check Solution A	Be (313.107 nm)	0.0000 u	> 100.00	-210.8803
	Interference Check Solution A	Ca (317.933 nm)	241.6257 o	0.28	8996675.0732
	Interference Check Solution A	Cd (214.439 nm)	-0.0016 Ku	5.91	-106.4504 K
	Interference Check Solution A	Co (230.786 nm)	0.0018	2.59	84.6973
	Interference Check Solution A	Cr (267.716 nm)	0.0008	18.95	-31.6985
	Interference Check Solution A	Cu (327.395 nm)	0.0008	49.50	-17.5889
	Interference Check Solution A	Fe (234.350 nm)	94.8467 o	0.27	1952097.2437
	Interference Check Solution A	K (766.491 nm)	0.0993	9.13	-164.7598
	Interference Check Solution A	Mg (279.078 nm)	261.9651 o	0.27	756248.8422
	Interference Check Solution A	Mn (257.610 nm)	0.0013	2.90	385.3791
	Interference Check Solution A	Mo (202.032 nm)	-0.0004 u	> 100.00	-9.9176
	Interference Check Solution A	Na (588.995 nm)	0.4681	0.62	36790.9681
	Interference Check Solution A	Ni (230.299 nm)	0.0010	9.93	79.2089
	Interference Check Solution A	Pb (220.353 nm)	0.0021	28.01	23.9370
	Interference Check Solution A	Sb (217.582 nm)	-0.0037 u	22.27	0.2958
	Interference Check Solution A	Se (196.026 nm)	-0.0029 u	> 100.00	-0.6944
	Interference Check Solution A	Sn (189.925 nm)	0.0039	66.71	19.4091
	Interference Check Solution A	Sr (216.596 nm)	0.0101	3.39	142.4087
	Interference Check Solution A	Ti (336.122 nm)	0.0019	8.77	108.5130
	Interference Check Solution A	Tl (190.794 nm)	0.0005 u	> 100.00	-5.7346
	Interference Check Solution A	V (292.401 nm)	0.0021	16.36	10.3232
	Interference Check Solution A	Y (360.074 nm)	0.88	0.23	402074.66
	Interference Check Solution A	Y_R (360.074 nm)	0.88	0.24	404904.03
	Interference Check Solution A	Zn (213.857 nm)	0.0117 K	1.23	556.2225 K
3/12/2024 16:49:34	Interference Check Solution AB	Ag (328.068 nm)	0.2187	0.11	11546.9670
	Interference Check Solution AB	Al (237.312 nm)	254.5742 o	0.15	584268.2053
	Interference Check Solution AB	As (188.980 nm)	0.0961	5.88	144.4743
	Interference Check Solution AB	B (249.772 nm)	0.1154	0.11	3584.0887
	Interference Check Solution AB	Ba (230.424 nm)	0.5213	0.29	23331.5747
	Interference Check Solution AB	Be (313.107 nm)	0.4870	0.26	505466.9400
	Interference Check Solution AB	Ca (317.933 nm)	238.3311 o	0.37	8874053.3818
	Interference Check Solution AB	Cd (214.439 nm)	0.9675	0.31	57266.2368
	Interference Check Solution AB	Co (230.786 nm)	0.4880	0.14	7182.8424

DateTimeMeasured	SolutionLabel	Element Label (nm)	Unadjusted Conc (ppm)	%RSD	Intensity (c/s)
	Interference Check Solution AB	Cr (267.716 nm)	0.5137	0.31	21294.4433
	Interference Check Solution AB	Cu (327.395 nm)	0.5364	0.21	18001.4038
	Interference Check Solution AB	Fe (234.350 nm)	94.5796 o	0.32	1946601.1885
	Interference Check Solution AB	K (766.491 nm)	0.0959	60.26	-168.0448
	Interference Check Solution AB	Mg (279.078 nm)	260.5272 o	0.32	752097.8428
	Interference Check Solution AB	Mn (257.610 nm)	0.4899	0.29	148863.3537
	Interference Check Solution AB	Mo (202.032 nm)	-0.0012 u	44.51	-16.2954
	Interference Check Solution AB	Na (588.995 nm)	0.4341	2.31	36417.0895
	Interference Check Solution AB	Ni (230.299 nm)	0.9917	0.35	11310.8488
	Interference Check Solution AB	Pb (220.353 nm)	0.0503	3.96	281.0247
	Interference Check Solution AB	Sb (217.582 nm)	0.6153	0.57	1353.6008
	Interference Check Solution AB	Se (196.026 nm)	0.0456	6.26	34.7915
	Interference Check Solution AB	Sn (189.925 nm)	0.0041	7.63	19.8109
	Interference Check Solution AB	Sr (216.596 nm)	0.0105	2.02	151.3407
	Interference Check Solution AB	Ti (336.122 nm)	0.0016	0.63	75.4284
	Interference Check Solution AB	Tl (190.794 nm)	0.0992	3.83	110.5724
	Interference Check Solution AB	V (292.401 nm)	0.5065	0.29	18992.5754
	Interference Check Solution AB	Y (360.074 nm)	0.88	0.29	402139.82
	Interference Check Solution AB	Y_R (360.074 nm)	0.88	0.29	404954.16
	Interference Check Solution AB	Zn (213.857 nm)	1.0088	0.23	52561.1043
3/12/2024 16:52:48	Continuing Calibration Verification	Ag (328.068 nm)	0.5157	0.13	27675.7747
	Continuing Calibration Verification	Al (237.312 nm)	9.9333	0.06	22871.8003
	Continuing Calibration Verification	As (188.980 nm)	0.9771	0.39	1543.2089
	Continuing Calibration Verification	B (249.772 nm)	2.4278	0.17	73884.4849
	Continuing Calibration Verification	Ba (230.424 nm)	10.1625	0.49	454976.4907
	Continuing Calibration Verification	Be (313.107 nm)	0.2388	0.25	247736.9595
	Continuing Calibration Verification	Ca (317.933 nm)	25.5146	0.21	953090.8074
	Continuing Calibration Verification	Cd (214.439 nm)	0.5062	0.24	29958.3889
	Continuing Calibration Verification	Co (230.786 nm)	2.5049	0.12	36628.4688
	Continuing Calibration Verification	Cr (267.716 nm)	0.5114	0.22	21197.9543
	Continuing Calibration Verification	Cu (327.395 nm)	1.2263	0.36	41209.4522
	Continuing Calibration Verification	Fe (234.350 nm)	5.0039	0.17	103101.4763
	Continuing Calibration Verification	K (766.491 nm)	23.9996	0.18	22809.1643
	Continuing Calibration Verification	Mg (279.078 nm)	24.9662	0.23	72064.3929
	Continuing Calibration Verification	Mn (257.610 nm)	0.7441	0.23	226106.0466
	Continuing Calibration Verification	Mo (202.032 nm)	2.5458	0.40	19138.7900
	Continuing Calibration Verification	Na (588.995 nm)	24.8062	0.18	304408.5638
	Continuing Calibration Verification	Ni (230.299 nm)	2.0980	0.16	23853.6842
	Continuing Calibration Verification	Pb (220.353 nm)	0.5063	0.10	2713.2937
	Continuing Calibration Verification	Sb (217.582 nm)	4.8684	0.17	10652.5007
	Continuing Calibration Verification	Se (196.026 nm)	0.4822	0.89	354.0610
	Continuing Calibration Verification	Sn (189.925 nm)	5.0773	0.19	14370.9055
	Continuing Calibration Verification	Sr (216.596 nm)	2.4934	0.73	47093.7555
	Continuing Calibration Verification	Ti (336.122 nm)	2.5215	0.38	311241.3254
	Continuing Calibration Verification	Tl (190.794 nm)	1.0046	0.30	1177.0371
	Continuing Calibration Verification	V (292.401 nm)	2.4824	0.27	93349.1584
	Continuing Calibration Verification	Y (360.074 nm)	0.96	0.35	436412.43
	Continuing Calibration Verification	Y_R (360.074 nm)	0.96	0.35	439570.12
	Continuing Calibration Verification	Zn (213.857 nm)	0.9854	0.44	51341.7159
3/12/2024 16:56:02	Continuing Calibration Blank	Ag (328.068 nm)	0.0001	33.79	-326.4533
	Continuing Calibration Blank	Al (237.312 nm)	-0.0006 u	> 100.00	75.6809
	Continuing Calibration Blank	As (188.980 nm)	0.0002 u	> 100.00	-7.7886
	Continuing Calibration Blank	B (249.772 nm)	0.0005	88.32	92.9468
	Continuing Calibration Blank	Ba (230.424 nm)	0.0007	4.73	22.0629
	Continuing Calibration Blank	Be (313.107 nm)	0.0000	10.37	-166.5961
	Continuing Calibration Blank	Ca (317.933 nm)	-0.0183 u	2.98	2766.1936
	Continuing Calibration Blank	Cd (214.439 nm)	0.0000 u	> 100.00	-11.9059

DateTimeMeasured	SolutionLabel	Element Label (nm)	Unadjusted Conc (ppm)	%RSD	Intensity (c/s)
	Continuing Calibration Blank	Co (230.786 nm)	0.0007	15.28	67.9034
	Continuing Calibration Blank	Cr (267.716 nm)	0.0002	77.83	-58.4855
	Continuing Calibration Blank	Cu (327.395 nm)	-0.0002 u	38.42	-50.7399
	Continuing Calibration Blank	Fe (234.350 nm)	0.0037	12.83	195.2479
	Continuing Calibration Blank	K (766.491 nm)	0.1142	28.17	-150.4290
	Continuing Calibration Blank	Mg (279.078 nm)	-0.0007 u	98.41	-11.7513
	Continuing Calibration Blank	Mn (257.610 nm)	0.0000	55.49	3.2458
	Continuing Calibration Blank	Mo (202.032 nm)	0.0035	15.72	19.1567
	Continuing Calibration Blank	Na (588.995 nm)	-0.0250 u	17.68	31369.5475
	Continuing Calibration Blank	Ni (230.299 nm)	0.0001 u	> 100.00	68.6731
	Continuing Calibration Blank	Pb (220.353 nm)	-0.0005 u	49.52	10.2456
	Continuing Calibration Blank	Sb (217.582 nm)	0.0044	43.58	18.0415
	Continuing Calibration Blank	Se (196.026 nm)	-0.0022 u	> 100.00	-0.1424
	Continuing Calibration Blank	Sn (189.925 nm)	0.0006	99.42	9.9643
	Continuing Calibration Blank	Sr (216.596 nm)	0.0003	46.90	-41.7682
	Continuing Calibration Blank	Ti (336.122 nm)	0.0026	22.91	199.8115
	Continuing Calibration Blank	Tl (190.794 nm)	0.0000 u	> 100.00	-6.2992
	Continuing Calibration Blank	V (292.401 nm)	0.0002	28.37	-59.6952
	Continuing Calibration Blank	Y (360.074 nm)	1.02	0.15	463772.39
	Continuing Calibration Blank	Y_R (360.074 nm)	1.02	0.15	467121.60
	Continuing Calibration Blank	Zn (213.857 nm)	0.0000 u	> 100.00	-51.5971
3/12/2024 16:59:16	PBW-435230	Ag (328.068 nm)	-0.0001 u	> 100.00	-335.9827
	PBW-435230	Al (237.312 nm)	0.0010 u	> 100.00	79.3967
	PBW-435230	As (188.980 nm)	0.0014 u	> 100.00	-5.8369
	PBW-435230	B (249.772 nm)	0.0000 u	> 100.00	77.6291
	PBW-435230	Ba (230.424 nm)	-0.0001 u	41.14	-11.6471
	PBW-435230	Be (313.107 nm)	0.0000 u	> 100.00	-194.3970
	PBW-435230	Ca (317.933 nm)	-0.0125 u	9.52	2982.2775
	PBW-435230	Cd (214.439 nm)	0.0001	35.81	-8.1562
	PBW-435230	Co (230.786 nm)	0.0005 u	> 100.00	64.8285
	PBW-435230	Cr (267.716 nm)	-0.0001 u	> 100.00	-70.5990
	PBW-435230	Cu (327.395 nm)	-0.0001 u	> 100.00	-47.2914
	PBW-435230	Fe (234.350 nm)	0.0019	31.15	157.9030
	PBW-435230	K (766.491 nm)	0.0207	99.62	-240.2553
	PBW-435230	Mg (279.078 nm)	-0.0039 u	31.36	-20.8643
	PBW-435230	Mn (257.610 nm)	0.0000 u	> 100.00	-2.7172
	PBW-435230	Mo (202.032 nm)	0.0008	36.22	-1.1844
	PBW-435230	Na (588.995 nm)	-0.0108 u	51.66	31525.2572
	PBW-435230	Ni (230.299 nm)	-0.0008 u	85.14	58.9642
	PBW-435230	Pb (220.353 nm)	0.0000 u	> 100.00	12.5992
	PBW-435230	Sb (217.582 nm)	0.0205	12.81	53.2088
	PBW-435230	Se (196.026 nm)	0.0030	82.98	3.5983
	PBW-435230	Sn (189.925 nm)	0.0000 u	> 100.00	8.2646
	PBW-435230	Sr (216.596 nm)	0.0003	62.96	-41.6099
	PBW-435230	Ti (336.122 nm)	0.0004	20.17	-67.4255
	PBW-435230	Tl (190.794 nm)	-0.0029 u	59.31	-9.7398
	PBW-435230	V (292.401 nm)	0.0000 u	> 100.00	-66.2280
	PBW-435230	Y (360.074 nm)	1.00	0.20	455631.76
	PBW-435230	Y_R (360.074 nm)	1.00	0.20	459031.98
	PBW-435230	Zn (213.857 nm)	0.0002	25.21	-43.9045
3/12/2024 17:02:29	LCSW-435230	Ag (328.068 nm)	0.0496	0.42	2358.7877
	LCSW-435230	Al (237.312 nm)	1.8727	0.16	4374.5332
	LCSW-435230	As (188.980 nm)	0.0367	6.97	50.2849
	LCSW-435230	B (249.772 nm)	0.9435	0.22	28761.0368
	LCSW-435230	Ba (230.424 nm)	1.9592	0.41	87706.6748
	LCSW-435230	Be (313.107 nm)	0.0461	0.23	47655.1904
	LCSW-435230	Ca (317.933 nm)	1.9129	0.33	74643.7940

DateTimeMeasured	SolutionLabel	Element Label (nm)	Unadjusted Conc (ppm)	%RSD	Intensity (c/s)
	LCSW-435230	Cd (214.439 nm)	0.0496	0.39	2925.0888
	LCSW-435230	Co (230.786 nm)	0.4927	0.42	7251.0020
	LCSW-435230	Cr (267.716 nm)	0.1920	0.27	7916.8232
	LCSW-435230	Cu (327.395 nm)	0.2414	0.13	8076.2694
	LCSW-435230	Fe (234.350 nm)	0.9558	0.41	19789.2379
	LCSW-435230	K (766.491 nm)	17.9801	0.26	17022.9445
	LCSW-435230	Mg (279.078 nm)	1.8770	0.31	5408.9622
	LCSW-435230	Mn (257.610 nm)	0.4720	0.25	143426.7814
	LCSW-435230	Mo (202.032 nm)	0.4725	0.94	3546.2677
	LCSW-435230	Na (588.995 nm)	18.5714	0.22	235851.8548
	LCSW-435230	Ni (230.299 nm)	0.5070	0.29	5815.8123
	LCSW-435230	Pb (220.353 nm)	0.4950	0.20	2653.1312
	LCSW-435230	Sb (217.582 nm)	0.4922	0.16	1084.5725
	LCSW-435230	Se (196.026 nm)	0.9757	0.40	714.8685
	LCSW-435230	Sn (189.925 nm)	4.8246	0.41	13656.2380
	LCSW-435230	Sr (216.596 nm)	1.9372	0.27	36578.0992
	LCSW-435230	Ti (336.122 nm)	0.4719	0.48	58151.0974
	LCSW-435230	Tl (190.794 nm)	1.9336	0.51	2271.3920
	LCSW-435230	V (292.401 nm)	0.4692	0.27	17590.0994
	LCSW-435230	Y (360.074 nm)	0.98	0.07	447254.83
	LCSW-435230	Y_R (360.074 nm)	0.98	0.07	450549.73
	LCSW-435230	Zn (213.857 nm)	0.4945	0.31	25739.3647
3/12/2024 17:05:43	R2401721-001	Ag (328.068 nm)	0.0000 u	> 100.00	-333.4603
	R2401721-001	Al (237.312 nm)	0.0068	59.20	92.5622
	R2401721-001	As (188.980 nm)	-0.0013 u	> 100.00	-10.0597
	R2401721-001	B (249.772 nm)	0.0595	0.14	1885.2564
	R2401721-001	Ba (230.424 nm)	0.0227	0.33	1007.7936
	R2401721-001	Be (313.107 nm)	0.0000 u	> 100.00	-192.8983
	R2401721-001	Ca (317.933 nm)	100.3845 o	0.36	3739723.8173
	R2401721-001	Cd (214.439 nm)	0.0001	57.42	-10.0141
	R2401721-001	Co (230.786 nm)	0.0005	38.44	65.0462
	R2401721-001	Cr (267.716 nm)	0.0006	43.63	-38.1542
	R2401721-001	Cu (327.395 nm)	0.0010	25.61	-10.6390
	R2401721-001	Fe (234.350 nm)	0.0081	5.40	284.4289
	R2401721-001	K (766.491 nm)	2.8404	2.14	2470.1067
	R2401721-001	Mg (279.078 nm)	65.9663 o	0.27	190426.2382
	R2401721-001	Mn (257.610 nm)	0.0001	20.64	33.3662
	R2401721-001	Mo (202.032 nm)	0.0077	6.89	50.4630
	R2401721-001	Na (588.995 nm)	36.4735	0.32	432700.6570
	R2401721-001	Ni (230.299 nm)	-0.0007 u	69.28	60.2353
	R2401721-001	Pb (220.353 nm)	-0.0002 u	> 100.00	11.6745
	R2401721-001	Sb (217.582 nm)	0.0051	17.41	19.4461
	R2401721-001	Se (196.026 nm)	0.0058	43.47	5.6944
	R2401721-001	Sn (189.925 nm)	0.0015	75.32	12.5543
	R2401721-001	Sr (216.596 nm)	2.2102	0.36	41739.7085
	R2401721-001	Ti (336.122 nm)	0.0016	15.22	74.3320
	R2401721-001	Tl (190.794 nm)	0.0035	75.80	-2.1125
	R2401721-001	V (292.401 nm)	0.0020	5.69	8.2917
	R2401721-001	Y (360.074 nm)	0.95	0.21	432567.17
	R2401721-001	Y_R (360.074 nm)	0.95	0.21	435750.08
	R2401721-001	Zn (213.857 nm)	0.0063	0.68	276.9055
3/12/2024 17:08:57	R2401721-006	Ag (328.068 nm)	0.0000 u	> 100.00	-331.1174
	R2401721-006	Al (237.312 nm)	0.0021	41.50	81.8978
	R2401721-006	As (188.980 nm)	-0.0016 u	25.65	-10.6466
	R2401721-006	B (249.772 nm)	0.0456	0.65	1461.2494
	R2401721-006	Ba (230.424 nm)	0.0281	0.47	1249.5532
	R2401721-006	Be (313.107 nm)	0.0000 u	> 100.00	-190.9322

DateTimeMeasured	SolutionLabel	Element Label (nm)	Unadjusted Conc (ppm)	%RSD	Intensity (c/s)
	R2401721-006	Ca (317.933 nm)	125.4336 o	0.33	4672044.1901
	R2401721-006	Cd (214.439 nm)	0.0001	68.17	-7.1066
	R2401721-006	Co (230.786 nm)	0.0004 u	> 100.00	64.4701
	R2401721-006	Cr (267.716 nm)	0.0289	0.69	1136.2300
	R2401721-006	Cu (327.395 nm)	0.0012	24.91	-4.8489
	R2401721-006	Fe (234.350 nm)	0.0030	3.82	179.8951
	R2401721-006	K (766.491 nm)	8.6680	0.38	8071.8123
	R2401721-006	Mg (279.078 nm)	71.3172 o	0.30	205873.7010
	R2401721-006	Mn (257.610 nm)	0.0000 u	75.59	-6.8630
	R2401721-006	Mo (202.032 nm)	0.0112	3.66	77.0559
	R2401721-006	Na (588.995 nm)	40.4874	0.12	476836.3288
	R2401721-006	Ni (230.299 nm)	0.0013	59.68	82.9052
	R2401721-006	Pb (220.353 nm)	-0.0014 u	8.21	4.9545
	R2401721-006	Sb (217.582 nm)	0.0059	16.10	21.2175
	R2401721-006	Se (196.026 nm)	0.0080	2.61	7.2693
	R2401721-006	Sn (189.925 nm)	0.0010	10.72	10.9998
	R2401721-006	Sr (216.596 nm)	3.1309	0.48	59145.6133
	R2401721-006	Ti (336.122 nm)	0.0008	11.36	-29.5760
	R2401721-006	Tl (190.794 nm)	0.0029	47.62	-2.9269
	R2401721-006	V (292.401 nm)	0.0015	8.07	-9.6113
	R2401721-006	Y (360.074 nm)	0.94	0.23	430691.88
	R2401721-006	Y_R (360.074 nm)	0.95	0.23	433935.84
	R2401721-006	Zn (213.857 nm)	0.0400	0.27	2032.1437
3/12/2024 17:12:10	R2401721-007	Ag (328.068 nm)	0.0000 u	> 100.00	-335.5302
	R2401721-007	Al (237.312 nm)	0.0051	24.50	88.7809
	R2401721-007	As (188.980 nm)	-0.0015 u	> 100.00	-10.3664
	R2401721-007	B (249.772 nm)	0.0462	0.61	1479.3164
	R2401721-007	Ba (230.424 nm)	0.0286	0.47	1272.2352
	R2401721-007	Be (313.107 nm)	0.0000 u	> 100.00	-195.7040
	R2401721-007	Ca (317.933 nm)	126.9257 o	0.19	4727579.5354
	R2401721-007	Cd (214.439 nm)	0.0001	72.16	-6.7064
	R2401721-007	Co (230.786 nm)	0.0004	37.87	63.9208
	R2401721-007	Cr (267.716 nm)	0.0294	0.49	1158.5258
	R2401721-007	Cu (327.395 nm)	0.0010	25.72	-9.5859
	R2401721-007	Fe (234.350 nm)	0.0029	9.05	177.7321
	R2401721-007	K (766.491 nm)	8.8967	0.65	8291.7161
	R2401721-007	Mg (279.078 nm)	72.5678 o	0.18	209483.8760
	R2401721-007	Mn (257.610 nm)	0.0000 u	> 100.00	-1.4882
	R2401721-007	Mo (202.032 nm)	0.0111	3.78	76.0521
	R2401721-007	Na (588.995 nm)	41.3673	0.39	486511.7505
	R2401721-007	Ni (230.299 nm)	0.0005	56.73	73.2132
	R2401721-007	Pb (220.353 nm)	0.0000 u	> 100.00	12.6167
	R2401721-007	Sb (217.582 nm)	0.0050	19.49	19.2339
	R2401721-007	Se (196.026 nm)	0.0039	48.66	4.2630
	R2401721-007	Sn (189.925 nm)	0.0010	65.13	11.0097
	R2401721-007	Sr (216.596 nm)	3.1902	0.60	60267.4406
	R2401721-007	Ti (336.122 nm)	0.0007	8.66	-35.1938
	R2401721-007	Tl (190.794 nm)	0.0016 u	> 100.00	-4.4279
	R2401721-007	V (292.401 nm)	0.0013	15.01	-20.0648
	R2401721-007	Y (360.074 nm)	0.95	0.14	431812.30
	R2401721-007	Y_R (360.074 nm)	0.95	0.14	434969.04
	R2401721-007	Zn (213.857 nm)	0.0410	0.23	2082.9136
3/12/2024 17:15:24	R2401751-002	Ag (328.068 nm)	0.0025	6.54	-199.9047
	R2401751-002	Al (237.312 nm)	5.9909	0.23	13824.7532
	R2401751-002	As (188.980 nm)	0.2023	0.52	313.1231
	R2401751-002	B (249.772 nm)	12.9789 o	0.26	394650.7452
	R2401751-002	Ba (230.424 nm)	0.6262	0.28	28026.0995

DateTimeMeasured	SolutionLabel	Element Label (nm)	Unadjusted Conc (ppm)	%RSD	Intensity (c/s)
	R2401751-002	Be (313.107 nm)	0.0001	10.25	-110.8782
	R2401751-002	Ca (317.933 nm)	114.9076 o	0.29	4280270.3255
	R2401751-002	Cd (214.439 nm)	0.0013	3.22	65.4146
	R2401751-002	Co (230.786 nm)	0.0316	1.39	519.9117
	R2401751-002	Cr (267.716 nm)	0.2429	0.32	10033.1838
	R2401751-002	Cu (327.395 nm)	1.2315	0.38	41383.8437
	R2401751-002	Fe (234.350 nm)	10.2431	0.33	210925.3525
	R2401751-002	K (766.491 nm)	601.6131 o LR	0.34	578033.5380
	R2401751-002	Mg (279.078 nm)	73.9069 o	0.21	213349.6396
	R2401751-002	Mn (257.610 nm)	0.6729	0.28	204463.5459
	R2401751-002	Mo (202.032 nm)	0.0212	1.90	152.0852
	R2401751-002	Na (588.995 nm)	1517.1302 o	0.56	16713744.9124
	R2401751-002	Ni (230.299 nm)	0.1488	0.69	1755.1380
	R2401751-002	Pb (220.353 nm)	0.0515	1.80	287.4548
	R2401751-002	Sb (217.582 nm)	0.0569	3.90	132.6522
	R2401751-002	Se (196.026 nm)	0.0111	12.58	9.5466
	R2401751-002	Sn (189.925 nm)	0.0803	1.23	235.3189
	R2401751-002	Sr (216.596 nm)	1.2836	0.23	24219.6876
	R2401751-002	Ti (336.122 nm)	0.1861	0.93	22859.3762
	R2401751-002	Tl (190.794 nm)	0.0002 u	> 100.00	-6.0952
	R2401751-002	V (292.401 nm)	0.0377	0.46	1350.8665
	R2401751-002	Y (360.074 nm)	0.79	0.23	360072.69
	R2401751-002	Y_R (360.074 nm)	0.79	0.23	362482.96
	R2401751-002	Zn (213.857 nm)	1.5400	0.26	80270.8037
3/12/2024 17:18:37	R2401796-001	Ag (328.068 nm)	-0.0003 u	42.64	-351.4720
	R2401796-001	Al (237.312 nm)	0.0949	1.13	294.8038
	R2401796-001	As (188.980 nm)	0.0242	6.14	30.3203
	R2401796-001	B (249.772 nm)	33.3851 o	0.41	1015026.7137
	R2401796-001	Ba (230.424 nm)	0.7551	0.50	33797.8510
	R2401796-001	Be (313.107 nm)	0.0000 u	20.40	-226.5915
	R2401796-001	Ca (317.933 nm)	135.5319 o	0.59	5047901.4249
	R2401796-001	Cd (214.439 nm)	0.0001 u	> 100.00	-9.6230
	R2401796-001	Co (230.786 nm)	0.0184	1.28	326.6365
	R2401796-001	Cr (267.716 nm)	0.0798	0.22	3253.0098
	R2401796-001	Cu (327.395 nm)	0.0054	6.62	139.1457
	R2401796-001	Fe (234.350 nm)	1.4766	0.39	30508.0701
	R2401796-001	K (766.491 nm)	797.8197 o LR	0.16	766634.9812
	R2401796-001	Mg (279.078 nm)	244.5169 o	0.54	705878.1434
	R2401796-001	Mn (257.610 nm)	0.1651	0.31	50157.7337
	R2401796-001	Mo (202.032 nm)	0.0036	8.53	19.7591
	R2401796-001	Na (588.995 nm)	1565.4717 o LR	0.22	17245300.0812
	R2401796-001	Ni (230.299 nm)	0.1108	1.62	1324.3551
	R2401796-001	Pb (220.353 nm)	0.0009	> 100.00	17.5961
	R2401796-001	Sb (217.582 nm)	0.0393	2.64	94.1513
	R2401796-001	Se (196.026 nm)	0.0003 u	> 100.00	1.6669
	R2401796-001	Sn (189.925 nm)	0.0089	5.12	33.5782
	R2401796-001	Sr (216.596 nm)	2.9011	0.43	54801.5297
	R2401796-001	Ti (336.122 nm)	0.0512	0.13	6202.9103
	R2401796-001	Tl (190.794 nm)	0.0021	79.27	-3.8315
	R2401796-001	V (292.401 nm)	0.0140	0.95	458.8200
	R2401796-001	Y (360.074 nm)	0.77	0.07	352261.03
	R2401796-001	Y_R (360.074 nm)	0.77	0.06	354555.48
	R2401796-001	Zn (213.857 nm)	0.0281	0.41	1410.0013
3/12/2024 17:21:51	R2401796-003	Ag (328.068 nm)	-0.0003 u	68.36	-346.9046
	R2401796-003	Al (237.312 nm)	0.4204	1.34	1041.8355
	R2401796-003	As (188.980 nm)	0.0500	4.28	71.2632
	R2401796-003	B (249.772 nm)	101.0939 o	0.45	3073463.8769

DateTimeMeasured	SolutionLabel	Element Label (nm)	Unadjusted Conc (ppm)	%RSD	Intensity (c/s)
	R2401796-003	Ba (230.424 nm)	0.5231	0.57	23414.5613
	R2401796-003	Be (313.107 nm)	-0.0001 u	26.34	-267.7984
	R2401796-003	Ca (317.933 nm)	58.9189 o	0.61	2196388.2990
	R2401796-003	Cd (214.439 nm)	0.0002	61.56	-2.9267
	R2401796-003	Co (230.786 nm)	0.0396	0.78	636.1463
	R2401796-003	Cr (267.716 nm)	0.3703	0.56	15330.9033
	R2401796-003	Cu (327.395 nm)	0.3553	0.27	11909.9667
	R2401796-003	Fe (234.350 nm)	3.2922	0.61	67873.6473
	R2401796-003	K (766.491 nm)	1844.4539 o LR	0.14	1772700.1815
	R2401796-003	Mg (279.078 nm)	314.8256 o	0.66	908850.1372
	R2401796-003	Mn (257.610 nm)	0.1045	0.43	31760.5226
	R2401796-003	Mo (202.032 nm)	0.0115	2.90	79.4477
	R2401796-003	Na (588.995 nm)	1905.9351 o LR	0.53	20988976.2236
	R2401796-003	Ni (230.299 nm)	0.4467	0.83	5132.0858
	R2401796-003	Pb (220.353 nm)	0.0102	3.64	66.8510
	R2401796-003	Sb (217.582 nm)	0.0548	3.99	128.1283
	R2401796-003	Se (196.026 nm)	0.0058	64.30	5.6446
	R2401796-003	Sn (189.925 nm)	0.0311	6.73	96.2092
	R2401796-003	Sr (216.596 nm)	1.7855	0.61	33710.1375
	R2401796-003	Ti (336.122 nm)	0.2618	0.70	32210.2984
	R2401796-003	Tl (190.794 nm)	-0.0011 u	> 100.00	-7.5918
	R2401796-003	V (292.401 nm)	0.0403	0.27	1450.0565
	R2401796-003	Y (360.074 nm)	0.70	0.30	317889.19
	R2401796-003	Y_R (360.074 nm)	0.70	0.30	319912.02
	R2401796-003	Zn (213.857 nm)	0.5927	0.45	30860.0871
3/12/2024 17:25:05	R2401796-005	Ag (328.068 nm)	-0.0003 u	58.64	-350.0799
	R2401796-005	Al (237.312 nm)	0.1664	1.27	458.8069
	R2401796-005	As (188.980 nm)	0.0485	2.36	68.9979
	R2401796-005	B (249.772 nm)	48.5325 o	0.45	1475530.2590
	R2401796-005	Ba (230.424 nm)	0.7778	0.47	34814.7620
	R2401796-005	Be (313.107 nm)	0.0000 u	81.07	-234.7111
	R2401796-005	Ca (317.933 nm)	139.5420 o	0.34	5197153.0273
	R2401796-005	Cd (214.439 nm)	0.0001	18.30	-6.3624
	R2401796-005	Co (230.786 nm)	0.0254	2.18	429.5079
	R2401796-005	Cr (267.716 nm)	0.1829	0.54	7540.2601
	R2401796-005	Cu (327.395 nm)	0.0315	1.10	1016.7601
	R2401796-005	Fe (234.350 nm)	1.5059	0.45	31111.3486
	R2401796-005	K (766.491 nm)	1046.4546 o LR	0.50	1005632.4290
	R2401796-005	Mg (279.078 nm)	235.6460 o	0.36	680269.1931
	R2401796-005	Mn (257.610 nm)	0.1856	0.41	56393.8230
	R2401796-005	Mo (202.032 nm)	0.0079	11.54	52.4525
	R2401796-005	Na (588.995 nm)	1657.9307 o LR	0.69	18261963.2552
	R2401796-005	Ni (230.299 nm)	0.2054	0.60	2396.5625
	R2401796-005	Pb (220.353 nm)	0.0022	28.51	24.5370
	R2401796-005	Sb (217.582 nm)	0.0398	5.09	95.4157
	R2401796-005	Se (196.026 nm)	0.0021	28.40	2.9540
	R2401796-005	Sn (189.925 nm)	0.0210	7.28	67.8184
	R2401796-005	Sr (216.596 nm)	2.9756	0.11	56209.5902
	R2401796-005	Ti (336.122 nm)	0.1124	0.45	13760.5513
	R2401796-005	Tl (190.794 nm)	0.0022	> 100.00	-3.6559
	R2401796-005	V (292.401 nm)	0.0229	1.18	794.5905
	R2401796-005	Y (360.074 nm)	0.75	0.32	340177.17
	R2401796-005	Y_R (360.074 nm)	0.75	0.32	342381.30
	R2401796-005	Zn (213.857 nm)	0.0853	0.23	4394.8119
3/12/2024 17:28:19	R2401801-001	Ag (328.068 nm)	0.0000 u	> 100.00	-335.0946
	R2401801-001	Al (237.312 nm)	0.0061	9.11	91.0911
	R2401801-001	As (188.980 nm)	0.0015	68.91	-5.6366

DateTimeMeasured	SolutionLabel	Element Label (nm)	Unadjusted Conc (ppm)	%RSD	Intensity (c/s)
	R2401801-001	B (249.772 nm)	0.1271	3.98	3940.5839
	R2401801-001	Ba (230.424 nm)	0.0257	0.15	1142.7342
	R2401801-001	Be (313.107 nm)	0.0000	46.31	-186.8204
	R2401801-001	Ca (317.933 nm)	100.7579 o	0.39	3753622.2246
	R2401801-001	Cd (214.439 nm)	0.0000 u	> 100.00	-11.0062
	R2401801-001	Co (230.786 nm)	0.0003	> 100.00	63.0906
	R2401801-001	Cr (267.716 nm)	0.0006	7.93	-41.0112
	R2401801-001	Cu (327.395 nm)	0.0003	81.75	-33.4870
	R2401801-001	Fe (234.350 nm)	0.0097	4.40	318.2735
	R2401801-001	K (766.491 nm)	5.8578	3.74	5370.5751
	R2401801-001	Mg (279.078 nm)	63.6934 o	0.44	183864.5961
	R2401801-001	Mn (257.610 nm)	0.0002	9.14	65.4265
	R2401801-001	Mo (202.032 nm)	0.0072	7.20	47.2681
	R2401801-001	Na (588.995 nm)	41.1574	0.50	484203.7772
	R2401801-001	Ni (230.299 nm)	-0.0009 u	60.81	57.8551
	R2401801-001	Pb (220.353 nm)	-0.0009 u	23.72	7.8798
	R2401801-001	Sb (217.582 nm)	0.0090	20.70	27.9923
	R2401801-001	Se (196.026 nm)	0.0033	84.05	3.8385
	R2401801-001	Sn (189.925 nm)	-0.0001 u	> 100.00	8.1048
	R2401801-001	Sr (216.596 nm)	2.4265	0.24	45827.5533
	R2401801-001	Ti (336.122 nm)	0.0010	12.67	3.0889
	R2401801-001	Tl (190.794 nm)	0.0007	> 100.00	-5.4196
	R2401801-001	V (292.401 nm)	0.0026	9.07	31.7336
	R2401801-001	Y (360.074 nm)	0.95	0.38	432847.54
	R2401801-001	Y_R (360.074 nm)	0.95	0.38	435952.52
	R2401801-001	Zn (213.857 nm)	0.0075	0.70	338.9510
3/12/2024 17:31:33	Continuing Calibration Verification1	Ag (328.068 nm)	0.5259	0.15	28228.3985
	Continuing Calibration Verification1	Al (237.312 nm)	10.0991	0.07	23252.1433
	Continuing Calibration Verification1	As (188.980 nm)	0.9953	0.18	1572.0096
	Continuing Calibration Verification1	B (249.772 nm)	2.5132	0.10	76482.3096
	Continuing Calibration Verification1	Ba (230.424 nm)	10.3956	0.36	465411.9111
	Continuing Calibration Verification1	Be (313.107 nm)	0.2440	0.15	253179.9268
	Continuing Calibration Verification1	Ca (317.933 nm)	26.1083	0.18	975190.6516
	Continuing Calibration Verification1	Cd (214.439 nm)	0.5170	0.12	30596.6906
	Continuing Calibration Verification1	Co (230.786 nm)	2.5666	0.38	37529.1323
	Continuing Calibration Verification1	Cr (267.716 nm)	0.5220	0.24	21637.8485
	Continuing Calibration Verification1	Cu (327.395 nm)	1.2522	0.50	42082.0762
	Continuing Calibration Verification1	Fe (234.350 nm)	5.0812	0.24	104692.2337
	Continuing Calibration Verification1	K (766.491 nm)	25.5382	0.43	24288.1545
	Continuing Calibration Verification1	Mg (279.078 nm)	25.5346	0.17	73705.2208
	Continuing Calibration Verification1	Mn (257.610 nm)	0.7604	0.18	231054.6475
	Continuing Calibration Verification1	Mo (202.032 nm)	2.6027	0.33	19566.7167
	Continuing Calibration Verification1	Na (588.995 nm)	26.4873	0.31	322893.6666
	Continuing Calibration Verification1	Ni (230.299 nm)	2.1428	0.10	24361.8406
	Continuing Calibration Verification1	Pb (220.353 nm)	0.5148	0.05	2758.4984
	Continuing Calibration Verification1	Sb (217.582 nm)	5.0081	0.06	10957.9180
	Continuing Calibration Verification1	Se (196.026 nm)	0.4915	1.14	360.8092
	Continuing Calibration Verification1	Sn (189.925 nm)	5.1738	0.15	14643.9867
	Continuing Calibration Verification1	Sr (216.596 nm)	2.5499	0.54	48161.8509
	Continuing Calibration Verification1	Ti (336.122 nm)	2.5769	0.30	318085.5854
	Continuing Calibration Verification1	Tl (190.794 nm)	1.0252	0.28	1201.3529
	Continuing Calibration Verification1	V (292.401 nm)	2.5370	0.11	95405.1464
	Continuing Calibration Verification1	Y (360.074 nm)	0.94	0.33	429481.49
	Continuing Calibration Verification1	Y_R (360.074 nm)	0.94	0.34	432628.52
	Continuing Calibration Verification1	Zn (213.857 nm)	1.0075	0.07	52493.9486
3/12/2024 17:34:47	Continuing Calibration Blank1	Ag (328.068 nm)	0.0001	> 100.00	-326.7901
	Continuing Calibration Blank1	Al (237.312 nm)	-0.0029 u	65.49	70.2769

DateTimeMeasured	SolutionLabel	Element Label (nm)	Unadjusted Conc (ppm)	%RSD	Intensity (c/s)
	Continuing Calibration Blank1	As (188.980 nm)	-0.0003 u	> 100.00	-8.5513
	Continuing Calibration Blank1	B (249.772 nm)	0.0185	5.17	639.4309
	Continuing Calibration Blank1	Ba (230.424 nm)	-0.0001 u	50.75	-12.2495
	Continuing Calibration Blank1	Be (313.107 nm)	0.0000	84.50	-192.1869
	Continuing Calibration Blank1	Ca (317.933 nm)	-0.0213 u	0.86	2655.3054
	Continuing Calibration Blank1	Cd (214.439 nm)	-0.0001 u	81.77	-18.1708
	Continuing Calibration Blank1	Co (230.786 nm)	0.0002 u	97.67	61.8670
	Continuing Calibration Blank1	Cr (267.716 nm)	0.0001	49.13	-59.3492
	Continuing Calibration Blank1	Cu (327.395 nm)	-0.0001 u	> 100.00	-48.7781
	Continuing Calibration Blank1	Fe (234.350 nm)	0.0022	22.49	163.5112
	Continuing Calibration Blank1	K (766.491 nm)	0.9159	7.28	620.1893
	Continuing Calibration Blank1	Mg (279.078 nm)	-0.0061 u	9.92	-27.2920
	Continuing Calibration Blank1	Mn (257.610 nm)	0.0000 u	20.00	-7.1225
	Continuing Calibration Blank1	Mo (202.032 nm)	0.0031	24.09	16.1414
	Continuing Calibration Blank1	Na (588.995 nm)	0.9885	3.21	42513.4495
	Continuing Calibration Blank1	Ni (230.299 nm)	-0.0002 u	> 100.00	65.9282
	Continuing Calibration Blank1	Pb (220.353 nm)	-0.0004 u	> 100.00	10.6373
	Continuing Calibration Blank1	Sb (217.582 nm)	0.0067	51.41	23.0829
	Continuing Calibration Blank1	Se (196.026 nm)	0.0017 u	> 100.00	2.6623
	Continuing Calibration Blank1	Sn (189.925 nm)	0.0003 u	> 100.00	9.0878
	Continuing Calibration Blank1	Sr (216.596 nm)	0.0002	> 100.00	-43.9066
	Continuing Calibration Blank1	Ti (336.122 nm)	0.0026	27.90	204.0218
	Continuing Calibration Blank1	Tl (190.794 nm)	-0.0009 u	> 100.00	-7.3147
	Continuing Calibration Blank1	V (292.401 nm)	-0.0001 u	> 100.00	-72.0682
	Continuing Calibration Blank1	Y (360.074 nm)	1.02	0.27	463168.52
	Continuing Calibration Blank1	Y_R (360.074 nm)	1.02	0.27	466654.11
	Continuing Calibration Blank1	Zn (213.857 nm)	0.0001	41.36	-47.9030
3/12/2024 17:38:00	R2401801-004	Ag (328.068 nm)	-0.0001 u	> 100.00	-337.1472
	R2401801-004	Al (237.312 nm)	0.0110	14.52	102.3310
	R2401801-004	As (188.980 nm)	0.0015 u	96.23	-5.6526
	R2401801-004	B (249.772 nm)	0.2251	0.14	6918.0614
	R2401801-004	Ba (230.424 nm)	0.0300	0.81	1336.4914
	R2401801-004	Be (313.107 nm)	0.0000	19.56	-161.3124
	R2401801-004	Ca (317.933 nm)	33.9425	0.22	1266773.7030
	R2401801-004	Cd (214.439 nm)	0.0001	43.77	-4.6898
	R2401801-004	Co (230.786 nm)	0.0008	25.16	69.9933
	R2401801-004	Cr (267.716 nm)	0.0010	7.33	-23.4298
	R2401801-004	Cu (327.395 nm)	0.0006	37.97	-23.5494
	R2401801-004	Fe (234.350 nm)	0.0250	0.67	632.3943
	R2401801-004	K (766.491 nm)	9.2801	0.42	8660.2264
	R2401801-004	Mg (279.078 nm)	18.8646	0.10	54449.8504
	R2401801-004	Mn (257.610 nm)	0.0005	3.27	149.5187
	R2401801-004	Mo (202.032 nm)	0.0393	0.34	288.7106
	R2401801-004	Na (588.995 nm)	115.1019 o	0.01	1297284.9313
	R2401801-004	Ni (230.299 nm)	-0.0009 u	45.30	57.8030
	R2401801-004	Pb (220.353 nm)	-0.0003 u	> 100.00	11.1219
	R2401801-004	Sb (217.582 nm)	0.0089	15.69	27.8462
	R2401801-004	Se (196.026 nm)	0.0038	8.64	4.1867
	R2401801-004	Sn (189.925 nm)	0.0014	60.60	12.1278
	R2401801-004	Sr (216.596 nm)	1.3343	0.23	25178.6955
	R2401801-004	Ti (336.122 nm)	0.0012	13.06	26.3738
	R2401801-004	Tl (190.794 nm)	0.0007 u	> 100.00	-5.5057
	R2401801-004	V (292.401 nm)	0.0045	4.58	102.8196
	R2401801-004	Y (360.074 nm)	0.95	0.48	432053.57
	R2401801-004	Y_R (360.074 nm)	0.95	0.48	435184.95
	R2401801-004	Zn (213.857 nm)	0.0004	32.76	-32.7449
3/12/2024 17:41:15	R2401801-005	Ag (328.068 nm)	-0.0001 u	> 100.00	-338.2366

DateTimeMeasured	SolutionLabel	Element Label (nm)	Unadjusted Conc (ppm)	%RSD	Intensity (c/s)
	R2401801-005	Al (237.312 nm)	0.0261	7.41	136.8890
	R2401801-005	As (188.980 nm)	0.0010 u	> 100.00	-6.3992
	R2401801-005	B (249.772 nm)	0.2250	0.11	6915.7627
	R2401801-005	Ba (230.424 nm)	0.0294	0.75	1308.6348
	R2401801-005	Be (313.107 nm)	0.0000 u	> 100.00	-195.0898
	R2401801-005	Ca (317.933 nm)	34.4204	0.12	1284561.8287
	R2401801-005	Cd (214.439 nm)	0.0001	67.20	-6.6810
	R2401801-005	Co (230.786 nm)	0.0003	93.59	62.9654
	R2401801-005	Cr (267.716 nm)	0.0009	8.66	-28.8131
	R2401801-005	Cu (327.395 nm)	0.0010	38.56	-9.5971
	R2401801-005	Fe (234.350 nm)	0.0296	0.53	727.5557
	R2401801-005	K (766.491 nm)	9.4646	0.19	8837.5354
	R2401801-005	Mg (279.078 nm)	19.3704	0.16	55910.1301
	R2401801-005	Mn (257.610 nm)	0.0007	3.71	224.0605
	R2401801-005	Mo (202.032 nm)	0.0394	1.26	288.9008
	R2401801-005	Na (588.995 nm)	118.6026 o	0.07	1335777.5389
	R2401801-005	Ni (230.299 nm)	-0.0012 u	43.66	54.2686
	R2401801-005	Pb (220.353 nm)	-0.0004 u	> 100.00	10.4462
	R2401801-005	Sb (217.582 nm)	0.0072	39.16	24.0063
	R2401801-005	Se (196.026 nm)	-0.0002 u	> 100.00	1.2979
	R2401801-005	Sn (189.925 nm)	0.0004	71.45	9.4170
	R2401801-005	Sr (216.596 nm)	1.3652	0.23	25762.6368
	R2401801-005	Ti (336.122 nm)	0.0008	19.13	-24.8777
	R2401801-005	Tl (190.794 nm)	-0.0007 u	15.78	-7.1028
	R2401801-005	V (292.401 nm)	0.0044	5.56	96.8400
	R2401801-005	Y (360.074 nm)	0.95	0.48	434616.40
	R2401801-005	Y_R (360.074 nm)	0.95	0.48	437810.94
	R2401801-005	Zn (213.857 nm)	0.0015	3.04	26.4149
3/12/2024 17:44:28	R2401818-001	Ag (328.068 nm)	0.0000 u	> 100.00	-334.6845
	R2401818-001	Al (237.312 nm)	0.5589	0.61	1359.5192
	R2401818-001	As (188.980 nm)	0.0022	41.10	-4.5298
	R2401818-001	B (249.772 nm)	0.1010	0.56	3146.0402
	R2401818-001	Ba (230.424 nm)	0.1597	0.31	7141.1462
	R2401818-001	Be (313.107 nm)	0.0000	54.26	-179.6367
	R2401818-001	Ca (317.933 nm)	74.8840 o	0.29	2790604.2661
	R2401818-001	Cd (214.439 nm)	0.0001	41.32	-6.7126
	R2401818-001	Co (230.786 nm)	0.0009	12.68	70.6742
	R2401818-001	Cr (267.716 nm)	0.0010	22.70	-22.4934
	R2401818-001	Cu (327.395 nm)	0.0015	19.22	5.6373
	R2401818-001	Fe (234.350 nm)	0.5708	0.21	11865.2622
	R2401818-001	K (766.491 nm)	3.9920	0.68	3577.1112
	R2401818-001	Mg (279.078 nm)	26.0665	0.24	75240.7138
	R2401818-001	Mn (257.610 nm)	0.1487	0.28	45180.6687
	R2401818-001	Mo (202.032 nm)	0.0039	13.67	22.1182
	R2401818-001	Na (588.995 nm)	44.7675	0.14	523899.3862
	R2401818-001	Ni (230.299 nm)	0.0024	7.76	94.9620
	R2401818-001	Pb (220.353 nm)	0.0008 u	> 100.00	16.8084
	R2401818-001	Sb (217.582 nm)	0.0050	35.31	19.1547
	R2401818-001	Se (196.026 nm)	-0.0001 u	> 100.00	1.3887
	R2401818-001	Sn (189.925 nm)	0.0000 u	> 100.00	8.4155
	R2401818-001	Sr (216.596 nm)	3.0495	0.10	57607.1122
	R2401818-001	Ti (336.122 nm)	0.0134	5.97	1535.5418
	R2401818-001	Tl (190.794 nm)	0.0002 u	> 100.00	-6.0097
	R2401818-001	V (292.401 nm)	0.0011	19.57	-25.2717
	R2401818-001	Y (360.074 nm)	0.96	0.47	436635.81
	R2401818-001	Y_R (360.074 nm)	0.96	0.46	439826.15
	R2401818-001	Zn (213.857 nm)	0.0203	0.53	1005.1833

DateTimeMeasured	SolutionLabel	Element Label (nm)	Unadjusted Conc (ppm)	%RSD	Intensity (c/s)
3/12/2024 17:47:42	R2401870-001	Ag (328.068 nm)	0.0001 u	> 100.00	-330.4018
	R2401870-001	Al (237.312 nm)	0.0058	38.09	90.3211
	R2401870-001	As (188.980 nm)	-0.0008 u	> 100.00	-9.3427
	R2401870-001	B (249.772 nm)	0.2222	0.24	6830.7196
	R2401870-001	Ba (230.424 nm)	0.3467	0.25	15513.7811
	R2401870-001	Be (313.107 nm)	0.0000	66.54	-188.1005
	R2401870-001	Ca (317.933 nm)	186.3372 o	0.28	6938858.0146
	R2401870-001	Cd (214.439 nm)	0.0001	33.94	-7.9430
	R2401870-001	Co (230.786 nm)	0.0009	19.53	71.7836
	R2401870-001	Cr (267.716 nm)	0.0003	34.45	-51.4847
	R2401870-001	Cu (327.395 nm)	0.0042	7.67	97.7008
	R2401870-001	Fe (234.350 nm)	0.3956	0.18	8260.8746
	R2401870-001	K (766.491 nm)	7.3434	0.79	6798.5581
	R2401870-001	Mg (279.078 nm)	49.0610	0.21	141622.8454
	R2401870-001	Mn (257.610 nm)	0.1173	0.15	35623.9974
	R2401870-001	Mo (202.032 nm)	0.0012	42.41	1.6390
	R2401870-001	Na (588.995 nm)	65.7761 o	0.10	754906.9108
	R2401870-001	Ni (230.299 nm)	0.0013	36.19	83.0011
	R2401870-001	Pb (220.353 nm)	-0.0002 u	> 100.00	11.4866
	R2401870-001	Sb (217.582 nm)	0.0040	21.35	17.0957
	R2401870-001	Se (196.026 nm)	0.0007 u	> 100.00	1.9755
	R2401870-001	Sn (189.925 nm)	0.0002 u	> 100.00	8.8820
	R2401870-001	Sr (216.596 nm)	0.9782	0.20	18445.9335
	R2401870-001	Ti (336.122 nm)	0.0013	5.30	34.7572
	R2401870-001	Tl (190.794 nm)	0.0015 u	> 100.00	-4.5641
	R2401870-001	V (292.401 nm)	0.0000 u	> 100.00	-66.8434
	R2401870-001	Y (360.074 nm)	0.94	0.19	427441.22
	R2401870-001	Y_R (360.074 nm)	0.94	0.20	430532.80
	R2401870-001	Zn (213.857 nm)	0.0131	0.30	630.1788
3/12/2024 17:50:56	R2401898-001	Ag (328.068 nm)	-0.0001 u	42.06	-338.6469
	R2401898-001	Al (237.312 nm)	0.8444	0.08	2014.8277
	R2401898-001	As (188.980 nm)	0.3717	1.11	582.0556
	R2401898-001	B (249.772 nm)	19.5957 o	0.17	595810.2066
	R2401898-001	Ba (230.424 nm)	0.6935	0.12	31040.1284
	R2401898-001	Be (313.107 nm)	0.0000 u	18.03	-231.2559
	R2401898-001	Ca (317.933 nm)	71.0493 o	0.17	2647879.4627
	R2401898-001	Cd (214.439 nm)	0.0002	8.31	-3.4366
	R2401898-001	Co (230.786 nm)	0.0439	1.20	698.8938
	R2401898-001	Cr (267.716 nm)	0.3963	0.21	16412.4315
	R2401898-001	Cu (327.395 nm)	0.0425	1.59	1385.5228
	R2401898-001	Fe (234.350 nm)	5.1733	0.20	106587.3431
	R2401898-001	K (766.491 nm)	838.7725 o	0.17	806000.3542
	R2401898-001	Mg (279.078 nm)	92.0787 o	0.17	265809.3048
	R2401898-001	Mn (257.610 nm)	0.3754	0.20	114071.9021
	R2401898-001	Mo (202.032 nm)	0.0147	2.97	103.1906
	R2401898-001	Na (588.995 nm)	1682.7739 o	0.91	18535134.1887
	R2401898-001	Ni (230.299 nm)	0.1981	0.28	2314.0895
	R2401898-001	Pb (220.353 nm)	0.0087	6.62	59.1339
	R2401898-001	Sb (217.582 nm)	0.0488	5.86	114.9370
	R2401898-001	Se (196.026 nm)	0.0029	66.96	3.5381
	R2401898-001	Sn (189.925 nm)	0.0620	1.86	183.7914
	R2401898-001	Sr (216.596 nm)	1.6784	0.18	31684.4726
	R2401898-001	Ti (336.122 nm)	0.3503	0.36	43128.5483
	R2401898-001	Tl (190.794 nm)	-0.0006 u	> 100.00	-6.9484
	R2401898-001	V (292.401 nm)	0.0812	0.54	2986.5291
	R2401898-001	Y (360.074 nm)	0.77	0.49	350972.63
	R2401898-001	Y_R (360.074 nm)	0.77	0.49	353311.95

DateTimeMeasured	SolutionLabel	Element Label (nm)	Unadjusted Conc (ppm)	%RSD	Intensity (c/s)
	R2401898-001	Zn (213.857 nm)	0.1445	0.20	7483.3491
3/12/2024 17:54:09	R2401905-001	Ag (328.068 nm)	-0.0003 u	> 100.00	-346.9666
	R2401905-001	Al (237.312 nm)	0.0618	8.73	218.8803
	R2401905-001	As (188.980 nm)	-0.0012 u	72.88	-9.9750
	R2401905-001	B (249.772 nm)	0.1037	1.69	3227.8569
	R2401905-001	Ba (230.424 nm)	0.3183	0.25	14243.6356
	R2401905-001	Be (313.107 nm)	0.0000	> 100.00	-179.6935
	R2401905-001	Ca (317.933 nm)	803.7989 o LR	0.19	29920577.3403
	R2401905-001	Cd (214.439 nm)	0.0001	27.08	-5.1367
	R2401905-001	Co (230.786 nm)	0.0020	19.50	88.0807
	R2401905-001	Cr (267.716 nm)	-0.0003 u	38.20	-76.6635
	R2401905-001	Cu (327.395 nm)	0.0016	17.43	10.0032
	R2401905-001	Fe (234.350 nm)	0.1989	0.90	4212.2251
	R2401905-001	K (766.491 nm)	44.0819	0.49	42113.0310
	R2401905-001	Mg (279.078 nm)	71.5520 o	0.22	206551.3925
	R2401905-001	Mn (257.610 nm)	0.4253	0.20	129209.2313
	R2401905-001	Mo (202.032 nm)	0.0020	28.97	7.5773
	R2401905-001	Na (588.995 nm)	669.9439 o LR	0.25	7398231.1568
	R2401905-001	Ni (230.299 nm)	0.0046	14.09	119.9464
	R2401905-001	Pb (220.353 nm)	0.0017	96.12	21.5417
	R2401905-001	Sb (217.582 nm)	0.0036	15.51	16.2051
	R2401905-001	Se (196.026 nm)	-0.0013 u	> 100.00	0.4857
	R2401905-001	Sn (189.925 nm)	0.0006	29.10	9.9968
	R2401905-001	Sr (216.596 nm)	6.4354 o	0.31	121621.7836
	R2401905-001	Ti (336.122 nm)	0.0109	7.38	1222.2174
	R2401905-001	Tl (190.794 nm)	0.0034	92.99	-2.3098
	R2401905-001	V (292.401 nm)	-0.0008 u	21.61	-99.2860
	R2401905-001	Y (360.074 nm)	0.85	0.52	385756.66
	R2401905-001	Y_R (360.074 nm)	0.85	0.52	388390.84
	R2401905-001	Zn (213.857 nm)	0.0063	1.71	277.4128
3/12/2024 17:57:23	R2401905-001S	Ag (328.068 nm)	0.0535	0.61	2574.7702
	R2401905-001S	Al (237.312 nm)	2.0959	0.31	4886.6929
	R2401905-001S	As (188.980 nm)	0.0404	4.25	56.0923
	R2401905-001S	B (249.772 nm)	1.1174	0.38	34045.5150
	R2401905-001S	Ba (230.424 nm)	2.1916	0.23	98112.4465
	R2401905-001S	Be (313.107 nm)	0.0445	0.31	46034.5151
	R2401905-001S	Ca (317.933 nm)	831.1574 o	0.34	30938853.4787
	R2401905-001S	Cd (214.439 nm)	0.0460	0.48	2708.2070
	R2401905-001S	Co (230.786 nm)	0.4622	0.25	6806.8647
	R2401905-001S	Cr (267.716 nm)	0.1843	0.42	7596.7616
	R2401905-001S	Cu (327.395 nm)	0.2561	0.15	8572.5640
	R2401905-001S	Fe (234.350 nm)	1.1011	0.42	22779.7989
	R2401905-001S	K (766.491 nm)	67.0561 o	0.19	64196.7052
	R2401905-001S	Mg (279.078 nm)	75.9389 o	0.38	219215.8036
	R2401905-001S	Mn (257.610 nm)	0.8983	0.35	272942.7146
	R2401905-001S	Mo (202.032 nm)	0.4702	1.17	3529.2292
	R2401905-001S	Na (588.995 nm)	700.5264 o	0.15	7734511.3341
	R2401905-001S	Ni (230.299 nm)	0.4735	0.27	5436.1788
	R2401905-001S	Pb (220.353 nm)	0.4556	0.25	2442.7198
	R2401905-001S	Sb (217.582 nm)	0.5096	0.49	1122.4745
	R2401905-001S	Se (196.026 nm)	1.0265	0.21	752.0738
	R2401905-001S	Sn (189.925 nm)	4.6227	0.38	13084.9534
	R2401905-001S	Sr (216.596 nm)	8.4851 o	0.25	160374.7585
	R2401905-001S	Ti (336.122 nm)	0.4895	0.62	60324.2798
	R2401905-001S	Tl (190.794 nm)	1.7515	0.73	2056.8818
	R2401905-001S	V (292.401 nm)	0.4702	0.26	17627.5919
	R2401905-001S	Y (360.074 nm)	0.83	0.12	379608.93

DateTimeMeasured	SolutionLabel	Element Label (nm)	Unadjusted Conc (ppm)	%RSD	Intensity (c/s)
	R2401905-001S	Y_R (360.074 nm)	0.83	0.12	382225.74
	R2401905-001S	Zn (213.857 nm)	0.5120	0.35	26648.7730
3/12/2024 18:00:36	R2401905-001SD	Ag (328.068 nm)	0.0557	0.52	2691.9674
	R2401905-001SD	Al (237.312 nm)	2.1808	0.22	5081.5339
	R2401905-001SD	As (188.980 nm)	0.0392	4.29	54.2378
	R2401905-001SD	B (249.772 nm)	1.1569	0.23	35248.8049
	R2401905-001SD	Ba (230.424 nm)	2.2775	0.09	101959.8027
	R2401905-001SD	Be (313.107 nm)	0.0462	0.13	47722.1018
	R2401905-001SD	Ca (317.933 nm)	855.1769 o	0.19	31832851.3940
	R2401905-001SD	Cd (214.439 nm)	0.0475	0.49	2797.7447
	R2401905-001SD	Co (230.786 nm)	0.4786	0.23	7045.1814
	R2401905-001SD	Cr (267.716 nm)	0.1910	0.14	7877.0744
	R2401905-001SD	Cu (327.395 nm)	0.2658	0.08	8898.7252
	R2401905-001SD	Fe (234.350 nm)	1.1410	0.18	23600.2768
	R2401905-001SD	K (766.491 nm)	69.9973 o	0.39	67023.9702
	R2401905-001SD	Mg (279.078 nm)	78.8307 o	0.15	227564.0195
	R2401905-001SD	Mn (257.610 nm)	0.9323	0.12	283287.3725
	R2401905-001SD	Mo (202.032 nm)	0.4893	0.53	3672.9802
	R2401905-001SD	Na (588.995 nm)	726.7007 o	0.14	8022318.7860
	R2401905-001SD	Ni (230.299 nm)	0.4892	0.25	5613.6506
	R2401905-001SD	Pb (220.353 nm)	0.4705	0.23	2522.3429
	R2401905-001SD	Sb (217.582 nm)	0.5257	0.61	1157.7203
	R2401905-001SD	Se (196.026 nm)	1.0585	0.44	775.4653
	R2401905-001SD	Sn (189.925 nm)	4.7533	0.05	13454.5779
	R2401905-001SD	Sr (216.596 nm)	8.8165 o	0.16	166640.5979
	R2401905-001SD	Ti (336.122 nm)	0.5104	0.27	62899.1768
	R2401905-001SD	Tl (190.794 nm)	1.8133	0.30	2129.6307
	R2401905-001SD	V (292.401 nm)	0.4875	0.15	18277.8247
	R2401905-001SD	Y (360.074 nm)	0.83	0.59	378183.81
	R2401905-001SD	Y_R (360.074 nm)	0.83	0.58	380728.10
	R2401905-001SD	Zn (213.857 nm)	0.5305	0.14	27615.7254
3/12/2024 18:03:50	R2401905-001A	Ag (328.068 nm)	0.0546	0.60	2633.1297
	R2401905-001A	Al (237.312 nm)	2.1697	0.21	5055.9403
	R2401905-001A	As (188.980 nm)	0.0382	1.06	52.5721
	R2401905-001A	B (249.772 nm)	1.1409	0.14	34759.6085
	R2401905-001A	Ba (230.424 nm)	2.2273	0.24	99712.2544
	R2401905-001A	Be (313.107 nm)	0.0458	0.09	47331.6371
	R2401905-001A	Ca (317.933 nm)	798.6005 o	0.04	29727095.8981
	R2401905-001A	Cd (214.439 nm)	0.0471	0.11	2776.7216
	R2401905-001A	Co (230.786 nm)	0.4751	0.23	6994.6773
	R2401905-001A	Cr (267.716 nm)	0.1896	0.25	7817.9113
	R2401905-001A	Cu (327.395 nm)	0.2631	0.18	8805.2802
	R2401905-001A	Fe (234.350 nm)	1.1266	0.14	23303.5834
	R2401905-001A	K (766.491 nm)	64.8893 o	0.08	62113.9535
	R2401905-001A	Mg (279.078 nm)	72.1194 o	0.04	208189.4300
	R2401905-001A	Mn (257.610 nm)	0.8884	0.09	269932.3879
	R2401905-001A	Mo (202.032 nm)	0.4849	0.86	3639.6987
	R2401905-001A	Na (588.995 nm)	671.9381 o	0.12	7420159.2164
	R2401905-001A	Ni (230.299 nm)	0.4853	0.23	5569.5781
	R2401905-001A	Pb (220.353 nm)	0.4677	0.46	2507.2196
	R2401905-001A	Sb (217.582 nm)	0.5196	0.31	1144.4520
	R2401905-001A	Se (196.026 nm)	1.0562	0.68	773.7381
	R2401905-001A	Sn (189.925 nm)	4.7377	0.21	13410.3124
	R2401905-001A	Sr (216.596 nm)	8.1689 o	0.09	154396.7811
	R2401905-001A	Ti (336.122 nm)	0.5038	0.27	62093.5877
	R2401905-001A	Tl (190.794 nm)	1.8058	0.22	2120.8805
	R2401905-001A	V (292.401 nm)	0.4825	0.13	18091.2069

DateTimeMeasured	SolutionLabel	Element Label (nm)	Unadjusted Conc (ppm)	%RSD	Intensity (c/s)
	R2401905-001A	Y (360.074 nm)	0.83	0.47	378910.76
	R2401905-001A	Y_R (360.074 nm)	0.83	0.47	381503.98
	R2401905-001A	Zn (213.857 nm)	0.5358	0.04	27889.9722
3/12/2024 18:07:03	R2401905-001L 5X	Ag (328.068 nm)	0.0000 u	> 100.00	-330.7623
	R2401905-001L 5X	Al (237.312 nm)	0.0103	18.91	100.6653
	R2401905-001L 5X	As (188.980 nm)	-0.0023 u	39.30	-11.7621
	R2401905-001L 5X	B (249.772 nm)	0.0227	2.83	767.7010
	R2401905-001L 5X	Ba (230.424 nm)	0.0653	1.38	2917.1773
	R2401905-001L 5X	Be (313.107 nm)	0.0000 u	> 100.00	-199.4834
	R2401905-001L 5X	Ca (317.933 nm)	200.5184 o	1.25	7466674.9858
	R2401905-001L 5X	Cd (214.439 nm)	0.0000 u	> 100.00	-14.3851
	R2401905-001L 5X	Co (230.786 nm)	0.0006	22.90	67.3989
	R2401905-001L 5X	Cr (267.716 nm)	-0.0001 u	85.38	-70.6662
	R2401905-001L 5X	Cu (327.395 nm)	0.0003 u	97.73	-33.6259
	R2401905-001L 5X	Fe (234.350 nm)	0.0422	1.89	987.7394
	R2401905-001L 5X	K (766.491 nm)	8.0296	2.17	7458.2082
	R2401905-001L 5X	Mg (279.078 nm)	14.6651	1.45	42326.4752
	R2401905-001L 5X	Mn (257.610 nm)	0.0876	1.45	26607.8977
	R2401905-001L 5X	Mo (202.032 nm)	0.0024	20.82	10.5822
	R2401905-001L 5X	Na (588.995 nm)	146.6753 o	1.50	1644460.3869
	R2401905-001L 5X	Ni (230.299 nm)	0.0010	13.06	79.1857
	R2401905-001L 5X	Pb (220.353 nm)	0.0002 u	> 100.00	13.5162
	R2401905-001L 5X	Sb (217.582 nm)	0.0004 u	> 100.00	9.2723
	R2401905-001L 5X	Se (196.026 nm)	-0.0006 u	> 100.00	0.9757
	R2401905-001L 5X	Sn (189.925 nm)	0.0019	33.70	13.7907
	R2401905-001L 5X	Sr (216.596 nm)	1.3531	1.31	25534.4398
	R2401905-001L 5X	Ti (336.122 nm)	0.0029	11.71	229.5290
	R2401905-001L 5X	Tl (190.794 nm)	0.0051	14.53	-0.2324
	R2401905-001L 5X	V (292.401 nm)	-0.0002 u	95.02	-74.5484
	R2401905-001L 5X	Y (360.074 nm)	0.94	0.25	428513.40
	R2401905-001L 5X	Y_R (360.074 nm)	0.94	0.25	431609.64
	R2401905-001L 5X	Zn (213.857 nm)	0.0012	3.30	6.5338
3/12/2024 18:10:17	Continuing Calibration Verification1	Ag (328.068 nm)	0.5242	0.03	28135.3712
	Continuing Calibration Verification1	Al (237.312 nm)	10.0365	0.05	23108.5746
	Continuing Calibration Verification1	As (188.980 nm)	0.9858	0.10	1556.9056
	Continuing Calibration Verification1	B (249.772 nm)	2.4669	0.12	75073.7866
	Continuing Calibration Verification1	Ba (230.424 nm)	10.3259	0.38	462291.4985
	Continuing Calibration Verification1	Be (313.107 nm)	0.2416	0.18	250628.0753
	Continuing Calibration Verification1	Ca (317.933 nm)	25.8192	0.19	964429.1102
	Continuing Calibration Verification1	Cd (214.439 nm)	0.5099	0.24	30176.8479
	Continuing Calibration Verification1	Co (230.786 nm)	2.5436	0.45	37193.4673
	Continuing Calibration Verification1	Cr (267.716 nm)	0.5181	0.21	21475.9816
	Continuing Calibration Verification1	Cu (327.395 nm)	1.2576	0.32	42261.4474
	Continuing Calibration Verification1	Fe (234.350 nm)	5.0333	0.21	103705.9937
	Continuing Calibration Verification1	K (766.491 nm)	24.9356	0.38	23708.8815
	Continuing Calibration Verification1	Mg (279.078 nm)	25.1975	0.15	72732.0940
	Continuing Calibration Verification1	Mn (257.610 nm)	0.7541	0.19	229116.9078
	Continuing Calibration Verification1	Mo (202.032 nm)	2.5792	0.38	19390.2539
	Continuing Calibration Verification1	Na (588.995 nm)	26.0169	0.20	317721.2044
	Continuing Calibration Verification1	Ni (230.299 nm)	2.1186	0.14	24087.5031
	Continuing Calibration Verification1	Pb (220.353 nm)	0.5106	0.18	2736.1597
	Continuing Calibration Verification1	Sb (217.582 nm)	4.9501	0.11	10831.2142
	Continuing Calibration Verification1	Se (196.026 nm)	0.4902	1.05	359.8617
	Continuing Calibration Verification1	Sn (189.925 nm)	5.1205	0.13	14493.1746
	Continuing Calibration Verification1	Sr (216.596 nm)	2.5253	0.37	47696.2916
	Continuing Calibration Verification1	Ti (336.122 nm)	2.5628	0.26	316343.0931
	Continuing Calibration Verification1	Tl (190.794 nm)	1.0195	0.06	1194.5921

DateTimeMeasured	SolutionLabel	Element Label (nm)	Unadjusted Conc (ppm)	%RSD	Intensity (c/s)
	Continuing Calibration Verification1	V (292.401 nm)	2.5163	0.17	94626.0679
	Continuing Calibration Verification1	Y (360.074 nm)	0.96	0.22	436540.47
	Continuing Calibration Verification1	Y_R (360.074 nm)	0.96	0.22	439718.50
	Continuing Calibration Verification1	Zn (213.857 nm)	1.0001	0.20	52107.2345
3/12/2024 18:13:30	Continuing Calibration Blank1	Ag (328.068 nm)	0.0002	45.82	-319.8147
	Continuing Calibration Blank1	Al (237.312 nm)	-0.0034 u	55.62	69.1866
	Continuing Calibration Blank1	As (188.980 nm)	-0.0001 u	49.45	-8.2231
	Continuing Calibration Blank1	B (249.772 nm)	0.0042	13.71	202.7424
	Continuing Calibration Blank1	Ba (230.424 nm)	0.0001	61.30	-4.5552
	Continuing Calibration Blank1	Be (313.107 nm)	0.0000	51.38	-188.2946
	Continuing Calibration Blank1	Ca (317.933 nm)	-0.0208 u	0.71	2672.1036
	Continuing Calibration Blank1	Cd (214.439 nm)	0.0000 u	> 100.00	-11.8580
	Continuing Calibration Blank1	Co (230.786 nm)	-0.0002 u	> 100.00	55.3238
	Continuing Calibration Blank1	Cr (267.716 nm)	0.0002	37.30	-55.4875
	Continuing Calibration Blank1	Cu (327.395 nm)	0.0003	> 100.00	-34.0351
	Continuing Calibration Blank1	Fe (234.350 nm)	0.0021	16.78	160.7453
	Continuing Calibration Blank1	K (766.491 nm)	0.5089	6.39	229.0317
	Continuing Calibration Blank1	Mg (279.078 nm)	-0.0061 u	16.56	-27.1803
	Continuing Calibration Blank1	Mn (257.610 nm)	0.0000 u	99.82	-9.7267
	Continuing Calibration Blank1	Mo (202.032 nm)	0.0031	37.99	16.1703
	Continuing Calibration Blank1	Na (588.995 nm)	0.5775	3.44	37994.0569
	Continuing Calibration Blank1	Ni (230.299 nm)	-0.0001 u	> 100.00	67.1244
	Continuing Calibration Blank1	Pb (220.353 nm)	-0.0003 u	15.54	10.8982
	Continuing Calibration Blank1	Sb (217.582 nm)	0.0007	35.68	9.9209
	Continuing Calibration Blank1	Se (196.026 nm)	-0.0008 u	> 100.00	0.8786
	Continuing Calibration Blank1	Sn (189.925 nm)	0.0003	85.90	9.2531
	Continuing Calibration Blank1	Sr (216.596 nm)	0.0003	39.01	-42.1692
	Continuing Calibration Blank1	Ti (336.122 nm)	0.0027	23.34	214.7733
	Continuing Calibration Blank1	Tl (190.794 nm)	-0.0002 u	> 100.00	-6.5784
	Continuing Calibration Blank1	V (292.401 nm)	0.0001 u	> 100.00	-65.7192
	Continuing Calibration Blank1	Y (360.074 nm)	1.03	0.17	467668.41
	Continuing Calibration Blank1	Y_R (360.074 nm)	1.03	0.17	471098.89
	Continuing Calibration Blank1	Zn (213.857 nm)	0.0002	9.15	-43.8538
3/12/2024 18:16:44	R2401905-001 10X	Ag (328.068 nm)	0.0001 u	89.92	-326.5410
	R2401905-001 10X	Al (237.312 nm)	0.0083	27.61	96.0162
	R2401905-001 10X	As (188.980 nm)	-0.0001 u	> 100.00	-8.2583
	R2401905-001 10X	B (249.772 nm)	0.0125	1.19	456.0036
	R2401905-001 10X	Ba (230.424 nm)	0.0355	0.50	1580.2645
	R2401905-001 10X	Be (313.107 nm)	0.0000	16.27	-156.9021
	R2401905-001 10X	Ca (317.933 nm)	105.2007 o	0.18	3918982.5006
	R2401905-001 10X	Cd (214.439 nm)	0.0001	64.21	-9.3237
	R2401905-001 10X	Co (230.786 nm)	0.0010	10.97	73.0762
	R2401905-001 10X	Cr (267.716 nm)	-0.0001 u	51.93	-68.4137
	R2401905-001 10X	Cu (327.395 nm)	0.0006	22.52	-24.4647
	R2401905-001 10X	Fe (234.350 nm)	0.0228	1.43	587.5523
	R2401905-001 10X	K (766.491 nm)	3.9301	1.32	3517.5484
	R2401905-001 10X	Mg (279.078 nm)	7.5266	0.11	21718.4772
	R2401905-001 10X	Mn (257.610 nm)	0.0447	0.13	13582.2439
	R2401905-001 10X	Mo (202.032 nm)	0.0017	30.93	5.7438
	R2401905-001 10X	Na (588.995 nm)	74.3658 o	0.18	849357.8451
	R2401905-001 10X	Ni (230.299 nm)	0.0015	46.70	84.5893
	R2401905-001 10X	Pb (220.353 nm)	-0.0001 u	> 100.00	12.1381
	R2401905-001 10X	Sb (217.582 nm)	0.0014 u	> 100.00	11.3684
	R2401905-001 10X	Se (196.026 nm)	0.0007 u	> 100.00	1.9610
	R2401905-001 10X	Sn (189.925 nm)	0.0007 u	> 100.00	10.3652
	R2401905-001 10X	Sr (216.596 nm)	0.6935	0.10	13064.2399
	R2401905-001 10X	Ti (336.122 nm)	0.0022	3.87	151.1433

DateTimeMeasured	SolutionLabel	Element Label (nm)	Unadjusted Conc (ppm)	%RSD	Intensity (c/s)
	R2401905-001 10X	Tl (190.794 nm)	0.0021	31.06	-3.8203
	R2401905-001 10X	V (292.401 nm)	0.0003	25.53	-57.4220
	R2401905-001 10X	Y (360.074 nm)	0.96	0.21	437954.07
	R2401905-001 10X	Y_R (360.074 nm)	0.96	0.21	441118.81
	R2401905-001 10X	Zn (213.857 nm)	0.0007	8.70	-14.6586
3/12/2024 18:19:58	R2401905-001S 10X	Ag (328.068 nm)	0.0053	3.26	-48.0196
	R2401905-001S 10X	Al (237.312 nm)	0.1938	1.74	521.7761
	R2401905-001S 10X	As (188.980 nm)	0.0022	62.61	-4.5679
	R2401905-001S 10X	B (249.772 nm)	0.1072	1.63	3336.3886
	R2401905-001S 10X	Ba (230.424 nm)	0.2227	1.63	9962.4807
	R2401905-001S 10X	Be (313.107 nm)	0.0045	1.78	4501.3581
	R2401905-001S 10X	Ca (317.933 nm)	104.6031 o	1.52	3896738.1253
	R2401905-001S 10X	Cd (214.439 nm)	0.0050	2.10	282.6771
	R2401905-001S 10X	Co (230.786 nm)	0.0478	1.82	756.6880
	R2401905-001S 10X	Cr (267.716 nm)	0.0185	2.13	702.7041
	R2401905-001S 10X	Cu (327.395 nm)	0.0238	2.43	755.6734
	R2401905-001S 10X	Fe (234.350 nm)	0.1114	1.34	2410.6846
	R2401905-001S 10X	K (766.491 nm)	5.7663	1.69	5282.6273
	R2401905-001S 10X	Mg (279.078 nm)	7.6477	1.65	22068.2737
	R2401905-001S 10X	Mn (257.610 nm)	0.0904	1.61	27465.5509
	R2401905-001S 10X	Mo (202.032 nm)	0.0469	0.84	345.8360
	R2401905-001S 10X	Na (588.995 nm)	75.6909 o	1.77	863928.3988
	R2401905-001S 10X	Ni (230.299 nm)	0.0495	1.91	629.3580
	R2401905-001S 10X	Pb (220.353 nm)	0.0484	3.25	270.6337
	R2401905-001S 10X	Sb (217.582 nm)	0.0480	3.77	113.2433
	R2401905-001S 10X	Se (196.026 nm)	0.1048	3.21	78.0490
	R2401905-001S 10X	Sn (189.925 nm)	0.4748	1.29	1351.4363
	R2401905-001S 10X	Sr (216.596 nm)	0.8726	1.57	16449.8657
	R2401905-001S 10X	Ti (336.122 nm)	0.0476	1.39	5758.7843
	R2401905-001S 10X	Tl (190.794 nm)	0.1875	2.24	214.5598
	R2401905-001S 10X	V (292.401 nm)	0.0459	2.04	1658.3556
	R2401905-001S 10X	Y (360.074 nm)	0.97	0.24	441236.29
	R2401905-001S 10X	Y_R (360.074 nm)	0.97	0.24	444450.78
	R2401905-001S 10X	Zn (213.857 nm)	0.0500	1.34	2552.3912
3/12/2024 18:23:12	R2401905-001SD 10X	Ag (328.068 nm)	0.0051	1.61	-53.9055
	R2401905-001SD 10X	Al (237.312 nm)	0.1962	1.92	527.2812
	R2401905-001SD 10X	As (188.980 nm)	0.0024	30.44	-4.2795
	R2401905-001SD 10X	B (249.772 nm)	0.1068	1.37	3324.2807
	R2401905-001SD 10X	Ba (230.424 nm)	0.2230	1.68	9977.6641
	R2401905-001SD 10X	Be (313.107 nm)	0.0045	2.05	4512.8049
	R2401905-001SD 10X	Ca (317.933 nm)	105.3167 o	1.72	3923299.9747
	R2401905-001SD 10X	Cd (214.439 nm)	0.0048	0.73	273.7042
	R2401905-001SD 10X	Co (230.786 nm)	0.0478	2.22	756.4259
	R2401905-001SD 10X	Cr (267.716 nm)	0.0184	2.53	700.1785
	R2401905-001SD 10X	Cu (327.395 nm)	0.0235	3.57	746.6456
	R2401905-001SD 10X	Fe (234.350 nm)	0.1117	1.69	2418.0014
	R2401905-001SD 10X	K (766.491 nm)	5.7639	2.35	5280.3349
	R2401905-001SD 10X	Mg (279.078 nm)	7.6967	1.68	22209.7242
	R2401905-001SD 10X	Mn (257.610 nm)	0.0910	1.85	27633.8448
	R2401905-001SD 10X	Mo (202.032 nm)	0.0469	0.66	345.2693
	R2401905-001SD 10X	Na (588.995 nm)	76.2575 o	1.72	870158.3588
	R2401905-001SD 10X	Ni (230.299 nm)	0.0498	2.40	632.8377
	R2401905-001SD 10X	Pb (220.353 nm)	0.0475	2.56	265.9097
	R2401905-001SD 10X	Sb (217.582 nm)	0.0481	1.33	113.4261
	R2401905-001SD 10X	Se (196.026 nm)	0.1026	4.71	76.4520
	R2401905-001SD 10X	Sn (189.925 nm)	0.4740	1.95	1349.1442
	R2401905-001SD 10X	Sr (216.596 nm)	0.8769	1.68	16530.1967

DateTimeMeasured	SolutionLabel	Element Label (nm)	Unadjusted Conc (ppm)	%RSD	Intensity (c/s)
	R2401905-001SD 10X	Ti (336.122 nm)	0.0478	1.41	5777.3357
	R2401905-001SD 10X	Tl (190.794 nm)	0.1896	1.09	217.0166
	R2401905-001SD 10X	V (292.401 nm)	0.0461	1.56	1668.4729
	R2401905-001SD 10X	Y (360.074 nm)	0.96	0.34	439356.70
	R2401905-001SD 10X	Y_R (360.074 nm)	0.96	0.34	442574.85
	R2401905-001SD 10X	Zn (213.857 nm)	0.0501	1.75	2559.1705
3/12/2024 18:26:26	R2401905-001A 10X	Ag (328.068 nm)	0.0509	0.57	2432.1893
	R2401905-001A 10X	Al (237.312 nm)	1.9279	0.32	4501.0168
	R2401905-001A 10X	As (188.980 nm)	0.0380	7.68	52.2212
	R2401905-001A 10X	B (249.772 nm)	1.0091	0.35	30753.7380
	R2401905-001A 10X	Ba (230.424 nm)	1.9597	0.40	87728.1217
	R2401905-001A 10X	Be (313.107 nm)	0.0469	0.26	48543.1285
	R2401905-001A 10X	Ca (317.933 nm)	105.2850 o	0.35	3922119.3788
	R2401905-001A 10X	Cd (214.439 nm)	0.0490	0.31	2888.4252
	R2401905-001A 10X	Co (230.786 nm)	0.4865	0.23	7160.5659
	R2401905-001A 10X	Cr (267.716 nm)	0.1906	0.41	7861.1411
	R2401905-001A 10X	Cu (327.395 nm)	0.2447	0.14	8188.1120
	R2401905-001A 10X	Fe (234.350 nm)	0.9666	0.52	20012.1189
	R2401905-001A 10X	K (766.491 nm)	23.1132	0.28	21957.0906
	R2401905-001A 10X	Mg (279.078 nm)	9.3112	0.22	26870.4922
	R2401905-001A 10X	Mn (257.610 nm)	0.5149	0.29	156453.7567
	R2401905-001A 10X	Mo (202.032 nm)	0.4791	1.29	3595.7808
	R2401905-001A 10X	Na (588.995 nm)	91.2181 o	0.10	1034662.6515
	R2401905-001A 10X	Ni (230.299 nm)	0.5026	0.21	5766.4510
	R2401905-001A 10X	Pb (220.353 nm)	0.4887	0.47	2619.3252
	R2401905-001A 10X	Sb (217.582 nm)	0.5015	0.68	1104.7565
	R2401905-001A 10X	Se (196.026 nm)	1.0729	0.81	786.0031
	R2401905-001A 10X	Sn (189.925 nm)	4.8314	0.31	13675.3454
	R2401905-001A 10X	Sr (216.596 nm)	2.5617	0.30	48384.7006
	R2401905-001A 10X	Ti (336.122 nm)	0.4799	0.59	59143.5603
	R2401905-001A 10X	Tl (190.794 nm)	1.9329	0.37	2270.5645
	R2401905-001A 10X	V (292.401 nm)	0.4753	0.28	17820.1497
	R2401905-001A 10X	Y (360.074 nm)	0.96	0.29	436724.10
	R2401905-001A 10X	Y_R (360.074 nm)	0.96	0.29	439897.04
	R2401905-001A 10X	Zn (213.857 nm)	0.5105	0.22	26570.9292
3/12/2024 18:29:39	R2401905-001L 50X	Ag (328.068 nm)	0.0001 u	89.76	-327.4766
	R2401905-001L 50X	Al (237.312 nm)	0.0007	67.14	78.6927
	R2401905-001L 50X	As (188.980 nm)	0.0006 u	> 100.00	-7.0133
	R2401905-001L 50X	B (249.772 nm)	0.0037	3.69	189.5709
	R2401905-001L 50X	Ba (230.424 nm)	0.0070	1.48	304.4642
	R2401905-001L 50X	Be (313.107 nm)	0.0000 u	> 100.00	-201.2490
	R2401905-001L 50X	Ca (317.933 nm)	21.6051	0.22	807580.0273
	R2401905-001L 50X	Cd (214.439 nm)	0.0000	> 100.00	-10.9454
	R2401905-001L 50X	Co (230.786 nm)	0.0003 u	> 100.00	62.6735
	R2401905-001L 50X	Cr (267.716 nm)	-0.0001 u	58.56	-69.4473
	R2401905-001L 50X	Cu (327.395 nm)	0.0000 u	> 100.00	-45.4429
	R2401905-001L 50X	Fe (234.350 nm)	0.0058	5.90	237.0852
	R2401905-001L 50X	K (766.491 nm)	0.9643	3.39	666.7470
	R2401905-001L 50X	Mg (279.078 nm)	1.5213	0.40	4382.0883
	R2401905-001L 50X	Mn (257.610 nm)	0.0091	0.27	2772.7311
	R2401905-001L 50X	Mo (202.032 nm)	0.0024	10.86	11.0500
	R2401905-001L 50X	Na (588.995 nm)	15.3379	0.03	200297.2928
	R2401905-001L 50X	Ni (230.299 nm)	0.0004	89.56	71.8112
	R2401905-001L 50X	Pb (220.353 nm)	-0.0001 u	> 100.00	12.2978
	R2401905-001L 50X	Sb (217.582 nm)	-0.0020 u	23.09	3.8576
	R2401905-001L 50X	Se (196.026 nm)	-0.0001 u	> 100.00	1.3392
	R2401905-001L 50X	Sn (189.925 nm)	0.0013	31.57	12.0943

DateTimeMeasured	SolutionLabel	Element Label (nm)	Unadjusted Conc (ppm)	%RSD	Intensity (c/s)
	R2401905-001L 50X	Sr (216.596 nm)	0.1428	0.24	2651.2677
	R2401905-001L 50X	Ti (336.122 nm)	0.0013	15.31	35.1339
	R2401905-001L 50X	Tl (190.794 nm)	0.0016	44.59	-4.3715
	R2401905-001L 50X	V (292.401 nm)	0.0002	63.17	-60.8364
	R2401905-001L 50X	Y (360.074 nm)	1.00	0.21	457157.25
	R2401905-001L 50X	Y_R (360.074 nm)	1.00	0.21	460557.58
	R2401905-001L 50X	Zn (213.857 nm)	0.0001	4.62	-47.5889
3/12/2024 18:32:53	R2401914-013	Ag (328.068 nm)	0.0002	47.95	-322.7454
	R2401914-013	Al (237.312 nm)	0.0007	70.28	78.6338
	R2401914-013	As (188.980 nm)	-0.0003 u	> 100.00	-8.5650
	R2401914-013	B (249.772 nm)	0.0017	11.96	128.7782
	R2401914-013	Ba (230.424 nm)	0.0002	27.38	0.9017
	R2401914-013	Be (313.107 nm)	0.0000	> 100.00	-192.4771
	R2401914-013	Ca (317.933 nm)	0.0088	32.00	3773.1128
	R2401914-013	Cd (214.439 nm)	0.0001	21.26	-6.6773
	R2401914-013	Co (230.786 nm)	0.0000 u	> 100.00	58.5274
	R2401914-013	Cr (267.716 nm)	0.0003	52.78	-50.9810
	R2401914-013	Cu (327.395 nm)	0.0003	> 100.00	-33.3311
	R2401914-013	Fe (234.350 nm)	0.0048	3.04	216.8371
	R2401914-013	K (766.491 nm)	0.2552	9.92	-14.8458
	R2401914-013	Mg (279.078 nm)	-0.0010 u	> 100.00	-12.7213
	R2401914-013	Mn (257.610 nm)	0.0001	12.41	24.8171
	R2401914-013	Mo (202.032 nm)	0.0003 u	> 100.00	-4.6750
	R2401914-013	Na (588.995 nm)	0.4227	2.70	36292.3342
	R2401914-013	Ni (230.299 nm)	-0.0003 u	> 100.00	63.8226
	R2401914-013	Pb (220.353 nm)	-0.0002 u	> 100.00	11.5632
	R2401914-013	Sb (217.582 nm)	0.0041	44.36	17.3462
	R2401914-013	Se (196.026 nm)	-0.0002 u	> 100.00	1.3089
	R2401914-013	Sn (189.925 nm)	0.0010	25.89	11.2310
	R2401914-013	Sr (216.596 nm)	0.0005	53.67	-38.5679
	R2401914-013	Ti (336.122 nm)	0.0001 u	> 100.00	-111.9970
	R2401914-013	Tl (190.794 nm)	-0.0009 u	95.74	-7.3481
	R2401914-013	V (292.401 nm)	-0.0001 u	> 100.00	-70.8277
	R2401914-013	Y (360.074 nm)	1.00	0.22	456778.15
	R2401914-013	Y_R (360.074 nm)	1.00	0.22	460237.09
	R2401914-013	Zn (213.857 nm)	0.0018	6.57	41.0530
3/12/2024 18:36:06	R2401917-002	Ag (328.068 nm)	0.0000 u	> 100.00	-332.2767
	R2401917-002	Al (237.312 nm)	0.0030	29.05	83.8898
	R2401917-002	As (188.980 nm)	-0.0009 u	> 100.00	-9.4638
	R2401917-002	B (249.772 nm)	0.0448	0.08	1437.3982
	R2401917-002	Ba (230.424 nm)	0.1043	0.35	4660.2369
	R2401917-002	Be (313.107 nm)	0.0000 u	> 100.00	-193.5216
	R2401917-002	Ca (317.933 nm)	101.5569 o	0.19	3783361.8159
	R2401917-002	Cd (214.439 nm)	0.0002	50.30	-0.8811
	R2401917-002	Co (230.786 nm)	0.0005	5.88	66.1968
	R2401917-002	Cr (267.716 nm)	0.0001 u	> 100.00	-61.3631
	R2401917-002	Cu (327.395 nm)	0.0015	43.29	6.0104
	R2401917-002	Fe (234.350 nm)	0.0194	0.26	517.9937
	R2401917-002	K (766.491 nm)	1.7999	5.14	1469.9901
	R2401917-002	Mg (279.078 nm)	10.7885	0.08	31135.2135
	R2401917-002	Mn (257.610 nm)	0.1358	0.18	41268.7074
	R2401917-002	Mo (202.032 nm)	0.0007	35.16	-2.0652
	R2401917-002	Na (588.995 nm)	262.6129 o	0.16	2919289.6608
	R2401917-002	Ni (230.299 nm)	0.0007	74.69	75.3887
	R2401917-002	Pb (220.353 nm)	0.0007 u	> 100.00	16.6041
	R2401917-002	Sb (217.582 nm)	0.0001 u	> 100.00	8.6024
	R2401917-002	Se (196.026 nm)	-0.0012 u	> 100.00	0.5251

DateTimeMeasured	SolutionLabel	Element Label (nm)	Unadjusted Conc (ppm)	%RSD	Intensity (c/s)
	R2401917-002	Sn (189.925 nm)	0.0006	38.12	10.0033
	R2401917-002	Sr (216.596 nm)	0.4745	0.27	8922.1722
	R2401917-002	Ti (336.122 nm)	0.0006	9.27	-53.0663
	R2401917-002	Tl (190.794 nm)	0.0020 u	> 100.00	-3.9421
	R2401917-002	V (292.401 nm)	-0.0001 u	> 100.00	-73.2104
	R2401917-002	Y (360.074 nm)	0.93	0.69	424084.46
	R2401917-002	Y_R (360.074 nm)	0.93	0.69	427087.15
	R2401917-002	Zn (213.857 nm)	0.0059	1.61	251.8124
3/12/2024 18:39:20	R2401931-009	Ag (328.068 nm)	0.0004	15.99	-313.4090
	R2401931-009	Al (237.312 nm)	0.0107	11.47	101.6764
	R2401931-009	As (188.980 nm)	0.0000 u	> 100.00	-8.0853
	R2401931-009	B (249.772 nm)	0.0012	15.94	113.7420
	R2401931-009	Ba (230.424 nm)	0.0001	31.56	-3.4036
	R2401931-009	Be (313.107 nm)	0.0000 u	51.94	-211.9464
	R2401931-009	Ca (317.933 nm)	0.0218	3.28	4256.8060
	R2401931-009	Cd (214.439 nm)	0.0001	80.23	-7.4696
	R2401931-009	Co (230.786 nm)	0.0001 u	> 100.00	59.4197
	R2401931-009	Cr (267.716 nm)	0.0004	40.29	-50.1327
	R2401931-009	Cu (327.395 nm)	0.0051	0.95	126.3569
	R2401931-009	Fe (234.350 nm)	0.0146	1.06	419.1221
	R2401931-009	K (766.491 nm)	0.2063	34.51	-61.8353
	R2401931-009	Mg (279.078 nm)	0.0021 u	95.81	-3.5264
	R2401931-009	Mn (257.610 nm)	0.0004	4.84	118.6040
	R2401931-009	Mo (202.032 nm)	0.0003	46.49	-5.0967
	R2401931-009	Na (588.995 nm)	0.3377	1.46	35357.5960
	R2401931-009	Ni (230.299 nm)	-0.0010 u	11.85	56.2060
	R2401931-009	Pb (220.353 nm)	0.0000 u	> 100.00	12.5506
	R2401931-009	Sb (217.582 nm)	0.0027	72.06	14.3064
	R2401931-009	Se (196.026 nm)	0.0003 u	> 100.00	1.6560
	R2401931-009	Sn (189.925 nm)	0.0006 u	> 100.00	10.0478
	R2401931-009	Sr (216.596 nm)	0.0003	86.64	-42.4325
	R2401931-009	Ti (336.122 nm)	0.0000 u	> 100.00	-126.1673
	R2401931-009	Tl (190.794 nm)	-0.0026 u	90.65	-9.3205
	R2401931-009	V (292.401 nm)	0.0002	> 100.00	-59.7869
	R2401931-009	Y (360.074 nm)	1.00	0.08	456330.57
	R2401931-009	Y_R (360.074 nm)	1.00	0.08	459850.97
	R2401931-009	Zn (213.857 nm)	0.0024	2.42	73.0999
3/12/2024 18:42:34	R2401796-001 20X	Ag (328.068 nm)	0.0001	74.11	-330.4001
	R2401796-001 20X	Al (237.312 nm)	0.0028	65.61	83.4999
	R2401796-001 20X	As (188.980 nm)	0.0006 u	> 100.00	-7.0161
	R2401796-001 20X	B (249.772 nm)	1.5461	0.09	47080.3151
	R2401796-001 20X	Ba (230.424 nm)	0.0372	0.56	1658.4932
	R2401796-001 20X	Be (313.107 nm)	0.0000 u	53.72	-213.0046
	R2401796-001 20X	Ca (317.933 nm)	6.8623	0.18	258860.3602
	R2401796-001 20X	Cd (214.439 nm)	0.0000 u	47.83	-14.5361
	R2401796-001 20X	Co (230.786 nm)	0.0010	49.10	72.4411
	R2401796-001 20X	Cr (267.716 nm)	0.0037	1.30	90.6810
	R2401796-001 20X	Cu (327.395 nm)	0.0004	63.31	-30.7181
	R2401796-001 20X	Fe (234.350 nm)	0.0727	0.28	1614.9462
	R2401796-001 20X	K (766.491 nm)	34.2440	0.11	32656.4515
	R2401796-001 20X	Mg (279.078 nm)	11.8132	0.16	34093.5098
	R2401796-001 20X	Mn (257.610 nm)	0.0081	0.70	2455.9311
	R2401796-001 20X	Mo (202.032 nm)	-0.0001 u	> 100.00	-8.1178
	R2401796-001 20X	Na (588.995 nm)	124.4371 o	0.09	1399932.7155
	R2401796-001 20X	Ni (230.299 nm)	0.0054	2.73	129.2327
	R2401796-001 20X	Pb (220.353 nm)	-0.0010 u	81.53	7.5141
	R2401796-001 20X	Sb (217.582 nm)	-0.0002 u	> 100.00	7.8651

DateTimeMeasured	SolutionLabel	Element Label (nm)	Unadjusted Conc (ppm)	%RSD	Intensity (c/s)
	R2401796-001 20X	Se (196.026 nm)	-0.0002 u	> 100.00	1.2532
	R2401796-001 20X	Sn (189.925 nm)	0.0000 u	> 100.00	8.1947
	R2401796-001 20X	Sr (216.596 nm)	0.1463	0.34	2717.9231
	R2401796-001 20X	Ti (336.122 nm)	0.0022	1.65	148.7066
	R2401796-001 20X	Tl (190.794 nm)	-0.0007 u	> 100.00	-7.0955
	R2401796-001 20X	V (292.401 nm)	0.0007	27.17	-41.4546
	R2401796-001 20X	Y (360.074 nm)	0.98	0.48	446044.38
	R2401796-001 20X	Y_R (360.074 nm)	0.98	0.48	449298.90
	R2401796-001 20X	Zn (213.857 nm)	0.0013	7.63	14.7137
3/12/2024 18:45:50	R2401796-003 20X	Ag (328.068 nm)	0.0000 u	> 100.00	-332.1887
	R2401796-003 20X	Al (237.312 nm)	0.0150	14.79	111.5280
	R2401796-003 20X	As (188.980 nm)	0.0019	59.30	-4.9457
	R2401796-003 20X	B (249.772 nm)	4.6320	4.65	140893.9213
	R2401796-003 20X	Ba (230.424 nm)	0.0250	4.74	1111.6683
	R2401796-003 20X	Be (313.107 nm)	0.0000 u	35.67	-217.7449
	R2401796-003 20X	Ca (317.933 nm)	2.8672	4.79	110163.2433
	R2401796-003 20X	Cd (214.439 nm)	0.0000 u	> 100.00	-12.5952
	R2401796-003 20X	Co (230.786 nm)	0.0022	16.50	90.7843
	R2401796-003 20X	Cr (267.716 nm)	0.0176	3.92	667.5425
	R2401796-003 20X	Cu (327.395 nm)	0.0146	3.33	448.7562
	R2401796-003 20X	Fe (234.350 nm)	0.1592	4.84	3394.5186
	R2401796-003 20X	K (766.491 nm)	82.5472 o	4.28	79087.3486
	R2401796-003 20X	Mg (279.078 nm)	14.9669	4.83	43197.8305
	R2401796-003 20X	Mn (257.610 nm)	0.0049	5.25	1499.2021
	R2401796-003 20X	Mo (202.032 nm)	0.0005	66.91	-3.5935
	R2401796-003 20X	Na (588.995 nm)	227.2800 o LR	4.55	2530775.4177
	R2401796-003 20X	Ni (230.299 nm)	0.0221	6.68	317.7332
	R2401796-003 20X	Pb (220.353 nm)	0.0002 u	> 100.00	13.6941
	R2401796-003 20X	Sb (217.582 nm)	0.0000 u	> 100.00	8.2528
	R2401796-003 20X	Se (196.026 nm)	0.0020	68.84	2.8612
	R2401796-003 20X	Sn (189.925 nm)	0.0016	26.99	12.7740
	R2401796-003 20X	Sr (216.596 nm)	0.0880	4.36	1616.1991
	R2401796-003 20X	Ti (336.122 nm)	0.0118	4.84	1330.7708
	R2401796-003 20X	Tl (190.794 nm)	-0.0002 u	> 100.00	-6.5651
	R2401796-003 20X	V (292.401 nm)	0.0019	14.98	4.5430
	R2401796-003 20X	Y (360.074 nm)	0.96	0.65	438720.51
	R2401796-003 20X	Y_R (360.074 nm)	0.96	0.65	441835.14
	R2401796-003 20X	Zn (213.857 nm)	0.0262	4.43	1312.2824
3/12/2024 18:49:04	Continuing Calibration Verification1	Ag (328.068 nm)	0.5216	0.03	27994.4879
	Continuing Calibration Verification1	Al (237.312 nm)	9.9867	0.08	22994.2623
	Continuing Calibration Verification1	As (188.980 nm)	0.9832	0.19	1552.8362
	Continuing Calibration Verification1	B (249.772 nm)	2.4528	0.10	74643.5034
	Continuing Calibration Verification1	Ba (230.424 nm)	10.2673	0.11	459666.5356
	Continuing Calibration Verification1	Be (313.107 nm)	0.2409	0.12	249951.5542
	Continuing Calibration Verification1	Ca (317.933 nm)	25.6960	0.09	959845.1612
	Continuing Calibration Verification1	Cd (214.439 nm)	0.5083	0.07	30079.0142
	Continuing Calibration Verification1	Co (230.786 nm)	2.5322	0.16	37027.9837
	Continuing Calibration Verification1	Cr (267.716 nm)	0.5160	0.13	21389.0530
	Continuing Calibration Verification1	Cu (327.395 nm)	1.2452	0.31	41845.1989
	Continuing Calibration Verification1	Fe (234.350 nm)	5.0153	0.19	103335.1803
	Continuing Calibration Verification1	K (766.491 nm)	24.4922	0.15	23282.6732
	Continuing Calibration Verification1	Mg (279.078 nm)	25.0980	0.08	72444.8042
	Continuing Calibration Verification1	Mn (257.610 nm)	0.7509	0.14	228145.0884
	Continuing Calibration Verification1	Mo (202.032 nm)	2.5700	0.44	19320.6884
	Continuing Calibration Verification1	Na (588.995 nm)	25.3955	0.21	310888.1383
	Continuing Calibration Verification1	Ni (230.299 nm)	2.1120	0.10	24012.5142
	Continuing Calibration Verification1	Pb (220.353 nm)	0.5098	0.17	2732.2459

DateTimeMeasured	SolutionLabel	Element Label (nm)	Unadjusted Conc (ppm)	%RSD	Intensity (c/s)
	Continuing Calibration Verification1	Sb (217.582 nm)	4.9125	0.04	10749.0076
	Continuing Calibration Verification1	Se (196.026 nm)	0.4847	0.95	355.8521
	Continuing Calibration Verification1	Sn (189.925 nm)	5.0943	0.00	14419.1672
	Continuing Calibration Verification1	Sr (216.596 nm)	2.5140	0.11	47482.4123
	Continuing Calibration Verification1	Ti (336.122 nm)	2.5524	0.31	315056.3041
	Continuing Calibration Verification1	Tl (190.794 nm)	1.0155	0.51	1189.9500
	Continuing Calibration Verification1	V (292.401 nm)	2.5079	0.14	94307.2715
	Continuing Calibration Verification1	Y (360.074 nm)	0.96	0.41	436306.95
	Continuing Calibration Verification1	Y_R (360.074 nm)	0.96	0.41	439568.68
	Continuing Calibration Verification1	Zn (213.857 nm)	0.9921	0.13	51689.0296
3/12/2024 18:52:18	Continuing Calibration Blank1	Ag (328.068 nm)	0.0002	71.35	-320.3724
	Continuing Calibration Blank1	Al (237.312 nm)	-0.0034 u	42.48	69.2995
	Continuing Calibration Blank1	As (188.980 nm)	-0.0005 u	> 100.00	-8.8385
	Continuing Calibration Blank1	B (249.772 nm)	0.0023	24.92	146.0017
	Continuing Calibration Blank1	Ba (230.424 nm)	0.0001	87.67	-1.1334
	Continuing Calibration Blank1	Be (313.107 nm)	0.0000	82.56	-182.6438
	Continuing Calibration Blank1	Ca (317.933 nm)	-0.0211 u	0.90	2663.0038
	Continuing Calibration Blank1	Cd (214.439 nm)	0.0000	59.04	-11.1944
	Continuing Calibration Blank1	Co (230.786 nm)	0.0000 u	> 100.00	57.8001
	Continuing Calibration Blank1	Cr (267.716 nm)	0.0002 u	93.79	-57.2356
	Continuing Calibration Blank1	Cu (327.395 nm)	0.0000 u	> 100.00	-45.0168
	Continuing Calibration Blank1	Fe (234.350 nm)	0.0021	33.49	162.2324
	Continuing Calibration Blank1	K (766.491 nm)	0.2163	14.96	-52.2477
	Continuing Calibration Blank1	Mg (279.078 nm)	-0.0043 u	21.89	-22.1794
	Continuing Calibration Blank1	Mn (257.610 nm)	0.0000 u	> 100.00	-7.2251
	Continuing Calibration Blank1	Mo (202.032 nm)	0.0036	9.85	20.0945
	Continuing Calibration Blank1	Na (588.995 nm)	0.2393	3.33	34275.3721
	Continuing Calibration Blank1	Ni (230.299 nm)	0.0000 u	> 100.00	67.2649
	Continuing Calibration Blank1	Pb (220.353 nm)	-0.0009 u	57.88	7.7343
	Continuing Calibration Blank1	Sb (217.582 nm)	0.0022	55.54	13.2312
	Continuing Calibration Blank1	Se (196.026 nm)	-0.0031 u	72.86	-0.8400
	Continuing Calibration Blank1	Sn (189.925 nm)	-0.0005 u	58.56	6.8963
	Continuing Calibration Blank1	Sr (216.596 nm)	0.0003	41.53	-41.6299
	Continuing Calibration Blank1	Ti (336.122 nm)	0.0028	23.87	219.7916
	Continuing Calibration Blank1	Tl (190.794 nm)	0.0003 u	> 100.00	-5.9605
	Continuing Calibration Blank1	V (292.401 nm)	0.0000 u	> 100.00	-66.6569
	Continuing Calibration Blank1	Y (360.074 nm)	1.02	0.22	466145.69
	Continuing Calibration Blank1	Y_R (360.074 nm)	1.02	0.23	469662.26
	Continuing Calibration Blank1	Zn (213.857 nm)	0.0003	6.52	-39.8945
3/12/2024 18:55:32	R2401796-005 20X	Ag (328.068 nm)	0.0000 u	> 100.00	-333.8861
	R2401796-005 20X	Al (237.312 nm)	0.0066	12.56	92.2278
	R2401796-005 20X	As (188.980 nm)	0.0012 u	> 100.00	-6.0958
	R2401796-005 20X	B (249.772 nm)	2.2470	0.51	68389.4218
	R2401796-005 20X	Ba (230.424 nm)	0.0389	0.53	1732.4097
	R2401796-005 20X	Be (313.107 nm)	0.0000 u	> 100.00	-196.9079
	R2401796-005 20X	Ca (317.933 nm)	7.0543	0.59	266004.2646
	R2401796-005 20X	Cd (214.439 nm)	0.0001	72.01	-8.7066
	R2401796-005 20X	Co (230.786 nm)	0.0014	2.70	78.3868
	R2401796-005 20X	Cr (267.716 nm)	0.0089	0.13	306.6914
	R2401796-005 20X	Cu (327.395 nm)	0.0015	41.59	7.9142
	R2401796-005 20X	Fe (234.350 nm)	0.0749	0.27	1660.9781
	R2401796-005 20X	K (766.491 nm)	45.4817	0.41	43458.5700
	R2401796-005 20X	Mg (279.078 nm)	11.4437	0.66	33026.6440
	R2401796-005 20X	Mn (257.610 nm)	0.0091	0.77	2761.8216
	R2401796-005 20X	Mo (202.032 nm)	0.0011	18.64	1.1581
	R2401796-005 20X	Na (588.995 nm)	151.6874 o	0.60	1699572.8232
	R2401796-005 20X	Ni (230.299 nm)	0.0101	4.55	182.3179

DateTimeMeasured	SolutionLabel	Element Label (nm)	Unadjusted Conc (ppm)	%RSD	Intensity (c/s)
	R2401796-005 20X	Pb (220.353 nm)	-0.0008 u	19.81	8.5288
	R2401796-005 20X	Sb (217.582 nm)	0.0033	79.22	15.4693
	R2401796-005 20X	Se (196.026 nm)	0.0009 u	> 100.00	2.1145
	R2401796-005 20X	Sn (189.925 nm)	0.0016	32.81	12.8506
	R2401796-005 20X	Sr (216.596 nm)	0.1504	0.83	2795.4202
	R2401796-005 20X	Ti (336.122 nm)	0.0061	1.88	634.7864
	R2401796-005 20X	Tl (190.794 nm)	-0.0007 u	14.88	-7.0922
	R2401796-005 20X	V (292.401 nm)	0.0015	11.67	-12.3165
	R2401796-005 20X	Y (360.074 nm)	0.97	0.34	442984.54
	R2401796-005 20X	Y_R (360.074 nm)	0.97	0.34	446168.96
	R2401796-005 20X	Zn (213.857 nm)	0.0040	1.77	155.4333
3/12/2024 18:58:47	Continuing Calibration Verification1	Ag (328.068 nm)	0.5213	0.11	27980.9469
	Continuing Calibration Verification1	Al (237.312 nm)	9.9829	0.11	22985.5690
	Continuing Calibration Verification1	As (188.980 nm)	0.9834	0.50	1553.2184
	Continuing Calibration Verification1	B (249.772 nm)	2.4506	0.07	74577.1704
	Continuing Calibration Verification1	Ba (230.424 nm)	10.2376	0.36	458337.9052
	Continuing Calibration Verification1	Be (313.107 nm)	0.2408	0.17	249845.8695
	Continuing Calibration Verification1	Ca (317.933 nm)	25.6769	0.23	959131.8977
	Continuing Calibration Verification1	Cd (214.439 nm)	0.5084	0.16	30084.2117
	Continuing Calibration Verification1	Co (230.786 nm)	2.5250	0.35	36922.6228
	Continuing Calibration Verification1	Cr (267.716 nm)	0.5159	0.32	21385.8413
	Continuing Calibration Verification1	Cu (327.395 nm)	1.2385	0.40	41621.5713
	Continuing Calibration Verification1	Fe (234.350 nm)	5.0128	0.25	103282.8414
	Continuing Calibration Verification1	K (766.491 nm)	24.4113	0.07	23204.9177
	Continuing Calibration Verification1	Mg (279.078 nm)	25.0928	0.15	72429.9056
	Continuing Calibration Verification1	Mn (257.610 nm)	0.7504	0.19	228007.9679
	Continuing Calibration Verification1	Mo (202.032 nm)	2.5677	0.39	19303.5553
	Continuing Calibration Verification1	Na (588.995 nm)	25.3357	0.16	310230.9807
	Continuing Calibration Verification1	Ni (230.299 nm)	2.1091	0.09	23979.3760
	Continuing Calibration Verification1	Pb (220.353 nm)	0.5097	0.33	2731.5142
	Continuing Calibration Verification1	Sb (217.582 nm)	4.9152	0.11	10754.7596
	Continuing Calibration Verification1	Se (196.026 nm)	0.4855	1.72	356.4784
	Continuing Calibration Verification1	Sn (189.925 nm)	5.1018	0.20	14440.2374
	Continuing Calibration Verification1	Sr (216.596 nm)	2.5083	0.19	47374.7334
	Continuing Calibration Verification1	Ti (336.122 nm)	2.5506	0.29	314835.8894
	Continuing Calibration Verification1	Tl (190.794 nm)	1.0149	0.29	1189.1871
	Continuing Calibration Verification1	V (292.401 nm)	2.5079	0.19	94309.2581
	Continuing Calibration Verification1	Y (360.074 nm)	0.96	0.24	435865.82
	Continuing Calibration Verification1	Y_R (360.074 nm)	0.96	0.23	439077.42
	Continuing Calibration Verification1	Zn (213.857 nm)	0.9924	0.66	51707.9665
3/12/2024 19:02:00	Continuing Calibration Blank1	Ag (328.068 nm)	0.0003	23.91	-317.2061
	Continuing Calibration Blank1	Al (237.312 nm)	-0.0030 u	56.48	70.1417
	Continuing Calibration Blank1	As (188.980 nm)	0.0000 u	> 100.00	-8.0185
	Continuing Calibration Blank1	B (249.772 nm)	0.0020	9.87	137.7972
	Continuing Calibration Blank1	Ba (230.424 nm)	0.0004	12.91	8.4970
	Continuing Calibration Blank1	Be (313.107 nm)	0.0000	39.91	-185.7697
	Continuing Calibration Blank1	Ca (317.933 nm)	-0.0204 u	0.48	2685.9928
	Continuing Calibration Blank1	Cd (214.439 nm)	0.0000 u	> 100.00	-11.7469
	Continuing Calibration Blank1	Co (230.786 nm)	-0.0001 u	> 100.00	56.3699
	Continuing Calibration Blank1	Cr (267.716 nm)	0.0002 u	> 100.00	-56.1254
	Continuing Calibration Blank1	Cu (327.395 nm)	0.0001 u	> 100.00	-39.7030
	Continuing Calibration Blank1	Fe (234.350 nm)	0.0022	26.00	162.9286
	Continuing Calibration Blank1	K (766.491 nm)	0.2059	15.20	-62.2364
	Continuing Calibration Blank1	Mg (279.078 nm)	-0.0059 u	13.04	-26.7909
	Continuing Calibration Blank1	Mn (257.610 nm)	0.0000 u	> 100.00	0.6152
	Continuing Calibration Blank1	Mo (202.032 nm)	0.0036	27.20	19.5115
	Continuing Calibration Blank1	Na (588.995 nm)	0.1941	3.48	33777.8255

DateTimeMeasured	SolutionLabel	Element Label (nm)	Unadjusted Conc (ppm)	%RSD	Intensity (c/s)
	Continuing Calibration Blank1	Ni (230.299 nm)	0.0000 u	> 100.00	67.4957
	Continuing Calibration Blank1	Pb (220.353 nm)	-0.0002 u	> 100.00	11.7802
	Continuing Calibration Blank1	Sb (217.582 nm)	0.0038	6.53	16.6569
	Continuing Calibration Blank1	Se (196.026 nm)	0.0023	82.91	3.1035
	Continuing Calibration Blank1	Sn (189.925 nm)	0.0004 u	> 100.00	9.3118
	Continuing Calibration Blank1	Sr (216.596 nm)	0.0002	28.83	-43.5150
	Continuing Calibration Blank1	Ti (336.122 nm)	0.0029	22.16	231.4521
	Continuing Calibration Blank1	Tl (190.794 nm)	-0.0008 u	> 100.00	-7.2250
	Continuing Calibration Blank1	V (292.401 nm)	0.0002	67.70	-59.6244
	Continuing Calibration Blank1	Y (360.074 nm)	1.02	0.20	465305.47
	Continuing Calibration Blank1	Y_R (360.074 nm)	1.02	0.19	468729.92
	Continuing Calibration Blank1	Zn (213.857 nm)	0.0002	15.08	-42.4044
3/12/2024 19:05:14	Contract Required Detection Limit	Ag (328.068 nm)	0.0101	2.40	216.4436
	Contract Required Detection Limit	Al (237.312 nm)	0.1915	0.95	516.4470
	Contract Required Detection Limit	As (188.980 nm)	0.0201	11.82	23.9379
	Contract Required Detection Limit	B (249.772 nm)	0.1935	0.18	5960.0964
	Contract Required Detection Limit	Ba (230.424 nm)	0.2051	0.09	9176.6344
	Contract Required Detection Limit	Be (313.107 nm)	0.0048	0.11	4820.4467
	Contract Required Detection Limit	Ca (317.933 nm)	0.9849	0.13	40103.5151
	Contract Required Detection Limit	Cd (214.439 nm)	0.0104	0.63	599.9082
	Contract Required Detection Limit	Co (230.786 nm)	0.0508	0.22	799.4905
	Contract Required Detection Limit	Cr (267.716 nm)	0.0099	0.68	347.5679
	Contract Required Detection Limit	Cu (327.395 nm)	0.0247	2.22	787.4141
	Contract Required Detection Limit	Fe (234.350 nm)	0.1055	0.14	2289.0975
	Contract Required Detection Limit	K (766.491 nm)	1.0973	2.95	794.5808
	Contract Required Detection Limit	Mg (279.078 nm)	0.9657	0.39	2778.1042
	Contract Required Detection Limit	Mn (257.610 nm)	0.0152	0.26	4604.0584
	Contract Required Detection Limit	Mo (202.032 nm)	0.0256	0.41	184.9580
	Contract Required Detection Limit	Na (588.995 nm)	1.1612	0.69	44412.0336
	Contract Required Detection Limit	Ni (230.299 nm)	0.0396	1.12	516.7136
	Contract Required Detection Limit	Pb (220.353 nm)	0.0103	6.88	67.7660
	Contract Required Detection Limit	Sb (217.582 nm)	0.0625	2.22	144.8734
	Contract Required Detection Limit	Se (196.026 nm)	0.0117	37.79	9.9783
	Contract Required Detection Limit	Sn (189.925 nm)	0.4994	0.39	1420.9545
	Contract Required Detection Limit	Sr (216.596 nm)	0.0998	0.24	1839.5974
	Contract Required Detection Limit	Ti (336.122 nm)	0.0496	0.15	6000.9950
	Contract Required Detection Limit	Tl (190.794 nm)	0.0174	8.13	14.1773
	Contract Required Detection Limit	V (292.401 nm)	0.0493	0.65	1786.9333
	Contract Required Detection Limit	Y (360.074 nm)	0.99	0.43	451410.01
	Contract Required Detection Limit	Y_R (360.074 nm)	0.99	0.43	454773.49
	Contract Required Detection Limit	Zn (213.857 nm)	0.0190	0.72	938.9037
3/12/2024 19:08:28	Interference Check Solution A	Ag (328.068 nm)	0.0000 u	> 100.00	-331.5724
	Interference Check Solution A	Al (237.312 nm)	255.2242 o	0.28	585759.9029
	Interference Check Solution A	As (188.980 nm)	-0.0033 u	71.47	-13.3042
	Interference Check Solution A	B (249.772 nm)	0.1169	0.32	3629.5215
	Interference Check Solution A	Ba (230.424 nm)	0.0008	8.06	26.5967
	Interference Check Solution A	Be (313.107 nm)	0.0000 u	26.14	-206.7492
	Interference Check Solution A	Ca (317.933 nm)	240.4679 o	0.42	8953582.9308
	Interference Check Solution A	Cd (214.439 nm)	-0.0017 Ku	6.15	-115.4754 K
	Interference Check Solution A	Co (230.786 nm)	0.0018	7.24	84.3298
	Interference Check Solution A	Cr (267.716 nm)	0.0009	9.37	-28.8201
	Interference Check Solution A	Cu (327.395 nm)	0.0006	57.27	-24.8419
	Interference Check Solution A	Fe (234.350 nm)	94.1969 o	0.41	1938724.4466
	Interference Check Solution A	K (766.491 nm)	0.1516	15.20	-114.4306
	Interference Check Solution A	Mg (279.078 nm)	260.6118 o	0.36	752342.1712
	Interference Check Solution A	Mn (257.610 nm)	0.0013	1.64	386.3882
	Interference Check Solution A	Mo (202.032 nm)	-0.0014 u	80.27	-17.3753

DateTimeMeasured	SolutionLabel	Element Label (nm)	Unadjusted Conc (ppm)	%RSD	Intensity (c/s)
	Interference Check Solution A	Na (588.995 nm)	0.5699	1.69	37910.8517
	Interference Check Solution A	Ni (230.299 nm)	0.0011	7.91	79.8779
	Interference Check Solution A	Pb (220.353 nm)	0.0013 u	> 100.00	19.5938
	Interference Check Solution A	Sb (217.582 nm)	-0.0078 u	12.04	-8.6498
	Interference Check Solution A	Se (196.026 nm)	0.0001 u	> 100.00	1.5162
	Interference Check Solution A	Sn (189.925 nm)	0.0021	44.62	14.2991
	Interference Check Solution A	Sr (216.596 nm)	0.0098	2.54	137.8781
	Interference Check Solution A	Ti (336.122 nm)	0.0020	5.55	121.1863
	Interference Check Solution A	Tl (190.794 nm)	0.0011 u	> 100.00	-4.9739
	Interference Check Solution A	V (292.401 nm)	0.0021	17.42	12.9096
	Interference Check Solution A	Y (360.074 nm)	0.88	0.16	402502.82
	Interference Check Solution A	Y_R (360.074 nm)	0.88	0.17	405296.96
	Interference Check Solution A	Zn (213.857 nm)	0.0115 K	1.62	547.0660 K
3/12/2024 19:11:42	Interference Check Solution AB	Ag (328.068 nm)	0.2174	0.42	11473.8033
	Interference Check Solution AB	Al (237.312 nm)	251.8752 o	0.16	578074.5354
	Interference Check Solution AB	As (188.980 nm)	0.0898	0.81	134.4713
	Interference Check Solution AB	B (249.772 nm)	0.1153	0.12	3581.6747
	Interference Check Solution AB	Ba (230.424 nm)	0.5157	0.27	23079.7795
	Interference Check Solution AB	Be (313.107 nm)	0.4827	0.27	500944.6553
	Interference Check Solution AB	Ca (317.933 nm)	236.6816 o	0.27	8812657.3186
	Interference Check Solution AB	Cd (214.439 nm)	0.9564	0.30	56612.3431
	Interference Check Solution AB	Co (230.786 nm)	0.4841	0.11	7125.7648
	Interference Check Solution AB	Cr (267.716 nm)	0.5103	0.29	21149.4046
	Interference Check Solution AB	Cu (327.395 nm)	0.5324	0.20	17864.7018
	Interference Check Solution AB	Fe (234.350 nm)	93.6537 o	0.28	1927545.4175
	Interference Check Solution AB	K (766.491 nm)	0.1103	16.24	-154.1604
	Interference Check Solution AB	Mg (279.078 nm)	258.2017 o	0.32	745384.5883
	Interference Check Solution AB	Mn (257.610 nm)	0.4855	0.22	147519.2947
	Interference Check Solution AB	Mo (202.032 nm)	-0.0016 u	24.77	-19.5304
	Interference Check Solution AB	Na (588.995 nm)	0.5561	1.25	37759.0853
	Interference Check Solution AB	Ni (230.299 nm)	0.9798	0.17	11176.7719
	Interference Check Solution AB	Pb (220.353 nm)	0.0502	0.48	280.3037
	Interference Check Solution AB	Sb (217.582 nm)	0.6081	0.03	1337.8654
	Interference Check Solution AB	Se (196.026 nm)	0.0426	22.87	32.5966
	Interference Check Solution AB	Sn (189.925 nm)	0.0013	86.59	11.9794
	Interference Check Solution AB	Sr (216.596 nm)	0.0109	0.36	157.7979
	Interference Check Solution AB	Ti (336.122 nm)	0.0016	1.61	78.4062
	Interference Check Solution AB	Tl (190.794 nm)	0.1001	2.61	111.6007
	Interference Check Solution AB	V (292.401 nm)	0.5026	0.35	18847.5985
	Interference Check Solution AB	Y (360.074 nm)	0.88	0.18	403200.77
	Interference Check Solution AB	Y_R (360.074 nm)	0.88	0.18	405982.10
	Interference Check Solution AB	Zn (213.857 nm)	0.9980	0.24	51996.9751
3/12/2024 19:14:56	Continuing Calibration Verification1	Ag (328.068 nm)	0.5169	0.18	27737.6227
	Continuing Calibration Verification1	Al (237.312 nm)	9.9204	0.23	22842.0350
	Continuing Calibration Verification1	As (188.980 nm)	0.9766	0.33	1542.3353
	Continuing Calibration Verification1	B (249.772 nm)	2.4238	0.10	73762.1524
	Continuing Calibration Verification1	Ba (230.424 nm)	10.1963	0.33	456489.1832
	Continuing Calibration Verification1	Be (313.107 nm)	0.2389	0.16	247804.6944
	Continuing Calibration Verification1	Ca (317.933 nm)	25.5209	0.14	953326.2723
	Continuing Calibration Verification1	Cd (214.439 nm)	0.5043	0.23	29844.8701
	Continuing Calibration Verification1	Co (230.786 nm)	2.5064	0.37	36651.4750
	Continuing Calibration Verification1	Cr (267.716 nm)	0.5117	0.11	21209.7847
	Continuing Calibration Verification1	Cu (327.395 nm)	1.2369	0.80	41567.0124
	Continuing Calibration Verification1	Fe (234.350 nm)	4.9987	0.17	102992.5894
	Continuing Calibration Verification1	K (766.491 nm)	24.1047	0.21	22910.2323
	Continuing Calibration Verification1	Mg (279.078 nm)	24.9456	0.22	72005.0356
	Continuing Calibration Verification1	Mn (257.610 nm)	0.7441	0.11	226094.2374

DateTimeMeasured	SolutionLabel	Element Label (nm)	Unadjusted Conc (ppm)	%RSD	Intensity (c/s)
	Continuing Calibration Verification1	Mo (202.032 nm)	2.5426	0.04	19114.7706
	Continuing Calibration Verification1	Na (588.995 nm)	25.0190	0.33	306749.0212
	Continuing Calibration Verification1	Ni (230.299 nm)	2.0918	0.13	23783.8388
	Continuing Calibration Verification1	Pb (220.353 nm)	0.5041	0.35	2701.7741
	Continuing Calibration Verification1	Sb (217.582 nm)	4.8661	0.28	10647.5032
	Continuing Calibration Verification1	Se (196.026 nm)	0.4802	0.40	352.5969
	Continuing Calibration Verification1	Sn (189.925 nm)	5.0599	0.24	14321.8823
	Continuing Calibration Verification1	Sr (216.596 nm)	2.4908	0.21	47043.2887
	Continuing Calibration Verification1	Ti (336.122 nm)	2.5289	0.07	312160.6719
	Continuing Calibration Verification1	Tl (190.794 nm)	1.0083	0.20	1181.4032
	Continuing Calibration Verification1	V (292.401 nm)	2.4859	0.11	93482.8729
	Continuing Calibration Verification1	Y (360.074 nm)	0.96	0.35	436968.47
	Continuing Calibration Verification1	Y_R (360.074 nm)	0.96	0.36	440116.80
	Continuing Calibration Verification1	Zn (213.857 nm)	0.9865	0.32	51399.5503
3/12/2024 19:18:09	Continuing Calibration Blank1	Ag (328.068 nm)	0.0003	11.99	-319.6126
	Continuing Calibration Blank1	Al (237.312 nm)	0.0003 u	> 100.00	77.6978
	Continuing Calibration Blank1	As (188.980 nm)	-0.0005 u	> 100.00	-8.7583
	Continuing Calibration Blank1	B (249.772 nm)	0.0010	11.65	107.1490
	Continuing Calibration Blank1	Ba (230.424 nm)	0.0005	26.98	16.4808
	Continuing Calibration Blank1	Be (313.107 nm)	0.0000	52.60	-180.2502
	Continuing Calibration Blank1	Ca (317.933 nm)	-0.0187 u	5.77	2749.1492
	Continuing Calibration Blank1	Cd (214.439 nm)	0.0000	> 100.00	-12.0212
	Continuing Calibration Blank1	Co (230.786 nm)	0.0003 u	> 100.00	62.5802
	Continuing Calibration Blank1	Cr (267.716 nm)	0.0001	58.71	-62.1751
	Continuing Calibration Blank1	Cu (327.395 nm)	0.0001 u	> 100.00	-41.2075
	Continuing Calibration Blank1	Fe (234.350 nm)	0.0037	16.95	193.8133
	Continuing Calibration Blank1	K (766.491 nm)	0.1444	11.23	-121.3492
	Continuing Calibration Blank1	Mg (279.078 nm)	-0.0027 u	58.86	-17.6312
	Continuing Calibration Blank1	Mn (257.610 nm)	0.0000 u	> 100.00	-1.9521
	Continuing Calibration Blank1	Mo (202.032 nm)	0.0033	31.75	17.6151
	Continuing Calibration Blank1	Na (588.995 nm)	0.0783	31.29	32505.4340
	Continuing Calibration Blank1	Ni (230.299 nm)	-0.0001 u	> 100.00	66.6531
	Continuing Calibration Blank1	Pb (220.353 nm)	-0.0004 u	89.21	10.6722
	Continuing Calibration Blank1	Sb (217.582 nm)	0.0031	43.20	15.1199
	Continuing Calibration Blank1	Se (196.026 nm)	-0.0003 u	> 100.00	1.2155
	Continuing Calibration Blank1	Sn (189.925 nm)	-0.0004 u	> 100.00	7.0766
	Continuing Calibration Blank1	Sr (216.596 nm)	0.0004	44.79	-40.0814
	Continuing Calibration Blank1	Ti (336.122 nm)	0.0026	24.82	193.7712
	Continuing Calibration Blank1	Tl (190.794 nm)	-0.0002 u	> 100.00	-6.4998
	Continuing Calibration Blank1	V (292.401 nm)	0.0001 u	> 100.00	-63.7784
	Continuing Calibration Blank1	Y (360.074 nm)	1.02	0.20	466527.26
	Continuing Calibration Blank1	Y_R (360.074 nm)	1.02	0.20	469988.32
	Continuing Calibration Blank1	Zn (213.857 nm)	0.0002	11.43	-41.8599
3/12/2024 19:21:23	PBT-435131	Ag (328.068 nm)	-0.0001 u	> 100.00	-337.9013
	PBT-435131	Al (237.312 nm)	0.0023 u	> 100.00	82.2211
	PBT-435131	As (188.980 nm)	-0.0027 u	89.89	-12.3808
	PBT-435131	B (249.772 nm)	0.0022	9.10	143.1604
	PBT-435131	Ba (230.424 nm)	0.0000 u	> 100.00	-6.8911
	PBT-435131	Be (313.107 nm)	0.0000	73.63	-181.3696
	PBT-435131	Ca (317.933 nm)	-0.0044 u	69.11	3281.0456
	PBT-435131	Cd (214.439 nm)	0.0001	24.76	-10.4033
	PBT-435131	Co (230.786 nm)	0.0003 u	> 100.00	63.1537
	PBT-435131	Cr (267.716 nm)	0.0002 u	96.80	-55.5745
	PBT-435131	Cu (327.395 nm)	0.0000 u	> 100.00	-44.9424
	PBT-435131	Fe (234.350 nm)	0.0117	15.90	358.4932
	PBT-435131	K (766.491 nm)	0.5341	4.42	253.2614
	PBT-435131	Mg (279.078 nm)	-0.0015 u	> 100.00	-14.1087

DateTimeMeasured	SolutionLabel	Element Label (nm)	Unadjusted Conc (ppm)	%RSD	Intensity (c/s)
	PBT-435131	Mn (257.610 nm)	0.0000	38.68	12.3429
	PBT-435131	Mo (202.032 nm)	0.0011	46.93	0.7693
	PBT-435131	Na (588.995 nm)	0.7146	5.94	39501.7950
	PBT-435131	Ni (230.299 nm)	-0.0003 u	> 100.00	64.4733
	PBT-435131	Pb (220.353 nm)	-0.0004 u	> 100.00	10.6713
	PBT-435131	Sb (217.582 nm)	0.0211	2.91	54.4666
	PBT-435131	Se (196.026 nm)	0.0011 u	> 100.00	2.2319
	PBT-435131	Sn (189.925 nm)	0.0000 u	> 100.00	8.3439
	PBT-435131	Sr (216.596 nm)	0.0002	36.21	-45.1874
	PBT-435131	Ti (336.122 nm)	0.0009	20.70	-5.3670
	PBT-435131	Tl (190.794 nm)	-0.0020 u	54.04	-8.6269
	PBT-435131	V (292.401 nm)	0.0000 u	86.22	-69.1962
	PBT-435131	Y (360.074 nm)	0.98	0.25	447803.25
	PBT-435131	Y_R (360.074 nm)	0.98	0.25	451093.58
	PBT-435131	Zn (213.857 nm)	0.0004	27.25	-33.1137
3/12/2024 19:24:36	LCST-435131	Ag (328.068 nm)	0.2682	0.23	14230.5850
	LCST-435131	Al (237.312 nm)	0.0168	14.32	115.4923
	LCST-435131	As (188.980 nm)	0.9853	0.32	1556.2465
	LCST-435131	B (249.772 nm)	0.0018	14.90	131.1142
	LCST-435131	Ba (230.424 nm)	2.0772	0.35	92992.5703
	LCST-435131	Be (313.107 nm)	0.0000 u	> 100.00	-196.8576
	LCST-435131	Ca (317.933 nm)	-0.0062 u	9.67	3217.1865
	LCST-435131	Cd (214.439 nm)	0.5232	0.31	30964.6922
	LCST-435131	Co (230.786 nm)	-0.0010 u	18.30	43.1012
	LCST-435131	Cr (267.716 nm)	0.5112	0.25	21188.0752
	LCST-435131	Cu (327.395 nm)	1.0407	0.14	34965.3642
	LCST-435131	Fe (234.350 nm)	0.0171	1.84	470.9208
	LCST-435131	K (766.491 nm)	0.5253	6.36	244.7416
	LCST-435131	Mg (279.078 nm)	-0.0038 u	35.00	-20.6901
	LCST-435131	Mn (257.610 nm)	0.0004	7.20	115.7672
	LCST-435131	Mo (202.032 nm)	0.0003 u	> 100.00	-5.3147
	LCST-435131	Na (588.995 nm)	0.7076	5.78	39424.5284
	LCST-435131	Ni (230.299 nm)	1.0791	0.35	12302.3212
	LCST-435131	Pb (220.353 nm)	0.5253	0.37	2814.5651
	LCST-435131	Sb (217.582 nm)	0.0183	5.03	48.3396
	LCST-435131	Se (196.026 nm)	0.9864	0.56	722.7338
	LCST-435131	Sn (189.925 nm)	0.0010	27.99	10.9656
	LCST-435131	Sr (216.596 nm)	0.0000 u	> 100.00	-47.9397
	LCST-435131	Ti (336.122 nm)	0.0001	43.04	-104.4581
	LCST-435131	Tl (190.794 nm)	-0.0016 u	71.52	-8.1319
	LCST-435131	V (292.401 nm)	0.0002 u	> 100.00	-61.9443
	LCST-435131	Y (360.074 nm)	0.98	0.18	447825.36
	LCST-435131	Y_R (360.074 nm)	0.98	0.18	451166.13
	LCST-435131	Zn (213.857 nm)	1.0165	0.49	52962.1971
3/12/2024 19:27:50	RQ2402438-01	Ag (328.068 nm)	-0.0001 u	83.35	-338.0216
	RQ2402438-01	Al (237.312 nm)	0.2329	0.71	611.3993
	RQ2402438-01	As (188.980 nm)	0.0011 u	> 100.00	-6.3537
	RQ2402438-01	B (249.772 nm)	0.0032	5.29	174.4836
	RQ2402438-01	Ba (230.424 nm)	0.0040	1.20	172.3183
	RQ2402438-01	Be (313.107 nm)	0.0000	89.73	-187.0370
	RQ2402438-01	Ca (317.933 nm)	0.9136	0.33	37451.4990
	RQ2402438-01	Cd (214.439 nm)	0.0068	2.16	389.4129
	RQ2402438-01	Co (230.786 nm)	0.0176	0.85	315.7279
	RQ2402438-01	Cr (267.716 nm)	0.0015	12.16	-3.0749
	RQ2402438-01	Cu (327.395 nm)	0.2375	0.29	7944.4214
	RQ2402438-01	Fe (234.350 nm)	0.1922	0.34	4073.1165
	RQ2402438-01	K (766.491 nm)	0.5507	5.24	269.1396

DateTimeMeasured	SolutionLabel	Element Label (nm)	Unadjusted Conc (ppm)	%RSD	Intensity (c/s)
	RQ2402438-01	Mg (279.078 nm)	0.3378	0.45	965.4995
	RQ2402438-01	Mn (257.610 nm)	0.0149	0.31	4534.0953
	RQ2402438-01	Mo (202.032 nm)	0.0004	> 100.00	-4.0042
	RQ2402438-01	Na (588.995 nm)	0.6847	4.86	39173.0047
	RQ2402438-01	Ni (230.299 nm)	0.0209	3.74	304.3047
	RQ2402438-01	Pb (220.353 nm)	0.0296	4.22	170.7924
	RQ2402438-01	Sb (217.582 nm)	0.0165	9.87	44.4548
	RQ2402438-01	Se (196.026 nm)	0.0017 u	> 100.00	2.6980
	RQ2402438-01	Sn (189.925 nm)	0.0006	29.61	9.9262
	RQ2402438-01	Sr (216.596 nm)	0.0020	6.37	-9.4786
	RQ2402438-01	Ti (336.122 nm)	0.0047	2.97	454.3644
	RQ2402438-01	Tl (190.794 nm)	-0.0031 u	72.24	-9.9687
	RQ2402438-01	V (292.401 nm)	0.0002	20.84	-58.9816
	RQ2402438-01	Y (360.074 nm)	0.99	0.27	451355.27
	RQ2402438-01	Y_R (360.074 nm)	0.99	0.27	454690.01
	RQ2402438-01	Zn (213.857 nm)	0.2399	0.18	12456.7360
3/12/2024 19:31:03	R2401706-007	Ag (328.068 nm)	-0.0007 u	17.19	-372.3479
	R2401706-007	Al (237.312 nm)	1.3855	0.28	3256.4848
	R2401706-007	As (188.980 nm)	0.0001 u	> 100.00	-7.8233
	R2401706-007	B (249.772 nm)	1.0890	0.34	33181.9209
	R2401706-007	Ba (230.424 nm)	0.2985	0.15	13356.0258
	R2401706-007	Be (313.107 nm)	0.0001	17.85	-139.0367
	R2401706-007	Ca (317.933 nm)	####	N/A	####
	R2401706-007	Cd (214.439 nm)	0.0002	34.19	-2.6179
	R2401706-007	Co (230.786 nm)	0.0023	17.83	91.9199
	R2401706-007	Cr (267.716 nm)	0.0023	7.61	31.1661
	R2401706-007	Cu (327.395 nm)	0.2505	0.25	8382.3397
	R2401706-007	Fe (234.350 nm)	0.1039	0.38	2257.0773
	R2401706-007	K (766.491 nm)	46.4231	0.39	44363.4830
	R2401706-007	Mg (279.078 nm)	2.9225	0.14	8427.0366
	R2401706-007	Mn (257.610 nm)	0.0050	1.08	1507.0489
	R2401706-007	Mo (202.032 nm)	0.0577	1.64	427.0525
	R2401706-007	Na (588.995 nm)	197.5518 o	0.13	2203889.1579
	R2401706-007	Ni (230.299 nm)	0.0023	2.41	94.3058
	R2401706-007	Pb (220.353 nm)	0.0074	8.61	52.2198
	R2401706-007	Sb (217.582 nm)	0.0884	5.75	201.5057
	R2401706-007	Se (196.026 nm)	0.0065	43.13	6.1935
	R2401706-007	Sn (189.925 nm)	0.0029	39.80	16.4215
	R2401706-007	Sr (216.596 nm)	3.0186	0.37	57022.2477
	R2401706-007	Ti (336.122 nm)	0.0390	0.77	4698.1985
	R2401706-007	Tl (190.794 nm)	0.0002 u	> 100.00	-6.0161
	R2401706-007	V (292.401 nm)	0.0099	2.09	306.2546
	R2401706-007	Y (360.074 nm)	0.83	0.40	377256.39
	R2401706-007	Y_R (360.074 nm)	0.83	0.40	379725.45
	R2401706-007	Zn (213.857 nm)	0.0290	0.21	1456.6746
3/12/2024 19:34:17	R2401706-008	Ag (328.068 nm)	-0.0006 u	54.36	-365.8893
	R2401706-008	Al (237.312 nm)	1.6575	0.27	3880.5045
	R2401706-008	As (188.980 nm)	0.0015	35.45	-5.7267
	R2401706-008	B (249.772 nm)	1.0872	0.26	33128.9821
	R2401706-008	Ba (230.424 nm)	0.3301	0.31	14771.2329
	R2401706-008	Be (313.107 nm)	0.0001	30.34	-146.0574
	R2401706-008	Ca (317.933 nm)	####	N/A	####
	R2401706-008	Cd (214.439 nm)	0.0003	14.12	7.2990
	R2401706-008	Co (230.786 nm)	0.0031	13.35	104.2122
	R2401706-008	Cr (267.716 nm)	0.0033	4.11	70.7856
	R2401706-008	Cu (327.395 nm)	0.2808	0.30	9400.7759
	R2401706-008	Fe (234.350 nm)	0.1700	0.19	3617.1720

DateTimeMeasured	SolutionLabel	Element Label (nm)	Unadjusted Conc (ppm)	%RSD	Intensity (c/s)
	R2401706-008	K (766.491 nm)	47.2885	0.32	45195.3853
	R2401706-008	Mg (279.078 nm)	2.0539	0.41	5919.5432
	R2401706-008	Mn (257.610 nm)	0.0079	0.10	2408.9837
	R2401706-008	Mo (202.032 nm)	0.0598	0.26	442.5347
	R2401706-008	Na (588.995 nm)	203.0042 o	0.31	2263843.0061
	R2401706-008	Ni (230.299 nm)	0.0022	13.61	92.2486
	R2401706-008	Pb (220.353 nm)	0.0092	5.49	61.9473
	R2401706-008	Sb (217.582 nm)	0.0743	0.57	170.8496
	R2401706-008	Se (196.026 nm)	0.0013 u	> 100.00	2.3857
	R2401706-008	Sn (189.925 nm)	0.0040	22.25	19.7308
	R2401706-008	Sr (216.596 nm)	3.0820	0.18	58222.2042
	R2401706-008	Ti (336.122 nm)	0.0529	0.09	6409.4768
	R2401706-008	Tl (190.794 nm)	-0.0005 u	> 100.00	-6.8874
	R2401706-008	V (292.401 nm)	0.0093	1.88	283.0619
	R2401706-008	Y (360.074 nm)	0.83	0.37	377031.78
	R2401706-008	Y_R (360.074 nm)	0.83	0.37	379529.62
	R2401706-008	Zn (213.857 nm)	0.0564	0.17	2886.6576
3/12/2024 19:37:31	R2401706-009	Ag (328.068 nm)	-0.0007 u	64.81	-369.4295
	R2401706-009	Al (237.312 nm)	0.2471	1.27	644.0835
	R2401706-009	As (188.980 nm)	-0.0014 u	> 100.00	-10.2615
	R2401706-009	B (249.772 nm)	0.0298	0.47	980.7011
	R2401706-009	Ba (230.424 nm)	0.3990	0.06	17854.5204
	R2401706-009	Be (313.107 nm)	0.0000	35.18	-149.5790
	R2401706-009	Ca (317.933 nm)	####	N/A	####
	R2401706-009	Cd (214.439 nm)	0.0001	43.33	-5.5438
	R2401706-009	Co (230.786 nm)	0.0017	13.17	83.3728
	R2401706-009	Cr (267.716 nm)	0.0031	2.54	65.1017
	R2401706-009	Cu (327.395 nm)	0.2296	0.38	7679.1024
	R2401706-009	Fe (234.350 nm)	0.0323	0.78	783.4777
	R2401706-009	K (766.491 nm)	45.8132	0.23	43777.2671
	R2401706-009	Mg (279.078 nm)	0.4901	0.39	1405.0711
	R2401706-009	Mn (257.610 nm)	0.0018	1.45	542.2017
	R2401706-009	Mo (202.032 nm)	0.0550	0.45	406.2251
	R2401706-009	Na (588.995 nm)	192.4435 o	0.46	2147719.0936
	R2401706-009	Ni (230.299 nm)	0.0019	2.13	89.3349
	R2401706-009	Pb (220.353 nm)	0.0057	7.87	42.9533
	R2401706-009	Sb (217.582 nm)	0.0103	39.46	30.8101
	R2401706-009	Se (196.026 nm)	0.0048	48.67	4.9609
	R2401706-009	Sn (189.925 nm)	0.0019	20.94	13.7791
	R2401706-009	Sr (216.596 nm)	2.7064	0.53	51120.1203
	R2401706-009	Ti (336.122 nm)	0.0234	0.24	2771.0683
	R2401706-009	Tl (190.794 nm)	0.0009 u	> 100.00	-5.2575
	R2401706-009	V (292.401 nm)	0.0041	0.61	86.2745
	R2401706-009	Y (360.074 nm)	0.84	0.30	381445.35
	R2401706-009	Y_R (360.074 nm)	0.84	0.30	383958.32
	R2401706-009	Zn (213.857 nm)	0.0128	0.68	614.9189
3/12/2024 19:40:46	R2401706-010	Ag (328.068 nm)	-0.0006 u	47.52	-365.3904
	R2401706-010	Al (237.312 nm)	1.0518	0.65	2490.6192
	R2401706-010	As (188.980 nm)	-0.0001 u	> 100.00	-8.2205
	R2401706-010	B (249.772 nm)	0.2264	0.77	6958.5493
	R2401706-010	Ba (230.424 nm)	0.3563	0.74	15944.1610
	R2401706-010	Be (313.107 nm)	0.0001	28.96	-126.0636
	R2401706-010	Ca (317.933 nm)	####	N/A	####
	R2401706-010	Cd (214.439 nm)	0.0001	27.22	-5.1842
	R2401706-010	Co (230.786 nm)	0.0023	29.31	91.1270
	R2401706-010	Cr (267.716 nm)	0.0037	7.89	88.4469
	R2401706-010	Cu (327.395 nm)	0.2621	0.68	8774.8826

DateTimeMeasured	SolutionLabel	Element Label (nm)	Unadjusted Conc (ppm)	%RSD	Intensity (c/s)
	R2401706-010	Fe (234.350 nm)	0.0707	0.30	1572.9718
	R2401706-010	K (766.491 nm)	47.2688	0.80	45176.3776
	R2401706-010	Mg (279.078 nm)	0.7447	0.63	2140.1778
	R2401706-010	Mn (257.610 nm)	0.0034	0.68	1021.8082
	R2401706-010	Mo (202.032 nm)	0.0642	0.43	475.2752
	R2401706-010	Na (588.995 nm)	198.6027 o	0.92	2215445.0321
	R2401706-010	Ni (230.299 nm)	0.0014	23.56	83.4384
	R2401706-010	Pb (220.353 nm)	0.0033	8.51	30.4093
	R2401706-010	Sb (217.582 nm)	0.0088	37.84	27.5027
	R2401706-010	Se (196.026 nm)	0.0020	53.97	2.9127
	R2401706-010	Sn (189.925 nm)	0.0023	54.07	14.8043
	R2401706-010	Sr (216.596 nm)	2.9282	0.65	55313.9392
	R2401706-010	Ti (336.122 nm)	0.0323	0.57	3869.8673
	R2401706-010	Tl (190.794 nm)	0.0014 u	> 100.00	-4.6353
	R2401706-010	V (292.401 nm)	0.0064	2.95	172.8367
	R2401706-010	Y (360.074 nm)	0.83	0.55	378915.95
	R2401706-010	Y_R (360.074 nm)	0.83	0.55	381441.67
	R2401706-010	Zn (213.857 nm)	0.0247	0.73	1234.3860
3/12/2024 19:43:59	R2401706-011	Ag (328.068 nm)	-0.0006 u	15.46	-364.5773
	R2401706-011	Al (237.312 nm)	1.4875	0.16	3490.5629
	R2401706-011	As (188.980 nm)	0.0017 u	> 100.00	-5.4118
	R2401706-011	B (249.772 nm)	0.3585	0.24	10976.5758
	R2401706-011	Ba (230.424 nm)	0.3387	0.29	15155.5648
	R2401706-011	Be (313.107 nm)	0.0000	15.55	-150.3546
	R2401706-011	Ca (317.933 nm)	####	N/A	####
	R2401706-011	Cd (214.439 nm)	0.0003	28.81	1.9135
	R2401706-011	Co (230.786 nm)	0.0027	8.79	97.2838
	R2401706-011	Cr (267.716 nm)	0.0026	4.81	42.3893
	R2401706-011	Cu (327.395 nm)	0.2811	0.15	9412.0119
	R2401706-011	Fe (234.350 nm)	0.1638	0.36	3490.2316
	R2401706-011	K (766.491 nm)	47.0244	0.08	44941.4470
	R2401706-011	Mg (279.078 nm)	0.8986	0.57	2584.5204
	R2401706-011	Mn (257.610 nm)	0.0068	0.23	2055.6740
	R2401706-011	Mo (202.032 nm)	0.0618	1.37	457.6315
	R2401706-011	Na (588.995 nm)	199.6712 o	0.15	2227193.4922
	R2401706-011	Ni (230.299 nm)	0.0023	31.10	93.2921
	R2401706-011	Pb (220.353 nm)	0.0077	12.91	53.5391
	R2401706-011	Sb (217.582 nm)	0.0097	2.94	29.4360
	R2401706-011	Se (196.026 nm)	0.0036 u	> 100.00	4.0602
	R2401706-011	Sn (189.925 nm)	0.0040	14.37	19.6171
	R2401706-011	Sr (216.596 nm)	2.8999	0.17	54779.3419
	R2401706-011	Ti (336.122 nm)	0.0562	0.54	6815.0224
	R2401706-011	Tl (190.794 nm)	0.0003 u	> 100.00	-5.9137
	R2401706-011	V (292.401 nm)	0.0064	5.54	173.8367
	R2401706-011	Y (360.074 nm)	0.83	0.43	378657.13
	R2401706-011	Y_R (360.074 nm)	0.83	0.43	381149.36
	R2401706-011	Zn (213.857 nm)	0.0530	0.12	2710.0497
3/12/2024 19:47:13	R2401706-012	Ag (328.068 nm)	-0.0007 u	29.13	-370.1204
	R2401706-012	Al (237.312 nm)	2.1780	0.06	5074.9465
	R2401706-012	As (188.980 nm)	0.0012 u	> 100.00	-6.1296
	R2401706-012	B (249.772 nm)	1.1245	0.16	34261.0544
	R2401706-012	Ba (230.424 nm)	0.3190	0.25	14274.7880
	R2401706-012	Be (313.107 nm)	0.0000	9.86	-149.2120
	R2401706-012	Ca (317.933 nm)	####	N/A	####
	R2401706-012	Cd (214.439 nm)	0.0006	25.67	22.1536
	R2401706-012	Co (230.786 nm)	0.0025	19.33	94.2358
	R2401706-012	Cr (267.716 nm)	0.0044	5.64	119.2376

DateTimeMeasured	SolutionLabel	Element Label (nm)	Unadjusted Conc (ppm)	%RSD	Intensity (c/s)
	R2401706-012	Cu (327.395 nm)	0.3981	0.25	13350.0017
	R2401706-012	Fe (234.350 nm)	0.4310	0.24	8988.2194
	R2401706-012	K (766.491 nm)	46.2695	0.18	44215.8538
	R2401706-012	Mg (279.078 nm)	2.8091	0.24	8099.7444
	R2401706-012	Mn (257.610 nm)	0.0173	0.10	5251.0067
	R2401706-012	Mo (202.032 nm)	0.0602	1.53	445.6899
	R2401706-012	Na (588.995 nm)	244.4009 o	0.02	2719033.7073
	R2401706-012	Ni (230.299 nm)	0.0029	12.77	100.1893
	R2401706-012	Pb (220.353 nm)	0.0293	1.15	168.7659
	R2401706-012	Sb (217.582 nm)	0.0685	0.58	158.0682
	R2401706-012	Se (196.026 nm)	0.0031 u	96.48	3.6956
	R2401706-012	Sn (189.925 nm)	0.0062	14.77	25.7298
	R2401706-012	Sr (216.596 nm)	3.0142	0.31	56939.7028
	R2401706-012	Ti (336.122 nm)	0.1317	0.57	16146.0991
	R2401706-012	Tl (190.794 nm)	0.0021	91.26	-3.8090
	R2401706-012	V (292.401 nm)	0.0096	1.48	293.5839
	R2401706-012	Y (360.074 nm)	0.83	0.54	376733.33
	R2401706-012	Y_R (360.074 nm)	0.83	0.54	379176.93
	R2401706-012	Zn (213.857 nm)	0.1220	0.16	6311.7311
3/12/2024 19:50:26	R2401706-012S	Ag (328.068 nm)	0.2858	0.41	15190.6646
	R2401706-012S	Al (237.312 nm)	2.0818	0.23	4854.3847
	R2401706-012S	As (188.980 nm)	1.1172	0.14	1765.5331
	R2401706-012S	B (249.772 nm)	1.1189	0.31	34093.2467
	R2401706-012S	Ba (230.424 nm)	2.3208	0.17	103895.2812
	R2401706-012S	Be (313.107 nm)	0.0000	25.31	-148.7329
	R2401706-012S	Ca (317.933 nm)	####	N/A	####
	R2401706-012S	Cd (214.439 nm)	0.4832	0.08	28591.4269
	R2401706-012S	Co (230.786 nm)	0.0020	9.77	88.1194
	R2401706-012S	Cr (267.716 nm)	0.4921	0.29	20395.4163
	R2401706-012S	Cu (327.395 nm)	1.4683	0.46	49352.1489
	R2401706-012S	Fe (234.350 nm)	0.3830	0.16	8001.3469
	R2401706-012S	K (766.491 nm)	46.4670	0.23	44405.6566
	R2401706-012S	Mg (279.078 nm)	2.7280	0.21	7865.7629
	R2401706-012S	Mn (257.610 nm)	0.0144	0.18	4373.6035
	R2401706-012S	Mo (202.032 nm)	0.0600	0.37	444.3368
	R2401706-012S	Na (588.995 nm)	244.8599 o	0.17	2724080.9543
	R2401706-012S	Ni (230.299 nm)	0.9764	0.18	11137.8222
	R2401706-012S	Pb (220.353 nm)	0.5064	0.34	2713.9267
	R2401706-012S	Sb (217.582 nm)	0.0695	3.48	160.1793
	R2401706-012S	Se (196.026 nm)	1.1168 o	0.46	818.0562
	R2401706-012S	Sn (189.925 nm)	0.0059	10.47	25.0533
	R2401706-012S	Sr (216.596 nm)	3.0030	0.10	56728.5080
	R2401706-012S	Ti (336.122 nm)	0.1106	0.41	13540.1354
	R2401706-012S	Tl (190.794 nm)	0.0004 u	> 100.00	-5.7980
	R2401706-012S	V (292.401 nm)	0.0096	2.45	293.5368
	R2401706-012S	Y (360.074 nm)	0.83	0.35	378644.69
	R2401706-012S	Y_R (360.074 nm)	0.83	0.35	381082.08
	R2401706-012S	Zn (213.857 nm)	1.1619	0.21	60548.5344
3/12/2024 19:53:39	Continuing Calibration Verification1	Ag (328.068 nm)	0.5173	0.21	27763.1606
	Continuing Calibration Verification1	Al (237.312 nm)	9.9024	0.10	22800.7233
	Continuing Calibration Verification1	As (188.980 nm)	0.9768	0.08	1542.6625
	Continuing Calibration Verification1	B (249.772 nm)	2.4202	0.27	73652.0245
	Continuing Calibration Verification1	Ba (230.424 nm)	10.1606	0.47	454889.6373
	Continuing Calibration Verification1	Be (313.107 nm)	0.2386	0.28	247569.4434
	Continuing Calibration Verification1	Ca (317.933 nm)	25.5474	0.29	954312.7016
	Continuing Calibration Verification1	Cd (214.439 nm)	0.5038	0.39	29810.9663
	Continuing Calibration Verification1	Co (230.786 nm)	2.5070	0.44	36659.0009

DateTimeMeasured	SolutionLabel	Element Label (nm)	Unadjusted Conc (ppm)	%RSD	Intensity (c/s)
	Continuing Calibration Verification1	Cr (267.716 nm)	0.5112	0.30	21188.3817
	Continuing Calibration Verification1	Cu (327.395 nm)	1.2309	0.56	41363.3771
	Continuing Calibration Verification1	Fe (234.350 nm)	4.9667	0.37	102335.1748
	Continuing Calibration Verification1	K (766.491 nm)	24.3138	0.05	23111.2109
	Continuing Calibration Verification1	Mg (279.078 nm)	24.8466	0.28	71719.2181
	Continuing Calibration Verification1	Mn (257.610 nm)	0.7426	0.30	225622.7979
	Continuing Calibration Verification1	Mo (202.032 nm)	2.5458	0.38	19138.9306
	Continuing Calibration Verification1	Na (588.995 nm)	25.0727	0.13	307339.2685
	Continuing Calibration Verification1	Ni (230.299 nm)	2.0896	0.15	23758.8683
	Continuing Calibration Verification1	Pb (220.353 nm)	0.5038	0.39	2699.8644
	Continuing Calibration Verification1	Sb (217.582 nm)	4.9001	0.20	10721.8560
	Continuing Calibration Verification1	Se (196.026 nm)	0.4848	0.40	355.9187
	Continuing Calibration Verification1	Sn (189.925 nm)	5.0538	0.26	14304.5986
	Continuing Calibration Verification1	Sr (216.596 nm)	2.4886	0.41	47002.5252
	Continuing Calibration Verification1	Ti (336.122 nm)	2.5304	0.39	312342.2883
	Continuing Calibration Verification1	Tl (190.794 nm)	1.0033	0.25	1175.5595
	Continuing Calibration Verification1	V (292.401 nm)	2.4859	0.28	93482.6894
	Continuing Calibration Verification1	Y (360.074 nm)	0.97	0.06	442529.15
	Continuing Calibration Verification1	Y_R (360.074 nm)	0.97	0.06	445689.60
	Continuing Calibration Verification1	Zn (213.857 nm)	0.9865	0.38	51399.9356
3/12/2024 19:56:53	Continuing Calibration Blank1	Ag (328.068 nm)	0.0003	29.18	-314.8942
	Continuing Calibration Blank1	Al (237.312 nm)	-0.0032 u	66.72	69.6998
	Continuing Calibration Blank1	As (188.980 nm)	-0.0001 u	> 100.00	-8.1233
	Continuing Calibration Blank1	B (249.772 nm)	0.0007	61.43	96.7767
	Continuing Calibration Blank1	Ba (230.424 nm)	0.0004	24.97	12.4024
	Continuing Calibration Blank1	Be (313.107 nm)	0.0000	40.58	-176.4462
	Continuing Calibration Blank1	Ca (317.933 nm)	-0.0130 u	8.93	2964.3880
	Continuing Calibration Blank1	Cd (214.439 nm)	0.0000 u	> 100.00	-13.9427
	Continuing Calibration Blank1	Co (230.786 nm)	0.0003 u	> 100.00	62.9618
	Continuing Calibration Blank1	Cr (267.716 nm)	0.0002	61.65	-57.6039
	Continuing Calibration Blank1	Cu (327.395 nm)	0.0000 u	> 100.00	-42.7511
	Continuing Calibration Blank1	Fe (234.350 nm)	0.0024	16.86	167.3242
	Continuing Calibration Blank1	K (766.491 nm)	0.1902	21.46	-77.3331
	Continuing Calibration Blank1	Mg (279.078 nm)	-0.0034 u	23.60	-19.5169
	Continuing Calibration Blank1	Mn (257.610 nm)	0.0000	> 100.00	-0.1367
	Continuing Calibration Blank1	Mo (202.032 nm)	0.0037	26.23	20.3323
	Continuing Calibration Blank1	Na (588.995 nm)	-0.0156 u	44.78	31472.6508
	Continuing Calibration Blank1	Ni (230.299 nm)	-0.0006 u	70.55	60.9932
	Continuing Calibration Blank1	Pb (220.353 nm)	0.0002 u	> 100.00	13.8367
	Continuing Calibration Blank1	Sb (217.582 nm)	0.0053	19.04	19.9884
	Continuing Calibration Blank1	Se (196.026 nm)	0.0014 u	> 100.00	2.4294
	Continuing Calibration Blank1	Sn (189.925 nm)	0.0001 u	> 100.00	8.6136
	Continuing Calibration Blank1	Sr (216.596 nm)	0.0003	46.95	-41.4645
	Continuing Calibration Blank1	Ti (336.122 nm)	0.0030	23.40	247.0738
	Continuing Calibration Blank1	Tl (190.794 nm)	-0.0012 u	44.27	-7.6631
	Continuing Calibration Blank1	V (292.401 nm)	0.0002	40.40	-58.6425
	Continuing Calibration Blank1	Y (360.074 nm)	1.04	0.26	472114.06
	Continuing Calibration Blank1	Y_R (360.074 nm)	1.04	0.26	475577.35
	Continuing Calibration Blank1	Zn (213.857 nm)	0.0002	38.87	-42.6265
3/12/2024 20:00:06	R2401706-012SD	Ag (328.068 nm)	0.2862	0.18	15210.5598
	R2401706-012SD	Al (237.312 nm)	2.0003	0.21	4667.2580
	R2401706-012SD	As (188.980 nm)	1.1137	0.33	1760.0745
	R2401706-012SD	B (249.772 nm)	1.1227	0.19	34206.6462
	R2401706-012SD	Ba (230.424 nm)	2.3233	0.19	104010.1694
	R2401706-012SD	Be (313.107 nm)	0.0001	12.71	-128.6042
	R2401706-012SD	Ca (317.933 nm)	####	N/A	####
	R2401706-012SD	Cd (214.439 nm)	0.4828	0.10	28572.9655

DateTimeMeasured	SolutionLabel	Element Label (nm)	Unadjusted Conc (ppm)	%RSD	Intensity (c/s)
	R2401706-012SD	Co (230.786 nm)	0.0022	14.17	89.9894
	R2401706-012SD	Cr (267.716 nm)	0.4910	0.11	20348.3571
	R2401706-012SD	Cu (327.395 nm)	1.4642	0.44	49211.7007
	R2401706-012SD	Fe (234.350 nm)	0.3324	0.44	6959.9614
	R2401706-012SD	K (766.491 nm)	46.4436	0.23	44383.1727
	R2401706-012SD	Mg (279.078 nm)	2.6932	0.13	7765.0858
	R2401706-012SD	Mn (257.610 nm)	0.0128	0.40	3876.2663
	R2401706-012SD	Mo (202.032 nm)	0.0613	0.51	454.0102
	R2401706-012SD	Na (588.995 nm)	245.8618 o	0.22	2735098.0002
	R2401706-012SD	Ni (230.299 nm)	0.9767	0.22	11141.4821
	R2401706-012SD	Pb (220.353 nm)	0.5043	0.06	2702.6465
	R2401706-012SD	Sb (217.582 nm)	0.0735	2.60	169.1131
	R2401706-012SD	Se (196.026 nm)	1.1133 o	0.29	815.5532
	R2401706-012SD	Sn (189.925 nm)	0.0056	3.52	24.1026
	R2401706-012SD	Sr (216.596 nm)	3.0062	0.13	56787.7555
	R2401706-012SD	Ti (336.122 nm)	0.1048	0.19	12817.4063
	R2401706-012SD	Tl (190.794 nm)	0.0006	30.71	-5.5364
	R2401706-012SD	V (292.401 nm)	0.0095	1.61	289.1328
	R2401706-012SD	Y (360.074 nm)	0.83	0.46	378141.82
	R2401706-012SD	Y_R (360.074 nm)	0.83	0.46	380649.76
	R2401706-012SD	Zn (213.857 nm)	1.1522	0.18	60042.8657
3/12/2024 20:03:20	R2401706-012A	Ag (328.068 nm)	0.2890	0.60	15364.7774
	R2401706-012A	Al (237.312 nm)	2.1235	0.44	4950.0818
	R2401706-012A	As (188.980 nm)	1.1266	0.51	1780.4916
	R2401706-012A	B (249.772 nm)	1.0974	0.31	33438.7656
	R2401706-012A	Ba (230.424 nm)	2.3430	0.49	104888.2377
	R2401706-012A	Be (313.107 nm)	0.0000	38.33	-152.5449
	R2401706-012A	Ca (317.933 nm)	####	N/A	####
	R2401706-012A	Cd (214.439 nm)	0.4892	0.34	28948.1727
	R2401706-012A	Co (230.786 nm)	0.0017	14.63	83.3196
	R2401706-012A	Cr (267.716 nm)	0.4967	0.50	20584.1911
	R2401706-012A	Cu (327.395 nm)	1.5010	0.34	50449.1602
	R2401706-012A	Fe (234.350 nm)	0.4267	0.36	8900.2766
	R2401706-012A	K (766.491 nm)	45.0661	0.50	43059.1389
	R2401706-012A	Mg (279.078 nm)	2.7392	0.34	7897.9287
	R2401706-012A	Mn (257.610 nm)	0.0169	0.50	5129.3495
	R2401706-012A	Mo (202.032 nm)	0.0585	0.81	432.8728
	R2401706-012A	Na (588.995 nm)	239.0714 o	0.37	2660431.3184
	R2401706-012A	Ni (230.299 nm)	0.9874	0.57	11262.8646
	R2401706-012A	Pb (220.353 nm)	0.5141	0.36	2755.1922
	R2401706-012A	Sb (217.582 nm)	0.0679	2.77	156.8369
	R2401706-012A	Se (196.026 nm)	1.1329 o	0.80	829.8816
	R2401706-012A	Sn (189.925 nm)	0.0066	39.30	26.8226
	R2401706-012A	Sr (216.596 nm)	2.9310	0.36	55366.5914
	R2401706-012A	Ti (336.122 nm)	0.1183	0.56	14489.3979
	R2401706-012A	Tl (190.794 nm)	0.0040	35.71	-1.5181
	R2401706-012A	V (292.401 nm)	0.0097	2.44	295.6048
	R2401706-012A	Y (360.074 nm)	0.83	0.27	379703.12
	R2401706-012A	Y_R (360.074 nm)	0.83	0.26	382175.86
	R2401706-012A	Zn (213.857 nm)	1.1925	0.21	62143.4668
3/12/2024 20:06:33	R2401706-012L 5X	Ag (328.068 nm)	0.0001 u	> 100.00	-330.4966
	R2401706-012L 5X	Al (237.312 nm)	0.4254	0.78	1053.1235
	R2401706-012L 5X	As (188.980 nm)	0.0007 u	> 100.00	-6.8954
	R2401706-012L 5X	B (249.772 nm)	0.2234	0.13	6867.6044
	R2401706-012L 5X	Ba (230.424 nm)	0.0661	0.18	2954.1422
	R2401706-012L 5X	Be (313.107 nm)	0.0000 u	> 100.00	-185.5986
	R2401706-012L 5X	Ca (317.933 nm)	417.2809 o	0.09	15534507.0639

DateTimeMeasured	SolutionLabel	Element Label (nm)	Unadjusted Conc (ppm)	%RSD	Intensity (c/s)
	R2401706-012L 5X	Cd (214.439 nm)	0.0000 u	> 100.00	-12.1080
	R2401706-012L 5X	Co (230.786 nm)	0.0009	36.82	71.9865
	R2401706-012L 5X	Cr (267.716 nm)	0.0010	12.96	-22.1689
	R2401706-012L 5X	Cu (327.395 nm)	0.0788	0.35	2607.8112
	R2401706-012L 5X	Fe (234.350 nm)	0.0896	0.05	1961.5267
	R2401706-012L 5X	K (766.491 nm)	8.4979	0.57	7908.3045
	R2401706-012L 5X	Mg (279.078 nm)	0.6054	0.10	1737.8896
	R2401706-012L 5X	Mn (257.610 nm)	0.0036	0.32	1087.9490
	R2401706-012L 5X	Mo (202.032 nm)	0.0128	3.70	89.0430
	R2401706-012L 5X	Na (588.995 nm)	49.0236	0.10	570698.9402
	R2401706-012L 5X	Ni (230.299 nm)	0.0006	55.77	74.1558
	R2401706-012L 5X	Pb (220.353 nm)	0.0066	4.07	47.9870
	R2401706-012L 5X	Sb (217.582 nm)	0.0146	13.99	40.3451
	R2401706-012L 5X	Se (196.026 nm)	-0.0004 u	> 100.00	1.1570
	R2401706-012L 5X	Sn (189.925 nm)	0.0007 u	> 100.00	10.2247
	R2401706-012L 5X	Sr (216.596 nm)	0.6422	0.12	12093.0897
	R2401706-012L 5X	Ti (336.122 nm)	0.0252	0.72	2994.2578
	R2401706-012L 5X	Tl (190.794 nm)	0.0007 u	> 100.00	-5.4920
	R2401706-012L 5X	V (292.401 nm)	0.0020	3.16	6.0924
	R2401706-012L 5X	Y (360.074 nm)	0.93	0.21	425619.01
	R2401706-012L 5X	Y_R (360.074 nm)	0.93	0.21	428423.72
	R2401706-012L 5X	Zn (213.857 nm)	0.0252	0.10	1262.2534
3/12/2024 20:09:47	Continuing Calibration Verification1	Ag (328.068 nm)	0.5173	0.12	27758.6738
	Continuing Calibration Verification1	Al (237.312 nm)	9.8887	0.02	22769.3298
	Continuing Calibration Verification1	As (188.980 nm)	0.9736	0.66	1537.6375
	Continuing Calibration Verification1	B (249.772 nm)	2.4211	0.21	73680.8977
	Continuing Calibration Verification1	Ba (230.424 nm)	10.1465	0.33	454258.4309
	Continuing Calibration Verification1	Be (313.107 nm)	0.2382	0.18	247082.2154
	Continuing Calibration Verification1	Ca (317.933 nm)	25.4910	0.20	952214.5299
	Continuing Calibration Verification1	Cd (214.439 nm)	0.5028	0.10	29754.0404
	Continuing Calibration Verification1	Co (230.786 nm)	2.5076	0.15	36668.3416
	Continuing Calibration Verification1	Cr (267.716 nm)	0.5114	0.11	21198.9782
	Continuing Calibration Verification1	Cu (327.395 nm)	1.2361	0.55	41538.7603
	Continuing Calibration Verification1	Fe (234.350 nm)	4.9568	0.23	102131.8058
	Continuing Calibration Verification1	K (766.491 nm)	24.2966	0.01	23094.6212
	Continuing Calibration Verification1	Mg (279.078 nm)	24.8339	0.16	71682.4964
	Continuing Calibration Verification1	Mn (257.610 nm)	0.7422	0.20	225502.2905
	Continuing Calibration Verification1	Mo (202.032 nm)	2.5415	0.39	19106.2057
	Continuing Calibration Verification1	Na (588.995 nm)	25.1073	0.06	307719.4596
	Continuing Calibration Verification1	Ni (230.299 nm)	2.0852	0.08	23708.8685
	Continuing Calibration Verification1	Pb (220.353 nm)	0.5052	0.40	2707.4667
	Continuing Calibration Verification1	Sb (217.582 nm)	4.8898	0.08	10699.2387
	Continuing Calibration Verification1	Se (196.026 nm)	0.4833	0.47	354.8190
	Continuing Calibration Verification1	Sn (189.925 nm)	5.0527	0.09	14301.2838
	Continuing Calibration Verification1	Sr (216.596 nm)	2.4870	0.22	46972.4635
	Continuing Calibration Verification1	Ti (336.122 nm)	2.5272	0.33	311949.0245
	Continuing Calibration Verification1	Tl (190.794 nm)	1.0036	0.31	1175.9048
	Continuing Calibration Verification1	V (292.401 nm)	2.4832	0.19	93378.9974
	Continuing Calibration Verification1	Y (360.074 nm)	0.97	0.29	441637.67
	Continuing Calibration Verification1	Y_R (360.074 nm)	0.97	0.29	444689.12
	Continuing Calibration Verification1	Zn (213.857 nm)	0.9852	0.38	51333.4255
3/12/2024 20:13:00	Continuing Calibration Blank1	Ag (328.068 nm)	0.0003	44.14	-314.8312
	Continuing Calibration Blank1	Al (237.312 nm)	-0.0041 u	17.10	67.6992
	Continuing Calibration Blank1	As (188.980 nm)	-0.0016 u	> 100.00	-10.5916
	Continuing Calibration Blank1	B (249.772 nm)	0.0006	25.99	93.2655
	Continuing Calibration Blank1	Ba (230.424 nm)	0.0005	2.73	15.2505
	Continuing Calibration Blank1	Be (313.107 nm)	0.0000	40.95	-180.1959

DateTimeMeasured	SolutionLabel	Element Label (nm)	Unadjusted Conc (ppm)	%RSD	Intensity (c/s)
	Continuing Calibration Blank1	Ca (317.933 nm)	-0.0139 u	0.83	2928.8992
	Continuing Calibration Blank1	Cd (214.439 nm)	0.0000 u	> 100.00	-11.3181
	Continuing Calibration Blank1	Co (230.786 nm)	0.0000 u	> 100.00	58.5556
	Continuing Calibration Blank1	Cr (267.716 nm)	0.0002	68.95	-54.5960
	Continuing Calibration Blank1	Cu (327.395 nm)	0.0004	16.11	-30.9956
	Continuing Calibration Blank1	Fe (234.350 nm)	0.0023	13.39	166.0333
	Continuing Calibration Blank1	K (766.491 nm)	0.1157	15.59	-149.0031
	Continuing Calibration Blank1	Mg (279.078 nm)	-0.0040 u	25.14	-21.1629
	Continuing Calibration Blank1	Mn (257.610 nm)	0.0000	33.98	5.0567
	Continuing Calibration Blank1	Mo (202.032 nm)	0.0035	26.11	19.2612
	Continuing Calibration Blank1	Na (588.995 nm)	-0.0400 u	19.95	31204.2101
	Continuing Calibration Blank1	Ni (230.299 nm)	-0.0006 u	94.31	60.6420
	Continuing Calibration Blank1	Pb (220.353 nm)	-0.0001 u	> 100.00	11.8921
	Continuing Calibration Blank1	Sb (217.582 nm)	0.0048	34.20	18.8769
	Continuing Calibration Blank1	Se (196.026 nm)	-0.0031 u	79.49	-0.8343
	Continuing Calibration Blank1	Sn (189.925 nm)	0.0004	52.42	9.4367
	Continuing Calibration Blank1	Sr (216.596 nm)	0.0002	71.64	-43.8054
	Continuing Calibration Blank1	Ti (336.122 nm)	0.0031	23.13	254.8788
	Continuing Calibration Blank1	Tl (190.794 nm)	-0.0009 u	> 100.00	-7.2997
	Continuing Calibration Blank1	V (292.401 nm)	0.0002	> 100.00	-59.6653
	Continuing Calibration Blank1	Y (360.074 nm)	1.03	0.19	470500.02
	Continuing Calibration Blank1	Y_R (360.074 nm)	1.03	0.19	473810.77
	Continuing Calibration Blank1	Zn (213.857 nm)	0.0003	23.49	-40.1755
3/12/2024 20:16:14	Contract Required Detection Limit	Ag (328.068 nm)	0.0100	0.38	210.1026
	Contract Required Detection Limit	Al (237.312 nm)	0.1896	0.74	512.0234
	Contract Required Detection Limit	As (188.980 nm)	0.0205	5.76	24.5295
	Contract Required Detection Limit	B (249.772 nm)	0.1908	0.46	5876.2733
	Contract Required Detection Limit	Ba (230.424 nm)	0.2038	0.34	9117.7858
	Contract Required Detection Limit	Be (313.107 nm)	0.0048	0.15	4792.8646
	Contract Required Detection Limit	Ca (317.933 nm)	0.9855	0.12	40128.2459
	Contract Required Detection Limit	Cd (214.439 nm)	0.0103	0.96	595.5480
	Contract Required Detection Limit	Co (230.786 nm)	0.0507	0.36	798.3605
	Contract Required Detection Limit	Cr (267.716 nm)	0.0099	0.91	345.4869
	Contract Required Detection Limit	Cu (327.395 nm)	0.0250	2.23	797.3754
	Contract Required Detection Limit	Fe (234.350 nm)	0.1049	0.39	2278.3462
	Contract Required Detection Limit	K (766.491 nm)	1.0375	2.45	737.1065
	Contract Required Detection Limit	Mg (279.078 nm)	0.9573	0.49	2753.8687
	Contract Required Detection Limit	Mn (257.610 nm)	0.0151	0.16	4579.2368
	Contract Required Detection Limit	Mo (202.032 nm)	0.0251	0.21	181.8576
	Contract Required Detection Limit	Na (588.995 nm)	0.9350	0.32	41924.8597
	Contract Required Detection Limit	Ni (230.299 nm)	0.0394	1.33	514.0061
	Contract Required Detection Limit	Pb (220.353 nm)	0.0110	4.34	71.3878
	Contract Required Detection Limit	Sb (217.582 nm)	0.0644	1.62	149.2409
	Contract Required Detection Limit	Se (196.026 nm)	0.0118	4.42	10.0675
	Contract Required Detection Limit	Sn (189.925 nm)	0.4968	0.40	1413.5114
	Contract Required Detection Limit	Sr (216.596 nm)	0.0995	0.62	1833.1602
	Contract Required Detection Limit	Ti (336.122 nm)	0.0493	0.23	5964.7823
	Contract Required Detection Limit	Tl (190.794 nm)	0.0196	7.88	16.7690
	Contract Required Detection Limit	V (292.401 nm)	0.0489	0.64	1773.3927
	Contract Required Detection Limit	Y (360.074 nm)	1.00	0.35	457465.39
	Contract Required Detection Limit	Y_R (360.074 nm)	1.00	0.35	460705.46
	Contract Required Detection Limit	Zn (213.857 nm)	0.0191	0.60	942.9591
3/12/2024 20:19:28	Interference Check Solution A	Ag (328.068 nm)	0.0000 u	> 100.00	-334.5983
	Interference Check Solution A	Al (237.312 nm)	253.6906 o	0.10	582240.6545
	Interference Check Solution A	As (188.980 nm)	-0.0052 Ku	46.83	-16.2992 K
	Interference Check Solution A	B (249.772 nm)	0.1136	0.28	3529.3356
	Interference Check Solution A	Ba (230.424 nm)	0.0009	4.36	33.7572

DateTimeMeasured	SolutionLabel	Element Label (nm)	Unadjusted Conc (ppm)	%RSD	Intensity (c/s)
	Interference Check Solution A	Be (313.107 nm)	0.0000 u	32.06	-217.5761
	Interference Check Solution A	Ca (317.933 nm)	238.3255 o	0.29	8873845.4080
	Interference Check Solution A	Cd (214.439 nm)	-0.0015 Ku	7.72	-104.3749 K
	Interference Check Solution A	Co (230.786 nm)	0.0018	7.85	83.9730
	Interference Check Solution A	Cr (267.716 nm)	0.0007	12.55	-36.9512
	Interference Check Solution A	Cu (327.395 nm)	0.0007	35.57	-18.7587
	Interference Check Solution A	Fe (234.350 nm)	93.3280 o	0.21	1920841.4526
	Interference Check Solution A	K (766.491 nm)	0.1191	26.20	-145.7206
	Interference Check Solution A	Mg (279.078 nm)	258.2087 o	0.21	745404.5858
	Interference Check Solution A	Mn (257.610 nm)	0.0013	1.50	379.4529
	Interference Check Solution A	Mo (202.032 nm)	-0.0008 u	60.53	-13.5181
	Interference Check Solution A	Na (588.995 nm)	0.2898	2.79	34830.6763
	Interference Check Solution A	Ni (230.299 nm)	0.0012	39.17	80.8436
	Interference Check Solution A	Pb (220.353 nm)	0.0002 u	> 100.00	13.5836
	Interference Check Solution A	Sb (217.582 nm)	-0.0073 u	29.42	-7.5982
	Interference Check Solution A	Se (196.026 nm)	0.0011 u	> 100.00	2.2365
	Interference Check Solution A	Sn (189.925 nm)	0.0029	34.93	16.5260
	Interference Check Solution A	Sr (216.596 nm)	0.0098	1.55	136.3287
	Interference Check Solution A	Ti (336.122 nm)	0.0019	6.23	117.3838
	Interference Check Solution A	Tl (190.794 nm)	0.0015 u	> 100.00	-4.4639
	Interference Check Solution A	V (292.401 nm)	0.0019	2.60	3.4672
	Interference Check Solution A	Y (360.074 nm)	0.89	0.29	406993.63
	Interference Check Solution A	Y_R (360.074 nm)	0.89	0.29	409728.07
	Interference Check Solution A	Zn (213.857 nm)	0.0116 K	0.57	551.0404 K
3/12/2024 20:22:42	Interference Check Solution AB	Ag (328.068 nm)	0.2172	0.19	11463.0035
	Interference Check Solution AB	Al (237.312 nm)	252.5179 o	0.08	579549.5864
	Interference Check Solution AB	As (188.980 nm)	0.0947	1.69	142.2835
	Interference Check Solution AB	B (249.772 nm)	0.1136	0.55	3528.4152
	Interference Check Solution AB	Ba (230.424 nm)	0.5145	0.07	23029.3723
	Interference Check Solution AB	Be (313.107 nm)	0.4813	0.15	499521.4258
	Interference Check Solution AB	Ca (317.933 nm)	235.7638 o	0.19	8778499.9635
	Interference Check Solution AB	Cd (214.439 nm)	0.9537	0.05	56452.7703
	Interference Check Solution AB	Co (230.786 nm)	0.4826	0.23	7103.5156
	Interference Check Solution AB	Cr (267.716 nm)	0.5089	0.06	21092.4567
	Interference Check Solution AB	Cu (327.395 nm)	0.5325	0.12	17869.8553
	Interference Check Solution AB	Fe (234.350 nm)	93.4629 o	0.17	1923619.0289
	Interference Check Solution AB	K (766.491 nm)	0.0408	66.38	-220.9807
	Interference Check Solution AB	Mg (279.078 nm)	257.7764 o	0.11	744156.7346
	Interference Check Solution AB	Mn (257.610 nm)	0.4844	0.15	147184.3221
	Interference Check Solution AB	Mo (202.032 nm)	-0.0015 u	32.32	-18.3322
	Interference Check Solution AB	Na (588.995 nm)	0.3053	3.41	35000.7516
	Interference Check Solution AB	Ni (230.299 nm)	0.9778	0.04	11153.0896
	Interference Check Solution AB	Pb (220.353 nm)	0.0496	2.51	277.2486
	Interference Check Solution AB	Sb (217.582 nm)	0.6085	0.43	1338.6888
	Interference Check Solution AB	Se (196.026 nm)	0.0404	13.07	30.9974
	Interference Check Solution AB	Sn (189.925 nm)	0.0014	77.97	12.1654
	Interference Check Solution AB	Sr (216.596 nm)	0.0109	2.28	157.4962
	Interference Check Solution AB	Ti (336.122 nm)	0.0017	4.68	89.1667
	Interference Check Solution AB	Tl (190.794 nm)	0.0990	1.28	110.3751
	Interference Check Solution AB	V (292.401 nm)	0.5017	0.03	18810.4002
	Interference Check Solution AB	Y (360.074 nm)	0.89	0.34	406068.56
	Interference Check Solution AB	Y_R (360.074 nm)	0.89	0.34	408759.42
	Interference Check Solution AB	Zn (213.857 nm)	0.9976	0.04	51976.8322
3/12/2024 20:25:55	Continuing Calibration Verification1	Ag (328.068 nm)	0.5172	0.03	27755.0470
	Continuing Calibration Verification1	Al (237.312 nm)	9.9350	0.09	22875.6966
	Continuing Calibration Verification1	As (188.980 nm)	0.9770	0.26	1543.0504
	Continuing Calibration Verification1	B (249.772 nm)	2.4227	0.16	73729.1754

DateTimeMeasured	SolutionLabel	Element Label (nm)	Unadjusted Conc (ppm)	%RSD	Intensity (c/s)
	Continuing Calibration Verification1	Ba (230.424 nm)	10.1701	0.26	455312.6443
	Continuing Calibration Verification1	Be (313.107 nm)	0.2386	0.21	247484.7850
	Continuing Calibration Verification1	Ca (317.933 nm)	25.5153	0.18	953116.5514
	Continuing Calibration Verification1	Cd (214.439 nm)	0.5036	0.16	29800.8540
	Continuing Calibration Verification1	Co (230.786 nm)	2.5147	0.49	36771.8999
	Continuing Calibration Verification1	Cr (267.716 nm)	0.5127	0.27	21252.3980
	Continuing Calibration Verification1	Cu (327.395 nm)	1.2348	0.51	41495.0761
	Continuing Calibration Verification1	Fe (234.350 nm)	4.9971	0.08	102960.6952
	Continuing Calibration Verification1	K (766.491 nm)	24.1975	0.23	22999.3690
	Continuing Calibration Verification1	Mg (279.078 nm)	24.9370	0.15	71980.0392
	Continuing Calibration Verification1	Mn (257.610 nm)	0.7437	0.19	225960.5995
	Continuing Calibration Verification1	Mo (202.032 nm)	2.5393	0.37	19089.4949
	Continuing Calibration Verification1	Na (588.995 nm)	25.0050	0.18	306594.3795
	Continuing Calibration Verification1	Ni (230.299 nm)	2.0900	0.07	23763.6613
	Continuing Calibration Verification1	Pb (220.353 nm)	0.5053	0.39	2707.9440
	Continuing Calibration Verification1	Sb (217.582 nm)	4.8847	0.03	10688.1602
	Continuing Calibration Verification1	Se (196.026 nm)	0.4855	1.34	356.4441
	Continuing Calibration Verification1	Sn (189.925 nm)	5.0598	0.18	14321.5995
	Continuing Calibration Verification1	Sr (216.596 nm)	2.4924	0.43	47074.2206
	Continuing Calibration Verification1	Ti (336.122 nm)	2.5301	0.33	312301.7601
	Continuing Calibration Verification1	Tl (190.794 nm)	1.0028	0.51	1174.9537
	Continuing Calibration Verification1	V (292.401 nm)	2.4856	0.20	93469.9685
	Continuing Calibration Verification1	Y (360.074 nm)	0.97	0.23	440018.55
	Continuing Calibration Verification1	Y_R (360.074 nm)	0.96	0.22	443011.40
	Continuing Calibration Verification1	Zn (213.857 nm)	0.9869	0.08	51421.9128
3/12/2024 20:29:09	Continuing Calibration Blank1	Ag (328.068 nm)	0.0003	21.11	-319.1364
	Continuing Calibration Blank1	Al (237.312 nm)	-0.0004 u	> 100.00	76.1180
	Continuing Calibration Blank1	As (188.980 nm)	-0.0003 u	> 100.00	-8.5358
	Continuing Calibration Blank1	B (249.772 nm)	0.0006	39.24	95.8181
	Continuing Calibration Blank1	Ba (230.424 nm)	0.0006	11.69	19.7744
	Continuing Calibration Blank1	Be (313.107 nm)	0.0000	9.20	-173.4126
	Continuing Calibration Blank1	Ca (317.933 nm)	-0.0148 u	2.64	2896.0029
	Continuing Calibration Blank1	Cd (214.439 nm)	0.0001	16.74	-8.5648
	Continuing Calibration Blank1	Co (230.786 nm)	0.0002 u	> 100.00	61.5021
	Continuing Calibration Blank1	Cr (267.716 nm)	0.0002	37.51	-57.7785
	Continuing Calibration Blank1	Cu (327.395 nm)	0.0002 u	> 100.00	-38.3724
	Continuing Calibration Blank1	Fe (234.350 nm)	0.0038	20.10	197.3828
	Continuing Calibration Blank1	K (766.491 nm)	0.0783	21.30	-184.9358
	Continuing Calibration Blank1	Mg (279.078 nm)	-0.0013 u	63.60	-13.5961
	Continuing Calibration Blank1	Mn (257.610 nm)	0.0000	77.01	8.3653
	Continuing Calibration Blank1	Mo (202.032 nm)	0.0032	24.73	17.0304
	Continuing Calibration Blank1	Na (588.995 nm)	-0.0667 u	25.95	30910.9529
	Continuing Calibration Blank1	Ni (230.299 nm)	0.0002	95.85	70.2483
	Continuing Calibration Blank1	Pb (220.353 nm)	-0.0004 u	> 100.00	10.7376
	Continuing Calibration Blank1	Sb (217.582 nm)	0.0043	25.59	17.6331
	Continuing Calibration Blank1	Se (196.026 nm)	-0.0010 u	63.00	0.6701
	Continuing Calibration Blank1	Sn (189.925 nm)	-0.0004 u	> 100.00	7.0364
	Continuing Calibration Blank1	Sr (216.596 nm)	0.0003	69.92	-42.5332
	Continuing Calibration Blank1	Ti (336.122 nm)	0.0027	23.75	209.4185
	Continuing Calibration Blank1	Tl (190.794 nm)	-0.0009 u	> 100.00	-7.3325
	Continuing Calibration Blank1	V (292.401 nm)	0.0005	2.81	-50.3900
	Continuing Calibration Blank1	Y (360.074 nm)	1.03	0.16	468209.97
	Continuing Calibration Blank1	Y_R (360.074 nm)	1.03	0.15	471450.04
	Continuing Calibration Blank1	Zn (213.857 nm)	0.0003	31.03	-38.6541

Summary Calibration Results

Element and wavelength	Type	Units	Equation	Correlation Coefficient	%RSE
Ag (328.068 nm)	Analyte	ppm	54309.46926104 * Concentration - 333.21298778	1.00000	4.54373484
Al (237.312 nm)	Analyte	ppm	2294.77777437 * Concentration + 77.01536778	0.99999	4.92227862
As (188.980 nm)	Analyte	ppm	1587.55155490 * Concentration - 8.03868042	0.99999	12.762918 27
B (249.772 nm)	Analyte	ppm	30401.32943077 * Concentration + 76.23579084	0.99999	3.95943538
Ba (230.424 nm)	Analyte	ppm	44770.65457420 * Concentration - 7.18224926	0.99998	4.60701396
Be (313.107 nm)	Analyte	ppm	1038235.00685195 * Concentration - 198.06630203	1.00000	3.70972445
Ca (317.933 nm)	Analyte	ppm	37219.67323605 * Concentration + 3446.63217942	1.00000	1.65993557
Cd (214.439 nm)	Analyte	ppm	59204.56024005 * Concentration - 13.37146450	1.00000	10.969907 86
Co (230.786 nm)	Analyte	ppm	14599.66289270 * Concentration + 58.25132152	0.99999	4.59607591
Cr (267.716 nm)	Analyte	ppm	41576.24095050 * Concentration - 64.91471432	1.00000	3.85333748
Cu (327.395 nm)	Analyte	ppm	33640.63040840 * Concentration - 43.92178815	1.00000	1.28132131
Fe (234.350 nm)	Analyte	ppm	20580.35775736 * Concentration + 118.51324346	1.00000	2.92650421
K (766.491 nm)	Analyte	ppm	961.23864274 * Concentration - 260.18375031	0.99995	5.13454706
Mg (279.078 nm)	Analyte	ppm	2886.86784541 * Concentration - 9.71171720	1.00000	1.75453230
Mn (257.610 nm)	Analyte	ppm	303848.48944413 * Concentration - 2.49571168	1.00000	2.78363521
Mo (202.032 nm)	Analyte	ppm	7520.60475253 * Concentration - 7.21687876	1.00000	1.44158357
Na (588.995 nm)	Analyte	ppm	10995.82691139 * Concentration + 31644.04641875	1.00000	6.55012129
Ni (230.299 nm)	Analyte	ppm	11337.61126809 * Concentration + 67.72616758	0.99999	5.98013484
Pb (220.353 nm)	Analyte	ppm	5334.07577313 * Concentration + 12.68864525	0.99999	7.55547282
Sb (217.582 nm)	Analyte	ppm	2186.38160849 * Concentration + 8.32916961	0.99999	12.563366 78
Se (196.026 nm)	Analyte	ppm	731.23946936 * Concentration + 1.43059022	0.99999	11.956403 52
Sn (189.925 nm)	Analyte	ppm	2828.81020801 * Concentration + 8.27605621	1.00000	0.96990727
Sr (216.596 nm)	Analyte	ppm	18906.42957895 * Concentration - 48.03094086	1.00000	6.72453791
Ti (336.122 nm)	Analyte	ppm	123483.69848591 * Concentration - 122.40429100	1.00000	1.37538146
Tl (190.794 nm)	Analyte	ppm	1177.93915951 * Concentration - 6.28699243	0.99999	18.049367 99
V (292.401 nm)	Analyte	ppm	37631.81690605 * Concentration - 67.78466860	1.00000	3.78229001
Zn (213.857 nm)	Analyte	ppm	52157.06402696 * Concentration - 53.65258486	1.00000	4.15033180

Detailed Calibration Results

Ag (328.068 nm)

Standard	Intensity	Method Concentration	Calculated Concentration	% Error
Blank	-333.2130	0.0000	0.0000	N/A
Standard 3	233.9965	0.0100	0.0104	4.4403
Standard 4	10424.0327	0.2000	0.1981	0.9634
Standard 5	53996.9448	1.0000	1.0004	0.0381

Al (237.312 nm)

Standard	Intensity	Method Concentration	Calculated Concentration	% Error
Blank	77.0154	0.0000	0.0000	N/A
Standard 2	295.8950	0.1000	0.0954	4.6184
Standard 4	9099.9562	4.0000	3.9319	1.7014
Standard 5	46003.8579	20.0000	20.0136	0.0682

As (188.980 nm)

Standard	Intensity	Method Concentration	Calculated Concentration	% Error
Blank	-8.0387	0.0000	0.0000	N/A
Standard 1	-1.1098	0.0050	0.0044	12.7104
Standard 2	5.8337	0.0100	0.0087	12.6176
Standard 4	612.7571	0.4000	0.3910	2.2401
Standard 5	3169.9219	2.0000	2.0018	0.0900

B (249.772 nm)

Standard	Intensity	Method Concentration	Calculated Concentration	% Error
Blank	76.2358	0.0000	0.0000	N/A
Standard 2	5976.5673	0.2000	0.1941	2.9593
Standard 4	29678.5538	1.0000	0.9737	2.6282
Standard 5	152249.8826	5.0000	5.0055	0.1099

Ba (230.424 nm)

Standard	Intensity	Method Concentration	Calculated Concentration	% Error
Blank	-7.1822	0.0000	0.0000	N/A
Standard 1	921.8600	0.0200	0.0208	3.7557
Standard 4	183849.8776	4.0000	4.1066	2.6661
Standard 5	894450.9873	20.0000	19.9787	0.1066

Be (313.107 nm)

Standard	Intensity	Method Concentration	Calculated Concentration	% Error
Blank	-198.0663	0.0000	0.0000	N/A
Standard 2	2760.7138	0.0030	0.0028	5.0061
Standard 3	5031.6372	0.0050	0.0050	0.7422
Standard 4	102190.8395	0.1000	0.0986	1.3818
Standard 5	519206.9064	0.5000	0.5003	0.0554

Ca (317.933 nm)

Standard	Intensity	Method Concentration	Calculated Concentration	% Error
Blank	3446.6322	0.0000	0.0000	N/A
Standard 2	40300.9521	1.0000	0.9902	0.9816
Standard 3	22390.2578	0.5000	0.5090	1.7936
Standard 4	379932.5899	10.0000	10.1152	1.1524
Standard 5	1863576.4181	50.0000	49.9771	0.0459

Cd (214.439 nm)

Standard	Intensity	Method Concentration	Calculated Concentration	% Error
Blank	-13.3715	0.0000	0.0000	N/A
Standard 1	54.8937	0.0010	0.0012	15.3039
Standard 2	289.2912	0.0050	0.0051	2.2430
Standard 4	11969.3792	0.2000	0.2024	1.1979
Standard 5	59162.7788	1.0000	0.9995	0.0480

Co (230.786 nm)

Standard	Intensity	Method Concentration	Calculated Concentration	% Error
Blank	58.2513	0.0000	0.0000	N/A
Standard 1	102.5099	0.0030	0.0030	1.0492
Standard 3	833.4038	0.0500	0.0531	6.1877
Standard 4	14904.5695	1.0000	1.0169	1.6895
Standard 5	73006.7828	5.0000	4.9966	0.0682

Cr (267.716 nm)

Standard	Intensity	Method Concentration	Calculated Concentration	% Error
Blank	-64.9147	0.0000	0.0000	N/A
Standard 1	145.9890	0.0050	0.0051	1.4540
Standard 3	372.4855	0.0100	0.0105	5.2044
Standard 4	8308.9086	0.2000	0.2014	0.7044
Standard 5	41499.3797	1.0000	0.9997	0.0287

Cu (327.395 nm)

Standard	Intensity	Method Concentration	Calculated Concentration	% Error
Blank	-43.9218	0.0000	0.0000	N/A
Standard 1	293.5780	0.0100	0.0100	0.3250
Standard 2	637.5122	0.0200	0.0203	1.2814
Standard 4	16568.0994	0.5000	0.4938	1.2383
Standard 5	84099.2397	2.5000	2.5012	0.0494

Fe (234.350 nm)

Standard	Intensity	Method Concentration	Calculated Concentration	% Error
Blank	118.5132	0.0000	0.0000	N/A
Standard 3	2235.8330	0.1000	0.1029	2.8806
Standard 4	41491.5420	2.0000	2.0103	0.5158
Standard 5	205879.0353	10.0000	9.9979	0.0209

K (766.491 nm)

Standard	Intensity	Method Concentration	Calculated Concentration	% Error
Blank	-260.1838	0.0000	0.0000	N/A
Standard 2	1584.3420	2.0000	1.9189	4.0547
Standard 3	203.9347	0.5000	0.4828	3.4333
Standard 4	8876.8310	10.0000	9.5055	4.9454
Standard 5	47900.1058	50.0000	50.1023	0.2046

Mg (279.078 nm)

Standard	Intensity	Method Concentration	Calculated Concentration	% Error
Blank	-9.7117	0.0000	0.0000	N/A
Standard 2	2830.7837	1.0000	0.9839	1.6063
Standard 3	1454.3204	0.5000	0.5071	1.4270
Standard 4	28500.9971	10.0000	9.8760	1.2400
Standard 5	144405.9959	50.0000	50.0250	0.0501

Mn (257.610 nm)

Standard	Intensity	Method Concentration	Calculated Concentration	% Error
Blank	-2.4957	0.0000	0.0000	N/A
Standard 1	3116.3146	0.0100	0.0103	2.6436
Standard 4	91946.0807	0.3000	0.3026	0.8711
Standard 5	455610.8970	1.5000	1.4995	0.0350

Mo (202.032 nm)

Standard	Intensity	Method Concentration	Calculated Concentration	% Error
Blank	-7.2169	0.0000	0.0000	N/A
Standard 1	181.9075	0.0250	0.0251	0.5900
Standard 4	7414.5465	1.0000	0.9869	1.3143
Standard 5	37615.5696	5.0000	5.0026	0.0526

Na (588.995 nm)

Standard	Intensity	Method Concentration	Calculated Concentration	% Error
Blank	31644.0464	0.0000	0.0000	N/A
Standard 2	41871.9444	1.0000	0.9302	6.9838
Standard 3	36814.0733	0.5000	0.4702	5.9638
Standard 4	140271.6935	10.0000	9.8790	1.2101
Standard 5	581720.1538	50.0000	50.0259	0.0518

Ni (230.299 nm)

Standard	Intensity	Method Concentration	Calculated Concentration	% Error
Blank	67.7262	0.0000	0.0000	N/A
Standard 3	546.7051	0.0400	0.0422	5.6173
Standard 4	9323.7340	0.8000	0.8164	2.0498
Standard 5	45380.7327	4.0000	3.9967	0.0826

Pb (220.353 nm)

Standard	Intensity	Method Concentration	Calculated Concentration	% Error
Blank	12.6886	0.0000	0.0000	N/A
Standard 1	41.8724	0.0050	0.0055	9.4238
Standard 2	291.1357	0.0500	0.0522	4.4031
Standard 4	1105.5536	0.2000	0.2049	2.4418
Standard 5	5340.9547	1.0000	0.9989	0.1089

Sb (217.582 nm)

Standard	Intensity	Method Concentration	Calculated Concentration	% Error
Blank	8.3292	0.0000	0.0000	N/A
Standard 1	34.0617	0.0100	0.0118	17.6946
Standard 2	138.7647	0.0600	0.0597	0.5697
Standard 4	4315.4930	2.0000	1.9700	1.5002
Standard 5	21885.2657	10.0000	10.0060	0.0600

Se (196.026 nm)

Standard	Intensity	Method Concentration	Calculated Concentration	% Error
Blank	1.4306	0.0000	0.0000	N/A
Standard 2	9.6125	0.0100	0.0112	11.8914
Standard 4	145.8596	0.2000	0.1975	1.2437
Standard 5	733.0251	1.0000	1.0005	0.0486

Sn (189.925 nm)

Standard	Intensity	Method Concentration	Calculated Concentration	% Error
Blank	8.2761	0.0000	0.0000	N/A
Standard 2	1430.5012	0.5000	0.5028	0.5529
Standard 4	5710.9425	2.0000	2.0159	0.7962
Standard 5	28286.9779	10.0000	9.9967	0.0332

Sr (216.596 nm)

Standard	Intensity	Method Concentration	Calculated Concentration	% Error
Blank	-48.0309	0.0000	0.0000	N/A
Standard 3	959.8611	0.0500	0.0533	6.6190
Standard 4	19082.6040	1.0000	1.0119	1.1859
Standard 5	94438.6502	5.0000	4.9976	0.0481

Ti (336.122 nm)

Standard	Intensity	Method Concentration	Calculated Concentration	% Error
Blank	-122.4043	0.0000	0.0000	N/A
Standard 3	6128.5137	0.0500	0.0506	1.2428
Standard 4	122634.3509	1.0000	0.9941	0.5887
Standard 5	617440.7095	5.0000	5.0012	0.0234

Tl (190.794 nm)

Standard	Intensity	Method Concentration	Calculated Concentration	% Error
Blank	-6.2870	0.0000	0.0000	N/A
Standard 1	2.6890	0.0100	0.0076	23.7993
Standard 3	15.1266	0.0200	0.0182	9.1058
Standard 4	471.9266	0.4000	0.4060	1.4937
Standard 5	2348.2192	2.0000	1.9988	0.0582

V (292.401 nm)

Standard	Intensity	Method Concentration	Calculated Concentration	% Error
Blank	-67.7847	0.0000	0.0000	N/A
Standard 1	39.7404	0.0030	0.0029	4.7570
Standard 3	1855.8559	0.0500	0.0511	2.2348
Standard 4	37190.1736	1.0000	0.9901	0.9935
Standard 5	188165.6543	5.0000	5.0020	0.0395

Zn (213.857 nm)

Standard	Intensity	Method Concentration	Calculated Concentration	% Error
Blank	-53.6526	0.0000	0.0000	N/A
Standard 1	437.9208	0.0100	0.0094	5.7513
Standard 3	995.5168	0.0200	0.0201	0.5779
Standard 4	20596.7136	0.4000	0.3959	1.0184
Standard 5	104303.0571	2.0000	2.0008	0.0408

Preparation Information Benchsheet

Prep Run#: 435222
Team: Metals/CDISTEFANO

Prep WorkFlow: MetDigSICP
Prep Method:

Status: Prepped
Prep Date/Time: 3/11/24 09:03

#	Lab Code	Client ID	B#	Amt. Ext.	Method /Test	pH	AE	BN	Final Vol	Sample Desc. (Initial/Final)	SpikeAmt./Inv. ID	Comments
1	RQ2402545-01	MB		0.5g	6010C/Ag T, Al T, As T, Ba T, Be T, Ca T, Cd T, Co T, Cr T, Cu T, Fe T, K T, Li T, Mg T, Mn T, Mo T, Na T, Ni T, Pb T, Sb T, Se T, Sn T, Tl T, V T, Zn T				50.00mL	White-Coarse/Colorless-Clear		HB:12 Well:H2 Temp:91.7C/28.8C
2	RQ2402545-02	LCS		0.5g	6010C/Ag T, Al T, As T, Ba T, Be T, Ca T, Cd T, Co T, Cr T, Cu T, Fe T, K T, Mg T, Mn T, Mo T, Na T, Ni T, Pb T, Sb T, Se T, Sn T, Tl T, V T, Zn T				50.00mL	White-Coarse/Colorless-Clear	0.5000 mL/230954; 0.5000 mL/230955; 0.5000 mL/233797	On HB:12:27-12:42,12:44-13:14,13:15-13:45,15:02-15:17,15:18-15:33 P:M340,MA100,M380,M38,M33,M23,M27
3	RQ2402545-03	LCS		0.5g	6010C/Li T				50.00mL	White-Coarse/Colorless-Clear	0.2500 mL/231917	
4	R2401812-001	Sandblast	.01	0.5100g	6010C/Ag T, As T, Ba T, Cd T, Cr T, Pb T, Se T				50.00mL	Brown-Medium/Yellow-Clear		
5	R2401841-001	Scharf	.02	0.5200g	6010C/As T, Cd T, Cr T, Cu T, K T, Mo T, Ni T, Pb T, Se T, Zn T				50.00mL	Brown-Medium/Yellow-Clear		
6	R2401850-003	Sludge	.01	0.5g	6010C/As T, Cd T, Cr T, Cu T, K T, Mo T, Ni T, Pb T, Se T, Zn T				50.00mL	Brown-Medium/Yellow-Clear		
7	R2401850-004	Finished Compost	.01	0.5400g	6010C/As T, Cd T, Cr T, Cu T, K T, Mo T, Ni T, Pb T, Se T, Zn T				50.00mL	Brown-Medium/Yellow-Clear		
8	R2401874-001	800 Stockpile	.02	0.5200g	6010C/Cd T, Pb T, Zn T				50.00mL	Brown-Medium/Yellow-Clear		
9	R2401887-008	C-01	.03	0.5400g	6010C/Ag T, As T, Ba T, Be T, Cd T, Cr T, Cu T, Mn T, Ni T, Pb T, Se T, Zn T				50.00mL	Brown-Medium/Yellow-Clear		
10	R2401887-009	C-02	.03	0.5500g	6010C/Ag T, As T, Ba T, Be T, Cd T, Cr T, Cu T, Mn T, Ni T, Pb T, Se T, Zn T				50.00mL	Brown-Medium/Yellow-Clear		
11	R2401887-017	CO-01	.03	0.5200g	6010C/Ag T, As T, Ba T, Be T, Cd T, Cr T, Cu T, Mn T, Ni T, Pb T, Se T, Zn T				50.00mL	Brown-Medium/Yellow-Clear		
12	R2401887-018	CO-02	.03	0.5300g	6010C/Ag T, As T, Ba T, Be T, Cd T, Cr T, Cu T, Mn T, Ni T, Pb T, Se T, Zn T				50.00mL	Brown-Medium/Yellow-Clear		
13	R2401914-005	B-1,2,3	.02	0.5400g	6010C/Ag T, Al T, As T, Ba T, Be T, Ca T, Cd T, Co T, Cr T, Cu T, Fe T, K T, Mg T, Mn T, Na T, Ni T, Pb T, Sb T, Se T, Tl T, V T, Zn T				50.00mL	Brown-Medium/Yellow-Clear		Tier IV
14	RQ2402545-04	R2401914-005 MS	.01	0.5500g	6010C/Ag T, Al T, As T, Ba T, Be T, Ca T, Cd T, Co T, Cr T, Cu T, Fe T, K T, Mg T, Mn T, Na T, Ni T, Pb T, Sb T, Se T, Tl T, V T, Zn T				50.00mL	Brown-Medium/Yellow-Clear	0.5000 mL/230954; 0.5000 mL/230955; 0.5000 mL/233797	
15	RQ2402545-05	R2401914-005 DMS	.01	0.5100g	6010C/Ag T, Al T, As T, Ba T, Be T, Ca T, Cd T, Co T, Cr T, Cu T, Fe T, K T, Mg T, Mn T, Na T, Ni T, Pb T, Sb T, Se T, Tl T, V T, Zn T				50.00mL	Brown-Medium/Yellow-Clear	0.5000 mL/233797; 0.5000 mL/230954; 0.5000 mL/230955	

Preparation Information Benchsheet

Prep Run#: 435222 **Prep WorkFlow:** MetDigSICP **Status:** Prepped
Team: Metals/CDISTEFANO **Prep Method:** **Prep Date/Time:** 3/11/24 09:03

16	R2401914-006	B-4,5,6	.01	0.5100g	6010C/Ag T, Al T, As T, Ba T, Be T, Ca T, Cd T, Co T, Cr T, Cu T, Fe T, K T, Mg T, Mn T, Na T, Ni T, Pb T, Sb T, Se T, Tl T, V T, Zn T				50.00mL	Brown-Medium/Yellow-Clear		
17	R2401914-007	B-7,8,9	.01	0.5400g	6010C/Ag T, Al T, As T, Ba T, Be T, Ca T, Cd T, Co T, Cr T, Cu T, Fe T, K T, Mg T, Mn T, Na T, Ni T, Pb T, Sb T, Se T, Tl T, V T, Zn T				50.00mL	Brown-Medium/Yellow-Clear		
18	R2401931-001	PRRS-1 (0-12)	.01	0.5300g	6010C/As T, Pb T				50.00mL	Brown-Medium/Yellow-Clear		
19	R2401931-003	PRRS-2 (0-12)	.02	0.5100g	6010C/As T, Pb T				50.00mL	Brown-Medium/Yellow-Clear		
20	RQ2402545-06	R2401931-003 MS	.02	0.5200g	6010C/As T, Pb T				50.00mL	Brown-Medium/Yellow-Clear	0.5000 mL/233797; 0.5000 mL/230954; 0.5000 mL/230955	
21	RQ2402545-07	R2401931-003 DMS	.02	0.5300g	6010C/As T, Pb T				50.00mL	Brown-Medium/Yellow-Clear	0.5000 mL/230955; 0.5000 mL/233797; 0.5000 mL/230954	
22	R2401931-008	DUP-03082024	.01	0.5300g	6010C/As T, Pb T				50.00mL	Brown-Medium/Yellow-Clear		
23	R2401933-008	KL SLUDGE-03072024-SL	.03	0.5500g	6010C/Ag T, Al T, As T, Ba T, Be T, Ca T, Cd T, Co T, Cr T, Cu T, Fe T, K T, Mg T, Mn T, Na T, Ni T, Pb T, Sb T, Se T, Sn T, Tl T, V T, Zn T				50.00mL	Brown-Medium/Yellow-Clear		
24	R2401937-001	SaltsAZ01	.01	0.5400g	6010C/Ag T, Al T, As T, Ba T, Be T, Ca T, Cd T, Co T, Cr T, Cu T, Fe T, K T, Li T, Mg T, Mn T, Na T, Ni T, Pb T, Sb T, Se T, Tl T, V T, Zn T				50.00mL	White-Medium/Colorless-Clear		
25	R2401937-002	SaltsAZ02	.01	0.5300g	6010C/Ag T, Al T, As T, Ba T, Be T, Ca T, Cd T, Co T, Cr T, Cu T, Fe T, K T, Li T, Mg T, Mn T, Na T, Ni T, Pb T, Sb T, Se T, Tl T, V T, Zn T				50.00mL	White-Medium/Colorless-Clear		

Spiking Solutions

Name:	Custom LCS STD A Metals	Inventory ID	230954	Logbook Ref:	230954	Expires On:	02/28/2025	Lot #:	2320923-5
Name:	Custom LCS STD B Metals	Inventory ID	230955	Logbook Ref:	230955	Expires On:	02/28/2025	Lot #:	2320908-5
Name:	Lithium 1000 ug/mL Li	Inventory ID	231917	Logbook Ref:	231917	Expires On:	04/30/2025	Lot #:	2327601-1
Name:	C Spike	Inventory ID	233797	Logbook Ref:	233797	Expires On:	01/31/2025		

Preparation Materials

1:1 HCl Metals Grade	1:1 223283 (233826)	1:1 Nitric Acid Metals Grade	1:1 233477 (234026)	Boiling Stones PTFE	226047 (226047)
Hot Block Cups	50mL Lot 2211204 (234023)	Hydrogen Peroxide 30% Reagent Grade H2O2	233709 (233709)	Nitric Acid Metals Grade HNO3	233477 (233477)
Thermometer	462 (230832)				

Preparation Information Benchsheet

Prep Run#: 435222
Team: Metals/CDISTEFANO

Prep WorkFlow: MetDigSICP
Prep Method:

Status: Prepped
Prep Date/Time: 3/11/24 09:03

Preparation Steps

Step: Digestion
Started: 3/11/24 09:03
Finished: 3/11/24 16:25
By: CDISTEFANO
Comments

Soils

1812 3/20
1841 3/18
1850 3/18
1874 3/18
1875 3/18
1887 3/18
1914 @ 3/25
1931 3/13 *
1933 3/22 *
1937 3/19

Comments: _____

Reviewed By: Nicole Mansen Date: 3/11/24

Chain of Custody

Relinquished By: CD Date: 3/11/24
Received By: R. Aoi Date: 3/11/24

Extracts Examined
Yes No

Preparation Information Benchsheet

Prep Run#: 435153 **Prep WorkFlow:** MetDigAqICP **Status:** Prepped
Team: Metals/CDISTEFANO **Prep Method:** **Prep Date/Time:** 3/8/24 09:05

#	Lab Code	Client ID	B#	Amt. Ext.	Method /Test	pH	AE	BN	Final Vol	Sample Desc. (Initial/Final)	SpikeAmt./Inv. ID	Comments
1	RQ2402492-01	MB		10mL	200.7/Ag T, As T, B T, Ca T, Cd T, Cr T, Cu T, Fe T, Mo T, Na T, Ni T, Pb T, Se T, Zn T	<2			10.00mL	Colorless-Clear		HB:9 Well:H10 Temp:92.7C/93.4C
2	RQ2402492-02	LCS		10mL	200.7/Ag T, As T, B T, Ca T, Cd T, Cr T, Cu T, Fe T, Mo T, Na T, Ni T, Pb T, Se T, Zn T	<2			10.00mL	Colorless-Clear	0.1000 mL/230954; 0.1000 mL/230955; 0.1000 mL/233797	On HB:10:22 Off HB:12:22 Pipet/Repipettor:M33,M39
3	R2401811-001	IS-240305-ADH	.06	10mL	200.7/Cu T, Se T, Zn T	<2			10.00mL	Colorless-Cloudy/Colorless-Cloudy		
4	R2401811-002	IS-240305-AB	.05	10mL	200.7/Ag T, As T, Cd T, Cr T, Cu T, Ni T, Se T, Zn T	<2			10.00mL	Colorless-Cloudy/Colorless-Cloudy		
5	R2401811-003	IS-240306-CTS	.03	10mL	200.7/Ag T, As T, B T, Cd T, Cr T, Cu T, Mo T, Ni T, Pb T, Se T, Zn T	<2			10.00mL	Tan-Cloudy/Colorless-Cloudy		
6	R2401811-004	IS-240306-STP	.05	10mL	200.7/Ag T, As T, Cd T, Cr T, Cu T, Ni T, Se T, Zn T	<2			10.00mL	Colorless-Cloudy/Colorless-Cloudy		
7	R2401878-001	Wastewater	.09	10mL	200.7/Cr T, Cu T, Ni T, Pb T, Zn T	<2			10.00mL	Colorless-Clear		
8	RQ2402492-03	R2401878-001 MS	.09	10mL	200.7/Cr T, Cu T, Ni T, Pb T, Zn T	<2			10.00mL	Colorless-Clear	0.1000 mL/230955; 0.1000 mL/233797; 0.1000 mL/230954	
9	RQ2402492-04	R2401878-001 DMS	.09	10mL	200.7/Cr T, Cu T, Ni T, Pb T, Zn T	<2			10.00mL	Colorless-Clear	0.1000 mL/230954; 0.1000 mL/233797; 0.1000 mL/230955	
10	R2401889-001	Entry Point	.01	10mL	200.7/Ca T	<2			10.00mL	Colorless-Clear		
11	RQ2402492-05	R2401889-001 MS	.01	10mL	200.7/Ca T	<2			10.00mL	Colorless-Clear	0.1000 mL/230954; 0.1000 mL/230955; 0.1000 mL/233797	
12	RQ2402492-06	R2401889-001 DMS	.01	10mL	200.7/Ca T	<2			10.00mL	Colorless-Clear	0.1000 mL/230954; 0.1000 mL/230955; 0.1000 mL/233797	
13	R2401895-003	001	.02	10mL	200.7/Zn T	<2			10.00mL	Colorless-Cloudy/Colorless-Cloudy		
14	R2401896-001	Screenhouse 001R	.02	10mL	200.7/Na T	<2			10.00mL	Green-Cloudy/Yellow-Cloudy		
15	R2401897-001	Outfall 001	.09	10mL	200.7/Fe T, Zn T	<2			10.00mL	Colorless-Cloudy/Colorless-Cloudy		
16	R2401897-002	Outfall 002	.01	10mL	200.7/Fe T, Zn T	<2			10.00mL	Colorless-Cloudy/Colorless-Cloudy		
17	R2401897-003	Outfall 005	.01	10mL	200.7/Fe T, Zn T	<2			10.00mL	Colorless-Cloudy/Colorless-Cloudy		
18	R2401897-004	Outfall 006	.01	10mL	200.7/Fe T, Zn T	<2			10.00mL	Tan-Cloudy/Colorless-Cloudy		
19	R2401897-005	Outfall 008	.01	10mL	200.7/Fe T, Zn T	<2			10.00mL	Broen-Cloudy/Brown-Cloudy		2.0mL HNO3 Added
20	R2401899-001	EP-001	.01	10mL	200.7/Na T	<2			10.00mL	Colorless-Clear		

Spiking Solutions

Name:	Custom LCS STD A Metals	Inventory ID	230954	Logbook Ref:	230954	Expires On:	02/28/2025	Lot #:	2320923-5
Name:	Custom LCS STD B Metals	Inventory ID	230955	Logbook Ref:	230955	Expires On:	02/28/2025	Lot #:	2320908-5
Name:	C Spike	Inventory ID	233797	Logbook Ref:	233797	Expires On:	01/31/2025		

Preparation Information Benchsheet

Prep Run#: 435153 **Prep WorkFlow:** MetDigAqICP **Status:** Prepped
Team: Metals/CDISTEFANO **Prep Method:** **Prep Date/Time:** 3/8/24 09:05

Preparation Materials

1:1 HCl Metals Grade	1:1 223283 (233826)	1:1 Nitric Acid Metals Grade	1:1 233477 (234026)	Hot Block Cups	10mL Lot J582688-8247 (232967)
Thermometer	401 (182586)				

Preparation Steps

Step: Digestion
Started: 3/8/24 09:05
Finished: 3/8/24 14:52
By: CDISTEFANO
Comments

1811 3/18
1878 3/18
1889 3/18
1895 3/18
1896 3/18
1897 3/18
1899 3/18

Comments: _____

Reviewed By: [signature] Date: 3/8/24

Chain of Custody

Relinquished By: [signature] Date: 3/8/24
Received By: [signature] Date: 3/8/24

Extracts Examined
Yes No

Preparation Information Benchsheet

Prep Run#: 435152
Team: Metals/CDISTEFANO

Prep WorkFlow: MetDigAqICP
Prep Method:

Status: Prepped
Prep Date/Time: 3/8/24 09:05

#	Lab Code	Client ID	B#	Amt. Ext.	Method /Test	pH	AE	BN	Final Vol	Sample Desc. (Initial/Final)	SpikeAmt./Inv. ID	Comments
1	RQ2402490-01	MB		10mL	200.7/Al T, Ba T, Cr T, Cu T, Fe T, Mg T, Zn T	<2			10.00mL	Colorless-Clear		HB:9 Well:H10 Temp:92.7C/93.4C
2	RQ2402490-02	LCS		10mL	200.7/Al T, Ba T, Cr T, Cu T, Fe T, Mg T, Zn T	<2			10.00mL	Colorless-Clear	0.1000 mL/230954; 0.1000 mL/230955; 0.1000 mL/233797	On HB:10:22 Off HB:12:22 Pipet/Repipettor:M33,M39
3	R2401775-001	Outfall 013	.04	10mL	200.7/Fe T	<2			10.00mL	Colorless-Cloudy/Colorless-Clear		
4	R2401817-001	AA2400189 E008-GRAB-WA-030624	.03	10mL	200.7/Al T	<2			10.00mL	Colorless-Clear		
5	RQ2402490-03	R2401817-001 MS	.03	10mL	200.7/Al T	<2			10.00mL	Colorless-Clear	0.1000 mL/230955; 0.1000 mL/233797; 0.1000 mL/230954	
6	RQ2402490-04	R2401817-001 DMS	.03	10mL	200.7/Al T	<2			10.00mL	Colorless-Clear	0.1000 mL/230954; 0.1000 mL/230955; 0.1000 mL/233797	
7	R2401858-001	#375 - Stericycle EFF	.01	10mL	200.7/Ba T	<2			10.00mL	Tan-Cloudy/Yellow-Cloudy		
8	R2401858-002	#387 - Stericycle EFF	.01	10mL	200.7/Ba T	<2			10.00mL	Tan-Cloudy/Yellow-Cloudy		
9	R2401858-003	#409 - Stericycle EFF	.01	10mL	200.7/Ba T	<2			10.00mL	Tan-Cloudy/Yellow-Cloudy		
10	R2401859-001	Tote #1771	.01	10mL	200.7/Ba T	<2			10.00mL	Brown-Cloudy/Yellow-Cloudy		
11	R2401859-002	Tote #1772	.01	10mL	200.7/Ba T	<2			10.00mL	Brown-Cloudy/Yellow-Cloudy		
12	R2401859-003	Tote #1773	.01	10mL	200.7/Ba T	<2			10.00mL	Brown-Cloudy/Yellow-Cloudy		
13	R2401859-004	Tote #1774	.01	10mL	200.7/Ba T	<2			10.00mL	Brown-Cloudy/Yellow-Cloudy		
14	R2401859-005	Tote #1775	.01	10mL	200.7/Ba T	<2			10.00mL	Brown-Cloudy/Yellow-Cloudy		
15	R2401859-006	Tote #1776	.01	10mL	200.7/Ba T	<2			10.00mL	Brown-Cloudy/Yellow-Cloudy		
16	R2401859-007	Tote #1777	.01	10mL	200.7/Ba T	<2			10.00mL	Brown-Cloudy/Yellow-Cloudy		
17	R2401859-008	Tote #1778	.01	10mL	200.7/Ba T	<2			10.00mL	Brown-Cloudy/Yellow-Cloudy		
18	R2401859-009	Tote #1779	.01	10mL	200.7/Ba T	<2			10.00mL	Brown-Cloudy/Yellow-Cloudy		
19	R2401859-010	Tote #1780	.01	10mL	200.7/Ba T	<2			10.00mL	Brown-Cloudy/Yellow-Cloudy		
20	R2401865-001	East Pond	.01	10mL	200.7/Fe T, Zn T	<2			10.00mL	Colorless-Cloudy/Colorless-Cloudy		
21	R2401865-002	Pond 5	.01	10mL	200.7/Fe T, Zn T	<2			10.00mL	Colorless-Cloudy/Colorless-Cloudy		
22	R2401865-003	Pond 3	.01	10mL	200.7/Fe T, Zn T	<2			10.00mL	Colorless-Cloudy/Colorless-Clear		
23	R2401869-001	Effluent - 24 Hour Comp. Outfall	.10	10mL	200.7/Cr T, Mg T, Zn T	<2			10.00mL	Colorless-Clear		
24	RQ2402490-05	R2401869-001 MS	.10	10mL	200.7/Cr T, Mg T, Zn T	<2			10.00mL	Colorless-Clear	0.1000 mL/230955; 0.1000 mL/233797; 0.1000 mL/230954	
25	RQ2402490-06	R2401869-001 DMS	.10	10mL	200.7/Cr T, Mg T, Zn T	<2			10.00mL	Colorless-Clear	0.1000 mL/230955; 0.1000 mL/233797; 0.1000 mL/230954	
26	R2401902-001	Plant Effluent	.04	10mL	200.7/Cu T	<2			10.00mL	Colorless-Cloudy/Colorless-Cloudy		

Spiking Solutions

Name:	Custom LCS STD A Metals	Inventory ID	230954	Logbook Ref:	230954	Expires On:	02/28/2025	Lot #:	2320923-5
Name:	Custom LCS STD B Metals	Inventory ID	230955	Logbook Ref:	230955	Expires On:	02/28/2025	Lot #:	2320908-5

Preparation Information Benchsheet

Prep Run#: 435152 **Prep WorkFlow:** MetDigAqICP **Status:** Prepped
Team: Metals/CDISTEFANO **Prep Method:** **Prep Date/Time:** 3/8/24 09:05
Name: C Spike Inventory ID 233797 Logbook Ref: 233797 Expires On: 01/31/2025

Preparation Materials

1:1 HCl Metals Grade	1:1 223283 (233826)	1:1 Nitric Acid Metals Grade	1:1 233477 (234026)	Hot Block Cups	10mL Lot J582688-8247 (232967)
Thermometer	401 (182586)				

Preparation Steps

Step: Digestion
Started: 3/8/24 09:05
Finished: 3/8/24 14:48
By: CDISTEFANO
Comments

1775 3/15
1817 3/14*
1858 3/18
1859 3/13
1865 3/18
1869 3/18
1902 3/13

Comments:

Reviewed By: Molly McHale Date: 3/8/24

Chain of Custody

Relinquished By: [signature] Date: 3/8/24
Received By: R-A01 Date: 3/8/24

Extracts Examined
Yes No

Preparation Information Benchsheet

Prep Run#: 435230
Team: Metals/CDISTEFANO

Prep WorkFlow: MetDigAqICP
Prep Method: EPA 3005A/3010A

Status: Prepped
Prep Date/Time: 3/11/24 09:57

#	Lab Code	Client ID	B#	Amt. Ext.	Method /Test	pH	AE	BN	Final Vol	Sample Desc. (Initial/Final)	SpikeAmt./Inv. ID	Comments
1	RQ2402564-01	MB		50mL	6010C/Ag T, Al T, As T, B T, Ba T, Be T, Ca T, Cd T, Co T, Cr T, Cu T, Fe T, K T, Mg T, Mn T, Mo T, Na T, Ni T, Pb T, Sb T, Se T, Si T, Sn T, Sr T, Tl T, V T, Zn T	<2			50.00mL	Colorless-Clear		HB:1 Well:H2 Temp:91.0C
2	RQ2402564-02	LCS		50mL	6010C/Ag T, Al T, As T, B T, Ba T, Be T, Ca T, Cd T, Co T, Cr T, Cu T, Fe T, K T, Mg T, Mn T, Mo T, Na T, Ni T, Pb T, Sb T, Se T, Sn T, Sr T, Tl T, V T, Zn T	<2			50.00mL	Colorless-Clear	0.5000 mL/233797; 0.5000 mL/230954; 0.5000 mL/230955	On HB:15:35 HB Shutoff:1:35 Pipet/Repipettor:M340,MA100,M23
3	RQ2402564-03	LCS		50mL	6010C/Si T	<2			50.00mL	Colorless-Clear	0.2500 mL/231918	
4	R2401721-001	2403010941A WW-1-452	.02	50mL	6010C/Ag T, Al T, B T, Ba T, Be T, Ca T, Cd T, Co T, Cr T, Cu T, Fe T, K T, Mg T, Mn T, Mo T, Na T, Ni T, Pb T, Se T, Sn T, Sr T, V T, Zn T	<2			50.00mL	Colorless-Clear		
5	R2401721-006	2403011050C BLM-13-300	.02	50mL	6010C/Ag T, Al T, B T, Ba T, Be T, Ca T, Cd T, Co T, Cr T, Cu T, Fe T, K T, Mg T, Mn T, Mo T, Na T, Ni T, Pb T, Se T, Sn T, Sr T, V T, Zn T	<2			50.00mL	Colorless-Clear		
6	R2401721-007	2403011051C BLM-13-300	.02	50mL	6010C/Ag T, Al T, B T, Ba T, Be T, Ca T, Cd T, Co T, Cr T, Cu T, Fe T, K T, Mg T, Mn T, Mo T, Na T, Ni T, Pb T, Se T, Sn T, Sr T, V T, Zn T	<2			50.00mL	Colorless-Clear		
7	R2401751-002	Hauler Sludge	.02	50mL	6010C/As T, Ba T, Cd T, Cr T, Cu T, K T, Mo T, Ni T, Pb T, Se T, Zn T	<2			50.00mL	Brown-Cloudy/Yellow-Cloudy		1.0mL HNO3 Added
8	R2401796-001	Section III Area 2,3 Combined	.11	50mL	6010C/Ag T, Al T, As T, Ba T, Be T, Ca T, Cd T, Co T, Cr T, Cu T, Fe T, K T, Mg T, Mn T, Na T, Ni T, Pb T, Sb T, Se T, Si T, Tl T, V T, Zn T	<2			50.00mL	Yellow-Cloudy/Yellow-Cloudy		1.0mL HNO3 Added
9	R2401796-003	Section IV Area 2A Primary	.11	50mL	6010C/Ag T, Al T, As T, Ba T, Be T, Ca T, Cd T, Co T, Cr T, Cu T, Fe T, K T, Mg T, Mn T, Na T, Ni T, Pb T, Sb T, Se T, Si T, Tl T, V T, Zn T	<2			50.00mL	Brown-Cloudy/Yellow-Cloudy		1.0mL HNO3 Added
10	R2401796-005	Leachate Storage Tank	.11	50mL	6010C/Ag T, Al T, As T, Ba T, Be T, Ca T, Cd T, Co T, Cr T, Cu T, Fe T, K T, Mg T, Mn T, Na T, Ni T, Pb T, Sb T, Se T, Si T, Tl T, V T, Zn T	<2			50.00mL	Tan-Cloudy/Yellow-Cloudy		1.0mL HNO3 Added
11	R2401801-001	2403040959A ST-4-481	.02	50mL	6010C/Ag T, Al T, B T, Ba T, Be T, Ca T, Cd T, Co T, Cr T, Cu T, Fe T, K T, Mg T, Mn T, Mo T, Na T, Ni T, Pb T, Se T, Sn T, Sr T, V T, Zn T	<2			50.00mL	Colorless-Clear		

Preparation Information Benchsheet

Prep Run#: 435230
Team: Metals/CDISTEFANO

Prep WorkFlow: MetDigAqICP
Prep Method: EPA 3005A/3010A

Status: Prepped
Prep Date/Time: 3/11/24 09:57

12	R2401801-004	2403041455A ST-4-690	.02	50mL	6010C/Ag T, Al T, B T, Ba T, Be T, Ca T, Cd T, Co T, Cr T, Cu T, Fe T, K T, Mg T, Mn T, Mo T, Na T, Ni T, Pb T, Se T, Sn T, Sr T, V T, Zn T	<2			50.00mL	Colorless-Clear		
13	R2401801-005	2403041456A ST-4-690	.02	50mL	6010C/Ag T, Al T, B T, Ba T, Be T, Ca T, Cd T, Co T, Cr T, Cu T, Fe T, K T, Mg T, Mn T, Mo T, Na T, Ni T, Pb T, Se T, Sn T, Sr T, V T, Zn T	<2			50.00mL	Colorless-Clear		
14	R2401818-001	001 Pond Outfall	.05	50mL	6010C/Al T, Fe T, Zn T	<2			50.00mL	Colorless-Cloudy/Colorless-Clear		
15	R2401870-001	1Q24 Effluent	.03	50mL	6010C/As T, Pb T	<2			50.00mL	Colorless-Clear		
16	R2401898-001	March Ontario WWTP	.07	50mL	6010C/Ag T, Cd T, Cr T, Cu T, Fe T, Ni T, Pb T, Se T, Zn T	<2			50.00mL	Brown-Cloudy/Yellow-Cloudy		1.0mL HNO3 Added
17	R2401905-001	SCA-PAR0031-01	.01	50mL	6010C/Ag T, Al T, As T, B T, Ba T, Be T, Ca T, Cd T, Co T, Cr T, Cu T, Fe T, K T, Mg T, Mn T, Na T, Ni T, Pb T, Sb T, Se T, Sn T, Tl T, V T, Zn T	<2			50.00mL	Colorless-Clear		Tier IV
18	RQ2402564-04	R2401905-001 MS	.01	50mL	6010C/Ag T, Al T, As T, B T, Ba T, Be T, Ca T, Cd T, Co T, Cr T, Cu T, Fe T, K T, Mg T, Mn T, Na T, Ni T, Pb T, Sb T, Se T, Sn T, Tl T, V T, Zn T	<2			50.00mL	Colorless-Clear	0.5000 mL/230954; 0.5000 mL/230955; 0.5000 mL/233797	
19	RQ2402564-05	R2401905-001 DMS	.01	50mL	6010C/Ag T, Al T, As T, B T, Ba T, Be T, Ca T, Cd T, Co T, Cr T, Cu T, Fe T, K T, Mg T, Mn T, Na T, Ni T, Pb T, Sb T, Se T, Sn T, Tl T, V T, Zn T	<2			50.00mL	Colorless-Clear	0.5000 mL/230954; 0.5000 mL/230955; 0.5000 mL/233797	
20	R2401914-013	EB-030724	.01	50mL	6010C/Ag T, Al T, As T, Ba T, Be T, Ca T, Cd T, Co T, Cr T, Cu T, Fe T, K T, Mg T, Mn T, Na T, Ni T, Pb T, Sb T, Se T, Tl T, V T, Zn T	<2			50.00mL	Colorless-Clear		Tier IV
21	R2401917-002	WD-SP0001-MAR-XL 0324	.01	50mL	6010C/Fe T	<2			50.00mL	Colorless-Clear		
22	R2401931-009	Equipment Blank-03082024	.01	50mL	6010C/As T, Pb T	<2			50.00mL	Colorless-Clear		

Spiking Solutions

Name:	Custom LCS STD A Metals	Inventory ID	230954	Logbook Ref:	230954	Expires On:	02/28/2025	Lot #:	2320923-5
Name:	Custom LCS STD B Metals	Inventory ID	230955	Logbook Ref:	230955	Expires On:	02/28/2025	Lot #:	2320908-5
Name:	Silicon 1000 ug/mL Si	Inventory ID	231918	Logbook Ref:	231918	Expires On:	04/30/2025	Lot #:	2309631-1
Name:	C Spike	Inventory ID	233797	Logbook Ref:	233797	Expires On:	01/31/2025		

Preparation Materials

1:1 HCl Metals Grade	1:1 223283 (233826)	Hot Block Cups	50mL Lot 2211204 (234023)	Nitric Acid Metals Grade HNO3 233477 (233477)
Thermometer	460 (230830)			

Preparation Information Benchsheet

Prep Run#: 435230
Team: Metals/CDISTEFANO

Prep WorkFlow: MetDigAqICP
Prep Method: EPA 3005A/3010A

Status: Prepped
Prep Date/Time: 3/11/24 09:57

Preparation Steps

Step: Digestion
Started: 3/11/24 09:57
Finished: 3/12/24 12:40
By: CDISTEFANO
Comments

1721 3/15
1751 3/15
1796 3/15 (+S)
1801 3/18
1818 3/22
1870 3/18
1898 3/18
1905 (N) 3/22
1914 (N) 3/25
1917 3/19
1931 3/13*

6010s

Comments: _____

Reviewed By: Nicole Maruen Date: 3/12/24

Chain of Custody

Relinquished By: CD Date: 3/12/24
Received By: R. Aoi Date: 3/12/24

Extracts Examined
Yes No

Preparation Information Benchsheet

Prep Run#: 435131
Team: Metals/CDISTEFANO

Prep WorkFlow: MetDigLP
Prep Method: EPA 3005A/3010A

Status: Prepped
Prep Date/Time: 3/7/24 14:41

#	Lab Code	Client ID	B#	Amt. Ext.	Method /Test	pH	AE	BN	Final Vol	Sample Desc. (Initial/Final)	SpikeAmt./Inv. ID	Comments
1	RQ2402438-01	MB	.01	50mL	6010C/Ag TCLP, As TCLP, Ba TCLP, Cd TCLP, Cr TCLP, Pb TCLP, Se TCLP	<2			50.00mL	Colorless-Clear		
2	RQ2402474-01	MB		50mL	6010C/Ag TCLP, As TCLP, Ba TCLP, Cd TCLP, Cr TCLP, Pb TCLP, Se TCLP	<2			50.00mL	Colorless-Clear		HB:12 Well:D4 Temp:94.2C
3	RQ2402474-02	LCS		50mL	6010C/Ag TCLP, As TCLP, Ba TCLP, Cd TCLP, Cr TCLP, Pb TCLP, Se TCLP	<2			50.00mL	Colorless-Clear	1.0000 mL/233282	On HB:16:05 HB Shutoff:2:05 Pipet/Repipettor:M340,MA100,M28
4	R2401706-007	DYEC/BA/240226/ALSUS-3A	.04	50mL	6010C/Ag TCLP, As TCLP, Ba TCLP, Cd TCLP, Cr TCLP, Pb TCLP, Se TCLP	<2			50.00mL	Colorless-Clear		
5	R2401706-008	DYEC/BA/240226/ALSUS-3B	.04	50mL	6010C/Ag TCLP, As TCLP, Ba TCLP, Cd TCLP, Cr TCLP, Pb TCLP, Se TCLP	<2			50.00mL	Colorless-Clear		
6	R2401706-009	DYEC/BA/240226/ALSUS-3C	.04	50mL	6010C/Ag TCLP, As TCLP, Ba TCLP, Cd TCLP, Cr TCLP, Pb TCLP, Se TCLP	<2			50.00mL	Colorless-Clear		
7	R2401706-010	DYEC/BA/240226/ALSUS-4A	.04	50mL	6010C/Ag TCLP, As TCLP, Ba TCLP, Cd TCLP, Cr TCLP, Pb TCLP, Se TCLP	<2			50.00mL	Colorless-Clear		
8	R2401706-011	DYEC/BA/240226/ALSUS-4B	.04	50mL	6010C/Ag TCLP, As TCLP, Ba TCLP, Cd TCLP, Cr TCLP, Pb TCLP, Se TCLP	<2			50.00mL	Colorless-Clear		
9	R2401706-012	DYEC/BA/240226/ALSUS-4C	.04	50mL	6010C/Ag TCLP, As TCLP, Ba TCLP, Cd TCLP, Cr TCLP, Pb TCLP, Se TCLP	<2			50.00mL	Colorless-Clear		
10	RQ2402474-03	R2401706-012 MS	.04	50mL	6010C/Ag TCLP, As TCLP, Ba TCLP, Cd TCLP, Cr TCLP, Pb TCLP, Se TCLP	<2			50.00mL	Colorless-Clear	1.0000 mL/233282	
11	RQ2402474-04	R2401706-012 DMS	.04	50mL	6010C/Ag TCLP, As TCLP, Ba TCLP, Cd TCLP, Cr TCLP, Pb TCLP, Se TCLP	<2			50.00mL	Colorless-Clear	1.0000 mL/233282	

Spiking Solutions

Name: TCLP Spike Inventory ID 233282 Logbook Ref: 233282 Expires On: 05/09/2024

Preparation Materials

1:1 HCl Metals Grade	1:1 223283 (233826)	Hot Block Cups	50mL Lot 2211204 (234023)	Hydrochloric Acid (HCl) Metals Grade	233283 (233283)
Nitric Acid Metals Grade HNO3	231748 (231748)	Thermometer	460 (230830)		

Preparation Information Benchsheet

Prep Run#: 435131
Team: Metals/CDISTEFANO

Prep WorkFlow: MetDigLP
Prep Method: EPA 3005A/3010A

Status: Prepped
Prep Date/Time: 3/7/24 14:41

Preparation Steps

Step: Digestion
Started: 3/7/24 14:41
Finished: 3/8/24 10:39
By: CDISTEFANO
Comments

TCLPs

1706 6-12 3|15

Comments:

Reviewed By: [signature] Date: 3/11/24

Chain of Custody

Relinquished By: [signature] Date: 3/8/24

Received By: [signature] Date: 3/8/24

Extracts Examined
Yes No

ICP ICV/CCV (Standard is prepared daily)
(ICV FOR ILM5.3 IS A ½ DILUTION OF THIS STANDARD)

	Metal	ALS Lot #	Conc. (ppm)	Vol. (mls)	Final Vol. (mls)	Final Conc. (ppm)
Cal Std 1	CA	231799	5000	1.00	200	25.0
	MG		5000			25.0
	K		5000			25.0
	NA		5000			25.0
Cal Std 2	AG	231800	100	1.00		0.500
	CR		100			0.500
	MN		150			0.750
	NI		400			2.00
	ZN		200			1.00
Cal Std 3	AL	233056	2000	1.00		10.0
	BA		2000			10.0
	BE		50			0.250
	CO		500			2.50
	CU		250			1.25
	FE		1000			5.00
	V		500			2.50
Cal Std 4	AS	232796	100	2.00		1.00
	CD		50			0.500
	PB		50			0.500
	SE		50			0.500
	TL		100			1.00
Single Metals	SB	232797	1000	1.00		5.00
	SN	232726	1000	1.00		5.00
	B	231910	1000	0.500		2.50
	MO	230303	1000	0.500		2.50
	TI	225912	1000	0.500		2.50
	SR	230304	1000	0.500		2.50
	P	—	1000	1.00		5.00

Analyst/ Date	Letter ID	Nitric Acid Lot # / Concentration	Hydrochloric Acid Lot # / Concentration	Pipet ID
MFM 2/23/24	A	231748 2%	233283 5%	M40
MFM 2/23/24	B	231748 10%	233283 5%	M40
MFM 2/27/24	C	231748 2%	233283 5%	M40
MFM 2/28/24	D	231748 10%	233283 5%	M36
NM 2/28/24	E	231748 2%	233283 5%	M40
NM 2/29/24	F	231748 10%	233283 5%	M40
MFM 3/1/24	G	231748 10%	233283 5%	M36
MFM 3/4/24	H	233477 2%	233283 5%	M36
NM 3/5/24	I	233477 10%	233283 5%	M36
NM 3/6/24	J	233477 2%	233283 5%	M40
MFM 3/7/24	K	233477 10%	233283 5%	M36
MFM 3/8/24	L	233477 2%	233283 5%	M36
MFM 3/11/24	M	233477 10%	233283 5%	M40
MFM 3/12/24	N	233477 10%	233283 5%	M40
	O			
	P			
	Q			
	R			
	S			
	T			
	U			
	V			
	W			
	X			
	Y			
	Z			
	AA			
	BB			

ICP CALIBRATION STANDARD #1 (Standard is prepared every 6 months or as necessary)

	Metal	ALS Lot #	Conc. (ppm)	Vol. (mls)	Final Vol. (mls)	Final Conc. (ppm)
Cal Std.1	AL	M8440003A	20.0	1.00	1000	0.020
Int.	AS		5.00			0.0050
	CD		1.00			0.0010
	CO		3.00			0.0030
	CR		5.00			0.0050
	PB		5.00			0.0050
	V		3.00			0.0030
Cal Std. 1	CA	226704	5000	0.100		0.500
	K		5000			BELOW
	MG		5000			0.500
	NA		5000			0.500
Single	BA	227183	1000	0.020		0.020
Element	CU	230454	1000	0.010		0.010
	K	229196	10000	0.150		2.00
	MN	227184	1000	0.010		0.010
	MO	226706	1000	0.025		0.025
	SB	230313	1000	0.010		0.010
	TL	226708	1000	0.010		0.010
	ZN	227186	1000	0.010		0.010
	P	–	1000	0.100		0.100

Analyst/ Date	Letter ID	Nitric Acid Lot#/ Concentration	Hydrochloric Acid Lot #/ Concentration	Expiration Date	Pipet ID
NM 10/2/23	A	229709 2%	231167 5%	3/28/24	M37 M36
NM 10/2/23	B	229709 10%	231167 5%	3/28/24	M37 M36
	C				
	D				
	E				
	F				
	G				
	H				
	I				
	J				
	K				
	L				
	M				
	N				
	O				
	P				
	Q				
	R				
	S				
	T				
	U				
	V				
	W				
	X				
	Y				
	Z				

ICP CALIBRATION STANDARD #2
(Standard is prepared every 6 months or as necessary)

	Metal	ALS Lot #	Conc. (ppm)	Vol. (mls)	Final Vol. (mls)	Final Conc. (ppm)
Single Element	AL	199356	1000	0.100	1000	0.100
	AS	230302	1000	0.010		0.010
	B	226705	1000	0.200		0.200
	BE	230311 (1/10)	100	0.030		0.003
	CA	230305	10000	0.100		1.00
	CD	227603 (1/10)	100	0.050		0.005
	CU	230454	1000	0.020		0.020
	K	229196	10000	0.200		2.00
	MG	230307	10000	0.100		1.00
	NA	230308	10000	0.100		1.00
	PB	227185	1000	0.050		0.050
	SB	230313	1000	0.060		0.060
	SE	230309	1000	0.010		0.010
	SN	229641	1000	0.500		0.500

Analyst/ Date	Letter ID	Nitric Acid Lot#	Hydrochloric Acid Lot #	Expiration Date	Pipet ID
NM 10/2/23	A	229709 2%	231167 5%	4/2/24	M37 M36
NM 10/2/23	B	229709 10%	231167 5%	4/2/24	M37 M36
	C				
	D				
	E				
	F				
	G				
	H				
	I				
	J				
	K				
	L				
	M				
	N				
	O				
	P				
	Q				
	R				
	S				
	T				
	U				
	V				
	W				
	X				
	Y				
	Z				

ICP CALIBRATION STANDARD #5 / HLCCV1 (Standard is prepared every 6 months or as necessary)

(CALIBRATION STANDARD #3 IS A 1/100 DILUTION OF THIS STANDARD)

(CALIBRATION STANDARD #4 IS A 1/5 DILUTION OF THIS STANDARD)

	Metal	ALS Lot #	Conc. (ppm)	Vol. (mls)	Final Vol. (mls)	Final Conc. (ppm)
Cal Std 2	AG	230301	100	~~2.00~~	~~200~~	1.00
	CR		100	5.00	500	1.00
	MN		150			1.50
	NI		400			4.00
	ZN		200			2.00
Cal Std 3	AL	233055	2000	~~2.00~~		20.0
	BA		2000	5.00		20.0
	BE		50			0.500
	CO		500			5.00
	CU		250			2.50
	FE		1000			10.0
	V		500			5.00
Cal Std 4	AS	231798	100	~~1.00~~		2.00
	CD		50	10.00		1.00
	PB		50			1.00
	SE		50			1.00
	TL		100			2.00
Single Metals	CA	230305	10000	~~1.00~~	2.50	50.0
	MG	230307	10000	~~1.00~~	2.50	50.0
	K	229196	10000	~~1.00~~	2.50	50.0
	NA	230308	10000	~~1.00~~	2.50	50.0
	SB	230313	1000	~~2.00~~	5.00	10.0
	SN	231915	1000	~~2.00~~	5.00	10.0
	B	226705	1000	~~1.00~~	2.50	5.00
	MO	226706	1000	~~1.00~~	2.50	5.00
	TI	230316	1000	~~1.00~~	2.50	5.00
	SR	230310	1000	~~1.00~~	2.50	5.00

Analyst/ Date	Letter ID	Nitric Acid Lot#/ Concentration	Hydrochloric Acid Lot #/ Concentration	Expiration Date	Pipet ID
NM 1/31/24	A	231748 2%.	232049 5%.	6/30/24	M38
NM 1/31/24	B	231748 10%.	232049 5%.	6/30/24	M38
	C				
	D				
	E				
	F				
	G				
	H				
	I				
	J				
	K				
	L				
	M				
	N				
	O				
	P				
	Q				
	R				
	S				
	T				
	U				
	V				
	W				
	X				
	Y				
	Z				
	AA				
	BB				

ICP HLCCV2 (Standard is prepared every 6 months or as necessary)

	Metal	ALS Lot #	Conc. (ppm)	Vol. (mls)	Final Vol. (mls)	Final Conc. (ppm)
Cal Std 2	AG	230301	100	~~2.00~~	100	2.00
	CR		100	4.00	200	Below
	MN		150			Below
	NI		400			8.00
	ZN		200			4.00
Cal Std 3	AL	233055	2000	~~2.00~~		Below
	BA		2000	4.00		40.0
	BE		50			1.00
	CO, V		500			10.0
	CU		250			5.00
	FE		1000			Below
Cal Std 4	AS, TL	231798	100	~~4.00~~		4.00
	CD, SE		50	8.00		2.00
	PB		50			Below
Single Metals	B	226705	1000	~~1.00~~	2.00	10.0
	MO	226706	1000	~~1.00~~	2.00	10.0
	TI	230316	1000	~~1.00~~	2.00	10.0
	SR	230310	1000	~~1.00~~	2.00	10.0
	CA	230305	10000	~~2.50~~	5.00	250
	MG	230307	10000	~~5.00~~	10.00	500
	NA	230308	10000	~~2.00~~	4.00	~~150~~ 200
	CR	230312	1000	~~0.800~~	1.60	10.0
	FE	230306	10000	~~0.300~~	0.60	50
	AL	226846	10000	~~4.60~~	9.20	500
	MN	227184	1000	~~0.700~~	1.40	10.00
	PB	227185	1000	~~0.800~~	1.60	10.0
	K	229196	10000	~~1.50~~	3.00	150

MFM 1/8/24

Analyst/ Date	Letter ID	Nitric Acid Lot # / Concentration	Hydrochloric Acid Lot # / Concentration	Expiration Date	Pipet ID
MFM 1/8/24	A	231748 2%	232049 5%	6/8/24	M36 M38
MFM 1/31/24	B	231748 10%	232049 5%	6/30/24	M36 M38
	C				
	D				
	E				
	F				
	G				
	H				
	I				
	J				
	K				
	L				
	M				
	N				
	O				
	P				
	Q				
	R				
	S				
	T				
	U				
	V				
	W				
	X				
	Y				
	Z				
	AA				

ICP HLCCV3 (Standard is prepared every 6 months or as necessary)

Metal	ALS Lot #	Conc. (ppm)	Vol. (mls)	Final Vol. (mls)	Final Conc. (ppm)	Matrix	Analyst / Date	Letter ID	Nitric Acid Lot #	HCL Lot #	Expiration Date	Pipet ID
CA	230305	10,000	~~2.000~~ 4.00	~~100~~ 200	200.00	10% HNO_3 5% HCl	MFM 2/23/24	A	231748	232283	7/13/24	M36 M38
CU	230454	1000	~~0.400~~ 0.800		4.00			B				
FE	230306	10,000	~~0.400~~ 0.800		40.00			C				
K	229196	10,000	~~1.000~~ 2.00		100.00			D				
TL	233695	1000	~~0.300~~ 0.600		3.00			E				
NA	230308	10,000	~~1.500~~ 3.00		150.00			F				
MG	230307	10,000	~~4.000~~ 8.00		400.00			G				
								H				
								I				
								J				
								K				
								L				
								M				
								N				
								O				
								P				
								Q				
								R				
								S				
								T				
								U				

ICP MRL (Standard is prepared every 6 months or as needed)

	Metal	ALS Lot #	Conc. (ppm)	Vol. (mls)	Final Vol. (mls)	Final Conc. (ppm)
Cal Std 1	CA	226704	5000	0.200	1000	1.00
	MG		5000			1.00
	K		5000			1.00
	NA		5000			1.00
Cal Std 2	AG	230301	100	0.100		0.0100
	CR		100			0.0100
	MN		150			0.0150
	NI		400			0.0400
	ZN		200			0.0200
Cal Std 3	AL	233055	2000	0.100		0.200
	BA		2000			0.200
	BE		50			0.0050
	CO		500			0.0500
	CU		250			0.0250
	FE		1000			0.100
	V		500			0.0500
Cal Std 4	AS	231798	100	0.200		0.0200
	CD		50			0.0100
	PB		50			0.0100
	SE		50			0.0100
	TL		100			0.0200
Single Metals	B	226705	1000	0.200		0.200
	MO	226706	1000	0.025		0.0250
	SN	231915	1000	0.500		0.500
	TI	230316	1000	0.050		0.0500
	SB	230313	1000	0.060		0.0600
	SR	230310	1000	0.100		0.100
	P	—	1000	0.100		0.100

Analyst/ Date	Letter ID	Nitric Acid Lot# / Concentration	Hydrochloric Acid Lot # / Concentration	Expiration Date	Pipet ID
MFM 2/8/24	A	231748 10%	232049 8%	3/28/24	M36 M37
	B				
	C				
	D				
	E				
	F				
	G				
	H				
	I				
	J				
	K				
	L				
	M				
	N				
	O				
	P				
	Q				
	R				
	S				
	T				
	U				
	V				
	W				
	X				
	Y				
	Z				
	AA				
	BB				

ICP ICSA STANDARD (Standard is prepared every 6 months or as necessary)

Element	ALS Lot #	Conc. (ppm)	Vol. (mls)	Final Vol. (mls)	Final Conc. (ppm)
Int. A Sol'n	230960	Multi	50	1000	Multi
AL		5000			250
CA		5000			250
FE		2000			100
MG		5000			250

Analyst/ Date	ID Letter	Nitric Acid Lot # / Concentration	Hydrochloric Acid Lot # / Concentration	Expiration Date	Pipet ID
NM 10/17/23	A	229709 2%	231167 5%	4/17/24	disp'd
NM 10/17/23	B	229709 10%	231167 5%	4/17/24	disp'd
NM 12/6/23	C	231748 10%	232049 5%	6/6/24	disp'd
NM 12/7/23	D	231748 10%	232049 5%	6/7/24	disp'd
NM 12/21/23	E	231748 2%	232049 5%	6/21/24	disp'd
MFM 2/12/24	F	231748 10%	232049 5%	8/12/24	disp'd
	G				
	H				
	I				
	J				
	K				
	L				
	M				
	N				
	O				
	P				
	Q				
	R				
	S				
	T				
	U			MFM 3/8/24	
	V				

ICP ICSAB STANDARD (Standard is prepared every 6 months or as necessary)

Element	ALS Lot #	Conc. (ppm)	Vol. (mls)	Final Vol. (mls)	Final Conc. (ppm)
Int. A Sol'n	233727	Multi	~~25~~ 50	~~500~~ 1000	Multi
AL		5000			250
CA		5000			250
FE		2000			100
MG		5000			250
Int. B Sol'n	233912	Multi	~~5~~ 10		Multi
AG		20			0.200
BA		50			0.500
BE		50			0.500
CD		100			1.00
CO		50			0.500
CR		50			0.500
CU		50			0.500
MN		50			0.500
NI		100			1.00
PB		5			0.0500
V		50			0.500
ZN		100			1.00
AS		10			0.100
SB		60			0.600
SE		5			0.0500
TL		10			0.100

Analyst/ Date	ID Letter	Nitric Acid Lot # / Concentration	Hydrochloric Acid Lot # / Concentration	Expiration Date	Pipet ID
MFM 3/1/24	A	233477 10%	233283 5%	8/30/24	dispo
MFM 3/8/24	B	233477 2%	233283 5%	9/8/24	dispo
	C				
	D				
	E				
	F				
	G				
	H				
	I				
	J				
	K				
	L				
	M				
	N				
	O				
	P				
	Q				
	R				
	S				
	T				
	U				
	V				

ICP INTERNAL STANDARD (ADDED ON-LINE)

Metal	ALS Lot #	Conc. (ppm)	Vol. (mls)	Final Vol. (mls)	Final Conc. (ppm)	Matrix	Analyst/ Date	Letter ID	Nitric Acid Lot #	Hydro-chloric Acid Lot #	Expiration Date	Pipet ID
Y	226709	10000	2.0	2000	10.0	5 % HCl 2%HNO3	MFM 1/25/24	A	231748	232049	6/30/24	M40
CS	226847	10000	2.0		10.0		MFM 1/25/24	B	231748	232049	6/30/24	M40
							MFM 2/13/24	C	231748	232049	6/30/24	M40
							MFM 2/13/24	D	231748	232049	6/30/24	M40
							MFM 3/5/24	E	233477	233283	6/30/24	M36
							MFM 3/5/24	F	233477	233283	6/30/24	M36
								G				
								H				
								I				
								J				
								K				
								L				
								M				
								N				
								O				
								P				
								Q				
								R				
								S				
								T				
								V				

Sample Dilutions 6010C/6010D/200.7

Final Volume: 6-8mL

Analyst: MFM
strument: ICP7

Date #####
Analysis 6010C/200.7

Common Dilutions

Dilution	Matrix of Diluent	1st Dilution			2nd Dilution			3rd Dilution			4th Dilution			5th Dilution		
		mLs of Sample	mLs of Diluent	Dilution Factor	mLs of Sample	mLs of Diluent	Dilution Factor	mLs of Sample	mLs of Diluent	Dilution Factor	mLs of Sample	mLs of Diluent	Dilution Factor	mLs of Sample	mLs of Diluent	Dilution Factor
1/2	2%HNO3/ 5%HCL	3	3	**1/2**												
1/3	2%HNO3/ 5%HCL	2	4	**1/3**												
1/4	2%HNO3/ 5%HCL	2	6	**1/4**												
1/5	2%HNO3/ 5%HCL	1.2	4.8	**1/5**												
1/10	2%HNO3/ 5%HCL	0.6	5.4	**1/10**												
1/10	2%HNO3/ 5%HCL	0.8	7.2	**1/10**												
1/20	2%HNO3/ 5%HCL	0.3	5.7	**1/20**												
1/20	2%HNO3/ 5%HCL	0.4	7.6	**1/20**												
1/50	2%HNO3/ 5%HCL	1	4	**1/5**	0.6	5.4	**1/50**									
1/100	2%HNO3/ 5%HCL	0.6	5.4	**1/10**	0.6	5.4	**1/100**									
1/200	2%HNO3/ 5%HCL	1	1	**1/2**	0.6	5.4	**1/20**	0.6	5.4	**1/200**						
1/500	2%HNO3/ 5%HCL	1	4	**1/5**	0.6	5.4	**1/50**	0.6	5.4	**1/500**						
1/1000	2%HNO3/ 5%HCL	0.6	5.4	**1/10**	0.6	5.4	**1/100**	0.6	5.4	**1/1000**						
1/2000	2%HNO3/ 5%HCL	1	1	**1/2**	0.6	5.4	**1/20**	0.6	5.4	**1/200**	0.6	5.4	**1/2000**			
1/5000	2%HNO3/ 5%HCL	1	4	**1/5**	0.6	5.4	**1/50**	0.6	5.4	**1/500**	0.6	5.4	**1/5000**			
1/10000	2%HNO3/ 5%HCL	0.6	5.4	**1/10**	0.6	5.4	**1/100**	0.6	5.4	**1/1000**	0.6	5.4	**1/10000**			
1/20000	2%HNO3/ 5%HCL	1	1	**1/2**	0.6	5.4	**1/20**	0.6	5.4	**1/200**	0.6	5.4	**1/2000**	0.6	5.4	**1/20000**

Special Dilutions

Dilution	Matrix of Diluent	1st Dilution			2nd Dilution			3rd Dilution			4th Dilution			5th Dilution		
		mLs of Sample	mLs of Diluent	Dilution Factor	mLs of Sample	mLs of Diluent	Dilution Factor	mLs of Sample	mLs of Diluent	Dilution Factor	mLs of Sample	mLs of Diluent	Dilution Factor	mLs of Sample	mLs of Diluent	Dilution Factor

Metals Data Cover Sheet

Run Date: 3/12/2024

Data File: 031224-M7600

Primary Reviewer: EC

Secondary Reviewer: N. Mansen

LIMS Runs:

834699

834700

834702

LIMS Preps:

435277

435235

435236

Comments:
N/A

Quicktrace M7600 Run Log (R-CVAA-03)

Serial number: US23110001

Analyst: EC Data File: 031224-M7600

Date Prepped: 3/11/24 Date Analyzed: 3/12/24

Calibration/CRDL Source Standard: 231916 ICV/CCV/LCS/MS Source Standard: 230321

Cal/ CRDL 10ppm stock: M860007.5A ICV/CCV/LCS/MS 10ppm stock: M8600026A

Cal/ CRDL 0.1ppm stock: M860007.5D ICV/CCV/LCS/MS 0.1 ppm stock: M8600026D + M8600026E

Digested Calibration: M860007.9K

Stannous Chloride (prep/exp daily): 100g SnCL2 lot 232619 + 70 mLHCl lot 233886 diluted to 1000 mL

Pipet ID: — DOD Pipet Verification: —

S:1	Calibration Blank	1:7	PBW-435235	1:28	PBW-435236
S:2	Standard #1 (0.2 ug/L)	1:8	LCSW-435235	1:29	LCSW-435236
S:3	Standard #2 (0.5 ug/L)	1:9	R2401796-001	1:30	RQ2402438-01
S:4	Standard #3 (1 ug/L)	1:10	R2401796-003	1:31	R2401706-007
S:5	Standard #4 (2 ug/L)	1:11	R2401796-005	1:32	R2401706-007S
S:6	Standard #5 (5 ug/L)	1:12	R2401801-001	1:33	R2401706-007SD
S:7	Standard #6 (10 ug/L)	1:13	R2401801-001S	S:8	CCV
S:8	ICV	1:14	R2401801-001SD	S:9	CCB
S:9	ICB	S:8	CCV	1:34	R2401706-008
S:2	CRDL	S:9	CCB	1:35	R2401706-009
S:8	CCV	1:15	R2401801-004	1:36	R2401706-010
S:9	CCB	1:16	R2401801-005	1:37	R2401706-011
1:1	PBW-435277	1:17	R2401806-004	1:38	R2401706-012
1:2	LCSW-435277	1:18	R2401811-002	S:2	CRDL
1:3	R2401942-001	1:19	R2401811-003	S:8	CCV
1:4	R2401954-001	1:20	R2401811-004	S:9	CCB
1:5	R2401954-001S	1:21	R2401834-003		
1:6	R2401954-001SD	S:8	CCV		
S:2	CRDL	S:9	CCB		
S:8	CCV	1:22	R2401857-001		
S:9	CCB	1:23	R2401857-001S		
		1:24	R2401857-001SD		
		1:25	R2401898-001		
		1:26	R2401914-013		
		1:27	R2401923-001		
		S:2	CRDL		
		S:8	CCV		
		S:9	CCB		

EC
3/12/24

ALS Environmental - Mercury 245.1/7470A/7471B

Report Generated By Teledyne Leeman QuickTrace

Analyst: alrce.nouser

Worksheet file: C:\Users\Public\Documents\Teledyne CETAC\QuickTrace\Worksheets\031224-M7600.wszf

Creation Date: 3/12/2024 10:45:27

Comment: EC 3/12/24 (NM 3/13/24)

Results

Sample Name					Type	Date/Time	Conc (ug/L)	µAbs	%RSD	Residual	DF	% Recovery
Calibration Blank					STD	03/12/24 11:43:35 am	0.000	734	2.16		1.0000	N/A
Replicates	748.5	743.3	733.0	712.7								
Standard #1 (0.2 ug/L)					STD	03/12/24 11:46:07 am	0.200	3430	0.37	1.18%	1.0000	N/A
Replicates	3429.8	3446.5	3427.0	3416.0								
Standard #2 (0.5 ug/L)					STD	03/12/24 11:48:39 am	0.500	7377	0.14	-1.68%	1.0000	N/A
Replicates	7389.0	7381.1	7375.0	7363.8								
Standard #3 (1 ug/L)					STD	03/12/24 11:51:12 am	1.000	14260	0.16	-0.41%	1.0000	N/A
Replicates	14255.6	14293.1	14249.3	14242.5								
Standard #4 (2 ug/L)					STD	03/12/24 11:53:44 am	2.000	28098	0.04	0.49%	1.0000	N/A
Replicates	28090.5	28116.5	28094.3	28092.0								
Standard #5 (5 ug/L)					STD	03/12/24 11:56:17 am	5.000	68812	0.07	-0.14%	1.0000	N/A
Replicates	68810.7	68860.0	68834.0	68744.8								
Standard #6 (10 ug/L)					STD	03/12/24 11:58:51 am	10.000	137174	0.07	0.02%	1.0000	N/A
Replicates	137184.7	137259.8	137206.0	137047.3								

Calibration

Equation: Abs = 13647.587x + 668.113

R2: 1.00000 RSE: 1.08%

SEE: 99.6021

Flags:

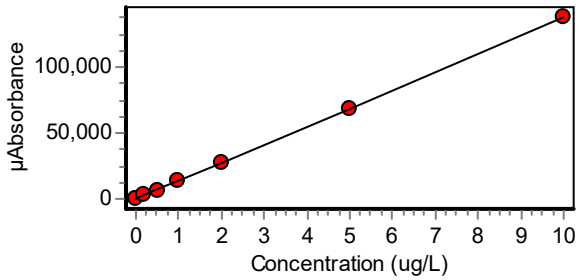

ICV					ICV	03/12/24 12:01:25 pm	3.088	42818	0.07		1.0000	102.95
Replicates	42809.4	42825.3	42853.3	42783.8								
ICB					ICB	03/12/24 12:03:59 pm	-0.017	439	1.59		1.0000	N/A
Replicates	440.4	442.4	439.2	433.9								
CRDL					CRDL	03/12/24 12:06:31 pm	0.202	3420	0.34		1.0000	100.82
Replicates	3408.0	3425.2	3429.4	3417.9								
CCV					CCV	03/12/24 12:09:04 pm	3.090	42832	0.17		1.0000	102.98
Replicates	42811.4	42884.6	42892.5	42739.8								
CCB					CCB	03/12/24 12:11:38 pm	-0.016	455	4.00		1.0000	N/A
Replicates	453.0	451.6	467.3	447.8								

Sample Name		Type	Date/Time	Conc (ug/L)	µAbs	%RSD	Residual	DF	% Recovery
PBW-435277		UNK	03/12/24 12:14:10 pm	-0.042	98	0.81		1.0000	N/A
Replicates	103.6	96.9	100.1	92.7					
LCSW-435277		UNK	03/12/24 12:16:41 pm	0.928	13332	0.14		1.0000	N/A
Replicates	13353.2	13336.8	13326.1	13311.9					
R2401942-001		UNK	03/12/24 12:19:13 pm	-0.041	105	1.14		1.0000	N/A
Replicates	107.7	104.3	110.8	96.0					
R2401954-001		UNK	03/12/24 12:21:45 pm	-0.044	70	1.56		1.0000	N/A
Replicates	63.3	74.5	60.7	80.5					
R2401954-001S		UNK	03/12/24 12:24:16 pm	0.934	13414	0.22		1.0000	N/A
Replicates	13374.4	13415.8	13432.1	13435.3					
R2401954-001SD		UNK	03/12/24 12:26:49 pm	0.927	13315	0.21		1.0000	N/A
Replicates	13283.7	13318.4	13347.2	13309.4					
CRDL		CRDL	03/12/24 12:29:20 pm	0.203	3433	0.49		1.0000	101.31
Replicates	3418.1	3443.5	3425.5	3445.9					
CCV		CCV	03/12/24 12:31:54 pm	3.094	42898	0.07		1.0000	103.14
Replicates	42862.2	42889.5	42909.5	42930.2					
CCB		CCB	03/12/24 12:34:28 pm	-0.018	420	3.96		1.0000	N/A
Replicates	425.1	430.1	407.6	417.1					
PBW-435235		UNK	03/12/24 12:37:00 pm	-0.005	601	19.31		1.0000	N/A
Replicates	610.3	614.4	591.7	588.9					
LCSW-435235		UNK	03/12/24 12:39:33 pm	1.002	14336	0.10		1.0000	N/A
Replicates	14333.3	14353.6	14335.8	14319.6					
R2401796-001		UNK	03/12/24 12:42:05 pm	0.001	677	237.31		1.0000	N/A
Replicates	698.0	678.1	686.1	647.0					
R2401796-003		UNK	03/12/24 12:44:38 pm	0.001	687	67.28		1.0000	N/A
Replicates	690.6	702.2	685.9	670.9					
R2401796-005		UNK	03/12/24 12:47:10 pm	-0.004	610	11.87		1.0000	N/A
Replicates	618.9	609.5	602.2	608.0					
R2401801-001		UNK	03/12/24 12:49:43 pm	0.002	694	26.93		1.0000	N/A
Replicates	687.6	702.2	696.7	688.7					
R2401801-001S		UNK	03/12/24 12:52:15 pm	1.011	14471	0.10		1.0000	N/A
Replicates	14456.8	14464.8	14487.5	14473.1					
R2401801-001SD		UNK	03/12/24 12:54:46 pm	0.997	14272	0.10		1.0000	N/A
Replicates	14255.9	14283.5	14282.7	14266.5					
CCV		CCV	03/12/24 12:57:20 pm	3.079	42696	0.07		1.0000	102.65
Replicates	42725.4	42714.4	42678.1	42667.8					
CCB		CCB	03/12/24 12:59:54 pm	-0.016	452	7.27		1.0000	N/A
Replicates	458.7	449.6	468.0	431.1					

Sample Name					Type	Date/Time	Conc (ug/L)	µAbs	%RSD	Residual	DF	% Recovery
R2401801-004					UNK	03/12/24 01:02:26 pm	0.010	804	12.42		1.0000	N/A
	Replicates	821.3	800.2	811.3	782.0							
R2401801-005					UNK	03/12/24 01:04:57 pm	0.007	760	6.28		1.0000	N/A
	Replicates	756.8	755.1	762.2	767.9							
R2401806-004					UNK	03/12/24 01:07:29 pm	0.002	699	37.04		1.0000	N/A
	Replicates	693.6	710.5	686.0	707.7							
R2401811-002					UNK	03/12/24 01:10:01 pm	0.024	992	4.41		1.0000	N/A
	Replicates	983.4	992.5	979.1	1011.3							
R2401811-003					UNK	03/12/24 01:12:34 pm	0.179	3105	0.67		1.0000	N/A
	Replicates	3082.2	3106.5	3121.2	3109.9							
R2401811-004					UNK	03/12/24 01:15:06 pm	0.028	1056	4.44		1.0000	N/A
	Replicates	1064.2	1045.9	1076.6	1038.8							
R2401834-003					UNK	03/12/24 01:17:38 pm	0.055	1414	1.92		1.0000	N/A
	Replicates	1435.6	1409.2	1405.5	1406.7							
CCV					CCV	03/12/24 01:20:12 pm	3.076	42653	0.05		1.0000	102.55
	Replicates	42666.9	42657.5	42666.2	42622.5							
CCB					CCB	03/12/24 01:22:46 pm	-0.015	465	5.77		1.0000	N/A
	Replicates	456.4	459.3	462.1	482.3							
R2401857-001					UNK	03/12/24 01:25:19 pm	0.000	668	537.84		1.0000	N/A
	Replicates	668.5	676.2	662.9	663.2							
R2401857-001S					UNK	03/12/24 01:27:51 pm	1.035	14794	0.12		1.0000	N/A
	Replicates	14785.5	14795.0	14816.4	14778.0							
R2401857-001SD					UNK	03/12/24 01:30:24 pm	1.003	14352	0.11		1.0000	N/A
	Replicates	14355.9	14341.8	14372.2	14337.5							
R2401898-001					UNK	03/12/24 01:32:56 pm	-0.001	654	46.76		1.0000	N/A
	Replicates	661.5	657.0	647.0	649.0							
R2401914-013					UNK	03/12/24 01:35:27 pm	-0.005	601	3.98		1.0000	N/A
	Replicates	603.5	597.9	598.9	602.2							
R2401923-001					UNK	03/12/24 01:37:59 pm	-0.003	629	39.14		1.0000	N/A
	Replicates	627.3	614.5	650.5	625.7							
CRDL					CRDL	03/12/24 01:40:31 pm	0.202	3430	0.44		1.0000	101.17
	Replicates	3426.8	3428.9	3445.9	3416.9							
CCV					CCV	03/12/24 01:43:04 pm	3.106	43057	0.13		1.0000	103.53
	Replicates	43039.5	43109.1	43088.6	42989.6							
CCB					CCB	03/12/24 01:45:38 pm	-0.014	477	7.22		1.0000	N/A
	Replicates	465.7	497.2	471.7	474.2							
PBW-435236					UNK	03/12/24 01:48:10 pm	-0.005	594	18.77		1.0000	N/A
	Replicates	602.0	609.0	579.5	584.8							

Sample Name					Type	Date/Time	Conc (ug/L)	µAbs	%RSD	Residual	DF	% Recovery
LCSW-435236					UNK	03/12/24 01:50:42 pm	0.995	14244	0.07		1.0000	N/A
	Replicates	14253.2	14245.7	14247.0	14229.9							
RQ2402438-01					UNK	03/12/24 01:53:14 pm	0.014	860	3.69		1.0000	N/A
	Replicates	852.7	859.5	870.0	859.8							
R2401706-007					UNK	03/12/24 01:55:46 pm	0.000	674	148.21		1.0000	N/A
	Replicates	685.3	673.8	662.5	676.2							
R2401706-007S					UNK	03/12/24 01:58:19 pm	0.951	13649	0.07		1.0000	N/A
	Replicates	13639.1	13660.9	13647.7	13646.4							
R2401706-007SD					UNK	03/12/24 02:00:51 pm	0.980	14045	0.08		1.0000	N/A
	Replicates	14046.5	14046.9	14029.4	14055.4							
CCV					CCV	03/12/24 02:03:25 pm	3.058	42407	0.16		1.0000	101.95
	Replicates	42449.6	42456.1	42410.6	42313.6							
CCB					CCB	03/12/24 02:05:59 pm	-0.016	456	3.48		1.0000	N/A
	Replicates	449.3	461.8	462.3	449.3							
R2401706-008					UNK	03/12/24 02:08:31 pm	-0.004	613	14.74		1.0000	N/A
	Replicates	603.9	608.4	620.3	619.4							
R2401706-009					UNK	03/12/24 02:11:04 pm	-0.008	557	6.58		1.0000	N/A
	Replicates	551.1	552.2	559.2	566.9							
R2401706-010					UNK	03/12/24 02:13:37 pm	-0.002	643	68.91		1.0000	N/A
	Replicates	646.9	648.5	619.2	659.0							
R2401706-011					UNK	03/12/24 02:16:09 pm	-0.003	630	49.66		1.0000	N/A
	Replicates	634.0	608.3	625.6	653.5							
R2401706-012					UNK	03/12/24 02:18:40 pm	-0.004	609	30.79		1.0000	N/A
	Replicates	630.2	613.8	606.1	586.4							
CRDL					CRDL	03/12/24 02:21:12 pm	0.201	3407	0.13		1.0000	100.36
	Replicates	3406.9	3412.3	3405.5	3404.6							
CCV					CCV	03/12/24 02:23:46 pm	3.055	42367	0.03		1.0000	101.85
	Replicates	42351.8	42375.9	42382.4	42358.4							
CCB					CCB	03/12/24 02:26:20 pm	-0.014	482	3.60		1.0000	N/A
	Replicates	491.7	478.6	481.5	476.6							

M-7600 245.1/7470A/7471B Calibration

Date	3/12/2024	Analyst	EC
Data File	031224-M7600		

Abs= 13647.587x +668.113

Standard	Conc ug/L	uAbs	CF_x	Meas. conc	%Rec
System Blk	0	734			
STD-1	0.2	3430	3398	0.20	100.95
STD-2	0.5	7377	7602	0.49	97.04
STD-3	1	14260	14316	1.00	99.61
STD-4	2	28098	27963	2.01	100.48
STD-5	5	68812	68906	4.99	99.86
STD-6	10	137174	137144	10.00	100.02

13647.587
668.113

Preparation Information Benchsheet

Prep Run#: 435277
Team: Metals/ECASTROVINCI
Prep WorkFlow: HgDigAq
Prep Method:
Status: Prepped
Prep Date/Time: 3/12/24 07:31

#	Lab Code	Client ID	B#	Amt. Ext.	Method /Test	pH	AE	BN	Final Vol	Sample Desc. (Initial/Final)	SpikeAmt./Inv. ID	Comments
1	RQ2402577-01	MB		25mL	245.1/Hg T	<2			25.00mL			HB: 7 WELL: I3 TEMP: 90.3C/91.0C
2	RQ2402577-02	LCS		25mL	245.1/Hg T	<2			25.00mL		0.2500 mL/234085	ON HB: 08:24 OFF HB: 10:24 Pipets/Repipettors: M40,M39,M104,MA100,M370,M270,M390
3	R2401942-001	E-5	.13	25mL	245.1/Hg T	<2			25.00mL			
4	R2401954-001	WW Outfall #001 (Cedar Street)	.08	25mL	245.1/Hg T	<2			25.00mL			
5	RQ2402577-03	R2401954-001 MS	.08	25mL	245.1/Hg T	<2			25.00mL		0.2500 mL/234085	
6	RQ2402577-04	R2401954-001 DMS	.08	25mL	245.1/Hg T	<2			25.00mL		0.2500 mL/234085	

Spiking Solutions

Name: Mercury LCSW Metals Hg Inventory ID 234085 Logbook Ref: 234085 Expires On: 03/13/2024

Preparation Materials

Hot Block Cups	50mL Lot 2211204 (234023)	Sulfuric Acid, Instra-Analyzed	230116 (230116)	Nitric Acid Metals Grade HNO3	231748 (231748)
Hydroxylamine HCL Solution	233083 (233083)	Potassium Permanganate RG KMnO4	230956 (230956)	Potassium Persulfate RG K2S2O8	231914 (231914)
Thermometer	458 (230828)				

Preparation Steps

Step: Digestion
Started: 3/12/24 07:31
Finished: 3/12/24 10:36
By: ECASTROVINCI
Comments

Comments: _____

Reviewed By: _____ Date: _____

Chain of Custody

Relinquished By: E Castro Date: 3/12/24
Received By: RAM Date: 3/12/24

Extracts Examined
Yes No

Preparation Information Benchsheet

Prep Run#: 435235 **Prep WorkFlow:** HgDigAq **Status:** Prepped
Team: Metals/ECASTROVINCI **Prep Method:** Method **Prep Date/Time:** 3/11/24 11:47

#	Lab Code	Client ID	B#	Amt. Ext.	Method /Test	pH	AE	BN	Final Vol	Sample Desc. (Initial/Final)	SpikeAmt./Inv. ID	Comments
1	RQ2402554-01	MB		25mL	245.1/Hg T, 7470A/Hg T	<2			25.00mL			HB: 7 WELL: H2 TEMP: 92.1C/93.3C
2	RQ2402554-02	LCS		25mL	245.1/Hg T, 7470A/Hg T	<2			25.00mL		0.2500 mL/234073	ON HB: 14:02 OFF HB: 16:02 Pipets/Repipettors: M40,M39,M104,MA100,M370,M270,M390
3	R2401796-001	Section III Area 2,3 Combined	.10	5mL	7470A/Hg T	<2			25.00mL			Diluted 5X due to matrix interference with KMnO4.
4	R2401796-003	Section IV Area 2A Primary	.10	5mL	7470A/Hg T	<2			25.00mL			Diluted 5X due to matrix interference with KMnO4.
5	R2401796-005	Leachate Storage Tank	.10	5mL	7470A/Hg T	<2			25.00mL			Diluted 5X due to matrix interference with KMnO4.
6	R2401801-001	2403040959A ST-4-481	.01	25mL	7470A/Hg T	<2			25.00mL			
7	RQ2402554-05	R2401801-001 MS	.01	25mL	7470A/Hg T	<2			25.00mL		0.2500 mL/234073	
8	RQ2402554-06	R2401801-001 DMS	.01	25mL	7470A/Hg T	<2			25.00mL		0.2500 mL/234073	
9	R2401801-004	2403041455A ST-4-690	.01	25mL	7470A/Hg T	<2			25.00mL			
10	R2401801-005	2403041456A ST-4-690	.01	25mL	7470A/Hg T	<2			25.00mL			
11	R2401806-004	IS-240306-CER	.01	25mL	245.1/Hg T	<2			25.00mL			
12	R2401811-002	IS-240305-AB	.06	25mL	245.1/Hg T	<2			25.00mL			
13	R2401811-003	IS-240306-CTS	.01	25mL	245.1/Hg T	<2			25.00mL			
14	R2401811-004	IS-240306-STP	.06	25mL	245.1/Hg T	<2			25.00mL			
15	R2401834-003	2403060901 Holman B-1	.01	25mL	245.1/Hg T	<2			25.00mL			
16	R2401857-001	Entry Point	.04	25mL	245.1/Hg T	<2			25.00mL			
17	RQ2402554-03	R2401857-001 MS	.04	25mL	245.1/Hg T	<2			25.00mL		0.2500 mL/234073	
18	RQ2402554-04	R2401857-001 DMS	.04	25mL	245.1/Hg T	<2			25.00mL		0.2500 mL/234073	
19	R2401898-001	March Ontario WWTP	.10	5mL	7470A/Hg T	<2			25.00mL			Diluted 5X due to matrix interference with KMnO4.
20	R2401914-013	EB-030724	.01	25mL	7470A/Hg T	<2			25.00mL			
21	R2401923-001	PVSC Semi-Annual Leachate	.01	5mL	245.1/Hg T	<2			25.00mL			Diluted 5X due to matrix interference with KMnO4.

Spiking Solutions

Name: Mercury LCSW Metals Hg Inventory ID 234073 Logbook Ref: 234073 Expires On: 03/12/2024

Preparation Materials

Hot Block Cups	50mL Lot 2211204 (234023)	Sulfuric Acid, Instra-Analyzed	230116 (230116)	Nitric Acid Metals Grade HNO3	231748 (231748)
Hydroxylamine HCL Solution	233083 (233083)	Potassium Permanganate RG KMnO4	230956 (230956)	Potassium Persulfate RG K2S2O8	231914 (231914)
Thermometer	458 (230828)				

Preparation Information Benchsheet

Prep Run#: 435235
Team: Metals/ECASTROVINCI

Prep WorkFlow: HgDigAq
Prep Method: Method

Status: Prepped
Prep Date/Time: 3/11/24 11:47

Preparation Steps

Step: Digestion
Started: 3/11/24 11:47
Finished: 3/12/24 10:36
By: ECASTROVINCI
Comments

Comments: _____

Reviewed By: _____ Date: _____

Chain of Custody

Relinquished By: [signature] Date: 3/12/24
Received By: RAO1 Date: 3/12/24

Extracts Examined
Yes No

Preparation Information Benchsheet

Prep Run#: 435236
Team: Metals/ECASTROVINCI

Prep WorkFlow: HgDigLP
Prep Method: Method

Status: Prepped
Prep Date/Time: 3/11/24 11:47

#	Lab Code	Client ID	B#	Amt. Ext.	Method /Test	pH	AE	BN	Final Vol	Sample Desc. (Initial/Final)	SpikeAmt./Inv. ID	Comments
1	RQ2402438-01	MB	.01	25mL	7470A/Hg TCLP	<2			25.00mL			
2	RQ2402553-01	MB		25mL	7470A/Hg TCLP	<2			25.00mL			HB: 7 WELL: H2 TEMP: TEMP: 92.1C/93.3C
3	RQ2402553-02	LCS		25mL	7470A/Hg TCLP	<2			25.00mL		0.2500 mL/234073	ON HB: 14:02 OFF HB: 16:02 Pipets: M40,M39,M104,MA100,M370,M270,M390
4	R2401706-007	DYEC/BA/240226/ALSUS-3A	.04	25mL	7470A/Hg TCLP	<2			25.00mL			
5	RQ2402553-03	R2401706-007 MS	.04	25mL	7470A/Hg TCLP	<2			25.00mL		0.2500 mL/234073	
6	RQ2402553-04	R2401706-007 DMS	.04	25mL	7470A/Hg TCLP	<2			25.00mL		0.2500 mL/234073	
7	R2401706-008	DYEC/BA/240226/ALSUS-3B	.04	25mL	7470A/Hg TCLP	<2			25.00mL			
8	R2401706-009	DYEC/BA/240226/ALSUS-3C	.04	25mL	7470A/Hg TCLP	<2			25.00mL			
9	R2401706-010	DYEC/BA/240226/ALSUS-4A	.04	25mL	7470A/Hg TCLP	<2			25.00mL			
10	R2401706-011	DYEC/BA/240226/ALSUS-4B	.04	25mL	7470A/Hg TCLP	<2			25.00mL			
11	R2401706-012	DYEC/BA/240226/ALSUS-4C	.04	25mL	7470A/Hg TCLP	<2			25.00mL			

Spiking Solutions

Name: Mercury LCSW Metals Hg Inventory ID 234073 Logbook Ref: 234073 Expires On: 03/12/2024

Preparation Materials

Hot Block Cups	50mL Lot 2211204 (234023)	Sulfuric Acid, Instra-Analyzed	230116 (230116)	Nitric Acid Metals Grade HNO3	231748 (231748)
Hydroxylamine HCL Solution	233083 (233083)	Potassium Permanganate RG KMnO4	230956 (230956)	Potassium Persulfate RG K2S2O8	231914 (231914)
Thermometer	458 (230828)				

Preparation Steps

Step: Digestion
Started: 3/11/24 11:47
Finished: 3/12/24 10:36
By: ECASTROVINCI
Comments

Preparation Information Benchsheet

Prep Run#: 435236
Team: Metals/ECASTROVINCI

Prep WorkFlow: HgDigLP
Prep Method: Method

Status: Prepped
Prep Date/Time: 3/11/24 11:47

Comments: _____

Reviewed By: _____ Date: _____

Chain of Custody

Relinquished By:	[signature]	Date:	3/12/24	Extracts Examined
Received By:	RAol	Date:	3/12/24	Yes No

MERCURY CCV / LCSW / MS STANDARDS

Standard	ALS Lot #	Conc. (ppm)	Vol. (mls)	Final Vol. (mls)	Final Conc. (ppm)	Matrix	Analyst/ Date	Letter ID	Nitric Acid Lot #	Expiration Date	Pipet ID
Hg CCV Stk A	230321	1000	1.00	100	10	0.5%HNO3	EC 3/6/24	A	231748	3/13/24	M40

(PREPARED DAILY)

Standard	ALS Lot #	Conc. (ppm)	Vol. (mls)	Final Vol. (mls)	Final Conc. (ppm)	Matrix	Analyst/ Date	Letter ID	Nitric Acid Lot #	Pipet ID
Hg CCV StkB	Hg CCV Stk A	10.0	1.00	100	0.100	0.5%HNO3	EC 3/6/24	B	231748	M40
							EC 3/8/24	C	231748	M40
							EC 3/11/24	D	231748	M40
							EC 3/12/24	E	231748	M40
								F		
								G		
								H		

(PREPARED AND DIGESTED DAILY WITH SAMPLE PREP RUNS)

CCV Standard (ppb)	ALS Lot #	Conc. (ppm)	Vol. (mL) Soil	Vol. (mL) Water	Final Vol. (mls)	Final Conc. (ppb)	Water/ Soil	Analyst/ Date	Letter ID	Pipet ID
CCV	Hg CCV Stk B	0.100	3.00	0.75	Soils- Final vol. 100mL after digest. Water – Final Vol of 25 mL before digest.	3.00	W	EC 3/6/24	I	M40, M39
LCS / MS			1.00	0.25		1.00	S	EC 3/8/24	J	M40
							W	EC 3/11/24	K	M40, M39
							W	EC 3/12/24	L	M40
									M	
									N	
									O	

MERCURY CALIBRATION / CRDL STANDARDS

Standard	ALS Lot #	Conc. (ppm)	Vol. (mls)	Final Vol. (mls)	Final Conc. (ppm)	Matrix	Analyst/ Date	Letter ID	Nitric Acid Lot #	Expiration Date	Pipet ID
Hg Cal Stk A	231916	1000	1.00	100	10	0.5%HNO3	EC 3/6/24	A	231748	3/13/24	M40

(PREPARED DAILY)

Standard	ALS Lot #	Conc. (ppm)	Vol. (mls)	Final Vol. (mls)	Final Conc. (ppm)	Matrix	Analyst/ Date	Letter ID	Nitric Acid Lot #	Pipet ID
Hg Cal StkB	Hg Cal Stk A	10.0	1.00	100	0.100	0.5%HNO3	EC 3/6/24	B	231748	M40
							EC 3/8/24	C	231748	M40
							EC 3/11/24	D	231748	M40
								E		
								F		
								G		
								H		

(PREPARED AND DIGESTED DAILY WITH SAMPLE PREP RUNS)

CAL Standard (ppb)	ALS Lot #	Conc. (ppm)	Vol. (mL) Soil	Vol. (mL) Water	Final Vol. (mls)	Final Conc. (ppb)	Water/ Soil	Analyst/ Date	Letter ID	Pipet ID
0.200	Hg Cal Stk B	0.100	0.200	0.05	Soils- Dilute to 10mL w/ DI. Final vol. 100mL after digest. Water – dilute to Final Vol of 25 mL with DI before digest.	0.200	W	EC 3/6/24	I	M40, M39
0.500			0.500	0.125		0.500	S	EC 3/8/24	J	M40
1.00			1.00	0.25		1.00	W	EC 3/11/24	K	M40, M39
2.00			2.00	0.5		2.00			L	
5.00			5.00	1.25		5.00			M	
10.0			10.0	2.5		10.0			N	
CRA			0.200	0.05		0.200			O	

Form 2

Calibration Verifications

Mercury by EPA 7471B,Mercury by EPA 7470A,Metals by EPA 6010C

Workorder

R2401914

Client

Day Environmental, Inc.

Project

Shumway Marina

06/05/2024

ALS Environmental–Rochester Laboratory
1565 Jefferson Road, Building 300, Suite 360, Rochester, NY 14623
Phone (585) 288-5380 Fax (585) 288-8475
www.alsglobal.com

Form 2 - Calibration Verifications

Client	Day Environmental, Inc.	Workorder	
Project	Shumway Marina	**R2401914**	

Mercury by EPA 7471B

R-CVAA-03_834546		ICV			LLCCV			CCV			CCV			CCV			LLCCV		
Units ug/L	**Run Date**	03/11/24			03/11/24			03/11/24			03/11/24			03/11/24			03/11/24		
	Run Time	09:33			09:38			09:41			10:14			10:33			10:53		
Analyte		Found	%R	Q	Found	%R	Q	Found	%R	Q	Found	%R	Q	Found	%R	Q	Found	%R	Q
Mercury		3.00	**100**		0.196	**98**		3.00	**100**		3.00	**100**		3.02	**101**		0.197	**99**	

R-CVAA-03_834546		CCV		
Units ug/L	**Run Date**	03/11/24		
	Run Time	10:56		
Analyte		Found	%R	Q
Mercury		3.01	**100**	

QC ID	%R Limits	
CCV	80 - 120	**3.0** - Hg
ICV	90 - 110	**3.0** - Hg
LLCCV	70 - 130	**0.2** - Hg

Form 2 - Calibration Verifications

Client	Day Environmental, Inc.	Workorder	
Project	Shumway Marina	**R2401914**	

Mercury by EPA 7470A

R-CVAA-03_834700		ICV			CCV			LLCCV			CCV			CCV			CCV		
Units ug/L	**Run Date**	03/12/24			03/12/24			03/12/24			03/12/24			03/12/24			03/12/24		
	Run Time	12:01			12:09			12:29			12:31			12:57			13:20		
Analyte		Found	%R	Q	Found	%R	Q	Found	%R	Q	Found	%R	Q	Found	%R	Q	Found	%R	Q
Mercury		3.09	**103**		3.09	**103**		0.203	**102**		3.09	**103**		3.08	**103**		3.08	**103**	

R-CVAA-03_834700		LLCCV			CCV		
Units ug/L	**Run Date**	03/12/24			03/12/24		
	Run Time	13:40			13:43		
Analyte		Found	%R	Q	Found	%R	Q
Mercury		0.202	**101**		3.11	**104**	

QC ID	%R Limits	
CCV	80 - 120	**3.0** - Hg
ICV	90 - 110	**3.0** - Hg
LLCCV	70 - 130	**0.2** - Hg

Form 2 - Calibration Verifications

Client Day Environmental, Inc. | **Workorder** R2401914

Project Shumway Marina

Metals by EPA 6010C (P)

R-ICP-AES-07_834770	ICV			LLCCV			CCV			CCV			CCV			CCV		
Units ppm **Run Date**	03/12/24			03/12/24			03/12/24			03/12/24			03/12/24			03/12/24		
Run Time	12:18			12:25			12:34			13:13			13:52			14:43		
Analyte	Found	%R	Q	Found	%R	Q	Found	%R	Q	Found	%R	Q	Found	%R	Q	Found	%R	Q
Aluminum	9.84	**98**		0.191	**96**		9.90	**99**		9.95	**100**		10.00	**100**		9.94	**99**	
Antimony	4.84	**97**		0.0637	**106**		4.85	**97**		4.87	**97**		4.90	**98**		4.91	**98**	
Arsenic	0.981	**98**		0.0191	**96**		0.979	**98**		0.980	**98**		0.980	**98**		0.982	**98**	
Barium	10.10	**101**		0.205	**102**		10.10	**101**		10.20	**102**		10.20	**102**		10.20	**102**	
Beryllium	0.238	**95**		0.00480	**96**		0.238	**95**		0.238	**95**		0.239	**96**		0.239	**96**	
Cadmium	0.504	**101**		0.0104	**104**		0.506	**101**		0.508	**102**		0.509	**102**		0.508	**102**	
Calcium	25.50	**102**		0.988	**99**		25.60	**102**		25.70	**103**		25.70	**103**		25.60	**102**	
Chromium	0.515	**103**		0.00990	**99**		0.516	**103**		0.518	**104**		0.518	**104**		0.515	**103**	
Cobalt	2.51	**101**		0.0512	**102**		2.52	**101**		2.52	**101**		2.54	**102**		2.53	**101**	
Copper	1.22	**98**		0.0243	**97**		1.23	**98**		1.23	**98**		1.23	**98**		1.23	**99**	
Iron	4.97	**99**		0.105	**105**		5.00	**100**		5.03	**101**		5.04	**101**		5.02	**100**	
Lead	0.504	**101**		0.0111	**111**		0.508	**102**		0.508	**102**		0.510	**102**		0.508	**102**	
Magnesium	25.10	**100**		0.971	**97**		25.20	**101**		25.20	**101**		25.20	**101**		25.10	**100**	
Manganese	0.743	**99**		0.0152	**101**		0.745	**99**		0.749	**100**		0.752	**100**		0.748	**100**	
Nickel	2.09	**104**		0.0395	**99**		2.09	**105**		2.10	**105**		2.11	**105**		2.11	**105**	
Potassium	24.10	**96**		0.874	**87**		24.10	**96**		24.10	**97**		24.30	**97**		24.40	**98**	
Selenium	0.490	**98**		0.00840	**84**		0.487	**97**		0.495	**99**		0.490	**98**		0.486	**97**	
Silver	0.516	**103**		0.00980	**98**		0.517	**103**		0.517	**103**		0.519	**104**		0.518	**104**	
Sodium	25.00	**100**		0.866	**87**		25.00	**100**		25.00	**100**		25.00	**100**		25.00	**100**	
Thallium	1.01	**101**		0.0198	**99**		1.01	**101**		1.01	**101**		1.02	**102**		1.01	**101**	
Vanadium	2.48	**99**		0.0490	**98**		2.49	**100**		2.50	**100**		2.50	**100**		2.49	**100**	
Zinc	0.986	**99**		0.0191	**96**		0.993	**99**		0.996	**100**		0.999	**100**		0.992	**99**	

QC ID	%R Limits	
CCV	90 - 110	**10.0** - Al, Ba; **5.0** - Sb, Fe; **1.0** - As, Tl, Zn; **0.250** - Be; **0.5** - Cd, Cr, Pb, Se, Ag; **25.0** - Ca, Mg, K, Na; **2.50** - Co, V; **1.25** - Cu; **0.750** - Mn; **2.0** - Ni
ICV	90 - 110	**10.0** - Al, Ba; **5.0** - Sb, Fe; **1.0** - As, Tl, Zn; **0.250** - Be; **0.5** - Cd, Cr, Pb, Se, Ag; **25.0** - Ca, Mg, K, Na; **2.50** - Co, V; **1.25** - Cu; **0.750** - Mn; **2.0** - Ni
LLCCV	70 - 130	**0.2** - Al, Ba; **0.06** - Sb; **0.02** - As, Tl, Zn; **0.005** - Be; **0.01** - Cd, Cr, Pb, Se, Ag; **1.0** - Ca, Mg, K, Na; **0.05** - Co, V; **0.0250** - Cu; **0.1** - Fe; **0.0150** - Mn; **0.04** - Ni

Form 2 - Calibration Verifications

Client	Day Environmental, Inc.	Workorder	
Project	Shumway Marina	**R2401914**	

Metals by EPA 6010C (P)

R-ICP-AES-07_834770		CCV			LLCCV			CCV		
Units ppm	**Run Date**	03/12/24			03/12/24			03/12/24		
	Run Time	15:22			15:28			15:48		
Analyte		Found	%R	Q	Found	%R	Q	Found	%R	Q
Aluminum		9.98	**100**		0.193	**97**		9.93	**99**	
Antimony		4.89	**98**		0.0625	**104**		4.87	**97**	
Arsenic		0.980	**98**		0.0198	**99**		0.980	**98**	
Barium		10.20	**102**		0.206	**103**		10.20	**102**	
Beryllium		0.239	**96**		0.00490	**98**		0.239	**95**	
Cadmium		0.508	**102**		0.0104	**104**		0.507	**101**	
Calcium		25.60	**102**		0.990	**99**		25.50	**102**	
Chromium		0.514	**103**		0.0101	**101**		0.513	**103**	
Cobalt		2.53	**101**		0.0505	**101**		2.51	**101**	
Copper		1.23	**99**		0.0245	**98**		1.23	**98**	
Iron		5.01	**100**		0.109	**109**		5.00	**100**	
Lead		0.509	**102**		0.00990	**99**		0.508	**102**	
Magnesium		25.10	**100**		0.969	**97**		25.00	**100**	
Manganese		0.748	**100**		0.0152	**101**		0.746	**99**	
Nickel		2.11	**105**		0.0399	**100**		2.10	**105**	
Potassium		24.20	**97**		0.922	**92**		24.10	**97**	
Selenium		0.490	**98**		0.0103	**103**		0.486	**97**	
Silver		0.518	**104**		0.0100	**100**		0.516	**103**	
Sodium		24.90	**100**		0.782	**78**		24.70	**99**	
Thallium		1.01	**101**		0.0185	**93**		1.02	**102**	
Vanadium		2.49	**100**		0.0493	**99**		2.49	**99**	
Zinc		0.994	**99**		0.0192	**96**		0.988	**99**	

QC ID	%R Limits	
CCV	90 - 110	**10.0** - Al, Ba; **5.0** - Sb, Fe; **1.0** - As, Tl, Zn; **0.250** - Be; **0.5** - Cd, Cr, Pb, Se, Ag; **25.0** - Ca, Mg, K, Na; **2.50** - Co, V; **1.25** - Cu; **0.750** - Mn; **2.0** - Ni
ICV	90 - 110	**10.0** - Al, Ba; **5.0** - Sb, Fe; **1.0** - As, Tl, Zn; **0.250** - Be; **0.5** - Cd, Cr, Pb, Se, Ag; **25.0** - Ca, Mg, K, Na; **2.50** - Co, V; **1.25** - Cu; **0.750** - Mn; **2.0** - Ni
LLCCV	70 - 130	**0.2** - Al, Ba; **0.06** - Sb; **0.02** - As, Tl, Zn; **0.005** - Be; **0.01** - Cd, Cr, Pb, Se, Ag; **1.0** - Ca, Mg, K, Na; **0.05** - Co, V; **0.0250** - Cu; **0.1** - Fe; **0.0150** - Mn; **0.04** - Ni

Form 2 - Calibration Verifications

Client Day Environmental, Inc. | **Workorder** R2401914

Project Shumway Marina

Metals by EPA 6010C (P)

R-ICP-AES-07_834772		ICV			CCV			LLCCV			CCV			CCV			CCV		
Units ppm	**Run Date**	03/12/24			03/12/24			03/12/24			03/12/24			03/12/24			03/12/24		
	Run Time	12:18			16:36			16:43			16:52			17:31			18:10		
Analyte		Found	%R	Q	Found	%R	Q	Found	%R	Q	Found	%R	Q	Found	%R	Q	Found	%R	Q
Aluminum		9.84	**98**		9.93	**99**		0.195	**97**		9.93	**99**		10.10	**101**		10.00	**100**	
Antimony		4.84	**97**		4.88	**98**		0.0649	**108**		4.87	**97**		5.01	**100**		4.95	**99**	
Arsenic		0.981	**98**		0.980	**98**		0.0201	**101**		0.977	**98**		0.995	**100**		0.986	**99**	
Barium		10.10	**101**		10.20	**102**		0.207	**103**		10.20	**102**		10.40	**104**		10.30	**103**	
Beryllium		0.238	**95**		0.239	**95**		0.00490	**98**		0.239	**96**		0.244	**98**		0.242	**97**	
Cadmium		0.504	**101**		0.505	**101**		0.0104	**104**		0.506	**101**		0.517	**103**		0.510	**102**	
Calcium		25.50	**102**		25.40	**102**		0.991	**99**		25.50	**102**		26.10	**104**		25.80	**103**	
Chromium		0.515	**103**		0.512	**102**		0.0100	**100**		0.511	**102**		0.522	**104**		0.518	**104**	
Cobalt		2.51	**101**		2.52	**101**		0.0509	**102**		2.50	**100**		2.57	**103**		2.54	**102**	
Copper		1.22	**98**		1.23	**98**		0.0247	**99**		1.23	**98**		1.25	**100**		1.26	**101**	
Iron		4.97	**99**		4.98	**100**		0.107	**107**		5.00	**100**		5.08	**102**		5.03	**101**	
Lead		0.504	**101**		0.505	**101**		0.00960	**96**		0.506	**101**		0.515	**103**		0.511	**102**	
Magnesium		25.10	**100**		24.90	**100**		0.968	**97**		25.00	**100**		25.50	**102**		25.20	**101**	
Manganese		0.743	**99**		0.745	**99**		0.0153	**102**		0.744	**99**		0.760	**101**		0.754	**101**	
Nickel		2.09	**104**		2.10	**105**		0.0402	**101**		2.10	**105**		2.14	**107**		2.12	**106**	
Potassium		24.10	**96**		24.20	**97**		1.08	**108**		24.00	**96**		25.50	**102**		24.90	**100**	
Selenium		0.490	**98**		0.484	**97**		0.00700	**70**		0.482	**96**		0.492	**98**		0.490	**98**	
Silver		0.516	**103**		0.516	**103**		0.0101	**101**		0.516	**103**		0.526	**105**		0.524	**105**	
Sodium		25.00	**100**		25.20	**101**		1.10	**110**		24.80	**99**		26.50	**106**		26.00	**104**	
Thallium		1.01	**101**		1.01	**101**		0.0182	**91**		1.00	**100**		1.03	**103**		1.02	**102**	
Vanadium		2.48	**99**		2.48	**99**		0.0494	**99**		2.48	**99**		2.54	**101**		2.52	**101**	
Zinc		0.986	**99**		0.987	**99**		0.0192	**96**		0.985	**99**		1.01	**101**		1.00	**100**	

QC ID	%R Limits	
CCV	90 - 110	**10.0** - Al, Ba; **5.0** - Sb, Fe; **1.0** - As, Tl, Zn; **0.250** - Be; **0.5** - Cd, Cr, Pb, Se, Ag; **25.0** - Ca, Mg, K, Na; **2.50** - Co, V; **1.25** - Cu; **0.750** - Mn; **2.0** - Ni
ICV	90 - 110	**10.0** - Al, Ba; **5.0** - Sb, Fe; **1.0** - As, Tl, Zn; **0.250** - Be; **0.5** - Cd, Cr, Pb, Se, Ag; **25.0** - Ca, Mg, K, Na; **2.50** - Co, V; **1.25** - Cu; **0.750** - Mn; **2.0** - Ni
LLCCV	70 - 130	**0.2** - Al, Ba; **0.06** - Sb; **0.02** - As, Tl, Zn; **0.005** - Be; **0.01** - Cd, Cr, Pb, Se, Ag; **1.0** - Ca, Mg, K, Na; **0.05** - Co, V; **0.0250** - Cu; **0.1** - Fe; **0.0150** - Mn; **0.04** - Ni

Form 2 - Calibration Verifications

Client Day Environmental, Inc. | Workorder **R2401914**

Project Shumway Marina

Metals by EPA 6010C (P)

R-ICP-AES-07_834772		CCV			CCV			LLCCV			CCV		
Units ppm	**Run Date**	03/12/24			03/12/24			03/12/24			03/12/24		
	Run Time	18:49			18:58			19:05			19:14		
Analyte		Found	%R	Q	Found	%R	Q	Found	%R	Q	Found	%R	Q
Aluminum		9.99	**100**		9.98	**100**		0.192	**96**		9.92	**99**	
Antimony		4.91	**98**		4.92	**98**		0.0625	**104**		4.87	**97**	
Arsenic		0.983	**98**		0.983	**98**		0.0201	**101**		0.977	**98**	
Barium		10.30	**103**		10.20	**102**		0.205	**103**		10.20	**102**	
Beryllium		0.241	**96**		0.241	**96**		0.00480	**96**		0.239	**96**	
Cadmium		0.508	**102**		0.508	**102**		0.0104	**104**		0.504	**101**	
Calcium		25.70	**103**		25.70	**103**		0.985	**98**		25.50	**102**	
Chromium		0.516	**103**		0.516	**103**		0.00990	**99**		0.512	**102**	
Cobalt		2.53	**101**		2.53	**101**		0.0508	**102**		2.51	**100**	
Copper		1.25	**100**		1.24	**99**		0.0247	**99**		1.24	**99**	
Iron		5.02	**100**		5.01	**100**		0.106	**106**		5.00	**100**	
Lead		0.510	**102**		0.510	**102**		0.0103	**103**		0.504	**101**	
Magnesium		25.10	**100**		25.10	**100**		0.966	**97**		24.90	**100**	
Manganese		0.751	**100**		0.750	**100**		0.0152	**101**		0.744	**99**	
Nickel		2.11	**106**		2.11	**105**		0.0396	**99**		2.09	**105**	
Potassium		24.50	**98**		24.40	**98**		1.10	**110**		24.10	**96**	
Selenium		0.485	**97**		0.486	**97**		0.0117	**117**		0.480	**96**	
Silver		0.522	**104**		0.521	**104**		0.0101	**101**		0.517	**103**	
Sodium		25.40	**102**		25.30	**101**		1.16	**116**		25.00	**100**	
Thallium		1.02	**102**		1.01	**101**		0.0174	**87**		1.01	**101**	
Vanadium		2.51	**100**		2.51	**100**		0.0493	**99**		2.49	**99**	
Zinc		0.992	**99**		0.992	**99**		0.0190	**95**		0.987	**99**	

QC ID	%R Limits	
CCV	90 - 110	**10.0** - Al, Ba; **5.0** - Sb, Fe; **1.0** - As, Tl, Zn; **0.250** - Be; **0.5** - Cd, Cr, Pb, Se, Ag; **25.0** - Ca, Mg, K, Na; **2.50** - Co, V; **1.25** - Cu; **0.750** - Mn; **2.0** - Ni
ICV	90 - 110	**10.0** - Al, Ba; **5.0** - Sb, Fe; **1.0** - As, Tl, Zn; **0.250** - Be; **0.5** - Cd, Cr, Pb, Se, Ag; **25.0** - Ca, Mg, K, Na; **2.50** - Co, V; **1.25** - Cu; **0.750** - Mn; **2.0** - Ni
LLCCV	70 - 130	**0.2** - Al, Ba; **0.06** - Sb; **0.02** - As, Tl, Zn; **0.005** - Be; **0.01** - Cd, Cr, Pb, Se, Ag; **1.0** - Ca, Mg, K, Na; **0.05** - Co, V; **0.0250** - Cu; **0.1** - Fe; **0.0150** - Mn; **0.04** - Ni

Form 2 - Calibration Verifications

Client	Day Environmental, Inc.	Workorder	
Project	Shumway Marina	**R2401914**	

Metals by EPA 6010C (P)

R-ICP-AES-07_834953		ICV			LLCCV			CCV			CCV			CCV			LLCCV		
Units ppm	**Run Date**	03/14/24			03/14/24			03/14/24			03/14/24			03/14/24			03/14/24		
	Run Time	10:20			10:26			10:35			10:54			10:54			11:00		
Analyte		Found	%R	Q	Found	%R	Q	Found	%R	Q	Found	%R	Q	Found	%R	Q	Found	%R	Q
Iron		4.95	**99**		0.102	**102**		4.99	**100**		4.97	**99**		4.97	**99**		0.102	**102**	

QC ID	%R Limits	
CCV	90 - 110	**5.0** - Fe
ICV	90 - 110	**5.0** - Fe
LLCCV	70 - 130	**0.1** - Fe

Form 3

Blanks

Mercury by EPA 7471B,Mercury by EPA 7470A,Metals by EPA 6010C

Workorder

R2401914

Client

Day Environmental, Inc.

Project

Shumway Marina

06/05/2024

ALS Environmental–Rochester Laboratory
1565 Jefferson Road, Building 300, Suite 360, Rochester, NY 14623
Phone (585) 288-5380 Fax (585) 288-8475
www.alsglobal.com

Form 3 - Blanks

Client	Day Environmental, Inc.	Workorder	
Project	Shumway Marina	**R2401914**	

Mercury by EPA 7471B

R-CVAA-03_834546			ICB		CCB		CCB		CCB		CCB		
		Run Date	03/11/24		03/11/24		03/11/24		03/11/24		03/11/24		
		Run Time	09:36		09:43		10:17		10:36		10:59		
		Units	mg/Kg		mg/Kg		mg/Kg		mg/Kg		mg/Kg		
Analyte	DL	LOQ	Result	Q	Result	Q	Result	Q	Result	Q	Result	Q	
Mercury	0.013	0.020	0.013	U	0.013	U	0.013	U	0.013	U	0.013	U	

Q - Result Flag * - Result Outside Limits

Form 3 - Blanks

Client	Day Environmental, Inc.	Workorder	
Project	Shumway Marina	**R2401914**	

Mercury by EPA 7470A

R-CVAA-03_834700			ICB		CCB		CCB		CCB		CCB		CCB	
		Run Date	03/12/24		03/12/24		03/12/24		03/12/24		03/12/24		03/12/24	
		Run Time	12:03		12:11		12:34		12:59		13:22		13:45	
		Units	ug/L		ug/L		ug/L		ug/L		ug/L		ug/L	
Analyte	DL	LOQ	Result	Q	Result	Q	Result	Q	Result	Q	Result	Q	Result	Q
Mercury	0.08	0.20	0.08	U	0.08	U	0.08	U	0.08	U	0.08	U	0.08	U

Form 3 - Blanks

Client	Day Environmental, Inc.	Workorder	
Project	Shumway Marina	**R2401914**	

Metals by EPA 6010C (P)

R-ICP-AES-07_834770			ICB		CCB		CCB		CCB		CCB		CCB	
		Run Date	03/12/24		03/12/24		03/12/24		03/12/24		03/12/24		03/12/24	
		Run Time	12:21		12:38		13:16		13:55		14:46		15:25	
		Units	mg/Kg		mg/Kg		mg/Kg		mg/Kg		mg/Kg		mg/Kg	
Analyte	DL	LOQ	Result	Q	Result	Q	Result	Q	Result	Q	Result	Q	Result	Q
Aluminum	12	20	12	U	12	U	12	U	12	U	12	U	12	U
Antimony	0.6	6.0	0.6	U	0.6	U	0.6	U	0.6	U	0.6	U	0.6	U
Arsenic	0.7	1.0	0.7	U	0.7	U	0.7	U	0.7	U	0.7	U	0.7	U
Barium	0.3	2.0	0.3	U	0.3	U	0.3	U	0.3	U	0.3	U	0.3	U
Beryllium	0.03	0.30	0.03	U	0.03	U	0.03	U	0.03	U	0.03	U	0.03	U
Cadmium	0.09	0.50	0.09	U	0.09	U	0.09	U	0.09	U	0.09	U	0.09	U
Calcium	40	100	40	U	40	U	40	U	40	U	40	U	40	U
Chromium	0.4	1.0	0.4	U	0.4	U	0.4	U	0.4	U	0.4	U	0.4	U
Cobalt	0.09	5.0	0.09	U	0.09	U	0.09	U	0.09	U	0.09	U	0.09	U
Copper	0.3	2.0	0.3	U	0.3	U	0.3	U	0.3	U	0.3	U	0.3	U
Iron	13	20	13	U	13	U	13	U	13	U	13	U	13	U
Lead	0.4	5.0	0.4	U	0.4	U	0.4	U	0.4	U	0.4	U	0.4	U
Magnesium	20	100	20	U	20	U	20	U	20	U	20	U	20	U
Manganese	0.5	2.0	0.5	U	0.5	U	0.5	U	0.5	U	0.5	U	0.5	U
Nickel	0.7	4.0	0.7	U	0.7	U	0.7	U	0.7	U	0.7	U	0.7	U
Potassium	50	200	50	U	50	U	50	U	50	U	50	U	50	U
Selenium	0.6	1.0	0.6	U	0.6	U	0.6	U	0.6	U	0.6	U	0.6	U
Silver	0.09	1.0	0.09	U	0.09	U	0.09	U	0.09	U	0.09	U	0.09	U
Sodium	20	100	20	U	20	U	20	U	20	U	20	U	20	U
Thallium	0.7	1.0	0.7	U	0.7	U	0.7	U	0.7	U	0.7	U	0.7	U
Vanadium	0.07	5.0	0.07	U	0.07	U	0.07	U	0.07	U	0.07	U	0.07	U
Zinc	1.4	2.0	1.4	U	1.4	U	1.4	U	1.4	U	1.4	U	1.4	U

Form 3 - Blanks

Client	Day Environmental, Inc.	Workorder	
Project	Shumway Marina	**R2401914**	

Metals by EPA 6010C (P)

R-ICP-AES-07_834770			CCB		
		Run Date	03/12/24		
		Run Time	15:51		
		Units	mg/Kg		
Analyte	DL	LOQ	Result	Q	
Aluminum	12	20	12	U	
Antimony	0.6	6.0	0.6	U	
Arsenic	0.7	1.0	0.7	U	
Barium	0.3	2.0	0.3	U	
Beryllium	0.03	0.30	0.03	U	
Cadmium	0.09	0.50	0.09	U	
Calcium	40	100	40	U	
Chromium	0.4	1.0	0.4	U	
Cobalt	0.09	5.0	0.09	U	
Copper	0.3	2.0	0.3	U	
Iron	13	20	13	U	
Lead	0.4	5.0	0.4	U	
Magnesium	20	100	20	U	
Manganese	0.5	2.0	0.5	U	
Nickel	0.7	4.0	0.7	U	
Potassium	50	200	50	U	
Selenium	0.6	1.0	0.6	U	
Silver	0.09	1.0	0.09	U	
Sodium	20	100	20	U	
Thallium	0.7	1.0	0.7	U	
Vanadium	0.07	5.0	0.07	U	
Zinc	1.4	2.0	1.4	U	

Form 3 - Blanks

Client	Day Environmental, Inc.	Workorder	
Project	Shumway Marina	**R2401914**	

Metals by EPA 6010C (P)

R-ICP-AES-07_834772			ICB		CCB		CCB		CCB		CCB		CCB	
		Run Date	03/12/24		03/12/24		03/12/24		03/12/24		03/12/24		03/12/24	
		Run Time	12:21		16:39		16:56		17:34		18:13		18:52	
		Units	ug/L		ug/L		ug/L		ug/L		ug/L		ug/L	
Analyte	DL	LOQ	Result	Q	Result	Q	Result	Q	Result	Q	Result	Q	Result	Q
Aluminum	30	100	30	U	30	U	30	U	30	U	30	U	30	U
Antimony	11	60	11	U	11	U	11	U	11	U	11	U	11	U
Arsenic	6	10	6	U	6	U	6	U	6	U	6	U	6	U
Barium	3	20	3	U	3	U	3	U	3	U	3	U	3	U
Beryllium	0.2	3.0	0.2	U	0.2	U	0.2	U	0.2	U	0.2	U	0.2	U
Cadmium	0.4	5.0	0.4	U	0.4	U	0.4	U	0.4	U	0.4	U	0.4	U
Calcium	300	1000	300	U	300	U	300	U	300	U	300	U	300	U
Chromium	2	10	2	U	2	U	2	U	2	U	2	U	2	U
Cobalt	0.9	50	0.9	U	0.9	U	0.9	U	0.9	U	0.9	U	0.9	U
Copper	4	20	4	U	4	U	4	U	4	U	4	U	4	U
Iron	70	100	70	U	70	U	70	U	70	U	70	U	70	U
Lead	4	50	4	U	4	U	4	U	4	U	4	U	4	U
Magnesium	30	1000	30	U	30	U	30	U	30	U	30	U	30	U
Manganese	4	10	4	U	4	U	4	U	4	U	4	U	4	U
Nickel	3	40	3	U	3	U	3	U	3	U	3	U	3	U
Potassium	400	2000	400	U	400	U	400	U	900	J	500	J	400	U
Selenium	7	10	7	U	7	U	7	U	7	U	7	U	7	U
Silver	0.6	10	0.6	U	0.6	U	0.6	U	0.6	U	0.6	U	0.6	U
Sodium	300	1000	300	U	300	U	300	U	1000	J	600	J	300	U
Thallium	8	10	8	U	8	U	8	U	8	U	8	U	8	U
Vanadium	0.7	50	0.7	U	0.7	U	0.7	U	0.7	U	0.7	U	0.7	U
Zinc	3	20	3	U	3	U	3	U	3	U	3	U	3	U

Form 3 - Blanks

Client Day Environmental, Inc. Workorder

Project Shumway Marina **R2401914**

Metals by EPA 6010C (P)

R-ICP-AES-07_834772			CCB		CCB		
		Run Date	03/12/24		03/12/24		
		Run Time	19:02		19:18		
		Units	ug/L		ug/L		
Analyte	DL	LOQ	Result	Q	Result	Q	
Aluminum	30	100	30	U	30	U	
Antimony	11	60	11	U	11	U	
Arsenic	6	10	6	U	6	U	
Barium	3	20	3	U	3	U	
Beryllium	0.2	3.0	0.2	U	0.2	U	
Cadmium	0.4	5.0	0.4	U	0.4	U	
Calcium	300	1000	300	U	300	U	
Chromium	2	10	2	U	2	U	
Cobalt	0.9	50	0.9	U	0.9	U	
Copper	4	20	4	U	4	U	
Iron	70	100	70	U	70	U	
Lead	4	50	4	U	4	U	
Magnesium	30	1000	30	U	30	U	
Manganese	4	10	4	U	4	U	
Nickel	3	40	3	U	3	U	
Potassium	400	2000	400	U	400	U	
Selenium	7	10	7	U	7	U	
Silver	0.6	10	0.6	U	0.6	U	
Sodium	300	1000	300	U	300	U	
Thallium	8	10	8	U	8	U	
Vanadium	0.7	50	0.7	U	0.7	U	
Zinc	3	20	3	U	3	U	

Form 3 - Blanks

Client	Day Environmental, Inc.	Workorder	
Project	Shumway Marina	**R2401914**	

Metals by EPA 6010C (P)

R-ICP-AES-07_834953			ICB		CCB		CCB		CCB		
		Run Date	03/14/24		03/14/24		03/14/24		03/14/24		
		Run Time	10:23		10:38		10:57		10:57		
		Units	mg/Kg		mg/Kg		mg/Kg		mg/Kg		
Analyte	DL	LOQ	Result	Q	Result	Q	Result	Q	Result	Q	
Iron	70	100	13	U	13	U	13	U	13	U	

right solutions.
right partner.

Analysis Run Log

Mercury by EPA 7471B,Mercury by EPA 7470A,Metals by EPA 6010C

Workorder

R2401914

Client

Day Environmental, Inc.

Project

Shumway Marina

06/05/2024

ALS Environmental–Rochester Laboratory
1565 Jefferson Road, Building 300, Suite 360, Rochester, NY 14623
Phone (585) 288-5380 Fax (585) 288-8475
www.alsglobal.com

Form 14 - Analysis Run Log

Client	Day Environmental, Inc.	Workorder	
Project	Shumway Marina	**R2401914**	

Mercury by EPA 7471B

R-CVAA-03_834546	Instrument ID	Start Date	End Date
	R-CVAA-03	03/11/24	03/11/24

Time	Sample ID	DF	Analytes
09:33	Initial Cal. Verif. (ICV)	1	Hg
09:36	Initial Cal. Blank (ICB)	1	Hg
09:38	Low-Level Cont. Cal. (LLCCV)	1	Hg
09:41	Cont. Cal. Verif. (CCV)	1	Hg
09:43	Cont. Cal. Blank (CCB)	1	Hg
09:46	Method Blank (MB)	1	Hg
09:48	Lab Control Sample (LCS)	1	Hg
10:14	Cont. Cal. Verif. (CCV)	1	Hg
10:17	Cont. Cal. Blank (CCB)	1	Hg
10:33	Cont. Cal. Verif. (CCV)	1	Hg
10:36	Cont. Cal. Blank (CCB)	1	Hg
10:41	R2401914-005-B-1,2,3-SMPL	1	Hg
10:43	Matrix Spike (MS)	1	Hg
10:46	Matrix Spike Duplicate (DMS)	1	Hg
10:48	R2401914-006-B-4,5,6-SMPL	1	Hg
10:51	R2401914-007-B-7,8,9-SMPL	1	Hg
10:53	Low-Level Cont. Cal. (LLCCV)	1	Hg
10:56	Cont. Cal. Verif. (CCV)	1	Hg
10:59	Cont. Cal. Blank (CCB)	1	Hg

Form 14 - Analysis Run Log

Client	Day Environmental, Inc.	Workorder	
Project	Shumway Marina	**R2401914**	

Mercury by EPA 7470A

R-CVAA-03_834700	Instrument ID	Start Date	End Date
	R-CVAA-03	03/12/24	03/12/24

Time	Sample ID	DF	Analytes
12:01	Initial Cal. Verif. (ICV)	1	Hg
12:03	Initial Cal. Blank (ICB)	1	Hg
12:09	Cont. Cal. Verif. (CCV)	1	Hg
12:11	Cont. Cal. Blank (CCB)	1	Hg
12:29	Low-Level Cont. Cal. (LLCCV)	1	Hg
12:31	Cont. Cal. Verif. (CCV)	1	Hg
12:34	Cont. Cal. Blank (CCB)	1	Hg
12:37	Method Blank (MB)	1	Hg
12:39	Lab Control Sample (LCS)	1	Hg
12:57	Cont. Cal. Verif. (CCV)	1	Hg
12:59	Cont. Cal. Blank (CCB)	1	Hg
13:20	Cont. Cal. Verif. (CCV)	1	Hg
13:22	Cont. Cal. Blank (CCB)	1	Hg
13:35	R2401914-013-EB-030724-SMPL	1	Hg
13:40	Low-Level Cont. Cal. (LLCCV)	1	Hg
13:43	Cont. Cal. Verif. (CCV)	1	Hg
13:45	Cont. Cal. Blank (CCB)	1	Hg

Form 14 - Analysis Run Log

Client	Day Environmental, Inc.	Workorder	
Project	Shumway Marina	**R2401914**	

Metals by EPA 6010C (P)

R-ICP-AES-07_834770	Instrument ID	Start Date	End Date
	R-ICP-AES-07	03/12/24	03/12/24

Time	Sample ID	DF	Analytes
12:18	Initial Cal. Verif. (ICV)	1	Al,Sb,As,Ba,Be,Cd,Ca,Cr,Co,Cu,Fe,Pb,Mg,Mn,Ni,K,Se,Ag,Na,Tl,V,Zn
12:21	Initial Cal. Blank (ICB)	1	Al,Sb,As,Ba,Be,Cd,Ca,Cr,Co,Cu,Fe,Pb,Mg,Mn,Ni,K,Se,Ag,Na,Tl,V,Zn
12:25	Low-Level Cont. Cal. (LLCCV)	1	Al,Sb,As,Ba,Be,Cd,Ca,Cr,Co,Cu,Fe,Pb,Mg,Mn,Ni,K,Se,Ag,Na,Tl,V,Zn
12:28	Interf. Check Sol. A (ICSA)	1	Al,Sb,As,Ba,Be,Cd,Ca,Cr,Co,Cu,Fe,Pb,Mg,Mn,Ni,K,Se,Ag,Na,Tl,V,Zn
12:31	Interf. Check Sol. AB (ICSAB)	1	Al,Sb,As,Ba,Be,Cd,Ca,Cr,Co,Cu,Fe,Pb,Mg,Mn,Ni,K,Se,Ag,Na,Tl,V,Zn
12:34	Cont. Cal. Verif. (CCV)	1	Al,Sb,As,Ba,Be,Cd,Ca,Cr,Co,Cu,Fe,Pb,Mg,Mn,Ni,K,Se,Ag,Na,Tl,V,Zn
12:38	Cont. Cal. Blank (CCB)	1	Al,Sb,As,Ba,Be,Cd,Ca,Cr,Co,Cu,Fe,Pb,Mg,Mn,Ni,K,Se,Ag,Na,Tl,V,Zn
12:41	Method Blank (MB)	1	Al,Sb,As,Ba,Be,Cd,Ca,Cr,Co,Cu,Fe,Pb,Mg,Mn,Ni,K,Se,Ag,Na,Tl,V,Zn
12:44	Lab Control Sample (LCS)	1	Al,Sb,As,Ba,Be,Cd,Ca,Cr,Co,Cu,Fe,Pb,Mg,Mn,Ni,K,Se,Ag,Na,Tl,V,Zn
13:13	Cont. Cal. Verif. (CCV)	1	Al,Sb,As,Ba,Be,Cd,Ca,Cr,Co,Cu,Fe,Pb,Mg,Mn,Ni,K,Se,Ag,Na,Tl,V,Zn
13:16	Cont. Cal. Blank (CCB)	1	Al,Sb,As,Ba,Be,Cd,Ca,Cr,Co,Cu,Fe,Pb,Mg,Mn,Ni,K,Se,Ag,Na,Tl,V,Zn
13:23	R2401914-005-B-1,2,3-SMPL	1	Al,Sb,As,Ba,Be,Cd,Cr,Co,Cu,Pb,Mg,Mn,Ni,K,Se,Ag,Na,Tl,V,Zn
13:26	Matrix Spike (MS)	1	Al,Sb,As,Ba,Be,Cd,Cr,Co,Cu,Pb,Mg,Mn,Ni,K,Se,Ag,Na,Tl,V,Zn
13:29	Matrix Spike Duplicate (DMS)	1	Al,Sb,As,Ba,Be,Cd,Cr,Co,Cu,Pb,Mg,Mn,Ni,K,Se,Ag,Na,Tl,V,Zn
13:33	Post-Digestion Spike (PS)	1	Al,Sb,As,Ba,Be,Cd,Cr,Co,Cu,Pb,Mg,Mn,Ni,K,Se,Ag,Na,Tl,V,Zn
13:36	Serial Dilution (SD)	5	Al,Sb,As,Ba,Be,Cd,Cr,Co,Cu,Pb,Mg,Mn,Ni,K,Se,Ag,Na,Tl,V,Zn
13:39	R2401914-006-B-4,5,6-SMPL	1	Al,Sb,As,Ba,Be,Cd,Cr,Co,Cu,Pb,Mg,Mn,Ni,K,Se,Ag,Na,Tl,V,Zn
13:42	R2401914-007-B-7,8,9-SMPL	1	Al,Sb,As,Ba,Be,Cd,Cr,Co,Cu,Pb,Mg,Mn,Ni,K,Se,Ag,Na,Tl,V,Zn
13:42	R2401914-007-B-7,8,9-SMPL	1	Al,Sb,As,Ba,Be,Cd,Cr,Co,Cu,Pb,Mg,Mn,Ni,K,Se,Ag,Na,Tl,V,Zn
13:52	Cont. Cal. Verif. (CCV)	1	Al,Sb,As,Ba,Be,Cd,Ca,Cr,Co,Cu,Fe,Pb,Mg,Mn,Ni,K,Se,Ag,Na,Tl,V,Zn
13:55	Cont. Cal. Blank (CCB)	1	Al,Sb,As,Ba,Be,Cd,Ca,Cr,Co,Cu,Fe,Pb,Mg,Mn,Ni,K,Se,Ag,Na,Tl,V,Zn
14:37	R2401914-005-B-1,2,3-SMPL	10	Ca,Fe
14:40	Matrix Spike (MS)	10	Ca,Fe
14:43	Cont. Cal. Verif. (CCV)	1	Al,Sb,As,Ba,Be,Cd,Ca,Cr,Co,Cu,Fe,Pb,Mg,Mn,Ni,K,Se,Ag,Na,Tl,V,Zn
14:46	Cont. Cal. Blank (CCB)	1	Al,Sb,As,Ba,Be,Cd,Ca,Cr,Co,Cu,Fe,Pb,Mg,Mn,Ni,K,Se,Ag,Na,Tl,V,Zn
14:49	Matrix Spike Duplicate (DMS)	10	Ca,Fe
14:53	Post-Digestion Spike (PS)	10	Ca,Fe

Form 14 - Analysis Run Log

Client	Day Environmental, Inc.	Workorder	
Project	Shumway Marina	**R2401914**	

Metals by EPA 6010C (P)

R-ICP-AES-07_834770	**Instrument ID**	**Start Date**	**End Date**
	R-ICP-AES-07	03/12/24	03/12/24

Time	Sample ID	DF	Analytes
14:56	Serial Dilution (SD)	50	Ca,Fe
14:59	R2401914-006-B-4,5,6-SMPL	10	Ca,Fe
15:02	R2401914-007-B-7,8,9-SMPL	10	Ca
15:22	Cont. Cal. Verif. (CCV)	1	Al,Sb,As,Ba,Be,Cd,Ca,Cr,Co,Cu,Fe,Pb,Mg,Mn,Ni,K,Se,Ag,Na,Tl,V,Zn
15:25	Cont. Cal. Blank (CCB)	1	Al,Sb,As,Ba,Be,Cd,Ca,Cr,Co,Cu,Fe,Pb,Mg,Mn,Ni,K,Se,Ag,Na,Tl,V,Zn
15:28	Low-Level Cont. Cal. (LLCCV)	1	Al,Sb,As,Ba,Be,Cd,Ca,Cr,Co,Cu,Fe,Pb,Mg,Mn,Ni,K,Se,Ag,Na,Tl,V,Zn
15:31	Interf. Check Sol. A (ICSA)	1	Al,Sb,As,Ba,Be,Cd,Ca,Cr,Co,Cu,Fe,Pb,Mg,Mn,Ni,K,Se,Ag,Na,Tl,V,Zn
15:35	Interf. Check Sol. AB (ICSAB)	1	Al,Sb,As,Ba,Be,Cd,Ca,Cr,Co,Cu,Fe,Pb,Mg,Mn,Ni,K,Se,Ag,Na,Tl,V,Zn
15:48	Cont. Cal. Verif. (CCV)	1	Al,Sb,As,Ba,Be,Cd,Ca,Cr,Co,Cu,Fe,Pb,Mg,Mn,Ni,K,Se,Ag,Na,Tl,V,Zn
15:51	Cont. Cal. Blank (CCB)	1	Al,Sb,As,Ba,Be,Cd,Ca,Cr,Co,Cu,Fe,Pb,Mg,Mn,Ni,K,Se,Ag,Na,Tl,V,Zn

Form 14 - Analysis Run Log

Client	Day Environmental, Inc.	Workorder	
Project	Shumway Marina	**R2401914**	

Metals by EPA 6010C (P)

R-ICP-AES-07_834772	Instrument ID	Start Date	End Date
	R-ICP-AES-07	03/12/24	03/12/24

Time	Sample ID	DF	Analytes
12:18	Initial Cal. Verif. (ICV)	1	Al,Sb,As,Ba,Be,Cd,Ca,Cr,Co,Cu,Fe,Pb,Mg,Mn,Ni,K,Se,Ag,Na,Tl,V,Zn
12:21	Initial Cal. Blank (ICB)	1	Al,Sb,As,Ba,Be,Cd,Ca,Cr,Co,Cu,Fe,Pb,Mg,Mn,Ni,K,Se,Ag,Na,Tl,V,Zn
16:36	Cont. Cal. Verif. (CCV)	1	Al,Sb,As,Ba,Be,Cd,Ca,Cr,Co,Cu,Fe,Pb,Mg,Mn,Ni,K,Se,Ag,Na,Tl,V,Zn
16:39	Cont. Cal. Blank (CCB)	1	Al,Sb,As,Ba,Be,Cd,Ca,Cr,Co,Cu,Fe,Pb,Mg,Mn,Ni,K,Se,Ag,Na,Tl,V,Zn
16:43	Low-Level Cont. Cal. (LLCCV)	1	Al,Sb,As,Ba,Be,Cd,Ca,Cr,Co,Cu,Fe,Pb,Mg,Mn,Ni,K,Se,Ag,Na,Tl,V,Zn
16:46	Interf. Check Sol. A (ICSA)	1	Al,Sb,As,Ba,Be,Cd,Ca,Cr,Co,Cu,Fe,Pb,Mg,Mn,Ni,K,Se,Ag,Na,Tl,V,Zn
16:49	Interf. Check Sol. AB (ICSAB)	1	Al,Sb,As,Ba,Be,Cd,Ca,Cr,Co,Cu,Fe,Pb,Mg,Mn,Ni,K,Se,Ag,Na,Tl,V,Zn
16:52	Cont. Cal. Verif. (CCV)	1	Al,Sb,As,Ba,Be,Cd,Ca,Cr,Co,Cu,Fe,Pb,Mg,Mn,Ni,K,Se,Ag,Na,Tl,V,Zn
16:56	Cont. Cal. Blank (CCB)	1	Al,Sb,As,Ba,Be,Cd,Ca,Cr,Co,Cu,Fe,Pb,Mg,Mn,Ni,K,Se,Ag,Na,Tl,V,Zn
16:59	Method Blank (MB)	1	Al,Sb,As,Ba,Be,Cd,Ca,Cr,Co,Cu,Fe,Pb,Mg,Mn,Ni,K,Se,Ag,Na,Tl,V,Zn
17:02	Lab Control Sample (LCS)	1	Al,Sb,As,Ba,Be,Cd,Ca,Cr,Co,Cu,Fe,Pb,Mg,Mn,Ni,K,Se,Ag,Na,Tl,V,Zn
17:31	Cont. Cal. Verif. (CCV)	1	Al,Sb,As,Ba,Be,Cd,Ca,Cr,Co,Cu,Fe,Pb,Mg,Mn,Ni,K,Se,Ag,Na,Tl,V,Zn
17:34	Cont. Cal. Blank (CCB)	1	Al,Sb,As,Ba,Be,Cd,Ca,Cr,Co,Cu,Fe,Pb,Mg,Mn,Ni,K,Se,Ag,Na,Tl,V,Zn
18:10	Cont. Cal. Verif. (CCV)	1	Al,Sb,As,Ba,Be,Cd,Ca,Cr,Co,Cu,Fe,Pb,Mg,Mn,Ni,K,Se,Ag,Na,Tl,V,Zn
18:13	Cont. Cal. Blank (CCB)	1	Al,Sb,As,Ba,Be,Cd,Ca,Cr,Co,Cu,Fe,Pb,Mg,Mn,Ni,K,Se,Ag,Na,Tl,V,Zn
18:32	R2401914-013-EB-030724-SMPL	1	Al,Sb,As,Ba,Be,Cd,Ca,Cr,Co,Cu,Fe,Pb,Mg,Mn,Ni,K,Se,Ag,Na,Tl,V,Zn
18:49	Cont. Cal. Verif. (CCV)	1	Al,Sb,As,Ba,Be,Cd,Ca,Cr,Co,Cu,Fe,Pb,Mg,Mn,Ni,K,Se,Ag,Na,Tl,V,Zn
18:52	Cont. Cal. Blank (CCB)	1	Al,Sb,As,Ba,Be,Cd,Ca,Cr,Co,Cu,Fe,Pb,Mg,Mn,Ni,K,Se,Ag,Na,Tl,V,Zn
18:58	Cont. Cal. Verif. (CCV)	1	Al,Sb,As,Ba,Be,Cd,Ca,Cr,Co,Cu,Fe,Pb,Mg,Mn,Ni,K,Se,Ag,Na,Tl,V,Zn
19:02	Cont. Cal. Blank (CCB)	1	Al,Sb,As,Ba,Be,Cd,Ca,Cr,Co,Cu,Fe,Pb,Mg,Mn,Ni,K,Se,Ag,Na,Tl,V,Zn
19:05	Low-Level Cont. Cal. (LLCCV)	1	Al,Sb,As,Ba,Be,Cd,Ca,Cr,Co,Cu,Fe,Pb,Mg,Mn,Ni,K,Se,Ag,Na,Tl,V,Zn
19:08	Interf. Check Sol. A (ICSA)	1	Al,Sb,As,Ba,Be,Cd,Ca,Cr,Co,Cu,Fe,Pb,Mg,Mn,Ni,K,Se,Ag,Na,Tl,V,Zn
19:11	Interf. Check Sol. AB (ICSAB)	1	Al,Sb,As,Ba,Be,Cd,Ca,Cr,Co,Cu,Fe,Pb,Mg,Mn,Ni,K,Se,Ag,Na,Tl,V,Zn
19:14	Cont. Cal. Verif. (CCV)	1	Al,Sb,As,Ba,Be,Cd,Ca,Cr,Co,Cu,Fe,Pb,Mg,Mn,Ni,K,Se,Ag,Na,Tl,V,Zn
19:18	Cont. Cal. Blank (CCB)	1	Al,Sb,As,Ba,Be,Cd,Ca,Cr,Co,Cu,Fe,Pb,Mg,Mn,Ni,K,Se,Ag,Na,Tl,V,Zn

Form 14 - Analysis Run Log

Client	Day Environmental, Inc.	Workorder	
Project	Shumway Marina	**R2401914**	

Metals by EPA 6010C (P)

R-ICP-AES-07_834953	**Instrument ID**	**Start Date**	**End Date**
	R-ICP-AES-07	03/14/24	03/14/24

Time	Sample ID	DF	Analytes
10:20	Initial Cal. Verif. (ICV)	1	Fe
10:23	Initial Cal. Blank (ICB)	1	Fe
10:26	Low-Level Cont. Cal. (LLCCV)	1	Fe
10:29	Interf. Check Sol. A (ICSA)	1	Fe
10:32	Interf. Check Sol. AB (ICSAB)	1	Fe
10:35	Cont. Cal. Verif. (CCV)	1	Fe
10:38	Cont. Cal. Blank (CCB)	1	Fe
10:48	R2401914-007-B-7,8,9-SMPL	50	Fe
10:51	Serial Dilution (SD)	250	Fe
10:54	Cont. Cal. Verif. (CCV)	1	Fe
10:54	Cont. Cal. Verif. (CCV)	1	Fe
10:57	Cont. Cal. Blank (CCB)	1	Fe
10:57	Cont. Cal. Blank (CCB)	1	Fe
11:00	Low-Level Cont. Cal. (LLCCV)	1	Fe
11:03	Interf. Check Sol. A (ICSA)	1	Fe
11:06	Interf. Check Sol. AB (ICSAB)	1	Fe

right solutions.
right partner.

Preparation Log

Method,EPA 3050B,EPA 3005A/3010A

Workorder

R2401914

Client

Day Environmental, Inc.

Project

Shumway Marina

06/05/2024

ALS Environmental–Rochester Laboratory
1565 Jefferson Road, Building 300, Suite 360, Rochester, NY 14623
Phone (585) 288-5380 Fax (585) 288-8475
www.alsglobal.com

Form 13 - Preparation Log

Client Day Environmental, Inc.

Project Shumway Marina

Workorder **R2401914**

Mercury by EPA 7471B

Prep Batch 435157 **Prep Date** 03/08/24

	Matrix	Type	Lab Sample ID	Initial Amt	g	Final Amt mL	Client Sample ID
1	Soil	MB	R2401914-MB1	0.5		50	Method Blank
2	Soil	LCS	R2401914-LCS1	0.5		50	Lab Control Sample
3	Soil	SMPL	R2401914-005	0.5		50	B-1,2,3
4	Soil	DMS	R2401914-005DMS	0.5000		50	B-1,2,3
5	Soil	MS	R2401914-005MS	0.5100		50	B-1,2,3
6	Soil	SMPL	R2401914-006	0.5100		50	B-4,5,6
7	Soil	SMPL	R2401914-007	0.5100		50	B-7,8,9

Form 13 - Preparation Log

Client Day Environmental, Inc.

Project Shumway Marina

Workorder **R2401914**

Metals by EPA 6010C (P)

Prep Batch 435222 **Prep Date** 03/11/24

	Matrix	Type	Lab Sample ID	Initial Amt	g	Final Amt mL	Client Sample ID
1	Soil	MB	R2401914-MB1	0.5		50	Method Blank
2	Soil	LCS	R2401914-LCS1	0.5		50	Lab Control Sample
3	Soil	SMPL	R2401914-005	0.5400		50	B-1,2,3
4	Soil	DMS	R2401914-005DMS	0.5100		50	B-1,2,3
5	Soil	MS	R2401914-005MS	0.5500		50	B-1,2,3
6	Soil	SMPL	R2401914-006	0.5100		50	B-4,5,6
7	Soil	SMPL	R2401914-007	0.5400		50	B-7,8,9

Form 13 - Preparation Log

Client Day Environmental, Inc.

Project Shumway Marina

Workorder **R2401914**

Metals by EPA 6010C (P)

Prep Batch 435230 **Prep Date** 03/11/24

	Matrix	Type	Lab Sample ID	Initial Amt mL	Final Amt mL	Client Sample ID
1	Water	MB	R2401914-MB2	50	50	Method Blank
2	Water	LCS	R2401914-LCS2	50	50	Lab Control Sample
3	Water	SMPL	R2401914-013	50	50	EB-030724

Form 13 - Preparation Log

Client Day Environmental, Inc.

Project Shumway Marina

Workorder **R2401914**

Mercury by EPA 7470A

Prep Batch 435235 **Prep Date** 03/11/24

	Matrix	Type	Lab Sample ID	Initial Amt mL	Final Amt mL	Client Sample ID
1	Water	MB	R2401914-MB2	25	25	Method Blank
2	Water	LCS	R2401914-LCS2	25	25	Lab Control Sample
3	Water	SMPL	R2401914-013	25	25	EB-030724

General Chemistry

ALS Environmental—Rochester Laboratory
1565 Jefferson Road, Building 300, Suite 360, Rochester, NY 14623
Phone (585) 288-5380 Fax (585) 288-8475
www.alsglobal.com

ALS Group USA, Corp.
dba ALS Environmental

Analytical Report

Client:	Day Environmental, Inc.	**Service Request:**	R2401914
Project:	Shumway Marina/6048S-23	**Date Collected:**	03/07/24 09:50
Sample Matrix:	Soil	**Date Received:**	03/08/24 10:20
Sample Name:	B-1	**Basis:**	As Received
Lab Code:	R2401914-001		

Inorganic Parameters

Analyte Name	Analysis Method	Result	Units	MRL	MDL	Dil.	Date Analyzed	Q
Total Solids	ALS SOP	**94.7**	Percent	-	-	1	03/22/24 11:30	

Analytical Report

Client:	Day Environmental, Inc.	**Service Request:**	R2401914
Project:	Shumway Marina/6048S-23	**Date Collected:**	03/07/24 10:23
Sample Matrix:	Soil	**Date Received:**	03/08/24 10:20
Sample Name:	B-2	**Basis:**	As Received
Lab Code:	R2401914-002		

Inorganic Parameters

Analyte Name	Analysis Method	Result	Units	MRL	MDL	Dil.	Date Analyzed	Q
Total Solids	ALS SOP	**89.0**	Percent	-	-	1	03/22/24 11:30	

Analytical Report

Client:	Day Environmental, Inc.	**Service Request:**	R2401914
Project:	Shumway Marina/6048S-23	**Date Collected:**	03/07/24 10:50
Sample Matrix:	Soil	**Date Received:**	03/08/24 10:20
Sample Name:	B-3	**Basis:**	As Received
Lab Code:	R2401914-003		

Inorganic Parameters

Analyte Name	Analysis Method	Result	Units	MRL	MDL	Dil.	Date Analyzed	Q
Total Solids	ALS SOP	**80.4**	Percent	-	-	1	03/22/24 11:30	

Analytical Report

Client:	Day Environmental, Inc.	**Service Request:**	R2401914
Project:	Shumway Marina/6048S-23	**Date Collected:**	03/07/24 12:05
Sample Matrix:	Soil	**Date Received:**	03/08/24 10:20
Sample Name:	B-4	**Basis:**	As Received
Lab Code:	R2401914-004		

Inorganic Parameters

Analyte Name	Analysis Method	Result	Units	MRL	MDL	Dil.	Date Analyzed	Q
Total Solids	ALS SOP	**79.4**	Percent	-	-	1	03/22/24 11:30	

Analytical Report

Client:	Day Environmental, Inc.	**Service Request:**	R2401914
Project:	Shumway Marina/6048S-23	**Date Collected:**	03/07/24 11:05
Sample Matrix:	Soil	**Date Received:**	03/08/24 10:20
Sample Name:	B-1,2,3	**Basis:**	Dry
Lab Code:	R2401914-005		

Inorganic Parameters

Analyte Name	Analysis Method	Result	Units	MRL	MDL	Dil.	Date Analyzed	Date Extracted	Q
Cyanide, Total	9012B	**3.47**	mg/Kg	0.35	0.20	1	03/14/24 22:09	03/13/24	

Analytical Report

Client:	Day Environmental, Inc.	**Service Request:**	R2401914
Project:	Shumway Marina/6048S-23	**Date Collected:**	03/07/24 11:05
Sample Matrix:	Soil	**Date Received:**	03/08/24 10:20
Sample Name:	B-1,2,3	**Basis:**	As Received
Lab Code:	R2401914-005		

Inorganic Parameters

Analyte Name	Analysis Method	Result	Units	MRL	MDL	Dil.	Date Analyzed	Date Extracted	Q
Total Solids	ALS SOP	**84.0**	Percent	-	-	1	03/22/24 11:30	NA	

Analytical Report

Client:	Day Environmental, Inc.	**Service Request:**	R2401914
Project:	Shumway Marina/6048S-23	**Date Collected:**	03/07/24 13:30
Sample Matrix:	Soil	**Date Received:**	03/08/24 10:20
Sample Name:	B-4,5,6	**Basis:**	Dry
Lab Code:	R2401914-006		

Inorganic Parameters

Analyte Name	Analysis Method	Result	Units	MRL	MDL	Dil.	Date Analyzed	Date Extracted	Q
Cyanide, Total	9012B	**2.67**	mg/Kg	0.33	0.19	1	03/14/24 22:11	03/13/24	

Analytical Report

Client:	Day Environmental, Inc.	**Service Request:**	R2401914
Project:	Shumway Marina/6048S-23	**Date Collected:**	03/07/24 13:30
Sample Matrix:	Soil	**Date Received:**	03/08/24 10:20
Sample Name:	B-4,5,6	**Basis:**	As Received
Lab Code:	R2401914-006		

Inorganic Parameters

Analyte Name	Analysis Method	Result	Units	MRL	MDL	Dil.	Date Analyzed	Date Extracted	Q
Total Solids	ALS SOP	**81.0**	Percent	-	-	1	03/22/24 11:30	NA	

Analytical Report

Client:	Day Environmental, Inc.	**Service Request:**	R2401914
Project:	Shumway Marina/6048S-23	**Date Collected:**	03/07/24 15:30
Sample Matrix:	Soil	**Date Received:**	03/08/24 10:20
Sample Name:	B-7,8,9	**Basis:**	Dry
Lab Code:	R2401914-007		

Inorganic Parameters

Analyte Name	Analysis Method	Result	Units	MRL	MDL	Dil.	Date Analyzed	Date Extracted	Q
Cyanide, Total	9012B	**6.53**	mg/Kg	0.32	0.19	1	03/14/24 22:14	03/13/24	

Analytical Report

Client:	Day Environmental, Inc.	**Service Request:**	R2401914
Project:	Shumway Marina/6048S-23	**Date Collected:**	03/07/24 15:30
Sample Matrix:	Soil	**Date Received:**	03/08/24 10:20
Sample Name:	B-7,8,9	**Basis:**	As Received
Lab Code:	R2401914-007		

Inorganic Parameters

Analyte Name	Analysis Method	Result	Units	MRL	MDL	Dil.	Date Analyzed	Date Extracted	Q
Total Solids	ALS SOP	**82.9**	Percent	-	-	1	03/22/24 11:30	NA	

Analytical Report

Client:	Day Environmental, Inc.	**Service Request:**	R2401914
Project:	Shumway Marina/6048S-23	**Date Collected:**	03/07/24 12:35
Sample Matrix:	Soil	**Date Received:**	03/08/24 10:20
Sample Name:	B-5	**Basis:**	As Received
Lab Code:	R2401914-008		

Inorganic Parameters

Analyte Name	Analysis Method	Result	Units	MRL	MDL	Dil.	Date Analyzed	Q
Total Solids	ALS SOP	**80.5**	Percent	-	-	1	03/22/24 11:30	

Analytical Report

Client:	Day Environmental, Inc.	**Service Request:**	R2401914
Project:	Shumway Marina/6048S-23	**Date Collected:**	03/07/24 13:20
Sample Matrix:	Soil	**Date Received:**	03/08/24 10:20
Sample Name:	B-6	**Basis:**	As Received
Lab Code:	R2401914-009		

Inorganic Parameters

Analyte Name	Analysis Method	Result	Units	MRL	MDL	Dil.	Date Analyzed	Q
Total Solids	ALS SOP	**85.5**	Percent	-	-	1	03/22/24 11:30	

Analytical Report

Client:	Day Environmental, Inc.	**Service Request:**	R2401914
Project:	Shumway Marina/6048S-23	**Date Collected:**	03/07/24 14:10
Sample Matrix:	Soil	**Date Received:**	03/08/24 10:20
Sample Name:	B-7	**Basis:**	As Received
Lab Code:	R2401914-010		

Inorganic Parameters

Analyte Name	Analysis Method	Result	Units	MRL	MDL	Dil.	Date Analyzed	Q
Total Solids	ALS SOP	**85.2**	Percent	-	-	1	03/22/24 11:30	

Analytical Report

Client:	Day Environmental, Inc.	**Service Request:**	R2401914
Project:	Shumway Marina/6048S-23	**Date Collected:**	03/07/24 14:25
Sample Matrix:	Soil	**Date Received:**	03/08/24 10:20
Sample Name:	B-8	**Basis:**	As Received
Lab Code:	R2401914-011		

Inorganic Parameters

Analyte Name	Analysis Method	Result	Units	MRL	MDL	Dil.	Date Analyzed	Q
Total Solids	ALS SOP	**83.4**	Percent	-	-	1	03/22/24 11:30	

Analytical Report

Client:	Day Environmental, Inc.	**Service Request:**	R2401914
Project:	Shumway Marina/6048S-23	**Date Collected:**	03/07/24 15:15
Sample Matrix:	Soil	**Date Received:**	03/08/24 10:20
Sample Name:	B-9	**Basis:**	As Received
Lab Code:	R2401914-012		

Inorganic Parameters

Analyte Name	Analysis Method	Result	Units	MRL	MDL	Dil.	Date Analyzed	Q
Total Solids	ALS SOP	**88.9**	Percent	-	-	1	03/22/24 11:30	

Analytical Report

Client:	Day Environmental, Inc.	**Service Request:**	R2401914
Project:	Shumway Marina/6048S-23	**Date Collected:**	03/07/24 16:45
Sample Matrix:	Water	**Date Received:**	03/08/24 10:20
Sample Name:	EB-030724	**Basis:**	NA
Lab Code:	R2401914-013		

Inorganic Parameters

Analyte Name	Analysis Method	Result	Units	MRL	MDL	Dil.	Date Analyzed	Date Extracted	Q
Cyanide, Total	9012B	0.004 U	mg/L	0.010	0.004	1	03/14/24 21:52	03/13/24	

Analytical Results Summary

Instrument Name: R-FIA-05 **Analyst:** MROGERSON **Analysis Lot:** 835053 **Method/Testcode:** 9012B/CN Resid

Lab Code	Target Analytes	QC	Parent Sample	Matrix	Raw Result	Sample Amt.	Final Result	Dil	MDL	PQL	% Rec	% RSD	Date Analyzed	QC?	Tier
RQ2402676-02	Cyanide, Residual	MB		Water	0.00 mg/L	50.0000 mL	0.010 mg/L U	1	0.004	0.010			3/14/24 21:27:18	N	II
RQ2402676-02	Cyanide, Residual	MB		Water	0.00 mg/L	50.0000 mL	0.010 mg/L U	1	0.004	0.010			3/14/24 21:27:18	N	II
RQ2402676-03	Cyanide, Residual	LCS		Water	0.00 mg/L	50.0000 mL	0.010 mg/L U	1	0.004	0.010	0		3/14/24 21:28:05	N	II
RQ2402676-03	Cyanide, Residual	LCS		Water	0.00 mg/L	50.0000 mL	0.010 mg/L U	1	0.004	0.010	0		3/14/24 21:28:05	N	II
R2401796-001	Cyanide, Residual	N/A		Water	0.01 mg/L	5.0000 mL	0.10 mg/L U	1	0.04	0.10			3/14/24 21:28:53	N	II
R2401796-003	Cyanide, Residual	N/A		Water	0.01 mg/L	5.0000 mL	0.10 mg/L U	1	0.04	0.10			3/14/24 21:29:41	N	II
R2401796-005	Cyanide, Residual	N/A		Water	0.01 mg/L	5.0000 mL	0.10 mg/L U	1	0.04	0.10			3/14/24 21:30:28	N	II
R2401806-004	Cyanide, Residual	N/A		Water	0.00 mg/L	50 mL	0.010 mg/L U	1	0.004	0.010			3/14/24 21:31:15	N	II
R2401811-001	Cyanide, Residual	N/A		Water	0.00 mg/L	50 mL	0.010 mg/L U	1	0.004	0.010			3/14/24 21:32:02	N	II
R2401811-002	Cyanide, Residual	N/A		Water	0.00 mg/L	50 mL	0.010 mg/L U	1	0.004	0.010			3/14/24 21:32:48	N	II
R2401811-003	Cyanide, Residual	N/A		Water	0.00 mg/L	50 mL	0.010 mg/L U	1	0.004	0.010			3/14/24 21:33:35	N	II
R2401811-004	Cyanide, Residual	N/A		Water	0.00 mg/L	50 mL	0.010 mg/L U	1	0.004	0.010			3/14/24 21:34:21	N	II
R2401954-001	Cyanide, Residual	N/A		Water	0.00 mg/L	50 mL	0.010 mg/L U	1	0.004	0.010			3/14/24 21:36:42	N	II
RQ2402676-01	Cyanide, Residual	DUP	R2401954-001	Water	0.00 mg/L	50 mL	0.010 mg/L U	1	0.004	0.010		NC	3/14/24 21:37:28	N	II

# indicates Final Result is not yet adjusted for Solids because it has not yet been determined.

Analytical Results Summary

Instrument Name: R-FIA-05 **Analyst:** MROGERSON **Analysis Lot:** 835054 **Method/Testcode:** SM 4500-CN- E/CN WAD

Lab Code	Target Analytes	QC	Parent Sample	Matrix	Raw Result	Sample Amt.	Final Result	Dil	MDL	PQL	% Rec	% RSD	Date Analyzed	QC?	Tier
RQ2402758-01	Cyanide, Weak Acid Dissociable (WAD)	CCV		Water	0.52 mg/L	6 mL	0.516 mg/L	1					3/14/24 21:35:08	N	II
RQ2402758-03	Cyanide, Weak Acid Dissociable (WAD)	CCB		Water	0.00 mg/L	6 mL	0.010 mg/L U	1	0.007	0.010			3/14/24 21:35:55	N	II
RQ2402678-03	Cyanide, Weak Acid Dissociable (WAD)	MB		Water	0.00 mg/L	6 mL	0.010 mg/L U	1	0.007	0.010			3/14/24 21:38:14	N	II
RQ2402678-04	Cyanide, Weak Acid Dissociable (WAD)	LCS		Water	0.11 mg/L	6 mL	0.105 mg/L	1	0.007	0.010	105		3/14/24 21:39:00	N	II
R2401933-002	Cyanide, Weak Acid Dissociable (WAD)	N/A		Water	0.02 mg/L	6 mL	0.021 mg/L	1	0.007	0.010			3/14/24 21:39:46	N	II
RQ2402678-01	Cyanide, Weak Acid Dissociable (WAD)	MS	R2401933-002	Water	0.11 mg/L	6 mL	0.111 mg/L	1	0.007	0.010	89		3/14/24 21:40:34	N	II
RQ2402678-02	Cyanide, Weak Acid Dissociable (WAD)	DMS	R2401933-002	Water	0.11 mg/L	6 mL	0.113 mg/L	1	0.007	0.010	92	2	3/14/24 21:41:22	N	II
R2401860-002	Cyanide, Weak Acid Dissociable (WAD)	N/A		Water	0.01 mg/L	6 mL	0.010 mg/L U	1	0.007	0.010			3/14/24 21:42:10	N	II
R2401860-003	Cyanide, Weak Acid Dissociable (WAD)	N/A		Water	0.00 mg/L	6 mL	0.010 mg/L U	1	0.007	0.010			3/14/24 21:42:57	N	II
RQ2402758-02	Cyanide, Weak Acid Dissociable (WAD)	CCV		Water	0.51 mg/L	6 mL	0.512 mg/L	1					3/14/24 21:44:31	N	II
RQ2402758-04	Cyanide, Weak Acid Dissociable (WAD)	CCB		Water	0.00 mg/L	6 mL	0.010 mg/L U	1	0.007	0.010			3/14/24 21:45:18	N	II

# indicates Final Result is not yet adjusted for Solids because it has not yet been determined.

Analytical Results Summary

Instrument Name: R-FIA-05 **Analyst:** MROGERSON **Analysis Lot:** 835056 **Method/Testcode:** SM 4500-CN-E-2016/CN T

Lab Code	Target Analytes	QC	Parent Sample	Matrix	Raw Result	Sample Amt.	Final Result	Dil	MDL	PQL	% Rec	% RSD	Date Analyzed	QC?	Tier
RQ2402759-01	Cyanide	CCV		Water	0.52 mg/L	6 mL	0.516 mg/L	1					3/14/24 21:35:08	N	II
RQ2402759-01	Cyanide, Total	CCV		Water	0.52 mg/L	6 mL	0.516 mg/L	1					3/14/24 21:35:08	N	II
RQ2402759-01	Cyanide, Total	CCV		Water	0.52 mg/L	6 mL	0.516 mg/L	1					3/14/24 21:35:08	N	II
RQ2402759-05	Cyanide	CCB		Water	0.00 mg/L	6 mL	0.010 mg/L U	1		0.010			3/14/24 21:35:55	N	II
RQ2402759-05	Cyanide, Total	CCB		Water	0.00 mg/L	6 mL	0.010 mg/L U	1	0.004	0.010			3/14/24 21:35:55	N	II
RQ2402759-05	Cyanide, Total	CCB		Water	0.00 mg/L	6 mL	0.010 mg/L U	1	0.004	0.010			3/14/24 21:35:55	N	II
RQ2402679-05	Cyanide	MB		Water	0.00 mg/L	6 mL	0.010 mg/L U	1		0.010			3/14/24 21:43:44	N	II
RQ2402679-05	Cyanide, Total	MB		Water	0.00 mg/L	6 mL	0.010 mg/L U	1	0.004	0.010			3/14/24 21:43:44	N	II
RQ2402679-05	Cyanide, Total	MB		Water	0.00 mg/L	6 mL	0.010 mg/L U	1	0.004	0.010			3/14/24 21:43:44	N	II
RQ2402759-02	Cyanide	CCV		Water	0.51 mg/L	6 mL	0.512 mg/L	1					3/14/24 21:44:31	N	II
RQ2402759-02	Cyanide, Total	CCV		Water	0.51 mg/L	6 mL	0.512 mg/L	1					3/14/24 21:44:31	N	II
RQ2402759-02	Cyanide, Total	CCV		Water	0.51 mg/L	6 mL	0.512 mg/L	1					3/14/24 21:44:31	N	II
RQ2402759-06	Cyanide	CCB		Water	0.00 mg/L	6 mL	0.010 mg/L U	1		0.010			3/14/24 21:45:18	N	II
RQ2402759-06	Cyanide, Total	CCB		Water	0.00 mg/L	6 mL	0.010 mg/L U	1	0.004	0.010			3/14/24 21:45:18	N	II
RQ2402759-06	Cyanide, Total	CCB		Water	0.00 mg/L	6 mL	0.010 mg/L U	1	0.004	0.010			3/14/24 21:45:18	N	II
RQ2402679-06	Cyanide	LCS		Water	0.11 mg/L	6 mL	0.106 mg/L	1		0.010	106		3/14/24 21:46:05	N	II
RQ2402679-06	Cyanide, Total	LCS		Water	0.11 mg/L	6 mL	0.106 mg/L	1	0.004	0.010	106		3/14/24 21:46:05	N	II
RQ2402679-06	Cyanide, Total	LCS		Water	0.11 mg/L	6 mL	0.106 mg/L	1	0.004	0.010	106		3/14/24 21:46:05	N	II
RQ2402679-07	Cyanide	LCS		Water	0.61 mg/L	6 mL	0.613 mg/L	1		0.010	102		3/14/24 21:46:52	N	II
RQ2402679-07	Cyanide, Total	LCS		Water	0.61 mg/L	6 mL	0.613 mg/L	1	0.004	0.010	102		3/14/24 21:46:52	N	II
RQ2402679-07	Cyanide, Total	LCS		Water	0.61 mg/L	6 mL	0.613 mg/L	1	0.004	0.010	102		3/14/24 21:46:52	N	II
R2400834-016	Cyanide, Total	N/A		Water	0.01 mg/L	6 mL	0.010 mg/L	1	0.004	0.010			3/14/24 21:47:38	N	II
RQ2402679-08	Cyanide, Total	MDLV		Water	0.01 mg/L	6 mL	0.0105 mg/L	1	0.004	0.010			3/14/24 21:47:38	N	II
R2401933-002	Cyanide, Total	N/A		Water	0.02 mg/L	6 mL	0.020 mg/L	1	0.004	0.010			3/14/24 21:48:25	N	II
R2401796-001	Cyanide, Total	N/A		Water	0.00 mg/L	0.6000 mL	0.10 mg/L U	1	0.04	0.10			3/14/24 21:49:12	N	II
R2401796-003	Cyanide, Total	N/A		Water	0.00 mg/L	0.6000 mL	0.10 mg/L U	1	0.04	0.10			3/14/24 21:49:58	N	II
R2401796-005	Cyanide, Total	N/A		Water	0.00 mg/L	0.6000 mL	0.10 mg/L U	1	0.04	0.10			3/14/24 21:50:44	N	II
R2401898-001	Cyanide, Total	N/A		Water	0.00 mg/L	0.6000 mL	0.10 mg/L U	1	0.04	0.10			3/14/24 21:51:31	N	II
R2401914-013	Cyanide, Total	N/A		Water	0.00 mg/L	6 mL	0.010 mg/L U	1	0.004	0.010			3/14/24 21:52:17	N	IV
R2401806-004	Cyanide	N/A		Water	0.01 mg/L	6 mL	0.010 mg/L U	1		0.010			3/14/24 21:53:03	N	II
RQ2402759-03	Cyanide	CCV		Water	0.51 mg/L	6 mL	0.511 mg/L	1					3/14/24 21:53:50	N	II
RQ2402759-03	Cyanide, Total	CCV		Water	0.51 mg/L	6 mL	0.511 mg/L	1					3/14/24 21:53:50	N	II
RQ2402759-03	Cyanide, Total	CCV		Water	0.51 mg/L	6 mL	0.511 mg/L	1					3/14/24 21:53:50	N	II
RQ2402759-07	Cyanide	CCB		Water	0.00 mg/L	6 mL	0.010 mg/L U	1		0.010			3/14/24 21:54:37	N	II
RQ2402759-07	Cyanide, Total	CCB		Water	0.00 mg/L	6 mL	0.010 mg/L U	1	0.004	0.010			3/14/24 21:54:37	N	II
RQ2402759-07	Cyanide, Total	CCB		Water	0.00 mg/L	6 mL	0.010 mg/L U	1	0.004	0.010			3/14/24 21:54:37	N	II

# indicates Final Result is not yet adjusted for Solids because it has not yet been determined.

Analytical Results Summary

Instrument Name: R-FIA-05 **Analyst:** MROGERSON **Analysis Lot:** 835056 **Method/Testcode:** SM 4500-CN-E-2016/CN T

Lab Code	Target Analytes	QC	Parent Sample	Matrix	Raw Result	Sample Amt.	Final Result	Dil	MDL	PQL	% Rec	% RSD	Date Analyzed	QC?	Tier
RQ2402679-01	Cyanide	MS	R2401806-004	Water	0.11 mg/L	6 mL	0.106 mg/L	1		0.010	106		3/14/24 21:55:24	N	II
RQ2402679-02	Cyanide	DMS	R2401806-004	Water	0.11 mg/L	6 mL	0.110 mg/L	1		0.010	110	4	3/14/24 21:56:12	N	II
R2401811-001	Cyanide	N/A		Water	0.00 mg/L	6 mL	0.010 mg/L U	1		0.010			3/14/24 21:57:00	N	II
R2401811-002	Cyanide	N/A		Water	0.00 mg/L	6 mL	0.010 mg/L U	1		0.010			3/14/24 21:57:47	N	II
R2401811-003	Cyanide	N/A		Water	0.01 mg/L	6 mL	0.010 mg/L U	1		0.010			3/14/24 21:58:35	N	II
R2401811-004	Cyanide	N/A		Water	0.00 mg/L	6 mL	0.010 mg/L U	1		0.010			3/14/24 21:59:22	N	II
RQ2402679-03	Cyanide	MS	R2401811-004	Water	0.10 mg/L	6 mL	0.098 mg/L	1		0.010	98		3/14/24 22:00:08	N	II
RQ2402679-04	Cyanide	DMS	R2401811-004	Water	0.10 mg/L	6 mL	0.105 mg/L	1		0.010	105	7	3/14/24 22:00:55	N	II
R2401954-001	Cyanide	N/A		Water	0.02 mg/L	6 mL	0.015 mg/L	1		0.010			3/14/24 22:01:41	N	II
RQ2402759-04	Cyanide	CCV		Water	0.51 mg/L	6 mL	0.508 mg/L	1					3/14/24 22:03:15	N	II
RQ2402759-04	Cyanide, Total	CCV		Water	0.51 mg/L	6 mL	0.508 mg/L	1					3/14/24 22:03:15	N	II
RQ2402759-04	Cyanide, Total	CCV		Water	0.51 mg/L	6 mL	0.508 mg/L	1					3/14/24 22:03:15	N	II
RQ2402759-08	Cyanide	CCB		Water	0.00 mg/L	6 mL	0.010 mg/L U	1		0.010			3/14/24 22:04:02	N	II
RQ2402759-08	Cyanide, Total	CCB		Water	0.00 mg/L	6 mL	0.010 mg/L U	1	0.004	0.010			3/14/24 22:04:02	N	II
RQ2402759-08	Cyanide, Total	CCB		Water	0.00 mg/L	6 mL	0.010 mg/L U	1	0.004	0.010			3/14/24 22:04:02	N	II

# indicates Final Result is not yet adjusted for Solids because it has not yet been determined.

Analytical Results Summary

Instrument Name: R-FIA-05 **Analyst:** MROGERSON **Analysis Lot:** 835057 **Method/Testcode:** 9012B/CN Tot

Lab Code	Target Analytes	QC	Parent Sample	Matrix	Raw Result	Sample Amt.	Final Result	Dil	MDL	PQL	% Rec	% RSD	Date Analyzed	QC?	Tier
RQ2402763-01	Cyanide, Total	CCV		Soil	0.51 mg/L	0.2 g	0.511 mg/L	1					3/14/24 21:53:50	N	IV
RQ2402763-05	Cyanide, Total	CCB		Soil	0.00 mg/L	0.2 g	0.30 mg/Kg U	1	0.17	0.30			3/14/24 21:54:37	N	IV
RQ2402680-03	Cyanide, Total	MB		Soil	0.00 mg/L	0.2 g	0.30 mg/Kg U	1	0.17	0.30			3/14/24 22:02:28	N	II
RQ2402763-02	Cyanide, Total	CCV		Soil	0.51 mg/L	0.2 g	0.508 mg/L	1					3/14/24 22:03:15	N	IV
RQ2402763-06	Cyanide, Total	CCB		Soil	0.00 mg/L	0.2 g	0.30 mg/Kg U	1	0.17	0.30			3/14/24 22:04:02	N	IV
RQ2402680-04	Cyanide, Total	LCS		Soil	0.10 mg/L	0.2 g	3.01 mg/Kg	1	0.17	0.30	100		3/14/24 22:04:48	N	II
RQ2402680-05	Cyanide, Total	LCS		Soil	0.60 mg/L	0.2 g	18.0 mg/Kg	1	0.17	0.30	100		3/14/24 22:05:35	N	II
R2401887-008	Cyanide, Total	N/A		Soil	0.01 mg/L	0.2133 g	0.28 mg/Kg # U	1	0.17	0.28			3/14/24 22:06:21	N	II
R2401887-009	Cyanide, Total	N/A		Soil	0.01 mg/L	0.2167 g	0.28 mg/Kg # U	1	0.17	0.28			3/14/24 22:07:07	N	II
R2401887-017	Cyanide, Total	N/A		Soil	0.01 mg/L	0.2306 g	0.26 mg/Kg # U	1	0.17	0.26			3/14/24 22:07:53	N	II
R2401887-018	Cyanide, Total	N/A		Soil	0.01 mg/L	0.2143 g	0.28 mg/Kg # U	1	0.17	0.28			3/14/24 22:08:41	N	II
R2401914-005	Cyanide, Total	N/A		Soil	0.10 mg/L	0.2034 g	2.92 mg/Kg #	1	0.17	0.29			3/14/24 22:09:29	Y	IV
RQ2402680-01	Cyanide, Total	MS	R2401914-005	Soil	0.66 mg/L	0.2276 g	17.3 mg/Kg #	1	0.17	0.26	545*		3/14/24 22:10:16	N	IV
RQ2402680-02	Cyanide, Total	DMS	R2401914-005	Soil	0.30 mg/L	0.2054 g	8.72 mg/Kg #	1	0.17	0.29	199*	66*	3/14/24 22:11:04	N	IV
R2401914-006	Cyanide, Total	N/A		Soil	0.08 mg/L	0.2250 g	2.16 mg/Kg #	1	0.17	0.27			3/14/24 22:11:51	N	IV
RQ2402763-03	Cyanide, Total	CCV		Soil	0.51 mg/L	0.2 g	0.510 mg/L	1					3/14/24 22:12:38	N	IV
RQ2402763-07	Cyanide, Total	CCB		Soil	0.00 mg/L	0.2 g	0.30 mg/Kg U	1	0.17	0.30			3/14/24 22:13:25	N	IV
R2401914-007	Cyanide, Total	N/A		Soil	0.20 mg/L	0.2231 g	5.41 mg/Kg #	1	0.17	0.27			3/14/24 22:14:12	N	IV
RQ2402763-04	Cyanide, Total	CCV		Soil	0.51 mg/L	0.2 g	0.509 mg/L	1					3/14/24 22:14:59	N	IV
RQ2402763-08	Cyanide, Total	CCB		Soil	0.00 mg/L	0.2 g	0.30 mg/Kg U	1	0.17	0.30			3/14/24 22:15:45	N	IV

# indicates Final Result is not yet adjusted for Solids because it has not yet been determined.

Creator : GABRIELA NITA-JOUPPI
Creation Date : 3/14/2024 9:12:56 PM
Last Modified : 3/14/2024 10:17:07 PM
Description :

CN- MBR Pipettes: Alec, Strong

Cup	Sample ID	MDF	Weight	Sample Type	Comments
S1	1.0 ppm CN			Calibration Standard	
S2	0.50 ppm CN			Calibration Standard	
S3	0.20 ppm CN			Calibration Standard	
S4	0.10 ppm CN			Calibration Standard	
S5	0.05 ppm CN			Calibration Standard	
S6	0.02 ppm CN			Calibration Standard	
S7	0.01 ppm CN			Calibration Standard	
S8	0.005 ppm CN			Calibration Standard	
S9	0.00 ppm CN			Calibration Standard	
S10	ICV TV=0.5			Unknown	
S9	ICB			Unknown	
S7	CRDL - 0.0100			Unknown	
S8	CRDL - 0.0050			Unknown	
S10	CCV			Unknown	
S9	CCB			Unknown	
1	MB RES			Unknown	
2	LCS RES			Unknown	
3	R2401796-001			Unknown	
4	R2401796-003			Unknown	
5	R2401796-005			Unknown	
6	R2401806-004			Unknown	
7	R2401811-001			Unknown	
8	R2401811-002			Unknown	
9	R2401811-003			Unknown	
10	R2401811-004			Unknown	
S10	CCV			Unknown	
S9	CCB			Unknown	
11	R2401954-001			Unknown	
12	R2401954-001 DUP			Unknown	
13	MB WAD			Unknown	
14	LCS-LL WAD			Unknown	
15	R2401933-002			Unknown	
16	R2401933-002 MS			Unknown	
17	R2401933-002 DMS			Unknown	
18	R2401860-002			Unknown	
19	R2401860-003			Unknown	
20	MB			Unknown	
S10	CCV			Unknown	
S9	CCB			Unknown	
21	LCS-LL			Unknown	

22	LCS-HL			Unknown	
23	R2400834-016			Unknown	
24	R2401933-002			Unknown	
25	R2401796-001			Unknown	
26	R2401796-003			Unknown	
27	R2401796-005			Unknown	
28	R2401898-001			Unknown	
29	R2401914-013			Unknown	
30	R2401806-004			Unknown	
S10	CCV			Unknown	
S9	CCB			Unknown	
31	R2401806-004 MS			Unknown	
32	R2401806-004 DMS			Unknown	
33	R2401811-001			Unknown	
34	R2401811-002			Unknown	
35	R2401811-003			Unknown	
36	R2401811-004			Unknown	
37	R2401811-004 MS			Unknown	
38	R2401811-004 DMS			Unknown	
39	R2401954-001			Unknown	
40	MB S			Unknown	
S10	CCV			Unknown	
S9	CCB			Unknown	
41	LCS-LL S			Unknown	
42	LCS-HL S			Unknown	
43	R2401887-008			Unknown	
44	R2401887-009			Unknown	
45	R2401887-017			Unknown	
46	R2401887-018			Unknown	
47	R2401914-005			Unknown	
48	R2401914-005 MS			Unknown	
49	R2401914-005 DMS			Unknown	
50	R2401914-006			Unknown	
S10	CCV			Unknown	
S9	CCB			Unknown	
51	R2401914-007			Unknown	
S10	CCV			Unknown	
S9	CCB			Unknown	

Analyte Table	Cyanide 9012B/SM450
	(mg CN/L)
1.0 ppm CN	1.00000
0.50 ppm CN	0.50000
0.20 ppm CN	0.20000
0.10 ppm CN	0.10000
0.05 ppm CN	0.05000
0.02 ppm CN	0.02000
0.01 ppm CN	0.01000
0.005 ppm CN	0.00500
0.00 ppm CN	0.00000

Preparation Information Benchsheet

Prep Run#: 435391 RUN#835053
Team: GenChem/SZOGBY
Prep WorkFlow: GenResidCN
Prep Method:
Status: Prepped
Prep Date/Time: 3/13/24 13:23

#	Lab Code	Client ID	B#	Amt. Ext.	Method /Test	pH	AE	BN	Final Vol	Sample Desc. (Initial/Final)	SpikeAmt./Inv. ID	Comments
1	RQ2402676-02	MB		50mL	9012B/CN Resid				50.00mL			
2	RQ2402676-02	MB		50mL	SM 4500-CN- E/CN Resid				50.00mL			
3	RQ2402676-03	LCS		50mL	9012B/CN Resid				50.00mL		0.5000 mL/233137	
4	RQ2402676-03	LCS		50mL	SM 4500-CN- E/CN Resid				50.00mL		0.5000 mL/233137	
5	R2401796-001	Section III Area 2,3 Combined	.05	5mL	9012B/CN Resid				50.00mL			
6	R2401796-003	Section IV Area 2A Primary	.05	5mL	9012B/CN Resid				50.00mL			
7	R2401796-005	Leachate Storage Tank	.05	5mL	9012B/CN Resid				50.00mL			
8	R2401806-004	IS-240306-CER	.03	50mL	SM 4500-CN- E/CN Resid				50.00mL			
9	R2401811-001	IS-240305-ADH	.05	50mL	SM 4500-CN- E/CN Resid				50.00mL			
10	R2401811-002	IS-240305-AB	.07	50mL	SM 4500-CN- E/CN Resid				50.00mL			
11	R2401811-003	IS-240306-CTS	.04	50mL	SM 4500-CN- E/CN Resid				50.00mL			
12	R2401811-004	IS-240306-STP	.07	50mL	SM 4500-CN- E/CN Resid				50.00mL			
13	R2401954-001	WW Outfall #001 (Cedar Street)	.02	50mL	SM 4500-CN- E/CN Resid				50.00mL			
14	RQ2402676-01	R2401954-001 DUP	.02	50mL	SM 4500-CN- E/CN Resid				50.00mL			

Spiking Solutions

Name: Cyanide 10 ppm as CN Inventory ID 233137 Logbook Ref: Std Expires On: 06/30/2024

Preparation Steps

Step:	Chlorination	Step:	Distillation
Started:	3/13/24 13:23	Started:	3/13/24 16:38
Finished:	3/13/24 14:23	Finished:	3/13/24 17:08
By:	SZOGBY	By:	SZOGBY
Comments		Comments	

Comments: _____

Reviewed By: _____ Date: _____ Spike Witness: SDUBE Date: _____

Chain of Custody

Relinquished By: _____ Date: _____ Extracts Examined

Received By: _____ Date: _____ Yes No

Preparation Information Benchsheet

Prep Run#: 435392 Run# 835054
Team: GenChem/SZOGBY
Prep WorkFlow: GenDistWAD-CN
Prep Method:
Status: Prepped
Prep Date/Time: 3/13/24 16:38

#	Lab Code	Client ID	B#	Amt. Ext.	Method /Test	pH	AE	BN	Final Vol	Sample Desc. (Initial/Final)	SpikeAmt./Inv. ID	Comments
1	RQ2402678-03	MB		6mL	SM 4500-CN- E/CN WAD				6.00mL			
2	RQ2402678-04	LCS		6mL	SM 4500-CN- E/CN WAD				6.00mL		0.0600 mL/233137	
3	R2401933-002	STE-03072024-24 HR	.02	6mL	SM 4500-CN- E/CN WAD				6.00mL			
4	RQ2402678-01	R2401933-002 MS	.02	6mL	SM 4500-CN- E/CN WAD				6.00mL		0.0600 mL/233137	
5	RQ2402678-02	R2401933-002 DMS	.02	6mL	SM 4500-CN- E/CN WAD				6.00mL		0.0600 mL/233137	
6	R2401860-002	Secondary Effluent Grab	.01	6mL	SM 4500-CN- E/CN WAD				6.00mL			
7	R2401860-003	Hudson River Water Grab	.01	6mL	SM 4500-CN- E/CN WAD				6.00mL			

Spiking Solutions

Name: Cyanide 10 ppm as CN Inventory ID 233137 Logbook Ref: Std Expires On: 06/30/2024

Preparation Steps

Step: Distillation
Started: 3/13/24 16:38
Finished: 3/13/24 17:08
By: SZOGBY
Comments

Comments: _____

Reviewed By: _____ Date: _____ Spike Witness: SDUBE Date: _____

Chain of Custody

Relinquished By: _____ Date: _____ Extracts Examined

Received By: _____ Date: _____ Yes No

Preparation Information Benchsheet

Prep Run#: 435393 RUN # 835056
Team: GenChem/SZOGBY

Prep WorkFlow: Gen Dist.CN
Prep Method:

Status: Prepped
Prep Date/Time: 3/13/24 16:50

#	Lab Code	Client ID	B#	Amt. Ext.	Method /Test	pH	AE	BN	Final Vol	Sample Desc. (Initial/Final)	SpikeAmt./Inv. ID	Comments
1	RQ2402679-05	MB		6mL	335.4/CN T				6.00mL			
2	RQ2402679-05	MB		6mL	9012B/CN Tot				6.00mL			
3	RQ2402679-05	MB		6mL	SM 4500-CN-E-2016/CN T				6.00mL			
4	RQ2402679-06	LCS		6mL	335.4/CN T				6.00mL		0.0600 mL/233137	
5	RQ2402679-06	LCS		6mL	9012B/CN Tot				6.00mL		0.0600 mL/233137	
6	RQ2402679-06	LCS		6mL	SM 4500-CN-E-2016/CN T				6.00mL		0.0600 mL/233137	
7	RQ2402679-07	LCS		6mL	335.4/CN T				6.00mL		0.3600 mL/233137	
8	RQ2402679-07	LCS		6mL	9012B/CN Tot				6.00mL		0.3600 mL/233137	
9	RQ2402679-07	LCS		6mL	SM 4500-CN-E-2016/CN T				6.00mL		0.3600 mL/233137	
10	R2400834-016	MDLV 8500 Water #2	.01	6mL	335.4/CN T				6.00mL		0.0060 mL/233137	
11	RQ2402679-08	MDLV		6mL	335.4/CN T				6.00mL		0.0060 mL/233137	
12	R2401933-002	STE-03072024-24 HR	.02	6mL	335.4/CN T				6.00mL			
13	R2401796-001	Section III Area 2,3 Combined	.05	0.6000mL	9012B/CN Tot				6.00mL			
14	R2401796-003	Section IV Area 2A Primary	.05	0.6000mL	9012B/CN Tot				6.00mL			
15	R2401796-005	Leachate Storage Tank	.05	0.6000mL	9012B/CN Tot				6.00mL			
16	R2401898-001	March Ontario WWTP	.06	0.6000mL	9012B/CN Tot				6.00mL			
17	R2401914-013	EB-030724	.04	6mL	9012B/CN Tot				6.00mL			
18	R2401806-004	IS-240306-CER	.03	6mL	SM 4500-CN-E-2016/CN T				6.00mL			
19	RQ2402679-01	R2401806-004 MS	.03	6mL	SM 4500-CN-E-2016/CN T				6.00mL		0.0600 mL/233137	
20	RQ2402679-02	R2401806-004 DMS	.03	6mL	SM 4500-CN-E-2016/CN T				6.00mL		0.0600 mL/233137	
21	R2401811-001	IS-240305-ADH	.05	6mL	SM 4500-CN-E-2016/CN T				6.00mL			
22	R2401811-002	IS-240305-AB	.07	6mL	SM 4500-CN-E-2016/CN T				6.00mL			
23	R2401811-003	IS-240306-CTS	.04	6mL	SM 4500-CN-E-2016/CN T				6.00mL			
24	R2401811-004	IS-240306-STP	.07	6mL	SM 4500-CN-E-2016/CN T				6.00mL			
25	RQ2402679-03	R2401811-004 MS	.07	6mL	SM 4500-CN-E-2016/CN T				6.00mL		0.0600 mL/233137	
26	RQ2402679-04	R2401811-004 DMS	.07	6mL	SM 4500-CN-E-2016/CN T				6.00mL		0.0600 mL/233137	
27	R2401954-001	WW Outfall #001 (Cedar Street)	.02	6mL	SM 4500-CN-E-2016/CN T				6.00mL			

Spiking Solutions

Name: Cyanide 10 ppm as CN Inventory ID 233137 Logbook Ref: Std Expires On: 06/30/2024

Preparation Information Benchsheet

Prep Run#: 435393 **Prep WorkFlow:** Gen Dist CN **Status:** Prepped
Team: GenChem/SZOGBY **Prep Method:** **Prep Date/Time:** 3/13/24 16:50

Preparation Steps

Step: Distillation
Started: 3/13/24 16:50
Finished: 3/13/24 17:20
By: SZOGBY
Comments

Comments: _____

Reviewed By: _____ Date: _____ Spike Witness: SDUBE Date: _____

Chain of Custody

Relinquished By: _____ Date: _____ Extracts Examined

Received By: _____ Date: _____ Yes No

Preparation Information Benchsheet

Prep Run#: 435394 RUN#835057
Team: GenChem/SZOGBY

Prep WorkFlow: Gen Dist CN
Prep Method:

Status: Prepped
Prep Date/Time: 3/13/24 17:26

#	Lab Code	Client ID	B#	Amt. Ext.	Method /Test	pH	AE	BN	Final Vol	Sample Desc. (Initial/Final)	SpikeAmt./Inv. ID	Comments
1	RQ2402680-03	MB		0.2g	9012B/CN Tot				6.00mL			
2	RQ2402680-04	LCS		0.2g	9012B/CN Tot				6.00mL		0.0600 mL/233137	
3	RQ2402680-05	LCS		0.2g	9012B/CN Tot				6.00mL		0.3600 mL/233137	
4	R2401887-008	C-01	.03	0.2133g	9012B/CN Tot				6.00mL			
5	R2401887-009	C-02	.03	0.2167g	9012B/CN Tot				6.00mL			
6	R2401887-017	CO-01	.03	0.2306g	9012B/CN Tot				6.00mL			
7	R2401887-018	CO-02	.03	0.2143g	9012B/CN Tot				6.00mL			
8	R2401914-005	B-1,2,3	.02	0.2034g	9012B/CN Tot				6.00mL			
9	RQ2402680-01	R2401914-005 MS	.02	0.2276g	9012B/CN Tot				6.00mL		0.0600 mL/233137	
10	RQ2402680-02	R2401914-005 DMS	.02	0.2054g	9012B/CN Tot				6.00mL		0.0600 mL/233137	
11	R2401914-006	B-4,5,6	.02	0.2250g	9012B/CN Tot				6.00mL			
12	R2401914-007	B-7,8,9	.02	0.2231g	9012B/CN Tot				6.00mL			

Spiking Solutions

Name: Cyanide 10 ppm as CN Inventory ID 233137 Logbook Ref: Std Expires On: 06/30/2024

Preparation Steps

Step: Distillation
Started: 3/13/24 17:26
Finished: 3/13/24 17:56
By: SZOGBY
Comments

Comments: _____

Reviewed By: _____ Date: _____ Spike Witness: SDUBE Date: _____

Chain of Custody

Relinquished By: _____ Date: _____ Extracts Examined

Received By: _____ Date: _____ Yes No

ALS Environmental **Analyte: Cyanide Micro Distillation** 120°C

Analyst:	SZOGBY	0.06 mL Pipet ID:	FGRB	pH Paper lot:	223410
Date:	3/13/2024	0.24 mL Pipet ID:	MAGIA	PbAcet paper:	203318
Balance ID:	R-10	0.75 mL Pipet ID:	MAGIA	Releasing Sol'n:	231922
1M NaOH:	233190	1.5 mL Pipet ID:	FRANZ	Digest Tube Lot:	232061
Antifoam:	NA	6mL Pipet ID:	STRONG	Tube volume verif:	WC98
$CdCO_3$:	NA	DOD Pipet Cal:	NA	Sulfamic Acid Sol'n:	233189
$Ca(OCl)_2$:	231382	ppmCN PrepDate:	3/13/2024	Ottawa Sand:	NA
$Na_2S_2O_3$:	220144			Spk Witness:	SD
0.25N NaOH fresh daily		Distill Start Time:	1638	Distill End Time:	1708

Still #	Order #	Dist. Vol.	Final Vol.	Method	pH	H2S +/-	Comments
1	MB	6	6	RES	>12	—	
2	LCS	6	6	RES	>12	—	
3	R2401796-001	6	6	RES	>12	—	
4	R2401796-003	6	6	RES	>12	—	
5	R2401796-005	6	6	RES	>12	—	
6	R2401806-004	6	6	RES	>12	—	
7	R2401811-001	6	6	RES	>12	—	
8	R2401811-002	6	6	RES	>12	—	
9	R2401811-003	6	6	RES	>12	—	
10	R2401811-004	6	6	RES	>12	—	
11	R2401954-001	6	6	RES	>12	—	
12	R2401954-001 DUP	6	6	RES	>12	—	
13	MB	6	6	WAD	NA	—	
14	LCS - LL	6	6	WAD	NA	—	0.06 mL of 10 ppm
15	R2401933-002	6	6	WAD	>12	—	
16	R2401933-002 MS	6	6	WAD		—	0.06 mL of 10 ppm
17	R2401933-002 DMS	6	6	WAD		—	0.06 mL of 10 ppm
18	R2401860-002	6	6	WAD		—	
19	R2401860-003	6	6	WAD		—	
20	MB	6	6	335.4/9012B/4500	NA	—	
21	LCS - LL	6	6	335.4/9012B/4500	NA	—	0.06 mL of 10 ppm
	Distillation Start Time:		1650			End Time:	1720
22	LCS - HL	6	6	335.4/9012B/4500	NA	—	0.36 mL of 10 ppm
23	R2400834-016	6	6	335.4	NA	—	0.06 mL of 1 ppm
24	R2401933-002	6	6	335.4	>12	—	
25	R2401796-001	0.6	6	9012B		—	
26	R2401796-003	0.6	6	9012B		—	
27	R2401796-005	0.6	6	9012B		—	
28	R2401898-001	0.6	6	9012B		—	
29	R2401914~~-001~~ -013	6	6	9012B		—	
30	R2401806-004	6	6	4500		—	
31	R2401806-004 MS	6	6	4500		—	0.06 mL of 10 ppm
32	R2401806-004 DMS	6	6	4500		—	0.06 mL of 10 ppm
33	R2401811-001	6	6	4500		—	
34	R2401811-002	6	6	4500		—	
35	R2401811-003	6	6	4500		—	
36	R2401811-004	6	6	4500		—	
37	R2401811-004 MS	6	6	4500		—	0.06 mL of 10 ppm
38	R2401811-004 DMS	6	6	4500		—	0.06 mL of 10 ppm
39	R2401954-001	6	6	4500		—	
40	MB	0.2	6	9012B	NA	—	
41	LCS - LL	0.2	6	9012B	NA	—	0.06 mL of 10 ppm
42	LCS - HL	0.2	6	9012B	NA	—	0.36 mL of 10 ppm

Stills 1-21 = Block 1. Stills 22-42 = Block 2

I:\ACQUDATA\WetChem\CYANIDE\TEMPLATE-CN MICRO-r3

ALS Environmental **Analyte: Cyanide Micro Distillation** 120°C

Analyst:	SZOGBY	0.06 mL Pipet ID:	FERB	pH Paper lot:	223410
Date:	3/13/2024	0.24 mL Pipet ID:	MACA	PbAcet paper:	203318
Balance ID:	R-10	0.75 mL Pipet ID:	MACA	Releasing Sol'n:	231922
1M NaOH:	233190	1.5 mL Pipet ID:	FRANZ	Digest Tube Lot:	232061
Antifoam:	NA	6mL Pipet ID:	STRONG	Tube volume verif:	WC98
$CdCO_3$:	NA	DOD Pipet Cal:	NA	Sulfamic Acid Sol'n:	233189
$Ca(OCl)_2$:	231382	ppmCN PrepDate:	3/13/2024	Ottawa Sand:	NA
$Na_2S_2O_3$:	220144			Spk Witness:	SD
0.25N NaOH fresh daily		Distill Start Time:	1726	Distill End Time:	1750

Still #	Order #	Dist. Vol.	Final Vol.	Method	pH	H2S +/-	Comments
1	R2401887-008	0.7133	6	9012B	NA	—	
2	R2401887-009	0.7167	6	9012B	NA	—	
3	R2401887-017	0.7500	6	9012B	NA	—	
4	R2401887-018	0.7143	6	9012B	NA	—	
5	R2401914-005	0.7034	6	9012B	NA	—	
6	R2401914-005 MS	0.7276	6	9012B	NA	—	0.06 mL of 10 ppm
7	R2401914-005 DMS	0.7054	6	9012B	NA	—	0.06 mL of 10 ppm
8	R2401914-006	0.7250	6	9012B	NA	—	
9	R2401914-007	0.7231	6	9012B	NA	—	

Stills 1-21 = Block 1. Stills 22-42 = Block 2
I:\ACQUDATA\WetChem\CYANIDE\2024\031324

			Analyte: Cyanide Residual Digestion			
		Analyst:	SZOGBY		Date:	3/13/2024
		Pipet ID:	MAGIA		Spk Witness:	SD
		Balance ID:	NA			
		Digestion Start Time:	1323		End Time:	1423

Still #	Order #	Dig. Wgt. (g)	Final Vol.	Comments
1	MB	50	50	
2	LCS	50	50	+ 0.5 ml 10 ppm Std
3	R2401796-001	5	50	
4	R2401796-003	5	50	
5	R2401796-005	5	50	
6	R2401806-004	50	50	
7	R2401811-001	50	50	
8	R2401811-002	50	50	
9	R2401811-003	50	50	
10	R2401811-004	50	50	
11	R2401954-001	50	50	
12	R2401954-001 DUP	50	50	

Author: GABRIELA NITA-JOUPPI Date : 3/14/2024

Original Run Filename: OM_3-14-2024_09-12-56PM.OMN Created: 3/14/2024 9:12:56 PM
Original Run Author's Signature: [GABRIELA NITA-JOUPPI]
Current Run Filename: OM_3-14-2024_09-12-56PM.OMN Last Modified: 3/14/2024 10:17:07 PM
Current Run Author's Signature: [GABRIELA NITA-JOUPPI]
Description: 10-204-00-1-A

Sample	Cup No.	Channel 2 Cyanide 9012B/SM4500CN QC8500 Conc. (mg CN/L)	Area (V.s)	Detection Time	MDF
1.0 ppm CN	S1	1.00000	12.37824	3/14/2024@9:14:12 PM	
0.50 ppm CN	S2	0.50000	6.38767	3/14/2024@9:14:59 PM	
0.20 ppm CN	S3	0.20000	2.57206	3/14/2024@9:15:45 PM	
0.10 ppm CN	S4	0.10000	1.33685	3/14/2024@9:16:32 PM	
0.05 ppm CN	S5	0.05000	0.67300	3/14/2024@9:17:19 PM	
0.02 ppm CN	S6	0.02000	0.27371	3/14/2024@9:18:05 PM	
0.01 ppm CN	S7	0.01000	0.14380	3/14/2024@9:18:52 PM	
0.005 ppm CN	S8	0.00500	0.07945	3/14/2024@9:19:38 PM	
0.00 ppm CN	S9	0.00000	0.00632	3/14/2024@9:20:25 PM	
DQM Test: Minimum Correlation Coefficient					
Result:		0.99998 > 0.99700			
Message		Pass			
Action					
ICV TV=0.5	S10	0.50763	6.40611	3/14/2024@9:22:37 PM	
Calibration:		Table/Fig. : 1			
ICB	S9	-0.00076	0.00636	3/14/2024@9:23:24 PM	
CRDL - 0.0100	S7	0.01002	0.14208	3/14/2024@9:24:10 PM	
CRDL - 0.0050	S8	0.00502	0.07917	3/14/2024@9:24:56 PM	
CCV	S10	0.50894	6.42266	3/14/2024@9:25:43 PM	
CCB	S9	-0.00077	0.00617	3/14/2024@9:26:30 PM	
MB RES	1	0.00030	0.01963	3/14/2024@9:27:18 PM	
LCS RES	2	0.00082	0.02617	3/14/2024@9:28:05 PM	
R2401796-001	3	0.00766	0.11239	3/14/2024@9:28:53 PM	
R2401796-003	4	0.00674	0.10077	3/14/2024@9:29:41 PM	
R2401796-005	5	0.00879	0.12650	3/14/2024@9:30:28 PM	
R2401806-004	6	0.00130	0.03233	3/14/2024@9:31:15 PM	
R2401811-001	7	0.00075	0.02536	3/14/2024@9:32:02 PM	
R2401811-002	8	0.00170	0.03732	3/14/2024@9:32:48 PM	
R2401811-003	9	0.00213	0.04273	3/14/2024@9:33:35 PM	
R2401811-004	10	0.00075	0.02533	3/14/2024@9:34:21 PM	
CCV	S10	0.51579	6.50883	3/14/2024@9:35:08 PM	
CCB	S9	-0.00119	0.00095	3/14/2024@9:35:55 PM	
R2401954-001	11	0.00328	0.05714	3/14/2024@9:36:42 PM	
R2401954-001 DUP	12	0.00376	0.06323	3/14/2024@9:37:28 PM	
MB WAD	13	0.00159	0.03597	3/14/2024@9:38:14 PM	
LCS-LL WAD	14	0.10518	1.33991	3/14/2024@9:39:00 PM	
R2401933-002	15	0.02128	0.28384	3/14/2024@9:39:46 PM	
R2401933-002 MS	16	0.11054	1.40746	3/14/2024@9:40:34 PM	
R2401933-002 DMS	17	0.11328	1.44194	3/14/2024@9:41:22 PM	
R2401860-002	18	0.00549	0.08500	3/14/2024@9:42:10 PM	
R2401860-003	19	0.00161	0.03622	3/14/2024@9:42:57 PM	
MB	20	0.00107	0.02941	3/14/2024@9:43:44 PM	
CCV	S10	0.51204	6.46166	3/14/2024@9:44:31 PM	
CCB	S9	-0.00116	0.00135	3/14/2024@9:45:18 PM	
LCS-LL	21	0.10610	1.35153	3/14/2024@9:46:05 PM	
LCS-HL	22	0.61291	7.73140	3/14/2024@9:46:52 PM	
R2400834-016	23	0.01046	0.14760	3/14/2024@9:47:38 PM	
R2401933-002	24	0.02043	0.27308	3/14/2024@9:48:25 PM	
R2401796-001	25	0.00423	0.06911	3/14/2024@9:49:12 PM	
R2401796-003	26	0.00399	0.06610	3/14/2024@9:49:58 PM	
R2401796-005	27	0.00374	0.06300	3/14/2024@9:50:44 PM	
R2401898-001	28	0.00455	0.07313	3/14/2024@9:51:31 PM	
R2401914-013	29	0.00099	0.02832	3/14/2024@9:52:17 PM	
R2401806-004	30	0.00596	0.09096	3/14/2024@9:53:03 PM	
CCV	S10	0.51121	6.45116	3/14/2024@9:53:50 PM	
CCB	S9	-0.00067	0.00745	3/14/2024@9:54:37 PM	
R2401806-004 MS	31	0.10580	1.34778	3/14/2024@9:55:24 PM	

R2401806-004 DMS	32	0.10994	1.39988	3/14/2024@9:56:12 PM	
R2401811-001	33	0.00289	0.05227	3/14/2024@9:57:00 PM	
R2401811-002	34	0.00193	0.04016	3/14/2024@9:57:47 PM	
R2401811-003	35	0.00851	0.12305	3/14/2024@9:58:35 PM	
R2401811-004	36	0.00175	0.03798	3/14/2024@9:59:22 PM	
R2401811-004 MS	37	0.09771	1.24587	3/14/2024@10:00:08 PM	
R2401811-004 DMS	38	0.10493	1.33679	3/14/2024@10:00:55 PM	
R2401954-001	39	0.01499	0.20460	3/14/2024@10:01:41 PM	
MB S	40	0.00075	0.02536	3/14/2024@10:02:28 PM	
CCV	S10	0.50778	6.40807	3/14/2024@10:03:15 PM	
CCB	S9	-0.00087	0.00501	3/14/2024@10:04:02 PM	
LCS-LL S	41	0.10019	1.27715	3/14/2024@10:04:48 PM	
LCS-HL S	42	0.59935	7.56075	3/14/2024@10:05:35 PM	
R2401887-008	43	0.00547	0.08477	3/14/2024@10:06:21 PM	
R2401887-009	44	0.00600	0.09145	3/14/2024@10:07:07 PM	
R2401887-017	45	0.00793	0.11571	3/14/2024@10:07:53 PM	
R2401887-018	46	0.00703	0.10441	3/14/2024@10:08:41 PM	
R2401914-005	47	0.09886	1.26039	3/14/2024@10:09:29 PM	
R2401914-005 MS	48	0.65519	8.26361	3/14/2024@10:10:16 PM	
R2401914-005 DMS	49	0.29836	3.77170	3/14/2024@10:11:04 PM	
R2401914-006	50	0.08110	1.03684	3/14/2024@10:11:51 PM	
CCV	S10	0.50967	6.43183	3/14/2024@10:12:38 PM	
CCB	S9	-0.00094	0.00410	3/14/2024@10:13:25 PM	
R2401914-007	51	0.20129	2.54987	3/14/2024@10:14:12 PM	
CCV	S10	0.50861	6.41848	3/14/2024@10:14:59 PM	
CCB	S9	-0.00046	0.01011	3/14/2024@10:15:45 PM	

Analyte Properties Table for : OM_3-14-2024_09-12-56PM.OMN

Property	Channel 2
	Cyanide 9012B/SM450 0CN QC8500
Concentration Units	mg CN/L
Calibration Fit Type	First Order
Clear Calibration	Yes
Force through Zero	No
Calibration Weighting	1/x
Auto Dilution Trigger	No
% of High Standard	110
Quik Chem Method	10-204-00-1-A
Chemistry	Direct/Bipolar
Calibration by Height	No
Inject to Peak Start	24
Peak Base Width	30

Author: GABRIELA NITA-JOUPPI

Date : 3/14/2024

Channel 2 (cyanide) - Set: 1 / 8

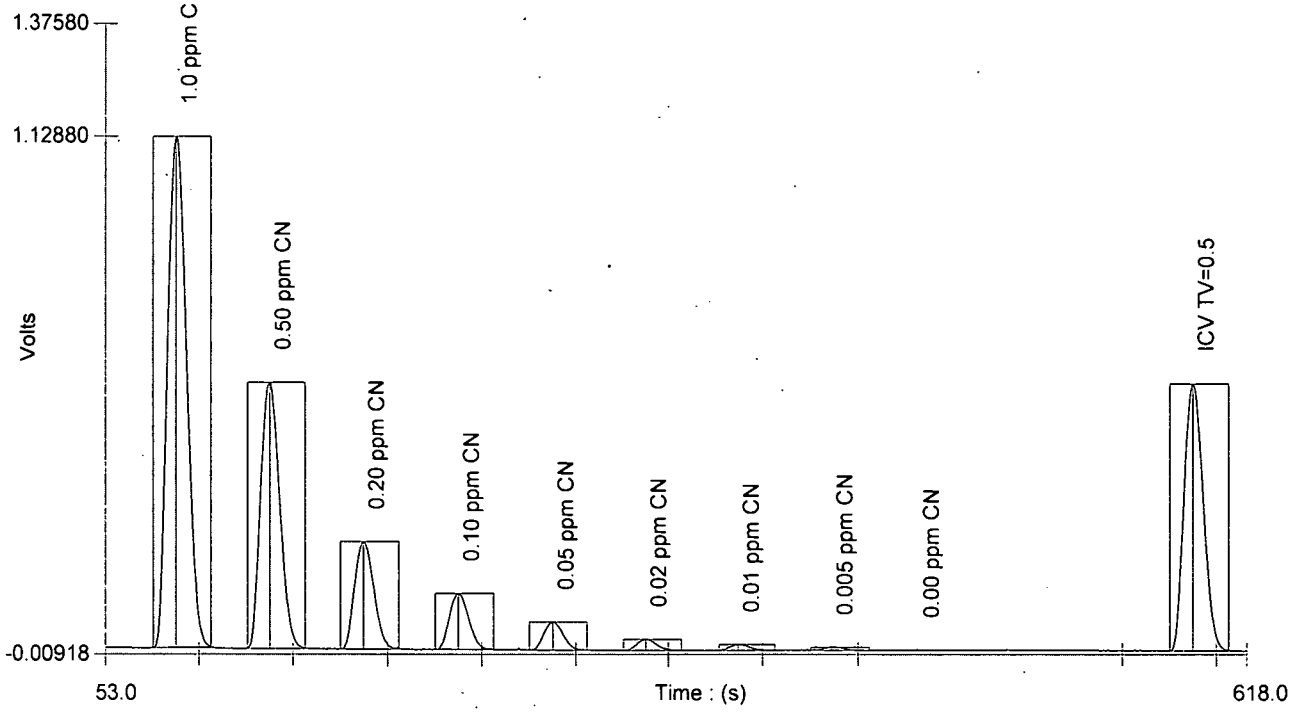

Channel 2 (cyanide) - Set: 2 / 8

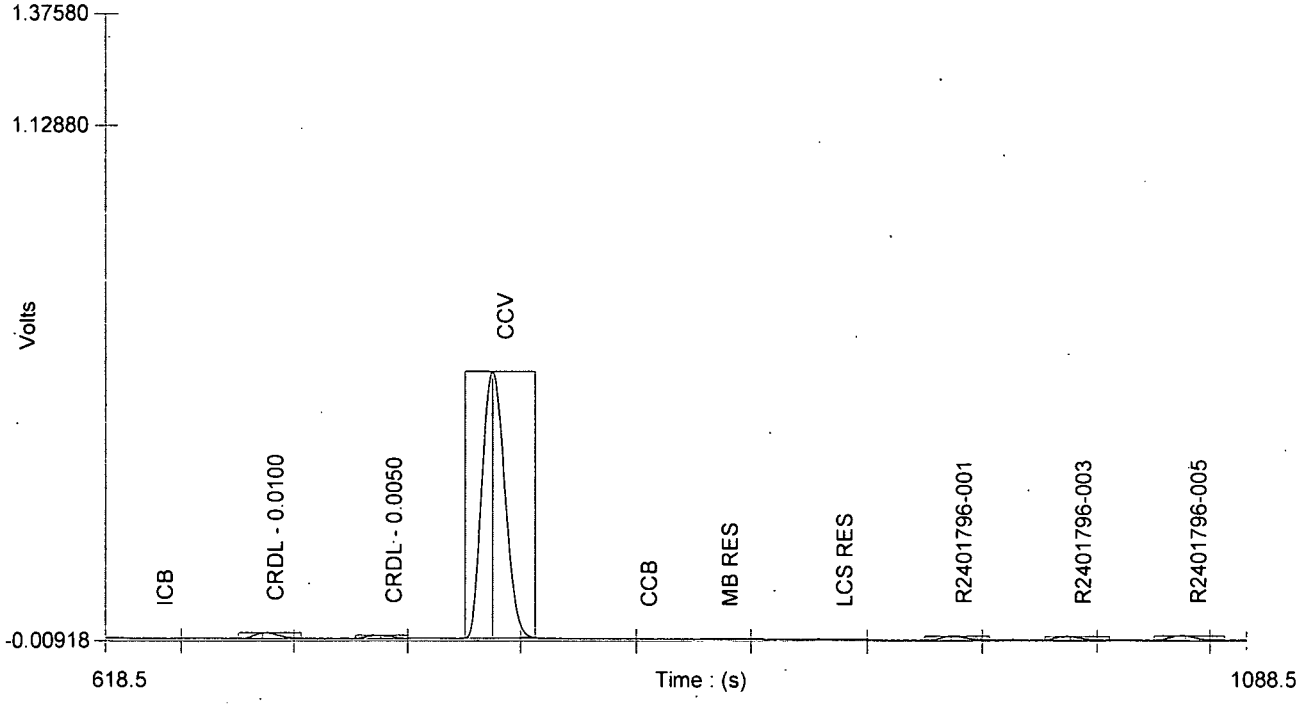

Author: GABRIELA NITA-JOUPPI

Date : 3/14/2024

Channel 2 (cyanide) - Set: 3 / 8

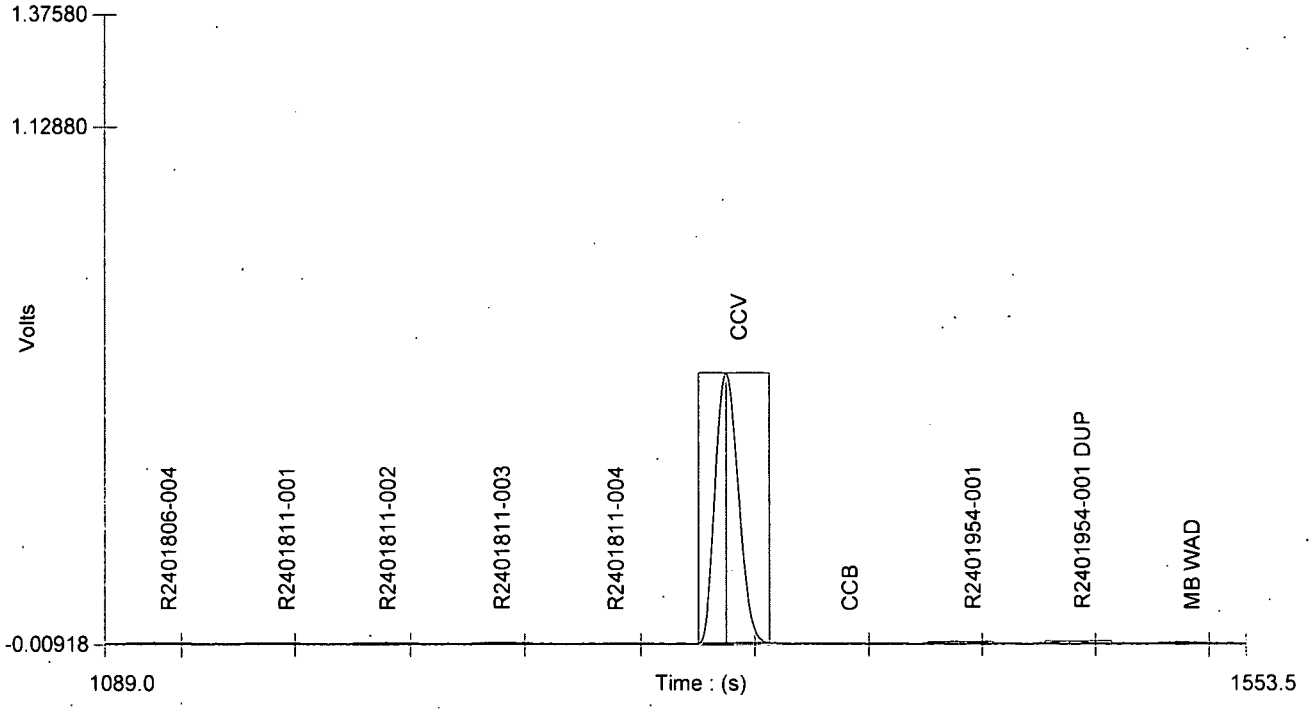

Channel 2 (cyanide) - Set: 4 / 8

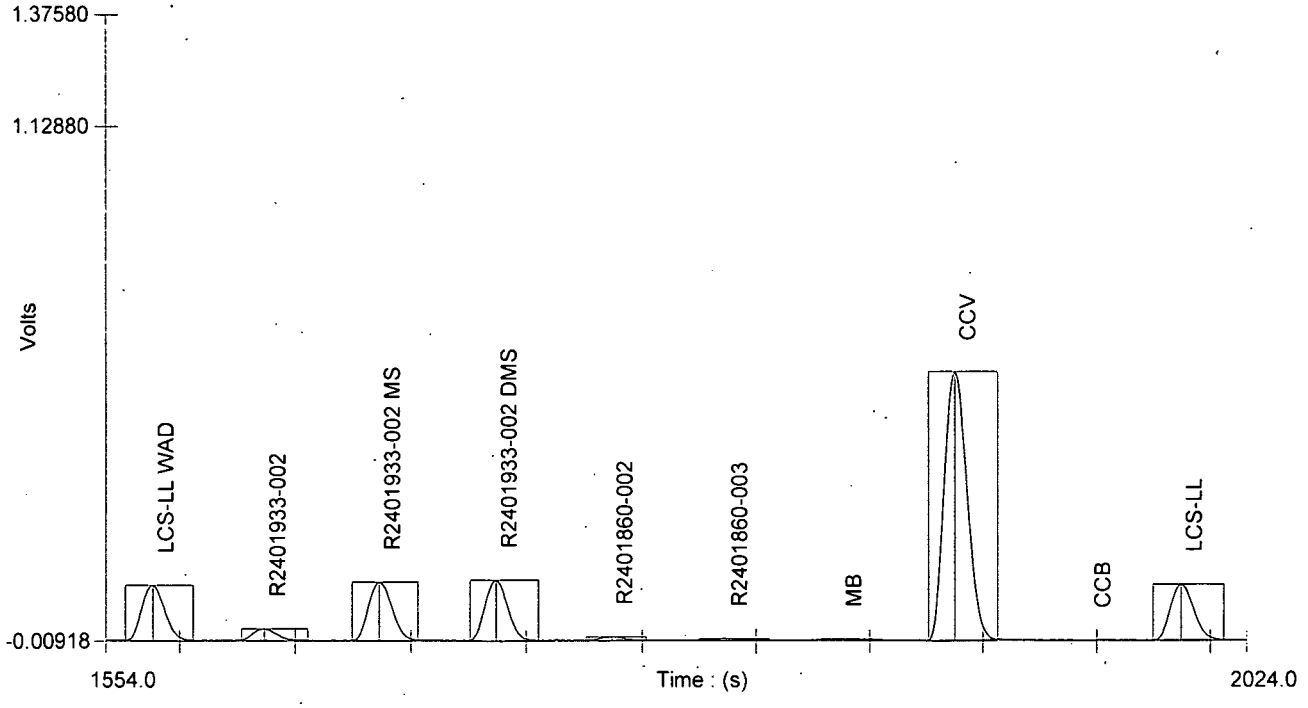

Author: GABRIELA NITA-JOUPPI

Date : 3/14/2024

Channel 2 (cyanide) - Set: 5 / 8

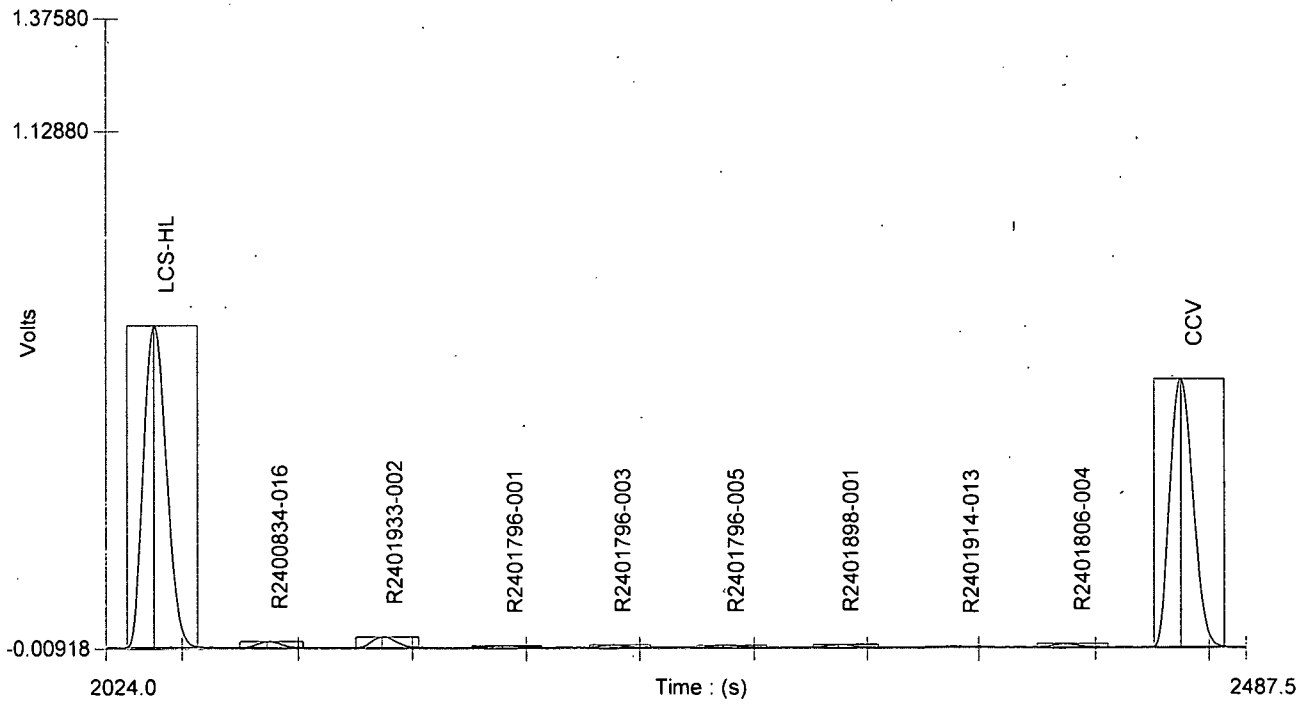

Channel 2 (cyanide) - Set: 6 / 8

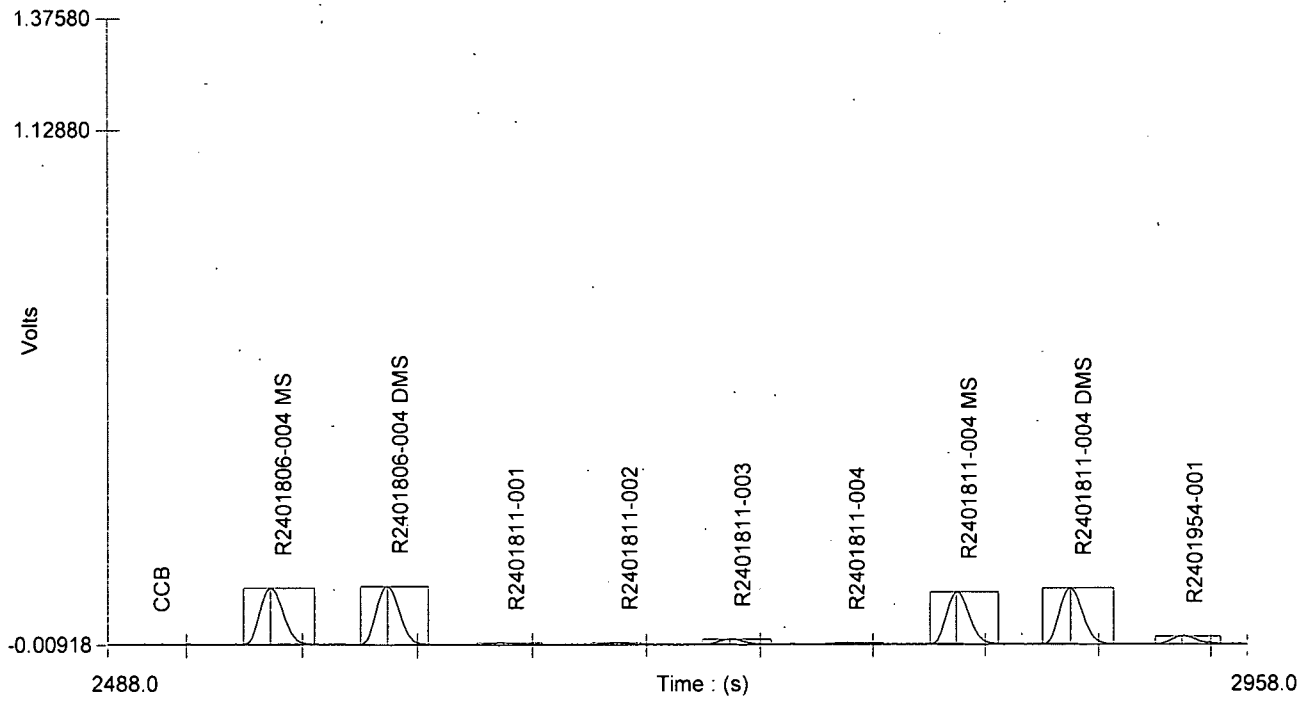

Author: GABRIELA NITA-JOUPPI Date : 3/14/2024

Channel 2 (cyanide) - Set: 7 / 8

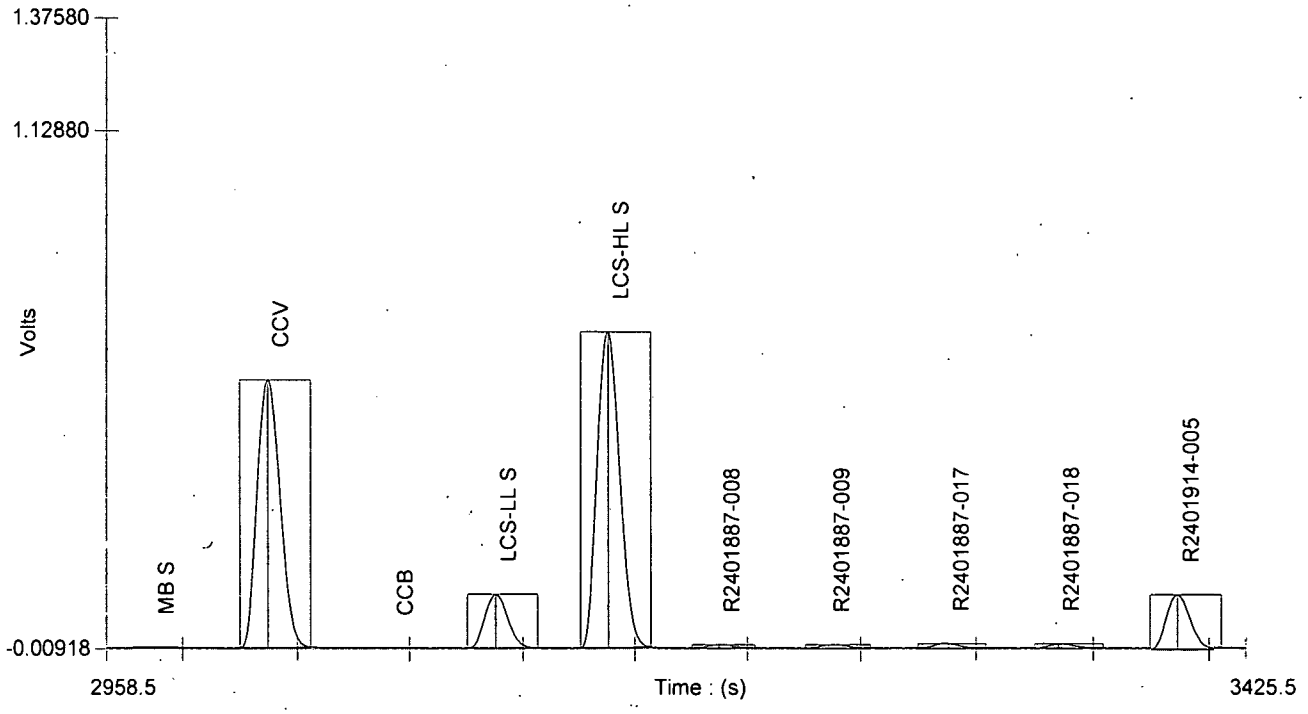

Channel 2 (cyanide) - Set: 8 / 8

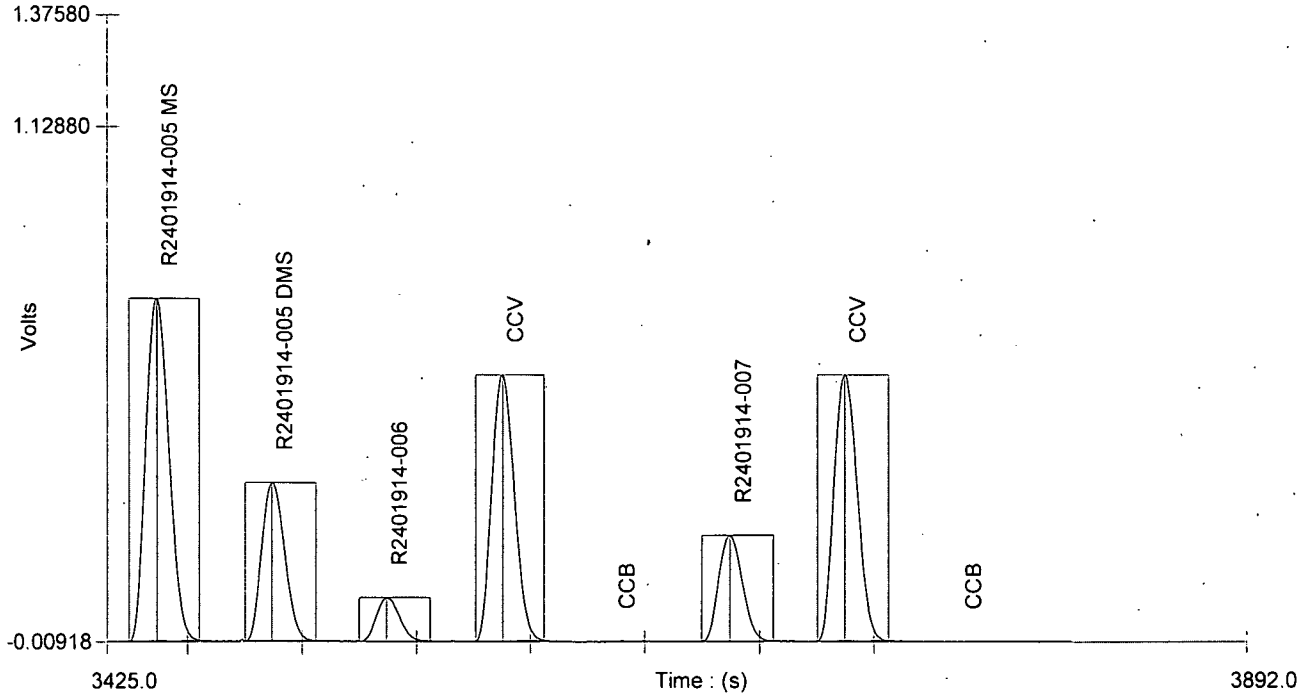

Table : 1 (Cyanide 9012B/SM4500CN QC8500)

	Known Conc. (mg CN/L)	Rep.	Peak Area (V.s)	Peak Height (V)	% RSD	% Residual	Det. Conc (mg CN/L)	Detection Date	Detection Time
1	1.00000	1	12.37824	1.12387	0.0	1.7	0.98205	3/14/2024	9:14:12 PM
2	0.50000	1	6.38767	0.58426	0.0	-1.3	0.50616	3/14/2024	9:14:59 PM
3	0.20000	1	2.57206	0.23608	0.0	-1.6	0.20306	3/14/2024	9:15:45 PM
4	0.10000	1	1.33685	0.12319	0.0	-4.9	0.10493	3/14/2024	9:16:32 PM
5	0.05000	1	0.67300	0.06178	0.0	-4.3	0.05220	3/14/2024	9:17:19 PM
6	0.02000	1	0.27371	0.02470	0.0	-2.3	0.02048	3/14/2024	9:18:05 PM
7	0.01000	1	0.14380	0.01302	0.0	-1.4	0.01016	3/14/2024	9:18:52 PM
8	0.00500	1	0.07945	0.00673	0.0	-0.7	0.00505	3/14/2024	9:19:38 PM
9	0.00000	1	0.00632	0.00070			-0.00076	3/14/2024	9:20:25 PM

Figure : 1 (Cyanide 9012B/SM4500CN QC8500)

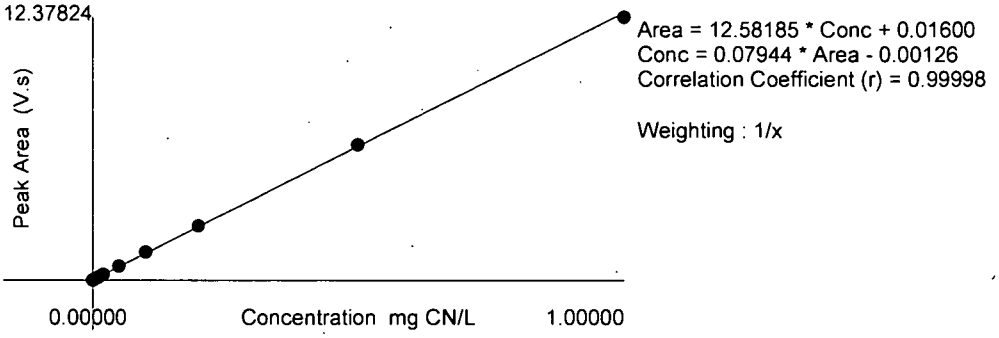

ALS Environmental
1565 Jefferson Rd., Rochester, NY 14623

General Chemistry Analytical Run Cover Sheet

Analyst: MAR Distillation Date: 3/13/24

Analysis: Total Cyanide Instrument: QC8500 (R-FIA-05) Analyzer Date: 3/14/24

PRIMARY STOCKS	Log # Prep/Exp. Dates
Standard	230118 Received: 06/30/2023 Expires : 12/19/2024
Reference	230150 Received: 06/30/2023 Expires : 06/30/2024

Working Stock Prep					
	Prep Date (Exp 1 week)	Stock Soln (mL)	Stock Soln (mg/L)	Final Vol (mL) with 0.25N NaOH in Volumetric	True Value (mg/L)
Standard	3/13/2024	1.000	1000	100	10.0
Reference	3/13/2024	1.000	1000	100	10.0
Pipet ID:	Magnus				

Quality Control Spiked at prep				
LCS-LL, MS (water)	0.06	10	6	0.10
LCS-HL, (water)	0.36	10	6	0.60
LCS-LL, (soil)	0.06	10	0.2	1.0
LCS-HL, (soil)	0.36	10	0.2	6.0
MS (soil)	0.06	10	~0.2	~1.0 see bench sheet

Analysis: Total Cyanide Instrument: Lachat 8500

Standard Curve Prep	Prepared fresh before use.		
Pipet ID:	Alec	Graduated Disposable Pipet Lot:	19719001
DOD pipet Verification:			

	Concentration	mLs Carrier Sol'n	mLs 10 mg/L Working Stock (D)
Routine:			
	1.00	9.00	1.00
	0.50	9.50	0.50
	0.20	9.80	0.20
	0.10	1/10 dil'n of 1.00	
	0.050	1/10 dil'n of 0.50	
	0.020	1/10 dil'n of 0.20	
	0.010	1/10 dil'n of 0.10	
	0.005	1/10 dil'n of 0.050	
	0.000	10.0	0.00

Quality Control	Prepared fresh before use	mLs Carrier Sol'n	mL 10 mg/L Reference E
I/CCV, Routine	0.5	9.50	0.5

REAGENTS	Distillation	Log ID	Expiration Date
	Sulfamic Acid	233189	1/10/2025
	H2SO4/MgCl2 Sol'n	231922	10/25/2024
	1 M NaOH	233190	1/3/2025
	0.25 M NaOH	Fresh Daily	Fresh Daily
	Calcium Hypochlorite	231382	9/20/2024
	Na2S2O3	220144	11/2/2025
	Acetate Buffer/ZnAcetate	229845	3/14/2024
	Cadmium Carbonate	222246	5/25/2031
	Antifoam B Emulsion	WC126070C	NA
	Autoanalyzer		
	Buffer	233841	3/22/2024
	Pyridine Barbituric Acid	233638	6/30/2024
	Chloramine-T	233345	7/26/2025

Chloramine-T solution prepared fresh each run: 2.00 g Chloramine-T diluted to 500 g with DI water

Balance ID:

Instrument Log filled in? (Y) (N)

Analytical Results Summary

Instrument Name: R-Balance-23 **Analyst:** HCASTROVINCI **Analysis Lot:** 835686 **Method/Testcode:** ALS SOP/Total Solids

Lab Code	Target Analytes	QC	Parent Sample	Matrix	Raw Result	Sample Amt.	Final Result	Dil	MDL	PQL	% Rec	% RSD	Date Analyzed	QC?	Tier
2401914-001	Total Solids	N/A		Soil	94.69 Percent		94.7 Percent	1					3/22/24 11:30	N	IV
2401914-002	Total Solids	N/A		Soil	88.98 Percent		89.0 Percent	1					3/22/24 11:30	N	IV
2401914-003	Total Solids	N/A		Soil	80.36 Percent		80.4 Percent	1					3/22/24 11:30	N	IV
2401914-004	Total Solids	N/A		Soil	79.41 Percent		79.4 Percent	1					3/22/24 11:30	N	IV
2401914-005	Total Solids	N/A		Soil	84.05 Percent		84.0 Percent	1					3/22/24 11:30	Y	IV
Q2402976-02	Total Solids	DUP	R2401914-005	Soil	84.97 Percent		85.0 Percent	1				1	3/22/24 11:30	N	IV
2401914-006	Total Solids	N/A		Soil	81.04 Percent		81.0 Percent	1					3/22/24 11:30	N	IV
2401914-007	Total Solids	N/A		Soil	82.87 Percent		82.9 Percent	1					3/22/24 11:30	N	IV
2401914-008	Total Solids	N/A		Soil	80.45 Percent		80.5 Percent	1					3/22/24 11:30	N	IV
2401914-009	Total Solids	N/A		Soil	85.52 Percent		85.5 Percent	1					3/22/24 11:30	N	IV
2401914-010	Total Solids	N/A		Soil	85.16 Percent		85.2 Percent	1					3/22/24 11:30	N	IV
2401914-011	Total Solids	N/A		Soil	83.36 Percent		83.4 Percent	1					3/22/24 11:30	N	IV
2401914-012	Total Solids	N/A		Soil	88.92 Percent		88.9 Percent	1					3/22/24 11:30	N	IV
2402105-001	Total Solids	N/A		Soil	73.75 Percent		73.7 Percent	1					3/22/24 11:30	N	II
2402106-001	Total Solids	N/A		Soil	67.06 Percent		67.1 Percent	1					3/22/24 11:30	N	IV
2402106-002	Total Solids	N/A		Soil	57.25 Percent		57.2 Percent	1					3/22/24 11:30	N	IV
Q2402976-01	Total Solids	DUP	R2402106-002	Soil	58.17 Percent		58.2 Percent	1				2	3/22/24 11:30	N	IV
2402106-003	Total Solids	N/A		Soil	64.00 Percent		64.0 Percent	1					3/22/24 11:30	N	IV
2402106-004	Total Solids	N/A		Soil	67.12 Percent		67.1 Percent	1					3/22/24 11:30	N	IV
2402127-002	Total Solids	N/A		Soil	52.89 Percent		52.9 Percent	1					3/22/24 11:30	N	II
2402131-007	Total Solids	N/A		Sediment	70.05 Percent		70.1 Percent	1					3/22/24 11:30	N	II
2402135-003	Total Solids	N/A		Soil	23.76 Percent		23.8 Percent	1					3/22/24 11:30	N	II

! indicates Final Result is not yet adjusted for Solids because it has not yet been determined.

Analytical Results Summary

Instrument Name: R-Balance-23 **Analyst:** HCASTROVINCI **Analysis Lot:** 835687 **Method/Testcode:** ALS SOP/Total Solids

Lab Code	Target Analytes	QC	Parent Sample	Matrix	Raw Result	Sample Amt.	Final Result	Dil	MDL	PQL	% Rec	% RSD	Date Analyzed	QC?	Tier
R2402152-001	Total Solids	N/A		Soil	91.82 Percent		91.8 Percent	1					3/22/24 11:30	N	II
R2402197-001	Total Solids	N/A		Soil	86.82 Percent		86.8 Percent	1					3/22/24 11:30	N	IV
R2402197-002	Total Solids	N/A		Soil	86.23 Percent		86.2 Percent	1					3/22/24 11:30	N	IV
R2402197-003	Total Solids	N/A		Soil	84.55 Percent		84.5 Percent	1					3/22/24 11:30	N	IV
R2402197-004	Total Solids	N/A		Soil	82.08 Percent		82.1 Percent	1					3/22/24 11:30	N	IV
R2402197-005	Total Solids	N/A		Soil	87.60 Percent		87.6 Percent	1					3/22/24 11:30	N	IV
R2402197-006	Total Solids	N/A		Soil	78.79 Percent		78.8 Percent	1					3/22/24 11:30	N	IV
RQ2402977-01	Total Solids	DUP	R2402197-006	Soil	79.83 Percent		79.8 Percent	1				1	3/22/24 11:30	N	IV
R2402197-007	Total Solids	N/A		Soil	87.66 Percent		87.7 Percent	1					3/22/24 11:30	N	IV
R2402197-008	Total Solids	N/A		Soil	89.29 Percent		89.3 Percent	1					3/22/24 11:30	N	IV
R2402197-009	Total Solids	N/A		Soil	87.68 Percent		87.7 Percent	1					3/22/24 11:30	N	IV

! indicates Final Result is not yet adjusted for Solids because it has not yet been determined.

Analyte: % Volatile Solids
Method: SM 2540G-2015
Analytes: Dry Weight % Solid
Method : ALS SOP

Analyst: HC Date: 3/22/24
Pipet: NA Time: 11:30
Thermolyne F48025-6048000 Muffle Furnace
Balance ID R-BALANCE-023 **Oven ID** 7
Class 1 Weight Initial: 10.00 Final: 10.00

% Volatile Solids:
% VS = (A - D) / (A - B) * 100

% Solids:
% Solid = (A - B) / (C - B) * 100

Where: A = wgt (g) of dried residue + dish
B = wgt (g) of tared dish
C = wgt (g) of wet sample + dish
D = wgt (g) of residue + dish after ign. @550 C.

	Misc.	Order #	Dish ID	Before Ignition / Wet Weight (g)		After Ignition / Dry Weight (g)		% Volatile Solids	% Solids
1		MB	1	B)	2.5100	Dry wgt (A):	2.5100		1.00
				C)		550 wgt (D):			
2		R2401914-001	2	B)	2.5100	Dry wgt (A):	16.2300		94.69
				C)	17.0000	550 wgt (D):			
3		R2401914-002	3	B)	2.4800	Dry wgt (A):	16.2000		88.98
				C)	17.9000	550 wgt (D):			
4		R2401914-003	4	B)	2.5100	Dry wgt (A):	11.9600		80.36
				C)	14.2700	550 wgt (D):			
5		R2401914-004	5	B)	2.4900	Dry wgt (A):	11.9800		79.41
				C)	14.4400	550 wgt (D):			
6		R2401914-005	6	B)	2.4900	Dry wgt (A):	12.1300		84.05
				C)	13.9600	550 wgt (D):			
7		R2401914-005 DUP	7	B)	2.5200	Dry wgt (A):	12.3000		84.97
				C)	14.0300	550 wgt (D):			
8		R2401914-006	8	B)	2.5000	Dry wgt (A):	11.8200		81.04
				C)	14.0000	550 wgt (D):			
9		R2401914-007	9	B)	2.5400	Dry wgt (A):	13.4700		82.87
				C)	15.7300	550 wgt (D):			
10		R2401914-008	10	B)	2.5200	Dry wgt (A):	12.4800		80.45
				C)	14.9000	550 wgt (D):			
11		R2401914-009	11	B)	2.5200	Dry wgt (A):	15.3400		85.52
				C)	17.5100	550 wgt (D):			
12		R2401914-010	12	B)	2.4900	Dry wgt (A):	13.1600		85.16
				C)	15.0200	550 wgt (D):			
13		R2401914-011	13	B)	2.5200	Dry wgt (A):	13.9900		83.36
				C)	16.2800	550 wgt (D):			
14		R2401914-012	14	B)	2.4800	Dry wgt (A):	15.0000		88.92
				C)	16.5600	550 wgt (D):			
15		R2402105-001	15	B)	2.4600	Dry wgt (A):	10.1000		73:75
				C)	12.8200	550 wgt (D):			
16		R2402106-001	16	B)	2.4500	Dry wgt (A):	12.0000		67.06
				C)	16.6900	550 wgt (D):			
17		R2402106-002	17	B)	2.5100	Dry wgt (A):	12.0700		57.25
				C)	19.2100	550 wgt (D):			
18		R2402106-002 DUP	18	B)	2.4800	Dry wgt (A):	12.5600		58.17
				C)	19.8100	550 wgt (D):			
19		R2402106-003	19	B)	2.4600	Dry wgt (A):	11.9900		64.00
				C)	17.3500	550 wgt (D):			
20		R2402106-004	20	B)	2.5200	Dry wgt (A):	16.4800		67.12
				C)	23.3200	550 wgt (D):			

Analyte: % Volatile Solids
Method: SM 2540G-2015
Analytes: Dry Weight % Solid
Method : ALS SOP

Analyst: HC
Pipet: NA
Thermolyne F48025-6048000 Muffle Furnace
Balance ID R-BALANCE-023
Class 1 Weight Initial: 10.00

Date: 3/22/24
Time: 11:30
Oven ID 7
Final: 10.00

% Volatile Solids:

% VS = (A - D) / (A - B) * 100

% Solids:

% Solid = (A - B) / (C - B) * 100

Where: A = wgt (g) of dried residue + dish
B = wgt (g) of tared dish
C = wgt (g) of wet sample + dish
D = wgt (g) of residue + dish after ign. @550 C.

	Misc.	Order #	Dish ID	Before Ignition / Wet Weight (g)		After Ignition / Dry Weight (g)		% Volatile Solids	% Solids
21		R2402127-002	21	B)	2.4800	Dry wgt (A):	8.0600		52.89
				C)	13.0300	550 wgt (D):			
22		R2402131-007	22	B)	2.5100	Dry wgt (A):	15.6800		70.05
				C)	21.3100	550 wgt (D):			
23		R2402135-003	23	B)	2.4800	Dry wgt (A):	5.0100		23.76
				C)	13.1300	550 wgt (D):			
24		MB	24	B)	2.5100	Dry wgt (A):	2.5100		1.00
				C)		550 wgt (D):			
25		R2402152-001	25	B)	2.4400	Dry wgt (A):	14.9000		91.82
				C)	16.0100	550 wgt (D):			
26		R2402197-001	26	B)	2.4700	Dry wgt (A):	13.4700		86.82
				C)	15.1400	550 wgt (D):			
27		R2402197-002	27	B)	2.4500	Dry wgt (A):	13.1600		86.23
				C)	14.8700	550 wgt (D):			
28		R2402197-003	28	B)	2.4600	Dry wgt (A):	13.2400		84.55
				C)	15.2100	550 wgt (D):			
29		R2402197-004	29	B)	2.4500	Dry wgt (A):	13.7600		82.08
				C)	16.2300	550 wgt (D):			
30		R2402197-005	30	B)	2.4700	Dry wgt (A):	12.3600		87.60
				C)	13.7600	550 wgt (D):			
31		R2402197-006	31	B)	2.5100	Dry wgt (A):	12.0200		78.79
				C)	14.5800	550 wgt (D):			
32		R2402197-006 DUP	32	B)	2.4700	Dry wgt (A):	12.0900		79.83
				C)	14.5200	550 wgt (D):			
33		R2402197-007	33	B)	2.4900	Dry wgt (A):	12.8600		87.66
				C)	14.3200	550 wgt (D):			
34		R2402197-008	34	B)	2.5300	Dry wgt (A):	13.7900		89.29
				C)	15.1400	550 wgt (D):			
35		R2402197-009	35	B)	2.5300	Dry wgt (A):	15.7000		87.68
				C)	17.5500	550 wgt (D):			

ALS Environmental
1565 Jefferson Rd., Rochester, NY 14623

General Chemistry Analytical Run Cover Sheet

Analyst: HC Date: 3/22/24

Analysis: % Solids Instrument: X R-Balance-23
___ R-Balance-18

Quality Control:

	Log Book #	Log Book Date	Log Book Page #	Stock Sol (m/Ls)	Stock Sol (mg/L)	Final Vol (mLs)	True Value (mg/L)
a) Standards Prep.:							
b) I/CCV Preparation:							
c) LCS Preparation:							
d) Matrix Spike Prep.:							

Instrument log filled in? (Y)(N)

Comments:

Production (optional):

	Start Time	End Time	Total (minutes)
Preparation Time :			
Analytical Time:			
Finish Time:			

# of Samples (including Mtx QC): _____
Repeats due to Sample: _____
Repeats due to Error: _____

p:\L\123\greg\forms\cover\dwps.xls

Subcontracted Analytical Parameters

ALS Environmental—Rochester Laboratory
1565 Jefferson Road, Building 300, Suite 360, Rochester, NY 14623
Phone (585) 288-5380 Fax (585) 288-8475
www.alsglobal.com

ALS Environmental
ALS Group USA, Corp
1317 South 13th Avenue
Kelso, WA 98626
T : +1 360 577 7222
F : +1 360 636 1068
www.alsglobal.com

March 27, 2024

Analytical Report for Service Request No: R2401914

Christopher Leavy
ALS Environmental
1565 Jefferson Rd, Building 300
Suite 360
Rochester, NY 14623

RE: Shumway Marina / 6048S-23

Dear Christopher Leavy,

Enclosed are the results of the sample(s) submitted to our laboratory March 08, 2024
For your reference, these analyses have been assigned our service request number **R2401914.**

All testing was performed according to our laboratory's quality assurance program and met the requirements of the TNI standards except as noted in the case narrative report. Any testing not included in the lab's accreditation is identified on a Non-Certified Analytes report. All results are intended to be considered in their entirety. ALS Environmental is not responsible for use of less than the complete report. Results apply only to the individual samples submitted to the lab for analysis, as listed in the report. The measurement uncertainty of the results included in this report is within that expected when using the prescribed method(s), and represented by Laboratory Control Sample control limits. Any events, such as QC failures or Holding Time exceedances, which may add to the uncertainty are explained in the report narrative or are flagged with qualifiers. The flags are explained in the Report Qualifiers and Definitions page of this report.

Please contact me if you have any questions. My extension is 3260. You may also contact me via email at Luke.Rahn@alsglobal.com.

Respectfully submitted,

ALS Group USA, Corp. dba ALS Environmental

Luke Rahn
Project Manager

ALS Environmental
ALS Group USA, Corp
1317 South 13th Avenue
Kelso, WA 98626
T : +1 360 577 7222
F : +1 360 636 1068
www.alsglobal.com

Table of Contents

Acronyms
Qualifiers
State Certifications, Accreditations, And Licenses
Case Narrative
Chain of Custody
Total Solids
General Chemistry
Per- and Polyfluoroalkyl Substances (PFAS) by LCMSMS Compliant with Table B-24 of DOD QSM 5.4
Raw Data
- Total Solids
- General Chemistry
- Per- and Polyfluoroalkyl Substances (PFAS) by LCMSMS Compliant with Table B-24 of DOD QSM 5.4

Acronyms

ASTM	American Society for Testing and Materials
A2LA	American Association for Laboratory Accreditation
CARB	California Air Resources Board
CAS Number	Chemical Abstract Service registry Number
CFC	Chlorofluorocarbon
CFU	Colony-Forming Unit
DEC	Department of Environmental Conservation
DEQ	Department of Environmental Quality
DHS	Department of Health Services
DOE	Department of Ecology
DOH	Department of Health
EPA	U. S. Environmental Protection Agency
ELAP	Environmental Laboratory Accreditation Program
GC	Gas Chromatography
GC/MS	Gas Chromatography/Mass Spectrometry
LOD	Limit of Detection
LOQ	Limit of Quantitation
LUFT	Leaking Underground Fuel Tank
M	Modified
MCL	Maximum Contaminant Level is the highest permissible concentration of a substance allowed in drinking water as established by the USEPA.
MDL	Method Detection Limit
MPN	Most Probable Number
MRL	Method Reporting Limit
NA	Not Applicable
NC	Not Calculated
NCASI	National Council of the Paper Industry for Air and Stream Improvement
ND	Not Detected
NIOSH	National Institute for Occupational Safety and Health
PQL	Practical Quantitation Limit
RCRA	Resource Conservation and Recovery Act
SIM	Selected Ion Monitoring
TPH	Total Petroleum Hydrocarbons
tr	Trace level is the concentration of an analyte that is less than the PQL but greater than or equal to the MDL.

Inorganic Data Qualifiers

*	The result is an outlier. See case narrative.
#	The control limit criteria is not applicable.
B	The analyte was found in the associated method blank at a level that is significant relative to the sample result as defined by the DOD or NELAC standards.
E	The result is an estimate amount because the value exceeded the instrument calibration range.
J	The result is an estimated value.
U	The analyte was analyzed for, but was not detected ("Non-detect") at or above the MRL/MDL. *DOD-QSM 4.2 definition* : Analyte was not detected and is reported as less than the LOD or as defined by the project. The detection limit is adjusted for dilution.
i	The MRL/MDL or LOQ/LOD is elevated due to a matrix interference.
X	See case narrative.
Q	See case narrative. One or more quality control criteria was outside the limits.
H	The holding time for this test is immediately following sample collection. The samples were analyzed as soon as possible after receipt by the laboratory.

Metals Data Qualifiers

#	The control limit criteria is not applicable.
J	The result is an estimated value.
E	The percent difference for the serial dilution was greater than 10%, indicating a possible matrix interference in the sample.
M	The duplicate injection precision was not met.
N	The Matrix Spike sample recovery is not within control limits. See case narrative.
S	The reported value was determined by the Method of Standard Additions (MSA).
U	The analyte was analyzed for, but was not detected ("Non-detect") at or above the MRL/MDL. *DOD-QSM 4.2 definition* : Analyte was not detected and is reported as less than the LOD or as defined by the project. The detection limit is adjusted for dilution.
W	The post-digestion spike for furnace AA analysis is out of control limits, while sample absorbance is less than 50% of spike absorbance.
i	The MRL/MDL or LOQ/LOD is elevated due to a matrix interference.
X	See case narrative.
+	The correlation coefficient for the MSA is less than 0.995.
Q	See case narrative. One or more quality control criteria was outside the limits.

Organic Data Qualifiers

*	The result is an outlier. See case narrative.
#	The control limit criteria is not applicable. See case narrative.
A	A tentatively identified compound, a suspected aldol-condensation product.
B	The analyte was found in the associated method blank at a level that is significant relative to the sample result as defined by the DOD or NELAC standards.
C	The analyte was qualitatively confirmed using GC/MS techniques, pattern recognition, or by comparing to historical data.
D	The reported result is from a dilution.
E	The result is an estimated value.
J	The result is an estimated value.
N	The result is presumptive. The analyte was tentatively identified, but a confirmation analysis was not performed.
P	The GC or HPLC confirmation criteria was exceeded. The relative percent difference is greater than 40% between the two analytical results.
U	The analyte was analyzed for, but was not detected ("Non-detect") at or above the MRL/MDL. *DOD-QSM 4.2 definition* : Analyte was not detected and is reported as less than the LOD or as defined by the project. The detection limit is adjusted for dilution.
i	The MRL/MDL or LOQ/LOD is elevated due to a chromatographic interference.
X	See case narrative.
Q	See case narrative. One or more quality control criteria was outside the limits.

Additional Petroleum Hydrocarbon Specific Qualifiers

F	The chromatographic fingerprint of the sample matches the elution pattern of the calibration standard.
L	The chromatographic fingerprint of the sample resembles a petroleum product, but the elution pattern indicates the presence of a greater amount of lighter molecular weight constituents than the calibration standard.
H	The chromatographic fingerprint of the sample resembles a petroleum product, but the elution pattern indicates the presence of a greater amount of heavier molecular weight constituents than the calibration standard.
O	The chromatographic fingerprint of the sample resembles an oil, but does not match the calibration standard.
Y	The chromatographic fingerprint of the sample resembles a petroleum product eluting in approximately the correct carbon range, but the elution pattern does not match the calibration standard.
Z	The chromatographic fingerprint does not resemble a petroleum product.

ALS Group USA Corp. dba ALS Environmental (ALS) - Kelso
State Certifications, Accreditations, and Licenses

Agency	Web Site	Number
Alaska DEH	http://dec.alaska.gov/eh/lab/cs/csapproval.htm	UST-040
Arizona DHS	http://www.azdhs.gov/lab/license/env.htm	AZ0339
Arkansas - DEQ	http://www.adeq.state.ar.us/techsvs/labcert.htm	88-0637
California DHS (ELAP)	http://www.cdph.ca.gov/certlic/labs/Pages/ELAP.aspx	2795
DOD ELAP	http://www.denix.osd.mil/edqw/Accreditation/AccreditedLabs.cfm	L16-58-R4
Florida DOH	http://www.doh.state.fl.us/lab/EnvLabCert/WaterCert.htm	E87412
Hawaii DOH	http://health.hawaii.gov/	-
ISO 17025	http://www.pjlabs.com/	L16-57
Louisiana DEQ	http://www.deq.louisiana.gov/page/la-lab-accreditation	03016
Maine DHS	http://www.maine.gov/dhhs/	WA01276
Minnesota DOH	http://www.health.state.mn.us/accreditation	053-999-457
Nevada DEP	http://ndep.nv.gov/bsdw/labservice.htm	WA01276
New Jersey DEP	http://www.nj.gov/dep/enforcement/oqa.html	WA005
New York - DOH	https://www.wadsworth.org/regulatory/elap	12060
North Carolina DEQ	https://deq.nc.gov/about/divisions/water-resources/water-resources-data/water-sciences-home-page/laboratory-certification-branch/non-field-lab-certification	605
Oklahoma DEQ	http://www.deq.state.ok.us/CSDnew/labcert.htm	9801
Oregon – DEQ (NELAP)	http://public.health.oregon.gov/LaboratoryServices/EnvironmentalLaboratoryAccreditation/Pages/index.aspx	WA100010
South Carolina DHEC	http://www.scdhec.gov/environment/EnvironmentalLabCertification/	61002
Texas CEQ	http://www.tceq.texas.gov/field/qa/env_lab_accreditation.html	T104704427
Washington DOE	http://www.ecy.wa.gov/programs/eap/labs/lab-accreditation.html	C544
Wyoming (EPA Region 8)	https://www.epa.gov/region8-waterops/epa-region-8-certified-drinking-water-	-
Kelso Laboratory Website	www.alsglobal.com	NA

Analyses were performed according to our laboratory's NELAP-approved quality assurance program. A complete listing of specific NELAP-certified analytes, can be found in the certification section at www.ALSGlobal.com or at the accreditation bodies web site.
Please refer to the certification and/or accreditation body's web site if samples are submitted for compliance purposes. The states highlighted above, require the analysis be listed on the state certification if used for compliance purposes and if the method/anlayte is offered by that state.

Case Narrative

ALS Environmental—Kelso Laboratory
1317 South 13th Avenue, Kelso, WA 98626
Phone (360)577-7222 Fax (360)636-1068
www.alsglobal.com

1317 South 13th Ave, Kelso, WA 98626 | 1-360-577-7222 | www.alsglobal.com

Client: Day Environmental, Inc.
Project: Shumway Marina
Sample Matrix: Soil, Water

Service Request: R2401914
Date Received: 03/08/2024

CASE NARRATIVE

All analyses were performed consistent with the quality assurance program of ALS Environmental. This report contains analytical results for samples for the Tier level IV requested by the client.

Sample Receipt:

Five soil, water samples were received for analysis at ALS Environmental on 03/08/2024. Any discrepancies upon initial sample inspection are annotated on the sample receipt and preservation form included within this report. The samples were stored at minimum in accordance with the analytical method requirements.

General Chemistry:

No significant anomalies were noted with this analysis.

Organic LC:

The control criteria were exceeded for one or more isotopes in several Continuing Calibration Verifications (CCVs). The recovery of the associated native analytes was within control criteria, which indicated the analysis was in control, or the recovery of the associated analyte was biased high, as noted below. The data quality was not affected. No further corrective action was appropriate.

Method 1633, 03/21/2024: The upper control criterion was exceeded for 1H, 1H, 2H, 2H-Perfluorodecanesulfonic acid (8:2 FTS) in Continuing Calibration Verification (CCV) KQ2404285-02. The field samples analyzed in this sequence did not contain the analyte in question. Since the apparent problem indicated a potential high bias, the data quality was not affected. No further corrective action was required.

Approved by _____ Date 03/27/2024

Chain of Custody

ALS Environmental—Kelso Laboratory
1317 South 13th Avenue, Kelso, WA 98626
Phone (360)577-7222 Fax (360)636-1068
www.alsglobal.com

Intra-Network Chain of Custody

1565 Jefferson Rd, Building 300 • Rochester, NY 14623 • 585-288-5380 • FAX 585-288-8475

ALS Contact: Christopher Leavy

Project Name: Shumway Marina
Project Number: 6048S-23
Project Manager: Jeff Danzinger
Company: Day Environmental, Inc.
QAP: LAB QAP

Lab Code	Client Sample ID	# of Cont.	Matrix	Sample Date	Sample Time	Date Received	Send To	1633 TSS Screen SM 2540 D Modified	PFAS_DOD5.4 1633	PFAS_SCREEN 1633
~~R2401914-005~~	B-1,2,3	2	Soil	3/7/24	1105	3/8/24	KELSO		IV	IV
~~R2401914-006~~	B-4,5,6	6	Soil	3/7/24	1330	3/8/24	KELSO		IV	IV
~~R2401914-007~~	B-7,8,9	2	Soil	3/7/24	1530	3/8/24	KELSO		IV	IV
~~R2401914-013~~	EB-030724	1	Water	3/7/24	1645	3/8/24	KELSO	IV	IV	IV
~~R2401914-014~~	FB-030724	2	Water	3/7/24	1650	3/8/24	KELSO	IV	IV	IV

Run QC on sample R2401914-006 for 1633/PFAS_DOD5.4

Special Instructions/Comments

pH Checked _____

Turnaround Requirements

____ **RUSH** (Surcharges Apply)

PLEASE CIRCLE WORK DAYS

1 2 3 4 5

X **STANDARD**

Requested FAX Date: _____

Requested Report Date: 03/25/24

Report Requirements

____ I. Results Only

X II. Results + QC Summaries

____ III. Results + QC and Calibration Summaries

____ IV. Data Validation Report with Raw Data

PQL/MDL/J N

EDD Y

Invoice Information

PO# 58R2401914

Bill to

Relinquished By: ALS 3/11/24 1300 Received By: 3/12/24 0955 Airbill Number: _____

PM LR

Cooler Receipt and Preservation Form

Client ALS Rochester Service Request K24 R2401914

Received: 3/12/24 Opened: 3/12/24 By: NP Unloaded: 3/12/24 By: NP

1. Samples were received via? *USPS* (*Fed Ex*) *UPS* *DHL* *PDX* *Courier* *Hand Delivered*
2. Samples were received in: (circle) (*Cooler*) *Box* *Envelope* *Other* _____ *NA*
3. Were custody seals on coolers? NA (Y) N If yes, how many and where? 1 front
   If present, were custody seals intact? (Y) N If present, were they signed and dated? (Y) N

Temp Blank	Sample Temp	IR Gun	Cooler #/COC ID / NA	Out of temp indicate with "X"	PM Notified If out of temp	Tracking Number NA	Filed
	1.8	IR01				7127 0625 8709	

4. Was a Temperature Blank present in cooler? NA Y (N) If yes, notate the temperature in the appropriate column above:
   If no, take the temperature of a representative sample bottle contained within the cooler; notate in the column "Sample Temp":
5. Were samples received within the method specified temperature ranges? NA (Y) N
   If no, were they received on ice and same day as collected? If not, notate the cooler # above and notify the PM. (NA) Y N

If applicable, tissue samples were received: *Frozen* *Partially Thawed* *Thawed*

6. Packing material: *Inserts* *Baggies* *Bubble Wrap* *Gel Packs* (*Wet Ice*) *Dry Ice* *Sleeves* Paper
7. Were custody papers properly filled out (ink, signed, etc.)? NA (Y) N
8. Were samples received in good condition (unbroken) NA (Y) N
9. Were all sample labels complete (ie, analysis, preservation, etc.)? NA (Y) N
10. Did all sample labels and tags agree with custody papers? NA (Y) N
11. Were appropriate bottles/containers and volumes received for the tests indicated? NA (Y) N
12. Were the pH-preserved bottles (*see SMO GEN SOP*) received at the appropriate pH? *Indicate in the table below* (NA) Y N
13. Were VOA vials received without headspace? *Indicate in the table below.* (NA) Y N
14. Was C12/Res negative? (NA) Y N
15. Were samples received within the method specified time limit? If not, notate the error below and notify the PM (NA) Y N
16. Were 100ml sterile microbiology bottles filled exactly to the 100ml mark? (NA) Y N Underfilled Overfilled

Sample ID on Bottle	Sample ID on COC	Identified by:

Sample ID	Bottle Count Bottle Type	Head-space	Broke	pH	Reagent	Volume added	Reagent Lot Number	Initials	Time

Notes, Discrepancies, Resolutions: Received 2 containers for 013 & 1 container for 014

Total Solids

ALS Environmental—Kelso Laboratory
1317 South 13th Avenue, Kelso, WA 98626
Phone (360)577-7222 Fax (360)636-1068
www.alsglobal.com

ALS Group USA, Corp.
dba ALS Environmental

Analytical Report

Client:	Day Environmental, Inc.	**Service Request:**	R2401914
Project:	Shumway Marina/6048S-23	**Date Collected:**	03/7/24
Sample Matrix:	Soil	**Date Received:**	03/8/24
Analysis Method:	160.3 Modified	**Units:**	Percent
		Basis:	As Received

Solids, Total

Sample Name	Lab Code	Result	MRL	Dil.	Date Analyzed	Q
B-1,2,3	R2401914-005	**86.8**	-	1	03/13/24 12:05	
B-4,5,6	R2401914-006	**84.4**	-	1	03/13/24 12:05	
B-7,8,9	R2401914-007	**84.6**	-	1	03/13/24 12:05	

ALS Group USA, Corp.

dba ALS Environmental

QA/QC Report

Client:	Day Environmental, Inc.	**Service Request:**	R2401914
Project	Shumway Marina/6048S-23	**Date Collected:**	03/07/24
Sample Matrix:	Soil	**Date Received:**	03/08/24
		Date Analyzed:	03/13/24

Replicate Sample Summary
Inorganic Parameters

Sample Name:	B-1,2,3	**Units:**	Percent
Lab Code:	R2401914-005	**Basis:**	As Received

Analyte Name	Analysis Method	MRL	Sample Result	Duplicate Sample R2401914-005DUP Result	Average	RPD	RPD Limit
Solids, Total	160.3 Modified	-	86.8	84.9	85.9	2	20

Results flagged with an asterisk (*) indicate values outside control criteria.

Results flagged with a pound (#) indicate the control criteria is not applicable.

Percent recoveries and relative percent differences (RPD) are determined by the software using values in the calculation which have not been rounded.

General Chemistry

ALS Environmental—Kelso Laboratory
1317 South 13th Avenue, Kelso, WA 98626
Phone (360)577-7222 Fax (360)636-1068
www.alsglobal.com

Analytical Report

Client:	Day Environmental, Inc.	**Service Request:**	R2401914
Project:	Shumway Marina/6048S-23	**Date Collected:**	03/7/24
Sample Matrix:	Water	**Date Received:**	03/8/24
Analysis Method:	SM 2540 D Modified	**Units:**	mg/L
		Basis:	NA

Solids, Total Suspended (TSS)

Sample Name	Lab Code	Result	MRL	Dil.	Date Analyzed	Q
EB-030724	R2401914-013	ND U	100	1	03/15/24 11:42	
FB-030724	R2401914-014	ND U	100	1	03/15/24 11:42	
Method Blank	R2401914-MB2	ND U	100	1	03/15/24 11:42	
Method Blank	R2401914-MB3	ND U	100	1	03/15/24 11:42	

ALS Group USA, Corp.
dba ALS Environmental

QA/QC Report

Client:	Day Environmental, Inc.	**Service Request:**	R2401914
Project:	Shumway Marina/6048S-23	**Date Analyzed:**	03/15/24
Sample Matrix:	Water		

Lab Control Sample Summary
Solids, Total Suspended (TSS)

Analysis Method:	SM 2540 D Modified	**Units:**	mg/L
		Basis:	NA
		Analysis Lot:	835110

Sample Name	Lab Code	Result	Spike Amount	% Rec	% Rec Limits
Lab Control Sample	R2401914-LCS3	360	390	92	85-115

Per- and Polyfluoroalkyl Substances (PFAS) by LC/MS/MS Compliant with Table B-24 of DOD QSM 5.4

ALS Environmental—Kelso Laboratory
1317 South 13th Avenue, Kelso, WA 98626
Phone (360)577-7222 Fax (360)636-1068
www.alsglobal.com

Analytical Report

Client:	Day Environmental, Inc.	**Service Request:**	R2401914
Project:	Shumway Marina/6048S-23	**Date Collected:**	03/07/24 11:05
Sample Matrix:	Soil	**Date Received:**	03/08/24 10:20
Sample Name:	B-1,2,3	**Units:**	ng/g
Lab Code:	R2401914-005	**Basis:**	Dry

Per- and Polyfluoroalkyl Substances (PFAS) by LC/MS/MS Compliant with Table B-24 of DOD QSM 5.4

Analysis Method: Draft EPA Method 1633
Prep Method: Method

Analyte Name	Result	MRL	MDL	Dil.	Date Analyzed	Date Extracted	Q
Perfluoroalkyl Sulfonic Acids (PFSAs)							
Perfluorobutane sulfonic acid (PFBS)	0.50 U	0.50	0.10	1	03/21/24 20:22	3/14/24	
Perfluoropentane sulfonic acid (PFPeS)	0.50 U	0.50	0.10	1	03/21/24 20:22	3/14/24	
Perfluorohexane sulfonic acid (PFHxS)	0.50 U	0.50	0.10	1	03/21/24 20:22	3/14/24	
Perfluoroheptane sulfonic acid (PFHpS)	0.50 U	0.50	0.10	1	03/21/24 20:22	3/14/24	
Perfluorooctane sulfonic acid (PFOS)	**1.4**	0.50	0.10	1	03/21/24 20:22	3/14/24	
Perfluorononane sulfonic acid (PFNS)	0.50 U	0.50	0.10	1	03/21/24 20:22	3/14/24	
Perfluorodecane sulfonic acid (PFDS)	0.50 U	0.50	0.10	1	03/21/24 20:22	3/14/24	
Perfluorododecane sulfonic acid (PFDoS)	0.50 U	0.50	0.10	1	03/21/24 20:22	3/14/24	
Perfluoroalkyl Carboxylic Acids (PFCAs)							
Perfluorobutanoic acid (PFBA)	**0.44 J**	0.50	0.10	1	03/21/24 20:22	3/14/24	
Perfluoropentanoic acid (PFPeA)	0.50 U	0.50	0.10	1	03/21/24 20:22	3/14/24	
Perfluorohexanoic acid (PFHxA)	0.50 U	0.50	0.10	1	03/21/24 20:22	3/14/24	
Perfluoroheptanoic acid (PFHpA)	0.50 U	0.50	0.10	1	03/21/24 20:22	3/14/24	
Perfluorooctanoic acid (PFOA)	**0.24 J**	0.50	0.10	1	03/21/24 20:22	3/14/24	
Perfluorononanoic acid (PFNA)	**0.14 J**	0.50	0.10	1	03/21/24 20:22	3/14/24	
Perfluorodecanoic acid (PFDA)	**0.17 J**	0.50	0.10	1	03/21/24 20:22	3/14/24	
Perfluoroundecanoic acid (PFUnDA)	**0.11 J**	0.50	0.10	1	03/21/24 20:22	3/14/24	
Perfluorododecanoic acid (PFDOA)	0.50 U	0.50	0.10	1	03/21/24 20:22	3/14/24	
Perfluorotridecanoic acid (PFTrDA)	0.50 U	0.50	0.10	1	03/21/24 20:22	3/14/24	
Perfluorotetradecanoic acid (PFTDA)	0.50 U	0.50	0.10	1	03/21/24 20:22	3/14/24	
Perfluoroalkyl Sulfonamido Substances							
Perfluorooctane sulfonamide (PFOSAm)	0.50 U	0.50	0.10	1	03/21/24 20:22	3/14/24	
N-Methylperfluorooctane sulfonamide (MeFOSA)	0.50 U	0.50	0.10	1	03/21/24 20:22	3/14/24	
N-Ethylperfluorooctane sulfonamide (EtFOSAm)	0.50 U	0.50	0.10	1	03/21/24 20:22	3/14/24	
N-Methylperfluorooctane sulfonamido ethanol (MeFOSE)	0.50 U	0.50	0.10	1	03/21/24 20:22	3/14/24	
N-Ethylperfluorooctane sulfonamido ethanol (EtFOSE)	0.50 U	0.50	0.10	1	03/21/24 20:22	3/14/24	
N-Methylperfluorooctane sulfonamido acetic acid (NMeFOSAA)	0.50 U	0.50	0.10	1	03/21/24 20:22	3/14/24	
N-Ethylperfluorooctane sulfonamido acetic acid (NEtFOSAA)	0.50 U	0.50	0.10	1	03/21/24 20:22	3/14/24	

Analytical Report

Client:	Day Environmental, Inc.	**Service Request:**	R2401914
Project:	Shumway Marina/6048S-23	**Date Collected:**	03/07/24 11:05
Sample Matrix:	Soil	**Date Received:**	03/08/24 10:20
Sample Name:	B-1,2,3	**Units:**	ng/g
Lab Code:	R2401914-005	**Basis:**	Dry

Per- and Polyfluoroalkyl Substances (PFAS) by LC/MS/MS Compliant with Table B-24 of DOD QSM 5.4

Analysis Method: Draft EPA Method 1633
Prep Method: Method

Analyte Name	Result	MRL	MDL	Dil.	Date Analyzed	Date Extracted	Q
Fluorotelomer Sulfonic Acids (FTSAs)							
1H, 1H, 2H, 2H-Perfluorohexanesulfonic acid (4:2 FTS)	0.50 U	0.50	0.10	1	03/21/24 20:22	3/14/24	
1H, 1H, 2H, 2H-Perfluorooctanesulfonic acid (6:2 FTS)	0.50 U	0.50	0.10	1	03/21/24 20:22	3/14/24	
1H, 1H, 2H, 2H-Perfluorodecanesulfonic acid (8:2 FTS)	0.50 U	0.50	0.10	1	03/21/24 20:22	3/14/24	
Fluorotelomer Carboxylic Acids (FTCAs)							
4,4,5,5,6,6,6-Heptafluorohexanoic acid (3:3 FTCA)	15 U	15	0.60	1	03/21/24 20:22	3/14/24	
2H,2H,3H,3H-Perfluorooctanoic acid (5:3 FTCA)	15 U	15	0.60	1	03/21/24 20:22	3/14/24	
2H,2H,3H,3H-Perfluorodecanoic acid (7:3 FTCA)	15 U	15	0.60	1	03/21/24 20:22	3/14/24	
Perfluoroalkyl Ether Sulfonic Acids (PFESAs)							
Perfluoro(2-ethoxyethane) sulfonic acid (PFEESA)	0.50 U	0.50	0.10	1	03/21/24 20:22	3/14/24	
9-Chlorohexadecafluoro-3-oxanonane-1-sulfonic acid (9-Cl-PF3ONS)	0.50 U	0.50	0.10	1	03/21/24 20:22	3/14/24	
11-Chloroeicosafluoro-3-oxaundecane-1-sulfonic acid (11-Cl-PF3OUdS)	0.50 U	0.50	0.10	1	03/21/24 20:22	3/14/24	
Perfluoroalkyl Ether Carboxylic Acids (PFECAs)							
Perfluoro-3-methoxypropanoic acid (PFMPA)	0.50 U	0.50	0.10	1	03/21/24 20:22	3/14/24	
Perfluoro-4-methoxybutanoic acid (PFMBA)	0.50 U	0.50	0.10	1	03/21/24 20:22	3/14/24	
Hexafluoropropyleneoxide dimer acid (HFPO-DA) (GenX)	0.50 U	0.50	0.10	1	03/21/24 20:22	3/14/24	
Nonafluoro-3,6-dioxaheptanoic acid (NFDHA)	0.50 U	0.50	0.10	1	03/21/24 20:22	3/14/24	
4,8-Dioxa-3H-perfluorononanoic acid (DONA)	0.50 U	0.50	0.10	1	03/21/24 20:22	3/14/24	

Analytical Report

Client:	Day Environmental, Inc.	**Service Request:**	R2401914
Project:	Shumway Marina/6048S-23	**Date Collected:**	03/07/24 11:05
Sample Matrix:	Soil	**Date Received:**	03/08/24 10:20
Sample Name:	B-1,2,3	**Units:**	ng/g
Lab Code:	R2401914-005	**Basis:**	Dry

Per- and Polyfluoroalkyl Substances (PFAS) by LC/MS/MS Compliant with Table B-24 of DOD QSM 5.4

Analysis Method: Draft EPA Method 1633
Prep Method: Method

Surrogate Name	% Rec	Control Limits	Date Analyzed	Q
13C3-PFBS	71	20 - 150	03/21/24 20:22	
13C3-PFHxS	84	20 - 150	03/21/24 20:22	
13C8-PFOS	80	20 - 150	03/21/24 20:22	
13C4-PFBA	83	20 - 150	03/21/24 20:22	
13C5-PFPeA	88	20 - 150	03/21/24 20:22	
13C5-PFHxA	73	20 - 150	03/21/24 20:22	
13C4-PFHpA	81	20 - 150	03/21/24 20:22	
13C8-PFOA	84	20 - 150	03/21/24 20:22	
13C9-PFNA	80	20 - 150	03/21/24 20:22	
13C6-PFDA	77	20 - 150	03/21/24 20:22	
13C7-PFUnDA	72	20 - 150	03/21/24 20:22	
13C2-PFDoDA	75	20 - 150	03/21/24 20:22	
13C2-PFTeDA	55	20 - 150	03/21/24 20:22	
13C8-FOSA	74	20 - 150	03/21/24 20:22	
D3-MeFOSA	47	20 - 150	03/21/24 20:22	
D5-EtFOSA	41	20 - 150	03/21/24 20:22	
D7-MeFOSE	74	20 - 150	03/21/24 20:22	
D9-EtFOSE	64	20 - 150	03/21/24 20:22	
D3-MeFOSAA	56	20 - 150	03/21/24 20:22	
D5-EtFOSAA	82	20 - 150	03/21/24 20:22	
13C2-4:2 FTS	57	20 - 150	03/21/24 20:22	
13C2-6:2 FTS	56	20 - 150	03/21/24 20:22	
13C2-8:2 FTS	52	20 - 150	03/21/24 20:22	
13C3-HFPO-DA	87	20 - 150	03/21/24 20:22	

Analytical Report

Client:	Day Environmental, Inc.	**Service Request:**	R2401914
Project:	Shumway Marina/6048S-23	**Date Collected:**	03/07/24 13:30
Sample Matrix:	Soil	**Date Received:**	03/08/24 10:20
Sample Name:	B-4,5,6	**Units:**	ng/g
Lab Code:	R2401914-006	**Basis:**	Dry

Per- and Polyfluoroalkyl Substances (PFAS) by LC/MS/MS Compliant with Table B-24 of DOD QSM 5.4

Analysis Method: Draft EPA Method 1633
Prep Method: Method

Analyte Name	Result	MRL	MDL	Dil.	Date Analyzed	Date Extracted	Q
Perfluoroalkyl Sulfonic Acids (PFSAs)							
Perfluorobutane sulfonic acid (PFBS)	0.50 U	0.50	0.10	1	03/21/24 20:45	3/14/24	
Perfluoropentane sulfonic acid (PFPeS)	0.50 U	0.50	0.10	1	03/21/24 20:45	3/14/24	
Perfluorohexane sulfonic acid (PFHxS)	**0.15 J**	0.50	0.10	1	03/21/24 20:45	3/14/24	
Perfluoroheptane sulfonic acid (PFHpS)	0.50 U	0.50	0.10	1	03/21/24 20:45	3/14/24	
Perfluorooctane sulfonic acid (PFOS)	**5.1**	0.50	0.10	1	03/21/24 20:45	3/14/24	
Perfluorononane sulfonic acid (PFNS)	0.50 U	0.50	0.10	1	03/21/24 20:45	3/14/24	
Perfluorodecane sulfonic acid (PFDS)	0.50 U	0.50	0.10	1	03/21/24 20:45	3/14/24	
Perfluorododecane sulfonic acid (PFDoS)	0.50 U	0.50	0.10	1	03/21/24 20:45	3/14/24	
Perfluoroalkyl Carboxylic Acids (PFCAs)							
Perfluorobutanoic acid (PFBA)	**0.48 J**	0.50	0.10	1	03/21/24 20:45	3/14/24	
Perfluoropentanoic acid (PFPeA)	0.50 U	0.50	0.10	1	03/21/24 20:45	3/14/24	
Perfluorohexanoic acid (PFHxA)	0.50 U	0.50	0.10	1	03/21/24 20:45	3/14/24	
Perfluoroheptanoic acid (PFHpA)	0.50 U	0.50	0.10	1	03/21/24 20:45	3/14/24	
Perfluorooctanoic acid (PFOA)	**0.39 J**	0.50	0.10	1	03/21/24 20:45	3/14/24	
Perfluorononanoic acid (PFNA)	0.50 U	0.50	0.10	1	03/21/24 20:45	3/14/24	
Perfluorodecanoic acid (PFDA)	**0.11 J**	0.50	0.10	1	03/21/24 20:45	3/14/24	
Perfluoroundecanoic acid (PFUnDA)	0.50 U	0.50	0.10	1	03/21/24 20:45	3/14/24	
Perfluorododecanoic acid (PFDOA)	0.50 U	0.50	0.10	1	03/21/24 20:45	3/14/24	
Perfluorotridecanoic acid (PFTrDA)	0.50 U	0.50	0.10	1	03/21/24 20:45	3/14/24	
Perfluorotetradecanoic acid (PFTDA)	0.50 U	0.50	0.10	1	03/21/24 20:45	3/14/24	
Perfluoroalkyl Sulfonamido Substances							
Perfluorooctane sulfonamide (PFOSAm)	0.50 U	0.50	0.10	1	03/21/24 20:45	3/14/24	
N-Methylperfluorooctane sulfonamide (MeFOSA)	0.50 U	0.50	0.10	1	03/21/24 20:45	3/14/24	
N-Ethylperfluorooctane sulfonamide (EtFOSAm)	0.50 U	0.50	0.10	1	03/21/24 20:45	3/14/24	
N-Methylperfluorooctane sulfonamido ethanol (MeFOSE)	0.50 U	0.50	0.10	1	03/21/24 20:45	3/14/24	
N-Ethylperfluorooctane sulfonamido ethanol (EtFOSE)	0.50 U	0.50	0.10	1	03/21/24 20:45	3/14/24	
N-Methylperfluorooctane sulfonamido acetic acid (NMeFOSAA)	0.50 U	0.50	0.10	1	03/21/24 20:45	3/14/24	
N-Ethylperfluorooctane sulfonamido acetic acid (NEtFOSAA)	**1.1**	0.50	0.10	1	03/21/24 20:45	3/14/24	

Analytical Report

Client:	Day Environmental, Inc.	**Service Request:**	R2401914
Project:	Shumway Marina/6048S-23	**Date Collected:**	03/07/24 13:30
Sample Matrix:	Soil	**Date Received:**	03/08/24 10:20
Sample Name:	B-4,5,6	**Units:**	ng/g
Lab Code:	R2401914-006	**Basis:**	Dry

Per- and Polyfluoroalkyl Substances (PFAS) by LC/MS/MS Compliant with Table B-24 of DOD QSM 5.4

Analysis Method: Draft EPA Method 1633
Prep Method: Method

Analyte Name	Result	MRL	MDL	Dil.	Date Analyzed	Date Extracted	Q
Fluorotelomer Sulfonic Acids (FTSAs)							
1H, 1H, 2H, 2H-Perfluorohexanesulfonic acid (4:2 FTS)	0.50 U	0.50	0.10	1	03/21/24 20:45	3/14/24	
1H, 1H, 2H, 2H-Perfluorooctanesulfonic acid (6:2 FTS)	0.50 U	0.50	0.10	1	03/21/24 20:45	3/14/24	
1H, 1H, 2H, 2H-Perfluorodecanesulfonic acid (8:2 FTS)	0.50 U	0.50	0.10	1	03/21/24 20:45	3/14/24	
Fluorotelomer Carboxylic Acids (FTCAs)							
4,4,5,5,6,6,6-Heptafluorohexanoic acid (3:3 FTCA)	15 U	15	0.60	1	03/21/24 20:45	3/14/24	
2H,2H,3H,3H-Perfluorooctanoic acid (5:3 FTCA)	15 U	15	0.60	1	03/21/24 20:45	3/14/24	
2H,2H,3H,3H-Perfluorodecanoic acid (7:3 FTCA)	15 U	15	0.60	1	03/21/24 20:45	3/14/24	
Perfluoroalkyl Ether Sulfonic Acids (PFESAs)							
Perfluoro(2-ethoxyethane) sulfonic acid (PFEESA)	0.50 U	0.50	0.10	1	03/21/24 20:45	3/14/24	
9-Chlorohexadecafluoro-3-oxanonane-1-sulfonic acid (9-Cl-PF3ONS)	0.50 U	0.50	0.10	1	03/21/24 20:45	3/14/24	
11-Chloroeicosafluoro-3-oxaundecane-1-sulfonic acid (11-Cl-PF3OUdS)	0.50 U	0.50	0.10	1	03/21/24 20:45	3/14/24	
Perfluoroalkyl Ether Carboxylic Acids (PFECAs)							
Perfluoro-3-methoxypropanoic acid (PFMPA)	0.50 U	0.50	0.10	1	03/21/24 20:45	3/14/24	
Perfluoro-4-methoxybutanoic acid (PFMBA)	0.50 U	0.50	0.10	1	03/21/24 20:45	3/14/24	
Hexafluoropropyleneoxide dimer acid (HFPO-DA) (GenX)	0.50 U	0.50	0.10	1	03/21/24 20:45	3/14/24	
Nonafluoro-3,6-dioxaheptanoic acid (NFDHA)	0.50 U	0.50	0.10	1	03/21/24 20:45	3/14/24	
4,8-Dioxa-3H-perfluorononanoic acid (DONA)	0.50 U	0.50	0.10	1	03/21/24 20:45	3/14/24	

Analytical Report

Client:	Day Environmental, Inc.	**Service Request:**	R2401914
Project:	Shumway Marina/6048S-23	**Date Collected:**	03/07/24 13:30
Sample Matrix:	Soil	**Date Received:**	03/08/24 10:20
Sample Name:	B-4,5,6	**Units:**	ng/g
Lab Code:	R2401914-006	**Basis:**	Dry

Per- and Polyfluoroalkyl Substances (PFAS) by LC/MS/MS Compliant with Table B-24 of DOD QSM 5.4

Analysis Method: Draft EPA Method 1633
Prep Method: Method

Surrogate Name	% Rec	Control Limits	Date Analyzed	Q
13C3-PFBS	72	20 - 150	03/21/24 20:45	
13C3-PFHxS	80	20 - 150	03/21/24 20:45	
13C8-PFOS	77	20 - 150	03/21/24 20:45	
13C4-PFBA	80	20 - 150	03/21/24 20:45	
13C5-PFPeA	82	20 - 150	03/21/24 20:45	
13C5-PFHxA	78	20 - 150	03/21/24 20:45	
13C4-PFHpA	79	20 - 150	03/21/24 20:45	
13C8-PFOA	79	20 - 150	03/21/24 20:45	
13C9-PFNA	77	20 - 150	03/21/24 20:45	
13C6-PFDA	83	20 - 150	03/21/24 20:45	
13C7-PFUnDA	84	20 - 150	03/21/24 20:45	
13C2-PFDoDA	81	20 - 150	03/21/24 20:45	
13C2-PFTeDA	77	20 - 150	03/21/24 20:45	
13C8-FOSA	75	20 - 150	03/21/24 20:45	
D3-MeFOSA	57	20 - 150	03/21/24 20:45	
D5-EtFOSA	46	20 - 150	03/21/24 20:45	
D7-MeFOSE	71	20 - 150	03/21/24 20:45	
D9-EtFOSE	64	20 - 150	03/21/24 20:45	
D3-MeFOSAA	59	20 - 150	03/21/24 20:45	
D5-EtFOSAA	59	20 - 150	03/21/24 20:45	
13C2-4:2 FTS	58	20 - 150	03/21/24 20:45	
13C2-6:2 FTS	50	20 - 150	03/21/24 20:45	
13C2-8:2 FTS	57	20 - 150	03/21/24 20:45	
13C3-HFPO-DA	83	20 - 150	03/21/24 20:45	

Analytical Report

Client:	Day Environmental, Inc.	**Service Request:**	R2401914
Project:	Shumway Marina/6048S-23	**Date Collected:**	03/07/24 15:30
Sample Matrix:	Soil	**Date Received:**	03/08/24 10:20
Sample Name:	B-7,8,9	**Units:**	ng/g
Lab Code:	R2401914-007	**Basis:**	Dry

Per- and Polyfluoroalkyl Substances (PFAS) by LC/MS/MS Compliant with Table B-24 of DOD QSM 5.4

Analysis Method: Draft EPA Method 1633
Prep Method: Method

Analyte Name	Result	MRL	MDL	Dil.	Date Analyzed	Date Extracted	Q
Perfluoroalkyl Sulfonic Acids (PFSAs)							
Perfluorobutane sulfonic acid (PFBS)	0.50 U	0.50	0.10	1	03/21/24 21:55	3/14/24	
Perfluoropentane sulfonic acid (PFPeS)	0.50 U	0.50	0.10	1	03/21/24 21:55	3/14/24	
Perfluorohexane sulfonic acid (PFHxS)	0.50 U	0.50	0.10	1	03/21/24 21:55	3/14/24	
Perfluoroheptane sulfonic acid (PFHpS)	0.50 U	0.50	0.10	1	03/21/24 21:55	3/14/24	
Perfluorooctane sulfonic acid (PFOS)	**3.7**	0.50	0.10	1	03/21/24 21:55	3/14/24	
Perfluorononane sulfonic acid (PFNS)	0.50 U	0.50	0.10	1	03/21/24 21:55	3/14/24	
Perfluorodecane sulfonic acid (PFDS)	0.50 U	0.50	0.10	1	03/21/24 21:55	3/14/24	
Perfluorododecane sulfonic acid (PFDoS)	0.50 U	0.50	0.10	1	03/21/24 21:55	3/14/24	
Perfluoroalkyl Carboxylic Acids (PFCAs)							
Perfluorobutanoic acid (PFBA)	**0.38 J**	0.50	0.10	1	03/21/24 21:55	3/14/24	
Perfluoropentanoic acid (PFPeA)	0.50 U	0.50	0.10	1	03/21/24 21:55	3/14/24	
Perfluorohexanoic acid (PFHxA)	0.50 U	0.50	0.10	1	03/21/24 21:55	3/14/24	
Perfluoroheptanoic acid (PFHpA)	0.50 U	0.50	0.10	1	03/21/24 21:55	3/14/24	
Perfluorooctanoic acid (PFOA)	**0.19 J**	0.50	0.10	1	03/21/24 21:55	3/14/24	
Perfluorononanoic acid (PFNA)	0.50 U	0.50	0.10	1	03/21/24 21:55	3/14/24	
Perfluorodecanoic acid (PFDA)	0.50 U	0.50	0.10	1	03/21/24 21:55	3/14/24	
Perfluoroundecanoic acid (PFUnDA)	0.50 U	0.50	0.10	1	03/21/24 21:55	3/14/24	
Perfluorododecanoic acid (PFDOA)	0.50 U	0.50	0.10	1	03/21/24 21:55	3/14/24	
Perfluorotridecanoic acid (PFTrDA)	0.50 U	0.50	0.10	1	03/21/24 21:55	3/14/24	
Perfluorotetradecanoic acid (PFTDA)	0.50 U	0.50	0.10	1	03/21/24 21:55	3/14/24	
Perfluoroalkyl Sulfonamido Substances							
Perfluorooctane sulfonamide (PFOSAm)	0.50 U	0.50	0.10	1	03/21/24 21:55	3/14/24	
N-Methylperfluorooctane sulfonamide (MeFOSA)	0.50 U	0.50	0.10	1	03/21/24 21:55	3/14/24	
N-Ethylperfluorooctane sulfonamide (EtFOSAm)	0.50 U	0.50	0.10	1	03/21/24 21:55	3/14/24	
N-Methylperfluorooctane sulfonamido ethanol (MeFOSE)	0.50 U	0.50	0.10	1	03/21/24 21:55	3/14/24	
N-Ethylperfluorooctane sulfonamido ethanol (EtFOSE)	0.50 U	0.50	0.10	1	03/21/24 21:55	3/14/24	
N-Methylperfluorooctane sulfonamido acetic acid (NMeFOSAA)	0.50 U	0.50	0.10	1	03/21/24 21:55	3/14/24	
N-Ethylperfluorooctane sulfonamido acetic acid (NEtFOSAA)	**0.74**	0.50	0.10	1	03/21/24 21:55	3/14/24	

Analytical Report

Client:	Day Environmental, Inc.	**Service Request:**	R2401914
Project:	Shumway Marina/6048S-23	**Date Collected:**	03/07/24 15:30
Sample Matrix:	Soil	**Date Received:**	03/08/24 10:20
Sample Name:	B-7,8,9	**Units:**	ng/g
Lab Code:	R2401914-007	**Basis:**	Dry

Per- and Polyfluoroalkyl Substances (PFAS) by LC/MS/MS Compliant with Table B-24 of DOD QSM 5.4

Analysis Method: Draft EPA Method 1633
Prep Method: Method

Analyte Name	Result	MRL	MDL	Dil.	Date Analyzed	Date Extracted	Q
Fluorotelomer Sulfonic Acids (FTSAs)							
1H, 1H, 2H, 2H-Perfluorohexanesulfonic acid (4:2 FTS)	0.50 U	0.50	0.10	1	03/21/24 21:55	3/14/24	
1H, 1H, 2H, 2H-Perfluorooctanesulfonic acid (6:2 FTS)	0.50 U	0.50	0.10	1	03/21/24 21:55	3/14/24	
1H, 1H, 2H, 2H-Perfluorodecanesulfonic acid (8:2 FTS)	0.50 U	0.50	0.10	1	03/21/24 21:55	3/14/24	
Fluorotelomer Carboxylic Acids (FTCAs)							
4,4,5,5,6,6,6-Heptafluorohexanoic acid (3:3 FTCA)	15 U	15	0.60	1	03/21/24 21:55	3/14/24	
2H,2H,3H,3H-Perfluorooctanoic acid (5:3 FTCA)	15 U	15	0.60	1	03/21/24 21:55	3/14/24	
2H,2H,3H,3H-Perfluorodecanoic acid (7:3 FTCA)	15 U	15	0.60	1	03/21/24 21:55	3/14/24	
Perfluoroalkyl Ether Sulfonic Acids (PFESAs)							
Perfluoro(2-ethoxyethane) sulfonic acid (PFEESA)	0.50 U	0.50	0.10	1	03/21/24 21:55	3/14/24	
9-Chlorohexadecafluoro-3-oxanonane-1-sulfonic acid (9-Cl-PF3ONS)	0.50 U	0.50	0.10	1	03/21/24 21:55	3/14/24	
11-Chloroeicosafluoro-3-oxaundecane-1-sulfonic acid (11-Cl-PF3OUdS)	0.50 U	0.50	0.10	1	03/21/24 21:55	3/14/24	
Perfluoroalkyl Ether Carboxylic Acids (PFECAs)							
Perfluoro-3-methoxypropanoic acid (PFMPA)	0.50 U	0.50	0.10	1	03/21/24 21:55	3/14/24	
Perfluoro-4-methoxybutanoic acid (PFMBA)	0.50 U	0.50	0.10	1	03/21/24 21:55	3/14/24	
Hexafluoropropyleneoxide dimer acid (HFPO-DA) (GenX)	0.50 U	0.50	0.10	1	03/21/24 21:55	3/14/24	
Nonafluoro-3,6-dioxaheptanoic acid (NFDHA)	0.50 U	0.50	0.10	1	03/21/24 21:55	3/14/24	
4,8-Dioxa-3H-perfluorononanoic acid (DONA)	0.50 U	0.50	0.10	1	03/21/24 21:55	3/14/24	

Analytical Report

Client:	Day Environmental, Inc.	**Service Request:**	R2401914
Project:	Shumway Marina/6048S-23	**Date Collected:**	03/07/24 15:30
Sample Matrix:	Soil	**Date Received:**	03/08/24 10:20
Sample Name:	B-7,8,9	**Units:**	ng/g
Lab Code:	R2401914-007	**Basis:**	Dry

Per- and Polyfluoroalkyl Substances (PFAS) by LC/MS/MS Compliant with Table B-24 of DOD QSM 5.4

Analysis Method: Draft EPA Method 1633
Prep Method: Method

Surrogate Name	% Rec	Control Limits	Date Analyzed	Q
13C3-PFBS	72	20 - 150	03/21/24 21:55	
13C3-PFHxS	79	20 - 150	03/21/24 21:55	
13C8-PFOS	77	20 - 150	03/21/24 21:55	
13C4-PFBA	85	20 - 150	03/21/24 21:55	
13C5-PFPeA	95	20 - 150	03/21/24 21:55	
13C5-PFHxA	84	20 - 150	03/21/24 21:55	
13C4-PFHpA	88	20 - 150	03/21/24 21:55	
13C8-PFOA	90	20 - 150	03/21/24 21:55	
13C9-PFNA	85	20 - 150	03/21/24 21:55	
13C6-PFDA	92	20 - 150	03/21/24 21:55	
13C7-PFUnDA	79	20 - 150	03/21/24 21:55	
13C2-PFDoDA	80	20 - 150	03/21/24 21:55	
13C2-PFTeDA	59	20 - 150	03/21/24 21:55	
13C8-FOSA	70	20 - 150	03/21/24 21:55	
D3-MeFOSA	52	20 - 150	03/21/24 21:55	
D5-EtFOSA	42	20 - 150	03/21/24 21:55	
D7-MeFOSE	75	20 - 150	03/21/24 21:55	
D9-EtFOSE	65	20 - 150	03/21/24 21:55	
D3-MeFOSAA	57	20 - 150	03/21/24 21:55	
D5-EtFOSAA	69	20 - 150	03/21/24 21:55	
13C2-4:2 FTS	62	20 - 150	03/21/24 21:55	
13C2-6:2 FTS	51	20 - 150	03/21/24 21:55	
13C2-8:2 FTS	52	20 - 150	03/21/24 21:55	
13C3-HFPO-DA	95	20 - 150	03/21/24 21:55	

Analytical Report

Client:	Day Environmental, Inc.	**Service Request:**	R2401914
Project:	Shumway Marina/6048S-23	**Date Collected:**	03/07/24 16:45
Sample Matrix:	Water	**Date Received:**	03/08/24 10:20
Sample Name:	EB-030724	**Units:**	ng/L
Lab Code:	R2401914-013	**Basis:**	NA

Per- and Polyfluoroalkyl Substances (PFAS) by LC/MS/MS Compliant with Table B-24 of DOD QSM 5.4

Analysis Method: Draft EPA Method 1633
Prep Method: Method

Analyte Name	Result	MRL	MDL	Dil.	Date Analyzed	Date Extracted	Q
Perfluoroalkyl Sulfonic Acids (PFSAs)							
Perfluorobutane sulfonic acid (PFBS)	4.5 U	4.5	0.43	1	03/21/24 16:03	3/19/24	
Perfluoropentane sulfonic acid (PFPeS)	4.5 U	4.5	0.89	1	03/21/24 16:03	3/19/24	
Perfluorohexane sulfonic acid (PFHxS)	4.5 U	4.5	0.82	1	03/21/24 16:03	3/19/24	
Perfluoroheptane sulfonic acid (PFHpS)	4.5 U	4.5	0.69	1	03/21/24 16:03	3/19/24	
Perfluorooctane sulfonic acid (PFOS)	4.5 U	4.5	0.83	1	03/21/24 16:03	3/19/24	
Perfluorononane sulfonic acid (PFNS)	4.5 U	4.5	0.33	1	03/21/24 16:03	3/19/24	
Perfluorodecane sulfonic acid (PFDS)	4.5 U	4.5	0.67	1	03/21/24 16:03	3/19/24	
Perfluorododecane sulfonic acid (PFDoS)	4.5 U	4.5	0.56	1	03/21/24 16:03	3/19/24	
Perfluoroalkyl Carboxylic Acids (PFCAs)							
Perfluorobutanoic acid (PFBA)	4.5 U	4.5	0.86	1	03/21/24 16:03	3/19/24	
Perfluoropentanoic acid (PFPeA)	4.5 U	4.5	0.64	1	03/21/24 16:03	3/19/24	
Perfluorohexanoic acid (PFHxA)	4.5 U	4.5	0.63	1	03/21/24 16:03	3/19/24	
Perfluoroheptanoic acid (PFHpA)	4.5 U	4.5	0.71	1	03/21/24 16:03	3/19/24	
Perfluorooctanoic acid (PFOA)	4.5 U	4.5	0.87	1	03/21/24 16:03	3/19/24	
Perfluorononanoic acid (PFNA)	4.5 U	4.5	0.75	1	03/21/24 16:03	3/19/24	
Perfluorodecanoic acid (PFDA)	4.5 U	4.5	0.60	1	03/21/24 16:03	3/19/24	
Perfluoroundecanoic acid (PFUnDA)	4.5 U	4.5	0.82	1	03/21/24 16:03	3/19/24	
Perfluorododecanoic acid (PFDOA)	4.5 U	4.5	0.61	1	03/21/24 16:03	3/19/24	
Perfluorotridecanoic acid (PFTrDA)	4.5 U	4.5	0.46	1	03/21/24 16:03	3/19/24	
Perfluorotetradecanoic acid (PFTDA)	4.5 U	4.5	1.3	1	03/21/24 16:03	3/19/24	
Perfluoroalkyl Sulfonamido Substances							
Perfluorooctane sulfonamide (PFOSAm)	4.5 U	4.5	0.72	1	03/21/24 16:03	3/19/24	
N-Methylperfluorooctane sulfonamide (MeFOSA)	4.5 U	4.5	1.2	1	03/21/24 16:03	3/19/24	
N-Ethylperfluorooctane sulfonamide (EtFOSAm)	4.5 U	4.5	0.85	1	03/21/24 16:03	3/19/24	
N-Methylperfluorooctane sulfonamido ethanol (MeFOSE)	4.5 U	4.5	0.82	1	03/21/24 16:03	3/19/24	
N-Ethylperfluorooctane sulfonamido ethanol (EtFOSE)	4.5 U	4.5	0.92	1	03/21/24 16:03	3/19/24	
N-Methylperfluorooctane sulfonamido acetic acid (NMeFOSAA)	4.5 U	4.5	0.91	1	03/21/24 16:03	3/19/24	
N-Ethylperfluorooctane sulfonamido acetic acid (NEtFOSAA)	4.5 U	4.5	0.95	1	03/21/24 16:03	3/19/24	

Analytical Report

Client:	Day Environmental, Inc.	**Service Request:**	R2401914
Project:	Shumway Marina/6048S-23	**Date Collected:**	03/07/24 16:45
Sample Matrix:	Water	**Date Received:**	03/08/24 10:20
Sample Name:	EB-030724	**Units:**	ng/L
Lab Code:	R2401914-013	**Basis:**	NA

Per- and Polyfluoroalkyl Substances (PFAS) by LC/MS/MS Compliant with Table B-24 of DOD QSM 5.4

Analysis Method: Draft EPA Method 1633
Prep Method: Method

Analyte Name	Result	MRL	MDL	Dil.	Date Analyzed	Date Extracted	Q
Fluorotelomer Sulfonic Acids (FTSAs)							
1H, 1H, 2H, 2H-Perfluorohexanesulfonic acid (4:2 FTS)	4.5 U	4.5	0.42	1	03/21/24 16:03	3/19/24	
1H, 1H, 2H, 2H-Perfluorooctanesulfonic acid (6:2 FTS)	4.5 U	4.5	1.3	1	03/21/24 16:03	3/19/24	
1H, 1H, 2H, 2H-Perfluorodecanesulfonic acid (8:2 FTS)	4.5 U	4.5	0.86	1	03/21/24 16:03	3/19/24	
Fluorotelomer Carboxylic Acids (FTCAs)							
4,4,5,5,6,6,6-Heptafluorohexanoic acid (3:3 FTCA)	180 U	180	6.8	1	03/21/24 16:03	3/19/24	
2H,2H,3H,3H-Perfluorooctanoic acid (5:3 FTCA)	180 U	180	4.2	1	03/21/24 16:03	3/19/24	
2H,2H,3H,3H-Perfluorodecanoic acid (7:3 FTCA)	180 U	180	6.0	1	03/21/24 16:03	3/19/24	
Perfluoroalkyl Ether Sulfonic Acids (PFESAs)							
Perfluoro(2-ethoxyethane) sulfonic acid (PFEESA)	4.5 U	4.5	0.43	1	03/21/24 16:03	3/19/24	
9-Chlorohexadecafluoro-3-oxanonane-1-sulfonic acid (9-Cl-PF3ONS)	4.5 U	4.5	0.45	1	03/21/24 16:03	3/19/24	
11-Chloroeicosafluoro-3-oxaundecane-1-sulfonic acid (11-Cl-PF3OUdS)	4.5 U	4.5	0.39	1	03/21/24 16:03	3/19/24	
Perfluoroalkyl Ether Carboxylic Acids (PFECAs)							
Perfluoro-3-methoxypropanoic acid (PFMPA)	4.5 U	4.5	0.41	1	03/21/24 16:03	3/19/24	
Perfluoro-4-methoxybutanoic acid (PFMBA)	4.5 U	4.5	0.54	1	03/21/24 16:03	3/19/24	
Hexafluoropropyleneoxide dimer acid (HFPO-DA) (GenX)	4.5 U	4.5	0.41	1	03/21/24 16:03	3/19/24	
Nonafluoro-3,6-dioxaheptanoic acid (NFDHA)	4.5 U	4.5	0.58	1	03/21/24 16:03	3/19/24	
4,8-Dioxa-3H-perfluorononanoic acid (DONA)	4.5 U	4.5	0.36	1	03/21/24 16:03	3/19/24	

Analytical Report

Client:	Day Environmental, Inc.	**Service Request:**	R2401914
Project:	Shumway Marina/6048S-23	**Date Collected:**	03/07/24 16:45
Sample Matrix:	Water	**Date Received:**	03/08/24 10:20
Sample Name:	EB-030724	**Units:**	ng/L
Lab Code:	R2401914-013	**Basis:**	NA

Per- and Polyfluoroalkyl Substances (PFAS) by LC/MS/MS Compliant with Table B-24 of DOD QSM 5.4

Analysis Method: Draft EPA Method 1633
Prep Method: Method

Surrogate Name	% Rec	Control Limits	Date Analyzed	Q
13C3-PFBS	77	40 - 135	03/21/24 16:03	
13C3-PFHxS	89	40 - 130	03/21/24 16:03	
13C8-PFOS	92	40 - 130	03/21/24 16:03	
13C4-PFBA	88	5 - 130	03/21/24 16:03	
13C5-PFPeA	96	40 - 130	03/21/24 16:03	
13C5-PFHxA	79	40 - 130	03/21/24 16:03	
13C4-PFHpA	91	40 - 130	03/21/24 16:03	
13C8-PFOA	95	40 - 130	03/21/24 16:03	
13C9-PFNA	86	40 - 130	03/21/24 16:03	
13C6-PFDA	87	40 - 130	03/21/24 16:03	
13C7-PFUnDA	82	30 - 130	03/21/24 16:03	
13C2-PFDoDA	81	10 - 130	03/21/24 16:03	
13C2-PFTeDA	76	10 - 130	03/21/24 16:03	
13C8-FOSA	82	40 - 130	03/21/24 16:03	
D3-MeFOSA	78	10 - 130	03/21/24 16:03	
D5-EtFOSA	66	10 - 130	03/21/24 16:03	
D7-MeFOSE	78	10 - 130	03/21/24 16:03	
D9-EtFOSE	79	10 - 130	03/21/24 16:03	
D3-MeFOSAA	69	40 - 170	03/21/24 16:03	
D5-EtFOSAA	80	25 - 135	03/21/24 16:03	
13C2-4:2 FTS	56	40 - 200	03/21/24 16:03	
13C2-6:2 FTS	54	40 - 200	03/21/24 16:03	
13C2-8:2 FTS	58	40 - 300	03/21/24 16:03	
13C3-HFPO-DA	89	40 - 130	03/21/24 16:03	

Analytical Report

Client:	Day Environmental, Inc.	**Service Request:**	R2401914
Project:	Shumway Marina/6048S-23	**Date Collected:**	03/07/24 16:50
Sample Matrix:	Water	**Date Received:**	03/08/24 10:20
Sample Name:	FB-030724	**Units:**	ng/L
Lab Code:	R2401914-014	**Basis:**	NA

Per- and Polyfluoroalkyl Substances (PFAS) by LC/MS/MS Compliant with Table B-24 of DOD QSM 5.4

Analysis Method: Draft EPA Method 1633
Prep Method: Method

Analyte Name	Result	MRL	MDL	Dil.	Date Analyzed	Date Extracted	Q
Perfluoroalkyl Sulfonic Acids (PFSAs)							
Perfluorobutane sulfonic acid (PFBS)	4.7 U	4.7	0.43	1	03/21/24 16:29	3/19/24	
Perfluoropentane sulfonic acid (PFPeS)	4.7 U	4.7	0.89	1	03/21/24 16:29	3/19/24	
Perfluorohexane sulfonic acid (PFHxS)	4.7 U	4.7	0.82	1	03/21/24 16:29	3/19/24	
Perfluoroheptane sulfonic acid (PFHpS)	4.7 U	4.7	0.69	1	03/21/24 16:29	3/19/24	
Perfluorooctane sulfonic acid (PFOS)	4.7 U	4.7	0.83	1	03/21/24 16:29	3/19/24	
Perfluorononane sulfonic acid (PFNS)	4.7 U	4.7	0.33	1	03/21/24 16:29	3/19/24	
Perfluorodecane sulfonic acid (PFDS)	4.7 U	4.7	0.67	1	03/21/24 16:29	3/19/24	
Perfluorododecane sulfonic acid (PFDoS)	4.7 U	4.7	0.56	1	03/21/24 16:29	3/19/24	
Perfluoroalkyl Carboxylic Acids (PFCAs)							
Perfluorobutanoic acid (PFBA)	4.7 U	4.7	0.86	1	03/21/24 16:29	3/19/24	
Perfluoropentanoic acid (PFPeA)	4.7 U	4.7	0.64	1	03/21/24 16:29	3/19/24	
Perfluorohexanoic acid (PFHxA)	4.7 U	4.7	0.63	1	03/21/24 16:29	3/19/24	
Perfluoroheptanoic acid (PFHpA)	4.7 U	4.7	0.71	1	03/21/24 16:29	3/19/24	
Perfluorooctanoic acid (PFOA)	4.7 U	4.7	0.87	1	03/21/24 16:29	3/19/24	
Perfluorononanoic acid (PFNA)	4.7 U	4.7	0.75	1	03/21/24 16:29	3/19/24	
Perfluorodecanoic acid (PFDA)	4.7 U	4.7	0.60	1	03/21/24 16:29	3/19/24	
Perfluoroundecanoic acid (PFUnDA)	4.7 U	4.7	0.82	1	03/21/24 16:29	3/19/24	
Perfluorododecanoic acid (PFDOA)	4.7 U	4.7	0.61	1	03/21/24 16:29	3/19/24	
Perfluorotridecanoic acid (PFTrDA)	4.7 U	4.7	0.46	1	03/21/24 16:29	3/19/24	
Perfluorotetradecanoic acid (PFTDA)	4.7 U	4.7	1.3	1	03/21/24 16:29	3/19/24	
Perfluoroalkyl Sulfonamido Substances							
Perfluorooctane sulfonamide (PFOSAm)	4.7 U	4.7	0.72	1	03/21/24 16:29	3/19/24	
N-Methylperfluorooctane sulfonamide (MeFOSA)	4.7 U	4.7	1.2	1	03/21/24 16:29	3/19/24	
N-Ethylperfluorooctane sulfonamide (EtFOSAm)	4.7 U	4.7	0.85	1	03/21/24 16:29	3/19/24	
N-Methylperfluorooctane sulfonamido ethanol (MeFOSE)	4.7 U	4.7	0.82	1	03/21/24 16:29	3/19/24	
N-Ethylperfluorooctane sulfonamido ethanol (EtFOSE)	4.7 U	4.7	0.92	1	03/21/24 16:29	3/19/24	
N-Methylperfluorooctane sulfonamido acetic acid (NMeFOSAA)	4.7 U	4.7	0.91	1	03/21/24 16:29	3/19/24	
N-Ethylperfluorooctane sulfonamido acetic acid (NEtFOSAA)	4.7 U	4.7	0.95	1	03/21/24 16:29	3/19/24	

Analytical Report

Client:	Day Environmental, Inc.	**Service Request:**	R2401914
Project:	Shumway Marina/6048S-23	**Date Collected:**	03/07/24 16:50
Sample Matrix:	Water	**Date Received:**	03/08/24 10:20
Sample Name:	FB-030724	**Units:**	ng/L
Lab Code:	R2401914-014	**Basis:**	NA

Per- and Polyfluoroalkyl Substances (PFAS) by LC/MS/MS Compliant with Table B-24 of DOD QSM 5.4

Analysis Method: Draft EPA Method 1633
Prep Method: Method

Analyte Name	Result	MRL	MDL	Dil.	Date Analyzed	Date Extracted	Q
Fluorotelomer Sulfonic Acids (FTSAs)							
1H, 1H, 2H, 2H-Perfluorohexanesulfonic acid (4:2 FTS)	4.7 U	4.7	0.42	1	03/21/24 16:29	3/19/24	
1H, 1H, 2H, 2H-Perfluorooctanesulfonic acid (6:2 FTS)	4.7 U	4.7	1.3	1	03/21/24 16:29	3/19/24	
1H, 1H, 2H, 2H-Perfluorodecanesulfonic acid (8:2 FTS)	4.7 U	4.7	0.86	1	03/21/24 16:29	3/19/24	
Fluorotelomer Carboxylic Acids (FTCAs)							
4,4,5,5,6,6,6-Heptafluorohexanoic acid (3:3 FTCA)	190 U	190	6.8	1	03/21/24 16:29	3/19/24	
2H,2H,3H,3H-Perfluorooctanoic acid (5:3 FTCA)	190 U	190	4.2	1	03/21/24 16:29	3/19/24	
2H,2H,3H,3H-Perfluorodecanoic acid (7:3 FTCA)	190 U	190	6.0	1	03/21/24 16:29	3/19/24	
Perfluoroalkyl Ether Sulfonic Acids (PFESAs)							
Perfluoro(2-ethoxyethane) sulfonic acid (PFEESA)	4.7 U	4.7	0.43	1	03/21/24 16:29	3/19/24	
9-Chlorohexadecafluoro-3-oxanonane-1-sulfonic acid (9-Cl-PF3ONS)	4.7 U	4.7	0.45	1	03/21/24 16:29	3/19/24	
11-Chloroeicosafluoro-3-oxaundecane-1-sulfonic acid (11-Cl-PF3OUdS)	4.7 U	4.7	0.39	1	03/21/24 16:29	3/19/24	
Perfluoroalkyl Ether Carboxylic Acids (PFECAs)							
Perfluoro-3-methoxypropanoic acid (PFMPA)	4.7 U	4.7	0.41	1	03/21/24 16:29	3/19/24	
Perfluoro-4-methoxybutanoic acid (PFMBA)	4.7 U	4.7	0.54	1	03/21/24 16:29	3/19/24	
Hexafluoropropyleneoxide dimer acid (HFPO-DA) (GenX)	4.7 U	4.7	0.41	1	03/21/24 16:29	3/19/24	
Nonafluoro-3,6-dioxaheptanoic acid (NFDHA)	4.7 U	4.7	0.58	1	03/21/24 16:29	3/19/24	
4,8-Dioxa-3H-perfluorononanoic acid (DONA)	4.7 U	4.7	0.36	1	03/21/24 16:29	3/19/24	

Analytical Report

Client:	Day Environmental, Inc.	**Service Request:**	R2401914
Project:	Shumway Marina/6048S-23	**Date Collected:**	03/07/24 16:50
Sample Matrix:	Water	**Date Received:**	03/08/24 10:20
Sample Name:	FB-030724	**Units:**	ng/L
Lab Code:	R2401914-014	**Basis:**	NA

Per- and Polyfluoroalkyl Substances (PFAS) by LC/MS/MS Compliant with Table B-24 of DOD QSM 5.4

Analysis Method: Draft EPA Method 1633
Prep Method: Method

Surrogate Name	% Rec	Control Limits	Date Analyzed	Q
13C3-PFBS	90	40 - 135	03/21/24 16:29	
13C3-PFHxS	93	40 - 130	03/21/24 16:29	
13C8-PFOS	82	40 - 130	03/21/24 16:29	
13C4-PFBA	92	5 - 130	03/21/24 16:29	
13C5-PFPeA	111	40 - 130	03/21/24 16:29	
13C5-PFHxA	90	40 - 130	03/21/24 16:29	
13C4-PFHpA	101	40 - 130	03/21/24 16:29	
13C8-PFOA	90	40 - 130	03/21/24 16:29	
13C9-PFNA	90	40 - 130	03/21/24 16:29	
13C6-PFDA	88	40 - 130	03/21/24 16:29	
13C7-PFUnDA	79	30 - 130	03/21/24 16:29	
13C2-PFDoDA	82	10 - 130	03/21/24 16:29	
13C2-PFTeDA	83	10 - 130	03/21/24 16:29	
13C8-FOSA	87	40 - 130	03/21/24 16:29	
D3-MeFOSA	68	10 - 130	03/21/24 16:29	
D5-EtFOSA	69	10 - 130	03/21/24 16:29	
D7-MeFOSE	81	10 - 130	03/21/24 16:29	
D9-EtFOSE	82	10 - 130	03/21/24 16:29	
D3-MeFOSAA	65	40 - 170	03/21/24 16:29	
D5-EtFOSAA	77	25 - 135	03/21/24 16:29	
13C2-4:2 FTS	76	40 - 200	03/21/24 16:29	
13C2-6:2 FTS	59	40 - 200	03/21/24 16:29	
13C2-8:2 FTS	61	40 - 300	03/21/24 16:29	
13C3-HFPO-DA	107	40 - 130	03/21/24 16:29	

Analytical Report

Client:	Day Environmental, Inc.	**Service Request:**	R2401914
Project:	Shumway Marina/6048S-23	**Date Collected:**	NA
Sample Matrix:	Soil	**Date Received:**	NA
Sample Name:	Method Blank	**Units:**	ng/g
Lab Code:	KQ2403860-05	**Basis:**	Dry

Per- and Polyfluoroalkyl Substances (PFAS) by LC/MS/MS Compliant with Table B-24 of DOD QSM 5.4

Analysis Method: Draft EPA Method 1633
Prep Method: Method

Analyte Name	Result	MRL	MDL	Dil.	Date Analyzed	Date Extracted	Q
Perfluoroalkyl Sulfonic Acids (PFSAs)							
Perfluorobutane sulfonic acid (PFBS)	0.50 U	0.50	0.10	1	03/21/24 18:26	3/14/24	
Perfluoropentane sulfonic acid (PFPeS)	0.50 U	0.50	0.10	1	03/21/24 18:26	3/14/24	
Perfluorohexane sulfonic acid (PFHxS)	0.50 U	0.50	0.10	1	03/21/24 18:26	3/14/24	
Perfluoroheptane sulfonic acid (PFHpS)	0.50 U	0.50	0.10	1	03/21/24 18:26	3/14/24	
Perfluorooctane sulfonic acid (PFOS)	0.50 U	0.50	0.10	1	03/21/24 18:26	3/14/24	
Perfluorononane sulfonic acid (PFNS)	0.50 U	0.50	0.10	1	03/21/24 18:26	3/14/24	
Perfluorodecane sulfonic acid (PFDS)	0.50 U	0.50	0.10	1	03/21/24 18:26	3/14/24	
Perfluorododecane sulfonic acid (PFDoS)	0.50 U	0.50	0.10	1	03/21/24 18:26	3/14/24	
Perfluoroalkyl Carboxylic Acids (PFCAs)							
Perfluorobutanoic acid (PFBA)	0.50 U	0.50	0.10	1	03/21/24 18:26	3/14/24	
Perfluoropentanoic acid (PFPeA)	0.50 U	0.50	0.10	1	03/21/24 18:26	3/14/24	
Perfluorohexanoic acid (PFHxA)	0.50 U	0.50	0.10	1	03/21/24 18:26	3/14/24	
Perfluoroheptanoic acid (PFHpA)	0.50 U	0.50	0.10	1	03/21/24 18:26	3/14/24	
Perfluorooctanoic acid (PFOA)	0.50 U	0.50	0.10	1	03/21/24 18:26	3/14/24	
Perfluorononanoic acid (PFNA)	0.50 U	0.50	0.10	1	03/21/24 18:26	3/14/24	
Perfluorodecanoic acid (PFDA)	0.50 U	0.50	0.10	1	03/21/24 18:26	3/14/24	
Perfluoroundecanoic acid (PFUnDA)	0.50 U	0.50	0.10	1	03/21/24 18:26	3/14/24	
Perfluorododecanoic acid (PFDOA)	0.50 U	0.50	0.10	1	03/21/24 18:26	3/14/24	
Perfluorotridecanoic acid (PFTrDA)	0.50 U	0.50	0.10	1	03/21/24 18:26	3/14/24	
Perfluorotetradecanoic acid (PFTDA)	0.50 U	0.50	0.10	1	03/21/24 18:26	3/14/24	
Perfluoroalkyl Sulfonamido Substances							
Perfluorooctane sulfonamide (PFOSAm)	0.50 U	0.50	0.10	1	03/21/24 18:26	3/14/24	
N-Methylperfluorooctane sulfonamide (MeFOSA)	0.50 U	0.50	0.10	1	03/21/24 18:26	3/14/24	
N-Ethylperfluorooctane sulfonamide (EtFOSAm)	0.50 U	0.50	0.10	1	03/21/24 18:26	3/14/24	
N-Methylperfluorooctane sulfonamido ethanol (MeFOSE)	0.50 U	0.50	0.10	1	03/21/24 18:26	3/14/24	
N-Ethylperfluorooctane sulfonamido ethanol (EtFOSE)	0.50 U	0.50	0.10	1	03/21/24 18:26	3/14/24	
N-Methylperfluorooctane sulfonamido acetic acid (NMeFOSAA)	0.50 U	0.50	0.10	1	03/21/24 18:26	3/14/24	
N-Ethylperfluorooctane sulfonamido acetic acid (NEtFOSAA)	0.50 U	0.50	0.10	1	03/21/24 18:26	3/14/24	

Analytical Report

Client:	Day Environmental, Inc.	**Service Request:**	R2401914
Project:	Shumway Marina/6048S-23	**Date Collected:**	NA
Sample Matrix:	Soil	**Date Received:**	NA
Sample Name:	Method Blank	**Units:**	ng/g
Lab Code:	KQ2403860-05	**Basis:**	Dry

Per- and Polyfluoroalkyl Substances (PFAS) by LC/MS/MS Compliant with Table B-24 of DOD QSM 5.4

Analysis Method: Draft EPA Method 1633
Prep Method: Method

Analyte Name	Result	MRL	MDL	Dil.	Date Analyzed	Date Extracted	Q
Fluorotelomer Sulfonic Acids (FTSAs)							
1H, 1H, 2H, 2H-Perfluorohexanesulfonic acid (4:2 FTS)	0.50 U	0.50	0.10	1	03/21/24 18:26	3/14/24	
1H, 1H, 2H, 2H-Perfluorooctanesulfonic acid (6:2 FTS)	0.50 U	0.50	0.10	1	03/21/24 18:26	3/14/24	
1H, 1H, 2H, 2H-Perfluorodecanesulfonic acid (8:2 FTS)	0.50 U	0.50	0.10	1	03/21/24 18:26	3/14/24	
Fluorotelomer Carboxylic Acids (FTCAs)							
4,4,5,5,6,6,6-Heptafluorohexanoic acid (3:3 FTCA)	15 U	15	0.60	1	03/21/24 18:26	3/14/24	
2H,2H,3H,3H-Perfluorooctanoic acid (5:3 FTCA)	15 U	15	0.60	1	03/21/24 18:26	3/14/24	
2H,2H,3H,3H-Perfluorodecanoic acid (7:3 FTCA)	15 U	15	0.60	1	03/21/24 18:26	3/14/24	
Perfluoroalkyl Ether Sulfonic Acids (PFESAs)							
Perfluoro(2-ethoxyethane) sulfonic acid (PFEESA)	0.50 U	0.50	0.10	1	03/21/24 18:26	3/14/24	
9-Chlorohexadecafluoro-3-oxanonane-1-sulfonic acid (9-Cl-PF3ONS)	0.50 U	0.50	0.10	1	03/21/24 18:26	3/14/24	
11-Chloroeicosafluoro-3-oxaundecane-1-sulfonic acid (11-Cl-PF3OUdS)	0.50 U	0.50	0.10	1	03/21/24 18:26	3/14/24	
Perfluoroalkyl Ether Carboxylic Acids (PFECAs)							
Perfluoro-3-methoxypropanoic acid (PFMPA)	0.50 U	0.50	0.10	1	03/21/24 18:26	3/14/24	
Perfluoro-4-methoxybutanoic acid (PFMBA)	0.50 U	0.50	0.10	1	03/21/24 18:26	3/14/24	
Hexafluoropropyleneoxide dimer acid (HFPO-DA) (GenX)	0.50 U	0.50	0.10	1	03/21/24 18:26	3/14/24	
Nonafluoro-3,6-dioxaheptanoic acid (NFDHA)	0.50 U	0.50	0.10	1	03/21/24 18:26	3/14/24	
4,8-Dioxa-3H-perfluorononanoic acid (DONA)	0.50 U	0.50	0.10	1	03/21/24 18:26	3/14/24	

ALS Group USA, Corp.
dba ALS Environmental

Analytical Report

Client:	Day Environmental, Inc.	**Service Request:**	R2401914
Project:	Shumway Marina/6048S-23	**Date Collected:**	NA
Sample Matrix:	Soil	**Date Received:**	NA
Sample Name:	Method Blank	**Units:**	ng/g
Lab Code:	KQ2403860-05	**Basis:**	Dry

Per- and Polyfluoroalkyl Substances (PFAS) by LC/MS/MS Compliant with Table B-24 of DOD QSM 5.4

Analysis Method: Draft EPA Method 1633
Prep Method: Method

Surrogate Name	% Rec	Control Limits	Date Analyzed	Q
13C3-PFBS	74	20 - 150	03/21/24 18:26	
13C3-PFHxS	80	20 - 150	03/21/24 18:26	
13C8-PFOS	84	20 - 150	03/21/24 18:26	
13C4-PFBA	79	20 - 150	03/21/24 18:26	
13C5-PFPeA	80	20 - 150	03/21/24 18:26	
13C5-PFHxA	79	20 - 150	03/21/24 18:26	
13C4-PFHpA	77	20 - 150	03/21/24 18:26	
13C8-PFOA	71	20 - 150	03/21/24 18:26	
13C9-PFNA	84	20 - 150	03/21/24 18:26	
13C6-PFDA	83	20 - 150	03/21/24 18:26	
13C7-PFUnDA	74	20 - 150	03/21/24 18:26	
13C2-PFDoDA	71	20 - 150	03/21/24 18:26	
13C2-PFTeDA	69	20 - 150	03/21/24 18:26	
13C8-FOSA	86	20 - 150	03/21/24 18:26	
D3-MeFOSA	69	20 - 150	03/21/24 18:26	
D5-EtFOSA	71	20 - 150	03/21/24 18:26	
D7-MeFOSE	82	20 - 150	03/21/24 18:26	
D9-EtFOSE	84	20 - 150	03/21/24 18:26	
D3-MeFOSAA	70	20 - 150	03/21/24 18:26	
D5-EtFOSAA	78	20 - 150	03/21/24 18:26	
13C2-4:2 FTS	57	20 - 150	03/21/24 18:26	
13C2-6:2 FTS	50	20 - 150	03/21/24 18:26	
13C2-8:2 FTS	43	20 - 150	03/21/24 18:26	
13C3-HFPO-DA	86	20 - 150	03/21/24 18:26	

Analytical Report

Client:	Day Environmental, Inc.	**Service Request:**	R2401914
Project:	Shumway Marina/6048S-23	**Date Collected:**	NA
Sample Matrix:	Water	**Date Received:**	NA
Sample Name:	Method Blank	**Units:**	ng/L
Lab Code:	KQ2404025-04	**Basis:**	NA

Per- and Polyfluoroalkyl Substances (PFAS) by LC/MS/MS Compliant with Table B-24 of DOD QSM 5.4

Analysis Method: Draft EPA Method 1633
Prep Method: Method

Analyte Name	Result	MRL	MDL	Dil.	Date Analyzed	Date Extracted	Q
Perfluoroalkyl Sulfonic Acids (PFSAs)							
Perfluorobutane sulfonic acid (PFBS)	5.0 U	5.0	0.43	1	03/20/24 17:09	3/19/24	
Perfluoropentane sulfonic acid (PFPeS)	5.0 U	5.0	0.89	1	03/20/24 17:09	3/19/24	
Perfluorohexane sulfonic acid (PFHxS)	5.0 U	5.0	0.82	1	03/20/24 17:09	3/19/24	
Perfluoroheptane sulfonic acid (PFHpS)	5.0 U	5.0	0.69	1	03/20/24 17:09	3/19/24	
Perfluorooctane sulfonic acid (PFOS)	5.0 U	5.0	0.83	1	03/20/24 17:09	3/19/24	
Perfluorononane sulfonic acid (PFNS)	5.0 U	5.0	0.33	1	03/20/24 17:09	3/19/24	
Perfluorodecane sulfonic acid (PFDS)	5.0 U	5.0	0.67	1	03/20/24 17:09	3/19/24	
Perfluorododecane sulfonic acid (PFDoS)	5.0 U	5.0	0.56	1	03/20/24 17:09	3/19/24	
Perfluoroalkyl Carboxylic Acids (PFCAs)							
Perfluorobutanoic acid (PFBA)	5.0 U	5.0	0.86	1	03/20/24 17:09	3/19/24	
Perfluoropentanoic acid (PFPeA)	5.0 U	5.0	0.64	1	03/20/24 17:09	3/19/24	
Perfluorohexanoic acid (PFHxA)	5.0 U	5.0	0.63	1	03/20/24 17:09	3/19/24	
Perfluoroheptanoic acid (PFHpA)	5.0 U	5.0	0.71	1	03/20/24 17:09	3/19/24	
Perfluorooctanoic acid (PFOA)	5.0 U	5.0	0.87	1	03/20/24 17:09	3/19/24	
Perfluorononanoic acid (PFNA)	5.0 U	5.0	0.75	1	03/20/24 17:09	3/19/24	
Perfluorodecanoic acid (PFDA)	5.0 U	5.0	0.60	1	03/20/24 17:09	3/19/24	
Perfluoroundecanoic acid (PFUnDA)	5.0 U	5.0	0.82	1	03/20/24 17:09	3/19/24	
Perfluorododecanoic acid (PFDOA)	5.0 U	5.0	0.61	1	03/20/24 17:09	3/19/24	
Perfluorotridecanoic acid (PFTrDA)	5.0 U	5.0	0.46	1	03/20/24 17:09	3/19/24	
Perfluorotetradecanoic acid (PFTDA)	5.0 U	5.0	1.3	1	03/20/24 17:09	3/19/24	
Perfluoroalkyl Sulfonamido Substances							
Perfluorooctane sulfonamide (PFOSAm)	5.0 U	5.0	0.72	1	03/20/24 17:09	3/19/24	
N-Methylperfluorooctane sulfonamide (MeFOSA)	5.0 U	5.0	1.2	1	03/20/24 17:09	3/19/24	
N-Ethylperfluorooctane sulfonamide (EtFOSAm)	5.0 U	5.0	0.85	1	03/20/24 17:09	3/19/24	
N-Methylperfluorooctane sulfonamido ethanol (MeFOSE)	5.0 U	5.0	0.82	1	03/20/24 17:09	3/19/24	
N-Ethylperfluorooctane sulfonamido ethanol (EtFOSE)	5.0 U	5.0	0.92	1	03/20/24 17:09	3/19/24	
N-Methylperfluorooctane sulfonamido acetic acid (NMeFOSAA)	5.0 U	5.0	0.91	1	03/20/24 17:09	3/19/24	
N-Ethylperfluorooctane sulfonamido acetic acid (NEtFOSAA)	5.0 U	5.0	0.95	1	03/20/24 17:09	3/19/24	

Analytical Report

Client:	Day Environmental, Inc.	**Service Request:**	R2401914
Project:	Shumway Marina/6048S-23	**Date Collected:**	NA
Sample Matrix:	Water	**Date Received:**	NA
Sample Name:	Method Blank	**Units:**	ng/L
Lab Code:	KQ2404025-04	**Basis:**	NA

Per- and Polyfluoroalkyl Substances (PFAS) by LC/MS/MS Compliant with Table B-24 of DOD QSM 5.4

Analysis Method: Draft EPA Method 1633
Prep Method: Method

Analyte Name	Result	MRL	MDL	Dil.	Date Analyzed	Date Extracted	Q
Fluorotelomer Sulfonic Acids (FTSAs)							
1H, 1H, 2H, 2H-Perfluorohexanesulfonic acid (4:2 FTS)	5.0 U	5.0	0.42	1	03/20/24 17:09	3/19/24	
1H, 1H, 2H, 2H-Perfluorooctanesulfonic acid (6:2 FTS)	5.0 U	5.0	1.3	1	03/20/24 17:09	3/19/24	
1H, 1H, 2H, 2H-Perfluorodecanesulfonic acid (8:2 FTS)	5.0 U	5.0	0.86	1	03/20/24 17:09	3/19/24	
Fluorotelomer Carboxylic Acids (FTCAs)							
4,4,5,5,6,6,6-Heptafluorohexanoic acid (3:3 FTCA)	200 U	200	6.8	1	03/20/24 17:09	3/19/24	
2H,2H,3H,3H-Perfluorooctanoic acid (5:3 FTCA)	200 U	200	4.2	1	03/20/24 17:09	3/19/24	
2H,2H,3H,3H-Perfluorodecanoic acid (7:3 FTCA)	200 U	200	6.0	1	03/20/24 17:09	3/19/24	
Perfluoroalkyl Ether Sulfonic Acids (PFESAs)							
Perfluoro(2-ethoxyethane) sulfonic acid (PFEESA)	5.0 U	5.0	0.43	1	03/20/24 17:09	3/19/24	
9-Chlorohexadecafluoro-3-oxanonane-1-sulfonic acid (9-Cl-PF3ONS)	5.0 U	5.0	0.45	1	03/20/24 17:09	3/19/24	
11-Chloroeicosafluoro-3-oxaundecane-1-sulfonic acid (11-Cl-PF3OUdS)	5.0 U	5.0	0.39	1	03/20/24 17:09	3/19/24	
Perfluoroalkyl Ether Carboxylic Acids (PFECAs)							
Perfluoro-3-methoxypropanoic acid (PFMPA)	5.0 U	5.0	0.41	1	03/20/24 17:09	3/19/24	
Perfluoro-4-methoxybutanoic acid (PFMBA)	5.0 U	5.0	0.54	1	03/20/24 17:09	3/19/24	
Hexafluoropropyleneoxide dimer acid (HFPO-DA) (GenX)	5.0 U	5.0	0.41	1	03/20/24 17:09	3/19/24	
Nonafluoro-3,6-dioxaheptanoic acid (NFDHA)	5.0 U	5.0	0.58	1	03/20/24 17:09	3/19/24	
4,8-Dioxa-3H-perfluorononanoic acid (DONA)	5.0 U	5.0	0.36	1	03/20/24 17:09	3/19/24	

ALS Group USA, Corp.
dba ALS Environmental

Analytical Report

Client:	Day Environmental, Inc.	**Service Request:**	R2401914
Project:	Shumway Marina/6048S-23	**Date Collected:**	NA
Sample Matrix:	Water	**Date Received:**	NA
Sample Name:	Method Blank	**Units:**	ng/L
Lab Code:	KQ2404025-04	**Basis:**	NA

Per- and Polyfluoroalkyl Substances (PFAS) by LC/MS/MS Compliant with Table B-24 of DOD QSM 5.4

Analysis Method: Draft EPA Method 1633
Prep Method: Method

Surrogate Name	% Rec	Control Limits	Date Analyzed	Q
13C3-PFBS	82	40 - 135	03/20/24 17:09	
13C3-PFHxS	92	40 - 130	03/20/24 17:09	
13C8-PFOS	98	40 - 130	03/20/24 17:09	
13C4-PFBA	87	5 - 130	03/20/24 17:09	
13C5-PFPeA	91	40 - 130	03/20/24 17:09	
13C5-PFHxA	86	40 - 130	03/20/24 17:09	
13C4-PFHpA	94	40 - 130	03/20/24 17:09	
13C8-PFOA	93	40 - 130	03/20/24 17:09	
13C9-PFNA	89	40 - 130	03/20/24 17:09	
13C6-PFDA	86	40 - 130	03/20/24 17:09	
13C7-PFUnDA	72	30 - 130	03/20/24 17:09	
13C2-PFDoDA	75	10 - 130	03/20/24 17:09	
13C2-PFTeDA	78	10 - 130	03/20/24 17:09	
13C8-FOSA	91	40 - 130	03/20/24 17:09	
D3-MeFOSA	64	10 - 130	03/20/24 17:09	
D5-EtFOSA	66	10 - 130	03/20/24 17:09	
D7-MeFOSE	84	10 - 130	03/20/24 17:09	
D9-EtFOSE	86	10 - 130	03/20/24 17:09	
D3-MeFOSAA	70	40 - 170	03/20/24 17:09	
D5-EtFOSAA	84	25 - 135	03/20/24 17:09	
13C2-4:2 FTS	72	40 - 200	03/20/24 17:09	
13C2-6:2 FTS	69	40 - 200	03/20/24 17:09	
13C2-8:2 FTS	59	40 - 300	03/20/24 17:09	
13C3-HFPO-DA	97	40 - 130	03/20/24 17:09	

Client: Day Environmental, Inc. **Service Request:** R2401914
Project: Shumway Marina/6048S-23
Sample Matrix: Soil

SURROGATE RECOVERY SUMMARY

Per- and Polyfluoroalkyl Substances (PFAS) by LC/MS/MS Compliant with Table B-24 of DOD QSM 5.4

Analysis Method: Draft EPA Method 1633
Extraction Method: Method

Surrogate	Control Limits	B-1,2,3 R2401914-005	B-4,5,6 R2401914-006	B-7,8,9 R2401914-007
13C3-PFBS	20-150	71	72	72
13C3-PFHxS	20-150	84	80	79
13C8-PFOS	20-150	80	77	77
13C4-PFBA	20-150	83	80	85
13C5-PFPeA	20-150	88	82	95
13C5-PFHxA	20-150	73	78	84
13C4-PFHpA	20-150	81	79	88
13C8-PFOA	20-150	84	79	90
13C9-PFNA	20-150	80	77	85
13C6-PFDA	20-150	77	83	92
13C7-PFUnDA	20-150	72	84	79
13C2-PFDoDA	20-150	75	81	80
13C2-PFTeDA	20-150	55	77	59
13C8-FOSA	20-150	74	75	70
D3-MeFOSA	20-150	47	57	52
D5-EtFOSA	20-150	41	46	42
D7-MeFOSE	20-150	74	71	75
D9-EtFOSE	20-150	64	64	65
D3-MeFOSAA	20-150	56	59	57
D5-EtFOSAA	20-150	82	59	69
13C2-4:2 FTS	20-150	57	58	62
13C2-6:2 FTS	20-150	56	50	51
13C2-8:2 FTS	20-150	52	57	52
13C3-HFPO-DA	20-150	87	83	95

Results flagged with an asterisk (*) indicate values outside control criteria.
Results flagged with an pound (#) indicate the control criteria is not acceptable.

Client: Day Environmental, Inc. **Service Request:** R2401914
Project: Shumway Marina/6048S-23
Sample Matrix: Soil

SURROGATE RECOVERY SUMMARY

Per- and Polyfluoroalkyl Substances (PFAS) by LC/MS/MS Compliant with Table B-24 of DOD QSM 5.4

Analysis Method: Draft EPA Method 1633
Extraction Method: Method

Surrogate	Control Limits	EB-030724 R2401914-013	FB-030724 R2401914-014	Method Blank KQ2403860-05
13C3-PFBS	20-150			74
13C3-PFHxS	20-150			80
13C8-PFOS	20-150			84
13C4-PFBA	20-150			79
13C5-PFPeA	20-150			80
13C5-PFHxA	20-150			79
13C4-PFHpA	20-150			77
13C8-PFOA	20-150			71
13C9-PFNA	20-150			84
13C6-PFDA	20-150			83
13C7-PFUnDA	20-150			74
13C2-PFDoDA	20-150			71
13C2-PFTeDA	20-150			69
13C8-FOSA	20-150			86
D3-MeFOSA	20-150			69
D5-EtFOSA	20-150			71
D7-MeFOSE	20-150			82
D9-EtFOSE	20-150			84
D3-MeFOSAA	20-150			70
D5-EtFOSAA	20-150			78
13C2-4:2 FTS	20-150			57
13C2-6:2 FTS	20-150			50
13C2-8:2 FTS	20-150			43
13C3-HFPO-DA	20-150			86

Results flagged with an asterisk (*) indicate values outside control criteria.
Results flagged with an pound (#) indicate the control criteria is not acceptable.

QA/QC Report

Client: Day Environmental, Inc. **Service Request:** R2401914
Project: Shumway Marina/6048S-23
Sample Matrix: Soil

SURROGATE RECOVERY SUMMARY

Per- and Polyfluoroalkyl Substances (PFAS) by LC/MS/MS Compliant with Table B-24 of DOD QSM 5.4

Analysis Method: Draft EPA Method 1633
Extraction Method: Method

Surrogate	Control Limits	Method Blank KQ2404025-04	Lab Control Sample KQ2403860-03	Lab Control Sample KQ2404025-01
13C3-PFBS	20-150		70	
13C3-PFHxS	20-150		77	
13C8-PFOS	20-150		67	
13C4-PFBA	20-150		78	
13C5-PFPeA	20-150		86	
13C5-PFHxA	20-150		73	
13C4-PFHpA	20-150		77	
13C8-PFOA	20-150		71	
13C9-PFNA	20-150		77	
13C6-PFDA	20-150		75	
13C7-PFUnDA	20-150		65	
13C2-PFDoDA	20-150		69	
13C2-PFTeDA	20-150		63	
13C8-FOSA	20-150		71	
D3-MeFOSA	20-150		59	
D5-EtFOSA	20-150		64	
D7-MeFOSE	20-150		71	
D9-EtFOSE	20-150		71	
D3-MeFOSAA	20-150		58	
D5-EtFOSAA	20-150		67	
13C2-4:2 FTS	20-150		55	
13C2-6:2 FTS	20-150		42	
13C2-8:2 FTS	20-150		43	
13C3-HFPO-DA	20-150		82	

Results flagged with an asterisk (*) indicate values outside control criteria.
Results flagged with an pound (#) indicate the control criteria is not acceptable.

QA/QC Report

Client: Day Environmental, Inc. **Service Request:** R2401914
Project: Shumway Marina/6048S-23
Sample Matrix: Soil

SURROGATE RECOVERY SUMMARY

Per- and Polyfluoroalkyl Substances (PFAS) by LC/MS/MS Compliant with Table B-24 of DOD QSM 5.4

Analysis Method: Draft EPA Method 1633
Extraction Method: Method

Surrogate	Control Limits	Duplicate Lab Control Sample KQ2404025-02	B-4,5,6 KQ2403860-01	B-4,5,6 KQ2403860-02
13C3-PFBS	20-150		66	78
13C3-PFHxS	20-150		74	80
13C8-PFOS	20-150		64	78
13C4-PFBA	20-150		75	78
13C5-PFPeA	20-150		82	91
13C5-PFHxA	20-150		69	73
13C4-PFHpA	20-150		77	83
13C8-PFOA	20-150		87	80
13C9-PFNA	20-150		75	82
13C6-PFDA	20-150		76	80
13C7-PFUnDA	20-150		73	74
13C2-PFDoDA	20-150		74	76
13C2-PFTeDA	20-150		67	64
13C8-FOSA	20-150		60	68
D3-MeFOSA	20-150		44	54
D5-EtFOSA	20-150		37	38
D7-MeFOSE	20-150		59	66
D9-EtFOSE	20-150		52	58
D3-MeFOSAA	20-150		47	57
D5-EtFOSAA	20-150		52	55
13C2-4:2 FTS	20-150		50	52
13C2-6:2 FTS	20-150		49	55
13C2-8:2 FTS	20-150		58	53
13C3-HFPO-DA	20-150		81	88

Results flagged with an asterisk (*) indicate values outside control criteria.
Results flagged with an pound (#) indicate the control criteria is not acceptable.

Client: Day Environmental, Inc. **Service Request:** R2401914
Project: Shumway Marina/6048S-23
Sample Matrix: Soil

SURROGATE RECOVERY SUMMARY

Per- and Polyfluoroalkyl Substances (PFAS) by LC/MS/MS Compliant with Table B-24 of DOD QSM 5.4

Analysis Method: Draft EPA Method 1633
Extraction Method: Method

Surrogate	Control Limits	Low Level Lab Control Sample KQ2403860-04	Low Level Lab Control Sample KQ2404025-03
13C3-PFBS	20-150	83	
13C3-PFHxS	20-150	88	
13C8-PFOS	20-150	86	
13C4-PFBA	20-150	84	
13C5-PFPeA	20-150	92	
13C5-PFHxA	20-150	78	
13C4-PFHpA	20-150	86	
13C8-PFOA	20-150	81	
13C9-PFNA	20-150	84	
13C6-PFDA	20-150	86	
13C7-PFUnDA	20-150	75	
13C2-PFDoDA	20-150	87	
13C2-PFTeDA	20-150	82	
13C8-FOSA	20-150	80	
D3-MeFOSA	20-150	69	
D5-EtFOSA	20-150	66	
D7-MeFOSE	20-150	76	
D9-EtFOSE	20-150	76	
D3-MeFOSAA	20-150	66	
D5-EtFOSAA	20-150	66	
13C2-4:2 FTS	20-150	61	
13C2-6:2 FTS	20-150	55	
13C2-8:2 FTS	20-150	59	
13C3-HFPO-DA	20-150	89	

Results flagged with an asterisk (*) indicate values outside control criteria.
Results flagged with an pound (#) indicate the control criteria is not acceptable.

QA/QC Report

Client: Day Environmental, Inc. **Service Request:** R2401914
Project: Shumway Marina/6048S-23
Sample Matrix: Water

SURROGATE RECOVERY SUMMARY

Per- and Polyfluoroalkyl Substances (PFAS) by LC/MS/MS Compliant with Table B-24 of DOD QSM 5.4

Analysis Method: Draft EPA Method 1633
Extraction Method: Method

Surrogate	Control Limits	EB-030724 R2401914-013	FB-030724 R2401914-014	Method Blank KQ2403860-05
13C3-PFBS	40-135	77	90	
13C3-PFHxS	40-130	89	93	
13C8-PFOS	40-130	92	82	
13C4-PFBA	5-130	88	92	
13C5-PFPeA	40-130	96	111	
13C5-PFHxA	40-130	79	90	
13C4-PFHpA	40-130	91	101	
13C8-PFOA	40-130	95	90	
13C9-PFNA	40-130	86	90	
13C6-PFDA	40-130	87	88	
13C7-PFUnDA	30-130	82	79	
13C2-PFDoDA	10-130	81	82	
13C2-PFTeDA	10-130	76	83	
13C8-FOSA	40-130	82	87	
D3-MeFOSA	10-130	78	68	
D5-EtFOSA	10-130	66	69	
D7-MeFOSE	10-130	78	81	
D9-EtFOSE	10-130	79	82	
D3-MeFOSAA	40-170	69	65	
D5-EtFOSAA	25-135	80	77	
13C2-4:2 FTS	40-200	56	76	
13C2-6:2 FTS	40-200	54	59	
13C2-8:2 FTS	40-300	58	61	
13C3-HFPO-DA	40-130	89	107	

Results flagged with an asterisk (*) indicate values outside control criteria.
Results flagged with an pound (#) indicate the control criteria is not acceptable.

ALS Group USA, Corp.
dba ALS Environmental

QA/QC Report

Client: Day Environmental, Inc. **Service Request:** R2401914
Project: Shumway Marina/6048S-23
Sample Matrix: Water

SURROGATE RECOVERY SUMMARY

Per- and Polyfluoroalkyl Substances (PFAS) by LC/MS/MS Compliant with Table B-24 of DOD QSM 5.4

Analysis Method: Draft EPA Method 1633
Extraction Method: Method

Surrogate	Control Limits	Method Blank KQ2404025-04	Lab Control Sample KQ2403860-03	Lab Control Sample KQ2404025-01
13C3-PFBS	40-135	82		81
13C3-PFHxS	40-130	92		82
13C8-PFOS	40-130	98		79
13C4-PFBA	5-130	87		83
13C5-PFPeA	40-130	91		88
13C5-PFHxA	40-130	86		85
13C4-PFHpA	40-130	94		87
13C8-PFOA	40-130	93		87
13C9-PFNA	40-130	89		85
13C6-PFDA	40-130	86		84
13C7-PFUnDA	30-130	72		87
13C2-PFDoDA	10-130	75		88
13C2-PFTeDA	10-130	78		81
13C8-FOSA	40-130	91		78
D3-MeFOSA	10-130	64		65
D5-EtFOSA	10-130	66		64
D7-MeFOSE	10-130	84		74
D9-EtFOSE	10-130	86		77
D3-MeFOSAA	40-170	70		61
D5-EtFOSAA	25-135	84		68
13C2-4:2 FTS	40-200	72		61
13C2-6:2 FTS	40-200	69		53
13C2-8:2 FTS	40-300	59		59
13C3-HFPO-DA	40-130	97		86

Results flagged with an asterisk (*) indicate values outside control criteria.
Results flagged with an pound (#) indicate the control criteria is not acceptable.

ALS Group USA, Corp.
dba ALS Environmental

QA/QC Report

Client: Day Environmental, Inc. **Service Request:** R2401914
Project: Shumway Marina/6048S-23
Sample Matrix: Water

SURROGATE RECOVERY SUMMARY

Per- and Polyfluoroalkyl Substances (PFAS) by LC/MS/MS Compliant with Table B-24 of DOD QSM 5.4

Analysis Method: Draft EPA Method 1633
Extraction Method: Method

Surrogate	Control Limits	Duplicate Lab Control Sample KQ2404025-02	B-4,5,6 KQ2403860-01	B-4,5,6 KQ2403860-02
13C3-PFBS	40-135	92		
13C3-PFHxS	40-130	93		
13C8-PFOS	40-130	78		
13C4-PFBA	5-130	89		
13C5-PFPeA	40-130	102		
13C5-PFHxA	40-130	89		
13C4-PFHpA	40-130	102		
13C8-PFOA	40-130	89		
13C9-PFNA	40-130	92		
13C6-PFDA	40-130	84		
13C7-PFUnDA	30-130	77		
13C2-PFDoDA	10-130	78		
13C2-PFTeDA	10-130	81		
13C8-FOSA	40-130	83		
D3-MeFOSA	10-130	70		
D5-EtFOSA	10-130	69		
D7-MeFOSE	10-130	77		
D9-EtFOSE	10-130	80		
D3-MeFOSAA	40-170	74		
D5-EtFOSAA	25-135	74		
13C2-4:2 FTS	40-200	83		
13C2-6:2 FTS	40-200	57		
13C2-8:2 FTS	40-300	68		
13C3-HFPO-DA	40-130	101		

Results flagged with an asterisk (*) indicate values outside control criteria.
Results flagged with an pound (#) indicate the control criteria is not acceptable.

Client: Day Environmental, Inc. **Service Request:** R2401914
Project: Shumway Marina/6048S-23
Sample Matrix: Water

SURROGATE RECOVERY SUMMARY

Per- and Polyfluoroalkyl Substances (PFAS) by LC/MS/MS Compliant with Table B-24 of DOD QSM 5.4

Analysis Method: Draft EPA Method 1633
Extraction Method: Method

Surrogate	Control Limits	Low Level Lab Control Sample KQ2403860-04	Low Level Lab Control Sample KQ2404025-03
13C3-PFBS	40-135		94
13C3-PFHxS	40-130		100
13C8-PFOS	40-130		85
13C4-PFBA	5-130		92
13C5-PFPeA	40-130		104
13C5-PFHxA	40-130		88
13C4-PFHpA	40-130		105
13C8-PFOA	40-130		89
13C9-PFNA	40-130		97
13C6-PFDA	40-130		95
13C7-PFUnDA	30-130		78
13C2-PFDoDA	10-130		80
13C2-PFTeDA	10-130		84
13C8-FOSA	40-130		88
D3-MeFOSA	10-130		75
D5-EtFOSA	10-130		81
D7-MeFOSE	10-130		88
D9-EtFOSE	10-130		88
D3-MeFOSAA	40-170		79
D5-EtFOSAA	25-135		85
13C2-4:2 FTS	40-200		82
13C2-6:2 FTS	40-200		67
13C2-8:2 FTS	40-300		61
13C3-HFPO-DA	40-130		109

Results flagged with an asterisk (*) indicate values outside control criteria.
Results flagged with an pound (#) indicate the control criteria is not acceptable.

ALS Group USA, Corp.
dba ALS Environmental

QA/QC Report

Client: Day Environmental, Inc. **Service Request:**R2401914
Project: Shumway Marina/6048S-23 **Date Analyzed:**03/20/24 15:13

Internal Standard Area and RT SUMMARY

Per- and Polyfluoroalkyl Substances (PFAS) by LC/MS/MS Compliant with Table B-24 of DOD QSM 5.4

File ID: J:\LCMS08\Data\240320_1633_B1\240320_006 **Lab Code:**KQ2404285-02
Instrument ID: K-LCMS-08 **Analysis Lot:**835644
Analysis Method: Draft EPA Method 1633 **Signal ID:**1

		18O2-PFHxS		13C4-PFOS		13C3-PFBA	
		Area	**RT**	**Area**	**RT**	**Area**	**RT**
	Result ==>	125,146	7.07	128,001	8.8	482,956	1.34
	Upper Limit ==>	250,292	7.47	256,002	9.20	965,912	1.74
	Lower Limit ==>	37,544	6.67	38,400	8.40	144,887	0.94
Associated Analyses							
Low Level Continuing Calibration Verification	KQ2404285-02	90231	7.077	91760	8.817	378606	1.343

ALS Group USA, Corp.
dba ALS Environmental

QA/QC Report

Client: Day Environmental, Inc. **Service Request:**R2401914
Project: Shumway Marina/6048S-23 **Date Analyzed:**03/20/24 15:13

Internal Standard Area and RT SUMMARY

Per- and Polyfluoroalkyl Substances (PFAS) by LC/MS/MS Compliant with Table B-24 of DOD QSM 5.4

File ID: J:\LCMS08\Data\240320_1633_B1\240320_006 **Lab Code:**KQ2404285-02
Instrument ID: K-LCMS-08 **Analysis Lot:**835644
Analysis Method: Draft EPA Method 1633 **Signal ID:**1

		13C2-PFHxA		13C4-PFOA		13C5-PFNA	
		Area	**RT**	**Area**	**RT**	**Area**	**RT**
	Result ==>	472,378	4.95	27,201	7.1	176,313	7.95
	Upper Limit ==>	944,756	5.35	54,402	7.50	352,626	8.35
	Lower Limit ==>	141,713	4.55	8,160	6.70	52,894	7.55
Associated Analyses							
Low Level Continuing Calibration Verification	KQ2404285-02	359614	4.959	21927	7.108	128655	7.959

ALS Group USA, Corp.
dba ALS Environmental

QA/QC Report

Client: Day Environmental, Inc. **Service Request:**R2401914
Project: Shumway Marina/6048S-23 **Date Analyzed:**03/20/24 15:13

Internal Standard Area and RT SUMMARY

Per- and Polyfluoroalkyl Substances (PFAS) by LC/MS/MS Compliant with Table B-24 of DOD QSM 5.4

File ID: J:\LCMS08\Data\240320_1633_B1\240320_006 **Lab Code:**KQ2404285-02
Instrument ID: K-LCMS-08 **Analysis Lot:**835644
Analysis Method: Draft EPA Method 1633 **Signal ID:**1

	13C2-PFDA	
	Area	**RT**
Result ==>	103,903	8.71
Upper Limit ==>	207,806	9.11
Lower Limit ==>	31,171	8.31

Associated Analyses

Low Level Continuing Calibration Verification	KQ2404285-02	82376	8.724

ALS Group USA, Corp.
dba ALS Environmental

QA/QC Report

Client: Day Environmental, Inc. **Service Request:**R2401914
Project: Shumway Marina/6048S-23 **Date Analyzed:**03/20/24 15:36

Internal Standard Area and RT SUMMARY

Per- and Polyfluoroalkyl Substances (PFAS) by LC/MS/MS Compliant with Table B-24 of DOD QSM 5.4

File ID: J:\LCMS08\Data\240320_1633_B1\240320_007 **Lab Code:**KQ2404285-03
Instrument ID: K-LCMS-08 **Analysis Lot:**835644
Analysis Method: Draft EPA Method 1633 **Signal ID:**1

		18O2-PFHxS		13C4-PFOS		13C3-PFBA	
		Area	**RT**	**Area**	**RT**	**Area**	**RT**
	Result ==>	125,146	7.07	128,001	8.8	482,956	1.34
	Upper Limit ==>	250,292	7.47	256,002	9.20	965,912	1.74
	Lower Limit ==>	37,544	6.67	38,400	8.40	144,887	0.94
Associated Analyses							
Continuing Calibration Verification	KQ2404285-03	92973	7.067	96898	8.806	399119	1.336
Performance Evaluation	KQ2404285-04	0*	0	0*	0	0*	0
Performance Evaluation	KQ2404285-05	93902	7.051	91792	8.788	394713	1.299
Continuing Calibration Blank	KQ2404285-06	80005	7.102	92400	8.833	356177	1.469
Method Blank	KQ2404025-04	96476	7.111	92941	8.841	423863	1.459
Lab Control Sample	KQ2404025-01	100685	7.100	100597	8.832	421559	1.433
Duplicate Lab Control Sample	KQ2404025-02	86652	7.105	95161	8.836	409723	1.435
Low Level Lab Control Sample	KQ2404025-03	85425	7.106	92218	8.838	398486	1.442

ALS Group USA, Corp.
dba ALS Environmental

QA/QC Report

Client: Day Environmental, Inc. **Service Request:**R2401914
Project: Shumway Marina/6048S-23 **Date Analyzed:**03/20/24 15:36

Internal Standard Area and RT SUMMARY

Per- and Polyfluoroalkyl Substances (PFAS) by LC/MS/MS Compliant with Table B-24 of DOD QSM 5.4

File ID: J:\LCMS08\Data\240320_1633_B1\240320_007 **Lab Code:**KQ2404285-03
Instrument ID: K-LCMS-08 **Analysis Lot:**835644
Analysis Method: Draft EPA Method 1633 **Signal ID:**1

		13C2-PFHxA		13C4-PFOA		13C5-PFNA	
		Area	**RT**	**Area**	**RT**	**Area**	**RT**
	Result ==>	472,378	4.95	27,201	7.1	176,313	7.95
	Upper Limit ==>	944,756	5.35	54,402	7.50	352,626	8.35
	Lower Limit ==>	141,713	4.55	8,160	6.70	52,894	7.55
Associated Analyses							
Continuing Calibration Verification	KQ2404285-03	386188	4.950	23184	7.099	134249	7.949
Performance Evaluation	KQ2404285-04	0*	0	0*	0	0*	0
Performance Evaluation	KQ2404285-05	387643	4.934	18889	7.083	133313	7.934
Continuing Calibration Blank	KQ2404285-06	304716	5.001	18274	7.128	121377	7.977
Method Blank	KQ2404025-04	391215	5.006	22788	7.137	140318	7.985
Lab Control Sample	KQ2404025-01	395361	4.993	21054	7.127	140611	7.977
Duplicate Lab Control Sample	KQ2404025-02	352234	4.996	20371	7.133	134468	7.981
Low Level Lab Control Sample	KQ2404025-03	339133	4.999	21181	7.134	123999	7.982

ALS Group USA, Corp.
dba ALS Environmental

QA/QC Report

Client: Day Environmental, Inc. **Service Request:**R2401914
Project: Shumway Marina/6048S-23 **Date Analyzed:**03/20/24 15:36

Internal Standard Area and RT SUMMARY

Per- and Polyfluoroalkyl Substances (PFAS) by LC/MS/MS Compliant with Table B-24 of DOD QSM 5.4

File ID: J:\LCMS08\Data\240320_1633_B1\240320_007 **Lab Code:**KQ2404285-03
Instrument ID: K-LCMS-08 **Analysis Lot:**835644
Analysis Method: Draft EPA Method 1633 **Signal ID:**1

		13C2-PFDA	
		Area	**RT**
	Result ==>	103,903	8.71
	Upper Limit ==>	207,806	9.11
	Lower Limit ==>	31,171	8.31
Associated Analyses			
Continuing Calibration Verification	KQ2404285-03	77807	8.714
Performance Evaluation	KQ2404285-04	0*	0
Performance Evaluation	KQ2404285-05	91076	8.698
Continuing Calibration Blank	KQ2404285-06	66496	8.739
Method Blank	KQ2404025-04	94679	8.746
Lab Control Sample	KQ2404025-01	75921	8.738
Duplicate Lab Control Sample	KQ2404025-02	90074	8.744
Low Level Lab Control Sample	KQ2404025-03	86465	8.745

ALS Group USA, Corp.
dba ALS Environmental

QA/QC Report

Client: Day Environmental, Inc. **Service Request:**R2401914
Project: Shumway Marina/6048S-23 **Date Analyzed:**03/20/24 22:35

Internal Standard Area and RT SUMMARY

Per- and Polyfluoroalkyl Substances (PFAS) by LC/MS/MS Compliant with Table B-24 of DOD QSM 5.4

File ID: J:\LCMS08\Data\240320_1633_B1\240320_025 **Lab Code:**KQ2404285-08
Instrument ID: K-LCMS-08 **Analysis Lot:**835644
Analysis Method: Draft EPA Method 1633 **Signal ID:**1

		18O2-PFHxS		13C4-PFOS		13C3-PFBA	
		Area	**RT**	**Area**	**RT**	**Area**	**RT**
	Result ==>	125,146	7.07	128,001	8.8	482,956	1.34
	Upper Limit ==>	250,292	7.47	256,002	9.20	965,912	1.74
	Lower Limit ==>	37,544	6.67	38,400	8.40	144,887	0.94
Associated Analyses							
Continuing Calibration Verification	KQ2404285-08	92647	7.068	100335	8.805	427080	1.337
Continuing Calibration Blank	KQ2404285-07	78247	7.119	89527	8.845	367783	1.476

ALS Group USA, Corp.
dba ALS Environmental

QA/QC Report

Client: Day Environmental, Inc. **Service Request:**R2401914
Project: Shumway Marina/6048S-23 **Date Analyzed:**03/20/24 22:35

Internal Standard Area and RT SUMMARY

Per- and Polyfluoroalkyl Substances (PFAS) by LC/MS/MS Compliant with Table B-24 of DOD QSM 5.4

File ID: J:\LCMS08\Data\240320_1633_B1\240320_025 **Lab Code:**KQ2404285-08
Instrument ID: K-LCMS-08 **Analysis Lot:**835644
Analysis Method: Draft EPA Method 1633 **Signal ID:**1

		13C2-PFHxA		13C4-PFOA		13C5-PFNA	
		Area	**RT**	**Area**	**RT**	**Area**	**RT**
	Result ==>	472,378	4.95	27,201	7.1	176,313	7.95
	Upper Limit ==>	944,756	5.35	54,402	7.50	352,626	8.35
	Lower Limit ==>	141,713	4.55	8,160	6.70	52,894	7.55
Associated Analyses							
Continuing Calibration Verification	KQ2404285-08	391415	4.955	23927	7.101	138445	7.951
Continuing Calibration Blank	KQ2404285-07	323980	5.016	16830	7.144	110479	7.991

ALS Group USA, Corp.
dba ALS Environmental

QA/QC Report

Client: Day Environmental, Inc. **Service Request:**R2401914
Project: Shumway Marina/6048S-23 **Date Analyzed:**03/20/24 22:35

Internal Standard Area and RT SUMMARY

Per- and Polyfluoroalkyl Substances (PFAS) by LC/MS/MS Compliant with Table B-24 of DOD QSM 5.4

File ID: J:\LCMS08\Data\240320_1633_B1\240320_025 **Lab Code:**KQ2404285-08
Instrument ID: K-LCMS-08 **Analysis Lot:**835644
Analysis Method: Draft EPA Method 1633 **Signal ID:**1

	13C2-PFDA	
	Area	**RT**
Result ==>	103,903	8.71
Upper Limit ==>	207,806	9.11
Lower Limit ==>	31,171	8.31

Associated Analyses

Continuing Calibration Verification	KQ2404285-08	75747	8.714
Continuing Calibration Blank	KQ2404285-07	59486	8.751

ALS Group USA, Corp.
dba ALS Environmental

QA/QC Report

Client: Day Environmental, Inc. **Service Request:**R2401914
Project: Shumway Marina/6048S-23 **Date Analyzed:**03/21/24 12:26

Internal Standard Area and RT SUMMARY

Per- and Polyfluoroalkyl Substances (PFAS) by LC/MS/MS Compliant with Table B-24 of DOD QSM 5.4

File ID: J:\LCMS08\Data\240321_1633_B1\240321_006 **Lab Code:**KQ2404325-02
Instrument ID: K-LCMS-08 **Analysis Lot:**835726
Analysis Method: Draft EPA Method 1633 **Signal ID:**1

		18O2-PFHxS		13C4-PFOS		13C3-PFBA	
		Area	**RT**	**Area**	**RT**	**Area**	**RT**
Result ==>		125,146	7.07	128,001	8.8	482,956	1.34
Upper Limit ==>		250,292	7.47	256,002	9.20	965,912	1.74
Lower Limit ==>		37,544	6.67	38,400	8.40	144,887	0.94
Associated Analyses							
Low Level Continuing Calibration Verification	KQ2404325-02	93241	7.087	104894	8.822	394961	1.348

ALS Group USA, Corp.
dba ALS Environmental

QA/QC Report

Client: Day Environmental, Inc. **Service Request:**R2401914
Project: Shumway Marina/6048S-23 **Date Analyzed:**03/21/24 12:26

Internal Standard Area and RT SUMMARY

Per- and Polyfluoroalkyl Substances (PFAS) by LC/MS/MS Compliant with Table B-24 of DOD QSM 5.4

File ID: J:\LCMS08\Data\240321_1633_B1\240321_006 **Lab Code:**KQ2404325-02
Instrument ID: K-LCMS-08 **Analysis Lot:**835726
Analysis Method: Draft EPA Method 1633 **Signal ID:**1

		13C2-PFHxA		13C4-PFOA		13C5-PFNA	
		Area	**RT**	**Area**	**RT**	**Area**	**RT**
	Result ==>	472,378	4.95	27,201	7.1	176,313	7.95
	Upper Limit ==>	944,756	5.35	54,402	7.50	352,626	8.35
	Lower Limit ==>	141,713	4.55	8,160	6.70	52,894	7.55
Associated Analyses							
Low Level Continuing Calibration Verification	KQ2404325-02	363735	4.972	20583	7.117	125953	7.967

ALS Group USA, Corp.
dba ALS Environmental

QA/QC Report

Client: Day Environmental, Inc. **Service Request:**R2401914
Project: Shumway Marina/6048S-23 **Date Analyzed:**03/21/24 12:26

Internal Standard Area and RT SUMMARY

Per- and Polyfluoroalkyl Substances (PFAS) by LC/MS/MS Compliant with Table B-24 of DOD QSM 5.4

File ID: J:\LCMS08\Data\240321_1633_B1\240321_006 **Lab Code:**KQ2404325-02
Instrument ID: K-LCMS-08 **Analysis Lot:**835726
Analysis Method: Draft EPA Method 1633 **Signal ID:**1

	13C2-PFDA	
	Area	**RT**
Result ==>	103,903	8.71
Upper Limit ==>	207,806	9.11
Lower Limit ==>	31,171	8.31

Associated Analyses

Low Level Continuing Calibration Verification	KQ2404325-02	76691	8.732

ALS Group USA, Corp.
dba ALS Environmental

QA/QC Report

Client: Day Environmental, Inc. **Service Request:**R2401914
Project: Shumway Marina/6048S-23 **Date Analyzed:**03/21/24 12:49

Internal Standard Area and RT SUMMARY

Per- and Polyfluoroalkyl Substances (PFAS) by LC/MS/MS Compliant with Table B-24 of DOD QSM 5.4

File ID: J:\LCMS08\Data\240321_1633_B1\240321_007 **Lab Code:**KQ2404325-10
Instrument ID: K-LCMS-08 **Analysis Lot:**835726
Analysis Method: Draft EPA Method 1633 **Signal ID:**1

		18O2-PFHxS		13C4-PFOS		13C3-PFBA	
		Area	**RT**	**Area**	**RT**	**Area**	**RT**
	Result ==>	125,146	7.07	128,001	8.8	482,956	1.34
	Upper Limit ==>	250,292	7.47	256,002	9.20	965,912	1.74
	Lower Limit ==>	37,544	6.67	38,400	8.40	144,887	0.94
Associated Analyses							
Low Level Continuing Calibration Verification	KQ2404325-10	90421	7.074	99853	8.809	400616	1.340

ALS Group USA, Corp.
dba ALS Environmental

QA/QC Report

Client: Day Environmental, Inc. **Service Request:**R2401914
Project: Shumway Marina/6048S-23 **Date Analyzed:**03/21/24 12:49

Internal Standard Area and RT SUMMARY

Per- and Polyfluoroalkyl Substances (PFAS) by LC/MS/MS Compliant with Table B-24 of DOD QSM 5.4

File ID: J:\LCMS08\Data\240321_1633_B1\240321_007 **Lab Code:**KQ2404325-10
Instrument ID: K-LCMS-08 **Analysis Lot:**835726
Analysis Method: Draft EPA Method 1633 **Signal ID:**1

		13C2-PFHxA		13C4-PFOA		13C5-PFNA	
		Area	**RT**	**Area**	**RT**	**Area**	**RT**
	Result ==>	472,378	4.95	27,201	7.1	176,313	7.95
	Upper Limit ==>	944,756	5.35	54,402	7.50	352,626	8.35
	Lower Limit ==>	141,713	4.55	8,160	6.70	52,894	7.55
Associated Analyses							
Low Level Continuing Calibration Verification	KQ2404325-10	386596	4.962	18451	7.104	124990	7.953

ALS Group USA, Corp.
dba ALS Environmental

QA/QC Report

Client: Day Environmental, Inc. **Service Request:**R2401914
Project: Shumway Marina/6048S-23 **Date Analyzed:**03/21/24 12:49

Internal Standard Area and RT SUMMARY

Per- and Polyfluoroalkyl Substances (PFAS) by LC/MS/MS Compliant with Table B-24 of DOD QSM 5.4

File ID: J:\LCMS08\Data\240321_1633_B1\240321_007 **Lab Code:**KQ2404325-10
Instrument ID: K-LCMS-08 **Analysis Lot:**835726
Analysis Method: Draft EPA Method 1633 **Signal ID:**1

	13C2-PFDA	
	Area	**RT**
Result ==>	103,903	8.71
Upper Limit ==>	207,806	9.11
Lower Limit ==>	31,171	8.31

Associated Analyses

Low Level Continuing Calibration Verification	KQ2404325-10	76953	8.718

ALS Group USA, Corp.
dba ALS Environmental

QA/QC Report

Client: Day Environmental, Inc. **Service Request:**R2401914
Project: Shumway Marina/6048S-23 **Date Analyzed:**03/21/24 13:21

Internal Standard Area and RT SUMMARY

Per- and Polyfluoroalkyl Substances (PFAS) by LC/MS/MS Compliant with Table B-24 of DOD QSM 5.4

File ID: J:\LCMS08\Data\240321_1633_B1\240321_008 **Lab Code:**KQ2404325-03
Instrument ID: K-LCMS-08 **Analysis Lot:**835726
Analysis Method: Draft EPA Method 1633 **Signal ID:**1

		18O2-PFHxS		13C4-PFOS		13C3-PFBA	
		Area	**RT**	**Area**	**RT**	**Area**	**RT**
	Result ==>	125,146	7.07	128,001	8.8	482,956	1.34
	Upper Limit ==>	250,292	7.47	256,002	9.20	965,912	1.74
	Lower Limit ==>	37,544	6.67	38,400	8.40	144,887	0.94
Associated Analyses							
Continuing Calibration Verification	KQ2404325-03	87745	7.091	103093	8.821	418802	1.359
Performance Evaluation	KQ2404325-05	0*	0	0*	0	0*	0
Performance Evaluation	KQ2404325-12	0*	0	0*	0	0*	0
Performance Evaluation	KQ2404325-04	96580	7.054	91242	8.791	425268	1.334
Performance Evaluation	KQ2404325-13	96580	7.054	91242	8.791	425268	1.334
Continuing Calibration Blank	KQ2404325-06	104006	7.111	101082	8.835	466797	1.460
Continuing Calibration Blank	KQ2404325-14	104006	7.111	101082	8.835	466797	1.460
EB-030724	R2401914-013	98619	7.098	90747	8.826	427713	1.420
FB-030724	R2401914-014	84308	7.114	93882	8.843	432415	1.438

QA/QC Report

Client: Day Environmental, Inc. **Service Request:**R2401914
Project: Shumway Marina/6048S-23 **Date Analyzed:**03/21/24 13:21

Internal Standard Area and RT SUMMARY

Per- and Polyfluoroalkyl Substances (PFAS) by LC/MS/MS Compliant with Table B-24 of DOD QSM 5.4

File ID: J:\LCMS08\Data\240321_1633_B1\240321_008 **Lab Code:**KQ2404325-03
Instrument ID: K-LCMS-08 **Analysis Lot:**835726
Analysis Method: Draft EPA Method 1633 **Signal ID:**1

		13C2-PFHxA		13C4-PFOA		13C5-PFNA	
		Area	**RT**	**Area**	**RT**	**Area**	**RT**
	Result ==>	472,378	4.95	27,201	7.1	176,313	7.95
	Upper Limit ==>	944,756	5.35	54,402	7.50	352,626	8.35
	Lower Limit ==>	141,713	4.55	8,160	6.70	52,894	7.55
Associated Analyses							
Continuing Calibration Verification	KQ2404325-03	349141	4.984	19600	7.120	132864	7.969
Performance Evaluation	KQ2404325-05	0*	0	0*	0	0*	0
Performance Evaluation	KQ2404325-12	0*	0	0*	0	0*	0
Performance Evaluation	KQ2404325-04	388695	4.941	22405	7.088	134524	7.937
Performance Evaluation	KQ2404325-13	388695	4.941	22405	7.088	134524	7.937
Continuing Calibration Blank	KQ2404325-06	352622	5.010	22612	7.136	143990	7.983
Continuing Calibration Blank	KQ2404325-14	352622	5.010	22612	7.136	143990	7.983
EB-030724	R2401914-013	366189	4.992	20134	7.125	129550	7.974
FB-030724	R2401914-014	339732	5.011	19874	7.141	132045	7.987

ALS Group USA, Corp.
dba ALS Environmental

QA/QC Report

Client: Day Environmental, Inc. **Service Request:**R2401914
Project: Shumway Marina/6048S-23 **Date Analyzed:**03/21/24 13:21

Internal Standard Area and RT SUMMARY

Per- and Polyfluoroalkyl Substances (PFAS) by LC/MS/MS Compliant with Table B-24 of DOD QSM 5.4

File ID: J:\LCMS08\Data\240321_1633_B1\240321_008 **Lab Code:**KQ2404325-03
Instrument ID: K-LCMS-08 **Analysis Lot:**835726
Analysis Method: Draft EPA Method 1633 **Signal ID:**1

		13C2-PFDA	
		Area	**RT**
	Result ==>	103,903	8.71
	Upper Limit ==>	207,806	9.11
	Lower Limit ==>	31,171	8.31
Associated Analyses			
Continuing Calibration Verification	KQ2404325-03	78487	8.730
Performance Evaluation	KQ2404325-05	0*	0
Performance Evaluation	KQ2404325-12	0*	0
Performance Evaluation	KQ2404325-04	75295	8.702
Performance Evaluation	KQ2404325-13	75295	8.702
Continuing Calibration Blank	KQ2404325-06	85699	8.744
Continuing Calibration Blank	KQ2404325-14	85699	8.744
EB-030724	R2401914-013	81984	8.735
FB-030724	R2401914-014	77341	8.747

ALS Group USA, Corp.
dba ALS Environmental

QA/QC Report

Client: Day Environmental, Inc. **Service Request:**R2401914
Project: Shumway Marina/6048S-23 **Date Analyzed:**03/21/24 16:53

Internal Standard Area and RT SUMMARY

Per- and Polyfluoroalkyl Substances (PFAS) by LC/MS/MS Compliant with Table B-24 of DOD QSM 5.4

File ID: J:\LCMS08\Data\240321_1633_B1\240321_017 **Lab Code:**KQ2404325-08
Instrument ID: K-LCMS-08 **Analysis Lot:**835726
Analysis Method: Draft EPA Method 1633 **Signal ID:**1

		18O2-PFHxS		13C4-PFOS		13C3-PFBA	
		Area	**RT**	**Area**	**RT**	**Area**	**RT**
	Result ==>	125,146	7.07	128,001	8.8	482,956	1.34
	Upper Limit ==>	250,292	7.47	256,002	9.20	965,912	1.74
	Lower Limit ==>	37,544	6.67	38,400	8.40	144,887	0.94
Associated Analyses							
Continuing Calibration Verification	KQ2404325-08	83681	7.068	85362	8.804	422933	1.342
Continuing Calibration Blank	KQ2404325-07	62081	7.127	66399	8.853	331727	1.509

QA/QC Report

Client: Day Environmental, Inc. **Service Request:**R2401914
Project: Shumway Marina/6048S-23 **Date Analyzed:**03/21/24 16:53

Internal Standard Area and RT SUMMARY

Per- and Polyfluoroalkyl Substances (PFAS) by LC/MS/MS Compliant with Table B-24 of DOD QSM 5.4

File ID: J:\LCMS08\Data\240321_1633_B1\240321_017 **Lab Code:**KQ2404325-08
Instrument ID: K-LCMS-08 **Analysis Lot:**835726
Analysis Method: Draft EPA Method 1633 **Signal ID:**1

		13C2-PFHxA		13C4-PFOA		13C5-PFNA	
		Area	**RT**	**Area**	**RT**	**Area**	**RT**
	Result ==>	472,378	4.95	27,201	7.1	176,313	7.95
	Upper Limit ==>	944,756	5.35	54,402	7.50	352,626	8.35
	Lower Limit ==>	141,713	4.55	8,160	6.70	52,894	7.55
Associated Analyses							
Continuing Calibration Verification	KQ2404325-08	375083	4.955	22810	7.101	124931	7.950
Continuing Calibration Blank	KQ2404325-07	279617	5.031	13210	7.152	94953	7.997

ALS Group USA, Corp.
dba ALS Environmental

QA/QC Report

Client: Day Environmental, Inc. **Service Request:**R2401914
Project: Shumway Marina/6048S-23 **Date Analyzed:**03/21/24 16:53

Internal Standard Area and RT SUMMARY

Per- and Polyfluoroalkyl Substances (PFAS) by LC/MS/MS Compliant with Table B-24 of DOD QSM 5.4

File ID: J:\LCMS08\Data\240321_1633_B1\240321_017 **Lab Code:**KQ2404325-08
Instrument ID: K-LCMS-08 **Analysis Lot:**835726
Analysis Method: Draft EPA Method 1633 **Signal ID:**1

	13C2-PFDA	
	Area	**RT**
Result ==>	103,903	8.71
Upper Limit ==>	207,806	9.11
Lower Limit ==>	31,171	8.31

Associated Analyses

Continuing Calibration Verification	KQ2404325-08	71522	8.713
Continuing Calibration Blank	KQ2404325-07	64321	8.758

ALS Group USA, Corp.
dba ALS Environmental

QA/QC Report

Client: Day Environmental, Inc. **Service Request:**R2401914
Project: Shumway Marina/6048S-23 **Date Analyzed:**03/21/24 17:39

Internal Standard Area and RT SUMMARY

Per- and Polyfluoroalkyl Substances (PFAS) by LC/MS/MS Compliant with Table B-24 of DOD QSM 5.4

File ID: J:\LCMS08\Data\240321_1633_B1\240321_019 **Lab Code:**KQ2404325-17
Instrument ID: K-LCMS-08 **Analysis Lot:**835726
Analysis Method: Draft EPA Method 1633 **Signal ID:**1

		18O2-PFHxS		13C4-PFOS		13C3-PFBA	
		Area	**RT**	**Area**	**RT**	**Area**	**RT**
	Result ==>	125,146	7.07	128,001	8.8	482,956	1.34
	Upper Limit ==>	250,292	7.47	256,002	9.20	965,912	1.74
	Lower Limit ==>	37,544	6.67	38,400	8.40	144,887	0.94
Associated Analyses							
Continuing Calibration Verification	KQ2404325-17	80408	7.071	84592	8.806	400317	1.336
Continuing Calibration Blank	KQ2404325-18	77241	7.121	88904	8.846	370551	1.492
Method Blank	KQ2403860-05	72655	7.108	73961	8.836	352511	1.429
Lab Control Sample	KQ2403860-03	81228	7.107	90831	8.836	399425	1.428
Low Level Lab Control Sample	KQ2403860-04	66971	7.102	81008	8.833	343444	1.436
B-1,2,3	R2401914-005	85818	7.112	87512	8.842	397867	1.441
B-4,5,6	R2401914-006	68886	7.120	79705	8.847	331893	1.458
B-4,5,6MS	KQ2403860-01	76320	7.112	92362	8.844	363557	1.438
B-4,5,6DMS	KQ2403860-02	63503	7.103	79699	8.834	329582	1.440
B-7,8,9	R2401914-007	60592	7.109	62321	8.837	275886	1.425

ALS Group USA, Corp.
dba ALS Environmental

QA/QC Report

Client: Day Environmental, Inc. **Service Request:**R2401914
Project: Shumway Marina/6048S-23 **Date Analyzed:**03/21/24 17:39

Internal Standard Area and RT SUMMARY

Per- and Polyfluoroalkyl Substances (PFAS) by LC/MS/MS Compliant with Table B-24 of DOD QSM 5.4

File ID: J:\LCMS08\Data\240321_1633_B1\240321_019 **Lab Code:**KQ2404325-17
Instrument ID: K-LCMS-08 **Analysis Lot:**835726
Analysis Method: Draft EPA Method 1633 **Signal ID:**1

		13C2-PFHxA		13C4-PFOA		13C5-PFNA	
		Area	**RT**	**Area**	**RT**	**Area**	**RT**
	Result ==>	472,378	4.95	27,201	7.1	176,313	7.95
	Upper Limit ==>	944,756	5.35	54,402	7.50	352,626	8.35
	Lower Limit ==>	141,713	4.55	8,160	6.70	52,894	7.55
Associated Analyses							
Continuing Calibration Verification	KQ2404325-17	337862	4.957	19534	7.102	113366	7.952
Continuing Calibration Blank	KQ2404325-18	270105	5.025	17738	7.145	104181	7.991
Method Blank	KQ2403860-05	319593	5.004	18517	7.134	103381	7.982
Lab Control Sample	KQ2403860-03	343113	5.001	19185	7.134	114335	7.981
Low Level Lab Control Sample	KQ2403860-04	289614	4.997	15567	7.130	97832	7.977
B-1,2,3	R2401914-005	354616	5.007	19472	7.137	118491	7.986
B-4,5,6	R2401914-006	296803	5.015	15409	7.145	102881	7.992
B-4,5,6MS	KQ2403860-01	309154	5.006	14739	7.138	109781	7.987
B-4,5,6DMS	KQ2403860-02	267780	4.997	14493	7.130	97372	7.979
B-7,8,9	R2401914-007	236153	5.003	12897	7.135	82384	7.983

ALS Group USA, Corp.
dba ALS Environmental

QA/QC Report

Client: Day Environmental, Inc. **Service Request:**R2401914
Project: Shumway Marina/6048S-23 **Date Analyzed:**03/21/24 17:39

Internal Standard Area and RT SUMMARY

Per- and Polyfluoroalkyl Substances (PFAS) by LC/MS/MS Compliant with Table B-24 of DOD QSM 5.4

File ID: J:\LCMS08\Data\240321_1633_B1\240321_019 **Lab Code:**KQ2404325-17
Instrument ID: K-LCMS-08 **Analysis Lot:**835726
Analysis Method: Draft EPA Method 1633 **Signal ID:**1

		13C2-PFDA	
		Area	**RT**
	Result ==>	103,903	8.71
	Upper Limit ==>	207,806	9.11
	Lower Limit ==>	31,171	8.31
Associated Analyses			
Continuing Calibration Verification	KQ2404325-17	62200	8.715
Continuing Calibration Blank	KQ2404325-18	59672	8.752
Method Blank	KQ2403860-05	70747	8.744
Lab Control Sample	KQ2403860-03	77044	8.744
Low Level Lab Control Sample	KQ2403860-04	58532	8.739
B-1,2,3	R2401914-005	77455	8.748
B-4,5,6	R2401914-006	59353	8.753
B-4,5,6MS	KQ2403860-01	67002	8.749
B-4,5,6DMS	KQ2403860-02	61279	8.742
B-7,8,9	R2401914-007	53710	8.744

ALS Group USA, Corp.
dba ALS Environmental

QA/QC Report

Client: Day Environmental, Inc. **Service Request:**R2401914
Project: Shumway Marina/6048S-23 **Date Analyzed:**03/21/24 22:18

Internal Standard Area and RT SUMMARY

Per- and Polyfluoroalkyl Substances (PFAS) by LC/MS/MS Compliant with Table B-24 of DOD QSM 5.4

File ID: J:\LCMS08\Data\240321_1633_B1\240321_031 **Lab Code:**KQ2404325-16
Instrument ID: K-LCMS-08 **Analysis Lot:**835726
Analysis Method: Draft EPA Method 1633 **Signal ID:**1

		18O2-PFHxS		13C4-PFOS		13C3-PFBA	
		Area	**RT**	**Area**	**RT**	**Area**	**RT**
	Result ==>	125,146	7.07	128,001	8.8	482,956	1.34
	Upper Limit ==>	250,292	7.47	256,002	9.20	965,912	1.74
	Lower Limit ==>	37,544	6.67	38,400	8.40	144,887	0.94
Associated Analyses							
Continuing Calibration Verification	KQ2404325-16	73957	7.073	87017	8.810	368980	1.337
Continuing Calibration Blank	KQ2404325-15	65207	7.124	69085	8.851	324251	1.505

ALS Group USA, Corp.
dba ALS Environmental

QA/QC Report

Client: Day Environmental, Inc. **Service Request:**R2401914
Project: Shumway Marina/6048S-23 **Date Analyzed:**03/21/24 22:18

Internal Standard Area and RT SUMMARY

Per- and Polyfluoroalkyl Substances (PFAS) by LC/MS/MS Compliant with Table B-24 of DOD QSM 5.4

File ID: J:\LCMS08\Data\240321_1633_B1\240321_031 **Lab Code:**KQ2404325-16
Instrument ID: K-LCMS-08 **Analysis Lot:**835726
Analysis Method: Draft EPA Method 1633 **Signal ID:**1

		13C2-PFHxA		13C4-PFOA		13C5-PFNA	
		Area	**RT**	**Area**	**RT**	**Area**	**RT**
	Result ==>	472,378	4.95	27,201	7.1	176,313	7.95
	Upper Limit ==>	944,756	5.35	54,402	7.50	352,626	8.35
	Lower Limit ==>	141,713	4.55	8,160	6.70	52,894	7.55
Associated Analyses							
Continuing Calibration Verification	KQ2404325-16	299277	4.958	15461	7.104	102151	7.956
Continuing Calibration Blank	KQ2404325-15	237169	5.028	14200	7.149	92675	7.995

ALS Group USA, Corp.
dba ALS Environmental

QA/QC Report

Client: Day Environmental, Inc. **Service Request:**R2401914
Project: Shumway Marina/6048S-23 **Date Analyzed:**03/21/24 22:18

Internal Standard Area and RT SUMMARY

Per- and Polyfluoroalkyl Substances (PFAS) by LC/MS/MS Compliant with Table B-24 of DOD QSM 5.4

File ID: J:\LCMS08\Data\240321_1633_B1\240321_031 **Lab Code:**KQ2404325-16
Instrument ID: K-LCMS-08 **Analysis Lot:**835726
Analysis Method: Draft EPA Method 1633 **Signal ID:**1

	13C2-PFDA	
	Area	**RT**
Result ==>	103,903	8.71
Upper Limit ==>	207,806	9.11
Lower Limit ==>	31,171	8.31

Associated Analyses

Continuing Calibration Verification	KQ2404325-16	67892	8.721
Continuing Calibration Blank	KQ2404325-15	61639	8.757

ALS Group USA, Corp.
dba ALS Environmental

QA/QC Report

Client:	Day Environmental, Inc.	**Service Request:**	R2401914
Project:	Shumway Marina/6048S-23	**Date Collected:**	03/07/24
Sample Matrix:	Soil	**Date Received:**	03/08/24
		Date Analyzed:	03/21/24
		Date Extracted:	03/14/24

Duplicate Matrix Spike Summary
Per- and Polyfluoroalkyl Substances (PFAS) by LC/MS/MS Compliant with Table B-24 of DOD QSM 5.4

Sample Name:	B-4,5,6	**Units:**	ng/g
Lab Code:	R2401914-006	**Basis:**	Dry
Analysis Method:	Draft EPA Method 1633		
Prep Method:	Method		

		Matrix Spike KQ2403860-01			Duplicate Matrix Spike KQ2403860-02					
Analyte Name	**Sample Result**	**Result**	**Spike Amount**	**% Rec**	**Result**	**Spike Amount**	**% Rec**	**% Rec Limits**	**RPD**	**RPD Limit**
Perfluorobutane sulfonic acid (PFBS)	0.50 U	4.65	4.43	105	4.76	4.41	108	40-150	2	30
Perfluoropentane sulfonic acid (PFPeS)	0.50 U	4.91	4.70	105	5.12	4.68	110	40-150	4	30
Perfluorohexane sulfonic acid (PFHxS)	0.15 J	5.01	4.56	107	5.73	4.54	123	40-150	13	30
Perfluoroheptane sulfonic acid (PFHpS)	0.50 U	5.17	4.76	109	4.53	4.73	96	40-150	13	30
Perfluorooctane sulfonic acid (PFOS)	5.1	10.4	4.63	115	10.2	4.61	111	40-150	2	30
Perfluorononane sulfonic acid (PFNS)	0.50 U	5.11	4.80	107	4.83	4.78	101	40-150	6	30
Perfluorodecane sulfonic acid (PFDS)	0.50 U	5.33	4.82	111	4.70	4.79	98	40-150	13	30
Perfluorododecane sulfonic acid (PFDoS)	0.50 U	4.62	4.84	95	4.36	4.82	90	40-150	6	30
Perfluorobutanoic acid (PFBA)	0.48 J	5.91	4.99	109	5.68	4.97	105	40-150	4	30
Perfluoropentanoic acid (PFPeA)	0.50 U	5.02	4.99	101	5.00	4.97	101	40-150	<1	30
Perfluorohexanoic acid (PFHxA)	0.50 U	5.31	4.99	106	5.32	4.97	107	40-150	<1	30
Perfluoroheptanoic acid (PFHpA)	0.50 U	5.27	4.99	106	5.28	4.97	106	40-150	<1	30
Perfluorooctanoic acid (PFOA)	0.39 J	6.01	4.99	113	5.71	4.97	107	40-150	5	30
Perfluorononanoic acid (PFNA)	0.50 U	4.81	4.99	96	4.91	4.97	99	40-150	2	30
Perfluorodecanoic acid (PFDA)	0.11 J	5.01	4.99	98	4.90	4.97	96	40-150	2	30
Perfluoroundecanoic acid (PFUnDA)	0.50 U	5.90	4.99	118	5.88	4.97	118	40-150	<1	30
Perfluorododecanoic acid (PFDOA)	0.50 U	5.05	4.99	101	5.47	4.97	110	40-150	8	30
Perfluorotridecanoic acid (PFTrDA)	0.50 U	5.77	4.99	116	5.63	4.97	113	40-150	2	30
Perfluorotetradecanoic acid (PFTDA)	0.50 U	5.32	4.99	107	5.54	4.97	112	40-150	4	30
Perfluorooctane sulfonamide (PFOSAm)	0.50 U	5.55	4.99	111	5.71	4.97	115	40-150	3	30
N-Methylperfluorooctane sulfonamide (MeFOSA)	0.50 U	5.08	4.99	102	4.90	4.97	99	40-150	4	30
N-Ethylperfluorooctane sulfonamide (EtFOSAm)	0.50 U	4.33	4.99	87	4.38	4.97	88	40-150	1	30
N-Methylperfluorooctane sulfonamido ethanol (MeFOSE)	0.50 U	5.57	4.99	112	5.55	4.97	112	40-150	<1	30
N-Ethylperfluorooctane sulfonamido ethanol (EtFOSE)	0.50 U	5.14	4.99	103	4.77	4.97	96	40-150	8	30
N-Methylperfluorooctane sulfonamido acetic acid (NMeFOSAA)	0.50 U	6.32	4.99	127	5.60	4.97	113	40-150	12	30

Results flagged with an asterisk (*) indicate values outside control criteria.

Results flagged with a pound (#) indicate the control criteria is not applicable.

Percent recoveries and relative percent differences (RPD) are determined by the software using values in the calculation which have not been rounded.

Matrix Spike and Matrix Spike Duplicate Data is presented for information purposes only. The matrix may or may not be relevant to samples reported in this report. The laboratory evaluates system performance based on the LCS and LCSD control limits.

ALS Group USA, Corp.
dba ALS Environmental

QA/QC Report

Client:	Day Environmental, Inc.	**Service Request:**	R2401914
Project:	Shumway Marina/6048S-23	**Date Collected:**	03/07/24
Sample Matrix:	Soil	**Date Received:**	03/08/24
		Date Analyzed:	03/21/24
		Date Extracted:	03/14/24

Duplicate Matrix Spike Summary
Per- and Polyfluoroalkyl Substances (PFAS) by LC/MS/MS Compliant with Table B-24 of DOD QSM 5.4

Sample Name:	B-4,5,6	**Units:**	ng/g
Lab Code:	R2401914-006	**Basis:**	Dry
Analysis Method:	Draft EPA Method 1633		
Prep Method:	Method		

		Matrix Spike KQ2403860-01			**Duplicate Matrix Spike** KQ2403860-02					
Analyte Name	**Sample Result**	**Result**	**Spike Amount**	**% Rec**	**Result**	**Spike Amount**	**% Rec**	**% Rec Limits**	**RPD**	**RPD Limit**
N-Ethylperfluorooctane sulfonamido acetic acid (NEtFOSAA)	1.1	6.64	4.99	112	6.69	4.97	113	40-150	<1	30
1H, 1H, 2H, 2H-Perfluorohexanesulfonic acid (4:2 FTS)	0.50 U	5.14	4.68	110	4.89	4.66	105	40-150	5	30
1H, 1H, 2H, 2H-Perfluorooctanesulfonic acid (6:2 FTS)	0.50 U	5.20	4.75	109	4.98	4.72	105	40-150	4	30
1H, 1H, 2H, 2H-Perfluorodecanesulfonic acid (8:2 FTS)	0.50 U	4.95	4.79	103	6.83	4.77	143	40-150	32*	30
4,4,5,5,6,6,6-Heptafluorohexanoic acid (3:3 FTCA)	15 U	47.0	49.9	94	45.9	49.7	92	40-150	2	30
2H,2H,3H,3H-Perfluorooctanoic acid (5:3 FTCA)	15 U	52.0	49.9	104	52.3	49.7	105	40-150	<1	30
2H,2H,3H,3H-Perfluorodecanoic acid (7:3 FTCA)	15 U	45.4	49.9	91	46.7	49.7	94	40-150	3	30
Perfluoro(2-ethoxyethane) sulfonic acid (PFEESA)	0.50 U	4.96	4.44	112	5.13	4.42	116	40-150	3	30
9-Chlorohexadecafluoro-3-oxanonane-1-sulfonic acid (9-Cl-PF3ONS)	0.50 U	4.57	4.66	98	4.61	4.64	100	40-150	<1	30
11-Chloroeicosafluoro-3-oxaundecane-1-sulfonic acid (11-Cl-PF3OUdS)	0.50 U	4.68	4.71	99	4.51	4.69	96	40-150	4	30
Perfluoro-3-methoxypropanoic acid (PFMPA)	0.50 U	5.35	4.99	107	5.34	4.97	108	40-150	<1	30
Perfluoro-4-methoxybutanoic acid (PFMBA)	0.50 U	5.19	4.99	104	4.88	4.97	98	40-150	6	30
Hexafluoropropyleneoxide dimer acid (HFPO-DA) (GenX)	0.50 U	5.34	4.99	107	5.25	4.97	106	40-150	2	30
Nonafluoro-3,6-dioxaheptanoic acid (NFDHA)	0.50 U	7.01	4.99	140	7.20	4.97	145	40-150	3	30
4,8-Dioxa-3H-perfluorononanoic acid (DONA)	0.50 U	4.93	4.72	104	4.76	4.70	101	40-150	3	30

Results flagged with an asterisk (*) indicate values outside control criteria.

Results flagged with a pound (#) indicate the control criteria is not applicable.

Percent recoveries and relative percent differences (RPD) are determined by the software using values in the calculation which have not been rounded.

Matrix Spike and Matrix Spike Duplicate Data is presented for information purposes only. The matrix may or may not be relevant to samples reported in this report. The laboratory evaluates system performance based on the LCS and LCSD control limits.

QA/QC Report

Client:	Day Environmental, Inc.	**Service Request:**	R2401914
Project:	Shumway Marina/6048S-23	**Date Analyzed:**	03/21/24
Sample Matrix:	Soil	**Date Extracted:**	03/14/24

Lab Control Sample Summary
Per- and Polyfluoroalkyl Substances (PFAS) by LC/MS/MS Compliant with Table B-24 of DOD QSM 5.4

Analysis Method:	Draft EPA Method 1633	**Units:**	ng/g
Prep Method:	Method	**Basis:**	Dry
		Analysis Lot:	835726

Lab Control Sample
KQ2403860-03

Analyte Name	Result	Spike Amount	% Rec	% Rec Limits
11-Chloroeicosafluoro-3-oxaundecane-1-sulfonic acid (11-Cl-PF3OUdS)	4.61	4.72	98	40-150
1H, 1H, 2H, 2H-Perfluorodecanesulfonic acid (8:2 FTS)	6.01	4.80	125	40-150
1H, 1H, 2H, 2H-Perfluorohexanesulfonic acid (4:2 FTS)	5.32	4.69	114	40-150
1H, 1H, 2H, 2H-Perfluorooctanesulfonic acid (6:2 FTS)	4.93	4.76	104	40-150
2H,2H,3H,3H-Perfluorodecanoic acid (7:3 FTCA)	45.7	50.0	91	40-150
2H,2H,3H,3H-Perfluorooctanoic acid (5:3 FTCA)	50.8	50.0	102	40-150
4,4,5,5,6,6,6-Heptafluorohexanoic acid (3:3 FTCA)	49.0	50.0	98	40-150
4,8-Dioxa-3H-perfluorononanoic acid (DONA)	5.13	4.73	108	40-150
9-Chlorohexadecafluoro-3-oxanonane-1-sulfonic acid (9-Cl-PF3ONS)	4.27	4.67	91	40-150
Hexafluoropropyleneoxide dimer acid (HFPO-DA) (GenX)	5.56	5.00	111	40-150
N-Ethylperfluorooctane sulfonamide (EtFOSAm)	4.26	5.00	85	40-150
N-Ethylperfluorooctane sulfonamido acetic acid (NEtFOSAA)	5.27	5.00	105	40-150
N-Ethylperfluorooctane sulfonamido ethanol (EtFOSE)	5.02	5.00	100	40-150
N-Methylperfluorooctane sulfonamide (MeFOSA)	5.04	5.00	101	40-150
N-Methylperfluorooctane sulfonamido acetic acid (NMeFOSAA)	5.70	5.00	114	40-150
N-Methylperfluorooctane sulfonamido ethanol (MeFOSE)	5.37	5.00	107	40-150
Nonafluoro-3,6-dioxaheptanoic acid (NFDHA)	6.66	5.00	133	40-150
Perfluoro(2-ethoxyethane) sulfonic acid (PFEESA)	4.91	4.45	110	40-150
Perfluoro-3-methoxypropanoic acid (PFMPA)	5.30	5.00	106	40-150
Perfluoro-4-methoxybutanoic acid (PFMBA)	5.08	5.00	102	40-150
Perfluorobutane sulfonic acid (PFBS)	4.91	4.44	111	40-150
Perfluorobutanoic acid (PFBA)	5.71	5.00	114	40-150
Perfluorodecane sulfonic acid (PFDS)	5.43	4.83	113	40-150
Perfluorodecanoic acid (PFDA)	5.16	5.00	103	40-150
Perfluorododecane sulfonic acid (PFDoS)	4.78	4.85	99	40-150
Perfluorododecanoic acid (PFDOA)	5.43	5.00	109	40-150
Perfluoroheptane sulfonic acid (PFHpS)	5.26	4.77	110	40-150
Perfluoroheptanoic acid (PFHpA)	5.19	5.00	104	40-150
Perfluorohexane sulfonic acid (PFHxS)	4.75	4.57	104	40-150
Perfluorohexanoic acid (PFHxA)	5.23	5.00	105	40-150
Perfluorononane sulfonic acid (PFNS)	5.79	4.81	120	40-150

QA/QC Report

Client:	Day Environmental, Inc.	**Service Request:**	R2401914
Project:	Shumway Marina/6048S-23	**Date Analyzed:**	03/21/24
Sample Matrix:	Soil	**Date Extracted:**	03/14/24

Lab Control Sample Summary
Per- and Polyfluoroalkyl Substances (PFAS) by LC/MS/MS Compliant with Table B-24 of DOD QSM 5.4

Analysis Method:	Draft EPA Method 1633	**Units:**	ng/g
Prep Method:	Method	**Basis:**	Dry
		Analysis Lot:	835726

Lab Control Sample
KQ2403860-03

Analyte Name	Result	Spike Amount	% Rec	% Rec Limits
Perfluorononanoic acid (PFNA)	5.09	5.00	102	40-150
Perfluorooctane sulfonamide (PFOSAm)	5.79	5.00	116	40-150
Perfluorooctane sulfonic acid (PFOS)	5.54	4.64	119	40-150
Perfluorooctanoic acid (PFOA)	5.20	5.00	104	40-150
Perfluoropentane sulfonic acid (PFPeS)	4.96	4.71	105	40-150
Perfluoropentanoic acid (PFPeA)	5.01	5.00	100	40-150
Perfluorotetradecanoic acid (PFTDA)	5.41	5.00	108	40-150
Perfluorotridecanoic acid (PFTrDA)	5.47	5.00	109	40-150
Perfluoroundecanoic acid (PFUnDA)	5.82	5.00	116	40-150

QA/QC Report

Client:	Day Environmental, Inc.	**Service Request:**	R2401914
Project:	Shumway Marina/6048S-23	**Date Analyzed:**	03/21/24
Sample Matrix:	Soil	**Date Extracted:**	03/14/24

Lab Control Sample Summary
Per- and Polyfluoroalkyl Substances (PFAS) by LC/MS/MS Compliant with Table B-24 of DOD QSM 5.4

Analysis Method:	Draft EPA Method 1633	**Units:**	ng/g
Prep Method:	Method	**Basis:**	Dry
		Analysis Lot:	835726

Low Level Lab Control Sample
KQ2403860-04

Analyte Name	Result	Spike Amount	% Rec	% Rec Limits
11-Chloroeicosafluoro-3-oxaundecane-1-sulfonic acid (11-Cl-PF3OUdS)	0.743	0.943	79	40-150
1H, 1H, 2H, 2H-Perfluorodecanesulfonic acid (8:2 FTS)	1.00	0.960	105	40-150
1H, 1H, 2H, 2H-Perfluorohexanesulfonic acid (4:2 FTS)	0.838	0.937	89	40-150
1H, 1H, 2H, 2H-Perfluorooctanesulfonic acid (6:2 FTS)	0.904	0.951	95	40-150
2H,2H,3H,3H-Perfluorodecanoic acid (7:3 FTCA)	17.8	20.0	89	40-150
2H,2H,3H,3H-Perfluorooctanoic acid (5:3 FTCA)	20.8	20.0	104	40-150
4,4,5,5,6,6,6-Heptafluorohexanoic acid (3:3 FTCA)	19.6	20.0	98	40-150
4,8-Dioxa-3H-perfluorononanoic acid (DONA)	0.854	0.945	90	40-150
9-Chlorohexadecafluoro-3-oxanonane-1-sulfonic acid (9-Cl-PF3ONS)	0.728	0.933	78	40-150
Hexafluoropropyleneoxide dimer acid (HFPO-DA) (GenX)	0.914	1.00	91	40-150
N-Ethylperfluorooctane sulfonamide (EtFOSAm)	0.727	1.00	73	40-150
N-Ethylperfluorooctane sulfonamido acetic acid (NEtFOSAA)	0.874	1.00	87	40-150
N-Ethylperfluorooctane sulfonamido ethanol (EtFOSE)	0.805	1.00	80	40-150
N-Methylperfluorooctane sulfonamide (MeFOSA)	0.695	1.00	70	40-150
N-Methylperfluorooctane sulfonamido acetic acid (NMeFOSAA)	0.930	1.00	93	40-150
N-Methylperfluorooctane sulfonamido ethanol (MeFOSE)	0.916	1.00	92	40-150
Nonafluoro-3,6-dioxaheptanoic acid (NFDHA)	1.23	1.00	123	40-150
Perfluoro(2-ethoxyethane) sulfonic acid (PFEESA)	0.818	0.890	92	40-150
Perfluoro-3-methoxypropanoic acid (PFMPA)	0.927	1.00	93	40-150
Perfluoro-4-methoxybutanoic acid (PFMBA)	0.876	1.00	88	40-150
Perfluorobutane sulfonic acid (PFBS)	0.791	0.887	89	40-150
Perfluorobutanoic acid (PFBA)	0.953	1.00	95	40-150
Perfluorodecane sulfonic acid (PFDS)	0.718	0.965	74	40-150
Perfluorodecanoic acid (PFDA)	0.887	1.00	89	40-150
Perfluorododecane sulfonic acid (PFDoS)	0.705	0.970	73	40-150
Perfluorododecanoic acid (PFDOA)	0.926	1.00	93	40-150
Perfluoroheptane sulfonic acid (PFHpS)	0.759	0.953	80	40-150
Perfluoroheptanoic acid (PFHpA)	0.897	1.00	90	40-150
Perfluorohexane sulfonic acid (PFHxS)	0.867	0.914	95	40-150
Perfluorohexanoic acid (PFHxA)	0.890	1.00	89	40-150
Perfluorononane sulfonic acid (PFNS)	0.817	0.962	85	40-150

QA/QC Report

Client:	Day Environmental, Inc.	**Service Request:**	R2401914
Project:	Shumway Marina/6048S-23	**Date Analyzed:**	03/21/24
Sample Matrix:	Soil	**Date Extracted:**	03/14/24

Lab Control Sample Summary
Per- and Polyfluoroalkyl Substances (PFAS) by LC/MS/MS Compliant with Table B-24 of DOD QSM 5.4

Analysis Method:	Draft EPA Method 1633	**Units:**	ng/g
Prep Method:	Method	**Basis:**	Dry
		Analysis Lot:	835726

Low Level Lab Control Sample
KQ2403860-04

Analyte Name	Result	Spike Amount	% Rec	% Rec Limits
Perfluorononanoic acid (PFNA)	0.864	1.00	86	40-150
Perfluorooctane sulfonamide (PFOSAm)	0.888	1.00	89	40-150
Perfluorooctane sulfonic acid (PFOS)	0.800	0.928	86	40-150
Perfluorooctanoic acid (PFOA)	0.994	1.00	99	40-150
Perfluoropentane sulfonic acid (PFPeS)	0.827	0.941	88	40-150
Perfluoropentanoic acid (PFPeA)	0.859	1.00	86	40-150
Perfluorotetradecanoic acid (PFTDA)	0.902	1.00	90	40-150
Perfluorotridecanoic acid (PFTrDA)	0.831	1.00	83	40-150
Perfluoroundecanoic acid (PFUnDA)	1.08	1.00	108	40-150

ALS Group USA, Corp.
dba ALS Environmental

QA/QC Report

Client:	Day Environmental, Inc.	**Service Request:**	R2401914
Project:	Shumway Marina/6048S-23	**Date Analyzed:**	03/20/24
Sample Matrix:	Water	**Date Extracted:**	03/19/24

Lab Control Sample Summary
Per- and Polyfluoroalkyl Substances (PFAS) by LC/MS/MS Compliant with Table B-24 of DOD QSM 5.4

Analysis Method:	Draft EPA Method 1633	**Units:**	ng/L
Prep Method:	Method	**Basis:**	NA
		Analysis Lot:	835644

Low Level Lab Control Sample
KQ2404025-03

Analyte Name	Result	Spike Amount	% Rec	% Rec Limits
11-Chloroeicosafluoro-3-oxaundecane-1-sulfonic acid (11-Cl-PF3OUdS)	7.99	9.43	85	55-160
1H, 1H, 2H, 2H-Perfluorodecanesulfonic acid (8:2 FTS)	9.24	9.60	96	60-150
1H, 1H, 2H, 2H-Perfluorohexanesulfonic acid (4:2 FTS)	8.05	9.37	86	70-145
1H, 1H, 2H, 2H-Perfluorooctanesulfonic acid (6:2 FTS)	7.64	9.51	80	65-155
2H,2H,3H,3H-Perfluorodecanoic acid (7:3 FTCA)	277	300	92	50-145
2H,2H,3H,3H-Perfluorooctanoic acid (5:3 FTCA)	336	300	112	70-135
4,4,5,5,6,6,6-Heptafluorohexanoic acid (3:3 FTCA)	298	300	99	65-130
4,8-Dioxa-3H-perfluorononanoic acid (DONA)	8.71	9.45	92	65-145
9-Chlorohexadecafluoro-3-oxanonane-1-sulfonic acid (9-Cl-PF3ONS)	7.18	9.33	77	70-155
Hexafluoropropyleneoxide dimer acid (HFPO-DA) (GenX)	9.26	10.0	93	70-140
N-Ethylperfluorooctane sulfonamide (EtFOSAm)	6.62	10.0	66	65-145
N-Ethylperfluorooctane sulfonamido acetic acid (NEtFOSAA)	10.1	10.0	101	70-145
N-Ethylperfluorooctane sulfonamido ethanol (EtFOSE)	8.26	10.0	83	70-135
N-Methylperfluorooctane sulfonamide (MeFOSA)	8.30	10.0	83	60-150
N-Methylperfluorooctane sulfonamido acetic acid (NMeFOSAA)	6.45	10.0	65	50-140
N-Methylperfluorooctane sulfonamido ethanol (MeFOSE)	8.72	10.0	87	70-145
Nonafluoro-3,6-dioxaheptanoic acid (NFDHA)	12.5	10.0	125	50-150
Perfluoro(2-ethoxyethane) sulfonic acid (PFEESA)	9.61	8.90	108	70-140
Perfluoro-3-methoxypropanoic acid (PFMPA)	9.94	10.0	99	55-140
Perfluoro-4-methoxybutanoic acid (PFMBA)	9.30	10.0	93	60-150
Perfluorobutane sulfonic acid (PFBS)	8.04	8.87	91	60-145
Perfluorobutanoic acid (PFBA)	8.89	10.0	89	70-140
Perfluorodecane sulfonic acid (PFDS)	8.88	9.65	92	60-145
Perfluorodecanoic acid (PFDA)	8.53	10.0	85	70-140
Perfluorododecane sulfonic acid (PFDoS)	7.45	9.70	77	50-145
Perfluorododecanoic acid (PFDOA)	8.98	10.0	90	70-140
Perfluoroheptane sulfonic acid (PFHpS)	9.16	9.53	96	70-150
Perfluoroheptanoic acid (PFHpA)	9.33	10.0	93	70-150
Perfluorohexane sulfonic acid (PFHxS)	8.08	9.14	88	65-145
Perfluorohexanoic acid (PFHxA)	8.42	10.0	84	70-145
Perfluorononane sulfonic acid (PFNS)	9.33	9.62	97	65-145

ALS Group USA, Corp.
dba ALS Environmental

QA/QC Report

Client:	Day Environmental, Inc.	**Service Request:**	R2401914
Project:	Shumway Marina/6048S-23	**Date Analyzed:**	03/20/24
Sample Matrix:	Water	**Date Extracted:**	03/19/24

Lab Control Sample Summary
Per- and Polyfluoroalkyl Substances (PFAS) by LC/MS/MS Compliant with Table B-24 of DOD QSM 5.4

Analysis Method:	Draft EPA Method 1633	**Units:**	ng/L
Prep Method:	Method	**Basis:**	NA
		Analysis Lot:	835644

Low Level Lab Control Sample
KQ2404025-03

Analyte Name	Result	Spike Amount	% Rec	% Rec Limits
Perfluorononanoic acid (PFNA)	9.20	10.0	92	70-150
Perfluorooctane sulfonamide (PFOSAm)	9.32	10.0	93	70-145
Perfluorooctane sulfonic acid (PFOS)	7.54	9.28	81	55-150
Perfluorooctanoic acid (PFOA)	8.47	10.0	85	70-150
Perfluoropentane sulfonic acid (PFPeS)	8.66	9.41	92	65-140
Perfluoropentanoic acid (PFPeA)	8.53	10.0	85	65-135
Perfluorotetradecanoic acid (PFTDA)	9.00	10.0	90	60-140
Perfluorotridecanoic acid (PFTrDA)	7.99	10.0	80	65-140
Perfluoroundecanoic acid (PFUnDA)	9.49	10.0	95	70-145

QA/QC Report

Client:	Day Environmental, Inc.	**Service Request:**	R2401914
Project:	Shumway Marina/6048S-23	**Date Analyzed:**	03/20/24
Sample Matrix:	Water	**Date Extracted:**	03/19/24

Duplicate Lab Control Sample Summary

Per- and Polyfluoroalkyl Substances (PFAS) by LC/MS/MS Compliant with Table B-24 of DOD QSM 5.4

Analysis Method:	Draft EPA Method 1633	**Units:**	ng/L
Prep Method:	Method	**Basis:**	NA
		Analysis Lot:	835644

	Lab Control Sample KQ2404025-01			Duplicate Lab Control Sample KQ2404025-02					
Analyte Name	**Result**	**Spike Amount**	**% Rec**	**Result**	**Spike Amount**	**% Rec**	**% Rec Limits**	**RPD**	**RPD Limit**
11-Chloroeicosafluoro-3-oxaundecane-1-sulfonic acid (11-Cl-PF3OUdS)	14.9	18.9	79	17.1	18.9	91	55-160	14	30
1H, 1H, 2H, 2H-Perfluorodecanesulfonic acid (8:2 FTS)	19.0	19.2	99	17.4	19.2	91	60-150	9	30
1H, 1H, 2H, 2H-Perfluorohexanesulfonic acid (4:2 FTS)	17.6	18.7	94	15.3	18.7	81	70-145	14	30
1H, 1H, 2H, 2H-Perfluorooctanesulfonic acid (6:2 FTS)	19.4	19.0	102	16.6	19.0	87	65-155	15	30
2H,2H,3H,3H-Perfluorodecanoic acid (7:3 FTCA)	308	400	77	380	400	95	50-145	21	30
2H,2H,3H,3H-Perfluorooctanoic acid (5:3 FTCA)	353	400	88	420	400	105	70-135	17	30
4,4,5,5,6,6,6-Heptafluorohexanoic acid (3:3 FTCA)	381	400	95	408	400	102	65-130	7	30
4,8-Dioxa-3H-perfluorononanoic acid (DONA)	20.0	18.9	106	19.6	18.9	104	65-145	2	30
9-Chlorohexadecafluoro-3-oxanonane-1-sulfonic acid (9-Cl-PF3ONS)	15.8	18.7	84	14.9	18.7	80	70-155	6	30
Hexafluoropropyleneoxide dimer acid (HFPO-DA) (GenX)	19.4	20.0	97	19.3	20.0	97	70-140	<1	30
N-Ethylperfluorooctane sulfonamide (EtFOSAm)	16.2	20.0	81	15.1	20.0	75	65-145	7	30
N-Ethylperfluorooctane sulfonamido acetic acid (NEtFOSAA)	17.1	20.0	85	19.7	20.0	98	70-145	14	30
N-Ethylperfluorooctane sulfonamido ethanol (EtFOSE)	16.5	20.0	82	19.0	20.0	95	70-135	14	30
N-Methylperfluorooctane sulfonamide (MeFOSA)	16.8	20.0	84	17.0	20.0	85	60-150	1	30
N-Methylperfluorooctane sulfonamido acetic acid (NMeFOSAA)	21.7	20.0	108	21.5	20.0	108	50-140	<1	30
N-Methylperfluorooctane sulfonamido ethanol (MeFOSE)	17.8	20.0	89	18.5	20.0	93	70-145	4	30
Nonafluoro-3,6-dioxaheptanoic acid (NFDHA)	20.9	20.0	105	24.7	20.0	124	50-150	17	30
Perfluoro(2-ethoxyethane) sulfonic acid (PFEESA)	17.4	17.8	98	18.4	17.8	103	70-140	6	30
Perfluoro-3-methoxypropanoic acid (PFMPA)	20.3	20.0	101	20.0	20.0	100	55-140	1	30
Perfluoro-4-methoxybutanoic acid (PFMBA)	18.8	20.0	94	18.9	20.0	95	60-150	<1	30
Perfluorobutane sulfonic acid (PFBS)	17.2	17.7	97	17.5	17.7	99	60-145	2	30

ALS Group USA, Corp.
dba ALS Environmental

QA/QC Report

Client:	Day Environmental, Inc.	**Service Request:**	R2401914
Project:	Shumway Marina/6048S-23	**Date Analyzed:**	03/20/24
Sample Matrix:	Water	**Date Extracted:**	03/19/24

Duplicate Lab Control Sample Summary

Per- and Polyfluoroalkyl Substances (PFAS) by LC/MS/MS Compliant with Table B-24 of DOD QSM 5.4

Analysis Method:	Draft EPA Method 1633	**Units:**	ng/L
Prep Method:	Method	**Basis:**	NA
		Analysis Lot:	835644

	Lab Control Sample KQ2404025-01			Duplicate Lab Control Sample KQ2404025-02					
Analyte Name	**Result**	**Spike Amount**	**% Rec**	**Result**	**Spike Amount**	**% Rec**	**% Rec Limits**	**RPD**	**RPD Limit**
Perfluorobutanoic acid (PFBA)	19.1	20.0	96	19.4	20.0	97	70-140	1	30
Perfluorodecane sulfonic acid (PFDS)	17.9	19.3	93	19.8	19.3	102	60-145	10	30
Perfluorodecanoic acid (PFDA)	19.4	20.0	97	20.9	20.0	105	70-140	8	30
Perfluorododecane sulfonic acid (PFDoS)	17.4	19.4	90	18.3	19.4	94	50-145	5	30
Perfluorododecanoic acid (PFDOA)	17.9	20.0	90	18.3	20.0	91	70-140	2	30
Perfluoroheptane sulfonic acid (PFHpS)	19.0	19.1	100	21.5	19.1	113	70-150	12	30
Perfluoroheptanoic acid (PFHpA)	18.8	20.0	94	18.9	20.0	95	70-150	<1	30
Perfluorohexane sulfonic acid (PFHxS)	16.5	18.3	91	17.8	18.3	97	65-145	7	30
Perfluorohexanoic acid (PFHxA)	18.0	20.0	90	19.5	20.0	97	70-145	8	30
Perfluorononane sulfonic acid (PFNS)	18.4	19.2	95	21.6	19.2	112	65-145	16	30
Perfluorononanoic acid (PFNA)	17.2	20.0	86	18.4	20.0	92	70-150	7	30
Perfluorooctane sulfonamide (PFOSAm)	19.3	20.0	97	19.8	20.0	99	70-145	2	30
Perfluorooctane sulfonic acid (PFOS)	17.8	18.6	96	21.2	18.6	114	55-150	17	30
Perfluorooctanoic acid (PFOA)	21.2	20.0	106	19.5	20.0	98	70-150	8	30
Perfluoropentane sulfonic acid (PFPeS)	17.5	18.8	93	19.0	18.8	101	65-140	8	30
Perfluoropentanoic acid (PFPeA)	18.5	20.0	92	18.4	20.0	92	65-135	<1	30
Perfluorotetradecanoic acid (PFTDA)	18.3	20.0	92	18.4	20.0	92	60-140	<1	30
Perfluorotridecanoic acid (PFTrDA)	18.6	20.0	93	16.0	20.0	80	65-140	15	30
Perfluoroundecanoic acid (PFUnDA)	19.9	20.0	99	19.7	20.0	98	70-145	<1	30

ALS Group USA, Corp.
dba ALS Environmental

QA/QC Report

Client:	Day Environmental, Inc.	**Service Request:**	R2401914
Project:	Shumway Marina/6048S-23	**Date Analyzed:**	NA
Sample Matrix:	Water		

Method Blank Summary

Per- and Polyfluoroalkyl Substances (PFAS) by LC/MS/MS Compliant with Table B-24 of DOD QSM 5.4

Sample Name: **Instrument ID:**

Lab Code: **File ID:**

Analysis Method: Draft EPA Method 1633 **Analysis Lot:**835644

This Method Blank applies to the following analyses.

Sample Name	Lab Code	File ID	Date Analyzed
Performance Evaluation	KQ2404285-04	J:\LCMS08\Data\240320_1633_B1\240320_008	03/20/24 16:00
Performance Evaluation	KQ2404285-05	J:\LCMS08\Data\240320_1633_B1\240320_009	03/20/24 16:23
Performance Evaluation	KQ2404325-05	J:\LCMS08\Data\240321_1633_B1\240321_010	03/21/24 14:07
Performance Evaluation	KQ2404325-12	J:\LCMS08\Data\240321_1633_B1\240321_010	03/21/24 14:07
Performance Evaluation	KQ2404325-04	J:\LCMS08\Data\240321_1633_B1\240321_011	03/21/24 14:30
Performance Evaluation	KQ2404325-13	J:\LCMS08\Data\240321_1633_B1\240321_011	03/21/24 14:30

ALS Group USA, Corp.
dba ALS Environmental

QA/QC Report

Client:	Day Environmental, Inc.	**Service Request:**	R2401914
Project:	Shumway Marina/6048S-23	**Date Analyzed:**	03/20/24 17:09
Sample Matrix:	Water	**Date Extracted:**	03/19/24

Method Blank Summary

Per- and Polyfluoroalkyl Substances (PFAS) by LC/MS/MS Compliant with Table B-24 of DOD QSM 5.4

Sample Name:	Method Blank	**Instrument ID:**	K-LCMS-08
Lab Code:	KQ2404025-04	**File ID:**	J:\LCMS08\Data\240320_1633_B1\240320_011
Analysis Method:	Draft EPA Method 1633	**Analysis Lot:**	835644,835726
Prep Method:	Method	**Extraction Lot:**	435581

This Method Blank applies to the following analyses.

Sample Name	Lab Code	File ID	Date Analyzed
Lab Control Sample	KQ2404025-01	J:\LCMS08\Data\240320_1633_B1\240320_012	03/20/24 17:33
Duplicate Lab Control Sample	KQ2404025-02	J:\LCMS08\Data\240320_1633_B1\240320_013	03/20/24 17:56
Low Level Lab Control Sample	KQ2404025-03	J:\LCMS08\Data\240320_1633_B1\240320_014	03/20/24 18:19
EB-030724	R2401914-013	J:\LCMS08\Data\240321_1633_B1\240321_015	03/21/24 16:03
FB-030724	R2401914-014	J:\LCMS08\Data\240321_1633_B1\240321_016	03/21/24 16:29

ALS Group USA, Corp.
dba ALS Environmental

QA/QC Report

Client:	Day Environmental, Inc.	**Service Request:**	R2401914
Project:	Shumway Marina/6048S-23	**Date Analyzed:**	03/21/24 18:26
Sample Matrix:	Soil	**Date Extracted:**	03/14/24

Method Blank Summary

Per- and Polyfluoroalkyl Substances (PFAS) by LC/MS/MS Compliant with Table B-24 of DOD QSM 5.4

Sample Name:	Method Blank	**Instrument ID:**	K-LCMS-08
Lab Code:	KQ2403860-05	**File ID:**	J:\LCMS08\Data\240321_1633_B1\240321_021
Analysis Method:	Draft EPA Method 1633	**Analysis Lot:**	835726
Prep Method:	Method	**Extraction Lot:**	435476

This Method Blank applies to the following analyses.

Sample Name	Lab Code	File ID	Date Analyzed
Lab Control Sample	KQ2403860-03	J:\LCMS08\Data\240321_1633_B1\240321_022	03/21/24 18:49
Low Level Lab Control Sample	KQ2403860-04	J:\LCMS08\Data\240321_1633_B1\240321_023	03/21/24 19:12
B-1,2,3	R2401914-005	J:\LCMS08\Data\240321_1633_B1\240321_026	03/21/24 20:22
B-4,5,6	R2401914-006	J:\LCMS08\Data\240321_1633_B1\240321_027	03/21/24 20:45
B-4,5,6MS	KQ2403860-01	J:\LCMS08\Data\240321_1633_B1\240321_028	03/21/24 21:08
B-4,5,6DMS	KQ2403860-02	J:\LCMS08\Data\240321_1633_B1\240321_029	03/21/24 21:32
B-7,8,9	R2401914-007	J:\LCMS08\Data\240321_1633_B1\240321_030	03/21/24 21:55

ALS Group USA, Corp.
dba ALS Environmental

QA/QC Report

Client:	Day Environmental, Inc.	**Service Request:**	R2401914
Project:	Shumway Marina/6048S-23	**Date Analyzed:**	NA
Sample Matrix:	Water		

Lab Control Sample Summary
Per- and Polyfluoroalkyl Substances (PFAS) by LC/MS/MS Compliant with Table B-24 of DOD QSM 5.4

Sample Name: **Instrument ID:**
Lab Code: **File ID:**

Analysis Method: Draft EPA Method 1633 **Analysis Lot:**835644

This Lab Control Sample applies to the following analyses.

Sample Name	Lab Code	File ID	Date Analyzed
Performance Evaluation	KQ2404285-04	J:\LCMS08\Data\240320_1633_B1\240320_008	03/20/24 16:00
Performance Evaluation	KQ2404285-05	J:\LCMS08\Data\240320_1633_B1\240320_009	03/20/24 16:23
Performance Evaluation	KQ2404325-05	J:\LCMS08\Data\240321_1633_B1\240321_010	03/21/24 14:07
Performance Evaluation	KQ2404325-12	J:\LCMS08\Data\240321_1633_B1\240321_010	03/21/24 14:07
Performance Evaluation	KQ2404325-04	J:\LCMS08\Data\240321_1633_B1\240321_011	03/21/24 14:30
Performance Evaluation	KQ2404325-13	J:\LCMS08\Data\240321_1633_B1\240321_011	03/21/24 14:30

ALS Group USA, Corp.
dba ALS Environmental

QA/QC Report

Client:	Day Environmental, Inc.	**Service Request:**	R2401914
Project:	Shumway Marina/6048S-23	**Date Analyzed:**	03/20/24 17:33
Sample Matrix:	Water	**Date Extracted:**	03/19/24

Lab Control Sample Summary

Per- and Polyfluoroalkyl Substances (PFAS) by LC/MS/MS Compliant with Table B-24 of DOD QSM 5.4

Sample Name:	Lab Control Sample	**Instrument ID:**	K-LCMS-08
Lab Code:	KQ2404025-01	**File ID:**	J:\LCMS08\Data\240320_1633_B1\240320_012
Analysis Method:	Draft EPA Method 1633	**Analysis Lot:**	835644,835726
Prep Method:	Method	**Extraction Lot:**	435581

This Lab Control Sample applies to the following analyses.

Sample Name	Lab Code	File ID	Date Analyzed
Method Blank	KQ2404025-04	J:\LCMS08\Data\240320_1633_B1\240320_011	03/20/24 17:09
Duplicate Lab Control Sample	KQ2404025-02	J:\LCMS08\Data\240320_1633_B1\240320_013	03/20/24 17:56
Low Level Lab Control Sample	KQ2404025-03	J:\LCMS08\Data\240320_1633_B1\240320_014	03/20/24 18:19
EB-030724	R2401914-013	J:\LCMS08\Data\240321_1633_B1\240321_015	03/21/24 16:03
FB-030724	R2401914-014	J:\LCMS08\Data\240321_1633_B1\240321_016	03/21/24 16:29

ALS Group USA, Corp.
dba ALS Environmental

QA/QC Report

Client:	Day Environmental, Inc.	**Service Request:**	R2401914
Project:	Shumway Marina/6048S-23	**Date Analyzed:**	03/21/24 18:49
Sample Matrix:	Soil	**Date Extracted:**	03/14/24

Lab Control Sample Summary

Per- and Polyfluoroalkyl Substances (PFAS) by LC/MS/MS Compliant with Table B-24 of DOD QSM 5.4

Sample Name:	Lab Control Sample	**Instrument ID:**	K-LCMS-08
Lab Code:	KQ2403860-03	**File ID:**	J:\LCMS08\Data\240321_1633_B1\240321_022
Analysis Method:	Draft EPA Method 1633	**Analysis Lot:**	835726
Prep Method:	Method	**Extraction Lot:**	435476

This Lab Control Sample applies to the following analyses.

Sample Name	Lab Code	File ID	Date Analyzed
Method Blank	KQ2403860-05	J:\LCMS08\Data\240321_1633_B1\240321_021	03/21/24 18:26
Low Level Lab Control Sample	KQ2403860-04	J:\LCMS08\Data\240321_1633_B1\240321_023	03/21/24 19:12
B-1,2,3	R2401914-005	J:\LCMS08\Data\240321_1633_B1\240321_026	03/21/24 20:22
B-4,5,6	R2401914-006	J:\LCMS08\Data\240321_1633_B1\240321_027	03/21/24 20:45
B-4,5,6MS	KQ2403860-01	J:\LCMS08\Data\240321_1633_B1\240321_028	03/21/24 21:08
B-4,5,6DMS	KQ2403860-02	J:\LCMS08\Data\240321_1633_B1\240321_029	03/21/24 21:32
B-7,8,9	R2401914-007	J:\LCMS08\Data\240321_1633_B1\240321_030	03/21/24 21:55

Client: Day Environmental, Inc. **Service Request:** R2401914
Project: Shumway Marina **Calibration Date:** 3/15/2024

Initial Calibration Summary
Per- and Polyfluoroalkyl Substances (PFAS) by LC/MS/MS Compliant with Table B-24 of DOD QSM 5.4

Calibration ID: KC2400137 **Signal ID:** 1
Instrument ID: K-LCMS-08

#	Lab Code	Sample Name	File Location	Acquisition Date
01	KC2400137-01	1633 ICAL 0.05PPB	240315_016	03/15/2024 19:59
02	KC2400137-02	1633 ICAL 0.1PPB	240315_017	03/15/2024 20:23
03	KC2400137-03	1633 ICAL 0.25PPB	240315_018	03/15/2024 20:46
04	KC2400137-04	1633 ICAL 0.5PPB	240315_019	03/15/2024 21:09
05	KC2400137-05	1633 ICAL 1.0PPB	240315_020	03/15/2024 21:32
06	KC2400137-06	1633 ICAL 5.0PPB	240315_021	03/15/2024 21:56
07	KC2400137-07	1633 ICAL 10.0PPB	240315_022	03/15/2024 22:19
08	KC2400137-08	1633 ICAL 15.0PPB	240315_023	03/15/2024 22:42
09	KC2400137-09	1633 ICAL 20.0PPB	240315_024	03/15/2024 23:05

Analyte

11-Chloroeicosafluoro-3-oxaundecane-1-sulfonic acid (11-Cl-PF3OUdS)

#	Amount	RF	#	Amount	RF	#	Amount	RF	#	Amount	RF
01	0.0472	2.504	02	0.0940	2.31	03	0.2360	2.448	04	0.4720	2.408
05	0.9400	2.644	06	4.7200	2.583	07	9.4000	2.649	08	14.1000	2.495
09	18.9000	2.465									

13C2-4:2 FTS

#	Amount	RF	#	Amount	RF	#	Amount	RF	#	Amount	RF
01	5.0000	0.35	02	5.0000	0.3326	03	5.0000	0.4082	04	5.0000	0.3451
05	5.0000	0.3721	06	5.0000	0.3242	07	5.0000	0.346	08	5.0000	0.3592
09	5.0000	0.3217									

13C2-6:2 FTS

#	Amount	RF	#	Amount	RF	#	Amount	RF	#	Amount	RF
01	5.0000	0.2789	02	5.0000	0.2706	03	5.0000	0.3181	04	5.0000	0.2763
05	5.0000	0.3074	06	5.0000	0.2782	07	5.0000	0.2736	08	5.0000	0.2913
09	5.0000	0.2519									

13C2-8:2 FTS

#	Amount	RF	#	Amount	RF	#	Amount	RF	#	Amount	RF
01	5.0000	0.1697	02	5.0000	0.1855	03	5.0000	0.2085	04	5.0000	0.1821
05	5.0000	0.1758	06	5.0000	0.1705	07	5.0000	0.1861	08	5.0000	0.189
09	5.0000	0.1638									

13C2-PFDoDA

#	Amount	RF	#	Amount	RF	#	Amount	RF	#	Amount	RF
01	1.2500	1.209	02	1.2500	1.26	03	1.2500	1.454	04	1.2500	1.271
05	1.2500	1.41	06	1.2500	1.314	07	1.2500	1.46	08	1.2500	1.323
09	1.2500	1.377									

13C2-PFTeDA

#	Amount	RF	#	Amount	RF	#	Amount	RF	#	Amount	RF
01	1.2500	0.7404	02	1.2500	0.7901	03	1.2500	0.8175	04	1.2500	0.7785
05	1.2500	0.7921	06	1.2500	0.8013	07	1.2500	0.9246	08	1.2500	0.8031
09	1.2500	0.8448									

Client: Day Environmental, Inc. **Service Request:** R2401914
Project: Shumway Marina **Calibration Date:** 3/15/2024

Initial Calibration Summary
Per- and Polyfluoroalkyl Substances (PFAS) by LC/MS/MS Compliant with Table B-24 of DOD QSM 5.4

Calibration ID: KC2400137 **Signal ID:** 1
Instrument ID: K-LCMS-08

Analyte

13C3-HFPO-DA

#	Amount	RF	#	Amount	RF	#	Amount	RF	#	Amount	RF
01	10.0000	0.3205	02	10.0000	0.3277	03	10.0000	0.33	04	10.0000	0.3429
05	10.0000	0.336	06	10.0000	0.3275	07	10.0000	0.3238	08	10.0000	0.3202
09	10.0000	0.3166									

13C3-PFBS

#	Amount	RF	#	Amount	RF	#	Amount	RF	#	Amount	RF
01	2.5000	1.441	02	2.5000	1.479	03	2.5000	1.682	04	2.5000	1.484
05	2.5000	1.595	06	2.5000	1.474	07	2.5000	1.538	08	2.5000	1.578
09	2.5000	1.441									

13C3-PFHxS

#	Amount	RF	#	Amount	RF	#	Amount	RF	#	Amount	RF
01	2.5000	1.059	02	2.5000	1.022	03	2.5000	1.152	04	2.5000	1.099
05	2.5000	1.033	06	2.5000	1.023	07	2.5000	1.005	08	2.5000	1.041
09	2.5000	0.9989									

13C4-PFBA

#	Amount	RF	#	Amount	RF	#	Amount	RF	#	Amount	RF
01	10.0000	0.9758	02	10.0000	1.008	03	10.0000	1.022	04	10.0000	0.9978
05	10.0000	0.9867	06	10.0000	0.988	07	10.0000	0.982	08	10.0000	0.9695
09	10.0000	0.9452									

13C4-PFHpA

#	Amount	RF	#	Amount	RF	#	Amount	RF	#	Amount	RF
01	2.5000	1.204	02	2.5000	1.129	03	2.5000	1.208	04	2.5000	1.161
05	2.5000	1.162	06	2.5000	1.075	07	2.5000	1.099	08	2.5000	1.079
09	2.5000	1.058									

13C5-PFHxA

#	Amount	RF	#	Amount	RF	#	Amount	RF	#	Amount	RF
01	2.5000	0.8636	02	2.5000	0.8117	03	2.5000	0.8216	04	2.5000	0.8523
05	2.5000	0.8419	06	2.5000	0.7929	07	2.5000	0.8044	08	2.5000	0.787
09	2.5000	0.7832									

13C5-PFPeA

#	Amount	RF	#	Amount	RF	#	Amount	RF	#	Amount	RF
01	5.0000	0.296	02	5.0000	0.2781	03	5.0000	0.2907	04	5.0000	0.2865
05	5.0000	0.2854	06	5.0000	0.2616	07	5.0000	0.2753	08	5.0000	0.2701
09	5.0000	0.2597									

13C6-PFDA

#	Amount	RF	#	Amount	RF	#	Amount	RF	#	Amount	RF
01	1.2500	1.111	02	1.2500	1.185	03	1.2500	1.217	04	1.2500	1.233
05	1.2500	1.175	06	1.2500	1.105	07	1.2500	1.189	08	1.2500	1.177
09	1.2500	1.14									

Client: Day Environmental, Inc. **Service Request:** R2401914
Project: Shumway Marina **Calibration Date:** 3/15/2024

Initial Calibration Summary
Per- and Polyfluoroalkyl Substances (PFAS) by LC/MS/MS Compliant with Table B-24 of DOD QSM 5.4

Calibration ID: KC2400137 **Signal ID:** 1
Instrument ID: K-LCMS-08

Analyte

13C7-PFUnDA

#	Amount	RF	#	Amount	RF	#	Amount	RF	#	Amount	RF
01	1.2500	1.035	02	1.2500	1.087	03	1.2500	1.257	04	1.2500	1.1
05	1.2500	1.271	06	1.2500	1.136	07	1.2500	1.246	08	1.2500	1.091
09	1.2500	1.162									

13C8-FOSA

#	Amount	RF	#	Amount	RF	#	Amount	RF	#	Amount	RF
01	2.5000	0.9386	02	2.5000	0.9172	03	2.5000	0.9502	04	2.5000	0.9697
05	2.5000	0.927	06	2.5000	0.9615	07	2.5000	0.9071	08	2.5000	0.909
09	2.5000	0.9811									

13C8-PFOA

#	Amount	RF	#	Amount	RF	#	Amount	RF	#	Amount	RF
01	2.5000	16	02	2.5000	16.87	03	2.5000	16.14	04	2.5000	16.74
05	2.5000	14.34	06	2.5000	14.83	07	2.5000	14.27	08	2.5000	14.82
09	2.5000	14.54									

13C8-PFOS

#	Amount	RF	#	Amount	RF	#	Amount	RF	#	Amount	RF
01	2.5000	0.3362	02	2.5000	0.3468	03	2.5000	0.3732	04	2.5000	0.3716
05	2.5000	0.3597	06	2.5000	0.3275	07	2.5000	0.3439	08	2.5000	0.3497
09	2.5000	0.3416									

13C9-PFNA

#	Amount	RF	#	Amount	RF	#	Amount	RF	#	Amount	RF
01	1.2500	1.11	02	1.2500	1.143	03	1.2500	1.147	04	1.2500	1.14
05	1.2500	1.13	06	1.2500	1.155	07	1.2500	1.146	08	1.2500	1.125
09	1.2500	1.069									

1H, 1H, 2H, 2H-Perfluorodecanesulfonic acid (8:2 FTS)

#	Amount	RF	#	Amount	RF	#	Amount	RF	#	Amount	RF
01	0.0480	1.852	02	0.0960	1.524	03	0.2400	2.333	04	0.4800	2.31
05	0.9600	2.293	06	4.8000	2.266	07	9.6000	2.03	08	14.4000	2.161
09	19.2000	2.24									

1H, 1H, 2H, 2H-Perfluorohexanesulfonic acid (4:2 FTS)

#	Amount	RF	#	Amount	RF	#	Amount	RF	#	Amount	RF
01	0.0469	2.926	02	0.0940	2.959	03	0.2340	2.945	04	0.4690	2.719
05	0.9400	2.626	06	4.6900	2.857	07	9.4000	2.948	08	14.1000	2.771
09	18.7000	2.837									

1H, 1H, 2H, 2H-Perfluorooctanesulfonic acid (6:2 FTS)

#	Amount	RF	#	Amount	RF	#	Amount	RF	#	Amount	RF
01	0.0476	2.651	02	0.0950	1.992	03	0.2380	2.283	04	0.4760	2.292
05	0.9500	2.326	06	4.7600	2.298	07	9.5000	2.286	08	14.3000	2.249
09	19.0000	2.436									

Client: Day Environmental, Inc. **Service Request:** R2401914
Project: Shumway Marina **Calibration Date:** 3/15/2024

Initial Calibration Summary
Per- and Polyfluoroalkyl Substances (PFAS) by LC/MS/MS Compliant with Table B-24 of DOD QSM 5.4

Calibration ID: KC2400137 **Signal ID:** 1
Instrument ID: K-LCMS-08

Analyte

2H,2H,3H,3H-Perfluorodecanoic acid (7:3 FTCA)

#	Amount	RF	#	Amount	RF	#	Amount	RF	#	Amount	RF
01	1.0000	0.1005	02	5.0000	0.08952	03	10.0000	0.09853	04	15.0000	0.09209
05	20.0000	0.09574	06	50.0000	0.125	07	80.0000	0.1123	08	100.0000	0.1272
09	150.0000	0.1331									

2H,2H,3H,3H-Perfluorooctanoic acid (5:3 FTCA)

#	Amount	RF	#	Amount	RF	#	Amount	RF	#	Amount	RF
01	1.0000	0.0676	02	5.0000	0.06857	03	10.0000	0.07268	04	15.0000	0.06679
05	20.0000	0.06869	06	50.0000	0.07919	07	80.0000	0.07573	08	100.0000	0.08126
09	150.0000	0.08828									

4,4,5,5,6,6,6-Heptafluorohexanoic acid (3:3 FTCA)

#	Amount	RF	#	Amount	RF	#	Amount	RF	#	Amount	RF
01	1.0000	0.06951	02	5.0000	0.06778	03	10.0000	0.06925	04	15.0000	0.07119
05	20.0000	0.07072	06	50.0000	0.08252	07	80.0000	0.07485	08	100.0000	0.08412
09	150.0000	0.0904									

4,8-Dioxa-3H-perfluorononanoic acid (DONA)

#	Amount	RF	#	Amount	RF	#	Amount	RF	#	Amount	RF
01	0.0473	5.599	02	0.0950	4.478	03	0.2360	4.783	04	0.4730	4.855
05	0.9500	4.418	06	4.7300	4.324	07	9.5000	4.444	08	14.2000	4.709
09	18.9000	4.516									

9-Chlorohexadecafluoro-3-oxanonane-1-sulfonic acid (9-Cl-PF3ONS)

#	Amount	RF	#	Amount	RF	#	Amount	RF	#	Amount	RF
01	0.0467	5.847	02	0.0930	5.093	03	0.2340	5.476	04	0.4670	5.253
05	0.9300	5.8	06	4.6700	5.322	07	9.3000	5.318	08	14.0000	5.656
09	18.7000	5.447									

D3-MeFOSA

#	Amount	RF	#	Amount	RF	#	Amount	RF	#	Amount	RF
01	2.5000	0.2224	02	2.5000	0.2428	03	2.5000	0.2306	04	2.5000	0.2553
05	2.5000	0.2488	06	2.5000	0.2299	07	2.5000	0.2541	08	2.5000	0.2278
09	2.5000	0.2899									

D3-MeFOSAA

#	Amount	RF	#	Amount	RF	#	Amount	RF	#	Amount	RF
01	5.0000	0.5718	02	5.0000	0.5555	03	5.0000	0.6648	04	5.0000	0.5988
05	5.0000	0.5991	06	5.0000	0.6536	07	5.0000	0.6146	08	5.0000	0.5369
09	5.0000	0.6479									

D5-EtFOSA

#	Amount	RF	#	Amount	RF	#	Amount	RF	#	Amount	RF
01	2.5000	0.3852	02	2.5000	0.39	03	2.5000	0.3851	04	2.5000	0.402
05	2.5000	0.3774	06	2.5000	0.4054	07	2.5000	0.3918	08	2.5000	0.3693
09	2.5000	0.4121									

Client: Day Environmental, Inc. **Service Request:** R2401914
Project: Shumway Marina **Calibration Date:** 3/15/2024

Initial Calibration Summary
Per- and Polyfluoroalkyl Substances (PFAS) by LC/MS/MS Compliant with Table B-24 of DOD QSM 5.4

Calibration ID: KC2400137 **Signal ID:** 1
Instrument ID: K-LCMS-08

Analyte

D5-EtFOSAA

#	Amount	RF	#	Amount	RF	#	Amount	RF	#	Amount	RF
01	5.0000	0.4167	02	5.0000	0.4233	03	5.0000	0.4645	04	5.0000	0.444
05	5.0000	0.4431	06	5.0000	0.4357	07	5.0000	0.4947	08	5.0000	0.4032
09	5.0000	0.4628									

D7-MeFOSE

#	Amount	RF	#	Amount	RF	#	Amount	RF	#	Amount	RF
01	25.0000	0.2828	02	25.0000	0.2789	03	25.0000	0.2848	04	25.0000	0.2972
05	25.0000	0.2732	06	25.0000	0.2919	07	25.0000	0.2813	08	25.0000	0.2832
09	25.0000	0.3156									

D9-EtFOSE

#	Amount	RF	#	Amount	RF	#	Amount	RF	#	Amount	RF
01	25.0000	0.3253	02	25.0000	0.312	03	25.0000	0.3227	04	25.0000	0.3456
05	25.0000	0.3168	06	25.0000	0.3429	07	25.0000	0.318	08	25.0000	0.3269
09	25.0000	0.3452									

Hexafluoropropyleneoxide dimer acid (HFPO-DA) (GenX)

#	Amount	RF	#	Amount	RF	#	Amount	RF	#	Amount	RF
01	0.0500	1.503	02	0.1000	1.124	03	0.2500	1.025	04	0.5000	1.166
05	1.0000	1.157	06	5.0000	1.13	07	10.0000	1.132	08	15.0000	1.113
09	20.0000	1.159									

N-Ethylperfluorooctane sulfonamide (EtFOSAm)

#	Amount	RF	#	Amount	RF	#	Amount	RF	#	Amount	RF
01	0.0500	0.9704	02	0.1000	0.9688	03	0.2500	1.258	04	0.5000	1.206
05	1.0000	1.16	06	5.0000	1.229	07	10.0000	1.166	08	15.0000	1.246
09	20.0000	1.246									

N-Ethylperfluorooctane sulfonamido acetic acid (NEtFOSAA)

#	Amount	RF	#	Amount	RF	#	Amount	RF	#	Amount	RF
01	0.0500	0.6875	02	0.1000	0.9613	03	0.2500	1.012	04	0.5000	0.8636
05	1.0000	0.9758	06	5.0000	1.09	07	10.0000	0.9011	08	15.0000	0.907
09	20.0000	1.016									

N-Ethylperfluorooctane sulfonamido ethanol (EtFOSE)

#	Amount	RF	#	Amount	RF	#	Amount	RF	#	Amount	RF
01	0.0500	1.21	02	0.1000	1.259	03	0.2500	1.311	04	0.5000	1.233
05	1.0000	1.278	06	5.0000	1.273	07	10.0000	1.272	08	15.0000	1.234
09	20.0000	1.28									

N-Methylperfluorooctane sulfonamide (MeFOSA)

#	Amount	RF	#	Amount	RF	#	Amount	RF	#	Amount	RF
01	0.0500	1.839	02	0.1000	1.31	03	0.2500	1.728	04	0.5000	1.522
05	1.0000	1.541	06	5.0000	1.774	07	10.0000	1.598	08	15.0000	1.638
09	20.0000	1.566									

Client: Day Environmental, Inc. **Service Request:** R2401914
Project: Shumway Marina **Calibration Date:** 3/15/2024

Initial Calibration Summary
Per- and Polyfluoroalkyl Substances (PFAS) by LC/MS/MS Compliant with Table B-24 of DOD QSM 5.4

Calibration ID: KC2400137 **Signal ID:** 1
Instrument ID: K-LCMS-08

Analyte

N-Methylperfluorooctane sulfonamido acetic acid (NMeFOSAA)

#	Amount	RF	#	Amount	RF	#	Amount	RF	#	Amount	RF
01	0.0500	1.183	02	0.1000	0.7399	03	0.2500	1.015	04	0.5000	0.9335
05	1.0000	0.909	06	5.0000	1.017	07	10.0000	0.9875	08	15.0000	1.011
09	20.0000	1.009									

N-Methylperfluorooctane sulfonamido ethanol (MeFOSE)

#	Amount	RF	#	Amount	RF	#	Amount	RF	#	Amount	RF
01	0.0500	1.716	02	0.1000	1.56	03	0.2500	1.587	04	0.5000	1.433
05	1.0000	1.426	06	5.0000	1.481	07	10.0000	1.529	08	15.0000	1.441
09	20.0000	1.479									

Nonafluoro-3,6-dioxaheptanoic acid (NFDHA)

#	Amount	RF	#	Amount	RF	#	Amount	RF	#	Amount	RF
01	0.0500	0.9417	02	0.1000	0.7707	03	0.2500	0.8263	04	0.5000	0.8218
05	1.0000	0.8219	06	5.0000	0.8303	07	10.0000	0.8206	08	15.0000	0.8056
09	20.0000	0.8226									

Perfluoro(2-ethoxyethane) sulfonic acid (PFEESA)

#	Amount	RF	#	Amount	RF	#	Amount	RF	#	Amount	RF
01	0.0445	3.512	02	0.0890	3.327	03	0.2230	3.76	04	0.4450	3.252
05	0.8900	3.639	06	4.4500	3.35	07	8.9000	3.354	08	13.4000	3.549
09	17.8000	3.484									

Perfluoro-3-methoxypropanoic acid (PFMPA)

#	Amount	RF	#	Amount	RF	#	Amount	RF	#	Amount	RF
01	0.0500	1.706	02	0.1000	1.435	03	0.2500	1.565	04	0.5000	1.497
05	1.0000	1.615	06	5.0000	1.57	07	10.0000	1.487	08	15.0000	1.51
09	20.0000	1.583									

Perfluoro-4-methoxybutanoic acid (PFMBA)

#	Amount	RF	#	Amount	RF	#	Amount	RF	#	Amount	RF
01	0.0500	2.417	02	0.1000	2.111	03	0.2500	2.392	04	0.5000	2.359
05	1.0000	2.436	06	5.0000	2.35	07	10.0000	2.254	08	15.0000	2.324
09	20.0000	2.324									

Perfluorobutane sulfonic acid (PFBS)

#	Amount	RF	#	Amount	RF	#	Amount	RF	#	Amount	RF
01	0.0444	1.604	02	0.0890	1.26	03	0.2210	1.484	04	0.4440	1.426
05	0.8900	1.484	06	4.4400	1.425	07	8.9000	1.423	08	13.3000	1.495
09	17.7000	1.481									

Perfluorobutanoic acid (PFBA)

#	Amount	RF	#	Amount	RF	#	Amount	RF	#	Amount	RF
01	0.0500	2.291	02	0.1000	1.562	03	0.2500	1.325	04	0.5000	1.243
05	1.0000	1.173	06	5.0000	1.137	07	10.0000	1.127	08	15.0000	1.129
09	20.0000	1.145									

Client: Day Environmental, Inc. **Service Request:** R2401914
Project: Shumway Marina **Calibration Date:** 3/15/2024

Initial Calibration Summary
Per- and Polyfluoroalkyl Substances (PFAS) by LC/MS/MS Compliant with Table B-24 of DOD QSM 5.4

Calibration ID: KC2400137 **Signal ID:** 1
Instrument ID: K-LCMS-08

Analyte

Perfluorodecane sulfonic acid (PFDS)

#	Amount	RF	#	Amount	RF	#	Amount	RF	#	Amount	RF
01	0.0483	2.689	02	0.0970	1.902	03	0.2410	2.123	04	0.4830	1.907
05	0.9700	1.894	06	4.8300	2.237	07	9.7000	1.94	08	14.5000	1.784
09	19.3000	2.054									

Perfluorodecanoic acid (PFDA)

#	Amount	RF	#	Amount	RF	#	Amount	RF	#	Amount	RF
02	0.1000	1.033	03	0.2500	0.9639	04	0.5000	0.996	05	1.0000	1.061
06	5.0000	1.042	07	10.0000	1.006	08	15.0000	0.9803	09	20.0000	1.046

Perfluorododecane sulfonic acid (PFDoS)

#	Amount	RF	#	Amount	RF	#	Amount	RF	#	Amount	RF
01	0.0485	1.372	02	0.0970	1.303	03	0.2430	1.078	04	0.4850	1.1
05	0.9700	1.191	06	4.8500	1.312	07	9.7000	1.149	08	14.6000	1.08
09	19.4000	1.263									

Perfluorododecanoic acid (PFDOA)

#	Amount	RF	#	Amount	RF	#	Amount	RF	#	Amount	RF
01	0.0500	0.9018	02	0.1000	0.7659	03	0.2000	0.9599	04	0.5000	0.6864
05	1.0000	0.7314	06	5.0000	0.6825	07	10.0000	0.6642	08	15.0000	0.665
09	20.0000	0.6755									

Perfluoroheptane sulfonic acid (PFHpS)

#	Amount	RF	#	Amount	RF	#	Amount	RF	#	Amount	RF
01	0.0477	3.006	02	0.0950	3.178	03	0.2390	3.3	04	0.4770	3.155
05	0.9500	3.208	06	4.7700	3.521	07	9.5000	3.08	08	14.3000	2.923
09	19.1000	3.296									

Perfluoroheptanoic acid (PFHpA)

#	Amount	RF	#	Amount	RF	#	Amount	RF	#	Amount	RF
01	0.0500	1.128	02	0.1000	1.064	03	0.2500	1.01	04	0.5000	0.916
05	1.0000	0.9024	06	5.0000	0.9039	07	10.0000	0.8942	08	15.0000	0.9027
09	20.0000	0.9258									

Perfluorohexane sulfonic acid (PFHxS)

#	Amount	RF	#	Amount	RF	#	Amount	RF	#	Amount	RF
01	0.0457	1.427	02	0.0910	1.047	03	0.2290	1.45	04	0.4570	1.169
05	0.9100	1.542	06	4.5700	1.333	07	9.1000	1.429	08	13.7000	1.524
09	18.3000	1.355									

Perfluorohexanoic acid (PFHxA)

#	Amount	RF	#	Amount	RF	#	Amount	RF	#	Amount	RF
01	0.0500	0.8856	02	0.1000	0.9118	03	0.2500	0.9552	04	0.5000	0.9923
05	1.0000	0.9965	06	5.0000	1.074	07	10.0000	1.034	08	15.0000	1.018
09	20.0000	1.046									

Client: Day Environmental, Inc. **Service Request:** R2401914
Project: Shumway Marina **Calibration Date:** 3/15/2024

Initial Calibration Summary
Per- and Polyfluoroalkyl Substances (PFAS) by LC/MS/MS Compliant with Table B-24 of DOD QSM 5.4

Calibration ID: KC2400137 **Signal ID:** 1
Instrument ID: K-LCMS-08

Analyte

Perfluorononane sulfonic acid (PFNS)

#	Amount	RF	#	Amount	RF	#	Amount	RF	#	Amount	RF
01	0.0481	2.676	02	0.0960	1.786	03	0.2400	2.455	04	0.4810	2.201
05	0.9600	2.096	06	4.8100	2.345	07	9.6000	2.143	08	14.4000	2.062
09	19.2000	2.317									

Perfluorononanoic acid (PFNA)

#	Amount	RF	#	Amount	RF	#	Amount	RF	#	Amount	RF
01	0.0500	1.289	02	0.1000	0.9421	03	0.2500	0.8884	04	0.5000	0.8149
05	1.0000	0.8518	06	5.0000	0.8205	07	10.0000	0.776	08	15.0000	0.8117
09	20.0000	0.8354									

Perfluorooctane sulfonamide (PFOSAm)

#	Amount	RF	#	Amount	RF	#	Amount	RF	#	Amount	RF
01	0.1000	1.142	02	0.2000	1.012	03	0.5000	1.089	04	1.0000	1.083
05	2.0000	1.076	06	10.0000	1.111	07	20.0000	1.115	08	30.0000	1.081
09	40.0000	1.112									

Perfluorooctane sulfonic acid (PFOS)

#	Amount	RF	#	Amount	RF	#	Amount	RF	#	Amount	RF
01	0.0464	3.619	02	0.0930	3.081	03	0.2330	2.402	04	0.4640	2.724
05	0.9300	2.768	06	4.6400	2.84	07	9.3000	2.477	08	13.9000	2.579
09	18.6000	2.792									

Perfluorooctanoic acid (PFOA)

#	Amount	RF	#	Amount	RF	#	Amount	RF	#	Amount	RF
01	0.0500	1.846	02	0.1000	1.309	03	0.2500	1.07	04	0.5000	1.127
05	1.0000	0.8835	06	5.0000	0.9878	07	10.0000	0.9369	08	15.0000	0.9131
09	20.0000	0.9592									

Perfluoropentane sulfonic acid (PFPeS)

#	Amount	RF	#	Amount	RF	#	Amount	RF	#	Amount	RF
01	0.0471	1.354	02	0.0940	1.404	03	0.2350	1.442	04	0.4710	1.244
05	0.9400	1.544	06	4.7100	1.409	07	9.4000	1.446	08	14.1000	1.504
09	18.8000	1.408									

Perfluoropentanoic acid (PFPeA)

#	Amount	RF	#	Amount	RF	#	Amount	RF	#	Amount	RF
01	0.0500	3.98	02	0.1000	3.459	03	0.2500	3.59	04	0.5000	3.533
05	1.0000	3.562	06	5.0000	3.622	07	10.0000	3.457	08	15.0000	3.454
09	20.0000	3.554									

Perfluorotetradecanoic acid (PFTDA)

#	Amount	RF	#	Amount	RF	#	Amount	RF	#	Amount	RF
01	0.0500	1.198	02	0.1000	1.065	03	0.2500	1.012	04	0.5000	0.9223
05	1.0000	0.8997	06	5.0000	0.8835	07	10.0000	0.8087	08	15.0000	0.8343
09	20.0000	0.8981									

Client: Day Environmental, Inc. **Service Request:** R2401914
Project: Shumway Marina **Calibration Date:** 3/15/2024

Initial Calibration Summary
Per- and Polyfluoroalkyl Substances (PFAS) by LC/MS/MS Compliant with Table B-24 of DOD QSM 5.4

Calibration ID: KC2400137 **Signal ID:** 1
Instrument ID: K-LCMS-08

Analyte

Perfluorotridecanoic acid (PFTrDA)

#	Amount	RF	#	Amount	RF	#	Amount	RF	#	Amount	RF
01	0.0500	1.512	02	0.1000	1.28	03	0.2500	1.461	04	0.5000	1.456
05	1.0000	1.434	06	5.0000	1.208	07	10.0000	1.289	08	15.0000	1.242
09	20.0000	1.167									

Perfluoroundecanoic acid (PFUnDA)

#	Amount	RF	#	Amount	RF	#	Amount	RF	#	Amount	RF
01	0.0500	1.353	02	0.1000	1.21	03	0.2500	1.159	04	0.5000	1.058
05	1.0000	1.072	06	5.0000	1.072	07	10.0000	1.086	08	15.0000	1.057
09	20.0000	1.081									

ALS Group USA, Corp.
dba ALS Environmental

QA/QC Report

Client: Day Environmental, Inc. **Service Request:** R2401914
Project: Shumway Marina **Calibration Date:** 3/15/2024

Initial Calibration Summary
Per- and Polyfluoroalkyl Substances (PFAS) by LC/MS/MS Compliant with Table B-24 of DOD QSM 5.4

Calibration ID: KC2400137 **Signal ID:** 1
Instrument ID: K-LCMS-08

		Calibration Evaluation				Calibration Evaluation	
Analyte Name	Compound Type	Fit Type	Eval	Eval Result	Control Criteria	Average RRF	Minimum RRF
11-Chloroeicosafluoro-3-oxaundecane-1-sulfonic acid (11-Cl-PF3OUdS)	TRG	Average RF	% RSD	4.4	≤20	2.501	
13C2-4:2 FTS	SURR	Average RF	% RSD	7.6	≤20	0.351	
13C2-6:2 FTS	SURR	Average RF	% RSD	7.1	≤20	0.2829	
13C2-8:2 FTS	SURR	Average RF	% RSD	7.4	≤20	0.1812	
13C2-PFDoDA	SURR	Average RF	% RSD	6.6	≤20	1.342	
13C2-PFTeDA	SURR	Average RF	% RSD	6.3	≤20	0.8103	
13C3-HFPO-DA	SURR	Average RF	% RSD	2.5	≤20	0.3273	
13C3-PFBS	SURR	Average RF	% RSD	5.4	≤20	1.524	
13C3-PFHxS	SURR	Average RF	% RSD	4.7	≤20	1.048	
13C4-PFBA	SURR	Average RF	% RSD	2.3	≤20	0.9861	
13C4-PFHpA	SURR	Average RF	% RSD	5.0	≤20	1.13	
13C5-PFHxA	SURR	Average RF	% RSD	3.6	≤20	0.8176	
13C5-PFPeA	SURR	Average RF	% RSD	4.6	≤20	0.2782	
13C6-PFDA	SURR	Average RF	% RSD	3.8	≤20	1.17	
13C7-PFUnDA	SURR	Average RF	% RSD	7.4	≤20	1.154	
13C8-FOSA	SURR	Average RF	% RSD	2.9	≤20	0.9402	
13C8-PFOA	SURR	Average RF	% RSD	6.8	≤20	15.4	
13C8-PFOS	SURR	Average RF	% RSD	4.4	≤20	0.35	
13C9-PFNA	SURR	Average RF	% RSD	2.3	≤20	1.13	
1H, 1H, 2H, 2H-Perfluorodecanesulfonic acid (8:2 FTS)	TRG	Linear	R2	0.9983	≥	2.112	
1H, 1H, 2H, 2H-Perfluorohexanesulfonic acid (4:2 FTS)	TRG	Average RF	% RSD	4.1	≤20	2.843	
1H, 1H, 2H, 2H-Perfluorooctanesulfonic acid (6:2 FTS)	TRG	Average RF	% RSD	7.5	≤20	2.313	
2H,2H,3H,3H-Perfluorodecanoic acid (7:3 FTCA)	TRG	Average RF	% RSD	15.3	≤20	0.1082	
2H,2H,3H,3H-Perfluorooctanoic acid (5:3 FTCA)	TRG	Average RF	% RSD	10.0	≤20	0.07431	
4,4,5,5,6,6,6-Heptafluorohexanoic acid (3:3 FTCA)	TRG	Average RF	% RSD	10.7	≤20	0.07559	
4,8-Dioxa-3H-perfluorononanoic acid (DONA)	TRG	Linear	R2	0.9992	≥	4.681	
9-Chlorohexadecafluoro-3-oxanonane-1-sulfonic acid (9-Cl-PF3ONS)	TRG	Linear	R2	0.9993	≥	5.468	
D3-MeFOSA	SURR	Average RF	% RSD	8.5	≤20	0.2446	

Client: Day Environmental, Inc. **Service Request:** R2401914
Project: Shumway Marina **Calibration Date:** 3/15/2024

Initial Calibration Summary
Per- and Polyfluoroalkyl Substances (PFAS) by LC/MS/MS Compliant with Table B-24 of DOD QSM 5.4

Calibration ID: KC2400137 **Signal ID:** 1
Instrument ID: K-LCMS-08

Analyte Name	Compound Type	Calibration Evaluation				Calibration Evaluation	
		Fit Type	Eval	Eval Result	Control Criteria	Average RRF	Minimum RRF
D3-MeFOSAA	SURR	Average RF	% RSD	7.4	≤20	0.6048	
D5-EtFOSA	SURR	Average RF	% RSD	3.5	≤20	0.3909	
D5-EtFOSAA	SURR	Average RF	% RSD	6.3	≤20	0.4431	
D7-MeFOSE	SURR	Average RF	% RSD	4.4	≤20	0.2877	
D9-EtFOSE	SURR	Average RF	% RSD	3.9	≤20	0.3284	
Hexafluoropropyleneoxide dimer acid (HFPO-DA) (GenX)	TRG	Linear	R2	0.9996	≥	1.168	
N-Ethylperfluorooctane sulfonamide (EtFOSAm)	TRG	Linear	R2	0.9993	≥	1.161	
N-Ethylperfluorooctane sulfonamido acetic acid (NEtFOSAA)	TRG	Linear	R2	0.9951	≥	0.9349	
N-Ethylperfluorooctane sulfonamido ethanol (EtFOSE)	TRG	Linear	R2	0.9997	≥	1.261	
N-Methylperfluorooctane sulfonamide (MeFOSA)	TRG	Average RF	% RSD	9.8	≤20	1.613	
N-Methylperfluorooctane sulfonamido acetic acid (NMeFOSAA)	TRG	Average RF	% RSD	12.0	≤20	0.9784	
N-Methylperfluorooctane sulfonamido ethanol (MeFOSE)	TRG	Linear	R2	0.9995	≥	1.517	
Nonafluoro-3,6-dioxaheptanoic acid (NFDHA)	TRG	Linear	R2	0.9999	≥	0.829	
Perfluoro(2-ethoxyethane) sulfonic acid (PFEESA)	TRG	Average RF	% RSD	4.7	≤20	3.47	
Perfluoro-3-methoxypropanoic acid (PFMPA)	TRG	Average RF	% RSD	5.2	≤20	1.552	
Perfluoro-4-methoxybutanoic acid (PFMBA)	TRG	Average RF	% RSD	4.2	≤20	2.33	
Perfluorobutane sulfonic acid (PFBS)	TRG	Average RF	% RSD	6.3	≤20	1.453	
Perfluorobutanoic acid (PFBA)	TRG	Linear	R2	0.9999	≥	1.348	
Perfluorodecane sulfonic acid (PFDS)	TRG	Linear	R2	0.9946	≥	2.059	
Perfluorodecanoic acid (PFDA)	TRG	Average RF	% RSD	3.4	≤20	1.016	
Perfluorododecane sulfonic acid (PFDoS)	TRG	Linear	R2	0.9945	≥	1.205	
Perfluorododecanoic acid (PFDOA)	TRG	Linear	R2	0.9994	≥	0.7481	
Perfluoroheptane sulfonic acid (PFHpS)	TRG	Average RF	% RSD	5.6	≤20	3.185	
Perfluoroheptanoic acid (PFHpA)	TRG	Linear	R2	0.9998	≥	0.9607	
Perfluorohexane sulfonic acid (PFHxS)	TRG	Average RF	% RSD	11.9	≤20	1.364	
Perfluorohexanoic acid (PFHxA)	TRG	Linear	R2	0.9997	≥	0.9905	

Client: Day Environmental, Inc. **Service Request:** R2401914
Project: Shumway Marina **Calibration Date:** 3/15/2024

Initial Calibration Summary
Per- and Polyfluoroalkyl Substances (PFAS) by LC/MS/MS Compliant with Table B-24 of DOD QSM 5.4

Calibration ID: KC2400137 **Signal ID:** 1
Instrument ID: K-LCMS-08

Analyte Name	Compound Type	Calibration Evaluation				Calibration Evaluation	
		Fit Type	Eval	Eval Result	Control Criteria	Average RRF	Minimum RRF
Perfluorononane sulfonic acid (PFNS)	TRG	Average RF	% RSD	11.5	≤20	2.231	
Perfluorononanoic acid (PFNA)	TRG	Linear	R2	0.9992	≥	0.8922	
Perfluorooctane sulfonamide (PFOSAm)	TRG	Average RF	% RSD	3.3	≤20	1.091	
Perfluorooctane sulfonic acid (PFOS)	TRG	Linear	R2	0.9972	≥	2.809	
Perfluorooctanoic acid (PFOA)	TRG	Linear	R2	0.9990	≥	1.115	
Perfluoropentane sulfonic acid (PFPeS)	TRG	Average RF	% RSD	6.1	≤20	1.417	
Perfluoropentanoic acid (PFPeA)	TRG	Average RF	% RSD	4.5	≤20	3.579	
Perfluorotetradecanoic acid (PFTDA)	TRG	Linear	R2	0.9981	≥	0.9469	
Perfluorotridecanoic acid (PFTrDA)	TRG	Linear	R2	0.9977	≥	1.339	
Perfluoroundecanoic acid (PFUnDA)	TRG	Linear	R2	0.9999	≥	1.127	

ALS Group USA, Corp.
dba ALS Environmental

QA/QC Report

Client: Day Environmental, Inc. **Service Request:** R2401914
Project: Shumway Marina **Calibration Date:** 3/15/2024

Initial Calibration Verification Summary
Per- and Polyfluoroalkyl Substances (PFAS) by LC/MS/MS Compliant with Table B-24 of DOD QSM 5.4

Calibration ID: KC2400137 **Signal ID:** 1
Instrument ID: K-LCMS-08

#	Lab Code	Sample Name	File Location	Acquisition Date
10	KC2400137-10	1633 ICV 1.0PPB	240315_026	03/15/2024 23:52
11	KC2400137-11	1633 FTCA ICV 1.0PPB	240315_027	03/16/2024 00:15

Analyte Name	Expected	Result	Average RF	SSV RF	% D	Criteria	Curve Fit
Perfluorobutane sulfonic acid (PFBS)	0.890	0.923	1.453E0	1.507E0	3.69	±30	Average RF
Perfluoropentane sulfonic acid (PFPeS)	0.940	0.971	1.417E0	1.464E0	3.28	±30	Average RF
Perfluorohexane sulfonic acid (PFHxS)	0.910	1.01	1.364E0	1.513E0	10.89	±30	Average RF
Perfluoroheptane sulfonic acid (PFHpS)	0.950	0.954	3.185E0	3.198E0	0.388	±30	Average RF
Perfluorooctane sulfonic acid (PFOS)	0.930	0.865	2.809E0	2.514E0	-6.989	±30	Linear
Perfluorononane sulfonic acid (PFNS)	0.960	0.888	2.231E0	2.063E0	-7.543	±30	Average RF
Perfluorodecane sulfonic acid (PFDS)	0.970	0.895	2.059E0	1.835E0	-7.729	±30	Linear
Perfluorododecane sulfonic acid (PFDoS)	0.970	0.913	1.205E0	1.123E0	-5.847	±30	Linear
Perfluorobutanoic acid (PFBA)	1.00	1.03	1.348E0	1.219E0	3.16	±30	Linear
Perfluoropentanoic acid (PFPeA)	1.00	1.03	3.579E0	3.694E0	3.20	±30	Average RF
Perfluorohexanoic acid (PFHxA)	1.00	0.986	9.905E-1	1.012E0	-1.391	±30	Linear
Perfluoroheptanoic acid (PFHpA)	1.00	0.994	9.607E-1	9.158E-1	-0.628	±30	Linear
Perfluorooctanoic acid (PFOA)	1.00	0.968	1.115E0	9.515E-1	-3.187	±30	Linear
Perfluorononanoic acid (PFNA)	1.00	1.02	8.922E-1	8.447E-1	1.52	±30	Linear
Perfluorodecanoic acid (PFDA)	1.00	1.07	1.016E0	1.092E0	7.48	±30	Average RF
Perfluoroundecanoic acid (PFUnDA)	1.00	1.04	1.127E0	1.127E0	3.89	±30	Linear
Perfluorododecanoic acid (PFDOA)	1.00	1.04	7.481E-1	7.165E-1	4.15	±30	Linear
Perfluorotridecanoic acid (PFTrDA)	1.00	1.13	1.339E0	1.413E0	13.39	±30	Linear
Perfluorotetradecanoic acid (PFTDA)	1.00	1.10	9.469E-1	9.662E-1	10.04	±30	Linear
Perfluorooctane sulfonamide (PFOSAm)	1.00	1.09	1.091E0	1.185E0	8.59	±30	Average RF
N-Methylperfluorooctane sulfonamide (MeFOSA)	1.00	1.25	1.613E0	2.023E0	25.40	±30	Average RF
N-Ethylperfluorooctane sulfonamide (EtFOSAm)	1.00	0.908	1.161E0	1.1E0	-9.189	±30	Linear
N-Methylperfluorooctane sulfonamido ethanol (MeFOSE)	1.00	1.02	1.517E0	1.521E0	2.45	±30	Linear
N-Ethylperfluorooctane sulfonamido ethanol (EtFOSE)	1.00	1.13	1.261E0	1.426E0	12.87	±30	Linear
N-Methylperfluorooctane sulfonamido acetic acid (NMeFOSAA)	1.00	0.910	9.784E-1	8.907E-1	-8.956	±30	Average RF
N-Ethylperfluorooctane sulfonamido acetic acid (NEtFOSAA)	1.00	0.996	9.349E-1	9.56E-1	-0.432	±30	Linear
1H, 1H, 2H, 2H-Perfluorohexanesulfonic acid (4:2 FTS)	0.940	0.945	2.843E0	2.857E0	0.481	±30	Average RF
1H, 1H, 2H, 2H-Perfluorooctanesulfonic acid (6:2 FTS)	0.950	0.904	2.313E0	2.201E0	-4.821	±30	Average RF
1H, 1H, 2H, 2H-Perfluorodecanesulfonic acid (8:2 FTS)	0.960	1.02	2.112E0	2.306E0	6.43	±30	Linear
4,4,5,5,6,6,6-Heptafluorohexanoic acid (3:3 FTCA)	20.0	21.2	7.559E-2	8.011E-2	5.97	±30	Average RF
2H,2H,3H,3H-Perfluorooctanoic acid (5:3 FTCA)	20.0	18.1	7.431E-2	6.724E-2	-9.517	±30	Average RF
2H,2H,3H,3H-Perfluorodecanoic acid (7:3 FTCA)	20.0	17.6	1.082E-1	9.536E-2	-11.884	±30	Average RF

ALS Group USA, Corp.
dba ALS Environmental

QA/QC Report

Client: Day Environmental, Inc. **Service Request:** R2401914
Project: Shumway Marina **Calibration Date:** 3/15/2024

Initial Calibration Verification Summary
Per- and Polyfluoroalkyl Substances (PFAS) by LC/MS/MS Compliant with Table B-24 of DOD QSM 5.4

Calibration ID: KC2400137 **Signal ID:** 1
Instrument ID: K-LCMS-08

Analyte Name	Expected	Result	Average RF	SSV RF	% D	Criteria	Curve Fit
Perfluoro(2-ethoxyethane) sulfonic acid (PFEESA)	0.890	0.877	3.47E0	3.42E0	-1.429	±30	Average RF
9-Chlorohexadecafluoro-3-oxanonane-1-sulfonic acid (9-Cl-PF3ONS)	0.930	0.882	5.468E0	5.191E0	-5.165	±30	Linear
11-Chloroeicosafluoro-3-oxaundecane-1-sulfonic acid (11-Cl-PF3OUdS)	0.940	0.910	2.501E0	2.421E0	-3.206	±30	Average RF
Perfluoro-3-methoxypropanoic acid (PFMPA)	1.00	1.04	1.552E0	1.61E0	3.74	±30	Average RF
Perfluoro-4-methoxybutanoic acid (PFMBA)	1.00	1.06	2.33E0	2.467E0	5.88	±30	Average RF
Hexafluoropropyleneoxide dimer acid (HFPO-DA) (GenX)	1.00	1.07	1.168E0	1.227E0	7.30	±30	Linear
Nonafluoro-3,6-dioxaheptanoic acid (NFDHA)	1.00	1.07	8.29E-1	8.805E-1	7.36	±30	Linear
4,8-Dioxa-3H-perfluorononanoic acid (DONA)	0.950	1.02	4.681E0	4.915E0	7.58	±30	Linear

Analyte Name	Expected	Result	Average RF	SSV RF	% D	Criteria	Curve Fit
13C3-PFBS	2.50	2.57	1.524E0	1.566E0	2.76	±30	Average RF
13C3-PFBS	2.50	2.28	1.524E0	1.387E0	-8.975	±30	Average RF
13C3-PFHxS	2.50	2.44	1.048E0	1.024E0	-2.292	±30	Average RF
13C3-PFHxS	2.50	2.57	1.048E0	1.079E0	2.97	±30	Average RF
13C8-PFOS	2.50	2.30	3.5E-1	3.225E-1	-7.861	±30	Average RF
13C8-PFOS	2.50	2.51	3.5E-1	3.513E-1	0.380	±30	Average RF
13C4-PFBA	10.0	9.96	9.861E-1	9.826E-1	-0.356	±30	Average RF
13C4-PFBA	10.0	9.71	9.861E-1	9.571E-1	-2.942	±30	Average RF
13C5-PFPeA	5.00	4.94	2.782E-1	2.75E-1	-1.137	±30	Average RF
13C5-PFPeA	5.00	4.82	2.782E-1	2.68E-1	-3.641	±30	Average RF
13C5-PFHxA	2.50	2.59	8.176E-1	8.475E-1	3.65	±30	Average RF
13C5-PFHxA	2.50	2.54	8.176E-1	8.313E-1	1.68	±30	Average RF
13C4-PFHpA	2.50	2.53	1.13E0	1.143E0	1.09	±30	Average RF
13C4-PFHpA	2.50	2.47	1.13E0	1.115E0	-1.354	±30	Average RF
13C8-PFOA	2.50	2.72	1.54E1	1.675E1	8.82	±30	Average RF
13C8-PFOA	2.50	2.58	1.54E1	1.59E1	3.29	±30	Average RF
13C9-PFNA	1.25	1.28	1.13E0	1.154E0	2.15	±30	Average RF
13C9-PFNA	1.25	1.27	1.13E0	1.148E0	1.64	±30	Average RF
13C6-PFDA	1.25	1.29	1.17E0	1.212E0	3.57	±30	Average RF
13C6-PFDA	1.25	1.27	1.17E0	1.184E0	1.22	±30	Average RF
13C7-PFUnDA	1.25	1.38	1.154E0	1.271E0	10.17	±30	Average RF
13C7-PFUnDA	1.25	1.14	1.154E0	1.051E0	-8.934	±30	Average RF
13C2-PFDoDA	1.25	1.38	1.342E0	1.482E0	10.41	±30	Average RF

ALS Group USA, Corp.
dba ALS Environmental

QA/QC Report

Client: Day Environmental, Inc. **Service Request:** R2401914
Project: Shumway Marina **Calibration Date:** 3/15/2024

Initial Calibration Verification Summary
Per- and Polyfluoroalkyl Substances (PFAS) by LC/MS/MS Compliant with Table B-24 of DOD QSM 5.4

Calibration ID: KC2400137 **Signal ID:** 1
Instrument ID: K-LCMS-08

Analyte Name	Expected	Result	Average RF	SSV RF	% D	Criteria	Curve Fit
13C2-PFDoDA	1.25	1.16	1.342E0	1.241E0	-7.540	±30	Average RF
13C2-PFTeDA	1.25	1.21	8.103E-1	7.867E-1	-2.910	±30	Average RF
13C2-PFTeDA	1.25	1.24	8.103E-1	8.066E-1	-0.456	±30	Average RF
13C8-FOSA	2.50	2.23	9.402E-1	8.391E-1	-10.752	±30	Average RF
13C8-FOSA	2.50	2.26	9.402E-1	8.504E-1	-9.546	±30	Average RF
D3-MeFOSA	2.50	2.26	2.446E-1	2.208E-1	-9.758	±30	Average RF
D3-MeFOSA	2.50	2.35	2.446E-1	2.297E-1	-6.117	±30	Average RF
D5-EtFOSA	2.50	2.28	3.909E-1	3.573E-1	-8.609	±30	Average RF
D5-EtFOSA	2.50	2.28	3.909E-1	3.563E-1	-8.866	±30	Average RF
D7-MeFOSE	25.0	23.0	2.877E-1	2.649E-1	-7.921	±30	Average RF
D7-MeFOSE	25.0	22.9	2.877E-1	2.636E-1	-8.374	±30	Average RF
D9-EtFOSE	25.0	21.9	3.284E-1	2.875E-1	-12.439	±30	Average RF
D9-EtFOSE	25.0	23.0	3.284E-1	3.016E-1	-8.153	±30	Average RF
D3-MeFOSAA	5.00	4.48	6.048E-1	5.419E-1	-10.396	±30	Average RF
D3-MeFOSAA	5.00	4.60	6.048E-1	5.565E-1	-7.979	±30	Average RF
D5-EtFOSAA	5.00	4.03	4.431E-1	3.574E-1	-19.344	±30	Average RF
D5-EtFOSAA	5.00	4.79	4.431E-1	4.244E-1	-4.218	±30	Average RF
13C2-4:2 FTS	5.00	5.26	3.51E-1	3.692E-1	5.18	±30	Average RF
13C2-4:2 FTS	5.00	4.61	3.51E-1	3.238E-1	-7.748	±30	Average RF
13C2-6:2 FTS	5.00	4.61	2.829E-1	2.61E-1	-7.738	±30	Average RF
13C2-6:2 FTS	5.00	5.65	2.829E-1	3.197E-1	13.01	±30	Average RF
13C2-8:2 FTS	5.00	4.46	1.812E-1	1.617E-1	-10.776	±30	Average RF
13C2-8:2 FTS	5.00	4.78	1.812E-1	1.733E-1	-4.358	±30	Average RF
13C3-HFPO-DA	10.0	9.89	3.273E-1	3.236E-1	-1.131	±30	Average RF
13C3-HFPO-DA	10.0	10.2	3.273E-1	3.336E-1	1.92	±30	Average RF

Client:	Day Environmental, Inc.	**Service Request:**	R2401914
Project:	Shumway Marina/6048S-23	**Date Analyzed:**	03/20/24 15:13

Continuing Calibration Verification (CCV) Summary
Per- and Polyfluoroalkyl Substances (PFAS) by LC/MS/MS Compliant with Table B-24 of DOD QSM 5.4

Analysis Method:	Draft EPA Method 1633	**Calibration Date:**	3/15/2024
File ID:	J:\LCMS08\Data\240320_1633_B1\240320_006	**Calibration ID:**	KC2400137
Signal ID:	1	**Analysis Lot:**	835644
		Units:	ng/mL

Analyte Name	Expected	Result	Average RF	CCV RF	Rec.	% Drift	Criteria	Curve Fit
Perfluorobutane sulfonic acid (PFBS)	0.222	0.224	1.4535	1.4693	101	NA	±30	Average RF
Perfluoropentane sulfonic acid (PFPeS)	0.235	0.230	1.4173	1.3883	97.9	NA	±30	Average RF
Perfluorohexane sulfonic acid (PFHxS)	0.229	0.238	1.3641	1.4203	104	NA	±30	Average RF
Perfluoroheptane sulfonic acid (PFHpS)	0.238	0.234	3.1852	3.1314	98.3	NA	±30	Average RF
Perfluorooctane sulfonic acid (PFOS)	0.232	0.210	2.8089	2.5479	90.4	-9.6	±30	Linear
Perfluorononane sulfonic acid (PFNS)	0.241	0.245	2.2312	2.2759	102	NA	±30	Average RF
Perfluorodecane sulfonic acid (PFDS)	0.241	0.248	2.0589	2.1091	103	2.7	±30	Linear
Perfluorododecane sulfonic acid (PFDoS)	0.243	0.272	1.2053	1.3485	112	12.1	±30	Linear
Perfluorobutanoic acid (PFBA)	0.250	0.229	1.3481	1.2457	91.7	-8.3	±30	Linear
Perfluoropentanoic acid (PFPeA)	0.250	0.242	3.5791	3.4681	96.9	NA	±30	Average RF
Perfluorohexanoic acid (PFHxA)	0.250	0.236	0.9905	0.9336	94.4	-5.6	±30	Linear
Perfluoroheptanoic acid (PFHpA)	0.250	0.259	0.9607	0.9913	104	3.6	±30	Linear
Perfluorooctanoic acid (PFOA)	0.250	0.243	1.1148	1.0808	97.1	-2.9	±30	Linear
Perfluorononanoic acid (PFNA)	0.250	0.253	0.8922	0.9001	101	1.3	±30	Linear
Perfluorodecanoic acid (PFDA)	0.250	0.247	1.0161	1.0031	98.7	NA	±30	Average RF
Perfluoroundecanoic acid (PFUnDA)	0.250	0.280	1.1275	1.252	112	11.8	±30	Linear
Perfluorododecanoic acid (PFDOA)	0.250	0.247	0.7481	0.7352	98.8	-1.2	±30	Linear
Perfluorotridecanoic acid (PFTrDA)	0.250	0.211	1.3386	1.1424	84.3	-15.7	±30	Linear
Perfluorotetradecanoic acid (PFTDA)	0.250	0.221	0.9469	0.8433	88.3	-11.7	±30	Linear
Perfluorooctane sulfonamide (PFOSAm)	0.500	0.506	1.0912	1.105	101	NA	±30	Average RF
N-Methylperfluorooctane sulfonamide (MeFOSA)	0.250	0.229	1.6129	1.4745	91.4	NA	±30	Average RF
N-Ethylperfluorooctane sulfonamide (EtFOSAm)	0.250	0.221	1.1612	1.0194	88.2	-11.8	±30	Linear
N-Methylperfluorooctane sulfonamido ethanol (MeFOSE)	0.250	0.253	1.5168	1.5304	101	1.0	±30	Linear
N-Ethylperfluorooctane sulfonamido ethanol (EtFOSE)	0.250	0.243	1.2612	1.2239	97.0	-3.0	±30	Linear
N-Methylperfluorooctane sulfonamido acetic acid (NMeFOSAA)	0.250	0.255	0.9784	0.9991	102	NA	±30	Average RF
N-Ethylperfluorooctane sulfonamido acetic acid (NEtFOSAA)	0.250	0.217	0.9349	0.8068	86.6	-13.4	±30	Linear
1H, 1H, 2H, 2H-Perfluorohexanesulfonic acid (4:2 FTS)	0.234	0.225	2.8429	2.7279	96.0	NA	±30	Average RF
1H, 1H, 2H, 2H-Perfluorooctanesulfonic acid (6:2 FTS)	0.238	0.265	2.3126	2.5756	111	NA	±30	Average RF

ALS Group USA, Corp.
dba ALS Environmental

QA/QC Report

Client:	Day Environmental, Inc.	**Service Request:**	R2401914
Project:	Shumway Marina/6048S-23	**Date Analyzed:**	03/20/24 15:13

Continuing Calibration Verification (CCV) Summary
Per- and Polyfluoroalkyl Substances (PFAS) by LC/MS/MS Compliant with Table B-24 of DOD QSM 5.4

Analysis Method:	Draft EPA Method 1633	**Calibration Date:**	3/15/2024
File ID:	J:\LCMS08\Data\240320_1633_B1\240320_006	**Calibration ID:**	KC2400137
Signal ID:	1	**Analysis Lot:**	835644
		Units:	ng/mL

1H, 1H, 2H, 2H-Perfluorodecanesulfonic acid (8:2 FTS)	0.240	0.326	2.1122	2.8938	136*	35.7*	±30	Linear
4,4,5,5,6,6,6-Heptafluorohexanoic acid (3:3 FTCA)	10.0	9.27	0.0756	0.07	92.7	NA	±30	Average RF
2H,2H,3H,3H-Perfluorooctanoic acid (5:3 FTCA)	10.0	8.98	0.0743	0.0667	89.8	NA	±30	Average RF
2H,2H,3H,3H-Perfluorodecanoic acid (7:3 FTCA)	10.0	7.62	0.1082	0.0825	76.2	NA	±30	Average RF
Perfluoro(2-ethoxyethane) sulfonic acid (PFEESA)	0.223	0.216	3.4696	3.3686	97.1	NA	±30	Average RF
9-Chlorohexadecafluoro-3-oxanonane-1-sulfonic acid (9-Cl-PF3ONS)	0.233	0.260	5.468	6.1019	112	11.6	±30	Linear
11-Chloroeicosafluoro-3-oxaundecane-1-sulfonic acid (11-Cl-PF3OUdS)	0.236	0.237	2.5007	2.5087	100	NA	±30	Average RF
Perfluoro-3-methoxypropanoic acid (PFMPA)	0.250	0.222	1.5521	1.3787	88.8	NA	±30	Average RF
Perfluoro-4-methoxybutanoic acid (PFMBA)	0.250	0.227	2.3296	2.1194	91.0	NA	±30	Average RF
Hexafluoropropyleneoxide dimer acid (HFPO-DA) (GenX)	0.250	0.255	1.1676	1.1905	102	2.1	±30	Linear
Nonafluoro-3,6-dioxaheptanoic acid (NFDHA)	0.250	0.273	0.829	0.9034	109	9.2	±30	Linear
4,8-Dioxa-3H-perfluorononanoic acid (DONA)	0.236	0.275	4.6807	5.4215	116	16.4	±30	Linear

Analyte Name	Expected	Result	Average RF	CCV RF	Rec.	% Drift	Criteria	Curve Fit
13C3-PFBS	2.50	2.61	1.5237	1.5924	105	NA	±30	Average RF
13C3-PFHxS	2.50	2.61	1.0481	1.0926	104	NA	±30	Average RF
13C8-PFOS	2.50	2.68	0.35	0.3748	107	NA	±30	Average RF
13C4-PFBA	10.0	9.71	0.9861	0.9573	97.1	NA	±30	Average RF
13C5-PFPeA	5.00	5.56	0.2782	0.3095	111	NA	±30	Average RF
13C5-PFHxA	2.50	2.63	0.8176	0.8586	105	NA	±30	Average RF
13C4-PFHpA	2.50	2.75	1.1303	1.2414	110	NA	±30	Average RF
13C8-PFOA	2.50	2.31	15.3965	14.2368	92.5	NA	±30	Average RF
13C9-PFNA	1.25	1.32	1.1295	1.1956	106	NA	±30	Average RF
13C6-PFDA	1.25	1.26	1.1701	1.1763	101	NA	±30	Average RF
13C7-PFUnDA	1.25	1.22	1.1539	1.1283	97.8	NA	±30	Average RF
13C2-PFDoDA	1.25	1.40	1.342	1.4979	112	NA	±30	Average RF
13C2-PFTeDA	1.25	1.50	0.8103	0.972	120	NA	±30	Average RF
13C8-FOSA	2.50	2.89	0.9402	1.0864	116	NA	±30	Average RF
D3-MeFOSA	2.50	2.87	0.2446	0.2804	115	NA	±30	Average RF

Client:	Day Environmental, Inc.	**Service Request:**	R2401914
Project:	Shumway Marina/6048S-23	**Date Analyzed:**	03/20/24 15:13

Continuing Calibration Verification (CCV) Summary
Per- and Polyfluoroalkyl Substances (PFAS) by LC/MS/MS Compliant with Table B-24 of DOD QSM 5.4

Analysis Method:	Draft EPA Method 1633	**Calibration Date:**	3/15/2024
File ID:	J:\LCMS08\Data\240320_1633_B1\240320_006	**Calibration ID:**	KC2400137
Signal ID:	1	**Analysis Lot:**	835644
		Units:	ng/mL

D5-EtFOSA	2.50	2.96	0.3909	0.4634	119	NA	±30	Average RF
D7-MeFOSE	25.0	29.3	0.2877	0.3368	117	NA	±30	Average RF
D9-EtFOSE	25.0	31.5	0.3284	0.4136	126	NA	±30	Average RF
D3-MeFOSAA	5.00	3.96	0.6048	0.4793	79.3	NA	±30	Average RF
D5-EtFOSAA	5.00	4.03	0.4431	0.3567	80.5	NA	±30	Average RF
13C2-4:2 FTS	5.00	4.39	0.351	0.3085	87.9	NA	±30	Average RF
13C2-6:2 FTS	5.00	3.91	0.2829	0.2213	78.2	NA	±30	Average RF
13C2-8:2 FTS	5.00	3.46	0.1812	0.1255	69.3*	NA	±30	Average RF
13C3-HFPO-DA	10.0	9.75	0.3273	0.319	97.5	NA	±30	Average RF

QA/QC Report

Client:	Day Environmental, Inc.	**Service Request:**	R2401914
Project:	Shumway Marina/6048S-23	**Date Analyzed:**	03/20/24 15:36

Continuing Calibration Verification (CCV) Summary
Per- and Polyfluoroalkyl Substances (PFAS) by LC/MS/MS Compliant with Table B-24 of DOD QSM 5.4

Analysis Method:	Draft EPA Method 1633	**Calibration Date:**	3/15/2024
File ID:	J:\LCMS08\Data\240320_1633_B1\240320_007	**Calibration ID:**	KC2400137
Signal ID:	1	**Analysis Lot:**	835644
		Units:	ng/mL

Analyte Name	Expected	Result	Average RF	CCV RF	Rec.	% Drift	Criteria	Curve Fit
Perfluorobutane sulfonic acid (PFBS)	0.887	0.897	1.4535	1.4705	101	NA	±30	Average RF
Perfluoropentane sulfonic acid (PFPeS)	0.941	0.968	1.4173	1.4574	103	NA	±30	Average RF
Perfluorohexane sulfonic acid (PFHxS)	0.914	0.940	1.3641	1.4032	103	NA	±30	Average RF
Perfluoroheptane sulfonic acid (PFHpS)	0.953	0.915	3.1852	3.0577	96.0	NA	±30	Average RF
Perfluorooctane sulfonic acid (PFOS)	0.928	0.863	2.8089	2.5143	93.0	-7.0	±30	Linear
Perfluorononane sulfonic acid (PFNS)	0.962	0.954	2.2312	2.2123	99.1	NA	±30	Average RF
Perfluorodecane sulfonic acid (PFDS)	0.965	0.993	2.0589	2.0443	103	2.9	±30	Linear
Perfluorododecane sulfonic acid (PFDoS)	0.970	1.11	1.2053	1.361	114	14.2	±30	Linear
Perfluorobutanoic acid (PFBA)	1.00	1.01	1.3481	1.1929	101	0.8	±30	Linear
Perfluoropentanoic acid (PFPeA)	1.00	0.929	3.5791	3.3241	92.9	NA	±30	Average RF
Perfluorohexanoic acid (PFHxA)	1.00	0.950	0.9905	0.9747	95.0	-5.0	±30	Linear
Perfluoroheptanoic acid (PFHpA)	1.00	1.01	0.9607	0.934	101	1.4	±30	Linear
Perfluorooctanoic acid (PFOA)	1.00	0.923	1.1148	0.9088	92.3	-7.7	±30	Linear
Perfluorononanoic acid (PFNA)	1.00	0.906	0.8922	0.7563	90.6	-9.4	±30	Linear
Perfluorodecanoic acid (PFDA)	1.00	1.00	1.0161	1.0191	100	NA	±30	Average RF
Perfluoroundecanoic acid (PFUnDA)	1.00	1.06	1.1275	1.1524	106	6.2	±30	Linear
Perfluorododecanoic acid (PFDOA)	1.00	1.01	0.7481	0.6966	101	1.2	±30	Linear
Perfluorotridecanoic acid (PFTrDA)	1.00	0.915	1.3386	1.1455	91.5	-8.5	±30	Linear
Perfluorotetradecanoic acid (PFTDA)	1.00	0.903	0.9469	0.7968	90.3	-9.7	±30	Linear
Perfluorooctane sulfonamide (PFOSAm)	2.00	2.05	1.0912	1.1179	102	NA	±30	Average RF
N-Methylperfluorooctane sulfonamide (MeFOSA)	1.00	0.956	1.6129	1.5413	95.6	NA	±30	Average RF
N-Ethylperfluorooctane sulfonamide (EtFOSAm)	1.00	0.957	1.1612	1.1601	95.7	-4.3	±30	Linear
N-Methylperfluorooctane sulfonamido ethanol (MeFOSE)	1.00	1.03	1.5168	1.5365	103	3.5	±30	Linear
N-Ethylperfluorooctane sulfonamido ethanol (EtFOSE)	1.00	0.905	1.2612	1.1436	90.5	-9.5	±30	Linear
N-Methylperfluorooctane sulfonamido acetic acid (NMeFOSAA)	1.00	1.09	0.9784	1.066	109	NA	±30	Average RF
N-Ethylperfluorooctane sulfonamido acetic acid (NEtFOSAA)	1.00	0.794	0.9349	0.7606	79.4	-20.6	±30	Linear
1H, 1H, 2H, 2H-Perfluorohexanesulfonic acid (4:2 FTS)	0.937	0.887	2.8429	2.6915	94.7	NA	±30	Average RF
1H, 1H, 2H, 2H-Perfluorooctanesulfonic acid (6:2 FTS)	0.951	0.924	2.3126	2.2473	97.2	NA	±30	Average RF

Client:	Day Environmental, Inc.	**Service Request:**	R2401914
Project:	Shumway Marina/6048S-23	**Date Analyzed:**	03/20/24 15:36

Continuing Calibration Verification (CCV) Summary
Per- and Polyfluoroalkyl Substances (PFAS) by LC/MS/MS Compliant with Table B-24 of DOD QSM 5.4

Analysis Method:	Draft EPA Method 1633	**Calibration Date:**	3/15/2024
File ID:	J:\LCMS08\Data\240320_1633_B1\240320_007	**Calibration ID:**	KC2400137
Signal ID:	1	**Analysis Lot:**	835644
		Units:	ng/mL

1H, 1H, 2H, 2H-Perfluorodecanesulfonic acid (8:2 FTS)	0.960	0.971	2.1122	2.1918	101	1.2	±30	Linear
4,4,5,5,6,6,6-Heptafluorohexanoic acid (3:3 FTCA)	20.0	18.6	0.0756	0.0703	93.0	NA	±30	Average RF
2H,2H,3H,3H-Perfluorooctanoic acid (5:3 FTCA)	20.0	18.7	0.0743	0.0697	93.7	NA	±30	Average RF
2H,2H,3H,3H-Perfluorodecanoic acid (7:3 FTCA)	20.0	15.2	0.1082	0.0825	76.2	NA	±30	Average RF
Perfluoro(2-ethoxyethane) sulfonic acid (PFEESA)	0.890	0.816	3.4696	3.1793	91.6	NA	±30	Average RF
9-Chlorohexadecafluoro-3-oxanonane-1-sulfonic acid (9-Cl-PF3ONS)	0.933	0.987	5.468	5.7881	106	5.7	±30	Linear
11-Chloroeicosafluoro-3-oxaundecane-1-sulfonic acid (11-Cl-PF3OUdS)	0.943	0.967	2.5007	2.5637	103	NA	±30	Average RF
Perfluoro-3-methoxypropanoic acid (PFMPA)	1.00	0.894	1.5521	1.387	89.4	NA	±30	Average RF
Perfluoro-4-methoxybutanoic acid (PFMBA)	1.00	0.925	2.3296	2.154	92.5	NA	±30	Average RF
Hexafluoropropyleneoxide dimer acid (HFPO-DA) (GenX)	1.00	1.01	1.1676	1.1536	101	0.9	±30	Linear
Nonafluoro-3,6-dioxaheptanoic acid (NFDHA)	1.00	1.08	0.829	0.8862	108	8.1	±30	Linear
4,8-Dioxa-3H-perfluorononanoic acid (DONA)	0.945	0.973	4.6807	4.7042	103	2.9	±30	Linear

Analyte Name	Expected	Result	Average RF	CCV RF	Rec.	% Drift	Criteria	Curve Fit
13C3-PFBS	2.50	2.65	1.5237	1.6131	106	NA	±30	Average RF
13C3-PFHxS	2.50	2.51	1.0481	1.053	100	NA	±30	Average RF
13C8-PFOS	2.50	2.58	0.35	0.3611	103	NA	±30	Average RF
13C4-PFBA	10.0	9.48	0.9861	0.9347	94.8	NA	±30	Average RF
13C5-PFPeA	5.00	5.35	0.2782	0.2978	107	NA	±30	Average RF
13C5-PFHxA	2.50	2.49	0.8176	0.8132	99.5	NA	±30	Average RF
13C4-PFHpA	2.50	2.52	1.1303	1.1381	101	NA	±30	Average RF
13C8-PFOA	2.50	2.39	15.3965	14.7036	95.5	NA	±30	Average RF
13C9-PFNA	1.25	1.34	1.1295	1.2153	108	NA	±30	Average RF
13C6-PFDA	1.25	1.31	1.1701	1.2233	105	NA	±30	Average RF
13C7-PFUnDA	1.25	1.28	1.1539	1.1777	102	NA	±30	Average RF
13C2-PFDoDA	1.25	1.46	1.342	1.5655	117	NA	±30	Average RF
13C2-PFTeDA	1.25	1.48	0.8103	0.9591	118	NA	±30	Average RF
13C8-FOSA	2.50	2.75	0.9402	1.033	110	NA	±30	Average RF
D3-MeFOSA	2.50	2.98	0.2446	0.2916	119	NA	±30	Average RF

Client:	Day Environmental, Inc.	**Service Request:**	R2401914
Project:	Shumway Marina/6048S-23	**Date Analyzed:**	03/20/24 15:36

Continuing Calibration Verification (CCV) Summary
Per- and Polyfluoroalkyl Substances (PFAS) by LC/MS/MS Compliant with Table B-24 of DOD QSM 5.4

Analysis Method:	Draft EPA Method 1633	**Calibration Date:**	3/15/2024
File ID:	J:\LCMS08\Data\240320_1633_B1\240320_007	**Calibration ID:**	KC2400137
Signal ID:	1	**Analysis Lot:**	835644
		Units:	ng/mL

D5-EtFOSA	2.50	2.75	0.3909	0.4296	110	NA	±30	Average RF
D7-MeFOSE	25.0	27.6	0.2877	0.3177	110	NA	±30	Average RF
D9-EtFOSE	25.0	29.6	0.3284	0.3893	119	NA	±30	Average RF
D3-MeFOSAA	5.00	4.33	0.6048	0.5235	86.6	NA	±30	Average RF
D5-EtFOSAA	5.00	4.47	0.4431	0.3957	89.3	NA	±30	Average RF
13C2-4:2 FTS	5.00	4.25	0.351	0.2985	85.0	NA	±30	Average RF
13C2-6:2 FTS	5.00	4.28	0.2829	0.2423	85.7	NA	±30	Average RF
13C2-8:2 FTS	5.00	4.03	0.1812	0.1459	80.5	NA	±30	Average RF
13C3-HFPO-DA	10.0	9.43	0.3273	0.3087	94.3	NA	±30	Average RF

Client: Day Environmental, Inc. **Service Request:** R2401914
Project: Shumway Marina/6048S-23 **Date Analyzed:** 03/20/24 22:35

Continuing Calibration Verification (CCV) Summary
Per- and Polyfluoroalkyl Substances (PFAS) by LC/MS/MS Compliant with Table B-24 of DOD QSM 5.4

Analysis Method: Draft EPA Method 1633 **Calibration Date:** 3/15/2024
File ID: J:\LCMS08\Data\240320_1633_B1\240320_025 **Calibration ID:** KC2400137
Signal ID: 1 **Analysis Lot:** 835644
Units: ng/mL

Analyte Name	Expected	Result	Average RF	CCV RF	Rec.	% Drift	Criteria	Curve Fit
Perfluorobutane sulfonic acid (PFBS)	0.887	0.939	1.4535	1.539	106	NA	±30	Average RF
Perfluoropentane sulfonic acid (PFPeS)	0.941	0.958	1.4173	1.4431	102	NA	±30	Average RF
Perfluorohexane sulfonic acid (PFHxS)	0.914	0.916	1.3641	1.3666	100	NA	±30	Average RF
Perfluoroheptane sulfonic acid (PFHpS)	0.953	0.945	3.1852	3.157	99.1	NA	±30	Average RF
Perfluorooctane sulfonic acid (PFOS)	0.928	0.950	2.8089	2.7628	102	2.3	±30	Linear
Perfluorononane sulfonic acid (PFNS)	0.962	1.03	2.2312	2.3969	107	NA	±30	Average RF
Perfluorodecane sulfonic acid (PFDS)	0.965	0.973	2.0589	2.0028	101	0.8	±30	Linear
Perfluorododecane sulfonic acid (PFDoS)	0.970	1.06	1.2053	1.3048	109	9.5	±30	Linear
Perfluorobutanoic acid (PFBA)	1.00	0.993	1.3481	1.1762	99.3	-0.7	±30	Linear
Perfluoropentanoic acid (PFPeA)	1.00	1.00	3.5791	3.5787	100	NA	±30	Average RF
Perfluorohexanoic acid (PFHxA)	1.00	0.995	0.9905	1.0213	99.5	-0.5	±30	Linear
Perfluoroheptanoic acid (PFHpA)	1.00	0.958	0.9607	0.8829	95.8	-4.2	±30	Linear
Perfluorooctanoic acid (PFOA)	1.00	0.949	1.1148	0.9331	94.9	-5.2	±30	Linear
Perfluorononanoic acid (PFNA)	1.00	0.968	0.8922	0.8066	96.8	-3.2	±30	Linear
Perfluorodecanoic acid (PFDA)	1.00	0.942	1.0161	0.9573	94.2	NA	±30	Average RF
Perfluoroundecanoic acid (PFUnDA)	1.00	1.00	1.1275	1.089	100	0.3	±30	Linear
Perfluorododecanoic acid (PFDOA)	1.00	1.01	0.7481	0.692	101	0.5	±30	Linear
Perfluorotridecanoic acid (PFTrDA)	1.00	1.06	1.3386	1.3194	106	5.8	±30	Linear
Perfluorotetradecanoic acid (PFTDA)	1.00	1.04	0.9469	0.9161	104	4.2	±30	Linear
Perfluorooctane sulfonamide (PFOSAm)	2.00	1.93	1.0912	1.0527	96.5	NA	±30	Average RF
N-Methylperfluorooctane sulfonamide (MeFOSA)	1.00	1.09	1.6129	1.7585	109	NA	±30	Average RF
N-Ethylperfluorooctane sulfonamide (EtFOSAm)	1.00	0.940	1.1612	1.1385	94.0	-6.0	±30	Linear
N-Methylperfluorooctane sulfonamido ethanol (MeFOSE)	1.00	1.02	1.5168	1.5208	102	2.4	±30	Linear
N-Ethylperfluorooctane sulfonamido ethanol (EtFOSE)	1.00	0.984	1.2612	1.2427	98.4	-1.7	±30	Linear
N-Methylperfluorooctane sulfonamido acetic acid (NMeFOSAA)	1.00	1.04	0.9784	1.0187	104	NA	±30	Average RF
N-Ethylperfluorooctane sulfonamido acetic acid (NEtFOSAA)	1.00	0.966	0.9349	0.9275	96.6	-3.4	±30	Linear
1H, 1H, 2H, 2H-Perfluorohexanesulfonic acid (4:2 FTS)	0.937	0.926	2.8429	2.8096	98.8	NA	±30	Average RF
1H, 1H, 2H, 2H-Perfluorooctanesulfonic acid (6:2 FTS)	0.951	0.889	2.3126	2.1611	93.4	NA	±30	Average RF

Client:	Day Environmental, Inc.	**Service Request:**	R2401914
Project:	Shumway Marina/6048S-23	**Date Analyzed:**	03/20/24 22:35

Continuing Calibration Verification (CCV) Summary
Per- and Polyfluoroalkyl Substances (PFAS) by LC/MS/MS Compliant with Table B-24 of DOD QSM 5.4

Analysis Method:	Draft EPA Method 1633	**Calibration Date:**	3/15/2024
File ID:	J:\LCMS08\Data\240320_1633_B1\240320_025	**Calibration ID:**	KC2400137
Signal ID:	1	**Analysis Lot:**	835644
		Units:	ng/mL

1H, 1H, 2H, 2H-Perfluorodecanesulfonic acid (8:2 FTS)	0.960	0.951	2.1122	2.1458	99.1	-0.9	±30	Linear
4,4,5,5,6,6,6-Heptafluorohexanoic acid (3:3 FTCA)	20.0	19.4	0.0756	0.0733	96.9	NA	±30	Average RF
2H,2H,3H,3H-Perfluorooctanoic acid (5:3 FTCA)	20.0	18.4	0.0743	0.0682	91.8	NA	±30	Average RF
2H,2H,3H,3H-Perfluorodecanoic acid (7:3 FTCA)	20.0	16.0	0.1082	0.0866	80.0	NA	±30	Average RF
Perfluoro(2-ethoxyethane) sulfonic acid (PFEESA)	0.890	0.860	3.4696	3.3529	96.6	NA	±30	Average RF
9-Chlorohexadecafluoro-3-oxanonane-1-sulfonic acid (9-Cl-PF3ONS)	0.933	0.933	5.468	5.476	100	0.0	±30	Linear
11-Chloroeicosafluoro-3-oxaundecane-1-sulfonic acid (11-Cl-PF3OUdS)	0.943	0.990	2.5007	2.625	105	NA	±30	Average RF
Perfluoro-3-methoxypropanoic acid (PFMPA)	1.00	1.02	1.5521	1.5864	102	NA	±30	Average RF
Perfluoro-4-methoxybutanoic acid (PFMBA)	1.00	0.991	2.3296	2.3084	99.1	NA	±30	Average RF
Hexafluoropropyleneoxide dimer acid (HFPO-DA) (GenX)	1.00	1.01	1.1676	1.156	101	1.1	±30	Linear
Nonafluoro-3,6-dioxaheptanoic acid (NFDHA)	1.00	1.04	0.829	0.8502	104	3.7	±30	Linear
4,8-Dioxa-3H-perfluorononanoic acid (DONA)	0.945	0.914	4.6807	4.421	96.7	-3.3	±30	Linear

Analyte Name	Expected	Result	Average RF	CCV RF	Rec.	% Drift	Criteria	Curve Fit
13C3-PFBS	2.50	2.58	1.5237	1.5705	103	NA	±30	Average RF
13C3-PFHxS	2.50	2.52	1.0481	1.0565	101	NA	±30	Average RF
13C8-PFOS	2.50	2.42	0.35	0.3384	96.7	NA	±30	Average RF
13C4-PFBA	10.0	10.1	0.9861	1.0001	101	NA	±30	Average RF
13C5-PFPeA	5.00	4.98	0.2782	0.2771	99.6	NA	±30	Average RF
13C5-PFHxA	2.50	2.47	0.8176	0.8078	98.8	NA	±30	Average RF
13C4-PFHpA	2.50	2.43	1.1303	1.0995	97.3	NA	±30	Average RF
13C8-PFOA	2.50	2.27	15.3965	13.9651	90.7	NA	±30	Average RF
13C9-PFNA	1.25	1.24	1.1295	1.1224	99.4	NA	±30	Average RF
13C6-PFDA	1.25	1.28	1.1701	1.1993	102	NA	±30	Average RF
13C7-PFUnDA	1.25	1.31	1.1539	1.2065	105	NA	±30	Average RF
13C2-PFDoDA	1.25	1.28	1.342	1.3777	103	NA	±30	Average RF
13C2-PFTeDA	1.25	1.25	0.8103	0.8092	100	NA	±30	Average RF
13C8-FOSA	2.50	2.64	0.9402	0.9916	105	NA	±30	Average RF
D3-MeFOSA	2.50	2.40	0.2446	0.2352	96.1	NA	±30	Average RF

Client:	Day Environmental, Inc.	**Service Request:**	R2401914
Project:	Shumway Marina/6048S-23	**Date Analyzed:**	03/20/24 22:35

Continuing Calibration Verification (CCV) Summary
Per- and Polyfluoroalkyl Substances (PFAS) by LC/MS/MS Compliant with Table B-24 of DOD QSM 5.4

Analysis Method:	Draft EPA Method 1633	**Calibration Date:**	3/15/2024
File ID:	J:\LCMS08\Data\240320_1633_B1\240320_025	**Calibration ID:**	KC2400137
Signal ID:	1	**Analysis Lot:**	835644
		Units:	ng/mL

D5-EtFOSA	2.50	2.68	0.3909	0.4198	107	NA	±30	Average RF
D7-MeFOSE	25.0	26.5	0.2877	0.3053	106	NA	±30	Average RF
D9-EtFOSE	25.0	26.8	0.3284	0.3527	107	NA	±30	Average RF
D3-MeFOSAA	5.00	4.83	0.6048	0.5838	96.5	NA	±30	Average RF
D5-EtFOSAA	5.00	4.70	0.4431	0.4168	94.1	NA	±30	Average RF
13C2-4:2 FTS	5.00	4.18	0.351	0.2933	83.6	NA	±30	Average RF
13C2-6:2 FTS	5.00	4.27	0.2829	0.2415	85.4	NA	±30	Average RF
13C2-8:2 FTS	5.00	4.26	0.1812	0.1542	85.1	NA	±30	Average RF
13C3-HFPO-DA	10.0	9.49	0.3273	0.3106	94.9	NA	±30	Average RF

QA/QC Report

Client:	Day Environmental, Inc.	**Service Request:**	R2401914
Project:	Shumway Marina/6048S-23	**Date Analyzed:**	03/21/24 12:26

Continuing Calibration Verification (CCV) Summary
Per- and Polyfluoroalkyl Substances (PFAS) by LC/MS/MS Compliant with Table B-24 of DOD QSM 5.4

Analysis Method:	Draft EPA Method 1633	**Calibration Date:**	3/15/2024
File ID:	J:\LCMS08\Data\240321_1633_B1\240321_006	**Calibration ID:**	KC2400137
Signal ID:	1	**Analysis Lot:**	835726
		Units:	ng/mL

Analyte Name	Expected	Result	Average RF	CCV RF	Rec.	% Drift	Criteria	Curve Fit
Perfluorobutane sulfonic acid (PFBS)	0.222	0.250	1.4535	1.6354	113	NA	±30	Average RF
Perfluoropentane sulfonic acid (PFPeS)	0.235	0.225	1.4173	1.3573	95.8	NA	±30	Average RF
Perfluorohexane sulfonic acid (PFHxS)	0.229	0.211	1.3641	1.2585	92.3	NA	±30	Average RF
Perfluoroheptane sulfonic acid (PFHpS)	0.238	0.273	3.1852	3.6427	114	NA	±30	Average RF
Perfluorooctane sulfonic acid (PFOS)	0.232	0.214	2.8089	2.5958	92.2	-7.8	±30	Linear
Perfluorononane sulfonic acid (PFNS)	0.241	0.261	2.2312	2.4196	108	NA	±30	Average RF
Perfluorodecane sulfonic acid (PFDS)	0.241	0.256	2.0589	2.1774	106	6.2	±30	Linear
Perfluorododecane sulfonic acid (PFDoS)	0.243	0.231	1.2053	1.1499	95.4	-4.6	±30	Linear
Perfluorobutanoic acid (PFBA)	0.250	0.241	1.3481	1.3004	96.5	-3.5	±30	Linear
Perfluoropentanoic acid (PFPeA)	0.250	0.252	3.5791	3.6066	101	NA	±30	Average RF
Perfluorohexanoic acid (PFHxA)	0.250	0.227	0.9905	0.898	90.9	-9.1	±30	Linear
Perfluoroheptanoic acid (PFHpA)	0.250	0.249	0.9607	0.9567	99.8	-0.2	±30	Linear
Perfluorooctanoic acid (PFOA)	0.250	0.291	1.1148	1.2633	117	16.5	±30	Linear
Perfluorononanoic acid (PFNA)	0.250	0.268	0.8922	0.947	107	7.1	±30	Linear
Perfluorodecanoic acid (PFDA)	0.250	0.290	1.0161	1.1764	116	NA	±30	Average RF
Perfluoroundecanoic acid (PFUnDA)	0.250	0.290	1.1275	1.2959	116	15.9	±30	Linear
Perfluorododecanoic acid (PFDOA)	0.250	0.231	0.7481	0.6933	92.6	-7.4	±30	Linear
Perfluorotridecanoic acid (PFTrDA)	0.250	0.201	1.3386	1.0946	80.4	-19.6	±30	Linear
Perfluorotetradecanoic acid (PFTDA)	0.250	0.258	0.9469	0.9698	103	3.0	±30	Linear
Perfluorooctane sulfonamide (PFOSAm)	0.500	0.499	1.0912	1.0894	99.8	NA	±30	Average RF
N-Methylperfluorooctane sulfonamide (MeFOSA)	0.250	0.239	1.6129	1.5418	95.6	NA	±30	Average RF
N-Ethylperfluorooctane sulfonamide (EtFOSAm)	0.250	0.254	1.1612	1.182	101	1.5	±30	Linear
N-Methylperfluorooctane sulfonamido ethanol (MeFOSE)	0.250	0.249	1.5168	1.5094	99.6	-0.4	±30	Linear
N-Ethylperfluorooctane sulfonamido ethanol (EtFOSE)	0.250	0.247	1.2612	1.2477	98.9	-1.1	±30	Linear
N-Methylperfluorooctane sulfonamido acetic acid (NMeFOSAA)	0.250	0.311	0.9784	1.2166	124	NA	±30	Average RF
N-Ethylperfluorooctane sulfonamido acetic acid (NEtFOSAA)	0.250	0.217	0.9349	0.8099	87.0	-13.0	±30	Linear
1H, 1H, 2H, 2H-Perfluorohexanesulfonic acid (4:2 FTS)	0.234	0.249	2.8429	3.021	106	NA	±30	Average RF
1H, 1H, 2H, 2H-Perfluorooctanesulfonic acid (6:2 FTS)	0.238	0.296	2.3126	2.8767	124	NA	±30	Average RF

ALS Group USA, Corp.
dba ALS Environmental

QA/QC Report

Client:	Day Environmental, Inc.	**Service Request:**	R2401914
Project:	Shumway Marina/6048S-23	**Date Analyzed:**	03/21/24 12:26

Continuing Calibration Verification (CCV) Summary
Per- and Polyfluoroalkyl Substances (PFAS) by LC/MS/MS Compliant with Table B-24 of DOD QSM 5.4

Analysis Method:	Draft EPA Method 1633	**Calibration Date:**	3/15/2024
File ID:	J:\LCMS08\Data\240321_1633_B1\240321_006	**Calibration ID:**	KC2400137
Signal ID:	1	**Analysis Lot:**	835726
		Units:	ng/mL

1H, 1H, 2H, 2H-Perfluorodecanesulfonic acid (8:2 FTS)	0.240	0.288	2.1122	2.5529	120	20.1	±30	Linear
4,4,5,5,6,6,6-Heptafluorohexanoic acid (3:3 FTCA)	10.0	9.08	0.0756	0.0686	90.8	NA	±30	Average RF
2H,2H,3H,3H-Perfluorooctanoic acid (5:3 FTCA)	10.0	9.35	0.0743	0.0695	93.5	NA	±30	Average RF
2H,2H,3H,3H-Perfluorodecanoic acid (7:3 FTCA)	10.0	7.97	0.1082	0.0863	79.7	NA	±30	Average RF
Perfluoro(2-ethoxyethane) sulfonic acid (PFEESA)	0.223	0.223	3.4696	3.4766	100	NA	±30	Average RF
9-Chlorohexadecafluoro-3-oxanonane-1-sulfonic acid (9-Cl-PF3ONS)	0.233	0.240	5.468	5.6225	103	2.8	±30	Linear
11-Chloroeicosafluoro-3-oxaundecane-1-sulfonic acid (11-Cl-PF3OUdS)	0.236	0.269	2.5007	2.8568	114	NA	±30	Average RF
Perfluoro-3-methoxypropanoic acid (PFMPA)	0.250	0.247	1.5521	1.5339	98.8	NA	±30	Average RF
Perfluoro-4-methoxybutanoic acid (PFMBA)	0.250	0.240	2.3296	2.2349	95.9	NA	±30	Average RF
Hexafluoropropyleneoxide dimer acid (HFPO-DA) (GenX)	0.250	0.269	1.1676	1.2531	108	7.6	±30	Linear
Nonafluoro-3,6-dioxaheptanoic acid (NFDHA)	0.250	0.270	0.829	0.8947	108	8.1	±30	Linear
4,8-Dioxa-3H-perfluorononanoic acid (DONA)	0.236	0.282	4.6807	5.5599	119	19.5	±30	Linear

Analyte Name	Expected	Result	Average RF	CCV RF	Rec.	% Drift	Criteria	Curve Fit
13C3-PFBS	2.50	2.41	1.5237	1.4705	96.5	NA	±30	Average RF
13C3-PFHxS	2.50	2.66	1.0481	1.1159	106	NA	±30	Average RF
13C8-PFOS	2.50	2.18	0.35	0.3051	87.2	NA	±30	Average RF
13C4-PFBA	10.0	10.1	0.9861	0.9934	101	NA	±30	Average RF
13C5-PFPeA	5.00	5.31	0.2782	0.2952	106	NA	±30	Average RF
13C5-PFHxA	2.50	2.52	0.8176	0.8232	101	NA	±30	Average RF
13C4-PFHpA	2.50	2.59	1.1303	1.1725	104	NA	±30	Average RF
13C8-PFOA	2.50	2.42	15.3965	14.8991	96.8	NA	±30	Average RF
13C9-PFNA	1.25	1.33	1.1295	1.2022	106	NA	±30	Average RF
13C6-PFDA	1.25	1.35	1.1701	1.2613	108	NA	±30	Average RF
13C7-PFUnDA	1.25	1.18	1.1539	1.0898	94.4	NA	±30	Average RF
13C2-PFDoDA	1.25	1.35	1.342	1.4503	108	NA	±30	Average RF
13C2-PFTeDA	1.25	1.38	0.8103	0.8937	110	NA	±30	Average RF
13C8-FOSA	2.50	2.45	0.9402	0.9224	98.1	NA	±30	Average RF
D3-MeFOSA	2.50	2.31	0.2446	0.2263	92.5	NA	±30	Average RF

Client:	Day Environmental, Inc.	**Service Request:**	R2401914
Project:	Shumway Marina/6048S-23	**Date Analyzed:**	03/21/24 12:26

Continuing Calibration Verification (CCV) Summary
Per- and Polyfluoroalkyl Substances (PFAS) by LC/MS/MS Compliant with Table B-24 of DOD QSM 5.4

Analysis Method:	Draft EPA Method 1633	**Calibration Date:**	3/15/2024
File ID:	J:\LCMS08\Data\240321_1633_B1\240321_006	**Calibration ID:**	KC2400137
Signal ID:	1	**Analysis Lot:**	835726
		Units:	ng/mL

D5-EtFOSA	2.50	2.45	0.3909	0.3835	98.1	NA	±30	Average RF
D7-MeFOSE	25.0	24.5	0.2877	0.2821	98.1	NA	±30	Average RF
D9-EtFOSE	25.0	26.4	0.3284	0.3472	106	NA	±30	Average RF
D3-MeFOSAA	5.00	3.91	0.6048	0.4727	78.2	NA	±30	Average RF
D5-EtFOSAA	5.00	4.37	0.4431	0.3869	87.3	NA	±30	Average RF
13C2-4:2 FTS	5.00	3.96	0.351	0.278	79.2	NA	±30	Average RF
13C2-6:2 FTS	5.00	3.05	0.2829	0.1724	60.9*	NA	±30	Average RF
13C2-8:2 FTS	5.00	3.21	0.1812	0.1163	64.2*	NA	±30	Average RF
13C3-HFPO-DA	10.0	9.75	0.3273	0.3192	97.5	NA	±30	Average RF

Client:	Day Environmental, Inc.	**Service Request:**	R2401914
Project:	Shumway Marina/6048S-23	**Date Analyzed:**	03/21/24 13:21

Continuing Calibration Verification (CCV) Summary
Per- and Polyfluoroalkyl Substances (PFAS) by LC/MS/MS Compliant with Table B-24 of DOD QSM 5.4

Analysis Method:	Draft EPA Method 1633	**Calibration Date:**	3/15/2024
File ID:	J:\LCMS08\Data\240321_1633_B1\240321_008	**Calibration ID:**	KC2400137
Signal ID:	1	**Analysis Lot:**	835726
		Units:	ng/mL

Analyte Name	Expected	Result	Average RF	CCV RF	Rec.	% Drift	Criteria	Curve Fit
Perfluorobutane sulfonic acid (PFBS)	0.887	0.906	1.4535	1.4843	102	NA	±30	Average RF
Perfluoropentane sulfonic acid (PFPeS)	0.941	0.962	1.4173	1.4491	102	NA	±30	Average RF
Perfluorohexane sulfonic acid (PFHxS)	0.914	0.947	1.3641	1.413	104	NA	±30	Average RF
Perfluoroheptane sulfonic acid (PFHpS)	0.953	0.835	3.1852	2.7898	87.6	NA	±30	Average RF
Perfluorooctane sulfonic acid (PFOS)	0.928	0.775	2.8089	2.2609	83.5	-16.5	±30	Linear
Perfluorononane sulfonic acid (PFNS)	0.962	0.841	2.2312	1.9514	87.5	NA	±30	Average RF
Perfluorodecane sulfonic acid (PFDS)	0.965	0.874	2.0589	1.8014	90.6	-9.4	±30	Linear
Perfluorododecane sulfonic acid (PFDoS)	0.970	0.869	1.2053	1.0682	89.5	-10.5	±30	Linear
Perfluorobutanoic acid (PFBA)	1.00	0.982	1.3481	1.1635	98.2	-1.8	±30	Linear
Perfluoropentanoic acid (PFPeA)	1.00	0.990	3.5791	3.5418	99.0	NA	±30	Average RF
Perfluorohexanoic acid (PFHxA)	1.00	1.00	0.9905	1.0306	100	0.4	±30	Linear
Perfluoroheptanoic acid (PFHpA)	1.00	0.965	0.9607	0.8893	96.5	-3.5	±30	Linear
Perfluorooctanoic acid (PFOA)	1.00	0.960	1.1148	0.9439	96.0	-4.0	±30	Linear
Perfluorononanoic acid (PFNA)	1.00	1.01	0.8922	0.8389	101	0.8	±30	Linear
Perfluorodecanoic acid (PFDA)	1.00	0.948	1.0161	0.9627	94.8	NA	±30	Average RF
Perfluoroundecanoic acid (PFUnDA)	1.00	1.07	1.1275	1.1641	107	7.3	±30	Linear
Perfluorododecanoic acid (PFDOA)	1.00	1.00	0.7481	0.6903	100	0.2	±30	Linear
Perfluorotridecanoic acid (PFTrDA)	1.00	0.993	1.3386	1.2408	99.3	-0.7	±30	Linear
Perfluorotetradecanoic acid (PFTDA)	1.00	1.06	0.9469	0.9283	106	5.6	±30	Linear
Perfluorooctane sulfonamide (PFOSAm)	2.00	1.97	1.0912	1.0722	98.3	NA	±30	Average RF
N-Methylperfluorooctane sulfonamide (MeFOSA)	1.00	1.01	1.6129	1.6345	101	NA	±30	Average RF
N-Ethylperfluorooctane sulfonamide (EtFOSAm)	1.00	0.921	1.1612	1.1154	92.1	-7.9	±30	Linear
N-Methylperfluorooctane sulfonamido ethanol (MeFOSE)	1.00	1.01	1.5168	1.5063	101	1.4	±30	Linear
N-Ethylperfluorooctane sulfonamido ethanol (EtFOSE)	1.00	0.921	1.2612	1.1639	92.1	-7.9	±30	Linear
N-Methylperfluorooctane sulfonamido acetic acid (NMeFOSAA)	1.00	1.01	0.9784	0.9895	101	NA	±30	Average RF
N-Ethylperfluorooctane sulfonamido acetic acid (NEtFOSAA)	1.00	1.15	0.9349	1.1032	115	14.8	±30	Linear
1H, 1H, 2H, 2H-Perfluorohexanesulfonic acid (4:2 FTS)	0.937	0.941	2.8429	2.8542	100	NA	±30	Average RF
1H, 1H, 2H, 2H-Perfluorooctanesulfonic acid (6:2 FTS)	0.951	0.999	2.3126	2.4286	105	NA	±30	Average RF

ALS Group USA, Corp.
dba ALS Environmental

QA/QC Report

Client:	Day Environmental, Inc.	**Service Request:**	R2401914
Project:	Shumway Marina/6048S-23	**Date Analyzed:**	03/21/24 13:21

Continuing Calibration Verification (CCV) Summary
Per- and Polyfluoroalkyl Substances (PFAS) by LC/MS/MS Compliant with Table B-24 of DOD QSM 5.4

Analysis Method:	Draft EPA Method 1633	**Calibration Date:**	3/15/2024
File ID:	J:\LCMS08\Data\240321_1633_B1\240321_008	**Calibration ID:**	KC2400137
Signal ID:	1	**Analysis Lot:**	835726
		Units:	ng/mL

1H, 1H, 2H, 2H-Perfluorodecanesulfonic acid (8:2 FTS)	0.960	1.04	2.1122	2.35	108	8.4	±30	Linear
4,4,5,5,6,6,6-Heptafluorohexanoic acid (3:3 FTCA)	20.0	18.3	0.0756	0.0692	91.6	NA	±30	Average RF
2H,2H,3H,3H-Perfluorooctanoic acid (5:3 FTCA)	20.0	19.3	0.0743	0.0717	96.5	NA	±30	Average RF
2H,2H,3H,3H-Perfluorodecanoic acid (7:3 FTCA)	20.0	17.1	0.1082	0.0924	85.4	NA	±30	Average RF
Perfluoro(2-ethoxyethane) sulfonic acid (PFEESA)	0.890	0.965	3.4696	3.7601	108	NA	±30	Average RF
9-Chlorohexadecafluoro-3-oxanonane-1-sulfonic acid (9-Cl-PF3ONS)	0.933	0.905	5.468	5.3093	97.0	-3.0	±30	Linear
11-Chloroeicosafluoro-3-oxaundecane-1-sulfonic acid (11-Cl-PF3OUdS)	0.943	0.887	2.5007	2.3525	94.1	NA	±30	Average RF
Perfluoro-3-methoxypropanoic acid (PFMPA)	1.00	0.992	1.5521	1.5403	99.2	NA	±30	Average RF
Perfluoro-4-methoxybutanoic acid (PFMBA)	1.00	0.925	2.3296	2.1543	92.5	NA	±30	Average RF
Hexafluoropropyleneoxide dimer acid (HFPO-DA) (GenX)	1.00	0.950	1.1676	1.0869	95.0	-5.0	±30	Linear
Nonafluoro-3,6-dioxaheptanoic acid (NFDHA)	1.00	1.18	0.829	0.9694	118	18.2	±30	Linear
4,8-Dioxa-3H-perfluorononanoic acid (DONA)	0.945	1.02	4.6807	4.9192	108	7.7	±30	Linear

Analyte Name	Expected	Result	Average RF	CCV RF	Rec.	% Drift	Criteria	Curve Fit
13C3-PFBS	2.50	2.73	1.5237	1.6633	109	NA	±30	Average RF
13C3-PFHxS	2.50	2.63	1.0481	1.1035	105	NA	±30	Average RF
13C8-PFOS	2.50	2.67	0.35	0.3739	107	NA	±30	Average RF
13C4-PFBA	10.0	10.2	0.9861	1.0068	102	NA	±30	Average RF
13C5-PFPeA	5.00	5.58	0.2782	0.3107	112	NA	±30	Average RF
13C5-PFHxA	2.50	2.49	0.8176	0.8135	99.5	NA	±30	Average RF
13C4-PFHpA	2.50	2.77	1.1303	1.2539	111	NA	±30	Average RF
13C8-PFOA	2.50	2.62	15.3965	16.1188	105	NA	±30	Average RF
13C9-PFNA	1.25	1.30	1.1295	1.1706	104	NA	±30	Average RF
13C6-PFDA	1.25	1.25	1.1701	1.1712	100	NA	±30	Average RF
13C7-PFUnDA	1.25	1.24	1.1539	1.1419	99.0	NA	±30	Average RF
13C2-PFDoDA	1.25	1.37	1.342	1.4752	110	NA	±30	Average RF
13C2-PFTeDA	1.25	1.20	0.8103	0.7805	96.3	NA	±30	Average RF
13C8-FOSA	2.50	2.57	0.9402	0.9647	103	NA	±30	Average RF
D3-MeFOSA	2.50	2.59	0.2446	0.2532	104	NA	±30	Average RF

Client:	Day Environmental, Inc.	**Service Request:**	R2401914
Project:	Shumway Marina/6048S-23	**Date Analyzed:**	03/21/24 13:21

Continuing Calibration Verification (CCV) Summary
Per- and Polyfluoroalkyl Substances (PFAS) by LC/MS/MS Compliant with Table B-24 of DOD QSM 5.4

Analysis Method:	Draft EPA Method 1633	**Calibration Date:**	3/15/2024
File ID:	J:\LCMS08\Data\240321_1633_B1\240321_008	**Calibration ID:**	KC2400137
Signal ID:	1	**Analysis Lot:**	835726
		Units:	ng/mL

D5-EtFOSA	2.50	2.54	0.3909	0.3976	102	NA	±30	Average RF
D7-MeFOSE	25.0	24.1	0.2877	0.2776	96.5	NA	±30	Average RF
D9-EtFOSE	25.0	26.1	0.3284	0.3425	104	NA	±30	Average RF
D3-MeFOSAA	5.00	4.43	0.6048	0.5354	88.5	NA	±30	Average RF
D5-EtFOSAA	5.00	4.17	0.4431	0.3694	83.4	NA	±30	Average RF
13C2-4:2 FTS	5.00	4.10	0.351	0.2875	81.9	NA	±30	Average RF
13C2-6:2 FTS	5.00	3.44	0.2829	0.1946	68.8*	NA	±30	Average RF
13C2-8:2 FTS	5.00	3.85	0.1812	0.1396	77.0	NA	±30	Average RF
13C3-HFPO-DA	10.0	10.5	0.3273	0.3445	105	NA	±30	Average RF

Client: Day Environmental, Inc. **Service Request:** R2401914
Project: Shumway Marina/6048S-23 **Date Analyzed:** 03/21/24 16:53

Continuing Calibration Verification (CCV) Summary
Per- and Polyfluoroalkyl Substances (PFAS) by LC/MS/MS Compliant with Table B-24 of DOD QSM 5.4

Analysis Method: Draft EPA Method 1633 **Calibration Date:** 3/15/2024
File ID: J:\LCMS08\Data\240321_1633_B1\240321_017 **Calibration ID:** KC2400137
Signal ID: 1 **Analysis Lot:** 835726
Units: ng/mL

Analyte Name	Expected	Result	Average RF	CCV RF	Rec.	% Drift	Criteria	Curve Fit
Perfluorobutane sulfonic acid (PFBS)	0.887	0.892	1.4535	1.4617	101	NA	±30	Average RF
Perfluoropentane sulfonic acid (PFPeS)	0.941	0.965	1.4173	1.4531	103	NA	±30	Average RF
Perfluorohexane sulfonic acid (PFHxS)	0.914	0.896	1.3641	1.3376	98.1	NA	±30	Average RF
Perfluoroheptane sulfonic acid (PFHpS)	0.953	1.03	3.1852	3.4438	108	NA	±30	Average RF
Perfluorooctane sulfonic acid (PFOS)	0.928	0.945	2.8089	2.7482	102	1.8	±30	Linear
Perfluorononane sulfonic acid (PFNS)	0.962	1.08	2.2312	2.4957	112	NA	±30	Average RF
Perfluorodecane sulfonic acid (PFDS)	0.965	1.04	2.0589	2.1355	108	7.6	±30	Linear
Perfluorododecane sulfonic acid (PFDoS)	0.970	1.08	1.2053	1.3214	111	10.9	±30	Linear
Perfluorobutanoic acid (PFBA)	1.00	0.995	1.3481	1.1778	99.5	-0.5	±30	Linear
Perfluoropentanoic acid (PFPeA)	1.00	0.936	3.5791	3.3502	93.6	NA	±30	Average RF
Perfluorohexanoic acid (PFHxA)	1.00	0.966	0.9905	0.9915	96.6	-3.4	±30	Linear
Perfluoroheptanoic acid (PFHpA)	1.00	0.948	0.9607	0.8741	94.8	-5.2	±30	Linear
Perfluorooctanoic acid (PFOA)	1.00	0.888	1.1148	0.8764	88.8	-11.2	±30	Linear
Perfluorononanoic acid (PFNA)	1.00	0.928	0.8922	0.7735	92.8	-7.2	±30	Linear
Perfluorodecanoic acid (PFDA)	1.00	1.04	1.0161	1.056	104	NA	±30	Average RF
Perfluoroundecanoic acid (PFUnDA)	1.00	1.06	1.1275	1.1536	106	6.4	±30	Linear
Perfluorododecanoic acid (PFDOA)	1.00	1.03	0.7481	0.7067	103	2.7	±30	Linear
Perfluorotridecanoic acid (PFTrDA)	1.00	0.967	1.3386	1.209	96.7	-3.3	±30	Linear
Perfluorotetradecanoic acid (PFTDA)	1.00	0.969	0.9469	0.8536	96.9	-3.1	±30	Linear
Perfluorooctane sulfonamide (PFOSAm)	2.00	1.96	1.0912	1.0703	98.1	NA	±30	Average RF
N-Methylperfluorooctane sulfonamide (MeFOSA)	1.00	1.04	1.6129	1.6756	104	NA	±30	Average RF
N-Ethylperfluorooctane sulfonamide (EtFOSAm)	1.00	0.908	1.1612	1.0999	90.8	-9.2	±30	Linear
N-Methylperfluorooctane sulfonamido ethanol (MeFOSE)	1.00	1.01	1.5168	1.4943	101	0.6	±30	Linear
N-Ethylperfluorooctane sulfonamido ethanol (EtFOSE)	1.00	0.887	1.2612	1.1207	88.7	-11.3	±30	Linear
N-Methylperfluorooctane sulfonamido acetic acid (NMeFOSAA)	1.00	1.07	0.9784	1.0491	107	NA	±30	Average RF
N-Ethylperfluorooctane sulfonamido acetic acid (NEtFOSAA)	1.00	0.929	0.9349	0.891	92.9	-7.2	±30	Linear
1H, 1H, 2H, 2H-Perfluorohexanesulfonic acid (4:2 FTS)	0.937	0.864	2.8429	2.6211	92.2	NA	±30	Average RF
1H, 1H, 2H, 2H-Perfluorooctanesulfonic acid (6:2 FTS)	0.951	0.881	2.3126	2.143	92.7	NA	±30	Average RF

ALS Group USA, Corp.
dba ALS Environmental

QA/QC Report

Client:	Day Environmental, Inc.	**Service Request:**	R2401914
Project:	Shumway Marina/6048S-23	**Date Analyzed:**	03/21/24 16:53

Continuing Calibration Verification (CCV) Summary
Per- and Polyfluoroalkyl Substances (PFAS) by LC/MS/MS Compliant with Table B-24 of DOD QSM 5.4

Analysis Method:	Draft EPA Method 1633	**Calibration Date:**	3/15/2024
File ID:	J:\LCMS08\Data\240321_1633_B1\240321_017	**Calibration ID:**	KC2400137
Signal ID:	1	**Analysis Lot:**	835726
		Units:	ng/mL

1H, 1H, 2H, 2H-Perfluorodecanesulfonic acid (8:2 FTS)	0.960	1.04	2.1122	2.3379	108	7.9	±30	Linear
4,4,5,5,6,6,6-Heptafluorohexanoic acid (3:3 FTCA)	20.0	18.3	0.0756	0.069	91.3	NA	±30	Average RF
2H,2H,3H,3H-Perfluorooctanoic acid (5:3 FTCA)	20.0	18.0	0.0743	0.0667	89.8	NA	±30	Average RF
2H,2H,3H,3H-Perfluorodecanoic acid (7:3 FTCA)	20.0	16.0	0.1082	0.0868	80.2	NA	±30	Average RF
Perfluoro(2-ethoxyethane) sulfonic acid (PFEESA)	0.890	0.868	3.4696	3.3831	97.5	NA	±30	Average RF
9-Chlorohexadecafluoro-3-oxanonane-1-sulfonic acid (9-Cl-PF3ONS)	0.933	0.989	5.468	5.8022	106	6.0	±30	Linear
11-Chloroeicosafluoro-3-oxaundecane-1-sulfonic acid (11-Cl-PF3OUdS)	0.943	0.970	2.5007	2.5719	103	NA	±30	Average RF
Perfluoro-3-methoxypropanoic acid (PFMPA)	1.00	0.967	1.5521	1.5008	96.7	NA	±30	Average RF
Perfluoro-4-methoxybutanoic acid (PFMBA)	1.00	0.921	2.3296	2.1457	92.1	NA	±30	Average RF
Hexafluoropropyleneoxide dimer acid (HFPO-DA) (GenX)	1.00	0.964	1.1676	1.1028	96.4	-3.6	±30	Linear
Nonafluoro-3,6-dioxaheptanoic acid (NFDHA)	1.00	1.07	0.829	0.8788	107	7.2	±30	Linear
4,8-Dioxa-3H-perfluorononanoic acid (DONA)	0.945	0.924	4.6807	4.47	97.8	-2.2	±30	Linear

Analyte Name	Expected	Result	Average RF	CCV RF	Rec.	% Drift	Criteria	Curve Fit
13C3-PFBS	2.50	2.75	1.5237	1.6743	110	NA	±30	Average RF
13C3-PFHxS	2.50	2.73	1.0481	1.1465	109	NA	±30	Average RF
13C8-PFOS	2.50	2.56	0.35	0.3589	103	NA	±30	Average RF
13C4-PFBA	10.0	9.95	0.9861	0.9811	99.5	NA	±30	Average RF
13C5-PFPeA	5.00	5.37	0.2782	0.2989	107	NA	±30	Average RF
13C5-PFHxA	2.50	2.42	0.8176	0.7911	96.8	NA	±30	Average RF
13C4-PFHpA	2.50	2.51	1.1303	1.1344	100	NA	±30	Average RF
13C8-PFOA	2.50	2.31	15.3965	14.2308	92.4	NA	±30	Average RF
13C9-PFNA	1.25	1.32	1.1295	1.1903	105	NA	±30	Average RF
13C6-PFDA	1.25	1.27	1.1701	1.1917	102	NA	±30	Average RF
13C7-PFUnDA	1.25	1.34	1.1539	1.2382	107	NA	±30	Average RF
13C2-PFDoDA	1.25	1.42	1.342	1.527	114	NA	±30	Average RF
13C2-PFTeDA	1.25	1.32	0.8103	0.8529	105	NA	±30	Average RF
13C8-FOSA	2.50	3.03	0.9402	1.1409	121	NA	±30	Average RF
D3-MeFOSA	2.50	2.91	0.2446	0.2852	117	NA	±30	Average RF

Client:	Day Environmental, Inc.	**Service Request:**	R2401914
Project:	Shumway Marina/6048S-23	**Date Analyzed:**	03/21/24 16:53

Continuing Calibration Verification (CCV) Summary
Per- and Polyfluoroalkyl Substances (PFAS) by LC/MS/MS Compliant with Table B-24 of DOD QSM 5.4

Analysis Method:	Draft EPA Method 1633	**Calibration Date:**	3/15/2024
File ID:	J:\LCMS08\Data\240321_1633_B1\240321_017	**Calibration ID:**	KC2400137
Signal ID:	1	**Analysis Lot:**	835726
		Units:	ng/mL

D5-EtFOSA	2.50	3.10	0.3909	0.4848	124	NA	±30	Average RF
D7-MeFOSE	25.0	30.1	0.2877	0.3466	120	NA	±30	Average RF
D9-EtFOSE	25.0	33.0	0.3284	0.434	132*	NA	±30	Average RF
D3-MeFOSAA	5.00	4.92	0.6048	0.5952	98.4	NA	±30	Average RF
D5-EtFOSAA	5.00	5.00	0.4431	0.4435	100	NA	±30	Average RF
13C2-4:2 FTS	5.00	4.41	0.351	0.3094	88.1	NA	±30	Average RF
13C2-6:2 FTS	5.00	4.12	0.2829	0.2333	82.5	NA	±30	Average RF
13C2-8:2 FTS	5.00	4.09	0.1812	0.1484	81.9	NA	±30	Average RF
13C3-HFPO-DA	10.0	9.68	0.3273	0.3167	96.8	NA	±30	Average RF

Client:	Day Environmental, Inc.	**Service Request:**	R2401914
Project:	Shumway Marina/6048S-23	**Date Analyzed:**	03/21/24 12:49

Continuing Calibration Verification (CCV) Summary
Per- and Polyfluoroalkyl Substances (PFAS) by LC/MS/MS Compliant with Table B-24 of DOD QSM 5.4

Analysis Method:	Draft EPA Method 1633	**Calibration Date:**	3/15/2024
File ID:	J:\LCMS08\Data\240321_1633_B1\240321_007	**Calibration ID:**	KC2400137
Signal ID:	1	**Analysis Lot:**	835726
		Units:	ng/mL

Analyte Name	Expected	Result	Average RF	CCV RF	Rec.	% Drift	Criteria	Curve Fit
Perfluorobutane sulfonic acid (PFBS)	0.444	0.435	1.4535	1.4254	98.1	NA	±30	Average RF
Perfluoropentane sulfonic acid (PFPeS)	0.471	0.385	1.4173	1.1588	81.8	NA	±30	Average RF
Perfluorohexane sulfonic acid (PFHxS)	0.457	0.379	1.3641	1.1314	82.9	NA	±30	Average RF
Perfluoroheptane sulfonic acid (PFHpS)	0.477	0.421	3.1852	2.815	88.4	NA	±30	Average RF
Perfluorooctane sulfonic acid (PFOS)	0.464	0.390	2.8089	2.3089	84.0	-16.0	±30	Linear
Perfluorononane sulfonic acid (PFNS)	0.481	0.394	2.2312	1.8276	81.9	NA	±30	Average RF
Perfluorodecane sulfonic acid (PFDS)	0.483	0.413	2.0589	1.7279	85.7	-14.3	±30	Linear
Perfluorododecane sulfonic acid (PFDoS)	0.485	0.468	1.2053	1.1555	96.6	-3.4	±30	Linear
Perfluorobutanoic acid (PFBA)	0.500	0.484	1.3481	1.1998	96.8	-3.2	±30	Linear
Perfluoropentanoic acid (PFPeA)	0.500	0.469	3.5791	3.3546	93.7	NA	±30	Average RF
Perfluorohexanoic acid (PFHxA)	0.500	0.466	0.9905	0.9439	93.1	-6.9	±30	Linear
Perfluoroheptanoic acid (PFHpA)	0.500	0.484	0.9607	0.9055	96.9	-3.1	±30	Linear
Perfluorooctanoic acid (PFOA)	0.500	0.520	1.1148	1.0605	104	3.9	±30	Linear
Perfluorononanoic acid (PFNA)	0.500	0.462	0.8922	0.7897	92.4	-7.6	±30	Linear
Perfluorodecanoic acid (PFDA)	0.500	0.432	1.0161	0.8787	86.5	NA	±30	Average RF
Perfluoroundecanoic acid (PFUnDA)	0.500	0.502	1.1275	1.1034	100	0.4	±30	Linear
Perfluorododecanoic acid (PFDOA)	0.500	0.471	0.7481	0.6673	94.1	-5.9	±30	Linear
Perfluorotridecanoic acid (PFTrDA)	0.500	0.481	1.3386	1.2299	96.1	-3.9	±30	Linear
Perfluorotetradecanoic acid (PFTDA)	0.500	0.479	0.9469	0.8648	95.8	-4.2	±30	Linear
Perfluorooctane sulfonamide (PFOSAm)	1.00	0.981	1.0912	1.0709	98.1	NA	±30	Average RF
N-Methylperfluorooctane sulfonamide (MeFOSA)	0.500	0.595	1.6129	1.9183	119	NA	±30	Average RF
N-Ethylperfluorooctane sulfonamide (EtFOSAm)	0.500	0.455	1.1612	1.0853	91.0	-9.0	±30	Linear
N-Methylperfluorooctane sulfonamido ethanol (MeFOSE)	0.500	0.482	1.5168	1.4421	96.4	-3.6	±30	Linear
N-Ethylperfluorooctane sulfonamido ethanol (EtFOSE)	0.500	0.448	1.2612	1.1315	89.6	-10.4	±30	Linear
N-Methylperfluorooctane sulfonamido acetic acid (NMeFOSAA)	0.500	0.445	0.9784	0.8699	88.9	NA	±30	Average RF
N-Ethylperfluorooctane sulfonamido acetic acid (NEtFOSAA)	0.500	0.583	0.9349	1.1133	117	16.6	±30	Linear
1H, 1H, 2H, 2H-Perfluorohexanesulfonic acid (4:2 FTS)	0.469	0.463	2.8429	2.8068	98.7	NA	±30	Average RF
1H, 1H, 2H, 2H-Perfluorooctanesulfonic acid (6:2 FTS)	0.476	0.434	2.3126	2.1118	91.3	NA	±30	Average RF

Client:	Day Environmental, Inc.	**Service Request:**	R2401914
Project:	Shumway Marina/6048S-23	**Date Analyzed:**	03/21/24 12:49

Continuing Calibration Verification (CCV) Summary
Per- and Polyfluoroalkyl Substances (PFAS) by LC/MS/MS Compliant with Table B-24 of DOD QSM 5.4

Analysis Method:	Draft EPA Method 1633	**Calibration Date:**	3/15/2024
File ID:	J:\LCMS08\Data\240321_1633_B1\240321_007	**Calibration ID:**	KC2400137
Signal ID:	1	**Analysis Lot:**	835726
		Units:	ng/mL

1H, 1H, 2H, 2H-Perfluorodecanesulfonic acid (8:2 FTS)	0.480	0.459	2.1122	2.0516	95.5	-4.5	±30	Linear
4,4,5,5,6,6,6-Heptafluorohexanoic acid (3:3 FTCA)	15.0	13.6	0.0756	0.0685	90.7	NA	±30	Average RF
2H,2H,3H,3H-Perfluorooctanoic acid (5:3 FTCA)	15.0	13.0	0.0743	0.0642	86.4	NA	±30	Average RF
2H,2H,3H,3H-Perfluorodecanoic acid (7:3 FTCA)	15.0	11.2	0.1082	0.081	74.8	NA	±30	Average RF
Perfluoro(2-ethoxyethane) sulfonic acid (PFEESA)	0.445	0.393	3.4696	3.06	88.2	NA	±30	Average RF
9-Chlorohexadecafluoro-3-oxanonane-1-sulfonic acid (9-Cl-PF3ONS)	0.467	0.435	5.468	5.1039	93.3	-6.7	±30	Linear
11-Chloroeicosafluoro-3-oxaundecane-1-sulfonic acid (11-Cl-PF3OUdS)	0.472	0.443	2.5007	2.3503	94.0	NA	±30	Average RF
Perfluoro-3-methoxypropanoic acid (PFMPA)	0.500	0.461	1.5521	1.4308	92.2	NA	±30	Average RF
Perfluoro-4-methoxybutanoic acid (PFMBA)	0.500	0.464	2.3296	2.1617	92.8	NA	±30	Average RF
Hexafluoropropyleneoxide dimer acid (HFPO-DA) (GenX)	0.500	0.474	1.1676	1.0911	94.7	-5.3	±30	Linear
Nonafluoro-3,6-dioxaheptanoic acid (NFDHA)	0.500	0.486	0.829	0.8001	97.2	-2.8	±30	Linear
4,8-Dioxa-3H-perfluorononanoic acid (DONA)	0.473	0.521	4.6807	5.0707	110	10.2	±30	Linear

Analyte Name	Expected	Result	Average RF	CCV RF	Rec.	% Drift	Criteria	Curve Fit
13C3-PFBS	2.50	2.61	1.5237	1.5916	104	NA	±30	Average RF
13C3-PFHxS	2.50	2.97	1.0481	1.2465	119	NA	±30	Average RF
13C8-PFOS	2.50	2.64	0.35	0.3701	106	NA	±30	Average RF
13C4-PFBA	10.0	10.1	0.9861	0.9924	101	NA	±30	Average RF
13C5-PFPeA	5.00	5.11	0.2782	0.2842	102	NA	±30	Average RF
13C5-PFHxA	2.50	2.45	0.8176	0.7998	97.8	NA	±30	Average RF
13C4-PFHpA	2.50	2.47	1.1303	1.1155	98.7	NA	±30	Average RF
13C8-PFOA	2.50	2.94	15.3965	18.1183	118	NA	±30	Average RF
13C9-PFNA	1.25	1.31	1.1295	1.1842	105	NA	±30	Average RF
13C6-PFDA	1.25	1.30	1.1701	1.2176	104	NA	±30	Average RF
13C7-PFUnDA	1.25	1.18	1.1539	1.093	94.7	NA	±30	Average RF
13C2-PFDoDA	1.25	1.35	1.342	1.4441	108	NA	±30	Average RF
13C2-PFTeDA	1.25	1.30	0.8103	0.8422	104	NA	±30	Average RF
13C8-FOSA	2.50	2.54	0.9402	0.9554	102	NA	±30	Average RF
D3-MeFOSA	2.50	2.48	0.2446	0.2422	99.0	NA	±30	Average RF

Client:	Day Environmental, Inc.	**Service Request:**	R2401914
Project:	Shumway Marina/6048S-23	**Date Analyzed:**	03/21/24 12:49

Continuing Calibration Verification (CCV) Summary
Per- and Polyfluoroalkyl Substances (PFAS) by LC/MS/MS Compliant with Table B-24 of DOD QSM 5.4

Analysis Method:	Draft EPA Method 1633	**Calibration Date:**	3/15/2024
File ID:	J:\LCMS08\Data\240321_1633_B1\240321_007	**Calibration ID:**	KC2400137
Signal ID:	1	**Analysis Lot:**	835726
		Units:	ng/mL

D5-EtFOSA	2.50	2.57	0.3909	0.4019	103	NA	±30	Average RF
D7-MeFOSE	25.0	25.6	0.2877	0.2947	102	NA	±30	Average RF
D9-EtFOSE	25.0	27.3	0.3284	0.3584	109	NA	±30	Average RF
D3-MeFOSAA	5.00	4.29	0.6048	0.5187	85.8	NA	±30	Average RF
D5-EtFOSAA	5.00	4.45	0.4431	0.3941	88.9	NA	±30	Average RF
13C2-4:2 FTS	5.00	4.24	0.351	0.2979	84.9	NA	±30	Average RF
13C2-6:2 FTS	5.00	4.00	0.2829	0.2263	80.0	NA	±30	Average RF
13C2-8:2 FTS	5.00	4.49	0.1812	0.1628	89.9	NA	±30	Average RF
13C3-HFPO-DA	10.0	9.55	0.3273	0.3124	95.5	NA	±30	Average RF

Client: Day Environmental, Inc. **Service Request:** R2401914
Project: Shumway Marina/6048S-23 **Date Analyzed:** 03/21/24 22:18

Continuing Calibration Verification (CCV) Summary
Per- and Polyfluoroalkyl Substances (PFAS) by LC/MS/MS Compliant with Table B-24 of DOD QSM 5.4

Analysis Method: Draft EPA Method 1633 **Calibration Date:** 3/15/2024
File ID: J:\LCMS08\Data\240321_1633_B1\240321_031 **Calibration ID:** KC2400137
Signal ID: 1 **Analysis Lot:** 835726
Units: ng/mL

Analyte Name	Expected	Result	Average RF	CCV RF	Rec.	% Drift	Criteria	Curve Fit
Perfluorobutane sulfonic acid (PFBS)	4.44	4.51	1.4535	1.4795	102	NA	±30	Average RF
Perfluoropentane sulfonic acid (PFPeS)	4.71	4.61	1.4173	1.3884	98.0	NA	±30	Average RF
Perfluorohexane sulfonic acid (PFHxS)	4.57	4.52	1.3641	1.3479	98.8	NA	±30	Average RF
Perfluoroheptane sulfonic acid (PFHpS)	4.77	4.51	3.1852	3.012	94.6	NA	±30	Average RF
Perfluorooctane sulfonic acid (PFOS)	4.64	4.84	2.8089	2.7891	104	4.3	±30	Linear
Perfluorononane sulfonic acid (PFNS)	4.81	4.84	2.2312	2.2466	101	NA	±30	Average RF
Perfluorodecane sulfonic acid (PFDS)	4.83	4.93	2.0589	2.0111	102	2.2	±30	Linear
Perfluorododecane sulfonic acid (PFDoS)	4.85	4.92	1.2053	1.2074	102	1.5	±30	Linear
Perfluorobutanoic acid (PFBA)	5.00	5.08	1.3481	1.1601	102	1.6	±30	Linear
Perfluoropentanoic acid (PFPeA)	5.00	4.97	3.5791	3.5605	99.5	NA	±30	Average RF
Perfluorohexanoic acid (PFHxA)	5.00	4.95	0.9905	1.0256	99.0	-1.0	±30	Linear
Perfluoroheptanoic acid (PFHpA)	5.00	4.94	0.9607	0.901	98.8	-1.2	±30	Linear
Perfluorooctanoic acid (PFOA)	5.00	5.41	1.1148	1.025	108	8.2	±30	Linear
Perfluorononanoic acid (PFNA)	5.00	4.70	0.8922	0.7679	93.9	-6.1	±30	Linear
Perfluorodecanoic acid (PFDA)	5.00	4.66	1.0161	0.9466	93.2	NA	±30	Average RF
Perfluoroundecanoic acid (PFUnDA)	5.00	5.31	1.1275	1.1423	106	6.3	±30	Linear
Perfluorododecanoic acid (PFDOA)	5.00	4.84	0.7481	0.6528	96.8	-3.2	±30	Linear
Perfluorotridecanoic acid (PFTrDA)	5.00	4.87	1.3386	1.1949	97.4	-2.6	±30	Linear
Perfluorotetradecanoic acid (PFTDA)	5.00	4.95	0.9469	0.8541	99.0	-1.0	±30	Linear
Perfluorooctane sulfonamide (PFOSAm)	10.0	10.2	1.0912	1.1132	102	NA	±30	Average RF
N-Methylperfluorooctane sulfonamide (MeFOSA)	5.00	5.19	1.6129	1.6749	104	NA	±30	Average RF
N-Ethylperfluorooctane sulfonamide (EtFOSAm)	5.00	4.71	1.1612	1.155	94.2	-5.8	±30	Linear
N-Methylperfluorooctane sulfonamido ethanol (MeFOSE)	5.00	5.16	1.5168	1.5253	103	3.3	±30	Linear
N-Ethylperfluorooctane sulfonamido ethanol (EtFOSE)	5.00	4.79	1.2612	1.2103	95.7	-4.3	±30	Linear
N-Methylperfluorooctane sulfonamido acetic acid (NMeFOSAA)	5.00	5.26	0.9784	1.03	105	NA	±30	Average RF
N-Ethylperfluorooctane sulfonamido acetic acid (NEtFOSAA)	5.00	4.77	0.9349	0.9211	95.3	-4.7	±30	Linear
1H, 1H, 2H, 2H-Perfluorohexanesulfonic acid (4:2 FTS)	4.69	4.68	2.8429	2.8405	99.9	NA	±30	Average RF
1H, 1H, 2H, 2H-Perfluorooctanesulfonic acid (6:2 FTS)	4.76	4.40	2.3126	2.142	92.6	NA	±30	Average RF

Client:	Day Environmental, Inc.	**Service Request:**	R2401914
Project:	Shumway Marina/6048S-23	**Date Analyzed:**	03/21/24 22:18

Continuing Calibration Verification (CCV) Summary
Per- and Polyfluoroalkyl Substances (PFAS) by LC/MS/MS Compliant with Table B-24 of DOD QSM 5.4

Analysis Method:	Draft EPA Method 1633	**Calibration Date:**	3/15/2024
File ID:	J:\LCMS08\Data\240321_1633_B1\240321_031	**Calibration ID:**	KC2400137
Signal ID:	1	**Analysis Lot:**	835726
		Units:	ng/mL

1H, 1H, 2H, 2H-Perfluorodecanesulfonic acid (8:2 FTS)	4.80	4.68	2.1122	2.1242	97.5	-2.5	±30	Linear
4,4,5,5,6,6,6-Heptafluorohexanoic acid (3:3 FTCA)	50.0	55.6	0.0756	0.084	111	NA	±30	Average RF
2H,2H,3H,3H-Perfluorooctanoic acid (5:3 FTCA)	50.0	55.8	0.0743	0.083	112	NA	±30	Average RF
2H,2H,3H,3H-Perfluorodecanoic acid (7:3 FTCA)	50.0	51.6	0.1082	0.1116	103	NA	±30	Average RF
Perfluoro(2-ethoxyethane) sulfonic acid (PFEESA)	4.45	4.31	3.4696	3.3633	96.9	NA	±30	Average RF
9-Chlorohexadecafluoro-3-oxanonane-1-sulfonic acid (9-Cl-PF3ONS)	4.67	4.77	5.468	5.6021	102	2.3	±30	Linear
11-Chloroeicosafluoro-3-oxaundecane-1-sulfonic acid (11-Cl-PF3OUdS)	4.72	4.31	2.5007	2.2844	91.3	NA	±30	Average RF
Perfluoro-3-methoxypropanoic acid (PFMPA)	5.00	5.06	1.5521	1.5707	101	NA	±30	Average RF
Perfluoro-4-methoxybutanoic acid (PFMBA)	5.00	4.65	2.3296	2.1682	93.1	NA	±30	Average RF
Hexafluoropropyleneoxide dimer acid (HFPO-DA) (GenX)	5.00	4.87	1.1676	1.1083	97.4	-2.6	±30	Linear
Nonafluoro-3,6-dioxaheptanoic acid (NFDHA)	5.00	5.61	0.829	0.9171	112	12.1	±30	Linear
4,8-Dioxa-3H-perfluorononanoic acid (DONA)	4.73	5.06	4.6807	4.8645	107	7.1	±30	Linear

Analyte Name	Expected	Result	Average RF	CCV RF	Rec.	% Drift	Criteria	Curve Fit
13C3-PFBS	2.50	2.50	1.5237	1.5228	100	NA	±30	Average RF
13C3-PFHxS	2.50	2.62	1.0481	1.0973	105	NA	±30	Average RF
13C8-PFOS	2.50	2.35	0.35	0.3288	93.9	NA	±30	Average RF
13C4-PFBA	10.0	9.88	0.9861	0.9745	98.8	NA	±30	Average RF
13C5-PFPeA	5.00	5.40	0.2782	0.3003	108	NA	±30	Average RF
13C5-PFHxA	2.50	2.47	0.8176	0.807	98.7	NA	±30	Average RF
13C4-PFHpA	2.50	2.44	1.1303	1.1045	97.7	NA	±30	Average RF
13C8-PFOA	2.50	2.77	15.3965	17.0442	111	NA	±30	Average RF
13C9-PFNA	1.25	1.28	1.1295	1.157	102	NA	±30	Average RF
13C6-PFDA	1.25	1.34	1.1701	1.2531	107	NA	±30	Average RF
13C7-PFUnDA	1.25	1.18	1.1539	1.0924	94.7	NA	±30	Average RF
13C2-PFDoDA	1.25	1.20	1.342	1.2881	96.0	NA	±30	Average RF
13C2-PFTeDA	1.25	1.17	0.8103	0.7608	93.9	NA	±30	Average RF
13C8-FOSA	2.50	2.43	0.9402	0.9131	97.1	NA	±30	Average RF
D3-MeFOSA	2.50	2.28	0.2446	0.2232	91.2	NA	±30	Average RF

Client:	Day Environmental, Inc.	**Service Request:**	R2401914
Project:	Shumway Marina/6048S-23	**Date Analyzed:**	03/21/24 22:18

Continuing Calibration Verification (CCV) Summary
Per- and Polyfluoroalkyl Substances (PFAS) by LC/MS/MS Compliant with Table B-24 of DOD QSM 5.4

Analysis Method:	Draft EPA Method 1633	**Calibration Date:**	3/15/2024
File ID:	J:\LCMS08\Data\240321_1633_B1\240321_031	**Calibration ID:**	KC2400137
Signal ID:	1	**Analysis Lot:**	835726
		Units:	ng/mL

D5-EtFOSA	2.50	2.55	0.3909	0.3993	102	NA	±30	Average RF
D7-MeFOSE	25.0	25.2	0.2877	0.2897	101	NA	±30	Average RF
D9-EtFOSE	25.0	26.4	0.3284	0.3463	105	NA	±30	Average RF
D3-MeFOSAA	5.00	3.74	0.6048	0.4527	74.9	NA	±30	Average RF
D5-EtFOSAA	5.00	3.82	0.4431	0.3388	76.5	NA	±30	Average RF
13C2-4:2 FTS	5.00	3.70	0.351	0.26	74.1	NA	±30	Average RF
13C2-6:2 FTS	5.00	3.66	0.2829	0.2073	73.3	NA	±30	Average RF
13C2-8:2 FTS	5.00	3.64	0.1812	0.1321	72.9	NA	±30	Average RF
13C3-HFPO-DA	10.0	10.1	0.3273	0.3312	101	NA	±30	Average RF

Client: Day Environmental, Inc. **Service Request:** R2401914
Project: Shumway Marina/6048S-23 **Date Analyzed:** 03/21/24 17:39

Continuing Calibration Verification (CCV) Summary
Per- and Polyfluoroalkyl Substances (PFAS) by LC/MS/MS Compliant with Table B-24 of DOD QSM 5.4

Analysis Method: Draft EPA Method 1633 **Calibration Date:** 3/15/2024
File ID: J:\LCMS08\Data\240321_1633_B1\240321_019 **Calibration ID:** KC2400137
Signal ID: 1 **Analysis Lot:** 835726
Units: ng/mL

Analyte Name	Expected	Result	Average RF	CCV RF	Rec.	% Drift	Criteria	Curve Fit
Perfluorobutane sulfonic acid (PFBS)	4.44	4.58	1.4535	1.4997	103	NA	±30	Average RF
Perfluoropentane sulfonic acid (PFPeS)	4.71	4.92	1.4173	1.4811	105	NA	±30	Average RF
Perfluorohexane sulfonic acid (PFHxS)	4.57	5.02	1.3641	1.499	110	NA	±30	Average RF
Perfluoroheptane sulfonic acid (PFHpS)	4.77	4.74	3.1852	3.1672	99.4	NA	±30	Average RF
Perfluorooctane sulfonic acid (PFOS)	4.64	4.70	2.8089	2.7062	101	1.2	±30	Linear
Perfluorononane sulfonic acid (PFNS)	4.81	5.05	2.2312	2.3443	105	NA	±30	Average RF
Perfluorodecane sulfonic acid (PFDS)	4.83	4.98	2.0589	2.0302	103	3.2	±30	Linear
Perfluorododecane sulfonic acid (PFDoS)	4.85	5.08	1.2053	1.2456	105	4.8	±30	Linear
Perfluorobutanoic acid (PFBA)	5.00	5.11	1.3481	1.1675	102	2.2	±30	Linear
Perfluoropentanoic acid (PFPeA)	5.00	4.88	3.5791	3.4904	97.5	NA	±30	Average RF
Perfluorohexanoic acid (PFHxA)	5.00	4.94	0.9905	1.0235	98.8	-1.2	±30	Linear
Perfluoroheptanoic acid (PFHpA)	5.00	4.81	0.9607	0.8778	96.3	-3.7	±30	Linear
Perfluorooctanoic acid (PFOA)	5.00	4.89	1.1148	0.9278	97.9	-2.1	±30	Linear
Perfluorononanoic acid (PFNA)	5.00	4.96	0.8922	0.8112	99.3	-0.7	±30	Linear
Perfluorodecanoic acid (PFDA)	5.00	4.88	1.0161	0.9915	97.6	NA	±30	Average RF
Perfluoroundecanoic acid (PFUnDA)	5.00	5.39	1.1275	1.1591	108	7.8	±30	Linear
Perfluorododecanoic acid (PFDOA)	5.00	4.93	0.7481	0.6644	98.6	-1.5	±30	Linear
Perfluorotridecanoic acid (PFTrDA)	5.00	4.55	1.3386	1.1165	91.0	-9.0	±30	Linear
Perfluorotetradecanoic acid (PFTDA)	5.00	5.06	0.9469	0.8729	101	1.1	±30	Linear
Perfluorooctane sulfonamide (PFOSAm)	10.0	10.2	1.0912	1.113	102	NA	±30	Average RF
N-Methylperfluorooctane sulfonamide (MeFOSA)	5.00	5.56	1.6129	1.7951	111	NA	±30	Average RF
N-Ethylperfluorooctane sulfonamide (EtFOSAm)	5.00	4.79	1.1612	1.1739	95.8	-4.2	±30	Linear
N-Methylperfluorooctane sulfonamido ethanol (MeFOSE)	5.00	5.07	1.5168	1.4975	101	1.4	±30	Linear
N-Ethylperfluorooctane sulfonamido ethanol (EtFOSE)	5.00	4.61	1.2612	1.165	92.2	-7.8	±30	Linear
N-Methylperfluorooctane sulfonamido acetic acid (NMeFOSAA)	5.00	5.05	0.9784	0.9877	101	NA	±30	Average RF
N-Ethylperfluorooctane sulfonamido acetic acid (NEtFOSAA)	5.00	5.08	0.9349	0.9824	102	1.6	±30	Linear
1H, 1H, 2H, 2H-Perfluorohexanesulfonic acid (4:2 FTS)	4.69	4.96	2.8429	3.0073	106	NA	±30	Average RF
1H, 1H, 2H, 2H-Perfluorooctanesulfonic acid (6:2 FTS)	4.76	4.60	2.3126	2.236	96.7	NA	±30	Average RF

Client:	Day Environmental, Inc.	**Service Request:**	R2401914
Project:	Shumway Marina/6048S-23	**Date Analyzed:**	03/21/24 17:39

Continuing Calibration Verification (CCV) Summary
Per- and Polyfluoroalkyl Substances (PFAS) by LC/MS/MS Compliant with Table B-24 of DOD QSM 5.4

Analysis Method:	Draft EPA Method 1633	**Calibration Date:**	3/15/2024
File ID:	J:\LCMS08\Data\240321_1633_B1\240321_019	**Calibration ID:**	KC2400137
Signal ID:	1	**Analysis Lot:**	835726
		Units:	ng/mL

1H, 1H, 2H, 2H-Perfluorodecanesulfonic acid (8:2 FTS)	4.80	4.74	2.1122	2.15	98.7	-1.3	±30	Linear
4,4,5,5,6,6,6-Heptafluorohexanoic acid (3:3 FTCA)	50.0	54.6	0.0756	0.0826	109	NA	±30	Average RF
2H,2H,3H,3H-Perfluorooctanoic acid (5:3 FTCA)	50.0	56.9	0.0743	0.0845	114	NA	±30	Average RF
2H,2H,3H,3H-Perfluorodecanoic acid (7:3 FTCA)	50.0	53.5	0.1082	0.1157	107	NA	±30	Average RF
Perfluoro(2-ethoxyethane) sulfonic acid (PFEESA)	4.45	4.62	3.4696	3.603	104	NA	±30	Average RF
9-Chlorohexadecafluoro-3-oxanonane-1-sulfonic acid (9-Cl-PF3ONS)	4.67	5.01	5.468	5.8832	107	7.4	±30	Linear
11-Chloroeicosafluoro-3-oxaundecane-1-sulfonic acid (11-Cl-PF3OUdS)	4.72	5.24	2.5007	2.7768	111	NA	±30	Average RF
Perfluoro-3-methoxypropanoic acid (PFMPA)	5.00	4.97	1.5521	1.5414	99.3	NA	±30	Average RF
Perfluoro-4-methoxybutanoic acid (PFMBA)	5.00	4.72	2.3296	2.1983	94.4	NA	±30	Average RF
Hexafluoropropyleneoxide dimer acid (HFPO-DA) (GenX)	5.00	5.08	1.1676	1.1557	102	1.6	±30	Linear
Nonafluoro-3,6-dioxaheptanoic acid (NFDHA)	5.00	5.66	0.829	0.9266	113	13.3	±30	Linear
4,8-Dioxa-3H-perfluorononanoic acid (DONA)	4.73	5.11	4.6807	4.9143	108	8.2	±30	Linear

Analyte Name	Expected	Result	Average RF	CCV RF	Rec.	% Drift	Criteria	Curve Fit
13C3-PFBS	2.50	2.59	1.5237	1.5801	104	NA	±30	Average RF
13C3-PFHxS	2.50	2.52	1.0481	1.0565	101	NA	±30	Average RF
13C8-PFOS	2.50	2.65	0.35	0.3713	106	NA	±30	Average RF
13C4-PFBA	10.0	9.72	0.9861	0.958	97.2	NA	±30	Average RF
13C5-PFPeA	5.00	5.43	0.2782	0.3018	109	NA	±30	Average RF
13C5-PFHxA	2.50	2.37	0.8176	0.7736	94.6	NA	±30	Average RF
13C4-PFHpA	2.50	2.52	1.1303	1.141	101	NA	±30	Average RF
13C8-PFOA	2.50	2.59	15.3965	15.9438	104	NA	±30	Average RF
13C9-PFNA	1.25	1.30	1.1295	1.1781	104	NA	±30	Average RF
13C6-PFDA	1.25	1.40	1.1701	1.3066	112	NA	±30	Average RF
13C7-PFUnDA	1.25	1.36	1.1539	1.2551	109	NA	±30	Average RF
13C2-PFDoDA	1.25	1.50	1.342	1.6097	120	NA	±30	Average RF
13C2-PFTeDA	1.25	1.45	0.8103	0.9422	116	NA	±30	Average RF
13C8-FOSA	2.50	2.84	0.9402	1.0694	114	NA	±30	Average RF
D3-MeFOSA	2.50	2.63	0.2446	0.2575	105	NA	±30	Average RF

Client:	Day Environmental, Inc.	**Service Request:**	R2401914
Project:	Shumway Marina/6048S-23	**Date Analyzed:**	03/21/24 17:39

Continuing Calibration Verification (CCV) Summary
Per- and Polyfluoroalkyl Substances (PFAS) by LC/MS/MS Compliant with Table B-24 of DOD QSM 5.4

Analysis Method:	Draft EPA Method 1633	**Calibration Date:**	3/15/2024
File ID:	J:\LCMS08\Data\240321_1633_B1\240321_019	**Calibration ID:**	KC2400137
Signal ID:	1	**Analysis Lot:**	835726
		Units:	ng/mL

D5-EtFOSA	2.50	2.87	0.3909	0.4481	115	NA	±30	Average RF
D7-MeFOSE	25.0	29.0	0.2877	0.3341	116	NA	±30	Average RF
D9-EtFOSE	25.0	30.8	0.3284	0.4046	123	NA	±30	Average RF
D3-MeFOSAA	5.00	4.71	0.6048	0.5695	94.2	NA	±30	Average RF
D5-EtFOSAA	5.00	5.03	0.4431	0.4455	101	NA	±30	Average RF
13C2-4:2 FTS	5.00	3.89	0.351	0.2731	77.8	NA	±30	Average RF
13C2-6:2 FTS	5.00	4.01	0.2829	0.2267	80.1	NA	±30	Average RF
13C2-8:2 FTS	5.00	3.96	0.1812	0.1434	79.1	NA	±30	Average RF
13C3-HFPO-DA	10.0	9.44	0.3273	0.3089	94.4	NA	±30	Average RF

ALS Group USA, Corp.
dba ALS Environmental

QA/QC Report

Client: Day Environmental, Inc. **Service Request:**R2401914
Project: Shumway Marina/6048S-23

Analysis Run Log
Per- and Polyfluoroalkyl Substances (PFAS) by LC/MS/MS Compliant with Table B-24 of DOD QSM 5.4

Analysis Method: Draft EPA Method 1633 **Analysis Lot:**835644
Instrument ID:K-LCMS-08

Raw Data File	Sample Name	Lab Code	Date Analyzed	Time Analyzed	Q
J:\LCMS08\Data\240320_1633_B1\240320_005	Continuing Calibration Blank	KQ2404285-01	3/20/2024	14:50	
J:\LCMS08\Data\240320_1633_B1\240320_006	Low Level Continuing Calibration Verification	KQ2404285-02	3/20/2024	15:13	
J:\LCMS08\Data\240320_1633_B1\240320_007	Continuing Calibration Verification	KQ2404285-03	3/20/2024	15:36	
J:\LCMS08\Data\240320_1633_B1\240320_008	Performance Evaluation	KQ2404285-04	3/20/2024	16:00	
J:\LCMS08\Data\240320_1633_B1\240320_009	Performance Evaluation	KQ2404285-05	3/20/2024	16:23	
J:\LCMS08\Data\240320_1633_B1\240320_010	Continuing Calibration Blank	KQ2404285-06	3/20/2024	16:46	
J:\LCMS08\Data\240320_1633_B1\240320_011	Method Blank	KQ2404025-04	3/20/2024	17:09	
J:\LCMS08\Data\240320_1633_B1\240320_012	Lab Control Sample	KQ2404025-01	3/20/2024	17:33	
J:\LCMS08\Data\240320_1633_B1\240320_013	Duplicate Lab Control Sample	KQ2404025-02	3/20/2024	17:56	
J:\LCMS08\Data\240320_1633_B1\240320_014	Low Level Lab Control Sample	KQ2404025-03	3/20/2024	18:19	
J:\LCMS08\Data\240320_1633_B1\240320_015	ZZZZZZZ	ZZZZZZZ	3/20/2024	18:42	
J:\LCMS08\Data\240320_1633_B1\240320_016	ZZZZZZZ	ZZZZZZZ	3/20/2024	19:06	
J:\LCMS08\Data\240320_1633_B1\240320_017	ZZZZZZZ	ZZZZZZZ	3/20/2024	19:29	
J:\LCMS08\Data\240320_1633_B1\240320_018	ZZZZZZZ	ZZZZZZZ	3/20/2024	19:52	
J:\LCMS08\Data\240320_1633_B1\240320_019	ZZZZZZZ	ZZZZZZZ	3/20/2024	20:15	
J:\LCMS08\Data\240320_1633_B1\240320_020	ZZZZZZZ	ZZZZZZZ	3/20/2024	20:39	
J:\LCMS08\Data\240320_1633_B1\240320_021	ZZZZZZZ	ZZZZZZZ	3/20/2024	21:02	
J:\LCMS08\Data\240320_1633_B1\240320_022	ZZZZZZZ	ZZZZZZZ	3/20/2024	21:25	
J:\LCMS08\Data\240320_1633_B1\240320_023	ZZZZZZZ	ZZZZZZZ	3/20/2024	21:48	
J:\LCMS08\Data\240320_1633_B1\240320_024	ZZZZZZZ	ZZZZZZZ	3/20/2024	22:12	
J:\LCMS08\Data\240320_1633_B1\240320_025	Continuing Calibration Verification	KQ2404285-08	3/20/2024	22:35	
J:\LCMS08\Data\240320_1633_B1\240320_026	Continuing Calibration Blank	KQ2404285-07	3/20/2024	22:58	

Printed 3/26/2024 3:53:15 PM Superset Reference:

Client: Day Environmental, Inc. **Service Request:**R2401914
Project: Shumway Marina/6048S-23

Analysis Run Log

Per- and Polyfluoroalkyl Substances (PFAS) by LC/MS/MS Compliant with Table B-24 of DOD QSM 5.4

Analysis Method: Draft EPA Method 1633 **Analysis Lot:**835726
Instrument ID:K-LCMS-08

Raw Data File	Sample Name	Lab Code	Date Analyzed	Time Analyzed	Q
J:\LCMS08\Data\240321_1633_B1\240321_005	Continuing Calibration Blank	KQ2404325-09	3/21/2024	12:03	
J:\LCMS08\Data\240321_1633_B1\240321_005	Continuing Calibration Blank	KQ2404325-01	3/21/2024	12:03	
J:\LCMS08\Data\240321_1633_B1\240321_006	Low Level Continuing Calibration Verification	KQ2404325-02	3/21/2024	12:26	
J:\LCMS08\Data\240321_1633_B1\240321_007	Low Level Continuing Calibration Verification	KQ2404325-10	3/21/2024	12:49	
J:\LCMS08\Data\240321_1633_B1\240321_008	Continuing Calibration Verification	KQ2404325-03	3/21/2024	13:21	
J:\LCMS08\Data\240321_1633_B1\240321_009	ZZZZZZZ	ZZZZZZZ	3/21/2024	13:44	
J:\LCMS08\Data\240321_1633_B1\240321_010	Performance Evaluation	KQ2404325-05	3/21/2024	14:07	
J:\LCMS08\Data\240321_1633_B1\240321_010	Performance Evaluation	KQ2404325-12	3/21/2024	14:07	
J:\LCMS08\Data\240321_1633_B1\240321_011	Performance Evaluation	KQ2404325-13	3/21/2024	14:30	
J:\LCMS08\Data\240321_1633_B1\240321_011	Performance Evaluation	KQ2404325-04	3/21/2024	14:30	
J:\LCMS08\Data\240321_1633_B1\240321_012	Continuing Calibration Blank	KQ2404325-14	3/21/2024	14:54	
J:\LCMS08\Data\240321_1633_B1\240321_012	Continuing Calibration Blank	KQ2404325-06	3/21/2024	14:54	
J:\LCMS08\Data\240321_1633_B1\240321_013	ZZZZZZZ	ZZZZZZZ	3/21/2024	15:17	
J:\LCMS08\Data\240321_1633_B1\240321_014	ZZZZZZZ	ZZZZZZZ	3/21/2024	15:40	
J:\LCMS08\Data\240321_1633_B1\240321_015	EB-030724	R2401914-013	3/21/2024	16:03	
J:\LCMS08\Data\240321_1633_B1\240321_016	FB-030724	R2401914-014	3/21/2024	16:29	
J:\LCMS08\Data\240321_1633_B1\240321_017	Continuing Calibration Verification	KQ2404325-08	3/21/2024	16:53	
J:\LCMS08\Data\240321_1633_B1\240321_018	Continuing Calibration Blank	KQ2404325-07	3/21/2024	17:16	
J:\LCMS08\Data\240321_1633_B1\240321_019	Continuing Calibration Verification	KQ2404325-17	3/21/2024	17:39	
J:\LCMS08\Data\240321_1633_B1\240321_020	Continuing Calibration Blank	KQ2404325-18	3/21/2024	18:02	
J:\LCMS08\Data\240321_1633_B1\240321_021	Method Blank	KQ2403860-05	3/21/2024	18:26	
J:\LCMS08\Data\240321_1633_B1\240321_022	Lab Control Sample	KQ2403860-03	3/21/2024	18:49	
J:\LCMS08\Data\240321_1633_B1\240321_023	Low Level Lab Control Sample	KQ2403860-04	3/21/2024	19:12	

Client: Day Environmental, Inc. **Service Request:**R2401914
Project: Shumway Marina/6048S-23

Analysis Run Log
Per- and Polyfluoroalkyl Substances (PFAS) by LC/MS/MS Compliant with Table B-24 of DOD QSM 5.4

Analysis Method: Draft EPA Method 1633 **Analysis Lot:**835726
Instrument ID:K-LCMS-08

Raw Data File	Sample Name	Lab Code	Date Analyzed	Time Analyzed	Q
J:\LCMS08\Data\240321_1633_B1\240321_024	ZZZZZZZ	ZZZZZZZ	3/21/2024	19:35	
J:\LCMS08\Data\240321_1633_B1\240321_025	ZZZZZZZ	ZZZZZZZ	3/21/2024	19:59	
J:\LCMS08\Data\240321_1633_B1\240321_026	B-1,2,3	R2401914-005	3/21/2024	20:22	
J:\LCMS08\Data\240321_1633_B1\240321_027	B-4,5,6	R2401914-006	3/21/2024	20:45	
J:\LCMS08\Data\240321_1633_B1\240321_028	B-4,5,6 MS	KQ2403860-01	3/21/2024	21:08	
J:\LCMS08\Data\240321_1633_B1\240321_029	B-4,5,6 DMS	KQ2403860-02	3/21/2024	21:32	
J:\LCMS08\Data\240321_1633_B1\240321_030	B-7,8,9	R2401914-007	3/21/2024	21:55	
J:\LCMS08\Data\240321_1633_B1\240321_031	Continuing Calibration Verification	KQ2404325-16	3/21/2024	22:18	
J:\LCMS08\Data\240321_1633_B1\240321_032	Continuing Calibration Blank	KQ2404325-15	3/21/2024	22:41	

Prep Summary Report

Client: Day Environmental, Inc. **Service Request:**R2401914
Project: Shumway Marina/6048S-23
Sample Matrix: Soil

Per- and Polyfluoroalkyl Substances (PFAS) by LC/MS/MS Compliant with Table B-24 of DOD QSM 5.4

Prep Method: Method **Extraction Lot:** 435476
Analytical Method: Draft EPA Method 1633 **Extraction Date:** 03/14/24 11:00

Sample Name	Lab Code	Date Collected	Date Received	Sample Amount	Final Amount	Percent Solids
Matrix Spike	KQ2403860-01MS	3/7/24	3/8/24	5.936 g	5 mL	84.4
Duplicate Matrix Spike	KQ2403860-02DMS	3/7/24	3/8/24	5.962 g	5 mL	84.4
Lab Control Sample	KQ2403860-03LCS	NA	NA	5 g	5 mL	
Low Level Lab Control Sample	KQ2403860-04LCS_LL	NA	NA	5 g	5 mL	
Method Blank	KQ2403860-05MB	NA	NA	5 g	5 mL	
B-1,2,3	R2401914-005	3/7/24	3/8/24	5.814 g	5 mL	86.8
B-4,5,6	R2401914-006	3/7/24	3/8/24	5.961 g	5 mL	84.4
B-7,8,9	R2401914-007	3/7/24	3/8/24	5.956 g	5 mL	84.6

Prep Summary Report

Client: Day Environmental, Inc. **Service Request:**R2401914
Project: Shumway Marina/6048S-23
Sample Matrix: Water

Per- and Polyfluoroalkyl Substances (PFAS) by LC/MS/MS Compliant with Table B-24 of DOD QSM 5.4

Prep Method: Method **Extraction Lot:** 435581
Analytical Method: Draft EPA Method 1633 **Extraction Date:** 03/19/24 11:30

Sample Name	Lab Code	Date Collected	Date Received	Sample Amount	Final Amount	Percent Solids
Lab Control Sample	KQ2404025-01LCS	NA	NA	250 mL	5 mL	
Duplicate Lab Control Sample	KQ2404025-02DLCS	NA	NA	250 mL	5 mL	
Low Level Lab Control Sample	KQ2404025-03LCS_LL	NA	NA	250 mL	5 mL	
Method Blank	KQ2404025-04MB	NA	NA	250 mL	5 mL	
EB-030724	R2401914-013	3/7/24	3/8/24	278.2600 mL	5 mL	
FB-030724	R2401914-014	3/7/24	3/8/24	263.2200 mL	5 mL	

Raw Data

ALS Environmental—Kelso Laboratory
1317 South 13th Avenue, Kelso, WA 98626
Phone (360)577-7222 Fax (360)636-1068
www.alsglobal.com

Total Solids

ALS Environmental—Kelso Laboratory
1317 South 13th Avenue, Kelso, WA 98626
Phone (360)577-7222 Fax (360)636-1068
www.alsglobal.com

Benchsheet

Service Request #: R2401914, KQ2403771, R2401887 **Run #:** 834840
Test: TS **Balance ID:** K-BALANCE-49
Method: 160.3 Modified

Matrix	Lab Code	Tare (g)	Wet Wt. (g)	Tare + Dry Wt. (g)	Dry Weight (g)	% Total Solids	RPD
Soil	R2401914-005	1.265	11.571	11.313	10.0	86.8	
Soil	R2401914-005DUP	1.247	11.568	11.066	9.82	84.9	2
Soil	R2401914-006	1.255	10.461	10.082	8.83	84.4	
Soil	R2401914-007	1.233	10.737	10.320	9.09	84.6	
Soil	R2401887-008	1.251	10.155	9.830	8.58	84.5	
Soil	R2401887-009	1.258	10.315	9.874	8.62	83.5	
Soil	R2401887-017	1.240	10.497	10.143	8.90	84.8	
Soil	R2401887-018	1.235	10.839	10.281	9.05	83.5	

	Oven ID	Temp In	Temp Out	Date In	Time In	Date Out	Time Out	Thermometer ID
Oven1	K-OVEN-07	105	105	3/13/2024	12:05	3/14/2024	06:30	

	Cal EQID	Cal Start Value	Cal End Value	Start Date	Start Time	End Date	End Time
Calibration1	K-BALANCE-49	1.000, 100.002	1.000, 100.001	3/13/2024	11:38	3/13/2024	12:05
Calibration2	K-BALANCE-55	1.000/100.000	1.000/100.000	3/14/2024	07:01	3/14/2024	07:02

Comments: SN11011/PDP FINISHED BY TR SN11010 Reviewed by ZZB 3/14/2024

General Chemistry

ALS Environmental—Kelso Laboratory
1317 South 13th Avenue, Kelso, WA 98626
Phone (360)577-7222 Fax (360)636-1068
www.alsglobal.com

Work Request # K2402766, 778, 835, R2401914

Date Analyzed: 3/15/24

Analyst: Amy

Run # 835110

Analysis: TSS Screens / 1633

DATA QUALITY REPORT
INORGANICS

Explain any "no" responses to questions below, and any corrective actions in the comments section below.

1.	Is the method name and number correct and appropriate?	yes/no/NA
2.	Holding times met for all analyses and for all samples?	yes/no/NA
3.	Are calculations correct?	yes/no/NA
4.	Is the reporting basis correct? (Dry Weight)	yes/no/NA
5.	All quality control criteria met?	yes/no
6.	Is the calibration curve correlation coefficient ≥ 0.995?	yes/no/NA
7.	MBs, CCVs, CCBs, LCSs, Dups, and Spikes, analyzed at proper frequency?	yes/no/NA
8.	Are ICVs, CCVs, and CCBs all within acceptance limits?	yes/no/NA
9.	Are results for methods blanks all ND?	yes/no/NA
10.	Are all QC samples within acceptance criteria? (LCS % rec, MS/DMS % rec, DUP or MS/DMS RPDs, etc.)	yes/no/NA
11.	Are all exceptions explained?	yes/no/NA
12.	Have all applicable service requests been reviewed?	yes/no/NA
13.	Are all samples labeled correctly?	yes/no/NA
14.	Have all instructions on the service request been followed? (e.g. Special MRLs, QC on a specific sample, Form V)	yes/no/NA
15.	Are detection limits and units reported correctly?	yes/no/NA
16.	Is the unused space on the bench sheet crossed out?	yes/no/NA
17.	Was analysis turned in by the data due date? (If not record SR#)	yes/no/NA

COMMENTS:

Secondary Approved by: RRM Date: 3/19/24

DQREPORT

Analytical Results Summary

Instrument Name: K-Balance-31 **Analyst:** AWILSON **Analysis Lot:** 835110 **Method/Testcode:** SM 2540 D Modified/1633 TSS Scr

Lab Code	Target Analytes	QC	Parent Sample	Matrix	Raw Result	Sample Amt.	Final Result	Dil	MDL	PQL	% Rec	% RSD	Date Analyzed	QC?	Tier
K2402766-001	Solids, Total Suspended (TSS)	N/A		Water	10.00 mg/L	10 mL	100 mg/L U	1		100			3/15/24 11:42	N	IV
K2402766-002	Solids, Total Suspended (TSS)	N/A		Water	50.00 mg/L	10 mL	100 mg/L U	1		100			3/15/24 11:42	N	IV
K2402766-003	Solids, Total Suspended (TSS)	N/A		Water	30.00 mg/L	10 mL	100 mg/L U	1		100			3/15/24 11:42	N	IV
K2402766-004	Solids, Total Suspended (TSS)	N/A		Water	20.00 mg/L	10 mL	100 mg/L U	1		100			3/15/24 11:42	N	IV
K2402766-005	Solids, Total Suspended (TSS)	N/A		Water	0.00 mg/L	10 mL	100 mg/L U	1		100			3/15/24 11:42	N	IV
K2402766-006	Solids, Total Suspended (TSS)	N/A		Water	20.00 mg/L	10 mL	100 mg/L U	1		100			3/15/24 11:42	N	IV
K2402766-007	Solids, Total Suspended (TSS)	N/A		Water	30.00 mg/L	10 mL	100 mg/L U	1		100			3/15/24 11:42	N	IV
K2402778-002	Solids, Total Suspended (TSS)	N/A		Wastewater	70.00 mg/L	10 mL	100 mg/L U	1		100			3/15/24 11:42	N	II
K2402835-001	Solids, Total Suspended (TSS)	N/A		Wastewater	50.00 mg/L	10 mL	100 mg/L U	1		100			3/15/24 11:42	N	II
K2402835-002	Solids, Total Suspended (TSS)	N/A		Wastewater	-10.00 mg/L	10 mL	100 mg/L U	1		100			3/15/24 11:42	N	II
KQ2403949-01	Solids, Total Suspended (TSS)	MB		Water	0.00 mg/L	10 mL	100 mg/L U	1		100			3/15/24 11:42	N	IV
KQ2403949-02	Solids, Total Suspended (TSS)	MB		Water	-30.00 mg/L	10 mL	100 mg/L U	1		100			3/15/24 11:42	N	IV
KQ2403949-03	Solids, Total Suspended (TSS)	LCS		Water	360.00 mg/L	10 mL	360 mg/L	1		100	92		3/15/24 11:42	N	IV
KQ2403949-04	Solids, Total Suspended (TSS)	DUP	K2402778-002	Wastewater	70.00 mg/L	10 mL	100 mg/L U	1		100		NC	3/15/24 11:42	N	II
KQ2403949-05	Solids, Total Suspended (TSS)	DUP	K2402766-002	Water	40.00 mg/L	10 mL	100 mg/L U	1		100		NC	3/15/24 11:42	N	IV
R2401914-013	Solids, Total Suspended (TSS)	N/A		Water	0.00 mg/L	10 mL	100 mg/L U	1		100			3/15/24 11:42	N	IV
R2401914-014	Solids, Total Suspended (TSS)	N/A		Water	-20.00 mg/L	10 mL	100 mg/L U	1		100			3/15/24 11:42	N	IV

Page 2792 of 3987

Amy 3/19/24

# indicates Final Result is not yet adjusted for Solids because it has not yet been determined.

ALS ENVIRONMENTAL

Analysis: 1633 TSS Screen

Method: EPA SM 2540 D Modified

RUN: 835110

Sample #	Row #	Pan Number	Comments	Sample Volume (ml)	Wt. Filter + Dry sample (1) (g)	Wt. Filter (g)	Wt. Dry Sample (g)	TSS (mg/L)	TSS (mg/L) reported
MB	1	T332700		10	0.1049	0.1049	0.0000	0.00	ND
LCS	2	T332699		10	0.1053	0.1017	0.0036	360.00	360
K2402766-001	3	T332698		10	0.1038	0.1037	0.0001	10.00	ND
K2402766-002	4	T332697		10	0.1054	0.1049	0.0005	50.00	ND
K2402766-002D	5	T332696		10	0.1049	0.1045	0.0004	40.00	ND
K2402766-003	6	T332695		10	0.1032	0.1029	0.0003	30.00	ND
K2402766-004	7	T332694		10	0.1056	0.1054	0.0002	20.00	ND
K2402766-005	8	T332693		10	0.1054	0.1054	0.0000	0.00	ND
K2402766-006	9	T332692		10	0.1033	0.1031	0.0002	20.00	ND
K2402766-007	10	T332691		10	0.1006	0.1003	0.0003	30.00	ND
K2402778-002	11	T332690		10	0.1047	0.1040	0.0007	70.00	ND
K2402778-002D	12	T332689		10	0.1061	0.1054	0.0007	70.00	ND
K2402835-001	13	T332688		10	0.1055	0.1050	0.0005	50.00	ND
K2402835-002	14	T332687		10	0.1048	0.1049	-0.0001	-10.00	ND
R2401914-013	15	T332686		10	0.1028	0.1028	0.0000	0.00	ND
R2401914-014	16	T332685		10	0.1012	0.1014	-0.0002	-20.00	ND
MB	17	T332684		10	0.1030	0.1033	-0.0003	-30.00	ND
	18			10			#VALUE!	#VALUE!	#VALUE!
	19			10			#VALUE!	#VALUE!	#VALUE!
	20			10			#VALUE!	#VALUE!	#VALUE!
	21			10			#VALUE!	#VALUE!	#VALUE!
	22			10			#VALUE!	#VALUE!	#VALUE!
	23			10			#VALUE!	#VALUE!	#VALUE!
	24			10			#VALUE!	#VALUE!	#VALUE!
	25			10			#VALUE!	#VALUE!	#VALUE!

Calculation: Suspended Solids (mg/L) = Wt. Dry Sample (g) x 1000 x 1000 / K-Balance 31 105 oven: K - OVEN 15

ERA #:4033 Lot# 070123m ID# TSS/19-Gen-11-38-X Filter Lot # 11284

Wt (1) Start	12:04	3/15/2024	TV = 390	Thermometer: Oven digital
Stop	10:03	3/19/2024		
Wt (1) Start	105	3/15/2024		
Temp Stop	105	3/19/2024		

			date	time
Analyzed By:	AWY	Date Analyzed:	3/15/2024	11:42
Reviewed By:	RRM	Date Reviewed:	3/19/24	

rev 12-04-18

ALS ENVIRONMENTAL

Analysis: Total Suspended Solids Method: EPA SM 2540 D

CCV Verification SN: 67095

1st weigh	1.0000 g	≤(+/- 0.1%)	2nd weigh	0.0100 g	≤(+/- 0.1%)	3rd weigh	1.0000 g	≤(+/- 0.1%)	4rd weigh	0.0100 g
CCV1	0.9999	99.99%	CCV2	0.0100	100.00%	CCV5		0.00%	CCV6	
Date/time	3/19/24	10:25	Date/time	3/19/24	10:25	Date/time			Date/time	
CCV3	0.9999	99.99%	CCV4	0.0101	101.00%	CCV7		0.00%	CCV8	
Date/time	3/19/24	10:35	Date/time	3/19/24	10:35	Date/time			Date/time	

1st weigh	1.0000 g	≤(+/- 0.1%)	2nd weigh	0.0100 g	≤(+/- 0.1%)	3rd weigh	1.0000 g	≤(+/- 0.1%)	4rd weigh	0.0100 g
CCV9		0.00%	CCV10		0.00%	CCV13		0.00%	CCV14	
Date/time			Date/time			Date/time			Date/time	
CCV11		0.00%	CCV12		0.00%	CCV15		0.00%	CCV16	
Date/time			Date/time			Date/time			Date/time	

1st weigh	1.0000 g	≤(+/- 0.1%)	2nd weigh	0.0100 g	≤(+/- 0.1%)	3rd weigh	1.0000 g	≤(+/- 0.1%)	4rd weigh	0.0100 g
CCV		0.00%	CCV		0.00%	CCV		0.00%	CCV	
Date/time			Date/time			Date/time			Date/time	
CCV		0.00%	CCV		0.00%	CCV		0.00%	CCV	
Date/time			Date/time			Date/time			Date/time	

1st weigh	1.0000 g	≤(+/- 0.1%)	2nd weigh	0.0100 g	≤(+/- 0.1%)	3rd weigh	1.0000 g	≤(+/- 0.1%)	4rd weigh	0.0100 g
CCV		0.00%	CCV		0.00%	CCV		0.00%	CCV	
Date/time			Date/time			Date/time			Date/time	
CCV		0.00%	CCV		0.00%	CCV		0.00%	CCV	
Date/time			Date/time			Date/time			Date/time	

CCV Verification SN: 67095

1st weigh	1.0000 g	≤(+/- 0.5%)	2nd weigh	0.0100 g	≤(+/- 0.5%)	3rd weigh	1.0000 g	≤(+/- 0.5%)	4rd weigh	0.0100 g
CCV1		0.00%	CCV2		0.00%	CCV5		0.00%	CCV6	
CCV3		0.00%	CCV4		0.00%	CCV7		0.00%	CCV8	

			date	time
Analyzed By:	AWY	Date Analyzed:	3/15/2024	11:42
Reviewed By:	RRM	Date Reviewed:	3/19/24	

RUN: 835110

Sample #	Row #	Pan Number	Comments	Sample Volume (ml)
MB	1	T332700		10
LCS	2	T332699		10
K2402766-001	3	T332698		10
K2402766-002	4	T332697		10
K2402766-002D	5	T332696		10
K2402766-003	6	T332695		10
K2402766-004	7	T332694		10
K2402766-005	8	T332693		10
K2402766-006	9	T332692		10
K2402766-007	10	T332691		10
K2402778-002	11	T332690		10
K2402778-002D	12	T332689		10
K2402835-001	13	T332688		10
K2402835-002	14	T332687		10
R2401914-013	15	T332686		10
R2401914-014	16	T332685		10
MB	17	T332684		10

Filtration Started 11:42

Into 105°C 12:04

Amy 3/15/24

Per- and Polyfluoroalkyl Substances (PFAS) by LC/MS/MS Compliant with Table B-24 of DOD QSM 5.4

ALS Environmental—Kelso Laboratory
1317 South 13th Avenue, Kelso, WA 98626
Phone (360)577-7222 Fax (360)636-1068
www.alsglobal.com

Preparation Information Benchsheet

Prep Run#: 435476
Team: Organic LC/JBUSICK
Number of Copies to make: 2

Prep WorkFlow: OLCPFAS_SHK1633
Prep Method: Method

Status: Prepped
Prep Date/Time: 3/14/24 11:00

#	Lab Code	Client ID	B#	Method /Test	pH	Matrix	Amt. Ext.	Final Vol	Sample Description
1	K2402766-008	CHPZ04315B-O0224	.01	1633/PFAS_DOD5.4	6.0	Soil	5.112g	5.00mL	ZBIBI k-balance-50
2	K2402766-009	CHPZ04113B-O0324	.01	1633/PFAS_DOD5.4	6.5	Soil	5.622g	5.00mL	ZBIBI k-balance-50
3	R2401914-005	B-1,2,3	.11	1633/PFAS_DOD5.4	6.5	Soil	5.814g	5.00mL	PPRICE K-BALANCE-49
4	R2401914-006	B-4,5,6	.08	1633/PFAS_DOD5.4	6.5	Soil	5.961g	5.00mL	PPRICE K-BALANCE-49
5	KQ2403860-01	R2401914-006 MS	.08	1633/PFAS_DOD5.4	6.5	Solid	5.936g	5.00mL	PPRICE K-BALANCE-49
6	KQ2403860-02	R2401914-006 DMS	.08	1633/PFAS_DOD5.4	6.5	Solid	5.962g	5.00mL	PPRICE K-BALANCE-49
7	R2401914-007	B-7,8,9	.07	1633/PFAS_DOD5.4	6.0	Soil	5.956g	5.00mL	PPRICE K-BALANCE-49
8	KQ2403860-03	LCS		1633/PFAS_DOD5.4	6.0	Solid	5g	5.00mL	
9	KQ2403860-04	LCS_LL		1633/PFAS_DOD5.4	6.0	Solid	5g	5.00mL	
10	KQ2403860-05	MB		1633/PFAS_DOD5.4	6.5	Solid	5g	5.00mL	

Spiking Solutions

Name: 1633 FTCA only spike 5000ng/mL Inventory ID 233620 Logbook Ref: 23-OLC-04-24A Expires On: 08/02/2024

KQ2403860-01 50.00µL KQ2403860-02 50.00µL KQ2403860-03 50.00µL KQ2403860-04 20.00µL

Name: 1633 EIS (working standard) Inventory ID 234046 Logbook Ref: 23-OLC-04-43G Expires On: 08/29/2024

K2402766-008 50.00µL K2402766-009 50.00µL KQ2403860-01 50.00µL KQ2403860-02 50.00µL KQ2403860-03 50.00µL KQ2403860-04 50.00µL
KQ2403860-05 50.00µL R2401914-005 50.00µL R2401914-006 50.00µL R2401914-007 50.00µL

Name: 1633 NIS (working solution) Inventory ID 234047 Logbook Ref: 23-OLC-04-45H Expires On: 09/04/2024

K2402766-008 50.00µL K2402766-009 50.00µL KQ2403860-01 50.00µL KQ2403860-02 50.00µL KQ2403860-03 50.00µL KQ2403860-04 50.00µL
KQ2403860-05 50.00µL R2401914-005 50.00µL R2401914-006 50.00µL R2401914-007 50.00µL

Name: 1633 No FTCA spike 200ng/mL Inventory ID 234048 Logbook Ref: 23-OLC-04-40B Expires On: 08/28/2024

KQ2403860-01 125.00µL KQ2403860-02 125.00µL KQ2403860-03 125.00µL KQ2403860-04 25.00µL

Preparation Information Benchsheet

Prep Run#: 435476
Team: Organic LC/JBUSICK

Prep WorkFlow: OLCPFAS_SHK1633
Prep Method: Method

Status: Prepped
Prep Date/Time: 3/14/24 11:00

Preparation Steps

Step:	Weigh	Step:	Extraction	Step:	Carbon Clean	Step:	Exchange	Step:	WAX-SPE Clean
Started:	3/14/24 11:00	Started:	3/19/24 11:41	Started:	3/19/24 14:38	Started:	3/20/24 13:38	Started:	3/21/24 09:01
Finished:	3/19/24 10:57	Finished:	3/19/24 14:38	Finished:	3/19/24 15:43	Finished:	3/20/24 16:28	Finished:	3/21/24 11:23
By:	JBUSICK	By:	JBUSICK	By:	JBUSICK	By:	JBUSICK	By:	JBUSICK
Comments		Comments		Comments		Comments		Comments	
Step:	Final Volume								
Started:	3/21/24 11:23								
Finished:	3/21/24 11:54								
By:	JBUSICK								
Comments									

Comments: _____

Reviewed By: DSR Date: 3/22/24

Chain of Custody

Relinquished By: JBusick Date: 3-21-24

Received By: DSR Date: 3/21/24

Extracts Examined: (Yes) No

Pre-Prep Information Benchsheet

Prep Run #: 435537 **Container Lot No:** p7651989 **Prep Due Date:** Mar-19-2024

#	Lab Code	Bottle	Test Name	Weight	Sample Comments	Test Comments
1	K2402766-008	.01	PFAS_DOD5.4 : 1633/	5.112g		ZBIBI k-balance-50
2	K2402766-008 MS KQ2403939-01	.01	PFAS_DOD5.4 : 1633/	5.114g		ZBIBI k-balance-50
3	K2402766-008 DMS KQ2403939-02	.01	PFAS_DOD5.4 : 1633/	5.117g		ZBIBI k-balance-50
4	K2402766-009	.01	PFAS_DOD5.4 : 1633/	5.622g		ZBIBI k-balance-50

3/15/24 1142

Relinquished By:	Date/Time:	Received By:	Date/Time:
ZZB			

Pre-Prep Information Benchsheet

Prep Run #: 435476 **Container Lot No:** P7557390 **Prep Due Date:** Mar-14-2024

#	Lab Code	Bottle	Test Name	Weight	Sample Comments	Test Comments
1	R2401914-005	.11	PFAS_DOD5.4 : 1633/	5.814g		PPRICE K-BALANCE-49
2	R2401914-006	.08	PFAS_DOD5.4 : 1633/	5.961g		PPRICE K-BALANCE-49
3	R2401914-006 MS KQ2403860-01	.08	PFAS_DOD5.4 : 1633/	5.936g		PPRICE K-BALANCE-49
4	R2401914-006 DMS KQ2403860-02	.08	PFAS_DOD5.4 : 1633/	5.962g		PPRICE K-BALANCE-49
5	R2401914-007	.07	PFAS_DOD5.4 : 1633/	5.956g		PPRICE K-BALANCE-49

Relinquished By:	Date/Time:	Received By:	Date/Time:
PDP	3/14/24 1100	JBurick	3-19-24 10:30 am.

Sample name	Sample mass (g)	% Solids	% moisture	Water initially dry sample/QC (step 4) mL	Water content mL	Addition to obtain ~35mL	Volume	Concentrated Volume (mL)
K2402766-008	5.112	97.700	2.30	0	0.1	4.9	5.0	12
K2402766-009	5.622	88.900	11.10	0	0.6	4.4	5.0	12
R2401914-005	5.814	86.800	13.20	0	0.8	4.2	5.0	12
R2401914-006	5.961	84.400	15.60	0	0.9	4.1	5.0	12
R2401914-006 MS	5.936	84.400	15.60	0	0.9	4.1	5.0	12
R2401914-006 DMS	5.962	84.400	15.60	0	0.9	4.1	5.0	12
R2401914-007	5.956	84.600	15.40	0	0.9	4.1	5.0	12
			100.00	0	0.0	5.0	5.0	12
			100.00	0	0.0	5.0	5.0	12
			100.00	0	0.0	5.0	5.0	12
			100.00	0	0.0	5.0	5.0	12
			100.00	0	0.0	5.0	5.0	12
			100.00	0	0.0	5.0	5.0	12
			100.00	0	0.0	5.0	5.0	12
			100.00	0	0.0	5.0	5.0	12
			100.00	0	0.0	5.0	5.0	12
			100.00	0	0.0	5.0	5.0	12
			100.00	0	0.0	5.0	5.0	12

SD	Sample	Matrix	Screen Prep Status	Date vials completed	Needs TX57	Date Collected:	Hold date:	Date Evaluated	Lower volume or mass needed?	If yes: target lower mass/volume	Extract dilutions	If yes: dilution level(s) needed	Screen Run	Prep Run	Prep Run Completed?	Prep Comments	Analyst Comments
K2402766	009	soil	done	3/15/2024	No	3/11/2024	6/9/2024	3/18/2024	No		No		435475		No		
K2402766	008	soil	done	3/15/2024	No	3/9/2024	6/7/2024	3/18/2024	No		No		435475		No		
R2401914	005	soil	done	3/15/2024	No	3/7/2024	6/5/2024	3/18/2024	No		No		435475		No		
R2401914	006	soil	done	3/15/2024	No	3/7/2024	6/5/2024	3/18/2024	No		No		435475		No		
R2401914	007	soil	done	3/15/2024	No	3/7/2024	6/5/2024	3/18/2024	No		No		435475		No		
K2402850	001	Water	done	3/15/2024	No	3/13/2024	4/10/2024	3/18/2024	No		No		435460		No		
K2402850	002	Water	done	3/15/2024	No	3/13/2024	4/10/2024	3/18/2024	No		No		435460		No		
K2402778	002	Water	done	3/15/2024	No	3/12/2024	4/9/2024	3/18/2024	No		No		435460		No		
K2402766	002	Water	done	3/15/2024	No	3/11/2024	4/8/2024	3/18/2024	No		No		435460		No		
K2402766	003	Water	done	3/15/2024	No	3/11/2024	4/8/2024	3/18/2024	No		No		435460		No		
K2402835	001	Water	done	3/15/2024	No	3/11/2024	4/8/2024	3/18/2024	No		No		435460		No		
K2402835	002	Water	done	3/15/2024	No	3/11/2024	4/8/2024	3/18/2024	No		No		435460		No		
K2402766	001	Water	done	3/15/2024	No	3/8/2024	4/5/2024	3/18/2024	No		No		435460		No		
K2402766	004	Water	done	3/15/2024	No	3/8/2024	4/5/2024	3/18/2024	No		No		435460		No		
K2402766	005	Water	done	3/15/2024	No	3/8/2024	4/5/2024	3/18/2024	No		No		435460		No		
K2402766	006	Water	done	3/15/2024	No	3/8/2024	4/5/2024	3/18/2024	No		No		435460		No		
K2402766	007	Water	done	3/15/2024	No	3/8/2024	4/5/2024	3/18/2024	No		No		435460		No		
K2402589	001	Water	done	3/11/2024	No	3/7/2024	4/4/2024	3/12/2024	no		no		435241		no		
K2402589	002	Water	done	3/11/2024	No	3/7/2024	4/4/2024	3/12/2024	no		no		435241		no		
K2402589	003	Water	done	3/11/2024	No	3/7/2024	4/4/2024	3/12/2024	no		no		435241		no		
K2402589	004	Water	done	3/11/2024	No	3/7/2024	4/4/2024	3/12/2024	no		no		435241		no		
K2402589	005	Water	done	3/11/2024	No	3/7/2024	4/4/2024	3/12/2024	no		no		435241		no		
K2402589	006	Water	done	3/11/2024	No	3/7/2024	4/4/2024	3/12/2024	no		no		435241		no		
K2402589	007	Water	done	3/11/2024	No	3/7/2024	4/4/2024	3/12/2024	no		no		435241		no		
K2402589	008	Water	done	3/11/2024	No	3/7/2024	4/4/2024	3/12/2024	no		no		435241		no		
K2402589	009	Water	done	3/11/2024	No	3/7/2024	4/4/2024	3/12/2024	no		no		435241		no		
K2402589	010	Water	done	3/11/2024	No	3/7/2024	4/4/2024	3/12/2024	no		no		435241		no		
K2402589	011	Water	done	3/11/2024	No	3/7/2024	4/4/2024	3/12/2024	no		no		435241		no		

Preparation Information Benchsheet

Prep Run#: 435476 **Prep WorkFlow:** OLCPFAS_SHK1633 **Status:** Draft
Team: Organic LC/JBUSICK **Prep Method:** Method **Prep Date/Time:** 3/19/24 11:01 AM
Number of Copies to make: 2

#	Lab Code	Client ID	B#	√	Method /Test	Matrix	Amt. Ext. g	pH	Int. Vol	Final Vol mL	Surr Amt µL	Spike Amt µL
1	**K2402766-008**	CHPZ04315B-O0224	.01	✓	1633 / PFAS_DOD5.4	Soil	5.112	6.0	NA	5	50	NA
2	**K2402766-009**	CHPZ04113B-O0324	.01	✓	1633 / PFAS_DOD5.4	Soil	5.622	6.5	"	"	"	"
3	**R2401914-005**	B-1,2,3	.11	✓	1633 / PFAS_DOD5.4	Soil	5.814	6.5	"	"	"	"
4	**R2401914-006**	B-4,5,6	.08	✓	1633 / PFAS_DOD5.4	Soil	5.961	6.5	"	"	"	"
5	**KQ2403860-01**	R2401914-006 MS	.08	✓	1633 / PFAS_DOD5.4	Solid	5.936	6.5	"	"	"	@50 ⓑ125
6	**KQ2403860-02**	R2401914-006 DMS (1)	.08	✓	1633 / PFAS_DOD5.4	Solid	5.962	6.5	"	"	"	"
7	**R2401914-007**	B-7,8,9	.07	✓	1633 / PFAS_DOD5.4	Soil	5.956	6.0	"	"	"	NA
8	**KQ2403860-03**	LCS	-	-	1633 / PFAS_DOD5.4	Solid	5	6.0	"	"	"	@50 ⓑ125
9	**KQ2403860-04**	LCS_LL	-	-	1633 / PFAS_DOD5.4	Solid	"	6.5	"	"	"	@20 ⓑ25
10	**KQ2403860-05**	MB	-	-	1633 / PFAS_DOD5.4	Solid	"	6.5	"	"	"	NA

(1) Sample turned blue after adding acetic acid to ph change. Parent sample & MS were yellow color. DMS was blue & turned SPE cartridge blue. Elvent after SPE clean up was not blue.

Comments:

Surrogate ID: EIS 23-OLC-04-43G xp 8-29-24 Newton

Spike ID: @ FTCA ONLY 23-OLC-04-24A xp 8-2-24 Newton
ⓑ NO FTCA 23-OLC-04-40B xp 8-28-24 Newton

Witnessed By: Anneta Davison

Analyst: JBusick

Assisted By:

Additional prep information for 1633 PFAS Compounds in solids by HPLC/MS/MS:

Service Request: K2402766, R2401914

Workgroup: KQ2403860

Prep Run: 435476

50 mL Falcon Tubes: 033123031
Matrix sand: 2116016
200 µL pipette tips: 501555728
0.3% NH_4OH in MeOH: 23-OLC-04-53C
10 mL glass pipette: 501611644
5 mL glass pipette: 501787306
Culture Tubes: N/A
Envi-Carb: 161954
Reagent Water: 603244
1 mL glass pipettes: N/A
pH Paper: 6308012
1% NH_4OH in MeOH: 23-OLC-04-55G
Silanized Glass Wool: 29022999
0.3M Acetic Acid: 23-OLC-04-32J
SPE Cartridge: 5322-0048
1:1 0.1M acetic acid/MeOH: 23-OLC-04-54L
Concentrated Acetic Acid: MKCS1513
Equilibration: 3-19-24 10:57am - 11:41am
Shake 1: 3-19-24 11:49 am - 12:19 pm
Shake 2: 3-19-24 12:58 pm - 1:36pm

Centrifuge ID: K-Centrifuge-01
Centrifuge 1: 3-19-24 12:23pm - 12:34pm
Centrifuge 2: 3-19-24 1:39 pm - 1:49pm
Centrifuge 3: 3-19-24 2:28 - 2:38 PM
Centrifuge 4: 3-19-24 3:32 pm - 3:43pm
Extraction date: 3-19-24
Concentration start: 3-20-24 1:38 pm
Concentration end: 3-20-24 4:28 pm
Extraction (manifold) start: 3-21-24 9:01am
Extraction (manifold) end: 3-21-24 11:23am
NIS: 23-OLC-04-45H xp 9-4-24
Falcon tubes: 20623009
Nylon Filter: 231257103
Filter body: 1131301
Poly vials: 436023319COM
Poly caps: R01B2
Extract Storage: Johnny Utah
1000 µL pipette tips: 501642656
Completed: 3-21-24 11:54 am

Comments/Observations: _____

Bench Sheet Review Check List	
☒	Hold Times Met (if no, Reason:)
☒	Prep date, dept., method, product code correct in stealth
☒	Spike Information correct
☒	Weights/Volumes and units correct on raw and final bench sheets
☒	Sample IDs have been checked—Bottle numbers appended if required
☒	Names present for: Started by, Completed by, relinquished by, and witnessed by.
☒	Training has been circled
☒	Extract Storage recorded
☒	Additional Prep Sheet completely filled out (NA or line out Blanks)
☒	All clean-ups have been noted on additional prep sheet
☒	Signed service request with Form V, if applicable, has been attached

Last updated 1/12/24 J. Carter

Preparation Information Benchsheet

Prep Run#: 435581
Team: Organic LC/ADAVISON
Number of Copies to make: 3

Prep WorkFlow: OLCPFAS_SPE1633
Prep Method: Method

Status: Prepped
Prep Date/Time: 3/19/24 11:30

#	Lab Code	Client ID	B#	Method /Test	pH	Matrix	Amt. Ext.	Final Vol	Sample Description
1	K2402589-001	CW-S1-O	.02	1633/PFAS_DOD5.4		Drinking Water	269.6500mL	5.00mL	
2	K2402589-002	CW-BH-O	.02	1633/PFAS_DOD5.4		Drinking Water	260.6500mL	5.00mL	
3	K2402589-003	CW-BH-DO	.02	1633/PFAS_DOD5.4		Drinking Water	265.7800mL	5.00mL	
4	K2402589-004	CW-S234-O	.02	1633/PFAS_DOD5.4		Drinking Water	256.2000mL	5.00mL	
5	K2402589-005	CW-S6-O	.02	1633/PFAS_DOD5.4		Drinking Water	268.1100mL	5.00mL	
6	K2402589-006	CW-S5-O	.02	1633/PFAS_DOD5.4		Drinking Water	264.7900mL	5.00mL	
7	K2402589-007	CW-S6-DO	.02	1633/PFAS_DOD5.4		Drinking Water	254.4800mL	5.00mL	
8	K2402589-008	CW-7-O	.02	1633/PFAS_DOD5.4		Drinking Water	272.5300mL	5.00mL	
9	K2402589-009	CW-WI-O	.02	1633/PFAS_DOD5.4		Drinking Water	258.2300mL	5.00mL	
10	K2402589-010	CW-S7-O	.02	1633/PFAS_DOD5.4		Drinking Water	267.5900mL	5.00mL	
11	K2402589-011	CW-W2-O	.02	1633/PFAS_DOD5.4		Drinking Water	256.3800mL	5.00mL	
12	K2402754-002	Field Blank	.01	1633/PFAS_DOD5.4		Water	477.1500mL	5.00mL	
13	R2401914-013	EB-030724	.02	1633/PFAS_DOD5.4		Water	278.2600mL	5.00mL	
14	R2401914-014	FB-030724	.02	1633/PFAS_DOD5.4		Water	263.2200mL	5.00mL	
15	KQ2404025-01	LCS		1633/PFAS_DOD5.4		Liquid	250mL	5.00mL	
16	KQ2404025-02	DLCS		1633/PFAS_DOD5.4		Liquid	250mL	5.00mL	
17	KQ2404025-03	LCS_LL		1633/PFAS_DOD5.4		Liquid	250mL	5.00mL	
18	KQ2404025-04	MB		1633/PFAS_DOD5.4		Liquid	250mL	5.00mL	

Page 2004 of 2089
Page 436 of 2439

Spiking Solutions

Name: 1633 FTCA only spike 5000ng/mL Inventory ID 233620 Logbook Ref: 23-OLC-04-24A Expires On: 08/02/2024

KQ2404025-01	20.00µL	KQ2404025-02	20.00µL	KQ2404025-03	15.00µL

Name: 1633 EIS (working standard) Inventory ID 234046 Logbook Ref: 23-OLC-04-43G Expires On: 08/29/2024

K2402589-001	50.00µL	K2402589-002	50.00µL	K2402589-003	50.00µL	K2402589-004	50.00µL	K2402589-005	50.00µL	K2402589-006	50.00µL
K2402589-007	50.00µL	K2402589-008	50.00µL	K2402589-009	50.00µL	K2402589-010	50.00µL	K2402589-011	50.00µL	K2402754-002	50.00µL
KQ2404025-01	50.00µL	KQ2404025-02	50.00µL	KQ2404025-03	50.00µL	KQ2404025-04	50.00µL	R2401914-013	50.00µL	R2401914-014	50.00µL

Name: 1633 NIS (working solution) Inventory ID 234047 Logbook Ref: 23-OLC-04-45H Expires On: 09/04/2024

K2402589-001	50.00µL	K2402589-002	50.00µL	K2402589-003	50.00µL	K2402589-004	50.00µL	K2402589-005	50.00µL	K2402589-006	50.00µL
K2402589-007	50.00µL	K2402589-008	50.00µL	K2402589-009	50.00µL	K2402589-010	50.00µL	K2402589-011	50.00µL	K2402754-002	50.00µL
KQ2404025-01	50.00µL	KQ2404025-02	50.00µL	KQ2404025-03	50.00µL	KQ2404025-04	50.00µL	R2401914-013	50.00µL	R2401914-014	50.00µL

Preparation Information Benchsheet

Prep Run#: 435581
Team: Organic LC/ADAVISON

Prep WorkFlow: OLCPFAS_SPE1633
Prep Method: Method

Status: Prepped
Prep Date/Time: 3/19/24 11:30

Name:	1633 No FTCA spike 200ng/mL	Inventory ID	234048	Logbook Ref:	23-OLC-04-40B	Expires On:	08/28/2024

KQ2404025-01 25.00µL KQ2404025-02 25.00µL KQ2404025-03 12.50µL

Preparation Steps

Step:	Extraction Start	Step:	Extraction	Step:	Carbon Clean	Step:	Final Volume
Started:	3/19/24 11:30	Started:	3/19/24 12:51	Started:	3/20/24 11:39	Started:	3/20/24 13:05
Finished:	3/19/24 11:40	Finished:	3/19/24 17:23	Finished:	3/20/24 12:13	Finished:	3/20/24 13:17
By:	ADAVISON	By:	ADAVISON	By:	ADAVISON	By:	ADAVISON
Comments		Comments		Comments		Comments	

Comments: _____

Reviewed By: DSH Date: 3/22/24

Chain of Custody

Relinquished By: Annette Davison Date: 3/20/24

Received By: DSH Date: 3/20/24

Extracts Examined (Yes) No

1633 Weigh Sheet			Prep Run# 435581	
Sample #	**Weight 1**	**Weight 2**	**Amount Extracted (1-2)**	**Scales Used**
K2402589-001	299.690	30.040	269.650	**Weight 1:** Balance #:
K2402589-002	290.450	29.800	260.650	K-Balance-57
K2402589-003	295.170	29.390	265.780	Verified Y/N:
K2402589-004	286.100	29.900	256.200	Yes
K2402589-005	298.250	30.140	268.110	Date/time 1:
K2402589-006	295.630	30.840	264.790	3/18/2024 14:28
K2402589-007	284.330	29.850	254.480	Initials:
K2402589-008	303.100	30.570	272.530	AD
K2402589-009	288.530	30.300	258.230	**Weight 2:** Balance #:
K2402589-010	297.550	29.960	267.590	**K-Balance-57**
K2402589-011	286.250	29.870	256.380	Verified Y/N:
K2402754-002	521.570	44.420	477.150	Yes
R2401914-013	307.390	29.130	278.260	Date/time 2:
R2401914-014	293.420	30.200	263.220	3/20/2024 13:39
			0.000	Initials:
			0.000	AD

Preparation Information Benchsheet

Prep Run#: 435581 **Prep WorkFlow:** OLCPFAS_SPE1633 **Status:** Draft 3/19/24 AO
Team: Organic LC/ADAVISON **Prep Method:** Method **Prep Date/Time:** ~~3/18/24 10:26 AM~~ 3/19/24 11:30 AM
Number of Copies to make: 3

#	Lab Code	Client ID	B#	√	Method /Test	Matrix	Amt. Ext. mL	pH	Int. Vol	Final Vol mL	Surr Amt uL	Spike Amt uL
1	**K2402589-001**	CW-S1-O	.02	✓	1633 / PFAS_DOD5.4	Drinking Water	269.650	6.5		5	50	
2	**K2402589-002**	CW-BH-O	.02	✓	1633 / PFAS_DOD5.4	Drinking Water	260.650					
3	**K2402589-003**	CW-BH-DO	.02	✓	1633 / PFAS_DOD5.4	Drinking Water	265.780					
4	**K2402589-004**	CW-S234-O	.02	✓	1633 / PFAS_DOD5.4	Drinking Water	256.200					
5	**K2402589-005**	CW-S6-O	.02	✓	1633 / PFAS_DOD5.4	Drinking Water	268.110					
6	**K2402589-006**	CW-S5-O	.02	✓	1633 / PFAS_DOD5.4	Drinking Water	264.790					
7	**K2402589-007**	CW-S6-DO	.02	✓	1633 / PFAS_DOD5.4	Drinking Water	254.480					
8	**K2402589-008**	CW-7-O (1)	.02	✓	1633 / PFAS_DOD5.4	Drinking Water	272.530					
9	**K2402589-009**	CW-WI-O	.02	✓	1633 / PFAS_DOD5.4	Drinking Water	258.230					
10	**K2402589-010**	CW-S7-O	.02	✓	1633 / PFAS_DOD5.4	Drinking Water	267.590					
11	**K2402589-011**	CW-W2-O	.02	✓	1633 / PFAS_DOD5.4	Drinking Water	256.380					
12	**K2402754-002**	Field Blank (2)	.01	✓	1633 / PFAS_DOD5.4	Water	477.150					
13	**R2401914-013**	EB-030724 (1)	.02	✓	1633 / PFAS_DOD5.4	Water	278.260					
14	**R2401914-014**	FB-030724	.02	✓	1633 / PFAS_DOD5.4	Water	263.220					(A) (B)
15	**KQ2404025-01**	LCS		✓	1633 / PFAS_DOD5.4	Liquid	250					25 20
16	**KQ2404025-02**	DLCS			1633 / PFAS_DOD5.4	Liquid						25 20
17	**KQ2404025-03**	LCS_LL			1633 / PFAS_DOD5.4	Liquid						12.5 15.0
18	**KQ2404025-04**	MB			1633 / PFAS_DOD5.4	Liquid						

(1) 10mL removed Due to ND Head Space
(2) Received Sample at 500mL, Per PC run sample as-is

Page 430 of 2438

Comments: 3/19/24 AD
(A) ND FTCA 1633 @ 200ppb & 23-OLC-04-40B xp: 8/28/24

Surrogate ID: 1633EIS 23-OLC-04-43G xp: 8/29/24 EPP. Newton
Spike ID: (B) 1633 FTCA only @ 5000ppb 23-OLC-04-24A xp: 8/2/24 EPP. Will & Newton

Witnessed By: JBusick
Analyst: Annette Davison
Assisted By: —

Additional prep information for Perfluorinated Compounds

by HPLC/MS/MS – SOP: LCP-1633 (Rev. 1.0)

Waters

Prep Run # 435584

Service Request K2402589, 2754 **Workgroup** KQ2404025

6cc 200mg Strata XL-AW Cartridge Sorbent Lot # 5322-004B

10mL Eccentric Tip Syringe Lot#: 0135854

Silanized Glass Wool Lot# 29022999 5mL Pipette Lot#: 15/11/2023

1% NH_4OH in MeOH Lot# 23-OLC-04-53H① 10mL Pipette Lot#: 08/08/2023

0.3M Acetic Acid Lot# 23-OLC-04-32J 200uL Pipette Tip Lot#: 5015557280

Reagent Water Lot# 163244 1mL Pipette Tip Lot#: 1/11/2021

25% NH_4OH Lot# N/A

1:1 0.1M Acetic Acid/MeOH lot# 23-OLC-04-54L

Acetic Acid (LCMS Grade) Lot# mKCS1513

Extraction (Manifold) Start (Time/Date/Initial): 12:51pm 3/19/24 AD

Extraction (Manifold) Stop (Time/Date/Initial): 5:23pm 3/19/24 AD

Falcon Tube Lot#: 20623009 Envi-Carb Lot # 161954

Centrifuge Used? (K-Centrifuge-01): Yes ☒ No ☐

NIS solution Lot #: 23-OLC-04-45H xp: 9/4/24

Nylon Filter Lot#: 2207441103 5mL LL Syringe Lot#: 20220509

Poly Vial Lot#: 4360233190om Poly Screw Cap Lot#: 5826532540

Extract Storage: ~~Berserker~~ 3/21/24 AD R202 JOHNNY UTAH

Completed (Time/Date/Initial): 1:17pm 3/20/24 AD

Comments/Observations:

① 23-OLC-04-53H was used for conditing, 23-OLC-04-55G was used for Critical Step

Updated by Connor Morgan 10/4/2023

1st PS 03/22/24
2nd 03/25/24

Validation Report

Data File: J:\LCMS08\Data\240321_1633_B1\240321_026
Lab ID: R2401914-005
RunType: N/A
Matrix: Soil

Date Acquired: 3/21/24 20:22
Batch ID: 835726
Analysis Method: 1633/PFAS_DOD5.4

Validations

Validation Categories	Pass	Fail
Preparation Hold Time	X	
Analytical Hold Time	X	
ICAL Analyte Recovery	X	
Second Source ICAL Verification	X	
Continuing Calibration Recovery	X	
Continuing Calibration Recovery (Closing)	X	
Lab Control Sample Recovery	X	
Method Blank	X	
Method Blank Surrogates	X	
Internal Standards	X	
Surrogates	X	
Std MRL Unsupported by ICAL	X	
Above Highest ICAL Level	X	

Primary Review: _____

Secondary Review: _____

1st PS 03/22/24
2nd 03/25/24

Quantitation Report

Data File:	J:\LCMS08\Data\240321_1633_B1\240321_026	**Instrument:**	K-LCMS-08
Acqu Date:	3/21/24 20:22	**Vial:**	23
Run Type:	N/A	**Dilution:**	1
Lab ID:	R2401914-005	**Raw Units:**	ng/mL

Bottle ID:	R2401914-005.11	**Tier:**	IV	**Matrix:**	Soil
Prod Code:	PFAS_DOD5.4	**Collect Date:**	3/7/24	**Receive Date:**	3/8/24

Analysis Lot:	835726	**Prep Lot:**	435476	**Report Group:**	R2401914
Analysis	1633	**Prep Method:**	Method		
		Prep Date:	3/14/24		

Title:	Per- and Polyfluoroalkyl Substances (PFAS) by LC/MS/MS Compliant with Table B-24 of DOD QSM	**Calibration ID:**	KC2400137
		Report List ID:	24615

Internal Standard Compounds

Parameter Name	RT	RT Dev	Response	Solution Conc	Area Criteria
18O2-PFHxS	7.112	+0.04	85818	2.5000	OK
13C4-PFOS	8.842	+0.04	87512	2.5000	OK
13C3-PFBA	1.441	+0.11	397867	5.0000	OK
13C2-PFHxA	5.007	+0.05	354616	2.5000	OK
13C4-PFOA	7.137	+0.03	19472	2.5000	OK
13C5-PFNA	7.986	+0.03	118491	1.2500	OK
13C2-PFDA	8.748	+0.03	77455	1.2500	OK

Surrogate Compounds

Parameter Name	RT	RT Dev	Response	Solution Conc	% Rec	% Rec Criteria	Rpt?
13C3-PFBS	4.679	+0.06	93459	1.7869	71	20 - 150	Y
13C3-PFHxS	7.112	+0.04	75885	2.1092	84	20 - 150	Y
13C8-PFOS	8.843	+0.04	24402	1.9916	80	20 - 150	Y
13C4-PFBA	1.439	+0.10	650727	8.2927	83	20 - 150	Y
13C5-PFPeA	3.541	+0.07	174278	4.4169	88	20 - 150	Y
13C5-PFHxA	5.007	+0.05	210456	1.8146	73	20 - 150	Y
13C4-PFHpA	6.187	+0.04	323745	2.0192	81	20 - 150	Y
13C8-PFOA	7.138	+0.04	252225	2.1032	84	20 - 150	Y
13C9-PFNA	7.986	+0.03	107246	1.0016	80	20 - 150	Y
13C6-PFDA	8.747	+0.03	70030	0.9659	77	20 - 150	Y
13C7-PFUnDA	9.472	+0.03	64051	0.8958	72	20 - 150	Y
13C2-PFDoDA	10.157	+0.03	78467	0.9436	75	20 - 150	Y
13C2-PFTeDA	11.446	+0.03	34520	0.6875	55	20 - 150	Y
13C8-FOSA	11.133	+0.01	60653	1.8430	74	20 - 150	Y
D3-MeFOSA	13.671	+0.00	9960	1.1631	47	20 - 150	Y
D5-EtFOSA	14.346	+0.00	13911	1.0166	41	20 - 150	Y
D7-MeFOSE	13.366	+0.00	185516	18.4239	74	20 - 150	Y
D9-EtFOSE	13.997	+0.00	184474	16.0486	64	20 - 150	Y

U: Undetected at or above MDL
J: Analyte detected above MDL, but below MRL
B: Hit above MRL also found in Method Blank
E: Analyte concentration above high point of ICAL
N: Presumptive evidence of compound

D: Result from dilution
m: Manual integration performed
d: Compound manually deleted
NR: Analyte not reported from this analysis

*: Result fails acceptance criteria
#: Acceptance criteria not applicable
?: Insufficient information to determine acceptance
e: Result >= MRL, but MRL less than low point of ICAL
c: check for co-elution

Printed: 3/22/24 13:34
\\alprews001\starlims$\LIMSReps\QuantValidation.rpt

1st PS 03/22/24
2nd 03/25/24

Data File:	J:\LCMS08\Data\240321_1633_B1\240321_026	**Instrument:**	K-LCMS-08
Acqu Date:	3/21/24 20:22	**Vial:**	23
Run Type:	N/A	**Dilution:**	1
Lab ID:	R2401914-005	**Raw Units:**	ng/mL

Surrogate Compounds

Parameter Name	RT	RT Dev	Response	Solution Conc	% Rec	% Rec Criteria	Rpt?
D3-MeFOSAA	8.881	+0.03	59146	2.7938	56	20 - 150	Y
D5-EtFOSAA	9.204	+0.03	63379	4.0862	82	20 - 150	Y
13C2-4:2 FTS	4.696	+0.05	34382	2.8534	57	20 - 150	Y
13C2-6:2 FTS	6.826	+0.03	27421	2.8234	56	20 - 150	Y
13C2-8:2 FTS	8.442	+0.03	16059	2.5813	52	20 - 150	Y
13C3-HFPO-DA	5.479	+0.05	401900	8.6578	87	20 - 150	Y

Target Compounds

Final Conc.Units: ng/g

Parameter Name	RT	RT Dev	Response	Solution Conc	Final Conc	Q	Rpt?
Perfluorobutane sulfonic acid (PFBS)	4.685	+0.07	931	0.0171	0.017	U	Y
Perfluoropentane sulfonic acid (PFPeS)	0		0	0	0	U	Y
Perfluorohexane sulfonic acid (PFHxS)	7.117	+0.05	1571	0.0379	0.038	U	Y
Perfluoroheptane sulfonic acid (PFHpS)	0		0	0	0	U	Y
Perfluorooctane sulfonic acid (PFOS)	8.841	+0.03	37083	1.4128	1.4		Y
Perfluorononane sulfonic acid (PFNS)	0		0	0	0	U	Y
Perfluorodecane sulfonic acid (PFDS)	0		0	0	0	U	Y
Perfluorododecane sulfonic acid (PFDoS)	0		0	0	0	U	Y
Perfluorobutanoic acid (PFBA)	1.440	+0.11	35774	0.4398	0.44	U	Y
Perfluoropentanoic acid (PFPeA)	3.544	+0.07	7505	0.0602	0.060	U	Y
Perfluorohexanoic acid (PFHxA)	5.007	+0.05	5468	0.0736	0.073	U	Y
Perfluoroheptanoic acid (PFHpA)	6.186	+0.04	12118	0.0893	0.088	U	Y
Perfluorooctanoic acid (PFOA)	7.140	+0.04	27303	0.2432	0.24	U	Y
Perfluorononanoic acid (PFNA)	7.988	+0.04	11318	0.1389	0.14	U	Y
Perfluorodecanoic acid (PFDA)	8.747	+0.03	9515	0.1672	0.17	U	Y
Perfluoroundecanoic acid (PFUnDA)	9.474	+0.03	6891	0.1130	0.11	U	Y
Perfluorododecanoic acid (PFDOA)	10.157	+0.03	4558	0.0812	0.080	U	Y
Perfluorotridecanoic acid (PFTrDA)	10.812	+0.03	3208	0.0720	0.071	U	Y
Perfluorotetradecanoic acid (PFTDA)	11.445	+0.03	1936	0.0570	0.056	U	Y
Perfluorooctane sulfonamide (PFOSAm)	11.131	+0.01	461	0.0174	0.017	U	Y
N-Methylperfluorooctane sulfonamide (MeFOSA)	0		0	0	0	U	Y
N-Ethylperfluorooctane sulfonamide (EtFOSAm)	0		0	0	0	U	Y
N-Methylperfluorooctane sulfonamido ethanol (MeFOSE)	13.365	-0.04	409	0.0305	0.030	U	Y
N-Ethylperfluorooctane sulfonamido ethanol (EtFOSE)	0		0	0	0	U	Y
N-Methylperfluorooctane sulfonamido acetic acid (NMeFOSAA)	0		0	0	0	U	Y

U: Undetected at or above MDL
J: Analyte detected above MDL, but below MRL
B: Hit above MRL also found in Method Blank
E: Analyte concentration above high point of ICAL
N: Presumptive evidence of compound

D: Result from dilution
m: Manual integration performed
d: Compound manually deleted
NR: Analyte not reported from this analysis

*: Result fails acceptance criteria
#: Acceptance criteria not applicable
?: Insufficient information to determine acceptance
e: Result >= MRL, but MRL less than low point of ICAL
c: check for co-elution

Printed: 3/22/24 13:34
\\alprews001\starlims$\LIMSReps\QuantValidation.rpt

1st PS 03/22/24
2nd 03/25/24

Data File:	J:\LCMS08\Data\240321_1633_B1\240321_026	**Instrument:**	K-LCMS-08
Acqu Date:	3/21/24 20:22	**Vial:**	23
Run Type:	N/A	**Dilution:**	1
Lab ID:	R2401914-005	**Raw Units:**	ng/mL

Target Compounds

Final Conc.Units: ng/g

Parameter Name	RT	RT Dev	Response	Solution Conc	Final Conc	Q	Rpt?
N-Ethylperfluorooctane sulfonamido acetic acid (NEtFOSAA)	9.205	+0.01	447	0.0447	0.044	U	Y
1H, 1H, 2H, 2H-Perfluorohexanesulfonic acid (4:2 FTS)	0		0	0	0	U	Y
1H, 1H, 2H, 2H-Perfluorooctanesulfonic acid (6:2 FTS)	0		0	0	0	U	Y
1H, 1H, 2H, 2H-Perfluorodecanesulfonic acid (8:2 FTS)	0		0	0	0	U	Y
4,4,5,5,6,6,6-Heptafluorohexanoic acid (3:3 FTCA)	0		0	0	0	U	Y
2H,2H,3H,3H-Perfluorooctanoic acid (5:3 FTCA)	0		0	0	0	U	Y
2H,2H,3H,3H-Perfluorodecanoic acid (7:3 FTCA)	0		0	0	0	U	Y
Perfluoro(2-ethoxyethane) sulfonic acid (PFEESA)	0		0	0	0	U	Y
9-Chlorohexadecafluoro-3-oxanonane-1-sulfonic acid (9-Cl-PF3ONS)	0		0	0	0	U	Y
11-Chloroeicosafluoro-3-oxaundecane-1-sulfonic acid (11-Cl-PF3OUdS)	10.734	-0.05	250	0.0025	0.0025	U	Y
Perfluoro-3-methoxypropanoic acid (PFMPA)	2.490	+0.11	156	0.0029	0.0029	U	Y
Perfluoro-4-methoxybutanoic acid (PFMBA)	4.063	+0.06	124	0.0015	0.0015	U	Y
Hexafluoropropyleneoxide dimer acid (HFPO-DA) (GenX)	0		0	0	0	U	Y
Nonafluoro-3,6-dioxaheptanoic acid (NFDHA)	4.871	+0.06	436	0.0030	0.0030	U	Y
4,8-Dioxa-3H-perfluorononanoic acid (DONA)	6.527	+0.02	97	-0.0067	0	U	Y

Prep Amount:	5.814 g	**Dilution:**	1
Prep Final Amount:	5.00 mL	**Basis Factor:**	86.80

U: Undetected at or above MDL
J: Analyte detected above MDL, but below MRL
B: Hit above MRL also found in Method Blank
E: Analyte concentration above high point of ICAL
N: Presumptive evidence of compound

D: Result from dilution
m: Manual integration performed
d: Compound manually deleted
NR: Analyte not reported from this analysis

*: Result fails acceptance criteria
#: Acceptance criteria not applicable
?: Insufficient information to determine acceptance
e: Result >= MRL, but MRL less than low point of ICAL
c: check for co-elution

Printed: 3/22/24 13:34
\\alprews001\starlims$\LIMSReps\QuantValidation.rpt

Insight Report
Ion Ratio Confirmation
Printed 3/22/2024 13:04:13

240321_026

Sample ID: R2401914-005
Date Acquired: 3/21/2024 8:22:20 PM
Acquired by: System Administrator
Data File: 240321_026
Vial: 24 | Inj. Volume: 10.0000uL | Tray: 2

Name	m/z	Ref 1 m/z	Area	Ref 1 Measured	Ref 1 Actual Ratio	Ref 1 Set Ratio	Ref 2 Measured	Ref 2 Actual Ratio	Ref 2 Set Ratio	Flag ID
13C4-PFBA	216.80>171.90	----	650727	----	----	----	----	----	----	
13C4-PFBA_IS	216.80>171.90	----	650727	----	----	----	----	----	----	
13C3-PFBA_IS	216.00>172.00	----	397867	----	----	----	----	----	----	
PFBA	212.80>169.05	----	35774	----	----	----	----	----	----	
PFMPA	229.00>84.90	----	156	----	----	----	----	----	----	
3_3 FTCA	241.00>177.10	241.00>117.00	----	0	0.00	136.14	0	0.00	141.47	
13C5-PFPeA	268.30>223.00	----	174278	----	----	----	----	----	----	
13C5-PFPeA_IS	268.30>223.00	----	174278	----	----	----	----	----	----	
PFPeA	263.00>219.00	----	7505	----	----	----	----	----	----	
PFMBA	279.00>84.95	----	124	----	----	----	----	----	----	
13C2-4_2 FTS	329.10>80.90	----	34382	----	----	----	----	----	----	
13C2-4_2 FTS_IS	329.10>80.90	----	34382	----	----	----	----	----	----	
4_2 FTS	327.10>307.00	327.10>80.90	----	0	0.00	33.08	0	0.00	27.71	
13C3-PFBS_IS	302.10>79.90	----	93459	----	----	----	----	----	----	
PFBS	298.70>79.90	298.70>98.80	931	418	44.89	46.53	418	44.89	44.64	
13C3-PFBS	302.10>79.90	----	93459	----	----	----	----	----	----	
NFDHA	295.00>201.00	295.00>84.90	436	251	57.45	36.44	251	57.45	34.56	IRr
13C5-PFHxA	318.00>273.00	----	210456	----	----	----	----	----	----	
13C5-PFHxA_IS	318.00>273.00	----	210456	----	----	----	----	----	----	
13C2-PFHxA_IS	315.10>270.00	----	354616	----	----	----	----	----	----	
PFHxA	313.00>269.00	----	5468	----	----	----	----	----	----	
PFEESA	314.80>135.00	314.80>82.90	----	0	0.00	5.25	0	0.00	5.67	
13C3-HFPO-DA	286.90>168.90	----	401900	----	----	----	----	----	----	
13C3-HFPO-DA_IS	286.90>168.90	----	401900	----	----	----	----	----	----	
HFPO-DA	284.90>168.90	284.90>184.90	----	0	0.00	62.57	0	0.00	64.50	
5_3 FTCA	341.00>237.05	341.00>217.00	----	0	0.00	154.88	0	0.00	154.15	
PFPeS	349.10>79.90	349.10>98.80	----	0	0.00	54.44	0	0.00	56.96	
13C4-PFHpA	367.10>322.00	----	323745	----	----	----	----	----	----	
13C4-PFHpA_IS	367.10>322.00	----	323745	----	----	----	----	----	----	
PFHpA	363.10>319.00	363.10>169.00	12118	2577	21.27	23.39	2577	21.27	22.63	
DONA	376.90>250.90	376.90>84.80	97	133	136.72	30.39	133	136.72	28.87	IRr
13C2-6_2 FTS_IS	429.10>80.90	----	27421	----	----	----	----	----	----	
13C2-6_2 FTS	429.10>80.90	----	27421	----	----	----	----	----	----	
6_2 FTS	427.10>407.00	427.10>80.90	----	0	0.00	44.48	0	0.00	40.73	
13C4-PFOA_IS	417.10>172.00	----	19472	----	----	----	----	----	----	
13C8-PFOA_IS	421.10>376.00	----	252225	----	----	----	----	----	----	

J:\LCMS08\Data\240321_1633_B1\240321_1633_B1.damlp .

Ref 1 Set Ratio assigned from calibration mid-point; Ref 2 Set Ratio assigned from opening calibration verification.
IRr - Ion ratio outside either set of criteria. Exceedances for reported detections to be "I" flagged in the analytical report.

240321_026 (continued)

(Table continued from previous page)

Name	m/z	Ref 1 m/z	Area	Ref 1 Measured	Ref 1 Actual Ratio	Ref 1 Set Ratio	Ref 2 Measured	Ref 2 Actual Ratio	Ref 2 Set Ratio	Flag ID
13C8-PFOA	421.10>376.00	----	252225	----	----	----	----	----	----	
PFOA	413.00>369.00	413.00>169.00	27303	5800	21.24	24.47	5829	21.35	24.84	
13C3-PFHxS	402.10>79.90	----	75885	----	----	----	----	----	----	
13C3-PFHxS_IS	402.10>79.90	----	75885	----	----	----	----	----	----	
PFHxS	398.70>79.90	398.70>98.90	1571	549	34.95	57.29	549	34.95	58.76	
18O2-PFHxS_IS	403.00>83.90	----	85818	----	----	----	----	----	----	
13C9-PFNA_IS	472.10>427.00	----	107246	----	----	----	----	----	----	
13C9-PFNA	472.10>427.00	----	107246	----	----	----	----	----	----	
13C5-PFNA_IS	468.00>423.00	----	118491	----	----	----	----	----	----	
PFNA	463.00>419.00	463.00>219.00	11318	1644	14.53	20.36	1644	14.53	19.31	
PFHpS	449.00>79.90	449.00>98.80	----	0	0.00	46.70	0	0.00	48.05	
7_3 FTCA	441.00>317.00	441.00>336.90	----	0	0.00	132.28	0	0.00	133.47	
13C2-8_2-FTS	529.10>80.90	----	16059	----	----	----	----	----	----	
13C2-8_2-FTS_IS	529.10>80.90	----	16059	----	----	----	----	----	----	
8_2 FTS	527.10>506.95	527.10>80.80	----	0	0.00	45.91	0	0.00	45.20	
13C6-PFDA_IS	519.10>474.10	----	70030	----	----	----	----	----	----	
13C6-PFDA	519.10>474.10	----	70030	----	----	----	----	----	----	
13C2-PFDA_IS	515.10>470.10	----	77455	----	----	----	----	----	----	
PFDA	512.90>469.00	512.90>219.00	9515	1522	15.99	17.64	1522	15.99	19.20	
D3-NMeFOSAA_IS	573.20>419.00	----	59146	----	----	----	----	----	----	
D3-NMeFOSAA	573.20>419.00	----	59146	----	----	----	----	----	----	
13C8-PFOS_IS	507.10>98.90	----	24402	----	----	----	----	----	----	
13C8-PFOS	507.10>98.90	----	24402	----	----	----	----	----	----	
13C4-PFOS_IS	502.80>79.90	----	87512	----	----	----	----	----	----	
PFOS	498.90>79.90	498.90>98.80	37083	16906	45.59	45.06	16906	45.59	47.87	
NMeFOSAA	570.10>419.00	570.10>483.00	----	0	0.00	67.10	0	0.00	60.24	
D5-NEtFOSAA_IS	589.20>419.00	----	63379	----	----	----	----	----	----	
D5-NEtFOSAA	589.20>419.00	----	63379	----	----	----	----	----	----	
NEtFOSAA	584.20>419.10	584.20>526.00	447	189	42.30	89.53	189	42.30	72.57	IRr
9-Cl-PF3ONS	530.80>351.00	532.80>353.00	----	0	0.00	31.69	0	0.00	30.68	
PFUnDA	563.10>519.00	563.10>269.10	6891	943	13.68	10.96	943	13.68	11.56	
13C7-PFUnDA_IS	570.00>525.10	----	64051	----	----	----	----	----	----	
13C7-PFUnDA	570.00>525.10	----	64051	----	----	----	----	----	----	
PFNS	548.80>79.90	548.80>98.80	----	0	0.00	56.91	0	0.00	61.27	
10_2 FTS	626.80>607.05	626.80>81.00	31	82	267.49	32.29	82	267.49	29.61	IRr
13C2-PFDOA_IS	615.10>570.00	----	78467	----	----	----	----	----	----	
13C2-PFDOA	615.10>570.00	----	78467	----	----	----	----	----	----	
PFDOA	613.10>569.00	613.10>319.00	4558	588	12.91	11.14	588	12.91	10.73	
PFDS	599.00>79.90	599.00>98.80	----	0	0.00	58.01	0	0.00	58.67	
PFTrDA	663.00>619.00	663.00>168.90	3208	401	12.51	16.67	401	12.51	15.36	

J:\LCMS08\Data\240321_1633_B1\240321_1633_B1.damlp .

Ref 1 Set Ratio assigned from calibration mid-point; Ref 2 Set Ratio assigned from opening calibration verification.
IRr - Ion ratio outside either set of criteria. Exceedances for reported detections to be "I" flagged in the analytical report.

240321_026 (continued)

(Table continued from previous page)

Name	m/z	Ref 1 m/z	Area	Ref 1 Measured	Ref 1 Actual Ratio	Ref 1 Set Ratio	Ref 2 Measured	Ref 2 Actual Ratio	Ref 2 Set Ratio	Flag ID
11-Cl-PF3OUdS	630.90>451.00	632.90>452.90	250	17	6.80	35.04	17	6.80	35.75	IRr
PFOSAm	498.10>77.90	----	461	----	----	----	----	----	----	
13C8-PFOSAm	506.10>77.80	----	60653	----	----	----	----	----	----	
13C8-PFOSAm_IS	506.10>77.80	----	60653	----	----	----	----	----	----	
PFTDA	713.10>669.00	713.10>168.90	1936	508	26.22	17.09	508	26.22	18.64	IRr
13C2-PFTDA	715.20>670.00	----	34520	----	----	----	----	----	----	
13C2-PFTDA_IS	715.20>670.00	----	34520	----	----	----	----	----	----	
PFDoS	699.10>79.90	699.10>98.80	----	0	0.00	61.23	0	0.00	68.82	
D7-MeFOSE_IS	623.20>58.90	----	185516	----	----	----	----	----	----	
D7-MeFOSE	623.20>58.90	----	185516	----	----	----	----	----	----	
MeFOSE	616.10>59.00	----	409	----	----	----	----	----	----	
13C2-PFHXDA_IS	815.00>770.05	----	47823	----	----	----	----	----	----	
13C2-PFHXDA	815.00>770.05	----	47823	----	----	----	----	----	----	
PFHXDA	813.00>768.95	813.00>218.95	1693	170	10.02	10.78	170	10.02	11.00	
D3-MeFOSA	515.00>219.00	----	9960	----	----	----	----	----	----	
D3-MeFOSA_IS	515.00>219.00	----	9960	----	----	----	----	----	----	
MeFOSA	511.90>219.00	511.90>169.00	----	0	0.00	156.31	0	0.00	156.72	
D9-EtFOSE_IS	639.20>58.90	----	184474	----	----	----	----	----	----	
D9-EtFOSE	639.20>58.90	----	184474	----	----	----	----	----	----	
EtFOSE	630.00>59.00	----	----	----	----	----	----	----	----	
D5-EtFOSAm	531.10>219.00	----	13911	----	----	----	----	----	----	
D5-EtFOSAm_IS	531.10>219.00	----	13911	----	----	----	----	----	----	
EtFOSAm	526.00>219.00	526.00>169.00	----	0	0.00	177.75	0	0.00	149.59	
PFODA	913.00>868.65	913.00>169.00	571	174	30.45	31.66	174	30.45	33.60	

Flag ID key: IRr: Ion Ratio (Relative)

Ref 1 Set Ratio assigned from calibration mid-point; Ref 2 Set Ratio assigned from opening calibration verification.
IRr - Ion ratio outside either set of criteria. Exceedances for reported detections to be "I" flagged in the analytical report.

Insight Report
Quantitation/Integration
Printed 3/22/2024 13:35:57

240321_026

Sample ID: R2401914-005
Date Acquired: 3/21/2024 8:22:20 PM
Acquired by: System Administrator
Data File: 240321_026
Vial: 24 | Inj. Volume: 10.0000uL | Tray: 2

Name	Mode ID	Found RT	RT Diff	ISTD RT Diff	Area	ISTD Area	ISTD Name	Conc.	Unit	Flag ID
13C4-PFBA	Auto	1.439	0.081	-0.002	650727	397867	13C3-PFBA_IS	8.2927	ng/mL	
13C4-PFBA_IS	Auto	1.439	0.081	----	650727	650727	----	10.0000	ng/mL	
13C3-PFBA_IS	Auto	1.441	0.082	----	397867	397867	----	5.0000	ng/mL	
PFBA	Auto	1.440	0.079	0.001	35774	650727	13C4-PFBA_IS	0.4398	ng/mL	
PFMPA	M	2.490	0.081	-1.051	156	174278	13C5-PFPeA_IS	0.0029	ng/mL	
3_3 FTCA	ND(W/B)	----	----	----	----	174278	13C5-PFPeA_IS	----	ng/mL	
13C5-PFPeA	Auto	3.541	0.038	-1.466	174278	354616	13C2-PFHxA_IS	4.4169	ng/mL	
13C5-PFPeA_IS	Auto	3.541	0.038	----	174278	174278	----	5.0000	ng/mL	
PFPeA	Auto	3.544	0.038	0.003	7505	174278	13C5-PFPeA_IS	0.0602	ng/mL	
PFMBA	M	4.063	0.030	0.522	124	174278	13C5-PFPeA_IS	0.0015	ng/mL	
13C2-4_2 FTS	Auto	4.696	0.020	-2.416	34382	85818	18O2-PFHxS_IS	2.8534	ng/mL	
13C2-4_2 FTS_IS	Auto	4.696	0.020	----	34382	34382	----	5.0000	ng/mL	
4_2 FTS	ND(W/B)	----	----	----	----	34382	13C2-4_2 FTS_IS	----	ng/mL	
13C3-PFBS_IS	Auto	4.679	0.029	----	93459	93459	----	2.5000	ng/mL	
PFBS	M	4.685	0.035	0.006	931	93459	13C3-PFBS_IS	0.0171	ng/mL	
13C3-PFBS	Auto	4.679	0.029	-2.433	93459	85818	18O2-PFHxS_IS	1.7869	ng/mL	
NFDHA	M	4.871	0.029	-0.136	436	210456	13C5-PFHxA_IS	0.0030	ng/mL	IRr
13C5-PFHxA	Auto	5.007	0.024	0.000	210456	354616	13C2-PFHxA_IS	1.8146	ng/mL	
13C5-PFHxA_IS	Auto	5.007	0.024	----	210456	210456	----	2.5000	ng/mL	
13C2-PFHxA_IS	Auto	5.007	0.023	----	354616	354616	----	2.5000	ng/mL	
PFHxA	Auto	5.007	0.021	0.000	5468	210456	13C5-PFHxA_IS	0.0736	ng/mL	
PFEESA	ND(W/B)	----	----	----	----	210456	13C5-PFHxA_IS	----	ng/mL	
13C3-HFPO-DA	Auto	5.479	0.024	0.472	401900	354616	13C2-PFHxA_IS	8.6578	ng/mL	
13C3-HFPO-DA_IS	Auto	5.479	0.024	----	401900	401900	----	10.0000	ng/mL	
HFPO-DA	ND(W/B)	----	----	----	----	401900	13C3-HFPO-DA_IS	----	ng/mL	
5_3 FTCA	ND(W/B)	----	----	----	----	210456	13C5-PFHxA_IS	----	ng/mL	
PFPeS	ND(W/B)	----	----	----	----	75885	13C3-PFHxS_IS	----	ng/mL	
13C4-PFHpA	Auto	6.187	0.020	1.180	323745	354616	13C2-PFHxA_IS	2.0192	ng/mL	
13C4-PFHpA_IS	Auto	6.187	0.020	----	323745	323745	----	2.5000	ng/mL	
PFHpA	Auto	6.186	0.017	-0.001	12118	323745	13C4-PFHpA_IS	0.0893	ng/mL	
DONA	M	6.527	-0.001	1.048	97	401900	13C3-HFPO-DA_IS	-0.0067	ng/mL	IRr
13C2-6_2 FTS_IS	Auto	6.826	0.012	----	27421	27421	----	5.0000	ng/mL	
13C2-6_2 FTS	Auto	6.826	0.012	-0.286	27421	85818	18O2-PFHxS_IS	2.8234	ng/mL	
6_2 FTS	ND(W/B)	----	----	----	----	27421	13C2-6_2 FTS_IS	----	ng/mL	
13C4-PFOA_IS	Auto	7.137	0.017	----	19472	19472	----	2.5000	ng/mL	
13C8-PFOA_IS	Auto	7.138	0.017	----	252225	252225	----	2.5000	ng/mL	
13C8-PFOA	Auto	7.138	0.017	0.001	252225	19472	13C4-PFOA_IS	2.1032	ng/mL	
PFOA	MI	7.140	0.018	0.002	27303	252225	13C8-PFOA_IS	0.2432	ng/mL	
13C3-PFHxS	Auto	7.112	0.021	0.000	75885	85818	18O2-PFHxS_IS	2.1092	ng/mL	
13C3-PFHxS_IS	Auto	7.112	0.021	----	75885	75885	----	2.5000	ng/mL	
PFHxS	M	7.117	0.025	0.005	1571	75885	13C3-PFHxS_IS	0.0379	ng/mL	
18O2-PFHxS_IS	Auto	7.112	0.021	----	85818	85818	----	2.5000	ng/mL	
13C9-PFNA_IS	Auto	7.986	0.018	----	107246	107246	----	1.2500	ng/mL	
13C9-PFNA	Auto	7.986	0.018	0.000	107246	118491	13C5-PFNA_IS	1.0016	ng/mL	
13C5-PFNA_IS	Auto	7.986	0.018	----	118491	118491	----	1.2500	ng/mL	
PFNA	Auto	7.988	0.019	0.002	11318	107246	13C9-PFNA_IS	0.1389	ng/mL	
PFHpS	ND(W/B)	----	----	----	----	24402	13C8-PFOS_IS	----	ng/mL	
7_3 FTCA	ND(W/B)	----	----	----	----	210456	13C5-PFHxA_IS	----	ng/mL	
13C2-8_2-FTS	Auto	8.442	0.019	1.330	16059	85818	18O2-PFHxS_IS	2.5813	ng/mL	
13C2-8_2-FTS_IS	Auto	8.442	0.019	----	16059	16059	----	5.0000	ng/mL	
8_2 FTS	ND(W/B)	----	----	----	----	16059	13C2-8_2-FTS_IS	----	ng/mL	
13C6-PFDA_IS	Auto	8.747	0.018	----	70030	70030	----	1.2500	ng/mL	
13C6-PFDA	Auto	8.747	0.018	-0.001	70030	77455	13C2-PFDA_IS	0.9659	ng/mL	

J:\LCMS08\Data\240321_1633_B1\240321_1633_B1.damlp .

SN - Software-calculated S/N ratio outside criteria due to non-target peaks or drift in noise calculation window. Analyst review of noise levels (excluding non-target peaks) in chromatogram indicates S/N ratio meets criteria.

240321_026 (continued)

(Table continued from previous page)

Name	Mode ID	Found RT	RT Diff	ISTD RT Diff	Area	ISTD Area	ISTD Name	Conc.	Unit	Flag ID
13C2-PFDA_IS	Auto	8.748	0.018	----	77455	77455	----	1.2500	ng/mL	
PFDA	M	8.747	0.016	0.000	9515	70030	13C6-PFDA_IS	0.1672	ng/mL	
D3-NMeFOSAA_IS	Auto	8.881	0.020	----	59146	59146	----	5.0000	ng/mL	
D3-NMeFOSAA	Auto	8.881	0.020	0.039	59146	87512	13C4-PFOS_IS	2.7938	ng/mL	
13C8-PFOS_IS	Auto	8.843	0.022	----	24402	24402	----	2.5000	ng/mL	
13C8-PFOS	Auto	8.843	0.022	0.001	24402	87512	13C4-PFOS_IS	1.9916	ng/mL	
13C4-PFOS_IS	Auto	8.842	0.021	----	87512	87512	----	2.5000	ng/mL	
PFOS	Auto	8.841	0.019	-0.002	37083	24402	13C8-PFOS_IS	1.4128	ng/mL	
NMeFOSAA	ND(W/B)	----	----	----	----	59146	D3-NMeFOSAA_IS	----	ng/mL	
D5-NEtFOSAA_IS	Auto	9.204	0.012	----	63379	63379	----	5.0000	ng/mL	
D5-NEtFOSAA	Auto	9.204	0.012	0.362	63379	87512	13C4-PFOS_IS	4.0862	ng/mL	
NEtFOSAA	M	9.205	0.005	0.001	447	63379	D5-NEtFOSAA_IS	0.0447	ng/mL	IRr
9-Cl-PF3ONS	ND(W/B)	----	----	----	----	401900	13C3-HFPO-DA_IS	----	ng/mL	
PFUnDA	Auto	9.474	0.018	0.002	6891	64051	13C7-PFUnDA_IS	0.1130	ng/mL	
13C7-PFUnDA_IS	Auto	9.472	0.017	----	64051	64051	----	1.2500	ng/mL	
13C7-PFUnDA	Auto	9.472	0.017	0.724	64051	77455	13C2-PFDA_IS	0.8958	ng/mL	
PFNS	ND(W/B)	----	----	----	----	24402	13C8-PFOS_IS	----	ng/mL	
10_2 FTS	M	9.852	0.022	1.410	31	16059	13C2-8_2-FTS_IS	0.0104	ng/mL	IRr
13C2-PFDOA_IS	Auto	10.157	0.018	----	78467	78467	----	1.2500	ng/mL	
13C2-PFDOA	Auto	10.157	0.018	1.409	78467	77455	13C2-PFDA_IS	0.9436	ng/mL	
PFDOA	Auto	10.157	0.016	0.000	4558	78467	13C2-PFDOA_IS	0.0812	ng/mL	
PFDS	ND(W/B)	----	----	----	----	24402	13C8-PFOS_IS	----	ng/mL	
PFTrDA	MI R1 R2	10.812	0.015	-0.634	3208	34520	13C2-PFTDA_IS	0.0720	ng/mL	
11-Cl-PF3OUdS	M	10.734	-0.070	5.255	250	401900	13C3-HFPO-DA_IS	0.0025	ng/mL	IRr
PFOSAm	M	11.131	0.009	-0.002	461	60653	13C8-PFOSAm_IS	0.0174	ng/mL	
13C8-PFOSAm	Auto	11.133	0.008	2.291	60653	87512	13C4-PFOS_IS	1.8430	ng/mL	
13C8-PFOSAm_IS	Auto	11.133	0.008	----	60653	60653	----	2.5000	ng/mL	
PFTDA	M	11.445	0.015	-0.001	1936	34520	13C2-PFTDA_IS	0.0570	ng/mL	IRr
13C2-PFTDA	Auto	11.446	0.016	2.698	34520	77455	13C2-PFDA_IS	0.6875	ng/mL	
13C2-PFTDA_IS	Auto	11.446	0.016	----	34520	34520	----	1.2500	ng/mL	
PFDoS	ND(W/B)	----	----	----	----	24402	13C8-PFOS_IS	----	ng/mL	
D7-MeFOSE_IS	Auto	13.366	0.007	----	185516	185516	----	25.0000	ng/mL	
D7-MeFOSE	Auto	13.366	0.007	4.524	185516	87512	13C4-PFOS_IS	18.4239	ng/mL	
MeFOSE	M	13.365	-0.033	-0.001	409	185516	D7-MeFOSE_IS	0.0305	ng/mL	
13C2-PFHXDA_IS	Auto	12.662	0.015	----	47823	47823	----	2.5000	ng/mL	
13C2-PFHXDA	Auto	12.662	0.015	3.914	47823	77455	13C2-PFDA_IS	0.9263	ng/mL	
PFHXDA	M	12.663	0.015	0.001	1693	47823	13C2-PFHXDA_IS	0.0475	ng/mL	
D3-MeFOSA	Auto	13.671	0.008	4.829	9960	87512	13C4-PFOS_IS	1.1631	ng/mL	
D3-MeFOSA_IS	Auto	13.671	0.008	----	9960	9960	----	2.5000	ng/mL	
MeFOSA	ND(W/B)	----	----	----	----	9960	D3-MeFOSA_IS	----	ng/mL	
D9-EtFOSE_IS	Auto	13.997	0.009	----	184474	184474	----	25.0000	ng/mL	
D9-EtFOSE	Auto	13.997	0.009	5.155	184474	87512	13C4-PFOS_IS	16.0486	ng/mL	
EtFOSE	ND(W/B)	----	----	----	----	184474	D9-EtFOSE_IS	----	ng/mL	
D5-EtFOSAm	Auto	14.346	0.008	5.504	13911	87512	13C4-PFOS_IS	1.0166	ng/mL	
D5-EtFOSAm_IS	Auto	14.346	0.008	----	13911	13911	----	2.5000	ng/mL	
EtFOSAm	ND(W/B)	----	----	----	----	13911	D5-EtFOSAm_IS	----	ng/mL	
PFODA	M	13.800	0.017	1.138	571	47823	13C2-PFHXDA_IS	0.0481	ng/mL	

Flag ID key: IRr: Ion Ratio (Relative)

SN - Software-calculated S/N ratio outside criteria due to non-target peaks or drift in noise calculation window. Analyst review of noise levels (excluding non-target peaks) in chromatogram indicates S/N ratio meets criteria.

240321_026 (continued)

13C4-PFBA
Conc. 8.2927
Q 216.80>171.90 (-) 1.03e5

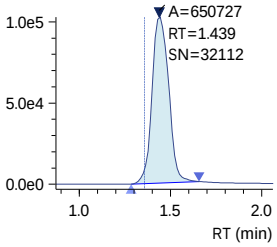

13C4-PFBA_IS
Conc. 10.0000
ISTD 216.80>171.90 (-) 1.03e5

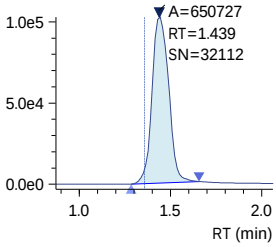

13C3-PFBA_IS
Conc. 5.0000
ISTD 216.00>172.00 (-) 6.20e4

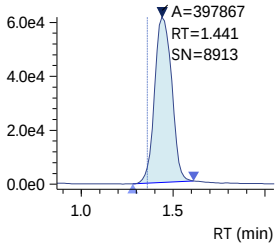

PFBA
Conc. 0.4398
Q 212.80>169.05 (-) 5.47e3

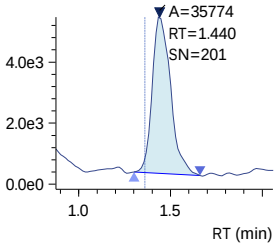

PFMPA
Conc. 0.0029
Q 229.00>84.90 (-) 4.40e1

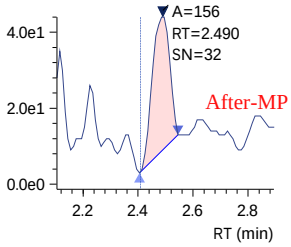

3_3 FTCA
Conc. ----
R#1 0.00 (136.14)
R#2 0.00 (141.47)
Q 241.00>177.10 (-) 4.00e1

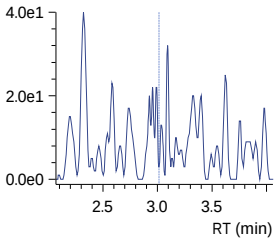

13C5-PFPeA
Conc. 4.4169
Q 268.30>223.00 (-) 4.84e4

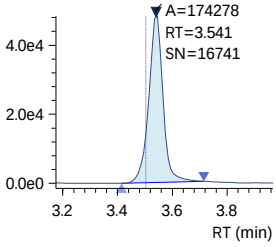

13C5-PFPeA_IS
Conc. 5.0000
ISTD 268.30>223.00 (-) 4.84e4

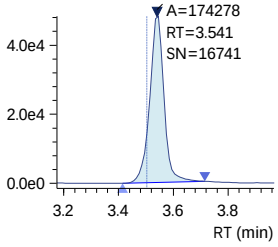

PFPeA
Conc. 0.0602
Q 263.00>219.00 (-) 2.48e3

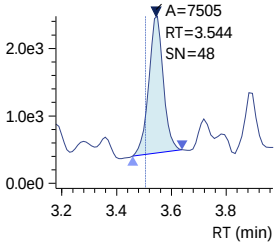

PFMBA
Conc. 0.0015
Q 279.00>84.95 (-) 2.90e1

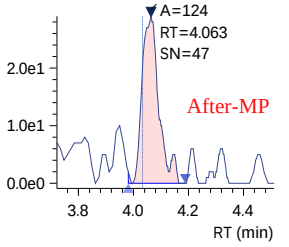

R1 241.00>117.00 (-) 1.45e3

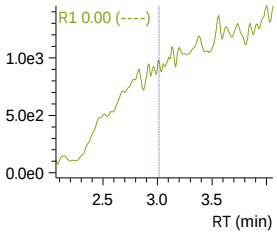

R2 241.00>117.00 (-) 1.45e3

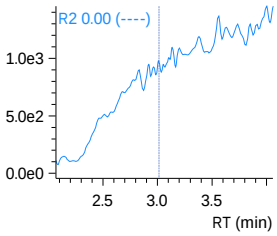

SN - Software-calculated S/N ratio outside criteria due to non-target peaks or drift in noise calculation window.
Analyst review of noise levels (excluding non-target peaks) in chromatogram indicates S/N ratio meets criteria.

Insight Report
Quantitation/Integration
Printed 3/22/2024 13:35:57

240321_026 (continued)

13C2-4_2 FTS
Conc. 2.8534
Q 329.10>80.90 (-) 9.84e3

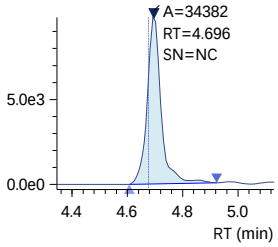

13C2-4_2 FTS_IS
Conc. 5.0000
ISTD 329.10>80.90 (-) 9.84e3

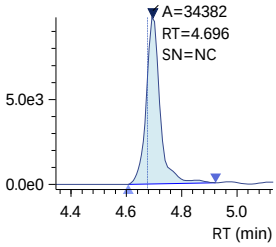

4_2 FTS
Conc. ----
R#1 0.00 (33.08)
R#2 0.00 (27.71)
Q 327.10>307.00 (-) 1.30e1

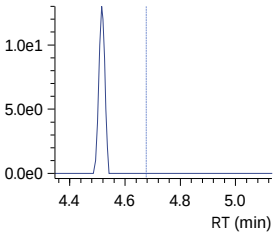

R1 327.10>80.90 (-) 1.18e2

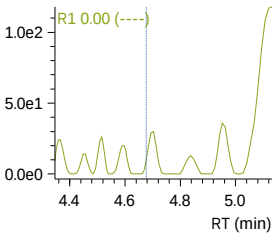

R2 327.10>80.90 (-) 1.18e2

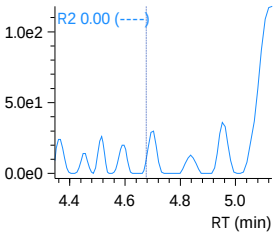

13C3-PFBS_IS
Conc. 2.5000
ISTD 302.10>79.90 (-) 2.70e4

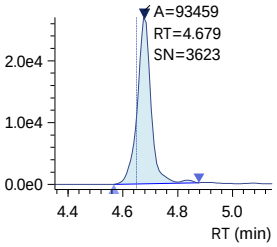

PFBS
Conc. 0.0171
R#1 44.89 (46.53)
R#2 44.89 (44.64)
Q 298.70>79.90 (-) 4.65e2

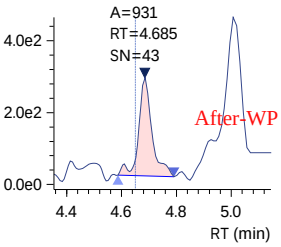

R1 298.70>98.80 (-) 1.45e2

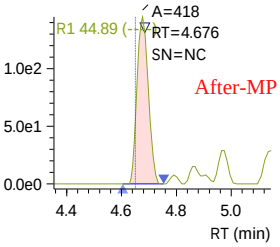

R2 298.70>98.80 (-) 1.45e2

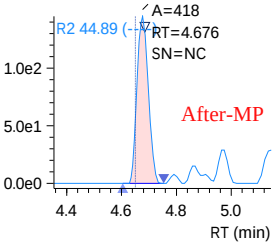

240321_026 (continued)

13C3-PFBS
Conc. 1.7869

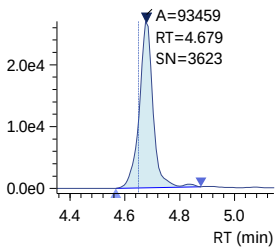

NFDHA
Conc. 0.0030
R#1 57.45 (36.44)
R#2 57.45 (34.56)

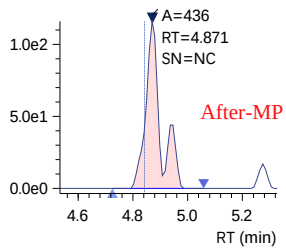

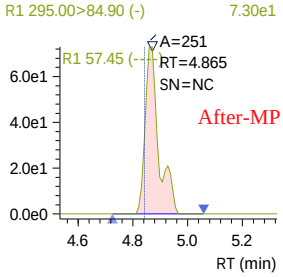

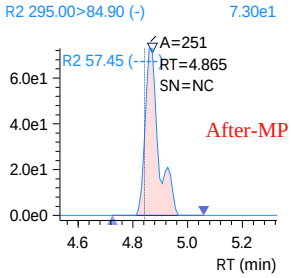

13C5-PFHxA
Conc. 1.8146

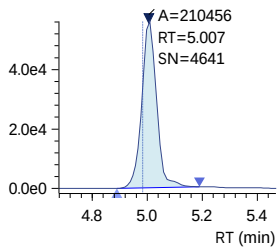

13C5-PFHxA_IS
Conc. 2.5000

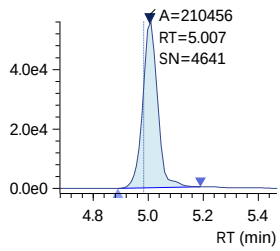

13C2-PFHxA_IS
Conc. 2.5000

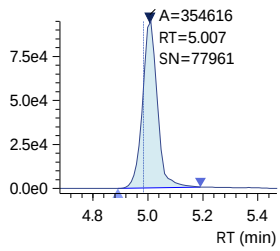

J:\LCMS08\Data\240321_1633_B1\240321_1633_B1.damlp .

SN - Software-calculated S/N ratio outside criteria due to non-target peaks or drift in noise calculation window.
Analyst review of noise levels (excluding non-target peaks) in chromatogram indicates S/N ratio meets criteria.

240321_026 (continued)

PFHxA
Conc. 0.0736

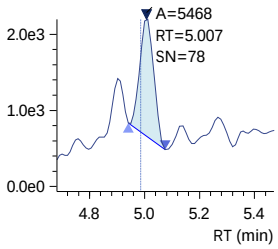

PFEESA
Conc. ----
R#1 0.00 (5.25)
R#2 0.00 (5.67)

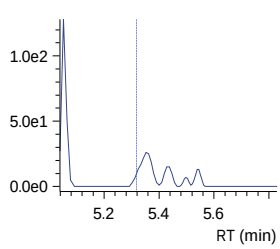

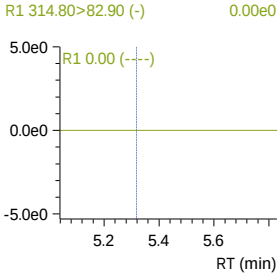

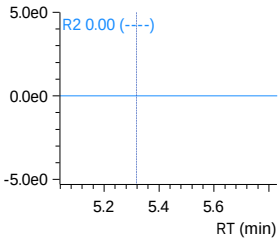

13C3-HFPO-DA
Conc. 8.6578

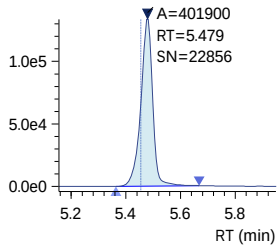

13C3-HFPO-DA_IS
Conc. 10.0000

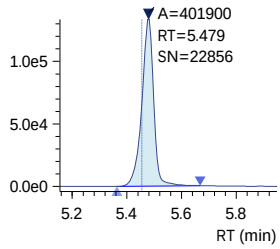

HFPO-DA
Conc. ----
R#1 0.00 (62.57)
R#2 0.00 (64.50)

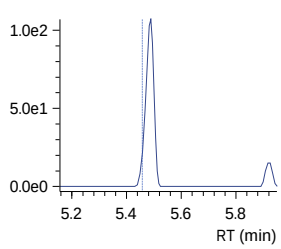

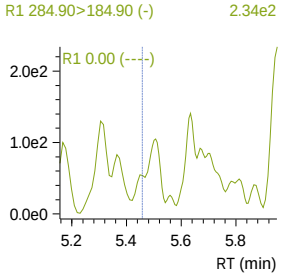

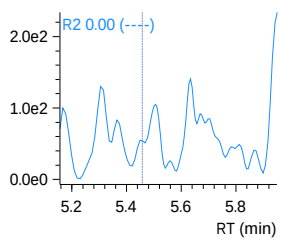

240321_026 (continued)

5_3 FTCA
Conc. ----
R#1 0.00 (154.88)
R#2 0.00 (154.15)
Q 341.00>237.05 (-) 7.70e1

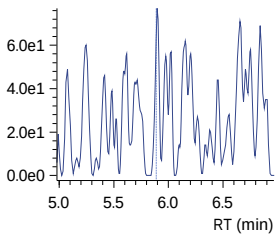

R1 341.00>217.00 (-) 1.87e2

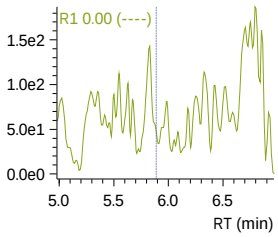

R2 341.00>217.00 (-) 1.87e2

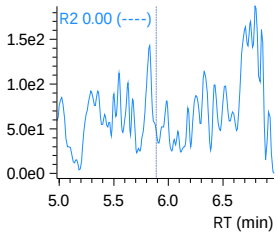

PFPeS
Conc. ----
R#1 0.00 (54.44)
R#2 0.00 (56.96)
Q 349.10>79.90 (-) 1.38e2

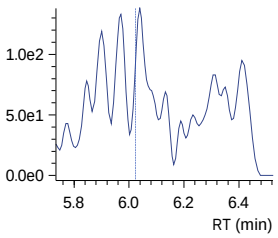

R1 349.10>98.80 (-) 3.70e1

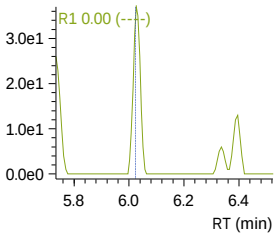

R2 349.10>98.80 (-) 3.70e1

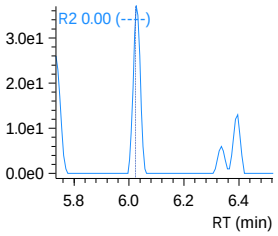

13C4-PFHpA
Conc. 2.0192
Q 367.10>322.00 (-) 1.18e5

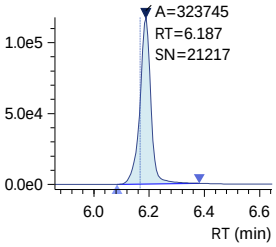

13C4-PFHpA_IS
Conc. 2.5000
ISTD 367.10>322.00 (-) 1.18e5

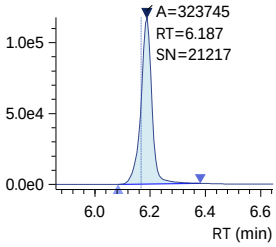

PFHpA
Conc. 0.0893
R#1 21.27 (23.39)
R#2 21.27 (22.63)
Q 363.10>319.00 (-) 3.93e3

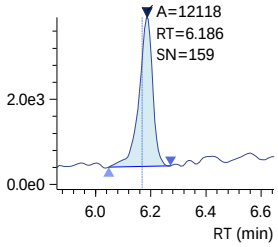

R1 363.10>169.00 (-) 8.90e2

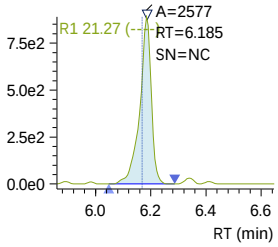

R2 363.10>169.00 (-) 8.90e2

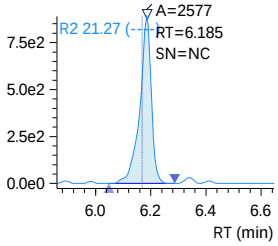

J:\LCMS08\Data\240321_1633_B1\240321_1633_B1.damlp .
SN - Software-calculated S/N ratio outside criteria due to non-target peaks or drift in noise calculation window.
Analyst review of noise levels (excluding non-target peaks) in chromatogram indicates S/N ratio meets criteria.

Insight Report
Quantitation/Integration
Printed 3/22/2024 13:35:57

240321_026 (continued)

DONA
Conc. -0.0067
R#1 136.72 (30.39)
R#2 136.72 (28.87)
Q 376.90>250.90 (-) 2.90e1

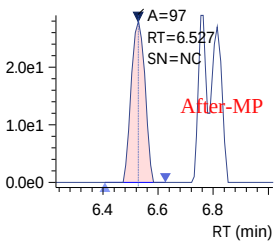

13C2-6_2 FTS_IS
Conc. 5.0000
ISTD 429.10>80.90 (-) 8.07e3

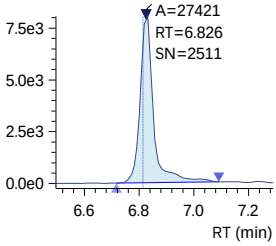

13C2-6_2 FTS
Conc. 2.8234
Q 429.10>80.90 (-) 8.07e3

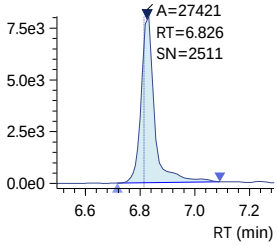

6_2 FTS
Conc. ----
R#1 0.00 (44.48)
R#2 0.00 (40.73)
Q 427.10>407.00 (-) 0.00e0

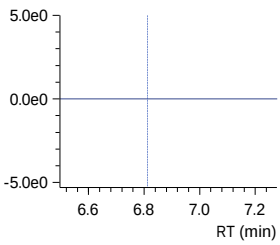

13C4-PFOA_IS
Conc. 2.5000
ISTD 417.10>172.00 (-) 5.74e3

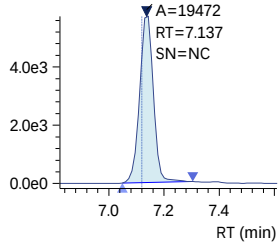

R1 376.90>84.80 (-) 3.50e1

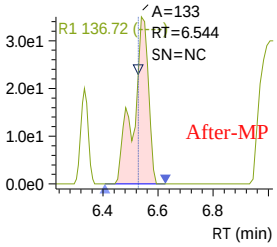

R1 427.10>80.90 (-) 3.30e1

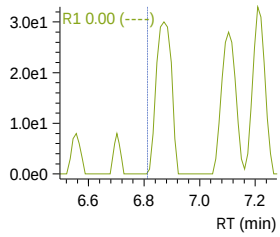

R2 376.90>84.80 (-) 3.50e1

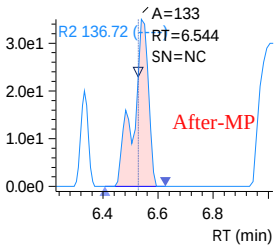

R2 427.10>80.90 (-) 3.30e1

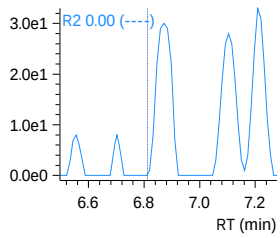

J:\LCMS08\Data\240321_1633_B1\240321_1633_B1.damlp .
SN - Software-calculated S/N ratio outside criteria due to non-target peaks or drift in noise calculation window.
Analyst review of noise levels (excluding non-target peaks) in chromatogram indicates S/N ratio meets criteria.

240321_026 (continued)

13C8-PFOA_IS
Conc. 2.5000

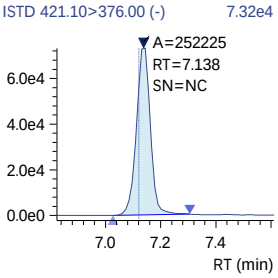

13C8-PFOA
Conc. 2.1032

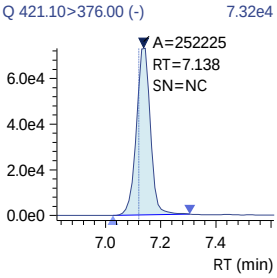

PFOA
Conc. 0.2432
R#1 21.24 (24.47)
R#2 21.35 (24.84)

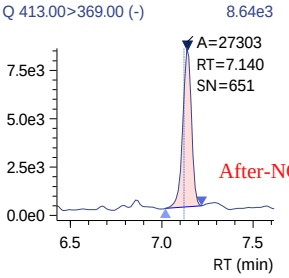

13C3-PFHxS
Conc. 2.1092

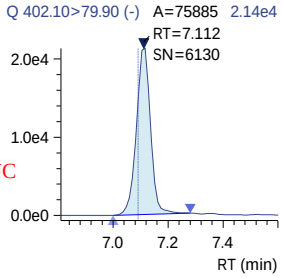

13C3-PFHxS_IS
Conc. 2.5000

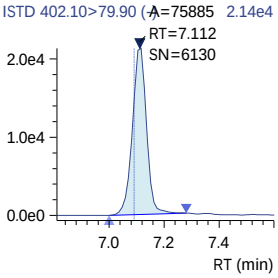

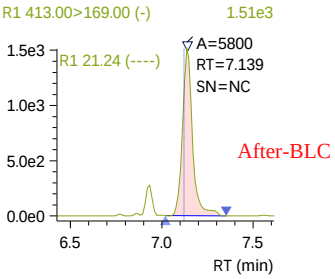

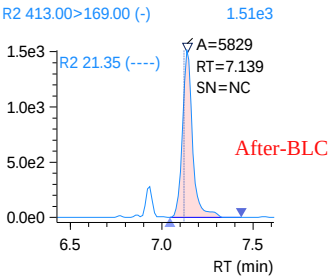

Insight Report
Quantitation/Integration
Printed 3/22/2024 13:35:57

240321_026 (continued)

PFHxS
Conc. 0.0379
R#1 34.95 (57.29)
R#2 34.95 (58.76)

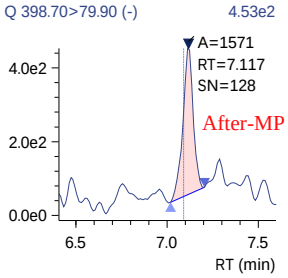

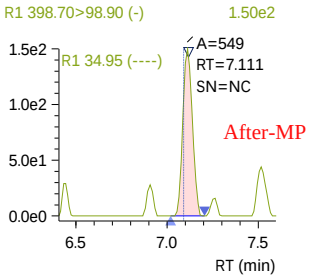

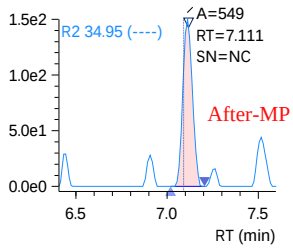

18O2-PFHxS_IS
Conc. 2.5000

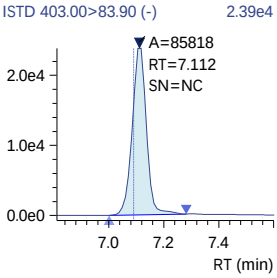

13C9-PFNA_IS
Conc. 1.2500

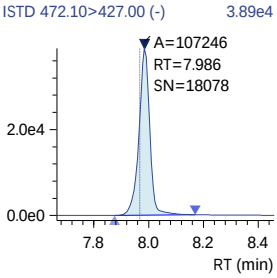

13C9-PFNA
Conc. 1.0016

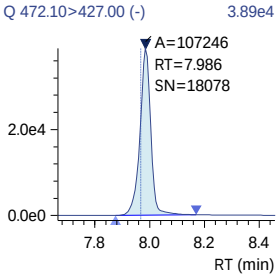

13C5-PFNA_IS
Conc. 1.2500

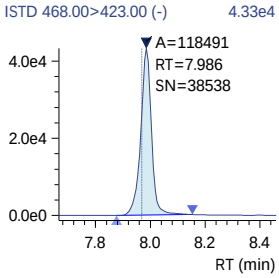

J:\LCMS08\Data\240321_1633_B1\240321_1633_B1.damlp .
SN - Software-calculated S/N ratio outside criteria due to non-target peaks or drift in noise calculation window.
Analyst review of noise levels (excluding non-target peaks) in chromatogram indicates S/N ratio meets criteria.

240321_026 (continued)

PFNA
Conc. 0.1389
R#1 14.53 (20.36)
R#2 14.53 (19.31)
Q 463.00>419.00 (-) 3.88e3

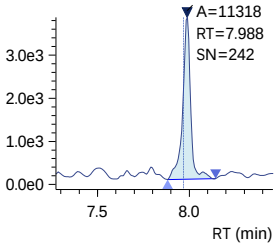

PFHpS
Conc. ----
R#1 0.00 (46.70)
R#2 0.00 (48.05)
Q 449.00>79.90 (-) 2.18e2

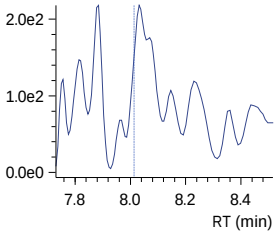

7_3 FTCA
Conc. ----
R#1 0.00 (132.28)
R#2 0.00 (133.47)
Q 441.00>317.00 (-) 1.62e2

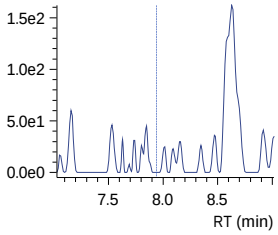

13C2-8_2-FTS
Conc. 2.5813
Q 529.10>80.90 (-) 4.54e3

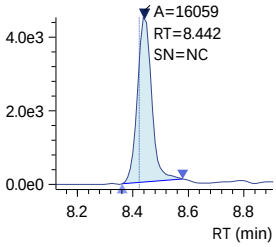

13C2-8_2-FTS_IS
Conc. 5.0000
ISTD 529.10>80.90 (-) 4.54e3

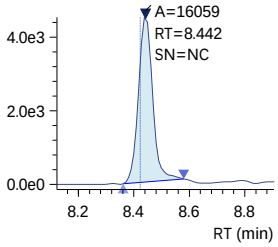

R1 463.00>219.00 (-) 6.10e2

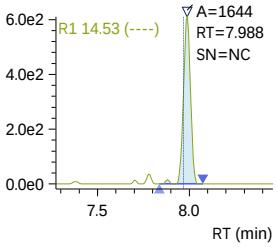

R1 449.00>98.80 (-) 6.70e1

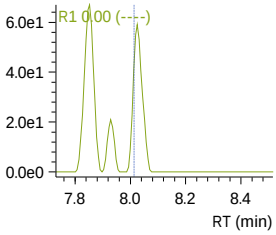

R1 441.00>336.90 (-) 1.98e2

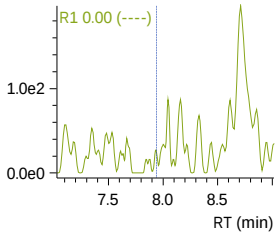

R2 463.00>219.00 (-) 6.10e2

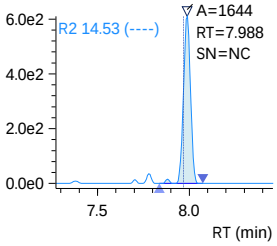

R2 449.00>98.80 (-) 6.70e1

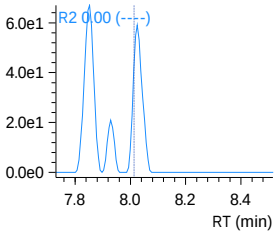

R2 441.00>336.90 (-) 1.98e2

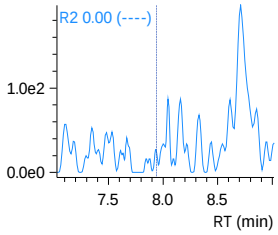

240321_026 (continued)

8_2 FTS
Conc. ----
R#1 0.00 (45.91)
R#2 0.00 (45.20)
Q 527.10>506.95 (-) 0.00e0

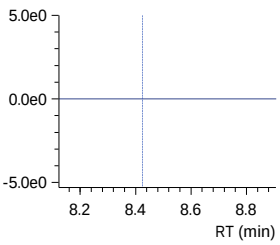

13C6-PFDA_IS
Conc. 1.2500
ISTD 519.10>474.10 (-) 1.97e4

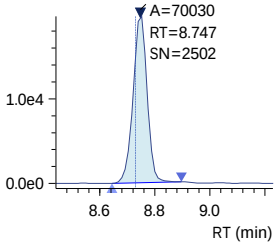

13C6-PFDA
Conc. 0.9659
Q 519.10>474.10 (-) 1.97e4

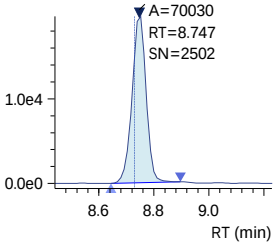

13C2-PFDA_IS
Conc. 1.2500
ISTD 515.10>470.10 (-) 2.19e4

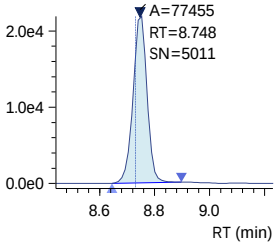

PFDA
Conc. 0.1672
R#1 15.99 (17.64)
R#2 15.99 (19.20)
Q 512.90>469.00 (-) 2.44e3

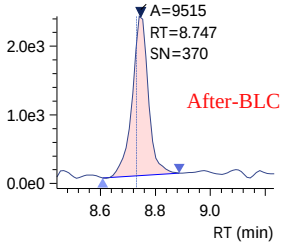

R1 527.10>80.80 (-) 5.70e1

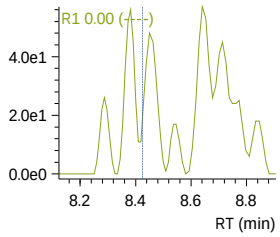

R1 512.90>219.00 (-) 4.23e2

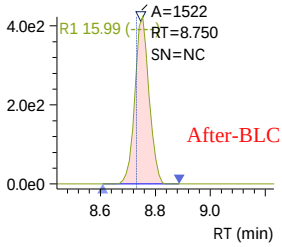

R2 527.10>80.80 (-) 5.70e1

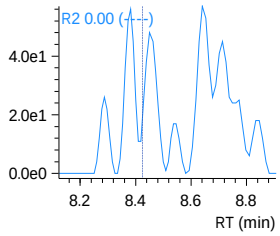

R2 512.90>219.00 (-) 4.23e2

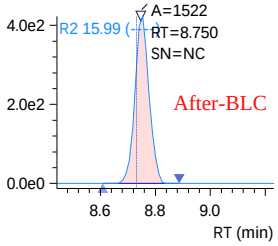

D3-NMeFOSAA_IS
Conc. 5.0000
ISTD 573.20>419.00 (-) 1.65e4

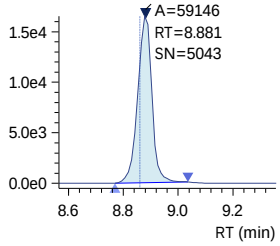

D3-NMeFOSAA
Conc. 2.7938
Q 573.20>419.00 (-) 1.65e4

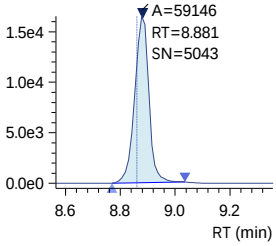

13C8-PFOS_IS
Conc. 2.5000
ISTD 507.10>98.90 (-) 6.81e3

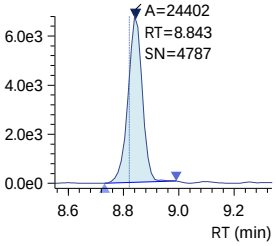

13C8-PFOS
Conc. 1.9916
Q 507.10>98.90 (-) 6.81e3

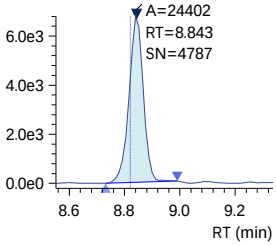

13C4-PFOS_IS
Conc. 2.5000
ISTD 502.80>79.90 (-) 2.42e4

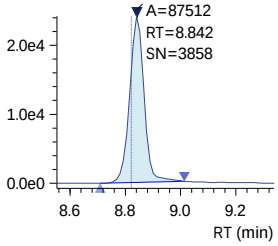

SN - Software-calculated S/N ratio outside criteria due to non-target peaks or drift in noise calculation window.
Analyst review of noise levels (excluding non-target peaks) in chromatogram indicates S/N ratio meets criteria.

Insight Report
Quantitation/Integration
Printed 3/22/2024 13:35:57

240321_026 (continued)

PFOS
Conc. 1.4128
R#1 45.59 (45.06)
R#2 45.59 (47.87)
Q 498.90>79.90 (-) 6.40e3

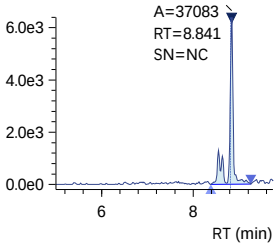

R1 498.90>98.80 (-) 3.96e3

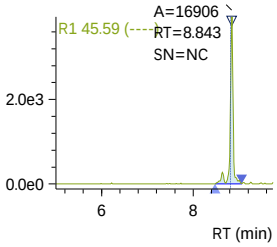

R2 498.90>98.80 (-) 3.96e3

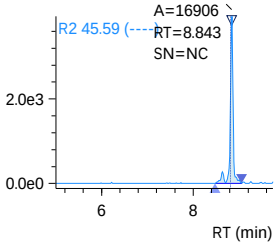

NMeFOSAA
Conc. ----
R#1 0.00 (67.10)
R#2 0.00 (60.24)
Q 570.10>419.00 (-) 0.00e0

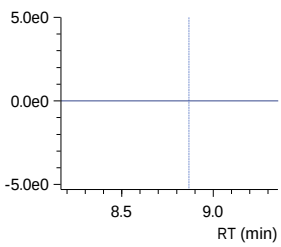

R1 570.10>483.00 (-) 4.90e1

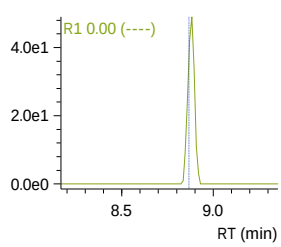

R2 570.10>483.00 (-) 4.90e1

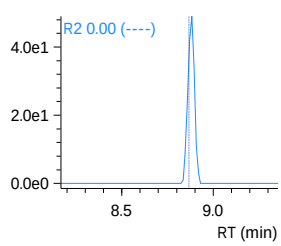

D5-NEtFOSAA_IS
Conc. 5.0000
ISTD 589.20>419.00 (-) 2.17e4

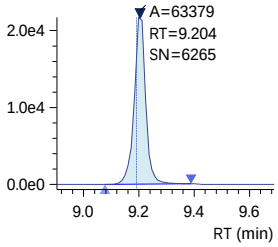

D5-NEtFOSAA
Conc. 4.0862
Q 589.20>419.00 (-) 2.17e4

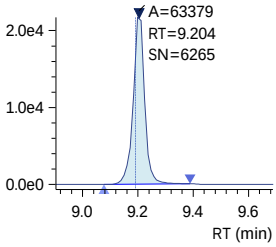

NEtFOSAA
Conc. 0.0447
R#1 42.30 (89.53)
R#2 42.30 (72.57)
Q 584.20>419.10 (-) 1.36e2

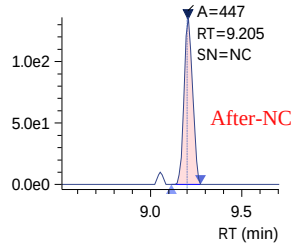

R1 584.20>526.00 (-) 6.00e1

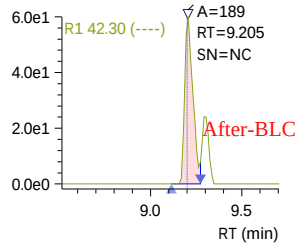

R2 584.20>526.00 (-) 6.00e1

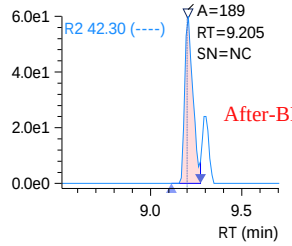

J:\LCMS08\Data\240321_1633_B1\240321_1633_B1.damlp .
SN - Software-calculated S/N ratio outside criteria due to non-target peaks or drift in noise calculation window.
Analyst review of noise levels (excluding non-target peaks) in chromatogram indicates S/N ratio meets criteria.

240321_026 (continued)

9-Cl-PF3ONS
Conc. ----
R#1 0.00 (31.69)
R#2 0.00 (30.68)
Q 530.80>351.00 (-) 4.80e1

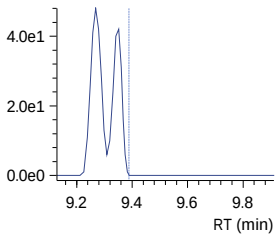

PFUnDA
Conc. 0.1130
R#1 13.68 (10.96)
R#2 13.68 (11.56)
Q 563.10>519.00 (-) 2.48e3

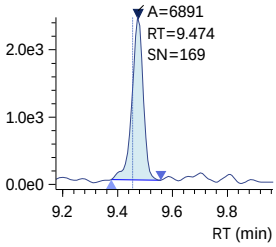

13C7-PFUnDA_IS
Conc. 1.2500
ISTD 570.00>525.10 (-) 2.26e4

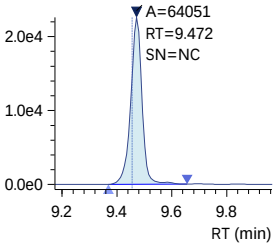

13C7-PFUnDA
Conc. 0.8958
Q 570.00>525.10 (-) 2.26e4

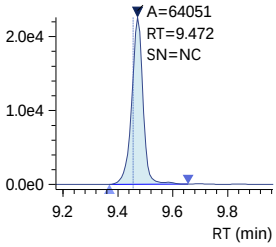

PFNS
Conc. ----
R#1 0.00 (56.91)
R#2 0.00 (61.27)
Q 548.80>79.90 (-) 1.11e2

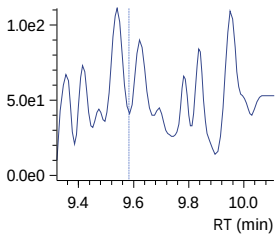

R1 532.80>353.00 (-) 5.10e1

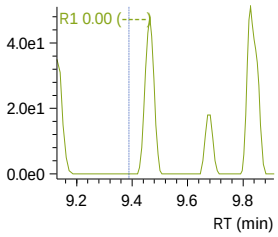

R1 563.10>269.10 (-) 2.96e2

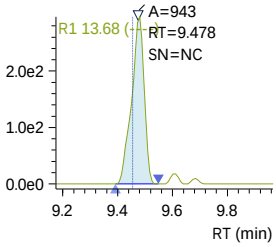

R1 548.80>98.80 (-) 2.70e1

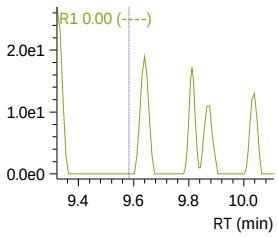

R2 532.80>353.00 (-) 5.10e1

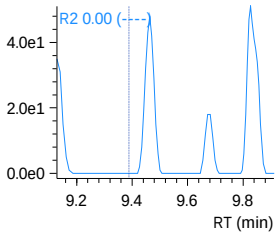

R2 563.10>269.10 (-) 2.96e2

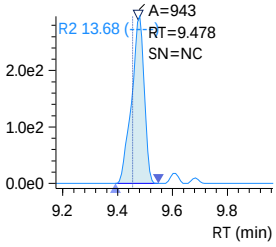

R2 548.80>98.80 (-) 2.70e1

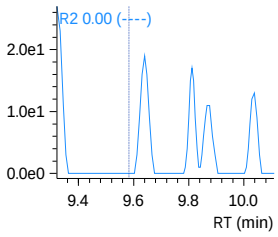

SN - Software-calculated S/N ratio outside criteria due to non-target peaks or drift in noise calculation window.
Analyst review of noise levels (excluding non-target peaks) in chromatogram indicates S/N ratio meets criteria.

240321_026 (continued)

10_2 FTS
Conc. 0.0104
R#1 267.49 (32.29)
R#2 267.49 (29.61)
Q 626.80>607.05 (-) 1.80e1

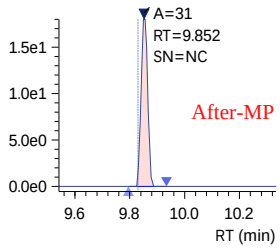

R1 626.80>81.00 (-) 4.90e1

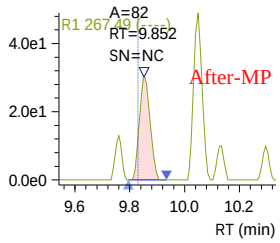

R2 626.80>81.00 (-) 4.90e1

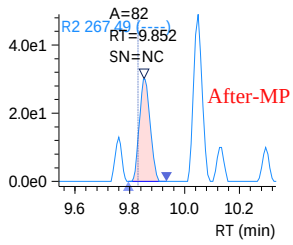

13C2-PFDOA_IS
Conc. 1.2500
ISTD 615.10>570.00 (-) 2.68e4

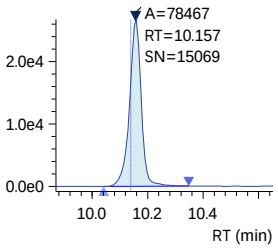

13C2-PFDOA
Conc. 0.9436
Q 615.10>570.00 (-) 2.68e4

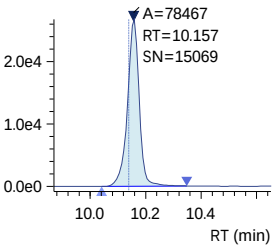

PFDOA
Conc. 0.0812
R#1 12.91 (11.14)
R#2 12.91 (10.73)
Q 613.10>569.00 (-) 1.78e3

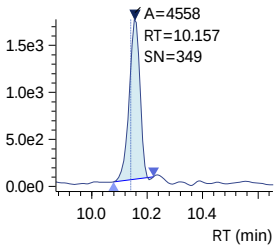

R1 613.10>319.00 (-) 1.94e2

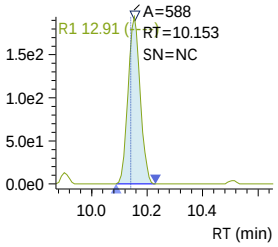

R2 613.10>319.00 (-) 1.94e2

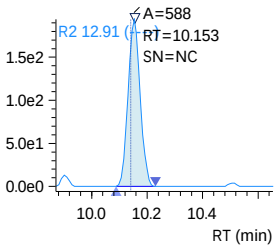

PFDS
Conc. ----
R#1 0.00 (58.01)
R#2 0.00 (58.67)
Q 599.00>79.90 (-) 1.25e2

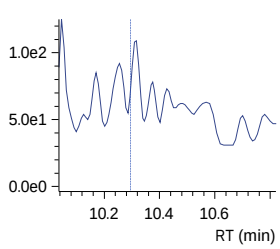

R1 599.00>98.80 (-) 8.50e1

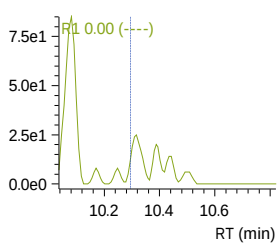

R2 599.00>98.80 (-) 8.50e1

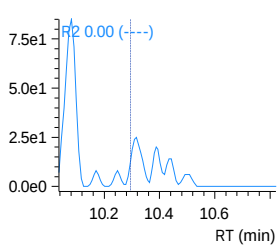

SN - Software-calculated S/N ratio outside criteria due to non-target peaks or drift in noise calculation window.
Analyst review of noise levels (excluding non-target peaks) in chromatogram indicates S/N ratio meets criteria.

240321_026 (continued)

PFTrDA
Conc. 0.0720
R#1 12.51 (16.67)
R#2 12.51 (15.36)

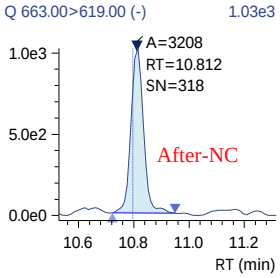

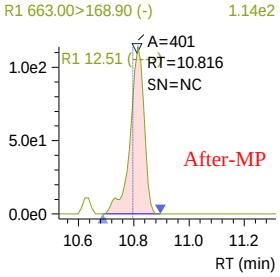

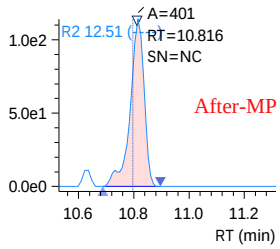

11-Cl-PF3OUdS
Conc. 0.0025
R#1 6.80 (35.04)
R#2 6.80 (35.75)

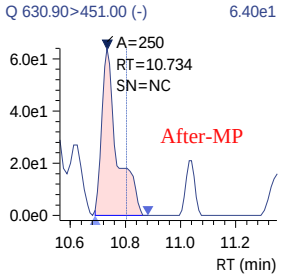

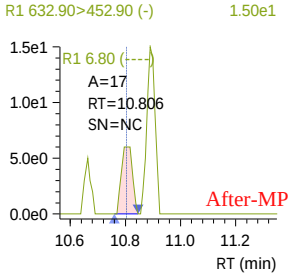

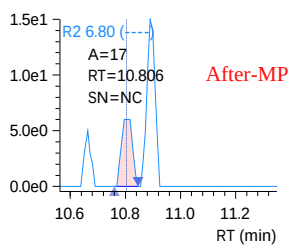

PFOSAm
Conc. 0.0174

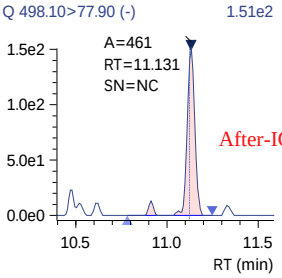

13C8-PFOSAm
Conc. 1.8430

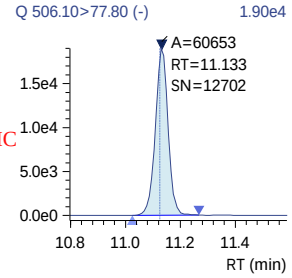

13C8-PFOSAm_IS
Conc. 2.5000

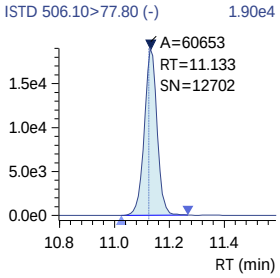

240321_026 (continued)

PFTDA
Conc. 0.0570
R#1 26.22 (17.09)
R#2 26.22 (18.64)
Q 713.10>669.00 (-) 5.08e2

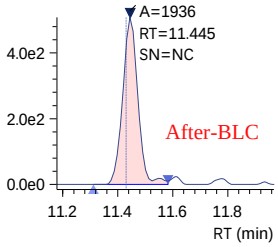

13C2-PFTDA
Conc. 0.6875
Q 715.20>670.00 (-) 9.75e3

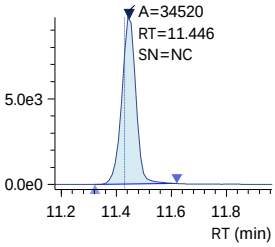

13C2-PFTDA_IS
Conc. 1.2500
ISTD 715.20>670.00 (-) 9.75e3

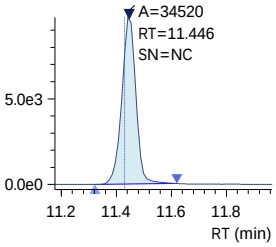

PFDoS
Conc. ----
R#1 0.00 (61.23)
R#2 0.00 (68.82)
Q 699.10>79.90 (-) 5.70e1

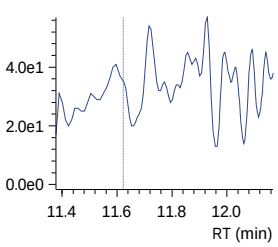

D7-MeFOSE_IS
Conc. 25.0000
ISTD 623.20>58.90 (-) 5.43e4

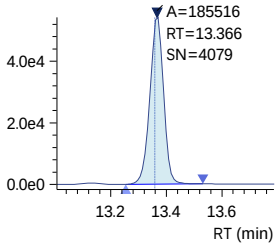

R1 713.10>168.90 (-) 1.30e2

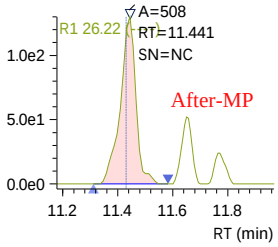

R1 699.10>98.80 (-) 1.60e1

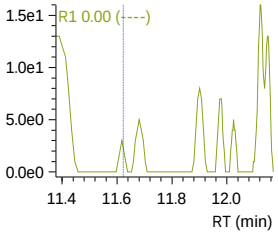

R2 713.10>168.90 (-) 1.30e2

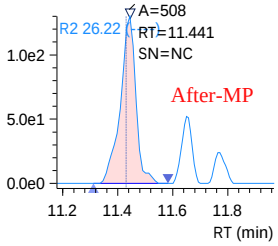

R2 699.10>98.80 (-) 1.60e1

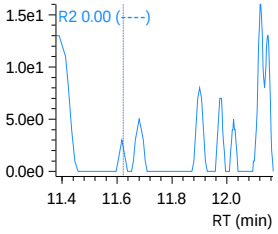

SN - Software-calculated S/N ratio outside criteria due to non-target peaks or drift in noise calculation window.
Analyst review of noise levels (excluding non-target peaks) in chromatogram indicates S/N ratio meets criteria.

240321_026 (continued)

D7-MeFOSE
Conc. 18.4239

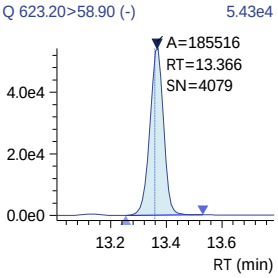

MeFOSE
Conc. 0.0305

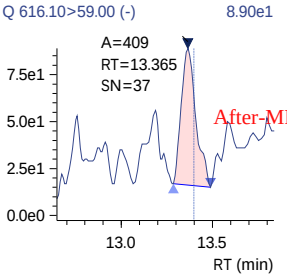

13C2-PFHXDA_IS
Conc. 2.5000

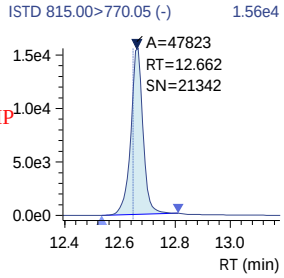

13C2-PFHXDA
Conc. 0.9263

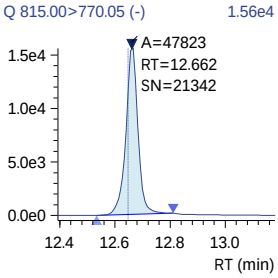

PFHXDA
Conc. 0.0475
R#1 10.02 (10.78)
R#2 10.02 (11.00)

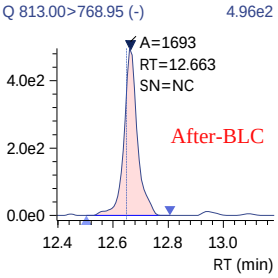

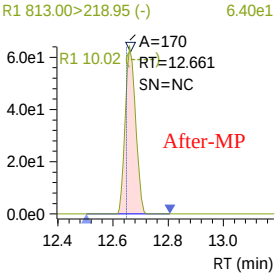

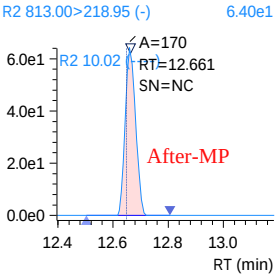

SN - Software-calculated S/N ratio outside criteria due to non-target peaks or drift in noise calculation window.
Analyst review of noise levels (excluding non-target peaks) in chromatogram indicates S/N ratio meets criteria.

240321_026 (continued)

D3-MeFOSA
Conc. 1.1631

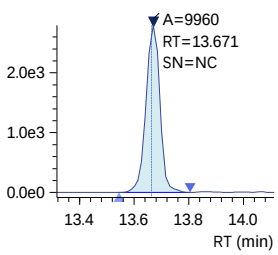

D3-MeFOSA_IS
Conc. 2.5000

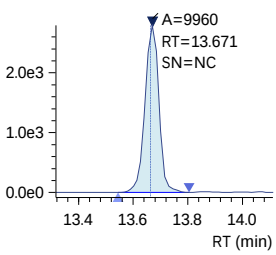

MeFOSA
Conc. ----
R#1 0.00 (156.31)
R#2 0.00 (156.72)

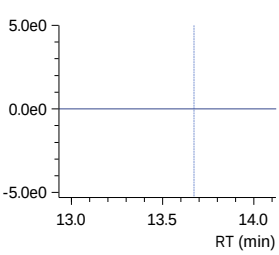

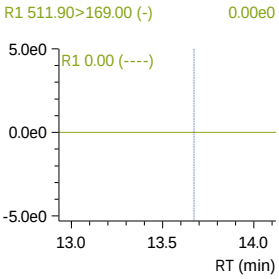

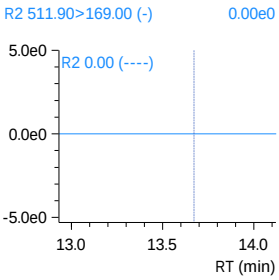

D9-EtFOSE_IS
Conc. 25.0000

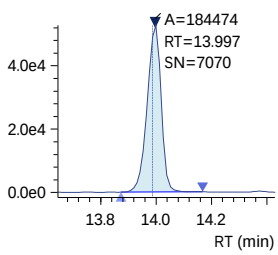

D9-EtFOSE
Conc. 16.0486

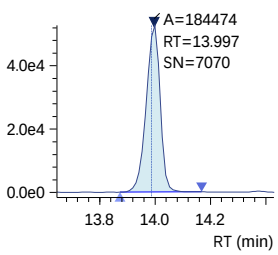

J:\LCMS08\Data\240321_1633_B1\240321_1633_B1.damlp .

SN - Software-calculated S/N ratio outside criteria due to non-target peaks or drift in noise calculation window.
Analyst review of noise levels (excluding non-target peaks) in chromatogram indicates S/N ratio meets criteria.

240321_026 (continued)

EtFOSE
Conc. ----

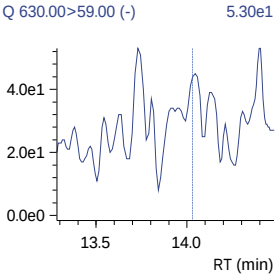

D5-EtFOSAm
Conc. 1.0166

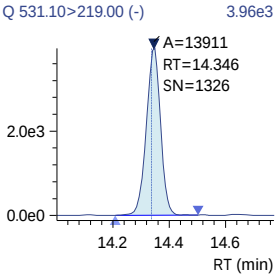

D5-EtFOSAm_IS
Conc. 2.5000

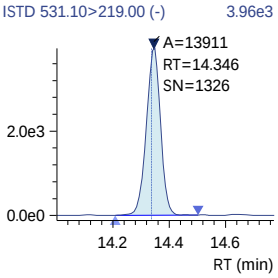

EtFOSAm
Conc. ----
R#1 0.00 (177.75)
R#2 0.00 (149.59)

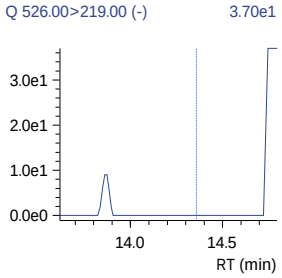

PFODA
Conc. 0.0481
R#1 30.45 (31.66)
R#2 30.45 (33.60)

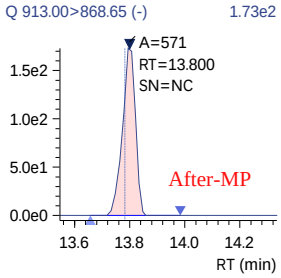

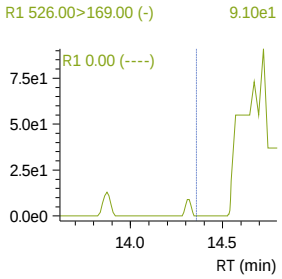

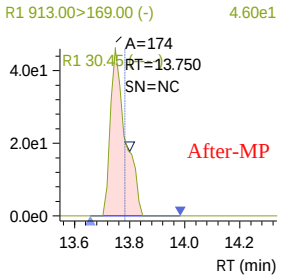

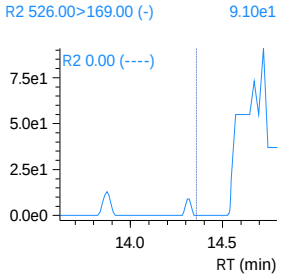

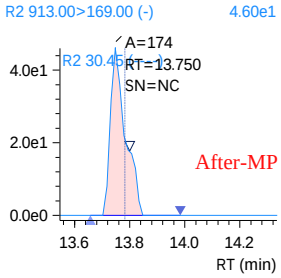

Insight Report
Before Manual Integration
Printed 3/22/2024 10:11:10

240321_026

Sample ID: R2401914-005
Date Acquired: 3/21/2024 8:22:20 PM
Acquired by: System Administrator
Data File: 240321_026
Vial: 24 | Inj. Volume: 10.0000uL | Tray: 2

13C4-PFBA
Conc. 8.2927
Q 216.80>171.90 (-) 1.03e5

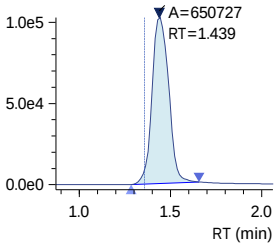

13C4-PFBA_IS
Conc. 10.0000
ISTD 216.80>171.90 (-) 1.03e5

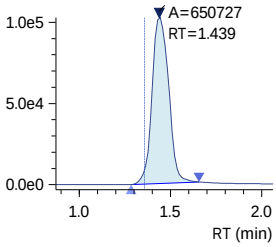

13C3-PFBA_IS
Conc. 5.0000
ISTD 216.00>172.00 (-) 6.20e4

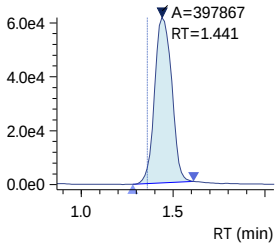

PFBA
Conc. 0.4398
Q 212.80>169.05 (-) 5.47e3

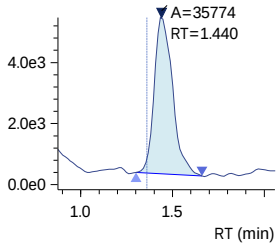

PFMPA
Conc. ----
Q 229.00>84.90 (-) 4.40e1

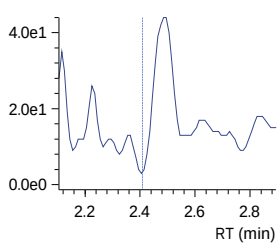

3_3 FTCA
Conc. ----
R#1 0.00 (136.14)
R#2 0.00 (136.14)
Q 241.00>177.10 (-) 4.00e1

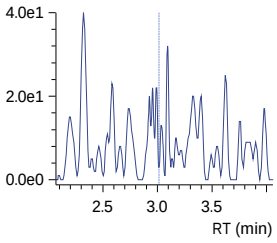

13C5-PFPeA
Conc. 4.4169
Q 268.30>223.00 (-) 4.84e4

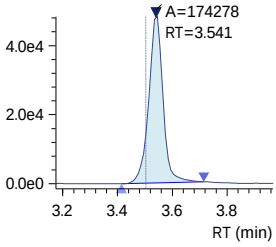

13C5-PFPeA_IS
Conc. 5.0000
ISTD 268.30>223.00 (-) 4.84e4

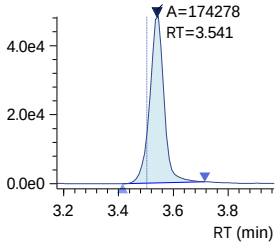

PFPeA
Conc. 0.0602
Q 263.00>219.00 (-) 2.48e3

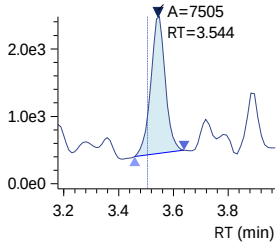

PFMBA
Conc. ----
Q 279.00>84.95 (-) 2.90e1

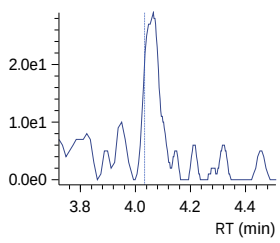

R1 241.00>117.00 (-) 1.45e3

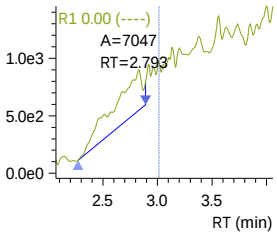

R2 241.00>117.00 (-) 1.45e3

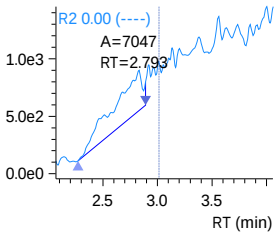

240321_026 (continued)

13C2-4_2 FTS
Conc. 2.8534
Q 329.10>80.90 (-) 9.84e3

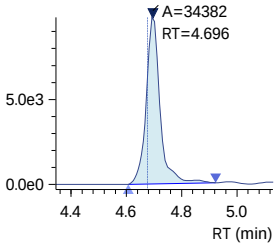

13C2-4_2 FTS_IS
Conc. 5.0000
ISTD 329.10>80.90 (-) 9.84e3

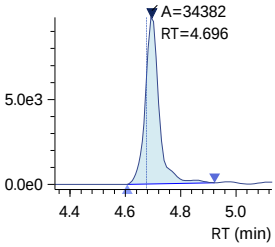

4_2 FTS
Conc. ----
R#1 0.00 (33.08)
R#2 0.00 (33.08)
Q 327.10>307.00 (-) 1.30e1

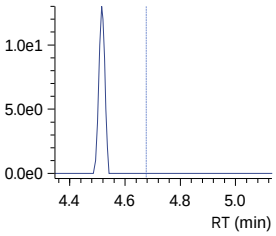

R1 327.10>80.90 (-) 1.18e2

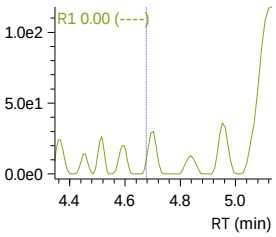

R2 327.10>80.90 (-) 1.18e2

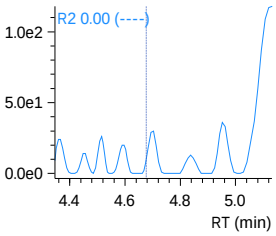

13C3-PFBS_IS
Conc. 2.5000
ISTD 302.10>79.90 (-) 2.70e4

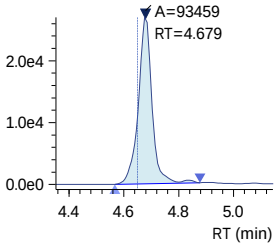

PFBS
Conc. 0.0338
R#1 0.00 (46.53)
R#2 0.00 (46.53)
Q 298.70>79.90 (-) 4.65e2

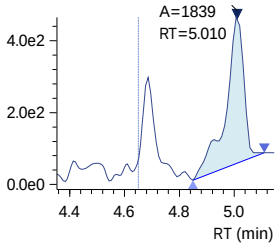

R1 298.70>98.80 (-) 1.45e2

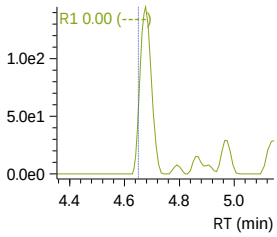

R2 298.70>98.80 (-) 1.45e2

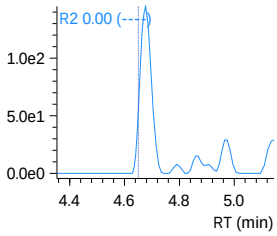

Insight Report
Before Manual Integration
Printed 3/22/2024 10:11:10

240321_026 (continued)

13C3-PFBS
Conc. 1.7869
Q 302.10>79.90 (-) 2.70e4

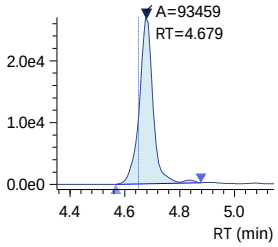

NFDHA
Conc. ----
R#1 0.00 (36.44)
R#2 0.00 (36.44)
Q 295.00>201.00 (-) 1.16e2

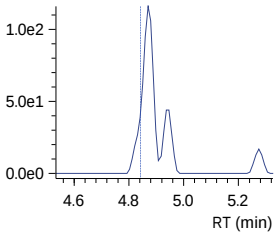

R1 295.00>84.90 (-) 7.30e1

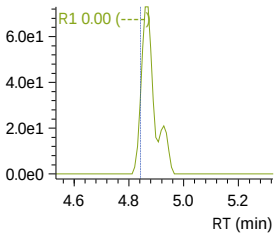

R2 295.00>84.90 (-) 7.30e1

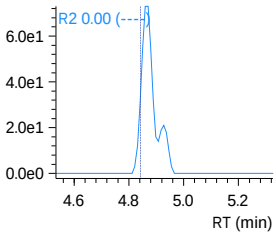

13C5-PFHxA
Conc. 1.8146
Q 318.00>273.00 (-) 5.62e4

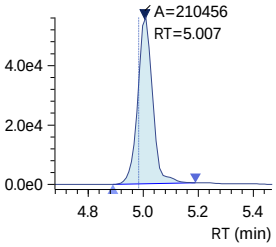

13C5-PFHxA_IS
Conc. 2.5000
ISTD 318.00>273.00 (-) 5.62e4

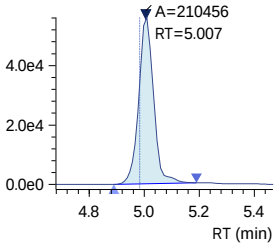

13C2-PFHxA_IS
Conc. 2.5000
ISTD 315.10>270.00 (-) 9.50e4

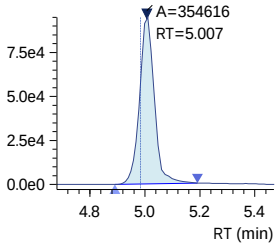

Insight Report
Before Manual Integration
Printed 3/22/2024 10:11:10

240321_026 (continued)

PFHxA
Conc. 0.0736
Q 313.00>269.00 (-) 2.20e3

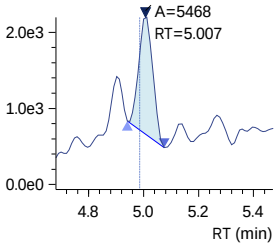

PFEESA
Conc. ----
R#1 0.00 (5.25)
R#2 0.00 (5.25)
Q 314.80>135.00 (-) 1.28e2

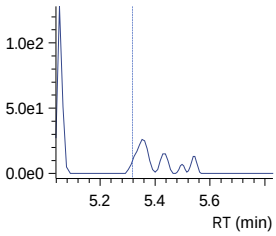

R1 314.80>82.90 (-) 0.00e0

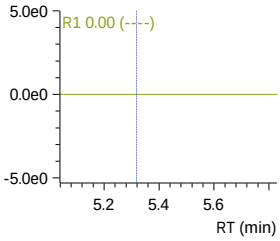

R2 314.80>82.90 (-) 0.00e0

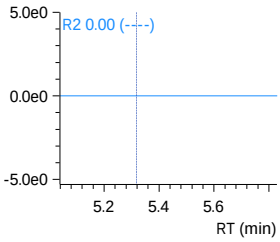

13C3-HFPO-DA
Conc. 8.6578
Q 286.90>168.90 (-) 1.34e5

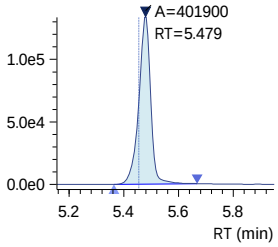

13C3-HFPO-DA_IS
Conc. 10.0000
ISTD 286.90>168.90 (-) 1.34e5

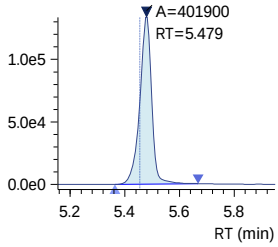

HFPO-DA
Conc. ----
R#1 0.00 (62.57)
R#2 0.00 (62.57)
Q 284.90>168.90 (-) 1.07e2

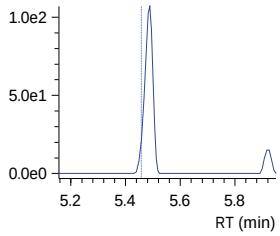

R1 284.90>184.90 (-) 2.34e2

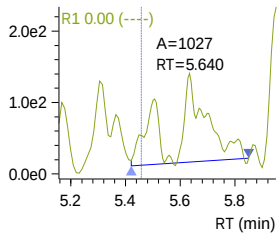

R2 284.90>184.90 (-) 2.34e2

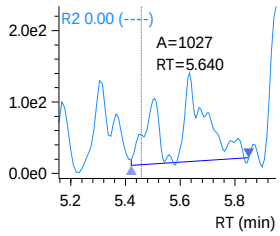

240321_026 (continued)

5_3 FTCA
Conc. ----
R#1 0.00 (154.88)
R#2 0.00 (154.88)
Q 341.00>237.05 (-) 7.70e1

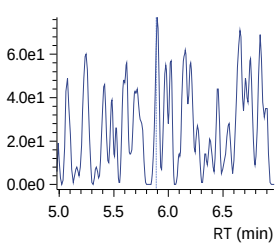

R1 341.00>217.00 (-) 1.87e2

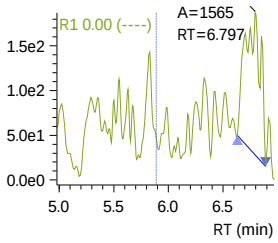

R2 341.00>217.00 (-) 1.87e2

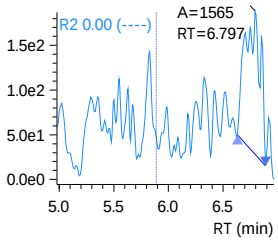

PFPeS
Conc. ----
R#1 0.00 (54.44)
R#2 0.00 (54.44)
Q 349.10>79.90 (-) 1.38e2

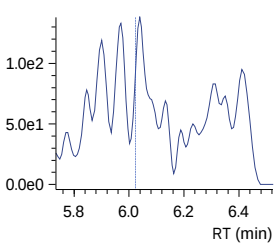

R1 349.10>98.80 (-) 3.70e1

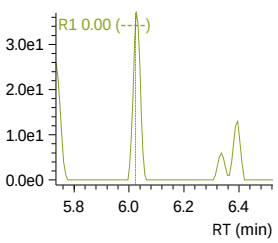

R2 349.10>98.80 (-) 3.70e1

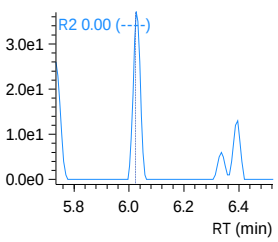

13C4-PFHpA
Conc. 2.0192
Q 367.10>322.00 (-) 1.18e5

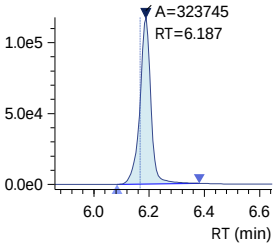

13C4-PFHpA_IS
Conc. 2.5000
ISTD 367.10>322.00 (-) 1.18e5

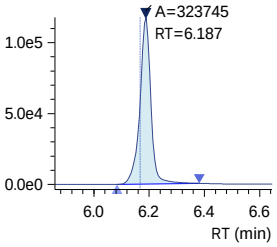

PFHpA
Conc. 0.0893
R#1 21.27 (23.39)
R#2 21.27 (23.39)
Q 363.10>319.00 (-) 3.93e3

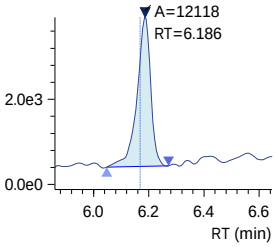

R1 363.10>169.00 (-) 8.90e2

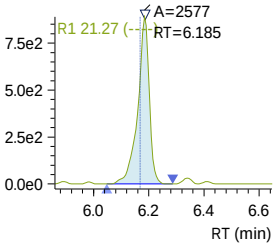

R2 363.10>169.00 (-) 8.90e2

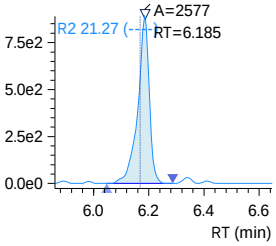

240321_026 (continued)

DONA
Conc. ----
R#1 0.00 (30.39)
R#2 0.00 (30.39)
Q 376.90>250.90 (-) 2.90e1

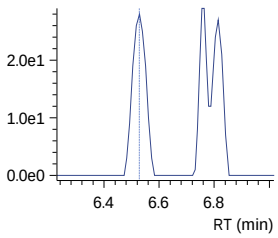

13C2-6_2 FTS_IS
Conc. 5.0000
ISTD 429.10>80.90 (-) 8.07e3

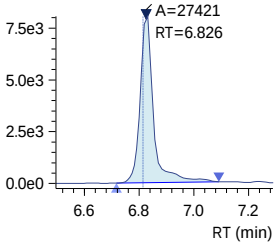

13C2-6_2 FTS
Conc. 2.8234
Q 429.10>80.90 (-) 8.07e3

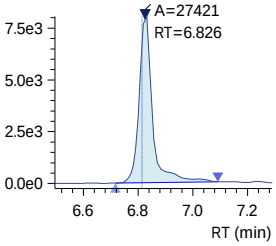

6_2 FTS
Conc. ----
R#1 0.00 (44.48)
R#2 0.00 (44.48)
Q 427.10>407.00 (-) 0.00e0

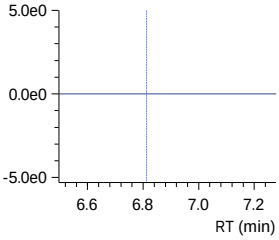

13C4-PFOA_IS
Conc. 2.5000
ISTD 417.10>172.00 (-) 5.74e3

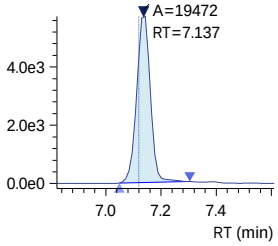

R1 376.90>84.80 (-) 3.50e1

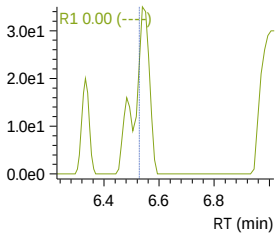

R1 427.10>80.90 (-) 3.30e1

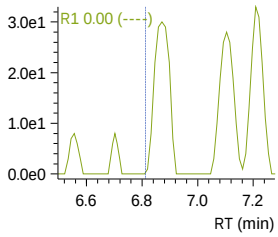

R2 376.90>84.80 (-) 3.50e1

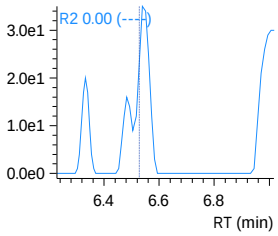

R2 427.10>80.90 (-) 3.30e1

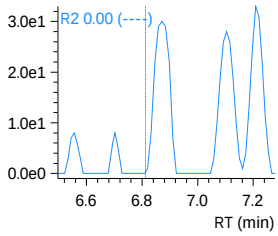

240321_026 (continued)

13C8-PFOA_IS
Conc. 2.5000

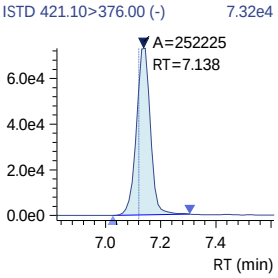

13C8-PFOA
Conc. 2.1032

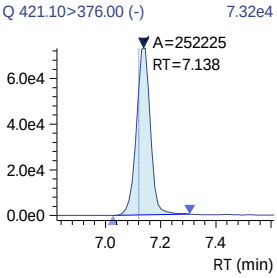

PFOA
Conc. 0.2432
R#1 19.54 (24.47)
R#2 19.54 (24.47)

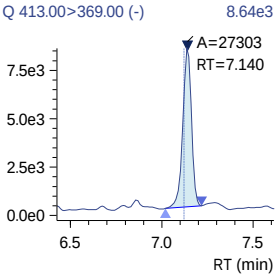

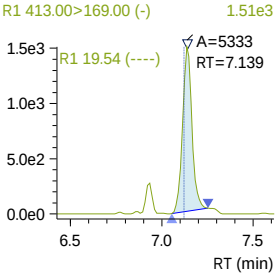

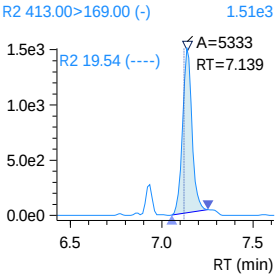

13C3-PFHxS
Conc. 2.1092

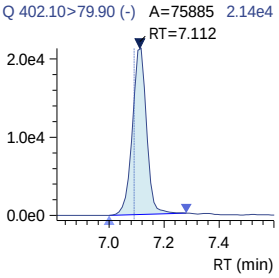

13C3-PFHxS_IS
Conc. 2.5000

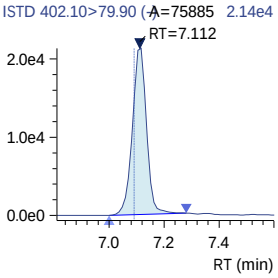

Insight Report
Before Manual Integration
Printed 3/22/2024 10:11:10

240321_026 (continued)

PFHxS
Conc. ----
R#1 0.00 (57.29)
R#2 0.00 (57.29)
Q 398.70>79.90 (-) 4.53e2

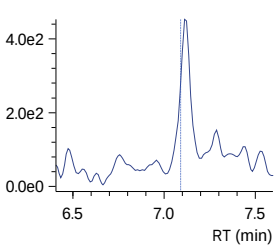

R1 398.70>98.90 (-) 1.50e2

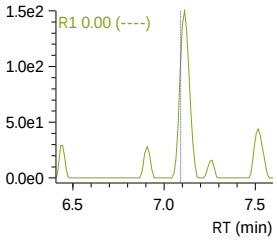

R2 398.70>98.90 (-) 1.50e2

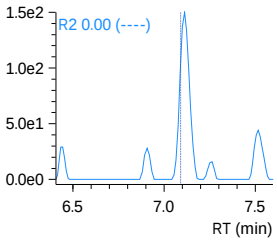

18O2-PFHxS_IS
Conc. 2.5000
ISTD 403.00>83.90 (-) 2.39e4

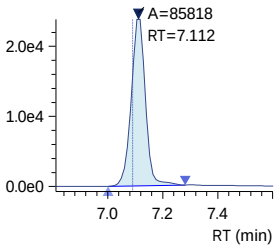

13C9-PFNA_IS
Conc. 1.2500
ISTD 472.10>427.00 (-) 3.89e4

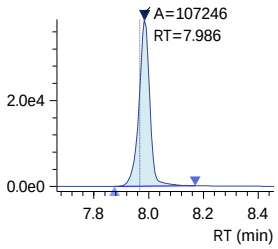

13C9-PFNA
Conc. 1.0016
Q 472.10>427.00 (-) 3.89e4

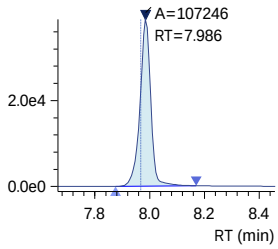

13C5-PFNA_IS
Conc. 1.2500
ISTD 468.00>423.00 (-) 4.33e4

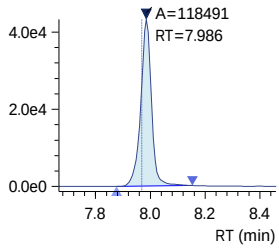

240321_026 (continued)

PFNA
Conc. 0.1389
R#1 14.53 (20.36)
R#2 14.53 (20.36)
Q 463.00>419.00 (-) 3.88e3

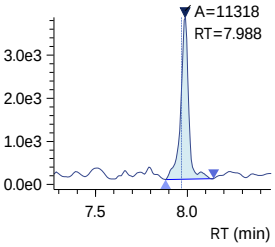

PFHpS
Conc. 0.0254
R#1 0.00 (46.70)
R#2 0.00 (46.70)
Q 449.00>79.90 (-) A=788 2.18e2

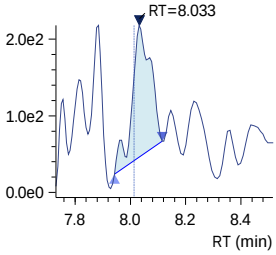

7_3 FTCA
Conc. 0.1162
R#1 105.11 (132.28)
R#2 105.11 (132.28)
Q 441.00>317.00 (-) 1.62e2

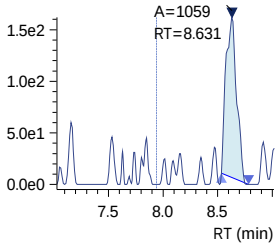

13C2-8_2-FTS
Conc. 2.5813
Q 529.10>80.90 (-) 4.54e3

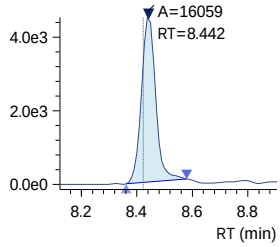

13C2-8_2-FTS_IS
Conc. 5.0000
ISTD 529.10>80.90 (-) 4.54e3

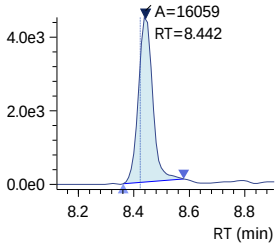

R1 463.00>219.00 (-) 6.10e2

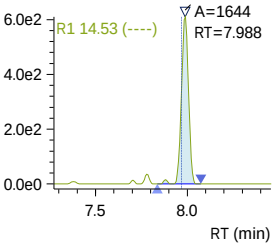

R1 449.00>98.80 (-) 6.70e1

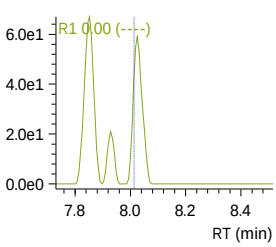

R1 441.00>336.90 (-) 1.98e2

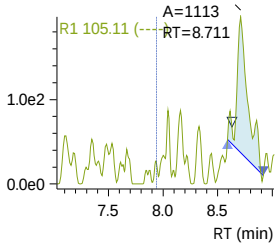

R2 463.00>219.00 (-) 6.10e2

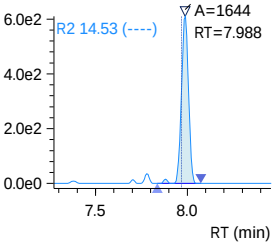

R2 449.00>98.80 (-) 6.70e1

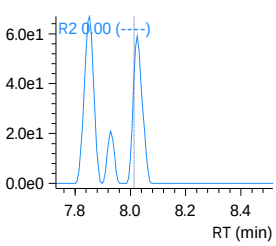

R2 441.00>336.90 (-) 1.98e2

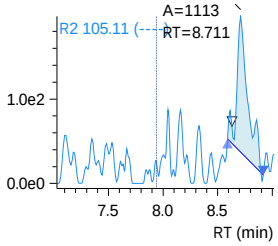

Insight Report
Before Manual Integration
Printed 3/22/2024 10:11:10

240321_026 (continued)

8_2 FTS
Conc. ----
R#1 0.00 (45.91)
R#2 0.00 (45.91)
Q 527.10>506.95 (-) 0.00e0

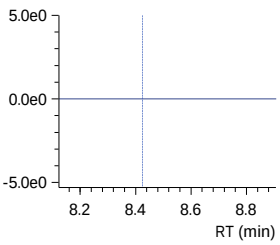

13C6-PFDA_IS
Conc. 1.2500
ISTD 519.10>474.10 (-) 1.97e4

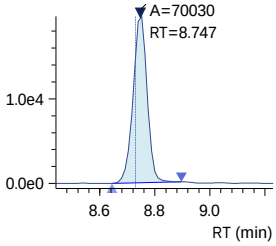

13C6-PFDA
Conc. 0.9659
Q 519.10>474.10 (-) 1.97e4

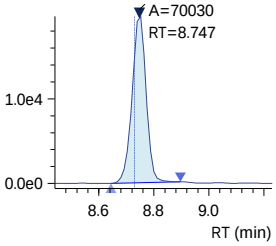

13C2-PFDA_IS
Conc. 1.2500
ISTD 515.10>470.10 (-) 2.19e4

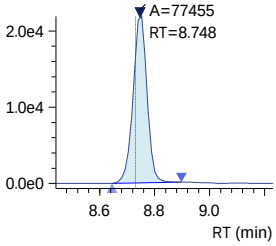

PFDA
Conc. 0.1500
R#1 17.76 (17.64)
R#2 17.76 (17.64)
Q 512.90>469.00 (-) 2.44e3

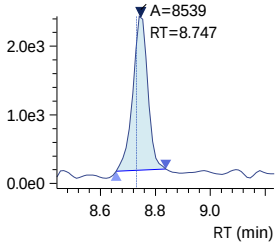

R1 527.10>80.80 (-) 5.70e1

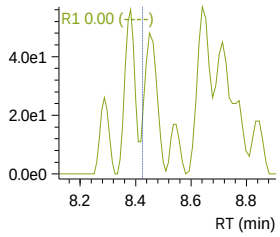

R1 512.90>219.00 (-) 4.23e2

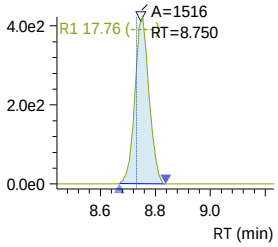

R2 527.10>80.80 (-) 5.70e1

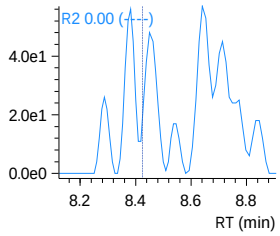

R2 512.90>219.00 (-) 4.23e2

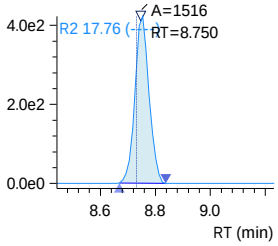

D3-NMeFOSAA_IS
Conc. 5.0000
ISTD 573.20>419.00 (-) 1.65e4

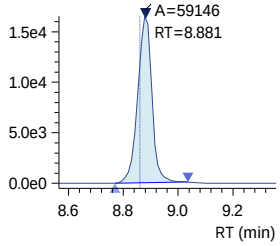

D3-NMeFOSAA
Conc. 2.7938
Q 573.20>419.00 (-) 1.65e4

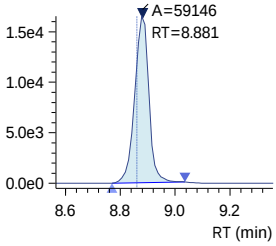

13C8-PFOS_IS
Conc. 2.5000
ISTD 507.10>98.90 (-) 6.81e3

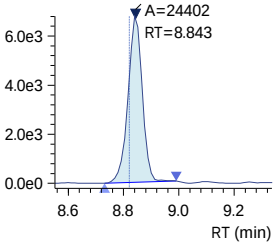

13C8-PFOS
Conc. 1.9916
Q 507.10>98.90 (-) 6.81e3

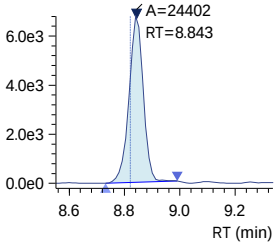

13C4-PFOS_IS
Conc. 2.5000
ISTD 502.80>79.90 (-) 2.42e4

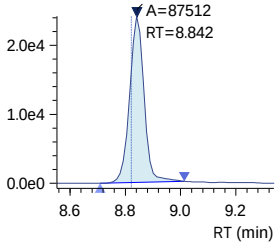

240321_026 (continued)

PFOS
Conc. 1.4128
R#1 45.59 (45.06)
R#2 45.59 (45.06)
Q 498.90>79.90 (-) 6.40e3

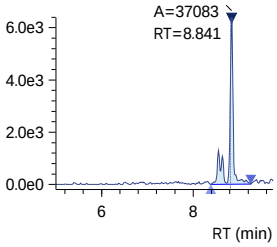

R1 498.90>98.80 (-) 3.96e3

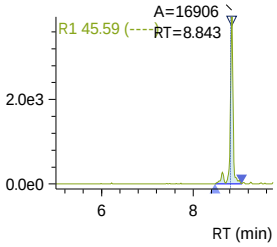

R2 498.90>98.80 (-) 3.96e3

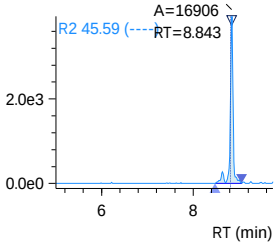

NMeFOSAA
Conc. ----
R#1 0.00 (67.10)
R#2 0.00 (67.10)
Q 570.10>419.00 (-) 0.00e0

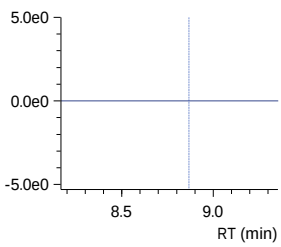

R1 570.10>483.00 (-) 4.90e1

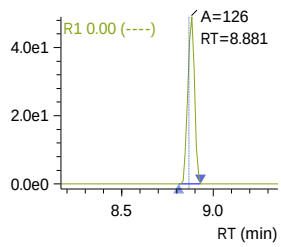

R2 570.10>483.00 (-) 4.90e1

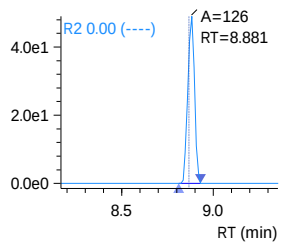

D5-NEtFOSAA_IS
Conc. 5.0000
ISTD 589.20>419.00 (-) 2.17e4

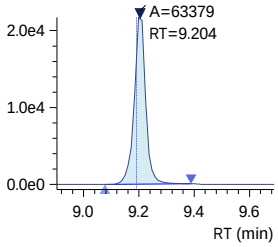

D5-NEtFOSAA
Conc. 4.0862
Q 589.20>419.00 (-) 2.17e4

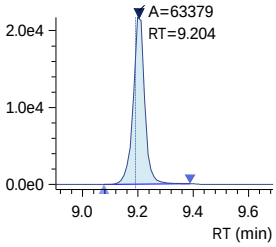

NEtFOSAA
Conc. 0.0447
R#1 37.07 (89.53)
R#2 37.07 (89.53)
Q 584.20>419.10 (-) 1.36e2

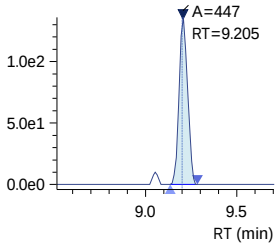

R1 584.20>526.00 (-) 6.00e1

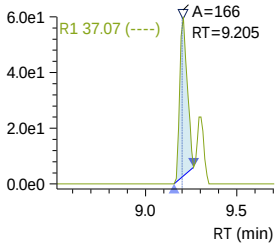

R2 584.20>526.00 (-) 6.00e1

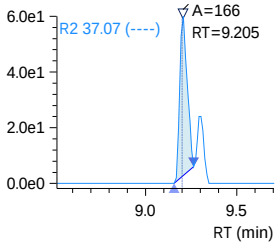

Insight Report
Before Manual Integration
Printed 3/22/2024 10:11:10

240321_026 (continued)

9-Cl-PF3ONS
Conc. ----
R#1 0.00 (31.69)
R#2 0.00 (31.69)
Q 530.80>351.00 (-) 4.80e1

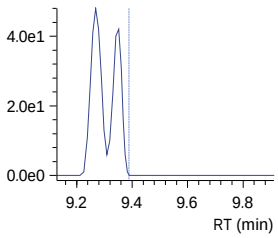

R1 532.80>353.00 (-) 5.10e1

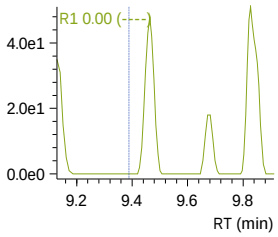

R2 532.80>353.00 (-) 5.10e1

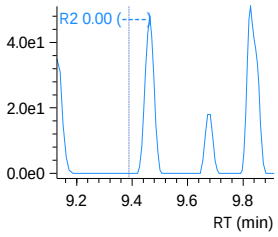

PFUnDA
Conc. 0.1130
R#1 13.68 (10.96)
R#2 13.68 (10.96)
Q 563.10>519.00 (-) 2.48e3

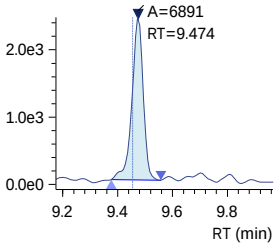

R1 563.10>269.10 (-) 2.96e2

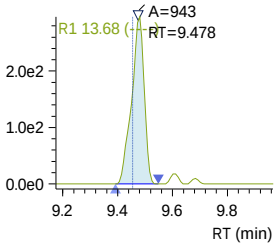

R2 563.10>269.10 (-) 2.96e2

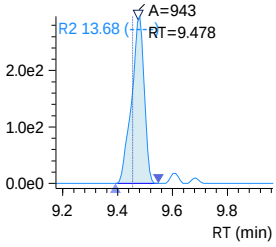

13C7-PFUnDA_IS
Conc. 1.2500
ISTD 570.00>525.10 (-) 2.26e4

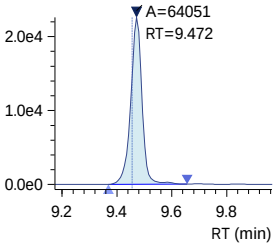

13C7-PFUnDA
Conc. 0.8958
Q 570.00>525.10 (-) 2.26e4

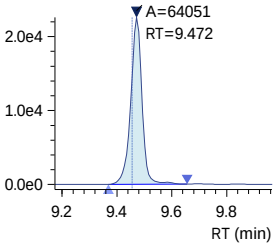

PFNS
Conc. ----
R#1 0.00 (56.91)
R#2 0.00 (56.91)
Q 548.80>79.90 (-) 1.11e2

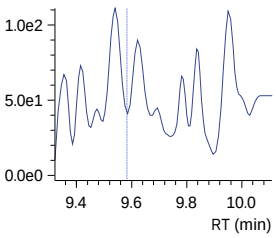

R1 548.80>98.80 (-) 2.70e1

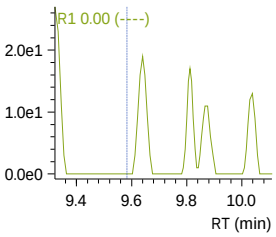

R2 548.80>98.80 (-) 2.70e1

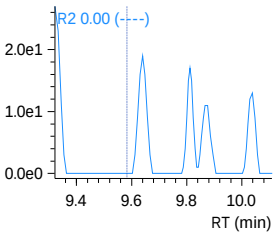

Insight Report
Before Manual Integration
Printed 3/22/2024 10:11:10

240321_026 (continued)

10_2 FTS
Conc. ----
R#1 0.00 (32.29)
R#2 0.00 (32.29)
Q 626.80>607.05 (-) 1.80e1

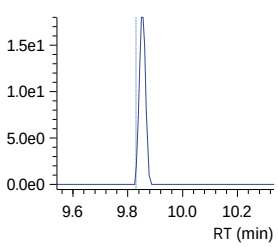

R1 626.80>81.00 (-) 4.90e1

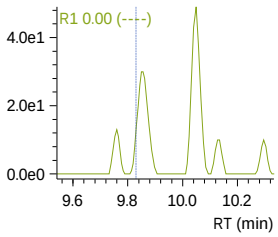

R2 626.80>81.00 (-) 4.90e1

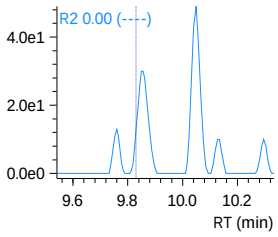

13C2-PFDOA_IS
Conc. 1.2500
ISTD 615.10>570.00 (-) 2.68e4

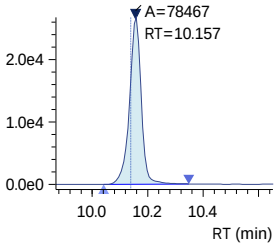

13C2-PFDOA
Conc. 0.9436
Q 615.10>570.00 (-) 2.68e4

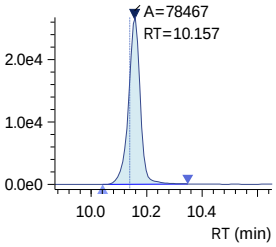

PFDOA
Conc. 0.0812
R#1 12.91 (11.14)
R#2 12.91 (11.14)
Q 613.10>569.00 (-) 1.78e3

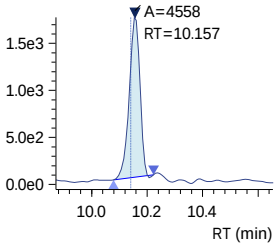

R1 613.10>319.00 (-) 1.94e2

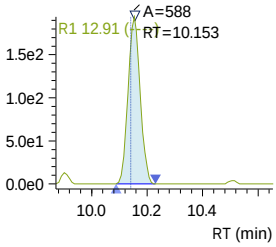

R2 613.10>319.00 (-) 1.94e2

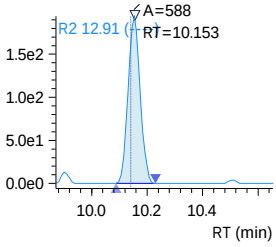

PFDS
Conc. ----
R#1 0.00 (58.01)
R#2 0.00 (58.01)
Q 599.00>79.90 (-) 1.25e2

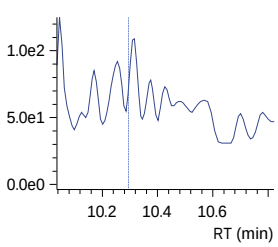

R1 599.00>98.80 (-) 8.50e1

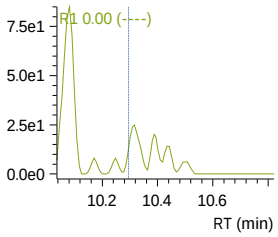

R2 599.00>98.80 (-) 8.50e1

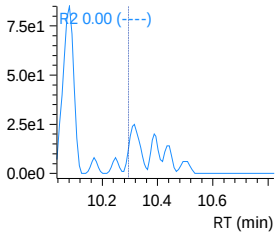

240321_026 (continued)

PFTrDA
Conc. 0.0720
R#1 0.00 (16.67)
R#2 0.00 (16.67)
Q 663.00>619.00 (-) 1.03e3

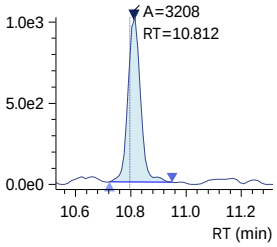

11-Cl-PF3OUdS
Conc. ----
R#1 0.00 (35.04)
R#2 0.00 (35.04)
Q 630.90>451.00 (-) 6.40e1

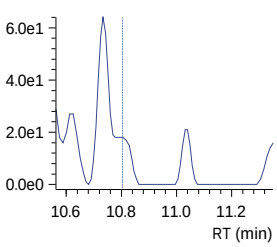

PFOSAm
Conc. 0.0158
Q 498.10>77.90 (-) 1.51e2

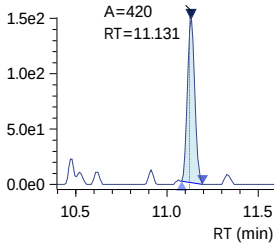

13C8-PFOSAm
Conc. 1.8430
Q 506.10>77.80 (-) 1.90e4

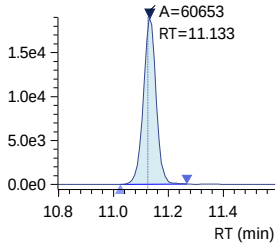

13C8-PFOSAm_IS
Conc. 2.5000
ISTD 506.10>77.80 (-) 1.90e4

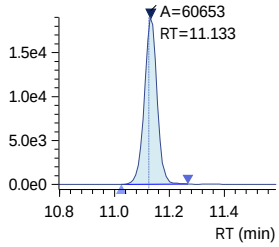

R1 663.00>168.90 (-) 1.14e2

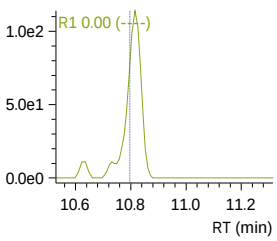

R1 632.90>452.90 (-) 1.50e1

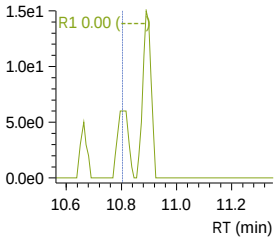

R2 663.00>168.90 (-) 1.14e2

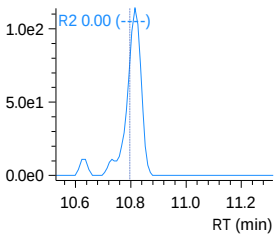

R2 632.90>452.90 (-) 1.50e1

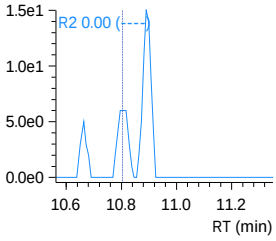

240321_026 (continued)

PFTDA
Conc. 0.0540
R#1 0.00 (17.09)
R#2 0.00 (17.09)
Q 713.10>669.00 (-) 5.08e2

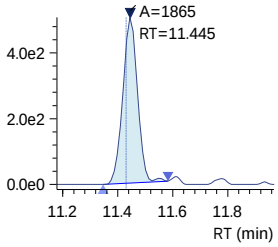

R1 713.10>168.90 (-) 1.30e2

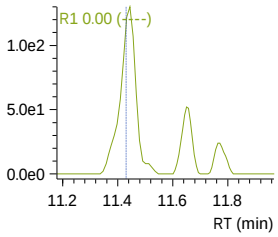

R2 713.10>168.90 (-) 1.30e2

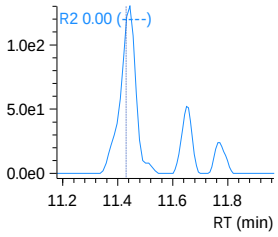

13C2-PFTDA
Conc. 0.6875
Q 715.20>670.00 (-) 9.75e3

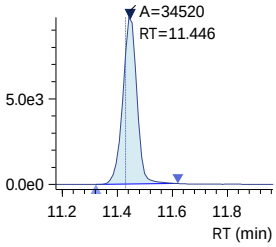

13C2-PFTDA_IS
Conc. 1.2500
ISTD 715.20>670.00 (-) 9.75e3

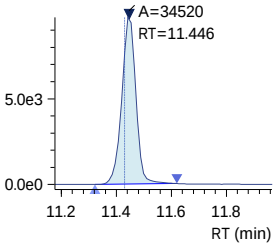

PFDoS
Conc. ----
R#1 0.00 (61.23)
R#2 0.00 (61.23)
Q 699.10>79.90 (-) 5.70e1

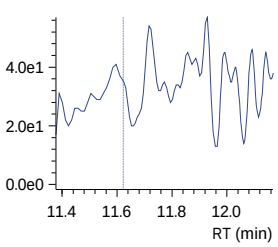

R1 699.10>98.80 (-) 1.60e1

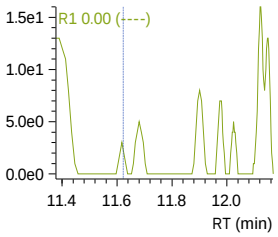

R2 699.10>98.80 (-) 1.60e1

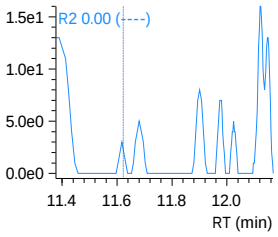

D7-MeFOSE_IS
Conc. 25.0000
ISTD 623.20>58.90 (-) 5.43e4

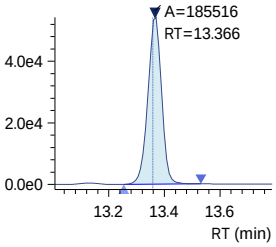

Insight Report
Before Manual Integration
Printed 3/22/2024 10:11:10

240321_026 (continued)

D7-MeFOSE
Conc. 18.4239

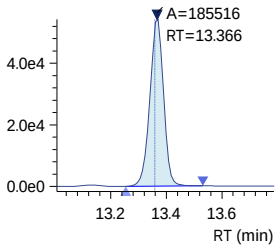

MeFOSE
Conc. ----

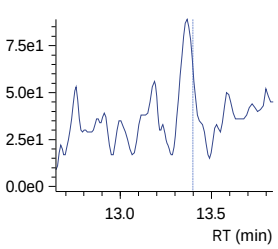

13C2-PFHXDA_IS
Conc. 2.5000

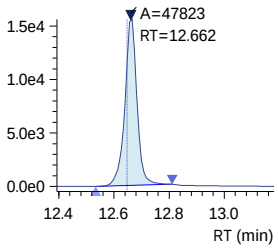

13C2-PFHXDA
Conc. 0.9263

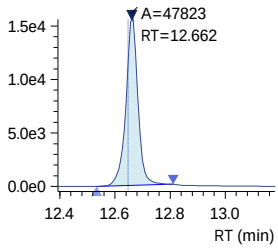

PFHXDA
Conc. 0.0445
R#1 0.00 (10.78)
R#2 0.00 (10.78)

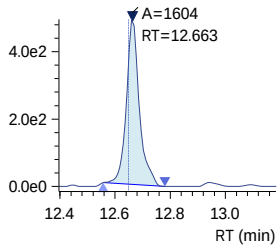

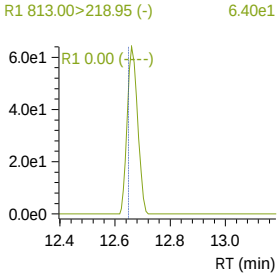

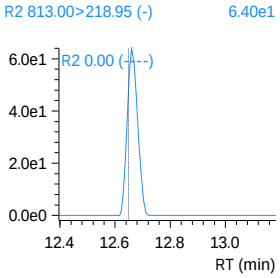

Insight Report
Before Manual Integration
Printed 3/22/2024 10:11:10

240321_026 (continued)

D3-MeFOSA
Conc. 1.1631

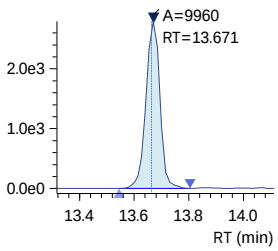

D3-MeFOSA_IS
Conc. 2.5000

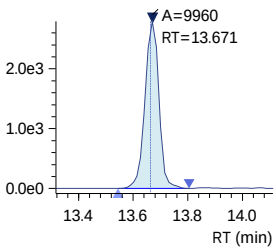

MeFOSA
Conc. ----
R#1 0.00 (156.31)
R#2 0.00 (156.31)

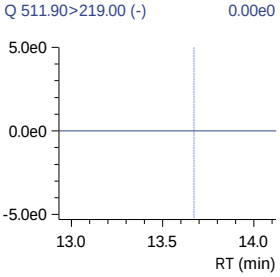

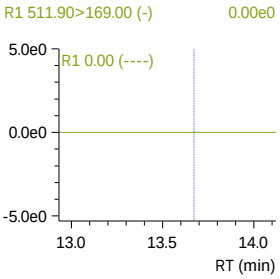

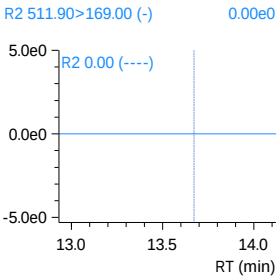

D9-EtFOSE_IS
Conc. 25.0000

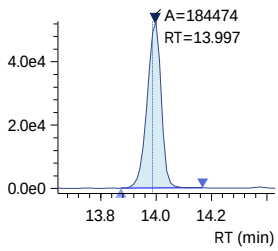

D9-EtFOSE
Conc. 16.0486

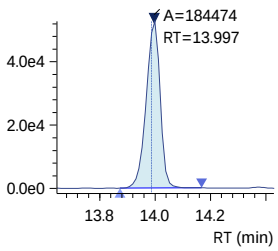

Insight Report
Before Manual Integration
Printed 3/22/2024 10:11:10

240321_026 (continued)

EtFOSE
Conc. ----
Q 630.00>59.00 (-) 5.30e1

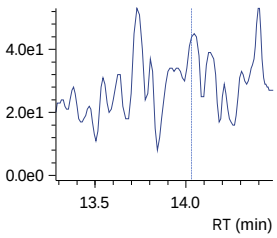

D5-EtFOSAm
Conc. 1.0166
Q 531.10>219.00 (-) 3.96e3

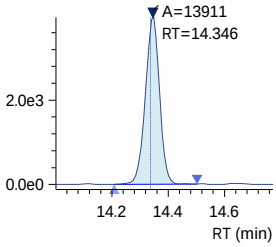

D5-EtFOSAm_IS
Conc. 2.5000
ISTD 531.10>219.00 (-) 3.96e3

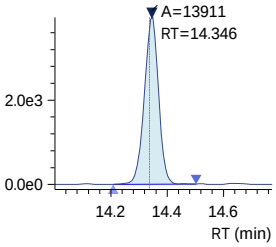

EtFOSAm
Conc. ----
R#1 0.00 (177.75)
R#2 0.00 (177.75)
Q 526.00>219.00 (-) 3.70e1

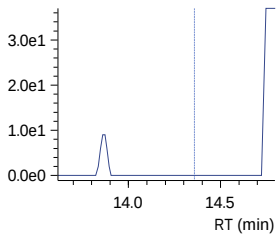

PFODA
Conc. ----
R#1 0.00 (31.66)
R#2 0.00 (31.66)
Q 913.00>868.65 (-) 1.73e2

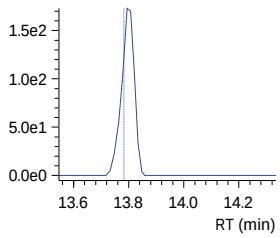

R1 526.00>169.00 (-) 9.10e1

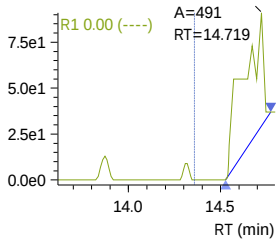

R1 913.00>169.00 (-) 4.60e1

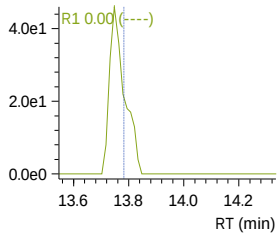

R2 526.00>169.00 (-) 9.10e1

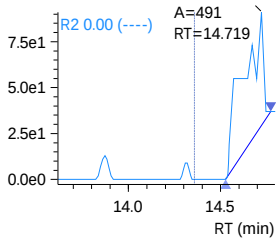

R2 913.00>169.00 (-) 4.60e1

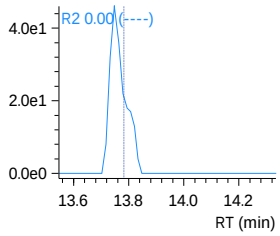

1st PS 03/22/24
2nd 03/25/24

Validation Report

Data File: J:\LCMS08\Data\240321_1633_B1\240321_027
Lab ID: R2401914-006
RunType: N/A
Matrix: Soil

Date Acquired: 3/21/24 20:45
Batch ID: 835726
Analysis Method: 1633/PFAS_DOD5.4

Validations

Validation Categories	Pass	Fail
Preparation Hold Time	X	
Analytical Hold Time	X	
ICAL Analyte Recovery	X	
Second Source ICAL Verification	X	
Continuing Calibration Recovery	X	
Continuing Calibration Recovery (Closing)	X	
Lab Control Sample Recovery	X	
Method Blank	X	
Method Blank Surrogates	X	
Internal Standards	X	
Surrogates	X	
Std MRL Unsupported by ICAL	X	
Above Highest ICAL Level	X	

Primary Review: _____

Secondary Review: _____

1st PS 03/22/24
2nd 03/25/24

Quantitation Report

Data File:	J:\LCMS08\Data\240321_1633_B1\240321_027	**Instrument:**	K-LCMS-08
Acqu Date:	3/21/24 20:45	**Vial:**	24
Run Type:	N/A	**Dilution:**	1
Lab ID:	R2401914-006	**Raw Units:**	ng/mL

Bottle ID:	R2401914-006.08	**Tier:**	IV	**Matrix:**	Soil
Prod Code:	PFAS_DOD5.4	**Collect Date:**	3/7/24	**Receive Date:**	3/8/24

Analysis Lot:	835726	**Prep Lot:**	435476	**Report Group:**	R2401914
Analysis	1633	**Prep Method:**	Method		
		Prep Date:	3/14/24		

Title:	Per- and Polyfluoroalkyl Substances (PFAS) by LC/MS/MS Compliant with Table B-24 of DOD QSM	**Calibration ID:**	KC2400137
		Report List ID:	24615

Internal Standard Compounds

Parameter Name	RT	RT Dev	Response	Solution Conc	Area Criteria
18O2-PFHxS	7.120	+0.05	68886	2.5000	OK
13C4-PFOS	8.847	+0.04	79705	2.5000	OK
13C3-PFBA	1.458	+0.12	331893	5.0000	OK
13C2-PFHxA	5.015	+0.06	296803	2.5000	OK
13C4-PFOA	7.145	+0.04	15409	2.5000	OK
13C5-PFNA	7.992	+0.04	102881	1.2500	OK
13C2-PFDA	8.753	+0.04	59353	1.2500	OK

Surrogate Compounds

Parameter Name	RT	RT Dev	Response	Solution Conc	% Rec	% Rec Criteria	Rpt?
13C3-PFBS	4.687	+0.07	75687	1.8028	72	20 - 150	Y
13C3-PFHxS	7.119	+0.05	57788	2.0010	80	20 - 150	Y
13C8-PFOS	8.845	+0.04	21528	1.9292	77	20 - 150	Y
13C4-PFBA	1.457	+0.12	524480	8.0124	80	20 - 150	Y
13C5-PFPeA	3.551	+0.08	135634	4.1071	82	20 - 150	Y
13C5-PFHxA	5.015	+0.06	188692	1.9439	78	20 - 150	Y
13C4-PFHpA	6.193	+0.05	265628	1.9794	79	20 - 150	Y
13C8-PFOA	7.144	+0.04	187620	1.9771	79	20 - 150	Y
13C9-PFNA	7.992	+0.04	88959	0.9569	77	20 - 150	Y
13C6-PFDA	8.753	+0.04	57302	1.0314	83	20 - 150	Y
13C7-PFUnDA	9.476	+0.03	57208	1.0441	84	20 - 150	Y
13C2-PFDoDA	10.161	+0.04	64349	1.0098	81	20 - 150	Y
13C2-PFTeDA	11.450	+0.03	37174	0.9662	77	20 - 150	Y
13C8-FOSA	11.135	+0.01	55980	1.8676	75	20 - 150	Y
D3-MeFOSA	13.673	+0.01	11177	1.4331	57	20 - 150	Y
D5-EtFOSA	14.346	+0.00	14192	1.1388	46	20 - 150	Y
D7-MeFOSE	13.367	+0.00	161714	17.6331	71	20 - 150	Y
D9-EtFOSE	13.997	+0.00	166487	15.9025	64	20 - 150	Y

U: Undetected at or above MDL
J: Analyte detected above MDL, but below MRL
B: Hit above MRL also found in Method Blank
E: Analyte concentration above high point of ICAL
N: Presumptive evidence of compound

D: Result from dilution
m: Manual integration performed
d: Compound manually deleted
NR: Analyte not reported from this analysis

*: Result fails acceptance criteria
#: Acceptance criteria not applicable
?: Insufficient information to determine acceptance
e: Result >= MRL, but MRL less than low point of ICAL
c: check for co-elution

Printed: 3/22/24 13:34
\\alprews001\starlims$\LIMSReps\QuantValidation.rpt

1st PS 03/22/24
2nd 03/25/24

Data File:	J:\LCMS08\Data\240321_1633_B1\240321_027	**Instrument:**	K-LCMS-08
Acqu Date:	3/21/24 20:45	**Vial:**	24
Run Type:	N/A	**Dilution:**	1
Lab ID:	R2401914-006	**Raw Units:**	ng/mL

Surrogate Compounds

Parameter Name	RT	RT Dev	Response	Solution Conc	% Rec	% Rec Criteria	Rpt?
D3-MeFOSAA	8.884	+0.03	57215	2.9674	59	20 - 150	Y
D5-EtFOSAA	9.207	+0.03	41954	2.9698	59	20 - 150	Y
13C2-4:2 FTS	4.702	+0.05	28248	2.9206	58	20 - 150	Y
13C2-6:2 FTS	6.835	+0.04	19605	2.5149	50	20 - 150	Y
13C2-8:2 FTS	8.446	+0.04	14292	2.8621	57	20 - 150	Y
13C3-HFPO-DA	5.487	+0.06	323133	8.3169	83	20 - 150	Y

Target Compounds

Final Conc.Units: ng/g

Parameter Name	RT	RT Dev	Response	Solution Conc	Final Conc	Q	Rpt?
Perfluorobutane sulfonic acid (PFBS)	4.691	+0.07	804	0.0183	0.018	U	Y
Perfluoropentane sulfonic acid (PFPeS)	6.052	+0.06	1293	0.0395	0.039	U	Y
Perfluorohexane sulfonic acid (PFHxS)	7.116	+0.04	4701	0.1491	0.15	U	Y
Perfluoroheptane sulfonic acid (PFHpS)	8.038	+0.04	1541	0.0562	0.056	U	Y
Perfluorooctane sulfonic acid (PFOS)	8.849	+0.04	117511	5.1054	5.1		Y
Perfluorononane sulfonic acid (PFNS)	0		0	0	0	U	Y
Perfluorodecane sulfonic acid (PFDS)	10.321	+0.04	570	0.0224	0.022	U	Y
Perfluorododecane sulfonic acid (PFDoS)	0		0	0	0	U	Y
Perfluorobutanoic acid (PFBA)	1.461	+0.13	31130	0.4785	0.48	U	Y
Perfluoropentanoic acid (PFPeA)	3.553	+0.08	4761	0.0490	0.049	U	Y
Perfluorohexanoic acid (PFHxA)	5.018	+0.06	4589	0.0696	0.069	U	Y
Perfluoroheptanoic acid (PFHpA)	6.189	+0.04	8657	0.0760	0.076	U	Y
Perfluorooctanoic acid (PFOA)	7.144	+0.04	30836	0.3925	0.39	U	Y
Perfluorononanoic acid (PFNA)	7.992	+0.04	4614	0.0564	0.056	U	Y
Perfluorodecanoic acid (PFDA)	8.756	+0.04	5208	0.1118	0.11	U	Y
Perfluoroundecanoic acid (PFUnDA)	9.479	+0.04	3232	0.0535	0.053	U	Y
Perfluorododecanoic acid (PFDOA)	10.160	+0.03	1945	0.0292	0.029	U	Y
Perfluorotridecanoic acid (PFTrDA)	10.818	+0.04	1643	0.0221	0.022	U	Y
Perfluorotetradecanoic acid (PFTDA)	11.451	+0.03	1066	0.0171	0.017	U	Y
Perfluorooctane sulfonamide (PFOSAm)	11.133	+0.01	2296	0.0940	0.093	U	Y
N-Methylperfluorooctane sulfonamide (MeFOSA)	0		0	0	0	U	Y
N-Ethylperfluorooctane sulfonamide (EtFOSAm)	14.352	-0.01	50	0.0205	0.020	U	Y
N-Methylperfluorooctane sulfonamido ethanol (MeFOSE)	13.378	-0.02	707	0.0673	0.067	U	Y
N-Ethylperfluorooctane sulfonamido ethanol (EtFOSE)	14.036		294	0.0355	0.035	U	Y
N-Methylperfluorooctane sulfonamido acetic acid (NMeFOSAA)	0		0	0	0	U	Y

U: Undetected at or above MDL
J: Analyte detected above MDL, but below MRL
B: Hit above MRL also found in Method Blank
E: Analyte concentration above high point of ICAL
N: Presumptive evidence of compound

D: Result from dilution
m: Manual integration performed
d: Compound manually deleted
NR: Analyte not reported from this analysis

*: Result fails acceptance criteria
#: Acceptance criteria not applicable
?: Insufficient information to determine acceptance
e: Result >= MRL, but MRL less than low point of ICAL
c: check for co-elution

Printed: 3/22/24 13:34
\\alprews001\starlims$\LIMSReps\QuantValidation.rpt

1st PS 03/22/24
2nd 03/25/24

Data File:	J:\LCMS08\Data\240321_1633_B1\240321_027	**Instrument:**	K-LCMS-08
Acqu Date:	3/21/24 20:45	**Vial:**	24
Run Type:	N/A	**Dilution:**	1
Lab ID:	R2401914-006	**Raw Units:**	ng/mL

Target Compounds

Final Conc.Units: ng/g

Parameter Name	RT	RT Dev	Response	Solution Conc	Final Conc	Q	Rpt?
N-Ethylperfluorooctane sulfonamido acetic acid (NEtFOSAA)	9.221	+0.03	8719	1.0815	1.1		Y
1H, 1H, 2H, 2H-Perfluorohexanesulfonic acid (4:2 FTS)	0		0	0	0	U	Y
1H, 1H, 2H, 2H-Perfluorooctanesulfonic acid (6:2 FTS)	0		0	0	0	U	Y
1H, 1H, 2H, 2H-Perfluorodecanesulfonic acid (8:2 FTS)	0		0	0	0	U	Y
4,4,5,5,6,6,6-Heptafluorohexanoic acid (3:3 FTCA)	0		0	0	0	U	Y
2H,2H,3H,3H-Perfluorooctanoic acid (5:3 FTCA)	0		0	0	0	U	Y
2H,2H,3H,3H-Perfluorodecanoic acid (7:3 FTCA)	0		0	0	0	U	Y
Perfluoro(2-ethoxyethane) sulfonic acid (PFEESA)	0		0	0	0	U	Y
9-Chlorohexadecafluoro-3-oxanonane-1-sulfonic acid (9-Cl-PF3ONS)	0		0	0	0	U	Y
11-Chloroeicosafluoro-3-oxaundecane-1-sulfonic acid (11-Cl-PF3OUdS)	0		0	0	0	U	Y
Perfluoro-3-methoxypropanoic acid (PFMPA)	2.475	+0.10	105	0.0025	0.0025	U	Y
Perfluoro-4-methoxybutanoic acid (PFMBA)	4.073	+0.07	81	0.0013	0.0013	U	Y
Hexafluoropropyleneoxide dimer acid (HFPO-DA) (GenX)	0		0	0	0	U	Y
Nonafluoro-3,6-dioxaheptanoic acid (NFDHA)	4.865	+0.05	590	0.0062	0.0062	U	Y
4,8-Dioxa-3H-perfluorononanoic acid (DONA)	6.544	+0.04	253	-0.0055	0	U	Y

Prep Amount:	5.961 g	**Dilution:**	1
Prep Final Amount:	5.00 mL	**Basis Factor:**	84.40

U: Undetected at or above MDL
J: Analyte detected above MDL, but below MRL
B: Hit above MRL also found in Method Blank
E: Analyte concentration above high point of ICAL
N: Presumptive evidence of compound

D: Result from dilution
m: Manual integration performed
d: Compound manually deleted
NR: Analyte not reported from this analysis

*: Result fails acceptance criteria
#: Acceptance criteria not applicable
?: Insufficient information to determine acceptance
e: Result >= MRL, but MRL less than low point of ICAL
c: check for co-elution

Printed: 3/22/24 13:34
\\alprews001\starlims$\LIMSReps\QuantValidation.rpt

Insight Report
Ion Ratio Confirmation
Printed 3/22/2024 13:04:13

240321_027

Sample ID: R2401914-006
Date Acquired: 3/21/2024 8:45:35 PM
Acquired by: System Administrator
Data File: 240321_027
Vial: 25 | Inj. Volume: 10.0000uL | Tray: 2

Name	m/z	Ref 1 m/z	Area	Ref 1 Measured	Ref 1 Actual Ratio	Ref 1 Set Ratio	Ref 2 Measured	Ref 2 Actual Ratio	Ref 2 Set Ratio	Flag ID
13C4-PFBA	216.80>171.90	----	524480	----	----	----	----	----	----	
13C4-PFBA_IS	216.80>171.90	----	524480	----	----	----	----	----	----	
13C3-PFBA_IS	216.00>172.00	----	331893	----	----	----	----	----	----	
PFBA	212.80>169.05	----	31130	----	----	----	----	----	----	
PFMPA	229.00>84.90	----	105	----	----	----	----	----	----	
3_3 FTCA	241.00>177.10	241.00>117.00	----	0	0.00	136.14	0	0.00	141.47	
13C5-PFPeA	268.30>223.00	----	135634	----	----	----	----	----	----	
13C5-PFPeA_IS	268.30>223.00	----	135634	----	----	----	----	----	----	
PFPeA	263.00>219.00	----	4761	----	----	----	----	----	----	
PFMBA	279.00>84.95	----	81	----	----	----	----	----	----	
13C2-4_2 FTS	329.10>80.90	----	28248	----	----	----	----	----	----	
13C2-4_2 FTS_IS	329.10>80.90	----	28248	----	----	----	----	----	----	
4_2 FTS	327.10>307.00	327.10>80.90	----	0	0.00	33.08	0	0.00	27.71	
13C3-PFBS_IS	302.10>79.90	----	75687	----	----	----	----	----	----	
PFBS	298.70>79.90	298.70>98.80	804	304	37.74	46.53	304	37.74	44.64	
13C3-PFBS	302.10>79.90	----	75687	----	----	----	----	----	----	
NFDHA	295.00>201.00	295.00>84.90	590	68	11.51	36.44	68	11.51	34.56	IRr
13C5-PFHxA	318.00>273.00	----	188692	----	----	----	----	----	----	
13C5-PFHxA_IS	318.00>273.00	----	188692	----	----	----	----	----	----	
13C2-PFHxA_IS	315.10>270.00	----	296803	----	----	----	----	----	----	
PFHxA	313.00>269.00	----	4589	----	----	----	----	----	----	
PFEESA	314.80>135.00	314.80>82.90	----	0	0.00	5.25	0	0.00	5.67	
13C3-HFPO-DA	286.90>168.90	----	323133	----	----	----	----	----	----	
13C3-HFPO-DA_IS	286.90>168.90	----	323133	----	----	----	----	----	----	
HFPO-DA	284.90>168.90	284.90>184.90	----	0	0.00	62.57	0	0.00	64.50	
5_3 FTCA	341.00>237.05	341.00>217.00	----	0	0.00	154.88	0	0.00	154.15	
PFPeS	349.10>79.90	349.10>98.80	1293	260	20.08	54.44	260	20.08	56.96	IRr
13C4-PFHpA	367.10>322.00	----	265628	----	----	----	----	----	----	
13C4-PFHpA_IS	367.10>322.00	----	265628	----	----	----	----	----	----	
PFHpA	363.10>319.00	363.10>169.00	8657	1880	21.71	23.39	1880	21.71	22.63	
DONA	376.90>250.90	376.90>84.80	253	37	14.78	30.39	37	14.78	28.87	IRr
13C2-6_2 FTS_IS	429.10>80.90	----	19605	----	----	----	----	----	----	
13C2-6_2 FTS	429.10>80.90	----	19605	----	----	----	----	----	----	
6_2 FTS	427.10>407.00	427.10>80.90	----	0	0.00	44.48	0	0.00	40.73	
13C4-PFOA_IS	417.10>172.00	----	15409	----	----	----	----	----	----	
13C8-PFOA_IS	421.10>376.00	----	187620	----	----	----	----	----	----	

J:\LCMS08\Data\240321_1633_B1\240321_1633_B1.damlp .

Ref 1 Set Ratio assigned from calibration mid-point; Ref 2 Set Ratio assigned from opening calibration verification.
IRr - Ion ratio outside either set of criteria. Exceedances for reported detections to be "I" flagged in the analytical report.

Insight Report
Ion Ratio Confirmation
Printed 3/22/2024 13:04:13

240321_027 (continued)

(Table continued from previous page)

Name	m/z	Ref 1 m/z	Area	Ref 1 Measured	Ref 1 Actual Ratio	Ref 1 Set Ratio	Ref 2 Measured	Ref 2 Actual Ratio	Ref 2 Set Ratio	Flag ID
13C8-PFOA	421.10>376.00	----	187620	----	----	----	----	----	----	
PFOA	413.00>369.00	413.00>169.00	30836	6381	20.69	24.47	6381	20.69	24.84	
13C3-PFHxS	402.10>79.90	----	57788	----	----	----	----	----	----	
13C3-PFHxS_IS	402.10>79.90	----	57788	----	----	----	----	----	----	
PFHxS	398.70>79.90	398.70>98.90	4701	1545	32.87	57.29	1545	32.87	58.76	
18O2-PFHxS_IS	403.00>83.90	----	68886	----	----	----	----	----	----	
13C9-PFNA_IS	472.10>427.00	----	88959	----	----	----	----	----	----	
13C9-PFNA	472.10>427.00	----	88959	----	----	----	----	----	----	
13C5-PFNA_IS	468.00>423.00	----	102881	----	----	----	----	----	----	
PFNA	463.00>419.00	463.00>219.00	4614	716	15.51	20.36	716	15.51	19.31	
PFHpS	449.00>79.90	449.00>98.80	1541	482	31.31	46.70	482	31.31	48.05	
7_3 FTCA	441.00>317.00	441.00>336.90	----	0	0.00	132.28	0	0.00	133.47	
13C2-8_2-FTS	529.10>80.90	----	14292	----	----	----	----	----	----	
13C2-8_2-FTS_IS	529.10>80.90	----	14292	----	----	----	----	----	----	
8_2 FTS	527.10>506.95	527.10>80.80	----	0	0.00	45.91	0	0.00	45.20	
13C6-PFDA_IS	519.10>474.10	----	57302	----	----	----	----	----	----	
13C6-PFDA	519.10>474.10	----	57302	----	----	----	----	----	----	
13C2-PFDA_IS	515.10>470.10	----	59353	----	----	----	----	----	----	
PFDA	512.90>469.00	512.90>219.00	5208	539	10.36	17.64	539	10.36	19.20	
D3-NMeFOSAA_IS	573.20>419.00	----	57215	----	----	----	----	----	----	
D3-NMeFOSAA	573.20>419.00	----	57215	----	----	----	----	----	----	
13C8-PFOS_IS	507.10>98.90	----	21528	----	----	----	----	----	----	
13C8-PFOS	507.10>98.90	----	21528	----	----	----	----	----	----	
13C4-PFOS_IS	502.80>79.90	----	79705	----	----	----	----	----	----	
PFOS	498.90>79.90	498.90>98.80	117511	55436	47.18	45.06	55436	47.18	47.87	
NMeFOSAA	570.10>419.00	570.10>483.00	----	0	0.00	67.10	0	0.00	60.24	
D5-NEtFOSAA_IS	589.20>419.00	----	41954	----	----	----	----	----	----	
D5-NEtFOSAA	589.20>419.00	----	41954	----	----	----	----	----	----	
NEtFOSAA	584.20>419.10	584.20>526.00	8719	5072	58.17	89.53	5072	58.17	72.57	
9-Cl-PF3ONS	530.80>351.00	532.80>353.00	----	0	0.00	31.69	0	0.00	30.68	
PFUnDA	563.10>519.00	563.10>269.10	3232	220	6.81	10.96	220	6.81	11.56	
13C7-PFUnDA_IS	570.00>525.10	----	57208	----	----	----	----	----	----	
13C7-PFUnDA	570.00>525.10	----	57208	----	----	----	----	----	----	
PFNS	548.80>79.90	548.80>98.80	----	0	0.00	56.91	0	0.00	61.27	
10_2 FTS	626.80>607.05	626.80>81.00	----	0	0.00	32.29	0	0.00	29.61	
13C2-PFDOA_IS	615.10>570.00	----	64349	----	----	----	----	----	----	
13C2-PFDOA	615.10>570.00	----	64349	----	----	----	----	----	----	
PFDOA	613.10>569.00	613.10>319.00	1945	266	13.70	11.14	266	13.70	10.73	
PFDS	599.00>79.90	599.00>98.80	570	183	32.17	58.01	183	32.17	58.67	
PFTrDA	663.00>619.00	663.00>168.90	1643	261	15.91	16.67	261	15.91	15.36	

J:\LCMS08\Data\240321_1633_B1\240321_1633_B1.damlp .

Ref 1 Set Ratio assigned from calibration mid-point; Ref 2 Set Ratio assigned from opening calibration verification.
IRr - Ion ratio outside either set of criteria. Exceedances for reported detections to be "I" flagged in the analytical report.

240321_027 (continued)

(Table continued from previous page)

Name	m/z	Ref 1 m/z	Area	Ref 1 Measured	Ref 1 Actual Ratio	Ref 1 Set Ratio	Ref 2 Measured	Ref 2 Actual Ratio	Ref 2 Set Ratio	Flag ID
11-Cl-PF3OUdS	630.90>451.00	632.90>452.90	----	0	0.00	35.04	0	0.00	35.75	
PFOSAm	498.10>77.90	----	2296	----	----	----	----	----	----	
13C8-PFOSAm	506.10>77.80	----	55980	----	----	----	----	----	----	
13C8-PFOSAm_IS	506.10>77.80	----	55980	----	----	----	----	----	----	
PFTDA	713.10>669.00	713.10>168.90	1066	265	24.85	17.09	265	24.85	18.64	
13C2-PFTDA	715.20>670.00	----	37174	----	----	----	----	----	----	
13C2-PFTDA_IS	715.20>670.00	----	37174	----	----	----	----	----	----	
PFDoS	699.10>79.90	699.10>98.80	----	0	0.00	61.23	0	0.00	68.82	
D7-MeFOSE_IS	623.20>58.90	----	161714	----	----	----	----	----	----	
D7-MeFOSE	623.20>58.90	----	161714	----	----	----	----	----	----	
MeFOSE	616.10>59.00	----	707	----	----	----	----	----	----	
13C2-PFHXDA_IS	815.00>770.05	----	63246	----	----	----	----	----	----	
13C2-PFHXDA	815.00>770.05	----	63246	----	----	----	----	----	----	
PFHXDA	813.00>768.95	813.00>218.95	1496	123	8.20	10.78	123	8.20	11.00	
D3-MeFOSA	515.00>219.00	----	11177	----	----	----	----	----	----	
D3-MeFOSA_IS	515.00>219.00	----	11177	----	----	----	----	----	----	
MeFOSA	511.90>219.00	511.90>169.00	----	0	0.00	156.31	0	0.00	156.72	
D9-EtFOSE_IS	639.20>58.90	----	166487	----	----	----	----	----	----	
D9-EtFOSE	639.20>58.90	----	166487	----	----	----	----	----	----	
EtFOSE	630.00>59.00	----	294	----	----	----	----	----	----	
D5-EtFOSAm	531.10>219.00	----	14192	----	----	----	----	----	----	
D5-EtFOSAm_IS	531.10>219.00	----	14192	----	----	----	----	----	----	
EtFOSAm	526.00>219.00	526.00>169.00	50	73	145.13	177.75	73	145.13	149.59	
PFODA	913.00>868.65	913.00>169.00	556	109	19.58	31.66	109	19.58	33.60	

Flag ID key: IRr: Ion Ratio (Relative)

Ref 1 Set Ratio assigned from calibration mid-point; Ref 2 Set Ratio assigned from opening calibration verification.
IRr - Ion ratio outside either set of criteria. Exceedances for reported detections to be "I" flagged in the analytical report.

Insight Report
Quantitation/Integration
Printed 3/22/2024 13:35:57

240321_027

Sample ID: R2401914-006
Date Acquired: 3/21/2024 8:45:35 PM
Acquired by: System Administrator
Data File: 240321_027
Vial: 25 | Inj. Volume: 10.0000uL | Tray: 2

Name	Mode ID	Found RT	RT Diff	ISTD RT Diff	Area	ISTD Area	ISTD Name	Conc.	Unit	Flag ID
13C4-PFBA	Auto	1.457	0.099	-0.001	524480	331893	13C3-PFBA_IS	8.0124	ng/mL	
13C4-PFBA_IS	Auto	1.457	0.099	----	524480	524480	----	10.0000	ng/mL	
13C3-PFBA_IS	Auto	1.458	0.099	----	331893	331893	----	5.0000	ng/mL	
PFBA	Auto	1.461	0.100	0.004	31130	524480	13C4-PFBA_IS	0.4785	ng/mL	
PFMPA	M	2.475	0.066	-1.076	105	135634	13C5-PFPeA_IS	0.0025	ng/mL	
3_3 FTCA	ND(W/B)	----	----	----	----	135634	13C5-PFPeA_IS	----	ng/mL	
13C5-PFPeA	Auto	3.551	0.048	-1.464	135634	296803	13C2-PFHxA_IS	4.1071	ng/mL	
13C5-PFPeA_IS	Auto	3.551	0.048	----	135634	135634	----	5.0000	ng/mL	
PFPeA	Auto	3.553	0.047	0.002	4761	135634	13C5-PFPeA_IS	0.0490	ng/mL	
PFMBA	M	4.073	0.040	0.522	81	135634	13C5-PFPeA_IS	0.0013	ng/mL	
13C2-4_2 FTS	Auto	4.702	0.026	-2.418	28248	68886	18O2-PFHxS_IS	2.9206	ng/mL	
13C2-4_2 FTS_IS	Auto	4.702	0.026	----	28248	28248	----	5.0000	ng/mL	
4_2 FTS	ND(W/B)	----	----	----	----	28248	13C2-4_2 FTS_IS	----	ng/mL	
13C3-PFBS_IS	Auto	4.687	0.037	----	75687	75687	----	2.5000	ng/mL	
PFBS	M	4.691	0.041	0.004	804	75687	13C3-PFBS_IS	0.0183	ng/mL	
13C3-PFBS	Auto	4.687	0.037	-2.433	75687	68886	18O2-PFHxS_IS	1.8028	ng/mL	
NFDHA	M	4.865	0.023	-0.150	590	188692	13C5-PFHxA_IS	0.0062	ng/mL	IRr
13C5-PFHxA	Auto	5.015	0.032	0.000	188692	296803	13C2-PFHxA_IS	1.9439	ng/mL	
13C5-PFHxA_IS	Auto	5.015	0.032	----	188692	188692	----	2.5000	ng/mL	
13C2-PFHxA_IS	Auto	5.015	0.031	----	296803	296803	----	2.5000	ng/mL	
PFHxA	Auto	5.018	0.032	0.003	4589	188692	13C5-PFHxA_IS	0.0696	ng/mL	
PFEESA	ND(W/B)	----	----	----	----	188692	13C5-PFHxA_IS	----	ng/mL	
13C3-HFPO-DA	Auto	5.487	0.032	0.472	323133	296803	13C2-PFHxA_IS	8.3169	ng/mL	
13C3-HFPO-DA_IS	Auto	5.487	0.032	----	323133	323133	----	10.0000	ng/mL	
HFPO-DA	ND(W/B)	----	----	----	----	323133	13C3-HFPO-DA_IS	----	ng/mL	
5_3 FTCA	ND(W/B)	----	----	----	----	188692	13C5-PFHxA_IS	----	ng/mL	
PFPeS	MI R1 R2	6.052	0.029	-1.067	1293	57788	13C3-PFHxS_IS	0.0395	ng/mL	IRr
13C4-PFHpA	Auto	6.193	0.026	1.178	265628	296803	13C2-PFHxA_IS	1.9794	ng/mL	
13C4-PFHpA_IS	Auto	6.193	0.026	----	265628	265628	----	2.5000	ng/mL	
PFHpA	Auto	6.189	0.020	-0.004	8657	265628	13C4-PFHpA_IS	0.0760	ng/mL	
DONA	M	6.544	0.016	1.057	253	323133	13C3-HFPO-DA_IS	-0.0055	ng/mL	IRr
13C2-6_2 FTS_IS	Auto	6.835	0.021	----	19605	19605	----	5.0000	ng/mL	
13C2-6_2 FTS	Auto	6.835	0.021	-0.285	19605	68886	18O2-PFHxS_IS	2.5149	ng/mL	
6_2 FTS	ND(W/B)	----	----	----	----	19605	13C2-6_2 FTS_IS	----	ng/mL	
13C4-PFOA_IS	Auto	7.145	0.025	----	15409	15409	----	2.5000	ng/mL	
13C8-PFOA_IS	Auto	7.144	0.023	----	187620	187620	----	2.5000	ng/mL	
13C8-PFOA	Auto	7.144	0.023	-0.001	187620	15409	13C4-PFOA_IS	1.9771	ng/mL	
PFOA	M	7.144	0.022	0.000	30836	187620	13C8-PFOA_IS	0.3925	ng/mL	
13C3-PFHxS	Auto	7.119	0.028	-0.001	57788	68886	18O2-PFHxS_IS	2.0010	ng/mL	
13C3-PFHxS_IS	Auto	7.119	0.028	----	57788	57788	----	2.5000	ng/mL	
PFHxS	M	7.116	0.024	-0.003	4701	57788	13C3-PFHxS_IS	0.1491	ng/mL	
18O2-PFHxS_IS	Auto	7.120	0.029	----	68886	68886	----	2.5000	ng/mL	
13C9-PFNA_IS	Auto	7.992	0.024	----	88959	88959	----	1.2500	ng/mL	
13C9-PFNA	Auto	7.992	0.024	0.000	88959	102881	13C5-PFNA_IS	0.9569	ng/mL	
13C5-PFNA_IS	Auto	7.992	0.024	----	102881	102881	----	1.2500	ng/mL	
PFNA	MI R1 R2	7.992	0.023	0.000	4614	88959	13C9-PFNA_IS	0.0564	ng/mL	
PFHpS	M	8.038	0.025	-0.807	1541	21528	13C8-PFOS_IS	0.0562	ng/mL	
7_3 FTCA	ND(W/B)	----	----	----	----	188692	13C5-PFHxA_IS	----	ng/mL	
13C2-8_2-FTS	Auto	8.446	0.023	1.326	14292	68886	18O2-PFHxS_IS	2.8621	ng/mL	
13C2-8_2-FTS_IS	Auto	8.446	0.023	----	14292	14292	----	5.0000	ng/mL	
8_2 FTS	ND(W/B)	----	----	----	----	14292	13C2-8_2-FTS_IS	----	ng/mL	
13C6-PFDA_IS	Auto	8.753	0.024	----	57302	57302	----	1.2500	ng/mL	
13C6-PFDA	Auto	8.753	0.024	0.000	57302	59353	13C2-PFDA_IS	1.0314	ng/mL	

J:\LCMS08\Data\240321_1633_B1\240321_1633_B1.damlp .

SN - Software-calculated S/N ratio outside criteria due to non-target peaks or drift in noise calculation window. Analyst review of noise levels (excluding non-target peaks) in chromatogram indicates S/N ratio meets criteria.

240321_027 (continued)

(Table continued from previous page)

Name	Mode ID	Found RT	RT Diff	ISTD RT Diff	Area	ISTD Area	ISTD Name	Conc.	Unit	Flag ID
13C2-PFDA_IS	Auto	8.753	0.023	----	59353	59353	----	1.2500	ng/mL	
PFDA	M	8.756	0.025	0.003	5208	57302	13C6-PFDA_IS	0.1118	ng/mL	
D3-NMeFOSAA_IS	Auto	8.884	0.023	----	57215	57215	----	5.0000	ng/mL	
D3-NMeFOSAA	Auto	8.884	0.023	0.037	57215	79705	13C4-PFOS_IS	2.9674	ng/mL	
13C8-PFOS_IS	Auto	8.845	0.024	----	21528	21528	----	2.5000	ng/mL	
13C8-PFOS	Auto	8.845	0.024	-0.002	21528	79705	13C4-PFOS_IS	1.9292	ng/mL	
13C4-PFOS_IS	Auto	8.847	0.026	----	79705	79705	----	2.5000	ng/mL	
PFOS	Auto	8.849	0.027	0.004	117511	21528	13C8-PFOS_IS	5.1054	ng/mL	
NMeFOSAA	ND(W/B)	----	----	----	----	57215	D3-NMeFOSAA_IS	----	ng/mL	
D5-NEtFOSAA_IS	Auto	9.207	0.015	----	41954	41954	----	5.0000	ng/mL	
D5-NEtFOSAA	Auto	9.207	0.015	0.360	41954	79705	13C4-PFOS_IS	2.9698	ng/mL	
NEtFOSAA	M	9.221	0.021	0.014	8719	41954	D5-NEtFOSAA_IS	1.0815	ng/mL	
9-Cl-PF3ONS	ND(W/B)	----	----	----	----	323133	13C3-HFPO-DA_IS	----	ng/mL	
PFUnDA	Auto	9.479	0.023	0.003	3232	57208	13C7-PFUnDA_IS	0.0535	ng/mL	
13C7-PFUnDA_IS	Auto	9.476	0.021	----	57208	57208	----	1.2500	ng/mL	
13C7-PFUnDA	Auto	9.476	0.021	0.723	57208	59353	13C2-PFDA_IS	1.0441	ng/mL	
PFNS	ND(W/B)	----	----	----	----	21528	13C8-PFOS_IS	----	ng/mL	
10_2 FTS	ND(W/B)	----	----	----	----	14292	13C2-8_2-FTS_IS	----	ng/mL	
13C2-PFDOA_IS	Auto	10.161	0.021	----	64349	64349	----	1.2500	ng/mL	
13C2-PFDOA	Auto	10.161	0.021	1.407	64349	59353	13C2-PFDA_IS	1.0098	ng/mL	
PFDOA	M	10.160	0.019	0.000	1945	64349	13C2-PFDOA_IS	0.0292	ng/mL	
PFDS	M	10.321	0.025	1.476	570	21528	13C8-PFOS_IS	0.0224	ng/mL	
PFTrDA	MI R1 R2	10.818	0.021	-0.632	1643	37174	13C2-PFTDA_IS	0.0221	ng/mL	
11-Cl-PF3OUdS	ND(W/B)	----	----	----	----	323133	13C3-HFPO-DA_IS	----	ng/mL	
PFOSAm	M	11.133	0.011	-0.002	2296	55980	13C8-PFOSAm_IS	0.0940	ng/mL	
13C8-PFOSAm	Auto	11.135	0.010	2.288	55980	79705	13C4-PFOS_IS	1.8676	ng/mL	
13C8-PFOSAm_IS	Auto	11.135	0.010	----	55980	55980	----	2.5000	ng/mL	
PFTDA	MI R1 R2	11.451	0.021	0.001	1066	37174	13C2-PFTDA_IS	0.0171	ng/mL	
13C2-PFTDA	Auto	11.450	0.020	2.697	37174	59353	13C2-PFDA_IS	0.9662	ng/mL	
13C2-PFTDA_IS	Auto	11.450	0.020	----	37174	37174	----	1.2500	ng/mL	
PFDoS	ND(W/B)	----	----	----	----	21528	13C8-PFOS_IS	----	ng/mL	
D7-MeFOSE_IS	Auto	13.367	0.008	----	161714	161714	----	25.0000	ng/mL	
D7-MeFOSE	Auto	13.367	0.008	4.520	161714	79705	13C4-PFOS_IS	17.6331	ng/mL	
MeFOSE	M	13.378	-0.020	0.011	707	161714	D7-MeFOSE_IS	0.0673	ng/mL	
13C2-PFHXDA_IS	Auto	12.665	0.018	----	63246	63246	----	2.5000	ng/mL	
13C2-PFHXDA	Auto	12.665	0.018	3.912	63246	59353	13C2-PFDA_IS	1.5987	ng/mL	
PFHXDA	M	12.666	0.018	0.001	1496	63246	13C2-PFHXDA_IS	0.0283	ng/mL	
D3-MeFOSA	Auto	13.673	0.010	4.826	11177	79705	13C4-PFOS_IS	1.4331	ng/mL	
D3-MeFOSA_IS	Auto	13.673	0.010	----	11177	11177	----	2.5000	ng/mL	
MeFOSA	ND(W/B)	----	----	----	----	11177	D3-MeFOSA_IS	----	ng/mL	
D9-EtFOSE_IS	Auto	13.997	0.009	----	166487	166487	----	25.0000	ng/mL	
D9-EtFOSE	Auto	13.997	0.009	5.150	166487	79705	13C4-PFOS_IS	15.9025	ng/mL	
EtFOSE	M	14.036	0.007	0.039	294	166487	D9-EtFOSE_IS	0.0355	ng/mL	
D5-EtFOSAm	Auto	14.346	0.008	5.499	14192	79705	13C4-PFOS_IS	1.1388	ng/mL	
D5-EtFOSAm_IS	Auto	14.346	0.008	----	14192	14192	----	2.5000	ng/mL	
EtFOSAm	M	14.352	-0.005	0.006	50	14192	D5-EtFOSAm_IS	0.0205	ng/mL	
PFODA	MI R1 R2	13.793	0.010	1.128	556	63246	13C2-PFHXDA_IS	0.0319	ng/mL	

Flag ID key: IRr: Ion Ratio (Relative)

240321_027 (continued)

13C4-PFBA
Conc. 8.0124
Q 216.80>171.90 (-) 8.48e4

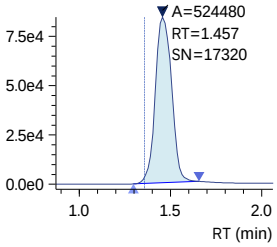

13C4-PFBA_IS
Conc. 10.0000
ISTD 216.80>171.90 (-) 8.48e4

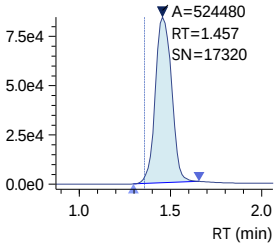

13C3-PFBA_IS
Conc. 5.0000
ISTD 216.00>172.00 (-) 5.40e4

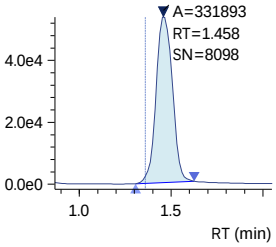

PFBA
Conc. 0.4785
Q 212.80>169.05 (-) 4.22e3

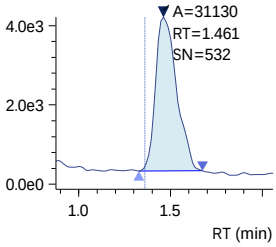

PFMPA
Conc. 0.0025
Q 229.00>84.90 (-) 2.90e1

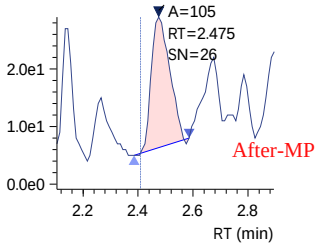

3_3 FTCA
Conc. ----
R#1 0.00 (136.14)
R#2 0.00 (141.47)
Q 241.00>177.10 (-) 3.80e1

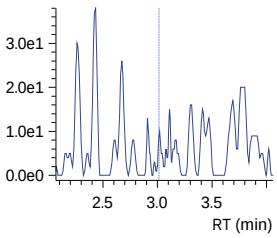

13C5-PFPeA
Conc. 4.1071
Q 268.30>223.00 (-) 3.80e4

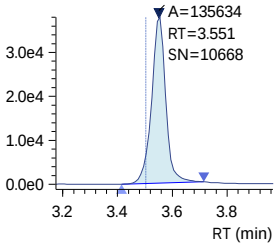

13C5-PFPeA_IS
Conc. 5.0000
ISTD 268.30>223.00 (-) 3.80e4

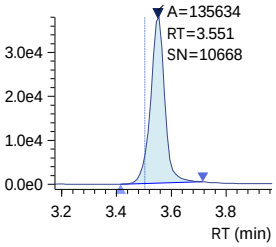

PFPeA
Conc. 0.0490
Q 263.00>219.00 (-) 1.63e3

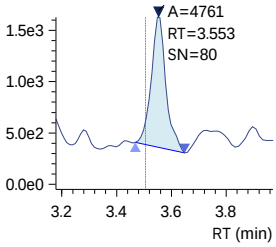

PFMBA
Conc. 0.0013
Q 279.00>84.95 (-) 2.60e1

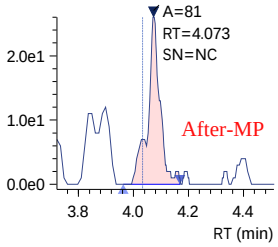

R1 241.00>117.00 (-) 1.31e3

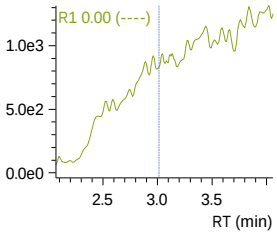

R2 241.00>117.00 (-) 1.31e3

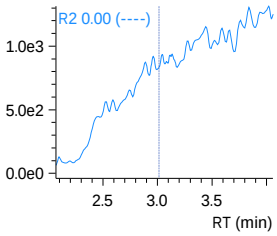

Insight Report
Quantitation/Integration
Printed 3/22/2024 13:35:57

240321_027 (continued)

13C2-4_2 FTS
Conc. 2.9206
Q 329.10>80.90 (-) 8.15e3

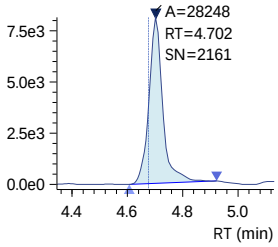

13C2-4_2 FTS_IS
Conc. 5.0000
ISTD 329.10>80.90 (-) 8.15e3

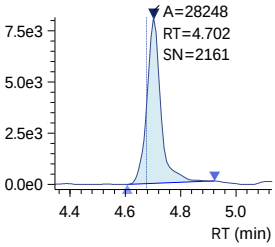

4_2 FTS
Conc. ----
R#1 0.00 (33.08)
R#2 0.00 (27.71)
Q 327.10>307.00 (-) 0.00e0

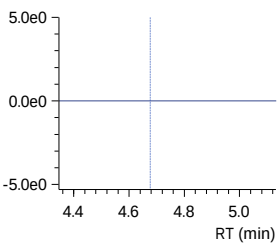

R1 327.10>80.90 (-) 2.06e2

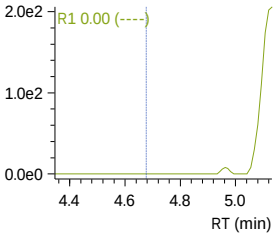

R2 327.10>80.90 (-) 2.06e2

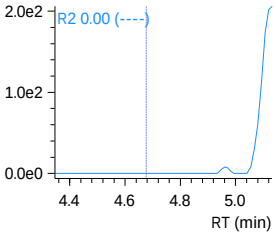

13C3-PFBS_IS
Conc. 2.5000
ISTD 302.10>79.90 (-) 2.31e4

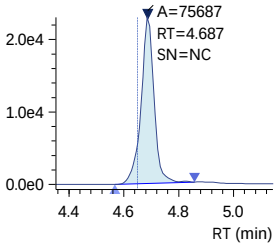

PFBS
Conc. 0.0183
R#1 37.74 (46.53)
R#2 37.74 (44.64)
Q 298.70>79.90 (-) 2.63e2

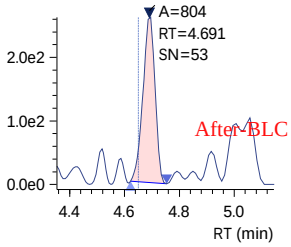

R1 298.70>98.80 (-) 9.60e1

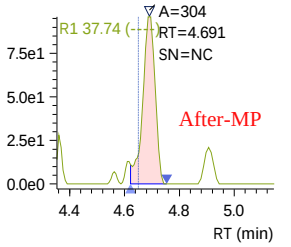

R2 298.70>98.80 (-) 9.60e1

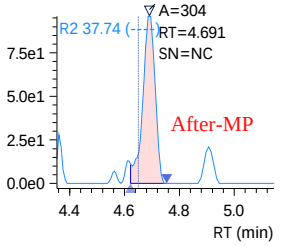

J:\LCMS08\Data\240321_1633_B1\240321_1633_B1.damlp .
SN - Software-calculated S/N ratio outside criteria due to non-target peaks or drift in noise calculation window.
Analyst review of noise levels (excluding non-target peaks) in chromatogram indicates S/N ratio meets criteria.

Insight Report
Quantitation/Integration
Printed 3/22/2024 13:35:57

240321_027 (continued)

13C3-PFBS
Conc. 1.8028

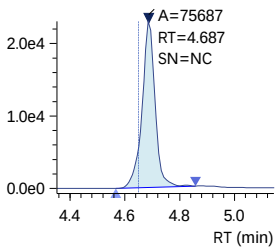

NFDHA
Conc. 0.0062
R#1 11.51 (36.44)
R#2 11.51 (34.56)

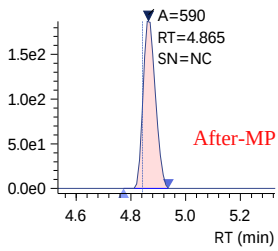

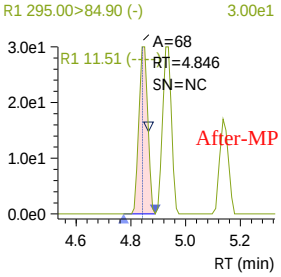

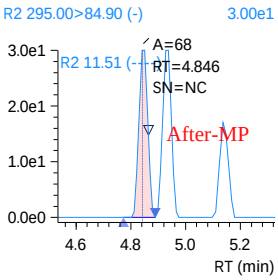

13C5-PFHxA
Conc. 1.9439

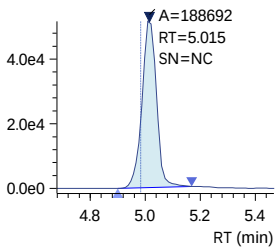

13C5-PFHxA_IS
Conc. 2.5000

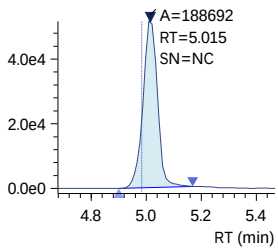

13C2-PFHxA_IS
Conc. 2.5000

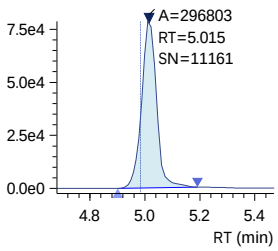

J:\LCMS08\Data\240321_1633_B1\240321_1633_B1.damlp .
SN - Software-calculated S/N ratio outside criteria due to non-target peaks or drift in noise calculation window.
Analyst review of noise levels (excluding non-target peaks) in chromatogram indicates S/N ratio meets criteria.

240321_027 (continued)

PFHxA
Conc. 0.0696
Q 313.00>269.00 (-) 1.75e3

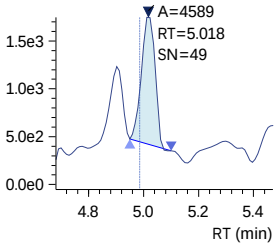

PFEESA
Conc. ----
R#1 0.00 (5.25)
R#2 0.00 (5.67)
Q 314.80>135.00 (-) 2.70e1

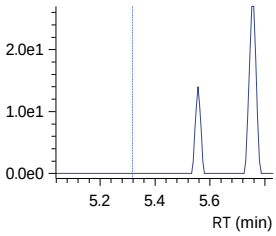

R1 314.80>82.90 (-) 1.80e1

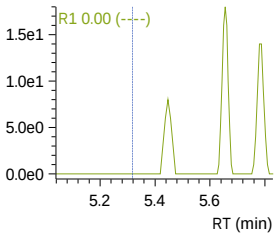

R2 314.80>82.90 (-) 1.80e1

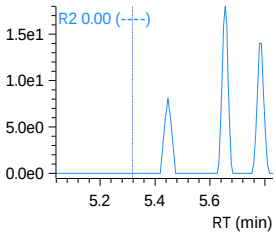

13C3-HFPO-DA
Conc. 8.3169
Q 286.90>168.90 (-) 1.12e5

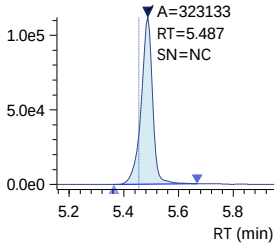

13C3-HFPO-DA_IS
Conc. 10.0000
ISTD 286.90>168.90 (-) 1.12e5

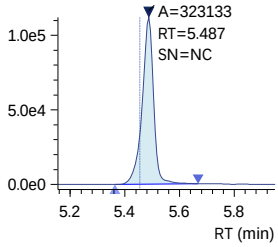

HFPO-DA
Conc. ----
R#1 0.00 (62.57)
R#2 0.00 (64.50)
Q 284.90>168.90 (-) 3.80e1

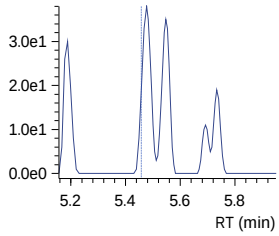

R1 284.90>184.90 (-) 9.20e1

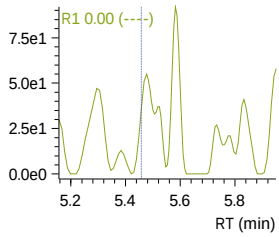

R2 284.90>184.90 (-) 9.20e1

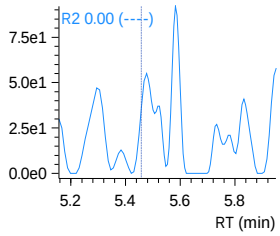

SN - Software-calculated S/N ratio outside criteria due to non-target peaks or drift in noise calculation window.
Analyst review of noise levels (excluding non-target peaks) in chromatogram indicates S/N ratio meets criteria.

240321_027 (continued)

5_3 FTCA
Conc. ----
R#1 0.00 (154.88)
R#2 0.00 (154.15)
Q 341.00>237.05 (-) 1.10e2

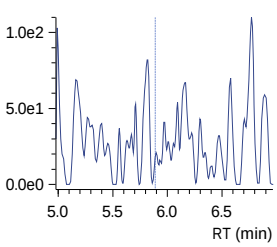

R1 341.00>217.00 (-) 2.02e2

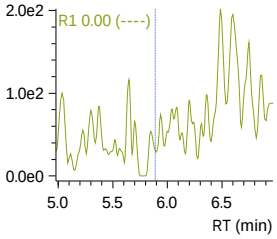

R2 341.00>217.00 (-) 2.02e2

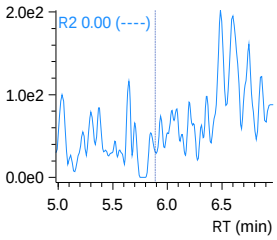

PFPeS
Conc. 0.0395
R#1 20.08 (54.44)
R#2 20.08 (56.96)
Q 349.10>79.90 (-) 3.63e2

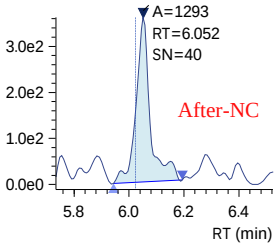

R1 349.10>98.80 (-) 9.90e1

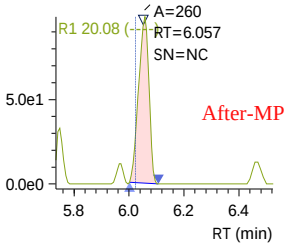

R2 349.10>98.80 (-) 9.90e1

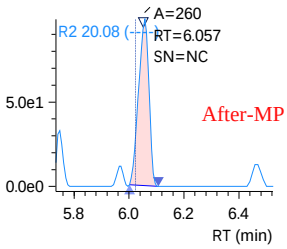

13C4-PFHpA
Conc. 1.9794
Q 367.10>322.00 (-) 9.64e4

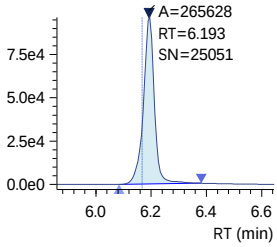

13C4-PFHpA_IS
Conc. 2.5000
ISTD 367.10>322.00 (-) 9.64e4

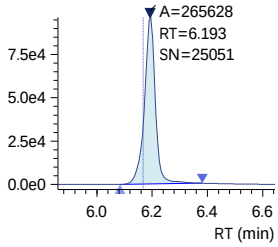

PFHpA
Conc. 0.0760
R#1 21.71 (23.39)
R#2 21.71 (22.63)
Q 363.10>319.00 (-) 2.81e3

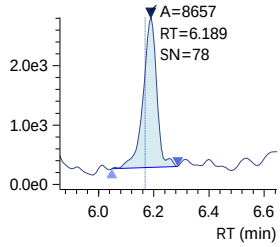

R1 363.10>169.00 (-) 5.54e2

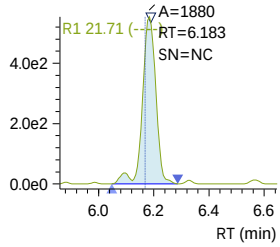

R2 363.10>169.00 (-) 5.54e2

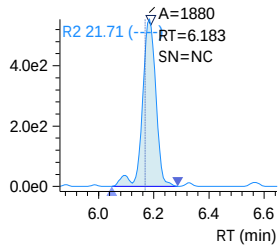

240321_027 (continued)

DONA
Conc. -0.0055
R#1 14.78 (30.39)
R#2 14.78 (28.87)
Q 376.90>250.90 (-) 6.90e1

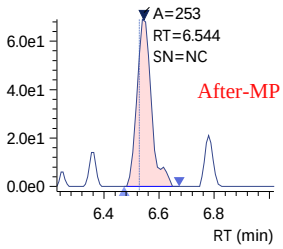

13C2-6_2 FTS_IS
Conc. 5.0000
ISTD 429.10>80.90 (-) 5.05e3

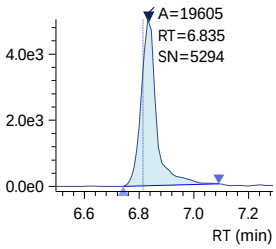

13C2-6_2 FTS
Conc. 2.5149
Q 429.10>80.90 (-) 5.05e3

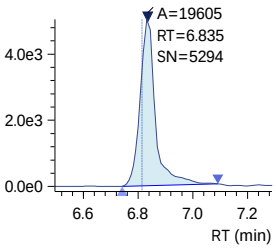

6_2 FTS
Conc. ----
R#1 0.00 (44.48)
R#2 0.00 (40.73)
Q 427.10>407.00 (-) 6.00e1

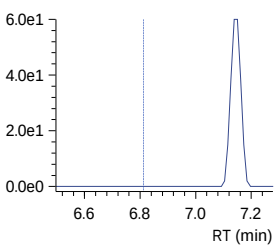

13C4-PFOA_IS
Conc. 2.5000
ISTD 417.10>172.00 (-) 4.50e3

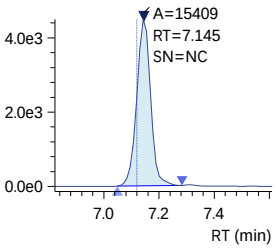

R1 376.90>84.80 (-) 1.50e1

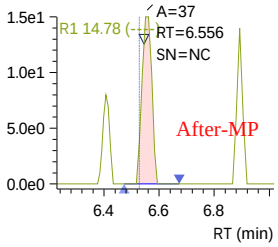

R1 427.10>80.90 (-) 2.90e1

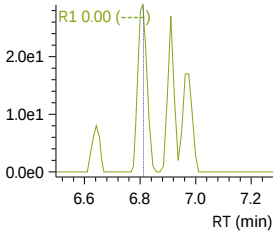

R2 376.90>84.80 (-) 1.50e1

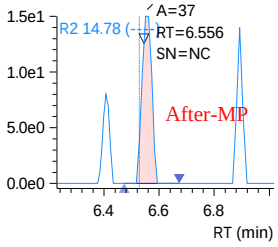

R2 427.10>80.90 (-) 2.90e1

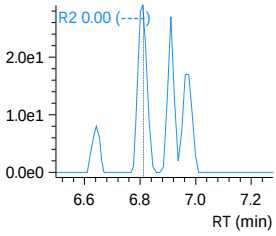

SN - Software-calculated S/N ratio outside criteria due to non-target peaks or drift in noise calculation window.
Analyst review of noise levels (excluding non-target peaks) in chromatogram indicates S/N ratio meets criteria.

Insight Report
Quantitation/Integration
Printed 3/22/2024 13:35:57

240321_027 (continued)

13C8-PFOA_IS
Conc. 2.5000

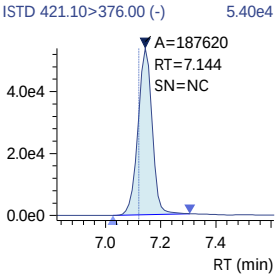

13C8-PFOA
Conc. 1.9771

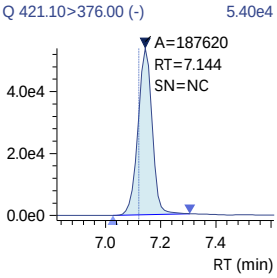

PFOA
Conc. 0.3925
R#1 20.69 (24.47)
R#2 20.69 (24.84)

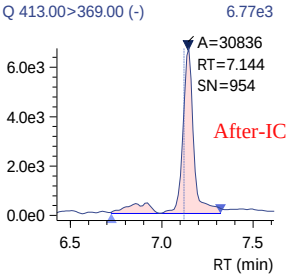

13C3-PFHxS
Conc. 2.0010

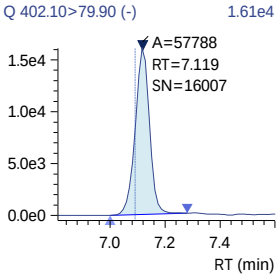

13C3-PFHxS_IS
Conc. 2.5000

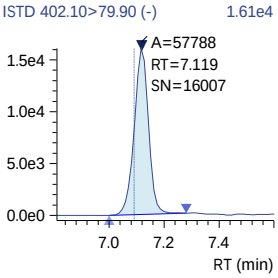

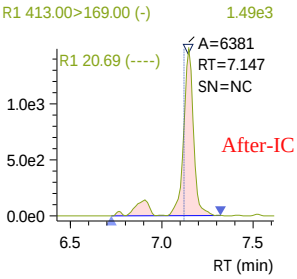

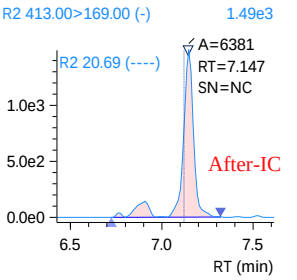

J:\LCMS08\Data\240321_1633_B1\240321_1633_B1.damlp .

SN - Software-calculated S/N ratio outside criteria due to non-target peaks or drift in noise calculation window.
Analyst review of noise levels (excluding non-target peaks) in chromatogram indicates S/N ratio meets criteria.

240321_027 (continued)

PFHxS
Conc. 0.1491
R#1 32.87 (57.29)
R#2 32.87 (58.76)
Q 398.70>79.90 (-) 7.86e2

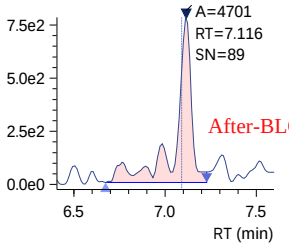

18O2-PFHxS_IS
Conc. 2.5000
ISTD 403.00>83.90 (-) 1.95e4

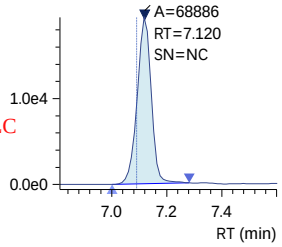

13C9-PFNA_IS
Conc. 1.2500
ISTD 472.10>427.00 (-) 3.34e4

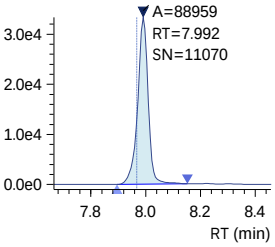

13C9-PFNA
Conc. 0.9569
Q 472.10>427.00 (-) 3.34e4

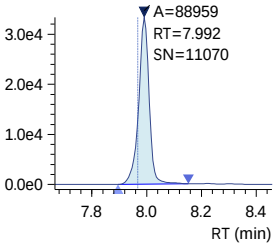

13C5-PFNA_IS
Conc. 1.2500
ISTD 468.00>423.00 (-) 3.80e4

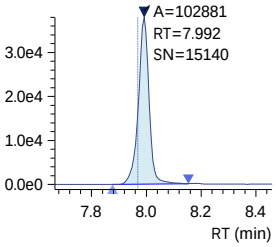

R1 398.70>98.90 (-) 3.95e2

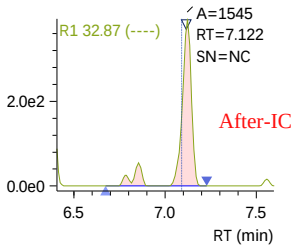

R2 398.70>98.90 (-) 3.95e2

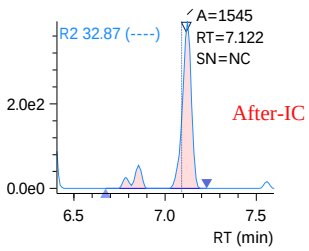

Insight Report
Quantitation/Integration
Printed 3/22/2024 13:35:57

240321_027 (continued)

PFNA
Conc. 0.0564
R#1 15.51 (20.36)
R#2 15.51 (19.31)
Q 463.00>419.00 (-) 1.65e3

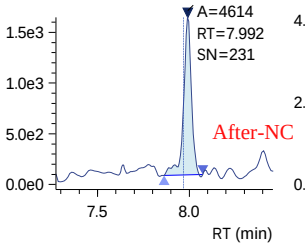

PFHpS
Conc. 0.0562
R#1 31.31 (46.70)
R#2 31.31 (48.05)
Q 449.00>79.90 (-) 4.08e2

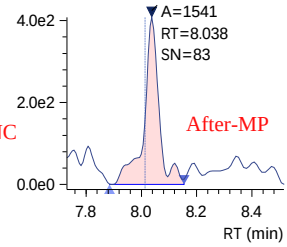

7_3 FTCA
Conc. ----
R#1 0.00 (132.28)
R#2 0.00 (133.47)
Q 441.00>317.00 (-) 6.70e1

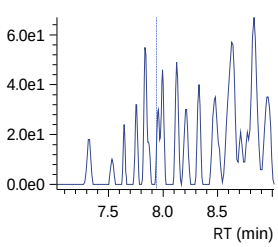

13C2-8_2-FTS
Conc. 2.8621
Q 529.10>80.90 (-) 4.46e3

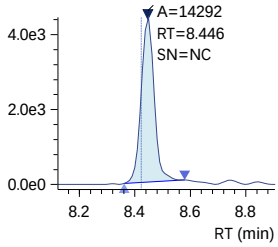

13C2-8_2-FTS_IS
Conc. 5.0000
ISTD 529.10>80.90 (-) 4.46e3

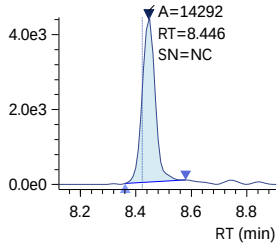

R1 463.00>219.00 (-) 2.46e2

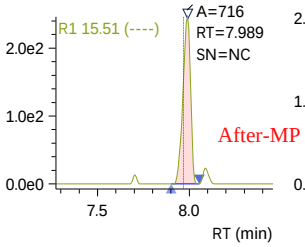

R1 449.00>98.80 (-) 2.02e2

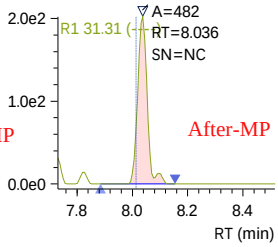

R1 441.00>336.90 (-) 1.75e2

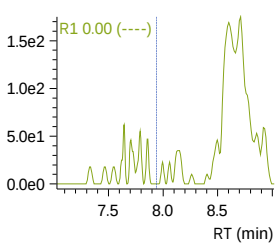

R2 463.00>219.00 (-) 2.46e2

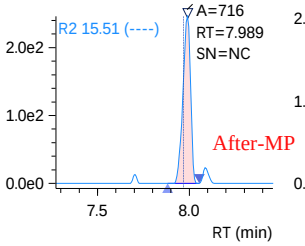

R2 449.00>98.80 (-) 2.02e2

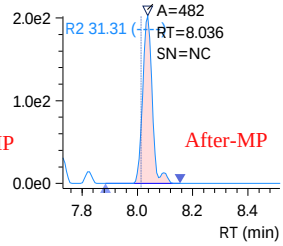

R2 441.00>336.90 (-) 1.75e2

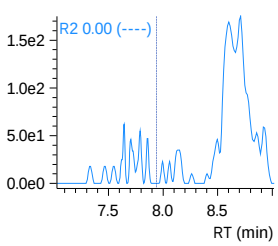

J:\LCMS08\Data\240321_1633_B1\240321_1633_B1.damlp .
SN - Software-calculated S/N ratio outside criteria due to non-target peaks or drift in noise calculation window.
Analyst review of noise levels (excluding non-target peaks) in chromatogram indicates S/N ratio meets criteria.

240321_027 (continued)

8_2 FTS
Conc. ----
R#1 0.00 (45.91)
R#2 0.00 (45.20)
Q 527.10>506.95 (-) 0.00e0

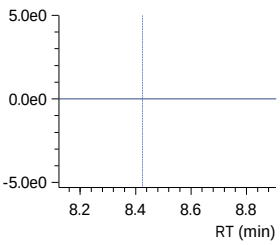

13C6-PFDA_IS
Conc. 1.2500
ISTD 519.10>474.10 (-) 1.58e4

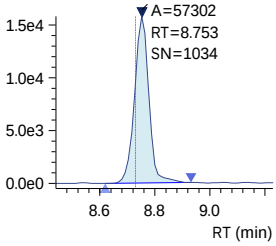

13C6-PFDA
Conc. 1.0314
Q 519.10>474.10 (-) 1.58e4

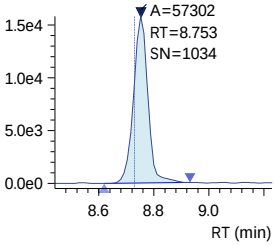

13C2-PFDA_IS
Conc. 1.2500
ISTD 515.10>470.10 (-) 1.64e4

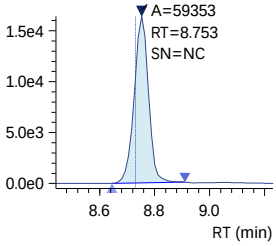

PFDA
Conc. 0.1118
R#1 10.36 (17.64)
R#2 10.36 (19.20)
Q 512.90>469.00 (-) 1.51e3

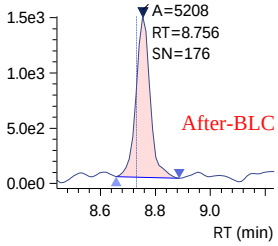

R1 527.10>80.80 (-) 8.30e1

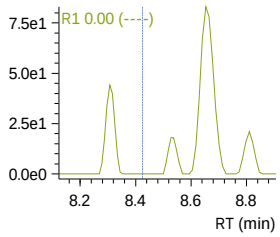

R1 512.90>219.00 (-) 1.65e2

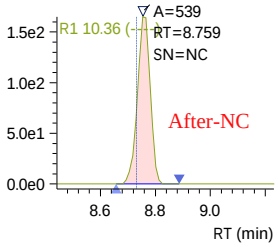

R2 527.10>80.80 (-) 8.30e1

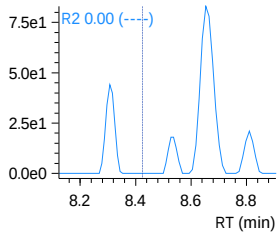

R2 512.90>219.00 (-) 1.65e2

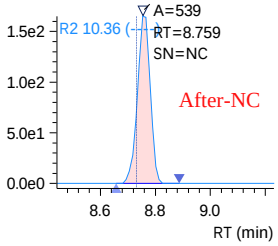

D3-NMeFOSAA_IS
Conc. 5.0000
ISTD 573.20>419.00 (-) 1.70e4

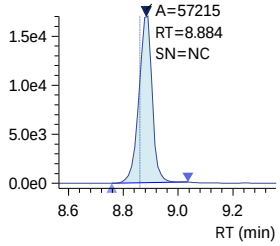

D3-NMeFOSAA
Conc. 2.9674
Q 573.20>419.00 (-) 1.70e4

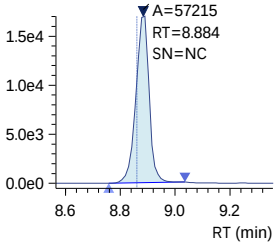

13C8-PFOS_IS
Conc. 2.5000
ISTD 507.10>98.90 (-) 5.84e3

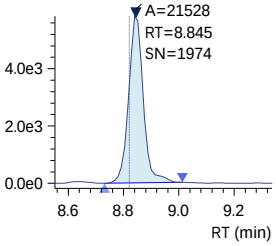

13C8-PFOS
Conc. 1.9292
Q 507.10>98.90 (-) 5.84e3

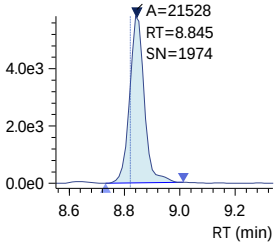

13C4-PFOS_IS
Conc. 2.5000
ISTD 502.80>79.90 (-) 2.19e4

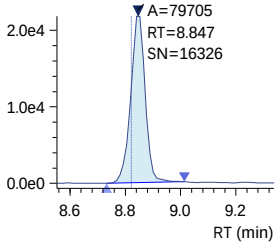

SN - Software-calculated S/N ratio outside criteria due to non-target peaks or drift in noise calculation window.
Analyst review of noise levels (excluding non-target peaks) in chromatogram indicates S/N ratio meets criteria.

240321_027 (continued)

PFOS
Conc. 5.1054
R#1 47.18 (45.06)
R#2 47.18 (47.87)
Q 498.90>79.90 (-) 2.19e4

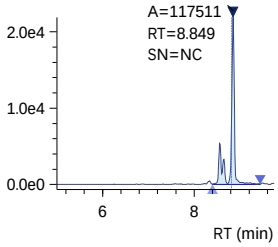

NMeFOSAA
Conc. ----
R#1 0.00 (67.10)
R#2 0.00 (60.24)
Q 570.10>419.00 (-) 0.00e0

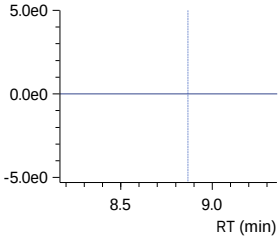

D5-NEtFOSAA_IS
Conc. 5.0000
ISTD 589.20>419.00 (-) 1.28e4

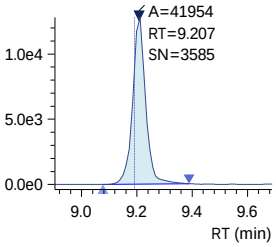

D5-NEtFOSAA
Conc. 2.9698
Q 589.20>419.00 (-) 1.28e4

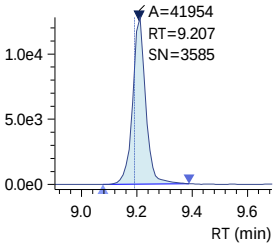

NEtFOSAA
Conc. 1.0815
R#1 58.17 (89.53)
R#2 58.17 (72.57)
Q 584.20>419.10 (-) 2.26e3

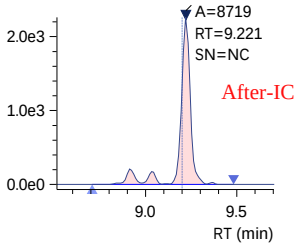

R1 498.90>98.80 (-) 1.30e4

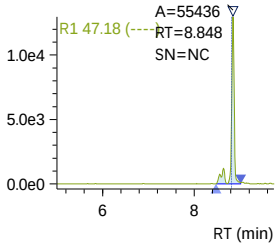

R1 570.10>483.00 (-) 4.20e1

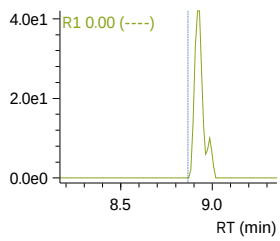

R1 584.20>526.00 (-) 1.32e3

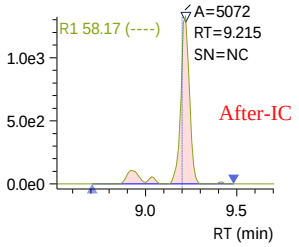

R2 498.90>98.80 (-) 1.30e4

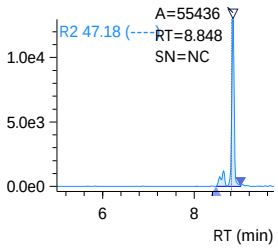

R2 570.10>483.00 (-) 4.20e1

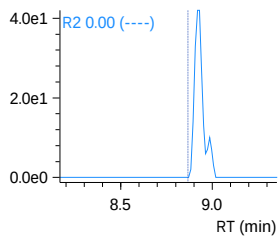

R2 584.20>526.00 (-) 1.32e3

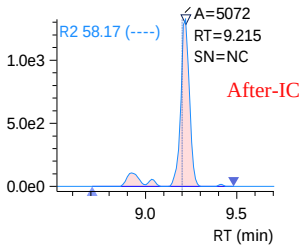

J:\LCMS08\Data\240321_1633_B1\240321_1633_B1.damlp .
SN - Software-calculated S/N ratio outside criteria due to non-target peaks or drift in noise calculation window.
Analyst review of noise levels (excluding non-target peaks) in chromatogram indicates S/N ratio meets criteria.

240321_027 (continued)

9-Cl-PF3ONS
Conc. ----
R#1 0.00 (31.69)
R#2 0.00 (30.68)
Q 530.80>351.00 (-) 3.60e1

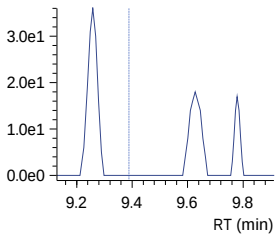

R1 532.80>353.00 (-) 9.70e1

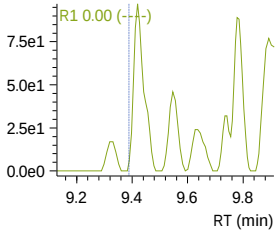

R2 532.80>353.00 (-) 9.70e1

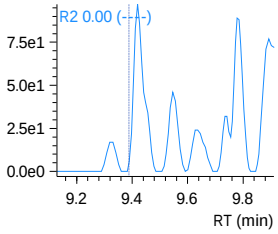

PFUnDA
Conc. 0.0535
R#1 6.81 (10.96)
R#2 6.81 (11.56)
Q 563.10>519.00 (-) 1.12e3

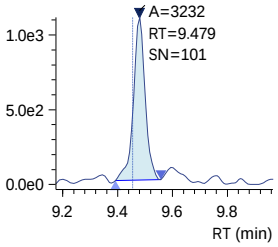

R1 563.10>269.10 (-) 7.00e1

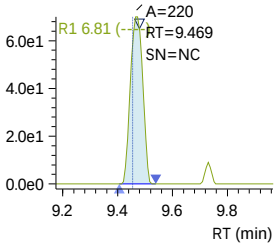

R2 563.10>269.10 (-) 7.00e1

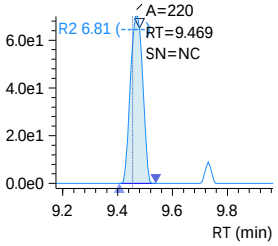

13C7-PFUnDA_IS
Conc. 1.2500
ISTD 570.00>525.10 (-) 1.97e4

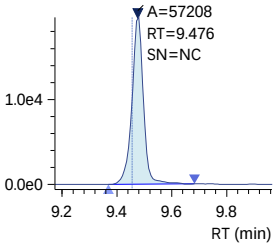

13C7-PFUnDA
Conc. 1.0441
Q 570.00>525.10 (-) 1.97e4

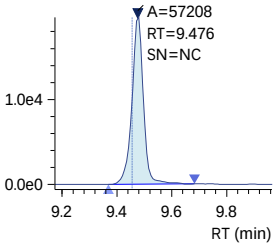

PFNS
Conc. ----
R#1 0.00 (56.91)
R#2 0.00 (61.27)
Q 548.80>79.90 (-) 1.76e2

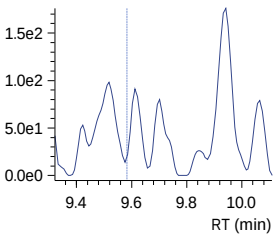

R1 548.80>98.80 (-) 2.20e1

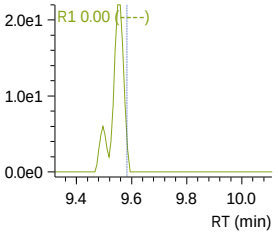

R2 548.80>98.80 (-) 2.20e1

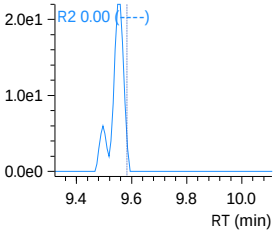

SN - Software-calculated S/N ratio outside criteria due to non-target peaks or drift in noise calculation window.
Analyst review of noise levels (excluding non-target peaks) in chromatogram indicates S/N ratio meets criteria.

240321_027 (continued)

10_2 FTS
Conc. ----
R#1 0.00 (32.29)
R#2 0.00 (29.61)
Q 626.80>607.05 (-) 0.00e0

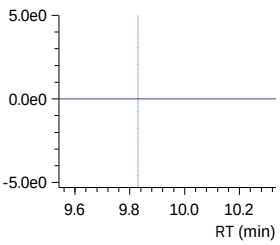

R1 626.80>81.00 (-) 2.00e1

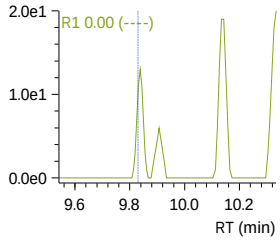

R2 626.80>81.00 (-) 2.00e1

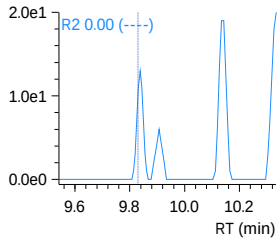

13C2-PFDOA_IS
Conc. 1.2500
ISTD 615.10>570.00 (-) 2.17e4

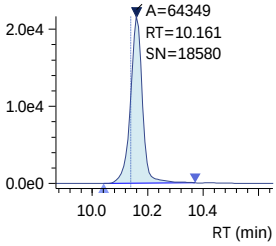

13C2-PFDOA
Conc. 1.0098
Q 615.10>570.00 (-) 2.17e4

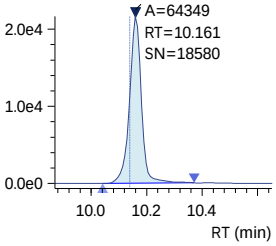

PFDOA
Conc. 0.0292
R#1 13.70 (11.14)
R#2 13.70 (10.73)
Q 613.10>569.00 (-) 6.63e2

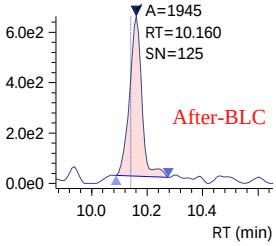

R1 613.10>319.00 (-) 1.07e2

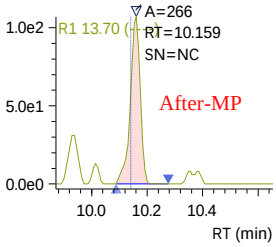

R2 613.10>319.00 (-) 1.07e2

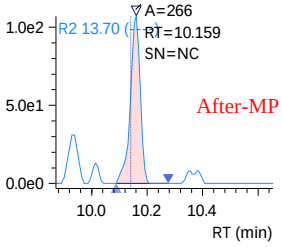

PFDS
Conc. 0.0224
R#1 32.17 (58.01)
R#2 32.17 (58.67)
Q 599.00>79.90 (-) 1.85e2

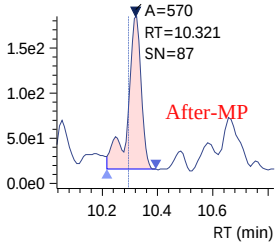

R1 599.00>98.80 (-) 5.80e1

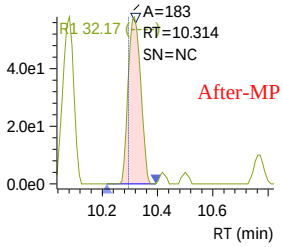

R2 599.00>98.80 (-) 5.80e1

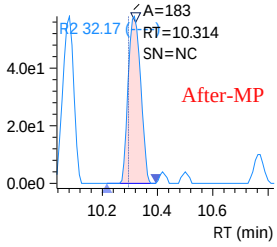

J:\LCMS08\Data\240321_1633_B1\240321_1633_B1.damlp .
SN - Software-calculated S/N ratio outside criteria due to non-target peaks or drift in noise calculation window.
Analyst review of noise levels (excluding non-target peaks) in chromatogram indicates S/N ratio meets criteria.

240321_027 (continued)

PFTrDA
Conc. 0.0221
R#1 15.91 (16.67)
R#2 15.91 (15.36)
Q 663.00>619.00 (-) 4.60e2

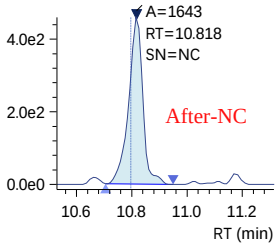

11-Cl-PF3OUdS
Conc. ----
R#1 0.00 (35.04)
R#2 0.00 (35.75)
Q 630.90>451.00 (-) 6.50e1

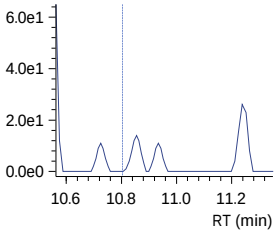

PFOSAm
Conc. 0.0940
Q 498.10>77.90 (-) 3.42e2

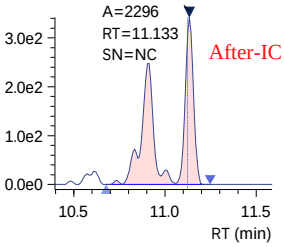

13C8-PFOSAm
Conc. 1.8676
Q 506.10>77.80 (-) 1.75e4

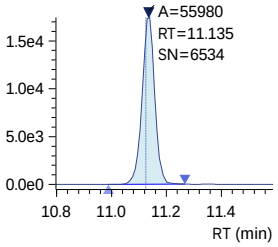

13C8-PFOSAm_IS
Conc. 2.5000
ISTD 506.10>77.80 (-) 1.75e4

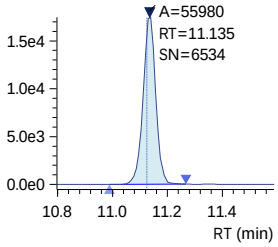

R1 663.00>168.90 (-) 9.40e1

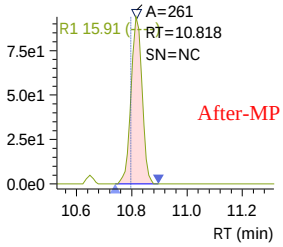

R1 632.90>452.90 (-) 3.00e1

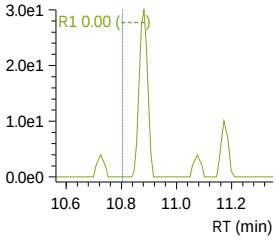

R2 663.00>168.90 (-) 9.40e1

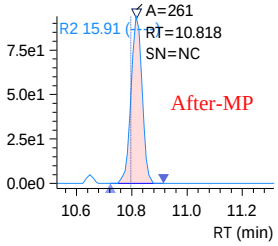

R2 632.90>452.90 (-) 3.00e1

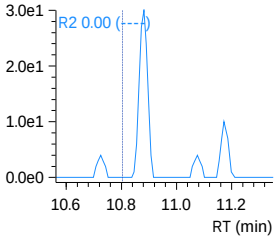

240321_027 (continued)

PFTDA
Conc. 0.0171
R#1 24.85 (17.09)
R#2 24.85 (18.64)

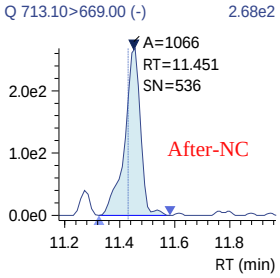

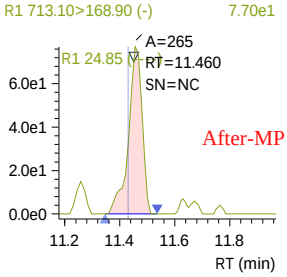

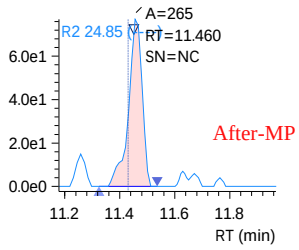

13C2-PFTDA
Conc. 0.9662

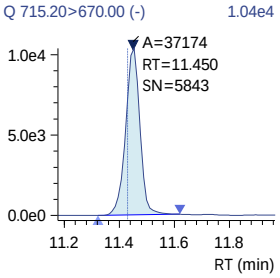

13C2-PFTDA_IS
Conc. 1.2500

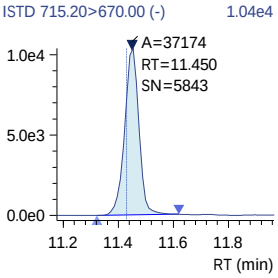

PFDoS
Conc. ----
R#1 0.00 (61.23)
R#2 0.00 (68.82)

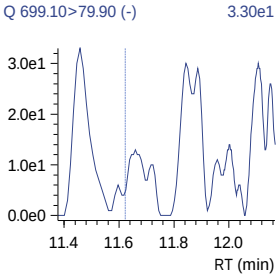

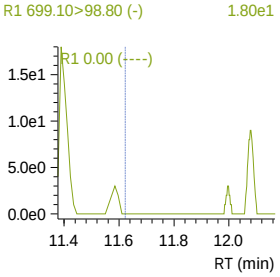

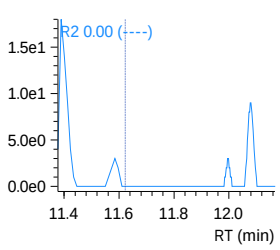

D7-MeFOSE_IS
Conc. 25.0000

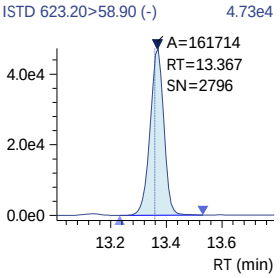

240321_027 (continued)

D7-MeFOSE
Conc. 17.6331

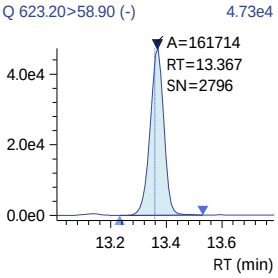

MeFOSE
Conc. 0.0673

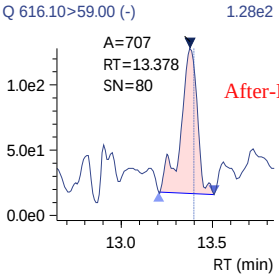

13C2-PFHXDA_IS
Conc. 2.5000

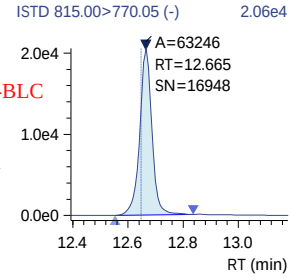

13C2-PFHXDA
Conc. 1.5987

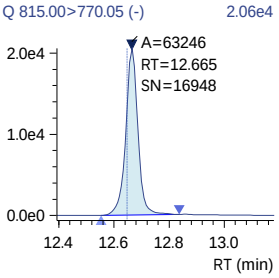

PFHXDA
Conc. 0.0283
R#1 8.20 (10.78)
R#2 8.20 (11.00)

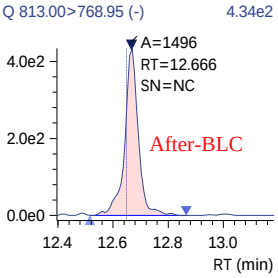

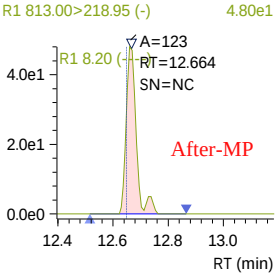

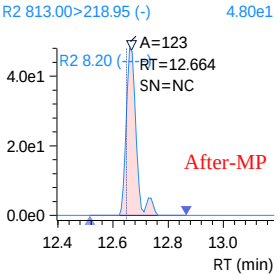

240321_027 (continued)

D3-MeFOSA
Conc. 1.4331

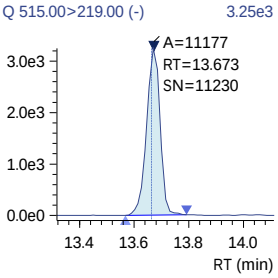

D3-MeFOSA_IS
Conc. 2.5000

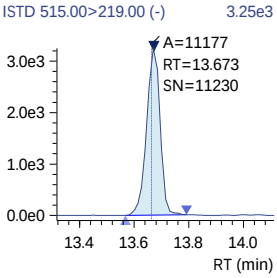

MeFOSA
Conc. ----
R#1 0.00 (156.31)
R#2 0.00 (156.72)

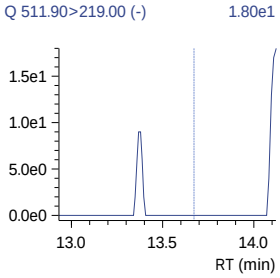

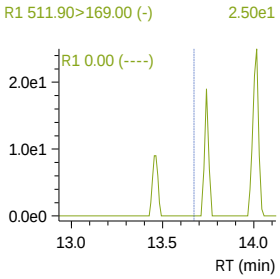

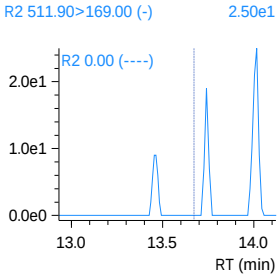

D9-EtFOSE_IS
Conc. 25.0000

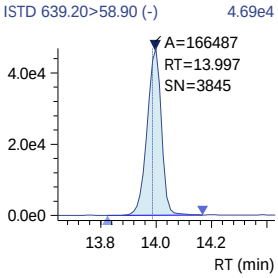

D9-EtFOSE
Conc. 15.9025

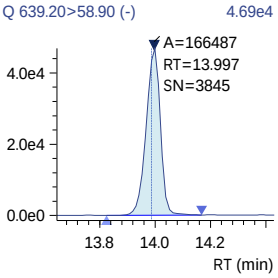

240321_027 (continued)

EtFOSE
Conc. 0.0355

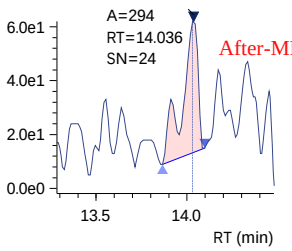

D5-EtFOSAm
Conc. 1.1388

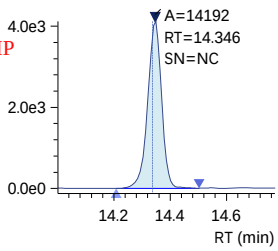

D5-EtFOSAm_IS
Conc. 2.5000

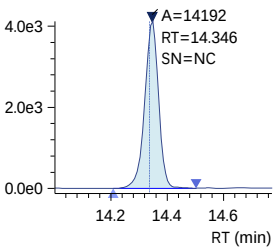

EtFOSAm
Conc. 0.0205
R#1 145.13 (177.75)
R#2 145.13 (149.59)

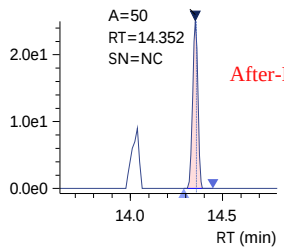

PFODA
Conc. 0.0319
R#1 19.58 (31.66)
R#2 19.58 (33.60)

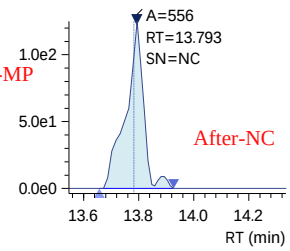

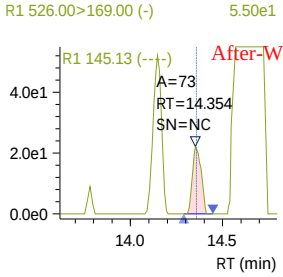

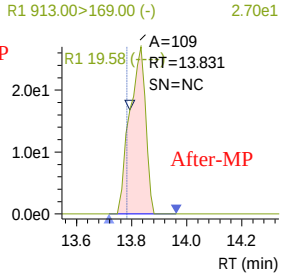

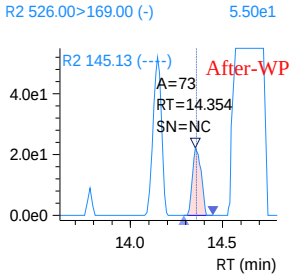

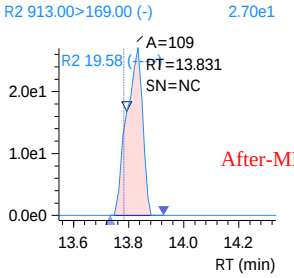

J:\LCMS08\Data\240321_1633_B1\240321_1633_B1.damlp .

SN - Software-calculated S/N ratio outside criteria due to non-target peaks or drift in noise calculation window.
Analyst review of noise levels (excluding non-target peaks) in chromatogram indicates S/N ratio meets criteria.

Insight Report
Before Manual Integration
Printed 3/22/2024 10:11:10

240321_027

Sample ID: R2401914-006
Date Acquired: 3/21/2024 8:45:35 PM
Acquired by: System Administrator
Data File: 240321_027
Vial: 25 | Inj. Volume: 10.0000uL | Tray: 2

13C4-PFBA
Conc. 8.0124
Q 216.80>171.90 (-) 8.48e4

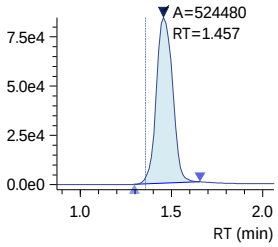

13C4-PFBA_IS
Conc. 10.0000
ISTD 216.80>171.90 (-) 8.48e4

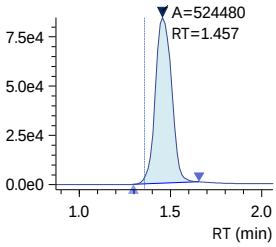

13C3-PFBA_IS
Conc. 5.0000
ISTD 216.00>172.00 (-) 5.40e4

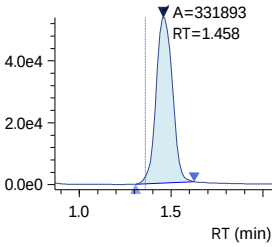

PFBA
Conc. 0.4785
Q 212.80>169.05 (-) 4.22e3

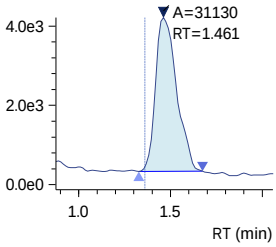

PFMPA
Conc. ----
Q 229.00>84.90 (-) 2.90e1

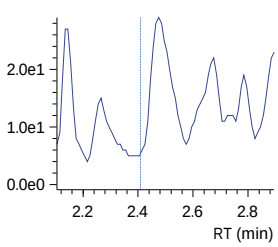

3_3 FTCA
Conc. ----
R#1 0.00 (136.14)
R#2 0.00 (136.14)
Q 241.00>177.10 (-) 3.80e1

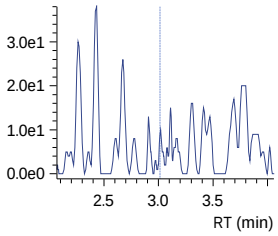

13C5-PFPeA
Conc. 4.1071
Q 268.30>223.00 (-) 3.80e4

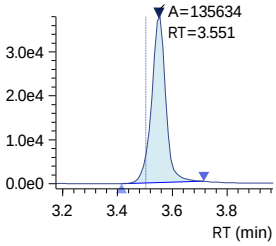

13C5-PFPeA_IS
Conc. 5.0000
ISTD 268.30>223.00 (-) 3.80e4

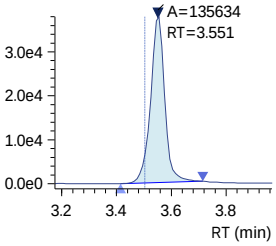

PFPeA
Conc. 0.0490
Q 263.00>219.00 (-) 1.63e3

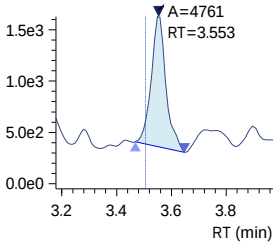

PFMBA
Conc. ----
Q 279.00>84.95 (-) 2.60e1

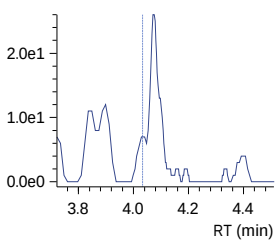

R1 241.00>117.00 (-) 1.31e3

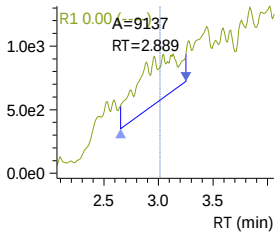

R2 241.00>117.00 (-) 1.31e3

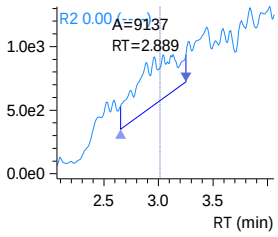

240321_027 (continued)

13C2-4_2 FTS
Conc. 2.9206
Q 329.10>80.90 (-) 8.15e3

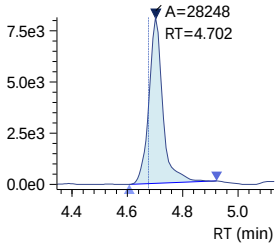

13C2-4_2 FTS_IS
Conc. 5.0000
ISTD 329.10>80.90 (-) 8.15e3

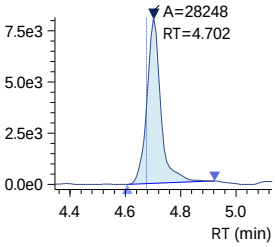

4_2 FTS
Conc. ----
R#1 0.00 (33.08)
R#2 0.00 (33.08)
Q 327.10>307.00 (-) 0.00e0

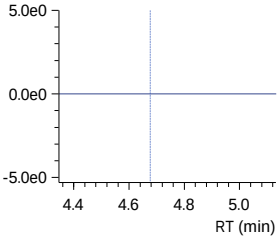

R1 327.10>80.90 (-) 2.06e2

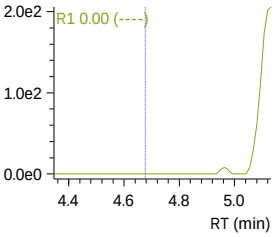

R2 327.10>80.90 (-) 2.06e2

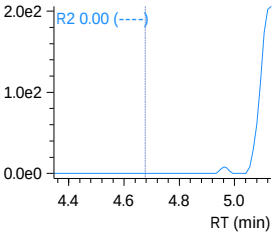

13C3-PFBS_IS
Conc. 2.5000
ISTD 302.10>79.90 (-) 2.31e4

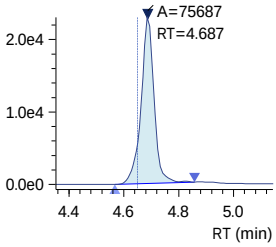

PFBS
Conc. 0.0195
R#1 0.00 (46.53)
R#2 0.00 (46.53)
Q 298.70>79.90 (-) 2.63e2

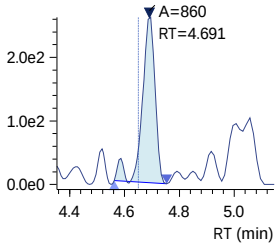

R1 298.70>98.80 (-) 9.60e1

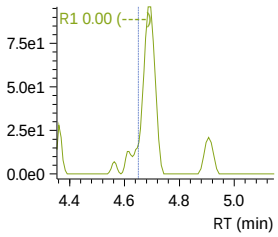

R2 298.70>98.80 (-) 9.60e1

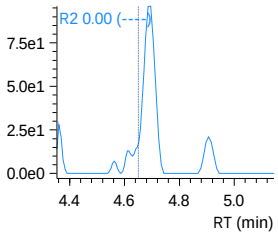

Insight Report
Before Manual Integration
Printed 3/22/2024 10:11:10

240321_027 (continued)

13C3-PFBS
Conc. 1.8028
Q 302.10>79.90 (-) 2.31e4

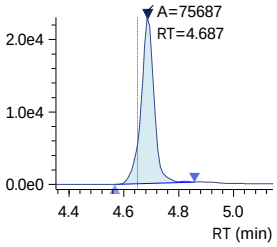

NFDHA
Conc. ----
R#1 0.00 (36.44)
R#2 0.00 (36.44)
Q 295.00>201.00 (-) 1.87e2

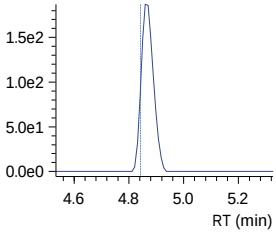

R1 295.00>84.90 (-) 3.00e1

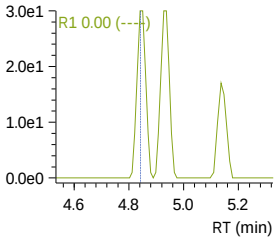

R2 295.00>84.90 (-) 3.00e1

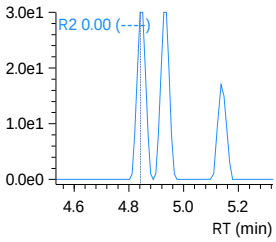

13C5-PFHxA
Conc. 1.9439
Q 318.00>273.00 (-) 5.17e4

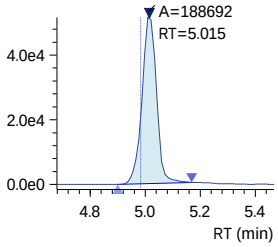

13C5-PFHxA_IS
Conc. 2.5000
ISTD 318.00>273.00 (-) 5.17e4

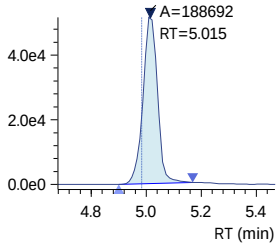

13C2-PFHxA_IS
Conc. 2.5000
ISTD 315.10>270.00 (-) 7.87e4

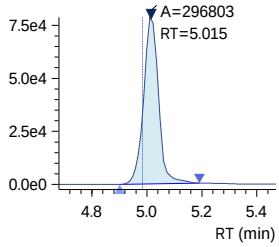

240321_027 (continued)

PFHxA
Conc. 0.0696
Q 313.00>269.00 (-) 1.75e3

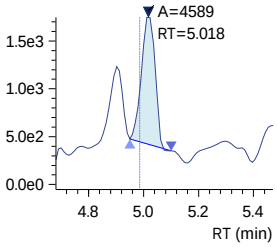

PFEESA
Conc. ----
R#1 0.00 (5.25)
R#2 0.00 (5.25)
Q 314.80>135.00 (-) 2.70e1

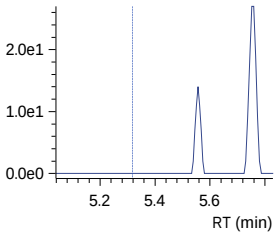

R1 314.80>82.90 (-) 1.80e1

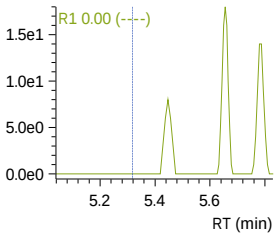

R2 314.80>82.90 (-) 1.80e1

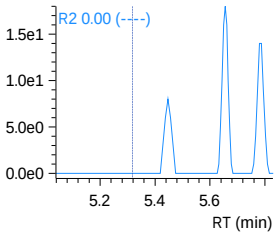

13C3-HFPO-DA
Conc. 8.3169
Q 286.90>168.90 (-) 1.12e5

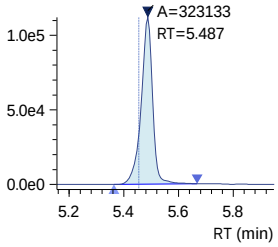

13C3-HFPO-DA_IS
Conc. 10.0000
ISTD 286.90>168.90 (-) 1.12e5

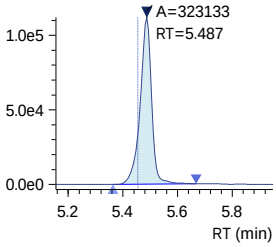

HFPO-DA
Conc. ----
R#1 0.00 (62.57)
R#2 0.00 (62.57)
Q 284.90>168.90 (-) 3.80e1

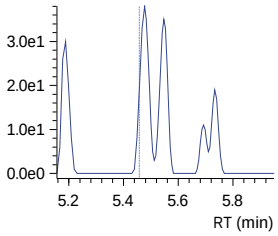

R1 284.90>184.90 (-) 9.20e1

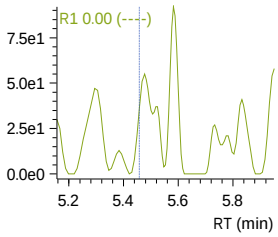

R2 284.90>184.90 (-) 9.20e1

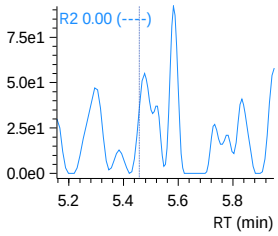

Insight Report
Before Manual Integration
Printed 3/22/2024 10:11:10

240321_027 (continued)

5_3 FTCA
Conc. 0.0516
R#1 0.00 (154.88)
R#2 0.00 (154.88)
Q 341.00>237.05 (-) 1.10e2

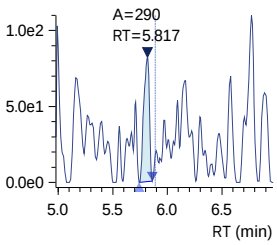

R1 341.00>217.00 (-) 2.02e2

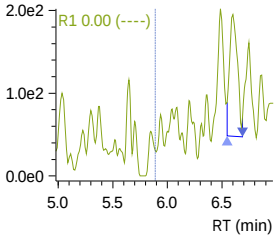

R2 341.00>217.00 (-) 2.02e2

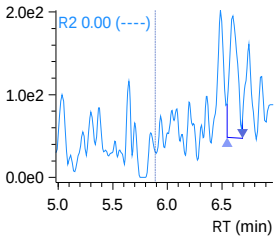

PFPeS
Conc. 0.0395
R#1 0.00 (54.44)
R#2 0.00 (54.44)
Q 349.10>79.90 (-) 3.63e2

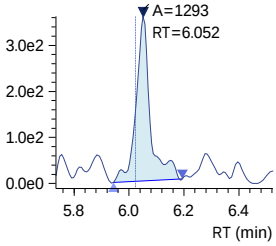

R1 349.10>98.80 (-) 9.90e1

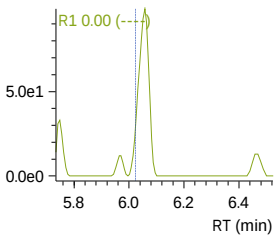

R2 349.10>98.80 (-) 9.90e1

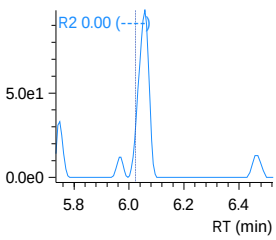

13C4-PFHpA
Conc. 1.9794
Q 367.10>322.00 (-) 9.64e4

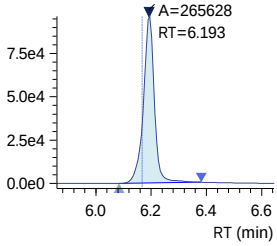

13C4-PFHpA_IS
Conc. 2.5000
ISTD 367.10>322.00 (-) 9.64e4

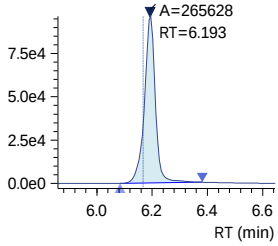

PFHpA
Conc. 0.0760
R#1 21.71 (23.39)
R#2 21.71 (23.39)
Q 363.10>319.00 (-) 2.81e3

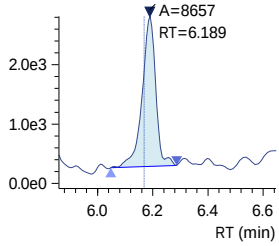

R1 363.10>169.00 (-) 5.54e2

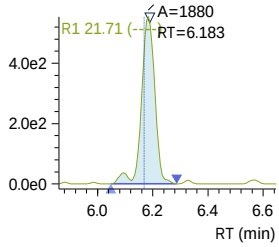

R2 363.10>169.00 (-) 5.54e2

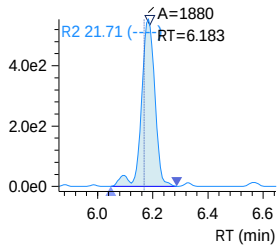

240321_027 (continued)

DONA
Conc. ----
R#1 0.00 (30.39)
R#2 0.00 (30.39)
Q 376.90>250.90 (-) 6.90e1

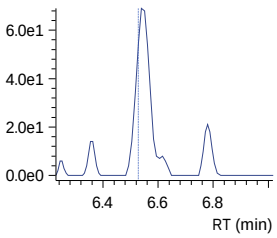

13C2-6_2 FTS_IS
Conc. 5.0000
ISTD 429.10>80.90 (-) 5.05e3

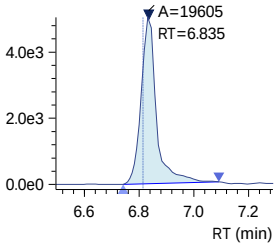

13C2-6_2 FTS
Conc. 2.5149
Q 429.10>80.90 (-) 5.05e3

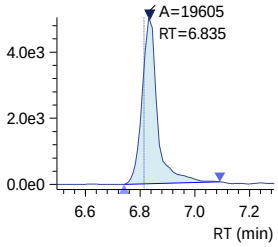

6_2 FTS
Conc. ----
R#1 0.00 (44.48)
R#2 0.00 (44.48)
Q 427.10>407.00 (-) 6.00e1

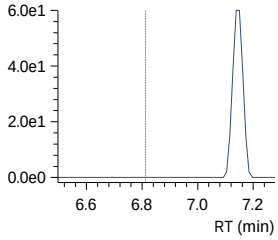

13C4-PFOA_IS
Conc. 2.5000
ISTD 417.10>172.00 (-) 4.50e3

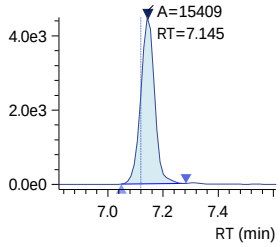

R1 376.90>84.80 (-) 1.50e1

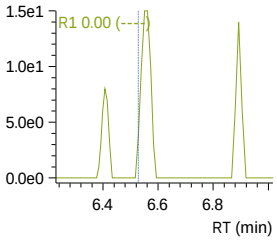

R1 427.10>80.90 (-) 2.90e1

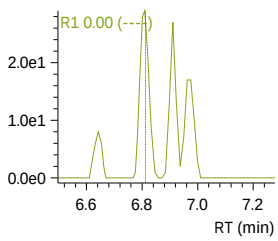

R2 376.90>84.80 (-) 1.50e1

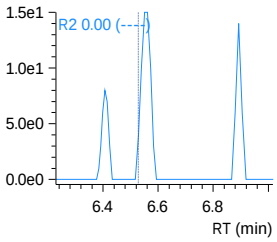

R2 427.10>80.90 (-) 2.90e1

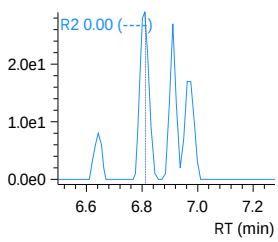

Insight Report
Before Manual Integration
Printed 3/22/2024 10:11:10

240321_027 (continued)

13C8-PFOA_IS
Conc. 2.5000

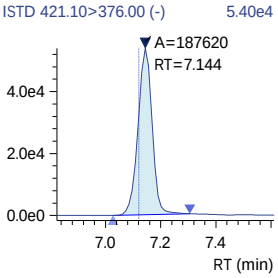

13C8-PFOA
Conc. 1.9771

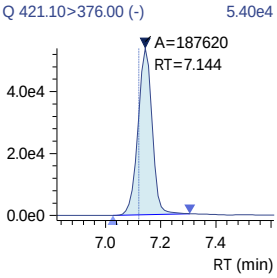

PFOA
Conc. 0.2835
R#1 22.97 (24.47)
R#2 22.97 (24.47)

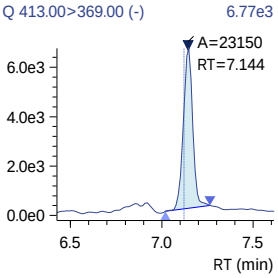

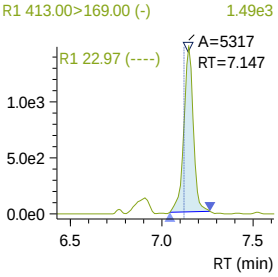

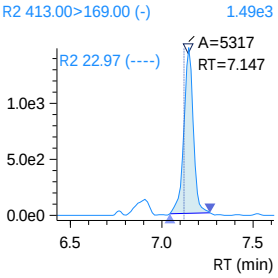

13C3-PFHxS
Conc. 2.0010

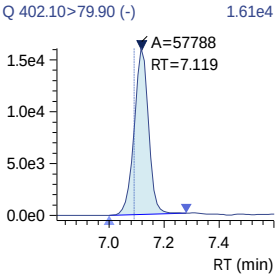

13C3-PFHxS_IS
Conc. 2.5000

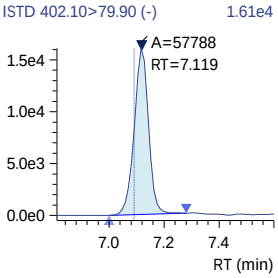

Insight Report
Before Manual Integration
Printed 3/22/2024 10:11:10

240321_027 (continued)

PFHxS
Conc. 0.1727
R#1 24.75 (57.29)
R#2 24.75 (57.29)
Q 398.70>79.90 (-) 7.86e2

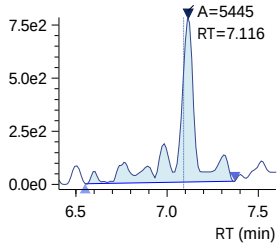

18O2-PFHxS_IS
Conc. 2.5000
ISTD 403.00>83.90 (-) 1.95e4

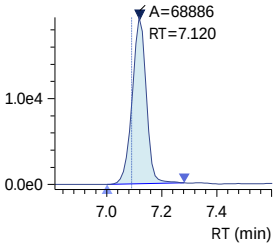

13C9-PFNA_IS
Conc. 1.2500
ISTD 472.10>427.00 (-) 3.34e4

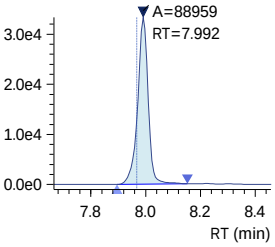

13C9-PFNA
Conc. 0.9569
Q 472.10>427.00 (-) 3.34e4

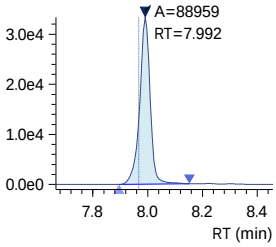

13C5-PFNA_IS
Conc. 1.2500
ISTD 468.00>423.00 (-) 3.80e4

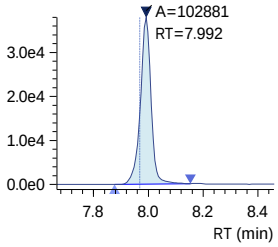

R1 398.70>98.90 (-) 3.95e2

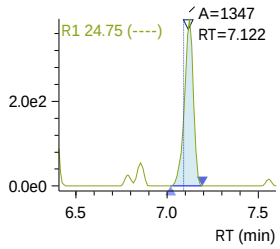

R2 398.70>98.90 (-) 3.95e2

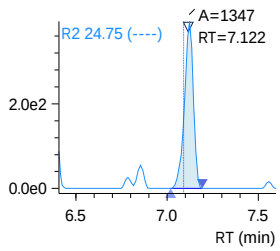

Insight Report
Before Manual Integration
Printed 3/22/2024 10:11:10

240321_027 (continued)

PFNA
Conc. 0.0564
R#1 0.00 (20.36)
R#2 0.00 (20.36)
Q 463.00>419.00 (-) 1.65e3

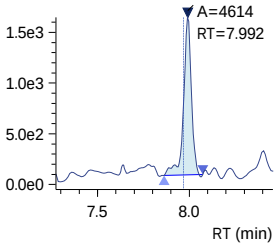

PFHpS
Conc. ----
R#1 0.00 (46.70)
R#2 0.00 (46.70)
Q 449.00>79.90 (-) 4.08e2

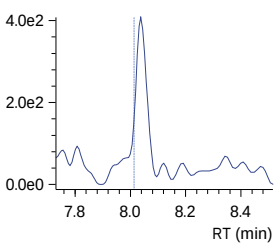

7_3 FTCA
Conc. ----
R#1 0.00 (132.28)
R#2 0.00 (132.28)
Q 441.00>317.00 (-) 6.70e1

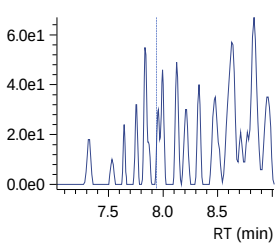

13C2-8_2-FTS
Conc. 2.8621
Q 529.10>80.90 (-) 4.46e3

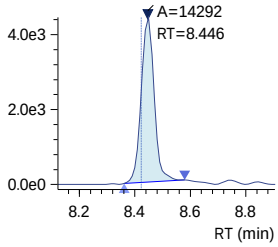

13C2-8_2-FTS_IS
Conc. 5.0000
ISTD 529.10>80.90 (-) 4.46e3

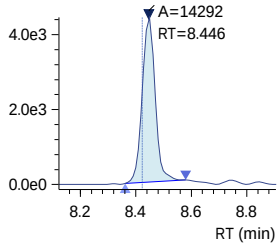

R1 463.00>219.00 (-) 2.46e2

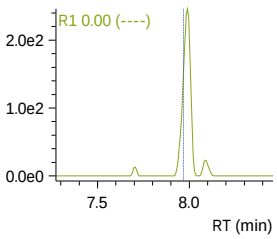

R1 449.00>98.80 (-) 2.02e2

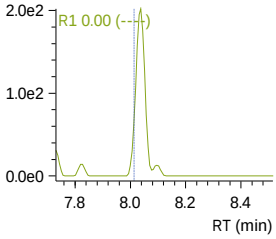

R1 441.00>336.90 (-) 1.75e2

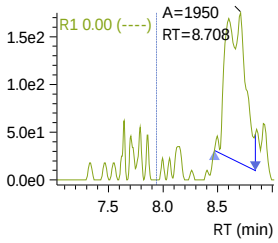

R2 463.00>219.00 (-) 2.46e2

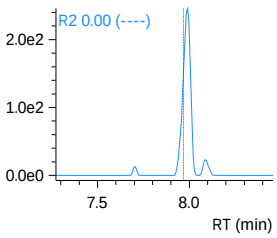

R2 449.00>98.80 (-) 2.02e2

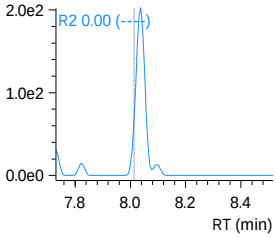

R2 441.00>336.90 (-) 1.75e2

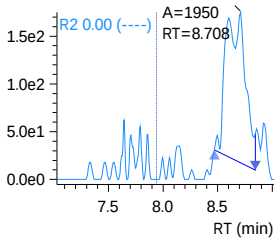

240321_027 (continued)

8_2 FTS
Conc. ----
R#1 0.00 (45.91)
R#2 0.00 (45.91)
Q 527.10>506.95 (-) 0.00e0

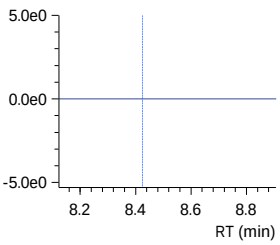

13C6-PFDA_IS
Conc. 1.2500
ISTD 519.10>474.10 (-) 1.58e4

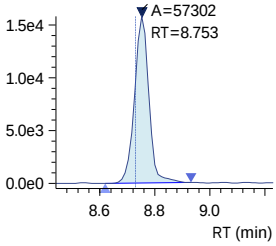

13C6-PFDA
Conc. 1.0314
Q 519.10>474.10 (-) 1.58e4

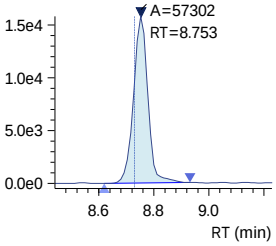

13C2-PFDA_IS
Conc. 1.2500
ISTD 515.10>470.10 (-) 1.64e4

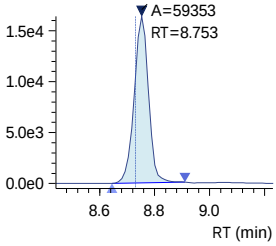

PFDA
Conc. 0.0991
R#1 11.68 (17.64)
R#2 11.68 (17.64)
Q 512.90>469.00 (-) 1.51e3

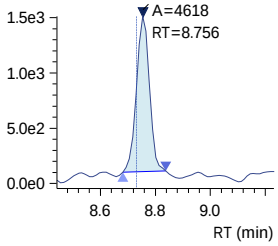

R1 527.10>80.80 (-) 8.30e1

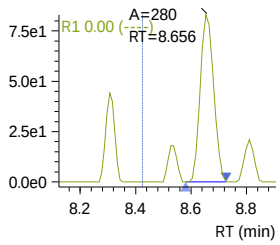

R1 512.90>219.00 (-) 1.65e2

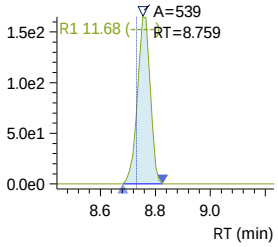

R2 527.10>80.80 (-) 8.30e1

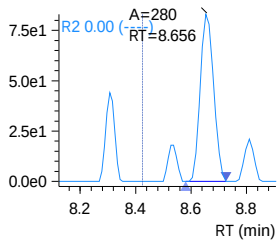

R2 512.90>219.00 (-) 1.65e2

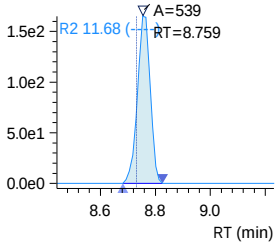

D3-NMeFOSAA_IS
Conc. 5.0000
ISTD 573.20>419.00 (-) 1.70e4

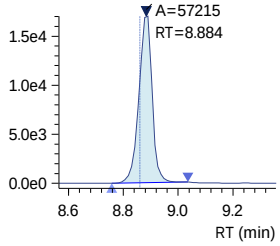

D3-NMeFOSAA
Conc. 2.9674
Q 573.20>419.00 (-) 1.70e4

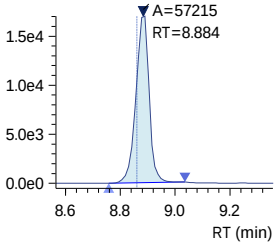

13C8-PFOS_IS
Conc. 2.5000
ISTD 507.10>98.90 (-) 5.84e3

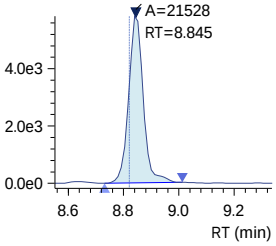

13C8-PFOS
Conc. 1.9292
Q 507.10>98.90 (-) 5.84e3

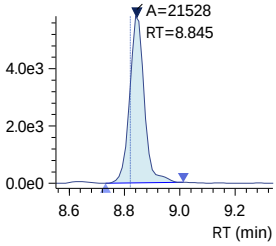

13C4-PFOS_IS
Conc. 2.5000
ISTD 502.80>79.90 (-) 2.19e4

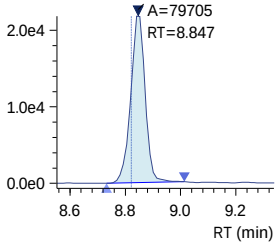

240321_027 (continued)

PFOS
Conc. 5.1054
R#1 47.18 (45.06)
R#2 47.18 (45.06)
Q 498.90>79.90 (-) 2.19e4

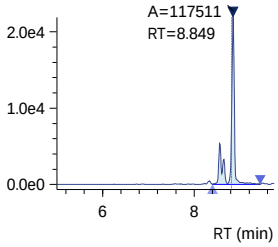

NMeFOSAA
Conc. ----
R#1 0.00 (67.10)
R#2 0.00 (67.10)
Q 570.10>419.00 (-) 0.00e0

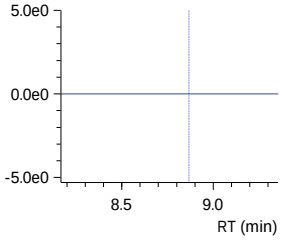

D5-NEtFOSAA_IS
Conc. 5.0000
ISTD 589.20>419.00 (-) 1.28e4

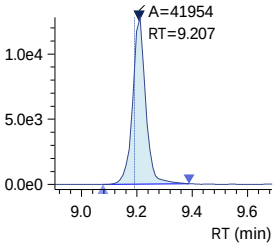

D5-NEtFOSAA
Conc. 2.9698
Q 589.20>419.00 (-) 1.28e4

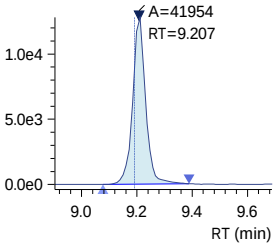

NEtFOSAA
Conc. 0.8939
R#1 59.06 (89.53)
R#2 59.06 (89.53)
Q 584.20>419.10 (-) 2.26e3

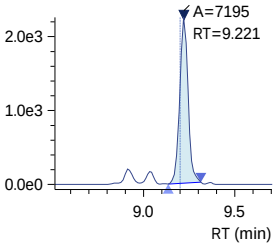

R1 498.90>98.80 (-) 1.30e4

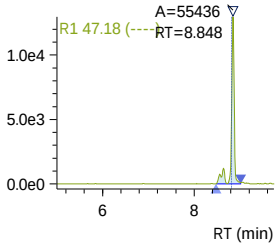

R1 570.10>483.00 (-) 4.20e1

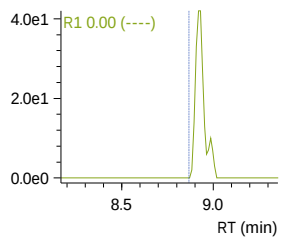

R1 584.20>526.00 (-) 1.32e3

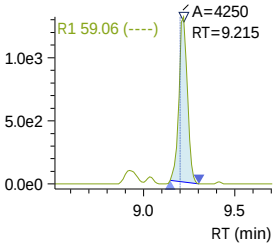

R2 498.90>98.80 (-) 1.30e4

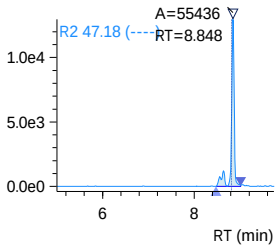

R2 570.10>483.00 (-) 4.20e1

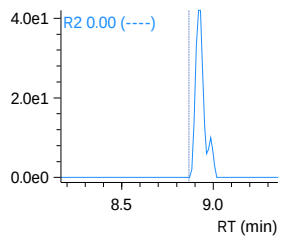

R2 584.20>526.00 (-) 1.32e3

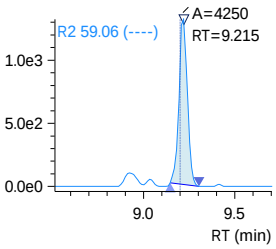

Insight Report
Before Manual Integration
Printed 3/22/2024 10:11:10

240321_027 (continued)

9-Cl-PF3ONS
Conc. ----
R#1 0.00 (31.69)
R#2 0.00 (31.69)
Q 530.80>351.00 (-) 3.60e1

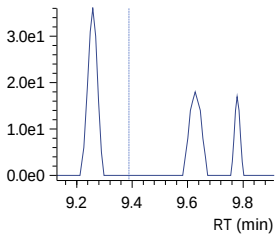

R1 532.80>353.00 (-) 9.70e1

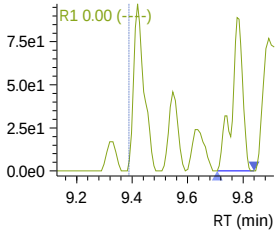

R2 532.80>353.00 (-) 9.70e1

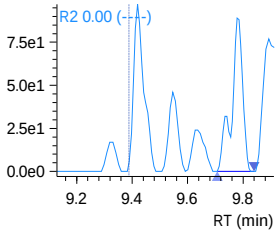

PFUnDA
Conc. 0.0535
R#1 6.81 (10.96)
R#2 6.81 (10.96)
Q 563.10>519.00 (-) 1.12e3

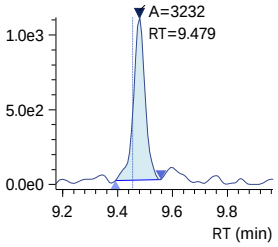

R1 563.10>269.10 (-) 7.00e1

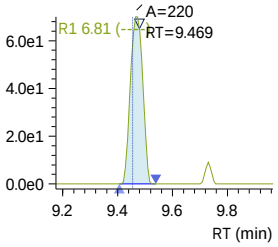

R2 563.10>269.10 (-) 7.00e1

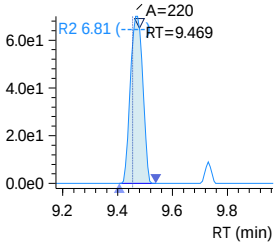

13C7-PFUnDA_IS
Conc. 1.2500
ISTD 570.00>525.10 (-) 1.97e4

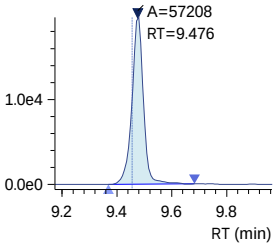

13C7-PFUnDA
Conc. 1.0441
Q 570.00>525.10 (-) 1.97e4

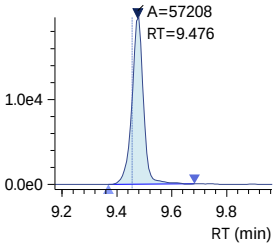

PFNS
Conc. 0.0346
R#1 0.00 (56.91)
R#2 0.00 (56.91)
Q 548.80>79.90 (-) A=664 1.76e2

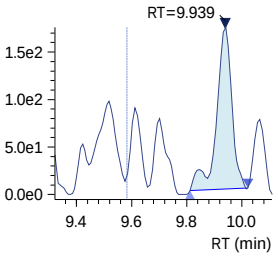

R1 548.80>98.80 (-) 2.20e1

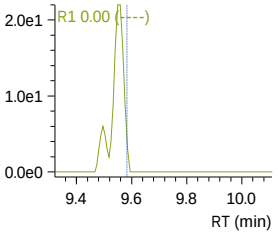

R2 548.80>98.80 (-) 2.20e1

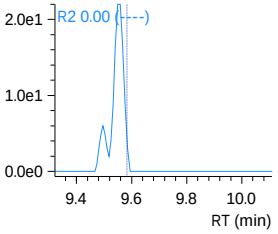

Insight Report
Before Manual Integration
Printed 3/22/2024 10:11:10

240321_027 (continued)

10_2 FTS
Conc. ----
R#1 0.00 (32.29)
R#2 0.00 (32.29)
Q 626.80>607.05 (-) 0.00e0

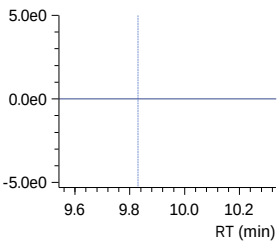

R1 626.80>81.00 (-) 2.00e1

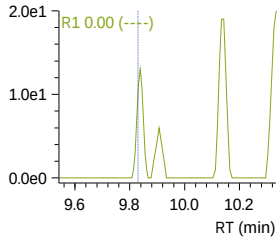

R2 626.80>81.00 (-) 2.00e1

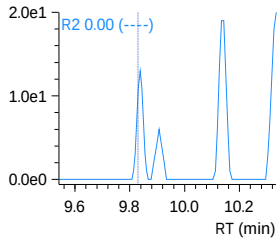

13C2-PFDOA_IS
Conc. 1.2500
ISTD 615.10>570.00 (-) 2.17e4

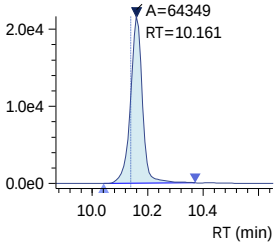

13C2-PFDOA
Conc. 1.0098
Q 615.10>570.00 (-) 2.17e4

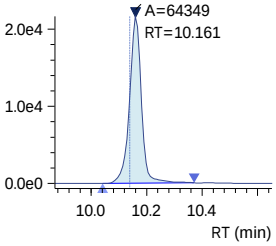

PFDOA
Conc. 0.0247
R#1 0.00 (11.14)
R#2 0.00 (11.14)
Q 613.10>569.00 (-) 6.63e2

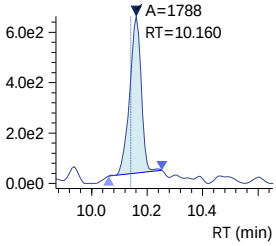

R1 613.10>319.00 (-) 1.07e2

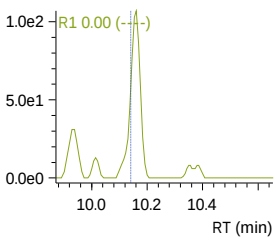

R2 613.10>319.00 (-) 1.07e2

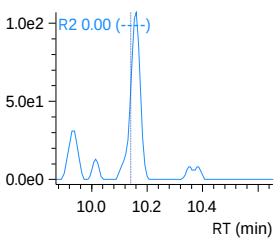

PFDS
Conc. ----
R#1 0.00 (58.01)
R#2 0.00 (58.01)
Q 599.00>79.90 (-) 1.85e2

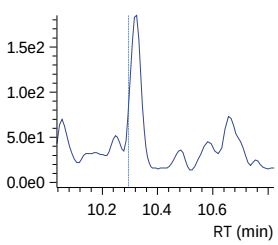

R1 599.00>98.80 (-) 5.80e1

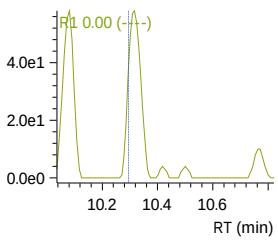

R2 599.00>98.80 (-) 5.80e1

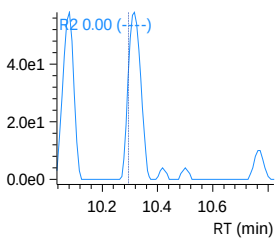

Insight Report
Before Manual Integration
Printed 3/22/2024 10:11:10

240321_027 (continued)

PFTrDA
Conc. 0.0221
R#1 0.00 (16.67)
R#2 0.00 (16.67)
Q 663.00>619.00 (-) 4.60e2

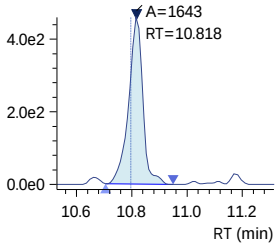

11-Cl-PF3OUdS
Conc. ----
R#1 0.00 (35.04)
R#2 0.00 (35.04)
Q 630.90>451.00 (-) 6.50e1

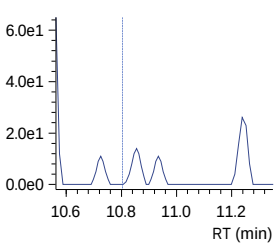

PFOSAm
Conc. 0.0432
Q 498.10>77.90 (-) 3.42e2

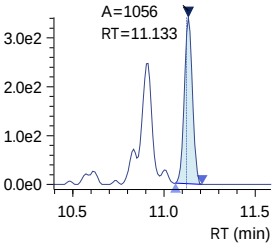

13C8-PFOSAm
Conc. 1.8676
Q 506.10>77.80 (-) 1.75e4

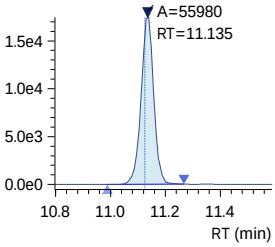

13C8-PFOSAm_IS
Conc. 2.5000
ISTD 506.10>77.80 (-) 1.75e4

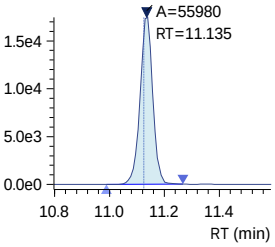

R1 663.00>168.90 (-) 9.40e1

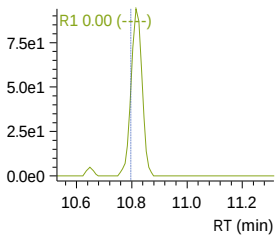

R1 632.90>452.90 (-) 3.00e1

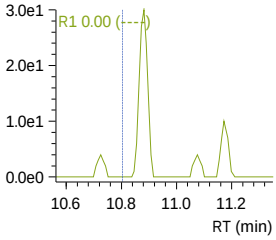

R2 663.00>168.90 (-) 9.40e1

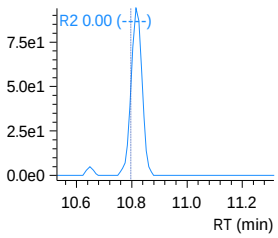

R2 632.90>452.90 (-) 3.00e1

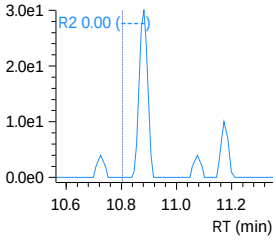

240321_027 (continued)

PFTDA
Conc. 0.0171
R#1 0.00 (17.09)
R#2 0.00 (17.09)
Q 713.10>669.00 (-) 2.68e2

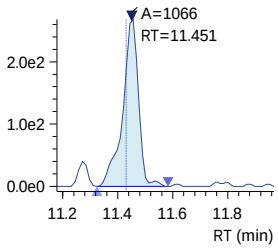

R1 713.10>168.90 (-) 7.70e1

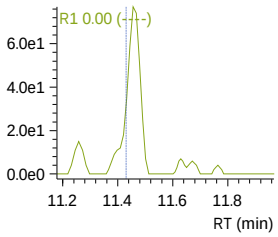

R2 713.10>168.90 (-) 7.70e1

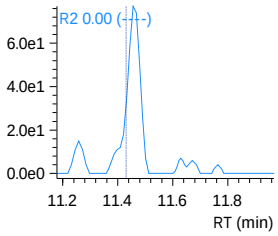

13C2-PFTDA
Conc. 0.9662
Q 715.20>670.00 (-) 1.04e4

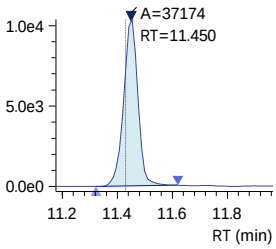

13C2-PFTDA_IS
Conc. 1.2500
ISTD 715.20>670.00 (-) 1.04e4

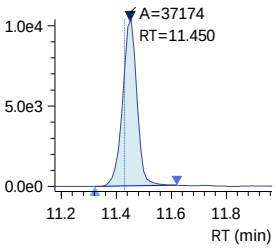

PFDoS
Conc. ----
R#1 0.00 (61.23)
R#2 0.00 (61.23)
Q 699.10>79.90 (-) 3.30e1

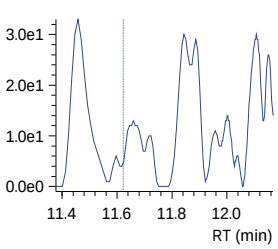

R1 699.10>98.80 (-) 1.80e1

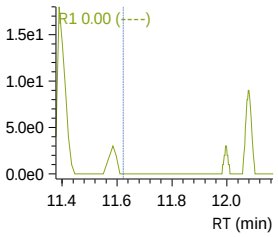

R2 699.10>98.80 (-) 1.80e1

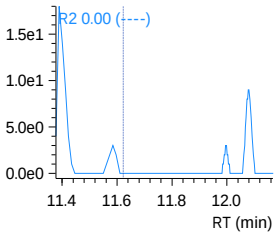

D7-MeFOSE_IS
Conc. 25.0000
ISTD 623.20>58.90 (-) 4.73e4

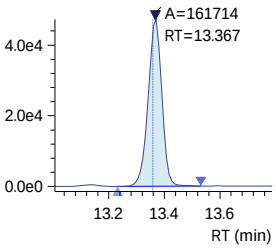

Insight Report
Before Manual Integration
Printed 3/22/2024 10:11:10

240321_027 (continued)

D7-MeFOSE
Conc. 17.6331

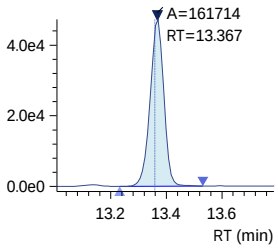

MeFOSE
Conc. 0.0446

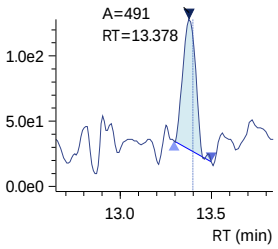

13C2-PFHXDA_IS
Conc. 2.5000

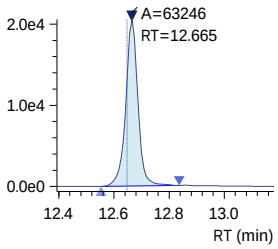

13C2-PFHXDA
Conc. 1.5987

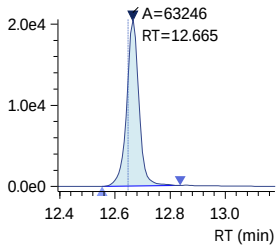

PFHXDA
Conc. 0.0251
R#1 0.00 (10.78)
R#2 0.00 (10.78)

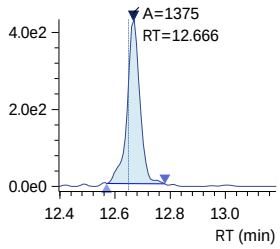

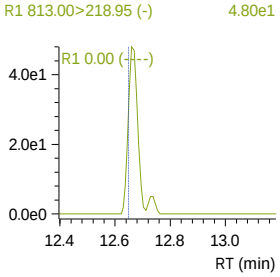

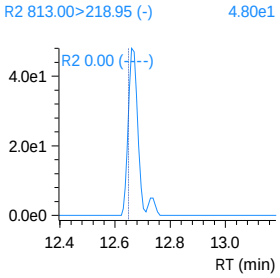

Insight Report
Before Manual Integration
Printed 3/22/2024 10:11:10

240321_027 (continued)

D3-MeFOSA
Conc. 1.4331

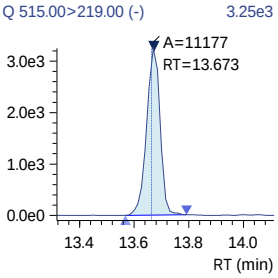

D3-MeFOSA_IS
Conc. 2.5000

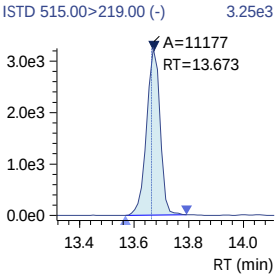

MeFOSA
Conc. ----
R#1 0.00 (156.31)
R#2 0.00 (156.31)

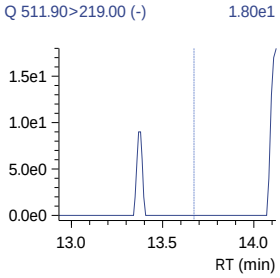

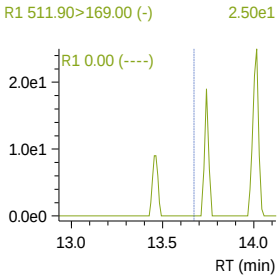

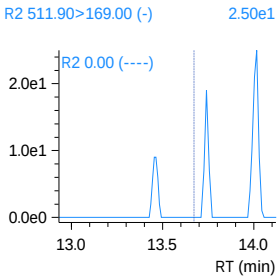

D9-EtFOSE_IS
Conc. 25.0000

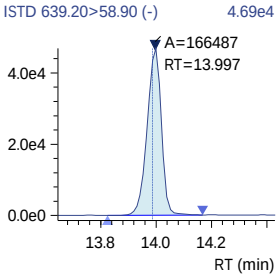

D9-EtFOSE
Conc. 15.9025

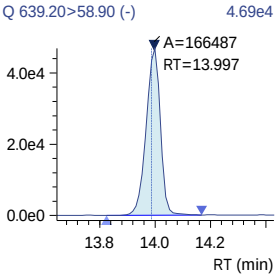

240321_027 (continued)

EtFOSE
Conc. ----
Q 630.00>59.00 (-) 6.20e1

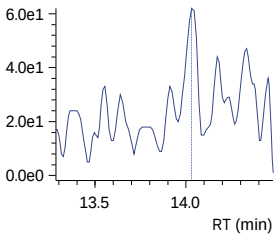

D5-EtFOSAm
Conc. 1.1388
Q 531.10>219.00 (-) 4.12e3

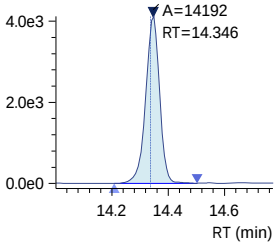

D5-EtFOSAm_IS
Conc. 2.5000
ISTD 531.10>219.00 (-) 4.12e3

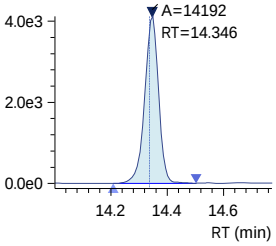

EtFOSAm
Conc. ----
R#1 0.00 (177.75)
R#2 0.00 (177.75)
Q 526.00>219.00 (-) 2.50e1

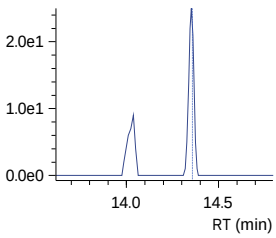

PFODA
Conc. 0.0319
R#1 0.00 (31.66)
R#2 0.00 (31.66)
Q 913.00>868.65 (-) 1.25e2

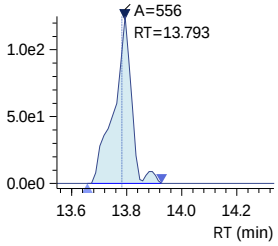

R1 526.00>169.00 (-) 5.50e1

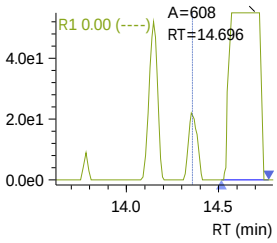

R1 913.00>169.00 (-) 2.70e1

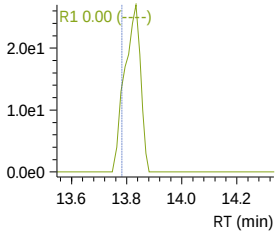

R2 526.00>169.00 (-) 5.50e1

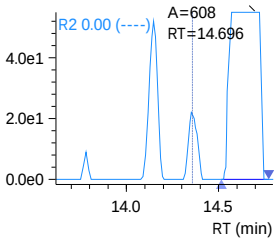

R2 913.00>169.00 (-) 2.70e1

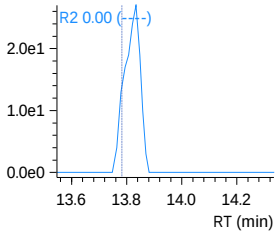

1st PS 03/22/24
2nd 03/25/24

Validation Report

Data File: J:\LCMS08\Data\240321_1633_B1\240321_030
Lab ID: R2401914-007
RunType: N/A
Matrix: Soil

Date Acquired: 3/21/24 21:55
Batch ID: 835726
Analysis Method: 1633/PFAS_DOD5.4

Validations

Validation Categories	Pass	Fail
Preparation Hold Time	X	
Analytical Hold Time	X	
ICAL Analyte Recovery	X	
Second Source ICAL Verification	X	
Continuing Calibration Recovery	X	
Continuing Calibration Recovery (Closing)	X	
Lab Control Sample Recovery	X	
Method Blank	X	
Method Blank Surrogates	X	
Internal Standards	X	
Surrogates	X	
Std MRL Unsupported by ICAL	X	
Above Highest ICAL Level	X	

Primary Review: _____

Secondary Review: _____

1st PS 03/22/24
2nd 03/25/24

Quantitation Report

Data File:	J:\LCMS08\Data\240321_1633_B1\240321_030	**Instrument:**	K-LCMS-08
Acqu Date:	3/21/24 21:55	**Vial:**	27
Run Type:	N/A	**Dilution:**	1
Lab ID:	R2401914-007	**Raw Units:**	ng/mL

Bottle ID:	R2401914-007.07	**Tier:**	IV	**Matrix:**	Soil
Prod Code:	PFAS_DOD5.4	**Collect Date:**	3/7/24	**Receive Date:**	3/8/24

Analysis Lot:	835726	**Prep Lot:**	435476	**Report Group:**	R2401914
Analysis	1633	**Prep Method:**	Method		
		Prep Date:	3/14/24		

Title:	Per- and Polyfluoroalkyl Substances (PFAS) by LC/MS/MS Compliant with Table B-24 of DOD QSM	**Calibration ID:**	KC2400137
		Report List ID:	24615

Internal Standard Compounds

Parameter Name	RT	RT Dev	Response	Solution Conc	Area Criteria
18O2-PFHxS	7.109	+0.04	60592	2.5000	OK
13C4-PFOS	8.837	+0.03	62321	2.5000	OK
13C3-PFBA	1.425	+0.09	275886	5.0000	OK
13C2-PFHxA	5.003	+0.05	236153	2.5000	OK
13C4-PFOA	7.135	+0.03	12897	2.5000	OK
13C5-PFNA	7.983	+0.03	82384	1.2500	OK
13C2-PFDA	8.744	+0.03	53710	1.2500	OK

Surrogate Compounds

Parameter Name	RT	RT Dev	Response	Solution Conc	% Rec	% Rec Criteria	Rpt?
13C3-PFBS	4.670	+0.06	66332	1.7962	72	20 - 150	Y
13C3-PFHxS	7.109	+0.04	50441	1.9857	79	20 - 150	Y
13C8-PFOS	8.838	+0.03	16800	1.9255	77	20 - 150	Y
13C4-PFBA	1.424	+0.09	464627	8.5390	85	20 - 150	Y
13C5-PFPeA	3.531	+0.06	125099	4.7610	95	20 - 150	Y
13C5-PFHxA	5.002	+0.05	161283	2.0882	84	20 - 150	Y
13C4-PFHpA	6.183	+0.04	234387	2.1952	88	20 - 150	Y
13C8-PFOA	7.135	+0.03	178029	2.2415	90	20 - 150	Y
13C9-PFNA	7.982	+0.03	78692	1.0570	85	20 - 150	Y
13C6-PFDA	8.744	+0.03	57912	1.1519	92	20 - 150	Y
13C7-PFUnDA	9.469	+0.03	48706	0.9823	79	20 - 150	Y
13C2-PFDoDA	10.155	+0.03	57865	1.0035	80	20 - 150	Y
13C2-PFTeDA	11.445	+0.03	25683	0.7377	59	20 - 150	Y
13C8-FOSA	11.134	+0.01	41130	1.7550	70	20 - 150	Y
D3-MeFOSA	13.673	+0.01	7902	1.2958	52	20 - 150	Y
D5-EtFOSA	14.346	+0.00	10191	1.0458	42	20 - 150	Y
D7-MeFOSE	13.367	+0.00	133814	18.6612	75	20 - 150	Y
D9-EtFOSE	13.998	+0.00	132713	16.2126	65	20 - 150	Y

U: Undetected at or above MDL
J: Analyte detected above MDL, but below MRL
B: Hit above MRL also found in Method Blank
E: Analyte concentration above high point of ICAL
N: Presumptive evidence of compound

D: Result from dilution
m: Manual integration performed
d: Compound manually deleted
NR: Analyte not reported from this analysis

*: Result fails acceptance criteria
#: Acceptance criteria not applicable
?: Insufficient information to determine acceptance
e: Result >= MRL, but MRL less than low point of ICAL
c: check for co-elution

Printed: 3/22/24 13:34
\\alprews001\starlims$\LIMSReps\QuantValidation.rpt

1st PS 03/22/24
2nd 03/25/24

Data File:	J:\LCMS08\Data\240321_1633_B1\240321_030	**Instrument:**	K-LCMS-08
Acqu Date:	3/21/24 21:55	**Vial:**	27
Run Type:	N/A	**Dilution:**	1
Lab ID:	R2401914-007	**Raw Units:**	ng/mL

Surrogate Compounds

Parameter Name	RT	RT Dev	Response	Solution Conc	% Rec	% Rec Criteria	Rpt?
D3-MeFOSAA	8.877	+0.03	43102	2.8590	57	20 - 150	Y
D5-EtFOSAA	9.204	+0.03	38095	3.4489	69	20 - 150	Y
13C2-4:2 FTS	4.690	+0.04	26311	3.0928	62	20 - 150	Y
13C2-6:2 FTS	6.824	+0.03	17467	2.5473	51	20 - 150	Y
13C2-8:2 FTS	8.436	+0.03	11365	2.5876	52	20 - 150	Y
13C3-HFPO-DA	5.473	+0.05	294059	9.5123	95	20 - 150	Y

Target Compounds

Final Conc.Units: ng/g

Parameter Name	RT	RT Dev	Response	Solution Conc	Final Conc	Q	Rpt?
Perfluorobutane sulfonic acid (PFBS)	4.667	+0.05	1144	0.0297	0.029	U	Y
Perfluoropentane sulfonic acid (PFPeS)	6.042	+0.05	772	0.0270	0.027	U	Y
Perfluorohexane sulfonic acid (PFHxS)	7.105	+0.03	1928	0.0700	0.069	U	Y
Perfluoroheptane sulfonic acid (PFHpS)	8.035	+0.04	702	0.0328	0.033	U	Y
Perfluorooctane sulfonic acid (PFOS)	8.838	+0.03	67223	3.7393	3.7		Y
Perfluorononane sulfonic acid (PFNS)	0		0	0	0	U	Y
Perfluorodecane sulfonic acid (PFDS)	0		0	0	0	U	Y
Perfluorododecane sulfonic acid (PFDoS)	0		0	0	0	U	Y
Perfluorobutanoic acid (PFBA)	1.433	+0.10	22659	0.3850	0.38	U	Y
Perfluoropentanoic acid (PFPeA)	3.536	+0.06	4010	0.0448	0.044	U	Y
Perfluorohexanoic acid (PFHxA)	5.007	+0.05	3488	0.0631	0.063	U	Y
Perfluoroheptanoic acid (PFHpA)	6.178	+0.03	7738	0.0771	0.077	U	Y
Perfluorooctanoic acid (PFOA)	7.137	+0.03	15749	0.1905	0.19	U	Y
Perfluorononanoic acid (PFNA)	7.981	+0.03	4968	0.0737	0.073	U	Y
Perfluorodecanoic acid (PFDA)	8.744	+0.03	3740	0.0795	0.079	U	Y
Perfluoroundecanoic acid (PFUnDA)	9.467	+0.02	2657	0.0512	0.051	U	Y
Perfluorododecanoic acid (PFDOA)	10.156	+0.03	2114	0.0410	0.041	U	Y
Perfluorotridecanoic acid (PFTrDA)	10.812	+0.03	1805	0.0488	0.048	U	Y
Perfluorotetradecanoic acid (PFTDA)	11.445	+0.03	1177	0.0420	0.042	U	Y
Perfluorooctane sulfonamide (PFOSAm)	11.132	+0.01	885	0.0493	0.049	U	Y
N-Methylperfluorooctane sulfonamide (MeFOSA)	0		0	0	0	U	Y
N-Ethylperfluorooctane sulfonamide (EtFOSAm)	0		0	0	0	U	Y
N-Methylperfluorooctane sulfonamido ethanol (MeFOSE)	0		0	0	0	U	Y
N-Ethylperfluorooctane sulfonamido ethanol (EtFOSE)	0		0	0	0	U	Y
N-Methylperfluorooctane sulfonamido acetic acid (NMeFOSAA)	0		0	0	0	U	Y

U: Undetected at or above MDL
J: Analyte detected above MDL, but below MRL
B: Hit above MRL also found in Method Blank
E: Analyte concentration above high point of ICAL
N: Presumptive evidence of compound

D: Result from dilution
m: Manual integration performed
d: Compound manually deleted
NR: Analyte not reported from this analysis

*: Result fails acceptance criteria
#: Acceptance criteria not applicable
?: Insufficient information to determine acceptance
e: Result >= MRL, but MRL less than low point of ICAL
c: check for co-elution

Printed: 3/22/24 13:34
\\alprews001\starlims$\LIMSReps\QuantValidation.rpt

1st PS 03/22/24
2nd 03/25/24

Data File:	J:\LCMS08\Data\240321_1633_B1\240321_030	**Instrument:**	K-LCMS-08
Acqu Date:	3/21/24 21:55	**Vial:**	27
Run Type:	N/A	**Dilution:**	1
Lab ID:	R2401914-007	**Raw Units:**	ng/mL

Target Compounds

Final Conc.Units: ng/g

Parameter Name	RT	RT Dev	Response	Solution Conc	Final Conc	Q	Rpt?
N-Ethylperfluorooctane sulfonamido acetic acid (NEtFOSAA)	9.211	+0.02	5445	0.7463	0.74		Y
1H, 1H, 2H, 2H-Perfluorohexanesulfonic acid (4:2 FTS)	0		0	0	0	U	Y
1H, 1H, 2H, 2H-Perfluorooctanesulfonic acid (6:2 FTS)	0		0	0	0	U	Y
1H, 1H, 2H, 2H-Perfluorodecanesulfonic acid (8:2 FTS)	0		0	0	0	U	Y
4,4,5,5,6,6,6-Heptafluorohexanoic acid (3:3 FTCA)	0		0	0	0	U	Y
2H,2H,3H,3H-Perfluorooctanoic acid (5:3 FTCA)	0		0	0	0	U	Y
2H,2H,3H,3H-Perfluorodecanoic acid (7:3 FTCA)	0		0	0	0	U	Y
Perfluoro(2-ethoxyethane) sulfonic acid (PFEESA)	0		0	0	0	U	Y
9-Chlorohexadecafluoro-3-oxanonane-1-sulfonic acid (9-Cl-PF3ONS)	0		0	0	0	U	Y
11-Chloroeicosafluoro-3-oxaundecane-1-sulfonic acid (11-Cl-PF3OUdS)	10.794	+0.01	152	0.0021	0.0021	U	Y
Perfluoro-3-methoxypropanoic acid (PFMPA)	0		0	0	0	U	Y
Perfluoro-4-methoxybutanoic acid (PFMBA)	4.056	+0.06	65	0.0011	0.0011	U	Y
Hexafluoropropyleneoxide dimer acid (HFPO-DA) (GenX)	5.475	+0.05	365	0.0042	0.0042	U	Y
Nonafluoro-3,6-dioxaheptanoic acid (NFDHA)	4.859	+0.05	199	0.0004	0.00040	U	Y
4,8-Dioxa-3H-perfluorononanoic acid (DONA)	0		0	0	0	U	Y

Prep Amount:	5.956 g	**Dilution:**	1
Prep Final Amount:	5.00 mL	**Basis Factor:**	84.60

U: Undetected at or above MDL
J: Analyte detected above MDL, but below MRL
B: Hit above MRL also found in Method Blank
E: Analyte concentration above high point of ICAL
N: Presumptive evidence of compound

D: Result from dilution
m: Manual integration performed
d: Compound manually deleted
NR: Analyte not reported from this analysis

*: Result fails acceptance criteria
#: Acceptance criteria not applicable
?: Insufficient information to determine acceptance
e: Result >= MRL, but MRL less than low point of ICAL
c: check for co-elution

Printed: 3/22/24 13:34
\\alprews001\starlims$\LIMSReps\QuantValidation.rpt

Insight Report
Ion Ratio Confirmation
Printed 3/22/2024 13:04:13

240321_030

Sample ID: R2401914-007
Date Acquired: 3/21/2024 9:55:22 PM
Acquired by: System Administrator
Data File: 240321_030
Vial: 28 | Inj. Volume: 10.0000uL | Tray: 2

Name	m/z	Ref 1 m/z	Area	Ref 1 Measured	Ref 1 Actual Ratio	Ref 1 Set Ratio	Ref 2 Measured	Ref 2 Actual Ratio	Ref 2 Set Ratio	Flag ID
13C4-PFBA	216.80>171.90	----	464627	----	----	----	----	----	----	
13C4-PFBA_IS	216.80>171.90	----	464627	----	----	----	----	----	----	
13C3-PFBA_IS	216.00>172.00	----	275886	----	----	----	----	----	----	
PFBA	212.80>169.05	----	22659	----	----	----	----	----	----	
PFMPA	229.00>84.90	----	----	----	----	----	----	----	----	
3_3 FTCA	241.00>177.10	241.00>117.00	----	0	0.00	136.14	0	0.00	141.47	
13C5-PFPeA	268.30>223.00	----	125099	----	----	----	----	----	----	
13C5-PFPeA_IS	268.30>223.00	----	125099	----	----	----	----	----	----	
PFPeA	263.00>219.00	----	4010	----	----	----	----	----	----	
PFMBA	279.00>84.95	----	65	----	----	----	----	----	----	
13C2-4_2 FTS	329.10>80.90	----	26311	----	----	----	----	----	----	
13C2-4_2 FTS_IS	329.10>80.90	----	26311	----	----	----	----	----	----	
4_2 FTS	327.10>307.00	327.10>80.90	----	0	0.00	33.08	0	0.00	27.71	
13C3-PFBS_IS	302.10>79.90	----	66332	----	----	----	----	----	----	
PFBS	298.70>79.90	298.70>98.80	1144	409	35.73	46.53	409	35.73	44.64	
13C3-PFBS	302.10>79.90	----	66332	----	----	----	----	----	----	
NFDHA	295.00>201.00	295.00>84.90	199	115	57.51	36.44	115	57.51	34.56	IRr
13C5-PFHxA	318.00>273.00	----	161283	----	----	----	----	----	----	
13C5-PFHxA_IS	318.00>273.00	----	161283	----	----	----	----	----	----	
13C2-PFHxA_IS	315.10>270.00	----	236153	----	----	----	----	----	----	
PFHxA	313.00>269.00	----	3488	----	----	----	----	----	----	
PFEESA	314.80>135.00	314.80>82.90	----	0	0.00	5.25	0	0.00	5.67	
13C3-HFPO-DA	286.90>168.90	----	294059	----	----	----	----	----	----	
13C3-HFPO-DA_IS	286.90>168.90	----	294059	----	----	----	----	----	----	
HFPO-DA	284.90>168.90	284.90>184.90	365	337	92.35	62.57	337	92.35	64.50	
5_3 FTCA	341.00>237.05	341.00>217.00	----	0	0.00	154.88	0	0.00	154.15	
PFPeS	349.10>79.90	349.10>98.80	772	382	49.43	54.44	382	49.43	56.96	
13C4-PFHpA	367.10>322.00	----	234387	----	----	----	----	----	----	
13C4-PFHpA_IS	367.10>322.00	----	234387	----	----	----	----	----	----	
PFHpA	363.10>319.00	363.10>169.00	7738	1729	22.35	23.39	1729	22.35	22.63	
DONA	376.90>250.90	376.90>84.80	----	0	0.00	30.39	0	0.00	28.87	
13C2-6_2 FTS_IS	429.10>80.90	----	17467	----	----	----	----	----	----	
13C2-6_2 FTS	429.10>80.90	----	17467	----	----	----	----	----	----	
6_2 FTS	427.10>407.00	427.10>80.90	----	0	0.00	44.48	0	0.00	40.73	
13C4-PFOA_IS	417.10>172.00	----	12897	----	----	----	----	----	----	
13C8-PFOA_IS	421.10>376.00	----	178029	----	----	----	----	----	----	

J:\LCMS08\Data\240321_1633_B1\240321_1633_B1.damlp .

Ref 1 Set Ratio assigned from calibration mid-point; Ref 2 Set Ratio assigned from opening calibration verification.
IRr - Ion ratio outside either set of criteria. Exceedances for reported detections to be "I" flagged in the analytical report.

240321_030 (continued)

(Table continued from previous page)

Name	m/z	Ref 1 m/z	Area	Ref 1 Measured	Ref 1 Actual Ratio	Ref 1 Set Ratio	Ref 2 Measured	Ref 2 Actual Ratio	Ref 2 Set Ratio	Flag ID
13C8-PFOA	421.10>376.00	----	178029	----	----	----	----	----	----	
PFOA	413.00>369.00	413.00>169.00	15749	4315	27.40	24.47	4315	27.40	24.84	
13C3-PFHxS	402.10>79.90	----	50441	----	----	----	----	----	----	
13C3-PFHxS_IS	402.10>79.90	----	50441	----	----	----	----	----	----	
PFHxS	398.70>79.90	398.70>98.90	1928	1011	52.46	57.29	1011	52.46	58.76	
18O2-PFHxS_IS	403.00>83.90	----	60592	----	----	----	----	----	----	
13C9-PFNA_IS	472.10>427.00	----	78692	----	----	----	----	----	----	
13C9-PFNA	472.10>427.00	----	78692	----	----	----	----	----	----	
13C5-PFNA_IS	468.00>423.00	----	82384	----	----	----	----	----	----	
PFNA	463.00>419.00	463.00>219.00	4968	1684	33.90	20.36	1684	33.90	19.31	IRr
PFHpS	449.00>79.90	449.00>98.80	702	146	20.84	46.70	146	20.84	48.05	IRr
7_3 FTCA	441.00>317.00	441.00>336.90	----	0	0.00	132.28	0	0.00	133.47	
13C2-8_2-FTS	529.10>80.90	----	11365	----	----	----	----	----	----	
13C2-8_2-FTS_IS	529.10>80.90	----	11365	----	----	----	----	----	----	
8_2 FTS	527.10>506.95	527.10>80.80	----	0	0.00	45.91	0	0.00	45.20	
13C6-PFDA_IS	519.10>474.10	----	57912	----	----	----	----	----	----	
13C6-PFDA	519.10>474.10	----	57912	----	----	----	----	----	----	
13C2-PFDA_IS	515.10>470.10	----	53710	----	----	----	----	----	----	
PFDA	512.90>469.00	512.90>219.00	3740	500	13.38	17.64	500	13.38	19.20	
D3-NMeFOSAA_IS	573.20>419.00	----	43102	----	----	----	----	----	----	
D3-NMeFOSAA	573.20>419.00	----	43102	----	----	----	----	----	----	
13C8-PFOS_IS	507.10>98.90	----	16800	----	----	----	----	----	----	
13C8-PFOS	507.10>98.90	----	16800	----	----	----	----	----	----	
13C4-PFOS_IS	502.80>79.90	----	62321	----	----	----	----	----	----	
PFOS	498.90>79.90	498.90>98.80	67223	34004	50.58	45.06	34004	50.58	47.87	
NMeFOSAA	570.10>419.00	570.10>483.00	----	0	0.00	67.10	0	0.00	60.24	
D5-NEtFOSAA_IS	589.20>419.00	----	38095	----	----	----	----	----	----	
D5-NEtFOSAA	589.20>419.00	----	38095	----	----	----	----	----	----	
NEtFOSAA	584.20>419.10	584.20>526.00	5445	2722	49.99	89.53	2722	49.99	72.57	
9-Cl-PF3ONS	530.80>351.00	532.80>353.00	----	0	0.00	31.69	0	0.00	30.68	
PFUnDA	563.10>519.00	563.10>269.10	2657	202	7.62	10.96	202	7.62	11.56	
13C7-PFUnDA_IS	570.00>525.10	----	48706	----	----	----	----	----	----	
13C7-PFUnDA	570.00>525.10	----	48706	----	----	----	----	----	----	
PFNS	548.80>79.90	548.80>98.80	----	0	0.00	56.91	0	0.00	61.27	
10_2 FTS	626.80>607.05	626.80>81.00	----	0	0.00	32.29	0	0.00	29.61	
13C2-PFDOA_IS	615.10>570.00	----	57865	----	----	----	----	----	----	
13C2-PFDOA	615.10>570.00	----	57865	----	----	----	----	----	----	
PFDOA	613.10>569.00	613.10>319.00	2114	125	5.92	11.14	125	5.92	10.73	
PFDS	599.00>79.90	599.00>98.80	----	0	0.00	58.01	0	0.00	58.67	
PFTrDA	663.00>619.00	663.00>168.90	1805	217	12.00	16.67	217	12.00	15.36	

J:\LCMS08\Data\240321_1633_B1\240321_1633_B1.damlp .

Ref 1 Set Ratio assigned from calibration mid-point; Ref 2 Set Ratio assigned from opening calibration verification.
IRr - Ion ratio outside either set of criteria. Exceedances for reported detections to be "I" flagged in the analytical report.

240321_030 (continued)

(Table continued from previous page)

Name	m/z	Ref 1 m/z	Area	Ref 1 Measured	Ref 1 Actual Ratio	Ref 1 Set Ratio	Ref 2 Measured	Ref 2 Actual Ratio	Ref 2 Set Ratio	Flag ID
11-Cl-PF3OUdS	630.90>451.00	632.90>452.90	152	16	10.67	35.04	16	10.67	35.75	IRr
PFOSAm	498.10>77.90	----	885	----	----	----	----	----	----	
13C8-PFOSAm	506.10>77.80	----	41130	----	----	----	----	----	----	
13C8-PFOSAm_IS	506.10>77.80	----	41130	----	----	----	----	----	----	
PFTDA	713.10>669.00	713.10>168.90	1177	190	16.16	17.09	190	16.16	18.64	
13C2-PFTDA	715.20>670.00	----	25683	----	----	----	----	----	----	
13C2-PFTDA_IS	715.20>670.00	----	25683	----	----	----	----	----	----	
PFDoS	699.10>79.90	699.10>98.80	----	0	0.00	61.23	0	0.00	68.82	
D7-MeFOSE_IS	623.20>58.90	----	133814	----	----	----	----	----	----	
D7-MeFOSE	623.20>58.90	----	133814	----	----	----	----	----	----	
MeFOSE	616.10>59.00	----	----	----	----	----	----	----	----	
13C2-PFHXDA_IS	815.00>770.05	----	41065	----	----	----	----	----	----	
13C2-PFHXDA	815.00>770.05	----	41065	----	----	----	----	----	----	
PFHXDA	813.00>768.95	813.00>218.95	1280	139	10.87	10.78	139	10.87	11.00	
D3-MeFOSA	515.00>219.00	----	7902	----	----	----	----	----	----	
D3-MeFOSA_IS	515.00>219.00	----	7902	----	----	----	----	----	----	
MeFOSA	511.90>219.00	511.90>169.00	----	0	0.00	156.31	0	0.00	156.72	
D9-EtFOSE_IS	639.20>58.90	----	132713	----	----	----	----	----	----	
D9-EtFOSE	639.20>58.90	----	132713	----	----	----	----	----	----	
EtFOSE	630.00>59.00	----	----	----	----	----	----	----	----	
D5-EtFOSAm	531.10>219.00	----	10191	----	----	----	----	----	----	
D5-EtFOSAm_IS	531.10>219.00	----	10191	----	----	----	----	----	----	
EtFOSAm	526.00>219.00	526.00>169.00	----	0	0.00	177.75	0	0.00	149.59	
PFODA	913.00>868.65	913.00>169.00	----	0	0.00	31.66	0	0.00	33.60	

Flag ID key: IRr: Ion Ratio (Relative)

Ref 1 Set Ratio assigned from calibration mid-point; Ref 2 Set Ratio assigned from opening calibration verification.
IRr - Ion ratio outside either set of criteria. Exceedances for reported detections to be "I" flagged in the analytical report.

Insight Report
Quantitation/Integration
Printed 3/22/2024 13:35:57

240321_030

Sample ID: R2401914-007
Date Acquired: 3/21/2024 9:55:22 PM
Acquired by: System Administrator
Data File: 240321_030
Vial: 28 | Inj. Volume: 10.0000uL | Tray: 2

Name	Mode ID	Found RT	RT Diff	ISTD RT Diff	Area	ISTD Area	ISTD Name	Conc.	Unit	Flag ID
13C4-PFBA	Auto	1.424	0.066	-0.001	464627	275886	13C3-PFBA_IS	8.5390	ng/mL	
13C4-PFBA_IS	Auto	1.424	0.066	----	464627	464627	----	10.0000	ng/mL	
13C3-PFBA_IS	Auto	1.425	0.066	----	275886	275886	----	5.0000	ng/mL	
PFBA	Auto	1.433	0.072	0.009	22659	464627	13C4-PFBA_IS	0.3850	ng/mL	
PFMPA	ND(W/B)	----	----	----	----	125099	13C5-PFPeA_IS	----	ng/mL	
3_3 FTCA	ND(W/B)	----	----	----	----	125099	13C5-PFPeA_IS	----	ng/mL	
13C5-PFPeA	Auto	3.531	0.027	-1.473	125099	236153	13C2-PFHxA_IS	4.7610	ng/mL	
13C5-PFPeA_IS	Auto	3.531	0.027	----	125099	125099	----	5.0000	ng/mL	
PFPeA	Auto	3.536	0.030	0.006	4010	125099	13C5-PFPeA_IS	0.0448	ng/mL	
PFMBA	M	4.056	0.023	0.526	65	125099	13C5-PFPeA_IS	0.0011	ng/mL	
13C2-4_2 FTS	Auto	4.690	0.014	-2.419	26311	60592	18O2-PFHxS_IS	3.0928	ng/mL	
13C2-4_2 FTS_IS	Auto	4.690	0.014	----	26311	26311	----	5.0000	ng/mL	
4_2 FTS	ND(W/B)	----	----	----	----	26311	13C2-4_2 FTS_IS	----	ng/mL	
13C3-PFBS_IS	Auto	4.670	0.020	----	66332	66332	----	2.5000	ng/mL	
PFBS	M	4.667	0.017	-0.003	1144	66332	13C3-PFBS_IS	0.0297	ng/mL	
13C3-PFBS	Auto	4.670	0.020	-2.439	66332	60592	18O2-PFHxS_IS	1.7962	ng/mL	
NFDHA	M	4.859	0.017	-0.143	199	161283	13C5-PFHxA_IS	0.0004	ng/mL	IRr
13C5-PFHxA	Auto	5.002	0.019	-0.001	161283	236153	13C2-PFHxA_IS	2.0882	ng/mL	
13C5-PFHxA_IS	Auto	5.002	0.019	----	161283	161283	----	2.5000	ng/mL	
13C2-PFHxA_IS	Auto	5.003	0.019	----	236153	236153	----	2.5000	ng/mL	
PFHxA	Auto	5.007	0.021	0.005	3488	161283	13C5-PFHxA_IS	0.0631	ng/mL	
PFEESA	ND(W/B)	----	----	----	----	161283	13C5-PFHxA_IS	----	ng/mL	
13C3-HFPO-DA	Auto	5.473	0.018	0.470	294059	236153	13C2-PFHxA_IS	9.5123	ng/mL	
13C3-HFPO-DA_IS	Auto	5.473	0.018	----	294059	294059	----	10.0000	ng/mL	
HFPO-DA	M	5.475	0.018	0.002	365	294059	13C3-HFPO-DA_IS	0.0042	ng/mL	
5_3 FTCA	ND(W/B)	----	----	----	----	161283	13C5-PFHxA_IS	----	ng/mL	
PFPeS	MI R1 R2	6.042	0.019	-1.067	772	50441	13C3-PFHxS_IS	0.0270	ng/mL	
13C4-PFHpA	Auto	6.183	0.016	1.180	234387	236153	13C2-PFHxA_IS	2.1952	ng/mL	
13C4-PFHpA_IS	Auto	6.183	0.016	----	234387	234387	----	2.5000	ng/mL	
PFHpA	Auto	6.178	0.009	-0.005	7738	234387	13C4-PFHpA_IS	0.0771	ng/mL	
DONA	ND(W/B)	----	----	----	----	294059	13C3-HFPO-DA_IS	----	ng/mL	
13C2-6_2 FTS_IS	Auto	6.824	0.010	----	17467	17467	----	5.0000	ng/mL	
13C2-6_2 FTS	Auto	6.824	0.010	-0.285	17467	60592	18O2-PFHxS_IS	2.5473	ng/mL	
6_2 FTS	ND(W/B)	----	----	----	----	17467	13C2-6_2 FTS_IS	----	ng/mL	
13C4-PFOA_IS	Auto	7.135	0.015	----	12897	12897	----	2.5000	ng/mL	
13C8-PFOA_IS	Auto	7.135	0.014	----	178029	178029	----	2.5000	ng/mL	
13C8-PFOA	Auto	7.135	0.014	0.000	178029	12897	13C4-PFOA_IS	2.2415	ng/mL	
PFOA	Auto	7.137	0.015	0.002	15749	178029	13C8-PFOA_IS	0.1905	ng/mL	
13C3-PFHxS	Auto	7.109	0.018	0.000	50441	60592	18O2-PFHxS_IS	1.9857	ng/mL	
13C3-PFHxS_IS	Auto	7.109	0.018	----	50441	50441	----	2.5000	ng/mL	
PFHxS	M	7.105	0.013	-0.004	1928	50441	13C3-PFHxS_IS	0.0700	ng/mL	
18O2-PFHxS_IS	Auto	7.109	0.018	----	60592	60592	----	2.5000	ng/mL	
13C9-PFNA_IS	Auto	7.982	0.014	----	78692	78692	----	1.2500	ng/mL	
13C9-PFNA	Auto	7.982	0.014	-0.001	78692	82384	13C5-PFNA_IS	1.0570	ng/mL	
13C5-PFNA_IS	Auto	7.983	0.015	----	82384	82384	----	1.2500	ng/mL	
PFNA	M	7.981	0.012	-0.001	4968	78692	13C9-PFNA_IS	0.0737	ng/mL	IRr
PFHpS	M	8.035	0.022	-0.803	702	16800	13C8-PFOS_IS	0.0328	ng/mL	IRr
7_3 FTCA	ND(W/B)	----	----	----	----	161283	13C5-PFHxA_IS	----	ng/mL	
13C2-8_2-FTS	Auto	8.436	0.013	1.327	11365	60592	18O2-PFHxS_IS	2.5876	ng/mL	
13C2-8_2-FTS_IS	Auto	8.436	0.013	----	11365	11365	----	5.0000	ng/mL	
8_2 FTS	ND(W/B)	----	----	----	----	11365	13C2-8_2-FTS_IS	----	ng/mL	
13C6-PFDA_IS	Auto	8.744	0.015	----	57912	57912	----	1.2500	ng/mL	
13C6-PFDA	Auto	8.744	0.015	0.000	57912	53710	13C2-PFDA_IS	1.1519	ng/mL	

J:\LCMS08\Data\240321_1633_B1\240321_1633_B1.damlp .

SN - Software-calculated S/N ratio outside criteria due to non-target peaks or drift in noise calculation window. Analyst review of noise levels (excluding non-target peaks) in chromatogram indicates S/N ratio meets criteria.

240321_030 (continued)

(Table continued from previous page)

Name	Mode ID	Found RT	RT Diff	ISTD RT Diff	Area	ISTD Area	ISTD Name	Conc.	Unit	Flag ID
13C2-PFDA_IS	Auto	8.744	0.014	----	53710	53710	----	1.2500	ng/mL	
PFDA	Auto	8.744	0.013	0.000	3740	57912	13C6-PFDA_IS	0.0795	ng/mL	
D3-NMeFOSAA_IS	Auto	8.877	0.015	----	43102	43102	----	5.0000	ng/mL	
D3-NMeFOSAA	Auto	8.877	0.015	0.039	43102	62321	13C4-PFOS_IS	2.8590	ng/mL	
13C8-PFOS_IS	Auto	8.838	0.017	----	16800	16800	----	2.5000	ng/mL	
13C8-PFOS	Auto	8.838	0.017	0.001	16800	62321	13C4-PFOS_IS	1.9255	ng/mL	
13C4-PFOS_IS	Auto	8.837	0.016	----	62321	62321	----	2.5000	ng/mL	
PFOS	M	8.838	0.016	0.000	67223	16800	13C8-PFOS_IS	3.7393	ng/mL	
NMeFOSAA	ND(W/B)	----	----	----	----	43102	D3-NMeFOSAA_IS	----	ng/mL	
D5-NEtFOSAA_IS	Auto	9.204	0.012	----	38095	38095	----	5.0000	ng/mL	
D5-NEtFOSAA	Auto	9.204	0.012	0.367	38095	62321	13C4-PFOS_IS	3.4489	ng/mL	
NEtFOSAA	M	9.211	0.011	0.007	5445	38095	D5-NEtFOSAA_IS	0.7463	ng/mL	
9-Cl-PF3ONS	ND(W/B)	----	----	----	----	294059	13C3-HFPO-DA_IS	----	ng/mL	
PFUnDA	M	9.467	0.011	-0.002	2657	48706	13C7-PFUnDA_IS	0.0512	ng/mL	
13C7-PFUnDA_IS	Auto	9.469	0.014	----	48706	48706	----	1.2500	ng/mL	
13C7-PFUnDA	Auto	9.469	0.014	0.725	48706	53710	13C2-PFDA_IS	0.9823	ng/mL	
PFNS	ND(W/B)	----	----	----	----	16800	13C8-PFOS_IS	----	ng/mL	
10_2 FTS	ND(W/B)	----	----	----	----	11365	13C2-8_2-FTS_IS	----	ng/mL	
13C2-PFDOA_IS	Auto	10.155	0.016	----	57865	57865	----	1.2500	ng/mL	
13C2-PFDOA	Auto	10.155	0.016	1.411	57865	53710	13C2-PFDA_IS	1.0035	ng/mL	
PFDOA	MI R1 R2	10.156	0.015	0.001	2114	57865	13C2-PFDOA_IS	0.0410	ng/mL	
PFDS	ND(W/B)	----	----	----	----	16800	13C8-PFOS_IS	----	ng/mL	
PFTrDA	MI R1 R2	10.812	0.015	-0.633	1805	25683	13C2-PFTDA_IS	0.0488	ng/mL	
11-Cl-PF3OUdS	M	10.794	-0.010	5.321	152	294059	13C3-HFPO-DA_IS	0.0021	ng/mL	IRr
PFOSAm	M	11.132	0.010	-0.002	885	41130	13C8-PFOSAm_IS	0.0493	ng/mL	
13C8-PFOSAm	Auto	11.134	0.009	2.297	41130	62321	13C4-PFOS_IS	1.7550	ng/mL	
13C8-PFOSAm_IS	Auto	11.134	0.009	----	41130	41130	----	2.5000	ng/mL	
PFTDA	MI R1 R2	11.445	0.015	0.000	1177	25683	13C2-PFTDA_IS	0.0420	ng/mL	
13C2-PFTDA	Auto	11.445	0.015	2.701	25683	53710	13C2-PFDA_IS	0.7377	ng/mL	
13C2-PFTDA_IS	Auto	11.445	0.015	----	25683	25683	----	1.2500	ng/mL	
PFDoS	ND(W/B)	----	----	----	----	16800	13C8-PFOS_IS	----	ng/mL	
D7-MeFOSE_IS	Auto	13.367	0.008	----	133814	133814	----	25.0000	ng/mL	
D7-MeFOSE	Auto	13.367	0.008	4.530	133814	62321	13C4-PFOS_IS	18.6612	ng/mL	
MeFOSE	ND(W/B)	----	----	----	----	133814	D7-MeFOSE_IS	----	ng/mL	
13C2-PFHXDA_IS	Auto	12.660	0.013	----	41065	41065	----	2.5000	ng/mL	
13C2-PFHXDA	Auto	12.660	0.013	3.916	41065	53710	13C2-PFDA_IS	1.1470	ng/mL	
PFHXDA	M	12.663	0.015	0.003	1280	41065	13C2-PFHXDA_IS	0.0406	ng/mL	
D3-MeFOSA	Auto	13.673	0.010	4.836	7902	62321	13C4-PFOS_IS	1.2958	ng/mL	
D3-MeFOSA_IS	Auto	13.673	0.010	----	7902	7902	----	2.5000	ng/mL	
MeFOSA	ND(W/B)	----	----	----	----	7902	D3-MeFOSA_IS	----	ng/mL	
D9-EtFOSE_IS	Auto	13.998	0.010	----	132713	132713	----	25.0000	ng/mL	
D9-EtFOSE	Auto	13.998	0.010	5.161	132713	62321	13C4-PFOS_IS	16.2126	ng/mL	
EtFOSE	ND(W/B)	----	----	----	----	132713	D9-EtFOSE_IS	----	ng/mL	
D5-EtFOSAm	Auto	14.346	0.008	5.509	10191	62321	13C4-PFOS_IS	1.0458	ng/mL	
D5-EtFOSAm_IS	Auto	14.346	0.008	----	10191	10191	----	2.5000	ng/mL	
EtFOSAm	ND(W/B)	----	----	----	----	10191	D5-EtFOSAm_IS	----	ng/mL	
PFODA	ND(W/B)	----	----	----	----	41065	13C2-PFHXDA_IS	----	ng/mL	

Flag ID key: IRr: Ion Ratio (Relative)

SN - Software-calculated S/N ratio outside criteria due to non-target peaks or drift in noise calculation window. Analyst review of noise levels (excluding non-target peaks) in chromatogram indicates S/N ratio meets criteria.

240321_030 (continued)

13C4-PFBA
Conc. 8.5390
Q 216.80>171.90 (-) 7.35e4

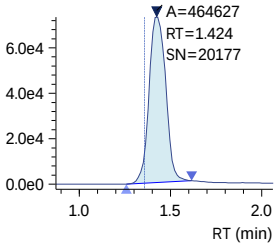

13C4-PFBA_IS
Conc. 10.0000
ISTD 216.80>171.90 (-) 7.35e4

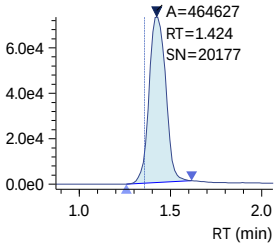

13C3-PFBA_IS
Conc. 5.0000
ISTD 216.00>172.00 (-) 4.41e4

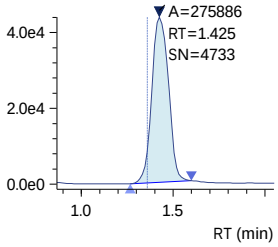

PFBA
Conc. 0.3850
Q 212.80>169.05 (-) 3.59e3

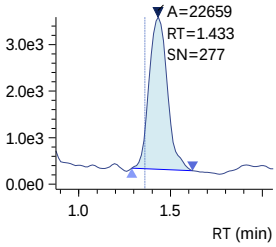

PFMPA
Conc. ----
Q 229.00>84.90 (-) 2.13e2

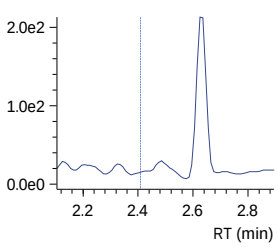

3_3 FTCA
Conc. ----
R#1 0.00 (136.14)
R#2 0.00 (141.47)
Q 241.00>177.10 (-) 3.60e1

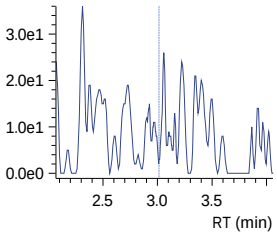

13C5-PFPeA
Conc. 4.7610
Q 268.30>223.00 (-) 3.49e4

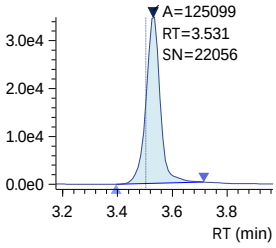

13C5-PFPeA_IS
Conc. 5.0000
ISTD 268.30>223.00 (-) 3.49e4

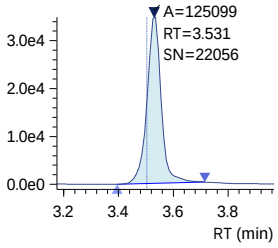

PFPeA
Conc. 0.0448
Q 263.00>219.00 (-) 1.58e3

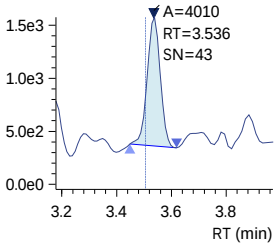

PFMBA
Conc. 0.0011
Q 279.00>84.95 (-) 3.80e1

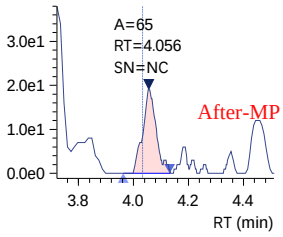

R1 241.00>117.00 (-) 2.80e3

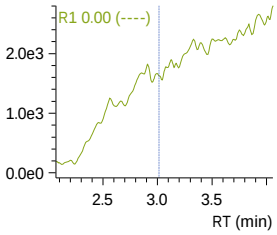

R2 241.00>117.00 (-) 2.80e3

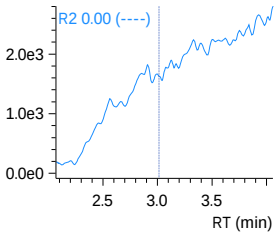

SN - Software-calculated S/N ratio outside criteria due to non-target peaks or drift in noise calculation window.
Analyst review of noise levels (excluding non-target peaks) in chromatogram indicates S/N ratio meets criteria.

Insight Report
Quantitation/Integration
Printed 3/22/2024 13:35:57

240321_030 (continued)

13C2-4_2 FTS
Conc. 3.0928
Q 329.10>80.90 (-) 7.41e3

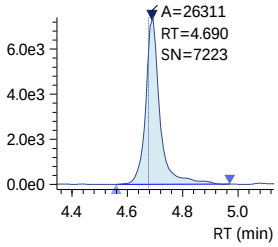

13C2-4_2 FTS_IS
Conc. 5.0000
ISTD 329.10>80.90 (-) 7.41e3

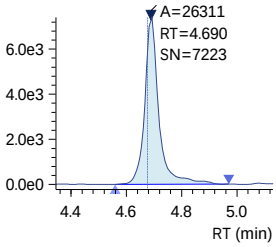

4_2 FTS
Conc. ----
R#1 0.00 (33.08)
R#2 0.00 (27.71)
Q 327.10>307.00 (-) 0.00e0

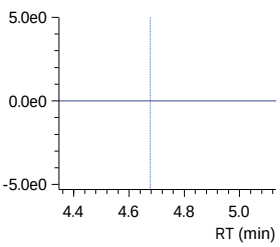

R1 327.10>80.90 (-) 2.36e2

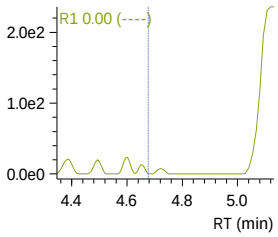

R2 327.10>80.90 (-) 2.36e2

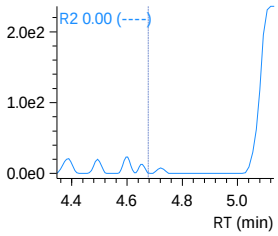

13C3-PFBS_IS
Conc. 2.5000
ISTD 302.10>79.90 (-) 2.08e4

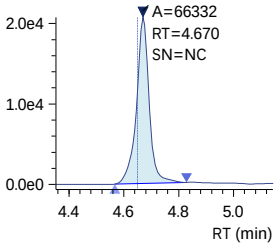

PFBS
Conc. 0.0297
R#1 35.73 (46.53)
R#2 35.73 (44.64)
Q 298.70>79.90 (-) 3.03e2

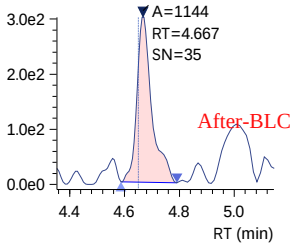

R1 298.70>98.80 (-) 1.11e2

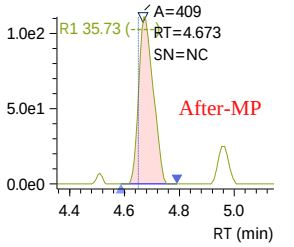

R2 298.70>98.80 (-) 1.11e2

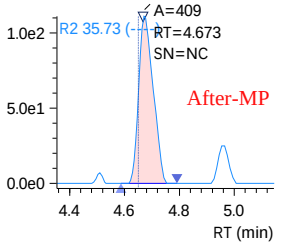

J:\LCMS08\Data\240321_1633_B1\240321_1633_B1.damlp .
SN - Software-calculated S/N ratio outside criteria due to non-target peaks or drift in noise calculation window.
Analyst review of noise levels (excluding non-target peaks) in chromatogram indicates S/N ratio meets criteria.

240321_030 (continued)

13C3-PFBS
Conc. 1.7962

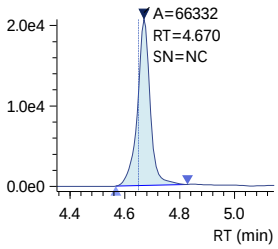

NFDHA
Conc. 0.0004
R#1 57.51 (36.44)
R#2 57.51 (34.56)

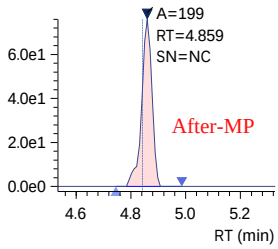

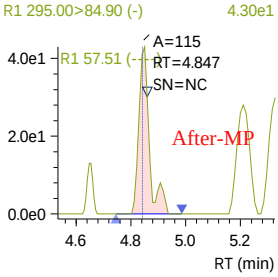

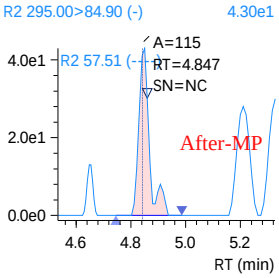

13C5-PFHxA
Conc. 2.0882

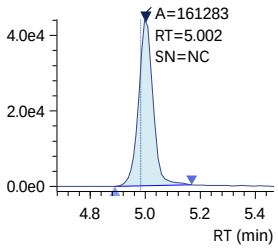

13C5-PFHxA_IS
Conc. 2.5000

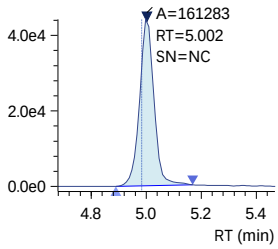

13C2-PFHxA_IS
Conc. 2.5000

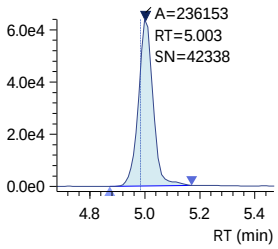

J:\LCMS08\Data\240321_1633_B1\240321_1633_B1.damlp .
SN - Software-calculated S/N ratio outside criteria due to non-target peaks or drift in noise calculation window.
Analyst review of noise levels (excluding non-target peaks) in chromatogram indicates S/N ratio meets criteria.

240321_030 (continued)

PFHxA
Conc. 0.0631
Q 313.00>269.00 (-) 1.34e3

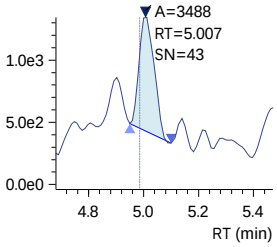

PFEESA
Conc. ----
R#1 0.00 (5.25)
R#2 0.00 (5.67)
Q 314.80>135.00 (-) 8.60e1

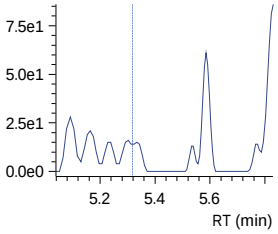

R1 314.80>82.90 (-) 1.30e1

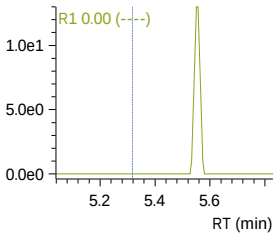

R2 314.80>82.90 (-) 1.30e1

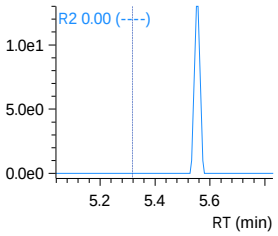

13C3-HFPO-DA
Conc. 9.5123
Q 286.90>168.90 (-) 1.01e5

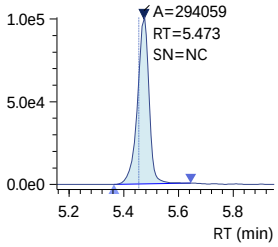

13C3-HFPO-DA_IS
Conc. 10.0000
ISTD 286.90>168.90 (-) 1.01e5

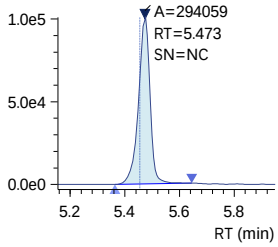

HFPO-DA
Conc. 0.0042
R#1 92.35 (62.57)
R#2 92.35 (64.50)
Q 284.90>168.90 (-) 1.40e2

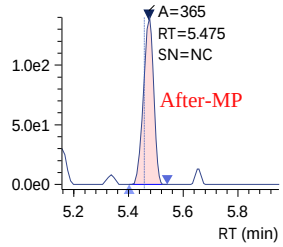

R1 284.90>184.90 (-) 8.70e1

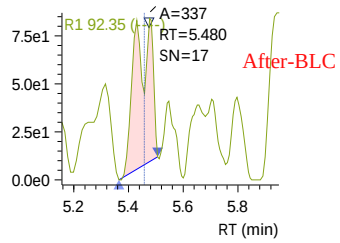

R2 284.90>184.90 (-) 8.70e1

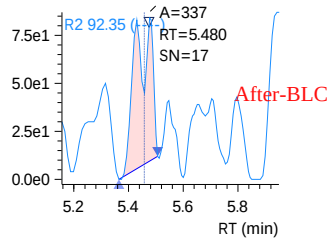

240321_030 (continued)

5_3 FTCA
Conc. ----
R#1 0.00 (154.88)
R#2 0.00 (154.15)
Q 341.00>237.05 (-) 1.44e2

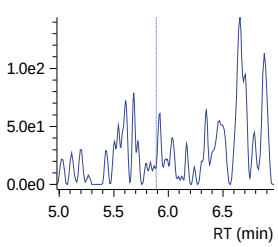

R1 341.00>217.00 (-) 3.16e2

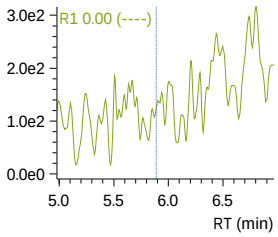

R2 341.00>217.00 (-) 3.16e2

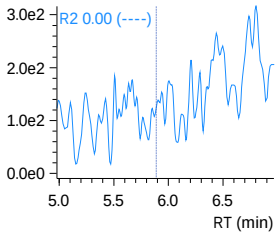

PFPeS
Conc. 0.0270
R#1 49.43 (54.44)
R#2 49.43 (56.96)
Q 349.10>79.90 (-) 2.33e2

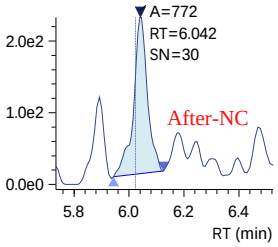

R1 349.10>98.80 (-) 1.69e2

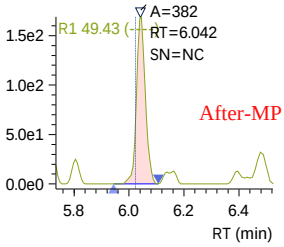

R2 349.10>98.80 (-) 1.69e2

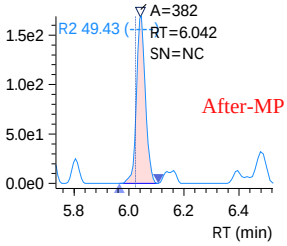

13C4-PFHpA
Conc. 2.1952
Q 367.10>322.00 (-) 8.44e4

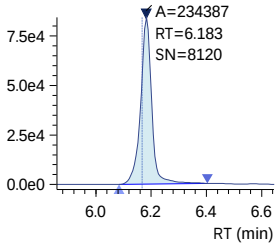

13C4-PFHpA_IS
Conc. 2.5000
ISTD 367.10>322.00 (-) 8.44e4

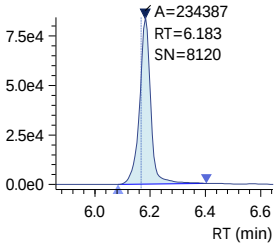

PFHpA
Conc. 0.0771
R#1 22.35 (23.39)
R#2 22.35 (22.63)
Q 363.10>319.00 (-) 2.63e3

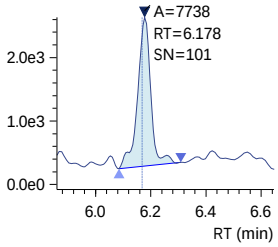

R1 363.10>169.00 (-) 5.17e2

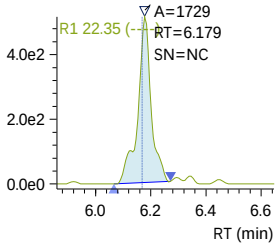

R2 363.10>169.00 (-) 5.17e2

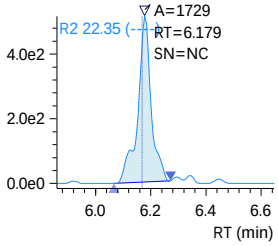

240321_030 (continued)

DONA
Conc. ----
R#1 0.00 (30.39)
R#2 0.00 (28.87)
Q 376.90>250.90 (-) 4.40e1

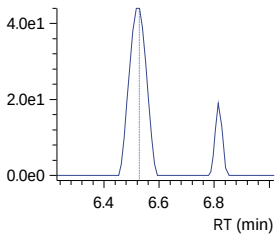

13C2-6_2 FTS_IS
Conc. 5.0000
ISTD 429.10>80.90 (-) 5.34e3

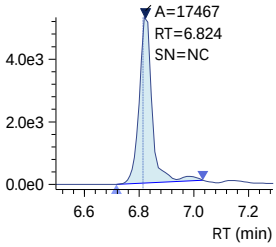

13C2-6_2 FTS
Conc. 2.5473
Q 429.10>80.90 (-) 5.34e3

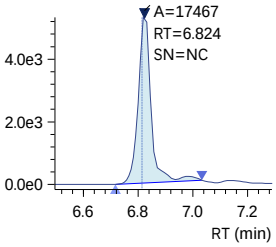

6_2 FTS
Conc. ----
R#1 0.00 (44.48)
R#2 0.00 (40.73)
Q 427.10>407.00 (-) 0.00e0

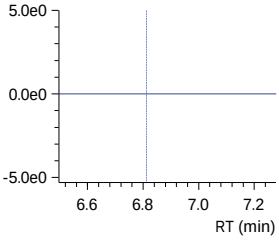

13C4-PFOA_IS
Conc. 2.5000
ISTD 417.10>172.00 (-) 3.71e3

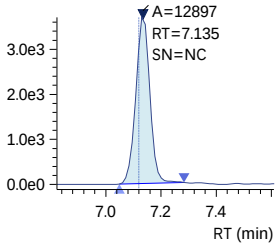

R1 376.90>84.80 (-) 2.50e1

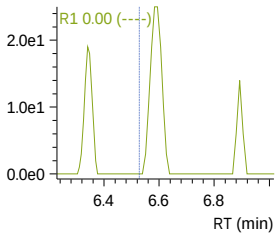

R1 427.10>80.90 (-) 5.90e1

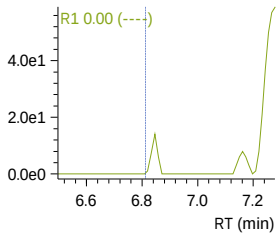

R2 376.90>84.80 (-) 2.50e1

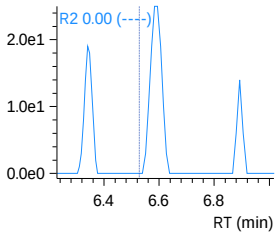

R2 427.10>80.90 (-) 5.90e1

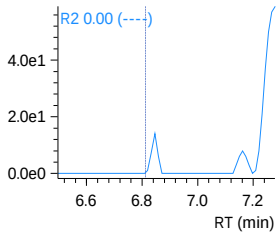

SN - Software-calculated S/N ratio outside criteria due to non-target peaks or drift in noise calculation window.
Analyst review of noise levels (excluding non-target peaks) in chromatogram indicates S/N ratio meets criteria.

Insight Report
Quantitation/Integration
Printed 3/22/2024 13:35:57

240321_030 (continued)

13C8-PFOA_IS
Conc. 2.5000

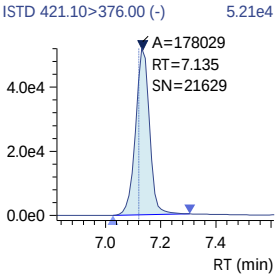

13C8-PFOA
Conc. 2.2415

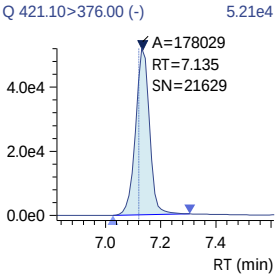

PFOA
Conc. 0.1905
R#1 27.40 (24.47)
R#2 27.40 (24.84)

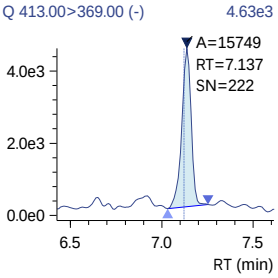

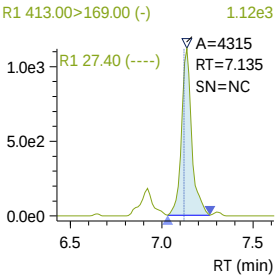

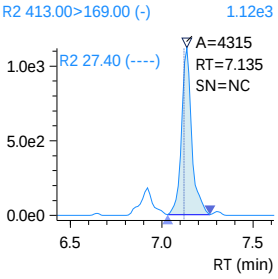

13C3-PFHxS
Conc. 1.9857

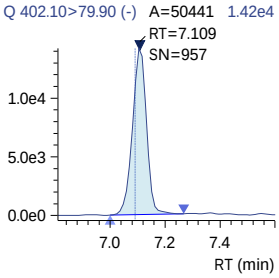

13C3-PFHxS_IS
Conc. 2.5000

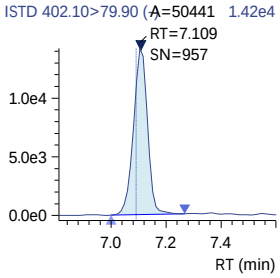

J:\LCMS08\Data\240321_1633_B1\240321_1633_B1.damlp .

SN - Software-calculated S/N ratio outside criteria due to non-target peaks or drift in noise calculation window.
Analyst review of noise levels (excluding non-target peaks) in chromatogram indicates S/N ratio meets criteria.

240321_030 (continued)

PFHxS
Conc. 0.0700
R#1 52.46 (57.29)
R#2 52.46 (58.76)

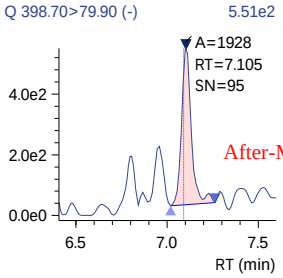

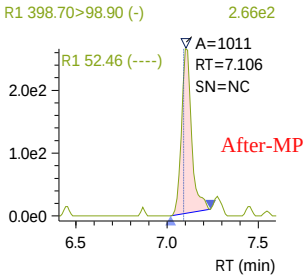

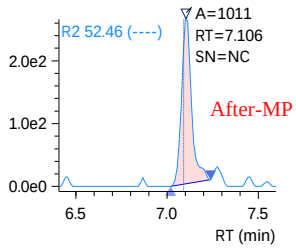

18O2-PFHxS_IS
Conc. 2.5000

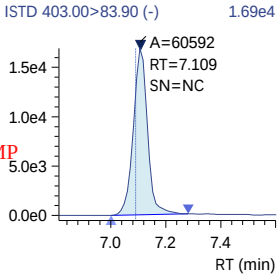

13C9-PFNA_IS
Conc. 1.2500

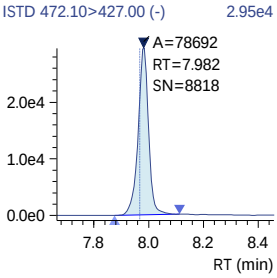

13C9-PFNA
Conc. 1.0570

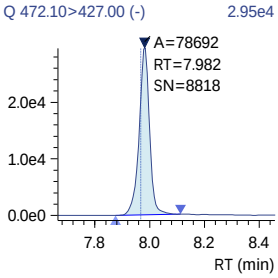

13C5-PFNA_IS
Conc. 1.2500

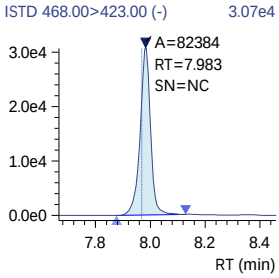

J:\LCMS08\Data\240321_1633_B1\240321_1633_B1.damlp .

SN - Software-calculated S/N ratio outside criteria due to non-target peaks or drift in noise calculation window.
Analyst review of noise levels (excluding non-target peaks) in chromatogram indicates S/N ratio meets criteria.

Insight Report
Quantitation/Integration
Printed 3/22/2024 13:35:57

240321_030 (continued)

PFNA
Conc. 0.0737
R#1 33.90 (20.36)
R#2 33.90 (19.31)
Q 463.00>419.00 (-) 1.88e3

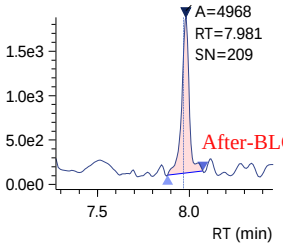

PFHpS
Conc. 0.0328
R#1 20.84 (46.70)
R#2 20.84 (48.05)
Q 449.00>79.90 (-) A=702 2.26e2

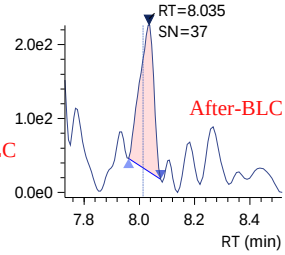

7_3 FTCA
Conc. ----
R#1 0.00 (132.28)
R#2 0.00 (133.47)
Q 441.00>317.00 (-) 9.20e1

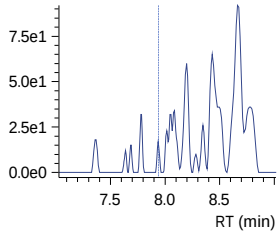

13C2-8_2-FTS
Conc. 2.5876
Q 529.10>80.90 (-) 3.23e3

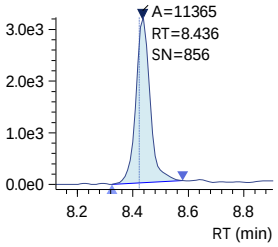

13C2-8_2-FTS_IS
Conc. 5.0000
ISTD 529.10>80.90 (-) 3.23e3

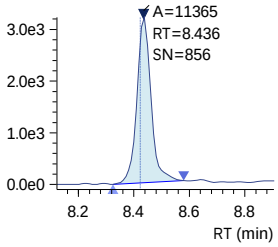

R1 463.00>219.00 (-) 6.24e2

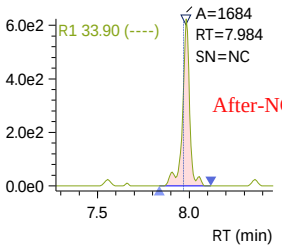

R1 449.00>98.80 (-) 6.70e1

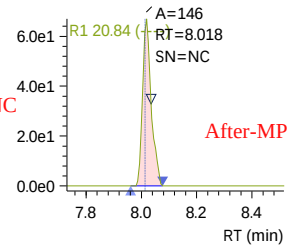

R1 441.00>336.90 (-) 2.48e2

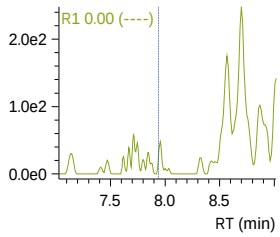

R2 463.00>219.00 (-) 6.24e2

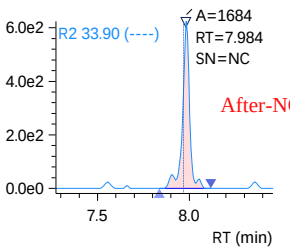

R2 449.00>98.80 (-) 6.70e1

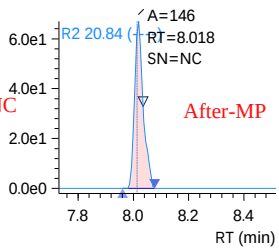

R2 441.00>336.90 (-) 2.48e2

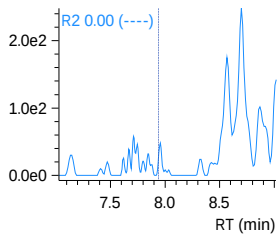

240321_030 (continued)

8_2 FTS
Conc. ----
R#1 0.00 (45.91)
R#2 0.00 (45.20)
Q 527.10>506.95 (-) 0.00e0

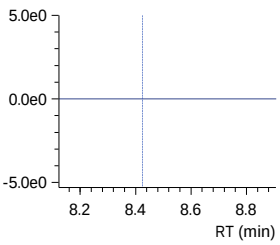

13C6-PFDA_IS
Conc. 1.2500
ISTD 519.10>474.10 (-) 1.70e4

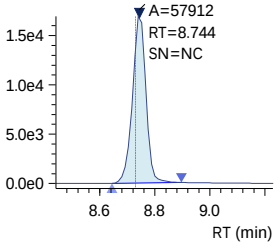

13C6-PFDA
Conc. 1.1519
Q 519.10>474.10 (-) 1.70e4

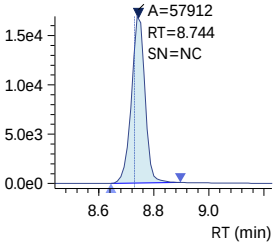

13C2-PFDA_IS
Conc. 1.2500
ISTD 515.10>470.10 (-) 1.54e4

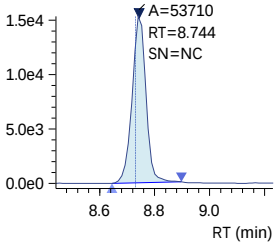

PFDA
Conc. 0.0795
R#1 13.38 (17.64)
R#2 13.38 (19.20)
Q 512.90>469.00 (-) 1.04e3

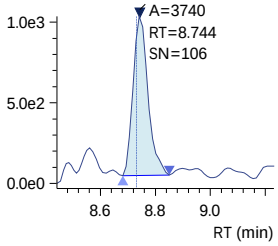

R1 527.10>80.80 (-) 8.10e1

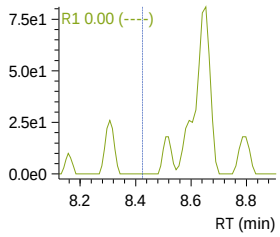

R1 512.90>219.00 (-) 1.44e2

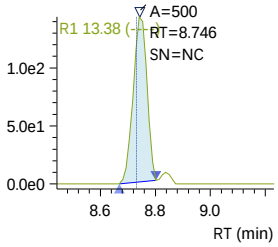

R2 527.10>80.80 (-) 8.10e1

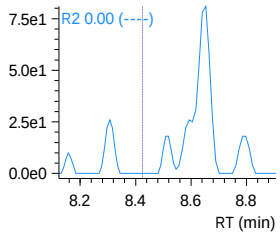

R2 512.90>219.00 (-) 1.44e2

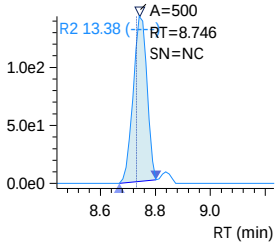

D3-NMeFOSAA_IS
Conc. 5.0000
ISTD 573.20>419.00 (-) 1.21e4

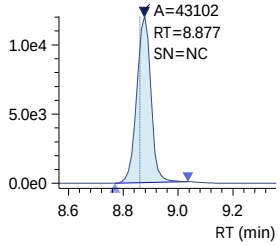

D3-NMeFOSAA
Conc. 2.8590
Q 573.20>419.00 (-) 1.21e4

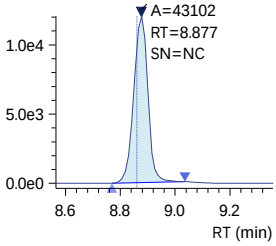

13C8-PFOS_IS
Conc. 2.5000
ISTD 507.10>98.90 (-) 4.69e3

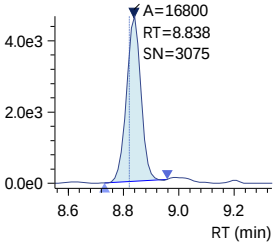

13C8-PFOS
Conc. 1.9255
Q 507.10>98.90 (-) 4.69e3

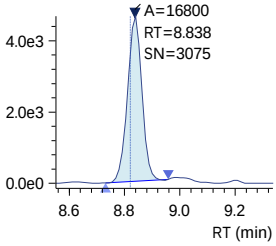

13C4-PFOS_IS
Conc. 2.5000
ISTD 502.80>79.90 (-) 1.68e4

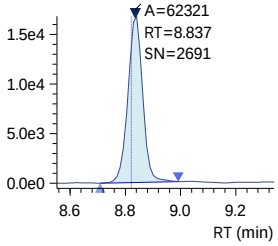

240321_030 (continued)

PFOS
Conc. 3.7393
R#1 50.58 (45.06)
R#2 50.58 (47.87)
Q 498.90>79.90 (-) 1.33e4

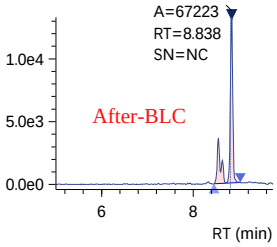

NMeFOSAA
Conc. ----
R#1 0.00 (67.10)
R#2 0.00 (60.24)
Q 570.10>419.00 (-) 0.00e0

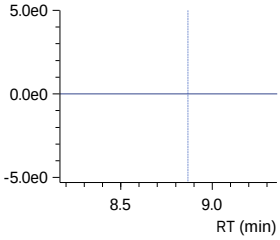

D5-NEtFOSAA_IS
Conc. 5.0000
ISTD 589.20>419.00 (-) 1.24e4

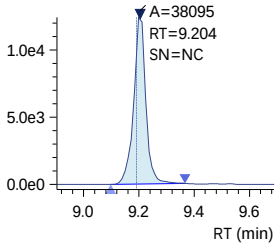

D5-NEtFOSAA
Conc. 3.4489
Q 589.20>419.00 (-) 1.24e4

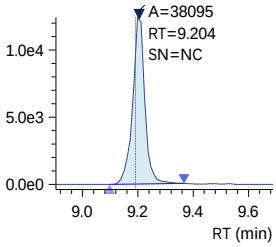

NEtFOSAA
Conc. 0.7463
R#1 49.99 (89.53)
R#2 49.99 (72.57)
Q 584.20>419.10 (-) 1.52e3

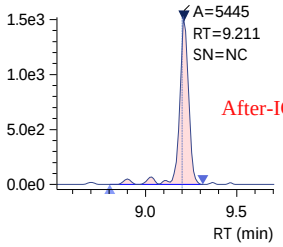

R1 498.90>98.80 (-) 7.89e3

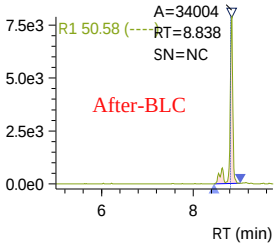

R1 570.10>483.00 (-) 1.00e1

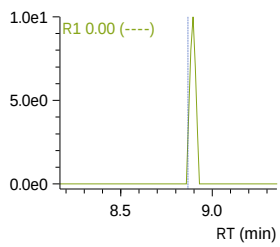

R1 584.20>526.00 (-) 7.65e2

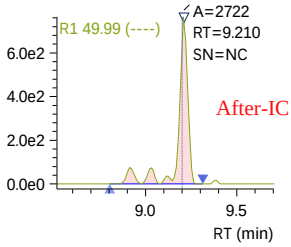

R2 498.90>98.80 (-) 7.89e3

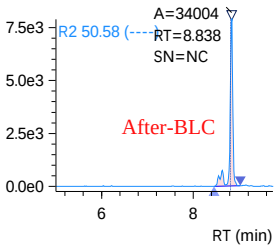

R2 570.10>483.00 (-) 1.00e1

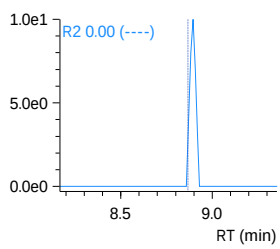

R2 584.20>526.00 (-) 7.65e2

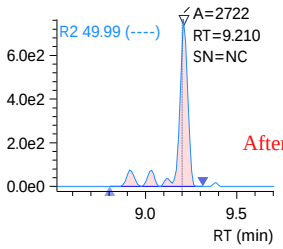

240321_030 (continued)

9-Cl-PF3ONS
Conc. ----
R#1 0.00 (31.69)
R#2 0.00 (30.68)
Q 530.80>351.00 (-) 7.30e1

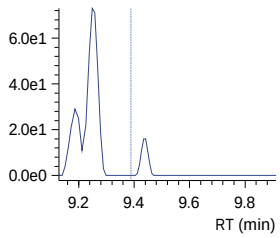

R1 532.80>353.00 (-) 1.80e1

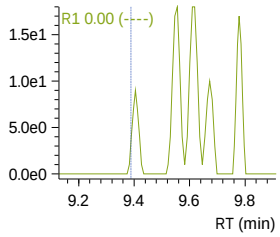

R2 532.80>353.00 (-) 1.80e1

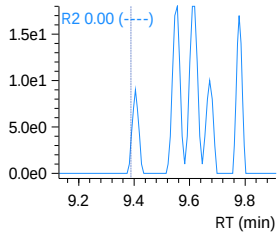

PFUnDA
Conc. 0.0512
R#1 7.62 (10.96)
R#2 7.62 (11.56)
Q 563.10>519.00 (-) 9.84e2

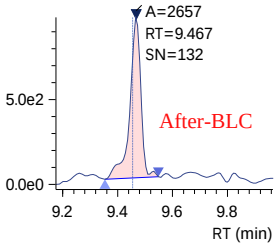

R1 563.10>269.10 (-) 8.30e1

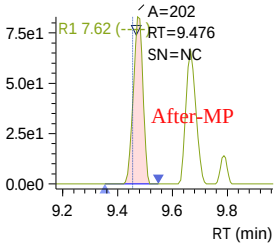

R2 563.10>269.10 (-) 8.30e1

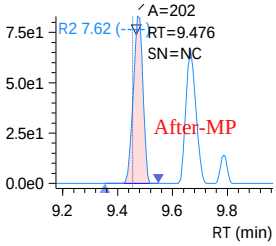

13C7-PFUnDA_IS
Conc. 1.2500
ISTD 570.00>525.10 (-) 1.73e4

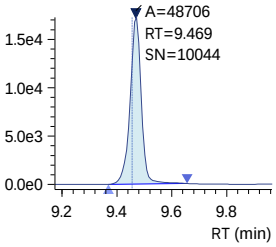

13C7-PFUnDA
Conc. 0.9823
Q 570.00>525.10 (-) 1.73e4

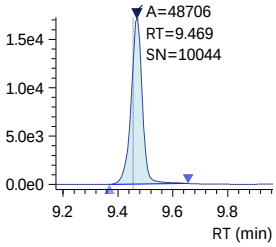

PFNS
Conc. ----
R#1 0.00 (56.91)
R#2 0.00 (61.27)
Q 548.80>79.90 (-) 9.80e1

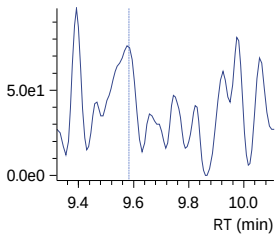

R1 548.80>98.80 (-) 2.90e1

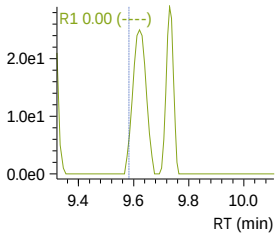

R2 548.80>98.80 (-) 2.90e1

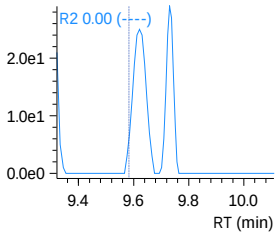

SN - Software-calculated S/N ratio outside criteria due to non-target peaks or drift in noise calculation window.
Analyst review of noise levels (excluding non-target peaks) in chromatogram indicates S/N ratio meets criteria.

240321_030 (continued)

10_2 FTS
Conc. ----
R#1 0.00 (32.29)
R#2 0.00 (29.61)
Q 626.80>607.05 (-) 0.00e0

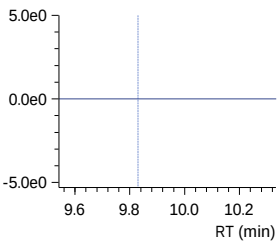

R1 626.80>81.00 (-) 3.30e1

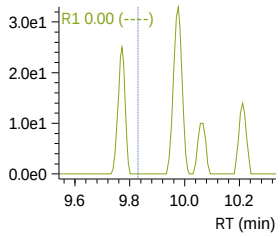

R2 626.80>81.00 (-) 3.30e1

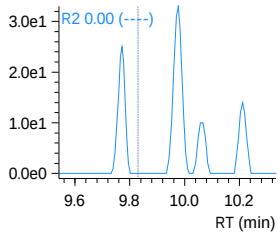

13C2-PFDOA_IS
Conc. 1.2500
ISTD 615.10>570.00 (-) 2.00e4

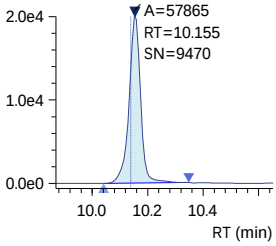

13C2-PFDOA
Conc. 1.0035
Q 615.10>570.00 (-) 2.00e4

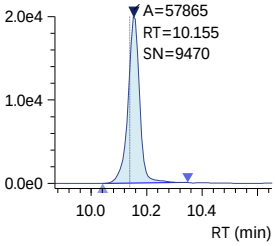

PFDOA
Conc. 0.0410
R#1 5.92 (11.14)
R#2 5.92 (10.73)
Q 613.10>569.00 (-) 5.84e2

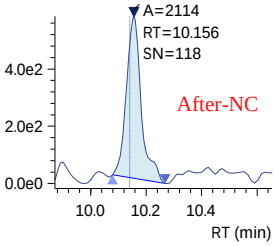

R1 613.10>319.00 (-) 3.60e1

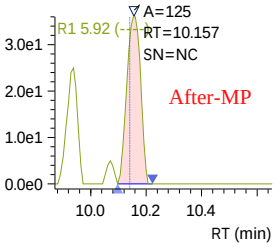

R2 613.10>319.00 (-) 3.60e1

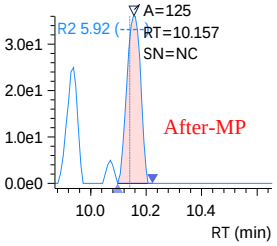

PFDS
Conc. ----
R#1 0.00 (58.01)
R#2 0.00 (58.67)
Q 599.00>79.90 (-) 1.12e2

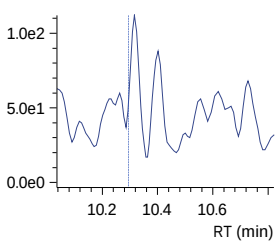

R1 599.00>98.80 (-) 3.20e1

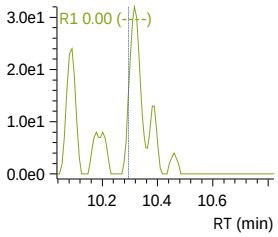

R2 599.00>98.80 (-) 3.20e1

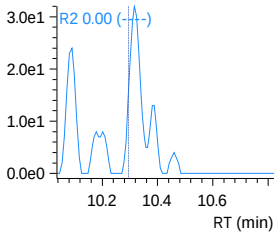

SN - Software-calculated S/N ratio outside criteria due to non-target peaks or drift in noise calculation window.
Analyst review of noise levels (excluding non-target peaks) in chromatogram indicates S/N ratio meets criteria.

240321_030 (continued)

PFTrDA
Conc. 0.0488
R#1 12.00 (16.67)
R#2 12.00 (15.36)

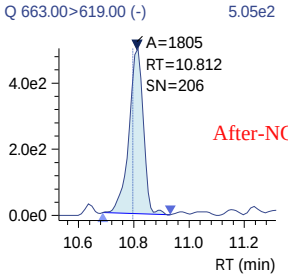

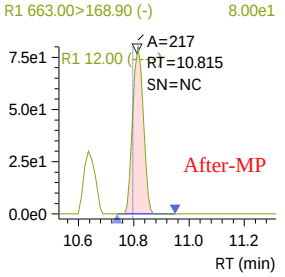

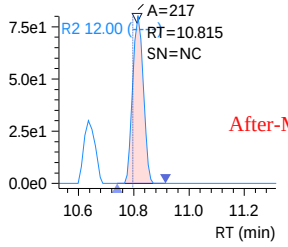

11-Cl-PF3OUdS
Conc. 0.0021
R#1 10.67 (35.04)
R#2 10.67 (35.75)

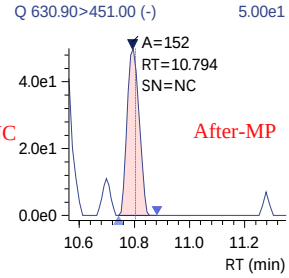

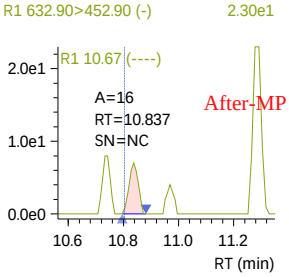

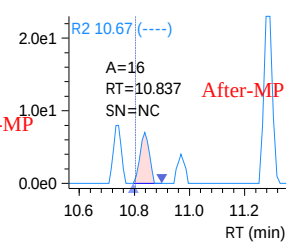

PFOSAm
Conc. 0.0493

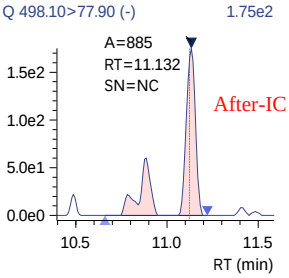

13C8-PFOSAm
Conc. 1.7550

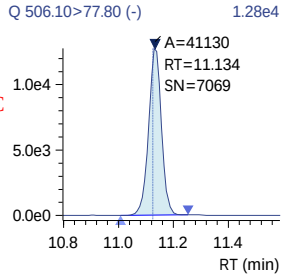

13C8-PFOSAm_IS
Conc. 2.5000

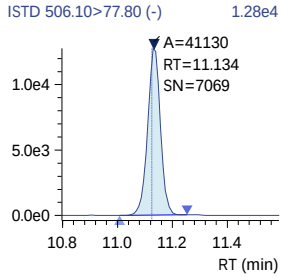

J:\LCMS08\Data\240321_1633_B1\240321_1633_B1.damlp .

SN - Software-calculated S/N ratio outside criteria due to non-target peaks or drift in noise calculation window.
Analyst review of noise levels (excluding non-target peaks) in chromatogram indicates S/N ratio meets criteria.

240321_030 (continued)

PFTDA
Conc. 0.0420
R#1 16.16 (17.09)
R#2 16.16 (18.64)
Q 713.10>669.00 (-) 3.15e2

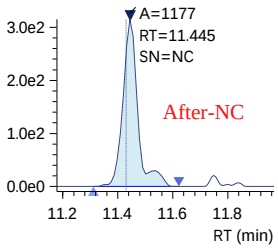

13C2-PFTDA
Conc. 0.7377
Q 715.20>670.00 (-) 7.26e3

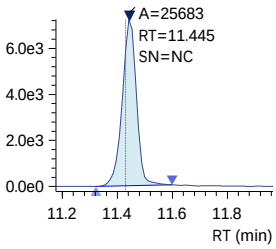

13C2-PFTDA_IS
Conc. 1.2500
ISTD 715.20>670.00 (-) 7.26e3

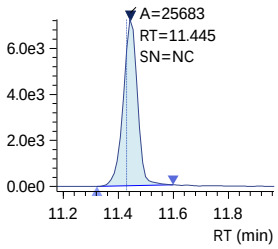

PFDoS
Conc. ----
R#1 0.00 (61.23)
R#2 0.00 (68.82)
Q 699.10>79.90 (-) 6.00e1

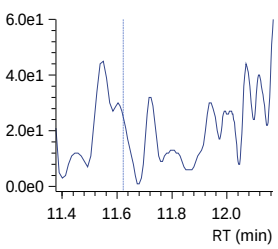

D7-MeFOSE_IS
Conc. 25.0000
ISTD 623.20>58.90 (-) 3.93e4

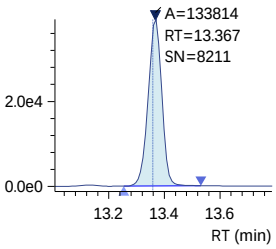

R1 713.10>168.90 (-) 4.20e1

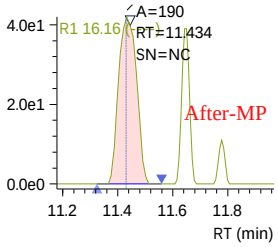

R1 699.10>98.80 (-) 5.00e0

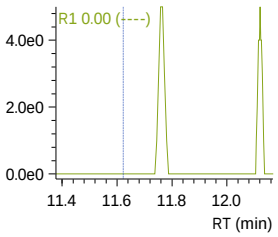

R2 713.10>168.90 (-) 4.20e1

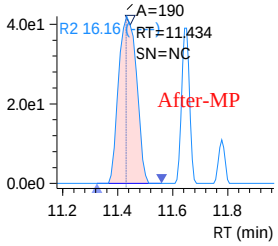

R2 699.10>98.80 (-) 5.00e0

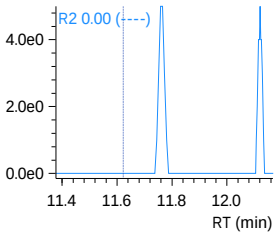

J:\LCMS08\Data\240321_1633_B1\240321_1633_B1.damlp .

SN - Software-calculated S/N ratio outside criteria due to non-target peaks or drift in noise calculation window.
Analyst review of noise levels (excluding non-target peaks) in chromatogram indicates S/N ratio meets criteria.

240321_030 (continued)

D7-MeFOSE
Conc. 18.6612

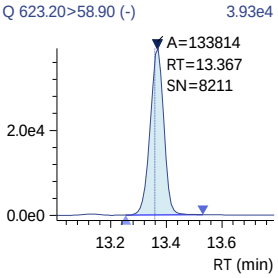

MeFOSE
Conc. ----

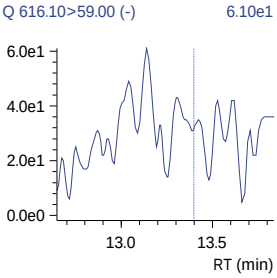

13C2-PFHXDA_IS
Conc. 2.5000

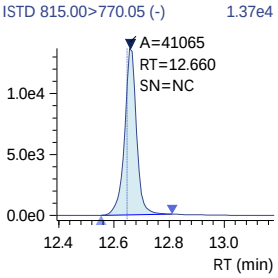

13C2-PFHXDA
Conc. 1.1470

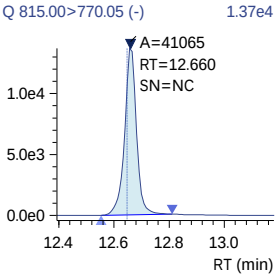

PFHXDA
Conc. 0.0406
R#1 10.87 (10.78)
R#2 10.87 (11.00)

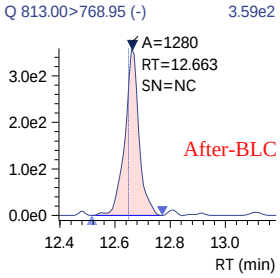

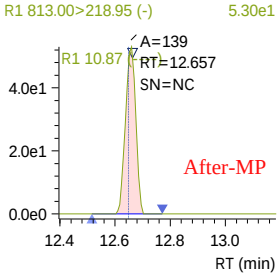

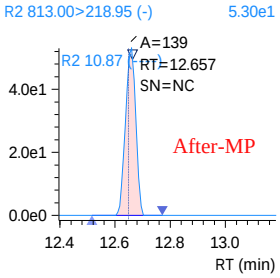

240321_030 (continued)

D3-MeFOSA
Conc. 1.2958

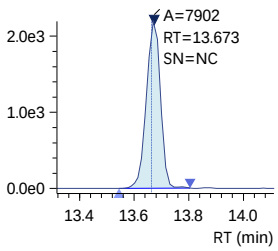

D3-MeFOSA_IS
Conc. 2.5000

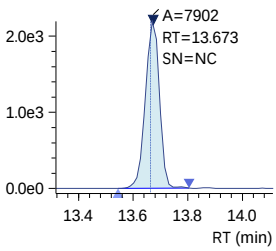

MeFOSA
Conc. ----
R#1 0.00 (156.31)
R#2 0.00 (156.72)

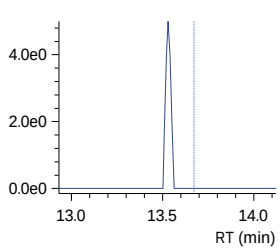

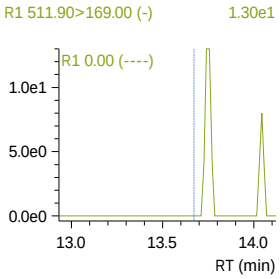

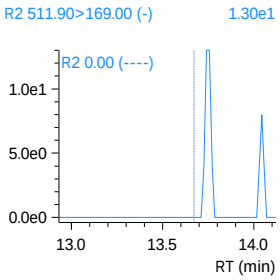

D9-EtFOSE_IS
Conc. 25.0000

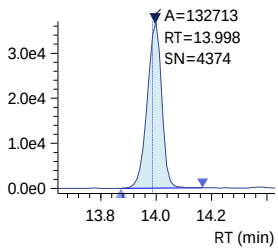

D9-EtFOSE
Conc. 16.2126

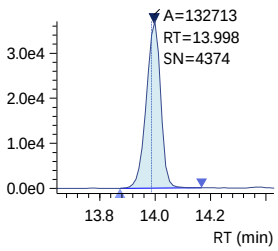

240321_030 (continued)

EtFOSE
Conc. ----

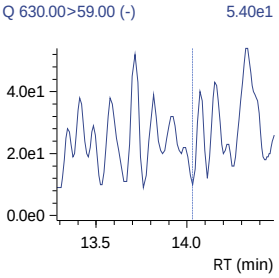

D5-EtFOSAm
Conc. 1.0458

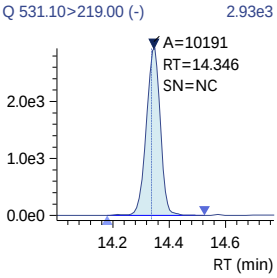

D5-EtFOSAm_IS
Conc. 2.5000

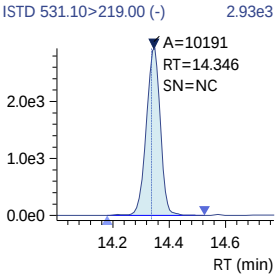

EtFOSAm
Conc. ----
R#1 0.00 (177.75)
R#2 0.00 (149.59)

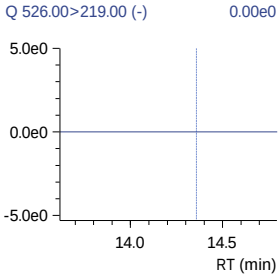

PFODA
Conc. ----
R#1 0.00 (31.66)
R#2 0.00 (33.60)

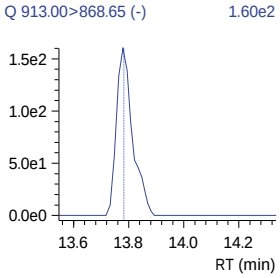

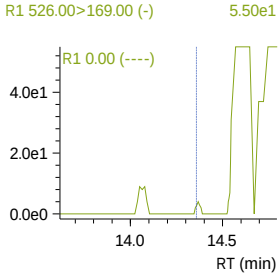

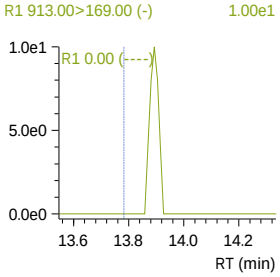

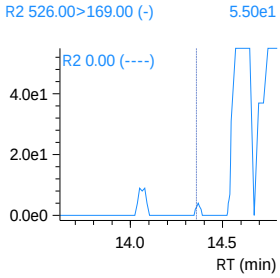

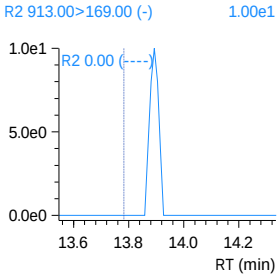

Insight Report
Before Manual Integration
Printed 3/22/2024 10:11:10

240321_030

Sample ID: R2401914-007
Date Acquired: 3/21/2024 9:55:22 PM
Acquired by: System Administrator
Data File: 240321_030
Vial: 28 | Inj. Volume: 10.0000uL | Tray: 2

13C4-PFBA
Conc. 8.5390
Q 216.80>171.90 (-) 7.35e4

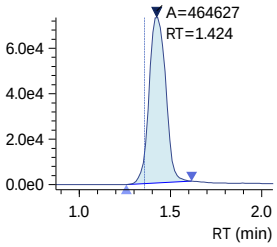

13C4-PFBA_IS
Conc. 10.0000
ISTD 216.80>171.90 (-) 7.35e4

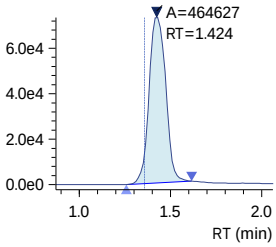

13C3-PFBA_IS
Conc. 5.0000
ISTD 216.00>172.00 (-) 4.41e4

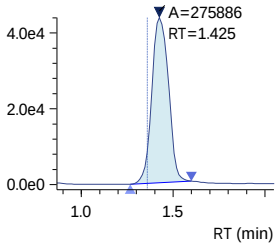

PFBA
Conc. 0.3850
Q 212.80>169.05 (-) 3.59e3

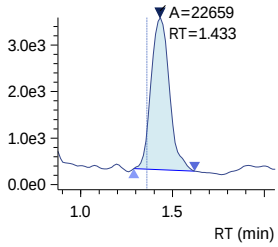

PFMPA
Conc. ----
Q 229.00>84.90 (-) 2.13e2

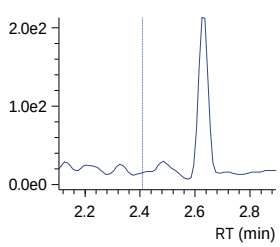

3_3 FTCA
Conc. ----
R#1 0.00 (136.14)
R#2 0.00 (136.14)
Q 241.00>177.10 (-) 3.60e1

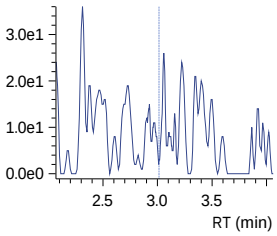

13C5-PFPeA
Conc. 4.7610
Q 268.30>223.00 (-) 3.49e4

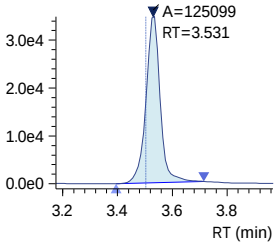

13C5-PFPeA_IS
Conc. 5.0000
ISTD 268.30>223.00 (-) 3.49e4

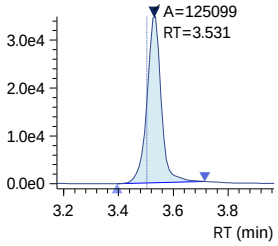

PFPeA
Conc. 0.0448
Q 263.00>219.00 (-) 1.58e3

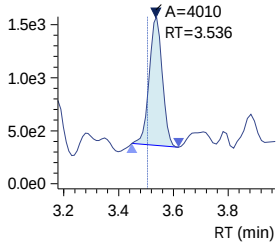

PFMBA
Conc. ----
Q 279.00>84.95 (-) 3.80e1

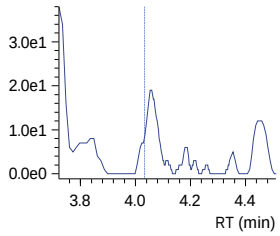

R1 241.00>117.00 (-) 2.80e3

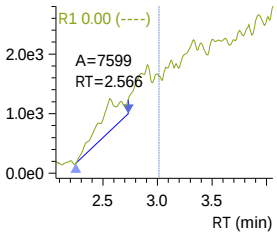

R2 241.00>117.00 (-) 2.80e3

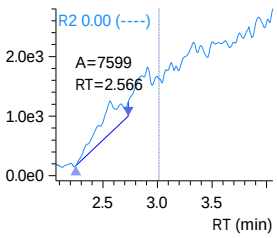

240321_030 (continued)

13C2-4_2 FTS
Conc. 3.0928
Q 329.10>80.90 (-) 7.41e3

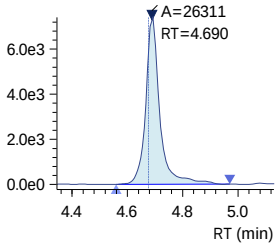

13C2-4_2 FTS_IS
Conc. 5.0000
ISTD 329.10>80.90 (-) 7.41e3

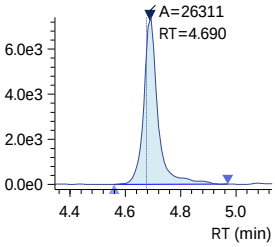

4_2 FTS
Conc. ----
R#1 0.00 (33.08)
R#2 0.00 (33.08)
Q 327.10>307.00 (-) 0.00e0

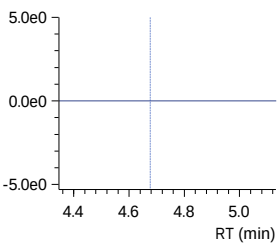

R1 327.10>80.90 (-) 2.36e2

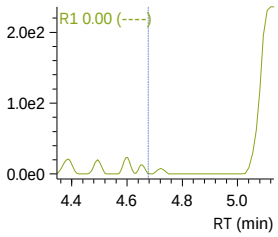

R2 327.10>80.90 (-) 2.36e2

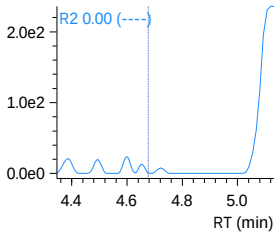

13C3-PFBS_IS
Conc. 2.5000
ISTD 302.10>79.90 (-) 2.08e4

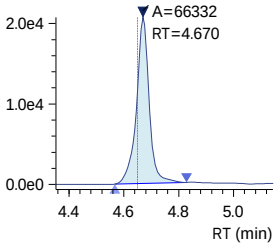

PFBS
Conc. 0.0278
R#1 0.00 (46.53)
R#2 0.00 (46.53)
Q 298.70>79.90 (-) 3.03e2

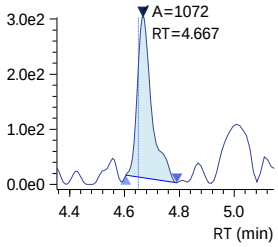

R1 298.70>98.80 (-) 1.11e2

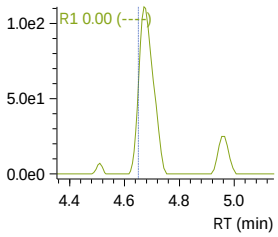

R2 298.70>98.80 (-) 1.11e2

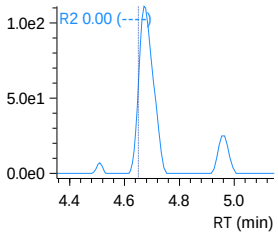

Insight Report
Before Manual Integration
Printed 3/22/2024 10:11:10

240321_030 (continued)

13C3-PFBS
Conc. 1.7962

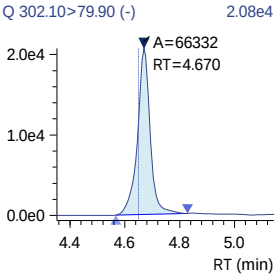

NFDHA
Conc. ----
R#1 0.00 (36.44)
R#2 0.00 (36.44)

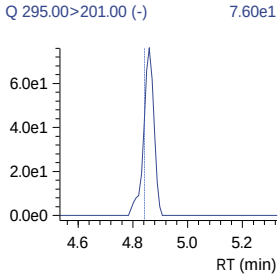

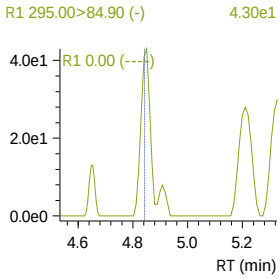

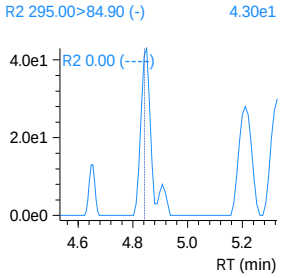

13C5-PFHxA
Conc. 2.0882

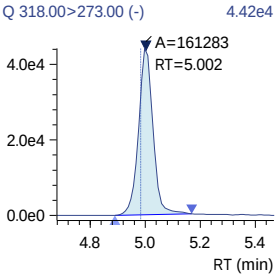

13C5-PFHxA_IS
Conc. 2.5000

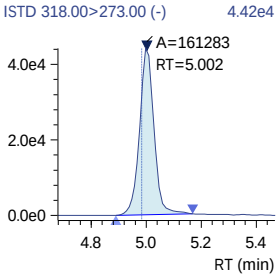

13C2-PFHxA_IS
Conc. 2.5000

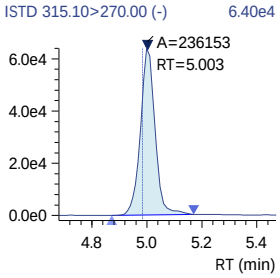

Insight Report
Before Manual Integration
Printed 3/22/2024 10:11:10

240321_030 (continued)

PFHxA
Conc. 0.0631
Q 313.00>269.00 (-) 1.34e3

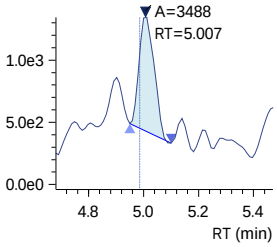

PFEESA
Conc. ----
R#1 0.00 (5.25)
R#2 0.00 (5.25)
Q 314.80>135.00 (-) 8.60e1

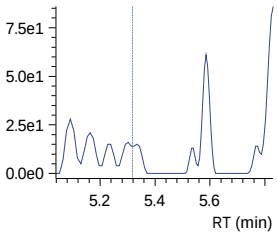

R1 314.80>82.90 (-) 1.30e1

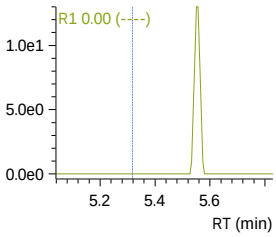

R2 314.80>82.90 (-) 1.30e1

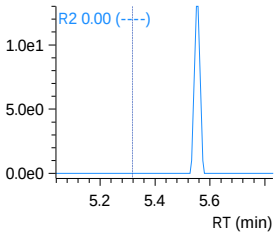

13C3-HFPO-DA
Conc. 9.5123
Q 286.90>168.90 (-) 1.01e5

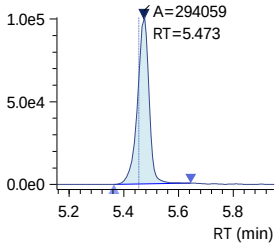

13C3-HFPO-DA_IS
Conc. 10.0000
ISTD 286.90>168.90 (-) 1.01e5

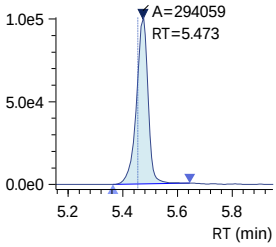

HFPO-DA
Conc. ----
R#1 0.00 (62.57)
R#2 0.00 (62.57)
Q 284.90>168.90 (-) 1.40e2

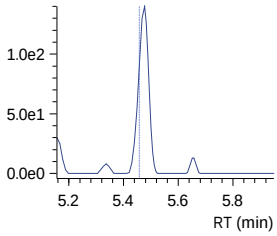

R1 284.90>184.90 (-) 8.70e1

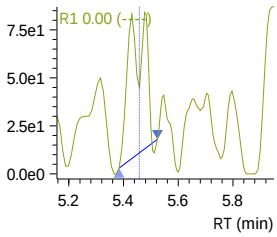

R2 284.90>184.90 (-) 8.70e1

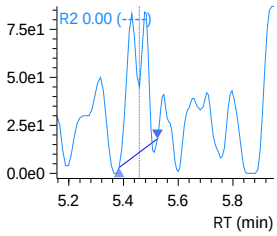

240321_030 (continued)

5_3 FTCA
Conc. 0.1570
R#1 203.09 (154.88)
R#2 203.09 (154.88)
Q 341.00>237.05 (-) 1.44e2

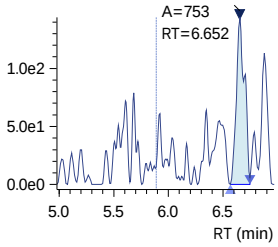

R1 341.00>217.00 (-) 3.16e2

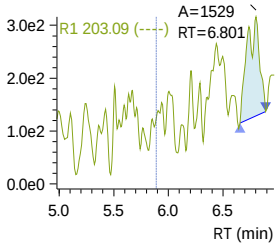

R2 341.00>217.00 (-) 3.16e2

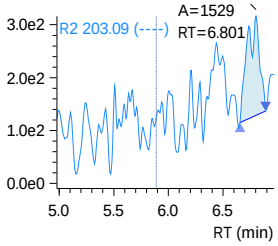

PFPeS
Conc. 0.0270
R#1 0.00 (54.44)
R#2 0.00 (54.44)
Q 349.10>79.90 (-) 2.33e2

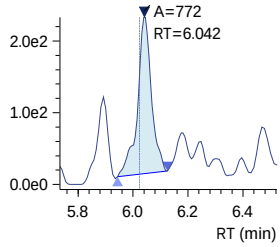

R1 349.10>98.80 (-) 1.69e2

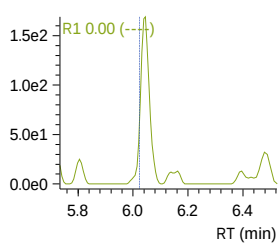

R2 349.10>98.80 (-) 1.69e2

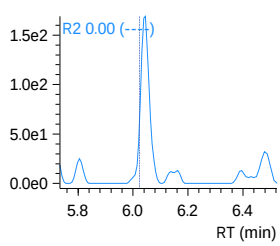

13C4-PFHpA
Conc. 2.1952
Q 367.10>322.00 (-) 8.44e4

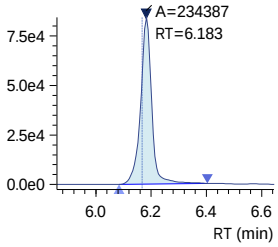

13C4-PFHpA_IS
Conc. 2.5000
ISTD 367.10>322.00 (-) 8.44e4

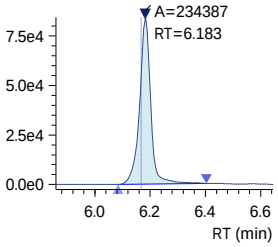

PFHpA
Conc. 0.0771
R#1 22.35 (23.39)
R#2 22.35 (23.39)
Q 363.10>319.00 (-) 2.63e3

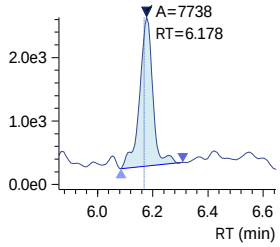

R1 363.10>169.00 (-) 5.17e2

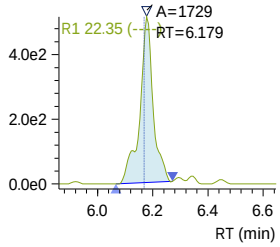

R2 363.10>169.00 (-) 5.17e2

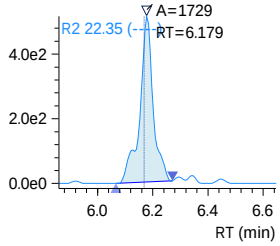

Insight Report
Before Manual Integration
Printed 3/22/2024 10:11:10

240321_030 (continued)

DONA
Conc. ----
R#1 0.00 (30.39)
R#2 0.00 (30.39)
Q 376.90>250.90 (-) 4.40e1

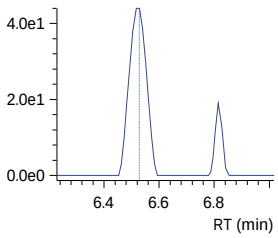

13C2-6_2 FTS_IS
Conc. 5.0000
ISTD 429.10>80.90 (-) 5.34e3

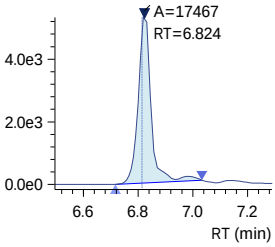

13C2-6_2 FTS
Conc. 2.5473
Q 429.10>80.90 (-) 5.34e3

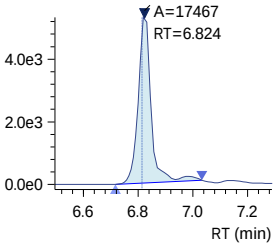

6_2 FTS
Conc. ----
R#1 0.00 (44.48)
R#2 0.00 (44.48)
Q 427.10>407.00 (-) 0.00e0

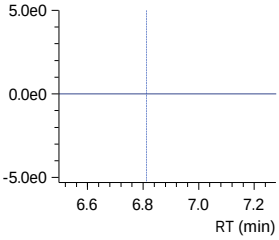

13C4-PFOA_IS
Conc. 2.5000
ISTD 417.10>172.00 (-) 3.71e3

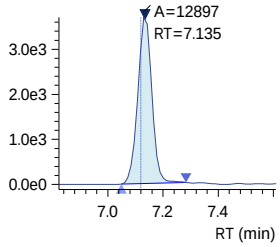

R1 376.90>84.80 (-) 2.50e1

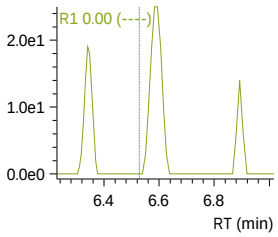

R1 427.10>80.90 (-) 5.90e1

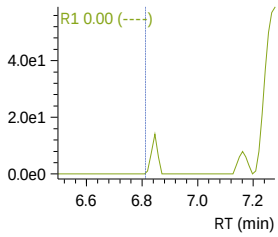

R2 376.90>84.80 (-) 2.50e1

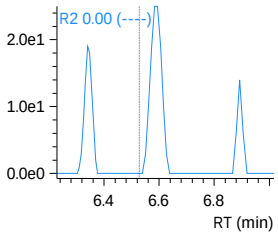

R2 427.10>80.90 (-) 5.90e1

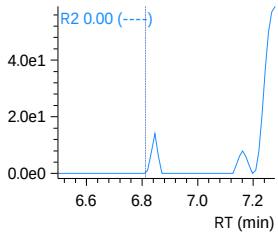

Insight Report
Before Manual Integration
Printed 3/22/2024 10:11:10

240321_030 (continued)

13C8-PFOA_IS
Conc. 2.5000

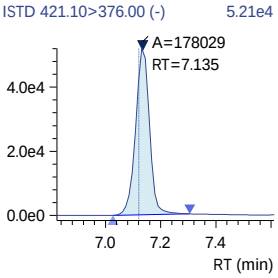

13C8-PFOA
Conc. 2.2415

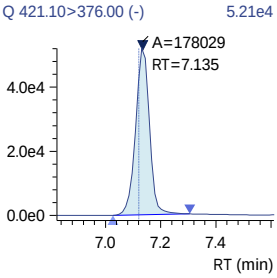

PFOA
Conc. 0.1905
R#1 27.40 (24.47)
R#2 27.40 (24.47)

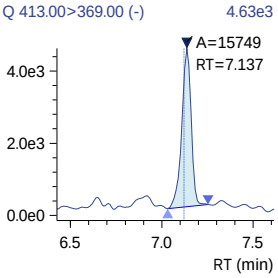

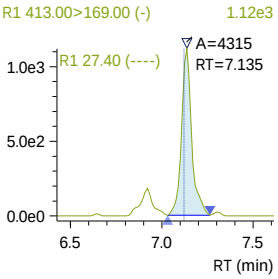

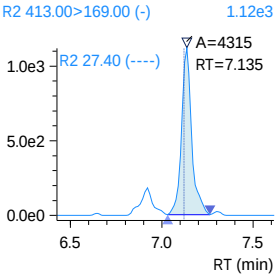

13C3-PFHxS
Conc. 1.9857

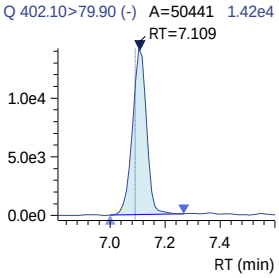

13C3-PFHxS_IS
Conc. 2.5000

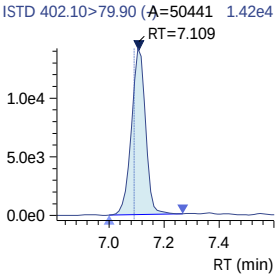

240321_030 (continued)

PFHxS
Conc. ----
R#1 0.00 (57.29)
R#2 0.00 (57.29)
Q 398.70>79.90 (-) 5.51e2

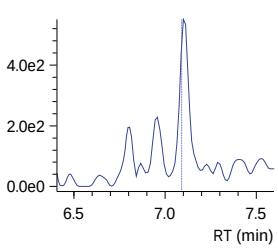

R1 398.70>98.90 (-) 2.66e2

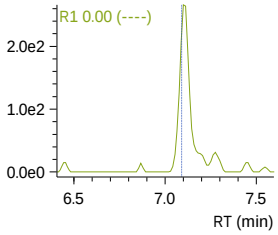

R2 398.70>98.90 (-) 2.66e2

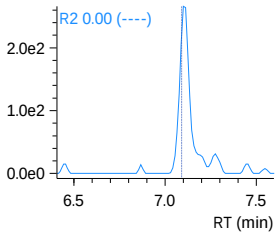

18O2-PFHxS_IS
Conc. 2.5000
ISTD 403.00>83.90 (-) 1.69e4

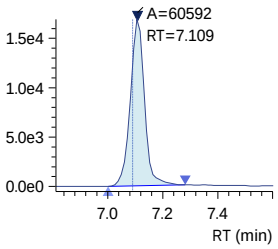

13C9-PFNA_IS
Conc. 1.2500
ISTD 472.10>427.00 (-) 2.95e4

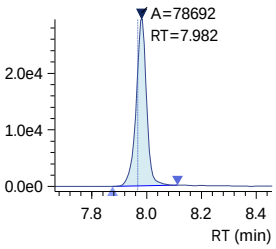

13C9-PFNA
Conc. 1.0570
Q 472.10>427.00 (-) 2.95e4

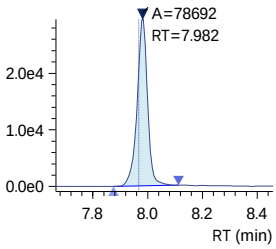

13C5-PFNA_IS
Conc. 1.2500
ISTD 468.00>423.00 (-) 3.07e4

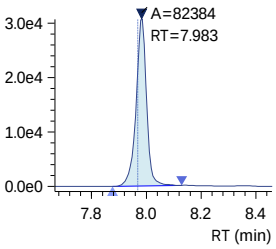

240321_030 (continued)

PFNA
Conc. 0.0655
R#1 37.01 (20.36)
R#2 37.01 (20.36)
Q 463.00>419.00 (-) 1.88e3

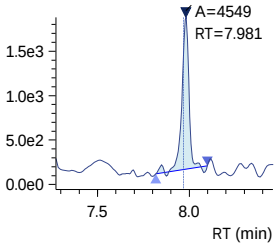

PFHpS
Conc. 0.0491
R#1 0.00 (46.70)
R#2 0.00 (46.70)
Q 449.00>79.90 (-) A=1051 2.26e2

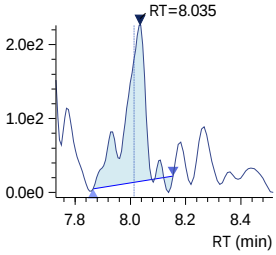

7_3 FTCA
Conc. ----
R#1 0.00 (132.28)
R#2 0.00 (132.28)
Q 441.00>317.00 (-) 9.20e1

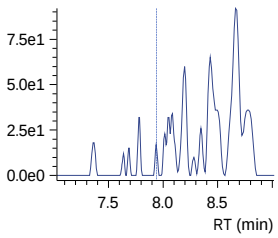

13C2-8_2-FTS
Conc. 2.5876
Q 529.10>80.90 (-) 3.23e3

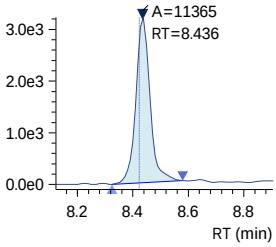

13C2-8_2-FTS_IS
Conc. 5.0000
ISTD 529.10>80.90 (-) 3.23e3

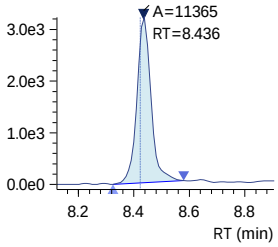

R1 463.00>219.00 (-) 6.24e2

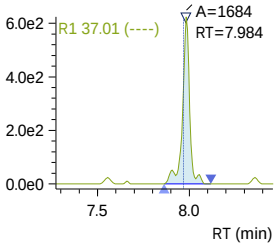

R1 449.00>98.80 (-) 6.70e1

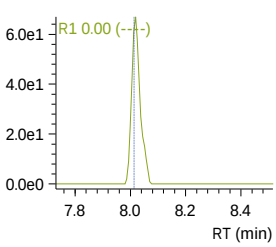

R1 441.00>336.90 (-) 2.48e2

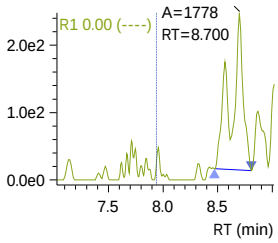

R2 463.00>219.00 (-) 6.24e2

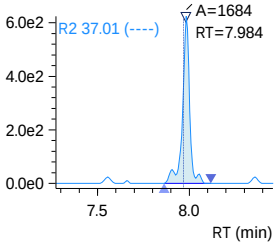

R2 449.00>98.80 (-) 6.70e1

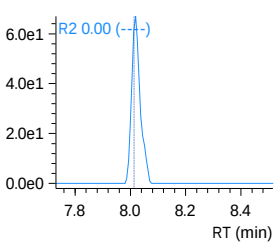

R2 441.00>336.90 (-) 2.48e2

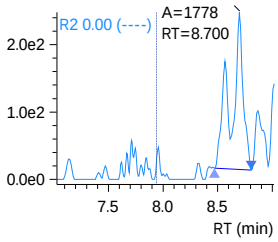

240321_030 (continued)

8_2 FTS
Conc. ----
R#1 0.00 (45.91)
R#2 0.00 (45.91)
Q 527.10>506.95 (-) 0.00e0

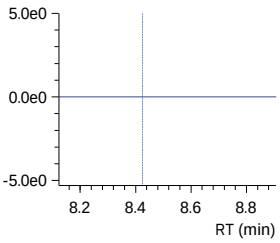

13C6-PFDA_IS
Conc. 1.2500
ISTD 519.10>474.10 (-) 1.70e4

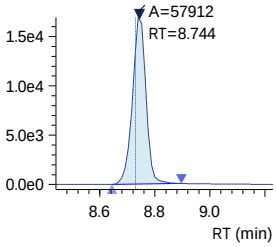

13C6-PFDA
Conc. 1.1519
Q 519.10>474.10 (-) 1.70e4

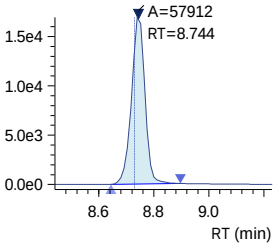

13C2-PFDA_IS
Conc. 1.2500
ISTD 515.10>470.10 (-) 1.54e4

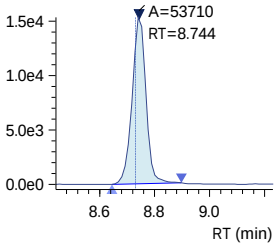

PFDA
Conc. 0.0795
R#1 13.38 (17.64)
R#2 13.38 (17.64)
Q 512.90>469.00 (-) 1.04e3

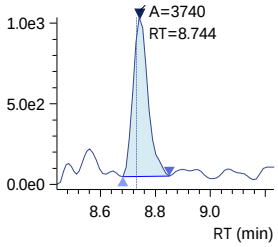

R1 527.10>80.80 (-) 8.10e1

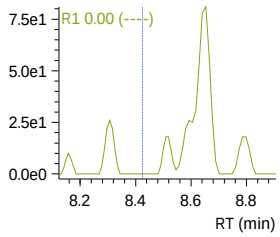

R1 512.90>219.00 (-) 1.44e2

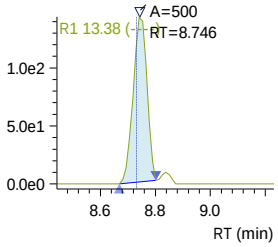

R2 527.10>80.80 (-) 8.10e1

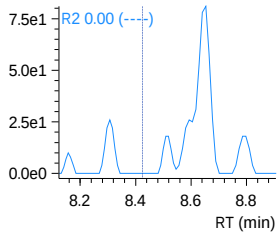

R2 512.90>219.00 (-) 1.44e2

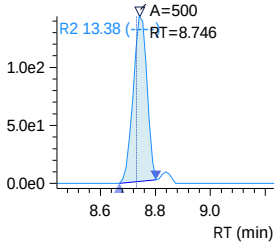

D3-NMeFOSAA_IS
Conc. 5.0000
ISTD 573.20>419.00 (-) 1.21e4

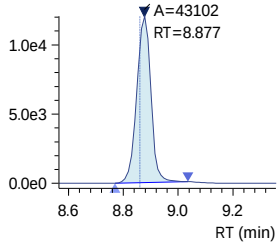

D3-NMeFOSAA
Conc. 2.8590
Q 573.20>419.00 (-) 1.21e4

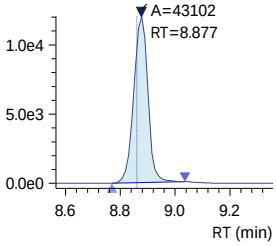

13C8-PFOS_IS
Conc. 2.5000
ISTD 507.10>98.90 (-) 4.69e3

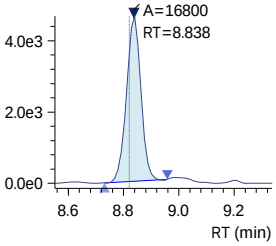

13C8-PFOS
Conc. 1.9255
Q 507.10>98.90 (-) 4.69e3

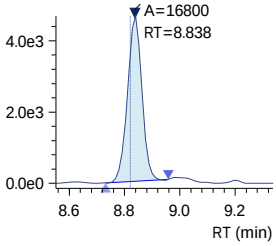

13C4-PFOS_IS
Conc. 2.5000
ISTD 502.80>79.90 (-) 1.68e4

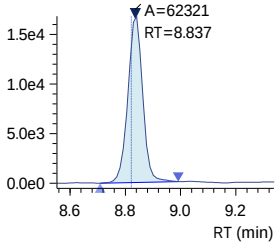

240321_030 (continued)

PFOS
Conc. 4.0110
R#1 48.36 (45.06)
R#2 48.36 (45.06)
Q 498.90>79.90 (-) 1.33e4

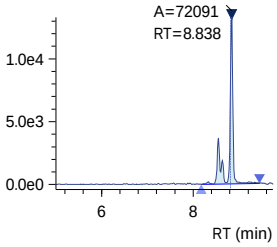

R1 498.90>98.80 (-) 7.89e3

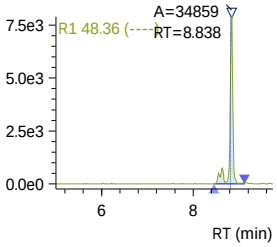

R2 498.90>98.80 (-) 7.89e3

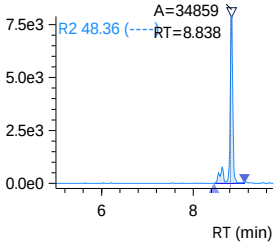

NMeFOSAA
Conc. ----
R#1 0.00 (67.10)
R#2 0.00 (67.10)
Q 570.10>419.00 (-) 0.00e0

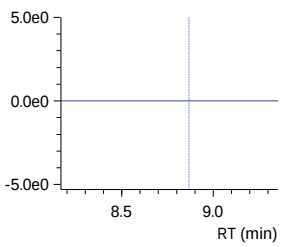

R1 570.10>483.00 (-) 1.00e1

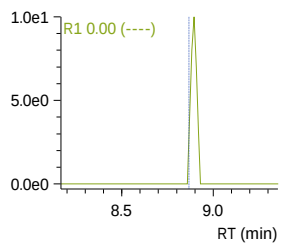

R2 570.10>483.00 (-) 1.00e1

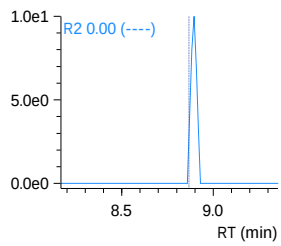

D5-NEtFOSAA_IS
Conc. 5.0000
ISTD 589.20>419.00 (-) 1.24e4

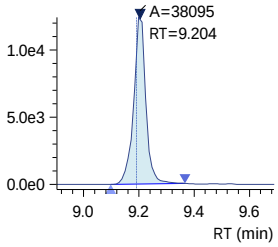

D5-NEtFOSAA
Conc. 3.4489
Q 589.20>419.00 (-) 1.24e4

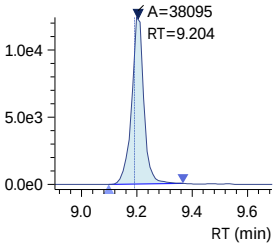

NEtFOSAA
Conc. 0.6685
R#1 44.20 (89.53)
R#2 44.20 (89.53)
Q 584.20>419.10 (-) 1.52e3

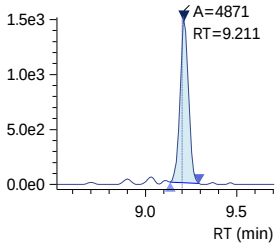

R1 584.20>526.00 (-) 7.65e2

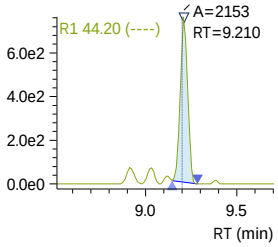

R2 584.20>526.00 (-) 7.65e2

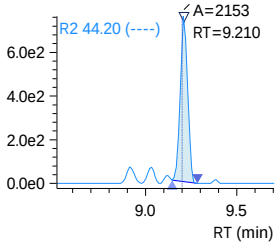

240321_030 (continued)

9-Cl-PF3ONS
Conc. ----
R#1 0.00 (31.69)
R#2 0.00 (31.69)
Q 530.80>351.00 (-) 7.30e1

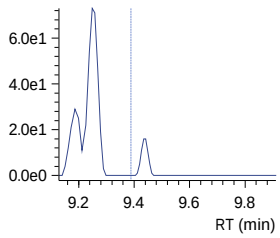

R1 532.80>353.00 (-) 1.80e1

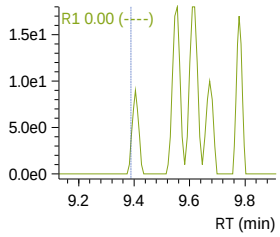

R2 532.80>353.00 (-) 1.80e1

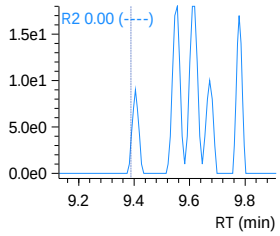

PFUnDA
Conc. 0.0456
R#1 0.00 (10.96)
R#2 0.00 (10.96)
Q 563.10>519.00 (-) 9.84e2

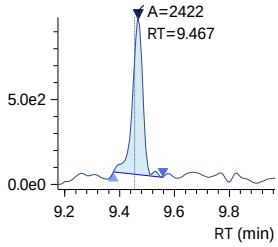

R1 563.10>269.10 (-) 8.30e1

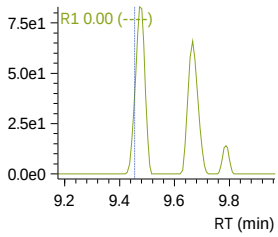

R2 563.10>269.10 (-) 8.30e1

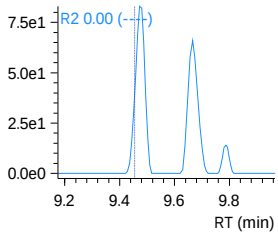

13C7-PFUnDA_IS
Conc. 1.2500
ISTD 570.00>525.10 (-) 1.73e4

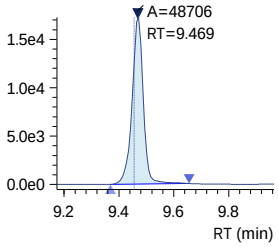

13C7-PFUnDA
Conc. 0.9823
Q 570.00>525.10 (-) 1.73e4

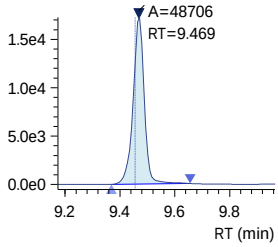

PFNS
Conc. ----
R#1 0.00 (56.91)
R#2 0.00 (56.91)
Q 548.80>79.90 (-) 9.80e1

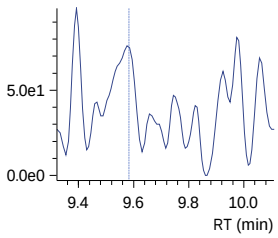

R1 548.80>98.80 (-) 2.90e1

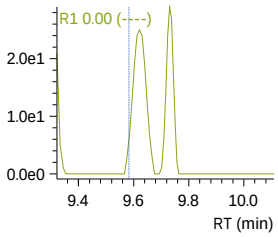

R2 548.80>98.80 (-) 2.90e1

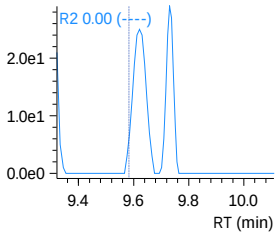

Insight Report
Before Manual Integration
Printed 3/22/2024 10:11:10

240321_030 (continued)

10_2 FTS
Conc. ----
R#1 0.00 (32.29)
R#2 0.00 (32.29)
Q 626.80>607.05 (-) 0.00e0

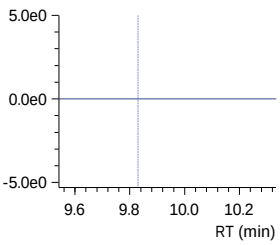

R1 626.80>81.00 (-) 3.30e1

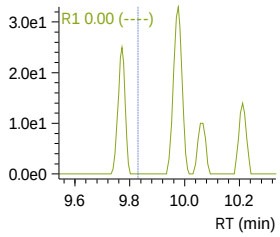

R2 626.80>81.00 (-) 3.30e1

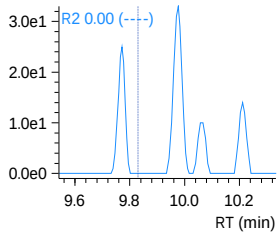

13C2-PFDOA_IS
Conc. 1.2500
ISTD 615.10>570.00 (-) 2.00e4

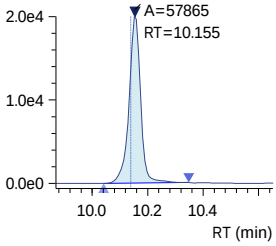

13C2-PFDOA
Conc. 1.0035
Q 615.10>570.00 (-) 2.00e4

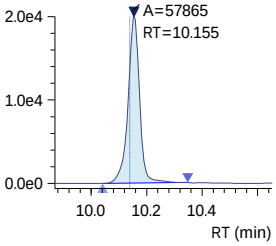

PFDOA
Conc. 0.0410
R#1 0.00 (11.14)
R#2 0.00 (11.14)
Q 613.10>569.00 (-) 5.84e2

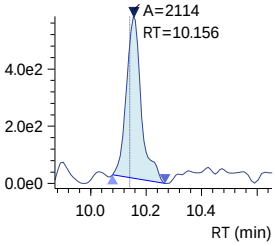

R1 613.10>319.00 (-) 3.60e1

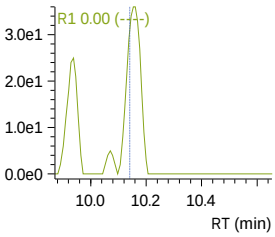

R2 613.10>319.00 (-) 3.60e1

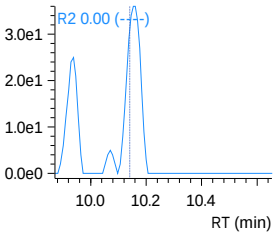

PFDS
Conc. ----
R#1 0.00 (58.01)
R#2 0.00 (58.01)
Q 599.00>79.90 (-) 1.12e2

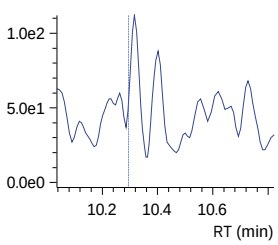

R1 599.00>98.80 (-) 3.20e1

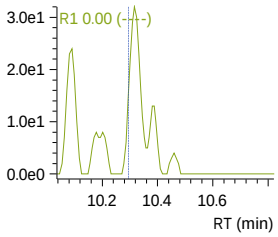

R2 599.00>98.80 (-) 3.20e1

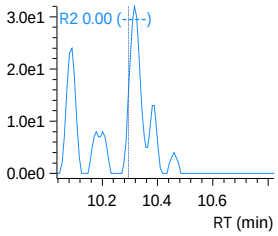

240321_030 (continued)

PFTrDA
Conc. 0.0488
R#1 0.00 (16.67)
R#2 0.00 (16.67)
Q 663.00>619.00 (-) 5.05e2

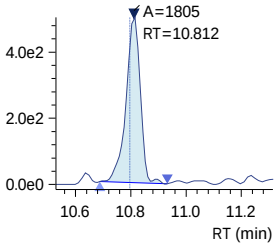

11-Cl-PF3OUdS
Conc. ----
R#1 0.00 (35.04)
R#2 0.00 (35.04)
Q 630.90>451.00 (-) 5.00e1

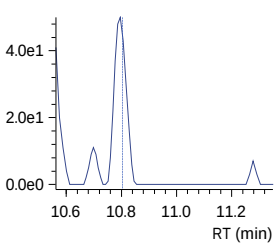

PFOSAm
Conc. 0.0339
Q 498.10>77.90 (-) 1.75e2

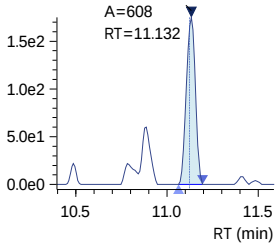

13C8-PFOSAm
Conc. 1.7550
Q 506.10>77.80 (-) 1.28e4

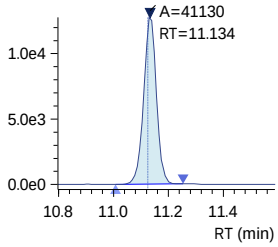

13C8-PFOSAm_IS
Conc. 2.5000
ISTD 506.10>77.80 (-) 1.28e4

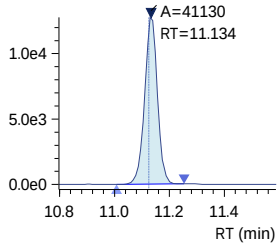

R1 663.00>168.90 (-) 8.00e1

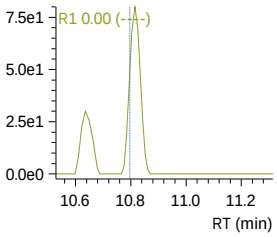

R1 632.90>452.90 (-) 2.30e1

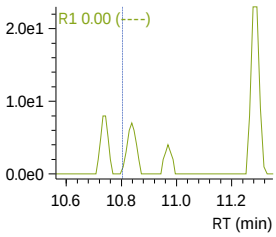

R2 663.00>168.90 (-) 8.00e1

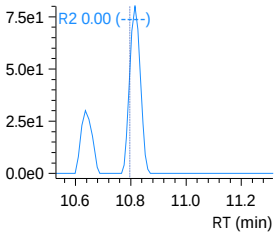

R2 632.90>452.90 (-) 2.30e1

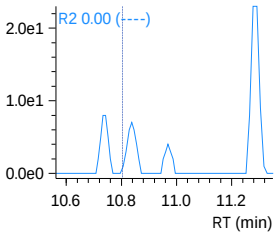

Insight Report
Before Manual Integration
Printed 3/22/2024 10:11:10

240321_030 (continued)

PFTDA
Conc. 0.0420
R#1 0.00 (17.09)
R#2 0.00 (17.09)

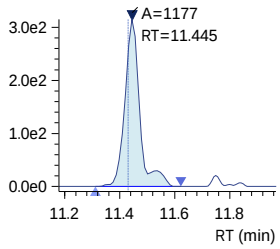

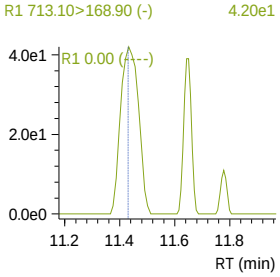

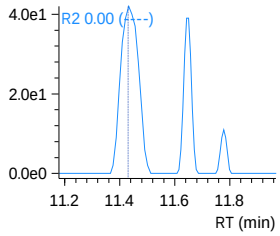

13C2-PFTDA
Conc. 0.7377

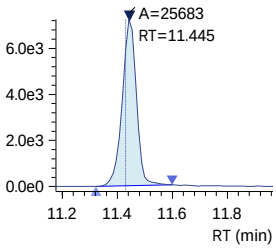

13C2-PFTDA_IS
Conc. 1.2500

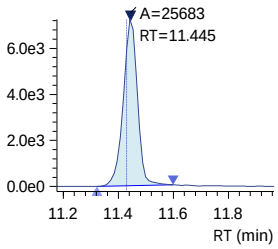

PFDoS
Conc. ----
R#1 0.00 (61.23)
R#2 0.00 (61.23)

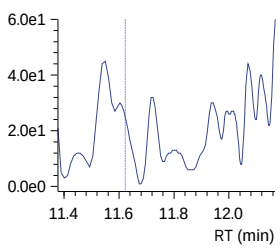

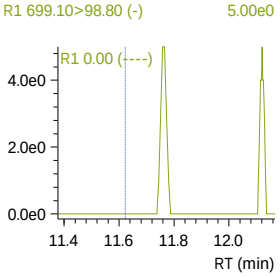

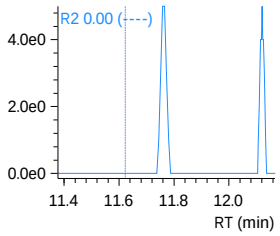

D7-MeFOSE_IS
Conc. 25.0000

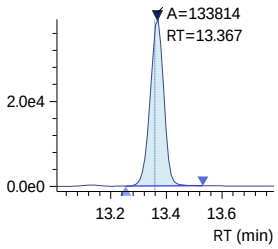

Insight Report
Before Manual Integration
Printed 3/22/2024 10:11:10

240321_030 (continued)

D7-MeFOSE
Conc. 18.6612

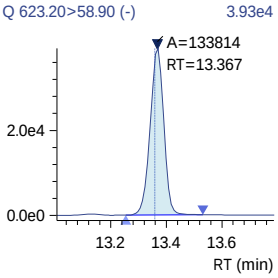

MeFOSE
Conc. ----

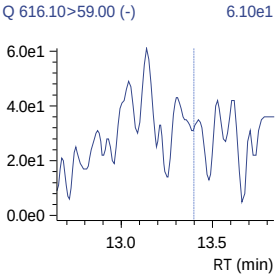

13C2-PFHXDA_IS
Conc. 2.5000

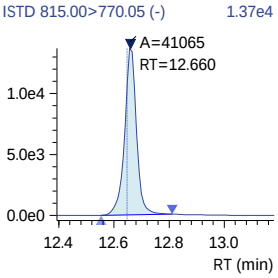

13C2-PFHXDA
Conc. 1.1470

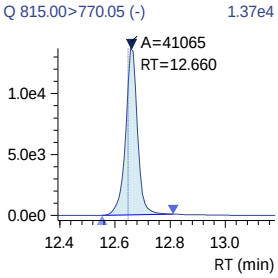

PFHXDA
Conc. 0.0391
R#1 0.00 (10.78)
R#2 0.00 (10.78)

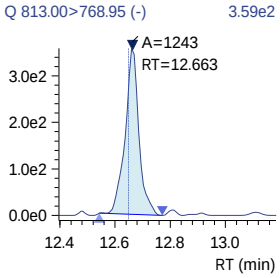

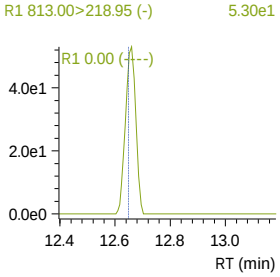

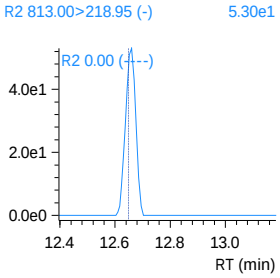

Insight Report
Before Manual Integration
Printed 3/22/2024 10:11:10

240321_030 (continued)

D3-MeFOSA
Conc. 1.2958

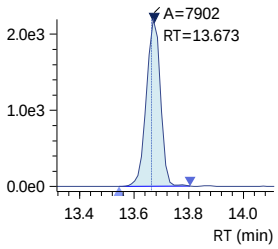

D3-MeFOSA_IS
Conc. 2.5000

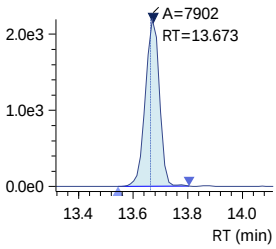

MeFOSA
Conc. ----
R#1 0.00 (156.31)
R#2 0.00 (156.31)

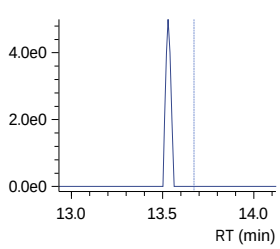

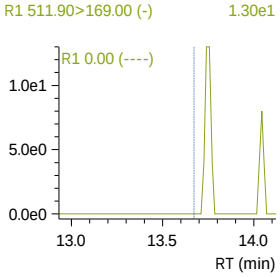

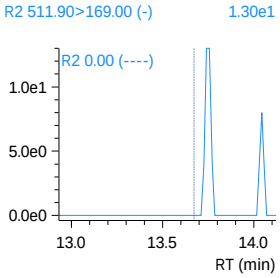

D9-EtFOSE_IS
Conc. 25.0000

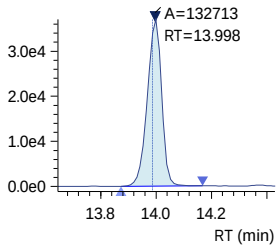

D9-EtFOSE
Conc. 16.2126

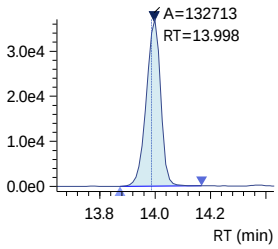

240321_030 (continued)

EtFOSE
Conc. ----
Q 630.00>59.00 (-) 5.40e1

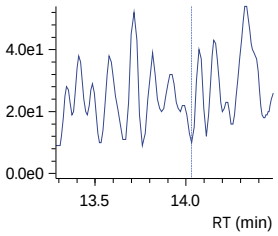

D5-EtFOSAm
Conc. 1.0458
Q 531.10>219.00 (-) 2.93e3

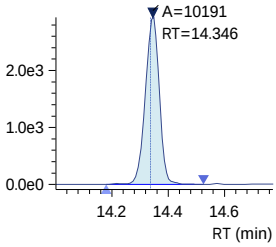

D5-EtFOSAm_IS
Conc. 2.5000
ISTD 531.10>219.00 (-) 2.93e3

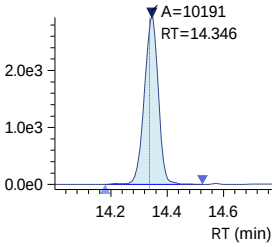

EtFOSAm
Conc. ----
R#1 0.00 (177.75)
R#2 0.00 (177.75)
Q 526.00>219.00 (-) 0.00e0

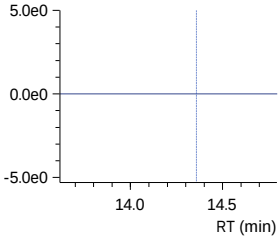

PFODA
Conc. 0.0686
R#1 0.00 (31.66)
R#2 0.00 (31.66)
Q 913.00>868.65 (-) 1.60e2

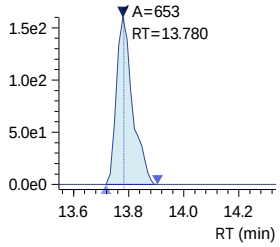

R1 526.00>169.00 (-) 5.50e1

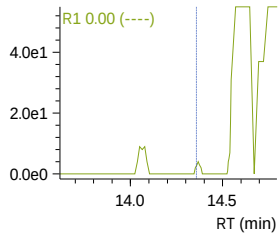

R1 913.00>169.00 (-) 1.00e1

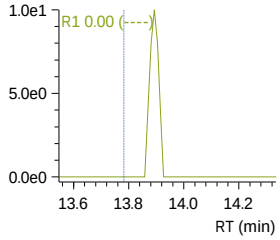

R2 526.00>169.00 (-) 5.50e1

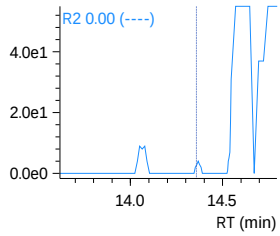

R2 913.00>169.00 (-) 1.00e1

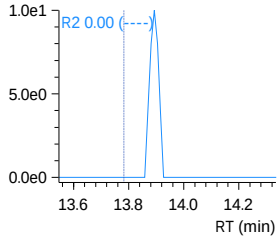

1st PS 03/22/24
2nd 03/25/24

Validation Report

Data File: J:\LCMS08\Data\240321_1633_B1\240321_015
Lab ID: R2401914-013
RunType: N/A
Matrix: Water

Date Acquired: 3/21/24 16:03
Batch ID: 835726
Analysis Method: 1633/PFAS_DOD5.4

Validations

Validation Categories	Pass	Fail
Preparation Hold Time	X	
Analytical Hold Time	X	
ICAL Analyte Recovery	X	
Second Source ICAL Verification	X	
Continuing Calibration Recovery		X
Continuing Calibration Recovery (Closing)		X
Lab Control Sample Recovery	X	
Duplicate Lab Control Sample Recovery	X	
Method Blank	X	
Method Blank Surrogates	X	
Internal Standards	X	
Surrogates	X	
Std MRL Unsupported by ICAL	X	
Above Highest ICAL Level	X	

Analyte Exceptions

Exception Categories	Analyte Name	Result	Low Limit	High Limit	Corrective Action
Continuing Calibration Recovery	13C2-6:2 FTS	69	70	130	native in control
Continuing Calibration Recovery (Closing)	D9-EtFOSE	132	70	130	

Primary Review: _____

Secondary Review: _____

1st PS 03/22/24
2nd 03/25/24

Quantitation Report

Data File:	J:\LCMS08\Data\240321_1633_B1\240321_015	**Instrument:**	K-LCMS-08
Acqu Date:	3/21/24 16:03	**Vial:**	8
Run Type:	N/A	**Dilution:**	1
Lab ID:	R2401914-013	**Raw Units:**	ng/mL

Bottle ID:	R2401914-013.02	**Tier:**	IV	**Matrix:**	Water
Prod Code:	PFAS_DOD5.4	**Collect Date:**	3/7/24	**Receive Date:**	3/8/24

Analysis Lot:	835726	**Prep Lot:**	435581	**Report Group:**	R2401914
Analysis	1633	**Prep Method:**	Method		
		Prep Date:	3/19/24		

Title:	Per- and Polyfluoroalkyl Substances (PFAS) by LC/MS/MS Compliant with Table B-24 of DOD QSM	**Calibration ID:**	KC2400137
		Report List ID:	24615

Internal Standard Compounds

Parameter Name	RT	RT Dev	Response	Solution Conc	Area Criteria
18O2-PFHxS	7.098	+0.01	98619	2.5000	OK
13C4-PFOS	8.826	+0.01	90747	2.5000	OK
13C3-PFBA	1.420	+0.06	427713	5.0000	OK
13C2-PFHxA	4.992	+0.01	366189	2.5000	OK
13C4-PFOA	7.125	+0.01	20134	2.5000	OK
13C5-PFNA	7.974	+0.01	129550	1.2500	OK
13C2-PFDA	8.735	+0.01	81984	1.2500	OK

Surrogate Compounds

Parameter Name	RT	RT Dev	Response	Solution Conc	% Rec	% Rec Criteria	Rpt?
13C3-PFBS	4.661	+0.01	115547	1.9224	77	40 - 135	Y
13C3-PFHxS	7.098	+0.01	91637	2.2165	89	40 - 130	Y
13C8-PFOS	8.825	+0.00	29099	2.2903	92	40 - 130	Y
13C4-PFBA	1.421	+0.06	743576	8.8147	88	5 - 130	Y
13C5-PFPeA	3.523	+0.02	195349	4.7945	96	40 - 130	Y
13C5-PFHxA	4.991	+0.01	236604	1.9756	79	40 - 130	Y
13C4-PFHpA	6.172	+0.01	374845	2.2640	91	40 - 130	Y
13C8-PFOA	7.125	+0.00	295341	2.3819	95	40 - 130	Y
13C9-PFNA	7.973	+0.01	126026	1.0765	86	40 - 130	Y
13C6-PFDA	8.735	+0.01	83722	1.0909	87	40 - 130	Y
13C7-PFUnDA	9.460	+0.01	77258	1.0208	82	30 - 130	Y
13C2-PFDoDA	10.143	+0.00	88593	1.0065	81	10 - 130	Y
13C2-PFTeDA	11.435	+0.01	50301	0.9465	76	10 - 130	Y
13C8-FOSA	11.121	0.00	70306	2.0601	82	40 - 130	Y
D3-MeFOSA	13.663		17324	1.9511	78	10 - 130	Y
D5-EtFOSA	14.338		23409	1.6497	66	10 - 130	Y
D7-MeFOSE	13.359		203979	19.5355	78	10 - 130	Y
D9-EtFOSE	13.989	+0.00	236431	19.8356	79	10 - 130	Y

U: Undetected at or above MDL
J: Analyte detected above MDL, but below MRL
B: Hit above MRL also found in Method Blank
E: Analyte concentration above high point of ICAL
N: Presumptive evidence of compound

D: Result from dilution
m: Manual integration performed
d: Compound manually deleted
NR: Analyte not reported from this analysis

*: Result fails acceptance criteria
#: Acceptance criteria not applicable
?: Insufficient information to determine acceptance
e: Result >= MRL, but MRL less than low point of ICAL
c: check for co-elution

Printed: 3/22/24 13:34
\\alprews001\starlims$\LIMSReps\QuantValidation.rpt

1st PS 03/22/24
2nd 03/25/24

Data File:	J:\LCMS08\Data\240321_1633_B1\240321_015	**Instrument:**	K-LCMS-08
Acqu Date:	3/21/24 16:03	**Vial:**	8
Run Type:	N/A	**Dilution:**	1
Lab ID:	R2401914-013	**Raw Units:**	ng/mL

Surrogate Compounds

Parameter Name	RT	RT Dev	Response	Solution Conc	% Rec	% Rec Criteria	Rpt?
D3-MeFOSAA	8.864	+0.00	75240	3.4274	69	40 - 170	Y
D5-EtFOSAA	9.194	+0.00	64199	3.9916	80	25 - 135	Y
13C2-4:2 FTS	4.680	+0.00	38529	2.7825	56	40 - 200	Y
13C2-6:2 FTS	6.816	+0.00	30284	2.7135	54	40 - 200	Y
13C2-8:2 FTS	8.427	+0.00	20859	2.9178	58	40 - 300	Y
13C3-HFPO-DA	5.462	+0.01	428098	8.9307	89	40 - 130	Y

Target Compounds

Final Conc.Units: ng/L

Parameter Name	RT	RT Dev	Response	Solution Conc	Final Conc	Q	Rpt?
Perfluorobutane sulfonic acid (PFBS)	4.663	+0.01	383	0.0057	0.10	U	Y
Perfluoropentane sulfonic acid (PFPeS)	0		0	0	0	U	Y
Perfluorohexane sulfonic acid (PFHxS)	7.104	+0.01	690	0.0138	0.25	U	Y
Perfluoroheptane sulfonic acid (PFHpS)	0		0	0	0	U	Y
Perfluorooctane sulfonic acid (PFOS)	0		0	0	0	U	Y
Perfluorononane sulfonic acid (PFNS)	0		0	0	0	U	Y
Perfluorodecane sulfonic acid (PFDS)	0		0	0	0	U	Y
Perfluorododecane sulfonic acid (PFDoS)	0		0	0	0	U	Y
Perfluorobutanoic acid (PFBA)	1.400	+0.04	3916	0.0005	0.0090	U	Y
Perfluoropentanoic acid (PFPeA)	3.523	+0.02	1486	0.0106	0.19	U	Y
Perfluorohexanoic acid (PFHxA)	4.988	+0.00	420	0.0153	0.27	U	Y
Perfluoroheptanoic acid (PFHpA)	6.157	-0.01	4337	0.0182	0.33	U	Y
Perfluorooctanoic acid (PFOA)	7.124	+0.00	4375	-0.0055	0	U	Y
Perfluorononanoic acid (PFNA)	7.973	+0.00	2006	0.0012	0.022	U	Y
Perfluorodecanoic acid (PFDA)	8.732	+0.00	1866	0.0274	0.49	U	Y
Perfluoroundecanoic acid (PFUnDA)	9.460	+0.00	1610	0.0119	0.21	U	Y
Perfluorododecanoic acid (PFDOA)	10.143	+0.00	878	-0.0086	0	U	Y
Perfluorotridecanoic acid (PFTrDA)	10.795	0.00	893	-0.0050	0	U	Y
Perfluorotetradecanoic acid (PFTDA)	11.434	+0.00	923	0.0020	0.036	U	Y
Perfluorooctane sulfonamide (PFOSAm)	11.122		96	0.0031	0.056	U	Y
N-Methylperfluorooctane sulfonamide (MeFOSA)	0		0	0	0	U	Y
N-Ethylperfluorooctane sulfonamide (EtFOSAm)	0		0	0	0	U	Y
N-Methylperfluorooctane sulfonamido ethanol (MeFOSE)	0		0	0	0	U	Y
N-Ethylperfluorooctane sulfonamido ethanol (EtFOSE)	0		0	0	0	U	Y
N-Methylperfluorooctane sulfonamido acetic acid (NMeFOSAA)	0		0	0	0	U	Y

U: Undetected at or above MDL
J: Analyte detected above MDL, but below MRL
B: Hit above MRL also found in Method Blank
E: Analyte concentration above high point of ICAL
N: Presumptive evidence of compound

D: Result from dilution
m: Manual integration performed
d: Compound manually deleted
NR: Analyte not reported from this analysis

*: Result fails acceptance criteria
#: Acceptance criteria not applicable
?: Insufficient information to determine acceptance
e: Result >= MRL, but MRL less than low point of ICAL
c: check for co-elution

Printed: 3/22/24 13:34
\\alprews001\starlims$\LIMSReps\QuantValidation.rpt

1st PS 03/22/24
2nd 03/25/24

Data File:	J:\LCMS08\Data\240321_1633_B1\240321_015	**Instrument:**	K-LCMS-08
Acqu Date:	3/21/24 16:03	**Vial:**	8
Run Type:	N/A	**Dilution:**	1
Lab ID:	R2401914-013	**Raw Units:**	ng/mL

Target Compounds

Final Conc.Units: ng/L

Parameter Name	RT	RT Dev	Response	Solution Conc	Final Conc	Q	Rpt?
N-Ethylperfluorooctane sulfonamido acetic acid (NEtFOSAA)	0		0	0	0	U	Y
1H, 1H, 2H, 2H-Perfluorohexanesulfonic acid (4:2 FTS)	0		0	0	0	U	Y
1H, 1H, 2H, 2H-Perfluorooctanesulfonic acid (6:2 FTS)	0		0	0	0	U	Y
1H, 1H, 2H, 2H-Perfluorodecanesulfonic acid (8:2 FTS)	0		0	0	0	U	Y
4,4,5,5,6,6,6-Heptafluorohexanoic acid (3:3 FTCA)	0		0	0	0	U	Y
2H,2H,3H,3H-Perfluorooctanoic acid (5:3 FTCA)	0		0	0	0	U	Y
2H,2H,3H,3H-Perfluorodecanoic acid (7:3 FTCA)	0		0	0	0	U	Y
Perfluoro(2-ethoxyethane) sulfonic acid (PFEESA)	5.344	+0.03	135	0.0004	0.0072	U	Y
9-Chlorohexadecafluoro-3-oxanonane-1-sulfonic acid (9-Cl-PF3ONS)	0		0	0	0	U	Y
11-Chloroeicosafluoro-3-oxaundecane-1-sulfonic acid (11-Cl-PF3OUdS)	10.791	-0.01	17	0.0002	0.0036	U	Y
Perfluoro-3-methoxypropanoic acid (PFMPA)	0		0	0	0	U	Y
Perfluoro-4-methoxybutanoic acid (PFMBA)	4.034	+0.00	57	0.0006	0.011	U	Y
Hexafluoropropyleneoxide dimer acid (HFPO-DA) (GenX)	5.463	+0.01	159	-0.0034	0	U	Y
Nonafluoro-3,6-dioxaheptanoic acid (NFDHA)	4.846	+0.00	471	0.0027	0.049	U	Y
4,8-Dioxa-3H-perfluorononanoic acid (DONA)	6.523	-0.01	36	-0.0070	0	U	Y

Prep Amount:	278.2600 mL	**Dilution:**	1
Prep Final Amount:	5.00 mL	**Basis Factor:**	100.00

U: Undetected at or above MDL
J: Analyte detected above MDL, but below MRL
B: Hit above MRL also found in Method Blank
E: Analyte concentration above high point of ICAL
N: Presumptive evidence of compound

D: Result from dilution
m: Manual integration performed
d: Compound manually deleted
NR: Analyte not reported from this analysis

*: Result fails acceptance criteria
#: Acceptance criteria not applicable
?: Insufficient information to determine acceptance
e: Result >= MRL, but MRL less than low point of ICAL
c: check for co-elution

Printed: 3/22/24 13:34
\\alprews001\starlims$\LIMSReps\QuantValidation.rpt

Insight Report
Ion Ratio Confirmation
Printed 3/22/2024 13:04:13

240321_015

Sample ID: R2401914-013
Date Acquired: 3/21/2024 4:03:46 PM
Acquired by: System Administrator
Data File: 240321_015
Vial: 17 | Inj. Volume: 10.0000uL | Tray: 2

Name	m/z	Ref 1 m/z	Area	Ref 1 Measured	Ref 1 Actual Ratio	Ref 1 Set Ratio	Ref 2 Measured	Ref 2 Actual Ratio	Ref 2 Set Ratio	Flag ID
13C4-PFBA	216.80>171.90	----	743576	----	----	----	----	----	----	
13C4-PFBA_IS	216.80>171.90	----	743576	----	----	----	----	----	----	
13C3-PFBA_IS	216.00>172.00	----	427713	----	----	----	----	----	----	
PFBA	212.80>169.05	----	3916	----	----	----	----	----	----	
PFMPA	229.00>84.90	----	----	----	----	----	----	----	----	
3_3 FTCA	241.00>177.10	241.00>117.00	----	0	0.00	136.14	0	0.00	141.47	
13C5-PFPeA	268.30>223.00	----	195349	----	----	----	----	----	----	
13C5-PFPeA_IS	268.30>223.00	----	195349	----	----	----	----	----	----	
PFPeA	263.00>219.00	----	1486	----	----	----	----	----	----	
PFMBA	279.00>84.95	----	57	----	----	----	----	----	----	
13C2-4_2 FTS	329.10>80.90	----	38529	----	----	----	----	----	----	
13C2-4_2 FTS_IS	329.10>80.90	----	38529	----	----	----	----	----	----	
4_2 FTS	327.10>307.00	327.10>80.90	----	0	0.00	33.08	0	0.00	27.71	
13C3-PFBS_IS	302.10>79.90	----	115547	----	----	----	----	----	----	
PFBS	298.70>79.90	298.70>98.80	383	118	30.78	46.53	118	30.78	44.64	
13C3-PFBS	302.10>79.90	----	115547	----	----	----	----	----	----	
NFDHA	295.00>201.00	295.00>84.90	471	289	61.38	36.44	289	61.38	34.56	IRr
13C5-PFHxA	318.00>273.00	----	236604	----	----	----	----	----	----	
13C5-PFHxA_IS	318.00>273.00	----	236604	----	----	----	----	----	----	
13C2-PFHxA_IS	315.10>270.00	----	366189	----	----	----	----	----	----	
PFHxA	313.00>269.00	----	420	----	----	----	----	----	----	
PFEESA	314.80>135.00	314.80>82.90	135	79	58.65	5.25	79	58.65	5.67	IRr
13C3-HFPO-DA	286.90>168.90	----	428098	----	----	----	----	----	----	
13C3-HFPO-DA_IS	286.90>168.90	----	428098	----	----	----	----	----	----	
HFPO-DA	284.90>168.90	284.90>184.90	159	138	86.74	62.57	138	86.74	64.50	
5_3 FTCA	341.00>237.05	341.00>217.00	----	0	0.00	154.88	0	0.00	154.15	
PFPeS	349.10>79.90	349.10>98.80	----	0	0.00	54.44	0	0.00	56.96	
13C4-PFHpA	367.10>322.00	----	374845	----	----	----	----	----	----	
13C4-PFHpA_IS	367.10>322.00	----	374845	----	----	----	----	----	----	
PFHpA	363.10>319.00	363.10>169.00	4337	969	22.34	23.39	969	22.34	22.63	
DONA	376.90>250.90	376.90>84.80	36	56	155.51	30.39	56	155.51	28.87	IRr
13C2-6_2 FTS_IS	429.10>80.90	----	30284	----	----	----	----	----	----	
13C2-6_2 FTS	429.10>80.90	----	30284	----	----	----	----	----	----	
6_2 FTS	427.10>407.00	427.10>80.90	----	0	0.00	44.48	0	0.00	40.73	
13C4-PFOA_IS	417.10>172.00	----	20134	----	----	----	----	----	----	
13C8-PFOA_IS	421.10>376.00	----	295341	----	----	----	----	----	----	

J:\LCMS08\Data\240321_1633_B1\240321_1633_B1.damlp .

Ref 1 Set Ratio assigned from calibration mid-point; Ref 2 Set Ratio assigned from opening calibration verification.
IRr - Ion ratio outside either set of criteria. Exceedances for reported detections to be "I" flagged in the analytical report.

240321_015 (continued)

(Table continued from previous page)

Name	m/z	Ref 1 m/z	Area	Ref 1 Measured	Ref 1 Actual Ratio	Ref 1 Set Ratio	Ref 2 Measured	Ref 2 Actual Ratio	Ref 2 Set Ratio	Flag ID
13C8-PFOA	421.10>376.00	----	295341	----	----	----	----	----	----	
PFOA	413.00>369.00	413.00>169.00	4375	979	22.37	24.47	979	22.37	24.84	
13C3-PFHxS	402.10>79.90	----	91637	----	----	----	----	----	----	
13C3-PFHxS_IS	402.10>79.90	----	91637	----	----	----	----	----	----	
PFHxS	398.70>79.90	398.70>98.90	690	283	41.03	57.29	283	41.03	58.76	
18O2-PFHxS_IS	403.00>83.90	----	98619	----	----	----	----	----	----	
13C9-PFNA_IS	472.10>427.00	----	126026	----	----	----	----	----	----	
13C9-PFNA	472.10>427.00	----	126026	----	----	----	----	----	----	
13C5-PFNA_IS	468.00>423.00	----	129550	----	----	----	----	----	----	
PFNA	463.00>419.00	463.00>219.00	2006	123	6.14	20.36	123	6.14	19.31	IRr
PFHpS	449.00>79.90	449.00>98.80	----	0	0.00	46.70	0	0.00	48.05	
7_3 FTCA	441.00>317.00	441.00>336.90	----	0	0.00	132.28	0	0.00	133.47	
13C2-8_2-FTS	529.10>80.90	----	20859	----	----	----	----	----	----	
13C2-8_2-FTS_IS	529.10>80.90	----	20859	----	----	----	----	----	----	
8_2 FTS	527.10>506.95	527.10>80.80	----	0	0.00	45.91	0	0.00	45.20	
13C6-PFDA_IS	519.10>474.10	----	83722	----	----	----	----	----	----	
13C6-PFDA	519.10>474.10	----	83722	----	----	----	----	----	----	
13C2-PFDA_IS	515.10>470.10	----	81984	----	----	----	----	----	----	
PFDA	512.90>469.00	512.90>219.00	1866	154	8.25	17.64	154	8.25	19.20	IRr
D3-NMeFOSAA_IS	573.20>419.00	----	75240	----	----	----	----	----	----	
D3-NMeFOSAA	573.20>419.00	----	75240	----	----	----	----	----	----	
13C8-PFOS_IS	507.10>98.90	----	29099	----	----	----	----	----	----	
13C8-PFOS	507.10>98.90	----	29099	----	----	----	----	----	----	
13C4-PFOS_IS	502.80>79.90	----	90747	----	----	----	----	----	----	
PFOS	498.90>79.90	498.90>98.80	----	0	0.00	45.06	0	0.00	47.87	
NMeFOSAA	570.10>419.00	570.10>483.00	----	0	0.00	67.10	0	0.00	60.24	
D5-NEtFOSAA_IS	589.20>419.00	----	64199	----	----	----	----	----	----	
D5-NEtFOSAA	589.20>419.00	----	64199	----	----	----	----	----	----	
NEtFOSAA	584.20>419.10	584.20>526.00	----	0	0.00	89.53	0	0.00	72.57	
9-Cl-PF3ONS	530.80>351.00	532.80>353.00	----	0	0.00	31.69	0	0.00	30.68	
PFUnDA	563.10>519.00	563.10>269.10	1610	77	4.80	10.96	77	4.80	11.56	IRr
13C7-PFUnDA_IS	570.00>525.10	----	77258	----	----	----	----	----	----	
13C7-PFUnDA	570.00>525.10	----	77258	----	----	----	----	----	----	
PFNS	548.80>79.90	548.80>98.80	----	0	0.00	56.91	0	0.00	61.27	
10_2 FTS	626.80>607.05	626.80>81.00	----	0	0.00	32.29	0	0.00	29.61	
13C2-PFDOA_IS	615.10>570.00	----	88593	----	----	----	----	----	----	
13C2-PFDOA	615.10>570.00	----	88593	----	----	----	----	----	----	
PFDOA	613.10>569.00	613.10>319.00	878	84	9.53	11.14	84	9.53	10.73	
PFDS	599.00>79.90	599.00>98.80	----	0	0.00	58.01	0	0.00	58.67	
PFTrDA	663.00>619.00	663.00>168.90	893	107	12.04	16.67	107	12.04	15.36	

J:\LCMS08\Data\240321_1633_B1\240321_1633_B1.damlp .

Ref 1 Set Ratio assigned from calibration mid-point; Ref 2 Set Ratio assigned from opening calibration verification.
IRr - Ion ratio outside either set of criteria. Exceedances for reported detections to be "I" flagged in the analytical report.

240321_015 (continued)

(Table continued from previous page)

Name	m/z	Ref 1 m/z	Area	Ref 1 Measured	Ref 1 Actual Ratio	Ref 1 Set Ratio	Ref 2 Measured	Ref 2 Actual Ratio	Ref 2 Set Ratio	Flag ID
11-Cl-PF3OUdS	630.90>451.00	632.90>452.90	17	34	196.50	35.04	34	196.50	35.75	IRr
PFOSAm	498.10>77.90	----	96	----	----	----	----	----	----	
13C8-PFOSAm	506.10>77.80	----	70306	----	----	----	----	----	----	
13C8-PFOSAm_IS	506.10>77.80	----	70306	----	----	----	----	----	----	
PFTDA	713.10>669.00	713.10>168.90	923	118	12.78	17.09	118	12.78	18.64	
13C2-PFTDA	715.20>670.00	----	50301	----	----	----	----	----	----	
13C2-PFTDA_IS	715.20>670.00	----	50301	----	----	----	----	----	----	
PFDoS	699.10>79.90	699.10>98.80	----	0	0.00	61.23	0	0.00	68.82	
D7-MeFOSE_IS	623.20>58.90	----	203979	----	----	----	----	----	----	
D7-MeFOSE	623.20>58.90	----	203979	----	----	----	----	----	----	
MeFOSE	616.10>59.00	----	----	----	----	----	----	----	----	
13C2-PFHXDA_IS	815.00>770.05	----	85608	----	----	----	----	----	----	
13C2-PFHXDA	815.00>770.05	----	85608	----	----	----	----	----	----	
PFHXDA	813.00>768.95	813.00>218.95	1131	155	13.68	10.78	155	13.68	11.00	
D3-MeFOSA	515.00>219.00	----	17324	----	----	----	----	----	----	
D3-MeFOSA_IS	515.00>219.00	----	17324	----	----	----	----	----	----	
MeFOSA	511.90>219.00	511.90>169.00	----	0	0.00	156.31	0	0.00	156.72	
D9-EtFOSE_IS	639.20>58.90	----	236431	----	----	----	----	----	----	
D9-EtFOSE	639.20>58.90	----	236431	----	----	----	----	----	----	
EtFOSE	630.00>59.00	----	----	----	----	----	----	----	----	
D5-EtFOSAm	531.10>219.00	----	23409	----	----	----	----	----	----	
D5-EtFOSAm_IS	531.10>219.00	----	23409	----	----	----	----	----	----	
EtFOSAm	526.00>219.00	526.00>169.00	----	0	0.00	177.75	0	0.00	149.59	
PFODA	913.00>868.65	913.00>169.00	326	43	13.13	31.66	43	13.13	33.60	IRr

Flag ID key: IRr: Ion Ratio (Relative)

Ref 1 Set Ratio assigned from calibration mid-point; Ref 2 Set Ratio assigned from opening calibration verification.
IRr - Ion ratio outside either set of criteria. Exceedances for reported detections to be "I" flagged in the analytical report.

Insight Report
Quantitation/Integration
Printed 3/22/2024 13:35:57

240321_015

Sample ID: R2401914-013
Date Acquired: 3/21/2024 4:03:46 PM
Acquired by: System Administrator
Data File: 240321_015
Vial: 17 | Inj. Volume: 10.0000uL | Tray: 2

Name	Mode ID	Found RT	RT Diff	ISTD RT Diff	Area	ISTD Area	ISTD Name	Conc.	Unit	Flag ID
13C4-PFBA	Auto	1.421	0.063	0.001	743576	427713	13C3-PFBA_IS	8.8147	ng/mL	
13C4-PFBA_IS	Auto	1.421	0.063	----	743576	743576	----	10.0000	ng/mL	
13C3-PFBA_IS	Auto	1.420	0.061	----	427713	427713	----	5.0000	ng/mL	
PFBA	Auto	1.400	0.039	-0.021	3916	743576	13C4-PFBA_IS	0.0005	ng/mL	
PFMPA	ND(W/B)	----	----	----	----	195349	13C5-PFPeA_IS	----	ng/mL	
3_3 FTCA	ND(W/B)	----	----	----	----	195349	13C5-PFPeA_IS	----	ng/mL	
13C5-PFPeA	Auto	3.523	0.020	-1.469	195349	366189	13C2-PFHxA_IS	4.7945	ng/mL	
13C5-PFPeA_IS	Auto	3.523	0.020	----	195349	195349	----	5.0000	ng/mL	
PFPeA	M	3.523	0.017	0.000	1486	195349	13C5-PFPeA_IS	0.0106	ng/mL	
PFMBA	M	4.034	0.001	0.511	57	195349	13C5-PFPeA_IS	0.0006	ng/mL	
13C2-4_2 FTS	Auto	4.680	0.004	-2.418	38529	98619	18O2-PFHxS_IS	2.7825	ng/mL	
13C2-4_2 FTS_IS	Auto	4.680	0.004	----	38529	38529	----	5.0000	ng/mL	
4_2 FTS	ND(W/B)	----	----	----	----	38529	13C2-4_2 FTS_IS	----	ng/mL	
13C3-PFBS_IS	Auto	4.661	0.011	----	115547	115547	----	2.5000	ng/mL	
PFBS	M	4.663	0.012	0.001	383	115547	13C3-PFBS_IS	0.0057	ng/mL	
13C3-PFBS	Auto	4.661	0.011	-2.437	115547	98619	18O2-PFHxS_IS	1.9224	ng/mL	
NFDHA	M	4.846	0.004	-0.145	471	236604	13C5-PFHxA_IS	0.0027	ng/mL	IRr
13C5-PFHxA	Auto	4.991	0.008	-0.001	236604	366189	13C2-PFHxA_IS	1.9756	ng/mL	
13C5-PFHxA_IS	Auto	4.991	0.008	----	236604	236604	----	2.5000	ng/mL	
13C2-PFHxA_IS	Auto	4.992	0.008	----	366189	366189	----	2.5000	ng/mL	
PFHxA	M	4.988	0.002	-0.003	420	236604	13C5-PFHxA_IS	0.0153	ng/mL	
PFEESA	M	5.344	0.027	0.353	135	236604	13C5-PFHxA_IS	0.0004	ng/mL	IRr
13C3-HFPO-DA	Auto	5.462	0.007	0.470	428098	366189	13C2-PFHxA_IS	8.9307	ng/mL	
13C3-HFPO-DA_IS	Auto	5.462	0.007	----	428098	428098	----	10.0000	ng/mL	
HFPO-DA	M	5.463	0.006	0.001	159	428098	13C3-HFPO-DA_IS	-0.0034	ng/mL	
5_3 FTCA	ND(W/B)	----	----	----	----	236604	13C5-PFHxA_IS	----	ng/mL	
PFPeS	ND(W/B)	----	----	----	----	91637	13C3-PFHxS_IS	----	ng/mL	
13C4-PFHpA	Auto	6.172	0.005	1.180	374845	366189	13C2-PFHxA_IS	2.2640	ng/mL	
13C4-PFHpA_IS	Auto	6.172	0.005	----	374845	374845	----	2.5000	ng/mL	
PFHpA	M	6.157	-0.012	-0.015	4337	374845	13C4-PFHpA_IS	0.0182	ng/mL	
DONA	M	6.523	-0.005	1.061	36	428098	13C3-HFPO-DA_IS	-0.0070	ng/mL	IRr
13C2-6_2 FTS_IS	Auto	6.816	0.002	----	30284	30284	----	5.0000	ng/mL	
13C2-6_2 FTS	Auto	6.816	0.002	-0.282	30284	98619	18O2-PFHxS_IS	2.7135	ng/mL	
6_2 FTS	ND(W/B)	----	----	----	----	30284	13C2-6_2 FTS_IS	----	ng/mL	
13C4-PFOA_IS	Auto	7.125	0.005	----	20134	20134	----	2.5000	ng/mL	
13C8-PFOA_IS	Auto	7.125	0.004	----	295341	295341	----	2.5000	ng/mL	
13C8-PFOA	Auto	7.125	0.004	0.000	295341	20134	13C4-PFOA_IS	2.3819	ng/mL	
PFOA	M	7.124	0.002	-0.001	4375	295341	13C8-PFOA_IS	-0.0055	ng/mL	
13C3-PFHxS	Auto	7.098	0.007	0.000	91637	98619	18O2-PFHxS_IS	2.2165	ng/mL	
13C3-PFHxS_IS	Auto	7.098	0.007	----	91637	91637	----	2.5000	ng/mL	
PFHxS	M	7.104	0.012	0.006	690	91637	13C3-PFHxS_IS	0.0138	ng/mL	
18O2-PFHxS_IS	Auto	7.098	0.007	----	98619	98619	----	2.5000	ng/mL	
13C9-PFNA_IS	Auto	7.973	0.005	----	126026	126026	----	1.2500	ng/mL	
13C9-PFNA	Auto	7.973	0.005	-0.001	126026	129550	13C5-PFNA_IS	1.0765	ng/mL	
13C5-PFNA_IS	Auto	7.974	0.006	----	129550	129550	----	1.2500	ng/mL	
PFNA	M	7.973	0.004	0.000	2006	126026	13C9-PFNA_IS	0.0012	ng/mL	IRr
PFHpS	ND(W/B)	----	----	----	----	29099	13C8-PFOS_IS	----	ng/mL	
7_3 FTCA	ND(W/B)	----	----	----	----	236604	13C5-PFHxA_IS	----	ng/mL	
13C2-8_2-FTS	Auto	8.427	0.004	1.329	20859	98619	18O2-PFHxS_IS	2.9178	ng/mL	
13C2-8_2-FTS_IS	Auto	8.427	0.004	----	20859	20859	----	5.0000	ng/mL	
8_2 FTS	ND(W/B)	----	----	----	----	20859	13C2-8_2-FTS_IS	----	ng/mL	
13C6-PFDA_IS	Auto	8.735	0.006	----	83722	83722	----	1.2500	ng/mL	
13C6-PFDA	Auto	8.735	0.006	0.000	83722	81984	13C2-PFDA_IS	1.0909	ng/mL	

J:\LCMS08\Data\240321_1633_B1\240321_1633_B1.damlp .

SN - Software-calculated S/N ratio outside criteria due to non-target peaks or drift in noise calculation window. Analyst review of noise levels (excluding non-target peaks) in chromatogram indicates S/N ratio meets criteria.

240321_015 (continued)

(Table continued from previous page)

Name	Mode ID	Found RT	RT Diff	ISTD RT Diff	Area	ISTD Area	ISTD Name	Conc.	Unit	Flag ID
13C2-PFDA_IS	Auto	8.735	0.005	----	81984	81984	----	1.2500	ng/mL	
PFDA	M	8.732	0.001	-0.003	1866	83722	13C6-PFDA_IS	0.0274	ng/mL	IRr
D3-NMeFOSAA_IS	Auto	8.864	0.003	----	75240	75240	----	5.0000	ng/mL	
D3-NMeFOSAA	Auto	8.864	0.003	0.038	75240	90747	13C4-PFOS_IS	3.4274	ng/mL	
13C8-PFOS_IS	Auto	8.825	0.004	----	29099	29099	----	2.5000	ng/mL	
13C8-PFOS	Auto	8.825	0.004	-0.001	29099	90747	13C4-PFOS_IS	2.2903	ng/mL	
13C4-PFOS_IS	Auto	8.826	0.005	----	90747	90747	----	2.5000	ng/mL	
PFOS	ND(W/B)	----	----	----	----	29099	13C8-PFOS_IS	----	ng/mL	
NMeFOSAA	ND(W/B)	----	----	----	----	75240	D3-NMeFOSAA_IS	----	ng/mL	
D5-NEtFOSAA_IS	Auto	9.194	0.002	----	64199	64199	----	5.0000	ng/mL	
D5-NEtFOSAA	Auto	9.194	0.002	0.368	64199	90747	13C4-PFOS_IS	3.9916	ng/mL	
NEtFOSAA	ND(W/B)	----	----	----	----	64199	D5-NEtFOSAA_IS	----	ng/mL	
9-Cl-PF3ONS	ND(W/B)	----	----	----	----	428098	13C3-HFPO-DA_IS	----	ng/mL	
PFUnDA	M	9.460	0.004	0.000	1610	77258	13C7-PFUnDA_IS	0.0119	ng/mL	IRr
13C7-PFUnDA_IS	Auto	9.460	0.005	----	77258	77258	----	1.2500	ng/mL	
13C7-PFUnDA	Auto	9.460	0.005	0.725	77258	81984	13C2-PFDA_IS	1.0208	ng/mL	
PFNS	ND(W/B)	----	----	----	----	29099	13C8-PFOS_IS	----	ng/mL	
10_2 FTS	ND(W/B)	----	----	----	----	20859	13C2-8_2-FTS_IS	----	ng/mL	
13C2-PFDOA_IS	Auto	10.143	0.004	----	88593	88593	----	1.2500	ng/mL	
13C2-PFDOA	Auto	10.143	0.004	1.408	88593	81984	13C2-PFDA_IS	1.0065	ng/mL	
PFDOA	MI R1 R2	10.143	0.002	0.000	878	88593	13C2-PFDOA_IS	-0.0086	ng/mL	
PFDS	ND(W/B)	----	----	----	----	29099	13C8-PFOS_IS	----	ng/mL	
PFTrDA	MI R1 R2	10.795	-0.002	-0.640	893	50301	13C2-PFTDA_IS	-0.0050	ng/mL	
11-Cl-PF3OUdS	M	10.791	-0.013	5.329	17	428098	13C3-HFPO-DA_IS	0.0002	ng/mL	IRr
PFOSAm	M	11.122	0.000	0.001	96	70306	13C8-PFOSAm_IS	0.0031	ng/mL	
13C8-PFOSAm	Auto	11.121	-0.004	2.295	70306	90747	13C4-PFOS_IS	2.0601	ng/mL	
13C8-PFOSAm_IS	Auto	11.121	-0.004	----	70306	70306	----	2.5000	ng/mL	
PFTDA	MI R1 R2	11.434	0.004	-0.001	923	50301	13C2-PFTDA_IS	0.0020	ng/mL	
13C2-PFTDA	Auto	11.435	0.005	2.700	50301	81984	13C2-PFDA_IS	0.9465	ng/mL	
13C2-PFTDA_IS	Auto	11.435	0.005	----	50301	50301	----	1.2500	ng/mL	
PFDoS	ND(W/B)	----	----	----	----	29099	13C8-PFOS_IS	----	ng/mL	
D7-MeFOSE_IS	Auto	13.359	0.000	----	203979	203979	----	25.0000	ng/mL	
D7-MeFOSE	Auto	13.359	0.000	4.533	203979	90747	13C4-PFOS_IS	19.5355	ng/mL	
MeFOSE	ND(W/B)	----	----	----	----	203979	D7-MeFOSE_IS	----	ng/mL	
13C2-PFHXDA_IS	Auto	12.653	0.006	----	85608	85608	----	2.5000	ng/mL	
13C2-PFHXDA	Auto	12.653	0.006	3.918	85608	81984	13C2-PFDA_IS	1.5666	ng/mL	
PFHXDA	MI R1 R2	12.653	0.005	0.000	1131	85608	13C2-PFHXDA_IS	0.0112	ng/mL	
D3-MeFOSA	Auto	13.663	0.000	4.837	17324	90747	13C4-PFOS_IS	1.9511	ng/mL	
D3-MeFOSA_IS	Auto	13.663	0.000	----	17324	17324	----	2.5000	ng/mL	
MeFOSA	ND(W/B)	----	----	----	----	17324	D3-MeFOSA_IS	----	ng/mL	
D9-EtFOSE_IS	Auto	13.989	0.000	----	236431	236431	----	25.0000	ng/mL	
D9-EtFOSE	Auto	13.989	0.000	5.162	236431	90747	13C4-PFOS_IS	19.8356	ng/mL	
EtFOSE	ND(W/B)	----	----	----	----	236431	D9-EtFOSE_IS	----	ng/mL	
D5-EtFOSAm	Auto	14.338	0.000	5.512	23409	90747	13C4-PFOS_IS	1.6497	ng/mL	
D5-EtFOSAm_IS	Auto	14.338	0.000	----	23409	23409	----	2.5000	ng/mL	
EtFOSAm	ND(W/B)	----	----	----	----	23409	D5-EtFOSAm_IS	----	ng/mL	
PFODA	M	13.779	-0.004	1.126	326	85608	13C2-PFHXDA_IS	0.0062	ng/mL	IRr

Flag ID key: IRr: Ion Ratio (Relative)

SN - Software-calculated S/N ratio outside criteria due to non-target peaks or drift in noise calculation window. Analyst review of noise levels (excluding non-target peaks) in chromatogram indicates S/N ratio meets criteria.

240321_015 (continued)

13C4-PFBA
Conc. 8.8147
Q 216.80>171.90 (-) 1.18e5

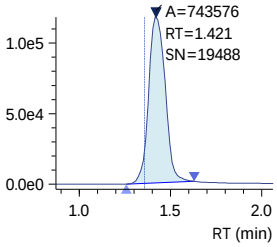

13C4-PFBA_IS
Conc. 10.0000
ISTD 216.80>171.90 (-) 1.18e5

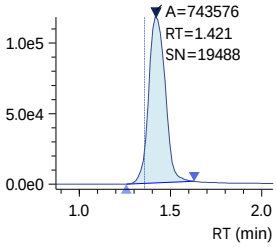

13C3-PFBA_IS
Conc. 5.0000
ISTD 216.00>172.00 (-) 6.86e4

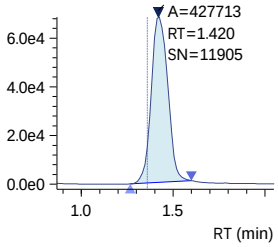

PFBA
Conc. 0.0005
Q 212.80>169.05 (-) 9.78e2

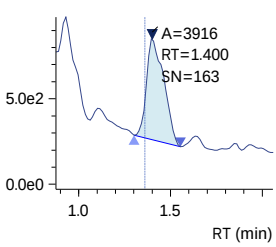

PFMPA
Conc. ----
Q 229.00>84.90 (-) 2.20e1

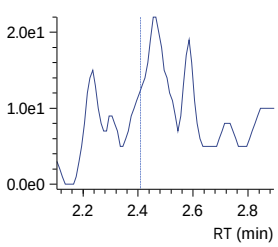

3_3 FTCA
Conc. ----
R#1 0.00 (136.14)
R#2 0.00 (141.47)
Q 241.00>177.10 (-) 1.90e1

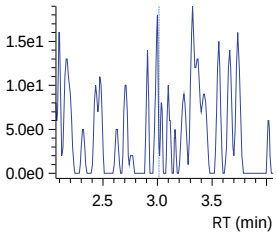

13C5-PFPeA
Conc. 4.7945
Q 268.30>223.00 (-) 5.46e4

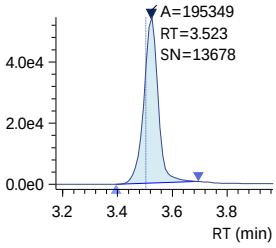

13C5-PFPeA_IS
Conc. 5.0000
ISTD 268.30>223.00 (-) 5.46e4

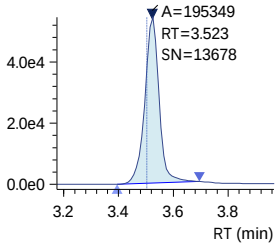

PFPeA
Conc. 0.0106
Q 263.00>219.00 (-) 4.59e2

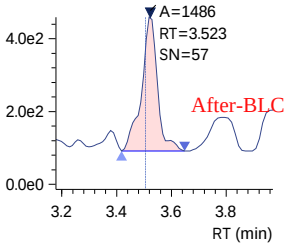

PFMBA
Conc. 0.0006
Q 279.00>84.95 (-) 2.30e1

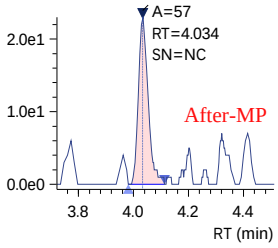

R1 241.00>117.00 (-) 3.21e2

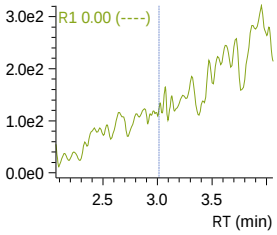

R2 241.00>117.00 (-) 3.21e2

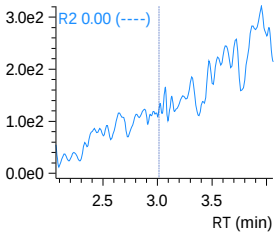

SN - Software-calculated S/N ratio outside criteria due to non-target peaks or drift in noise calculation window.
Analyst review of noise levels (excluding non-target peaks) in chromatogram indicates S/N ratio meets criteria.

240321_015 (continued)

13C2-4_2 FTS
Conc. 2.7825
Q 329.10>80.90 (-) 1.20e4

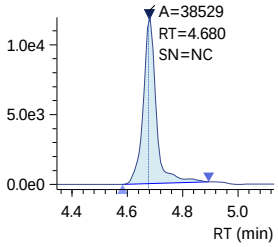

13C2-4_2 FTS_IS
Conc. 5.0000
ISTD 329.10>80.90 (-) 1.20e4

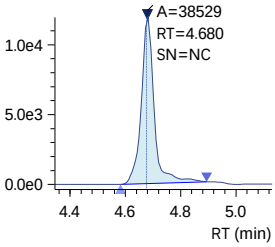

4_2 FTS
Conc. ----
R#1 0.00 (33.08)
R#2 0.00 (27.71)
Q 327.10>307.00 (-) 0.00e0

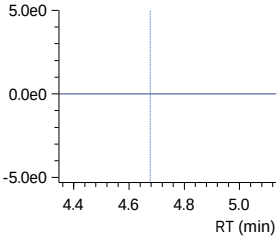

R1 327.10>80.90 (-) 2.27e2

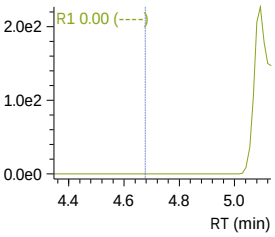

R2 327.10>80.90 (-) 2.27e2

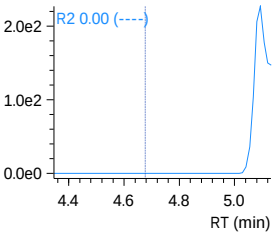

13C3-PFBS_IS
Conc. 2.5000
ISTD 302.10>79.90 (-) 3.72e4

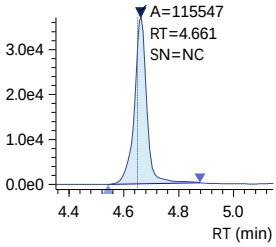

PFBS
Conc. 0.0057
R#1 30.78 (46.53)
R#2 30.78 (44.64)
Q 298.70>79.90 (-) 1.93e2

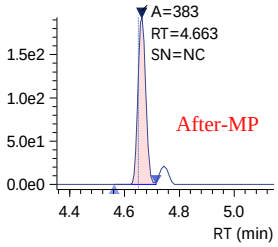

R1 298.70>98.80 (-) 3.50e1

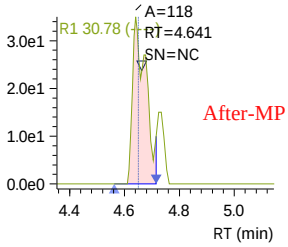

R2 298.70>98.80 (-) 3.50e1

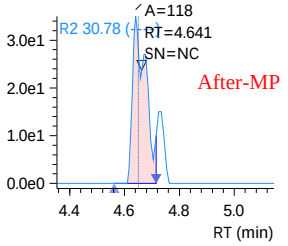

240321_015 (continued)

13C3-PFBS
Conc. 1.9224

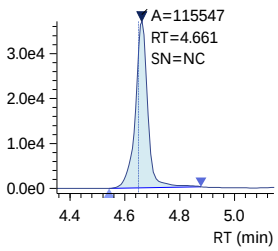

NFDHA
Conc. 0.0027
R#1 61.38 (36.44)
R#2 61.38 (34.56)

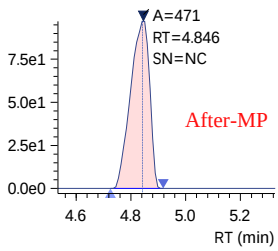

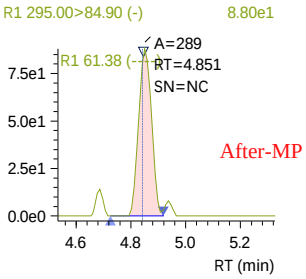

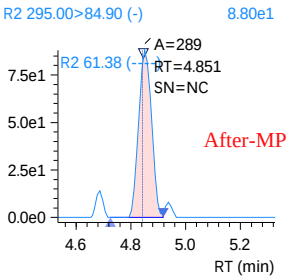

13C5-PFHxA
Conc. 1.9756

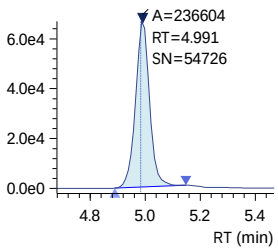

13C5-PFHxA_IS
Conc. 2.5000

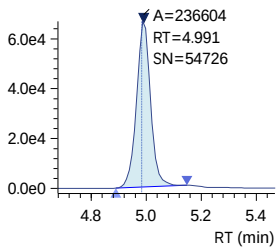

13C2-PFHxA_IS
Conc. 2.5000

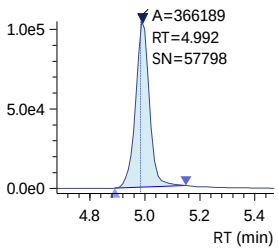

240321_015 (continued)

PFHxA
Conc. 0.0153

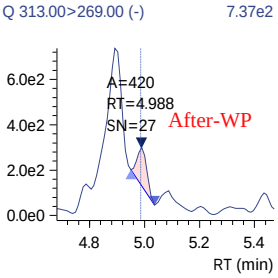

PFEESA
Conc. 0.0004
R#1 58.65 (5.25)
R#2 58.65 (5.67)

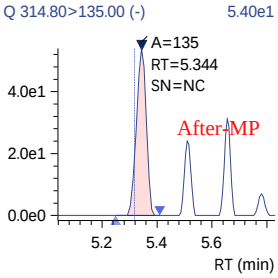

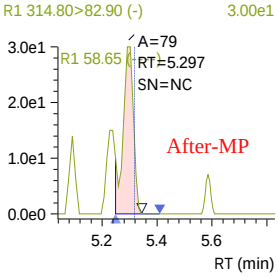

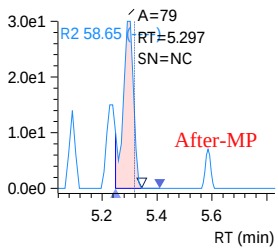

13C3-HFPO-DA
Conc. 8.9307

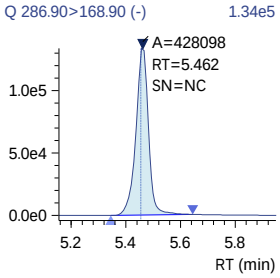

13C3-HFPO-DA_IS
Conc. 10.0000

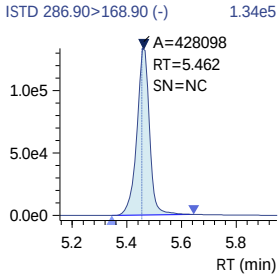

HFPO-DA
Conc. -0.0034
R#1 86.74 (62.57)
R#2 86.74 (64.50)

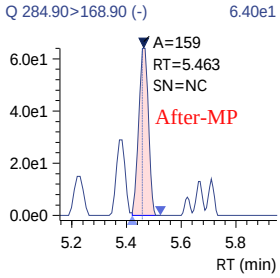

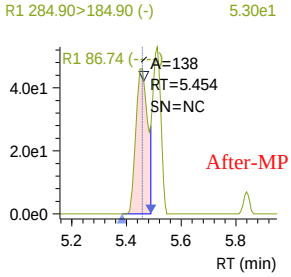

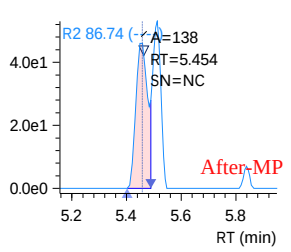

SN - Software-calculated S/N ratio outside criteria due to non-target peaks or drift in noise calculation window.
Analyst review of noise levels (excluding non-target peaks) in chromatogram indicates S/N ratio meets criteria.

240321_015 (continued)

5_3 FTCA
Conc. ----
R#1 0.00 (154.88)
R#2 0.00 (154.15)
Q 341.00>237.05 (-) 6.00e1

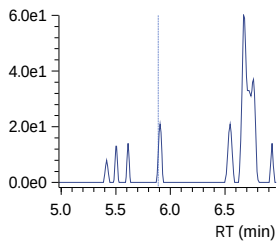

R1 341.00>217.00 (-) 1.59e2

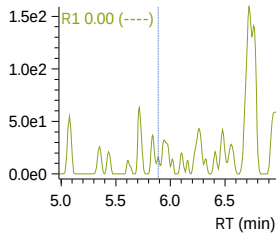

R2 341.00>217.00 (-) 1.59e2

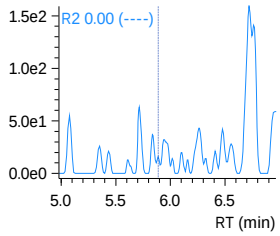

PFPeS
Conc. ----
R#1 0.00 (54.44)
R#2 0.00 (56.96)
Q 349.10>79.90 (-) 1.20e1

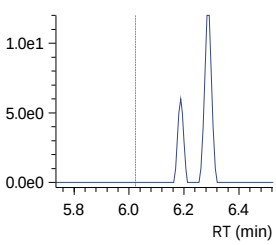

R1 349.10>98.80 (-) 1.30e1

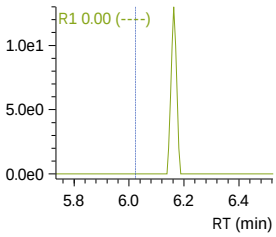

R2 349.10>98.80 (-) 1.30e1

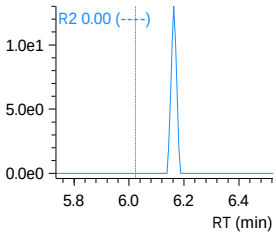

13C4-PFHpA
Conc. 2.2640
Q 367.10>322.00 (-) 1.36e5

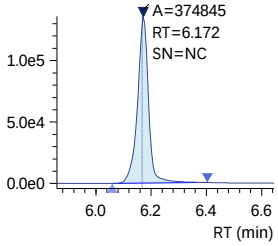

13C4-PFHpA_IS
Conc. 2.5000
ISTD 367.10>322.00 (-) 1.36e5

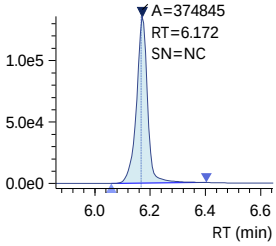

PFHpA
Conc. 0.0182
R#1 22.34 (23.39)
R#2 22.34 (22.63)
Q 363.10>319.00 (-) 1.31e3

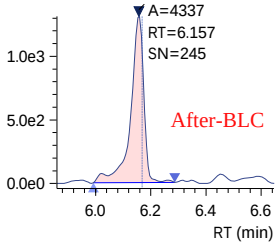

R1 363.10>169.00 (-) 2.49e2

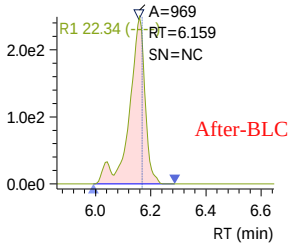

R2 363.10>169.00 (-) 2.49e2

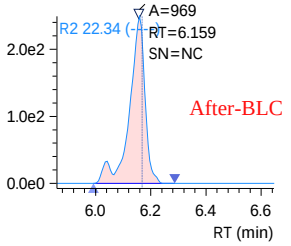

240321_015 (continued)

DONA
Conc. -0.0070
R#1 155.51 (30.39)
R#2 155.51 (28.87)

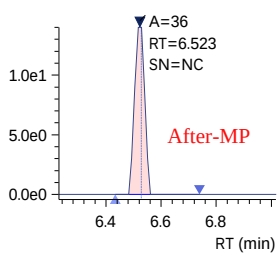

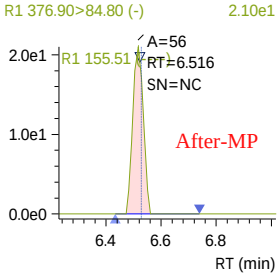

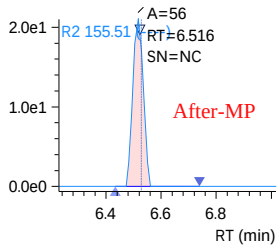

13C2-6_2 FTS_IS
Conc. 5.0000

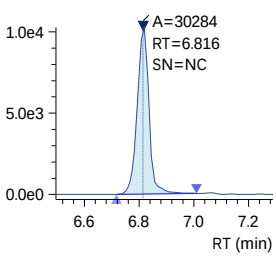

13C2-6_2 FTS
Conc. 2.7135

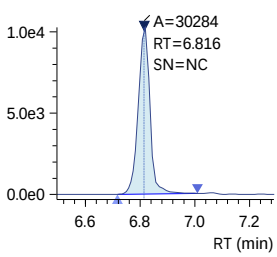

6_2 FTS
Conc. ----
R#1 0.00 (44.48)
R#2 0.00 (40.73)

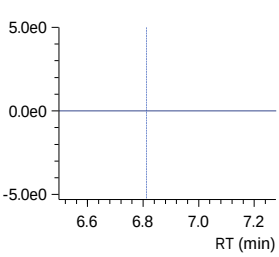

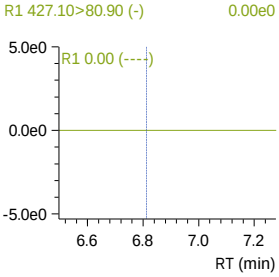

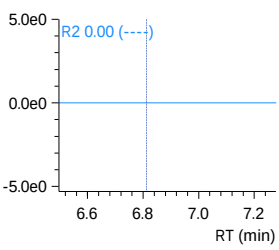

13C4-PFOA_IS
Conc. 2.5000

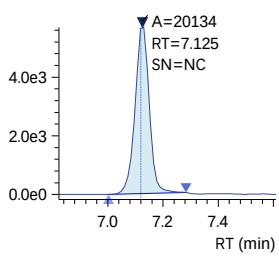

J:\LCMS08\Data\240321_1633_B1\240321_1633_B1.damlp .

SN - Software-calculated S/N ratio outside criteria due to non-target peaks or drift in noise calculation window.
Analyst review of noise levels (excluding non-target peaks) in chromatogram indicates S/N ratio meets criteria.

Insight Report
Quantitation/Integration
Printed 3/22/2024 13:35:57

240321_015 (continued)

13C8-PFOA_IS
Conc. 2.5000

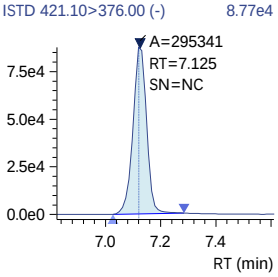

13C8-PFOA
Conc. 2.3819

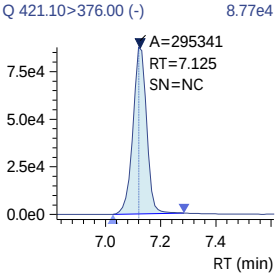

PFOA
Conc. -0.0055
R#1 22.37 (24.47)
R#2 22.37 (24.84)

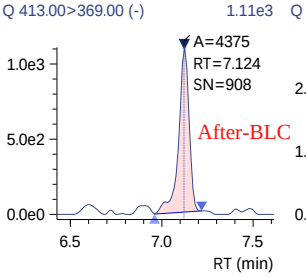

13C3-PFHxS
Conc. 2.2165

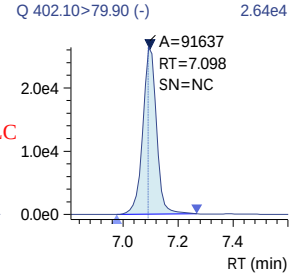

13C3-PFHxS_IS
Conc. 2.5000

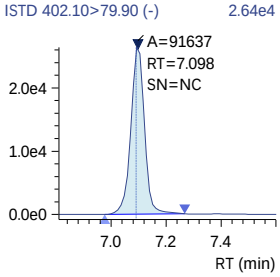

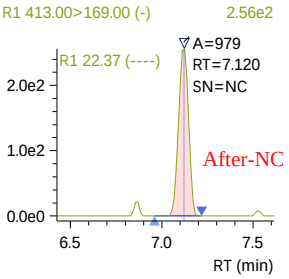

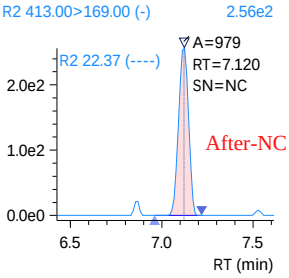

J:\LCMS08\Data\240321_1633_B1\240321_1633_B1.damlp .
SN - Software-calculated S/N ratio outside criteria due to non-target peaks or drift in noise calculation window.
Analyst review of noise levels (excluding non-target peaks) in chromatogram indicates S/N ratio meets criteria.

240321_015 (continued)

PFHxS
Conc. 0.0138
R#1 41.03 (57.29)
R#2 41.03 (58.76)
Q 398.70>79.90 (-) 1.74e2

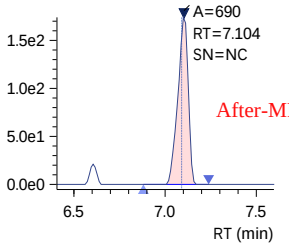

18O2-PFHxS_IS
Conc. 2.5000
ISTD 403.00>83.90 (-) 2.89e4

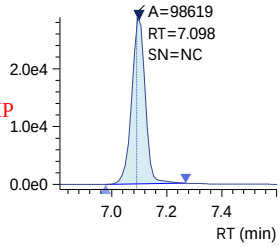

13C9-PFNA_IS
Conc. 1.2500
ISTD 472.10>427.00 (-) 4.78e4

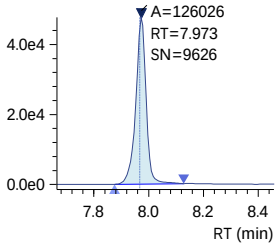

13C9-PFNA
Conc. 1.0765
Q 472.10>427.00 (-) 4.78e4

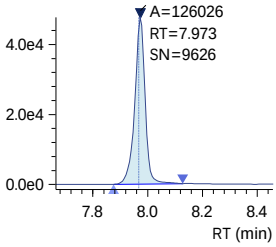

13C5-PFNA_IS
Conc. 1.2500
ISTD 468.00>423.00 (-) 4.91e4

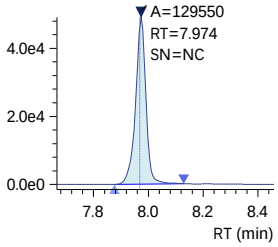

R1 398.70>98.90 (-) 8.60e1

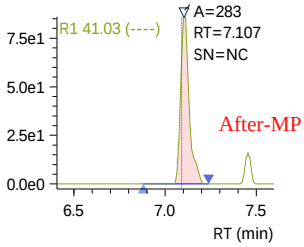

R2 398.70>98.90 (-) 8.60e1

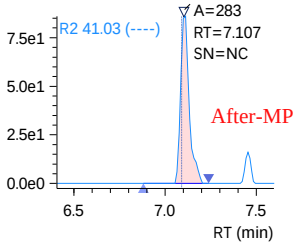

240321_015 (continued)

PFNA
Conc. 0.0012
R#1 6.14 (20.36)
R#2 6.14 (19.31)
Q 463.00>419.00 (-) 7.47e2

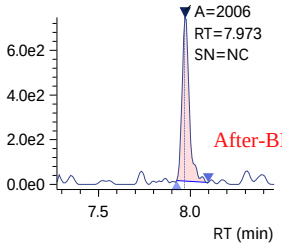

PFHpS
Conc. ----
R#1 0.00 (46.70)
R#2 0.00 (48.05)
Q 449.00>79.90 (-) 0.00e0

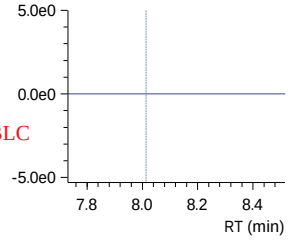

7_3 FTCA
Conc. ----
R#1 0.00 (132.28)
R#2 0.00 (133.47)
Q 441.00>317.00 (-) 7.00e1

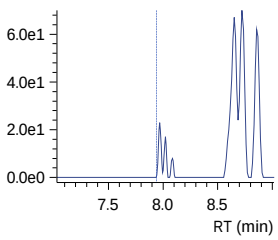

13C2-8_2-FTS
Conc. 2.9178
Q 529.10>80.90 (-) A=20859 6.13e3

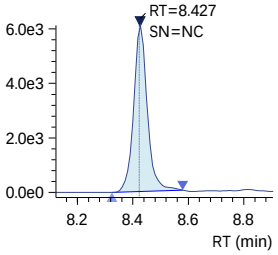

13C2-8_2-FTS_IS
Conc. 5.0000
ISTD 529.10>80.90 (- A=20859 6.13e3

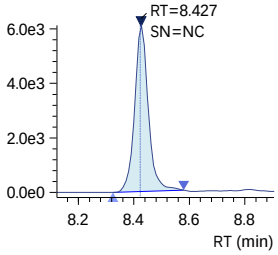

R1 463.00>219.00 (-) 6.10e1

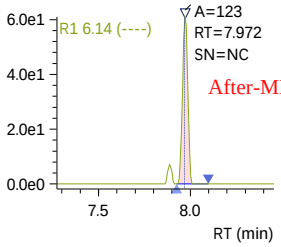

R1 449.00>98.80 (-) 1.40e1

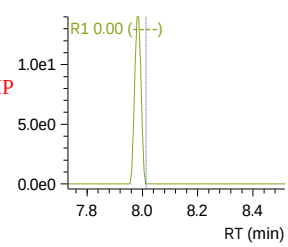

R1 441.00>336.90 (-) 1.86e2

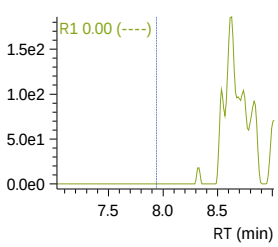

R2 463.00>219.00 (-) 6.10e1

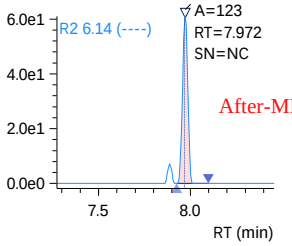

R2 449.00>98.80 (-) 1.40e1

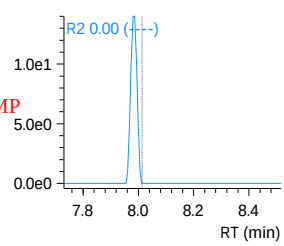

R2 441.00>336.90 (-) 1.86e2

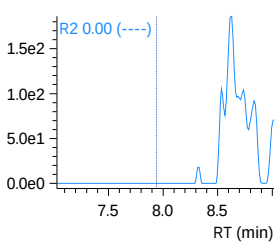

240321_015 (continued)

8_2 FTS
Conc. ----
R#1 0.00 (45.91)
R#2 0.00 (45.20)
Q 527.10>506.95 (-) 0.00e0

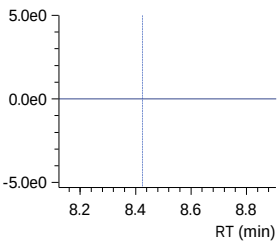

13C6-PFDA_IS
Conc. 1.2500
ISTD 519.10>474.10 (-) 2.32e4

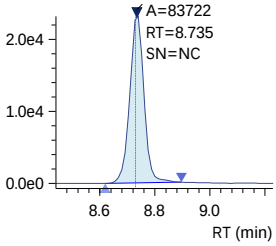

13C6-PFDA
Conc. 1.0909
Q 519.10>474.10 (-) 2.32e4

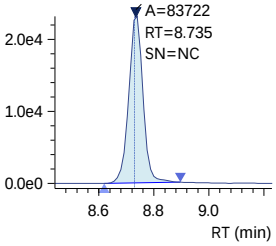

13C2-PFDA_IS
Conc. 1.2500
ISTD 515.10>470.10 (-) 2.28e4

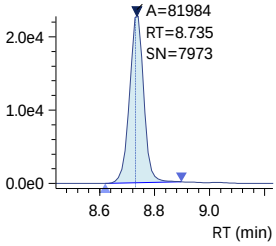

PFDA
Conc. 0.0274
R#1 8.25 (17.64)
R#2 8.25 (19.20)
Q 512.90>469.00 (-) 5.57e2

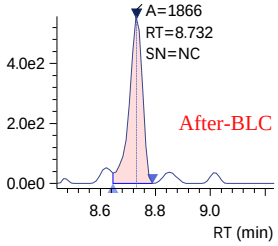

R1 527.10>80.80 (-) 1.00e1

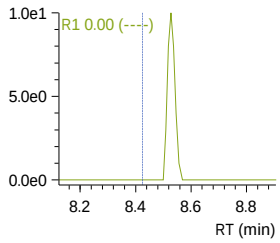

R1 512.90>219.00 (-) 5.30e1

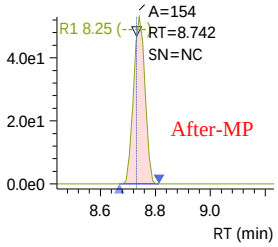

R2 527.10>80.80 (-) 1.00e1

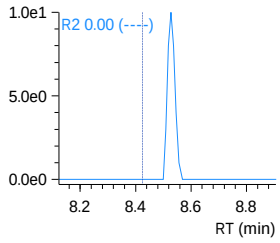

R2 512.90>219.00 (-) 5.30e1

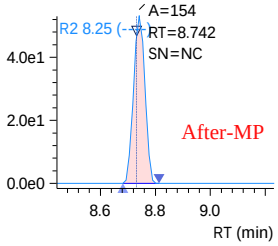

D3-NMeFOSAA_IS
Conc. 5.0000
ISTD 573.20>419.00 (-) 2.04e4

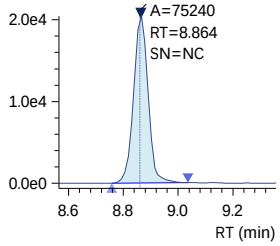

D3-NMeFOSAA
Conc. 3.4274
Q 573.20>419.00 (-) 2.04e4

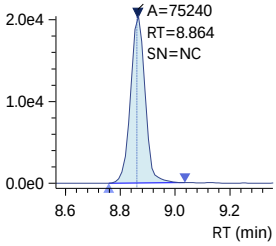

13C8-PFOS_IS
Conc. 2.5000
ISTD 507.10>98.90 (-) 8.05e3

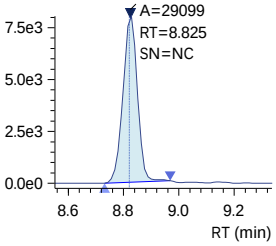

13C8-PFOS
Conc. 2.2903
Q 507.10>98.90 (-) 8.05e3

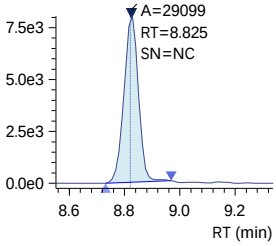

13C4-PFOS_IS
Conc. 2.5000
ISTD 502.80>79.90 (-) 2.50e4

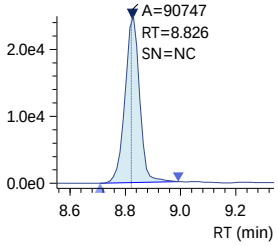

SN - Software-calculated S/N ratio outside criteria due to non-target peaks or drift in noise calculation window.
Analyst review of noise levels (excluding non-target peaks) in chromatogram indicates S/N ratio meets criteria.

240321_015 (continued)

PFOS
Conc. ----
R#1 0.00 (45.06)
R#2 0.00 (47.87)
Q 498.90>79.90 (-) 6.52e2

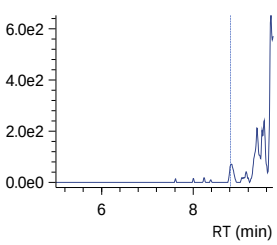

NMeFOSAA
Conc. ----
R#1 0.00 (67.10)
R#2 0.00 (60.24)
Q 570.10>419.00 (-) 0.00e0

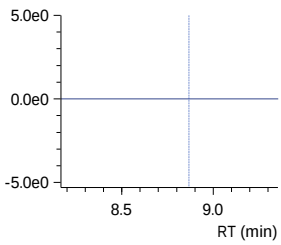

D5-NEtFOSAA_IS
Conc. 5.0000
ISTD 589.20>419.00 (-) 2.01e4

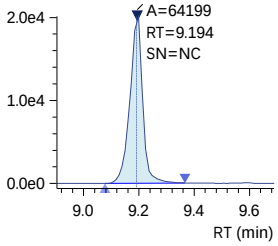

D5-NEtFOSAA
Conc. 3.9916
Q 589.20>419.00 (-) 2.01e4

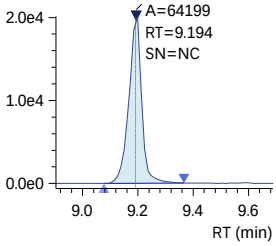

NEtFOSAA
Conc. ----
R#1 0.00 (89.53)
R#2 0.00 (72.57)
Q 584.20>419.10 (-) 0.00e0

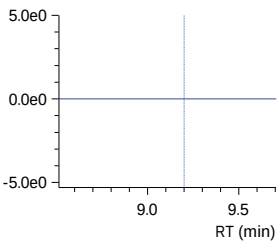

R1 498.90>98.80 (-) 1.60e1

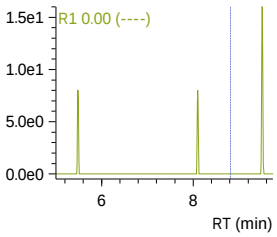

R1 570.10>483.00 (-) 0.00e0

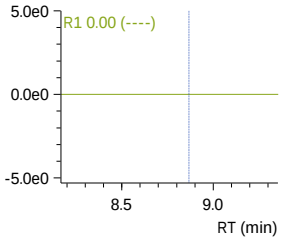

R1 584.20>526.00 (-) 0.00e0

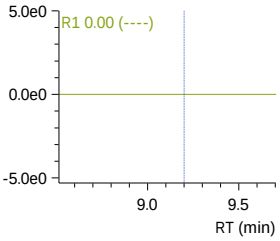

R2 498.90>98.80 (-) 1.60e1

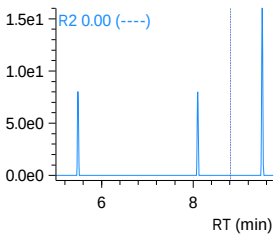

R2 570.10>483.00 (-) 0.00e0

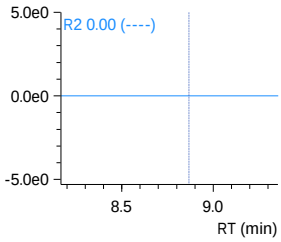

R2 584.20>526.00 (-) 0.00e0

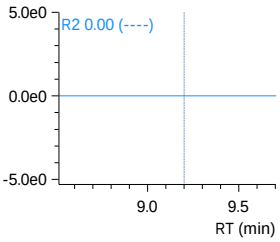

SN - Software-calculated S/N ratio outside criteria due to non-target peaks or drift in noise calculation window.
Analyst review of noise levels (excluding non-target peaks) in chromatogram indicates S/N ratio meets criteria.

Insight Report
Quantitation/Integration
Printed 3/22/2024 13:35:57

240321_015 (continued)

9-Cl-PF3ONS
Conc. ----
R#1 0.00 (31.69)
R#2 0.00 (30.68)
Q 530.80>351.00 (-) 3.30e1

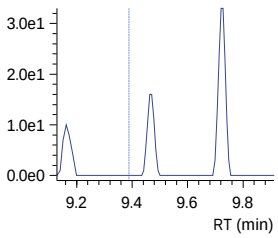

R1 532.80>353.00 (-) 5.60e1

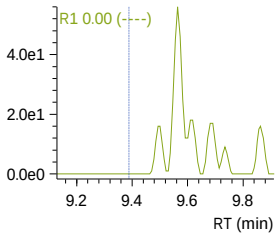

R2 532.80>353.00 (-) 5.60e1

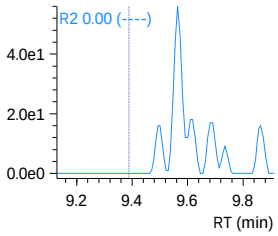

PFUnDA
Conc. 0.0119
R#1 4.80 (10.96)
R#2 4.80 (11.56)
Q 563.10>519.00 (-) 5.09e2

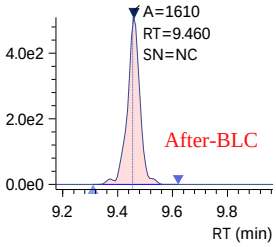

R1 563.10>269.10 (-) 4.30e1

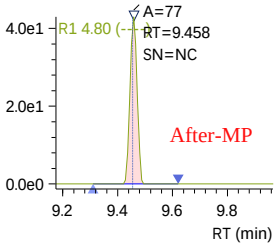

R2 563.10>269.10 (-) 4.30e1

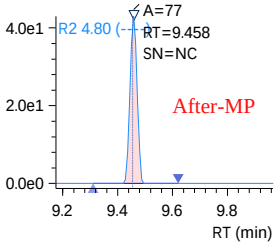

13C7-PFUnDA_IS
Conc. 1.2500
ISTD 570.00>525.10 (-) 2.72e4

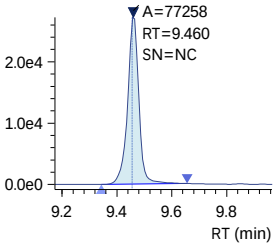

13C7-PFUnDA
Conc. 1.0208
Q 570.00>525.10 (-) 2.72e4

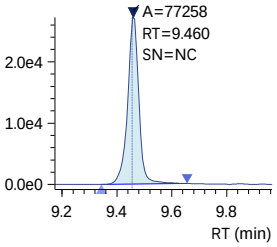

PFNS
Conc. ----
R#1 0.00 (56.91)
R#2 0.00 (61.27)
Q 548.80>79.90 (-) 0.00e0

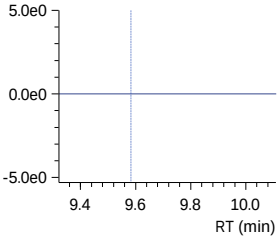

R1 548.80>98.80 (-) 1.80e1

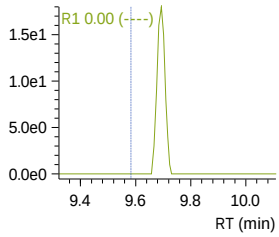

R2 548.80>98.80 (-) 1.80e1

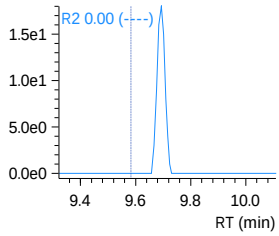

SN - Software-calculated S/N ratio outside criteria due to non-target peaks or drift in noise calculation window.
Analyst review of noise levels (excluding non-target peaks) in chromatogram indicates S/N ratio meets criteria.

240321_015 (continued)

10_2 FTS
Conc. ----
R#1 0.00 (32.29)
R#2 0.00 (29.61)
Q 626.80>607.05 (-) 0.00e0

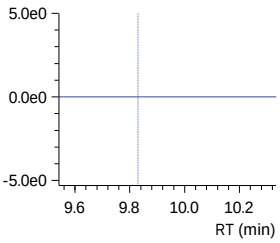

R1 626.80>81.00 (-) 0.00e0

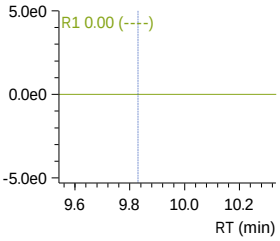

R2 626.80>81.00 (-) 0.00e0

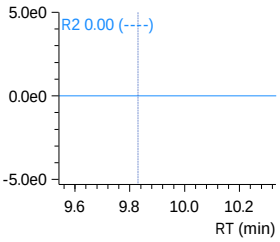

13C2-PFDOA_IS
Conc. 1.2500
ISTD 615.10>570.00 (-) 3.03e4

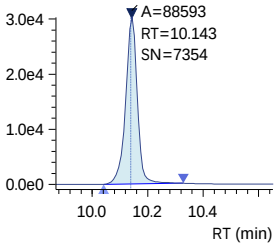

13C2-PFDOA
Conc. 1.0065
Q 615.10>570.00 (-) 3.03e4

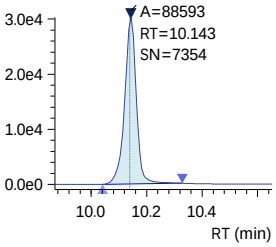

PFDOA
Conc. -0.0086
R#1 9.53 (11.14)
R#2 9.53 (10.73)
Q 613.10>569.00 (-) 2.47e2

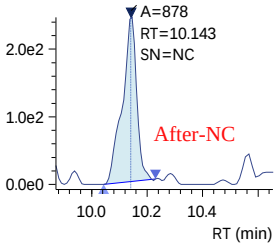

R1 613.10>319.00 (-) 4.00e1

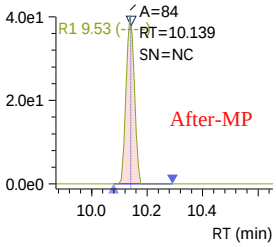

R2 613.10>319.00 (-) 4.00e1

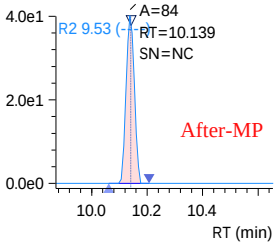

PFDS
Conc. ----
R#1 0.00 (58.01)
R#2 0.00 (58.67)
Q 599.00>79.90 (-) 0.00e0

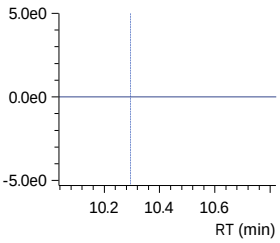

R1 599.00>98.80 (-) 6.00e0

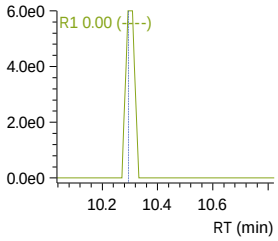

R2 599.00>98.80 (-) 6.00e0

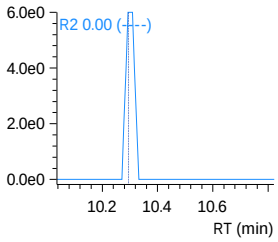

240321_015 (continued)

PFTrDA
Conc. -0.0050
R#1 12.04 (16.67)
R#2 12.04 (15.36)
Q 663.00>619.00 (-) 2.71e2

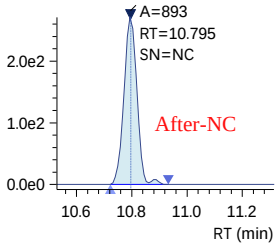

11-Cl-PF3OUdS
Conc. 0.0002
R#1 196.50 (35.04)
R#2 196.50 (35.75)
Q 630.90>451.00 (-) 8.00e0

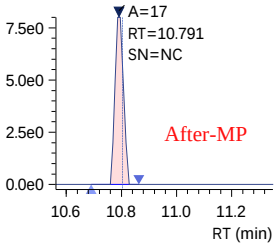

PFOSAm
Conc. 0.0031
Q 498.10>77.90 (-) 3.50e1

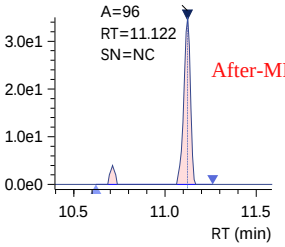

13C8-PFOSAm
Conc. 2.0601
Q 506.10>77.80 (-) 2.18e4

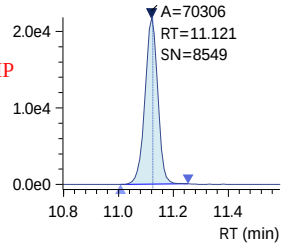

13C8-PFOSAm_IS
Conc. 2.5000
ISTD 506.10>77.80 (-) 2.18e4

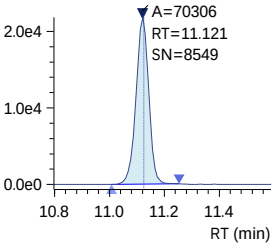

R1 663.00>168.90 (-) 3.80e1

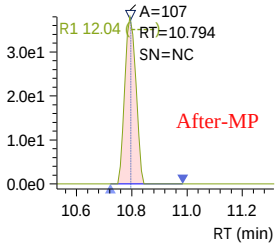

R1 632.90>452.90 (-) 1.60e1

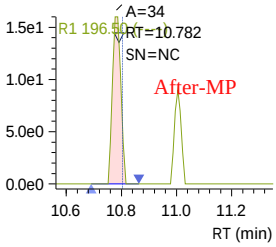

R2 663.00>168.90 (-) 3.80e1

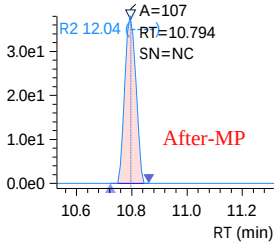

R2 632.90>452.90 (-) 1.60e1

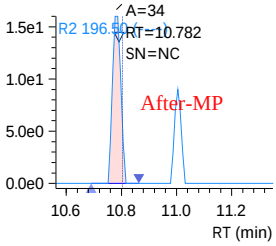

240321_015 (continued)

PFTDA
Conc. 0.0020
R#1 12.78 (17.09)
R#2 12.78 (18.64)

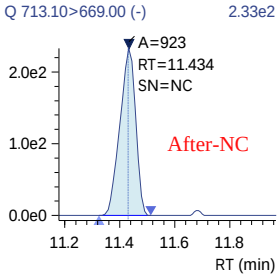

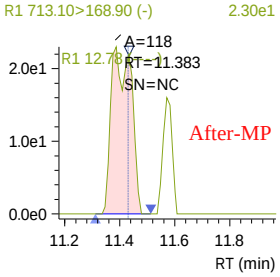

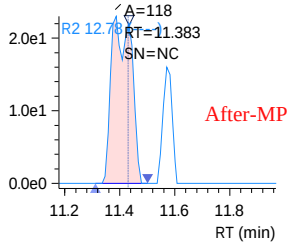

13C2-PFTDA
Conc. 0.9465

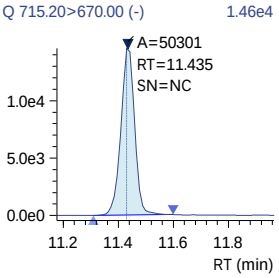

13C2-PFTDA_IS
Conc. 1.2500

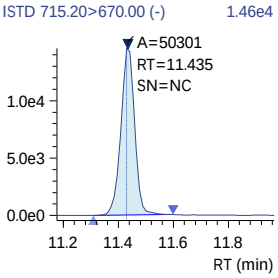

PFDoS
Conc. ----
R#1 0.00 (61.23)
R#2 0.00 (68.82)

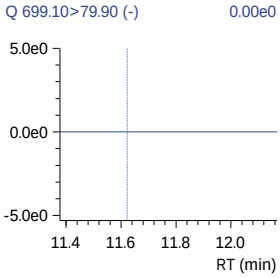

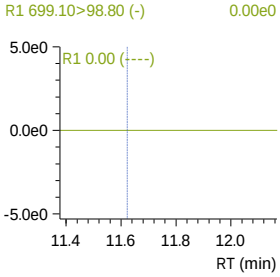

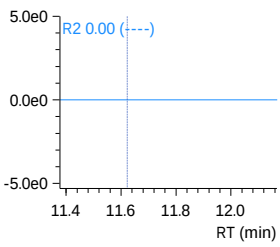

D7-MeFOSE_IS
Conc. 25.0000

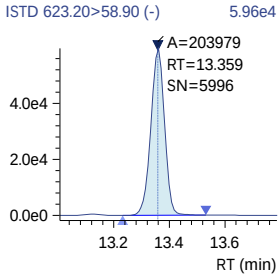

240321_015 (continued)

D7-MeFOSE
Conc. 19.5355

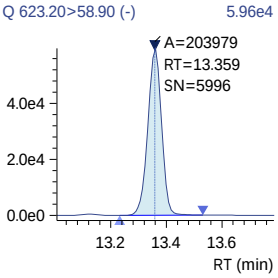

MeFOSE
Conc. ----

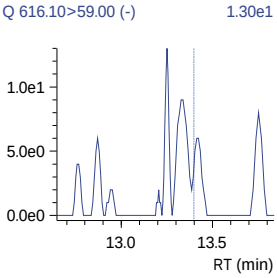

13C2-PFHXDA_IS
Conc. 2.5000

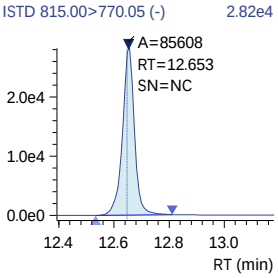

13C2-PFHXDA
Conc. 1.5666

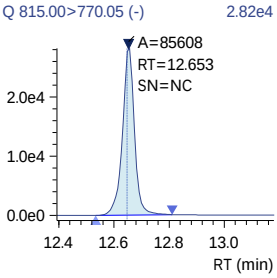

PFHXDA
Conc. 0.0112
R#1 13.68 (10.78)
R#2 13.68 (11.00)

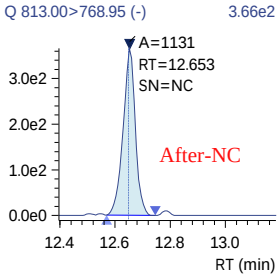

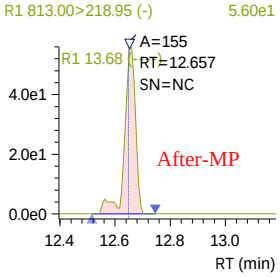

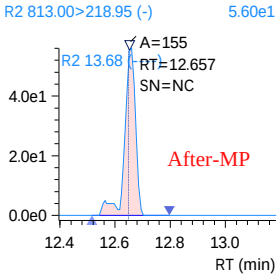

240321_015 (continued)

D3-MeFOSA
Conc. 1.9511

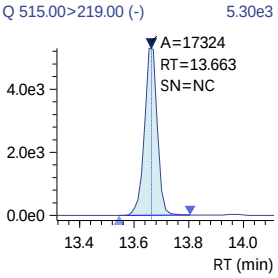

D3-MeFOSA_IS
Conc. 2.5000

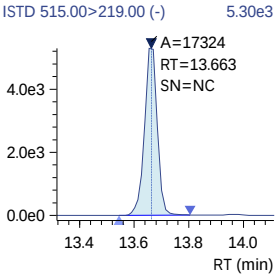

MeFOSA
Conc. ----
R#1 0.00 (156.31)
R#2 0.00 (156.72)

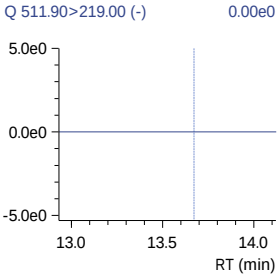

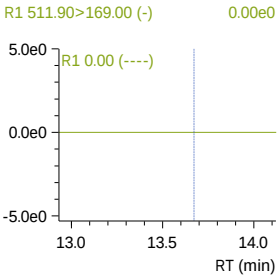

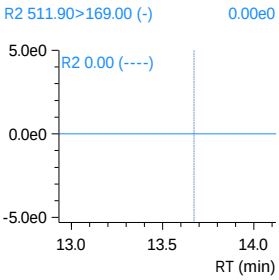

D9-EtFOSE_IS
Conc. 25.0000

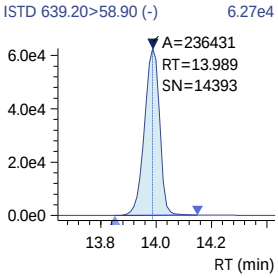

D9-EtFOSE
Conc. 19.8356

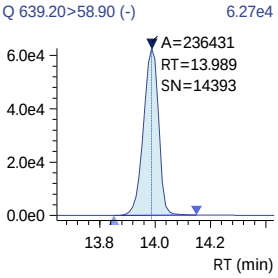

240321_015 (continued)

EtFOSE
Conc. ----

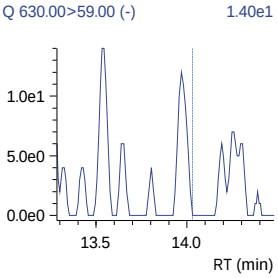

D5-EtFOSAm
Conc. 1.6497

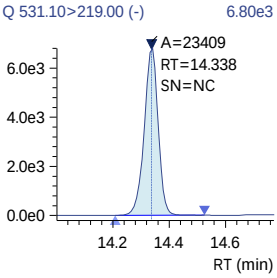

D5-EtFOSAm_IS
Conc. 2.5000

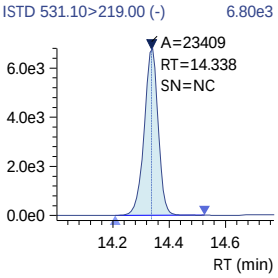

EtFOSAm
Conc. ----
R#1 0.00 (177.75)
R#2 0.00 (149.59)

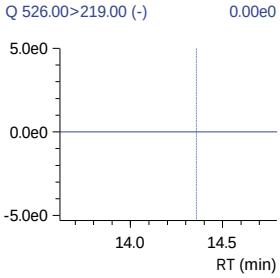

PFODA
Conc. 0.0062
R#1 13.13 (31.66)
R#2 13.13 (33.60)

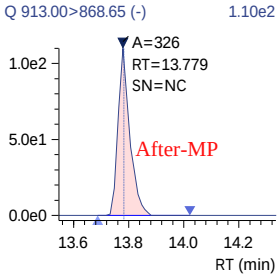

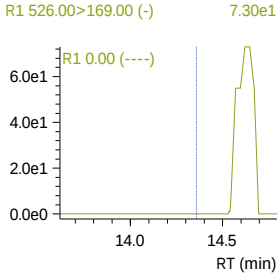

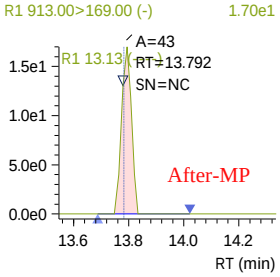

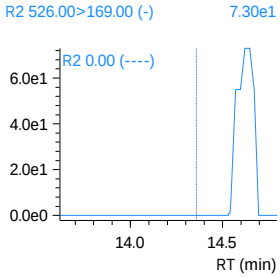

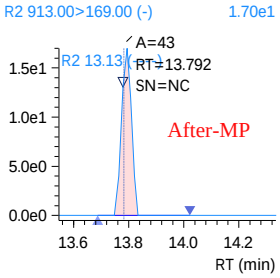

Insight Report
Before Manual Integration
Printed 3/22/2024 10:11:10

240321_015

Sample ID: R2401914-013
Date Acquired: 3/21/2024 4:03:46 PM
Acquired by: System Administrator
Data File: 240321_015
Vial: 17 | Inj. Volume: 10.0000uL | Tray: 2

13C4-PFBA
Conc. 8.8147
Q 216.80>171.90 (-) 1.18e5

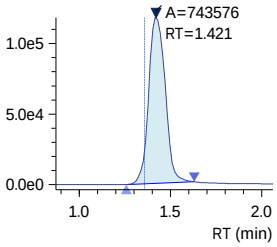

13C4-PFBA_IS
Conc. 10.0000
ISTD 216.80>171.90 (-) 1.18e5

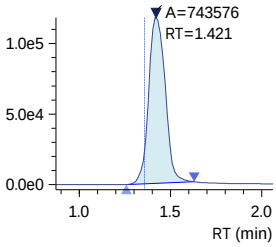

13C3-PFBA_IS
Conc. 5.0000
ISTD 216.00>172.00 (-) 6.86e4

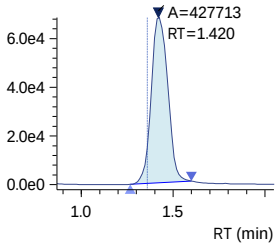

PFBA
Conc. 0.0005
Q 212.80>169.05 (-) 9.78e2

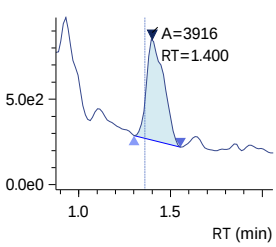

PFMPA
Conc. ----
Q 229.00>84.90 (-) 2.20e1

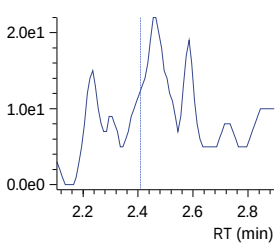

3_3 FTCA
Conc. ----
R#1 0.00 (136.14)
R#2 0.00 (136.14)
Q 241.00>177.10 (-) 1.90e1

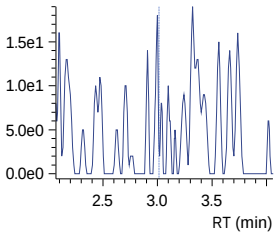

13C5-PFPeA
Conc. 4.7945
Q 268.30>223.00 (-) 5.46e4

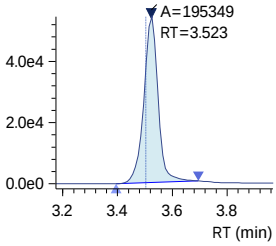

13C5-PFPeA_IS
Conc. 5.0000
ISTD 268.30>223.00 (-) 5.46e4

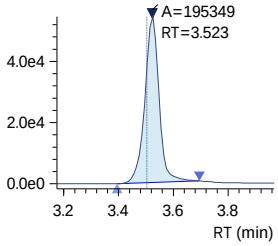

PFPeA
Conc. 0.0086
Q 263.00>219.00 (-) 4.59e2

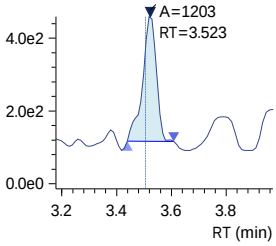

PFMBA
Conc. ----
Q 279.00>84.95 (-) 2.30e1

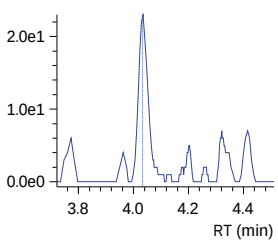

R1 241.00>117.00 (-) 3.21e2

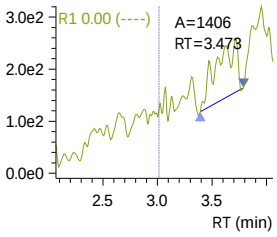

R2 241.00>117.00 (-) 3.21e2

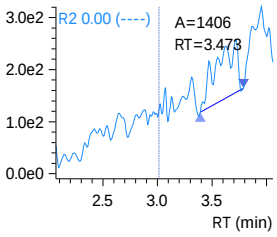

240321_015 (continued)

13C2-4_2 FTS
Conc. 2.7825
Q 329.10>80.90 (-) 1.20e4

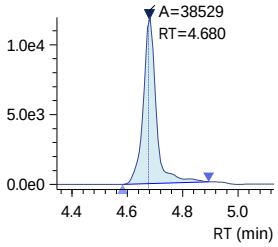

13C2-4_2 FTS_IS
Conc. 5.0000
ISTD 329.10>80.90 (-) 1.20e4

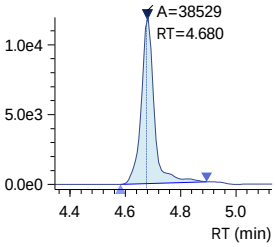

4_2 FTS
Conc. ----
R#1 0.00 (33.08)
R#2 0.00 (33.08)
Q 327.10>307.00 (-) 0.00e0

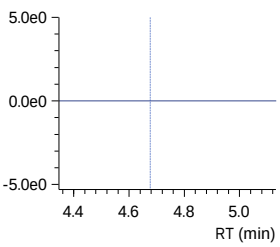

R1 327.10>80.90 (-) 2.27e2

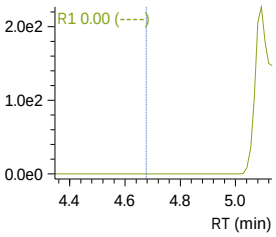

R2 327.10>80.90 (-) 2.27e2

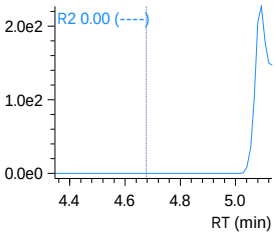

13C3-PFBS_IS
Conc. 2.5000
ISTD 302.10>79.90 (-) 3.72e4

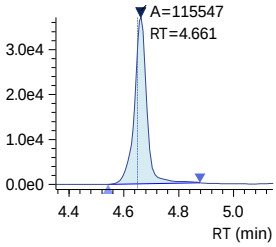

PFBS
Conc. ----
R#1 0.00 (46.53)
R#2 0.00 (46.53)
Q 298.70>79.90 (-) 1.93e2

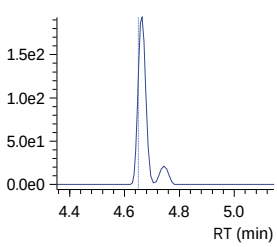

R1 298.70>98.80 (-) 3.50e1

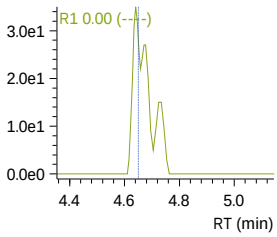

R2 298.70>98.80 (-) 3.50e1

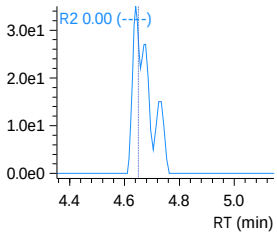

240321_015 (continued)

13C3-PFBS
Conc. 1.9224

Q 302.10>79.90 (-) 3.72e4

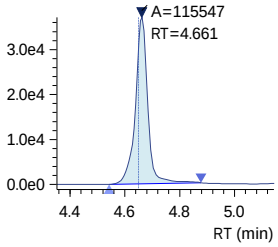

NFDHA
Conc. ----
R#1 0.00 (36.44)
R#2 0.00 (36.44)

Q 295.00>201.00 (-) 9.70e1

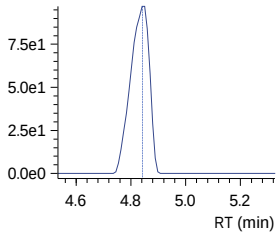

R1 295.00>84.90 (-) 8.80e1

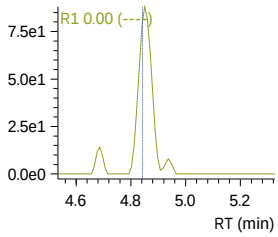

R2 295.00>84.90 (-) 8.80e1

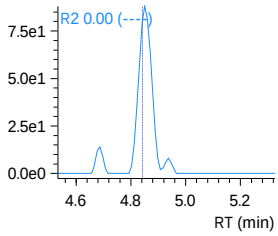

13C5-PFHxA
Conc. 1.9756

Q 318.00>273.00 (-) 6.70e4

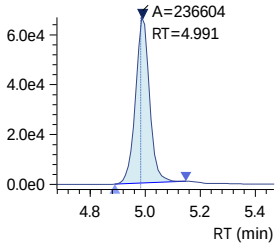

13C5-PFHxA_IS
Conc. 2.5000

ISTD 318.00>273.00 (-) 6.70e4

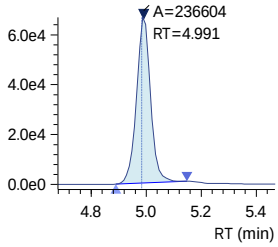

13C2-PFHxA_IS
Conc. 2.5000

ISTD 315.10>270.00 (-) 1.05e5

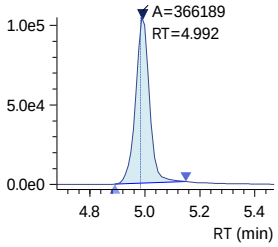

240321_015 (continued)

PFHxA
Conc. 0.0313
Q 313.00>269.00 (-) 7.37e2

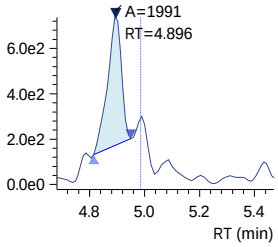

PFEESA
Conc. ----
R#1 0.00 (5.25)
R#2 0.00 (5.25)
Q 314.80>135.00 (-) 5.40e1

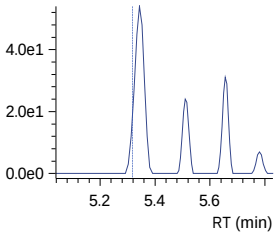

R1 314.80>82.90 (-) 3.00e1

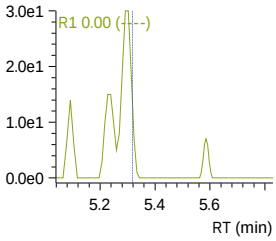

R2 314.80>82.90 (-) 3.00e1

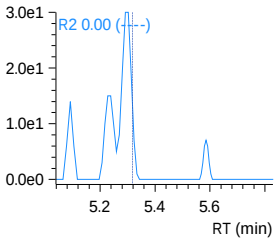

13C3-HFPO-DA
Conc. 8.9307
Q 286.90>168.90 (-) 1.34e5

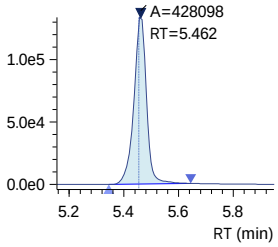

13C3-HFPO-DA_IS
Conc. 10.0000
ISTD 286.90>168.90 (-) 1.34e5

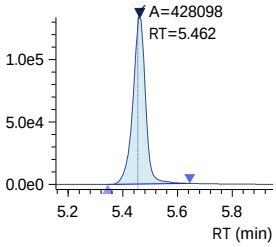

HFPO-DA
Conc. ----
R#1 0.00 (62.57)
R#2 0.00 (62.57)
Q 284.90>168.90 (-) 6.40e1

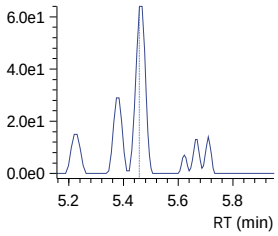

R1 284.90>184.90 (-) 5.30e1

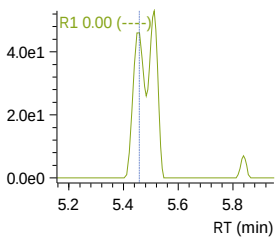

R2 284.90>184.90 (-) 5.30e1

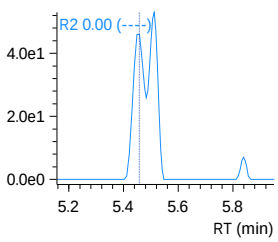

240321_015 (continued)

5_3 FTCA
Conc. ----
R#1 0.00 (154.88)
R#2 0.00 (154.88)
Q 341.00>237.05 (-) 6.00e1

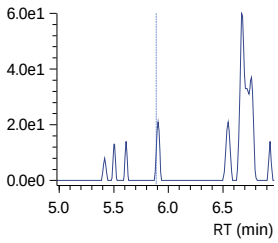

R1 341.00>217.00 (-) 1.59e2

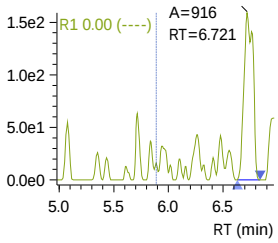

R2 341.00>217.00 (-) 1.59e2

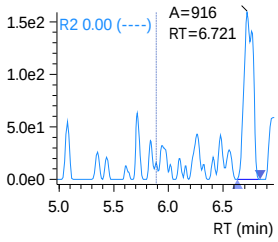

PFPeS
Conc. ----
R#1 0.00 (54.44)
R#2 0.00 (54.44)
Q 349.10>79.90 (-) 1.20e1

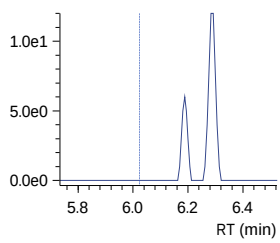

R1 349.10>98.80 (-) 1.30e1

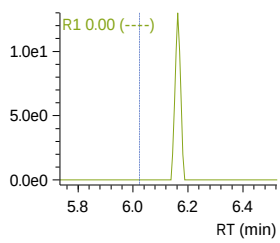

R2 349.10>98.80 (-) 1.30e1

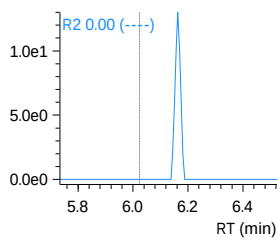

13C4-PFHpA
Conc. 2.2640
Q 367.10>322.00 (-) 1.36e5

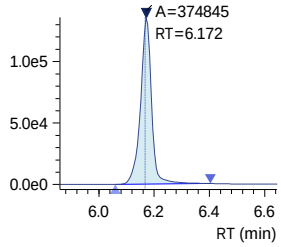

13C4-PFHpA_IS
Conc. 2.5000
ISTD 367.10>322.00 (-) 1.36e5

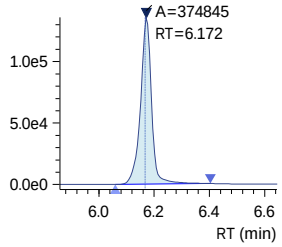

PFHpA
Conc. 0.0146
R#1 24.28 (23.39)
R#2 24.28 (23.39)
Q 363.10>319.00 (-) 1.31e3

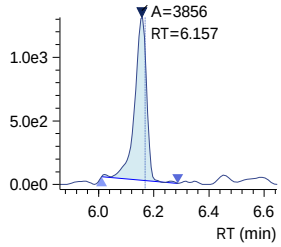

R1 363.10>169.00 (-) 2.49e2

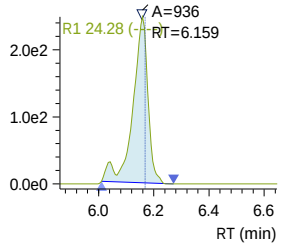

R2 363.10>169.00 (-) 2.49e2

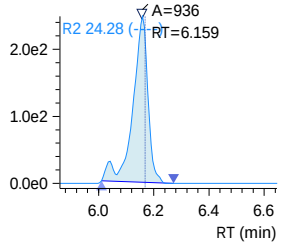

240321_015 (continued)

DONA
Conc. ----
R#1 0.00 (30.39)
R#2 0.00 (30.39)
Q 376.90>250.90 (-) 1.40e1

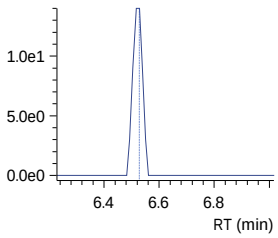

R1 376.90>84.80 (-) 2.10e1

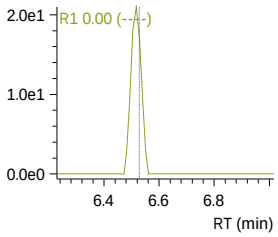

R2 376.90>84.80 (-) 2.10e1

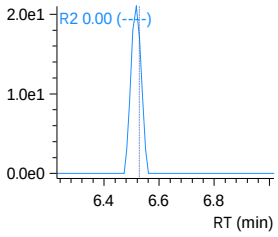

13C2-6_2 FTS_IS
Conc. 5.0000
ISTD 429.10>80.90 (-) 1.03e4

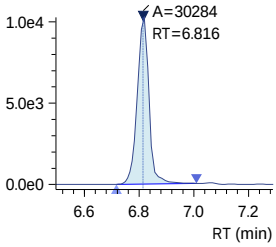

13C2-6_2 FTS
Conc. 2.7135
Q 429.10>80.90 (-) 1.03e4

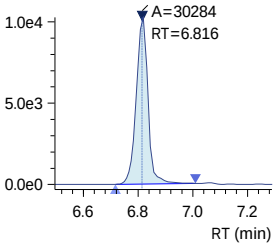

6_2 FTS
Conc. ----
R#1 0.00 (44.48)
R#2 0.00 (44.48)
Q 427.10>407.00 (-) 0.00e0

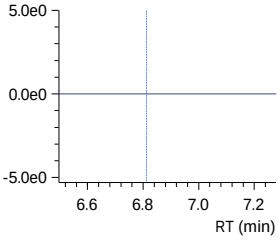

R1 427.10>80.90 (-) 0.00e0

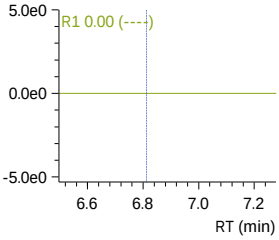

R2 427.10>80.90 (-) 0.00e0

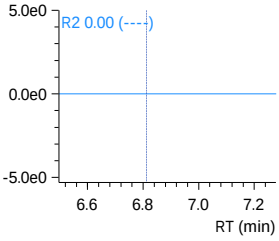

13C4-PFOA_IS
Conc. 2.5000
ISTD 417.10>172.00 (-) 5.70e3

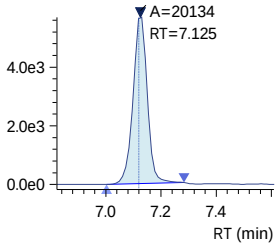

240321_015 (continued)

13C8-PFOA_IS
Conc. 2.5000

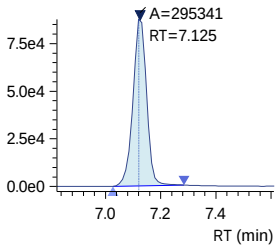

13C8-PFOA
Conc. 2.3819

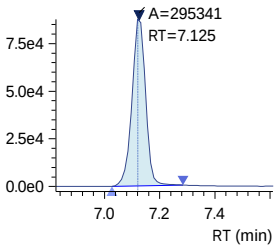

PFOA
Conc. -0.0108
R#1 25.86 (24.47)
R#2 25.86 (24.47)

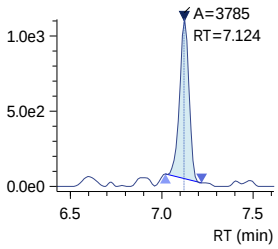

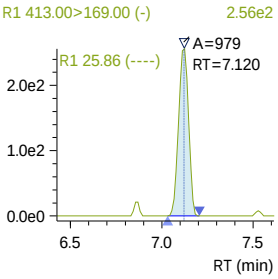

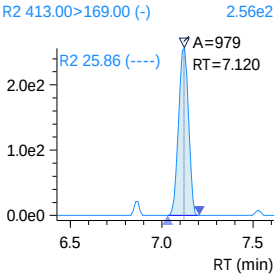

13C3-PFHxS
Conc. 2.2165

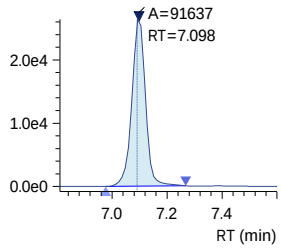

13C3-PFHxS_IS
Conc. 2.5000

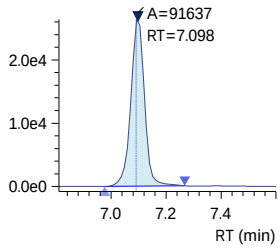

240321_015 (continued)

PFHxS
Conc. ----
R#1 0.00 (57.29)
R#2 0.00 (57.29)
Q 398.70>79.90 (-) 1.74e2

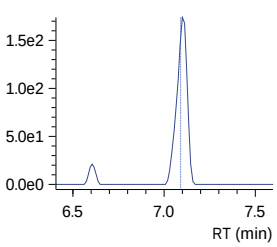

18O2-PFHxS_IS
Conc. 2.5000
ISTD 403.00>83.90 (-) 2.89e4

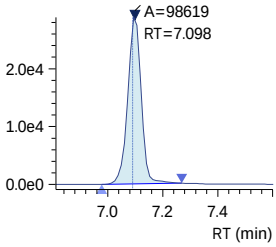

13C9-PFNA_IS
Conc. 1.2500
ISTD 472.10>427.00 (-) 4.78e4

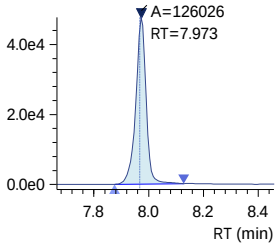

13C9-PFNA
Conc. 1.0765
Q 472.10>427.00 (-) 4.78e4

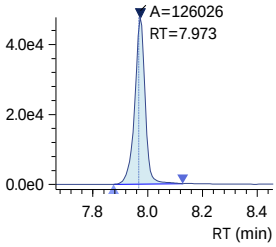

13C5-PFNA_IS
Conc. 1.2500
ISTD 468.00>423.00 (-) 4.91e4

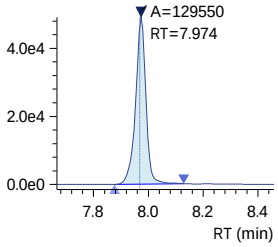

R1 398.70>98.90 (-) 8.60e1

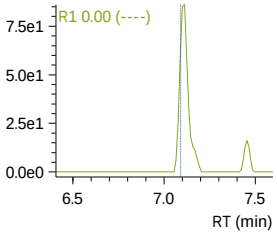

R2 398.70>98.90 (-) 8.60e1

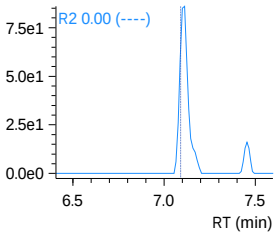

240321_015 (continued)

PFNA
Conc. 0.0009
R#1 0.00 (20.36)
R#2 0.00 (20.36)
Q 463.00>419.00 (-) 7.47e2

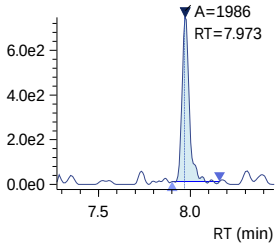

PFHpS
Conc. ----
R#1 0.00 (46.70)
R#2 0.00 (46.70)
Q 449.00>79.90 (-) 0.00e0

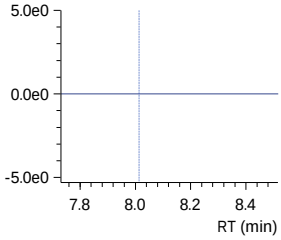

7_3 FTCA
Conc. ----
R#1 0.00 (132.28)
R#2 0.00 (132.28)
Q 441.00>317.00 (-) 7.00e1

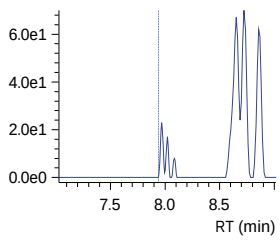

13C2-8_2-FTS
Conc. 2.9178
Q 529.10>80.90 (-) A=20859 6.13e3

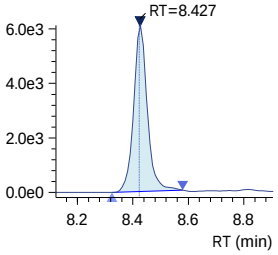

13C2-8_2-FTS_IS
Conc. 5.0000
ISTD 529.10>80.90 (- A=20859 6.13e3

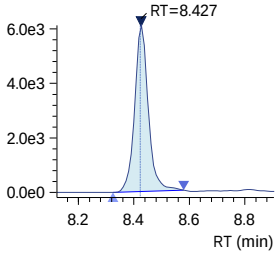

R1 463.00>219.00 (-) 6.10e1

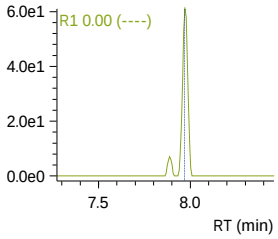

R1 449.00>98.80 (-) 1.40e1

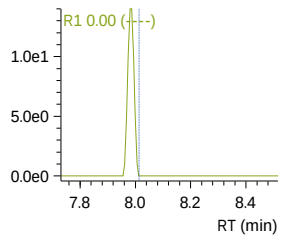

R1 441.00>336.90 (-) 1.86e2

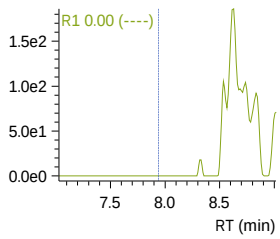

R2 463.00>219.00 (-) 6.10e1

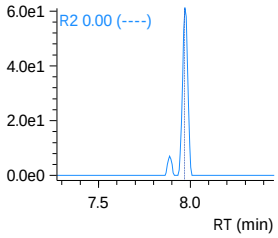

R2 449.00>98.80 (-) 1.40e1

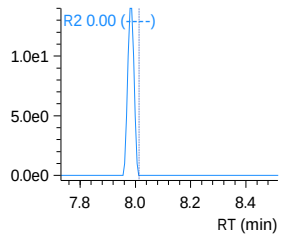

R2 441.00>336.90 (-) 1.86e2

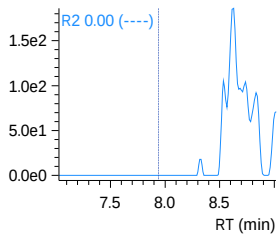

240321_015 (continued)

8_2 FTS
Conc. ----
R#1 0.00 (45.91)
R#2 0.00 (45.91)
Q 527.10>506.95 (-) 0.00e0

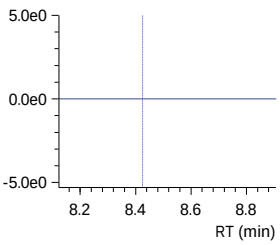

13C6-PFDA_IS
Conc. 1.2500
ISTD 519.10>474.10 (-) 2.32e4

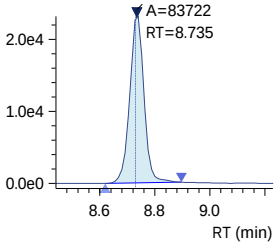

13C6-PFDA
Conc. 1.0909
Q 519.10>474.10 (-) 2.32e4

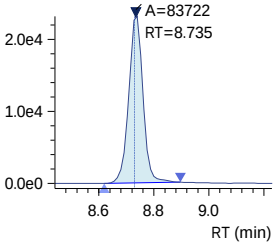

13C2-PFDA_IS
Conc. 1.2500
ISTD 515.10>470.10 (-) 2.28e4

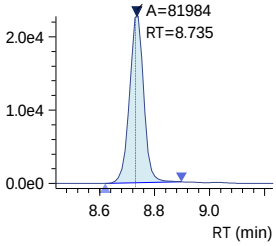

PFDA
Conc. 0.0252
R#1 0.00 (17.64)
R#2 0.00 (17.64)
Q 512.90>469.00 (-) 5.57e2

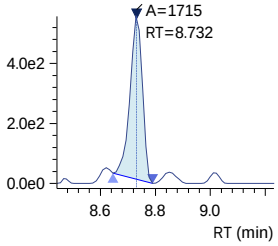

R1 527.10>80.80 (-) 1.00e1

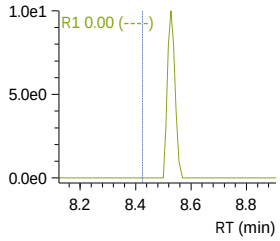

R1 512.90>219.00 (-) 5.30e1

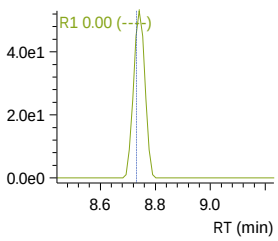

R2 527.10>80.80 (-) 1.00e1

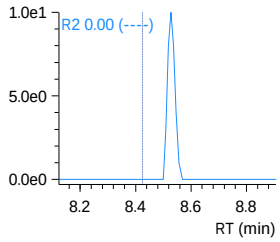

R2 512.90>219.00 (-) 5.30e1

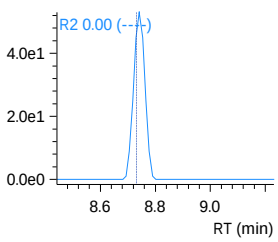

D3-NMeFOSAA_IS
Conc. 5.0000
ISTD 573.20>419.00 (-) 2.04e4

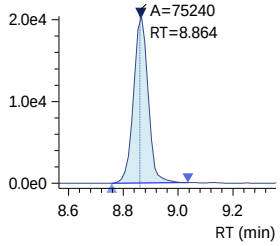

D3-NMeFOSAA
Conc. 3.4274
Q 573.20>419.00 (-) 2.04e4

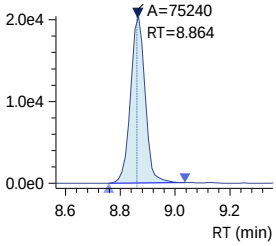

13C8-PFOS_IS
Conc. 2.5000
ISTD 507.10>98.90 (-) 8.05e3

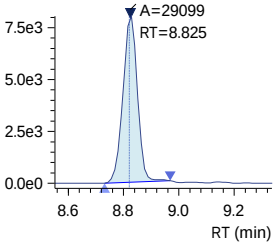

13C8-PFOS
Conc. 2.2903
Q 507.10>98.90 (-) 8.05e3

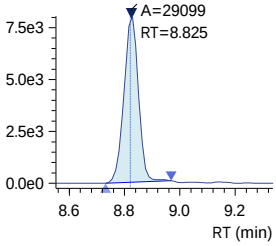

13C4-PFOS_IS
Conc. 2.5000
ISTD 502.80>79.90 (-) 2.50e4

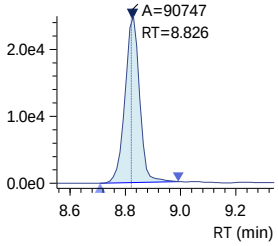

Insight Report
Before Manual Integration
Printed 3/22/2024 10:11:10

240321_015 (continued)

PFOS
Conc. ----
R#1 0.00 (45.06)
R#2 0.00 (45.06)
Q 498.90>79.90 (-) 6.52e2

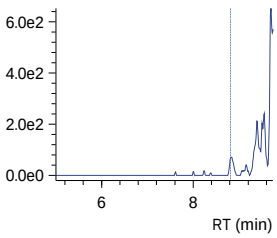

NMeFOSAA
Conc. ----
R#1 0.00 (67.10)
R#2 0.00 (67.10)
Q 570.10>419.00 (-) 0.00e0

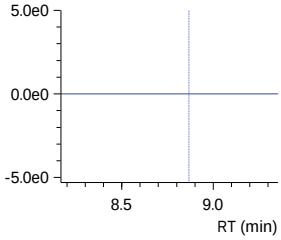

D5-NEtFOSAA_IS
Conc. 5.0000
ISTD 589.20>419.00 (-) 2.01e4

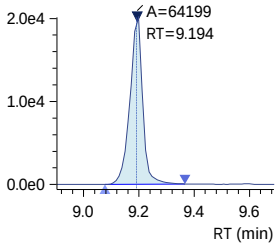

D5-NEtFOSAA
Conc. 3.9916
Q 589.20>419.00 (-) 2.01e4

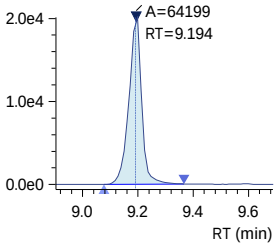

NEtFOSAA
Conc. ----
R#1 0.00 (89.53)
R#2 0.00 (89.53)
Q 584.20>419.10 (-) 0.00e0

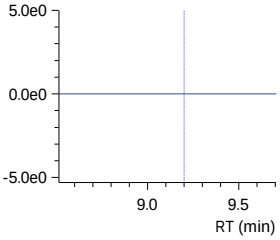

R1 498.90>98.80 (-) 1.60e1

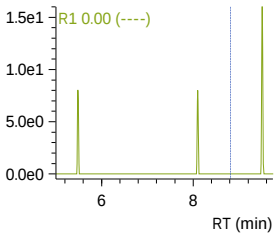

R1 570.10>483.00 (-) 0.00e0

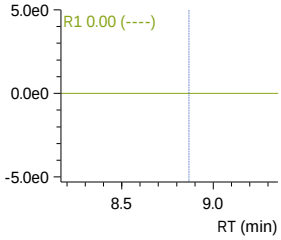

R1 584.20>526.00 (-) 0.00e0

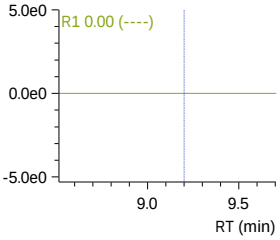

R2 498.90>98.80 (-) 1.60e1

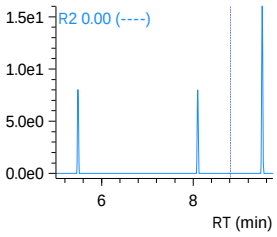

R2 570.10>483.00 (-) 0.00e0

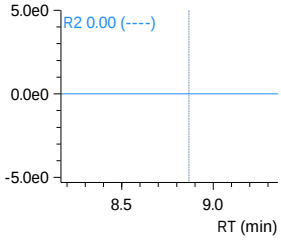

R2 584.20>526.00 (-) 0.00e0

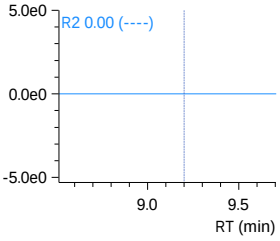

240321_015 (continued)

9-Cl-PF3ONS
Conc. ----
R#1 0.00 (31.69)
R#2 0.00 (31.69)
Q 530.80>351.00 (-) 3.30e1

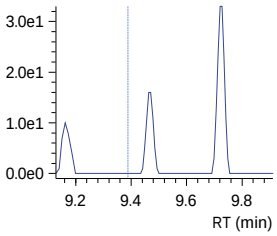

R1 532.80>353.00 (-) 5.60e1

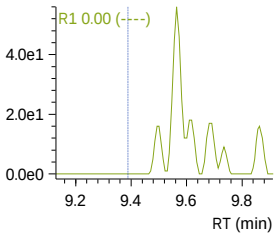

R2 532.80>353.00 (-) 5.60e1

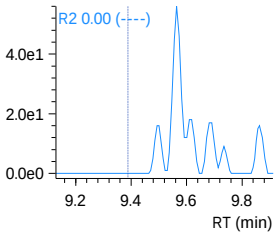

PFUnDA
Conc. 0.0112
R#1 0.00 (10.96)
R#2 0.00 (10.96)
Q 563.10>519.00 (-) 5.09e2

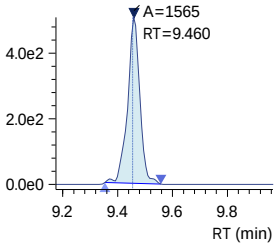

R1 563.10>269.10 (-) 4.30e1

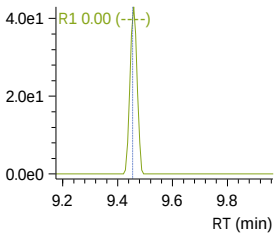

R2 563.10>269.10 (-) 4.30e1

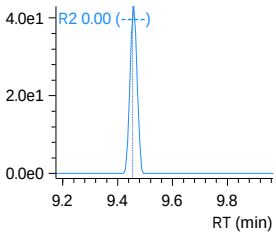

13C7-PFUnDA_IS
Conc. 1.2500
ISTD 570.00>525.10 (-) 2.72e4

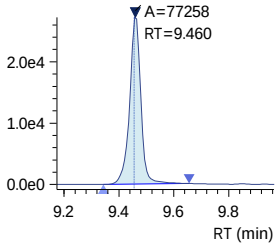

13C7-PFUnDA
Conc. 1.0208
Q 570.00>525.10 (-) 2.72e4

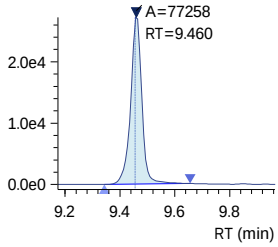

PFNS
Conc. ----
R#1 0.00 (56.91)
R#2 0.00 (56.91)
Q 548.80>79.90 (-) 0.00e0

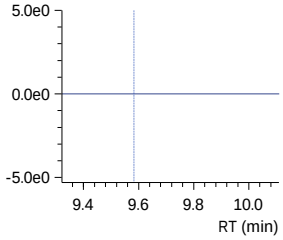

R1 548.80>98.80 (-) 1.80e1

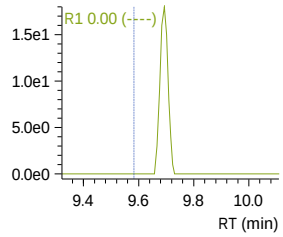

R2 548.80>98.80 (-) 1.80e1

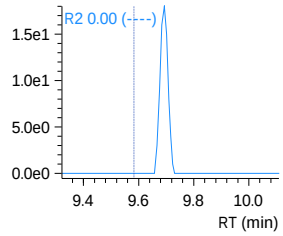

240321_015 (continued)

10_2 FTS
Conc. ----
R#1 0.00 (32.29)
R#2 0.00 (32.29)
Q 626.80>607.05 (-) 0.00e0

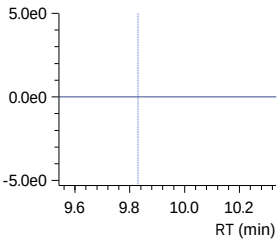

13C2-PFDOA_IS
Conc. 1.2500
ISTD 615.10>570.00 (-) 3.03e4

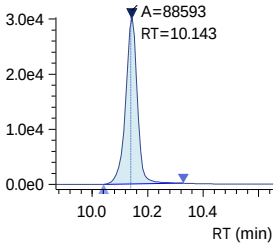

13C2-PFDOA
Conc. 1.0065
Q 615.10>570.00 (-) 3.03e4

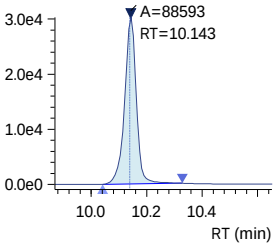

PFDOA
Conc. -0.0086
R#1 0.00 (11.14)
R#2 0.00 (11.14)
Q 613.10>569.00 (-) 2.47e2

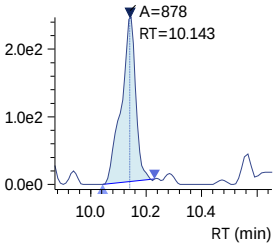

PFDS
Conc. ----
R#1 0.00 (58.01)
R#2 0.00 (58.01)
Q 599.00>79.90 (-) 0.00e0

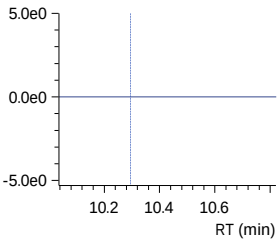

R1 626.80>81.00 (-) 0.00e0

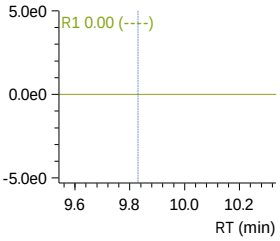

R1 613.10>319.00 (-) 4.00e1

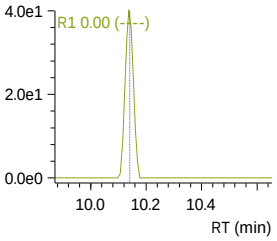

R1 599.00>98.80 (-) 6.00e0

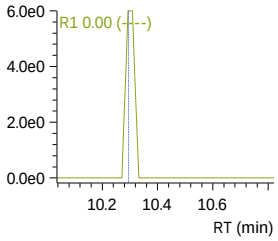

R2 626.80>81.00 (-) 0.00e0

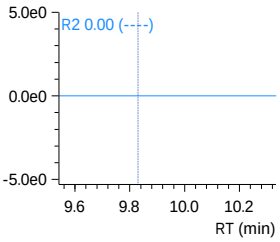

R2 613.10>319.00 (-) 4.00e1

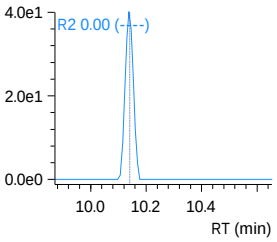

R2 599.00>98.80 (-) 6.00e0

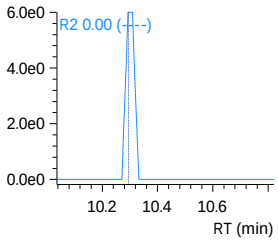

Insight Report
Before Manual Integration
Printed 3/22/2024 10:11:10

240321_015 (continued)

PFTrDA
Conc. -0.0050
R#1 0.00 (16.67)
R#2 0.00 (16.67)
Q 663.00>619.00 (-) 2.71e2

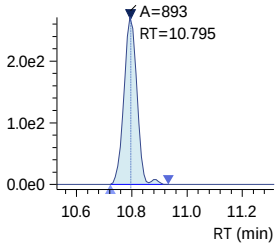

11-Cl-PF3OUdS
Conc. ----
R#1 0.00 (35.04)
R#2 0.00 (35.04)
Q 630.90>451.00 (-) 8.00e0

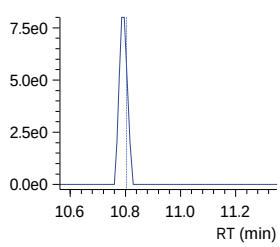

PFOSAm
Conc. ----
Q 498.10>77.90 (-) 3.50e1

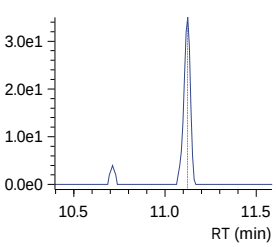

13C8-PFOSAm
Conc. 2.0601
Q 506.10>77.80 (-) 2.18e4

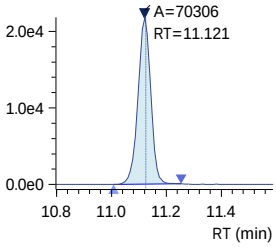

13C8-PFOSAm_IS
Conc. 2.5000
ISTD 506.10>77.80 (-) 2.18e4

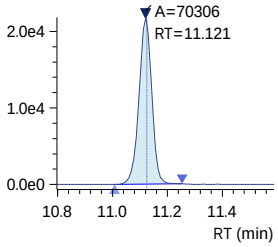

R1 663.00>168.90 (-) 3.80e1

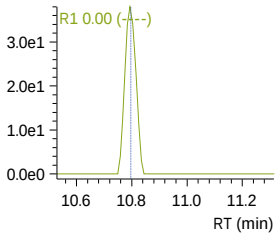

R1 632.90>452.90 (-) 1.60e1

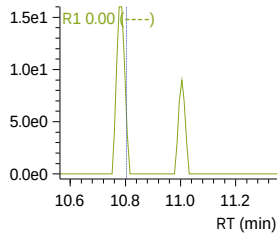

R2 663.00>168.90 (-) 3.80e1

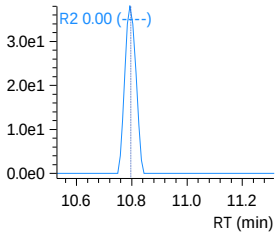

R2 632.90>452.90 (-) 1.60e1

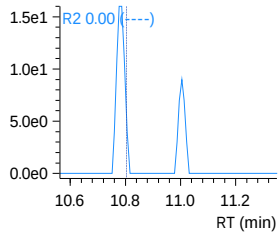

240321_015 (continued)

PFTDA
Conc. 0.0020
R#1 0.00 (17.09)
R#2 0.00 (17.09)

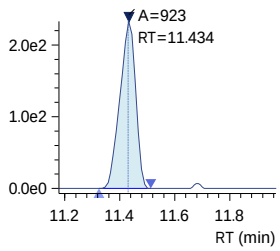

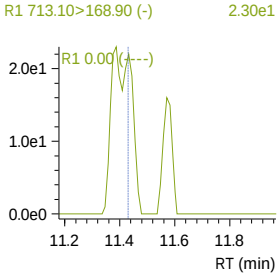

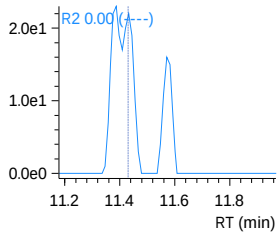

13C2-PFTDA
Conc. 0.9465

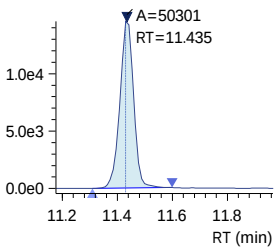

13C2-PFTDA_IS
Conc. 1.2500

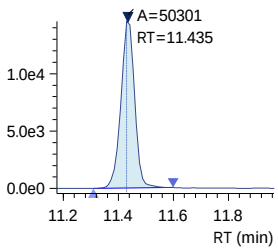

PFDoS
Conc. ----
R#1 0.00 (61.23)
R#2 0.00 (61.23)

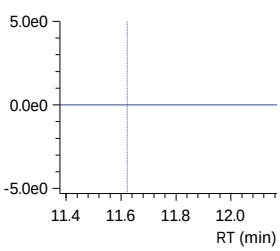

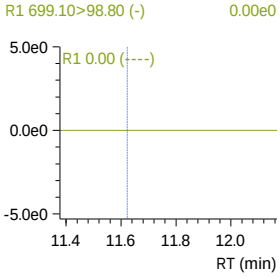

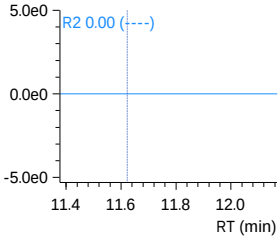

D7-MeFOSE_IS
Conc. 25.0000

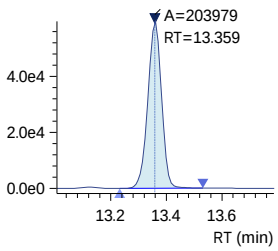

Insight Report
Before Manual Integration
Printed 3/22/2024 10:11:10

240321_015 (continued)

D7-MeFOSE
Conc. 19.5355

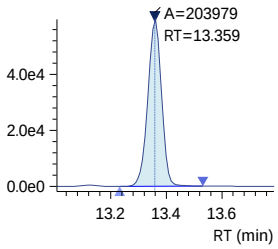

MeFOSE
Conc. ----

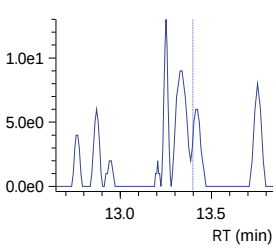

13C2-PFHXDA_IS
Conc. 2.5000

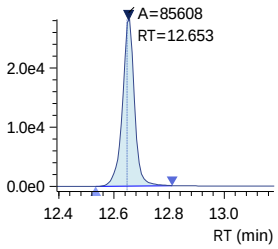

13C2-PFHXDA
Conc. 1.5666

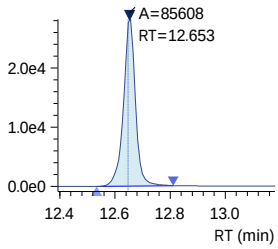

PFHXDA
Conc. 0.0112
R#1 0.00 (10.78)
R#2 0.00 (10.78)

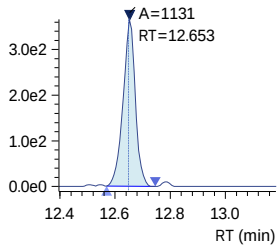

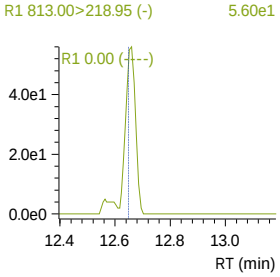

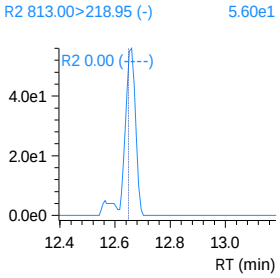

240321_015 (continued)

D3-MeFOSA
Conc. 1.9511

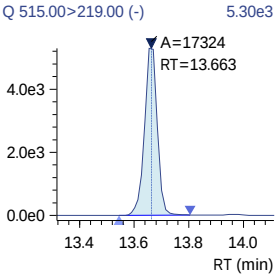

D3-MeFOSA_IS
Conc. 2.5000

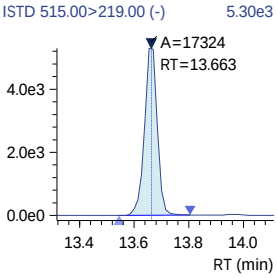

MeFOSA
Conc. ----
R#1 0.00 (156.31)
R#2 0.00 (156.31)

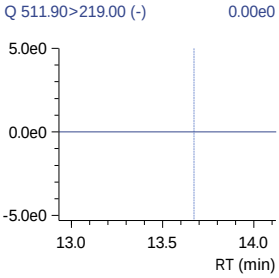

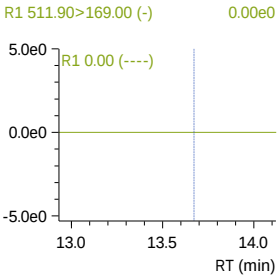

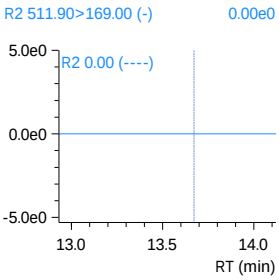

D9-EtFOSE_IS
Conc. 25.0000

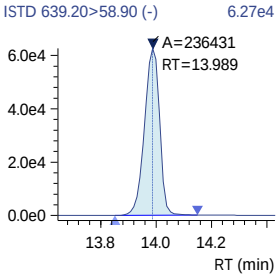

D9-EtFOSE
Conc. 19.8356

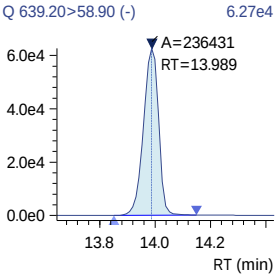

240321_015 (continued)

EtFOSE
Conc. ----
Q 630.00>59.00 (-) 1.40e1

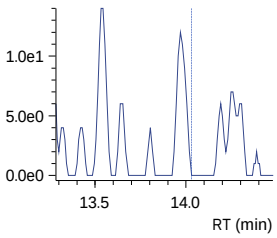

D5-EtFOSAm
Conc. 1.6497
Q 531.10>219.00 (-) 6.80e3

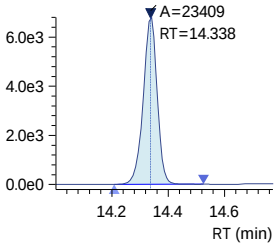

D5-EtFOSAm_IS
Conc. 2.5000
ISTD 531.10>219.00 (-) 6.80e3

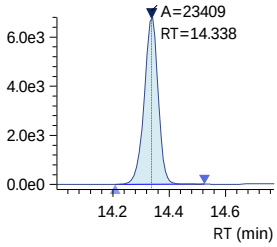

EtFOSAm
Conc. ----
R#1 0.00 (177.75)
R#2 0.00 (177.75)
Q 526.00>219.00 (-) 0.00e0

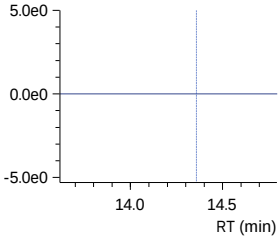

PFODA
Conc. ----
R#1 0.00 (31.66)
R#2 0.00 (31.66)
Q 913.00>868.65 (-) 1.10e2

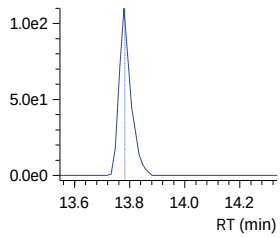

R1 526.00>169.00 (-) 7.30e1

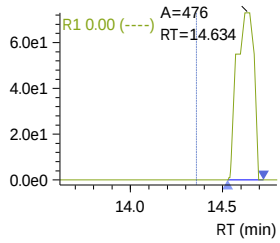

R1 913.00>169.00 (-) 1.70e1

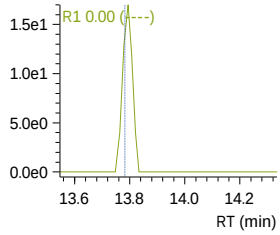

R2 526.00>169.00 (-) 7.30e1

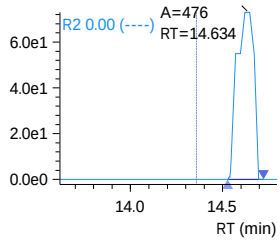

R2 913.00>169.00 (-) 1.70e1

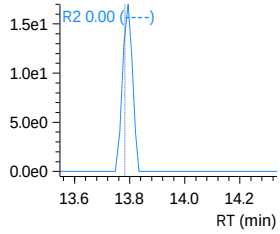

1st PS 03/22/24
2nd 03/25/24

Validation Report

Data File: J:\LCMS08\Data\240321_1633_B1\240321_016
Lab ID: R2401914-014
RunType: N/A
Matrix: Water

Date Acquired: 3/21/24 16:29
Batch ID: 835726
Analysis Method: 1633/PFAS_DOD5.4

Validations

Validation Categories	Pass	Fail
Preparation Hold Time	X	
Analytical Hold Time	X	
ICAL Analyte Recovery	X	
Second Source ICAL Verification	X	
Continuing Calibration Recovery		X
Continuing Calibration Recovery (Closing)		X
Lab Control Sample Recovery	X	
Duplicate Lab Control Sample Recovery	X	
Method Blank	X	
Method Blank Surrogates	X	
Internal Standards	X	
Surrogates	X	
Std MRL Unsupported by ICAL	X	
Above Highest ICAL Level	X	

Analyte Exceptions

Exception Categories	Analyte Name	Result	Low Limit	High Limit	Corrective Action
Continuing Calibration Recovery	13C2-6:2 FTS	69	70	130	native in control
Continuing Calibration Recovery (Closing)	D9-EtFOSE	132	70	130	

Primary Review: _____

Secondary Review: _____

1st PS 03/22/24
2nd 03/25/24

Quantitation Report

Data File:	J:\LCMS08\Data\240321_1633_B1\240321_016	**Instrument:**	K-LCMS-08
Acqu Date:	3/21/24 16:29	**Vial:**	9
Run Type:	N/A	**Dilution:**	1
Lab ID:	R2401914-014	**Raw Units:**	ng/mL

Bottle ID:	R2401914-014.02	**Tier:**	IV	**Matrix:**	Water
Prod Code:	PFAS_DOD5.4	**Collect Date:**	3/7/24	**Receive Date:**	3/8/24

Analysis Lot:	835726	**Prep Lot:**	435581	**Report Group:**	R2401914
Analysis	1633	**Prep Method:**	Method		
		Prep Date:	3/19/24		

Title:	Per- and Polyfluoroalkyl Substances (PFAS) by LC/MS/MS Compliant with Table B-24 of DOD QSM	**Calibration ID:**	KC2400137
		Report List ID:	24615

Internal Standard Compounds

Parameter Name	RT	RT Dev	Response	Solution Conc	Area Criteria
18O2-PFHxS	7.114	+0.02	84308	2.5000	OK
13C4-PFOS	8.843	+0.02	93882	2.5000	OK
13C3-PFBA	1.438	+0.08	432415	5.0000	OK
13C2-PFHxA	5.011	+0.03	339732	2.5000	OK
13C4-PFOA	7.141	+0.02	19874	2.5000	OK
13C5-PFNA	7.987	+0.02	132045	1.2500	OK
13C2-PFDA	8.747	+0.02	77341	1.2500	OK

Surrogate Compounds

Parameter Name	RT	RT Dev	Response	Solution Conc	% Rec	% Rec Criteria	Rpt?
13C3-PFBS	4.683	+0.03	115041	2.2389	90	40 - 135	Y
13C3-PFHxS	7.114	+0.02	82460	2.3330	93	40 - 130	Y
13C8-PFOS	8.842	+0.02	26878	2.0449	82	40 - 130	Y
13C4-PFBA	1.438	+0.08	788144	9.2414	92	5 - 130	Y
13C5-PFPeA	3.548	+0.05	209383	5.5391	111	40 - 130	Y
13C5-PFHxA	5.010	+0.03	249441	2.2450	90	40 - 130	Y
13C4-PFHpA	6.189	+0.02	386395	2.5155	101	40 - 130	Y
13C8-PFOA	7.139	+0.02	276779	2.2614	90	40 - 130	Y
13C9-PFNA	7.987	+0.02	133813	1.1214	90	40 - 130	Y
13C6-PFDA	8.747	+0.02	80018	1.1053	88	40 - 130	Y
13C7-PFUnDA	9.472	+0.02	70391	0.9859	79	30 - 130	Y
13C2-PFDoDA	10.157	+0.02	84634	1.0192	82	10 - 130	Y
13C2-PFTeDA	11.446	+0.02	51837	1.0339	83	10 - 130	Y
13C8-FOSA	11.128	+0.00	76388	2.1636	87	40 - 130	Y
D3-MeFOSA	13.665	+0.00	15659	1.7047	68	10 - 130	Y
D5-EtFOSA	14.342	+0.00	25309	1.7240	69	10 - 130	Y
D7-MeFOSE	13.362	+0.00	219703	20.3386	81	10 - 130	Y
D9-EtFOSE	13.994	+0.01	252846	20.5043	82	10 - 130	Y

U: Undetected at or above MDL
J: Analyte detected above MDL, but below MRL
B: Hit above MRL also found in Method Blank
E: Analyte concentration above high point of ICAL
N: Presumptive evidence of compound

D: Result from dilution
m: Manual integration performed
d: Compound manually deleted
NR: Analyte not reported from this analysis

*: Result fails acceptance criteria
#: Acceptance criteria not applicable
?: Insufficient information to determine acceptance
e: Result >= MRL, but MRL less than low point of ICAL
c: check for co-elution

Printed: 3/22/24 13:34
\\alprews001\starlims$\LIMSReps\QuantValidation.rpt

1st PS 03/22/24
2nd 03/25/24

Data File:	J:\LCMS08\Data\240321_1633_B1\240321_016	**Instrument:**	K-LCMS-08
Acqu Date:	3/21/24 16:29	**Vial:**	9
Run Type:	N/A	**Dilution:**	1
Lab ID:	R2401914-014	**Raw Units:**	ng/mL

Surrogate Compounds

Parameter Name	RT	RT Dev	Response	Solution Conc	% Rec	% Rec Criteria	Rpt?
D3-MeFOSAA	8.880	+0.02	73783	3.2488	65	40 - 170	Y
D5-EtFOSAA	9.205	+0.01	64265	3.8622	77	25 - 135	Y
13C2-4:2 FTS	4.698	+0.02	45234	3.8214	76	40 - 200	Y
13C2-6:2 FTS	6.827	+0.01	28006	2.9354	59	40 - 200	Y
13C2-8:2 FTS	8.443	+0.02	18602	3.0438	61	40 - 300	Y
13C3-HFPO-DA	5.483	+0.03	476944	10.7245	107	40 - 130	Y

Target Compounds

Final Conc.Units: ng/L

Parameter Name	RT	RT Dev	Response	Solution Conc	Final Conc	Q	Rpt?
Perfluorobutane sulfonic acid (PFBS)	0		0	0	0	U	Y
Perfluoropentane sulfonic acid (PFPeS)	0		0	0	0	U	Y
Perfluorohexane sulfonic acid (PFHxS)	7.121	+0.03	365	0.0081	0.15	U	Y
Perfluoroheptane sulfonic acid (PFHpS)	0		0	0	0	U	Y
Perfluorooctane sulfonic acid (PFOS)	8.831	+0.01	330	-0.0004	0	U	Y
Perfluorononane sulfonic acid (PFNS)	0		0	0	0	U	Y
Perfluorodecane sulfonic acid (PFDS)	10.313	+0.02	28	-0.0100	0	U	Y
Perfluorododecane sulfonic acid (PFDoS)	0		0	0	0	U	Y
Perfluorobutanoic acid (PFBA)	1.407	+0.05	3472	-0.0071	0	U	Y
Perfluoropentanoic acid (PFPeA)	3.546	+0.04	1034	0.0069	0.13	U	Y
Perfluorohexanoic acid (PFHxA)	5.008	+0.02	830	0.0191	0.36	U	Y
Perfluoroheptanoic acid (PFHpA)	6.153	-0.02	3520	0.0114	0.22	U	Y
Perfluorooctanoic acid (PFOA)	7.133	+0.01	4308	-0.0035	0	U	Y
Perfluorononanoic acid (PFNA)	7.983	+0.01	2377	0.0040	0.076	U	Y
Perfluorodecanoic acid (PFDA)	8.743	+0.01	1598	0.0246	0.47	U	Y
Perfluoroundecanoic acid (PFUnDA)	9.472	+0.02	1244	0.0082	0.16	U	Y
Perfluorododecanoic acid (PFDOA)	10.158	+0.02	926	-0.0067	0	U	Y
Perfluorotridecanoic acid (PFTrDA)	10.815	+0.02	1170	-0.0001	0	U	Y
Perfluorotetradecanoic acid (PFTDA)	11.441	+0.01	1127	0.0070	0.13	U	Y
Perfluorooctane sulfonamide (PFOSAm)	11.119	0.00	99	0.0030	0.057	U	Y
N-Methylperfluorooctane sulfonamide (MeFOSA)	0		0	0	0	U	Y
N-Ethylperfluorooctane sulfonamide (EtFOSAm)	0		0	0	0	U	Y
N-Methylperfluorooctane sulfonamido ethanol (MeFOSE)	0		0	0	0	U	Y
N-Ethylperfluorooctane sulfonamido ethanol (EtFOSE)	0		0	0	0	U	Y
N-Methylperfluorooctane sulfonamido acetic acid (NMeFOSAA)	0		0	0	0	U	Y

U: Undetected at or above MDL
J: Analyte detected above MDL, but below MRL
B: Hit above MRL also found in Method Blank
E: Analyte concentration above high point of ICAL
N: Presumptive evidence of compound

D: Result from dilution
m: Manual integration performed
d: Compound manually deleted
NR: Analyte not reported from this analysis

*: Result fails acceptance criteria
#: Acceptance criteria not applicable
?: Insufficient information to determine acceptance
e: Result >= MRL, but MRL less than low point of ICAL
c: check for co-elution

Printed: 3/22/24 13:34
\\alprews001\starlims$\LIMSReps\QuantValidation.rpt

1st PS 03/22/24
2nd 03/25/24

Data File:	J:\LCMS08\Data\240321_1633_B1\240321_016	**Instrument:**	K-LCMS-08
Acqu Date:	3/21/24 16:29	**Vial:**	9
Run Type:	N/A	**Dilution:**	1
Lab ID:	R2401914-014	**Raw Units:**	ng/mL

Target Compounds

Final Conc.Units: ng/L

Parameter Name	RT	RT Dev	Response	Solution Conc	Final Conc	Q	Rpt?
N-Ethylperfluorooctane sulfonamido acetic acid (NEtFOSAA)	0		0	0	0	U	Y
1H, 1H, 2H, 2H-Perfluorohexanesulfonic acid (4:2 FTS)	4.690	+0.01	30	0.0012	0.023	U	Y
1H, 1H, 2H, 2H-Perfluorooctanesulfonic acid (6:2 FTS)	6.841	+0.03	82	0.0064	0.12	U	Y
1H, 1H, 2H, 2H-Perfluorodecanesulfonic acid (8:2 FTS)	0		0	0	0	U	Y
4,4,5,5,6,6,6-Heptafluorohexanoic acid (3:3 FTCA)	0		0	0	0	U	Y
2H,2H,3H,3H-Perfluorooctanoic acid (5:3 FTCA)	0		0	0	0	U	Y
2H,2H,3H,3H-Perfluorodecanoic acid (7:3 FTCA)	0		0	0	0	U	Y
Perfluoro(2-ethoxyethane) sulfonic acid (PFEESA)	0		0	0	0	U	Y
9-Chlorohexadecafluoro-3-oxanonane-1-sulfonic acid (9-Cl-PF3ONS)	0		0	0	0	U	Y
11-Chloroeicosafluoro-3-oxaundecane-1-sulfonic acid (11-Cl-PF3OUdS)	0		0	0	0	U	Y
Perfluoro-3-methoxypropanoic acid (PFMPA)	0		0	0	0	U	Y
Perfluoro-4-methoxybutanoic acid (PFMBA)	4.084	+0.05	67	0.0007	0.013	U	Y
Hexafluoropropyleneoxide dimer acid (HFPO-DA) (GenX)	5.487	+0.03	410	0.0009	0.017	U	Y
Nonafluoro-3,6-dioxaheptanoic acid (NFDHA)	4.878	+0.04	320	0.0006	0.011	U	Y
4,8-Dioxa-3H-perfluorononanoic acid (DONA)	0		0	0	0	U	Y

Prep Amount:	263.2200 mL	**Dilution:**	1
Prep Final Amount:	5.00 mL	**Basis Factor:**	100.00

U: Undetected at or above MDL
J: Analyte detected above MDL, but below MRL
B: Hit above MRL also found in Method Blank
E: Analyte concentration above high point of ICAL
N: Presumptive evidence of compound

D: Result from dilution
m: Manual integration performed
d: Compound manually deleted
NR: Analyte not reported from this analysis

*: Result fails acceptance criteria
#: Acceptance criteria not applicable
?: Insufficient information to determine acceptance
e: Result >= MRL, but MRL less than low point of ICAL
c: check for co-elution

Printed: 3/22/24 13:34
\\alprews001\starlims$\LIMSReps\QuantValidation.rpt

Insight Report
Ion Ratio Confirmation
Printed 3/22/2024 13:04:13

240321_016

Sample ID: R2401914-014
Date Acquired: 3/21/2024 4:29:48 PM
Acquired by: System Administrator
Data File: 240321_016
Vial: 18 | Inj. Volume: 10.0000uL | Tray: 2

Name	m/z	Ref 1 m/z	Area	Ref 1 Measured	Ref 1 Actual Ratio	Ref 1 Set Ratio	Ref 2 Measured	Ref 2 Actual Ratio	Ref 2 Set Ratio	Flag ID
13C4-PFBA	216.80>171.90	----	788144	----	----	----	----	----	----	
13C4-PFBA_IS	216.80>171.90	----	788144	----	----	----	----	----	----	
13C3-PFBA_IS	216.00>172.00	----	432415	----	----	----	----	----	----	
PFBA	212.80>169.05	----	3472	----	----	----	----	----	----	
PFMPA	229.00>84.90	----	----	----	----	----	----	----	----	
3_3 FTCA	241.00>177.10	241.00>117.00	----	0	0.00	136.14	0	0.00	141.47	
13C5-PFPeA	268.30>223.00	----	209383	----	----	----	----	----	----	
13C5-PFPeA_IS	268.30>223.00	----	209383	----	----	----	----	----	----	
PFPeA	263.00>219.00	----	1034	----	----	----	----	----	----	
PFMBA	279.00>84.95	----	67	----	----	----	----	----	----	
13C2-4_2 FTS	329.10>80.90	----	45234	----	----	----	----	----	----	
13C2-4_2 FTS_IS	329.10>80.90	----	45234	----	----	----	----	----	----	
4_2 FTS	327.10>307.00	327.10>80.90	30	18	60.65	33.08	18	59.69	27.71	IRr
13C3-PFBS_IS	302.10>79.90	----	115041	----	----	----	----	----	----	
PFBS	298.70>79.90	298.70>98.80	----	0	0.00	46.53	0	0.00	44.64	
13C3-PFBS	302.10>79.90	----	115041	----	----	----	----	----	----	
NFDHA	295.00>201.00	295.00>84.90	320	203	63.31	36.44	203	63.31	34.56	IRr
13C5-PFHxA	318.00>273.00	----	249441	----	----	----	----	----	----	
13C5-PFHxA_IS	318.00>273.00	----	249441	----	----	----	----	----	----	
13C2-PFHxA_IS	315.10>270.00	----	339732	----	----	----	----	----	----	
PFHxA	313.00>269.00	----	830	----	----	----	----	----	----	
PFEESA	314.80>135.00	314.80>82.90	----	0	0.00	5.25	0	0.00	5.67	
13C3-HFPO-DA	286.90>168.90	----	476944	----	----	----	----	----	----	
13C3-HFPO-DA_IS	286.90>168.90	----	476944	----	----	----	----	----	----	
HFPO-DA	284.90>168.90	284.90>184.90	410	48	11.79	62.57	48	11.79	64.50	IRr
5_3 FTCA	341.00>237.05	341.00>217.00	----	0	0.00	154.88	0	0.00	154.15	
PFPeS	349.10>79.90	349.10>98.80	----	0	0.00	54.44	0	0.00	56.96	
13C4-PFHpA	367.10>322.00	----	386395	----	----	----	----	----	----	
13C4-PFHpA_IS	367.10>322.00	----	386395	----	----	----	----	----	----	
PFHpA	363.10>319.00	363.10>169.00	3520	1104	31.36	23.39	1104	31.36	22.63	
DONA	376.90>250.90	376.90>84.80	----	0	0.00	30.39	0	0.00	28.87	
13C2-6_2 FTS_IS	429.10>80.90	----	28006	----	----	----	----	----	----	
13C2-6_2 FTS	429.10>80.90	----	28006	----	----	----	----	----	----	
6_2 FTS	427.10>407.00	427.10>80.90	82	40	48.99	44.48	40	48.99	40.73	
13C4-PFOA_IS	417.10>172.00	----	19874	----	----	----	----	----	----	
13C8-PFOA_IS	421.10>376.00	----	276779	----	----	----	----	----	----	

J:\LCMS08\Data\240321_1633_B1\240321_1633_B1.damlp .

Ref 1 Set Ratio assigned from calibration mid-point; Ref 2 Set Ratio assigned from opening calibration verification.
IRr - Ion ratio outside either set of criteria. Exceedances for reported detections to be "I" flagged in the analytical report.

240321_016 (continued)

(Table continued from previous page)

Name	m/z	Ref 1 m/z	Area	Ref 1 Measured	Ref 1 Actual Ratio	Ref 1 Set Ratio	Ref 2 Measured	Ref 2 Actual Ratio	Ref 2 Set Ratio	Flag ID
13C8-PFOA	421.10>376.00	----	276779	----	----	----	----	----	----	
PFOA	413.00>369.00	413.00>169.00	4308	1131	26.26	24.47	1131	26.26	24.84	
13C3-PFHxS	402.10>79.90	----	82460	----	----	----	----	----	----	
13C3-PFHxS_IS	402.10>79.90	----	82460	----	----	----	----	----	----	
PFHxS	398.70>79.90	398.70>98.90	365	324	88.75	57.29	324	88.75	58.76	IRr
18O2-PFHxS_IS	403.00>83.90	----	84308	----	----	----	----	----	----	
13C9-PFNA_IS	472.10>427.00	----	133813	----	----	----	----	----	----	
13C9-PFNA	472.10>427.00	----	133813	----	----	----	----	----	----	
13C5-PFNA_IS	468.00>423.00	----	132045	----	----	----	----	----	----	
PFNA	463.00>419.00	463.00>219.00	2377	259	10.89	20.36	259	10.89	19.31	
PFHpS	449.00>79.90	449.00>98.80	----	0	0.00	46.70	0	0.00	48.05	
7_3 FTCA	441.00>317.00	441.00>336.90	----	0	0.00	132.28	0	0.00	133.47	
13C2-8_2-FTS	529.10>80.90	----	18602	----	----	----	----	----	----	
13C2-8_2-FTS_IS	529.10>80.90	----	18602	----	----	----	----	----	----	
8_2 FTS	527.10>506.95	527.10>80.80	----	0	0.00	45.91	0	0.00	45.20	
13C6-PFDA_IS	519.10>474.10	----	80018	----	----	----	----	----	----	
13C6-PFDA	519.10>474.10	----	80018	----	----	----	----	----	----	
13C2-PFDA_IS	515.10>470.10	----	77341	----	----	----	----	----	----	
PFDA	512.90>469.00	512.90>219.00	1598	100	6.24	17.64	100	6.24	19.20	IRr
D3-NMeFOSAA_IS	573.20>419.00	----	73783	----	----	----	----	----	----	
D3-NMeFOSAA	573.20>419.00	----	73783	----	----	----	----	----	----	
13C8-PFOS_IS	507.10>98.90	----	26878	----	----	----	----	----	----	
13C8-PFOS	507.10>98.90	----	26878	----	----	----	----	----	----	
13C4-PFOS_IS	502.80>79.90	----	93882	----	----	----	----	----	----	
PFOS	498.90>79.90	498.90>98.80	330	99	30.04	45.06	99	30.04	47.87	
NMeFOSAA	570.10>419.00	570.10>483.00	----	0	0.00	67.10	0	0.00	60.24	
D5-NEtFOSAA_IS	589.20>419.00	----	64265	----	----	----	----	----	----	
D5-NEtFOSAA	589.20>419.00	----	64265	----	----	----	----	----	----	
NEtFOSAA	584.20>419.10	584.20>526.00	----	0	0.00	89.53	0	0.00	72.57	
9-Cl-PF3ONS	530.80>351.00	532.80>353.00	----	0	0.00	31.69	0	0.00	30.68	
PFUnDA	563.10>519.00	563.10>269.10	1244	314	25.23	10.96	314	25.23	11.56	IRr
13C7-PFUnDA_IS	570.00>525.10	----	70391	----	----	----	----	----	----	
13C7-PFUnDA	570.00>525.10	----	70391	----	----	----	----	----	----	
PFNS	548.80>79.90	548.80>98.80	----	0	0.00	56.91	0	0.00	61.27	
10_2 FTS	626.80>607.05	626.80>81.00	----	0	0.00	32.29	0	0.00	29.61	
13C2-PFDOA_IS	615.10>570.00	----	84634	----	----	----	----	----	----	
13C2-PFDOA	615.10>570.00	----	84634	----	----	----	----	----	----	
PFDOA	613.10>569.00	613.10>319.00	926	148	15.98	11.14	148	15.98	10.73	
PFDS	599.00>79.90	599.00>98.80	28	20	70.62	58.01	20	70.62	58.67	
PFTrDA	663.00>619.00	663.00>168.90	1170	265	22.65	16.67	265	22.65	15.36	

J:\LCMS08\Data\240321_1633_B1\240321_1633_B1.damlp .

Ref 1 Set Ratio assigned from calibration mid-point; Ref 2 Set Ratio assigned from opening calibration verification.
IRr - Ion ratio outside either set of criteria. Exceedances for reported detections to be "I" flagged in the analytical report.

240321_016 (continued)

(Table continued from previous page)

Name	m/z	Ref 1 m/z	Area	Ref 1 Measured	Ref 1 Actual Ratio	Ref 1 Set Ratio	Ref 2 Measured	Ref 2 Actual Ratio	Ref 2 Set Ratio	Flag ID
11-Cl-PF3OUdS	630.90>451.00	632.90>452.90	----	0	0.00	35.04	0	0.00	35.75	
PFOSAm	498.10>77.90	----	99	----	----	----	----	----	----	
13C8-PFOSAm	506.10>77.80	----	76388	----	----	----	----	----	----	
13C8-PFOSAm_IS	506.10>77.80	----	76388	----	----	----	----	----	----	
PFTDA	713.10>669.00	713.10>168.90	1127	52	4.65	17.09	52	4.65	18.64	IRr
13C2-PFTDA	715.20>670.00	----	51837	----	----	----	----	----	----	
13C2-PFTDA_IS	715.20>670.00	----	51837	----	----	----	----	----	----	
PFDoS	699.10>79.90	699.10>98.80	----	0	0.00	61.23	0	0.00	68.82	
D7-MeFOSE_IS	623.20>58.90	----	219703	----	----	----	----	----	----	
D7-MeFOSE	623.20>58.90	----	219703	----	----	----	----	----	----	
MeFOSE	616.10>59.00	----	----	----	----	----	----	----	----	
13C2-PFHXDA_IS	815.00>770.05	----	91862	----	----	----	----	----	----	
13C2-PFHXDA	815.00>770.05	----	91862	----	----	----	----	----	----	
PFHXDA	813.00>768.95	813.00>218.95	1286	79	6.13	10.78	79	6.13	11.00	
D3-MeFOSA	515.00>219.00	----	15659	----	----	----	----	----	----	
D3-MeFOSA_IS	515.00>219.00	----	15659	----	----	----	----	----	----	
MeFOSA	511.90>219.00	511.90>169.00	----	0	0.00	156.31	0	0.00	156.72	
D9-EtFOSE_IS	639.20>58.90	----	252846	----	----	----	----	----	----	
D9-EtFOSE	639.20>58.90	----	252846	----	----	----	----	----	----	
EtFOSE	630.00>59.00	----	----	----	----	----	----	----	----	
D5-EtFOSAm	531.10>219.00	----	25309	----	----	----	----	----	----	
D5-EtFOSAm_IS	531.10>219.00	----	25309	----	----	----	----	----	----	
EtFOSAm	526.00>219.00	526.00>169.00	----	0	0.00	177.75	0	0.00	149.59	
PFODA	913.00>868.65	913.00>169.00	510	90	17.65	31.66	90	17.65	33.60	

Flag ID key: IRr: Ion Ratio (Relative)

Ref 1 Set Ratio assigned from calibration mid-point; Ref 2 Set Ratio assigned from opening calibration verification.
IRr - Ion ratio outside either set of criteria. Exceedances for reported detections to be "I" flagged in the analytical report.

Insight Report
Quantitation/Integration
Printed 3/22/2024 13:35:57

240321_016

Sample ID: R2401914-014
Date Acquired: 3/21/2024 4:29:48 PM
Acquired by: System Administrator
Data File: 240321_016
Vial: 18 | Inj. Volume: 10.0000uL | Tray: 2

Name	Mode ID	Found RT	RT Diff	ISTD RT Diff	Area	ISTD Area	ISTD Name	Conc.	Unit	Flag ID
13C4-PFBA	Auto	1.438	0.080	0.000	788144	432415	13C3-PFBA_IS	9.2414	ng/mL	
13C4-PFBA_IS	Auto	1.438	0.080	----	788144	788144	----	10.0000	ng/mL	
13C3-PFBA_IS	Auto	1.438	0.079	----	432415	432415	----	5.0000	ng/mL	
PFBA	Auto	1.407	0.046	-0.031	3472	788144	13C4-PFBA_IS	-0.0071	ng/mL	
PFMPA	ND(W/B)	----	----	----	----	209383	13C5-PFPeA_IS	----	ng/mL	
3_3 FTCA	ND(W/B)	----	----	----	----	209383	13C5-PFPeA_IS	----	ng/mL	
13C5-PFPeA	Auto	3.548	0.045	-1.463	209383	339732	13C2-PFHxA_IS	5.5391	ng/mL	
13C5-PFPeA_IS	Auto	3.548	0.045	----	209383	209383	----	5.0000	ng/mL	
PFPeA	Auto	3.546	0.040	-0.002	1034	209383	13C5-PFPeA_IS	0.0069	ng/mL	
PFMBA	M	4.084	0.051	0.536	67	209383	13C5-PFPeA_IS	0.0007	ng/mL	
13C2-4_2 FTS	Auto	4.698	0.022	-2.416	45234	84308	18O2-PFHxS_IS	3.8214	ng/mL	
13C2-4_2 FTS_IS	Auto	4.698	0.022	----	45234	45234	----	5.0000	ng/mL	
4_2 FTS	M	4.690	0.014	-0.008	30	45234	13C2-4_2 FTS_IS	0.0012	ng/mL	IRr
13C3-PFBS_IS	Auto	4.683	0.033	----	115041	115041	----	2.5000	ng/mL	
PFBS	ND(W/B)	----	----	----	----	115041	13C3-PFBS_IS	----	ng/mL	
13C3-PFBS	Auto	4.683	0.033	-2.431	115041	84308	18O2-PFHxS_IS	2.2389	ng/mL	
NFDHA	M	4.878	0.036	-0.132	320	249441	13C5-PFHxA_IS	0.0006	ng/mL	IRr
13C5-PFHxA	Auto	5.010	0.027	-0.001	249441	339732	13C2-PFHxA_IS	2.2450	ng/mL	
13C5-PFHxA_IS	Auto	5.010	0.027	----	249441	249441	----	2.5000	ng/mL	
13C2-PFHxA_IS	Auto	5.011	0.027	----	339732	339732	----	2.5000	ng/mL	
PFHxA	M	5.008	0.022	-0.002	830	249441	13C5-PFHxA_IS	0.0191	ng/mL	
PFEESA	ND(W/B)	----	----	----	----	249441	13C5-PFHxA_IS	----	ng/mL	
13C3-HFPO-DA	Auto	5.483	0.028	0.472	476944	339732	13C2-PFHxA_IS	10.7245	ng/mL	
13C3-HFPO-DA_IS	Auto	5.483	0.028	----	476944	476944	----	10.0000	ng/mL	
HFPO-DA	M	5.487	0.030	0.004	410	476944	13C3-HFPO-DA_IS	0.0009	ng/mL	IRr
5_3 FTCA	ND(W/B)	----	----	----	----	249441	13C5-PFHxA_IS	----	ng/mL	
PFPeS	ND(W/B)	----	----	----	----	82460	13C3-PFHxS_IS	----	ng/mL	
13C4-PFHpA	Auto	6.189	0.022	1.178	386395	339732	13C2-PFHxA_IS	2.5155	ng/mL	
13C4-PFHpA_IS	Auto	6.189	0.022	----	386395	386395	----	2.5000	ng/mL	
PFHpA	Auto	6.153	-0.016	-0.036	3520	386395	13C4-PFHpA_IS	0.0114	ng/mL	
DONA	ND(W/B)	----	----	----	----	476944	13C3-HFPO-DA_IS	----	ng/mL	
13C2-6_2 FTS_IS	Auto	6.827	0.013	----	28006	28006	----	5.0000	ng/mL	
13C2-6_2 FTS	Auto	6.827	0.013	-0.287	28006	84308	18O2-PFHxS_IS	2.9354	ng/mL	
6_2 FTS	M	6.841	0.029	0.014	82	28006	13C2-6_2 FTS_IS	0.0064	ng/mL	
13C4-PFOA_IS	Auto	7.141	0.021	----	19874	19874	----	2.5000	ng/mL	
13C8-PFOA_IS	Auto	7.139	0.018	----	276779	276779	----	2.5000	ng/mL	
13C8-PFOA	Auto	7.139	0.018	-0.002	276779	19874	13C4-PFOA_IS	2.2614	ng/mL	
PFOA	M	7.133	0.011	-0.006	4308	276779	13C8-PFOA_IS	-0.0035	ng/mL	
13C3-PFHxS	Auto	7.114	0.023	0.000	82460	84308	18O2-PFHxS_IS	2.3330	ng/mL	
13C3-PFHxS_IS	Auto	7.114	0.023	----	82460	82460	----	2.5000	ng/mL	
PFHxS	M	7.121	0.029	0.007	365	82460	13C3-PFHxS_IS	0.0081	ng/mL	IRr
18O2-PFHxS_IS	Auto	7.114	0.023	----	84308	84308	----	2.5000	ng/mL	
13C9-PFNA_IS	Auto	7.987	0.019	----	133813	133813	----	1.2500	ng/mL	
13C9-PFNA	Auto	7.987	0.019	0.000	133813	132045	13C5-PFNA_IS	1.1214	ng/mL	
13C5-PFNA_IS	Auto	7.987	0.019	----	132045	132045	----	1.2500	ng/mL	
PFNA	MI R1 R2	7.983	0.014	-0.004	2377	133813	13C9-PFNA_IS	0.0040	ng/mL	
PFHpS	ND(W/B)	----	----	----	----	26878	13C8-PFOS_IS	----	ng/mL	
7_3 FTCA	ND(W/B)	----	----	----	----	249441	13C5-PFHxA_IS	----	ng/mL	
13C2-8_2-FTS	Auto	8.443	0.020	1.329	18602	84308	18O2-PFHxS_IS	3.0438	ng/mL	
13C2-8_2-FTS_IS	Auto	8.443	0.020	----	18602	18602	----	5.0000	ng/mL	
8_2 FTS	ND(W/B)	----	----	----	----	18602	13C2-8_2-FTS_IS	----	ng/mL	
13C6-PFDA_IS	Auto	8.747	0.018	----	80018	80018	----	1.2500	ng/mL	
13C6-PFDA	Auto	8.747	0.018	0.000	80018	77341	13C2-PFDA_IS	1.1053	ng/mL	

J:\LCMS08\Data\240321_1633_B1\240321_1633_B1.damlp .

SN - Software-calculated S/N ratio outside criteria due to non-target peaks or drift in noise calculation window. Analyst review of noise levels (excluding non-target peaks) in chromatogram indicates S/N ratio meets criteria.

240321_016 (continued)

(Table continued from previous page)

Name	Mode ID	Found RT	RT Diff	ISTD RT Diff	Area	ISTD Area	ISTD Name	Conc.	Unit	Flag ID
13C2-PFDA_IS	Auto	8.747	0.017	----	77341	77341	----	1.2500	ng/mL	
PFDA	M	8.743	0.012	-0.004	1598	80018	13C6-PFDA_IS	0.0246	ng/mL	IRr
D3-NMeFOSAA_IS	Auto	8.880	0.019	----	73783	73783	----	5.0000	ng/mL	
D3-NMeFOSAA	Auto	8.880	0.019	0.037	73783	93882	13C4-PFOS_IS	3.2488	ng/mL	
13C8-PFOS_IS	Auto	8.842	0.021	----	26878	26878	----	2.5000	ng/mL	
13C8-PFOS	Auto	8.842	0.021	-0.001	26878	93882	13C4-PFOS_IS	2.0449	ng/mL	
13C4-PFOS_IS	Auto	8.843	0.022	----	93882	93882	----	2.5000	ng/mL	
PFOS	M	8.831	0.009	-0.011	330	26878	13C8-PFOS_IS	-0.0004	ng/mL	
NMeFOSAA	ND(W/B)	----	----	----	----	73783	D3-NMeFOSAA_IS	----	ng/mL	
D5-NEtFOSAA_IS	Auto	9.205	0.013	----	64265	64265	----	5.0000	ng/mL	
D5-NEtFOSAA	Auto	9.205	0.013	0.362	64265	93882	13C4-PFOS_IS	3.8622	ng/mL	
NEtFOSAA	ND(W/B)	----	----	----	----	64265	D5-NEtFOSAA_IS	----	ng/mL	
9-Cl-PF3ONS	ND(W/B)	----	----	----	----	476944	13C3-HFPO-DA_IS	----	ng/mL	
PFUnDA	M	9.472	0.016	0.000	1244	70391	13C7-PFUnDA_IS	0.0082	ng/mL	IRr
13C7-PFUnDA_IS	Auto	9.472	0.017	----	70391	70391	----	1.2500	ng/mL	
13C7-PFUnDA	Auto	9.472	0.017	0.725	70391	77341	13C2-PFDA_IS	0.9859	ng/mL	
PFNS	ND(W/B)	----	----	----	----	26878	13C8-PFOS_IS	----	ng/mL	
10_2 FTS	ND(W/B)	----	----	----	----	18602	13C2-8_2-FTS_IS	----	ng/mL	
13C2-PFDOA_IS	Auto	10.157	0.018	----	84634	84634	----	1.2500	ng/mL	
13C2-PFDOA	Auto	10.157	0.018	1.410	84634	77341	13C2-PFDA_IS	1.0192	ng/mL	
PFDOA	MI R1 R2	10.158	0.017	0.001	926	84634	13C2-PFDOA_IS	-0.0067	ng/mL	
PFDS	M	10.313	0.017	1.471	28	26878	13C8-PFOS_IS	-0.0100	ng/mL	
PFTrDA	MI R1 R2	10.815	0.018	-0.631	1170	51837	13C2-PFTDA_IS	-0.0001	ng/mL	
11-Cl-PF3OUdS	ND(W/B)	----	----	----	----	476944	13C3-HFPO-DA_IS	----	ng/mL	
PFOSAm	M	11.119	-0.003	-0.009	99	76388	13C8-PFOSAm_IS	0.0030	ng/mL	
13C8-PFOSAm	Auto	11.128	0.003	2.285	76388	93882	13C4-PFOS_IS	2.1636	ng/mL	
13C8-PFOSAm_IS	Auto	11.128	0.003	----	76388	76388	----	2.5000	ng/mL	
PFTDA	MI R1 R2	11.441	0.011	-0.005	1127	51837	13C2-PFTDA_IS	0.0070	ng/mL	IRr
13C2-PFTDA	Auto	11.446	0.016	2.699	51837	77341	13C2-PFDA_IS	1.0339	ng/mL	
13C2-PFTDA_IS	Auto	11.446	0.016	----	51837	51837	----	1.2500	ng/mL	
PFDoS	ND(W/B)	----	----	----	----	26878	13C8-PFOS_IS	----	ng/mL	
D7-MeFOSE_IS	Auto	13.362	0.003	----	219703	219703	----	25.0000	ng/mL	
D7-MeFOSE	Auto	13.362	0.003	4.519	219703	93882	13C4-PFOS_IS	20.3386	ng/mL	
MeFOSE	ND(W/B)	----	----	----	----	219703	D7-MeFOSE_IS	----	ng/mL	
13C2-PFHXDA_IS	Auto	12.661	0.014	----	91862	91862	----	2.5000	ng/mL	
13C2-PFHXDA	Auto	12.661	0.014	3.914	91862	77341	13C2-PFDA_IS	1.7819	ng/mL	
PFHXDA	MI R1 R2	12.661	0.013	0.000	1286	91862	13C2-PFHXDA_IS	0.0124	ng/mL	
D3-MeFOSA	Auto	13.665	0.002	4.822	15659	93882	13C4-PFOS_IS	1.7047	ng/mL	
D3-MeFOSA_IS	Auto	13.665	0.002	----	15659	15659	----	2.5000	ng/mL	
MeFOSA	ND(W/B)	----	----	----	----	15659	D3-MeFOSA_IS	----	ng/mL	
D9-EtFOSE_IS	Auto	13.994	0.006	----	252846	252846	----	25.0000	ng/mL	
D9-EtFOSE	Auto	13.994	0.006	5.151	252846	93882	13C4-PFOS_IS	20.5043	ng/mL	
EtFOSE	ND(W/B)	----	----	----	----	252846	D9-EtFOSE_IS	----	ng/mL	
D5-EtFOSAm	Auto	14.342	0.004	5.499	25309	93882	13C4-PFOS_IS	1.7240	ng/mL	
D5-EtFOSAm_IS	Auto	14.342	0.004	----	25309	25309	----	2.5000	ng/mL	
EtFOSAm	ND(W/B)	----	----	----	----	25309	D5-EtFOSAm_IS	----	ng/mL	
PFODA	MI R1 R2	13.806	0.023	1.145	510	91862	13C2-PFHXDA_IS	0.0152	ng/mL	

Flag ID key: IRr: Ion Ratio (Relative)

240321_016 (continued)

13C4-PFBA
Conc. 9.2414
Q 216.80>171.90 (-) 1.28e5

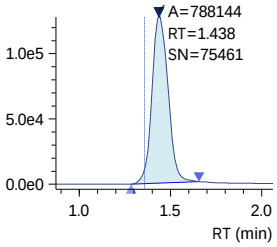

13C4-PFBA_IS
Conc. 10.0000
ISTD 216.80>171.90 (-) 1.28e5

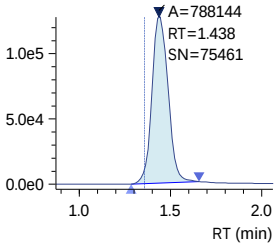

13C3-PFBA_IS
Conc. 5.0000
ISTD 216.00>172.00 (-) 7.09e4

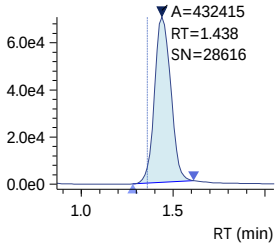

PFBA
Conc. -0.0071
Q 212.80>169.05 (-) 8.51e2

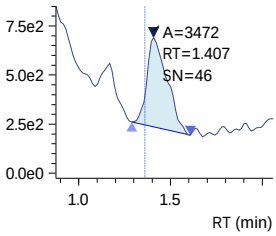

PFMPA
Conc. ----
Q 229.00>84.90 (-) 2.20e1

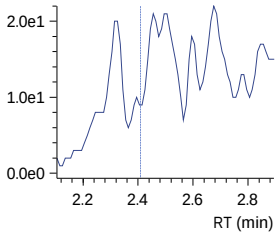

3_3 FTCA
Conc. ----
R#1 0.00 (136.14)
R#2 0.00 (141.47)
Q 241.00>177.10 (-) 2.00e1

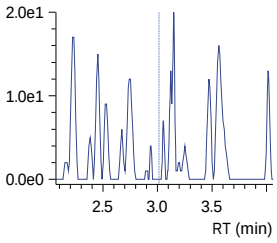

13C5-PFPeA
Conc. 5.5391
Q 268.30>223.00 (-) 5.79e4

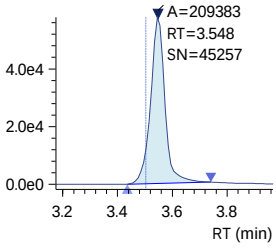

13C5-PFPeA_IS
Conc. 5.0000
ISTD 268.30>223.00 (-) 5.79e4

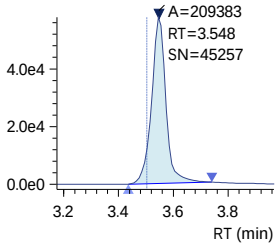

PFPeA
Conc. 0.0069
Q 263.00>219.00 (-) 4.70e2

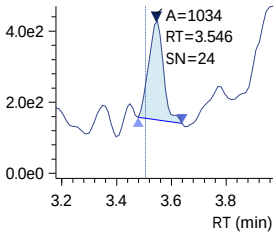

PFMBA
Conc. 0.0007
Q 279.00>84.95 (-) 3.40e1

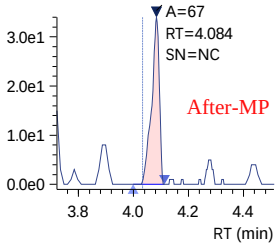

R1 241.00>117.00 (-) 3.78e2

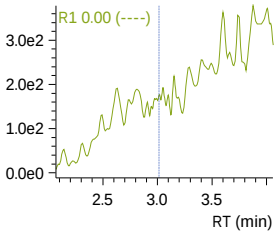

R2 241.00>117.00 (-) 3.78e2

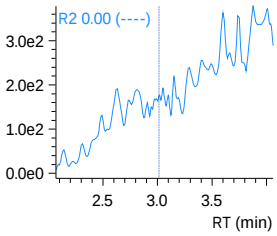

SN - Software-calculated S/N ratio outside criteria due to non-target peaks or drift in noise calculation window.
Analyst review of noise levels (excluding non-target peaks) in chromatogram indicates S/N ratio meets criteria.

Insight Report
Quantitation/Integration
Printed 3/22/2024 13:35:57

240321_016 (continued)

13C2-4_2 FTS
Conc. 3.8214
Q 329.10>80.90 (-) 1.31e4

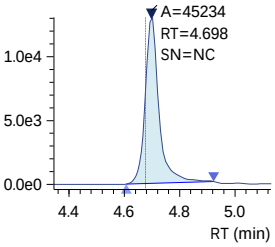

13C2-4_2 FTS_IS
Conc. 5.0000
ISTD 329.10>80.90 (-) 1.31e4

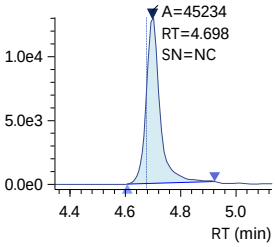

4_2 FTS
Conc. 0.0012
R#1 60.65 (33.08)
R#2 59.69 (27.71)
Q 327.10>307.00 (-) 1.50e1

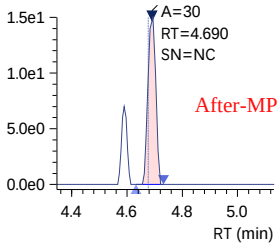

R1 327.10>80.90 (-) 2.65e2

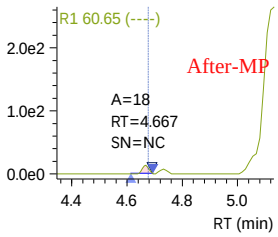

R2 327.10>80.90 (-) 2.65e2

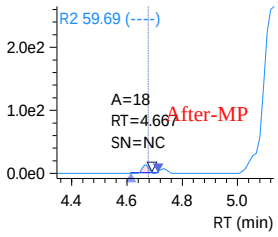

13C3-PFBS_IS
Conc. 2.5000
ISTD 302.10>79.90 (-) 3.41e4

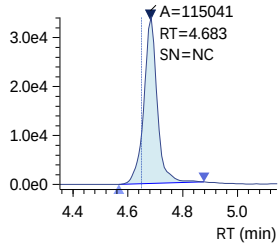

PFBS
Conc. ----
R#1 0.00 (46.53)
R#2 0.00 (44.64)
Q 298.70>79.90 (-) 1.30e1

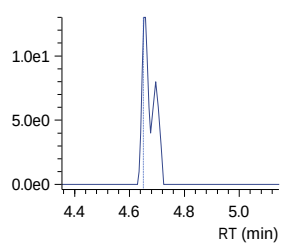

R1 298.70>98.80 (-) 0.00e0

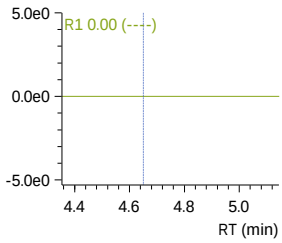

R2 298.70>98.80 (-) 0.00e0

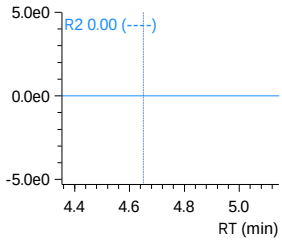

J:\LCMS08\Data\240321_1633_B1\240321_1633_B1.damlp .
SN - Software-calculated S/N ratio outside criteria due to non-target peaks or drift in noise calculation window.
Analyst review of noise levels (excluding non-target peaks) in chromatogram indicates S/N ratio meets criteria.

240321_016 (continued)

13C3-PFBS
Conc. 2.2389

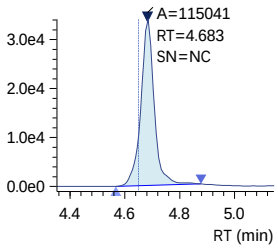

NFDHA
Conc. 0.0006
R#1 63.31 (36.44)
R#2 63.31 (34.56)

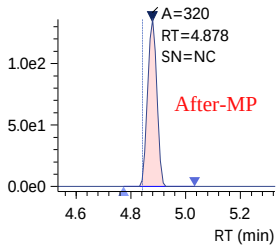

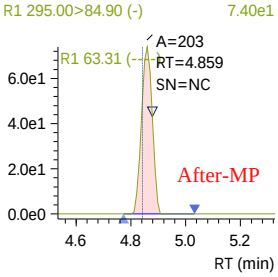

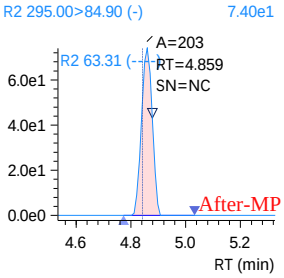

13C5-PFHxA
Conc. 2.2450

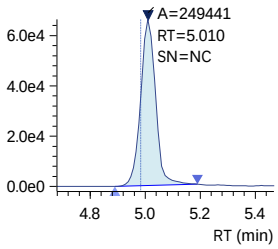

13C5-PFHxA_IS
Conc. 2.5000

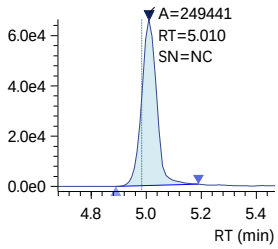

13C2-PFHxA_IS
Conc. 2.5000

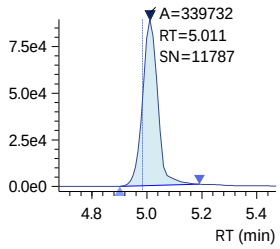

J:\LCMS08\Data\240321_1633_B1\240321_1633_B1.damlp .

SN - Software-calculated S/N ratio outside criteria due to non-target peaks or drift in noise calculation window.
Analyst review of noise levels (excluding non-target peaks) in chromatogram indicates S/N ratio meets criteria.

240321_016 (continued)

PFHxA
Conc. 0.0191
Q 313.00>269.00 (-) 5.90e2

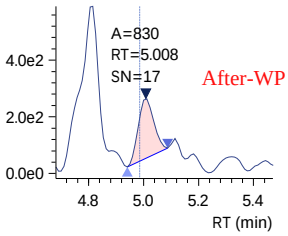

PFEESA
Conc. ----
R#1 0.00 (5.25)
R#2 0.00 (5.67)
Q 314.80>135.00 (-) 3.20e1

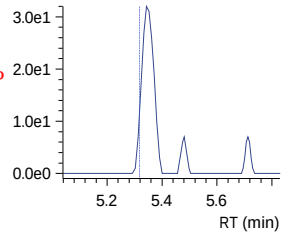

R1 314.80>82.90 (-) 0.00e0

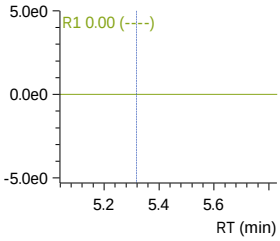

R2 314.80>82.90 (-) 0.00e0

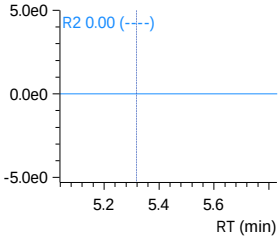

13C3-HFPO-DA
Conc. 10.7245
Q 286.90>168.90 (-) 1.62e5

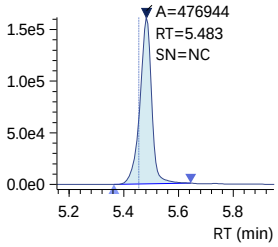

13C3-HFPO-DA_IS
Conc. 10.0000
ISTD 286.90>168.90 (-) 1.62e5

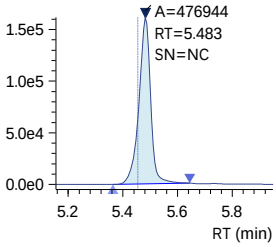

HFPO-DA
Conc. 0.0009
R#1 11.79 (62.57)
R#2 11.79 (64.50)
Q 284.90>168.90 (-) 8.50e1

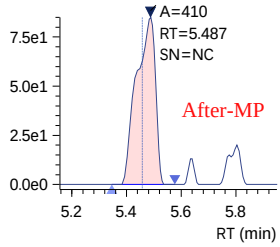

R1 284.90>184.90 (-) 2.60e1

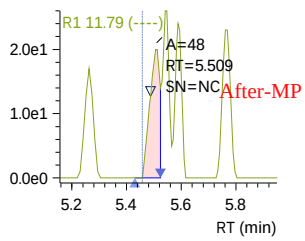

R2 284.90>184.90 (-) 2.60e1

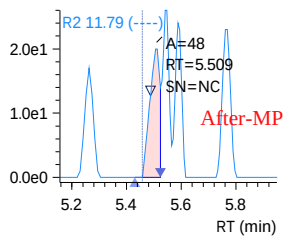

240321_016 (continued)

5_3 FTCA
Conc. ----
R#1 0.00 (154.88)
R#2 0.00 (154.15)
Q 341.00>237.05 (-) 6.70e1

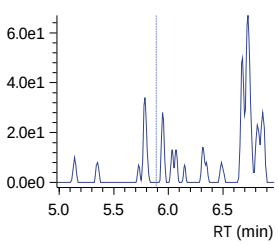

R1 341.00>217.00 (-) 2.60e2

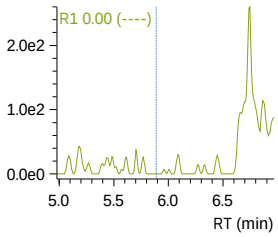

R2 341.00>217.00 (-) 2.60e2

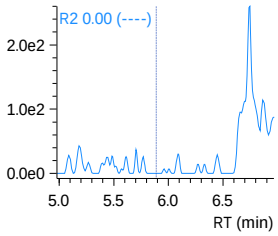

PFPeS
Conc. ----
R#1 0.00 (54.44)
R#2 0.00 (56.96)
Q 349.10>79.90 (-) 3.00e1

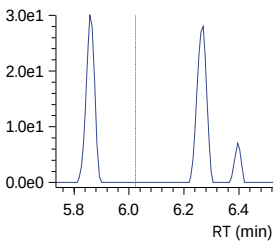

R1 349.10>98.80 (-) 1.30e1

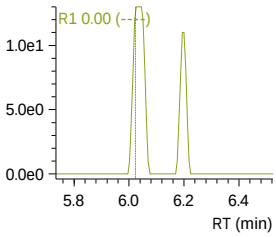

R2 349.10>98.80 (-) 1.30e1

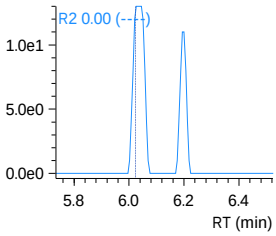

13C4-PFHpA
Conc. 2.5155
Q 367.10>322.00 (-) 1.38e5

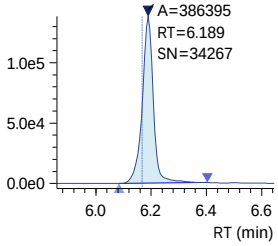

13C4-PFHpA_IS
Conc. 2.5000
ISTD 367.10>322.00 (-) 1.38e5

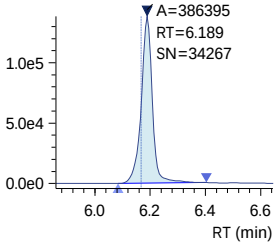

PFHpA
Conc. 0.0114
R#1 31.36 (23.39)
R#2 31.36 (22.63)
Q 363.10>319.00 (-) 9.74e2

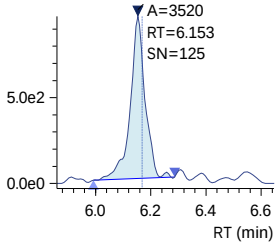

R1 363.10>169.00 (-) 3.53e2

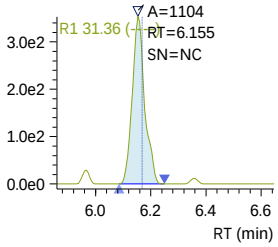

R2 363.10>169.00 (-) 3.53e2

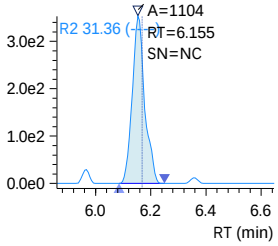

240321_016 (continued)

DONA
Conc. ----
R#1 0.00 (30.39)
R#2 0.00 (28.87)
Q 376.90>250.90 (-) 9.00e0

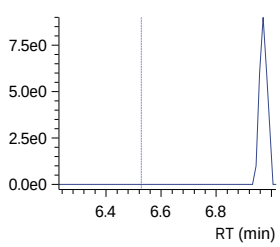

13C2-6_2 FTS_IS
Conc. 5.0000
ISTD 429.10>80.90 (-) 8.90e3

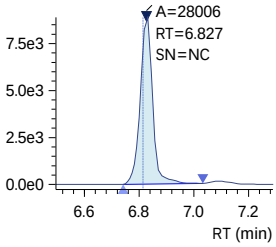

13C2-6_2 FTS
Conc. 2.9354
Q 429.10>80.90 (-) 8.90e3

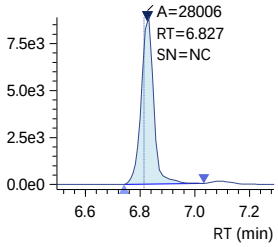

6_2 FTS
Conc. 0.0064
R#1 48.99 (44.48)
R#2 48.99 (40.73)
Q 427.10>407.00 (-) 3.50e1

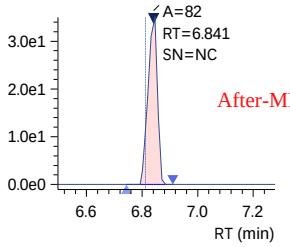

13C4-PFOA_IS
Conc. 2.5000
ISTD 417.10>172.00 (-) 5.52e3

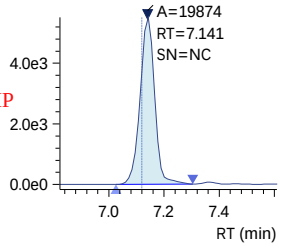

R1 376.90>84.80 (-) 0.00e0

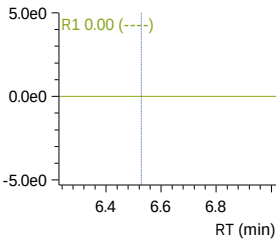

R1 427.10>80.90 (-) 2.00e1

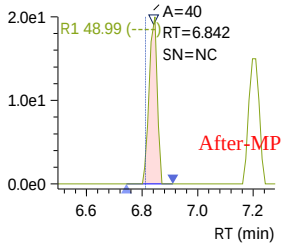

R2 376.90>84.80 (-) 0.00e0

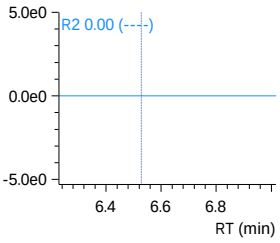

R2 427.10>80.90 (-) 2.00e1

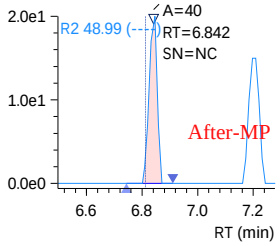

Insight Report
Quantitation/Integration
Printed 3/22/2024 13:35:57

240321_016 (continued)

13C8-PFOA_IS
Conc. 2.5000

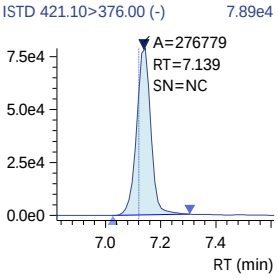

13C8-PFOA
Conc. 2.2614

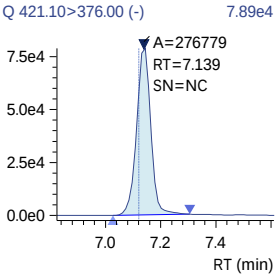

PFOA
Conc. -0.0035
R#1 26.26 (24.47)
R#2 26.26 (24.84)

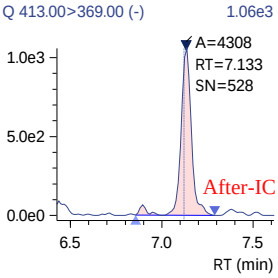

13C3-PFHxS
Conc. 2.3330

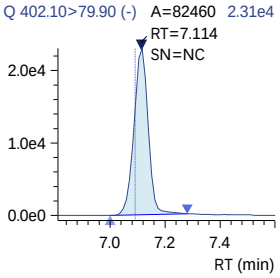

13C3-PFHxS_IS
Conc. 2.5000

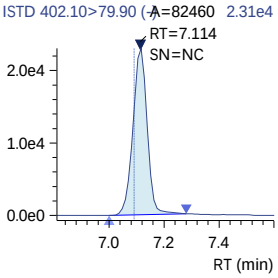

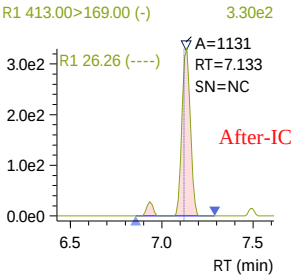

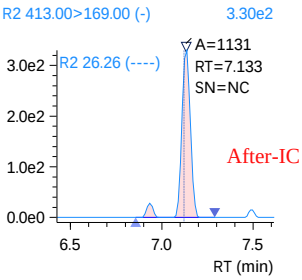

J:\LCMS08\Data\240321_1633_B1\240321_1633_B1.damlp .
SN - Software-calculated S/N ratio outside criteria due to non-target peaks or drift in noise calculation window.
Analyst review of noise levels (excluding non-target peaks) in chromatogram indicates S/N ratio meets criteria.

240321_016 (continued)

PFHxS
Conc. 0.0081
R#1 88.75 (57.29)
R#2 88.75 (58.76)
Q 398.70>79.90 (-) 8.40e1

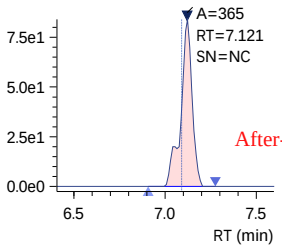

R1 398.70>98.90 (-) 1.02e2

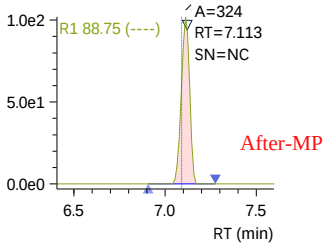

R2 398.70>98.90 (-) 1.02e2

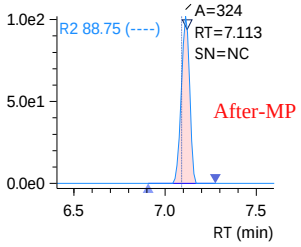

18O2-PFHxS_IS
Conc. 2.5000
ISTD 403.00>83.90 (-) 2.35e4

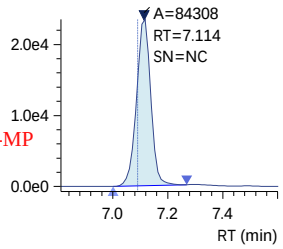

13C9-PFNA_IS
Conc. 1.2500
ISTD 472.10>427.00 (-) 5.06e4

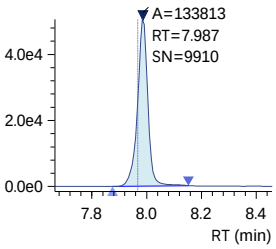

13C9-PFNA
Conc. 1.1214
Q 472.10>427.00 (-) 5.06e4

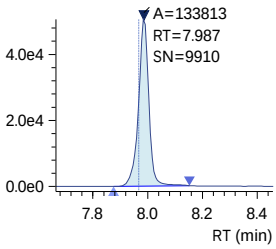

13C5-PFNA_IS
Conc. 1.2500
ISTD 468.00>423.00 (-) 5.00e4

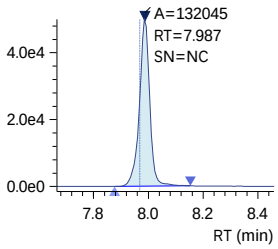

Insight Report
Quantitation/Integration
Printed 3/22/2024 13:35:57

240321_016 (continued)

PFNA
Conc. 0.0040
R#1 10.89 (20.36)
R#2 10.89 (19.31)
Q 463.00>419.00 (-) 7.04e2

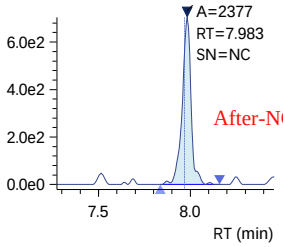

PFHpS
Conc. ----
R#1 0.00 (46.70)
R#2 0.00 (48.05)
Q 449.00>79.90 (-) 9.00e0

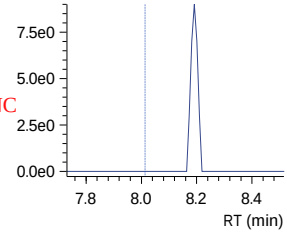

7_3 FTCA
Conc. ----
R#1 0.00 (132.28)
R#2 0.00 (133.47)
Q 441.00>317.00 (-) 7.30e1

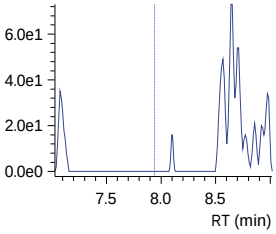

13C2-8_2-FTS
Conc. 3.0438
Q 529.10>80.90 (-) 5.26e3

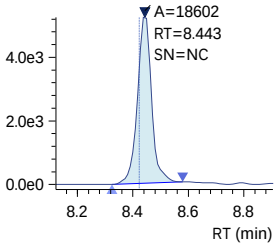

13C2-8_2-FTS_IS
Conc. 5.0000
ISTD 529.10>80.90 (-) 5.26e3

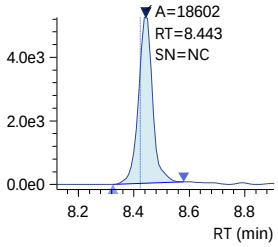

R1 463.00>219.00 (-) 1.33e2

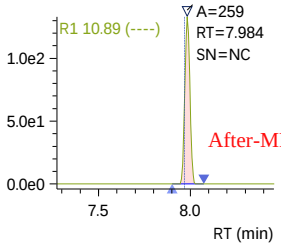

R1 449.00>98.80 (-) 2.90e1

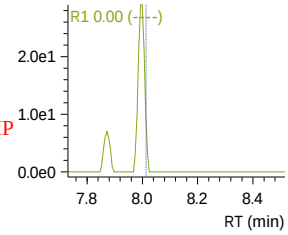

R1 441.00>336.90 (-) 1.42e2

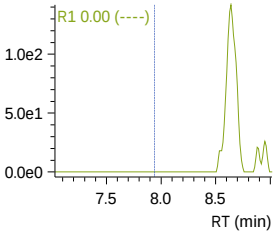

R2 463.00>219.00 (-) 1.33e2

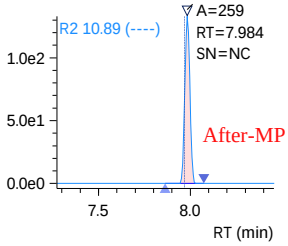

R2 449.00>98.80 (-) 2.90e1

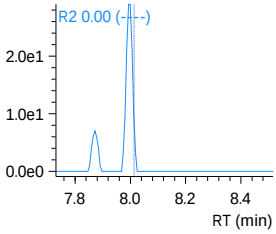

R2 441.00>336.90 (-) 1.42e2

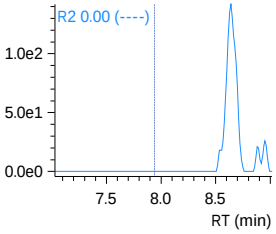

J:\LCMS08\Data\240321_1633_B1\240321_1633_B1.damlp .
SN - Software-calculated S/N ratio outside criteria due to non-target peaks or drift in noise calculation window.
Analyst review of noise levels (excluding non-target peaks) in chromatogram indicates S/N ratio meets criteria.

240321_016 (continued)

8_2 FTS
Conc. ----
R#1 0.00 (45.91)
R#2 0.00 (45.20)
Q 527.10>506.95 (-) 0.00e0

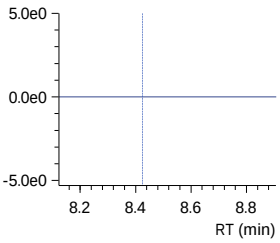

13C6-PFDA_IS
Conc. 1.2500
ISTD 519.10>474.10 (-) 2.23e4

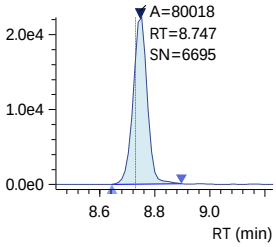

13C6-PFDA
Conc. 1.1053
Q 519.10>474.10 (-) 2.23e4

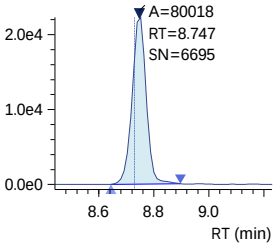

13C2-PFDA_IS
Conc. 1.2500
ISTD 515.10>470.10 (-) 2.16e4

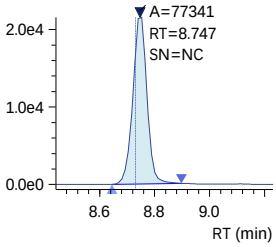

PFDA
Conc. 0.0246
R#1 6.24 (17.64)
R#2 6.24 (19.20)
Q 512.90>469.00 (-) 4.19e2

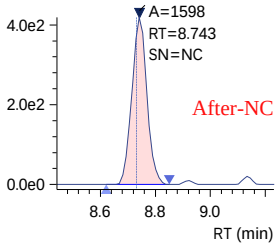

R1 527.10>80.80 (-) 0.00e0

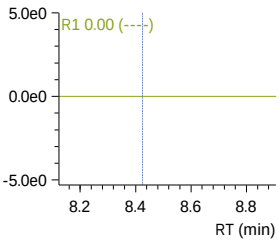

R1 512.90>219.00 (-) 3.00e1

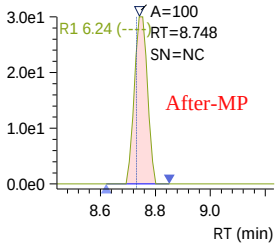

R2 527.10>80.80 (-) 0.00e0

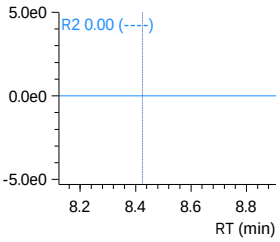

R2 512.90>219.00 (-) 3.00e1

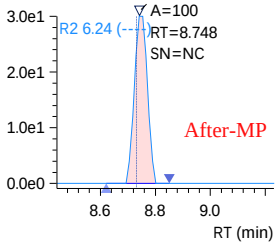

D3-NMeFOSAA_IS
Conc. 5.0000
ISTD 573.20>419.00 (-) 2.05e4

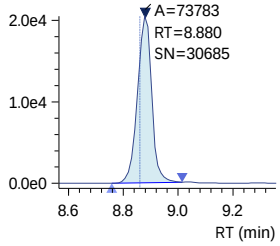

D3-NMeFOSAA
Conc. 3.2488
Q 573.20>419.00 (-) 2.05e4

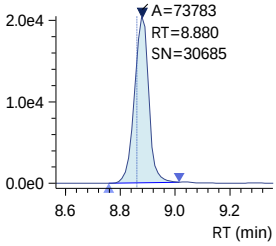

13C8-PFOS_IS
Conc. 2.5000
ISTD 507.10>98.90 (-) 7.61e3

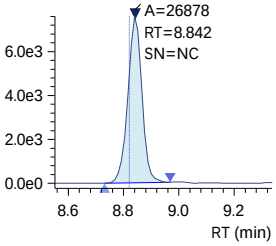

13C8-PFOS
Conc. 2.0449
Q 507.10>98.90 (-) 7.61e3

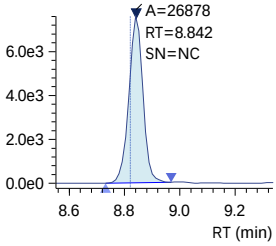

13C4-PFOS_IS
Conc. 2.5000
ISTD 502.80>79.90 (-) 2.64e4

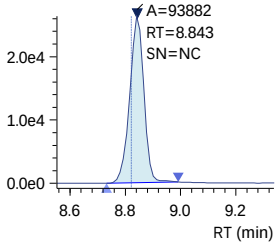

SN - Software-calculated S/N ratio outside criteria due to non-target peaks or drift in noise calculation window.
Analyst review of noise levels (excluding non-target peaks) in chromatogram indicates S/N ratio meets criteria.

240321_016 (continued)

PFOS
Conc. -0.0004
R#1 30.04 (45.06)
R#2 30.04 (47.87)
Q 498.90>79.90 (-) 6.20e1

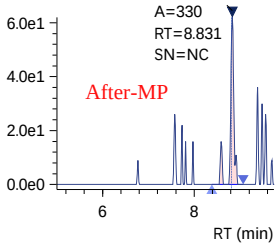

R1 498.90>98.80 (-) 1.80e1

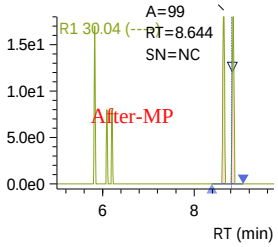

R2 498.90>98.80 (-) 1.80e1

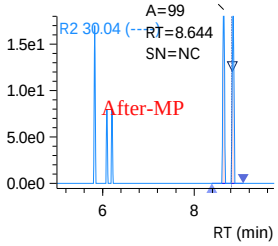

NMeFOSAA
Conc. ----
R#1 0.00 (67.10)
R#2 0.00 (60.24)
Q 570.10>419.00 (-) 0.00e0

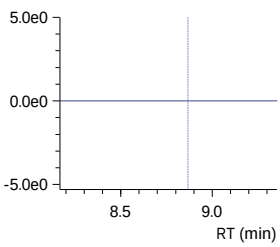

R1 570.10>483.00 (-) 0.00e0

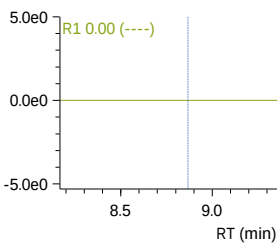

R2 570.10>483.00 (-) 0.00e0

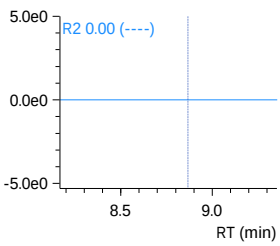

D5-NEtFOSAA_IS
Conc. 5.0000
ISTD 589.20>419.00 (-) 2.06e4

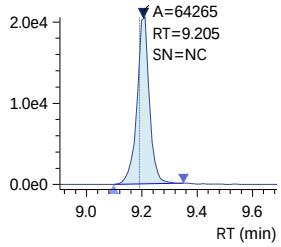

D5-NEtFOSAA
Conc. 3.8622
Q 589.20>419.00 (-) 2.06e4

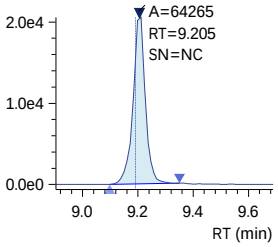

NEtFOSAA
Conc. ----
R#1 0.00 (89.53)
R#2 0.00 (72.57)
Q 584.20>419.10 (-) 0.00e0

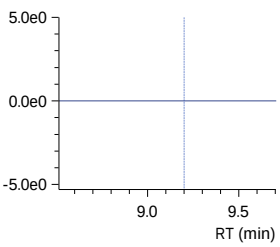

R1 584.20>526.00 (-) 0.00e0

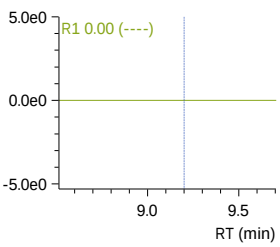

R2 584.20>526.00 (-) 0.00e0

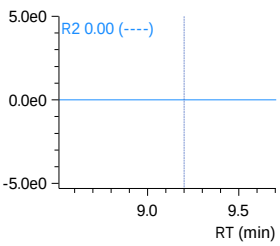

240321_016 (continued)

9-Cl-PF3ONS
Conc. ----
R#1 0.00 (31.69)
R#2 0.00 (30.68)
Q 530.80>351.00 (-) 6.10e1

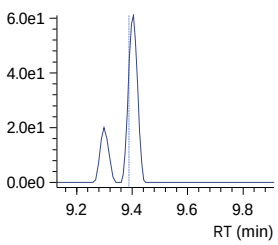

R1 532.80>353.00 (-) 4.60e1

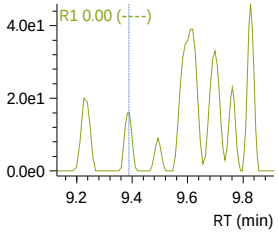

R2 532.80>353.00 (-) 4.60e1

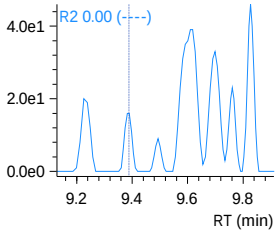

PFUnDA
Conc. 0.0082
R#1 25.23 (10.96)
R#2 25.23 (11.56)
Q 563.10>519.00 (-) 3.84e2

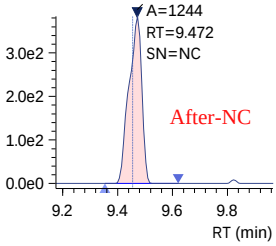

R1 563.10>269.10 (-) 1.25e2

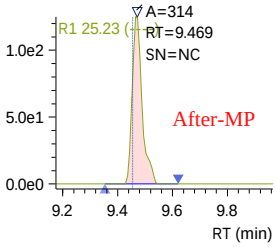

R2 563.10>269.10 (-) 1.25e2

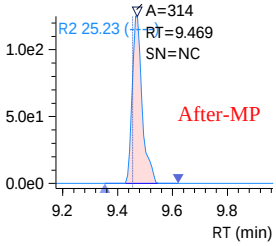

13C7-PFUnDA_IS
Conc. 1.2500
ISTD 570.00>525.10 (-) 2.51e4

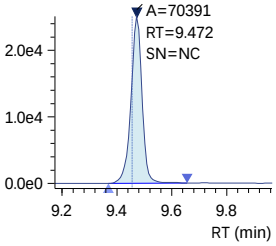

13C7-PFUnDA
Conc. 0.9859
Q 570.00>525.10 (-) 2.51e4

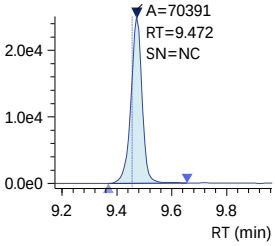

PFNS
Conc. ----
R#1 0.00 (56.91)
R#2 0.00 (61.27)
Q 548.80>79.90 (-) 2.70e1

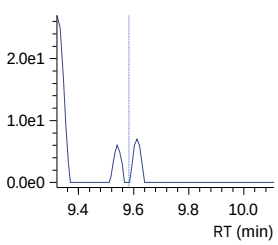

R1 548.80>98.80 (-) 1.50e1

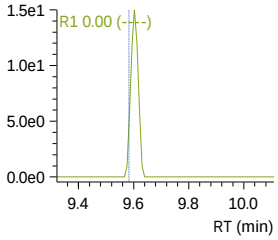

R2 548.80>98.80 (-) 1.50e1

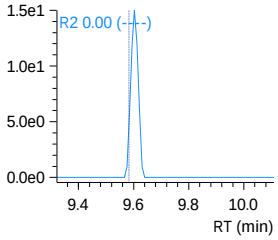

SN - Software-calculated S/N ratio outside criteria due to non-target peaks or drift in noise calculation window.
Analyst review of noise levels (excluding non-target peaks) in chromatogram indicates S/N ratio meets criteria.

240321_016 (continued)

10_2 FTS
Conc. ----
R#1 0.00 (32.29)
R#2 0.00 (29.61)
Q 626.80>607.05 (-) 0.00e0

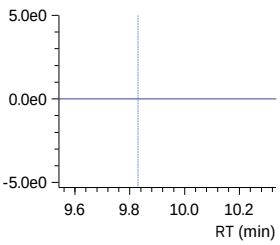

R1 626.80>81.00 (-) 0.00e0

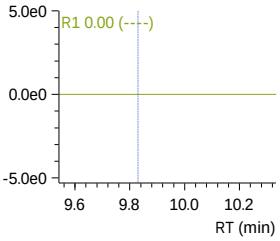

R2 626.80>81.00 (-) 0.00e0

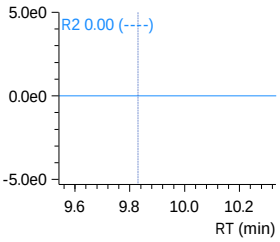

13C2-PFDOA_IS
Conc. 1.2500
ISTD 615.10>570.00 (-) 2.92e4

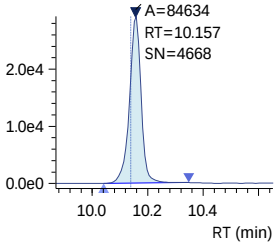

13C2-PFDOA
Conc. 1.0192
Q 615.10>570.00 (-) 2.92e4

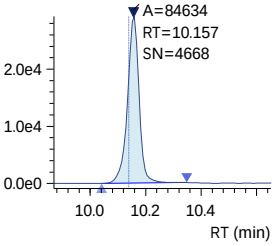

PFDOA
Conc. -0.0067
R#1 15.98 (11.14)
R#2 15.98 (10.73)
Q 613.10>569.00 (-) 3.57e2

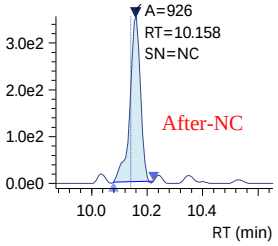

R1 613.10>319.00 (-) 6.50e1

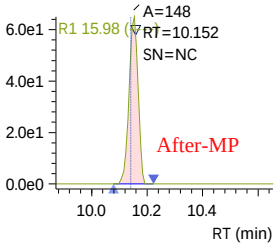

R2 613.10>319.00 (-) 6.50e1

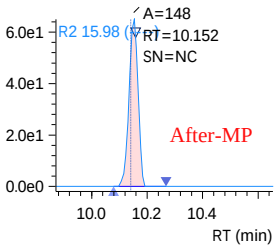

PFDS
Conc. -0.0100
R#1 70.62 (58.01)
R#2 70.62 (58.67)
Q 599.00>79.90 (-) 1.50e1

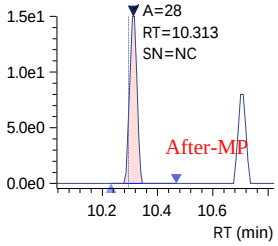

R1 599.00>98.80 (-) 1.10e1

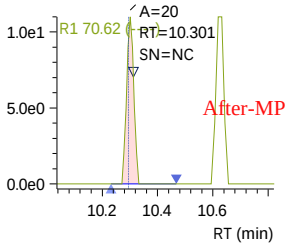

R2 599.00>98.80 (-) 1.10e1

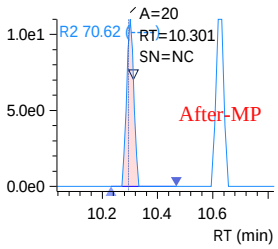

SN - Software-calculated S/N ratio outside criteria due to non-target peaks or drift in noise calculation window.
Analyst review of noise levels (excluding non-target peaks) in chromatogram indicates S/N ratio meets criteria.

240321_016 (continued)

PFTrDA
Conc. -0.0001
R#1 22.65 (16.67)
R#2 22.65 (15.36)
Q 663.00>619.00 (-) 4.03e2

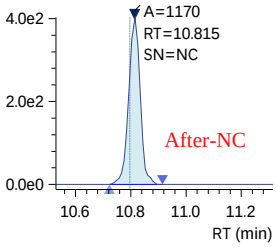

11-Cl-PF3OUdS
Conc. ----
R#1 0.00 (35.04)
R#2 0.00 (35.75)
Q 630.90>451.00 (-) 0.00e0

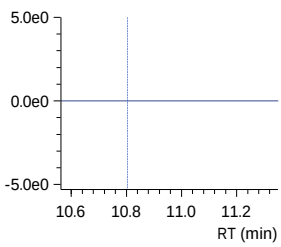

PFOSAm
Conc. 0.0030
Q 498.10>77.90 (-) 3.50e1

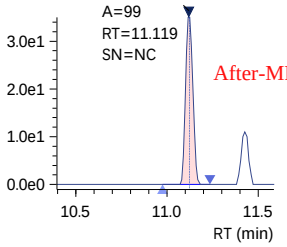

13C8-PFOSAm
Conc. 2.1636
Q 506.10>77.80 (-) 2.41e4

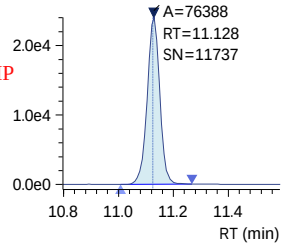

13C8-PFOSAm_IS
Conc. 2.5000
ISTD 506.10>77.80 (-) 2.41e4

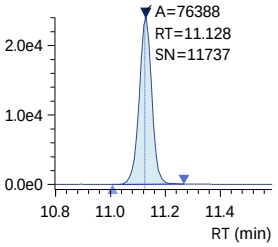

R1 663.00>168.90 (-) 1.03e2

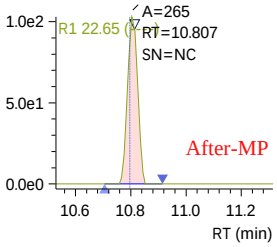

R1 632.90>452.90 (-) 1.10e1

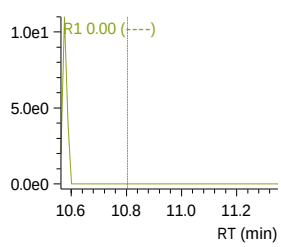

R2 663.00>168.90 (-) 1.03e2

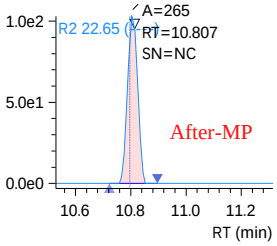

R2 632.90>452.90 (-) 1.10e1

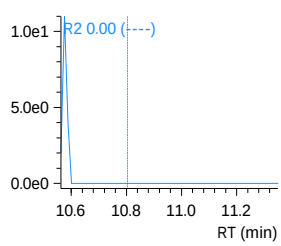

SN - Software-calculated S/N ratio outside criteria due to non-target peaks or drift in noise calculation window.
Analyst review of noise levels (excluding non-target peaks) in chromatogram indicates S/N ratio meets criteria.

240321_016 (continued)

PFTDA
Conc. 0.0070
R#1 4.65 (17.09)
R#2 4.65 (18.64)

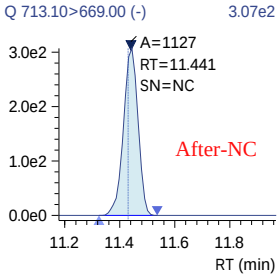

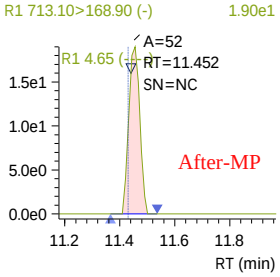

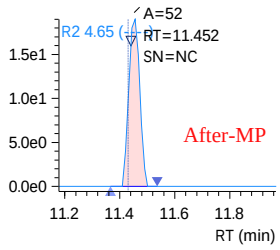

13C2-PFTDA
Conc. 1.0339

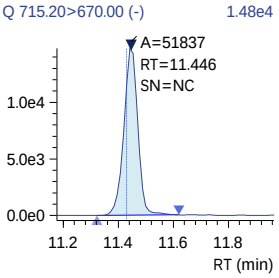

13C2-PFTDA_IS
Conc. 1.2500

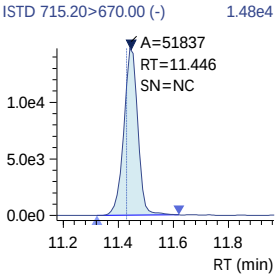

PFDoS
Conc. ----
R#1 0.00 (61.23)
R#2 0.00 (68.82)

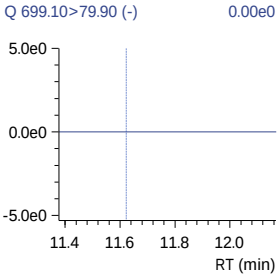

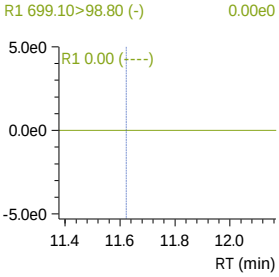

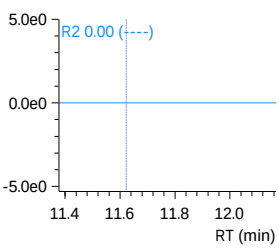

D7-MeFOSE_IS
Conc. 25.0000

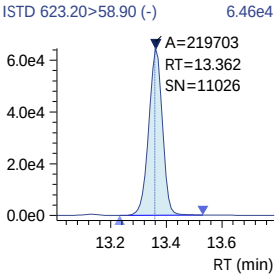

240321_016 (continued)

D7-MeFOSE
Conc. 20.3386

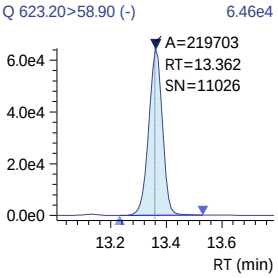

MeFOSE
Conc. ----

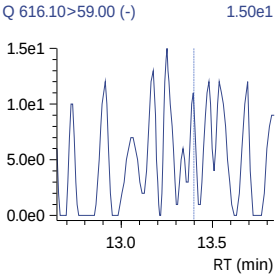

13C2-PFHXDA_IS
Conc. 2.5000

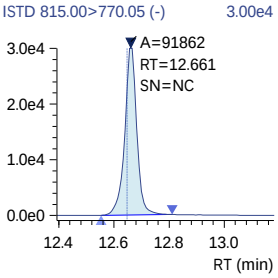

13C2-PFHXDA
Conc. 1.7819

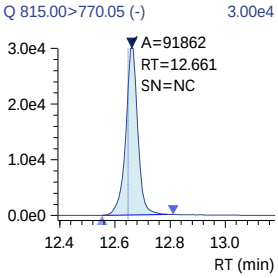

PFHXDA
Conc. 0.0124
R#1 6.13 (10.78)
R#2 6.13 (11.00)

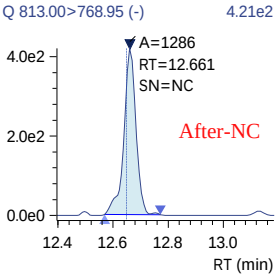

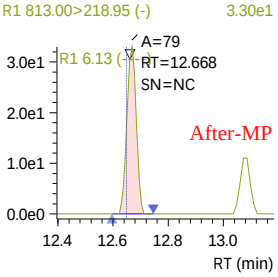

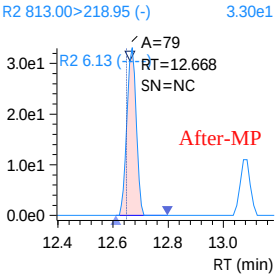

240321_016 (continued)

D3-MeFOSA
Conc. 1.7047

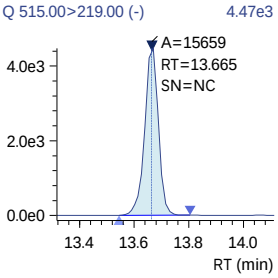

D3-MeFOSA_IS
Conc. 2.5000

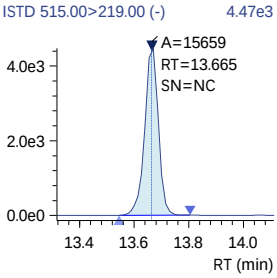

MeFOSA
Conc. ----
R#1 0.00 (156.31)
R#2 0.00 (156.72)

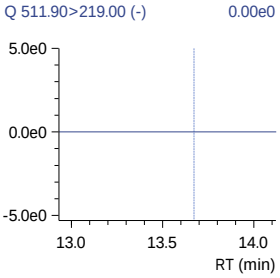

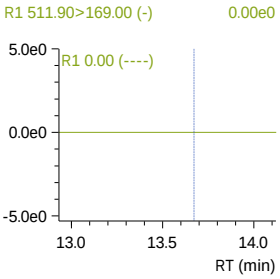

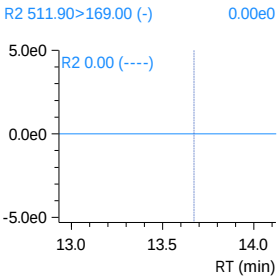

D9-EtFOSE_IS
Conc. 25.0000

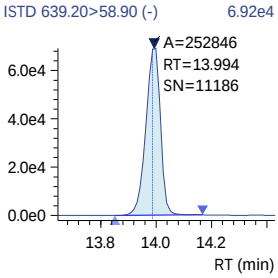

D9-EtFOSE
Conc. 20.5043

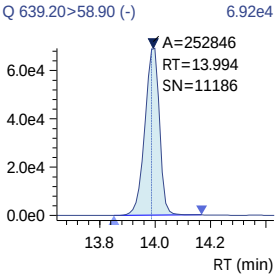

J:\LCMS08\Data\240321_1633_B1\240321_1633_B1.damlp .

SN - Software-calculated S/N ratio outside criteria due to non-target peaks or drift in noise calculation window.
Analyst review of noise levels (excluding non-target peaks) in chromatogram indicates S/N ratio meets criteria.

240321_016 (continued)

EtFOSE
Conc. ----

Q 630.00>59.00 (-) 1.50e1

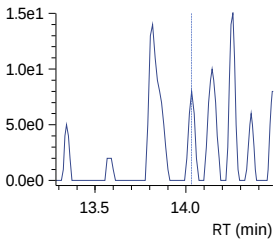

D5-EtFOSAm
Conc. 1.7240

Q 531.10>219.00 (-) 7.42e3

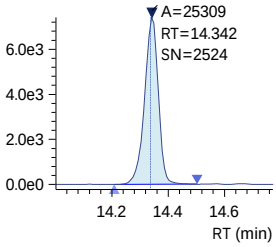

D5-EtFOSAm_IS
Conc. 2.5000

ISTD 531.10>219.00 (-) 7.42e3

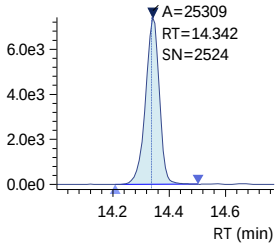

EtFOSAm
Conc. ----
R#1 0.00 (177.75)
R#2 0.00 (149.59)

Q 526.00>219.00 (-) 0.00e0

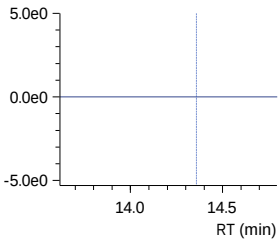

PFODA
Conc. 0.0152
R#1 17.65 (31.66)
R#2 17.65 (33.60)

Q 913.00>868.65 (-) 1.07e2

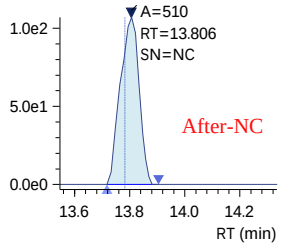

R1 526.00>169.00 (-) 9.10e1

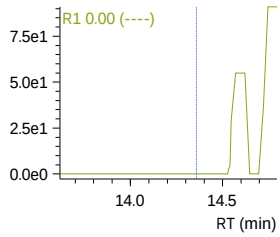

R1 913.00>169.00 (-) 4.20e1

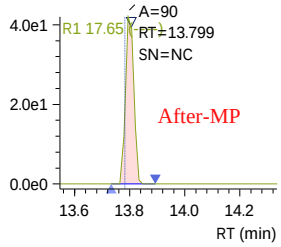

R2 526.00>169.00 (-) 9.10e1

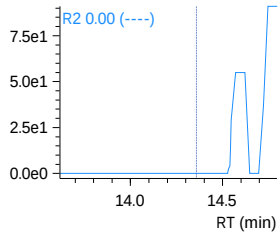

R2 913.00>169.00 (-) 4.20e1

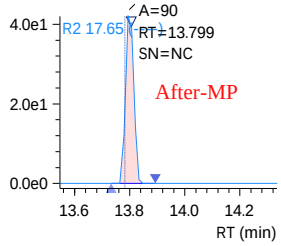

J:\LCMS08\Data\240321_1633_B1\240321_1633_B1.damlp .

SN - Software-calculated S/N ratio outside criteria due to non-target peaks or drift in noise calculation window.
Analyst review of noise levels (excluding non-target peaks) in chromatogram indicates S/N ratio meets criteria.

Insight Report
Before Manual Integration
Printed 3/22/2024 10:11:10

240321_016

Sample ID: R2401914-014
Date Acquired: 3/21/2024 4:29:48 PM
Acquired by: System Administrator
Data File: 240321_016
Vial: 18 | Inj. Volume: 10.0000uL | Tray: 2

13C4-PFBA
Conc. 9.2414
Q 216.80>171.90 (-) 1.28e5

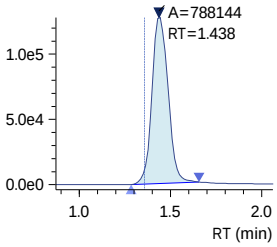

13C4-PFBA_IS
Conc. 10.0000
ISTD 216.80>171.90 (-) 1.28e5

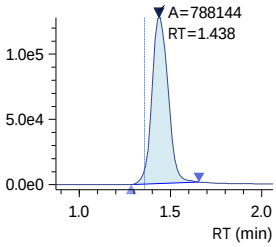

13C3-PFBA_IS
Conc. 5.0000
ISTD 216.00>172.00 (-) 7.09e4

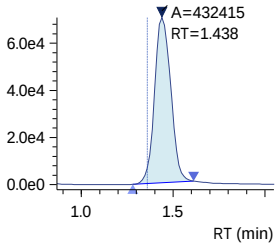

PFBA
Conc. -0.0071
Q 212.80>169.05 (-) 8.51e2

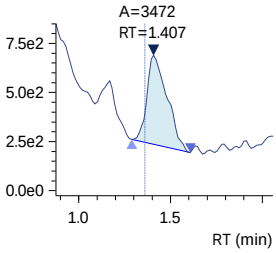

PFMPA
Conc. ----
Q 229.00>84.90 (-) 2.20e1

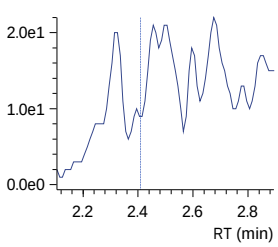

3_3 FTCA
Conc. ----
R#1 0.00 (136.14)
R#2 0.00 (136.14)
Q 241.00>177.10 (-) 2.00e1

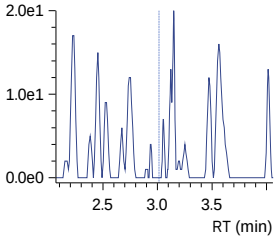

13C5-PFPeA
Conc. 5.5391
Q 268.30>223.00 (-) 5.79e4

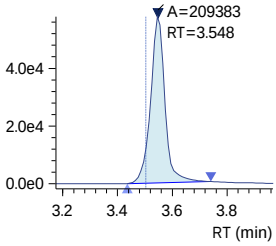

13C5-PFPeA_IS
Conc. 5.0000
ISTD 268.30>223.00 (-) 5.79e4

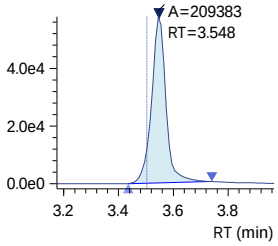

PFPeA
Conc. 0.0069
Q 263.00>219.00 (-) 4.70e2

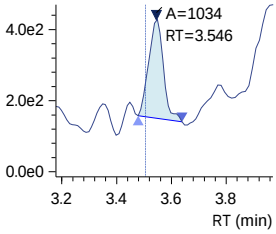

PFMBA
Conc. ----
Q 279.00>84.95 (-) 3.40e1

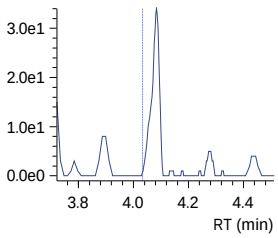

R1 241.00>117.00 (-) 3.78e2

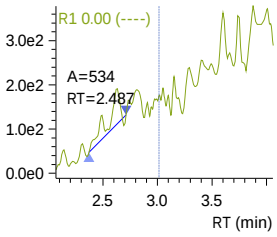

R2 241.00>117.00 (-) 3.78e2

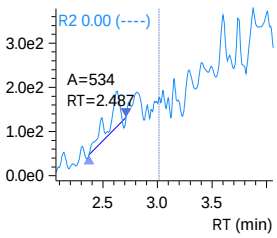

240321_016 (continued)

13C2-4_2 FTS
Conc. 3.8214
Q 329.10>80.90 (-) 1.31e4

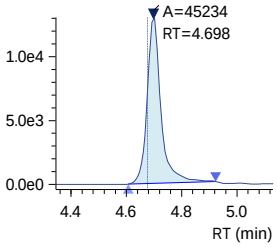

13C2-4_2 FTS_IS
Conc. 5.0000
ISTD 329.10>80.90 (-) 1.31e4

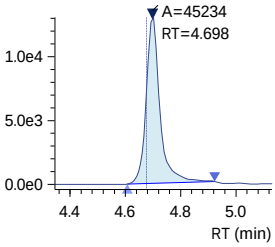

4_2 FTS
Conc. ----
R#1 0.00 (33.08)
R#2 0.00 (33.08)
Q 327.10>307.00 (-) 1.50e1

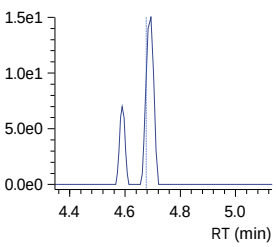

R1 327.10>80.90 (-) 2.65e2

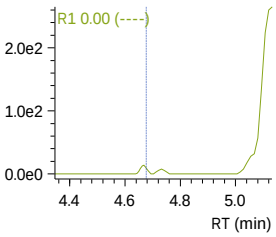

R2 327.10>80.90 (-) 2.65e2

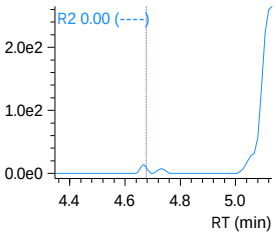

13C3-PFBS_IS
Conc. 2.5000
ISTD 302.10>79.90 (-) 3.41e4

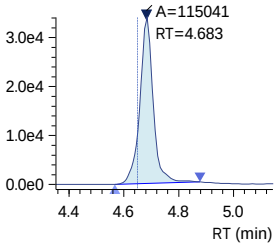

PFBS
Conc. ----
R#1 0.00 (46.53)
R#2 0.00 (46.53)
Q 298.70>79.90 (-) 1.30e1

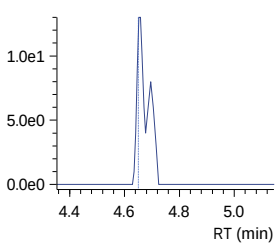

R1 298.70>98.80 (-) 0.00e0

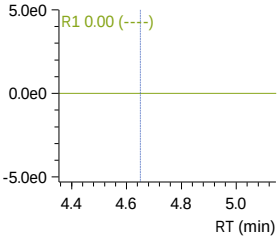

R2 298.70>98.80 (-) 0.00e0

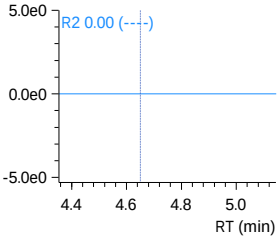

Insight Report
Before Manual Integration
Printed 3/22/2024 10:11:10

240321_016 (continued)

13C3-PFBS
Conc. 2.2389
Q 302.10>79.90 (-) 3.41e4

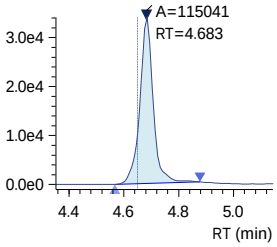

NFDHA
Conc. ----
R#1 0.00 (36.44)
R#2 0.00 (36.44)
Q 295.00>201.00 (-) 1.36e2

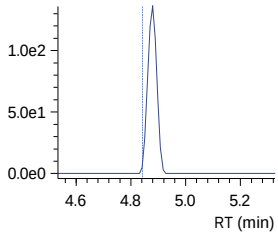

R1 295.00>84.90 (-) 7.40e1

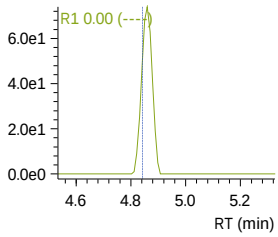

R2 295.00>84.90 (-) 7.40e1

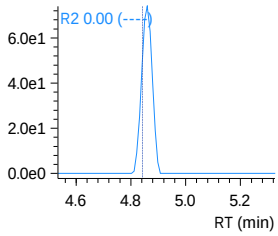

13C5-PFHxA
Conc. 2.2450
Q 318.00>273.00 (-) 6.65e4

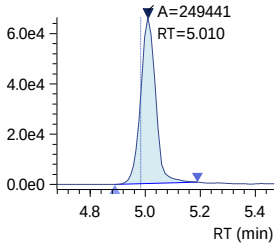

13C5-PFHxA_IS
Conc. 2.5000
ISTD 318.00>273.00 (-) 6.65e4

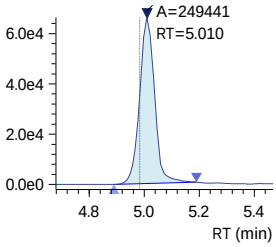

13C2-PFHxA_IS
Conc. 2.5000
ISTD 315.10>270.00 (-) 8.96e4

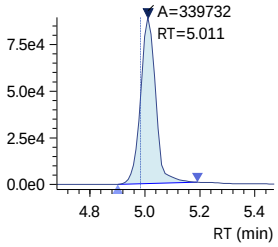

Insight Report
Before Manual Integration
Printed 3/22/2024 10:11:10

240321_016 (continued)

PFHxA
Conc. 0.0348
Q 313.00>269.00 (-) 5.90e2

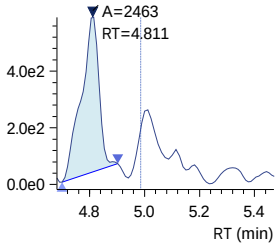

PFEESA
Conc. ----
R#1 0.00 (5.25)
R#2 0.00 (5.25)
Q 314.80>135.00 (-) 3.20e1

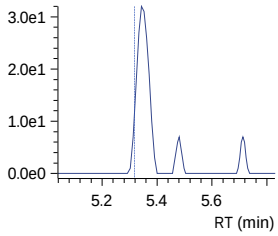

R1 314.80>82.90 (-) 0.00e0

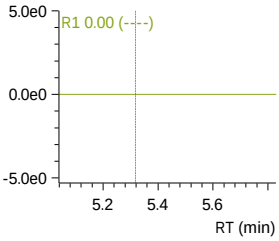

R2 314.80>82.90 (-) 0.00e0

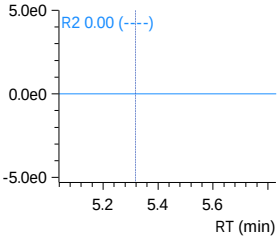

13C3-HFPO-DA
Conc. 10.7245
Q 286.90>168.90 (-) 1.62e5

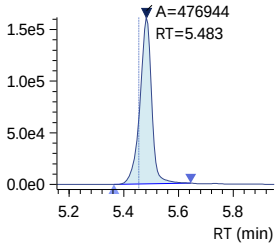

13C3-HFPO-DA_IS
Conc. 10.0000
ISTD 286.90>168.90 (-) 1.62e5

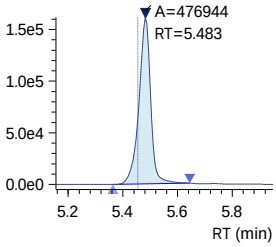

HFPO-DA
Conc. ----
R#1 0.00 (62.57)
R#2 0.00 (62.57)
Q 284.90>168.90 (-) 8.50e1

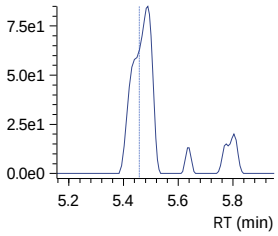

R1 284.90>184.90 (-) 2.60e1

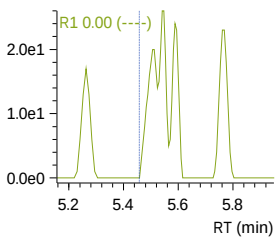

R2 284.90>184.90 (-) 2.60e1

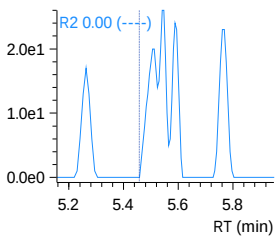

240321_016 (continued)

5_3 FTCA
Conc. ----
R#1 0.00 (154.88)
R#2 0.00 (154.88)
Q 341.00>237.05 (-) 6.70e1

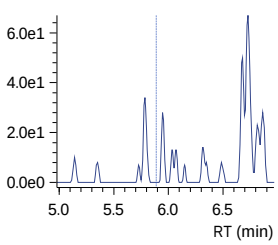

R1 341.00>217.00 (-) 2.60e2

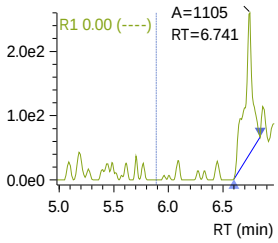

R2 341.00>217.00 (-) 2.60e2

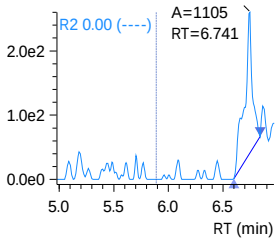

PFPeS
Conc. ----
R#1 0.00 (54.44)
R#2 0.00 (54.44)
Q 349.10>79.90 (-) 3.00e1

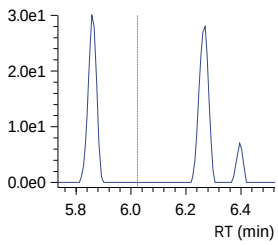

R1 349.10>98.80 (-) 1.30e1

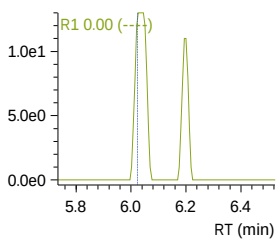

R2 349.10>98.80 (-) 1.30e1

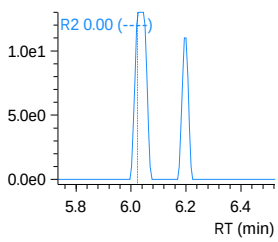

13C4-PFHpA
Conc. 2.5155
Q 367.10>322.00 (-) 1.38e5

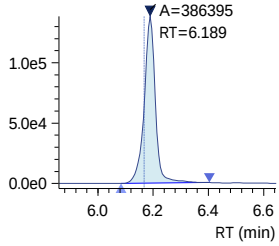

13C4-PFHpA_IS
Conc. 2.5000
ISTD 367.10>322.00 (-) 1.38e5

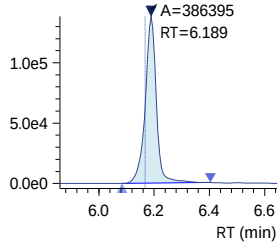

PFHpA
Conc. 0.0114
R#1 31.36 (23.39)
R#2 31.36 (23.39)
Q 363.10>319.00 (-) 9.74e2

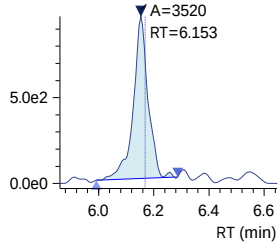

R1 363.10>169.00 (-) 3.53e2

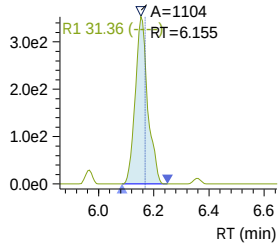

R2 363.10>169.00 (-) 3.53e2

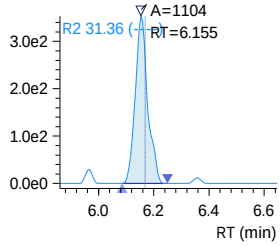

Insight Report
Before Manual Integration
Printed 3/22/2024 10:11:10

240321_016 (continued)

DONA
Conc. ----
R#1 0.00 (30.39)
R#2 0.00 (30.39)
Q 376.90>250.90 (-) 9.00e0

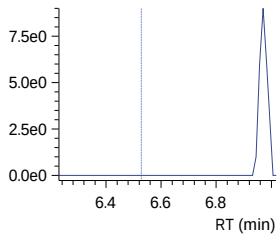

R1 376.90>84.80 (-) 0.00e0

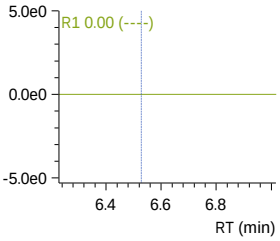

R2 376.90>84.80 (-) 0.00e0

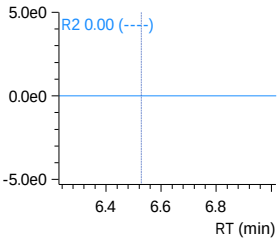

13C2-6_2 FTS_IS
Conc. 5.0000
ISTD 429.10>80.90 (-) 8.90e3

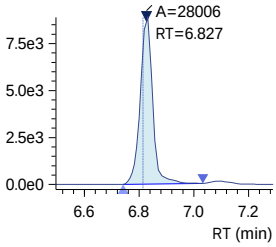

13C2-6_2 FTS
Conc. 2.9354
Q 429.10>80.90 (-) 8.90e3

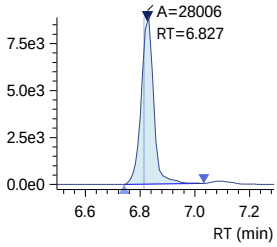

6_2 FTS
Conc. ----
R#1 0.00 (44.48)
R#2 0.00 (44.48)
Q 427.10>407.00 (-) 3.50e1

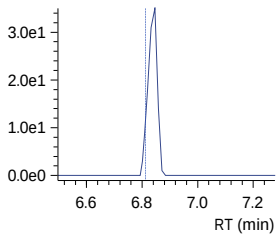

R1 427.10>80.90 (-) 2.00e1

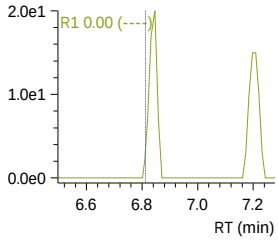

R2 427.10>80.90 (-) 2.00e1

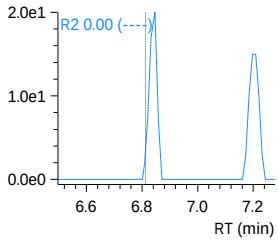

13C4-PFOA_IS
Conc. 2.5000
ISTD 417.10>172.00 (-) 5.52e3

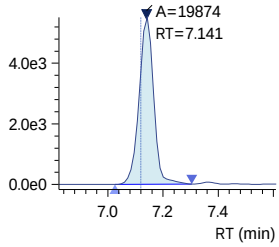

Insight Report
Before Manual Integration
Printed 3/22/2024 10:11:10

240321_016 (continued)

13C8-PFOA_IS
Conc. 2.5000

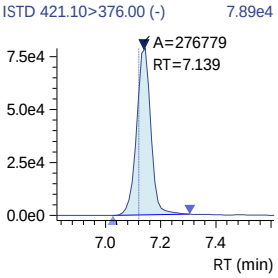

13C8-PFOA
Conc. 2.2614

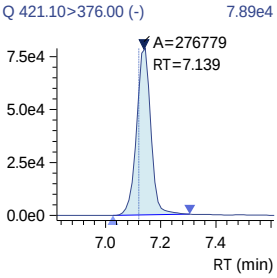

PFOA
Conc. -0.0078
R#1 27.52 (24.47)
R#2 27.52 (24.47)

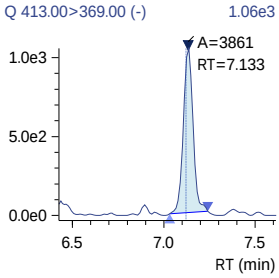

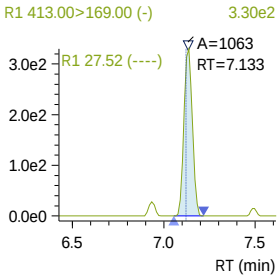

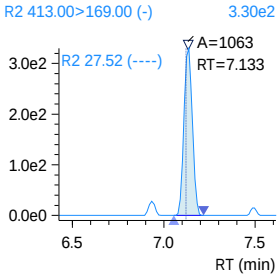

13C3-PFHxS
Conc. 2.3330

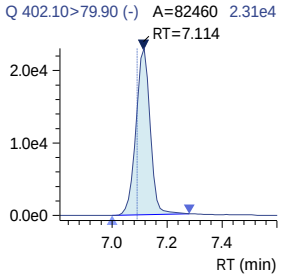

13C3-PFHxS_IS
Conc. 2.5000

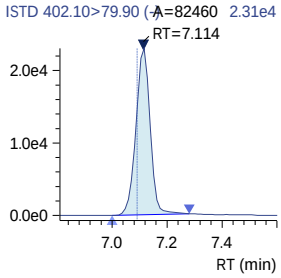

240321_016 (continued)

PFHxS
Conc. ----
R#1 0.00 (57.29)
R#2 0.00 (57.29)
Q 398.70>79.90 (-) 8.40e1

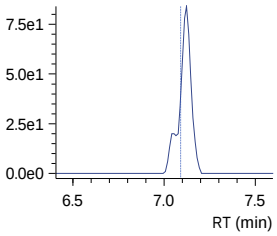

R1 398.70>98.90 (-) 1.02e2

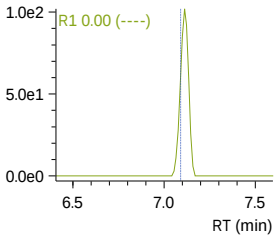

R2 398.70>98.90 (-) 1.02e2

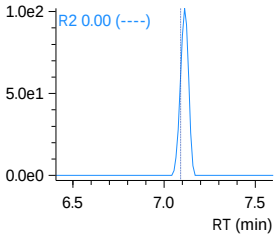

18O2-PFHxS_IS
Conc. 2.5000
ISTD 403.00>83.90 (-) 2.35e4

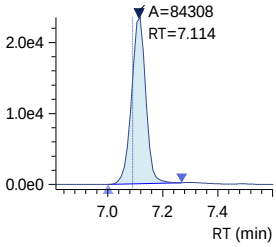

13C9-PFNA_IS
Conc. 1.2500
ISTD 472.10>427.00 (-) 5.06e4

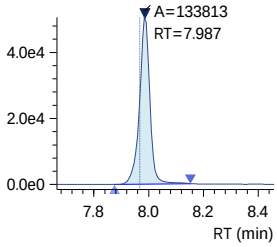

13C9-PFNA
Conc. 1.1214
Q 472.10>427.00 (-) 5.06e4

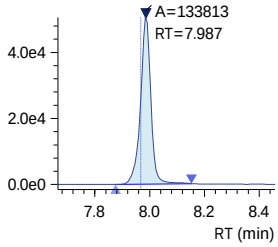

13C5-PFNA_IS
Conc. 1.2500
ISTD 468.00>423.00 (-) 5.00e4

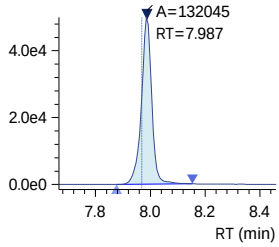



Insight Report
Before Manual Integration
Printed 3/22/2024 10:11:10

240321_016 (continued)

PFNA
Conc. 0.0040
R#1 0.00 (20.36)
R#2 0.00 (20.36)
Q 463.00>419.00 (-) 7.04e2

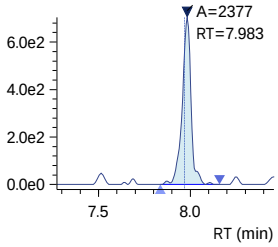

PFHpS
Conc. ----
R#1 0.00 (46.70)
R#2 0.00 (46.70)
Q 449.00>79.90 (-) 9.00e0

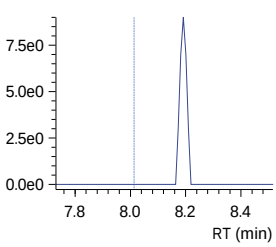

7_3 FTCA
Conc. ----
R#1 0.00 (132.28)
R#2 0.00 (132.28)
Q 441.00>317.00 (-) 7.30e1

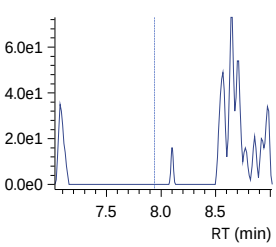

13C2-8_2-FTS
Conc. 3.0438
Q 529.10>80.90 (-) 5.26e3

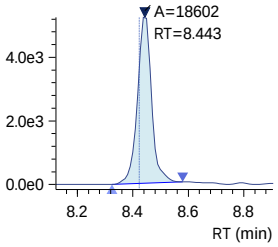

13C2-8_2-FTS_IS
Conc. 5.0000
ISTD 529.10>80.90 (-) 5.26e3

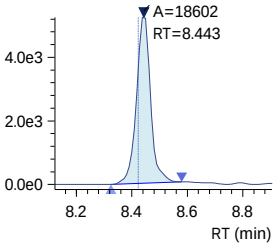

R1 463.00>219.00 (-) 1.33e2

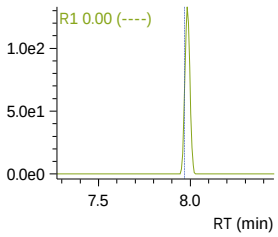

R1 449.00>98.80 (-) 2.90e1

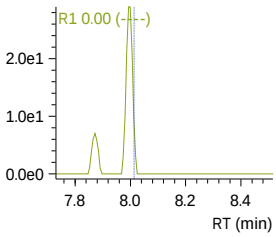

R1 441.00>336.90 (-) 1.42e2

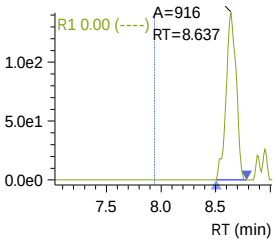

R2 463.00>219.00 (-) 1.33e2

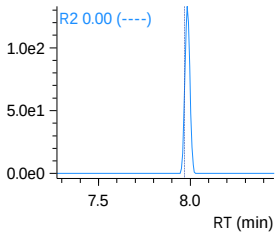

R2 449.00>98.80 (-) 2.90e1

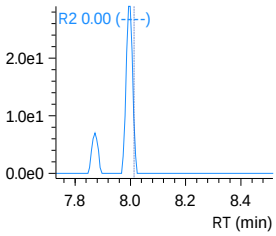

R2 441.00>336.90 (-) 1.42e2

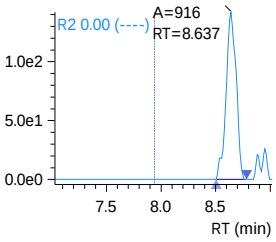

240321_016 (continued)

8_2 FTS
Conc. ----
R#1 0.00 (45.91)
R#2 0.00 (45.91)
Q 527.10>506.95 (-) 0.00e0

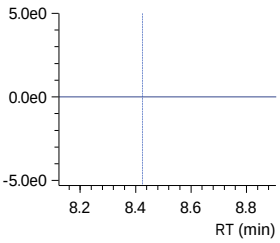

13C6-PFDA_IS
Conc. 1.2500
ISTD 519.10>474.10 (-) 2.23e4

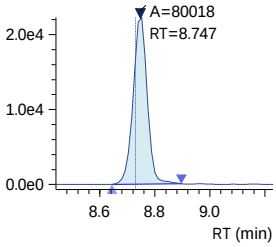

13C6-PFDA
Conc. 1.1053
Q 519.10>474.10 (-) 2.23e4

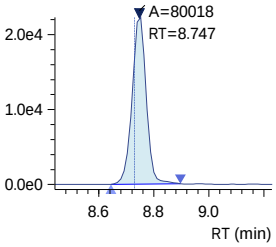

13C2-PFDA_IS
Conc. 1.2500
ISTD 515.10>470.10 (-) 2.16e4

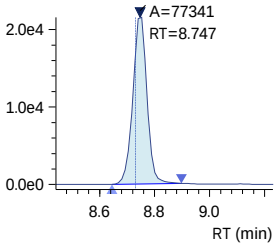

PFDA
Conc. 0.0246
R#1 0.00 (17.64)
R#2 0.00 (17.64)
Q 512.90>469.00 (-) 4.19e2

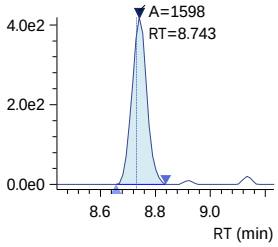

R1 527.10>80.80 (-) 0.00e0

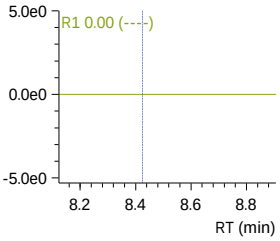

R1 512.90>219.00 (-) 3.00e1

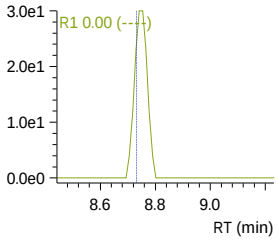

R2 527.10>80.80 (-) 0.00e0

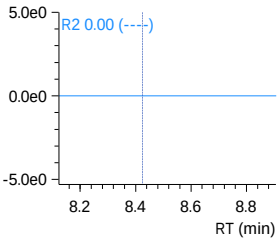

R2 512.90>219.00 (-) 3.00e1

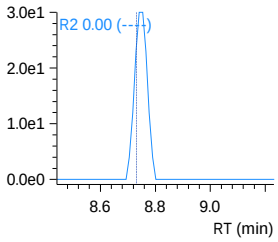

D3-NMeFOSAA_IS
Conc. 5.0000
ISTD 573.20>419.00 (-) 2.05e4

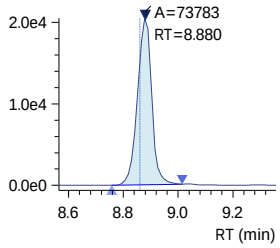

D3-NMeFOSAA
Conc. 3.2488
Q 573.20>419.00 (-) 2.05e4

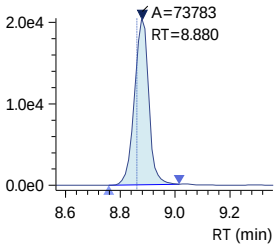

13C8-PFOS_IS
Conc. 2.5000
ISTD 507.10>98.90 (-) 7.61e3

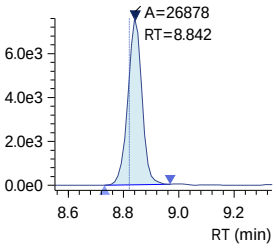

13C8-PFOS
Conc. 2.0449
Q 507.10>98.90 (-) 7.61e3

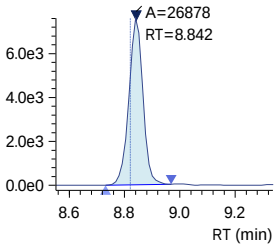

13C4-PFOS_IS
Conc. 2.5000
ISTD 502.80>79.90 (-) 2.64e4

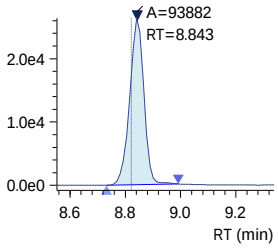

240321_016 (continued)

PFOS
Conc. ----
R#1 0.00 (45.06)
R#2 0.00 (45.06)
Q 498.90>79.90 (-) 6.20e1

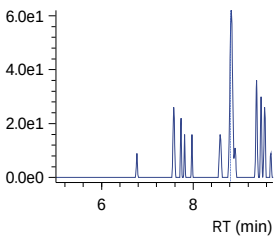

NMeFOSAA
Conc. ----
R#1 0.00 (67.10)
R#2 0.00 (67.10)
Q 570.10>419.00 (-) 0.00e0

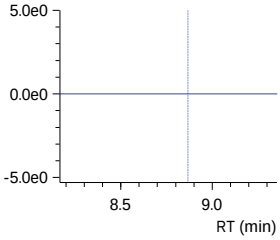

D5-NEtFOSAA_IS
Conc. 5.0000
ISTD 589.20>419.00 (-) 2.06e4

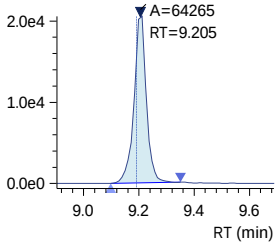

D5-NEtFOSAA
Conc. 3.8622
Q 589.20>419.00 (-) 2.06e4

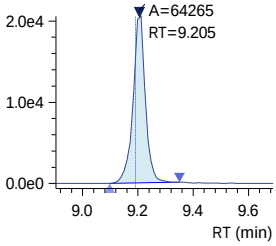

NEtFOSAA
Conc. ----
R#1 0.00 (89.53)
R#2 0.00 (89.53)
Q 584.20>419.10 (-) 0.00e0

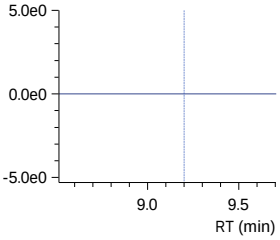

R1 498.90>98.80 (-) 1.80e1

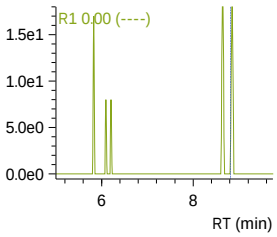

R1 570.10>483.00 (-) 0.00e0

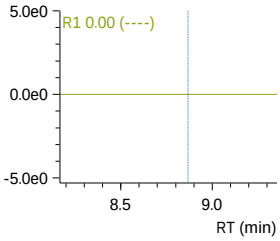

R1 584.20>526.00 (-) 0.00e0

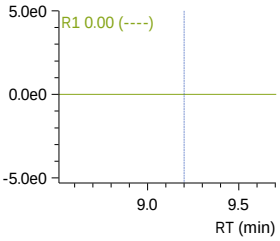

R2 498.90>98.80 (-) 1.80e1

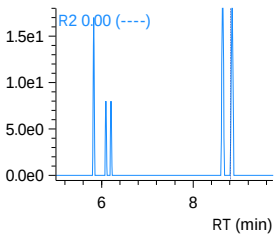

R2 570.10>483.00 (-) 0.00e0

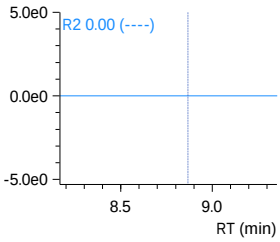

R2 584.20>526.00 (-) 0.00e0

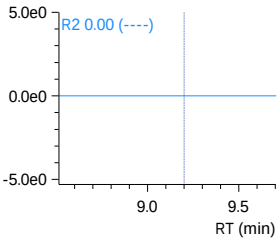

Insight Report
Before Manual Integration
Printed 3/22/2024 10:11:10

240321_016 (continued)

9-Cl-PF3ONS
Conc. ----
R#1 0.00 (31.69)
R#2 0.00 (31.69)
Q 530.80>351.00 (-) 6.10e1

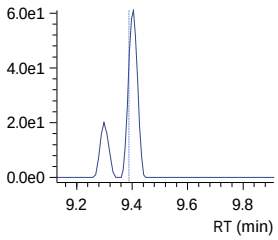

R1 532.80>353.00 (-) 4.60e1

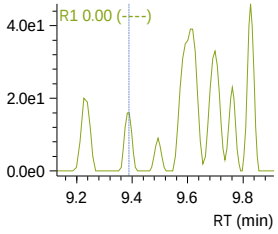

R2 532.80>353.00 (-) 4.60e1

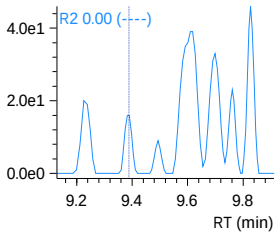

PFUnDA
Conc. 0.0082
R#1 0.00 (10.96)
R#2 0.00 (10.96)
Q 563.10>519.00 (-) 3.84e2

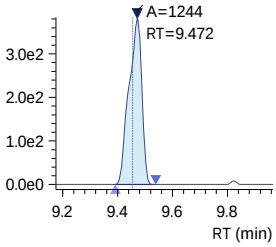

R1 563.10>269.10 (-) 1.25e2

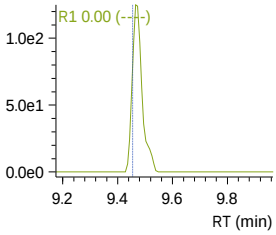

R2 563.10>269.10 (-) 1.25e2

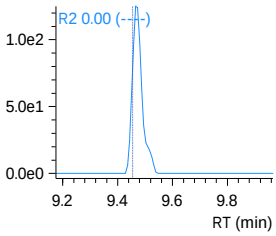

13C7-PFUnDA_IS
Conc. 1.2500
ISTD 570.00>525.10 (-) 2.51e4

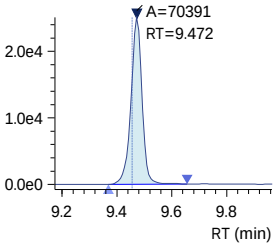

13C7-PFUnDA
Conc. 0.9859
Q 570.00>525.10 (-) 2.51e4

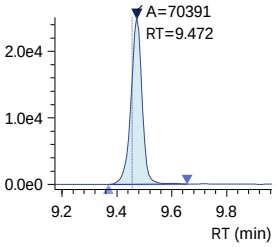

PFNS
Conc. ----
R#1 0.00 (56.91)
R#2 0.00 (56.91)
Q 548.80>79.90 (-) 2.70e1

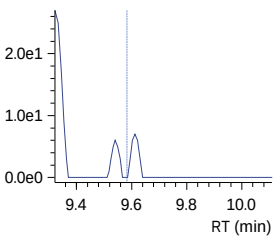

R1 548.80>98.80 (-) 1.50e1

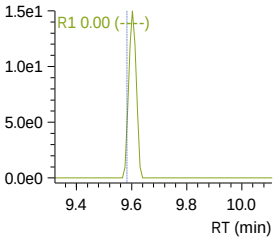

R2 548.80>98.80 (-) 1.50e1

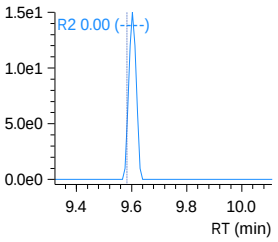

Insight Report
Before Manual Integration
Printed 3/22/2024 10:11:10

240321_016 (continued)

10_2 FTS
Conc. ----
R#1 0.00 (32.29)
R#2 0.00 (32.29)
Q 626.80>607.05 (-) 0.00e0

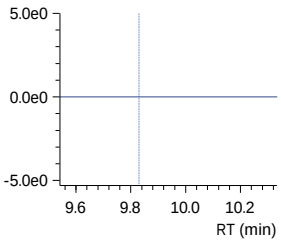

R1 626.80>81.00 (-) 0.00e0

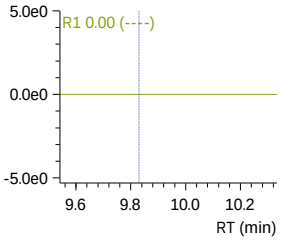

R2 626.80>81.00 (-) 0.00e0

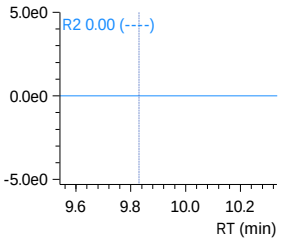

13C2-PFDOA_IS
Conc. 1.2500
ISTD 615.10>570.00 (-) 2.92e4

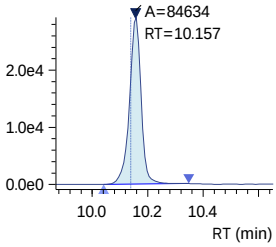

13C2-PFDOA
Conc. 1.0192
Q 615.10>570.00 (-) 2.92e4

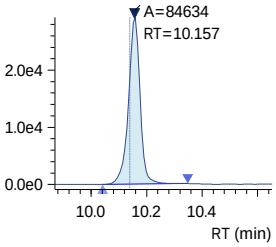

PFDOA
Conc. -0.0067
R#1 0.00 (11.14)
R#2 0.00 (11.14)
Q 613.10>569.00 (-) 3.57e2

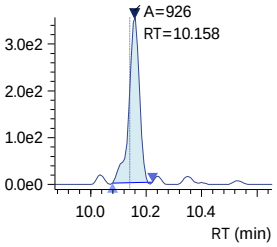

R1 613.10>319.00 (-) 6.50e1

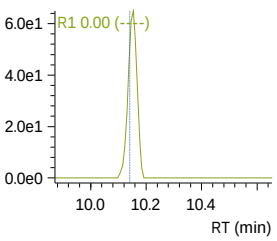

R2 613.10>319.00 (-) 6.50e1

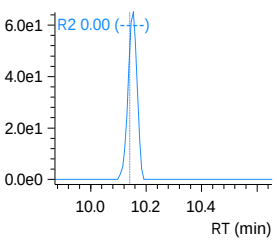

PFDS
Conc. ----
R#1 0.00 (58.01)
R#2 0.00 (58.01)
Q 599.00>79.90 (-) 1.50e1

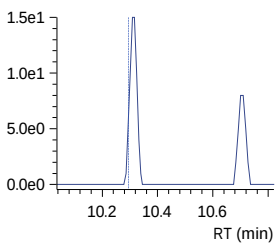

R1 599.00>98.80 (-) 1.10e1

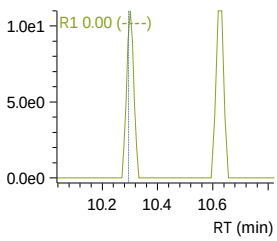

R2 599.00>98.80 (-) 1.10e1

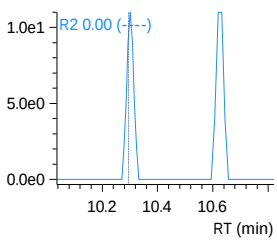

Insight Report
Before Manual Integration
Printed 3/22/2024 10:11:10

240321_016 (continued)

PFTrDA
Conc. -0.0001
R#1 0.00 (16.67)
R#2 0.00 (16.67)
Q 663.00>619.00 (-) 4.03e2

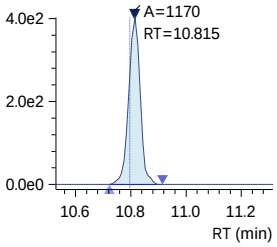

11-Cl-PF3OUdS
Conc. ----
R#1 0.00 (35.04)
R#2 0.00 (35.04)
Q 630.90>451.00 (-) 0.00e0

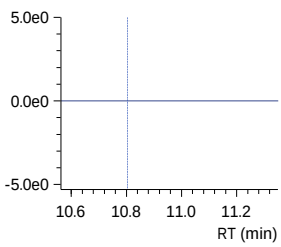

PFOSAm
Conc. ----
Q 498.10>77.90 (-) 3.50e1

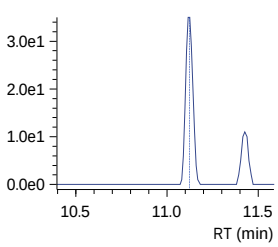

13C8-PFOSAm
Conc. 2.1636
Q 506.10>77.80 (-) 2.41e4

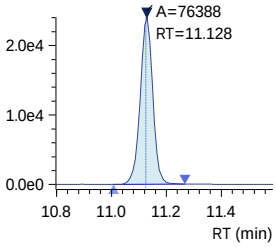

13C8-PFOSAm_IS
Conc. 2.5000
ISTD 506.10>77.80 (-) 2.41e4

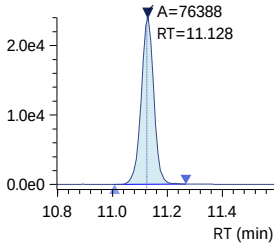

R1 663.00>168.90 (-) 1.03e2

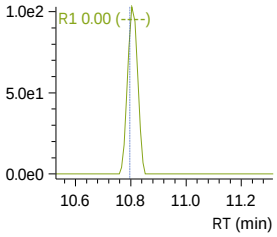

R1 632.90>452.90 (-) 1.10e1

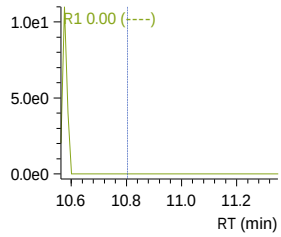

R2 663.00>168.90 (-) 1.03e2

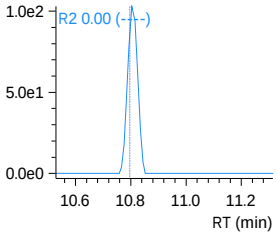

R2 632.90>452.90 (-) 1.10e1

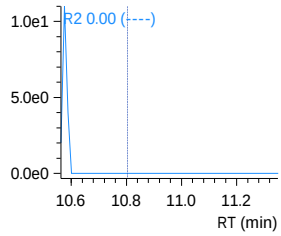

240321_016 (continued)

PFTDA
Conc. 0.0070
R#1 0.00 (17.09)
R#2 0.00 (17.09)

Q 713.10>669.00 (-) 3.07e2

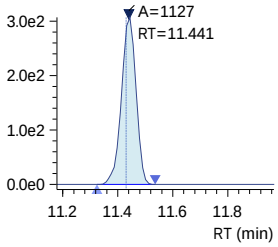

R1 713.10>168.90 (-) 1.90e1

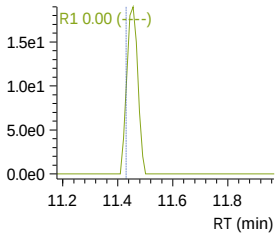

R2 713.10>168.90 (-) 1.90e1

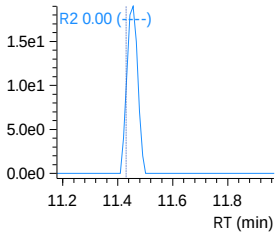

13C2-PFTDA
Conc. 1.0339

Q 715.20>670.00 (-) 1.48e4

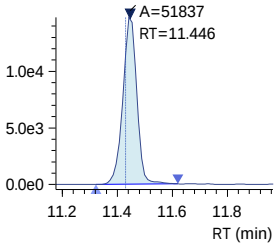

13C2-PFTDA_IS
Conc. 1.2500

ISTD 715.20>670.00 (-) 1.48e4

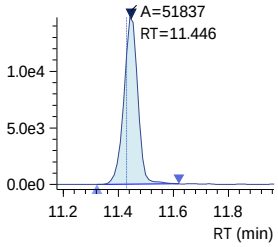

PFDoS
Conc. ----
R#1 0.00 (61.23)
R#2 0.00 (61.23)

Q 699.10>79.90 (-) 0.00e0

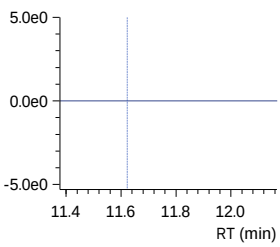

R1 699.10>98.80 (-) 0.00e0

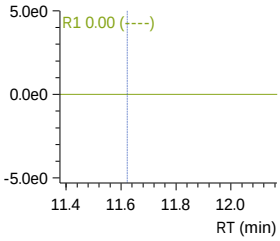

R2 699.10>98.80 (-) 0.00e0

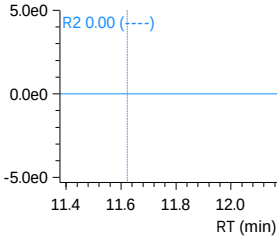

D7-MeFOSE_IS
Conc. 25.0000

ISTD 623.20>58.90 (-) 6.46e4

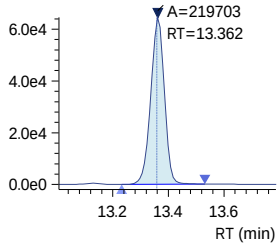

240321_016 (continued)

D7-MeFOSE
Conc. 20.3386

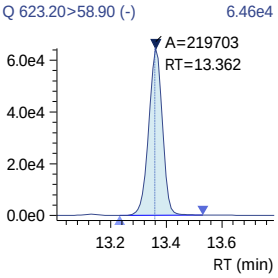

MeFOSE
Conc. ----

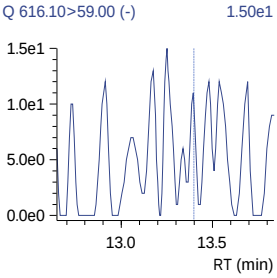

13C2-PFHXDA_IS
Conc. 2.5000

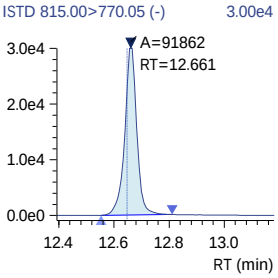

13C2-PFHXDA
Conc. 1.7819

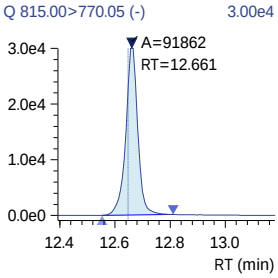

PFHXDA
Conc. 0.0124
R#1 0.00 (10.78)
R#2 0.00 (10.78)

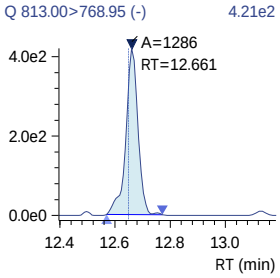

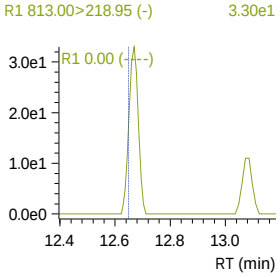

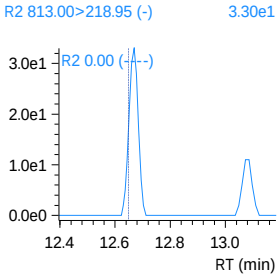

240321_016 (continued)

D3-MeFOSA
Conc. 1.7047

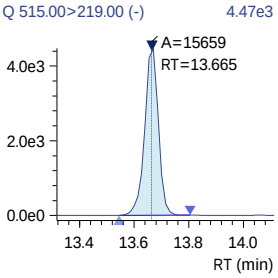

D3-MeFOSA_IS
Conc. 2.5000

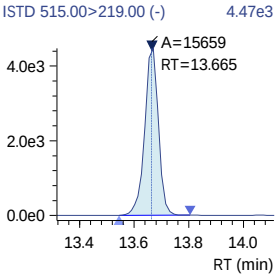

MeFOSA
Conc. ----
R#1 0.00 (156.31)
R#2 0.00 (156.31)

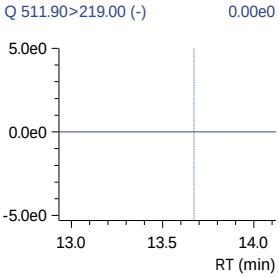

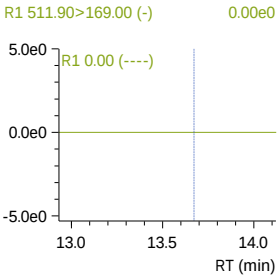

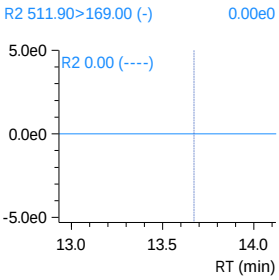

D9-EtFOSE_IS
Conc. 25.0000

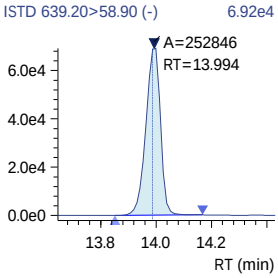

D9-EtFOSE
Conc. 20.5043

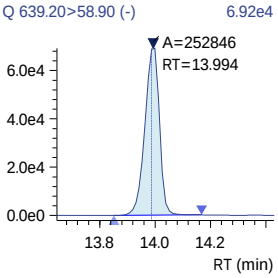

240321_016 (continued)

EtFOSE
Conc. ----
Q 630.00>59.00 (-) 1.50e1

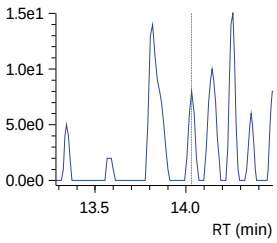

D5-EtFOSAm
Conc. 1.7240
Q 531.10>219.00 (-) 7.42e3

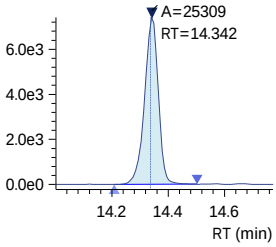

D5-EtFOSAm_IS
Conc. 2.5000
ISTD 531.10>219.00 (-) 7.42e3

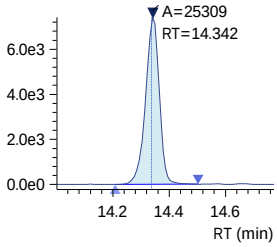

EtFOSAm
Conc. ----
R#1 0.00 (177.75)
R#2 0.00 (177.75)
Q 526.00>219.00 (-) 0.00e0

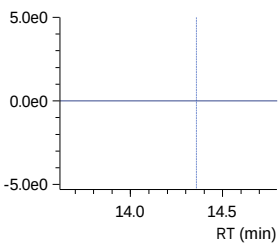

PFODA
Conc. 0.0152
R#1 0.00 (31.66)
R#2 0.00 (31.66)
Q 913.00>868.65 (-) 1.07e2

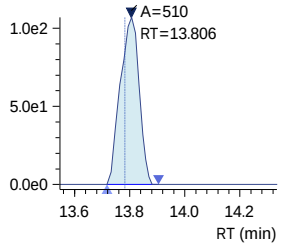

R1 526.00>169.00 (-) 9.10e1

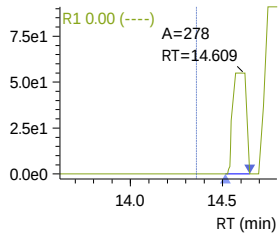

R1 913.00>169.00 (-) 4.20e1

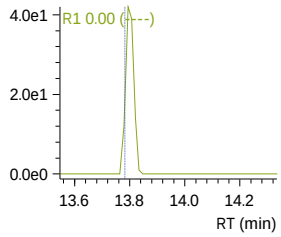

R2 526.00>169.00 (-) 9.10e1

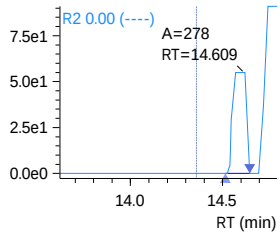

R2 913.00>169.00 (-) 4.20e1

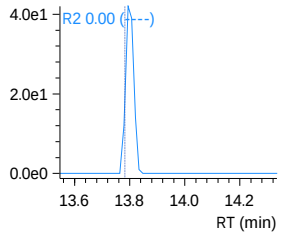

1st PS 03/22/24
2nd 03/25/24

Validation Report

Data File: J:\LCMS08\Data\240321_1633_B1\240321_021
Lab ID: KQ2403860-05
RunType: MB
Matrix: Soil

Date Acquired: 3/21/24 18:26
Batch ID: 835726
Analysis Method: 1633/PFAS_DOD5.4

Validations

Validation Categories	Pass	Fail
Analytical Hold Time	X	
ICAL Analyte Recovery	X	
Second Source ICAL Verification	X	
Continuing Calibration Recovery	X	
Continuing Calibration Recovery (Closing)	X	
Internal Standards	X	
Surrogates	X	
Std MRL Unsupported by ICAL	X	
Above Highest ICAL Level	X	

Primary Review: _____

Printed: 3/22/24 13:34
\\alprews001\starlims$\LIMSReps\QuantValidation.rpt

Secondary Review: _____

1st PS 03/22/24
2nd 03/25/24

Quantitation Report

Data File:	J:\LCMS08\Data\240321_1633_B1\240321_021	**Instrument:**	K-LCMS-08
Acqu Date:	3/21/24 18:26	**Vial:**	32
Run Type:	MB	**Dilution:**	1
Lab ID:	KQ2403860-05	**Raw Units:**	ng/mL

Bottle ID:		**Tier:**	IV	**Matrix:**	Soil
Prod Code:	PFAS_DOD5.4	**Collect Date:**	3/7/24	**Receive Date:**	3/8/24

Analysis Lot:	835726	**Prep Lot:**	435476	**Report Group:**	KQ2403860
Analysis	1633	**Prep Method:**	Method		
		Prep Date:	3/14/24		

Title:	Per- and Polyfluoroalkyl Substances (PFAS) by LC/MS/MS Compliant with Table B-24 of DOD QSM	**Calibration ID:**	KC2400137
		Report List ID:	24615

Internal Standard Compounds

Parameter Name	RT	RT Dev	Response	Solution Conc	Area Criteria
18O2-PFHxS	7.108	+0.04	72655	2.5000	OK
13C4-PFOS	8.836	+0.03	73961	2.5000	OK
13C3-PFBA	1.429	+0.09	352511	5.0000	OK
13C2-PFHxA	5.004	+0.05	319593	2.5000	OK
13C4-PFOA	7.134	+0.03	18517	2.5000	OK
13C5-PFNA	7.982	+0.03	103381	1.2500	OK
13C2-PFDA	8.744	+0.03	70747	1.2500	OK

Surrogate Compounds

Parameter Name	RT	RT Dev	Response	Solution Conc	% Rec	% Rec Criteria	Rpt?
13C3-PFBS	4.672	+0.06	81422	1.8388	74	20 - 150	Y
13C3-PFHxS	7.107	+0.04	60688	1.9924	80	20 - 150	Y
13C8-PFOS	8.839	+0.03	21618	2.0877	84	20 - 150	Y
13C4-PFBA	1.427	+0.09	546574	7.8616	79	20 - 150	Y
13C5-PFPeA	3.534	+0.06	143077	4.0235	80	20 - 150	Y
13C5-PFHxA	5.003	+0.05	206207	1.9728	79	20 - 150	Y
13C4-PFHpA	6.183	+0.04	278581	1.9279	77	20 - 150	Y
13C8-PFOA	7.135	+0.03	202574	1.7764	71	20 - 150	Y
13C9-PFNA	7.982	+0.03	98489	1.0543	84	20 - 150	Y
13C6-PFDA	8.744	+0.03	69047	1.0426	83	20 - 150	Y
13C7-PFUnDA	9.470	+0.03	60116	0.9205	74	20 - 150	Y
13C2-PFDoDA	10.154	+0.03	67477	0.8884	71	20 - 150	Y
13C2-PFTeDA	11.444	+0.03	39689	0.8654	69	20 - 150	Y
13C8-FOSA	11.130	+0.01	59488	2.1388	86	20 - 150	Y
D3-MeFOSA	13.668	+0.00	12420	1.7162	69	20 - 150	Y
D5-EtFOSA	14.345	+0.00	20437	1.7672	71	20 - 150	Y
D7-MeFOSE	13.366	+0.00	174894	20.5514	82	20 - 150	Y
D9-EtFOSE	13.996	+0.00	203010	20.8971	84	20 - 150	Y

U: Undetected at or above MDL
J: Analyte detected above MDL, but below MRL
B: Hit above MRL also found in Method Blank
E: Analyte concentration above high point of ICAL
N: Presumptive evidence of compound

D: Result from dilution
m: Manual integration performed
d: Compound manually deleted
NR: Analyte not reported from this analysis

*: Result fails acceptance criteria
#: Acceptance criteria not applicable
?: Insufficient information to determine acceptance
e: Result >= MRL, but MRL less than low point of ICAL
c: check for co-elution

Printed: 3/22/24 13:34
\\alprews001\starlims$\LIMSReps\QuantValidation.rpt

1st PS 03/22/24
2nd 03/25/24

Data File:	J:\LCMS08\Data\240321_1633_B1\240321_021	**Instrument:**	K-LCMS-08
Acqu Date:	3/21/24 18:26	**Vial:**	32
Run Type:	MB	**Dilution:**	1
Lab ID:	KQ2403860-05	**Raw Units:**	ng/mL

Surrogate Compounds

Parameter Name	RT	RT Dev	Response	Solution Conc	% Rec	% Rec Criteria	Rpt?
D3-MeFOSAA	8.875	+0.03	62662	3.5022	70	20 - 150	Y
D5-EtFOSAA	9.204	+0.03	51181	3.9043	78	20 - 150	Y
13C2-4:2 FTS	4.691	+0.04	29131	2.8556	57	20 - 150	Y
13C2-6:2 FTS	6.822	+0.03	20621	2.5079	50	20 - 150	Y
13C2-8:2 FTS	8.438	+0.03	11379	2.1604	43	20 - 150	Y
13C3-HFPO-DA	5.474	+0.05	359095	8.5834	86	20 - 150	Y

Target Compounds

Final Conc.Units: ng/g

Parameter Name	RT	RT Dev	Response	Solution Conc	Final Conc	Q	Rpt?
Perfluorobutane sulfonic acid (PFBS)	0		0	0	0	U	Y
Perfluoropentane sulfonic acid (PFPeS)	0		0	0	0	U	Y
Perfluorohexane sulfonic acid (PFHxS)	7.106	+0.04	408	0.0123	0.012	U	Y
Perfluoroheptane sulfonic acid (PFHpS)	0		0	0	0	U	Y
Perfluorooctane sulfonic acid (PFOS)	8.831	+0.02	127	-0.0064	0	U	Y
Perfluorononane sulfonic acid (PFNS)	0		0	0	0	U	Y
Perfluorodecane sulfonic acid (PFDS)	0		0	0	0	U	Y
Perfluorododecane sulfonic acid (PFDoS)	0		0	0	0	U	Y
Perfluorobutanoic acid (PFBA)	1.476	+0.14	8036	0.0839	0.084	U	Y
Perfluoropentanoic acid (PFPeA)	3.539	+0.07	790	0.0077	0.0077	U	Y
Perfluorohexanoic acid (PFHxA)	5.005	+0.05	2857	0.0444	0.044	U	Y
Perfluoroheptanoic acid (PFHpA)	6.166	+0.02	3084	0.0168	0.017	U	Y
Perfluorooctanoic acid (PFOA)	7.129	+0.03	3557	0.0018	0.0018	U	Y
Perfluorononanoic acid (PFNA)	7.982	+0.03	1843	0.0055	0.0055	U	Y
Perfluorodecanoic acid (PFDA)	8.746	+0.03	1126	0.0201	0.020	U	Y
Perfluoroundecanoic acid (PFUnDA)	9.463	+0.02	1277	0.0124	0.012	U	Y
Perfluorododecanoic acid (PFDOA)	10.156	+0.03	1065	0.0023	0.0023	U	Y
Perfluorotridecanoic acid (PFTrDA)	10.809	+0.03	963	0.0017	0.0017	U	Y
Perfluorotetradecanoic acid (PFTDA)	11.446	+0.03	728	0.0020	0.0020	U	Y
Perfluorooctane sulfonamide (PFOSAm)	11.129	+0.01	190	0.0073	0.0073	U	Y
N-Methylperfluorooctane sulfonamide (MeFOSA)	0		0	0	0	U	Y
N-Ethylperfluorooctane sulfonamide (EtFOSAm)	0		0	0	0	U	Y
N-Methylperfluorooctane sulfonamido ethanol (MeFOSE)	0		0	0	0	U	Y
N-Ethylperfluorooctane sulfonamido ethanol (EtFOSE)	14.049	+0.01	48	0.0053	0.0053	U	Y
N-Methylperfluorooctane sulfonamido acetic acid (NMeFOSAA)	0		0	0	0	U	Y

U: Undetected at or above MDL
J: Analyte detected above MDL, but below MRL
B: Hit above MRL also found in Method Blank
E: Analyte concentration above high point of ICAL
N: Presumptive evidence of compound

D: Result from dilution
m: Manual integration performed
d: Compound manually deleted
NR: Analyte not reported from this analysis

*: Result fails acceptance criteria
#: Acceptance criteria not applicable
?: Insufficient information to determine acceptance
e: Result >= MRL, but MRL less than low point of ICAL
c: check for co-elution

Printed: 3/22/24 13:34
\\alprews001\starlims$\LIMSReps\QuantValidation.rpt

1st PS 03/22/24
2nd 03/25/24

Data File:	J:\LCMS08\Data\240321_1633_B1\240321_021	**Instrument:**	K-LCMS-08
Acqu Date:	3/21/24 18:26	**Vial:**	32
Run Type:	MB	**Dilution:**	1
Lab ID:	KQ2403860-05	**Raw Units:**	ng/mL

Target Compounds

Final Conc.Units: ng/g

Parameter Name	RT	RT Dev	Response	Solution Conc	Final Conc	Q	Rpt?
N-Ethylperfluorooctane sulfonamido acetic acid (NEtFOSAA)	0		0	0	0	U	Y
1H, 1H, 2H, 2H-Perfluorohexanesulfonic acid (4:2 FTS)	0		0	0	0	U	Y
1H, 1H, 2H, 2H-Perfluorooctanesulfonic acid (6:2 FTS)	0		0	0	0	U	Y
1H, 1H, 2H, 2H-Perfluorodecanesulfonic acid (8:2 FTS)	0		0	0	0	U	Y
4,4,5,5,6,6,6-Heptafluorohexanoic acid (3:3 FTCA)	0		0	0	0	U	Y
2H,2H,3H,3H-Perfluorooctanoic acid (5:3 FTCA)	0		0	0	0	U	Y
2H,2H,3H,3H-Perfluorodecanoic acid (7:3 FTCA)	0		0	0	0	U	Y
Perfluoro(2-ethoxyethane) sulfonic acid (PFEESA)	0		0	0	0	U	Y
9-Chlorohexadecafluoro-3-oxanonane-1-sulfonic acid (9-Cl-PF3ONS)	0		0	0	0	U	Y
11-Chloroeicosafluoro-3-oxaundecane-1-sulfonic acid (11-Cl-PF3OUdS)	10.820	+0.03	24	0.0003	0.00030	U	Y
Perfluoro-3-methoxypropanoic acid (PFMPA)	2.457	+0.08	64	0.0014	0.0014	U	Y
Perfluoro-4-methoxybutanoic acid (PFMBA)	0		0	0	0	U	Y
Hexafluoropropyleneoxide dimer acid (HFPO-DA) (GenX)	5.478	+0.05	189	-0.0020	0	U	Y
Nonafluoro-3,6-dioxaheptanoic acid (NFDHA)	4.863	+0.05	540	0.0046	0.0046	U	Y
4,8-Dioxa-3H-perfluorononanoic acid (DONA)	0		0	0	0	U	Y

Prep Amount:	5 g	**Dilution:**	1
Prep Final Amount:	5.00 mL	**Basis Factor:**	100.00

U: Undetected at or above MDL
J: Analyte detected above MDL, but below MRL
B: Hit above MRL also found in Method Blank
E: Analyte concentration above high point of ICAL
N: Presumptive evidence of compound

D: Result from dilution
m: Manual integration performed
d: Compound manually deleted
NR: Analyte not reported from this analysis

*: Result fails acceptance criteria
#: Acceptance criteria not applicable
?: Insufficient information to determine acceptance
e: Result >= MRL, but MRL less than low point of ICAL
c: check for co-elution

Printed: 3/22/24 13:34
\\alprews001\starlims$\LIMSReps\QuantValidation.rpt

Insight Report
Ion Ratio Confirmation
Printed 3/22/2024 13:04:13

240321_021

Sample ID: KQ2403860-05
Date Acquired: 3/21/2024 6:26:05 PM
Acquired by: System Administrator
Data File: 240321_021
Vial: 19 | Inj. Volume: 10.0000uL | Tray: 2

Name	m/z	Ref 1 m/z	Area	Ref 1 Measured	Ref 1 Actual Ratio	Ref 1 Set Ratio	Ref 2 Measured	Ref 2 Actual Ratio	Ref 2 Set Ratio	Flag ID
13C4-PFBA	216.80>171.90	----	546574	----	----	----	----	----	----	
13C4-PFBA_IS	216.80>171.90	----	546574	----	----	----	----	----	----	
13C3-PFBA_IS	216.00>172.00	----	352511	----	----	----	----	----	----	
PFBA	212.80>169.05	----	8036	----	----	----	----	----	----	
PFMPA	229.00>84.90	----	64	----	----	----	----	----	----	
3_3 FTCA	241.00>177.10	241.00>117.00	----	0	0.00	136.14	0	0.00	141.47	
13C5-PFPeA	268.30>223.00	----	143077	----	----	----	----	----	----	
13C5-PFPeA_IS	268.30>223.00	----	143077	----	----	----	----	----	----	
PFPeA	263.00>219.00	----	790	----	----	----	----	----	----	
PFMBA	279.00>84.95	----	----	----	----	----	----	----	----	
13C2-4_2 FTS	329.10>80.90	----	29131	----	----	----	----	----	----	
13C2-4_2 FTS_IS	329.10>80.90	----	29131	----	----	----	----	----	----	
4_2 FTS	327.10>307.00	327.10>80.90	----	0	0.00	33.08	0	0.00	27.71	
13C3-PFBS_IS	302.10>79.90	----	81422	----	----	----	----	----	----	
PFBS	298.70>79.90	298.70>98.80	----	0	0.00	46.53	0	0.00	44.64	
13C3-PFBS	302.10>79.90	----	81422	----	----	----	----	----	----	
NFDHA	295.00>201.00	295.00>84.90	540	149	27.64	36.44	149	27.64	34.56	
13C5-PFHxA	318.00>273.00	----	206207	----	----	----	----	----	----	
13C5-PFHxA_IS	318.00>273.00	----	206207	----	----	----	----	----	----	
13C2-PFHxA_IS	315.10>270.00	----	319593	----	----	----	----	----	----	
PFHxA	313.00>269.00	----	2857	----	----	----	----	----	----	
PFEESA	314.80>135.00	314.80>82.90	----	0	0.00	5.25	0	0.00	5.67	
13C3-HFPO-DA	286.90>168.90	----	359095	----	----	----	----	----	----	
13C3-HFPO-DA_IS	286.90>168.90	----	359095	----	----	----	----	----	----	
HFPO-DA	284.90>168.90	284.90>184.90	189	266	140.60	62.57	266	140.60	64.50	IRr
5_3 FTCA	341.00>237.05	341.00>217.00	----	0	0.00	154.88	0	0.00	154.15	
PFPeS	349.10>79.90	349.10>98.80	----	0	0.00	54.44	0	0.00	56.96	
13C4-PFHpA	367.10>322.00	----	278581	----	----	----	----	----	----	
13C4-PFHpA_IS	367.10>322.00	----	278581	----	----	----	----	----	----	
PFHpA	363.10>319.00	363.10>169.00	3084	841	27.28	23.39	841	27.28	22.63	
DONA	376.90>250.90	376.90>84.80	----	0	0.00	30.39	0	0.00	28.87	
13C2-6_2 FTS_IS	429.10>80.90	----	20621	----	----	----	----	----	----	
13C2-6_2 FTS	429.10>80.90	----	20621	----	----	----	----	----	----	
6_2 FTS	427.10>407.00	427.10>80.90	----	0	0.00	44.48	0	0.00	40.73	
13C4-PFOA_IS	417.10>172.00	----	18517	----	----	----	----	----	----	
13C8-PFOA_IS	421.10>376.00	----	202574	----	----	----	----	----	----	

J:\LCMS08\Data\240321_1633_B1\240321_1633_B1.damlp .

Ref 1 Set Ratio assigned from calibration mid-point; Ref 2 Set Ratio assigned from opening calibration verification.
IRr - Ion ratio outside either set of criteria. Exceedances for reported detections to be "I" flagged in the analytical report.

240321_021 (continued)

(Table continued from previous page)

Name	m/z	Ref 1 m/z	Area	Ref 1 Measured	Ref 1 Actual Ratio	Ref 1 Set Ratio	Ref 2 Measured	Ref 2 Actual Ratio	Ref 2 Set Ratio	Flag ID
13C8-PFOA	421.10>376.00	----	202574	----	----	----	----	----	----	
PFOA	413.00>369.00	413.00>169.00	3557	612	17.22	24.47	612	17.22	24.84	
13C3-PFHxS	402.10>79.90	----	60688	----	----	----	----	----	----	
13C3-PFHxS_IS	402.10>79.90	----	60688	----	----	----	----	----	----	
PFHxS	398.70>79.90	398.70>98.90	408	81	19.97	57.29	81	19.97	58.76	IRr
18O2-PFHxS_IS	403.00>83.90	----	72655	----	----	----	----	----	----	
13C9-PFNA_IS	472.10>427.00	----	98489	----	----	----	----	----	----	
13C9-PFNA	472.10>427.00	----	98489	----	----	----	----	----	----	
13C5-PFNA_IS	468.00>423.00	----	103381	----	----	----	----	----	----	
PFNA	463.00>419.00	463.00>219.00	1843	185	10.02	20.36	185	10.02	19.31	IRr
PFHpS	449.00>79.90	449.00>98.80	----	0	0.00	46.70	0	0.00	48.05	
7_3 FTCA	441.00>317.00	441.00>336.90	----	0	0.00	132.28	0	0.00	133.47	
13C2-8_2-FTS	529.10>80.90	----	11379	----	----	----	----	----	----	
13C2-8_2-FTS_IS	529.10>80.90	----	11379	----	----	----	----	----	----	
8_2 FTS	527.10>506.95	527.10>80.80	----	0	0.00	45.91	0	0.00	45.20	
13C6-PFDA_IS	519.10>474.10	----	69047	----	----	----	----	----	----	
13C6-PFDA	519.10>474.10	----	69047	----	----	----	----	----	----	
13C2-PFDA_IS	515.10>470.10	----	70747	----	----	----	----	----	----	
PFDA	512.90>469.00	512.90>219.00	1126	179	15.92	17.64	179	15.92	19.20	
D3-NMeFOSAA_IS	573.20>419.00	----	62662	----	----	----	----	----	----	
D3-NMeFOSAA	573.20>419.00	----	62662	----	----	----	----	----	----	
13C8-PFOS_IS	507.10>98.90	----	21618	----	----	----	----	----	----	
13C8-PFOS	507.10>98.90	----	21618	----	----	----	----	----	----	
13C4-PFOS_IS	502.80>79.90	----	73961	----	----	----	----	----	----	
PFOS	498.90>79.90	498.90>98.80	127	156	123.32	45.06	156	123.32	47.87	IRr
NMeFOSAA	570.10>419.00	570.10>483.00	----	0	0.00	67.10	0	0.00	60.24	
D5-NEtFOSAA_IS	589.20>419.00	----	51181	----	----	----	----	----	----	
D5-NEtFOSAA	589.20>419.00	----	51181	----	----	----	----	----	----	
NEtFOSAA	584.20>419.10	584.20>526.00	----	0	0.00	89.53	0	0.00	72.57	
9-Cl-PF3ONS	530.80>351.00	532.80>353.00	----	0	0.00	31.69	0	0.00	30.68	
PFUnDA	563.10>519.00	563.10>269.10	1277	92	7.20	10.96	92	7.20	11.56	
13C7-PFUnDA_IS	570.00>525.10	----	60116	----	----	----	----	----	----	
13C7-PFUnDA	570.00>525.10	----	60116	----	----	----	----	----	----	
PFNS	548.80>79.90	548.80>98.80	----	0	0.00	56.91	0	0.00	61.27	
10_2 FTS	626.80>607.05	626.80>81.00	----	0	0.00	32.29	0	0.00	29.61	
13C2-PFDOA_IS	615.10>570.00	----	67477	----	----	----	----	----	----	
13C2-PFDOA	615.10>570.00	----	67477	----	----	----	----	----	----	
PFDOA	613.10>569.00	613.10>319.00	1065	83	7.83	11.14	83	7.83	10.73	
PFDS	599.00>79.90	599.00>98.80	----	0	0.00	58.01	0	0.00	58.67	
PFTrDA	663.00>619.00	663.00>168.90	963	70	7.30	16.67	70	7.30	15.36	IRr

J:\LCMS08\Data\240321_1633_B1\240321_1633_B1.damlp .

Ref 1 Set Ratio assigned from calibration mid-point; Ref 2 Set Ratio assigned from opening calibration verification.
IRr - Ion ratio outside either set of criteria. Exceedances for reported detections to be "I" flagged in the analytical report.

240321_021 (continued)

(Table continued from previous page)

Name	m/z	Ref 1 m/z	Area	Ref 1 Measured	Ref 1 Actual Ratio	Ref 1 Set Ratio	Ref 2 Measured	Ref 2 Actual Ratio	Ref 2 Set Ratio	Flag ID
11-Cl-PF3OUdS	630.90>451.00	632.90>452.90	24	19	76.83	35.04	19	76.83	35.75	IRr
PFOSAm	498.10>77.90	----	190	----	----	----	----	----	----	
13C8-PFOSAm	506.10>77.80	----	59488	----	----	----	----	----	----	
13C8-PFOSAm_IS	506.10>77.80	----	59488	----	----	----	----	----	----	
PFTDA	713.10>669.00	713.10>168.90	728	126	17.26	17.09	126	17.26	18.64	
13C2-PFTDA	715.20>670.00	----	39689	----	----	----	----	----	----	
13C2-PFTDA_IS	715.20>670.00	----	39689	----	----	----	----	----	----	
PFDoS	699.10>79.90	699.10>98.80	----	0	0.00	61.23	0	0.00	68.82	
D7-MeFOSE_IS	623.20>58.90	----	174894	----	----	----	----	----	----	
D7-MeFOSE	623.20>58.90	----	174894	----	----	----	----	----	----	
MeFOSE	616.10>59.00	----	----	----	----	----	----	----	----	
13C2-PFHXDA_IS	815.00>770.05	----	74049	----	----	----	----	----	----	
13C2-PFHXDA	815.00>770.05	----	74049	----	----	----	----	----	----	
PFHXDA	813.00>768.95	813.00>218.95	967	70	7.21	10.78	70	7.21	11.00	
D3-MeFOSA	515.00>219.00	----	12420	----	----	----	----	----	----	
D3-MeFOSA_IS	515.00>219.00	----	12420	----	----	----	----	----	----	
MeFOSA	511.90>219.00	511.90>169.00	----	0	0.00	156.31	0	0.00	156.72	
D9-EtFOSE_IS	639.20>58.90	----	203010	----	----	----	----	----	----	
D9-EtFOSE	639.20>58.90	----	203010	----	----	----	----	----	----	
EtFOSE	630.00>59.00	----	48	----	----	----	----	----	----	
D5-EtFOSAm	531.10>219.00	----	20437	----	----	----	----	----	----	
D5-EtFOSAm_IS	531.10>219.00	----	20437	----	----	----	----	----	----	
EtFOSAm	526.00>219.00	526.00>169.00	----	0	0.00	177.75	0	0.00	149.59	
PFODA	913.00>868.65	913.00>169.00	309	61	19.58	31.66	61	19.58	33.60	

Flag ID key: IRr: Ion Ratio (Relative)

Ref 1 Set Ratio assigned from calibration mid-point; Ref 2 Set Ratio assigned from opening calibration verification.
IRr - Ion ratio outside either set of criteria. Exceedances for reported detections to be "I" flagged in the analytical report.

Insight Report
Quantitation/Integration
Printed 3/22/2024 13:35:57

240321_021

Sample ID: KQ2403860-05
Date Acquired: 3/21/2024 6:26:05 PM
Acquired by: System Administrator
Data File: 240321_021
Vial: 19 | Inj. Volume: 10.0000uL | Tray: 2

Name	Mode ID	Found RT	RT Diff	ISTD RT Diff	Area	ISTD Area	ISTD Name	Conc.	Unit	Flag ID
13C4-PFBA	Auto	1.427	0.069	-0.002	546574	352511	13C3-PFBA_IS	7.8616	ng/mL	
13C4-PFBA_IS	Auto	1.427	0.069	----	546574	546574	----	10.0000	ng/mL	
13C3-PFBA_IS	Auto	1.429	0.070	----	352511	352511	----	5.0000	ng/mL	
PFBA	Auto	1.476	0.115	0.049	8036	546574	13C4-PFBA_IS	0.0839	ng/mL	
PFMPA	M	2.457	0.048	-1.077	64	143077	13C5-PFPeA_IS	0.0014	ng/mL	
3_3 FTCA	ND(W/B)	----	----	----	----	143077	13C5-PFPeA_IS	----	ng/mL	
13C5-PFPeA	Auto	3.534	0.031	-1.470	143077	319593	13C2-PFHxA_IS	4.0235	ng/mL	
13C5-PFPeA_IS	Auto	3.534	0.031	----	143077	143077	----	5.0000	ng/mL	
PFPeA	Auto	3.539	0.033	0.005	790	143077	13C5-PFPeA_IS	0.0077	ng/mL	
PFMBA	ND(W/B)	----	----	----	----	143077	13C5-PFPeA_IS	----	ng/mL	
13C2-4_2 FTS	Auto	4.691	0.015	-2.417	29131	72655	18O2-PFHxS_IS	2.8556	ng/mL	
13C2-4_2 FTS_IS	Auto	4.691	0.015	----	29131	29131	----	5.0000	ng/mL	
4_2 FTS	ND(W/B)	----	----	----	----	29131	13C2-4_2 FTS_IS	----	ng/mL	
13C3-PFBS_IS	Auto	4.672	0.022	----	81422	81422	----	2.5000	ng/mL	
PFBS	ND(W/B)	----	----	----	----	81422	13C3-PFBS_IS	----	ng/mL	
13C3-PFBS	Auto	4.672	0.022	-2.436	81422	72655	18O2-PFHxS_IS	1.8388	ng/mL	
NFDHA	M	4.863	0.021	-0.140	540	206207	13C5-PFHxA_IS	0.0046	ng/mL	
13C5-PFHxA	Auto	5.003	0.020	-0.001	206207	319593	13C2-PFHxA_IS	1.9728	ng/mL	
13C5-PFHxA_IS	Auto	5.003	0.020	----	206207	206207	----	2.5000	ng/mL	
13C2-PFHxA_IS	Auto	5.004	0.020	----	319593	319593	----	2.5000	ng/mL	
PFHxA	Auto	5.005	0.019	0.002	2857	206207	13C5-PFHxA_IS	0.0444	ng/mL	
PFEESA	ND(W/B)	----	----	----	----	206207	13C5-PFHxA_IS	----	ng/mL	
13C3-HFPO-DA	Auto	5.474	0.019	0.470	359095	319593	13C2-PFHxA_IS	8.5834	ng/mL	
13C3-HFPO-DA_IS	Auto	5.474	0.019	----	359095	359095	----	10.0000	ng/mL	
HFPO-DA	M	5.478	0.021	0.004	189	359095	13C3-HFPO-DA_IS	-0.0020	ng/mL	IRr
5_3 FTCA	ND(W/B)	----	----	----	----	206207	13C5-PFHxA_IS	----	ng/mL	
PFPeS	ND(W/B)	----	----	----	----	60688	13C3-PFHxS_IS	----	ng/mL	
13C4-PFHpA	Auto	6.183	0.016	1.179	278581	319593	13C2-PFHxA_IS	1.9279	ng/mL	
13C4-PFHpA_IS	Auto	6.183	0.016	----	278581	278581	----	2.5000	ng/mL	
PFHpA	MI R1 R2	6.166	-0.003	-0.017	3084	278581	13C4-PFHpA_IS	0.0168	ng/mL	
DONA	ND(W/B)	----	----	----	----	359095	13C3-HFPO-DA_IS	----	ng/mL	
13C2-6_2 FTS_IS	Auto	6.822	0.008	----	20621	20621	----	5.0000	ng/mL	
13C2-6_2 FTS	Auto	6.822	0.008	-0.286	20621	72655	18O2-PFHxS_IS	2.5079	ng/mL	
6_2 FTS	ND(W/B)	----	----	----	----	20621	13C2-6_2 FTS_IS	----	ng/mL	
13C4-PFOA_IS	Auto	7.134	0.014	----	18517	18517	----	2.5000	ng/mL	
13C8-PFOA_IS	Auto	7.135	0.014	----	202574	202574	----	2.5000	ng/mL	
13C8-PFOA	Auto	7.135	0.014	0.001	202574	18517	13C4-PFOA_IS	1.7764	ng/mL	
PFOA	M	7.129	0.007	-0.006	3557	202574	13C8-PFOA_IS	0.0018	ng/mL	
13C3-PFHxS	Auto	7.107	0.016	-0.001	60688	72655	18O2-PFHxS_IS	1.9924	ng/mL	
13C3-PFHxS_IS	Auto	7.107	0.016	----	60688	60688	----	2.5000	ng/mL	
PFHxS	M	7.106	0.014	-0.001	408	60688	13C3-PFHxS_IS	0.0123	ng/mL	IRr
18O2-PFHxS_IS	Auto	7.108	0.017	----	72655	72655	----	2.5000	ng/mL	
13C9-PFNA_IS	Auto	7.982	0.014	----	98489	98489	----	1.2500	ng/mL	
13C9-PFNA	Auto	7.982	0.014	0.000	98489	103381	13C5-PFNA_IS	1.0543	ng/mL	
13C5-PFNA_IS	Auto	7.982	0.014	----	103381	103381	----	1.2500	ng/mL	
PFNA	MI R1 R2	7.982	0.013	0.000	1843	98489	13C9-PFNA_IS	0.0055	ng/mL	IRr
PFHpS	ND(W/B)	----	----	----	----	21618	13C8-PFOS_IS	----	ng/mL	
7_3 FTCA	ND(W/B)	----	----	----	----	206207	13C5-PFHxA_IS	----	ng/mL	
13C2-8_2-FTS	Auto	8.438	0.015	1.330	11379	72655	18O2-PFHxS_IS	2.1604	ng/mL	
13C2-8_2-FTS_IS	Auto	8.438	0.015	----	11379	11379	----	5.0000	ng/mL	
8_2 FTS	ND(W/B)	----	----	----	----	11379	13C2-8_2-FTS_IS	----	ng/mL	
13C6-PFDA_IS	Auto	8.744	0.015	----	69047	69047	----	1.2500	ng/mL	
13C6-PFDA	Auto	8.744	0.015	0.000	69047	70747	13C2-PFDA_IS	1.0426	ng/mL	

J:\LCMS08\Data\240321_1633_B1\240321_1633_B1.damlp .

SN - Software-calculated S/N ratio outside criteria due to non-target peaks or drift in noise calculation window. Analyst review of noise levels (excluding non-target peaks) in chromatogram indicates S/N ratio meets criteria.

240321_021 (continued)

(Table continued from previous page)

Name	Mode ID	Found RT	RT Diff	ISTD RT Diff	Area	ISTD Area	ISTD Name	Conc.	Unit	Flag ID
13C2-PFDA_IS	Auto	8.744	0.014	----	70747	70747	----	1.2500	ng/mL	
PFDA	M	8.746	0.015	0.002	1126	69047	13C6-PFDA_IS	0.0201	ng/mL	
D3-NMeFOSAA_IS	Auto	8.875	0.014	----	62662	62662	----	5.0000	ng/mL	
D3-NMeFOSAA	Auto	8.875	0.014	0.039	62662	73961	13C4-PFOS_IS	3.5022	ng/mL	
13C8-PFOS_IS	Auto	8.839	0.018	----	21618	21618	----	2.5000	ng/mL	
13C8-PFOS	Auto	8.839	0.018	0.003	21618	73961	13C4-PFOS_IS	2.0877	ng/mL	
13C4-PFOS_IS	Auto	8.836	0.015	----	73961	73961	----	2.5000	ng/mL	
PFOS	M	8.831	0.009	-0.008	127	21618	13C8-PFOS_IS	-0.0064	ng/mL	IRr
NMeFOSAA	ND(W/B)	----	----	----	----	62662	D3-NMeFOSAA_IS	----	ng/mL	
D5-NEtFOSAA_IS	Auto	9.204	0.012	----	51181	51181	----	5.0000	ng/mL	
D5-NEtFOSAA	Auto	9.204	0.012	0.368	51181	73961	13C4-PFOS_IS	3.9043	ng/mL	
NEtFOSAA	ND(W/B)	----	----	----	----	51181	D5-NEtFOSAA_IS	----	ng/mL	
9-Cl-PF3ONS	ND(W/B)	----	----	----	----	359095	13C3-HFPO-DA_IS	----	ng/mL	
PFUnDA	MI R1 R2	9.463	0.007	-0.007	1277	60116	13C7-PFUnDA_IS	0.0124	ng/mL	
13C7-PFUnDA_IS	Auto	9.470	0.015	----	60116	60116	----	1.2500	ng/mL	
13C7-PFUnDA	Auto	9.470	0.015	0.726	60116	70747	13C2-PFDA_IS	0.9205	ng/mL	
PFNS	ND(W/B)	----	----	----	----	21618	13C8-PFOS_IS	----	ng/mL	
10_2 FTS	ND(W/B)	----	----	----	----	11379	13C2-8_2-FTS_IS	----	ng/mL	
13C2-PFDOA_IS	Auto	10.154	0.015	----	67477	67477	----	1.2500	ng/mL	
13C2-PFDOA	Auto	10.154	0.015	1.410	67477	70747	13C2-PFDA_IS	0.8884	ng/mL	
PFDOA	MI R1 R2	10.156	0.015	0.002	1065	67477	13C2-PFDOA_IS	0.0023	ng/mL	
PFDS	ND(W/B)	----	----	----	----	21618	13C8-PFOS_IS	----	ng/mL	
PFTrDA	MI R1 R2	10.809	0.012	-0.635	963	39689	13C2-PFTDA_IS	0.0017	ng/mL	IRr
11-Cl-PF3OUdS	M	10.820	0.016	5.346	24	359095	13C3-HFPO-DA_IS	0.0003	ng/mL	IRr
PFOSAm	Auto	11.129	0.007	-0.001	190	59488	13C8-PFOSAm_IS	0.0073	ng/mL	
13C8-PFOSAm	Auto	11.130	0.005	2.294	59488	73961	13C4-PFOS_IS	2.1388	ng/mL	
13C8-PFOSAm_IS	Auto	11.130	0.005	----	59488	59488	----	2.5000	ng/mL	
PFTDA	MI R1 R2	11.446	0.016	0.002	728	39689	13C2-PFTDA_IS	0.0020	ng/mL	
13C2-PFTDA	Auto	11.444	0.014	2.700	39689	70747	13C2-PFDA_IS	0.8654	ng/mL	
13C2-PFTDA_IS	Auto	11.444	0.014	----	39689	39689	----	1.2500	ng/mL	
PFDoS	ND(W/B)	----	----	----	----	21618	13C8-PFOS_IS	----	ng/mL	
D7-MeFOSE_IS	Auto	13.366	0.007	----	174894	174894	----	25.0000	ng/mL	
D7-MeFOSE	Auto	13.366	0.007	4.530	174894	73961	13C4-PFOS_IS	20.5514	ng/mL	
MeFOSE	ND(W/B)	----	----	----	----	174894	D7-MeFOSE_IS	----	ng/mL	
13C2-PFHXDA_IS	Auto	12.659	0.012	----	74049	74049	----	2.5000	ng/mL	
13C2-PFHXDA	Auto	12.659	0.012	3.915	74049	70747	13C2-PFDA_IS	1.5703	ng/mL	
PFHXDA	MI R1 R2	12.666	0.018	0.007	967	74049	13C2-PFHXDA_IS	0.0109	ng/mL	
D3-MeFOSA	Auto	13.668	0.005	4.832	12420	73961	13C4-PFOS_IS	1.7162	ng/mL	
D3-MeFOSA_IS	Auto	13.668	0.005	----	12420	12420	----	2.5000	ng/mL	
MeFOSA	ND(W/B)	----	----	----	----	12420	D3-MeFOSA_IS	----	ng/mL	
D9-EtFOSE_IS	Auto	13.996	0.008	----	203010	203010	----	25.0000	ng/mL	
D9-EtFOSE	Auto	13.996	0.008	5.160	203010	73961	13C4-PFOS_IS	20.8971	ng/mL	
EtFOSE	M	14.049	0.020	0.053	48	203010	D9-EtFOSE_IS	0.0053	ng/mL	
D5-EtFOSAm	Auto	14.345	0.007	5.509	20437	73961	13C4-PFOS_IS	1.7672	ng/mL	
D5-EtFOSAm_IS	Auto	14.345	0.007	----	20437	20437	----	2.5000	ng/mL	
EtFOSAm	ND(W/B)	----	----	----	----	20437	D5-EtFOSAm_IS	----	ng/mL	
PFODA	M	13.788	0.005	1.129	309	74049	13C2-PFHXDA_IS	0.0081	ng/mL	

Flag ID key: IRr: Ion Ratio (Relative)

SN - Software-calculated S/N ratio outside criteria due to non-target peaks or drift in noise calculation window. Analyst review of noise levels (excluding non-target peaks) in chromatogram indicates S/N ratio meets criteria.

240321_021 (continued)

13C4-PFBA
Conc. 7.8616
Q 216.80>171.90 (-) 8.70e4

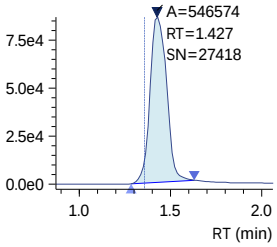

13C4-PFBA_IS
Conc. 10.0000
ISTD 216.80>171.90 (-) 8.70e4

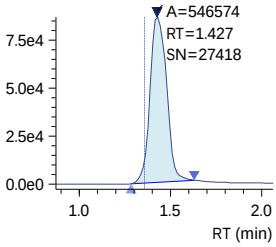

13C3-PFBA_IS
Conc. 5.0000
ISTD 216.00>172.00 (-) 5.61e4

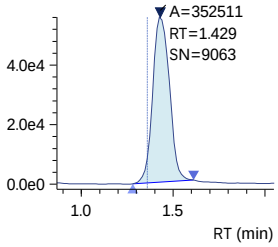

PFBA
Conc. 0.0839
Q 212.80>169.05 (-) 1.11e3

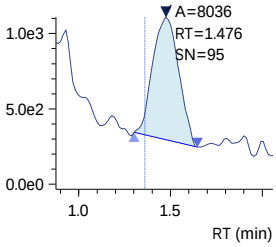

PFMPA
Conc. 0.0014
Q 229.00>84.90 (-) 2.40e1

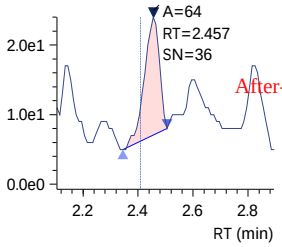

After-MP

3_3 FTCA
Conc. ----
R#1 0.00 (136.14)
R#2 0.00 (141.47)
Q 241.00>177.10 (-) 2.20e1

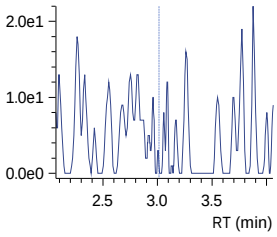

13C5-PFPeA
Conc. 4.0235
Q 268.30>223.00 (-) 4.00e4

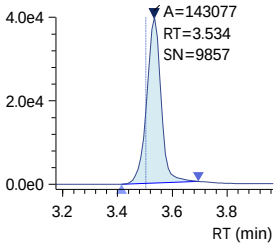

13C5-PFPeA_IS
Conc. 5.0000
ISTD 268.30>223.00 (-) 4.00e4

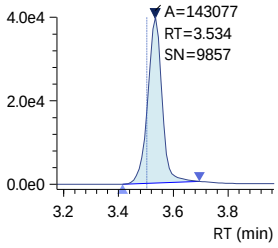

PFPeA
Conc. 0.0077
Q 263.00>219.00 (-) 3.78e2

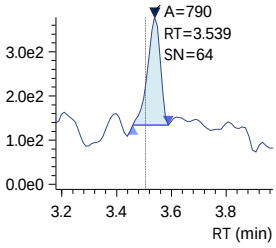

PFMBA
Conc. ----
Q 279.00>84.95 (-) 1.30e1

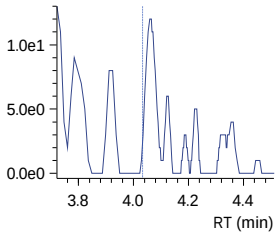

R1 241.00>117.00 (-) 5.52e2

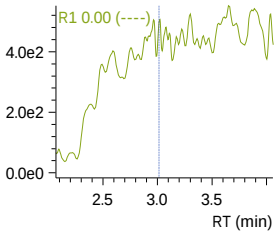

R2 241.00>117.00 (-) 5.52e2

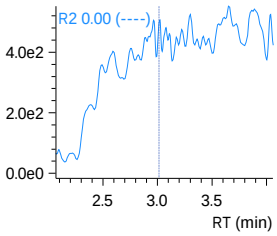

SN - Software-calculated S/N ratio outside criteria due to non-target peaks or drift in noise calculation window.
Analyst review of noise levels (excluding non-target peaks) in chromatogram indicates S/N ratio meets criteria.

Insight Report
Quantitation/Integration
Printed 3/22/2024 13:35:57

240321_021 (continued)

13C2-4_2 FTS
Conc. 2.8556

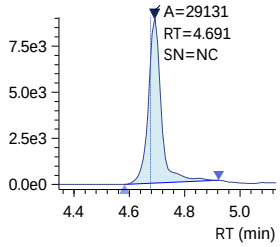

13C2-4_2 FTS_IS
Conc. 5.0000

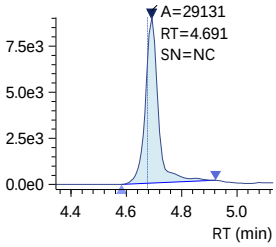

4_2 FTS
Conc. ----
R#1 0.00 (33.08)
R#2 0.00 (27.71)

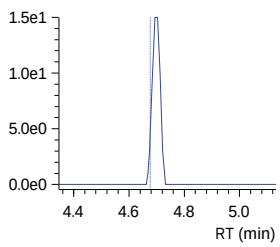

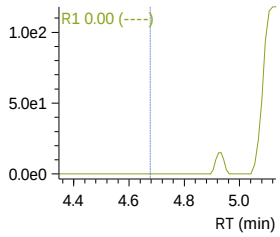

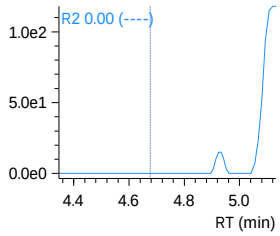

13C3-PFBS_IS
Conc. 2.5000

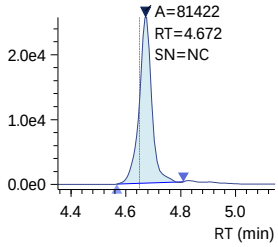

PFBS
Conc. ----
R#1 0.00 (46.53)
R#2 0.00 (44.64)

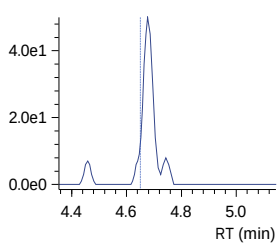

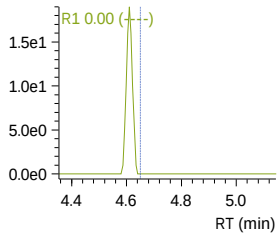

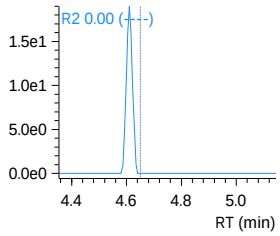

240321_021 (continued)

13C3-PFBS
Conc. 1.8388

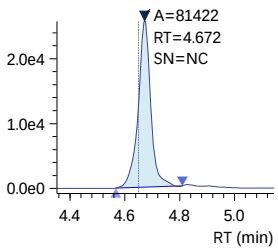

NFDHA
Conc. 0.0046
R#1 27.64 (36.44)
R#2 27.64 (34.56)

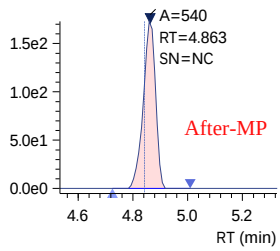

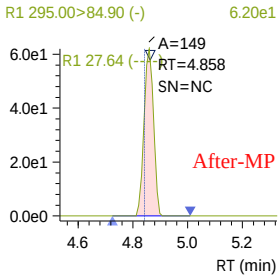

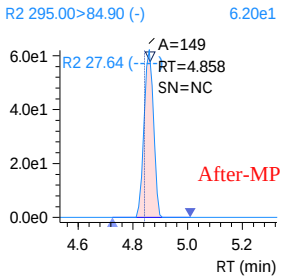

13C5-PFHxA
Conc. 1.9728

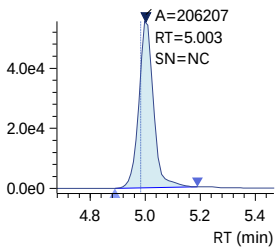

13C5-PFHxA_IS
Conc. 2.5000

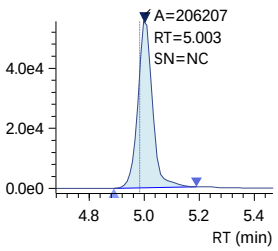

13C2-PFHxA_IS
Conc. 2.5000

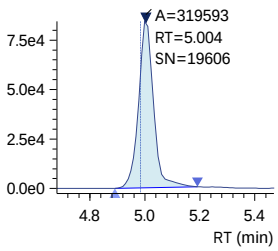

J:\LCMS08\Data\240321_1633_B1\240321_1633_B1.damlp .
SN - Software-calculated S/N ratio outside criteria due to non-target peaks or drift in noise calculation window.
Analyst review of noise levels (excluding non-target peaks) in chromatogram indicates S/N ratio meets criteria.

240321_021 (continued)

PFHxA
Conc. 0.0444

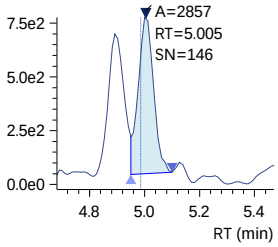

PFEESA
Conc. ----
R#1 0.00 (5.25)
R#2 0.00 (5.67)

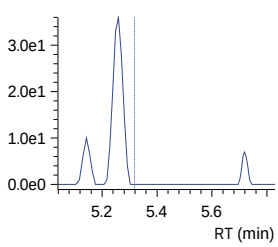

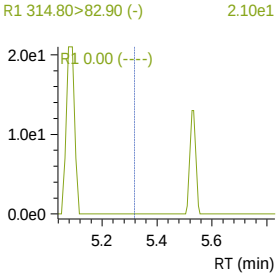

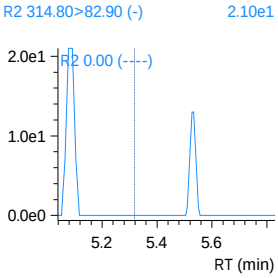

13C3-HFPO-DA
Conc. 8.5834

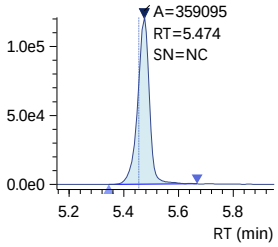

13C3-HFPO-DA_IS
Conc. 10.0000

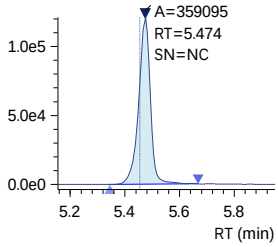

HFPO-DA
Conc. -0.0020
R#1 140.60 (62.57)
R#2 140.60 (64.50)

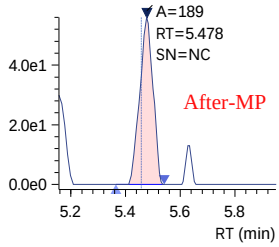

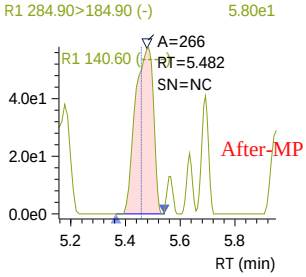

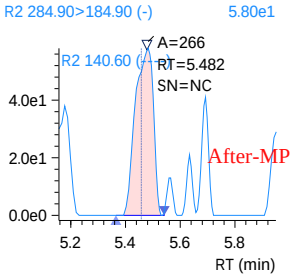

SN - Software-calculated S/N ratio outside criteria due to non-target peaks or drift in noise calculation window.
Analyst review of noise levels (excluding non-target peaks) in chromatogram indicates S/N ratio meets criteria.

240321_021 (continued)

5_3 FTCA
Conc. ----
R#1 0.00 (154.88)
R#2 0.00 (154.15)
Q 341.00>237.05 (-) 8.50e1

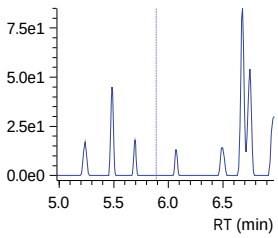

R1 341.00>217.00 (-) 2.44e2

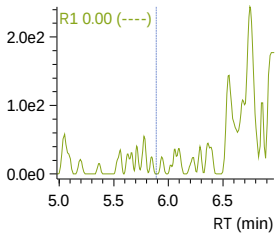

R2 341.00>217.00 (-) 2.44e2

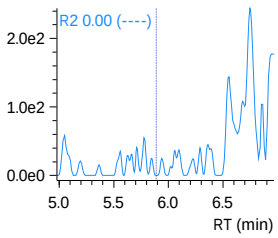

PFPeS
Conc. ----
R#1 0.00 (54.44)
R#2 0.00 (56.96)
Q 349.10>79.90 (-) 2.40e1

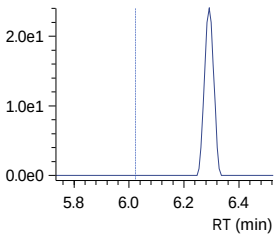

R1 349.10>98.80 (-) 0.00e0

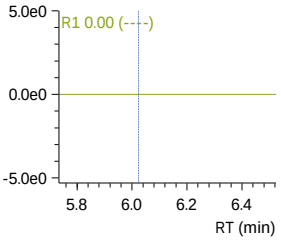

R2 349.10>98.80 (-) 0.00e0

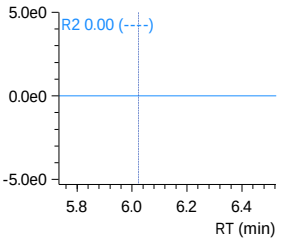

13C4-PFHpA
Conc. 1.9279
Q 367.10>322.00 (-) 1.00e5

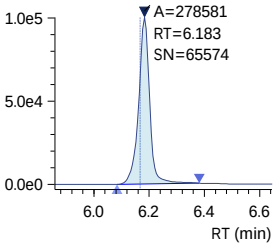

13C4-PFHpA_IS
Conc. 2.5000
ISTD 367.10>322.00 (-) 1.00e5

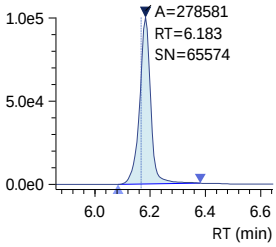

PFHpA
Conc. 0.0168
R#1 27.28 (23.39)
R#2 27.28 (22.63)
Q 363.10>319.00 (-) 9.70e2

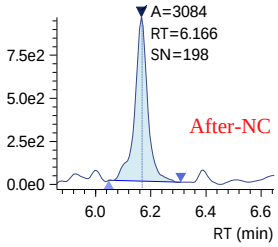

R1 363.10>169.00 (-) 2.29e2

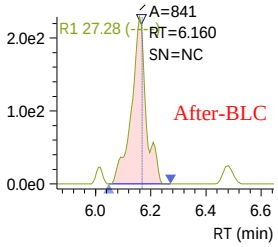

R2 363.10>169.00 (-) 2.29e2

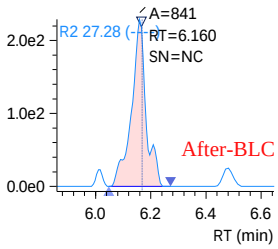

240321_021 (continued)

DONA
Conc. ----
R#1 0.00 (30.39)
R#2 0.00 (28.87)
Q 376.90>250.90 (-) 3.60e1

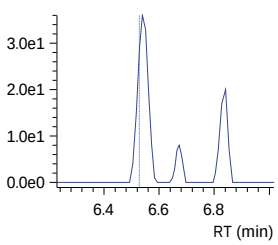

R1 376.90>84.80 (-) 8.00e0

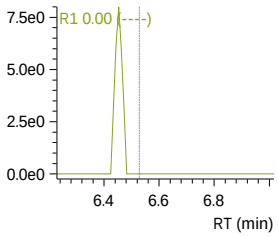

R2 376.90>84.80 (-) 8.00e0

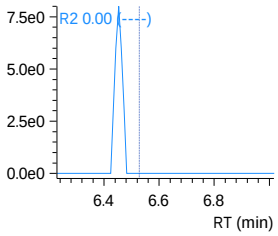

13C2-6_2 FTS_IS
Conc. 5.0000
ISTD 429.10>80.90 (-) 6.69e3

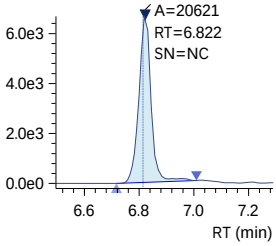

13C2-6_2 FTS
Conc. 2.5079
Q 429.10>80.90 (-) 6.69e3

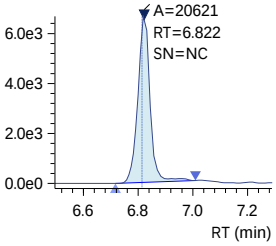

6_2 FTS
Conc. ----
R#1 0.00 (44.48)
R#2 0.00 (40.73)
Q 427.10>407.00 (-) 0.00e0

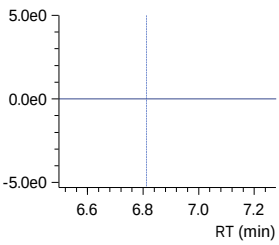

R1 427.10>80.90 (-) 1.50e1

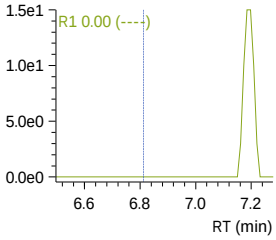

R2 427.10>80.90 (-) 1.50e1

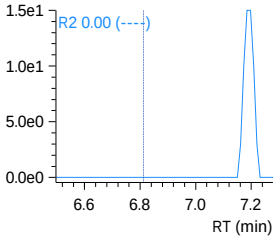

13C4-PFOA_IS
Conc. 2.5000
ISTD 417.10>172.00 (-) 5.58e3

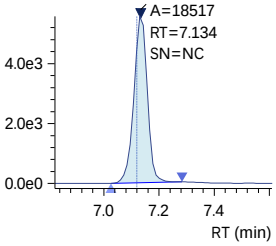

Insight Report
Quantitation/Integration
Printed 3/22/2024 13:35:57

240321_021 (continued)

13C8-PFOA_IS
Conc. 2.5000

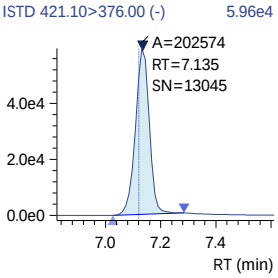

13C8-PFOA
Conc. 1.7764

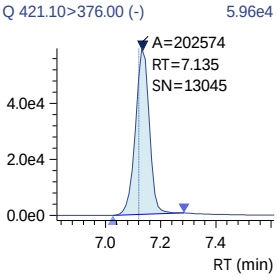

PFOA
Conc. 0.0018
R#1 17.22 (24.47)
R#2 17.22 (24.84)

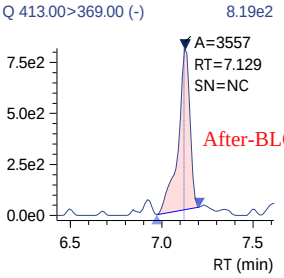

13C3-PFHxS
Conc. 1.9924

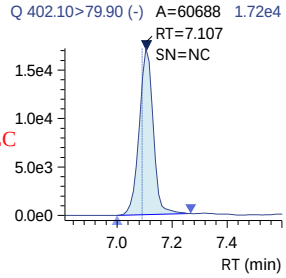

13C3-PFHxS_IS
Conc. 2.5000

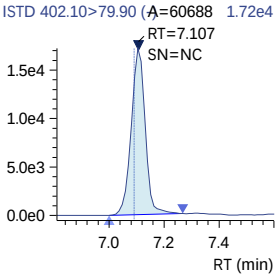

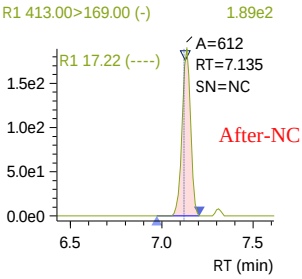

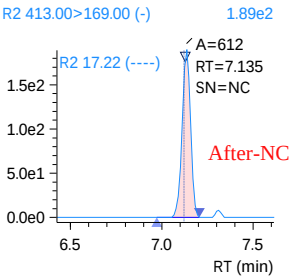

J:\LCMS08\Data\240321_1633_B1\240321_1633_B1.damlp .
SN - Software-calculated S/N ratio outside criteria due to non-target peaks or drift in noise calculation window.
Analyst review of noise levels (excluding non-target peaks) in chromatogram indicates S/N ratio meets criteria.

Insight Report
Quantitation/Integration
Printed 3/22/2024 13:35:57

240321_021 (continued)

PFHxS
Conc. 0.0123
R#1 19.97 (57.29)
R#2 19.97 (58.76)

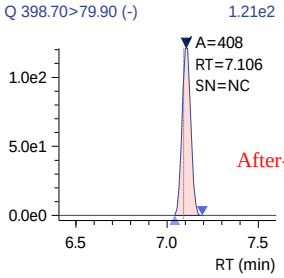

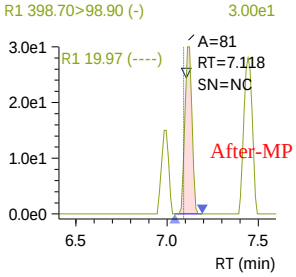

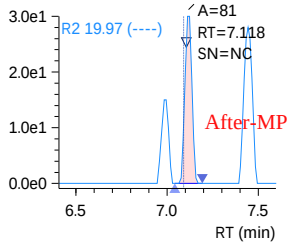

18O2-PFHxS_IS
Conc. 2.5000

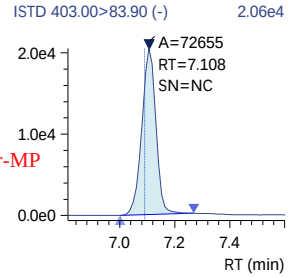

13C9-PFNA_IS
Conc. 1.2500

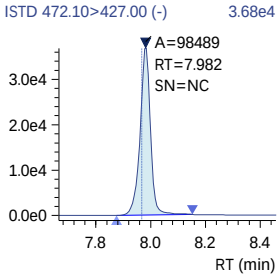

13C9-PFNA
Conc. 1.0543

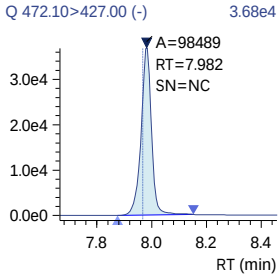

13C5-PFNA_IS
Conc. 1.2500

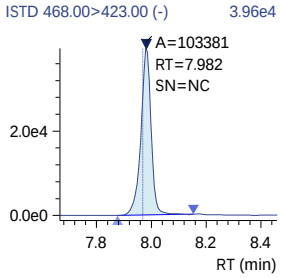

J:\LCMS08\Data\240321_1633_B1\240321_1633_B1.damlp .
SN - Software-calculated S/N ratio outside criteria due to non-target peaks or drift in noise calculation window.
Analyst review of noise levels (excluding non-target peaks) in chromatogram indicates S/N ratio meets criteria.

Insight Report
Quantitation/Integration
Printed 3/22/2024 13:35:57

240321_021 (continued)

PFNA
Conc. 0.0055
R#1 10.02 (20.36)
R#2 10.02 (19.31)
Q 463.00>419.00 (-) 6.50e2

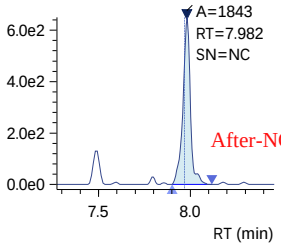

PFHpS
Conc. ----
R#1 0.00 (46.70)
R#2 0.00 (48.05)
Q 449.00>79.90 (-) 0.00e0

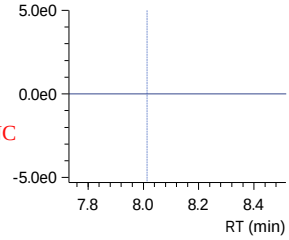

7_3 FTCA
Conc. ----
R#1 0.00 (132.28)
R#2 0.00 (133.47)
Q 441.00>317.00 (-) 6.20e1

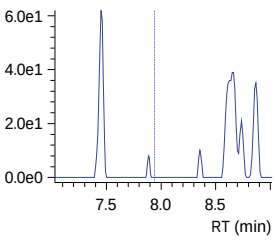

13C2-8_2-FTS
Conc. 2.1604
Q 529.10>80.90 (-) 3.57e3

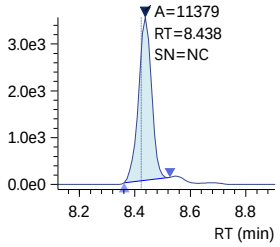

13C2-8_2-FTS_IS
Conc. 5.0000
ISTD 529.10>80.90 (-) 3.57e3

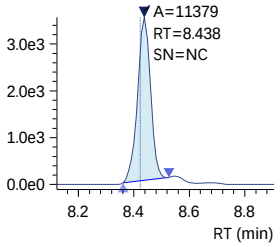

R1 463.00>219.00 (-) 9.70e1

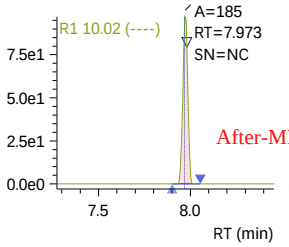

R1 449.00>98.80 (-) 0.00e0

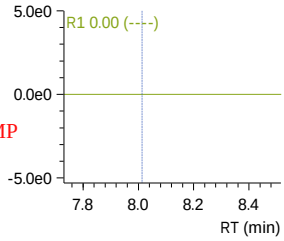

R1 441.00>336.90 (-) 9.80e1

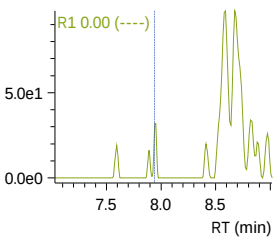

R2 463.00>219.00 (-) 9.70e1

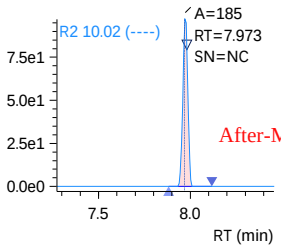

R2 449.00>98.80 (-) 0.00e0

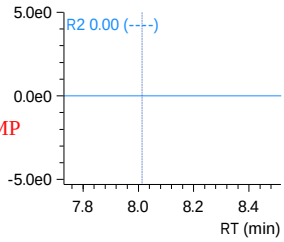

R2 441.00>336.90 (-) 9.80e1

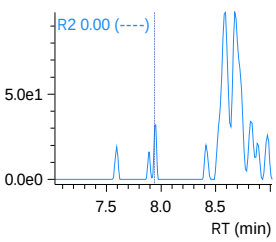

J:\LCMS08\Data\240321_1633_B1\240321_1633_B1.damlp .
SN - Software-calculated S/N ratio outside criteria due to non-target peaks or drift in noise calculation window.
Analyst review of noise levels (excluding non-target peaks) in chromatogram indicates S/N ratio meets criteria.

240321_021 (continued)

8_2 FTS
Conc. ----
R#1 0.00 (45.91)
R#2 0.00 (45.20)
Q 527.10>506.95 (-) 0.00e0

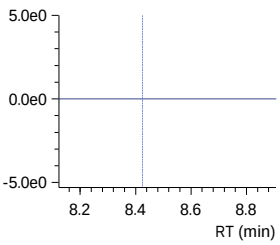

13C6-PFDA_IS
Conc. 1.2500
ISTD 519.10>474.10 (-) 2.02e4

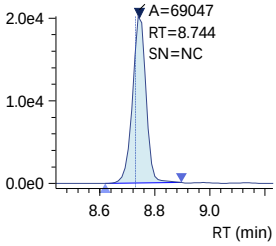

13C6-PFDA
Conc. 1.0426
Q 519.10>474.10 (-) 2.02e4

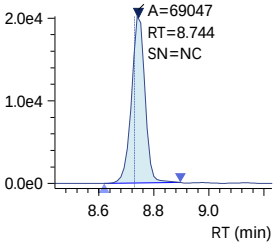

13C2-PFDA_IS
Conc. 1.2500
ISTD 515.10>470.10 (-) 2.04e4

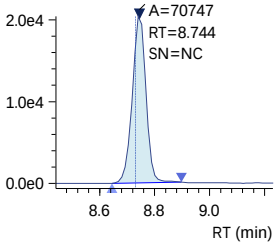

PFDA
Conc. 0.0201
R#1 15.92 (17.64)
R#2 15.92 (19.20)
Q 512.90>469.00 (-) 2.47e2

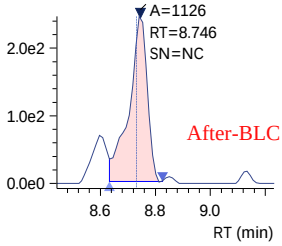

R1 527.10>80.80 (-) 0.00e0

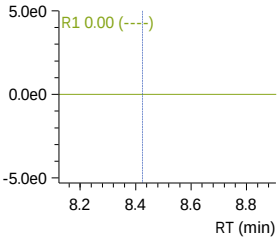

R1 512.90>219.00 (-) 5.30e1

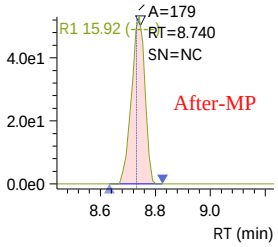

R2 527.10>80.80 (-) 0.00e0

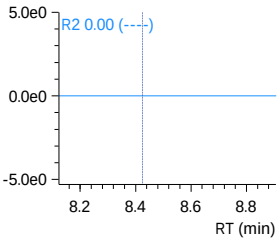

R2 512.90>219.00 (-) 5.30e1

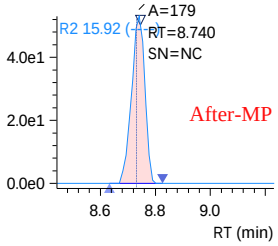

D3-NMeFOSAA_IS
Conc. 5.0000
ISTD 573.20>419.00 (-) 1.77e4

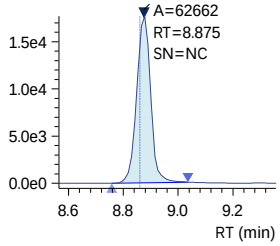

D3-NMeFOSAA
Conc. 3.5022
Q 573.20>419.00 (-) 1.77e4

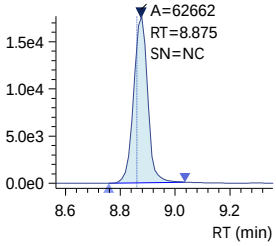

13C8-PFOS_IS
Conc. 2.5000
ISTD 507.10>98.90 (-) 6.00e3

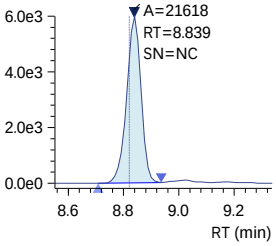

13C8-PFOS
Conc. 2.0877
Q 507.10>98.90 (-) 6.00e3

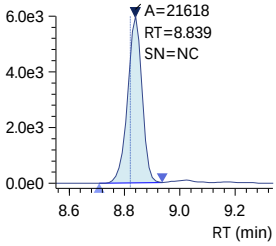

13C4-PFOS_IS
Conc. 2.5000
ISTD 502.80>79.90 (-) 2.01e4

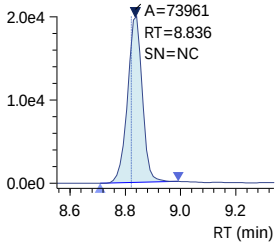

SN - Software-calculated S/N ratio outside criteria due to non-target peaks or drift in noise calculation window.
Analyst review of noise levels (excluding non-target peaks) in chromatogram indicates S/N ratio meets criteria.

240321_021 (continued)

PFOS
Conc. -0.0064
R#1 123.32 (45.06)
R#2 123.32 (47.87)
Q 498.90>79.90 (-) 5.40e1

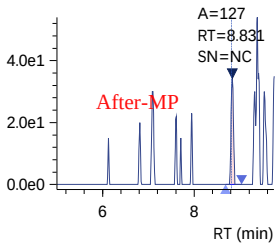

R1 498.90>98.80 (-) 4.50e1

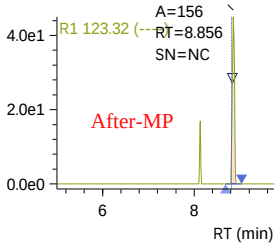

R2 498.90>98.80 (-) 4.50e1

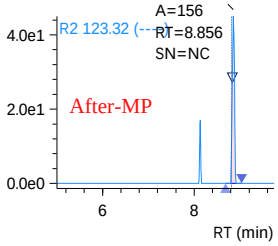

NMeFOSAA
Conc. ----
R#1 0.00 (67.10)
R#2 0.00 (60.24)
Q 570.10>419.00 (-) 0.00e0

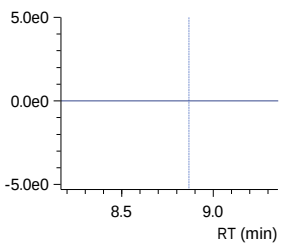

R1 570.10>483.00 (-) 3.60e1

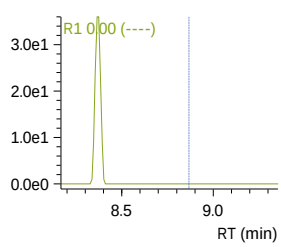

R2 570.10>483.00 (-) 3.60e1

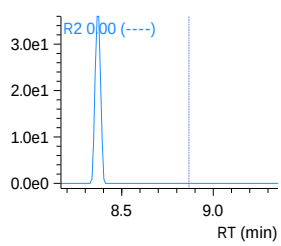

D5-NEtFOSAA_IS
Conc. 5.0000
ISTD 589.20>419.00 (-) 1.70e4

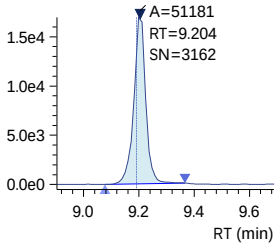

D5-NEtFOSAA
Conc. 3.9043
Q 589.20>419.00 (-) 1.70e4

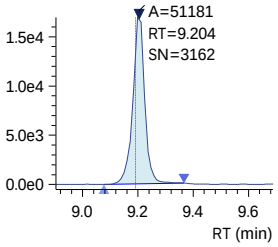

NEtFOSAA
Conc. ----
R#1 0.00 (89.53)
R#2 0.00 (72.57)
Q 584.20>419.10 (-) 0.00e0

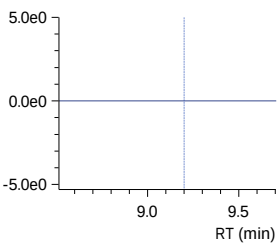

R1 584.20>526.00 (-) 0.00e0

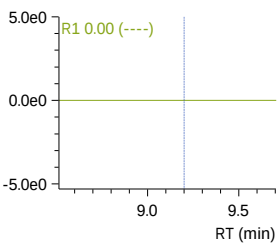

R2 584.20>526.00 (-) 0.00e0

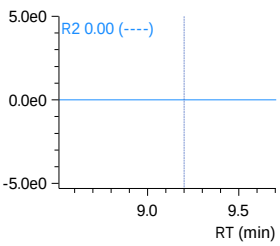

J:\LCMS08\Data\240321_1633_B1\240321_1633_B1.damlp .

SN - Software-calculated S/N ratio outside criteria due to non-target peaks or drift in noise calculation window.
Analyst review of noise levels (excluding non-target peaks) in chromatogram indicates S/N ratio meets criteria.

Insight Report
Quantitation/Integration
Printed 3/22/2024 13:35:57

240321_021 (continued)

9-Cl-PF3ONS
Conc. ----
R#1 0.00 (31.69)
R#2 0.00 (30.68)
Q 530.80>351.00 (-) 0.00e0

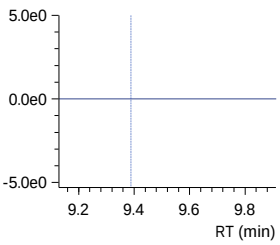

PFUnDA
Conc. 0.0124
R#1 7.20 (10.96)
R#2 7.20 (11.56)
Q 563.10>519.00 (-) 3.75e2

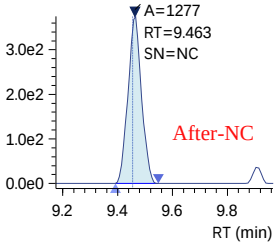

13C7-PFUnDA_IS
Conc. 1.2500
ISTD 570.00>525.10 (-) 2.13e4

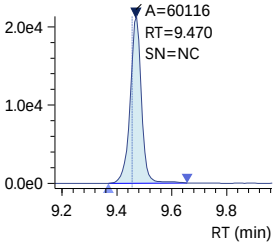

13C7-PFUnDA
Conc. 0.9205
Q 570.00>525.10 (-) 2.13e4

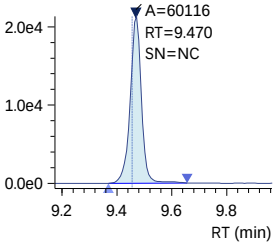

PFNS
Conc. ----
R#1 0.00 (56.91)
R#2 0.00 (61.27)
Q 548.80>79.90 (-) 0.00e0

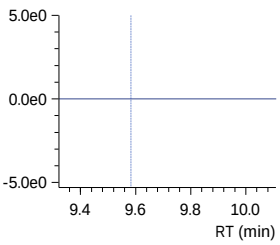

R1 532.80>353.00 (-) 4.10e1

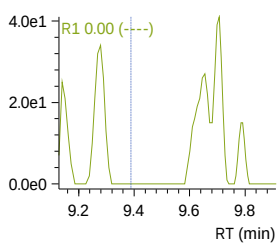

R1 563.10>269.10 (-) 3.80e1

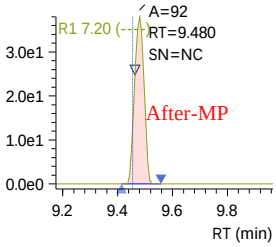

R1 548.80>98.80 (-) 2.70e1

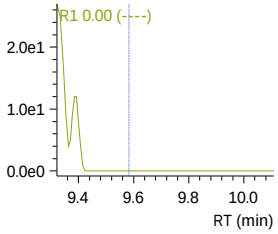

R2 532.80>353.00 (-) 4.10e1

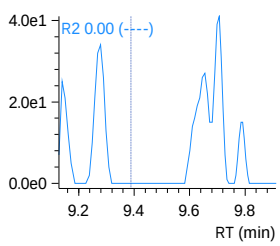

R2 563.10>269.10 (-) 3.80e1

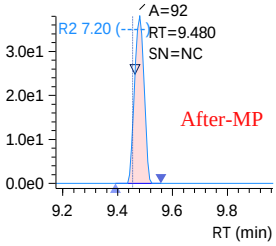

R2 548.80>98.80 (-) 2.70e1

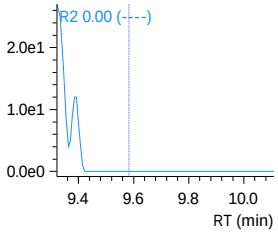

J:\LCMS08\Data\240321_1633_B1\240321_1633_B1.damlp .
SN - Software-calculated S/N ratio outside criteria due to non-target peaks or drift in noise calculation window.
Analyst review of noise levels (excluding non-target peaks) in chromatogram indicates S/N ratio meets criteria.

240321_021 (continued)

10_2 FTS
Conc. ----
R#1 0.00 (32.29)
R#2 0.00 (29.61)
Q 626.80>607.05 (-) 0.00e0

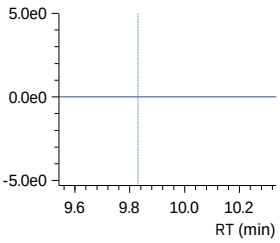

R1 626.80>81.00 (-) 0.00e0

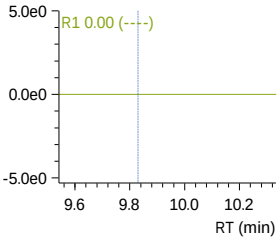

R2 626.80>81.00 (-) 0.00e0

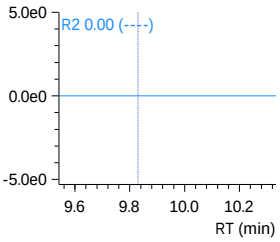

13C2-PFDOA_IS
Conc. 1.2500
ISTD 615.10>570.00 (-) 2.34e4

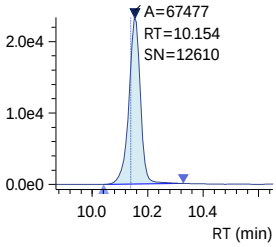

13C2-PFDOA
Conc. 0.8884
Q 615.10>570.00 (-) 2.34e4

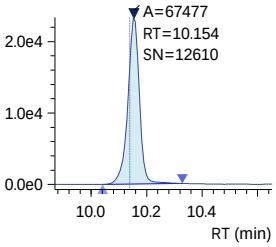

PFDOA
Conc. 0.0023
R#1 7.83 (11.14)
R#2 7.83 (10.73)
Q 613.10>569.00 (-) 3.24e2

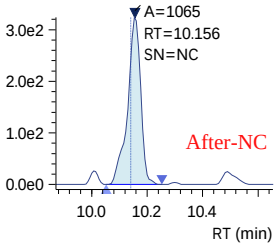

R1 613.10>319.00 (-) 3.20e1

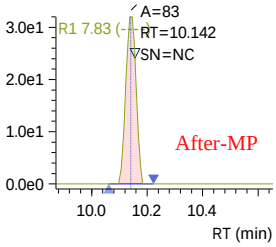

R2 613.10>319.00 (-) 3.20e1

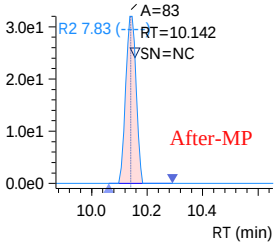

PFDS
Conc. ----
R#1 0.00 (58.01)
R#2 0.00 (58.67)
Q 599.00>79.90 (-) 0.00e0

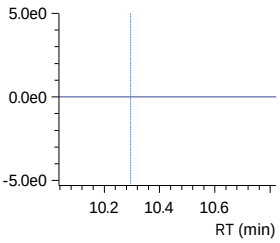

R1 599.00>98.80 (-) 4.00e0

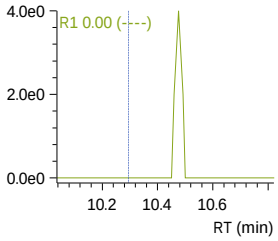

R2 599.00>98.80 (-) 4.00e0

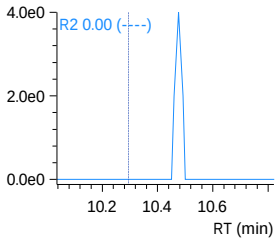

J:\LCMS08\Data\240321_1633_B1\240321_1633_B1.damlp .
SN - Software-calculated S/N ratio outside criteria due to non-target peaks or drift in noise calculation window.
Analyst review of noise levels (excluding non-target peaks) in chromatogram indicates S/N ratio meets criteria.

240321_021 (continued)

PFTrDA
Conc. 0.0017
R#1 7.30 (16.67)
R#2 7.30 (15.36)

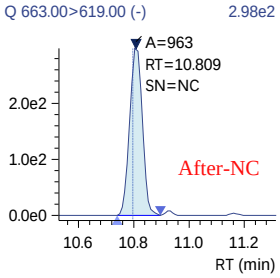

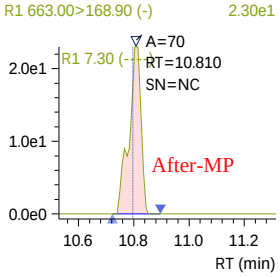

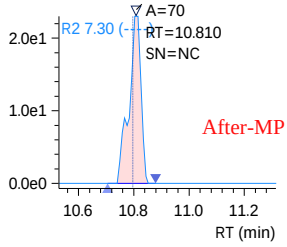

11-Cl-PF3OUdS
Conc. 0.0003
R#1 76.83 (35.04)
R#2 76.83 (35.75)

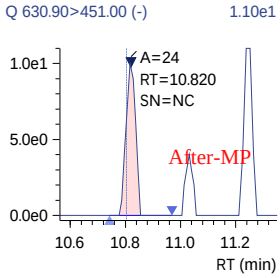

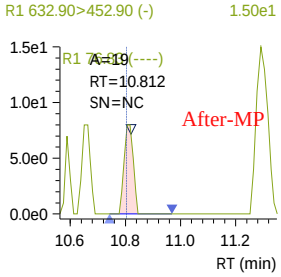

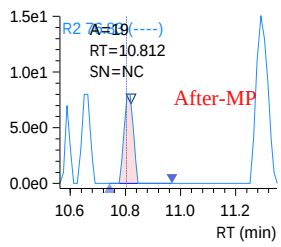

PFOSAm
Conc. 0.0073

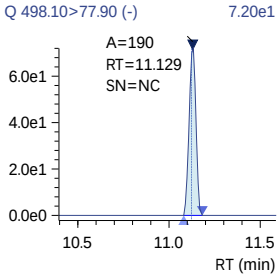

13C8-PFOSAm
Conc. 2.1388

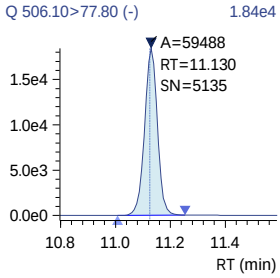

13C8-PFOSAm_IS
Conc. 2.5000

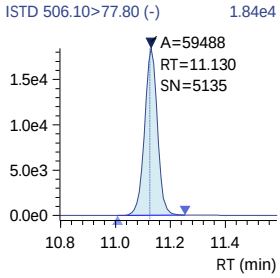

SN - Software-calculated S/N ratio outside criteria due to non-target peaks or drift in noise calculation window.
Analyst review of noise levels (excluding non-target peaks) in chromatogram indicates S/N ratio meets criteria.

240321_021 (continued)

PFTDA
Conc. 0.0020
R#1 17.26 (17.09)
R#2 17.26 (18.64)

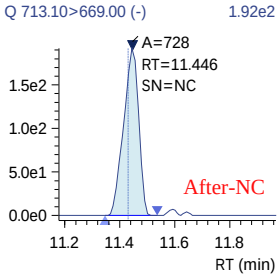

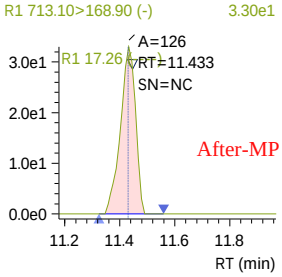

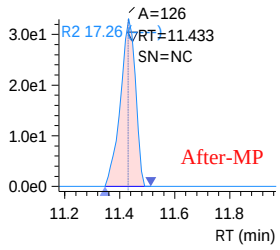

13C2-PFTDA
Conc. 0.8654

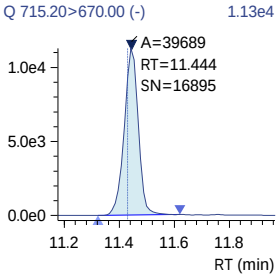

13C2-PFTDA_IS
Conc. 1.2500

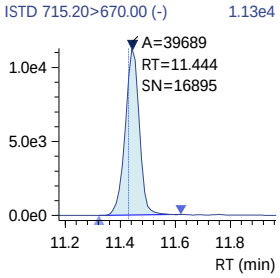

PFDoS
Conc. ----
R#1 0.00 (61.23)
R#2 0.00 (68.82)

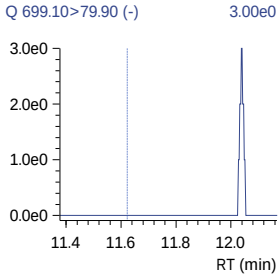

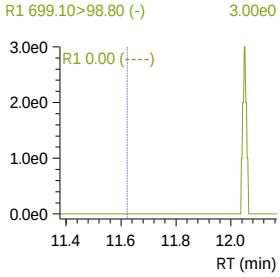

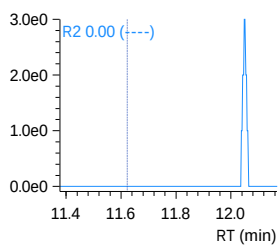

D7-MeFOSE_IS
Conc. 25.0000

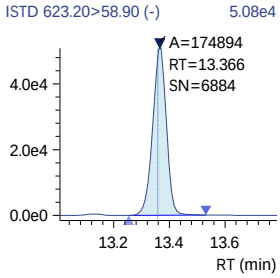

J:\LCMS08\Data\240321_1633_B1\240321_1633_B1.damlp .

SN - Software-calculated S/N ratio outside criteria due to non-target peaks or drift in noise calculation window.
Analyst review of noise levels (excluding non-target peaks) in chromatogram indicates S/N ratio meets criteria.

Insight Report
Quantitation/Integration
Printed 3/22/2024 13:35:57

240321_021 (continued)

D7-MeFOSE
Conc. 20.5514

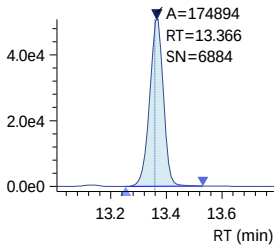

MeFOSE
Conc. ----

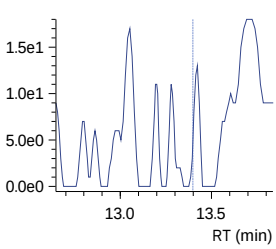

13C2-PFHXDA_IS
Conc. 2.5000

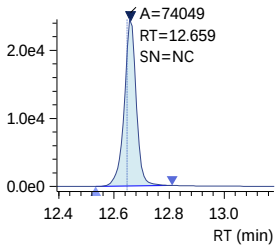

13C2-PFHXDA
Conc. 1.5703

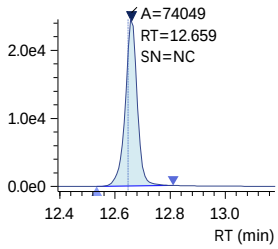

PFHXDA
Conc. 0.0109
R#1 7.21 (10.78)
R#2 7.21 (11.00)

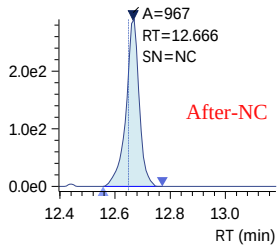

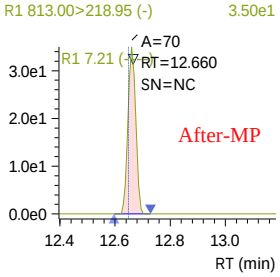

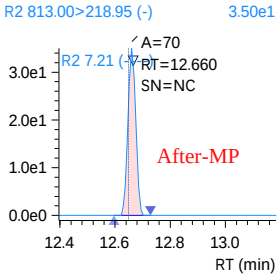

J:\LCMS08\Data\240321_1633_B1\240321_1633_B1.damlp .

SN - Software-calculated S/N ratio outside criteria due to non-target peaks or drift in noise calculation window.
Analyst review of noise levels (excluding non-target peaks) in chromatogram indicates S/N ratio meets criteria.

240321_021 (continued)

D3-MeFOSA
Conc. 1.7162

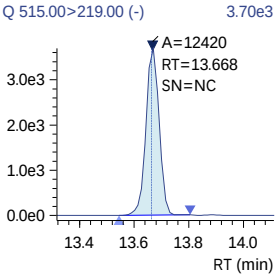

D3-MeFOSA_IS
Conc. 2.5000

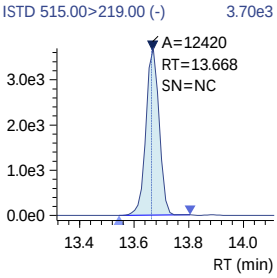

MeFOSA
Conc. ----
R#1 0.00 (156.31)
R#2 0.00 (156.72)

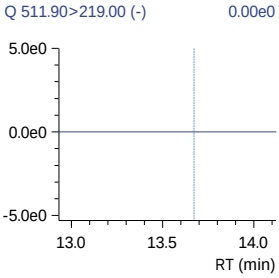

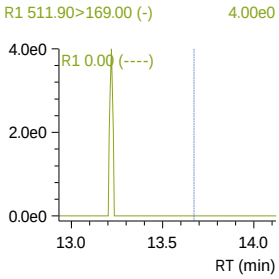

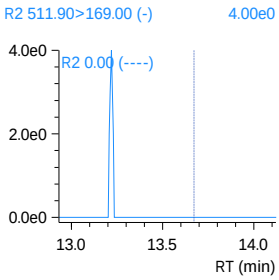

D9-EtFOSE_IS
Conc. 25.0000

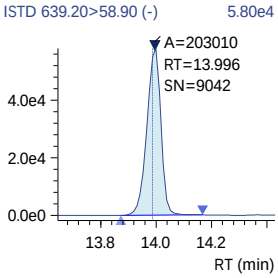

D9-EtFOSE
Conc. 20.8971

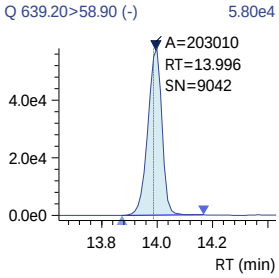

J:\LCMS08\Data\240321_1633_B1\240321_1633_B1.damlp .

SN - Software-calculated S/N ratio outside criteria due to non-target peaks or drift in noise calculation window.
Analyst review of noise levels (excluding non-target peaks) in chromatogram indicates S/N ratio meets criteria.

240321_021 (continued)

EtFOSE
Conc. 0.0053

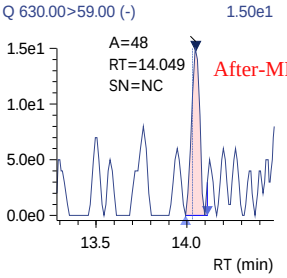

D5-EtFOSAm
Conc. 1.7672

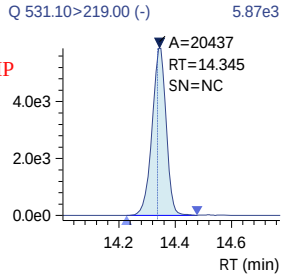

D5-EtFOSAm_IS
Conc. 2.5000

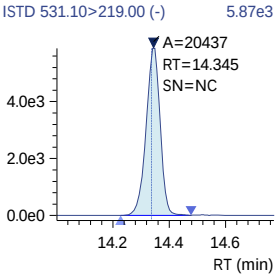

EtFOSAm
Conc. ----
R#1 0.00 (177.75)
R#2 0.00 (149.59)

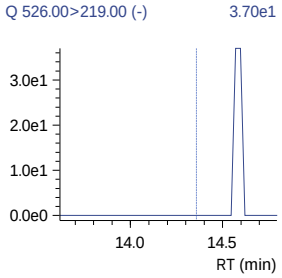

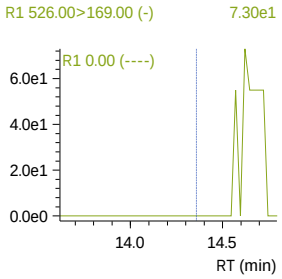

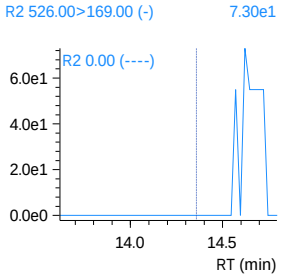

PFODA
Conc. 0.0081
R#1 19.58 (31.66)
R#2 19.58 (33.60)

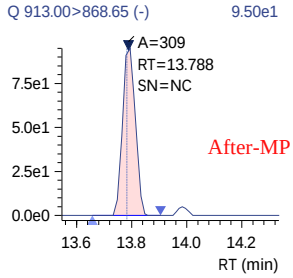

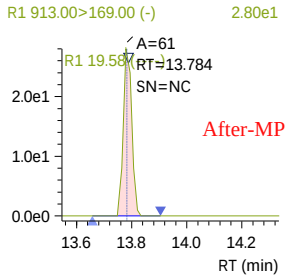

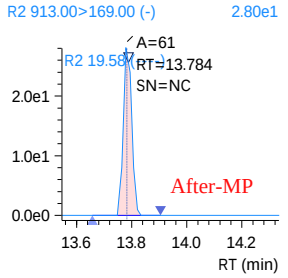

Insight Report
Before Manual Integration
Printed 3/22/2024 10:11:10

240321_021

Sample ID: KQ2403860-05
Date Acquired: 3/21/2024 6:26:05 PM
Acquired by: System Administrator
Data File: 240321_021
Vial: 19 | Inj. Volume: 10.0000uL | Tray: 2

13C4-PFBA
Conc. 7.8616
Q 216.80>171.90 (-) 8.70e4

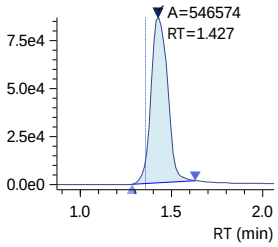

13C4-PFBA_IS
Conc. 10.0000
ISTD 216.80>171.90 (-) 8.70e4

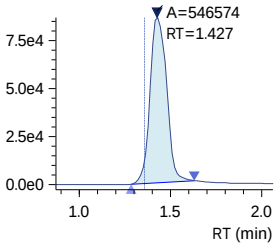

13C3-PFBA_IS
Conc. 5.0000
ISTD 216.00>172.00 (-) 5.61e4

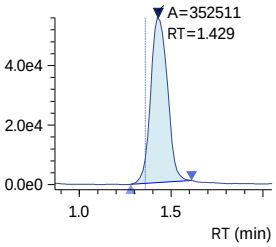

PFBA
Conc. 0.0839
Q 212.80>169.05 (-) 1.11e3

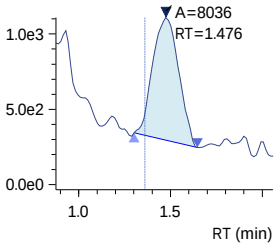

PFMPA
Conc. ----
Q 229.00>84.90 (-) 2.40e1

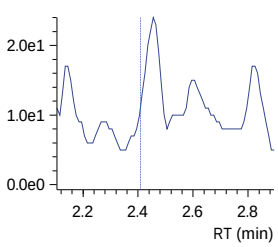

3_3 FTCA
Conc. ----
R#1 0.00 (136.14)
R#2 0.00 (136.14)
Q 241.00>177.10 (-) 2.20e1

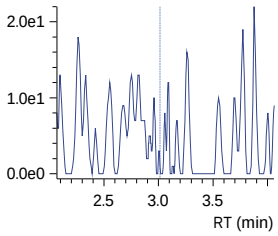

13C5-PFPeA
Conc. 4.0235
Q 268.30>223.00 (-) 4.00e4

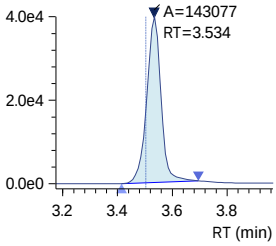

13C5-PFPeA_IS
Conc. 5.0000
ISTD 268.30>223.00 (-) 4.00e4

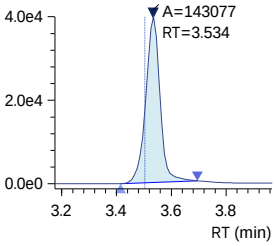

PFPeA
Conc. 0.0077
Q 263.00>219.00 (-) 3.78e2

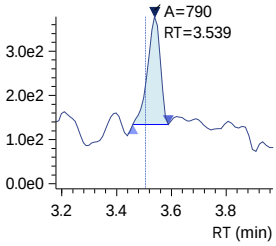

PFMBA
Conc. ----
Q 279.00>84.95 (-) 1.30e1

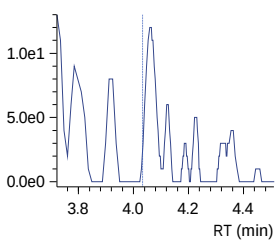

R1 241.00>117.00 (-) 5.52e2

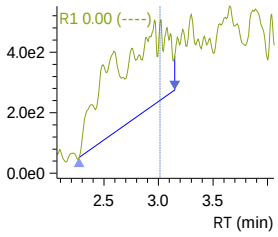

R2 241.00>117.00 (-) 5.52e2

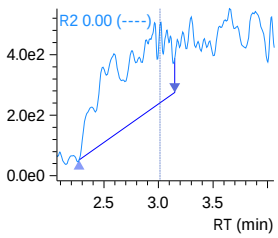

Insight Report
Before Manual Integration
Printed 3/22/2024 10:11:10

240321_021 (continued)

13C2-4_2 FTS
Conc. 2.8556
Q 329.10>80.90 (-) 9.06e3

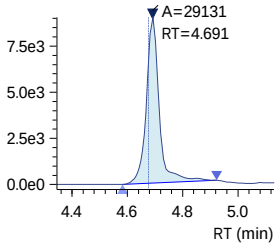

13C2-4_2 FTS_IS
Conc. 5.0000
ISTD 329.10>80.90 (-) 9.06e3

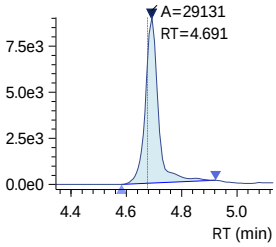

4_2 FTS
Conc. ----
R#1 0.00 (33.08)
R#2 0.00 (33.08)
Q 327.10>307.00 (-) 1.50e1

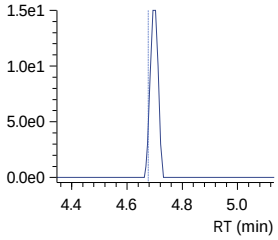

R1 327.10>80.90 (-) 1.18e2

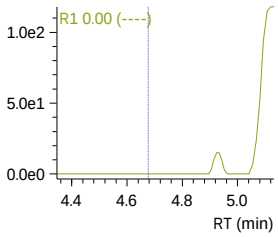

R2 327.10>80.90 (-) 1.18e2

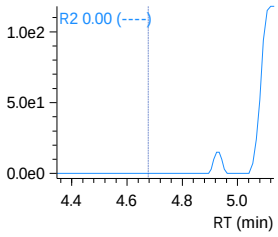

13C3-PFBS_IS
Conc. 2.5000
ISTD 302.10>79.90 (-) 2.58e4

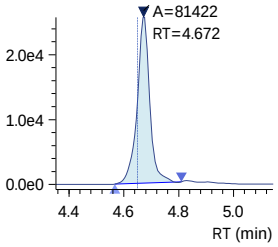

PFBS
Conc. ----
R#1 0.00 (46.53)
R#2 0.00 (46.53)
Q 298.70>79.90 (-) 5.00e1

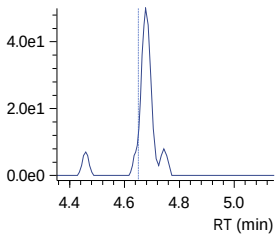

R1 298.70>98.80 (-) 1.90e1

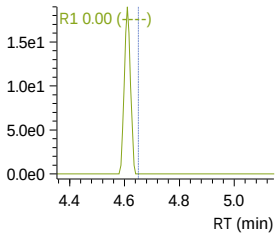

R2 298.70>98.80 (-) 1.90e1

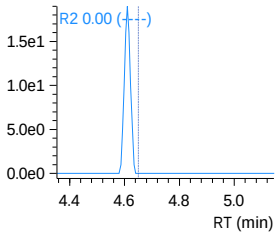

Insight Report
Before Manual Integration
Printed 3/22/2024 10:11:10

240321_021 (continued)

13C3-PFBS
Conc. 1.8388

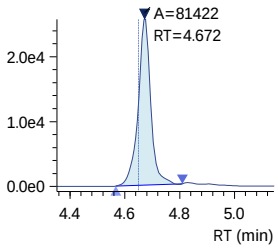

NFDHA
Conc. ----
R#1 0.00 (36.44)
R#2 0.00 (36.44)

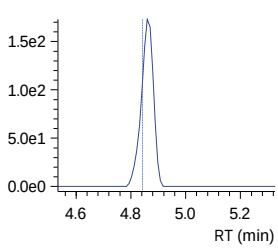

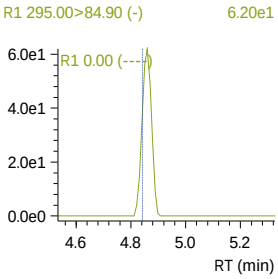

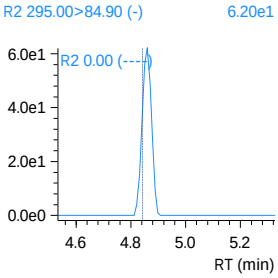

13C5-PFHxA
Conc. 1.9728

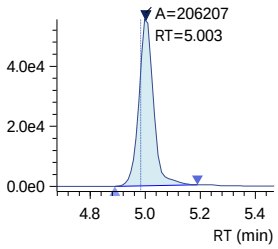

13C5-PFHxA_IS
Conc. 2.5000

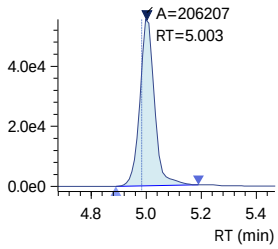

13C2-PFHxA_IS
Conc. 2.5000

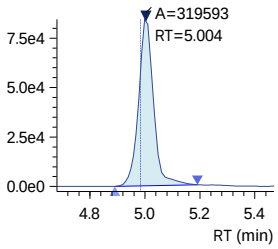

Insight Report
Before Manual Integration
Printed 3/22/2024 10:11:10

240321_021 (continued)

PFHxA
Conc. 0.0444

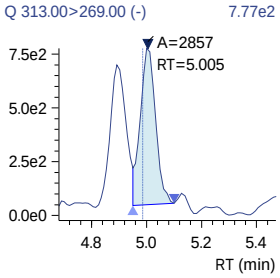

PFEESA
Conc. ----
R#1 0.00 (5.25)
R#2 0.00 (5.25)

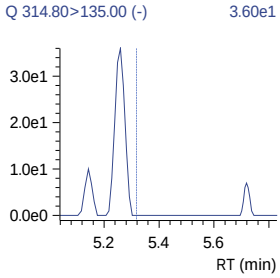

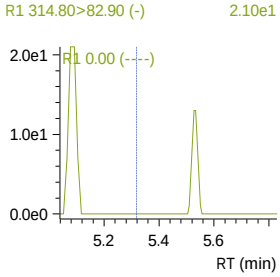

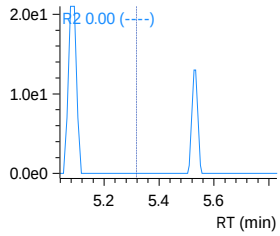

13C3-HFPO-DA
Conc. 8.5834

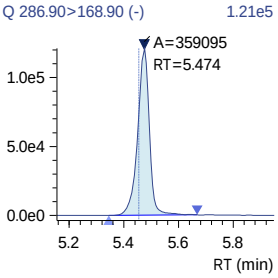

13C3-HFPO-DA_IS
Conc. 10.0000

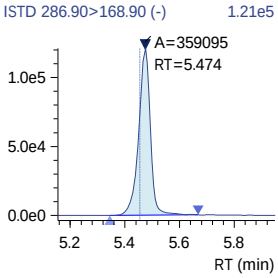

HFPO-DA
Conc. ----
R#1 0.00 (62.57)
R#2 0.00 (62.57)

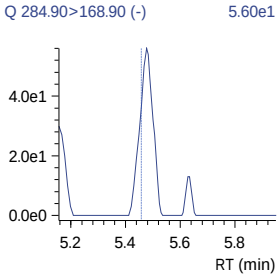

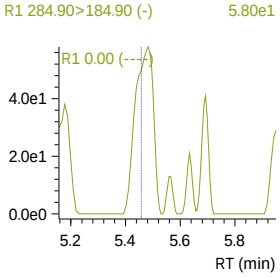

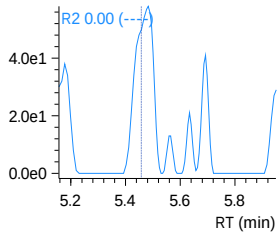

Insight Report
Before Manual Integration
Printed 3/22/2024 10:11:10

240321_021 (continued)

5_3 FTCA
Conc. ----
R#1 0.00 (154.88)
R#2 0.00 (154.88)
Q 341.00>237.05 (-) 8.50e1

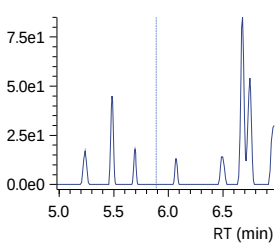

R1 341.00>217.00 (-) 2.44e2

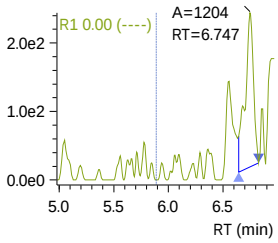

R2 341.00>217.00 (-) 2.44e2

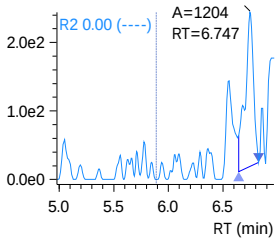

PFPeS
Conc. ----
R#1 0.00 (54.44)
R#2 0.00 (54.44)
Q 349.10>79.90 (-) 2.40e1

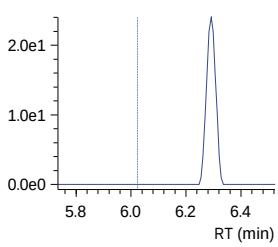

R1 349.10>98.80 (-) 0.00e0

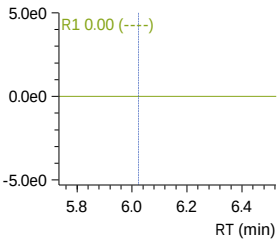

R2 349.10>98.80 (-) 0.00e0

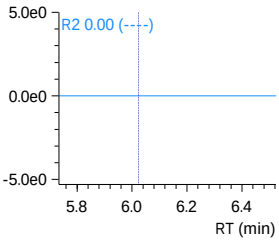

13C4-PFHpA
Conc. 1.9279
Q 367.10>322.00 (-) 1.00e5

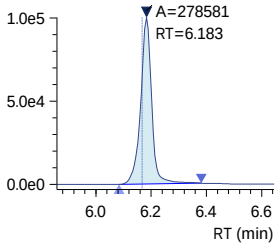

13C4-PFHpA_IS
Conc. 2.5000
ISTD 367.10>322.00 (-) 1.00e5

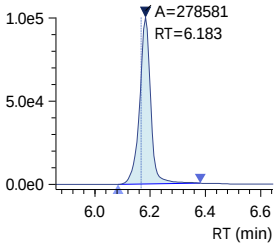

PFHpA
Conc. 0.0168
R#1 27.68 (23.39)
R#2 27.68 (23.39)
Q 363.10>319.00 (-) 9.70e2

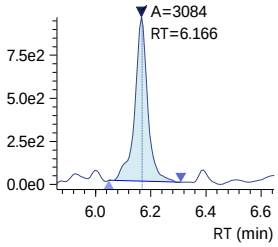

R1 363.10>169.00 (-) 2.29e2

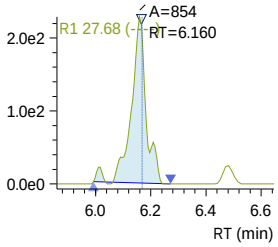

R2 363.10>169.00 (-) 2.29e2

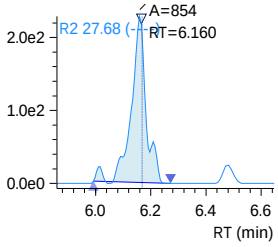

240321_021 (continued)

DONA
Conc. ----
R#1 0.00 (30.39)
R#2 0.00 (30.39)
Q 376.90>250.90 (-) 3.60e1

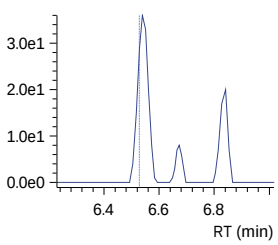

13C2-6_2 FTS_IS
Conc. 5.0000
ISTD 429.10>80.90 (-) 6.69e3

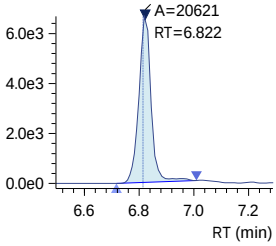

13C2-6_2 FTS
Conc. 2.5079
Q 429.10>80.90 (-) 6.69e3

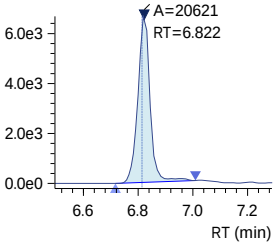

6_2 FTS
Conc. ----
R#1 0.00 (44.48)
R#2 0.00 (44.48)
Q 427.10>407.00 (-) 0.00e0

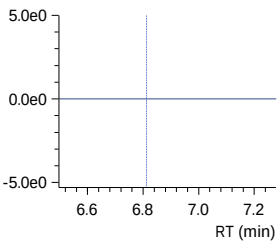

13C4-PFOA_IS
Conc. 2.5000
ISTD 417.10>172.00 (-) 5.58e3

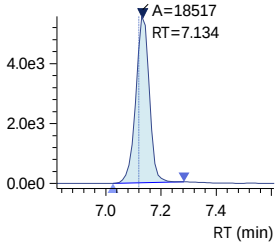

R1 376.90>84.80 (-) 8.00e0

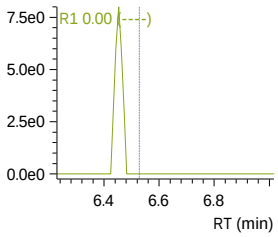

R1 427.10>80.90 (-) 1.50e1

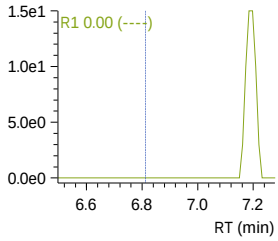

R2 376.90>84.80 (-) 8.00e0

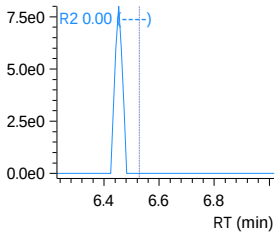

R2 427.10>80.90 (-) 1.50e1

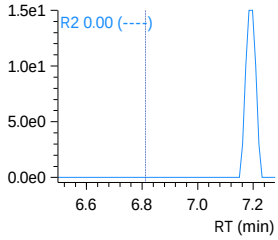

Insight Report
Before Manual Integration
Printed 3/22/2024 10:11:10

240321_021 (continued)

13C8-PFOA_IS
Conc. 2.5000

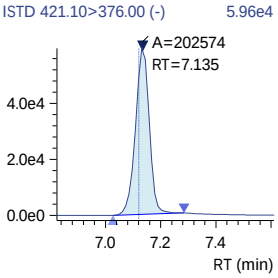

13C8-PFOA
Conc. 1.7764

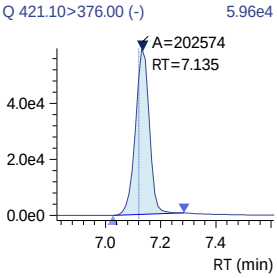

PFOA
Conc. -0.0089
R#1 22.34 (24.47)
R#2 22.34 (24.47)

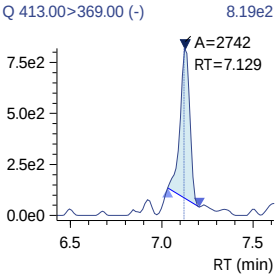

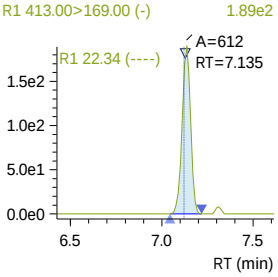

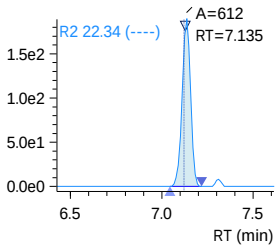

13C3-PFHxS
Conc. 1.9924

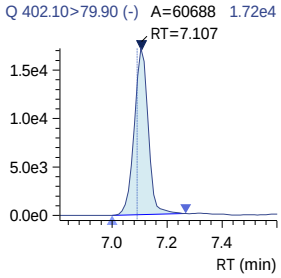

13C3-PFHxS_IS
Conc. 2.5000

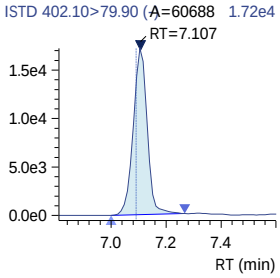

240321_021 (continued)

PFHxS
Conc. ----
R#1 0.00 (57.29)
R#2 0.00 (57.29)
Q 398.70>79.90 (-) 1.21e2

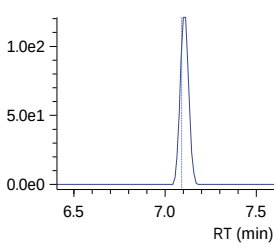

18O2-PFHxS_IS
Conc. 2.5000
ISTD 403.00>83.90 (-) 2.06e4

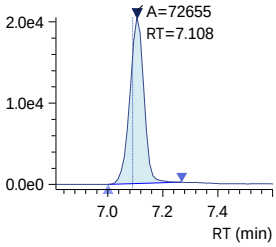

13C9-PFNA_IS
Conc. 1.2500
ISTD 472.10>427.00 (-) 3.68e4

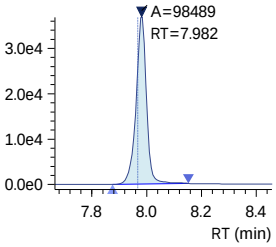

13C9-PFNA
Conc. 1.0543
Q 472.10>427.00 (-) 3.68e4

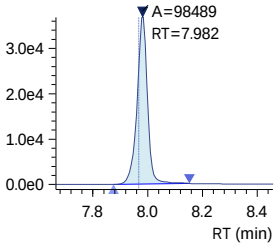

13C5-PFNA_IS
Conc. 1.2500
ISTD 468.00>423.00 (-) 3.96e4

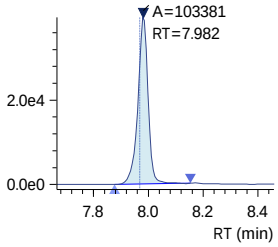

R1 398.70>98.90 (-) 3.00e1

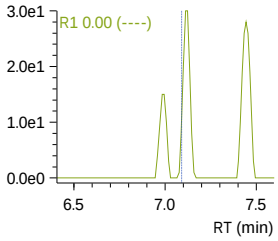

R2 398.70>98.90 (-) 3.00e1

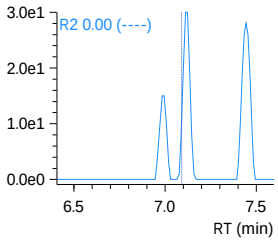

Insight Report
Before Manual Integration
Printed 3/22/2024 10:11:10

240321_021 (continued)

PFNA
Conc. 0.0055
R#1 0.00 (20.36)
R#2 0.00 (20.36)
Q 463.00>419.00 (-) 6.50e2

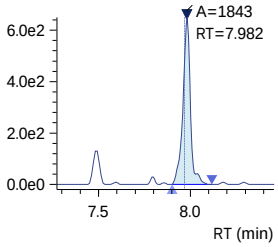

PFHpS
Conc. ----
R#1 0.00 (46.70)
R#2 0.00 (46.70)
Q 449.00>79.90 (-) 0.00e0

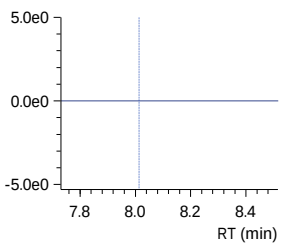

7_3 FTCA
Conc. ----
R#1 0.00 (132.28)
R#2 0.00 (132.28)
Q 441.00>317.00 (-) 6.20e1

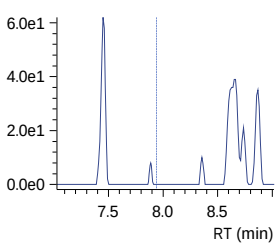

13C2-8_2-FTS
Conc. 2.1604
Q 529.10>80.90 (-) 3.57e3

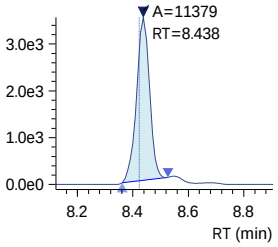

13C2-8_2-FTS_IS
Conc. 5.0000
ISTD 529.10>80.90 (-) 3.57e3

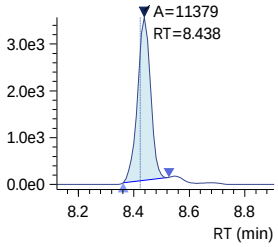

R1 463.00>219.00 (-) 9.70e1

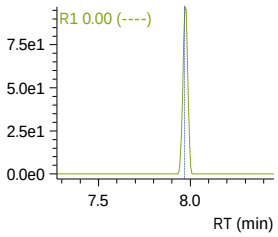

R1 449.00>98.80 (-) 0.00e0

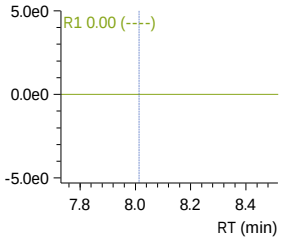

R1 441.00>336.90 (-) 9.80e1

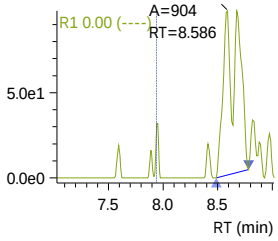

R2 463.00>219.00 (-) 9.70e1

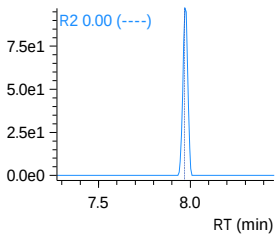

R2 449.00>98.80 (-) 0.00e0

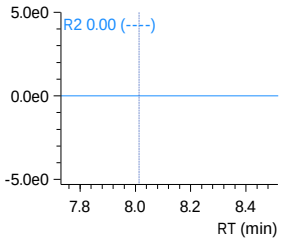

R2 441.00>336.90 (-) 9.80e1

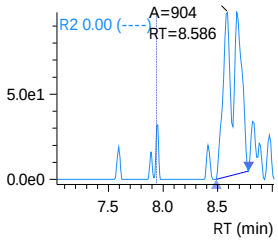

240321_021 (continued)

8_2 FTS
Conc. ----
R#1 0.00 (45.91)
R#2 0.00 (45.91)
Q 527.10>506.95 (-) 0.00e0

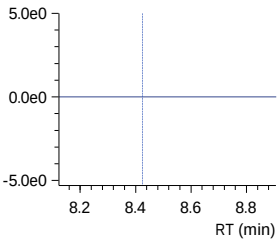

R1 527.10>80.80 (-) 0.00e0

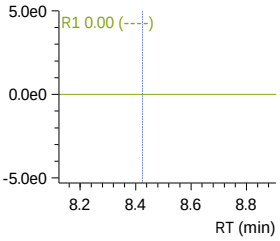

R2 527.10>80.80 (-) 0.00e0

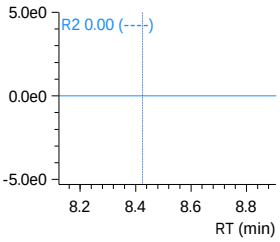

13C6-PFDA_IS
Conc. 1.2500
ISTD 519.10>474.10 (-) 2.02e4

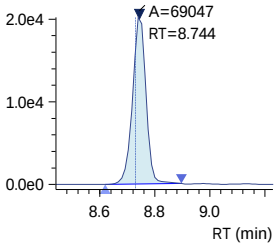

13C6-PFDA
Conc. 1.0426
Q 519.10>474.10 (-) 2.02e4

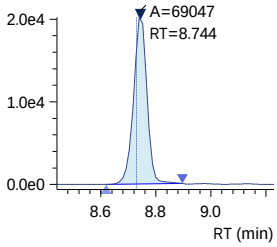

13C2-PFDA_IS
Conc. 1.2500
ISTD 515.10>470.10 (-) 2.04e4

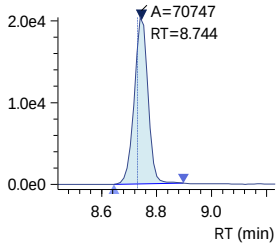

PFDA
Conc. 0.0128
R#1 0.00 (17.64)
R#2 0.00 (17.64)
Q 512.90>469.00 (-) 2.47e2

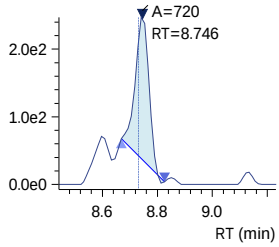

R1 512.90>219.00 (-) 5.30e1

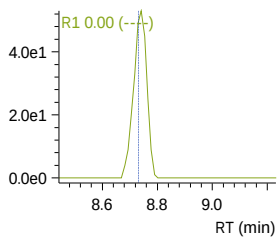

R2 512.90>219.00 (-) 5.30e1

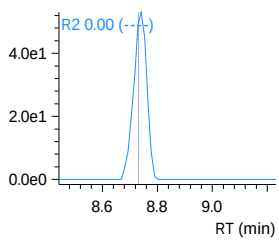

D3-NMeFOSAA_IS
Conc. 5.0000
ISTD 573.20>419.00 (-) 1.77e4

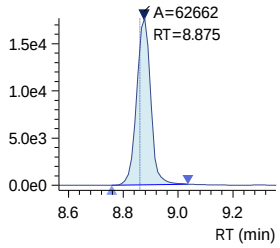

D3-NMeFOSAA
Conc. 3.5022
Q 573.20>419.00 (-) 1.77e4

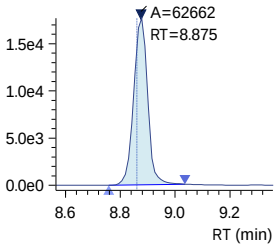

13C8-PFOS_IS
Conc. 2.5000
ISTD 507.10>98.90 (-) 6.00e3

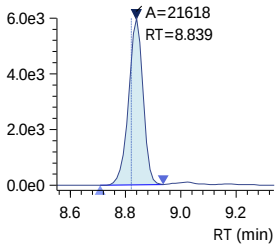

13C8-PFOS
Conc. 2.0877
Q 507.10>98.90 (-) 6.00e3

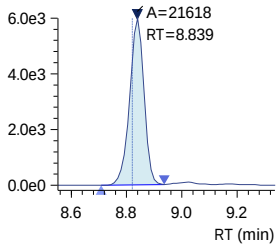

13C4-PFOS_IS
Conc. 2.5000
ISTD 502.80>79.90 (-) 2.01e4

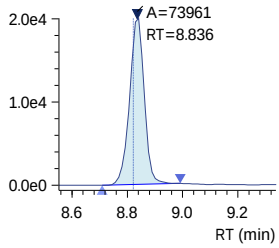



Insight Report
Before Manual Integration
Printed 3/22/2024 10:11:10

240321_021 (continued)

PFOS
Conc. ----
R#1 0.00 (45.06)
R#2 0.00 (45.06)
Q 498.90>79.90 (-) 5.40e1

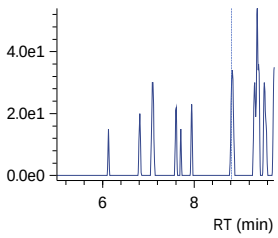

R1 498.90>98.80 (-) 4.50e1

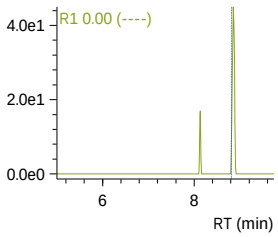

R2 498.90>98.80 (-) 4.50e1

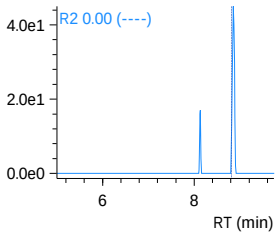

NMeFOSAA
Conc. ----
R#1 0.00 (67.10)
R#2 0.00 (67.10)
Q 570.10>419.00 (-) 0.00e0

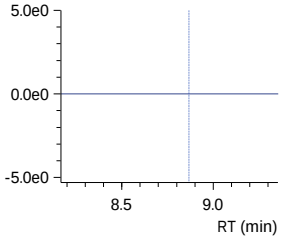

R1 570.10>483.00 (-) 3.60e1

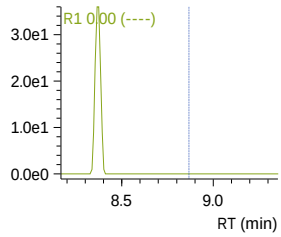

R2 570.10>483.00 (-) 3.60e1

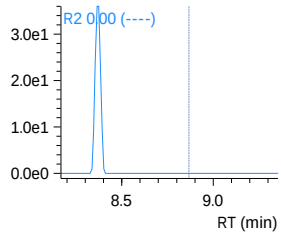

D5-NEtFOSAA_IS
Conc. 5.0000
ISTD 589.20>419.00 (-) 1.70e4

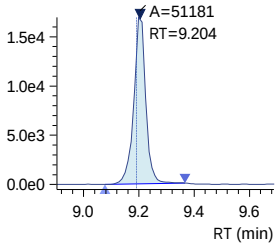

D5-NEtFOSAA
Conc. 3.9043
Q 589.20>419.00 (-) 1.70e4

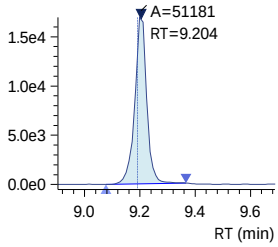

NEtFOSAA
Conc. ----
R#1 0.00 (89.53)
R#2 0.00 (89.53)
Q 584.20>419.10 (-) 0.00e0

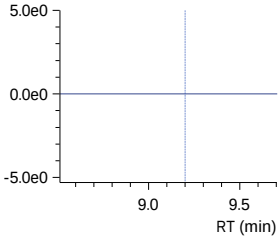

R1 584.20>526.00 (-) 0.00e0

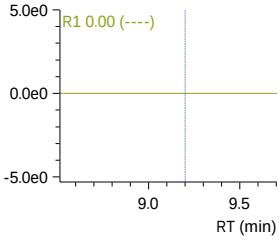

R2 584.20>526.00 (-) 0.00e0

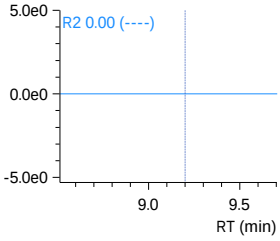

Insight Report
Before Manual Integration
Printed 3/22/2024 10:11:10

240321_021 (continued)

9-Cl-PF3ONS
Conc. ----
R#1 0.00 (31.69)
R#2 0.00 (31.69)
Q 530.80>351.00 (-) 0.00e0

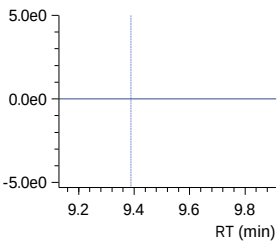

R1 532.80>353.00 (-) 4.10e1

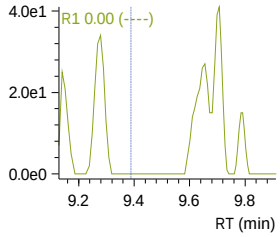

R2 532.80>353.00 (-) 4.10e1

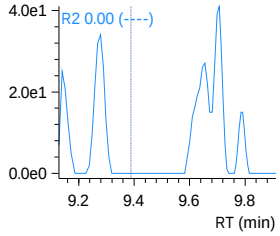

PFUnDA
Conc. 0.0124
R#1 0.00 (10.96)
R#2 0.00 (10.96)
Q 563.10>519.00 (-) 3.75e2

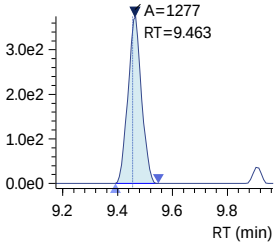

R1 563.10>269.10 (-) 3.80e1

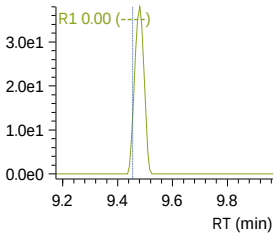

R2 563.10>269.10 (-) 3.80e1

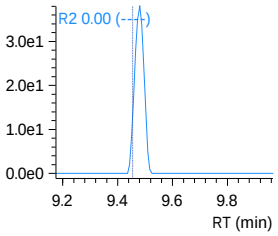

13C7-PFUnDA_IS
Conc. 1.2500
ISTD 570.00>525.10 (-) 2.13e4

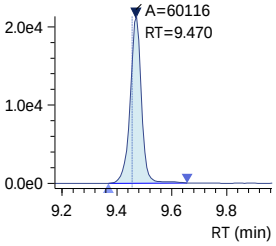

13C7-PFUnDA
Conc. 0.9205
Q 570.00>525.10 (-) 2.13e4

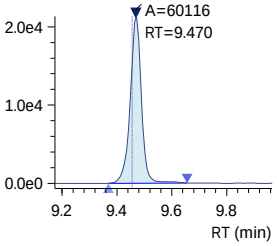

PFNS
Conc. ----
R#1 0.00 (56.91)
R#2 0.00 (56.91)
Q 548.80>79.90 (-) 0.00e0

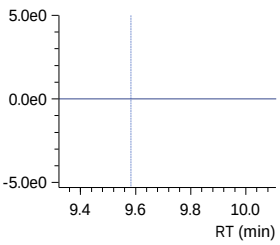

R1 548.80>98.80 (-) 2.70e1

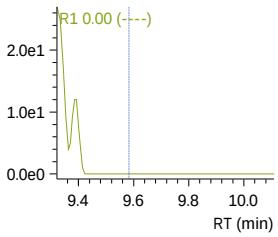

R2 548.80>98.80 (-) 2.70e1

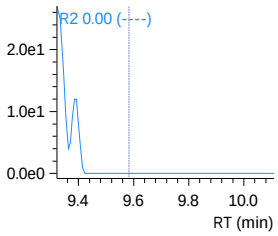

Insight Report
Before Manual Integration
Printed 3/22/2024 10:11:10

240321_021 (continued)

10_2 FTS
Conc. ----
R#1 0.00 (32.29)
R#2 0.00 (32.29)
Q 626.80>607.05 (-) 0.00e0

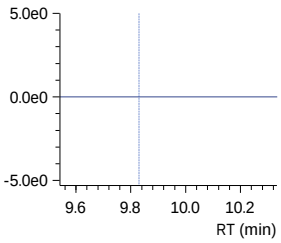

R1 626.80>81.00 (-) 0.00e0

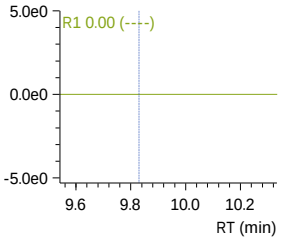

R2 626.80>81.00 (-) 0.00e0

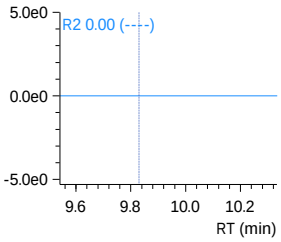

13C2-PFDOA_IS
Conc. 1.2500
ISTD 615.10>570.00 (-) 2.34e4

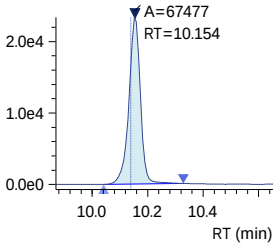

13C2-PFDOA
Conc. 0.8884
Q 615.10>570.00 (-) 2.34e4

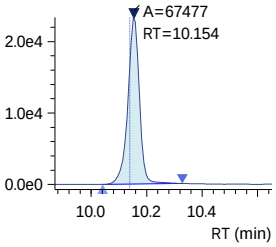

PFDOA
Conc. 0.0023
R#1 0.00 (11.14)
R#2 0.00 (11.14)
Q 613.10>569.00 (-) 3.24e2

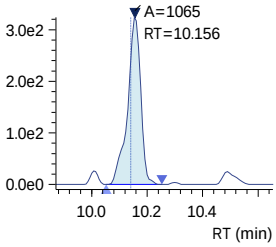

R1 613.10>319.00 (-) 3.20e1

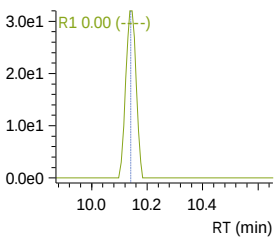

R2 613.10>319.00 (-) 3.20e1

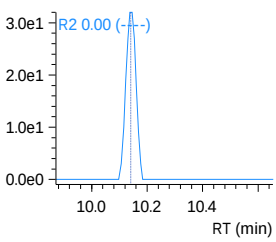

PFDS
Conc. ----
R#1 0.00 (58.01)
R#2 0.00 (58.01)
Q 599.00>79.90 (-) 0.00e0

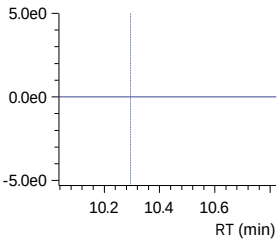

R1 599.00>98.80 (-) 4.00e0

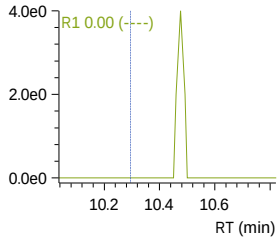

R2 599.00>98.80 (-) 4.00e0

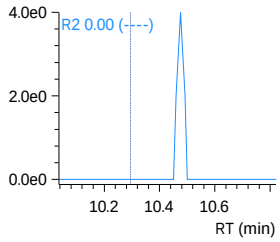

Insight Report
Before Manual Integration
Printed 3/22/2024 10:11:10

240321_021 (continued)

PFTrDA
Conc. 0.0017
R#1 0.00 (16.67)
R#2 0.00 (16.67)
Q 663.00>619.00 (-) 2.98e2

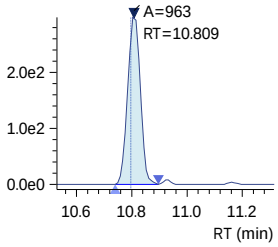

11-Cl-PF3OUdS
Conc. ----
R#1 0.00 (35.04)
R#2 0.00 (35.04)
Q 630.90>451.00 (-) 1.10e1

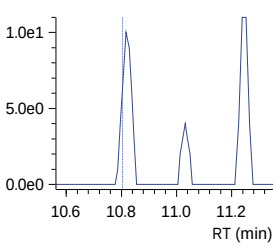

PFOSAm
Conc. 0.0073
Q 498.10>77.90 (-) 7.20e1

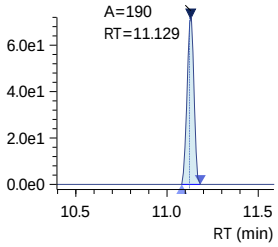

13C8-PFOSAm
Conc. 2.1388
Q 506.10>77.80 (-) 1.84e4

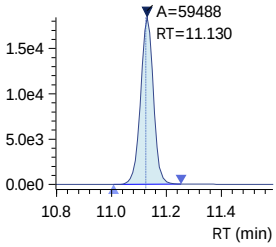

13C8-PFOSAm_IS
Conc. 2.5000
ISTD 506.10>77.80 (-) 1.84e4

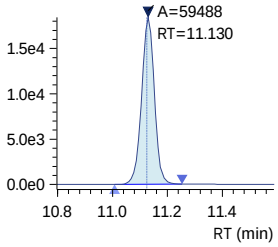

R1 663.00>168.90 (-) 2.30e1

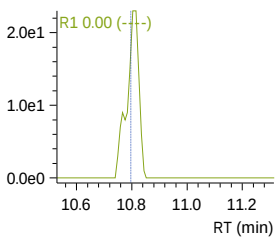

R1 632.90>452.90 (-) 1.50e1

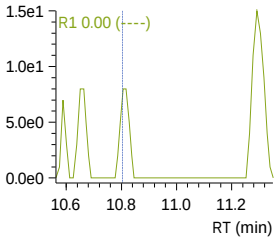

R2 663.00>168.90 (-) 2.30e1

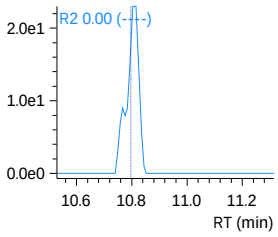

R2 632.90>452.90 (-) 1.50e1

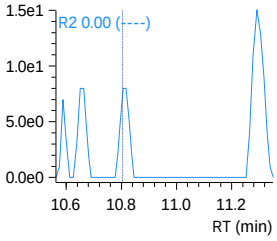

240321_021 (continued)

PFTDA
Conc. 0.0020
R#1 0.00 (17.09)
R#2 0.00 (17.09)

Q 713.10>669.00 (-) 1.92e2

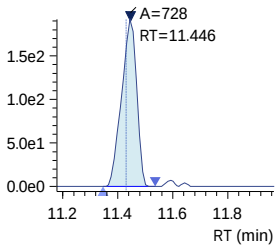

R1 713.10>168.90 (-) 3.30e1

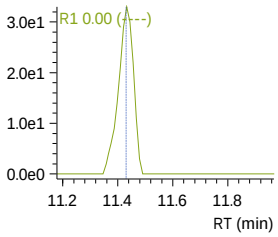

R2 713.10>168.90 (-) 3.30e1

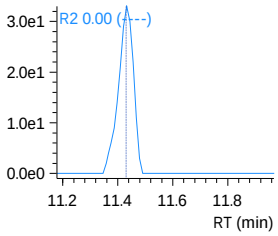

13C2-PFTDA
Conc. 0.8654

Q 715.20>670.00 (-) 1.13e4

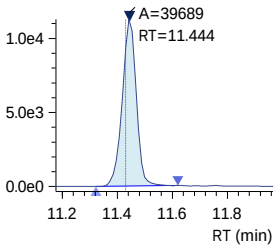

13C2-PFTDA_IS
Conc. 1.2500

ISTD 715.20>670.00 (-) 1.13e4

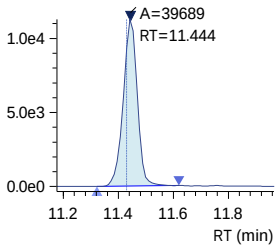

PFDoS
Conc. ----
R#1 0.00 (61.23)
R#2 0.00 (61.23)

Q 699.10>79.90 (-) 3.00e0

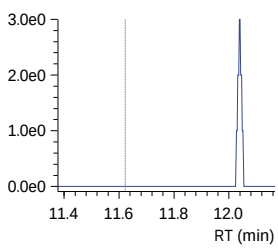

R1 699.10>98.80 (-) 3.00e0

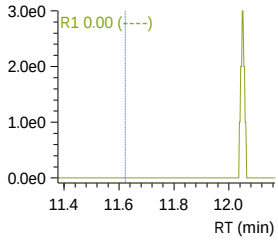

R2 699.10>98.80 (-) 3.00e0

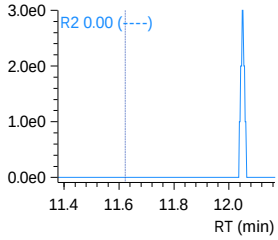

D7-MeFOSE_IS
Conc. 25.0000

ISTD 623.20>58.90 (-) 5.08e4

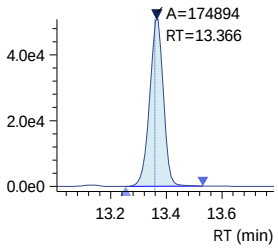

Insight Report
Before Manual Integration
Printed 3/22/2024 10:11:10

240321_021 (continued)

D7-MeFOSE
Conc. 20.5514

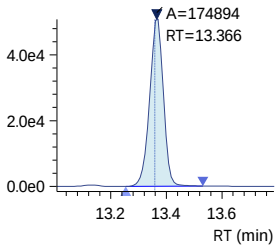

MeFOSE
Conc. ----

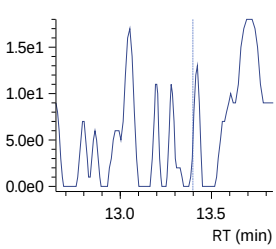

13C2-PFHXDA_IS
Conc. 2.5000

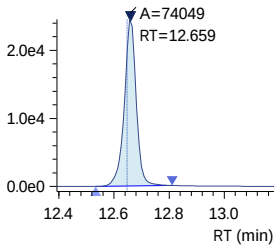

13C2-PFHXDA
Conc. 1.5703

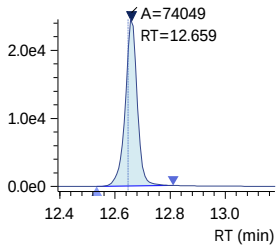

PFHXDA
Conc. 0.0109
R#1 0.00 (10.78)
R#2 0.00 (10.78)

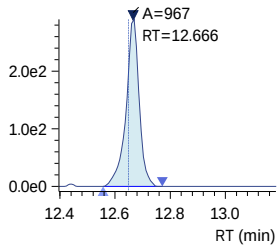

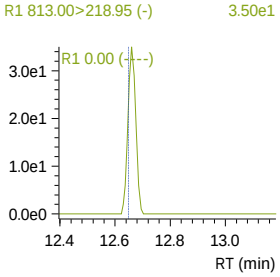

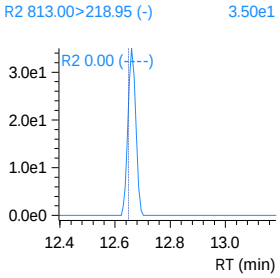

Insight Report
Before Manual Integration
Printed 3/22/2024 10:11:10

240321_021 (continued)

D3-MeFOSA
Conc. 1.7162

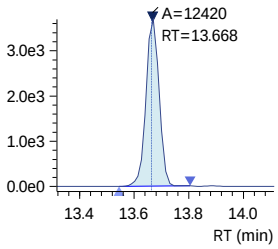

D3-MeFOSA_IS
Conc. 2.5000

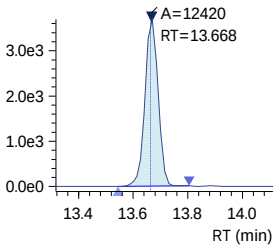

MeFOSA
Conc. ----
R#1 0.00 (156.31)
R#2 0.00 (156.31)

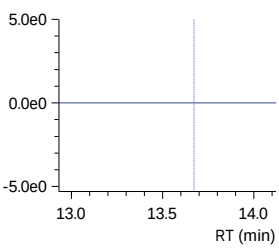

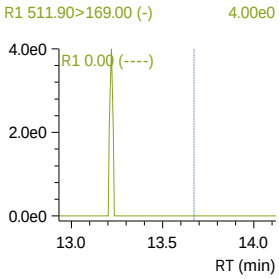

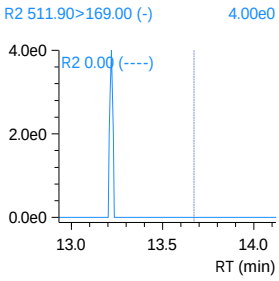

D9-EtFOSE_IS
Conc. 25.0000

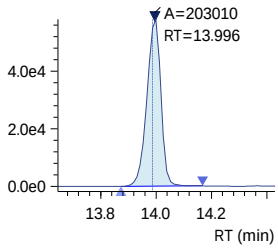

D9-EtFOSE
Conc. 20.8971

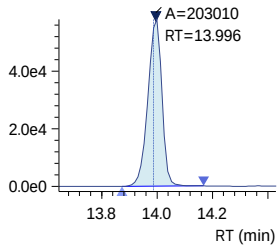

240321_021 (continued)

EtFOSE
Conc. ----
Q 630.00>59.00 (-) 1.50e1

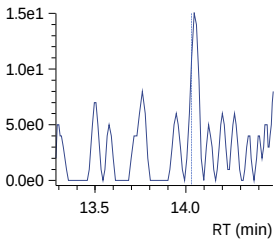

D5-EtFOSAm
Conc. 1.7672
Q 531.10>219.00 (-) 5.87e3

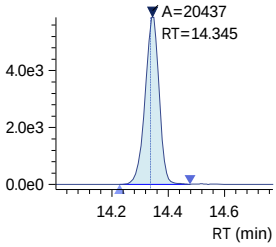

D5-EtFOSAm_IS
Conc. 2.5000
ISTD 531.10>219.00 (-) 5.87e3

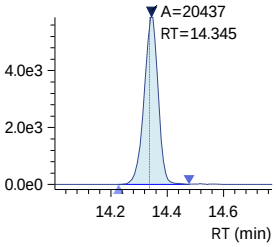

EtFOSAm
Conc. ----
R#1 0.00 (177.75)
R#2 0.00 (177.75)
Q 526.00>219.00 (-) 3.70e1

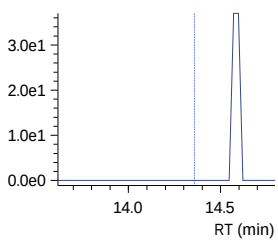

PFODA
Conc. ----
R#1 0.00 (31.66)
R#2 0.00 (31.66)
Q 913.00>868.65 (-) 9.50e1

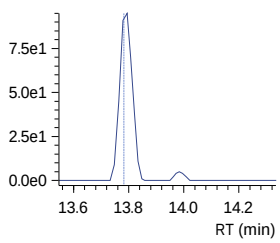

R1 526.00>169.00 (-) 7.30e1

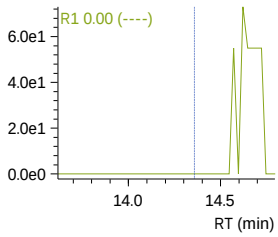

R1 913.00>169.00 (-) 2.80e1

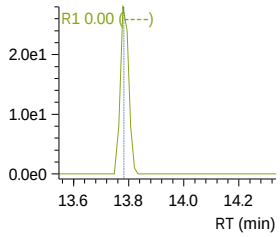

R2 526.00>169.00 (-) 7.30e1

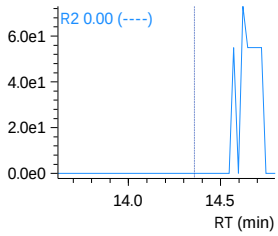

R2 913.00>169.00 (-) 2.80e1

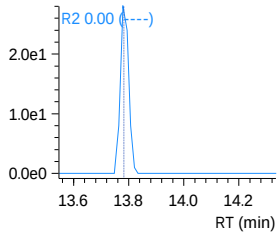

1st PS 03/22/24
2nd 03/22/24

Validation Report

Data File: J:\LCMS08\Data\240320_1633_B1\240320_011
Lab ID: KQ2404025-04
RunType: MB
Matrix: Water

Date Acquired: 3/20/24 17:09
Batch ID: 835644
Analysis Method: 1633/PFAS_DOD5.4

Validations

Validation Categories	Pass	Fail
Analytical Hold Time	X	
ICAL Analyte Recovery	X	
Second Source ICAL Verification	X	
Continuing Calibration Recovery	X	
Continuing Calibration Recovery (Closing)	X	
Internal Standards	X	
Surrogates	X	
Std MRL Unsupported by ICAL	X	
Above Highest ICAL Level	X	

Primary Review: _____

Secondary Review: _____

1st PS 03/22/24
2nd 03/22/24

Quantitation Report

Data File:	J:\LCMS08\Data\240320_1633_B1\240320_011	**Instrument:**	K-LCMS-08
Acqu Date:	3/20/24 17:09	**Vial:**	23
Run Type:	MB	**Dilution:**	1
Lab ID:	KQ2404025-04	**Raw Units:**	ng/mL

Bottle ID:		**Tier:**	III	**Matrix:**	Water
Prod Code:	PFAS_DOD5.4	**Collect Date:**	2/6/24	**Receive Date:**	2/8/24

Analysis Lot:	835644	**Prep Lot:**	435581	**Report Group:**	KQ2404025
Analysis	1633	**Prep Method:**	Method		
		Prep Date:	3/19/24		

Title:	Per- and Polyfluoroalkyl Substances (PFAS) by LC/MS/MS Compliant with Table B-24 of DOD QSM	**Calibration ID:**	KC2400137
		Report List ID:	24615

Internal Standard Compounds

Parameter Name	RT	RT Dev	Response	Solution Conc	Area Criteria
18O2-PFHxS	7.111	+0.04	96476	2.5000	OK
13C4-PFOS	8.841	+0.04	92941	2.5000	OK
13C3-PFBA	1.459	+0.12	423863	5.0000	OK
13C2-PFHxA	5.006	+0.06	391215	2.5000	OK
13C4-PFOA	7.137	+0.04	22788	2.5000	OK
13C5-PFNA	7.985	+0.04	140318	1.2500	OK
13C2-PFDA	8.746	+0.03	94679	1.2500	OK

Surrogate Compounds

Parameter Name	RT	RT Dev	Response	Solution Conc	% Rec	% Rec Criteria	Rpt?
13C3-PFBS	4.679	+0.07	120670	2.0523	82	40 - 135	Y
13C3-PFHxS	7.111	+0.04	92614	2.2898	92	40 - 130	Y
13C8-PFOS	8.842	+0.04	31798	2.4437	98	40 - 130	Y
13C4-PFBA	1.459	+0.12	725321	8.6764	87	5 - 130	Y
13C5-PFPeA	3.545	+0.08	198820	4.5675	91	40 - 130	Y
13C5-PFHxA	5.005	+0.06	275507	2.1533	86	40 - 130	Y
13C4-PFHpA	6.186	+0.05	417276	2.3591	94	40 - 130	Y
13C8-PFOA	7.137	+0.04	327468	2.3333	93	40 - 130	Y
13C9-PFNA	7.985	+0.04	141150	1.1132	89	40 - 130	Y
13C6-PFDA	8.746	+0.03	95395	1.0764	86	40 - 130	Y
13C7-PFUnDA	9.473	+0.03	79005	0.9039	72	30 - 130	Y
13C2-PFDoDA	10.157	+0.03	95320	0.9377	75	10 - 130	Y
13C2-PFTeDA	11.447	+0.02	60175	0.9805	78	10 - 130	Y
13C8-FOSA	11.118	+0.01	79791	2.2829	91	40 - 130	Y
D3-MeFOSA	13.668	+0.00	14485	1.5928	64	10 - 130	Y
D5-EtFOSA	14.344	+0.01	24084	1.6572	66	10 - 130	Y
D7-MeFOSE	13.365	+0.00	225198	21.0584	84	10 - 130	Y
D9-EtFOSE	13.995	+0.01	263309	21.5689	86	10 - 130	Y

U: Undetected at or above MDL
J: Analyte detected above MDL, but below MRL
B: Hit above MRL also found in Method Blank
E: Analyte concentration above high point of ICAL
N: Presumptive evidence of compound

D: Result from dilution
m: Manual integration performed
d: Compound manually deleted
NR: Analyte not reported from this analysis

*: Result fails acceptance criteria
#: Acceptance criteria not applicable
?: Insufficient information to determine acceptance
e: Result >= MRL, but MRL less than low point of ICAL
c: check for co-elution

Printed: 3/21/24 17:28
\\alprews001\starlims$\LIMSReps\QuantValidation.rpt

1st PS 03/22/24

2nd 03/22/24

Data File:	J:\LCMS08\Data\240320_1633_B1\240320_011	**Instrument:**	K-LCMS-08
Acqu Date:	3/20/24 17:09	**Vial:**	23
Run Type:	MB	**Dilution:**	1
Lab ID:	KQ2404025-04	**Raw Units:**	ng/mL

Surrogate Compounds

Parameter Name	RT	RT Dev	Response	Solution Conc	% Rec	% Rec Criteria	Rpt?
D3-MeFOSAA	8.877	+0.03	78915	3.5099	70	40 - 170	Y
D5-EtFOSAA	9.204	+0.03	69510	4.2197	84	25 - 135	Y
13C2-4:2 FTS	4.694	+0.05	49088	3.6239	72	40 - 200	Y
13C2-6:2 FTS	6.825	+0.04	37577	3.4418	69	40 - 200	Y
13C2-8:2 FTS	8.441	+0.03	20708	2.9610	59	40 - 300	Y
13C3-HFPO-DA	5.478	+0.06	497724	9.7189	97	40 - 130	Y

Target Compounds

Final Conc.Units: ng/L

Parameter Name	RT	RT Dev	Response	Solution Conc	Final Conc	Q	Rpt?
Perfluorobutane sulfonic acid (PFBS)	4.655	+0.04	43	0.0006	0.012	U	Y
Perfluoropentane sulfonic acid (PFPeS)	0		0	0	0	U	Y
Perfluorohexane sulfonic acid (PFHxS)	7.108	+0.04	651	0.0129	0.26	U	Y
Perfluoroheptane sulfonic acid (PFHpS)	0		0	0	0	U	Y
Perfluorooctane sulfonic acid (PFOS)	8.843	+0.04	155	-0.0074	0	U	Y
Perfluorononane sulfonic acid (PFNS)	0		0	0	0	U	Y
Perfluorodecane sulfonic acid (PFDS)	0		0	0	0	U	Y
Perfluorododecane sulfonic acid (PFDoS)	0		0	0	0	U	Y
Perfluorobutanoic acid (PFBA)	1.468	+0.13	2677	-0.0134	0	U	Y
Perfluoropentanoic acid (PFPeA)	3.540	+0.07	1270	0.0089	0.18	U	Y
Perfluorohexanoic acid (PFHxA)	5.009	+0.06	656	0.0168	0.34	U	Y
Perfluoroheptanoic acid (PFHpA)	6.166	+0.03	5115	0.0201	0.40	U	Y
Perfluorooctanoic acid (PFOA)	7.135	+0.04	4060	-0.0119	0	U	Y
Perfluorononanoic acid (PFNA)	7.987	+0.04	2773	0.0069	0.14	U	Y
Perfluorodecanoic acid (PFDA)	8.742	+0.03	1655	0.0213	0.43	U	Y
Perfluoroundecanoic acid (PFUnDA)	9.475	+0.03	1630	0.0117	0.23	U	Y
Perfluorododecanoic acid (PFDOA)	10.156	+0.03	1218	-0.0033	0	U	Y
Perfluorotridecanoic acid (PFTrDA)	10.817	+0.03	1343	-0.0003	0	U	Y
Perfluorotetradecanoic acid (PFTDA)	11.451	+0.03	868	-0.0037	0	U	Y
Perfluorooctane sulfonamide (PFOSAm)	11.098	-0.01	125	0.0036	0.072	U	Y
N-Methylperfluorooctane sulfonamide (MeFOSA)	0		0	0	0	U	Y
N-Ethylperfluorooctane sulfonamide (EtFOSAm)	0		0	0	0	U	Y
N-Methylperfluorooctane sulfonamido ethanol (MeFOSE)	0		0	0	0	U	Y
N-Ethylperfluorooctane sulfonamido ethanol (EtFOSE)	0		0	0	0	U	Y
N-Methylperfluorooctane sulfonamido acetic acid (NMeFOSAA)	0		0	0	0	U	Y

U: Undetected at or above MDL
J: Analyte detected above MDL, but below MRL
B: Hit above MRL also found in Method Blank
E: Analyte concentration above high point of ICAL
N: Presumptive evidence of compound

D: Result from dilution
m: Manual integration performed
d: Compound manually deleted
NR: Analyte not reported from this analysis

*: Result fails acceptance criteria
#: Acceptance criteria not applicable
?: Insufficient information to determine acceptance
e: Result >= MRL, but MRL less than low point of ICAL
c: check for co-elution

Printed: 3/21/24 17:28

\\alprews001\starlims$\LIMSReps\QuantValidation.rpt

1st PS 03/22/24

2nd 03/22/24

Data File:	J:\LCMS08\Data\240320_1633_B1\240320_011	**Instrument:**	K-LCMS-08
Acqu Date:	3/20/24 17:09	**Vial:**	23
Run Type:	MB	**Dilution:**	1
Lab ID:	KQ2404025-04	**Raw Units:**	ng/mL

Target Compounds

Final Conc.Units: ng/L

Parameter Name	RT	RT Dev	Response	Solution Conc	Final Conc	Q	Rpt?
N-Ethylperfluorooctane sulfonamido acetic acid (NEtFOSAA)	0		0	0	0	U	Y
1H, 1H, 2H, 2H-Perfluorohexanesulfonic acid (4:2 FTS)	0		0	0	0	U	Y
1H, 1H, 2H, 2H-Perfluorooctanesulfonic acid (6:2 FTS)	0		0	0	0	U	Y
1H, 1H, 2H, 2H-Perfluorodecanesulfonic acid (8:2 FTS)	0		0	0	0	U	Y
4,4,5,5,6,6,6-Heptafluorohexanoic acid (3:3 FTCA)	0		0	0	0	U	Y
2H,2H,3H,3H-Perfluorooctanoic acid (5:3 FTCA)	0		0	0	0	U	Y
2H,2H,3H,3H-Perfluorodecanoic acid (7:3 FTCA)	0		0	0	0	U	Y
Perfluoro(2-ethoxyethane) sulfonic acid (PFEESA)	0		0	0	0	U	Y
9-Chlorohexadecafluoro-3-oxanonane-1-sulfonic acid (9-Cl-PF3ONS)	9.414	+0.04	77	0.0006	0.012	U	Y
11-Chloroeicosafluoro-3-oxaundecane-1-sulfonic acid (11-Cl-PF3OUdS)	0		0	0	0	U	Y
Perfluoro-3-methoxypropanoic acid (PFMPA)	0		0	0	0	U	Y
Perfluoro-4-methoxybutanoic acid (PFMBA)	4.073	+0.08	48	0.0005	0.010	U	Y
Hexafluoropropyleneoxide dimer acid (HFPO-DA) (GenX)	5.484	+0.06	283	-0.0017	0	U	Y
Nonafluoro-3,6-dioxaheptanoic acid (NFDHA)	4.869	+0.06	573	0.0030	0.060	U	Y
4,8-Dioxa-3H-perfluorononanoic acid (DONA)	0		0	0	0	U	Y

Prep Amount:	250 mL	**Dilution:**	1
Prep Final Amount:	5.00 mL	**Basis Factor:**	100.00

U: Undetected at or above MDL
J: Analyte detected above MDL, but below MRL
B: Hit above MRL also found in Method Blank
E: Analyte concentration above high point of ICAL
N: Presumptive evidence of compound

D: Result from dilution
m: Manual integration performed
d: Compound manually deleted
NR: Analyte not reported from this analysis

*: Result fails acceptance criteria
#: Acceptance criteria not applicable
?: Insufficient information to determine acceptance
e: Result >= MRL, but MRL less than low point of ICAL
c: check for co-elution

Printed: 3/21/24 17:28

\\alprews001\starlims$\LIMSReps\QuantValidation.rpt

Insight Report
Ion Ratio Confirmation
Printed 3/21/2024 17:09:49

240320_011

Sample ID: KQ2404025-04
Date Acquired: 3/20/2024 5:09:50 PM
Acquired by: System Administrator
Data File: 240320_011
Vial: 1 | Inj. Volume: 10.0000uL | Tray: 2

Name	m/z	Ref 1 m/z	Area	Ref 1 Measured	Ref 1 Actual Ratio	Ref 1 Set Ratio	Ref 2 Measured	Ref 2 Actual Ratio	Ref 2 Set Ratio	Flag ID
13C4-PFBA	216.80>171.90	----	725321	----	----	----	----	----	----	
13C4-PFBA_IS	216.80>171.90	----	725321	----	----	----	----	----	----	
13C3-PFBA_IS	216.00>172.00	----	423863	----	----	----	----	----	----	
PFBA	212.80>169.05	----	2677	----	----	----	----	----	----	
PFMPA	229.00>84.90	----	----	----	----	----	----	----	----	
3_3 FTCA	241.00>177.10	241.00>117.00	----	0	0.00	136.14	0	0.00	135.82	
13C5-PFPeA	268.30>223.00	----	198820	----	----	----	----	----	----	
13C5-PFPeA_IS	268.30>223.00	----	198820	----	----	----	----	----	----	
PFPeA	263.00>219.00	----	1270	----	----	----	----	----	----	
PFMBA	279.00>84.95	----	48	----	----	----	----	----	----	
13C2-4_2 FTS	329.10>80.90	----	49088	----	----	----	----	----	----	
13C2-4_2 FTS_IS	329.10>80.90	----	49088	----	----	----	----	----	----	
4_2 FTS	327.10>307.00	327.10>80.90	----	0	0.00	33.08	0	0.00	33.03	
13C3-PFBS_IS	302.10>79.90	----	120670	----	----	----	----	----	----	
PFBS	298.70>79.90	298.70>98.80	43	30	69.21	46.53	30	69.21	44.64	IRr
13C3-PFBS	302.10>79.90	----	120670	----	----	----	----	----	----	
NFDHA	295.00>201.00	295.00>84.90	573	183	31.96	36.44	183	31.96	32.87	
13C5-PFHxA	318.00>273.00	----	275507	----	----	----	----	----	----	
13C5-PFHxA_IS	318.00>273.00	----	275507	----	----	----	----	----	----	
13C2-PFHxA_IS	315.10>270.00	----	391215	----	----	----	----	----	----	
PFHxA	313.00>269.00	----	656	----	----	----	----	----	----	
PFEESA	314.80>135.00	314.80>82.90	----	0	0.00	5.25	0	0.00	6.08	
13C3-HFPO-DA	286.90>168.90	----	497724	----	----	----	----	----	----	
13C3-HFPO-DA_IS	286.90>168.90	----	497724	----	----	----	----	----	----	
HFPO-DA	284.90>168.90	284.90>184.90	283	123	43.33	62.57	123	43.33	56.90	
5_3 FTCA	341.00>237.05	341.00>217.00	----	0	0.00	154.88	0	0.00	149.76	
PFPeS	349.10>79.90	349.10>98.80	----	0	0.00	54.44	0	0.00	58.78	
13C4-PFHpA	367.10>322.00	----	417276	----	----	----	----	----	----	
13C4-PFHpA_IS	367.10>322.00	----	417276	----	----	----	----	----	----	
PFHpA	363.10>319.00	363.10>169.00	5115	695	13.58	23.39	695	13.58	22.30	
DONA	376.90>250.90	376.90>84.80	----	0	0.00	30.39	0	0.00	28.27	
13C2-6_2 FTS_IS	429.10>80.90	----	37577	----	----	----	----	----	----	
13C2-6_2 FTS	429.10>80.90	----	37577	----	----	----	----	----	----	
6_2 FTS	427.10>407.00	427.10>80.90	----	0	0.00	44.48	0	0.00	38.72	
13C4-PFOA_IS	417.10>172.00	----	22788	----	----	----	----	----	----	
13C8-PFOA_IS	421.10>376.00	----	327468	----	----	----	----	----	----	

J:\LCMS08\Data\240320_1633_B1\240320_1633_B1.damlp .

Ref 1 Set Ratio assigned from calibration mid-point; Ref 2 Set Ratio assigned from opening calibration verification.
IRr - Ion ratio outside either set of criteria. Exceedances for reported detections to be "I" flagged in the analytical report.

240320_011 (continued)

(Table continued from previous page)

Name	m/z	Ref 1 m/z	Area	Ref 1 Measured	Ref 1 Actual Ratio	Ref 1 Set Ratio	Ref 2 Measured	Ref 2 Actual Ratio	Ref 2 Set Ratio	Flag ID
13C8-PFOA	421.10>376.00	----	327468	----	----	----	----	----	----	
PFOA	413.00>369.00	413.00>169.00	4060	1286	31.66	24.47	1286	31.66	22.78	
13C3-PFHxS	402.10>79.90	----	92614	----	----	----	----	----	----	
13C3-PFHxS_IS	402.10>79.90	----	92614	----	----	----	----	----	----	
PFHxS	398.70>79.90	398.70>98.90	651	345	52.99	57.29	345	52.99	62.94	
18O2-PFHxS_IS	403.00>83.90	----	96476	----	----	----	----	----	----	
13C9-PFNA_IS	472.10>427.00	----	141150	----	----	----	----	----	----	
13C9-PFNA	472.10>427.00	----	141150	----	----	----	----	----	----	
13C5-PFNA_IS	468.00>423.00	----	140318	----	----	----	----	----	----	
PFNA	463.00>419.00	463.00>219.00	2773	420	15.16	20.36	420	15.16	20.61	
PFHpS	449.00>79.90	449.00>98.80	----	0	0.00	46.70	0	0.00	54.10	
7_3 FTCA	441.00>317.00	441.00>336.90	----	0	0.00	132.28	0	0.00	134.62	
13C2-8_2-FTS	529.10>80.90	----	20708	----	----	----	----	----	----	
13C2-8_2-FTS_IS	529.10>80.90	----	20708	----	----	----	----	----	----	
8_2 FTS	527.10>506.95	527.10>80.80	----	0	0.00	45.91	0	0.00	46.70	
13C6-PFDA_IS	519.10>474.10	----	95395	----	----	----	----	----	----	
13C6-PFDA	519.10>474.10	----	95395	----	----	----	----	----	----	
13C2-PFDA_IS	515.10>470.10	----	94679	----	----	----	----	----	----	
PFDA	512.90>469.00	512.90>219.00	1655	436	26.35	17.64	436	26.35	14.73	IRr
D3-NMeFOSAA_IS	573.20>419.00	----	78915	----	----	----	----	----	----	
D3-NMeFOSAA	573.20>419.00	----	78915	----	----	----	----	----	----	
13C8-PFOS_IS	507.10>98.90	----	31798	----	----	----	----	----	----	
13C8-PFOS	507.10>98.90	----	31798	----	----	----	----	----	----	
13C4-PFOS_IS	502.80>79.90	----	92941	----	----	----	----	----	----	
PFOS	498.90>79.90	498.90>98.80	155	50	32.24	45.06	50	32.24	47.34	
NMeFOSAA	570.10>419.00	570.10>483.00	----	0	0.00	67.10	0	0.00	64.07	
D5-NEtFOSAA_IS	589.20>419.00	----	69510	----	----	----	----	----	----	
D5-NEtFOSAA	589.20>419.00	----	69510	----	----	----	----	----	----	
NEtFOSAA	584.20>419.10	584.20>526.00	----	0	0.00	89.53	0	0.00	83.09	
9-Cl-PF3ONS	530.80>351.00	532.80>353.00	77	110	141.95	31.69	110	141.95	30.27	IRr
PFUnDA	563.10>519.00	563.10>269.10	1630	204	12.50	10.96	204	12.50	12.21	
13C7-PFUnDA_IS	570.00>525.10	----	79005	----	----	----	----	----	----	
13C7-PFUnDA	570.00>525.10	----	79005	----	----	----	----	----	----	
PFNS	548.80>79.90	548.80>98.80	----	0	0.00	56.91	0	0.00	63.73	
10_2 FTS	626.80>607.05	626.80>81.00	----	0	0.00	32.29	0	0.00	27.50	
13C2-PFDOA_IS	615.10>570.00	----	95320	----	----	----	----	----	----	
13C2-PFDOA	615.10>570.00	----	95320	----	----	----	----	----	----	
PFDOA	613.10>569.00	613.10>319.00	1218	107	8.81	11.14	107	8.81	9.85	
PFDS	599.00>79.90	599.00>98.80	----	0	0.00	58.01	0	0.00	60.30	
PFTrDA	663.00>619.00	663.00>168.90	1343	143	10.65	16.67	143	10.65	15.87	

J:\LCMS08\Data\240320_1633_B1\240320_1633_B1.damlp .

Ref 1 Set Ratio assigned from calibration mid-point; Ref 2 Set Ratio assigned from opening calibration verification.
IRr - Ion ratio outside either set of criteria. Exceedances for reported detections to be "I" flagged in the analytical report.

240320_011 (continued)

(Table continued from previous page)

Name	m/z	Ref 1 m/z	Area	Ref 1 Measured	Ref 1 Actual Ratio	Ref 1 Set Ratio	Ref 2 Measured	Ref 2 Actual Ratio	Ref 2 Set Ratio	Flag ID
11-Cl-PF3OUdS	630.90>451.00	632.90>452.90	----	0	0.00	35.04	0	0.00	36.12	
PFOSAm	498.10>77.90	----	125	----	----	----	----	----	----	
13C8-PFOSAm	506.10>77.80	----	79791	----	----	----	----	----	----	
13C8-PFOSAm_IS	506.10>77.80	----	79791	----	----	----	----	----	----	
PFTDA	713.10>669.00	713.10>168.90	868	164	18.85	17.09	164	18.85	18.89	
13C2-PFTDA	715.20>670.00	----	60175	----	----	----	----	----	----	
13C2-PFTDA_IS	715.20>670.00	----	60175	----	----	----	----	----	----	
PFDoS	699.10>79.90	699.10>98.80	----	0	0.00	61.23	0	0.00	64.82	
D7-MeFOSE_IS	623.20>58.90	----	225198	----	----	----	----	----	----	
D7-MeFOSE	623.20>58.90	----	225198	----	----	----	----	----	----	
MeFOSE	616.10>59.00	----	----	----	----	----	----	----	----	
13C2-PFHXDA_IS	815.00>770.05	----	95255	----	----	----	----	----	----	
13C2-PFHXDA	815.00>770.05	----	95255	----	----	----	----	----	----	
PFHXDA	813.00>768.95	813.00>218.95	1031	135	13.10	10.78	135	13.10	11.30	
D3-MeFOSA	515.00>219.00	----	14485	----	----	----	----	----	----	
D3-MeFOSA_IS	515.00>219.00	----	14485	----	----	----	----	----	----	
MeFOSA	511.90>219.00	511.90>169.00	----	0	0.00	156.31	0	0.00	157.34	
D9-EtFOSE_IS	639.20>58.90	----	263309	----	----	----	----	----	----	
D9-EtFOSE	639.20>58.90	----	263309	----	----	----	----	----	----	
EtFOSE	630.00>59.00	----	----	----	----	----	----	----	----	
D5-EtFOSAm	531.10>219.00	----	24084	----	----	----	----	----	----	
D5-EtFOSAm_IS	531.10>219.00	----	24084	----	----	----	----	----	----	
EtFOSAm	526.00>219.00	526.00>169.00	----	0	0.00	177.75	0	0.00	169.40	
PFODA	913.00>868.65	913.00>169.00	231	75	32.43	31.66	75	32.43	34.82	

Flag ID key: IRr: Ion Ratio (Relative)

Ref 1 Set Ratio assigned from calibration mid-point; Ref 2 Set Ratio assigned from opening calibration verification.
IRr - Ion ratio outside either set of criteria. Exceedances for reported detections to be "I" flagged in the analytical report.

Insight Report
Quantitation/Integration
Printed 3/21/2024 16:06:09

240320_011

Sample ID: KQ2404025-04
Date Acquired: 3/20/2024 5:09:50 PM
Acquired by: System Administrator
Data File: 240320_011
Vial: 1 | Inj. Volume: 10.0000uL | Tray: 2

Name	Mode ID	Found RT	RT Diff	ISTD RT Diff	Area	ISTD Area	ISTD Name	Conc.	Unit	Flag ID
13C4-PFBA	Auto	1.459	0.119	0.000	725321	423863	13C3-PFBA_IS	8.6764	ng/mL	
13C4-PFBA_IS	Auto	1.459	0.119	----	725321	725321	----	10.0000	ng/mL	
13C3-PFBA_IS	Auto	1.459	0.123	----	423863	423863	----	5.0000	ng/mL	
PFBA	Auto	1.468	0.128	0.009	2677	725321	13C4-PFBA_IS	-0.0134	ng/mL	
PFMPA	ND(W/B)	----	----	----	----	198820	13C5-PFPeA_IS	----	ng/mL	
3_3 FTCA	ND(W/B)	----	----	----	----	198820	13C5-PFPeA_IS	----	ng/mL	
13C5-PFPeA	Auto	3.545	0.080	-1.461	198820	391215	13C2-PFHxA_IS	4.5675	ng/mL	
13C5-PFPeA_IS	Auto	3.545	0.080	----	198820	198820	----	5.0000	ng/mL	
PFPeA	Auto	3.540	0.071	-0.005	1270	198820	13C5-PFPeA_IS	0.0089	ng/mL	
PFMBA	M	4.073	0.080	0.528	48	198820	13C5-PFPeA_IS	0.0005	ng/mL	
13C2-4_2 FTS	Auto	4.694	0.052	-2.417	49088	96476	18O2-PFHxS_IS	3.6239	ng/mL	
13C2-4_2 FTS_IS	Auto	4.694	0.052	----	49088	49088	----	5.0000	ng/mL	
4_2 FTS	ND(W/B)	----	----	----	----	49088	13C2-4_2 FTS_IS	----	ng/mL	
13C3-PFBS_IS	Auto	4.679	0.069	----	120670	120670	----	2.5000	ng/mL	
PFBS	M	4.655	0.045	-0.023	43	120670	13C3-PFBS_IS	0.0006	ng/mL	IRr
13C3-PFBS	Auto	4.679	0.069	-2.433	120670	96476	18O2-PFHxS_IS	2.0523	ng/mL	
NFDHA	M	4.869	0.063	-0.136	573	275507	13C5-PFHxA_IS	0.0030	ng/mL	
13C5-PFHxA	Auto	5.005	0.056	-0.001	275507	391215	13C2-PFHxA_IS	2.1533	ng/mL	
13C5-PFHxA_IS	Auto	5.005	0.056	----	275507	275507	----	2.5000	ng/mL	
13C2-PFHxA_IS	Auto	5.006	0.056	----	391215	391215	----	2.5000	ng/mL	
PFHxA	M	5.009	0.058	0.004	656	275507	13C5-PFHxA_IS	0.0168	ng/mL	
PFEESA	ND(W/B)	----	----	----	----	275507	13C5-PFHxA_IS	----	ng/mL	
13C3-HFPO-DA	Auto	5.478	0.057	0.472	497724	391215	13C2-PFHxA_IS	9.7189	ng/mL	
13C3-HFPO-DA_IS	Auto	5.478	0.057	----	497724	497724	----	10.0000	ng/mL	
HFPO-DA	M	5.484	0.061	0.006	283	497724	13C3-HFPO-DA_IS	-0.0017	ng/mL	
5_3 FTCA	ND(W/B)	----	----	----	----	275507	13C5-PFHxA_IS	----	ng/mL	
PFPeS	ND(W/B)	----	----	----	----	92614	13C3-PFHxS_IS	----	ng/mL	
13C4-PFHpA	Auto	6.186	0.047	1.180	417276	391215	13C2-PFHxA_IS	2.3591	ng/mL	
13C4-PFHpA_IS	Auto	6.186	0.047	----	417276	417276	----	2.5000	ng/mL	
PFHpA	MI R1 R2	6.166	0.025	-0.020	5115	417276	13C4-PFHpA_IS	0.0201	ng/mL	
DONA	ND(W/B)	----	----	----	----	497724	13C3-HFPO-DA_IS	----	ng/mL	
13C2-6_2 FTS_IS	Auto	6.825	0.035	----	37577	37577	----	5.0000	ng/mL	
13C2-6_2 FTS	Auto	6.825	0.035	-0.286	37577	96476	18O2-PFHxS_IS	3.4418	ng/mL	
6_2 FTS	ND(W/B)	----	----	----	----	37577	13C2-6_2 FTS_IS	----	ng/mL	
13C4-PFOA_IS	Auto	7.137	0.038	----	22788	22788	----	2.5000	ng/mL	
13C8-PFOA_IS	Auto	7.137	0.039	----	327468	327468	----	2.5000	ng/mL	
13C8-PFOA	Auto	7.137	0.039	0.000	327468	22788	13C4-PFOA_IS	2.3333	ng/mL	
PFOA	Auto	7.135	0.036	-0.002	4060	327468	13C8-PFOA_IS	-0.0119	ng/mL	
13C3-PFHxS	Auto	7.111	0.044	0.000	92614	96476	18O2-PFHxS_IS	2.2898	ng/mL	
13C3-PFHxS_IS	Auto	7.111	0.044	----	92614	92614	----	2.5000	ng/mL	
PFHxS	M	7.108	0.041	-0.003	651	92614	13C3-PFHxS_IS	0.0129	ng/mL	
18O2-PFHxS_IS	Auto	7.111	0.044	----	96476	96476	----	2.5000	ng/mL	
13C9-PFNA_IS	Auto	7.985	0.036	----	141150	141150	----	1.2500	ng/mL	
13C9-PFNA	Auto	7.985	0.036	0.000	141150	140318	13C5-PFNA_IS	1.1132	ng/mL	
13C5-PFNA_IS	Auto	7.985	0.036	----	140318	140318	----	1.2500	ng/mL	
PFNA	MI R1 R2	7.987	0.037	0.002	2773	141150	13C9-PFNA_IS	0.0069	ng/mL	
PFHpS	ND(W/B)	----	----	----	----	31798	13C8-PFOS_IS	----	ng/mL	
7_3 FTCA	ND(W/B)	----	----	----	----	275507	13C5-PFHxA_IS	----	ng/mL	
13C2-8_2-FTS	Auto	8.441	0.031	1.330	20708	96476	18O2-PFHxS_IS	2.9610	ng/mL	
13C2-8_2-FTS_IS	Auto	8.441	0.031	----	20708	20708	----	5.0000	ng/mL	
8_2 FTS	ND(W/B)	----	----	----	----	20708	13C2-8_2-FTS_IS	----	ng/mL	
13C6-PFDA_IS	Auto	8.746	0.031	----	95395	95395	----	1.2500	ng/mL	
13C6-PFDA	Auto	8.746	0.031	0.000	95395	94679	13C2-PFDA_IS	1.0764	ng/mL	

J:\LCMS08\Data\240320_1633_B1\240320_1633_B1.damlp .

SN - Software-calculated S/N ratio outside criteria due to non-target peaks or drift in noise calculation window. Analyst review of noise levels (excluding non-target peaks) in chromatogram indicates S/N ratio meets criteria.

240320_011 (continued)

(Table continued from previous page)

Name	Mode ID	Found RT	RT Diff	ISTD RT Diff	Area	ISTD Area	ISTD Name	Conc.	Unit	Flag ID
13C2-PFDA_IS	Auto	8.746	0.032	----	94679	94679	----	1.2500	ng/mL	
PFDA	M	8.742	0.028	-0.004	1655	95395	13C6-PFDA_IS	0.0213	ng/mL	IRr
D3-NMeFOSAA_IS	Auto	8.877	0.030	----	78915	78915	----	5.0000	ng/mL	
D3-NMeFOSAA	Auto	8.877	0.030	0.036	78915	92941	13C4-PFOS_IS	3.5099	ng/mL	
13C8-PFOS_IS	Auto	8.842	0.037	----	31798	31798	----	2.5000	ng/mL	
13C8-PFOS	Auto	8.842	0.037	0.001	31798	92941	13C4-PFOS_IS	2.4437	ng/mL	
13C4-PFOS_IS	Auto	8.841	0.035	----	92941	92941	----	2.5000	ng/mL	
PFOS	M	8.843	0.038	0.001	155	31798	13C8-PFOS_IS	-0.0074	ng/mL	
NMeFOSAA	ND(W/B)	----	----	----	----	78915	D3-NMeFOSAA_IS	----	ng/mL	
D5-NEtFOSAA_IS	Auto	9.204	0.027	----	69510	69510	----	5.0000	ng/mL	
D5-NEtFOSAA	Auto	9.204	0.027	0.363	69510	92941	13C4-PFOS_IS	4.2197	ng/mL	
NEtFOSAA	ND(W/B)	----	----	----	----	69510	D5-NEtFOSAA_IS	----	ng/mL	
9-Cl-PF3ONS	M	9.414	0.041	3.936	77	497724	13C3-HFPO-DA_IS	0.0006	ng/mL	IRr
PFUnDA	M	9.475	0.032	0.002	1630	79005	13C7-PFUnDA_IS	0.0117	ng/mL	
13C7-PFUnDA_IS	Auto	9.473	0.031	----	79005	79005	----	1.2500	ng/mL	
13C7-PFUnDA	Auto	9.473	0.031	0.727	79005	94679	13C2-PFDA_IS	0.9039	ng/mL	
PFNS	ND(W/B)	----	----	----	----	31798	13C8-PFOS_IS	----	ng/mL	
10_2 FTS	ND(W/B)	----	----	----	----	20708	13C2-8_2-FTS_IS	----	ng/mL	
13C2-PFDOA_IS	Auto	10.157	0.030	----	95320	95320	----	1.2500	ng/mL	
13C2-PFDOA	Auto	10.157	0.030	1.411	95320	94679	13C2-PFDA_IS	0.9377	ng/mL	
PFDOA	MI R1 R2	10.156	0.028	-0.001	1218	95320	13C2-PFDOA_IS	-0.0033	ng/mL	
PFDS	ND(W/B)	----	----	----	----	31798	13C8-PFOS_IS	----	ng/mL	
PFTrDA	M	10.817	0.031	-0.630	1343	60175	13C2-PFTDA_IS	-0.0003	ng/mL	
11-Cl-PF3OUdS	ND(W/B)	----	----	----	----	497724	13C3-HFPO-DA_IS	----	ng/mL	
PFOSAm	M	11.098	-0.011	-0.020	125	79791	13C8-PFOSAm_IS	0.0036	ng/mL	
13C8-PFOSAm	Auto	11.118	0.008	2.277	79791	92941	13C4-PFOS_IS	2.2829	ng/mL	
13C8-PFOSAm_IS	Auto	11.118	0.008	----	79791	79791	----	2.5000	ng/mL	
PFTDA	MI R1 R2	11.451	0.028	0.004	868	60175	13C2-PFTDA_IS	-0.0037	ng/mL	
13C2-PFTDA	Auto	11.447	0.025	2.701	60175	94679	13C2-PFDA_IS	0.9805	ng/mL	
13C2-PFTDA_IS	Auto	11.447	0.025	----	60175	60175	----	1.2500	ng/mL	
PFDoS	ND(W/B)	----	----	----	----	31798	13C8-PFOS_IS	----	ng/mL	
D7-MeFOSE_IS	Auto	13.365	0.004	----	225198	225198	----	25.0000	ng/mL	
D7-MeFOSE	Auto	13.365	0.004	4.524	225198	92941	13C4-PFOS_IS	21.0584	ng/mL	
MeFOSE	ND(W/B)	----	----	----	----	225198	D7-MeFOSE_IS	----	ng/mL	
13C2-PFHXDA_IS	Auto	12.665	0.024	----	95255	95255	----	2.5000	ng/mL	
13C2-PFHXDA	Auto	12.665	0.024	3.919	95255	94679	13C2-PFDA_IS	1.5094	ng/mL	
PFHXDA	MI R1 R2	12.664	0.021	-0.001	1031	95255	13C2-PFHXDA_IS	0.0072	ng/mL	
D3-MeFOSA	Auto	13.668	0.004	4.827	14485	92941	13C4-PFOS_IS	1.5928	ng/mL	
D3-MeFOSA_IS	Auto	13.668	0.004	----	14485	14485	----	2.5000	ng/mL	
MeFOSA	ND(W/B)	----	----	----	----	14485	D3-MeFOSA_IS	----	ng/mL	
D9-EtFOSE_IS	Auto	13.995	0.005	----	263309	263309	----	25.0000	ng/mL	
D9-EtFOSE	Auto	13.995	0.005	5.154	263309	92941	13C4-PFOS_IS	21.5689	ng/mL	
EtFOSE	ND(W/B)	----	----	----	----	263309	D9-EtFOSE_IS	----	ng/mL	
D5-EtFOSAm	Auto	14.344	0.006	5.503	24084	92941	13C4-PFOS_IS	1.6572	ng/mL	
D5-EtFOSAm_IS	Auto	14.344	0.006	----	24084	24084	----	2.5000	ng/mL	
EtFOSAm	ND(W/B)	----	----	----	----	24084	D5-EtFOSAm_IS	----	ng/mL	
PFODA	M	13.798	0.019	1.133	231	95255	13C2-PFHXDA_IS	-0.0010	ng/mL	

Flag ID key: IRr: Ion Ratio (Relative)

SN - Software-calculated S/N ratio outside criteria due to non-target peaks or drift in noise calculation window. Analyst review of noise levels (excluding non-target peaks) in chromatogram indicates S/N ratio meets criteria.

240320_011 (continued)

13C4-PFBA
Conc. 8.6764
Q 216.80>171.90 (-) 1.16e5

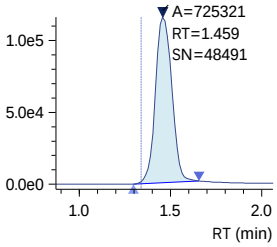

13C4-PFBA_IS
Conc. 10.0000
ISTD 216.80>171.90 (-) 1.16e5

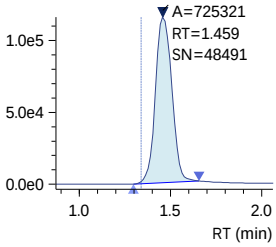

13C3-PFBA_IS
Conc. 5.0000
ISTD 216.00>172.00 (-) 6.85e4

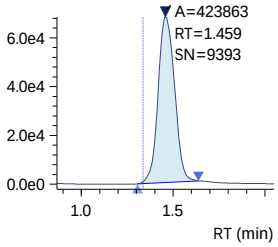

PFBA
Conc. -0.0134
Q 212.80>169.05 (-) 7.84e2

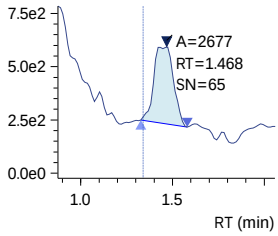

PFMPA
Conc. ----
Q 229.00>84.90 (-) 3.00e1

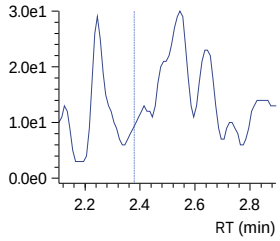

3_3 FTCA
Conc. ----
R#1 0.00 (136.14)
R#2 0.00 (135.82)
Q 241.00>177.10 (-) 3.70e1

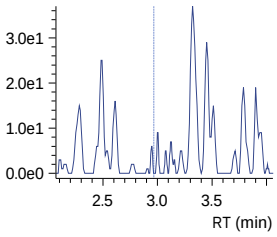

13C5-PFPeA
Conc. 4.5675
Q 268.30>223.00 (-) 5.56e4

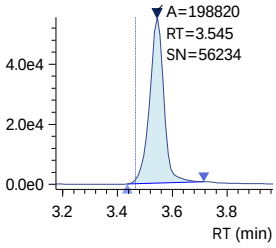

13C5-PFPeA_IS
Conc. 5.0000
ISTD 268.30>223.00 (-) 5.56e4

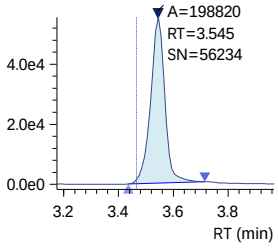

PFPeA
Conc. 0.0089
Q 263.00>219.00 (-) 4.68e2

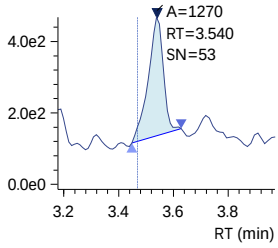

PFMBA
Conc. 0.0005
Q 279.00>84.95 (-) 2.10e1

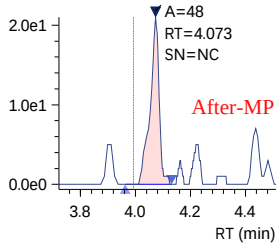

R1 241.00>117.00 (-) 1.07e3

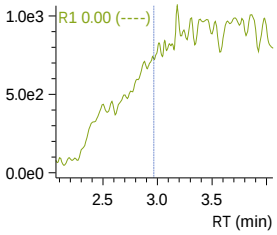

R2 241.00>117.00 (-) 1.07e3

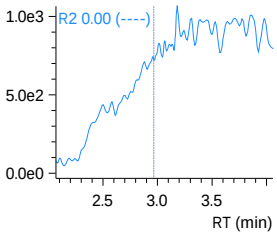

Insight Report
Quantitation/Integration
Printed 3/21/2024 16:06:09

240320_011 (continued)

13C2-4_2 FTS
Conc. 3.6239
Q 329.10>80.90 (-) 1.40e4

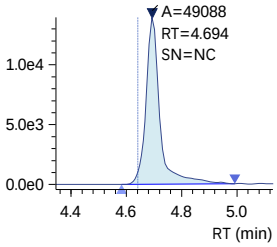

13C2-4_2 FTS_IS
Conc. 5.0000
ISTD 329.10>80.90 (-) 1.40e4

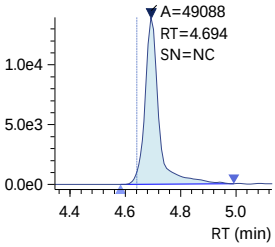

4_2 FTS
Conc. ----
R#1 0.00 (33.08)
R#2 0.00 (33.03)
Q 327.10>307.00 (-) 0.00e0

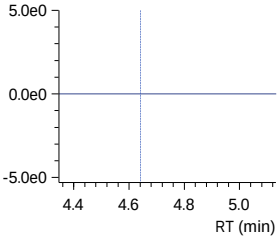

R1 327.10>80.90 (-) 3.53e2

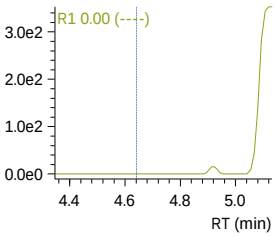

R2 327.10>80.90 (-) 3.53e2

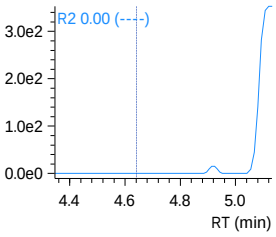

13C3-PFBS_IS
Conc. 2.5000
ISTD 302.10>79.90 (-) 3.61e4

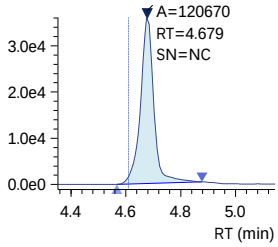

PFBS
Conc. 0.0006
R#1 69.21 (46.53)
R#2 69.21 (44.64)
Q 298.70>79.90 (-) A=43 2.60e1

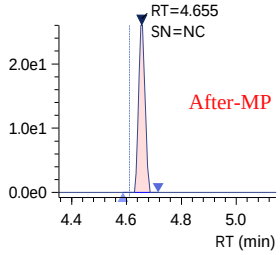

R1 298.70>98.80 (-) 1.90e1

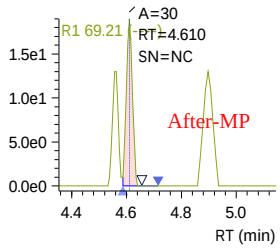

R2 298.70>98.80 (-) 1.90e1

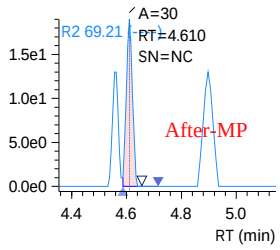

J:\LCMS08\Data\240320_1633_B1\240320_1633_B1.damlp .
SN - Software-calculated S/N ratio outside criteria due to non-target peaks or drift in noise calculation window.
Analyst review of noise levels (excluding non-target peaks) in chromatogram indicates S/N ratio meets criteria.

240320_011 (continued)

13C3-PFBS
Conc. 2.0523

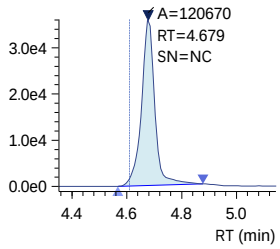

NFDHA
Conc. 0.0030
R#1 31.96 (36.44)
R#2 31.96 (32.87)

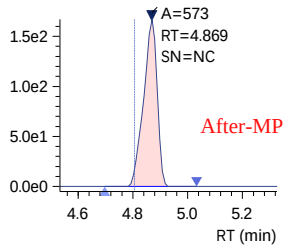

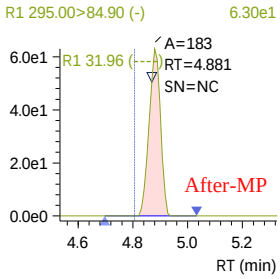

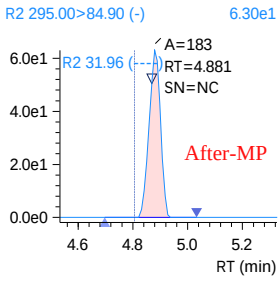

13C5-PFHxA
Conc. 2.1533

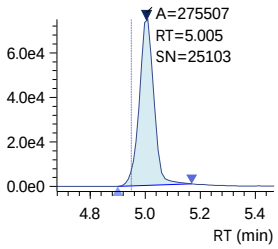

13C5-PFHxA_IS
Conc. 2.5000

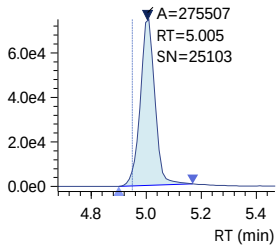

13C2-PFHxA_IS
Conc. 2.5000

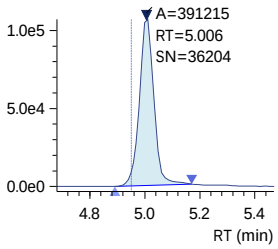

240320_011 (continued)

PFHxA
Conc. 0.0168
Q 313.00>269.00 (-) 8.93e2

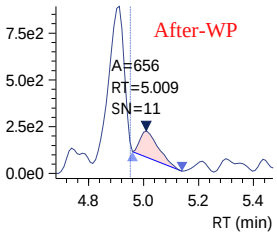

PFEESA
Conc. ----
R#1 0.00 (5.25)
R#2 0.00 (6.08)
Q 314.80>135.00 (-) 8.40e1

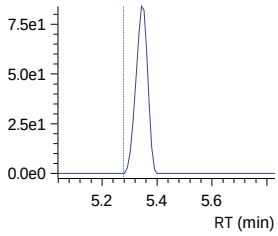

R1 314.80>82.90 (-) 3.70e1

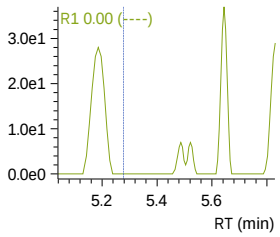

R2 314.80>82.90 (-) 3.70e1

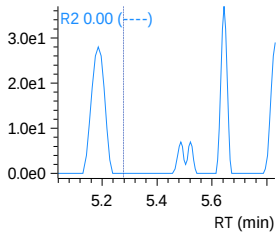

13C3-HFPO-DA
Conc. 9.7189
Q 286.90>168.90 (-) 1.62e5

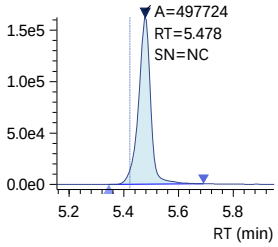

13C3-HFPO-DA_IS
Conc. 10.0000
ISTD 286.90>168.90 (-) 1.62e5

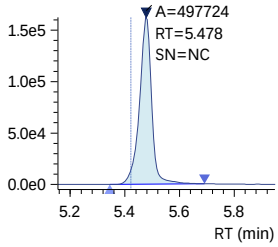

HFPO-DA
Conc. -0.0017
R#1 43.33 (62.57)
R#2 43.33 (56.90)
Q 284.90>168.90 (-) 9.20e1

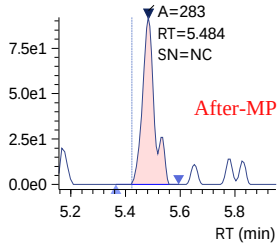

R1 284.90>184.90 (-) 3.20e1

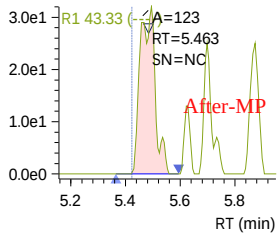

R2 284.90>184.90 (-) 3.20e1

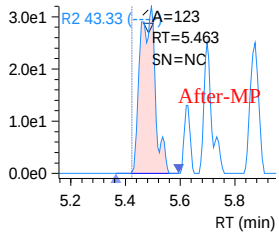

240320_011 (continued)

5_3 FTCA
Conc. ----
R#1 0.00 (154.88)
R#2 0.00 (149.76)
Q 341.00>237.05 (-) 4.60e1

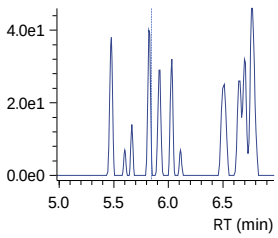

R1 341.00>217.00 (-) 2.25e2

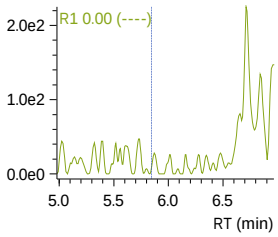

R2 341.00>217.00 (-) 2.25e2

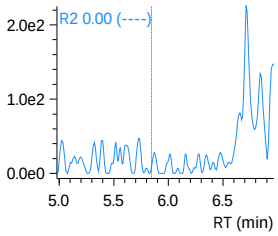

PFPeS
Conc. ----
R#1 0.00 (54.44)
R#2 0.00 (58.78)
Q 349.10>79.90 (-) 1.30e1

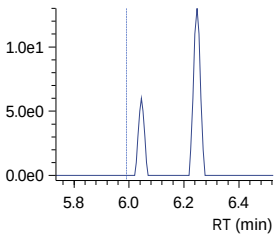

R1 349.10>98.80 (-) 2.40e1

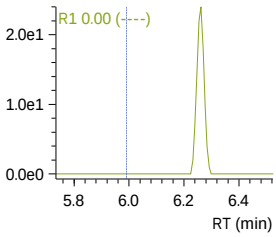

R2 349.10>98.80 (-) 2.40e1

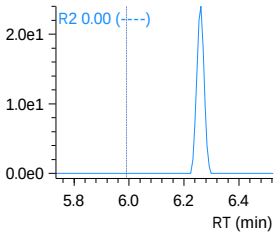

13C4-PFHpA
Conc. 2.3591
Q 367.10>322.00 (-) 1.51e5

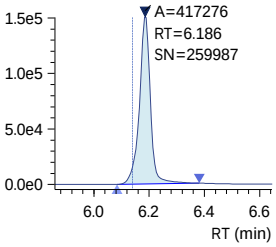

13C4-PFHpA_IS
Conc. 2.5000
ISTD 367.10>322.00 (-) 1.51e5

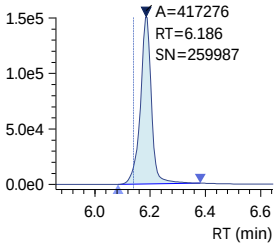

PFHpA
Conc. 0.0201
R#1 13.58 (23.39)
R#2 13.58 (22.30)
Q 363.10>319.00 (-) 1.34e3

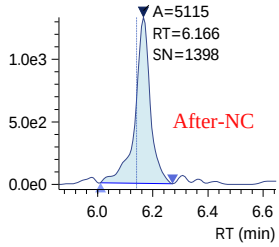

R1 363.10>169.00 (-) 2.32e2

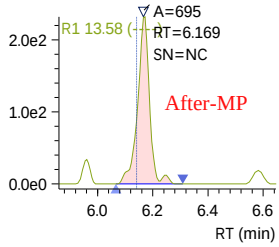

R2 363.10>169.00 (-) 2.32e2

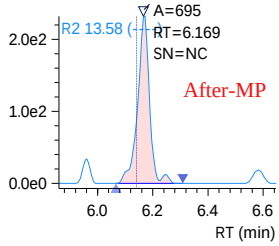

J:\LCMS08\Data\240320_1633_B1\240320_1633_B1.damlp .

SN - Software-calculated S/N ratio outside criteria due to non-target peaks or drift in noise calculation window.
Analyst review of noise levels (excluding non-target peaks) in chromatogram indicates S/N ratio meets criteria.

Insight Report
Quantitation/Integration
Printed 3/21/2024 16:06:09

240320_011 (continued)

DONA
Conc. ----
R#1 0.00 (30.39)
R#2 0.00 (28.27)
Q 376.90>250.90 (-) 2.10e1

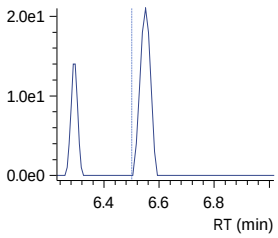

13C2-6_2 FTS_IS
Conc. 5.0000
ISTD 429.10>80.90 (-) 1.21e4

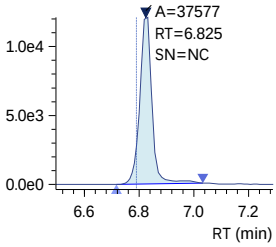

13C2-6_2 FTS
Conc. 3.4418
Q 429.10>80.90 (-) 1.21e4

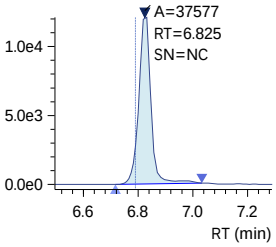

6_2 FTS
Conc. ----
R#1 0.00 (44.48)
R#2 0.00 (38.72)
Q 427.10>407.00 (-) 0.00e0

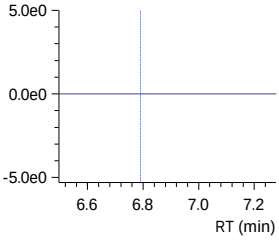

13C4-PFOA_IS
Conc. 2.5000
ISTD 417.10>172.00 (-) 6.56e3

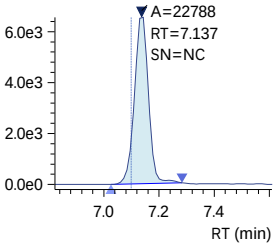

R1 376.90>84.80 (-) 0.00e0

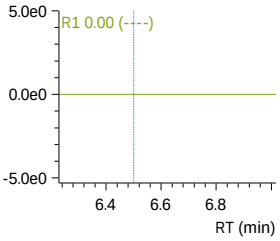

R1 427.10>80.90 (-) 3.30e1

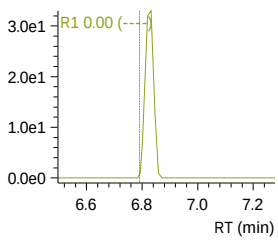

R2 376.90>84.80 (-) 0.00e0

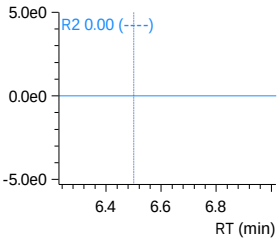

R2 427.10>80.90 (-) 3.30e1

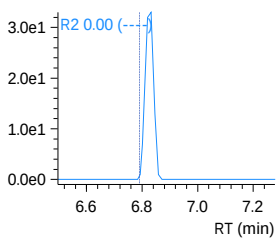

J:\LCMS08\Data\240320_1633_B1\240320_1633_B1.damlp .
SN - Software-calculated S/N ratio outside criteria due to non-target peaks or drift in noise calculation window.
Analyst review of noise levels (excluding non-target peaks) in chromatogram indicates S/N ratio meets criteria.

Insight Report
Quantitation/Integration
Printed 3/21/2024 16:06:09

240320_011 (continued)

13C8-PFOA_IS
Conc. 2.5000

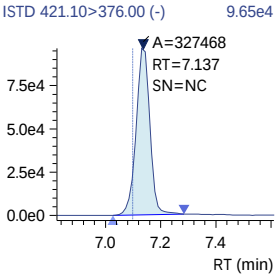

13C8-PFOA
Conc. 2.3333

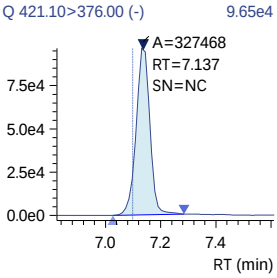

PFOA
Conc. -0.0119
R#1 31.66 (24.47)
R#2 31.66 (22.78)

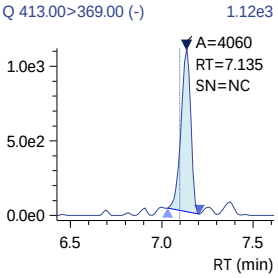

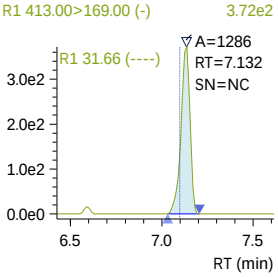

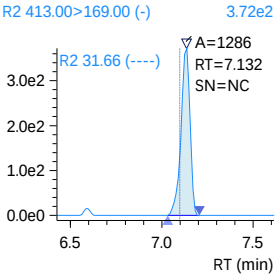

13C3-PFHxS
Conc. 2.2898

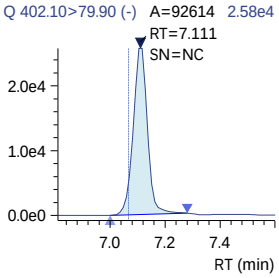

13C3-PFHxS_IS
Conc. 2.5000

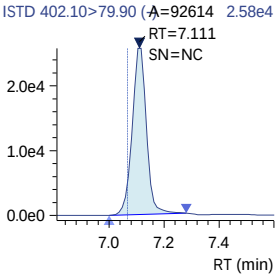

J:\LCMS08\Data\240320_1633_B1\240320_1633_B1.damlp .
SN - Software-calculated S/N ratio outside criteria due to non-target peaks or drift in noise calculation window.
Analyst review of noise levels (excluding non-target peaks) in chromatogram indicates S/N ratio meets criteria.

240320_011 (continued)

PFHxS
Conc. 0.0129
R#1 52.99 (57.29)
R#2 52.99 (62.94)

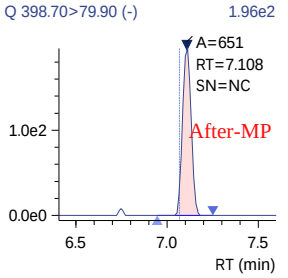

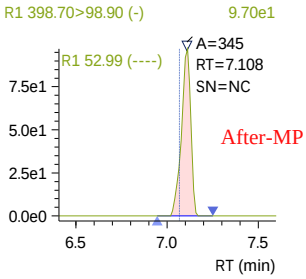

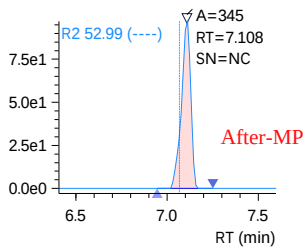

18O2-PFHxS_IS
Conc. 2.5000

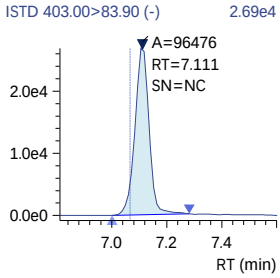

13C9-PFNA_IS
Conc. 1.2500

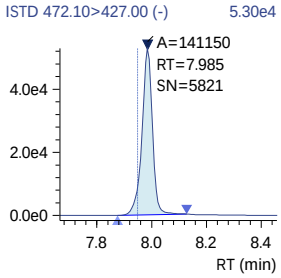

13C9-PFNA
Conc. 1.1132

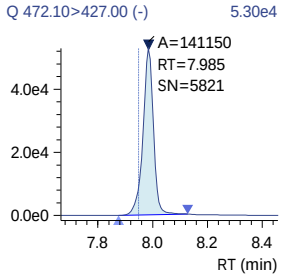

13C5-PFNA_IS
Conc. 1.2500

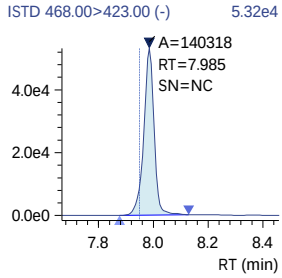

Insight Report
Quantitation/Integration
Printed 3/21/2024 16:06:09

240320_011 (continued)

PFNA
Conc. 0.0069
R#1 15.16 (20.36)
R#2 15.16 (20.61)
Q 463.00>419.00 (-) 9.44e2

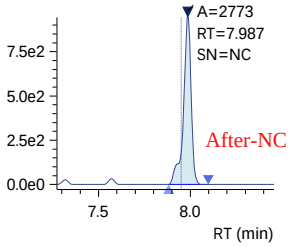

PFHpS
Conc. ----
R#1 0.00 (46.70)
R#2 0.00 (54.10)
Q 449.00>79.90 (-) 0.00e0

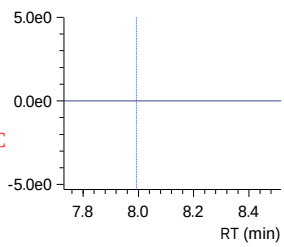

7_3 FTCA
Conc. ----
R#1 0.00 (132.28)
R#2 0.00 (134.62)
Q 441.00>317.00 (-) 4.90e1

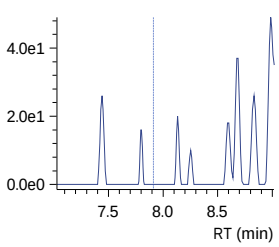

13C2-8_2-FTS
Conc. 2.9610
Q 529.10>80.90 (-) 6.14e3

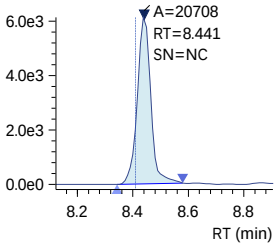

13C2-8_2-FTS_IS
Conc. 5.0000
ISTD 529.10>80.90 (-) 6.14e3

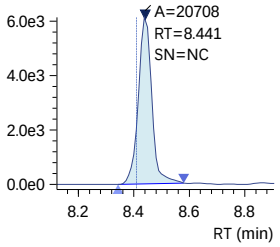

R1 463.00>219.00 (-) 1.72e2

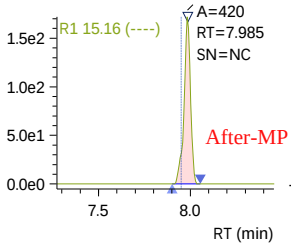

R1 449.00>98.80 (-) 0.00e0

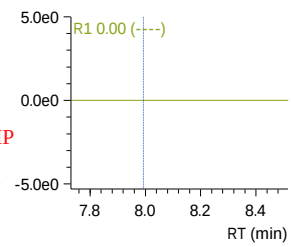

R1 441.00>336.90 (-) 9.40e1

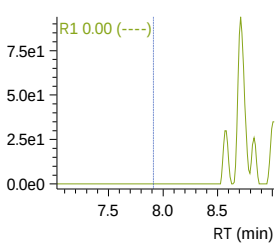

R2 463.00>219.00 (-) 1.72e2

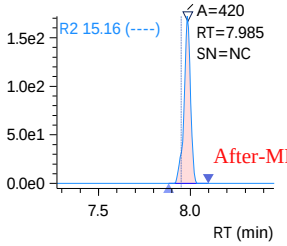

R2 449.00>98.80 (-) 0.00e0

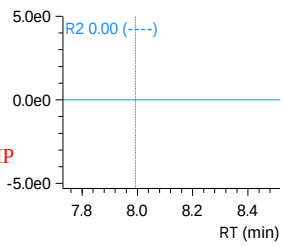

R2 441.00>336.90 (-) 9.40e1

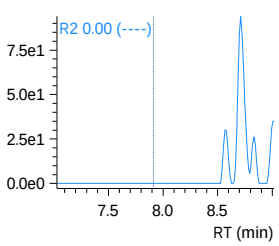

J:\LCMS08\Data\240320_1633_B1\240320_1633_B1.damlp .
SN - Software-calculated S/N ratio outside criteria due to non-target peaks or drift in noise calculation window.
Analyst review of noise levels (excluding non-target peaks) in chromatogram indicates S/N ratio meets criteria.

240320_011 (continued)

8_2 FTS
Conc. ----
R#1 0.00 (45.91)
R#2 0.00 (46.70)
Q 527.10>506.95 (-) 0.00e0

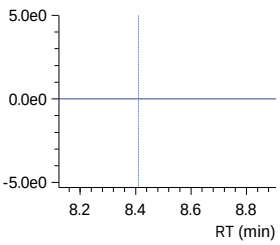

13C6-PFDA_IS
Conc. 1.2500
ISTD 519.10>474.10 (-) 2.69e4

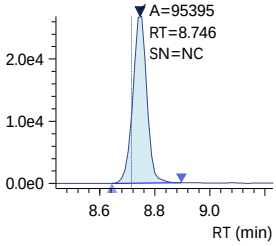

13C6-PFDA
Conc. 1.0764
Q 519.10>474.10 (-) 2.69e4

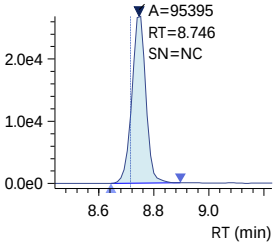

13C2-PFDA_IS
Conc. 1.2500
ISTD 515.10>470.10 (-) 2.65e4

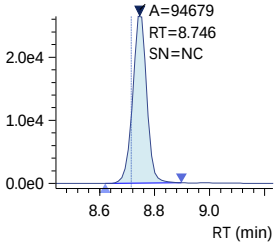

PFDA
Conc. 0.0213
R#1 26.35 (17.64)
R#2 26.35 (14.73)
Q 512.90>469.00 (-) 4.15e2

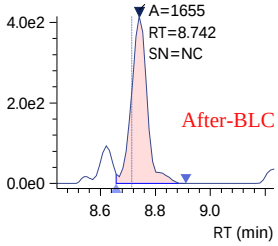

R1 527.10>80.80 (-) 0.00e0

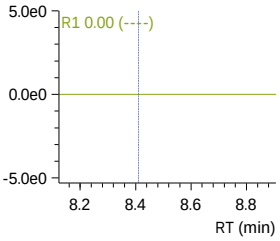

R1 512.90>219.00 (-) 1.49e2

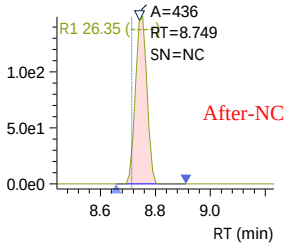

R2 527.10>80.80 (-) 0.00e0

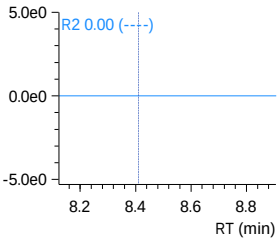

R2 512.90>219.00 (-) 1.49e2

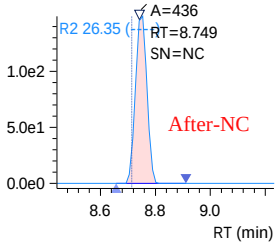

D3-NMeFOSAA_IS
Conc. 5.0000
ISTD 573.20>419.00 (-) 2.22e4

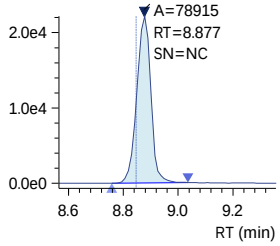

D3-NMeFOSAA
Conc. 3.5099
Q 573.20>419.00 (-) 2.22e4

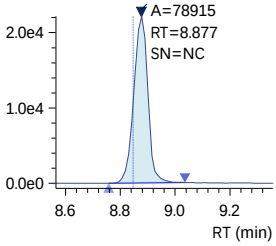

13C8-PFOS_IS
Conc. 2.5000
ISTD 507.10>98.90 (-) 9.07e3

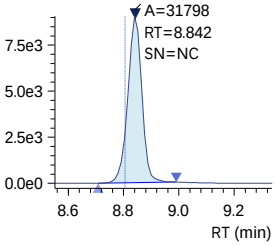

13C8-PFOS
Conc. 2.4437
Q 507.10>98.90 (-) 9.07e3

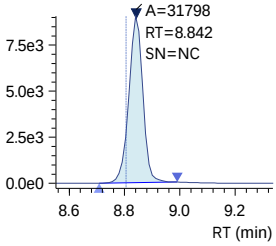

13C4-PFOS_IS
Conc. 2.5000
ISTD 502.80>79.90 (-) 2.62e4

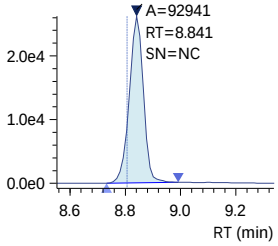

J:\LCMS08\Data\240320_1633_B1\240320_1633_B1.damlp .

SN - Software-calculated S/N ratio outside criteria due to non-target peaks or drift in noise calculation window.
Analyst review of noise levels (excluding non-target peaks) in chromatogram indicates S/N ratio meets criteria.

Insight Report
Quantitation/Integration
Printed 3/21/2024 16:06:09

240320_011 (continued)

PFOS
Conc. -0.0074
R#1 32.24 (45.06)
R#2 32.24 (47.34)
Q 498.90>79.90 (-) 5.30e1

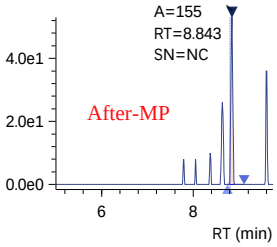

NMeFOSAA
Conc. ----
R#1 0.00 (67.10)
R#2 0.00 (64.07)
Q 570.10>419.00 (-) 0.00e0

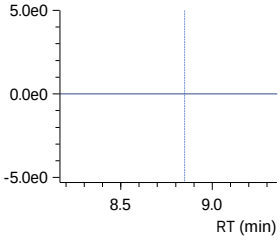

D5-NEtFOSAA_IS
Conc. 5.0000
ISTD 589.20>419.00 (-) 2.22e4

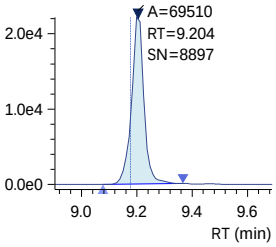

D5-NEtFOSAA
Conc. 4.2197
Q 589.20>419.00 (-) 2.22e4

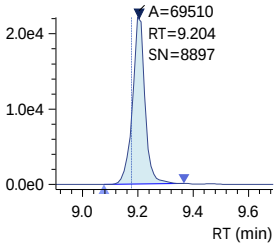

NEtFOSAA
Conc. ----
R#1 0.00 (89.53)
R#2 0.00 (83.09)
Q 584.20>419.10 (-) 0.00e0

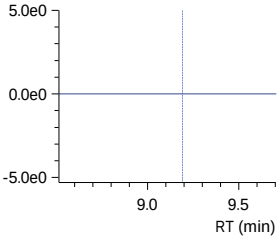

R1 498.90>98.80 (-) 3.10e1

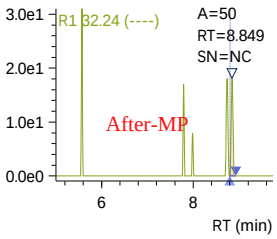

R1 570.10>483.00 (-) 0.00e0

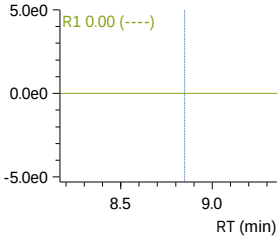

R1 584.20>526.00 (-) 0.00e0

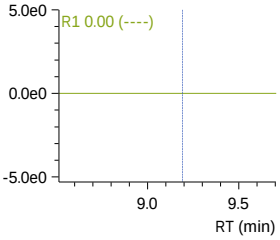

R2 498.90>98.80 (-) 3.10e1

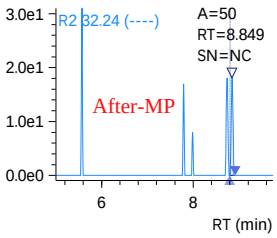

R2 570.10>483.00 (-) 0.00e0

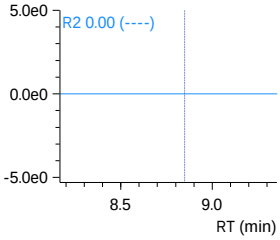

R2 584.20>526.00 (-) 0.00e0

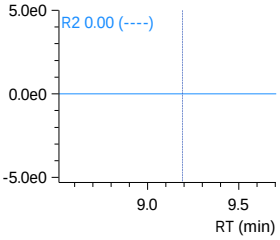

J:\LCMS08\Data\240320_1633_B1\240320_1633_B1.damlp .

SN - Software-calculated S/N ratio outside criteria due to non-target peaks or drift in noise calculation window.
Analyst review of noise levels (excluding non-target peaks) in chromatogram indicates S/N ratio meets criteria.

240320_011 (continued)

9-Cl-PF3ONS
Conc. 0.0006
R#1 141.95 (31.69)
R#2 141.95 (30.27)
Q 530.80>351.00 (-) 4.10e1

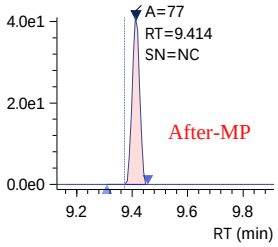

R1 532.80>353.00 (-) 5.80e1

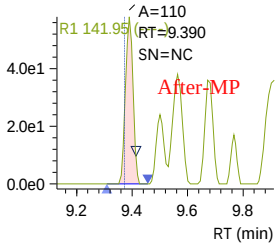

R2 532.80>353.00 (-) 5.80e1

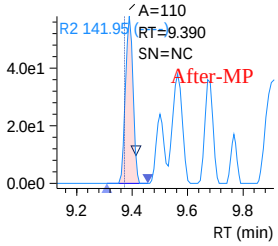

PFUnDA
Conc. 0.0117
R#1 12.50 (10.96)
R#2 12.50 (12.21)
Q 563.10>519.00 (-) 4.95e2

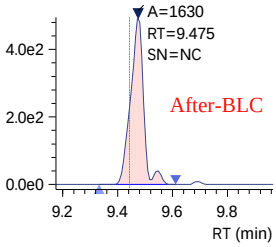

R1 563.10>269.10 (-) 6.70e1

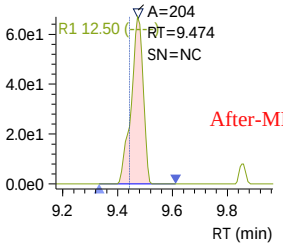

R2 563.10>269.10 (-) 6.70e1

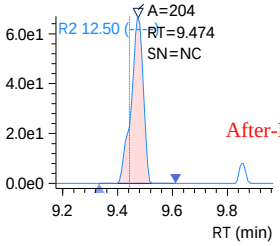

13C7-PFUnDA_IS
Conc. 1.2500
ISTD 570.00>525.10 (-) 2.80e4

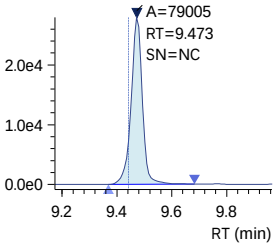

13C7-PFUnDA
Conc. 0.9039
Q 570.00>525.10 (-) 2.80e4

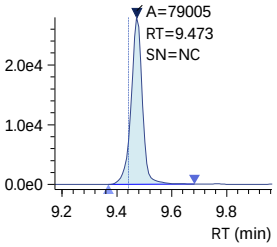

PFNS
Conc. ----
R#1 0.00 (56.91)
R#2 0.00 (63.73)
Q 548.80>79.90 (-) 3.80e1

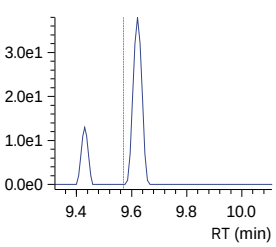

R1 548.80>98.80 (-) 2.40e1

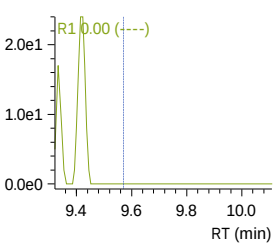

R2 548.80>98.80 (-) 2.40e1

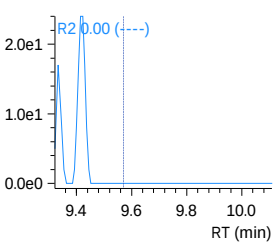

SN - Software-calculated S/N ratio outside criteria due to non-target peaks or drift in noise calculation window.
Analyst review of noise levels (excluding non-target peaks) in chromatogram indicates S/N ratio meets criteria.

240320_011 (continued)

10_2 FTS
Conc. ----
R#1 0.00 (32.29)
R#2 0.00 (27.50)
Q 626.80>607.05 (-) 0.00e0

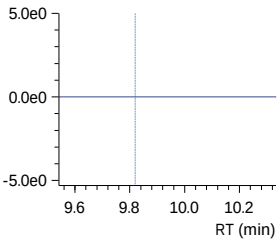

R1 626.80>81.00 (-) 0.00e0

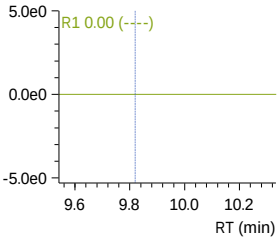

R2 626.80>81.00 (-) 0.00e0

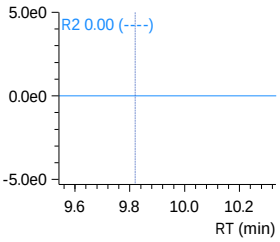

13C2-PFDOA_IS
Conc. 1.2500
ISTD 615.10>570.00 (-) 3.30e4

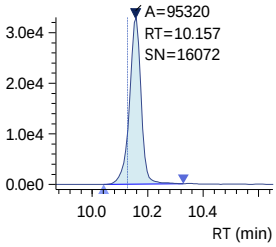

13C2-PFDOA
Conc. 0.9377
Q 615.10>570.00 (-) 3.30e4

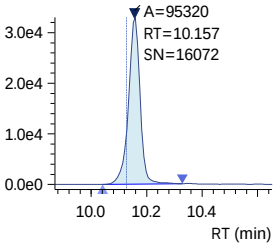

PFDOA
Conc. -0.0033
R#1 8.81 (11.14)
R#2 8.81 (9.85)
Q 613.10>569.00 (-) 3.33e2

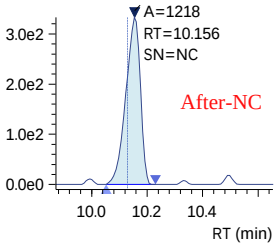

R1 613.10>319.00 (-) 4.70e1

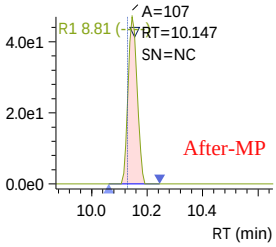

R2 613.10>319.00 (-) 4.70e1

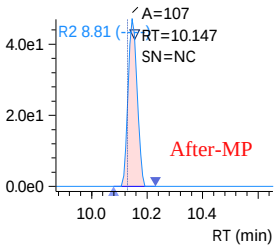

PFDS
Conc. ----
R#1 0.00 (58.01)
R#2 0.00 (60.30)
Q 599.00>79.90 (-) 7.00e0

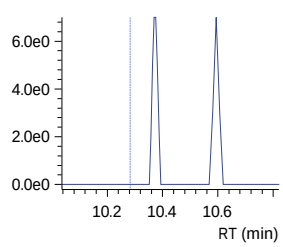

R1 599.00>98.80 (-) 0.00e0

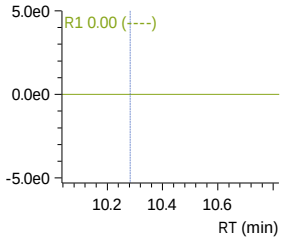

R2 599.00>98.80 (-) 0.00e0

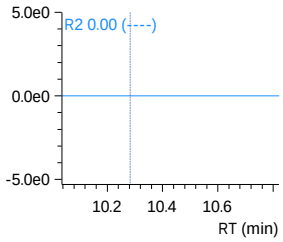

SN - Software-calculated S/N ratio outside criteria due to non-target peaks or drift in noise calculation window.
Analyst review of noise levels (excluding non-target peaks) in chromatogram indicates S/N ratio meets criteria.

240320_011 (continued)

PFTrDA
Conc. -0.0003
R#1 10.65 (16.67)
R#2 10.65 (15.87)
Q 663.00>619.00 (-) 3.88e2

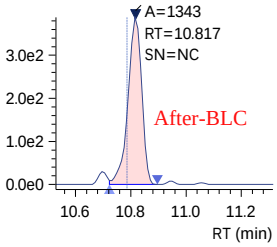

11-Cl-PF3OUdS
Conc. ----
R#1 0.00 (35.04)
R#2 0.00 (36.12)
Q 630.90>451.00 (-) 8.00e0

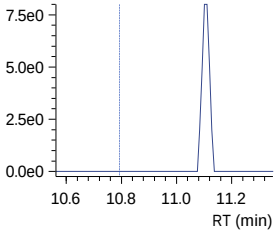

PFOSAm
Conc. 0.0036
Q 498.10>77.90 (-) 2.60e1

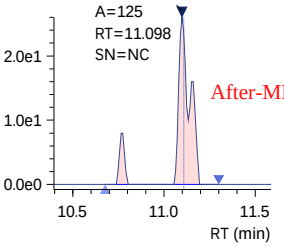

13C8-PFOSAm
Conc. 2.2829
Q 506.10>77.80 (-) 2.52e4

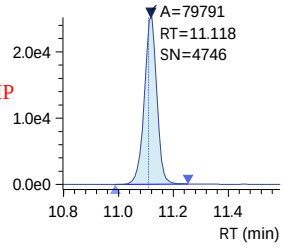

13C8-PFOSAm_IS
Conc. 2.5000
ISTD 506.10>77.80 (-) 2.52e4

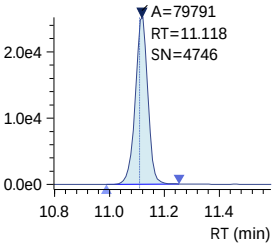

R1 663.00>168.90 (-) 5.00e1

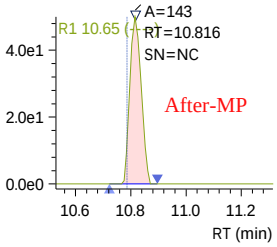

R1 632.90>452.90 (-) 1.90e1

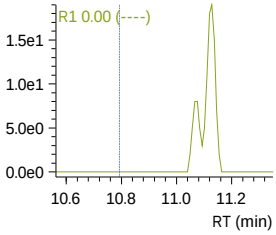

R2 663.00>168.90 (-) 5.00e1

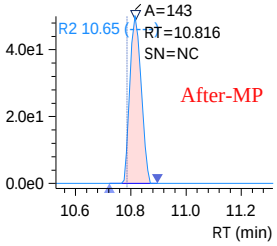

R2 632.90>452.90 (-) 1.90e1

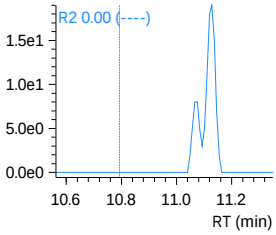

Insight Report
Quantitation/Integration
Printed 3/21/2024 16:06:09

240320_011 (continued)

PFTDA
Conc. -0.0037
R#1 18.85 (17.09)
R#2 18.85 (18.89)

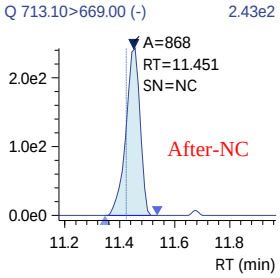

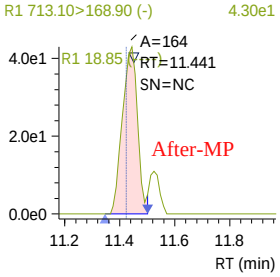

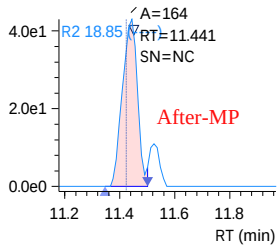

13C2-PFTDA
Conc. 0.9805

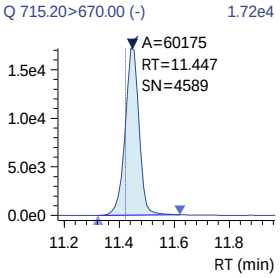

13C2-PFTDA_IS
Conc. 1.2500

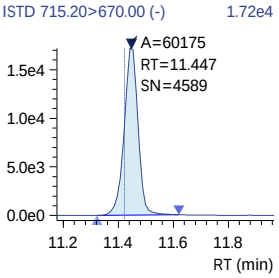

PFDoS
Conc. ----
R#1 0.00 (61.23)
R#2 0.00 (64.82)

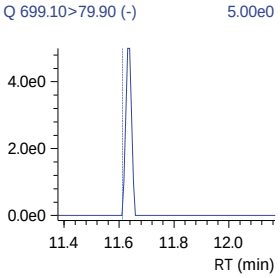

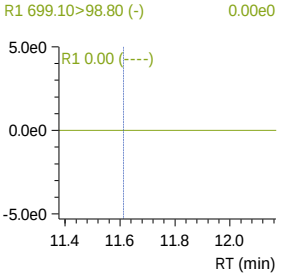

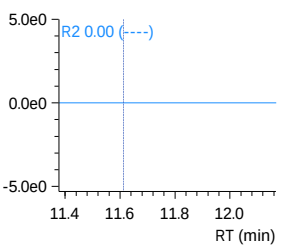

D7-MeFOSE_IS
Conc. 25.0000

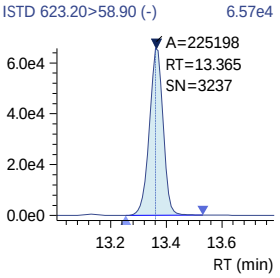

J:\LCMS08\Data\240320_1633_B1\240320_1633_B1.damlp .
SN - Software-calculated S/N ratio outside criteria due to non-target peaks or drift in noise calculation window.
Analyst review of noise levels (excluding non-target peaks) in chromatogram indicates S/N ratio meets criteria.

Insight Report
Quantitation/Integration
Printed 3/21/2024 16:06:09

240320_011 (continued)

D7-MeFOSE
Conc. 21.0584

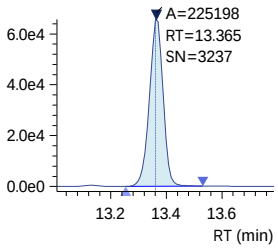

MeFOSE
Conc. ----

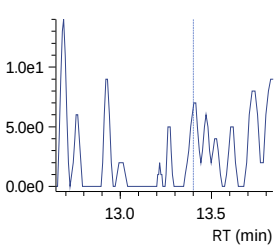

13C2-PFHXDA_IS
Conc. 2.5000

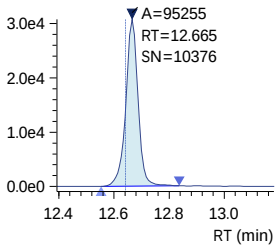

13C2-PFHXDA
Conc. 1.5094

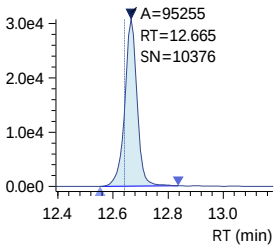

PFHXDA
Conc. 0.0072
R#1 13.10 (10.78)
R#2 13.10 (11.30)

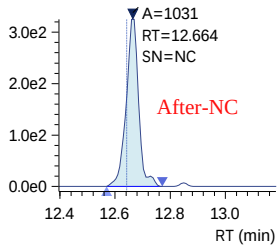

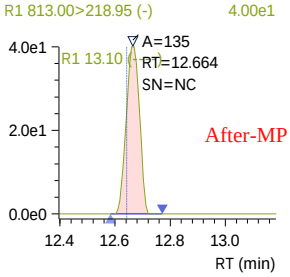

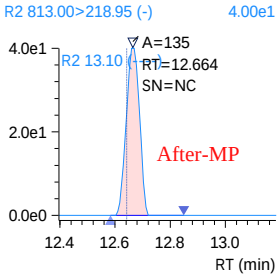

J:\LCMS08\Data\240320_1633_B1\240320_1633_B1.damlp .

SN - Software-calculated S/N ratio outside criteria due to non-target peaks or drift in noise calculation window.
Analyst review of noise levels (excluding non-target peaks) in chromatogram indicates S/N ratio meets criteria.

240320_011 (continued)

D3-MeFOSA
Conc. 1.5928

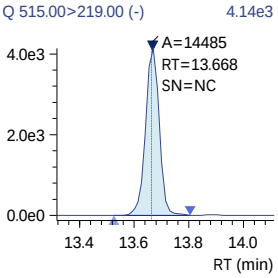

D3-MeFOSA_IS
Conc. 2.5000

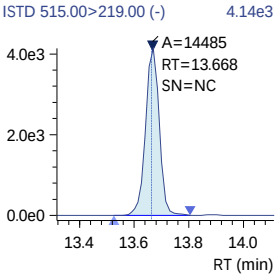

MeFOSA
Conc. ----
R#1 0.00 (156.31)
R#2 0.00 (157.34)

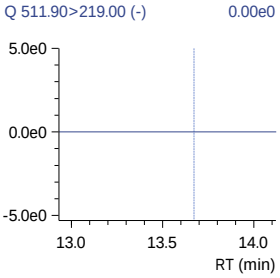

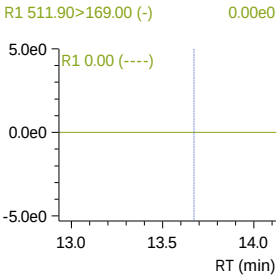

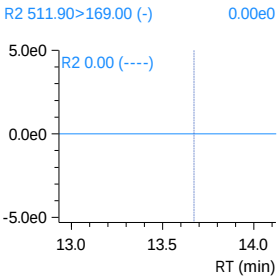

D9-EtFOSE_IS
Conc. 25.0000

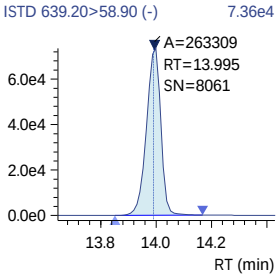

D9-EtFOSE
Conc. 21.5689

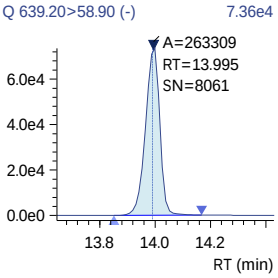

240320_011 (continued)

EtFOSE
Conc. ----
Q 630.00>59.00 (-) 1.80e1

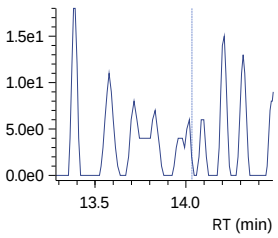

D5-EtFOSAm
Conc. 1.6572
Q 531.10>219.00 (-) 6.97e3

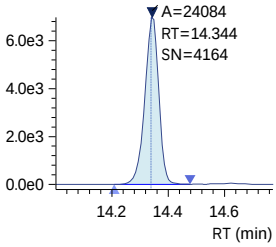

D5-EtFOSAm_IS
Conc. 2.5000
ISTD 531.10>219.00 (-) 6.97e3

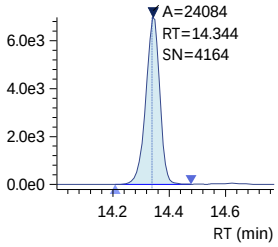

EtFOSAm
Conc. ----
R#1 0.00 (177.75)
R#2 0.00 (169.40)
Q 526.00>219.00 (-) 0.00e0

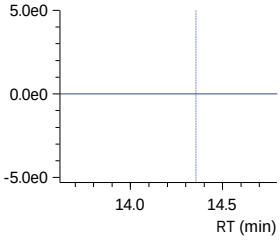

PFODA
Conc. -0.0010
R#1 32.43 (31.66)
R#2 32.43 (34.82)
Q 913.00>868.65 (-) 6.30e1

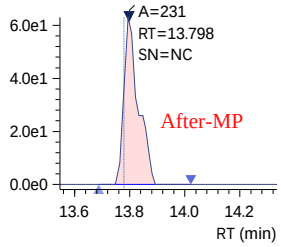

R1 526.00>169.00 (-) 7.30e1

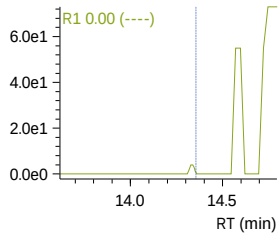

R1 913.00>169.00 (-) 3.00e1

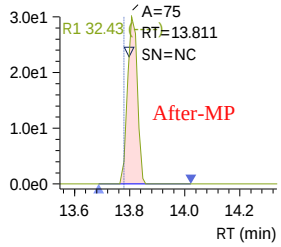

R2 526.00>169.00 (-) 7.30e1

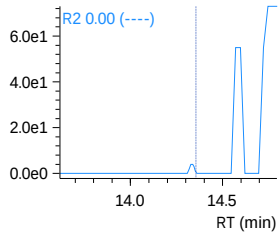

R2 913.00>169.00 (-) 3.00e1

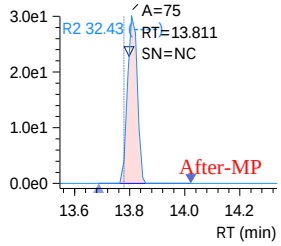

Insight Report
Before Manual Integration
Printed 3/21/2024 14:58:00

240320_011

Sample ID: KQ2404025-04
Date Acquired: 3/20/2024 5:09:50 PM
Acquired by: System Administrator
Data File: 240320_011
Vial: 1 | Inj. Volume: 10.0000uL | Tray: 2

13C4-PFBA
Conc. 8.6764
Q 216.80>171.90 (-) 1.16e5

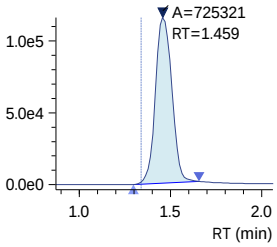

13C4-PFBA_IS
Conc. 10.0000
ISTD 216.80>171.90 (-) 1.16e5

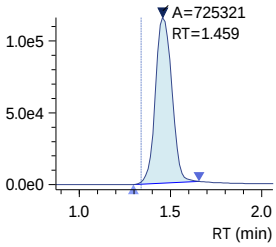

13C3-PFBA_IS
Conc. 5.0000
ISTD 216.00>172.00 (-) 6.85e4

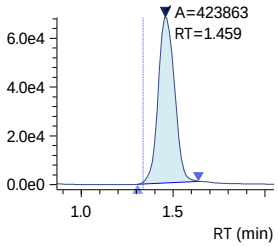

PFBA
Conc. -0.0134
Q 212.80>169.05 (-) 7.84e2

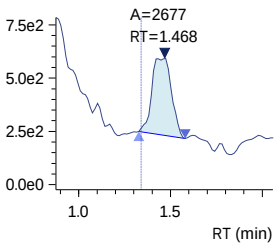

PFMPA
Conc. ----
Q 229.00>84.90 (-) 3.00e1

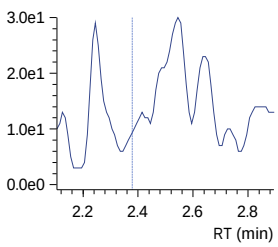

3_3 FTCA
Conc. ----
R#1 0.00 (136.14)
R#2 0.00 (136.14)
Q 241.00>177.10 (-) 3.70e1

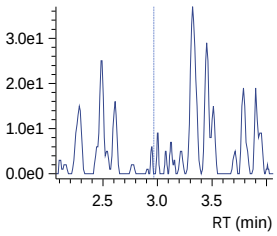

13C5-PFPeA
Conc. 4.5675
Q 268.30>223.00 (-) 5.56e4

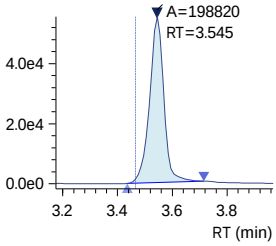

13C5-PFPeA_IS
Conc. 5.0000
ISTD 268.30>223.00 (-) 5.56e4

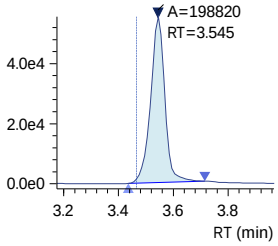

PFPeA
Conc. 0.0089
Q 263.00>219.00 (-) 4.68e2

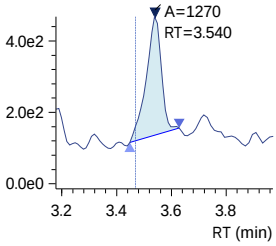

PFMBA
Conc. ----
Q 279.00>84.95 (-) 2.10e1

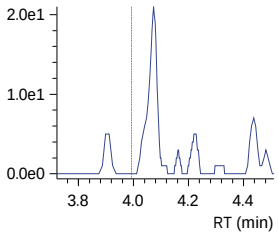

R1 241.00>117.00 (-) 1.07e3

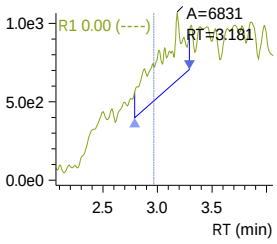

R2 241.00>117.00 (-) 1.07e3

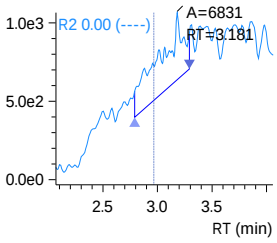

Insight Report
Before Manual Integration
Printed 3/21/2024 14:58:00

240320_011 (continued)

13C2-4_2 FTS
Conc. 3.6239
Q 329.10>80.90 (-) 1.40e4

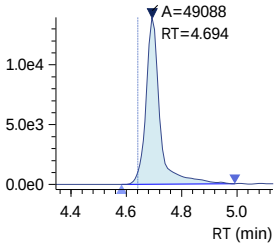

13C2-4_2 FTS_IS
Conc. 5.0000
ISTD 329.10>80.90 (-) 1.40e4

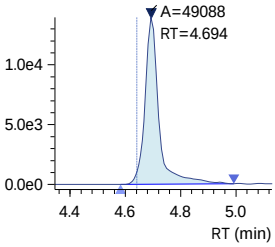

4_2 FTS
Conc. ----
R#1 0.00 (33.08)
R#2 0.00 (33.08)
Q 327.10>307.00 (-) 0.00e0

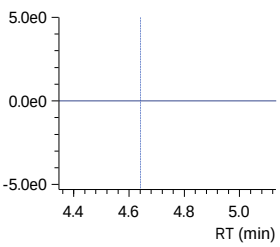

R1 327.10>80.90 (-) 3.53e2

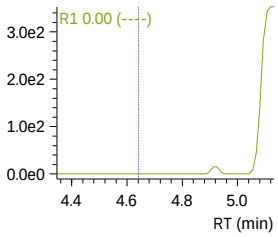

R2 327.10>80.90 (-) 3.53e2

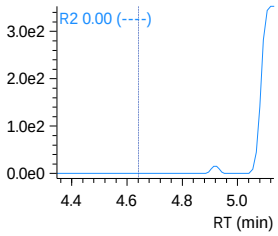

13C3-PFBS_IS
Conc. 2.5000
ISTD 302.10>79.90 (-) 3.61e4

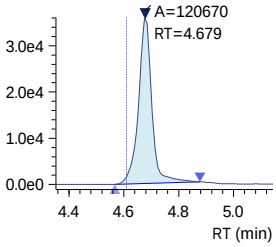

PFBS
Conc. ----
R#1 0.00 (46.53)
R#2 0.00 (46.53)
Q 298.70>79.90 (-) 2.60e1

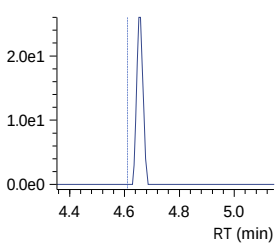

R1 298.70>98.80 (-) 1.90e1

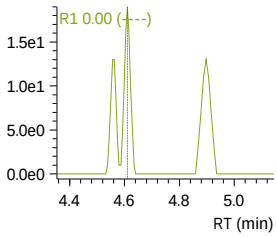

R2 298.70>98.80 (-) 1.90e1

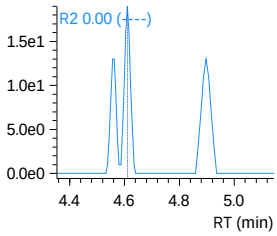

240320_011 (continued)

13C3-PFBS
Conc. 2.0523

Q 302.10>79.90 (-) 3.61e4

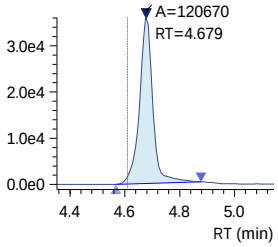

NFDHA
Conc. ----
R#1 0.00 (36.44)
R#2 0.00 (36.44)

Q 295.00>201.00 (-) 1.67e2

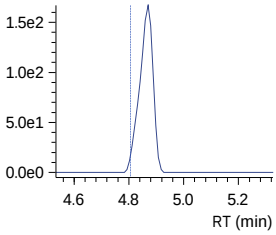

R1 295.00>84.90 (-) 6.30e1

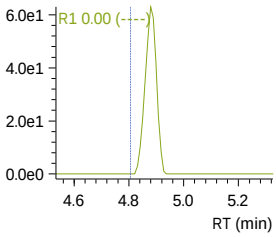

R2 295.00>84.90 (-) 6.30e1

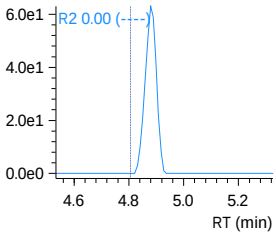

13C5-PFHxA
Conc. 2.1533

Q 318.00>273.00 (-) 7.50e4

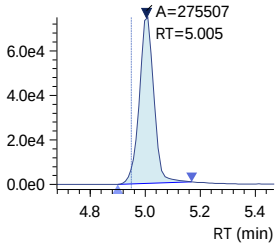

13C5-PFHxA_IS
Conc. 2.5000

ISTD 318.00>273.00 (-) 7.50e4

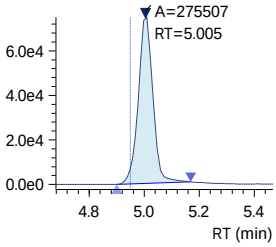

13C2-PFHxA_IS
Conc. 2.5000

ISTD 315.10>270.00 (-) 1.07e5

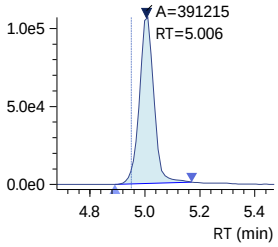

Insight Report
Before Manual Integration
Printed 3/21/2024 14:58:00

240320_011 (continued)

PFHxA
Conc. 0.0381
Q 313.00>269.00 (-) 8.93e2

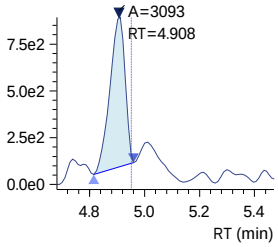

PFEESA
Conc. ----
R#1 0.00 (5.25)
R#2 0.00 (5.25)
Q 314.80>135.00 (-) 8.40e1

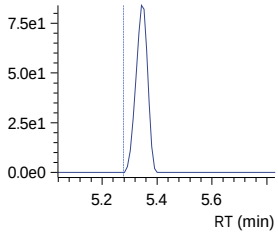

R1 314.80>82.90 (-) 3.70e1

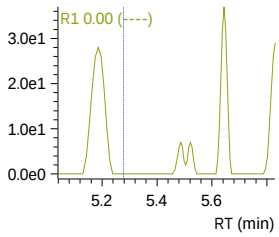

R2 314.80>82.90 (-) 3.70e1

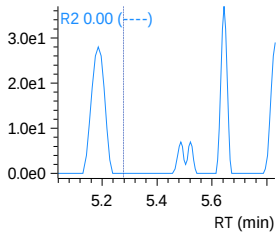

13C3-HFPO-DA
Conc. 9.7189
Q 286.90>168.90 (-) 1.62e5

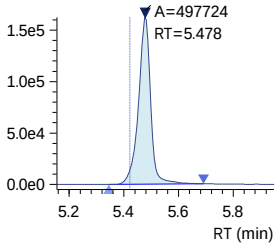

13C3-HFPO-DA_IS
Conc. 10.0000
ISTD 286.90>168.90 (-) 1.62e5

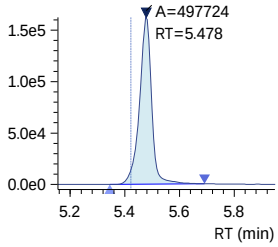

HFPO-DA
Conc. ----
R#1 0.00 (62.57)
R#2 0.00 (62.57)
Q 284.90>168.90 (-) 9.20e1

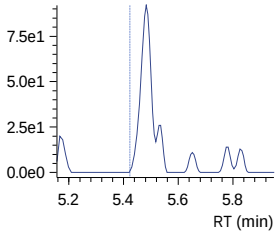

R1 284.90>184.90 (-) 3.20e1

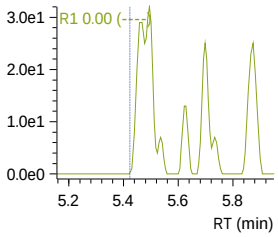

R2 284.90>184.90 (-) 3.20e1

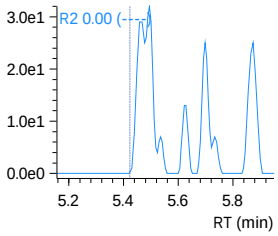

240320_011 (continued)

5_3 FTCA
Conc. ----
R#1 0.00 (154.88)
R#2 0.00 (154.88)
Q 341.00>237.05 (-) 4.60e1

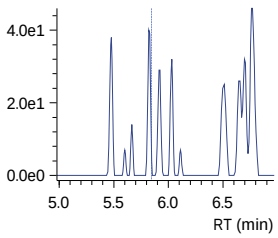

R1 341.00>217.00 (-) 2.25e2

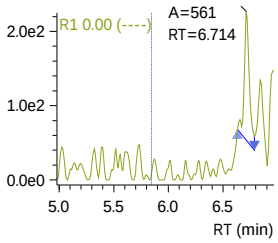

R2 341.00>217.00 (-) 2.25e2

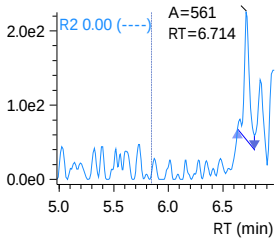

PFPeS
Conc. ----
R#1 0.00 (54.44)
R#2 0.00 (54.44)
Q 349.10>79.90 (-) 1.30e1

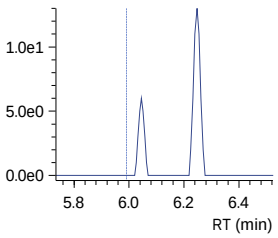

R1 349.10>98.80 (-) 2.40e1

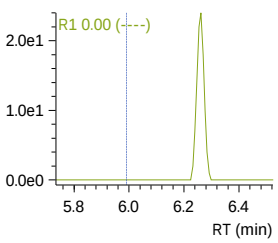

R2 349.10>98.80 (-) 2.40e1

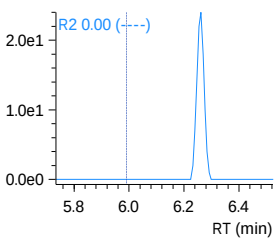

13C4-PFHpA
Conc. 2.3591
Q 367.10>322.00 (-) 1.51e5

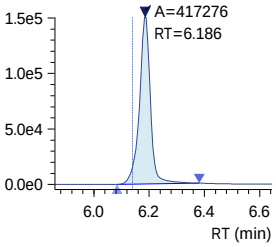

13C4-PFHpA_IS
Conc. 2.5000
ISTD 367.10>322.00 (-) 1.51e5

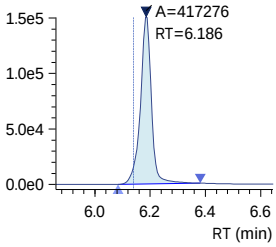

PFHpA
Conc. 0.0201
R#1 0.00 (23.39)
R#2 0.00 (23.39)
Q 363.10>319.00 (-) 1.34e3

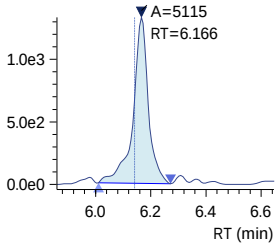

R1 363.10>169.00 (-) 2.32e2

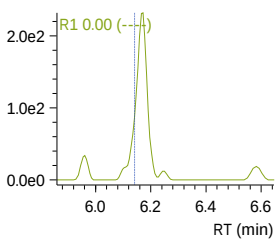

R2 363.10>169.00 (-) 2.32e2

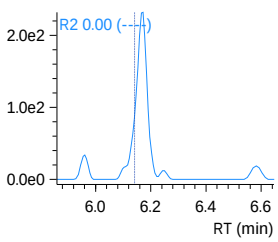

Insight Report
Before Manual Integration
Printed 3/21/2024 14:58:00

240320_011 (continued)

DONA
Conc. ----
R#1 0.00 (30.39)
R#2 0.00 (30.39)
Q 376.90>250.90 (-) 2.10e1

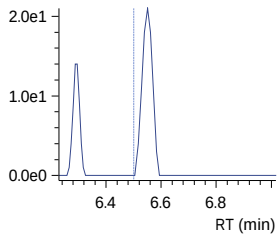

R1 376.90>84.80 (-) 0.00e0

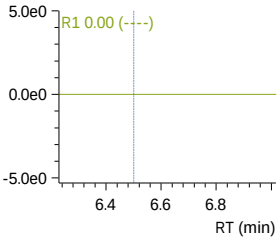

R2 376.90>84.80 (-) 0.00e0

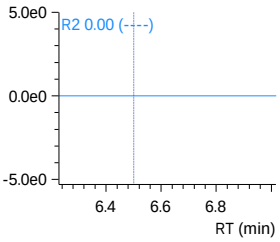

13C2-6_2 FTS_IS
Conc. 5.0000
ISTD 429.10>80.90 (-) 1.21e4

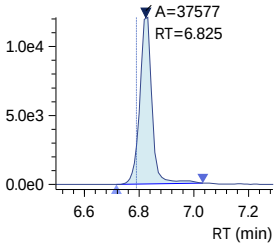

13C2-6_2 FTS
Conc. 3.4418
Q 429.10>80.90 (-) 1.21e4

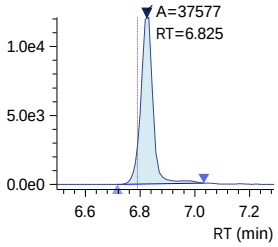

6_2 FTS
Conc. ----
R#1 0.00 (44.48)
R#2 0.00 (44.48)
Q 427.10>407.00 (-) 0.00e0

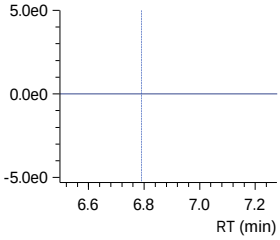

R1 427.10>80.90 (-) 3.30e1

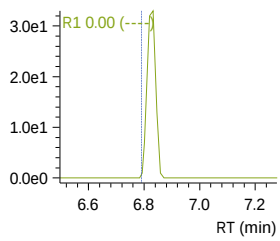

R2 427.10>80.90 (-) 3.30e1

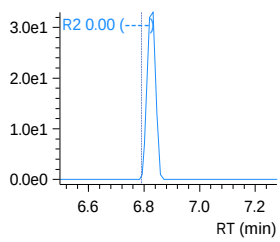

13C4-PFOA_IS
Conc. 2.5000
ISTD 417.10>172.00 (-) 6.56e3

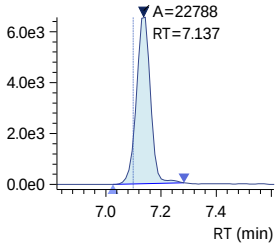

Insight Report
Before Manual Integration
Printed 3/21/2024 14:58:00

240320_011 (continued)

13C8-PFOA_IS
Conc. 2.5000

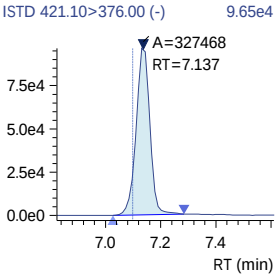

13C8-PFOA
Conc. 2.3333

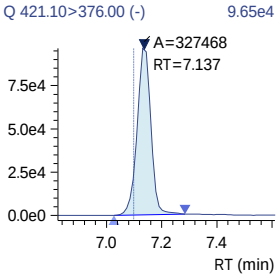

PFOA
Conc. -0.0119
R#1 31.66 (24.47)
R#2 31.66 (24.47)

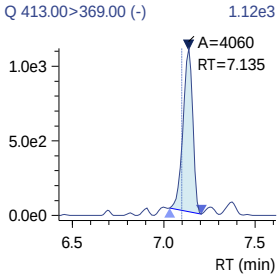

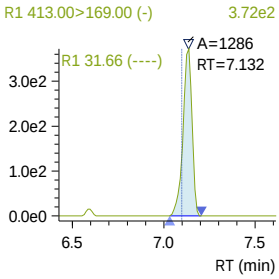

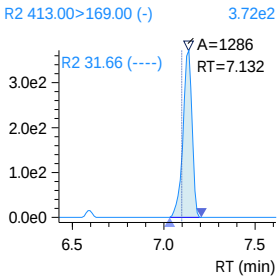

13C3-PFHxS
Conc. 2.2898

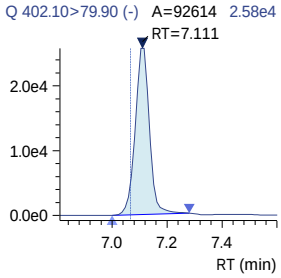

13C3-PFHxS_IS
Conc. 2.5000

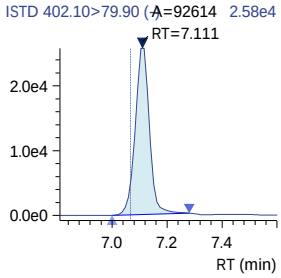

240320_011 (continued)

PFHxS
Conc. ----
R#1 0.00 (57.29)
R#2 0.00 (57.29)
Q 398.70>79.90 (-) 1.96e2

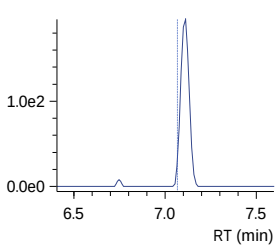

18O2-PFHxS_IS
Conc. 2.5000
ISTD 403.00>83.90 (-) 2.69e4

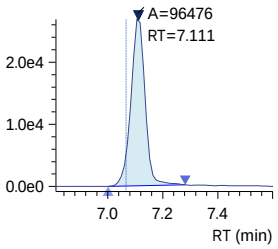

13C9-PFNA_IS
Conc. 1.2500
ISTD 472.10>427.00 (-) 5.30e4

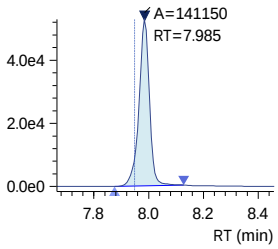

13C9-PFNA
Conc. 1.1132
Q 472.10>427.00 (-) 5.30e4

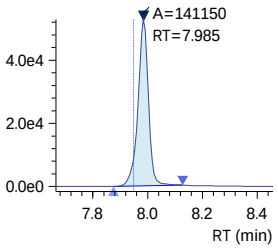

13C5-PFNA_IS
Conc. 1.2500
ISTD 468.00>423.00 (-) 5.32e4

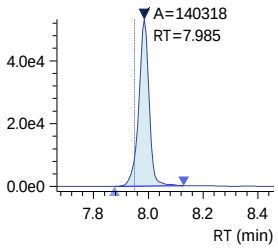

R1 398.70>98.90 (-) 9.70e1

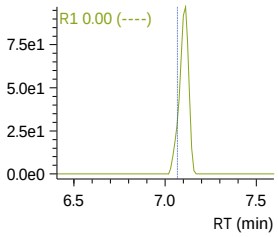

R2 398.70>98.90 (-) 9.70e1

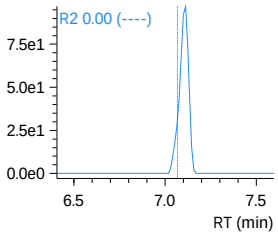

Insight Report
Before Manual Integration
Printed 3/21/2024 14:58:00

240320_011 (continued)

PFNA
Conc. 0.0069
R#1 0.00 (20.36)
R#2 0.00 (20.36)
Q 463.00>419.00 (-) 9.44e2

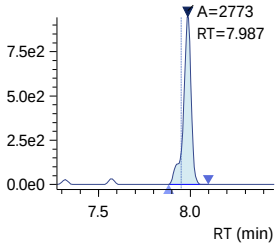

PFHpS
Conc. ----
R#1 0.00 (46.70)
R#2 0.00 (46.70)
Q 449.00>79.90 (-) 0.00e0

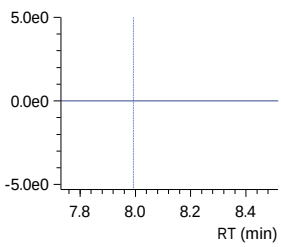

7_3 FTCA
Conc. ----
R#1 0.00 (132.28)
R#2 0.00 (132.28)
Q 441.00>317.00 (-) 4.90e1

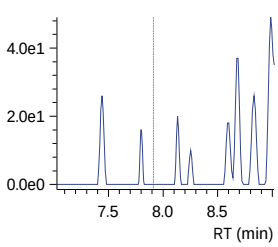

13C2-8_2-FTS
Conc. 2.9610
Q 529.10>80.90 (-) 6.14e3

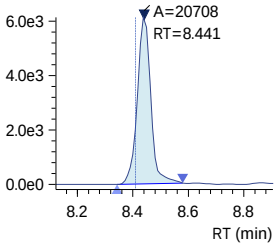

13C2-8_2-FTS_IS
Conc. 5.0000
ISTD 529.10>80.90 (-) 6.14e3

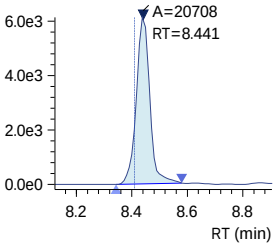

R1 463.00>219.00 (-) 1.72e2

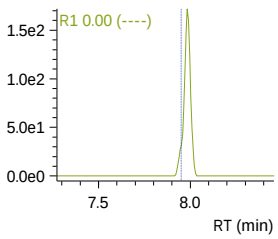

R1 449.00>98.80 (-) 0.00e0

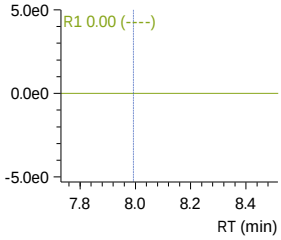

R1 441.00>336.90 (-) 9.40e1

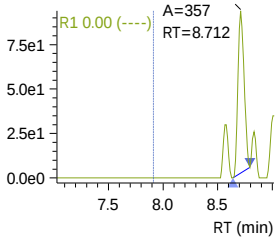

R2 463.00>219.00 (-) 1.72e2

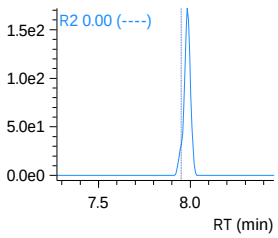

R2 449.00>98.80 (-) 0.00e0

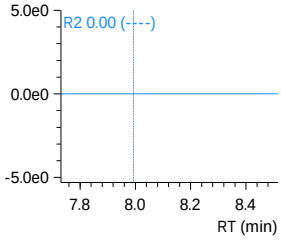

R2 441.00>336.90 (-) 9.40e1

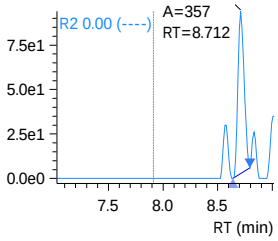

240320_011 (continued)

8_2 FTS
Conc. ----
R#1 0.00 (45.91)
R#2 0.00 (45.91)
Q 527.10>506.95 (-) 0.00e0

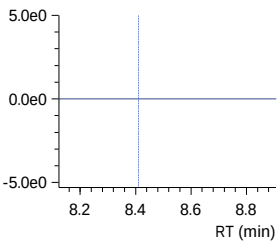

13C6-PFDA_IS
Conc. 1.2500
ISTD 519.10>474.10 (-) 2.69e4

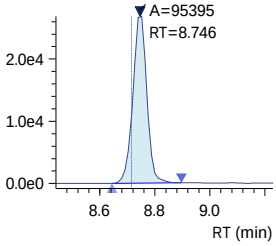

13C6-PFDA
Conc. 1.0764
Q 519.10>474.10 (-) 2.69e4

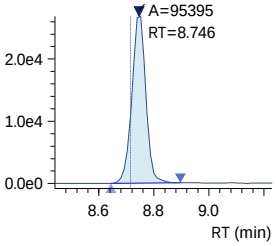

13C2-PFDA_IS
Conc. 1.2500
ISTD 515.10>470.10 (-) 2.65e4

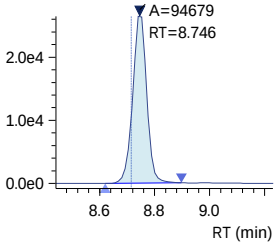

PFDA
Conc. 0.0180
R#1 31.26 (17.64)
R#2 31.26 (17.64)
Q 512.90>469.00 (-) 4.15e2

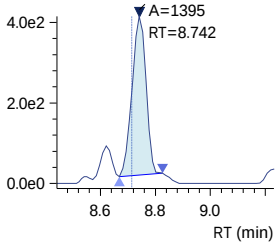

R1 527.10>80.80 (-) 0.00e0

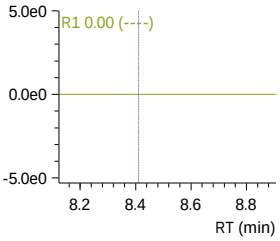

R1 512.90>219.00 (-) 1.49e2

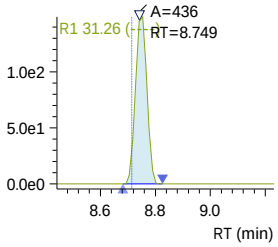

R2 527.10>80.80 (-) 0.00e0

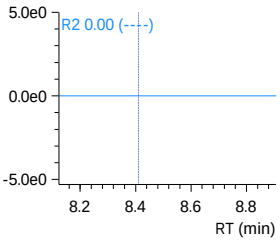

R2 512.90>219.00 (-) 1.49e2

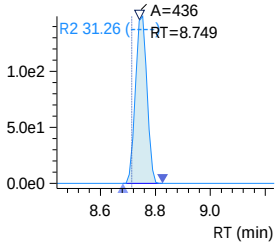

D3-NMeFOSAA_IS
Conc. 5.0000
ISTD 573.20>419.00 (-) 2.22e4

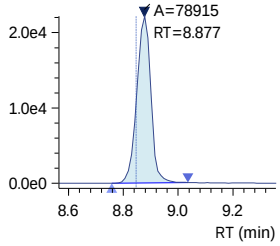

D3-NMeFOSAA
Conc. 3.5099
Q 573.20>419.00 (-) 2.22e4

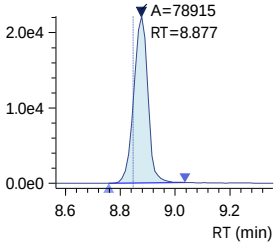

13C8-PFOS_IS
Conc. 2.5000
ISTD 507.10>98.90 (-) 9.07e3

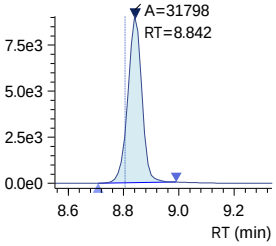

13C8-PFOS
Conc. 2.4437
Q 507.10>98.90 (-) 9.07e3

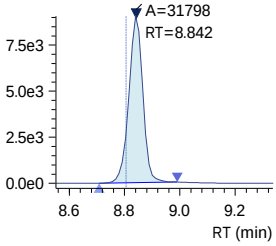

13C4-PFOS_IS
Conc. 2.5000
ISTD 502.80>79.90 (-) 2.62e4

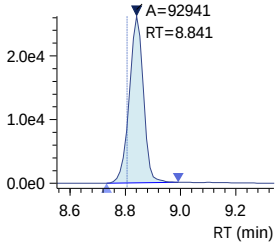



Insight Report
Before Manual Integration
Printed 3/21/2024 14:58:00

240320_011 (continued)

PFOS
Conc. ----
R#1 0.00 (45.06)
R#2 0.00 (45.06)
Q 498.90>79.90 (-) 5.30e1

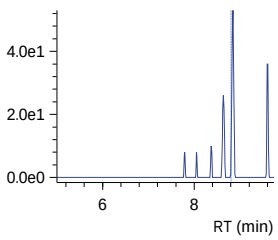

NMeFOSAA
Conc. ----
R#1 0.00 (67.10)
R#2 0.00 (67.10)
Q 570.10>419.00 (-) 0.00e0

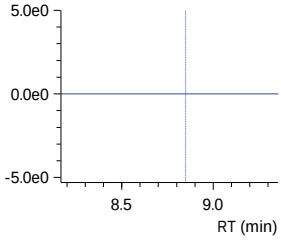

D5-NEtFOSAA_IS
Conc. 5.0000
ISTD 589.20>419.00 (-) 2.22e4

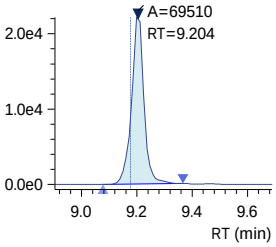

D5-NEtFOSAA
Conc. 4.2197
Q 589.20>419.00 (-) 2.22e4

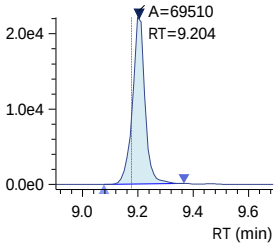

NEtFOSAA
Conc. ----
R#1 0.00 (89.53)
R#2 0.00 (89.53)
Q 584.20>419.10 (-) 0.00e0

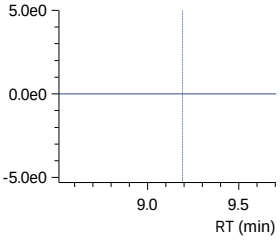

R1 498.90>98.80 (-) 3.10e1

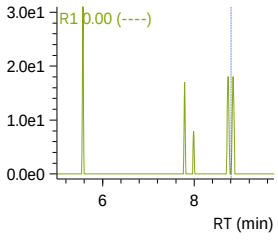

R1 570.10>483.00 (-) 0.00e0

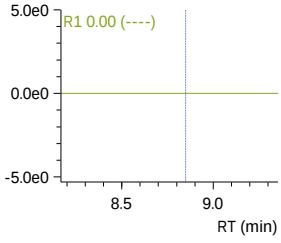

R1 584.20>526.00 (-) 0.00e0

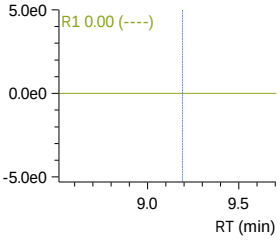

R2 498.90>98.80 (-) 3.10e1

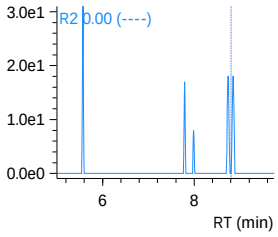

R2 570.10>483.00 (-) 0.00e0

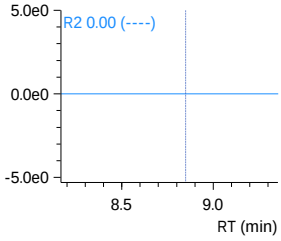

R2 584.20>526.00 (-) 0.00e0

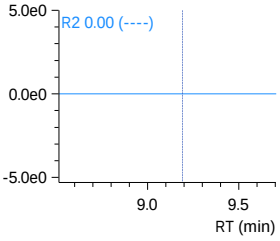

240320_011 (continued)

9-Cl-PF3ONS
Conc. ----
R#1 0.00 (31.69)
R#2 0.00 (31.69)
Q 530.80>351.00 (-) 4.10e1

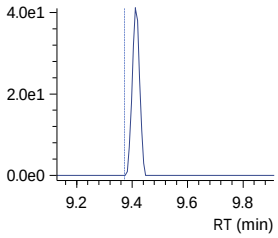

R1 532.80>353.00 (-) 5.80e1

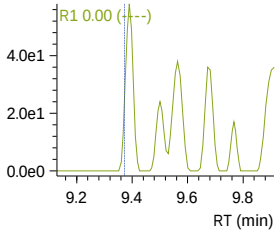

R2 532.80>353.00 (-) 5.80e1

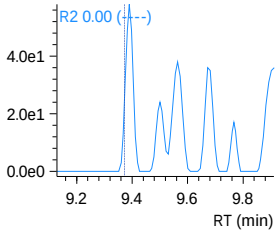

PFUnDA
Conc. 0.0113
R#1 0.00 (10.96)
R#2 0.00 (10.96)
Q 563.10>519.00 (-) 4.95e2

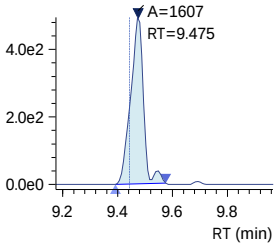

R1 563.10>269.10 (-) 6.70e1

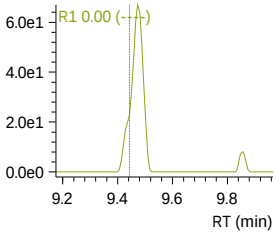

R2 563.10>269.10 (-) 6.70e1

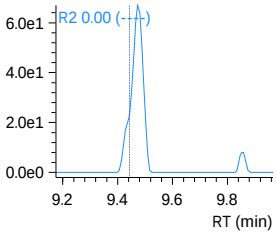

13C7-PFUnDA_IS
Conc. 1.2500
ISTD 570.00>525.10 (-) 2.80e4

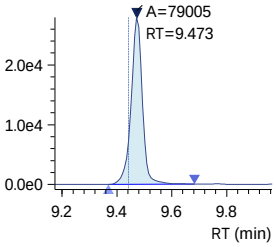

13C7-PFUnDA
Conc. 0.9039
Q 570.00>525.10 (-) 2.80e4

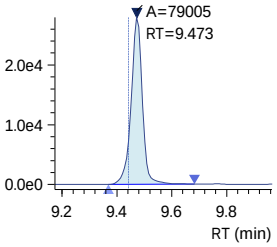

PFNS
Conc. ----
R#1 0.00 (56.91)
R#2 0.00 (56.91)
Q 548.80>79.90 (-) 3.80e1

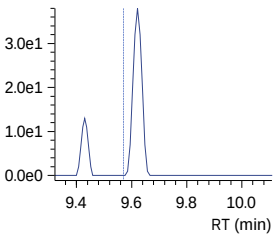

R1 548.80>98.80 (-) 2.40e1

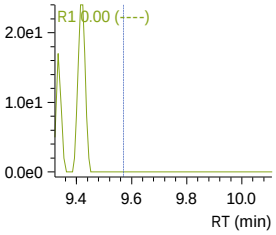

R2 548.80>98.80 (-) 2.40e1

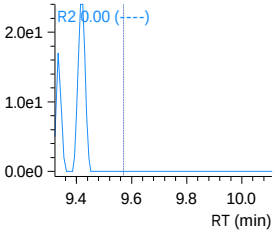

Insight Report
Before Manual Integration
Printed 3/21/2024 14:58:00

240320_011 (continued)

10_2 FTS
Conc. ----
R#1 0.00 (32.29)
R#2 0.00 (32.29)
Q 626.80>607.05 (-) 0.00e0

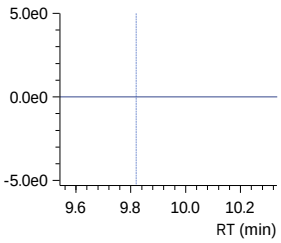

R1 626.80>81.00 (-) 0.00e0

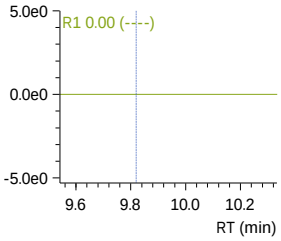

R2 626.80>81.00 (-) 0.00e0

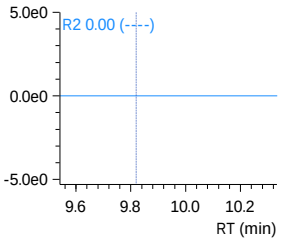

13C2-PFDOA_IS
Conc. 1.2500
ISTD 615.10>570.00 (-) 3.30e4

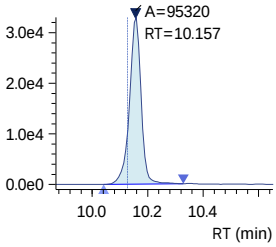

13C2-PFDOA
Conc. 0.9377
Q 615.10>570.00 (-) 3.30e4

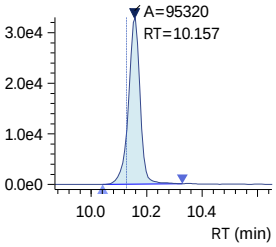

PFDOA
Conc. -0.0033
R#1 0.00 (11.14)
R#2 0.00 (11.14)
Q 613.10>569.00 (-) 3.33e2

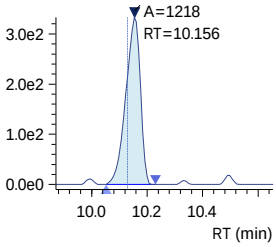

R1 613.10>319.00 (-) 4.70e1

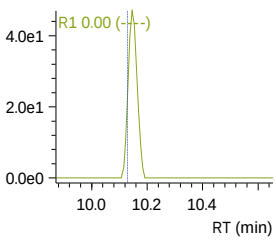

R2 613.10>319.00 (-) 4.70e1

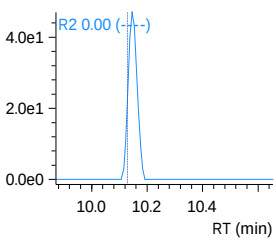

PFDS
Conc. ----
R#1 0.00 (58.01)
R#2 0.00 (58.01)
Q 599.00>79.90 (-) 7.00e0

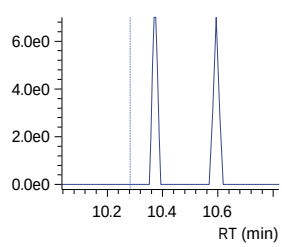

R1 599.00>98.80 (-) 0.00e0

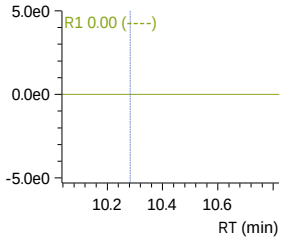

R2 599.00>98.80 (-) 0.00e0

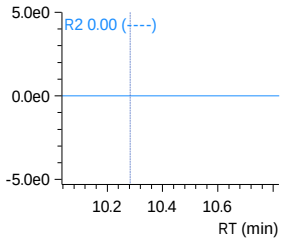

240320_011 (continued)

PFTrDA
Conc. -0.0018
R#1 0.00 (16.67)
R#2 0.00 (16.67)
Q 663.00>619.00 (-) 3.88e2

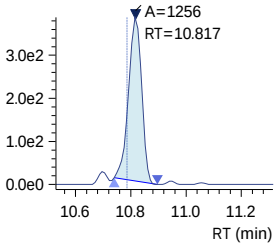

11-Cl-PF3OUdS
Conc. ----
R#1 0.00 (35.04)
R#2 0.00 (35.04)
Q 630.90>451.00 (-) 8.00e0

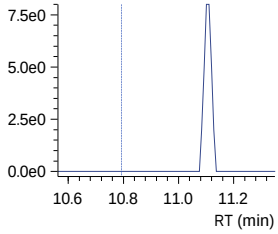

PFOSAm
Conc. ----
Q 498.10>77.90 (-) 2.60e1

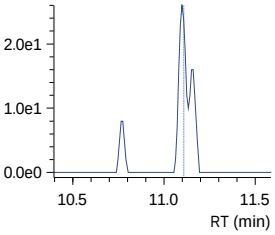

13C8-PFOSAm
Conc. 2.2829
Q 506.10>77.80 (-) 2.52e4

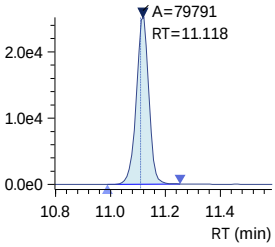

13C8-PFOSAm_IS
Conc. 2.5000
ISTD 506.10>77.80 (-) 2.52e4

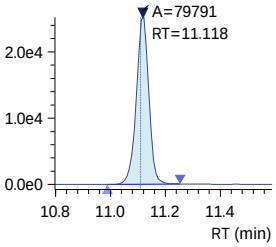

R1 663.00>168.90 (-) 5.00e1

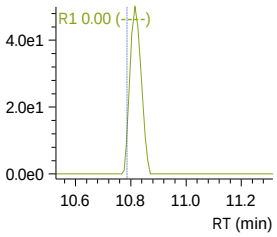

R1 632.90>452.90 (-) 1.90e1

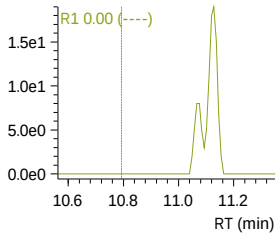

R2 663.00>168.90 (-) 5.00e1

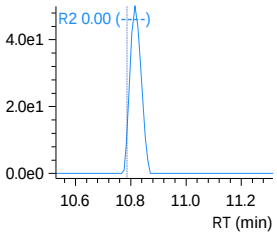

R2 632.90>452.90 (-) 1.90e1

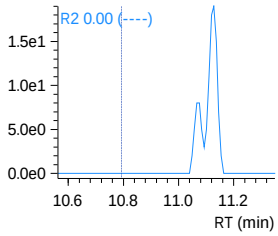

Insight Report
Before Manual Integration
Printed 3/21/2024 14:58:00

240320_011 (continued)

PFTDA
Conc. -0.0037
R#1 0.00 (17.09)
R#2 0.00 (17.09)
Q 713.10>669.00 (-) 2.43e2

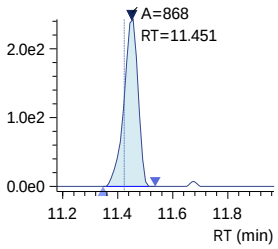

R1 713.10>168.90 (-) 4.30e1

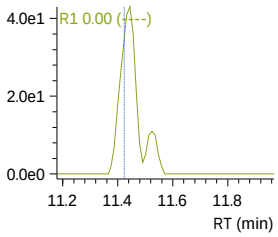

R2 713.10>168.90 (-) 4.30e1

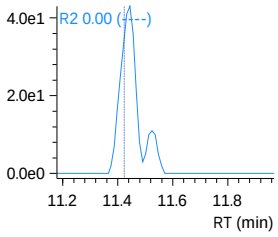

13C2-PFTDA
Conc. 0.9805
Q 715.20>670.00 (-) 1.72e4

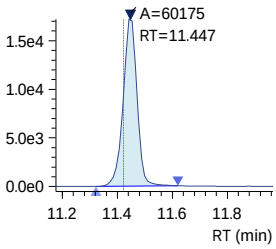

13C2-PFTDA_IS
Conc. 1.2500
ISTD 715.20>670.00 (-) 1.72e4

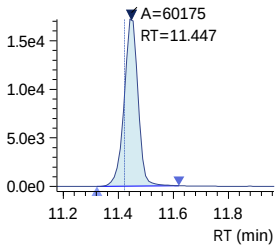

PFDoS
Conc. ----
R#1 0.00 (61.23)
R#2 0.00 (61.23)
Q 699.10>79.90 (-) 5.00e0

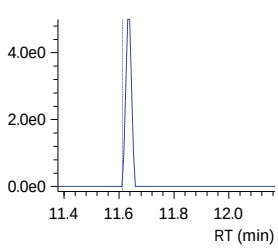

R1 699.10>98.80 (-) 0.00e0

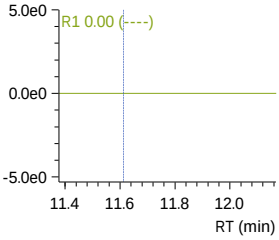

R2 699.10>98.80 (-) 0.00e0

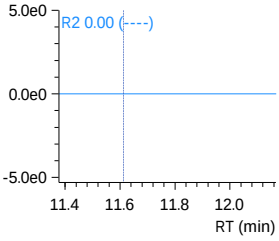

D7-MeFOSE_IS
Conc. 25.0000
ISTD 623.20>58.90 (-) 6.57e4

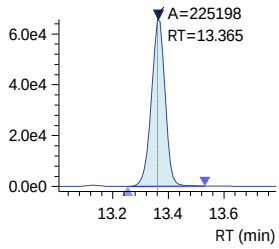

Insight Report
Before Manual Integration
Printed 3/21/2024 14:58:00

240320_011 (continued)

D7-MeFOSE
Conc. 21.0584

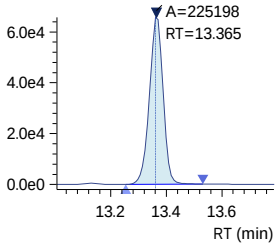

MeFOSE
Conc. ----

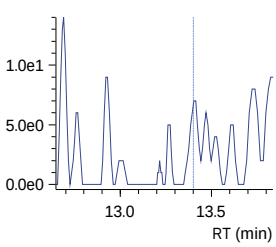

13C2-PFHXDA_IS
Conc. 2.5000

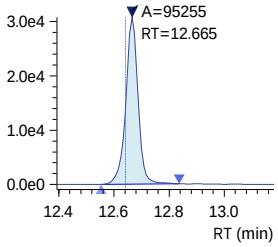

13C2-PFHXDA
Conc. 1.5094

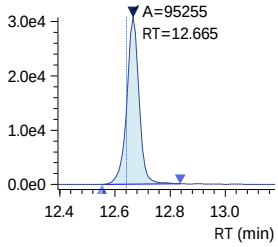

PFHXDA
Conc. 0.0072
R#1 0.00 (10.78)
R#2 0.00 (10.78)

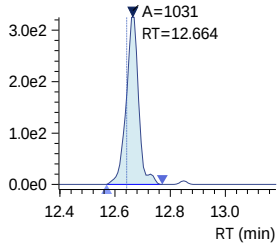

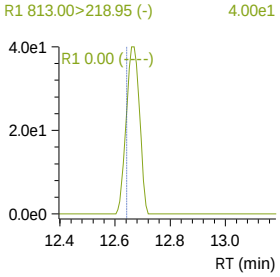

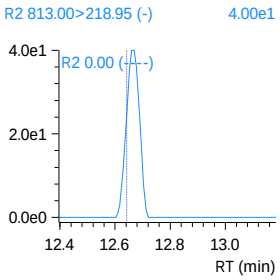

Insight Report
Before Manual Integration
Printed 3/21/2024 14:58:00

240320_011 (continued)

D3-MeFOSA
Conc. 1.5928

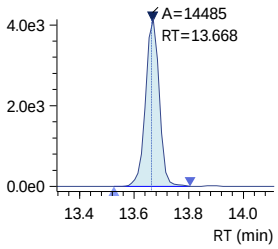

D3-MeFOSA_IS
Conc. 2.5000

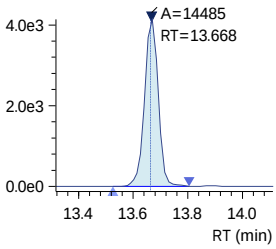

MeFOSA
Conc. ----
R#1 0.00 (156.31)
R#2 0.00 (156.31)

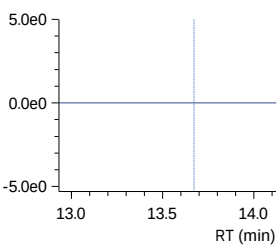

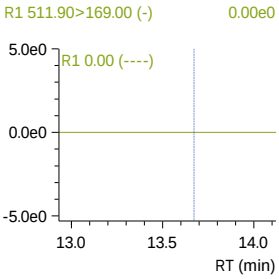

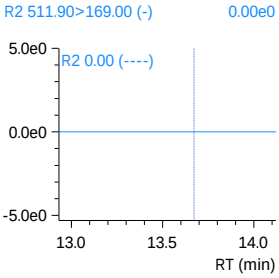

D9-EtFOSE_IS
Conc. 25.0000

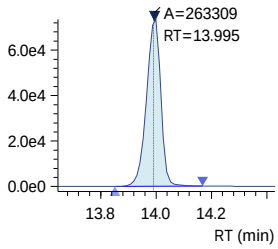

D9-EtFOSE
Conc. 21.5689

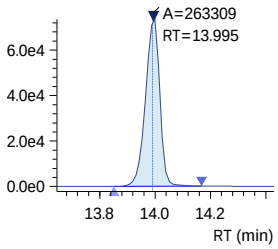

Insight Report
Before Manual Integration
Printed 3/21/2024 14:58:00

240320_011 (continued)

EtFOSE
Conc. ----
Q 630.00>59.00 (-) 1.80e1

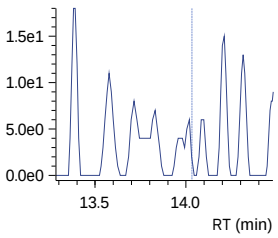

D5-EtFOSAm
Conc. 1.6572
Q 531.10>219.00 (-) 6.97e3

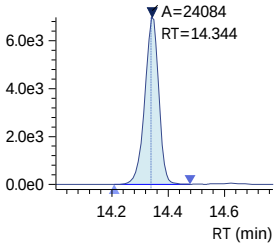

D5-EtFOSAm_IS
Conc. 2.5000
ISTD 531.10>219.00 (-) 6.97e3

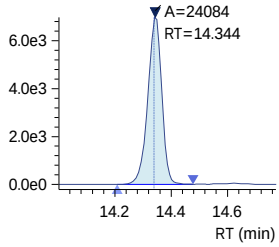

EtFOSAm
Conc. ----
R#1 0.00 (177.75)
R#2 0.00 (177.75)
Q 526.00>219.00 (-) 0.00e0

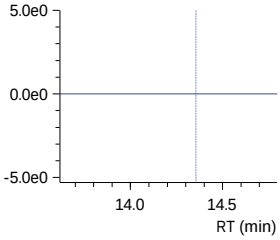

PFODA
Conc. ----
R#1 0.00 (31.66)
R#2 0.00 (31.66)
Q 913.00>868.65 (-) 6.30e1

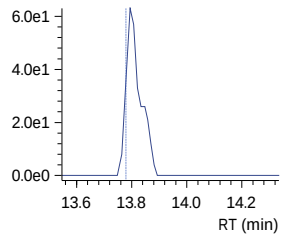

R1 526.00>169.00 (-) 7.30e1

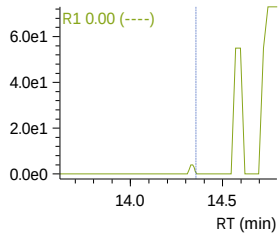

R1 913.00>169.00 (-) 3.00e1

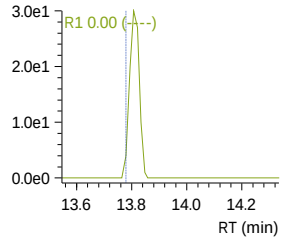

R2 526.00>169.00 (-) 7.30e1

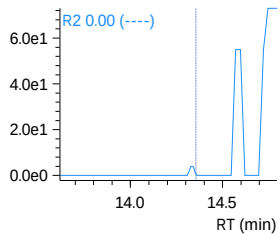

R2 913.00>169.00 (-) 3.00e1

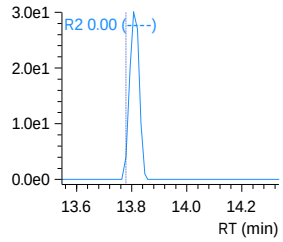

1st PS 03/22/24
2nd 03/25/24

Validation Report

Data File: J:\LCMS08\Data\240321_1633_B1\240321_022
Lab ID: KQ2403860-03
RunType: LCS
Matrix: Soil

Date Acquired: 3/21/24 18:49
Batch ID: 835726
Analysis Method: 1633/PFAS_DOD5.4

Validations

Validation Categories	Pass	Fail
Analytical Hold Time	X	
ICAL Analyte Recovery	X	
Second Source ICAL Verification	X	
Continuing Calibration Recovery	X	
Continuing Calibration Recovery (Closing)	X	
Internal Standards	X	
Surrogates	X	
Std MRL Unsupported by ICAL	X	
Above Highest ICAL Level	X	

Primary Review: _____

Secondary Review: _____

1st PS 03/22/24
2nd 03/25/24

Quantitation Report

Data File:	J:\LCMS08\Data\240321_1633_B1\240321_022	**Instrument:**	K-LCMS-08
Acqu Date:	3/21/24 18:49	**Vial:**	30
Run Type:	LCS	**Dilution:**	1
Lab ID:	KQ2403860-03	**Raw Units:**	ng/mL

Bottle ID:		**Tier:**	IV	**Matrix:**	Soil
Prod Code:	PFAS_DOD5.4	**Collect Date:**	3/7/24	**Receive Date:**	3/8/24

Analysis Lot:	835726	**Prep Lot:**	435476	**Report Group:**	KQ2403860
Analysis	1633	**Prep Method:**	Method		
		Prep Date:	3/14/24		

Title:	Per- and Polyfluoroalkyl Substances (PFAS) by LC/MS/MS Compliant with Table B-24 of DOD QSM	**Calibration ID:**	KC2400137
		Report List ID:	24615

Internal Standard Compounds

Parameter Name	RT	RT Dev	Response	Solution Conc	Area Criteria
18O2-PFHxS	7.107	+0.04	81228	2.5000	OK
13C4-PFOS	8.836	+0.03	90831	2.5000	OK
13C3-PFBA	1.428	+0.09	399425	5.0000	OK
13C2-PFHxA	5.001	+0.04	343113	2.5000	OK
13C4-PFOA	7.134	+0.03	19185	2.5000	OK
13C5-PFNA	7.981	+0.03	114335	1.2500	OK
13C2-PFDA	8.744	+0.03	77044	1.2500	OK

Surrogate Compounds

Parameter Name	RT	RT Dev	Response	Solution Conc	% Rec	% Rec Criteria	Rpt?
13C3-PFBS	4.670	+0.06	87115	1.7597	70	20 - 150	Y
13C3-PFHxS	7.107	+0.04	65723	1.9300	77	20 - 150	Y
13C8-PFOS	8.835	+0.03	21336	1.6778	67	20 - 150	Y
13C4-PFBA	1.426	+0.09	614956	7.8063	78	20 - 150	Y
13C5-PFPeA	3.531	+0.06	163357	4.2790	86	20 - 150	Y
13C5-PFHxA	5.000	+0.04	204557	1.8229	73	20 - 150	Y
13C4-PFHpA	6.180	+0.04	300310	1.9358	77	20 - 150	Y
13C8-PFOA	7.134	+0.03	209664	1.7745	71	20 - 150	Y
13C9-PFNA	7.980	+0.03	99033	0.9585	77	20 - 150	Y
13C6-PFDA	8.743	+0.03	67969	0.9424	75	20 - 150	Y
13C7-PFUnDA	9.469	+0.03	57801	0.8127	65	20 - 150	Y
13C2-PFDoDA	10.154	+0.03	71028	0.8587	69	20 - 150	Y
13C2-PFTeDA	11.444	+0.03	39454	0.7900	63	20 - 150	Y
13C8-FOSA	11.130	+0.01	60925	1.7836	71	20 - 150	Y
D3-MeFOSA	13.668	+0.00	13202	1.4854	59	20 - 150	Y
D5-EtFOSA	14.345	+0.00	22577	1.5896	64	20 - 150	Y
D7-MeFOSE	13.366	+0.00	185818	17.7795	71	20 - 150	Y
D9-EtFOSE	13.995		213020	17.8549	71	20 - 150	Y

U: Undetected at or above MDL
J: Analyte detected above MDL, but below MRL
B: Hit above MRL also found in Method Blank
E: Analyte concentration above high point of ICAL
N: Presumptive evidence of compound

D: Result from dilution
m: Manual integration performed
d: Compound manually deleted
NR: Analyte not reported from this analysis

*: Result fails acceptance criteria
#: Acceptance criteria not applicable
?: Insufficient information to determine acceptance
e: Result >= MRL, but MRL less than low point of ICAL
c: check for co-elution

Printed: 3/22/24 13:34
\\alprews001\starlims$\LIMSReps\QuantValidation.rpt

1st PS 03/22/24
2nd 03/25/24

Data File:	J:\LCMS08\Data\240321_1633_B1\240321_022	**Instrument:**	K-LCMS-08
Acqu Date:	3/21/24 18:49	**Vial:**	30
Run Type:	LCS	**Dilution:**	1
Lab ID:	KQ2403860-03	**Raw Units:**	ng/mL

Surrogate Compounds

Parameter Name	RT	RT Dev	Response	Solution Conc	% Rec	% Rec Criteria	Rpt?
D3-MeFOSAA	8.875	+0.03	63767	2.9020	58	20 - 150	Y
D5-EtFOSAA	9.204	+0.03	53587	3.3287	67	20 - 150	Y
13C2-4:2 FTS	4.688	+0.04	31378	2.7513	55	20 - 150	Y
13C2-6:2 FTS	6.821	+0.03	19149	2.0832	42	20 - 150	Y
13C2-8:2 FTS	8.435	+0.02	12711	2.1588	43	20 - 150	Y
13C3-HFPO-DA	5.472	+0.04	369027	8.2161	82	20 - 150	Y

Target Compounds

Final Conc.Units: ng/g

Parameter Name	RT	RT Dev	Response	Solution Conc	Final Conc	Q	Rpt?
Perfluorobutane sulfonic acid (PFBS)	4.671	+0.05	248660	4.9096	4.91		Y
Perfluoropentane sulfonic acid (PFPeS)	6.039	+0.04	184768	4.9589	4.96		Y
Perfluorohexane sulfonic acid (PFHxS)	7.106	+0.04	170450	4.7529	4.75		Y
Perfluoroheptane sulfonic acid (PFHpS)	8.027	+0.03	142994	5.2603	5.26		Y
Perfluorooctane sulfonic acid (PFOS)	8.837	+0.03	126377	5.5411	5.54		Y
Perfluorononane sulfonic acid (PFNS)	9.598	+0.03	110170	5.7856	5.79		Y
Perfluorodecane sulfonic acid (PFDS)	10.311	+0.03	91259	5.4346	5.43		Y
Perfluorododecane sulfonic acid (PFDoS)	11.636	+0.03	48545	4.7833	4.78		Y
Perfluorobutanoic acid (PFBA)	1.429	+0.09	400876	5.7146	5.71		Y
Perfluoropentanoic acid (PFPeA)	3.533	+0.06	585865	5.0102	5.01		Y
Perfluorohexanoic acid (PFHxA)	5.002	+0.05	443725	5.2346	5.23		Y
Perfluoroheptanoic acid (PFHpA)	6.182	+0.04	567877	5.1866	5.19		Y
Perfluorooctanoic acid (PFOA)	7.135	+0.03	413532	5.2049	5.20		Y
Perfluorononanoic acid (PFNA)	7.982	+0.03	329192	5.0850	5.09		Y
Perfluorodecanoic acid (PFDA)	8.745	+0.03	284966	5.1579	5.16		Y
Perfluoroundecanoic acid (PFUnDA)	9.471	+0.03	289246	5.8212	5.82		Y
Perfluorododecanoic acid (PFDOA)	10.155	+0.03	207914	5.4304	5.43		Y
Perfluorotridecanoic acid (PFTrDA)	10.811	+0.03	211798	5.4725	5.47		Y
Perfluorotetradecanoic acid (PFTDA)	11.445	+0.03	147227	5.4068	5.41		Y
Perfluorooctane sulfonamide (PFOSAm)	11.128	+0.01	154041	5.7928	5.79		Y
N-Methylperfluorooctane sulfonamide (MeFOSA)	13.675	+0.00	42909	5.0379	5.04		Y
N-Ethylperfluorooctane sulfonamide (EtFOSAm)	14.362	+0.00	47087	4.2556	4.26		Y
N-Methylperfluorooctane sulfonamido ethanol (MeFOSE)	13.404	+0.00	58992	5.3727	5.37		Y
N-Ethylperfluorooctane sulfonamido ethanol (EtFOSE)	14.037	+0.00	54122	5.0245	5.02		Y
N-Methylperfluorooctane sulfonamido acetic acid (NMeFOSAA)	8.881	+0.03	71141	5.7018	5.70		Y

U: Undetected at or above MDL
J: Analyte detected above MDL, but below MRL
B: Hit above MRL also found in Method Blank
E: Analyte concentration above high point of ICAL
N: Presumptive evidence of compound

D: Result from dilution
m: Manual integration performed
d: Compound manually deleted
NR: Analyte not reported from this analysis

*: Result fails acceptance criteria
#: Acceptance criteria not applicable
?: Insufficient information to determine acceptance
e: Result >= MRL, but MRL less than low point of ICAL
c: check for co-elution

Printed: 3/22/24 13:34
\\alprews001\starlims$\LIMSReps\QuantValidation.rpt

1st PS 03/22/24
2nd 03/25/24

Data File:	J:\LCMS08\Data\240321_1633_B1\240321_022	**Instrument:**	K-LCMS-08
Acqu Date:	3/21/24 18:49	**Vial:**	30
Run Type:	LCS	**Dilution:**	1
Lab ID:	KQ2403860-03	**Raw Units:**	ng/mL

Target Compounds

Final Conc.Units: ng/g

Parameter Name	RT	RT Dev	Response	Solution Conc	Final Conc	Q	Rpt?
N-Ethylperfluorooctane sulfonamido acetic acid (NEtFOSAA)	9.211	+0.02	54612	5.2710	5.27		Y
1H, 1H, 2H, 2H-Perfluorohexanesulfonic acid (4:2 FTS)	4.690	+0.04	94946	5.3218	5.32		Y
1H, 1H, 2H, 2H-Perfluorooctanesulfonic acid (6:2 FTS)	6.821	+0.03	43620	4.9250	4.93		Y
1H, 1H, 2H, 2H-Perfluorodecanesulfonic acid (8:2 FTS)	8.434	+0.02	33295	6.0076	6.01		Y
4,4,5,5,6,6,6-Heptafluorohexanoic acid (3:3 FTCA)	3.047	+0.07	121088	49.0297	49.0		Y
2H,2H,3H,3H-Perfluorooctanoic acid (5:3 FTCA)	5.894	+0.03	308985	50.8170	50.8		Y
2H,2H,3H,3H-Perfluorodecanoic acid (7:3 FTCA)	7.947	+0.02	404894	45.7248	45.7		Y
Perfluoro(2-ethoxyethane) sulfonic acid (PFEESA)	5.337	+0.05	1393809	4.9096	4.91		Y
9-Chlorohexadecafluoro-3-oxanonane-1-sulfonic acid (9-Cl-PF3ONS)	9.403	+0.03	862232	4.2673	4.27		Y
11-Chloroeicosafluoro-3-oxaundecane-1-sulfonic acid (11-Cl-PF3OUdS)	10.820	+0.03	425047	4.6058	4.61		Y
Perfluoro-3-methoxypropanoic acid (PFMPA)	2.464	+0.08	268847	5.3017	5.30		Y
Perfluoro-4-methoxybutanoic acid (PFMBA)	4.056	+0.06	386895	5.0832	5.08		Y
Hexafluoropropyleneoxide dimer acid (HFPO-DA) (GenX)	5.474	+0.05	233242	5.5570	5.56		Y
Nonafluoro-3,6-dioxaheptanoic acid (NFDHA)	4.859	+0.05	446043	6.6643	6.66		Y
4,8-Dioxa-3H-perfluorononanoic acid (DONA)	6.541	+0.03	859402	5.1258	5.13		Y

Prep Amount:	5 g	**Dilution:**	1
Prep Final Amount:	5.00 mL	**Basis Factor:**	100.00

U: Undetected at or above MDL
J: Analyte detected above MDL, but below MRL
B: Hit above MRL also found in Method Blank
E: Analyte concentration above high point of ICAL
N: Presumptive evidence of compound

D: Result from dilution
m: Manual integration performed
d: Compound manually deleted
NR: Analyte not reported from this analysis

*: Result fails acceptance criteria
#: Acceptance criteria not applicable
?: Insufficient information to determine acceptance
e: Result >= MRL, but MRL less than low point of ICAL
c: check for co-elution

Printed: 3/22/24 13:34
\\alprews001\starlims$\LIMSReps\QuantValidation.rpt

Insight Report
Ion Ratio Confirmation
Printed 3/22/2024 13:04:13

240321_022

Sample ID: KQ2403860-03
Date Acquired: 3/21/2024 6:49:20 PM
Acquired by: System Administrator
Data File: 240321_022
Vial: 20 | Inj. Volume: 10.0000uL | Tray: 2

Name	m/z	Ref 1 m/z	Area	Ref 1 Measured	Ref 1 Actual Ratio	Ref 1 Set Ratio	Ref 2 Measured	Ref 2 Actual Ratio	Ref 2 Set Ratio	Flag ID
13C4-PFBA	216.80>171.90	----	614956	----	----	----	----	----	----	
13C4-PFBA_IS	216.80>171.90	----	614956	----	----	----	----	----	----	
13C3-PFBA_IS	216.00>172.00	----	399425	----	----	----	----	----	----	
PFBA	212.80>169.05	----	400876	----	----	----	----	----	----	
PFMPA	229.00>84.90	----	268847	----	----	----	----	----	----	
3_3 FTCA	241.00>177.10	241.00>117.00	121088	167690	138.49	136.14	167690	138.49	141.47	
13C5-PFPeA	268.30>223.00	----	163357	----	----	----	----	----	----	
13C5-PFPeA_IS	268.30>223.00	----	163357	----	----	----	----	----	----	
PFPeA	263.00>219.00	----	585865	----	----	----	----	----	----	
PFMBA	279.00>84.95	----	386895	----	----	----	----	----	----	
13C2-4_2 FTS	329.10>80.90	----	31378	----	----	----	----	----	----	
13C2-4_2 FTS_IS	329.10>80.90	----	31378	----	----	----	----	----	----	
4_2 FTS	327.10>307.00	327.10>80.90	94946	29726	31.31	33.08	29726	31.31	27.71	
13C3-PFBS_IS	302.10>79.90	----	87115	----	----	----	----	----	----	
PFBS	298.70>79.90	298.70>98.80	248660	112487	45.24	46.53	112487	45.24	44.64	
13C3-PFBS	302.10>79.90	----	87115	----	----	----	----	----	----	
NFDHA	295.00>201.00	295.00>84.90	446043	160156	35.91	36.44	160156	35.91	34.56	
13C5-PFHxA	318.00>273.00	----	204557	----	----	----	----	----	----	
13C5-PFHxA_IS	318.00>273.00	----	204557	----	----	----	----	----	----	
13C2-PFHxA_IS	315.10>270.00	----	343113	----	----	----	----	----	----	
PFHxA	313.00>269.00	----	443725	----	----	----	----	----	----	
PFEESA	314.80>135.00	314.80>82.90	1393809	74582	5.35	5.25	74582	5.35	5.67	
13C3-HFPO-DA	286.90>168.90	----	369027	----	----	----	----	----	----	
13C3-HFPO-DA_IS	286.90>168.90	----	369027	----	----	----	----	----	----	
HFPO-DA	284.90>168.90	284.90>184.90	233242	141562	60.69	62.57	141562	60.69	64.50	
5_3 FTCA	341.00>237.05	341.00>217.00	308985	463921	150.14	154.88	463921	150.14	154.15	
PFPeS	349.10>79.90	349.10>98.80	184768	101941	55.17	54.44	101941	55.17	56.96	
13C4-PFHpA	367.10>322.00	----	300310	----	----	----	----	----	----	
13C4-PFHpA_IS	367.10>322.00	----	300310	----	----	----	----	----	----	
PFHpA	363.10>319.00	363.10>169.00	567877	129406	22.79	23.39	129406	22.79	22.63	
DONA	376.90>250.90	376.90>84.80	859402	256661	29.87	30.39	256661	29.87	28.87	
13C2-6_2 FTS_IS	429.10>80.90	----	19149	----	----	----	----	----	----	
13C2-6_2 FTS	429.10>80.90	----	19149	----	----	----	----	----	----	
6_2 FTS	427.10>407.00	427.10>80.90	43620	20021	45.90	44.48	20021	45.90	40.73	
13C4-PFOA_IS	417.10>172.00	----	19185	----	----	----	----	----	----	
13C8-PFOA_IS	421.10>376.00	----	209664	----	----	----	----	----	----	

J:\LCMS08\Data\240321_1633_B1\240321_1633_B1.damlp .

Ref 1 Set Ratio assigned from calibration mid-point; Ref 2 Set Ratio assigned from opening calibration verification.
IRr - Ion ratio outside either set of criteria. Exceedances for reported detections to be "I" flagged in the analytical report.

240321_022 (continued)

(Table continued from previous page)

Name	m/z	Ref 1 m/z	Area	Ref 1 Measured	Ref 1 Actual Ratio	Ref 1 Set Ratio	Ref 2 Measured	Ref 2 Actual Ratio	Ref 2 Set Ratio	Flag ID
13C8-PFOA	421.10>376.00	----	209664	----	----	----	----	----	----	
PFOA	413.00>369.00	413.00>169.00	413532	98968	23.93	24.47	98968	23.93	24.84	
13C3-PFHxS	402.10>79.90	----	65723	----	----	----	----	----	----	
13C3-PFHxS_IS	402.10>79.90	----	65723	----	----	----	----	----	----	
PFHxS	398.70>79.90	398.70>98.90	170450	101171	59.36	57.29	101171	59.36	58.76	
18O2-PFHxS_IS	403.00>83.90	----	81228	----	----	----	----	----	----	
13C9-PFNA_IS	472.10>427.00	----	99033	----	----	----	----	----	----	
13C9-PFNA	472.10>427.00	----	99033	----	----	----	----	----	----	
13C5-PFNA_IS	468.00>423.00	----	114335	----	----	----	----	----	----	
PFNA	463.00>419.00	463.00>219.00	329192	69747	21.19	20.36	69747	21.19	19.31	
PFHpS	449.00>79.90	449.00>98.80	142994	72163	50.47	46.70	72163	50.47	48.05	
7_3 FTCA	441.00>317.00	441.00>336.90	404894	539871	133.34	132.28	539871	133.34	133.47	
13C2-8_2-FTS	529.10>80.90	----	12711	----	----	----	----	----	----	
13C2-8_2-FTS_IS	529.10>80.90	----	12711	----	----	----	----	----	----	
8_2 FTS	527.10>506.95	527.10>80.80	33295	15054	45.21	45.91	15054	45.21	45.20	
13C6-PFDA_IS	519.10>474.10	----	67969	----	----	----	----	----	----	
13C6-PFDA	519.10>474.10	----	67969	----	----	----	----	----	----	
13C2-PFDA_IS	515.10>470.10	----	77044	----	----	----	----	----	----	
PFDA	512.90>469.00	512.90>219.00	284966	47458	16.65	17.64	47458	16.65	19.20	
D3-NMeFOSAA_IS	573.20>419.00	----	63767	----	----	----	----	----	----	
D3-NMeFOSAA	573.20>419.00	----	63767	----	----	----	----	----	----	
13C8-PFOS_IS	507.10>98.90	----	21336	----	----	----	----	----	----	
13C8-PFOS	507.10>98.90	----	21336	----	----	----	----	----	----	
13C4-PFOS_IS	502.80>79.90	----	90831	----	----	----	----	----	----	
PFOS	498.90>79.90	498.90>98.80	126377	60497	47.87	45.06	60497	47.87	47.87	
NMeFOSAA	570.10>419.00	570.10>483.00	71141	48758	68.54	67.10	48758	68.54	60.24	
D5-NEtFOSAA_IS	589.20>419.00	----	53587	----	----	----	----	----	----	
D5-NEtFOSAA	589.20>419.00	----	53587	----	----	----	----	----	----	
NEtFOSAA	584.20>419.10	584.20>526.00	54612	44518	81.52	89.53	44518	81.52	72.57	
9-Cl-PF3ONS	530.80>351.00	532.80>353.00	862232	272091	31.56	31.69	272091	31.56	30.68	
PFUnDA	563.10>519.00	563.10>269.10	289246	33583	11.61	10.96	33583	11.61	11.56	
13C7-PFUnDA_IS	570.00>525.10	----	57801	----	----	----	----	----	----	
13C7-PFUnDA	570.00>525.10	----	57801	----	----	----	----	----	----	
PFNS	548.80>79.90	548.80>98.80	110170	67151	60.95	56.91	67151	60.95	61.27	
10_2 FTS	626.80>607.05	626.80>81.00	30879	9919	32.12	32.29	9919	32.12	29.61	
13C2-PFDOA_IS	615.10>570.00	----	71028	----	----	----	----	----	----	
13C2-PFDOA	615.10>570.00	----	71028	----	----	----	----	----	----	
PFDOA	613.10>569.00	613.10>319.00	207914	22947	11.04	11.14	22947	11.04	10.73	
PFDS	599.00>79.90	599.00>98.80	91259	55337	60.64	58.01	55337	60.64	58.67	
PFTrDA	663.00>619.00	663.00>168.90	211798	32808	15.49	16.67	32808	15.49	15.36	

J:\LCMS08\Data\240321_1633_B1\240321_1633_B1.damlp .

Ref 1 Set Ratio assigned from calibration mid-point; Ref 2 Set Ratio assigned from opening calibration verification.
IRr - Ion ratio outside either set of criteria. Exceedances for reported detections to be "I" flagged in the analytical report.

Insight Report
Ion Ratio Confirmation
Printed 3/22/2024 13:04:13

240321_022 (continued)

(Table continued from previous page)

Name	m/z	Ref 1 m/z	Area	Ref 1 Measured	Ref 1 Actual Ratio	Ref 1 Set Ratio	Ref 2 Measured	Ref 2 Actual Ratio	Ref 2 Set Ratio	Flag ID
11-Cl-PF3OUdS	630.90>451.00	632.90>452.90	425047	138623	32.61	35.04	138623	32.61	35.75	
PFOSAm	498.10>77.90	----	154041	----	----	----	----	----	----	
13C8-PFOSAm	506.10>77.80	----	60925	----	----	----	----	----	----	
13C8-PFOSAm_IS	506.10>77.80	----	60925	----	----	----	----	----	----	
PFTDA	713.10>669.00	713.10>168.90	147227	23862	16.21	17.09	23862	16.21	18.64	
13C2-PFTDA	715.20>670.00	----	39454	----	----	----	----	----	----	
13C2-PFTDA_IS	715.20>670.00	----	39454	----	----	----	----	----	----	
PFDoS	699.10>79.90	699.10>98.80	48545	30843	63.54	61.23	30843	63.54	68.82	
D7-MeFOSE_IS	623.20>58.90	----	185818	----	----	----	----	----	----	
D7-MeFOSE	623.20>58.90	----	185818	----	----	----	----	----	----	
MeFOSE	616.10>59.00	----	58992	----	----	----	----	----	----	
13C2-PFHXDA_IS	815.00>770.05	----	76931	----	----	----	----	----	----	
13C2-PFHXDA	815.00>770.05	----	76931	----	----	----	----	----	----	
PFHXDA	813.00>768.95	813.00>218.95	254011	29643	11.67	10.78	29643	11.67	11.00	
D3-MeFOSA	515.00>219.00	----	13202	----	----	----	----	----	----	
D3-MeFOSA_IS	515.00>219.00	----	13202	----	----	----	----	----	----	
MeFOSA	511.90>219.00	511.90>169.00	42909	46866	109.22	156.31	46866	109.22	156.72	
D9-EtFOSE_IS	639.20>58.90	----	213020	----	----	----	----	----	----	
D9-EtFOSE	639.20>58.90	----	213020	----	----	----	----	----	----	
EtFOSE	630.00>59.00	----	54122	----	----	----	----	----	----	
D5-EtFOSAm	531.10>219.00	----	22577	----	----	----	----	----	----	
D5-EtFOSAm_IS	531.10>219.00	----	22577	----	----	----	----	----	----	
EtFOSAm	526.00>219.00	526.00>169.00	47087	62062	131.80	177.75	62062	131.80	149.59	
PFODA	913.00>868.65	913.00>169.00	92191	32501	35.25	31.66	32501	35.25	33.60	

J:\LCMS08\Data\240321_1633_B1\240321_1633_B1.damlp .

Ref 1 Set Ratio assigned from calibration mid-point; Ref 2 Set Ratio assigned from opening calibration verification.
IRr - Ion ratio outside either set of criteria. Exceedances for reported detections to be "I" flagged in the analytical report.

Insight Report
Quantitation/Integration
Printed 3/22/2024 13:35:57

240321_022

Sample ID: KQ2403860-03
Date Acquired: 3/21/2024 6:49:20 PM
Acquired by: System Administrator
Data File: 240321_022
Vial: 20 | Inj. Volume: 10.0000uL | Tray: 2

Name	Mode ID	Found RT	RT Diff	ISTD RT Diff	Area	ISTD Area	ISTD Name	Conc.	Unit	Flag ID
13C4-PFBA	Auto	1.426	0.068	-0.002	614956	399425	13C3-PFBA_IS	7.8063	ng/mL	
13C4-PFBA_IS	Auto	1.426	0.068	----	614956	614956	----	10.0000	ng/mL	
13C3-PFBA_IS	Auto	1.428	0.069	----	399425	399425	----	5.0000	ng/mL	
PFBA	Auto	1.429	0.068	0.003	400876	614956	13C4-PFBA_IS	5.7146	ng/mL	
PFMPA	Auto	2.464	0.055	-1.067	268847	163357	13C5-PFPeA_IS	5.3017	ng/mL	
3_3 FTCA	Auto	3.047	0.034	-0.484	121088	163357	13C5-PFPeA_IS	49.0297	ng/mL	
13C5-PFPeA	Auto	3.531	0.028	-1.470	163357	343113	13C2-PFHxA_IS	4.2790	ng/mL	
13C5-PFPeA_IS	Auto	3.531	0.028	----	163357	163357	----	5.0000	ng/mL	
PFPeA	Auto	3.533	0.027	0.002	585865	163357	13C5-PFPeA_IS	5.0102	ng/mL	
PFMBA	Auto	4.056	0.023	0.525	386895	163357	13C5-PFPeA_IS	5.0832	ng/mL	
13C2-4_2 FTS	Auto	4.688	0.012	-2.419	31378	81228	18O2-PFHxS_IS	2.7513	ng/mL	
13C2-4_2 FTS_IS	Auto	4.688	0.012	----	31378	31378	----	5.0000	ng/mL	
4_2 FTS	Auto	4.690	0.014	0.002	94946	31378	13C2-4_2 FTS_IS	5.3218	ng/mL	
13C3-PFBS_IS	Auto	4.670	0.020	----	87115	87115	----	2.5000	ng/mL	
PFBS	Auto	4.671	0.020	0.000	248660	87115	13C3-PFBS_IS	4.9096	ng/mL	
13C3-PFBS	Auto	4.670	0.020	-2.437	87115	81228	18O2-PFHxS_IS	1.7597	ng/mL	
NFDHA	Auto	4.859	0.017	-0.141	446043	204557	13C5-PFHxA_IS	6.6643	ng/mL	
13C5-PFHxA	Auto	5.000	0.017	-0.001	204557	343113	13C2-PFHxA_IS	1.8229	ng/mL	
13C5-PFHxA_IS	Auto	5.000	0.017	----	204557	204557	----	2.5000	ng/mL	
13C2-PFHxA_IS	Auto	5.001	0.017	----	343113	343113	----	2.5000	ng/mL	
PFHxA	Auto	5.002	0.016	0.002	443725	204557	13C5-PFHxA_IS	5.2346	ng/mL	
PFEESA	Auto	5.337	0.020	0.337	1393809	204557	13C5-PFHxA_IS	4.9096	ng/mL	
13C3-HFPO-DA	Auto	5.472	0.017	0.471	369027	343113	13C2-PFHxA_IS	8.2161	ng/mL	
13C3-HFPO-DA_IS	Auto	5.472	0.017	----	369027	369027	----	10.0000	ng/mL	
HFPO-DA	Auto	5.474	0.017	0.002	233242	369027	13C3-HFPO-DA_IS	5.5570	ng/mL	
5_3 FTCA	Auto	5.894	0.007	0.894	308985	204557	13C5-PFHxA_IS	50.8170	ng/mL	
PFPeS	Auto	6.039	0.016	-1.068	184768	65723	13C3-PFHxS_IS	4.9589	ng/mL	
13C4-PFHpA	Auto	6.180	0.013	1.179	300310	343113	13C2-PFHxA_IS	1.9358	ng/mL	
13C4-PFHpA_IS	Auto	6.180	0.013	----	300310	300310	----	2.5000	ng/mL	
PFHpA	Auto	6.182	0.013	0.002	567877	300310	13C4-PFHpA_IS	5.1866	ng/mL	
DONA	Auto	6.541	0.013	1.069	859402	369027	13C3-HFPO-DA_IS	5.1258	ng/mL	
13C2-6_2 FTS_IS	Auto	6.821	0.007	----	19149	19149	----	5.0000	ng/mL	
13C2-6_2 FTS	Auto	6.821	0.007	-0.286	19149	81228	18O2-PFHxS_IS	2.0832	ng/mL	
6_2 FTS	Auto	6.821	0.009	0.000	43620	19149	13C2-6_2 FTS_IS	4.9250	ng/mL	
13C4-PFOA_IS	Auto	7.134	0.014	----	19185	19185	----	2.5000	ng/mL	
13C8-PFOA_IS	Auto	7.134	0.013	----	209664	209664	----	2.5000	ng/mL	
13C8-PFOA	Auto	7.134	0.013	0.000	209664	19185	13C4-PFOA_IS	1.7745	ng/mL	
PFOA	Auto	7.135	0.013	0.001	413532	209664	13C8-PFOA_IS	5.2049	ng/mL	
13C3-PFHxS	Auto	7.107	0.016	0.000	65723	81228	18O2-PFHxS_IS	1.9300	ng/mL	
13C3-PFHxS_IS	Auto	7.107	0.016	----	65723	65723	----	2.5000	ng/mL	
PFHxS	Auto	7.106	0.014	-0.001	170450	65723	13C3-PFHxS_IS	4.7529	ng/mL	
18O2-PFHxS_IS	Auto	7.107	0.016	----	81228	81228	----	2.5000	ng/mL	
13C9-PFNA_IS	Auto	7.980	0.012	----	99033	99033	----	1.2500	ng/mL	
13C9-PFNA	Auto	7.980	0.012	-0.001	99033	114335	13C5-PFNA_IS	0.9585	ng/mL	
13C5-PFNA_IS	Auto	7.981	0.013	----	114335	114335	----	1.2500	ng/mL	
PFNA	Auto	7.982	0.013	0.002	329192	99033	13C9-PFNA_IS	5.0850	ng/mL	
PFHpS	Auto	8.027	0.014	-0.808	142994	21336	13C8-PFOS_IS	5.2603	ng/mL	
7_3 FTCA	Auto	7.947	0.008	2.947	404894	204557	13C5-PFHxA_IS	45.7248	ng/mL	
13C2-8_2-FTS	Auto	8.435	0.012	1.328	12711	81228	18O2-PFHxS_IS	2.1588	ng/mL	
13C2-8_2-FTS_IS	Auto	8.435	0.012	----	12711	12711	----	5.0000	ng/mL	
8_2 FTS	M	8.434	0.009	-0.001	33295	12711	13C2-8_2-FTS_IS	6.0076	ng/mL	
13C6-PFDA_IS	Auto	8.743	0.014	----	67969	67969	----	1.2500	ng/mL	
13C6-PFDA	Auto	8.743	0.014	-0.001	67969	77044	13C2-PFDA_IS	0.9424	ng/mL	

J:\LCMS08\Data\240321_1633_B1\240321_1633_B1.damlp

SN - Software-calculated S/N ratio outside criteria due to non-target peaks or drift in noise calculation window. Analyst review of noise levels (excluding non-target peaks) in chromatogram indicates S/N ratio meets criteria.

240321_022 (continued)

(Table continued from previous page)

Name	Mode ID	Found RT	RT Diff	ISTD RT Diff	Area	ISTD Area	ISTD Name	Conc.	Unit	Flag ID
13C2-PFDA_IS	Auto	8.744	0.014	----	77044	77044	----	1.2500	ng/mL	
PFDA	Auto	8.745	0.014	0.002	284966	67969	13C6-PFDA_IS	5.1579	ng/mL	
D3-NMeFOSAA_IS	Auto	8.875	0.014	----	63767	63767	----	5.0000	ng/mL	
D3-NMeFOSAA	Auto	8.875	0.014	0.039	63767	90831	13C4-PFOS_IS	2.9020	ng/mL	
13C8-PFOS_IS	Auto	8.835	0.014	----	21336	21336	----	2.5000	ng/mL	
13C8-PFOS	Auto	8.835	0.014	-0.001	21336	90831	13C4-PFOS_IS	1.6778	ng/mL	
13C4-PFOS_IS	Auto	8.836	0.015	----	90831	90831	----	2.5000	ng/mL	
PFOS	Auto	8.837	0.015	0.002	126377	21336	13C8-PFOS_IS	5.5411	ng/mL	
NMeFOSAA	M	8.881	0.014	0.006	71141	63767	D3-NMeFOSAA_IS	5.7018	ng/mL	
D5-NEtFOSAA_IS	Auto	9.204	0.012	----	53587	53587	----	5.0000	ng/mL	
D5-NEtFOSAA	Auto	9.204	0.012	0.368	53587	90831	13C4-PFOS_IS	3.3287	ng/mL	
NEtFOSAA	M	9.211	0.011	0.007	54612	53587	D5-NEtFOSAA_IS	5.2710	ng/mL	
9-Cl-PF3ONS	Auto	9.403	0.015	3.931	862232	369027	13C3-HFPO-DA_IS	4.2673	ng/mL	
PFUnDA	Auto	9.471	0.015	0.002	289246	57801	13C7-PFUnDA_IS	5.8212	ng/mL	
13C7-PFUnDA_IS	Auto	9.469	0.014	----	57801	57801	----	1.2500	ng/mL	
13C7-PFUnDA	Auto	9.469	0.014	0.725	57801	77044	13C2-PFDA_IS	0.8127	ng/mL	
PFNS	Auto	9.598	0.015	0.763	110170	21336	13C8-PFOS_IS	5.7856	ng/mL	
10_2 FTS	Auto	9.844	0.014	1.409	30879	12711	13C2-8_2-FTS_IS	6.5352	ng/mL	
13C2-PFDOA_IS	Auto	10.154	0.015	----	71028	71028	----	1.2500	ng/mL	
13C2-PFDOA	Auto	10.154	0.015	1.410	71028	77044	13C2-PFDA_IS	0.8587	ng/mL	
PFDOA	Auto	10.155	0.014	0.001	207914	71028	13C2-PFDOA_IS	5.4304	ng/mL	
PFDS	Auto	10.311	0.015	1.476	91259	21336	13C8-PFOS_IS	5.4346	ng/mL	
PFTrDA	Auto	10.811	0.014	-0.633	211798	39454	13C2-PFTDA_IS	5.4725	ng/mL	
11-Cl-PF3OUdS	Auto	10.820	0.016	5.348	425047	369027	13C3-HFPO-DA_IS	4.6058	ng/mL	
PFOSAm	Auto	11.128	0.006	-0.002	154041	60925	13C8-PFOSAm_IS	5.7928	ng/mL	
13C8-PFOSAm	Auto	11.130	0.005	2.294	60925	90831	13C4-PFOS_IS	1.7836	ng/mL	
13C8-PFOSAm_IS	Auto	11.130	0.005	----	60925	60925	----	2.5000	ng/mL	
PFTDA	Auto	11.445	0.015	0.001	147227	39454	13C2-PFTDA_IS	5.4068	ng/mL	
13C2-PFTDA	Auto	11.444	0.014	2.700	39454	77044	13C2-PFDA_IS	0.7900	ng/mL	
13C2-PFTDA_IS	Auto	11.444	0.014	----	39454	39454	----	1.2500	ng/mL	
PFDoS	Auto	11.636	0.014	2.801	48545	21336	13C8-PFOS_IS	4.7833	ng/mL	
D7-MeFOSE_IS	Auto	13.366	0.007	----	185818	185818	----	25.0000	ng/mL	
D7-MeFOSE	Auto	13.366	0.007	4.530	185818	90831	13C4-PFOS_IS	17.7795	ng/mL	
MeFOSE	Auto	13.404	0.006	0.038	58992	185818	D7-MeFOSE_IS	5.3727	ng/mL	
13C2-PFHXDA_IS	Auto	12.660	0.013	----	76931	76931	----	2.5000	ng/mL	
13C2-PFHXDA	Auto	12.660	0.013	3.916	76931	77044	13C2-PFDA_IS	1.4981	ng/mL	
PFHXDA	Auto	12.662	0.014	0.002	254011	76931	13C2-PFHXDA_IS	5.3987	ng/mL	
D3-MeFOSA	Auto	13.668	0.005	4.832	13202	90831	13C4-PFOS_IS	1.4854	ng/mL	
D3-MeFOSA_IS	Auto	13.668	0.005	----	13202	13202	----	2.5000	ng/mL	
MeFOSA	Auto	13.675	0.004	0.007	42909	13202	D3-MeFOSA_IS	5.0379	ng/mL	
D9-EtFOSE_IS	Auto	13.995	0.007	----	213020	213020	----	25.0000	ng/mL	
D9-EtFOSE	Auto	13.995	0.007	5.159	213020	90831	13C4-PFOS_IS	17.8549	ng/mL	
EtFOSE	Auto	14.037	0.008	0.042	54122	213020	D9-EtFOSE_IS	5.0245	ng/mL	
D5-EtFOSAm	Auto	14.345	0.007	5.509	22577	90831	13C4-PFOS_IS	1.5896	ng/mL	
D5-EtFOSAm_IS	Auto	14.345	0.007	----	22577	22577	----	2.5000	ng/mL	
EtFOSAm	Auto	14.362	0.005	0.017	47087	22577	D5-EtFOSAm_IS	4.2556	ng/mL	
PFODA	Auto	13.797	0.014	1.137	92191	76931	13C2-PFHXDA_IS	6.1722	ng/mL	

SN - Software-calculated S/N ratio outside criteria due to non-target peaks or drift in noise calculation window. Analyst review of noise levels (excluding non-target peaks) in chromatogram indicates S/N ratio meets criteria.

240321_022 (continued)

13C4-PFBA
Conc. 7.8063
Q 216.80>171.90 (-) 9.53e4

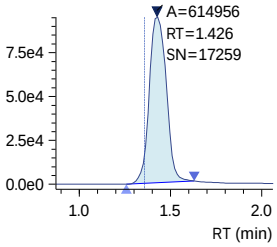

13C4-PFBA_IS
Conc. 10.0000
ISTD 216.80>171.90 (-) 9.53e4

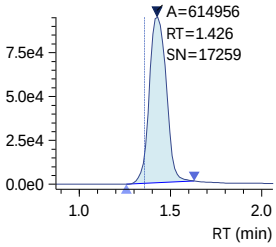

13C3-PFBA_IS
Conc. 5.0000
ISTD 216.00>172.00 (-) 6.21e4

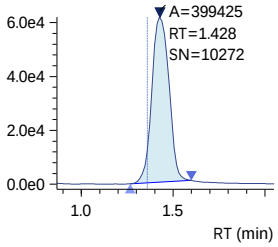

PFBA
Conc. 5.7146
Q 212.80>169.05 (-) 6.06e4

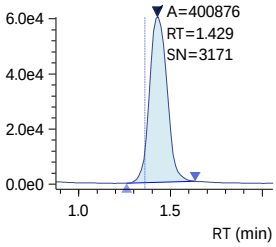

PFMPA
Conc. 5.3017
Q 229.00>84.90 (-) 5.79e4

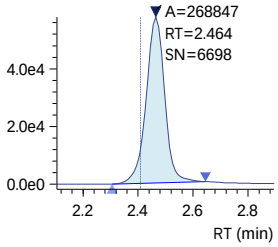

3_3 FTCA
Conc. 49.0297
R#1 138.49 (136.14)
R#2 138.49 (141.47)
Q 241.00>177.10 (-) 4.20e4

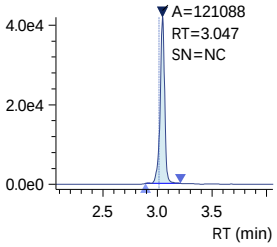

13C5-PFPeA
Conc. 4.2790
Q 268.30>223.00 (-) 4.63e4

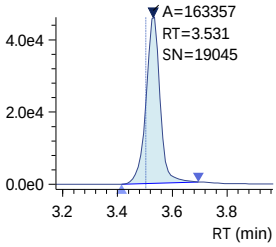

13C5-PFPeA_IS
Conc. 5.0000
ISTD 268.30>223.00 (-) 4.63e4

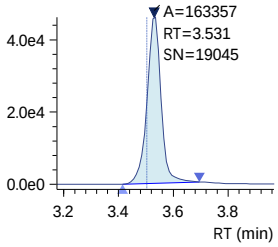

PFPeA
Conc. 5.0102
Q 263.00>219.00 (-) 1.65e5

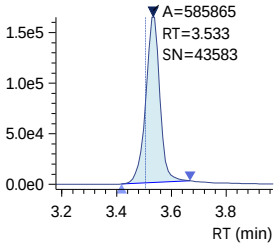

PFMBA
Conc. 5.0832
Q 279.00>84.95 (-) 1.26e5

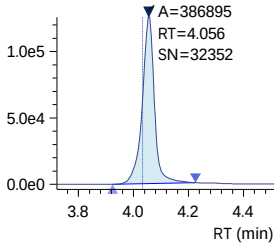

R1 241.00>117.00 (-) 5.79e4

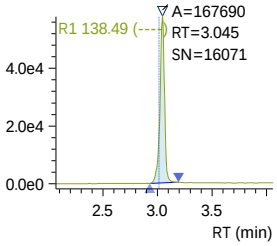

R2 241.00>117.00 (-) 5.79e4

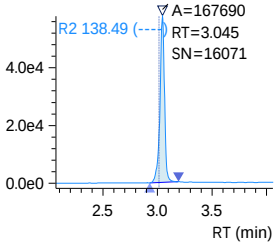

SN - Software-calculated S/N ratio outside criteria due to non-target peaks or drift in noise calculation window.
Analyst review of noise levels (excluding non-target peaks) in chromatogram indicates S/N ratio meets criteria.

240321_022 (continued)

13C2-4_2 FTS
Conc. 2.7513
Q 329.10>80.90 (-) 9.66e3

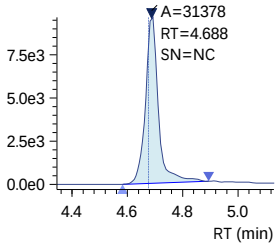

13C2-4_2 FTS_IS
Conc. 5.0000
ISTD 329.10>80.90 (-) 9.66e3

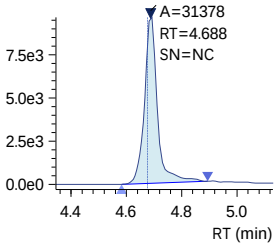

4_2 FTS
Conc. 5.3218
R#1 31.31 (33.08)
R#2 31.31 (27.71)
Q 327.10>307.00 (-) 2.88e4

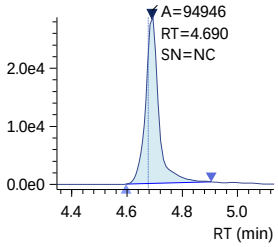

R1 327.10>80.90 (-) 9.28e3

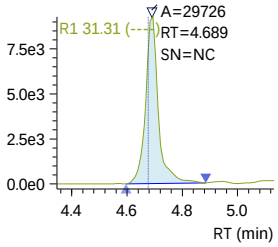

R2 327.10>80.90 (-) 9.28e3

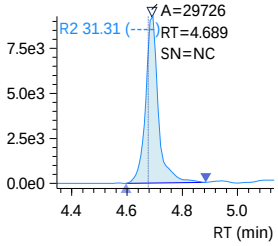

13C3-PFBS_IS
Conc. 2.5000
ISTD 302.10>79.90 (-) 2.69e4

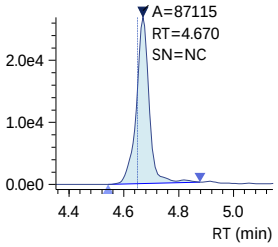

PFBS
Conc. 4.9096
R#1 45.24 (46.53)
R#2 45.24 (44.64)
Q 298.70>79.90 (-) 7.92e4

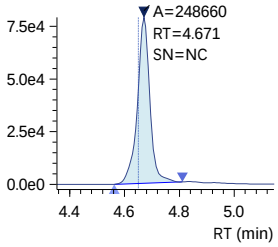

R1 298.70>98.80 (-) 3.50e4

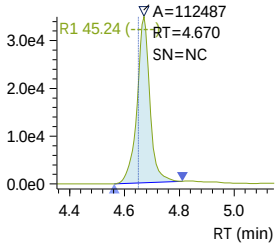

R2 298.70>98.80 (-) 3.50e4

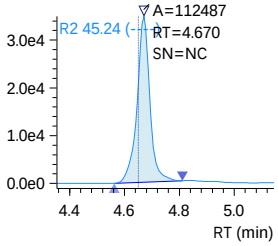

SN - Software-calculated S/N ratio outside criteria due to non-target peaks or drift in noise calculation window.
Analyst review of noise levels (excluding non-target peaks) in chromatogram indicates S/N ratio meets criteria.

240321_022 (continued)

13C3-PFBS
Conc. 1.7597

Q 302.10>79.90 (-) 2.69e4

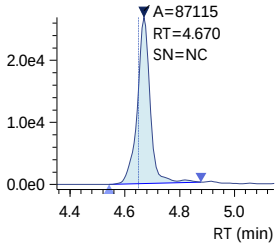

NFDHA
Conc. 6.6643
R#1 35.91 (36.44)
R#2 35.91 (34.56)

Q 295.00>201.00 (-) 1.24e5

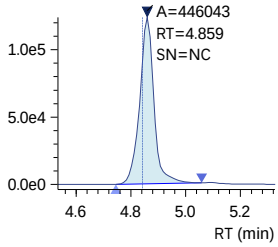

R1 295.00>84.90 (-) 4.50e4

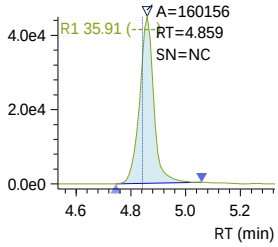

R2 295.00>84.90 (-) 4.50e4

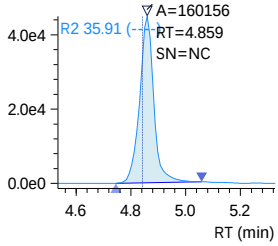

13C5-PFHxA
Conc. 1.8229

Q 318.00>273.00 (-) 5.52e4

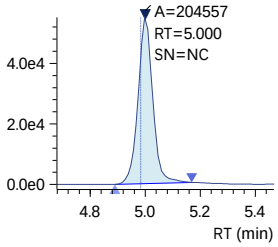

13C5-PFHxA_IS
Conc. 2.5000

ISTD 318.00>273.00 (-) 5.52e4

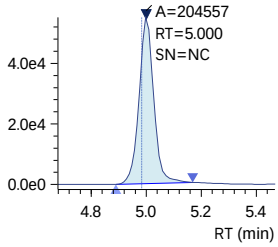

13C2-PFHxA_IS
Conc. 2.5000

ISTD 315.10>270.00 (-) 9.12e4

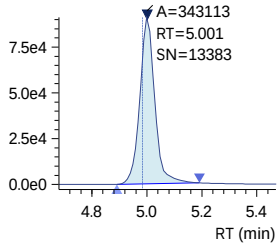

J:\LCMS08\Data\240321_1633_B1\240321_1633_B1.damlp .

SN - Software-calculated S/N ratio outside criteria due to non-target peaks or drift in noise calculation window.
Analyst review of noise levels (excluding non-target peaks) in chromatogram indicates S/N ratio meets criteria.

Insight Report
Quantitation/Integration
Printed 3/22/2024 13:35:57

240321_022 (continued)

PFHxA
Conc. 5.2346
Q 313.00>269.00 (-) 1.18e5

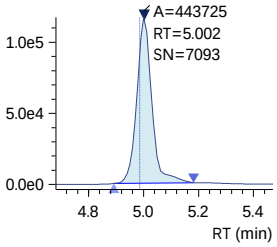

PFEESA
Conc. 4.9096
R#1 5.35 (5.25)
R#2 5.35 (5.67)
Q 314.80>135.00 (-) 3.96e5

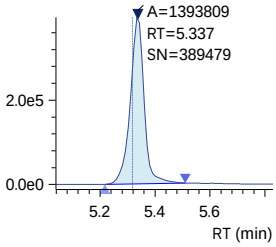

R1 314.80>82.90 (-) 2.14e4

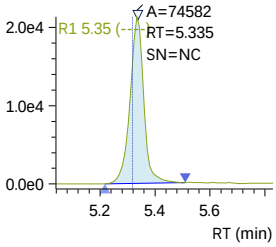

R2 314.80>82.90 (-) 2.14e4

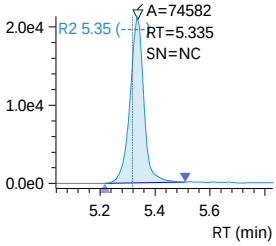

13C3-HFPO-DA
Conc. 8.2161
Q 286.90>168.90 (-) 1.22e5

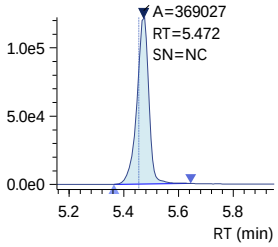

13C3-HFPO-DA_IS
Conc. 10.0000
ISTD 286.90>168.90 (-) 1.22e5

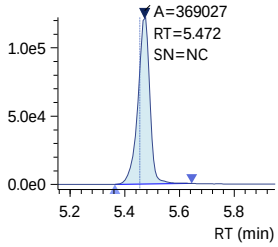

HFPO-DA
Conc. 5.5570
R#1 60.69 (62.57)
R#2 60.69 (64.50)
Q 284.90>168.90 (-) 7.81e4

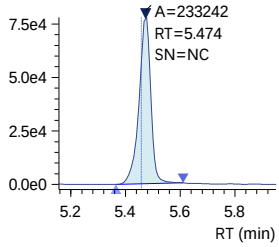

R1 284.90>184.90 (-) 4.69e4

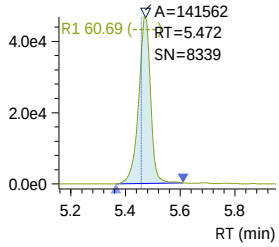

R2 284.90>184.90 (-) 4.69e4

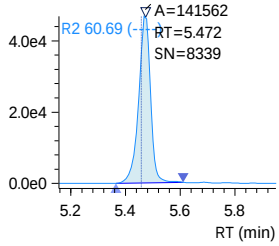

J:\LCMS08\Data\240321_1633_B1\240321_1633_B1.damlp .

SN - Software-calculated S/N ratio outside criteria due to non-target peaks or drift in noise calculation window.
Analyst review of noise levels (excluding non-target peaks) in chromatogram indicates S/N ratio meets criteria.

240321_022 (continued)

5_3 FTCA
Conc. 50.8170
R#1 150.14 (154.88)
R#2 150.14 (154.15)
Q 341.00>237.05 (-) 1.04e5

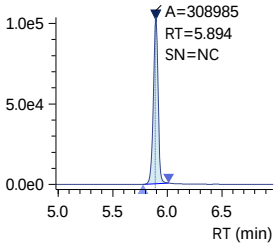

R1 341.00>217.00 (-) 1.56e5

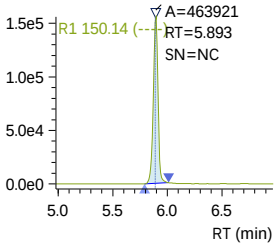

R2 341.00>217.00 (-) 1.56e5

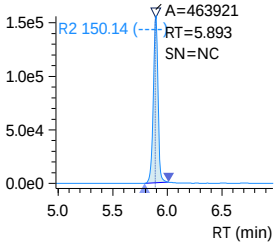

PFPeS
Conc. 4.9589
R#1 55.17 (54.44)
R#2 55.17 (56.96)
Q 349.10>79.90 (-) 6.55e4

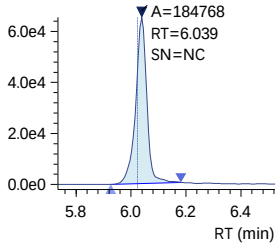

R1 349.10>98.80 (-) 3.57e4

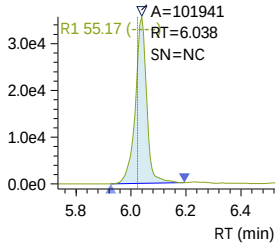

R2 349.10>98.80 (-) 3.57e4

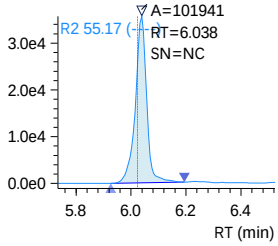

13C4-PFHpA
Conc. 1.9358
Q 367.10>322.00 (-) 1.08e5

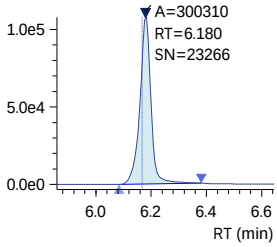

13C4-PFHpA_IS
Conc. 2.5000
ISTD 367.10>322.00 (-) 1.08e5

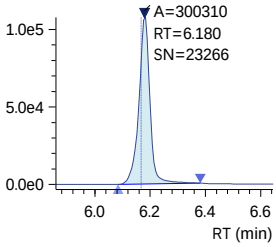

PFHpA
Conc. 5.1866
R#1 22.79 (23.39)
R#2 22.79 (22.63)
Q 363.10>319.00 (-) 2.06e5

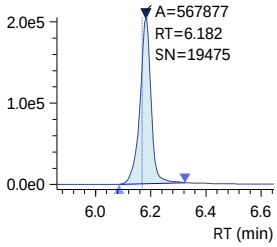

R1 363.10>169.00 (-) 4.71e4

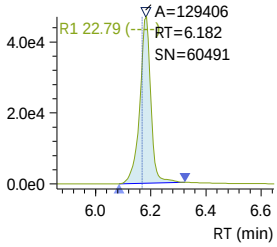

R2 363.10>169.00 (-) 4.71e4

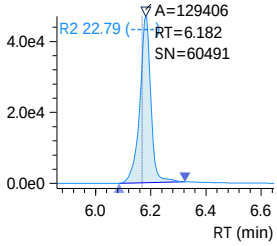

J:\LCMS08\Data\240321_1633_B1\240321_1633_B1.damlp .

SN - Software-calculated S/N ratio outside criteria due to non-target peaks or drift in noise calculation window.
Analyst review of noise levels (excluding non-target peaks) in chromatogram indicates S/N ratio meets criteria.

240321_022 (continued)

DONA
Conc. 5.1258
R#1 29.87 (30.39)
R#2 29.87 (28.87)
Q 376.90>250.90 (-) 2.53e5

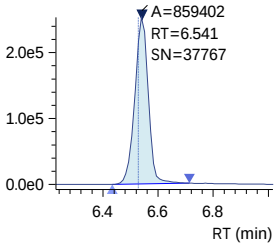

13C2-6_2 FTS_IS
Conc. 5.0000
ISTD 429.10>80.90 (-) 5.74e3

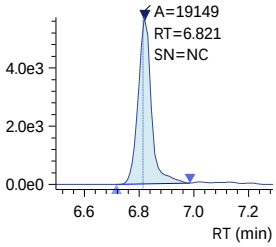

13C2-6_2 FTS
Conc. 2.0832
Q 429.10>80.90 (-) 5.74e3

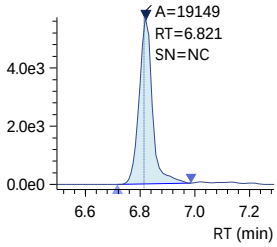

6_2 FTS
Conc. 4.9250
R#1 45.90 (44.48)
R#2 45.90 (40.73)
Q 427.10>407.00 (-) 1.34e4

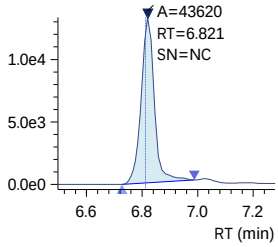

13C4-PFOA_IS
Conc. 2.5000
ISTD 417.10>172.00 (-) 5.66e3

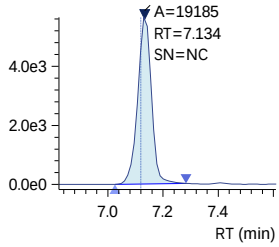

R1 376.90>84.80 (-) 7.58e4

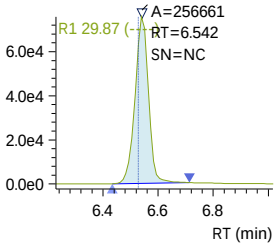

R1 427.10>80.90 (-) 6.01e3

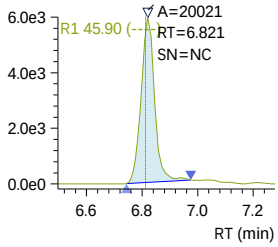

R2 376.90>84.80 (-) 7.58e4

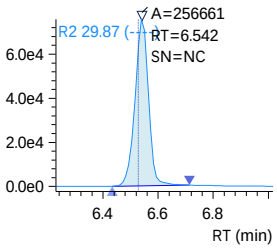

R2 427.10>80.90 (-) 6.01e3

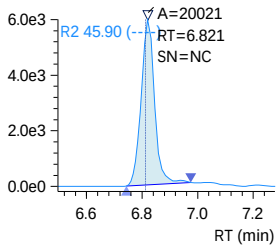

Insight Report
Quantitation/Integration
Printed 3/22/2024 13:35:57

240321_022 (continued)

13C8-PFOA_IS
Conc. 2.5000

ISTD 421.10>376.00 (-) 6.15e4

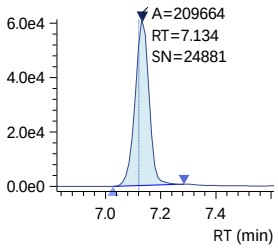

13C8-PFOA
Conc. 1.7745

Q 421.10>376.00 (-) 6.15e4

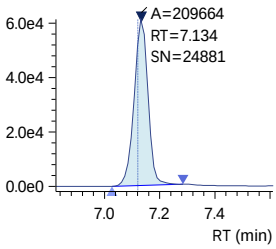

PFOA
Conc. 5.2049
R#1 23.93 (24.47)
R#2 23.93 (24.84)

Q 413.00>369.00 (-) 1.19e5

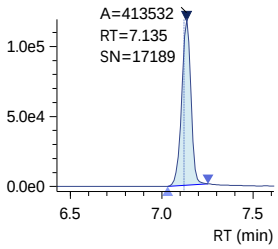

R1 413.00>169.00 (-) 2.88e4

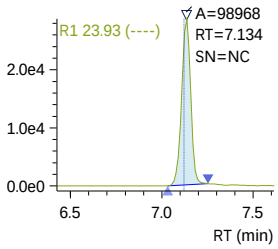

R2 413.00>169.00 (-) 2.88e4

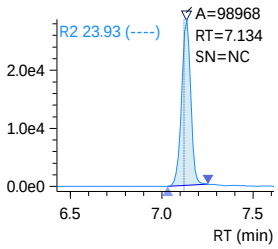

13C3-PFHxS
Conc. 1.9300

Q 402.10>79.90 (-) A=65723 1.93e4

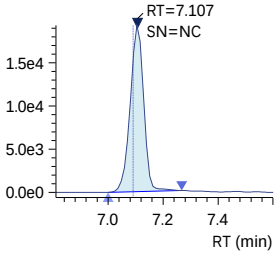

13C3-PFHxS_IS
Conc. 2.5000

ISTD 402.10>79.90 (-) A=65723 1.93e4

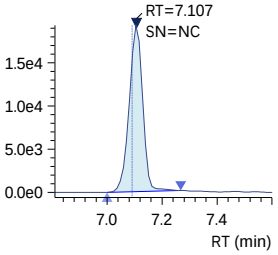

J:\LCMS08\Data\240321_1633_B1\240321_1633_B1.damlp .

SN - Software-calculated S/N ratio outside criteria due to non-target peaks or drift in noise calculation window.
Analyst review of noise levels (excluding non-target peaks) in chromatogram indicates S/N ratio meets criteria.

Insight Report
Quantitation/Integration
Printed 3/22/2024 13:35:57

240321_022 (continued)

PFHxS
Conc. 4.7529
R#1 59.36 (57.29)
R#2 59.36 (58.76)
Q 398.70>79.90 (-) 3.69e4

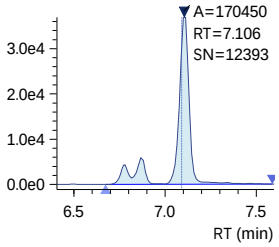

R1 398.70>98.90 (-) 2.18e4

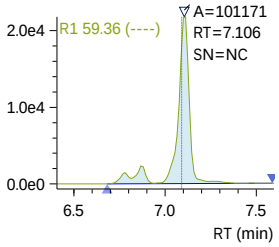

R2 398.70>98.90 (-) 2.18e4

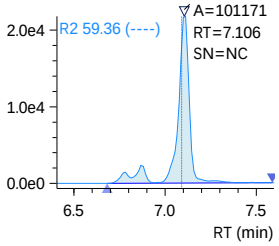

18O2-PFHxS_IS
Conc. 2.5000
ISTD 403.00>83.90 (-) 2.33e4

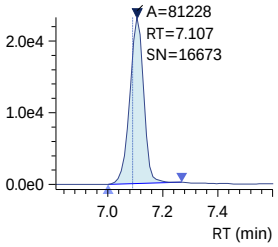

13C9-PFNA_IS
Conc. 1.2500
ISTD 472.10>427.00 (-) 3.71e4

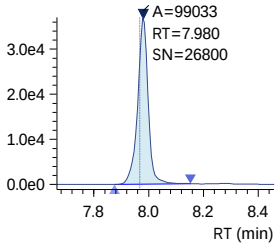

13C9-PFNA
Conc. 0.9585
Q 472.10>427.00 (-) 3.71e4

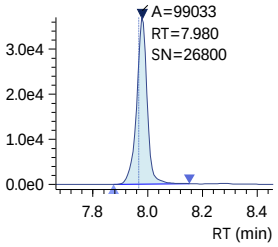

13C5-PFNA_IS
Conc. 1.2500
ISTD 468.00>423.00 (-) 4.37e4

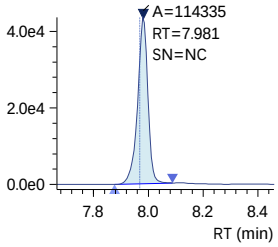

J:\LCMS08\Data\240321_1633_B1\240321_1633_B1.damlp .
SN - Software-calculated S/N ratio outside criteria due to non-target peaks or drift in noise calculation window.
Analyst review of noise levels (excluding non-target peaks) in chromatogram indicates S/N ratio meets criteria.

240321_022 (continued)

PFNA
Conc. 5.0850
R#1 21.19 (20.36)
R#2 21.19 (19.31)
Q 463.00>419.00 (-) 1.23e5

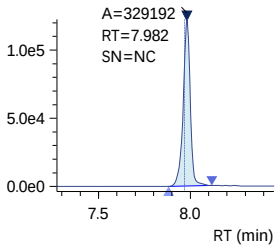

PFHpS
Conc. 5.2603
R#1 50.47 (46.70)
R#2 50.47 (48.05)
Q 449.00>79.90 (-) 5.25e4

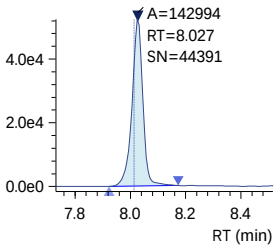

7_3 FTCA
Conc. 45.7248
R#1 133.34 (132.28)
R#2 133.34 (133.47)
Q 441.00>317.00 (-) 1.42e5

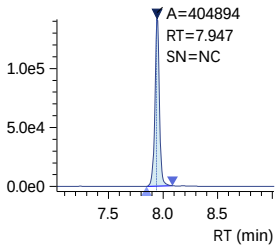

13C2-8_2-FTS
Conc. 2.1588
Q 529.10>80.90 (-) 3.72e3

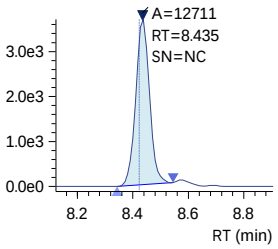

13C2-8_2-FTS_IS
Conc. 5.0000
ISTD 529.10>80.90 (-) 3.72e3

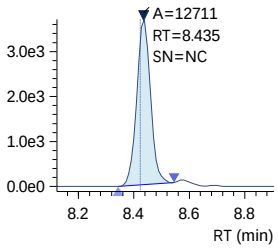

R1 463.00>219.00 (-) 2.58e4

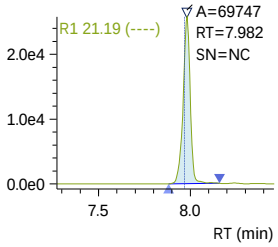

R1 449.00>98.80 (-) 2.69e4

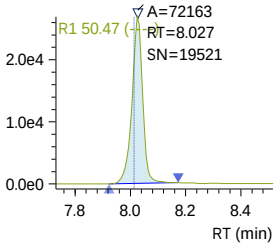

R1 441.00>336.90 (-) 1.89e5

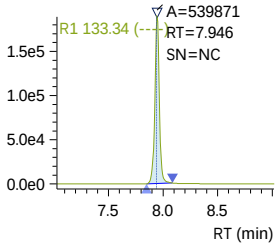

R2 463.00>219.00 (-) 2.58e4

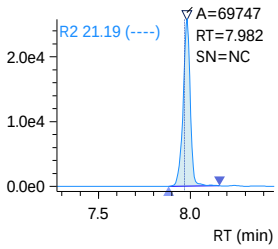

R2 449.00>98.80 (-) 2.69e4

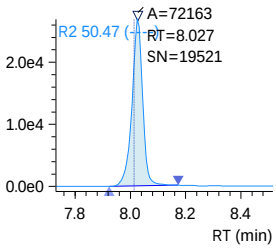

R2 441.00>336.90 (-) 1.89e5

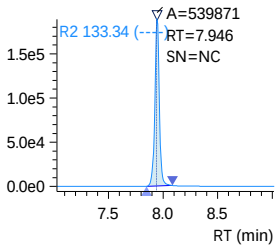

240321_022 (continued)

8_2 FTS
Conc. 6.0076
R#1 45.21 (45.91)
R#2 45.21 (45.20)
Q 527.10>506.95 (-) 1.03e4

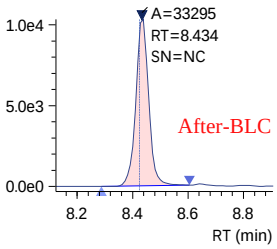

R1 527.10>80.80 (-) 4.35e3

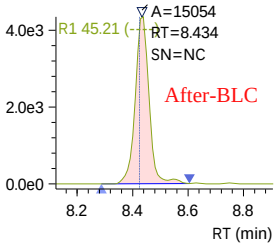

R2 527.10>80.80 (-) 4.35e3

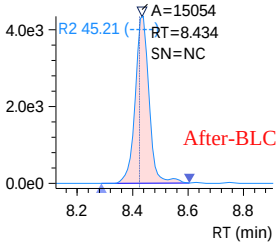

13C6-PFDA_IS
Conc. 1.2500
ISTD 519.10>474.10 (-) 1.98e4

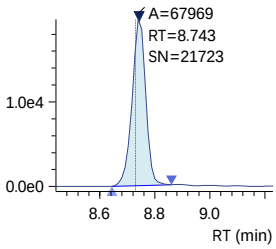

13C6-PFDA
Conc. 0.9424
Q 519.10>474.10 (-) 1.98e4

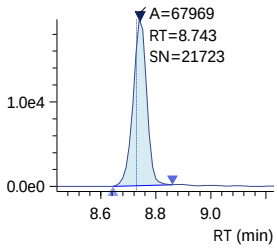

13C2-PFDA_IS
Conc. 1.2500
ISTD 515.10>470.10 (-) 2.21e4

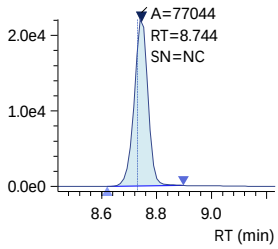

PFDA
Conc. 5.1579
R#1 16.65 (17.64)
R#2 16.65 (19.20)
Q 512.90>469.00 (-) 8.42e4

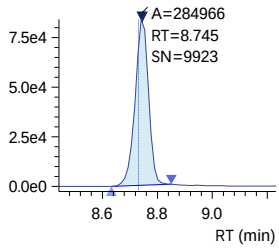

R1 512.90>219.00 (-) 1.39e4

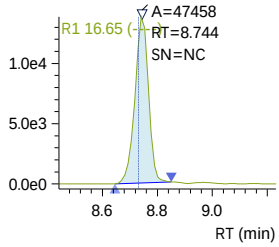

R2 512.90>219.00 (-) 1.39e4

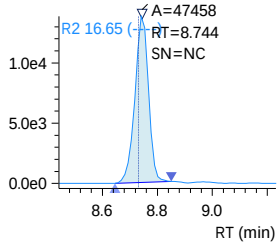

D3-NMeFOSAA_IS
Conc. 5.0000
ISTD 573.20>419.00 (-) 1.77e4

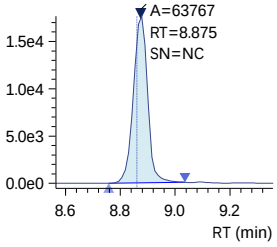

D3-NMeFOSAA
Conc. 2.9020
Q 573.20>419.00 (-) 1.77e4

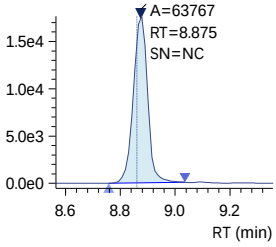

13C8-PFOS_IS
Conc. 2.5000
ISTD 507.10>98.90 (-) 5.98e3

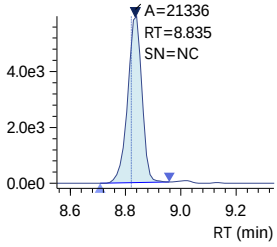

13C8-PFOS
Conc. 1.6778
Q 507.10>98.90 (-) 5.98e3

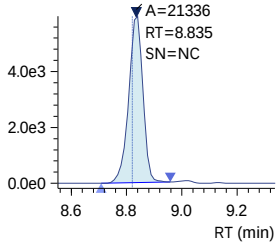

13C4-PFOS_IS
Conc. 2.5000
ISTD 502.80>79.90 (-) 2.54e4

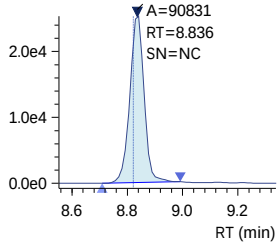

SN - Software-calculated S/N ratio outside criteria due to non-target peaks or drift in noise calculation window.
Analyst review of noise levels (excluding non-target peaks) in chromatogram indicates S/N ratio meets criteria.

240321_022 (continued)

PFOS
Conc. 5.5411
R#1 47.87 (45.06)
R#2 47.87 (47.87)
Q 498.90>79.90 (-) 2.57e4

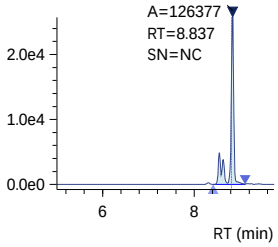

NMeFOSAA
Conc. 5.7018
R#1 68.54 (67.10)
R#2 68.54 (60.24)
Q 570.10>419.00 (-) 1.86e4

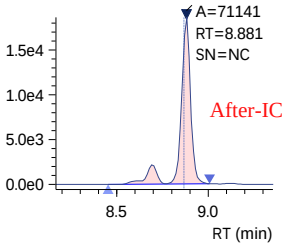

D5-NEtFOSAA_IS
Conc. 5.0000
ISTD 589.20>419.00 (-) 1.65e4

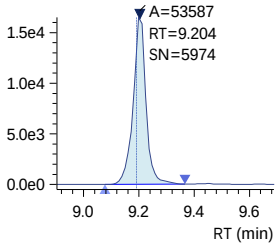

D5-NEtFOSAA
Conc. 3.3287
Q 589.20>419.00 (-) 1.65e4

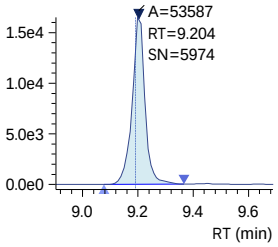

NEtFOSAA
Conc. 5.2710
R#1 81.52 (89.53)
R#2 81.52 (72.57)
Q 584.20>419.10 (-) 1.53e4

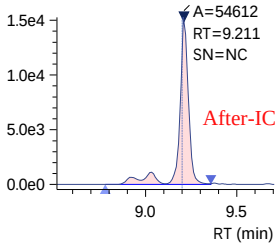

R1 498.90>98.80 (-) 1.42e4

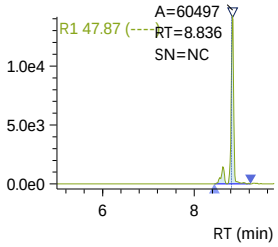

R1 570.10>483.00 (-) 1.16e4

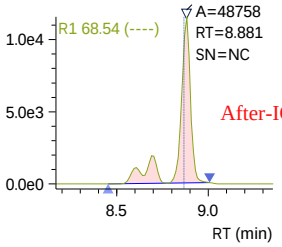

R1 584.20>526.00 (-) 1.12e4

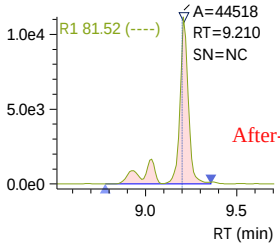

R2 498.90>98.80 (-) 1.42e4

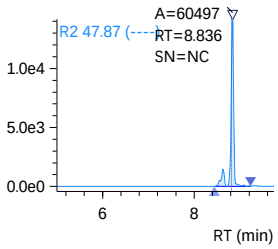

R2 570.10>483.00 (-) 1.16e4

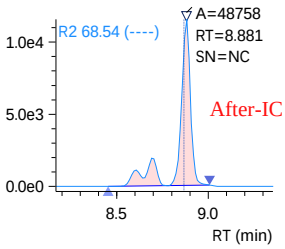

R2 584.20>526.00 (-) 1.12e4

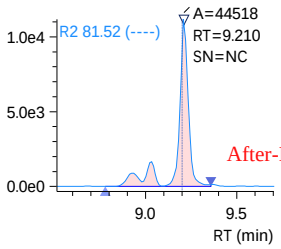

J:\LCMS08\Data\240321_1633_B1\240321_1633_B1.damlp .

SN - Software-calculated S/N ratio outside criteria due to non-target peaks or drift in noise calculation window.
Analyst review of noise levels (excluding non-target peaks) in chromatogram indicates S/N ratio meets criteria.

240321_022 (continued)

9-Cl-PF3ONS
Conc. 4.2673
R#1 31.56 (31.69)
R#2 31.56 (30.68)
Q 530.80>351.00 (-) 3.03e5

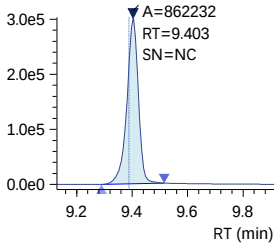

R1 532.80>353.00 (-) 9.42e4

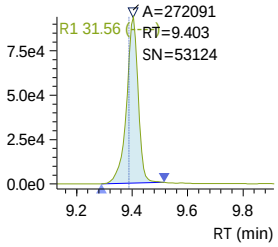

R2 532.80>353.00 (-) 9.42e4

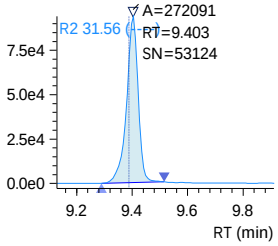

PFUnDA
Conc. 5.8212
R#1 11.61 (10.96)
R#2 11.61 (11.56)
Q 563.10>519.00 (-) 1.05e5

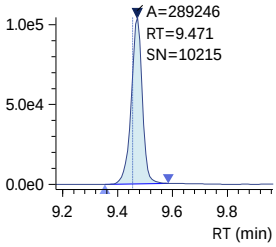

R1 563.10>269.10 (-) 1.16e4

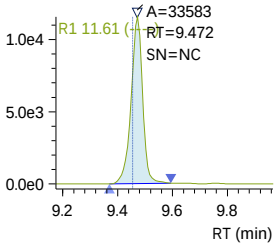

R2 563.10>269.10 (-) 1.16e4

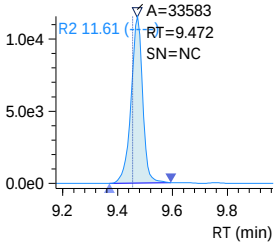

13C7-PFUnDA_IS
Conc. 1.2500
ISTD 570.00>525.10 (-) 2.01e4

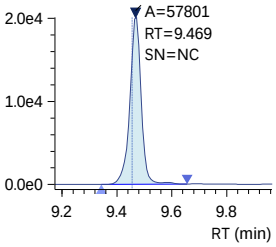

13C7-PFUnDA
Conc. 0.8127
Q 570.00>525.10 (-) 2.01e4

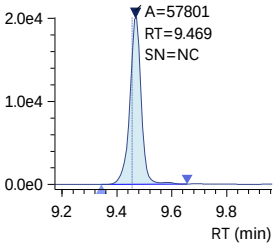

PFNS
Conc. 5.7856
R#1 60.95 (56.91)
R#2 60.95 (61.27)
Q 548.80>79.90 (-) 3.72e4

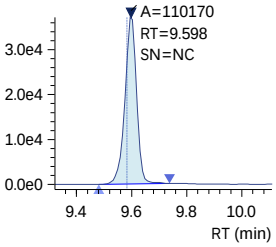

R1 548.80>98.80 (-) 2.30e4

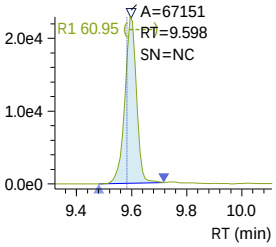

R2 548.80>98.80 (-) 2.30e4

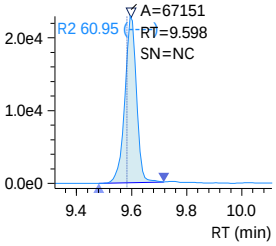

Insight Report
Quantitation/Integration
Printed 3/22/2024 13:35:57

240321_022 (continued)

10_2 FTS
Conc. 6.5352
R#1 32.12 (32.29)
R#2 32.12 (29.61)
Q 626.80>607.05 (-) 1.15e4

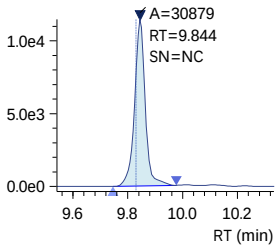

R1 626.80>81.00 (-) 3.54e3

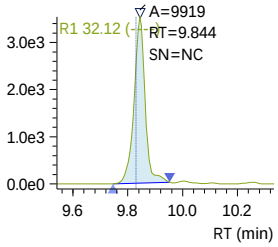

R2 626.80>81.00 (-) 3.54e3

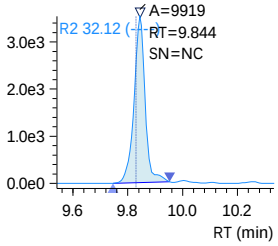

13C2-PFDOA_IS
Conc. 1.2500
ISTD 615.10>570.00 (-) 2.45e4

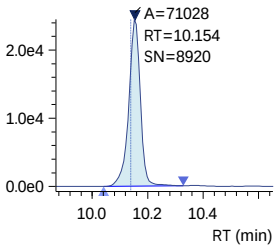

13C2-PFDOA
Conc. 0.8587
Q 615.10>570.00 (-) 2.45e4

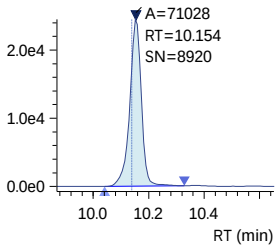

PFDOA
Conc. 5.4304
R#1 11.04 (11.14)
R#2 11.04 (10.73)
Q 613.10>569.00 (-) 7.48e4

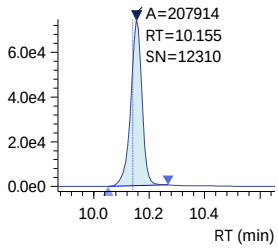

R1 613.10>319.00 (-) 8.06e3

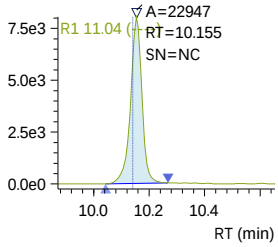

R2 613.10>319.00 (-) 8.06e3

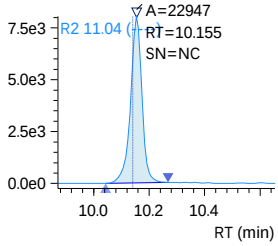

PFDS
Conc. 5.4346
R#1 60.64 (58.01)
R#2 60.64 (58.67)
Q 599.00>79.90 (-) 3.24e4

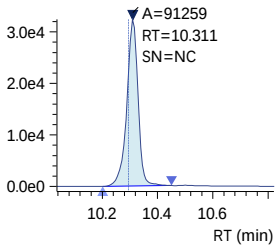

R1 599.00>98.80 (-) 1.96e4

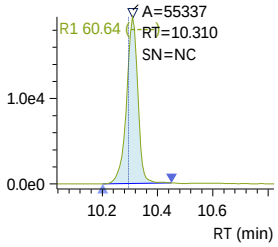

R2 599.00>98.80 (-) 1.96e4

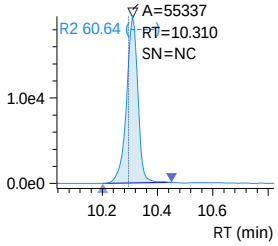

J:\LCMS08\Data\240321_1633_B1\240321_1633_B1.damlp .

SN - Software-calculated S/N ratio outside criteria due to non-target peaks or drift in noise calculation window.
Analyst review of noise levels (excluding non-target peaks) in chromatogram indicates S/N ratio meets criteria.

240321_022 (continued)

PFTrDA
Conc. 5.4725
R#1 15.49 (16.67)
R#2 15.49 (15.36)
Q 663.00>619.00 (-) 6.62e4

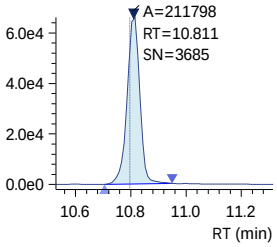

R1 663.00>168.90 (-) 9.86e3

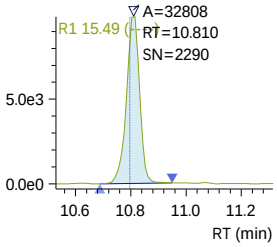

R2 663.00>168.90 (-) 9.86e3

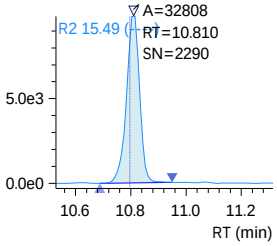

11-Cl-PF3OUdS
Conc. 4.6058
R#1 32.61 (35.04)
R#2 32.61 (35.75)
Q 630.90>451.00 (-) 1.34e5

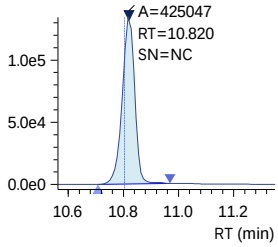

R1 632.90>452.90 (-) 4.35e4

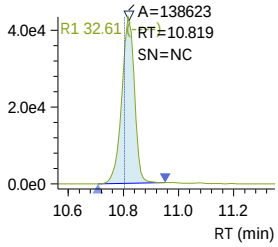

R2 632.90>452.90 (-) 4.35e4

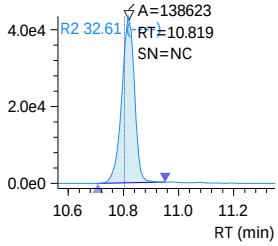

PFOSAm
Conc. 5.7928
Q 498.10>77.90 (-) 4.80e4

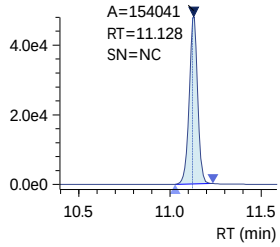

13C8-PFOSAm
Conc. 1.7836
Q 506.10>77.80 (-) 1.89e4

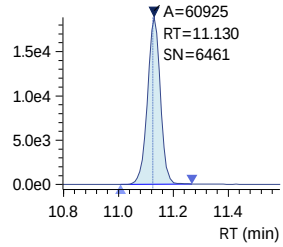

13C8-PFOSAm_IS
Conc. 2.5000
ISTD 506.10>77.80 (-) 1.89e4

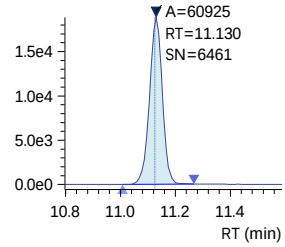

J:\LCMS08\Data\240321_1633_B1\240321_1633_B1.damlp .
SN - Software-calculated S/N ratio outside criteria due to non-target peaks or drift in noise calculation window.
Analyst review of noise levels (excluding non-target peaks) in chromatogram indicates S/N ratio meets criteria.

240321_022 (continued)

PFTDA
Conc. 5.4068
R#1 16.21 (17.09)
R#2 16.21 (18.64)

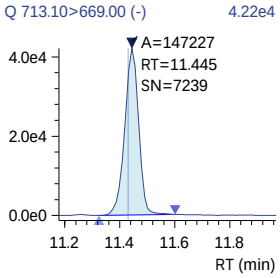

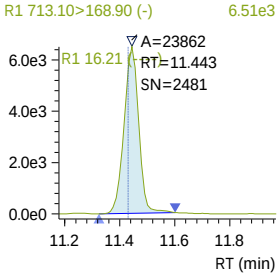

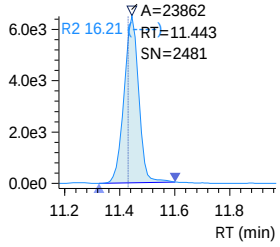

13C2-PFTDA
Conc. 0.7900

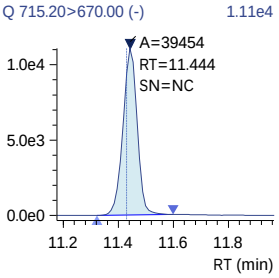

13C2-PFTDA_IS
Conc. 1.2500

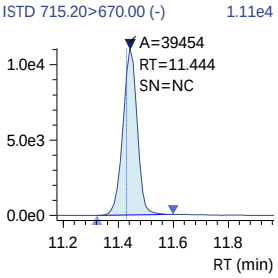

PFDoS
Conc. 4.7833
R#1 63.54 (61.23)
R#2 63.54 (68.82)

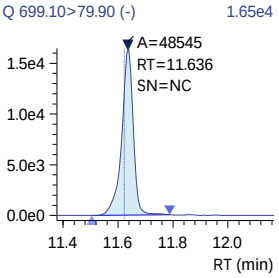

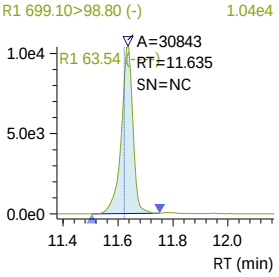

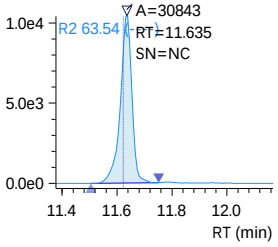

D7-MeFOSE_IS
Conc. 25.0000

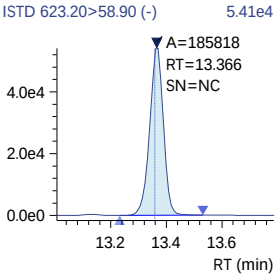

J:\LCMS08\Data\240321_1633_B1\240321_1633_B1.damlp .

SN - Software-calculated S/N ratio outside criteria due to non-target peaks or drift in noise calculation window.
Analyst review of noise levels (excluding non-target peaks) in chromatogram indicates S/N ratio meets criteria.

240321_022 (continued)

D7-MeFOSE
Conc. 17.7795

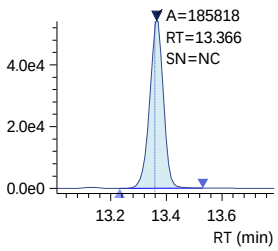

MeFOSE
Conc. 5.3727

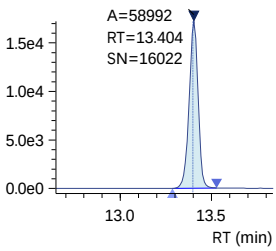

13C2-PFHXDA_IS
Conc. 2.5000

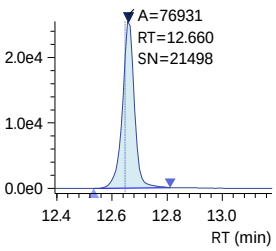

13C2-PFHXDA
Conc. 1.4981

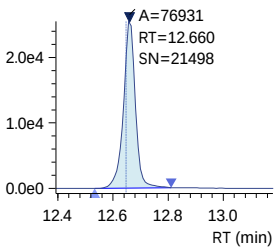

PFHXDA
Conc. 5.3987
R#1 11.67 (10.78)
R#2 11.67 (11.00)

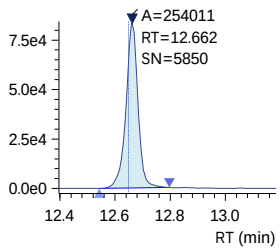

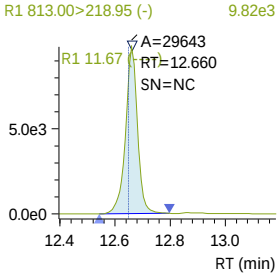

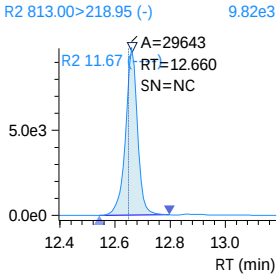

J:\LCMS08\Data\240321_1633_B1\240321_1633_B1.damlp .

SN - Software-calculated S/N ratio outside criteria due to non-target peaks or drift in noise calculation window.
Analyst review of noise levels (excluding non-target peaks) in chromatogram indicates S/N ratio meets criteria.

240321_022 (continued)

D3-MeFOSA
Conc. 1.4854

Q 515.00>219.00 (-) 3.82e3

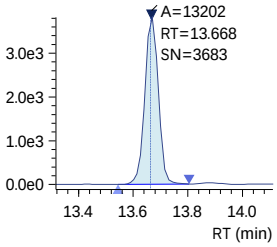

D3-MeFOSA_IS
Conc. 2.5000

ISTD 515.00>219.00 (-) 3.82e3

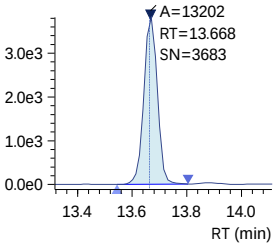

MeFOSA
Conc. 5.0379
R#1 109.22 (156.31)
R#2 109.22 (156.72)

Q 511.90>219.00 (-) 1.25e4

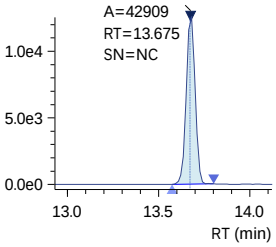

R1 511.90>169.00 (-) 1.36e4

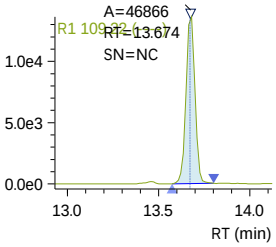

R2 511.90>169.00 (-) 1.36e4

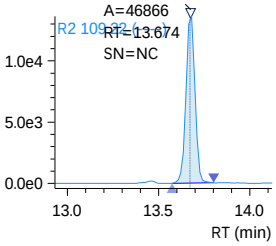

D9-EtFOSE_IS
Conc. 25.0000

ISTD 639.20>58.90 (-) 6.00e4

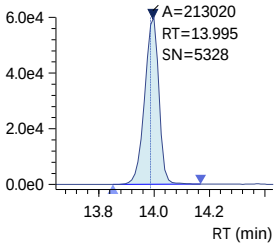

D9-EtFOSE
Conc. 17.8549

Q 639.20>58.90 (-) 6.00e4

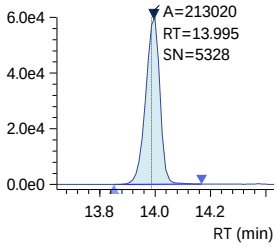

240321_022 (continued)

EtFOSE
Conc. 5.0245

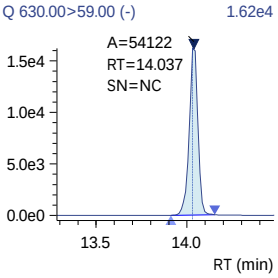

D5-EtFOSAm
Conc. 1.5896

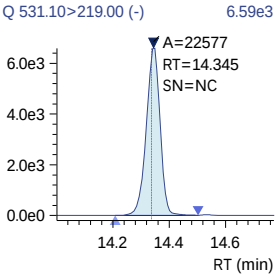

D5-EtFOSAm_IS
Conc. 2.5000

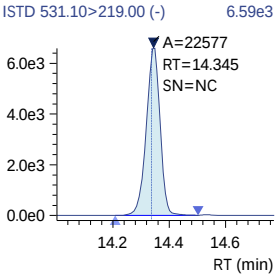

EtFOSAm
Conc. 4.2556
R#1 131.80 (177.75)
R#2 131.80 (149.59)

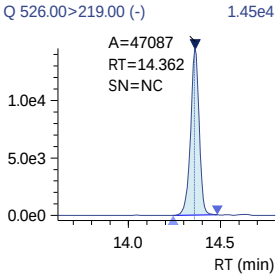

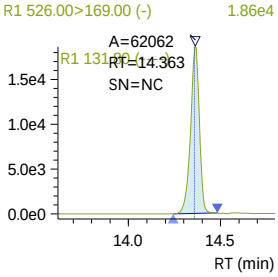

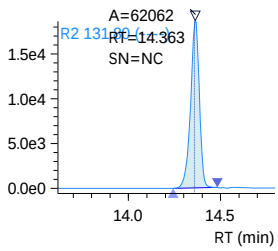

PFODA
Conc. 6.1722
R#1 35.25 (31.66)
R#2 35.25 (33.60)

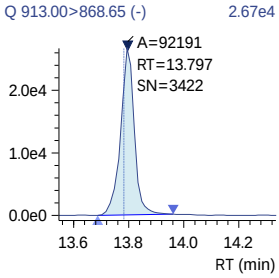

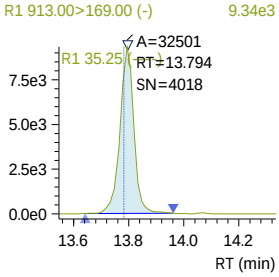

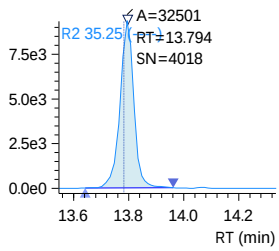

Insight Report
Before Manual Integration
Printed 3/22/2024 10:11:10

240321_022

Sample ID: KQ2403860-03
Date Acquired: 3/21/2024 6:49:20 PM
Acquired by: System Administrator
Data File: 240321_022
Vial: 20 | Inj. Volume: 10.0000uL | Tray: 2

13C4-PFBA
Conc. 7.8063
Q 216.80>171.90 (-) 9.53e4

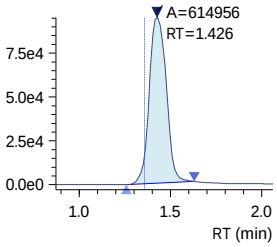

13C4-PFBA_IS
Conc. 10.0000
ISTD 216.80>171.90 (-) 9.53e4

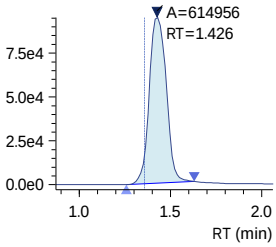

13C3-PFBA_IS
Conc. 5.0000
ISTD 216.00>172.00 (-) 6.21e4

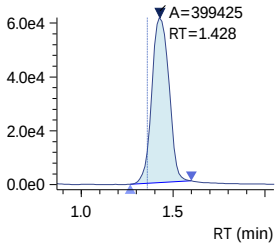

PFBA
Conc. 5.7146
Q 212.80>169.05 (-) 6.06e4

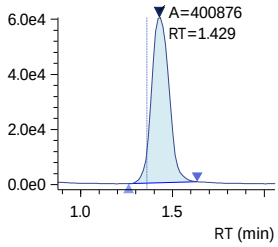

PFMPA
Conc. 5.3017
Q 229.00>84.90 (-) 5.79e4

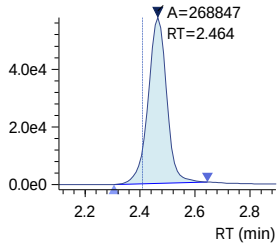

3_3 FTCA
Conc. 49.0297
R#1 138.49 (136.14)
R#2 138.49 (136.14)
Q 241.00>177.10 (-) 4.20e4

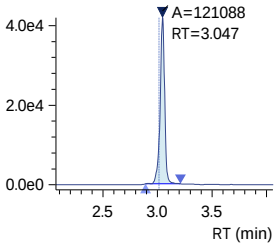

13C5-PFPeA
Conc. 4.2790
Q 268.30>223.00 (-) 4.63e4

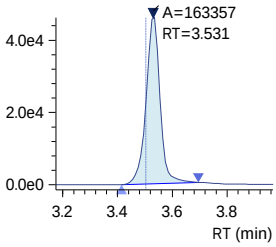

13C5-PFPeA_IS
Conc. 5.0000
ISTD 268.30>223.00 (-) 4.63e4

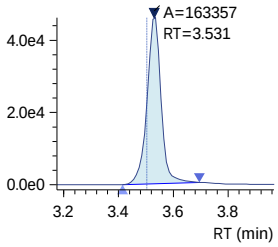

PFPeA
Conc. 5.0102
Q 263.00>219.00 (-) 1.65e5

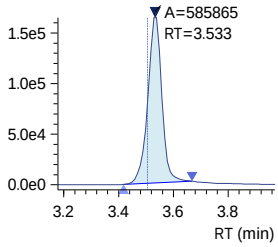

PFMBA
Conc. 5.0832
Q 279.00>84.95 (-) 1.26e5

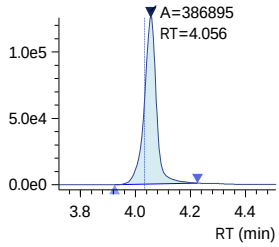

R1 241.00>117.00 (-) 5.79e4

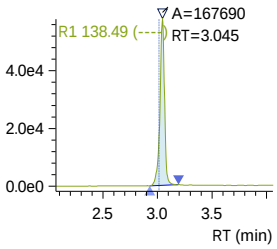

R2 241.00>117.00 (-) 5.79e4

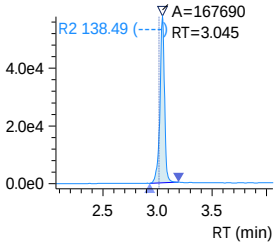

Insight Report
Before Manual Integration
Printed 3/22/2024 10:11:10

240321_022 (continued)

13C2-4_2 FTS
Conc. 2.7513
Q 329.10>80.90 (-) 9.66e3

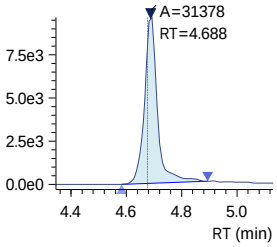

13C2-4_2 FTS_IS
Conc. 5.0000
ISTD 329.10>80.90 (-) 9.66e3

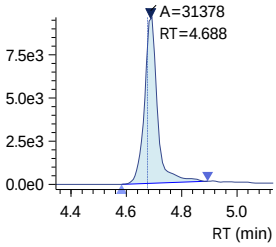

4_2 FTS
Conc. 5.3218
R#1 31.31 (33.08)
R#2 31.31 (33.08)
Q 327.10>307.00 (-) 2.88e4

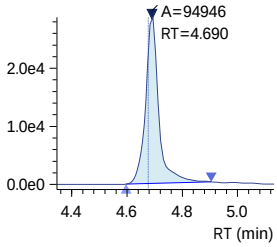

R1 327.10>80.90 (-) 9.28e3

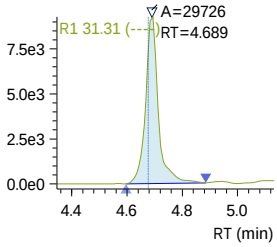

R2 327.10>80.90 (-) 9.28e3

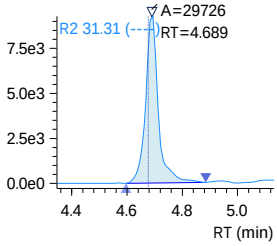

13C3-PFBS_IS
Conc. 2.5000
ISTD 302.10>79.90 (-) 2.69e4

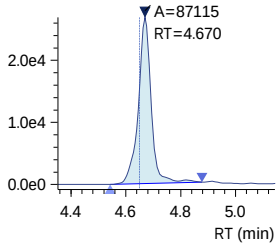

PFBS
Conc. 4.9096
R#1 45.24 (46.53)
R#2 45.24 (46.53)
Q 298.70>79.90 (-) 7.92e4

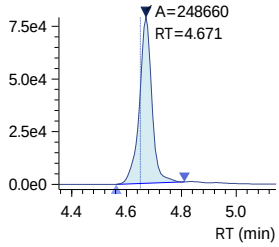

R1 298.70>98.80 (-) 3.50e4

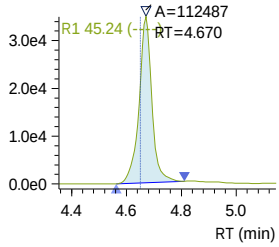

R2 298.70>98.80 (-) 3.50e4

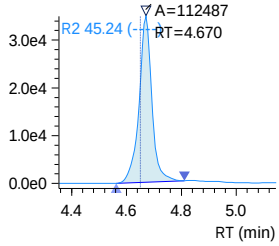

Insight Report
Before Manual Integration
Printed 3/22/2024 10:11:10

240321_022 (continued)

13C3-PFBS
Conc. 1.7597

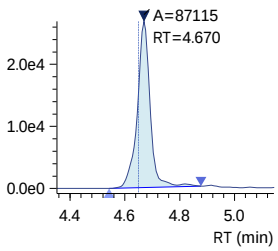

NFDHA
Conc. 6.6643
R#1 35.91 (36.44)
R#2 35.91 (36.44)

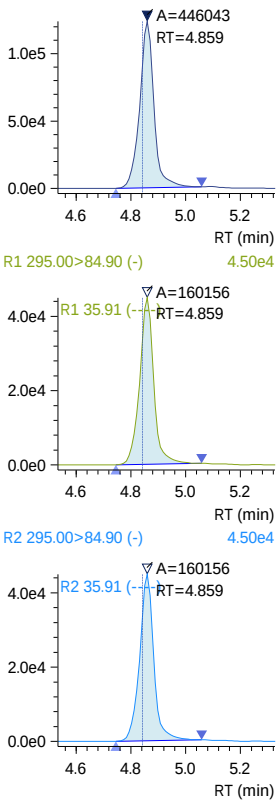

13C5-PFHxA
Conc. 1.8229

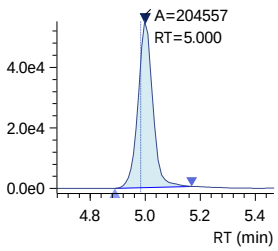

13C5-PFHxA_IS
Conc. 2.5000

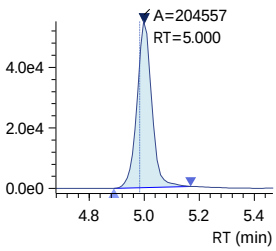

13C2-PFHxA_IS
Conc. 2.5000

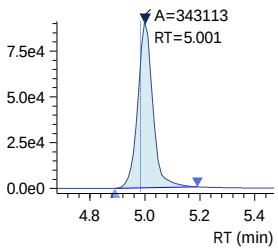

Insight Report
Before Manual Integration
Printed 3/22/2024 10:11:10

240321_022 (continued)

PFHxA
Conc. 5.2346
Q 313.00>269.00 (-) 1.18e5

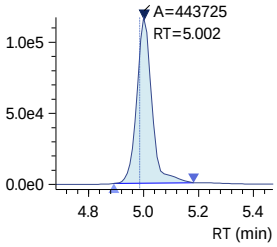

PFEESA
Conc. 4.9096
R#1 5.35 (5.25)
R#2 5.35 (5.25)
Q 314.80>135.00 (-) 3.96e5

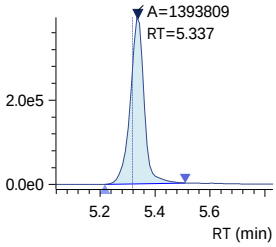

R1 314.80>82.90 (-) 2.14e4

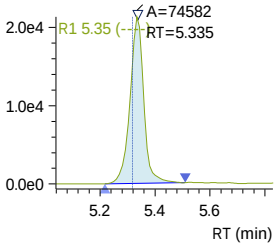

R2 314.80>82.90 (-) 2.14e4

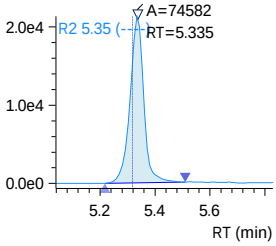

13C3-HFPO-DA
Conc. 8.2161
Q 286.90>168.90 (-) 1.22e5

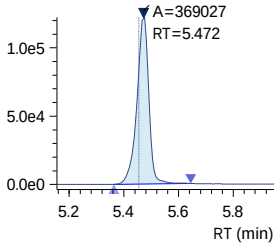

13C3-HFPO-DA_IS
Conc. 10.0000
ISTD 286.90>168.90 (-) 1.22e5

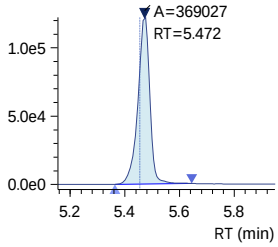

HFPO-DA
Conc. 5.5570
R#1 60.69 (62.57)
R#2 60.69 (62.57)
Q 284.90>168.90 (-) 7.81e4

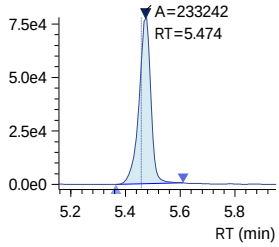

R1 284.90>184.90 (-) 4.69e4

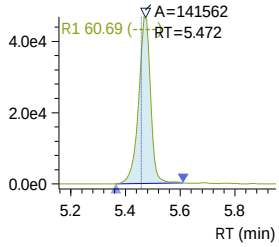

R2 284.90>184.90 (-) 4.69e4

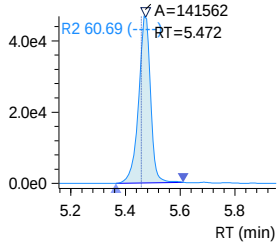

240321_022 (continued)

5_3 FTCA
Conc. 50.8170
R#1 150.14 (154.88)
R#2 150.14 (154.88)
Q 341.00>237.05 (-) 1.04e5

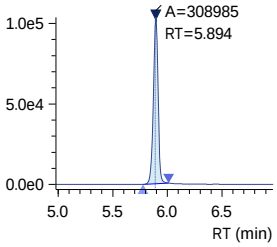

R1 341.00>217.00 (-) 1.56e5

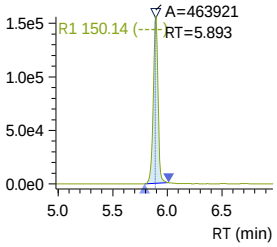

R2 341.00>217.00 (-) 1.56e5

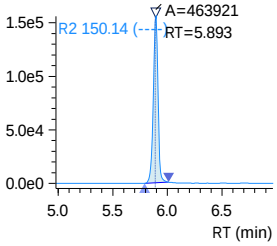

PFPeS
Conc. 4.9589
R#1 55.17 (54.44)
R#2 55.17 (54.44)
Q 349.10>79.90 (-) 6.55e4

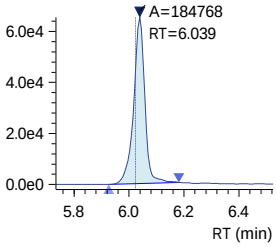

R1 349.10>98.80 (-) 3.57e4

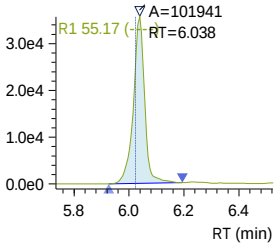

R2 349.10>98.80 (-) 3.57e4

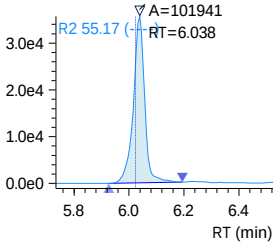

13C4-PFHpA
Conc. 1.9358
Q 367.10>322.00 (-) 1.08e5

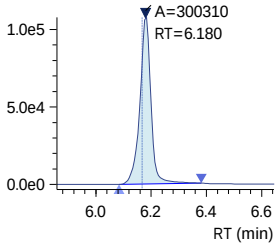

13C4-PFHpA_IS
Conc. 2.5000
ISTD 367.10>322.00 (-) 1.08e5

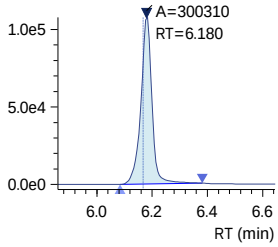

PFHpA
Conc. 5.1866
R#1 22.79 (23.39)
R#2 22.79 (23.39)
Q 363.10>319.00 (-) 2.06e5

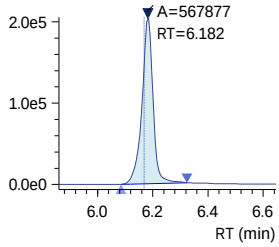

R1 363.10>169.00 (-) 4.71e4

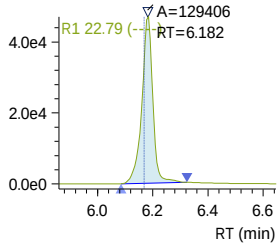

R2 363.10>169.00 (-) 4.71e4

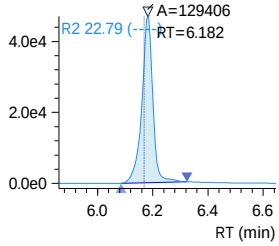

240321_022 (continued)

DONA
Conc. 5.1258
R#1 29.87 (30.39)
R#2 29.87 (30.39)
Q 376.90>250.90 (-) 2.53e5

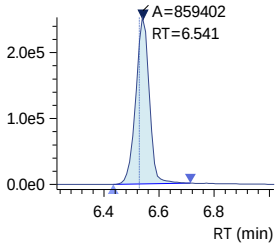

R1 376.90>84.80 (-) 7.58e4

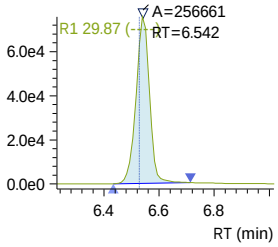

R2 376.90>84.80 (-) 7.58e4

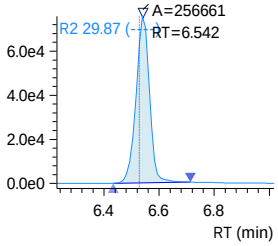

13C2-6_2 FTS_IS
Conc. 5.0000
ISTD 429.10>80.90 (-) 5.74e3

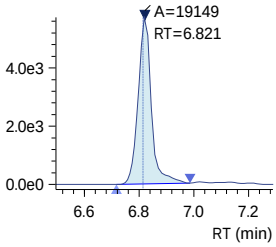

13C2-6_2 FTS
Conc. 2.0832
Q 429.10>80.90 (-) 5.74e3

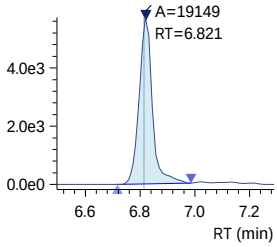

6_2 FTS
Conc. 4.9250
R#1 45.90 (44.48)
R#2 45.90 (44.48)
Q 427.10>407.00 (-) 1.34e4

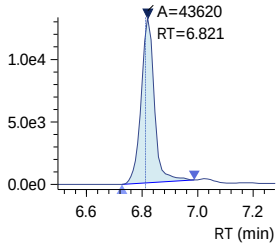

R1 427.10>80.90 (-) 6.01e3

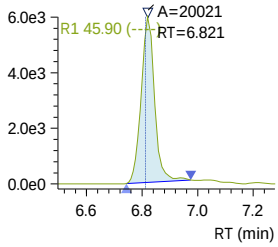

R2 427.10>80.90 (-) 6.01e3

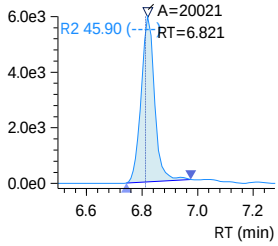

13C4-PFOA_IS
Conc. 2.5000
ISTD 417.10>172.00 (-) 5.66e3

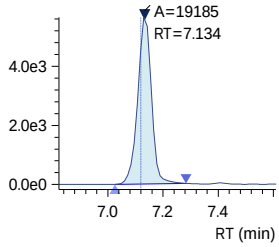

240321_022 (continued)

13C8-PFOA_IS
Conc. 2.5000

ISTD 421.10>376.00 (-) 6.15e4

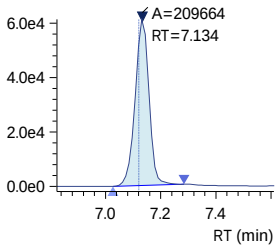

13C8-PFOA
Conc. 1.7745

Q 421.10>376.00 (-) 6.15e4

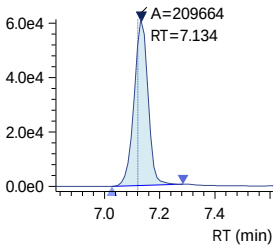

PFOA
Conc. 5.2049
R#1 23.93 (24.47)
R#2 23.93 (24.47)

Q 413.00>369.00 (-) 1.19e5

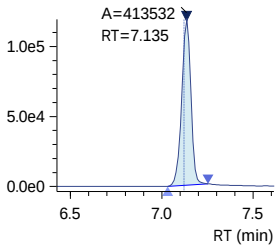

R1 413.00>169.00 (-) 2.88e4

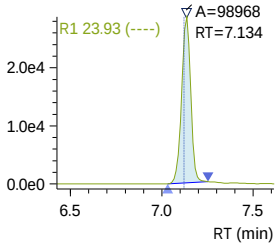

R2 413.00>169.00 (-) 2.88e4

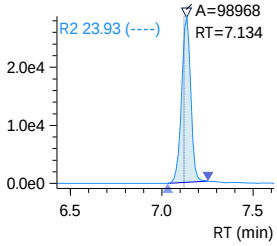

13C3-PFHxS
Conc. 1.9300

Q 402.10>79.90 (-) A=65723 1.93e4

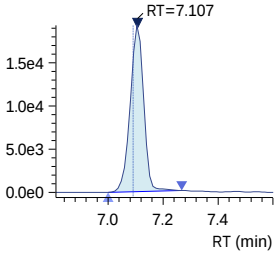

13C3-PFHxS_IS
Conc. 2.5000

ISTD 402.10>79.90 (-) A=65723 1.93e4

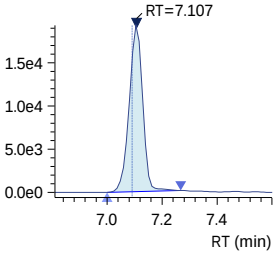

Insight Report
Before Manual Integration
Printed 3/22/2024 10:11:10

240321_022 (continued)

PFHxS
Conc. 4.7529
R#1 59.36 (57.29)
R#2 59.36 (57.29)
Q 398.70>79.90 (-) 3.69e4

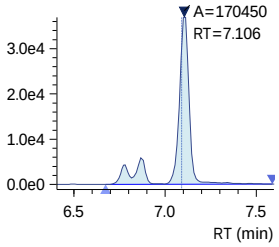

R1 398.70>98.90 (-) 2.18e4

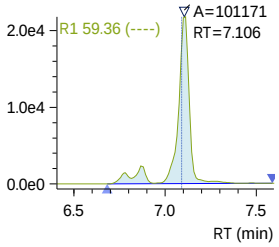

R2 398.70>98.90 (-) 2.18e4

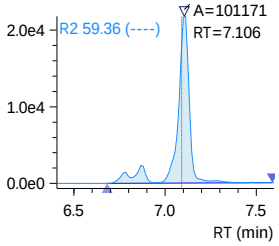

18O2-PFHxS_IS
Conc. 2.5000
ISTD 403.00>83.90 (-) 2.33e4

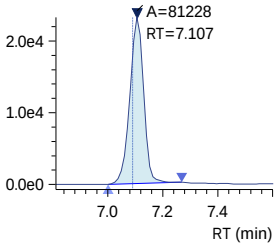

13C9-PFNA_IS
Conc. 1.2500
ISTD 472.10>427.00 (-) 3.71e4

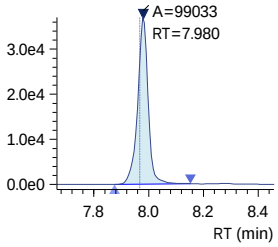

13C9-PFNA
Conc. 0.9585
Q 472.10>427.00 (-) 3.71e4

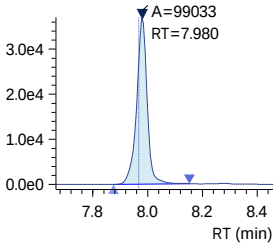

13C5-PFNA_IS
Conc. 1.2500
ISTD 468.00>423.00 (-) 4.37e4

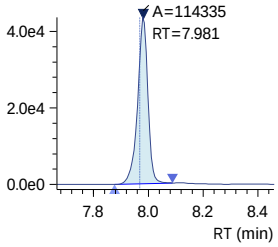

240321_022 (continued)

PFNA
Conc. 5.0850
R#1 21.19 (20.36)
R#2 21.19 (20.36)
Q 463.00>419.00 (-) 1.23e5

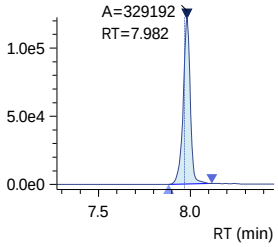

PFHpS
Conc. 5.2603
R#1 50.47 (46.70)
R#2 50.47 (46.70)
Q 449.00>79.90 (-) 5.25e4

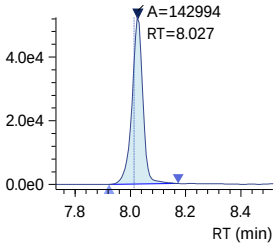

7_3 FTCA
Conc. 45.7248
R#1 133.34 (132.28)
R#2 133.34 (132.28)
Q 441.00>317.00 (-) 1.42e5

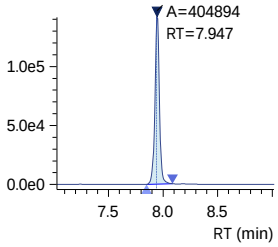

13C2-8_2-FTS
Conc. 2.1588
Q 529.10>80.90 (-) 3.72e3

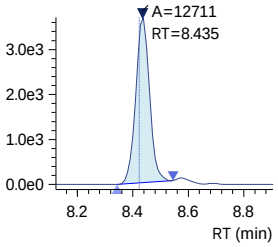

13C2-8_2-FTS_IS
Conc. 5.0000
ISTD 529.10>80.90 (-) 3.72e3

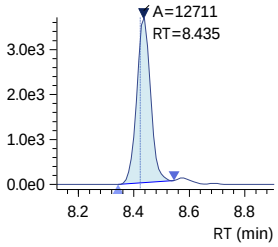

R1 463.00>219.00 (-) 2.58e4

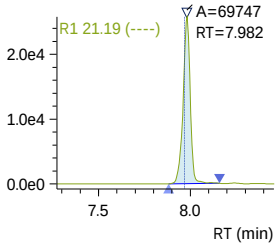

R1 449.00>98.80 (-) 2.69e4

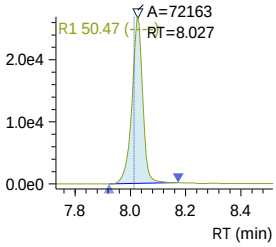

R1 441.00>336.90 (-) 1.89e5

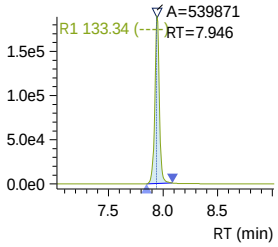

R2 463.00>219.00 (-) 2.58e4

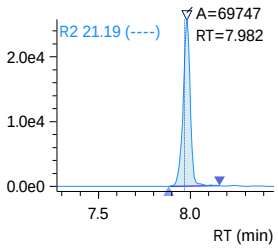

R2 449.00>98.80 (-) 2.69e4

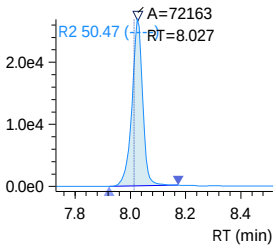

R2 441.00>336.90 (-) 1.89e5

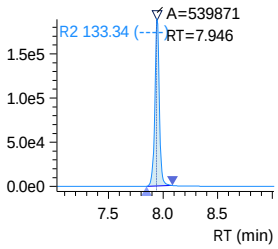

240321_022 (continued)

8_2 FTS
Conc. 5.9156
R#1 43.36 (45.91)
R#2 43.36 (45.91)
Q 527.10>506.95 (-) 1.03e4

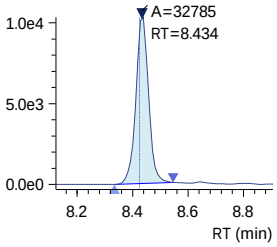

R1 527.10>80.80 (-) 4.35e3

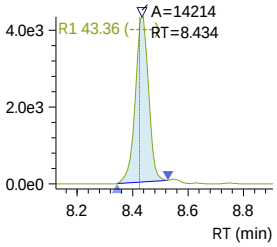

R2 527.10>80.80 (-) 4.35e3

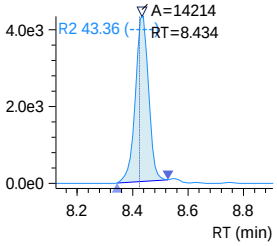

13C6-PFDA_IS
Conc. 1.2500
ISTD 519.10>474.10 (-) 1.98e4

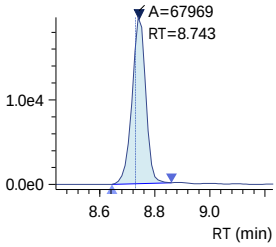

13C6-PFDA
Conc. 0.9424
Q 519.10>474.10 (-) 1.98e4

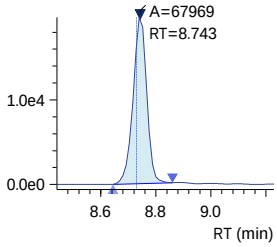

13C2-PFDA_IS
Conc. 1.2500
ISTD 515.10>470.10 (-) 2.21e4

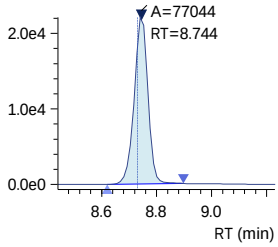

PFDA
Conc. 5.1579
R#1 16.65 (17.64)
R#2 16.65 (17.64)
Q 512.90>469.00 (-) 8.42e4

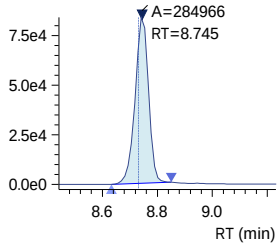

R1 512.90>219.00 (-) 1.39e4

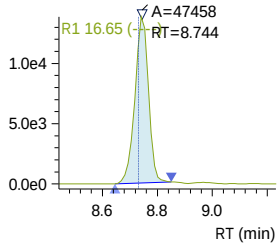

R2 512.90>219.00 (-) 1.39e4

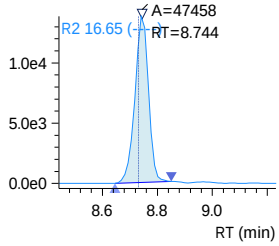

D3-NMeFOSAA_IS
Conc. 5.0000
ISTD 573.20>419.00 (-) 1.77e4

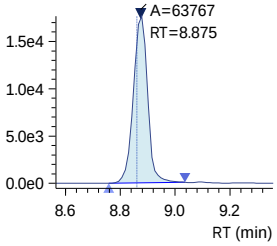

D3-NMeFOSAA
Conc. 2.9020
Q 573.20>419.00 (-) 1.77e4

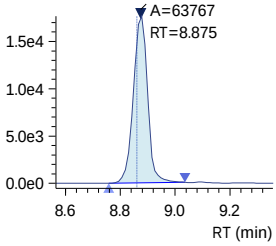

13C8-PFOS_IS
Conc. 2.5000
ISTD 507.10>98.90 (-) 5.98e3

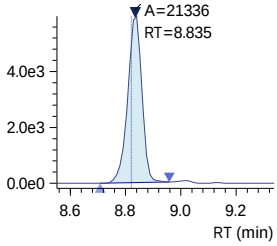

13C8-PFOS
Conc. 1.6778
Q 507.10>98.90 (-) 5.98e3

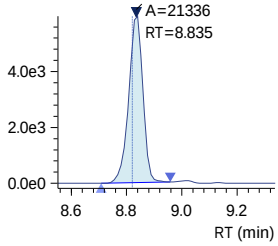

13C4-PFOS_IS
Conc. 2.5000
ISTD 502.80>79.90 (-) 2.54e4

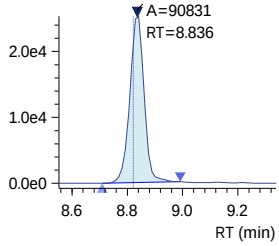

240321_022 (continued)

PFOS
Conc. 5.5411
R#1 47.87 (45.06)
R#2 47.87 (45.06)
Q 498.90>79.90 (-) 2.57e4

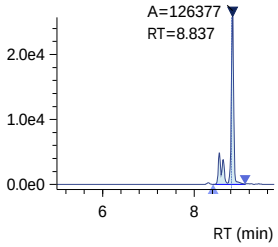

R1 498.90>98.80 (-) 1.42e4

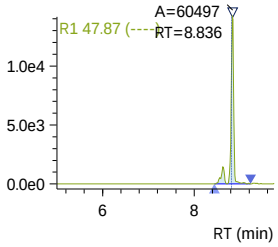

R2 498.90>98.80 (-) 1.42e4

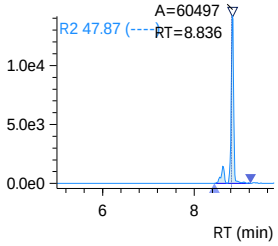

NMeFOSAA
Conc. 4.9041
R#1 61.13 (67.10)
R#2 61.13 (67.10)
Q 570.10>419.00 (-) 1.86e4

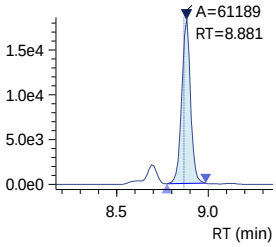

R1 570.10>483.00 (-) 1.16e4

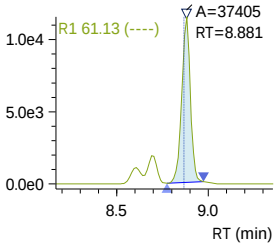

R2 570.10>483.00 (-) 1.16e4

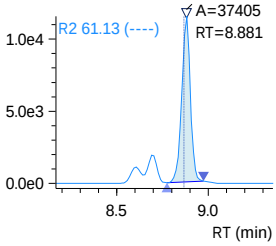

D5-NEtFOSAA_IS
Conc. 5.0000
ISTD 589.20>419.00 (-) 1.65e4

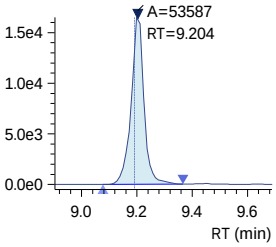

D5-NEtFOSAA
Conc. 3.3287
Q 589.20>419.00 (-) 1.65e4

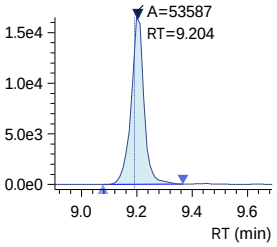

NEtFOSAA
Conc. 4.4518
R#1 72.27 (89.53)
R#2 72.27 (89.53)
Q 584.20>419.10 (-) 1.53e4

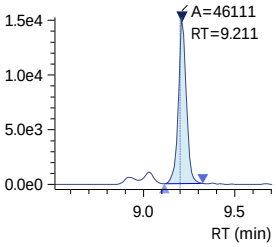

R1 584.20>526.00 (-) 1.12e4

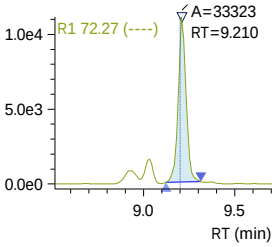

R2 584.20>526.00 (-) 1.12e4

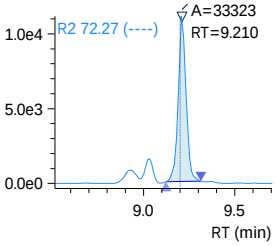

240321_022 (continued)

9-Cl-PF3ONS
Conc. 4.2673
R#1 31.56 (31.69)
R#2 31.56 (31.69)
Q 530.80>351.00 (-) 3.03e5

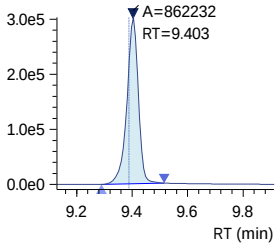

R1 532.80>353.00 (-) 9.42e4

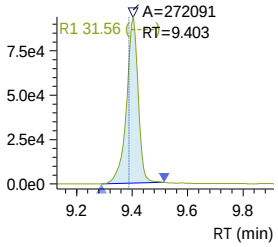

R2 532.80>353.00 (-) 9.42e4

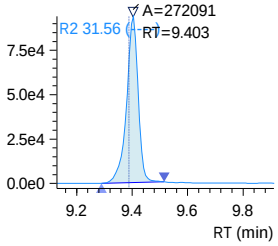

PFUnDA
Conc. 5.8212
R#1 11.61 (10.96)
R#2 11.61 (10.96)
Q 563.10>519.00 (-) 1.05e5

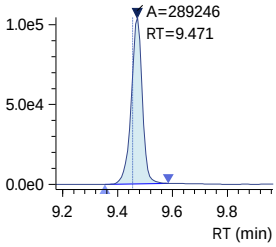

R1 563.10>269.10 (-) 1.16e4

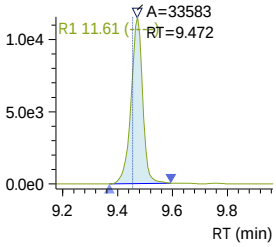

R2 563.10>269.10 (-) 1.16e4

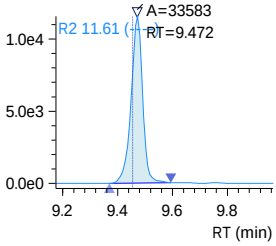

13C7-PFUnDA_IS
Conc. 1.2500
ISTD 570.00>525.10 (-) 2.01e4

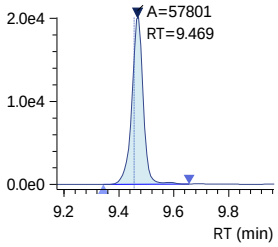

13C7-PFUnDA
Conc. 0.8127
Q 570.00>525.10 (-) 2.01e4

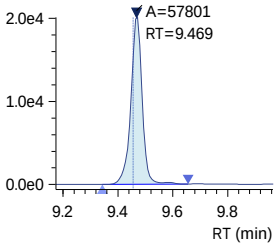

PFNS
Conc. 5.7856
R#1 60.95 (56.91)
R#2 60.95 (56.91)
Q 548.80>79.90 (-) 3.72e4

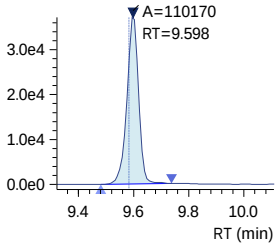

R1 548.80>98.80 (-) 2.30e4

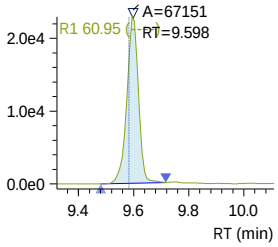

R2 548.80>98.80 (-) 2.30e4

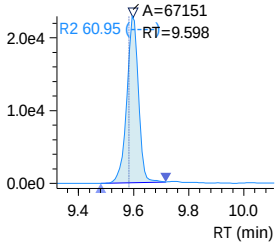

Insight Report
Before Manual Integration
Printed 3/22/2024 10:11:10

240321_022 (continued)

10_2 FTS
Conc. 6.5352
R#1 32.12 (32.29)
R#2 32.12 (32.29)

Q 626.80>607.05 (-) 1.15e4

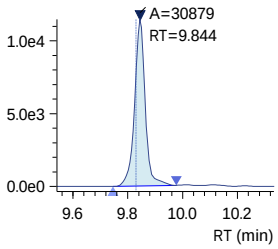

R1 626.80>81.00 (-) 3.54e3

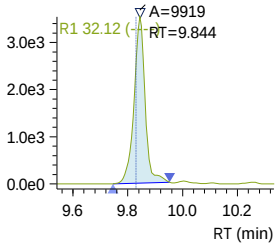

R2 626.80>81.00 (-) 3.54e3

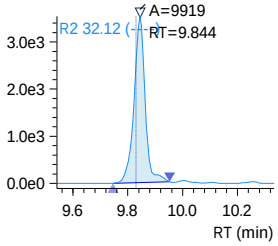

13C2-PFDOA_IS
Conc. 1.2500

ISTD 615.10>570.00 (-) 2.45e4

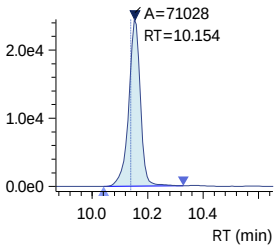

13C2-PFDOA
Conc. 0.8587

Q 615.10>570.00 (-) 2.45e4

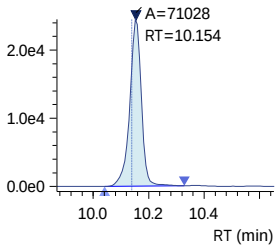

PFDOA
Conc. 5.4304
R#1 11.04 (11.14)
R#2 11.04 (11.14)

Q 613.10>569.00 (-) 7.48e4

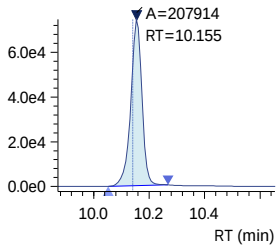

R1 613.10>319.00 (-) 8.06e3

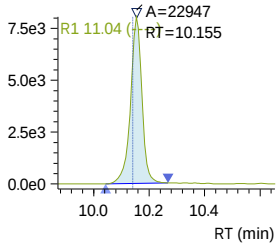

R2 613.10>319.00 (-) 8.06e3

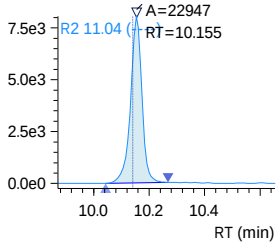

PFDS
Conc. 5.4346
R#1 60.64 (58.01)
R#2 60.64 (58.01)

Q 599.00>79.90 (-) 3.24e4

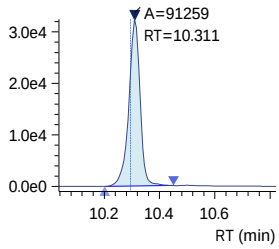

R1 599.00>98.80 (-) 1.96e4

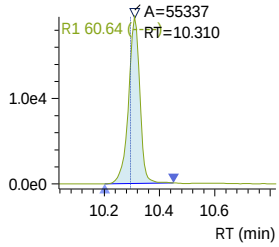

R2 599.00>98.80 (-) 1.96e4

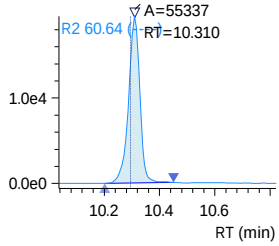

Insight Report
Before Manual Integration
Printed 3/22/2024 10:11:10

240321_022 (continued)

PFTrDA
Conc. 5.4725
R#1 15.49 (16.67)
R#2 15.49 (16.67)
Q 663.00>619.00 (-) 6.62e4

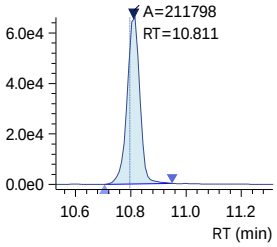

R1 663.00>168.90 (-) 9.86e3

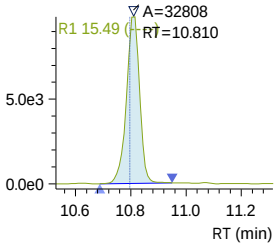

R2 663.00>168.90 (-) 9.86e3

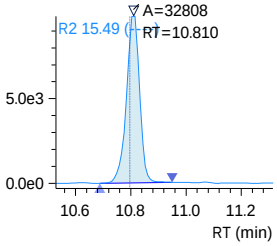

11-Cl-PF3OUdS
Conc. 4.6058
R#1 32.61 (35.04)
R#2 32.61 (35.04)
Q 630.90>451.00 (-) 1.34e5

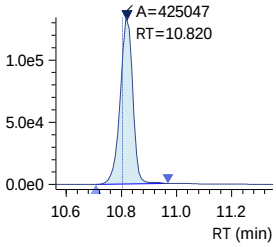

R1 632.90>452.90 (-) 4.35e4

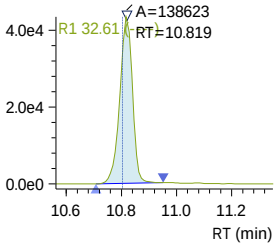

R2 632.90>452.90 (-) 4.35e4

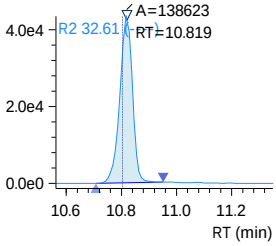

PFOSAm
Conc. 5.7928
Q 498.10>77.90 (-) 4.80e4

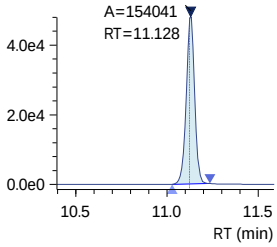

13C8-PFOSAm
Conc. 1.7836
Q 506.10>77.80 (-) 1.89e4

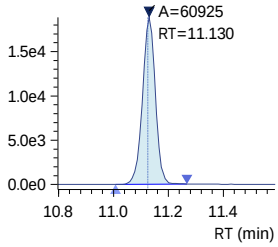

13C8-PFOSAm_IS
Conc. 2.5000
ISTD 506.10>77.80 (-) 1.89e4

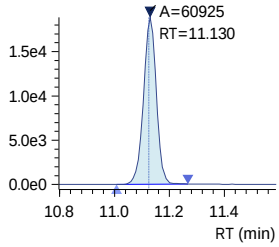

240321_022 (continued)

PFTDA
Conc. 5.4068
R#1 16.21 (17.09)
R#2 16.21 (17.09)

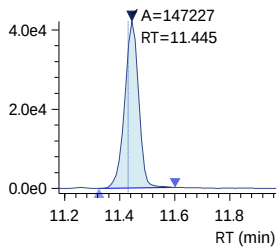

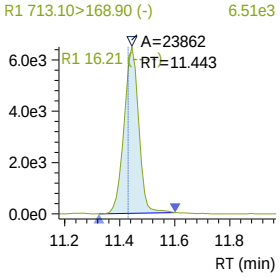

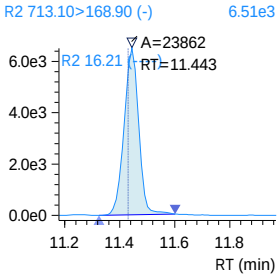

13C2-PFTDA
Conc. 0.7900

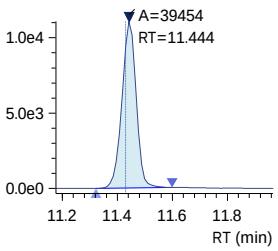

13C2-PFTDA_IS
Conc. 1.2500

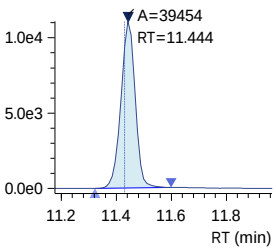

PFDoS
Conc. 4.7833
R#1 63.54 (61.23)
R#2 63.54 (61.23)

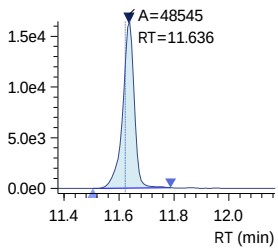

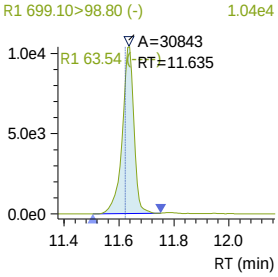

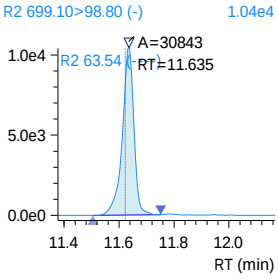

D7-MeFOSE_IS
Conc. 25.0000

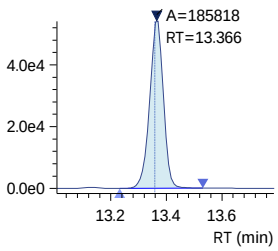

240321_022 (continued)

D7-MeFOSE
Conc. 17.7795

Q 623.20>58.90 (-) 5.41e4

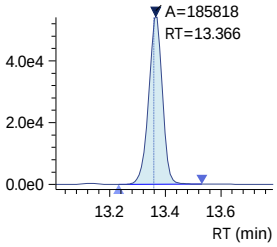

MeFOSE
Conc. 5.3727

Q 616.10>59.00 (-) 1.72e4

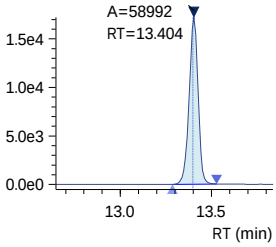

13C2-PFHXDA_IS
Conc. 2.5000

ISTD 815.00>770.05 (-) 2.55e4

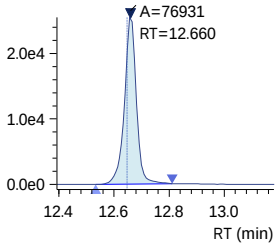

13C2-PFHXDA
Conc. 1.4981

Q 815.00>770.05 (-) 2.55e4

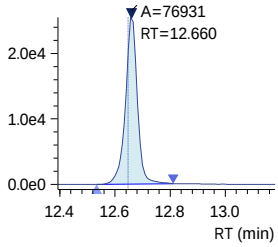

PFHXDA
Conc. 5.3987
R#1 11.67 (10.78)
R#2 11.67 (10.78)

Q 813.00>768.95 (-) 8.45e4

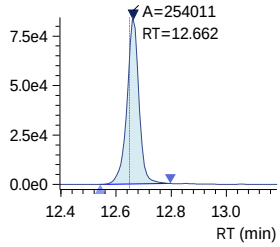

R1 813.00>218.95 (-) 9.82e3

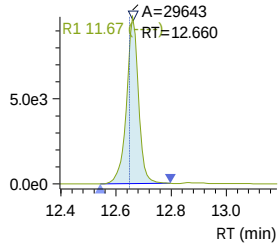

R2 813.00>218.95 (-) 9.82e3

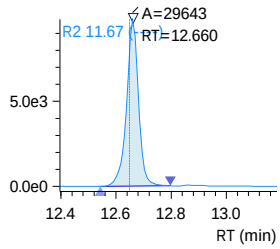

240321_022 (continued)

D3-MeFOSA
Conc. 1.4854

Q 515.00>219.00 (-) 3.82e3

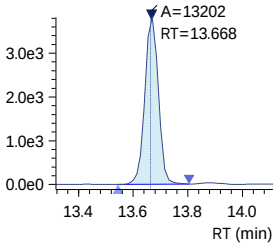

D3-MeFOSA_IS
Conc. 2.5000

ISTD 515.00>219.00 (-) 3.82e3

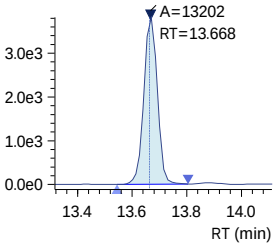

MeFOSA
Conc. 5.0379
R#1 109.22 (156.31)
R#2 109.22 (156.31)

Q 511.90>219.00 (-) 1.25e4

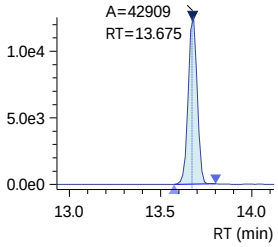

R1 511.90>169.00 (-) 1.36e4

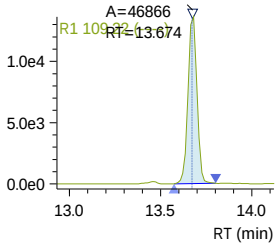

R2 511.90>169.00 (-) 1.36e4

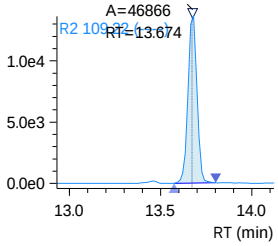

D9-EtFOSE_IS
Conc. 25.0000

ISTD 639.20>58.90 (-) 6.00e4

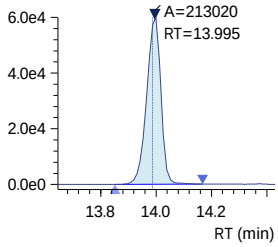

D9-EtFOSE
Conc. 17.8549

Q 639.20>58.90 (-) 6.00e4

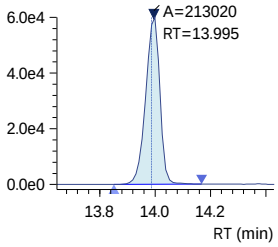

240321_022 (continued)

EtFOSE
Conc. 5.0245

Q 630.00>59.00 (-) 1.62e4

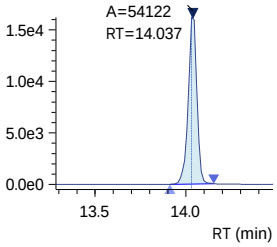

D5-EtFOSAm
Conc. 1.5896

Q 531.10>219.00 (-) 6.59e3

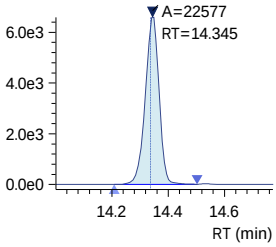

D5-EtFOSAm_IS
Conc. 2.5000

ISTD 531.10>219.00 (-) 6.59e3

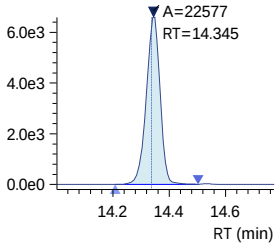

EtFOSAm
Conc. 4.2556
R#1 131.80 (177.75)
R#2 131.80 (177.75)

Q 526.00>219.00 (-) 1.45e4

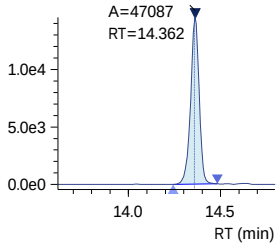

R1 526.00>169.00 (-) 1.86e4

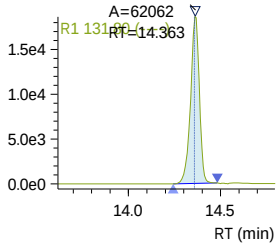

R2 526.00>169.00 (-) 1.86e4

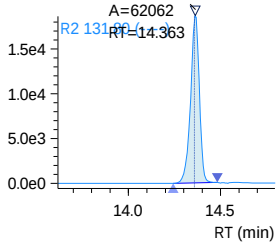

PFODA
Conc. 6.1722
R#1 35.25 (31.66)
R#2 35.25 (31.66)

Q 913.00>868.65 (-) 2.67e4

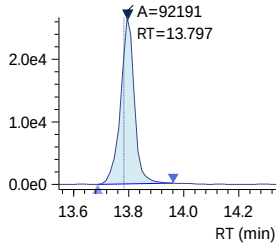

R1 913.00>169.00 (-) 9.34e3

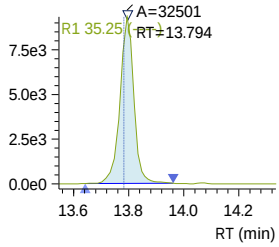

R2 913.00>169.00 (-) 9.34e3

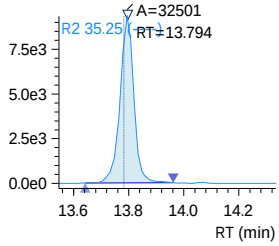

1st PS 03/22/24
2nd 03/22/24

Validation Report

Data File: J:\LCMS08\Data\240320_1633_B1\240320_012
Lab ID: KQ2404025-01
RunType: LCS
Matrix: Water

Date Acquired: 3/20/24 17:33
Batch ID: 835644
Analysis Method: 1633/PFAS_DOD5.4

Validations

Validation Categories	Pass	Fail
Analytical Hold Time	X	
ICAL Analyte Recovery	X	
Second Source ICAL Verification	X	
Continuing Calibration Recovery	X	
Continuing Calibration Recovery (Closing)	X	
Internal Standards	X	
Surrogates	X	
Std MRL Unsupported by ICAL	X	
Above Highest ICAL Level	X	

Primary Review: _____

Secondary Review: _____

1st PS 03/22/24
2nd 03/22/24

Quantitation Report

Data File:	J:\LCMS08\Data\240320_1633_B1\240320_012	**Instrument:**	K-LCMS-08
Acqu Date:	3/20/24 17:33	**Vial:**	20
Run Type:	LCS	**Dilution:**	1
Lab ID:	KQ2404025-01	**Raw Units:**	ng/mL

Bottle ID:		**Tier:**	III	**Matrix:**	Water
Prod Code:	PFAS_DOD5.4	**Collect Date:**	2/6/24	**Receive Date:**	2/8/24

Analysis Lot:	835644	**Prep Lot:**	435581	**Report Group:**	KQ2404025
Analysis	1633	**Prep Method:**	Method		
		Prep Date:	3/19/24		

Title:	Per- and Polyfluoroalkyl Substances (PFAS) by LC/MS/MS Compliant with Table B-24 of DOD QSM	**Calibration ID:**	KC2400137
		Report List ID:	24615

Internal Standard Compounds

Parameter Name	RT	RT Dev	Response	Solution Conc	Area Criteria
18O2-PFHxS	7.100	+0.03	100685	2.5000	OK
13C4-PFOS	8.832	+0.03	100597	2.5000	OK
13C3-PFBA	1.433	+0.10	421559	5.0000	OK
13C2-PFHxA	4.993	+0.04	395361	2.5000	OK
13C4-PFOA	7.127	+0.03	21054	2.5000	OK
13C5-PFNA	7.977	+0.03	140611	1.2500	OK
13C2-PFDA	8.738	+0.02	75921	1.2500	OK

Surrogate Compounds

Parameter Name	RT	RT Dev	Response	Solution Conc	% Rec	% Rec Criteria	Rpt?
13C3-PFBS	4.663	+0.05	124670	2.0316	81	40 - 135	Y
13C3-PFHxS	7.100	+0.03	86132	2.0405	82	40 - 130	Y
13C8-PFOS	8.832	+0.03	27646	1.9629	79	40 - 130	Y
13C4-PFBA	1.432	+0.09	690521	8.3052	83	5 - 130	Y
13C5-PFPeA	3.527	+0.06	192566	4.3775	88	40 - 130	Y
13C5-PFHxA	4.992	+0.04	275353	2.1295	85	40 - 130	Y
13C4-PFHpA	6.174	+0.04	388514	2.1735	87	40 - 130	Y
13C8-PFOA	7.127	+0.03	282338	2.1774	87	40 - 130	Y
13C9-PFNA	7.976	+0.03	135263	1.0645	85	40 - 130	Y
13C6-PFDA	8.738	+0.02	74265	1.0450	84	40 - 130	Y
13C7-PFUnDA	9.465	+0.02	76083	1.0856	87	30 - 130	Y
13C2-PFDoDA	10.151	+0.02	89888	1.1028	88	10 - 130	Y
13C2-PFTeDA	11.441	+0.02	49728	1.0104	81	10 - 130	Y
13C8-FOSA	11.115	+0.01	74084	1.9583	78	40 - 130	Y
D3-MeFOSA	13.665	+0.00	16004	1.6258	65	10 - 130	Y
D5-EtFOSA	14.342	+0.00	25023	1.5908	64	10 - 130	Y
D7-MeFOSE	13.362	+0.00	214071	18.4944	74	10 - 130	Y
D9-EtFOSE	13.994	+0.00	253450	19.1813	77	10 - 130	Y

U: Undetected at or above MDL
J: Analyte detected above MDL, but below MRL
B: Hit above MRL also found in Method Blank
E: Analyte concentration above high point of ICAL
N: Presumptive evidence of compound

D: Result from dilution
m: Manual integration performed
d: Compound manually deleted
NR: Analyte not reported from this analysis

*: Result fails acceptance criteria
#: Acceptance criteria not applicable
?: Insufficient information to determine acceptance
e: Result >= MRL, but MRL less than low point of ICAL
c: check for co-elution

Printed: 3/21/24 17:28
\\alprews001\starlims$\LIMSReps\QuantValidation.rpt

1st PS 03/22/24
2nd 03/22/24

Data File:	J:\LCMS08\Data\240320_1633_B1\240320_012	**Instrument:**	K-LCMS-08
Acqu Date:	3/20/24 17:33	**Vial:**	20
Run Type:	LCS	**Dilution:**	1
Lab ID:	KQ2404025-01	**Raw Units:**	ng/mL

Surrogate Compounds

Parameter Name	RT	RT Dev	Response	Solution Conc	% Rec	% Rec Criteria	Rpt?
D3-MeFOSAA	8.869	+0.02	74201	3.0491	61	40 - 170	Y
D5-EtFOSAA	9.197	+0.02	60832	3.4119	68	25 - 135	Y
13C2-4:2 FTS	4.680	+0.04	43135	3.0513	61	40 - 200	Y
13C2-6:2 FTS	6.817	+0.03	29971	2.6303	53	40 - 200	Y
13C2-8:2 FTS	8.431	+0.02	21660	2.9676	59	40 - 300	Y
13C3-HFPO-DA	5.463	+0.04	447074	8.6384	86	40 - 130	Y

Target Compounds

Final Conc.Units: ng/L

Parameter Name	RT	RT Dev	Response	Solution Conc	Final Conc	Q	Rpt?
Perfluorobutane sulfonic acid (PFBS)	4.664	+0.05	62317	0.8597	17.2		Y
Perfluoropentane sulfonic acid (PFPeS)	6.032	+0.04	42712	0.8747	17.5		Y
Perfluorohexane sulfonic acid (PFHxS)	7.101	+0.03	38884	0.8273	16.5		Y
Perfluoroheptane sulfonic acid (PFHpS)	8.022	+0.03	33454	0.9498	19.0		Y
Perfluorooctane sulfonic acid (PFOS)	8.833	+0.03	26651	0.8918	17.8		Y
Perfluorononane sulfonic acid (PFNS)	9.595	+0.03	22644	0.9177	18.4		Y
Perfluorodecane sulfonic acid (PFDS)	10.308	+0.03	19700	0.8960	17.9		Y
Perfluorododecane sulfonic acid (PFDoS)	11.635	+0.02	11494	0.8713	17.4		Y
Perfluorobutanoic acid (PFBA)	1.434	+0.09	78405	0.9574	19.1		Y
Perfluoropentanoic acid (PFPeA)	3.530	+0.06	127313	0.9236	18.5		Y
Perfluorohexanoic acid (PFHxA)	4.994	+0.04	101796	0.9013	18.0		Y
Perfluoroheptanoic acid (PFHpA)	6.176	+0.04	134866	0.9410	18.8		Y
Perfluorooctanoic acid (PFOA)	7.129	+0.03	117370	1.0616	21.2		Y
Perfluorononanoic acid (PFNA)	7.977	+0.03	77654	0.8590	17.2		Y
Perfluorodecanoic acid (PFDA)	8.740	+0.03	58629	0.9712	19.4		Y
Perfluoroundecanoic acid (PFUnDA)	9.466	+0.02	65700	0.9943	19.9		Y
Perfluorododecanoic acid (PFDOA)	10.152	+0.02	44543	0.8968	17.9		Y
Perfluorotridecanoic acid (PFTrDA)	10.808	+0.02	46213	0.9282	18.6		Y
Perfluorotetradecanoic acid (PFTDA)	11.441	+0.02	32181	0.9173	18.3		Y
Perfluorooctane sulfonamide (PFOSAm)	11.112	+0.00	31242	0.9662	19.3		Y
N-Methylperfluorooctane sulfonamide (MeFOSA)	13.673	+0.00	8690	0.8417	16.8		Y
N-Ethylperfluorooctane sulfonamide (EtFOSAm)	14.358	+0.00	9783	0.8085	16.2		Y
N-Methylperfluorooctane sulfonamido ethanol (MeFOSE)	13.401	+0.00	11305	0.8881	17.8		Y
N-Ethylperfluorooctane sulfonamido ethanol (EtFOSE)	14.036	+0.00	10539	0.8228	16.5		Y
N-Methylperfluorooctane sulfonamido acetic acid (NMeFOSAA)	8.875	+0.03	15722	1.0829	21.7		Y

U: Undetected at or above MDL
J: Analyte detected above MDL, but below MRL
B: Hit above MRL also found in Method Blank
E: Analyte concentration above high point of ICAL
N: Presumptive evidence of compound

D: Result from dilution
m: Manual integration performed
d: Compound manually deleted
NR: Analyte not reported from this analysis

*: Result fails acceptance criteria
#: Acceptance criteria not applicable
?: Insufficient information to determine acceptance
e: Result >= MRL, but MRL less than low point of ICAL
c: check for co-elution

Printed: 3/21/24 17:28
\\alprews001\starlims$\LIMSReps\QuantValidation.rpt

1st PS 03/22/24

2nd 03/22/24

Data File:	J:\LCMS08\Data\240320_1633_B1\240320_012	**Instrument:**	K-LCMS-08
Acqu Date:	3/20/24 17:33	**Vial:**	20
Run Type:	LCS	**Dilution:**	1
Lab ID:	KQ2404025-01	**Raw Units:**	ng/mL

Target Compounds

Final Conc.Units: ng/L

Parameter Name	RT	RT Dev	Response	Solution Conc	Final Conc	Q	Rpt?
N-Ethylperfluorooctane sulfonamido acetic acid (NEtFOSAA)	9.202	+0.01	9969	0.8545	17.1		Y
1H, 1H, 2H, 2H-Perfluorohexanesulfonic acid (4:2 FTS)	4.681	+0.04	21581	0.8799	17.6		Y
1H, 1H, 2H, 2H-Perfluorooctanesulfonic acid (6:2 FTS)	6.818	+0.03	13412	0.9675	19.4		Y
1H, 1H, 2H, 2H-Perfluorodecanesulfonic acid (8:2 FTS)	8.433	+0.02	8916	0.9504	19.0		Y
4,4,5,5,6,6,6-Heptafluorohexanoic acid (3:3 FTCA)	3.039	+0.07	55454	19.0480	381		Y
2H,2H,3H,3H-Perfluorooctanoic acid (5:3 FTCA)	5.875	+0.03	144639	17.6719	353		Y
2H,2H,3H,3H-Perfluorodecanoic acid (7:3 FTCA)	7.930	+0.02	183853	15.4244	308		Y
Perfluoro(2-ethoxyethane) sulfonic acid (PFEESA)	5.328	+0.05	331934	0.8686	17.4		Y
9-Chlorohexadecafluoro-3-oxanonane-1-sulfonic acid (9-Cl-PF3ONS)	9.399	+0.03	192836	0.7880	15.8		Y
11-Chloroeicosafluoro-3-oxaundecane-1-sulfonic acid (11-Cl-PF3OUdS)	10.816	+0.02	83294	0.7450	14.9		Y
Perfluoro-3-methoxypropanoic acid (PFMPA)	2.466	+0.09	60535	1.0127	20.3		Y
Perfluoro-4-methoxybutanoic acid (PFMBA)	4.049	+0.06	84483	0.9416	18.8		Y
Hexafluoropropyleneoxide dimer acid (HFPO-DA) (GenX)	5.465	+0.04	49482	0.9676	19.4		Y
Nonafluoro-3,6-dioxaheptanoic acid (NFDHA)	4.851	+0.05	94419	1.0452	20.9		Y
4,8-Dioxa-3H-perfluorononanoic acid (DONA)	6.534	+0.03	204611	1.0015	20.0		Y

Prep Amount:	250 mL	**Dilution:**	1
Prep Final Amount:	5.00 mL	**Basis Factor:**	100.00

U: Undetected at or above MDL
J: Analyte detected above MDL, but below MRL
B: Hit above MRL also found in Method Blank
E: Analyte concentration above high point of ICAL
N: Presumptive evidence of compound

D: Result from dilution
m: Manual integration performed
d: Compound manually deleted
NR: Analyte not reported from this analysis

*: Result fails acceptance criteria
#: Acceptance criteria not applicable
?: Insufficient information to determine acceptance
e: Result >= MRL, but MRL less than low point of ICAL
c: check for co-elution

Printed: 3/21/24 17:28

\\alprews001\starlims$\LIMSReps\QuantValidation.rpt

Insight Report
Ion Ratio Confirmation
Printed 3/21/2024 17:09:49

240320_012

Sample ID: KQ2404025-01
Date Acquired: 3/20/2024 5:33:06 PM
Acquired by: System Administrator
Data File: 240320_012
Vial: 2 | Inj. Volume: 10.0000uL | Tray: 2

Name	m/z	Ref 1 m/z	Area	Ref 1 Measured	Ref 1 Actual Ratio	Ref 1 Set Ratio	Ref 2 Measured	Ref 2 Actual Ratio	Ref 2 Set Ratio	Flag ID
13C4-PFBA	216.80>171.90	----	690521	----	----	----	----	----	----	
13C4-PFBA_IS	216.80>171.90	----	690521	----	----	----	----	----	----	
13C3-PFBA_IS	216.00>172.00	----	421559	----	----	----	----	----	----	
PFBA	212.80>169.05	----	78405	----	----	----	----	----	----	
PFMPA	229.00>84.90	----	60535	----	----	----	----	----	----	
3_3 FTCA	241.00>177.10	241.00>117.00	55454	73862	133.19	136.14	73862	133.19	135.82	
13C5-PFPeA	268.30>223.00	----	192566	----	----	----	----	----	----	
13C5-PFPeA_IS	268.30>223.00	----	192566	----	----	----	----	----	----	
PFPeA	263.00>219.00	----	127313	----	----	----	----	----	----	
PFMBA	279.00>84.95	----	84483	----	----	----	----	----	----	
13C2-4_2 FTS	329.10>80.90	----	43135	----	----	----	----	----	----	
13C2-4_2 FTS_IS	329.10>80.90	----	43135	----	----	----	----	----	----	
4_2 FTS	327.10>307.00	327.10>80.90	21581	6614	30.65	33.08	6614	30.65	33.03	
13C3-PFBS_IS	302.10>79.90	----	124670	----	----	----	----	----	----	
PFBS	298.70>79.90	298.70>98.80	62317	29411	47.20	46.53	29411	47.20	44.64	
13C3-PFBS	302.10>79.90	----	124670	----	----	----	----	----	----	
NFDHA	295.00>201.00	295.00>84.90	94419	33025	34.98	36.44	33025	34.98	32.87	
13C5-PFHxA	318.00>273.00	----	275353	----	----	----	----	----	----	
13C5-PFHxA_IS	318.00>273.00	----	275353	----	----	----	----	----	----	
13C2-PFHxA_IS	315.10>270.00	----	395361	----	----	----	----	----	----	
PFHxA	313.00>269.00	----	101796	----	----	----	----	----	----	
PFEESA	314.80>135.00	314.80>82.90	331934	17734	5.34	5.25	17734	5.34	6.08	
13C3-HFPO-DA	286.90>168.90	----	447074	----	----	----	----	----	----	
13C3-HFPO-DA_IS	286.90>168.90	----	447074	----	----	----	----	----	----	
HFPO-DA	284.90>168.90	284.90>184.90	49482	28450	57.50	62.57	28450	57.50	56.90	
5_3 FTCA	341.00>237.05	341.00>217.00	144639	226228	156.41	154.88	226228	156.41	149.76	
PFPeS	349.10>79.90	349.10>98.80	42712	21962	51.42	54.44	21962	51.42	58.78	
13C4-PFHpA	367.10>322.00	----	388514	----	----	----	----	----	----	
13C4-PFHpA_IS	367.10>322.00	----	388514	----	----	----	----	----	----	
PFHpA	363.10>319.00	363.10>169.00	134866	30008	22.25	23.39	30008	22.25	22.30	
DONA	376.90>250.90	376.90>84.80	204611	58278	28.48	30.39	58278	28.48	28.27	
13C2-6_2 FTS_IS	429.10>80.90	----	29971	----	----	----	----	----	----	
13C2-6_2 FTS	429.10>80.90	----	29971	----	----	----	----	----	----	
6_2 FTS	427.10>407.00	427.10>80.90	13412	6439	48.01	44.48	6439	48.01	38.72	
13C4-PFOA_IS	417.10>172.00	----	21054	----	----	----	----	----	----	
13C8-PFOA_IS	421.10>376.00	----	282338	----	----	----	----	----	----	

J:\LCMS08\Data\240320_1633_B1\240320_1633_B1.damlp .

Ref 1 Set Ratio assigned from calibration mid-point; Ref 2 Set Ratio assigned from opening calibration verification.
IRr - Ion ratio outside either set of criteria. Exceedances for reported detections to be "I" flagged in the analytical report.

240320_012 (continued)

(Table continued from previous page)

Name	m/z	Ref 1 m/z	Area	Ref 1 Measured	Ref 1 Actual Ratio	Ref 1 Set Ratio	Ref 2 Measured	Ref 2 Actual Ratio	Ref 2 Set Ratio	Flag ID
13C8-PFOA	421.10>376.00	----	282338	----	----	----	----	----	----	
PFOA	413.00>369.00	413.00>169.00	117370	29581	25.20	24.47	29581	25.20	22.78	
13C3-PFHxS	402.10>79.90	----	86132	----	----	----	----	----	----	
13C3-PFHxS_IS	402.10>79.90	----	86132	----	----	----	----	----	----	
PFHxS	398.70>79.90	398.70>98.90	38884	23864	61.37	57.29	23864	61.37	62.94	
18O2-PFHxS_IS	403.00>83.90	----	100685	----	----	----	----	----	----	
13C9-PFNA_IS	472.10>427.00	----	135263	----	----	----	----	----	----	
13C9-PFNA	472.10>427.00	----	135263	----	----	----	----	----	----	
13C5-PFNA_IS	468.00>423.00	----	140611	----	----	----	----	----	----	
PFNA	463.00>419.00	463.00>219.00	77654	16927	21.80	20.36	16927	21.80	20.61	
PFHpS	449.00>79.90	449.00>98.80	33454	17053	50.97	46.70	17053	50.97	54.10	
7_3 FTCA	441.00>317.00	441.00>336.90	183853	252074	137.11	132.28	252074	137.11	134.62	
13C2-8_2-FTS	529.10>80.90	----	21660	----	----	----	----	----	----	
13C2-8_2-FTS_IS	529.10>80.90	----	21660	----	----	----	----	----	----	
8_2 FTS	527.10>506.95	527.10>80.80	8916	4044	45.35	45.91	4044	45.35	46.70	
13C6-PFDA_IS	519.10>474.10	----	74265	----	----	----	----	----	----	
13C6-PFDA	519.10>474.10	----	74265	----	----	----	----	----	----	
13C2-PFDA_IS	515.10>470.10	----	75921	----	----	----	----	----	----	
PFDA	512.90>469.00	512.90>219.00	58629	11356	19.37	17.64	11356	19.37	14.73	
D3-NMeFOSAA_IS	573.20>419.00	----	74201	----	----	----	----	----	----	
D3-NMeFOSAA	573.20>419.00	----	74201	----	----	----	----	----	----	
13C8-PFOS_IS	507.10>98.90	----	27646	----	----	----	----	----	----	
13C8-PFOS	507.10>98.90	----	27646	----	----	----	----	----	----	
13C4-PFOS_IS	502.80>79.90	----	100597	----	----	----	----	----	----	
PFOS	498.90>79.90	498.90>98.80	26651	13987	52.48	45.06	13987	52.48	47.34	
NMeFOSAA	570.10>419.00	570.10>483.00	15722	11234	71.45	67.10	11234	71.45	64.07	
D5-NEtFOSAA_IS	589.20>419.00	----	60832	----	----	----	----	----	----	
D5-NEtFOSAA	589.20>419.00	----	60832	----	----	----	----	----	----	
NEtFOSAA	584.20>419.10	584.20>526.00	9969	8025	80.50	89.53	8025	80.50	83.09	
9-Cl-PF3ONS	530.80>351.00	532.80>353.00	192836	62105	32.21	31.69	62105	32.21	30.27	
PFUnDA	563.10>519.00	563.10>269.10	65700	6401	9.74	10.96	6401	9.74	12.21	
13C7-PFUnDA_IS	570.00>525.10	----	76083	----	----	----	----	----	----	
13C7-PFUnDA	570.00>525.10	----	76083	----	----	----	----	----	----	
PFNS	548.80>79.90	548.80>98.80	22644	15747	69.54	56.91	15747	69.54	63.73	
10_2 FTS	626.80>607.05	626.80>81.00	6549	1977	30.19	32.29	1977	30.19	27.50	
13C2-PFDOA_IS	615.10>570.00	----	89888	----	----	----	----	----	----	
13C2-PFDOA	615.10>570.00	----	89888	----	----	----	----	----	----	
PFDOA	613.10>569.00	613.10>319.00	44543	5141	11.54	11.14	5141	11.54	9.85	
PFDS	599.00>79.90	599.00>98.80	19700	11346	57.60	58.01	11346	57.60	60.30	
PFTrDA	663.00>619.00	663.00>168.90	46213	6637	14.36	16.67	6637	14.36	15.87	

J:\LCMS08\Data\240320_1633_B1\240320_1633_B1.damlp .

Ref 1 Set Ratio assigned from calibration mid-point; Ref 2 Set Ratio assigned from opening calibration verification.
IRr - Ion ratio outside either set of criteria. Exceedances for reported detections to be "I" flagged in the analytical report.

240320_012 (continued)

(Table continued from previous page)

Name	m/z	Ref 1 m/z	Area	Ref 1 Measured	Ref 1 Actual Ratio	Ref 1 Set Ratio	Ref 2 Measured	Ref 2 Actual Ratio	Ref 2 Set Ratio	Flag ID
11-Cl-PF3OUdS	630.90>451.00	632.90>452.90	83294	29808	35.79	35.04	29808	35.79	36.12	
PFOSAm	498.10>77.90	----	31242	----	----	----	----	----	----	
13C8-PFOSAm	506.10>77.80	----	74084	----	----	----	----	----	----	
13C8-PFOSAm_IS	506.10>77.80	----	74084	----	----	----	----	----	----	
PFTDA	713.10>669.00	713.10>168.90	32181	6161	19.14	17.09	6161	19.14	18.89	
13C2-PFTDA	715.20>670.00	----	49728	----	----	----	----	----	----	
13C2-PFTDA_IS	715.20>670.00	----	49728	----	----	----	----	----	----	
PFDoS	699.10>79.90	699.10>98.80	11494	6727	58.53	61.23	6727	58.53	64.82	
D7-MeFOSE_IS	623.20>58.90	----	214071	----	----	----	----	----	----	
D7-MeFOSE	623.20>58.90	----	214071	----	----	----	----	----	----	
MeFOSE	616.10>59.00	----	11305	----	----	----	----	----	----	
13C2-PFHXDA_IS	815.00>770.05	----	90100	----	----	----	----	----	----	
13C2-PFHXDA	815.00>770.05	----	90100	----	----	----	----	----	----	
PFHXDA	813.00>768.95	813.00>218.95	54116	5936	10.97	10.78	5936	10.97	11.30	
D3-MeFOSA	515.00>219.00	----	16004	----	----	----	----	----	----	
D3-MeFOSA_IS	515.00>219.00	----	16004	----	----	----	----	----	----	
MeFOSA	511.90>219.00	511.90>169.00	8690	10555	121.46	156.31	10555	121.46	157.34	
D9-EtFOSE_IS	639.20>58.90	----	253450	----	----	----	----	----	----	
D9-EtFOSE	639.20>58.90	----	253450	----	----	----	----	----	----	
EtFOSE	630.00>59.00	----	10539	----	----	----	----	----	----	
D5-EtFOSAm	531.10>219.00	----	25023	----	----	----	----	----	----	
D5-EtFOSAm_IS	531.10>219.00	----	25023	----	----	----	----	----	----	
EtFOSAm	526.00>219.00	526.00>169.00	9783	12581	128.60	177.75	12581	128.60	169.40	
PFODA	913.00>868.65	913.00>169.00	18244	5730	31.41	31.66	5730	31.41	34.82	

Ref 1 Set Ratio assigned from calibration mid-point; Ref 2 Set Ratio assigned from opening calibration verification.
IRr - Ion ratio outside either set of criteria. Exceedances for reported detections to be "I" flagged in the analytical report.

Insight Report
Quantitation/Integration
Printed 3/21/2024 16:06:09

240320_012

Sample ID: KQ2404025-01
Date Acquired: 3/20/2024 5:33:06 PM
Acquired by: System Administrator
Data File: 240320_012
Vial: 2 | Inj. Volume: 10.0000uL | Tray: 2

Name	Mode ID	Found RT	RT Diff	ISTD RT Diff	Area	ISTD Area	ISTD Name	Conc.	Unit	Flag ID
13C4-PFBA	Auto	1.432	0.092	-0.001	690521	421559	13C3-PFBA_IS	8.3052	ng/mL	
13C4-PFBA_IS	Auto	1.432	0.092	----	690521	690521	----	10.0000	ng/mL	
13C3-PFBA_IS	Auto	1.433	0.097	----	421559	421559	----	5.0000	ng/mL	
PFBA	Auto	1.434	0.094	0.002	78405	690521	13C4-PFBA_IS	0.9574	ng/mL	
PFMPA	Auto	2.466	0.088	-1.061	60535	192566	13C5-PFPeA_IS	1.0127	ng/mL	
3_3 FTCA	Auto	3.039	0.073	-0.488	55454	192566	13C5-PFPeA_IS	19.0480	ng/mL	
13C5-PFPeA	Auto	3.527	0.062	-1.466	192566	395361	13C2-PFHxA_IS	4.3775	ng/mL	
13C5-PFPeA_IS	Auto	3.527	0.062	----	192566	192566	----	5.0000	ng/mL	
PFPeA	Auto	3.530	0.061	0.003	127313	192566	13C5-PFPeA_IS	0.9236	ng/mL	
PFMBA	Auto	4.049	0.056	0.522	84483	192566	13C5-PFPeA_IS	0.9416	ng/mL	
13C2-4_2 FTS	Auto	4.680	0.038	-2.420	43135	100685	18O2-PFHxS_IS	3.0513	ng/mL	
13C2-4_2 FTS_IS	Auto	4.680	0.038	----	43135	43135	----	5.0000	ng/mL	
4_2 FTS	Auto	4.681	0.039	0.001	21581	43135	13C2-4_2 FTS_IS	0.8799	ng/mL	
13C3-PFBS_IS	Auto	4.663	0.054	----	124670	124670	----	2.5000	ng/mL	
PFBS	Auto	4.664	0.054	0.001	62317	124670	13C3-PFBS_IS	0.8597	ng/mL	
13C3-PFBS	Auto	4.663	0.054	-2.437	124670	100685	18O2-PFHxS_IS	2.0316	ng/mL	
NFDHA	Auto	4.851	0.045	-0.141	94419	275353	13C5-PFHxA_IS	1.0452	ng/mL	
13C5-PFHxA	Auto	4.992	0.043	-0.001	275353	395361	13C2-PFHxA_IS	2.1295	ng/mL	
13C5-PFHxA_IS	Auto	4.992	0.043	----	275353	275353	----	2.5000	ng/mL	
13C2-PFHxA_IS	Auto	4.993	0.043	----	395361	395361	----	2.5000	ng/mL	
PFHxA	Auto	4.994	0.043	0.002	101796	275353	13C5-PFHxA_IS	0.9013	ng/mL	
PFEESA	Auto	5.328	0.049	0.336	331934	275353	13C5-PFHxA_IS	0.8686	ng/mL	
13C3-HFPO-DA	Auto	5.463	0.042	0.470	447074	395361	13C2-PFHxA_IS	8.6384	ng/mL	
13C3-HFPO-DA_IS	Auto	5.463	0.042	----	447074	447074	----	10.0000	ng/mL	
HFPO-DA	Auto	5.465	0.042	0.002	49482	447074	13C3-HFPO-DA_IS	0.9676	ng/mL	
5_3 FTCA	Auto	5.875	0.028	0.883	144639	275353	13C5-PFHxA_IS	17.6719	ng/mL	
PFPeS	Auto	6.032	0.041	-1.068	42712	86132	13C3-PFHxS_IS	0.8747	ng/mL	
13C4-PFHpA	Auto	6.174	0.035	1.181	388514	395361	13C2-PFHxA_IS	2.1735	ng/mL	
13C4-PFHpA_IS	Auto	6.174	0.035	----	388514	388514	----	2.5000	ng/mL	
PFHpA	Auto	6.176	0.035	0.002	134866	388514	13C4-PFHpA_IS	0.9410	ng/mL	
DONA	Auto	6.534	0.033	1.071	204611	447074	13C3-HFPO-DA_IS	1.0015	ng/mL	
13C2-6_2 FTS_IS	Auto	6.817	0.027	----	29971	29971	----	5.0000	ng/mL	
13C2-6_2 FTS	Auto	6.817	0.027	-0.283	29971	100685	18O2-PFHxS_IS	2.6303	ng/mL	
6_2 FTS	Auto	6.818	0.027	0.001	13412	29971	13C2-6_2 FTS_IS	0.9675	ng/mL	
13C4-PFOA_IS	Auto	7.127	0.028	----	21054	21054	----	2.5000	ng/mL	
13C8-PFOA_IS	Auto	7.127	0.029	----	282338	282338	----	2.5000	ng/mL	
13C8-PFOA	Auto	7.127	0.029	0.000	282338	21054	13C4-PFOA_IS	2.1774	ng/mL	
PFOA	Auto	7.129	0.030	0.002	117370	282338	13C8-PFOA_IS	1.0616	ng/mL	
13C3-PFHxS	Auto	7.100	0.033	0.000	86132	100685	18O2-PFHxS_IS	2.0405	ng/mL	
13C3-PFHxS_IS	Auto	7.100	0.033	----	86132	86132	----	2.5000	ng/mL	
PFHxS	Auto	7.101	0.034	0.001	38884	86132	13C3-PFHxS_IS	0.8273	ng/mL	
18O2-PFHxS_IS	Auto	7.100	0.033	----	100685	100685	----	2.5000	ng/mL	
13C9-PFNA_IS	Auto	7.976	0.027	----	135263	135263	----	1.2500	ng/mL	
13C9-PFNA	Auto	7.976	0.027	-0.001	135263	140611	13C5-PFNA_IS	1.0645	ng/mL	
13C5-PFNA_IS	Auto	7.977	0.028	----	140611	140611	----	1.2500	ng/mL	
PFNA	Auto	7.977	0.027	0.001	77654	135263	13C9-PFNA_IS	0.8590	ng/mL	
PFHpS	Auto	8.022	0.030	-0.810	33454	27646	13C8-PFOS_IS	0.9498	ng/mL	
7_3 FTCA	Auto	7.930	0.020	2.938	183853	275353	13C5-PFHxA_IS	15.4244	ng/mL	
13C2-8_2-FTS	Auto	8.431	0.021	1.331	21660	100685	18O2-PFHxS_IS	2.9676	ng/mL	
13C2-8_2-FTS_IS	Auto	8.431	0.021	----	21660	21660	----	5.0000	ng/mL	
8_2 FTS	M	8.433	0.021	0.001	8916	21660	13C2-8_2-FTS_IS	0.9504	ng/mL	
13C6-PFDA_IS	Auto	8.738	0.023	----	74265	74265	----	1.2500	ng/mL	
13C6-PFDA	Auto	8.738	0.023	0.000	74265	75921	13C2-PFDA_IS	1.0450	ng/mL	

J:\LCMS08\Data\240320_1633_B1\240320_1633_B1.damlp .

SN - Software-calculated S/N ratio outside criteria due to non-target peaks or drift in noise calculation window. Analyst review of noise levels (excluding non-target peaks) in chromatogram indicates S/N ratio meets criteria.

240320_012 (continued)

(Table continued from previous page)

Name	Mode ID	Found RT	RT Diff	ISTD RT Diff	Area	ISTD Area	ISTD Name	Conc.	Unit	Flag ID
13C2-PFDA_IS	Auto	8.738	0.024	----	75921	75921	----	1.2500	ng/mL	
PFDA	Auto	8.740	0.026	0.002	58629	74265	13C6-PFDA_IS	0.9712	ng/mL	
D3-NMeFOSAA_IS	Auto	8.869	0.022	----	74201	74201	----	5.0000	ng/mL	
D3-NMeFOSAA	Auto	8.869	0.022	0.037	74201	100597	13C4-PFOS_IS	3.0491	ng/mL	
13C8-PFOS_IS	Auto	8.832	0.027	----	27646	27646	----	2.5000	ng/mL	
13C8-PFOS	Auto	8.832	0.027	0.000	27646	100597	13C4-PFOS_IS	1.9629	ng/mL	
13C4-PFOS_IS	Auto	8.832	0.026	----	100597	100597	----	2.5000	ng/mL	
PFOS	Auto	8.833	0.028	0.001	26651	27646	13C8-PFOS_IS	0.8918	ng/mL	
NMeFOSAA	M	8.875	0.025	0.006	15722	74201	D3-NMeFOSAA_IS	1.0829	ng/mL	
D5-NEtFOSAA_IS	Auto	9.197	0.020	----	60832	60832	----	5.0000	ng/mL	
D5-NEtFOSAA	Auto	9.197	0.020	0.365	60832	100597	13C4-PFOS_IS	3.4119	ng/mL	
NEtFOSAA	M	9.202	0.012	0.005	9969	60832	D5-NEtFOSAA_IS	0.8545	ng/mL	
9-Cl-PF3ONS	Auto	9.399	0.026	3.936	192836	447074	13C3-HFPO-DA_IS	0.7880	ng/mL	
PFUnDA	Auto	9.466	0.023	0.001	65700	76083	13C7-PFUnDA_IS	0.9943	ng/mL	
13C7-PFUnDA_IS	Auto	9.465	0.023	----	76083	76083	----	1.2500	ng/mL	
13C7-PFUnDA	Auto	9.465	0.023	0.727	76083	75921	13C2-PFDA_IS	1.0856	ng/mL	
PFNS	Auto	9.595	0.025	0.763	22644	27646	13C8-PFOS_IS	0.9177	ng/mL	
10_2 FTS	Auto	9.840	0.020	1.409	6549	21660	13C2-8_2-FTS_IS	0.8180	ng/mL	
13C2-PFDOA_IS	Auto	10.151	0.024	----	89888	89888	----	1.2500	ng/mL	
13C2-PFDOA	Auto	10.151	0.024	1.413	89888	75921	13C2-PFDA_IS	1.1028	ng/mL	
PFDOA	Auto	10.152	0.024	0.001	44543	89888	13C2-PFDOA_IS	0.8968	ng/mL	
PFDS	Auto	10.308	0.025	1.476	19700	27646	13C8-PFOS_IS	0.8960	ng/mL	
PFTrDA	Auto	10.808	0.022	-0.633	46213	49728	13C2-PFTDA_IS	0.9282	ng/mL	
11-Cl-PF3OUdS	Auto	10.816	0.023	5.353	83294	447074	13C3-HFPO-DA_IS	0.7450	ng/mL	
PFOSAm	Auto	11.112	0.003	-0.003	31242	74084	13C8-PFOSAm_IS	0.9662	ng/mL	
13C8-PFOSAm	Auto	11.115	0.005	2.283	74084	100597	13C4-PFOS_IS	1.9583	ng/mL	
13C8-PFOSAm_IS	Auto	11.115	0.005	----	74084	74084	----	2.5000	ng/mL	
PFTDA	Auto	11.441	0.018	0.000	32181	49728	13C2-PFTDA_IS	0.9173	ng/mL	
13C2-PFTDA	Auto	11.441	0.019	2.703	49728	75921	13C2-PFDA_IS	1.0104	ng/mL	
13C2-PFTDA_IS	Auto	11.441	0.019	----	49728	49728	----	1.2500	ng/mL	
PFDoS	Auto	11.635	0.022	2.803	11494	27646	13C8-PFOS_IS	0.8713	ng/mL	
D7-MeFOSE_IS	Auto	13.362	0.001	----	214071	214071	----	25.0000	ng/mL	
D7-MeFOSE	Auto	13.362	0.001	4.530	214071	100597	13C4-PFOS_IS	18.4944	ng/mL	
MeFOSE	Auto	13.401	0.001	0.039	11305	214071	D7-MeFOSE_IS	0.8881	ng/mL	
13C2-PFHXDA_IS	Auto	12.658	0.017	----	90100	90100	----	2.5000	ng/mL	
13C2-PFHXDA	Auto	12.658	0.017	3.920	90100	75921	13C2-PFDA_IS	1.7804	ng/mL	
PFHXDA	Auto	12.659	0.016	0.001	54116	90100	13C2-PFHXDA_IS	0.9735	ng/mL	
D3-MeFOSA	Auto	13.665	0.001	4.833	16004	100597	13C4-PFOS_IS	1.6258	ng/mL	
D3-MeFOSA_IS	Auto	13.665	0.001	----	16004	16004	----	2.5000	ng/mL	
MeFOSA	Auto	13.673	0.002	0.008	8690	16004	D3-MeFOSA_IS	0.8417	ng/mL	
D9-EtFOSE_IS	Auto	13.994	0.004	----	253450	253450	----	25.0000	ng/mL	
D9-EtFOSE	Auto	13.994	0.004	5.162	253450	100597	13C4-PFOS_IS	19.1813	ng/mL	
EtFOSE	Auto	14.036	0.002	0.042	10539	253450	D9-EtFOSE_IS	0.8228	ng/mL	
D5-EtFOSAm	Auto	14.342	0.004	5.510	25023	100597	13C4-PFOS_IS	1.5908	ng/mL	
D5-EtFOSAm_IS	Auto	14.342	0.004	----	25023	25023	----	2.5000	ng/mL	
EtFOSAm	Auto	14.358	0.003	0.016	9783	25023	D5-EtFOSAm_IS	0.8085	ng/mL	
PFODA	Auto	13.799	0.020	1.141	18244	90100	13C2-PFHXDA_IS	1.0317	ng/mL	

240320_012 (continued)

13C4-PFBA
Conc. 8.3052
Q 216.80>171.90 (-) 1.12e5

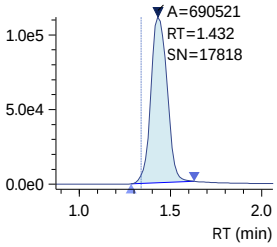

13C4-PFBA_IS
Conc. 10.0000
ISTD 216.80>171.90 (-) 1.12e5

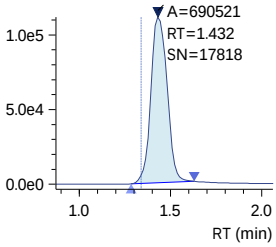

13C3-PFBA_IS
Conc. 5.0000
ISTD 216.00>172.00 (-) 6.87e4

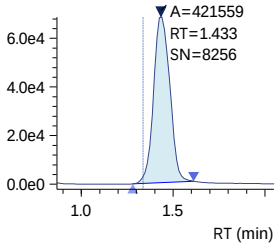

PFBA
Conc. 0.9574
Q 212.80>169.05 (-) 1.30e4

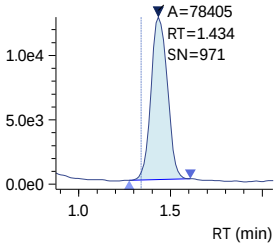

PFMPA
Conc. 1.0127
Q 229.00>84.90 (-) 1.35e4

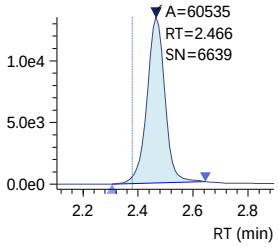

3_3 FTCA
Conc. 19.0480
R#1 133.19 (136.14)
R#2 133.19 (135.82)
Q 241.00>177.10 (-) 1.91e4

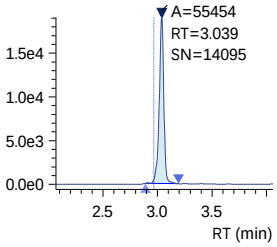

13C5-PFPeA
Conc. 4.3775
Q 268.30>223.00 (-) 5.44e4

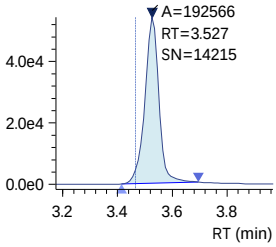

13C5-PFPeA_IS
Conc. 5.0000
ISTD 268.30>223.00 (-) 5.44e4

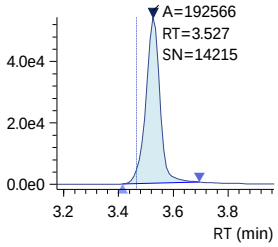

PFPeA
Conc. 0.9236
Q 263.00>219.00 (-) 3.59e4

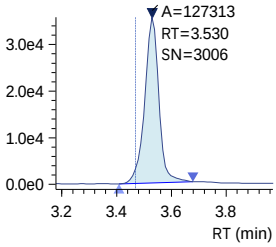

PFMBA
Conc. 0.9416
Q 279.00>84.95 (-) 2.84e4

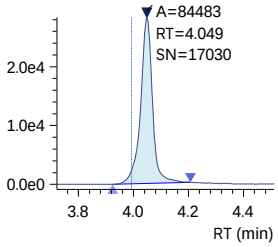

R1 241.00>117.00 (-) 2.59e4

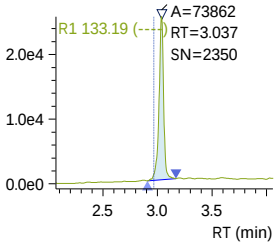

R2 241.00>117.00 (-) 2.59e4

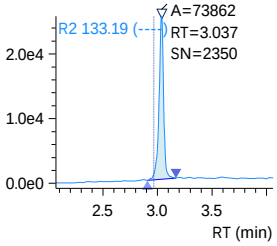

SN - Software-calculated S/N ratio outside criteria due to non-target peaks or drift in noise calculation window.
Analyst review of noise levels (excluding non-target peaks) in chromatogram indicates S/N ratio meets criteria.

Insight Report
Quantitation/Integration
Printed 3/21/2024 16:06:09

240320_012 (continued)

13C2-4_2 FTS
Conc. 3.0513
Q 329.10>80.90 (-) 1.28e4

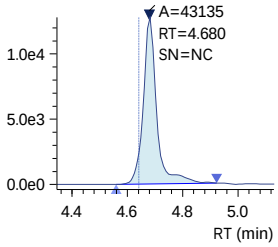

13C2-4_2 FTS_IS
Conc. 5.0000
ISTD 329.10>80.90 (-) 1.28e4

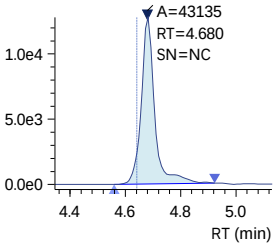

4_2 FTS
Conc. 0.8799
R#1 30.65 (33.08)
R#2 30.65 (33.03)
Q 327.10>307.00 (-) 7.31e3

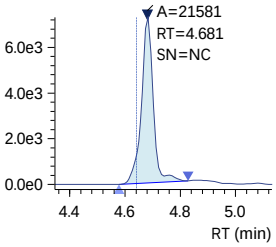

R1 327.10>80.90 (-) 1.97e3

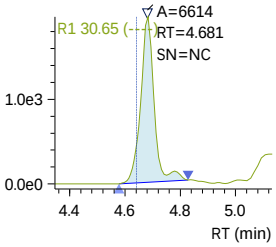

R2 327.10>80.90 (-) 1.97e3

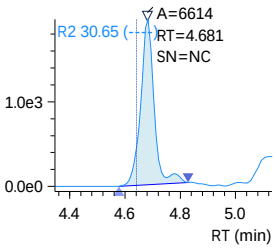

13C3-PFBS_IS
Conc. 2.5000
ISTD 302.10>79.90 (-) 4.01e4

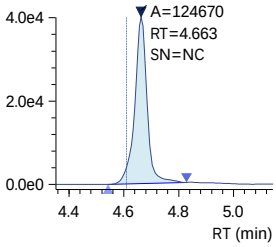

PFBS
Conc. 0.8597
R#1 47.20 (46.53)
R#2 47.20 (44.64)
Q 298.70>79.90 (-) 1.91e4

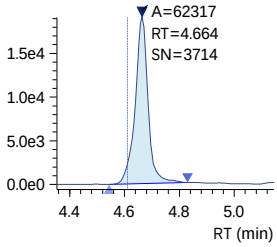

R1 298.70>98.80 (-) 8.96e3

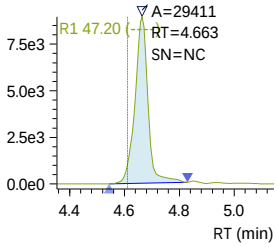

R2 298.70>98.80 (-) 8.96e3

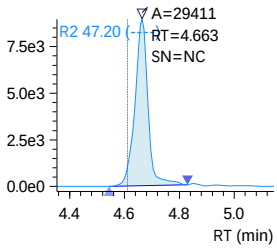

240320_012 (continued)

13C3-PFBS
Conc. 2.0316

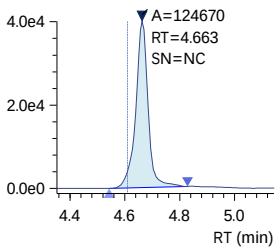

NFDHA
Conc. 1.0452
R#1 34.98 (36.44)
R#2 34.98 (32.87)

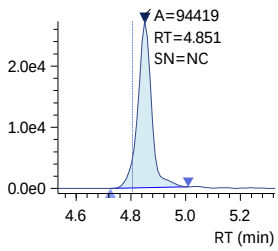

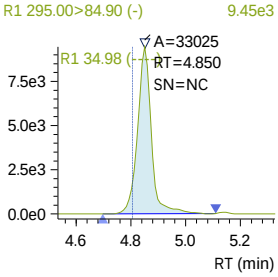

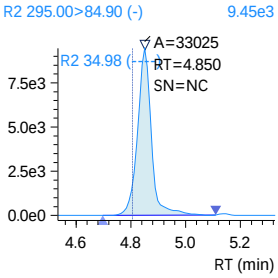

13C5-PFHxA
Conc. 2.1295

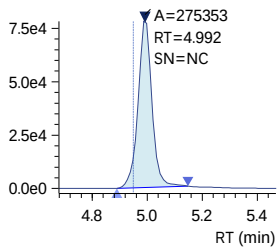

13C5-PFHxA_IS
Conc. 2.5000

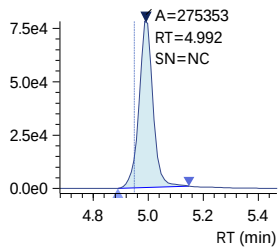

13C2-PFHxA_IS
Conc. 2.5000

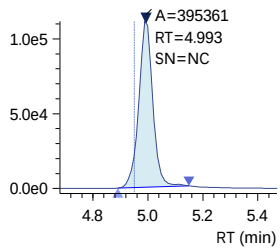

J:\LCMS08\Data\240320_1633_B1\240320_1633_B1.damlp .

SN - Software-calculated S/N ratio outside criteria due to non-target peaks or drift in noise calculation window.
Analyst review of noise levels (excluding non-target peaks) in chromatogram indicates S/N ratio meets criteria.

240320_012 (continued)

PFHxA
Conc. 0.9013

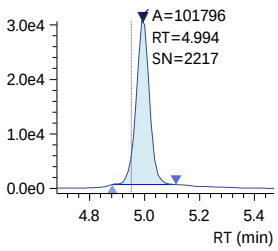

PFEESA
Conc. 0.8686
R#1 5.34 (5.25)
R#2 5.34 (6.08)

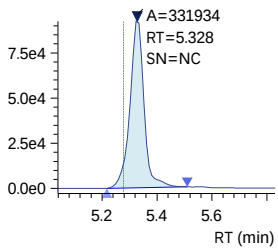

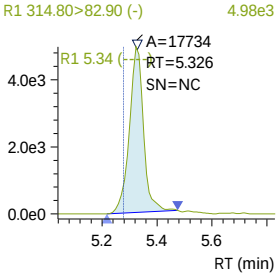

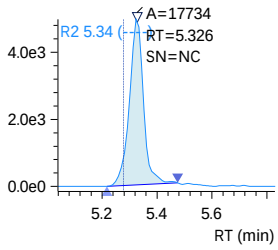

13C3-HFPO-DA
Conc. 8.6384

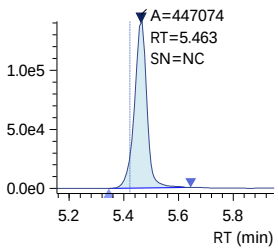

13C3-HFPO-DA_IS
Conc. 10.0000

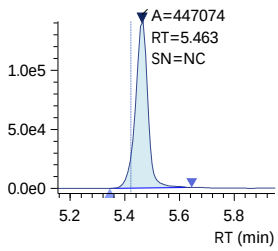

HFPO-DA
Conc. 0.9676
R#1 57.50 (62.57)
R#2 57.50 (56.90)

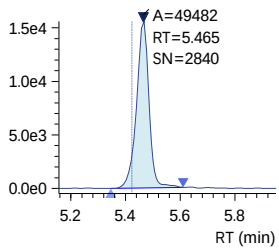

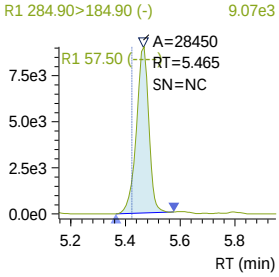

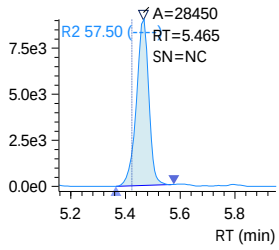

240320_012 (continued)

5_3 FTCA
Conc. 17.6719
R#1 156.41 (154.88)
R#2 156.41 (149.76)
Q 341.00>237.05 (-) 4.95e4

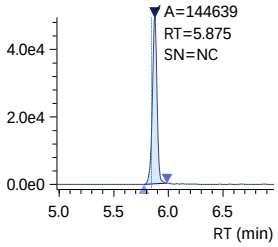

R1 341.00>217.00 (-) 7.74e4

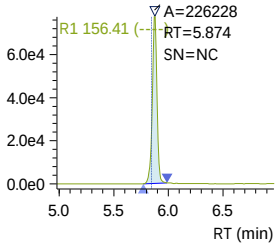

R2 341.00>217.00 (-) 7.74e4

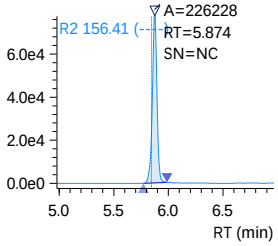

PFPeS
Conc. 0.8747
R#1 51.42 (54.44)
R#2 51.42 (58.78)
Q 349.10>79.90 (-) A=42712 1.46e4

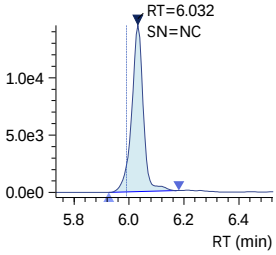

R1 349.10>98.80 (-) 8.02e3

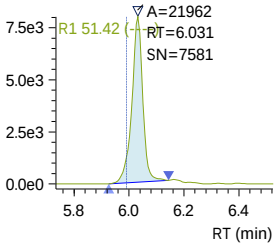

R2 349.10>98.80 (-) 8.02e3

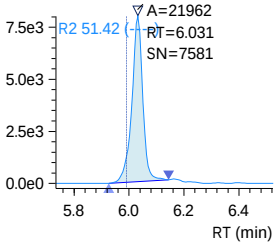

13C4-PFHpA
Conc. 2.1735
Q 367.10>322.00 (-) 1.39e5

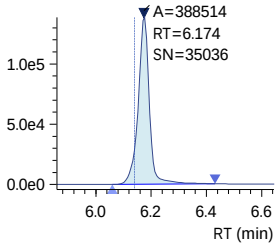

13C4-PFHpA_IS
Conc. 2.5000
ISTD 367.10>322.00 (-) 1.39e5

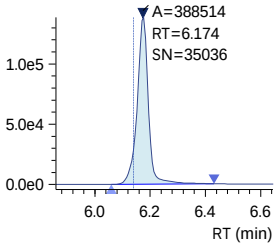

PFHpA
Conc. 0.9410
R#1 22.25 (23.39)
R#2 22.25 (22.30)
Q 363.10>319.00 (-) 4.84e4

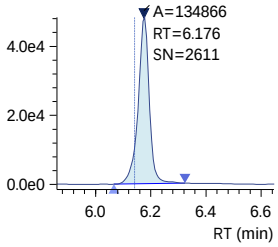

R1 363.10>169.00 (-) 1.08e4

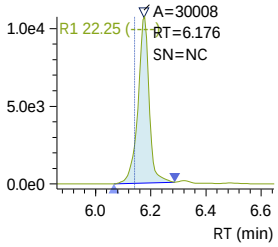

R2 363.10>169.00 (-) 1.08e4

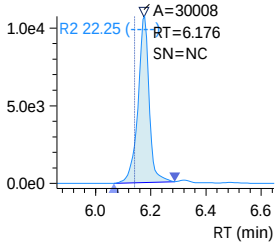

J:\LCMS08\Data\240320_1633_B1\240320_1633_B1.damlp .

SN - Software-calculated S/N ratio outside criteria due to non-target peaks or drift in noise calculation window.
Analyst review of noise levels (excluding non-target peaks) in chromatogram indicates S/N ratio meets criteria.

240320_012 (continued)

DONA
Conc. 1.0015
R#1 28.48 (30.39)
R#2 28.48 (28.27)
Q 376.90>250.90 (-) 5.89e4

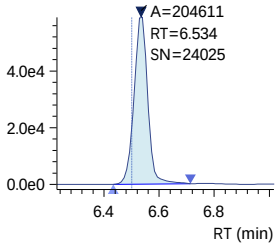

13C2-6_2 FTS_IS
Conc. 5.0000
ISTD 429.10>80.90 (-) 9.67e3

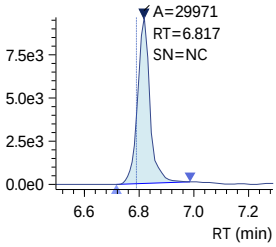

13C2-6_2 FTS
Conc. 2.6303
Q 429.10>80.90 (-) 9.67e3

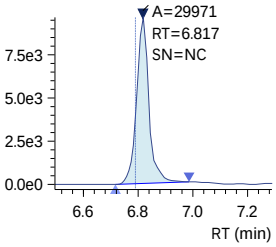

6_2 FTS
Conc. 0.9675
R#1 48.01 (44.48)
R#2 48.01 (38.72)
Q 427.10>407.00 (-) 4.17e3

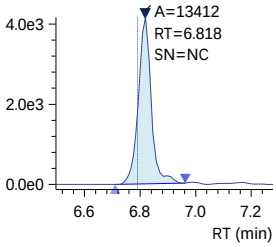

13C4-PFOA_IS
Conc. 2.5000
ISTD 417.10>172.00 (-) 5.94e3

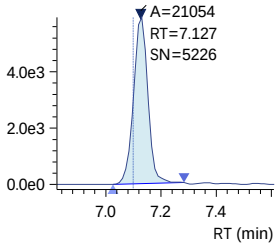

R1 376.90>84.80 (-) 1.69e4

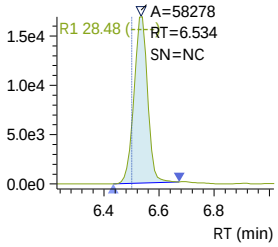

R1 427.10>80.90 (-) 2.04e3

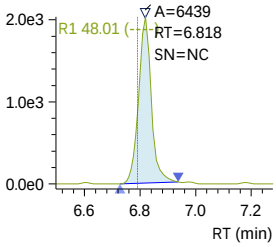

R2 376.90>84.80 (-) 1.69e4

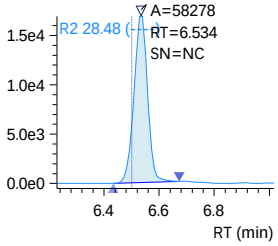

R2 427.10>80.90 (-) 2.04e3

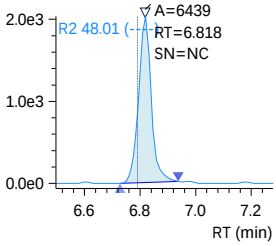

SN - Software-calculated S/N ratio outside criteria due to non-target peaks or drift in noise calculation window.
Analyst review of noise levels (excluding non-target peaks) in chromatogram indicates S/N ratio meets criteria.

240320_012 (continued)

13C8-PFOA_IS
Conc. 2.5000

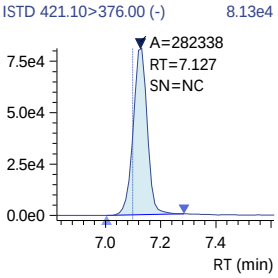

13C8-PFOA
Conc. 2.1774

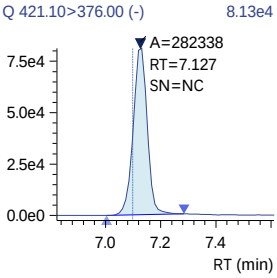

PFOA
Conc. 1.0616
R#1 25.20 (24.47)
R#2 25.20 (22.78)

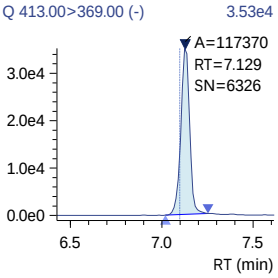

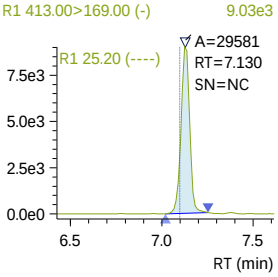

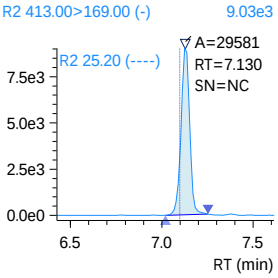

13C3-PFHxS
Conc. 2.0405

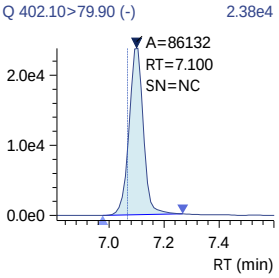

13C3-PFHxS_IS
Conc. 2.5000

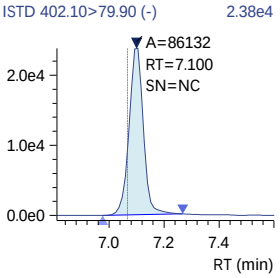

Insight Report
Quantitation/Integration
Printed 3/21/2024 16:06:09

240320_012 (continued)

PFHxS
Conc. 0.8273
R#1 61.37 (57.29)
R#2 61.37 (62.94)
Q 398.70>79.90 (-) 8.39e3

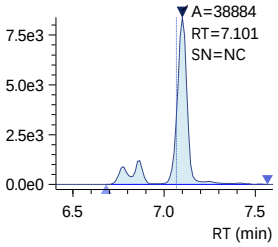

R1 398.70>98.90 (-) 5.06e3

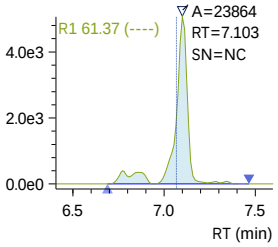

R2 398.70>98.90 (-) 5.06e3

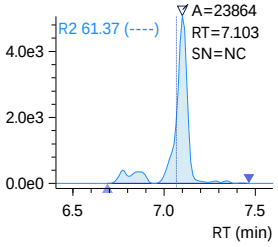

18O2-PFHxS_IS
Conc. 2.5000
ISTD 403.00>83.90 (-) 2.84e4

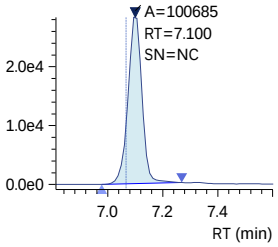

13C9-PFNA_IS
Conc. 1.2500
ISTD 472.10>427.00 (-) 4.99e4

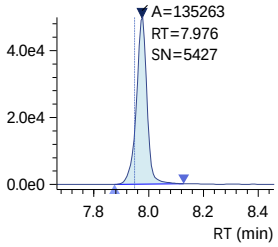

13C9-PFNA
Conc. 1.0645
Q 472.10>427.00 (-) 4.99e4

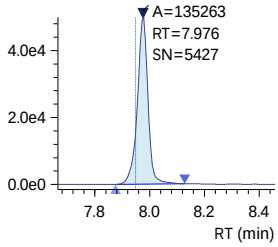

13C5-PFNA_IS
Conc. 1.2500
ISTD 468.00>423.00 (-) 5.20e4

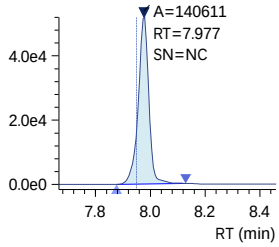

J:\LCMS08\Data\240320_1633_B1\240320_1633_B1.damlp .
SN - Software-calculated S/N ratio outside criteria due to non-target peaks or drift in noise calculation window.
Analyst review of noise levels (excluding non-target peaks) in chromatogram indicates S/N ratio meets criteria.

240320_012 (continued)

PFNA
Conc. 0.8590
R#1 21.80 (20.36)
R#2 21.80 (20.61)
Q 463.00>419.00 (-) 2.94e4

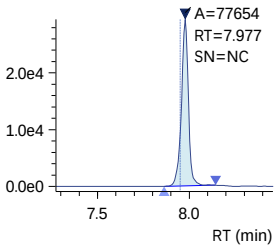

R1 463.00>219.00 (-) 5.71e3

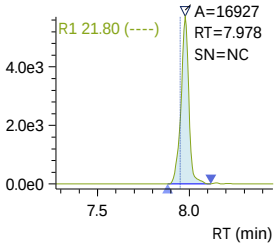

R2 463.00>219.00 (-) 5.71e3

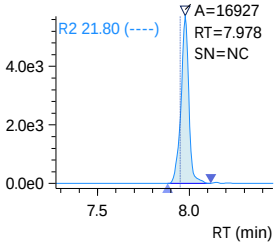

PFHpS
Conc. 0.9498
R#1 50.97 (46.70)
R#2 50.97 (54.10)
Q 449.00>79.90 (-) A=33454 1.18e4

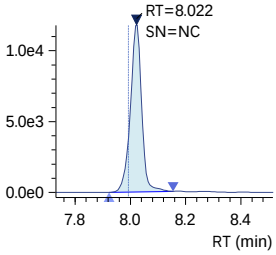

R1 449.00>98.80 (-) 5.97e3

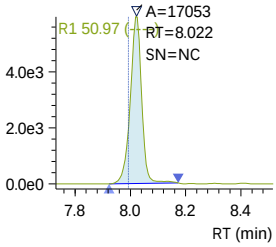

R2 449.00>98.80 (-) 5.97e3

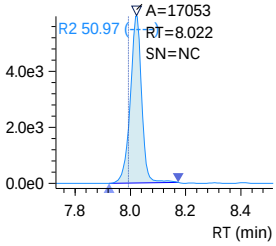

7_3 FTCA
Conc. 15.4244
R#1 137.11 (132.28)
R#2 137.11 (134.62)
Q 441.00>317.00 (-) 6.33e4

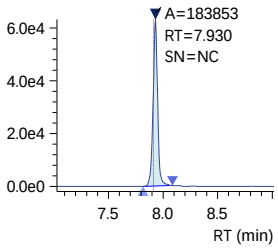

R1 441.00>336.90 (-) 8.77e4

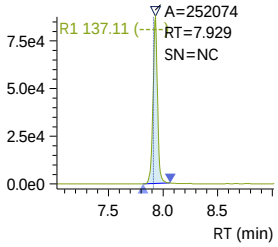

R2 441.00>336.90 (-) 8.77e4

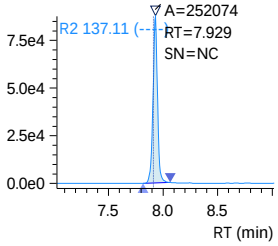

13C2-8_2-FTS
Conc. 2.9676
Q 529.10>80.90 (-) 6.71e3

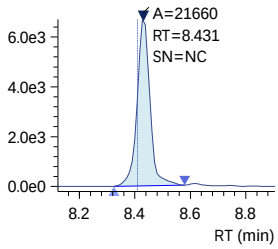

13C2-8_2-FTS_IS
Conc. 5.0000
ISTD 529.10>80.90 (-) 6.71e3

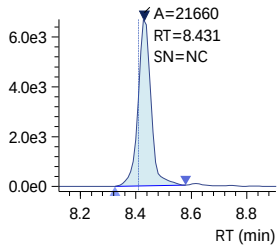

SN - Software-calculated S/N ratio outside criteria due to non-target peaks or drift in noise calculation window.
Analyst review of noise levels (excluding non-target peaks) in chromatogram indicates S/N ratio meets criteria.

240320_012 (continued)

8_2 FTS
Conc. 0.9504
R#1 45.35 (45.91)
R#2 45.35 (46.70)
Q 527.10>506.95 (-) 2.67e3

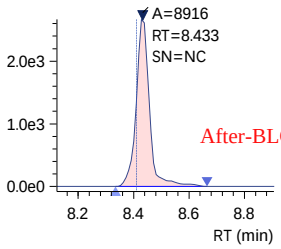

13C6-PFDA_IS
Conc. 1.2500
ISTD 519.10>474.10 (-) 2.01e4

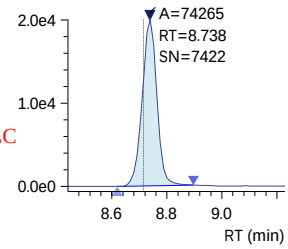

13C6-PFDA
Conc. 1.0450
Q 519.10>474.10 (-) 2.01e4

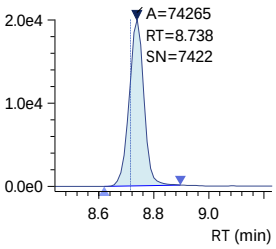

13C2-PFDA_IS
Conc. 1.2500
ISTD 515.10>470.10 (-) 2.08e4

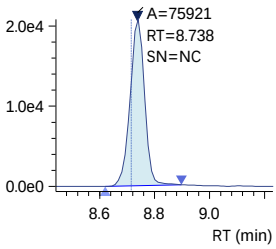

PFDA
Conc. 0.9712
R#1 19.37 (17.64)
R#2 19.37 (14.73)
Q 512.90>469.00 (-) 1.65e4

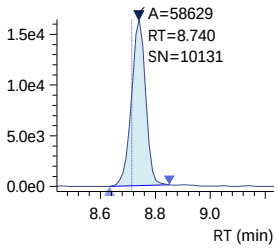

R1 527.10>80.80 (-) 1.25e3

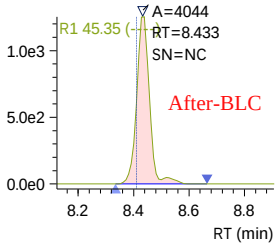

R1 512.90>219.00 (-) 3.07e3

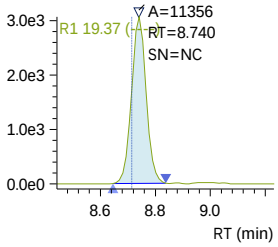

R2 527.10>80.80 (-) 1.25e3

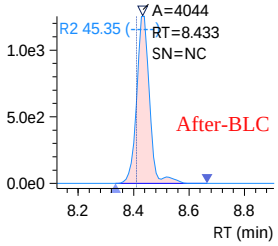

R2 512.90>219.00 (-) 3.07e3

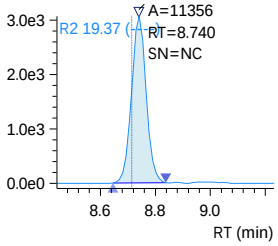

D3-NMeFOSAA_IS
Conc. 5.0000
ISTD 573.20>419.00 (-) 2.03e4

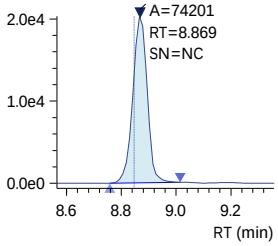

D3-NMeFOSAA
Conc. 3.0491
Q 573.20>419.00 (-) 2.03e4

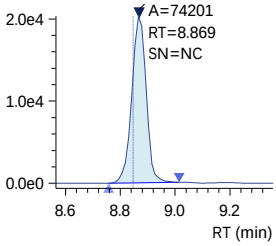

13C8-PFOS_IS
Conc. 2.5000
ISTD 507.10>98.90 (-) 7.89e3

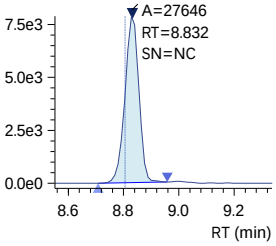

13C8-PFOS
Conc. 1.9629
Q 507.10>98.90 (-) 7.89e3

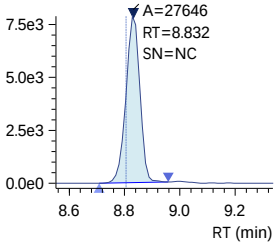

13C4-PFOS_IS
Conc. 2.5000
ISTD 502.80>79.90 (-) 2.86e4

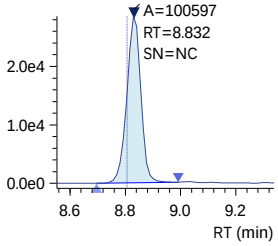

SN - Software-calculated S/N ratio outside criteria due to non-target peaks or drift in noise calculation window.
Analyst review of noise levels (excluding non-target peaks) in chromatogram indicates S/N ratio meets criteria.

240320_012 (continued)

PFOS
Conc. 0.8918
R#1 52.48 (45.06)
R#2 52.48 (47.34)
Q 498.90>79.90 (-) 5.59e3

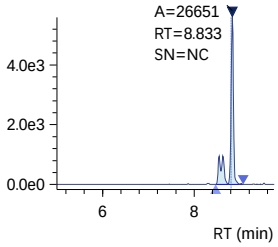

NMeFOSAA
Conc. 1.0829
R#1 71.45 (67.10)
R#2 71.45 (64.07)
Q 570.10>419.00 (-) 4.02e3

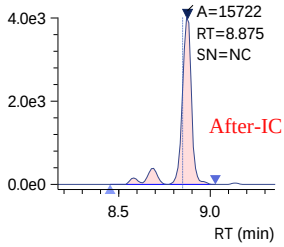

D5-NEtFOSAA_IS
Conc. 5.0000
ISTD 589.20>419.00 (-) 1.89e4

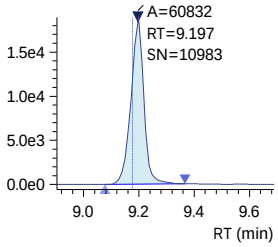

D5-NEtFOSAA
Conc. 3.4119
Q 589.20>419.00 (-) 1.89e4

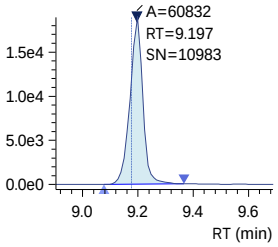

NEtFOSAA
Conc. 0.8545
R#1 80.50 (89.53)
R#2 80.50 (83.09)
Q 584.20>419.10 (-) 3.06e3

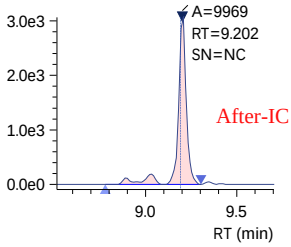

R1 498.90>98.80 (-) 3.20e3

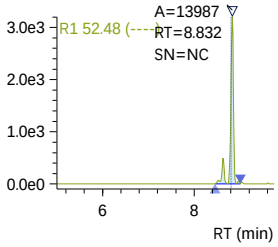

R1 570.10>483.00 (-) 2.25e3

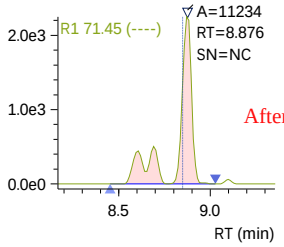

R1 584.20>526.00 (-) 1.74e3

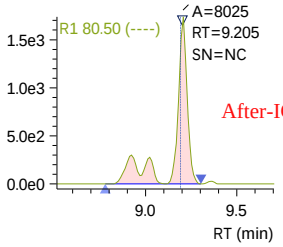

R2 498.90>98.80 (-) 3.20e3

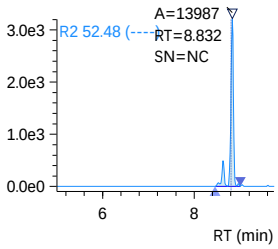

R2 570.10>483.00 (-) 2.25e3

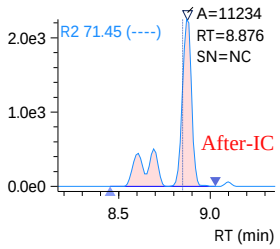

R2 584.20>526.00 (-) 1.74e3

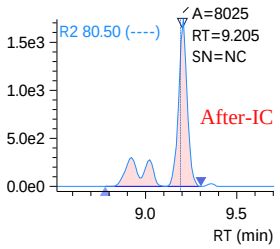

SN - Software-calculated S/N ratio outside criteria due to non-target peaks or drift in noise calculation window.
Analyst review of noise levels (excluding non-target peaks) in chromatogram indicates S/N ratio meets criteria.

Insight Report
Quantitation/Integration
Printed 3/21/2024 16:06:09

240320_012 (continued)

9-Cl-PF3ONS
Conc. 0.7880
R#1 32.21 (31.69)
R#2 32.21 (30.27)
Q 530.80>351.00 (-) 6.80e4

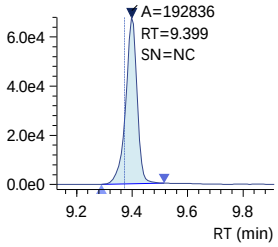

R1 532.80>353.00 (-) 2.19e4

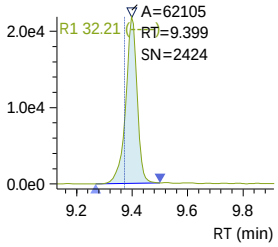

R2 532.80>353.00 (-) 2.19e4

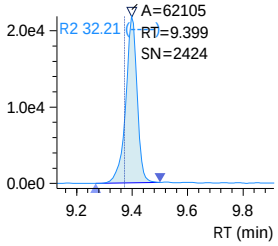

PFUnDA
Conc. 0.9943
R#1 9.74 (10.96)
R#2 9.74 (12.21)
Q 563.10>519.00 (-) 2.43e4

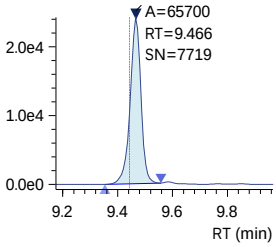

R1 563.10>269.10 (-) 2.25e3

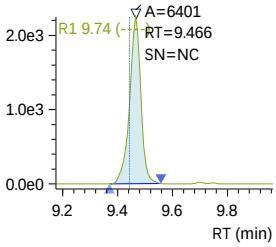

R2 563.10>269.10 (-) 2.25e3

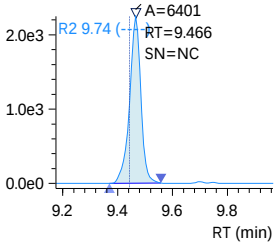

13C7-PFUnDA_IS
Conc. 1.2500
ISTD 570.00>525.10 (-) 2.67e4

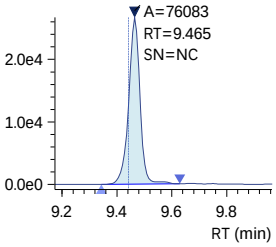

13C7-PFUnDA
Conc. 1.0856
Q 570.00>525.10 (-) 2.67e4

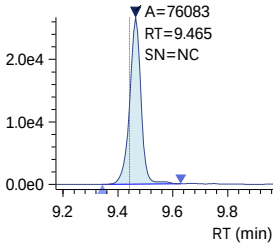

PFNS
Conc. 0.9177
R#1 69.54 (56.91)
R#2 69.54 (63.73)
Q 548.80>79.90 (-) 7.13e3

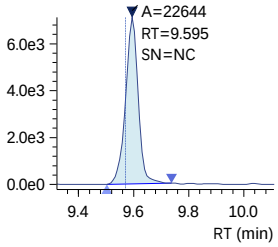

R1 548.80>98.80 (-) 5.25e3

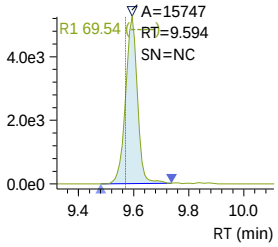

R2 548.80>98.80 (-) 5.25e3

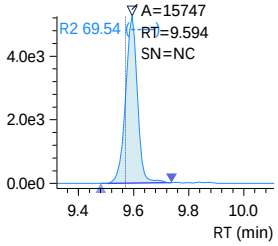

J:\LCMS08\Data\240320_1633_B1\240320_1633_B1.damlp .
SN - Software-calculated S/N ratio outside criteria due to non-target peaks or drift in noise calculation window.
Analyst review of noise levels (excluding non-target peaks) in chromatogram indicates S/N ratio meets criteria.

240320_012 (continued)

10_2 FTS
Conc. 0.8180
R#1 30.19 (32.29)
R#2 30.19 (27.50)
Q 626.80>607.05 (-) 2.41e3

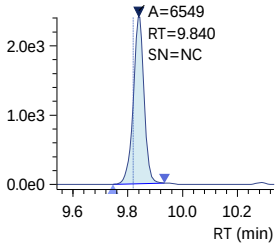

R1 626.80>81.00 (-) 7.10e2

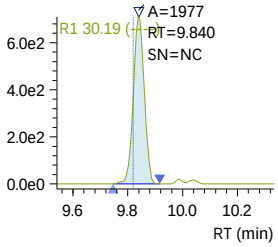

R2 626.80>81.00 (-) 7.10e2

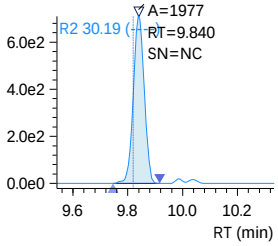

13C2-PFDOA_IS
Conc. 1.2500
ISTD 615.10>570.00 (-) 3.06e4

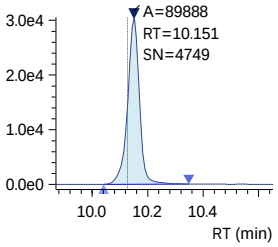

13C2-PFDOA
Conc. 1.1028
Q 615.10>570.00 (-) 3.06e4

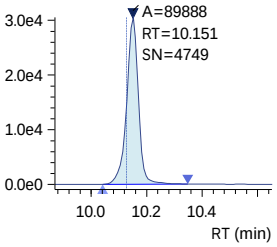

PFDOA
Conc. 0.8968
R#1 11.54 (11.14)
R#2 11.54 (9.85)
Q 613.10>569.00 (-) 1.54e4

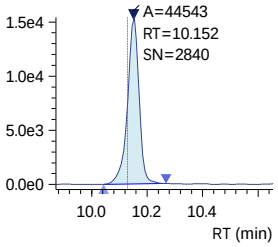

R1 613.10>319.00 (-) 1.74e3

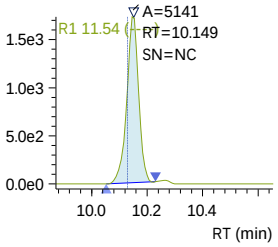

R2 613.10>319.00 (-) 1.74e3

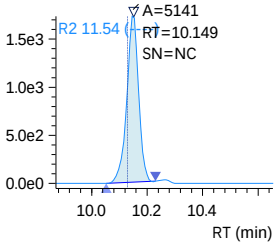

PFDS
Conc. 0.8960
R#1 57.60 (58.01)
R#2 57.60 (60.30)
Q 599.00>79.90 (-) 6.60e3

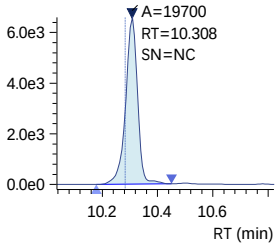

R1 599.00>98.80 (-) 3.94e3

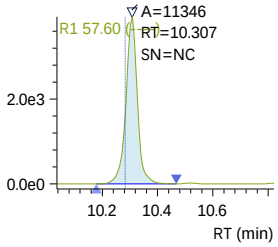

R2 599.00>98.80 (-) 3.94e3

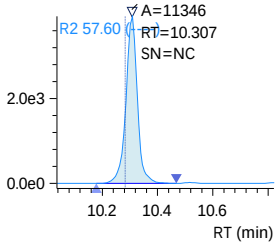

240320_012 (continued)

PFTrDA
Conc. 0.9282
R#1 14.36 (16.67)
R#2 14.36 (15.87)
Q 663.00>619.00 (-) 1.40e4

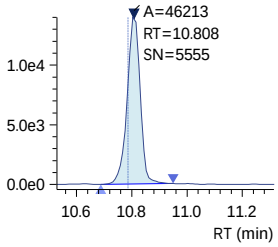

11-Cl-PF3OUdS
Conc. 0.7450
R#1 35.79 (35.04)
R#2 35.79 (36.12)
Q 630.90>451.00 (-) 2.62e4

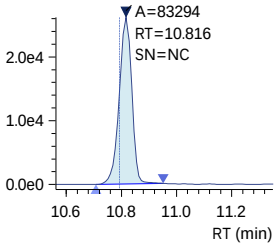

PFOSAm
Conc. 0.9662
Q 498.10>77.90 (-) 9.79e3

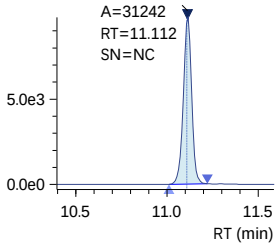

13C8-PFOSAm
Conc. 1.9583
Q 506.10>77.80 (-) 2.35e4

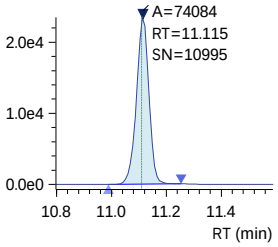

13C8-PFOSAm_IS
Conc. 2.5000
ISTD 506.10>77.80 (-) 2.35e4

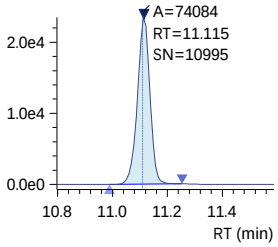

R1 663.00>168.90 (-) 2.01e3

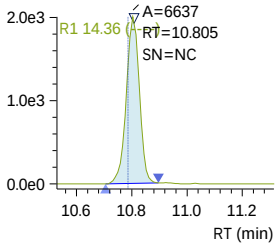

R1 632.90>452.90 (-) 9.31e3

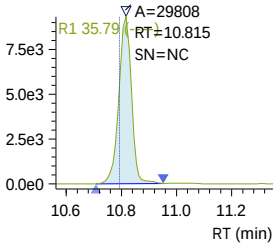

R2 663.00>168.90 (-) 2.01e3

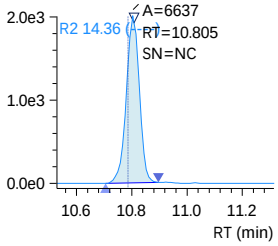

R2 632.90>452.90 (-) 9.31e3

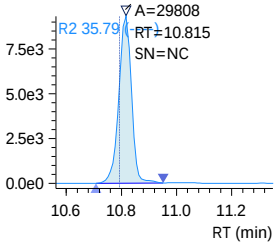

240320_012 (continued)

PFTDA
Conc. 0.9173
R#1 19.14 (17.09)
R#2 19.14 (18.89)
Q 713.10>669.00 (-) 8.76e3

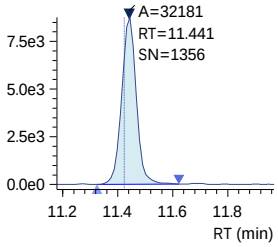

R1 713.10>168.90 (-) 1.78e3

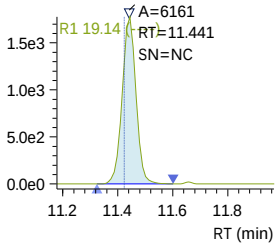

R2 713.10>168.90 (-) 1.78e3

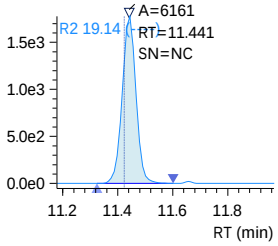

13C2-PFTDA
Conc. 1.0104
Q 715.20>670.00 (-) 1.39e4

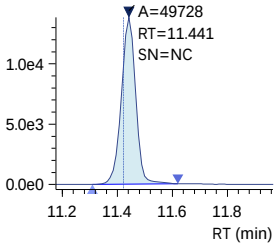

13C2-PFTDA_IS
Conc. 1.2500
ISTD 715.20>670.00 (-) 1.39e4

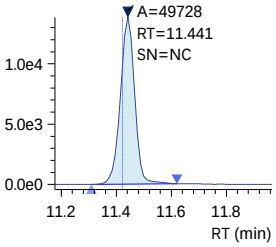

PFDoS
Conc. 0.8713
R#1 58.53 (61.23)
R#2 58.53 (64.82)
Q 699.10>79.90 (-) 3.91e3

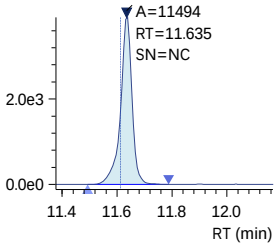

R1 699.10>98.80 (-) 2.29e3

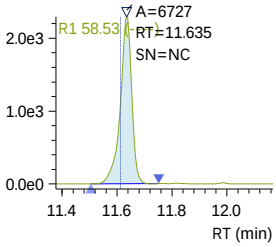

R2 699.10>98.80 (-) 2.29e3

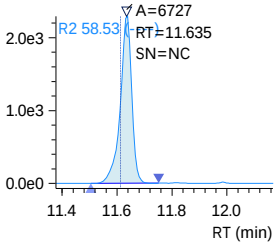

D7-MeFOSE_IS
Conc. 25.0000
ISTD 623.20>58.90 (-) 6.30e4

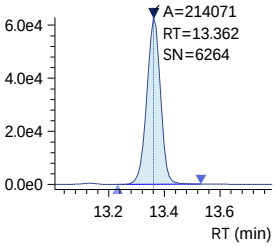

Insight Report
Quantitation/Integration
Printed 3/21/2024 16:06:09

240320_012 (continued)

D7-MeFOSE
Conc. 18.4944

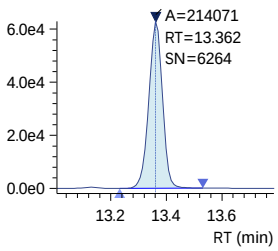

MeFOSE
Conc. 0.8881

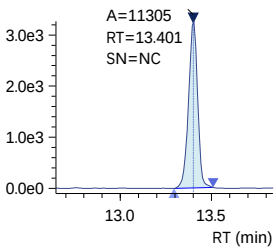

13C2-PFHXDA_IS
Conc. 2.5000

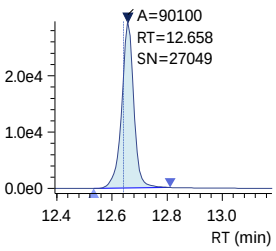

13C2-PFHXDA
Conc. 1.7804

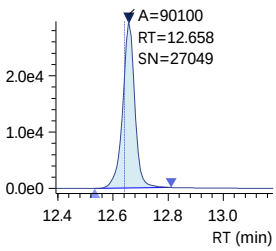

PFHXDA
Conc. 0.9735
R#1 10.97 (10.78)
R#2 10.97 (11.30)

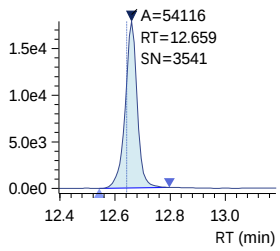

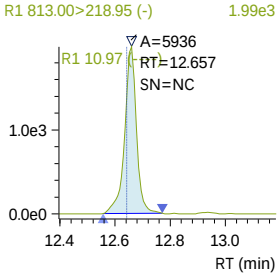

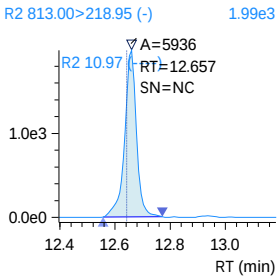

J:\LCMS08\Data\240320_1633_B1\240320_1633_B1.damlp .

SN - Software-calculated S/N ratio outside criteria due to non-target peaks or drift in noise calculation window.
Analyst review of noise levels (excluding non-target peaks) in chromatogram indicates S/N ratio meets criteria.

240320_012 (continued)

D3-MeFOSA
Conc. 1.6258

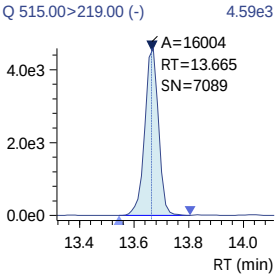

D3-MeFOSA_IS
Conc. 2.5000

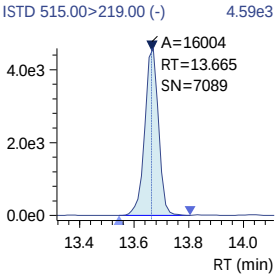

MeFOSA
Conc. 0.8417
R#1 121.46 (156.31)
R#2 121.46 (157.34)

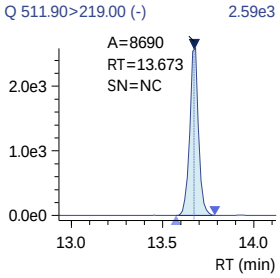

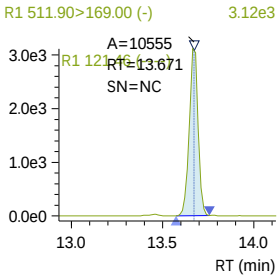

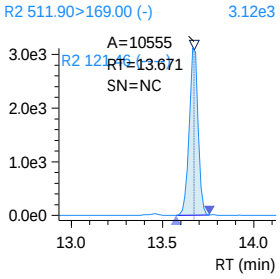

D9-EtFOSE_IS
Conc. 25.0000

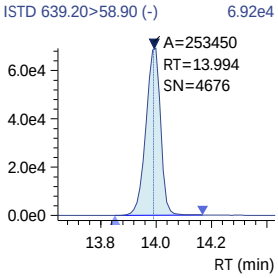

D9-EtFOSE
Conc. 19.1813

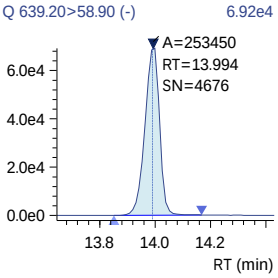

J:\LCMS08\Data\240320_1633_B1\240320_1633_B1.damlp .

SN - Software-calculated S/N ratio outside criteria due to non-target peaks or drift in noise calculation window.
Analyst review of noise levels (excluding non-target peaks) in chromatogram indicates S/N ratio meets criteria.

240320_012 (continued)

EtFOSE
Conc. 0.8228

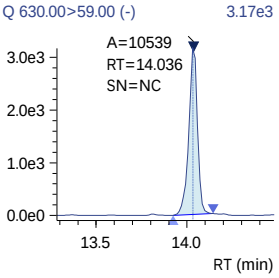

D5-EtFOSAm
Conc. 1.5908

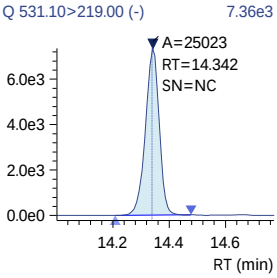

D5-EtFOSAm_IS
Conc. 2.5000

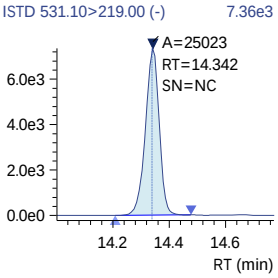

EtFOSAm
Conc. 0.8085
R#1 128.60 (177.75)
R#2 128.60 (169.40)

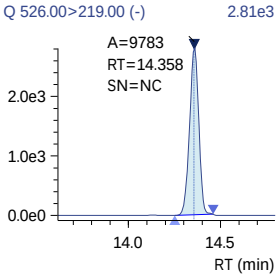

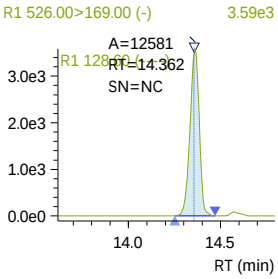

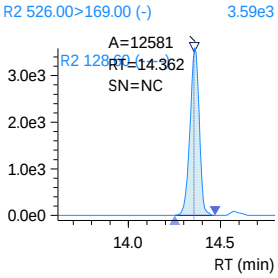

PFODA
Conc. 1.0317
R#1 31.41 (31.66)
R#2 31.41 (34.82)

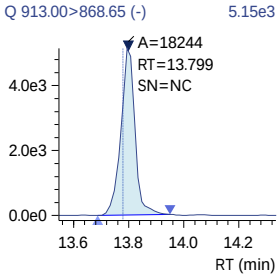

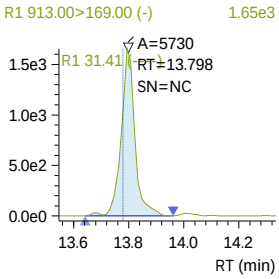

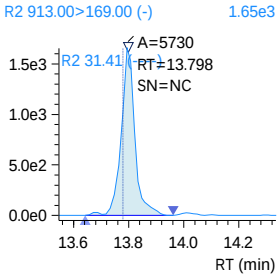

J:\LCMS08\Data\240320_1633_B1\240320_1633_B1.damlp .

SN - Software-calculated S/N ratio outside criteria due to non-target peaks or drift in noise calculation window.
Analyst review of noise levels (excluding non-target peaks) in chromatogram indicates S/N ratio meets criteria.

Insight Report
Before Manual Integration
Printed 3/21/2024 14:58:00

240320_012

Sample ID: KQ2404025-01
Date Acquired: 3/20/2024 5:33:06 PM
Acquired by: System Administrator
Data File: 240320_012
Vial: 2 | Inj. Volume: 10.0000uL | Tray: 2

13C4-PFBA
Conc. 8.3052
Q 216.80>171.90 (-) 1.12e5

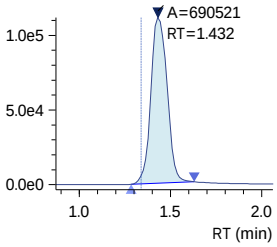

13C4-PFBA_IS
Conc. 10.0000
ISTD 216.80>171.90 (-) 1.12e5

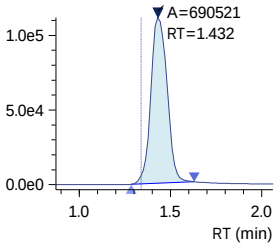

13C3-PFBA_IS
Conc. 5.0000
ISTD 216.00>172.00 (-) 6.87e4

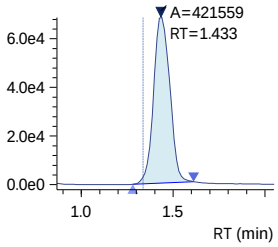

PFBA
Conc. 0.9574
Q 212.80>169.05 (-) 1.30e4

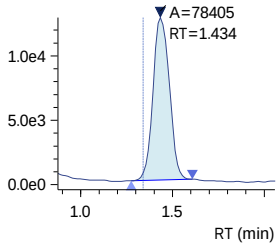

PFMPA
Conc. 1.0127
Q 229.00>84.90 (-) 1.35e4

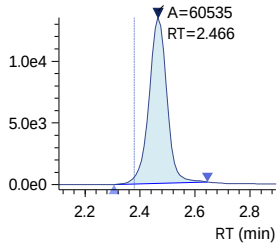

3_3 FTCA
Conc. 19.0480
R#1 133.19 (136.14)
R#2 133.19 (136.14)
Q 241.00>177.10 (-) 1.91e4

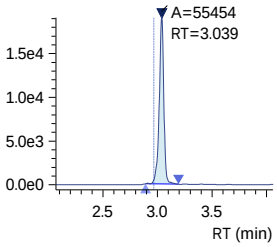

13C5-PFPeA
Conc. 4.3775
Q 268.30>223.00 (-) 5.44e4

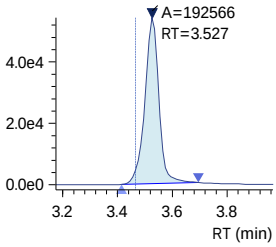

13C5-PFPeA_IS
Conc. 5.0000
ISTD 268.30>223.00 (-) 5.44e4

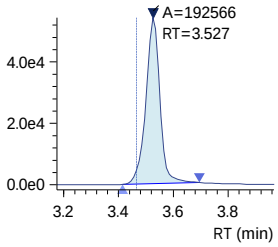

PFPeA
Conc. 0.9236
Q 263.00>219.00 (-) 3.59e4

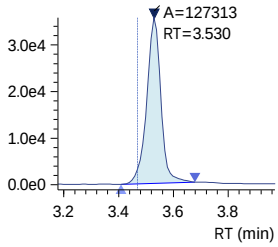

PFMBA
Conc. 0.9416
Q 279.00>84.95 (-) 2.84e4

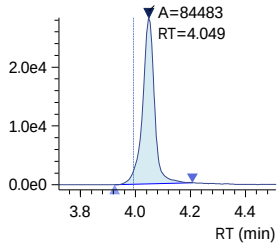

R1 241.00>117.00 (-) 2.59e4

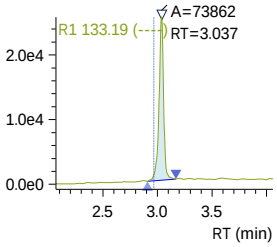

R2 241.00>117.00 (-) 2.59e4

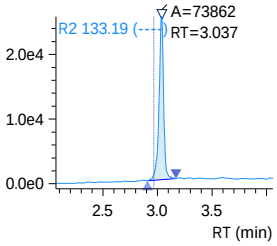

Insight Report
Before Manual Integration
Printed 3/21/2024 14:58:00

240320_012 (continued)

13C2-4_2 FTS
Conc. 3.0513

Q 329.10>80.90 (-) 1.28e4

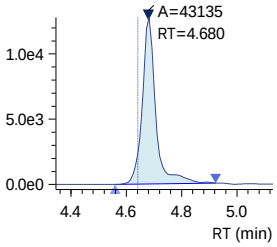

13C2-4_2 FTS_IS
Conc. 5.0000

ISTD 329.10>80.90 (-) 1.28e4

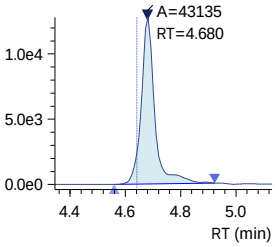

4_2 FTS
Conc. 0.8799
R#1 30.65 (33.08)
R#2 30.65 (33.08)

Q 327.10>307.00 (-) 7.31e3

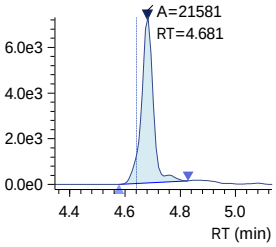

R1 327.10>80.90 (-) 1.97e3

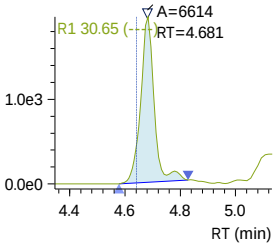

R2 327.10>80.90 (-) 1.97e3

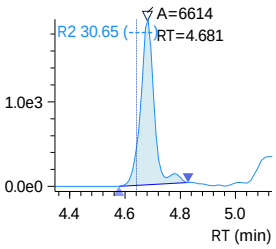

13C3-PFBS_IS
Conc. 2.5000

ISTD 302.10>79.90 (-) 4.01e4

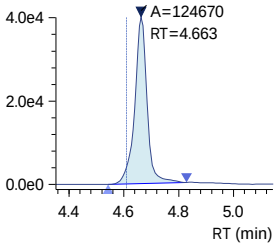

PFBS
Conc. 0.8597
R#1 47.20 (46.53)
R#2 47.20 (46.53)

Q 298.70>79.90 (-) 1.91e4

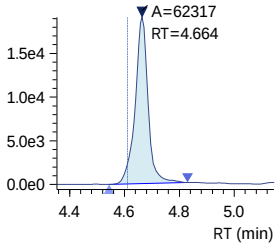

R1 298.70>98.80 (-) 8.96e3

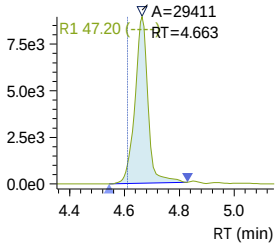

R2 298.70>98.80 (-) 8.96e3

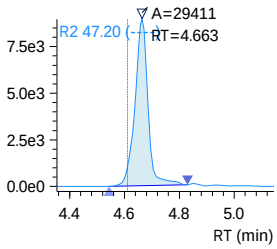

Insight Report
Before Manual Integration
Printed 3/21/2024 14:58:00

240320_012 (continued)

13C3-PFBS
Conc. 2.0316

Q 302.10>79.90 (-) 4.01e4

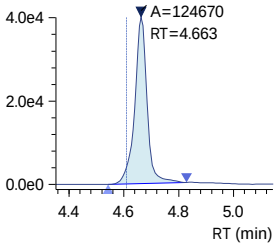

NFDHA
Conc. 1.0452
R#1 34.98 (36.44)
R#2 34.98 (36.44)

Q 295.00>201.00 (-) 2.73e4

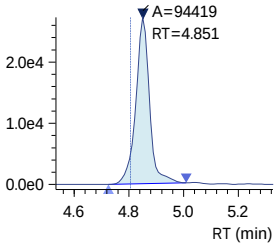

R1 295.00>84.90 (-) 9.45e3

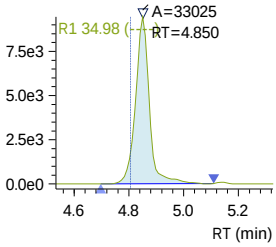

R2 295.00>84.90 (-) 9.45e3

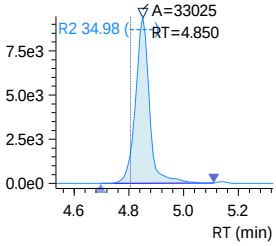

13C5-PFHxA
Conc. 2.1295

Q 318.00>273.00 (-) 7.83e4

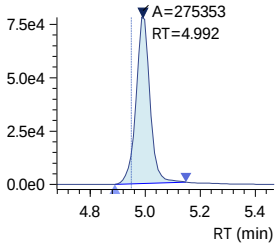

13C5-PFHxA_IS
Conc. 2.5000

ISTD 318.00>273.00 (-) 7.83e4

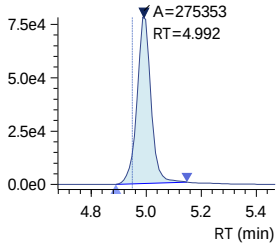

13C2-PFHxA_IS
Conc. 2.5000

ISTD 315.10>270.00 (-) 1.12e5

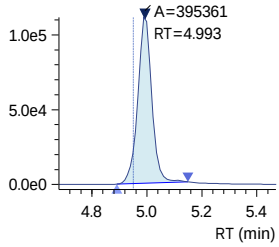

Insight Report
Before Manual Integration
Printed 3/21/2024 14:58:00

240320_012 (continued)

PFHxA
Conc. 0.9013
Q 313.00>269.00 (-) 3.07e4

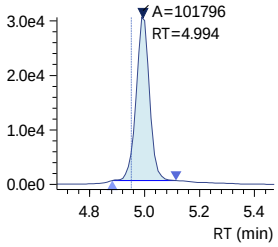

PFEESA
Conc. 0.8686
R#1 5.34 (5.25)
R#2 5.34 (5.25)
Q 314.80>135.00 (-) 9.25e4

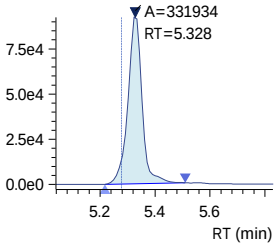

R1 314.80>82.90 (-) 4.98e3

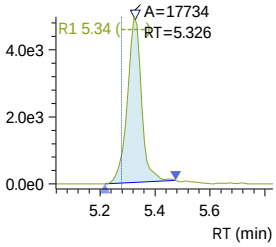

R2 314.80>82.90 (-) 4.98e3

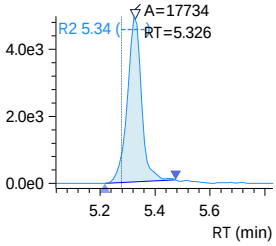

13C3-HFPO-DA
Conc. 8.6384
Q 286.90>168.90 (-) 1.41e5

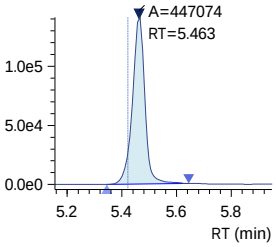

13C3-HFPO-DA_IS
Conc. 10.0000
ISTD 286.90>168.90 (-) 1.41e5

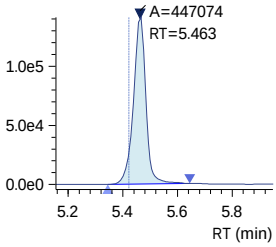

HFPO-DA
Conc. 0.9676
R#1 57.50 (62.57)
R#2 57.50 (62.57)
Q 284.90>168.90 (-) 1.56e4

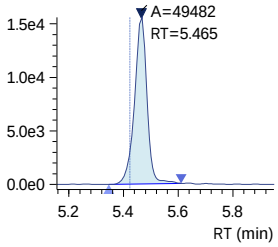

R1 284.90>184.90 (-) 9.07e3

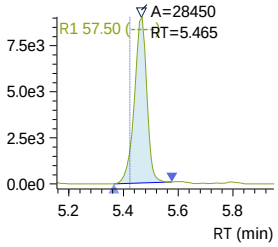

R2 284.90>184.90 (-) 9.07e3

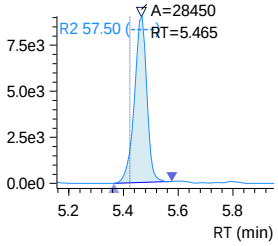

Insight Report
Before Manual Integration
Printed 3/21/2024 14:58:00

240320_012 (continued)

5_3 FTCA
Conc. 17.6719
R#1 156.41 (154.88)
R#2 156.41 (154.88)
Q 341.00>237.05 (-) 4.95e4
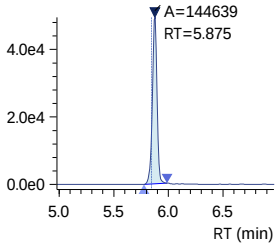

R1 341.00>217.00 (-) 7.74e4
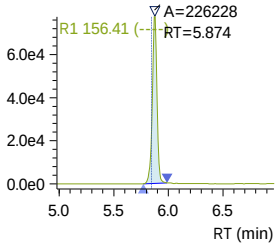

R2 341.00>217.00 (-) 7.74e4
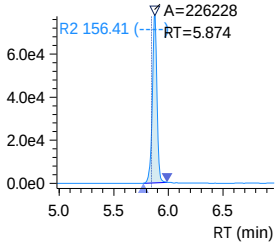

PFPeS
Conc. 0.8747
R#1 51.42 (54.44)
R#2 51.42 (54.44)
Q 349.10>79.90 (-) A=42712 1.46e4
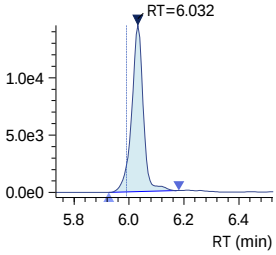

R1 349.10>98.80 (-) 8.02e3
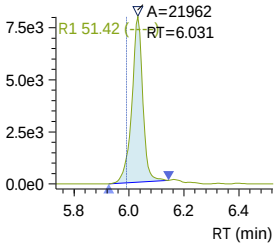

R2 349.10>98.80 (-) 8.02e3
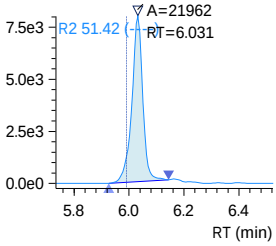

13C4-PFHpA
Conc. 2.1735
Q 367.10>322.00 (-) 1.39e5
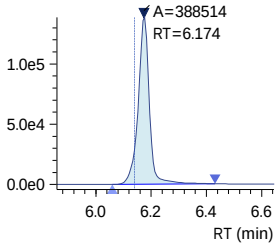

13C4-PFHpA_IS
Conc. 2.5000
ISTD 367.10>322.00 (-) 1.39e5
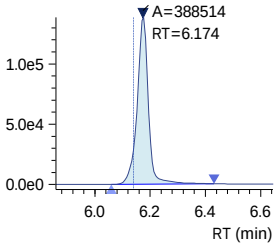

PFHpA
Conc. 0.9410
R#1 22.25 (23.39)
R#2 22.25 (23.39)
Q 363.10>319.00 (-) 4.84e4
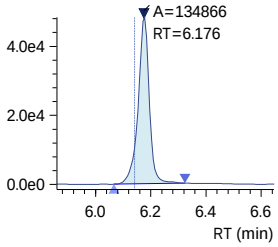

R1 363.10>169.00 (-) 1.08e4
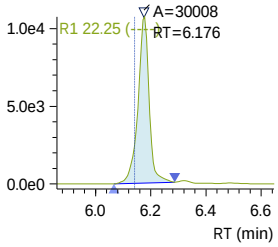

R2 363.10>169.00 (-) 1.08e4
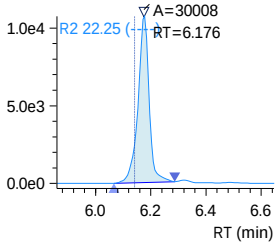

240320_012 (continued)

DONA
Conc. 1.0015
R#1 28.48 (30.39)
R#2 28.48 (30.39)
Q 376.90>250.90 (-) 5.89e4

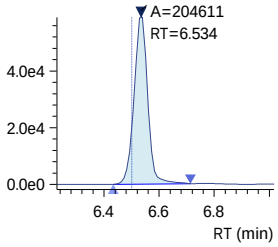

R1 376.90>84.80 (-) 1.69e4

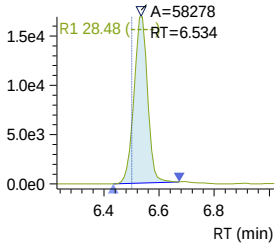

R2 376.90>84.80 (-) 1.69e4

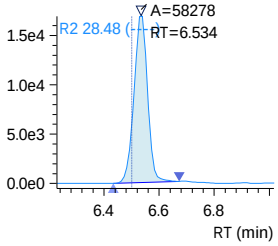

13C2-6_2 FTS_IS
Conc. 5.0000
ISTD 429.10>80.90 (-) 9.67e3

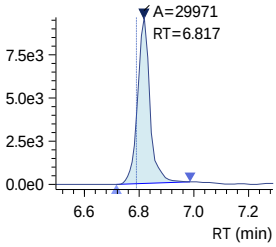

13C2-6_2 FTS
Conc. 2.6303
Q 429.10>80.90 (-) 9.67e3

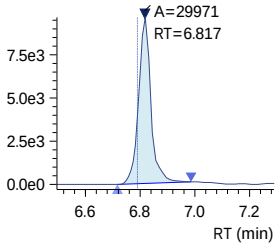

6_2 FTS
Conc. 0.9675
R#1 48.01 (44.48)
R#2 48.01 (44.48)
Q 427.10>407.00 (-) 4.17e3

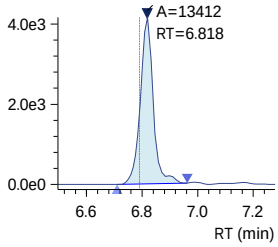

R1 427.10>80.90 (-) 2.04e3

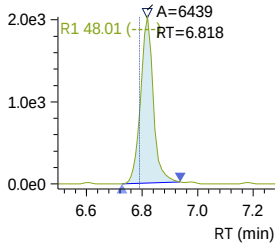

R2 427.10>80.90 (-) 2.04e3

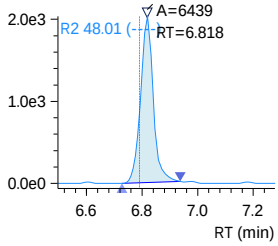

13C4-PFOA_IS
Conc. 2.5000
ISTD 417.10>172.00 (-) 5.94e3

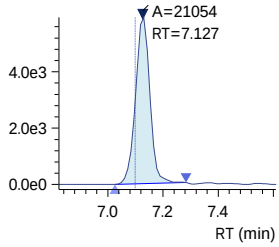

240320_012 (continued)

13C8-PFOA_IS
Conc. 2.5000

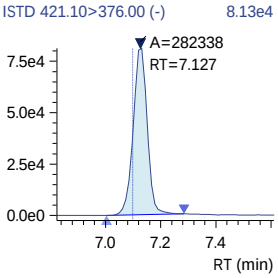

13C8-PFOA
Conc. 2.1774

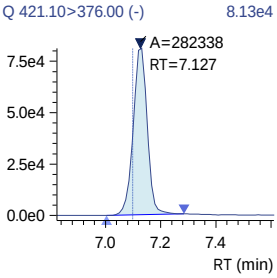

PFOA
Conc. 1.0616
R#1 25.20 (24.47)
R#2 25.20 (24.47)

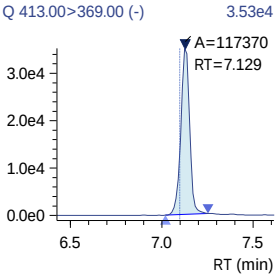

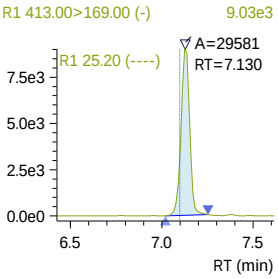

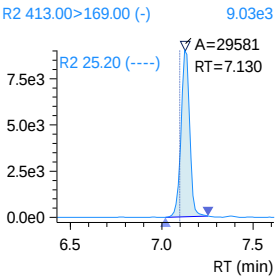

13C3-PFHxS
Conc. 2.0405

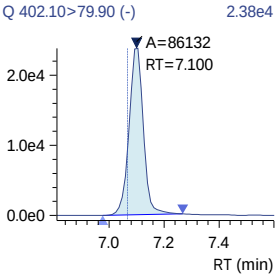

13C3-PFHxS_IS
Conc. 2.5000

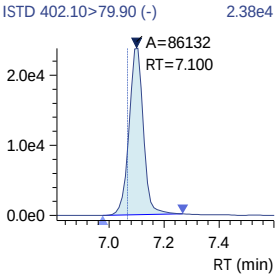

Insight Report
Before Manual Integration
Printed 3/21/2024 14:58:00

240320_012 (continued)

PFHxS
Conc. 0.8273
R#1 61.37 (57.29)
R#2 61.37 (57.29)
Q 398.70>79.90 (-) 8.39e3

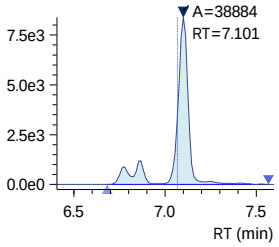

R1 398.70>98.90 (-) 5.06e3

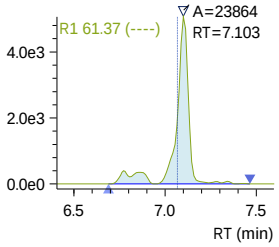

R2 398.70>98.90 (-) 5.06e3

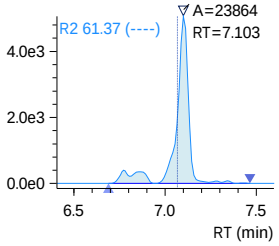

18O2-PFHxS_IS
Conc. 2.5000
ISTD 403.00>83.90 (-) 2.84e4

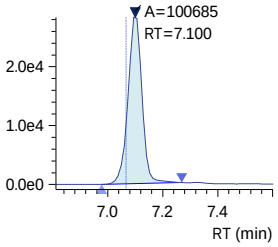

13C9-PFNA_IS
Conc. 1.2500
ISTD 472.10>427.00 (-) 4.99e4

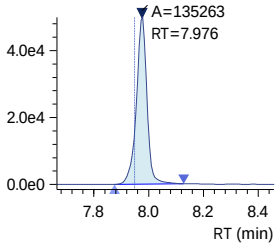

13C9-PFNA
Conc. 1.0645
Q 472.10>427.00 (-) 4.99e4

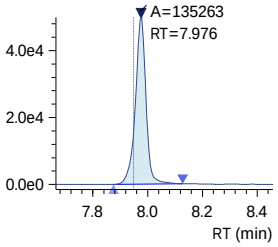

13C5-PFNA_IS
Conc. 1.2500
ISTD 468.00>423.00 (-) 5.20e4

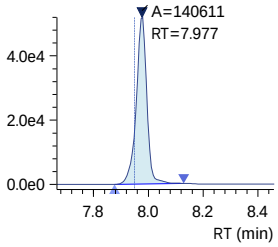

240320_012 (continued)

PFNA
Conc. 0.8590
R#1 21.80 (20.36)
R#2 21.80 (20.36)
Q 463.00>419.00 (-) 2.94e4

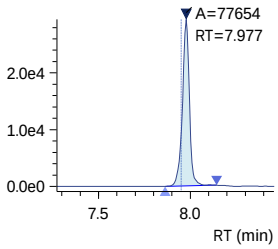

PFHpS
Conc. 0.9498
R#1 50.97 (46.70)
R#2 50.97 (46.70)
Q 449.00>79.90 (-) A=33454 1.18e4

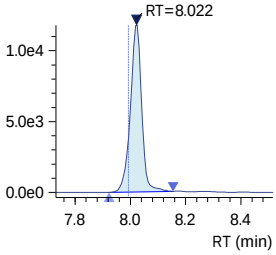

7_3 FTCA
Conc. 15.4244
R#1 137.11 (132.28)
R#2 137.11 (132.28)
Q 441.00>317.00 (-) 6.33e4

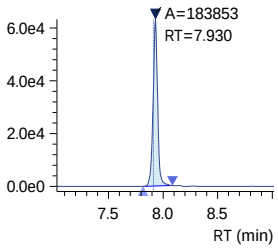

13C2-8_2-FTS
Conc. 2.9676
Q 529.10>80.90 (-) 6.71e3

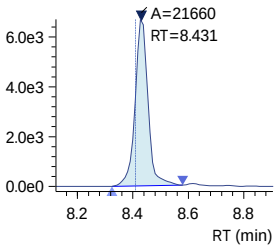

13C2-8_2-FTS_IS
Conc. 5.0000
ISTD 529.10>80.90 (-) 6.71e3

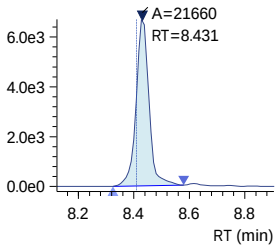

R1 463.00>219.00 (-) 5.71e3

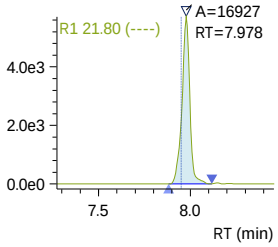

R1 449.00>98.80 (-) 5.97e3

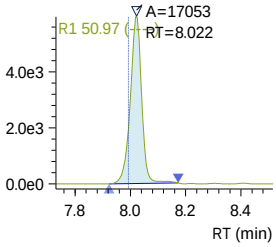

R1 441.00>336.90 (-) 8.77e4

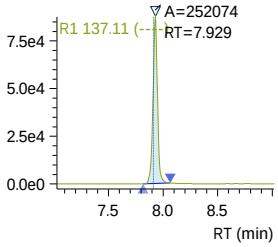

R2 463.00>219.00 (-) 5.71e3

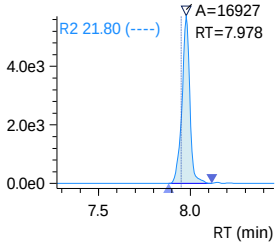

R2 449.00>98.80 (-) 5.97e3

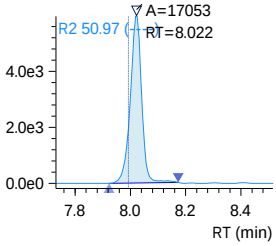

R2 441.00>336.90 (-) 8.77e4

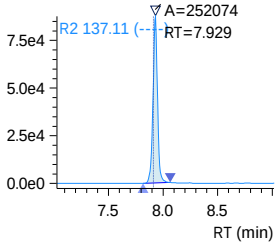

240320_012 (continued)

8_2 FTS
Conc. 0.8525
R#1 46.33 (45.91)
R#2 46.33 (45.91)
Q 527.10>506.95 (-) 2.67e3

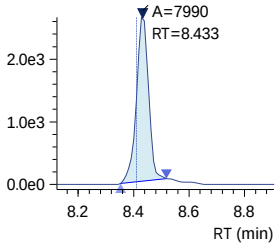

13C6-PFDA_IS
Conc. 1.2500
ISTD 519.10>474.10 (-) 2.01e4

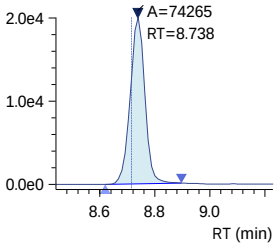

13C6-PFDA
Conc. 1.0450
Q 519.10>474.10 (-) 2.01e4

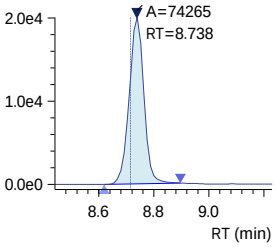

13C2-PFDA_IS
Conc. 1.2500
ISTD 515.10>470.10 (-) 2.08e4

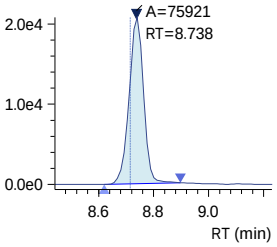

PFDA
Conc. 0.9712
R#1 19.37 (17.64)
R#2 19.37 (17.64)
Q 512.90>469.00 (-) 1.65e4

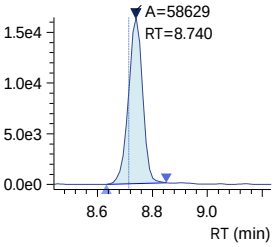

R1 527.10>80.80 (-) 1.25e3

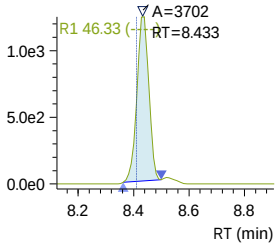

R1 512.90>219.00 (-) 3.07e3

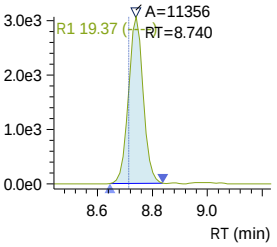

R2 527.10>80.80 (-) 1.25e3

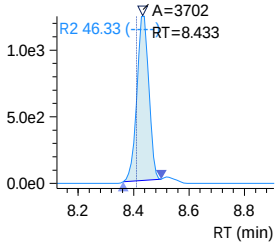

R2 512.90>219.00 (-) 3.07e3

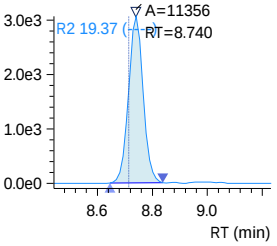

D3-NMeFOSAA_IS
Conc. 5.0000
ISTD 573.20>419.00 (-) 2.03e4

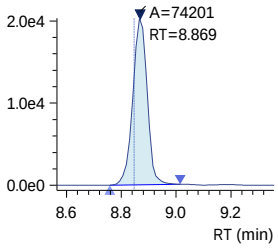

D3-NMeFOSAA
Conc. 3.0491
Q 573.20>419.00 (-) 2.03e4

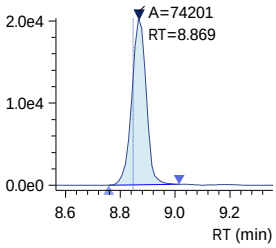

13C8-PFOS_IS
Conc. 2.5000
ISTD 507.10>98.90 (-) 7.89e3

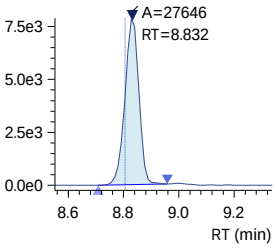

13C8-PFOS
Conc. 1.9629
Q 507.10>98.90 (-) 7.89e3

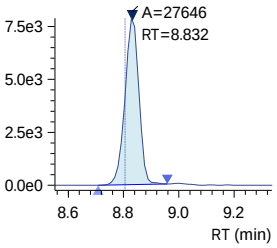

13C4-PFOS_IS
Conc. 2.5000
ISTD 502.80>79.90 (-) 2.86e4

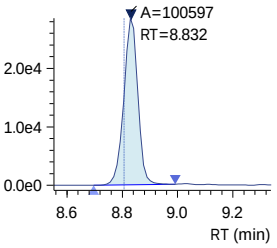

Insight Report
Before Manual Integration
Printed 3/21/2024 14:58:00

240320_012 (continued)

PFOS
Conc. 0.8918
R#1 52.48 (45.06)
R#2 52.48 (45.06)
Q 498.90>79.90 (-) 5.59e3

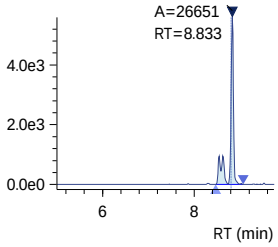

R1 498.90>98.80 (-) 3.20e3

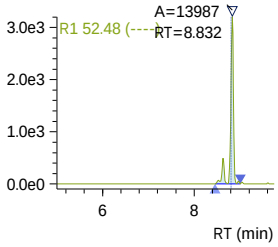

R2 498.90>98.80 (-) 3.20e3

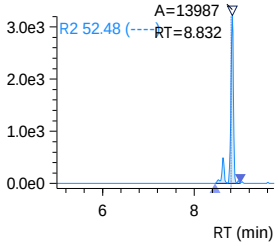

NMeFOSAA
Conc. 0.9236
R#1 57.93 (67.10)
R#2 57.93 (67.10)
Q 570.10>419.00 (-) 4.02e3

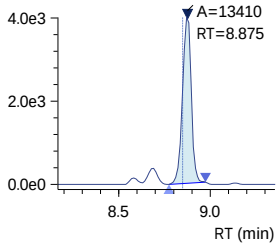

R1 570.10>483.00 (-) 2.25e3

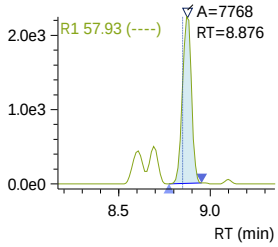

R2 570.10>483.00 (-) 2.25e3

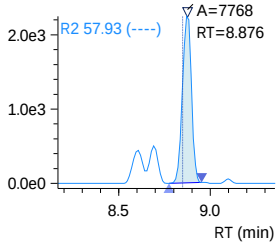

D5-NEtFOSAA_IS
Conc. 5.0000
ISTD 589.20>419.00 (-) 1.89e4

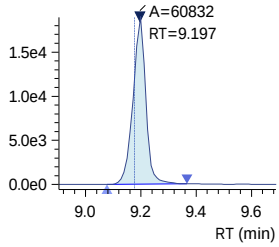

D5-NEtFOSAA
Conc. 3.4119
Q 589.20>419.00 (-) 1.89e4

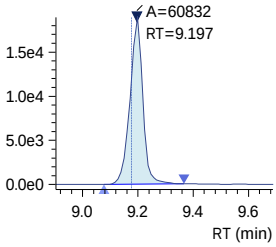

NEtFOSAA
Conc. 0.7513
R#1 65.06 (89.53)
R#2 65.06 (89.53)
Q 584.20>419.10 (-) 3.06e3

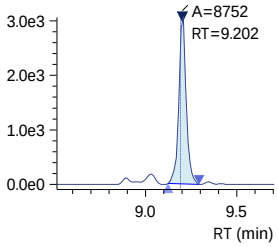

R1 584.20>526.00 (-) 1.74e3

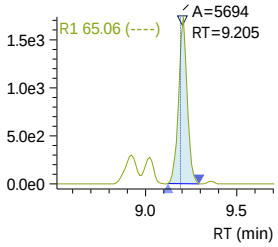

R2 584.20>526.00 (-) 1.74e3

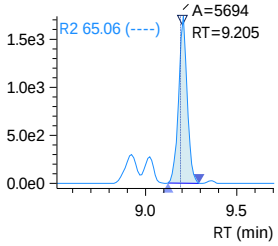

240320_012 (continued)

9-Cl-PF3ONS
Conc. 0.7880
R#1 32.21 (31.69)
R#2 32.21 (31.69)
Q 530.80>351.00 (-) 6.80e4

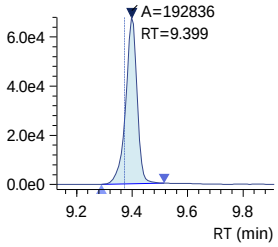

R1 532.80>353.00 (-) 2.19e4

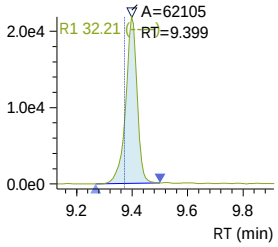

R2 532.80>353.00 (-) 2.19e4

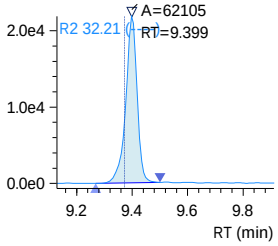

PFUnDA
Conc. 0.9943
R#1 9.74 (10.96)
R#2 9.74 (10.96)
Q 563.10>519.00 (-) 2.43e4

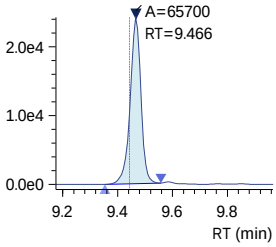

R1 563.10>269.10 (-) 2.25e3

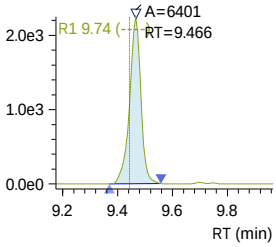

R2 563.10>269.10 (-) 2.25e3

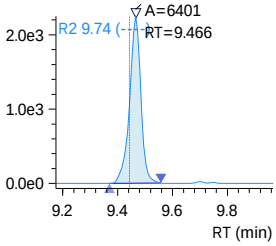

13C7-PFUnDA_IS
Conc. 1.2500
ISTD 570.00>525.10 (-) 2.67e4

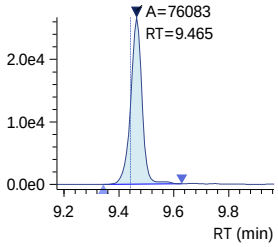

13C7-PFUnDA
Conc. 1.0856
Q 570.00>525.10 (-) 2.67e4

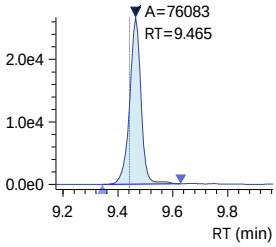

PFNS
Conc. 0.9177
R#1 69.54 (56.91)
R#2 69.54 (56.91)
Q 548.80>79.90 (-) 7.13e3

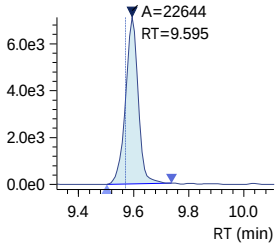

R1 548.80>98.80 (-) 5.25e3

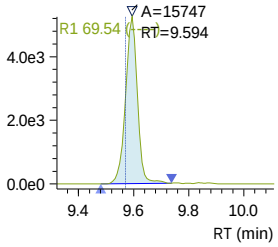

R2 548.80>98.80 (-) 5.25e3

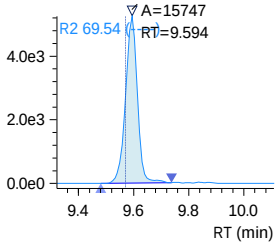

Insight Report
Before Manual Integration
Printed 3/21/2024 14:58:00

240320_012 (continued)

10_2 FTS
Conc. 0.8180
R#1 30.19 (32.29)
R#2 30.19 (32.29)
Q 626.80>607.05 (-) 2.41e3

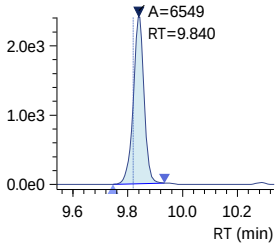

R1 626.80>81.00 (-) 7.10e2

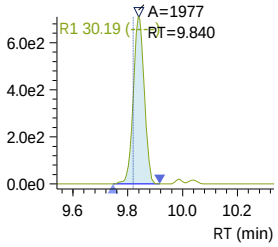

R2 626.80>81.00 (-) 7.10e2

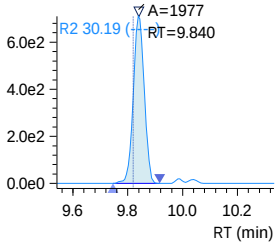

13C2-PFDOA_IS
Conc. 1.2500
ISTD 615.10>570.00 (-) 3.06e4

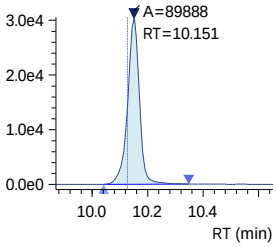

13C2-PFDOA
Conc. 1.1028
Q 615.10>570.00 (-) 3.06e4

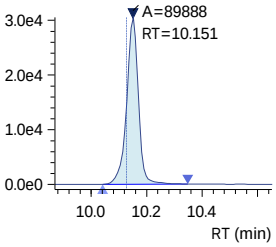

PFDOA
Conc. 0.8968
R#1 11.54 (11.14)
R#2 11.54 (11.14)
Q 613.10>569.00 (-) 1.54e4

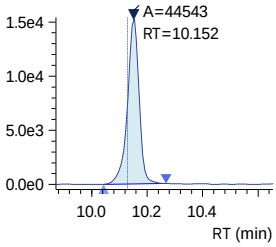

R1 613.10>319.00 (-) 1.74e3

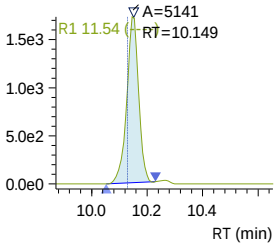

R2 613.10>319.00 (-) 1.74e3

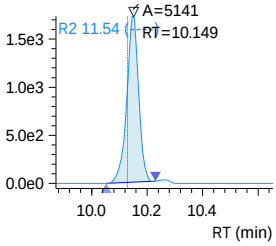

PFDS
Conc. 0.8960
R#1 57.60 (58.01)
R#2 57.60 (58.01)
Q 599.00>79.90 (-) 6.60e3

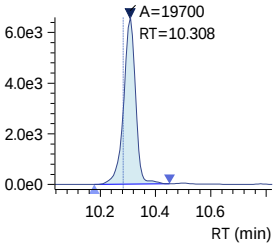

R1 599.00>98.80 (-) 3.94e3

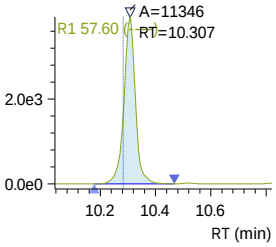

R2 599.00>98.80 (-) 3.94e3

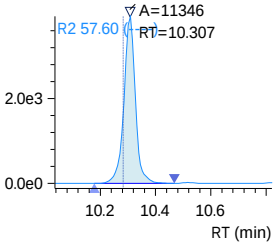

Insight Report
Before Manual Integration
Printed 3/21/2024 14:58:00

240320_012 (continued)

PFTrDA
Conc. 0.9282
R#1 14.36 (16.67)
R#2 14.36 (16.67)
Q 663.00>619.00 (-) 1.40e4

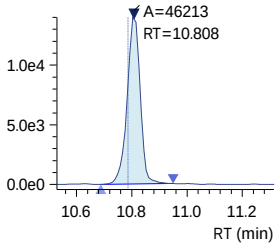

R1 663.00>168.90 (-) 2.01e3

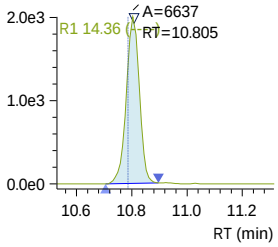

R2 663.00>168.90 (-) 2.01e3

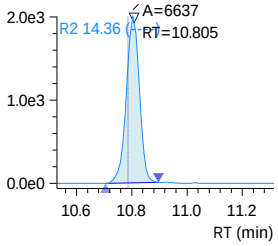

11-Cl-PF3OUdS
Conc. 0.7450
R#1 35.79 (35.04)
R#2 35.79 (35.04)
Q 630.90>451.00 (-) 2.62e4

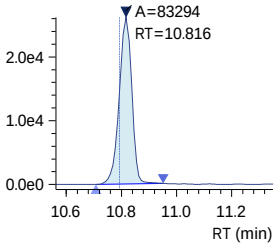

R1 632.90>452.90 (-) 9.31e3

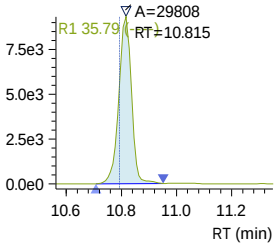

R2 632.90>452.90 (-) 9.31e3

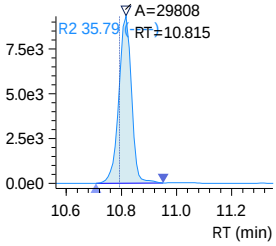

PFOSAm
Conc. 0.9662
Q 498.10>77.90 (-) 9.79e3

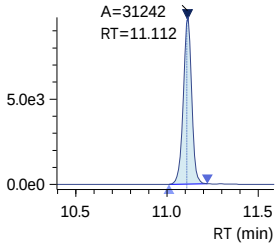

13C8-PFOSAm
Conc. 1.9583
Q 506.10>77.80 (-) 2.35e4

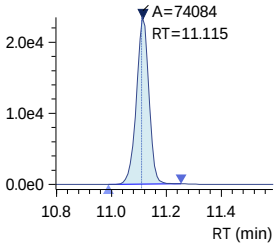

13C8-PFOSAm_IS
Conc. 2.5000
ISTD 506.10>77.80 (-) 2.35e4

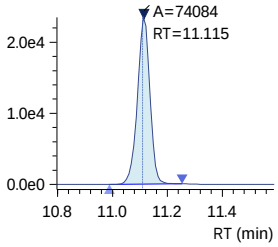

240320_012 (continued)

PFTDA
Conc. 0.9173
R#1 19.14 (17.09)
R#2 19.14 (17.09)
Q 713.10>669.00 (-) 8.76e3

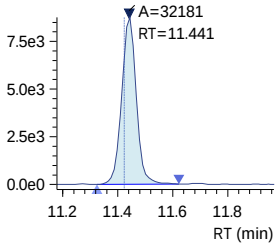

R1 713.10>168.90 (-) 1.78e3

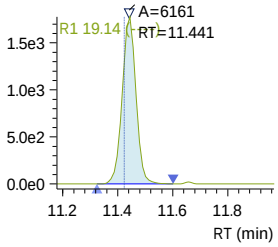

R2 713.10>168.90 (-) 1.78e3

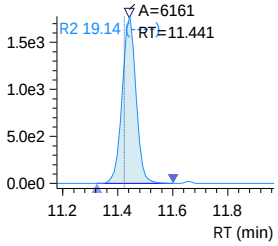

13C2-PFTDA
Conc. 1.0104
Q 715.20>670.00 (-) 1.39e4

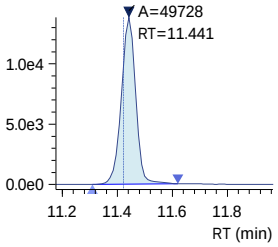

13C2-PFTDA_IS
Conc. 1.2500
ISTD 715.20>670.00 (-) 1.39e4

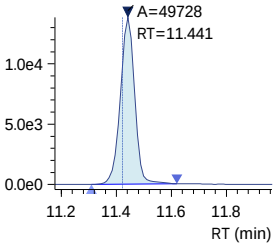

PFDoS
Conc. 0.8713
R#1 58.53 (61.23)
R#2 58.53 (61.23)
Q 699.10>79.90 (-) 3.91e3

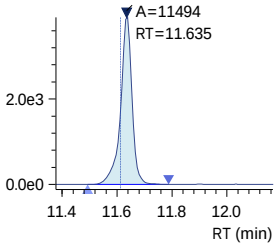

R1 699.10>98.80 (-) 2.29e3

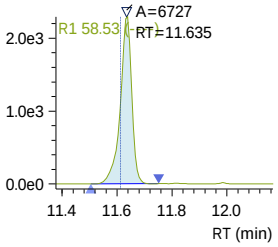

R2 699.10>98.80 (-) 2.29e3

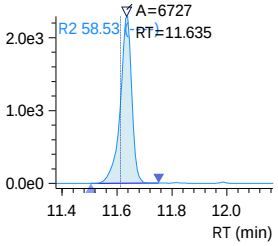

D7-MeFOSE_IS
Conc. 25.0000
ISTD 623.20>58.90 (-) 6.30e4

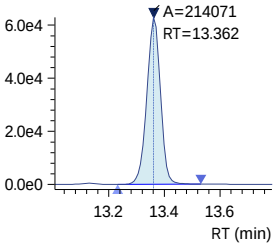

Insight Report
Before Manual Integration
Printed 3/21/2024 14:58:00

240320_012 (continued)

D7-MeFOSE
Conc. 18.4944

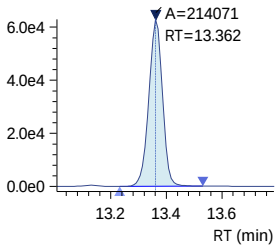

MeFOSE
Conc. 0.8881

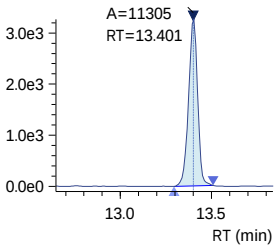

13C2-PFHXDA_IS
Conc. 2.5000

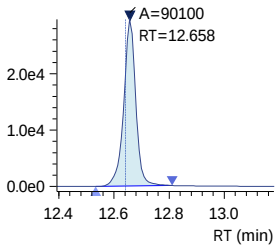

13C2-PFHXDA
Conc. 1.7804

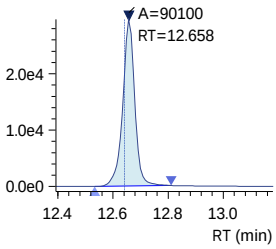

PFHXDA
Conc. 0.9735
R#1 10.97 (10.78)
R#2 10.97 (10.78)

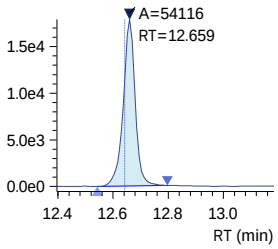

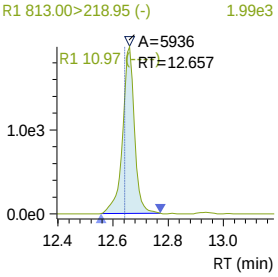

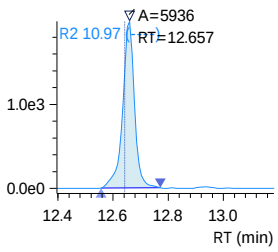

240320_012 (continued)

D3-MeFOSA
Conc. 1.6258

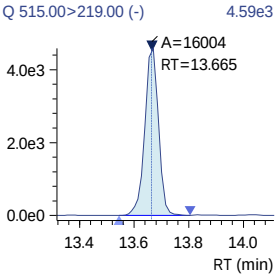

D3-MeFOSA_IS
Conc. 2.5000

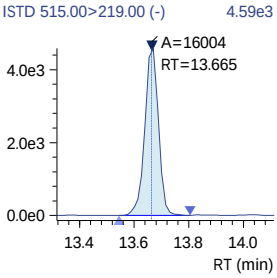

MeFOSA
Conc. 0.8417
R#1 121.46 (156.31)
R#2 121.46 (156.31)

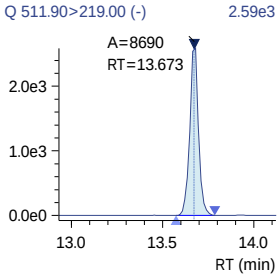

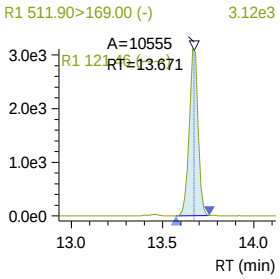

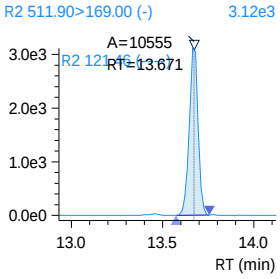

D9-EtFOSE_IS
Conc. 25.0000

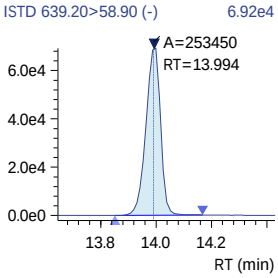

D9-EtFOSE
Conc. 19.1813

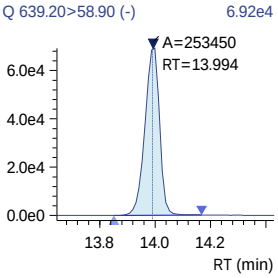

Insight Report
Before Manual Integration
Printed 3/21/2024 14:58:00

240320_012 (continued)

EtFOSE
Conc. 0.8228

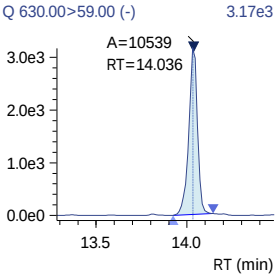

D5-EtFOSAm
Conc. 1.5908

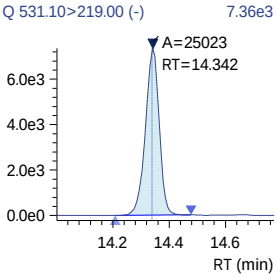

D5-EtFOSAm_IS
Conc. 2.5000

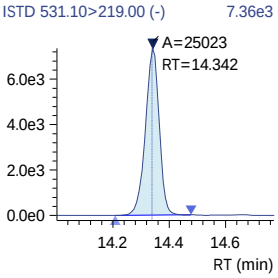

EtFOSAm
Conc. 0.8085
R#1 128.60 (177.75)
R#2 128.60 (177.75)

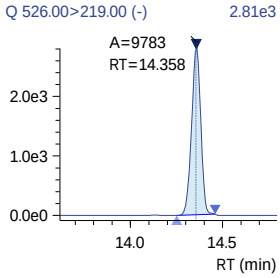

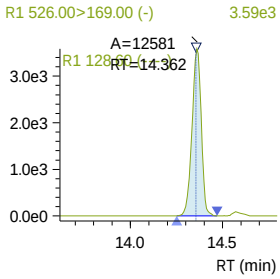

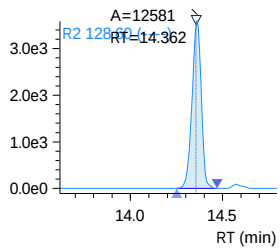

PFODA
Conc. 1.0317
R#1 31.41 (31.66)
R#2 31.41 (31.66)

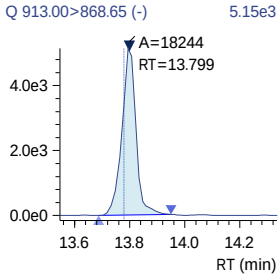

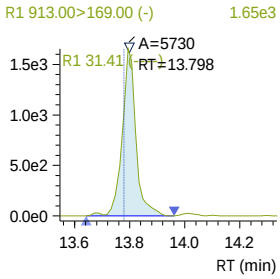

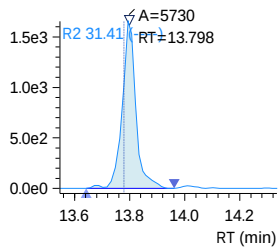

1st PS 03/22/24
2nd 03/22/24

Validation Report

Data File: J:\LCMS08\Data\240320_1633_B1\240320_013
Lab ID: KQ2404025-02
RunType: DLCS
Matrix: Water

Date Acquired: 3/20/24 17:56
Batch ID: 835644
Analysis Method: 1633/PFAS_DOD5.4

Validations

Validation Categories	Pass	Fail
Analytical Hold Time	X	
ICAL Analyte Recovery	X	
Second Source ICAL Verification	X	
Continuing Calibration Recovery	X	
Continuing Calibration Recovery (Closing)	X	
Internal Standards	X	
Surrogates	X	
Std MRL Unsupported by ICAL	X	
Above Highest ICAL Level	X	

Primary Review: _____

Secondary Review: _____

1st PS 03/22/24
2nd 03/22/24

Quantitation Report

Data File:	J:\LCMS08\Data\240320_1633_B1\240320_013	**Instrument:**	K-LCMS-08
Acqu Date:	3/20/24 17:56	**Vial:**	21
Run Type:	DLCS	**Dilution:**	1
Lab ID:	KQ2404025-02	**Raw Units:**	ng/mL

Bottle ID:		**Tier:**	III	**Matrix:**	Water
Prod Code:	PFAS_DOD5.4	**Collect Date:**	2/6/24	**Receive Date:**	2/8/24

Analysis Lot:	835644	**Prep Lot:**	435581	**Report Group:**	KQ2404025
Analysis	1633	**Prep Method:**	Method		
		Prep Date:	3/19/24		

Title:	Per- and Polyfluoroalkyl Substances (PFAS) by LC/MS/MS Compliant with Table B-24 of DOD QSM	**Calibration ID:**	KC2400137
		Report List ID:	24615

Internal Standard Compounds

Parameter Name	RT	RT Dev	Response	Solution Conc	Area Criteria
18O2-PFHxS	7.105	+0.04	86652	2.5000	OK
13C4-PFOS	8.836	+0.03	95161	2.5000	OK
13C3-PFBA	1.435	+0.10	409723	5.0000	OK
13C2-PFHxA	4.996	+0.05	352234	2.5000	OK
13C4-PFOA	7.133	+0.03	20371	2.5000	OK
13C5-PFNA	7.981	+0.03	134468	1.2500	OK
13C2-PFDA	8.744	+0.03	90074	1.2500	OK

Surrogate Compounds

Parameter Name	RT	RT Dev	Response	Solution Conc	% Rec	% Rec Criteria	Rpt?
13C3-PFBS	4.667	+0.06	122044	2.3109	92	40 - 135	Y
13C3-PFHxS	7.105	+0.04	84350	2.3219	93	40 - 130	Y
13C8-PFOS	8.834	+0.03	25827	1.9385	78	40 - 130	Y
13C4-PFBA	1.433	+0.09	721424	8.9276	89	5 - 130	Y
13C5-PFPeA	3.530	+0.07	199432	5.0886	102	40 - 130	Y
13C5-PFHxA	4.996	+0.05	257210	2.2328	89	40 - 130	Y
13C4-PFHpA	6.179	+0.04	404305	2.5387	102	40 - 130	Y
13C8-PFOA	7.132	+0.03	279107	2.2248	89	40 - 130	Y
13C9-PFNA	7.980	+0.03	140339	1.1550	92	40 - 130	Y
13C6-PFDA	8.744	+0.03	89010	1.0557	84	40 - 130	Y
13C7-PFUnDA	9.468	+0.03	80200	0.9645	77	30 - 130	Y
13C2-PFDoDA	10.156	+0.03	94415	0.9763	78	10 - 130	Y
13C2-PFTeDA	11.447	+0.02	59065	1.0116	81	10 - 130	Y
13C8-FOSA	11.121	+0.01	74170	2.0726	83	40 - 130	Y
D3-MeFOSA	13.674	+0.01	16294	1.7499	70	10 - 130	Y
D5-EtFOSA	14.347	+0.01	25751	1.7306	69	10 - 130	Y
D7-MeFOSE	13.368	+0.01	210867	19.2583	77	10 - 130	Y
D9-EtFOSE	13.997	+0.01	248729	19.8993	80	10 - 130	Y

1st PS 03/22/24
2nd 03/22/24

Data File:	J:\LCMS08\Data\240320_1633_B1\240320_013	**Instrument:**	K-LCMS-08
Acqu Date:	3/20/24 17:56	**Vial:**	21
Run Type:	DLCS	**Dilution:**	1
Lab ID:	KQ2404025-02	**Raw Units:**	ng/mL

Surrogate Compounds

Parameter Name	RT	RT Dev	Response	Solution Conc	% Rec	% Rec Criteria	Rpt?
D3-MeFOSAA	8.875	+0.03	85576	3.7174	74	40 - 170	Y
D5-EtFOSAA	9.201	+0.02	62446	3.7025	74	25 - 135	Y
13C2-4:2 FTS	4.685	+0.04	50612	4.1600	83	40 - 200	Y
13C2-6:2 FTS	6.821	+0.03	28140	2.8696	57	40 - 200	Y
13C2-8:2 FTS	8.435	+0.03	21332	3.3960	68	40 - 300	Y
13C3-HFPO-DA	5.468	+0.05	466038	10.1073	101	40 - 130	Y

Target Compounds

Final Conc.Units: ng/L

Parameter Name	RT	RT Dev	Response	Solution Conc	Final Conc	Q	Rpt?
Perfluorobutane sulfonic acid (PFBS)	4.668	+0.06	62134	0.8757	17.5		Y
Perfluoropentane sulfonic acid (PFPeS)	6.037	+0.05	45322	0.9478	19.0		Y
Perfluorohexane sulfonic acid (PFHxS)	7.105	+0.04	40989	0.8906	17.8		Y
Perfluoroheptane sulfonic acid (PFHpS)	8.027	+0.03	35343	1.0741	21.5		Y
Perfluorooctane sulfonic acid (PFOS)	8.838	+0.03	29462	1.0575	21.2		Y
Perfluorononane sulfonic acid (PFNS)	9.599	+0.03	24907	1.0805	21.6		Y
Perfluorodecane sulfonic acid (PFDS)	10.314	+0.03	20270	0.9880	19.8		Y
Perfluorododecane sulfonic acid (PFDoS)	11.641	+0.03	11277	0.9153	18.3		Y
Perfluorobutanoic acid (PFBA)	1.436	+0.10	82950	0.9701	19.4		Y
Perfluoropentanoic acid (PFPeA)	3.533	+0.06	131678	0.9224	18.4		Y
Perfluorohexanoic acid (PFHxA)	4.997	+0.05	102739	0.9729	19.5		Y
Perfluoroheptanoic acid (PFHpA)	6.180	+0.04	141080	0.9460	18.9		Y
Perfluorooctanoic acid (PFOA)	7.133	+0.03	107181	0.9772	19.5		Y
Perfluorononanoic acid (PFNA)	7.982	+0.03	86131	0.9199	18.4		Y
Perfluorodecanoic acid (PFDA)	8.745	+0.03	75760	1.0471	20.9		Y
Perfluoroundecanoic acid (PFUnDA)	9.470	+0.03	68597	0.9847	19.7		Y
Perfluorododecanoic acid (PFDOA)	10.157	+0.03	47622	0.9133	18.3		Y
Perfluorotridecanoic acid (PFTrDA)	10.813	+0.03	47480	0.7998	16.0		Y
Perfluorotetradecanoic acid (PFTDA)	11.448	+0.03	38432	0.9224	18.4		Y
Perfluorooctane sulfonamide (PFOSAm)	11.120	+0.01	32011	0.9888	19.8		Y
N-Methylperfluorooctane sulfonamide (MeFOSA)	13.679	+0.01	8949	0.8513	17.0		Y
N-Ethylperfluorooctane sulfonamide (EtFOSAm)	14.364	+0.01	9376	0.7539	15.1		Y
N-Methylperfluorooctane sulfonamido ethanol (MeFOSE)	13.407	+0.01	11606	0.9258	18.5		Y
N-Ethylperfluorooctane sulfonamido ethanol (EtFOSE)	14.039	+0.00	11936	0.9495	19.0		Y
N-Methylperfluorooctane sulfonamido acetic acid (NMeFOSAA)	8.879	+0.03	18041	1.0774	21.5		Y

1st PS 03/22/24

2nd 03/22/24

Data File:	J:\LCMS08\Data\240320_1633_B1\240320_013	**Instrument:**	K-LCMS-08
Acqu Date:	3/20/24 17:56	**Vial:**	21
Run Type:	DLCS	**Dilution:**	1
Lab ID:	KQ2404025-02	**Raw Units:**	ng/mL

Target Compounds

Final Conc.Units: ng/L

Parameter Name	RT	RT Dev	Response	Solution Conc	Final Conc	Q	Rpt?
N-Ethylperfluorooctane sulfonamido acetic acid (NEtFOSAA)	9.210	+0.02	11798	0.9839	19.7		Y
1H, 1H, 2H, 2H-Perfluorohexanesulfonic acid (4:2 FTS)	4.685	+0.04	21973	0.7636	15.3		Y
1H, 1H, 2H, 2H-Perfluorooctanesulfonic acid (6:2 FTS)	6.821	+0.03	10822	0.8315	16.6		Y
1H, 1H, 2H, 2H-Perfluorodecanesulfonic acid (8:2 FTS)	8.432	+0.02	8032	0.8700	17.4		Y
4,4,5,5,6,6,6-Heptafluorohexanoic acid (3:3 FTCA)	3.042	+0.08	61479	20.3903	408		Y
2H,2H,3H,3H-Perfluorooctanoic acid (5:3 FTCA)	5.880	+0.03	160592	21.0050	420		Y
2H,2H,3H,3H-Perfluorodecanoic acid (7:3 FTCA)	7.936	+0.03	211309	18.9783	380		Y
Perfluoro(2-ethoxyethane) sulfonic acid (PFEESA)	5.333	+0.05	328638	0.9206	18.4		Y
9-Chlorohexadecafluoro-3-oxanonane-1-sulfonic acid (9-Cl-PF3ONS)	9.403	+0.03	189940	0.7446	14.9		Y
11-Chloroeicosafluoro-3-oxaundecane-1-sulfonic acid (11-Cl-PF3OUdS)	10.823	+0.03	99880	0.8570	17.1		Y
Perfluoro-3-methoxypropanoic acid (PFMPA)	2.470	+0.09	61909	1.0000	20.0		Y
Perfluoro-4-methoxybutanoic acid (PFMBA)	4.053	+0.06	87963	0.9467	18.9		Y
Hexafluoropropyleneoxide dimer acid (HFPO-DA) (GenX)	5.470	+0.05	51495	0.9660	19.3		Y
Nonafluoro-3,6-dioxaheptanoic acid (NFDHA)	4.855	+0.05	104313	1.2368	24.7		Y
4,8-Dioxa-3H-perfluorononanoic acid (DONA)	6.539	+0.04	208724	0.9799	19.6		Y

Prep Amount:	250 mL	**Dilution:**	1
Prep Final Amount:	5.00 mL	**Basis Factor:**	100.00

U: Undetected at or above MDL
J: Analyte detected above MDL, but below MRL
B: Hit above MRL also found in Method Blank
E: Analyte concentration above high point of ICAL
N: Presumptive evidence of compound

D: Result from dilution
m: Manual integration performed
d: Compound manually deleted
NR: Analyte not reported from this analysis

*: Result fails acceptance criteria
#: Acceptance criteria not applicable
?: Insufficient information to determine acceptance
e: Result >= MRL, but MRL less than low point of ICAL
c: check for co-elution

Printed: 3/21/24 17:28

\\alprews001\starlims$\LIMSReps\QuantValidation.rpt

Insight Report
Ion Ratio Confirmation
Printed 3/21/2024 17:09:49

240320_013

Sample ID: KQ2404025-02
Date Acquired: 3/20/2024 5:56:21 PM
Acquired by: System Administrator
Data File: 240320_013
Vial: 3 | Inj. Volume: 10.0000uL | Tray: 2

Name	m/z	Ref 1 m/z	Area	Ref 1 Measured	Ref 1 Actual Ratio	Ref 1 Set Ratio	Ref 2 Measured	Ref 2 Actual Ratio	Ref 2 Set Ratio	Flag ID
13C4-PFBA	216.80>171.90	----	721424	----	----	----	----	----	----	
13C4-PFBA_IS	216.80>171.90	----	721424	----	----	----	----	----	----	
13C3-PFBA_IS	216.00>172.00	----	409723	----	----	----	----	----	----	
PFBA	212.80>169.05	----	82950	----	----	----	----	----	----	
PFMPA	229.00>84.90	----	61909	----	----	----	----	----	----	
3_3 FTCA	241.00>177.10	241.00>117.00	61479	81952	133.30	136.14	81952	133.30	135.82	
13C5-PFPeA	268.30>223.00	----	199432	----	----	----	----	----	----	
13C5-PFPeA_IS	268.30>223.00	----	199432	----	----	----	----	----	----	
PFPeA	263.00>219.00	----	131678	----	----	----	----	----	----	
PFMBA	279.00>84.95	----	87963	----	----	----	----	----	----	
13C2-4_2 FTS	329.10>80.90	----	50612	----	----	----	----	----	----	
13C2-4_2 FTS_IS	329.10>80.90	----	50612	----	----	----	----	----	----	
4_2 FTS	327.10>307.00	327.10>80.90	21973	6995	31.83	33.08	6995	31.83	33.03	
13C3-PFBS_IS	302.10>79.90	----	122044	----	----	----	----	----	----	
PFBS	298.70>79.90	298.70>98.80	62134	28251	45.47	46.53	28251	45.47	44.64	
13C3-PFBS	302.10>79.90	----	122044	----	----	----	----	----	----	
NFDHA	295.00>201.00	295.00>84.90	104313	35253	33.80	36.44	35253	33.80	32.87	
13C5-PFHxA	318.00>273.00	----	257210	----	----	----	----	----	----	
13C5-PFHxA_IS	318.00>273.00	----	257210	----	----	----	----	----	----	
13C2-PFHxA_IS	315.10>270.00	----	352234	----	----	----	----	----	----	
PFHxA	313.00>269.00	----	102739	----	----	----	----	----	----	
PFEESA	314.80>135.00	314.80>82.90	328638	17443	5.31	5.25	17443	5.31	6.08	
13C3-HFPO-DA	286.90>168.90	----	466038	----	----	----	----	----	----	
13C3-HFPO-DA_IS	286.90>168.90	----	466038	----	----	----	----	----	----	
HFPO-DA	284.90>168.90	284.90>184.90	51495	29777	57.82	62.57	29777	57.82	56.90	
5_3 FTCA	341.00>237.05	341.00>217.00	160592	240069	149.49	154.88	240069	149.49	149.76	
PFPeS	349.10>79.90	349.10>98.80	45322	26270	57.96	54.44	26270	57.96	58.78	
13C4-PFHpA	367.10>322.00	----	404305	----	----	----	----	----	----	
13C4-PFHpA_IS	367.10>322.00	----	404305	----	----	----	----	----	----	
PFHpA	363.10>319.00	363.10>169.00	141080	30493	21.61	23.39	30493	21.61	22.30	
DONA	376.90>250.90	376.90>84.80	208724	60248	28.87	30.39	60248	28.87	28.27	
13C2-6_2 FTS_IS	429.10>80.90	----	28140	----	----	----	----	----	----	
13C2-6_2 FTS	429.10>80.90	----	28140	----	----	----	----	----	----	
6_2 FTS	427.10>407.00	427.10>80.90	10822	5644	52.15	44.48	5644	52.15	38.72	
13C4-PFOA_IS	417.10>172.00	----	20371	----	----	----	----	----	----	
13C8-PFOA_IS	421.10>376.00	----	279107	----	----	----	----	----	----	

J:\LCMS08\Data\240320_1633_B1\240320_1633_B1.damlp .

Ref 1 Set Ratio assigned from calibration mid-point; Ref 2 Set Ratio assigned from opening calibration verification.
IRr - Ion ratio outside either set of criteria. Exceedances for reported detections to be "I" flagged in the analytical report.

240320_013 (continued)

(Table continued from previous page)

Name	m/z	Ref 1 m/z	Area	Ref 1 Measured	Ref 1 Actual Ratio	Ref 1 Set Ratio	Ref 2 Measured	Ref 2 Actual Ratio	Ref 2 Set Ratio	Flag ID
13C8-PFOA	421.10>376.00	----	279107	----	----	----	----	----	----	
PFOA	413.00>369.00	413.00>169.00	107181	26113	24.36	24.47	26113	24.36	22.78	
13C3-PFHxS	402.10>79.90	----	84350	----	----	----	----	----	----	
13C3-PFHxS_IS	402.10>79.90	----	84350	----	----	----	----	----	----	
PFHxS	398.70>79.90	398.70>98.90	40989	25338	61.82	57.29	25338	61.82	62.94	
18O2-PFHxS_IS	403.00>83.90	----	86652	----	----	----	----	----	----	
13C9-PFNA_IS	472.10>427.00	----	140339	----	----	----	----	----	----	
13C9-PFNA	472.10>427.00	----	140339	----	----	----	----	----	----	
13C5-PFNA_IS	468.00>423.00	----	134468	----	----	----	----	----	----	
PFNA	463.00>419.00	463.00>219.00	86131	16789	19.49	20.36	16789	19.49	20.61	
PFHpS	449.00>79.90	449.00>98.80	35343	17389	49.20	46.70	17389	49.20	54.10	
7_3 FTCA	441.00>317.00	441.00>336.90	211309	272186	128.81	132.28	272186	128.81	134.62	
13C2-8_2-FTS	529.10>80.90	----	21332	----	----	----	----	----	----	
13C2-8_2-FTS_IS	529.10>80.90	----	21332	----	----	----	----	----	----	
8_2 FTS	527.10>506.95	527.10>80.80	8032	4031	50.19	45.91	4031	50.19	46.70	
13C6-PFDA_IS	519.10>474.10	----	89010	----	----	----	----	----	----	
13C6-PFDA	519.10>474.10	----	89010	----	----	----	----	----	----	
13C2-PFDA_IS	515.10>470.10	----	90074	----	----	----	----	----	----	
PFDA	512.90>469.00	512.90>219.00	75760	12034	15.89	17.64	12107	15.98	14.73	
D3-NMeFOSAA_IS	573.20>419.00	----	85576	----	----	----	----	----	----	
D3-NMeFOSAA	573.20>419.00	----	85576	----	----	----	----	----	----	
13C8-PFOS_IS	507.10>98.90	----	25827	----	----	----	----	----	----	
13C8-PFOS	507.10>98.90	----	25827	----	----	----	----	----	----	
13C4-PFOS_IS	502.80>79.90	----	95161	----	----	----	----	----	----	
PFOS	498.90>79.90	498.90>98.80	29462	12708	43.14	45.06	12708	43.14	47.34	
NMeFOSAA	570.10>419.00	570.10>483.00	18041	10505	58.23	67.10	10505	58.23	64.07	
D5-NEtFOSAA_IS	589.20>419.00	----	62446	----	----	----	----	----	----	
D5-NEtFOSAA	589.20>419.00	----	62446	----	----	----	----	----	----	
NEtFOSAA	584.20>419.10	584.20>526.00	11798	10199	86.45	89.53	10199	86.45	83.09	
9-Cl-PF3ONS	530.80>351.00	532.80>353.00	189940	60341	31.77	31.69	60341	31.77	30.27	
PFUnDA	563.10>519.00	563.10>269.10	68597	8126	11.85	10.96	8126	11.85	12.21	
13C7-PFUnDA_IS	570.00>525.10	----	80200	----	----	----	----	----	----	
13C7-PFUnDA	570.00>525.10	----	80200	----	----	----	----	----	----	
PFNS	548.80>79.90	548.80>98.80	24907	16963	68.11	56.91	16963	68.11	63.73	
10_2 FTS	626.80>607.05	626.80>81.00	7305	1999	27.36	32.29	1999	27.36	27.50	
13C2-PFDOA_IS	615.10>570.00	----	94415	----	----	----	----	----	----	
13C2-PFDOA	615.10>570.00	----	94415	----	----	----	----	----	----	
PFDOA	613.10>569.00	613.10>319.00	47622	4883	10.25	11.14	4883	10.25	9.85	
PFDS	599.00>79.90	599.00>98.80	20270	11816	58.30	58.01	11816	58.30	60.30	
PFTrDA	663.00>619.00	663.00>168.90	47480	7251	15.27	16.67	7251	15.27	15.87	

J:\LCMS08\Data\240320_1633_B1\240320_1633_B1.damlp .

Ref 1 Set Ratio assigned from calibration mid-point; Ref 2 Set Ratio assigned from opening calibration verification.
IRr - Ion ratio outside either set of criteria. Exceedances for reported detections to be "I" flagged in the analytical report.

240320_013 (continued)

(Table continued from previous page)

Name	m/z	Ref 1 m/z	Area	Ref 1 Measured	Ref 1 Actual Ratio	Ref 1 Set Ratio	Ref 2 Measured	Ref 2 Actual Ratio	Ref 2 Set Ratio	Flag ID
11-Cl-PF3OUdS	630.90>451.00	632.90>452.90	99880	32960	33.00	35.04	32960	33.00	36.12	
PFOSAm	498.10>77.90	----	32011	----	----	----	----	----	----	
13C8-PFOSAm	506.10>77.80	----	74170	----	----	----	----	----	----	
13C8-PFOSAm_IS	506.10>77.80	----	74170	----	----	----	----	----	----	
PFTDA	713.10>669.00	713.10>168.90	38432	5712	14.86	17.09	5712	14.86	18.89	
13C2-PFTDA	715.20>670.00	----	59065	----	----	----	----	----	----	
13C2-PFTDA_IS	715.20>670.00	----	59065	----	----	----	----	----	----	
PFDoS	699.10>79.90	699.10>98.80	11277	6487	57.52	61.23	6487	57.52	64.82	
D7-MeFOSE_IS	623.20>58.90	----	210867	----	----	----	----	----	----	
D7-MeFOSE	623.20>58.90	----	210867	----	----	----	----	----	----	
MeFOSE	616.10>59.00	----	11606	----	----	----	----	----	----	
13C2-PFHXDA_IS	815.00>770.05	----	98176	----	----	----	----	----	----	
13C2-PFHXDA	815.00>770.05	----	98176	----	----	----	----	----	----	
PFHXDA	813.00>768.95	813.00>218.95	56648	6393	11.29	10.78	6393	11.29	11.30	
D3-MeFOSA	515.00>219.00	----	16294	----	----	----	----	----	----	
D3-MeFOSA_IS	515.00>219.00	----	16294	----	----	----	----	----	----	
MeFOSA	511.90>219.00	511.90>169.00	8949	9267	103.56	156.31	9267	103.56	157.34	
D9-EtFOSE_IS	639.20>58.90	----	248729	----	----	----	----	----	----	
D9-EtFOSE	639.20>58.90	----	248729	----	----	----	----	----	----	
EtFOSE	630.00>59.00	----	11936	----	----	----	----	----	----	
D5-EtFOSAm	531.10>219.00	----	25751	----	----	----	----	----	----	
D5-EtFOSAm_IS	531.10>219.00	----	25751	----	----	----	----	----	----	
EtFOSAm	526.00>219.00	526.00>169.00	9376	12560	133.97	177.75	12560	133.97	169.40	
PFODA	913.00>868.65	913.00>169.00	18263	5966	32.67	31.66	5966	32.67	34.82	

Ref 1 Set Ratio assigned from calibration mid-point; Ref 2 Set Ratio assigned from opening calibration verification.
IRr - Ion ratio outside either set of criteria. Exceedances for reported detections to be "I" flagged in the analytical report.

Insight Report
Quantitation/Integration
Printed 3/21/2024 16:06:09

240320_013

Sample ID: KQ2404025-02
Date Acquired: 3/20/2024 5:56:21 PM
Acquired by: System Administrator
Data File: 240320_013
Vial: 3 | Inj. Volume: 10.0000uL | Tray: 2

Name	Mode ID	Found RT	RT Diff	ISTD RT Diff	Area	ISTD Area	ISTD Name	Conc.	Unit	Flag ID
13C4-PFBA	Auto	1.433	0.093	-0.002	721424	409723	13C3-PFBA_IS	8.9276	ng/mL	
13C4-PFBA_IS	Auto	1.433	0.093	----	721424	721424	----	10.0000	ng/mL	
13C3-PFBA_IS	Auto	1.435	0.099	----	409723	409723	----	5.0000	ng/mL	
PFBA	Auto	1.436	0.096	0.003	82950	721424	13C4-PFBA_IS	0.9701	ng/mL	
PFMPA	Auto	2.470	0.092	-1.060	61909	199432	13C5-PFPeA_IS	1.0000	ng/mL	
3_3 FTCA	Auto	3.042	0.076	-0.488	61479	199432	13C5-PFPeA_IS	20.3903	ng/mL	
13C5-PFPeA	Auto	3.530	0.065	-1.466	199432	352234	13C2-PFHxA_IS	5.0886	ng/mL	
13C5-PFPeA_IS	Auto	3.530	0.065	----	199432	199432	----	5.0000	ng/mL	
PFPeA	Auto	3.533	0.064	0.003	131678	199432	13C5-PFPeA_IS	0.9224	ng/mL	
PFMBA	Auto	4.053	0.060	0.523	87963	199432	13C5-PFPeA_IS	0.9467	ng/mL	
13C2-4_2 FTS	Auto	4.685	0.043	-2.420	50612	86652	18O2-PFHxS_IS	4.1600	ng/mL	
13C2-4_2 FTS_IS	Auto	4.685	0.043	----	50612	50612	----	5.0000	ng/mL	
4_2 FTS	Auto	4.685	0.043	0.000	21973	50612	13C2-4_2 FTS_IS	0.7636	ng/mL	
13C3-PFBS_IS	Auto	4.667	0.058	----	122044	122044	----	2.5000	ng/mL	
PFBS	Auto	4.668	0.058	0.001	62134	122044	13C3-PFBS_IS	0.8757	ng/mL	
13C3-PFBS	Auto	4.667	0.058	-2.438	122044	86652	18O2-PFHxS_IS	2.3109	ng/mL	
NFDHA	Auto	4.855	0.049	-0.141	104313	257210	13C5-PFHxA_IS	1.2368	ng/mL	
13C5-PFHxA	Auto	4.996	0.047	0.000	257210	352234	13C2-PFHxA_IS	2.2328	ng/mL	
13C5-PFHxA_IS	Auto	4.996	0.047	----	257210	257210	----	2.5000	ng/mL	
13C2-PFHxA_IS	Auto	4.996	0.046	----	352234	352234	----	2.5000	ng/mL	
PFHxA	Auto	4.997	0.046	0.001	102739	257210	13C5-PFHxA_IS	0.9729	ng/mL	
PFEESA	Auto	5.333	0.054	0.337	328638	257210	13C5-PFHxA_IS	0.9206	ng/mL	
13C3-HFPO-DA	Auto	5.468	0.047	0.472	466038	352234	13C2-PFHxA_IS	10.1073	ng/mL	
13C3-HFPO-DA_IS	Auto	5.468	0.047	----	466038	466038	----	10.0000	ng/mL	
HFPO-DA	Auto	5.470	0.047	0.002	51495	466038	13C3-HFPO-DA_IS	0.9660	ng/mL	
5_3 FTCA	Auto	5.880	0.033	0.884	160592	257210	13C5-PFHxA_IS	21.0050	ng/mL	
PFPeS	Auto	6.037	0.046	-1.068	45322	84350	13C3-PFHxS_IS	0.9478	ng/mL	
13C4-PFHpA	Auto	6.179	0.040	1.183	404305	352234	13C2-PFHxA_IS	2.5387	ng/mL	
13C4-PFHpA_IS	Auto	6.179	0.040	----	404305	404305	----	2.5000	ng/mL	
PFHpA	Auto	6.180	0.039	0.001	141080	404305	13C4-PFHpA_IS	0.9460	ng/mL	
DONA	Auto	6.539	0.038	1.071	208724	466038	13C3-HFPO-DA_IS	0.9799	ng/mL	
13C2-6_2 FTS_IS	Auto	6.821	0.031	----	28140	28140	----	5.0000	ng/mL	
13C2-6_2 FTS	Auto	6.821	0.031	-0.284	28140	86652	18O2-PFHxS_IS	2.8696	ng/mL	
6_2 FTS	Auto	6.821	0.030	0.000	10822	28140	13C2-6_2 FTS_IS	0.8315	ng/mL	
13C4-PFOA_IS	Auto	7.133	0.034	----	20371	20371	----	2.5000	ng/mL	
13C8-PFOA_IS	Auto	7.132	0.034	----	279107	279107	----	2.5000	ng/mL	
13C8-PFOA	Auto	7.132	0.034	-0.001	279107	20371	13C4-PFOA_IS	2.2248	ng/mL	
PFOA	Auto	7.133	0.034	0.001	107181	279107	13C8-PFOA_IS	0.9772	ng/mL	
13C3-PFHxS	Auto	7.105	0.038	0.000	84350	86652	18O2-PFHxS_IS	2.3219	ng/mL	
13C3-PFHxS_IS	Auto	7.105	0.038	----	84350	84350	----	2.5000	ng/mL	
PFHxS	Auto	7.105	0.038	0.000	40989	84350	13C3-PFHxS_IS	0.8906	ng/mL	
18O2-PFHxS_IS	Auto	7.105	0.038	----	86652	86652	----	2.5000	ng/mL	
13C9-PFNA_IS	Auto	7.980	0.031	----	140339	140339	----	1.2500	ng/mL	
13C9-PFNA	Auto	7.980	0.031	-0.001	140339	134468	13C5-PFNA_IS	1.1550	ng/mL	
13C5-PFNA_IS	Auto	7.981	0.032	----	134468	134468	----	1.2500	ng/mL	
PFNA	Auto	7.982	0.032	0.002	86131	140339	13C9-PFNA_IS	0.9199	ng/mL	
PFHpS	Auto	8.027	0.035	-0.807	35343	25827	13C8-PFOS_IS	1.0741	ng/mL	
7_3 FTCA	Auto	7.936	0.026	2.940	211309	257210	13C5-PFHxA_IS	18.9783	ng/mL	
13C2-8_2-FTS	Auto	8.435	0.025	1.330	21332	86652	18O2-PFHxS_IS	3.3960	ng/mL	
13C2-8_2-FTS_IS	Auto	8.435	0.025	----	21332	21332	----	5.0000	ng/mL	
8_2 FTS	M	8.432	0.021	-0.003	8032	21332	13C2-8_2-FTS_IS	0.8700	ng/mL	
13C6-PFDA_IS	Auto	8.744	0.029	----	89010	89010	----	1.2500	ng/mL	
13C6-PFDA	Auto	8.744	0.029	0.000	89010	90074	13C2-PFDA_IS	1.0557	ng/mL	

J:\LCMS08\Data\240320_1633_B1\240320_1633_B1.damlp .

SN - Software-calculated S/N ratio outside criteria due to non-target peaks or drift in noise calculation window. Analyst review of noise levels (excluding non-target peaks) in chromatogram indicates S/N ratio meets criteria.

240320_013 (continued)

(Table continued from previous page)

Name	Mode ID	Found RT	RT Diff	ISTD RT Diff	Area	ISTD Area	ISTD Name	Conc.	Unit	Flag ID
13C2-PFDA_IS	Auto	8.744	0.030	----	90074	90074	----	1.2500	ng/mL	
PFDA	MI R1 R2	8.745	0.031	0.001	75760	89010	13C6-PFDA_IS	1.0471	ng/mL	
D3-NMeFOSAA_IS	Auto	8.875	0.027	----	85576	85576	----	5.0000	ng/mL	
D3-NMeFOSAA	Auto	8.875	0.027	0.038	85576	95161	13C4-PFOS_IS	3.7174	ng/mL	
13C8-PFOS_IS	Auto	8.834	0.029	----	25827	25827	----	2.5000	ng/mL	
13C8-PFOS	Auto	8.834	0.029	-0.002	25827	95161	13C4-PFOS_IS	1.9385	ng/mL	
13C4-PFOS_IS	Auto	8.836	0.030	----	95161	95161	----	2.5000	ng/mL	
PFOS	Auto	8.838	0.033	0.004	29462	25827	13C8-PFOS_IS	1.0575	ng/mL	
NMeFOSAA	M	8.879	0.029	0.005	18041	85576	D3-NMeFOSAA_IS	1.0774	ng/mL	
D5-NEtFOSAA_IS	Auto	9.201	0.024	----	62446	62446	----	5.0000	ng/mL	
D5-NEtFOSAA	Auto	9.201	0.024	0.365	62446	95161	13C4-PFOS_IS	3.7025	ng/mL	
NEtFOSAA	M	9.210	0.020	0.009	11798	62446	D5-NEtFOSAA_IS	0.9839	ng/mL	
9-Cl-PF3ONS	Auto	9.403	0.030	3.935	189940	466038	13C3-HFPO-DA_IS	0.7446	ng/mL	
PFUnDA	Auto	9.470	0.027	0.002	68597	80200	13C7-PFUnDA_IS	0.9847	ng/mL	
13C7-PFUnDA_IS	Auto	9.468	0.026	----	80200	80200	----	1.2500	ng/mL	
13C7-PFUnDA	Auto	9.468	0.026	0.724	80200	90074	13C2-PFDA_IS	0.9645	ng/mL	
PFNS	Auto	9.599	0.029	0.765	24907	25827	13C8-PFOS_IS	1.0805	ng/mL	
10_2 FTS	Auto	9.846	0.026	1.411	7305	21332	13C2-8_2-FTS_IS	0.9257	ng/mL	
13C2-PFDOA_IS	Auto	10.156	0.029	----	94415	94415	----	1.2500	ng/mL	
13C2-PFDOA	Auto	10.156	0.029	1.412	94415	90074	13C2-PFDA_IS	0.9763	ng/mL	
PFDOA	Auto	10.157	0.029	0.001	47622	94415	13C2-PFDOA_IS	0.9133	ng/mL	
PFDS	Auto	10.314	0.031	1.480	20270	25827	13C8-PFOS_IS	0.9880	ng/mL	
PFTrDA	Auto	10.813	0.027	-0.634	47480	59065	13C2-PFTDA_IS	0.7998	ng/mL	
11-Cl-PF3OUdS	Auto	10.823	0.030	5.355	99880	466038	13C3-HFPO-DA_IS	0.8570	ng/mL	
PFOSAm	Auto	11.120	0.011	-0.001	32011	74170	13C8-PFOSAm_IS	0.9888	ng/mL	
13C8-PFOSAm	Auto	11.121	0.011	2.285	74170	95161	13C4-PFOS_IS	2.0726	ng/mL	
13C8-PFOSAm_IS	Auto	11.121	0.011	----	74170	74170	----	2.5000	ng/mL	
PFTDA	Auto	11.448	0.025	0.001	38432	59065	13C2-PFTDA_IS	0.9224	ng/mL	
13C2-PFTDA	Auto	11.447	0.025	2.703	59065	90074	13C2-PFDA_IS	1.0116	ng/mL	
13C2-PFTDA_IS	Auto	11.447	0.025	----	59065	59065	----	1.2500	ng/mL	
PFDoS	Auto	11.641	0.028	2.807	11277	25827	13C8-PFOS_IS	0.9153	ng/mL	
D7-MeFOSE_IS	Auto	13.368	0.007	----	210867	210867	----	25.0000	ng/mL	
D7-MeFOSE	Auto	13.368	0.007	4.532	210867	95161	13C4-PFOS_IS	19.2583	ng/mL	
MeFOSE	Auto	13.407	0.007	0.039	11606	210867	D7-MeFOSE_IS	0.9258	ng/mL	
13C2-PFHXDA_IS	Auto	12.664	0.023	----	98176	98176	----	2.5000	ng/mL	
13C2-PFHXDA	Auto	12.664	0.023	3.920	98176	90074	13C2-PFDA_IS	1.6352	ng/mL	
PFHXDA	Auto	12.665	0.022	0.001	56648	98176	13C2-PFHXDA_IS	0.9348	ng/mL	
D3-MeFOSA	Auto	13.674	0.010	4.838	16294	95161	13C4-PFOS_IS	1.7499	ng/mL	
D3-MeFOSA_IS	Auto	13.674	0.010	----	16294	16294	----	2.5000	ng/mL	
MeFOSA	Auto	13.679	0.008	0.005	8949	16294	D3-MeFOSA_IS	0.8513	ng/mL	
D9-EtFOSE_IS	Auto	13.997	0.007	----	248729	248729	----	25.0000	ng/mL	
D9-EtFOSE	Auto	13.997	0.007	5.161	248729	95161	13C4-PFOS_IS	19.8993	ng/mL	
EtFOSE	Auto	14.039	0.005	0.042	11936	248729	D9-EtFOSE_IS	0.9495	ng/mL	
D5-EtFOSAm	Auto	14.347	0.009	5.511	25751	95161	13C4-PFOS_IS	1.7306	ng/mL	
D5-EtFOSAm_IS	Auto	14.347	0.009	----	25751	25751	----	2.5000	ng/mL	
EtFOSAm	Auto	14.364	0.009	0.017	9376	25751	D5-EtFOSAm_IS	0.7539	ng/mL	
PFODA	Auto	13.801	0.022	1.137	18263	98176	13C2-PFHXDA_IS	0.9467	ng/mL	

SN - Software-calculated S/N ratio outside criteria due to non-target peaks or drift in noise calculation window. Analyst review of noise levels (excluding non-target peaks) in chromatogram indicates S/N ratio meets criteria.

240320_013 (continued)

13C4-PFBA
Conc. 8.9276
Q 216.80>171.90 (-) 1.15e5

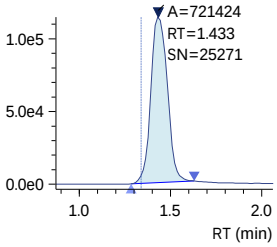

13C4-PFBA_IS
Conc. 10.0000
ISTD 216.80>171.90 (-) 1.15e5

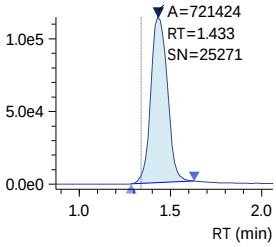

13C3-PFBA_IS
Conc. 5.0000
ISTD 216.00>172.00 (-) 6.61e4

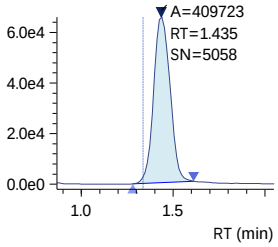

PFBA
Conc. 0.9701
Q 212.80>169.05 (-) 1.32e4

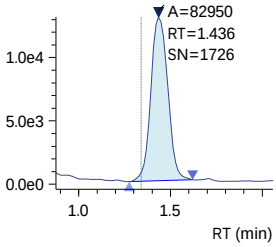

PFMPA
Conc. 1.0000
Q 229.00>84.90 (-) 1.37e4

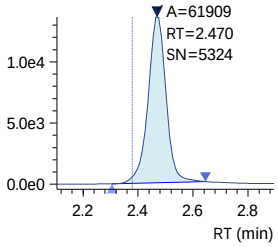

3_3 FTCA
Conc. 20.3903
R#1 133.30 (136.14)
R#2 133.30 (135.82)
Q 241.00>177.10 (-) 2.12e4

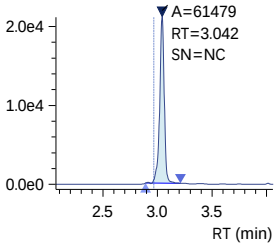

13C5-PFPeA
Conc. 5.0886
Q 268.30>223.00 (-) 5.57e4

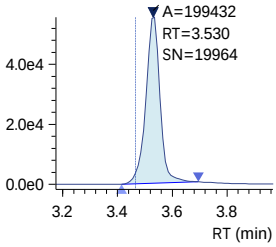

13C5-PFPeA_IS
Conc. 5.0000
ISTD 268.30>223.00 (-) 5.57e4

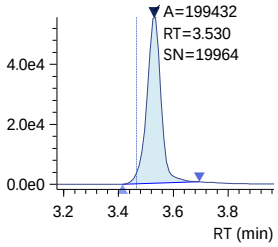

PFPeA
Conc. 0.9224
Q 263.00>219.00 (-) 3.70e4

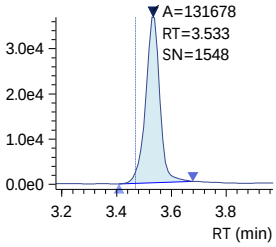

PFMBA
Conc. 0.9467
Q 279.00>84.95 (-) 2.87e4

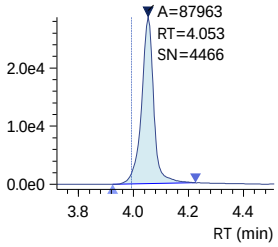

R1 241.00>117.00 (-) 2.88e4

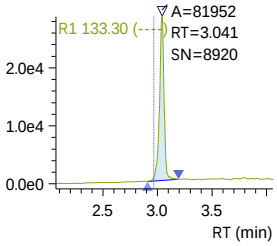

R2 241.00>117.00 (-) 2.88e4

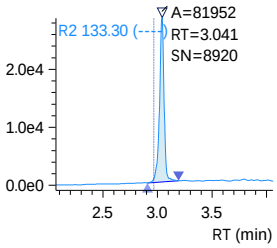

SN - Software-calculated S/N ratio outside criteria due to non-target peaks or drift in noise calculation window.
Analyst review of noise levels (excluding non-target peaks) in chromatogram indicates S/N ratio meets criteria.

240320_013 (continued)

13C2-4_2 FTS
Conc. 4.1600
Q 329.10>80.90 (-) 1.50e4

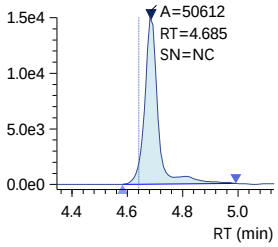

13C2-4_2 FTS_IS
Conc. 5.0000
ISTD 329.10>80.90 (-) 1.50e4

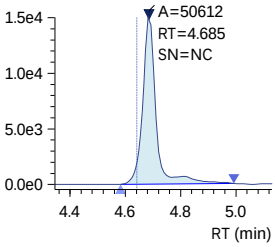

4_2 FTS
Conc. 0.7636
R#1 31.83 (33.08)
R#2 31.83 (33.03)
Q 327.10>307.00 (-) 6.67e3

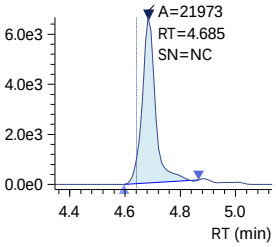

R1 327.10>80.90 (-) 2.15e3

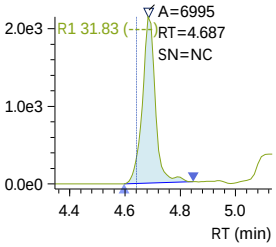

R2 327.10>80.90 (-) 2.15e3

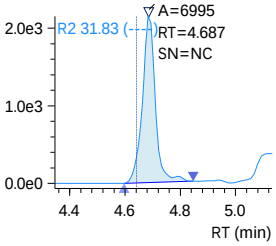

13C3-PFBS_IS
Conc. 2.5000
ISTD 302.10>79.90 (-) 3.80e4

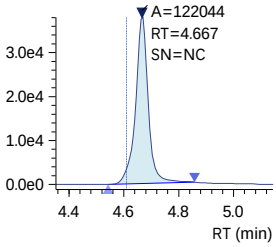

PFBS
Conc. 0.8757
R#1 45.47 (46.53)
R#2 45.47 (44.64)
Q 298.70>79.90 (-) 1.96e4

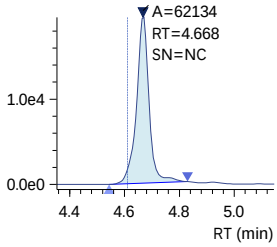

R1 298.70>98.80 (-) 8.50e3

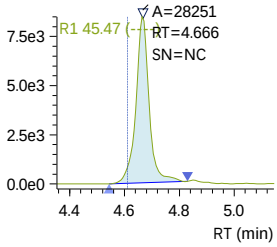

R2 298.70>98.80 (-) 8.50e3

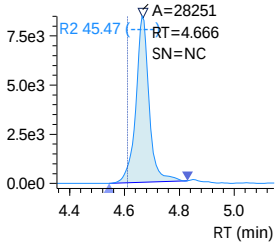

SN - Software-calculated S/N ratio outside criteria due to non-target peaks or drift in noise calculation window.
Analyst review of noise levels (excluding non-target peaks) in chromatogram indicates S/N ratio meets criteria.

240320_013 (continued)

13C3-PFBS
Conc. 2.3109

Q 302.10>79.90 (-) 3.80e4

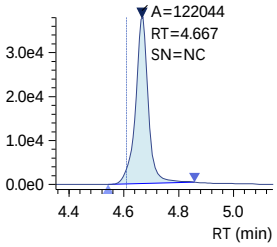

NFDHA
Conc. 1.2368
R#1 33.80 (36.44)
R#2 33.80 (32.87)

Q 295.00>201.00 (-) 2.98e4

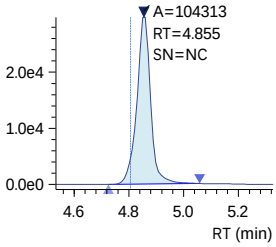

R1 295.00>84.90 (-) 1.05e4

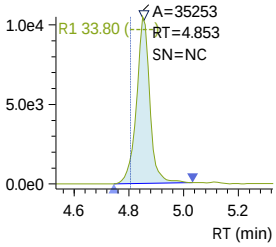

R2 295.00>84.90 (-) 1.05e4

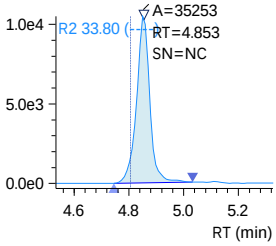

13C5-PFHxA
Conc. 2.2328

Q 318.00>273.00 (-) 6.91e4

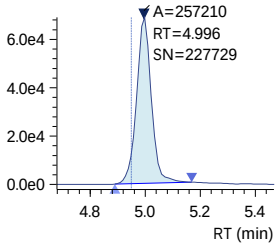

13C5-PFHxA_IS
Conc. 2.5000

ISTD 318.00>273.00 (-) 6.91e4

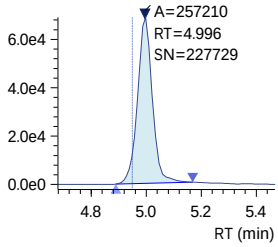

13C2-PFHxA_IS
Conc. 2.5000

ISTD 315.10>270.00 (-) 9.61e4

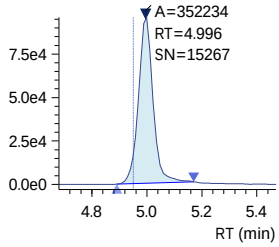

Insight Report
Quantitation/Integration
Printed 3/21/2024 16:06:09

240320_013 (continued)

PFHxA
Conc. 0.9729

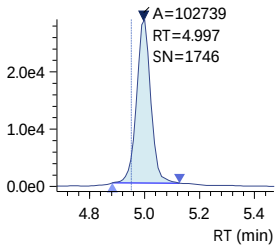

PFEESA
Conc. 0.9206
R#1 5.31 (5.25)
R#2 5.31 (6.08)

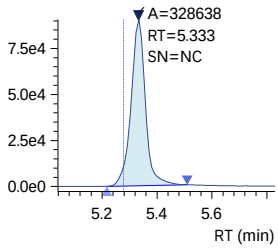

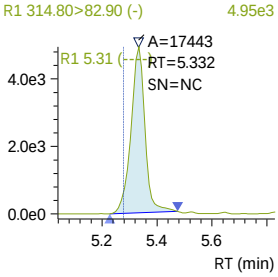

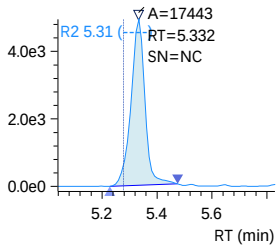

13C3-HFPO-DA
Conc. 10.1073

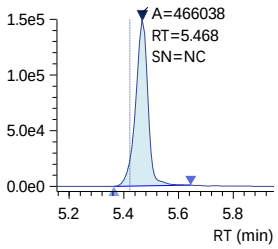

13C3-HFPO-DA_IS
Conc. 10.0000

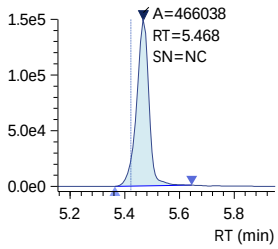

HFPO-DA
Conc. 0.9660
R#1 57.82 (62.57)
R#2 57.82 (56.90)

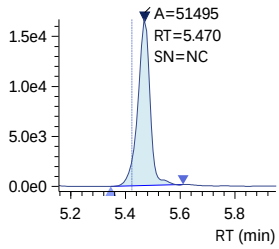

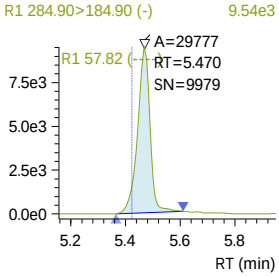

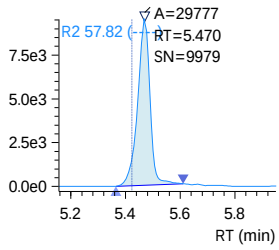

240320_013 (continued)

5_3 FTCA
Conc. 21.0050
R#1 149.49 (154.88)
R#2 149.49 (149.76)
Q 341.00>237.05 (-) 5.44e4

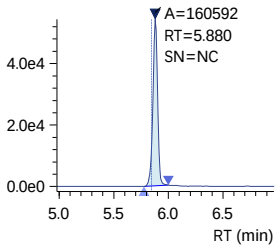

R1 341.00>217.00 (-) 8.13e4

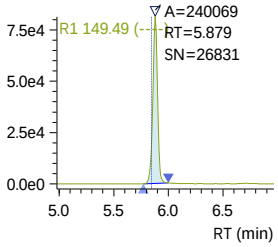

R2 341.00>217.00 (-) 8.13e4

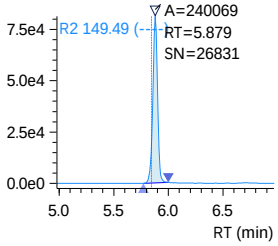

PFPeS
Conc. 0.9478
R#1 57.96 (54.44)
R#2 57.96 (58.78)
Q 349.10>79.90 (-) A=45322 1.57e4

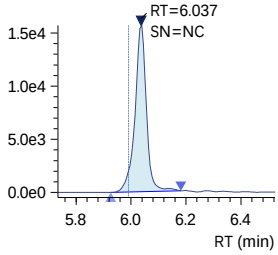

R1 349.10>98.80 (-) 9.09e3

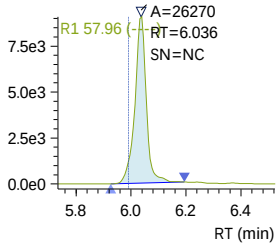

R2 349.10>98.80 (-) 9.09e3

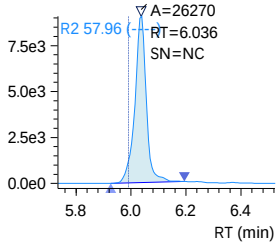

13C4-PFHpA
Conc. 2.5387
Q 367.10>322.00 (-) 1.47e5

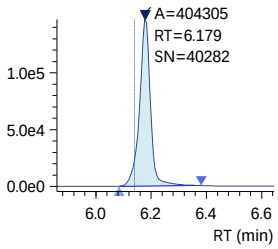

13C4-PFHpA_IS
Conc. 2.5000
ISTD 367.10>322.00 (-) 1.47e5

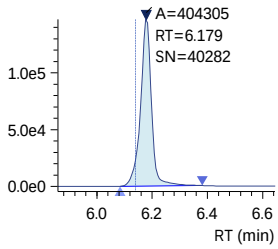

PFHpA
Conc. 0.9460
R#1 21.61 (23.39)
R#2 21.61 (22.30)
Q 363.10>319.00 (-) 5.03e4

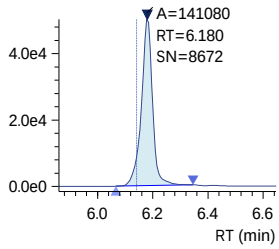

R1 363.10>169.00 (-) 1.06e4

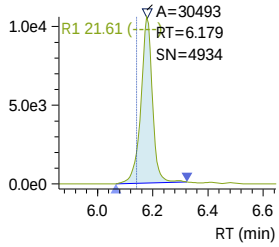

R2 363.10>169.00 (-) 1.06e4

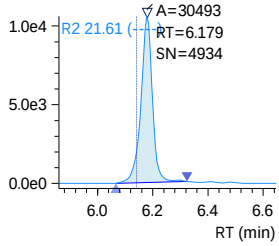

SN - Software-calculated S/N ratio outside criteria due to non-target peaks or drift in noise calculation window.
Analyst review of noise levels (excluding non-target peaks) in chromatogram indicates S/N ratio meets criteria.

240320_013 (continued)

DONA
Conc. 0.9799
R#1 28.87 (30.39)
R#2 28.87 (28.27)
Q 376.90>250.90 (-) 6.02e4

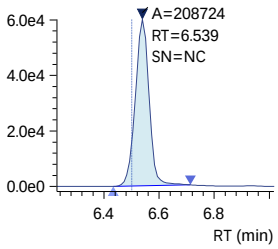

R1 376.90>84.80 (-) 1.73e4

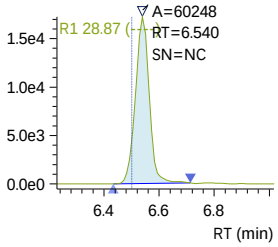

R2 376.90>84.80 (-) 1.73e4

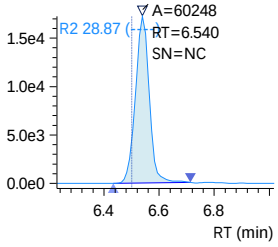

13C2-6_2 FTS_IS
Conc. 5.0000
ISTD 429.10>80.90 (-) 8.15e3

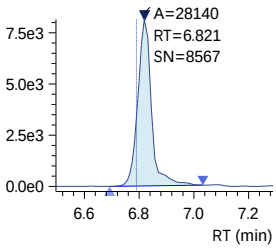

13C2-6_2 FTS
Conc. 2.8696
Q 429.10>80.90 (-) 8.15e3

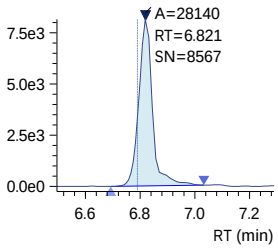

6_2 FTS
Conc. 0.8315
R#1 52.15 (44.48)
R#2 52.15 (38.72)
Q 427.10>407.00 (-) 3.35e3

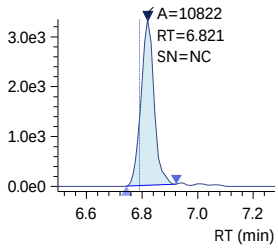

R1 427.10>80.90 (-) 1.64e3

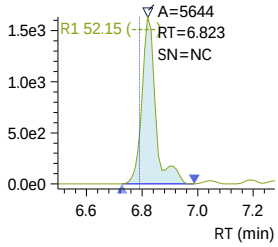

R2 427.10>80.90 (-) 1.64e3

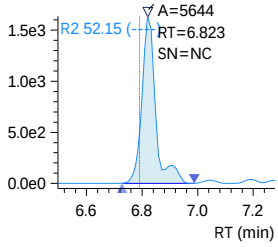

13C4-PFOA_IS
Conc. 2.5000
ISTD 417.10>172.00 (-) 6.07e3

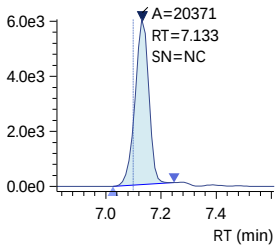

J:\LCMS08\Data\240320_1633_B1\240320_1633_B1.damlp .

SN - Software-calculated S/N ratio outside criteria due to non-target peaks or drift in noise calculation window.
Analyst review of noise levels (excluding non-target peaks) in chromatogram indicates S/N ratio meets criteria.

Insight Report
Quantitation/Integration
Printed 3/21/2024 16:06:09

240320_013 (continued)

13C8-PFOA_IS
Conc. 2.5000

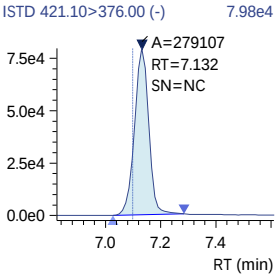

13C8-PFOA
Conc. 2.2248

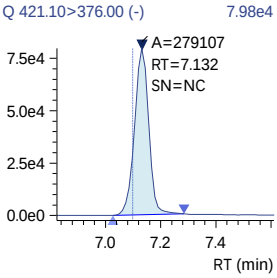

PFOA
Conc. 0.9772
R#1 24.36 (24.47)
R#2 24.36 (22.78)

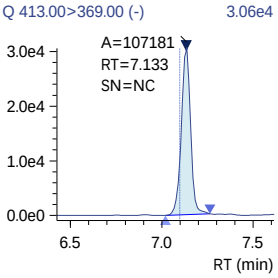

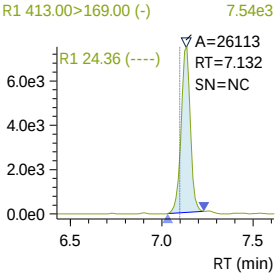

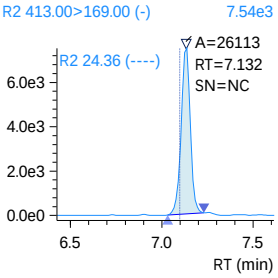

13C3-PFHxS
Conc. 2.3219

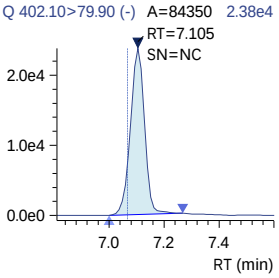

13C3-PFHxS_IS
Conc. 2.5000

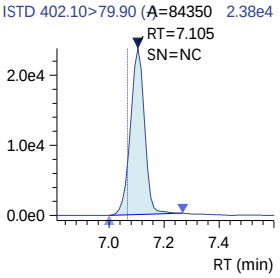

240320_013 (continued)

PFHxS
Conc. 0.8906
R#1 61.82 (57.29)
R#2 61.82 (62.94)
Q 398.70>79.90 (-) 9.33e3

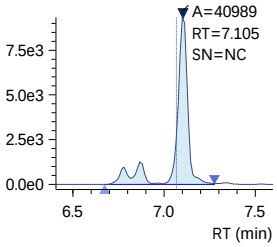

18O2-PFHxS_IS
Conc. 2.5000
ISTD 403.00>83.90 (-) 2.36e4

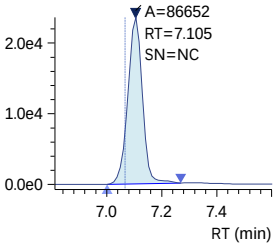

13C9-PFNA_IS
Conc. 1.2500
ISTD 472.10>427.00 (-) 5.19e4

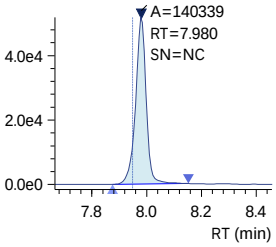

13C9-PFNA
Conc. 1.1550
Q 472.10>427.00 (-) 5.19e4

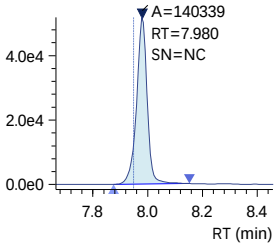

13C5-PFNA_IS
Conc. 1.2500
ISTD 468.00>423.00 (-) 5.03e4

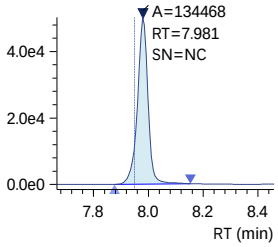

R1 398.70>98.90 (-) 5.18e3

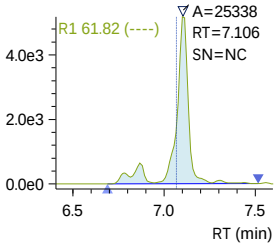

R2 398.70>98.90 (-) 5.18e3

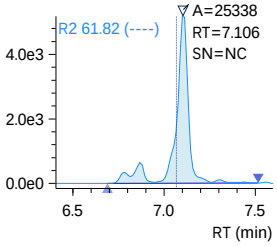

240320_013 (continued)

PFNA
Conc. 0.9199
R#1 19.49 (20.36)
R#2 19.49 (20.61)
Q 463.00>419.00 (-) 3.23e4

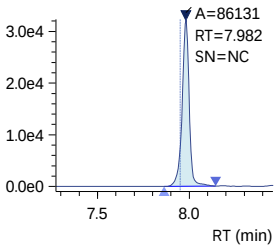

PFHpS
Conc. 1.0741
R#1 49.20 (46.70)
R#2 49.20 (54.10)
Q 449.00>79.90 (-) A=35343 1.33e4

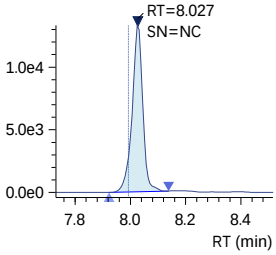

7_3 FTCA
Conc. 18.9783
R#1 128.81 (132.28)
R#2 128.81 (134.62)
Q 441.00>317.00 (-) 7.46e4

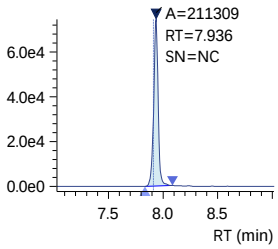

13C2-8_2-FTS
Conc. 3.3960
Q 529.10>80.90 (-) 6.35e3

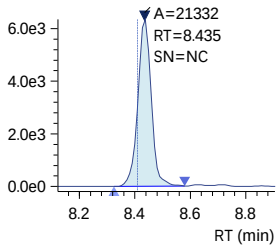

13C2-8_2-FTS_IS
Conc. 5.0000
ISTD 529.10>80.90 (-) 6.35e3

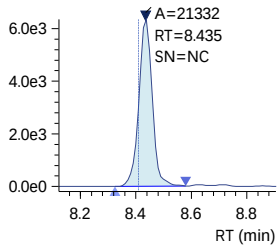

R1 463.00>219.00 (-) 6.28e3

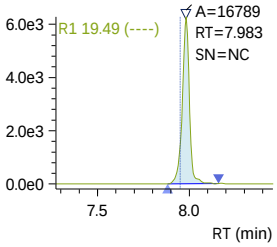

R1 449.00>98.80 (-) 6.61e3

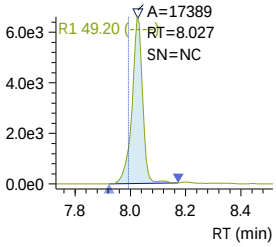

R1 441.00>336.90 (-) 9.33e4

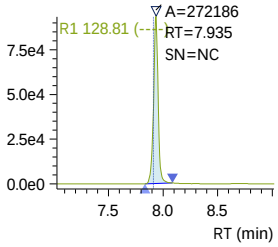

R2 463.00>219.00 (-) 6.28e3

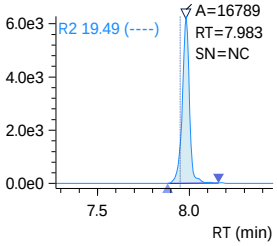

R2 449.00>98.80 (-) 6.61e3

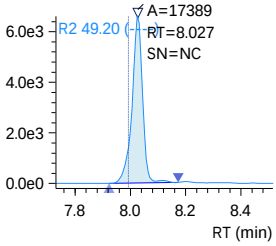

R2 441.00>336.90 (-) 9.33e4

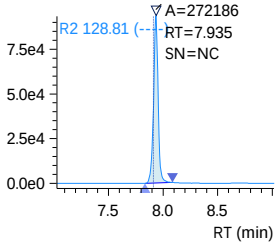

SN - Software-calculated S/N ratio outside criteria due to non-target peaks or drift in noise calculation window.
Analyst review of noise levels (excluding non-target peaks) in chromatogram indicates S/N ratio meets criteria.

240320_013 (continued)

8_2 FTS
Conc. 0.8700
R#1 50.19 (45.91)
R#2 50.19 (46.70)
Q 527.10>506.95 (-) 2.44e3

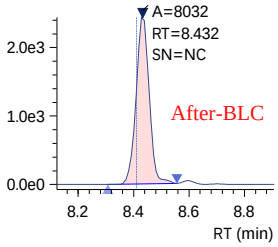

13C6-PFDA_IS
Conc. 1.2500
ISTD 519.10>474.10 (-) 2.57e4

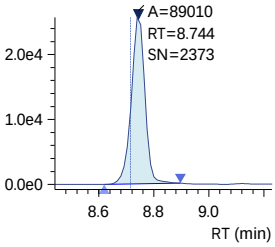

13C6-PFDA
Conc. 1.0557
Q 519.10>474.10 (-) 2.57e4

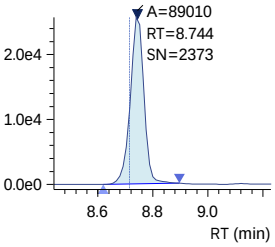

13C2-PFDA_IS
Conc. 1.2500
ISTD 515.10>470.10 (-) 2.61e4

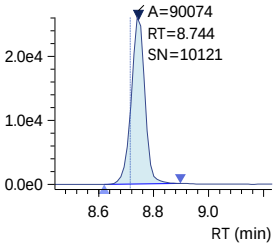

PFDA
Conc. 1.0471
R#1 15.89 (17.64)
R#2 15.98 (14.73)
Q 512.90>469.00 (-) 2.19e4

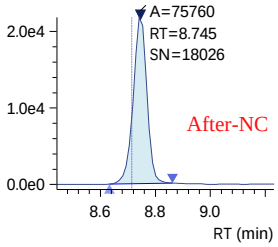

R1 527.10>80.80 (-) 1.27e3

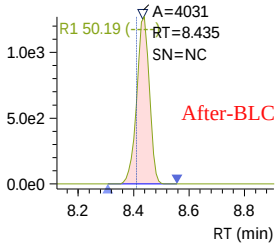

R1 512.90>219.00 (-) 3.32e3

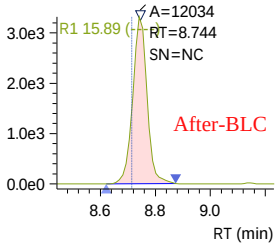

R2 527.10>80.80 (-) 1.27e3

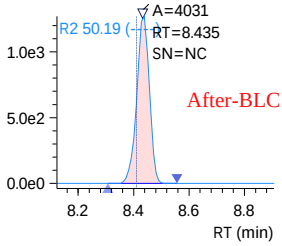

R2 512.90>219.00 (-) 3.32e3

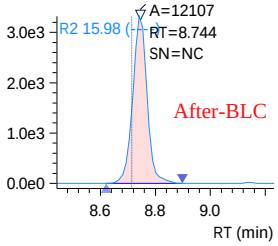

D3-NMeFOSAA_IS
Conc. 5.0000
ISTD 573.20>419.00 (-) 2.41e4

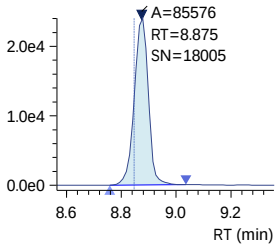

D3-NMeFOSAA
Conc. 3.7174
Q 573.20>419.00 (-) 2.41e4

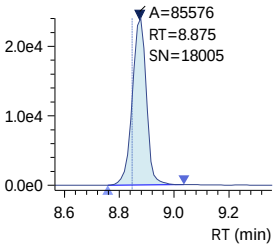

13C8-PFOS_IS
Conc. 2.5000
ISTD 507.10>98.90 (-) 6.97e3

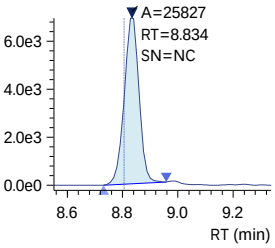

13C8-PFOS
Conc. 1.9385
Q 507.10>98.90 (-) 6.97e3

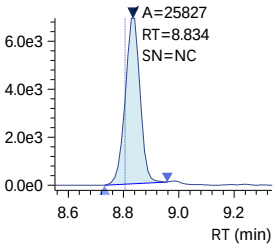

13C4-PFOS_IS
Conc. 2.5000
ISTD 502.80>79.90 (-) 2.64e4

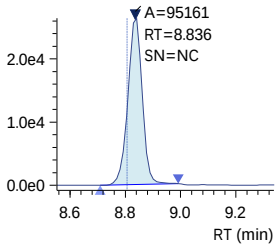

SN - Software-calculated S/N ratio outside criteria due to non-target peaks or drift in noise calculation window.
Analyst review of noise levels (excluding non-target peaks) in chromatogram indicates S/N ratio meets criteria.

240320_013 (continued)

PFOS
Conc. 1.0575
R#1 43.14 (45.06)
R#2 43.14 (47.34)
Q 498.90>79.90 (-) 6.09e3

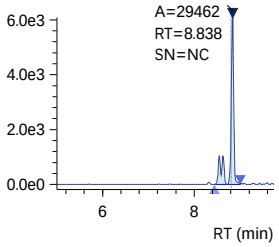

R1 498.90>98.80 (-) 3.00e3

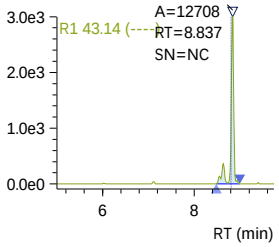

R2 498.90>98.80 (-) 3.00e3

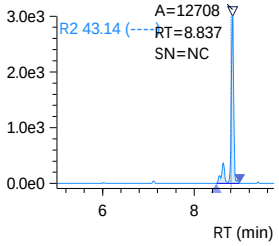

NMeFOSAA
Conc. 1.0774
R#1 58.23 (67.10)
R#2 58.23 (64.07)
Q 570.10>419.00 (-) 4.75e3

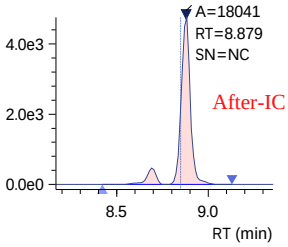

R1 570.10>483.00 (-) 2.58e3

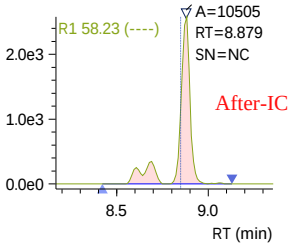

R2 570.10>483.00 (-) 2.58e3

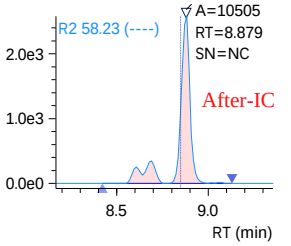

D5-NEtFOSAA_IS
Conc. 5.0000
ISTD 589.20>419.00 (-) 1.93e4

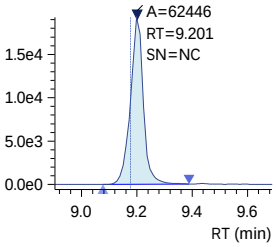

D5-NEtFOSAA
Conc. 3.7025
Q 589.20>419.00 (-) 1.93e4

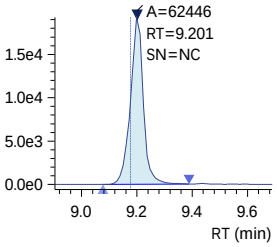

NEtFOSAA
Conc. 0.9839
R#1 86.45 (89.53)
R#2 86.45 (83.09)
Q 584.20>419.10 (-) 3.74e3

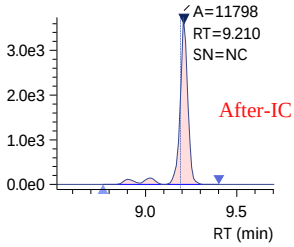

R1 584.20>526.00 (-) 2.54e3

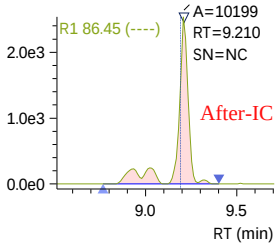

R2 584.20>526.00 (-) 2.54e3

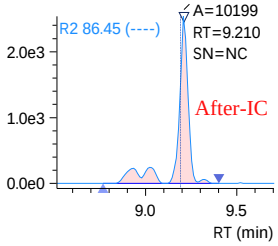

J:\LCMS08\Data\240320_1633_B1\240320_1633_B1.damlp .

SN - Software-calculated S/N ratio outside criteria due to non-target peaks or drift in noise calculation window.
Analyst review of noise levels (excluding non-target peaks) in chromatogram indicates S/N ratio meets criteria.

240320_013 (continued)

9-Cl-PF3ONS
Conc. 0.7446
R#1 31.77 (31.69)
R#2 31.77 (30.27)
Q 530.80>351.00 (-) 6.50e4

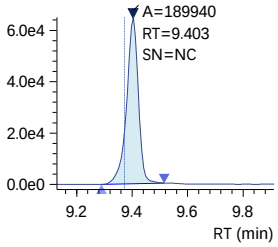

R1 532.80>353.00 (-) 2.08e4

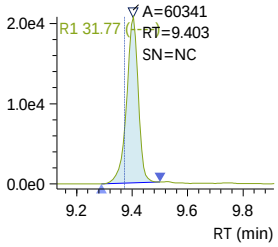

R2 532.80>353.00 (-) 2.08e4

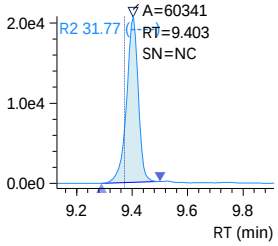

PFUnDA
Conc. 0.9847
R#1 11.85 (10.96)
R#2 11.85 (12.21)
Q 563.10>519.00 (-) 2.49e4

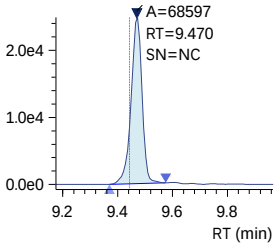

R1 563.10>269.10 (-) 3.20e3

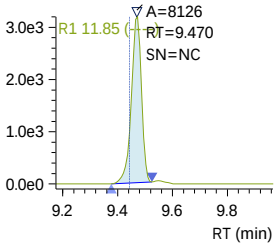

R2 563.10>269.10 (-) 3.20e3

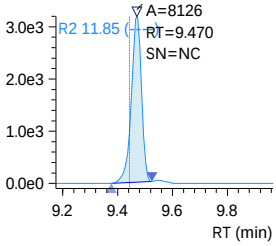

13C7-PFUnDA_IS
Conc. 1.2500
ISTD 570.00>525.10 (-) 2.77e4

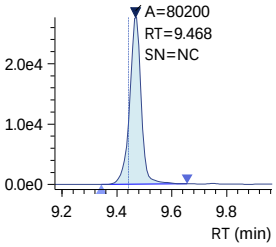

13C7-PFUnDA
Conc. 0.9645
Q 570.00>525.10 (-) 2.77e4

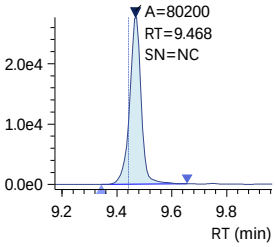

PFNS
Conc. 1.0805
R#1 68.11 (56.91)
R#2 68.11 (63.73)
Q 548.80>79.90 (-) 8.05e3

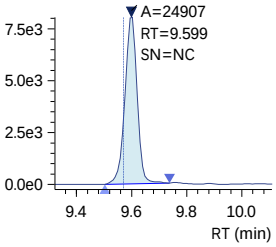

R1 548.80>98.80 (-) 5.42e3

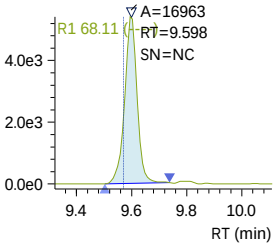

R2 548.80>98.80 (-) 5.42e3

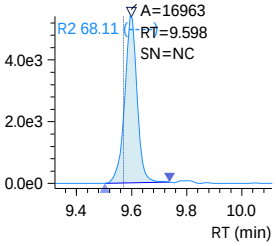

SN - Software-calculated S/N ratio outside criteria due to non-target peaks or drift in noise calculation window.
Analyst review of noise levels (excluding non-target peaks) in chromatogram indicates S/N ratio meets criteria.

Insight Report
Quantitation/Integration
Printed 3/21/2024 16:06:09

240320_013 (continued)

10_2 FTS
Conc. 0.9257
R#1 27.36 (32.29)
R#2 27.36 (27.50)
Q 626.80>607.05 (-) 2.67e3

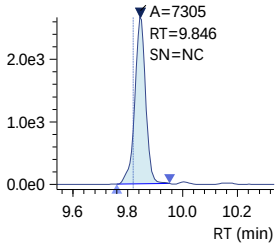

R1 626.80>81.00 (-) 7.55e2

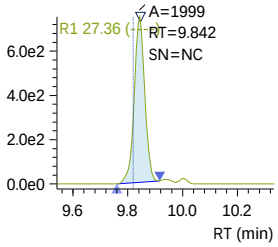

R2 626.80>81.00 (-) 7.55e2

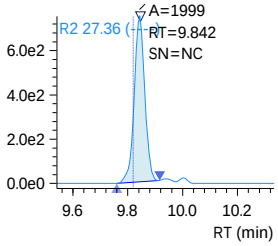

13C2-PFDOA_IS
Conc. 1.2500
ISTD 615.10>570.00 (-) 3.24e4

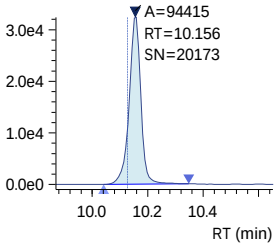

13C2-PFDOA
Conc. 0.9763
Q 615.10>570.00 (-) 3.24e4

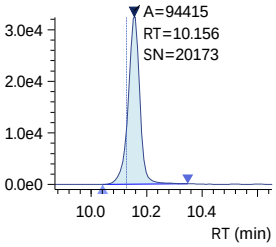

PFDOA
Conc. 0.9133
R#1 10.25 (11.14)
R#2 10.25 (9.85)
Q 613.10>569.00 (-) 1.70e4

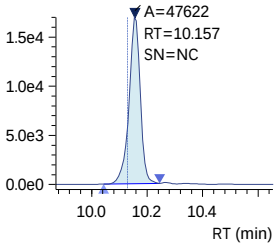

R1 613.10>319.00 (-) 1.66e3

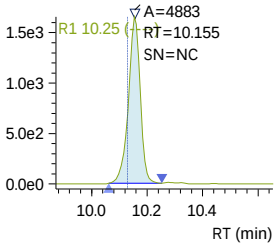

R2 613.10>319.00 (-) 1.66e3

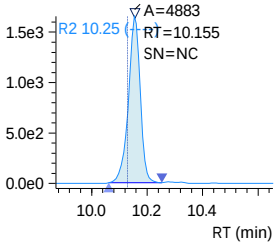

PFDS
Conc. 0.9880
R#1 58.30 (58.01)
R#2 58.30 (60.30)
Q 599.00>79.90 (-) 7.06e3

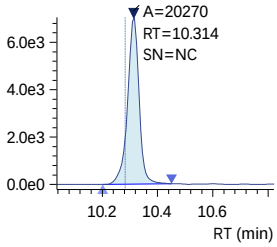

R1 599.00>98.80 (-) 3.96e3

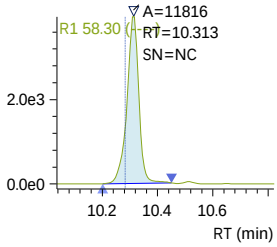

R2 599.00>98.80 (-) 3.96e3

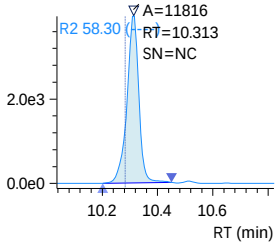

J:\LCMS08\Data\240320_1633_B1\240320_1633_B1.damlp .
SN - Software-calculated S/N ratio outside criteria due to non-target peaks or drift in noise calculation window.
Analyst review of noise levels (excluding non-target peaks) in chromatogram indicates S/N ratio meets criteria.

240320_013 (continued)

PFTrDA
Conc. 0.7998
R#1 15.27 (16.67)
R#2 15.27 (15.87)

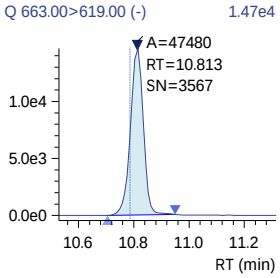

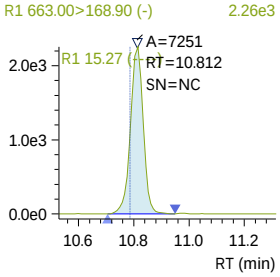

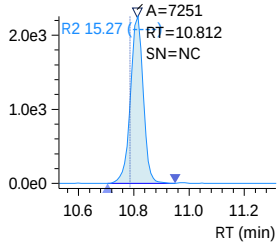

11-Cl-PF3OUdS
Conc. 0.8570
R#1 33.00 (35.04)
R#2 33.00 (36.12)

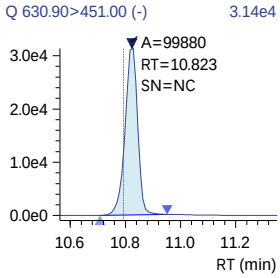

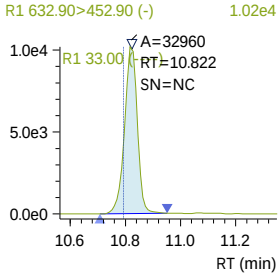

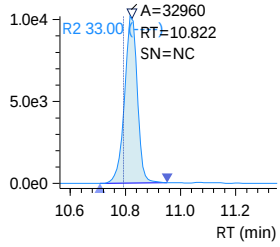

PFOSAm
Conc. 0.9888

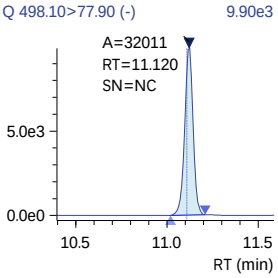

13C8-PFOSAm
Conc. 2.0726

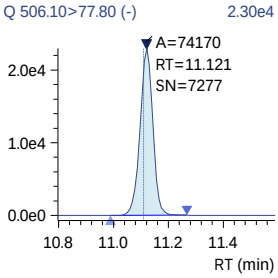

13C8-PFOSAm_IS
Conc. 2.5000

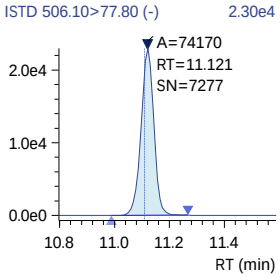

J:\LCMS08\Data\240320_1633_B1\240320_1633_B1.damlp .

SN - Software-calculated S/N ratio outside criteria due to non-target peaks or drift in noise calculation window.
Analyst review of noise levels (excluding non-target peaks) in chromatogram indicates S/N ratio meets criteria.

240320_013 (continued)

PFTDA
Conc. 0.9224
R#1 14.86 (17.09)
R#2 14.86 (18.89)

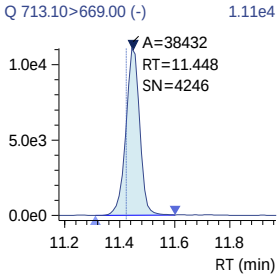

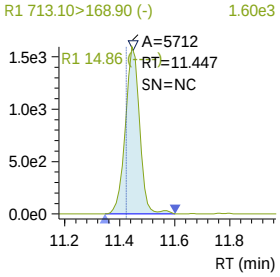

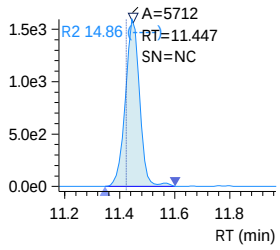

13C2-PFTDA
Conc. 1.0116

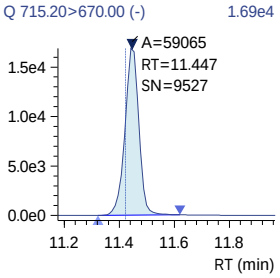

13C2-PFTDA_IS
Conc. 1.2500

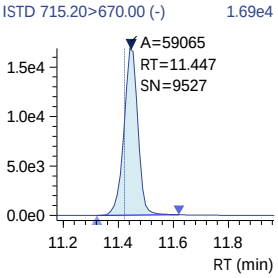

PFDoS
Conc. 0.9153
R#1 57.52 (61.23)
R#2 57.52 (64.82)

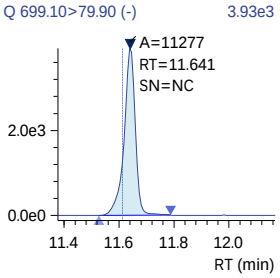

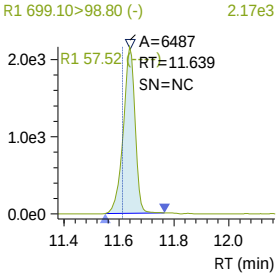

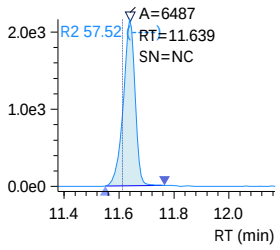

D7-MeFOSE_IS
Conc. 25.0000

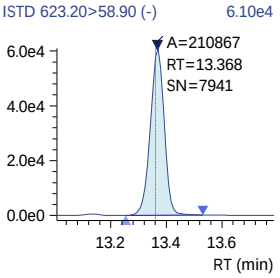

SN - Software-calculated S/N ratio outside criteria due to non-target peaks or drift in noise calculation window.
Analyst review of noise levels (excluding non-target peaks) in chromatogram indicates S/N ratio meets criteria.

Insight Report
Quantitation/Integration
Printed 3/21/2024 16:06:09

240320_013 (continued)

D7-MeFOSE
Conc. 19.2583

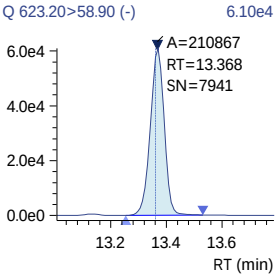

MeFOSE
Conc. 0.9258

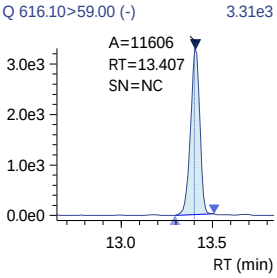

13C2-PFHXDA_IS
Conc. 2.5000

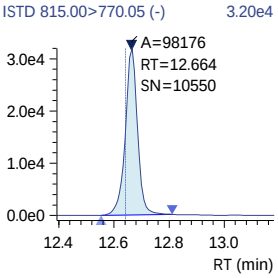

13C2-PFHXDA
Conc. 1.6352

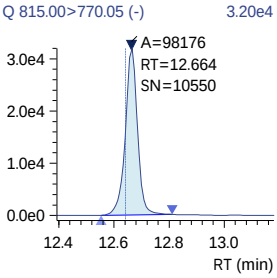

PFHXDA
Conc. 0.9348
R#1 11.29 (10.78)
R#2 11.29 (11.30)

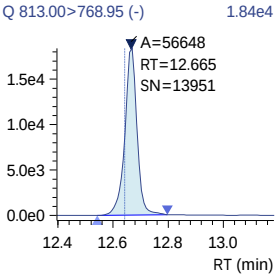

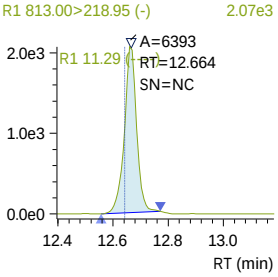

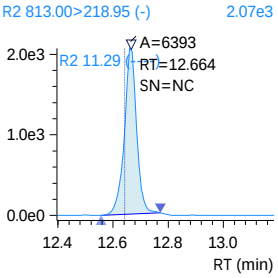

J:\LCMS08\Data\240320_1633_B1\240320_1633_B1.damlp .

SN - Software-calculated S/N ratio outside criteria due to non-target peaks or drift in noise calculation window.
Analyst review of noise levels (excluding non-target peaks) in chromatogram indicates S/N ratio meets criteria.

240320_013 (continued)

D3-MeFOSA
Conc. 1.7499

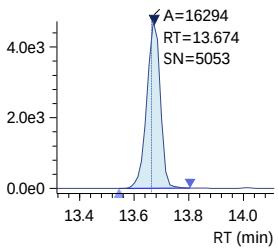

D3-MeFOSA_IS
Conc. 2.5000

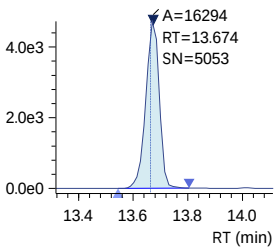

MeFOSA
Conc. 0.8513
R#1 103.56 (156.31)
R#2 103.56 (157.34)

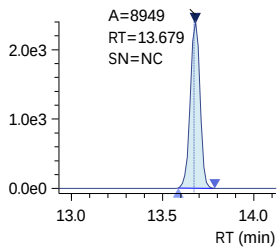

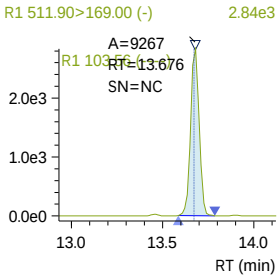

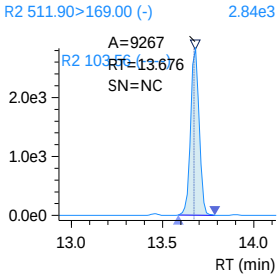

D9-EtFOSE_IS
Conc. 25.0000

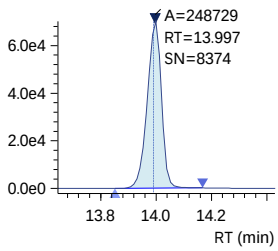

D9-EtFOSE
Conc. 19.8993

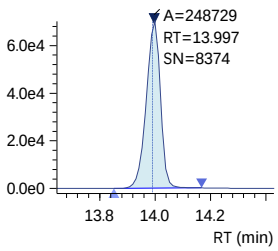

SN - Software-calculated S/N ratio outside criteria due to non-target peaks or drift in noise calculation window.
Analyst review of noise levels (excluding non-target peaks) in chromatogram indicates S/N ratio meets criteria.

240320_013 (continued)

EtFOSE
Conc. 0.9495

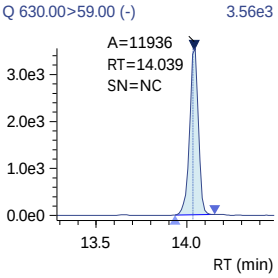

D5-EtFOSAm
Conc. 1.7306

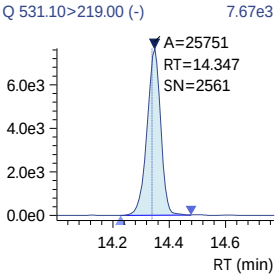

D5-EtFOSAm_IS
Conc. 2.5000

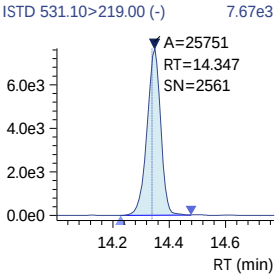

EtFOSAm
Conc. 0.7539
R#1 133.97 (177.75)
R#2 133.97 (169.40)

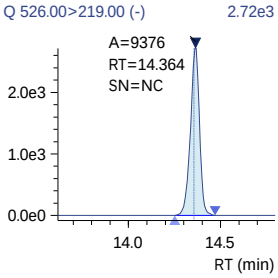

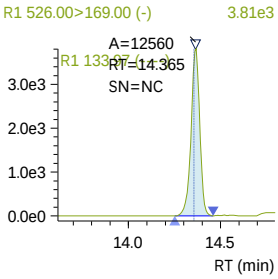

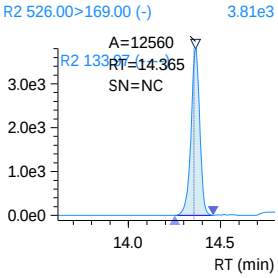

PFODA
Conc. 0.9467
R#1 32.67 (31.66)
R#2 32.67 (34.82)

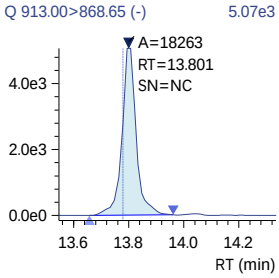

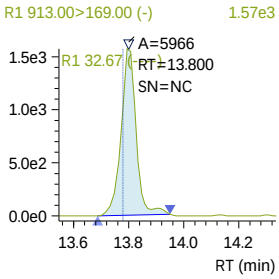

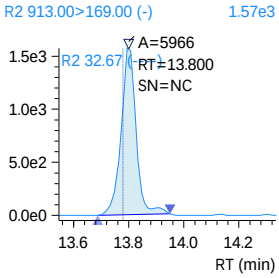

Insight Report
Before Manual Integration
Printed 3/21/2024 14:58:00

240320_013

Sample ID: KQ2404025-02
Date Acquired: 3/20/2024 5:56:21 PM
Acquired by: System Administrator
Data File: 240320_013
Vial: 3 | Inj. Volume: 10.0000uL | Tray: 2

13C4-PFBA
Conc. 8.9276
Q 216.80>171.90 (-) 1.15e5

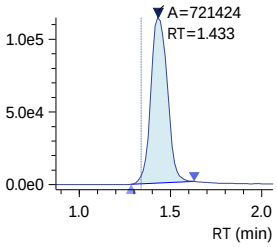

13C4-PFBA_IS
Conc. 10.0000
ISTD 216.80>171.90 (-) 1.15e5

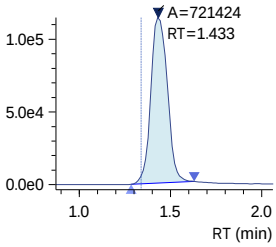

13C3-PFBA_IS
Conc. 5.0000
ISTD 216.00>172.00 (-) 6.61e4

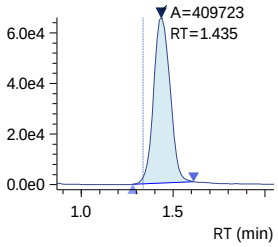

PFBA
Conc. 0.9701
Q 212.80>169.05 (-) 1.32e4

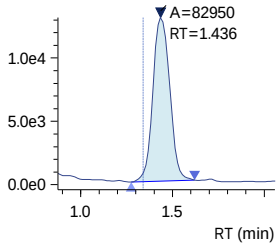

PFMPA
Conc. 1.0000
Q 229.00>84.90 (-) 1.37e4

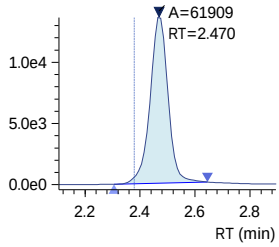

3_3 FTCA
Conc. 20.3903
R#1 133.30 (136.14)
R#2 133.30 (136.14)
Q 241.00>177.10 (-) 2.12e4

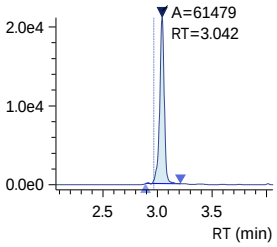

13C5-PFPeA
Conc. 5.0886
Q 268.30>223.00 (-) 5.57e4

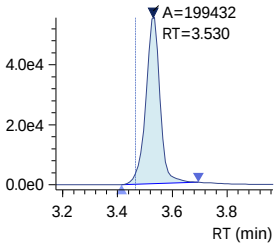

13C5-PFPeA_IS
Conc. 5.0000
ISTD 268.30>223.00 (-) 5.57e4

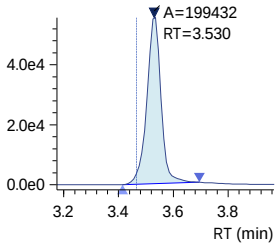

PFPeA
Conc. 0.9224
Q 263.00>219.00 (-) 3.70e4

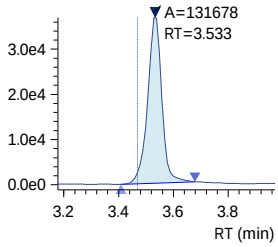

PFMBA
Conc. 0.9467
Q 279.00>84.95 (-) 2.87e4

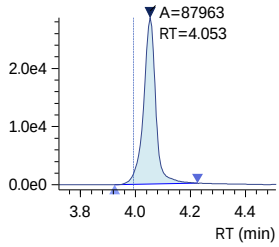

R1 241.00>117.00 (-) 2.88e4

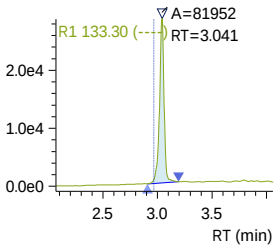

R2 241.00>117.00 (-) 2.88e4

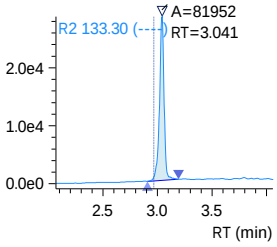

Insight Report
Before Manual Integration
Printed 3/21/2024 14:58:00

240320_013 (continued)

13C2-4_2 FTS
Conc. 4.1600

Q 329.10>80.90 (-) 1.50e4

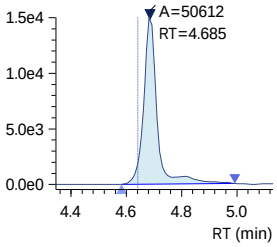

13C2-4_2 FTS_IS
Conc. 5.0000

ISTD 329.10>80.90 (-) 1.50e4

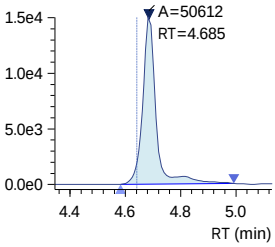

4_2 FTS
Conc. 0.7636
R#1 31.83 (33.08)
R#2 31.83 (33.08)

Q 327.10>307.00 (-) 6.67e3

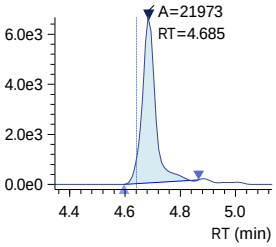

R1 327.10>80.90 (-) 2.15e3

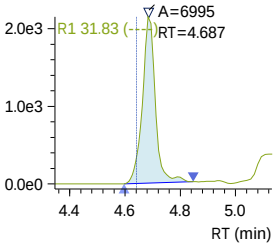

R2 327.10>80.90 (-) 2.15e3

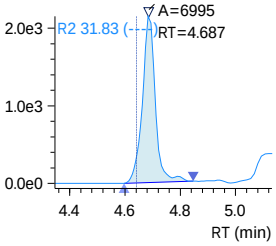

13C3-PFBS_IS
Conc. 2.5000

ISTD 302.10>79.90 (-) 3.80e4

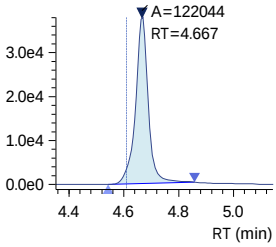

PFBS
Conc. 0.8757
R#1 45.47 (46.53)
R#2 45.47 (46.53)

Q 298.70>79.90 (-) 1.96e4

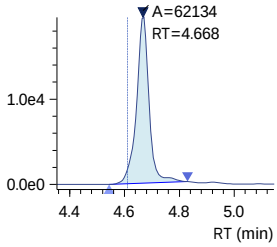

R1 298.70>98.80 (-) 8.50e3

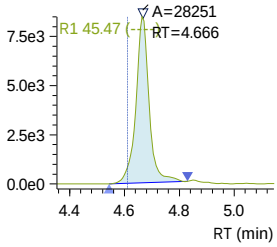

R2 298.70>98.80 (-) 8.50e3

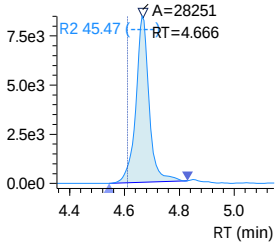

Insight Report
Before Manual Integration
Printed 3/21/2024 14:58:00

240320_013 (continued)

13C3-PFBS
Conc. 2.3109

Q 302.10>79.90 (-) 3.80e4

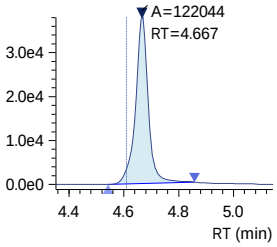

NFDHA
Conc. 1.2368
R#1 33.80 (36.44)
R#2 33.80 (36.44)

Q 295.00>201.00 (-) 2.98e4

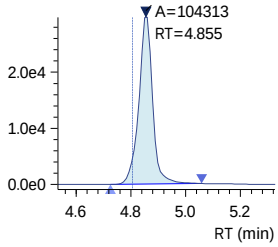

R1 295.00>84.90 (-) 1.05e4

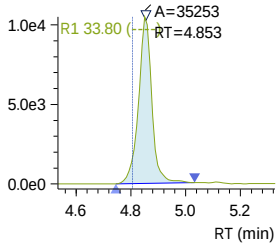

R2 295.00>84.90 (-) 1.05e4

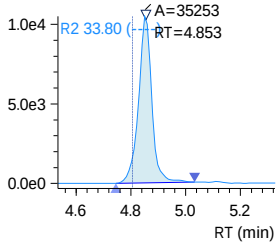

13C5-PFHxA
Conc. 2.2328

Q 318.00>273.00 (-) 6.91e4

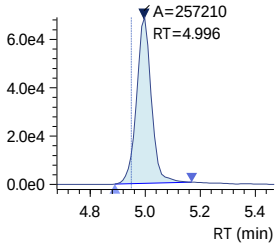

13C5-PFHxA_IS
Conc. 2.5000

ISTD 318.00>273.00 (-) 6.91e4

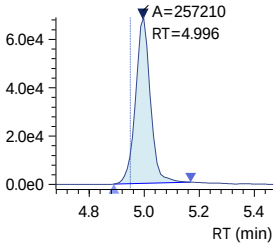

13C2-PFHxA_IS
Conc. 2.5000

ISTD 315.10>270.00 (-) 9.61e4

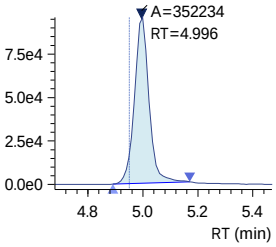

Insight Report
Before Manual Integration
Printed 3/21/2024 14:58:00

240320_013 (continued)

PFHxA
Conc. 0.9729
Q 313.00>269.00 (-) 2.92e4

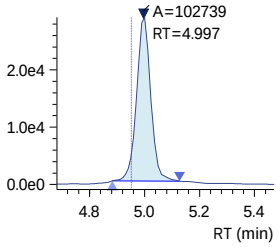

PFEESA
Conc. 0.9206
R#1 5.31 (5.25)
R#2 5.31 (5.25)
Q 314.80>135.00 (-) 9.08e4

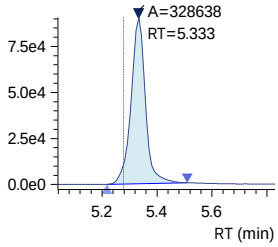

R1 314.80>82.90 (-) 4.95e3

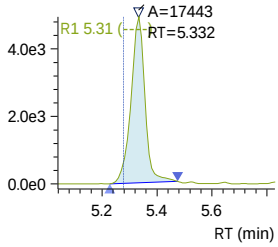

R2 314.80>82.90 (-) 4.95e3

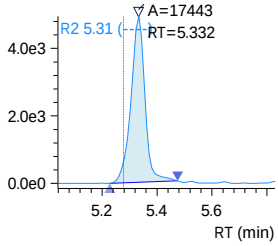

13C3-HFPO-DA
Conc. 10.1073
Q 286.90>168.90 (-) 1.50e5

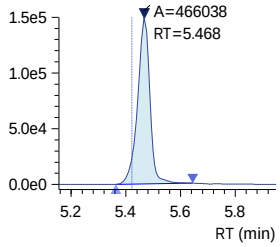

13C3-HFPO-DA_IS
Conc. 10.0000
ISTD 286.90>168.90 (-) 1.50e5

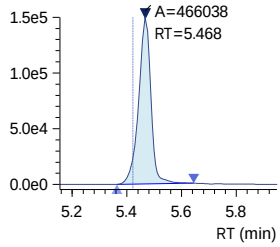

HFPO-DA
Conc. 0.9660
R#1 57.82 (62.57)
R#2 57.82 (62.57)
Q 284.90>168.90 (-) 1.67e4

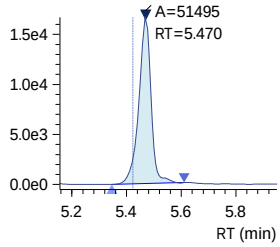

R1 284.90>184.90 (-) 9.54e3

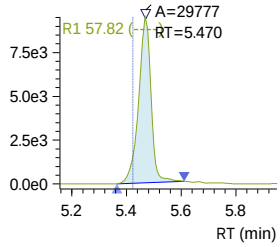

R2 284.90>184.90 (-) 9.54e3

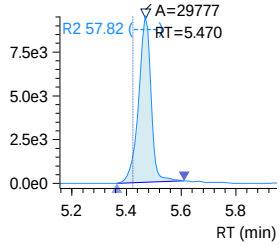

Insight Report
Before Manual Integration
Printed 3/21/2024 14:58:00

240320_013 (continued)

5_3 FTCA
Conc. 21.0050
R#1 149.49 (154.88)
R#2 149.49 (154.88)
Q 341.00>237.05 (-) 5.44e4

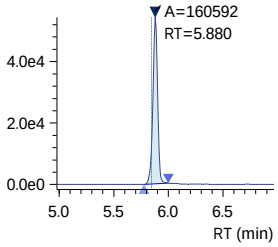

R1 341.00>217.00 (-) 8.13e4

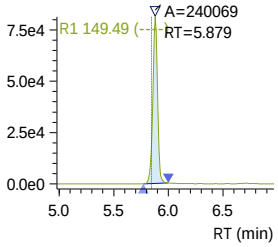

R2 341.00>217.00 (-) 8.13e4

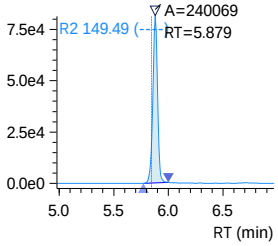

PFPeS
Conc. 0.9478
R#1 57.96 (54.44)
R#2 57.96 (54.44)
Q 349.10>79.90 (-) A=45322 1.57e4

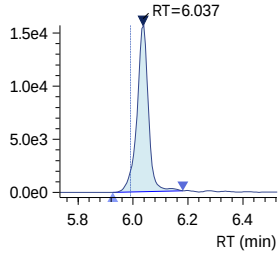

R1 349.10>98.80 (-) 9.09e3

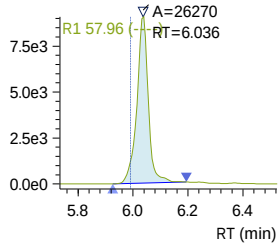

R2 349.10>98.80 (-) 9.09e3

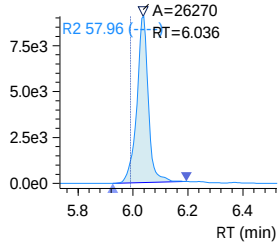

13C4-PFHpA
Conc. 2.5387
Q 367.10>322.00 (-) 1.47e5

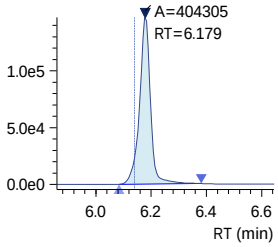

13C4-PFHpA_IS
Conc. 2.5000
ISTD 367.10>322.00 (-) 1.47e5

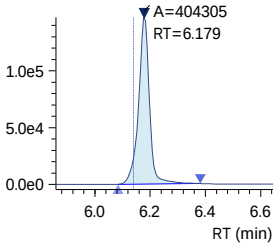

PFHpA
Conc. 0.9460
R#1 21.61 (23.39)
R#2 21.61 (23.39)
Q 363.10>319.00 (-) 5.03e4

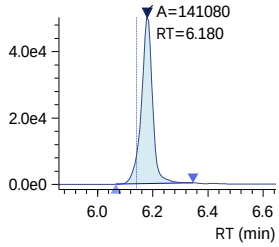

R1 363.10>169.00 (-) 1.06e4

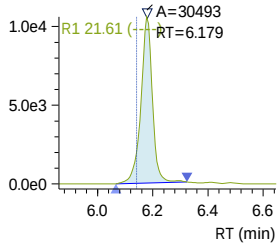

R2 363.10>169.00 (-) 1.06e4

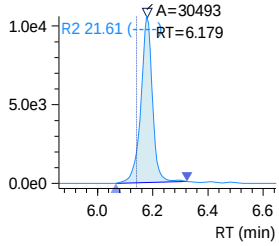

240320_013 (continued)

DONA
Conc. 0.9799
R#1 28.87 (30.39)
R#2 28.87 (30.39)
Q 376.90>250.90 (-) 6.02e4

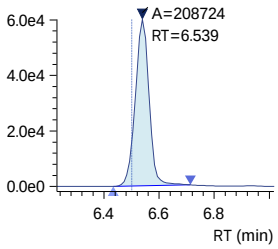

R1 376.90>84.80 (-) 1.73e4

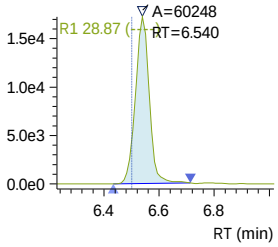

R2 376.90>84.80 (-) 1.73e4

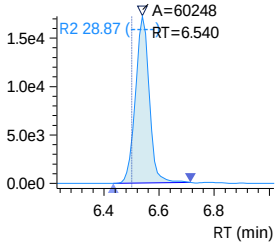

13C2-6_2 FTS_IS
Conc. 5.0000
ISTD 429.10>80.90 (-) 8.15e3

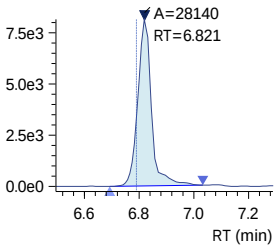

13C2-6_2 FTS
Conc. 2.8696
Q 429.10>80.90 (-) 8.15e3

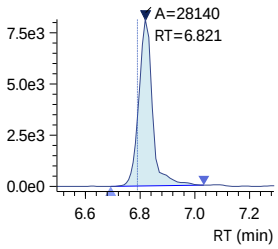

6_2 FTS
Conc. 0.8315
R#1 52.15 (44.48)
R#2 52.15 (44.48)
Q 427.10>407.00 (-) 3.35e3

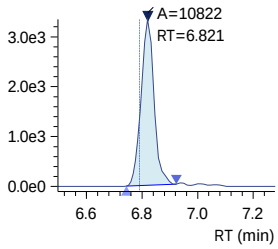

R1 427.10>80.90 (-) 1.64e3

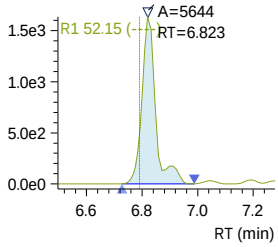

R2 427.10>80.90 (-) 1.64e3

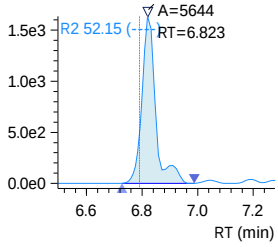

13C4-PFOA_IS
Conc. 2.5000
ISTD 417.10>172.00 (-) 6.07e3

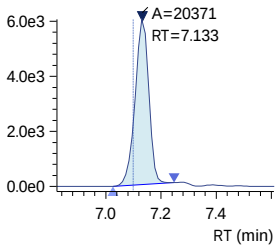

Insight Report
Before Manual Integration
Printed 3/21/2024 14:58:00

240320_013 (continued)

13C8-PFOA_IS
Conc. 2.5000

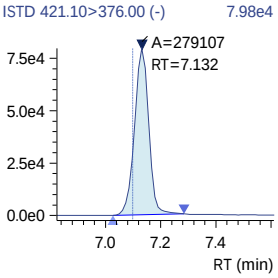

13C8-PFOA
Conc. 2.2248

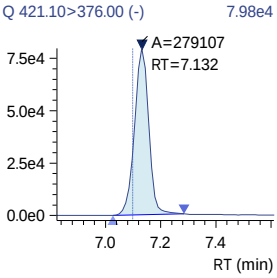

PFOA
Conc. 0.9772
R#1 24.36 (24.47)
R#2 24.36 (24.47)

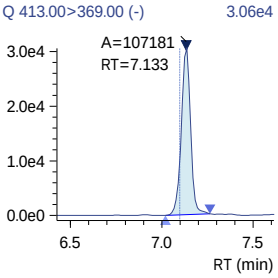

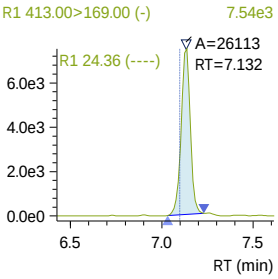

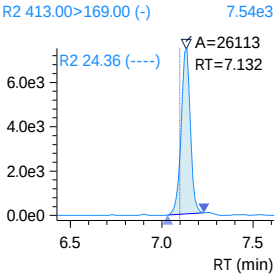

13C3-PFHxS
Conc. 2.3219

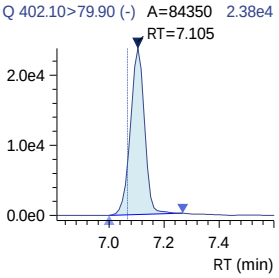

13C3-PFHxS_IS
Conc. 2.5000

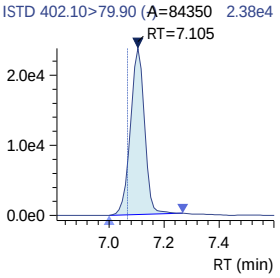

Insight Report
Before Manual Integration
Printed 3/21/2024 14:58:00

240320_013 (continued)

PFHxS
Conc. 0.8906
R#1 61.82 (57.29)
R#2 61.82 (57.29)
Q 398.70>79.90 (-) 9.33e3

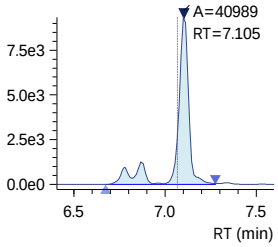

R1 398.70>98.90 (-) 5.18e3

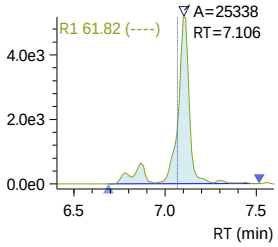

R2 398.70>98.90 (-) 5.18e3

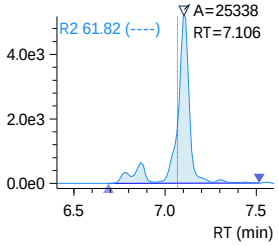

18O2-PFHxS_IS
Conc. 2.5000
ISTD 403.00>83.90 (-) 2.36e4

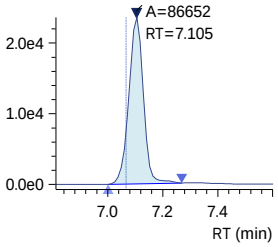

13C9-PFNA_IS
Conc. 1.2500
ISTD 472.10>427.00 (-) 5.19e4

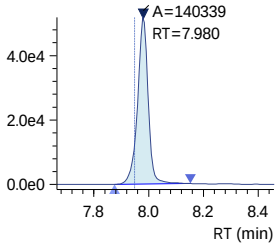

13C9-PFNA
Conc. 1.1550
Q 472.10>427.00 (-) 5.19e4

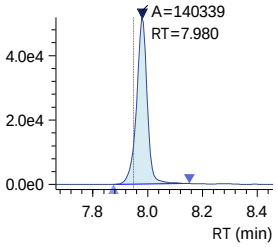

13C5-PFNA_IS
Conc. 1.2500
ISTD 468.00>423.00 (-) 5.03e4

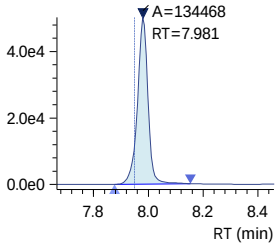

Insight Report
Before Manual Integration
Printed 3/21/2024 14:58:00

240320_013 (continued)

PFNA
Conc. 0.9199
R#1 19.49 (20.36)
R#2 19.49 (20.36)
Q 463.00>419.00 (-) 3.23e4

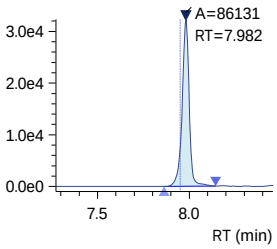

R1 463.00>219.00 (-) 6.28e3

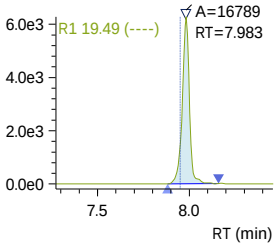

R2 463.00>219.00 (-) 6.28e3

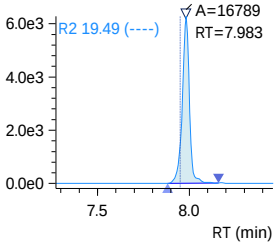

PFHpS
Conc. 1.0741
R#1 49.20 (46.70)
R#2 49.20 (46.70)
Q 449.00>79.90 (-) A=35343 1.33e4

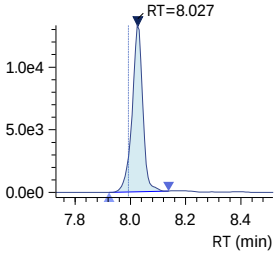

R1 449.00>98.80 (-) 6.61e3

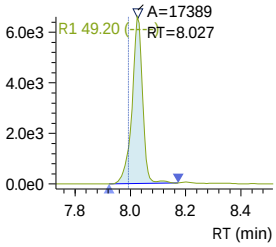

R2 449.00>98.80 (-) 6.61e3

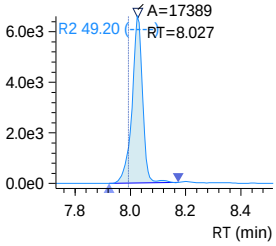

7_3 FTCA
Conc. 18.9783
R#1 128.81 (132.28)
R#2 128.81 (132.28)
Q 441.00>317.00 (-) 7.46e4

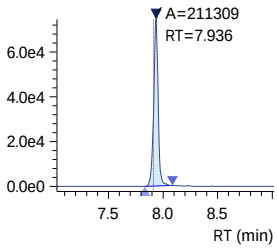

R1 441.00>336.90 (-) 9.33e4

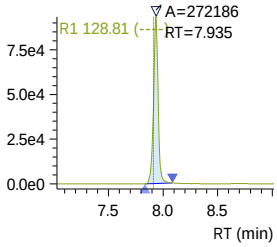

R2 441.00>336.90 (-) 9.33e4

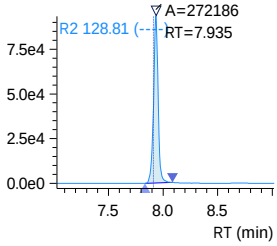

13C2-8_2-FTS
Conc. 3.3960
Q 529.10>80.90 (-) 6.35e3

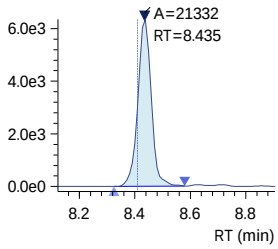

13C2-8_2-FTS_IS
Conc. 5.0000
ISTD 529.10>80.90 (-) 6.35e3

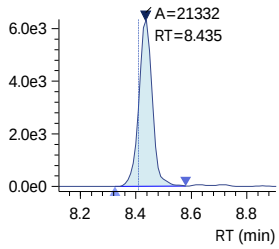

Insight Report
Before Manual Integration
Printed 3/21/2024 14:58:00

240320_013 (continued)

8_2 FTS
Conc. 0.8386
R#1 51.35 (45.91)
R#2 51.35 (45.91)
Q 527.10>506.95 (-) 2.44e3

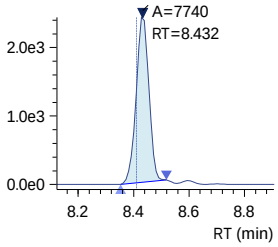

R1 527.10>80.80 (-) 1.27e3

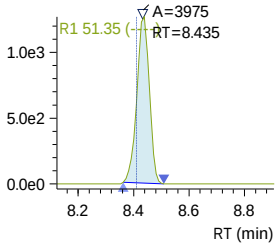

R2 527.10>80.80 (-) 1.27e3

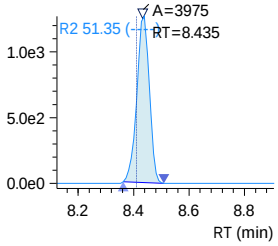

13C6-PFDA_IS
Conc. 1.2500
ISTD 519.10>474.10 (-) 2.57e4

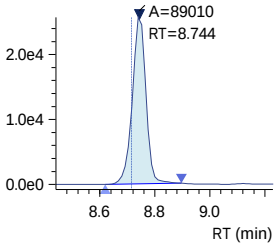

13C6-PFDA
Conc. 1.0557
Q 519.10>474.10 (-) 2.57e4

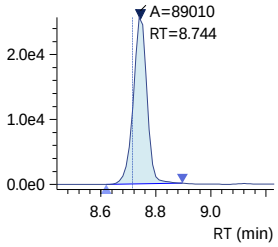

13C2-PFDA_IS
Conc. 1.2500
ISTD 515.10>470.10 (-) 2.61e4

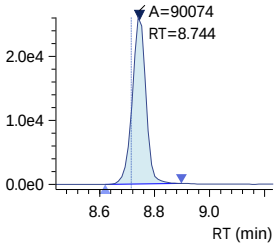

PFDA
Conc. 1.0471
R#1 15.24 (17.64)
R#2 15.24 (17.64)
Q 512.90>469.00 (-) 2.19e4

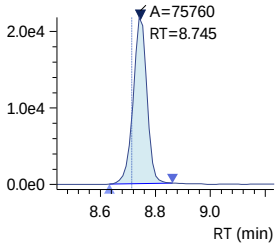

R1 512.90>219.00 (-) 3.32e3

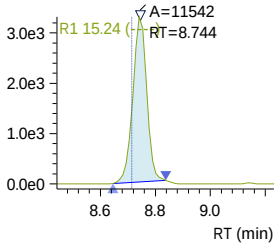

R2 512.90>219.00 (-) 3.32e3

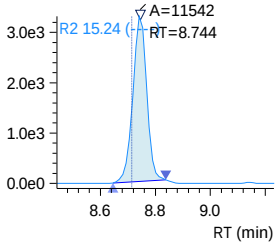

D3-NMeFOSAA_IS
Conc. 5.0000
ISTD 573.20>419.00 (-) 2.41e4

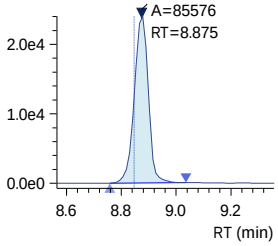

D3-NMeFOSAA
Conc. 3.7174
Q 573.20>419.00 (-) 2.41e4

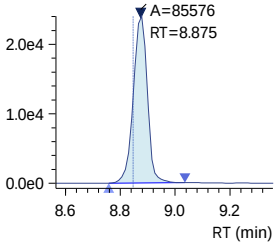

13C8-PFOS_IS
Conc. 2.5000
ISTD 507.10>98.90 (-) 6.97e3

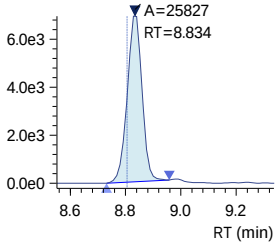

13C8-PFOS
Conc. 1.9385
Q 507.10>98.90 (-) 6.97e3

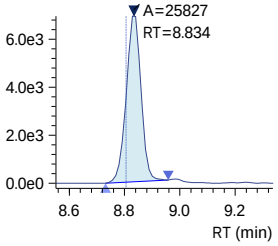

13C4-PFOS_IS
Conc. 2.5000
ISTD 502.80>79.90 (-) 2.64e4

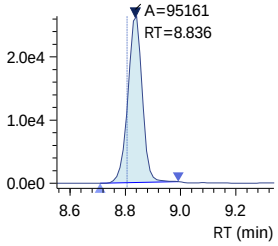

Insight Report
Before Manual Integration
Printed 3/21/2024 14:58:00

240320_013 (continued)

PFOS
Conc. 1.0575
R#1 43.14 (45.06)
R#2 43.14 (45.06)
Q 498.90>79.90 (-) 6.09e3

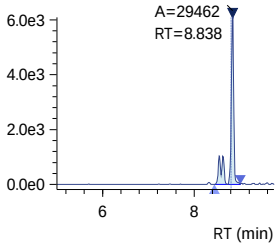

NMeFOSAA
Conc. 0.9325
R#1 53.18 (67.10)
R#2 53.18 (67.10)
Q 570.10>419.00 (-) 4.75e3

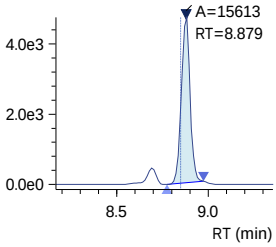

D5-NEtFOSAA_IS
Conc. 5.0000
ISTD 589.20>419.00 (-) 1.93e4

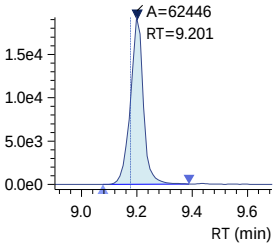

D5-NEtFOSAA
Conc. 3.7025
Q 589.20>419.00 (-) 1.93e4

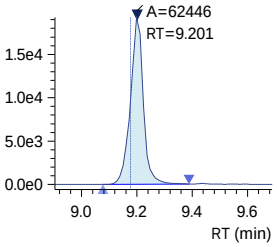

NEtFOSAA
Conc. 0.8768
R#1 73.96 (89.53)
R#2 73.96 (89.53)
Q 584.20>419.10 (-) 3.74e3

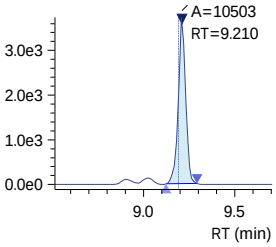

R1 498.90>98.80 (-) 3.00e3

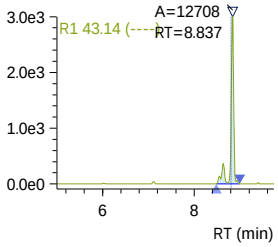

R1 570.10>483.00 (-) 2.58e3

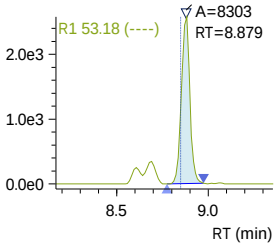

R1 584.20>526.00 (-) 2.54e3

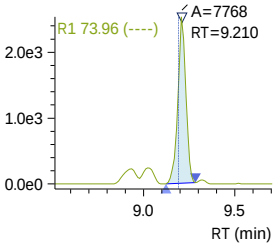

R2 498.90>98.80 (-) 3.00e3

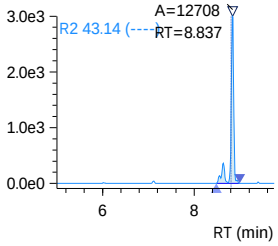

R2 570.10>483.00 (-) 2.58e3

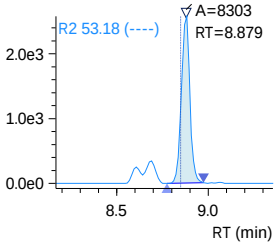

R2 584.20>526.00 (-) 2.54e3

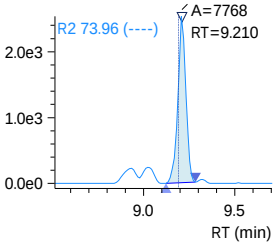

Insight Report
Before Manual Integration
Printed 3/21/2024 14:58:00

240320_013 (continued)

9-Cl-PF3ONS
Conc. 0.7446
R#1 31.77 (31.69)
R#2 31.77 (31.69)
Q 530.80>351.00 (-) 6.50e4

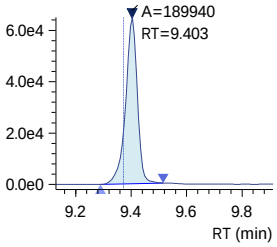

R1 532.80>353.00 (-) 2.08e4

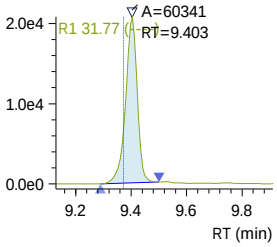

R2 532.80>353.00 (-) 2.08e4

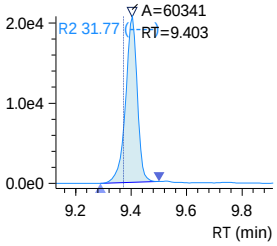

PFUnDA
Conc. 0.9847
R#1 11.85 (10.96)
R#2 11.85 (10.96)
Q 563.10>519.00 (-) 2.49e4

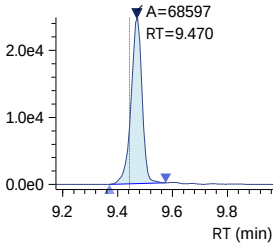

R1 563.10>269.10 (-) 3.20e3

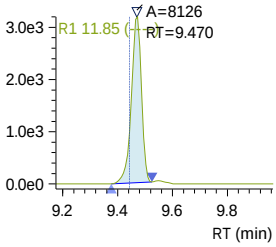

R2 563.10>269.10 (-) 3.20e3

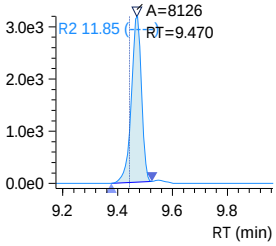

13C7-PFUnDA_IS
Conc. 1.2500
ISTD 570.00>525.10 (-) 2.77e4

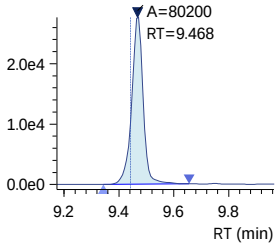

13C7-PFUnDA
Conc. 0.9645
Q 570.00>525.10 (-) 2.77e4

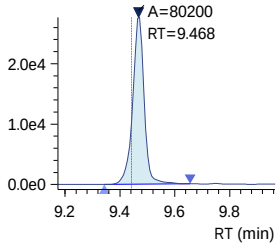

PFNS
Conc. 1.0805
R#1 68.11 (56.91)
R#2 68.11 (56.91)
Q 548.80>79.90 (-) 8.05e3

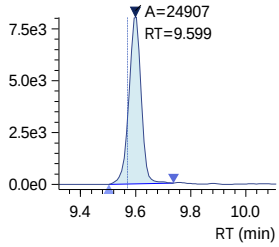

R1 548.80>98.80 (-) 5.42e3

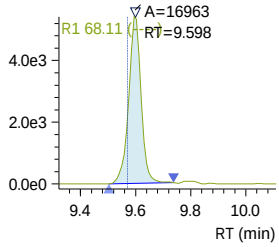

R2 548.80>98.80 (-) 5.42e3

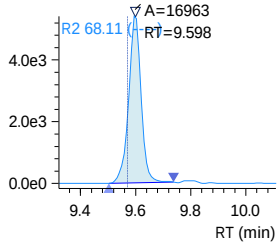

Insight Report
Before Manual Integration
Printed 3/21/2024 14:58:00

240320_013 (continued)

10_2 FTS
Conc. 0.9257
R#1 27.36 (32.29)
R#2 27.36 (32.29)
Q 626.80>607.05 (-) 2.67e3

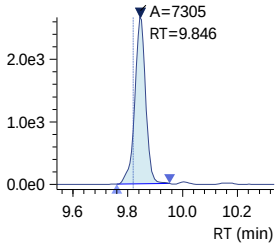

R1 626.80>81.00 (-) 7.55e2

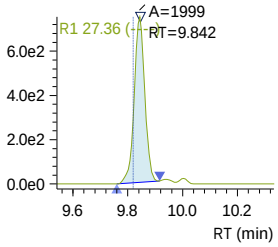

R2 626.80>81.00 (-) 7.55e2

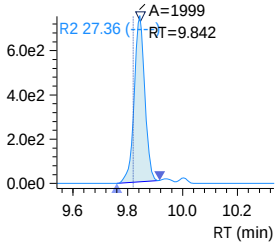

13C2-PFDOA_IS
Conc. 1.2500
ISTD 615.10>570.00 (-) 3.24e4

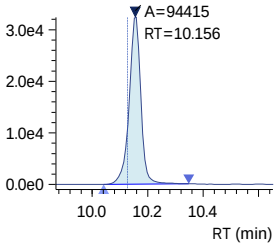

13C2-PFDOA
Conc. 0.9763
Q 615.10>570.00 (-) 3.24e4

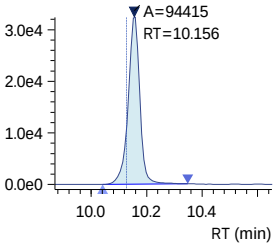

PFDOA
Conc. 0.9133
R#1 10.25 (11.14)
R#2 10.25 (11.14)
Q 613.10>569.00 (-) 1.70e4

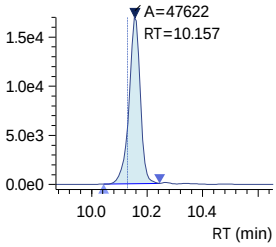

R1 613.10>319.00 (-) 1.66e3

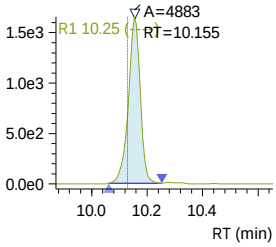

R2 613.10>319.00 (-) 1.66e3

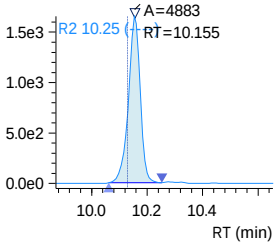

PFDS
Conc. 0.9880
R#1 58.30 (58.01)
R#2 58.30 (58.01)
Q 599.00>79.90 (-) 7.06e3

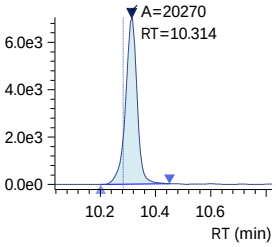

R1 599.00>98.80 (-) 3.96e3

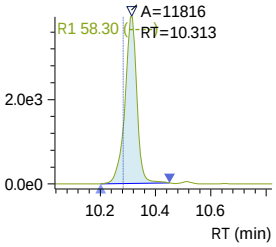

R2 599.00>98.80 (-) 3.96e3

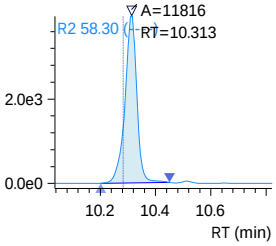

Insight Report
Before Manual Integration
Printed 3/21/2024 14:58:00

240320_013 (continued)

PFTrDA
Conc. 0.7998
R#1 15.27 (16.67)
R#2 15.27 (16.67)
Q 663.00>619.00 (-) 1.47e4

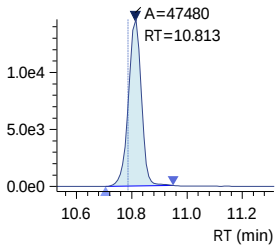

11-Cl-PF3OUdS
Conc. 0.8570
R#1 33.00 (35.04)
R#2 33.00 (35.04)
Q 630.90>451.00 (-) 3.14e4

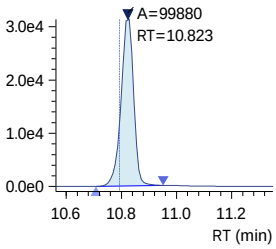

PFOSAm
Conc. 0.9888
Q 498.10>77.90 (-) 9.90e3

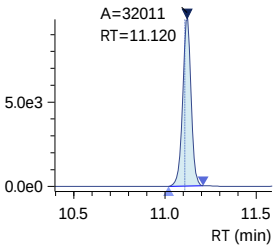

13C8-PFOSAm
Conc. 2.0726
Q 506.10>77.80 (-) 2.30e4

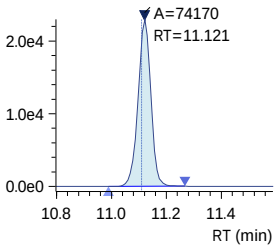

13C8-PFOSAm_IS
Conc. 2.5000
ISTD 506.10>77.80 (-) 2.30e4

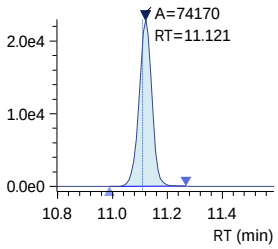

R1 663.00>168.90 (-) 2.26e3

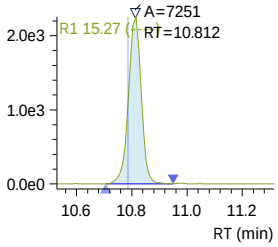

R1 632.90>452.90 (-) 1.02e4

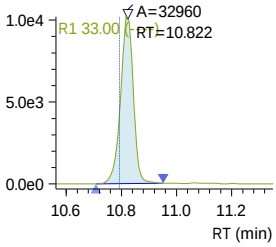

R2 663.00>168.90 (-) 2.26e3

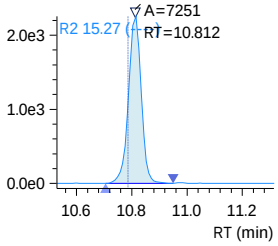

R2 632.90>452.90 (-) 1.02e4

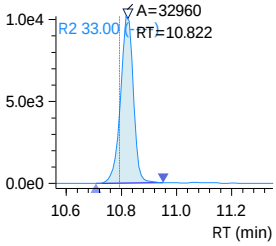

240320_013 (continued)

PFTDA
Conc. 0.9224
R#1 14.86 (17.09)
R#2 14.86 (17.09)
Q 713.10>669.00 (-) 1.11e4

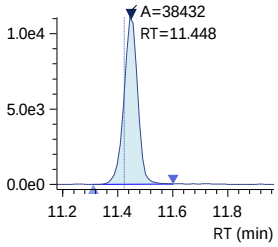

13C2-PFTDA
Conc. 1.0116
Q 715.20>670.00 (-) 1.69e4

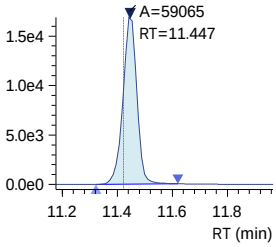

13C2-PFTDA_IS
Conc. 1.2500
ISTD 715.20>670.00 (-) 1.69e4

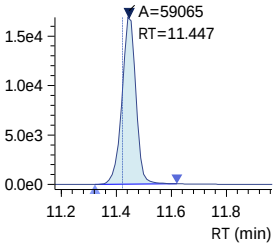

PFDoS
Conc. 0.9153
R#1 57.52 (61.23)
R#2 57.52 (61.23)
Q 699.10>79.90 (-) 3.93e3

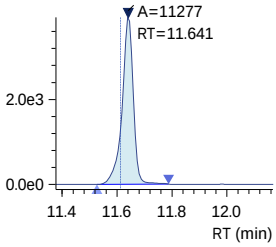

D7-MeFOSE_IS
Conc. 25.0000
ISTD 623.20>58.90 (-) 6.10e4

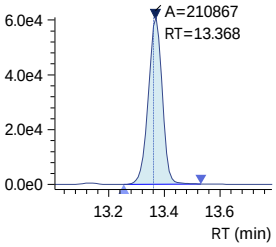

R1 713.10>168.90 (-) 1.60e3

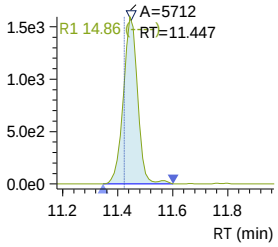

R1 699.10>98.80 (-) 2.17e3

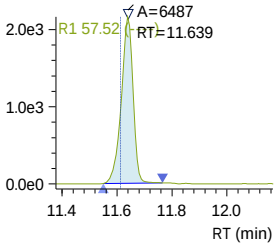

R2 713.10>168.90 (-) 1.60e3

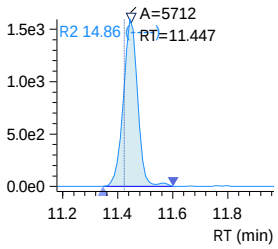

R2 699.10>98.80 (-) 2.17e3

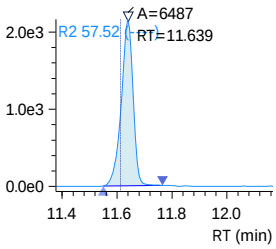

Insight Report
Before Manual Integration
Printed 3/21/2024 14:58:00

240320_013 (continued)

D7-MeFOSE
Conc. 19.2583

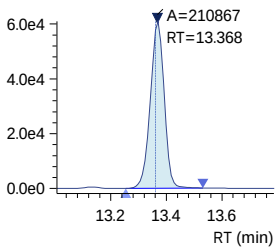

MeFOSE
Conc. 0.9258

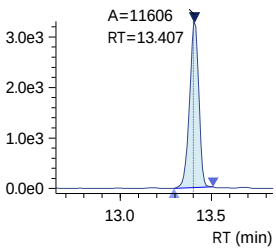

13C2-PFHXDA_IS
Conc. 2.5000

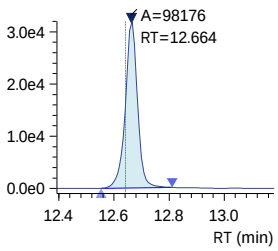

13C2-PFHXDA
Conc. 1.6352

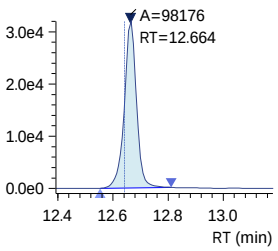

PFHXDA
Conc. 0.9348
R#1 11.29 (10.78)
R#2 11.29 (10.78)

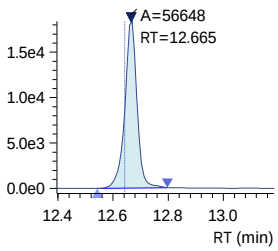

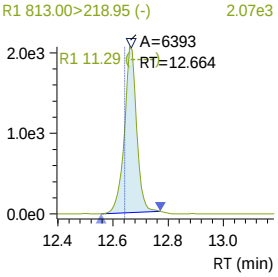

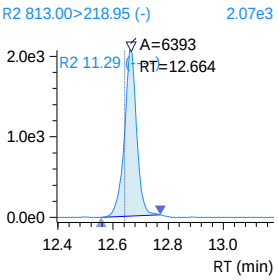

Insight Report
Before Manual Integration
Printed 3/21/2024 14:58:00

240320_013 (continued)

D3-MeFOSA
Conc. 1.7499

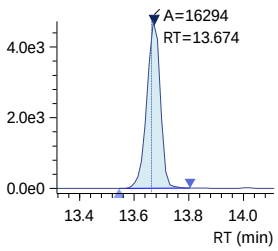

D3-MeFOSA_IS
Conc. 2.5000

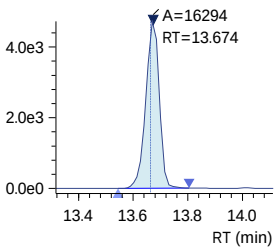

MeFOSA
Conc. 0.8513
R#1 103.56 (156.31)
R#2 103.56 (156.31)

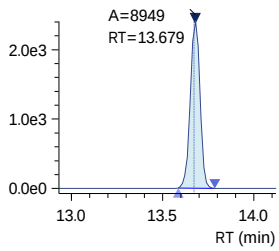

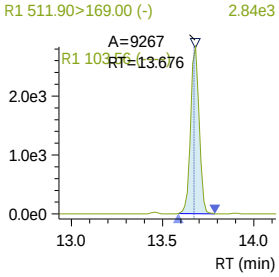

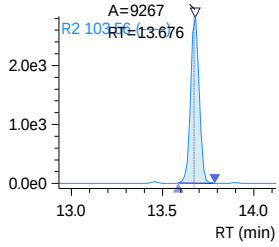

D9-EtFOSE_IS
Conc. 25.0000

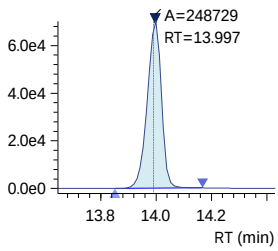

D9-EtFOSE
Conc. 19.8993

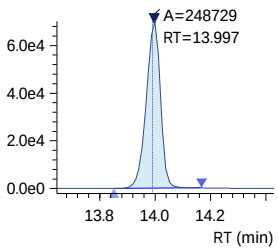

Insight Report
Before Manual Integration
Printed 3/21/2024 14:58:00

240320_013 (continued)

EtFOSE
Conc. 0.9495

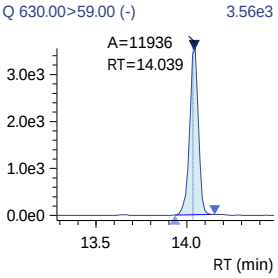

D5-EtFOSAm
Conc. 1.7306

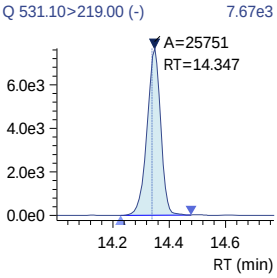

D5-EtFOSAm_IS
Conc. 2.5000

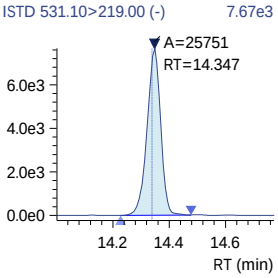

EtFOSAm
Conc. 0.7539
R#1 133.97 (177.75)
R#2 133.97 (177.75)

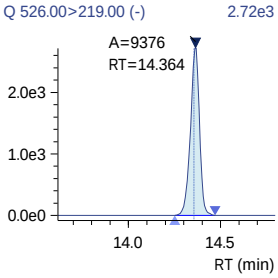

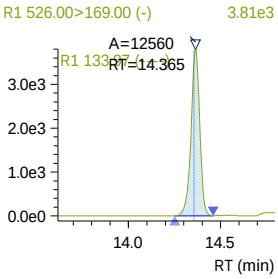

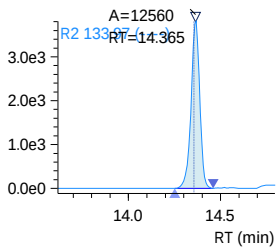

PFODA
Conc. 0.9467
R#1 32.67 (31.66)
R#2 32.67 (31.66)

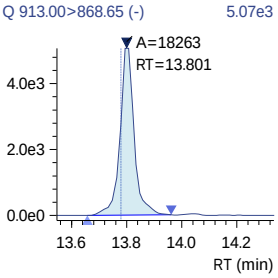

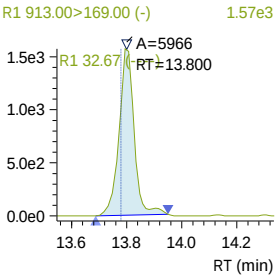

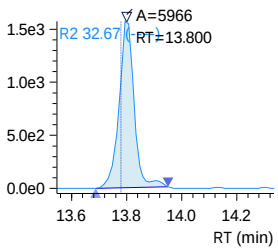

1st PS 03/22/24
2nd 03/25/24

Validation Report

Data File: J:\LCMS08\Data\240321_1633_B1\240321_028
Lab ID: KQ2403860-01
RunType: MS
Matrix: Soil

Date Acquired: 3/21/24 21:08
Batch ID: 835726
Analysis Method: 1633/PFAS_DOD5.4

Validations

Validation Categories	Pass	Fail
Analytical Hold Time	X	
ICAL Analyte Recovery	X	
Second Source ICAL Verification	X	
Continuing Calibration Recovery	X	
Continuing Calibration Recovery (Closing)	X	
Internal Standards	X	
Surrogates	X	
Std MRL Unsupported by ICAL	X	
Above Highest ICAL Level	X	

Primary Review: _____

Secondary Review: _____

1st PS 03/22/24
2nd 03/25/24

Quantitation Report

Data File:	J:\LCMS08\Data\240321_1633_B1\240321_028	**Instrument:**	K-LCMS-08
Acqu Date:	3/21/24 21:08	**Vial:**	25
Run Type:	MS	**Dilution:**	1
Lab ID:	KQ2403860-01	**Raw Units:**	ng/mL

Bottle ID:	R2401914-006.08	**Tier:**	IV	**Matrix:**	Soil
Prod Code:	PFAS_DOD5.4	**Collect Date:**	3/7/24	**Receive Date:**	3/8/24

Analysis Lot:	835726	**Prep Lot:**	435476	**Report Group:**	KQ2403860
Analysis	1633	**Prep Method:**	Method		
		Prep Date:	3/14/24		

Title:	Per- and Polyfluoroalkyl Substances (PFAS) by LC/MS/MS Compliant with Table B-24 of DOD QSM	**Calibration ID:**	KC2400137
		Report List ID:	24615

Internal Standard Compounds

Parameter Name	RT	RT Dev	Response	Solution Conc	Area Criteria
18O2-PFHxS	7.112	+0.04	76320	2.5000	OK
13C4-PFOS	8.844	+0.04	92362	2.5000	OK
13C3-PFBA	1.438	+0.10	363557	5.0000	OK
13C2-PFHxA	5.006	+0.05	309154	2.5000	OK
13C4-PFOA	7.138	+0.04	14739	2.5000	OK
13C5-PFNA	7.987	+0.04	109781	1.2500	OK
13C2-PFDA	8.749	+0.03	67002	1.2500	OK

Surrogate Compounds

Parameter Name	RT	RT Dev	Response	Solution Conc	% Rec	% Rec Criteria	Rpt?
13C3-PFBS	4.677	+0.06	76670	1.6483	66	20 - 150	Y
13C3-PFHxS	7.112	+0.04	58824	1.8385	74	20 - 150	Y
13C8-PFOS	8.844	+0.04	20667	1.5982	64	20 - 150	Y
13C4-PFBA	1.437	+0.10	535745	7.4717	75	20 - 150	Y
13C5-PFPeA	3.538	+0.07	141718	4.1199	82	20 - 150	Y
13C5-PFHxA	5.005	+0.05	175625	1.7370	69	20 - 150	Y
13C4-PFHpA	6.187	+0.04	269499	1.9281	77	20 - 150	Y
13C8-PFOA	7.139	+0.04	196777	2.1678	87	20 - 150	Y
13C9-PFNA	7.987	+0.04	93405	0.9416	75	20 - 150	Y
13C6-PFDA	8.748	+0.03	59925	0.9554	76	20 - 150	Y
13C7-PFUnDA	9.475	+0.03	56133	0.9075	73	20 - 150	Y
13C2-PFDoDA	10.160	+0.03	66370	0.9226	74	20 - 150	Y
13C2-PFTeDA	11.447	+0.03	36515	0.8407	67	20 - 150	Y
13C8-FOSA	11.136	+0.01	52172	1.5021	60	20 - 150	Y
D3-MeFOSA	13.674	+0.01	10045	1.1114	44	20 - 150	Y
D5-EtFOSA	14.349	+0.01	13228	0.9159	37	20 - 150	Y
D7-MeFOSE	13.369	+0.01	155508	14.6328	59	20 - 150	Y
D9-EtFOSE	13.998	+0.00	157274	12.9638	52	20 - 150	Y

U: Undetected at or above MDL
J: Analyte detected above MDL, but below MRL
B: Hit above MRL also found in Method Blank
E: Analyte concentration above high point of ICAL
N: Presumptive evidence of compound

D: Result from dilution
m: Manual integration performed
d: Compound manually deleted
NR: Analyte not reported from this analysis

*: Result fails acceptance criteria
#: Acceptance criteria not applicable
?: Insufficient information to determine acceptance
e: Result >= MRL, but MRL less than low point of ICAL
c: check for co-elution

Printed: 3/22/24 13:34
\\alprews001\starlims$\LIMSReps\QuantValidation.rpt

1st PS 03/22/24
2nd 03/25/24

Data File:	J:\LCMS08\Data\240321_1633_B1\240321_028	**Instrument:**	K-LCMS-08
Acqu Date:	3/21/24 21:08	**Vial:**	25
Run Type:	MS	**Dilution:**	1
Lab ID:	KQ2403860-01	**Raw Units:**	ng/mL

Surrogate Compounds

Parameter Name	RT	RT Dev	Response	Solution Conc	% Rec	% Rec Criteria	Rpt?
D3-MeFOSAA	8.884	+0.03	51965	2.3257	47	20 - 150	Y
D5-EtFOSAA	9.206	+0.03	42841	2.6170	52	20 - 150	Y
13C2-4:2 FTS	4.695	+0.05	26671	2.4890	50	20 - 150	Y
13C2-6:2 FTS	6.826	+0.03	21325	2.4691	49	20 - 150	Y
13C2-8:2 FTS	8.444	+0.03	16113	2.9124	58	20 - 150	Y
13C3-HFPO-DA	5.478	+0.05	326997	8.0801	81	20 - 150	Y

Target Compounds

Final Conc.Units: ng/g

Parameter Name	RT	RT Dev	Response	Solution Conc	Final Conc	Q	Rpt?
Perfluorobutane sulfonic acid (PFBS)	4.677	+0.06	207479	4.6545	4.65		Y
Perfluoropentane sulfonic acid (PFPeS)	6.045	+0.05	164111	4.9211	4.91		Y
Perfluorohexane sulfonic acid (PFHxS)	7.113	+0.04	161292	5.0250	5.01		Y
Perfluoroheptane sulfonic acid (PFHpS)	8.034	+0.04	136376	5.1791	5.17		Y
Perfluorooctane sulfonic acid (PFOS)	8.845	+0.04	229924	10.4178	10.4		Y
Perfluorononane sulfonic acid (PFNS)	9.606	+0.04	94513	5.1239	5.11		Y
Perfluorodecane sulfonic acid (PFDS)	10.318	+0.04	86944	5.3449	5.33		Y
Perfluorododecane sulfonic acid (PFDoS)	11.642	+0.04	45486	4.6268	4.62		Y
Perfluorobutanoic acid (PFBA)	1.441	+0.11	362101	5.9268	5.91		Y
Perfluoropentanoic acid (PFPeA)	3.541	+0.07	510580	5.0331	5.02		Y
Perfluorohexanoic acid (PFHxA)	5.008	+0.05	387426	5.3232	5.31		Y
Perfluoroheptanoic acid (PFHpA)	6.189	+0.04	518969	5.2821	5.27		Y
Perfluorooctanoic acid (PFOA)	7.141	+0.04	448419	6.0207	6.01		Y
Perfluorononanoic acid (PFNA)	7.988	+0.04	294536	4.8226	4.81		Y
Perfluorodecanoic acid (PFDA)	8.750	+0.03	244636	5.0224	5.01		Y
Perfluoroundecanoic acid (PFUnDA)	9.477	+0.03	285140	5.9092	5.90		Y
Perfluorododecanoic acid (PFDOA)	10.161	+0.03	180954	5.0560	5.05		Y
Perfluorotridecanoic acid (PFTrDA)	10.817	+0.03	207128	5.7840	5.77		Y
Perfluorotetradecanoic acid (PFTDA)	11.450	+0.03	134224	5.3258	5.32		Y
Perfluorooctane sulfonamide (PFOSAm)	11.134	+0.01	126730	5.5652	5.55		Y
N-Methylperfluorooctane sulfonamide (MeFOSA)	13.682	+0.01	33013	5.0945	5.08		Y
N-Ethylperfluorooctane sulfonamide (EtFOSAm)	14.366	+0.00	28151	4.3422	4.33		Y
N-Methylperfluorooctane sulfonamido ethanol (MeFOSE)	13.407	+0.01	51306	5.5837	5.57		Y
N-Ethylperfluorooctane sulfonamido ethanol (EtFOSE)	14.040	+0.00	40967	5.1513	5.14		Y
N-Methylperfluorooctane sulfonamido acetic acid (NMeFOSAA)	8.885	+0.03	64418	6.3355	6.32		Y

U: Undetected at or above MDL
J: Analyte detected above MDL, but below MRL
B: Hit above MRL also found in Method Blank
E: Analyte concentration above high point of ICAL
N: Presumptive evidence of compound

D: Result from dilution
m: Manual integration performed
d: Compound manually deleted
NR: Analyte not reported from this analysis

*: Result fails acceptance criteria
#: Acceptance criteria not applicable
?: Insufficient information to determine acceptance
e: Result >= MRL, but MRL less than low point of ICAL
c: check for co-elution

Printed: 3/22/24 13:34
\\alprews001\starlims$\LIMSReps\QuantValidation.rpt

1st PS 03/22/24
2nd 03/25/24

Data File:	J:\LCMS08\Data\240321_1633_B1\240321_028	**Instrument:**	K-LCMS-08
Acqu Date:	3/21/24 21:08	**Vial:**	25
Run Type:	MS	**Dilution:**	1
Lab ID:	KQ2403860-01	**Raw Units:**	ng/mL

Target Compounds

Final Conc.Units: ng/g

Parameter Name	RT	RT Dev	Response	Solution Conc	Final Conc	Q	Rpt?
N-Ethylperfluorooctane sulfonamido acetic acid (NEtFOSAA)	9.214	+0.02	55138	6.6545	6.64		Y
1H, 1H, 2H, 2H-Perfluorohexanesulfonic acid (4:2 FTS)	4.695	+0.05	78133	5.1522	5.14		Y
1H, 1H, 2H, 2H-Perfluorooctanesulfonic acid (6:2 FTS)	6.827	+0.03	51354	5.2066	5.20		Y
1H, 1H, 2H, 2H-Perfluorodecanesulfonic acid (8:2 FTS)	8.442	+0.03	34860	4.9633	4.95		Y
4,4,5,5,6,6,6-Heptafluorohexanoic acid (3:3 FTCA)	3.054	+0.08	100905	47.0959	47.0		Y
2H,2H,3H,3H-Perfluorooctanoic acid (5:3 FTCA)	5.900	+0.04	272158	52.1343	52.0		Y
2H,2H,3H,3H-Perfluorodecanoic acid (7:3 FTCA)	7.951	+0.03	345958	45.5056	45.4		Y
Perfluoro(2-ethoxyethane) sulfonic acid (PFEESA)	5.344	+0.06	1211541	4.9707	4.96		Y
9-Chlorohexadecafluoro-3-oxanonane-1-sulfonic acid (9-Cl-PF3ONS)	9.410	+0.04	819357	4.5763	4.57		Y
11-Chloroeicosafluoro-3-oxaundecane-1-sulfonic acid (11-Cl-PF3OUdS)	10.827	+0.04	383584	4.6908	4.68		Y
Perfluoro-3-methoxypropanoic acid (PFMPA)	2.476	+0.10	235766	5.3592	5.35		Y
Perfluoro-4-methoxybutanoic acid (PFMBA)	4.063	+0.06	343374	5.2003	5.19		Y
Hexafluoropropyleneoxide dimer acid (HFPO-DA) (GenX)	5.481	+0.05	199033	5.3512	5.34		Y
Nonafluoro-3,6-dioxaheptanoic acid (NFDHA)	4.865	+0.05	403571	7.0233	7.01		Y
4,8-Dioxa-3H-perfluorononanoic acid (DONA)	6.546	+0.04	733232	4.9351	4.93		Y

Prep Amount:	5.936 g	**Dilution:**	1
Prep Final Amount:	5.00 mL	**Basis Factor:**	84.40

U: Undetected at or above MDL
J: Analyte detected above MDL, but below MRL
B: Hit above MRL also found in Method Blank
E: Analyte concentration above high point of ICAL
N: Presumptive evidence of compound

D: Result from dilution
m: Manual integration performed
d: Compound manually deleted
NR: Analyte not reported from this analysis

*: Result fails acceptance criteria
#: Acceptance criteria not applicable
?: Insufficient information to determine acceptance
e: Result >= MRL, but MRL less than low point of ICAL
c: check for co-elution

Printed: 3/22/24 13:34
\\alprews001\starlims$\LIMSReps\QuantValidation.rpt

Insight Report
Ion Ratio Confirmation
Printed 3/22/2024 13:04:13

240321_028

Sample ID: KQ2403860-01
Date Acquired: 3/21/2024 9:08:51 PM
Acquired by: System Administrator
Data File: 240321_028
Vial: 26 | Inj. Volume: 10.0000uL | Tray: 2

Name	m/z	Ref 1 m/z	Area	Ref 1 Measured	Ref 1 Actual Ratio	Ref 1 Set Ratio	Ref 2 Measured	Ref 2 Actual Ratio	Ref 2 Set Ratio	Flag ID
13C4-PFBA	216.80>171.90	----	535745	----	----	----	----	----	----	
13C4-PFBA_IS	216.80>171.90	----	535745	----	----	----	----	----	----	
13C3-PFBA_IS	216.00>172.00	----	363557	----	----	----	----	----	----	
PFBA	212.80>169.05	----	362101	----	----	----	----	----	----	
PFMPA	229.00>84.90	----	235766	----	----	----	----	----	----	
3_3 FTCA	241.00>177.10	241.00>117.00	100905	139885	138.63	136.14	139885	138.63	141.47	
13C5-PFPeA	268.30>223.00	----	141718	----	----	----	----	----	----	
13C5-PFPeA_IS	268.30>223.00	----	141718	----	----	----	----	----	----	
PFPeA	263.00>219.00	----	510580	----	----	----	----	----	----	
PFMBA	279.00>84.95	----	343374	----	----	----	----	----	----	
13C2-4_2 FTS	329.10>80.90	----	26671	----	----	----	----	----	----	
13C2-4_2 FTS_IS	329.10>80.90	----	26671	----	----	----	----	----	----	
4_2 FTS	327.10>307.00	327.10>80.90	78133	25461	32.59	33.08	25461	32.59	27.71	
13C3-PFBS_IS	302.10>79.90	----	76670	----	----	----	----	----	----	
PFBS	298.70>79.90	298.70>98.80	207479	96397	46.46	46.53	96397	46.46	44.64	
13C3-PFBS	302.10>79.90	----	76670	----	----	----	----	----	----	
NFDHA	295.00>201.00	295.00>84.90	403571	143035	35.44	36.44	143035	35.44	34.56	
13C5-PFHxA	318.00>273.00	----	175625	----	----	----	----	----	----	
13C5-PFHxA_IS	318.00>273.00	----	175625	----	----	----	----	----	----	
13C2-PFHxA_IS	315.10>270.00	----	309154	----	----	----	----	----	----	
PFHxA	313.00>269.00	----	387426	----	----	----	----	----	----	
PFEESA	314.80>135.00	314.80>82.90	1211541	62535	5.16	5.25	62535	5.16	5.67	
13C3-HFPO-DA	286.90>168.90	----	326997	----	----	----	----	----	----	
13C3-HFPO-DA_IS	286.90>168.90	----	326997	----	----	----	----	----	----	
HFPO-DA	284.90>168.90	284.90>184.90	199033	116347	58.46	62.57	116347	58.46	64.50	
5_3 FTCA	341.00>237.05	341.00>217.00	272158	408600	150.13	154.88	408600	150.13	154.15	
PFPeS	349.10>79.90	349.10>98.80	164111	88816	54.12	54.44	88816	54.12	56.96	
13C4-PFHpA	367.10>322.00	----	269499	----	----	----	----	----	----	
13C4-PFHpA_IS	367.10>322.00	----	269499	----	----	----	----	----	----	
PFHpA	363.10>319.00	363.10>169.00	518969	116102	22.37	23.39	116102	22.37	22.63	
DONA	376.90>250.90	376.90>84.80	733232	209609	28.59	30.39	209609	28.59	28.87	
13C2-6_2 FTS_IS	429.10>80.90	----	21325	----	----	----	----	----	----	
13C2-6_2 FTS	429.10>80.90	----	21325	----	----	----	----	----	----	
6_2 FTS	427.10>407.00	427.10>80.90	51354	21580	42.02	44.48	21580	42.02	40.73	
13C4-PFOA_IS	417.10>172.00	----	14739	----	----	----	----	----	----	
13C8-PFOA_IS	421.10>376.00	----	196777	----	----	----	----	----	----	

J:\LCMS08\Data\240321_1633_B1\240321_1633_B1.damlp .

Ref 1 Set Ratio assigned from calibration mid-point; Ref 2 Set Ratio assigned from opening calibration verification.
IRr - Ion ratio outside either set of criteria. Exceedances for reported detections to be "I" flagged in the analytical report.

240321_028 (continued)

(Table continued from previous page)

Name	m/z	Ref 1 m/z	Area	Ref 1 Measured	Ref 1 Actual Ratio	Ref 1 Set Ratio	Ref 2 Measured	Ref 2 Actual Ratio	Ref 2 Set Ratio	Flag ID
13C8-PFOA	421.10>376.00	----	196777	----	----	----	----	----	----	
PFOA	413.00>369.00	413.00>169.00	448419	108462	24.19	24.47	108462	24.19	24.84	
13C3-PFHxS	402.10>79.90	----	58824	----	----	----	----	----	----	
13C3-PFHxS_IS	402.10>79.90	----	58824	----	----	----	----	----	----	
PFHxS	398.70>79.90	398.70>98.90	161292	90113	55.87	57.29	90113	55.87	58.76	
18O2-PFHxS_IS	403.00>83.90	----	76320	----	----	----	----	----	----	
13C9-PFNA_IS	472.10>427.00	----	93405	----	----	----	----	----	----	
13C9-PFNA	472.10>427.00	----	93405	----	----	----	----	----	----	
13C5-PFNA_IS	468.00>423.00	----	109781	----	----	----	----	----	----	
PFNA	463.00>419.00	463.00>219.00	294536	63747	21.64	20.36	63747	21.64	19.31	
PFHpS	449.00>79.90	449.00>98.80	136376	69775	51.16	46.70	69775	51.16	48.05	
7_3 FTCA	441.00>317.00	441.00>336.90	345958	469351	135.67	132.28	469351	135.67	133.47	
13C2-8_2-FTS	529.10>80.90	----	16113	----	----	----	----	----	----	
13C2-8_2-FTS_IS	529.10>80.90	----	16113	----	----	----	----	----	----	
8_2 FTS	527.10>506.95	527.10>80.80	34132	15713	46.04	45.91	15713	46.04	45.20	
13C6-PFDA_IS	519.10>474.10	----	59925	----	----	----	----	----	----	
13C6-PFDA	519.10>474.10	----	59925	----	----	----	----	----	----	
13C2-PFDA_IS	515.10>470.10	----	67002	----	----	----	----	----	----	
PFDA	512.90>469.00	512.90>219.00	244636	37775	15.44	17.64	37775	15.44	19.20	
D3-NMeFOSAA_IS	573.20>419.00	----	51965	----	----	----	----	----	----	
D3-NMeFOSAA	573.20>419.00	----	51965	----	----	----	----	----	----	
13C8-PFOS_IS	507.10>98.90	----	20667	----	----	----	----	----	----	
13C8-PFOS	507.10>98.90	----	20667	----	----	----	----	----	----	
13C4-PFOS_IS	502.80>79.90	----	92362	----	----	----	----	----	----	
PFOS	498.90>79.90	498.90>98.80	229924	99497	43.27	45.06	99497	43.27	47.87	
NMeFOSAA	570.10>419.00	570.10>483.00	64418	38411	59.63	67.10	38411	59.63	60.24	
D5-NEtFOSAA_IS	589.20>419.00	----	42841	----	----	----	----	----	----	
D5-NEtFOSAA	589.20>419.00	----	42841	----	----	----	----	----	----	
NEtFOSAA	584.20>419.10	584.20>526.00	55138	52910	95.96	89.53	52910	95.96	72.57	
9-Cl-PF3ONS	530.80>351.00	532.80>353.00	819357	252953	30.87	31.69	252953	30.87	30.68	
PFUnDA	563.10>519.00	563.10>269.10	285140	33947	11.91	10.96	33947	11.91	11.56	
13C7-PFUnDA_IS	570.00>525.10	----	56133	----	----	----	----	----	----	
13C7-PFUnDA	570.00>525.10	----	56133	----	----	----	----	----	----	
PFNS	548.80>79.90	548.80>98.80	94513	61669	65.25	56.91	61669	65.25	61.27	
10_2 FTS	626.80>607.05	626.80>81.00	28921	8900	30.78	32.29	8900	30.78	29.61	
13C2-PFDOA_IS	615.10>570.00	----	66370	----	----	----	----	----	----	
13C2-PFDOA	615.10>570.00	----	66370	----	----	----	----	----	----	
PFDOA	613.10>569.00	613.10>319.00	180954	19954	11.03	11.14	19954	11.03	10.73	
PFDS	599.00>79.90	599.00>98.80	86944	51063	58.73	58.01	51063	58.73	58.67	
PFTrDA	663.00>619.00	663.00>168.90	207128	29562	14.27	16.67	29562	14.27	15.36	

J:\LCMS08\Data\240321_1633_B1\240321_1633_B1.damlp .

Ref 1 Set Ratio assigned from calibration mid-point; Ref 2 Set Ratio assigned from opening calibration verification.
IRr - Ion ratio outside either set of criteria. Exceedances for reported detections to be "I" flagged in the analytical report.

Insight Report
Ion Ratio Confirmation
Printed 3/22/2024 13:04:13

240321_028 (continued)

(Table continued from previous page)

Name	m/z	Ref 1 m/z	Area	Ref 1 Measured	Ref 1 Actual Ratio	Ref 1 Set Ratio	Ref 2 Measured	Ref 2 Actual Ratio	Ref 2 Set Ratio	Flag ID
11-Cl-PF3OUdS	630.90>451.00	632.90>452.90	383584	140839	36.72	35.04	140839	36.72	35.75	
PFOSAm	498.10>77.90	----	126730	----	----	----	----	----	----	
13C8-PFOSAm	506.10>77.80	----	52172	----	----	----	----	----	----	
13C8-PFOSAm_IS	506.10>77.80	----	52172	----	----	----	----	----	----	
PFTDA	713.10>669.00	713.10>168.90	134224	23506	17.51	17.09	23506	17.51	18.64	
13C2-PFTDA	715.20>670.00	----	36515	----	----	----	----	----	----	
13C2-PFTDA_IS	715.20>670.00	----	36515	----	----	----	----	----	----	
PFDoS	699.10>79.90	699.10>98.80	45486	28919	63.58	61.23	28919	63.58	68.82	
D7-MeFOSE_IS	623.20>58.90	----	155508	----	----	----	----	----	----	
D7-MeFOSE	623.20>58.90	----	155508	----	----	----	----	----	----	
MeFOSE	616.10>59.00	----	51306	----	----	----	----	----	----	
13C2-PFHXDA_IS	815.00>770.05	----	58244	----	----	----	----	----	----	
13C2-PFHXDA	815.00>770.05	----	58244	----	----	----	----	----	----	
PFHXDA	813.00>768.95	813.00>218.95	194361	20206	10.40	10.78	20206	10.40	11.00	
D3-MeFOSA	515.00>219.00	----	10045	----	----	----	----	----	----	
D3-MeFOSA_IS	515.00>219.00	----	10045	----	----	----	----	----	----	
MeFOSA	511.90>219.00	511.90>169.00	33013	39620	120.01	156.31	39620	120.01	156.72	
D9-EtFOSE_IS	639.20>58.90	----	157274	----	----	----	----	----	----	
D9-EtFOSE	639.20>58.90	----	157274	----	----	----	----	----	----	
EtFOSE	630.00>59.00	----	40967	----	----	----	----	----	----	
D5-EtFOSAm	531.10>219.00	----	13228	----	----	----	----	----	----	
D5-EtFOSAm_IS	531.10>219.00	----	13228	----	----	----	----	----	----	
EtFOSAm	526.00>219.00	526.00>169.00	28151	37628	133.67	177.75	37628	133.67	149.59	
PFODA	913.00>868.65	913.00>169.00	68490	19824	28.95	31.66	19824	28.95	33.60	

Ref 1 Set Ratio assigned from calibration mid-point; Ref 2 Set Ratio assigned from opening calibration verification.
IRr - Ion ratio outside either set of criteria. Exceedances for reported detections to be "I" flagged in the analytical report.

Insight Report
Quantitation/Integration
Printed 3/22/2024 13:35:57

240321_028

Sample ID: KQ2403860-01
Date Acquired: 3/21/2024 9:08:51 PM
Acquired by: System Administrator
Data File: 240321_028
Vial: 26 | Inj. Volume: 10.0000uL | Tray: 2

Name	Mode ID	Found RT	RT Diff	ISTD RT Diff	Area	ISTD Area	ISTD Name	Conc.	Unit	Flag ID
13C4-PFBA	Auto	1.437	0.079	-0.001	535745	363557	13C3-PFBA_IS	7.4717	ng/mL	
13C4-PFBA_IS	Auto	1.437	0.079	----	535745	535745	----	10.0000	ng/mL	
13C3-PFBA_IS	Auto	1.438	0.079	----	363557	363557	----	5.0000	ng/mL	
PFBA	Auto	1.441	0.080	0.004	362101	535745	13C4-PFBA_IS	5.9268	ng/mL	
PFMPA	Auto	2.476	0.067	-1.062	235766	141718	13C5-PFPeA_IS	5.3592	ng/mL	
3_3 FTCA	Auto	3.054	0.041	-0.484	100905	141718	13C5-PFPeA_IS	47.0959	ng/mL	
13C5-PFPeA	Auto	3.538	0.035	-1.468	141718	309154	13C2-PFHxA_IS	4.1199	ng/mL	
13C5-PFPeA_IS	Auto	3.538	0.035	----	141718	141718	----	5.0000	ng/mL	
PFPeA	Auto	3.541	0.035	0.003	510580	141718	13C5-PFPeA_IS	5.0331	ng/mL	
PFMBA	Auto	4.063	0.030	0.525	343374	141718	13C5-PFPeA_IS	5.2003	ng/mL	
13C2-4_2 FTS	Auto	4.695	0.019	-2.417	26671	76320	18O2-PFHxS_IS	2.4890	ng/mL	
13C2-4_2 FTS_IS	Auto	4.695	0.019	----	26671	26671	----	5.0000	ng/mL	
4_2 FTS	Auto	4.695	0.019	0.000	78133	26671	13C2-4_2 FTS_IS	5.1522	ng/mL	
13C3-PFBS_IS	Auto	4.677	0.027	----	76670	76670	----	2.5000	ng/mL	
PFBS	Auto	4.677	0.027	0.000	207479	76670	13C3-PFBS_IS	4.6545	ng/mL	
13C3-PFBS	Auto	4.677	0.027	-2.435	76670	76320	18O2-PFHxS_IS	1.6483	ng/mL	
NFDHA	Auto	4.865	0.023	-0.140	403571	175625	13C5-PFHxA_IS	7.0233	ng/mL	
13C5-PFHxA	Auto	5.005	0.022	-0.001	175625	309154	13C2-PFHxA_IS	1.7370	ng/mL	
13C5-PFHxA_IS	Auto	5.005	0.022	----	175625	175625	----	2.5000	ng/mL	
13C2-PFHxA_IS	Auto	5.006	0.022	----	309154	309154	----	2.5000	ng/mL	
PFHxA	Auto	5.008	0.022	0.003	387426	175625	13C5-PFHxA_IS	5.3232	ng/mL	
PFEESA	Auto	5.344	0.027	0.339	1211541	175625	13C5-PFHxA_IS	4.9707	ng/mL	
13C3-HFPO-DA	Auto	5.478	0.023	0.472	326997	309154	13C2-PFHxA_IS	8.0801	ng/mL	
13C3-HFPO-DA_IS	Auto	5.478	0.023	----	326997	326997	----	10.0000	ng/mL	
HFPO-DA	Auto	5.481	0.023	0.002	199033	326997	13C3-HFPO-DA_IS	5.3512	ng/mL	
5_3 FTCA	Auto	5.900	0.013	0.895	272158	175625	13C5-PFHxA_IS	52.1343	ng/mL	
PFPeS	Auto	6.045	0.022	-1.067	164111	58824	13C3-PFHxS_IS	4.9211	ng/mL	
13C4-PFHpA	Auto	6.187	0.020	1.181	269499	309154	13C2-PFHxA_IS	1.9281	ng/mL	
13C4-PFHpA_IS	Auto	6.187	0.020	----	269499	269499	----	2.5000	ng/mL	
PFHpA	Auto	6.189	0.020	0.002	518969	269499	13C4-PFHpA_IS	5.2821	ng/mL	
DONA	Auto	6.546	0.018	1.068	733232	326997	13C3-HFPO-DA_IS	4.9351	ng/mL	
13C2-6_2 FTS_IS	Auto	6.826	0.012	----	21325	21325	----	5.0000	ng/mL	
13C2-6_2 FTS	Auto	6.826	0.012	-0.286	21325	76320	18O2-PFHxS_IS	2.4691	ng/mL	
6_2 FTS	Auto	6.827	0.015	0.001	51354	21325	13C2-6_2 FTS_IS	5.2066	ng/mL	
13C4-PFOA_IS	Auto	7.138	0.018	----	14739	14739	----	2.5000	ng/mL	
13C8-PFOA_IS	Auto	7.139	0.018	----	196777	196777	----	2.5000	ng/mL	
13C8-PFOA	Auto	7.139	0.018	0.001	196777	14739	13C4-PFOA_IS	2.1678	ng/mL	
PFOA	M	7.141	0.019	0.002	448419	196777	13C8-PFOA_IS	6.0207	ng/mL	
13C3-PFHxS	Auto	7.112	0.021	0.000	58824	76320	18O2-PFHxS_IS	1.8385	ng/mL	
13C3-PFHxS_IS	Auto	7.112	0.021	----	58824	58824	----	2.5000	ng/mL	
PFHxS	M	7.113	0.021	0.001	161292	58824	13C3-PFHxS_IS	5.0250	ng/mL	
18O2-PFHxS_IS	Auto	7.112	0.021	----	76320	76320	----	2.5000	ng/mL	
13C9-PFNA_IS	Auto	7.987	0.019	----	93405	93405	----	1.2500	ng/mL	
13C9-PFNA	Auto	7.987	0.019	0.000	93405	109781	13C5-PFNA_IS	0.9416	ng/mL	
13C5-PFNA_IS	Auto	7.987	0.019	----	109781	109781	----	1.2500	ng/mL	
PFNA	Auto	7.988	0.019	0.001	294536	93405	13C9-PFNA_IS	4.8226	ng/mL	
PFHpS	Auto	8.034	0.021	-0.810	136376	20667	13C8-PFOS_IS	5.1791	ng/mL	
7_3 FTCA	Auto	7.951	0.012	2.946	345958	175625	13C5-PFHxA_IS	45.5056	ng/mL	
13C2-8_2-FTS	Auto	8.444	0.021	1.332	16113	76320	18O2-PFHxS_IS	2.9124	ng/mL	
13C2-8_2-FTS_IS	Auto	8.444	0.021	----	16113	16113	----	5.0000	ng/mL	
8_2 FTS	M	8.442	0.017	-0.002	34860	16113	13C2-8_2-FTS_IS	4.9633	ng/mL	
13C6-PFDA_IS	Auto	8.748	0.019	----	59925	59925	----	1.2500	ng/mL	
13C6-PFDA	Auto	8.748	0.019	-0.001	59925	67002	13C2-PFDA_IS	0.9554	ng/mL	

J:\LCMS08\Data\240321_1633_B1\240321_1633_B1.damlp .

SN - Software-calculated S/N ratio outside criteria due to non-target peaks or drift in noise calculation window. Analyst review of noise levels (excluding non-target peaks) in chromatogram indicates S/N ratio meets criteria.

240321_028 (continued)

(Table continued from previous page)

Name	Mode ID	Found RT	RT Diff	ISTD RT Diff	Area	ISTD Area	ISTD Name	Conc.	Unit	Flag ID
13C2-PFDA_IS	Auto	8.749	0.019	----	67002	67002	----	1.2500	ng/mL	
PFDA	Auto	8.750	0.019	0.002	244636	59925	13C6-PFDA_IS	5.0224	ng/mL	
D3-NMeFOSAA_IS	Auto	8.884	0.023	----	51965	51965	----	5.0000	ng/mL	
D3-NMeFOSAA	Auto	8.884	0.023	0.040	51965	92362	13C4-PFOS_IS	2.3257	ng/mL	
13C8-PFOS_IS	Auto	8.844	0.023	----	20667	20667	----	2.5000	ng/mL	
13C8-PFOS	Auto	8.844	0.023	0.000	20667	92362	13C4-PFOS_IS	1.5982	ng/mL	
13C4-PFOS_IS	Auto	8.844	0.023	----	92362	92362	----	2.5000	ng/mL	
PFOS	Auto	8.845	0.023	0.001	229924	20667	13C8-PFOS_IS	10.4178	ng/mL	
NMeFOSAA	M	8.885	0.018	0.001	64418	51965	D3-NMeFOSAA_IS	6.3355	ng/mL	
D5-NEtFOSAA_IS	Auto	9.206	0.014	----	42841	42841	----	5.0000	ng/mL	
D5-NEtFOSAA	Auto	9.206	0.014	0.362	42841	92362	13C4-PFOS_IS	2.6170	ng/mL	
NEtFOSAA	M	9.214	0.014	0.008	55138	42841	D5-NEtFOSAA_IS	6.6545	ng/mL	
9-Cl-PF3ONS	Auto	9.410	0.022	3.932	819357	326997	13C3-HFPO-DA_IS	4.5763	ng/mL	
PFUnDA	Auto	9.477	0.021	0.002	285140	56133	13C7-PFUnDA_IS	5.9092	ng/mL	
13C7-PFUnDA_IS	Auto	9.475	0.020	----	56133	56133	----	1.2500	ng/mL	
13C7-PFUnDA	Auto	9.475	0.020	0.726	56133	67002	13C2-PFDA_IS	0.9075	ng/mL	
PFNS	Auto	9.606	0.023	0.762	94513	20667	13C8-PFOS_IS	5.1239	ng/mL	
10_2 FTS	Auto	9.851	0.021	1.407	28921	16113	13C2-8_2-FTS_IS	4.8300	ng/mL	
13C2-PFDOA_IS	Auto	10.160	0.021	----	66370	66370	----	1.2500	ng/mL	
13C2-PFDOA	Auto	10.160	0.021	1.411	66370	67002	13C2-PFDA_IS	0.9226	ng/mL	
PFDOA	Auto	10.161	0.020	0.001	180954	66370	13C2-PFDOA_IS	5.0560	ng/mL	
PFDS	Auto	10.318	0.022	1.474	86944	20667	13C8-PFOS_IS	5.3449	ng/mL	
PFTrDA	Auto	10.817	0.020	-0.630	207128	36515	13C2-PFTDA_IS	5.7840	ng/mL	
11-Cl-PF3OUdS	Auto	10.827	0.023	5.349	383584	326997	13C3-HFPO-DA_IS	4.6908	ng/mL	
PFOSAm	Auto	11.134	0.012	-0.002	126730	52172	13C8-PFOSAm_IS	5.5652	ng/mL	
13C8-PFOSAm	Auto	11.136	0.011	2.292	52172	92362	13C4-PFOS_IS	1.5021	ng/mL	
13C8-PFOSAm_IS	Auto	11.136	0.011	----	52172	52172	----	2.5000	ng/mL	
PFTDA	Auto	11.450	0.020	0.003	134224	36515	13C2-PFTDA_IS	5.3258	ng/mL	
13C2-PFTDA	Auto	11.447	0.017	2.698	36515	67002	13C2-PFDA_IS	0.8407	ng/mL	
13C2-PFTDA_IS	Auto	11.447	0.017	----	36515	36515	----	1.2500	ng/mL	
PFDoS	Auto	11.642	0.020	2.798	45486	20667	13C8-PFOS_IS	4.6268	ng/mL	
D7-MeFOSE_IS	Auto	13.369	0.010	----	155508	155508	----	25.0000	ng/mL	
D7-MeFOSE	Auto	13.369	0.010	4.525	155508	92362	13C4-PFOS_IS	14.6328	ng/mL	
MeFOSE	Auto	13.407	0.009	0.038	51306	155508	D7-MeFOSE_IS	5.5837	ng/mL	
13C2-PFHXDA_IS	Auto	12.663	0.016	----	58244	58244	----	2.5000	ng/mL	
13C2-PFHXDA	Auto	12.663	0.016	3.914	58244	67002	13C2-PFDA_IS	1.3042	ng/mL	
PFHXDA	Auto	12.664	0.016	0.001	194361	58244	13C2-PFHXDA_IS	5.4564	ng/mL	
D3-MeFOSA	Auto	13.674	0.011	4.830	10045	92362	13C4-PFOS_IS	1.1114	ng/mL	
D3-MeFOSA_IS	Auto	13.674	0.011	----	10045	10045	----	2.5000	ng/mL	
MeFOSA	Auto	13.682	0.011	0.008	33013	10045	D3-MeFOSA_IS	5.0945	ng/mL	
D9-EtFOSE_IS	Auto	13.998	0.010	----	157274	157274	----	25.0000	ng/mL	
D9-EtFOSE	Auto	13.998	0.010	5.154	157274	92362	13C4-PFOS_IS	12.9638	ng/mL	
EtFOSE	Auto	14.040	0.011	0.042	40967	157274	D9-EtFOSE_IS	5.1513	ng/mL	
D5-EtFOSAm	Auto	14.349	0.011	5.505	13228	92362	13C4-PFOS_IS	0.9159	ng/mL	
D5-EtFOSAm_IS	Auto	14.349	0.011	----	13228	13228	----	2.5000	ng/mL	
EtFOSAm	Auto	14.366	0.009	0.017	28151	13228	D5-EtFOSAm_IS	4.3422	ng/mL	
PFODA	Auto	13.799	0.016	1.136	68490	58244	13C2-PFHXDA_IS	6.0563	ng/mL	

SN - Software-calculated S/N ratio outside criteria due to non-target peaks or drift in noise calculation window. Analyst review of noise levels (excluding non-target peaks) in chromatogram indicates S/N ratio meets criteria.

240321_028 (continued)

13C4-PFBA
Conc. 7.4717
Q 216.80>171.90 (-) 8.58e4

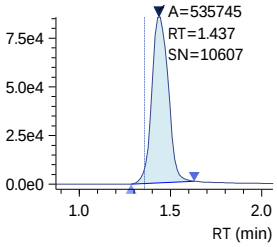

13C4-PFBA_IS
Conc. 10.0000
ISTD 216.80>171.90 (-) 8.58e4

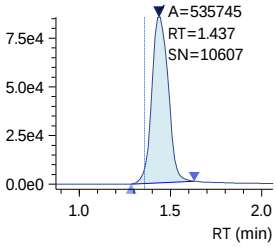

13C3-PFBA_IS
Conc. 5.0000
ISTD 216.00>172.00 (-) 5.83e4

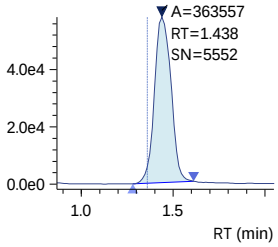

PFBA
Conc. 5.9268
Q 212.80>169.05 (-) 5.69e4

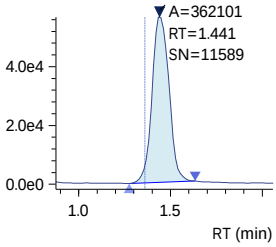

PFMPA
Conc. 5.3592
Q 229.00>84.90 (-) 5.32e4

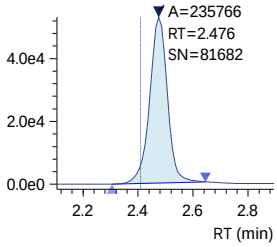

3_3 FTCA
Conc. 47.0959
R#1 138.63 (136.14)
R#2 138.63 (141.47)
Q 241.00>177.10 (-) 3.50e4

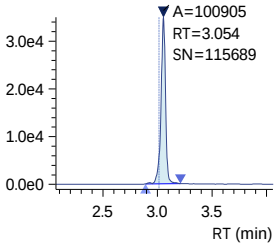

13C5-PFPeA
Conc. 4.1199
Q 268.30>223.00 (-) 4.02e4

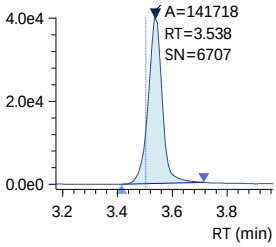

13C5-PFPeA_IS
Conc. 5.0000
ISTD 268.30>223.00 (-) 4.02e4

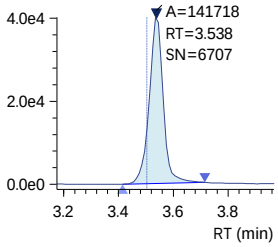

PFPeA
Conc. 5.0331
Q 263.00>219.00 (-) 1.46e5

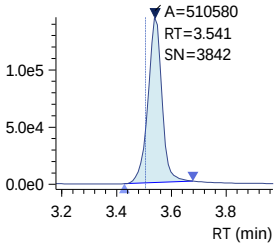

PFMBA
Conc. 5.2003
Q 279.00>84.95 (-) 1.17e5

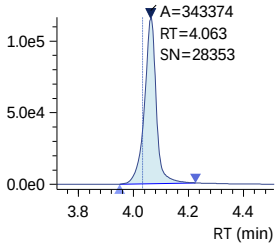

R1 241.00>117.00 (-) 4.99e4

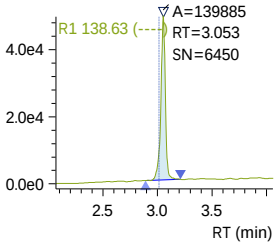

R2 241.00>117.00 (-) 4.99e4

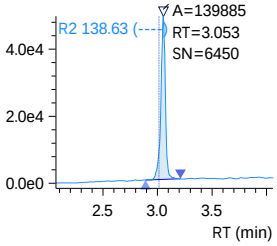

SN - Software-calculated S/N ratio outside criteria due to non-target peaks or drift in noise calculation window.
Analyst review of noise levels (excluding non-target peaks) in chromatogram indicates S/N ratio meets criteria.

240321_028 (continued)

13C2-4_2 FTS
Conc. 2.4890
Q 329.10>80.90 (-) 7.47e3

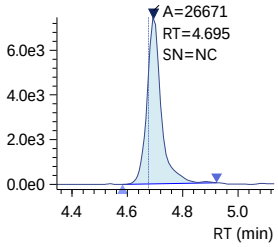

13C2-4_2 FTS_IS
Conc. 5.0000
ISTD 329.10>80.90 (-) 7.47e3

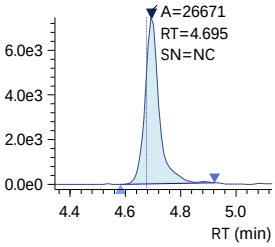

4_2 FTS
Conc. 5.1522
R#1 32.59 (33.08)
R#2 32.59 (27.71)
Q 327.10>307.00 (-) 2.30e4

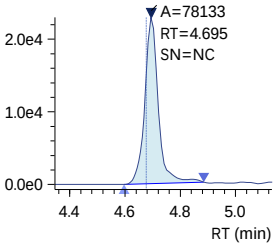

R1 327.10>80.90 (-) 7.57e3

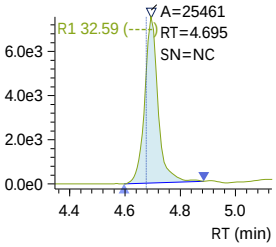

R2 327.10>80.90 (-) 7.57e3

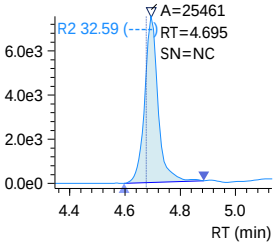

13C3-PFBS_IS
Conc. 2.5000
ISTD 302.10>79.90 (-) 2.26e4

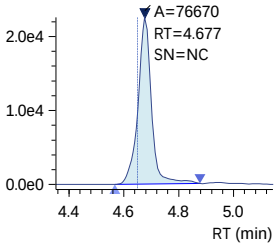

PFBS
Conc. 4.6545
R#1 46.46 (46.53)
R#2 46.46 (44.64)
Q 298.70>79.90 (-) 6.20e4

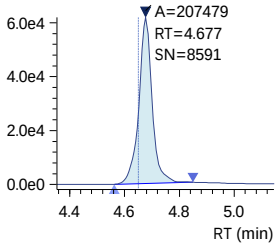

R1 298.70>98.80 (-) 2.95e4

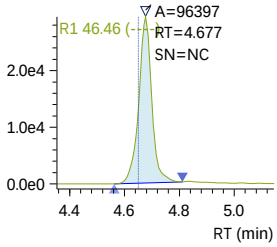

R2 298.70>98.80 (-) 2.95e4

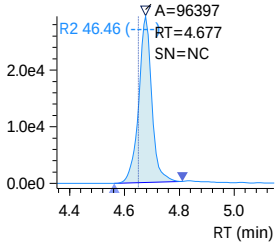

Insight Report
Quantitation/Integration
Printed 3/22/2024 13:35:57

240321_028 (continued)

13C3-PFBS
Conc. 1.6483

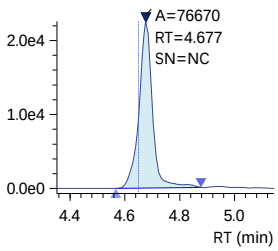

NFDHA
Conc. 7.0233
R#1 35.44 (36.44)
R#2 35.44 (34.56)

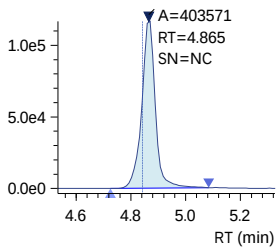

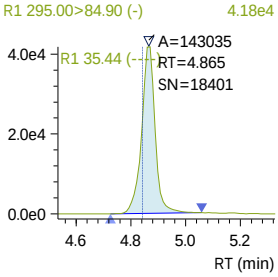

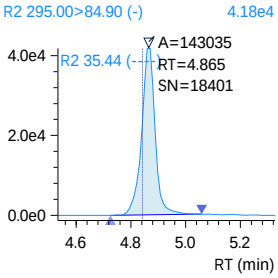

13C5-PFHxA
Conc. 1.7370

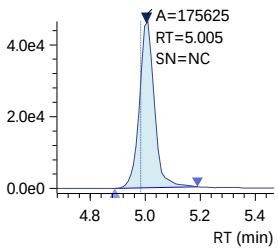

13C5-PFHxA_IS
Conc. 2.5000

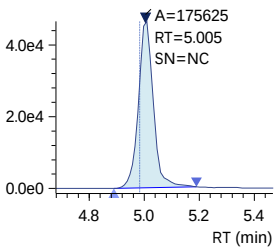

13C2-PFHxA_IS
Conc. 2.5000

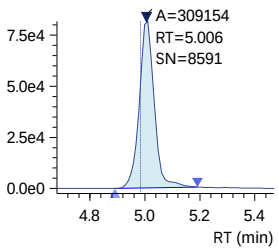

J:\LCMS08\Data\240321_1633_B1\240321_1633_B1.damlp .

SN - Software-calculated S/N ratio outside criteria due to non-target peaks or drift in noise calculation window.
Analyst review of noise levels (excluding non-target peaks) in chromatogram indicates S/N ratio meets criteria.

240321_028 (continued)

PFHxA
Conc. 5.3232

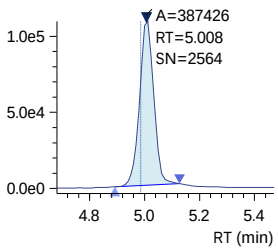

PFEESA
Conc. 4.9707
R#1 5.16 (5.25)
R#2 5.16 (5.67)

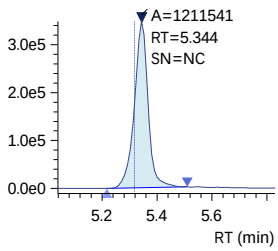

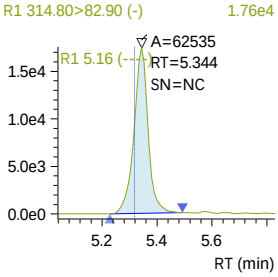

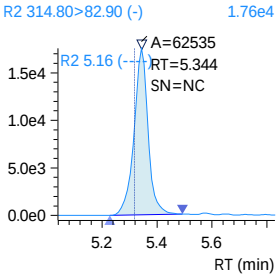

13C3-HFPO-DA
Conc. 8.0801

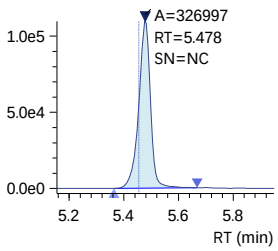

13C3-HFPO-DA_IS
Conc. 10.0000

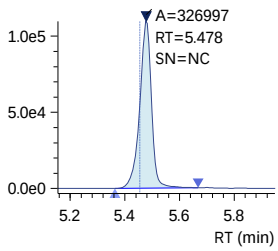

HFPO-DA
Conc. 5.3512
R#1 58.46 (62.57)
R#2 58.46 (64.50)

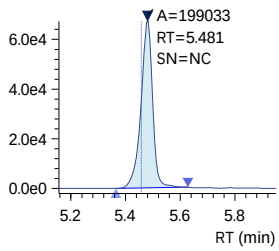

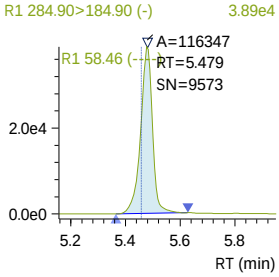

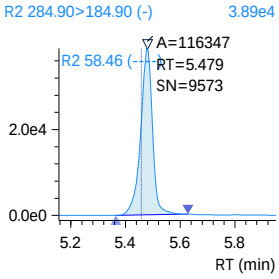

240321_028 (continued)

5_3 FTCA
Conc. 52.1343
R#1 150.13 (154.88)
R#2 150.13 (154.15)

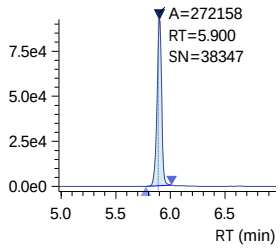

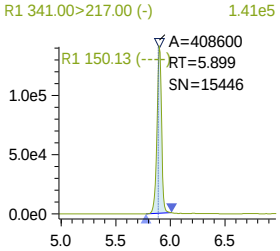

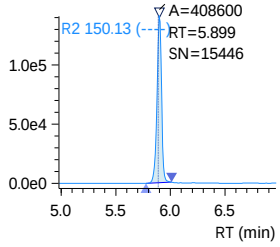

PFPeS
Conc. 4.9211
R#1 54.12 (54.44)
R#2 54.12 (56.96)

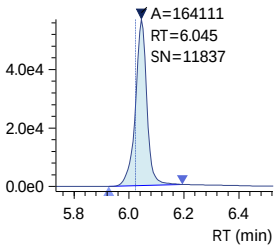

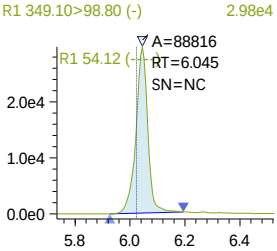

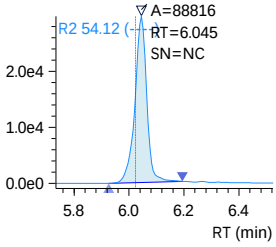

13C4-PFHpA
Conc. 1.9281

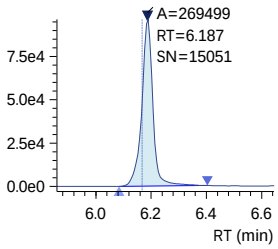

13C4-PFHpA_IS
Conc. 2.5000

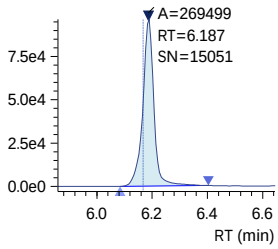

PFHpA
Conc. 5.2821
R#1 22.37 (23.39)
R#2 22.37 (22.63)

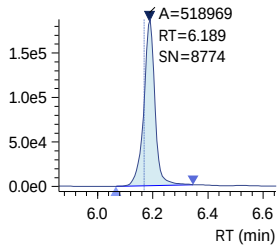

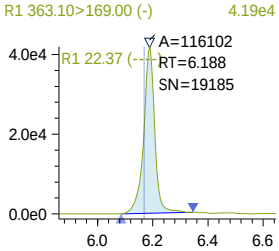

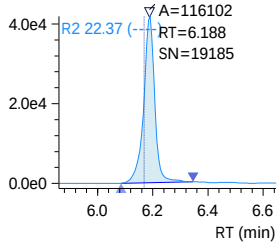

J:\LCMS08\Data\240321_1633_B1\240321_1633_B1.damlp .

SN - Software-calculated S/N ratio outside criteria due to non-target peaks or drift in noise calculation window.
Analyst review of noise levels (excluding non-target peaks) in chromatogram indicates S/N ratio meets criteria.

240321_028 (continued)

DONA
Conc. 4.9351
R#1 28.59 (30.39)
R#2 28.59 (28.87)

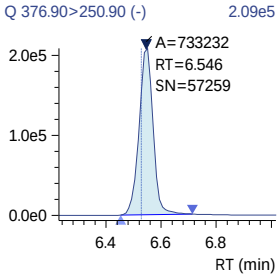

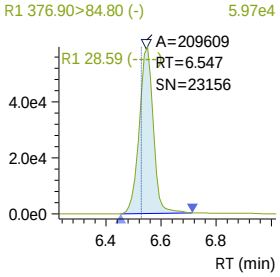

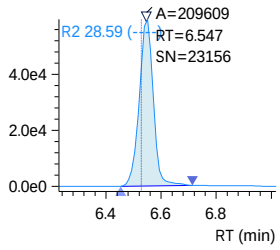

13C2-6_2 FTS_IS
Conc. 5.0000

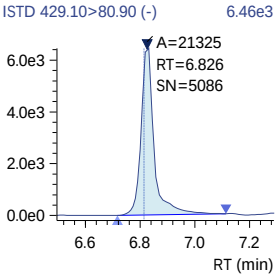

13C2-6_2 FTS
Conc. 2.4691

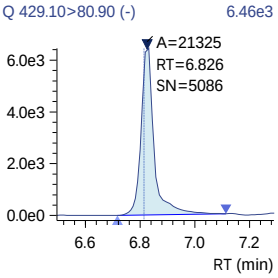

6_2 FTS
Conc. 5.2066
R#1 42.02 (44.48)
R#2 42.02 (40.73)

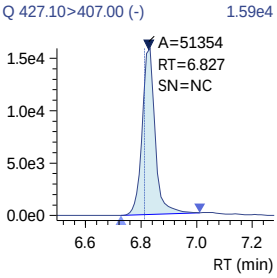

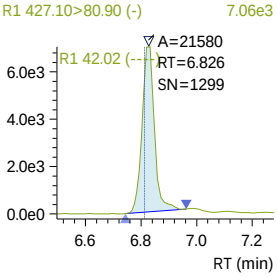

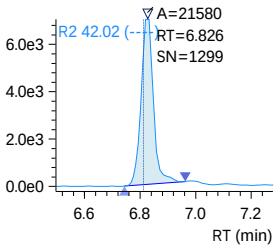

13C4-PFOA_IS
Conc. 2.5000

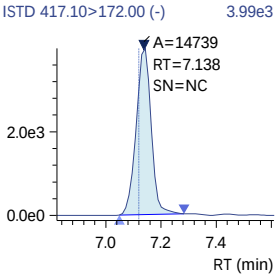

J:\LCMS08\Data\240321_1633_B1\240321_1633_B1.damlp .

SN - Software-calculated S/N ratio outside criteria due to non-target peaks or drift in noise calculation window.
Analyst review of noise levels (excluding non-target peaks) in chromatogram indicates S/N ratio meets criteria.

240321_028 (continued)

13C8-PFOA_IS
Conc. 2.5000

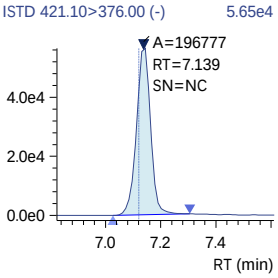

13C8-PFOA
Conc. 2.1678

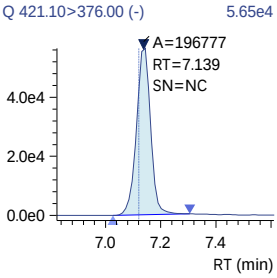

PFOA
Conc. 6.0207
R#1 24.19 (24.47)
R#2 24.19 (24.84)

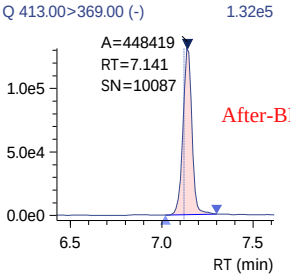

13C3-PFHxS
Conc. 1.8385

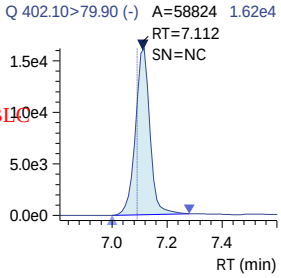

13C3-PFHxS_IS
Conc. 2.5000

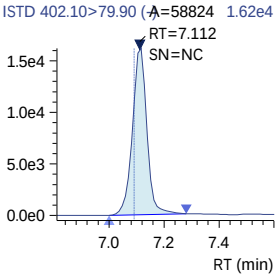

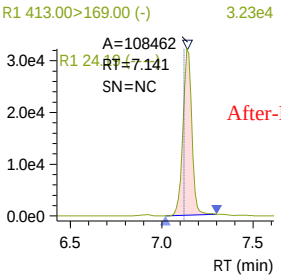

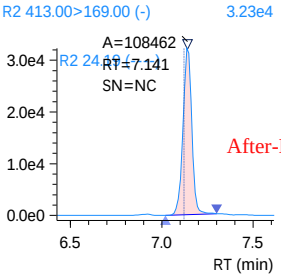

240321_028 (continued)

PFHxS
Conc. 5.0250
R#1 55.87 (57.29)
R#2 55.87 (58.76)
Q 398.70>79.90 (-) 3.33e4

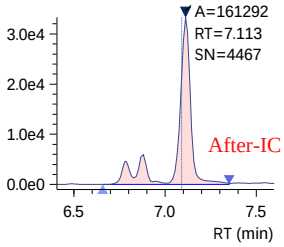

18O2-PFHxS_IS
Conc. 2.5000
ISTD 403.00>83.90 (-) 2.11e4

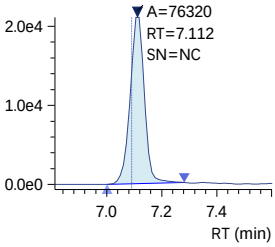

13C9-PFNA_IS
Conc. 1.2500
ISTD 472.10>427.00 (-) 3.54e4

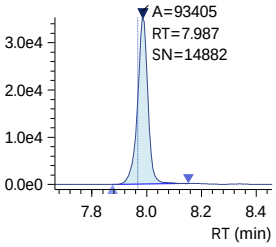

13C9-PFNA
Conc. 0.9416
Q 472.10>427.00 (-) 3.54e4

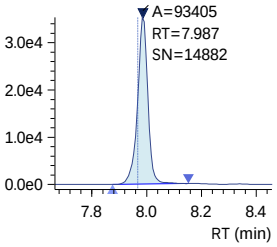

13C5-PFNA_IS
Conc. 1.2500
ISTD 468.00>423.00 (-) 4.13e4

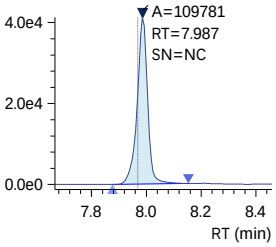

R1 398.70>98.90 (-) 1.98e4

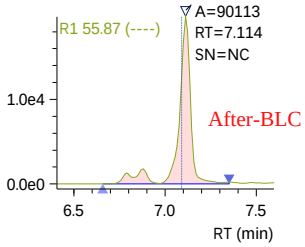

R2 398.70>98.90 (-) 1.98e4

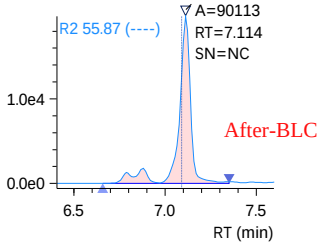

J:\LCMS08\Data\240321_1633_B1\240321_1633_B1.damlp .
SN - Software-calculated S/N ratio outside criteria due to non-target peaks or drift in noise calculation window.
Analyst review of noise levels (excluding non-target peaks) in chromatogram indicates S/N ratio meets criteria.

240321_028 (continued)

PFNA
Conc. 4.8226
R#1 21.64 (20.36)
R#2 21.64 (19.31)
Q 463.00>419.00 (-) 1.09e5

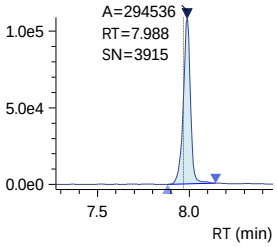

R1 463.00>219.00 (-) 2.37e4

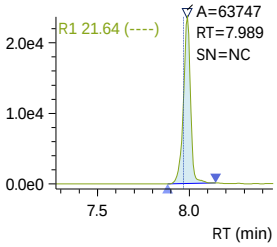

R2 463.00>219.00 (-) 2.37e4

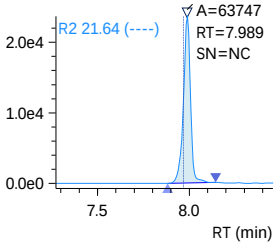

PFHpS
Conc. 5.1791
R#1 51.16 (46.70)
R#2 51.16 (48.05)
Q 449.00>79.90 (-) 5.01e4

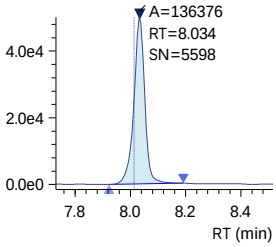

R1 449.00>98.80 (-) 2.53e4

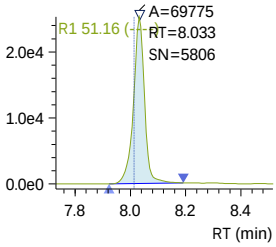

R2 449.00>98.80 (-) 2.53e4

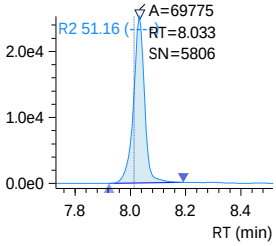

7_3 FTCA
Conc. 45.5056
R#1 135.67 (132.28)
R#2 135.67 (133.47)
Q 441.00>317.00 (-) 1.24e5

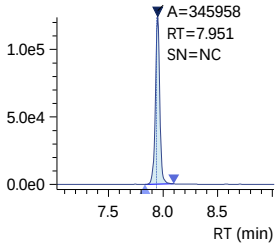

R1 441.00>336.90 (-) 1.69e5

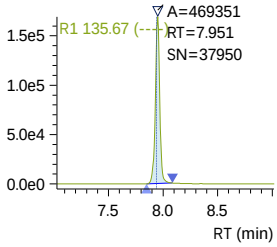

R2 441.00>336.90 (-) 1.69e5

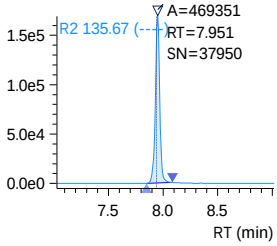

13C2-8_2-FTS
Conc. 2.9124
Q 529.10>80.90 (-) 4.68e3

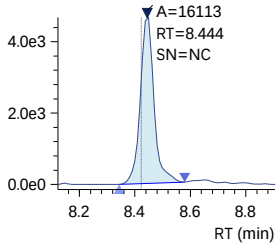

13C2-8_2-FTS_IS
Conc. 5.0000
ISTD 529.10>80.90 (-) 4.68e3

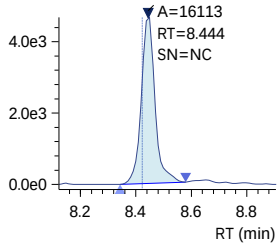

J:\LCMS08\Data\240321_1633_B1\240321_1633_B1.damlp .

SN - Software-calculated S/N ratio outside criteria due to non-target peaks or drift in noise calculation window.
Analyst review of noise levels (excluding non-target peaks) in chromatogram indicates S/N ratio meets criteria.

240321_028 (continued)

8_2 FTS
Conc. 4.9633
R#1 47.58 (45.91)
R#2 47.58 (45.20)
Q 527.10>506.95 (-) 1.01e4

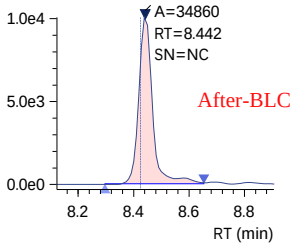

13C6-PFDA_IS
Conc. 1.2500
ISTD 519.10>474.10 (-) 1.68e4

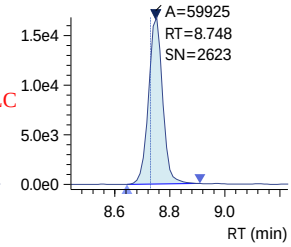

13C6-PFDA
Conc. 0.9554
Q 519.10>474.10 (-) 1.68e4

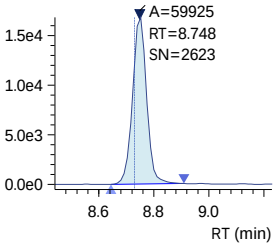

13C2-PFDA_IS
Conc. 1.2500
ISTD 515.10>470.10 (-) 1.87e4

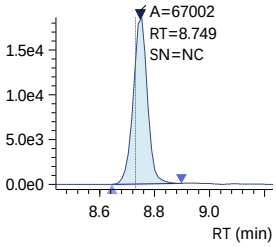

PFDA
Conc. 5.0224
R#1 15.44 (17.64)
R#2 15.44 (19.20)
Q 512.90>469.00 (-) 6.81e4

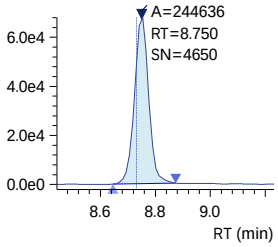

R1 527.10>80.80 (-) 4.62e3

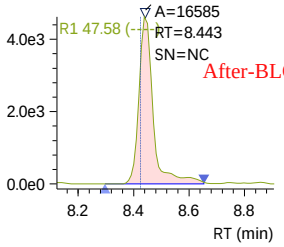

R1 512.90>219.00 (-) 1.02e4

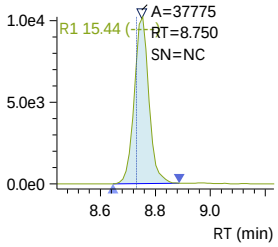

R2 527.10>80.80 (-) 4.62e3

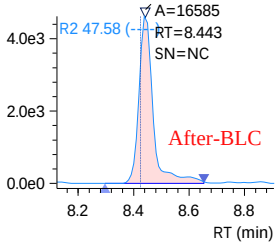

R2 512.90>219.00 (-) 1.02e4

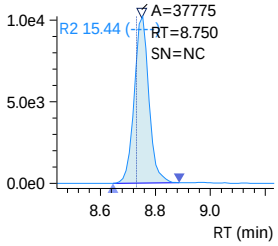

D3-NMeFOSAA_IS
Conc. 5.0000
ISTD 573.20>419.00 (-) 1.51e4

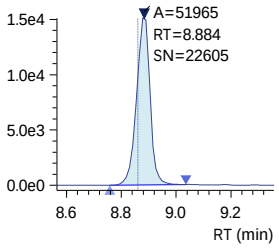

D3-NMeFOSAA
Conc. 2.3257
Q 573.20>419.00 (-) 1.51e4

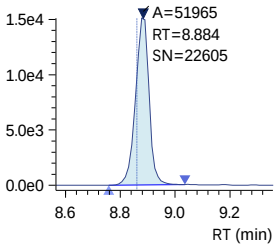

13C8-PFOS_IS
Conc. 2.5000
ISTD 507.10>98.90 (-) 5.93e3

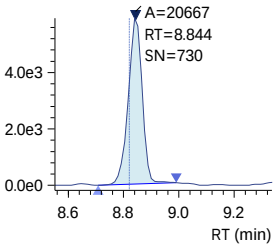

13C8-PFOS
Conc. 1.5982
Q 507.10>98.90 (-) 5.93e3

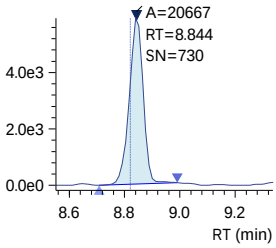

13C4-PFOS_IS
Conc. 2.5000
ISTD 502.80>79.90 (-) 2.66e4

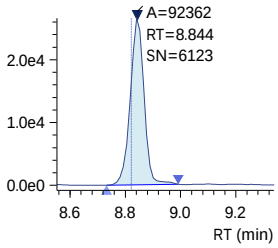

Insight Report
Quantitation/Integration
Printed 3/22/2024 13:35:57

240321_028 (continued)

PFOS
Conc. 10.4178
R#1 43.27 (45.06)
R#2 43.27 (47.87)
Q 498.90>79.90 (-) 4.51e4

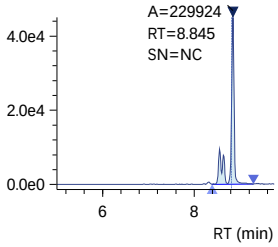

NMeFOSAA
Conc. 6.3355
R#1 59.63 (67.10)
R#2 59.63 (60.24)
Q 570.10>419.00 (-) 1.63e4

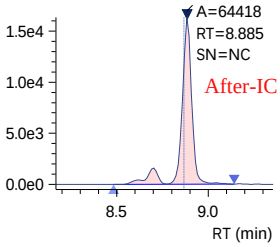

D5-NEtFOSAA_IS
Conc. 5.0000
ISTD 589.20>419.00 (-) 1.32e4

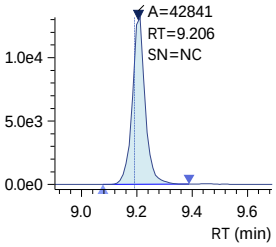

D5-NEtFOSAA
Conc. 2.6170
Q 589.20>419.00 (-) 1.32e4

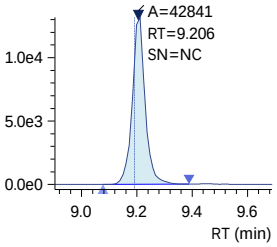

NEtFOSAA
Conc. 6.6545
R#1 95.96 (89.53)
R#2 95.96 (72.57)
Q 584.20>419.10 (-) 1.38e4

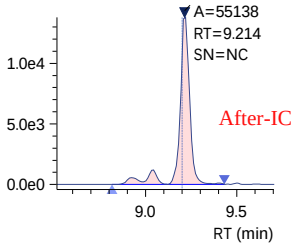

R1 498.90>98.80 (-) 2.18e4

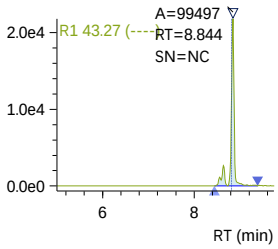

R1 570.10>483.00 (-) 8.69e3

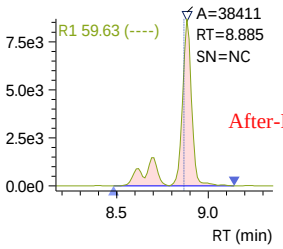

R1 584.20>526.00 (-) 1.17e4

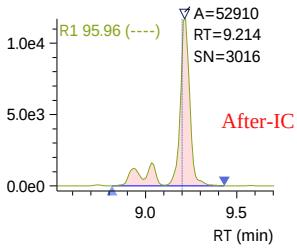

R2 498.90>98.80 (-) 2.18e4

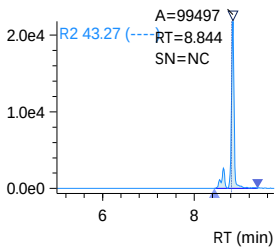

R2 570.10>483.00 (-) 8.69e3

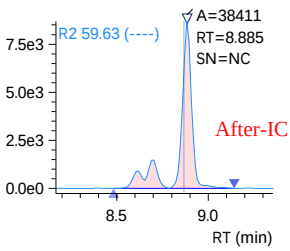

R2 584.20>526.00 (-) 1.17e4

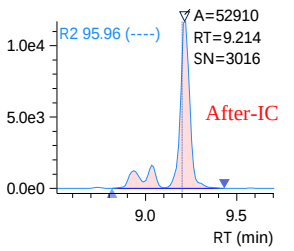

J:\LCMS08\Data\240321_1633_B1\240321_1633_B1.damlp .
SN - Software-calculated S/N ratio outside criteria due to non-target peaks or drift in noise calculation window.
Analyst review of noise levels (excluding non-target peaks) in chromatogram indicates S/N ratio meets criteria.

240321_028 (continued)

9-Cl-PF3ONS
Conc. 4.5763
R#1 30.87 (31.69)
R#2 30.87 (30.68)
Q 530.80>351.00 (-) 2.88e5

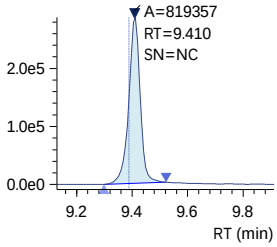

R1 532.80>353.00 (-) 9.00e4

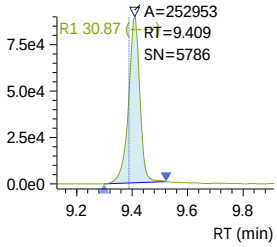

R2 532.80>353.00 (-) 9.00e4

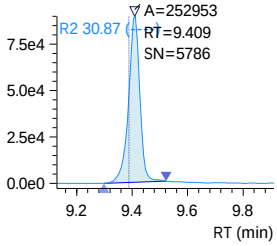

PFUnDA
Conc. 5.9092
R#1 11.91 (10.96)
R#2 11.91 (11.56)
Q 563.10>519.00 (-) 1.02e5

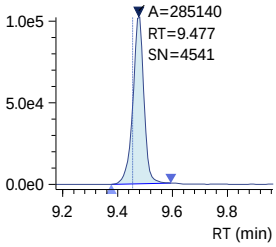

R1 563.10>269.10 (-) 1.26e4

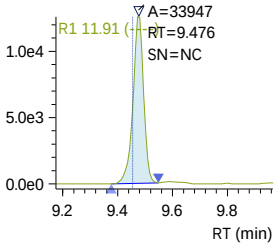

R2 563.10>269.10 (-) 1.26e4

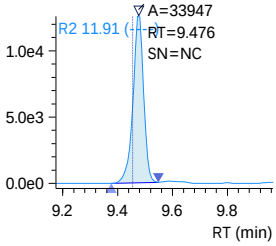

13C7-PFUnDA_IS
Conc. 1.2500
ISTD 570.00>525.10 (-) 1.95e4

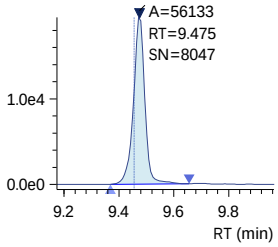

13C7-PFUnDA
Conc. 0.9075
Q 570.00>525.10 (-) 1.95e4

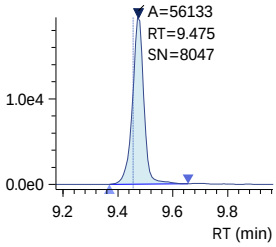

PFNS
Conc. 5.1239
R#1 65.25 (56.91)
R#2 65.25 (61.27)
Q 548.80>79.90 (-) 3.14e4

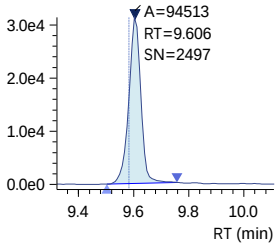

R1 548.80>98.80 (-) 1.98e4

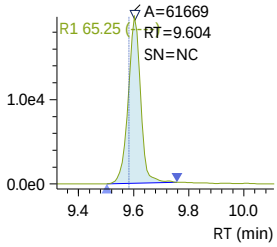

R2 548.80>98.80 (-) 1.98e4

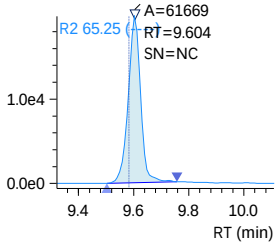

240321_028 (continued)

10_2 FTS
Conc. 4.8300
R#1 30.78 (32.29)
R#2 30.78 (29.61)
Q 626.80>607.05 (-) 1.08e4

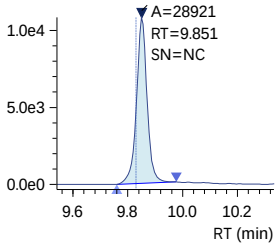

R1 626.80>81.00 (-) 3.38e3

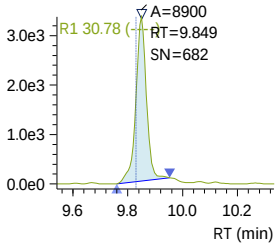

R2 626.80>81.00 (-) 3.38e3

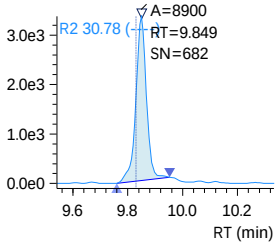

13C2-PFDOA_IS
Conc. 1.2500
ISTD 615.10>570.00 (-) 2.22e4

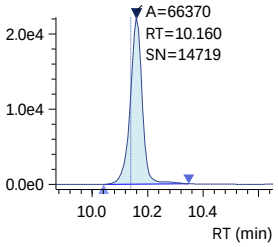

13C2-PFDOA
Conc. 0.9226
Q 615.10>570.00 (-) 2.22e4

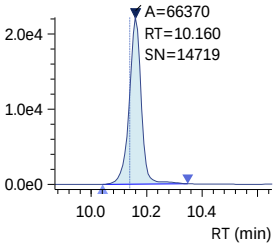

PFDOA
Conc. 5.0560
R#1 11.03 (11.14)
R#2 11.03 (10.73)
Q 613.10>569.00 (-) 6.30e4

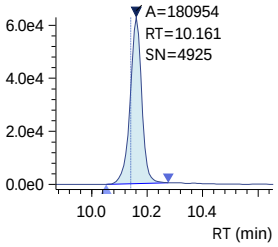

R1 613.10>319.00 (-) 6.81e3

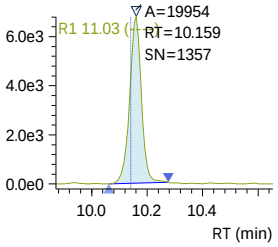

R2 613.10>319.00 (-) 6.81e3

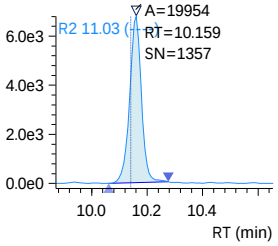

PFDS
Conc. 5.3449
R#1 58.73 (58.01)
R#2 58.73 (58.67)
Q 599.00>79.90 (-) 3.01e4

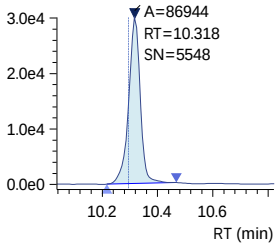

R1 599.00>98.80 (-) 1.77e4

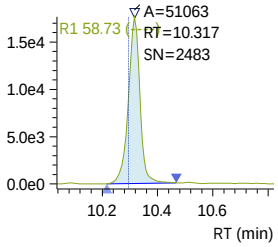

R2 599.00>98.80 (-) 1.77e4

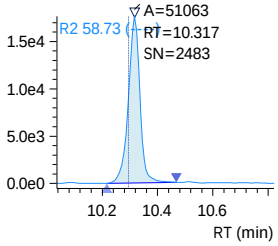

240321_028 (continued)

PFTrDA
Conc. 5.7840
R#1 14.27 (16.67)
R#2 14.27 (15.36)
Q 663.00>619.00 (-) 6.46e4

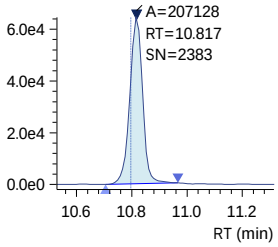

R1 663.00>168.90 (-) 9.05e3

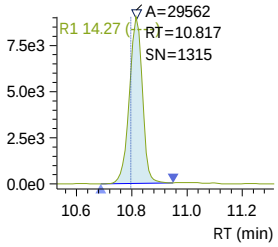

R2 663.00>168.90 (-) 9.05e3

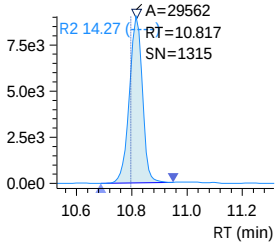

11-Cl-PF3OUdS
Conc. 4.6908
R#1 36.72 (35.04)
R#2 36.72 (35.75)
Q 630.90>451.00 (-) 1.20e5

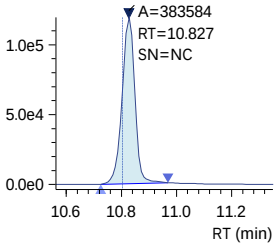

R1 632.90>452.90 (-) 4.36e4

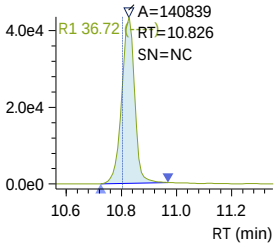

R2 632.90>452.90 (-) 4.36e4

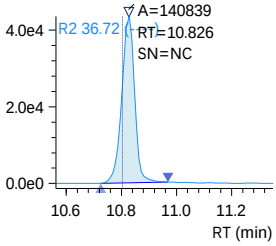

PFOSAm
Conc. 5.5652
Q 498.10>77.90 (-) 4.01e4

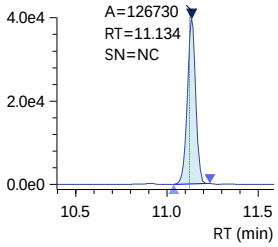

13C8-PFOSAm
Conc. 1.5021
Q 506.10>77.80 (-) 1.61e4

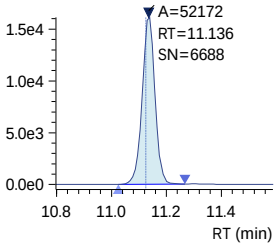

13C8-PFOSAm_IS
Conc. 2.5000
ISTD 506.10>77.80 (-) 1.61e4

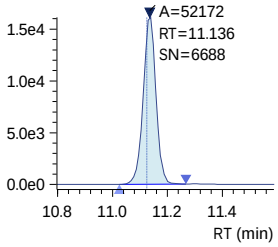

240321_028 (continued)

PFTDA
Conc. 5.3258
R#1 17.51 (17.09)
R#2 17.51 (18.64)
Q 713.10>669.00 (-) 3.77e4

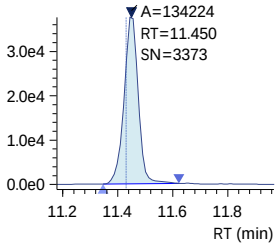

13C2-PFTDA
Conc. 0.8407
Q 715.20>670.00 (-) 1.01e4

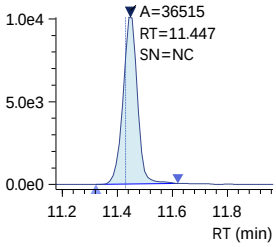

13C2-PFTDA_IS
Conc. 1.2500
ISTD 715.20>670.00 (-) 1.01e4

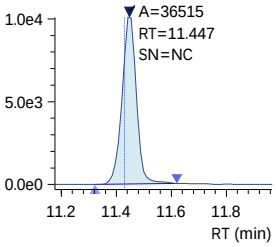

PFDoS
Conc. 4.6268
R#1 63.58 (61.23)
R#2 63.58 (68.82)
Q 699.10>79.90 (-) 1.55e4

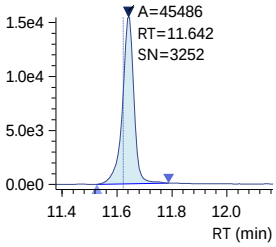

D7-MeFOSE_IS
Conc. 25.0000
ISTD 623.20>58.90 (-) 4.55e4

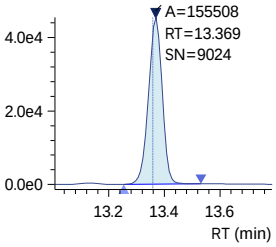

R1 713.10>168.90 (-) 6.64e3

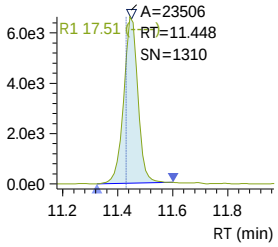

R1 699.10>98.80 (-) 9.88e3

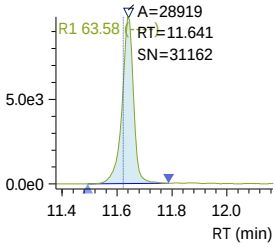

R2 713.10>168.90 (-) 6.64e3

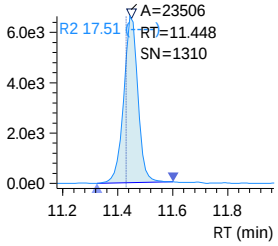

R2 699.10>98.80 (-) 9.88e3

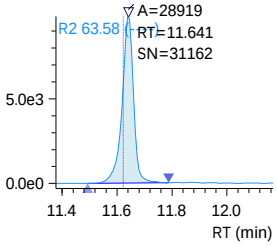

SN - Software-calculated S/N ratio outside criteria due to non-target peaks or drift in noise calculation window.
Analyst review of noise levels (excluding non-target peaks) in chromatogram indicates S/N ratio meets criteria.

240321_028 (continued)

D7-MeFOSE
Conc. 14.6328

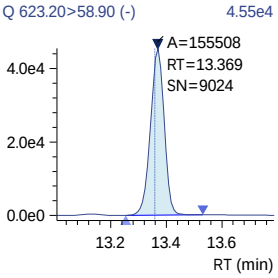

MeFOSE
Conc. 5.5837

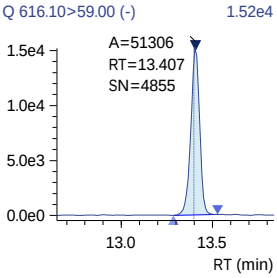

13C2-PFHXDA_IS
Conc. 2.5000

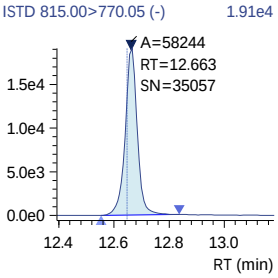

13C2-PFHXDA
Conc. 1.3042

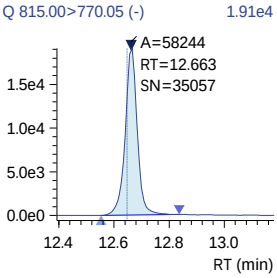

PFHXDA
Conc. 5.4564
R#1 10.40 (10.78)
R#2 10.40 (11.00)

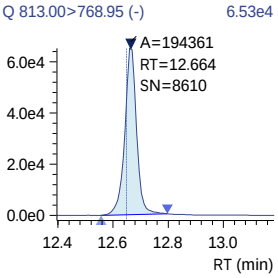

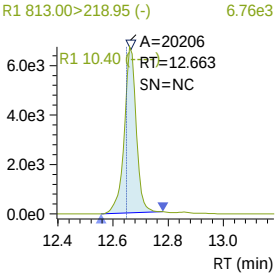

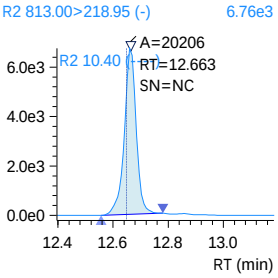

240321_028 (continued)

D3-MeFOSA
Conc. 1.1114

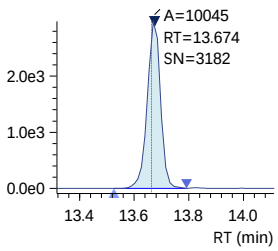

D3-MeFOSA_IS
Conc. 2.5000

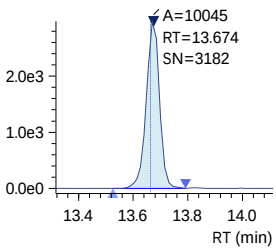

MeFOSA
Conc. 5.0945
R#1 120.01 (156.31)
R#2 120.01 (156.72)

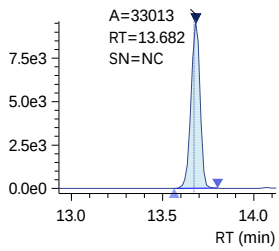

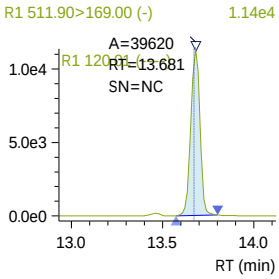

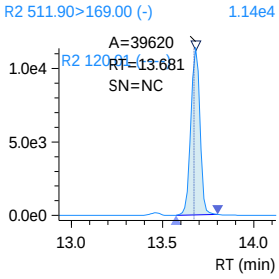

D9-EtFOSE_IS
Conc. 25.0000

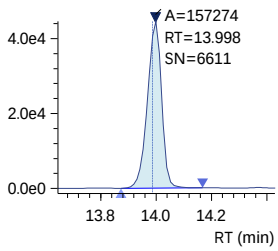

D9-EtFOSE
Conc. 12.9638

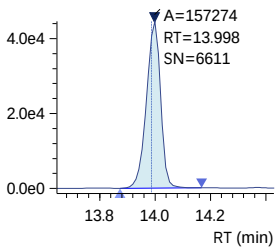

240321_028 (continued)

EtFOSE
Conc. 5.1513

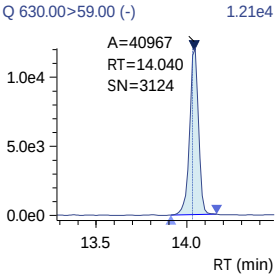

D5-EtFOSAm
Conc. 0.9159

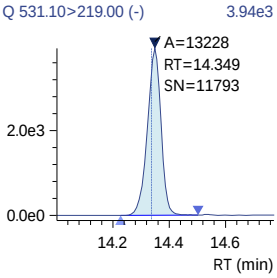

D5-EtFOSAm_IS
Conc. 2.5000

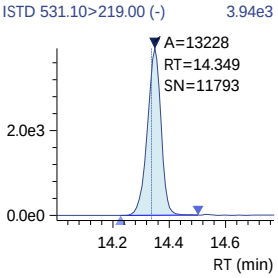

EtFOSAm
Conc. 4.3422
R#1 133.67 (177.75)
R#2 133.67 (149.59)

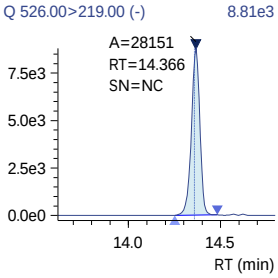

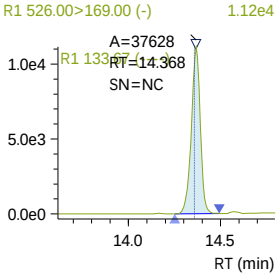

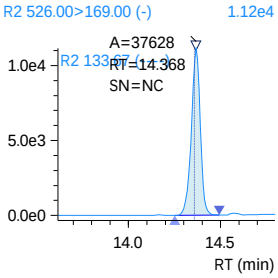

PFODA
Conc. 6.0563
R#1 28.95 (31.66)
R#2 28.95 (33.60)

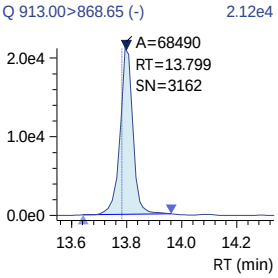

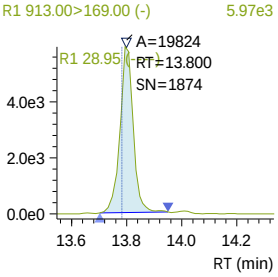

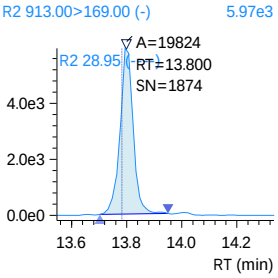

J:\LCMS08\Data\240321_1633_B1\240321_1633_B1.damlp .

SN - Software-calculated S/N ratio outside criteria due to non-target peaks or drift in noise calculation window.
Analyst review of noise levels (excluding non-target peaks) in chromatogram indicates S/N ratio meets criteria.

Insight Report
Before Manual Integration
Printed 3/22/2024 10:11:10

240321_028

Sample ID: KQ2403860-01
Date Acquired: 3/21/2024 9:08:51 PM
Acquired by: System Administrator
Data File: 240321_028
Vial: 26 | Inj. Volume: 10.0000uL | Tray: 2

13C4-PFBA
Conc. 7.4717
Q 216.80>171.90 (-) 8.58e4

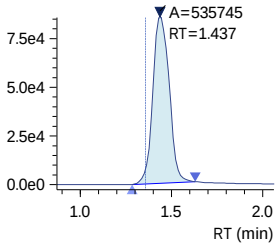

13C4-PFBA_IS
Conc. 10.0000
ISTD 216.80>171.90 (-) 8.58e4

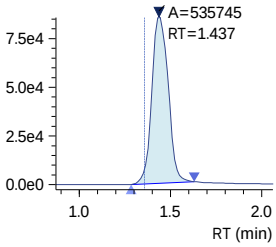

13C3-PFBA_IS
Conc. 5.0000
ISTD 216.00>172.00 (-) 5.83e4

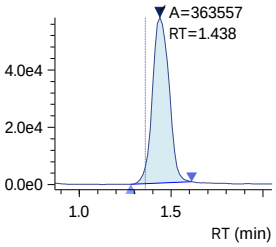

PFBA
Conc. 5.9268
Q 212.80>169.05 (-) 5.69e4

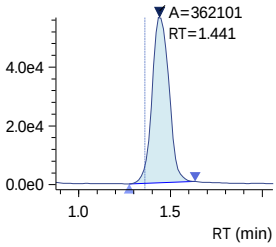

PFMPA
Conc. 5.3592
Q 229.00>84.90 (-) 5.32e4

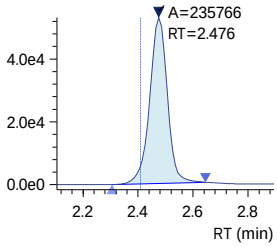

3_3 FTCA
Conc. 47.0959
R#1 138.63 (136.14)
R#2 138.63 (136.14)
Q 241.00>177.10 (-) 3.50e4

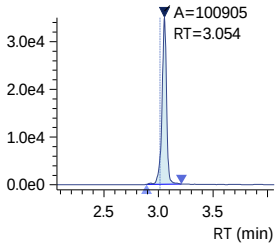

13C5-PFPeA
Conc. 4.1199
Q 268.30>223.00 (-) 4.02e4

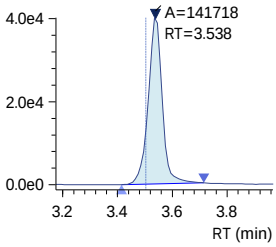

13C5-PFPeA_IS
Conc. 5.0000
ISTD 268.30>223.00 (-) 4.02e4

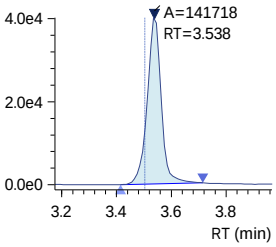

PFPeA
Conc. 5.0331
Q 263.00>219.00 (-) 1.46e5

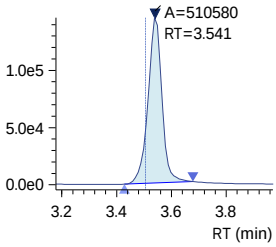

PFMBA
Conc. 5.2003
Q 279.00>84.95 (-) 1.17e5

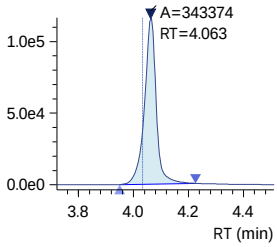

R1 241.00>117.00 (-) 4.99e4

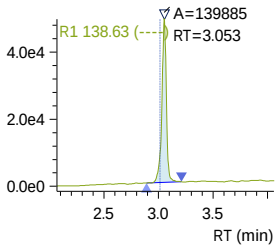

R2 241.00>117.00 (-) 4.99e4

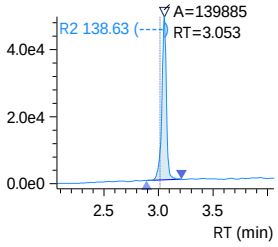

Insight Report
Before Manual Integration
Printed 3/22/2024 10:11:10

240321_028 (continued)

13C2-4_2 FTS
Conc. 2.4890
Q 329.10>80.90 (-) 7.47e3

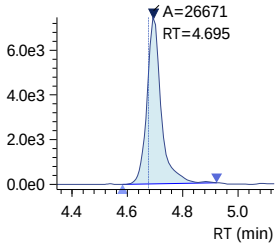

13C2-4_2 FTS_IS
Conc. 5.0000
ISTD 329.10>80.90 (-) 7.47e3

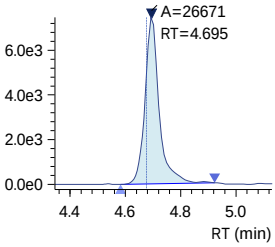

4_2 FTS
Conc. 5.1522
R#1 32.59 (33.08)
R#2 32.59 (33.08)
Q 327.10>307.00 (-) 2.30e4

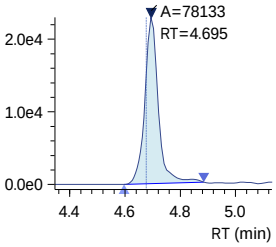

R1 327.10>80.90 (-) 7.57e3

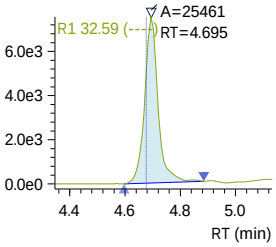

R2 327.10>80.90 (-) 7.57e3

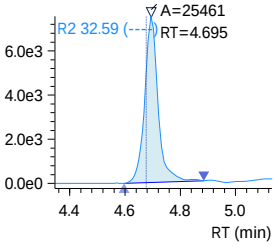

13C3-PFBS_IS
Conc. 2.5000
ISTD 302.10>79.90 (-) 2.26e4

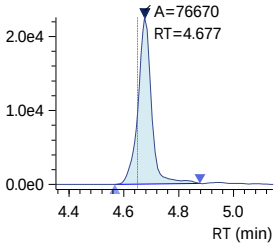

PFBS
Conc. 4.6545
R#1 46.46 (46.53)
R#2 46.46 (46.53)
Q 298.70>79.90 (-) 6.20e4

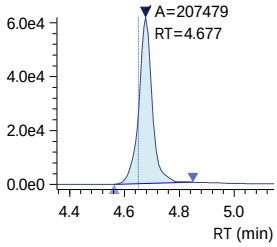

R1 298.70>98.80 (-) 2.95e4

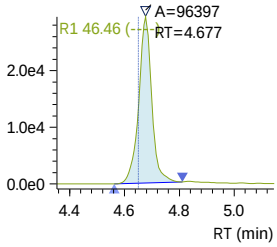

R2 298.70>98.80 (-) 2.95e4

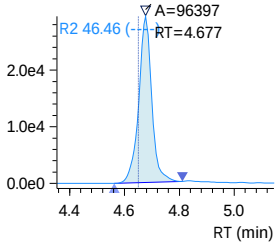

Insight Report
Before Manual Integration
Printed 3/22/2024 10:11:10

240321_028 (continued)

13C3-PFBS
Conc. 1.6483

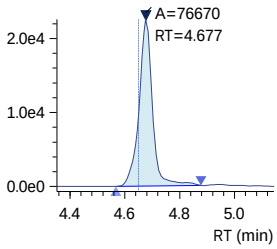

NFDHA
Conc. 7.0233
R#1 35.44 (36.44)
R#2 35.44 (36.44)

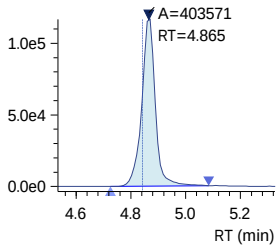

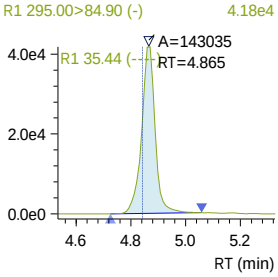

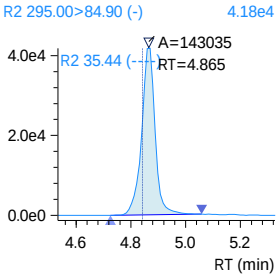

13C5-PFHxA
Conc. 1.7370

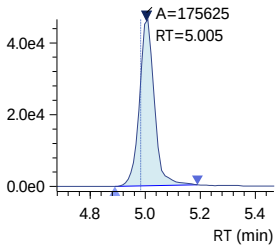

13C5-PFHxA_IS
Conc. 2.5000

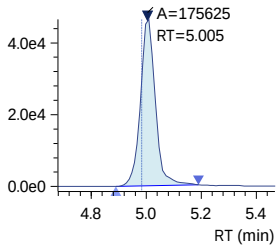

13C2-PFHxA_IS
Conc. 2.5000

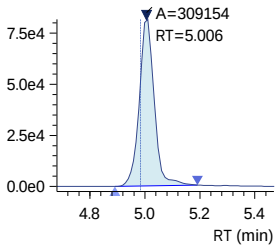

Insight Report
Before Manual Integration
Printed 3/22/2024 10:11:10

240321_028 (continued)

PFHxA
Conc. 5.3232

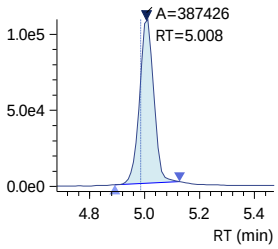

PFEESA
Conc. 4.9707
R#1 5.16 (5.25)
R#2 5.16 (5.25)

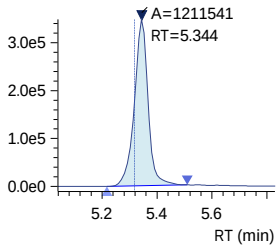

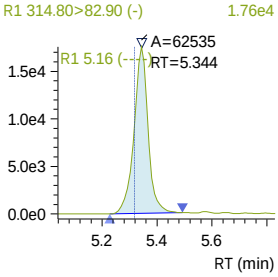

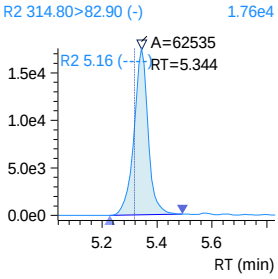

13C3-HFPO-DA
Conc. 8.0801

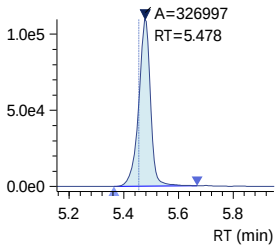

13C3-HFPO-DA_IS
Conc. 10.0000

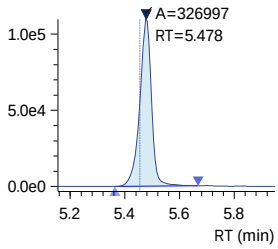

HFPO-DA
Conc. 5.3512
R#1 58.46 (62.57)
R#2 58.46 (62.57)

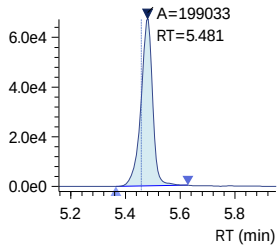

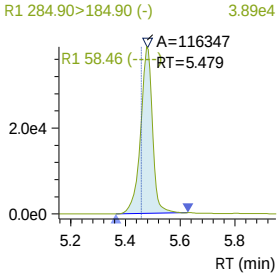

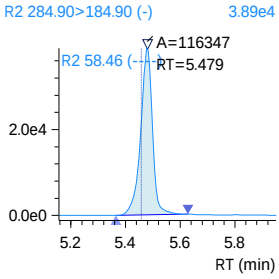

Insight Report
Before Manual Integration
Printed 3/22/2024 10:11:10

240321_028 (continued)

5_3 FTCA
Conc. 52.1343
R#1 150.13 (154.88)
R#2 150.13 (154.88)
Q 341.00>237.05 (-) 9.27e4

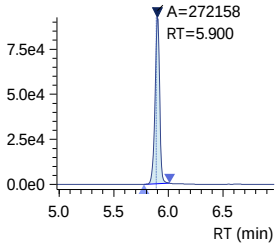

R1 341.00>217.00 (-) 1.41e5

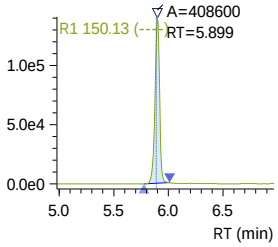

R2 341.00>217.00 (-) 1.41e5

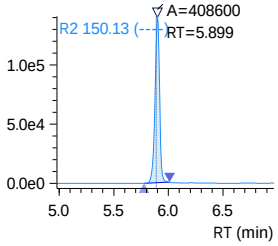

PFPeS
Conc. 4.9211
R#1 54.12 (54.44)
R#2 54.12 (54.44)
Q 349.10>79.90 (-) 5.72e4

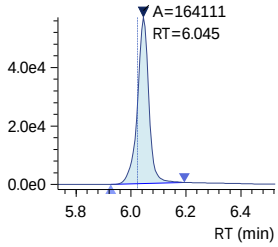

R1 349.10>98.80 (-) 2.98e4

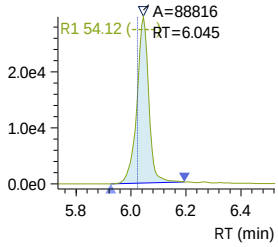

R2 349.10>98.80 (-) 2.98e4

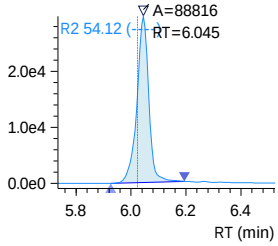

13C4-PFHpA
Conc. 1.9281
Q 367.10>322.00 (-) 9.64e4

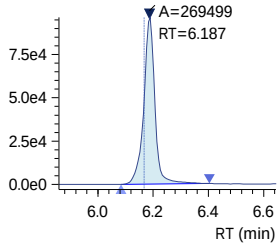

13C4-PFHpA_IS
Conc. 2.5000
ISTD 367.10>322.00 (-) 9.64e4

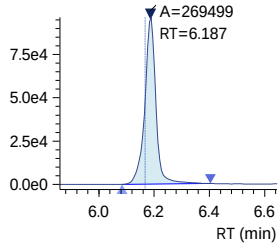

PFHpA
Conc. 5.2821
R#1 22.37 (23.39)
R#2 22.37 (23.39)
Q 363.10>319.00 (-) 1.88e5

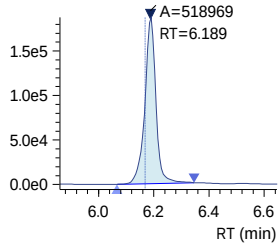

R1 363.10>169.00 (-) 4.19e4

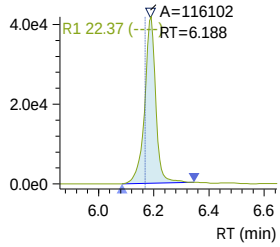

R2 363.10>169.00 (-) 4.19e4

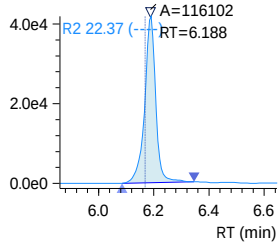

Insight Report
Before Manual Integration
Printed 3/22/2024 10:11:10

240321_028 (continued)

DONA
Conc. 4.9351
R#1 28.59 (30.39)
R#2 28.59 (30.39)
Q 376.90>250.90 (-) 2.09e5

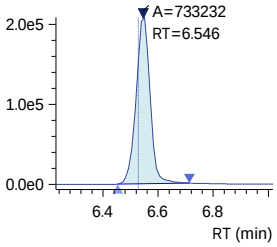

R1 376.90>84.80 (-) 5.97e4

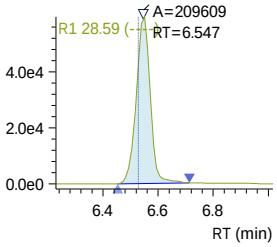

R2 376.90>84.80 (-) 5.97e4

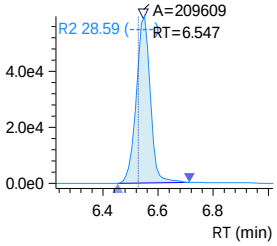

13C2-6_2 FTS_IS
Conc. 5.0000
ISTD 429.10>80.90 (-) 6.46e3

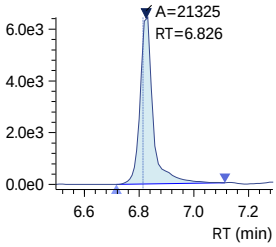

13C2-6_2 FTS
Conc. 2.4691
Q 429.10>80.90 (-) 6.46e3

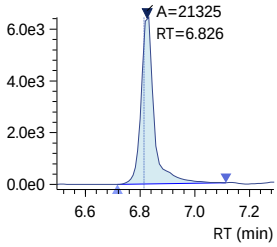

6_2 FTS
Conc. 5.2066
R#1 42.02 (44.48)
R#2 42.02 (44.48)
Q 427.10>407.00 (-) 1.59e4

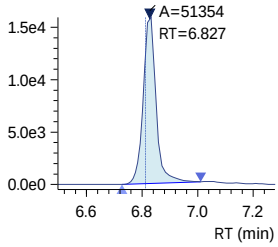

R1 427.10>80.90 (-) 7.06e3

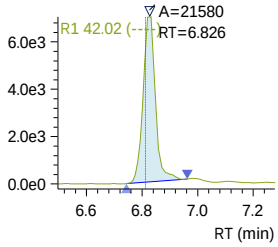

R2 427.10>80.90 (-) 7.06e3

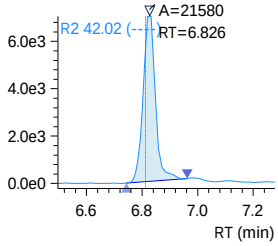

13C4-PFOA_IS
Conc. 2.5000
ISTD 417.10>172.00 (-) 3.99e3

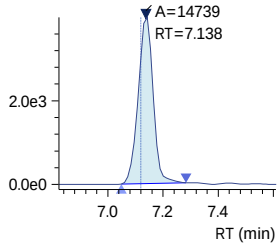

Insight Report
Before Manual Integration
Printed 3/22/2024 10:11:10

240321_028 (continued)

13C8-PFOA_IS
Conc. 2.5000

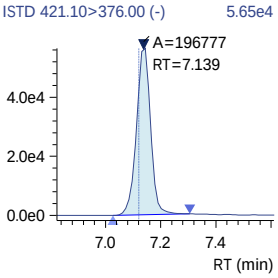

13C8-PFOA
Conc. 2.1678

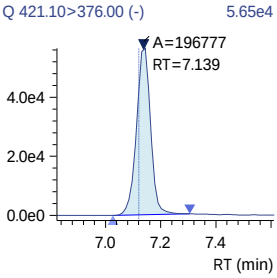

PFOA
Conc. 5.8888
R#1 24.49 (24.47)
R#2 24.49 (24.47)

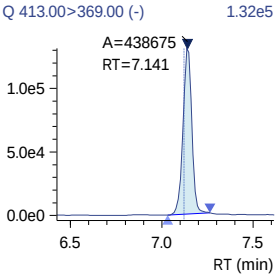

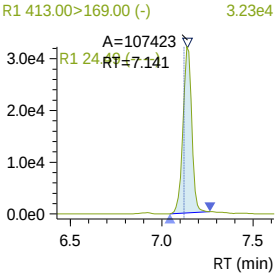

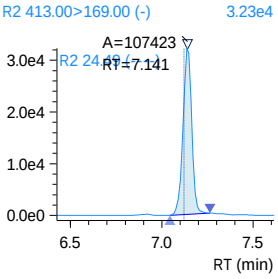

13C3-PFHxS
Conc. 1.8385

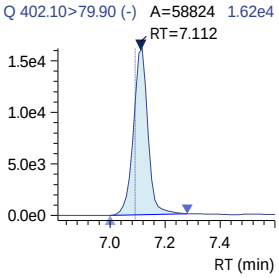

13C3-PFHxS_IS
Conc. 2.5000

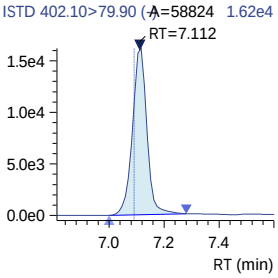

Insight Report
Before Manual Integration
Printed 3/22/2024 10:11:10

240321_028 (continued)

PFHxS
Conc. 3.8948
R#1 71.60 (57.29)
R#2 71.60 (57.29)
Q 398.70>79.90 (-) 3.33e4

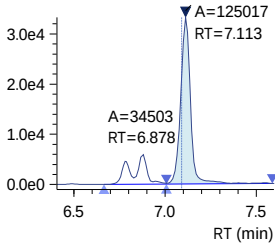

R1 398.70>98.90 (-) 1.98e4

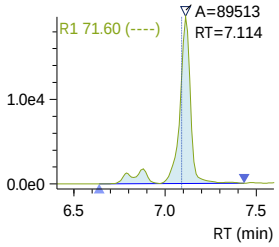

R2 398.70>98.90 (-) 1.98e4

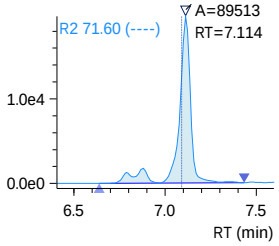

18O2-PFHxS_IS
Conc. 2.5000
ISTD 403.00>83.90 (-) 2.11e4

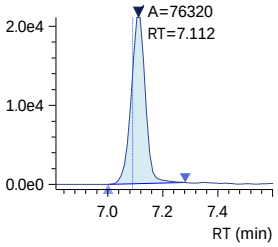

13C9-PFNA_IS
Conc. 1.2500
ISTD 472.10>427.00 (-) 3.54e4

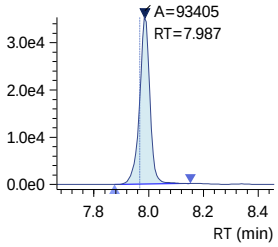

13C9-PFNA
Conc. 0.9416
Q 472.10>427.00 (-) 3.54e4

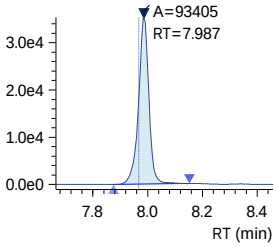

13C5-PFNA_IS
Conc. 1.2500
ISTD 468.00>423.00 (-) 4.13e4

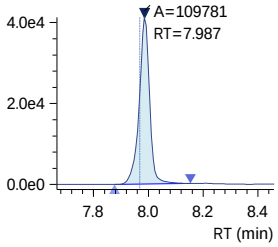

240321_028 (continued)

PFNA
Conc. 4.8226
R#1 21.64 (20.36)
R#2 21.64 (20.36)
Q 463.00>419.00 (-) 1.09e5

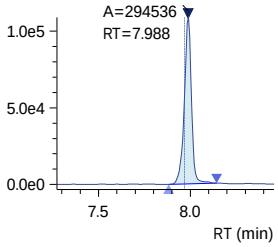

R1 463.00>219.00 (-) 2.37e4

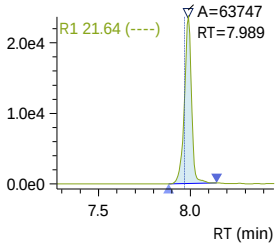

R2 463.00>219.00 (-) 2.37e4

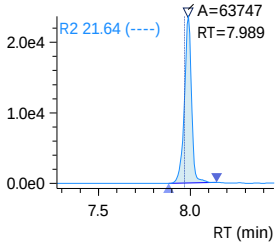

PFHpS
Conc. 5.1791
R#1 51.16 (46.70)
R#2 51.16 (46.70)
Q 449.00>79.90 (-) 5.01e4

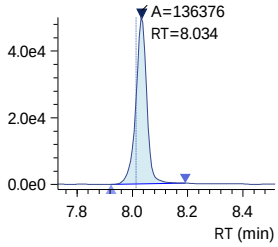

R1 449.00>98.80 (-) 2.53e4

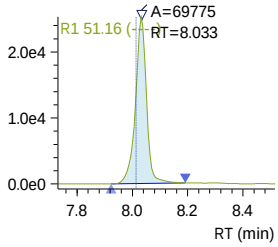

R2 449.00>98.80 (-) 2.53e4

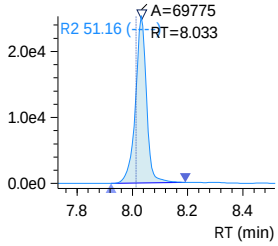

7_3 FTCA
Conc. 45.5056
R#1 135.67 (132.28)
R#2 135.67 (132.28)
Q 441.00>317.00 (-) 1.24e5

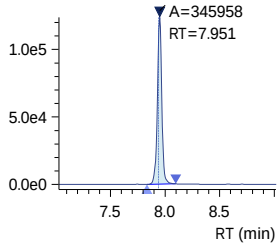

R1 441.00>336.90 (-) 1.69e5

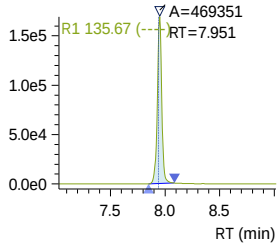

R2 441.00>336.90 (-) 1.69e5

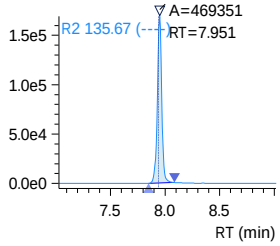

13C2-8_2-FTS
Conc. 2.9124
Q 529.10>80.90 (-) 4.68e3

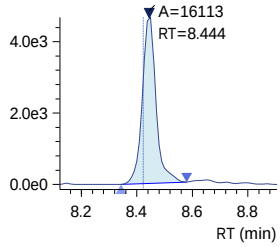

13C2-8_2-FTS_IS
Conc. 5.0000
ISTD 529.10>80.90 (-) 4.68e3

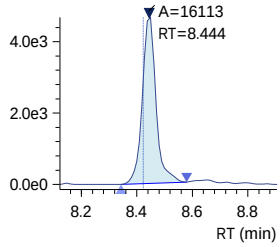

240321_028 (continued)

8_2 FTS
Conc. 4.5289
R#1 43.10 (45.91)
R#2 43.10 (45.91)
Q 527.10>506.95 (-) 1.01e4

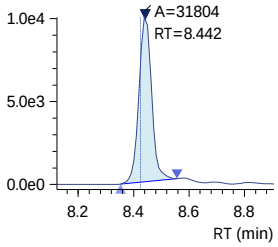

13C6-PFDA_IS
Conc. 1.2500
ISTD 519.10>474.10 (-) 1.68e4

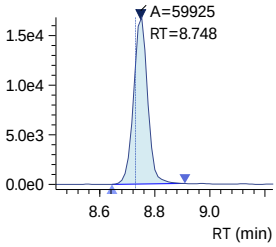

13C6-PFDA
Conc. 0.9554
Q 519.10>474.10 (-) 1.68e4

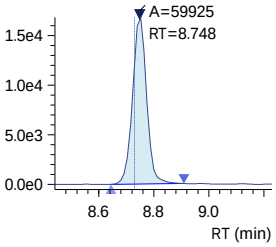

13C2-PFDA_IS
Conc. 1.2500
ISTD 515.10>470.10 (-) 1.87e4

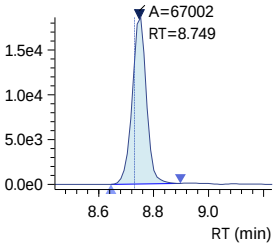

PFDA
Conc. 5.0224
R#1 15.44 (17.64)
R#2 15.44 (17.64)
Q 512.90>469.00 (-) 6.81e4

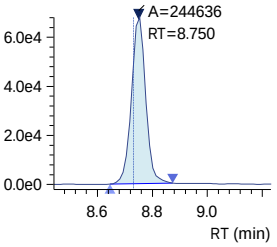

R1 527.10>80.80 (-) 4.62e3

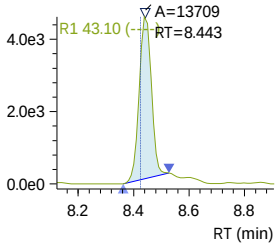

R1 512.90>219.00 (-) 1.02e4

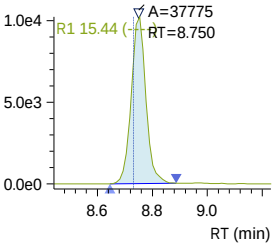

R2 527.10>80.80 (-) 4.62e3

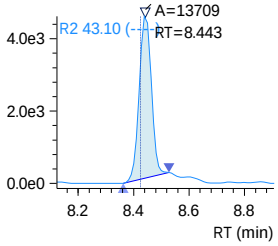

R2 512.90>219.00 (-) 1.02e4

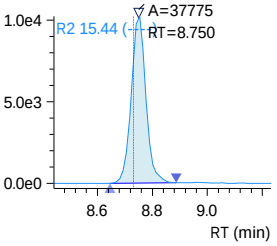

D3-NMeFOSAA_IS
Conc. 5.0000
ISTD 573.20>419.00 (-) 1.51e4

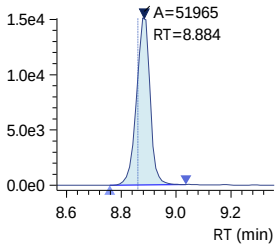

D3-NMeFOSAA
Conc. 2.3257
Q 573.20>419.00 (-) 1.51e4

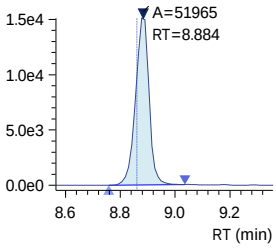

13C8-PFOS_IS
Conc. 2.5000
ISTD 507.10>98.90 (-) 5.93e3

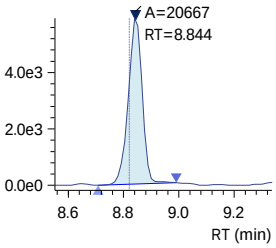

13C8-PFOS
Conc. 1.5982
Q 507.10>98.90 (-) 5.93e3

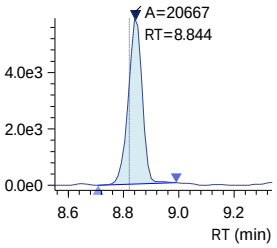

13C4-PFOS_IS
Conc. 2.5000
ISTD 502.80>79.90 (-) 2.66e4

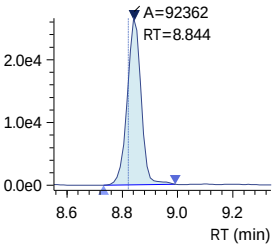

240321_028 (continued)

PFOS
Conc. 10.4178
R#1 43.27 (45.06)
R#2 43.27 (45.06)
Q 498.90>79.90 (-) 4.51e4

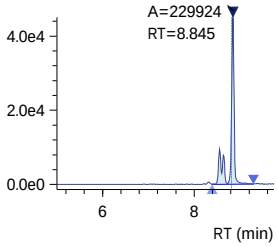

R1 498.90>98.80 (-) 2.18e4

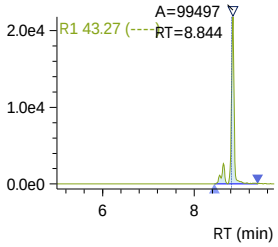

R2 498.90>98.80 (-) 2.18e4

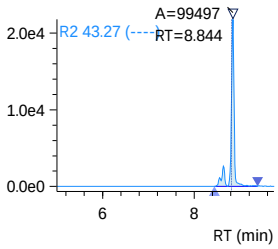

NMeFOSAA
Conc. 5.3997
R#1 51.23 (67.10)
R#2 51.23 (67.10)
Q 570.10>419.00 (-) 1.63e4

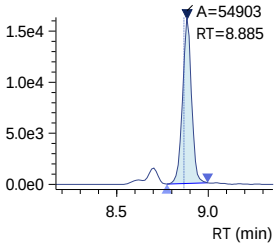

R1 570.10>483.00 (-) 8.69e3

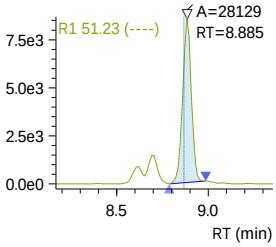

R2 570.10>483.00 (-) 8.69e3

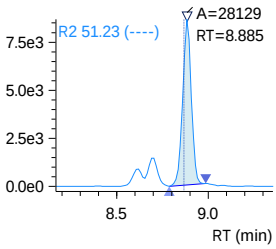

D5-NEtFOSAA_IS
Conc. 5.0000
ISTD 589.20>419.00 (-) 1.32e4

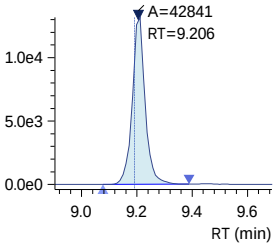

D5-NEtFOSAA
Conc. 2.6170
Q 589.20>419.00 (-) 1.32e4

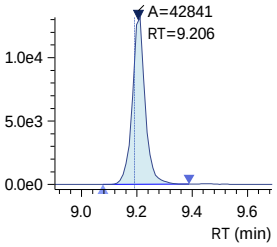

NEtFOSAA
Conc. 5.6627
R#1 84.71 (89.53)
R#2 84.71 (89.53)
Q 584.20>419.10 (-) 1.38e4

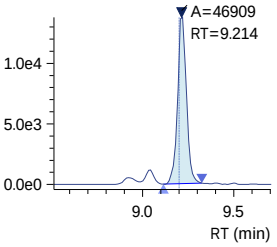

R1 584.20>526.00 (-) 1.17e4

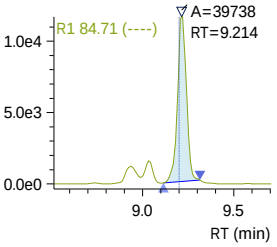

R2 584.20>526.00 (-) 1.17e4

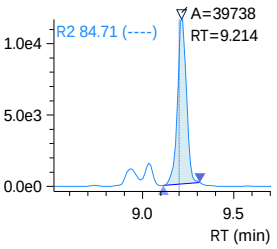

240321_028 (continued)

9-Cl-PF3ONS
Conc. 4.5763
R#1 30.87 (31.69)
R#2 30.87 (31.69)
Q 530.80>351.00 (-) 2.88e5

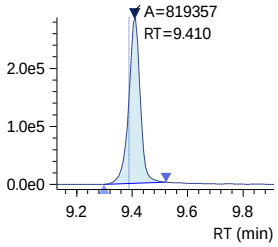

R1 532.80>353.00 (-) 9.00e4

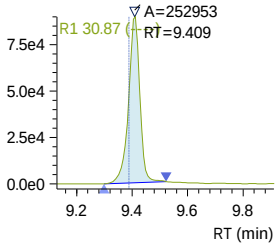

R2 532.80>353.00 (-) 9.00e4

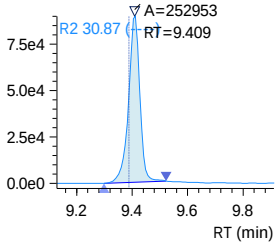

PFUnDA
Conc. 5.9092
R#1 11.91 (10.96)
R#2 11.91 (10.96)
Q 563.10>519.00 (-) 1.02e5

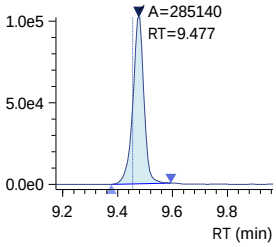

R1 563.10>269.10 (-) 1.26e4

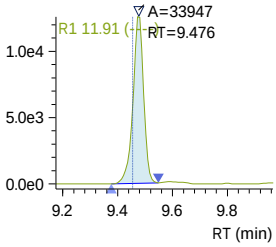

R2 563.10>269.10 (-) 1.26e4

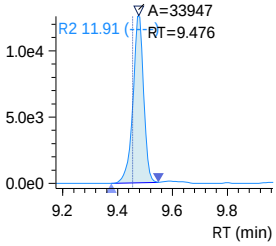

13C7-PFUnDA_IS
Conc. 1.2500
ISTD 570.00>525.10 (-) 1.95e4

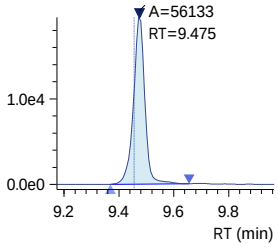

13C7-PFUnDA
Conc. 0.9075
Q 570.00>525.10 (-) 1.95e4

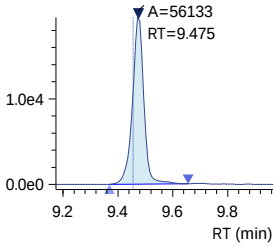

PFNS
Conc. 5.1239
R#1 65.25 (56.91)
R#2 65.25 (56.91)
Q 548.80>79.90 (-) 3.14e4

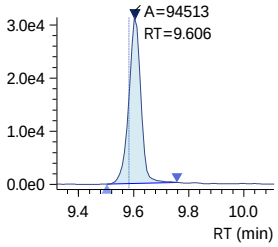

R1 548.80>98.80 (-) 1.98e4

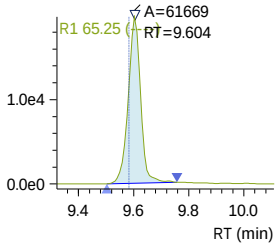

R2 548.80>98.80 (-) 1.98e4

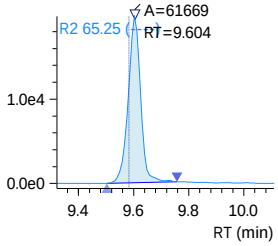

240321_028 (continued)

10_2 FTS
Conc. 4.8300
R#1 30.78 (32.29)
R#2 30.78 (32.29)
Q 626.80>607.05 (-) 1.08e4

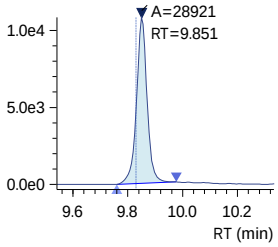

R1 626.80>81.00 (-) 3.38e3

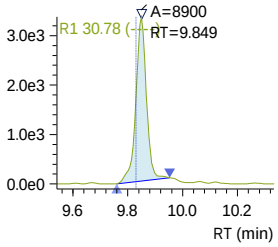

R2 626.80>81.00 (-) 3.38e3

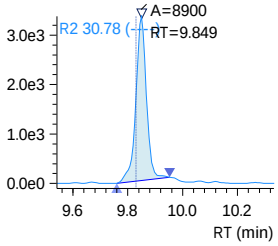

13C2-PFDOA_IS
Conc. 1.2500
ISTD 615.10>570.00 (-) 2.22e4

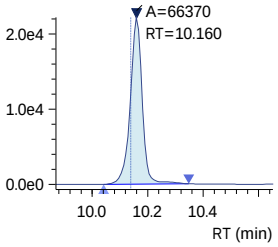

13C2-PFDOA
Conc. 0.9226
Q 615.10>570.00 (-) 2.22e4

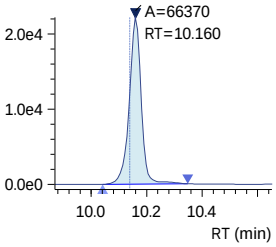

PFDOA
Conc. 5.0560
R#1 11.03 (11.14)
R#2 11.03 (11.14)
Q 613.10>569.00 (-) 6.30e4

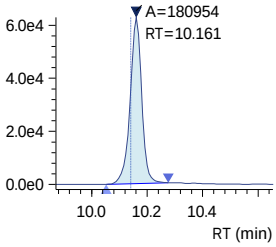

R1 613.10>319.00 (-) 6.81e3

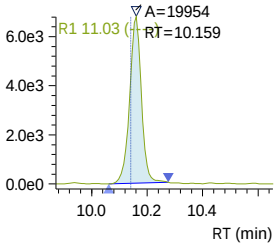

R2 613.10>319.00 (-) 6.81e3

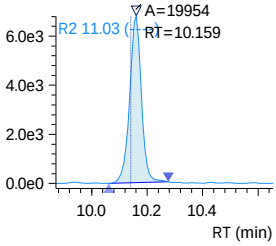

PFDS
Conc. 5.3449
R#1 58.73 (58.01)
R#2 58.73 (58.01)
Q 599.00>79.90 (-) 3.01e4

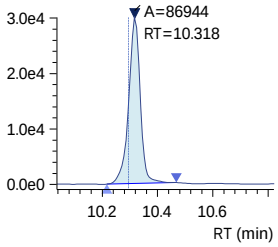

R1 599.00>98.80 (-) 1.77e4

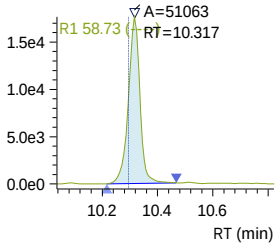

R2 599.00>98.80 (-) 1.77e4

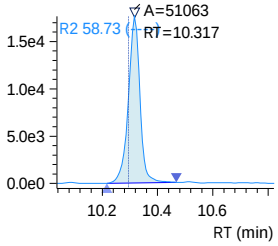

240321_028 (continued)

PFTrDA
Conc. 5.7840
R#1 14.27 (16.67)
R#2 14.27 (16.67)
Q 663.00>619.00 (-) 6.46e4

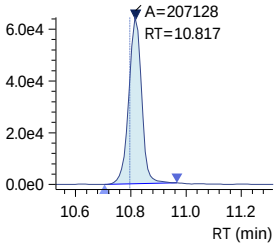

R1 663.00>168.90 (-) 9.05e3

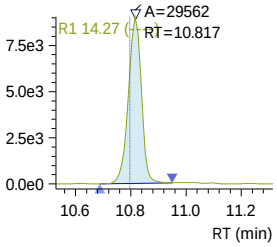

R2 663.00>168.90 (-) 9.05e3

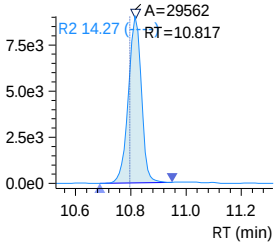

11-Cl-PF3OUdS
Conc. 4.6908
R#1 36.72 (35.04)
R#2 36.72 (35.04)
Q 630.90>451.00 (-) 1.20e5

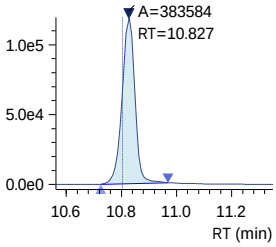

R1 632.90>452.90 (-) 4.36e4

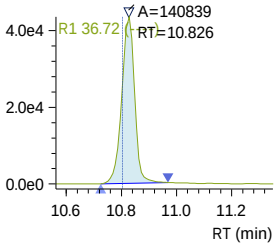

R2 632.90>452.90 (-) 4.36e4

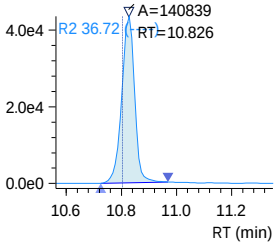

PFOSAm
Conc. 5.5652
Q 498.10>77.90 (-) 4.01e4

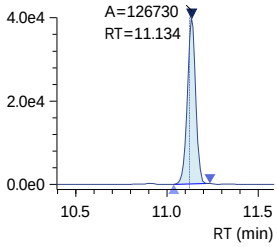

13C8-PFOSAm
Conc. 1.5021
Q 506.10>77.80 (-) 1.61e4

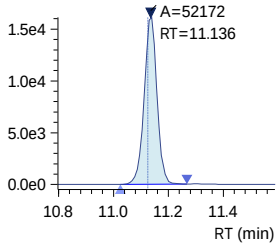

13C8-PFOSAm_IS
Conc. 2.5000
ISTD 506.10>77.80 (-) 1.61e4

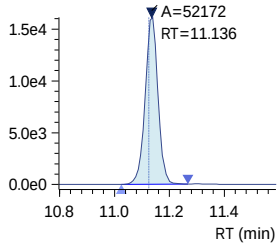

Insight Report
Before Manual Integration
Printed 3/22/2024 10:11:10

240321_028 (continued)

PFTDA
Conc. 5.3258
R#1 17.51 (17.09)
R#2 17.51 (17.09)
Q 713.10>669.00 (-) 3.77e4

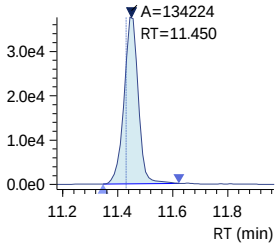

R1 713.10>168.90 (-) 6.64e3

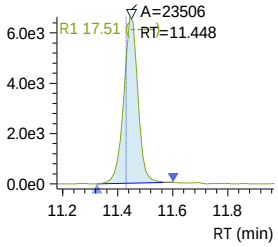

R2 713.10>168.90 (-) 6.64e3

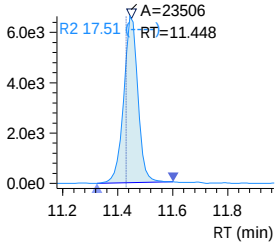

13C2-PFTDA
Conc. 0.8407
Q 715.20>670.00 (-) 1.01e4

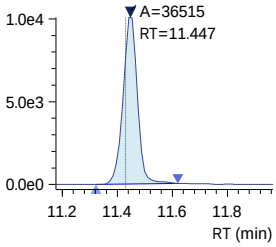

13C2-PFTDA_IS
Conc. 1.2500
ISTD 715.20>670.00 (-) 1.01e4

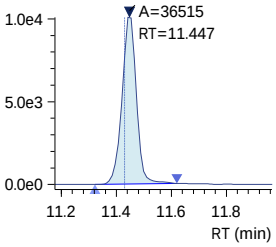

PFDoS
Conc. 4.6268
R#1 63.58 (61.23)
R#2 63.58 (61.23)
Q 699.10>79.90 (-) 1.55e4

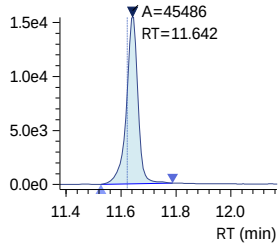

R1 699.10>98.80 (-) 9.88e3

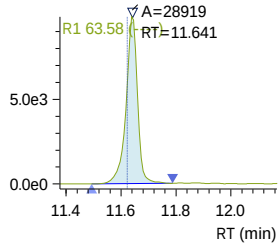

R2 699.10>98.80 (-) 9.88e3

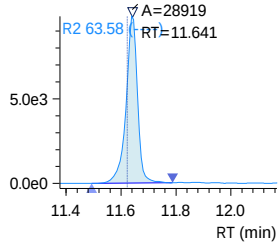

D7-MeFOSE_IS
Conc. 25.0000
ISTD 623.20>58.90 (-) 4.55e4

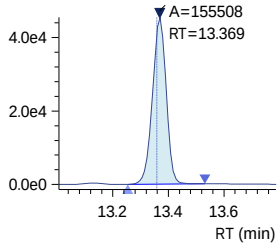

Insight Report
Before Manual Integration
Printed 3/22/2024 10:11:10

240321_028 (continued)

D7-MeFOSE
Conc. 14.6328

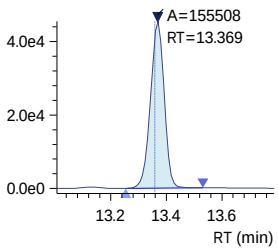

MeFOSE
Conc. 5.5837

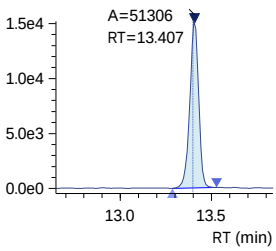

13C2-PFHXDA_IS
Conc. 2.5000

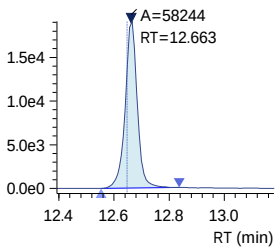

13C2-PFHXDA
Conc. 1.3042

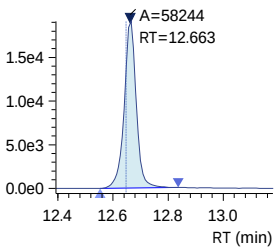

PFHXDA
Conc. 5.4564
R#1 10.40 (10.78)
R#2 10.40 (10.78)

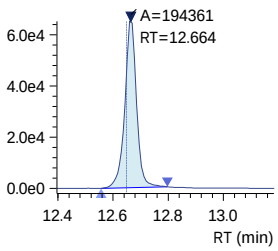

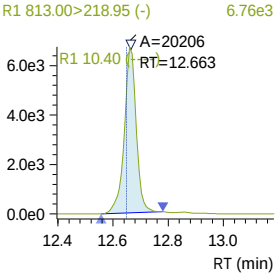

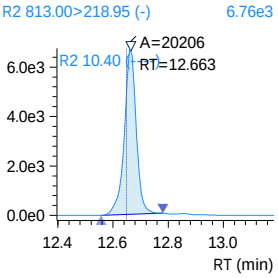

Insight Report
Before Manual Integration
Printed 3/22/2024 10:11:10

240321_028 (continued)

D3-MeFOSA
Conc. 1.1114

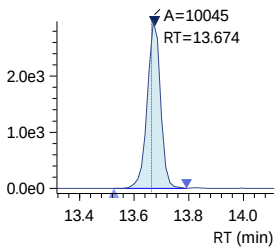

D3-MeFOSA_IS
Conc. 2.5000

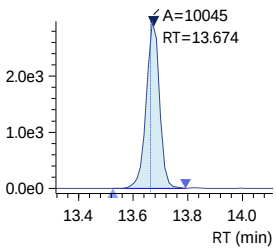

MeFOSA
Conc. 5.0945
R#1 120.01 (156.31)
R#2 120.01 (156.31)

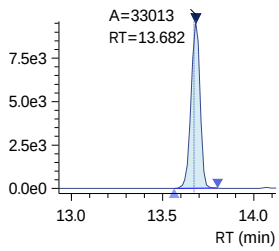

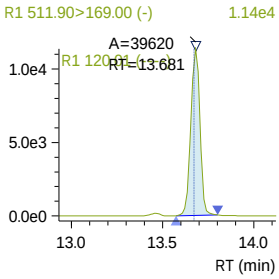

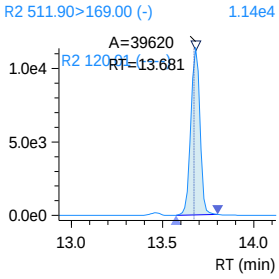

D9-EtFOSE_IS
Conc. 25.0000

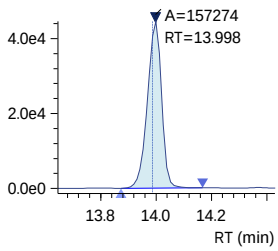

D9-EtFOSE
Conc. 12.9638

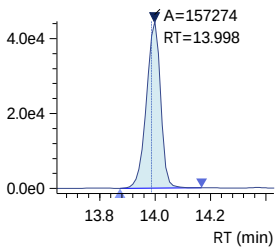

240321_028 (continued)

EtFOSE
Conc. 5.1513

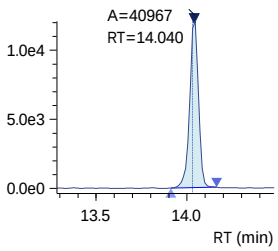

D5-EtFOSAm
Conc. 0.9159

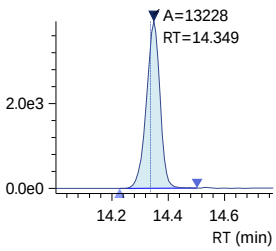

D5-EtFOSAm_IS
Conc. 2.5000

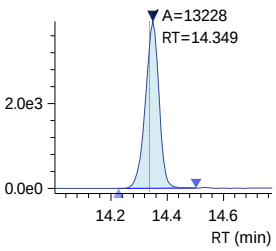

EtFOSAm
Conc. 4.3422
R#1 133.67 (177.75)
R#2 133.67 (177.75)

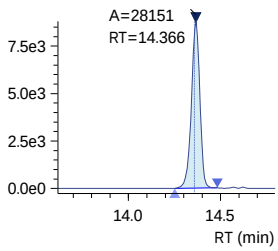

PFODA
Conc. 6.0563
R#1 28.95 (31.66)
R#2 28.95 (31.66)

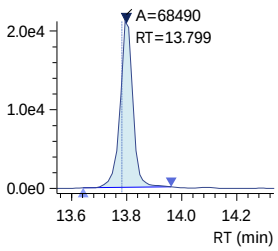

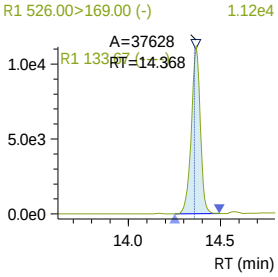

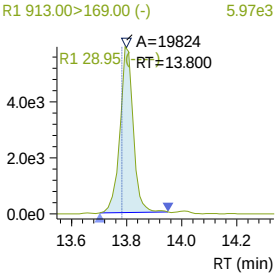

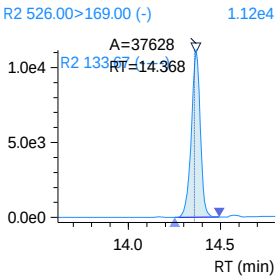

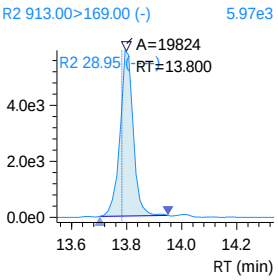

1st PS 03/22/24
2nd 03/25/24

Validation Report

Data File: J:\LCMS08\Data\240321_1633_B1\240321_029
Lab ID: KQ2403860-02
RunType: DMS
Matrix: Soil

Date Acquired: 3/21/24 21:32
Batch ID: 835726
Analysis Method: 1633/PFAS_DOD5.4

Validations

Validation Categories	Pass	Fail
Analytical Hold Time	X	
ICAL Analyte Recovery	X	
Second Source ICAL Verification	X	
Continuing Calibration Recovery	X	
Continuing Calibration Recovery (Closing)	X	
Internal Standards	X	
Surrogates	X	
Std MRL Unsupported by ICAL	X	
Above Highest ICAL Level	X	

Primary Review: _____

Printed: 3/22/24 13:34
\\alprews001\starlims$\LIMSReps\QuantValidation.rpt

Secondary Review: _____

1st PS 03/22/24
2nd 03/25/24

Quantitation Report

Data File:	J:\LCMS08\Data\240321_1633_B1\240321_029	**Instrument:**	K-LCMS-08
Acqu Date:	3/21/24 21:32	**Vial:**	26
Run Type:	DMS	**Dilution:**	1
Lab ID:	KQ2403860-02	**Raw Units:**	ng/mL

Bottle ID:	R2401914-006.08	**Tier:**	IV	**Matrix:**	Soil
Prod Code:	PFAS_DOD5.4	**Collect Date:**	3/7/24	**Receive Date:**	3/8/24

Analysis Lot:	835726	**Prep Lot:**	435476	**Report Group:**	KQ2403860
Analysis	1633	**Prep Method:**	Method		
		Prep Date:	3/14/24		

Title:	Per- and Polyfluoroalkyl Substances (PFAS) by LC/MS/MS Compliant with Table B-24 of DOD QSM	**Calibration ID:**	KC2400137
		Report List ID:	24615

Internal Standard Compounds

Parameter Name	RT	RT Dev	Response	Solution Conc	Area Criteria
18O2-PFHxS	7.103	+0.03	63503	2.5000	OK
13C4-PFOS	8.834	+0.03	79699	2.5000	OK
13C3-PFBA	1.440	+0.10	329582	5.0000	OK
13C2-PFHxA	4.997	+0.04	267780	2.5000	OK
13C4-PFOA	7.130	+0.03	14493	2.5000	OK
13C5-PFNA	7.979	+0.03	97372	1.2500	OK
13C2-PFDA	8.742	+0.03	61279	1.2500	OK

Surrogate Compounds

Parameter Name	RT	RT Dev	Response	Solution Conc	% Rec	% Rec Criteria	Rpt?
13C3-PFBS	4.669	+0.05	75224	1.9436	78	20 - 150	Y
13C3-PFHxS	7.103	+0.03	53096	1.9944	80	20 - 150	Y
13C8-PFOS	8.834	+0.03	21772	1.9512	78	20 - 150	Y
13C4-PFBA	1.438	+0.10	507105	7.8013	78	20 - 150	Y
13C5-PFPeA	3.530	+0.06	135344	4.5425	91	20 - 150	Y
13C5-PFHxA	4.996	+0.04	159970	1.8266	73	20 - 150	Y
13C4-PFHpA	6.177	+0.03	249879	2.0639	83	20 - 150	Y
13C8-PFOA	7.129	+0.03	178731	2.0024	80	20 - 150	Y
13C9-PFNA	7.979	+0.03	89648	1.0189	82	20 - 150	Y
13C6-PFDA	8.742	+0.03	57173	0.9967	80	20 - 150	Y
13C7-PFUnDA	9.466	+0.02	52276	0.9241	74	20 - 150	Y
13C2-PFDoDA	10.152	+0.03	62281	0.9466	76	20 - 150	Y
13C2-PFTeDA	11.440	+0.02	31873	0.8024	64	20 - 150	Y
13C8-FOSA	11.127	+0.00	50687	1.6911	68	20 - 150	Y
D3-MeFOSA	13.663	0.00	10467	1.3422	54	20 - 150	Y
D5-EtFOSA	14.341	0.00	11718	0.9403	38	20 - 150	Y
D7-MeFOSE	13.361	0.00	150491	16.4107	66	20 - 150	Y
D9-EtFOSE	13.992	0.00	151871	14.5075	58	20 - 150	Y

1st PS 03/22/24
2nd 03/25/24

Data File:	J:\LCMS08\Data\240321_1633_B1\240321_029	**Instrument:**	K-LCMS-08
Acqu Date:	3/21/24 21:32	**Vial:**	26
Run Type:	DMS	**Dilution:**	1
Lab ID:	KQ2403860-02	**Raw Units:**	ng/mL

Surrogate Compounds

Parameter Name	RT	RT Dev	Response	Solution Conc	% Rec	% Rec Criteria	Rpt?
D3-MeFOSAA	8.872	+0.02	54698	2.8370	57	20 - 150	Y
D5-EtFOSAA	9.201	+0.02	39101	2.7681	55	20 - 150	Y
13C2-4:2 FTS	4.686	+0.04	23189	2.6008	52	20 - 150	Y
13C2-6:2 FTS	6.818	+0.02	19698	2.7410	55	20 - 150	Y
13C2-8:2 FTS	8.434	+0.02	12220	2.6546	53	20 - 150	Y
13C3-HFPO-DA	5.468	+0.04	307321	8.7672	88	20 - 150	Y

Target Compounds

Final Conc.Units: ng/g

Parameter Name	RT	RT Dev	Response	Solution Conc	Final Conc	Q	Rpt?
Perfluorobutane sulfonic acid (PFBS)	4.669	+0.05	209580	4.7921	4.76		Y
Perfluoropentane sulfonic acid (PFPeS)	6.036	+0.04	155160	5.1546	5.12		Y
Perfluorohexane sulfonic acid (PFHxS)	7.105	+0.03	167208	5.7713	5.73		Y
Perfluoroheptane sulfonic acid (PFHpS)	8.025	+0.03	126508	4.5606	4.53		Y
Perfluorooctane sulfonic acid (PFOS)	8.836	+0.03	237999	10.2362	10.2		Y
Perfluorononane sulfonic acid (PFNS)	9.597	+0.03	94379	4.8570	4.83		Y
Perfluorodecane sulfonic acid (PFDS)	10.308	+0.03	81156	4.7347	4.70		Y
Perfluorododecane sulfonic acid (PFDoS)	11.635	+0.03	45405	4.3841	4.36		Y
Perfluorobutanoic acid (PFBA)	1.443	+0.11	330489	5.7132	5.68		Y
Perfluoropentanoic acid (PFPeA)	3.533	+0.06	487763	5.0346	5.00		Y
Perfluorohexanoic acid (PFHxA)	4.999	+0.04	354739	5.3510	5.32		Y
Perfluoroheptanoic acid (PFHpA)	6.179	+0.03	483861	5.3115	5.28		Y
Perfluorooctanoic acid (PFOA)	7.131	+0.03	389022	5.7485	5.71		Y
Perfluorononanoic acid (PFNA)	7.980	+0.03	289884	4.9459	4.91		Y
Perfluorodecanoic acid (PFDA)	8.743	+0.03	229285	4.9338	4.90		Y
Perfluoroundecanoic acid (PFUnDA)	9.468	+0.03	265870	5.9164	5.88		Y
Perfluorododecanoic acid (PFDOA)	10.152	+0.02	184832	5.5059	5.47		Y
Perfluorotridecanoic acid (PFTrDA)	10.807	+0.02	177158	5.6670	5.63		Y
Perfluorotetradecanoic acid (PFTDA)	11.441	+0.02	122659	5.5767	5.54		Y
Perfluorooctane sulfonamide (PFOSAm)	11.126	+0.00	127084	5.7443	5.71		Y
N-Methylperfluorooctane sulfonamide (MeFOSA)	13.672	0.00	33300	4.9314	4.90		Y
N-Ethylperfluorooctane sulfonamide (EtFOSAm)	14.356	-0.01	25321	4.4085	4.38		Y
N-Methylperfluorooctane sulfonamido ethanol (MeFOSE)	13.398	0.00	49663	5.5851	5.55		Y
N-Ethylperfluorooctane sulfonamido ethanol (EtFOSE)	14.034	0.00	36831	4.7960	4.77		Y
N-Methylperfluorooctane sulfonamido acetic acid (NMeFOSAA)	8.878	+0.02	60369	5.6406	5.60		Y

1st PS 03/22/24
2nd 03/25/24

Data File:	J:\LCMS08\Data\240321_1633_B1\240321_029	**Instrument:**	K-LCMS-08
Acqu Date:	3/21/24 21:32	**Vial:**	26
Run Type:	DMS	**Dilution:**	1
Lab ID:	KQ2403860-02	**Raw Units:**	ng/mL

Target Compounds

Final Conc.Units: ng/g

Parameter Name	RT	RT Dev	Response	Solution Conc	Final Conc	Q	Rpt?
N-Ethylperfluorooctane sulfonamido acetic acid (NEtFOSAA)	9.209	+0.02	50914	6.7323	6.69		Y
1H, 1H, 2H, 2H-Perfluorohexanesulfonic acid (4:2 FTS)	4.687	+0.04	64875	4.9204	4.89		Y
1H, 1H, 2H, 2H-Perfluorooctanesulfonic acid (6:2 FTS)	6.819	+0.03	45664	5.0122	4.98		Y
1H, 1H, 2H, 2H-Perfluorodecanesulfonic acid (8:2 FTS)	8.434	+0.02	36639	6.8755	6.83		Y
4,4,5,5,6,6,6-Heptafluorohexanoic acid (3:3 FTCA)	3.047	+0.07	94520	46.1935	45.9		Y
2H,2H,3H,3H-Perfluorooctanoic acid (5:3 FTCA)	5.890	+0.03	250219	52.6222	52.3		Y
2H,2H,3H,3H-Perfluorodecanoic acid (7:3 FTCA)	7.943	+0.02	325602	47.0193	46.7		Y
Perfluoro(2-ethoxyethane) sulfonic acid (PFEESA)	5.334	+0.05	1145129	5.1580	5.13		Y
9-Chlorohexadecafluoro-3-oxanonane-1-sulfonic acid (9-Cl-PF3ONS)	9.400	+0.03	781130	4.6421	4.61		Y
11-Chloroeicosafluoro-3-oxaundecane-1-sulfonic acid (11-Cl-PF3OUdS)	10.817	+0.03	349150	4.5431	4.51		Y
Perfluoro-3-methoxypropanoic acid (PFMPA)	2.472	+0.09	225979	5.3787	5.34		Y
Perfluoro-4-methoxybutanoic acid (PFMBA)	4.053	+0.05	309453	4.9073	4.88		Y
Hexafluoropropyleneoxide dimer acid (HFPO-DA) (GenX)	5.470	+0.04	184768	5.2857	5.25		Y
Nonafluoro-3,6-dioxaheptanoic acid (NFDHA)	4.856	+0.04	379058	7.2424	7.20		Y
4,8-Dioxa-3H-perfluorononanoic acid (DONA)	6.537	+0.03	669422	4.7939	4.76		Y

Prep Amount:	5.962 g	**Dilution:**	1
Prep Final Amount:	5.00 mL	**Basis Factor:**	84.40

U: Undetected at or above MDL
J: Analyte detected above MDL, but below MRL
B: Hit above MRL also found in Method Blank
E: Analyte concentration above high point of ICAL
N: Presumptive evidence of compound

D: Result from dilution
m: Manual integration performed
d: Compound manually deleted
NR: Analyte not reported from this analysis

*: Result fails acceptance criteria
#: Acceptance criteria not applicable
?: Insufficient information to determine acceptance
e: Result >= MRL, but MRL less than low point of ICAL
c: check for co-elution

Printed: 3/22/24 13:34
\\alprews001\starlims$\LIMSReps\QuantValidation.rpt

Insight Report
Ion Ratio Confirmation
Printed 3/22/2024 13:04:13

240321_029

Sample ID: KQ2403860-02
Date Acquired: 3/21/2024 9:32:05 PM
Acquired by: System Administrator
Data File: 240321_029
Vial: 27 | Inj. Volume: 10.0000uL | Tray: 2

Name	m/z	Ref 1 m/z	Area	Ref 1 Measured	Ref 1 Actual Ratio	Ref 1 Set Ratio	Ref 2 Measured	Ref 2 Actual Ratio	Ref 2 Set Ratio	Flag ID
13C4-PFBA	216.80>171.90	----	507105	----	----	----	----	----	----	
13C4-PFBA_IS	216.80>171.90	----	507105	----	----	----	----	----	----	
13C3-PFBA_IS	216.00>172.00	----	329582	----	----	----	----	----	----	
PFBA	212.80>169.05	----	330489	----	----	----	----	----	----	
PFMPA	229.00>84.90	----	225979	----	----	----	----	----	----	
3_3 FTCA	241.00>177.10	241.00>117.00	94520	131654	139.29	136.14	131654	139.29	141.47	
13C5-PFPeA	268.30>223.00	----	135344	----	----	----	----	----	----	
13C5-PFPeA_IS	268.30>223.00	----	135344	----	----	----	----	----	----	
PFPeA	263.00>219.00	----	487763	----	----	----	----	----	----	
PFMBA	279.00>84.95	----	309453	----	----	----	----	----	----	
13C2-4_2 FTS	329.10>80.90	----	23189	----	----	----	----	----	----	
13C2-4_2 FTS_IS	329.10>80.90	----	23189	----	----	----	----	----	----	
4_2 FTS	327.10>307.00	327.10>80.90	64875	20469	31.55	33.08	20469	31.55	27.71	
13C3-PFBS_IS	302.10>79.90	----	75224	----	----	----	----	----	----	
PFBS	298.70>79.90	298.70>98.80	209580	94027	44.86	46.53	94027	44.86	44.64	
13C3-PFBS	302.10>79.90	----	75224	----	----	----	----	----	----	
NFDHA	295.00>201.00	295.00>84.90	379058	136817	36.09	36.44	136817	36.09	34.56	
13C5-PFHxA	318.00>273.00	----	159970	----	----	----	----	----	----	
13C5-PFHxA_IS	318.00>273.00	----	159970	----	----	----	----	----	----	
13C2-PFHxA_IS	315.10>270.00	----	267780	----	----	----	----	----	----	
PFHxA	313.00>269.00	----	354739	----	----	----	----	----	----	
PFEESA	314.80>135.00	314.80>82.90	1145129	60397	5.27	5.25	60397	5.27	5.67	
13C3-HFPO-DA	286.90>168.90	----	307321	----	----	----	----	----	----	
13C3-HFPO-DA_IS	286.90>168.90	----	307321	----	----	----	----	----	----	
HFPO-DA	284.90>168.90	284.90>184.90	184768	105606	57.16	62.57	105606	57.16	64.50	
5_3 FTCA	341.00>237.05	341.00>217.00	250219	362846	145.01	154.88	362846	145.01	154.15	
PFPeS	349.10>79.90	349.10>98.80	155160	85037	54.81	54.44	85037	54.81	56.96	
13C4-PFHpA	367.10>322.00	----	249879	----	----	----	----	----	----	
13C4-PFHpA_IS	367.10>322.00	----	249879	----	----	----	----	----	----	
PFHpA	363.10>319.00	363.10>169.00	483861	109075	22.54	23.39	109075	22.54	22.63	
DONA	376.90>250.90	376.90>84.80	669422	187118	27.95	30.39	187118	27.95	28.87	
13C2-6_2 FTS_IS	429.10>80.90	----	19698	----	----	----	----	----	----	
13C2-6_2 FTS	429.10>80.90	----	19698	----	----	----	----	----	----	
6_2 FTS	427.10>407.00	427.10>80.90	45664	19378	42.44	44.48	19378	42.44	40.73	
13C4-PFOA_IS	417.10>172.00	----	14493	----	----	----	----	----	----	
13C8-PFOA_IS	421.10>376.00	----	178731	----	----	----	----	----	----	

J:\LCMS08\Data\240321_1633_B1\240321_1633_B1.damlp .

Ref 1 Set Ratio assigned from calibration mid-point; Ref 2 Set Ratio assigned from opening calibration verification.
IRr - Ion ratio outside either set of criteria. Exceedances for reported detections to be "I" flagged in the analytical report.

240321_029 (continued)

(Table continued from previous page)

Name	m/z	Ref 1 m/z	Area	Ref 1 Measured	Ref 1 Actual Ratio	Ref 1 Set Ratio	Ref 2 Measured	Ref 2 Actual Ratio	Ref 2 Set Ratio	Flag ID
13C8-PFOA	421.10>376.00	----	178731	----	----	----	----	----	----	
PFOA	413.00>369.00	413.00>169.00	389022	97239	25.00	24.47	97239	25.00	24.84	
13C3-PFHxS	402.10>79.90	----	53096	----	----	----	----	----	----	
13C3-PFHxS_IS	402.10>79.90	----	53096	----	----	----	----	----	----	
PFHxS	398.70>79.90	398.70>98.90	167208	90049	53.86	57.29	90049	53.86	58.76	
18O2-PFHxS_IS	403.00>83.90	----	63503	----	----	----	----	----	----	
13C9-PFNA_IS	472.10>427.00	----	89648	----	----	----	----	----	----	
13C9-PFNA	472.10>427.00	----	89648	----	----	----	----	----	----	
13C5-PFNA_IS	468.00>423.00	----	97372	----	----	----	----	----	----	
PFNA	463.00>419.00	463.00>219.00	289884	58071	20.03	20.36	58071	20.03	19.31	
PFHpS	449.00>79.90	449.00>98.80	126508	62023	49.03	46.70	62023	49.03	48.05	
7_3 FTCA	441.00>317.00	441.00>336.90	325602	448831	137.85	132.28	448831	137.85	133.47	
13C2-8_2-FTS	529.10>80.90	----	12220	----	----	----	----	----	----	
13C2-8_2-FTS_IS	529.10>80.90	----	12220	----	----	----	----	----	----	
8_2 FTS	527.10>506.95	527.10>80.80	36822	13595	36.92	45.91	13595	36.92	45.20	
13C6-PFDA_IS	519.10>474.10	----	57173	----	----	----	----	----	----	
13C6-PFDA	519.10>474.10	----	57173	----	----	----	----	----	----	
13C2-PFDA_IS	515.10>470.10	----	61279	----	----	----	----	----	----	
PFDA	512.90>469.00	512.90>219.00	229285	36640	15.98	17.64	36640	15.98	19.20	
D3-NMeFOSAA_IS	573.20>419.00	----	54698	----	----	----	----	----	----	
D3-NMeFOSAA	573.20>419.00	----	54698	----	----	----	----	----	----	
13C8-PFOS_IS	507.10>98.90	----	21772	----	----	----	----	----	----	
13C8-PFOS	507.10>98.90	----	21772	----	----	----	----	----	----	
13C4-PFOS_IS	502.80>79.90	----	79699	----	----	----	----	----	----	
PFOS	498.90>79.90	498.90>98.80	237999	105616	44.38	45.06	105616	44.38	47.87	
NMeFOSAA	570.10>419.00	570.10>483.00	60369	41319	68.44	67.10	41319	68.44	60.24	
D5-NEtFOSAA_IS	589.20>419.00	----	39101	----	----	----	----	----	----	
D5-NEtFOSAA	589.20>419.00	----	39101	----	----	----	----	----	----	
NEtFOSAA	584.20>419.10	584.20>526.00	50914	42978	84.41	89.53	42978	84.41	72.57	
9-Cl-PF3ONS	530.80>351.00	532.80>353.00	781130	244470	31.30	31.69	244470	31.30	30.68	
PFUnDA	563.10>519.00	563.10>269.10	265870	31402	11.81	10.96	31402	11.81	11.56	
13C7-PFUnDA_IS	570.00>525.10	----	52276	----	----	----	----	----	----	
13C7-PFUnDA	570.00>525.10	----	52276	----	----	----	----	----	----	
PFNS	548.80>79.90	548.80>98.80	94379	59069	62.59	56.91	59069	62.59	61.27	
10_2 FTS	626.80>607.05	626.80>81.00	27352	8761	32.03	32.29	8761	32.03	29.61	
13C2-PFDOA_IS	615.10>570.00	----	62281	----	----	----	----	----	----	
13C2-PFDOA	615.10>570.00	----	62281	----	----	----	----	----	----	
PFDOA	613.10>569.00	613.10>319.00	184832	22047	11.93	11.14	22047	11.93	10.73	
PFDS	599.00>79.90	599.00>98.80	81156	49093	60.49	58.01	49093	60.49	58.67	
PFTrDA	663.00>619.00	663.00>168.90	177158	28030	15.82	16.67	28030	15.82	15.36	

J:\LCMS08\Data\240321_1633_B1\240321_1633_B1.damlp .

Ref 1 Set Ratio assigned from calibration mid-point; Ref 2 Set Ratio assigned from opening calibration verification.
IRr - Ion ratio outside either set of criteria. Exceedances for reported detections to be "I" flagged in the analytical report.

Insight Report
Ion Ratio Confirmation
Printed 3/22/2024 13:04:13

240321_029 (continued)

(Table continued from previous page)

Name	m/z	Ref 1 m/z	Area	Ref 1 Measured	Ref 1 Actual Ratio	Ref 1 Set Ratio	Ref 2 Measured	Ref 2 Actual Ratio	Ref 2 Set Ratio	Flag ID
11-Cl-PF3OUdS	630.90>451.00	632.90>452.90	349150	120560	34.53	35.04	120560	34.53	35.75	
PFOSAm	498.10>77.90	----	127084	----	----	----	----	----	----	
13C8-PFOSAm	506.10>77.80	----	50687	----	----	----	----	----	----	
13C8-PFOSAm_IS	506.10>77.80	----	50687	----	----	----	----	----	----	
PFTDA	713.10>669.00	713.10>168.90	122659	22270	18.16	17.09	22270	18.16	18.64	
13C2-PFTDA	715.20>670.00	----	31873	----	----	----	----	----	----	
13C2-PFTDA_IS	715.20>670.00	----	31873	----	----	----	----	----	----	
PFDoS	699.10>79.90	699.10>98.80	45405	29046	63.97	61.23	29046	63.97	68.82	
D7-MeFOSE_IS	623.20>58.90	----	150491	----	----	----	----	----	----	
D7-MeFOSE	623.20>58.90	----	150491	----	----	----	----	----	----	
MeFOSE	616.10>59.00	----	49663	----	----	----	----	----	----	
13C2-PFHXDA_IS	815.00>770.05	----	55733	----	----	----	----	----	----	
13C2-PFHXDA	815.00>770.05	----	55733	----	----	----	----	----	----	
PFHXDA	813.00>768.95	813.00>218.95	185209	21435	11.57	10.78	21435	11.57	11.00	
D3-MeFOSA	515.00>219.00	----	10467	----	----	----	----	----	----	
D3-MeFOSA_IS	515.00>219.00	----	10467	----	----	----	----	----	----	
MeFOSA	511.90>219.00	511.90>169.00	33300	40276	120.95	156.31	40276	120.95	156.72	
D9-EtFOSE_IS	639.20>58.90	----	151871	----	----	----	----	----	----	
D9-EtFOSE	639.20>58.90	----	151871	----	----	----	----	----	----	
EtFOSE	630.00>59.00	----	36831	----	----	----	----	----	----	
D5-EtFOSAm	531.10>219.00	----	11718	----	----	----	----	----	----	
D5-EtFOSAm_IS	531.10>219.00	----	11718	----	----	----	----	----	----	
EtFOSAm	526.00>219.00	526.00>169.00	25321	34924	137.93	177.75	34924	137.93	149.59	
PFODA	913.00>868.65	913.00>169.00	60332	20014	33.17	31.66	20014	33.17	33.60	

Ref 1 Set Ratio assigned from calibration mid-point; Ref 2 Set Ratio assigned from opening calibration verification.
IRr - Ion ratio outside either set of criteria. Exceedances for reported detections to be "I" flagged in the analytical report.

Insight Report
Quantitation/Integration
Printed 3/22/2024 13:35:57

240321_029

Sample ID: KQ2403860-02
Date Acquired: 3/21/2024 9:32:05 PM
Acquired by: System Administrator
Data File: 240321_029
Vial: 27 | Inj. Volume: 10.0000uL | Tray: 2

Name	Mode ID	Found RT	RT Diff	ISTD RT Diff	Area	ISTD Area	ISTD Name	Conc.	Unit	Flag ID
13C4-PFBA	Auto	1.438	0.080	-0.002	507105	329582	13C3-PFBA_IS	7.8013	ng/mL	
13C4-PFBA_IS	Auto	1.438	0.080	----	507105	507105	----	10.0000	ng/mL	
13C3-PFBA_IS	Auto	1.440	0.081	----	329582	329582	----	5.0000	ng/mL	
PFBA	Auto	1.443	0.082	0.005	330489	507105	13C4-PFBA_IS	5.7132	ng/mL	
PFMPA	Auto	2.472	0.063	-1.058	225979	135344	13C5-PFPeA_IS	5.3787	ng/mL	
3_3 FTCA	Auto	3.047	0.034	-0.483	94520	135344	13C5-PFPeA_IS	46.1935	ng/mL	
13C5-PFPeA	Auto	3.530	0.027	-1.467	135344	267780	13C2-PFHxA_IS	4.5425	ng/mL	
13C5-PFPeA_IS	Auto	3.530	0.027	----	135344	135344	----	5.0000	ng/mL	
PFPeA	Auto	3.533	0.027	0.003	487763	135344	13C5-PFPeA_IS	5.0346	ng/mL	
PFMBA	Auto	4.053	0.020	0.523	309453	135344	13C5-PFPeA_IS	4.9073	ng/mL	
13C2-4_2 FTS	Auto	4.686	0.010	-2.417	23189	63503	18O2-PFHxS_IS	2.6008	ng/mL	
13C2-4_2 FTS_IS	Auto	4.686	0.010	----	23189	23189	----	5.0000	ng/mL	
4_2 FTS	Auto	4.687	0.011	0.001	64875	23189	13C2-4_2 FTS_IS	4.9204	ng/mL	
13C3-PFBS_IS	Auto	4.669	0.019	----	75224	75224	----	2.5000	ng/mL	
PFBS	Auto	4.669	0.019	0.000	209580	75224	13C3-PFBS_IS	4.7921	ng/mL	
13C3-PFBS	Auto	4.669	0.019	-2.434	75224	63503	18O2-PFHxS_IS	1.9436	ng/mL	
NFDHA	Auto	4.856	0.014	-0.140	379058	159970	13C5-PFHxA_IS	7.2424	ng/mL	
13C5-PFHxA	Auto	4.996	0.013	-0.001	159970	267780	13C2-PFHxA_IS	1.8266	ng/mL	
13C5-PFHxA_IS	Auto	4.996	0.013	----	159970	159970	----	2.5000	ng/mL	
13C2-PFHxA_IS	Auto	4.997	0.013	----	267780	267780	----	2.5000	ng/mL	
PFHxA	Auto	4.999	0.013	0.003	354739	159970	13C5-PFHxA_IS	5.3510	ng/mL	
PFEESA	Auto	5.334	0.017	0.338	1145129	159970	13C5-PFHxA_IS	5.1580	ng/mL	
13C3-HFPO-DA	Auto	5.468	0.013	0.471	307321	267780	13C2-PFHxA_IS	8.7672	ng/mL	
13C3-HFPO-DA_IS	Auto	5.468	0.013	----	307321	307321	----	10.0000	ng/mL	
HFPO-DA	Auto	5.470	0.013	0.002	184768	307321	13C3-HFPO-DA_IS	5.2857	ng/mL	
5_3 FTCA	Auto	5.890	0.003	0.894	250219	159970	13C5-PFHxA_IS	52.6222	ng/mL	
PFPeS	Auto	6.036	0.013	-1.067	155160	53096	13C3-PFHxS_IS	5.1546	ng/mL	
13C4-PFHpA	Auto	6.177	0.010	1.180	249879	267780	13C2-PFHxA_IS	2.0639	ng/mL	
13C4-PFHpA_IS	Auto	6.177	0.010	----	249879	249879	----	2.5000	ng/mL	
PFHpA	Auto	6.179	0.010	0.002	483861	249879	13C4-PFHpA_IS	5.3115	ng/mL	
DONA	Auto	6.537	0.009	1.069	669422	307321	13C3-HFPO-DA_IS	4.7939	ng/mL	
13C2-6_2 FTS_IS	Auto	6.818	0.004	----	19698	19698	----	5.0000	ng/mL	
13C2-6_2 FTS	Auto	6.818	0.004	-0.285	19698	63503	18O2-PFHxS_IS	2.7410	ng/mL	
6_2 FTS	Auto	6.819	0.007	0.001	45664	19698	13C2-6_2 FTS_IS	5.0122	ng/mL	
13C4-PFOA_IS	Auto	7.130	0.010	----	14493	14493	----	2.5000	ng/mL	
13C8-PFOA_IS	Auto	7.129	0.008	----	178731	178731	----	2.5000	ng/mL	
13C8-PFOA	Auto	7.129	0.008	-0.001	178731	14493	13C4-PFOA_IS	2.0024	ng/mL	
PFOA	Auto	7.131	0.009	0.002	389022	178731	13C8-PFOA_IS	5.7485	ng/mL	
13C3-PFHxS	Auto	7.103	0.012	0.000	53096	63503	18O2-PFHxS_IS	1.9944	ng/mL	
13C3-PFHxS_IS	Auto	7.103	0.012	----	53096	53096	----	2.5000	ng/mL	
PFHxS	Auto	7.105	0.012	0.001	167208	53096	13C3-PFHxS_IS	5.7713	ng/mL	
18O2-PFHxS_IS	Auto	7.103	0.012	----	63503	63503	----	2.5000	ng/mL	
13C9-PFNA_IS	Auto	7.979	0.011	----	89648	89648	----	1.2500	ng/mL	
13C9-PFNA	Auto	7.979	0.011	0.000	89648	97372	13C5-PFNA_IS	1.0189	ng/mL	
13C5-PFNA_IS	Auto	7.979	0.011	----	97372	97372	----	1.2500	ng/mL	
PFNA	Auto	7.980	0.011	0.001	289884	89648	13C9-PFNA_IS	4.9459	ng/mL	
PFHpS	Auto	8.025	0.012	-0.809	126508	21772	13C8-PFOS_IS	4.5606	ng/mL	
7_3 FTCA	Auto	7.943	0.004	2.947	325602	159970	13C5-PFHxA_IS	47.0193	ng/mL	
13C2-8_2-FTS	Auto	8.434	0.011	1.331	12220	63503	18O2-PFHxS_IS	2.6546	ng/mL	
13C2-8_2-FTS_IS	Auto	8.434	0.011	----	12220	12220	----	5.0000	ng/mL	
8_2 FTS	M	8.434	0.009	0.000	36639	12220	13C2-8_2-FTS_IS	6.8755	ng/mL	
13C6-PFDA_IS	Auto	8.742	0.013	----	57173	57173	----	1.2500	ng/mL	
13C6-PFDA	Auto	8.742	0.013	0.000	57173	61279	13C2-PFDA_IS	0.9967	ng/mL	

J:\LCMS08\Data\240321_1633_B1\240321_1633_B1.damlp .

SN - Software-calculated S/N ratio outside criteria due to non-target peaks or drift in noise calculation window. Analyst review of noise levels (excluding non-target peaks) in chromatogram indicates S/N ratio meets criteria.

240321_029 (continued)

(Table continued from previous page)

Name	Mode ID	Found RT	RT Diff	ISTD RT Diff	Area	ISTD Area	ISTD Name	Conc.	Unit	Flag ID
13C2-PFDA_IS	Auto	8.742	0.012	----	61279	61279	----	1.2500	ng/mL	
PFDA	Auto	8.743	0.012	0.001	229285	57173	13C6-PFDA_IS	4.9338	ng/mL	
D3-NMeFOSAA_IS	Auto	8.872	0.011	----	54698	54698	----	5.0000	ng/mL	
D3-NMeFOSAA	Auto	8.872	0.011	0.038	54698	79699	13C4-PFOS_IS	2.8370	ng/mL	
13C8-PFOS_IS	Auto	8.834	0.013	----	21772	21772	----	2.5000	ng/mL	
13C8-PFOS	Auto	8.834	0.013	0.000	21772	79699	13C4-PFOS_IS	1.9512	ng/mL	
13C4-PFOS_IS	Auto	8.834	0.013	----	79699	79699	----	2.5000	ng/mL	
PFOS	Auto	8.836	0.014	0.002	237999	21772	13C8-PFOS_IS	10.2362	ng/mL	
NMeFOSAA	M	8.878	0.011	0.006	60369	54698	D3-NMeFOSAA_IS	5.6406	ng/mL	
D5-NEtFOSAA_IS	Auto	9.201	0.009	----	39101	39101	----	5.0000	ng/mL	
D5-NEtFOSAA	Auto	9.201	0.009	0.367	39101	79699	13C4-PFOS_IS	2.7681	ng/mL	
NEtFOSAA	M	9.209	0.009	0.008	50914	39101	D5-NEtFOSAA_IS	6.7323	ng/mL	
9-Cl-PF3ONS	Auto	9.400	0.012	3.932	781130	307321	13C3-HFPO-DA_IS	4.6421	ng/mL	
PFUnDA	Auto	9.468	0.012	0.002	265870	52276	13C7-PFUnDA_IS	5.9164	ng/mL	
13C7-PFUnDA_IS	Auto	9.466	0.011	----	52276	52276	----	1.2500	ng/mL	
13C7-PFUnDA	Auto	9.466	0.011	0.724	52276	61279	13C2-PFDA_IS	0.9241	ng/mL	
PFNS	Auto	9.597	0.014	0.763	94379	21772	13C8-PFOS_IS	4.8570	ng/mL	
10_2 FTS	Auto	9.843	0.013	1.409	27352	12220	13C2-8_2-FTS_IS	6.0217	ng/mL	
13C2-PFDOA_IS	Auto	10.152	0.013	----	62281	62281	----	1.2500	ng/mL	
13C2-PFDOA	Auto	10.152	0.013	1.410	62281	61279	13C2-PFDA_IS	0.9466	ng/mL	
PFDOA	Auto	10.152	0.011	0.000	184832	62281	13C2-PFDOA_IS	5.5059	ng/mL	
PFDS	Auto	10.308	0.012	1.474	81156	21772	13C8-PFOS_IS	4.7347	ng/mL	
PFTrDA	Auto	10.807	0.010	-0.633	177158	31873	13C2-PFTDA_IS	5.6670	ng/mL	
11-Cl-PF3OUdS	Auto	10.817	0.013	5.349	349150	307321	13C3-HFPO-DA_IS	4.5431	ng/mL	
PFOSAm	Auto	11.126	0.004	-0.001	127084	50687	13C8-PFOSAm_IS	5.7443	ng/mL	
13C8-PFOSAm	Auto	11.127	0.002	2.293	50687	79699	13C4-PFOS_IS	1.6911	ng/mL	
13C8-PFOSAm_IS	Auto	11.127	0.002	----	50687	50687	----	2.5000	ng/mL	
PFTDA	Auto	11.441	0.011	0.001	122659	31873	13C2-PFTDA_IS	5.5767	ng/mL	
13C2-PFTDA	Auto	11.440	0.010	2.698	31873	61279	13C2-PFDA_IS	0.8024	ng/mL	
13C2-PFTDA_IS	Auto	11.440	0.010	----	31873	31873	----	1.2500	ng/mL	
PFDoS	Auto	11.635	0.013	2.801	45405	21772	13C8-PFOS_IS	4.3841	ng/mL	
D7-MeFOSE_IS	Auto	13.361	0.002	----	150491	150491	----	25.0000	ng/mL	
D7-MeFOSE	Auto	13.361	0.002	4.527	150491	79699	13C4-PFOS_IS	16.4107	ng/mL	
MeFOSE	Auto	13.398	0.000	0.037	49663	150491	D7-MeFOSE_IS	5.5851	ng/mL	
13C2-PFHXDA_IS	Auto	12.656	0.009	----	55733	55733	----	2.5000	ng/mL	
13C2-PFHXDA	Auto	12.656	0.009	3.914	55733	61279	13C2-PFDA_IS	1.3645	ng/mL	
PFHXDA	Auto	12.658	0.010	0.002	185209	55733	13C2-PFHXDA_IS	5.4336	ng/mL	
D3-MeFOSA	Auto	13.663	0.000	4.829	10467	79699	13C4-PFOS_IS	1.3422	ng/mL	
D3-MeFOSA_IS	Auto	13.663	0.000	----	10467	10467	----	2.5000	ng/mL	
MeFOSA	Auto	13.672	0.001	0.009	33300	10467	D3-MeFOSA_IS	4.9314	ng/mL	
D9-EtFOSE_IS	Auto	13.992	0.004	----	151871	151871	----	25.0000	ng/mL	
D9-EtFOSE	Auto	13.992	0.004	5.158	151871	79699	13C4-PFOS_IS	14.5075	ng/mL	
EtFOSE	Auto	14.034	0.005	0.042	36831	151871	D9-EtFOSE_IS	4.7960	ng/mL	
D5-EtFOSAm	Auto	14.341	0.003	5.507	11718	79699	13C4-PFOS_IS	0.9403	ng/mL	
D5-EtFOSAm_IS	Auto	14.341	0.003	----	11718	11718	----	2.5000	ng/mL	
EtFOSAm	Auto	14.356	-0.001	0.015	25321	11718	D5-EtFOSAm_IS	4.4085	ng/mL	
PFODA	Auto	13.793	0.010	1.137	60332	55733	13C2-PFHXDA_IS	5.5742	ng/mL	

SN - Software-calculated S/N ratio outside criteria due to non-target peaks or drift in noise calculation window. Analyst review of noise levels (excluding non-target peaks) in chromatogram indicates S/N ratio meets criteria.

240321_029 (continued)

13C4-PFBA
Conc. 7.8013
Q 216.80>171.90 (-) 8.37e4

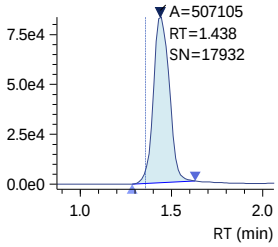

13C4-PFBA_IS
Conc. 10.0000
ISTD 216.80>171.90 (-) 8.37e4

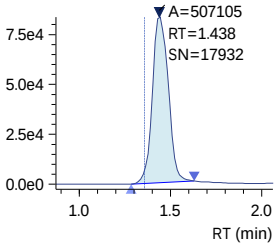

13C3-PFBA_IS
Conc. 5.0000
ISTD 216.00>172.00 (-) 5.32e4

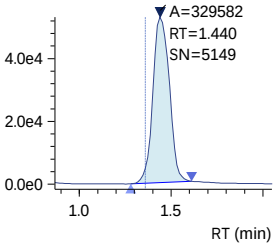

PFBA
Conc. 5.7132
Q 212.80>169.05 (-) 5.41e4

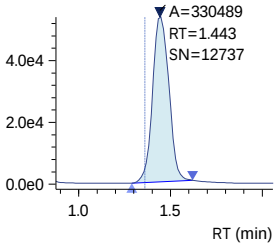

PFMPA
Conc. 5.3787
Q 229.00>84.90 (-) 5.15e4

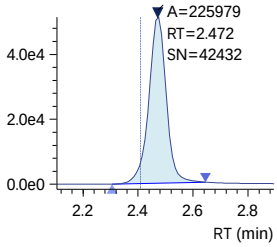

3_3 FTCA
Conc. 46.1935
R#1 139.29 (136.14)
R#2 139.29 (141.47)
Q 241.00>177.10 (-) 3.32e4

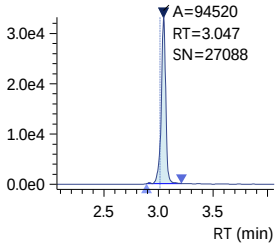

13C5-PFPeA
Conc. 4.5425
Q 268.30>223.00 (-) 3.81e4

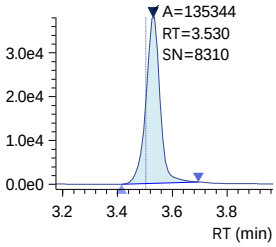

13C5-PFPeA_IS
Conc. 5.0000
ISTD 268.30>223.00 (-) 3.81e4

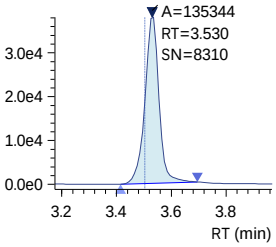

PFPeA
Conc. 5.0346
Q 263.00>219.00 (-) 1.38e5

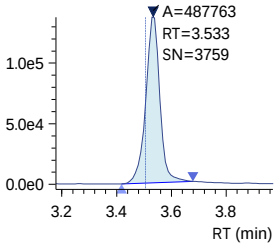

PFMBA
Conc. 4.9073
Q 279.00>84.95 (-) 1.02e5

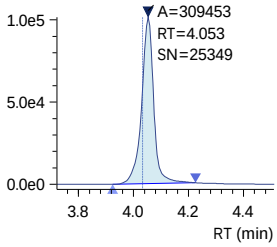

R1 241.00>117.00 (-) 4.64e4

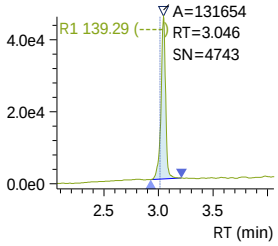

R2 241.00>117.00 (-) 4.64e4

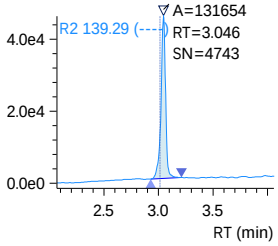

J:\LCMS08\Data\240321_1633_B1\240321_1633_B1.damlp .
SN - Software-calculated S/N ratio outside criteria due to non-target peaks or drift in noise calculation window.
Analyst review of noise levels (excluding non-target peaks) in chromatogram indicates S/N ratio meets criteria.

240321_029 (continued)

13C2-4_2 FTS
Conc. 2.6008
Q 329.10>80.90 (-) 6.53e3

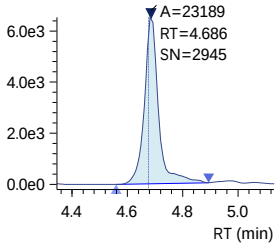

13C2-4_2 FTS_IS
Conc. 5.0000
ISTD 329.10>80.90 (-) 6.53e3

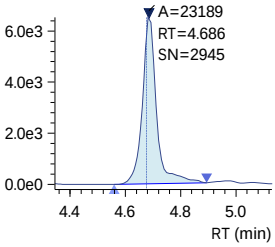

4_2 FTS
Conc. 4.9204
R#1 31.55 (33.08)
R#2 31.55 (27.71)
Q 327.10>307.00 (-) 1.99e4

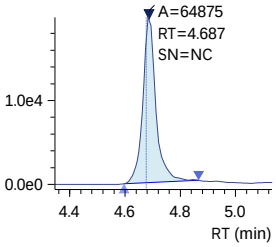

R1 327.10>80.90 (-) 5.93e3

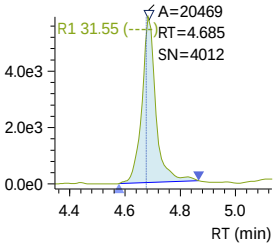

R2 327.10>80.90 (-) 5.93e3

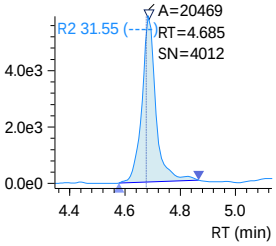

13C3-PFBS_IS
Conc. 2.5000
ISTD 302.10>79.90 (-) 2.33e4

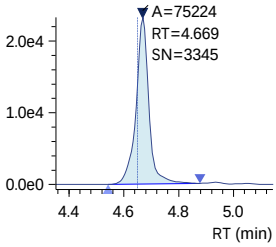

PFBS
Conc. 4.7921
R#1 44.86 (46.53)
R#2 44.86 (44.64)
Q 298.70>79.90 (-) 6.78e4

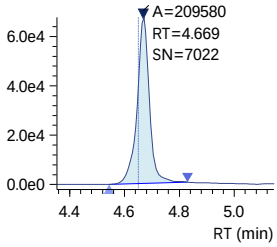

R1 298.70>98.80 (-) 2.96e4

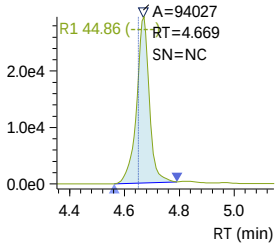

R2 298.70>98.80 (-) 2.96e4

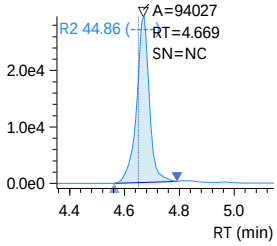

240321_029 (continued)

13C3-PFBS
Conc. 1.9436

Q 302.10>79.90 (-) 2.33e4

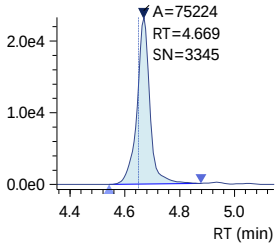

NFDHA
Conc. 7.2424
R#1 36.09 (36.44)
R#2 36.09 (34.56)

Q 295.00>201.00 (-) 1.10e5

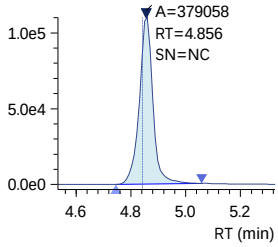

R1 295.00>84.90 (-) 3.94e4

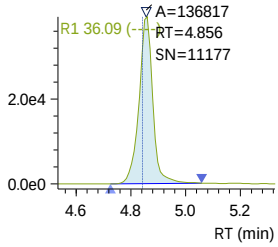

R2 295.00>84.90 (-) 3.94e4

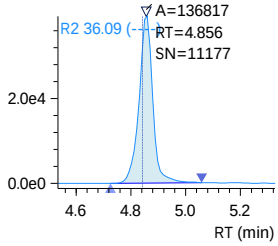

13C5-PFHxA
Conc. 1.8266

Q 318.00>273.00 (-) 4.31e4

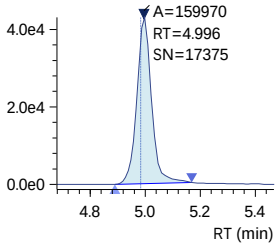

13C5-PFHxA_IS
Conc. 2.5000

ISTD 318.00>273.00 (-) 4.31e4

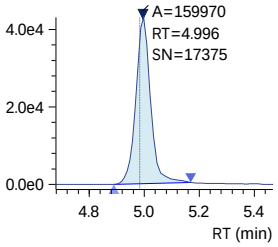

13C2-PFHxA_IS
Conc. 2.5000

ISTD 315.10>270.00 (-) 7.23e4

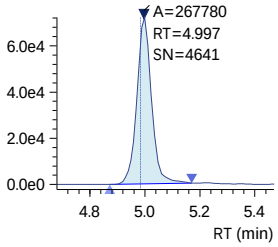

240321_029 (continued)

PFHxA
Conc. 5.3510
Q 313.00>269.00 (-) 1.00e5

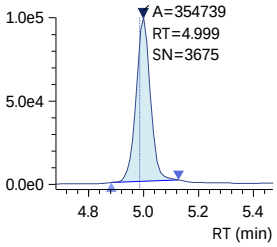

PFEESA
Conc. 5.1580
R#1 5.27 (5.25)
R#2 5.27 (5.67)
Q 314.80>135.00 (-) 3.21e5

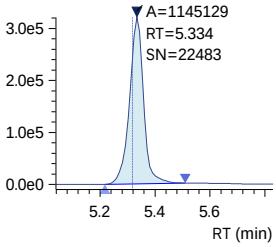

R1 314.80>82.90 (-) 1.68e4

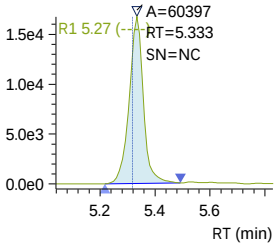

R2 314.80>82.90 (-) 1.68e4

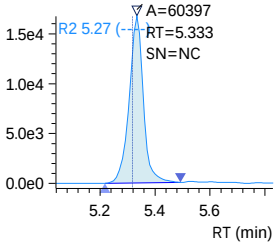

13C3-HFPO-DA
Conc. 8.7672
Q 286.90>168.90 (-) 1.01e5

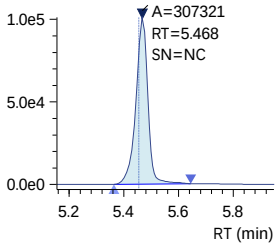

13C3-HFPO-DA_IS
Conc. 10.0000
ISTD 286.90>168.90 (-) 1.01e5

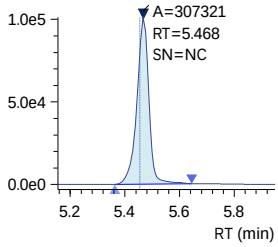

HFPO-DA
Conc. 5.2857
R#1 57.16 (62.57)
R#2 57.16 (64.50)
Q 284.90>168.90 (-) 6.15e4

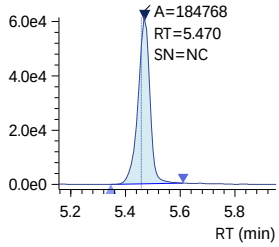

R1 284.90>184.90 (-) 3.43e4

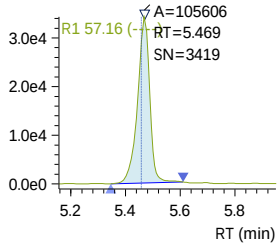

R2 284.90>184.90 (-) 3.43e4

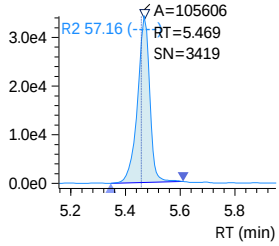

240321_029 (continued)

5_3 FTCA
Conc. 52.6222
R#1 145.01 (154.88)
R#2 145.01 (154.15)
Q 341.00>237.05 (-) 8.66e4

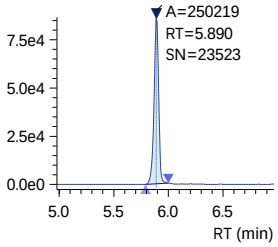

R1 341.00>217.00 (-) 1.23e5

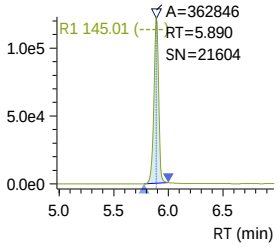

R2 341.00>217.00 (-) 1.23e5

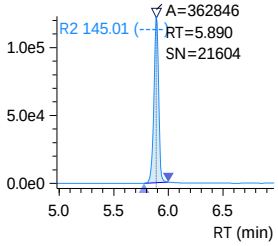

PFPeS
Conc. 5.1546
R#1 54.81 (54.44)
R#2 54.81 (56.96)
Q 349.10>79.90 (-) 5.36e4

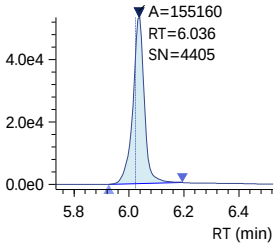

R1 349.10>98.80 (-) 2.92e4

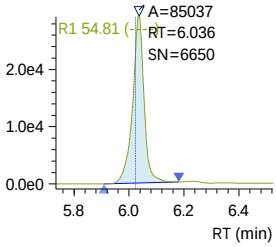

R2 349.10>98.80 (-) 2.92e4

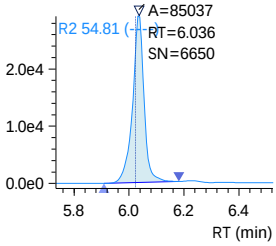

13C4-PFHpA
Conc. 2.0639
Q 367.10>322.00 (-) 9.01e4

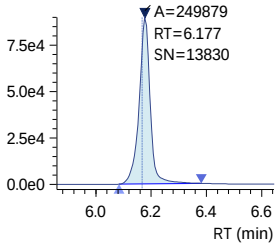

13C4-PFHpA_IS
Conc. 2.5000
ISTD 367.10>322.00 (-) 9.01e4

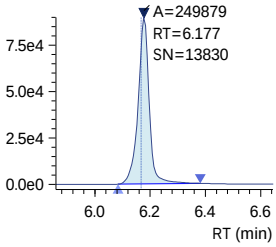

PFHpA
Conc. 5.3115
R#1 22.54 (23.39)
R#2 22.54 (22.63)
Q 363.10>319.00 (-) 1.78e5

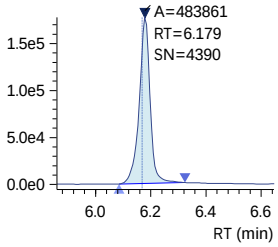

R1 363.10>169.00 (-) 4.02e4

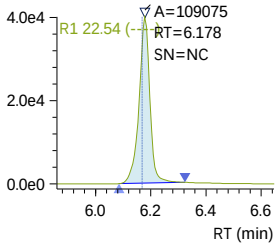

R2 363.10>169.00 (-) 4.02e4

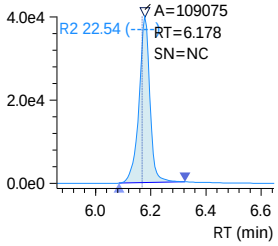

J:\LCMS08\Data\240321_1633_B1\240321_1633_B1.damlp .

SN - Software-calculated S/N ratio outside criteria due to non-target peaks or drift in noise calculation window.
Analyst review of noise levels (excluding non-target peaks) in chromatogram indicates S/N ratio meets criteria.

240321_029 (continued)

DONA
Conc. 4.7939
R#1 27.95 (30.39)
R#2 27.95 (28.87)
Q 376.90>250.90 (-) 1.90e5

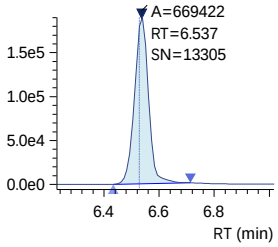

13C2-6_2 FTS_IS
Conc. 5.0000
ISTD 429.10>80.90 (-) 5.75e3

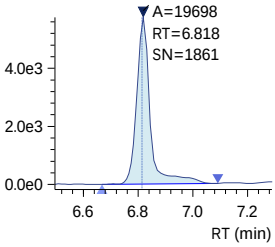

13C2-6_2 FTS
Conc. 2.7410
Q 429.10>80.90 (-) 5.75e3

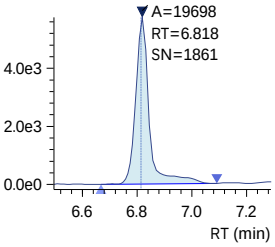

6_2 FTS
Conc. 5.0122
R#1 42.44 (44.48)
R#2 42.44 (40.73)
Q 427.10>407.00 (-) 1.48e4

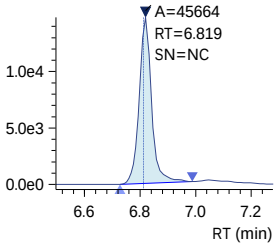

13C4-PFOA_IS
Conc. 2.5000
ISTD 417.10>172.00 (-) 4.08e3

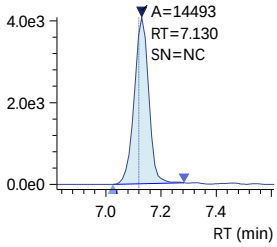

R1 376.90>84.80 (-) 5.28e4

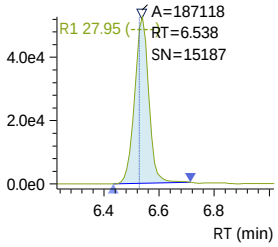

R1 427.10>80.90 (-) 5.79e3

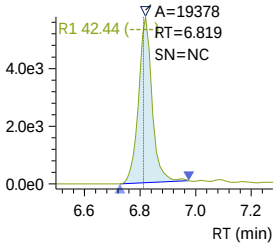

R2 376.90>84.80 (-) 5.28e4

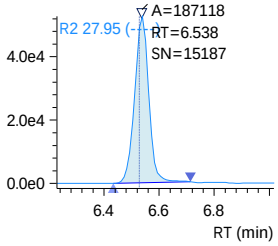

R2 427.10>80.90 (-) 5.79e3

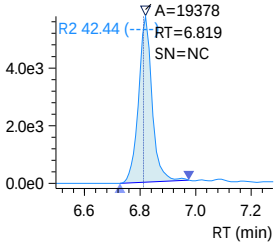

Insight Report
Quantitation/Integration
Printed 3/22/2024 13:35:57

240321_029 (continued)

13C8-PFOA_IS
Conc. 2.5000

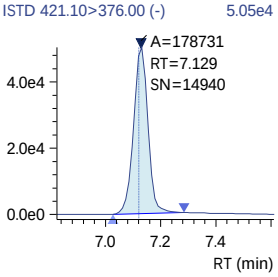

13C8-PFOA
Conc. 2.0024

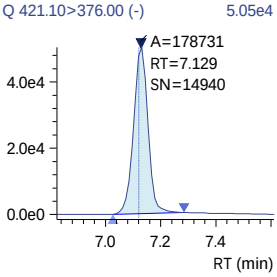

PFOA
Conc. 5.7485
R#1 25.00 (24.47)
R#2 25.00 (24.84)

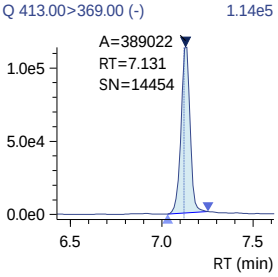

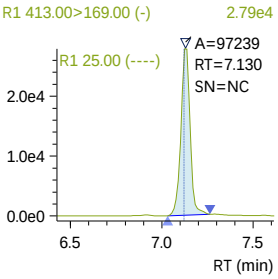

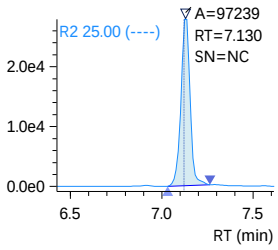

13C3-PFHxS
Conc. 1.9944

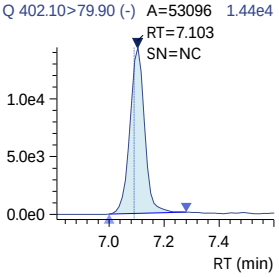

13C3-PFHxS_IS
Conc. 2.5000

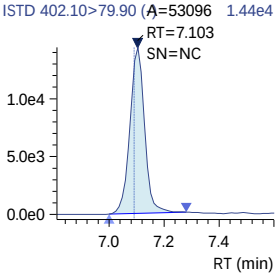

J:\LCMS08\Data\240321_1633_B1\240321_1633_B1.damlp .

SN - Software-calculated S/N ratio outside criteria due to non-target peaks or drift in noise calculation window.
Analyst review of noise levels (excluding non-target peaks) in chromatogram indicates S/N ratio meets criteria.

Insight Report
Quantitation/Integration
Printed 3/22/2024 13:35:57

240321_029 (continued)

PFHxS
Conc. 5.7713
R#1 53.86 (57.29)
R#2 53.86 (58.76)

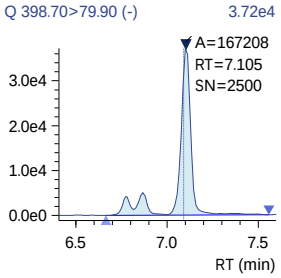

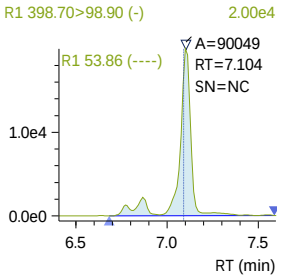

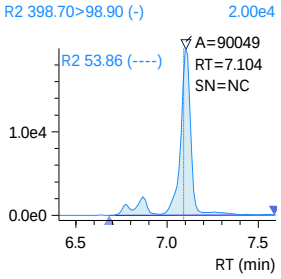

18O2-PFHxS_IS
Conc. 2.5000

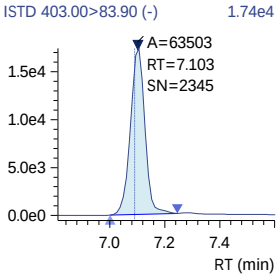

13C9-PFNA_IS
Conc. 1.2500

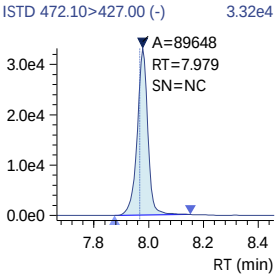

13C9-PFNA
Conc. 1.0189

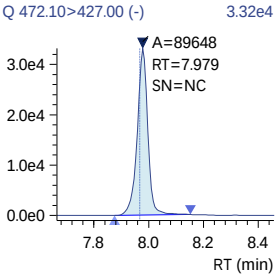

13C5-PFNA_IS
Conc. 1.2500

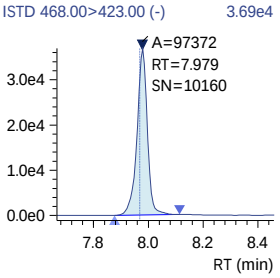

J:\LCMS08\Data\240321_1633_B1\240321_1633_B1.damlp .
SN - Software-calculated S/N ratio outside criteria due to non-target peaks or drift in noise calculation window.
Analyst review of noise levels (excluding non-target peaks) in chromatogram indicates S/N ratio meets criteria.

240321_029 (continued)

PFNA
Conc. 4.9459
R#1 20.03 (20.36)
R#2 20.03 (19.31)
Q 463.00>419.00 (-) 1.08e5

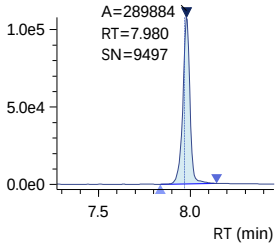

PFHpS
Conc. 4.5606
R#1 49.03 (46.70)
R#2 49.03 (48.05)
Q 449.00>79.90 (-) 4.62e4

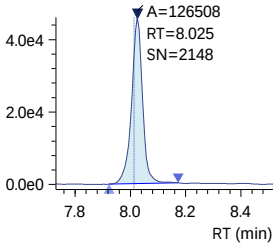

7_3 FTCA
Conc. 47.0193
R#1 137.85 (132.28)
R#2 137.85 (133.47)
Q 441.00>317.00 (-) 1.16e5

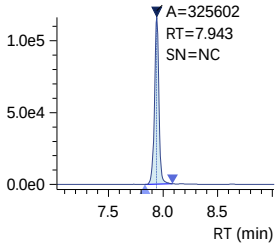

13C2-8_2-FTS
Conc. 2.6546
Q 529.10>80.90 (-) 3.31e3

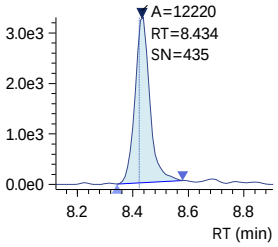

13C2-8_2-FTS_IS
Conc. 5.0000
ISTD 529.10>80.90 (-) 3.31e3

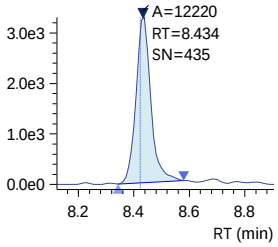

R1 463.00>219.00 (-) 2.17e4

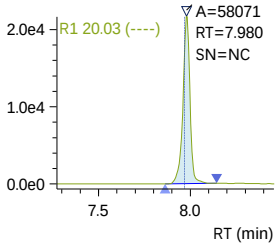

R1 449.00>98.80 (-) 2.24e4

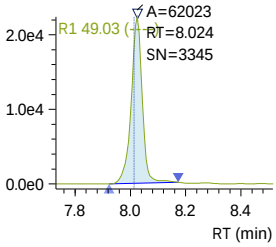

R1 441.00>336.90 (-) 1.58e5

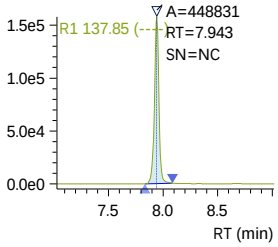

R2 463.00>219.00 (-) 2.17e4

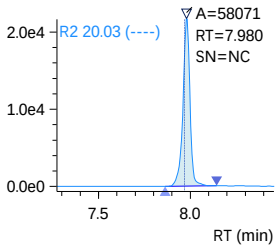

R2 449.00>98.80 (-) 2.24e4

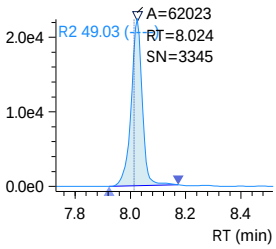

R2 441.00>336.90 (-) 1.58e5

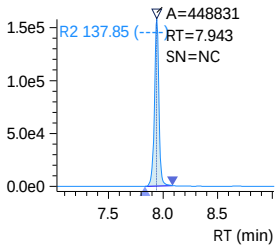

J:\LCMS08\Data\240321_1633_B1\240321_1633_B1.damlp .
SN - Software-calculated S/N ratio outside criteria due to non-target peaks or drift in noise calculation window.
Analyst review of noise levels (excluding non-target peaks) in chromatogram indicates S/N ratio meets criteria.

240321_029 (continued)

8_2 FTS
Conc. 6.8755
R#1 37.86 (45.91)
R#2 37.86 (45.20)
Q 527.10>506.95 (-) 1.06e4

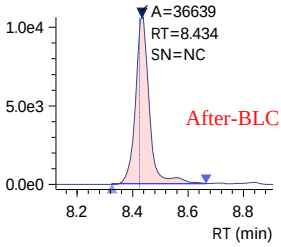

13C6-PFDA_IS
Conc. 1.2500
ISTD 519.10>474.10 (-) 1.59e4

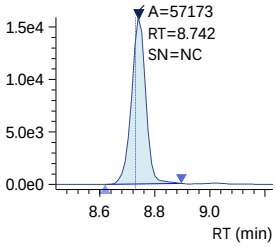

13C6-PFDA
Conc. 0.9967
Q 519.10>474.10 (-) 1.59e4

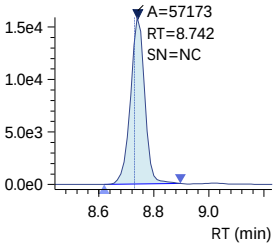

13C2-PFDA_IS
Conc. 1.2500
ISTD 515.10>470.10 (-) 1.74e4

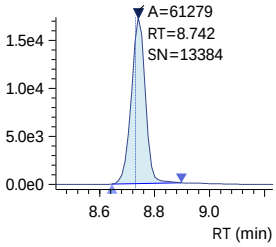

PFDA
Conc. 4.9338
R#1 15.98 (17.64)
R#2 15.98 (19.20)
Q 512.90>469.00 (-) 6.50e4

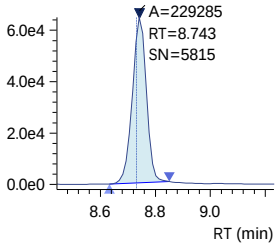

R1 527.10>80.80 (-) 3.75e3

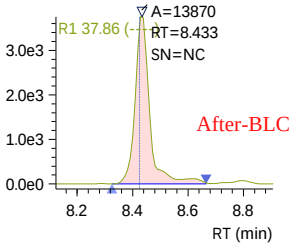

R1 512.90>219.00 (-) 1.00e4

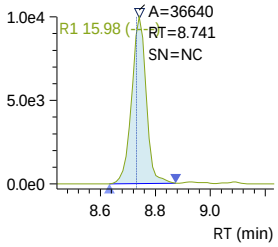

R2 527.10>80.80 (-) 3.75e3

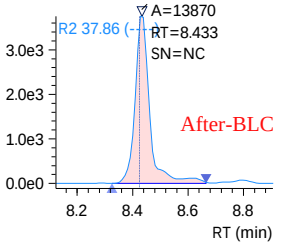

R2 512.90>219.00 (-) 1.00e4

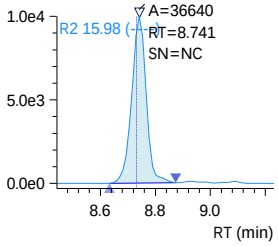

D3-NMeFOSAA_IS
Conc. 5.0000
ISTD 573.20>419.00 (-) 1.52e4

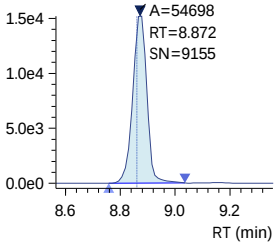

D3-NMeFOSAA
Conc. 2.8370
Q 573.20>419.00 (-) 1.52e4

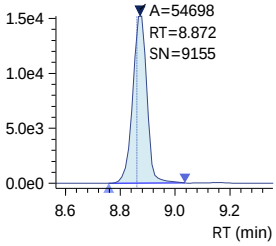

13C8-PFOS_IS
Conc. 2.5000
ISTD 507.10>98.90 (-) 5.80e3

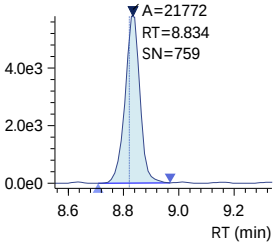

13C8-PFOS
Conc. 1.9512
Q 507.10>98.90 (-) 5.80e3

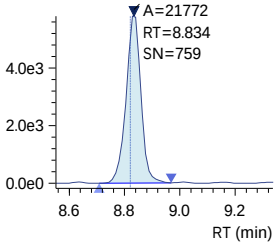

13C4-PFOS_IS
Conc. 2.5000
ISTD 502.80>79.90 (-) 2.29e4

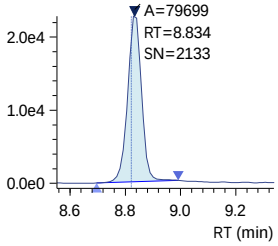

240321_029 (continued)

PFOS
Conc. 10.2362
R#1 44.38 (45.06)
R#2 44.38 (47.87)
Q 498.90>79.90 (-) 4.85e4

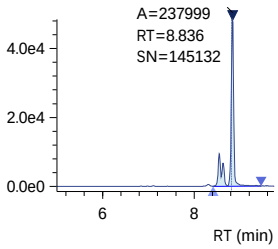

NMeFOSAA
Conc. 5.6406
R#1 68.44 (67.10)
R#2 68.44 (60.24)
Q 570.10>419.00 (-) 1.60e4

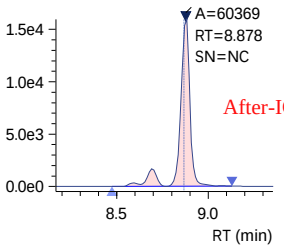

D5-NEtFOSAA_IS
Conc. 5.0000
ISTD 589.20>419.00 (-) 1.20e4

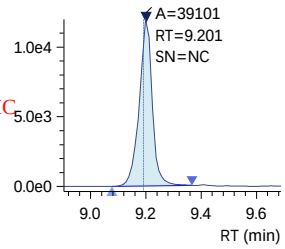

D5-NEtFOSAA
Conc. 2.7681
Q 589.20>419.00 (-) 1.20e4

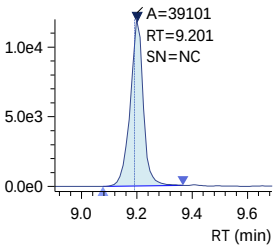

NEtFOSAA
Conc. 6.7323
R#1 84.41 (89.53)
R#2 84.41 (72.57)
Q 584.20>419.10 (-) 1.28e4

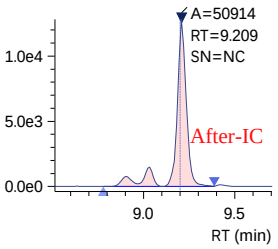

R1 498.90>98.80 (-) 2.43e4

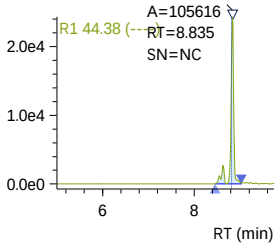

R1 570.10>483.00 (-) 9.55e3

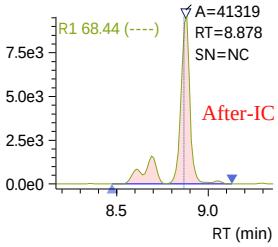

R1 584.20>526.00 (-) 9.57e3

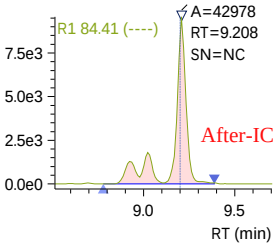

R2 498.90>98.80 (-) 2.43e4

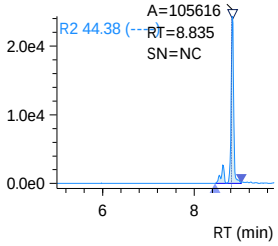

R2 570.10>483.00 (-) 9.55e3

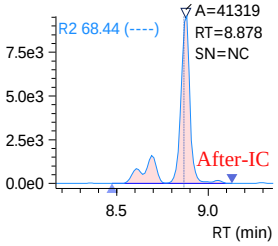

R2 584.20>526.00 (-) 9.57e3

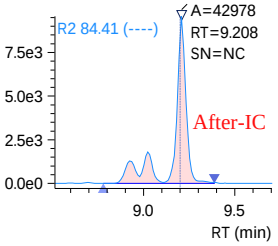

J:\LCMS08\Data\240321_1633_B1\240321_1633_B1.damlp .
SN - Software-calculated S/N ratio outside criteria due to non-target peaks or drift in noise calculation window.
Analyst review of noise levels (excluding non-target peaks) in chromatogram indicates S/N ratio meets criteria.

240321_029 (continued)

9-Cl-PF3ONS
Conc. 4.6421
R#1 31.30 (31.69)
R#2 31.30 (30.68)
Q 530.80>351.00 (-) 2.69e5

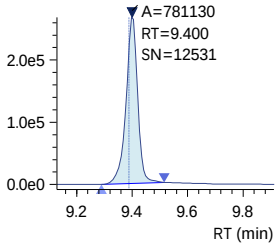

R1 532.80>353.00 (-) 8.58e4

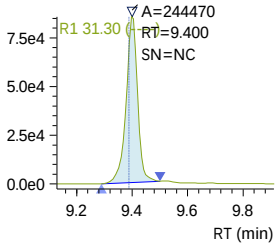

R2 532.80>353.00 (-) 8.58e4

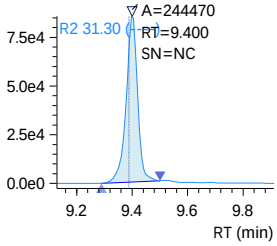

PFUnDA
Conc. 5.9164
R#1 11.81 (10.96)
R#2 11.81 (11.56)
Q 563.10>519.00 (-) 9.71e4

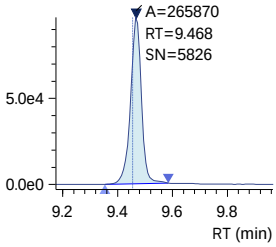

R1 563.10>269.10 (-) 1.12e4

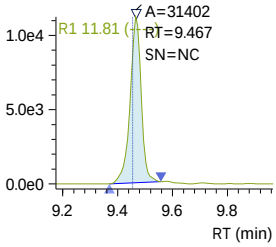

R2 563.10>269.10 (-) 1.12e4

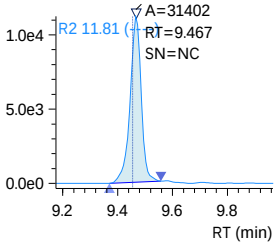

13C7-PFUnDA_IS
Conc. 1.2500
ISTD 570.00>525.10 (-) 1.86e4

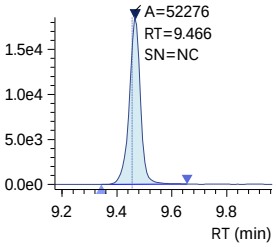

13C7-PFUnDA
Conc. 0.9241
Q 570.00>525.10 (-) 1.86e4

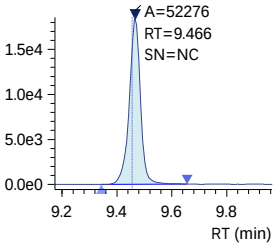

PFNS
Conc. 4.8570
R#1 62.59 (56.91)
R#2 62.59 (61.27)
Q 548.80>79.90 (-) 3.05e4

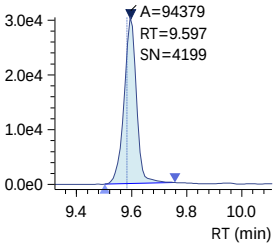

R1 548.80>98.80 (-) 1.96e4

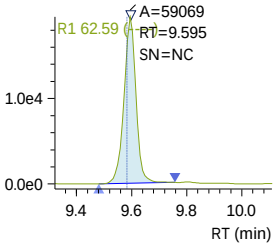

R2 548.80>98.80 (-) 1.96e4

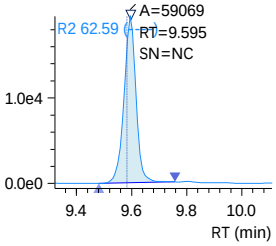

SN - Software-calculated S/N ratio outside criteria due to non-target peaks or drift in noise calculation window.
Analyst review of noise levels (excluding non-target peaks) in chromatogram indicates S/N ratio meets criteria.

240321_029 (continued)

10_2 FTS
Conc. 6.0217
R#1 32.03 (32.29)
R#2 32.03 (29.61)
Q 626.80>607.05 (-) 9.51e3

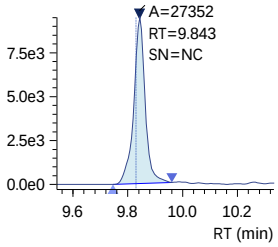

R1 626.80>81.00 (-) 3.49e3

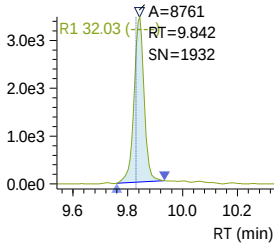

R2 626.80>81.00 (-) 3.49e3

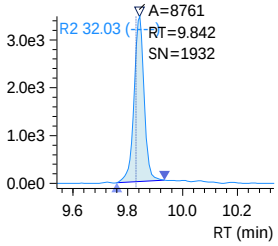

13C2-PFDOA_IS
Conc. 1.2500
ISTD 615.10>570.00 (-) 2.10e4

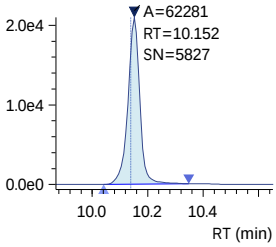

13C2-PFDOA
Conc. 0.9466
Q 615.10>570.00 (-) 2.10e4

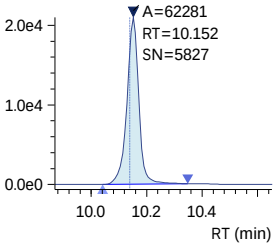

PFDOA
Conc. 5.5059
R#1 11.93 (11.14)
R#2 11.93 (10.73)
Q 613.10>569.00 (-) 6.45e4

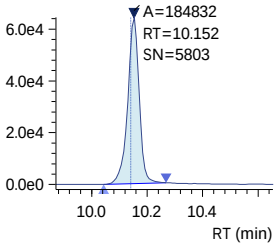

R1 613.10>319.00 (-) 7.82e3

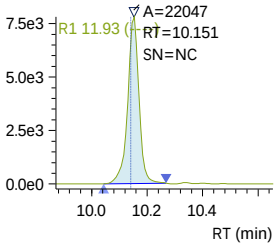

R2 613.10>319.00 (-) 7.82e3

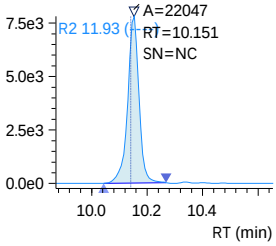

PFDS
Conc. 4.7347
R#1 60.49 (58.01)
R#2 60.49 (58.67)
Q 599.00>79.90 (-) 2.82e4

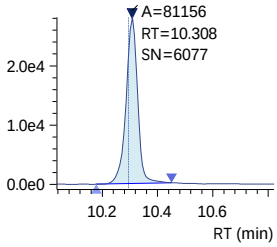

R1 599.00>98.80 (-) 1.70e4

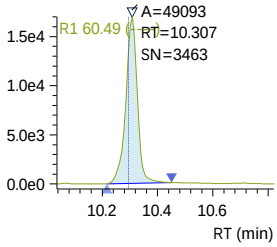

R2 599.00>98.80 (-) 1.70e4

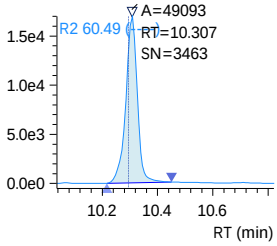

J:\LCMS08\Data\240321_1633_B1\240321_1633_B1.damlp .

SN - Software-calculated S/N ratio outside criteria due to non-target peaks or drift in noise calculation window.
Analyst review of noise levels (excluding non-target peaks) in chromatogram indicates S/N ratio meets criteria.

240321_029 (continued)

PFTrDA
Conc. 5.6670
R#1 15.82 (16.67)
R#2 15.82 (15.36)
Q 663.00>619.00 (-) 5.33e4

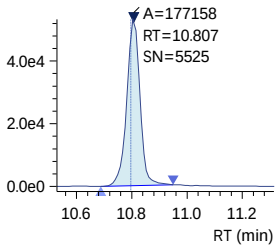

R1 663.00>168.90 (-) 8.75e3

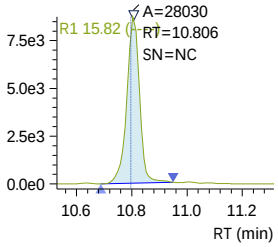

R2 663.00>168.90 (-) 8.75e3

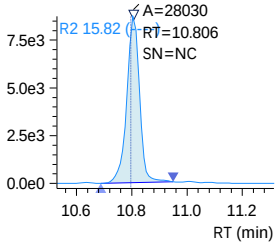

11-Cl-PF3OUdS
Conc. 4.5431
R#1 34.53 (35.04)
R#2 34.53 (35.75)
Q 630.90>451.00 (-) 1.07e5

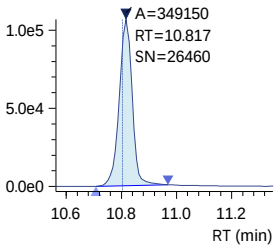

R1 632.90>452.90 (-) 3.71e4

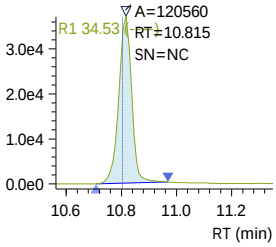

R2 632.90>452.90 (-) 3.71e4

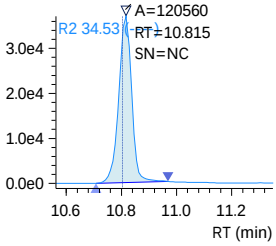

PFOSAm
Conc. 5.7443
Q 498.10>77.90 (-) 4.03e4

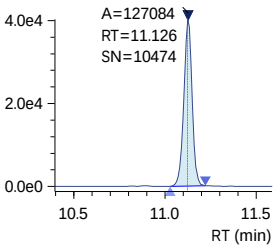

13C8-PFOSAm
Conc. 1.6911
Q 506.10>77.80 (-) 1.59e4

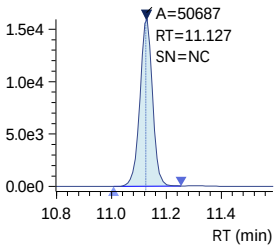

13C8-PFOSAm_IS
Conc. 2.5000
ISTD 506.10>77.80 (-) 1.59e4

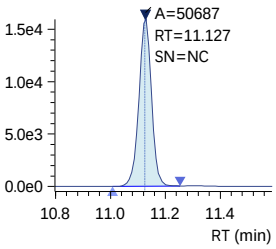

SN - Software-calculated S/N ratio outside criteria due to non-target peaks or drift in noise calculation window.
Analyst review of noise levels (excluding non-target peaks) in chromatogram indicates S/N ratio meets criteria.

240321_029 (continued)

PFTDA
Conc. 5.5767
R#1 18.16 (17.09)
R#2 18.16 (18.64)

Q 713.10>669.00 (-) 3.42e4

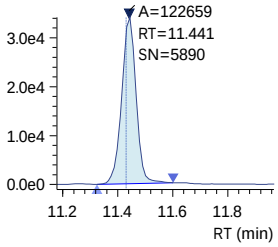

R1 713.10>168.90 (-) 6.11e3

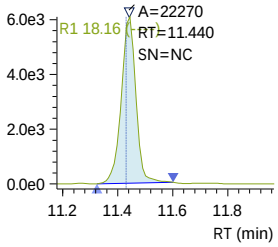

R2 713.10>168.90 (-) 6.11e3

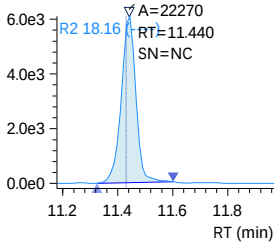

13C2-PFTDA
Conc. 0.8024

Q 715.20>670.00 (-) 8.81e3

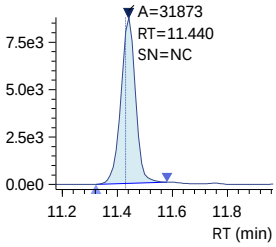

13C2-PFTDA_IS
Conc. 1.2500

ISTD 715.20>670.00 (-) 8.81e3

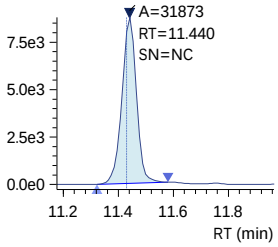

PFDoS
Conc. 4.3841
R#1 63.97 (61.23)
R#2 63.97 (68.82)

Q 699.10>79.90 (-) 1.52e4

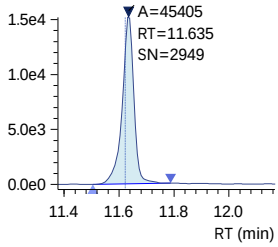

R1 699.10>98.80 (-) 1.01e4

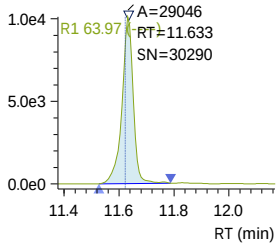

R2 699.10>98.80 (-) 1.01e4

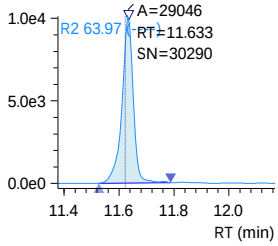

D7-MeFOSE_IS
Conc. 25.0000

ISTD 623.20>58.90 (-) 4.37e4

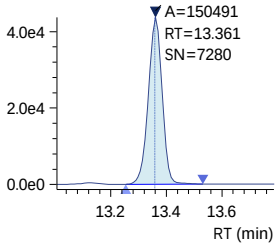

Insight Report
Quantitation/Integration
Printed 3/22/2024 13:35:57

240321_029 (continued)

D7-MeFOSE
Conc. 16.4107

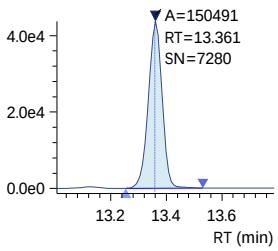

MeFOSE
Conc. 5.5851

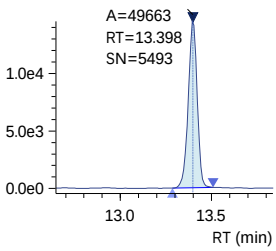

13C2-PFHXDA_IS
Conc. 2.5000

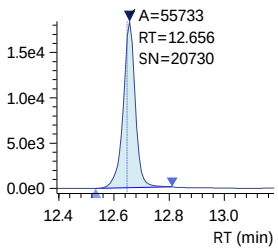

13C2-PFHXDA
Conc. 1.3645

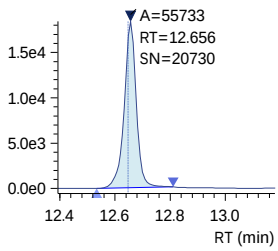

PFHXDA
Conc. 5.4336
R#1 11.57 (10.78)
R#2 11.57 (11.00)

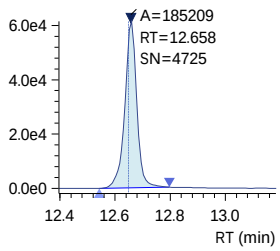

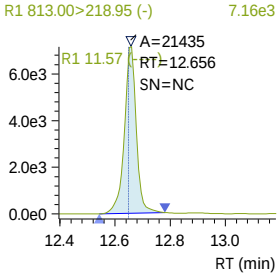

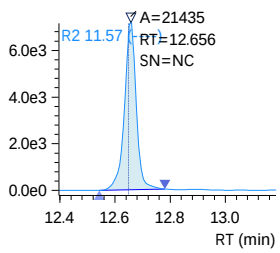

J:\LCMS08\Data\240321_1633_B1\240321_1633_B1.damlp .

SN - Software-calculated S/N ratio outside criteria due to non-target peaks or drift in noise calculation window.
Analyst review of noise levels (excluding non-target peaks) in chromatogram indicates S/N ratio meets criteria.

240321_029 (continued)

D3-MeFOSA
Conc. 1.3422

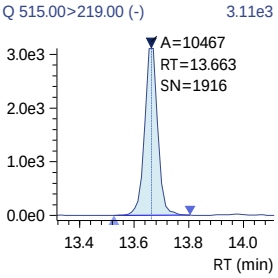

D3-MeFOSA_IS
Conc. 2.5000

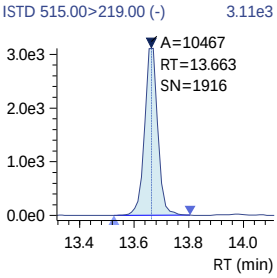

MeFOSA
Conc. 4.9314
R#1 120.95 (156.31)
R#2 120.95 (156.72)

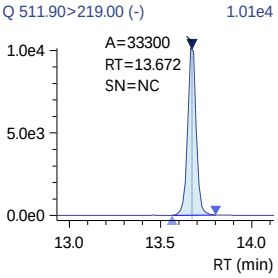

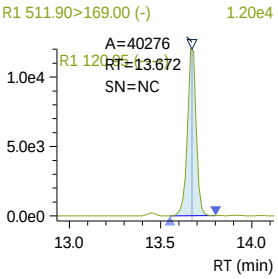

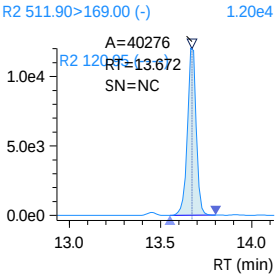

D9-EtFOSE_IS
Conc. 25.0000

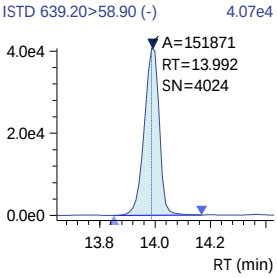

D9-EtFOSE
Conc. 14.5075

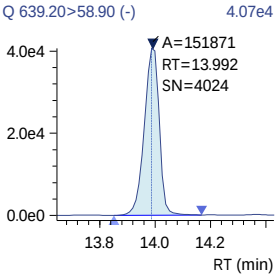

J:\LCMS08\Data\240321_1633_B1\240321_1633_B1.damlp .

SN - Software-calculated S/N ratio outside criteria due to non-target peaks or drift in noise calculation window.
Analyst review of noise levels (excluding non-target peaks) in chromatogram indicates S/N ratio meets criteria.

240321_029 (continued)

EtFOSE
Conc. 4.7960

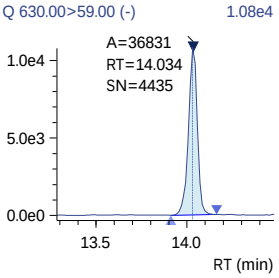

D5-EtFOSAm
Conc. 0.9403

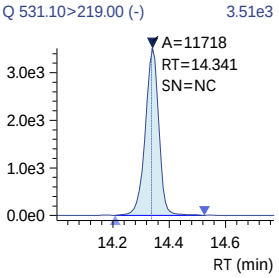

D5-EtFOSAm_IS
Conc. 2.5000

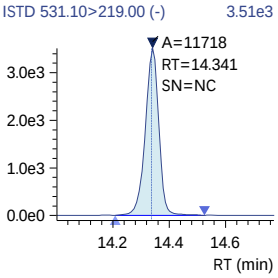

EtFOSAm
Conc. 4.4085
R#1 137.93 (177.75)
R#2 137.93 (149.59)

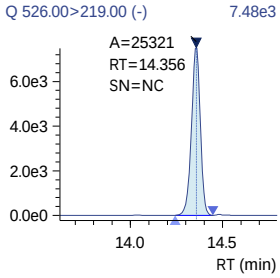

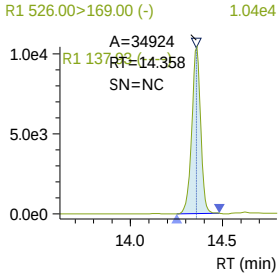

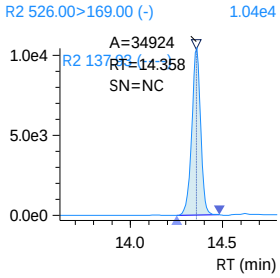

PFODA
Conc. 5.5742
R#1 33.17 (31.66)
R#2 33.17 (33.60)

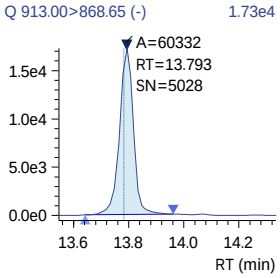

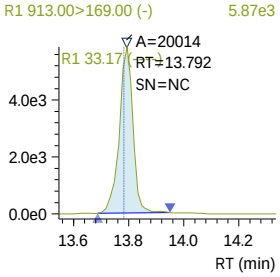

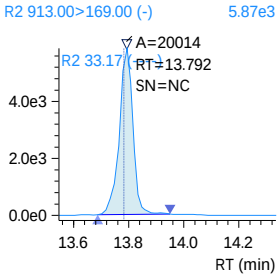

Insight Report
Before Manual Integration
Printed 3/22/2024 10:11:10

240321_029

Sample ID: KQ2403860-02
Date Acquired: 3/21/2024 9:32:05 PM
Acquired by: System Administrator
Data File: 240321_029
Vial: 27 | Inj. Volume: 10.0000uL | Tray: 2

13C4-PFBA
Conc. 7.8013
Q 216.80>171.90 (-) 8.37e4

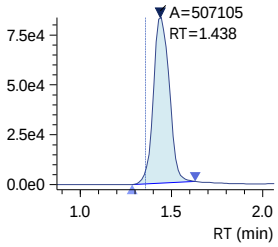

13C4-PFBA_IS
Conc. 10.0000
ISTD 216.80>171.90 (-) 8.37e4

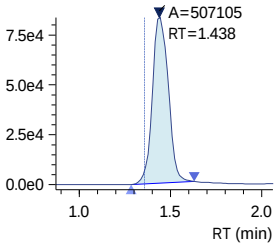

13C3-PFBA_IS
Conc. 5.0000
ISTD 216.00>172.00 (-) 5.32e4

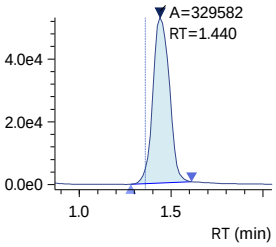

PFBA
Conc. 5.7132
Q 212.80>169.05 (-) 5.41e4

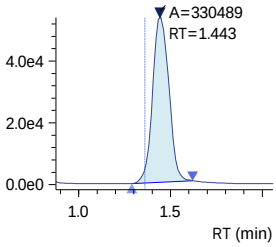

PFMPA
Conc. 5.3787
Q 229.00>84.90 (-) 5.15e4

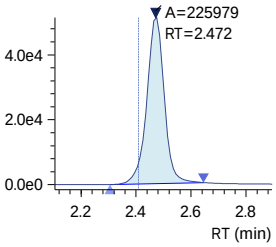

3_3 FTCA
Conc. 46.1935
R#1 139.29 (136.14)
R#2 139.29 (136.14)
Q 241.00>177.10 (-) 3.32e4

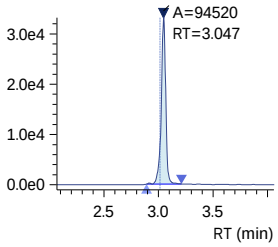

13C5-PFPeA
Conc. 4.5425
Q 268.30>223.00 (-) 3.81e4

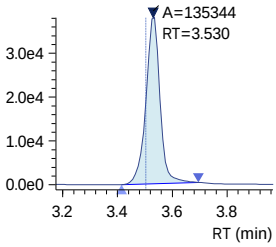

13C5-PFPeA_IS
Conc. 5.0000
ISTD 268.30>223.00 (-) 3.81e4

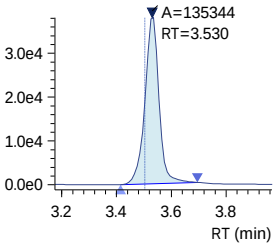

PFPeA
Conc. 5.0346
Q 263.00>219.00 (-) 1.38e5

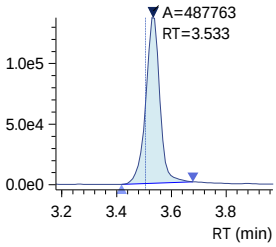

PFMBA
Conc. 4.9073
Q 279.00>84.95 (-) 1.02e5

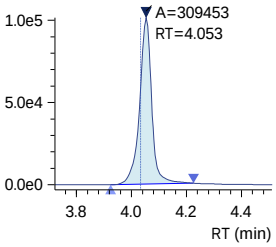

R1 241.00>117.00 (-) 4.64e4

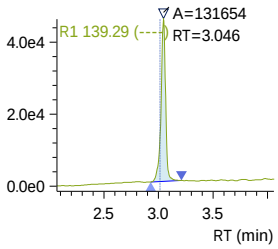

R2 241.00>117.00 (-) 4.64e4

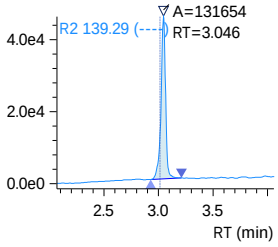

Insight Report
Before Manual Integration
Printed 3/22/2024 10:11:10

240321_029 (continued)

13C2-4_2 FTS
Conc. 2.6008
Q 329.10>80.90 (-) 6.53e3

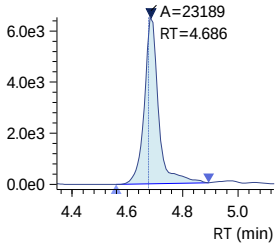

13C2-4_2 FTS_IS
Conc. 5.0000
ISTD 329.10>80.90 (-) 6.53e3

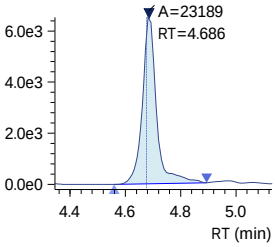

4_2 FTS
Conc. 4.9204
R#1 31.55 (33.08)
R#2 31.55 (33.08)
Q 327.10>307.00 (-) 1.99e4

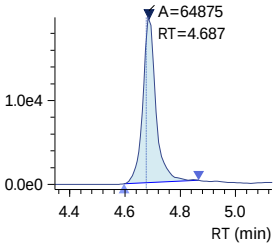

13C3-PFBS_IS
Conc. 2.5000
ISTD 302.10>79.90 (-) 2.33e4

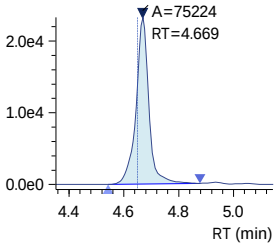

PFBS
Conc. 4.7921
R#1 44.86 (46.53)
R#2 44.86 (46.53)
Q 298.70>79.90 (-) 6.78e4

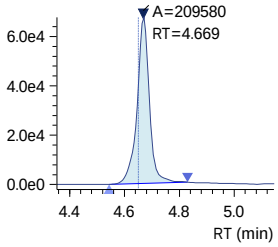

R1 327.10>80.90 (-) 5.93e3

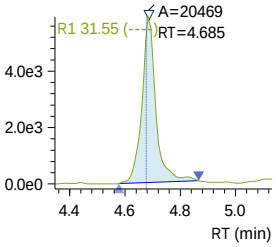

R1 298.70>98.80 (-) 2.96e4

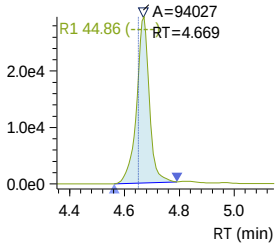

R2 327.10>80.90 (-) 5.93e3

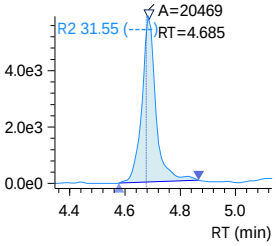

R2 298.70>98.80 (-) 2.96e4

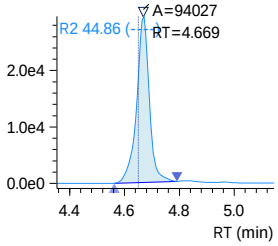

Insight Report
Before Manual Integration
Printed 3/22/2024 10:11:10

240321_029 (continued)

13C3-PFBS
Conc. 1.9436

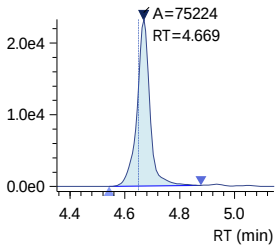

NFDHA
Conc. 7.2424
R#1 36.09 (36.44)
R#2 36.09 (36.44)

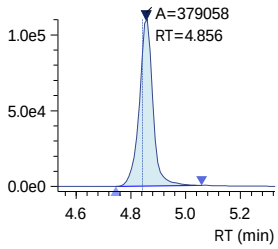

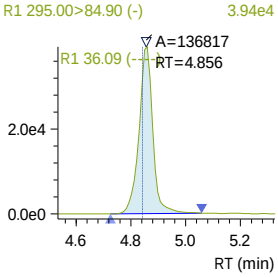

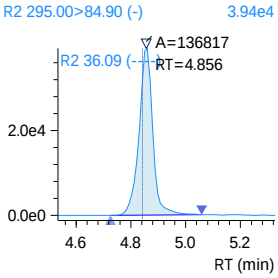

13C5-PFHxA
Conc. 1.8266

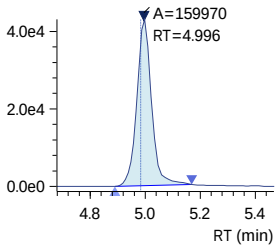

13C5-PFHxA_IS
Conc. 2.5000

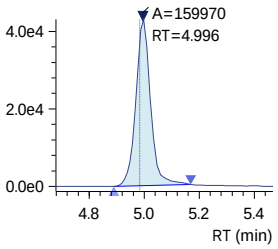

13C2-PFHxA_IS
Conc. 2.5000

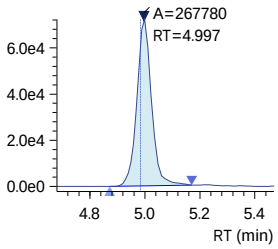

Insight Report
Before Manual Integration
Printed 3/22/2024 10:11:10

240321_029 (continued)

PFHxA
Conc. 5.3510
Q 313.00>269.00 (-) 1.00e5

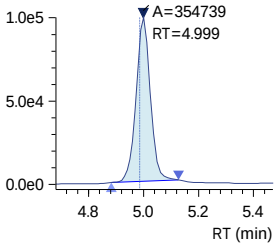

PFEESA
Conc. 5.1580
R#1 5.27 (5.25)
R#2 5.27 (5.25)
Q 314.80>135.00 (-) 3.21e5

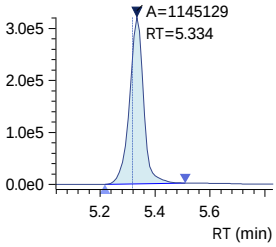

R1 314.80>82.90 (-) 1.68e4

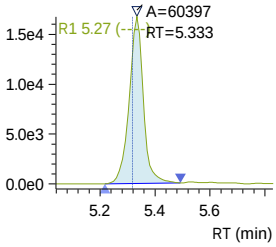

R2 314.80>82.90 (-) 1.68e4

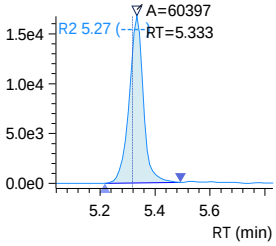

13C3-HFPO-DA
Conc. 8.7672
Q 286.90>168.90 (-) 1.01e5

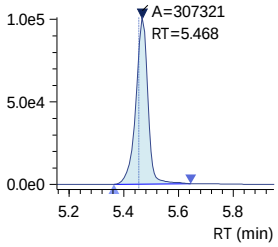

13C3-HFPO-DA_IS
Conc. 10.0000
ISTD 286.90>168.90 (-) 1.01e5

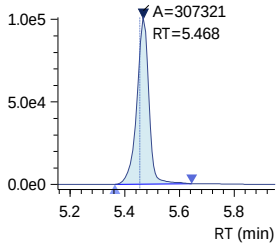

HFPO-DA
Conc. 5.2857
R#1 57.16 (62.57)
R#2 57.16 (62.57)
Q 284.90>168.90 (-) 6.15e4

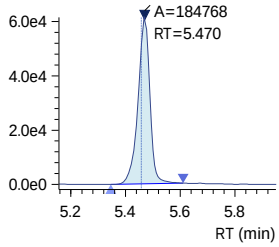

R1 284.90>184.90 (-) 3.43e4

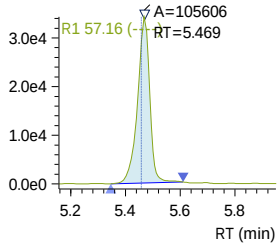

R2 284.90>184.90 (-) 3.43e4

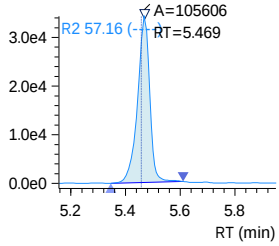

240321_029 (continued)

5_3 FTCA
Conc. 52.6222
R#1 145.01 (154.88)
R#2 145.01 (154.88)
Q 341.00>237.05 (-) 8.66e4

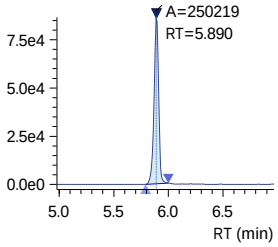

R1 341.00>217.00 (-) 1.23e5

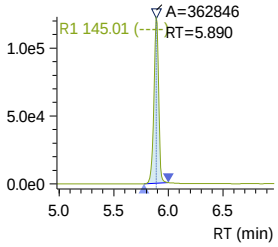

R2 341.00>217.00 (-) 1.23e5

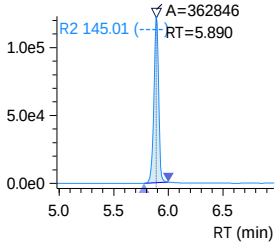

PFPeS
Conc. 5.1546
R#1 54.81 (54.44)
R#2 54.81 (54.44)
Q 349.10>79.90 (-) 5.36e4

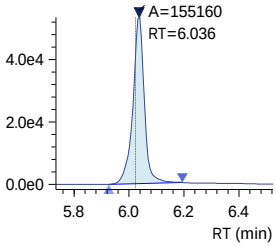

R1 349.10>98.80 (-) 2.92e4

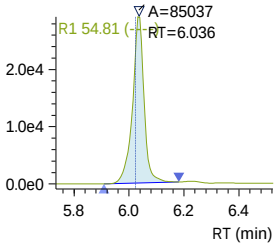

R2 349.10>98.80 (-) 2.92e4

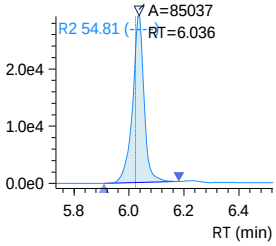

13C4-PFHpA
Conc. 2.0639
Q 367.10>322.00 (-) 9.01e4

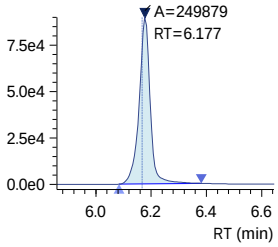

13C4-PFHpA_IS
Conc. 2.5000
ISTD 367.10>322.00 (-) 9.01e4

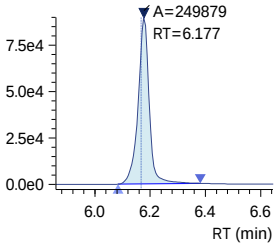

PFHpA
Conc. 5.3115
R#1 22.54 (23.39)
R#2 22.54 (23.39)
Q 363.10>319.00 (-) 1.78e5

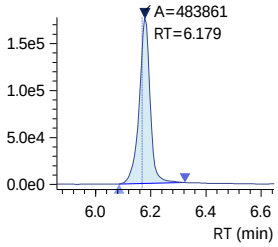

R1 363.10>169.00 (-) 4.02e4

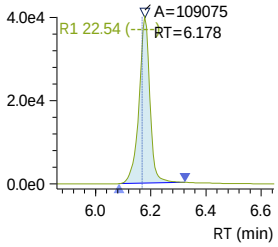

R2 363.10>169.00 (-) 4.02e4

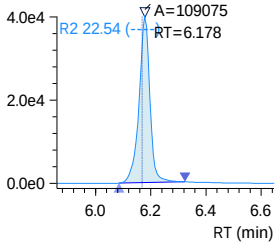

240321_029 (continued)

DONA
Conc. 4.7939
R#1 27.95 (30.39)
R#2 27.95 (30.39)
Q 376.90>250.90 (-) 1.90e5

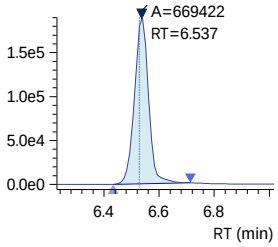

13C2-6_2 FTS_IS
Conc. 5.0000
ISTD 429.10>80.90 (-) 5.75e3

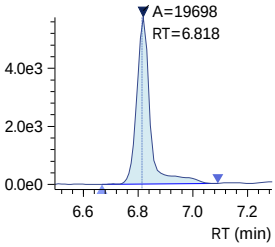

13C2-6_2 FTS
Conc. 2.7410
Q 429.10>80.90 (-) 5.75e3

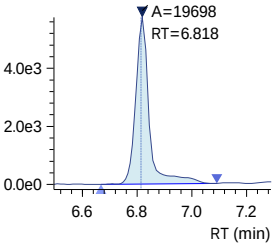

6_2 FTS
Conc. 5.0122
R#1 42.44 (44.48)
R#2 42.44 (44.48)
Q 427.10>407.00 (-) 1.48e4

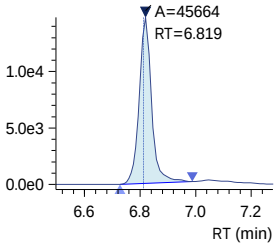

13C4-PFOA_IS
Conc. 2.5000
ISTD 417.10>172.00 (-) 4.08e3

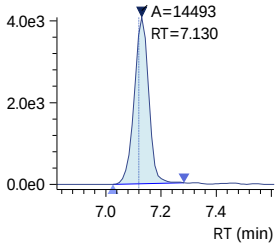

R1 376.90>84.80 (-) 5.28e4

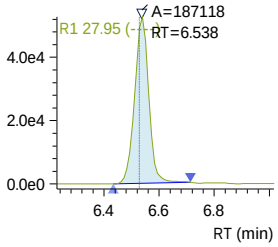

R1 427.10>80.90 (-) 5.79e3

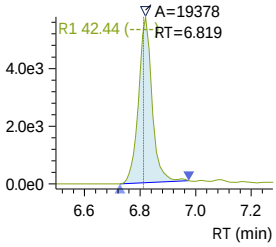

R2 376.90>84.80 (-) 5.28e4

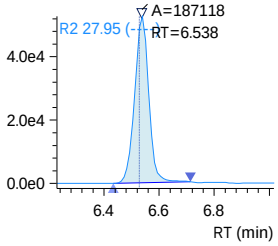

R2 427.10>80.90 (-) 5.79e3

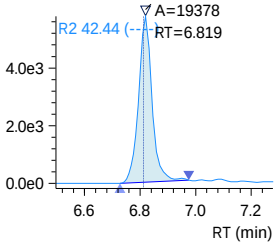

Insight Report
Before Manual Integration
Printed 3/22/2024 10:11:10

240321_029 (continued)

13C8-PFOA_IS
Conc. 2.5000

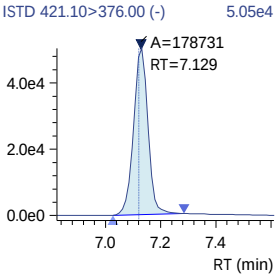

13C8-PFOA
Conc. 2.0024

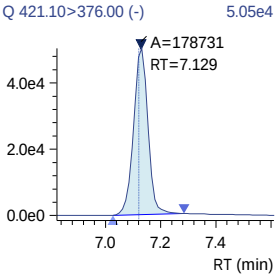

PFOA
Conc. 5.7485
R#1 25.00 (24.47)
R#2 25.00 (24.47)

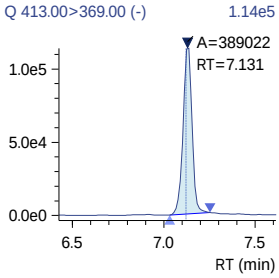

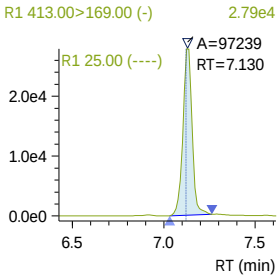

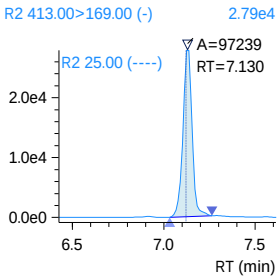

13C3-PFHxS
Conc. 1.9944

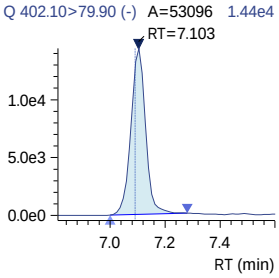

13C3-PFHxS_IS
Conc. 2.5000

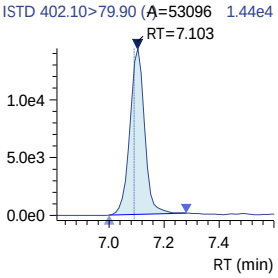

240321_029 (continued)

PFHxS
Conc. 5.7713
R#1 53.86 (57.29)
R#2 53.86 (57.29)
Q 398.70>79.90 (-) 3.72e4

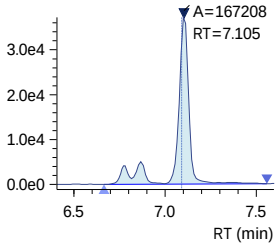

R1 398.70>98.90 (-) 2.00e4

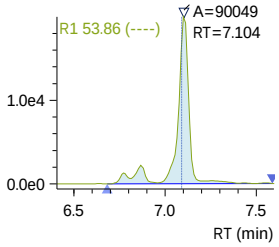

R2 398.70>98.90 (-) 2.00e4

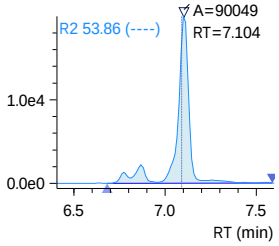

18O2-PFHxS_IS
Conc. 2.5000
ISTD 403.00>83.90 (-) 1.74e4

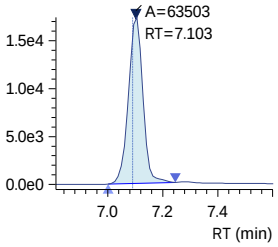

13C9-PFNA_IS
Conc. 1.2500
ISTD 472.10>427.00 (-) 3.32e4

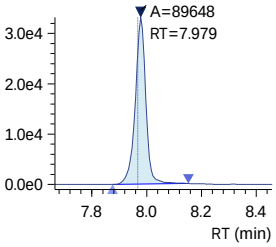

13C9-PFNA
Conc. 1.0189
Q 472.10>427.00 (-) 3.32e4

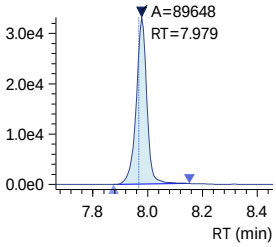

13C5-PFNA_IS
Conc. 1.2500
ISTD 468.00>423.00 (-) 3.69e4

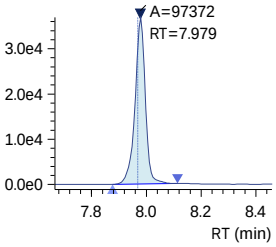

240321_029 (continued)

PFNA
Conc. 4.9459
R#1 20.03 (20.36)
R#2 20.03 (20.36)
Q 463.00>419.00 (-) 1.08e5

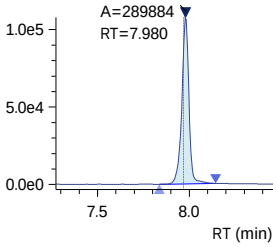

R1 463.00>219.00 (-) 2.17e4

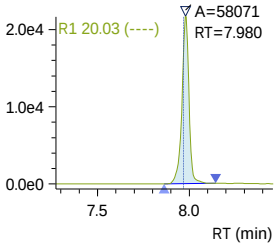

R2 463.00>219.00 (-) 2.17e4

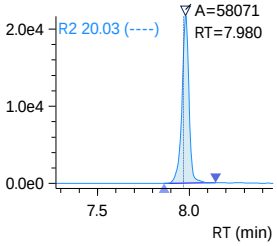

PFHpS
Conc. 4.5606
R#1 49.03 (46.70)
R#2 49.03 (46.70)
Q 449.00>79.90 (-) 4.62e4

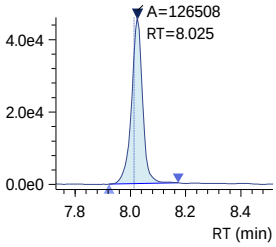

R1 449.00>98.80 (-) 2.24e4

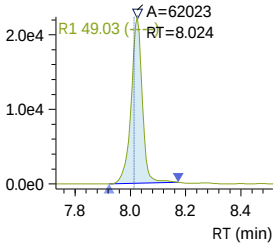

R2 449.00>98.80 (-) 2.24e4

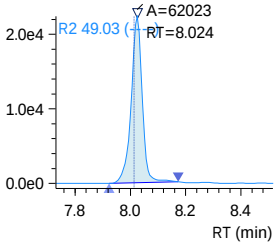

7_3 FTCA
Conc. 47.0193
R#1 137.85 (132.28)
R#2 137.85 (132.28)
Q 441.00>317.00 (-) 1.16e5

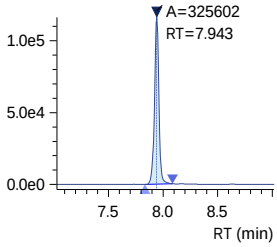

R1 441.00>336.90 (-) 1.58e5

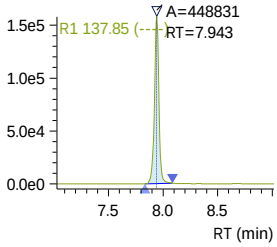

R2 441.00>336.90 (-) 1.58e5

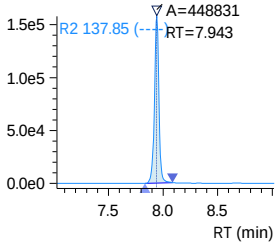

13C2-8_2-FTS
Conc. 2.6546
Q 529.10>80.90 (-) 3.31e3

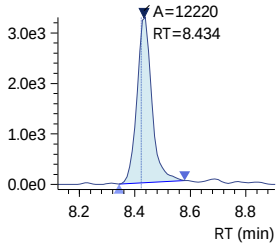

13C2-8_2-FTS_IS
Conc. 5.0000
ISTD 529.10>80.90 (-) 3.31e3

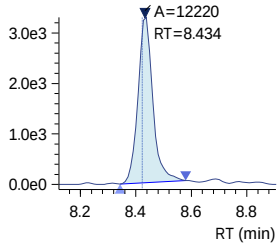

240321_029 (continued)

8_2 FTS
Conc. 6.2630
R#1 34.47 (45.91)
R#2 34.47 (45.91)
Q 527.10>506.95 (-) 1.06e4

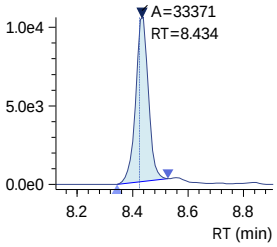

R1 527.10>80.80 (-) 3.75e3

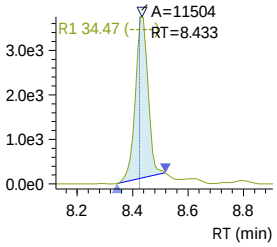

R2 527.10>80.80 (-) 3.75e3

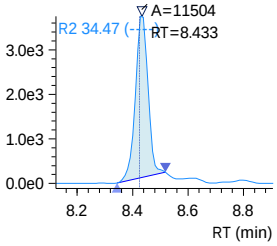

13C6-PFDA_IS
Conc. 1.2500
ISTD 519.10>474.10 (-) 1.59e4

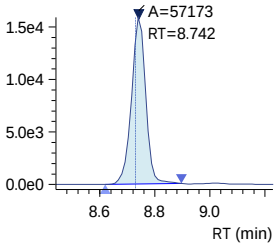

13C6-PFDA
Conc. 0.9967
Q 519.10>474.10 (-) 1.59e4

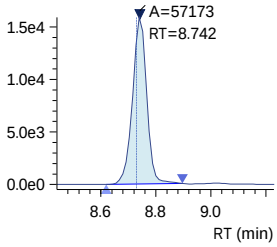

13C2-PFDA_IS
Conc. 1.2500
ISTD 515.10>470.10 (-) 1.74e4

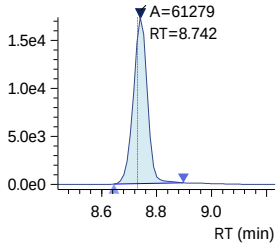

PFDA
Conc. 4.9338
R#1 15.98 (17.64)
R#2 15.98 (17.64)
Q 512.90>469.00 (-) 6.50e4

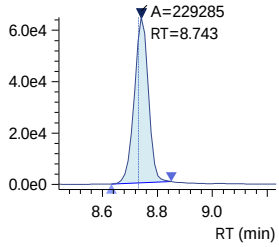

R1 512.90>219.00 (-) 1.00e4

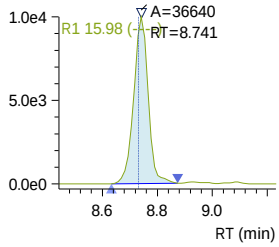

R2 512.90>219.00 (-) 1.00e4

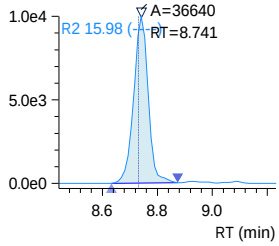

D3-NMeFOSAA_IS
Conc. 5.0000
ISTD 573.20>419.00 (-) 1.52e4

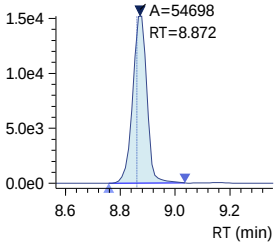

D3-NMeFOSAA
Conc. 2.8370
Q 573.20>419.00 (-) 1.52e4

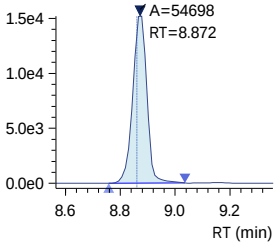

13C8-PFOS_IS
Conc. 2.5000
ISTD 507.10>98.90 (-) 5.80e3

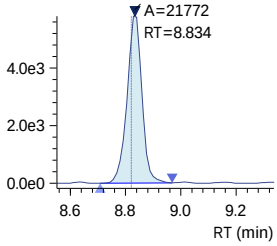

13C8-PFOS
Conc. 1.9512
Q 507.10>98.90 (-) 5.80e3

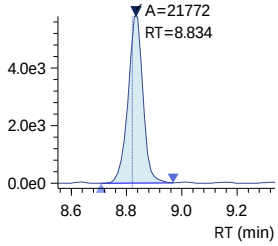

13C4-PFOS_IS
Conc. 2.5000
ISTD 502.80>79.90 (-) 2.29e4

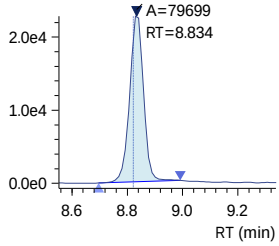

Insight Report
Before Manual Integration
Printed 3/22/2024 10:11:10

240321_029 (continued)

PFOS
Conc. 10.2362
R#1 44.38 (45.06)
R#2 44.38 (45.06)
Q 498.90>79.90 (-) 4.85e4

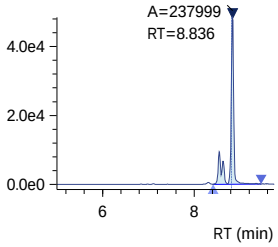

R1 498.90>98.80 (-) 2.43e4

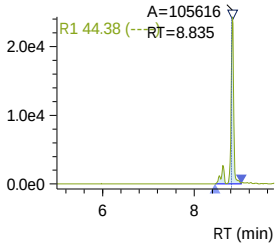

R2 498.90>98.80 (-) 2.43e4

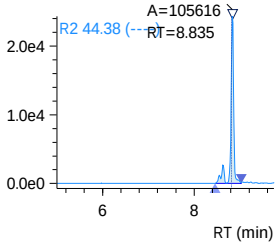

NMeFOSAA
Conc. 4.8417
R#1 60.03 (67.10)
R#2 60.03 (67.10)
Q 570.10>419.00 (-) 1.60e4

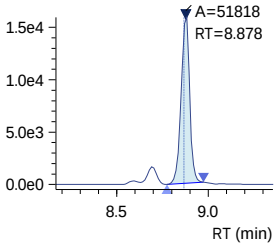

R1 570.10>483.00 (-) 9.55e3

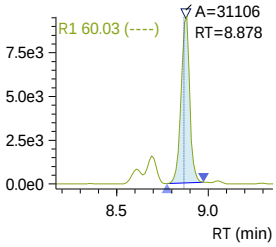

R2 570.10>483.00 (-) 9.55e3

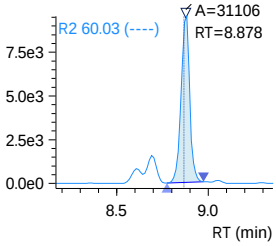

D5-NEtFOSAA_IS
Conc. 5.0000
ISTD 589.20>419.00 (-) 1.20e4

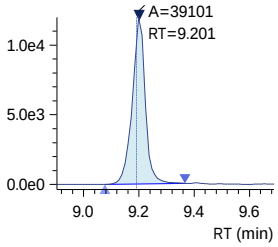

D5-NEtFOSAA
Conc. 2.7681
Q 589.20>419.00 (-) 1.20e4

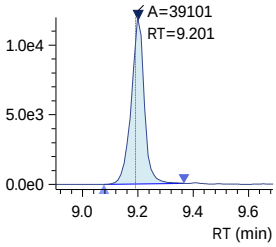

NEtFOSAA
Conc. 5.5077
R#1 71.29 (89.53)
R#2 71.29 (89.53)
Q 584.20>419.10 (-) 1.28e4

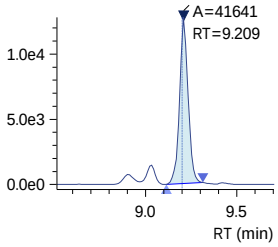

R1 584.20>526.00 (-) 9.57e3

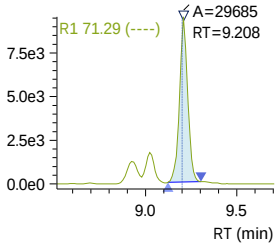

R2 584.20>526.00 (-) 9.57e3

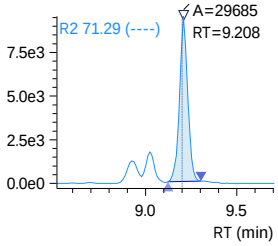

240321_029 (continued)

9-Cl-PF3ONS
Conc. 4.6421
R#1 31.30 (31.69)
R#2 31.30 (31.69)
Q 530.80>351.00 (-) 2.69e5

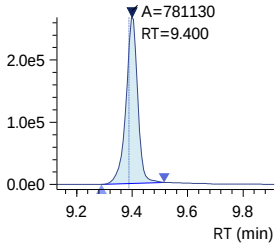

R1 532.80>353.00 (-) 8.58e4

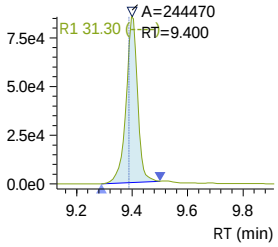

R2 532.80>353.00 (-) 8.58e4

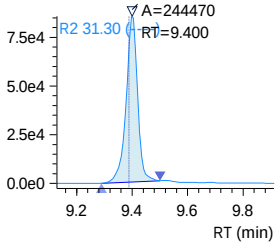

PFUnDA
Conc. 5.9164
R#1 11.81 (10.96)
R#2 11.81 (10.96)
Q 563.10>519.00 (-) 9.71e4

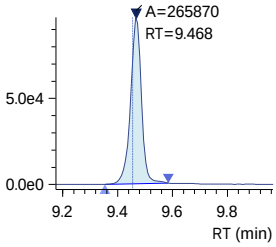

R1 563.10>269.10 (-) 1.12e4

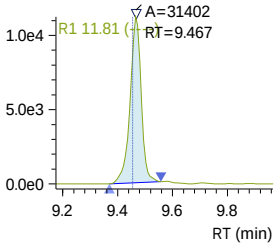

R2 563.10>269.10 (-) 1.12e4

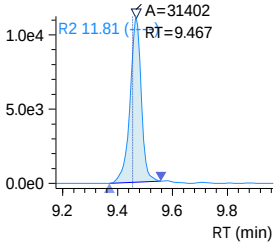

13C7-PFUnDA_IS
Conc. 1.2500
ISTD 570.00>525.10 (-) 1.86e4

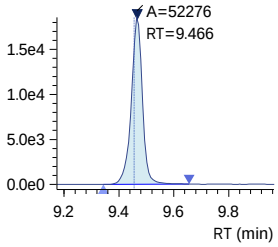

13C7-PFUnDA
Conc. 0.9241
Q 570.00>525.10 (-) 1.86e4

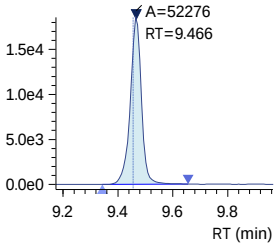

PFNS
Conc. 4.8570
R#1 62.59 (56.91)
R#2 62.59 (56.91)
Q 548.80>79.90 (-) 3.05e4

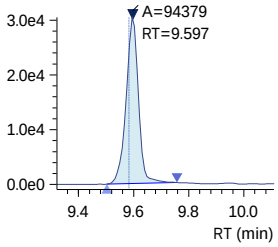

R1 548.80>98.80 (-) 1.96e4

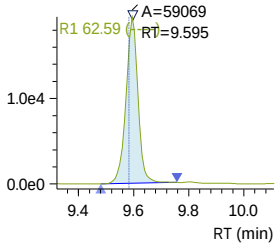

R2 548.80>98.80 (-) 1.96e4

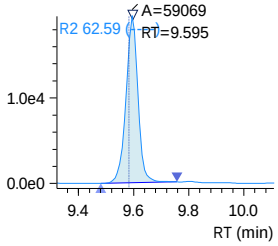

Insight Report
Before Manual Integration
Printed 3/22/2024 10:11:10

240321_029 (continued)

10_2 FTS
Conc. 6.0217
R#1 32.03 (32.29)
R#2 32.03 (32.29)
Q 626.80>607.05 (-) 9.51e3

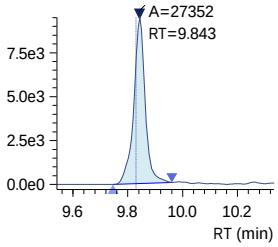

R1 626.80>81.00 (-) 3.49e3

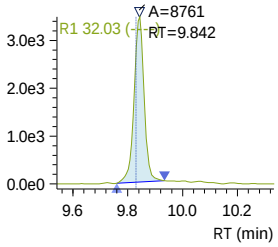

R2 626.80>81.00 (-) 3.49e3

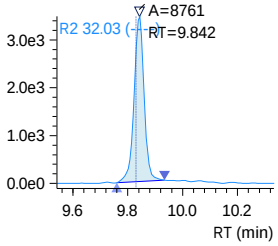

13C2-PFDOA_IS
Conc. 1.2500
ISTD 615.10>570.00 (-) 2.10e4

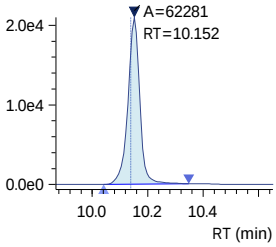

13C2-PFDOA
Conc. 0.9466
Q 615.10>570.00 (-) 2.10e4

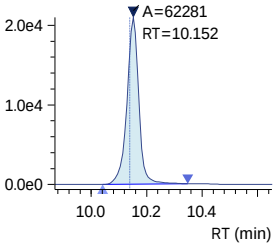

PFDOA
Conc. 5.5059
R#1 11.93 (11.14)
R#2 11.93 (11.14)
Q 613.10>569.00 (-) 6.45e4

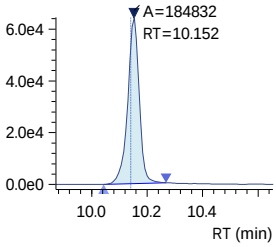

R1 613.10>319.00 (-) 7.82e3

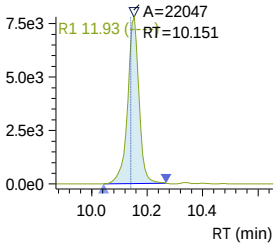

R2 613.10>319.00 (-) 7.82e3

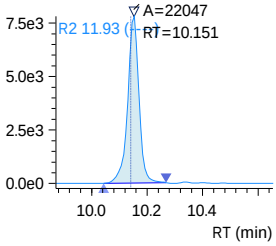

PFDS
Conc. 4.7347
R#1 60.49 (58.01)
R#2 60.49 (58.01)
Q 599.00>79.90 (-) 2.82e4

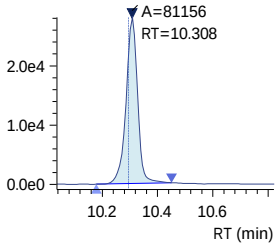

R1 599.00>98.80 (-) 1.70e4

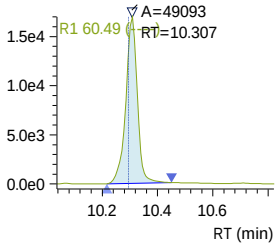

R2 599.00>98.80 (-) 1.70e4

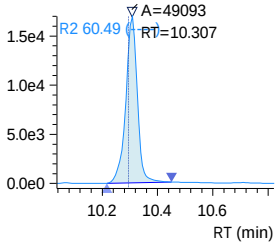

240321_029 (continued)

PFTrDA
Conc. 5.6670
R#1 15.82 (16.67)
R#2 15.82 (16.67)
Q 663.00>619.00 (-) 5.33e4

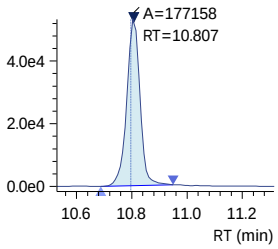

R1 663.00>168.90 (-) 8.75e3

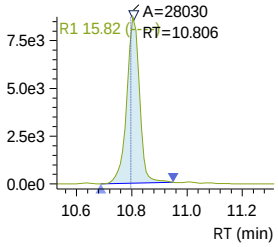

R2 663.00>168.90 (-) 8.75e3

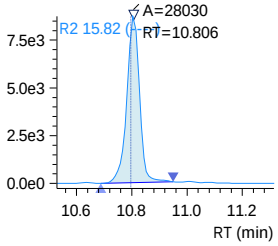

11-Cl-PF3OUdS
Conc. 4.5431
R#1 34.53 (35.04)
R#2 34.53 (35.04)
Q 630.90>451.00 (-) 1.07e5

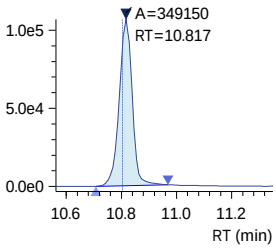

R1 632.90>452.90 (-) 3.71e4

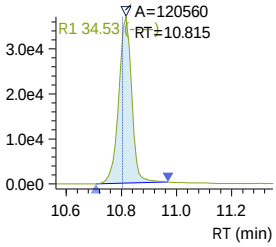

R2 632.90>452.90 (-) 3.71e4

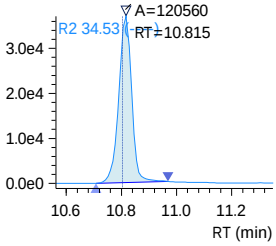

PFOSAm
Conc. 5.7443
Q 498.10>77.90 (-) 4.03e4

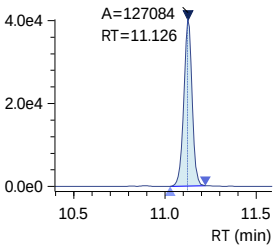

13C8-PFOSAm
Conc. 1.6911
Q 506.10>77.80 (-) 1.59e4

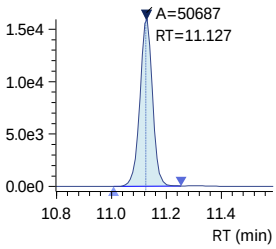

13C8-PFOSAm_IS
Conc. 2.5000
ISTD 506.10>77.80 (-) 1.59e4

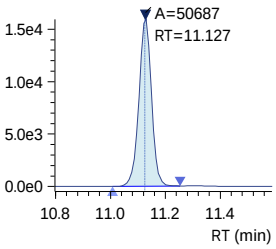

240321_029 (continued)

PFTDA
Conc. 5.5767
R#1 18.16 (17.09)
R#2 18.16 (17.09)
Q 713.10>669.00 (-) 3.42e4

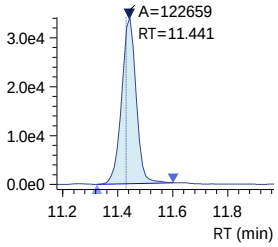

13C2-PFTDA
Conc. 0.8024
Q 715.20>670.00 (-) 8.81e3

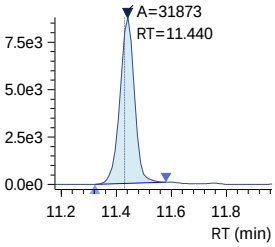

13C2-PFTDA_IS
Conc. 1.2500
ISTD 715.20>670.00 (-) 8.81e3

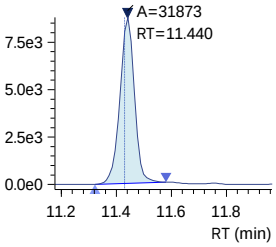

PFDoS
Conc. 4.3841
R#1 63.97 (61.23)
R#2 63.97 (61.23)
Q 699.10>79.90 (-) 1.52e4

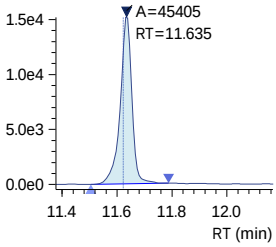

D7-MeFOSE_IS
Conc. 25.0000
ISTD 623.20>58.90 (-) 4.37e4

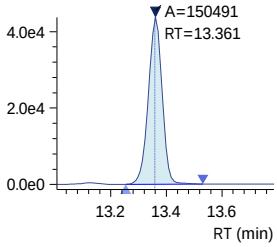

R1 713.10>168.90 (-) 6.11e3

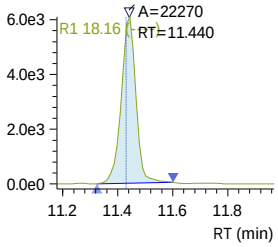

R1 699.10>98.80 (-) 1.01e4

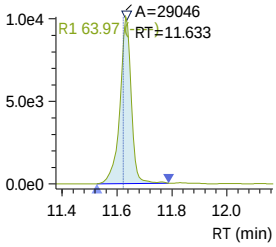

R2 713.10>168.90 (-) 6.11e3

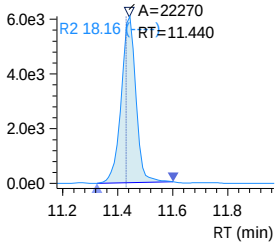

R2 699.10>98.80 (-) 1.01e4

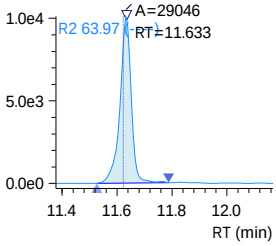

Insight Report
Before Manual Integration
Printed 3/22/2024 10:11:10

240321_029 (continued)

D7-MeFOSE
Conc. 16.4107

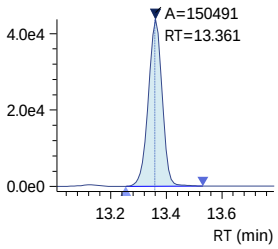

MeFOSE
Conc. 5.5851

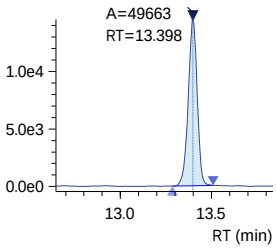

13C2-PFHXDA_IS
Conc. 2.5000

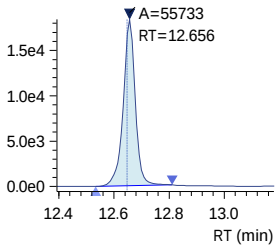

13C2-PFHXDA
Conc. 1.3645

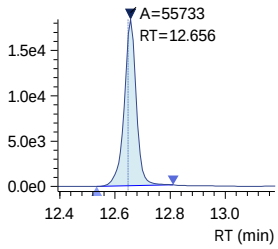

PFHXDA
Conc. 5.4336
R#1 11.57 (10.78)
R#2 11.57 (10.78)

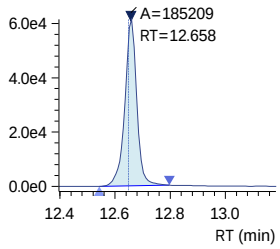

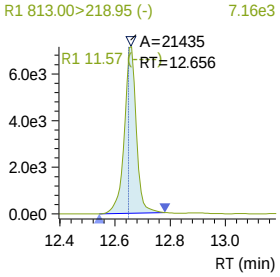

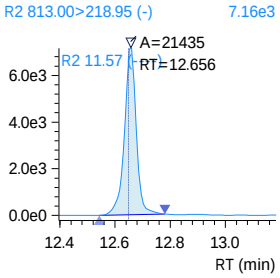

240321_029 (continued)

D3-MeFOSA
Conc. 1.3422

Q 515.00>219.00 (-) 3.11e3

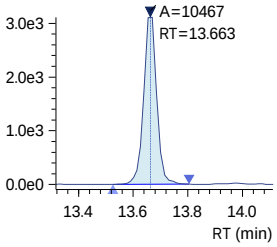

D3-MeFOSA_IS
Conc. 2.5000

ISTD 515.00>219.00 (-) 3.11e3

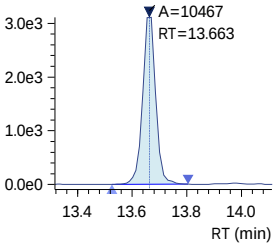

MeFOSA
Conc. 4.9314
R#1 120.95 (156.31)
R#2 120.95 (156.31)

Q 511.90>219.00 (-) 1.01e4

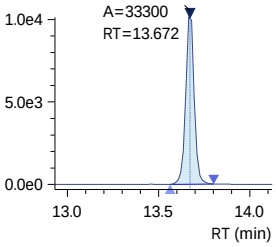

R1 511.90>169.00 (-) 1.20e4

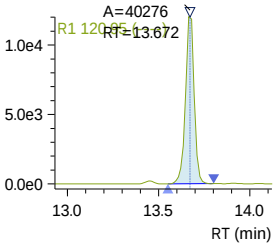

R2 511.90>169.00 (-) 1.20e4

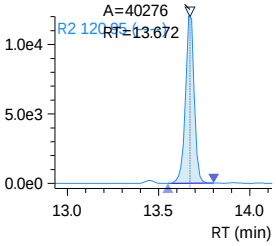

D9-EtFOSE_IS
Conc. 25.0000

ISTD 639.20>58.90 (-) 4.07e4

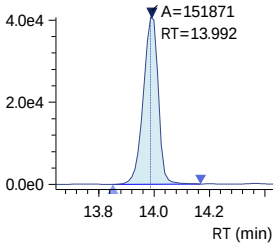

D9-EtFOSE
Conc. 14.5075

Q 639.20>58.90 (-) 4.07e4

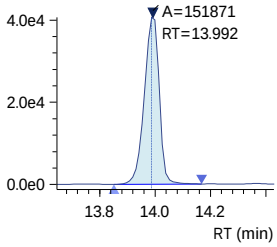

240321_029 (continued)

EtFOSE
Conc. 4.7960

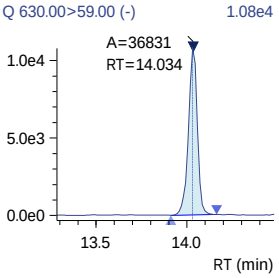

D5-EtFOSAm
Conc. 0.9403

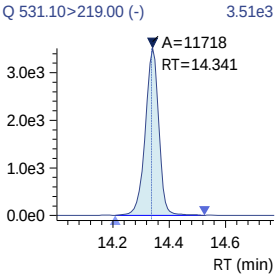

D5-EtFOSAm_IS
Conc. 2.5000

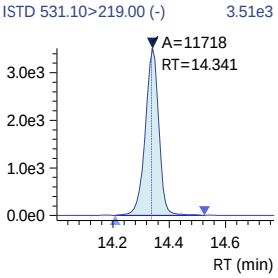

EtFOSAm
Conc. 4.4085
R#1 137.93 (177.75)
R#2 137.93 (177.75)

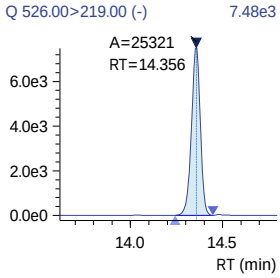

PFODA
Conc. 5.5742
R#1 33.17 (31.66)
R#2 33.17 (31.66)

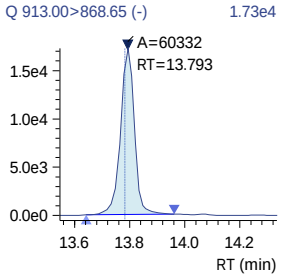

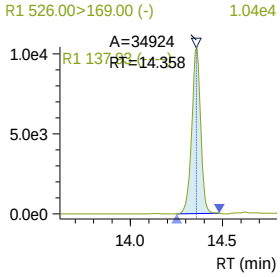

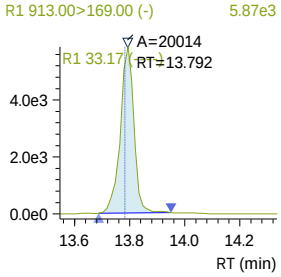

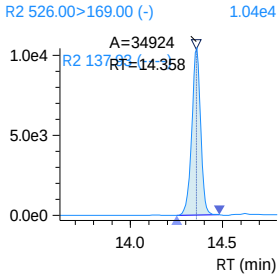

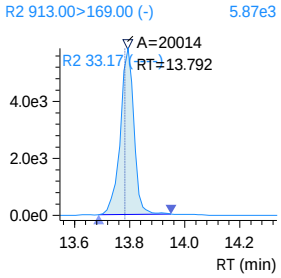

1st PS 03/22/24
2nd 03/22/24

Validation Report

Data File: J:\LCMS08\Data\240320_1633_B1\240320_005
Lab ID: KQ2404285-01
RunType: CCB
Matrix: Drinking Water

Date Acquired: 3/20/24 14:50
Batch ID: 835644
Analysis Method: 1633/PFAS_DOD5.4

Validations

Validation Categories	Pass	Fail
ICAL Analyte Recovery	X	
Second Source ICAL Verification	X	
Continuing Calibration Recovery (Closing)		X
Internal Standards	X	
Surrogates		X
Above Highest ICAL Level	X	

Analyte Exceptions

Exception Categories	Analyte Name	Result	Low Limit	High Limit	Corrective Action
Continuing Calibration Recovery (Closing)	1H, 1H, 2H, 2H-Perfluorodecanesulfonic acid (8:2 FTS)	136	70	130	high bias, native <MRL
	13C2-8:2 FTS	69	70	130	**
Surrogates	13C3-PFBS	139	40	135	high bias, native <MRL
	13C3-PFHxS	146	40	130	
	13C4-PFBA	132	5	130	
	13C5-PFPeA	151	40	130	
	13C5-PFHxA	135	40	130	
	13C4-PFHpA	145	40	130	
	13C8-PFOA	142	40	130	
	13C9-PFNA	143	40	130	
	13C2-PFDoDA	141	10	130	
	13C2-PFTeDA	149	10	130	
	D9-EtFOSE	137	10	130	
	13C3-HFPO-DA	148	40	130	

** low surrogate drives native high

Primary Review: _____

Secondary Review: _____

1st PS 03/22/24
2nd 03/22/24

Quantitation Report

Data File:	J:\LCMS08\Data\240320_1633_B1\240320_005	**Instrument:**	K-LCMS-08
Acqu Date:	3/20/24 14:50	**Vial:**	1
Run Type:	CCB	**Dilution:**	1
Lab ID:	KQ2404285-01	**Raw Units:**	ng/mL

Bottle ID:		**Tier:**	IV	**Matrix:**	Drinking Water
Prod Code:	PFAS_DOD5.4	**Collect Date:**	3/7/24	**Receive Date:**	3/8/24

Analysis Lot:	835644	**Prep Lot:**		**Report Group:**	KQ2404285
Analysis	1633	**Prep Method:**			
		Prep Date:			

Title:	Per- and Polyfluoroalkyl Substances (PFAS) by LC/MS/MS Compliant with Table B-24 of DOD QSM	**Calibration ID:**	KC2400137
		Report List ID:	24615

Internal Standard Compounds

Parameter Name	RT	RT Dev	Response	Solution Conc	Area Criteria
18O2-PFHxS	7.127		90119	2.5000	OK
13C4-PFOS	8.858		112936	2.5000	OK
13C3-PFBA	1.459		404114	5.0000	OK
13C2-PFHxA	5.018		382202	2.5000	OK
13C4-PFOA	7.152		21098	2.5000	OK
13C5-PFNA	8.001		138080	1.2500	OK
13C2-PFDA	8.761		88671	1.2500	OK

Surrogate Compounds

Parameter Name	RT	RT Dev	Response	Solution Conc	% Rec		% Rec Criteria	Rpt?
13C3-PFBS	4.690		191295	3.4829	139	*	40 - 135	Y
13C3-PFHxS	7.127		137579	3.6415	146	*	40 - 130	Y
13C8-PFOS	8.858		50492	3.1934	128		40 - 130	Y
13C4-PFBA	1.460		1053194	13.2141	132	*	5 - 130	Y
13C5-PFPeA	3.554		322090	7.5739	151	*	40 - 130	Y
13C5-PFHxA	5.016		422785	3.3823	135	*	40 - 130	Y
13C4-PFHpA	6.199		628544	3.6373	145	*	40 - 130	Y
13C8-PFOA	7.150		459767	3.5385	142	*	40 - 130	Y
13C9-PFNA	8.000		222544	1.7836	143	*	40 - 130	Y
13C6-PFDA	8.760		134485	1.6202	130		40 - 130	Y
13C7-PFUnDA	9.488		132956	1.6243	130		30 - 130	Y
13C2-PFDoDA	10.175		167314	1.7575	141	*	10 - 130	Y
13C2-PFTeDA	11.467		106951	1.8607	149	*	10 - 130	Y
13C8-FOSA	11.114		136059	3.2036	128		40 - 130	Y
D3-MeFOSA	13.660		32137	2.9082	116		10 - 130	Y
D5-EtFOSA	14.336		52768	2.9881	120		10 - 130	Y
D7-MeFOSE	13.356		411407	31.6599	127		10 - 130	Y
D9-EtFOSE	13.985		509570	34.3513	137	*	10 - 130	Y

U: Undetected at or above MDL
J: Analyte detected above MDL, but below MRL
B: Hit above MRL also found in Method Blank
E: Analyte concentration above high point of ICAL
N: Presumptive evidence of compound

D: Result from dilution
m: Manual integration performed
d: Compound manually deleted
NR: Analyte not reported from this analysis

*: Result fails acceptance criteria
#: Acceptance criteria not applicable
?: Insufficient information to determine acceptance
e: Result >= MRL, but MRL less than low point of ICAL
c: check for co-elution

Printed: 3/21/24 17:28
\\alprews001\starlims$\LIMSReps\QuantValidation.rpt

1st PS 03/22/24
2nd 03/22/24

Data File:	J:\LCMS08\Data\240320_1633_B1\240320_005	**Instrument:**	K-LCMS-08
Acqu Date:	3/20/24 14:50	**Vial:**	1
Run Type:	CCB	**Dilution:**	1
Lab ID:	KQ2404285-01	**Raw Units:**	ng/mL

Surrogate Compounds

Parameter Name	RT	RT Dev	Response	Solution Conc	% Rec		% Rec Criteria	Rpt?
D3-MeFOSAA	8.888		121127	4.4336	89		40 - 170	Y
D5-EtFOSAA	9.214		109379	5.4645	109		25 - 135	Y
13C2-4:2 FTS	4.704		76352	6.0342	121		40 - 200	Y
13C2-6:2 FTS	6.840		57313	5.6198	112		40 - 200	Y
13C2-8:2 FTS	8.454		36326	5.5606	111		40 - 300	Y
13C3-HFPO-DA	5.492		740742	14.8054	148	*	40 - 130	Y

Target Compounds

Final Conc.Units: ng/L

Parameter Name	RT	RT Dev	Response	Solution Conc	Final Conc	Q	Rpt?
Perfluorobutane sulfonic acid (PFBS)	0		0	0	0	U	Y
Perfluoropentane sulfonic acid (PFPeS)	0		0	0	0	U	Y
Perfluorohexane sulfonic acid (PFHxS)	7.129		405	0.0054	0.11	U	Y
Perfluoroheptane sulfonic acid (PFHpS)	0		0	0	0	U	Y
Perfluorooctane sulfonic acid (PFOS)	8.875		231	-0.0076	0	U	Y
Perfluorononane sulfonic acid (PFNS)	0		0	0	0	U	Y
Perfluorodecane sulfonic acid (PFDS)	10.343		11	-0.0110	0	U	Y
Perfluorododecane sulfonic acid (PFDoS)	0		0	0	0	U	Y
Perfluorobutanoic acid (PFBA)	1.412		2544	-0.0247	0	U	Y
Perfluoropentanoic acid (PFPeA)	3.558		1860	0.0081	0.16	U	Y
Perfluorohexanoic acid (PFHxA)	0		0	0	0	U	Y
Perfluoroheptanoic acid (PFHpA)	6.183		4733	0.0071	0.14	U	Y
Perfluorooctanoic acid (PFOA)	7.147		5837	-0.0112	0	U	Y
Perfluorononanoic acid (PFNA)	8.001		2562	-0.0056	0	U	Y
Perfluorodecanoic acid (PFDA)	8.762		3096	0.0283	0.57	U	Y
Perfluoroundecanoic acid (PFUnDA)	9.486		1753	0.0030	0.060	U	Y
Perfluorododecanoic acid (PFDOA)	10.176		1279	-0.0129	0	U	Y
Perfluorotridecanoic acid (PFTrDA)	10.833		1524	-0.0086	0	U	Y
Perfluorotetradecanoic acid (PFTDA)	11.465		1281	-0.0073	0	U	Y
Perfluorooctane sulfonamide (PFOSAm)	11.116		153	0.0026	0.052	U	Y
N-Methylperfluorooctane sulfonamide (MeFOSA)	0		0	0	0	U	Y
N-Ethylperfluorooctane sulfonamide (EtFOSAm)	0		0	0	0	U	Y
N-Methylperfluorooctane sulfonamido ethanol (MeFOSE)	0		0	0	0	U	Y
N-Ethylperfluorooctane sulfonamido ethanol (EtFOSE)	0		0	0	0	U	Y
N-Methylperfluorooctane sulfonamido acetic acid (NMeFOSAA)	0		0	0	0	U	Y

U: Undetected at or above MDL
J: Analyte detected above MDL, but below MRL
B: Hit above MRL also found in Method Blank
E: Analyte concentration above high point of ICAL
N: Presumptive evidence of compound

D: Result from dilution
m: Manual integration performed
d: Compound manually deleted
NR: Analyte not reported from this analysis

*: Result fails acceptance criteria
#: Acceptance criteria not applicable
?: Insufficient information to determine acceptance
e: Result >= MRL, but MRL less than low point of ICAL
c: check for co-elution

Printed: 3/21/24 17:28
\\alprews001\starlims$\LIMSReps\QuantValidation.rpt

1st PS 03/22/24

2nd 03/22/24

Data File:	J:\LCMS08\Data\240320_1633_B1\240320_005	**Instrument:**	K-LCMS-08
Acqu Date:	3/20/24 14:50	**Vial:**	1
Run Type:	CCB	**Dilution:**	1
Lab ID:	KQ2404285-01	**Raw Units:**	ng/mL

Target Compounds

Final Conc.Units: ng/L

Parameter Name	RT	RT Dev	Response	Solution Conc	Final Conc	Q	Rpt?
N-Ethylperfluorooctane sulfonamido acetic acid (NEtFOSAA)	0		0	0	0	U	Y
1H, 1H, 2H, 2H-Perfluorohexanesulfonic acid (4:2 FTS)	0		0	0	0	U	Y
1H, 1H, 2H, 2H-Perfluorooctanesulfonic acid (6:2 FTS)	0		0	0	0	U	Y
1H, 1H, 2H, 2H-Perfluorodecanesulfonic acid (8:2 FTS)	0		0	0	0	U	Y
4,4,5,5,6,6,6-Heptafluorohexanoic acid (3:3 FTCA)	0		0	0	0	U	Y
2H,2H,3H,3H-Perfluorooctanoic acid (5:3 FTCA)	5.899		256	0.0204	0.41	U	Y
2H,2H,3H,3H-Perfluorodecanoic acid (7:3 FTCA)	7.938		821	0.0448	0.90	U	Y
Perfluoro(2-ethoxyethane) sulfonic acid (PFEESA)	0		0	0	0	U	Y
9-Chlorohexadecafluoro-3-oxanonane-1-sulfonic acid (9-Cl-PF3ONS)	0		0	0	0	U	Y
11-Chloroeicosafluoro-3-oxaundecane-1-sulfonic acid (11-Cl-PF3OUdS)	0		0	0	0	U	Y
Perfluoro-3-methoxypropanoic acid (PFMPA)	0		0	0	0	U	Y
Perfluoro-4-methoxybutanoic acid (PFMBA)	4.082		88	0.0006	0.012	U	Y
Hexafluoropropyleneoxide dimer acid (HFPO-DA) (GenX)	5.492		421	-0.0017	0	U	Y
Nonafluoro-3,6-dioxaheptanoic acid (NFDHA)	4.882		555	0.0006	0.012	U	Y
4,8-Dioxa-3H-perfluorononanoic acid (DONA)	0		0	0	0	U	Y

U: Undetected at or above MDL
J: Analyte detected above MDL, but below MRL
B: Hit above MRL also found in Method Blank
E: Analyte concentration above high point of ICAL
N: Presumptive evidence of compound

D: Result from dilution
m: Manual integration performed
d: Compound manually deleted
NR: Analyte not reported from this analysis

*: Result fails acceptance criteria
#: Acceptance criteria not applicable
?: Insufficient information to determine acceptance
e: Result >= MRL, but MRL less than low point of ICAL
c: check for co-elution

Printed: 3/21/24 17:28

\\alprews001\starlims$\LIMSReps\QuantValidation.rpt

Insight Report
Ion Ratio Confirmation
Printed 3/21/2024 17:09:49

240320_005

Sample ID: 1633 CCB
Date Acquired: 3/20/2024 2:50:18 PM
Acquired by: System Administrator
Data File: 240320_005
Vial: 54 | Inj. Volume: 10.0000uL | Tray: 1

Name	m/z	Ref 1 m/z	Area	Ref 1 Measured	Ref 1 Actual Ratio	Ref 1 Set Ratio	Ref 2 Measured	Ref 2 Actual Ratio	Ref 2 Set Ratio	Flag ID
13C4-PFBA	216.80>171.90	----	1053194	----	----	----	----	----	----	
13C4-PFBA_IS	216.80>171.90	----	1053194	----	----	----	----	----	----	
13C3-PFBA_IS	216.00>172.00	----	404114	----	----	----	----	----	----	
PFBA	212.80>169.05	----	2544	----	----	----	----	----	----	
PFMPA	229.00>84.90	----	----	----	----	----	----	----	----	
3_3 FTCA	241.00>177.10	241.00>117.00	----	0	0.00	136.14	0	0.00	135.82	
13C5-PFPeA	268.30>223.00	----	322090	----	----	----	----	----	----	
13C5-PFPeA_IS	268.30>223.00	----	322090	----	----	----	----	----	----	
PFPeA	263.00>219.00	----	1860	----	----	----	----	----	----	
PFMBA	279.00>84.95	----	88	----	----	----	----	----	----	
13C2-4_2 FTS	329.10>80.90	----	76352	----	----	----	----	----	----	
13C2-4_2 FTS_IS	329.10>80.90	----	76352	----	----	----	----	----	----	
4_2 FTS	327.10>307.00	327.10>80.90	----	0	0.00	33.08	0	0.00	33.03	
13C3-PFBS_IS	302.10>79.90	----	191295	----	----	----	----	----	----	
PFBS	298.70>79.90	298.70>98.80	----	0	0.00	46.53	0	0.00	44.64	
13C3-PFBS	302.10>79.90	----	191295	----	----	----	----	----	----	
NFDHA	295.00>201.00	295.00>84.90	555	453	81.64	36.44	453	81.64	32.87	IRr
13C5-PFHxA	318.00>273.00	----	422785	----	----	----	----	----	----	
13C5-PFHxA_IS	318.00>273.00	----	422785	----	----	----	----	----	----	
13C2-PFHxA_IS	315.10>270.00	----	382202	----	----	----	----	----	----	
PFHxA	313.00>269.00	----	----	----	----	----	----	----	----	
PFEESA	314.80>135.00	314.80>82.90	----	0	0.00	5.25	0	0.00	6.08	
13C3-HFPO-DA	286.90>168.90	----	740742	----	----	----	----	----	----	
13C3-HFPO-DA_IS	286.90>168.90	----	740742	----	----	----	----	----	----	
HFPO-DA	284.90>168.90	284.90>184.90	421	489	116.09	62.57	489	116.09	56.90	IRr
5_3 FTCA	341.00>237.05	341.00>217.00	256	376	146.56	154.88	376	146.56	149.76	
PFPeS	349.10>79.90	349.10>98.80	----	0	0.00	54.44	0	0.00	58.78	
13C4-PFHpA	367.10>322.00	----	628544	----	----	----	----	----	----	
13C4-PFHpA_IS	367.10>322.00	----	628544	----	----	----	----	----	----	
PFHpA	363.10>319.00	363.10>169.00	4733	980	20.71	23.39	980	20.71	22.30	
DONA	376.90>250.90	376.90>84.80	----	0	0.00	30.39	0	0.00	28.27	
13C2-6_2 FTS_IS	429.10>80.90	----	57313	----	----	----	----	----	----	
13C2-6_2 FTS	429.10>80.90	----	57313	----	----	----	----	----	----	
6_2 FTS	427.10>407.00	427.10>80.90	----	0	0.00	44.48	0	0.00	38.72	
13C4-PFOA_IS	417.10>172.00	----	21098	----	----	----	----	----	----	
13C8-PFOA_IS	421.10>376.00	----	459767	----	----	----	----	----	----	

J:\LCMS08\Data\240320_1633_B1\240320_1633_B1.damlp .

Ref 1 Set Ratio assigned from calibration mid-point; Ref 2 Set Ratio assigned from opening calibration verification.
IRr - Ion ratio outside either set of criteria. Exceedances for reported detections to be "I" flagged in the analytical report.

Insight Report
Ion Ratio Confirmation
Printed 3/21/2024 17:09:49

240320_005 (continued)

(Table continued from previous page)

Name	m/z	Ref 1 m/z	Area	Ref 1 Measured	Ref 1 Actual Ratio	Ref 1 Set Ratio	Ref 2 Measured	Ref 2 Actual Ratio	Ref 2 Set Ratio	Flag ID
13C8-PFOA	421.10>376.00	----	459767	----	----	----	----	----	----	
PFOA	413.00>369.00	413.00>169.00	5837	816	13.99	24.47	816	13.99	22.78	
13C3-PFHxS	402.10>79.90	----	137579	----	----	----	----	----	----	
13C3-PFHxS_IS	402.10>79.90	----	137579	----	----	----	----	----	----	
PFHxS	398.70>79.90	398.70>98.90	405	344	84.88	57.29	344	84.88	62.94	
18O2-PFHxS_IS	403.00>83.90	----	90119	----	----	----	----	----	----	
13C9-PFNA_IS	472.10>427.00	----	222544	----	----	----	----	----	----	
13C9-PFNA	472.10>427.00	----	222544	----	----	----	----	----	----	
13C5-PFNA_IS	468.00>423.00	----	138080	----	----	----	----	----	----	
PFNA	463.00>419.00	463.00>219.00	2562	270	10.54	20.36	270	10.54	20.61	
PFHpS	449.00>79.90	449.00>98.80	----	0	0.00	46.70	0	0.00	54.10	
7_3 FTCA	441.00>317.00	441.00>336.90	821	834	101.69	132.28	834	101.69	134.62	
13C2-8_2-FTS	529.10>80.90	----	36326	----	----	----	----	----	----	
13C2-8_2-FTS_IS	529.10>80.90	----	36326	----	----	----	----	----	----	
8_2 FTS	527.10>506.95	527.10>80.80	----	0	0.00	45.91	0	0.00	46.70	
13C6-PFDA_IS	519.10>474.10	----	134485	----	----	----	----	----	----	
13C6-PFDA	519.10>474.10	----	134485	----	----	----	----	----	----	
13C2-PFDA_IS	515.10>470.10	----	88671	----	----	----	----	----	----	
PFDA	512.90>469.00	512.90>219.00	3096	177	5.72	17.64	177	5.72	14.73	IRr
D3-NMeFOSAA_IS	573.20>419.00	----	121127	----	----	----	----	----	----	
D3-NMeFOSAA	573.20>419.00	----	121127	----	----	----	----	----	----	
13C8-PFOS_IS	507.10>98.90	----	50492	----	----	----	----	----	----	
13C8-PFOS	507.10>98.90	----	50492	----	----	----	----	----	----	
13C4-PFOS_IS	502.80>79.90	----	112936	----	----	----	----	----	----	
PFOS	498.90>79.90	498.90>98.80	231	51	21.98	45.06	51	21.98	47.34	IRr
NMeFOSAA	570.10>419.00	570.10>483.00	----	0	0.00	67.10	0	0.00	64.07	
D5-NEtFOSAA_IS	589.20>419.00	----	109379	----	----	----	----	----	----	
D5-NEtFOSAA	589.20>419.00	----	109379	----	----	----	----	----	----	
NEtFOSAA	584.20>419.10	584.20>526.00	----	0	0.00	89.53	0	0.00	83.09	
9-Cl-PF3ONS	530.80>351.00	532.80>353.00	----	0	0.00	31.69	0	0.00	30.27	
PFUnDA	563.10>519.00	563.10>269.10	1753	141	8.02	10.96	141	8.02	12.21	
13C7-PFUnDA_IS	570.00>525.10	----	132956	----	----	----	----	----	----	
13C7-PFUnDA	570.00>525.10	----	132956	----	----	----	----	----	----	
PFNS	548.80>79.90	548.80>98.80	----	0	0.00	56.91	0	0.00	63.73	
10_2 FTS	626.80>607.05	626.80>81.00	----	0	0.00	32.29	0	0.00	27.50	
13C2-PFDOA_IS	615.10>570.00	----	167314	----	----	----	----	----	----	
13C2-PFDOA	615.10>570.00	----	167314	----	----	----	----	----	----	
PFDOA	613.10>569.00	613.10>319.00	1279	91	7.12	11.14	91	7.12	9.85	
PFDS	599.00>79.90	599.00>98.80	11	6	51.48	58.01	6	51.48	60.30	
PFTrDA	663.00>619.00	663.00>168.90	1524	280	18.39	16.67	280	18.39	15.87	

J:\LCMS08\Data\240320_1633_B1\240320_1633_B1.damlp .

Ref 1 Set Ratio assigned from calibration mid-point; Ref 2 Set Ratio assigned from opening calibration verification.
IRr - Ion ratio outside either set of criteria. Exceedances for reported detections to be "I" flagged in the analytical report.

240320_005 (continued)

(Table continued from previous page)

Name	m/z	Ref 1 m/z	Area	Ref 1 Measured	Ref 1 Actual Ratio	Ref 1 Set Ratio	Ref 2 Measured	Ref 2 Actual Ratio	Ref 2 Set Ratio	Flag ID
11-Cl-PF3OUdS	630.90>451.00	632.90>452.90	----	0	0.00	35.04	0	0.00	36.12	
PFOSAm	498.10>77.90	----	153	----	----	----	----	----	----	
13C8-PFOSAm	506.10>77.80	----	136059	----	----	----	----	----	----	
13C8-PFOSAm_IS	506.10>77.80	----	136059	----	----	----	----	----	----	
PFTDA	713.10>669.00	713.10>168.90	1281	85	6.63	17.09	85	6.63	18.89	IRr
13C2-PFTDA	715.20>670.00	----	106951	----	----	----	----	----	----	
13C2-PFTDA_IS	715.20>670.00	----	106951	----	----	----	----	----	----	
PFDoS	699.10>79.90	699.10>98.80	----	0	0.00	61.23	0	0.00	64.82	
D7-MeFOSE_IS	623.20>58.90	----	411407	----	----	----	----	----	----	
D7-MeFOSE	623.20>58.90	----	411407	----	----	----	----	----	----	
MeFOSE	616.10>59.00	----	----	----	----	----	----	----	----	
13C2-PFHXDA_IS	815.00>770.05	----	183140	----	----	----	----	----	----	
13C2-PFHXDA	815.00>770.05	----	183140	----	----	----	----	----	----	
PFHXDA	813.00>768.95	813.00>218.95	1451	165	11.37	10.78	165	11.37	11.30	
D3-MeFOSA	515.00>219.00	----	32137	----	----	----	----	----	----	
D3-MeFOSA_IS	515.00>219.00	----	32137	----	----	----	----	----	----	
MeFOSA	511.90>219.00	511.90>169.00	----	0	0.00	156.31	0	0.00	157.34	
D9-EtFOSE_IS	639.20>58.90	----	509570	----	----	----	----	----	----	
D9-EtFOSE	639.20>58.90	----	509570	----	----	----	----	----	----	
EtFOSE	630.00>59.00	----	----	----	----	----	----	----	----	
D5-EtFOSAm	531.10>219.00	----	52768	----	----	----	----	----	----	
D5-EtFOSAm_IS	531.10>219.00	----	52768	----	----	----	----	----	----	
EtFOSAm	526.00>219.00	526.00>169.00	----	0	0.00	177.75	0	0.00	169.40	
PFODA	913.00>868.65	913.00>169.00	142	191	134.40	31.66	191	134.40	34.82	IRr

Flag ID key: IRr: Ion Ratio (Relative)

Ref 1 Set Ratio assigned from calibration mid-point; Ref 2 Set Ratio assigned from opening calibration verification.
IRr - Ion ratio outside either set of criteria. Exceedances for reported detections to be "I" flagged in the analytical report.

Insight Report
Quantitation/Integration
Printed 3/21/2024 16:06:09

240320_005

Sample ID: 1633 CCB
Date Acquired: 3/20/2024 2:50:18 PM
Acquired by: System Administrator
Data File: 240320_005
Vial: 54 | Inj. Volume: 10.0000uL | Tray: 1

Name	Mode ID	Found RT	RT Diff	ISTD RT Diff	Area	ISTD Area	ISTD Name	Conc.	Unit	Flag ID
13C4-PFBA	Auto	1.460	0.120	0.001	1053194	404114	13C3-PFBA_IS	13.2141	ng/mL	
13C4-PFBA_IS	Auto	1.460	0.120	----	1053194	1053194	----	10.0000	ng/mL	
13C3-PFBA_IS	Auto	1.459	0.123	----	404114	404114	----	5.0000	ng/mL	
PFBA	Auto	1.412	0.072	-0.048	2544	1053194	13C4-PFBA_IS	-0.0247	ng/mL	
PFMPA	ND(W/B)	----	----	----	----	322090	13C5-PFPeA_IS	----	ng/mL	
3_3 FTCA	ND(W/B)	----	----	----	----	322090	13C5-PFPeA_IS	----	ng/mL	
13C5-PFPeA	Auto	3.554	0.089	-1.464	322090	382202	13C2-PFHxA_IS	7.5739	ng/mL	
13C5-PFPeA_IS	Auto	3.554	0.089	----	322090	322090	----	5.0000	ng/mL	
PFPeA	M	3.558	0.089	0.004	1860	322090	13C5-PFPeA_IS	0.0081	ng/mL	
PFMBA	M	4.082	0.089	0.528	88	322090	13C5-PFPeA_IS	0.0006	ng/mL	
13C2-4_2 FTS	Auto	4.704	0.062	-2.423	76352	90119	18O2-PFHxS_IS	6.0342	ng/mL	
13C2-4_2 FTS_IS	Auto	4.704	0.062	----	76352	76352	----	5.0000	ng/mL	
4_2 FTS	ND(W/B)	----	----	----	----	76352	13C2-4_2 FTS_IS	----	ng/mL	
13C3-PFBS_IS	Auto	4.690	0.081	----	191295	191295	----	2.5000	ng/mL	
PFBS	ND(W/B)	----	----	----	----	191295	13C3-PFBS_IS	----	ng/mL	
13C3-PFBS	Auto	4.690	0.081	-2.437	191295	90119	18O2-PFHxS_IS	3.4829	ng/mL	
NFDHA	M	4.882	0.076	-0.134	555	422785	13C5-PFHxA_IS	0.0006	ng/mL	IRr
13C5-PFHxA	Auto	5.016	0.067	-0.002	422785	382202	13C2-PFHxA_IS	3.3823	ng/mL	
13C5-PFHxA_IS	Auto	5.016	0.067	----	422785	422785	----	2.5000	ng/mL	
13C2-PFHxA_IS	Auto	5.018	0.068	----	382202	382202	----	2.5000	ng/mL	
PFHxA	ND(W/B)	----	----	----	----	422785	13C5-PFHxA_IS	----	ng/mL	
PFEESA	ND(W/B)	----	----	----	----	422785	13C5-PFHxA_IS	----	ng/mL	
13C3-HFPO-DA	Auto	5.492	0.071	0.474	740742	382202	13C2-PFHxA_IS	14.8054	ng/mL	
13C3-HFPO-DA_IS	Auto	5.492	0.071	----	740742	740742	----	10.0000	ng/mL	
HFPO-DA	M	5.492	0.069	0.000	421	740742	13C3-HFPO-DA_IS	-0.0017	ng/mL	IRr
5_3 FTCA	M	5.899	0.052	0.883	256	422785	13C5-PFHxA_IS	0.0204	ng/mL	
PFPeS	ND(W/B)	----	----	----	----	137579	13C3-PFHxS_IS	----	ng/mL	
13C4-PFHpA	Auto	6.199	0.059	1.180	628544	382202	13C2-PFHxA_IS	3.6373	ng/mL	
13C4-PFHpA_IS	Auto	6.199	0.059	----	628544	628544	----	2.5000	ng/mL	
PFHpA	Auto	6.183	0.042	-0.015	4733	628544	13C4-PFHpA_IS	0.0071	ng/mL	
DONA	ND(W/B)	----	----	----	----	740742	13C3-HFPO-DA_IS	----	ng/mL	
13C2-6_2 FTS_IS	Auto	6.840	0.050	----	57313	57313	----	5.0000	ng/mL	
13C2-6_2 FTS	Auto	6.840	0.050	-0.287	57313	90119	18O2-PFHxS_IS	5.6198	ng/mL	
6_2 FTS	ND(W/B)	----	----	----	----	57313	13C2-6_2 FTS_IS	----	ng/mL	
13C4-PFOA_IS	Auto	7.152	0.053	----	21098	21098	----	2.5000	ng/mL	
13C8-PFOA_IS	Auto	7.150	0.052	----	459767	459767	----	2.5000	ng/mL	
13C8-PFOA	Auto	7.150	0.052	-0.002	459767	21098	13C4-PFOA_IS	3.5385	ng/mL	
PFOA	M	7.147	0.048	-0.003	5837	459767	13C8-PFOA_IS	-0.0112	ng/mL	
13C3-PFHxS	Auto	7.127	0.060	0.000	137579	90119	18O2-PFHxS_IS	3.6415	ng/mL	
13C3-PFHxS_IS	Auto	7.127	0.060	----	137579	137579	----	2.5000	ng/mL	
PFHxS	M	7.129	0.062	0.002	405	137579	13C3-PFHxS_IS	0.0054	ng/mL	
18O2-PFHxS_IS	Auto	7.127	0.060	----	90119	90119	----	2.5000	ng/mL	
13C9-PFNA_IS	Auto	8.000	0.051	----	222544	222544	----	1.2500	ng/mL	
13C9-PFNA	Auto	8.000	0.051	-0.001	222544	138080	13C5-PFNA_IS	1.7836	ng/mL	
13C5-PFNA_IS	Auto	8.001	0.052	----	138080	138080	----	1.2500	ng/mL	
PFNA	MI R1 R2	8.001	0.051	0.001	2562	222544	13C9-PFNA_IS	-0.0056	ng/mL	
PFHpS	ND(W/B)	----	----	----	----	50492	13C8-PFOS_IS	----	ng/mL	
7_3 FTCA	Auto	7.938	0.028	2.922	821	422785	13C5-PFHxA_IS	0.0448	ng/mL	
13C2-8_2-FTS	Auto	8.454	0.044	1.327	36326	90119	18O2-PFHxS_IS	5.5606	ng/mL	
13C2-8_2-FTS_IS	Auto	8.454	0.044	----	36326	36326	----	5.0000	ng/mL	
8_2 FTS	ND(W/B)	----	----	----	----	36326	13C2-8_2-FTS_IS	----	ng/mL	
13C6-PFDA_IS	Auto	8.760	0.045	----	134485	134485	----	1.2500	ng/mL	
13C6-PFDA	Auto	8.760	0.045	-0.001	134485	88671	13C2-PFDA_IS	1.6202	ng/mL	

J:\LCMS08\Data\240320_1633_B1\240320_1633_B1.damlp .

SN - Software-calculated S/N ratio outside criteria due to non-target peaks or drift in noise calculation window. Analyst review of noise levels (excluding non-target peaks) in chromatogram indicates S/N ratio meets criteria.

240320_005 (continued)

(Table continued from previous page)

Name	Mode ID	Found RT	RT Diff	ISTD RT Diff	Area	ISTD Area	ISTD Name	Conc.	Unit	Flag ID
13C2-PFDA_IS	Auto	8.761	0.047	----	88671	88671	----	1.2500	ng/mL	
PFDA	M	8.762	0.048	0.002	3096	134485	13C6-PFDA_IS	0.0283	ng/mL	IRr
D3-NMeFOSAA_IS	Auto	8.888	0.041	----	121127	121127	----	5.0000	ng/mL	
D3-NMeFOSAA	Auto	8.888	0.041	0.030	121127	112936	13C4-PFOS_IS	4.4336	ng/mL	
13C8-PFOS_IS	Auto	8.858	0.053	----	50492	50492	----	2.5000	ng/mL	
13C8-PFOS	Auto	8.858	0.053	0.000	50492	112936	13C4-PFOS_IS	3.1934	ng/mL	
13C4-PFOS_IS	Auto	8.858	0.052	----	112936	112936	----	2.5000	ng/mL	
PFOS	M	8.875	0.070	0.017	231	50492	13C8-PFOS_IS	-0.0076	ng/mL	IRr
NMeFOSAA	ND(W/B)	----	----	----	----	121127	D3-NMeFOSAA_IS	----	ng/mL	
D5-NEtFOSAA_IS	Auto	9.214	0.037	----	109379	109379	----	5.0000	ng/mL	
D5-NEtFOSAA	Auto	9.214	0.037	0.356	109379	112936	13C4-PFOS_IS	5.4645	ng/mL	
NEtFOSAA	ND(W/B)	----	----	----	----	109379	D5-NEtFOSAA_IS	----	ng/mL	
9-Cl-PF3ONS	ND(W/B)	----	----	----	----	740742	13C3-HFPO-DA_IS	----	ng/mL	
PFUnDA	M	9.486	0.043	-0.002	1753	132956	13C7-PFUnDA_IS	0.0030	ng/mL	
13C7-PFUnDA_IS	Auto	9.488	0.046	----	132956	132956	----	1.2500	ng/mL	
13C7-PFUnDA	Auto	9.488	0.046	0.727	132956	88671	13C2-PFDA_IS	1.6243	ng/mL	
PFNS	ND(W/B)	----	----	----	----	50492	13C8-PFOS_IS	----	ng/mL	
10_2 FTS	ND(W/B)	----	----	----	----	36326	13C2-8_2-FTS_IS	----	ng/mL	
13C2-PFDOA_IS	Auto	10.175	0.048	----	167314	167314	----	1.2500	ng/mL	
13C2-PFDOA	Auto	10.175	0.048	1.414	167314	88671	13C2-PFDA_IS	1.7575	ng/mL	
PFDOA	MI R1 R2	10.176	0.048	0.001	1279	167314	13C2-PFDOA_IS	-0.0129	ng/mL	
PFDS	M	10.343	0.059	1.484	11	50492	13C8-PFOS_IS	-0.0110	ng/mL	
PFTrDA	MI R1 R2	10.833	0.047	-0.634	1524	106951	13C2-PFTDA_IS	-0.0086	ng/mL	
11-Cl-PF3OUdS	ND(W/B)	----	----	----	----	740742	13C3-HFPO-DA_IS	----	ng/mL	
PFOSAm	M	11.116	0.007	0.002	153	136059	13C8-PFOSAm_IS	0.0026	ng/mL	
13C8-PFOSAm	Auto	11.114	0.004	2.256	136059	112936	13C4-PFOS_IS	3.2036	ng/mL	
13C8-PFOSAm_IS	Auto	11.114	0.004	----	136059	136059	----	2.5000	ng/mL	
PFTDA	MI R1 R2	11.465	0.042	-0.002	1281	106951	13C2-PFTDA_IS	-0.0073	ng/mL	IRr
13C2-PFTDA	Auto	11.467	0.045	2.706	106951	88671	13C2-PFDA_IS	1.8607	ng/mL	
13C2-PFTDA_IS	Auto	11.467	0.045	----	106951	106951	----	1.2500	ng/mL	
PFDoS	ND(W/B)	----	----	----	----	50492	13C8-PFOS_IS	----	ng/mL	
D7-MeFOSE_IS	Auto	13.356	-0.005	----	411407	411407	----	25.0000	ng/mL	
D7-MeFOSE	Auto	13.356	-0.005	4.498	411407	112936	13C4-PFOS_IS	31.6599	ng/mL	
MeFOSE	ND(W/B)	----	----	----	----	411407	D7-MeFOSE_IS	----	ng/mL	
13C2-PFHXDA_IS	Auto	12.682	0.041	----	183140	183140	----	2.5000	ng/mL	
13C2-PFHXDA	Auto	12.682	0.041	3.921	183140	88671	13C2-PFDA_IS	3.0986	ng/mL	
PFHXDA	MI R1 R2	12.683	0.040	0.001	1451	183140	13C2-PFHXDA_IS	0.0025	ng/mL	
D3-MeFOSA	Auto	13.660	-0.004	4.802	32137	112936	13C4-PFOS_IS	2.9082	ng/mL	
D3-MeFOSA_IS	Auto	13.660	-0.004	----	32137	32137	----	2.5000	ng/mL	
MeFOSA	ND(W/B)	----	----	----	----	32137	D3-MeFOSA_IS	----	ng/mL	
D9-EtFOSE_IS	Auto	13.985	-0.005	----	509570	509570	----	25.0000	ng/mL	
D9-EtFOSE	Auto	13.985	-0.005	5.127	509570	112936	13C4-PFOS_IS	34.3513	ng/mL	
EtFOSE	ND(W/B)	----	----	----	----	509570	D9-EtFOSE_IS	----	ng/mL	
D5-EtFOSAm	Auto	14.336	-0.002	5.478	52768	112936	13C4-PFOS_IS	2.9881	ng/mL	
D5-EtFOSAm_IS	Auto	14.336	-0.002	----	52768	52768	----	2.5000	ng/mL	
EtFOSAm	ND(W/B)	----	----	----	----	52768	D5-EtFOSAm_IS	----	ng/mL	
PFODA	M	13.808	0.029	1.126	142	183140	13C2-PFHXDA_IS	-0.0095	ng/mL	IRr

Flag ID key: IRr: Ion Ratio (Relative)

SN - Software-calculated S/N ratio outside criteria due to non-target peaks or drift in noise calculation window. Analyst review of noise levels (excluding non-target peaks) in chromatogram indicates S/N ratio meets criteria.

240320_005 (continued)

13C4-PFBA
Conc. 13.2141
Q 216.80>171.90 (-) 1.49e5

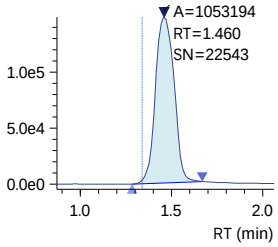

13C4-PFBA_IS
Conc. 10.0000
ISTD 216.80>171.90 (-) 1.49e5

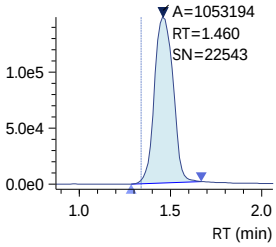

13C3-PFBA_IS
Conc. 5.0000
ISTD 216.00>172.00 (-) 5.66e4

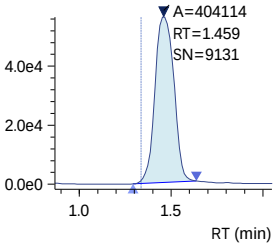

PFBA
Conc. -0.0247
Q 212.80>169.05 (-) 8.01e2

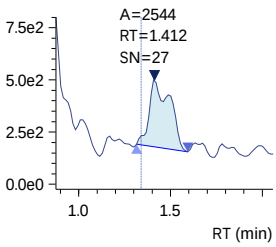

PFMPA
Conc. ----
Q 229.00>84.90 (-) 7.40e1

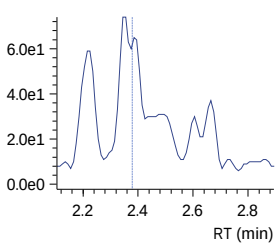

3_3 FTCA
Conc. ----
R#1 0.00 (136.14)
R#2 0.00 (135.82)
Q 241.00>177.10 (-) 3.30e1

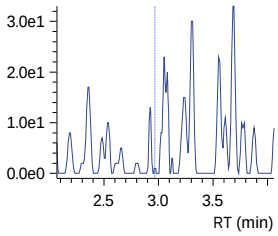

13C5-PFPeA
Conc. 7.5739
Q 268.30>223.00 (-) 8.77e4

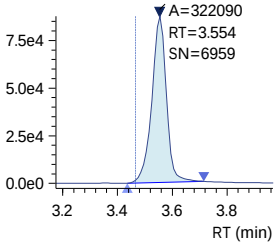

13C5-PFPeA_IS
Conc. 5.0000
ISTD 268.30>223.00 (-) 8.77e4

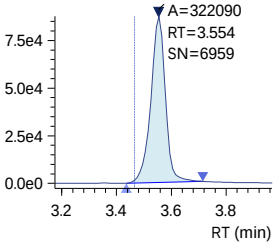

PFPeA
Conc. 0.0081
Q 263.00>219.00 (-) 5.01e2

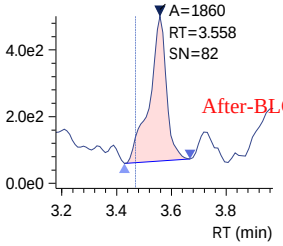

PFMBA
Conc. 0.0006
Q 279.00>84.95 (-) 2.60e1

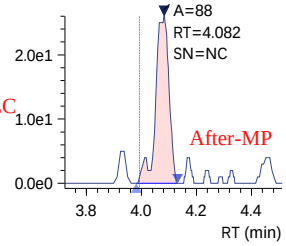

R1 241.00>117.00 (-) 1.24e3

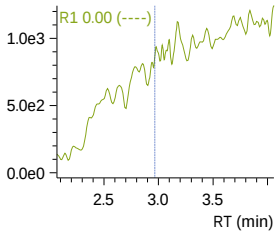

R2 241.00>117.00 (-) 1.24e3

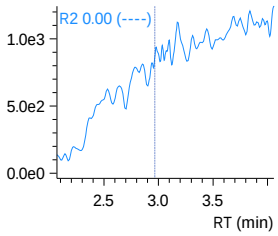

SN - Software-calculated S/N ratio outside criteria due to non-target peaks or drift in noise calculation window.
Analyst review of noise levels (excluding non-target peaks) in chromatogram indicates S/N ratio meets criteria.

Insight Report
Quantitation/Integration
Printed 3/21/2024 16:06:09

240320_005 (continued)

13C2-4_2 FTS
Conc. 6.0342
Q 329.10>80.90 (-) 2.28e4

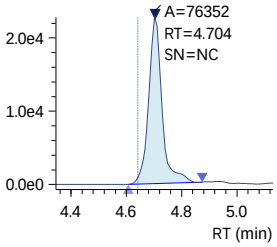

13C2-4_2 FTS_IS
Conc. 5.0000
ISTD 329.10>80.90 (-) 2.28e4

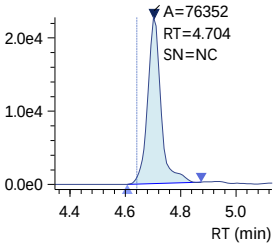

4_2 FTS
Conc. ----
R#1 0.00 (33.08)
R#2 0.00 (33.03)
Q 327.10>307.00 (-) 1.30e1

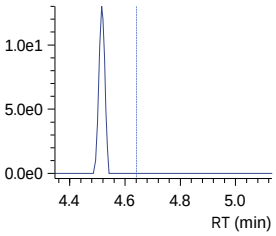

R1 327.10>80.90 (-) 4.71e2

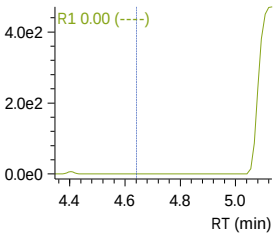

R2 327.10>80.90 (-) 4.71e2

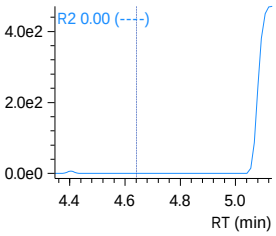

13C3-PFBS_IS
Conc. 2.5000
ISTD 302.10>79.90 (-) 5.58e4

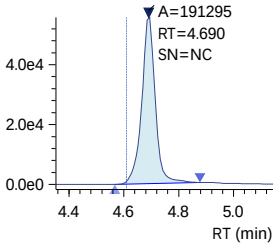

PFBS
Conc. ----
R#1 0.00 (46.53)
R#2 0.00 (44.64)
Q 298.70>79.90 (-) 5.00e1

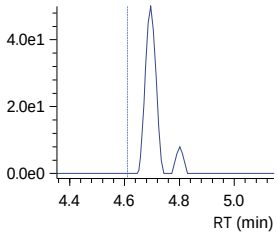

R1 298.70>98.80 (-) 1.40e1

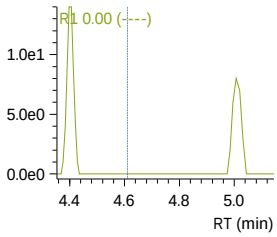

R2 298.70>98.80 (-) 1.40e1

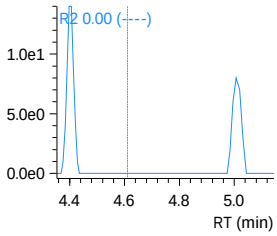

J:\LCMS08\Data\240320_1633_B1\240320_1633_B1.damlp .
SN - Software-calculated S/N ratio outside criteria due to non-target peaks or drift in noise calculation window.
Analyst review of noise levels (excluding non-target peaks) in chromatogram indicates S/N ratio meets criteria.

240320_005 (continued)

13C3-PFBS
Conc. 3.4829

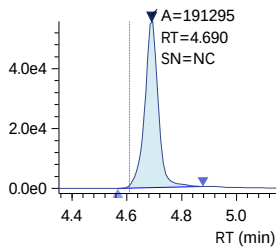

NFDHA
Conc. 0.0006
R#1 81.64 (36.44)
R#2 81.64 (32.87)

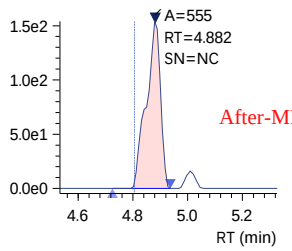

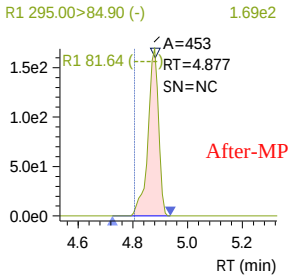

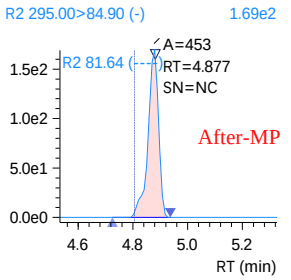

13C5-PFHxA
Conc. 3.3823

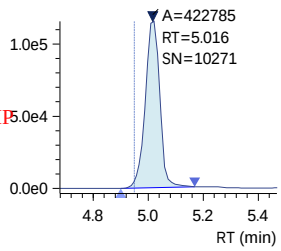

13C5-PFHxA_IS
Conc. 2.5000

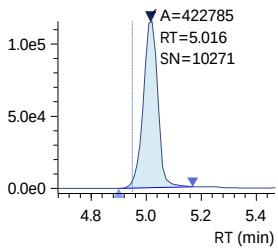

13C2-PFHxA_IS
Conc. 2.5000

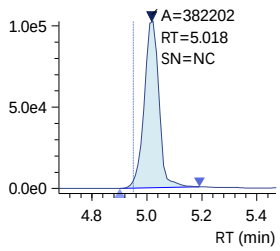

J:\LCMS08\Data\240320_1633_B1\240320_1633_B1.damlp .
SN - Software-calculated S/N ratio outside criteria due to non-target peaks or drift in noise calculation window.
Analyst review of noise levels (excluding non-target peaks) in chromatogram indicates S/N ratio meets criteria.

Insight Report
Quantitation/Integration
Printed 3/21/2024 16:06:09

240320_005 (continued)

PFHxA
Conc. ----
Q 313.00>269.00 (-) 7.94e2

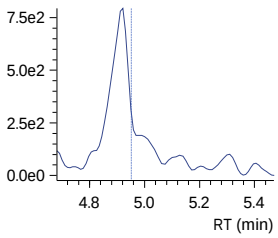

PFEESA
Conc. ----
R#1 0.00 (5.25)
R#2 0.00 (6.08)
Q 314.80>135.00 (-) 4.30e1

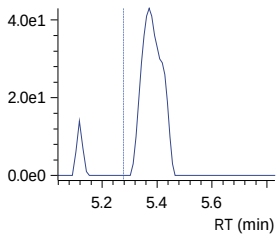

R1 314.80>82.90 (-) 0.00e0

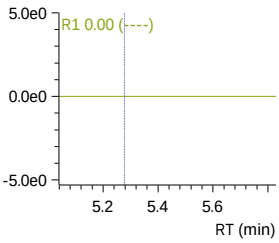

R2 314.80>82.90 (-) 0.00e0

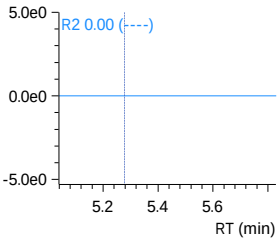

13C3-HFPO-DA
Conc. 14.8054
Q 286.90>168.90 (-) 2.53e5

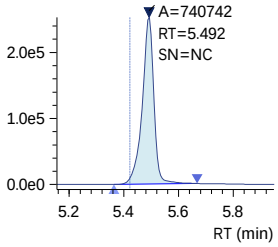

13C3-HFPO-DA_IS
Conc. 10.0000
ISTD 286.90>168.90 (-) 2.53e5

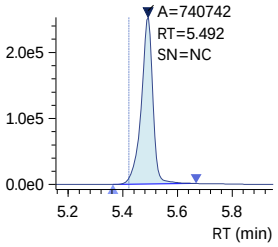

HFPO-DA
Conc. -0.0017
R#1 116.09 (62.57)
R#2 116.09 (56.90)
Q 284.90>168.90 (-) 1.64e2

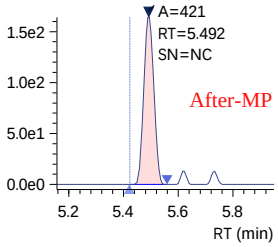

R1 284.90>184.90 (-) 1.88e2

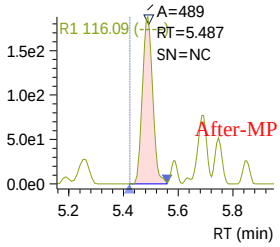

R2 284.90>184.90 (-) 1.88e2

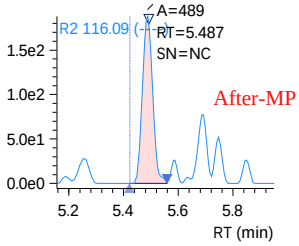

J:\LCMS08\Data\240320_1633_B1\240320_1633_B1.damlp .
SN - Software-calculated S/N ratio outside criteria due to non-target peaks or drift in noise calculation window.
Analyst review of noise levels (excluding non-target peaks) in chromatogram indicates S/N ratio meets criteria.

240320_005 (continued)

5_3 FTCA
Conc. 0.0204
R#1 146.56 (154.88)
R#2 146.56 (149.76)
Q 341.00>237.05 (-) 9.30e1

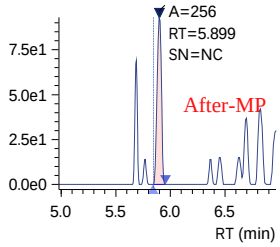

R1 341.00>217.00 (-) 1.80e2

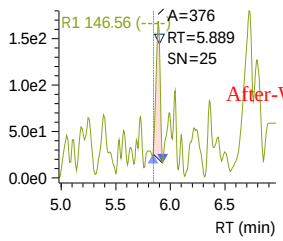

R2 341.00>217.00 (-) 1.80e2

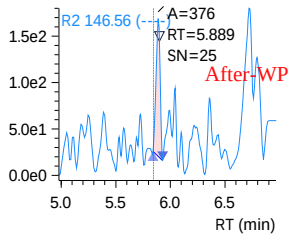

PFPeS
Conc. ----
R#1 0.00 (54.44)
R#2 0.00 (58.78)
Q 349.10>79.90 (-) 1.80e1

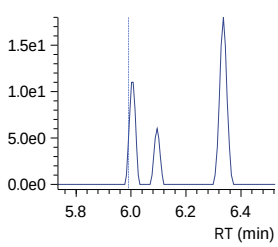

R1 349.10>98.80 (-) 6.00e0

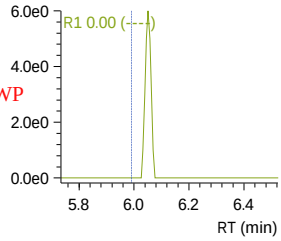

R2 349.10>98.80 (-) 6.00e0

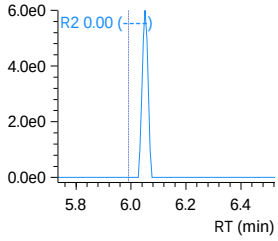

13C4-PFHpA
Conc. 3.6373
Q 367.10>322.00 (-) 2.27e5

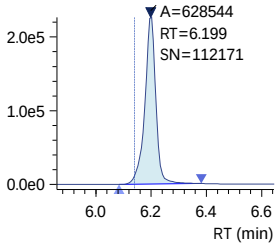

13C4-PFHpA_IS
Conc. 2.5000
ISTD 367.10>322.00 (-) 2.27e5

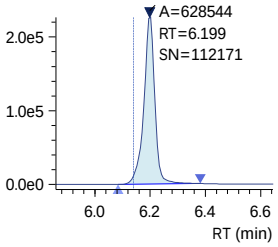

PFHpA
Conc. 0.0071
R#1 20.71 (23.39)
R#2 20.71 (22.30)
Q 363.10>319.00 (-) 1.39e3

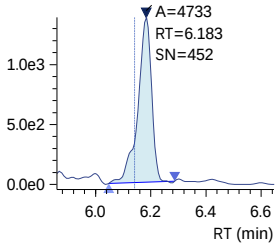

R1 363.10>169.00 (-) 3.18e2

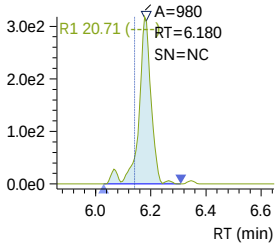

R2 363.10>169.00 (-) 3.18e2

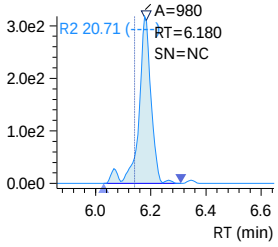

J:\LCMS08\Data\240320_1633_B1\240320_1633_B1.damlp .
SN - Software-calculated S/N ratio outside criteria due to non-target peaks or drift in noise calculation window.
Analyst review of noise levels (excluding non-target peaks) in chromatogram indicates S/N ratio meets criteria.

240320_005 (continued)

DONA
Conc. ----
R#1 0.00 (30.39)
R#2 0.00 (28.27)
Q 376.90>250.90 (-) 4.40e1

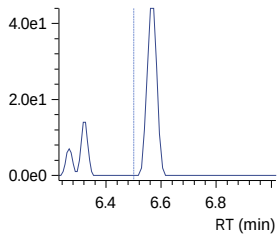

13C2-6_2 FTS_IS
Conc. 5.0000
ISTD 429.10>80.90 (-) 1.90e4

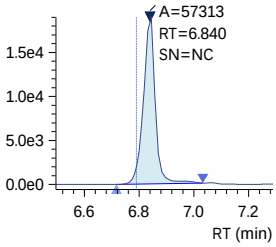

13C2-6_2 FTS
Conc. 5.6198
Q 429.10>80.90 (-) 1.90e4

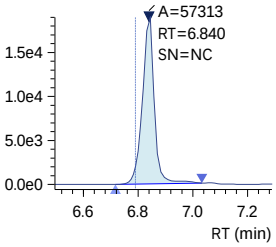

6_2 FTS
Conc. ----
R#1 0.00 (44.48)
R#2 0.00 (38.72)
Q 427.10>407.00 (-) 0.00e0

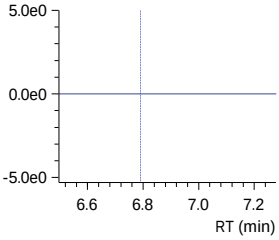

13C4-PFOA_IS
Conc. 2.5000
ISTD 417.10>172.00 (-) 5.89e3

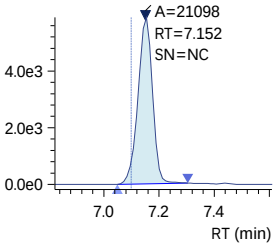

R1 376.90>84.80 (-) 0.00e0

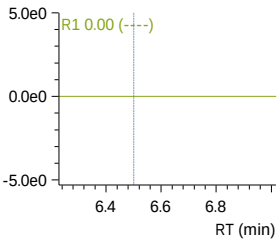

R1 427.10>80.90 (-) 0.00e0

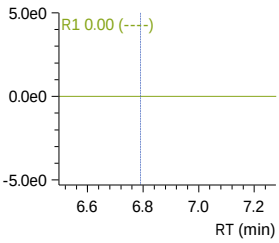

R2 376.90>84.80 (-) 0.00e0

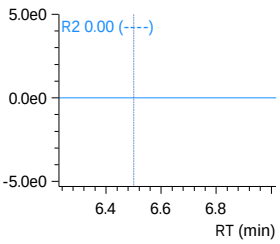

R2 427.10>80.90 (-) 0.00e0

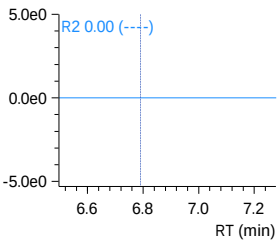

SN - Software-calculated S/N ratio outside criteria due to non-target peaks or drift in noise calculation window.
Analyst review of noise levels (excluding non-target peaks) in chromatogram indicates S/N ratio meets criteria.

Insight Report
Quantitation/Integration
Printed 3/21/2024 16:06:09

240320_005 (continued)

13C8-PFOA_IS
Conc. 2.5000

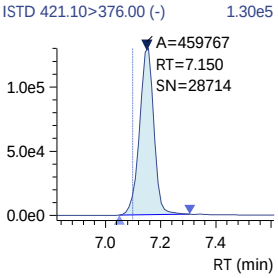

13C8-PFOA
Conc. 3.5385

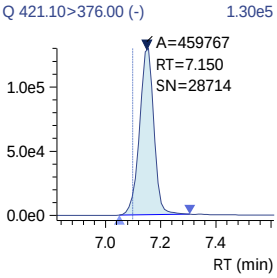

PFOA
Conc. -0.0112
R#1 13.99 (24.47)
R#2 13.99 (22.78)

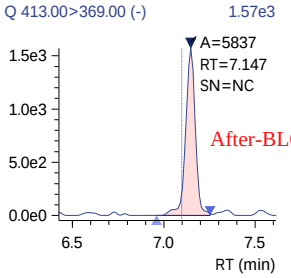

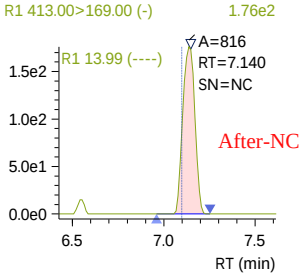

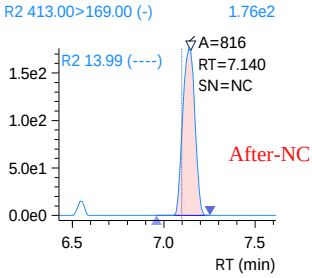

13C3-PFHxS
Conc. 3.6415

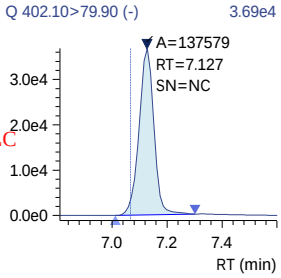

13C3-PFHxS_IS
Conc. 2.5000

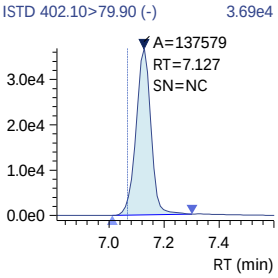

J:\LCMS08\Data\240320_1633_B1\240320_1633_B1.damlp .
SN - Software-calculated S/N ratio outside criteria due to non-target peaks or drift in noise calculation window.
Analyst review of noise levels (excluding non-target peaks) in chromatogram indicates S/N ratio meets criteria.

Insight Report
Quantitation/Integration
Printed 3/21/2024 16:06:09

240320_005 (continued)

PFHxS
Conc. 0.0054
R#1 84.88 (57.29)
R#2 84.88 (62.94)
Q 398.70>79.90 (-) 1.34e2

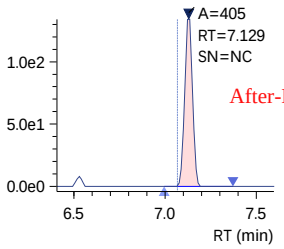

18O2-PFHxS_IS
Conc. 2.5000
ISTD 403.00>83.90 (-) 2.45e4

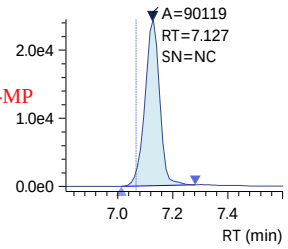

13C9-PFNA_IS
Conc. 1.2500
ISTD 472.10>427.00 (-) 8.22e4

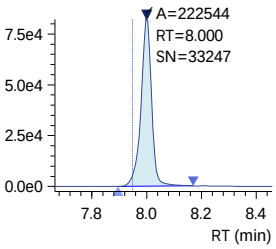

13C9-PFNA
Conc. 1.7836
Q 472.10>427.00 (-) 8.22e4

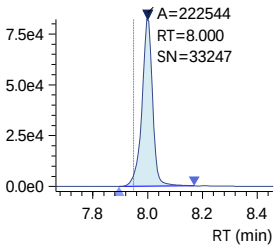

13C5-PFNA_IS
Conc. 1.2500
ISTD 468.00>423.00 (-) 5.17e4

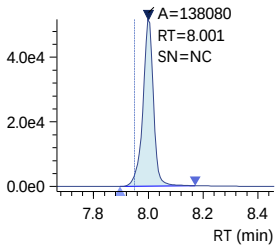

R1 398.70>98.90 (-) 1.11e2

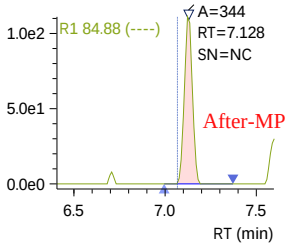

R2 398.70>98.90 (-) 1.11e2

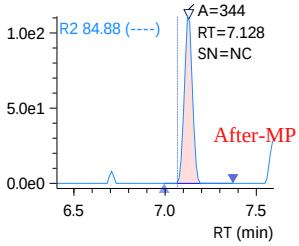

240320_005 (continued)

PFNA
Conc. -0.0056
R#1 10.54 (20.36)
R#2 10.54 (20.61)
Q 463.00>419.00 (-) 8.40e2

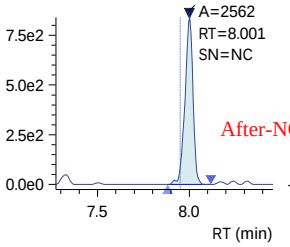

PFHpS
Conc. ----
R#1 0.00 (46.70)
R#2 0.00 (54.10)
Q 449.00>79.90 (-) 0.00e0

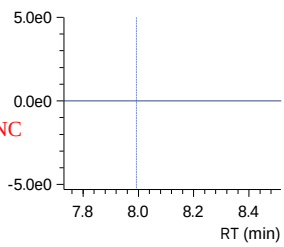

7_3 FTCA
Conc. 0.0448
R#1 101.69 (132.28)
R#2 101.69 (134.62)
Q 441.00>317.00 (-) 2.88e2

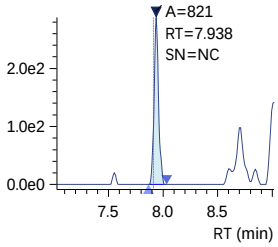

13C2-8_2-FTS
Conc. 5.5606
Q 529.10>80.90 (-) 1.15e4

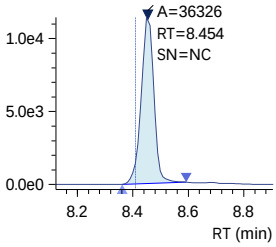

13C2-8_2-FTS_IS
Conc. 5.0000
ISTD 529.10>80.90 (-) 1.15e4

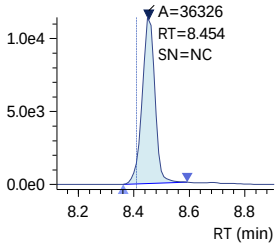

R1 463.00>219.00 (-) 1.05e2

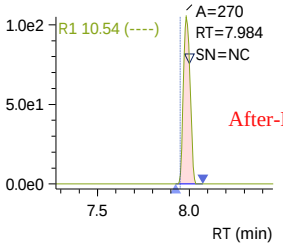

R1 449.00>98.80 (-) 0.00e0

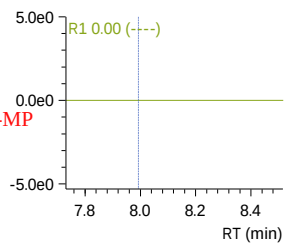

R1 441.00>336.90 (-) 2.67e2

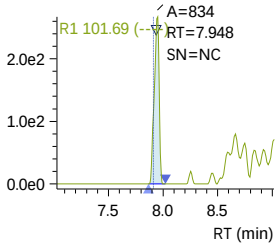

R2 463.00>219.00 (-) 1.05e2

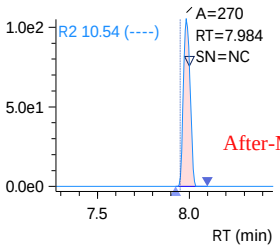

R2 449.00>98.80 (-) 0.00e0

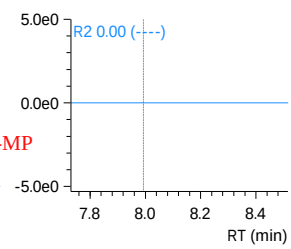

R2 441.00>336.90 (-) 2.67e2

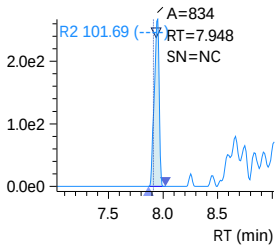

240320_005 (continued)

8_2 FTS
Conc. ----
R#1 0.00 (45.91)
R#2 0.00 (46.70)
Q 527.10>506.95 (-) 0.00e0

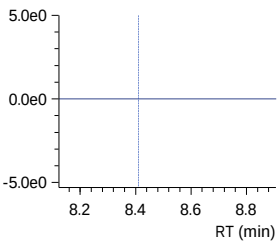

13C6-PFDA_IS
Conc. 1.2500
ISTD 519.10>474.10 (-) 3.69e4

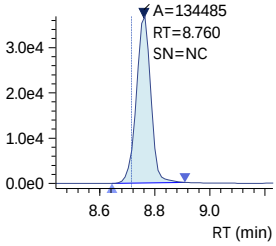

13C6-PFDA
Conc. 1.6202
Q 519.10>474.10 (-) 3.69e4

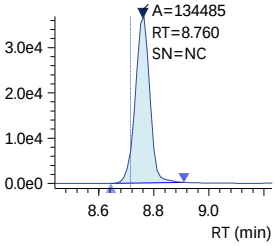

13C2-PFDA_IS
Conc. 1.2500
ISTD 515.10>470.10 (-) 2.45e4

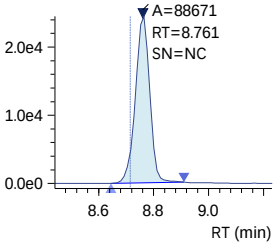

PFDA
Conc. 0.0283
R#1 5.72 (17.64)
R#2 5.72 (14.73)
Q 512.90>469.00 (-) 8.27e2

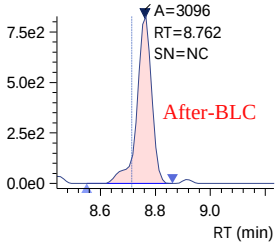

R1 527.10>80.80 (-) 1.00e1

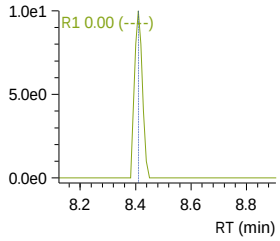

R1 512.90>219.00 (-) 5.60e1

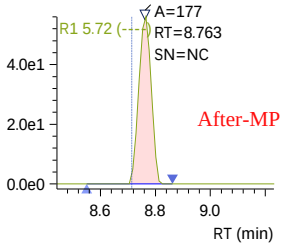

R2 527.10>80.80 (-) 1.00e1

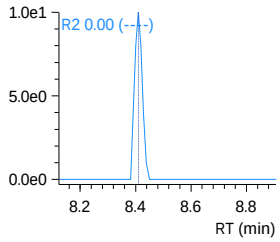

R2 512.90>219.00 (-) 5.60e1

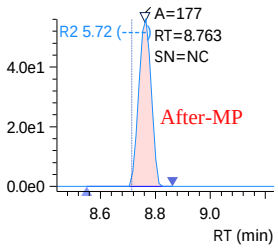

D3-NMeFOSAA_IS
Conc. 5.0000
ISTD 573.20>419.00 (-) 3.52e4

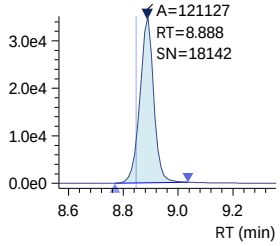

D3-NMeFOSAA
Conc. 4.4336
Q 573.20>419.00 (-) 3.52e4

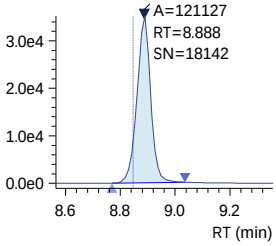

13C8-PFOS_IS
Conc. 2.5000
ISTD 507.10>98.90 (-) 1.37e4

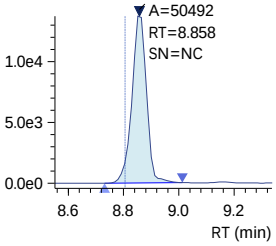

13C8-PFOS
Conc. 3.1934
Q 507.10>98.90 (-) 1.37e4

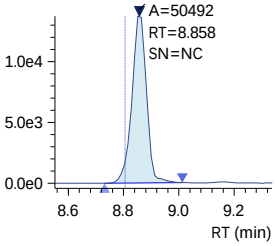

13C4-PFOS_IS
Conc. 2.5000
ISTD 502.80>79.90 (-) 3.17e4

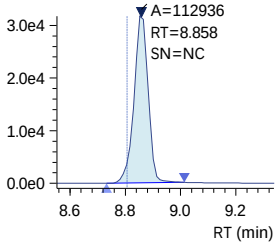

SN - Software-calculated S/N ratio outside criteria due to non-target peaks or drift in noise calculation window.
Analyst review of noise levels (excluding non-target peaks) in chromatogram indicates S/N ratio meets criteria.

240320_005 (continued)

PFOS
Conc. -0.0076
R#1 21.98 (45.06)
R#2 21.98 (47.34)

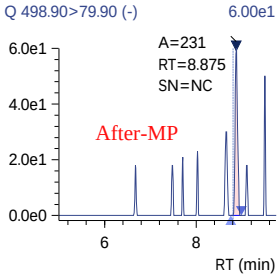

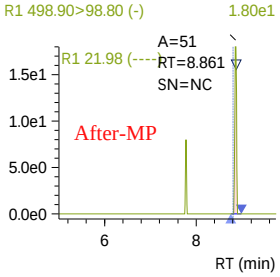

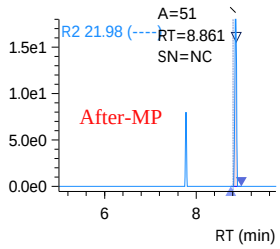

NMeFOSAA
Conc. ----
R#1 0.00 (67.10)
R#2 0.00 (64.07)

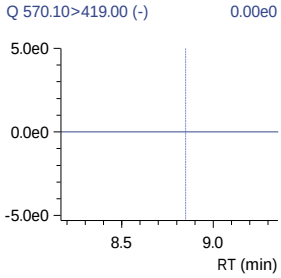

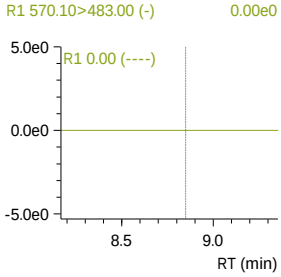

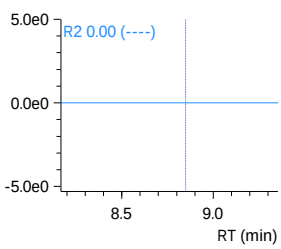

D5-NEtFOSAA_IS
Conc. 5.0000

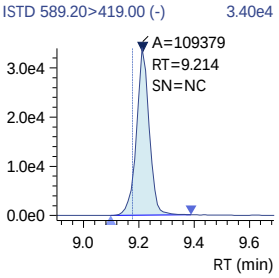

D5-NEtFOSAA
Conc. 5.4645

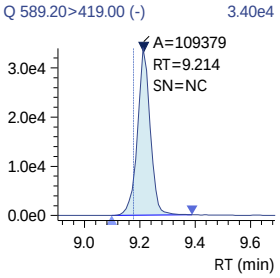

NEtFOSAA
Conc. ----
R#1 0.00 (89.53)
R#2 0.00 (83.09)

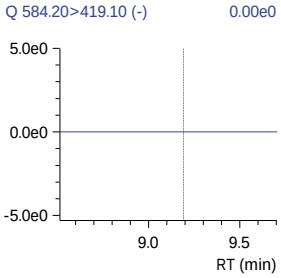

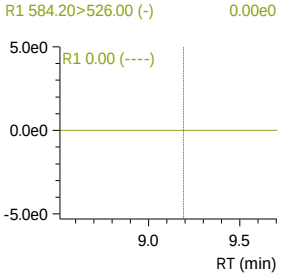

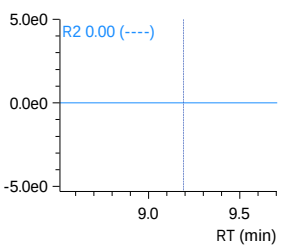

Insight Report
Quantitation/Integration
Printed 3/21/2024 16:06:09

240320_005 (continued)

9-Cl-PF3ONS
Conc. ----
R#1 0.00 (31.69)
R#2 0.00 (30.27)
Q 530.80>351.00 (-) 3.20e1

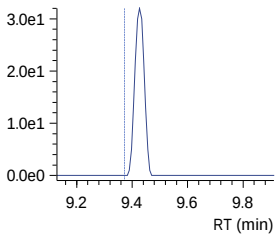

R1 532.80>353.00 (-) 4.60e1

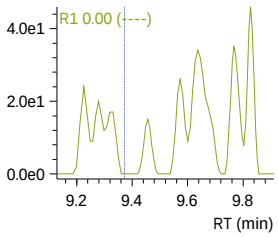

R2 532.80>353.00 (-) 4.60e1

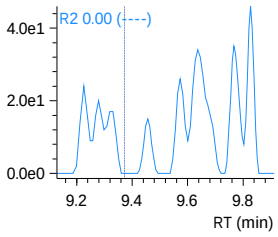

PFUnDA
Conc. 0.0030
R#1 8.02 (10.96)
R#2 8.02 (12.21)
Q 563.10>519.00 (-) 5.76e2

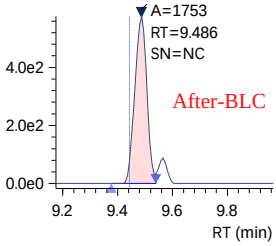

R1 563.10>269.10 (-) 7.40e1

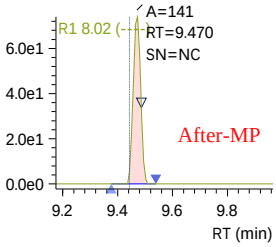

R2 563.10>269.10 (-) 7.40e1

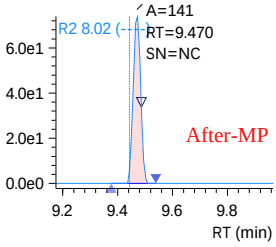

13C7-PFUnDA_IS
Conc. 1.2500
ISTD 570.00>525.10 (-) 4.67e4

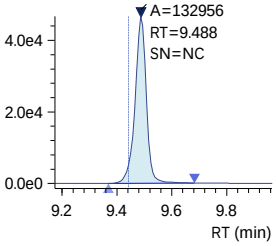

13C7-PFUnDA
Conc. 1.6243
Q 570.00>525.10 (-) 4.67e4

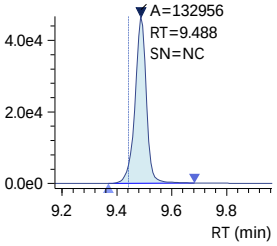

PFNS
Conc. ----
R#1 0.00 (56.91)
R#2 0.00 (63.73)
Q 548.80>79.90 (-) 2.60e1

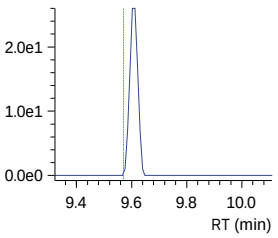

R1 548.80>98.80 (-) 1.20e1

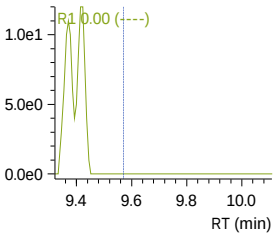

R2 548.80>98.80 (-) 1.20e1

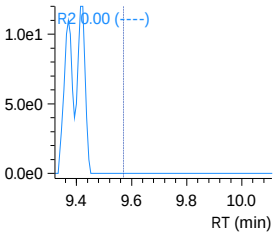

J:\LCMS08\Data\240320_1633_B1\240320_1633_B1.damlp .

SN - Software-calculated S/N ratio outside criteria due to non-target peaks or drift in noise calculation window.
Analyst review of noise levels (excluding non-target peaks) in chromatogram indicates S/N ratio meets criteria.

Insight Report
Quantitation/Integration
Printed 3/21/2024 16:06:09

240320_005 (continued)

10_2 FTS
Conc. ----
R#1 0.00 (32.29)
R#2 0.00 (27.50)
Q 626.80>607.05 (-) 0.00e0

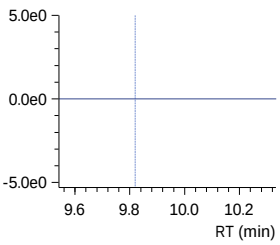

13C2-PFDOA_IS
Conc. 1.2500
ISTD 615.10>570.00 (-) 5.73e4

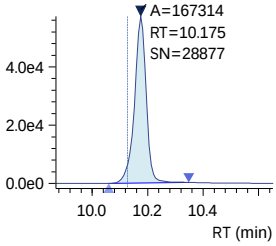

13C2-PFDOA
Conc. 1.7575
Q 615.10>570.00 (-) 5.73e4

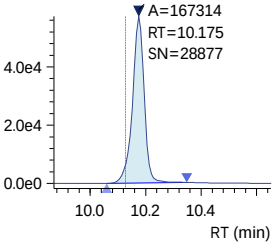

PFDOA
Conc. -0.0129
R#1 7.12 (11.14)
R#2 7.12 (9.85)
Q 613.10>569.00 (-) 4.28e2

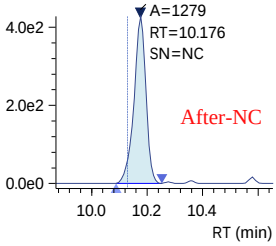

PFDS
Conc. -0.0110
R#1 51.48 (58.01)
R#2 51.48 (60.30)
Q 599.00>79.90 (-) 7.00e0

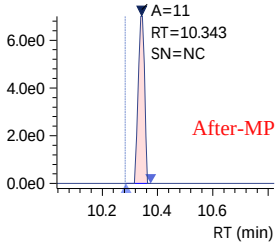

R1 626.80>81.00 (-) 0.00e0

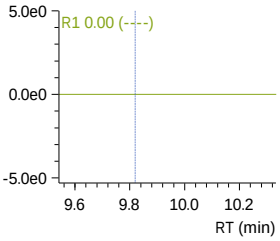

R1 613.10>319.00 (-) 2.50e1

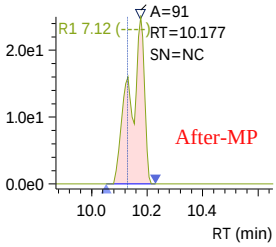

R1 599.00>98.80 (-) 7.00e0

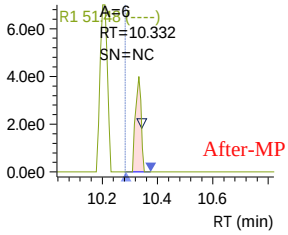

R2 626.80>81.00 (-) 0.00e0

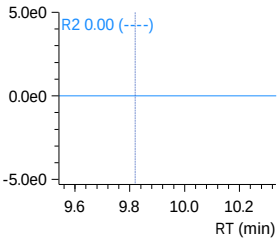

R2 613.10>319.00 (-) 2.50e1

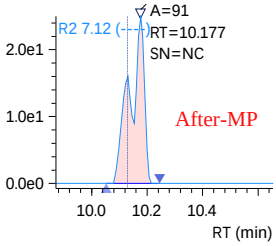

R2 599.00>98.80 (-) 7.00e0

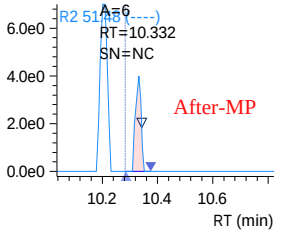

J:\LCMS08\Data\240320_1633_B1\240320_1633_B1.damlp .
SN - Software-calculated S/N ratio outside criteria due to non-target peaks or drift in noise calculation window.
Analyst review of noise levels (excluding non-target peaks) in chromatogram indicates S/N ratio meets criteria.

Insight Report
Quantitation/Integration
Printed 3/21/2024 16:06:09

240320_005 (continued)

PFTrDA
Conc. -0.0086
R#1 18.39 (16.67)
R#2 18.39 (15.87)
Q 663.00>619.00 (-) 4.37e2

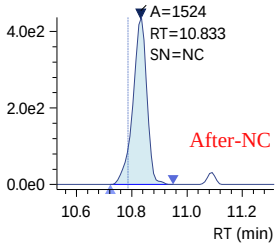

11-Cl-PF3OUdS
Conc. ----
R#1 0.00 (35.04)
R#2 0.00 (36.12)
Q 630.90>451.00 (-) 0.00e0

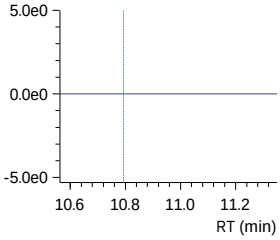

PFOSAm
Conc. 0.0026
Q 498.10>77.90 (-) 4.90e1

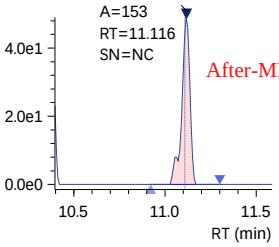

13C8-PFOSAm
Conc. 3.2036
Q 506.10>77.80 (-) 4.19e4

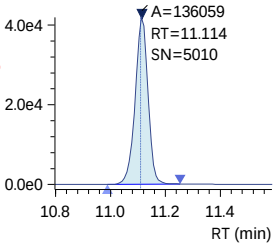

13C8-PFOSAm_IS
Conc. 2.5000
ISTD 506.10>77.80 (-) 4.19e4

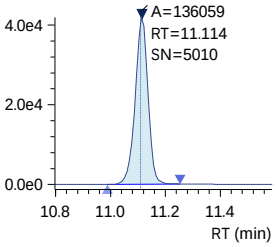

R1 663.00>168.90 (-) 9.60e1

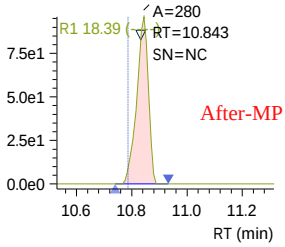

R1 632.90>452.90 (-) 8.00e0

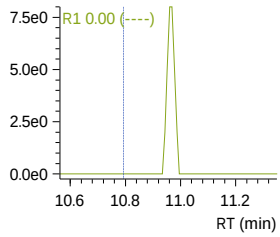

R2 663.00>168.90 (-) 9.60e1

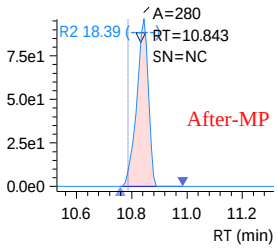

R2 632.90>452.90 (-) 8.00e0

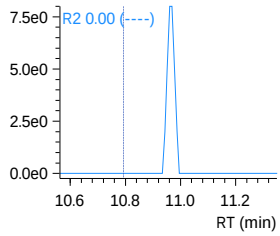

240320_005 (continued)

PFTDA
Conc. -0.0073
R#1 6.63 (17.09)
R#2 6.63 (18.89)

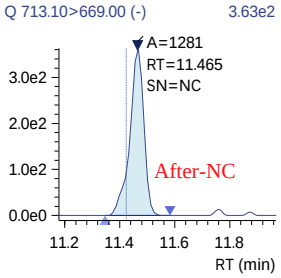

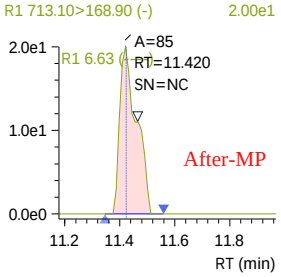

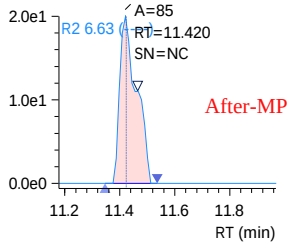

13C2-PFTDA
Conc. 1.8607

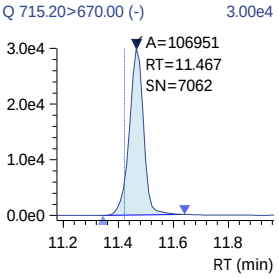

13C2-PFTDA_IS
Conc. 1.2500

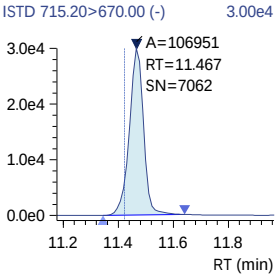

PFDoS
Conc. ----
R#1 0.00 (61.23)
R#2 0.00 (64.82)

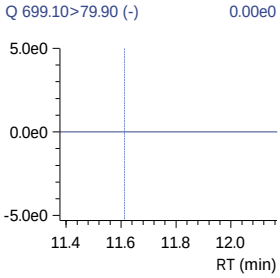

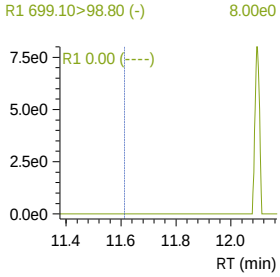

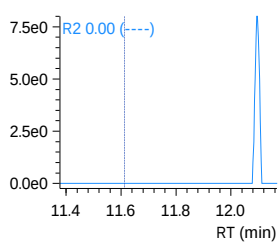

D7-MeFOSE_IS
Conc. 25.0000

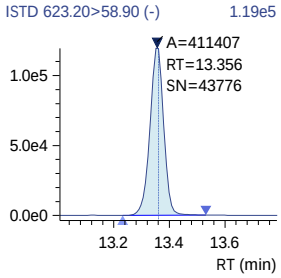

J:\LCMS08\Data\240320_1633_B1\240320_1633_B1.damlp .

SN - Software-calculated S/N ratio outside criteria due to non-target peaks or drift in noise calculation window.
Analyst review of noise levels (excluding non-target peaks) in chromatogram indicates S/N ratio meets criteria.

Insight Report
Quantitation/Integration
Printed 3/21/2024 16:06:09

240320_005 (continued)

D7-MeFOSE
Conc. 31.6599

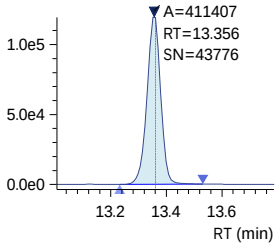

MeFOSE
Conc. ----

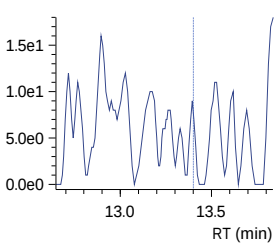

13C2-PFHXDA_IS
Conc. 2.5000

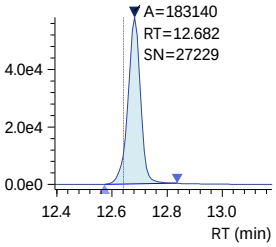

13C2-PFHXDA
Conc. 3.0986

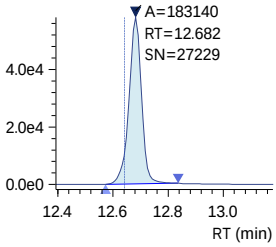

PFHXDA
Conc. 0.0025
R#1 11.37 (10.78)
R#2 11.37 (11.30)

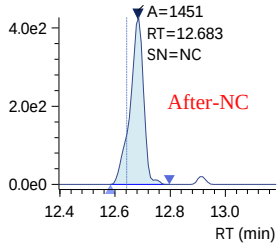

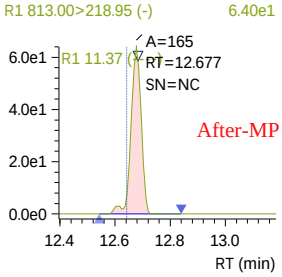

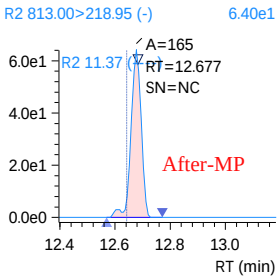

J:\LCMS08\Data\240320_1633_B1\240320_1633_B1.damlp .

SN - Software-calculated S/N ratio outside criteria due to non-target peaks or drift in noise calculation window.
Analyst review of noise levels (excluding non-target peaks) in chromatogram indicates S/N ratio meets criteria.

Insight Report
Quantitation/Integration
Printed 3/21/2024 16:06:09

240320_005 (continued)

D3-MeFOSA
Conc. 2.9082

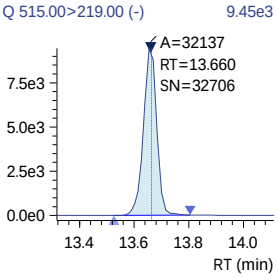

D3-MeFOSA_IS
Conc. 2.5000

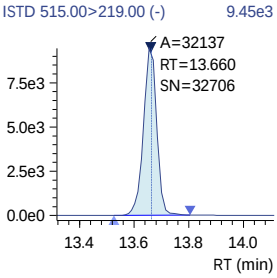

MeFOSA
Conc. ----
R#1 0.00 (156.31)
R#2 0.00 (157.34)

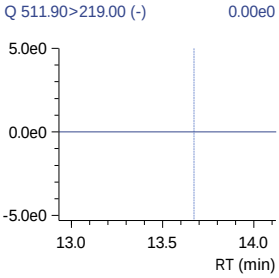

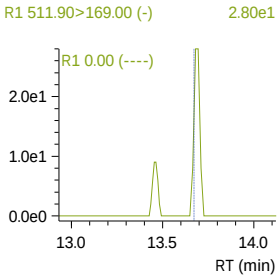

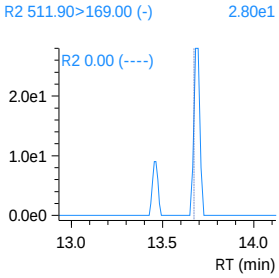

D9-EtFOSE_IS
Conc. 25.0000

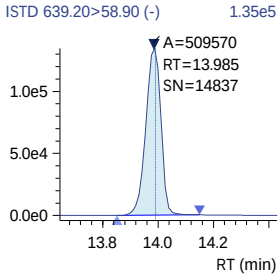

D9-EtFOSE
Conc. 34.3513

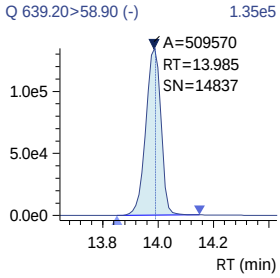

J:\LCMS08\Data\240320_1633_B1\240320_1633_B1.damlp .

SN - Software-calculated S/N ratio outside criteria due to non-target peaks or drift in noise calculation window.
Analyst review of noise levels (excluding non-target peaks) in chromatogram indicates S/N ratio meets criteria.

240320_005 (continued)

EtFOSE
Conc. ----

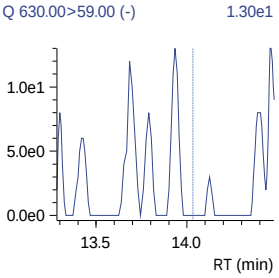

D5-EtFOSAm
Conc. 2.9881

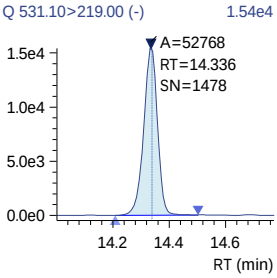

D5-EtFOSAm_IS
Conc. 2.5000

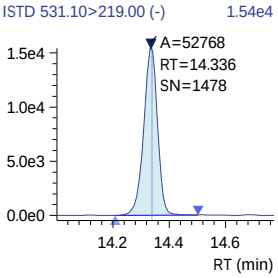

EtFOSAm
Conc. ----
R#1 0.00 (177.75)
R#2 0.00 (169.40)

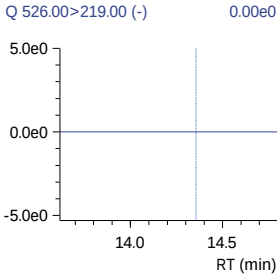

PFODA
Conc. -0.0095
R#1 134.40 (31.66)
R#2 134.40 (34.82)

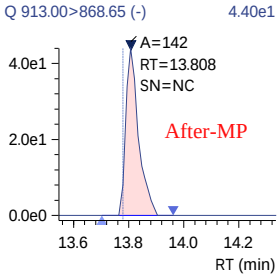

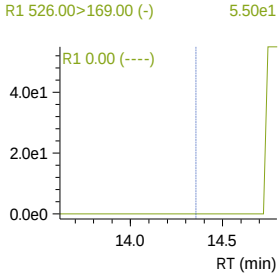

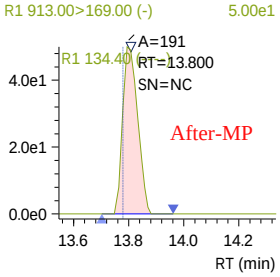

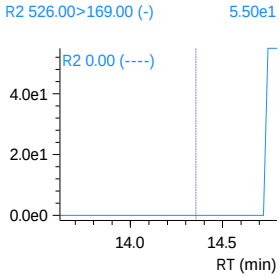

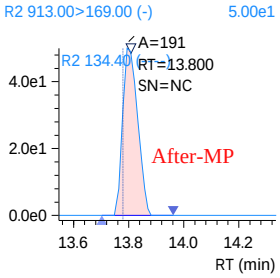

Insight Report
Before Manual Integration
Printed 3/21/2024 14:58:00

240320_005

Sample ID: 1633 CCB
Date Acquired: 3/20/2024 2:50:18 PM
Acquired by: System Administrator
Data File: 240320_005
Vial: 54 | Inj. Volume: 10.0000uL | Tray: 1

13C4-PFBA
Conc. 13.2141
Q 216.80>171.90 (-) 1.49e5

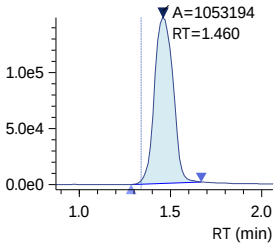

13C4-PFBA_IS
Conc. 10.0000
ISTD 216.80>171.90 (-) 1.49e5

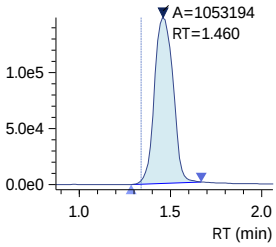

13C3-PFBA_IS
Conc. 5.0000
ISTD 216.00>172.00 (-) 5.66e4

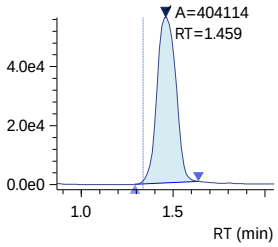

PFBA
Conc. -0.0247
Q 212.80>169.05 (-) 8.01e2

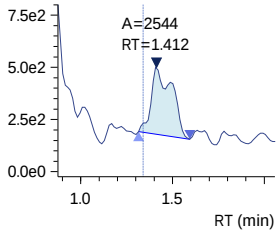

PFMPA
Conc. ----
Q 229.00>84.90 (-) 7.40e1

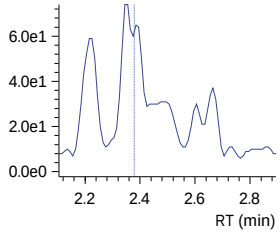

3_3 FTCA
Conc. ----
R#1 0.00 (136.14)
R#2 0.00 (136.14)
Q 241.00>177.10 (-) 3.30e1

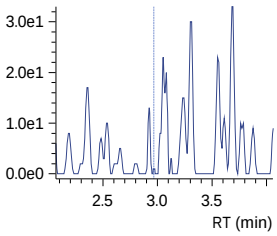

13C5-PFPeA
Conc. 7.5739
Q 268.30>223.00 (-) 8.77e4

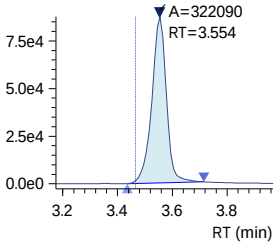

13C5-PFPeA_IS
Conc. 5.0000
ISTD 268.30>223.00 (-) 8.77e4

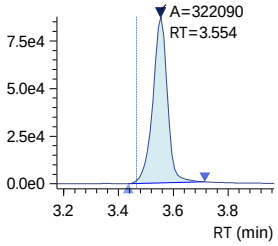

PFPeA
Conc. 0.0052
Q 263.00>219.00 (-) 5.01e2

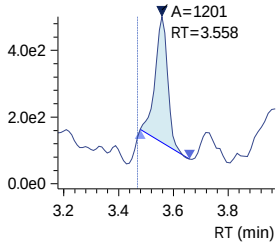

PFMBA
Conc. ----
Q 279.00>84.95 (-) 2.60e1

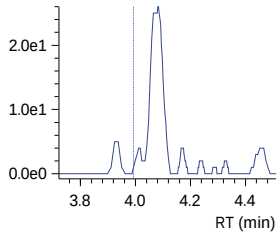

R1 241.00>117.00 (-) 1.24e3

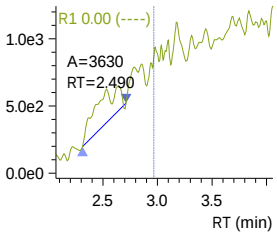

R2 241.00>117.00 (-) 1.24e3

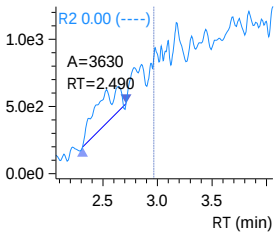

Insight Report
Before Manual Integration
Printed 3/21/2024 14:58:00

240320_005 (continued)

13C2-4_2 FTS
Conc. 6.0342
Q 329.10>80.90 (-) 2.28e4

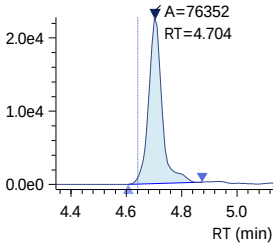

13C2-4_2 FTS_IS
Conc. 5.0000
ISTD 329.10>80.90 (-) 2.28e4

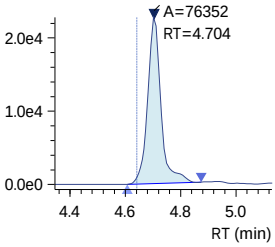

4_2 FTS
Conc. ----
R#1 0.00 (33.08)
R#2 0.00 (33.08)
Q 327.10>307.00 (-) 1.30e1

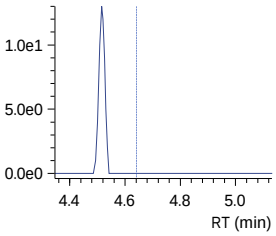

R1 327.10>80.90 (-) 4.71e2

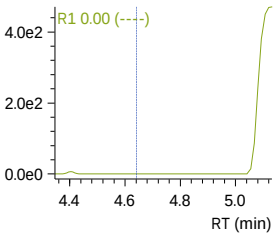

R2 327.10>80.90 (-) 4.71e2

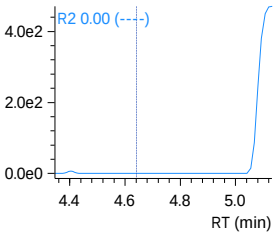

13C3-PFBS_IS
Conc. 2.5000
ISTD 302.10>79.90 (-) 5.58e4

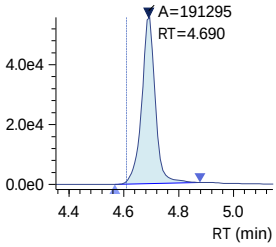

PFBS
Conc. ----
R#1 0.00 (46.53)
R#2 0.00 (46.53)
Q 298.70>79.90 (-) 5.00e1

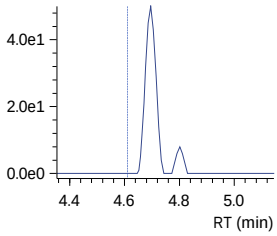

R1 298.70>98.80 (-) 1.40e1

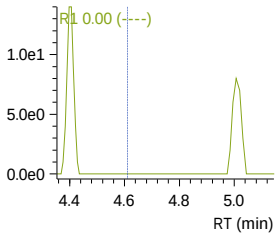

R2 298.70>98.80 (-) 1.40e1

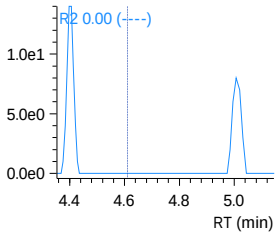

Insight Report
Before Manual Integration
Printed 3/21/2024 14:58:00

240320_005 (continued)

13C3-PFBS
Conc. 3.4829

Q 302.10>79.90 (-) 5.58e4

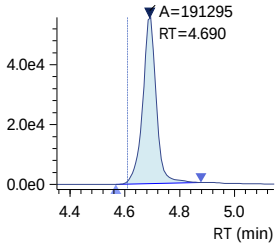

NFDHA
Conc. ----
R#1 0.00 (36.44)
R#2 0.00 (36.44)

Q 295.00>201.00 (-) 1.54e2

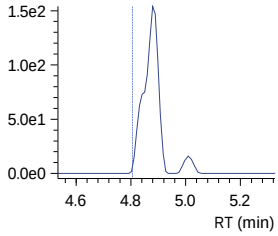

R1 295.00>84.90 (-) 1.69e2

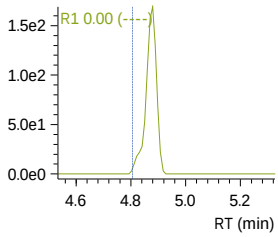

R2 295.00>84.90 (-) 1.69e2

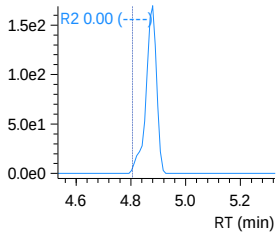

13C5-PFHxA
Conc. 3.3823

Q 318.00>273.00 (-) 1.16e5

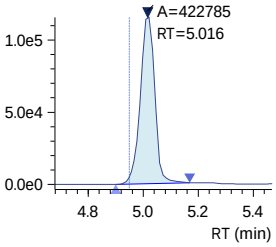

13C5-PFHxA_IS
Conc. 2.5000

ISTD 318.00>273.00 (-) 1.16e5

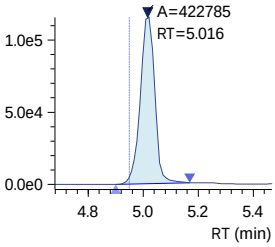

13C2-PFHxA_IS
Conc. 2.5000

ISTD 315.10>270.00 (-) 1.03e5

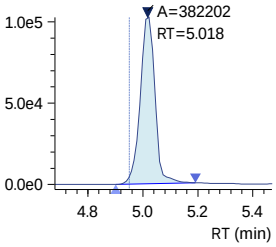

240320_005 (continued)

PFHxA
Conc. 0.0253

Q 313.00>269.00 (-) 7.94e2

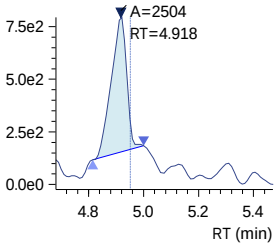

PFEESA
Conc. ----
R#1 0.00 (5.25)
R#2 0.00 (5.25)

Q 314.80>135.00 (-) 4.30e1

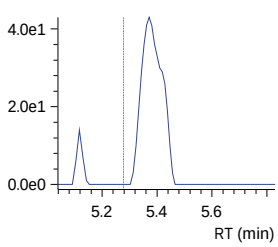

R1 314.80>82.90 (-) 0.00e0

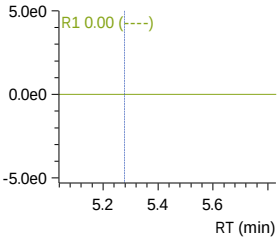

R2 314.80>82.90 (-) 0.00e0

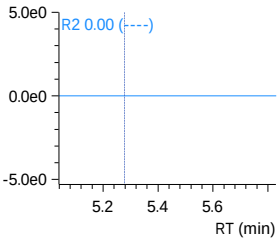

13C3-HFPO-DA
Conc. 14.8054

Q 286.90>168.90 (-) 2.53e5

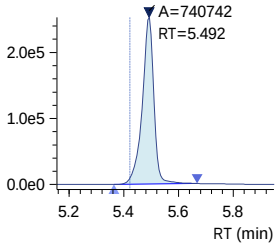

13C3-HFPO-DA_IS
Conc. 10.0000

ISTD 286.90>168.90 (-) 2.53e5

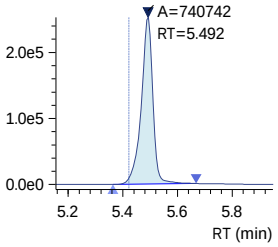

HFPO-DA
Conc. ----
R#1 0.00 (62.57)
R#2 0.00 (62.57)

Q 284.90>168.90 (-) 1.64e2

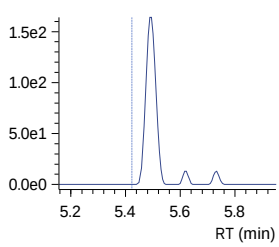

R1 284.90>184.90 (-) 1.88e2

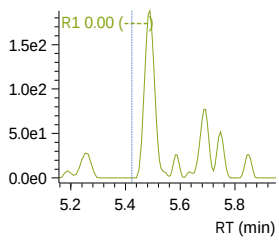

R2 284.90>184.90 (-) 1.88e2

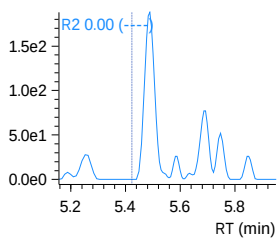

240320_005 (continued)

5_3 FTCA
Conc. ----
R#1 0.00 (154.88)
R#2 0.00 (154.88)
Q 341.00>237.05 (-) 9.30e1

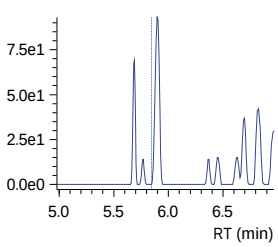

R1 341.00>217.00 (-) 1.80e2

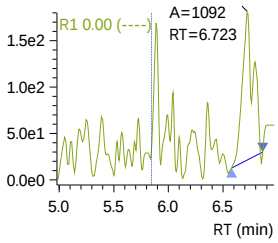

R2 341.00>217.00 (-) 1.80e2

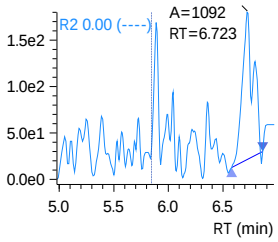

PFPeS
Conc. ----
R#1 0.00 (54.44)
R#2 0.00 (54.44)
Q 349.10>79.90 (-) 1.80e1

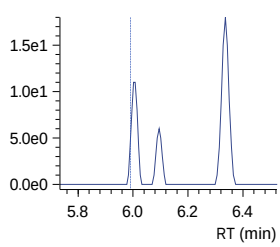

R1 349.10>98.80 (-) 6.00e0

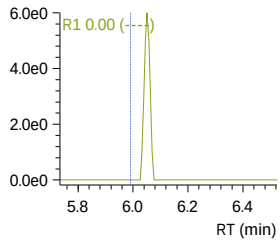

R2 349.10>98.80 (-) 6.00e0

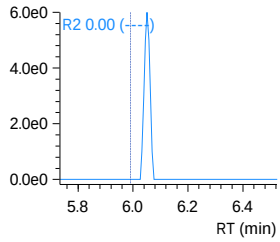

13C4-PFHpA
Conc. 3.6373
Q 367.10>322.00 (-) 2.27e5

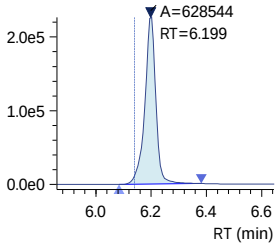

13C4-PFHpA_IS
Conc. 2.5000
ISTD 367.10>322.00 (-) 2.27e5

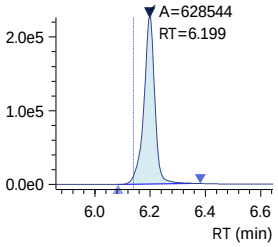

PFHpA
Conc. 0.0071
R#1 20.71 (23.39)
R#2 20.71 (23.39)
Q 363.10>319.00 (-) 1.39e3

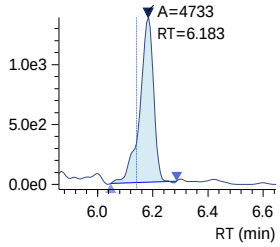

R1 363.10>169.00 (-) 3.18e2

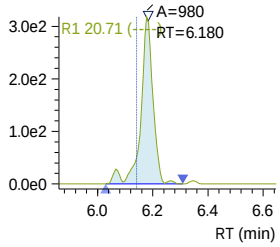

R2 363.10>169.00 (-) 3.18e2

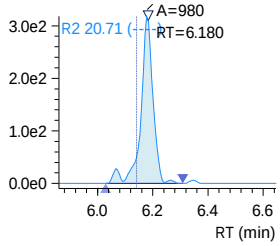

240320_005 (continued)

DONA
Conc. ----
R#1 0.00 (30.39)
R#2 0.00 (30.39)
Q 376.90>250.90 (-) 4.40e1

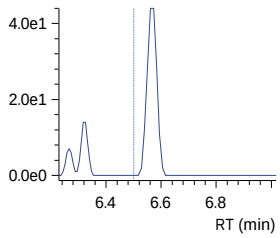

R1 376.90>84.80 (-) 0.00e0

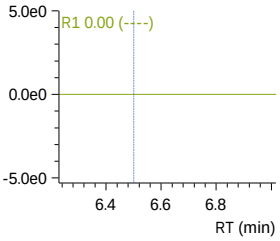

R2 376.90>84.80 (-) 0.00e0

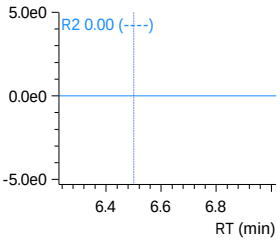

13C2-6_2 FTS_IS
Conc. 5.0000
ISTD 429.10>80.90 (-) 1.90e4

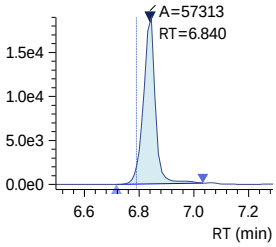

13C2-6_2 FTS
Conc. 5.6198
Q 429.10>80.90 (-) 1.90e4

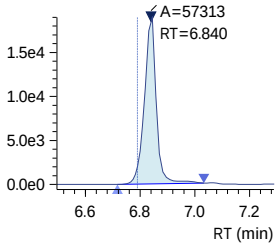

6_2 FTS
Conc. ----
R#1 0.00 (44.48)
R#2 0.00 (44.48)
Q 427.10>407.00 (-) 0.00e0

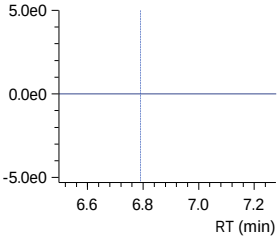

R1 427.10>80.90 (-) 0.00e0

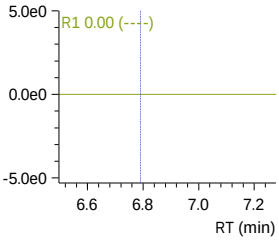

R2 427.10>80.90 (-) 0.00e0

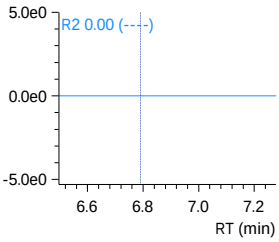

13C4-PFOA_IS
Conc. 2.5000
ISTD 417.10>172.00 (-) 5.89e3

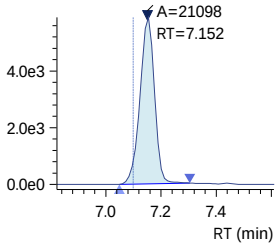

Insight Report
Before Manual Integration
Printed 3/21/2024 14:58:00

240320_005 (continued)

13C8-PFOA_IS
Conc. 2.5000

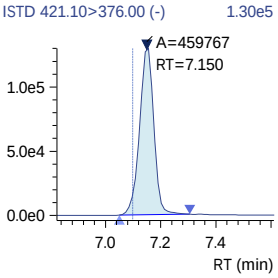

13C8-PFOA
Conc. 3.5385

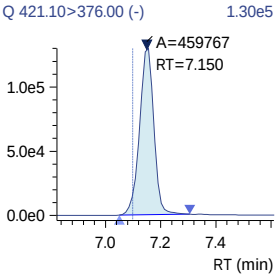

PFOA
Conc. -0.0143
R#1 15.43 (24.47)
R#2 15.43 (24.47)

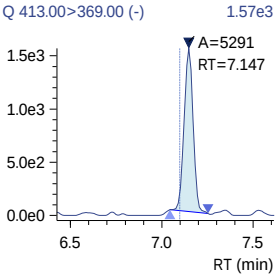

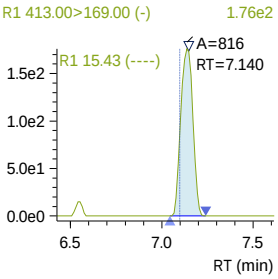

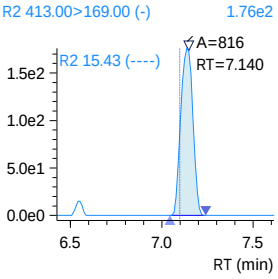

13C3-PFHxS
Conc. 3.6415

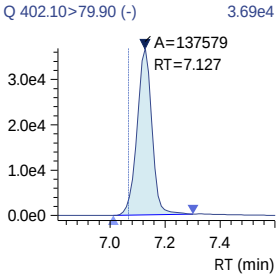

13C3-PFHxS_IS
Conc. 2.5000

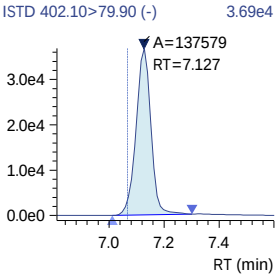

Insight Report
Before Manual Integration
Printed 3/21/2024 14:58:00

240320_005 (continued)

PFHxS
Conc. ----
R#1 0.00 (57.29)
R#2 0.00 (57.29)
Q 398.70>79.90 (-) 1.34e2

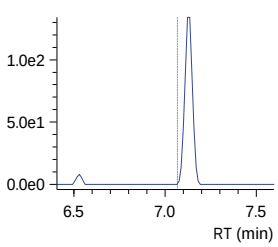

18O2-PFHxS_IS
Conc. 2.5000
ISTD 403.00>83.90 (-) 2.45e4

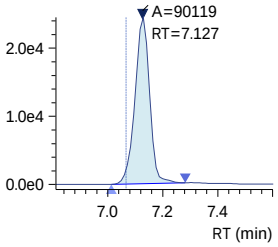

13C9-PFNA_IS
Conc. 1.2500
ISTD 472.10>427.00 (-) 8.22e4

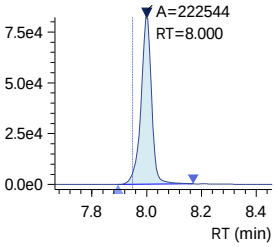

13C9-PFNA
Conc. 1.7836
Q 472.10>427.00 (-) 8.22e4

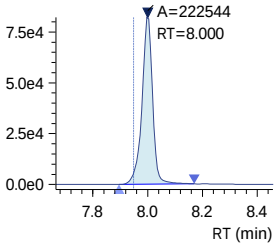

13C5-PFNA_IS
Conc. 1.2500
ISTD 468.00>423.00 (-) 5.17e4

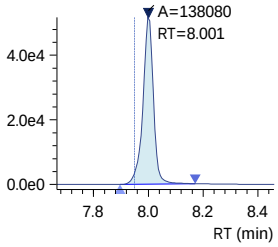

R1 398.70>98.90 (-) 1.11e2

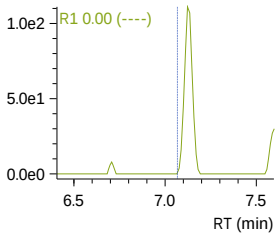

R2 398.70>98.90 (-) 1.11e2

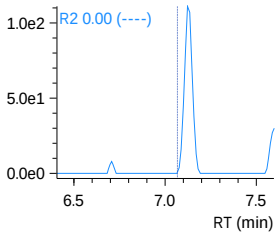

Insight Report
Before Manual Integration
Printed 3/21/2024 14:58:00

240320_005 (continued)

PFNA
Conc. -0.0056
R#1 0.00 (20.36)
R#2 0.00 (20.36)
Q 463.00>419.00 (-) 8.40e2

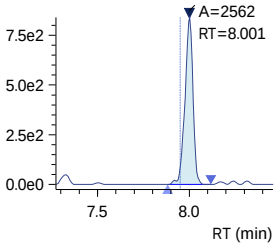

R1 463.00>219.00 (-) 1.05e2

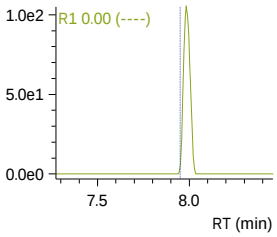

R2 463.00>219.00 (-) 1.05e2

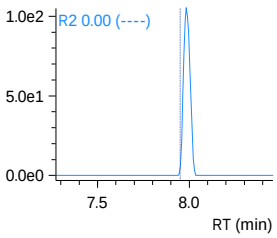

PFHpS
Conc. ----
R#1 0.00 (46.70)
R#2 0.00 (46.70)
Q 449.00>79.90 (-) 0.00e0

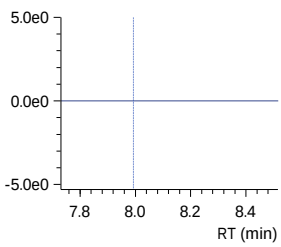

R1 449.00>98.80 (-) 0.00e0

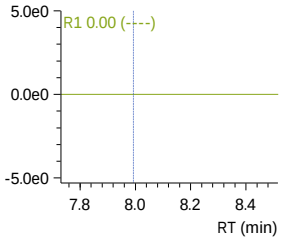

R2 449.00>98.80 (-) 0.00e0

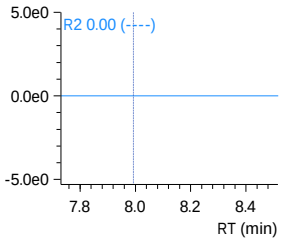

7_3 FTCA
Conc. 0.0448
R#1 101.69 (132.28)
R#2 101.69 (132.28)
Q 441.00>317.00 (-) 2.88e2

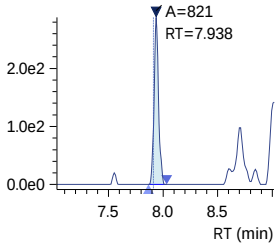

R1 441.00>336.90 (-) 2.67e2

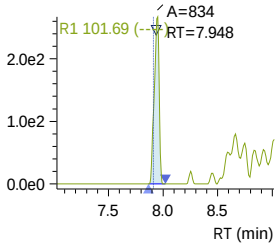

R2 441.00>336.90 (-) 2.67e2

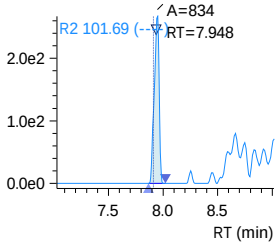

13C2-8_2-FTS
Conc. 5.5606
Q 529.10>80.90 (-) 1.15e4

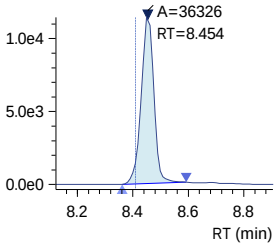

13C2-8_2-FTS_IS
Conc. 5.0000
ISTD 529.10>80.90 (-) 1.15e4

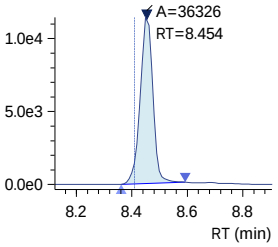

Insight Report
Before Manual Integration
Printed 3/21/2024 14:58:00

240320_005 (continued)

8_2 FTS
Conc. ----
R#1 0.00 (45.91)
R#2 0.00 (45.91)
Q 527.10>506.95 (-) 0.00e0

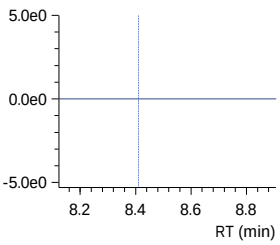

R1 527.10>80.80 (-) 1.00e1

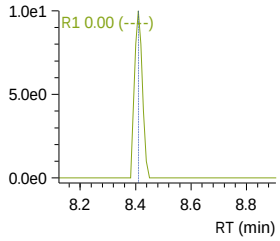

R2 527.10>80.80 (-) 1.00e1

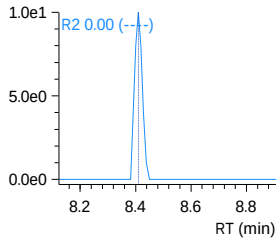

13C6-PFDA_IS
Conc. 1.2500
ISTD 519.10>474.10 (-) 3.69e4

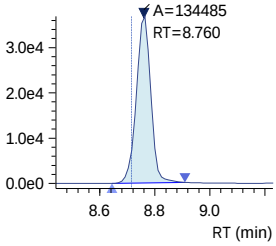

13C6-PFDA
Conc. 1.6202
Q 519.10>474.10 (-) 3.69e4

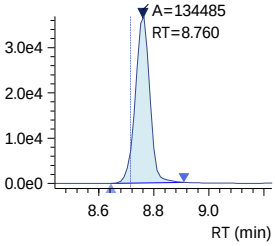

13C2-PFDA_IS
Conc. 1.2500
ISTD 515.10>470.10 (-) 2.45e4

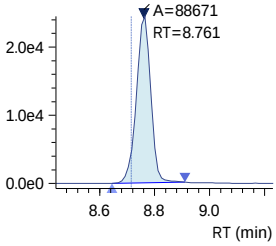

PFDA
Conc. 0.0241
R#1 0.00 (17.64)
R#2 0.00 (17.64)
Q 512.90>469.00 (-) 8.27e2

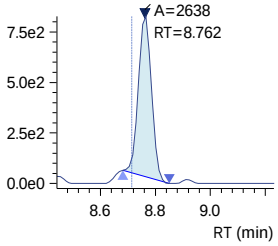

R1 512.90>219.00 (-) 5.60e1

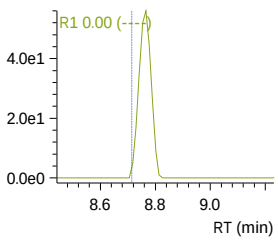

R2 512.90>219.00 (-) 5.60e1

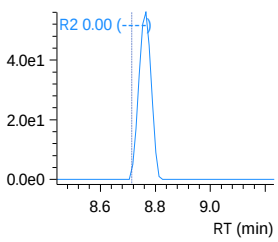

D3-NMeFOSAA_IS
Conc. 5.0000
ISTD 573.20>419.00 (-) 3.52e4

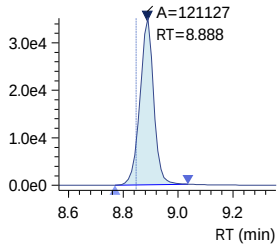

D3-NMeFOSAA
Conc. 4.4336
Q 573.20>419.00 (-) 3.52e4

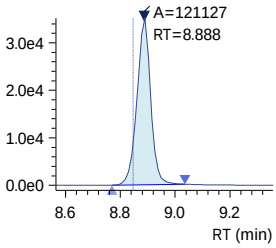

13C8-PFOS_IS
Conc. 2.5000
ISTD 507.10>98.90 (-) 1.37e4

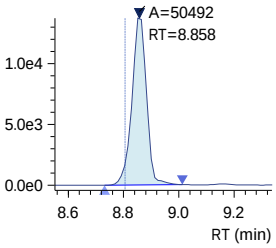

13C8-PFOS
Conc. 3.1934
Q 507.10>98.90 (-) 1.37e4

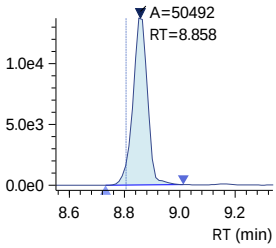

13C4-PFOS_IS
Conc. 2.5000
ISTD 502.80>79.90 (-) 3.17e4

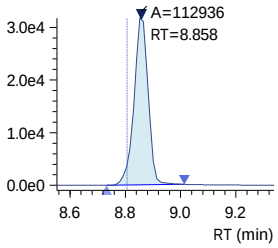

Insight Report
Before Manual Integration
Printed 3/21/2024 14:58:00

240320_005 (continued)

PFOS
Conc. ----
R#1 0.00 (45.06)
R#2 0.00 (45.06)
Q 498.90>79.90 (-) 6.00e1

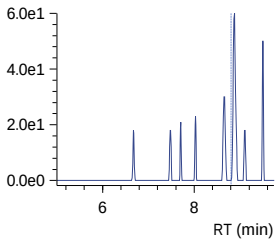

R1 498.90>98.80 (-) 1.80e1

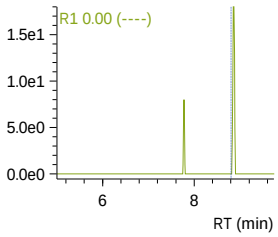

R2 498.90>98.80 (-) 1.80e1

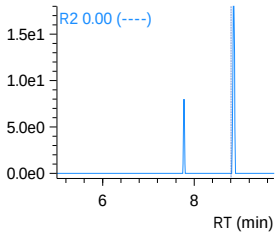

NMeFOSAA
Conc. ----
R#1 0.00 (67.10)
R#2 0.00 (67.10)
Q 570.10>419.00 (-) 0.00e0

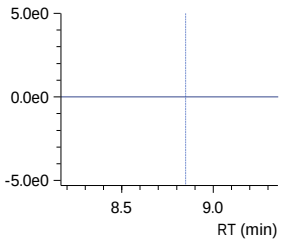

R1 570.10>483.00 (-) 0.00e0

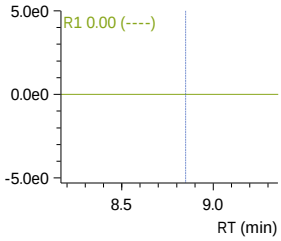

R2 570.10>483.00 (-) 0.00e0

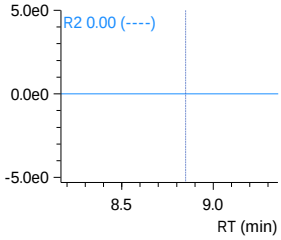

D5-NEtFOSAA_IS
Conc. 5.0000
ISTD 589.20>419.00 (-) 3.40e4

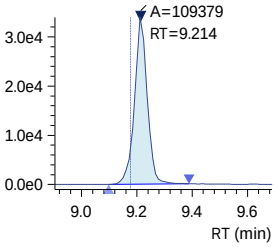

D5-NEtFOSAA
Conc. 5.4645
Q 589.20>419.00 (-) 3.40e4

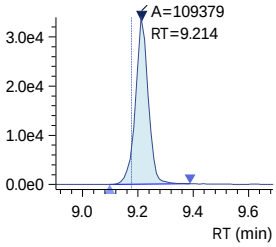

NEtFOSAA
Conc. ----
R#1 0.00 (89.53)
R#2 0.00 (89.53)
Q 584.20>419.10 (-) 0.00e0

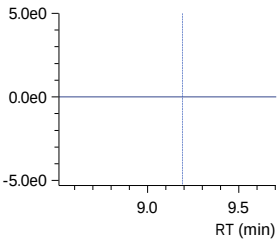

R1 584.20>526.00 (-) 0.00e0

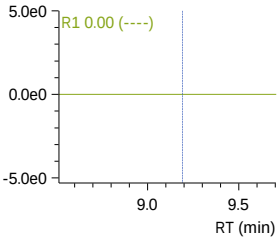

R2 584.20>526.00 (-) 0.00e0

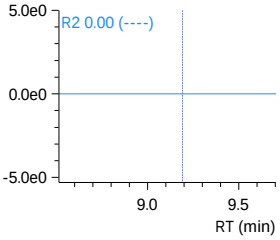

Insight Report
Before Manual Integration
Printed 3/21/2024 14:58:00

240320_005 (continued)

9-Cl-PF3ONS
Conc. ----
R#1 0.00 (31.69)
R#2 0.00 (31.69)
Q 530.80>351.00 (-) 3.20e1

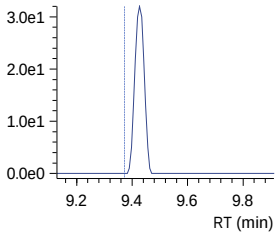

R1 532.80>353.00 (-) 4.60e1

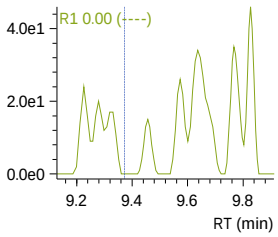

R2 532.80>353.00 (-) 4.60e1

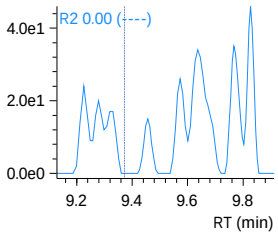

PFUnDA
Conc. 0.0019
R#1 0.00 (10.96)
R#2 0.00 (10.96)
Q 563.10>519.00 (-) 5.76e2

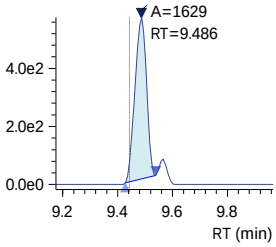

R1 563.10>269.10 (-) 7.40e1

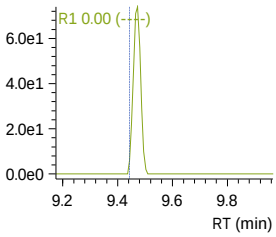

R2 563.10>269.10 (-) 7.40e1

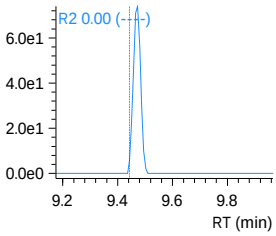

13C7-PFUnDA_IS
Conc. 1.2500
ISTD 570.00>525.10 (-) 4.67e4

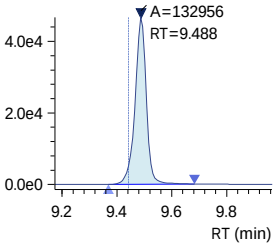

13C7-PFUnDA
Conc. 1.6243
Q 570.00>525.10 (-) 4.67e4

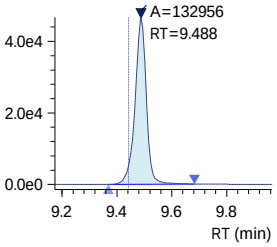

PFNS
Conc. ----
R#1 0.00 (56.91)
R#2 0.00 (56.91)
Q 548.80>79.90 (-) 2.60e1

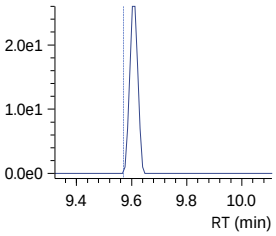

R1 548.80>98.80 (-) 1.20e1

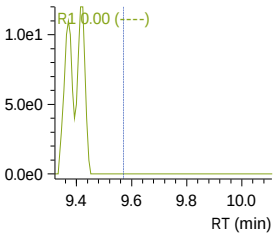

R2 548.80>98.80 (-) 1.20e1

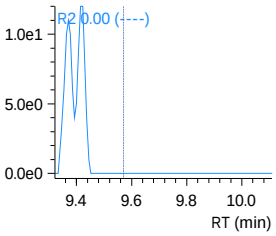

Insight Report
Before Manual Integration
Printed 3/21/2024 14:58:00

240320_005 (continued)

10_2 FTS
Conc. ----
R#1 0.00 (32.29)
R#2 0.00 (32.29)
Q 626.80>607.05 (-) 0.00e0

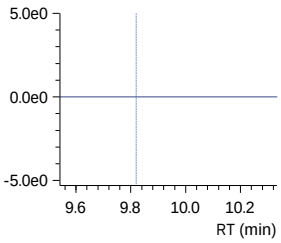

R1 626.80>81.00 (-) 0.00e0

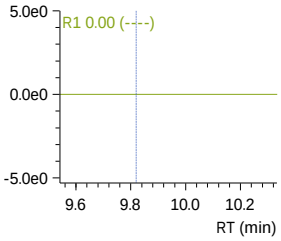

R2 626.80>81.00 (-) 0.00e0

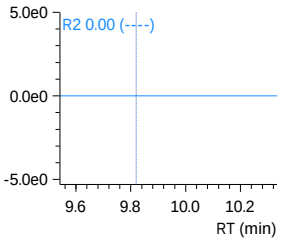

13C2-PFDOA_IS
Conc. 1.2500
ISTD 615.10>570.00 (-) 5.73e4

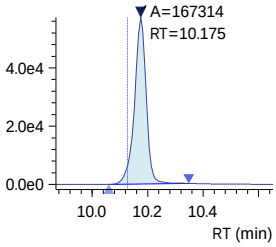

13C2-PFDOA
Conc. 1.7575
Q 615.10>570.00 (-) 5.73e4

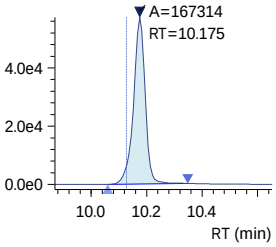

PFDOA
Conc. -0.0129
R#1 0.00 (11.14)
R#2 0.00 (11.14)
Q 613.10>569.00 (-) 4.28e2

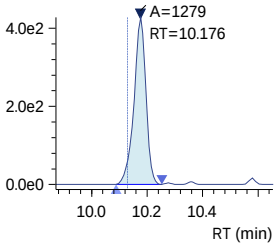

R1 613.10>319.00 (-) 2.50e1

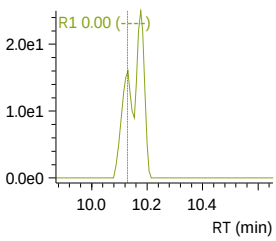

R2 613.10>319.00 (-) 2.50e1

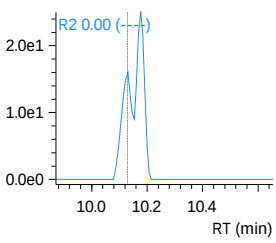

PFDS
Conc. ----
R#1 0.00 (58.01)
R#2 0.00 (58.01)
Q 599.00>79.90 (-) 7.00e0

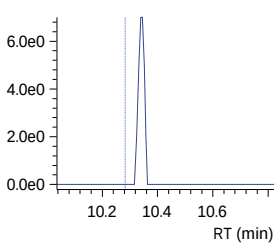

R1 599.00>98.80 (-) 7.00e0

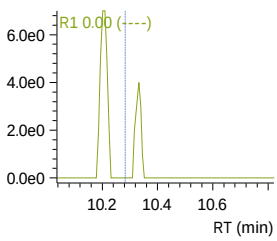

R2 599.00>98.80 (-) 7.00e0

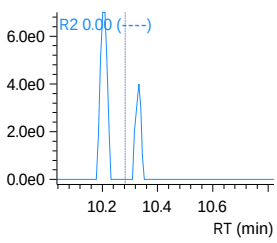

Insight Report
Before Manual Integration
Printed 3/21/2024 14:58:00

240320_005 (continued)

PFTrDA
Conc. -0.0086
R#1 0.00 (16.67)
R#2 0.00 (16.67)
Q 663.00>619.00 (-) 4.37e2

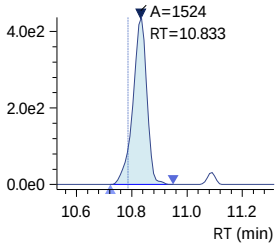

11-Cl-PF3OUdS
Conc. ----
R#1 0.00 (35.04)
R#2 0.00 (35.04)
Q 630.90>451.00 (-) 0.00e0

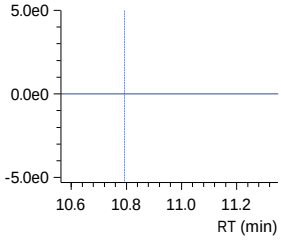

PFOSAm
Conc. ----
Q 498.10>77.90 (-) 4.90e1

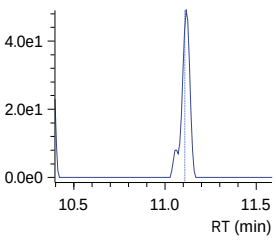

13C8-PFOSAm
Conc. 3.2036
Q 506.10>77.80 (-) 4.19e4

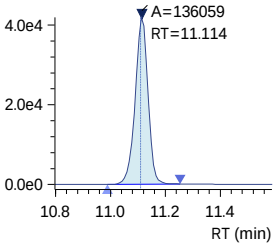

13C8-PFOSAm_IS
Conc. 2.5000
ISTD 506.10>77.80 (-) 4.19e4

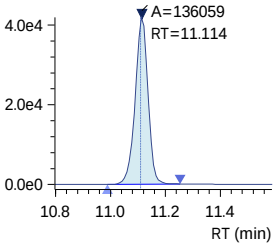

R1 663.00>168.90 (-) 9.60e1

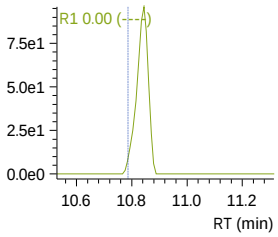

R1 632.90>452.90 (-) 8.00e0

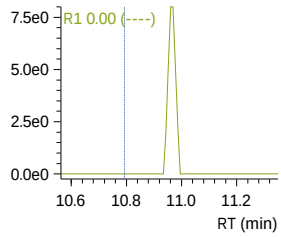

R2 663.00>168.90 (-) 9.60e1

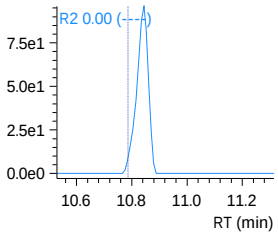

R2 632.90>452.90 (-) 8.00e0

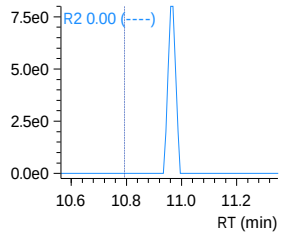

240320_005 (continued)

PFTDA
Conc. -0.0073
R#1 0.00 (17.09)
R#2 0.00 (17.09)

Q 713.10>669.00 (-) 3.63e2

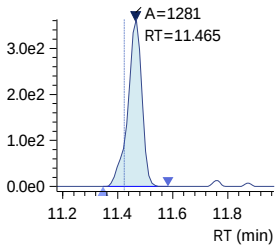

R1 713.10>168.90 (-) 2.00e1

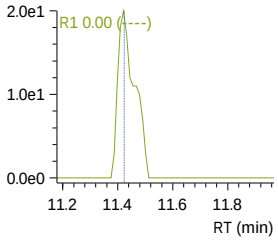

R2 713.10>168.90 (-) 2.00e1

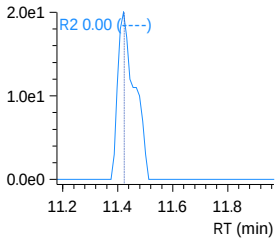

13C2-PFTDA
Conc. 1.8607

Q 715.20>670.00 (-) 3.00e4

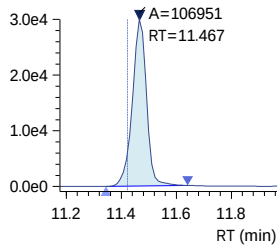

13C2-PFTDA_IS
Conc. 1.2500

ISTD 715.20>670.00 (-) 3.00e4

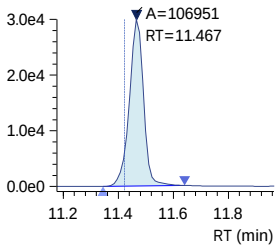

PFDoS
Conc. ----
R#1 0.00 (61.23)
R#2 0.00 (61.23)

Q 699.10>79.90 (-) 0.00e0

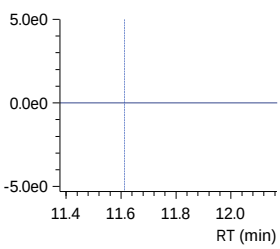

R1 699.10>98.80 (-) 8.00e0

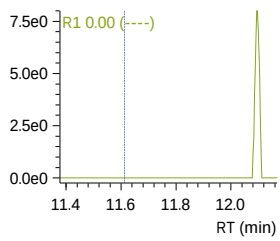

R2 699.10>98.80 (-) 8.00e0

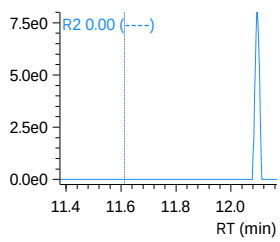

D7-MeFOSE_IS
Conc. 25.0000

ISTD 623.20>58.90 (-) 1.19e5

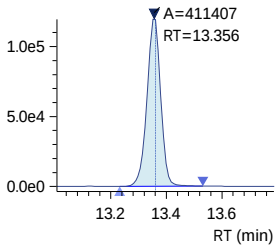

Insight Report
Before Manual Integration
Printed 3/21/2024 14:58:00

240320_005 (continued)

D7-MeFOSE
Conc. 31.6599

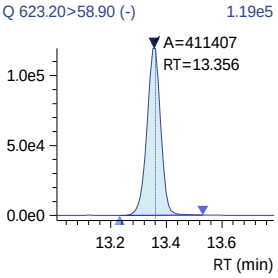

MeFOSE
Conc. ----

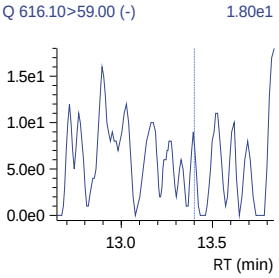

13C2-PFHXDA_IS
Conc. 2.5000

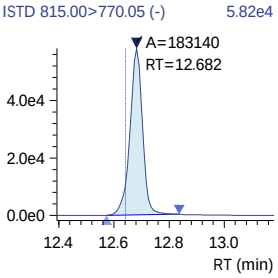

13C2-PFHXDA
Conc. 3.0986

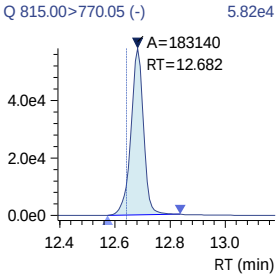

PFHXDA
Conc. 0.0025
R#1 0.00 (10.78)
R#2 0.00 (10.78)

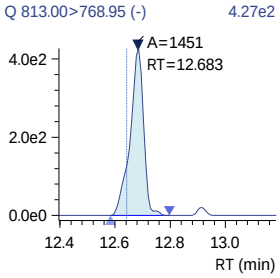

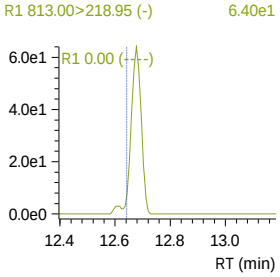

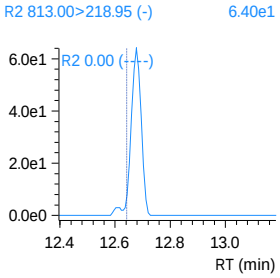

Insight Report
Before Manual Integration
Printed 3/21/2024 14:58:00

240320_005 (continued)

D3-MeFOSA
Conc. 2.9082

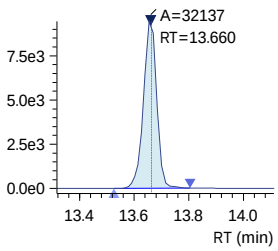

D3-MeFOSA_IS
Conc. 2.5000

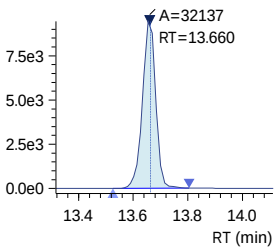

MeFOSA
Conc. ----
R#1 0.00 (156.31)
R#2 0.00 (156.31)

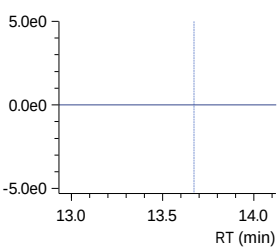

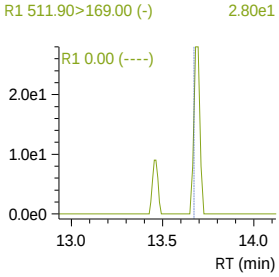

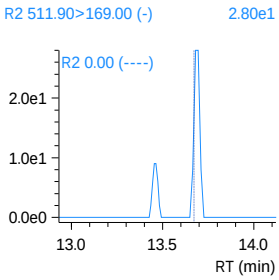

D9-EtFOSE_IS
Conc. 25.0000

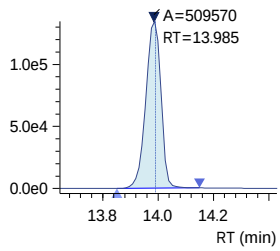

D9-EtFOSE
Conc. 34.3513

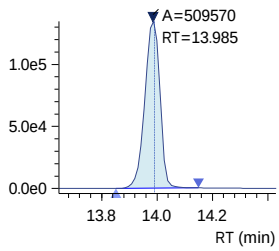

Insight Report
Before Manual Integration
Printed 3/21/2024 14:58:00

240320_005 (continued)

EtFOSE
Conc. ----

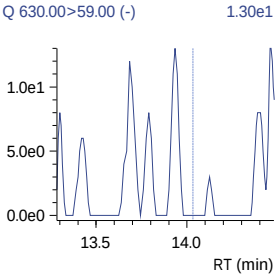

D5-EtFOSAm
Conc. 2.9881

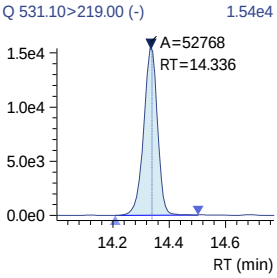

D5-EtFOSAm_IS
Conc. 2.5000

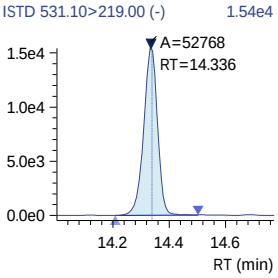

EtFOSAm
Conc. ----
R#1 0.00 (177.75)
R#2 0.00 (177.75)

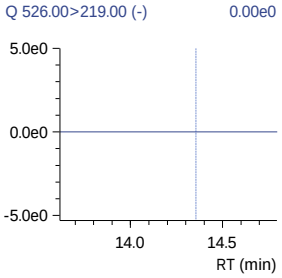

PFODA
Conc. ----
R#1 0.00 (31.66)
R#2 0.00 (31.66)

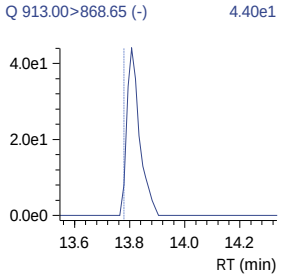

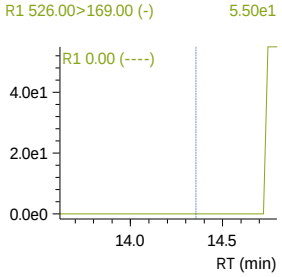

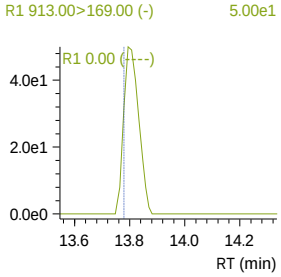

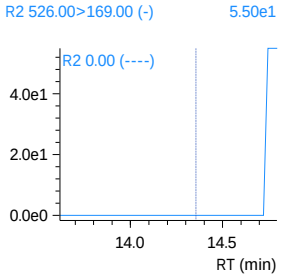

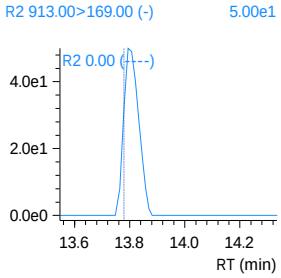

1st PS 03/22/24
2nd 03/22/24

Validation Report

Data File: J:\LCMS08\Data\240320_1633_B1\240320_010
Lab ID: KQ2404285-06
RunType: CCB
Matrix: Drinking Water

Date Acquired: 3/20/24 16:46
Batch ID: 835644
Analysis Method: 1633/PFAS_DOD5.4

Validations

Validation Categories	Pass	Fail
ICAL Analyte Recovery	X	
Second Source ICAL Verification	X	
Continuing Calibration Recovery	X	
Continuing Calibration Recovery (Closing)	X	
Internal Standards	X	
Surrogates		X
Above Highest ICAL Level	X	

Analyte Exceptions

Exception Categories	Analyte Name	Result	Low Limit	High Limit	Corrective Action
Surrogates	13C3-PFHxS	136	40	130	high bias, native <MRL
	13C8-PFOS	135	40	130	
	13C4-PFBA	133	5	130	
	13C5-PFPeA	156	40	130	
	13C5-PFHxA	135	40	130	
	13C4-PFHpA	154	40	130	
	13C8-PFOA	137	40	130	
	13C9-PFNA	135	40	130	
	13C6-PFDA	140	40	130	
	13C7-PFUnDA	141	30	130	
	13C2-PFDoDA	160	10	130	
	13C2-PFTeDA	154	10	130	
	13C8-FOSA	133	40	130	
	D7-MeFOSE	131	10	130	
	D9-EtFOSE	140	10	130	
	13C3-HFPO-DA	160	40	130	

Primary Review: _____

Secondary Review: _____

1st PS 03/22/24
2nd 03/22/24

Quantitation Report

Data File:	J:\LCMS08\Data\240320_1633_B1\240320_010	**Instrument:**	K-LCMS-08
Acqu Date:	3/20/24 16:46	**Vial:**	6
Run Type:	CCB	**Dilution:**	1
Lab ID:	KQ2404285-06	**Raw Units:**	ng/mL

Bottle ID:		**Tier:**	IV	**Matrix:**	Drinking Water
Prod Code:	PFAS_DOD5.4	**Collect Date:**	3/7/24	**Receive Date:**	3/8/24

Analysis Lot:	835644	**Prep Lot:**		**Report Group:**	KQ2404285
Analysis	1633	**Prep Method:**			
		Prep Date:			

Title:	Per- and Polyfluoroalkyl Substances (PFAS) by LC/MS/MS Compliant with Table B-24 of DOD QSM	**Calibration ID:**	KC2400137
		Report List ID:	24615

Internal Standard Compounds

Parameter Name	RT	RT Dev	Response	Solution Conc	Area Criteria
18O2-PFHxS	7.102	+0.04	80005	2.5000	OK
13C4-PFOS	8.833	+0.03	92400	2.5000	OK
13C3-PFBA	1.469	+0.13	356177	5.0000	OK
13C2-PFHxA	5.001	+0.05	304716	2.5000	OK
13C4-PFOA	7.128	+0.03	18274	2.5000	OK
13C5-PFNA	7.977	+0.03	121377	1.2500	OK
13C2-PFDA	8.739	+0.03	66496	1.2500	OK

Surrogate Compounds

Parameter Name	RT	RT Dev	Response	Solution Conc	% Rec		% Rec Criteria	Rpt?
13C3-PFBS	4.674	+0.07	163202	3.3470	134		40 - 135	Y
13C3-PFHxS	7.103	+0.04	113910	3.3962	136	*	40 - 130	Y
13C8-PFOS	8.832	+0.03	43766	3.3832	135	*	40 - 130	Y
13C4-PFBA	1.467	+0.13	936020	13.3246	133	*	5 - 130	Y
13C5-PFPeA	3.542	+0.08	264100	7.7895	156	*	40 - 130	Y
13C5-PFHxA	5.000	+0.05	336170	3.3732	135	*	40 - 130	Y
13C4-PFHpA	6.178	+0.04	529306	3.8419	154	*	40 - 130	Y
13C8-PFOA	7.128	+0.03	385463	3.4250	137	*	40 - 130	Y
13C9-PFNA	7.976	+0.03	184884	1.6857	135	*	40 - 130	Y
13C6-PFDA	8.738	+0.02	109161	1.7537	140	*	40 - 130	Y
13C7-PFUnDA	9.464	+0.02	108452	1.7667	141	*	30 - 130	Y
13C2-PFDoDA	10.149	+0.02	142779	1.9999	160	*	10 - 130	Y
13C2-PFTeDA	11.438	+0.02	83063	1.9270	154	*	10 - 130	Y
13C8-FOSA	11.112	+0.00	115901	3.3354	133	*	40 - 130	Y
D3-MeFOSA	13.662	0.00	28119	3.1101	124		10 - 130	Y
D5-EtFOSA	14.336	0.00	45560	3.1533	126		10 - 130	Y
D7-MeFOSE	13.357	0.00	347927	32.7254	131	*	10 - 130	Y
D9-EtFOSE	13.986	0.00	423868	34.9244	140	*	10 - 130	Y

U: Undetected at or above MDL
J: Analyte detected above MDL, but below MRL
B: Hit above MRL also found in Method Blank
E: Analyte concentration above high point of ICAL
N: Presumptive evidence of compound

D: Result from dilution
m: Manual integration performed
d: Compound manually deleted
NR: Analyte not reported from this analysis

*: Result fails acceptance criteria
#: Acceptance criteria not applicable
?: Insufficient information to determine acceptance
e: Result >= MRL, but MRL less than low point of ICAL
c: check for co-elution

Printed: 3/21/24 17:28
\\alprews001\starlims$\LIMSReps\QuantValidation.rpt

1st PS 03/22/24

2nd 03/22/24

Data File:	J:\LCMS08\Data\240320_1633_B1\240320_010	**Instrument:**	K-LCMS-08
Acqu Date:	3/20/24 16:46	**Vial:**	6
Run Type:	CCB	**Dilution:**	1
Lab ID:	KQ2404285-06	**Raw Units:**	ng/mL

Surrogate Compounds

Parameter Name	RT	RT Dev	Response	Solution Conc	% Rec		% Rec Criteria	Rpt?
D3-MeFOSAA	8.869	+0.02	110645	4.9500	99		40 - 170	Y
D5-EtFOSAA	9.196	+0.02	93365	5.7010	114		25 - 135	Y
13C2-4:2 FTS	4.688	+0.05	59723	5.3167	106		40 - 200	Y
13C2-6:2 FTS	6.817	+0.03	40317	4.4530	89		40 - 200	Y
13C2-8:2 FTS	8.430	+0.02	27881	4.8074	96		40 - 300	Y
13C3-HFPO-DA	5.470	+0.05	639186	16.0243	160	*	40 - 130	Y

Target Compounds

Final Conc.Units: ng/L

Parameter Name	RT	RT Dev	Response	Solution Conc	Final Conc	Q	Rpt?
Perfluorobutane sulfonic acid (PFBS)	0		0	0	0	U	Y
Perfluoropentane sulfonic acid (PFPeS)	0		0	0	0	U	Y
Perfluorohexane sulfonic acid (PFHxS)	7.110	+0.04	286	0.0046	0.092	U	Y
Perfluoroheptane sulfonic acid (PFHpS)	0		0	0	0	U	Y
Perfluorooctane sulfonic acid (PFOS)	8.825	+0.02	205	-0.0075	0	U	Y
Perfluorononane sulfonic acid (PFNS)	0		0	0	0	U	Y
Perfluorodecane sulfonic acid (PFDS)	0		0	0	0	U	Y
Perfluorododecane sulfonic acid (PFDoS)	0		0	0	0	U	Y
Perfluorobutanoic acid (PFBA)	1.458	+0.12	2475	-0.0226	0	U	Y
Perfluoropentanoic acid (PFPeA)	3.544	+0.08	1362	0.0072	0.14	U	Y
Perfluorohexanoic acid (PFHxA)	5.004	+0.05	806	0.0168	0.34	U	Y
Perfluoroheptanoic acid (PFHpA)	6.161	+0.02	3996	0.0071	0.14	U	Y
Perfluorooctanoic acid (PFOA)	7.128	+0.03	3362	-0.0217	0	U	Y
Perfluorononanoic acid (PFNA)	7.974	+0.02	3155	0.0029	0.058	U	Y
Perfluorodecanoic acid (PFDA)	0		0	0	0	U	Y
Perfluoroundecanoic acid (PFUnDA)	9.463	+0.02	2259	0.0119	0.24	U	Y
Perfluorododecanoic acid (PFDOA)	10.147	+0.02	1402	-0.0088	0	U	Y
Perfluorotridecanoic acid (PFTrDA)	10.806	+0.02	1172	-0.0087	0	U	Y
Perfluorotetradecanoic acid (PFTDA)	11.441	+0.02	987	-0.0074	0	U	Y
Perfluorooctane sulfonamide (PFOSAm)	11.109		39	0.0008	0.016	U	Y
N-Methylperfluorooctane sulfonamide (MeFOSA)	0		0	0	0	U	Y
N-Ethylperfluorooctane sulfonamide (EtFOSAm)	0		0	0	0	U	Y
N-Methylperfluorooctane sulfonamido ethanol (MeFOSE)	0		0	0	0	U	Y
N-Ethylperfluorooctane sulfonamido ethanol (EtFOSE)	0		0	0	0	U	Y
N-Methylperfluorooctane sulfonamido acetic acid (NMeFOSAA)	0		0	0	0	U	Y

U: Undetected at or above MDL
J: Analyte detected above MDL, but below MRL
B: Hit above MRL also found in Method Blank
E: Analyte concentration above high point of ICAL
N: Presumptive evidence of compound

D: Result from dilution
m: Manual integration performed
d: Compound manually deleted
NR: Analyte not reported from this analysis

*: Result fails acceptance criteria
#: Acceptance criteria not applicable
?: Insufficient information to determine acceptance
e: Result >= MRL, but MRL less than low point of ICAL
c: check for co-elution

Printed: 3/21/24 17:28

\\alprews001\starlims$\LIMSReps\QuantValidation.rpt

1st PS 03/22/24

2nd 03/22/24

Data File:	J:\LCMS08\Data\240320_1633_B1\240320_010	**Instrument:**	K-LCMS-08
Acqu Date:	3/20/24 16:46	**Vial:**	6
Run Type:	CCB	**Dilution:**	1
Lab ID:	KQ2404285-06	**Raw Units:**	ng/mL

Target Compounds

Final Conc.Units: ng/L

Parameter Name	RT	RT Dev	Response	Solution Conc	Final Conc	Q	Rpt?
N-Ethylperfluorooctane sulfonamido acetic acid (NEtFOSAA)	0		0	0	0	U	Y
1H, 1H, 2H, 2H-Perfluorohexanesulfonic acid (4:2 FTS)	0		0	0	0	U	Y
1H, 1H, 2H, 2H-Perfluorooctanesulfonic acid (6:2 FTS)	0		0	0	0	U	Y
1H, 1H, 2H, 2H-Perfluorodecanesulfonic acid (8:2 FTS)	0		0	0	0	U	Y
4,4,5,5,6,6,6-Heptafluorohexanoic acid (3:3 FTCA)	0		0	0	0	U	Y
2H,2H,3H,3H-Perfluorooctanoic acid (5:3 FTCA)	0		0	0	0	U	Y
2H,2H,3H,3H-Perfluorodecanoic acid (7:3 FTCA)	7.926	+0.02	740	0.0508	1.0	U	Y
Perfluoro(2-ethoxyethane) sulfonic acid (PFEESA)	5.348	+0.07	66	0.0001	0.0020	U	Y
9-Chlorohexadecafluoro-3-oxanonane-1-sulfonic acid (9-Cl-PF3ONS)	0		0	0	0	U	Y
11-Chloroeicosafluoro-3-oxaundecane-1-sulfonic acid (11-Cl-PF3OUdS)	0		0	0	0	U	Y
Perfluoro-3-methoxypropanoic acid (PFMPA)	0		0	0	0	U	Y
Perfluoro-4-methoxybutanoic acid (PFMBA)	4.066	+0.07	103	0.0008	0.016	U	Y
Hexafluoropropyleneoxide dimer acid (HFPO-DA) (GenX)	5.469	+0.05	379	-0.0015	0	U	Y
Nonafluoro-3,6-dioxaheptanoic acid (NFDHA)	4.861	+0.05	536	0.0015	0.030	U	Y
4,8-Dioxa-3H-perfluorononanoic acid (DONA)	0		0	0	0	U	Y

U: Undetected at or above MDL
J: Analyte detected above MDL, but below MRL
B: Hit above MRL also found in Method Blank
E: Analyte concentration above high point of ICAL
N: Presumptive evidence of compound

D: Result from dilution
m: Manual integration performed
d: Compound manually deleted
NR: Analyte not reported from this analysis

*: Result fails acceptance criteria
#: Acceptance criteria not applicable
?: Insufficient information to determine acceptance
e: Result >= MRL, but MRL less than low point of ICAL
c: check for co-elution

Printed: 3/21/24 17:28

\\alprews001\starlims$\LIMSReps\QuantValidation.rpt

Insight Report
Ion Ratio Confirmation
Printed 3/21/2024 17:09:49

240320_010

Sample ID: 1633 CCB
Date Acquired: 3/20/2024 4:46:33 PM
Acquired by: System Administrator
Data File: 240320_010
Vial: 54 | Inj. Volume: 10.0000uL | Tray: 1

Name	m/z	Ref 1 m/z	Area	Ref 1 Measured	Ref 1 Actual Ratio	Ref 1 Set Ratio	Ref 2 Measured	Ref 2 Actual Ratio	Ref 2 Set Ratio	Flag ID
13C4-PFBA	216.80>171.90	----	936020	----	----	----	----	----	----	
13C4-PFBA_IS	216.80>171.90	----	936020	----	----	----	----	----	----	
13C3-PFBA_IS	216.00>172.00	----	356177	----	----	----	----	----	----	
PFBA	212.80>169.05	----	2475	----	----	----	----	----	----	
PFMPA	229.00>84.90	----	----	----	----	----	----	----	----	
3_3 FTCA	241.00>177.10	241.00>117.00	----	0	0.00	136.14	0	0.00	135.82	
13C5-PFPeA	268.30>223.00	----	264100	----	----	----	----	----	----	
13C5-PFPeA_IS	268.30>223.00	----	264100	----	----	----	----	----	----	
PFPeA	263.00>219.00	----	1362	----	----	----	----	----	----	
PFMBA	279.00>84.95	----	103	----	----	----	----	----	----	
13C2-4_2 FTS	329.10>80.90	----	59723	----	----	----	----	----	----	
13C2-4_2 FTS_IS	329.10>80.90	----	59723	----	----	----	----	----	----	
4_2 FTS	327.10>307.00	327.10>80.90	----	0	0.00	33.08	0	0.00	33.03	
13C3-PFBS_IS	302.10>79.90	----	163202	----	----	----	----	----	----	
PFBS	298.70>79.90	298.70>98.80	----	0	0.00	46.53	0	0.00	44.64	
13C3-PFBS	302.10>79.90	----	163202	----	----	----	----	----	----	
NFDHA	295.00>201.00	295.00>84.90	536	403	75.13	36.44	403	75.13	32.87	IRr
13C5-PFHxA	318.00>273.00	----	336170	----	----	----	----	----	----	
13C5-PFHxA_IS	318.00>273.00	----	336170	----	----	----	----	----	----	
13C2-PFHxA_IS	315.10>270.00	----	304716	----	----	----	----	----	----	
PFHxA	313.00>269.00	----	806	----	----	----	----	----	----	
PFEESA	314.80>135.00	314.80>82.90	66	34	51.28	5.25	34	51.28	6.08	IRr
13C3-HFPO-DA	286.90>168.90	----	639186	----	----	----	----	----	----	
13C3-HFPO-DA_IS	286.90>168.90	----	639186	----	----	----	----	----	----	
HFPO-DA	284.90>168.90	284.90>184.90	379	485	127.98	62.57	485	127.98	56.90	IRr
5_3 FTCA	341.00>237.05	341.00>217.00	----	0	0.00	154.88	0	0.00	149.76	
PFPeS	349.10>79.90	349.10>98.80	----	0	0.00	54.44	0	0.00	58.78	
13C4-PFHpA	367.10>322.00	----	529306	----	----	----	----	----	----	
13C4-PFHpA_IS	367.10>322.00	----	529306	----	----	----	----	----	----	
PFHpA	363.10>319.00	363.10>169.00	3996	799	20.00	23.39	799	20.00	22.30	
DONA	376.90>250.90	376.90>84.80	----	0	0.00	30.39	0	0.00	28.27	
13C2-6_2 FTS_IS	429.10>80.90	----	40317	----	----	----	----	----	----	
13C2-6_2 FTS	429.10>80.90	----	40317	----	----	----	----	----	----	
6_2 FTS	427.10>407.00	427.10>80.90	----	0	0.00	44.48	0	0.00	38.72	
13C4-PFOA_IS	417.10>172.00	----	18274	----	----	----	----	----	----	
13C8-PFOA_IS	421.10>376.00	----	385463	----	----	----	----	----	----	

J:\LCMS08\Data\240320_1633_B1\240320_1633_B1.damlp .

Ref 1 Set Ratio assigned from calibration mid-point; Ref 2 Set Ratio assigned from opening calibration verification.
IRr - Ion ratio outside either set of criteria. Exceedances for reported detections to be "I" flagged in the analytical report.

240320_010 (continued)

(Table continued from previous page)

Name	m/z	Ref 1 m/z	Area	Ref 1 Measured	Ref 1 Actual Ratio	Ref 1 Set Ratio	Ref 2 Measured	Ref 2 Actual Ratio	Ref 2 Set Ratio	Flag ID
13C8-PFOA	421.10>376.00	----	385463	----	----	----	----	----	----	
PFOA	413.00>369.00	413.00>169.00	3362	733	21.80	24.47	733	21.80	22.78	
13C3-PFHxS	402.10>79.90	----	113910	----	----	----	----	----	----	
13C3-PFHxS_IS	402.10>79.90	----	113910	----	----	----	----	----	----	
PFHxS	398.70>79.90	398.70>98.90	286	100	35.04	57.29	100	35.04	62.94	
18O2-PFHxS_IS	403.00>83.90	----	80005	----	----	----	----	----	----	
13C9-PFNA_IS	472.10>427.00	----	184884	----	----	----	----	----	----	
13C9-PFNA	472.10>427.00	----	184884	----	----	----	----	----	----	
13C5-PFNA_IS	468.00>423.00	----	121377	----	----	----	----	----	----	
PFNA	463.00>419.00	463.00>219.00	3155	280	8.86	20.36	267	8.47	20.61	IRr
PFHpS	449.00>79.90	449.00>98.80	----	0	0.00	46.70	0	0.00	54.10	
7_3 FTCA	441.00>317.00	441.00>336.90	740	696	94.08	132.28	696	94.08	134.62	
13C2-8_2-FTS	529.10>80.90	----	27881	----	----	----	----	----	----	
13C2-8_2-FTS_IS	529.10>80.90	----	27881	----	----	----	----	----	----	
8_2 FTS	527.10>506.95	527.10>80.80	----	0	0.00	45.91	0	0.00	46.70	
13C6-PFDA_IS	519.10>474.10	----	109161	----	----	----	----	----	----	
13C6-PFDA	519.10>474.10	----	109161	----	----	----	----	----	----	
13C2-PFDA_IS	515.10>470.10	----	66496	----	----	----	----	----	----	
PFDA	512.90>469.00	512.90>219.00	----	0	0.00	17.64	0	0.00	14.73	
D3-NMeFOSAA_IS	573.20>419.00	----	110645	----	----	----	----	----	----	
D3-NMeFOSAA	573.20>419.00	----	110645	----	----	----	----	----	----	
13C8-PFOS_IS	507.10>98.90	----	43766	----	----	----	----	----	----	
13C8-PFOS	507.10>98.90	----	43766	----	----	----	----	----	----	
13C4-PFOS_IS	502.80>79.90	----	92400	----	----	----	----	----	----	
PFOS	498.90>79.90	498.90>98.80	205	152	73.94	45.06	152	73.94	47.34	IRr
NMeFOSAA	570.10>419.00	570.10>483.00	----	0	0.00	67.10	0	0.00	64.07	
D5-NEtFOSAA_IS	589.20>419.00	----	93365	----	----	----	----	----	----	
D5-NEtFOSAA	589.20>419.00	----	93365	----	----	----	----	----	----	
NEtFOSAA	584.20>419.10	584.20>526.00	----	0	0.00	89.53	0	0.00	83.09	
9-Cl-PF3ONS	530.80>351.00	532.80>353.00	----	0	0.00	31.69	0	0.00	30.27	
PFUnDA	563.10>519.00	563.10>269.10	2259	141	6.22	10.96	141	6.22	12.21	
13C7-PFUnDA_IS	570.00>525.10	----	108452	----	----	----	----	----	----	
13C7-PFUnDA	570.00>525.10	----	108452	----	----	----	----	----	----	
PFNS	548.80>79.90	548.80>98.80	----	0	0.00	56.91	0	0.00	63.73	
10_2 FTS	626.80>607.05	626.80>81.00	----	0	0.00	32.29	0	0.00	27.50	
13C2-PFDOA_IS	615.10>570.00	----	142779	----	----	----	----	----	----	
13C2-PFDOA	615.10>570.00	----	142779	----	----	----	----	----	----	
PFDOA	613.10>569.00	613.10>319.00	1402	90	6.44	11.14	90	6.44	9.85	
PFDS	599.00>79.90	599.00>98.80	----	0	0.00	58.01	0	0.00	60.30	
PFTrDA	663.00>619.00	663.00>168.90	1172	295	25.15	16.67	295	25.15	15.87	IRr

J:\LCMS08\Data\240320_1633_B1\240320_1633_B1.damlp .

Ref 1 Set Ratio assigned from calibration mid-point; Ref 2 Set Ratio assigned from opening calibration verification.
IRr - Ion ratio outside either set of criteria. Exceedances for reported detections to be "I" flagged in the analytical report.

240320_010 (continued)

(Table continued from previous page)

Name	m/z	Ref 1 m/z	Area	Ref 1 Measured	Ref 1 Actual Ratio	Ref 1 Set Ratio	Ref 2 Measured	Ref 2 Actual Ratio	Ref 2 Set Ratio	Flag ID
11-Cl-PF3OUdS	630.90>451.00	632.90>452.90	----	0	0.00	35.04	0	0.00	36.12	
PFOSAm	498.10>77.90	----	39	----	----	----	----	----	----	
13C8-PFOSAm	506.10>77.80	----	115901	----	----	----	----	----	----	
13C8-PFOSAm_IS	506.10>77.80	----	115901	----	----	----	----	----	----	
PFTDA	713.10>669.00	713.10>168.90	987	225	22.80	17.09	225	22.80	18.89	
13C2-PFTDA	715.20>670.00	----	83063	----	----	----	----	----	----	
13C2-PFTDA_IS	715.20>670.00	----	83063	----	----	----	----	----	----	
PFDoS	699.10>79.90	699.10>98.80	----	0	0.00	61.23	0	0.00	64.82	
D7-MeFOSE_IS	623.20>58.90	----	347927	----	----	----	----	----	----	
D7-MeFOSE	623.20>58.90	----	347927	----	----	----	----	----	----	
MeFOSE	616.10>59.00	----	----	----	----	----	----	----	----	
13C2-PFHXDA_IS	815.00>770.05	----	151760	----	----	----	----	----	----	
13C2-PFHXDA	815.00>770.05	----	151760	----	----	----	----	----	----	
PFHXDA	813.00>768.95	813.00>218.95	1410	108	7.64	10.78	108	7.64	11.30	
D3-MeFOSA	515.00>219.00	----	28119	----	----	----	----	----	----	
D3-MeFOSA_IS	515.00>219.00	----	28119	----	----	----	----	----	----	
MeFOSA	511.90>219.00	511.90>169.00	----	0	0.00	156.31	0	0.00	157.34	
D9-EtFOSE_IS	639.20>58.90	----	423868	----	----	----	----	----	----	
D9-EtFOSE	639.20>58.90	----	423868	----	----	----	----	----	----	
EtFOSE	630.00>59.00	----	----	----	----	----	----	----	----	
D5-EtFOSAm	531.10>219.00	----	45560	----	----	----	----	----	----	
D5-EtFOSAm_IS	531.10>219.00	----	45560	----	----	----	----	----	----	
EtFOSAm	526.00>219.00	526.00>169.00	----	0	0.00	177.75	0	0.00	169.40	
PFODA	913.00>868.65	913.00>169.00	295	140	47.34	31.66	140	47.34	34.82	

Flag ID key: IRr: Ion Ratio (Relative)

Ref 1 Set Ratio assigned from calibration mid-point; Ref 2 Set Ratio assigned from opening calibration verification.
IRr - Ion ratio outside either set of criteria. Exceedances for reported detections to be "I" flagged in the analytical report.

Insight Report
Quantitation/Integration
Printed 3/21/2024 16:06:09

240320_010

Sample ID: 1633 CCB
Date Acquired: 3/20/2024 4:46:33 PM
Acquired by: System Administrator
Data File: 240320_010
Vial: 54 | Inj. Volume: 10.0000uL | Tray: 1

Name	Mode ID	Found RT	RT Diff	ISTD RT Diff	Area	ISTD Area	ISTD Name	Conc.	Unit	Flag ID
13C4-PFBA	Auto	1.467	0.127	-0.002	936020	356177	13C3-PFBA_IS	13.3246	ng/mL	
13C4-PFBA_IS	Auto	1.467	0.127	----	936020	936020	----	10.0000	ng/mL	
13C3-PFBA_IS	Auto	1.469	0.133	----	356177	356177	----	5.0000	ng/mL	
PFBA	Auto	1.458	0.118	-0.009	2475	936020	13C4-PFBA_IS	-0.0226	ng/mL	
PFMPA	ND(W/B)	----	----	----	----	264100	13C5-PFPeA_IS	----	ng/mL	
3_3 FTCA	ND(W/B)	----	----	----	----	264100	13C5-PFPeA_IS	----	ng/mL	
13C5-PFPeA	Auto	3.542	0.077	-1.459	264100	304716	13C2-PFHxA_IS	7.7895	ng/mL	
13C5-PFPeA_IS	Auto	3.542	0.077	----	264100	264100	----	5.0000	ng/mL	
PFPeA	Auto	3.544	0.075	0.002	1362	264100	13C5-PFPeA_IS	0.0072	ng/mL	
PFMBA	M	4.066	0.073	0.524	103	264100	13C5-PFPeA_IS	0.0008	ng/mL	
13C2-4_2 FTS	Auto	4.688	0.046	-2.414	59723	80005	18O2-PFHxS_IS	5.3167	ng/mL	
13C2-4_2 FTS_IS	Auto	4.688	0.046	----	59723	59723	----	5.0000	ng/mL	
4_2 FTS	ND(W/B)	----	----	----	----	59723	13C2-4_2 FTS_IS	----	ng/mL	
13C3-PFBS_IS	Auto	4.674	0.065	----	163202	163202	----	2.5000	ng/mL	
PFBS	ND(W/B)	----	----	----	----	163202	13C3-PFBS_IS	----	ng/mL	
13C3-PFBS	Auto	4.674	0.065	-2.428	163202	80005	18O2-PFHxS_IS	3.3470	ng/mL	
NFDHA	M	4.861	0.055	-0.139	536	336170	13C5-PFHxA_IS	0.0015	ng/mL	IRr
13C5-PFHxA	Auto	5.000	0.051	-0.001	336170	304716	13C2-PFHxA_IS	3.3732	ng/mL	
13C5-PFHxA_IS	Auto	5.000	0.051	----	336170	336170	----	2.5000	ng/mL	
13C2-PFHxA_IS	Auto	5.001	0.051	----	304716	304716	----	2.5000	ng/mL	
PFHxA	M	5.004	0.053	0.004	806	336170	13C5-PFHxA_IS	0.0168	ng/mL	
PFEESA	M	5.348	0.069	0.348	66	336170	13C5-PFHxA_IS	0.0001	ng/mL	IRr
13C3-HFPO-DA	Auto	5.470	0.049	0.469	639186	304716	13C2-PFHxA_IS	16.0243	ng/mL	
13C3-HFPO-DA_IS	Auto	5.470	0.049	----	639186	639186	----	10.0000	ng/mL	
HFPO-DA	M	5.469	0.046	-0.001	379	639186	13C3-HFPO-DA_IS	-0.0015	ng/mL	IRr
5_3 FTCA	ND(W/B)	----	----	----	----	336170	13C5-PFHxA_IS	----	ng/mL	
PFPeS	ND(W/B)	----	----	----	----	113910	13C3-PFHxS_IS	----	ng/mL	
13C4-PFHpA	Auto	6.178	0.039	1.177	529306	304716	13C2-PFHxA_IS	3.8419	ng/mL	
13C4-PFHpA_IS	Auto	6.178	0.039	----	529306	529306	----	2.5000	ng/mL	
PFHpA	Auto	6.161	0.020	-0.017	3996	529306	13C4-PFHpA_IS	0.0071	ng/mL	
DONA	ND(W/B)	----	----	----	----	639186	13C3-HFPO-DA_IS	----	ng/mL	
13C2-6_2 FTS_IS	Auto	6.817	0.027	----	40317	40317	----	5.0000	ng/mL	
13C2-6_2 FTS	Auto	6.817	0.027	-0.285	40317	80005	18O2-PFHxS_IS	4.4530	ng/mL	
6_2 FTS	ND(W/B)	----	----	----	----	40317	13C2-6_2 FTS_IS	----	ng/mL	
13C4-PFOA_IS	Auto	7.128	0.029	----	18274	18274	----	2.5000	ng/mL	
13C8-PFOA_IS	Auto	7.128	0.030	----	385463	385463	----	2.5000	ng/mL	
13C8-PFOA	Auto	7.128	0.030	0.000	385463	18274	13C4-PFOA_IS	3.4250	ng/mL	
PFOA	Auto	7.128	0.029	0.000	3362	385463	13C8-PFOA_IS	-0.0217	ng/mL	
13C3-PFHxS	Auto	7.103	0.036	0.001	113910	80005	18O2-PFHxS_IS	3.3962	ng/mL	
13C3-PFHxS_IS	Auto	7.103	0.036	----	113910	113910	----	2.5000	ng/mL	
PFHxS	M	7.110	0.043	0.007	286	113910	13C3-PFHxS_IS	0.0046	ng/mL	
18O2-PFHxS_IS	Auto	7.102	0.035	----	80005	80005	----	2.5000	ng/mL	
13C9-PFNA_IS	Auto	7.976	0.027	----	184884	184884	----	1.2500	ng/mL	
13C9-PFNA	Auto	7.976	0.027	-0.001	184884	121377	13C5-PFNA_IS	1.6857	ng/mL	
13C5-PFNA_IS	Auto	7.977	0.028	----	121377	121377	----	1.2500	ng/mL	
PFNA	MI R1 R2	7.974	0.024	-0.002	3155	184884	13C9-PFNA_IS	0.0029	ng/mL	IRr
PFHpS	ND(W/B)	----	----	----	----	43766	13C8-PFOS_IS	----	ng/mL	
7_3 FTCA	Auto	7.926	0.016	2.926	740	336170	13C5-PFHxA_IS	0.0508	ng/mL	
13C2-8_2-FTS	Auto	8.430	0.020	1.328	27881	80005	18O2-PFHxS_IS	4.8074	ng/mL	
13C2-8_2-FTS_IS	Auto	8.430	0.020	----	27881	27881	----	5.0000	ng/mL	
8_2 FTS	ND(W/B)	----	----	----	----	27881	13C2-8_2-FTS_IS	----	ng/mL	
13C6-PFDA_IS	Auto	8.738	0.023	----	109161	109161	----	1.2500	ng/mL	
13C6-PFDA	Auto	8.738	0.023	-0.001	109161	66496	13C2-PFDA_IS	1.7537	ng/mL	

J:\LCMS08\Data\240320_1633_B1\240320_1633_B1.damlp .

SN - Software-calculated S/N ratio outside criteria due to non-target peaks or drift in noise calculation window. Analyst review of noise levels (excluding non-target peaks) in chromatogram indicates S/N ratio meets criteria.

240320_010 (continued)

(Table continued from previous page)

Name	Mode ID	Found RT	RT Diff	ISTD RT Diff	Area	ISTD Area	ISTD Name	Conc.	Unit	Flag ID
13C2-PFDA_IS	Auto	8.739	0.025	----	66496	66496	----	1.2500	ng/mL	
PFDA	ND(W/B)	----	----	----	----	109161	13C6-PFDA_IS	----	ng/mL	
D3-NMeFOSAA_IS	Auto	8.869	0.022	----	110645	110645	----	5.0000	ng/mL	
D3-NMeFOSAA	Auto	8.869	0.022	0.036	110645	92400	13C4-PFOS_IS	4.9500	ng/mL	
13C8-PFOS_IS	Auto	8.832	0.027	----	43766	43766	----	2.5000	ng/mL	
13C8-PFOS	Auto	8.832	0.027	-0.001	43766	92400	13C4-PFOS_IS	3.3832	ng/mL	
13C4-PFOS_IS	Auto	8.833	0.027	----	92400	92400	----	2.5000	ng/mL	
PFOS	M	8.825	0.020	-0.007	205	43766	13C8-PFOS_IS	-0.0075	ng/mL	IRr
NMeFOSAA	ND(W/B)	----	----	----	----	110645	D3-NMeFOSAA_IS	----	ng/mL	
D5-NEtFOSAA_IS	Auto	9.196	0.019	----	93365	93365	----	5.0000	ng/mL	
D5-NEtFOSAA	Auto	9.196	0.019	0.363	93365	92400	13C4-PFOS_IS	5.7010	ng/mL	
NEtFOSAA	ND(W/B)	----	----	----	----	93365	D5-NEtFOSAA_IS	----	ng/mL	
9-Cl-PF3ONS	ND(W/B)	----	----	----	----	639186	13C3-HFPO-DA_IS	----	ng/mL	
PFUnDA	M	9.463	0.020	-0.001	2259	108452	13C7-PFUnDA_IS	0.0119	ng/mL	
13C7-PFUnDA_IS	Auto	9.464	0.022	----	108452	108452	----	1.2500	ng/mL	
13C7-PFUnDA	Auto	9.464	0.022	0.725	108452	66496	13C2-PFDA_IS	1.7667	ng/mL	
PFNS	ND(W/B)	----	----	----	----	43766	13C8-PFOS_IS	----	ng/mL	
10_2 FTS	ND(W/B)	----	----	----	----	27881	13C2-8_2-FTS_IS	----	ng/mL	
13C2-PFDOA_IS	Auto	10.149	0.022	----	142779	142779	----	1.2500	ng/mL	
13C2-PFDOA	Auto	10.149	0.022	1.410	142779	66496	13C2-PFDA_IS	1.9999	ng/mL	
PFDOA	M	10.147	0.019	-0.002	1402	142779	13C2-PFDOA_IS	-0.0088	ng/mL	
PFDS	ND(W/B)	----	----	----	----	43766	13C8-PFOS_IS	----	ng/mL	
PFTrDA	M	10.806	0.020	-0.632	1172	83063	13C2-PFTDA_IS	-0.0087	ng/mL	IRr
11-Cl-PF3OUdS	ND(W/B)	----	----	----	----	639186	13C3-HFPO-DA_IS	----	ng/mL	
PFOSAm	M	11.109	0.000	-0.003	39	115901	13C8-PFOSAm_IS	0.0008	ng/mL	
13C8-PFOSAm	Auto	11.112	0.002	2.279	115901	92400	13C4-PFOS_IS	3.3354	ng/mL	
13C8-PFOSAm_IS	Auto	11.112	0.002	----	115901	115901	----	2.5000	ng/mL	
PFTDA	MI R1 R2	11.441	0.018	0.003	987	83063	13C2-PFTDA_IS	-0.0074	ng/mL	
13C2-PFTDA	Auto	11.438	0.016	2.699	83063	66496	13C2-PFDA_IS	1.9270	ng/mL	
13C2-PFTDA_IS	Auto	11.438	0.016	----	83063	83063	----	1.2500	ng/mL	
PFDoS	ND(W/B)	----	----	----	----	43766	13C8-PFOS_IS	----	ng/mL	
D7-MeFOSE_IS	Auto	13.357	-0.004	----	347927	347927	----	25.0000	ng/mL	
D7-MeFOSE	Auto	13.357	-0.004	4.524	347927	92400	13C4-PFOS_IS	32.7254	ng/mL	
MeFOSE	ND(W/B)	----	----	----	----	347927	D7-MeFOSE_IS	----	ng/mL	
13C2-PFHXDA_IS	Auto	12.655	0.014	----	151760	151760	----	2.5000	ng/mL	
13C2-PFHXDA	Auto	12.655	0.014	3.916	151760	66496	13C2-PFDA_IS	3.4240	ng/mL	
PFHXDA	M	12.655	0.012	0.000	1410	151760	13C2-PFHXDA_IS	0.0047	ng/mL	
D3-MeFOSA	Auto	13.662	-0.002	4.829	28119	92400	13C4-PFOS_IS	3.1101	ng/mL	
D3-MeFOSA_IS	Auto	13.662	-0.002	----	28119	28119	----	2.5000	ng/mL	
MeFOSA	ND(W/B)	----	----	----	----	28119	D3-MeFOSA_IS	----	ng/mL	
D9-EtFOSE_IS	Auto	13.986	-0.004	----	423868	423868	----	25.0000	ng/mL	
D9-EtFOSE	Auto	13.986	-0.004	5.153	423868	92400	13C4-PFOS_IS	34.9244	ng/mL	
EtFOSE	ND(W/B)	----	----	----	----	423868	D9-EtFOSE_IS	----	ng/mL	
D5-EtFOSAm	Auto	14.336	-0.002	5.503	45560	92400	13C4-PFOS_IS	3.1533	ng/mL	
D5-EtFOSAm_IS	Auto	14.336	-0.002	----	45560	45560	----	2.5000	ng/mL	
EtFOSAm	ND(W/B)	----	----	----	----	45560	D5-EtFOSAm_IS	----	ng/mL	
PFODA	M	13.784	0.005	1.129	295	151760	13C2-PFHXDA_IS	-0.0035	ng/mL	

Flag ID key: IRr: Ion Ratio (Relative)

240320_010 (continued)

13C4-PFBA
Conc. 13.3246
Q 216.80>171.90 (-) 1.66e5

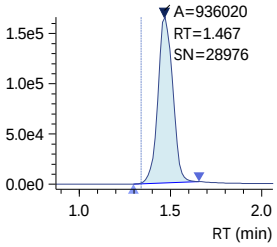

13C4-PFBA_IS
Conc. 10.0000
ISTD 216.80>171.90 (-) 1.66e5

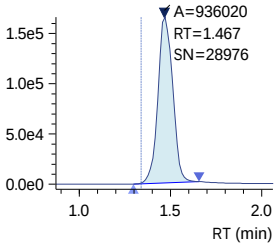

13C3-PFBA_IS
Conc. 5.0000
ISTD 216.00>172.00 (-) 6.13e4

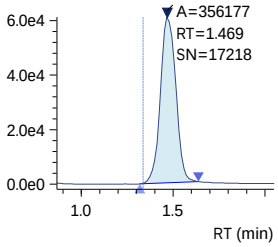

PFBA
Conc. -0.0226
Q 212.80>169.05 (-) 1.20e3

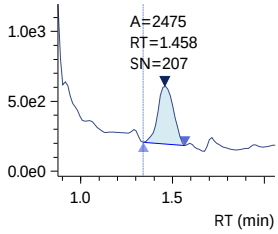

PFMPA
Conc. ----
Q 229.00>84.90 (-) 3.30e1

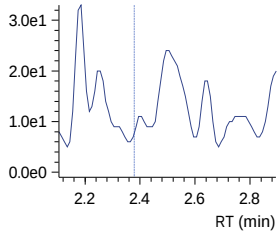

3_3 FTCA
Conc. ----
R#1 0.00 (136.14)
R#2 0.00 (135.82)
Q 241.00>177.10 (-) 2.60e1

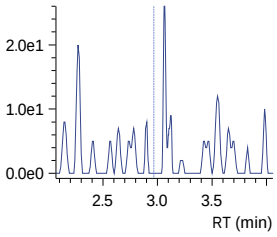

13C5-PFPeA
Conc. 7.7895
Q 268.30>223.00 (-) 7.42e4

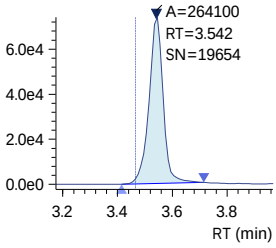

13C5-PFPeA_IS
Conc. 5.0000
ISTD 268.30>223.00 (-) 7.42e4

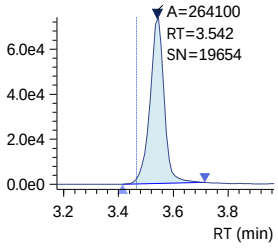

PFPeA
Conc. 0.0072
Q 263.00>219.00 (-) 4.35e2

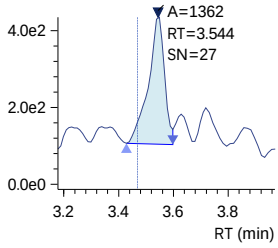

PFMBA
Conc. 0.0008
Q 279.00>84.95 (-) 3.90e1

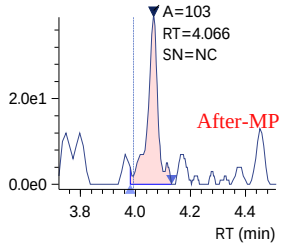

R1 241.00>117.00 (-) 6.18e2

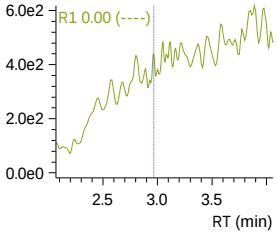

R2 241.00>117.00 (-) 6.18e2

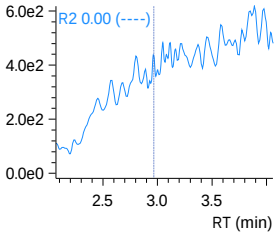

240320_010 (continued)

13C2-4_2 FTS
Conc. 5.3167

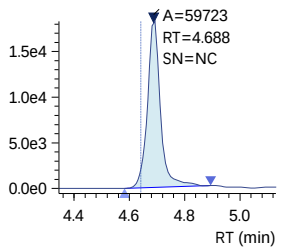

13C2-4_2 FTS_IS
Conc. 5.0000

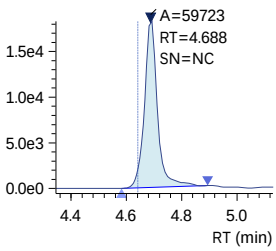

4_2 FTS
Conc. ----
R#1 0.00 (33.08)
R#2 0.00 (33.03)

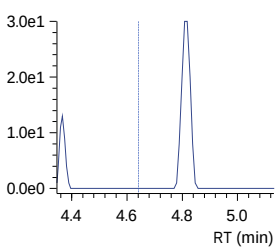

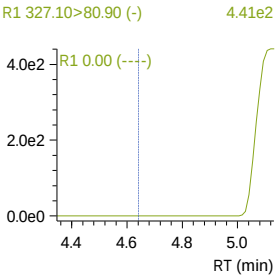

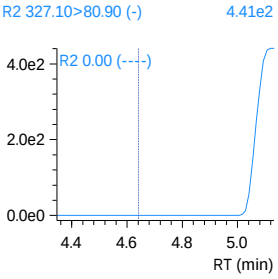

13C3-PFBS_IS
Conc. 2.5000

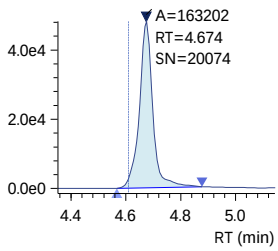

PFBS
Conc. ----
R#1 0.00 (46.53)
R#2 0.00 (44.64)

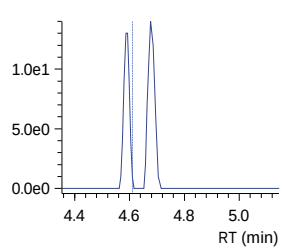

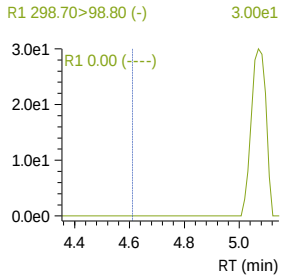

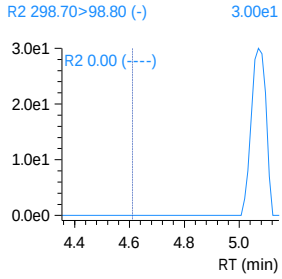

240320_010 (continued)

13C3-PFBS
Conc. 3.3470

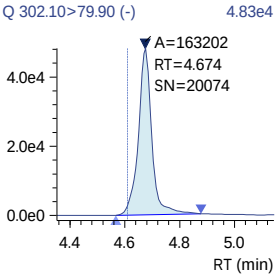

NFDHA
Conc. 0.0015
R#1 75.13 (36.44)
R#2 75.13 (32.87)

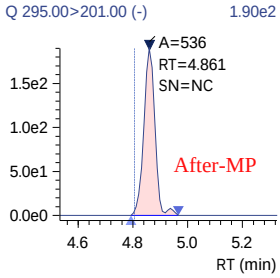

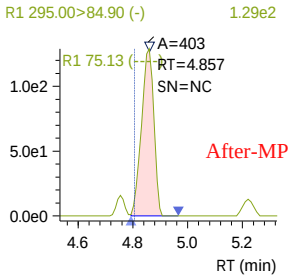

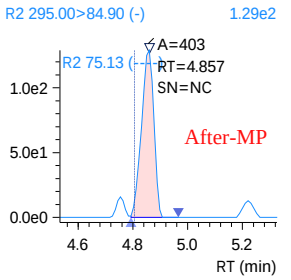

13C5-PFHxA
Conc. 3.3732

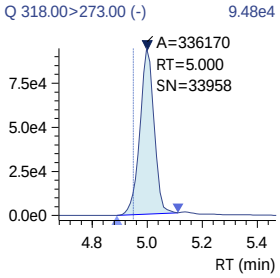

13C5-PFHxA_IS
Conc. 2.5000

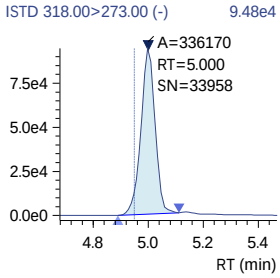

13C2-PFHxA_IS
Conc. 2.5000

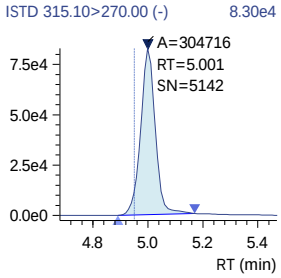

J:\LCMS08\Data\240320_1633_B1\240320_1633_B1.damlp .

SN - Software-calculated S/N ratio outside criteria due to non-target peaks or drift in noise calculation window.
Analyst review of noise levels (excluding non-target peaks) in chromatogram indicates S/N ratio meets criteria.

240320_010 (continued)

PFHxA
Conc. 0.0168
Q 313.00>269.00 (-) 8.69e2

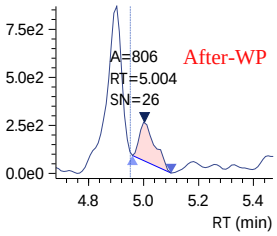

PFEESA
Conc. 0.0001
R#1 51.28 (5.25)
R#2 51.28 (6.08)
Q 314.80>135.00 (-) 2.90e1

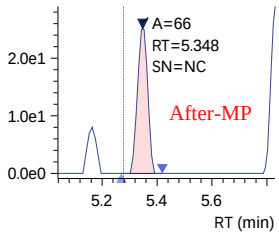

R1 314.80>82.90 (-) 1.50e1

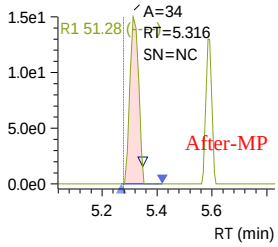

R2 314.80>82.90 (-) 1.50e1

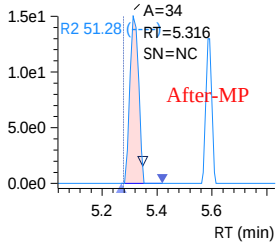

13C3-HFPO-DA
Conc. 16.0243
Q 286.90>168.90 (-) 2.10e5

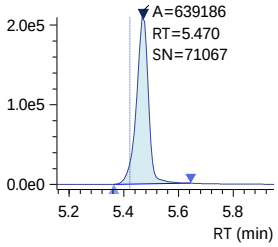

13C3-HFPO-DA_IS
Conc. 10.0000
ISTD 286.90>168.90 (-) 2.10e5

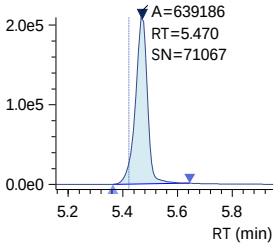

HFPO-DA
Conc. -0.0015
R#1 127.98 (62.57)
R#2 127.98 (56.90)
Q 284.90>168.90 (-) 1.15e2

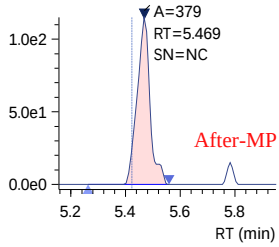

R1 284.90>184.90 (-) 1.41e2

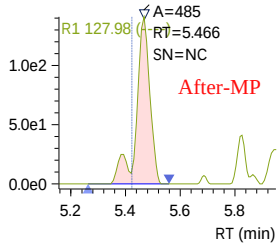

R2 284.90>184.90 (-) 1.41e2

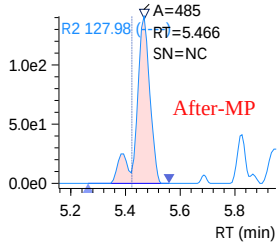

240320_010 (continued)

5_3 FTCA
Conc. ----
R#1 0.00 (154.88)
R#2 0.00 (149.76)
Q 341.00>237.05 (-) 6.90e1

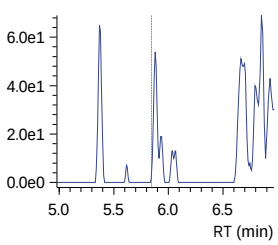

R1 341.00>217.00 (-) 1.53e2

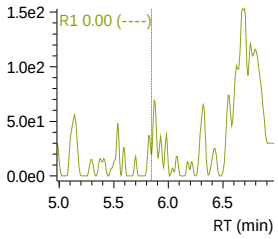

R2 341.00>217.00 (-) 1.53e2

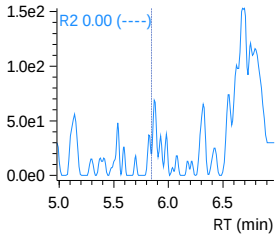

PFPeS
Conc. ----
R#1 0.00 (54.44)
R#2 0.00 (58.78)
Q 349.10>79.90 (-) 6.00e0

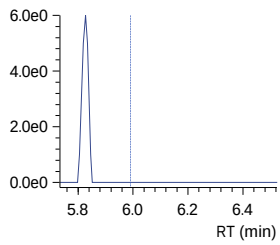

R1 349.10>98.80 (-) 0.00e0

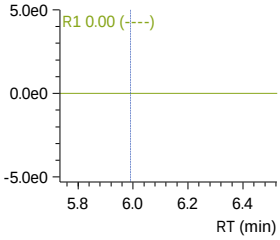

R2 349.10>98.80 (-) 0.00e0

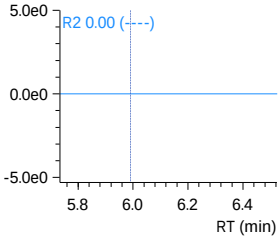

13C4-PFHpA
Conc. 3.8419
Q 367.10>322.00 (-) 1.92e5

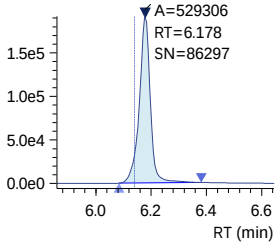

13C4-PFHpA_IS
Conc. 2.5000
ISTD 367.10>322.00 (-) 1.92e5

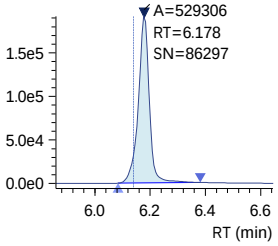

PFHpA
Conc. 0.0071
R#1 20.00 (23.39)
R#2 20.00 (22.30)
Q 363.10>319.00 (-) 1.32e3

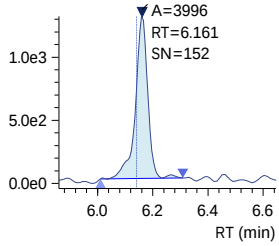

R1 363.10>169.00 (-) 2.29e2

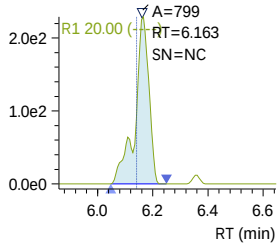

R2 363.10>169.00 (-) 2.29e2

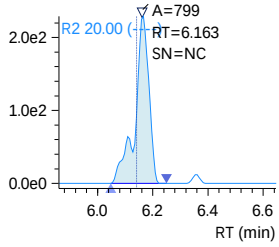

240320_010 (continued)

DONA
Conc. ----
R#1 0.00 (30.39)
R#2 0.00 (28.27)
Q 376.90>250.90 (-) 6.10e1

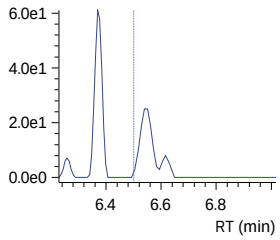

13C2-6_2 FTS_IS
Conc. 5.0000
ISTD 429.10>80.90 (-) 1.24e4

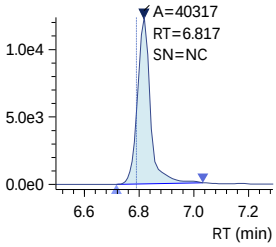

13C2-6_2 FTS
Conc. 4.4530
Q 429.10>80.90 (-) 1.24e4

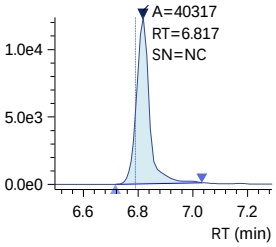

6_2 FTS
Conc. ----
R#1 0.00 (44.48)
R#2 0.00 (38.72)
Q 427.10>407.00 (-) 0.00e0

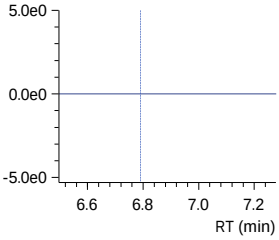

13C4-PFOA_IS
Conc. 2.5000
ISTD 417.10>172.00 (-) 5.04e3

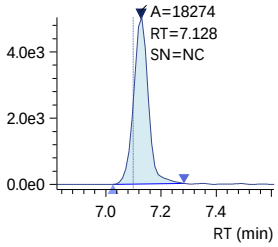

R1 376.90>84.80 (-) 0.00e0

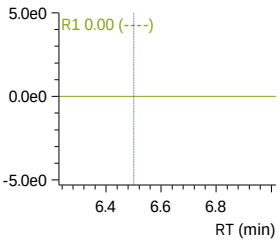

R1 427.10>80.90 (-) 2.10e1

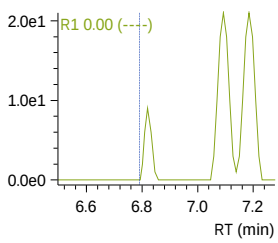

R2 376.90>84.80 (-) 0.00e0

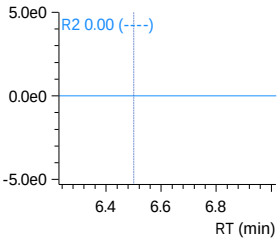

R2 427.10>80.90 (-) 2.10e1

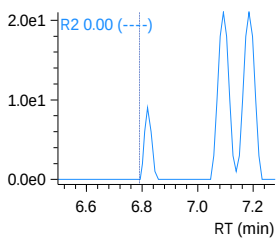

Insight Report
Quantitation/Integration
Printed 3/21/2024 16:06:09

240320_010 (continued)

13C8-PFOA_IS
Conc. 2.5000

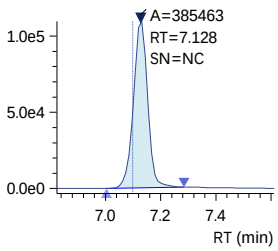

13C8-PFOA
Conc. 3.4250

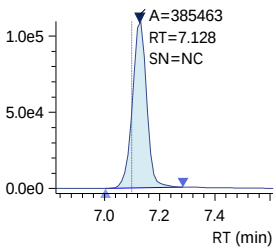

PFOA
Conc. -0.0217
R#1 21.80 (24.47)
R#2 21.80 (22.78)

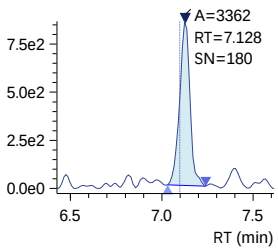

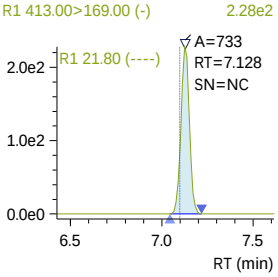

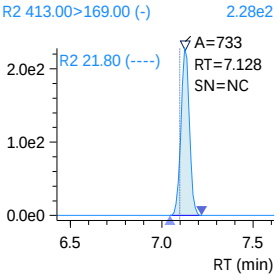

13C3-PFHxS
Conc. 3.3962

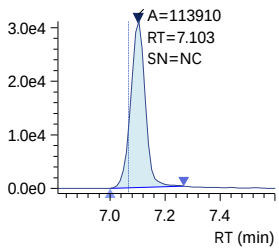

13C3-PFHxS_IS
Conc. 2.5000

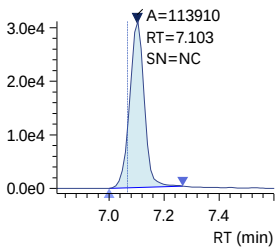

J:\LCMS08\Data\240320_1633_B1\240320_1633_B1.damlp .

SN - Software-calculated S/N ratio outside criteria due to non-target peaks or drift in noise calculation window.
Analyst review of noise levels (excluding non-target peaks) in chromatogram indicates S/N ratio meets criteria.

240320_010 (continued)

PFHxS
Conc. 0.0046
R#1 35.04 (57.29)
R#2 35.04 (62.94)

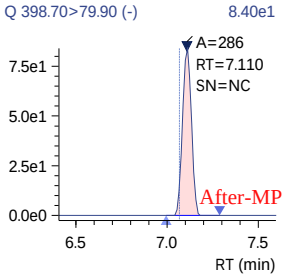

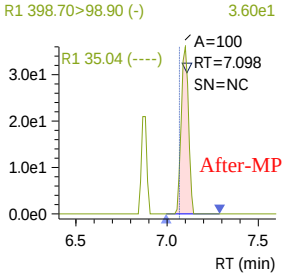

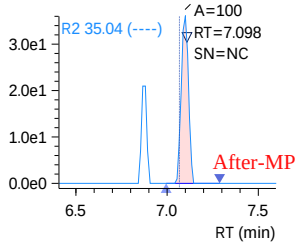

18O2-PFHxS_IS
Conc. 2.5000

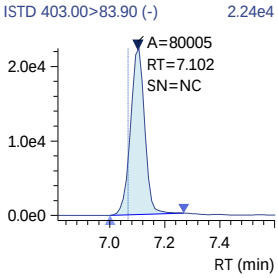

13C9-PFNA_IS
Conc. 1.2500

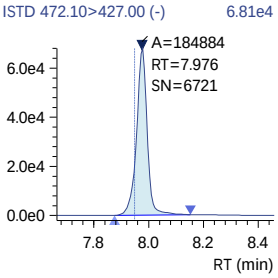

13C9-PFNA
Conc. 1.6857

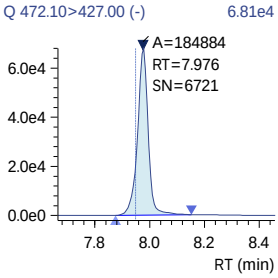

13C5-PFNA_IS
Conc. 1.2500

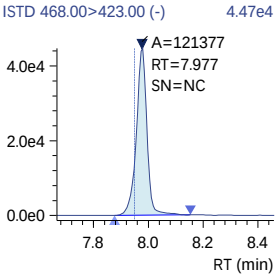

J:\LCMS08\Data\240320_1633_B1\240320_1633_B1.damlp .

SN - Software-calculated S/N ratio outside criteria due to non-target peaks or drift in noise calculation window.
Analyst review of noise levels (excluding non-target peaks) in chromatogram indicates S/N ratio meets criteria.

240320_010 (continued)

PFNA
Conc. 0.0029
R#1 8.86 (20.36)
R#2 8.47 (20.61)
Q 463.00>419.00 (-) 9.46e2

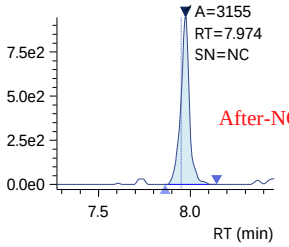

PFHpS
Conc. ----
R#1 0.00 (46.70)
R#2 0.00 (54.10)
Q 449.00>79.90 (-) 1.50e1

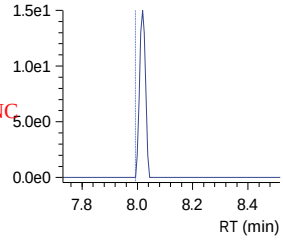

7_3 FTCA
Conc. 0.0508
R#1 94.08 (132.28)
R#2 94.08 (134.62)
Q 441.00>317.00 (-) 1.99e2

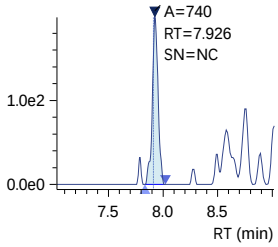

13C2-8_2-FTS
Conc. 4.8074
Q 529.10>80.90 (-) 9.23e3

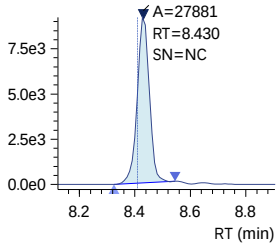

13C2-8_2-FTS_IS
Conc. 5.0000
ISTD 529.10>80.90 (-) 9.23e3

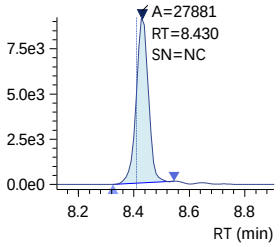

R1 463.00>219.00 (-) 1.04e2

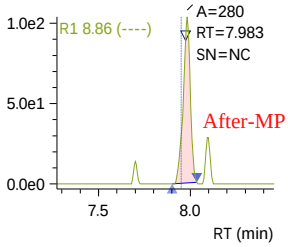

R1 449.00>98.80 (-) 0.00e0

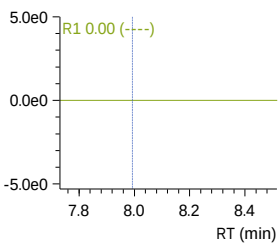

R1 441.00>336.90 (-) 2.72e2

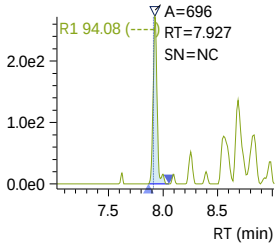

R2 463.00>219.00 (-) 1.04e2

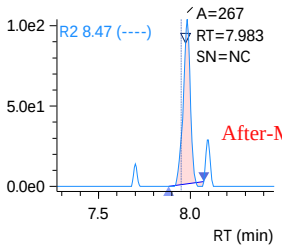

R2 449.00>98.80 (-) 0.00e0

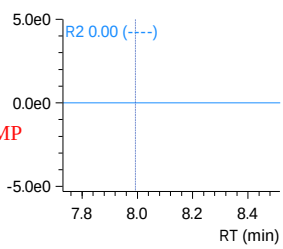

R2 441.00>336.90 (-) 2.72e2

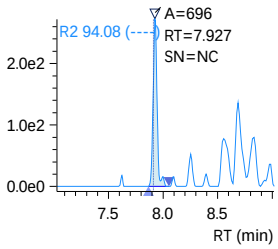

240320_010 (continued)

8_2 FTS
Conc. ----
R#1 0.00 (45.91)
R#2 0.00 (46.70)
Q 527.10>506.95 (-) 0.00e0

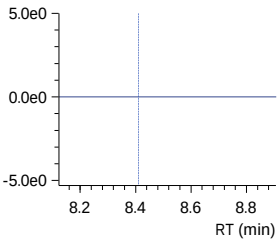

13C6-PFDA_IS
Conc. 1.2500
ISTD 519.10>474.10 (-) 3.00e4

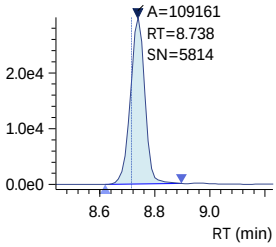

13C6-PFDA
Conc. 1.7537
Q 519.10>474.10 (-) 3.00e4

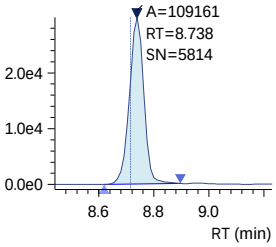

13C2-PFDA_IS
Conc. 1.2500
ISTD 515.10>470.10 (-) 1.82e4

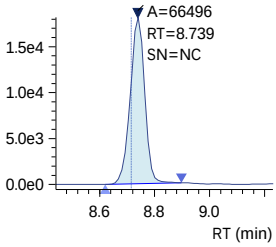

PFDA
Conc. ----
R#1 0.00 (17.64)
R#2 0.00 (14.73)
Q 512.90>469.00 (-) 3.05e2

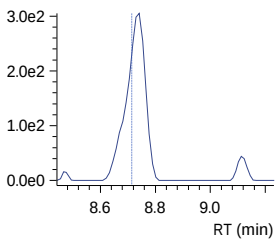

R1 527.10>80.80 (-) 0.00e0

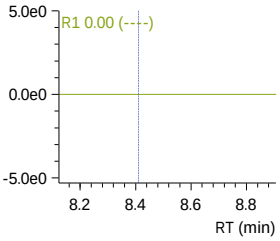

R1 512.90>219.00 (-) 0.00e0

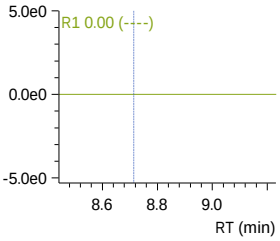

R2 527.10>80.80 (-) 0.00e0

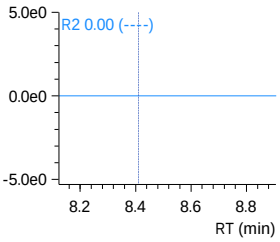

R2 512.90>219.00 (-) 0.00e0

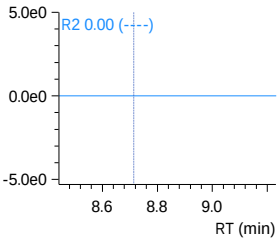

D3-NMeFOSAA_IS
Conc. 5.0000
ISTD 573.20>419.00 (-) 3.07e4

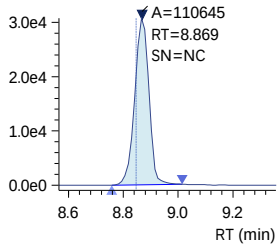

D3-NMeFOSAA
Conc. 4.9500
Q 573.20>419.00 (-) 3.07e4

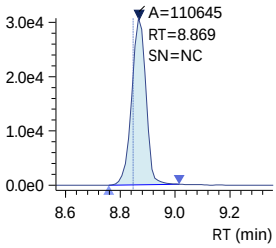

13C8-PFOS_IS
Conc. 2.5000
ISTD 507.10>98.90 (-) 1.25e4

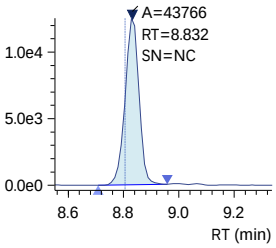

13C8-PFOS
Conc. 3.3832
Q 507.10>98.90 (-) 1.25e4

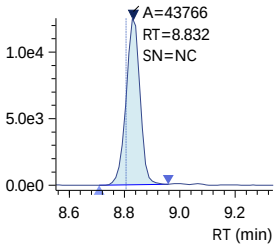

13C4-PFOS_IS
Conc. 2.5000
ISTD 502.80>79.90 (-) 2.61e4

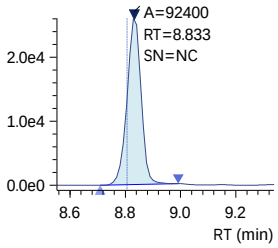

SN - Software-calculated S/N ratio outside criteria due to non-target peaks or drift in noise calculation window.
Analyst review of noise levels (excluding non-target peaks) in chromatogram indicates S/N ratio meets criteria.

240320_010 (continued)

PFOS
Conc. -0.0075
R#1 73.94 (45.06)
R#2 73.94 (47.34)
Q 498.90>79.90 (-) 8.10e1

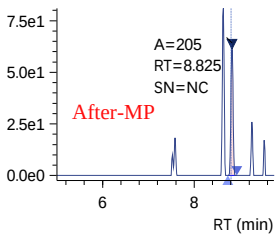

R1 498.90>98.80 (-) 5.40e1

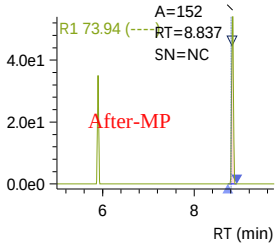

R2 498.90>98.80 (-) 5.40e1

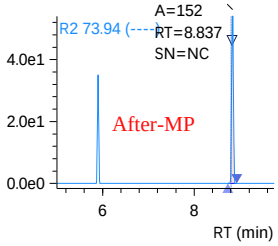

NMeFOSAA
Conc. ----
R#1 0.00 (67.10)
R#2 0.00 (64.07)
Q 570.10>419.00 (-) 0.00e0

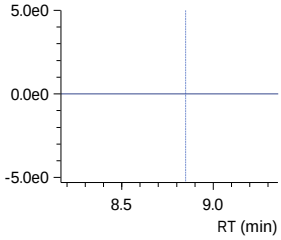

R1 570.10>483.00 (-) 0.00e0

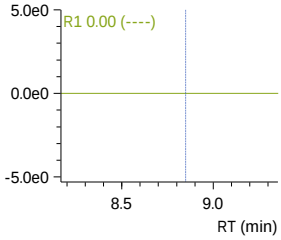

R2 570.10>483.00 (-) 0.00e0

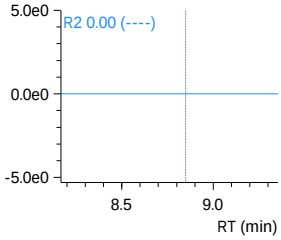

D5-NEtFOSAA_IS
Conc. 5.0000
ISTD 589.20>419.00 (-) 2.95e4

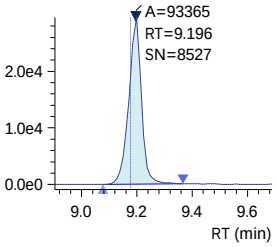

D5-NEtFOSAA
Conc. 5.7010
Q 589.20>419.00 (-) 2.95e4

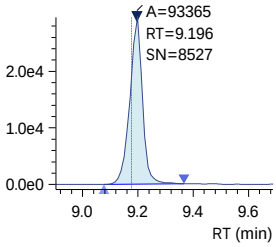

NEtFOSAA
Conc. ----
R#1 0.00 (89.53)
R#2 0.00 (83.09)
Q 584.20>419.10 (-) 0.00e0

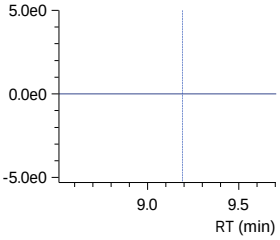

R1 584.20>526.00 (-) 0.00e0

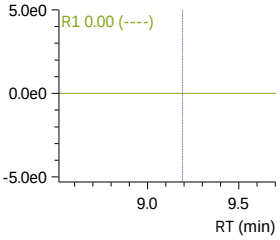

R2 584.20>526.00 (-) 0.00e0

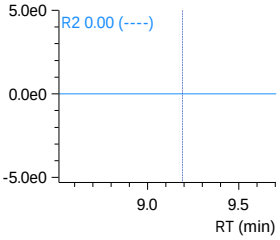

SN - Software-calculated S/N ratio outside criteria due to non-target peaks or drift in noise calculation window.
Analyst review of noise levels (excluding non-target peaks) in chromatogram indicates S/N ratio meets criteria.

240320_010 (continued)

9-Cl-PF3ONS
Conc. ----
R#1 0.00 (31.69)
R#2 0.00 (30.27)
Q 530.80>351.00 (-) 1.00e1

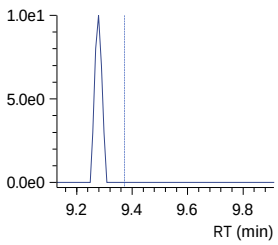

PFUnDA
Conc. 0.0119
R#1 6.22 (10.96)
R#2 6.22 (12.21)
Q 563.10>519.00 (-) 8.71e2

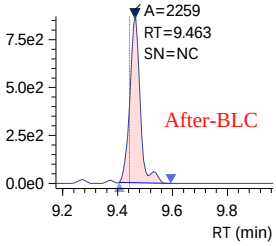

13C7-PFUnDA_IS
Conc. 1.2500
ISTD 570.00>525.10 (-) 3.91e4

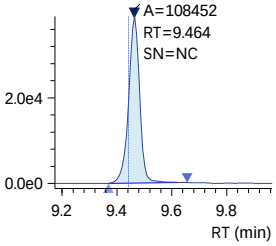

13C7-PFUnDA
Conc. 1.7667
Q 570.00>525.10 (-) 3.91e4

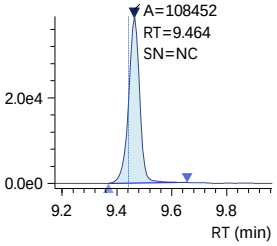

PFNS
Conc. ----
R#1 0.00 (56.91)
R#2 0.00 (63.73)
Q 548.80>79.90 (-) 3.50e1

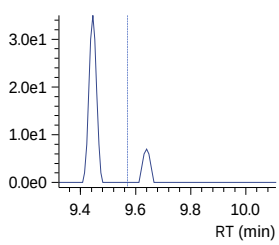

R1 532.80>353.00 (-) 7.20e1

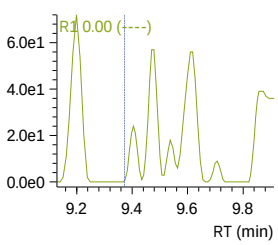

R1 563.10>269.10 (-) 5.30e1

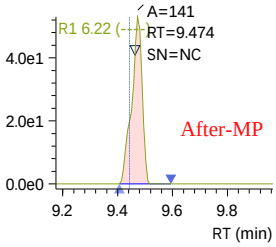

R1 548.80>98.80 (-) 1.90e1

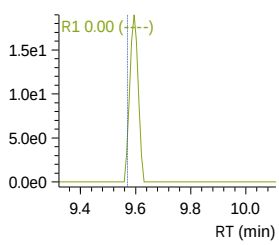

R2 532.80>353.00 (-) 7.20e1

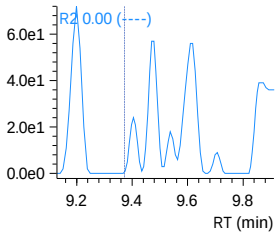

R2 563.10>269.10 (-) 5.30e1

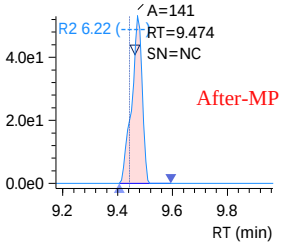

R2 548.80>98.80 (-) 1.90e1

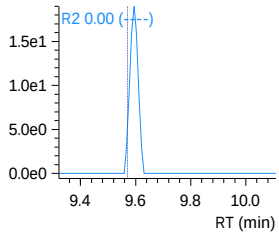

SN - Software-calculated S/N ratio outside criteria due to non-target peaks or drift in noise calculation window.
Analyst review of noise levels (excluding non-target peaks) in chromatogram indicates S/N ratio meets criteria.

240320_010 (continued)

10_2 FTS
Conc. ----
R#1 0.00 (32.29)
R#2 0.00 (27.50)
Q 626.80>607.05 (-) 0.00e0

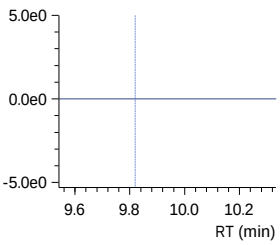

R1 626.80>81.00 (-) 0.00e0

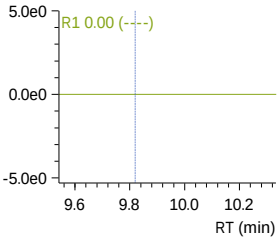

R2 626.80>81.00 (-) 0.00e0

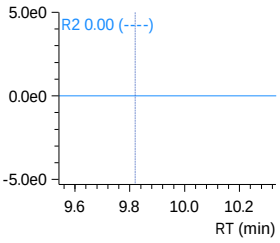

13C2-PFDOA_IS
Conc. 1.2500
ISTD 615.10>570.00 (-) 4.98e4

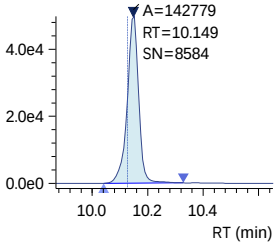

13C2-PFDOA
Conc. 1.9999
Q 615.10>570.00 (-) 4.98e4

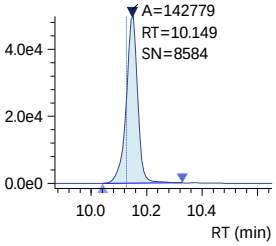

PFDOA
Conc. -0.0088
R#1 6.44 (11.14)
R#2 6.44 (9.85)
Q 613.10>569.00 (-) 4.14e2

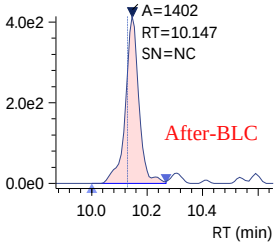

R1 613.10>319.00 (-) 3.20e1

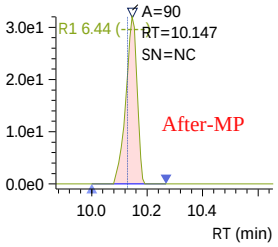

R2 613.10>319.00 (-) 3.20e1

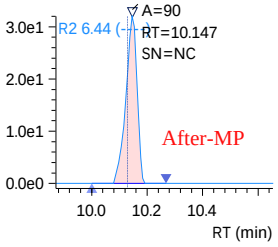

PFDS
Conc. ----
R#1 0.00 (58.01)
R#2 0.00 (60.30)
Q 599.00>79.90 (-) 0.00e0

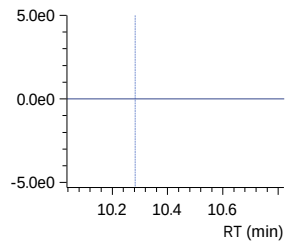

R1 599.00>98.80 (-) 4.00e0

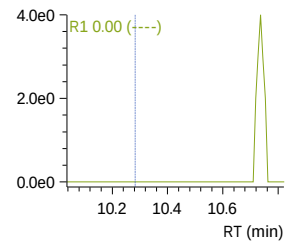

R2 599.00>98.80 (-) 4.00e0

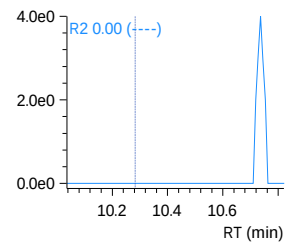

SN - Software-calculated S/N ratio outside criteria due to non-target peaks or drift in noise calculation window.
Analyst review of noise levels (excluding non-target peaks) in chromatogram indicates S/N ratio meets criteria.

240320_010 (continued)

PFTrDA
Conc. -0.0087
R#1 25.15 (16.67)
R#2 25.15 (15.87)
Q 663.00>619.00 (-) 3.92e2

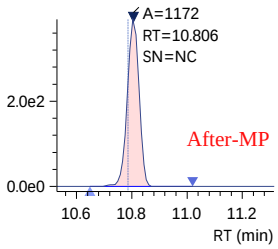

11-Cl-PF3OUdS
Conc. ----
R#1 0.00 (35.04)
R#2 0.00 (36.12)
Q 630.90>451.00 (-) 1.60e1

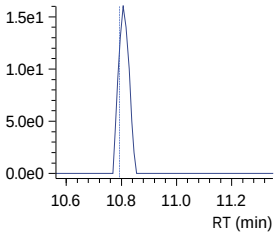

PFOSAm
Conc. 0.0008
Q 498.10>77.90 (-) 1.70e1

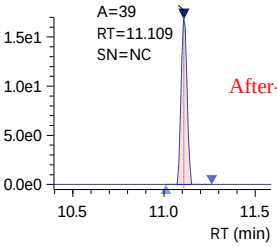

13C8-PFOSAm
Conc. 3.3354
Q 506.10>77.80 (-) 3.63e4

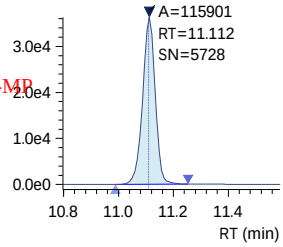

13C8-PFOSAm_IS
Conc. 2.5000
ISTD 506.10>77.80 (-) 3.63e4

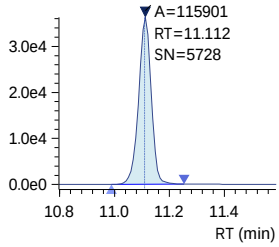

R1 663.00>168.90 (-) 8.20e1

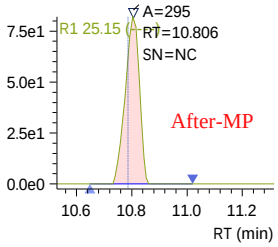

R1 632.90>452.90 (-) 2.60e1

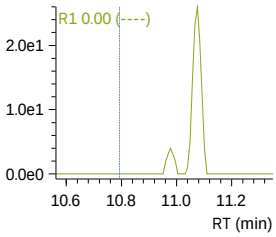

R2 663.00>168.90 (-) 8.20e1

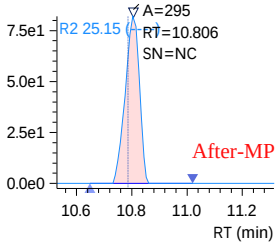

R2 632.90>452.90 (-) 2.60e1

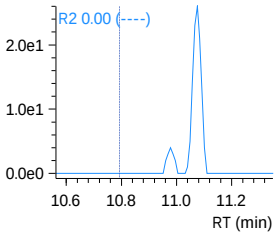

J:\LCMS08\Data\240320_1633_B1\240320_1633_B1.damlp .

SN - Software-calculated S/N ratio outside criteria due to non-target peaks or drift in noise calculation window.
Analyst review of noise levels (excluding non-target peaks) in chromatogram indicates S/N ratio meets criteria.

240320_010 (continued)

PFTDA
Conc. -0.0074
R#1 22.80 (17.09)
R#2 22.80 (18.89)

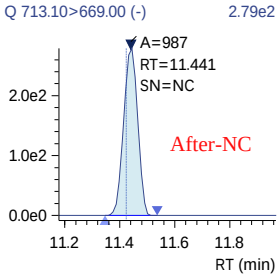

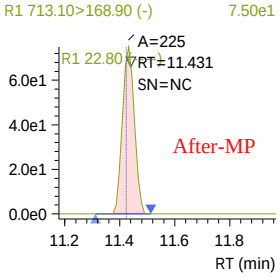

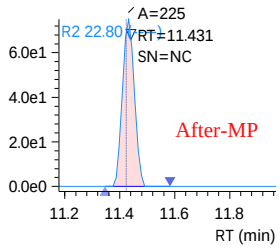

13C2-PFTDA
Conc. 1.9270

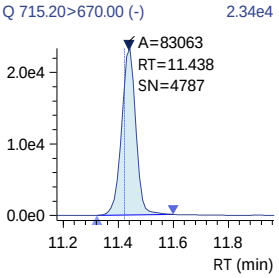

13C2-PFTDA_IS
Conc. 1.2500

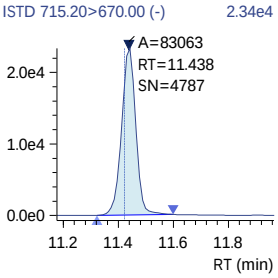

PFDoS
Conc. ----
R#1 0.00 (61.23)
R#2 0.00 (64.82)

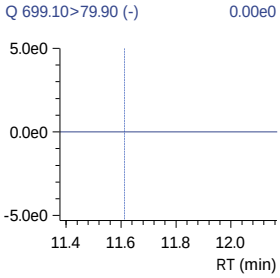

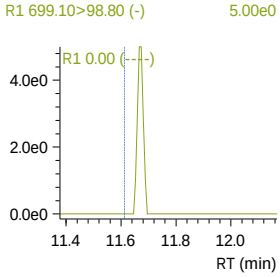

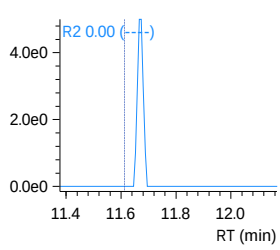

D7-MeFOSE_IS
Conc. 25.0000

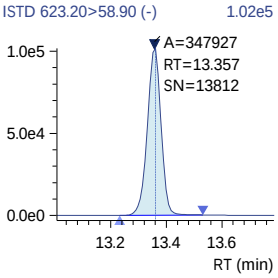

J:\LCMS08\Data\240320_1633_B1\240320_1633_B1.damlp .

SN - Software-calculated S/N ratio outside criteria due to non-target peaks or drift in noise calculation window.
Analyst review of noise levels (excluding non-target peaks) in chromatogram indicates S/N ratio meets criteria.

Insight Report
Quantitation/Integration
Printed 3/21/2024 16:06:09

240320_010 (continued)

D7-MeFOSE
Conc. 32.7254

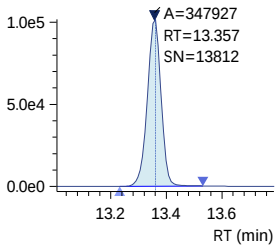

MeFOSE
Conc. ----

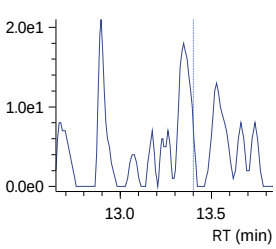

13C2-PFHXDA_IS
Conc. 2.5000

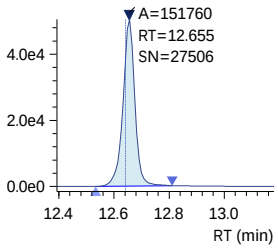

13C2-PFHXDA
Conc. 3.4240

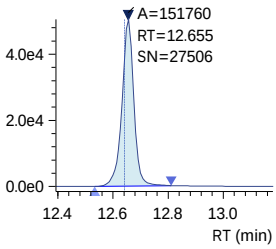

PFHXDA
Conc. 0.0047
R#1 7.64 (10.78)
R#2 7.64 (11.30)

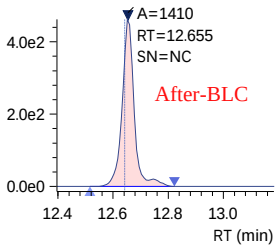

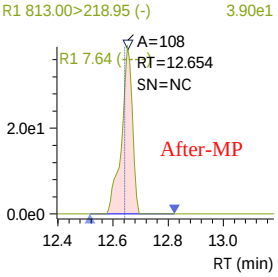

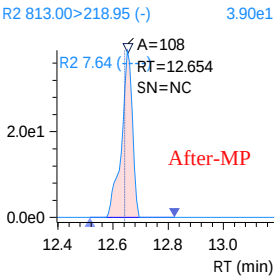

J:\LCMS08\Data\240320_1633_B1\240320_1633_B1.damlp .

SN - Software-calculated S/N ratio outside criteria due to non-target peaks or drift in noise calculation window.
Analyst review of noise levels (excluding non-target peaks) in chromatogram indicates S/N ratio meets criteria.

Insight Report
Quantitation/Integration
Printed 3/21/2024 16:06:09

240320_010 (continued)

D3-MeFOSA
Conc. 3.1101

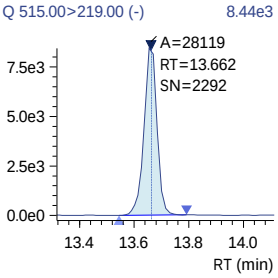

D3-MeFOSA_IS
Conc. 2.5000

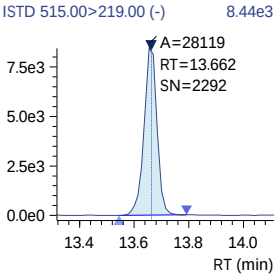

MeFOSA
Conc. ----
R#1 0.00 (156.31)
R#2 0.00 (157.34)

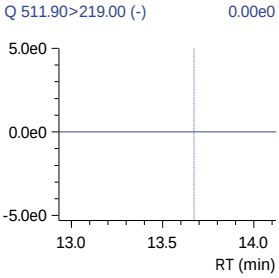

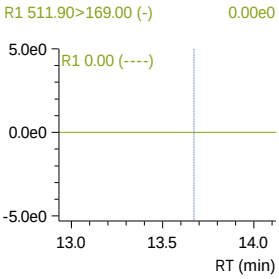

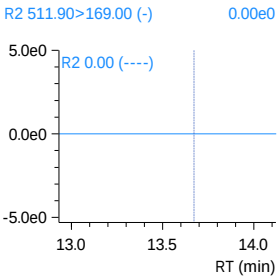

D9-EtFOSE_IS
Conc. 25.0000

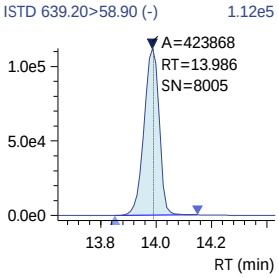

D9-EtFOSE
Conc. 34.9244

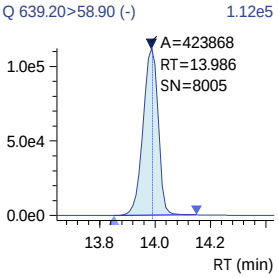

240320_010 (continued)

EtFOSE
Conc. ----

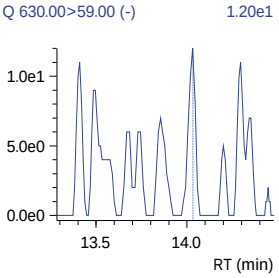

D5-EtFOSAm
Conc. 3.1533

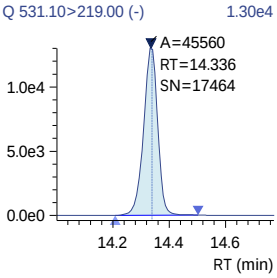

D5-EtFOSAm_IS
Conc. 2.5000

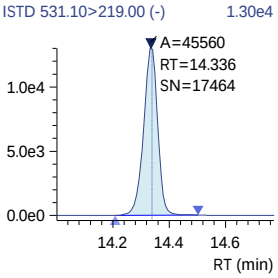

EtFOSAm
Conc. ----
R#1 0.00 (177.75)
R#2 0.00 (169.40)

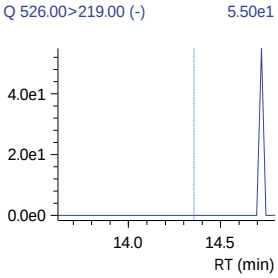

PFODA
Conc. -0.0035
R#1 47.34 (31.66)
R#2 47.34 (34.82)

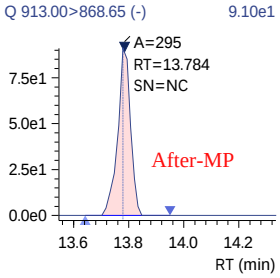

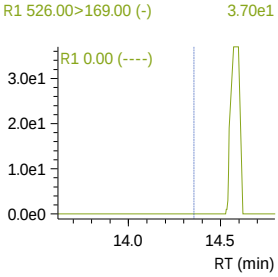

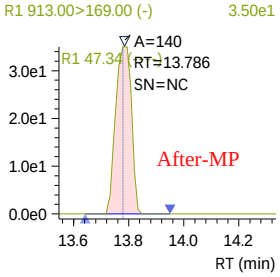

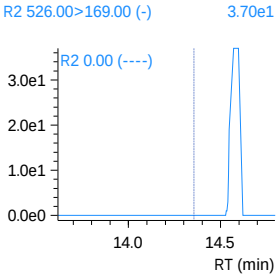

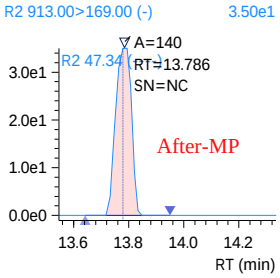

SN - Software-calculated S/N ratio outside criteria due to non-target peaks or drift in noise calculation window.
Analyst review of noise levels (excluding non-target peaks) in chromatogram indicates S/N ratio meets criteria.

Insight Report
Before Manual Integration
Printed 3/21/2024 14:58:00

240320_010

Sample ID: 1633 CCB
Date Acquired: 3/20/2024 4:46:33 PM
Acquired by: System Administrator
Data File: 240320_010
Vial: 54 | Inj. Volume: 10.0000uL | Tray: 1

13C4-PFBA
Conc. 13.3246
Q 216.80>171.90 (-) 1.66e5

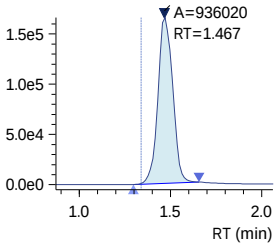

13C4-PFBA_IS
Conc. 10.0000
ISTD 216.80>171.90 (-) 1.66e5

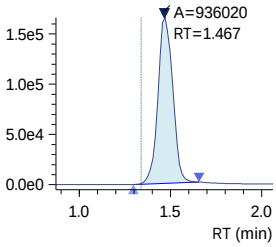

13C3-PFBA_IS
Conc. 5.0000
ISTD 216.00>172.00 (-) 6.13e4

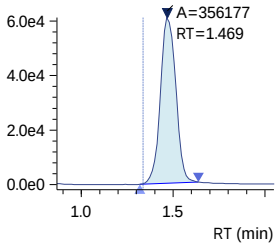

PFBA
Conc. -0.0226
Q 212.80>169.05 (-) 1.20e3

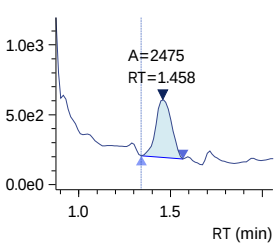

PFMPA
Conc. ----
Q 229.00>84.90 (-) 3.30e1

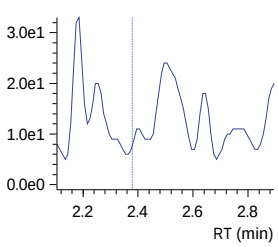

3_3 FTCA
Conc. ----
R#1 0.00 (136.14)
R#2 0.00 (136.14)
Q 241.00>177.10 (-) 2.60e1

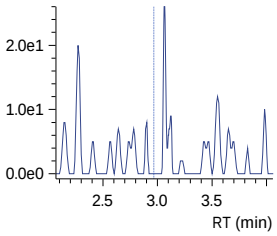

13C5-PFPeA
Conc. 7.7895
Q 268.30>223.00 (-) 7.42e4

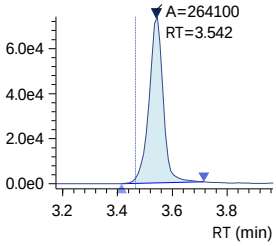

13C5-PFPeA_IS
Conc. 5.0000
ISTD 268.30>223.00 (-) 7.42e4

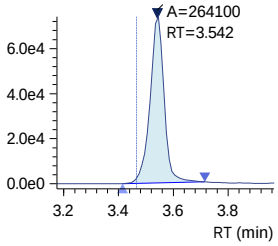

PFPeA
Conc. 0.0072
Q 263.00>219.00 (-) 4.35e2

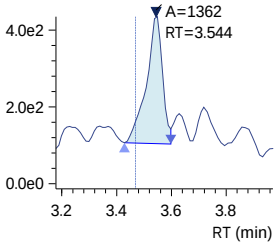

PFMBA
Conc. ----
Q 279.00>84.95 (-) 3.90e1

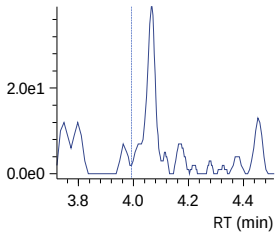

R1 241.00>117.00 (-) 6.18e2

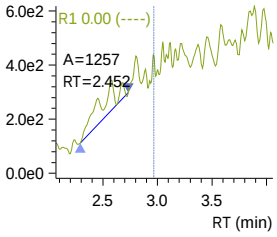

R2 241.00>117.00 (-) 6.18e2

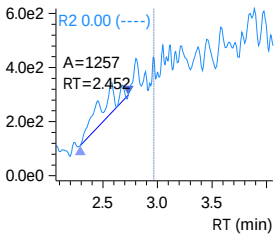

Insight Report
Before Manual Integration
Printed 3/21/2024 14:58:00

240320_010 (continued)

13C2-4_2 FTS
Conc. 5.3167
Q 329.10>80.90 (-) 1.83e4

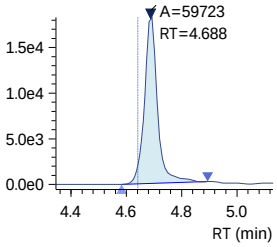

13C2-4_2 FTS_IS
Conc. 5.0000
ISTD 329.10>80.90 (-) 1.83e4

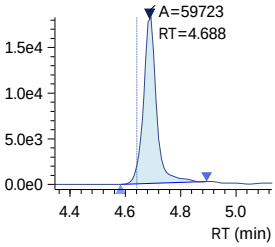

4_2 FTS
Conc. ----
R#1 0.00 (33.08)
R#2 0.00 (33.08)
Q 327.10>307.00 (-) 3.00e1

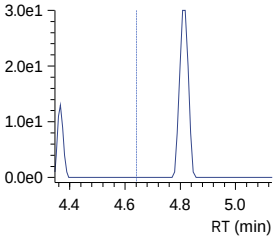

R1 327.10>80.90 (-) 4.41e2

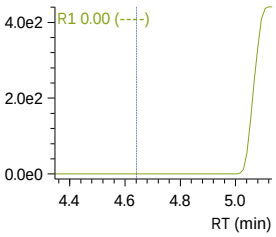

R2 327.10>80.90 (-) 4.41e2

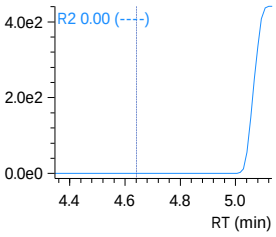

13C3-PFBS_IS
Conc. 2.5000
ISTD 302.10>79.90 (-) 4.83e4

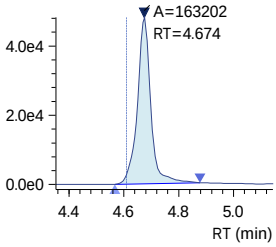

PFBS
Conc. ----
R#1 0.00 (46.53)
R#2 0.00 (46.53)
Q 298.70>79.90 (-) 1.40e1

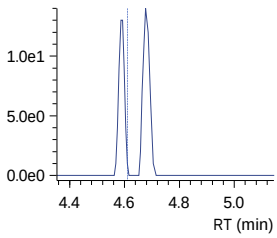

R1 298.70>98.80 (-) 3.00e1

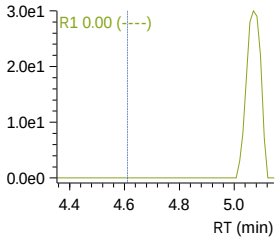

R2 298.70>98.80 (-) 3.00e1

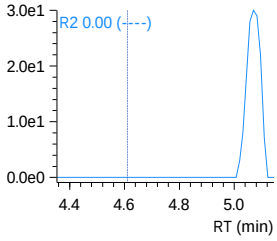

Insight Report
Before Manual Integration
Printed 3/21/2024 14:58:00

240320_010 (continued)

13C3-PFBS
Conc. 3.3470
Q 302.10>79.90 (-) 4.83e4

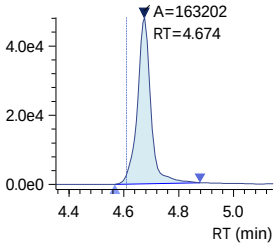

NFDHA
Conc. ----
R#1 0.00 (36.44)
R#2 0.00 (36.44)
Q 295.00>201.00 (-) 1.90e2

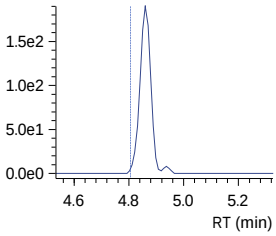

R1 295.00>84.90 (-) 1.29e2

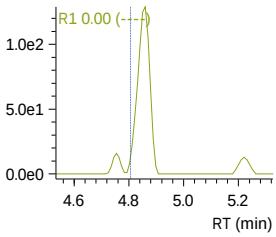

R2 295.00>84.90 (-) 1.29e2

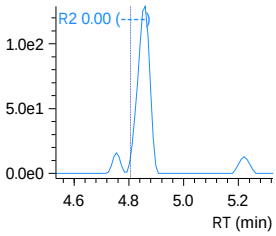

13C5-PFHxA
Conc. 3.3732
Q 318.00>273.00 (-) 9.48e4

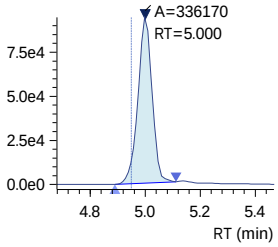

13C5-PFHxA_IS
Conc. 2.5000
ISTD 318.00>273.00 (-) 9.48e4

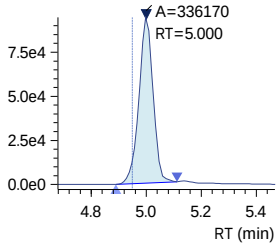

13C2-PFHxA_IS
Conc. 2.5000
ISTD 315.10>270.00 (-) 8.30e4

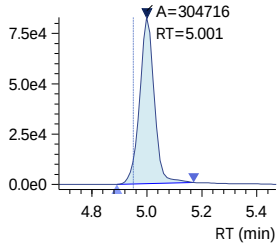

Insight Report
Before Manual Integration
Printed 3/21/2024 14:58:00

240320_010 (continued)

PFHxA
Conc. 0.0290
Q 313.00>269.00 (-) 8.69e2

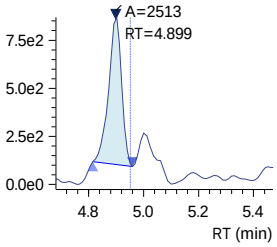

PFEESA
Conc. ----
R#1 0.00 (5.25)
R#2 0.00 (5.25)
Q 314.80>135.00 (-) 2.90e1

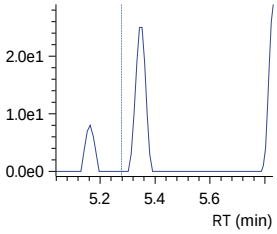

R1 314.80>82.90 (-) 1.50e1

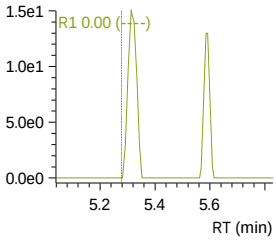

R2 314.80>82.90 (-) 1.50e1

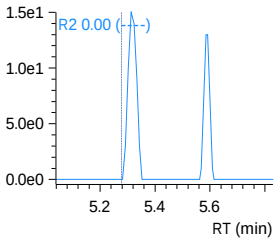

13C3-HFPO-DA
Conc. 16.0243
Q 286.90>168.90 (-) 2.10e5

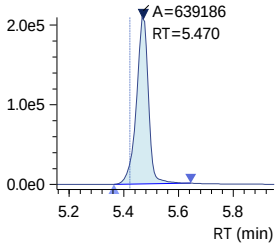

13C3-HFPO-DA_IS
Conc. 10.0000
ISTD 286.90>168.90 (-) 2.10e5

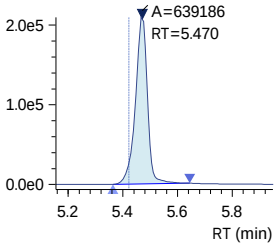

HFPO-DA
Conc. ----
R#1 0.00 (62.57)
R#2 0.00 (62.57)
Q 284.90>168.90 (-) 1.15e2

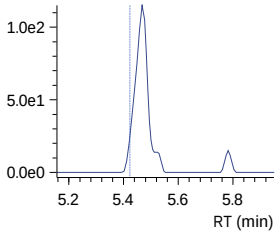

R1 284.90>184.90 (-) 1.41e2

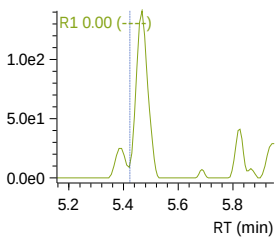

R2 284.90>184.90 (-) 1.41e2

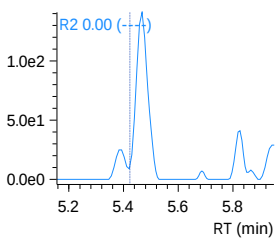

240320_010 (continued)

5_3 FTCA
Conc. ----
R#1 0.00 (154.88)
R#2 0.00 (154.88)
Q 341.00>237.05 (-) 6.90e1

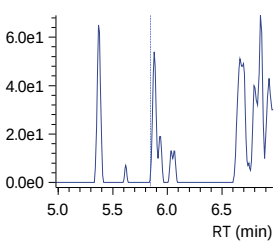

R1 341.00>217.00 (-) 1.53e2

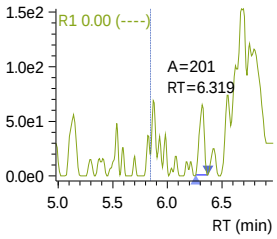

R2 341.00>217.00 (-) 1.53e2

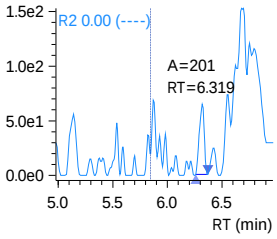

PFPeS
Conc. ----
R#1 0.00 (54.44)
R#2 0.00 (54.44)
Q 349.10>79.90 (-) 6.00e0

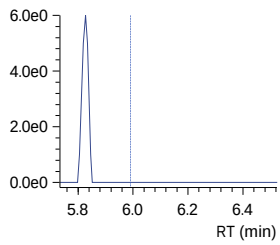

R1 349.10>98.80 (-) 0.00e0

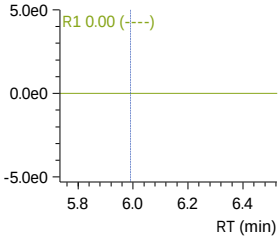

R2 349.10>98.80 (-) 0.00e0

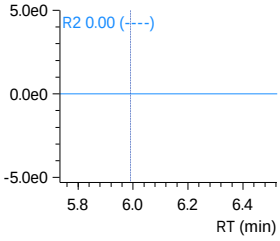

13C4-PFHpA
Conc. 3.8419
Q 367.10>322.00 (-) 1.92e5

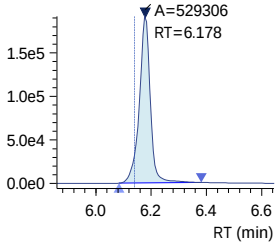

13C4-PFHpA_IS
Conc. 2.5000
ISTD 367.10>322.00 (-) 1.92e5

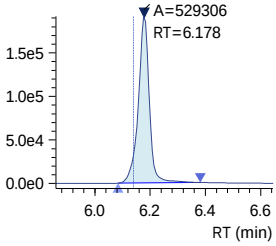

PFHpA
Conc. 0.0071
R#1 20.00 (23.39)
R#2 20.00 (23.39)
Q 363.10>319.00 (-) 1.32e3

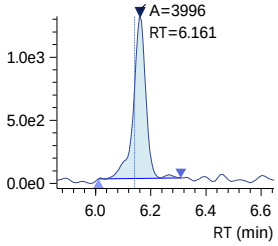

R1 363.10>169.00 (-) 2.29e2

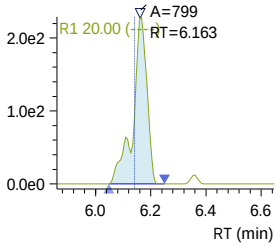

R2 363.10>169.00 (-) 2.29e2

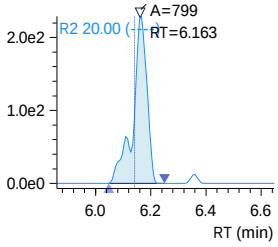

Insight Report
Before Manual Integration
Printed 3/21/2024 14:58:00

240320_010 (continued)

DONA
Conc. ----
R#1 0.00 (30.39)
R#2 0.00 (30.39)
Q 376.90>250.90 (-) 6.10e1

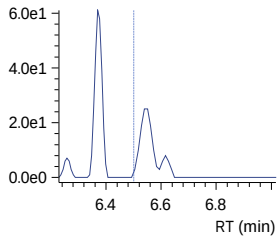

R1 376.90>84.80 (-) 0.00e0

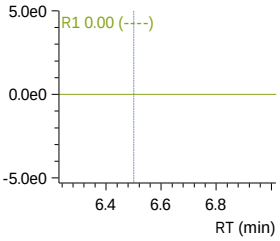

R2 376.90>84.80 (-) 0.00e0

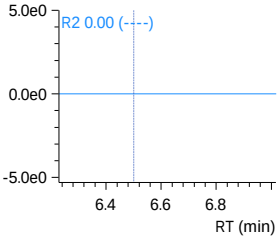

13C2-6_2 FTS_IS
Conc. 5.0000
ISTD 429.10>80.90 (-) 1.24e4

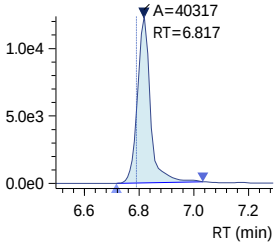

13C2-6_2 FTS
Conc. 4.4530
Q 429.10>80.90 (-) 1.24e4

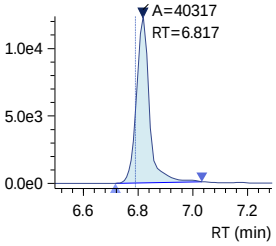

6_2 FTS
Conc. ----
R#1 0.00 (44.48)
R#2 0.00 (44.48)
Q 427.10>407.00 (-) 0.00e0

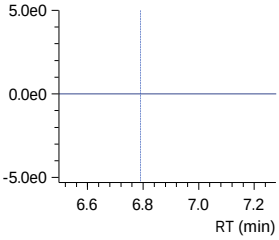

R1 427.10>80.90 (-) 2.10e1

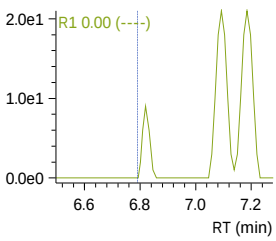

R2 427.10>80.90 (-) 2.10e1

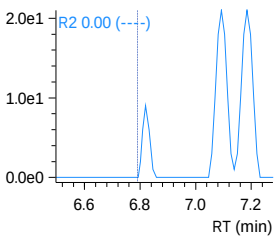

13C4-PFOA_IS
Conc. 2.5000
ISTD 417.10>172.00 (-) 5.04e3

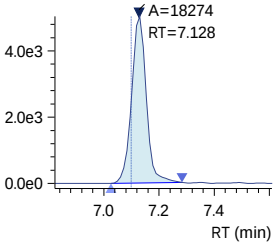

Insight Report
Before Manual Integration
Printed 3/21/2024 14:58:00

240320_010 (continued)

13C8-PFOA_IS
Conc. 2.5000

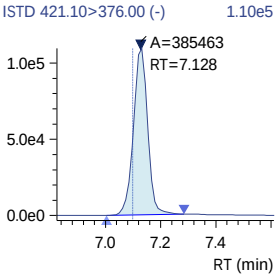

13C8-PFOA
Conc. 3.4250

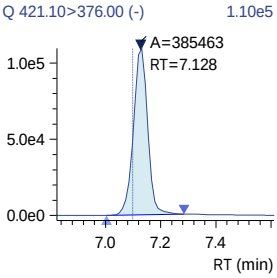

PFOA
Conc. -0.0217
R#1 21.80 (24.47)
R#2 21.80 (24.47)

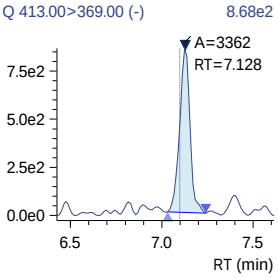

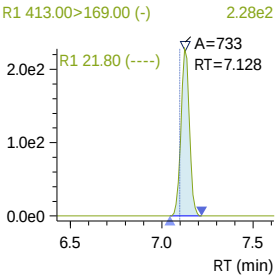

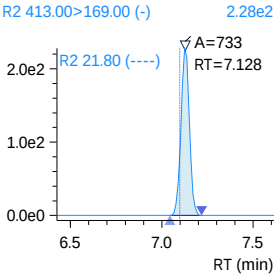

13C3-PFHxS
Conc. 3.3962

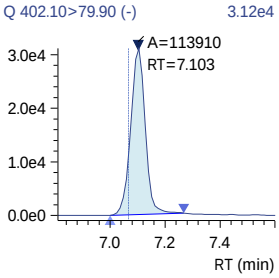

13C3-PFHxS_IS
Conc. 2.5000

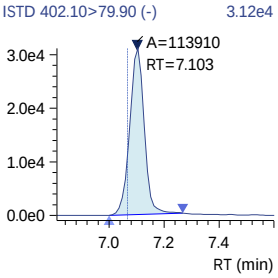

240320_010 (continued)

PFHxS
Conc. ----
R#1 0.00 (57.29)
R#2 0.00 (57.29)
Q 398.70>79.90 (-) 8.40e1

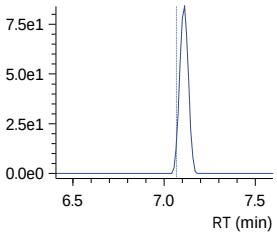

R1 398.70>98.90 (-) 3.60e1

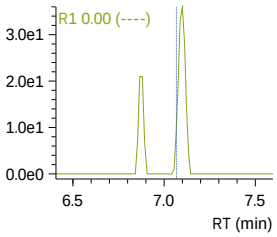

R2 398.70>98.90 (-) 3.60e1

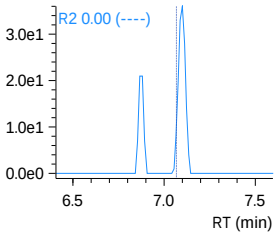

18O2-PFHxS_IS
Conc. 2.5000
ISTD 403.00>83.90 (-) 2.24e4

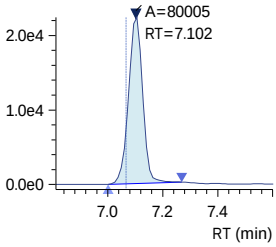

13C9-PFNA_IS
Conc. 1.2500
ISTD 472.10>427.00 (-) 6.81e4

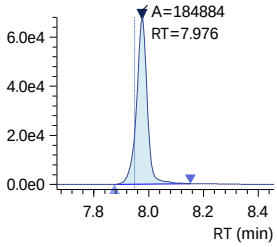

13C9-PFNA
Conc. 1.6857
Q 472.10>427.00 (-) 6.81e4

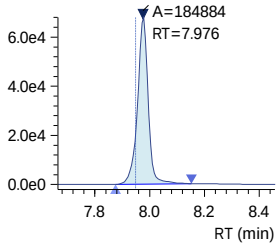

13C5-PFNA_IS
Conc. 1.2500
ISTD 468.00>423.00 (-) 4.47e4

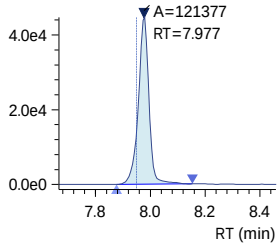

240320_010 (continued)

PFNA
Conc. 0.0029
R#1 0.00 (20.36)
R#2 0.00 (20.36)
Q 463.00>419.00 (-) 9.46e2

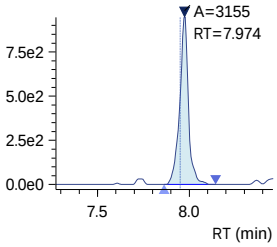

R1 463.00>219.00 (-) 1.04e2

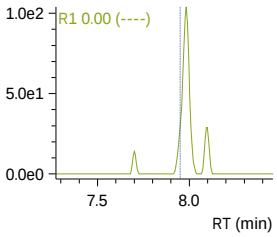

R2 463.00>219.00 (-) 1.04e2

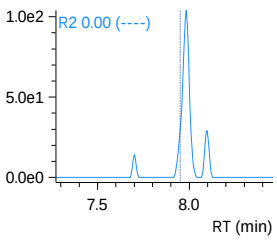

PFHpS
Conc. ----
R#1 0.00 (46.70)
R#2 0.00 (46.70)
Q 449.00>79.90 (-) 1.50e1

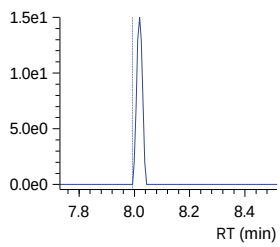

R1 449.00>98.80 (-) 0.00e0

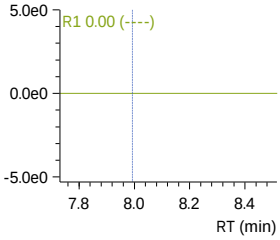

R2 449.00>98.80 (-) 0.00e0

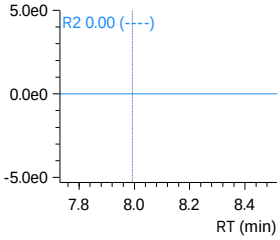

7_3 FTCA
Conc. 0.0508
R#1 94.08 (132.28)
R#2 94.08 (132.28)
Q 441.00>317.00 (-) 1.99e2

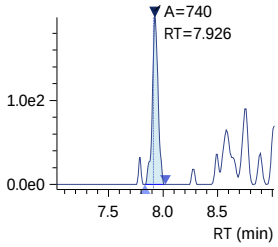

R1 441.00>336.90 (-) 2.72e2

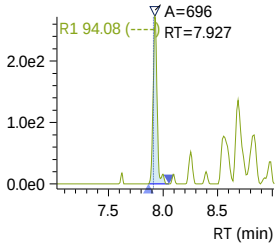

R2 441.00>336.90 (-) 2.72e2

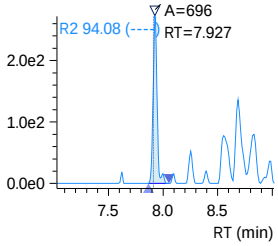

13C2-8_2-FTS
Conc. 4.8074
Q 529.10>80.90 (-) 9.23e3

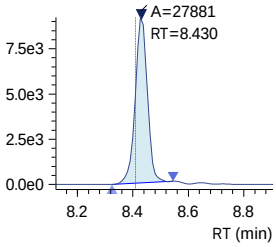

13C2-8_2-FTS_IS
Conc. 5.0000
ISTD 529.10>80.90 (-) 9.23e3

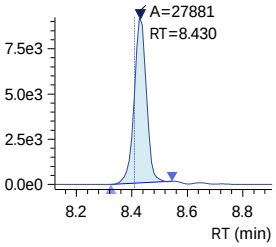

Insight Report
Before Manual Integration
Printed 3/21/2024 14:58:00

240320_010 (continued)

8_2 FTS
Conc. ----
R#1 0.00 (45.91)
R#2 0.00 (45.91)
Q 527.10>506.95 (-) 0.00e0

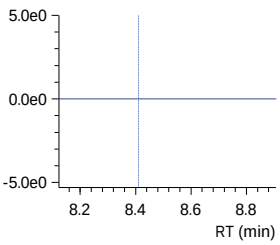

R1 527.10>80.80 (-) 0.00e0

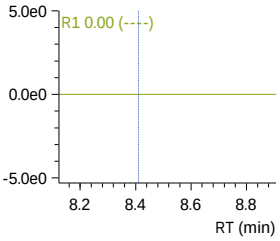

R2 527.10>80.80 (-) 0.00e0

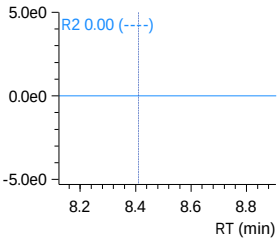

13C6-PFDA_IS
Conc. 1.2500
ISTD 519.10>474.10 (-) 3.00e4

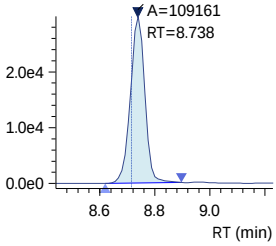

13C6-PFDA
Conc. 1.7537
Q 519.10>474.10 (-) 3.00e4

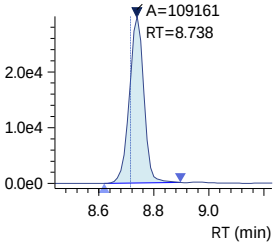

13C2-PFDA_IS
Conc. 1.2500
ISTD 515.10>470.10 (-) 1.82e4

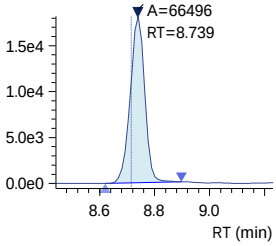

PFDA
Conc. 0.0162
R#1 0.00 (17.64)
R#2 0.00 (17.64)
Q 512.90>469.00 (-) 3.05e2

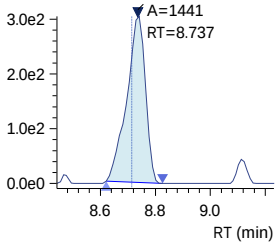

R1 512.90>219.00 (-) 0.00e0

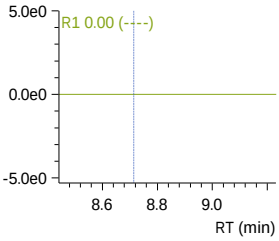

R2 512.90>219.00 (-) 0.00e0

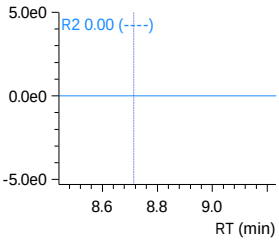

D3-NMeFOSAA_IS
Conc. 5.0000
ISTD 573.20>419.00 (-) 3.07e4

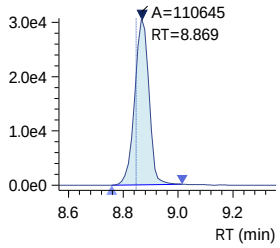

D3-NMeFOSAA
Conc. 4.9500
Q 573.20>419.00 (-) 3.07e4

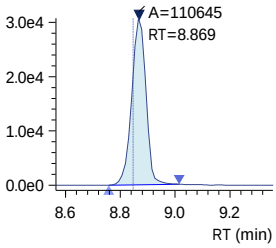

13C8-PFOS_IS
Conc. 2.5000
ISTD 507.10>98.90 (-) 1.25e4

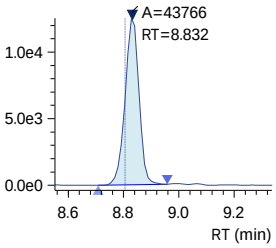

13C8-PFOS
Conc. 3.3832
Q 507.10>98.90 (-) 1.25e4

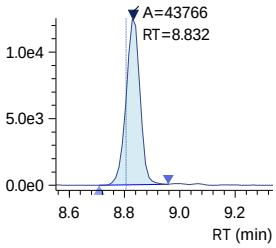

13C4-PFOS_IS
Conc. 2.5000
ISTD 502.80>79.90 (-) 2.61e4

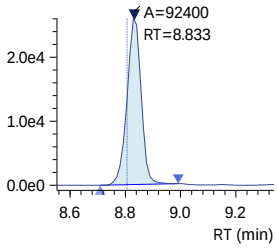

Insight Report
Before Manual Integration
Printed 3/21/2024 14:58:00

240320_010 (continued)

PFOS
Conc. ----
R#1 0.00 (45.06)
R#2 0.00 (45.06)
Q 498.90>79.90 (-) 8.10e1

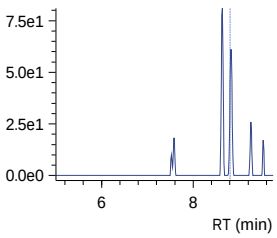

NMeFOSAA
Conc. ----
R#1 0.00 (67.10)
R#2 0.00 (67.10)
Q 570.10>419.00 (-) 0.00e0

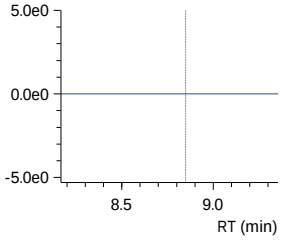

D5-NEtFOSAA_IS
Conc. 5.0000
ISTD 589.20>419.00 (-) 2.95e4

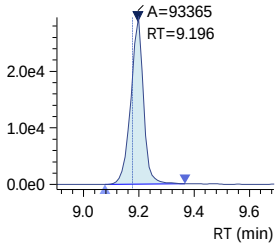

D5-NEtFOSAA
Conc. 5.7010
Q 589.20>419.00 (-) 2.95e4

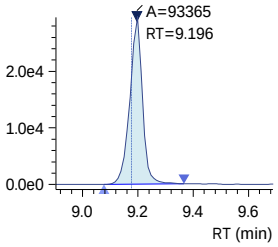

NEtFOSAA
Conc. ----
R#1 0.00 (89.53)
R#2 0.00 (89.53)
Q 584.20>419.10 (-) 0.00e0

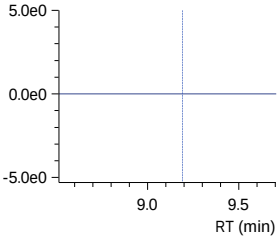

R1 498.90>98.80 (-) 5.40e1

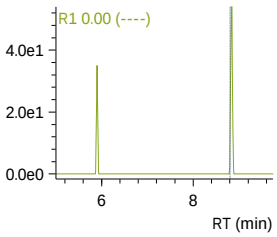

R1 570.10>483.00 (-) 0.00e0

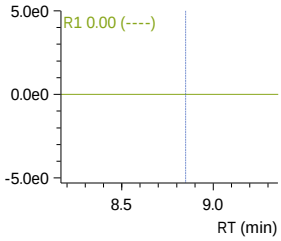

R1 584.20>526.00 (-) 0.00e0

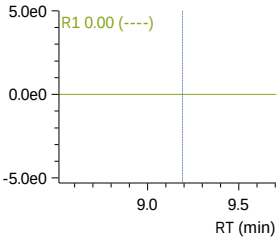

R2 498.90>98.80 (-) 5.40e1

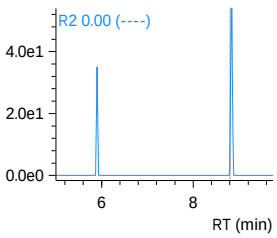

R2 570.10>483.00 (-) 0.00e0

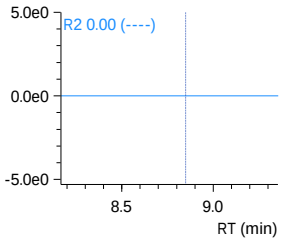

R2 584.20>526.00 (-) 0.00e0

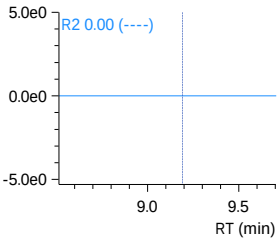

Insight Report
Before Manual Integration
Printed 3/21/2024 14:58:00

240320_010 (continued)

9-Cl-PF3ONS
Conc. ----
R#1 0.00 (31.69)
R#2 0.00 (31.69)
Q 530.80>351.00 (-) 1.00e1

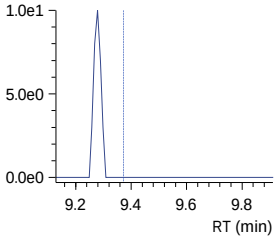

R1 532.80>353.00 (-) 7.20e1

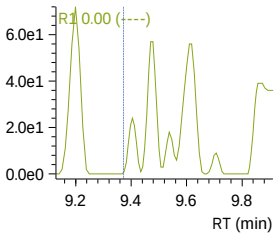

R2 532.80>353.00 (-) 7.20e1

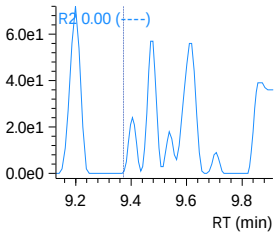

PFUnDA
Conc. 0.0112
R#1 0.00 (10.96)
R#2 0.00 (10.96)
Q 563.10>519.00 (-) 8.71e2

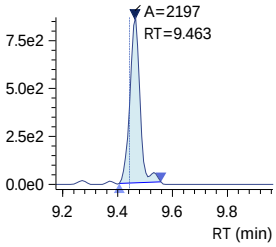

R1 563.10>269.10 (-) 5.30e1

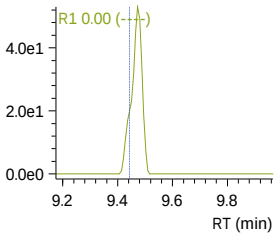

R2 563.10>269.10 (-) 5.30e1

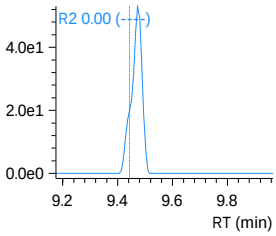

13C7-PFUnDA_IS
Conc. 1.2500
ISTD 570.00>525.10 (-) 3.91e4

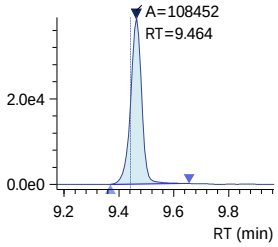

13C7-PFUnDA
Conc. 1.7667
Q 570.00>525.10 (-) 3.91e4

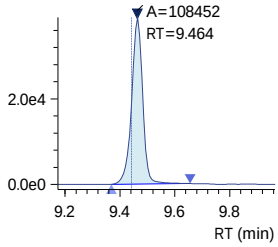

PFNS
Conc. ----
R#1 0.00 (56.91)
R#2 0.00 (56.91)
Q 548.80>79.90 (-) 3.50e1

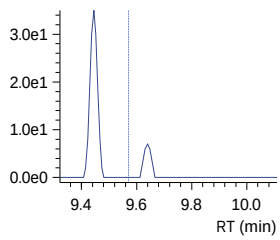

R1 548.80>98.80 (-) 1.90e1

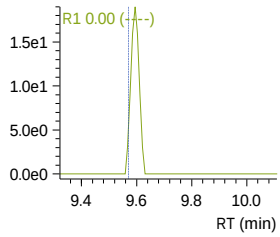

R2 548.80>98.80 (-) 1.90e1

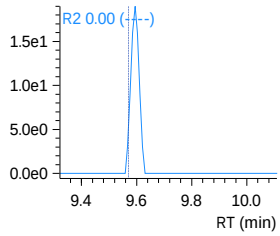

Insight Report
Before Manual Integration
Printed 3/21/2024 14:58:00

240320_010 (continued)

10_2 FTS
Conc. ----
R#1 0.00 (32.29)
R#2 0.00 (32.29)
Q 626.80>607.05 (-) 0.00e0

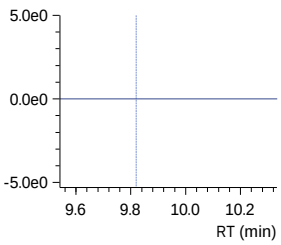

R1 626.80>81.00 (-) 0.00e0

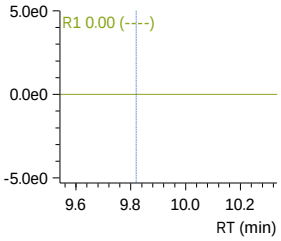

R2 626.80>81.00 (-) 0.00e0

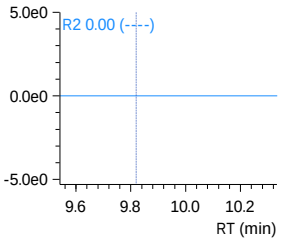

13C2-PFDOA_IS
Conc. 1.2500
ISTD 615.10>570.00 (-) 4.98e4

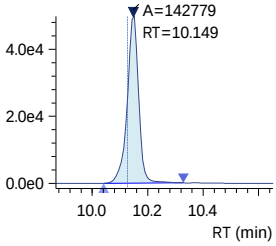

13C2-PFDOA
Conc. 1.9999
Q 615.10>570.00 (-) 4.98e4

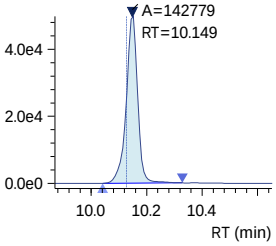

PFDOA
Conc. -0.0101
R#1 0.00 (11.14)
R#2 0.00 (11.14)
Q 613.10>569.00 (-) 4.14e2

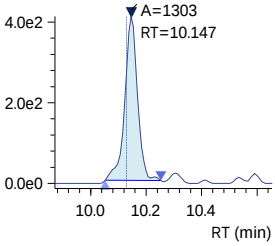

R1 613.10>319.00 (-) 3.20e1

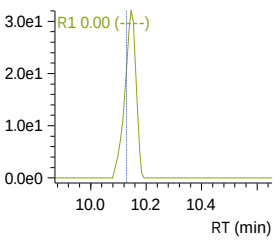

R2 613.10>319.00 (-) 3.20e1

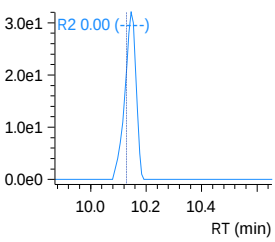

PFDS
Conc. ----
R#1 0.00 (58.01)
R#2 0.00 (58.01)
Q 599.00>79.90 (-) 0.00e0

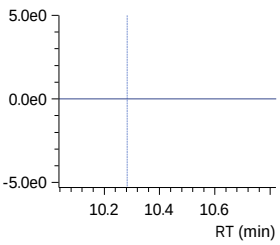

R1 599.00>98.80 (-) 4.00e0

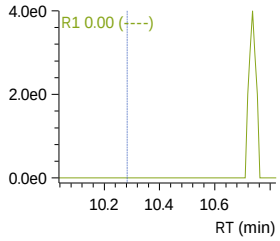

R2 599.00>98.80 (-) 4.00e0

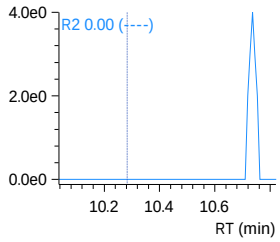

Insight Report
Before Manual Integration
Printed 3/21/2024 14:58:00

240320_010 (continued)

PFTrDA
Conc. ----
R#1 0.00 (16.67)
R#2 0.00 (16.67)
Q 663.00>619.00 (-) 3.92e2

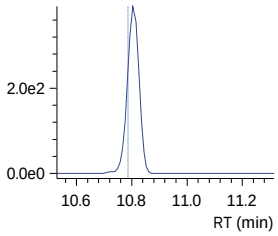

11-Cl-PF3OUdS
Conc. ----
R#1 0.00 (35.04)
R#2 0.00 (35.04)
Q 630.90>451.00 (-) 1.60e1

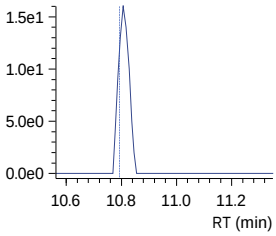

PFOSAm
Conc. ----
Q 498.10>77.90 (-) 1.70e1

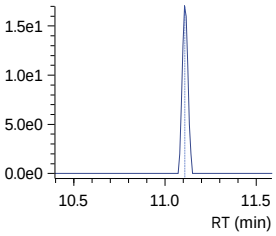

13C8-PFOSAm
Conc. 3.3354
Q 506.10>77.80 (-) 3.63e4

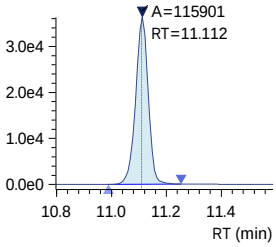

13C8-PFOSAm_IS
Conc. 2.5000
ISTD 506.10>77.80 (-) 3.63e4

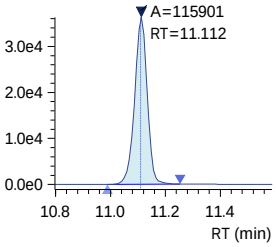

R1 663.00>168.90 (-) 8.20e1

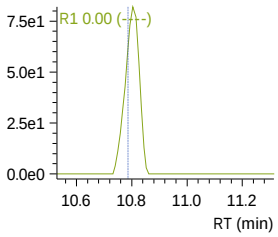

R1 632.90>452.90 (-) 2.60e1

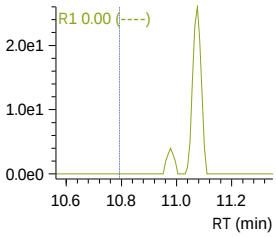

R2 663.00>168.90 (-) 8.20e1

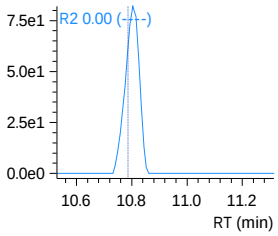

R2 632.90>452.90 (-) 2.60e1

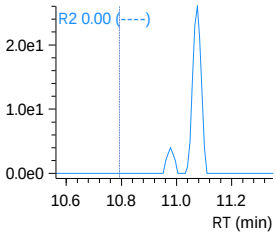

Insight Report
Before Manual Integration
Printed 3/21/2024 14:58:00

240320_010 (continued)

PFTDA
Conc. -0.0074
R#1 0.00 (17.09)
R#2 0.00 (17.09)
Q 713.10>669.00 (-) 2.79e2

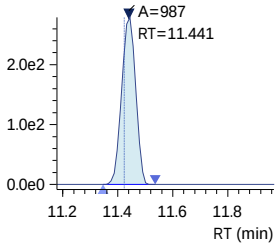

R1 713.10>168.90 (-) 7.50e1

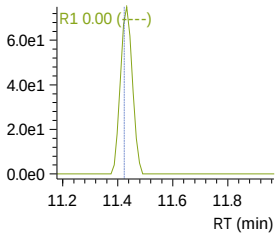

R2 713.10>168.90 (-) 7.50e1

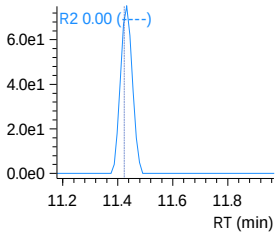

13C2-PFTDA
Conc. 1.9270
Q 715.20>670.00 (-) 2.34e4

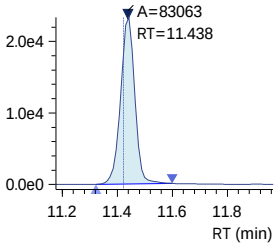

13C2-PFTDA_IS
Conc. 1.2500
ISTD 715.20>670.00 (-) 2.34e4

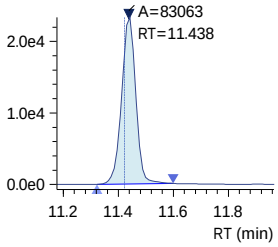

PFDoS
Conc. ----
R#1 0.00 (61.23)
R#2 0.00 (61.23)
Q 699.10>79.90 (-) 0.00e0

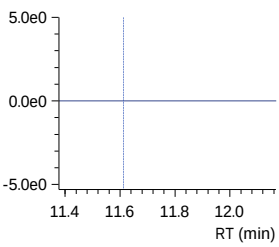

R1 699.10>98.80 (-) 5.00e0

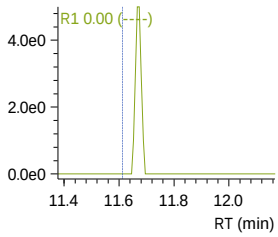

R2 699.10>98.80 (-) 5.00e0

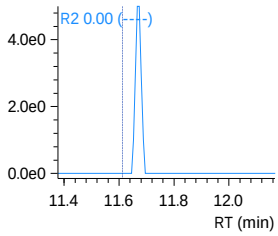

D7-MeFOSE_IS
Conc. 25.0000
ISTD 623.20>58.90 (-) 1.02e5

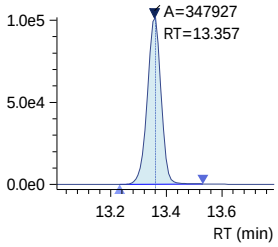

Insight Report
Before Manual Integration
Printed 3/21/2024 14:58:00

240320_010 (continued)

D7-MeFOSE
Conc. 32.7254

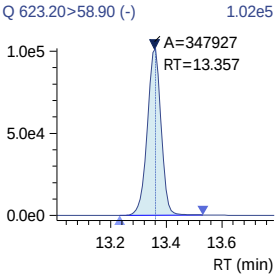

MeFOSE
Conc. ----

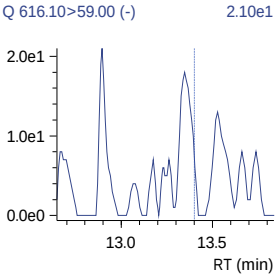

13C2-PFHXDA_IS
Conc. 2.5000

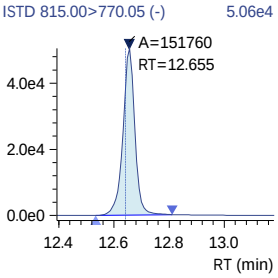

13C2-PFHXDA
Conc. 3.4240

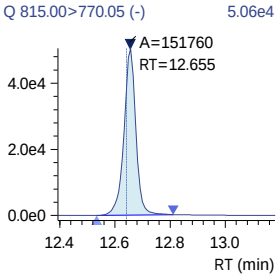

PFHXDA
Conc. 0.0031
R#1 0.00 (10.78)
R#2 0.00 (10.78)

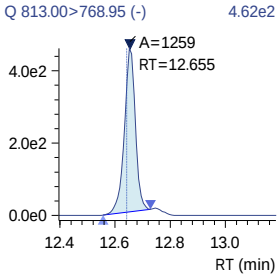

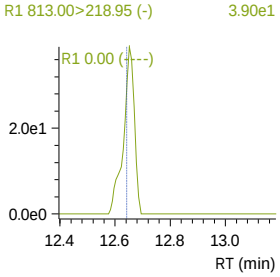

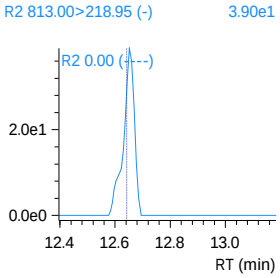

Insight Report
Before Manual Integration
Printed 3/21/2024 14:58:00

240320_010 (continued)

D3-MeFOSA
Conc. 3.1101

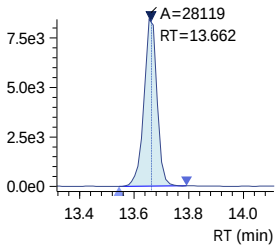

D3-MeFOSA_IS
Conc. 2.5000

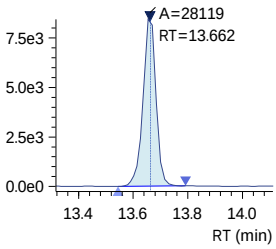

MeFOSA
Conc. ----
R#1 0.00 (156.31)
R#2 0.00 (156.31)

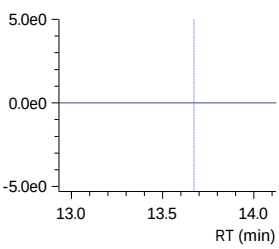

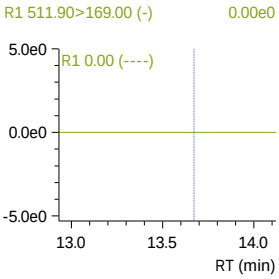

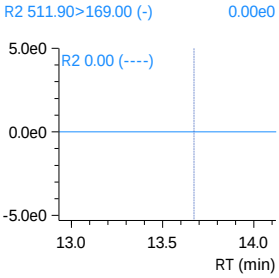

D9-EtFOSE_IS
Conc. 25.0000

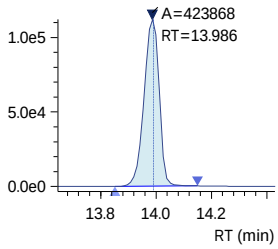

D9-EtFOSE
Conc. 34.9244

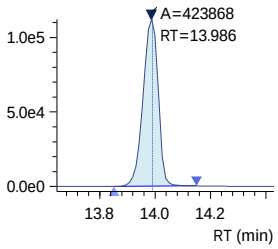

Insight Report
Before Manual Integration
Printed 3/21/2024 14:58:00

240320_010 (continued)

EtFOSE
Conc. ----
Q 630.00>59.00 (-) 1.20e1

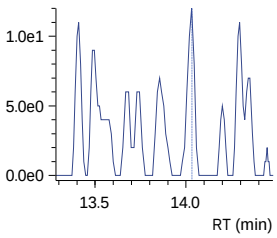

D5-EtFOSAm
Conc. 3.1533
Q 531.10>219.00 (-) 1.30e4

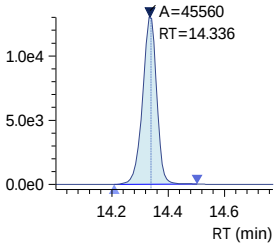

D5-EtFOSAm_IS
Conc. 2.5000
ISTD 531.10>219.00 (-) 1.30e4

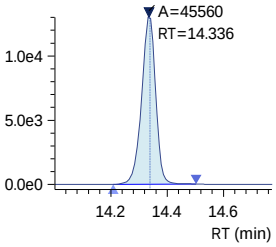

EtFOSAm
Conc. ----
R#1 0.00 (177.75)
R#2 0.00 (177.75)
Q 526.00>219.00 (-) 5.50e1

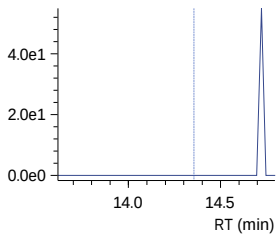

R1 526.00>169.00 (-) 3.70e1

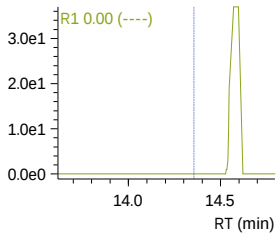

R2 526.00>169.00 (-) 3.70e1

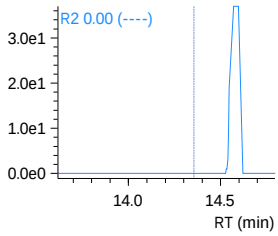

PFODA
Conc. ----
R#1 0.00 (31.66)
R#2 0.00 (31.66)
Q 913.00>868.65 (-) 9.10e1

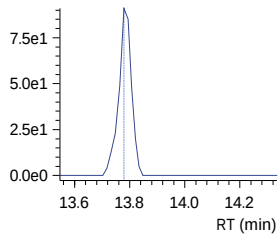

R1 913.00>169.00 (-) 3.50e1

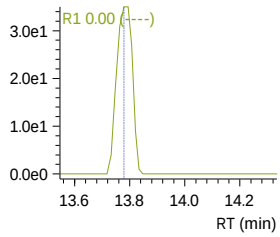

R2 913.00>169.00 (-) 3.50e1

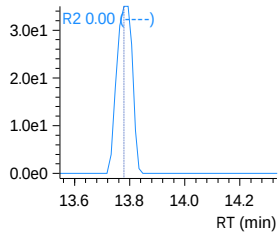

1st PS 03/22/24
2nd 03/22/24

Validation Report

Data File: J:\LCMS08\Data\240320_1633_B1\240320_026
Lab ID: KQ2404285-07
RunType: CCB
Matrix: Drinking Water

Date Acquired: 3/20/24 22:58
Batch ID: 835644
Analysis Method: 1633/PFAS_DOD5.4

Validations

Validation Categories	Pass	Fail
ICAL Analyte Recovery	X	
Second Source ICAL Verification	X	
Continuing Calibration Recovery	X	
Internal Standards	X	
Surrogates		X
Above Highest ICAL Level	X	

Analyte Exceptions

Exception Categories	Analyte Name	Result	Low Limit	High Limit	Corrective Action
Surrogates	13C3-PFHxS	135	40	130	high bias, native <MRL
	13C8-PFOS	135	40	130	
	13C4-PFBA	136	5	130	
	13C5-PFPeA	138	40	130	
	13C5-PFHxA	144	40	130	
	13C4-PFHpA	134	40	130	
	13C8-PFOA	136	40	130	
	13C9-PFNA	141	40	130	
	13C6-PFDA	140	40	130	
	13C7-PFUnDA	157	30	130	
	13C2-PFDoDA	146	10	130	
	13C2-PFTeDA	149	10	130	
	13C8-FOSA	131	40	130	
	13C3-HFPO-DA	148	40	130	

Primary Review: _____

Secondary Review: _____

1st PS 03/22/24
2nd 03/22/24

Quantitation Report

Data File:	J:\LCMS08\Data\240320_1633_B1\240320_026	**Instrument:**	K-LCMS-08
Acqu Date:	3/20/24 22:58	**Vial:**	19
Run Type:	CCB	**Dilution:**	1
Lab ID:	KQ2404285-07	**Raw Units:**	ng/mL

Bottle ID:		**Tier:**	IV	**Matrix:**	Drinking Water
Prod Code:	PFAS_DOD5.4	**Collect Date:**	3/7/24	**Receive Date:**	3/8/24

Analysis Lot:	835644	**Prep Lot:**		**Report Group:**	KQ2404285
Analysis	1633	**Prep Method:**			
		Prep Date:			

Title:	Per- and Polyfluoroalkyl Substances (PFAS) by LC/MS/MS Compliant with Table B-24 of DOD QSM	**Calibration ID:**	KC2400137
		Report List ID:	24615

Internal Standard Compounds

Parameter Name	RT	RT Dev	Response	Solution Conc	Area Criteria
18O2-PFHxS	7.119	+0.05	78247	2.5000	OK
13C4-PFOS	8.845	+0.04	89527	2.5000	OK
13C3-PFBA	1.476	+0.14	367783	5.0000	OK
13C2-PFHxA	5.016	+0.06	323980	2.5000	OK
13C4-PFOA	7.144	+0.04	16830	2.5000	OK
13C5-PFNA	7.991	+0.04	110479	1.2500	OK
13C2-PFDA	8.751	+0.04	59486	1.2500	OK

Surrogate Compounds

Parameter Name	RT	RT Dev	Response	Solution Conc	% Rec		% Rec Criteria	Rpt?
13C3-PFBS	4.689	+0.08	153165	3.2117	128		40 - 135	Y
13C3-PFHxS	7.118	+0.05	110723	3.3753	135	*	40 - 130	Y
13C8-PFOS	8.845	+0.04	42162	3.3638	135	*	40 - 130	Y
13C4-PFBA	1.475	+0.14	984574	13.5735	136	*	5 - 130	Y
13C5-PFPeA	3.560	+0.09	247851	6.8756	138	*	40 - 130	Y
13C5-PFHxA	5.015	+0.06	381195	3.5976	144	*	40 - 130	Y
13C4-PFHpA	6.193	+0.05	490277	3.3470	134	*	40 - 130	Y
13C8-PFOA	7.144	+0.04	352834	3.4042	136	*	40 - 130	Y
13C9-PFNA	7.990	+0.04	175716	1.7601	141	*	40 - 130	Y
13C6-PFDA	8.751	+0.04	97395	1.7491	140	*	40 - 130	Y
13C7-PFUnDA	9.475	+0.03	108013	1.9669	157	*	30 - 130	Y
13C2-PFDoDA	10.160	+0.03	116611	1.8259	146	*	10 - 130	Y
13C2-PFTeDA	11.450	+0.03	71894	1.8644	149	*	10 - 130	Y
13C8-FOSA	11.125	+0.01	110019	3.2678	131	*	40 - 130	Y
D3-MeFOSA	13.673	+0.00	25202	2.8769	115		10 - 130	Y
D5-EtFOSA	14.348	+0.00	43077	3.0772	123		10 - 130	Y
D7-MeFOSE	13.369	+0.00	312571	30.3435	121		10 - 130	Y
D9-EtFOSE	13.998	+0.00	381708	32.4601	130		10 - 130	Y

1st PS 03/22/24

2nd 03/22/24

Data File:	J:\LCMS08\Data\240320_1633_B1\240320_026	**Instrument:**	K-LCMS-08
Acqu Date:	3/20/24 22:58	**Vial:**	19
Run Type:	CCB	**Dilution:**	1
Lab ID:	KQ2404285-07	**Raw Units:**	ng/mL

Surrogate Compounds

Parameter Name	RT	RT Dev	Response	Solution Conc	% Rec		% Rec Criteria	Rpt?
D3-MeFOSAA	8.883	+0.03	120839	5.5796	112		40 - 170	Y
D5-EtFOSAA	9.207	+0.03	93661	5.9027	118		25 - 135	Y
13C2-4:2 FTS	4.704	+0.06	58548	5.3292	107		40 - 200	Y
13C2-6:2 FTS	6.831	+0.04	32758	3.6993	74		40 - 200	Y
13C2-8:2 FTS	8.445	+0.04	28311	4.9911	100		40 - 300	Y
13C3-HFPO-DA	5.488	+0.06	629350	14.8395	148	*	40 - 130	Y

Target Compounds

Final Conc.Units: ng/L

Parameter Name	RT	RT Dev	Response	Solution Conc	Final Conc	Q	Rpt?
Perfluorobutane sulfonic acid (PFBS)	0		0	0	0	U	Y
Perfluoropentane sulfonic acid (PFPeS)	0		0	0	0	U	Y
Perfluorohexane sulfonic acid (PFHxS)	7.114	+0.05	265	0.0044	0.088	U	Y
Perfluoroheptane sulfonic acid (PFHpS)	0		0	0	0	U	Y
Perfluorooctane sulfonic acid (PFOS)	8.638	-0.17	386	-0.0033	0	U	Y
Perfluorononane sulfonic acid (PFNS)	0		0	0	0	U	Y
Perfluorodecane sulfonic acid (PFDS)	0		0	0	0	U	Y
Perfluorododecane sulfonic acid (PFDoS)	0		0	0	0	U	Y
Perfluorobutanoic acid (PFBA)	1.453	+0.12	2293	-0.0254	0	U	Y
Perfluoropentanoic acid (PFPeA)	3.566	+0.09	1177	0.0066	0.13	U	Y
Perfluorohexanoic acid (PFHxA)	5.015	+0.06	497	0.0142	0.28	U	Y
Perfluoroheptanoic acid (PFHpA)	6.176	+0.03	2951	0.0029	0.058	U	Y
Perfluorooctanoic acid (PFOA)	7.141	+0.04	4030	-0.0145	0	U	Y
Perfluorononanoic acid (PFNA)	0		0	0	0	U	Y
Perfluorodecanoic acid (PFDA)	8.748	+0.03	1419	0.0179	0.36	U	Y
Perfluoroundecanoic acid (PFUnDA)	9.479	+0.03	1213	0.0007	0.014	U	Y
Perfluorododecanoic acid (PFDOA)	10.155	+0.02	951	-0.0119	0	U	Y
Perfluorotridecanoic acid (PFTrDA)	10.816	+0.03	1237	-0.0056	0	U	Y
Perfluorotetradecanoic acid (PFTDA)	11.451	+0.03	808	-0.0083	0	U	Y
Perfluorooctane sulfonamide (PFOSAm)	11.124	+0.01	73	0.0015	0.030	U	Y
N-Methylperfluorooctane sulfonamide (MeFOSA)	0		0	0	0	U	Y
N-Ethylperfluorooctane sulfonamide (EtFOSAm)	0		0	0	0	U	Y
N-Methylperfluorooctane sulfonamido ethanol (MeFOSE)	0		0	0	0	U	Y
N-Ethylperfluorooctane sulfonamido ethanol (EtFOSE)	0		0	0	0	U	Y
N-Methylperfluorooctane sulfonamido acetic acid (NMeFOSAA)	0		0	0	0	U	Y

1st PS 03/22/24

2nd 03/22/24

Data File:	J:\LCMS08\Data\240320_1633_B1\240320_026	**Instrument:**	K-LCMS-08
Acqu Date:	3/20/24 22:58	**Vial:**	19
Run Type:	CCB	**Dilution:**	1
Lab ID:	KQ2404285-07	**Raw Units:**	ng/mL

Target Compounds

Final Conc.Units: ng/L

Parameter Name	RT	RT Dev	Response	Solution Conc	Final Conc	Q	Rpt?
N-Ethylperfluorooctane sulfonamido acetic acid (NEtFOSAA)	0		0	0	0	U	Y
1H, 1H, 2H, 2H-Perfluorohexanesulfonic acid (4:2 FTS)	0		0	0	0	U	Y
1H, 1H, 2H, 2H-Perfluorooctanesulfonic acid (6:2 FTS)	0		0	0	0	U	Y
1H, 1H, 2H, 2H-Perfluorodecanesulfonic acid (8:2 FTS)	0		0	0	0	U	Y
4,4,5,5,6,6,6-Heptafluorohexanoic acid (3:3 FTCA)	0		0	0	0	U	Y
2H,2H,3H,3H-Perfluorooctanoic acid (5:3 FTCA)	5.893	+0.04	222	0.0196	0.39	U	Y
2H,2H,3H,3H-Perfluorodecanoic acid (7:3 FTCA)	7.933	+0.01	435	0.0264	0.53	U	Y
Perfluoro(2-ethoxyethane) sulfonic acid (PFEESA)	5.358	+0.07	166	0.0003	0.0060	U	Y
9-Chlorohexadecafluoro-3-oxanonane-1-sulfonic acid (9-Cl-PF3ONS)	0		0	0	0	U	Y
11-Chloroeicosafluoro-3-oxaundecane-1-sulfonic acid (11-Cl-PF3OUdS)	0		0	0	0	U	Y
Perfluoro-3-methoxypropanoic acid (PFMPA)	2.510	+0.13	83	0.0011	0.022	U	Y
Perfluoro-4-methoxybutanoic acid (PFMBA)	4.076	+0.08	83	0.0007	0.014	U	Y
Hexafluoropropyleneoxide dimer acid (HFPO-DA) (GenX)	5.484	+0.06	343	-0.0019	0	U	Y
Nonafluoro-3,6-dioxaheptanoic acid (NFDHA)	4.878	+0.07	878	0.0037	0.074	U	Y
4,8-Dioxa-3H-perfluorononanoic acid (DONA)	0		0	0	0	U	Y

U: Undetected at or above MDL
J: Analyte detected above MDL, but below MRL
B: Hit above MRL also found in Method Blank
E: Analyte concentration above high point of ICAL
N: Presumptive evidence of compound

D: Result from dilution
m: Manual integration performed
d: Compound manually deleted
NR: Analyte not reported from this analysis

*: Result fails acceptance criteria
#: Acceptance criteria not applicable
?: Insufficient information to determine acceptance
e: Result >= MRL, but MRL less than low point of ICAL
c: check for co-elution

Printed: 3/21/24 17:28

\\alprews001\starlims$\LIMSReps\QuantValidation.rpt

Insight Report
Ion Ratio Confirmation
Printed 3/21/2024 17:09:49

240320_026

Sample ID: 1633 CCB
Date Acquired: 3/20/2024 10:58:41 PM
Acquired by: System Administrator
Data File: 240320_026
Vial: 54 | Inj. Volume: 10.0000uL | Tray: 1

Name	m/z	Ref 1 m/z	Area	Ref 1 Measured	Ref 1 Actual Ratio	Ref 1 Set Ratio	Ref 2 Measured	Ref 2 Actual Ratio	Ref 2 Set Ratio	Flag ID
13C4-PFBA	216.80>171.90	----	984574	----	----	----	----	----	----	
13C4-PFBA_IS	216.80>171.90	----	984574	----	----	----	----	----	----	
13C3-PFBA_IS	216.00>172.00	----	367783	----	----	----	----	----	----	
PFBA	212.80>169.05	----	2293	----	----	----	----	----	----	
PFMPA	229.00>84.90	----	83	----	----	----	----	----	----	
3_3 FTCA	241.00>177.10	241.00>117.00	----	0	0.00	136.14	0	0.00	135.82	
13C5-PFPeA	268.30>223.00	----	247851	----	----	----	----	----	----	
13C5-PFPeA_IS	268.30>223.00	----	247851	----	----	----	----	----	----	
PFPeA	263.00>219.00	----	1177	----	----	----	----	----	----	
PFMBA	279.00>84.95	----	83	----	----	----	----	----	----	
13C2-4_2 FTS	329.10>80.90	----	58548	----	----	----	----	----	----	
13C2-4_2 FTS_IS	329.10>80.90	----	58548	----	----	----	----	----	----	
4_2 FTS	327.10>307.00	327.10>80.90	----	0	0.00	33.08	0	0.00	33.03	
13C3-PFBS_IS	302.10>79.90	----	153165	----	----	----	----	----	----	
PFBS	298.70>79.90	298.70>98.80	----	0	0.00	46.53	0	0.00	44.64	
13C3-PFBS	302.10>79.90	----	153165	----	----	----	----	----	----	
NFDHA	295.00>201.00	295.00>84.90	878	438	49.84	36.44	438	49.84	32.87	IRr
13C5-PFHxA	318.00>273.00	----	381195	----	----	----	----	----	----	
13C5-PFHxA_IS	318.00>273.00	----	381195	----	----	----	----	----	----	
13C2-PFHxA_IS	315.10>270.00	----	323980	----	----	----	----	----	----	
PFHxA	313.00>269.00	----	497	----	----	----	----	----	----	
PFEESA	314.80>135.00	314.80>82.90	166	69	41.72	5.25	69	41.72	6.08	IRr
13C3-HFPO-DA	286.90>168.90	----	629350	----	----	----	----	----	----	
13C3-HFPO-DA_IS	286.90>168.90	----	629350	----	----	----	----	----	----	
HFPO-DA	284.90>168.90	284.90>184.90	343	435	126.81	62.57	435	126.81	56.90	IRr
5_3 FTCA	341.00>237.05	341.00>217.00	222	539	242.83	154.88	539	242.83	149.76	IRr
PFPeS	349.10>79.90	349.10>98.80	----	0	0.00	54.44	0	0.00	58.78	
13C4-PFHpA	367.10>322.00	----	490277	----	----	----	----	----	----	
13C4-PFHpA_IS	367.10>322.00	----	490277	----	----	----	----	----	----	
PFHpA	363.10>319.00	363.10>169.00	2951	508	17.21	23.39	508	17.21	22.30	
DONA	376.90>250.90	376.90>84.80	----	0	0.00	30.39	0	0.00	28.27	
13C2-6_2 FTS_IS	429.10>80.90	----	32758	----	----	----	----	----	----	
13C2-6_2 FTS	429.10>80.90	----	32758	----	----	----	----	----	----	
6_2 FTS	427.10>407.00	427.10>80.90	----	0	0.00	44.48	0	0.00	38.72	
13C4-PFOA_IS	417.10>172.00	----	16830	----	----	----	----	----	----	
13C8-PFOA_IS	421.10>376.00	----	352834	----	----	----	----	----	----	

J:\LCMS08\Data\240320_1633_B1\240320_1633_B1.damlp .

Ref 1 Set Ratio assigned from calibration mid-point; Ref 2 Set Ratio assigned from opening calibration verification.
IRr - Ion ratio outside either set of criteria. Exceedances for reported detections to be "I" flagged in the analytical report.

Insight Report
Ion Ratio Confirmation
Printed 3/21/2024 17:09:49

240320_026 (continued)

(Table continued from previous page)

Name	m/z	Ref 1 m/z	Area	Ref 1 Measured	Ref 1 Actual Ratio	Ref 1 Set Ratio	Ref 2 Measured	Ref 2 Actual Ratio	Ref 2 Set Ratio	Flag ID
13C8-PFOA	421.10>376.00	----	352834	----	----	----	----	----	----	
PFOA	413.00>369.00	413.00>169.00	4030	712	17.68	24.47	712	17.68	22.78	
13C3-PFHxS	402.10>79.90	----	110723	----	----	----	----	----	----	
13C3-PFHxS_IS	402.10>79.90	----	110723	----	----	----	----	----	----	
PFHxS	398.70>79.90	398.70>98.90	265	161	60.63	57.29	161	60.63	62.94	
18O2-PFHxS_IS	403.00>83.90	----	78247	----	----	----	----	----	----	
13C9-PFNA_IS	472.10>427.00	----	175716	----	----	----	----	----	----	
13C9-PFNA	472.10>427.00	----	175716	----	----	----	----	----	----	
13C5-PFNA_IS	468.00>423.00	----	110479	----	----	----	----	----	----	
PFNA	463.00>419.00	463.00>219.00	----	0	0.00	20.36	0	0.00	20.61	
PFHpS	449.00>79.90	449.00>98.80	----	0	0.00	46.70	0	0.00	54.10	
7_3 FTCA	441.00>317.00	441.00>336.90	435	985	226.28	132.28	985	226.28	134.62	IRr
13C2-8_2-FTS	529.10>80.90	----	28311	----	----	----	----	----	----	
13C2-8_2-FTS_IS	529.10>80.90	----	28311	----	----	----	----	----	----	
8_2 FTS	527.10>506.95	527.10>80.80	----	0	0.00	45.91	0	0.00	46.70	
13C6-PFDA_IS	519.10>474.10	----	97395	----	----	----	----	----	----	
13C6-PFDA	519.10>474.10	----	97395	----	----	----	----	----	----	
13C2-PFDA_IS	515.10>470.10	----	59486	----	----	----	----	----	----	
PFDA	512.90>469.00	512.90>219.00	1419	565	39.86	17.64	565	39.86	14.73	IRr
D3-NMeFOSAA_IS	573.20>419.00	----	120839	----	----	----	----	----	----	
D3-NMeFOSAA	573.20>419.00	----	120839	----	----	----	----	----	----	
13C8-PFOS_IS	507.10>98.90	----	42162	----	----	----	----	----	----	
13C8-PFOS	507.10>98.90	----	42162	----	----	----	----	----	----	
13C4-PFOS_IS	502.80>79.90	----	89527	----	----	----	----	----	----	
PFOS	498.90>79.90	498.90>98.80	386	99	25.63	45.06	99	25.63	47.34	RTi
NMeFOSAA	570.10>419.00	570.10>483.00	----	0	0.00	67.10	0	0.00	64.07	
D5-NEtFOSAA_IS	589.20>419.00	----	93661	----	----	----	----	----	----	
D5-NEtFOSAA	589.20>419.00	----	93661	----	----	----	----	----	----	
NEtFOSAA	584.20>419.10	584.20>526.00	----	0	0.00	89.53	0	0.00	83.09	
9-Cl-PF3ONS	530.80>351.00	532.80>353.00	----	0	0.00	31.69	0	0.00	30.27	
PFUnDA	563.10>519.00	563.10>269.10	1213	30	2.48	10.96	30	2.48	12.21	IRr
13C7-PFUnDA_IS	570.00>525.10	----	108013	----	----	----	----	----	----	
13C7-PFUnDA	570.00>525.10	----	108013	----	----	----	----	----	----	
PFNS	548.80>79.90	548.80>98.80	----	0	0.00	56.91	0	0.00	63.73	
10_2 FTS	626.80>607.05	626.80>81.00	----	0	0.00	32.29	0	0.00	27.50	
13C2-PFDOA_IS	615.10>570.00	----	116611	----	----	----	----	----	----	
13C2-PFDOA	615.10>570.00	----	116611	----	----	----	----	----	----	
PFDOA	613.10>569.00	613.10>319.00	951	47	4.93	11.14	47	4.93	9.85	IRr
PFDS	599.00>79.90	599.00>98.80	----	0	0.00	58.01	0	0.00	60.30	
PFTrDA	663.00>619.00	663.00>168.90	1237	290	23.41	16.67	290	23.41	15.87	

J:\LCMS08\Data\240320_1633_B1\240320_1633_B1.damlp .

Ref 1 Set Ratio assigned from calibration mid-point; Ref 2 Set Ratio assigned from opening calibration verification.
IRr - Ion ratio outside either set of criteria. Exceedances for reported detections to be "I" flagged in the analytical report.

240320_026 (continued)

(Table continued from previous page)

Name	m/z	Ref 1 m/z	Area	Ref 1 Measured	Ref 1 Actual Ratio	Ref 1 Set Ratio	Ref 2 Measured	Ref 2 Actual Ratio	Ref 2 Set Ratio	Flag ID
11-Cl-PF3OUdS	630.90>451.00	632.90>452.90	----	0	0.00	35.04	0	0.00	36.12	
PFOSAm	498.10>77.90	----	73	----	----	----	----	----	----	
13C8-PFOSAm	506.10>77.80	----	110019	----	----	----	----	----	----	
13C8-PFOSAm_IS	506.10>77.80	----	110019	----	----	----	----	----	----	
PFTDA	713.10>669.00	713.10>168.90	808	181	22.47	17.09	181	22.47	18.89	
13C2-PFTDA	715.20>670.00	----	71894	----	----	----	----	----	----	
13C2-PFTDA_IS	715.20>670.00	----	71894	----	----	----	----	----	----	
PFDoS	699.10>79.90	699.10>98.80	----	0	0.00	61.23	0	0.00	64.82	
D7-MeFOSE_IS	623.20>58.90	----	312571	----	----	----	----	----	----	
D7-MeFOSE	623.20>58.90	----	312571	----	----	----	----	----	----	
MeFOSE	616.10>59.00	----	----	----	----	----	----	----	----	
13C2-PFHXDA_IS	815.00>770.05	----	140520	----	----	----	----	----	----	
13C2-PFHXDA	815.00>770.05	----	140520	----	----	----	----	----	----	
PFHXDA	813.00>768.95	813.00>218.95	1662	125	7.55	10.78	125	7.55	11.30	
D3-MeFOSA	515.00>219.00	----	25202	----	----	----	----	----	----	
D3-MeFOSA_IS	515.00>219.00	----	25202	----	----	----	----	----	----	
MeFOSA	511.90>219.00	511.90>169.00	----	0	0.00	156.31	0	0.00	157.34	
D9-EtFOSE_IS	639.20>58.90	----	381708	----	----	----	----	----	----	
D9-EtFOSE	639.20>58.90	----	381708	----	----	----	----	----	----	
EtFOSE	630.00>59.00	----	----	----	----	----	----	----	----	
D5-EtFOSAm	531.10>219.00	----	43077	----	----	----	----	----	----	
D5-EtFOSAm_IS	531.10>219.00	----	43077	----	----	----	----	----	----	
EtFOSAm	526.00>219.00	526.00>169.00	----	0	0.00	177.75	0	0.00	169.40	
PFODA	913.00>868.65	913.00>169.00	669	293	43.87	31.66	293	43.87	34.82	

Flag ID key: IRr: Ion Ratio (Relative), RTi: RT Diff (Absolute ISTD)

Ref 1 Set Ratio assigned from calibration mid-point; Ref 2 Set Ratio assigned from opening calibration verification.
IRr - Ion ratio outside either set of criteria. Exceedances for reported detections to be "I" flagged in the analytical report.

Insight Report
Quantitation/Integration
Printed 3/21/2024 16:06:09

240320_026

Sample ID: 1633 CCB
Date Acquired: 3/20/2024 10:58:41 PM
Acquired by: System Administrator
Data File: 240320_026
Vial: 54 | Inj. Volume: 10.0000uL | Tray: 1

Name	Mode ID	Found RT	RT Diff	ISTD RT Diff	Area	ISTD Area	ISTD Name	Conc.	Unit	Flag ID
13C4-PFBA	Auto	1.475	0.135	-0.001	984574	367783	13C3-PFBA_IS	13.5735	ng/mL	
13C4-PFBA_IS	Auto	1.475	0.135	----	984574	984574	----	10.0000	ng/mL	
13C3-PFBA_IS	Auto	1.476	0.140	----	367783	367783	----	5.0000	ng/mL	
PFBA	Auto	1.453	0.113	-0.022	2293	984574	13C4-PFBA_IS	-0.0254	ng/mL	
PFMPA	M	2.510	0.132	-1.050	83	247851	13C5-PFPeA_IS	0.0011	ng/mL	
3_3 FTCA	ND(W/B)	----	----	----	----	247851	13C5-PFPeA_IS	----	ng/mL	
13C5-PFPeA	Auto	3.560	0.095	-1.456	247851	323980	13C2-PFHxA_IS	6.8756	ng/mL	
13C5-PFPeA_IS	Auto	3.560	0.095	----	247851	247851	----	5.0000	ng/mL	
PFPeA	Auto	3.566	0.097	0.006	1177	247851	13C5-PFPeA_IS	0.0066	ng/mL	
PFMBA	M	4.076	0.083	0.516	83	247851	13C5-PFPeA_IS	0.0007	ng/mL	
13C2-4_2 FTS	Auto	4.704	0.062	-2.415	58548	78247	18O2-PFHxS_IS	5.3292	ng/mL	
13C2-4_2 FTS_IS	Auto	4.704	0.062	----	58548	58548	----	5.0000	ng/mL	
4_2 FTS	ND(W/B)	----	----	----	----	58548	13C2-4_2 FTS_IS	----	ng/mL	
13C3-PFBS_IS	Auto	4.689	0.080	----	153165	153165	----	2.5000	ng/mL	
PFBS	ND(W/B)	----	----	----	----	153165	13C3-PFBS_IS	----	ng/mL	
13C3-PFBS	Auto	4.689	0.080	-2.430	153165	78247	18O2-PFHxS_IS	3.2117	ng/mL	
NFDHA	M	4.878	0.072	-0.137	878	381195	13C5-PFHxA_IS	0.0037	ng/mL	IRr
13C5-PFHxA	Auto	5.015	0.066	-0.001	381195	323980	13C2-PFHxA_IS	3.5976	ng/mL	
13C5-PFHxA_IS	Auto	5.015	0.066	----	381195	381195	----	2.5000	ng/mL	
13C2-PFHxA_IS	Auto	5.016	0.066	----	323980	323980	----	2.5000	ng/mL	
PFHxA	M	5.015	0.064	0.000	497	381195	13C5-PFHxA_IS	0.0142	ng/mL	
PFEESA	M	5.358	0.079	0.343	166	381195	13C5-PFHxA_IS	0.0003	ng/mL	IRr
13C3-HFPO-DA	Auto	5.488	0.067	0.472	629350	323980	13C2-PFHxA_IS	14.8395	ng/mL	
13C3-HFPO-DA_IS	Auto	5.488	0.067	----	629350	629350	----	10.0000	ng/mL	
HFPO-DA	M	5.484	0.061	-0.004	343	629350	13C3-HFPO-DA_IS	-0.0019	ng/mL	IRr
5_3 FTCA	Auto	5.893	0.046	0.878	222	381195	13C5-PFHxA_IS	0.0196	ng/mL	IRr
PFPeS	ND(W/B)	----	----	----	----	110723	13C3-PFHxS_IS	----	ng/mL	
13C4-PFHpA	Auto	6.193	0.054	1.177	490277	323980	13C2-PFHxA_IS	3.3470	ng/mL	
13C4-PFHpA_IS	Auto	6.193	0.054	----	490277	490277	----	2.5000	ng/mL	
PFHpA	M	6.176	0.035	-0.017	2951	490277	13C4-PFHpA_IS	0.0029	ng/mL	
DONA	ND(W/B)	----	----	----	----	629350	13C3-HFPO-DA_IS	----	ng/mL	
13C2-6_2 FTS_IS	Auto	6.831	0.041	----	32758	32758	----	5.0000	ng/mL	
13C2-6_2 FTS	Auto	6.831	0.041	-0.288	32758	78247	18O2-PFHxS_IS	3.6993	ng/mL	
6_2 FTS	ND(W/B)	----	----	----	----	32758	13C2-6_2 FTS_IS	----	ng/mL	
13C4-PFOA_IS	Auto	7.144	0.045	----	16830	16830	----	2.5000	ng/mL	
13C8-PFOA_IS	Auto	7.144	0.046	----	352834	352834	----	2.5000	ng/mL	
13C8-PFOA	Auto	7.144	0.046	0.000	352834	16830	13C4-PFOA_IS	3.4042	ng/mL	
PFOA	M	7.141	0.042	-0.003	4030	352834	13C8-PFOA_IS	-0.0145	ng/mL	
13C3-PFHxS	Auto	7.118	0.051	-0.001	110723	78247	18O2-PFHxS_IS	3.3753	ng/mL	
13C3-PFHxS_IS	Auto	7.118	0.051	----	110723	110723	----	2.5000	ng/mL	
PFHxS	M	7.114	0.047	-0.004	265	110723	13C3-PFHxS_IS	0.0044	ng/mL	
18O2-PFHxS_IS	Auto	7.119	0.052	----	78247	78247	----	2.5000	ng/mL	
13C9-PFNA_IS	Auto	7.990	0.041	----	175716	175716	----	1.2500	ng/mL	
13C9-PFNA	Auto	7.990	0.041	-0.001	175716	110479	13C5-PFNA_IS	1.7601	ng/mL	
13C5-PFNA_IS	Auto	7.991	0.042	----	110479	110479	----	1.2500	ng/mL	
PFNA	ND(W/B)	----	----	----	----	175716	13C9-PFNA_IS	----	ng/mL	
PFHpS	ND(W/B)	----	----	----	----	42162	13C8-PFOS_IS	----	ng/mL	
7_3 FTCA	Auto	7.933	0.023	2.918	435	381195	13C5-PFHxA_IS	0.0264	ng/mL	IRr
13C2-8_2-FTS	Auto	8.445	0.035	1.326	28311	78247	18O2-PFHxS_IS	4.9911	ng/mL	
13C2-8_2-FTS_IS	Auto	8.445	0.035	----	28311	28311	----	5.0000	ng/mL	
8_2 FTS	ND(W/B)	----	----	----	----	28311	13C2-8_2-FTS_IS	----	ng/mL	
13C6-PFDA_IS	Auto	8.751	0.036	----	97395	97395	----	1.2500	ng/mL	
13C6-PFDA	Auto	8.751	0.036	0.000	97395	59486	13C2-PFDA_IS	1.7491	ng/mL	

J:\LCMS08\Data\240320_1633_B1\240320_1633_B1.damlp .

SN - Software-calculated S/N ratio outside criteria due to non-target peaks or drift in noise calculation window. Analyst review of noise levels (excluding non-target peaks) in chromatogram indicates S/N ratio meets criteria.

240320_026 (continued)

(Table continued from previous page)

Name	Mode ID	Found RT	RT Diff	ISTD RT Diff	Area	ISTD Area	ISTD Name	Conc.	Unit	Flag ID
13C2-PFDA_IS	Auto	8.751	0.037	----	59486	59486	----	1.2500	ng/mL	
PFDA	M	8.748	0.034	-0.003	1419	97395	13C6-PFDA_IS	0.0179	ng/mL	IRr
D3-NMeFOSAA_IS	Auto	8.883	0.036	----	120839	120839	----	5.0000	ng/mL	
D3-NMeFOSAA	Auto	8.883	0.036	0.038	120839	89527	13C4-PFOS_IS	5.5796	ng/mL	
13C8-PFOS_IS	Auto	8.845	0.040	----	42162	42162	----	2.5000	ng/mL	
13C8-PFOS	Auto	8.845	0.040	0.000	42162	89527	13C4-PFOS_IS	3.3638	ng/mL	
13C4-PFOS_IS	Auto	8.845	0.039	----	89527	89527	----	2.5000	ng/mL	
PFOS	M	8.638	-0.167	-0.207	386	42162	13C8-PFOS_IS	-0.0033	ng/mL	RTi
NMeFOSAA	ND(W/B)	----	----	----	----	120839	D3-NMeFOSAA_IS	----	ng/mL	
D5-NEtFOSAA_IS	Auto	9.207	0.030	----	93661	93661	----	5.0000	ng/mL	
D5-NEtFOSAA	Auto	9.207	0.030	0.362	93661	89527	13C4-PFOS_IS	5.9027	ng/mL	
NEtFOSAA	ND(W/B)	----	----	----	----	93661	D5-NEtFOSAA_IS	----	ng/mL	
9-Cl-PF3ONS	ND(W/B)	----	----	----	----	629350	13C3-HFPO-DA_IS	----	ng/mL	
PFUnDA	MI R1 R2	9.479	0.036	0.004	1213	108013	13C7-PFUnDA_IS	0.0007	ng/mL	IRr
13C7-PFUnDA_IS	Auto	9.475	0.033	----	108013	108013	----	1.2500	ng/mL	
13C7-PFUnDA	Auto	9.475	0.033	0.724	108013	59486	13C2-PFDA_IS	1.9669	ng/mL	
PFNS	ND(W/B)	----	----	----	----	42162	13C8-PFOS_IS	----	ng/mL	
10_2 FTS	ND(W/B)	----	----	----	----	28311	13C2-8_2-FTS_IS	----	ng/mL	
13C2-PFDOA_IS	Auto	10.160	0.033	----	116611	116611	----	1.2500	ng/mL	
13C2-PFDOA	Auto	10.160	0.033	1.409	116611	59486	13C2-PFDA_IS	1.8259	ng/mL	
PFDOA	MI R1 R2	10.155	0.027	-0.005	951	116611	13C2-PFDOA_IS	-0.0119	ng/mL	IRr
PFDS	ND(W/B)	----	----	----	----	42162	13C8-PFOS_IS	----	ng/mL	
PFTrDA	MI R1 R2	10.816	0.030	-0.634	1237	71894	13C2-PFTDA_IS	-0.0056	ng/mL	
11-Cl-PF3OUdS	ND(W/B)	----	----	----	----	629350	13C3-HFPO-DA_IS	----	ng/mL	
PFOSAm	M	11.124	0.015	-0.001	73	110019	13C8-PFOSAm_IS	0.0015	ng/mL	
13C8-PFOSAm	Auto	11.125	0.015	2.280	110019	89527	13C4-PFOS_IS	3.2678	ng/mL	
13C8-PFOSAm_IS	Auto	11.125	0.015	----	110019	110019	----	2.5000	ng/mL	
PFTDA	M	11.451	0.028	0.001	808	71894	13C2-PFTDA_IS	-0.0083	ng/mL	
13C2-PFTDA	Auto	11.450	0.028	2.699	71894	59486	13C2-PFDA_IS	1.8644	ng/mL	
13C2-PFTDA_IS	Auto	11.450	0.028	----	71894	71894	----	1.2500	ng/mL	
PFDoS	ND(W/B)	----	----	----	----	42162	13C8-PFOS_IS	----	ng/mL	
D7-MeFOSE_IS	Auto	13.369	0.008	----	312571	312571	----	25.0000	ng/mL	
D7-MeFOSE	Auto	13.369	0.008	4.524	312571	89527	13C4-PFOS_IS	30.3435	ng/mL	
MeFOSE	ND(W/B)	----	----	----	----	312571	D7-MeFOSE_IS	----	ng/mL	
13C2-PFHXDA_IS	Auto	12.667	0.026	----	140520	140520	----	2.5000	ng/mL	
13C2-PFHXDA	Auto	12.667	0.026	3.916	140520	59486	13C2-PFDA_IS	3.5440	ng/mL	
PFHXDA	MI R1 R2	12.669	0.026	0.002	1662	140520	13C2-PFHXDA_IS	0.0089	ng/mL	
D3-MeFOSA	Auto	13.673	0.009	4.828	25202	89527	13C4-PFOS_IS	2.8769	ng/mL	
D3-MeFOSA_IS	Auto	13.673	0.009	----	25202	25202	----	2.5000	ng/mL	
MeFOSA	ND(W/B)	----	----	----	----	25202	D3-MeFOSA_IS	----	ng/mL	
D9-EtFOSE_IS	Auto	13.998	0.008	----	381708	381708	----	25.0000	ng/mL	
D9-EtFOSE	Auto	13.998	0.008	5.153	381708	89527	13C4-PFOS_IS	32.4601	ng/mL	
EtFOSE	ND(W/B)	----	----	----	----	381708	D9-EtFOSE_IS	----	ng/mL	
D5-EtFOSAm	Auto	14.348	0.010	5.503	43077	89527	13C4-PFOS_IS	3.0772	ng/mL	
D5-EtFOSAm_IS	Auto	14.348	0.010	----	43077	43077	----	2.5000	ng/mL	
EtFOSAm	ND(W/B)	----	----	----	----	43077	D5-EtFOSAm_IS	----	ng/mL	
PFODA	MI R1 R2	13.802	0.023	1.135	669	140520	13C2-PFHXDA_IS	0.0111	ng/mL	

Flag ID key: IRr: Ion Ratio (Relative), RTi: RT Diff (Absolute ISTD)

240320_026 (continued)

13C4-PFBA
Conc. 13.5735
Q 216.80>171.90 (-) 1.69e5

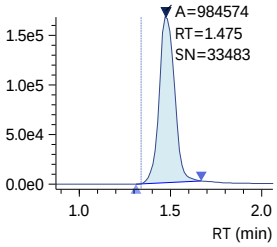

13C4-PFBA_IS
Conc. 10.0000
ISTD 216.80>171.90 (-) 1.69e5

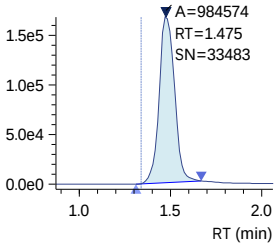

13C3-PFBA_IS
Conc. 5.0000
ISTD 216.00>172.00 (-) 6.44e4

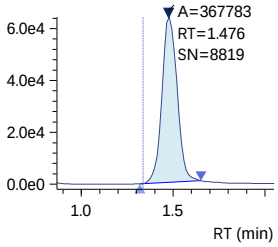

PFBA
Conc. -0.0254
Q 212.80>169.05 (-) 8.49e2

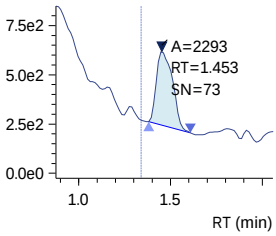

PFMPA
Conc. 0.0011
Q 229.00>84.90 (-) 3.10e1

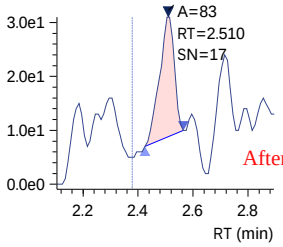

After-MP

3_3 FTCA
Conc. ----
R#1 0.00 (136.14)
R#2 0.00 (135.82)
Q 241.00>177.10 (-) 2.70e1

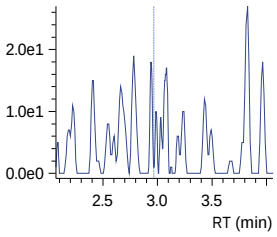

13C5-PFPeA
Conc. 6.8756
Q 268.30>223.00 (-) 7.02e4

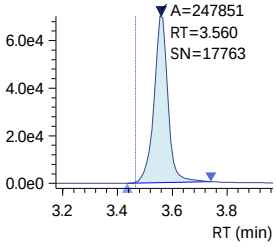

13C5-PFPeA_IS
Conc. 5.0000
ISTD 268.30>223.00 (-) 7.02e4

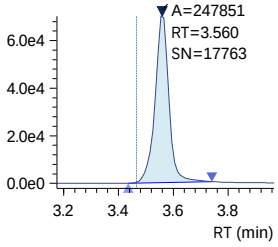

PFPeA
Conc. 0.0066
Q 263.00>219.00 (-) 4.58e2

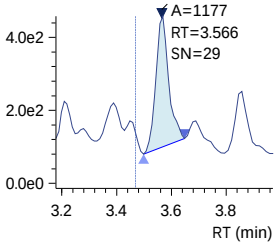

PFMBA
Conc. 0.0007
Q 279.00>84.95 (-) 4.80e1

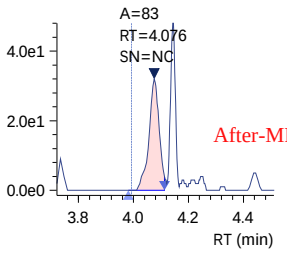

After-MP

R1 241.00>117.00 (-) 6.77e2

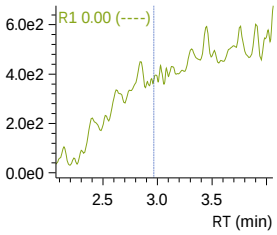

R2 241.00>117.00 (-) 6.77e2

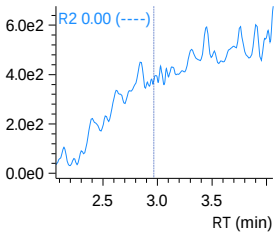

SN - Software-calculated S/N ratio outside criteria due to non-target peaks or drift in noise calculation window.
Analyst review of noise levels (excluding non-target peaks) in chromatogram indicates S/N ratio meets criteria.

Insight Report
Quantitation/Integration
Printed 3/21/2024 16:06:09

240320_026 (continued)

13C2-4_2 FTS
Conc. 5.3292
Q 329.10>80.90 (-) 1.80e4

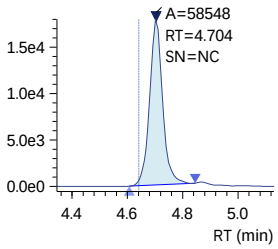

13C2-4_2 FTS_IS
Conc. 5.0000
ISTD 329.10>80.90 (-) 1.80e4

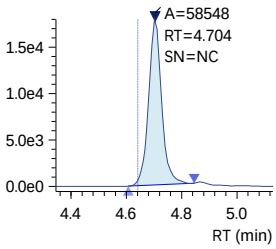

4_2 FTS
Conc. ----
R#1 0.00 (33.08)
R#2 0.00 (33.03)
Q 327.10>307.00 (-) 2.10e1

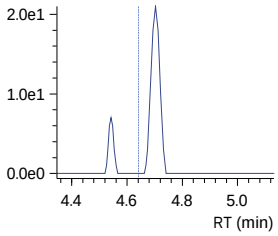

R1 327.10>80.90 (-) 2.35e2

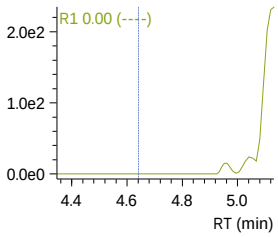

R2 327.10>80.90 (-) 2.35e2

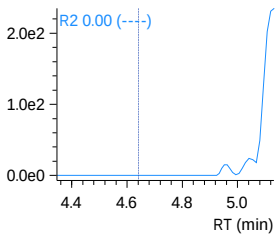

13C3-PFBS_IS
Conc. 2.5000
ISTD 302.10>79.90 (-) 4.59e4

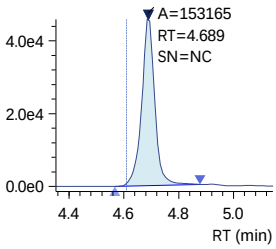

PFBS
Conc. ----
R#1 0.00 (46.53)
R#2 0.00 (44.64)
Q 298.70>79.90 (-) 2.50e1

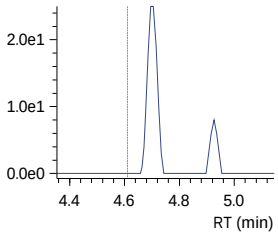

R1 298.70>98.80 (-) 6.00e0

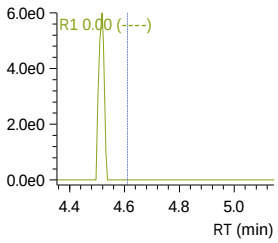

R2 298.70>98.80 (-) 6.00e0

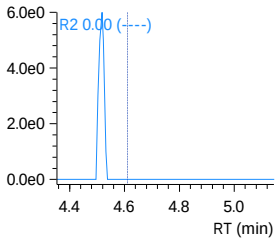

SN - Software-calculated S/N ratio outside criteria due to non-target peaks or drift in noise calculation window.
Analyst review of noise levels (excluding non-target peaks) in chromatogram indicates S/N ratio meets criteria.

240320_026 (continued)

13C3-PFBS
Conc. 3.2117

Q 302.10>79.90 (-) 4.59e4

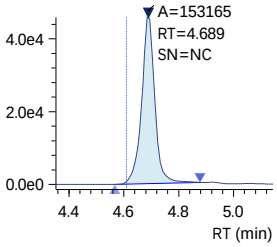

NFDHA
Conc. 0.0037
R#1 49.84 (36.44)
R#2 49.84 (32.87)

Q 295.00>201.00 (-) 2.50e2

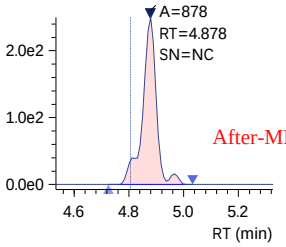

R1 295.00>84.90 (-) 1.63e2

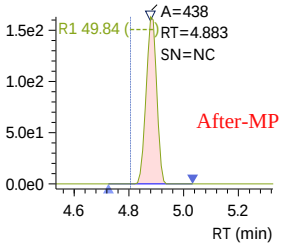

R2 295.00>84.90 (-) 1.63e2

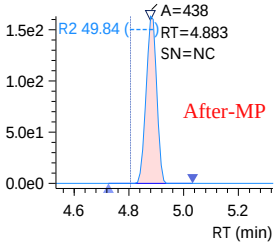

13C5-PFHxA
Conc. 3.5976

Q 318.00>273.00 (-) 1.07e5

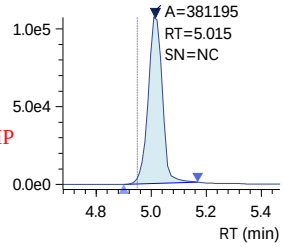

13C5-PFHxA_IS
Conc. 2.5000

ISTD 318.00>273.00 (-) 1.07e5

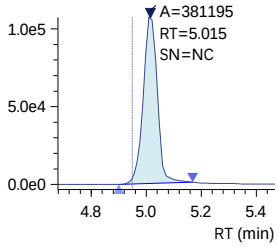

13C2-PFHxA_IS
Conc. 2.5000

ISTD 315.10>270.00 (-) 9.10e4

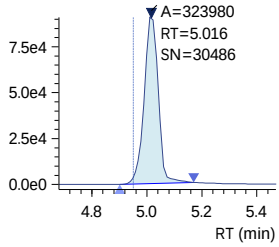

Insight Report
Quantitation/Integration
Printed 3/21/2024 16:06:09

240320_026 (continued)

PFHxA
Conc. 0.0142
Q 313.00>269.00 (-) 5.70e2

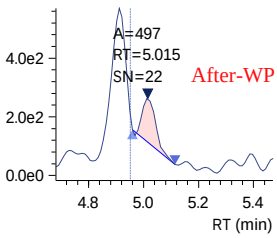

PFEESA
Conc. 0.0003
R#1 41.72 (5.25)
R#2 41.72 (6.08)
Q 314.80>135.00 (-) 4.60e1

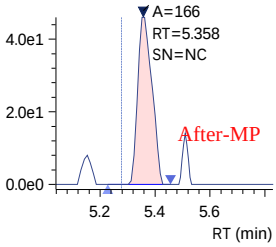

R1 314.80>82.90 (-) 2.10e1

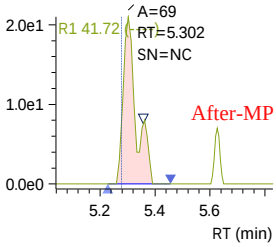

R2 314.80>82.90 (-) 2.10e1

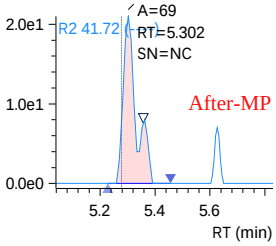

13C3-HFPO-DA
Conc. 14.8395
Q 286.90>168.90 (-) 2.14e5

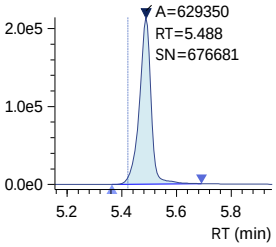

13C3-HFPO-DA_IS
Conc. 10.0000
ISTD 286.90>168.90 (-) 2.14e5

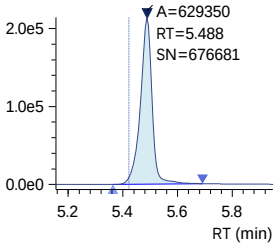

HFPO-DA
Conc. -0.0019
R#1 126.81 (62.57)
R#2 126.81 (56.90)
Q 284.90>168.90 (-) 1.18e2

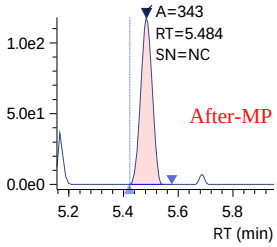

R1 284.90>184.90 (-) 1.36e2

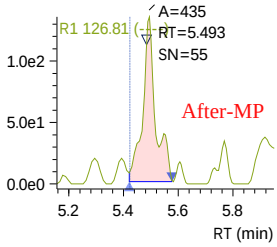

R2 284.90>184.90 (-) 1.36e2

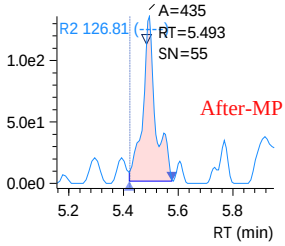

240320_026 (continued)

5_3 FTCA
Conc. 0.0196
R#1 242.83 (154.88)
R#2 242.83 (149.76)
Q 341.00>237.05 (-) 9.00e1

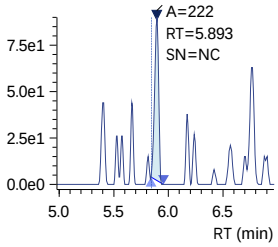

R1 341.00>217.00 (-) 1.68e2

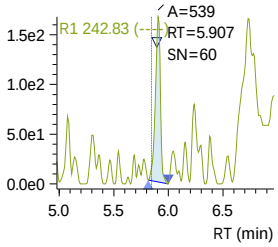

R2 341.00>217.00 (-) 1.68e2

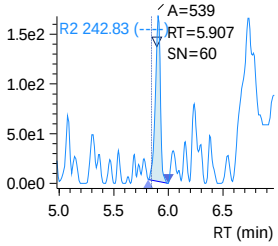

PFPeS
Conc. ----
R#1 0.00 (54.44)
R#2 0.00 (58.78)
Q 349.10>79.90 (-) 6.00e0

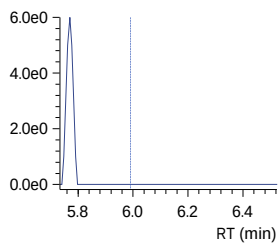

R1 349.10>98.80 (-) 1.10e1

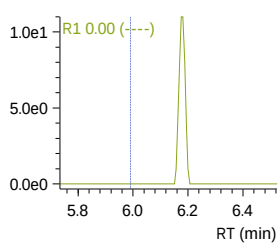

R2 349.10>98.80 (-) 1.10e1

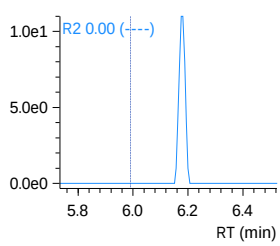

13C4-PFHpA
Conc. 3.3470
Q 367.10>322.00 (-) 1.80e5

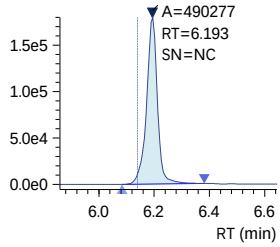

13C4-PFHpA_IS
Conc. 2.5000
ISTD 367.10>322.00 (-) 1.80e5

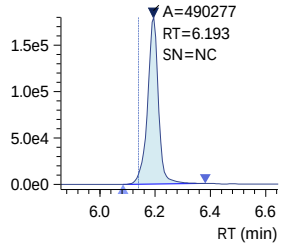

PFHpA
Conc. 0.0029
R#1 17.21 (23.39)
R#2 17.21 (22.30)
Q 363.10>319.00 (-) 1.17e3

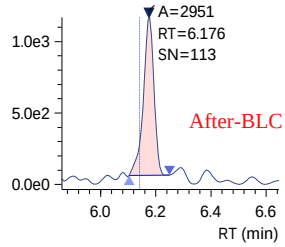

R1 363.10>169.00 (-) 1.93e2

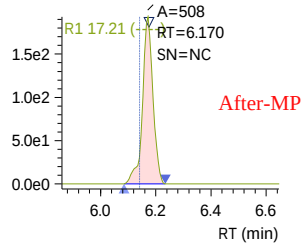

R2 363.10>169.00 (-) 1.93e2

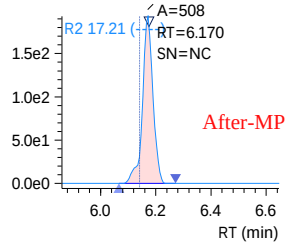

J:\LCMS08\Data\240320_1633_B1\240320_1633_B1.damlp .

SN - Software-calculated S/N ratio outside criteria due to non-target peaks or drift in noise calculation window.
Analyst review of noise levels (excluding non-target peaks) in chromatogram indicates S/N ratio meets criteria.

240320_026 (continued)

DONA
Conc. ----
R#1 0.00 (30.39)
R#2 0.00 (28.27)
Q 376.90>250.90 (-) 2.80e1

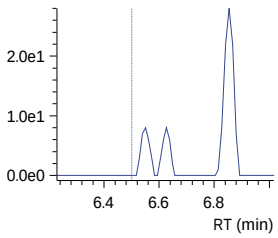

13C2-6_2 FTS_IS
Conc. 5.0000
ISTD 429.10>80.90 (-) 9.88e3

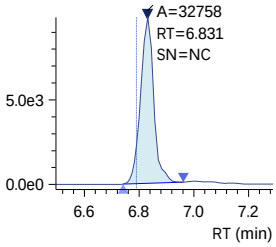

13C2-6_2 FTS
Conc. 3.6993
Q 429.10>80.90 (-) 9.88e3

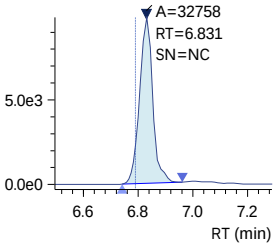

6_2 FTS
Conc. ----
R#1 0.00 (44.48)
R#2 0.00 (38.72)
Q 427.10>407.00 (-) 2.00e1

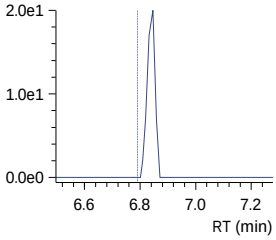

13C4-PFOA_IS
Conc. 2.5000
ISTD 417.10>172.00 (-) 4.78e3

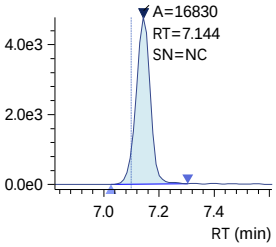

R1 376.90>84.80 (-) 1.50e1

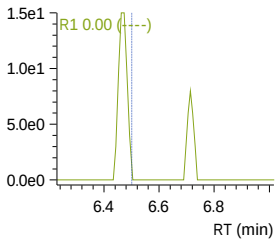

R1 427.10>80.90 (-) 0.00e0

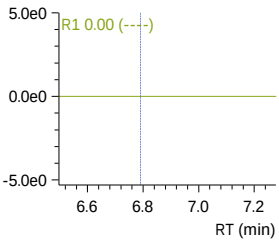

R2 376.90>84.80 (-) 1.50e1

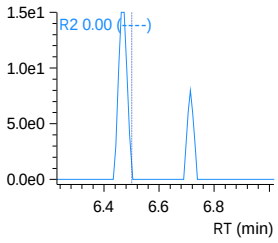

R2 427.10>80.90 (-) 0.00e0

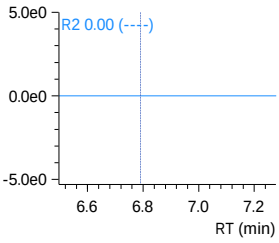

J:\LCMS08\Data\240320_1633_B1\240320_1633_B1.damlp .

SN - Software-calculated S/N ratio outside criteria due to non-target peaks or drift in noise calculation window.
Analyst review of noise levels (excluding non-target peaks) in chromatogram indicates S/N ratio meets criteria.

240320_026 (continued)

13C8-PFOA_IS
Conc. 2.5000

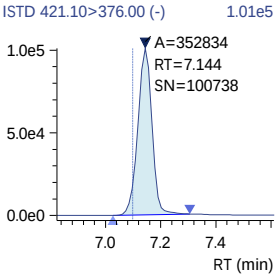

13C8-PFOA
Conc. 3.4042

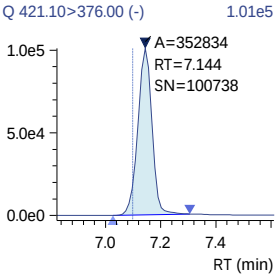

PFOA
Conc. -0.0145
R#1 17.68 (24.47)
R#2 17.68 (22.78)

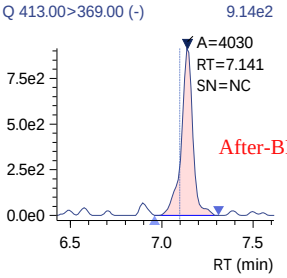

13C3-PFHxS
Conc. 3.3753

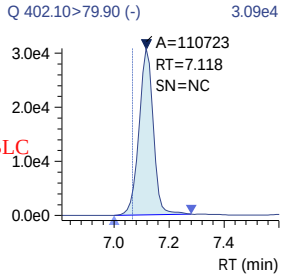

13C3-PFHxS_IS
Conc. 2.5000

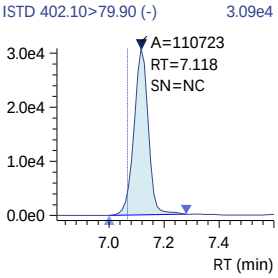

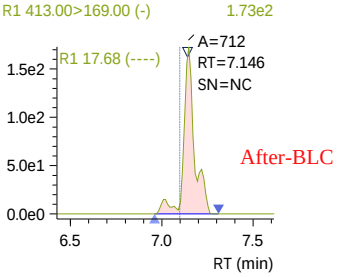

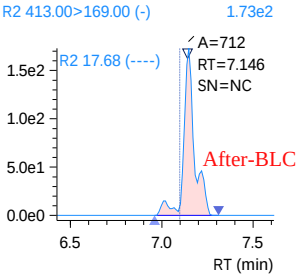

Insight Report
Quantitation/Integration
Printed 3/21/2024 16:06:09

240320_026 (continued)

PFHxS
Conc. 0.0044
R#1 60.63 (57.29)
R#2 60.63 (62.94)

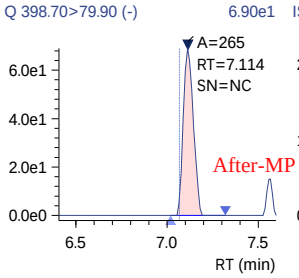

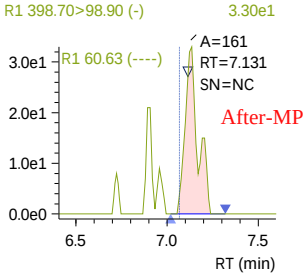

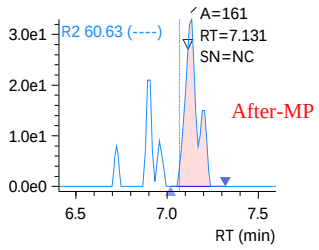

18O2-PFHxS_IS
Conc. 2.5000

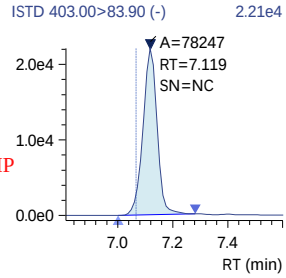

13C9-PFNA_IS
Conc. 1.2500

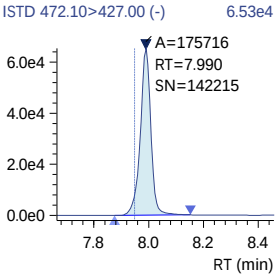

13C9-PFNA
Conc. 1.7601

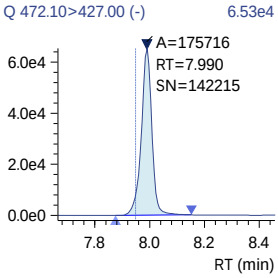

13C5-PFNA_IS
Conc. 1.2500

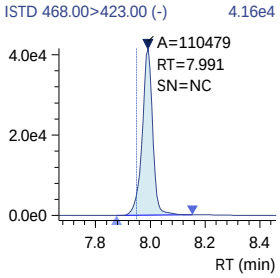

J:\LCMS08\Data\240320_1633_B1\240320_1633_B1.damlp .

SN - Software-calculated S/N ratio outside criteria due to non-target peaks or drift in noise calculation window.
Analyst review of noise levels (excluding non-target peaks) in chromatogram indicates S/N ratio meets criteria.

240320_026 (continued)

PFNA
Conc. ----
R#1 0.00 (20.36)
R#2 0.00 (20.61)
Q 463.00>419.00 (-) 8.40e2

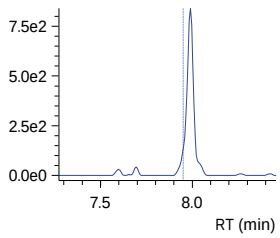

R1 463.00>219.00 (-) 0.00e0

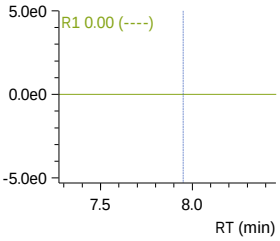

R2 463.00>219.00 (-) 0.00e0

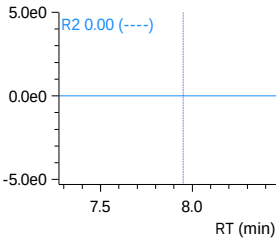

PFHpS
Conc. ----
R#1 0.00 (46.70)
R#2 0.00 (54.10)
Q 449.00>79.90 (-) 1.40e1

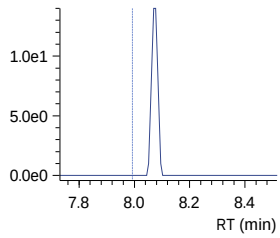

R1 449.00>98.80 (-) 0.00e0

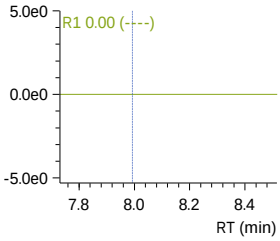

R2 449.00>98.80 (-) 0.00e0

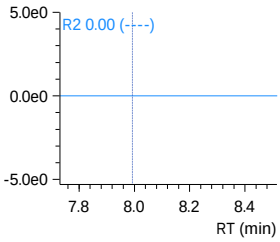

7_3 FTCA
Conc. 0.0264
R#1 226.28 (132.28)
R#2 226.28 (134.62)
Q 441.00>317.00 (-) 1.52e2

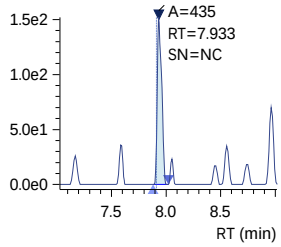

R1 441.00>336.90 (-) 2.66e2

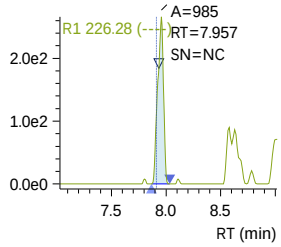

R2 441.00>336.90 (-) 2.66e2

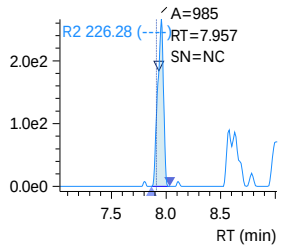

13C2-8_2-FTS
Conc. 4.9911
Q 529.10>80.90 (-) 8.94e3

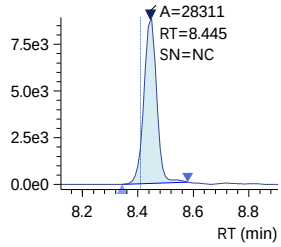

13C2-8_2-FTS_IS
Conc. 5.0000
ISTD 529.10>80.90 (-) 8.94e3

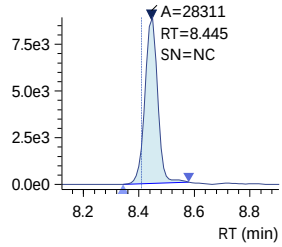

J:\LCMS08\Data\240320_1633_B1\240320_1633_B1.damlp .

SN - Software-calculated S/N ratio outside criteria due to non-target peaks or drift in noise calculation window.
Analyst review of noise levels (excluding non-target peaks) in chromatogram indicates S/N ratio meets criteria.

240320_026 (continued)

8_2 FTS
Conc. ----
R#1 0.00 (45.91)
R#2 0.00 (46.70)
Q 527.10>506.95 (-) 0.00e0

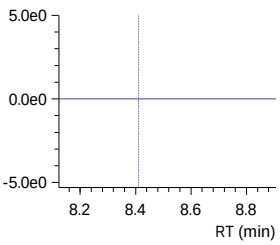

13C6-PFDA_IS
Conc. 1.2500
ISTD 519.10>474.10 (-) 2.71e4

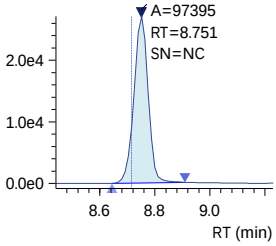

13C6-PFDA
Conc. 1.7491
Q 519.10>474.10 (-) 2.71e4

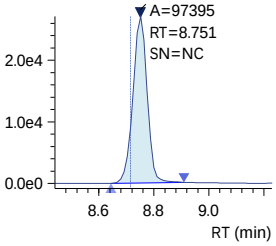

13C2-PFDA_IS
Conc. 1.2500
ISTD 515.10>470.10 (-) 1.65e4

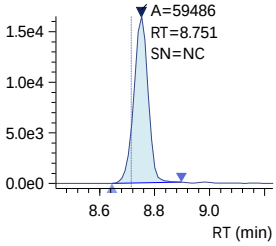

PFDA
Conc. 0.0179
R#1 39.86 (17.64)
R#2 39.86 (14.73)
Q 512.90>469.00 (-) 3.87e2

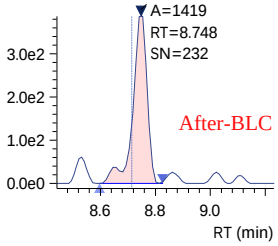

R1 527.10>80.80 (-) 0.00e0

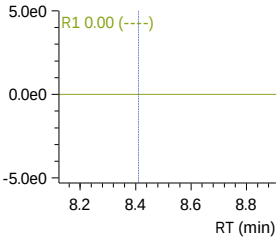

R1 512.90>219.00 (-) 1.41e2

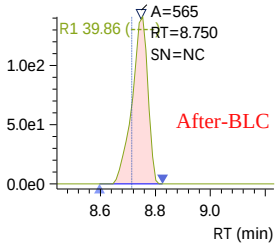

R2 527.10>80.80 (-) 0.00e0

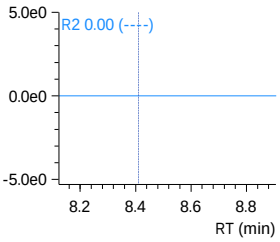

R2 512.90>219.00 (-) 1.41e2

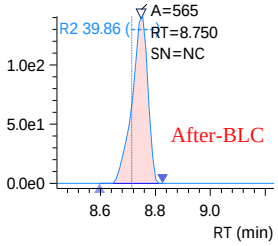

D3-NMeFOSAA_IS
Conc. 5.0000
ISTD 573.20>419.00 (-) 3.50e4

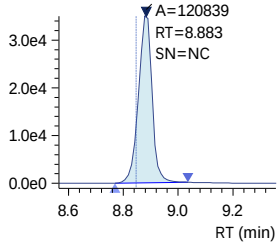

D3-NMeFOSAA
Conc. 5.5796
Q 573.20>419.00 (-) 3.50e4

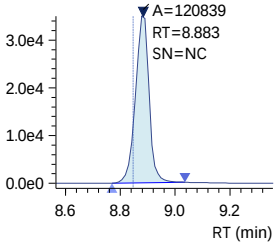

13C8-PFOS_IS
Conc. 2.5000
ISTD 507.10>98.90 (-) 1.22e4

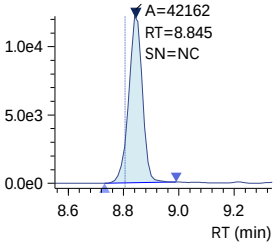

13C8-PFOS
Conc. 3.3638
Q 507.10>98.90 (-) 1.22e4

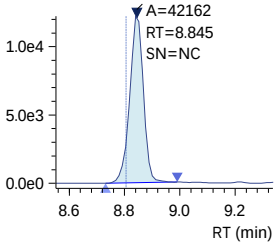

13C4-PFOS_IS
Conc. 2.5000
ISTD 502.80>79.90 (-) 2.57e4

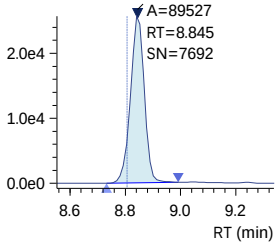

SN - Software-calculated S/N ratio outside criteria due to non-target peaks or drift in noise calculation window.
Analyst review of noise levels (excluding non-target peaks) in chromatogram indicates S/N ratio meets criteria.

Insight Report
Quantitation/Integration
Printed 3/21/2024 16:06:09

240320_026 (continued)

PFOS
Conc. -0.0033
R#1 25.63 (45.06)
R#2 25.63 (47.34)
Q 498.90>79.90 (-) 6.90e1

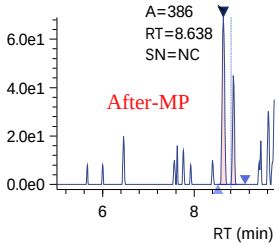

R1 498.90>98.80 (-) 3.60e1

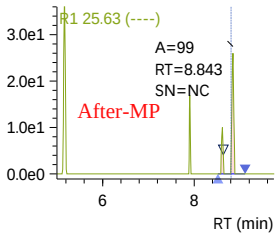

R2 498.90>98.80 (-) 3.60e1

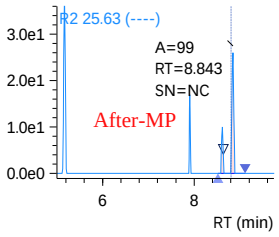

NMeFOSAA
Conc. ----
R#1 0.00 (67.10)
R#2 0.00 (64.07)
Q 570.10>419.00 (-) 0.00e0

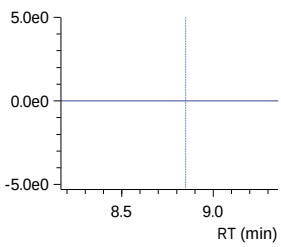

R1 570.10>483.00 (-) 2.00e1

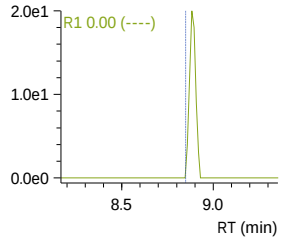

R2 570.10>483.00 (-) 2.00e1

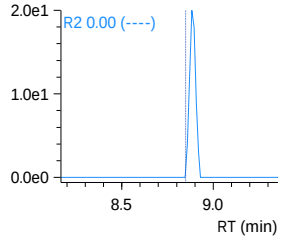

D5-NEtFOSAA_IS
Conc. 5.0000
ISTD 589.20>419.00 (-) 2.97e4

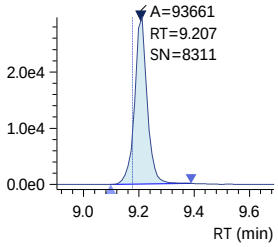

D5-NEtFOSAA
Conc. 5.9027
Q 589.20>419.00 (-) 2.97e4

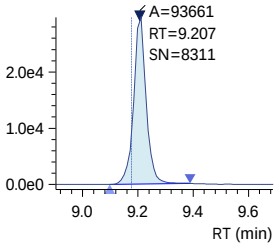

NEtFOSAA
Conc. ----
R#1 0.00 (89.53)
R#2 0.00 (83.09)
Q 584.20>419.10 (-) 0.00e0

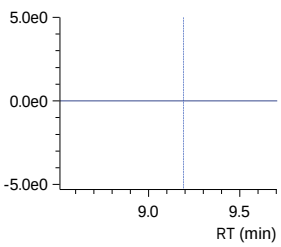

R1 584.20>526.00 (-) 0.00e0

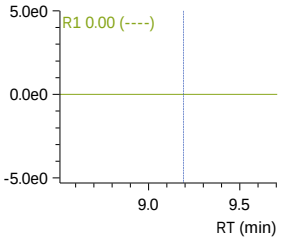

R2 584.20>526.00 (-) 0.00e0

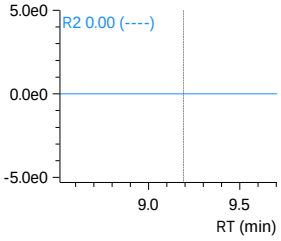

J:\LCMS08\Data\240320_1633_B1\240320_1633_B1.damlp .
SN - Software-calculated S/N ratio outside criteria due to non-target peaks or drift in noise calculation window.
Analyst review of noise levels (excluding non-target peaks) in chromatogram indicates S/N ratio meets criteria.

240320_026 (continued)

9-Cl-PF3ONS
Conc. ----
R#1 0.00 (31.69)
R#2 0.00 (30.27)
Q 530.80>351.00 (-) 0.00e0

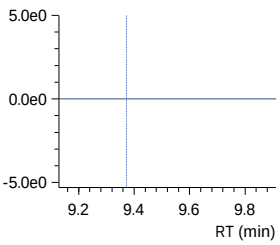

PFUnDA
Conc. 0.0007
R#1 2.48 (10.96)
R#2 2.48 (12.21)
Q 563.10>519.00 (-) 4.76e2

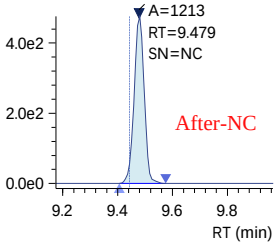

13C7-PFUnDA_IS
Conc. 1.2500
ISTD 570.00>525.10 (-) 3.87e4

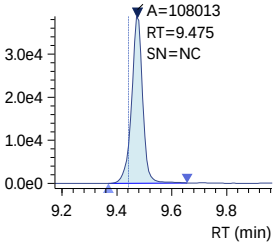

13C7-PFUnDA
Conc. 1.9669
Q 570.00>525.10 (-) 3.87e4

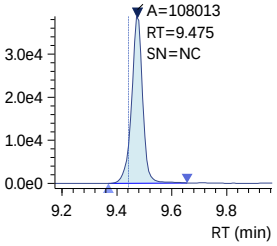

PFNS
Conc. ----
R#1 0.00 (56.91)
R#2 0.00 (63.73)
Q 548.80>79.90 (-) 2.60e1

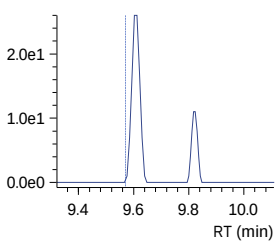

R1 532.80>353.00 (-) 4.90e1

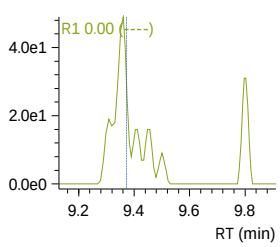

R1 563.10>269.10 (-) 1.80e1

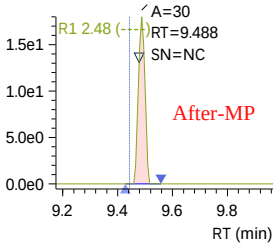

R1 548.80>98.80 (-) 0.00e0

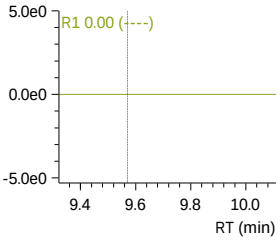

R2 532.80>353.00 (-) 4.90e1

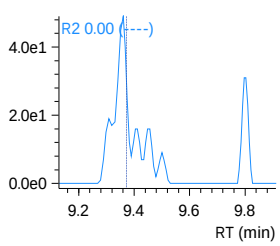

R2 563.10>269.10 (-) 1.80e1

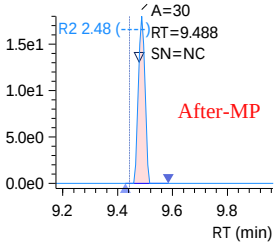

R2 548.80>98.80 (-) 0.00e0

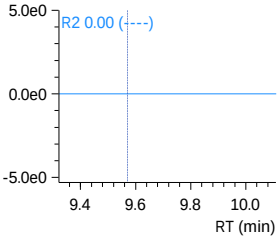

Insight Report
Quantitation/Integration
Printed 3/21/2024 16:06:09

240320_026 (continued)

10_2 FTS
Conc. ----
R#1 0.00 (32.29)
R#2 0.00 (27.50)
Q 626.80>607.05 (-) 0.00e0

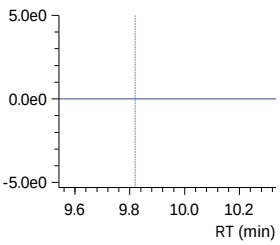

R1 626.80>81.00 (-) 0.00e0

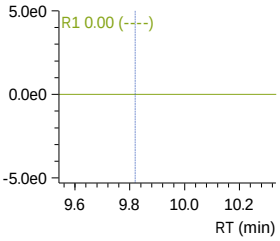

R2 626.80>81.00 (-) 0.00e0

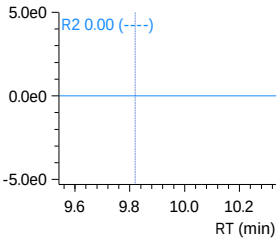

13C2-PFDOA_IS
Conc. 1.2500
ISTD 615.10>570.00 (-) 4.03e4

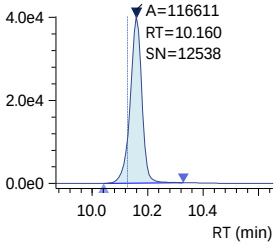

13C2-PFDOA
Conc. 1.8259
Q 615.10>570.00 (-) 4.03e4

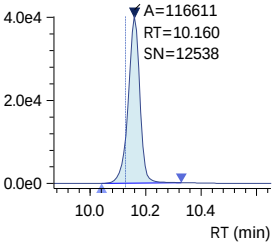

PFDOA
Conc. -0.0119
R#1 4.93 (11.14)
R#2 4.93 (9.85)
Q 613.10>569.00 (-) 3.21e2

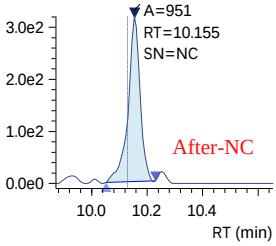

R1 613.10>319.00 (-) 1.70e1

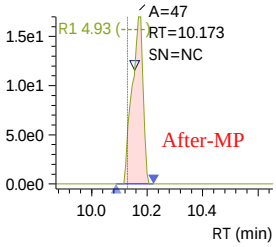

R2 613.10>319.00 (-) 1.70e1

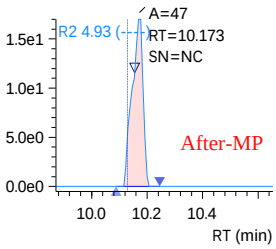

PFDS
Conc. ----
R#1 0.00 (58.01)
R#2 0.00 (60.30)
Q 599.00>79.90 (-) 7.00e0

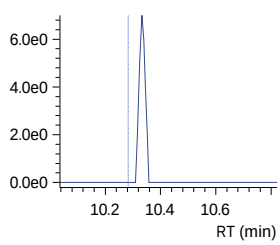

R1 599.00>98.80 (-) 0.00e0

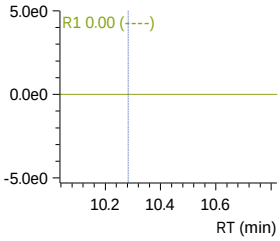

R2 599.00>98.80 (-) 0.00e0

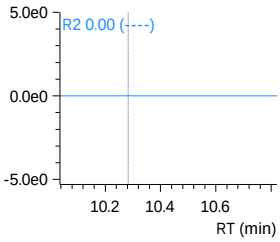

SN - Software-calculated S/N ratio outside criteria due to non-target peaks or drift in noise calculation window.
Analyst review of noise levels (excluding non-target peaks) in chromatogram indicates S/N ratio meets criteria.

240320_026 (continued)

PFTrDA
Conc. -0.0056
R#1 23.41 (16.67)
R#2 23.41 (15.87)
Q 663.00>619.00 (-) 3.38e2

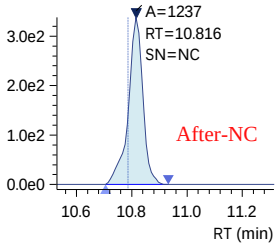

11-Cl-PF3OUdS
Conc. ----
R#1 0.00 (35.04)
R#2 0.00 (36.12)
Q 630.90>451.00 (-) 1.50e1

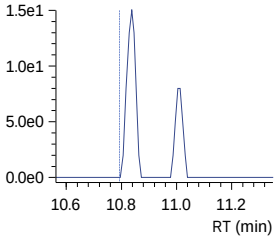

PFOSAm
Conc. 0.0015
Q 498.10>77.90 (-) 2.90e1

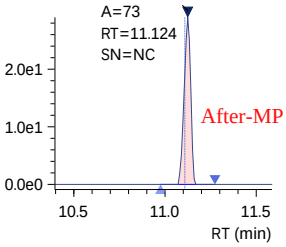

13C8-PFOSAm
Conc. 3.2678
Q 506.10>77.80 (-) 3.44e4

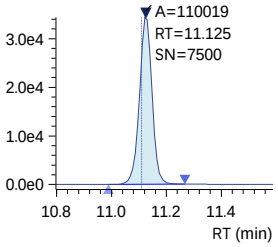

13C8-PFOSAm_IS
Conc. 2.5000
ISTD 506.10>77.80 (-) 3.44e4

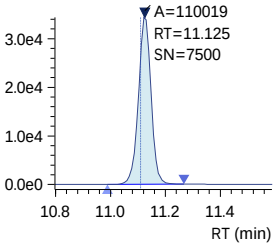

R1 663.00>168.90 (-) 1.02e2

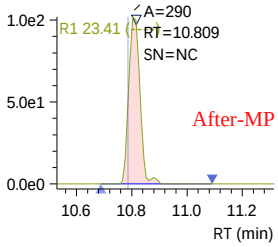

R1 632.90>452.90 (-) 0.00e0

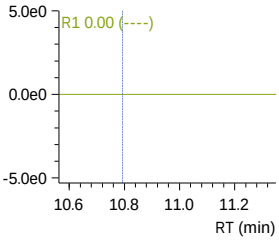

R2 663.00>168.90 (-) 1.02e2

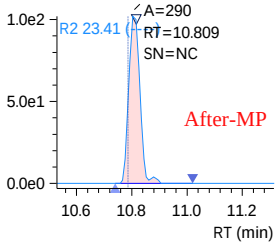

R2 632.90>452.90 (-) 0.00e0

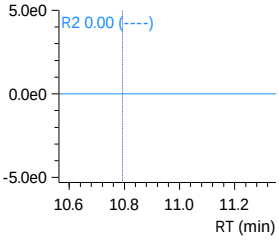

240320_026 (continued)

PFTDA
Conc. -0.0083
R#1 22.47 (17.09)
R#2 22.47 (18.89)

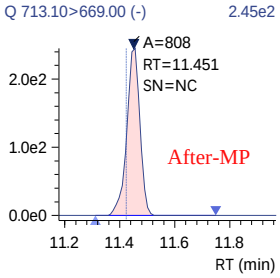

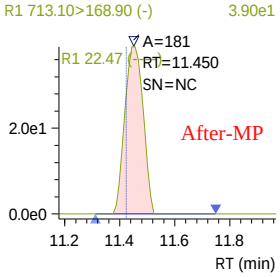

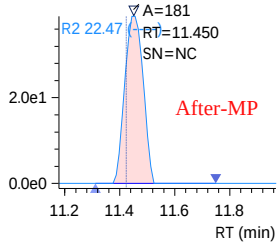

13C2-PFTDA
Conc. 1.8644

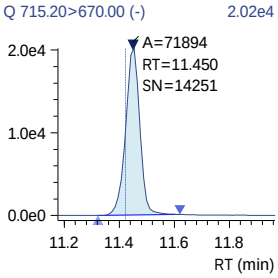

13C2-PFTDA_IS
Conc. 1.2500

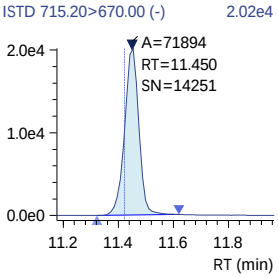

PFDoS
Conc. ----
R#1 0.00 (61.23)
R#2 0.00 (64.82)

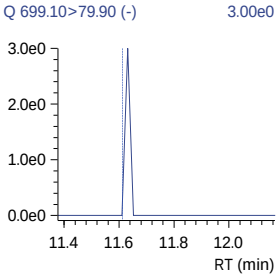

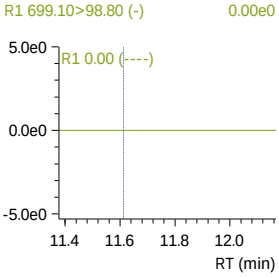

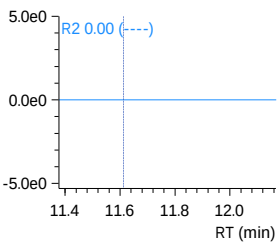

D7-MeFOSE_IS
Conc. 25.0000

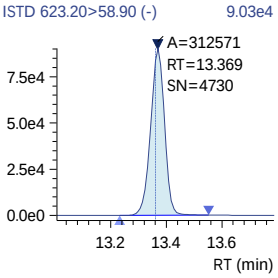

Insight Report
Quantitation/Integration
Printed 3/21/2024 16:06:09

240320_026 (continued)

D7-MeFOSE
Conc. 30.3435

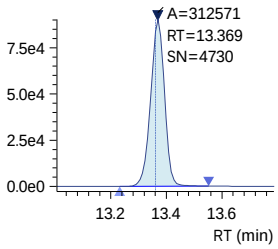

MeFOSE
Conc. ----

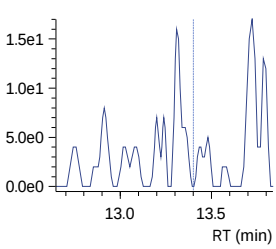

13C2-PFHXDA_IS
Conc. 2.5000

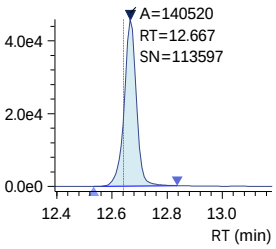

13C2-PFHXDA
Conc. 3.5440

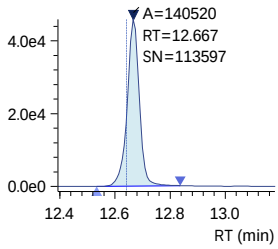

PFHXDA
Conc. 0.0089
R#1 7.55 (10.78)
R#2 7.55 (11.30)

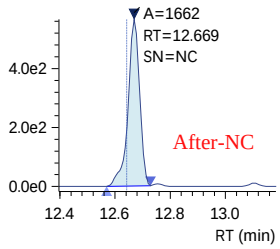

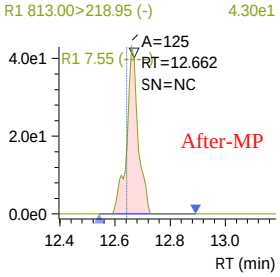

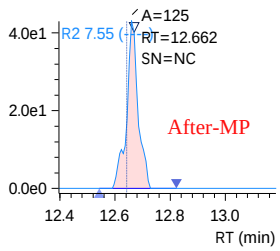

Insight Report
Quantitation/Integration
Printed 3/21/2024 16:06:09

240320_026 (continued)

D3-MeFOSA
Conc. 2.8769

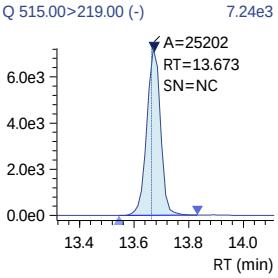

D3-MeFOSA_IS
Conc. 2.5000

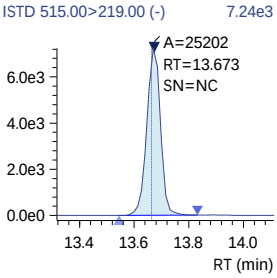

MeFOSA
Conc. ----
R#1 0.00 (156.31)
R#2 0.00 (157.34)

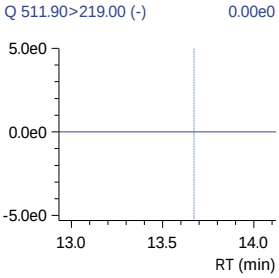

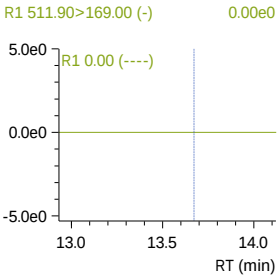

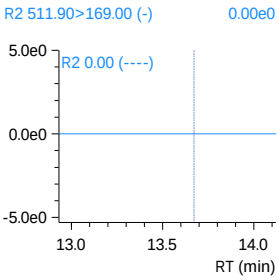

D9-EtFOSE_IS
Conc. 25.0000

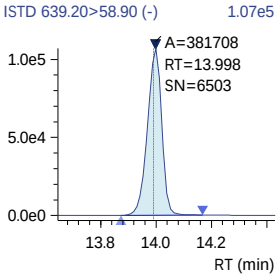

D9-EtFOSE
Conc. 32.4601

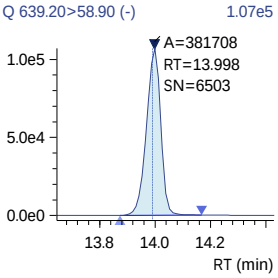

J:\LCMS08\Data\240320_1633_B1\240320_1633_B1.damlp .

SN - Software-calculated S/N ratio outside criteria due to non-target peaks or drift in noise calculation window.
Analyst review of noise levels (excluding non-target peaks) in chromatogram indicates S/N ratio meets criteria.

Insight Report
Quantitation/Integration
Printed 3/21/2024 16:06:09

240320_026 (continued)

EtFOSE
Conc. ----
Q 630.00>59.00 (-) 2.60e1

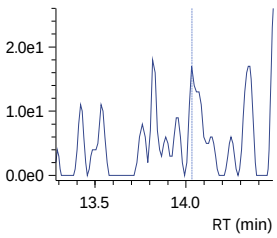

D5-EtFOSAm
Conc. 3.0772
Q 531.10>219.00 (-) 1.27e4

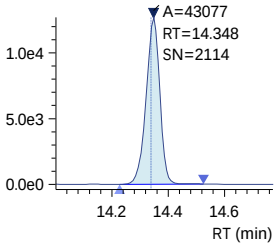

D5-EtFOSAm_IS
Conc. 2.5000
ISTD 531.10>219.00 (-) 1.27e4

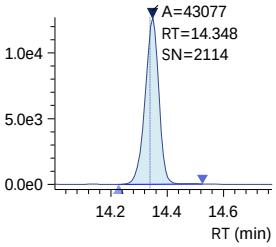

EtFOSAm
Conc. ----
R#1 0.00 (177.75)
R#2 0.00 (169.40)
Q 526.00>219.00 (-) 5.50e1

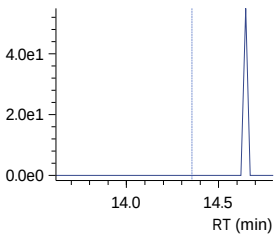

PFODA
Conc. 0.0111
R#1 43.87 (31.66)
R#2 43.87 (34.82)
Q 913.00>868.65 (-) 1.64e2

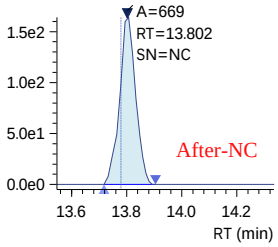

R1 526.00>169.00 (-) 5.50e1

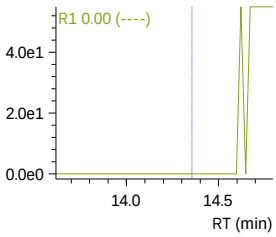

R1 913.00>169.00 (-) 8.70e1

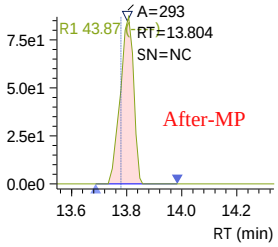

R2 526.00>169.00 (-) 5.50e1

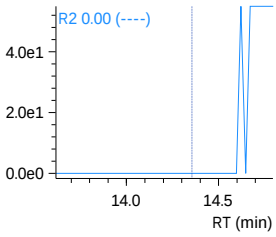

R2 913.00>169.00 (-) 8.70e1

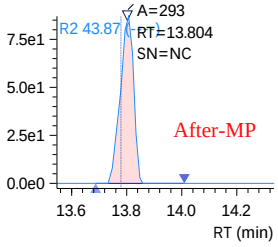

J:\LCMS08\Data\240320_1633_B1\240320_1633_B1.damlp .
SN - Software-calculated S/N ratio outside criteria due to non-target peaks or drift in noise calculation window.
Analyst review of noise levels (excluding non-target peaks) in chromatogram indicates S/N ratio meets criteria.

Insight Report
Before Manual Integration
Printed 3/21/2024 14:58:00

240320_026

Sample ID: 1633 CCB
Date Acquired: 3/20/2024 10:58:41 PM
Acquired by: System Administrator
Data File: 240320_026
Vial: 54 | Inj. Volume: 10.0000uL | Tray: 1

13C4-PFBA
Conc. 13.5735
Q 216.80>171.90 (-) 1.69e5

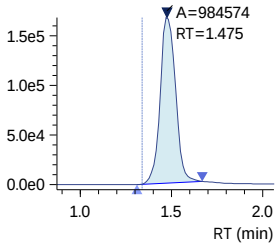

13C4-PFBA_IS
Conc. 10.0000
ISTD 216.80>171.90 (-) 1.69e5

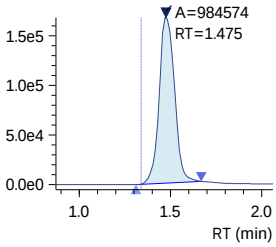

13C3-PFBA_IS
Conc. 5.0000
ISTD 216.00>172.00 (-) 6.44e4

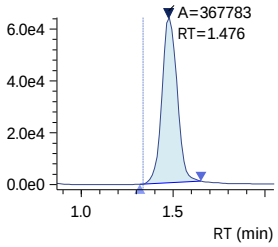

PFBA
Conc. -0.0254
Q 212.80>169.05 (-) 8.49e2

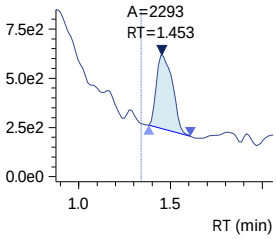

PFMPA
Conc. ----
Q 229.00>84.90 (-) 3.10e1

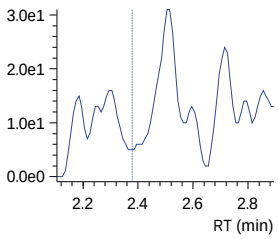

3_3 FTCA
Conc. ----
R#1 0.00 (136.14)
R#2 0.00 (136.14)
Q 241.00>177.10 (-) 2.70e1

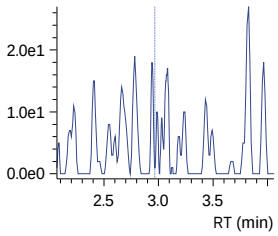

13C5-PFPeA
Conc. 6.8756
Q 268.30>223.00 (-) 7.02e4

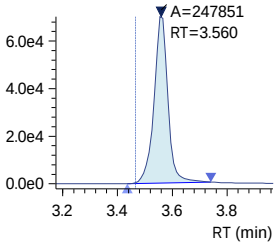

13C5-PFPeA_IS
Conc. 5.0000
ISTD 268.30>223.00 (-) 7.02e4

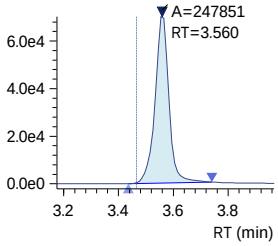

PFPeA
Conc. 0.0066
Q 263.00>219.00 (-) 4.58e2

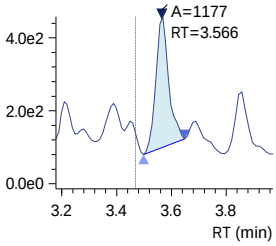

PFMBA
Conc. ----
Q 279.00>84.95 (-) 4.80e1

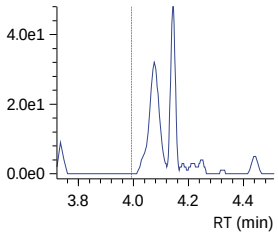

R1 241.00>117.00 (-) 6.77e2

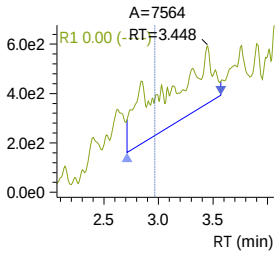

R2 241.00>117.00 (-) 6.77e2

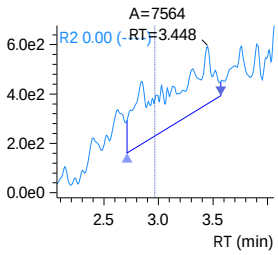

240320_026 (continued)

13C2-4_2 FTS
Conc. 5.3292
Q 329.10>80.90 (-) 1.80e4

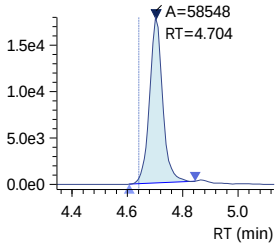

13C2-4_2 FTS_IS
Conc. 5.0000
ISTD 329.10>80.90 (-) 1.80e4

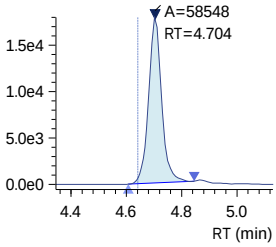

4_2 FTS
Conc. ----
R#1 0.00 (33.08)
R#2 0.00 (33.08)
Q 327.10>307.00 (-) 2.10e1

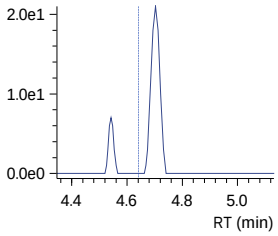

R1 327.10>80.90 (-) 2.35e2

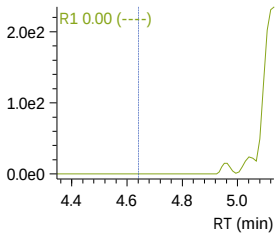

R2 327.10>80.90 (-) 2.35e2

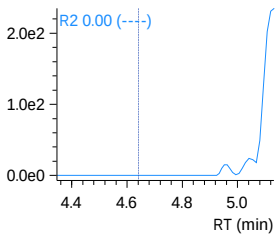

13C3-PFBS_IS
Conc. 2.5000
ISTD 302.10>79.90 (-) 4.59e4

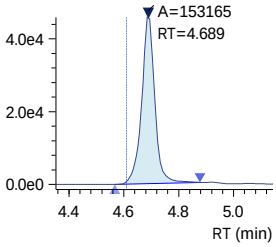

PFBS
Conc. ----
R#1 0.00 (46.53)
R#2 0.00 (46.53)
Q 298.70>79.90 (-) 2.50e1

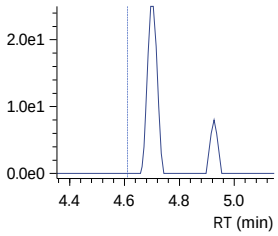

R1 298.70>98.80 (-) 6.00e0

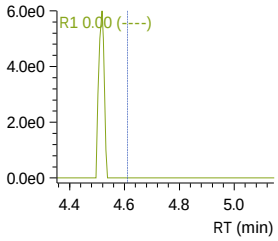

R2 298.70>98.80 (-) 6.00e0

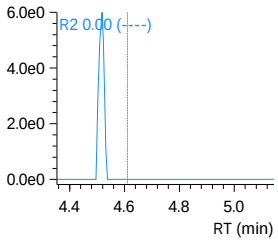

Insight Report
Before Manual Integration
Printed 3/21/2024 14:58:00

240320_026 (continued)

13C3-PFBS
Conc. 3.2117
Q 302.10>79.90 (-) 4.59e4

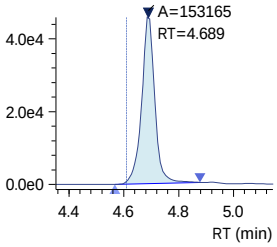

NFDHA
Conc. ----
R#1 0.00 (36.44)
R#2 0.00 (36.44)
Q 295.00>201.00 (-) 2.50e2

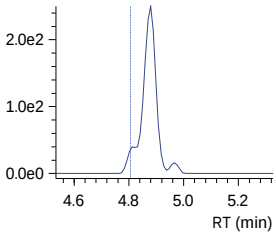

R1 295.00>84.90 (-) 1.63e2

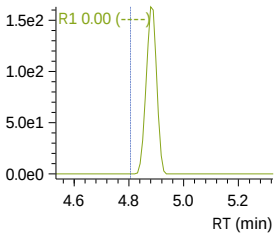

R2 295.00>84.90 (-) 1.63e2

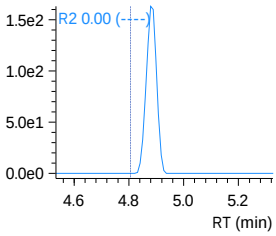

13C5-PFHxA
Conc. 3.5976
Q 318.00>273.00 (-) 1.07e5

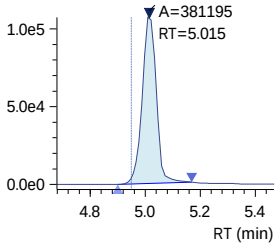

13C5-PFHxA_IS
Conc. 2.5000
ISTD 318.00>273.00 (-) 1.07e5

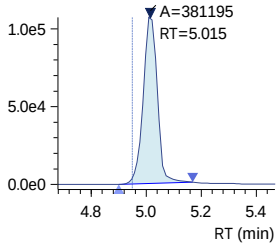

13C2-PFHxA_IS
Conc. 2.5000
ISTD 315.10>270.00 (-) 9.10e4

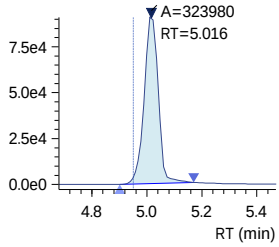

Insight Report
Before Manual Integration
Printed 3/21/2024 14:58:00

240320_026 (continued)

PFHxA
Conc. 0.0216
Q 313.00>269.00 (-) 5.70e2

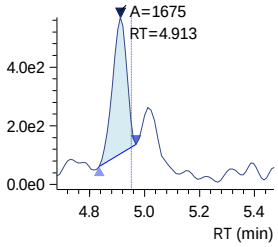

PFEESA
Conc. ----
R#1 0.00 (5.25)
R#2 0.00 (5.25)
Q 314.80>135.00 (-) 4.60e1

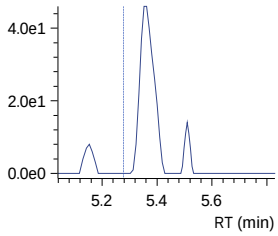

R1 314.80>82.90 (-) 2.10e1

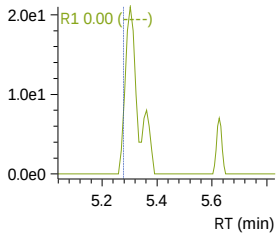

R2 314.80>82.90 (-) 2.10e1

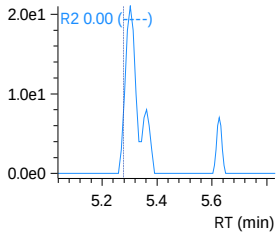

13C3-HFPO-DA
Conc. 14.8395
Q 286.90>168.90 (-) 2.14e5

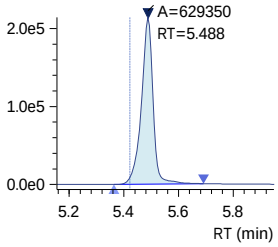

13C3-HFPO-DA_IS
Conc. 10.0000
ISTD 286.90>168.90 (-) 2.14e5

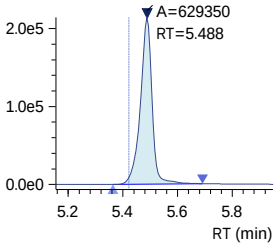

HFPO-DA
Conc. ----
R#1 0.00 (62.57)
R#2 0.00 (62.57)
Q 284.90>168.90 (-) 1.18e2

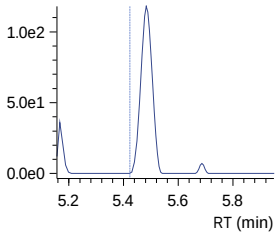

R1 284.90>184.90 (-) 1.36e2

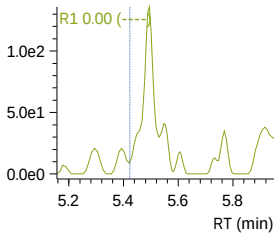

R2 284.90>184.90 (-) 1.36e2

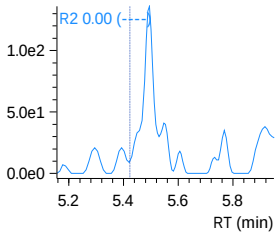

240320_026 (continued)

5_3 FTCA
Conc. 0.0196
R#1 242.83 (154.88)
R#2 242.83 (154.88)
Q 341.00>237.05 (-) 9.00e1

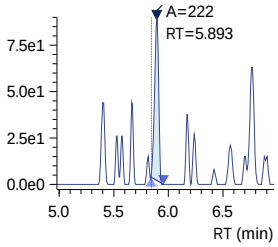

R1 341.00>217.00 (-) 1.68e2

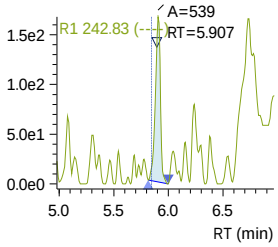

R2 341.00>217.00 (-) 1.68e2

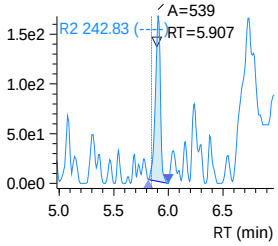

PFPeS
Conc. ----
R#1 0.00 (54.44)
R#2 0.00 (54.44)
Q 349.10>79.90 (-) 6.00e0

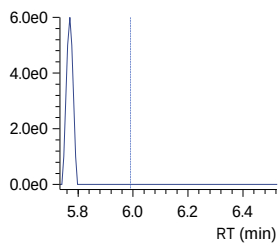

R1 349.10>98.80 (-) 1.10e1

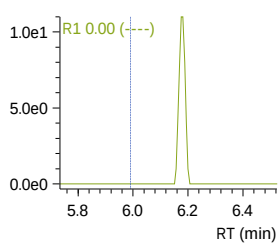

R2 349.10>98.80 (-) 1.10e1

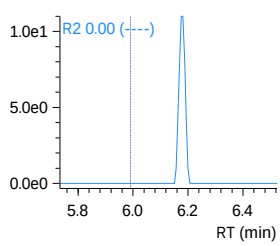

13C4-PFHpA
Conc. 3.3470
Q 367.10>322.00 (-) 1.80e5

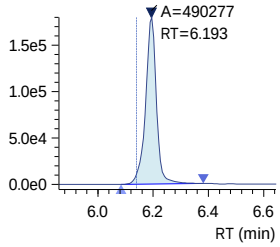

13C4-PFHpA_IS
Conc. 2.5000
ISTD 367.10>322.00 (-) 1.80e5

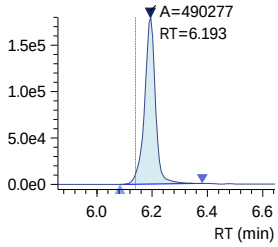

PFHpA
Conc. 0.0075
R#1 0.00 (23.39)
R#2 0.00 (23.39)
Q 363.10>319.00 (-) 1.17e3

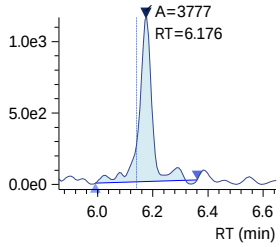

R1 363.10>169.00 (-) 1.93e2

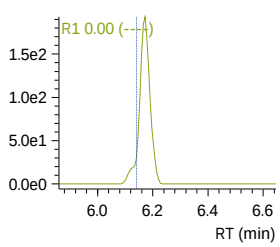

R2 363.10>169.00 (-) 1.93e2

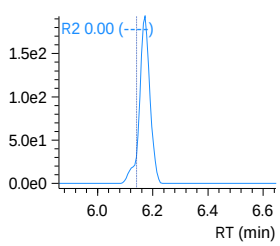

Insight Report
Before Manual Integration
Printed 3/21/2024 14:58:00

240320_026 (continued)

DONA
Conc. ----
R#1 0.00 (30.39)
R#2 0.00 (30.39)
Q 376.90>250.90 (-) 2.80e1

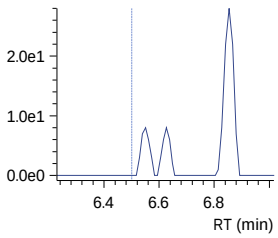

R1 376.90>84.80 (-) 1.50e1

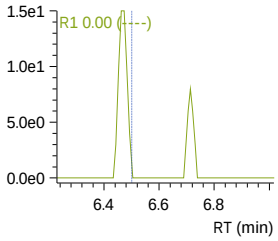

R2 376.90>84.80 (-) 1.50e1

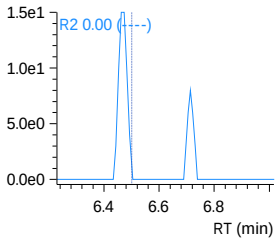

13C2-6_2 FTS_IS
Conc. 5.0000
ISTD 429.10>80.90 (-) 9.88e3

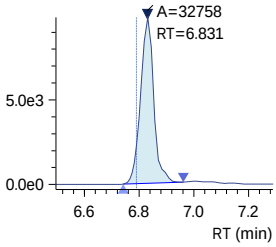

13C2-6_2 FTS
Conc. 3.6993
Q 429.10>80.90 (-) 9.88e3

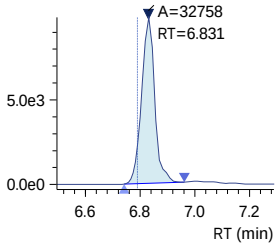

6_2 FTS
Conc. ----
R#1 0.00 (44.48)
R#2 0.00 (44.48)
Q 427.10>407.00 (-) 2.00e1

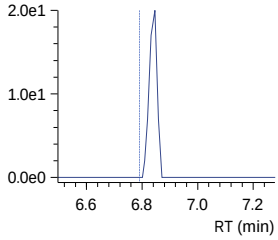

R1 427.10>80.90 (-) 0.00e0

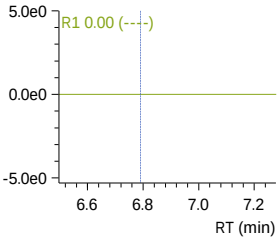

R2 427.10>80.90 (-) 0.00e0

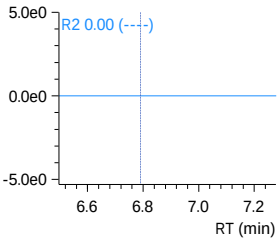

13C4-PFOA_IS
Conc. 2.5000
ISTD 417.10>172.00 (-) 4.78e3

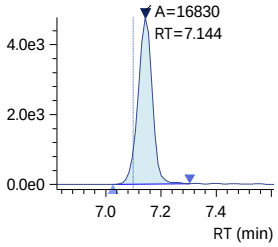

Insight Report
Before Manual Integration
Printed 3/21/2024 14:58:00

240320_026 (continued)

13C8-PFOA_IS
Conc. 2.5000

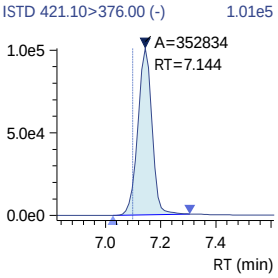

13C8-PFOA
Conc. 3.4042

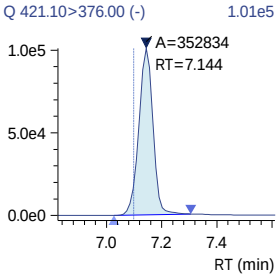

PFOA
Conc. -0.0181
R#1 17.41 (24.47)
R#2 17.41 (24.47)

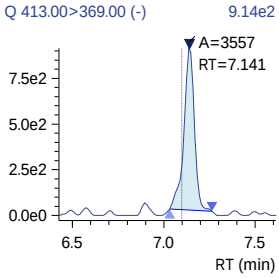

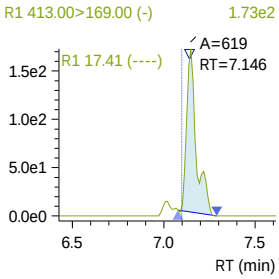

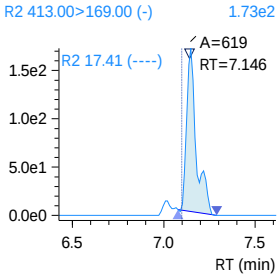

13C3-PFHxS
Conc. 3.3753

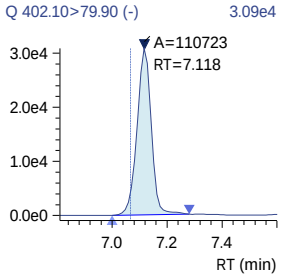

13C3-PFHxS_IS
Conc. 2.5000

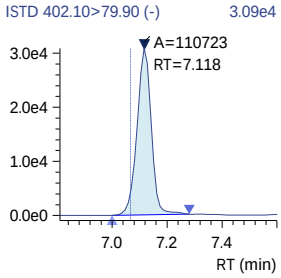

240320_026 (continued)

PFHxS
Conc. ----
R#1 0.00 (57.29)
R#2 0.00 (57.29)
Q 398.70>79.90 (-) 6.90e1

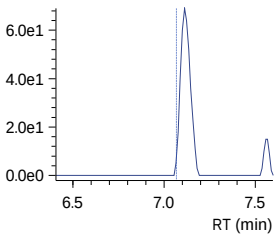

R1 398.70>98.90 (-) 3.30e1

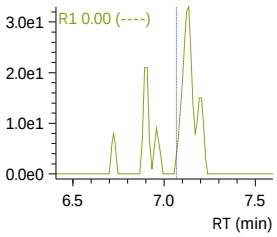

R2 398.70>98.90 (-) 3.30e1

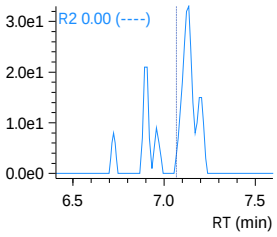

18O2-PFHxS_IS
Conc. 2.5000
ISTD 403.00>83.90 (-) 2.21e4

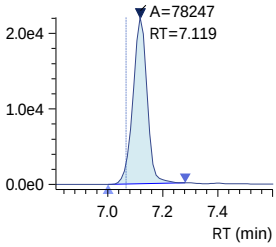

13C9-PFNA_IS
Conc. 1.2500
ISTD 472.10>427.00 (-) 6.53e4

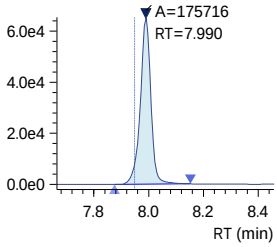

13C9-PFNA
Conc. 1.7601
Q 472.10>427.00 (-) 6.53e4

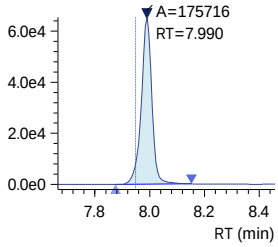

13C5-PFNA_IS
Conc. 1.2500
ISTD 468.00>423.00 (-) 4.16e4

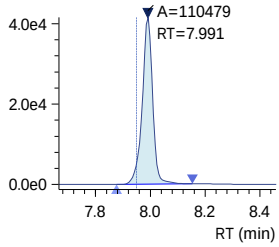

Insight Report
Before Manual Integration
Printed 3/21/2024 14:58:00

240320_026 (continued)

PFNA
Conc. -0.0036
R#1 0.00 (20.36)
R#2 0.00 (20.36)
Q 463.00>419.00 (-) 8.40e2

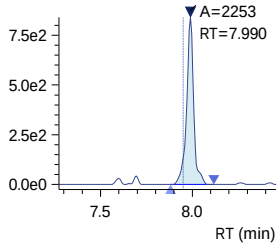

R1 463.00>219.00 (-) 0.00e0

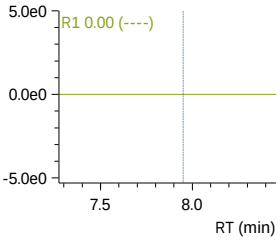

R2 463.00>219.00 (-) 0.00e0

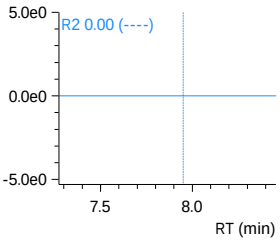

PFHpS
Conc. ----
R#1 0.00 (46.70)
R#2 0.00 (46.70)
Q 449.00>79.90 (-) 1.40e1

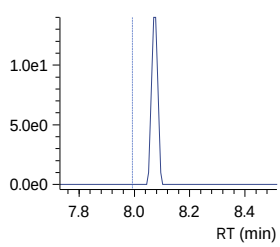

R1 449.00>98.80 (-) 0.00e0

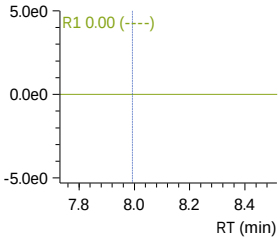

R2 449.00>98.80 (-) 0.00e0

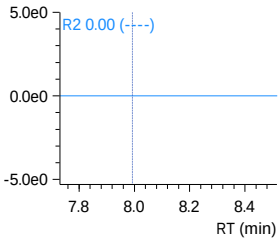

7_3 FTCA
Conc. 0.0264
R#1 226.28 (132.28)
R#2 226.28 (132.28)
Q 441.00>317.00 (-) 1.52e2

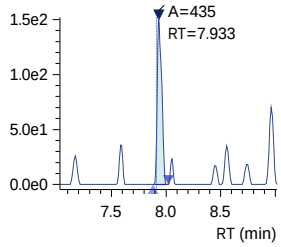

R1 441.00>336.90 (-) 2.66e2

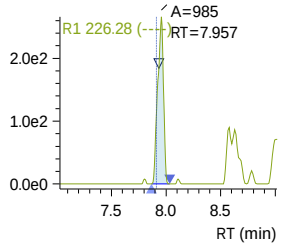

R2 441.00>336.90 (-) 2.66e2

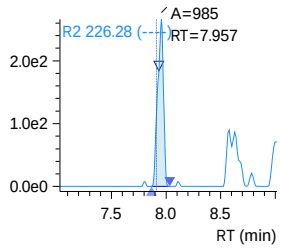

13C2-8_2-FTS
Conc. 4.9911
Q 529.10>80.90 (-) 8.94e3

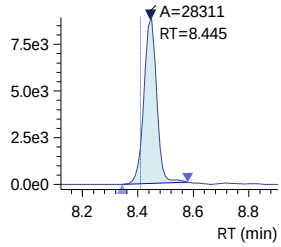

13C2-8_2-FTS_IS
Conc. 5.0000
ISTD 529.10>80.90 (-) 8.94e3

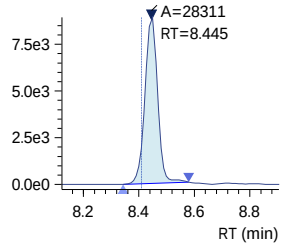

Insight Report
Before Manual Integration
Printed 3/21/2024 14:58:00

240320_026 (continued)

8_2 FTS
Conc. ----
R#1 0.00 (45.91)
R#2 0.00 (45.91)
Q 527.10>506.95 (-) 0.00e0

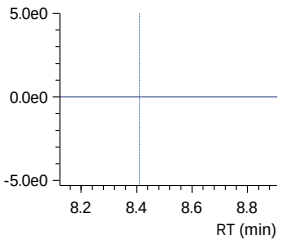

13C6-PFDA_IS
Conc. 1.2500
ISTD 519.10>474.10 (-) 2.71e4

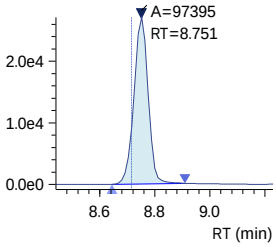

13C6-PFDA
Conc. 1.7491
Q 519.10>474.10 (-) 2.71e4

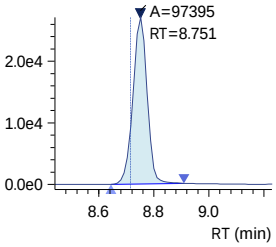

13C2-PFDA_IS
Conc. 1.2500
ISTD 515.10>470.10 (-) 1.65e4

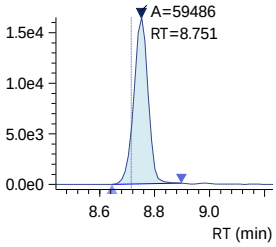

PFDA
Conc. 0.0152
R#1 45.27 (17.64)
R#2 45.27 (17.64)
Q 512.90>469.00 (-) 3.87e2

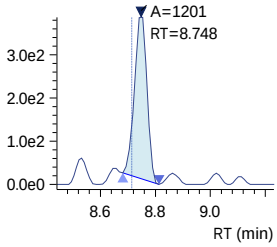

R1 527.10>80.80 (-) 0.00e0

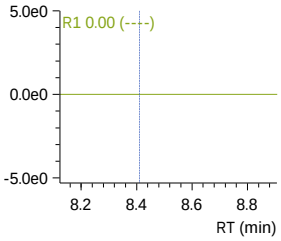

R1 512.90>219.00 (-) 1.41e2

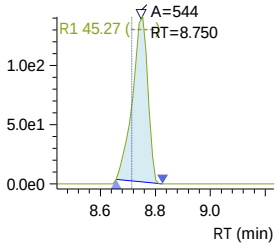

R2 527.10>80.80 (-) 0.00e0

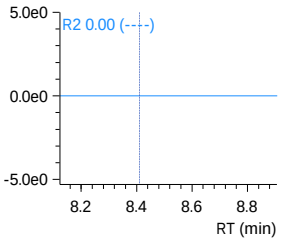

R2 512.90>219.00 (-) 1.41e2

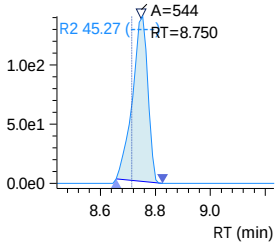

D3-NMeFOSAA_IS
Conc. 5.0000
ISTD 573.20>419.00 (-) 3.50e4

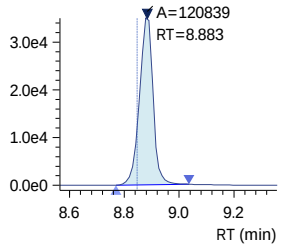

D3-NMeFOSAA
Conc. 5.5796
Q 573.20>419.00 (-) 3.50e4

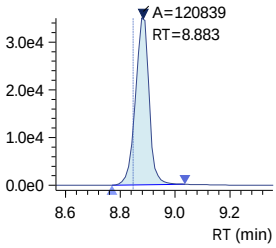

13C8-PFOS_IS
Conc. 2.5000
ISTD 507.10>98.90 (-) 1.22e4

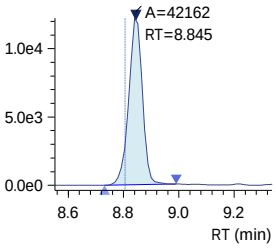

13C8-PFOS
Conc. 3.3638
Q 507.10>98.90 (-) 1.22e4

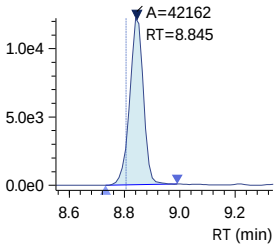

13C4-PFOS_IS
Conc. 2.5000
ISTD 502.80>79.90 (-) 2.57e4

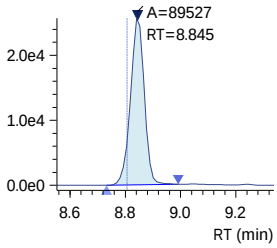

Insight Report
Before Manual Integration
Printed 3/21/2024 14:58:00

240320_026 (continued)

PFOS
Conc. ----
R#1 0.00 (45.06)
R#2 0.00 (45.06)
Q 498.90>79.90 (-) 6.90e1

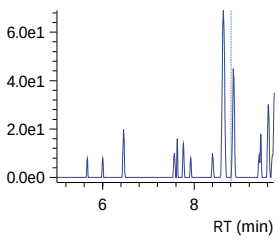

R1 498.90>98.80 (-) 3.60e1

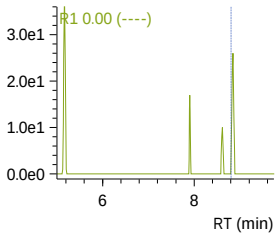

R2 498.90>98.80 (-) 3.60e1

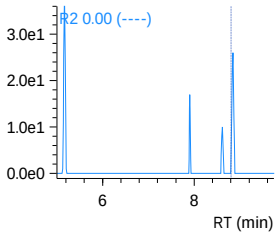

NMeFOSAA
Conc. ----
R#1 0.00 (67.10)
R#2 0.00 (67.10)
Q 570.10>419.00 (-) 0.00e0

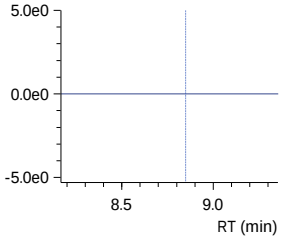

R1 570.10>483.00 (-) 2.00e1

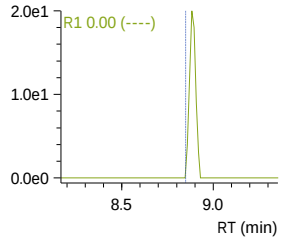

R2 570.10>483.00 (-) 2.00e1

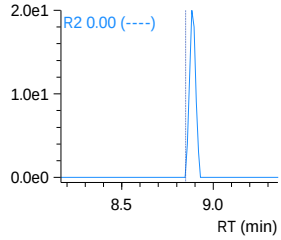

D5-NEtFOSAA_IS
Conc. 5.0000
ISTD 589.20>419.00 (-) 2.97e4

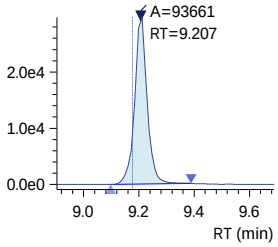

D5-NEtFOSAA
Conc. 5.9027
Q 589.20>419.00 (-) 2.97e4

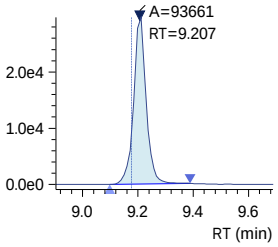

NEtFOSAA
Conc. ----
R#1 0.00 (89.53)
R#2 0.00 (89.53)
Q 584.20>419.10 (-) 0.00e0

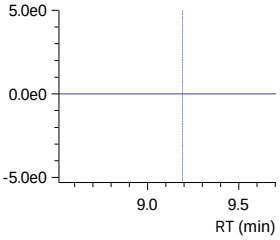

R1 584.20>526.00 (-) 0.00e0

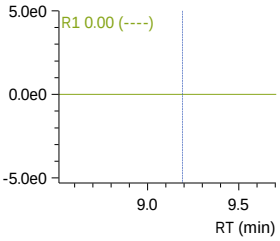

R2 584.20>526.00 (-) 0.00e0

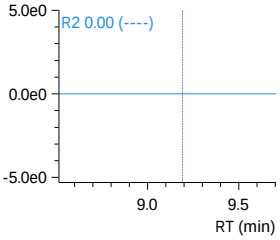

Insight Report
Before Manual Integration
Printed 3/21/2024 14:58:00

240320_026 (continued)

9-Cl-PF3ONS
Conc. ----
R#1 0.00 (31.69)
R#2 0.00 (31.69)
Q 530.80>351.00 (-) 0.00e0

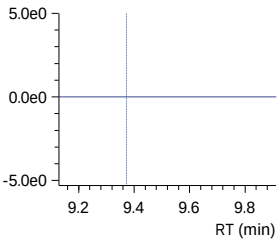

PFUnDA
Conc. 0.0007
R#1 0.00 (10.96)
R#2 0.00 (10.96)
Q 563.10>519.00 (-) 4.76e2

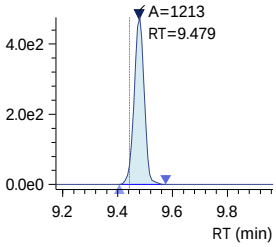

13C7-PFUnDA_IS
Conc. 1.2500
ISTD 570.00>525.10 (-) 3.87e4

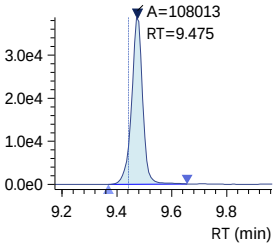

13C7-PFUnDA
Conc. 1.9669
Q 570.00>525.10 (-) 3.87e4

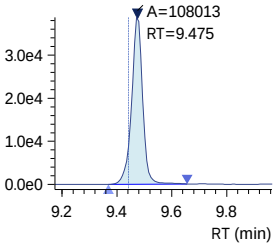

PFNS
Conc. ----
R#1 0.00 (56.91)
R#2 0.00 (56.91)
Q 548.80>79.90 (-) 2.60e1

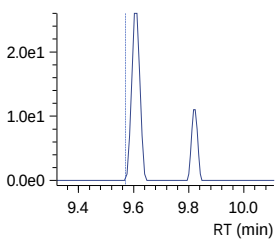

R1 532.80>353.00 (-) 4.90e1

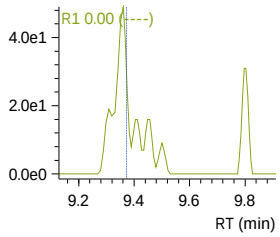

R1 563.10>269.10 (-) 1.80e1

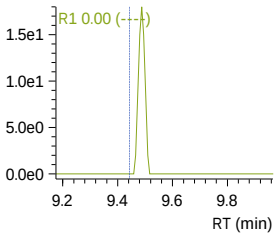

R1 548.80>98.80 (-) 0.00e0

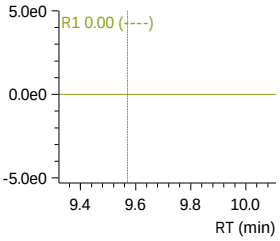

R2 532.80>353.00 (-) 4.90e1

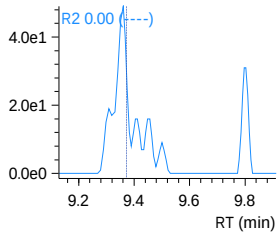

R2 563.10>269.10 (-) 1.80e1

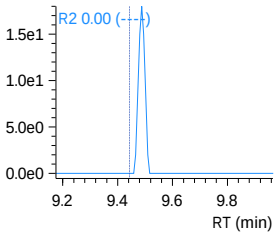

R2 548.80>98.80 (-) 0.00e0

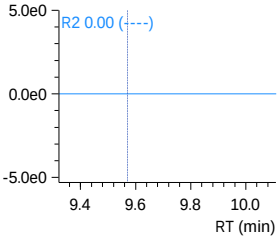

Insight Report
Before Manual Integration
Printed 3/21/2024 14:58:00

240320_026 (continued)

10_2 FTS
Conc. ----
R#1 0.00 (32.29)
R#2 0.00 (32.29)
Q 626.80>607.05 (-) 0.00e0

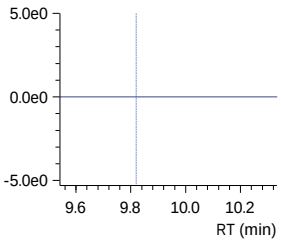

R1 626.80>81.00 (-) 0.00e0

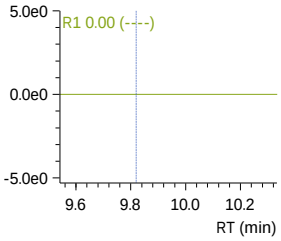

R2 626.80>81.00 (-) 0.00e0

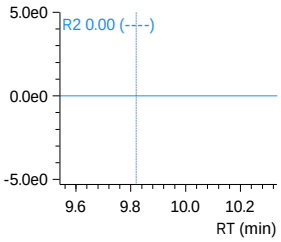

13C2-PFDOA_IS
Conc. 1.2500
ISTD 615.10>570.00 (-) 4.03e4

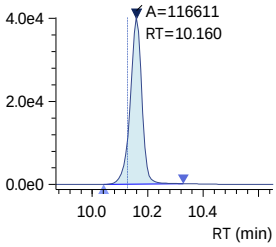

13C2-PFDOA
Conc. 1.8259
Q 615.10>570.00 (-) 4.03e4

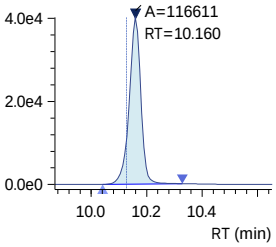

PFDOA
Conc. -0.0119
R#1 0.00 (11.14)
R#2 0.00 (11.14)
Q 613.10>569.00 (-) 3.21e2

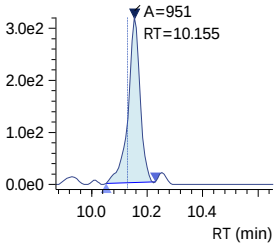

R1 613.10>319.00 (-) 1.70e1

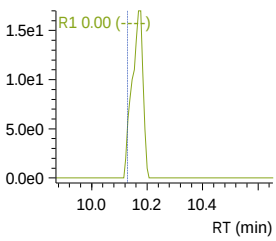

R2 613.10>319.00 (-) 1.70e1

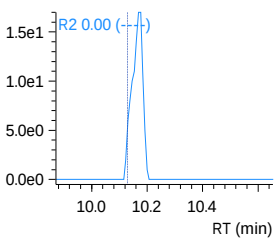

PFDS
Conc. ----
R#1 0.00 (58.01)
R#2 0.00 (58.01)
Q 599.00>79.90 (-) 7.00e0

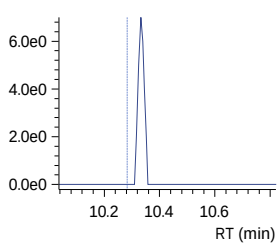

R1 599.00>98.80 (-) 0.00e0

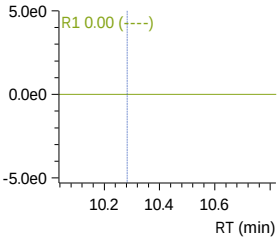

R2 599.00>98.80 (-) 0.00e0

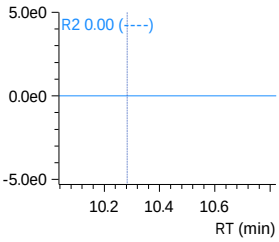

Insight Report
Before Manual Integration
Printed 3/21/2024 14:58:00

240320_026 (continued)

PFTrDA
Conc. -0.0056
R#1 0.00 (16.67)
R#2 0.00 (16.67)
Q 663.00>619.00 (-) 3.38e2

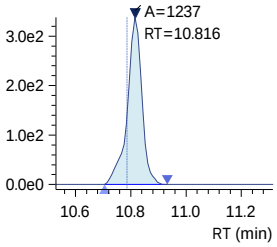

11-Cl-PF3OUdS
Conc. ----
R#1 0.00 (35.04)
R#2 0.00 (35.04)
Q 630.90>451.00 (-) 1.50e1

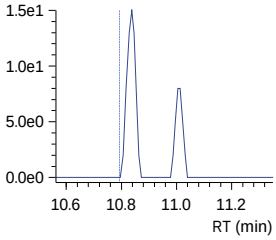

PFOSAm
Conc. ----
Q 498.10>77.90 (-) 2.90e1

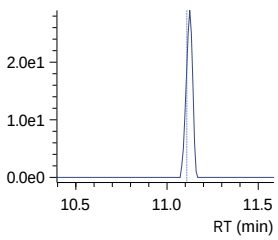

13C8-PFOSAm
Conc. 3.2678
Q 506.10>77.80 (-) 3.44e4

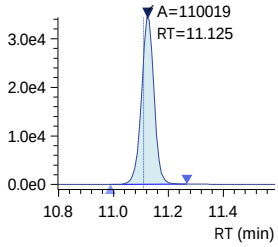

13C8-PFOSAm_IS
Conc. 2.5000
ISTD 506.10>77.80 (-) 3.44e4

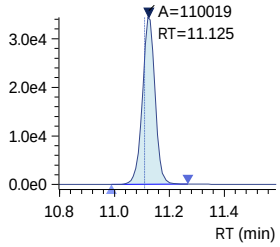

R1 663.00>168.90 (-) 1.02e2

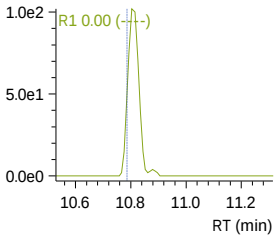

R1 632.90>452.90 (-) 0.00e0

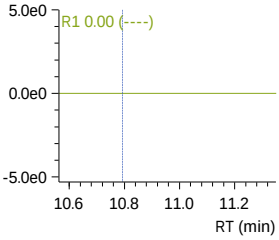

R2 663.00>168.90 (-) 1.02e2

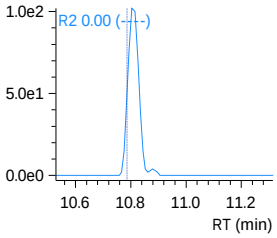

R2 632.90>452.90 (-) 0.00e0

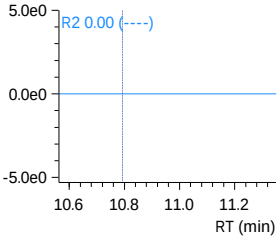

Insight Report
Before Manual Integration
Printed 3/21/2024 14:58:00

240320_026 (continued)

PFTDA
Conc. ----
R#1 0.00 (17.09)
R#2 0.00 (17.09)
Q 713.10>669.00 (-) 2.45e2

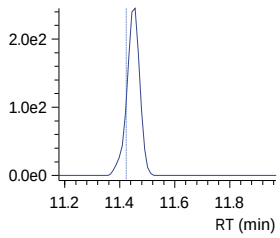

R1 713.10>168.90 (-) 3.90e1

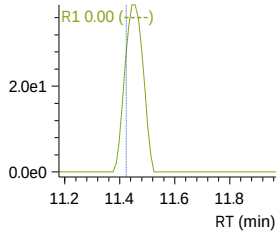

R2 713.10>168.90 (-) 3.90e1

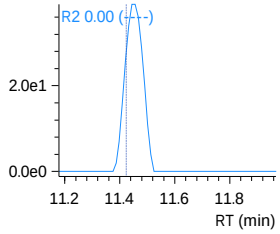

13C2-PFTDA
Conc. 1.8644
Q 715.20>670.00 (-) 2.02e4

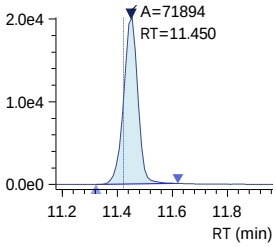

13C2-PFTDA_IS
Conc. 1.2500
ISTD 715.20>670.00 (-) 2.02e4

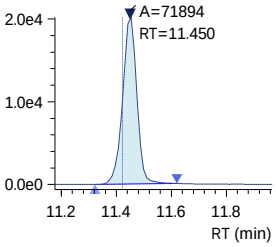

PFDoS
Conc. ----
R#1 0.00 (61.23)
R#2 0.00 (61.23)
Q 699.10>79.90 (-) 3.00e0

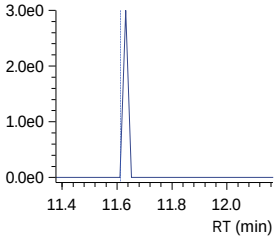

R1 699.10>98.80 (-) 0.00e0

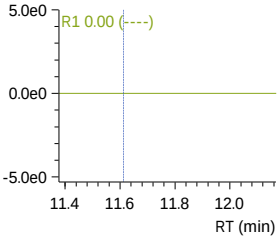

R2 699.10>98.80 (-) 0.00e0

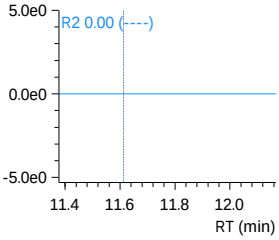

D7-MeFOSE_IS
Conc. 25.0000
ISTD 623.20>58.90 (-) 9.03e4

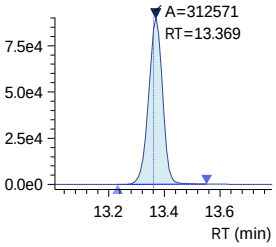

Insight Report
Before Manual Integration
Printed 3/21/2024 14:58:00

240320_026 (continued)

D7-MeFOSE
Conc. 30.3435

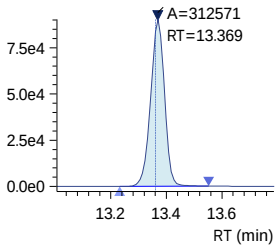

MeFOSE
Conc. ----

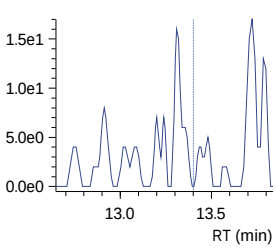

13C2-PFHXDA_IS
Conc. 2.5000

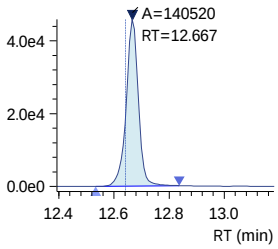

13C2-PFHXDA
Conc. 3.5440

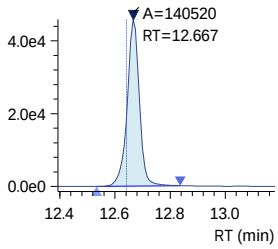

PFHXDA
Conc. 0.0089
R#1 0.00 (10.78)
R#2 0.00 (10.78)

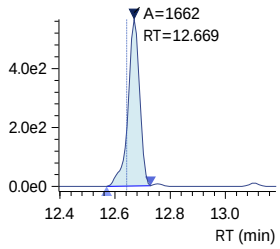

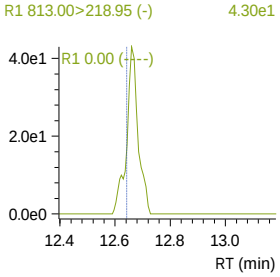

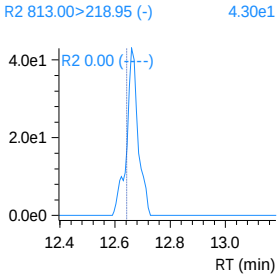

Insight Report
Before Manual Integration
Printed 3/21/2024 14:58:00

240320_026 (continued)

D3-MeFOSA
Conc. 2.8769

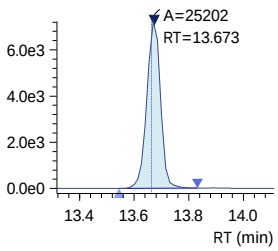

D3-MeFOSA_IS
Conc. 2.5000

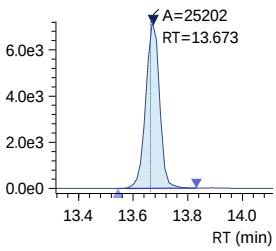

MeFOSA
Conc. ----
R#1 0.00 (156.31)
R#2 0.00 (156.31)

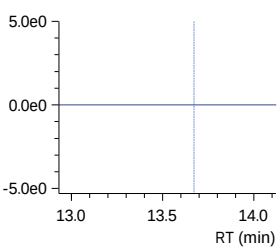

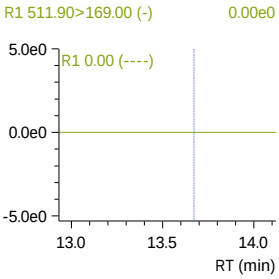

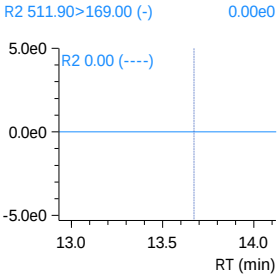

D9-EtFOSE_IS
Conc. 25.0000

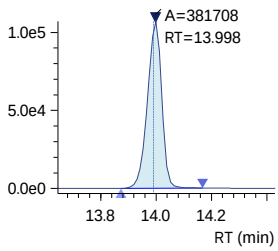

D9-EtFOSE
Conc. 32.4601

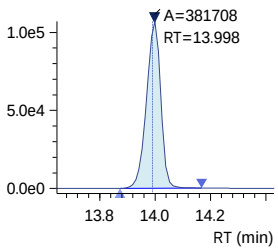

Insight Report
Before Manual Integration
Printed 3/21/2024 14:58:00

240320_026 (continued)

EtFOSE
Conc. ----

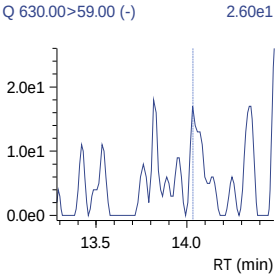

D5-EtFOSAm
Conc. 3.0772

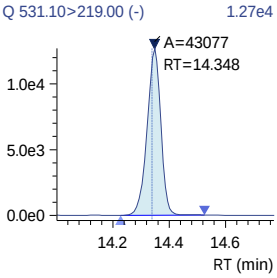

D5-EtFOSAm_IS
Conc. 2.5000

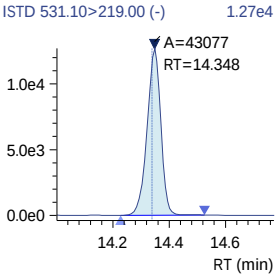

EtFOSAm
Conc. ----
R#1 0.00 (177.75)
R#2 0.00 (177.75)

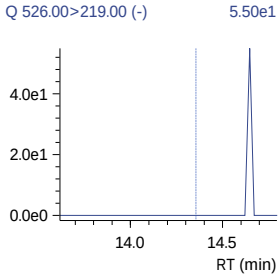

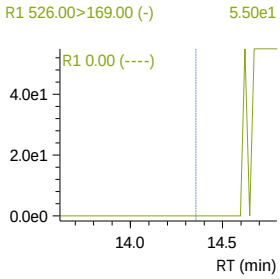

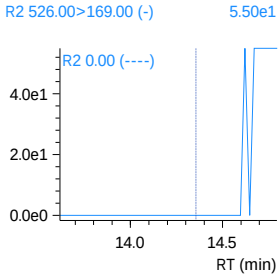

PFODA
Conc. 0.0111
R#1 0.00 (31.66)
R#2 0.00 (31.66)

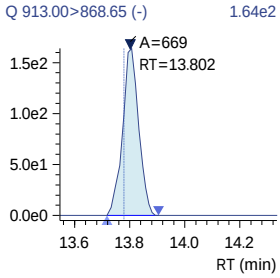

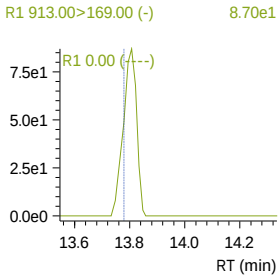

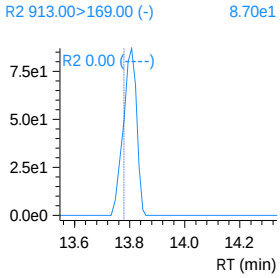

1st PS 03/22/24
2nd 03/25/24

Validation Report

Data File: J:\LCMS08\Data\240321_1633_B1\240321_005
Lab ID: KQ2404325-01
RunType: CCB
Matrix: Drinking Water

Date Acquired: 3/21/24 12:03
Batch ID: 835726
Analysis Method: 1633/PFAS_DOD5.4

Validations

Validation Categories	Pass	Fail
ICAL Analyte Recovery	X	
Second Source ICAL Verification	X	
Continuing Calibration Recovery (Closing)		X
Internal Standards	X	
Surrogates		X
Above Highest ICAL Level	X	

Analyte Exceptions

Exception Categories	Analyte Name	Result	Low Limit	High Limit	Corrective Action
Continuing Calibration Recovery (Closing)	13C2-6:2 FTS	61	70	130	native in control
	13C2-8:2 FTS	64	70	130	
Surrogates	13C3-PFBS	145	40	135	high bias, native <MRL
	13C3-PFHxS	148	40	130	
	13C8-PFOS	132	40	130	
	13C4-PFBA	137	5	130	
	13C5-PFPeA	146	40	130	
	13C5-PFHxA	132	40	130	
	13C4-PFHpA	145	40	130	
	13C8-PFOA	147	40	130	
	13C9-PFNA	139	40	130	
	13C6-PFDA	150	40	130	
	13C7-PFUnDA	149	30	130	
	13C2-PFDoDA	162	10	130	
	13C2-PFTeDA	171	10	130	
	13C8-FOSA	135	40	130	
	D3-MeFOSA	131	10	130	
	D9-EtFOSE	142	10	130	
	13C3-HFPO-DA	138	40	130	

Primary Review: _____

Secondary Review: _____

1st PS 03/22/24
2nd 03/25/24

Validation Report

Data File: J:\LCMS08\Data\240321_1633_B1\240321_005
Lab ID: KQ2404325-09
RunType: CCB
Matrix: Soil

Date Acquired: 3/21/24 12:03
Batch ID: 835726
Analysis Method: 1633/PFAS_DOD5.4

Validations

Validation Categories	Pass	Fail
ICAL Analyte Recovery	X	
Second Source ICAL Verification	X	
Continuing Calibration Recovery (Closing)	X	
Internal Standards	X	
Surrogates		X
Above Highest ICAL Level	X	

Analyte Exceptions

Exception Categories	Analyte Name	Result	Low Limit	High Limit	Corrective Action
Surrogates	13C2-PFDoDA	162	20	150	high bias, native <MRL
	13C2-PFTeDA	171	20	150	

Primary Review: _____

Secondary Review: _____

1st PS 03/22/24
2nd 03/25/24

Quantitation Report

Data File:	J:\LCMS08\Data\240321_1633_B1\240321_005	**Instrument:**	K-LCMS-08
Acqu Date:	3/21/24 12:03	**Vial:**	1
Run Type:	CCB	**Dilution:**	1
Lab ID:	KQ2404325-01	**Raw Units:**	ng/mL

Bottle ID:		**Tier:**	IV	**Matrix:**	Drinking Water
Prod Code:	PFAS_DOD5.4	**Collect Date:**	3/7/24	**Receive Date:**	3/8/24

Analysis Lot:	835726	**Prep Lot:**		**Report Group:**	KQ2404325
Analysis	1633	**Prep Method:**			
		Prep Date:			

Title:	Per- and Polyfluoroalkyl Substances (PFAS) by LC/MS/MS Compliant with Table B-24 of DOD QSM	**Calibration ID:**	KC2400137
		Report List ID:	24615

Internal Standard Compounds

Parameter Name	RT	RT Dev	Response	Solution Conc	Area Criteria
18O2-PFHxS	7.141		68785	2.5000	OK
13C4-PFOS	8.871		81385	2.5000	OK
13C3-PFBA	1.514		331579	5.0000	OK
13C2-PFHxA	5.041		293939	2.5000	OK
13C4-PFOA	7.163		15032	2.5000	OK
13C5-PFNA	8.012		105569	1.2500	OK
13C2-PFDA	8.773		56987	1.2500	OK

Surrogate Compounds

Parameter Name	RT	RT Dev	Response	Solution Conc	% Rec		% Rec Criteria	Rpt?
13C3-PFBS	4.718		152407	3.6355	145	*	40 - 135	Y
13C3-PFHxS	7.141		106463	3.6919	148	*	40 - 130	Y
13C8-PFOS	8.870		37501	3.2912	132	*	40 - 130	Y
13C4-PFBA	1.513		895203	13.6889	137	*	5 - 130	Y
13C5-PFPeA	3.584		238785	7.3011	146	*	40 - 130	Y
13C5-PFHxA	5.040		316775	3.2952	132	*	40 - 130	Y
13C4-PFHpA	6.216		481617	3.6239	145	*	40 - 130	Y
13C8-PFOA	7.162		340968	3.6830	147	*	40 - 130	Y
13C9-PFNA	8.012		165888	1.7389	139	*	40 - 130	Y
13C6-PFDA	8.773		99893	1.8726	150	*	40 - 130	Y
13C7-PFUnDA	9.497		97966	1.8622	149	*	30 - 130	Y
13C2-PFDoDA	10.177		123703	2.0218	162	*	10 - 130	Y
13C2-PFTeDA	11.467		79056	2.1401	171	*	10 - 130	Y
13C8-FOSA	11.118		103380	3.3778	135	*	40 - 130	Y
D3-MeFOSA	13.661		26040	3.2700	131	*	10 - 130	Y
D5-EtFOSA	14.336		41080	3.2281	129		10 - 130	Y
D7-MeFOSE	13.357		298304	31.8554	127		10 - 130	Y
D9-EtFOSE	13.986		378279	35.3865	142	*	10 - 130	Y

U: Undetected at or above MDL
J: Analyte detected above MDL, but below MRL
B: Hit above MRL also found in Method Blank
E: Analyte concentration above high point of ICAL
N: Presumptive evidence of compound

D: Result from dilution
m: Manual integration performed
d: Compound manually deleted
NR: Analyte not reported from this analysis

*: Result fails acceptance criteria
#: Acceptance criteria not applicable
?: Insufficient information to determine acceptance
e: Result >= MRL, but MRL less than low point of ICAL
c: check for co-elution

Printed: 3/22/24 13:34
\\alprews001\starlims$\LIMSReps\QuantValidation.rpt

1st PS 03/22/24
2nd 03/25/24

Data File:	J:\LCMS08\Data\240321_1633_B1\240321_005	**Instrument:**	K-LCMS-08
Acqu Date:	3/21/24 12:03	**Vial:**	1
Run Type:	CCB	**Dilution:**	1
Lab ID:	KQ2404325-01	**Raw Units:**	ng/mL

Surrogate Compounds

Parameter Name	RT	RT Dev	Response	Solution Conc	% Rec		% Rec Criteria	Rpt?
D3-MeFOSAA	8.899		102644	5.2136	104		40 - 170	Y
D5-EtFOSAA	9.228		94628	6.5602	131		25 - 135	Y
13C2-4:2 FTS	4.725		56649	5.8656	117		40 - 200	Y
13C2-6:2 FTS	6.849		42169	5.4173	108		40 - 200	Y
13C2-8:2 FTS	8.466		33225	6.6632	133		40 - 300	Y
13C3-HFPO-DA	5.514		531547	13.8144	138	*	40 - 130	Y

Target Compounds

Final Conc.Units: ng/L

Parameter Name	RT	RT Dev	Response	Solution Conc	Final Conc	Q	Rpt?
Perfluorobutane sulfonic acid (PFBS)	0		0	0	0	U	Y
Perfluoropentane sulfonic acid (PFPeS)	6.064		38	0.0006	0.012	U	Y
Perfluorohexane sulfonic acid (PFHxS)	7.143		529	0.0091	0.18	U	Y
Perfluoroheptane sulfonic acid (PFHpS)	0		0	0	0	U	Y
Perfluorooctane sulfonic acid (PFOS)	0		0	0	0	U	Y
Perfluorononane sulfonic acid (PFNS)	0		0	0	0	U	Y
Perfluorodecane sulfonic acid (PFDS)	0		0	0	0	U	Y
Perfluorododecane sulfonic acid (PFDoS)	0		0	0	0	U	Y
Perfluorobutanoic acid (PFBA)	1.517		3397	-0.0125	0	U	Y
Perfluoropentanoic acid (PFPeA)	3.584		1072	0.0063	0.13	U	Y
Perfluorohexanoic acid (PFHxA)	5.041		607	0.0157	0.31	U	Y
Perfluoroheptanoic acid (PFHpA)	6.200		4056	0.0095	0.19	U	Y
Perfluorooctanoic acid (PFOA)	7.158		2747	-0.0235	0	U	Y
Perfluorononanoic acid (PFNA)	8.013		2255	-0.0024	0	U	Y
Perfluorodecanoic acid (PFDA)	8.771		2017	0.0248	0.50	U	Y
Perfluoroundecanoic acid (PFUnDA)	9.497		1906	0.0103	0.21	U	Y
Perfluorododecanoic acid (PFDOA)	10.175		1193	-0.0091	0	U	Y
Perfluorotridecanoic acid (PFTrDA)	10.829		1402	-0.0050	0	U	Y
Perfluorotetradecanoic acid (PFTDA)	11.472		882	-0.0085	0	U	Y
Perfluorooctane sulfonamide (PFOSAm)	11.124		97	0.0022	0.044	U	Y
N-Methylperfluorooctane sulfonamide (MeFOSA)	0		0	0	0	U	Y
N-Ethylperfluorooctane sulfonamide (EtFOSAm)	0		0	0	0	U	Y
N-Methylperfluorooctane sulfonamido ethanol (MeFOSE)	0		0	0	0	U	Y
N-Ethylperfluorooctane sulfonamido ethanol (EtFOSE)	0		0	0	0	U	Y
N-Methylperfluorooctane sulfonamido acetic acid (NMeFOSAA)	0		0	0	0	U	Y

U: Undetected at or above MDL
J: Analyte detected above MDL, but below MRL
B: Hit above MRL also found in Method Blank
E: Analyte concentration above high point of ICAL
N: Presumptive evidence of compound

D: Result from dilution
m: Manual integration performed
d: Compound manually deleted
NR: Analyte not reported from this analysis

*: Result fails acceptance criteria
#: Acceptance criteria not applicable
?: Insufficient information to determine acceptance
e: Result >= MRL, but MRL less than low point of ICAL
c: check for co-elution

Printed: 3/22/24 13:34
\\alprews001\starlims$\LIMSReps\QuantValidation.rpt

1st PS 03/22/24

2nd 03/25/24

Data File:	J:\LCMS08\Data\240321_1633_B1\240321_005	**Instrument:**	K-LCMS-08
Acqu Date:	3/21/24 12:03	**Vial:**	1
Run Type:	CCB	**Dilution:**	1
Lab ID:	KQ2404325-01	**Raw Units:**	ng/mL

Target Compounds

Final Conc.Units: ng/L

Parameter Name	RT	RT Dev	Response	Solution Conc	Final Conc	Q	Rpt?
N-Ethylperfluorooctane sulfonamido acetic acid (NEtFOSAA)	0		0	0	0	U	Y
1H, 1H, 2H, 2H-Perfluorohexanesulfonic acid (4:2 FTS)	0		0	0	0	U	Y
1H, 1H, 2H, 2H-Perfluorooctanesulfonic acid (6:2 FTS)	0		0	0	0	U	Y
1H, 1H, 2H, 2H-Perfluorodecanesulfonic acid (8:2 FTS)	0		0	0	0	U	Y
4,4,5,5,6,6,6-Heptafluorohexanoic acid (3:3 FTCA)	0		0	0	0	U	Y
2H,2H,3H,3H-Perfluorooctanoic acid (5:3 FTCA)	5.928		102	0.0108	0.22	U	Y
2H,2H,3H,3H-Perfluorodecanoic acid (7:3 FTCA)	7.965		477	0.0348	0.70	U	Y
Perfluoro(2-ethoxyethane) sulfonic acid (PFEESA)	0		0	0	0	U	Y
9-Chlorohexadecafluoro-3-oxanonane-1-sulfonic acid (9-Cl-PF3ONS)	9.405		76	0.0006	0.012	U	Y
11-Chloroeicosafluoro-3-oxaundecane-1-sulfonic acid (11-Cl-PF3OUdS)	0		0	0	0	U	Y
Perfluoro-3-methoxypropanoic acid (PFMPA)	2.520		78	0.0011	0.022	U	Y
Perfluoro-4-methoxybutanoic acid (PFMBA)	4.139		132	0.0012	0.024	U	Y
Hexafluoropropyleneoxide dimer acid (HFPO-DA) (GenX)	5.520		459	0.0009	0.018	U	Y
Nonafluoro-3,6-dioxaheptanoic acid (NFDHA)	4.900		744	0.0038	0.076	U	Y
4,8-Dioxa-3H-perfluorononanoic acid (DONA)	0		0	0	0	U	Y

U: Undetected at or above MDL
J: Analyte detected above MDL, but below MRL
B: Hit above MRL also found in Method Blank
E: Analyte concentration above high point of ICAL
N: Presumptive evidence of compound

D: Result from dilution
m: Manual integration performed
d: Compound manually deleted
NR: Analyte not reported from this analysis

*: Result fails acceptance criteria
#: Acceptance criteria not applicable
?: Insufficient information to determine acceptance
e: Result >= MRL, but MRL less than low point of ICAL
c: check for co-elution

Printed: 3/22/24 13:34

\\alprews001\starlims$\LIMSReps\QuantValidation.rpt

1st PS 03/22/24
2nd 03/25/24

Quantitation Report

Data File:	J:\LCMS08\Data\240321_1633_B1\240321_005	**Instrument:**	K-LCMS-08
Acqu Date:	3/21/24 12:03	**Vial:**	13
Run Type:	CCB	**Dilution:**	1
Lab ID:	KQ2404325-09	**Raw Units:**	ng/mL

Bottle ID:		**Tier:**	IV	**Matrix:**	Soil
Prod Code:	PFAS_DOD5.4	**Collect Date:**	3/9/24	**Receive Date:**	3/13/24

Analysis Lot:	835726	**Prep Lot:**		**Report Group:**	KQ2404325
Analysis	1633	**Prep Method:**			
		Prep Date:			

Title:	Per- and Polyfluoroalkyl Substances (PFAS) by LC/MS/MS Compliant with Table B-24 of DOD QSM	**Calibration ID:**	KC2400137
		Report List ID:	24615

Internal Standard Compounds

Parameter Name	RT	RT Dev	Response	Solution Conc	Area Criteria
18O2-PFHxS	7.141		68785	2.5000	OK
13C4-PFOS	8.871		81385	2.5000	OK
13C3-PFBA	1.514		331579	5.0000	OK
13C2-PFHxA	5.041		293939	2.5000	OK
13C4-PFOA	7.163		15032	2.5000	OK
13C5-PFNA	8.012		105569	1.2500	OK
13C2-PFDA	8.773		56987	1.2500	OK

Surrogate Compounds

Parameter Name	RT	RT Dev	Response	Solution Conc	% Rec		% Rec Criteria	Rpt?
13C3-PFBS	4.718		152407	3.6355	145		20 - 150	Y
13C3-PFHxS	7.141		106463	3.6919	148		20 - 150	Y
13C8-PFOS	8.870		37501	3.2912	132		20 - 150	Y
13C4-PFBA	1.513		895203	13.6889	137		20 - 150	Y
13C5-PFPeA	3.584		238785	7.3011	146		20 - 150	Y
13C5-PFHxA	5.040		316775	3.2952	132		20 - 150	Y
13C4-PFHpA	6.216		481617	3.6239	145		20 - 150	Y
13C8-PFOA	7.162		340968	3.6830	147		20 - 150	Y
13C9-PFNA	8.012		165888	1.7389	139		20 - 150	Y
13C6-PFDA	8.773		99893	1.8726	150		20 - 150	Y
13C7-PFUnDA	9.497		97966	1.8622	149		20 - 150	Y
13C2-PFDoDA	10.177		123703	2.0218	162	*	20 - 150	Y
13C2-PFTeDA	11.467		79056	2.1401	171	*	20 - 150	Y
13C8-FOSA	11.118		103380	3.3778	135		20 - 150	Y
D3-MeFOSA	13.661		26040	3.2700	131		20 - 150	Y
D5-EtFOSA	14.336		41080	3.2281	129		20 - 150	Y
D7-MeFOSE	13.357		298304	31.8554	127		20 - 150	Y
D9-EtFOSE	13.986		378279	35.3865	142		20 - 150	Y

U: Undetected at or above MDL
J: Analyte detected above MDL, but below MRL
B: Hit above MRL also found in Method Blank
E: Analyte concentration above high point of ICAL
N: Presumptive evidence of compound

D: Result from dilution
m: Manual integration performed
d: Compound manually deleted
NR: Analyte not reported from this analysis

*: Result fails acceptance criteria
#: Acceptance criteria not applicable
?: Insufficient information to determine acceptance
e: Result >= MRL, but MRL less than low point of ICAL
c: check for co-elution

Printed: 3/22/24 13:34
\\alprews001\starlims$\LIMSReps\QuantValidation.rpt

1st PS 03/22/24
2nd 03/25/24

Data File:	J:\LCMS08\Data\240321_1633_B1\240321_005	**Instrument:**	K-LCMS-08
Acqu Date:	3/21/24 12:03	**Vial:**	13
Run Type:	CCB	**Dilution:**	1
Lab ID:	KQ2404325-09	**Raw Units:**	ng/mL

Surrogate Compounds

Parameter Name	RT	RT Dev	Response	Solution Conc	% Rec	% Rec Criteria	Rpt?
D3-MeFOSAA	8.899		102644	5.2136	104	20 - 150	Y
D5-EtFOSAA	9.228		94628	6.5602	131	20 - 150	Y
13C2-4:2 FTS	4.725		56649	5.8656	117	20 - 150	Y
13C2-6:2 FTS	6.849		42169	5.4173	108	20 - 150	Y
13C2-8:2 FTS	8.466		33225	6.6632	133	20 - 150	Y
13C3-HFPO-DA	5.514		531547	13.8144	138	20 - 150	Y

Target Compounds

Final Conc.Units: ng/g

Parameter Name	RT	RT Dev	Response	Solution Conc	Final Conc	Q	Rpt?
Perfluorobutane sulfonic acid (PFBS)	0		0	0	0	U	Y
Perfluoropentane sulfonic acid (PFPeS)	6.064		38	0.0006	0.00060	U	Y
Perfluorohexane sulfonic acid (PFHxS)	7.143		529	0.0091	0.0091	U	Y
Perfluoroheptane sulfonic acid (PFHpS)	0		0	0	0	U	Y
Perfluorooctane sulfonic acid (PFOS)	0		0	0	0	U	Y
Perfluorononane sulfonic acid (PFNS)	0		0	0	0	U	Y
Perfluorodecane sulfonic acid (PFDS)	0		0	0	0	U	Y
Perfluorododecane sulfonic acid (PFDoS)	0		0	0	0	U	Y
Perfluorobutanoic acid (PFBA)	1.517		3397	-0.0125	0	U	Y
Perfluoropentanoic acid (PFPeA)	3.584		1072	0.0063	0.0063	U	Y
Perfluorohexanoic acid (PFHxA)	5.041		607	0.0157	0.016	U	Y
Perfluoroheptanoic acid (PFHpA)	6.200		4056	0.0095	0.0095	U	Y
Perfluorooctanoic acid (PFOA)	7.158		2747	-0.0235	0	U	Y
Perfluorononanoic acid (PFNA)	8.013		2255	-0.0024	0	U	Y
Perfluorodecanoic acid (PFDA)	8.771		2017	0.0248	0.025	U	Y
Perfluoroundecanoic acid (PFUnDA)	9.497		1906	0.0103	0.010	U	Y
Perfluorododecanoic acid (PFDOA)	10.175		1193	-0.0091	0	U	Y
Perfluorotridecanoic acid (PFTrDA)	10.829		1402	-0.0050	0	U	Y
Perfluorotetradecanoic acid (PFTDA)	11.472		882	-0.0085	0	U	Y
Perfluorooctane sulfonamide (PFOSAm)	11.124		97	0.0022	0.0022	U	Y
N-Methylperfluorooctane sulfonamide (MeFOSA)	0		0	0	0	U	Y
N-Ethylperfluorooctane sulfonamide (EtFOSAm)	0		0	0	0	U	Y
N-Methylperfluorooctane sulfonamido ethanol (MeFOSE)	0		0	0	0	U	Y
N-Ethylperfluorooctane sulfonamido ethanol (EtFOSE)	0		0	0	0	U	Y
N-Methylperfluorooctane sulfonamido acetic acid (NMeFOSAA)	0		0	0	0	U	Y

U: Undetected at or above MDL
J: Analyte detected above MDL, but below MRL
B: Hit above MRL also found in Method Blank
E: Analyte concentration above high point of ICAL
N: Presumptive evidence of compound

D: Result from dilution
m: Manual integration performed
d: Compound manually deleted
NR: Analyte not reported from this analysis

*: Result fails acceptance criteria
#: Acceptance criteria not applicable
?: Insufficient information to determine acceptance
e: Result >= MRL, but MRL less than low point of ICAL
c: check for co-elution

Printed: 3/22/24 13:34
\\alprews001\starlims$\LIMSReps\QuantValidation.rpt

1st PS 03/22/24
2nd 03/25/24

Data File:	J:\LCMS08\Data\240321_1633_B1\240321_005	**Instrument:**	K-LCMS-08
Acqu Date:	3/21/24 12:03	**Vial:**	13
Run Type:	CCB	**Dilution:**	1
Lab ID:	KQ2404325-09	**Raw Units:**	ng/mL

Target Compounds

Final Conc.Units: ng/g

Parameter Name	RT	RT Dev	Response	Solution Conc	Final Conc	Q	Rpt?
N-Ethylperfluorooctane sulfonamido acetic acid (NEtFOSAA)	0		0	0	0	U	Y
1H, 1H, 2H, 2H-Perfluorohexanesulfonic acid (4:2 FTS)	0		0	0	0	U	Y
1H, 1H, 2H, 2H-Perfluorooctanesulfonic acid (6:2 FTS)	0		0	0	0	U	Y
1H, 1H, 2H, 2H-Perfluorodecanesulfonic acid (8:2 FTS)	0		0	0	0	U	Y
4,4,5,5,6,6,6-Heptafluorohexanoic acid (3:3 FTCA)	0		0	0	0	U	Y
2H,2H,3H,3H-Perfluorooctanoic acid (5:3 FTCA)	5.928		102	0.0108	0.011	U	Y
2H,2H,3H,3H-Perfluorodecanoic acid (7:3 FTCA)	7.965		477	0.0348	0.035	U	Y
Perfluoro(2-ethoxyethane) sulfonic acid (PFEESA)	0		0	0	0	U	Y
9-Chlorohexadecafluoro-3-oxanonane-1-sulfonic acid (9-Cl-PF3ONS)	9.405		76	0.0006	0.00060	U	Y
11-Chloroeicosafluoro-3-oxaundecane-1-sulfonic acid (11-Cl-PF3OUdS)	0		0	0	0	U	Y
Perfluoro-3-methoxypropanoic acid (PFMPA)	2.520		78	0.0011	0.0011	U	Y
Perfluoro-4-methoxybutanoic acid (PFMBA)	4.139		132	0.0012	0.0012	U	Y
Hexafluoropropyleneoxide dimer acid (HFPO-DA) (GenX)	5.520		459	0.0009	0.00090	U	Y
Nonafluoro-3,6-dioxaheptanoic acid (NFDHA)	4.900		744	0.0038	0.0038	U	Y
4,8-Dioxa-3H-perfluorononanoic acid (DONA)	0		0	0	0	U	Y

U: Undetected at or above MDL
J: Analyte detected above MDL, but below MRL
B: Hit above MRL also found in Method Blank
E: Analyte concentration above high point of ICAL
N: Presumptive evidence of compound

D: Result from dilution
m: Manual integration performed
d: Compound manually deleted
NR: Analyte not reported from this analysis

*: Result fails acceptance criteria
#: Acceptance criteria not applicable
?: Insufficient information to determine acceptance
e: Result >= MRL, but MRL less than low point of ICAL
c: check for co-elution

Printed: 3/22/24 13:34
\\alprews001\starlims$\LIMSReps\QuantValidation.rpt

Insight Report
Ion Ratio Confirmation
Printed 3/22/2024 13:04:13

240321_005

Sample ID: 1633 CCB
Date Acquired: 3/21/2024 12:03:10 PM
Acquired by: System Administrator
Data File: 240321_005
Vial: 54 | Inj. Volume: 10.0000uL | Tray: 1

Name	m/z	Ref 1 m/z	Area	Ref 1 Measured	Ref 1 Actual Ratio	Ref 1 Set Ratio	Ref 2 Measured	Ref 2 Actual Ratio	Ref 2 Set Ratio	Flag ID
13C4-PFBA	216.80>171.90	----	895203	----	----	----	----	----	----	
13C4-PFBA_IS	216.80>171.90	----	895203	----	----	----	----	----	----	
13C3-PFBA_IS	216.00>172.00	----	331579	----	----	----	----	----	----	
PFBA	212.80>169.05	----	3397	----	----	----	----	----	----	
PFMPA	229.00>84.90	----	78	----	----	----	----	----	----	
3_3 FTCA	241.00>177.10	241.00>117.00	----	0	0.00	136.14	0	0.00	141.47	
13C5-PFPeA	268.30>223.00	----	238785	----	----	----	----	----	----	
13C5-PFPeA_IS	268.30>223.00	----	238785	----	----	----	----	----	----	
PFPeA	263.00>219.00	----	1072	----	----	----	----	----	----	
PFMBA	279.00>84.95	----	132	----	----	----	----	----	----	
13C2-4_2 FTS	329.10>80.90	----	56649	----	----	----	----	----	----	
13C2-4_2 FTS_IS	329.10>80.90	----	56649	----	----	----	----	----	----	
4_2 FTS	327.10>307.00	327.10>80.90	----	0	0.00	33.08	0	0.00	27.71	
13C3-PFBS_IS	302.10>79.90	----	152407	----	----	----	----	----	----	
PFBS	298.70>79.90	298.70>98.80	----	0	0.00	46.53	0	0.00	44.64	
13C3-PFBS	302.10>79.90	----	152407	----	----	----	----	----	----	
NFDHA	295.00>201.00	295.00>84.90	744	284	38.18	36.44	284	38.18	34.56	
13C5-PFHxA	318.00>273.00	----	316775	----	----	----	----	----	----	
13C5-PFHxA_IS	318.00>273.00	----	316775	----	----	----	----	----	----	
13C2-PFHxA_IS	315.10>270.00	----	293939	----	----	----	----	----	----	
PFHxA	313.00>269.00	----	607	----	----	----	----	----	----	
PFEESA	314.80>135.00	314.80>82.90	----	0	0.00	5.25	0	0.00	5.67	
13C3-HFPO-DA	286.90>168.90	----	531547	----	----	----	----	----	----	
13C3-HFPO-DA_IS	286.90>168.90	----	531547	----	----	----	----	----	----	
HFPO-DA	284.90>168.90	284.90>184.90	459	194	42.34	62.57	194	42.34	64.50	
5_3 FTCA	341.00>237.05	341.00>217.00	102	148	145.64	154.88	148	145.64	154.15	
PFPeS	349.10>79.90	349.10>98.80	38	18	47.53	54.44	18	47.53	56.96	
13C4-PFHpA	367.10>322.00	----	481617	----	----	----	----	----	----	
13C4-PFHpA_IS	367.10>322.00	----	481617	----	----	----	----	----	----	
PFHpA	363.10>319.00	363.10>169.00	4056	600	14.80	23.39	600	14.80	22.63	
DONA	376.90>250.90	376.90>84.80	----	0	0.00	30.39	0	0.00	28.87	
13C2-6_2 FTS_IS	429.10>80.90	----	42169	----	----	----	----	----	----	
13C2-6_2 FTS	429.10>80.90	----	42169	----	----	----	----	----	----	
6_2 FTS	427.10>407.00	427.10>80.90	----	0	0.00	44.48	0	0.00	40.73	
13C4-PFOA_IS	417.10>172.00	----	15032	----	----	----	----	----	----	
13C8-PFOA_IS	421.10>376.00	----	340968	----	----	----	----	----	----	

J:\LCMS08\Data\240321_1633_B1\240321_1633_B1.damlp .

Ref 1 Set Ratio assigned from calibration mid-point; Ref 2 Set Ratio assigned from opening calibration verification.
IRr - Ion ratio outside either set of criteria. Exceedances for reported detections to be "I" flagged in the analytical report.

240321_005 (continued)

(Table continued from previous page)

Name	m/z	Ref 1 m/z	Area	Ref 1 Measured	Ref 1 Actual Ratio	Ref 1 Set Ratio	Ref 2 Measured	Ref 2 Actual Ratio	Ref 2 Set Ratio	Flag ID
13C8-PFOA	421.10>376.00	----	340968	----	----	----	----	----	----	
PFOA	413.00>369.00	413.00>169.00	2747	816	29.70	24.47	816	29.70	24.84	
13C3-PFHxS	402.10>79.90	----	106463	----	----	----	----	----	----	
13C3-PFHxS_IS	402.10>79.90	----	106463	----	----	----	----	----	----	
PFHxS	398.70>79.90	398.70>98.90	529	142	26.84	57.29	142	26.84	58.76	IRr
18O2-PFHxS_IS	403.00>83.90	----	68785	----	----	----	----	----	----	
13C9-PFNA_IS	472.10>427.00	----	165888	----	----	----	----	----	----	
13C9-PFNA	472.10>427.00	----	165888	----	----	----	----	----	----	
13C5-PFNA_IS	468.00>423.00	----	105569	----	----	----	----	----	----	
PFNA	463.00>419.00	463.00>219.00	2255	333	14.78	20.36	333	14.78	19.31	
PFHpS	449.00>79.90	449.00>98.80	----	0	0.00	46.70	0	0.00	48.05	
7_3 FTCA	441.00>317.00	441.00>336.90	477	561	117.54	132.28	561	117.54	133.47	
13C2-8_2-FTS	529.10>80.90	----	33225	----	----	----	----	----	----	
13C2-8_2-FTS_IS	529.10>80.90	----	33225	----	----	----	----	----	----	
8_2 FTS	527.10>506.95	527.10>80.80	----	0	0.00	45.91	0	0.00	45.20	
13C6-PFDA_IS	519.10>474.10	----	99893	----	----	----	----	----	----	
13C6-PFDA	519.10>474.10	----	99893	----	----	----	----	----	----	
13C2-PFDA_IS	515.10>470.10	----	56987	----	----	----	----	----	----	
PFDA	512.90>469.00	512.90>219.00	2017	233	11.56	17.64	233	11.56	19.20	
D3-NMeFOSAA_IS	573.20>419.00	----	102644	----	----	----	----	----	----	
D3-NMeFOSAA	573.20>419.00	----	102644	----	----	----	----	----	----	
13C8-PFOS_IS	507.10>98.90	----	37501	----	----	----	----	----	----	
13C8-PFOS	507.10>98.90	----	37501	----	----	----	----	----	----	
13C4-PFOS_IS	502.80>79.90	----	81385	----	----	----	----	----	----	
PFOS	498.90>79.90	498.90>98.80	----	0	0.00	45.06	0	0.00	47.87	
NMeFOSAA	570.10>419.00	570.10>483.00	----	0	0.00	67.10	0	0.00	60.24	
D5-NEtFOSAA_IS	589.20>419.00	----	94628	----	----	----	----	----	----	
D5-NEtFOSAA	589.20>419.00	----	94628	----	----	----	----	----	----	
NEtFOSAA	584.20>419.10	584.20>526.00	----	0	0.00	89.53	0	0.00	72.57	
9-Cl-PF3ONS	530.80>351.00	532.80>353.00	76	30	39.31	31.69	30	39.31	30.68	
PFUnDA	563.10>519.00	563.10>269.10	1906	139	7.31	10.96	139	7.31	11.56	
13C7-PFUnDA_IS	570.00>525.10	----	97966	----	----	----	----	----	----	
13C7-PFUnDA	570.00>525.10	----	97966	----	----	----	----	----	----	
PFNS	548.80>79.90	548.80>98.80	----	0	0.00	56.91	0	0.00	61.27	
10_2 FTS	626.80>607.05	626.80>81.00	----	0	0.00	32.29	0	0.00	29.61	
13C2-PFDOA_IS	615.10>570.00	----	123703	----	----	----	----	----	----	
13C2-PFDOA	615.10>570.00	----	123703	----	----	----	----	----	----	
PFDOA	613.10>569.00	613.10>319.00	1193	112	9.41	11.14	112	9.41	10.73	
PFDS	599.00>79.90	599.00>98.80	----	0	0.00	58.01	0	0.00	58.67	
PFTrDA	663.00>619.00	663.00>168.90	1402	303	21.61	16.67	303	21.61	15.36	

J:\LCMS08\Data\240321_1633_B1\240321_1633_B1.damlp .

Ref 1 Set Ratio assigned from calibration mid-point; Ref 2 Set Ratio assigned from opening calibration verification.
IRr - Ion ratio outside either set of criteria. Exceedances for reported detections to be "I" flagged in the analytical report.

240321_005 (continued)

(Table continued from previous page)

Name	m/z	Ref 1 m/z	Area	Ref 1 Measured	Ref 1 Actual Ratio	Ref 1 Set Ratio	Ref 2 Measured	Ref 2 Actual Ratio	Ref 2 Set Ratio	Flag ID
11-Cl-PF3OUdS	630.90>451.00	632.90>452.90	----	0	0.00	35.04	0	0.00	35.75	
PFOSAm	498.10>77.90	----	97	----	----	----	----	----	----	
13C8-PFOSAm	506.10>77.80	----	103380	----	----	----	----	----	----	
13C8-PFOSAm_IS	506.10>77.80	----	103380	----	----	----	----	----	----	
PFTDA	713.10>669.00	713.10>168.90	882	115	13.07	17.09	115	13.07	18.64	
13C2-PFTDA	715.20>670.00	----	79056	----	----	----	----	----	----	
13C2-PFTDA_IS	715.20>670.00	----	79056	----	----	----	----	----	----	
PFDoS	699.10>79.90	699.10>98.80	----	0	0.00	61.23	0	0.00	68.82	
D7-MeFOSE_IS	623.20>58.90	----	298304	----	----	----	----	----	----	
D7-MeFOSE	623.20>58.90	----	298304	----	----	----	----	----	----	
MeFOSE	616.10>59.00	----	----	----	----	----	----	----	----	
13C2-PFHXDA_IS	815.00>770.05	----	140404	----	----	----	----	----	----	
13C2-PFHXDA	815.00>770.05	----	140404	----	----	----	----	----	----	
PFHXDA	813.00>768.95	813.00>218.95	1490	255	17.09	10.78	255	17.09	11.00	IRr
D3-MeFOSA	515.00>219.00	----	26040	----	----	----	----	----	----	
D3-MeFOSA_IS	515.00>219.00	----	26040	----	----	----	----	----	----	
MeFOSA	511.90>219.00	511.90>169.00	----	0	0.00	156.31	0	0.00	156.72	
D9-EtFOSE_IS	639.20>58.90	----	378279	----	----	----	----	----	----	
D9-EtFOSE	639.20>58.90	----	378279	----	----	----	----	----	----	
EtFOSE	630.00>59.00	----	----	----	----	----	----	----	----	
D5-EtFOSAm	531.10>219.00	----	41080	----	----	----	----	----	----	
D5-EtFOSAm_IS	531.10>219.00	----	41080	----	----	----	----	----	----	
EtFOSAm	526.00>219.00	526.00>169.00	----	0	0.00	177.75	0	0.00	149.59	
PFODA	913.00>868.65	913.00>169.00	341	105	30.77	31.66	105	30.77	33.60	

Flag ID key: IRr: Ion Ratio (Relative)

Ref 1 Set Ratio assigned from calibration mid-point; Ref 2 Set Ratio assigned from opening calibration verification.
IRr - Ion ratio outside either set of criteria. Exceedances for reported detections to be "I" flagged in the analytical report.

Insight Report
Quantitation/Integration
Printed 3/22/2024 13:35:57

240321_005

Sample ID: 1633 CCB
Date Acquired: 3/21/2024 12:03:10 PM
Acquired by: System Administrator
Data File: 240321_005
Vial: 54 | Inj. Volume: 10.0000uL | Tray: 1

Name	Mode ID	Found RT	RT Diff	ISTD RT Diff	Area	ISTD Area	ISTD Name	Conc.	Unit	Flag ID
13C4-PFBA	Auto	1.513	0.155	-0.001	895203	331579	13C3-PFBA_IS	13.6889	ng/mL	
13C4-PFBA_IS	Auto	1.513	0.155	----	895203	895203	----	10.0000	ng/mL	
13C3-PFBA_IS	Auto	1.514	0.155	----	331579	331579	----	5.0000	ng/mL	
PFBA	Auto	1.517	0.156	0.004	3397	895203	13C4-PFBA_IS	-0.0125	ng/mL	
PFMPA	M	2.520	0.111	-1.064	78	238785	13C5-PFPeA_IS	0.0011	ng/mL	
3_3 FTCA	ND(W/B)	----	----	----	----	238785	13C5-PFPeA_IS	----	ng/mL	
13C5-PFPeA	Auto	3.584	0.081	-1.457	238785	293939	13C2-PFHxA_IS	7.3011	ng/mL	
13C5-PFPeA_IS	Auto	3.584	0.081	----	238785	238785	----	5.0000	ng/mL	
PFPeA	Auto	3.584	0.078	0.000	1072	238785	13C5-PFPeA_IS	0.0063	ng/mL	
PFMBA	M	4.139	0.106	0.555	132	238785	13C5-PFPeA_IS	0.0012	ng/mL	
13C2-4_2 FTS	Auto	4.725	0.049	-2.416	56649	68785	18O2-PFHxS_IS	5.8656	ng/mL	
13C2-4_2 FTS_IS	Auto	4.725	0.049	----	56649	56649	----	5.0000	ng/mL	
4_2 FTS	ND(W/B)	----	----	----	----	56649	13C2-4_2 FTS_IS	----	ng/mL	
13C3-PFBS_IS	Auto	4.718	0.068	----	152407	152407	----	2.5000	ng/mL	
PFBS	ND(W/B)	----	----	----	----	152407	13C3-PFBS_IS	----	ng/mL	
13C3-PFBS	Auto	4.718	0.068	-2.423	152407	68785	18O2-PFHxS_IS	3.6355	ng/mL	
NFDHA	M	4.900	0.058	-0.140	744	316775	13C5-PFHxA_IS	0.0038	ng/mL	
13C5-PFHxA	Auto	5.040	0.057	-0.001	316775	293939	13C2-PFHxA_IS	3.2952	ng/mL	
13C5-PFHxA_IS	Auto	5.040	0.057	----	316775	316775	----	2.5000	ng/mL	
13C2-PFHxA_IS	Auto	5.041	0.057	----	293939	293939	----	2.5000	ng/mL	
PFHxA	M	5.041	0.055	0.001	607	316775	13C5-PFHxA_IS	0.0157	ng/mL	
PFEESA	ND(W/B)	----	----	----	----	316775	13C5-PFHxA_IS	----	ng/mL	
13C3-HFPO-DA	Auto	5.514	0.059	0.473	531547	293939	13C2-PFHxA_IS	13.8144	ng/mL	
13C3-HFPO-DA_IS	Auto	5.514	0.059	----	531547	531547	----	10.0000	ng/mL	
HFPO-DA	M	5.520	0.063	0.006	459	531547	13C3-HFPO-DA_IS	0.0009	ng/mL	
5_3 FTCA	M	5.928	0.041	0.888	102	316775	13C5-PFHxA_IS	0.0108	ng/mL	
PFPeS	M	6.064	0.041	-1.077	38	106463	13C3-PFHxS_IS	0.0006	ng/mL	
13C4-PFHpA	Auto	6.216	0.049	1.175	481617	293939	13C2-PFHxA_IS	3.6239	ng/mL	
13C4-PFHpA_IS	Auto	6.216	0.049	----	481617	481617	----	2.5000	ng/mL	
PFHpA	MI R1 R2	6.200	0.031	-0.016	4056	481617	13C4-PFHpA_IS	0.0095	ng/mL	
DONA	ND(W/B)	----	----	----	----	531547	13C3-HFPO-DA_IS	----	ng/mL	
13C2-6_2 FTS_IS	Auto	6.849	0.035	----	42169	42169	----	5.0000	ng/mL	
13C2-6_2 FTS	Auto	6.849	0.035	-0.292	42169	68785	18O2-PFHxS_IS	5.4173	ng/mL	
6_2 FTS	ND(W/B)	----	----	----	----	42169	13C2-6_2 FTS_IS	----	ng/mL	
13C4-PFOA_IS	Auto	7.163	0.043	----	15032	15032	----	2.5000	ng/mL	
13C8-PFOA_IS	Auto	7.162	0.041	----	340968	340968	----	2.5000	ng/mL	
13C8-PFOA	Auto	7.162	0.041	-0.001	340968	15032	13C4-PFOA_IS	3.6830	ng/mL	
PFOA	Auto	7.158	0.036	-0.004	2747	340968	13C8-PFOA_IS	-0.0235	ng/mL	
13C3-PFHxS	Auto	7.141	0.050	0.000	106463	68785	18O2-PFHxS_IS	3.6919	ng/mL	
13C3-PFHxS_IS	Auto	7.141	0.050	----	106463	106463	----	2.5000	ng/mL	
PFHxS	M	7.143	0.051	0.002	529	106463	13C3-PFHxS_IS	0.0091	ng/mL	IRr
18O2-PFHxS_IS	Auto	7.141	0.050	----	68785	68785	----	2.5000	ng/mL	
13C9-PFNA_IS	Auto	8.012	0.044	----	165888	165888	----	1.2500	ng/mL	
13C9-PFNA	Auto	8.012	0.044	0.000	165888	105569	13C5-PFNA_IS	1.7389	ng/mL	
13C5-PFNA_IS	Auto	8.012	0.044	----	105569	105569	----	1.2500	ng/mL	
PFNA	MI R1 R2	8.013	0.044	0.001	2255	165888	13C9-PFNA_IS	-0.0024	ng/mL	
PFHpS	ND(W/B)	----	----	----	----	37501	13C8-PFOS_IS	----	ng/mL	
7_3 FTCA	MI R1 R2	7.965	0.026	2.925	477	316775	13C5-PFHxA_IS	0.0348	ng/mL	
13C2-8_2-FTS	Auto	8.466	0.043	1.325	33225	68785	18O2-PFHxS_IS	6.6632	ng/mL	
13C2-8_2-FTS_IS	Auto	8.466	0.043	----	33225	33225	----	5.0000	ng/mL	
8_2 FTS	ND(W/B)	----	----	----	----	33225	13C2-8_2-FTS_IS	----	ng/mL	
13C6-PFDA_IS	Auto	8.773	0.044	----	99893	99893	----	1.2500	ng/mL	
13C6-PFDA	Auto	8.773	0.044	0.000	99893	56987	13C2-PFDA_IS	1.8726	ng/mL	

J:\LCMS08\Data\240321_1633_B1\240321_1633_B1.damlp .

SN - Software-calculated S/N ratio outside criteria due to non-target peaks or drift in noise calculation window. Analyst review of noise levels (excluding non-target peaks) in chromatogram indicates S/N ratio meets criteria.

240321_005 (continued)

(Table continued from previous page)

Name	Mode ID	Found RT	RT Diff	ISTD RT Diff	Area	ISTD Area	ISTD Name	Conc.	Unit	Flag ID
13C2-PFDA_IS	Auto	8.773	0.043	----	56987	56987	----	1.2500	ng/mL	
PFDA	M	8.771	0.039	-0.003	2017	99893	13C6-PFDA_IS	0.0248	ng/mL	
D3-NMeFOSAA_IS	Auto	8.899	0.038	----	102644	102644	----	5.0000	ng/mL	
D3-NMeFOSAA	Auto	8.899	0.038	0.028	102644	81385	13C4-PFOS_IS	5.2136	ng/mL	
13C8-PFOS_IS	Auto	8.870	0.049	----	37501	37501	----	2.5000	ng/mL	
13C8-PFOS	Auto	8.870	0.049	-0.001	37501	81385	13C4-PFOS_IS	3.2912	ng/mL	
13C4-PFOS_IS	Auto	8.871	0.050	----	81385	81385	----	2.5000	ng/mL	
PFOS	ND(W/B)	----	----	----	----	37501	13C8-PFOS_IS	----	ng/mL	
NMeFOSAA	ND(W/B)	----	----	----	----	102644	D3-NMeFOSAA_IS	----	ng/mL	
D5-NEtFOSAA_IS	Auto	9.228	0.036	----	94628	94628	----	5.0000	ng/mL	
D5-NEtFOSAA	Auto	9.228	0.036	0.357	94628	81385	13C4-PFOS_IS	6.5602	ng/mL	
NEtFOSAA	ND(W/B)	----	----	----	----	94628	D5-NEtFOSAA_IS	----	ng/mL	
9-Cl-PF3ONS	M	9.405	0.017	3.891	76	531547	13C3-HFPO-DA_IS	0.0006	ng/mL	
PFUnDA	M	9.497	0.041	0.000	1906	97966	13C7-PFUnDA_IS	0.0103	ng/mL	
13C7-PFUnDA_IS	Auto	9.497	0.042	----	97966	97966	----	1.2500	ng/mL	
13C7-PFUnDA	Auto	9.497	0.042	0.724	97966	56987	13C2-PFDA_IS	1.8622	ng/mL	
PFNS	ND(W/B)	----	----	----	----	37501	13C8-PFOS_IS	----	ng/mL	
10_2 FTS	ND(W/B)	----	----	----	----	33225	13C2-8_2-FTS_IS	----	ng/mL	
13C2-PFDOA_IS	Auto	10.177	0.038	----	123703	123703	----	1.2500	ng/mL	
13C2-PFDOA	Auto	10.177	0.038	1.404	123703	56987	13C2-PFDA_IS	2.0218	ng/mL	
PFDOA	MI R1 R2	10.175	0.034	-0.002	1193	123703	13C2-PFDOA_IS	-0.0091	ng/mL	
PFDS	ND(W/B)	----	----	----	----	37501	13C8-PFOS_IS	----	ng/mL	
PFTrDA	MI R1 R2	10.829	0.032	-0.638	1402	79056	13C2-PFTDA_IS	-0.0050	ng/mL	
11-Cl-PF3OUdS	ND(W/B)	----	----	----	----	531547	13C3-HFPO-DA_IS	----	ng/mL	
PFOSAm	M	11.124	0.002	0.006	97	103380	13C8-PFOSAm_IS	0.0022	ng/mL	
13C8-PFOSAm	Auto	11.118	-0.007	2.247	103380	81385	13C4-PFOS_IS	3.3778	ng/mL	
13C8-PFOSAm_IS	Auto	11.118	-0.007	----	103380	103380	----	2.5000	ng/mL	
PFTDA	M	11.472	0.042	0.005	882	79056	13C2-PFTDA_IS	-0.0085	ng/mL	
13C2-PFTDA	Auto	11.467	0.037	2.694	79056	56987	13C2-PFDA_IS	2.1401	ng/mL	
13C2-PFTDA_IS	Auto	11.467	0.037	----	79056	79056	----	1.2500	ng/mL	
PFDoS	ND(W/B)	----	----	----	----	37501	13C8-PFOS_IS	----	ng/mL	
D7-MeFOSE_IS	Auto	13.357	-0.002	----	298304	298304	----	25.0000	ng/mL	
D7-MeFOSE	Auto	13.357	-0.002	4.486	298304	81385	13C4-PFOS_IS	31.8554	ng/mL	
MeFOSE	ND(W/B)	----	----	----	----	298304	D7-MeFOSE_IS	----	ng/mL	
13C2-PFHXDA_IS	Auto	12.687	0.040	----	140404	140404	----	2.5000	ng/mL	
13C2-PFHXDA	Auto	12.687	0.040	3.914	140404	56987	13C2-PFDA_IS	3.6963	ng/mL	
PFHXDA	MI R1 R2	12.687	0.039	0.000	1490	140404	13C2-PFHXDA_IS	0.0069	ng/mL	IRr
D3-MeFOSA	Auto	13.661	-0.002	4.790	26040	81385	13C4-PFOS_IS	3.2700	ng/mL	
D3-MeFOSA_IS	Auto	13.661	-0.002	----	26040	26040	----	2.5000	ng/mL	
MeFOSA	ND(W/B)	----	----	----	----	26040	D3-MeFOSA_IS	----	ng/mL	
D9-EtFOSE_IS	Auto	13.986	-0.002	----	378279	378279	----	25.0000	ng/mL	
D9-EtFOSE	Auto	13.986	-0.002	5.115	378279	81385	13C4-PFOS_IS	35.3865	ng/mL	
EtFOSE	ND(W/B)	----	----	----	----	378279	D9-EtFOSE_IS	----	ng/mL	
D5-EtFOSAm	Auto	14.336	-0.002	5.465	41080	81385	13C4-PFOS_IS	3.2281	ng/mL	
D5-EtFOSAm_IS	Auto	14.336	-0.002	----	41080	41080	----	2.5000	ng/mL	
EtFOSAm	ND(W/B)	----	----	----	----	41080	D5-EtFOSAm_IS	----	ng/mL	
PFODA	M	13.822	0.039	1.135	341	140404	13C2-PFHXDA_IS	-0.0010	ng/mL	

Flag ID key: IRr: Ion Ratio (Relative)

SN - Software-calculated S/N ratio outside criteria due to non-target peaks or drift in noise calculation window. Analyst review of noise levels (excluding non-target peaks) in chromatogram indicates S/N ratio meets criteria.

240321_005 (continued)

13C4-PFBA
Conc. 13.6889
Q 216.80>171.90 (-) 1.59e5

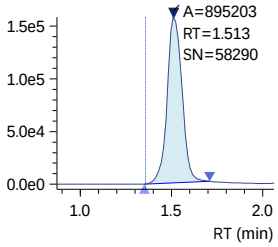

13C4-PFBA_IS
Conc. 10.0000
ISTD 216.80>171.90 (-) 1.59e5

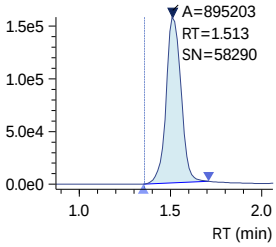

13C3-PFBA_IS
Conc. 5.0000
ISTD 216.00>172.00 (-) 5.85e4

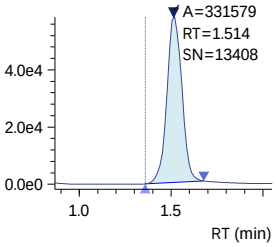

PFBA
Conc. -0.0125
Q 212.80>169.05 (-) 8.87e2

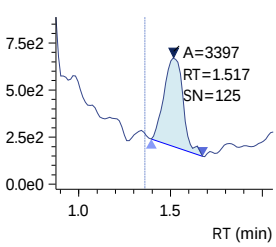

PFMPA
Conc. 0.0011
Q 229.00>84.90 (-) 3.00e1

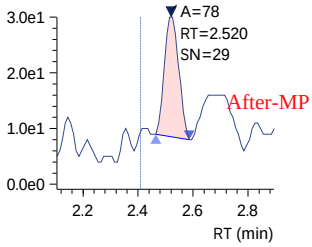

3_3 FTCA
Conc. ----
R#1 0.00 (136.14)
R#2 0.00 (141.47)
Q 241.00>177.10 (-) 2.90e1

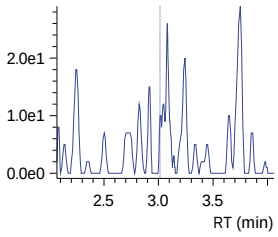

13C5-PFPeA
Conc. 7.3011
Q 268.30>223.00 (-) 6.68e4

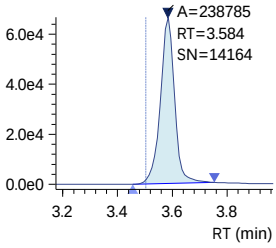

13C5-PFPeA_IS
Conc. 5.0000
ISTD 268.30>223.00 (-) 6.68e4

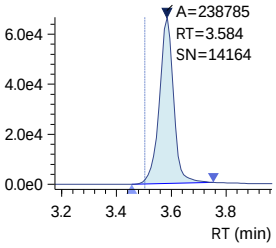

PFPeA
Conc. 0.0063
Q 263.00>219.00 (-) 3.86e2

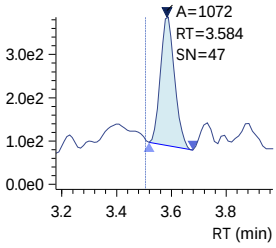

PFMBA
Conc. 0.0012
Q 279.00>84.95 (-) 5.70e1

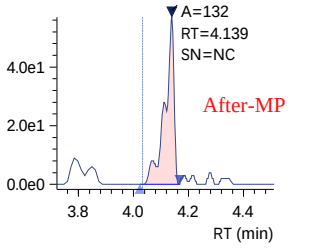

R1 241.00>117.00 (-) 3.80e2

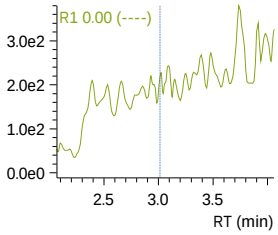

R2 241.00>117.00 (-) 3.80e2

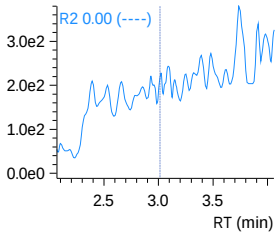

SN - Software-calculated S/N ratio outside criteria due to non-target peaks or drift in noise calculation window.
Analyst review of noise levels (excluding non-target peaks) in chromatogram indicates S/N ratio meets criteria.

240321_005 (continued)

13C2-4_2 FTS
Conc. 5.8656

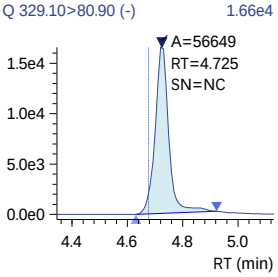

13C2-4_2 FTS_IS
Conc. 5.0000

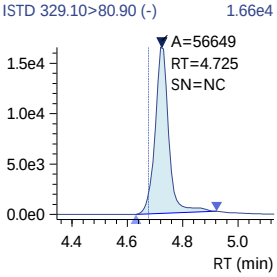

4_2 FTS
Conc. ----
R#1 0.00 (33.08)
R#2 0.00 (27.71)

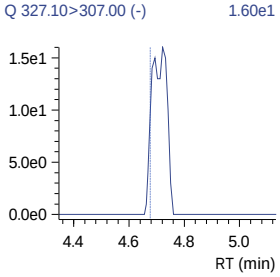

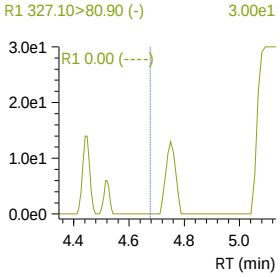

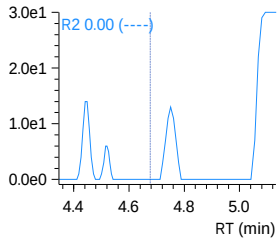

13C3-PFBS_IS
Conc. 2.5000

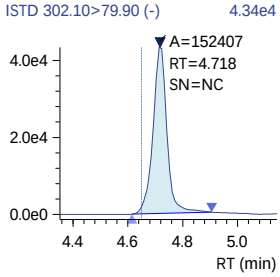

PFBS
Conc. ----
R#1 0.00 (46.53)
R#2 0.00 (44.64)

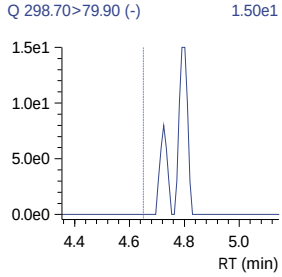

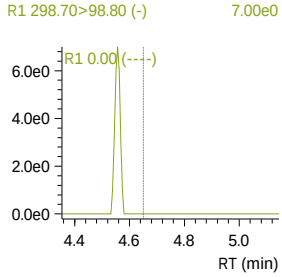

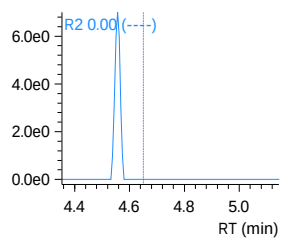

240321_005 (continued)

13C3-PFBS
Conc. 3.6355

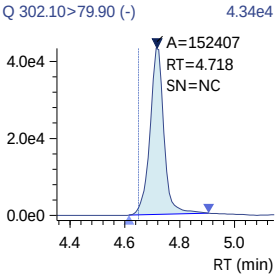

NFDHA
Conc. 0.0038
R#1 38.18 (36.44)
R#2 38.18 (34.56)

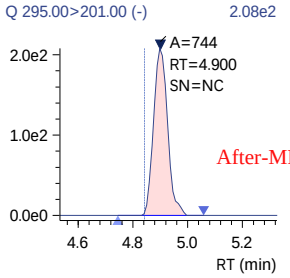

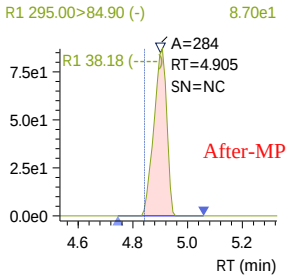

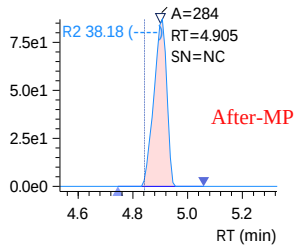

13C5-PFHxA
Conc. 3.2952

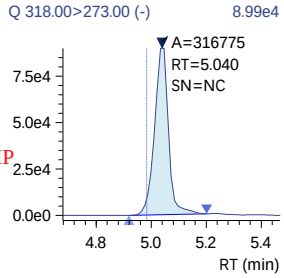

13C5-PFHxA_IS
Conc. 2.5000

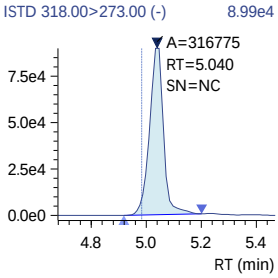

13C2-PFHxA_IS
Conc. 2.5000

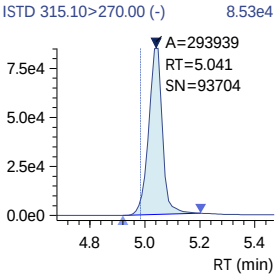

J:\LCMS08\Data\240321_1633_B1\240321_1633_B1.damlp .

SN - Software-calculated S/N ratio outside criteria due to non-target peaks or drift in noise calculation window.
Analyst review of noise levels (excluding non-target peaks) in chromatogram indicates S/N ratio meets criteria.

Insight Report
Quantitation/Integration
Printed 3/22/2024 13:35:57

240321_005 (continued)

PFHxA
Conc. 0.0157
Q 313.00>269.00 (-) 7.41e2

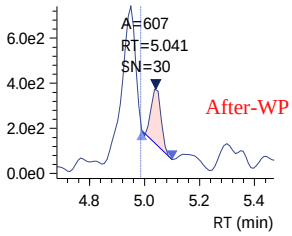

PFEESA
Conc. ----
R#1 0.00 (5.25)
R#2 0.00 (5.67)
Q 314.80>135.00 (-) 8.00e0

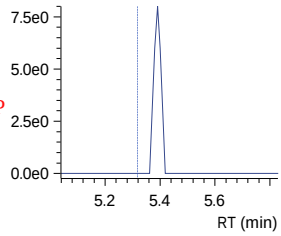

R1 314.80>82.90 (-) 3.00e1

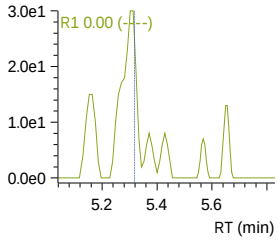

R2 314.80>82.90 (-) 3.00e1

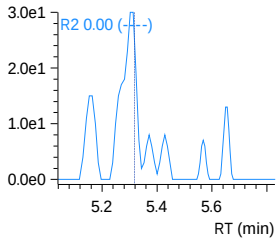

13C3-HFPO-DA
Conc. 13.8144
Q 286.90>168.90 (-) 1.86e5

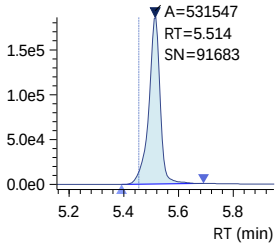

13C3-HFPO-DA_IS
Conc. 10.0000
ISTD 286.90>168.90 (-) 1.86e5

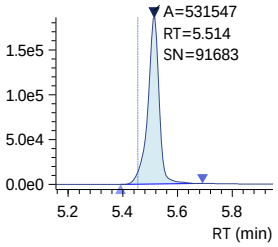

HFPO-DA
Conc. 0.0009
R#1 42.34 (62.57)
R#2 42.34 (64.50)
Q 284.90>168.90 (-) 1.93e2

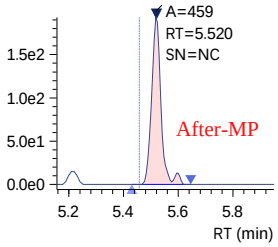

R1 284.90>184.90 (-) 8.90e1

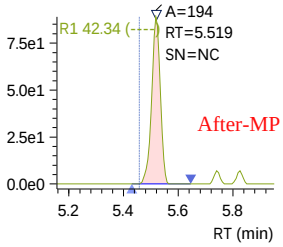

R2 284.90>184.90 (-) 8.90e1

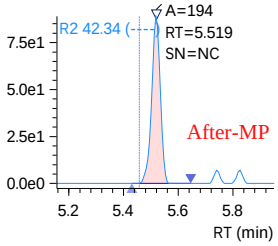

240321_005 (continued)

5_3 FTCA
Conc. 0.0108
R#1 145.64 (154.88)
R#2 145.64 (154.15)
Q 341.00>237.05 (-) 6.90e1

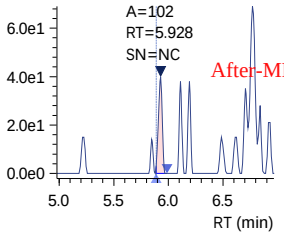

PFPeS
Conc. 0.0006
R#1 47.53 (54.44)
R#2 47.53 (56.96)
Q 349.10>79.90 (-) 1.30e1

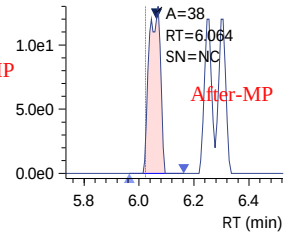

13C4-PFHpA
Conc. 3.6239
Q 367.10>322.00 (-) 1.74e5

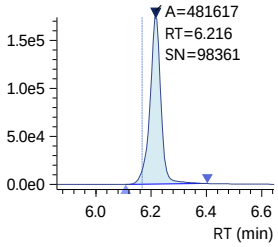

13C4-PFHpA_IS
Conc. 2.5000
ISTD 367.10>322.00 (-) 1.74e5

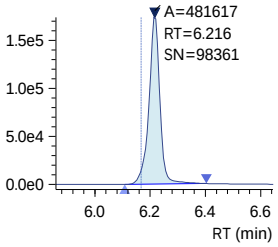

PFHpA
Conc. 0.0095
R#1 14.80 (23.39)
R#2 14.80 (22.63)
Q 363.10>319.00 (-) 1.16e3

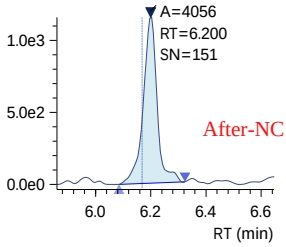

R1 341.00>217.00 (-) 2.45e2

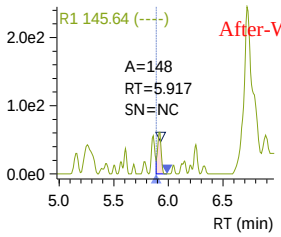

R1 349.10>98.80 (-) 1.10e1

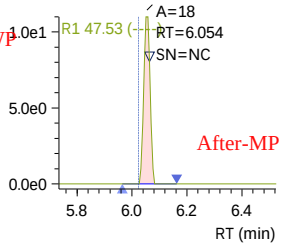

R1 363.10>169.00 (-) 2.05e2

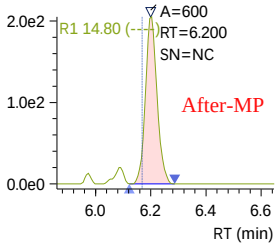

R2 341.00>217.00 (-) 2.45e2

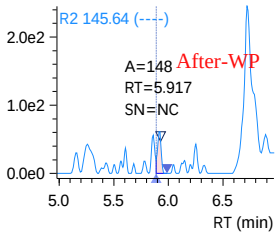

R2 349.10>98.80 (-) 1.10e1

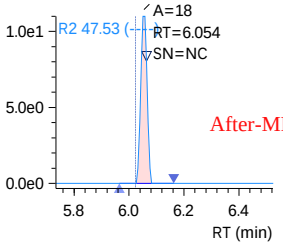

R2 363.10>169.00 (-) 2.05e2

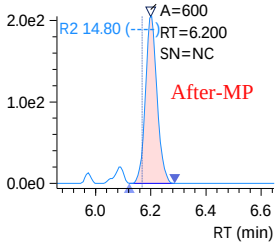

240321_005 (continued)

DONA
Conc. ----
R#1 0.00 (30.39)
R#2 0.00 (28.87)
Q 376.90>250.90 (-) 4.60e1

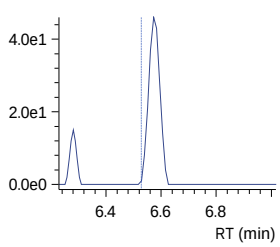

13C2-6_2 FTS_IS
Conc. 5.0000
ISTD 429.10>80.90 (-) 1.42e4

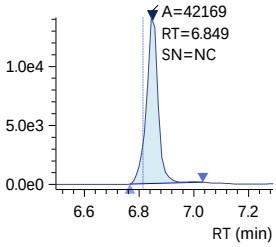

13C2-6_2 FTS
Conc. 5.4173
Q 429.10>80.90 (-) 1.42e4

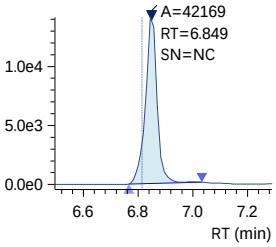

6_2 FTS
Conc. ----
R#1 0.00 (44.48)
R#2 0.00 (40.73)
Q 427.10>407.00 (-) 0.00e0

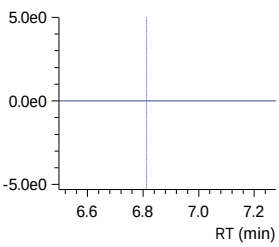

13C4-PFOA_IS
Conc. 2.5000
ISTD 417.10>172.00 (-) 4.16e3

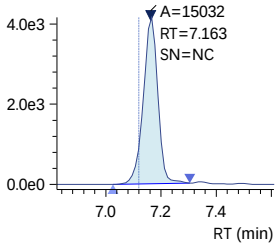

R1 376.90>84.80 (-) 0.00e0

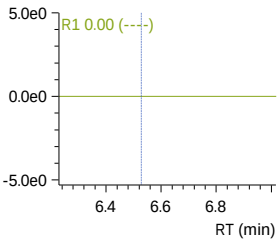

R1 427.10>80.90 (-) 2.10e1

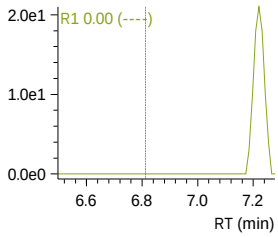

R2 376.90>84.80 (-) 0.00e0

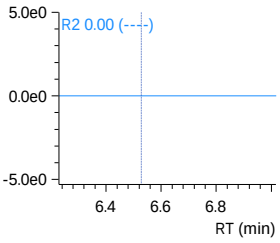

R2 427.10>80.90 (-) 2.10e1

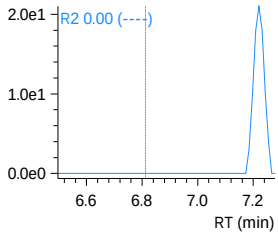

J:\LCMS08\Data\240321_1633_B1\240321_1633_B1.damlp .
SN - Software-calculated S/N ratio outside criteria due to non-target peaks or drift in noise calculation window.
Analyst review of noise levels (excluding non-target peaks) in chromatogram indicates S/N ratio meets criteria.

240321_005 (continued)

13C8-PFOA_IS
Conc. 2.5000

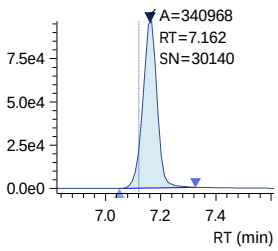

13C8-PFOA
Conc. 3.6830

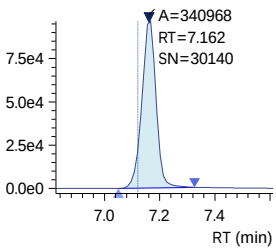

PFOA
Conc. -0.0235
R#1 29.70 (24.47)
R#2 29.70 (24.84)

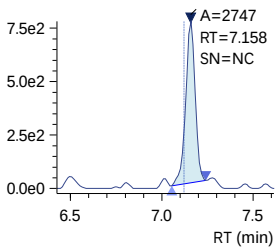

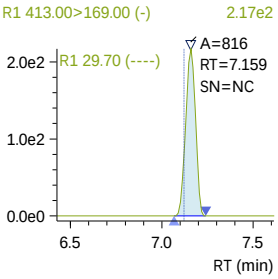

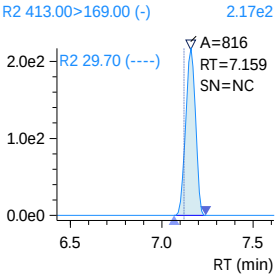

13C3-PFHxS
Conc. 3.6919

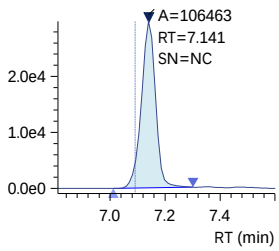

13C3-PFHxS_IS
Conc. 2.5000

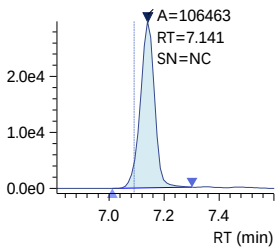

Insight Report
Quantitation/Integration
Printed 3/22/2024 13:35:57

240321_005 (continued)

PFHxS
Conc. 0.0091
R#1 26.84 (57.29)
R#2 26.84 (58.76)

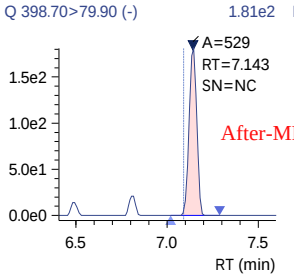

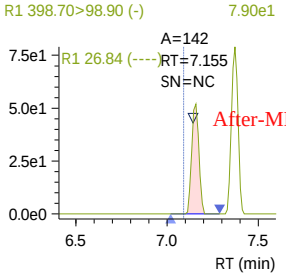

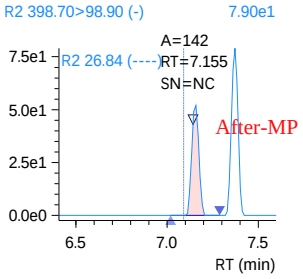

18O2-PFHxS_IS
Conc. 2.5000

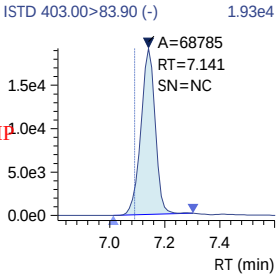

13C9-PFNA_IS
Conc. 1.2500

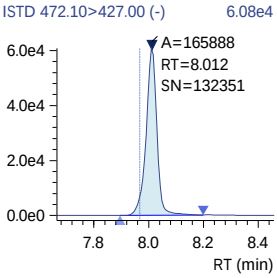

13C9-PFNA
Conc. 1.7389

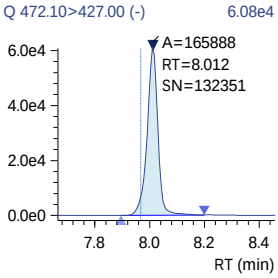

13C5-PFNA_IS
Conc. 1.2500

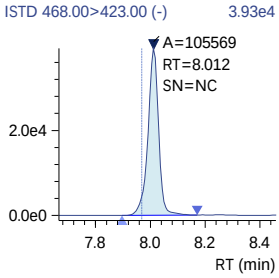

J:\LCMS08\Data\240321_1633_B1\240321_1633_B1.damlp .

SN - Software-calculated S/N ratio outside criteria due to non-target peaks or drift in noise calculation window.
Analyst review of noise levels (excluding non-target peaks) in chromatogram indicates S/N ratio meets criteria.

240321_005 (continued)

PFNA
Conc. -0.0024
R#1 14.78 (20.36)
R#2 14.78 (19.31)
Q 463.00>419.00 (-) 7.20e2

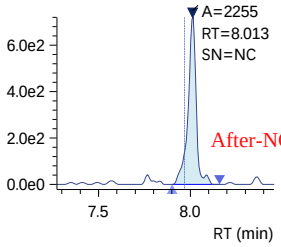

PFHpS
Conc. ----
R#1 0.00 (46.70)
R#2 0.00 (48.05)
Q 449.00>79.90 (-) 0.00e0

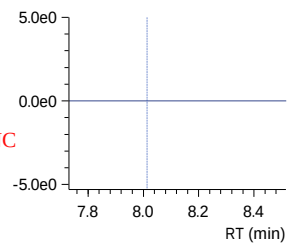

7_3 FTCA
Conc. 0.0348
R#1 117.54 (132.28)
R#2 117.54 (133.47)
Q 441.00>317.00 (-) 1.78e2

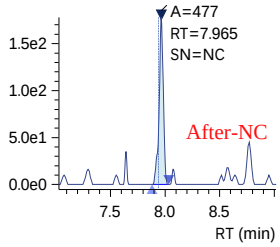

13C2-8_2-FTS
Conc. 6.6632
Q 529.10>80.90 (-) 1.03e4

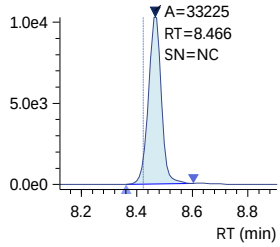

13C2-8_2-FTS_IS
Conc. 5.0000
ISTD 529.10>80.90 (-) 1.03e4

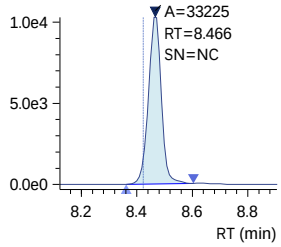

R1 463.00>219.00 (-) 1.59e2

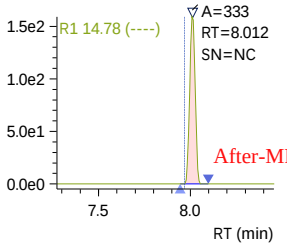

R1 449.00>98.80 (-) 0.00e0

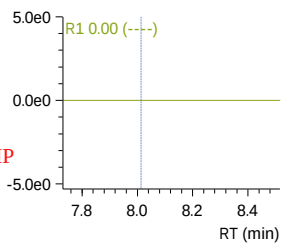

R1 441.00>336.90 (-) 2.04e2

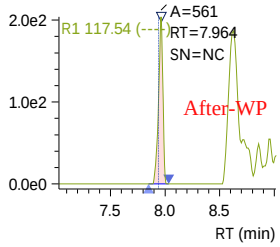

R2 463.00>219.00 (-) 1.59e2

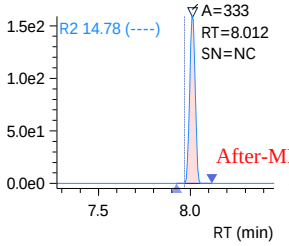

R2 449.00>98.80 (-) 0.00e0

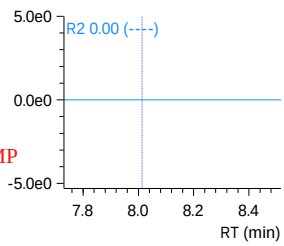

R2 441.00>336.90 (-) 2.04e2

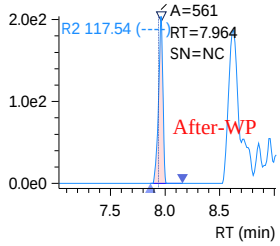

240321_005 (continued)

8_2 FTS
Conc. ----
R#1 0.00 (45.91)
R#2 0.00 (45.20)
Q 527.10>506.95 (-) 0.00e0

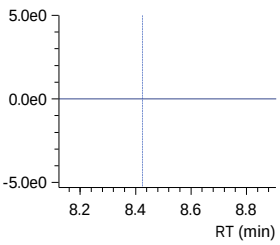

13C6-PFDA_IS
Conc. 1.2500
ISTD 519.10>474.10 (-) 2.77e4

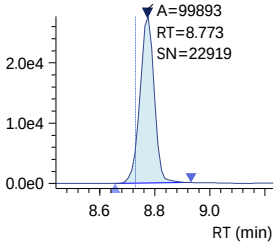

13C6-PFDA
Conc. 1.8726
Q 519.10>474.10 (-) 2.77e4

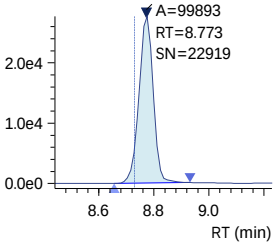

13C2-PFDA_IS
Conc. 1.2500
ISTD 515.10>470.10 (-) 1.56e4

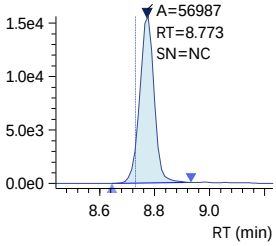

PFDA
Conc. 0.0248
R#1 11.56 (17.64)
R#2 11.56 (19.20)
Q 512.90>469.00 (-) 5.31e2

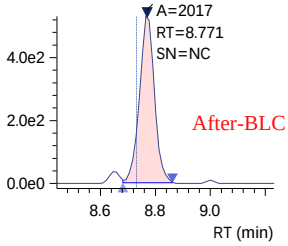

R1 527.10>80.80 (-) 0.00e0

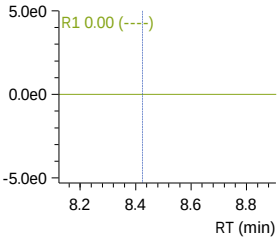

R1 512.90>219.00 (-) 7.10e1

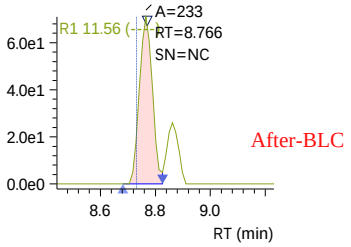

R2 527.10>80.80 (-) 0.00e0

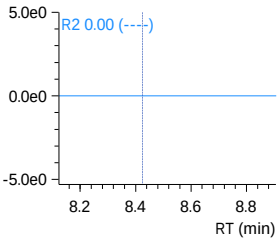

R2 512.90>219.00 (-) 7.10e1

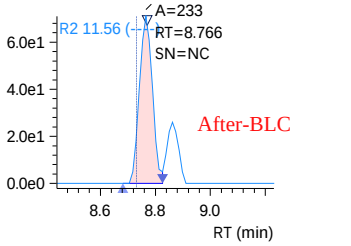

D3-NMeFOSAA_IS
Conc. 5.0000
ISTD 573.20>419.00 (-) 2.84e4

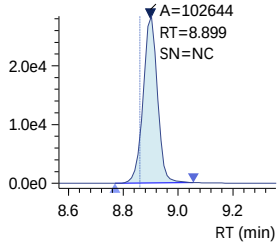

D3-NMeFOSAA
Conc. 5.2136
Q 573.20>419.00 (-) 2.84e4

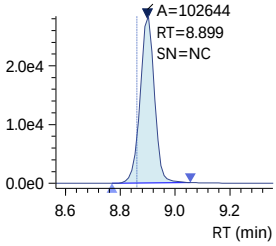

13C8-PFOS_IS
Conc. 2.5000
ISTD 507.10>98.90 (-) 1.03e4

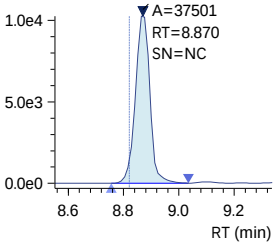

13C8-PFOS
Conc. 3.2912
Q 507.10>98.90 (-) 1.03e4

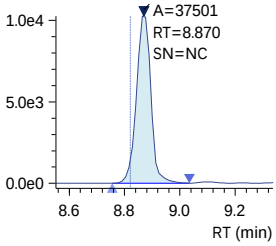

13C4-PFOS_IS
Conc. 2.5000
ISTD 502.80>79.90 (-) 2.27e4

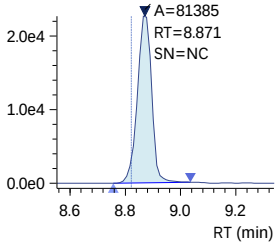

SN - Software-calculated S/N ratio outside criteria due to non-target peaks or drift in noise calculation window.
Analyst review of noise levels (excluding non-target peaks) in chromatogram indicates S/N ratio meets criteria.

240321_005 (continued)

PFOS
Conc. ----
R#1 0.00 (45.06)
R#2 0.00 (47.87)
Q 498.90>79.90 (-) 5.70e1

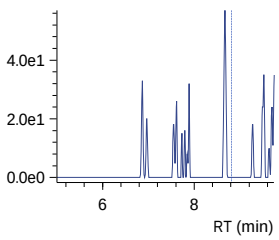

NMeFOSAA
Conc. ----
R#1 0.00 (67.10)
R#2 0.00 (60.24)
Q 570.10>419.00 (-) 0.00e0

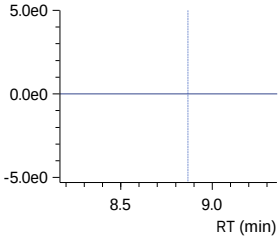

D5-NEtFOSAA_IS
Conc. 5.0000
ISTD 589.20>419.00 (-) 2.89e4

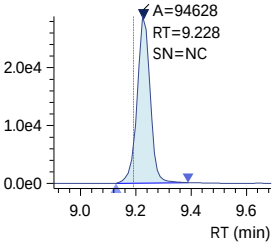

D5-NEtFOSAA
Conc. 6.5602
Q 589.20>419.00 (-) 2.89e4

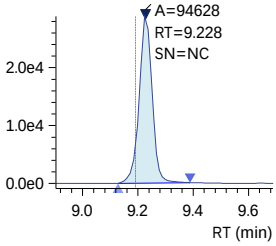

NEtFOSAA
Conc. ----
R#1 0.00 (89.53)
R#2 0.00 (72.57)
Q 584.20>419.10 (-) 0.00e0

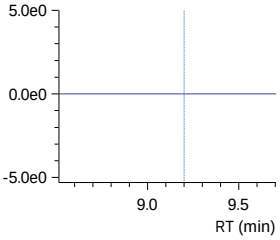

R1 498.90>98.80 (-) 1.70e1

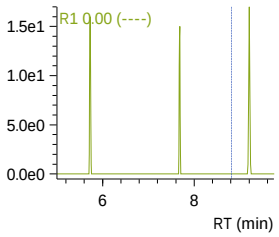

R1 570.10>483.00 (-) 2.00e1

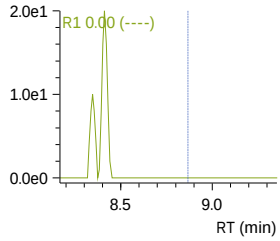

R1 584.20>526.00 (-) 0.00e0

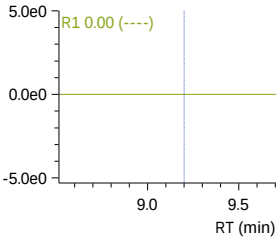

R2 498.90>98.80 (-) 1.70e1

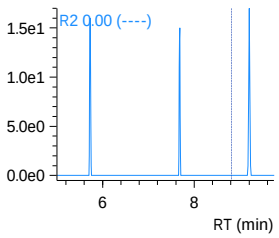

R2 570.10>483.00 (-) 2.00e1

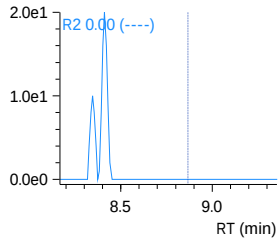

R2 584.20>526.00 (-) 0.00e0

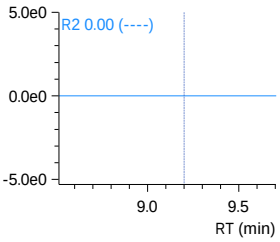

SN - Software-calculated S/N ratio outside criteria due to non-target peaks or drift in noise calculation window.
Analyst review of noise levels (excluding non-target peaks) in chromatogram indicates S/N ratio meets criteria.

Insight Report
Quantitation/Integration
Printed 3/22/2024 13:35:57

240321_005 (continued)

9-Cl-PF3ONS
Conc. 0.0006
R#1 39.31 (31.69)
R#2 39.31 (30.68)
Q 530.80>351.00 (-) 2.40e1

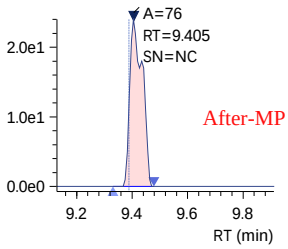

PFUnDA
Conc. 0.0103
R#1 7.31 (10.96)
R#2 7.31 (11.56)
Q 563.10>519.00 (-) 5.47e2

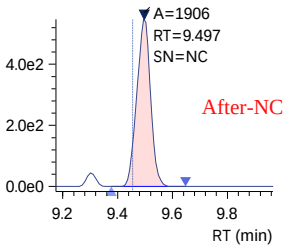

13C7-PFUnDA_IS
Conc. 1.2500
ISTD 570.00>525.10 (-) 3.43e4

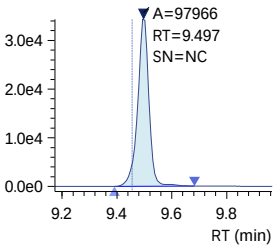

13C7-PFUnDA
Conc. 1.8622
Q 570.00>525.10 (-) 3.43e4

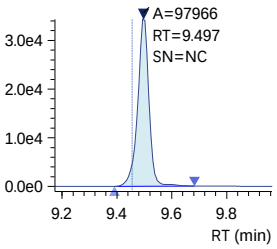

PFNS
Conc. ----
R#1 0.00 (56.91)
R#2 0.00 (61.27)
Q 548.80>79.90 (-) 0.00e0

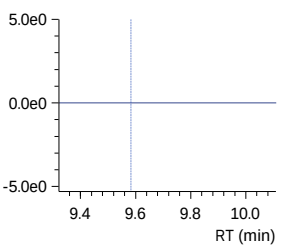

R1 532.80>353.00 (-) 4.80e1

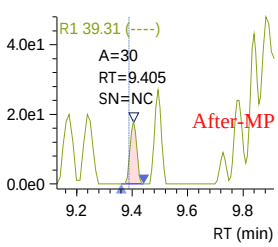

R1 563.10>269.10 (-) 6.00e1

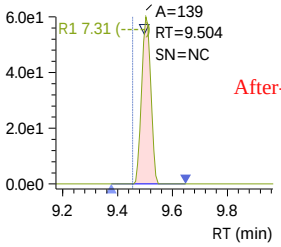

R1 548.80>98.80 (-) 3.60e1

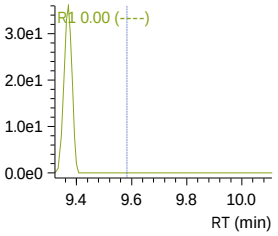

R2 532.80>353.00 (-) 4.80e1

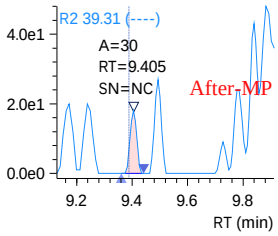

R2 563.10>269.10 (-) 6.00e1

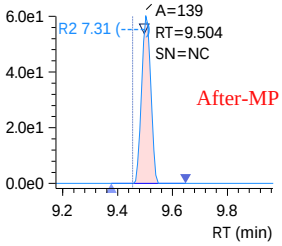

R2 548.80>98.80 (-) 3.60e1

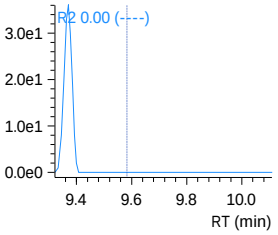

240321_005 (continued)

10_2 FTS
Conc. ----
R#1 0.00 (32.29)
R#2 0.00 (29.61)
Q 626.80>607.05 (-) 0.00e0

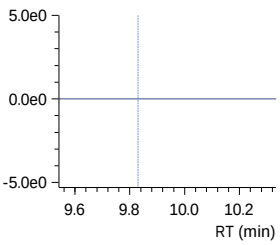

R1 626.80>81.00 (-) 6.00e0

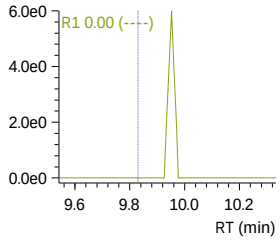

R2 626.80>81.00 (-) 6.00e0

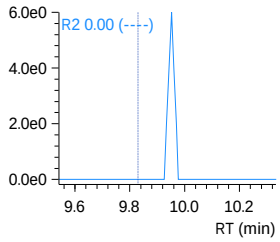

13C2-PFDOA_IS
Conc. 1.2500
ISTD 615.10>570.00 (-) 4.32e4

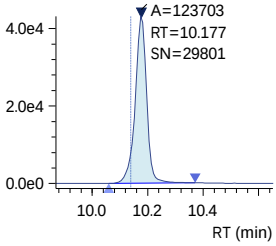

13C2-PFDOA
Conc. 2.0218
Q 615.10>570.00 (-) 4.32e4

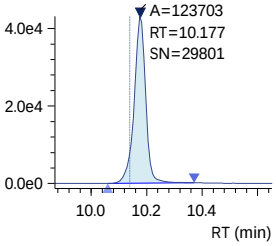

PFDOA
Conc. -0.0091
R#1 9.41 (11.14)
R#2 9.41 (10.73)
Q 613.10>569.00 (-) 4.05e2

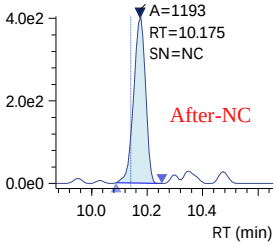

R1 613.10>319.00 (-) 4.60e1

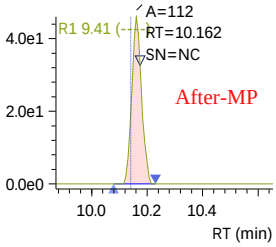

R2 613.10>319.00 (-) 4.60e1

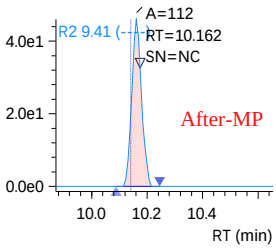

PFDS
Conc. ----
R#1 0.00 (58.01)
R#2 0.00 (58.67)
Q 599.00>79.90 (-) 8.00e0

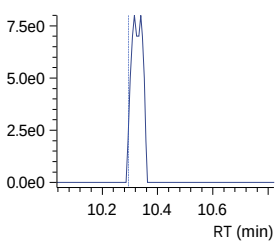

R1 599.00>98.80 (-) 1.30e1

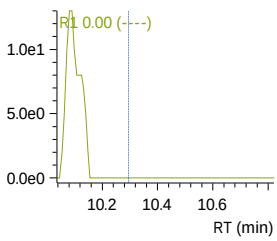

R2 599.00>98.80 (-) 1.30e1

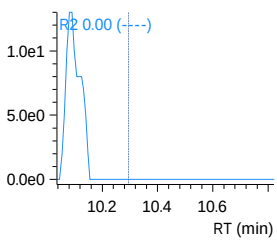

SN - Software-calculated S/N ratio outside criteria due to non-target peaks or drift in noise calculation window.
Analyst review of noise levels (excluding non-target peaks) in chromatogram indicates S/N ratio meets criteria.

240321_005 (continued)

PFTrDA
Conc. -0.0050
R#1 21.61 (16.67)
R#2 21.61 (15.36)

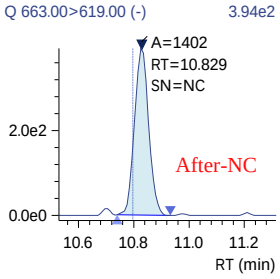

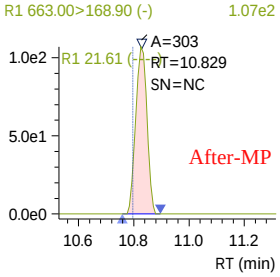

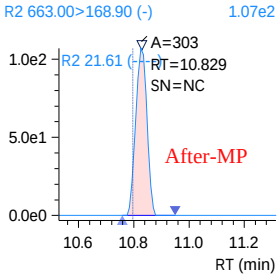

11-Cl-PF3OUdS
Conc. ----
R#1 0.00 (35.04)
R#2 0.00 (35.75)

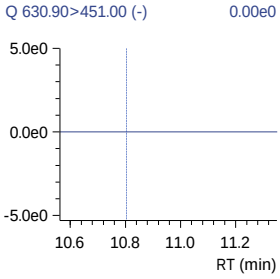

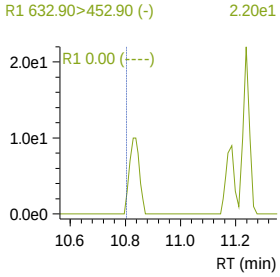

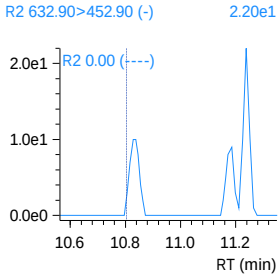

PFOSAm
Conc. 0.0022

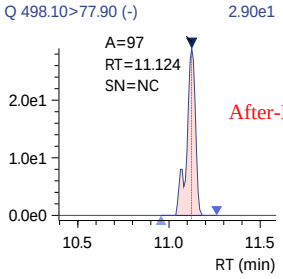

13C8-PFOSAm
Conc. 3.3778

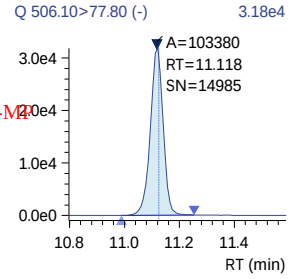

13C8-PFOSAm_IS
Conc. 2.5000

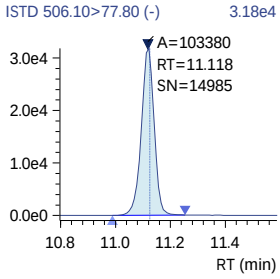

240321_005 (continued)

PFTDA
Conc. -0.0085
R#1 13.07 (17.09)
R#2 13.07 (18.64)

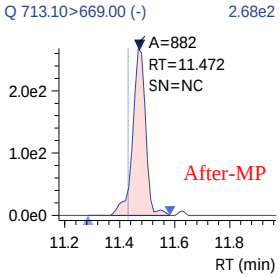

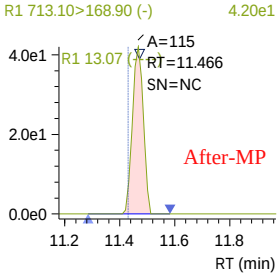

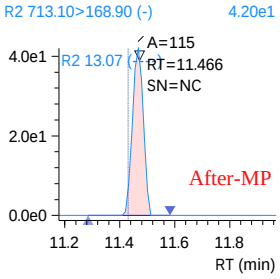

13C2-PFTDA
Conc. 2.1401

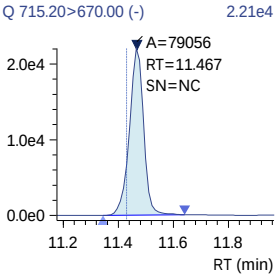

13C2-PFTDA_IS
Conc. 1.2500

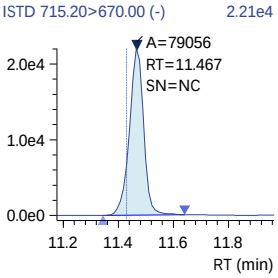

PFDoS
Conc. ----
R#1 0.00 (61.23)
R#2 0.00 (68.82)

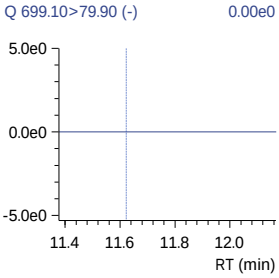

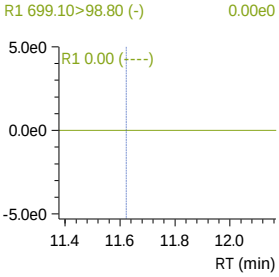

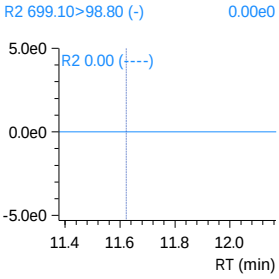

D7-MeFOSE_IS
Conc. 25.0000

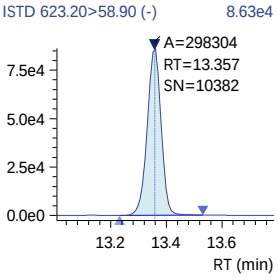

Insight Report
Quantitation/Integration
Printed 3/22/2024 13:35:57

240321_005 (continued)

D7-MeFOSE
Conc. 31.8554

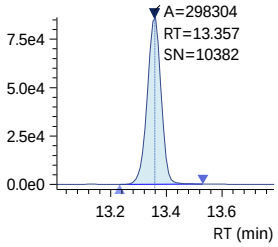

MeFOSE
Conc. ----

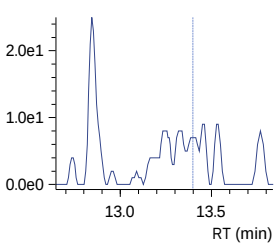

13C2-PFHXDA_IS
Conc. 2.5000

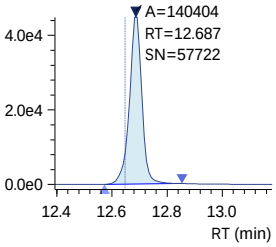

13C2-PFHXDA
Conc. 3.6963

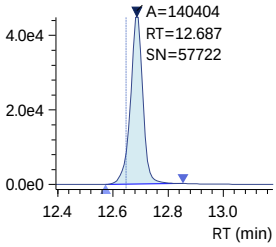

PFHXDA
Conc. 0.0069
R#1 17.09 (10.78)
R#2 17.09 (11.00)

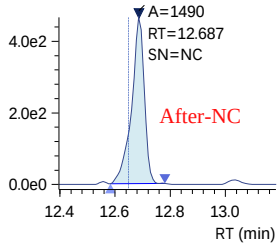

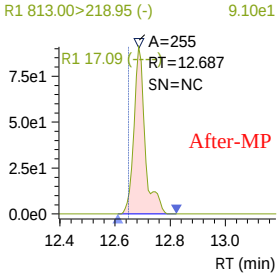

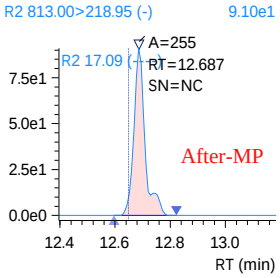

J:\LCMS08\Data\240321_1633_B1\240321_1633_B1.damlp .

SN - Software-calculated S/N ratio outside criteria due to non-target peaks or drift in noise calculation window.
Analyst review of noise levels (excluding non-target peaks) in chromatogram indicates S/N ratio meets criteria.

240321_005 (continued)

D3-MeFOSA
Conc. 3.2700

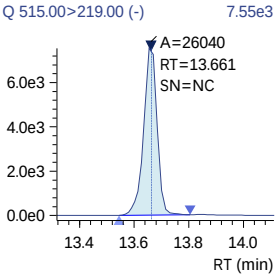

D3-MeFOSA_IS
Conc. 2.5000

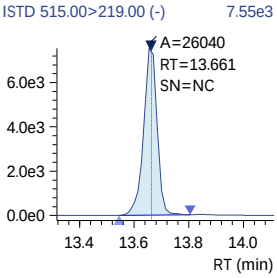

MeFOSA
Conc. ----
R#1 0.00 (156.31)
R#2 0.00 (156.72)

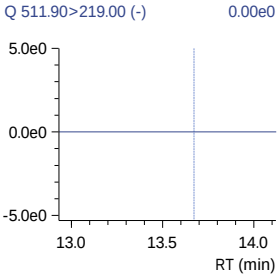

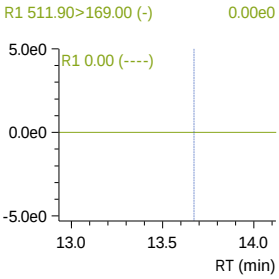

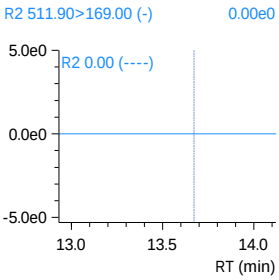

D9-EtFOSE_IS
Conc. 25.0000

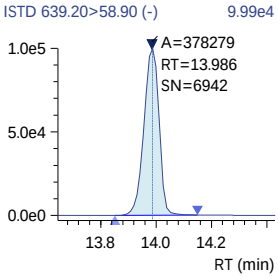

D9-EtFOSE
Conc. 35.3865

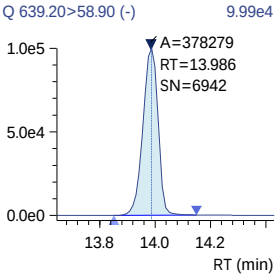

J:\LCMS08\Data\240321_1633_B1\240321_1633_B1.damlp .

SN - Software-calculated S/N ratio outside criteria due to non-target peaks or drift in noise calculation window.
Analyst review of noise levels (excluding non-target peaks) in chromatogram indicates S/N ratio meets criteria.

240321_005 (continued)

EtFOSE
Conc. ----

Q 630.00>59.00 (-) 1.70e1

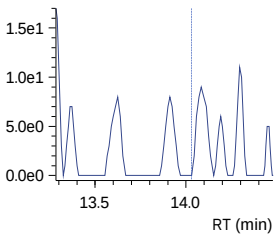

D5-EtFOSAm
Conc. 3.2281

Q 531.10>219.00 (-) 1.19e4

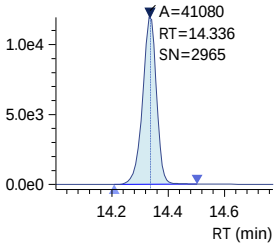

D5-EtFOSAm_IS
Conc. 2.5000

ISTD 531.10>219.00 (-) 1.19e4

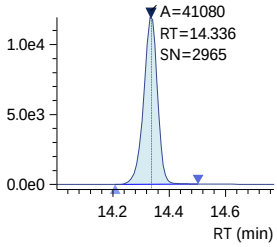

EtFOSAm
Conc. ----
R#1 0.00 (177.75)
R#2 0.00 (149.59)

Q 526.00>219.00 (-) 5.50e1

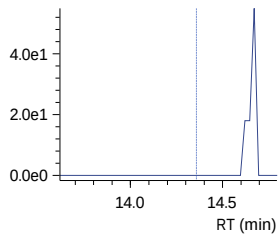

PFODA
Conc. -0.0010
R#1 30.77 (31.66)
R#2 30.77 (33.60)

Q 913.00>868.65 (-) 9.50e1

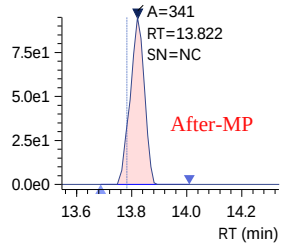

R1 526.00>169.00 (-) 5.50e1

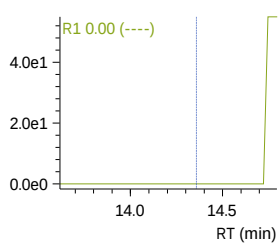

R1 913.00>169.00 (-) 3.10e1

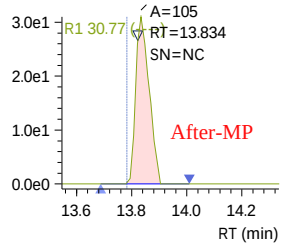

R2 526.00>169.00 (-) 5.50e1

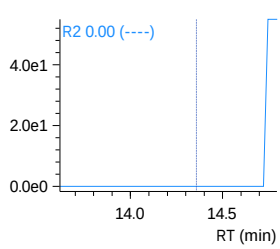

R2 913.00>169.00 (-) 3.10e1

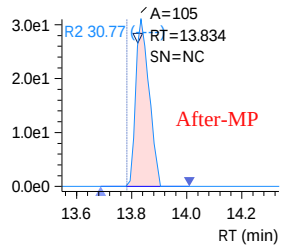

Insight Report
Before Manual Integration
Printed 3/22/2024 10:11:10

240321_005

Sample ID: 1633 CCB
Date Acquired: 3/21/2024 12:03:10 PM
Acquired by: System Administrator
Data File: 240321_005
Vial: 54 | Inj. Volume: 10.0000uL | Tray: 1

13C4-PFBA
Conc. 13.6889
Q 216.80>171.90 (-) 1.59e5

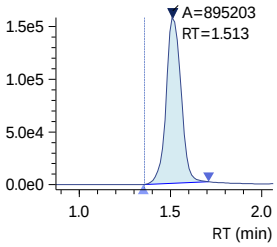

13C4-PFBA_IS
Conc. 10.0000
ISTD 216.80>171.90 (-) 1.59e5

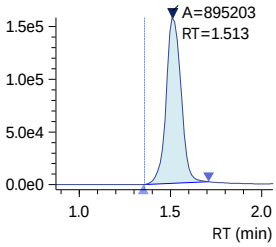

13C3-PFBA_IS
Conc. 5.0000
ISTD 216.00>172.00 (-) 5.85e4

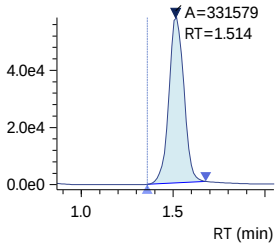

PFBA
Conc. -0.0125
Q 212.80>169.05 (-) 8.87e2

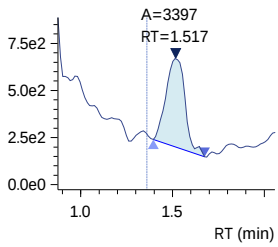

PFMPA
Conc. ----
Q 229.00>84.90 (-) 3.00e1

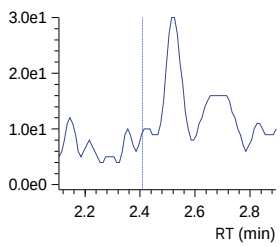

3_3 FTCA
Conc. ----
R#1 0.00 (136.14)
R#2 0.00 (136.14)
Q 241.00>177.10 (-) 2.90e1

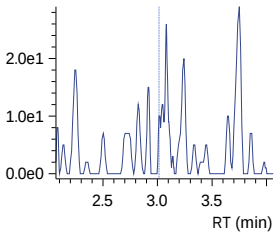

13C5-PFPeA
Conc. 7.3011
Q 268.30>223.00 (-) 6.68e4

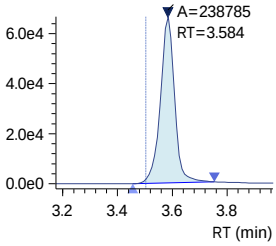

13C5-PFPeA_IS
Conc. 5.0000
ISTD 268.30>223.00 (-) 6.68e4

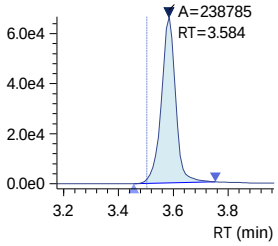

PFPeA
Conc. 0.0063
Q 263.00>219.00 (-) 3.86e2

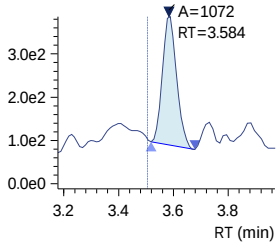

PFMBA
Conc. ----
Q 279.00>84.95 (-) 5.70e1

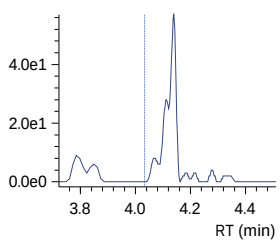

R1 241.00>117.00 (-) 3.80e2

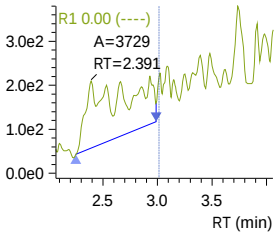

R2 241.00>117.00 (-) 3.80e2

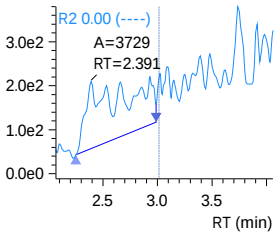

240321_005 (continued)

13C2-4_2 FTS
Conc. 5.8656

Q 329.10>80.90 (-) 1.66e4

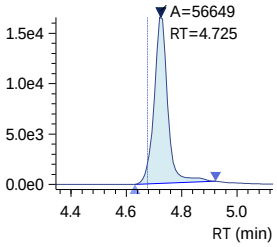

13C2-4_2 FTS_IS
Conc. 5.0000

ISTD 329.10>80.90 (-) 1.66e4

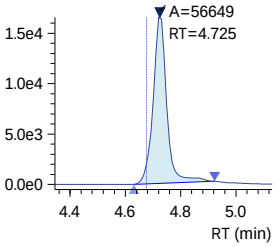

4_2 FTS
Conc. ----
R#1 0.00 (33.08)
R#2 0.00 (33.08)

Q 327.10>307.00 (-) 1.60e1

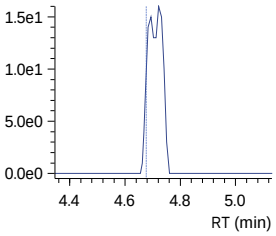

R1 327.10>80.90 (-) 3.00e1

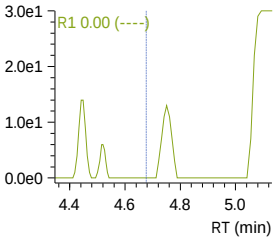

R2 327.10>80.90 (-) 3.00e1

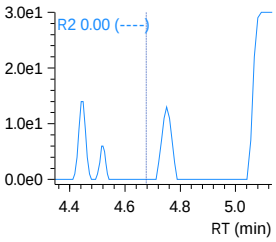

13C3-PFBS_IS
Conc. 2.5000

ISTD 302.10>79.90 (-) 4.34e4

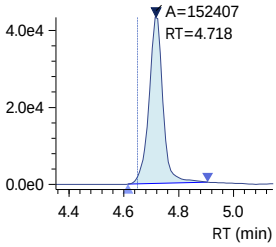

PFBS
Conc. ----
R#1 0.00 (46.53)
R#2 0.00 (46.53)

Q 298.70>79.90 (-) 1.50e1

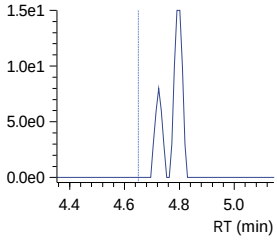

R1 298.70>98.80 (-) 7.00e0

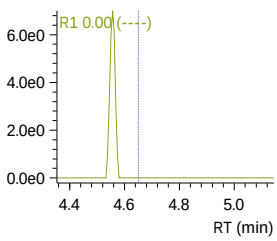

R2 298.70>98.80 (-) 7.00e0

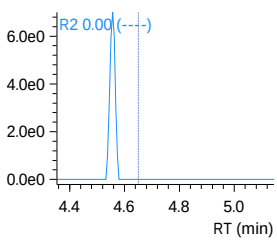

Insight Report
Before Manual Integration
Printed 3/22/2024 10:11:10

240321_005 (continued)

13C3-PFBS
Conc. 3.6355

Q 302.10>79.90 (-) 4.34e4

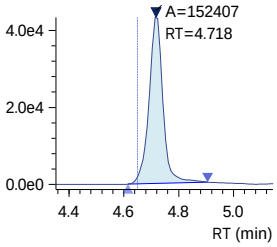

NFDHA
Conc. ----
R#1 0.00 (36.44)
R#2 0.00 (36.44)

Q 295.00>201.00 (-) 2.08e2

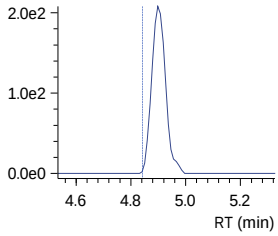

R1 295.00>84.90 (-) 8.70e1

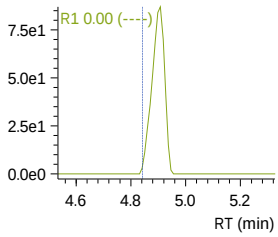

R2 295.00>84.90 (-) 8.70e1

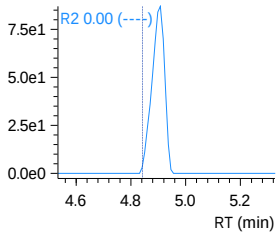

13C5-PFHxA
Conc. 3.2952

Q 318.00>273.00 (-) 8.99e4

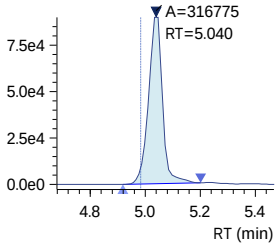

13C5-PFHxA_IS
Conc. 2.5000

ISTD 318.00>273.00 (-) 8.99e4

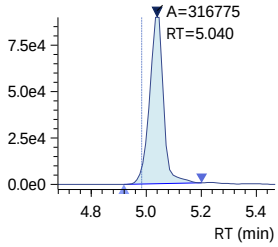

13C2-PFHxA_IS
Conc. 2.5000

ISTD 315.10>270.00 (-) 8.53e4

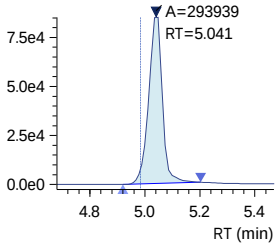

Insight Report
Before Manual Integration
Printed 3/22/2024 10:11:10

240321_005 (continued)

PFHxA
Conc. 0.0255
Q 313.00>269.00 (-) 7.41e2

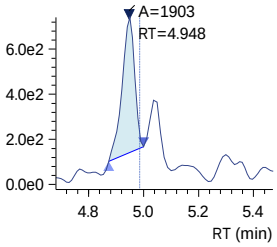

PFEESA
Conc. ----
R#1 0.00 (5.25)
R#2 0.00 (5.25)
Q 314.80>135.00 (-) 8.00e0

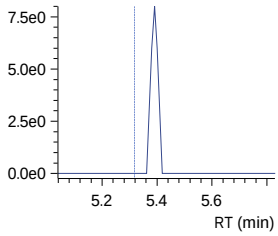

R1 314.80>82.90 (-) 3.00e1

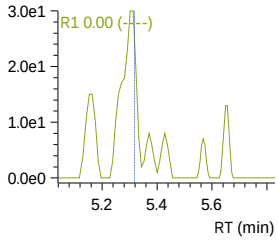

R2 314.80>82.90 (-) 3.00e1

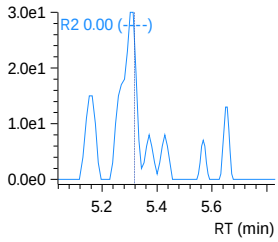

13C3-HFPO-DA
Conc. 13.8144
Q 286.90>168.90 (-) 1.86e5

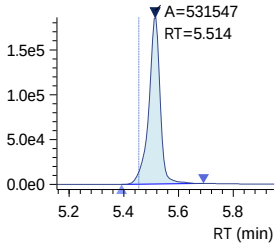

13C3-HFPO-DA_IS
Conc. 10.0000
ISTD 286.90>168.90 (-) 1.86e5

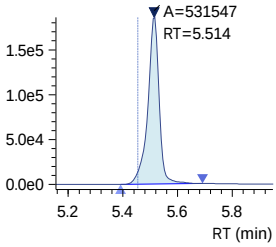

HFPO-DA
Conc. ----
R#1 0.00 (62.57)
R#2 0.00 (62.57)
Q 284.90>168.90 (-) 1.93e2

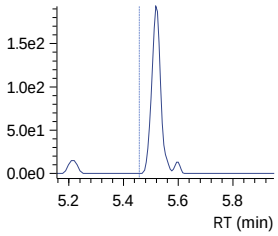

R1 284.90>184.90 (-) 8.90e1

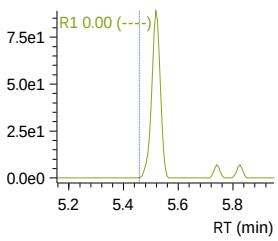

R2 284.90>184.90 (-) 8.90e1

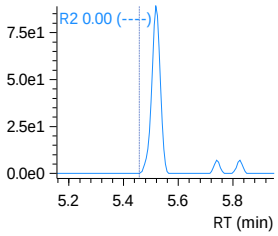

240321_005 (continued)

5_3 FTCA
Conc. ----
R#1 0.00 (154.88)
R#2 0.00 (154.88)
Q 341.00>237.05 (-) 6.90e1

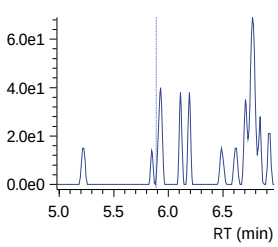

R1 341.00>217.00 (-) 2.45e2

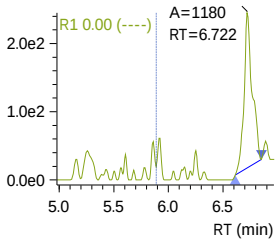

R2 341.00>217.00 (-) 2.45e2

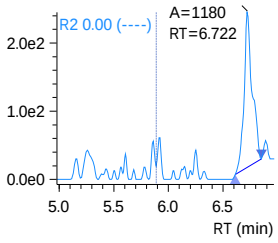

PFPeS
Conc. ----
R#1 0.00 (54.44)
R#2 0.00 (54.44)
Q 349.10>79.90 (-) 1.30e1

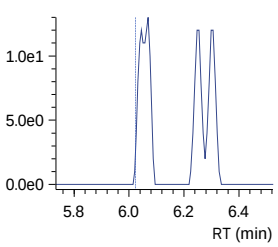

R1 349.10>98.80 (-) 1.10e1

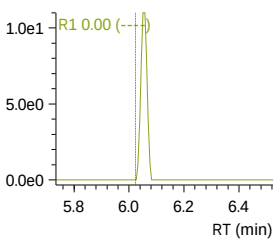

R2 349.10>98.80 (-) 1.10e1

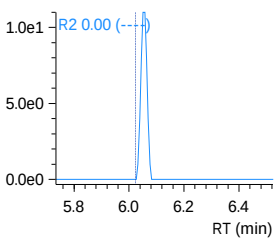

13C4-PFHpA
Conc. 3.6239
Q 367.10>322.00 (-) 1.74e5

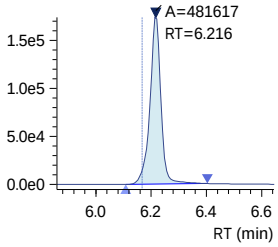

13C4-PFHpA_IS
Conc. 2.5000
ISTD 367.10>322.00 (-) 1.74e5

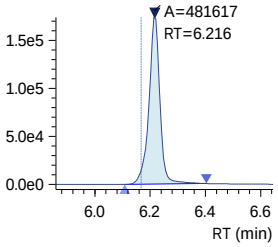

PFHpA
Conc. 0.0095
R#1 0.00 (23.39)
R#2 0.00 (23.39)
Q 363.10>319.00 (-) 1.16e3

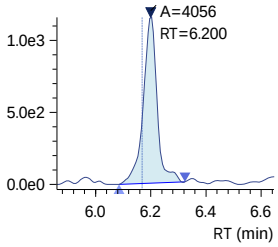

R1 363.10>169.00 (-) 2.05e2

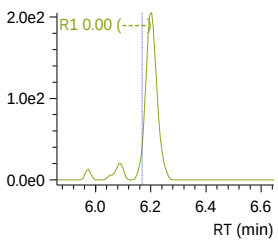

R2 363.10>169.00 (-) 2.05e2

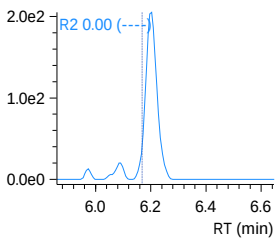

240321_005 (continued)

DONA
Conc. ----
R#1 0.00 (30.39)
R#2 0.00 (30.39)
Q 376.90>250.90 (-) 4.60e1

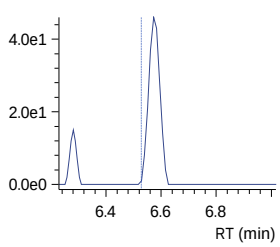

R1 376.90>84.80 (-) 0.00e0

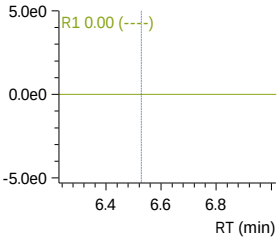

R2 376.90>84.80 (-) 0.00e0

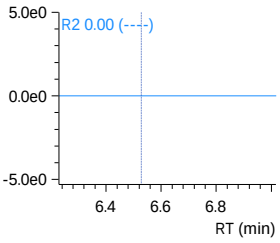

13C2-6_2 FTS_IS
Conc. 5.0000
ISTD 429.10>80.90 (-) 1.42e4

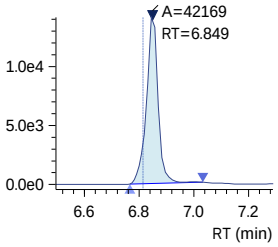

13C2-6_2 FTS
Conc. 5.4173
Q 429.10>80.90 (-) 1.42e4

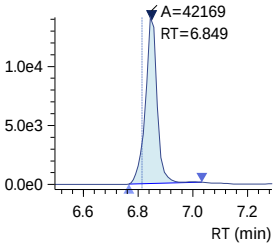

6_2 FTS
Conc. ----
R#1 0.00 (44.48)
R#2 0.00 (44.48)
Q 427.10>407.00 (-) 0.00e0

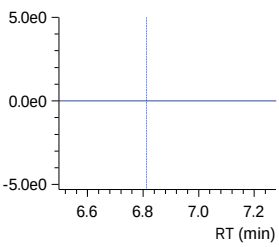

R1 427.10>80.90 (-) 2.10e1

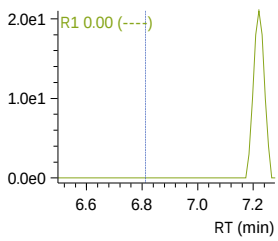

R2 427.10>80.90 (-) 2.10e1

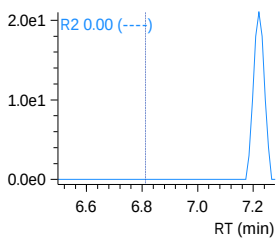

13C4-PFOA_IS
Conc. 2.5000
ISTD 417.10>172.00 (-) 4.16e3

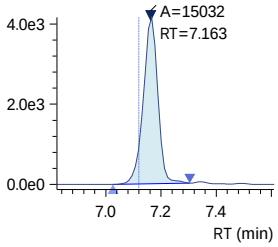

Insight Report
Before Manual Integration
Printed 3/22/2024 10:11:10

240321_005 (continued)

13C8-PFOA_IS
Conc. 2.5000

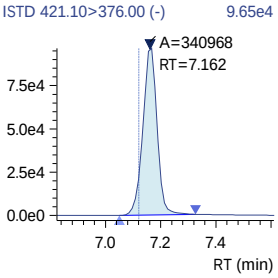

13C8-PFOA
Conc. 3.6830

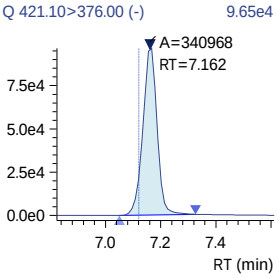

PFOA
Conc. -0.0235
R#1 29.70 (24.47)
R#2 29.70 (24.47)

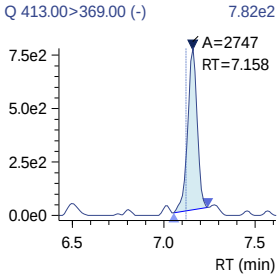

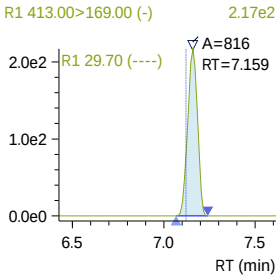

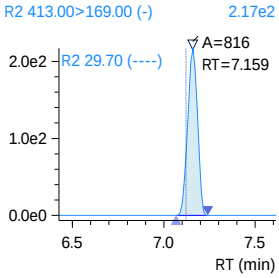

13C3-PFHxS
Conc. 3.6919

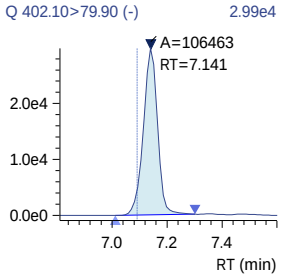

13C3-PFHxS_IS
Conc. 2.5000

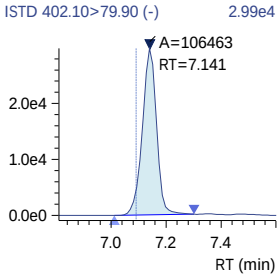

240321_005 (continued)

PFHxS
Conc. ----
R#1 0.00 (57.29)
R#2 0.00 (57.29)
Q 398.70>79.90 (-) 1.81e2

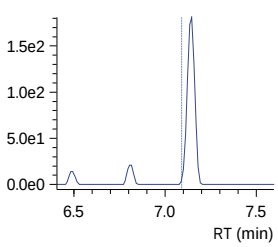

R1 398.70>98.90 (-) 7.90e1

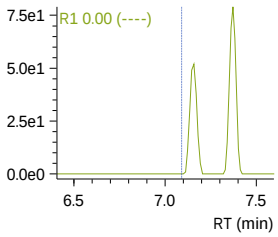

R2 398.70>98.90 (-) 7.90e1

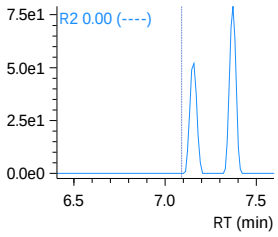

18O2-PFHxS_IS
Conc. 2.5000
ISTD 403.00>83.90 (-) 1.93e4

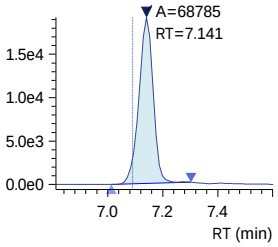

13C9-PFNA_IS
Conc. 1.2500
ISTD 472.10>427.00 (-) 6.08e4

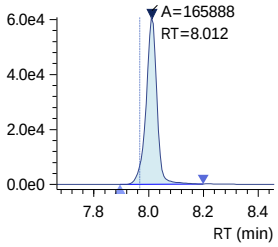

13C9-PFNA
Conc. 1.7389
Q 472.10>427.00 (-) 6.08e4

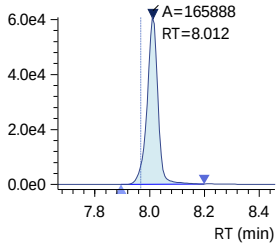

13C5-PFNA_IS
Conc. 1.2500
ISTD 468.00>423.00 (-) 3.93e4

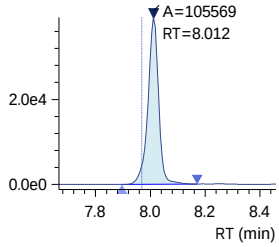

240321_005 (continued)

PFNA
Conc. -0.0024
R#1 0.00 (20.36)
R#2 0.00 (20.36)
Q 463.00>419.00 (-) 7.20e2

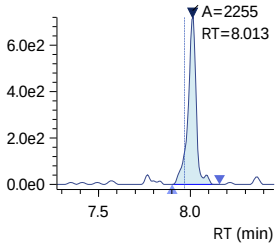

PFHpS
Conc. ----
R#1 0.00 (46.70)
R#2 0.00 (46.70)
Q 449.00>79.90 (-) 0.00e0

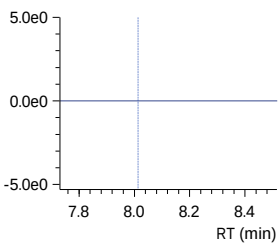

7_3 FTCA
Conc. 0.0348
R#1 0.00 (132.28)
R#2 0.00 (132.28)
Q 441.00>317.00 (-) 1.78e2

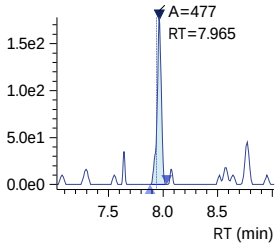

13C2-8_2-FTS
Conc. 6.6632
Q 529.10>80.90 (-) 1.03e4

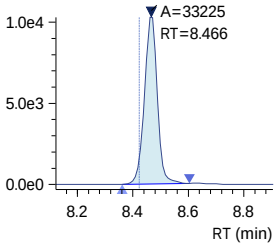

13C2-8_2-FTS_IS
Conc. 5.0000
ISTD 529.10>80.90 (-) 1.03e4

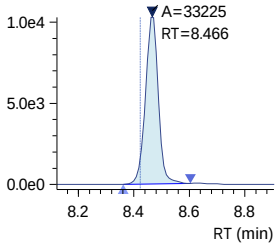

R1 463.00>219.00 (-) 1.59e2

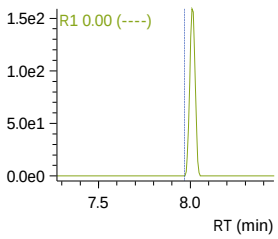

R1 449.00>98.80 (-) 0.00e0

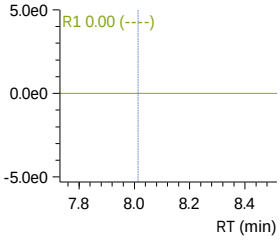

R1 441.00>336.90 (-) 2.04e2

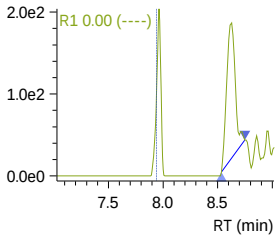

R2 463.00>219.00 (-) 1.59e2

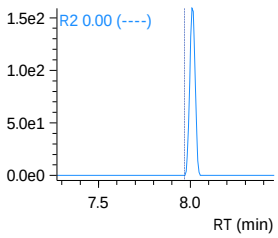

R2 449.00>98.80 (-) 0.00e0

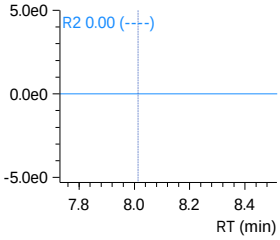

R2 441.00>336.90 (-) 2.04e2

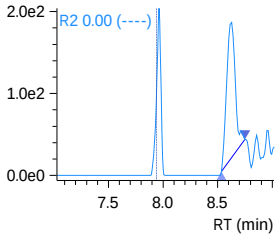

240321_005 (continued)

8_2 FTS
Conc. ----
R#1 0.00 (45.91)
R#2 0.00 (45.91)
Q 527.10>506.95 (-) 0.00e0

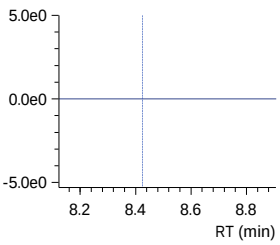

R1 527.10>80.80 (-) 0.00e0

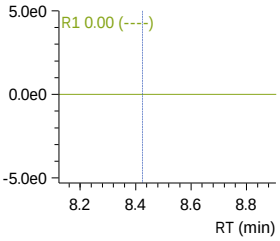

R2 527.10>80.80 (-) 0.00e0

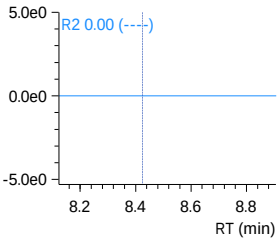

13C6-PFDA_IS
Conc. 1.2500
ISTD 519.10>474.10 (-) 2.77e4

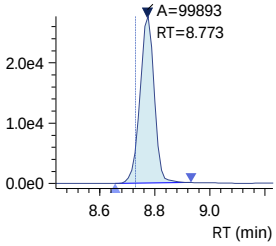

13C6-PFDA
Conc. 1.8726
Q 519.10>474.10 (-) 2.77e4

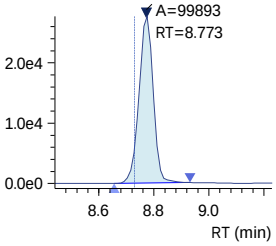

13C2-PFDA_IS
Conc. 1.2500
ISTD 515.10>470.10 (-) 1.56e4

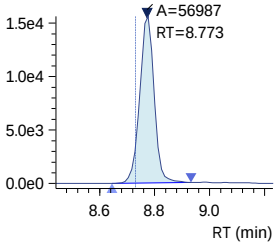

PFDA
Conc. 0.0242
R#1 10.96 (17.64)
R#2 10.96 (17.64)
Q 512.90>469.00 (-) 5.31e2

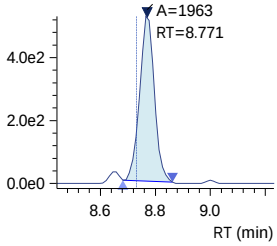

R1 512.90>219.00 (-) 7.10e1

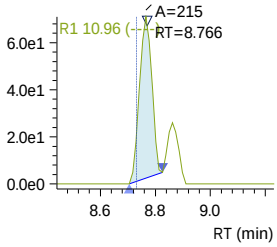

R2 512.90>219.00 (-) 7.10e1

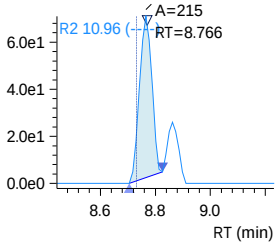

D3-NMeFOSAA_IS
Conc. 5.0000
ISTD 573.20>419.00 (-) 2.84e4

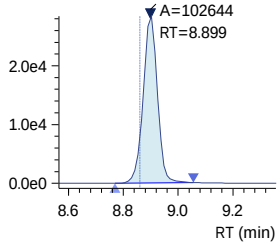

D3-NMeFOSAA
Conc. 5.2136
Q 573.20>419.00 (-) 2.84e4

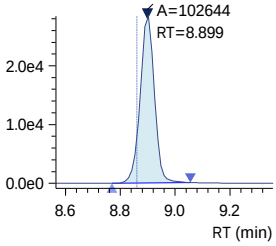

13C8-PFOS_IS
Conc. 2.5000
ISTD 507.10>98.90 (-) 1.03e4

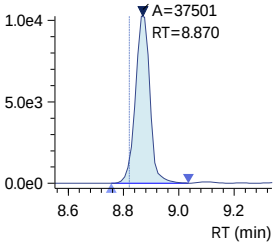

13C8-PFOS
Conc. 3.2912
Q 507.10>98.90 (-) 1.03e4

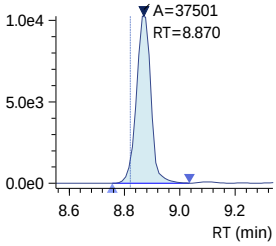

13C4-PFOS_IS
Conc. 2.5000
ISTD 502.80>79.90 (-) 2.27e4

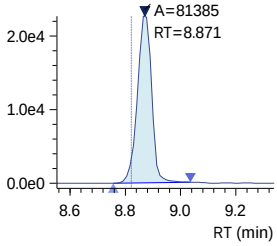

240321_005 (continued)

PFOS
Conc. ----
R#1 0.00 (45.06)
R#2 0.00 (45.06)
Q 498.90>79.90 (-) 5.70e1

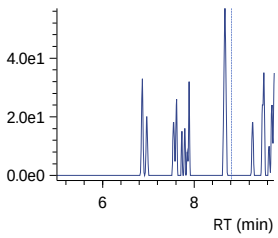

R1 498.90>98.80 (-) 1.70e1

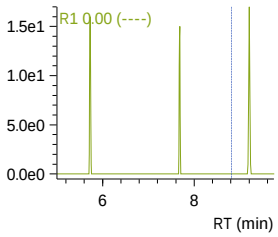

R2 498.90>98.80 (-) 1.70e1

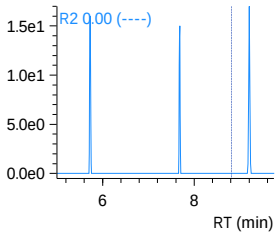

NMeFOSAA
Conc. ----
R#1 0.00 (67.10)
R#2 0.00 (67.10)
Q 570.10>419.00 (-) 0.00e0

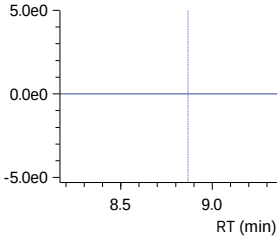

R1 570.10>483.00 (-) 2.00e1

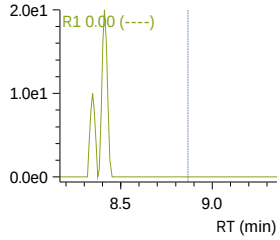

R2 570.10>483.00 (-) 2.00e1

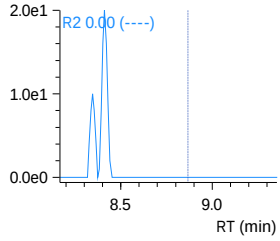

D5-NEtFOSAA_IS
Conc. 5.0000
ISTD 589.20>419.00 (-) 2.89e4

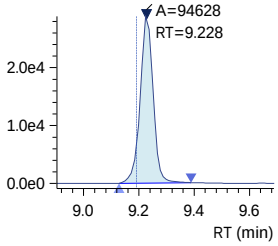

D5-NEtFOSAA
Conc. 6.5602
Q 589.20>419.00 (-) 2.89e4

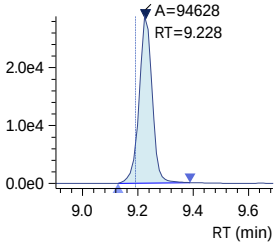

NEtFOSAA
Conc. ----
R#1 0.00 (89.53)
R#2 0.00 (89.53)
Q 584.20>419.10 (-) 0.00e0

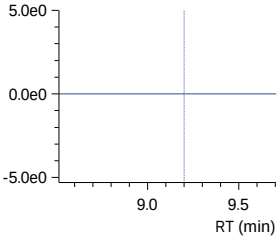

R1 584.20>526.00 (-) 0.00e0

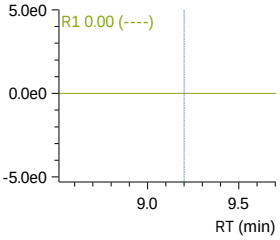

R2 584.20>526.00 (-) 0.00e0

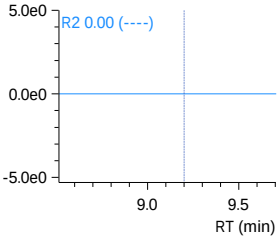

Insight Report
Before Manual Integration
Printed 3/22/2024 10:11:10

240321_005 (continued)

9-Cl-PF3ONS
Conc. ----
R#1 0.00 (31.69)
R#2 0.00 (31.69)
Q 530.80>351.00 (-) 2.40e1

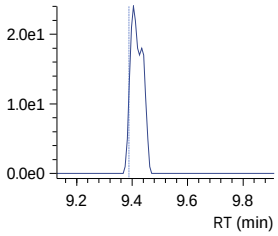

R1 532.80>353.00 (-) 4.80e1

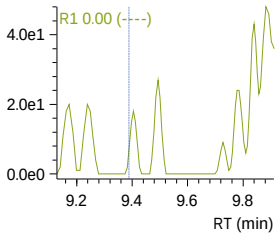

R2 532.80>353.00 (-) 4.80e1

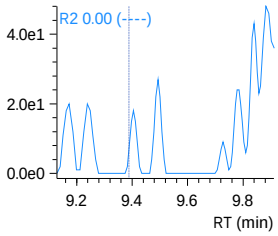

PFUnDA
Conc. 0.0103
R#1 0.00 (10.96)
R#2 0.00 (10.96)
Q 563.10>519.00 (-) 5.47e2

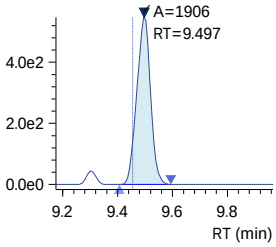

R1 563.10>269.10 (-) 6.00e1

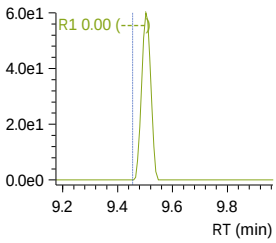

R2 563.10>269.10 (-) 6.00e1

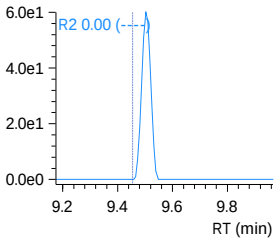

13C7-PFUnDA_IS
Conc. 1.2500
ISTD 570.00>525.10 (-) 3.43e4

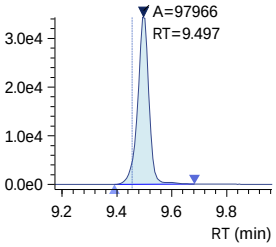

13C7-PFUnDA
Conc. 1.8622
Q 570.00>525.10 (-) 3.43e4

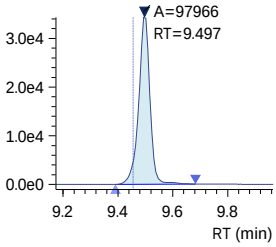

PFNS
Conc. ----
R#1 0.00 (56.91)
R#2 0.00 (56.91)
Q 548.80>79.90 (-) 0.00e0

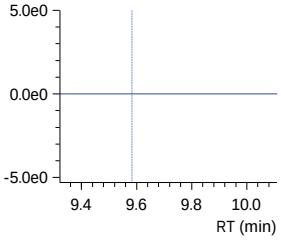

R1 548.80>98.80 (-) 3.60e1

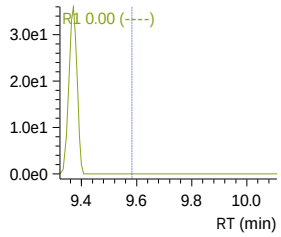

R2 548.80>98.80 (-) 3.60e1

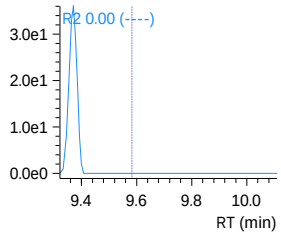

Insight Report
Before Manual Integration
Printed 3/22/2024 10:11:10

240321_005 (continued)

10_2 FTS
Conc. ----
R#1 0.00 (32.29)
R#2 0.00 (32.29)
Q 626.80>607.05 (-) 0.00e0

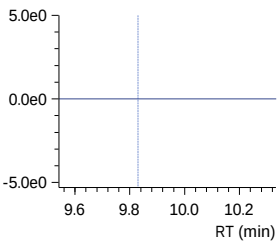

R1 626.80>81.00 (-) 6.00e0

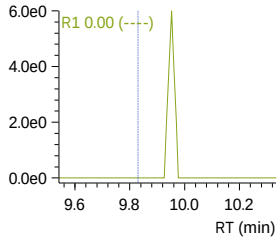

R2 626.80>81.00 (-) 6.00e0

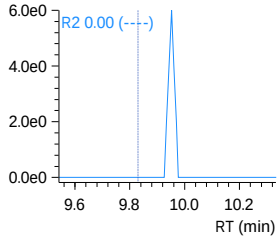

13C2-PFDOA_IS
Conc. 1.2500
ISTD 615.10>570.00 (-) 4.32e4

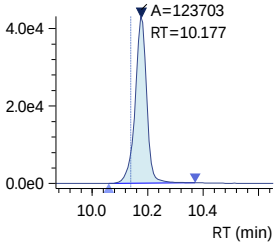

13C2-PFDOA
Conc. 2.0218
Q 615.10>570.00 (-) 4.32e4

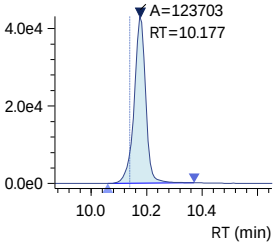

PFDOA
Conc. -0.0091
R#1 0.00 (11.14)
R#2 0.00 (11.14)
Q 613.10>569.00 (-) 4.05e2

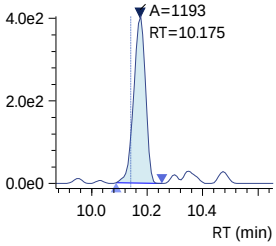

R1 613.10>319.00 (-) 4.60e1

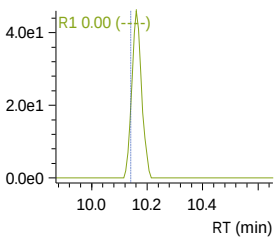

R2 613.10>319.00 (-) 4.60e1

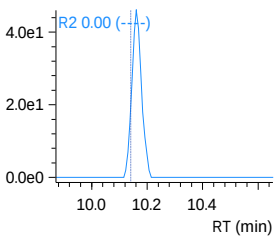

PFDS
Conc. ----
R#1 0.00 (58.01)
R#2 0.00 (58.01)
Q 599.00>79.90 (-) 8.00e0

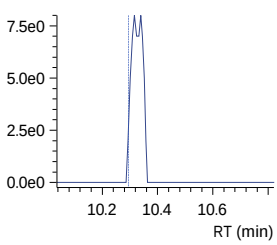

R1 599.00>98.80 (-) 1.30e1

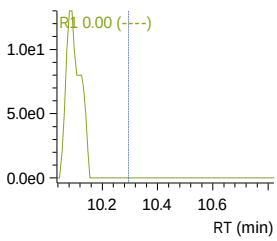

R2 599.00>98.80 (-) 1.30e1

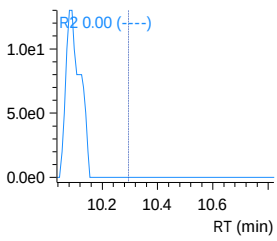

240321_005 (continued)

PFTrDA
Conc. -0.0050
R#1 0.00 (16.67)
R#2 0.00 (16.67)
Q 663.00>619.00 (-) 3.94e2

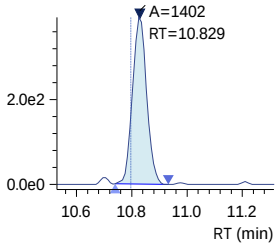

11-Cl-PF3OUdS
Conc. ----
R#1 0.00 (35.04)
R#2 0.00 (35.04)
Q 630.90>451.00 (-) 0.00e0

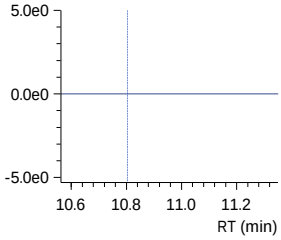

PFOSAm
Conc. ----
Q 498.10>77.90 (-) 2.90e1

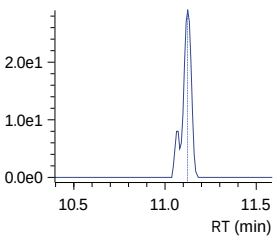

13C8-PFOSAm
Conc. 3.3778
Q 506.10>77.80 (-) 3.18e4

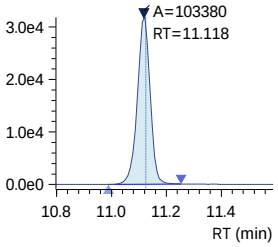

13C8-PFOSAm_IS
Conc. 2.5000
ISTD 506.10>77.80 (-) 3.18e4

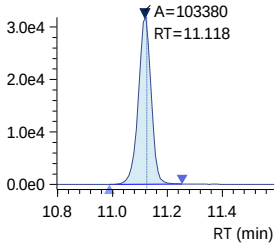

R1 663.00>168.90 (-) 1.07e2

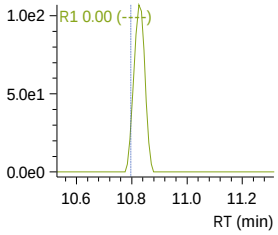

R1 632.90>452.90 (-) 2.20e1

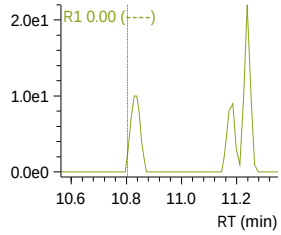

R2 663.00>168.90 (-) 1.07e2

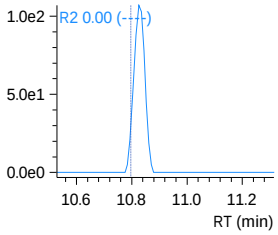

R2 632.90>452.90 (-) 2.20e1

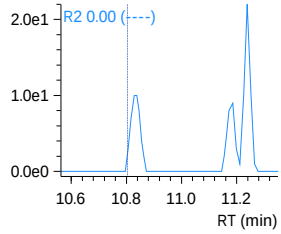

240321_005 (continued)

PFTDA
Conc. ----
R#1 0.00 (17.09)
R#2 0.00 (17.09)

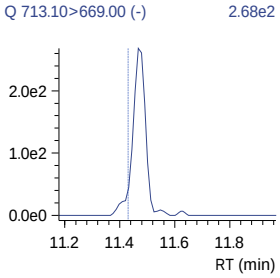

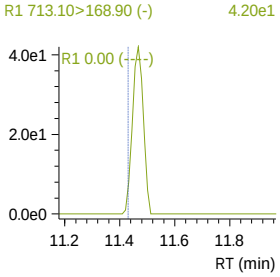

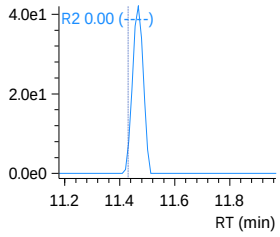

13C2-PFTDA
Conc. 2.1401

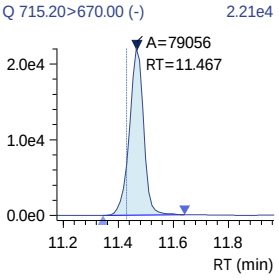

13C2-PFTDA_IS
Conc. 1.2500

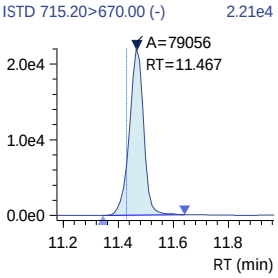

PFDoS
Conc. ----
R#1 0.00 (61.23)
R#2 0.00 (61.23)

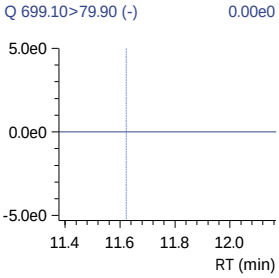

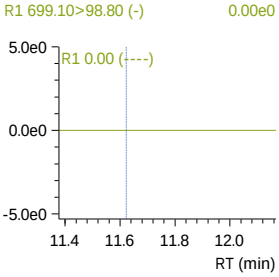

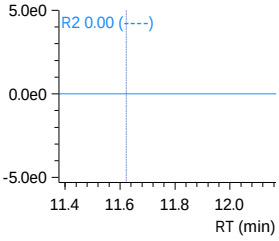

D7-MeFOSE_IS
Conc. 25.0000

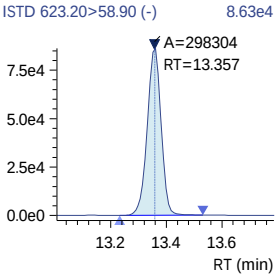

240321_005 (continued)

D7-MeFOSE
Conc. 31.8554

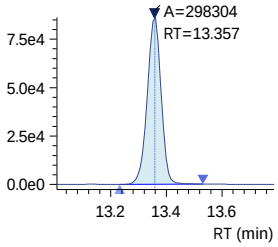

MeFOSE
Conc. ----

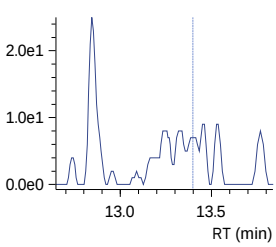

13C2-PFHXDA_IS
Conc. 2.5000

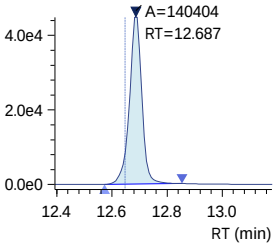

13C2-PFHXDA
Conc. 3.6963

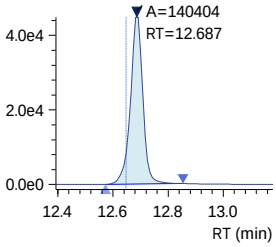

PFHXDA
Conc. 0.0069
R#1 0.00 (10.78)
R#2 0.00 (10.78)

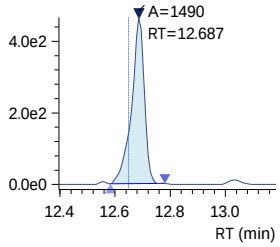

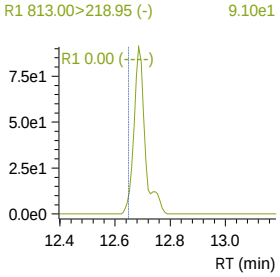

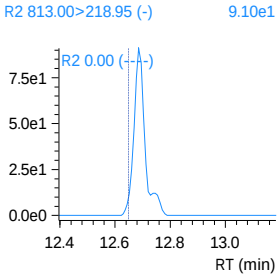

Insight Report
Before Manual Integration
Printed 3/22/2024 10:11:10

240321_005 (continued)

D3-MeFOSA
Conc. 3.2700

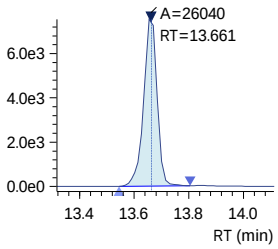

D3-MeFOSA_IS
Conc. 2.5000

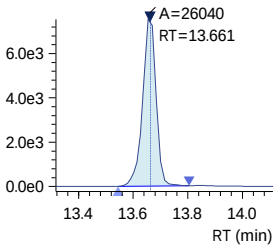

MeFOSA
Conc. ----
R#1 0.00 (156.31)
R#2 0.00 (156.31)

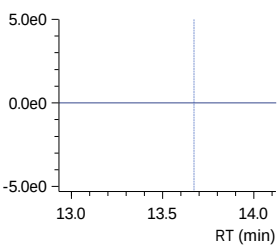

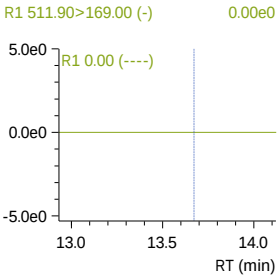

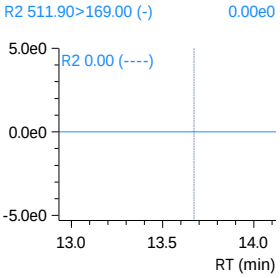

D9-EtFOSE_IS
Conc. 25.0000

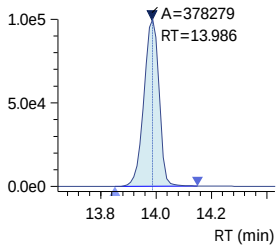

D9-EtFOSE
Conc. 35.3865

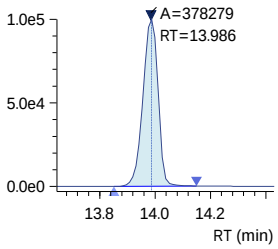

240321_005 (continued)

EtFOSE
Conc. ----
Q 630.00>59.00 (-) 1.70e1

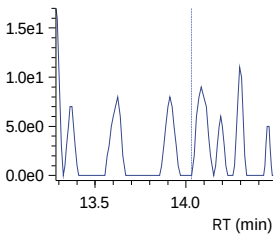

D5-EtFOSAm
Conc. 3.2281
Q 531.10>219.00 (-) 1.19e4

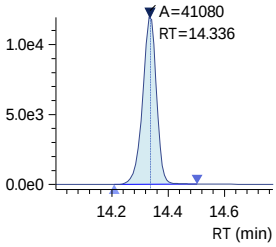

D5-EtFOSAm_IS
Conc. 2.5000
ISTD 531.10>219.00 (-) 1.19e4

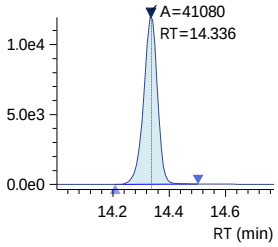

EtFOSAm
Conc. ----
R#1 0.00 (177.75)
R#2 0.00 (177.75)
Q 526.00>219.00 (-) 5.50e1

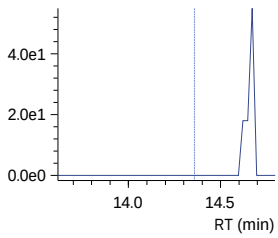

PFODA
Conc. ----
R#1 0.00 (31.66)
R#2 0.00 (31.66)
Q 913.00>868.65 (-) 9.50e1

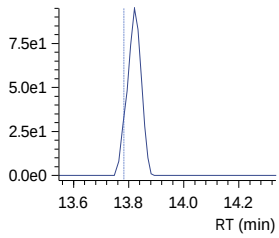

R1 526.00>169.00 (-) 5.50e1

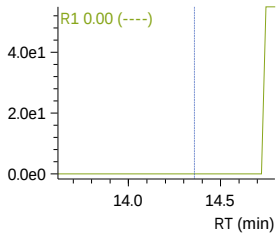

R1 913.00>169.00 (-) 3.10e1

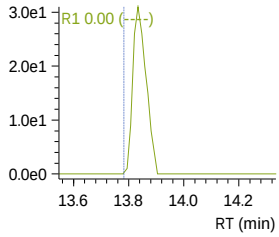

R2 526.00>169.00 (-) 5.50e1

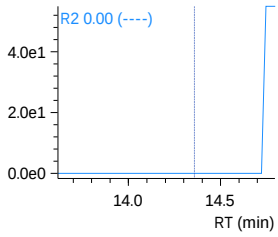

R2 913.00>169.00 (-) 3.10e1

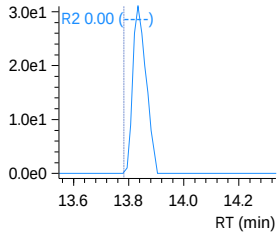

1st PS 03/22/24
2nd 03/25/24

Validation Report

Data File: J:\LCMS08\Data\240321_1633_B1\240321_012
Lab ID: KQ2404325-06
RunType: CCB
Matrix: Drinking Water

Date Acquired: 3/21/24 14:54
Batch ID: 835726
Analysis Method: 1633/PFAS_DOD5.4

Validations

Validation Categories	Pass	Fail
ICAL Analyte Recovery	X	
Second Source ICAL Verification	X	
Continuing Calibration Recovery		X
Continuing Calibration Recovery (Closing)		X
Internal Standards	X	
Surrogates		X
Above Highest ICAL Level	X	

Analyte Exceptions

Exception Categories	Analyte Name	Result	Low Limit	High Limit	Corrective Action
Continuing Calibration Recovery	13C2-6:2 FTS	69	70	130	native in control
Continuing Calibration Recovery (Closing)	D9-EtFOSE	132	70	130	
Surrogates	13C3-PFHxS	141	40	130	high bias, native <MRL
	13C8-PFOS	139	40	130	
	13C4-PFBA	138	5	130	
	13C5-PFPeA	171	40	130	
	13C5-PFHxA	139	40	130	
	13C4-PFHpA	158	40	130	
	13C8-PFOA	148	40	130	
	13C9-PFNA	136	40	130	
	13C6-PFDA	143	40	130	
	13C2-PFDoDA	141	10	130	
	13C2-PFTeDA	135	10	130	
	13C8-FOSA	150	40	130	
	D3-MeFOSA	143	10	130	
	D5-EtFOSA	144	10	130	
	D7-MeFOSE	143	10	130	
	D9-EtFOSE	157	10	130	
	13C3-HFPO-DA	173	40	130	

Primary Review: _____

Secondary Review: _____

1st PS 03/22/24
2nd 03/25/24

Validation Report

Data File: J:\LCMS08\Data\240321_1633_B1\240321_012
Lab ID: KQ2404325-14
RunType: CCB
Matrix: Soil

Date Acquired: 3/21/24 14:54
Batch ID: 835726
Analysis Method: 1633/PFAS_DOD5.4

Validations

Validation Categories	Pass	Fail
ICAL Analyte Recovery	X	
Second Source ICAL Verification	X	
Continuing Calibration Recovery	X	
Continuing Calibration Recovery (Closing)	X	
Internal Standards	X	
Surrogates		X
Above Highest ICAL Level	X	

Analyte Exceptions

Exception Categories	Analyte Name	Result	Low Limit	High Limit	Corrective Action
Surrogates	13C5-PFPeA	171	20	150	high bias, native <MRL
	13C4-PFHpA	158	20	150	
	D9-EtFOSE	157	20	150	
	13C3-HFPO-DA	173	20	150	

Primary Review: _____

Secondary Review: _____

1st PS 03/22/24
2nd 03/25/24

Quantitation Report

Data File:	J:\LCMS08\Data\240321_1633_B1\240321_012	**Instrument:**	K-LCMS-08
Acqu Date:	3/21/24 14:54	**Vial:**	6
Run Type:	CCB	**Dilution:**	1
Lab ID:	KQ2404325-06	**Raw Units:**	ng/mL

Bottle ID:		**Tier:**	IV	**Matrix:**	Drinking Water
Prod Code:	PFAS_DOD5.4	**Collect Date:**	3/7/24	**Receive Date:**	3/8/24

Analysis Lot:	835726	**Prep Lot:**		**Report Group:**	KQ2404325
Analysis	1633	**Prep Method:**			
		Prep Date:			

Title:	Per- and Polyfluoroalkyl Substances (PFAS) by LC/MS/MS Compliant with Table B-24 of DOD QSM	**Calibration ID:**	KC2400137
		Report List ID:	24615

Internal Standard Compounds

Parameter Name	RT	RT Dev	Response	Solution Conc	Area Criteria
18O2-PFHxS	7.111	+0.02	104006	2.5000	OK
13C4-PFOS	8.835	+0.01	101082	2.5000	OK
13C3-PFBA	1.460	+0.10	466797	5.0000	OK
13C2-PFHxA	5.010	+0.03	352622	2.5000	OK
13C4-PFOA	7.136	+0.02	22612	2.5000	OK
13C5-PFNA	7.983	+0.01	143990	1.2500	OK
13C2-PFDA	8.744	+0.01	85699	1.2500	OK

Surrogate Compounds

Parameter Name	RT	RT Dev	Response	Solution Conc	% Rec		% Rec Criteria	Rpt?
13C3-PFBS	4.683	+0.03	190645	3.0076	120		40 - 135	Y
13C3-PFHxS	7.110	+0.02	153200	3.5135	141	*	40 - 130	Y
13C8-PFOS	8.836	+0.02	49142	3.4724	139	*	40 - 130	Y
13C4-PFBA	1.462	+0.10	1268872	13.7824	138	*	5 - 130	Y
13C5-PFPeA	3.550	+0.05	335265	8.5451	171	*	40 - 130	Y
13C5-PFHxA	5.010	+0.03	400580	3.4735	139	*	40 - 130	Y
13C4-PFHpA	6.187	+0.02	631334	3.9599	158	*	40 - 130	Y
13C8-PFOA	7.136	+0.02	516790	3.7110	148	*	40 - 130	Y
13C9-PFNA	7.983	+0.02	220747	1.6965	136	*	40 - 130	Y
13C6-PFDA	8.743	+0.01	143300	1.7863	143	*	40 - 130	Y
13C7-PFUnDA	9.468	+0.01	126543	1.5995	128		30 - 130	Y
13C2-PFDoDA	10.153	+0.01	162130	1.7621	141	*	10 - 130	Y
13C2-PFTeDA	11.442	+0.01	94088	1.6937	135	*	10 - 130	Y
13C8-FOSA	11.124	0.00	142881	3.7587	150	*	40 - 130	Y
D3-MeFOSA	13.664	+0.00	35309	3.5699	143	*	10 - 130	Y
D5-EtFOSA	14.341	+0.00	56975	3.6047	144	*	10 - 130	Y
D7-MeFOSE	13.362	+0.00	415420	35.7175	143	*	10 - 130	Y
D9-EtFOSE	13.993	+0.01	520340	39.1907	157	*	10 - 130	Y

U: Undetected at or above MDL
J: Analyte detected above MDL, but below MRL
B: Hit above MRL also found in Method Blank
E: Analyte concentration above high point of ICAL
N: Presumptive evidence of compound

D: Result from dilution
m: Manual integration performed
d: Compound manually deleted
NR: Analyte not reported from this analysis

*: Result fails acceptance criteria
#: Acceptance criteria not applicable
?: Insufficient information to determine acceptance
e: Result >= MRL, but MRL less than low point of ICAL
c: check for co-elution

Printed: 3/22/24 13:34
\\alprews001\starlims$\LIMSReps\QuantValidation.rpt

1st PS 03/22/24
2nd 03/25/24

Data File:	J:\LCMS08\Data\240321_1633_B1\240321_012	**Instrument:**	K-LCMS-08
Acqu Date:	3/21/24 14:54	**Vial:**	6
Run Type:	CCB	**Dilution:**	1
Lab ID:	KQ2404325-06	**Raw Units:**	ng/mL

Surrogate Compounds

Parameter Name	RT	RT Dev	Response	Solution Conc	% Rec		% Rec Criteria	Rpt?
D3-MeFOSAA	8.873	+0.01	146214	5.9794	120		40 - 170	Y
D5-EtFOSAA	9.202	+0.01	114116	6.3696	127		25 - 135	Y
13C2-4:2 FTS	4.696	+0.02	64623	4.4253	89		40 - 200	Y
13C2-6:2 FTS	6.824	+0.01	52547	4.4644	89		40 - 200	Y
13C2-8:2 FTS	8.437	+0.01	28432	3.7711	75		40 - 300	Y
13C3-HFPO-DA	5.481	+0.03	800725	17.3468	173	*	40 - 130	Y

Target Compounds

Final Conc.Units: ng/L

Parameter Name	RT	RT Dev	Response	Solution Conc	Final Conc	Q	Rpt?
Perfluorobutane sulfonic acid (PFBS)	4.693	+0.04	89	0.0008	0.016	U	Y
Perfluoropentane sulfonic acid (PFPeS)	0		0	0	0	U	Y
Perfluorohexane sulfonic acid (PFHxS)	7.111	+0.02	571	0.0068	0.14	U	Y
Perfluoroheptane sulfonic acid (PFHpS)	0		0	0	0	U	Y
Perfluorooctane sulfonic acid (PFOS)	8.644	-0.18	252	-0.0071	0	U	Y
Perfluorononane sulfonic acid (PFNS)	0		0	0	0	U	Y
Perfluorodecane sulfonic acid (PFDS)	10.317	+0.02	6	-0.0112	0	U	Y
Perfluorododecane sulfonic acid (PFDoS)	0		0	0	0	U	Y
Perfluorobutanoic acid (PFBA)	1.489	+0.13	2666	-0.0275	0	U	Y
Perfluoropentanoic acid (PFPeA)	3.550	+0.04	1229	0.0051	0.10	U	Y
Perfluorohexanoic acid (PFHxA)	4.997	+0.01	459	0.0138	0.28	U	Y
Perfluoroheptanoic acid (PFHpA)	6.173	+0.00	3984	0.0037	0.074	U	Y
Perfluorooctanoic acid (PFOA)	7.130	+0.01	3620	-0.0263	0	U	Y
Perfluorononanoic acid (PFNA)	7.980	+0.01	2053	-0.0090	0	U	Y
Perfluorodecanoic acid (PFDA)	8.744	+0.01	1369	0.0118	0.24	U	Y
Perfluoroundecanoic acid (PFUnDA)	9.467	+0.01	1608	0.0024	0.048	U	Y
Perfluorododecanoic acid (PFDOA)	10.153	+0.01	969	-0.0160	0	U	Y
Perfluorotridecanoic acid (PFTrDA)	10.807	+0.01	951	-0.0128	0	U	Y
Perfluorotetradecanoic acid (PFTDA)	11.443	+0.01	985	-0.0095	0	U	Y
Perfluorooctane sulfonamide (PFOSAm)	11.120	0.00	382	0.0061	0.12	U	Y
N-Methylperfluorooctane sulfonamide (MeFOSA)	0		0	0	0	U	Y
N-Ethylperfluorooctane sulfonamide (EtFOSAm)	0		0	0	0	U	Y
N-Methylperfluorooctane sulfonamido ethanol (MeFOSE)	0		0	0	0	U	Y
N-Ethylperfluorooctane sulfonamido ethanol (EtFOSE)	0		0	0	0	U	Y
N-Methylperfluorooctane sulfonamido acetic acid (NMeFOSAA)	0		0	0	0	U	Y

U: Undetected at or above MDL
J: Analyte detected above MDL, but below MRL
B: Hit above MRL also found in Method Blank
E: Analyte concentration above high point of ICAL
N: Presumptive evidence of compound

D: Result from dilution
m: Manual integration performed
d: Compound manually deleted
NR: Analyte not reported from this analysis

*: Result fails acceptance criteria
#: Acceptance criteria not applicable
?: Insufficient information to determine acceptance
e: Result >= MRL, but MRL less than low point of ICAL
c: check for co-elution

Printed: 3/22/24 13:34
\\alprews001\starlims$\LIMSReps\QuantValidation.rpt

1st PS 03/22/24
2nd 03/25/24

Data File:	J:\LCMS08\Data\240321_1633_B1\240321_012	**Instrument:**	K-LCMS-08
Acqu Date:	3/21/24 14:54	**Vial:**	6
Run Type:	CCB	**Dilution:**	1
Lab ID:	KQ2404325-06	**Raw Units:**	ng/mL

Target Compounds

Final Conc.Units: ng/L

Parameter Name	RT	RT Dev	Response	Solution Conc	Final Conc	Q	Rpt?
N-Ethylperfluorooctane sulfonamido acetic acid (NEtFOSAA)	0		0	0	0	U	Y
1H, 1H, 2H, 2H-Perfluorohexanesulfonic acid (4:2 FTS)	0		0	0	0	U	Y
1H, 1H, 2H, 2H-Perfluorooctanesulfonic acid (6:2 FTS)	0		0	0	0	U	Y
1H, 1H, 2H, 2H-Perfluorodecanesulfonic acid (8:2 FTS)	0		0	0	0	U	Y
4,4,5,5,6,6,6-Heptafluorohexanoic acid (3:3 FTCA)	0		0	0	0	U	Y
2H,2H,3H,3H-Perfluorooctanoic acid (5:3 FTCA)	5.894	+0.01	163	0.0137	0.27	U	Y
2H,2H,3H,3H-Perfluorodecanoic acid (7:3 FTCA)	7.947	+0.01	819	0.0473	0.95	U	Y
Perfluoro(2-ethoxyethane) sulfonic acid (PFEESA)	0		0	0	0	U	Y
9-Chlorohexadecafluoro-3-oxanonane-1-sulfonic acid (9-Cl-PF3ONS)	0		0	0	0	U	Y
11-Chloroeicosafluoro-3-oxaundecane-1-sulfonic acid (11-Cl-PF3OUdS)	0		0	0	0	U	Y
Perfluoro-3-methoxypropanoic acid (PFMPA)	2.470	+0.06	88	0.0008	0.016	U	Y
Perfluoro-4-methoxybutanoic acid (PFMBA)	4.061	+0.03	123	0.0008	0.016	U	Y
Hexafluoropropyleneoxide dimer acid (HFPO-DA) (GenX)	5.483	+0.03	373	-0.0026	0	U	Y
Nonafluoro-3,6-dioxaheptanoic acid (NFDHA)	4.873	+0.03	1181	0.0056	0.11	U	Y
4,8-Dioxa-3H-perfluorononanoic acid (DONA)	0		0	0	0	U	Y

U: Undetected at or above MDL
J: Analyte detected above MDL, but below MRL
B: Hit above MRL also found in Method Blank
E: Analyte concentration above high point of ICAL
N: Presumptive evidence of compound

D: Result from dilution
m: Manual integration performed
d: Compound manually deleted
NR: Analyte not reported from this analysis

*: Result fails acceptance criteria
#: Acceptance criteria not applicable
?: Insufficient information to determine acceptance
e: Result >= MRL, but MRL less than low point of ICAL
c: check for co-elution

Printed: 3/22/24 13:34
\\alprews001\starlims$\LIMSReps\QuantValidation.rpt

1st PS 03/22/24
2nd 03/25/24

Quantitation Report

Data File:	J:\LCMS08\Data\240321_1633_B1\240321_012	**Instrument:**	K-LCMS-08
Acqu Date:	3/21/24 14:54	**Vial:**	18
Run Type:	CCB	**Dilution:**	1
Lab ID:	KQ2404325-14	**Raw Units:**	ng/mL

Bottle ID:		**Tier:**	IV	**Matrix:**	Soil
Prod Code:	PFAS_DOD5.4	**Collect Date:**	3/9/24	**Receive Date:**	3/13/24

Analysis Lot:	835726	**Prep Lot:**		**Report Group:**	KQ2404325
Analysis	1633	**Prep Method:**			
		Prep Date:			

Title:	Per- and Polyfluoroalkyl Substances (PFAS) by LC/MS/MS Compliant with Table B-24 of DOD QSM	**Calibration ID:**	KC2400137
		Report List ID:	24615

Internal Standard Compounds

Parameter Name	RT	RT Dev	Response	Solution Conc	Area Criteria
18O2-PFHxS	7.111	+0.04	104006	2.5000	OK
13C4-PFOS	8.835	+0.03	101082	2.5000	OK
13C3-PFBA	1.460	+0.12	466797	5.0000	OK
13C2-PFHxA	5.010	+0.05	352622	2.5000	OK
13C4-PFOA	7.136	+0.04	22612	2.5000	OK
13C5-PFNA	7.983	+0.03	143990	1.2500	OK
13C2-PFDA	8.744	+0.03	85699	1.2500	OK

Surrogate Compounds

Parameter Name	RT	RT Dev	Response	Solution Conc	% Rec		% Rec Criteria	Rpt?
13C3-PFBS	4.683	+0.07	190645	3.0076	120		20 - 150	Y
13C3-PFHxS	7.110	+0.04	153200	3.5135	141		20 - 150	Y
13C8-PFOS	8.836	+0.03	49142	3.4724	139		20 - 150	Y
13C4-PFBA	1.462	+0.12	1268872	13.7824	138		20 - 150	Y
13C5-PFPeA	3.550	+0.08	335265	8.5451	171	*	20 - 150	Y
13C5-PFHxA	5.010	+0.05	400580	3.4735	139		20 - 150	Y
13C4-PFHpA	6.187	+0.04	631334	3.9599	158	*	20 - 150	Y
13C8-PFOA	7.136	+0.04	516790	3.7110	148		20 - 150	Y
13C9-PFNA	7.983	+0.03	220747	1.6965	136		20 - 150	Y
13C6-PFDA	8.743	+0.03	143300	1.7863	143		20 - 150	Y
13C7-PFUnDA	9.468	+0.03	126543	1.5995	128		20 - 150	Y
13C2-PFDoDA	10.153	+0.03	162130	1.7621	141		20 - 150	Y
13C2-PFTeDA	11.442	+0.03	94088	1.6937	135		20 - 150	Y
13C8-FOSA	11.124	+0.01	142881	3.7587	150		20 - 150	Y
D3-MeFOSA	13.664		35309	3.5699	143		20 - 150	Y
D5-EtFOSA	14.341	+0.00	56975	3.6047	144		20 - 150	Y
D7-MeFOSE	13.362	+0.00	415420	35.7175	143		20 - 150	Y
D9-EtFOSE	13.993	+0.00	520340	39.1907	157	*	20 - 150	Y

U: Undetected at or above MDL
J: Analyte detected above MDL, but below MRL
B: Hit above MRL also found in Method Blank
E: Analyte concentration above high point of ICAL
N: Presumptive evidence of compound

D: Result from dilution
m: Manual integration performed
d: Compound manually deleted
NR: Analyte not reported from this analysis

*: Result fails acceptance criteria
#: Acceptance criteria not applicable
?: Insufficient information to determine acceptance
e: Result >= MRL, but MRL less than low point of ICAL
c: check for co-elution

Printed: 3/22/24 13:34
\\alprews001\starlims$\LIMSReps\QuantValidation.rpt

1st PS 03/22/24
2nd 03/25/24

Data File:	J:\LCMS08\Data\240321_1633_B1\240321_012	**Instrument:**	K-LCMS-08
Acqu Date:	3/21/24 14:54	**Vial:**	18
Run Type:	CCB	**Dilution:**	1
Lab ID:	KQ2404325-14	**Raw Units:**	ng/mL

Surrogate Compounds

Parameter Name	RT	RT Dev	Response	Solution Conc	% Rec		% Rec Criteria	Rpt?
D3-MeFOSAA	8.873	+0.02	146214	5.9794	120		20 - 150	Y
D5-EtFOSAA	9.202	+0.02	114116	6.3696	127		20 - 150	Y
13C2-4:2 FTS	4.696	+0.05	64623	4.4253	89		20 - 150	Y
13C2-6:2 FTS	6.824	+0.03	52547	4.4644	89		20 - 150	Y
13C2-8:2 FTS	8.437	+0.03	28432	3.7711	75		20 - 150	Y
13C3-HFPO-DA	5.481	+0.05	800725	17.3468	173	*	20 - 150	Y

Target Compounds

Final Conc.Units: ng/g

Parameter Name	RT	RT Dev	Response	Solution Conc	Final Conc	Q	Rpt?
Perfluorobutane sulfonic acid (PFBS)	4.693	+0.08	89	0.0008	0.00080	U	Y
Perfluoropentane sulfonic acid (PFPeS)	0		0	0	0	U	Y
Perfluorohexane sulfonic acid (PFHxS)	7.111	+0.04	571	0.0068	0.0068	U	Y
Perfluoroheptane sulfonic acid (PFHpS)	0		0	0	0	U	Y
Perfluorooctane sulfonic acid (PFOS)	8.644	-0.16	252	-0.0071	0	U	Y
Perfluorononane sulfonic acid (PFNS)	0		0	0	0	U	Y
Perfluorodecane sulfonic acid (PFDS)	10.317	+0.04	6	-0.0112	0	U	Y
Perfluorododecane sulfonic acid (PFDoS)	0		0	0	0	U	Y
Perfluorobutanoic acid (PFBA)	1.489	+0.15	2666	-0.0275	0	U	Y
Perfluoropentanoic acid (PFPeA)	3.550	+0.08	1229	0.0051	0.0051	U	Y
Perfluorohexanoic acid (PFHxA)	4.997	+0.04	459	0.0138	0.014	U	Y
Perfluoroheptanoic acid (PFHpA)	6.173	+0.03	3984	0.0037	0.0037	U	Y
Perfluorooctanoic acid (PFOA)	7.130	+0.03	3620	-0.0263	0	U	Y
Perfluorononanoic acid (PFNA)	7.980	+0.03	2053	-0.0090	0	U	Y
Perfluorodecanoic acid (PFDA)	8.744	+0.03	1369	0.0118	0.012	U	Y
Perfluoroundecanoic acid (PFUnDA)	9.467	+0.02	1608	0.0024	0.0024	U	Y
Perfluorododecanoic acid (PFDOA)	10.153	+0.03	969	-0.0160	0	U	Y
Perfluorotridecanoic acid (PFTrDA)	10.807	+0.02	951	-0.0128	0	U	Y
Perfluorotetradecanoic acid (PFTDA)	11.443	+0.03	985	-0.0095	0	U	Y
Perfluorooctane sulfonamide (PFOSAm)	11.120	+0.00	382	0.0061	0.0061	U	Y
N-Methylperfluorooctane sulfonamide (MeFOSA)	0		0	0	0	U	Y
N-Ethylperfluorooctane sulfonamide (EtFOSAm)	0		0	0	0	U	Y
N-Methylperfluorooctane sulfonamido ethanol (MeFOSE)	0		0	0	0	U	Y
N-Ethylperfluorooctane sulfonamido ethanol (EtFOSE)	0		0	0	0	U	Y
N-Methylperfluorooctane sulfonamido acetic acid (NMeFOSAA)	0		0	0	0	U	Y

U: Undetected at or above MDL
J: Analyte detected above MDL, but below MRL
B: Hit above MRL also found in Method Blank
E: Analyte concentration above high point of ICAL
N: Presumptive evidence of compound

D: Result from dilution
m: Manual integration performed
d: Compound manually deleted
NR: Analyte not reported from this analysis

*: Result fails acceptance criteria
#: Acceptance criteria not applicable
?: Insufficient information to determine acceptance
e: Result >= MRL, but MRL less than low point of ICAL
c: check for co-elution

Printed: 3/22/24 13:34
\\alprews001\starlims$\LIMSReps\QuantValidation.rpt

1st PS 03/22/24
2nd 03/25/24

Data File:	J:\LCMS08\Data\240321_1633_B1\240321_012	**Instrument:**	K-LCMS-08
Acqu Date:	3/21/24 14:54	**Vial:**	18
Run Type:	CCB	**Dilution:**	1
Lab ID:	KQ2404325-14	**Raw Units:**	ng/mL

Target Compounds

Final Conc.Units: ng/g

Parameter Name	RT	RT Dev	Response	Solution Conc	Final Conc	Q	Rpt?
N-Ethylperfluorooctane sulfonamido acetic acid (NEtFOSAA)	0		0	0	0	U	Y
1H, 1H, 2H, 2H-Perfluorohexanesulfonic acid (4:2 FTS)	0		0	0	0	U	Y
1H, 1H, 2H, 2H-Perfluorooctanesulfonic acid (6:2 FTS)	0		0	0	0	U	Y
1H, 1H, 2H, 2H-Perfluorodecanesulfonic acid (8:2 FTS)	0		0	0	0	U	Y
4,4,5,5,6,6,6-Heptafluorohexanoic acid (3:3 FTCA)	0		0	0	0	U	Y
2H,2H,3H,3H-Perfluorooctanoic acid (5:3 FTCA)	5.894	+0.03	163	0.0137	0.014	U	Y
2H,2H,3H,3H-Perfluorodecanoic acid (7:3 FTCA)	7.947	+0.03	819	0.0473	0.047	U	Y
Perfluoro(2-ethoxyethane) sulfonic acid (PFEESA)	0		0	0	0	U	Y
9-Chlorohexadecafluoro-3-oxanonane-1-sulfonic acid (9-Cl-PF3ONS)	0		0	0	0	U	Y
11-Chloroeicosafluoro-3-oxaundecane-1-sulfonic acid (11-Cl-PF3OUdS)	0		0	0	0	U	Y
Perfluoro-3-methoxypropanoic acid (PFMPA)	2.470	+0.09	88	0.0008	0.00080	U	Y
Perfluoro-4-methoxybutanoic acid (PFMBA)	4.061	+0.06	123	0.0008	0.00080	U	Y
Hexafluoropropyleneoxide dimer acid (HFPO-DA) (GenX)	5.483	+0.05	373	-0.0026	0	U	Y
Nonafluoro-3,6-dioxaheptanoic acid (NFDHA)	4.873	+0.06	1181	0.0056	0.0056	U	Y
4,8-Dioxa-3H-perfluorononanoic acid (DONA)	0		0	0	0	U	Y

U: Undetected at or above MDL
J: Analyte detected above MDL, but below MRL
B: Hit above MRL also found in Method Blank
E: Analyte concentration above high point of ICAL
N: Presumptive evidence of compound

D: Result from dilution
m: Manual integration performed
d: Compound manually deleted
NR: Analyte not reported from this analysis

*: Result fails acceptance criteria
#: Acceptance criteria not applicable
?: Insufficient information to determine acceptance
e: Result >= MRL, but MRL less than low point of ICAL
c: check for co-elution

Printed: 3/22/24 13:34
\\alprews001\starlims$\LIMSReps\QuantValidation.rpt

Insight Report
Ion Ratio Confirmation
Printed 3/22/2024 13:04:13

240321_012

Sample ID: 1633 CCB
Date Acquired: 3/21/2024 2:54:01 PM
Acquired by: System Administrator
Data File: 240321_012
Vial: 54 | Inj. Volume: 10.0000uL | Tray: 1

Name	m/z	Ref 1 m/z	Area	Ref 1 Measured	Ref 1 Actual Ratio	Ref 1 Set Ratio	Ref 2 Measured	Ref 2 Actual Ratio	Ref 2 Set Ratio	Flag ID
13C4-PFBA	216.80>171.90	----	1268872	----	----	----	----	----	----	
13C4-PFBA_IS	216.80>171.90	----	1268872	----	----	----	----	----	----	
13C3-PFBA_IS	216.00>172.00	----	466797	----	----	----	----	----	----	
PFBA	212.80>169.05	----	2666	----	----	----	----	----	----	
PFMPA	229.00>84.90	----	88	----	----	----	----	----	----	
3_3 FTCA	241.00>177.10	241.00>117.00	----	0	0.00	136.14	0	0.00	141.47	
13C5-PFPeA	268.30>223.00	----	335265	----	----	----	----	----	----	
13C5-PFPeA_IS	268.30>223.00	----	335265	----	----	----	----	----	----	
PFPeA	263.00>219.00	----	1229	----	----	----	----	----	----	
PFMBA	279.00>84.95	----	123	----	----	----	----	----	----	
13C2-4_2 FTS	329.10>80.90	----	64623	----	----	----	----	----	----	
13C2-4_2 FTS_IS	329.10>80.90	----	64623	----	----	----	----	----	----	
4_2 FTS	327.10>307.00	327.10>80.90	----	0	0.00	33.08	0	0.00	27.71	
13C3-PFBS_IS	302.10>79.90	----	190645	----	----	----	----	----	----	
PFBS	298.70>79.90	298.70>98.80	89	117	131.43	46.53	117	131.43	44.64	IRr
13C3-PFBS	302.10>79.90	----	190645	----	----	----	----	----	----	
NFDHA	295.00>201.00	295.00>84.90	1181	319	26.98	36.44	319	26.98	34.56	
13C5-PFHxA	318.00>273.00	----	400580	----	----	----	----	----	----	
13C5-PFHxA_IS	318.00>273.00	----	400580	----	----	----	----	----	----	
13C2-PFHxA_IS	315.10>270.00	----	352622	----	----	----	----	----	----	
PFHxA	313.00>269.00	----	459	----	----	----	----	----	----	
PFEESA	314.80>135.00	314.80>82.90	----	0	0.00	5.25	0	0.00	5.67	
13C3-HFPO-DA	286.90>168.90	----	800725	----	----	----	----	----	----	
13C3-HFPO-DA_IS	286.90>168.90	----	800725	----	----	----	----	----	----	
HFPO-DA	284.90>168.90	284.90>184.90	373	326	87.37	62.57	326	87.37	64.50	
5_3 FTCA	341.00>237.05	341.00>217.00	163	500	307.38	154.88	500	307.38	154.15	IRr
PFPeS	349.10>79.90	349.10>98.80	----	0	0.00	54.44	0	0.00	56.96	
13C4-PFHpA	367.10>322.00	----	631334	----	----	----	----	----	----	
13C4-PFHpA_IS	367.10>322.00	----	631334	----	----	----	----	----	----	
PFHpA	363.10>319.00	363.10>169.00	3984	566	14.20	23.39	566	14.20	22.63	
DONA	376.90>250.90	376.90>84.80	----	0	0.00	30.39	0	0.00	28.87	
13C2-6_2 FTS_IS	429.10>80.90	----	52547	----	----	----	----	----	----	
13C2-6_2 FTS	429.10>80.90	----	52547	----	----	----	----	----	----	
6_2 FTS	427.10>407.00	427.10>80.90	----	0	0.00	44.48	0	0.00	40.73	
13C4-PFOA_IS	417.10>172.00	----	22612	----	----	----	----	----	----	
13C8-PFOA_IS	421.10>376.00	----	516790	----	----	----	----	----	----	

J:\LCMS08\Data\240321_1633_B1\240321_1633_B1.damlp .

Ref 1 Set Ratio assigned from calibration mid-point; Ref 2 Set Ratio assigned from opening calibration verification.
IRr - Ion ratio outside either set of criteria. Exceedances for reported detections to be "I" flagged in the analytical report.

240321_012 (continued)

(Table continued from previous page)

Name	m/z	Ref 1 m/z	Area	Ref 1 Measured	Ref 1 Actual Ratio	Ref 1 Set Ratio	Ref 2 Measured	Ref 2 Actual Ratio	Ref 2 Set Ratio	Flag ID
13C8-PFOA	421.10>376.00	----	516790	----	----	----	----	----	----	
PFOA	413.00>369.00	413.00>169.00	3620	467	12.90	24.47	467	12.90	24.84	
13C3-PFHxS	402.10>79.90	----	153200	----	----	----	----	----	----	
13C3-PFHxS_IS	402.10>79.90	----	153200	----	----	----	----	----	----	
PFHxS	398.70>79.90	398.70>98.90	571	305	53.42	57.29	305	53.42	58.76	
18O2-PFHxS_IS	403.00>83.90	----	104006	----	----	----	----	----	----	
13C9-PFNA_IS	472.10>427.00	----	220747	----	----	----	----	----	----	
13C9-PFNA	472.10>427.00	----	220747	----	----	----	----	----	----	
13C5-PFNA_IS	468.00>423.00	----	143990	----	----	----	----	----	----	
PFNA	463.00>419.00	463.00>219.00	2053	468	22.82	20.36	468	22.82	19.31	
PFHpS	449.00>79.90	449.00>98.80	----	0	0.00	46.70	0	0.00	48.05	
7_3 FTCA	441.00>317.00	441.00>336.90	819	1093	133.41	132.28	1093	133.41	133.47	
13C2-8_2-FTS	529.10>80.90	----	28432	----	----	----	----	----	----	
13C2-8_2-FTS_IS	529.10>80.90	----	28432	----	----	----	----	----	----	
8_2 FTS	527.10>506.95	527.10>80.80	----	0	0.00	45.91	0	0.00	45.20	
13C6-PFDA_IS	519.10>474.10	----	143300	----	----	----	----	----	----	
13C6-PFDA	519.10>474.10	----	143300	----	----	----	----	----	----	
13C2-PFDA_IS	515.10>470.10	----	85699	----	----	----	----	----	----	
PFDA	512.90>469.00	512.90>219.00	1369	103	7.50	17.64	103	7.50	19.20	IRr
D3-NMeFOSAA_IS	573.20>419.00	----	146214	----	----	----	----	----	----	
D3-NMeFOSAA	573.20>419.00	----	146214	----	----	----	----	----	----	
13C8-PFOS_IS	507.10>98.90	----	49142	----	----	----	----	----	----	
13C8-PFOS	507.10>98.90	----	49142	----	----	----	----	----	----	
13C4-PFOS_IS	502.80>79.90	----	101082	----	----	----	----	----	----	
PFOS	498.90>79.90	498.90>98.80	252	126	50.00	45.06	126	50.00	47.87	RTi
NMeFOSAA	570.10>419.00	570.10>483.00	----	0	0.00	67.10	0	0.00	60.24	
D5-NEtFOSAA_IS	589.20>419.00	----	114116	----	----	----	----	----	----	
D5-NEtFOSAA	589.20>419.00	----	114116	----	----	----	----	----	----	
NEtFOSAA	584.20>419.10	584.20>526.00	----	0	0.00	89.53	0	0.00	72.57	
9-Cl-PF3ONS	530.80>351.00	532.80>353.00	----	0	0.00	31.69	0	0.00	30.68	
PFUnDA	563.10>519.00	563.10>269.10	1608	313	19.47	10.96	313	19.47	11.56	IRr
13C7-PFUnDA_IS	570.00>525.10	----	126543	----	----	----	----	----	----	
13C7-PFUnDA	570.00>525.10	----	126543	----	----	----	----	----	----	
PFNS	548.80>79.90	548.80>98.80	----	0	0.00	56.91	0	0.00	61.27	
10_2 FTS	626.80>607.05	626.80>81.00	----	0	0.00	32.29	0	0.00	29.61	
13C2-PFDOA_IS	615.10>570.00	----	162130	----	----	----	----	----	----	
13C2-PFDOA	615.10>570.00	----	162130	----	----	----	----	----	----	
PFDOA	613.10>569.00	613.10>319.00	969	82	8.50	11.14	82	8.50	10.73	
PFDS	599.00>79.90	599.00>98.80	6	13	215.39	58.01	13	215.39	58.67	IRr
PFTrDA	663.00>619.00	663.00>168.90	951	198	20.88	16.67	198	20.88	15.36	

J:\LCMS08\Data\240321_1633_B1\240321_1633_B1.damlp .

Ref 1 Set Ratio assigned from calibration mid-point; Ref 2 Set Ratio assigned from opening calibration verification.
IRr - Ion ratio outside either set of criteria. Exceedances for reported detections to be "I" flagged in the analytical report.

240321_012 (continued)

(Table continued from previous page)

Name	m/z	Ref 1 m/z	Area	Ref 1 Measured	Ref 1 Actual Ratio	Ref 1 Set Ratio	Ref 2 Measured	Ref 2 Actual Ratio	Ref 2 Set Ratio	Flag ID
11-Cl-PF3OUdS	630.90>451.00	632.90>452.90	----	0	0.00	35.04	0	0.00	35.75	
PFOSAm	498.10>77.90	----	382	----	----	----	----	----	----	
13C8-PFOSAm	506.10>77.80	----	142881	----	----	----	----	----	----	
13C8-PFOSAm_IS	506.10>77.80	----	142881	----	----	----	----	----	----	
PFTDA	713.10>669.00	713.10>168.90	985	94	9.58	17.09	94	9.58	18.64	
13C2-PFTDA	715.20>670.00	----	94088	----	----	----	----	----	----	
13C2-PFTDA_IS	715.20>670.00	----	94088	----	----	----	----	----	----	
PFDoS	699.10>79.90	699.10>98.80	----	0	0.00	61.23	0	0.00	68.82	
D7-MeFOSE_IS	623.20>58.90	----	415420	----	----	----	----	----	----	
D7-MeFOSE	623.20>58.90	----	415420	----	----	----	----	----	----	
MeFOSE	616.10>59.00	----	----	----	----	----	----	----	----	
13C2-PFHXDA_IS	815.00>770.05	----	174353	----	----	----	----	----	----	
13C2-PFHXDA	815.00>770.05	----	174353	----	----	----	----	----	----	
PFHXDA	813.00>768.95	813.00>218.95	1226	171	13.92	10.78	171	13.92	11.00	
D3-MeFOSA	515.00>219.00	----	35309	----	----	----	----	----	----	
D3-MeFOSA_IS	515.00>219.00	----	35309	----	----	----	----	----	----	
MeFOSA	511.90>219.00	511.90>169.00	----	0	0.00	156.31	0	0.00	156.72	
D9-EtFOSE_IS	639.20>58.90	----	520340	----	----	----	----	----	----	
D9-EtFOSE	639.20>58.90	----	520340	----	----	----	----	----	----	
EtFOSE	630.00>59.00	----	----	----	----	----	----	----	----	
D5-EtFOSAm	531.10>219.00	----	56975	----	----	----	----	----	----	
D5-EtFOSAm_IS	531.10>219.00	----	56975	----	----	----	----	----	----	
EtFOSAm	526.00>219.00	526.00>169.00	----	0	0.00	177.75	0	0.00	149.59	
PFODA	913.00>868.65	913.00>169.00	380	120	31.63	31.66	120	31.63	33.60	

Flag ID key: IRr: Ion Ratio (Relative), RTi: RT Diff (Absolute ISTD)

Ref 1 Set Ratio assigned from calibration mid-point; Ref 2 Set Ratio assigned from opening calibration verification.
IRr - Ion ratio outside either set of criteria. Exceedances for reported detections to be "I" flagged in the analytical report.

Insight Report
Quantitation/Integration
Printed 3/22/2024 13:35:57

240321_012

Sample ID: 1633 CCB
Date Acquired: 3/21/2024 2:54:01 PM
Acquired by: System Administrator
Data File: 240321_012
Vial: 54 | Inj. Volume: 10.0000uL | Tray: 1

Name	Mode ID	Found RT	RT Diff	ISTD RT Diff	Area	ISTD Area	ISTD Name	Conc.	Unit	Flag ID
13C4-PFBA	Auto	1.462	0.104	0.002	1268872	466797	13C3-PFBA_IS	13.7824	ng/mL	
13C4-PFBA_IS	Auto	1.462	0.104	----	1268872	1268872	----	10.0000	ng/mL	
13C3-PFBA_IS	Auto	1.460	0.101	----	466797	466797	----	5.0000	ng/mL	
PFBA	Auto	1.489	0.128	0.027	2666	1268872	13C4-PFBA_IS	-0.0275	ng/mL	
PFMPA	M	2.470	0.061	-1.080	88	335265	13C5-PFPeA_IS	0.0008	ng/mL	
3_3 FTCA	ND(W/B)	----	----	----	----	335265	13C5-PFPeA_IS	----	ng/mL	
13C5-PFPeA	Auto	3.550	0.047	-1.460	335265	352622	13C2-PFHxA_IS	8.5451	ng/mL	
13C5-PFPeA_IS	Auto	3.550	0.047	----	335265	335265	----	5.0000	ng/mL	
PFPeA	Auto	3.550	0.044	0.000	1229	335265	13C5-PFPeA_IS	0.0051	ng/mL	
PFMBA	M	4.061	0.028	0.511	123	335265	13C5-PFPeA_IS	0.0008	ng/mL	
13C2-4_2 FTS	Auto	4.696	0.020	-2.415	64623	104006	18O2-PFHxS_IS	4.4253	ng/mL	
13C2-4_2 FTS_IS	Auto	4.696	0.020	----	64623	64623	----	5.0000	ng/mL	
4_2 FTS	ND(W/B)	----	----	----	----	64623	13C2-4_2 FTS_IS	----	ng/mL	
13C3-PFBS_IS	Auto	4.683	0.033	----	190645	190645	----	2.5000	ng/mL	
PFBS	M	4.693	0.043	0.010	89	190645	13C3-PFBS_IS	0.0008	ng/mL	IRr
13C3-PFBS	Auto	4.683	0.033	-2.428	190645	104006	18O2-PFHxS_IS	3.0076	ng/mL	
NFDHA	M	4.873	0.031	-0.137	1181	400580	13C5-PFHxA_IS	0.0056	ng/mL	
13C5-PFHxA	Auto	5.010	0.027	0.000	400580	352622	13C2-PFHxA_IS	3.4735	ng/mL	
13C5-PFHxA_IS	Auto	5.010	0.027	----	400580	400580	----	2.5000	ng/mL	
13C2-PFHxA_IS	Auto	5.010	0.026	----	352622	352622	----	2.5000	ng/mL	
PFHxA	M	4.997	0.011	-0.013	459	400580	13C5-PFHxA_IS	0.0138	ng/mL	
PFEESA	ND(W/B)	----	----	----	----	400580	13C5-PFHxA_IS	----	ng/mL	
13C3-HFPO-DA	Auto	5.481	0.026	0.471	800725	352622	13C2-PFHxA_IS	17.3468	ng/mL	
13C3-HFPO-DA_IS	Auto	5.481	0.026	----	800725	800725	----	10.0000	ng/mL	
HFPO-DA	M	5.483	0.026	0.002	373	800725	13C3-HFPO-DA_IS	-0.0026	ng/mL	
5_3 FTCA	M	5.894	0.007	0.884	163	400580	13C5-PFHxA_IS	0.0137	ng/mL	IRr
PFPeS	ND(W/B)	----	----	----	----	153200	13C3-PFHxS_IS	----	ng/mL	
13C4-PFHpA	Auto	6.187	0.020	1.177	631334	352622	13C2-PFHxA_IS	3.9599	ng/mL	
13C4-PFHpA_IS	Auto	6.187	0.020	----	631334	631334	----	2.5000	ng/mL	
PFHpA	Auto	6.173	0.004	-0.014	3984	631334	13C4-PFHpA_IS	0.0037	ng/mL	
DONA	ND(W/B)	----	----	----	----	800725	13C3-HFPO-DA_IS	----	ng/mL	
13C2-6_2 FTS_IS	Auto	6.824	0.010	----	52547	52547	----	5.0000	ng/mL	
13C2-6_2 FTS	Auto	6.824	0.010	-0.287	52547	104006	18O2-PFHxS_IS	4.4644	ng/mL	
6_2 FTS	ND(W/B)	----	----	----	----	52547	13C2-6_2 FTS_IS	----	ng/mL	
13C4-PFOA_IS	Auto	7.136	0.016	----	22612	22612	----	2.5000	ng/mL	
13C8-PFOA_IS	Auto	7.136	0.015	----	516790	516790	----	2.5000	ng/mL	
13C8-PFOA	Auto	7.136	0.015	0.000	516790	22612	13C4-PFOA_IS	3.7110	ng/mL	
PFOA	Auto	7.130	0.008	-0.006	3620	516790	13C8-PFOA_IS	-0.0263	ng/mL	
13C3-PFHxS	Auto	7.110	0.019	-0.001	153200	104006	18O2-PFHxS_IS	3.5135	ng/mL	
13C3-PFHxS_IS	Auto	7.110	0.019	----	153200	153200	----	2.5000	ng/mL	
PFHxS	M	7.111	0.019	0.001	571	153200	13C3-PFHxS_IS	0.0068	ng/mL	
18O2-PFHxS_IS	Auto	7.111	0.020	----	104006	104006	----	2.5000	ng/mL	
13C9-PFNA_IS	Auto	7.983	0.015	----	220747	220747	----	1.2500	ng/mL	
13C9-PFNA	Auto	7.983	0.015	0.000	220747	143990	13C5-PFNA_IS	1.6965	ng/mL	
13C5-PFNA_IS	Auto	7.983	0.015	----	143990	143990	----	1.2500	ng/mL	
PFNA	MI R1 R2	7.980	0.011	-0.003	2053	220747	13C9-PFNA_IS	-0.0090	ng/mL	
PFHpS	ND(W/B)	----	----	----	----	49142	13C8-PFOS_IS	----	ng/mL	
7_3 FTCA	M	7.947	0.008	2.937	819	400580	13C5-PFHxA_IS	0.0473	ng/mL	
13C2-8_2-FTS	Auto	8.437	0.014	1.326	28432	104006	18O2-PFHxS_IS	3.7711	ng/mL	
13C2-8_2-FTS_IS	Auto	8.437	0.014	----	28432	28432	----	5.0000	ng/mL	
8_2 FTS	ND(W/B)	----	----	----	----	28432	13C2-8_2-FTS_IS	----	ng/mL	
13C6-PFDA_IS	Auto	8.743	0.014	----	143300	143300	----	1.2500	ng/mL	
13C6-PFDA	Auto	8.743	0.014	-0.001	143300	85699	13C2-PFDA_IS	1.7863	ng/mL	

J:\LCMS08\Data\240321_1633_B1\240321_1633_B1.damlp .

SN - Software-calculated S/N ratio outside criteria due to non-target peaks or drift in noise calculation window. Analyst review of noise levels (excluding non-target peaks) in chromatogram indicates S/N ratio meets criteria.

240321_012 (continued)

(Table continued from previous page)

Name	Mode ID	Found RT	RT Diff	ISTD RT Diff	Area	ISTD Area	ISTD Name	Conc.	Unit	Flag ID
13C2-PFDA_IS	Auto	8.744	0.014	----	85699	85699	----	1.2500	ng/mL	
PFDA	MI R1 R2	8.744	0.013	0.001	1369	143300	13C6-PFDA_IS	0.0118	ng/mL	IRr
D3-NMeFOSAA_IS	Auto	8.873	0.012	----	146214	146214	----	5.0000	ng/mL	
D3-NMeFOSAA	Auto	8.873	0.012	0.038	146214	101082	13C4-PFOS_IS	5.9794	ng/mL	
13C8-PFOS_IS	Auto	8.836	0.015	----	49142	49142	----	2.5000	ng/mL	
13C8-PFOS	Auto	8.836	0.015	0.001	49142	101082	13C4-PFOS_IS	3.4724	ng/mL	
13C4-PFOS_IS	Auto	8.835	0.014	----	101082	101082	----	2.5000	ng/mL	
PFOS	M	8.644	-0.178	-0.192	252	49142	13C8-PFOS_IS	-0.0071	ng/mL	RTi
NMeFOSAA	ND(W/B)	----	----	----	----	146214	D3-NMeFOSAA_IS	----	ng/mL	
D5-NEtFOSAA_IS	Auto	9.202	0.010	----	114116	114116	----	5.0000	ng/mL	
D5-NEtFOSAA	Auto	9.202	0.010	0.367	114116	101082	13C4-PFOS_IS	6.3696	ng/mL	
NEtFOSAA	ND(W/B)	----	----	----	----	114116	D5-NEtFOSAA_IS	----	ng/mL	
9-Cl-PF3ONS	ND(W/B)	----	----	----	----	800725	13C3-HFPO-DA_IS	----	ng/mL	
PFUnDA	Auto	9.467	0.011	-0.001	1608	126543	13C7-PFUnDA_IS	0.0024	ng/mL	IRr
13C7-PFUnDA_IS	Auto	9.468	0.013	----	126543	126543	----	1.2500	ng/mL	
13C7-PFUnDA	Auto	9.468	0.013	0.724	126543	85699	13C2-PFDA_IS	1.5995	ng/mL	
PFNS	ND(W/B)	----	----	----	----	49142	13C8-PFOS_IS	----	ng/mL	
10_2 FTS	ND(W/B)	----	----	----	----	28432	13C2-8_2-FTS_IS	----	ng/mL	
13C2-PFDOA_IS	Auto	10.153	0.014	----	162130	162130	----	1.2500	ng/mL	
13C2-PFDOA	Auto	10.153	0.014	1.409	162130	85699	13C2-PFDA_IS	1.7621	ng/mL	
PFDOA	MI R1 R2	10.153	0.012	0.000	969	162130	13C2-PFDOA_IS	-0.0160	ng/mL	
PFDS	M	10.317	0.020	1.480	6	49142	13C8-PFOS_IS	-0.0112	ng/mL	IRr
PFTrDA	MI R1 R2	10.807	0.010	-0.635	951	94088	13C2-PFTDA_IS	-0.0128	ng/mL	
11-Cl-PF3OUdS	ND(W/B)	----	----	----	----	800725	13C3-HFPO-DA_IS	----	ng/mL	
PFOSAm	M	11.120	-0.002	-0.004	382	142881	13C8-PFOSAm_IS	0.0061	ng/mL	
13C8-PFOSAm	Auto	11.124	-0.001	2.289	142881	101082	13C4-PFOS_IS	3.7587	ng/mL	
13C8-PFOSAm_IS	Auto	11.124	-0.001	----	142881	142881	----	2.5000	ng/mL	
PFTDA	M	11.443	0.013	0.001	985	94088	13C2-PFTDA_IS	-0.0095	ng/mL	
13C2-PFTDA	Auto	11.442	0.012	2.698	94088	85699	13C2-PFDA_IS	1.6937	ng/mL	
13C2-PFTDA_IS	Auto	11.442	0.012	----	94088	94088	----	1.2500	ng/mL	
PFDoS	ND(W/B)	----	----	----	----	49142	13C8-PFOS_IS	----	ng/mL	
D7-MeFOSE_IS	Auto	13.362	0.003	----	415420	415420	----	25.0000	ng/mL	
D7-MeFOSE	Auto	13.362	0.003	4.527	415420	101082	13C4-PFOS_IS	35.7175	ng/mL	
MeFOSE	ND(W/B)	----	----	----	----	415420	D7-MeFOSE_IS	----	ng/mL	
13C2-PFHXDA_IS	Auto	12.657	0.010	----	174353	174353	----	2.5000	ng/mL	
13C2-PFHXDA	Auto	12.657	0.010	3.913	174353	85699	13C2-PFDA_IS	3.0523	ng/mL	
PFHXDA	MI R1 R2	12.658	0.010	0.001	1226	174353	13C2-PFHXDA_IS	0.0010	ng/mL	
D3-MeFOSA	Auto	13.664	0.001	4.829	35309	101082	13C4-PFOS_IS	3.5699	ng/mL	
D3-MeFOSA_IS	Auto	13.664	0.001	----	35309	35309	----	2.5000	ng/mL	
MeFOSA	ND(W/B)	----	----	----	----	35309	D3-MeFOSA_IS	----	ng/mL	
D9-EtFOSE_IS	Auto	13.993	0.005	----	520340	520340	----	25.0000	ng/mL	
D9-EtFOSE	Auto	13.993	0.005	5.158	520340	101082	13C4-PFOS_IS	39.1907	ng/mL	
EtFOSE	ND(W/B)	----	----	----	----	520340	D9-EtFOSE_IS	----	ng/mL	
D5-EtFOSAm	Auto	14.341	0.003	5.506	56975	101082	13C4-PFOS_IS	3.6047	ng/mL	
D5-EtFOSAm_IS	Auto	14.341	0.003	----	56975	56975	----	2.5000	ng/mL	
EtFOSAm	ND(W/B)	----	----	----	----	56975	D5-EtFOSAm_IS	----	ng/mL	
PFODA	M	13.778	-0.005	1.121	380	174353	13C2-PFHXDA_IS	-0.0022	ng/mL	

Flag ID key: IRr: Ion Ratio (Relative), RTi: RT Diff (Absolute ISTD)

240321_012 (continued)

13C4-PFBA
Conc. 13.7824
Q 216.80>171.90 (-) 1.83e5

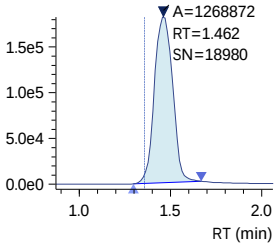

13C4-PFBA_IS
Conc. 10.0000
ISTD 216.80>171.90 (-) 1.83e5

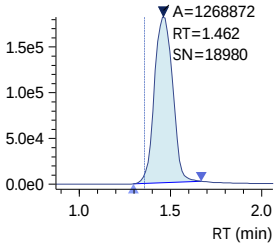

13C3-PFBA_IS
Conc. 5.0000
ISTD 216.00>172.00 (-) 6.60e4

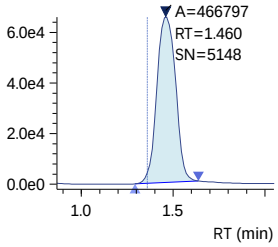

PFBA
Conc. -0.0275
Q 212.80>169.05 (-) 7.91e2

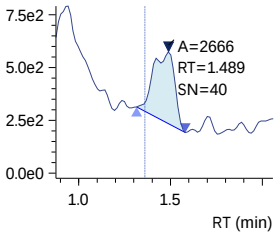

PFMPA
Conc. 0.0008
Q 229.00>84.90 (-) 2.60e1

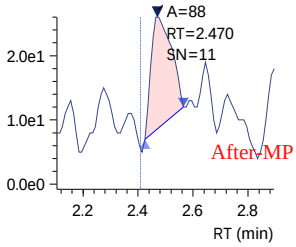

3_3 FTCA
Conc. ----
R#1 0.00 (136.14)
R#2 0.00 (141.47)
Q 241.00>177.10 (-) 2.10e1

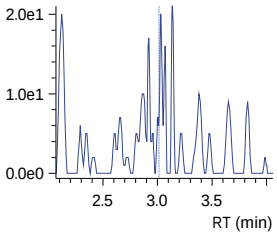

13C5-PFPeA
Conc. 8.5451
Q 268.30>223.00 (-) 9.26e4

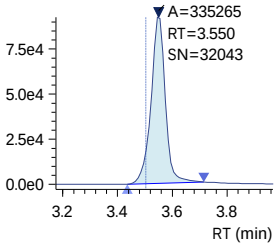

13C5-PFPeA_IS
Conc. 5.0000
ISTD 268.30>223.00 (-) 9.26e4

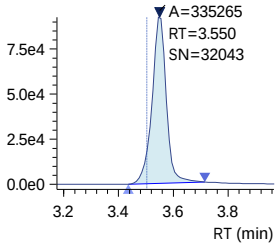

PFPeA
Conc. 0.0051
Q 263.00>219.00 (-) 4.83e2

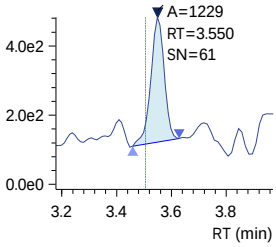

PFMBA
Conc. 0.0008
Q 279.00>84.95 (-) 3.80e1

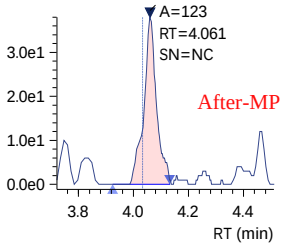

R1 241.00>117.00 (-) 1.56e2

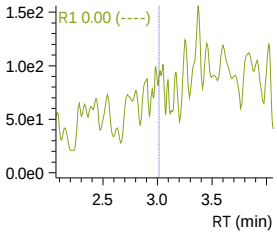

R2 241.00>117.00 (-) 1.56e2

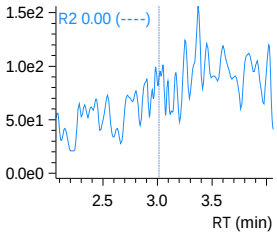

SN - Software-calculated S/N ratio outside criteria due to non-target peaks or drift in noise calculation window.
Analyst review of noise levels (excluding non-target peaks) in chromatogram indicates S/N ratio meets criteria.

240321_012 (continued)

13C2-4_2 FTS
Conc. 4.4253
Q 329.10>80.90 (-) 1.92e4

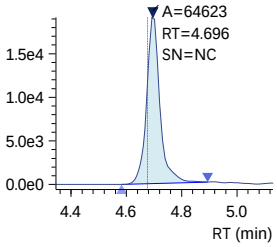

13C2-4_2 FTS_IS
Conc. 5.0000
ISTD 329.10>80.90 (-) 1.92e4

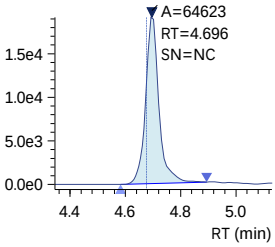

4_2 FTS
Conc. ----
R#1 0.00 (33.08)
R#2 0.00 (27.71)
Q 327.10>307.00 (-) 3.10e1

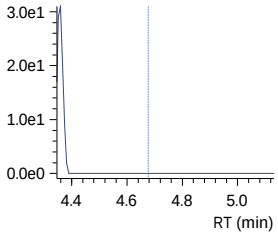

R1 327.10>80.90 (-) 4.42e2

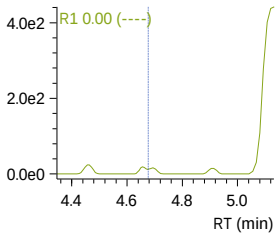

R2 327.10>80.90 (-) 4.42e2

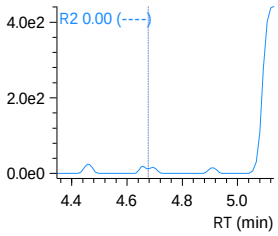

13C3-PFBS_IS
Conc. 2.5000
ISTD 302.10>79.90 (-) 5.66e4

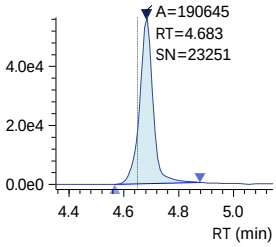

PFBS
Conc. 0.0008
R#1 131.43 (46.53)
R#2 131.43 (44.64)
Q 298.70>79.90 (-) 2.90e1

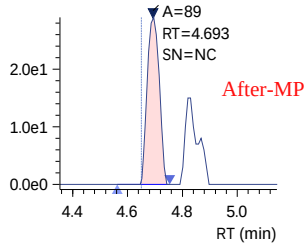

R1 298.70>98.80 (-) 5.30e1

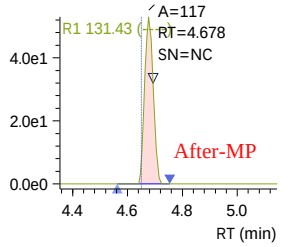

R2 298.70>98.80 (-) 5.30e1

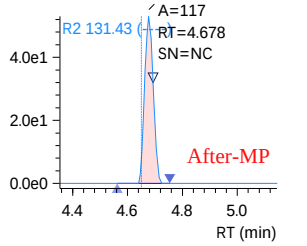

240321_012 (continued)

13C3-PFBS
Conc. 3.0076

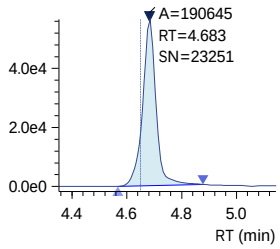

NFDHA
Conc. 0.0056
R#1 26.98 (36.44)
R#2 26.98 (34.56)

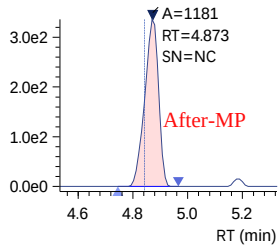

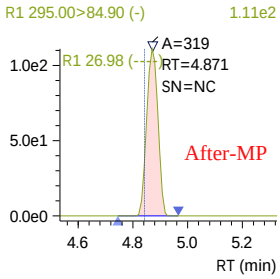

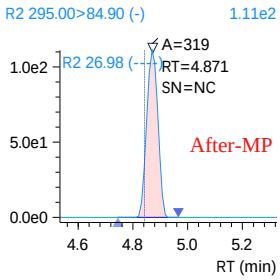

13C5-PFHxA
Conc. 3.4735

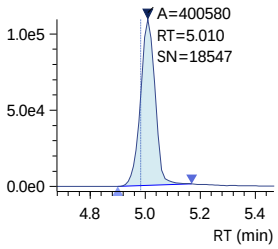

13C5-PFHxA_IS
Conc. 2.5000

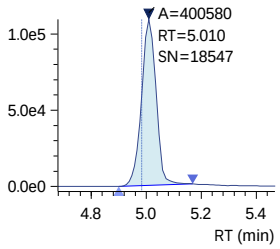

13C2-PFHxA_IS
Conc. 2.5000

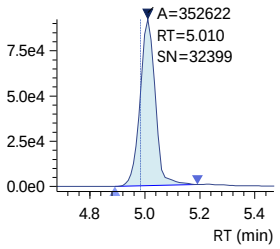

J:\LCMS08\Data\240321_1633_B1\240321_1633_B1.damlp .

SN - Software-calculated S/N ratio outside criteria due to non-target peaks or drift in noise calculation window.
Analyst review of noise levels (excluding non-target peaks) in chromatogram indicates S/N ratio meets criteria.

240321_012 (continued)

PFHxA
Conc. 0.0138

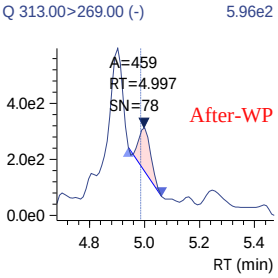

PFEESA
Conc. ----
R#1 0.00 (5.25)
R#2 0.00 (5.67)

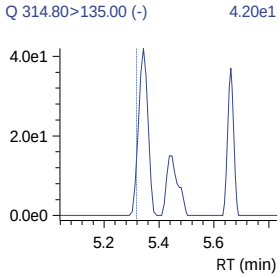

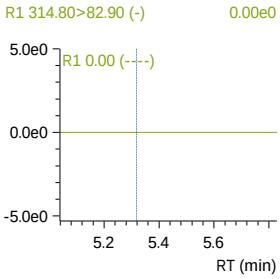

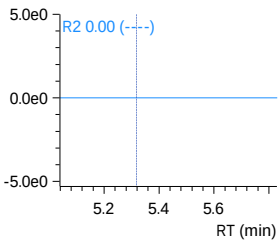

13C3-HFPO-DA
Conc. 17.3468

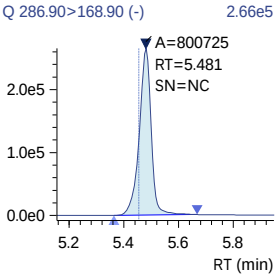

13C3-HFPO-DA_IS
Conc. 10.0000

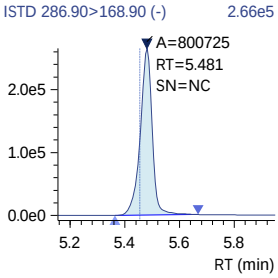

HFPO-DA
Conc. -0.0026
R#1 87.37 (62.57)
R#2 87.37 (64.50)

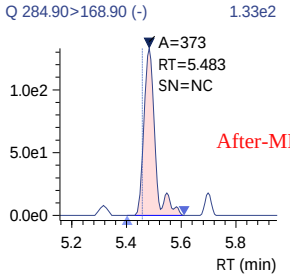

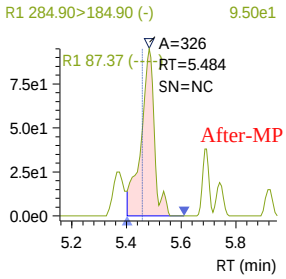

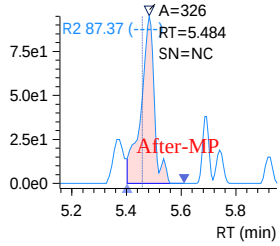

240321_012 (continued)

5_3 FTCA
Conc. 0.0137
R#1 307.38 (154.88)
R#2 307.38 (154.15)
Q 341.00>237.05 (-) 7.10e1

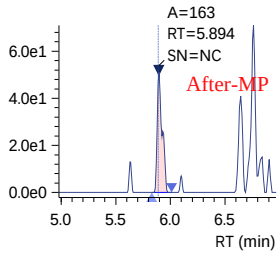

R1 341.00>217.00 (-) 1.98e2

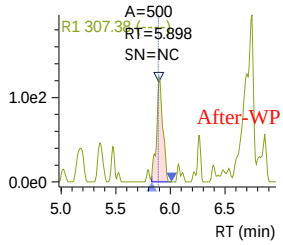

R2 341.00>217.00 (-) 1.98e2

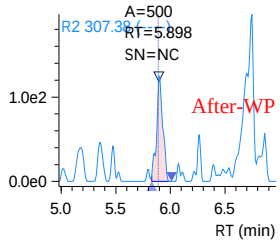

PFPeS
Conc. ----
R#1 0.00 (54.44)
R#2 0.00 (56.96)
Q 349.10>79.90 (-) 1.10e1

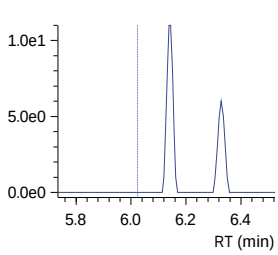

R1 349.10>98.80 (-) 0.00e0

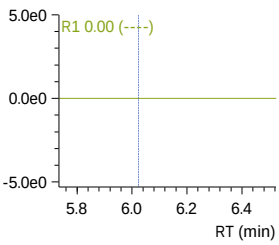

R2 349.10>98.80 (-) 0.00e0

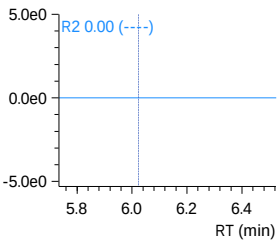

13C4-PFHpA
Conc. 3.9599
Q 367.10>322.00 (-) 2.27e5

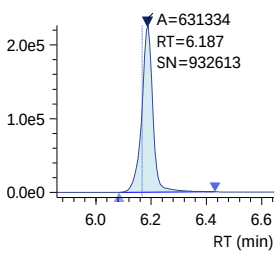

13C4-PFHpA_IS
Conc. 2.5000
ISTD 367.10>322.00 (-) 2.27e5

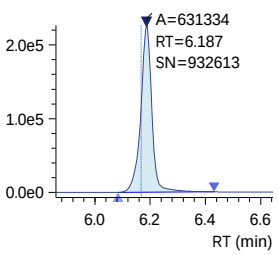

PFHpA
Conc. 0.0037
R#1 14.20 (23.39)
R#2 14.20 (22.63)
Q 363.10>319.00 (-) 1.17e3

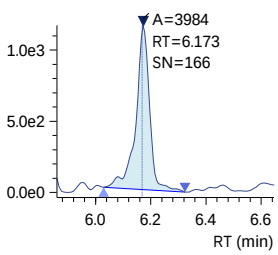

R1 363.10>169.00 (-) 1.63e2

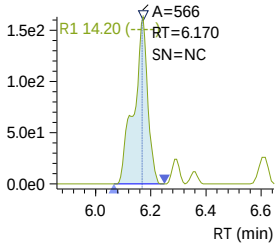

R2 363.10>169.00 (-) 1.63e2

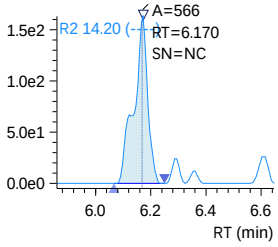

J:\LCMS08\Data\240321_1633_B1\240321_1633_B1.damlp .

SN - Software-calculated S/N ratio outside criteria due to non-target peaks or drift in noise calculation window.
Analyst review of noise levels (excluding non-target peaks) in chromatogram indicates S/N ratio meets criteria.

240321_012 (continued)

DONA
Conc. ----
R#1 0.00 (30.39)
R#2 0.00 (28.87)
Q 376.90>250.90 (-) 2.10e1

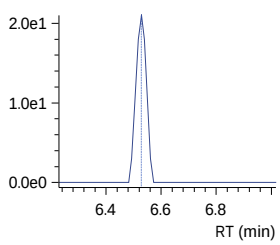

R1 376.90>84.80 (-) 0.00e0

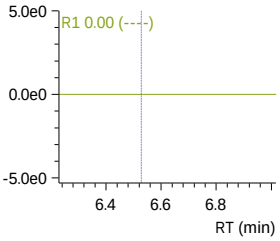

R2 376.90>84.80 (-) 0.00e0

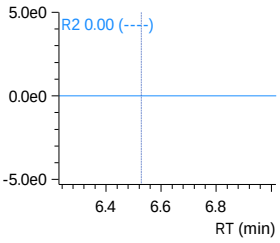

13C2-6_2 FTS_IS
Conc. 5.0000
ISTD 429.10>80.90 (-) 1.77e4

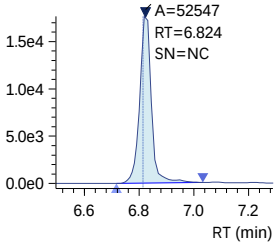

13C2-6_2 FTS
Conc. 4.4644
Q 429.10>80.90 (-) 1.77e4

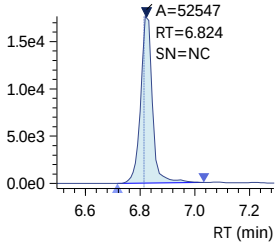

6_2 FTS
Conc. ----
R#1 0.00 (44.48)
R#2 0.00 (40.73)
Q 427.10>407.00 (-) 0.00e0

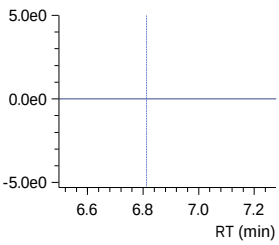

R1 427.10>80.90 (-) 1.50e1

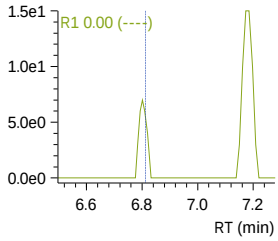

R2 427.10>80.90 (-) 1.50e1

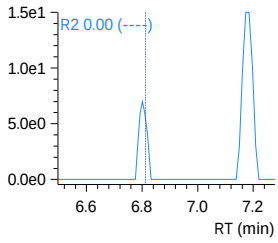

13C4-PFOA_IS
Conc. 2.5000
ISTD 417.10>172.00 (-) 6.69e3

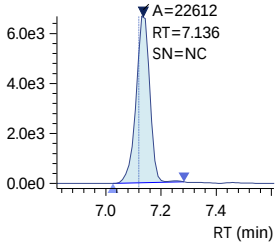

240321_012 (continued)

13C8-PFOA_IS
Conc. 2.5000

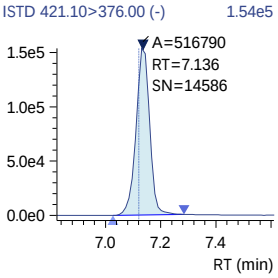

13C8-PFOA
Conc. 3.7110

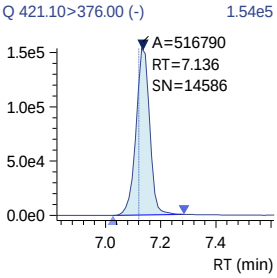

PFOA
Conc. -0.0263
R#1 12.90 (24.47)
R#2 12.90 (24.84)

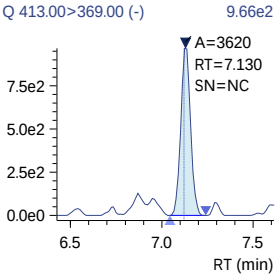

13C3-PFHxS
Conc. 3.5135

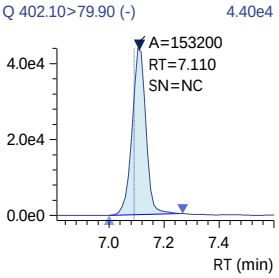

13C3-PFHxS_IS
Conc. 2.5000

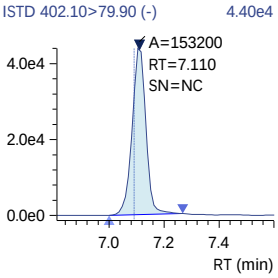

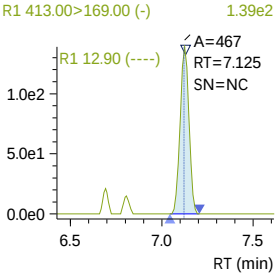

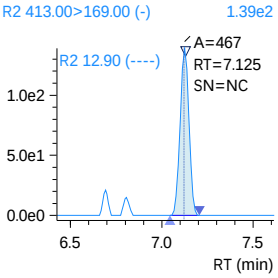

240321_012 (continued)

PFHxS
Conc. 0.0068
R#1 53.42 (57.29)
R#2 53.42 (58.76)
Q 398.70>79.90 (-) 1.48e2

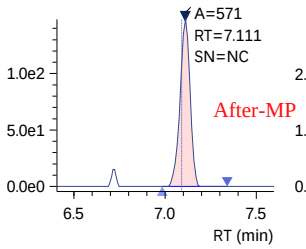

18O2-PFHxS_IS
Conc. 2.5000
ISTD 403.00>83.90 (-) 2.98e4

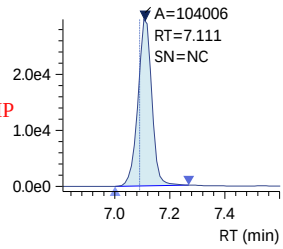

13C9-PFNA_IS
Conc. 1.2500
ISTD 472.10>427.00 (-) 8.22e4

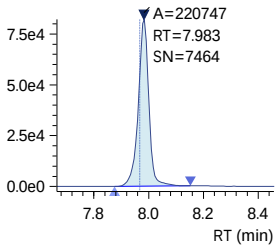

13C9-PFNA
Conc. 1.6965
Q 472.10>427.00 (-) 8.22e4

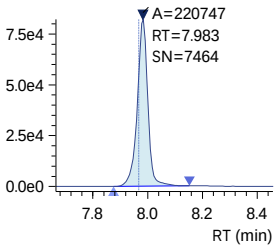

13C5-PFNA_IS
Conc. 1.2500
ISTD 468.00>423.00 (-) 5.34e4

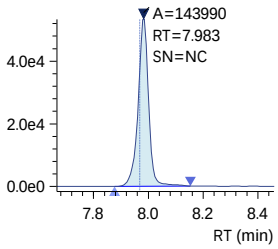

R1 398.70>98.90 (-) 1.07e2

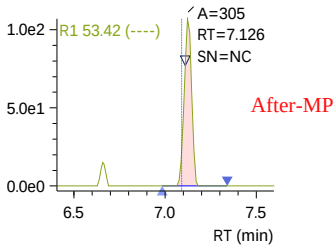

R2 398.70>98.90 (-) 1.07e2

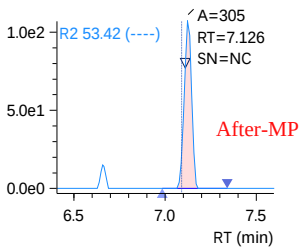

240321_012 (continued)

PFNA
Conc. -0.0090
R#1 22.82 (20.36)
R#2 22.82 (19.31)
Q 463.00>419.00 (-) 5.26e2

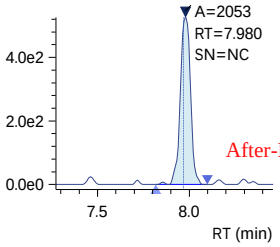

PFHpS
Conc. ----
R#1 0.00 (46.70)
R#2 0.00 (48.05)
Q 449.00>79.90 (-) 0.00e0

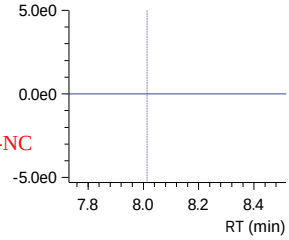

7_3 FTCA
Conc. 0.0473
R#1 133.41 (132.28)
R#2 133.41 (133.47)
Q 441.00>317.00 (-) 2.98e2

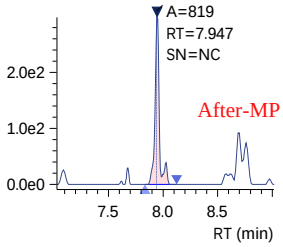

13C2-8_2-FTS
Conc. 3.7711
Q 529.10>80.90 (-) 7.76e3

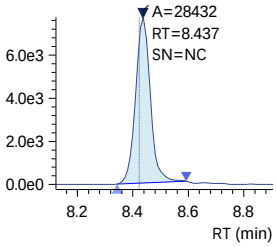

13C2-8_2-FTS_IS
Conc. 5.0000
ISTD 529.10>80.90 (-) 7.76e3

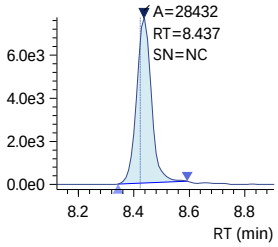

R1 463.00>219.00 (-) 1.50e2

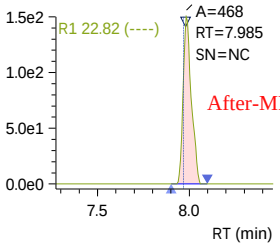

R1 449.00>98.80 (-) 1.60e1

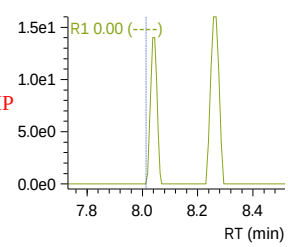

R1 441.00>336.90 (-) 3.82e2

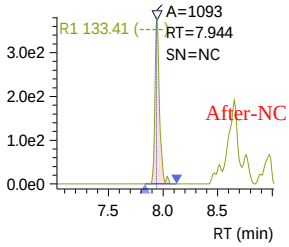

R2 463.00>219.00 (-) 1.50e2

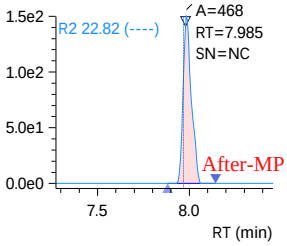

R2 449.00>98.80 (-) 1.60e1

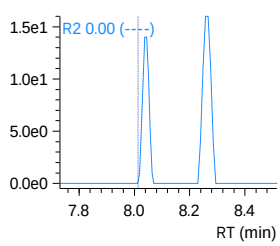

R2 441.00>336.90 (-) 3.82e2

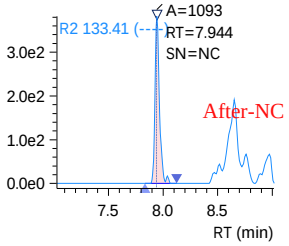

240321_012 (continued)

8_2 FTS
Conc. ----
R#1 0.00 (45.91)
R#2 0.00 (45.20)
Q 527.10>506.95 (-) 0.00e0

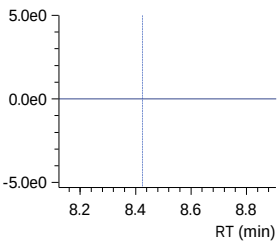

13C6-PFDA_IS
Conc. 1.2500
ISTD 519.10>474.10 (-) 4.11e4

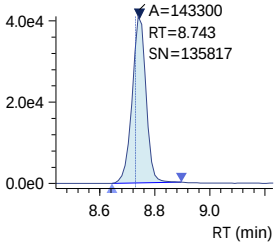

13C6-PFDA
Conc. 1.7863
Q 519.10>474.10 (-) 4.11e4

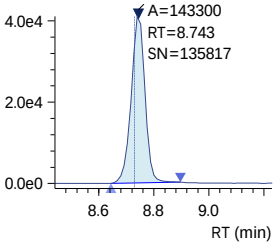

13C2-PFDA_IS
Conc. 1.2500
ISTD 515.10>470.10 (-) 2.47e4

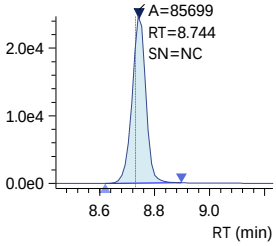

PFDA
Conc. 0.0118
R#1 7.50 (17.64)
R#2 7.50 (19.20)
Q 512.90>469.00 (-) 4.16e2

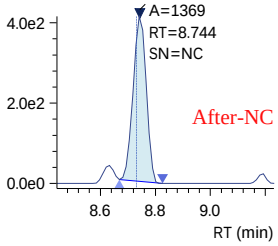

R1 527.10>80.80 (-) 0.00e0

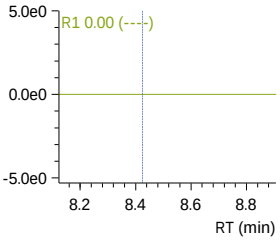

R1 512.90>219.00 (-) 3.70e1

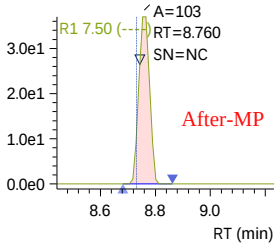

R2 527.10>80.80 (-) 0.00e0

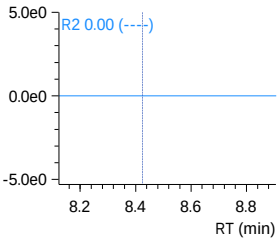

R2 512.90>219.00 (-) 3.70e1

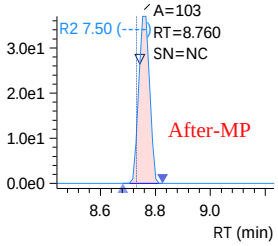

D3-NMeFOSAA_IS
Conc. 5.0000
ISTD 573.20>419.00 (-) 4.18e4

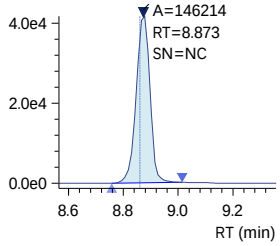

D3-NMeFOSAA
Conc. 5.9794
Q 573.20>419.00 (-) 4.18e4

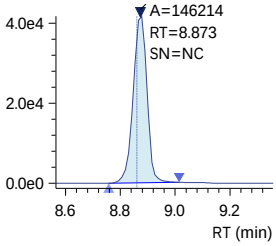

13C8-PFOS_IS
Conc. 2.5000
ISTD 507.10>98.90 (-) 1.36e4

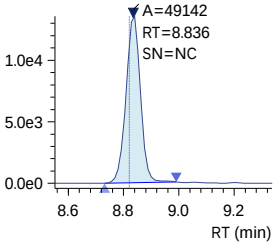

13C8-PFOS
Conc. 3.4724
Q 507.10>98.90 (-) 1.36e4

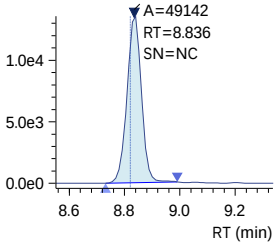

13C4-PFOS_IS
Conc. 2.5000
ISTD 502.80>79.90 (-) 2.77e4

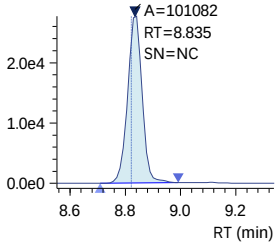

SN - Software-calculated S/N ratio outside criteria due to non-target peaks or drift in noise calculation window.
Analyst review of noise levels (excluding non-target peaks) in chromatogram indicates S/N ratio meets criteria.

240321_012 (continued)

PFOS
Conc. -0.0071
R#1 50.00 (45.06)
R#2 50.00 (47.87)
Q 498.90>79.90 (-) 1.04e2

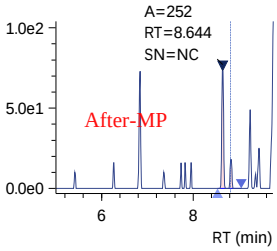

NMeFOSAA
Conc. ----
R#1 0.00 (67.10)
R#2 0.00 (60.24)
Q 570.10>419.00 (-) 1.90e1

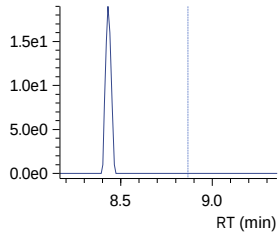

D5-NEtFOSAA_IS
Conc. 5.0000
ISTD 589.20>419.00 (-) 3.66e4

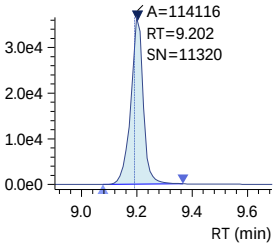

D5-NEtFOSAA
Conc. 6.3696
Q 589.20>419.00 (-) 3.66e4

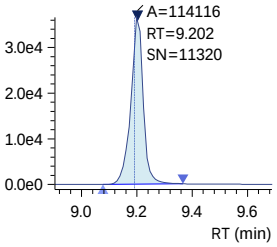

NEtFOSAA
Conc. ----
R#1 0.00 (89.53)
R#2 0.00 (72.57)
Q 584.20>419.10 (-) 0.00e0

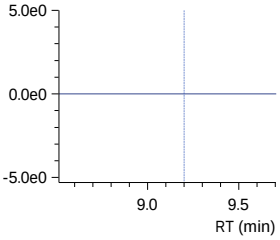

R1 498.90>98.80 (-) 2.60e1

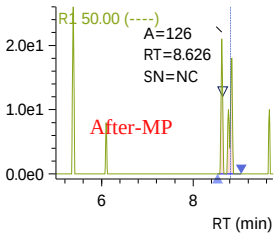

R1 570.10>483.00 (-) 0.00e0

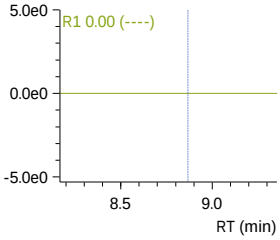

R1 584.20>526.00 (-) 0.00e0

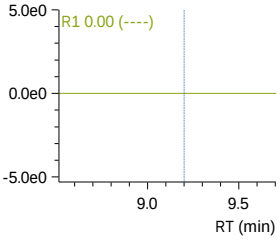

R2 498.90>98.80 (-) 2.60e1

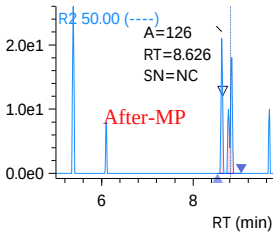

R2 570.10>483.00 (-) 0.00e0

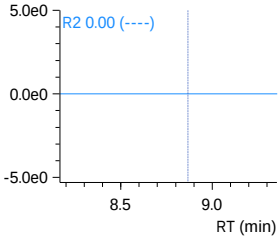

R2 584.20>526.00 (-) 0.00e0

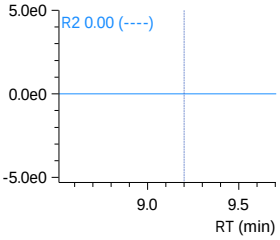

240321_012 (continued)

9-Cl-PF3ONS
Conc. ----
R#1 0.00 (31.69)
R#2 0.00 (30.68)
Q 530.80>351.00 (-) 8.60e1

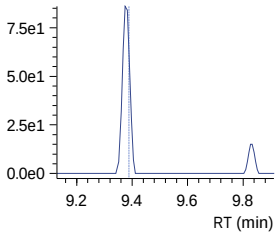

R1 532.80>353.00 (-) 7.00e1

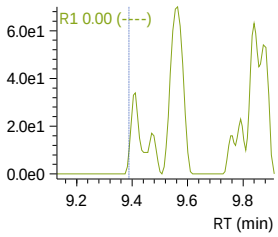

R2 532.80>353.00 (-) 7.00e1

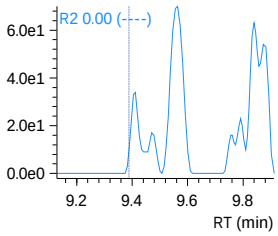

PFUnDA
Conc. 0.0024
R#1 19.47 (10.96)
R#2 19.47 (11.56)
Q 563.10>519.00 (-) 4.33e2

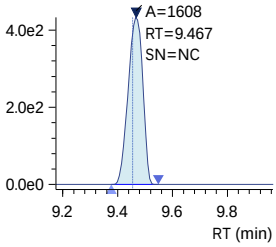

R1 563.10>269.10 (-) 1.27e2

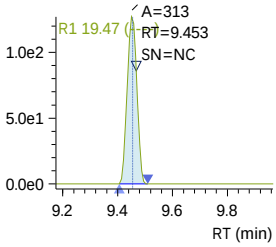

R2 563.10>269.10 (-) 1.27e2

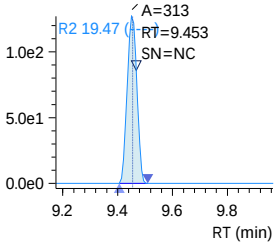

13C7-PFUnDA_IS
Conc. 1.2500
ISTD 570.00>525.10 (-) 4.46e4

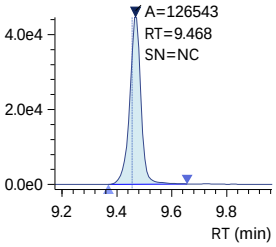

13C7-PFUnDA
Conc. 1.5995
Q 570.00>525.10 (-) 4.46e4

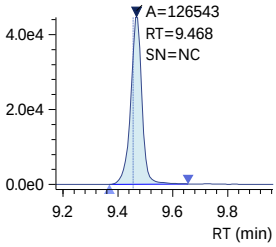

PFNS
Conc. ----
R#1 0.00 (56.91)
R#2 0.00 (61.27)
Q 548.80>79.90 (-) 1.90e1

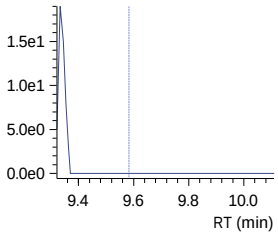

R1 548.80>98.80 (-) 0.00e0

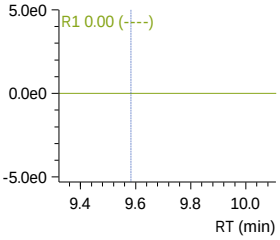

R2 548.80>98.80 (-) 0.00e0

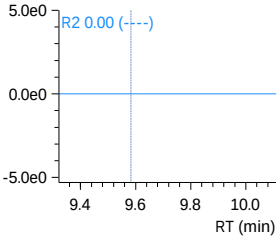

240321_012 (continued)

10_2 FTS
Conc. ----
R#1 0.00 (32.29)
R#2 0.00 (29.61)
Q 626.80>607.05 (-) 0.00e0

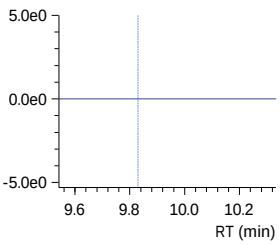

R1 626.80>81.00 (-) 0.00e0

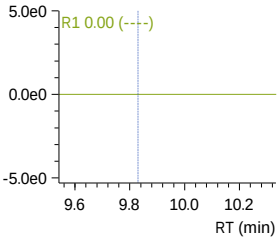

R2 626.80>81.00 (-) 0.00e0

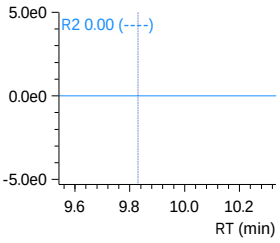

13C2-PFDOA_IS
Conc. 1.2500
ISTD 615.10>570.00 (-) 5.58e4

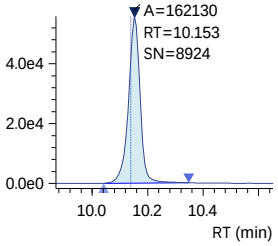

13C2-PFDOA
Conc. 1.7621
Q 615.10>570.00 (-) 5.58e4

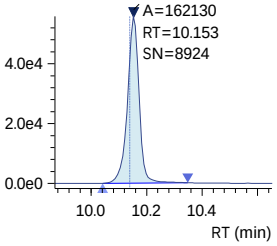

PFDOA
Conc. -0.0160
R#1 8.50 (11.14)
R#2 8.50 (10.73)
Q 613.10>569.00 (-) 3.23e2

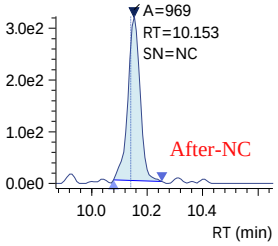

R1 613.10>319.00 (-) 4.30e1

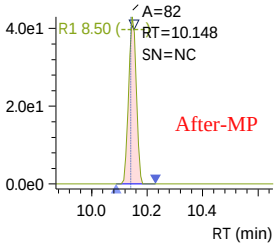

R2 613.10>319.00 (-) 4.30e1

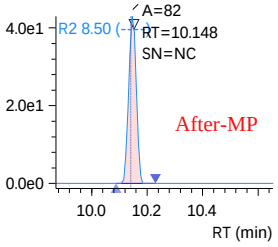

PFDS
Conc. -0.0112
R#1 215.39 (58.01)
R#2 215.39 (58.67)
Q 599.00>79.90 (-) 4.00e0

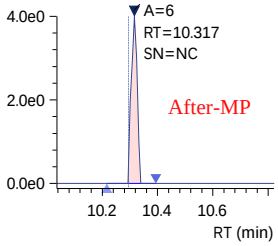

R1 599.00>98.80 (-) 7.00e0

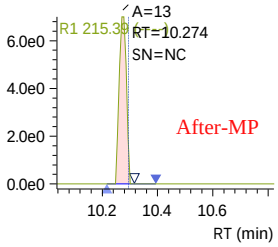

R2 599.00>98.80 (-) 7.00e0

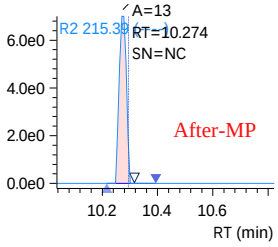

240321_012 (continued)

PFTrDA
Conc. -0.0128
R#1 20.88 (16.67)
R#2 20.88 (15.36)
Q 663.00>619.00 (-) 2.43e2

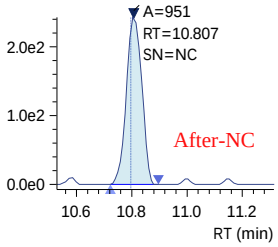

11-Cl-PF3OUdS
Conc. ----
R#1 0.00 (35.04)
R#2 0.00 (35.75)
Q 630.90>451.00 (-) 0.00e0

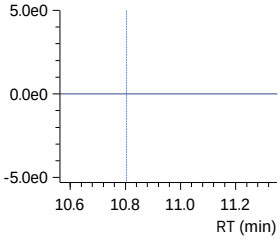

PFOSAm
Conc. 0.0061
Q 498.10>77.90 (-) 1.13e2

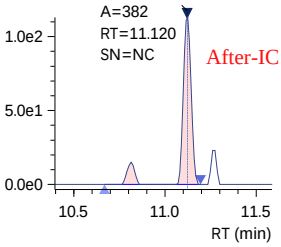

13C8-PFOSAm
Conc. 3.7587
Q 506.10>77.80 (-) 4.49e4

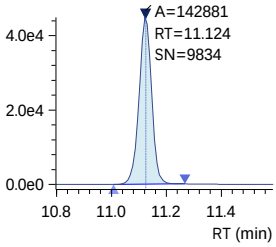

13C8-PFOSAm_IS
Conc. 2.5000
ISTD 506.10>77.80 (-) 4.49e4

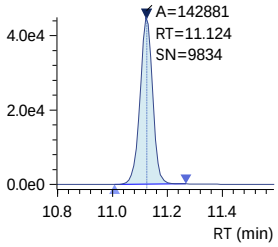

R1 663.00>168.90 (-) 6.20e1

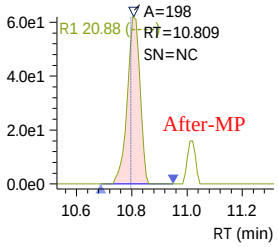

R1 632.90>452.90 (-) 0.00e0

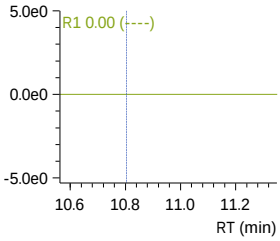

R2 663.00>168.90 (-) 6.20e1

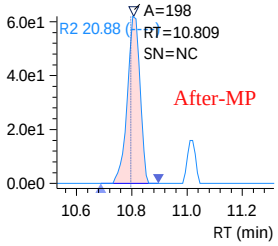

R2 632.90>452.90 (-) 0.00e0

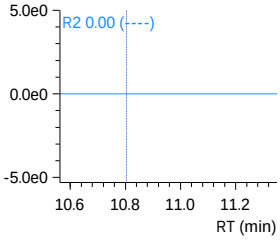

240321_012 (continued)

PFTDA
Conc. -0.0095
R#1 9.58 (17.09)
R#2 9.58 (18.64)

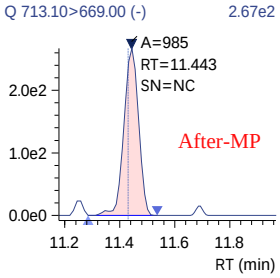

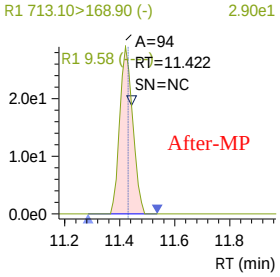

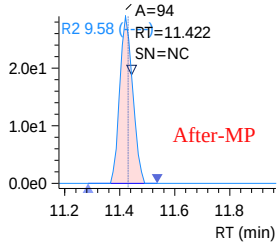

13C2-PFTDA
Conc. 1.6937

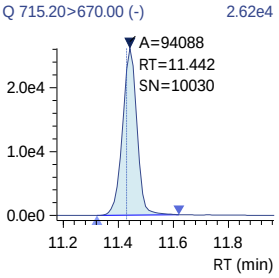

13C2-PFTDA_IS
Conc. 1.2500

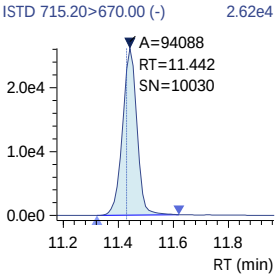

PFDoS
Conc. ----
R#1 0.00 (61.23)
R#2 0.00 (68.82)

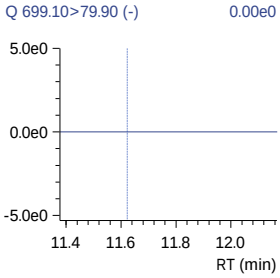

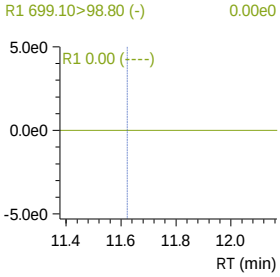

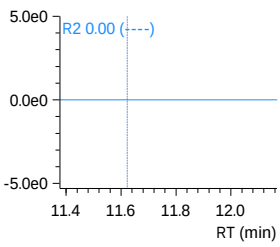

D7-MeFOSE_IS
Conc. 25.0000

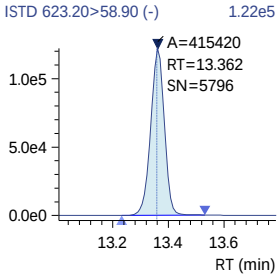

J:\LCMS08\Data\240321_1633_B1\240321_1633_B1.damlp .

SN - Software-calculated S/N ratio outside criteria due to non-target peaks or drift in noise calculation window.
Analyst review of noise levels (excluding non-target peaks) in chromatogram indicates S/N ratio meets criteria.

240321_012 (continued)

D7-MeFOSE
Conc. 35.7175

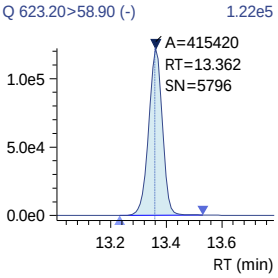

MeFOSE
Conc. ----

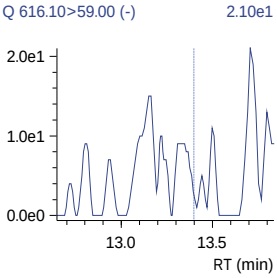

13C2-PFHXDA_IS
Conc. 2.5000

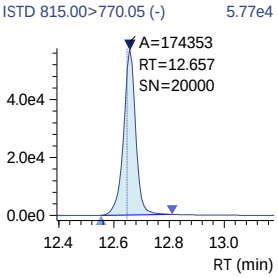

13C2-PFHXDA
Conc. 3.0523

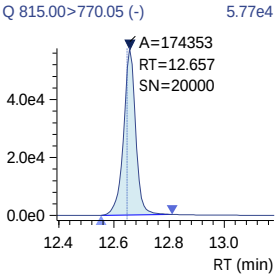

PFHXDA
Conc. 0.0010
R#1 13.92 (10.78)
R#2 13.92 (11.00)

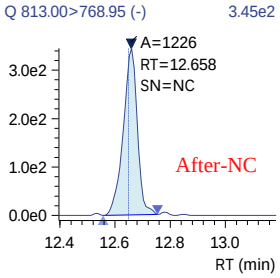

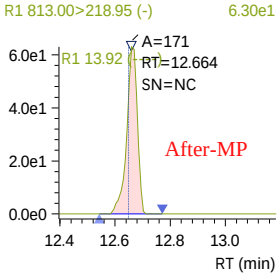

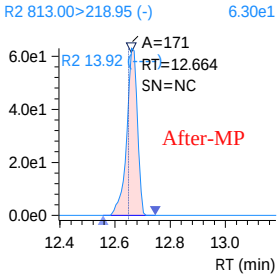

240321_012 (continued)

D3-MeFOSA
Conc. 3.5699

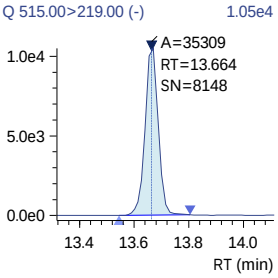

D3-MeFOSA_IS
Conc. 2.5000

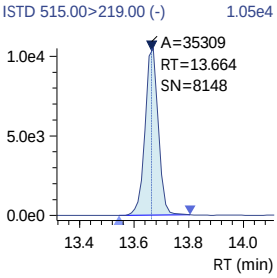

MeFOSA
Conc. ----
R#1 0.00 (156.31)
R#2 0.00 (156.72)

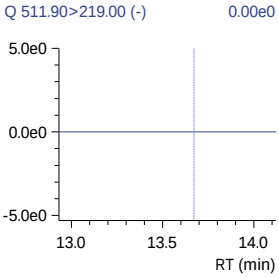

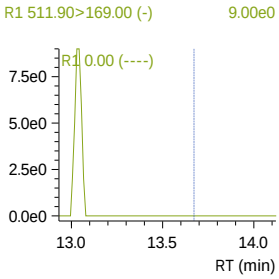

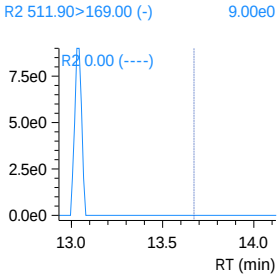

D9-EtFOSE_IS
Conc. 25.0000

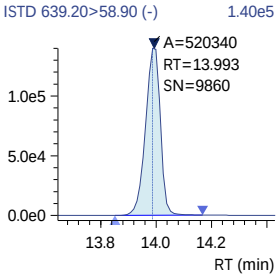

D9-EtFOSE
Conc. 39.1907

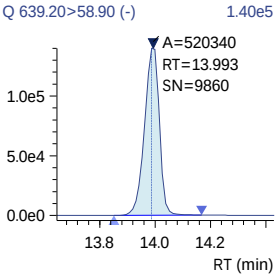

240321_012 (continued)

EtFOSE
Conc. ----

Q 630.00>59.00 (-) 1.70e1

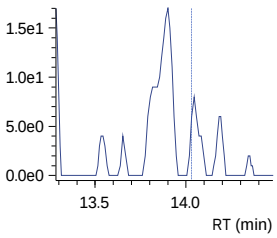

D5-EtFOSAm
Conc. 3.6047

Q 531.10>219.00 (-) 1.68e4

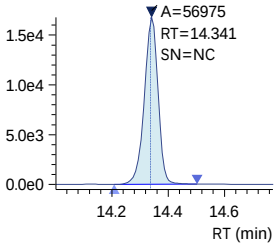

D5-EtFOSAm_IS
Conc. 2.5000

ISTD 531.10>219.00 (-) 1.68e4

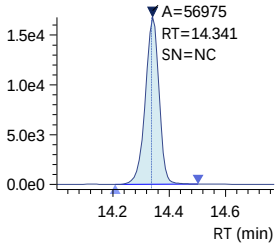

EtFOSAm
Conc. ----
R#1 0.00 (177.75)
R#2 0.00 (149.59)

Q 526.00>219.00 (-) 5.50e1

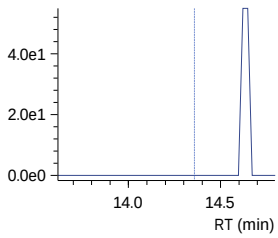

PFODA
Conc. -0.0022
R#1 31.63 (31.66)
R#2 31.63 (33.60)

Q 913.00>868.65 (-) 1.02e2

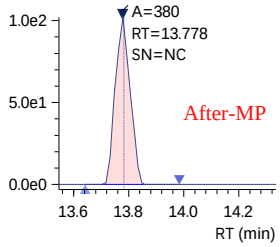

R1 526.00>169.00 (-) 5.50e1

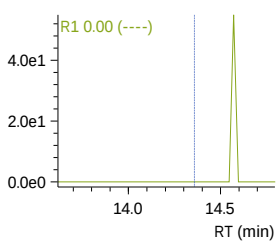

R1 913.00>169.00 (-) 4.70e1

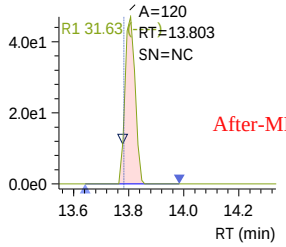

R2 526.00>169.00 (-) 5.50e1

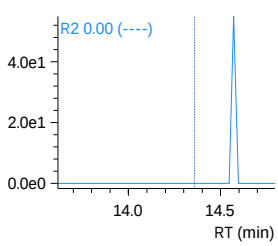

R2 913.00>169.00 (-) 4.70e1

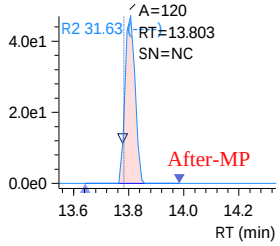

Insight Report
Before Manual Integration
Printed 3/22/2024 10:11:10

240321_012

Sample ID: 1633 CCB
Date Acquired: 3/21/2024 2:54:01 PM
Acquired by: System Administrator
Data File: 240321_012
Vial: 54 | Inj. Volume: 10.0000uL | Tray: 1

13C4-PFBA
Conc. 13.7824
Q 216.80>171.90 (-) 1.83e5

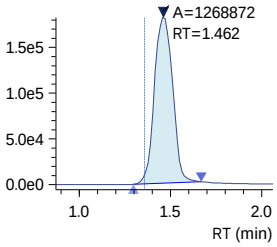

13C4-PFBA_IS
Conc. 10.0000
ISTD 216.80>171.90 (-) 1.83e5

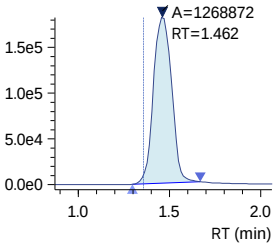

13C3-PFBA_IS
Conc. 5.0000
ISTD 216.00>172.00 (-) 6.60e4

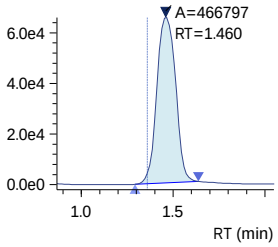

PFBA
Conc. -0.0275
Q 212.80>169.05 (-) 7.91e2

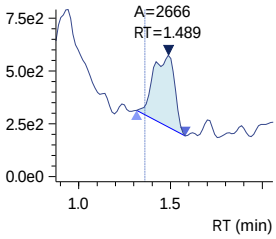

PFMPA
Conc. ----
Q 229.00>84.90 (-) 2.60e1

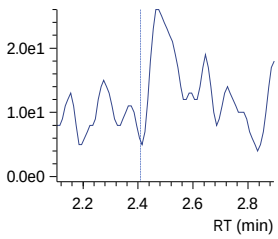

3_3 FTCA
Conc. ----
R#1 0.00 (136.14)
R#2 0.00 (136.14)
Q 241.00>177.10 (-) 2.10e1

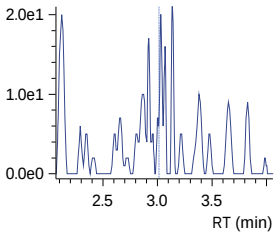

13C5-PFPeA
Conc. 8.5451
Q 268.30>223.00 (-) 9.26e4

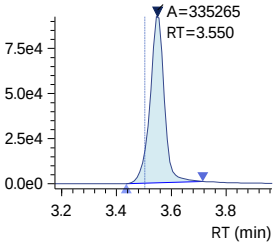

13C5-PFPeA_IS
Conc. 5.0000
ISTD 268.30>223.00 (-) 9.26e4

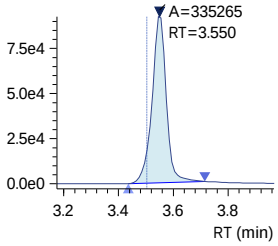

PFPeA
Conc. 0.0051
Q 263.00>219.00 (-) 4.83e2

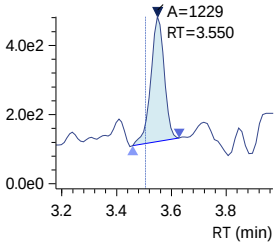

PFMBA
Conc. ----
Q 279.00>84.95 (-) 3.80e1

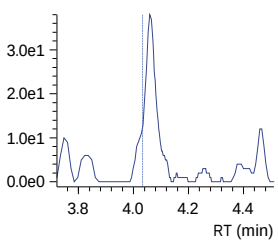

R1 241.00>117.00 (-) 1.56e2

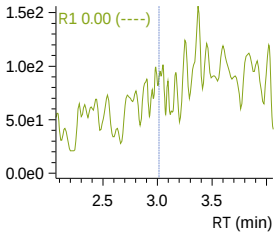

R2 241.00>117.00 (-) 1.56e2

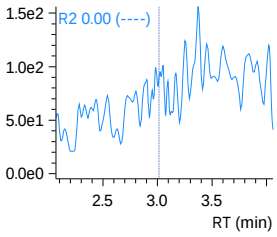

240321_012 (continued)

13C2-4_2 FTS
Conc. 4.4253

Q 329.10>80.90 (-) 1.92e4

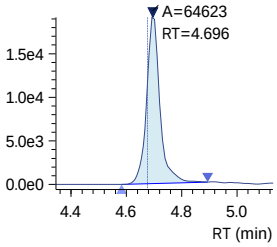

13C2-4_2 FTS_IS
Conc. 5.0000

ISTD 329.10>80.90 (-) 1.92e4

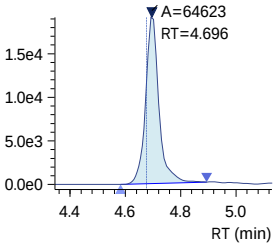

4_2 FTS
Conc. ----
R#1 0.00 (33.08)
R#2 0.00 (33.08)

Q 327.10>307.00 (-) 3.10e1

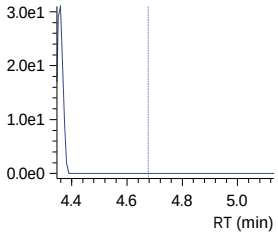

R1 327.10>80.90 (-) 4.42e2

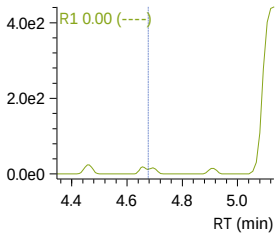

R2 327.10>80.90 (-) 4.42e2

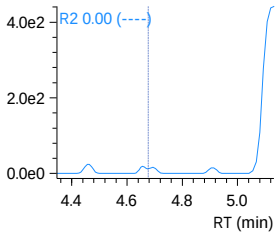

13C3-PFBS_IS
Conc. 2.5000

ISTD 302.10>79.90 (-) 5.66e4

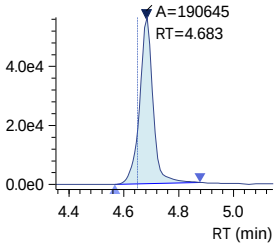

PFBS
Conc. ----
R#1 0.00 (46.53)
R#2 0.00 (46.53)

Q 298.70>79.90 (-) 2.90e1

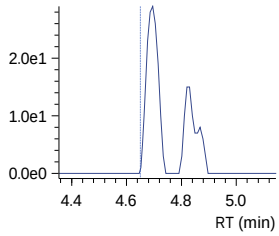

R1 298.70>98.80 (-) 5.30e1

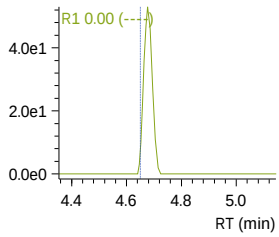

R2 298.70>98.80 (-) 5.30e1

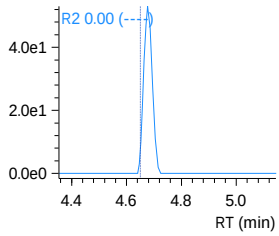

Insight Report
Before Manual Integration
Printed 3/22/2024 10:11:10

240321_012 (continued)

13C3-PFBS
Conc. 3.0076

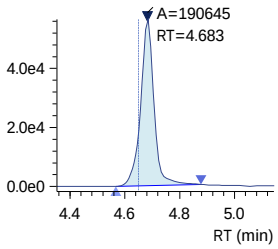

NFDHA
Conc. ----
R#1 0.00 (36.44)
R#2 0.00 (36.44)

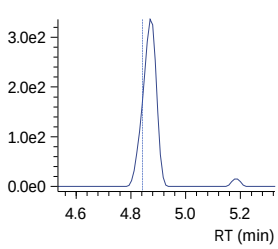

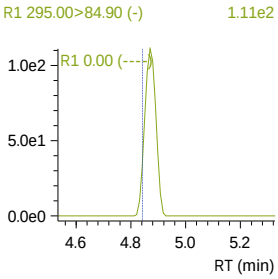

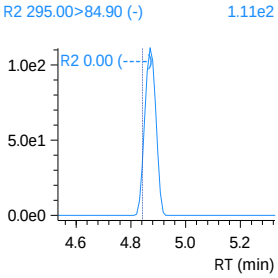

13C5-PFHxA
Conc. 3.4735

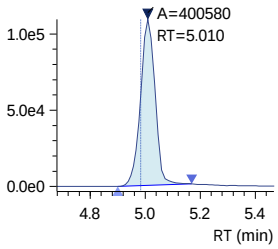

13C5-PFHxA_IS
Conc. 2.5000

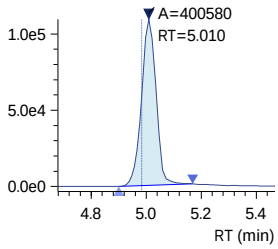

13C2-PFHxA_IS
Conc. 2.5000

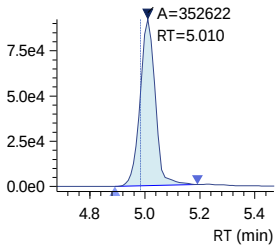

Insight Report
Before Manual Integration
Printed 3/22/2024 10:11:10

240321_012 (continued)

PFHxA
Conc. 0.0212
Q 313.00>269.00 (-) 5.96e2

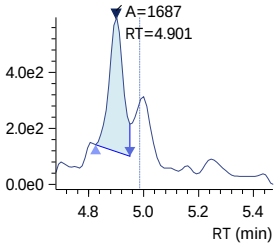

PFEESA
Conc. ----
R#1 0.00 (5.25)
R#2 0.00 (5.25)
Q 314.80>135.00 (-) 4.20e1

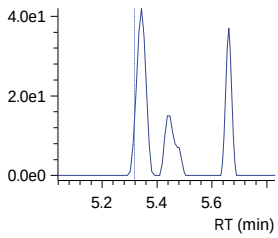

R1 314.80>82.90 (-) 0.00e0

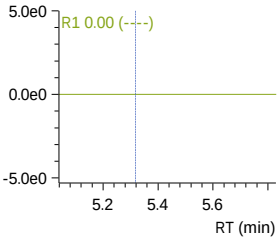

R2 314.80>82.90 (-) 0.00e0

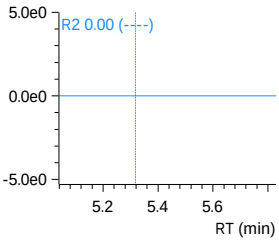

13C3-HFPO-DA
Conc. 17.3468
Q 286.90>168.90 (-) 2.66e5

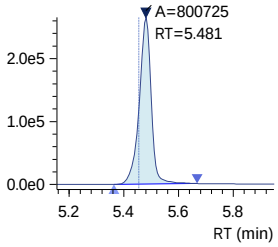

13C3-HFPO-DA_IS
Conc. 10.0000
ISTD 286.90>168.90 (-) 2.66e5

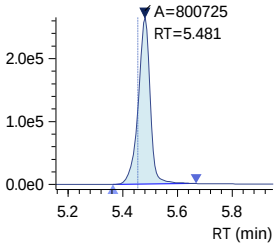

HFPO-DA
Conc. ----
R#1 0.00 (62.57)
R#2 0.00 (62.57)
Q 284.90>168.90 (-) 1.33e2

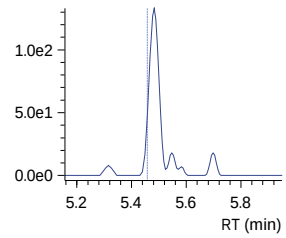

R1 284.90>184.90 (-) 9.50e1

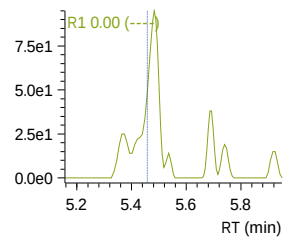

R2 284.90>184.90 (-) 9.50e1

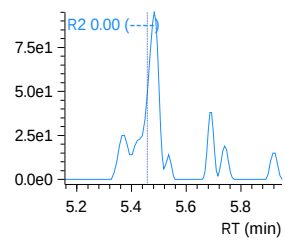

240321_012 (continued)

5_3 FTCA
Conc. ----
R#1 0.00 (154.88)
R#2 0.00 (154.88)
Q 341.00>237.05 (-) 7.10e1

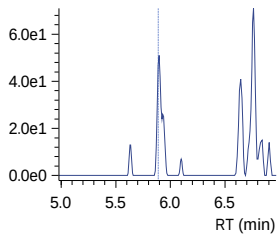

R1 341.00>217.00 (-) 1.98e2

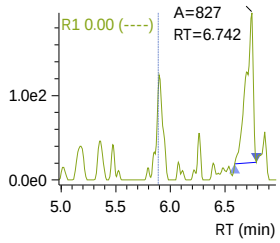

R2 341.00>217.00 (-) 1.98e2

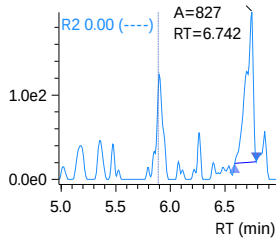

PFPeS
Conc. ----
R#1 0.00 (54.44)
R#2 0.00 (54.44)
Q 349.10>79.90 (-) 1.10e1

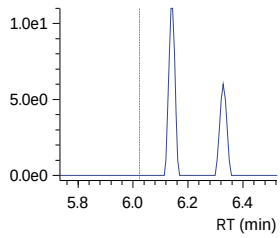

R1 349.10>98.80 (-) 0.00e0

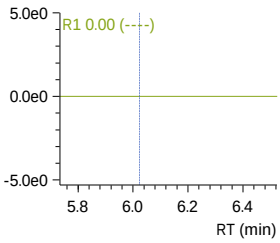

R2 349.10>98.80 (-) 0.00e0

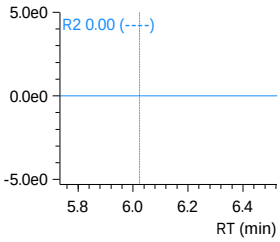

13C4-PFHpA
Conc. 3.9599
Q 367.10>322.00 (-) 2.27e5

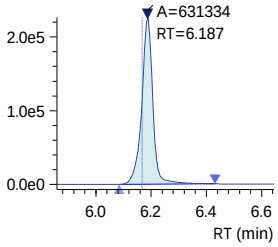

13C4-PFHpA_IS
Conc. 2.5000
ISTD 367.10>322.00 (-) 2.27e5

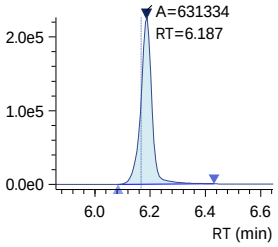

PFHpA
Conc. 0.0037
R#1 14.20 (23.39)
R#2 14.20 (23.39)
Q 363.10>319.00 (-) 1.17e3

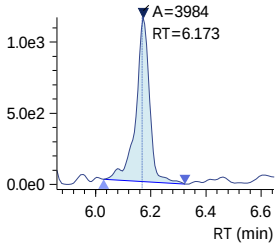

R1 363.10>169.00 (-) 1.63e2

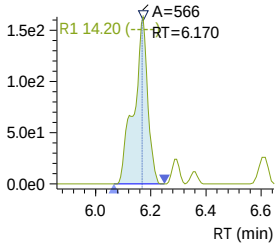

R2 363.10>169.00 (-) 1.63e2

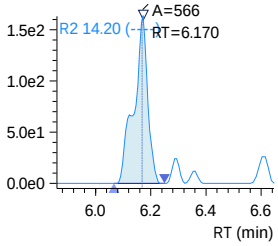

240321_012 (continued)

DONA
Conc. ----
R#1 0.00 (30.39)
R#2 0.00 (30.39)
Q 376.90>250.90 (-) 2.10e1

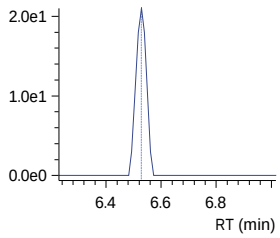

R1 376.90>84.80 (-) 0.00e0

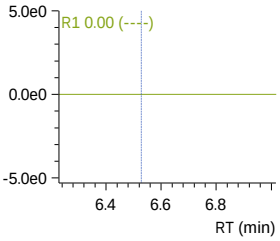

R2 376.90>84.80 (-) 0.00e0

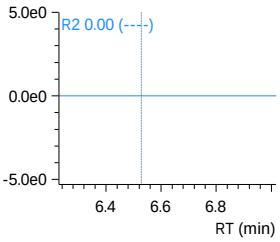

13C2-6_2 FTS_IS
Conc. 5.0000
ISTD 429.10>80.90 (-) 1.77e4

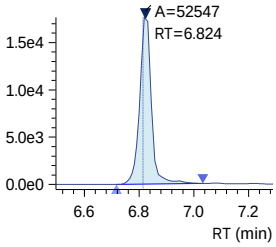

13C2-6_2 FTS
Conc. 4.4644
Q 429.10>80.90 (-) 1.77e4

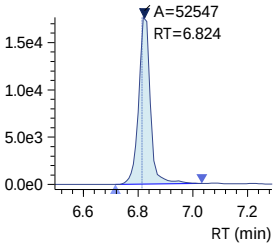

6_2 FTS
Conc. ----
R#1 0.00 (44.48)
R#2 0.00 (44.48)
Q 427.10>407.00 (-) 0.00e0

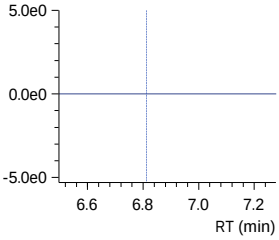

R1 427.10>80.90 (-) 1.50e1

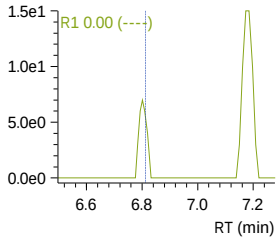

R2 427.10>80.90 (-) 1.50e1

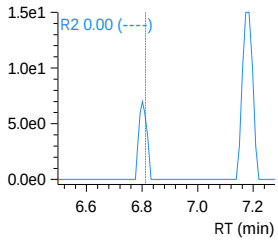

13C4-PFOA_IS
Conc. 2.5000
ISTD 417.10>172.00 (-) 6.69e3

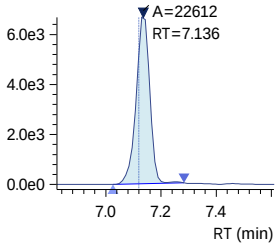

Insight Report
Before Manual Integration
Printed 3/22/2024 10:11:10

240321_012 (continued)

13C8-PFOA_IS
Conc. 2.5000

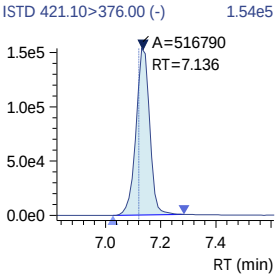

13C8-PFOA
Conc. 3.7110

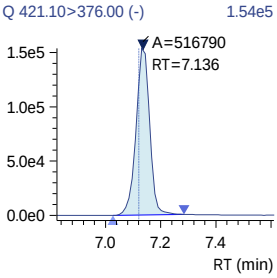

PFOA
Conc. -0.0263
R#1 12.90 (24.47)
R#2 12.90 (24.47)

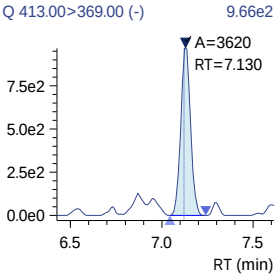

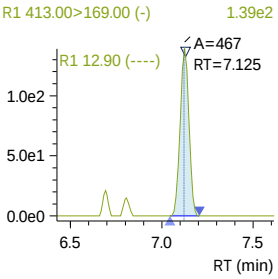

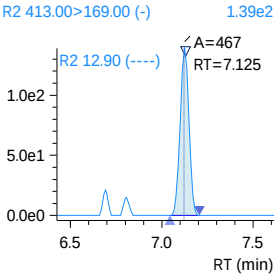

13C3-PFHxS
Conc. 3.5135

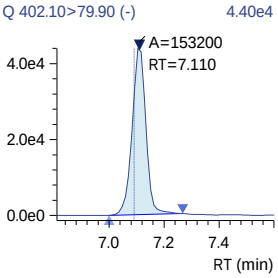

13C3-PFHxS_IS
Conc. 2.5000

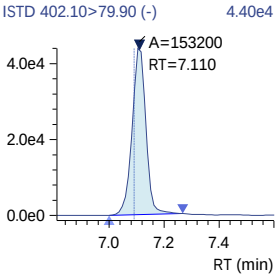

240321_012 (continued)

PFHxS
Conc. ----
R#1 0.00 (57.29)
R#2 0.00 (57.29)
Q 398.70>79.90 (-) 1.48e2

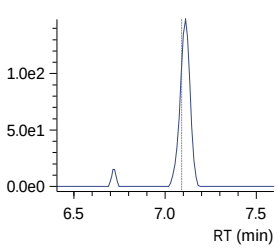

R1 398.70>98.90 (-) 1.07e2

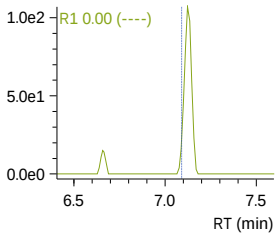

R2 398.70>98.90 (-) 1.07e2

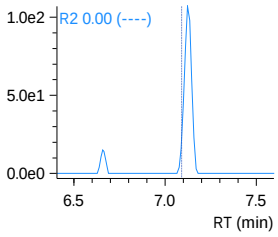

18O2-PFHxS_IS
Conc. 2.5000
ISTD 403.00>83.90 (-) 2.98e4

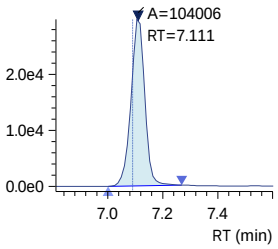

13C9-PFNA_IS
Conc. 1.2500
ISTD 472.10>427.00 (-) 8.22e4

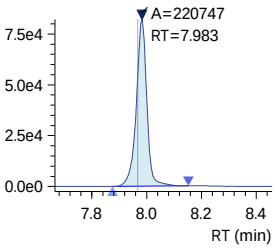

13C9-PFNA
Conc. 1.6965
Q 472.10>427.00 (-) 8.22e4

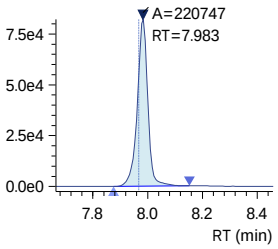

13C5-PFNA_IS
Conc. 1.2500
ISTD 468.00>423.00 (-) 5.34e4

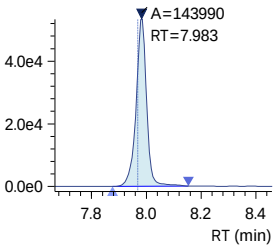

Insight Report
Before Manual Integration
Printed 3/22/2024 10:11:10

240321_012 (continued)

PFNA
Conc. -0.0090
R#1 0.00 (20.36)
R#2 0.00 (20.36)
Q 463.00>419.00 (-) 5.26e2

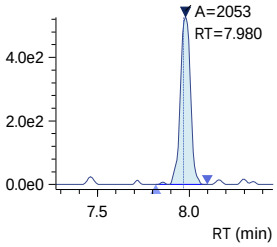

PFHpS
Conc. ----
R#1 0.00 (46.70)
R#2 0.00 (46.70)
Q 449.00>79.90 (-) 0.00e0

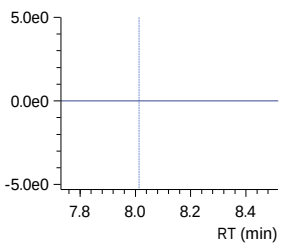

7_3 FTCA
Conc. ----
R#1 0.00 (132.28)
R#2 0.00 (132.28)
Q 441.00>317.00 (-) 2.98e2

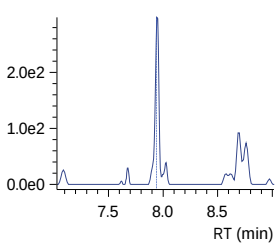

13C2-8_2-FTS
Conc. 3.7711
Q 529.10>80.90 (-) 7.76e3

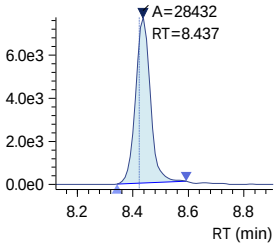

13C2-8_2-FTS_IS
Conc. 5.0000
ISTD 529.10>80.90 (-) 7.76e3

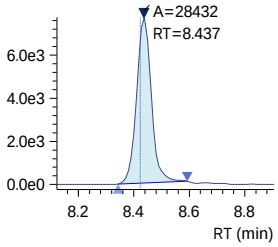

R1 463.00>219.00 (-) 1.50e2

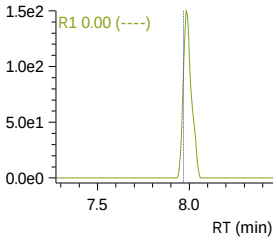

R1 449.00>98.80 (-) 1.60e1

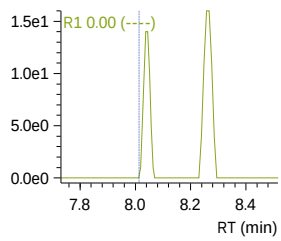

R1 441.00>336.90 (-) 3.82e2

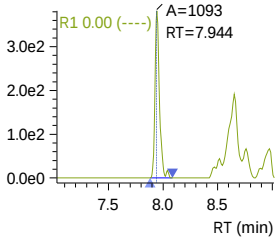

R2 463.00>219.00 (-) 1.50e2

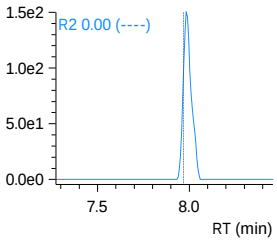

R2 449.00>98.80 (-) 1.60e1

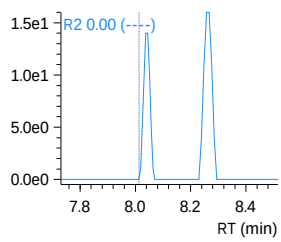

R2 441.00>336.90 (-) 3.82e2

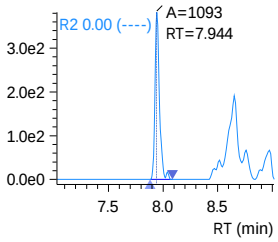

240321_012 (continued)

8_2 FTS
Conc. ----
R#1 0.00 (45.91)
R#2 0.00 (45.91)
Q 527.10>506.95 (-) 0.00e0

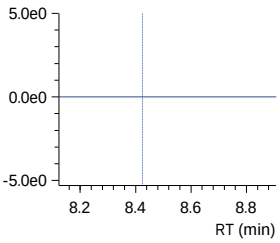

13C6-PFDA_IS
Conc. 1.2500
ISTD 519.10>474.10 (-) 4.11e4

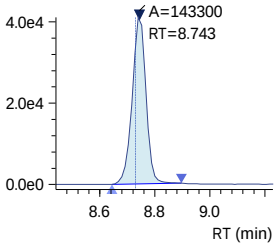

13C6-PFDA
Conc. 1.7863
Q 519.10>474.10 (-) 4.11e4

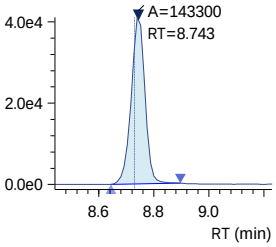

13C2-PFDA_IS
Conc. 1.2500
ISTD 515.10>470.10 (-) 2.47e4

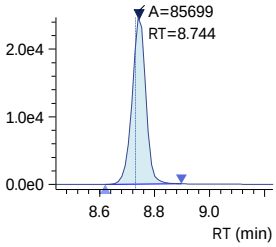

PFDA
Conc. 0.0118
R#1 0.00 (17.64)
R#2 0.00 (17.64)
Q 512.90>469.00 (-) 4.16e2

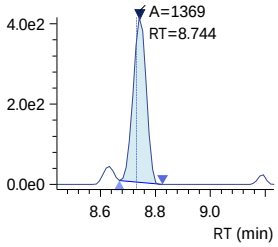

R1 527.10>80.80 (-) 0.00e0

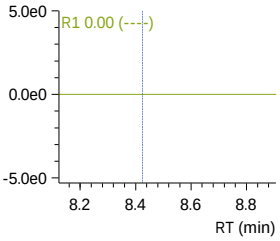

R1 512.90>219.00 (-) 3.70e1

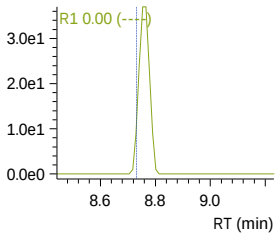

R2 527.10>80.80 (-) 0.00e0

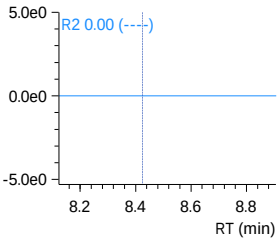

R2 512.90>219.00 (-) 3.70e1

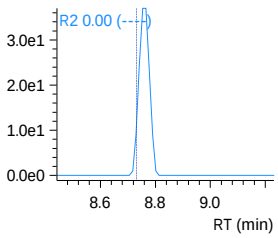

D3-NMeFOSAA_IS
Conc. 5.0000
ISTD 573.20>419.00 (-) 4.18e4

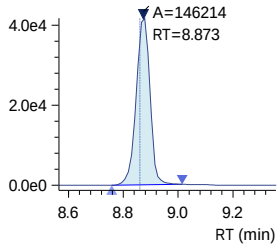

D3-NMeFOSAA
Conc. 5.9794
Q 573.20>419.00 (-) 4.18e4

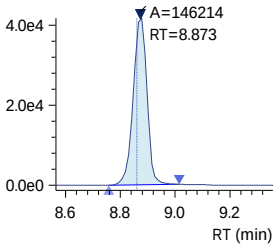

13C8-PFOS_IS
Conc. 2.5000
ISTD 507.10>98.90 (-) 1.36e4

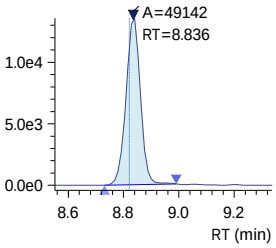

13C8-PFOS
Conc. 3.4724
Q 507.10>98.90 (-) 1.36e4

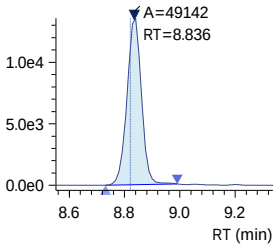

13C4-PFOS_IS
Conc. 2.5000
ISTD 502.80>79.90 (-) 2.77e4

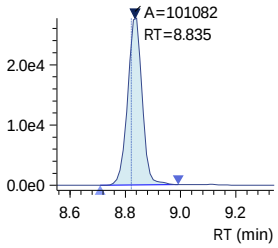

240321_012 (continued)

PFOS
Conc. ----
R#1 0.00 (45.06)
R#2 0.00 (45.06)
Q 498.90>79.90 (-) 1.04e2

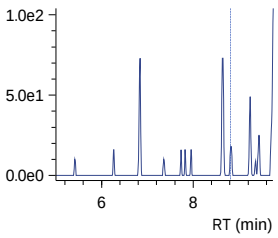

R1 498.90>98.80 (-) 2.60e1

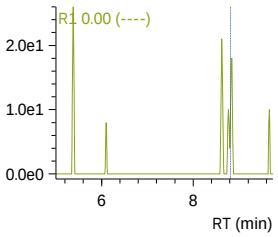

R2 498.90>98.80 (-) 2.60e1

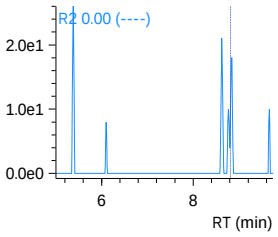

NMeFOSAA
Conc. ----
R#1 0.00 (67.10)
R#2 0.00 (67.10)
Q 570.10>419.00 (-) 1.90e1

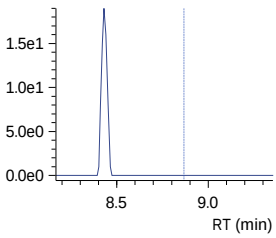

R1 570.10>483.00 (-) 0.00e0

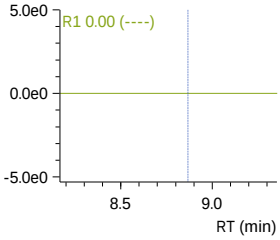

R2 570.10>483.00 (-) 0.00e0

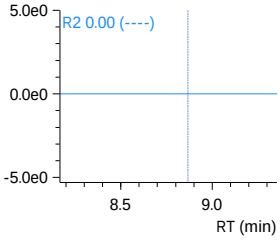

D5-NEtFOSAA_IS
Conc. 5.0000
ISTD 589.20>419.00 (-) 3.66e4

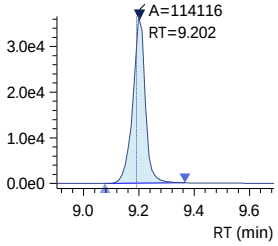

D5-NEtFOSAA
Conc. 6.3696
Q 589.20>419.00 (-) 3.66e4

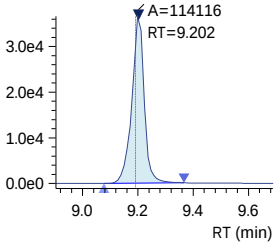

NEtFOSAA
Conc. ----
R#1 0.00 (89.53)
R#2 0.00 (89.53)
Q 584.20>419.10 (-) 0.00e0

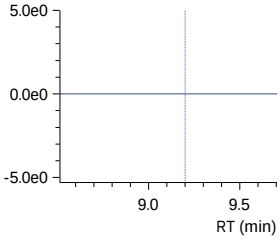

R1 584.20>526.00 (-) 0.00e0

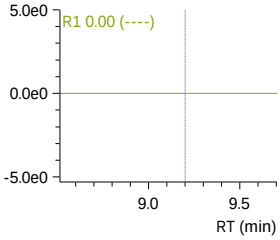

R2 584.20>526.00 (-) 0.00e0

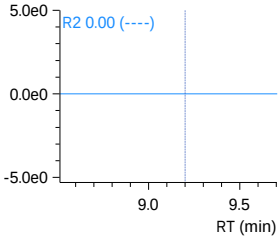

Insight Report
Before Manual Integration
Printed 3/22/2024 10:11:10

240321_012 (continued)

9-Cl-PF3ONS
Conc. ----
R#1 0.00 (31.69)
R#2 0.00 (31.69)
Q 530.80>351.00 (-) 8.60e1

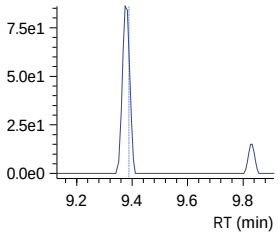

R1 532.80>353.00 (-) 7.00e1

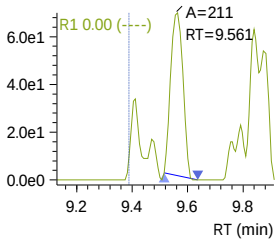

R2 532.80>353.00 (-) 7.00e1

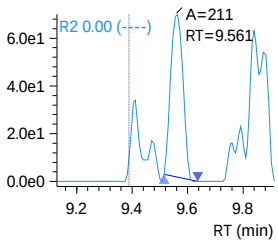

PFUnDA
Conc. 0.0024
R#1 19.47 (10.96)
R#2 19.47 (10.96)
Q 563.10>519.00 (-) 4.33e2

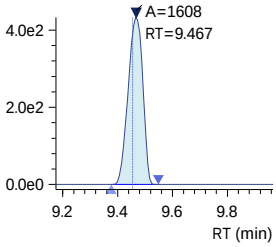

R1 563.10>269.10 (-) 1.27e2

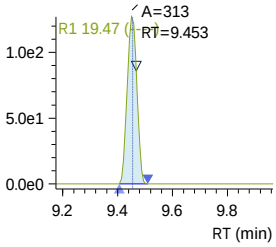

R2 563.10>269.10 (-) 1.27e2

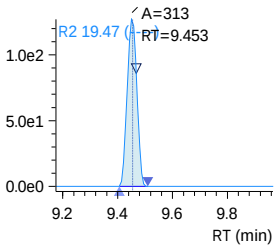

13C7-PFUnDA_IS
Conc. 1.2500
ISTD 570.00>525.10 (-) 4.46e4

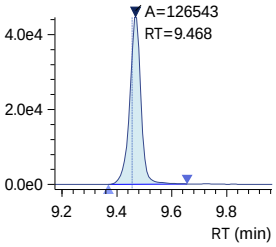

13C7-PFUnDA
Conc. 1.5995
Q 570.00>525.10 (-) 4.46e4

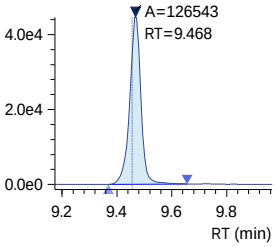

PFNS
Conc. ----
R#1 0.00 (56.91)
R#2 0.00 (56.91)
Q 548.80>79.90 (-) 1.90e1

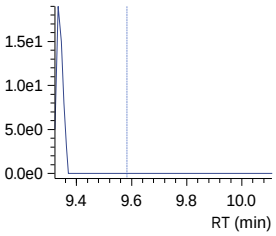

R1 548.80>98.80 (-) 0.00e0

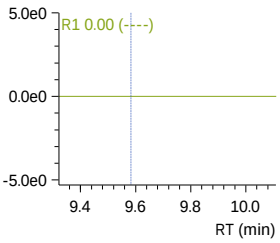

R2 548.80>98.80 (-) 0.00e0

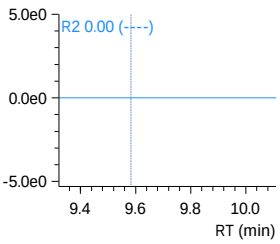

240321_012 (continued)

10_2 FTS
Conc. ----
R#1 0.00 (32.29)
R#2 0.00 (32.29)
Q 626.80>607.05 (-) 0.00e0

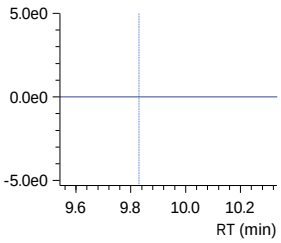

13C2-PFDOA_IS
Conc. 1.2500
ISTD 615.10>570.00 (-) 5.58e4

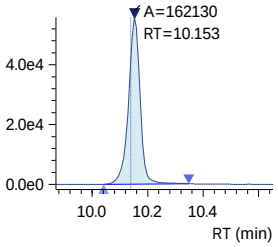

13C2-PFDOA
Conc. 1.7621
Q 615.10>570.00 (-) 5.58e4

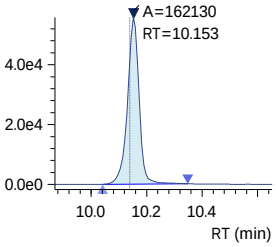

PFDOA
Conc. -0.0160
R#1 0.00 (11.14)
R#2 0.00 (11.14)
Q 613.10>569.00 (-) 3.23e2

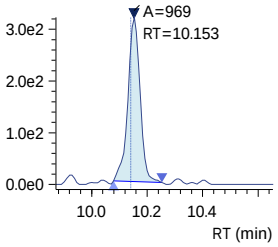

PFDS
Conc. ----
R#1 0.00 (58.01)
R#2 0.00 (58.01)
Q 599.00>79.90 (-) 4.00e0

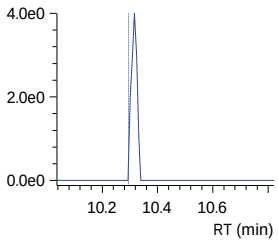

R1 626.80>81.00 (-) 0.00e0

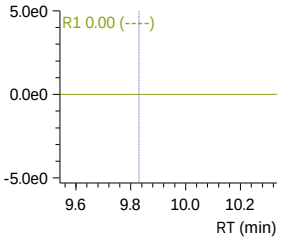

R1 613.10>319.00 (-) 4.30e1

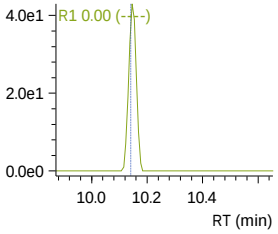

R1 599.00>98.80 (-) 7.00e0

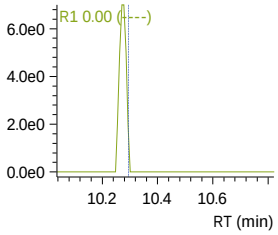

R2 626.80>81.00 (-) 0.00e0

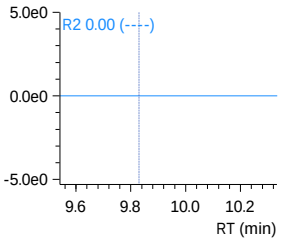

R2 613.10>319.00 (-) 4.30e1

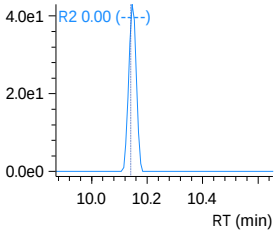

R2 599.00>98.80 (-) 7.00e0

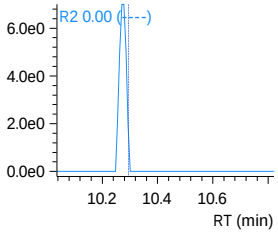

Insight Report
Before Manual Integration
Printed 3/22/2024 10:11:10

240321_012 (continued)

PFTrDA
Conc. -0.0128
R#1 0.00 (16.67)
R#2 0.00 (16.67)
Q 663.00>619.00 (-) 2.43e2

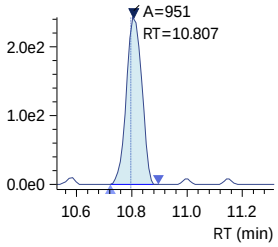

11-Cl-PF3OUdS
Conc. ----
R#1 0.00 (35.04)
R#2 0.00 (35.04)
Q 630.90>451.00 (-) 0.00e0

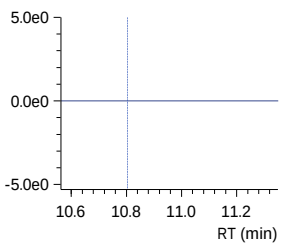

PFOSAm
Conc. 0.0054
Q 498.10>77.90 (-) 1.13e2

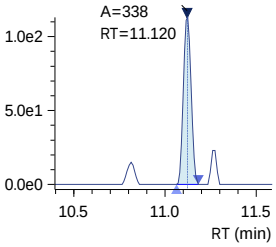

13C8-PFOSAm
Conc. 3.7587
Q 506.10>77.80 (-) 4.49e4

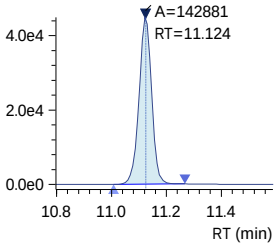

13C8-PFOSAm_IS
Conc. 2.5000
ISTD 506.10>77.80 (-) 4.49e4

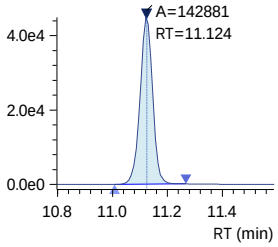

R1 663.00>168.90 (-) 6.20e1

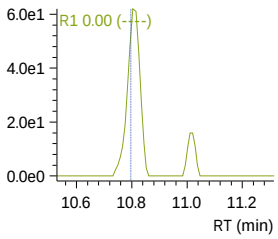

R1 632.90>452.90 (-) 0.00e0

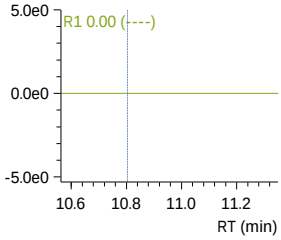

R2 663.00>168.90 (-) 6.20e1

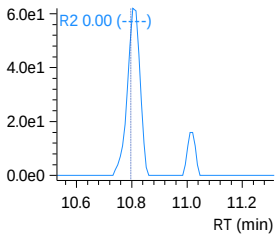

R2 632.90>452.90 (-) 0.00e0

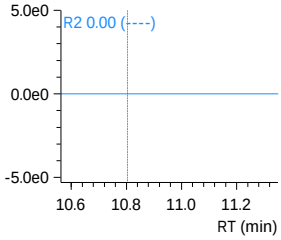

240321_012 (continued)

PFTDA
Conc. ----
R#1 0.00 (17.09)
R#2 0.00 (17.09)

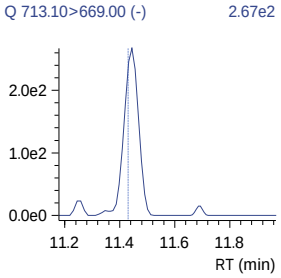

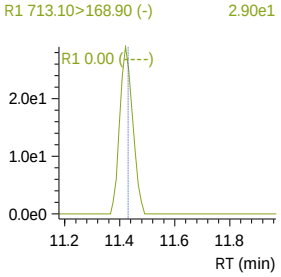

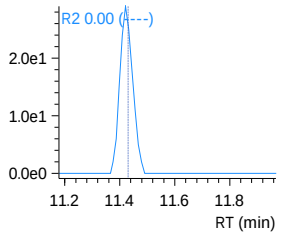

13C2-PFTDA
Conc. 1.6937

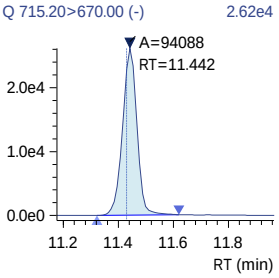

13C2-PFTDA_IS
Conc. 1.2500

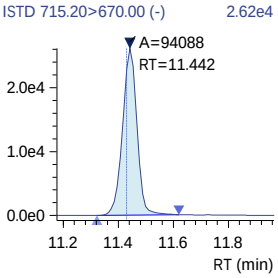

PFDoS
Conc. ----
R#1 0.00 (61.23)
R#2 0.00 (61.23)

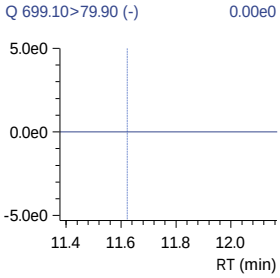

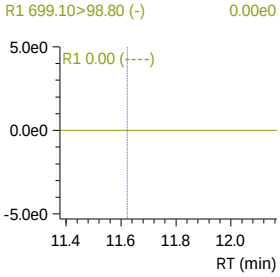

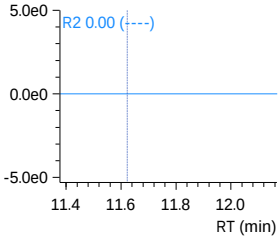

D7-MeFOSE_IS
Conc. 25.0000

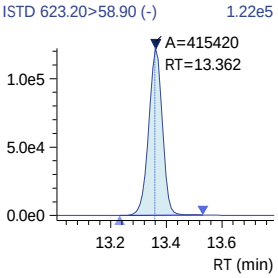

240321_012 (continued)

D7-MeFOSE
Conc. 35.7175

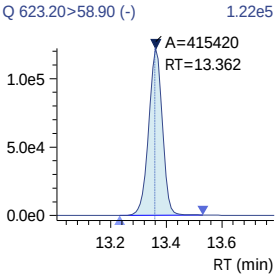

MeFOSE
Conc. ----

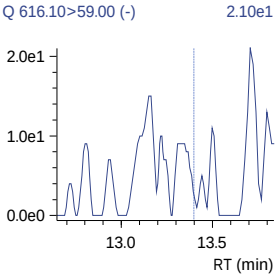

13C2-PFHXDA_IS
Conc. 2.5000

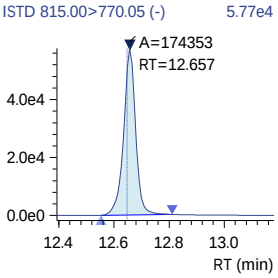

13C2-PFHXDA
Conc. 3.0523

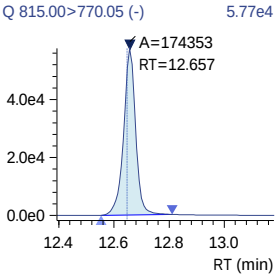

PFHXDA
Conc. 0.0010
R#1 0.00 (10.78)
R#2 0.00 (10.78)

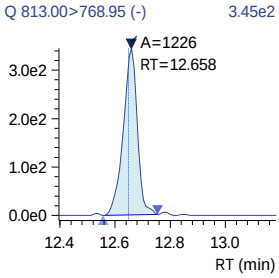

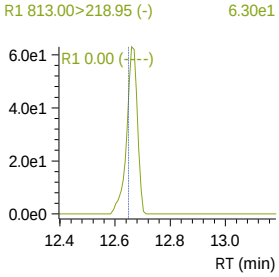

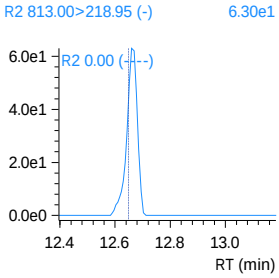

Insight Report
Before Manual Integration
Printed 3/22/2024 10:11:10

240321_012 (continued)

D3-MeFOSA
Conc. 3.5699

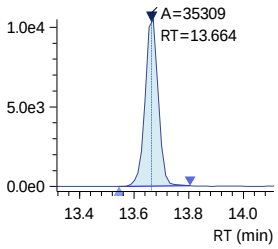

D3-MeFOSA_IS
Conc. 2.5000

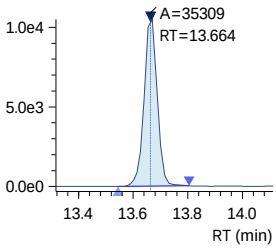

MeFOSA
Conc. ----
R#1 0.00 (156.31)
R#2 0.00 (156.31)

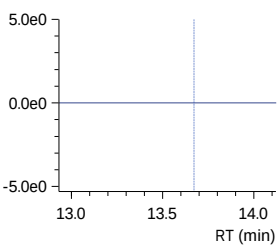

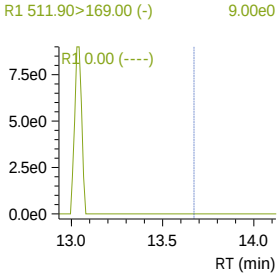

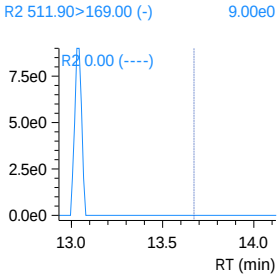

D9-EtFOSE_IS
Conc. 25.0000

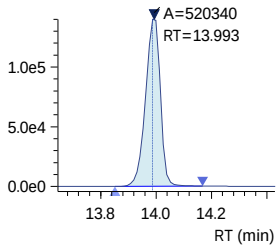

D9-EtFOSE
Conc. 39.1907

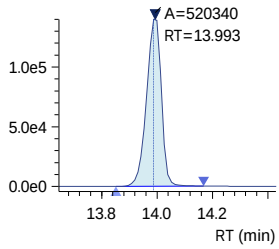

Insight Report
Before Manual Integration
Printed 3/22/2024 10:11:10

240321_012 (continued)

EtFOSE
Conc. ----
Q 630.00>59.00 (-) 1.70e1

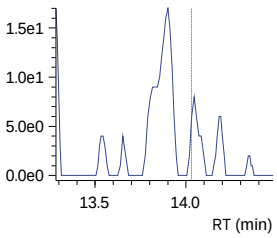

D5-EtFOSAm
Conc. 3.6047
Q 531.10>219.00 (-) 1.68e4

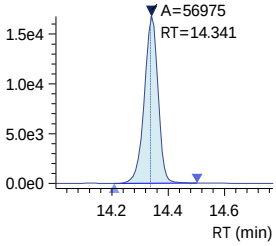

D5-EtFOSAm_IS
Conc. 2.5000
ISTD 531.10>219.00 (-) 1.68e4

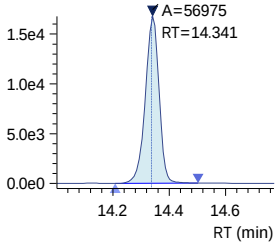

EtFOSAm
Conc. ----
R#1 0.00 (177.75)
R#2 0.00 (177.75)
Q 526.00>219.00 (-) 5.50e1

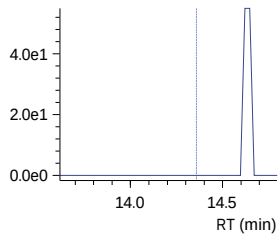

PFODA
Conc. ----
R#1 0.00 (31.66)
R#2 0.00 (31.66)
Q 913.00>868.65 (-) 1.02e2

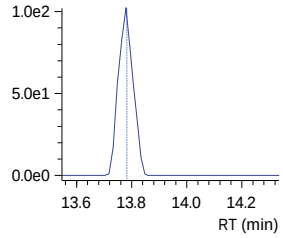

R1 526.00>169.00 (-) 5.50e1

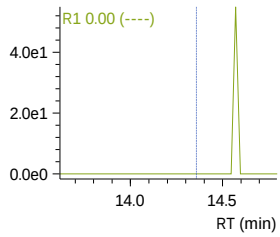

R1 913.00>169.00 (-) 4.70e1

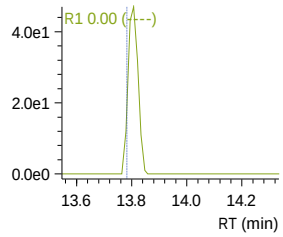

R2 526.00>169.00 (-) 5.50e1

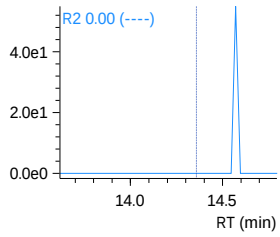

R2 913.00>169.00 (-) 4.70e1

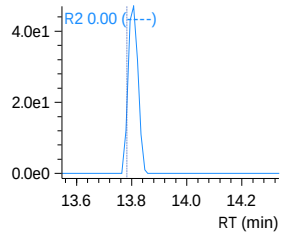

1st PS 03/22/24
2nd 03/25/24

Validation Report

Data File: J:\LCMS08\Data\240321_1633_B1\240321_018
Lab ID: KQ2404325-07
RunType: CCB
Matrix: Water

Date Acquired: 3/21/24 17:16
Batch ID: 835726
Analysis Method: 1633/PFAS_DOD5.4

Validations

Validation Categories	Pass	Fail
ICAL Analyte Recovery	X	
Second Source ICAL Verification	X	
Continuing Calibration Recovery		X
Internal Standards	X	
Surrogates		X
Above Highest ICAL Level	X	

Analyte Exceptions

Exception Categories	Analyte Name	Result	Low Limit	High Limit	Corrective Action
Continuing Calibration Recovery	D9-EtFOSE	132	70	130	native in control
Surrogates	13C3-PFBS	146	40	135	high bias, native <MRL
	13C3-PFHxS	149	40	130	
	13C8-PFOS	140	40	130	
	13C4-PFBA	139	5	130	
	13C5-PFPeA	148	40	130	
	13C5-PFHxA	134	40	130	
	13C4-PFHpA	142	40	130	
	13C8-PFOA	160	40	130	
	13C9-PFNA	142	40	130	
	13C6-PFDA	138	40	130	
	13C8-FOSA	164	40	130	
	D3-MeFOSA	143	10	130	
	D5-EtFOSA	147	10	130	
	D7-MeFOSE	153	10	130	
	D9-EtFOSE	166	10	130	
	D5-EtFOSAA	145	25	135	
	13C3-HFPO-DA	147	40	130	

Primary Review: _____

Secondary Review: _____

1st PS 03/22/24
2nd 03/25/24

Quantitation Report

Data File:	J:\LCMS08\Data\240321_1633_B1\240321_018	**Instrument:**	K-LCMS-08
Acqu Date:	3/21/24 17:16	**Vial:**	12
Run Type:	CCB	**Dilution:**	1
Lab ID:	KQ2404325-07	**Raw Units:**	ng/mL

Bottle ID:		**Tier:**	III	**Matrix:**	Water
Prod Code:	PFAS_DOD5.4	**Collect Date:**	2/6/24	**Receive Date:**	2/8/24

Analysis Lot:	835726	**Prep Lot:**		**Report Group:**	KQ2404325
Analysis	1633	**Prep Method:**			
		Prep Date:			

Title:	Per- and Polyfluoroalkyl Substances (PFAS) by LC/MS/MS Compliant with Table B-24 of DOD QSM	**Calibration ID:**	KC2400137
		Report List ID:	24615

Internal Standard Compounds

Parameter Name	RT	RT Dev	Response	Solution Conc	Area Criteria
18O2-PFHxS	7.127	+0.06	62081	2.5000	OK
13C4-PFOS	8.853	+0.05	66399	2.5000	OK
13C3-PFBA	1.509	+0.17	331727	5.0000	OK
13C2-PFHxA	5.031	+0.08	279617	2.5000	OK
13C4-PFOA	7.152	+0.05	13210	2.5000	OK
13C5-PFNA	7.997	+0.05	94953	1.2500	OK
13C2-PFDA	8.758	+0.05	64321	1.2500	OK

Surrogate Compounds

Parameter Name	RT	RT Dev	Response	Solution Conc	% Rec		% Rec Criteria	Rpt?
13C3-PFBS	4.706	+0.09	138050	3.6486	146	*	40 - 135	Y
13C3-PFHxS	7.126	+0.06	96837	3.7207	149	*	40 - 130	Y
13C8-PFOS	8.852	+0.05	32597	3.5065	140	*	40 - 130	Y
13C4-PFBA	1.507	+0.17	906586	13.8568	139	*	5 - 130	Y
13C5-PFPeA	3.575	+0.11	230796	7.4183	148	*	40 - 130	Y
13C5-PFHxA	5.030	+0.08	305469	3.3403	134	*	40 - 130	Y
13C4-PFHpA	6.203	+0.06	450054	3.5599	142	*	40 - 130	Y
13C8-PFOA	7.151	+0.05	325556	4.0018	160	*	40 - 130	Y
13C9-PFNA	7.997	+0.05	152238	1.7743	142	*	40 - 130	Y
13C6-PFDA	8.757	+0.04	103786	1.7237	138	*	40 - 130	Y
13C7-PFUnDA	9.482	+0.04	93332	1.5718	126		30 - 130	Y
13C2-PFDoDA	10.166	+0.04	108605	1.5727	126		10 - 130	Y
13C2-PFTeDA	11.454	+0.04	67125	1.6099	129		10 - 130	Y
13C8-FOSA	11.132	+0.01	102155	4.0911	164	*	40 - 130	Y
D3-MeFOSA	13.673	+0.01	23235	3.5762	143	*	10 - 130	Y
D5-EtFOSA	14.348	+0.01	38225	3.6817	147	*	10 - 130	Y
D7-MeFOSE	13.367	+0.00	293001	38.3512	153	*	10 - 130	Y
D9-EtFOSE	13.997	+0.00	362332	41.5449	166	*	10 - 130	Y

1st PS 03/22/24
2nd 03/25/24

Data File:	J:\LCMS08\Data\240321_1633_B1\240321_018	**Instrument:**	K-LCMS-08
Acqu Date:	3/21/24 17:16	**Vial:**	12
Run Type:	CCB	**Dilution:**	1
Lab ID:	KQ2404325-07	**Raw Units:**	ng/mL

Surrogate Compounds

Parameter Name	RT	RT Dev	Response	Solution Conc	% Rec		% Rec Criteria	Rpt?
D3-MeFOSAA	8.887	+0.04	95355	5.9365	119		40 - 170	Y
D5-EtFOSAA	9.214	+0.04	85538	7.2684	145	*	25 - 135	Y
13C2-4:2 FTS	4.716	+0.07	48723	5.5897	112		40 - 200	Y
13C2-6:2 FTS	6.840	+0.05	40320	5.7390	115		40 - 200	Y
13C2-8:2 FTS	8.451	+0.04	24010	5.3352	107		40 - 300	Y
13C3-HFPO-DA	5.501	+0.08	537304	14.6792	147	*	40 - 130	Y

Target Compounds

Final Conc.Units: ng/L

Parameter Name	RT	RT Dev	Response	Solution Conc	Final Conc	Q	Rpt?
Perfluorobutane sulfonic acid (PFBS)	0		0	0	0	U	Y
Perfluoropentane sulfonic acid (PFPeS)	0		0	0	0	U	Y
Perfluorohexane sulfonic acid (PFHxS)	7.135	+0.07	305	0.0058	0.12	U	Y
Perfluoroheptane sulfonic acid (PFHpS)	0		0	0	0	U	Y
Perfluorooctane sulfonic acid (PFOS)	0		0	0	0	U	Y
Perfluorononane sulfonic acid (PFNS)	9.617	+0.05	55	0.0019	0.038	U	Y
Perfluorodecane sulfonic acid (PFDS)	10.317	+0.04	28	-0.0102	0	U	Y
Perfluorododecane sulfonic acid (PFDoS)	0		0	0	0	U	Y
Perfluorobutanoic acid (PFBA)	1.492	+0.15	2307	-0.0235	0	U	Y
Perfluoropentanoic acid (PFPeA)	3.577	+0.11	1245	0.0075	0.15	U	Y
Perfluorohexanoic acid (PFHxA)	5.028	+0.07	584	0.0156	0.31	U	Y
Perfluoroheptanoic acid (PFHpA)	6.186	+0.04	3687	0.0089	0.18	U	Y
Perfluorooctanoic acid (PFOA)	7.145	+0.04	2783	-0.0222	0	U	Y
Perfluorononanoic acid (PFNA)	7.997	+0.05	2311	0.0000	0	U	Y
Perfluorodecanoic acid (PFDA)	0		0	0	0	U	Y
Perfluoroundecanoic acid (PFUnDA)	9.485	+0.04	1475	0.0060	0.12	U	Y
Perfluorododecanoic acid (PFDOA)	10.163	+0.04	1135	-0.0076	0	U	Y
Perfluorotridecanoic acid (PFTrDA)	10.824	+0.04	999	-0.0079	0	U	Y
Perfluorotetradecanoic acid (PFTDA)	11.455	+0.04	1052	-0.0019	0	U	Y
Perfluorooctane sulfonamide (PFOSAm)	11.118	0.00	125	0.0028	0.056	U	Y
N-Methylperfluorooctane sulfonamide (MeFOSA)	0		0	0	0	U	Y
N-Ethylperfluorooctane sulfonamide (EtFOSAm)	0		0	0	0	U	Y
N-Methylperfluorooctane sulfonamido ethanol (MeFOSE)	0		0	0	0	U	Y
N-Ethylperfluorooctane sulfonamido ethanol (EtFOSE)	0		0	0	0	U	Y
N-Methylperfluorooctane sulfonamido acetic acid (NMeFOSAA)	0		0	0	0	U	Y

1st PS 03/22/24
2nd 03/25/24

Data File:	J:\LCMS08\Data\240321_1633_B1\240321_018	**Instrument:**	K-LCMS-08
Acqu Date:	3/21/24 17:16	**Vial:**	12
Run Type:	CCB	**Dilution:**	1
Lab ID:	KQ2404325-07	**Raw Units:**	ng/mL

Target Compounds

Final Conc.Units: ng/L

Parameter Name	RT	RT Dev	Response	Solution Conc	Final Conc	Q	Rpt?
N-Ethylperfluorooctane sulfonamido acetic acid (NEtFOSAA)	0		0	0	0	U	Y
1H, 1H, 2H, 2H-Perfluorohexanesulfonic acid (4:2 FTS)	0		0	0	0	U	Y
1H, 1H, 2H, 2H-Perfluorooctanesulfonic acid (6:2 FTS)	0		0	0	0	U	Y
1H, 1H, 2H, 2H-Perfluorodecanesulfonic acid (8:2 FTS)	0		0	0	0	U	Y
4,4,5,5,6,6,6-Heptafluorohexanoic acid (3:3 FTCA)	0		0	0	0	U	Y
2H,2H,3H,3H-Perfluorooctanoic acid (5:3 FTCA)	5.917	+0.06	150	0.0165	0.33	U	Y
2H,2H,3H,3H-Perfluorodecanoic acid (7:3 FTCA)	7.956	+0.03	518	0.0391	0.78	U	Y
Perfluoro(2-ethoxyethane) sulfonic acid (PFEESA)	0		0	0	0	U	Y
9-Chlorohexadecafluoro-3-oxanonane-1-sulfonic acid (9-Cl-PF3ONS)	0		0	0	0	U	Y
11-Chloroeicosafluoro-3-oxaundecane-1-sulfonic acid (11-Cl-PF3OUdS)	10.823	+0.03	35	0.0003	0.0060	U	Y
Perfluoro-3-methoxypropanoic acid (PFMPA)	2.527	+0.15	164	0.0023	0.046	U	Y
Perfluoro-4-methoxybutanoic acid (PFMBA)	4.097	+0.10	89	0.0008	0.016	U	Y
Hexafluoropropyleneoxide dimer acid (HFPO-DA) (GenX)	5.514	+0.09	487	0.0013	0.026	U	Y
Nonafluoro-3,6-dioxaheptanoic acid (NFDHA)	4.895	+0.09	676	0.0034	0.068	U	Y
4,8-Dioxa-3H-perfluorononanoic acid (DONA)	0		0	0	0	U	Y

U: Undetected at or above MDL
J: Analyte detected above MDL, but below MRL
B: Hit above MRL also found in Method Blank
E: Analyte concentration above high point of ICAL
N: Presumptive evidence of compound

D: Result from dilution
m: Manual integration performed
d: Compound manually deleted
NR: Analyte not reported from this analysis

*: Result fails acceptance criteria
#: Acceptance criteria not applicable
?: Insufficient information to determine acceptance
e: Result >= MRL, but MRL less than low point of ICAL
c: check for co-elution

Printed: 3/22/24 13:34
\\alprews001\starlims$\LIMSReps\QuantValidation.rpt

Insight Report
Ion Ratio Confirmation
Printed 3/22/2024 13:04:13

240321_018

Sample ID: 1633 CCB
Date Acquired: 3/21/2024 5:16:17 PM
Acquired by: System Administrator
Data File: 240321_018
Vial: 54 | Inj. Volume: 10.0000uL | Tray: 1

Name	m/z	Ref 1 m/z	Area	Ref 1 Measured	Ref 1 Actual Ratio	Ref 1 Set Ratio	Ref 2 Measured	Ref 2 Actual Ratio	Ref 2 Set Ratio	Flag ID
13C4-PFBA	216.80>171.90	----	906586	----	----	----	----	----	----	
13C4-PFBA_IS	216.80>171.90	----	906586	----	----	----	----	----	----	
13C3-PFBA_IS	216.00>172.00	----	331727	----	----	----	----	----	----	
PFBA	212.80>169.05	----	2307	----	----	----	----	----	----	
PFMPA	229.00>84.90	----	164	----	----	----	----	----	----	
3_3 FTCA	241.00>177.10	241.00>117.00	----	0	0.00	136.14	0	0.00	141.47	
13C5-PFPeA	268.30>223.00	----	230796	----	----	----	----	----	----	
13C5-PFPeA_IS	268.30>223.00	----	230796	----	----	----	----	----	----	
PFPeA	263.00>219.00	----	1245	----	----	----	----	----	----	
PFMBA	279.00>84.95	----	89	----	----	----	----	----	----	
13C2-4_2 FTS	329.10>80.90	----	48723	----	----	----	----	----	----	
13C2-4_2 FTS_IS	329.10>80.90	----	48723	----	----	----	----	----	----	
4_2 FTS	327.10>307.00	327.10>80.90	----	0	0.00	33.08	0	0.00	27.71	
13C3-PFBS_IS	302.10>79.90	----	138050	----	----	----	----	----	----	
PFBS	298.70>79.90	298.70>98.80	----	0	0.00	46.53	0	0.00	44.64	
13C3-PFBS	302.10>79.90	----	138050	----	----	----	----	----	----	
NFDHA	295.00>201.00	295.00>84.90	676	82	12.10	36.44	82	12.10	34.56	IRr
13C5-PFHxA	318.00>273.00	----	305469	----	----	----	----	----	----	
13C5-PFHxA_IS	318.00>273.00	----	305469	----	----	----	----	----	----	
13C2-PFHxA_IS	315.10>270.00	----	279617	----	----	----	----	----	----	
PFHxA	313.00>269.00	----	584	----	----	----	----	----	----	
PFEESA	314.80>135.00	314.80>82.90	----	0	0.00	5.25	0	0.00	5.67	
13C3-HFPO-DA	286.90>168.90	----	537304	----	----	----	----	----	----	
13C3-HFPO-DA_IS	286.90>168.90	----	537304	----	----	----	----	----	----	
HFPO-DA	284.90>168.90	284.90>184.90	487	279	57.31	62.57	279	57.31	64.50	
5_3 FTCA	341.00>237.05	341.00>217.00	150	233	155.32	154.88	233	155.32	154.15	
PFPeS	349.10>79.90	349.10>98.80	----	0	0.00	54.44	0	0.00	56.96	
13C4-PFHpA	367.10>322.00	----	450054	----	----	----	----	----	----	
13C4-PFHpA_IS	367.10>322.00	----	450054	----	----	----	----	----	----	
PFHpA	363.10>319.00	363.10>169.00	3687	944	25.59	23.39	944	25.59	22.63	
DONA	376.90>250.90	376.90>84.80	----	0	0.00	30.39	0	0.00	28.87	
13C2-6_2 FTS_IS	429.10>80.90	----	40320	----	----	----	----	----	----	
13C2-6_2 FTS	429.10>80.90	----	40320	----	----	----	----	----	----	
6_2 FTS	427.10>407.00	427.10>80.90	----	0	0.00	44.48	0	0.00	40.73	
13C4-PFOA_IS	417.10>172.00	----	13210	----	----	----	----	----	----	
13C8-PFOA_IS	421.10>376.00	----	325556	----	----	----	----	----	----	

J:\LCMS08\Data\240321_1633_B1\240321_1633_B1.damlp .

Ref 1 Set Ratio assigned from calibration mid-point; Ref 2 Set Ratio assigned from opening calibration verification.
IRr - Ion ratio outside either set of criteria. Exceedances for reported detections to be "I" flagged in the analytical report.

240321_018 (continued)

(Table continued from previous page)

Name	m/z	Ref 1 m/z	Area	Ref 1 Measured	Ref 1 Actual Ratio	Ref 1 Set Ratio	Ref 2 Measured	Ref 2 Actual Ratio	Ref 2 Set Ratio	Flag ID
13C8-PFOA	421.10>376.00	----	325556	----	----	----	----	----	----	
PFOA	413.00>369.00	413.00>169.00	2783	570	20.49	24.47	570	20.49	24.84	
13C3-PFHxS	402.10>79.90	----	96837	----	----	----	----	----	----	
13C3-PFHxS_IS	402.10>79.90	----	96837	----	----	----	----	----	----	
PFHxS	398.70>79.90	398.70>98.90	305	367	120.55	57.29	367	120.55	58.76	IRr
18O2-PFHxS_IS	403.00>83.90	----	62081	----	----	----	----	----	----	
13C9-PFNA_IS	472.10>427.00	----	152238	----	----	----	----	----	----	
13C9-PFNA	472.10>427.00	----	152238	----	----	----	----	----	----	
13C5-PFNA_IS	468.00>423.00	----	94953	----	----	----	----	----	----	
PFNA	463.00>419.00	463.00>219.00	2311	480	20.77	20.36	480	20.77	19.31	
PFHpS	449.00>79.90	449.00>98.80	----	0	0.00	46.70	0	0.00	48.05	
7_3 FTCA	441.00>317.00	441.00>336.90	518	710	137.24	132.28	710	137.24	133.47	
13C2-8_2-FTS	529.10>80.90	----	24010	----	----	----	----	----	----	
13C2-8_2-FTS_IS	529.10>80.90	----	24010	----	----	----	----	----	----	
8_2 FTS	527.10>506.95	527.10>80.80	----	0	0.00	45.91	0	0.00	45.20	
13C6-PFDA_IS	519.10>474.10	----	103786	----	----	----	----	----	----	
13C6-PFDA	519.10>474.10	----	103786	----	----	----	----	----	----	
13C2-PFDA_IS	515.10>470.10	----	64321	----	----	----	----	----	----	
PFDA	512.90>469.00	512.90>219.00	----	0	0.00	17.64	0	0.00	19.20	
D3-NMeFOSAA_IS	573.20>419.00	----	95355	----	----	----	----	----	----	
D3-NMeFOSAA	573.20>419.00	----	95355	----	----	----	----	----	----	
13C8-PFOS_IS	507.10>98.90	----	32597	----	----	----	----	----	----	
13C8-PFOS	507.10>98.90	----	32597	----	----	----	----	----	----	
13C4-PFOS_IS	502.80>79.90	----	66399	----	----	----	----	----	----	
PFOS	498.90>79.90	498.90>98.80	----	0	0.00	45.06	0	0.00	47.87	
NMeFOSAA	570.10>419.00	570.10>483.00	----	0	0.00	67.10	0	0.00	60.24	
D5-NEtFOSAA_IS	589.20>419.00	----	85538	----	----	----	----	----	----	
D5-NEtFOSAA	589.20>419.00	----	85538	----	----	----	----	----	----	
NEtFOSAA	584.20>419.10	584.20>526.00	----	0	0.00	89.53	0	0.00	72.57	
9-Cl-PF3ONS	530.80>351.00	532.80>353.00	----	0	0.00	31.69	0	0.00	30.68	
PFUnDA	563.10>519.00	563.10>269.10	1475	92	6.27	10.96	92	6.27	11.56	
13C7-PFUnDA_IS	570.00>525.10	----	93332	----	----	----	----	----	----	
13C7-PFUnDA	570.00>525.10	----	93332	----	----	----	----	----	----	
PFNS	548.80>79.90	548.80>98.80	55	55	100.00	56.91	55	100.00	61.27	IRr
10_2 FTS	626.80>607.05	626.80>81.00	----	0	0.00	32.29	0	0.00	29.61	
13C2-PFDOA_IS	615.10>570.00	----	108605	----	----	----	----	----	----	
13C2-PFDOA	615.10>570.00	----	108605	----	----	----	----	----	----	
PFDOA	613.10>569.00	613.10>319.00	1135	73	6.45	11.14	73	6.45	10.73	
PFDS	599.00>79.90	599.00>98.80	28	20	71.93	58.01	20	71.93	58.67	
PFTrDA	663.00>619.00	663.00>168.90	999	202	20.17	16.67	202	20.17	15.36	

J:\LCMS08\Data\240321_1633_B1\240321_1633_B1.damlp .

Ref 1 Set Ratio assigned from calibration mid-point; Ref 2 Set Ratio assigned from opening calibration verification.
IRr - Ion ratio outside either set of criteria. Exceedances for reported detections to be "I" flagged in the analytical report.

240321_018 (continued)

(Table continued from previous page)

Name	m/z	Ref 1 m/z	Area	Ref 1 Measured	Ref 1 Actual Ratio	Ref 1 Set Ratio	Ref 2 Measured	Ref 2 Actual Ratio	Ref 2 Set Ratio	Flag ID
11-Cl-PF3OUdS	630.90>451.00	632.90>452.90	35	44	125.84	35.04	44	125.84	35.75	IRr
PFOSAm	498.10>77.90	----	125	----	----	----	----	----	----	
13C8-PFOSAm	506.10>77.80	----	102155	----	----	----	----	----	----	
13C8-PFOSAm_IS	506.10>77.80	----	102155	----	----	----	----	----	----	
PFTDA	713.10>669.00	713.10>168.90	1052	127	12.07	17.09	127	12.07	18.64	
13C2-PFTDA	715.20>670.00	----	67125	----	----	----	----	----	----	
13C2-PFTDA_IS	715.20>670.00	----	67125	----	----	----	----	----	----	
PFDoS	699.10>79.90	699.10>98.80	----	0	0.00	61.23	0	0.00	68.82	
D7-MeFOSE_IS	623.20>58.90	----	293001	----	----	----	----	----	----	
D7-MeFOSE	623.20>58.90	----	293001	----	----	----	----	----	----	
MeFOSE	616.10>59.00	----	----	----	----	----	----	----	----	
13C2-PFHXDA_IS	815.00>770.05	----	124740	----	----	----	----	----	----	
13C2-PFHXDA	815.00>770.05	----	124740	----	----	----	----	----	----	
PFHXDA	813.00>768.95	813.00>218.95	1346	146	10.86	10.78	146	10.86	11.00	
D3-MeFOSA	515.00>219.00	----	23235	----	----	----	----	----	----	
D3-MeFOSA_IS	515.00>219.00	----	23235	----	----	----	----	----	----	
MeFOSA	511.90>219.00	511.90>169.00	----	0	0.00	156.31	0	0.00	156.72	
D9-EtFOSE_IS	639.20>58.90	----	362332	----	----	----	----	----	----	
D9-EtFOSE	639.20>58.90	----	362332	----	----	----	----	----	----	
EtFOSE	630.00>59.00	----	----	----	----	----	----	----	----	
D5-EtFOSAm	531.10>219.00	----	38225	----	----	----	----	----	----	
D5-EtFOSAm_IS	531.10>219.00	----	38225	----	----	----	----	----	----	
EtFOSAm	526.00>219.00	526.00>169.00	----	0	0.00	177.75	0	0.00	149.59	
PFODA	913.00>868.65	913.00>169.00	406	188	46.19	31.66	188	46.19	33.60	

Flag ID key: IRr: Ion Ratio (Relative)

Ref 1 Set Ratio assigned from calibration mid-point; Ref 2 Set Ratio assigned from opening calibration verification.
IRr - Ion ratio outside either set of criteria. Exceedances for reported detections to be "I" flagged in the analytical report.

Insight Report
Quantitation/Integration
Printed 3/22/2024 13:35:57

240321_018

Sample ID: 1633 CCB
Date Acquired: 3/21/2024 5:16:17 PM
Acquired by: System Administrator
Data File: 240321_018
Vial: 54 | Inj. Volume: 10.0000uL | Tray: 1

Name	Mode ID	Found RT	RT Diff	ISTD RT Diff	Area	ISTD Area	ISTD Name	Conc.	Unit	Flag ID
13C4-PFBA	Auto	1.507	0.149	-0.002	906586	331727	13C3-PFBA_IS	13.8568	ng/mL	
13C4-PFBA_IS	Auto	1.507	0.149	----	906586	906586	----	10.0000	ng/mL	
13C3-PFBA_IS	Auto	1.509	0.150	----	331727	331727	----	5.0000	ng/mL	
PFBA	Auto	1.492	0.131	-0.015	2307	906586	13C4-PFBA_IS	-0.0235	ng/mL	
PFMPA	M	2.527	0.118	-1.048	164	230796	13C5-PFPeA_IS	0.0023	ng/mL	
3_3 FTCA	ND(W/B)	----	----	----	----	230796	13C5-PFPeA_IS	----	ng/mL	
13C5-PFPeA	Auto	3.575	0.072	-1.456	230796	279617	13C2-PFHxA_IS	7.4183	ng/mL	
13C5-PFPeA_IS	Auto	3.575	0.072	----	230796	230796	----	5.0000	ng/mL	
PFPeA	Auto	3.577	0.071	0.002	1245	230796	13C5-PFPeA_IS	0.0075	ng/mL	
PFMBA	M	4.097	0.064	0.522	89	230796	13C5-PFPeA_IS	0.0008	ng/mL	
13C2-4_2 FTS	Auto	4.716	0.040	-2.411	48723	62081	18O2-PFHxS_IS	5.5897	ng/mL	
13C2-4_2 FTS_IS	Auto	4.716	0.040	----	48723	48723	----	5.0000	ng/mL	
4_2 FTS	ND(W/B)	----	----	----	----	48723	13C2-4_2 FTS_IS	----	ng/mL	
13C3-PFBS_IS	Auto	4.706	0.056	----	138050	138050	----	2.5000	ng/mL	
PFBS	ND(W/B)	----	----	----	----	138050	13C3-PFBS_IS	----	ng/mL	
13C3-PFBS	Auto	4.706	0.056	-2.421	138050	62081	18O2-PFHxS_IS	3.6486	ng/mL	
NFDHA	M	4.895	0.053	-0.135	676	305469	13C5-PFHxA_IS	0.0034	ng/mL	IRr
13C5-PFHxA	Auto	5.030	0.047	-0.001	305469	279617	13C2-PFHxA_IS	3.3403	ng/mL	
13C5-PFHxA_IS	Auto	5.030	0.047	----	305469	305469	----	2.5000	ng/mL	
13C2-PFHxA_IS	Auto	5.031	0.047	----	279617	279617	----	2.5000	ng/mL	
PFHxA	M	5.028	0.042	-0.002	584	305469	13C5-PFHxA_IS	0.0156	ng/mL	
PFEESA	ND(W/B)	----	----	----	----	305469	13C5-PFHxA_IS	----	ng/mL	
13C3-HFPO-DA	Auto	5.501	0.046	0.470	537304	279617	13C2-PFHxA_IS	14.6792	ng/mL	
13C3-HFPO-DA_IS	Auto	5.501	0.046	----	537304	537304	----	10.0000	ng/mL	
HFPO-DA	M	5.514	0.057	0.013	487	537304	13C3-HFPO-DA_IS	0.0013	ng/mL	
5_3 FTCA	M	5.917	0.030	0.887	150	305469	13C5-PFHxA_IS	0.0165	ng/mL	
PFPeS	ND(W/B)	----	----	----	----	96837	13C3-PFHxS_IS	----	ng/mL	
13C4-PFHpA	Auto	6.203	0.036	1.172	450054	279617	13C2-PFHxA_IS	3.5599	ng/mL	
13C4-PFHpA_IS	Auto	6.203	0.036	----	450054	450054	----	2.5000	ng/mL	
PFHpA	MI R1 R2	6.186	0.017	-0.017	3687	450054	13C4-PFHpA_IS	0.0089	ng/mL	
DONA	ND(W/B)	----	----	----	----	537304	13C3-HFPO-DA_IS	----	ng/mL	
13C2-6_2 FTS_IS	Auto	6.840	0.026	----	40320	40320	----	5.0000	ng/mL	
13C2-6_2 FTS	Auto	6.840	0.026	-0.287	40320	62081	18O2-PFHxS_IS	5.7390	ng/mL	
6_2 FTS	ND(W/B)	----	----	----	----	40320	13C2-6_2 FTS_IS	----	ng/mL	
13C4-PFOA_IS	Auto	7.152	0.032	----	13210	13210	----	2.5000	ng/mL	
13C8-PFOA_IS	Auto	7.151	0.030	----	325556	325556	----	2.5000	ng/mL	
13C8-PFOA	Auto	7.151	0.030	-0.001	325556	13210	13C4-PFOA_IS	4.0018	ng/mL	
PFOA	Auto	7.145	0.023	-0.006	2783	325556	13C8-PFOA_IS	-0.0222	ng/mL	
13C3-PFHxS	Auto	7.126	0.035	-0.001	96837	62081	18O2-PFHxS_IS	3.7207	ng/mL	
13C3-PFHxS_IS	Auto	7.126	0.035	----	96837	96837	----	2.5000	ng/mL	
PFHxS	M	7.135	0.043	0.009	305	96837	13C3-PFHxS_IS	0.0058	ng/mL	IRr
18O2-PFHxS_IS	Auto	7.127	0.036	----	62081	62081	----	2.5000	ng/mL	
13C9-PFNA_IS	Auto	7.997	0.029	----	152238	152238	----	1.2500	ng/mL	
13C9-PFNA	Auto	7.997	0.029	0.000	152238	94953	13C5-PFNA_IS	1.7743	ng/mL	
13C5-PFNA_IS	Auto	7.997	0.029	----	94953	94953	----	1.2500	ng/mL	
PFNA	M	7.997	0.028	0.000	2311	152238	13C9-PFNA_IS	0.0000	ng/mL	
PFHpS	ND(W/B)	----	----	----	----	32597	13C8-PFOS_IS	----	ng/mL	
7_3 FTCA	M	7.956	0.017	2.926	518	305469	13C5-PFHxA_IS	0.0391	ng/mL	
13C2-8_2-FTS	Auto	8.451	0.028	1.324	24010	62081	18O2-PFHxS_IS	5.3352	ng/mL	
13C2-8_2-FTS_IS	Auto	8.451	0.028	----	24010	24010	----	5.0000	ng/mL	
8_2 FTS	ND(W/B)	----	----	----	----	24010	13C2-8_2-FTS_IS	----	ng/mL	
13C6-PFDA_IS	Auto	8.757	0.028	----	103786	103786	----	1.2500	ng/mL	
13C6-PFDA	Auto	8.757	0.028	-0.001	103786	64321	13C2-PFDA_IS	1.7237	ng/mL	

J:\LCMS08\Data\240321_1633_B1\240321_1633_B1.damlp .

SN - Software-calculated S/N ratio outside criteria due to non-target peaks or drift in noise calculation window. Analyst review of noise levels (excluding non-target peaks) in chromatogram indicates S/N ratio meets criteria.

240321_018 (continued)

(Table continued from previous page)

Name	Mode ID	Found RT	RT Diff	ISTD RT Diff	Area	ISTD Area	ISTD Name	Conc.	Unit	Flag ID
13C2-PFDA_IS	Auto	8.758	0.028	----	64321	64321	----	1.2500	ng/mL	
PFDA	ND(W/B)	----	----	----	----	103786	13C6-PFDA_IS	----	ng/mL	
D3-NMeFOSAA_IS	Auto	8.887	0.026	----	95355	95355	----	5.0000	ng/mL	
D3-NMeFOSAA	Auto	8.887	0.026	0.034	95355	66399	13C4-PFOS_IS	5.9365	ng/mL	
13C8-PFOS_IS	Auto	8.852	0.031	----	32597	32597	----	2.5000	ng/mL	
13C8-PFOS	Auto	8.852	0.031	-0.001	32597	66399	13C4-PFOS_IS	3.5065	ng/mL	
13C4-PFOS_IS	Auto	8.853	0.032	----	66399	66399	----	2.5000	ng/mL	
PFOS	ND(W/B)	----	----	----	----	32597	13C8-PFOS_IS	----	ng/mL	
NMeFOSAA	ND(W/B)	----	----	----	----	95355	D3-NMeFOSAA_IS	----	ng/mL	
D5-NEtFOSAA_IS	Auto	9.214	0.022	----	85538	85538	----	5.0000	ng/mL	
D5-NEtFOSAA	Auto	9.214	0.022	0.361	85538	66399	13C4-PFOS_IS	7.2684	ng/mL	
NEtFOSAA	ND(W/B)	----	----	----	----	85538	D5-NEtFOSAA_IS	----	ng/mL	
9-Cl-PF3ONS	ND(W/B)	----	----	----	----	537304	13C3-HFPO-DA_IS	----	ng/mL	
PFUnDA	MI R1 R2	9.485	0.029	0.003	1475	93332	13C7-PFUnDA_IS	0.0060	ng/mL	
13C7-PFUnDA_IS	Auto	9.482	0.027	----	93332	93332	----	1.2500	ng/mL	
13C7-PFUnDA	Auto	9.482	0.027	0.724	93332	64321	13C2-PFDA_IS	1.5718	ng/mL	
PFNS	M	9.617	0.034	0.765	55	32597	13C8-PFOS_IS	0.0019	ng/mL	IRr
10_2 FTS	ND(W/B)	----	----	----	----	24010	13C2-8_2-FTS_IS	----	ng/mL	
13C2-PFDOA_IS	Auto	10.166	0.027	----	108605	108605	----	1.2500	ng/mL	
13C2-PFDOA	Auto	10.166	0.027	1.408	108605	64321	13C2-PFDA_IS	1.5727	ng/mL	
PFDOA	MI R1 R2	10.163	0.022	-0.003	1135	108605	13C2-PFDOA_IS	-0.0076	ng/mL	
PFDS	M	10.317	0.020	1.464	28	32597	13C8-PFOS_IS	-0.0102	ng/mL	
PFTrDA	M	10.824	0.027	-0.630	999	67125	13C2-PFTDA_IS	-0.0079	ng/mL	
11-Cl-PF3OUdS	M	10.823	0.019	5.322	35	537304	13C3-HFPO-DA_IS	0.0003	ng/mL	IRr
PFOSAm	M	11.118	-0.004	-0.014	125	102155	13C8-PFOSAm_IS	0.0028	ng/mL	
13C8-PFOSAm	Auto	11.132	0.007	2.279	102155	66399	13C4-PFOS_IS	4.0911	ng/mL	
13C8-PFOSAm_IS	Auto	11.132	0.007	----	102155	102155	----	2.5000	ng/mL	
PFTDA	MI R1 R2	11.455	0.025	0.001	1052	67125	13C2-PFTDA_IS	-0.0019	ng/mL	
13C2-PFTDA	Auto	11.454	0.024	2.696	67125	64321	13C2-PFDA_IS	1.6099	ng/mL	
13C2-PFTDA_IS	Auto	11.454	0.024	----	67125	67125	----	1.2500	ng/mL	
PFDoS	ND(W/B)	----	----	----	----	32597	13C8-PFOS_IS	----	ng/mL	
D7-MeFOSE_IS	Auto	13.367	0.008	----	293001	293001	----	25.0000	ng/mL	
D7-MeFOSE	Auto	13.367	0.008	4.514	293001	66399	13C4-PFOS_IS	38.3512	ng/mL	
MeFOSE	ND(W/B)	----	----	----	----	293001	D7-MeFOSE_IS	----	ng/mL	
13C2-PFHXDA_IS	Auto	12.668	0.021	----	124740	124740	----	2.5000	ng/mL	
13C2-PFHXDA	Auto	12.668	0.021	3.910	124740	64321	13C2-PFDA_IS	2.9095	ng/mL	
PFHXDA	M	12.670	0.022	0.002	1346	124740	13C2-PFHXDA_IS	0.0072	ng/mL	
D3-MeFOSA	Auto	13.673	0.010	4.820	23235	66399	13C4-PFOS_IS	3.5762	ng/mL	
D3-MeFOSA_IS	Auto	13.673	0.010	----	23235	23235	----	2.5000	ng/mL	
MeFOSA	ND(W/B)	----	----	----	----	23235	D3-MeFOSA_IS	----	ng/mL	
D9-EtFOSE_IS	Auto	13.997	0.009	----	362332	362332	----	25.0000	ng/mL	
D9-EtFOSE	Auto	13.997	0.009	5.144	362332	66399	13C4-PFOS_IS	41.5449	ng/mL	
EtFOSE	ND(W/B)	----	----	----	----	362332	D9-EtFOSE_IS	----	ng/mL	
D5-EtFOSAm	Auto	14.348	0.010	5.495	38225	66399	13C4-PFOS_IS	3.6817	ng/mL	
D5-EtFOSAm_IS	Auto	14.348	0.010	----	38225	38225	----	2.5000	ng/mL	
EtFOSAm	ND(W/B)	----	----	----	----	38225	D5-EtFOSAm_IS	----	ng/mL	
PFODA	M	13.804	0.021	1.136	406	124740	13C2-PFHXDA_IS	0.0033	ng/mL	

Flag ID key: IRr: Ion Ratio (Relative)

SN - Software-calculated S/N ratio outside criteria due to non-target peaks or drift in noise calculation window. Analyst review of noise levels (excluding non-target peaks) in chromatogram indicates S/N ratio meets criteria.

240321_018 (continued)

13C4-PFBA
Conc. 13.8568
Q 216.80>171.90 (-) 1.69e5

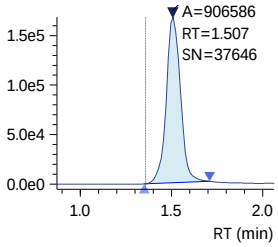

13C4-PFBA_IS
Conc. 10.0000
ISTD 216.80>171.90 (-) 1.69e5

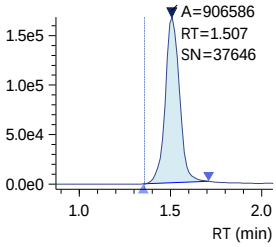

13C3-PFBA_IS
Conc. 5.0000
ISTD 216.00>172.00 (-) 6.06e4

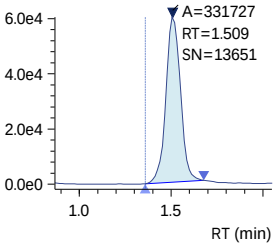

PFBA
Conc. -0.0235
Q 212.80>169.05 (-) 7.98e2

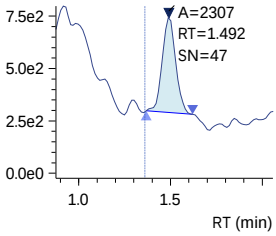

PFMPA
Conc. 0.0023
Q 229.00>84.90 (-) 4.40e1

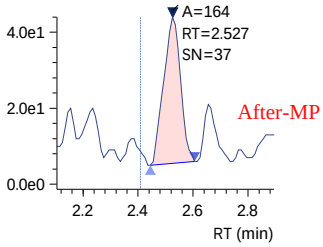

3_3 FTCA
Conc. ----
R#1 0.00 (136.14)
R#2 0.00 (141.47)
Q 241.00>177.10 (-) 4.40e1

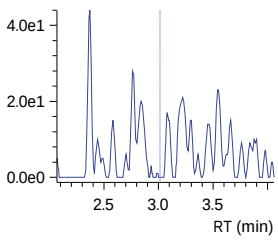

13C5-PFPeA
Conc. 7.4183
Q 268.30>223.00 (-) 6.59e4

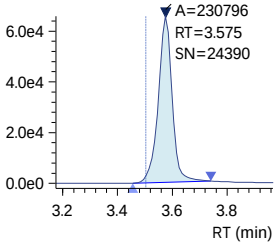

13C5-PFPeA_IS
Conc. 5.0000
ISTD 268.30>223.00 (-) 6.59e4

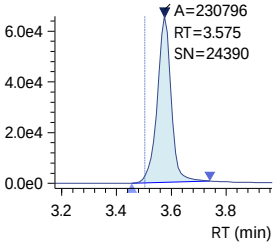

PFPeA
Conc. 0.0075
Q 263.00>219.00 (-) 4.78e2

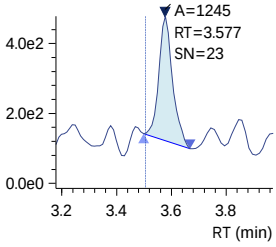

PFMBA
Conc. 0.0008
Q 279.00>84.95 (-) 3.70e1

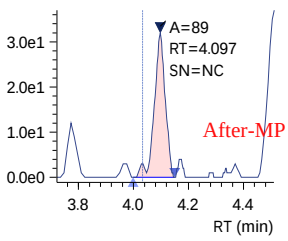

R1 241.00>117.00 (-) 2.46e2

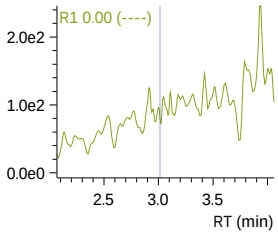

R2 241.00>117.00 (-) 2.46e2

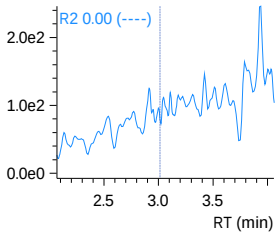

SN - Software-calculated S/N ratio outside criteria due to non-target peaks or drift in noise calculation window.
Analyst review of noise levels (excluding non-target peaks) in chromatogram indicates S/N ratio meets criteria.

240321_018 (continued)

13C2-4_2 FTS
Conc. 5.5897

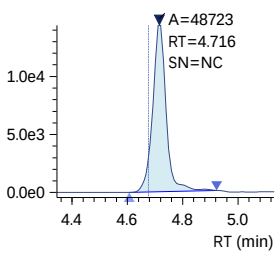

13C2-4_2 FTS_IS
Conc. 5.0000

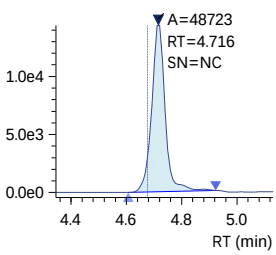

4_2 FTS
Conc. ----
R#1 0.00 (33.08)
R#2 0.00 (27.71)

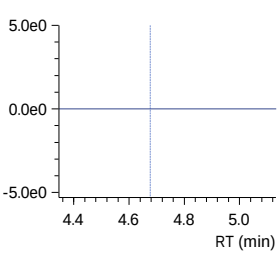

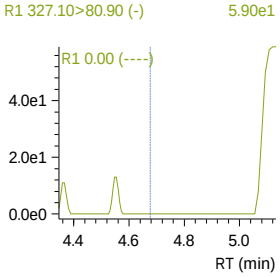

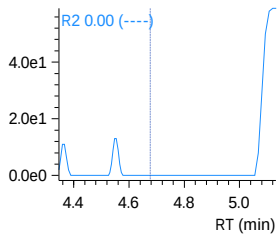

13C3-PFBS_IS
Conc. 2.5000

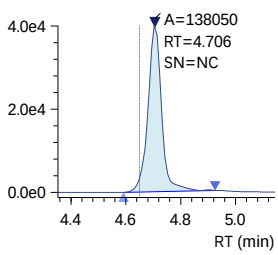

PFBS
Conc. ----
R#1 0.00 (46.53)
R#2 0.00 (44.64)

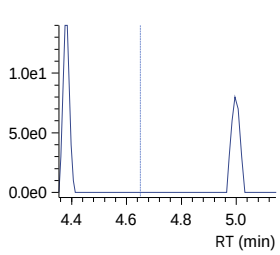

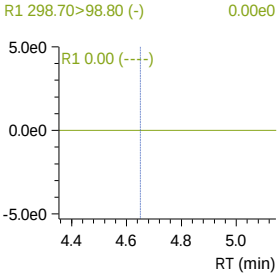

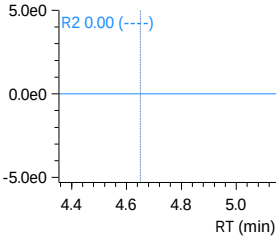

240321_018 (continued)

13C3-PFBS
Conc. 3.6486

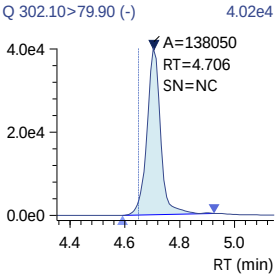

NFDHA
Conc. 0.0034
R#1 12.10 (36.44)
R#2 12.10 (34.56)

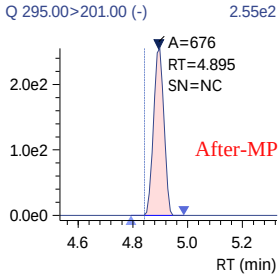

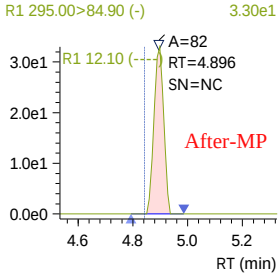

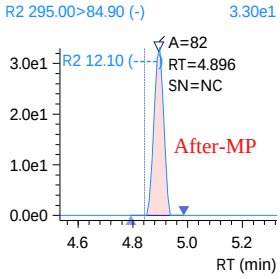

13C5-PFHxA
Conc. 3.3403

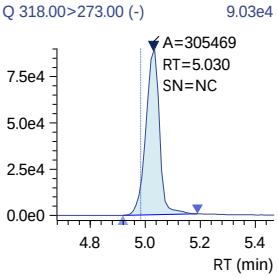

13C5-PFHxA_IS
Conc. 2.5000

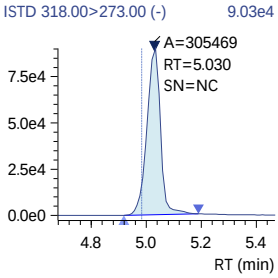

13C2-PFHxA_IS
Conc. 2.5000

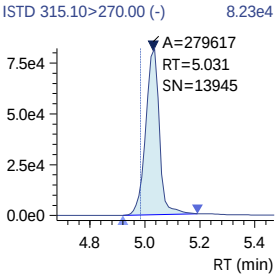

Insight Report
Quantitation/Integration
Printed 3/22/2024 13:35:57

240321_018 (continued)

PFHxA
Conc. 0.0156
Q 313.00>269.00 (-) 8.06e2

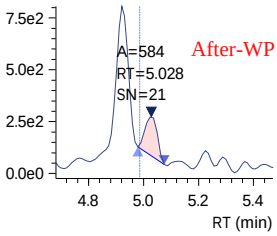

PFEESA
Conc. ----
R#1 0.00 (5.25)
R#2 0.00 (5.67)
Q 314.80>135.00 (-) 3.60e1

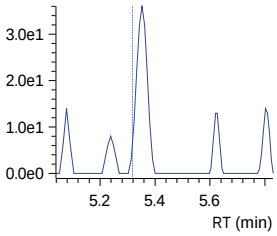

R1 314.80>82.90 (-) 1.50e1

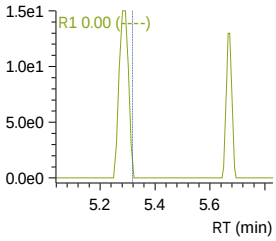

R2 314.80>82.90 (-) 1.50e1

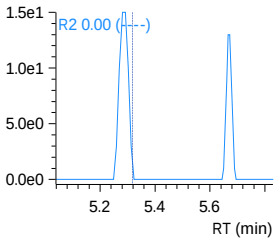

13C3-HFPO-DA
Conc. 14.6792
Q 286.90>168.90 (-) 1.90e5

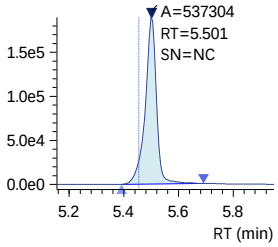

13C3-HFPO-DA_IS
Conc. 10.0000
ISTD 286.90>168.90 (-) 1.90e5

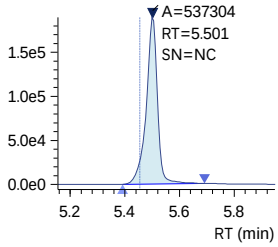

HFPO-DA
Conc. 0.0013
R#1 57.31 (62.57)
R#2 57.31 (64.50)
Q 284.90>168.90 (-) 1.35e2

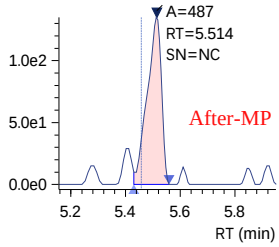

R1 284.90>184.90 (-) 1.03e2

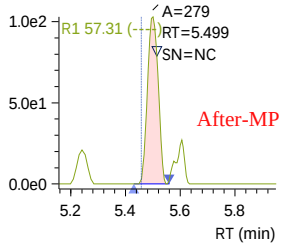

R2 284.90>184.90 (-) 1.03e2

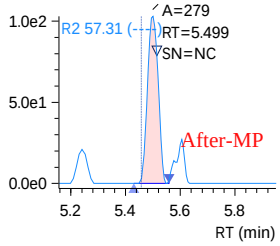

SN - Software-calculated S/N ratio outside criteria due to non-target peaks or drift in noise calculation window.
Analyst review of noise levels (excluding non-target peaks) in chromatogram indicates S/N ratio meets criteria.

240321_018 (continued)

5_3 FTCA
Conc. 0.0165
R#1 155.32 (154.88)
R#2 155.32 (154.15)
Q 341.00>237.05 (-) 7.80e1

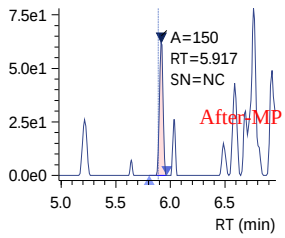

R1 341.00>217.00 (-) 1.18e2

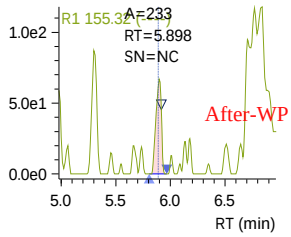

R2 341.00>217.00 (-) 1.18e2

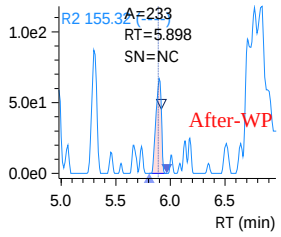

PFPeS
Conc. ----
R#1 0.00 (54.44)
R#2 0.00 (56.96)
Q 349.10>79.90 (-) 7.00e0

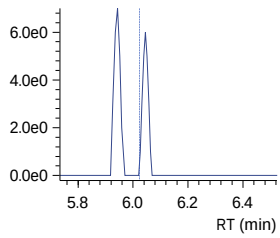

R1 349.10>98.80 (-) 0.00e0

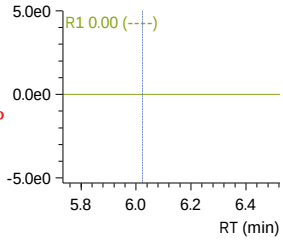

R2 349.10>98.80 (-) 0.00e0

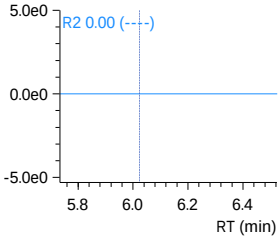

13C4-PFHpA
Conc. 3.5599
Q 367.10>322.00 (-) 1.64e5

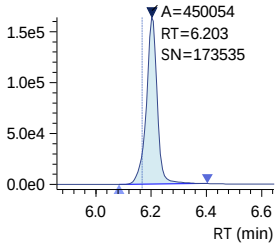

13C4-PFHpA_IS
Conc. 2.5000
ISTD 367.10>322.00 (-) 1.64e5

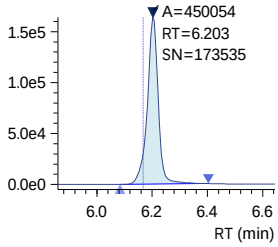

PFHpA
Conc. 0.0089
R#1 25.59 (23.39)
R#2 25.59 (22.63)
Q 363.10>319.00 (-) 1.14e3

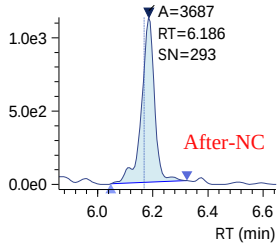

R1 363.10>169.00 (-) 3.24e2

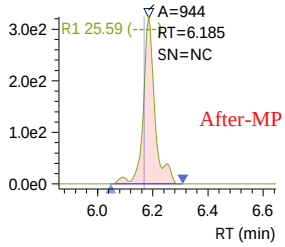

R2 363.10>169.00 (-) 3.24e2

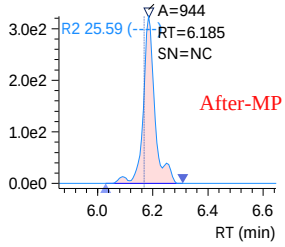

240321_018 (continued)

DONA
Conc. ----
R#1 0.00 (30.39)
R#2 0.00 (28.87)
Q 376.90>250.90 (-) 1.50e1

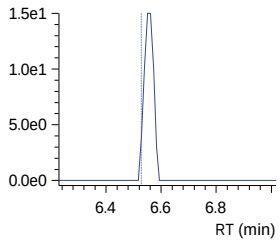

R1 376.90>84.80 (-) 0.00e0

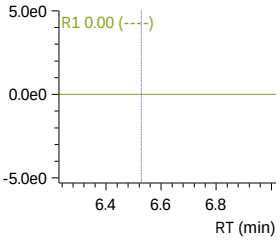

R2 376.90>84.80 (-) 0.00e0

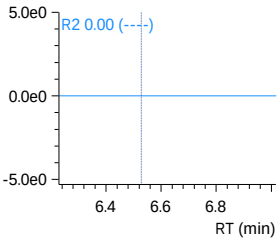

13C2-6_2 FTS_IS
Conc. 5.0000
ISTD 429.10>80.90 (-) 1.34e4

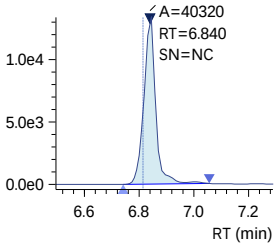

13C2-6_2 FTS
Conc. 5.7390
Q 429.10>80.90 (-) 1.34e4

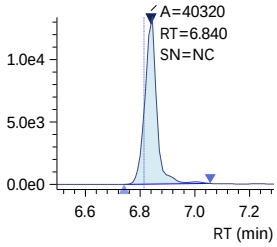

6_2 FTS
Conc. ----
R#1 0.00 (44.48)
R#2 0.00 (40.73)
Q 427.10>407.00 (-) 1.40e1

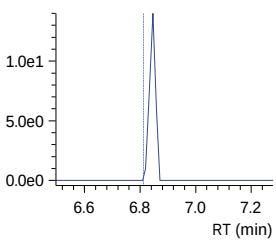

R1 427.10>80.90 (-) 5.90e1

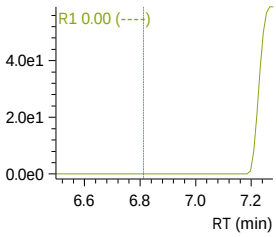

R2 427.10>80.90 (-) 5.90e1

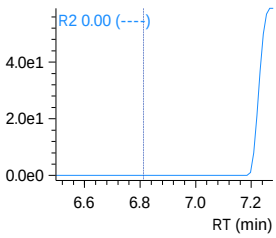

13C4-PFOA_IS
Conc. 2.5000
ISTD 417.10>172.00 (-) 3.65e3

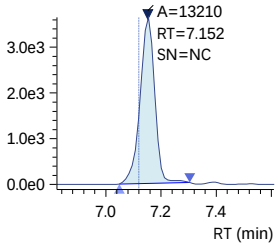

Insight Report
Quantitation/Integration
Printed 3/22/2024 13:35:57

240321_018 (continued)

13C8-PFOA_IS
Conc. 2.5000

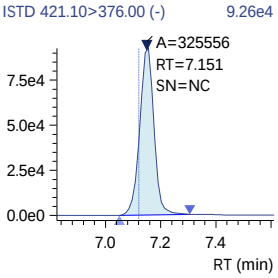

13C8-PFOA
Conc. 4.0018

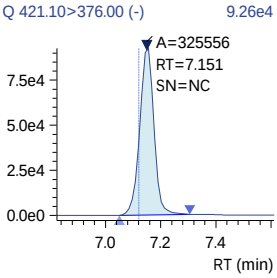

PFOA
Conc. -0.0222
R#1 20.49 (24.47)
R#2 20.49 (24.84)

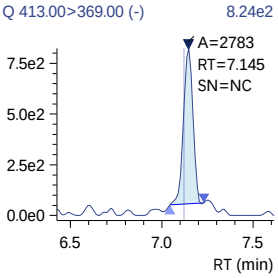

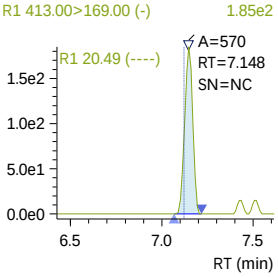

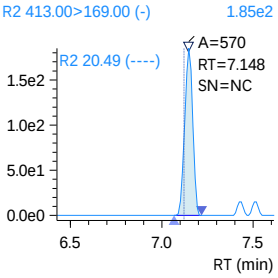

13C3-PFHxS
Conc. 3.7207

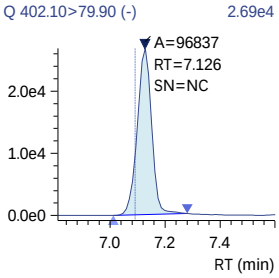

13C3-PFHxS_IS
Conc. 2.5000

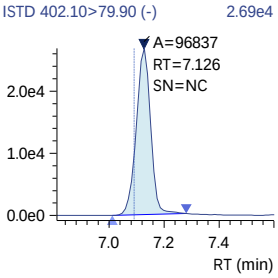

J:\LCMS08\Data\240321_1633_B1\240321_1633_B1.damlp .

SN - Software-calculated S/N ratio outside criteria due to non-target peaks or drift in noise calculation window.
Analyst review of noise levels (excluding non-target peaks) in chromatogram indicates S/N ratio meets criteria.

Insight Report
Quantitation/Integration
Printed 3/22/2024 13:35:57

240321_018 (continued)

PFHxS
Conc. 0.0058
R#1 120.55 (57.29)
R#2 120.55 (58.76)
Q 398.70>79.90 (-) 1.04e2

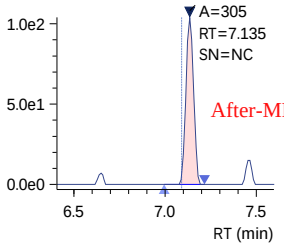

18O2-PFHxS_IS
Conc. 2.5000
ISTD 403.00>83.90 (-) 1.68e4

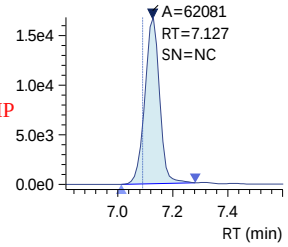

13C9-PFNA_IS
Conc. 1.2500
ISTD 472.10>427.00 (-) 5.76e4

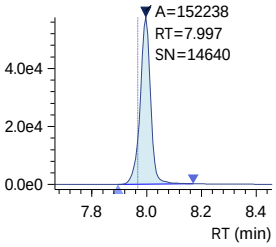

13C9-PFNA
Conc. 1.7743
Q 472.10>427.00 (-) 5.76e4

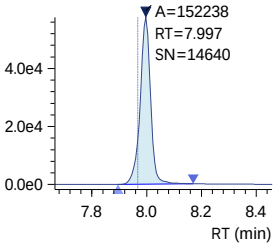

13C5-PFNA_IS
Conc. 1.2500
ISTD 468.00>423.00 (-) 3.56e4

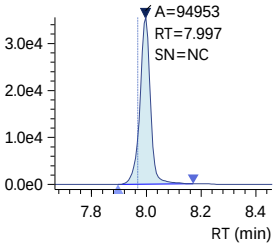

R1 398.70>98.90 (-) 1.32e2

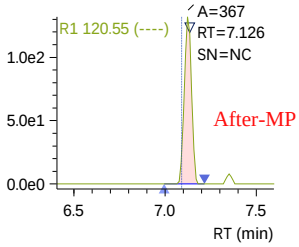

R2 398.70>98.90 (-) 1.32e2

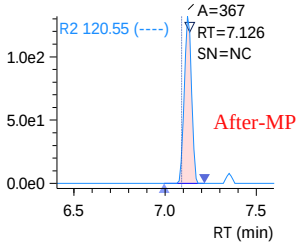

J:\LCMS08\Data\240321_1633_B1\240321_1633_B1.damlp .
SN - Software-calculated S/N ratio outside criteria due to non-target peaks or drift in noise calculation window.
Analyst review of noise levels (excluding non-target peaks) in chromatogram indicates S/N ratio meets criteria.

240321_018 (continued)

PFNA
Conc. 0.0000
R#1 20.77 (20.36)
R#2 20.77 (19.31)
Q 463.00>419.00 (-) 8.22e2

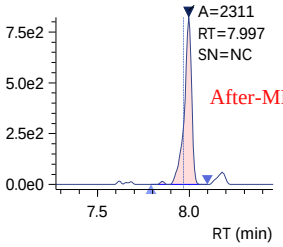

PFHpS
Conc. ----
R#1 0.00 (46.70)
R#2 0.00 (48.05)
Q 449.00>79.90 (-) 1.40e1

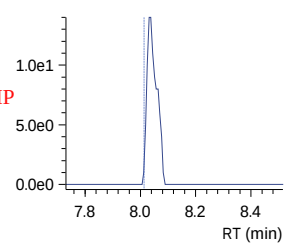

7_3 FTCA
Conc. 0.0391
R#1 137.24 (132.28)
R#2 137.24 (133.47)
Q 441.00>317.00 (-) 1.92e2

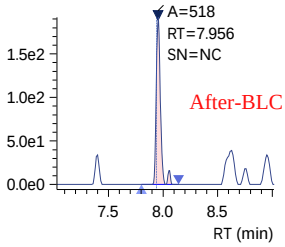

13C2-8_2-FTS
Conc. 5.3352
Q 529.10>80.90 (-) 7.35e3

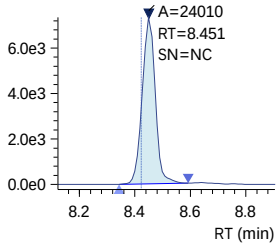

13C2-8_2-FTS_IS
Conc. 5.0000
ISTD 529.10>80.90 (-) 7.35e3

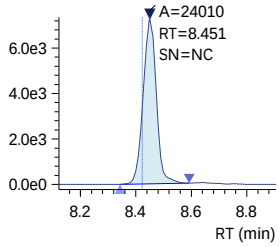

R1 463.00>219.00 (-) 1.75e2

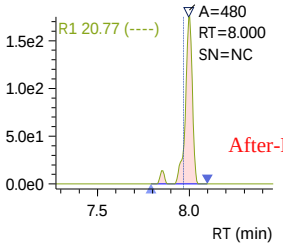

R1 449.00>98.80 (-) 0.00e0

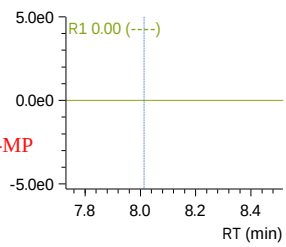

R1 441.00>336.90 (-) 2.82e2

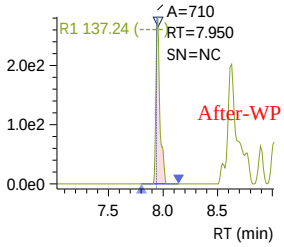

R2 463.00>219.00 (-) 1.75e2

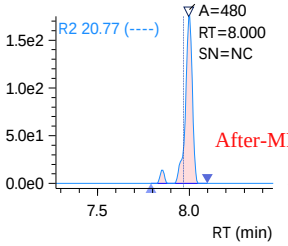

R2 449.00>98.80 (-) 0.00e0

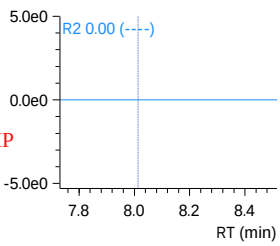

R2 441.00>336.90 (-) 2.82e2

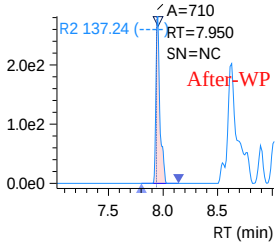

240321_018 (continued)

8_2 FTS
Conc. ----
R#1 0.00 (45.91)
R#2 0.00 (45.20)
Q 527.10>506.95 (-) 0.00e0

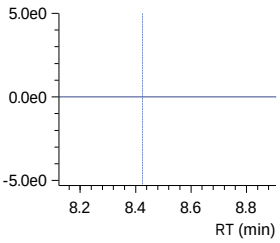

13C6-PFDA_IS
Conc. 1.2500
ISTD 519.10>474.10 (-) 2.91e4

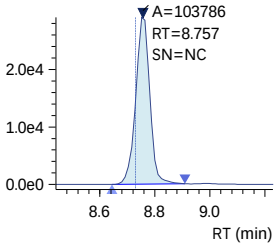

13C6-PFDA
Conc. 1.7237
Q 519.10>474.10 (-) 2.91e4

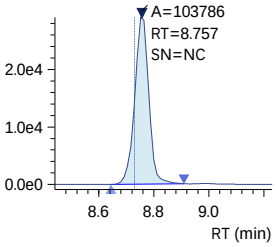

13C2-PFDA_IS
Conc. 1.2500
ISTD 515.10>470.10 (-) 1.88e4

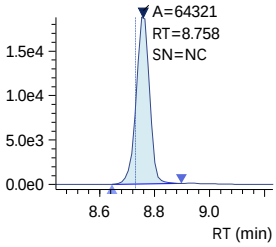

PFDA
Conc. ----
R#1 0.00 (17.64)
R#2 0.00 (19.20)
Q 512.90>469.00 (-) 3.56e2

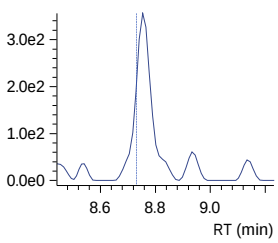

R1 527.10>80.80 (-) 0.00e0

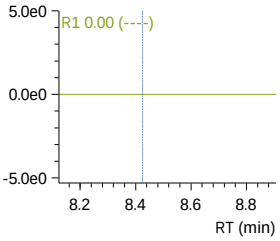

R1 512.90>219.00 (-) 0.00e0

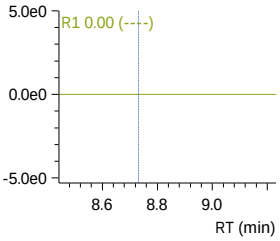

R2 527.10>80.80 (-) 0.00e0

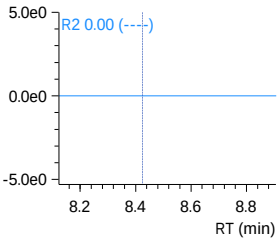

R2 512.90>219.00 (-) 0.00e0

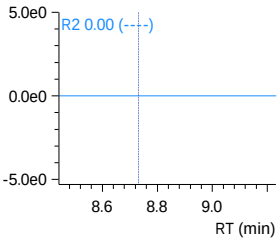

D3-NMeFOSAA_IS
Conc. 5.0000
ISTD 573.20>419.00 (-) 2.81e4

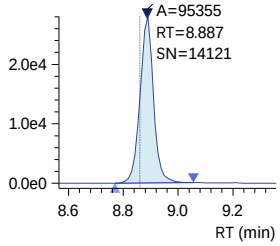

D3-NMeFOSAA
Conc. 5.9365
Q 573.20>419.00 (-) 2.81e4

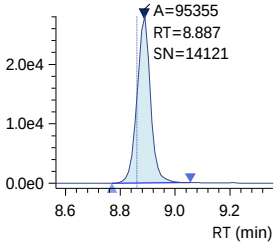

13C8-PFOS_IS
Conc. 2.5000
ISTD 507.10>98.90 (-) 8.90e3

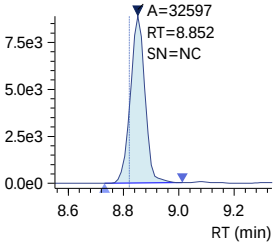

13C8-PFOS
Conc. 3.5065
Q 507.10>98.90 (-) 8.90e3

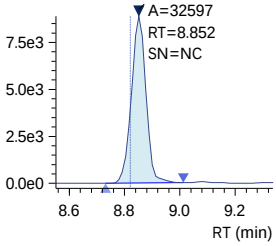

13C4-PFOS_IS
Conc. 2.5000
ISTD 502.80>79.90 (-) 1.85e4

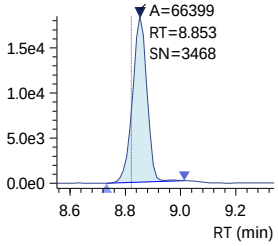

SN - Software-calculated S/N ratio outside criteria due to non-target peaks or drift in noise calculation window.
Analyst review of noise levels (excluding non-target peaks) in chromatogram indicates S/N ratio meets criteria.

240321_018 (continued)

PFOS
Conc. ----
R#1 0.00 (45.06)
R#2 0.00 (47.87)
Q 498.90>79.90 (-) 6.70e1

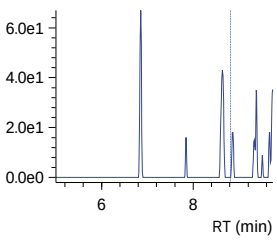

NMeFOSAA
Conc. ----
R#1 0.00 (67.10)
R#2 0.00 (60.24)
Q 570.10>419.00 (-) 0.00e0

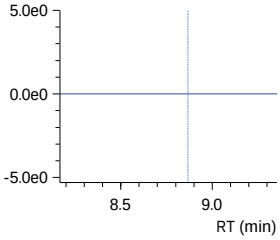

D5-NEtFOSAA_IS
Conc. 5.0000
ISTD 589.20>419.00 (-) 2.66e4

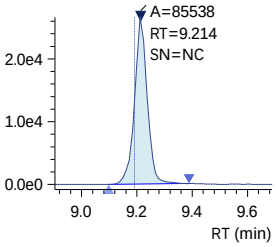

D5-NEtFOSAA
Conc. 7.2684
Q 589.20>419.00 (-) 2.66e4

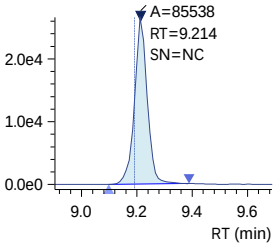

NEtFOSAA
Conc. ----
R#1 0.00 (89.53)
R#2 0.00 (72.57)
Q 584.20>419.10 (-) 0.00e0

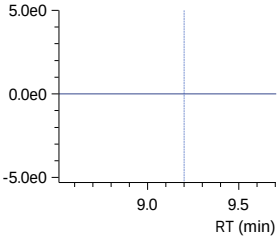

R1 498.90>98.80 (-) 2.20e1

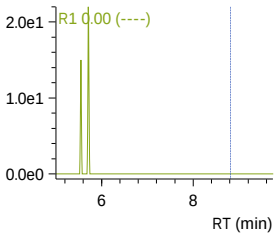

R1 570.10>483.00 (-) 0.00e0

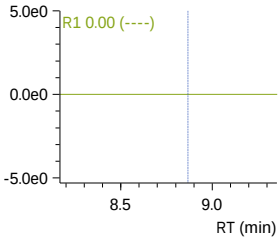

R1 584.20>526.00 (-) 0.00e0

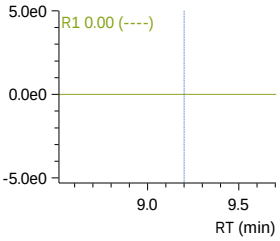

R2 498.90>98.80 (-) 2.20e1

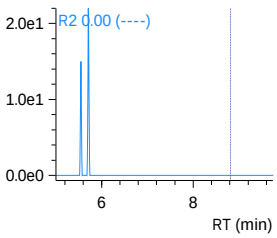

R2 570.10>483.00 (-) 0.00e0

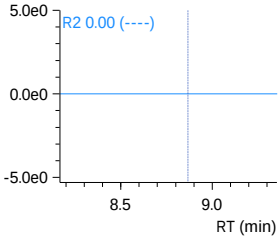

R2 584.20>526.00 (-) 0.00e0

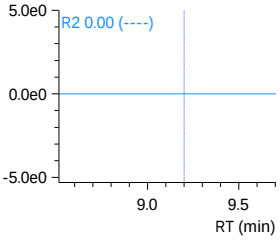

240321_018 (continued)

9-Cl-PF3ONS
Conc. ----
R#1 0.00 (31.69)
R#2 0.00 (30.68)
Q 530.80>351.00 (-) 2.00e1

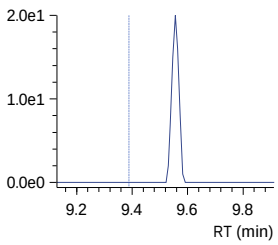

PFUnDA
Conc. 0.0060
R#1 6.27 (10.96)
R#2 6.27 (11.56)
Q 563.10>519.00 (-) 4.52e2

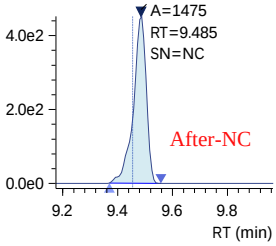

13C7-PFUnDA_IS
Conc. 1.2500
ISTD 570.00>525.10 (-) 3.29e4

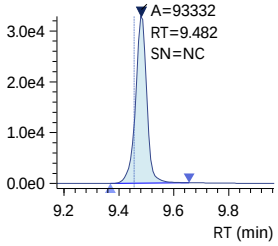

13C7-PFUnDA
Conc. 1.5718
Q 570.00>525.10 (-) 3.29e4

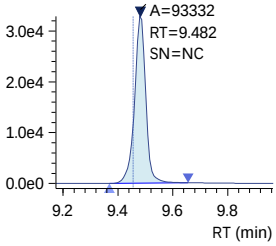

PFNS
Conc. 0.0019
R#1 100.00 (56.91)
R#2 100.00 (61.27)
Q 548.80>79.90 (-) 2.60e1

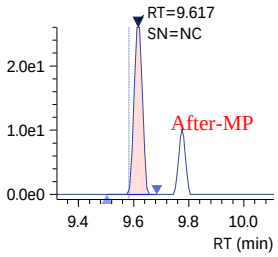

R1 532.80>353.00 (-) 2.00e1

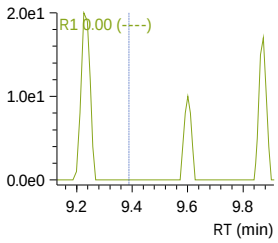

R1 563.10>269.10 (-) 3.70e1

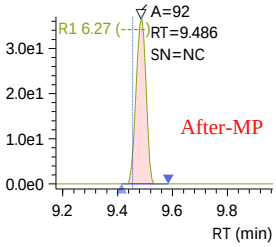

R1 548.80>98.80 (-) 2.60e1

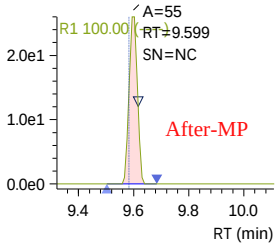

R2 532.80>353.00 (-) 2.00e1

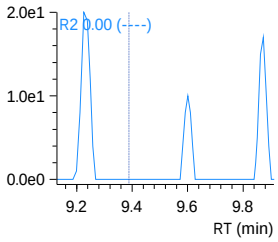

R2 563.10>269.10 (-) 3.70e1

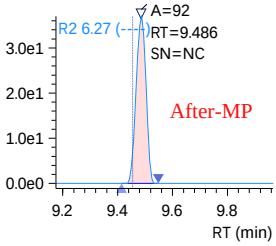

R2 548.80>98.80 (-) 2.60e1

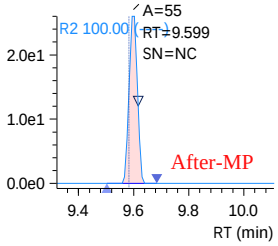

SN - Software-calculated S/N ratio outside criteria due to non-target peaks or drift in noise calculation window.
Analyst review of noise levels (excluding non-target peaks) in chromatogram indicates S/N ratio meets criteria.

240321_018 (continued)

10_2 FTS
Conc. ----
R#1 0.00 (32.29)
R#2 0.00 (29.61)
Q 626.80>607.05 (-) 0.00e0

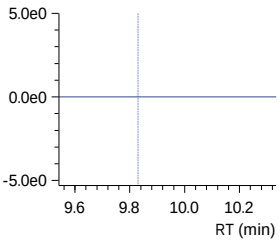

13C2-PFDOA_IS
Conc. 1.2500
ISTD 615.10>570.00 (-) 3.77e4

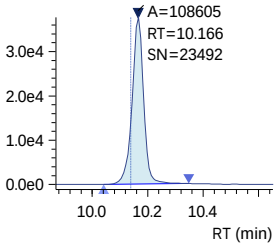

13C2-PFDOA
Conc. 1.5727
Q 615.10>570.00 (-) 3.77e4

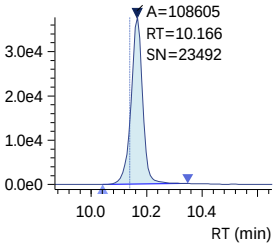

PFDOA
Conc. -0.0076
R#1 6.45 (11.14)
R#2 6.45 (10.73)
Q 613.10>569.00 (-) 3.73e2

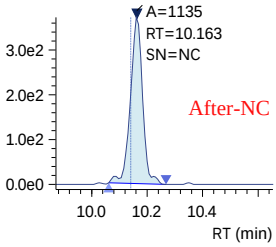

PFDS
Conc. -0.0102
R#1 71.93 (58.01)
R#2 71.93 (58.67)
Q 599.00>79.90 (-) 1.60e1

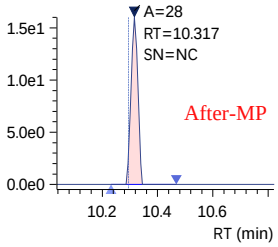

R1 626.80>81.00 (-) 0.00e0

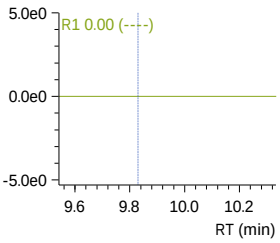

R1 613.10>319.00 (-) 2.80e1

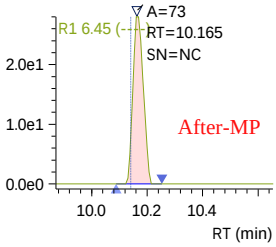

R1 599.00>98.80 (-) 1.10e1

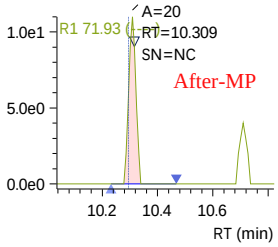

R2 626.80>81.00 (-) 0.00e0

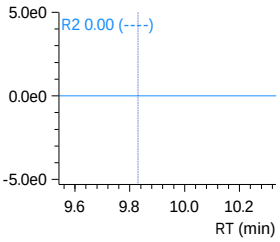

R2 613.10>319.00 (-) 2.80e1

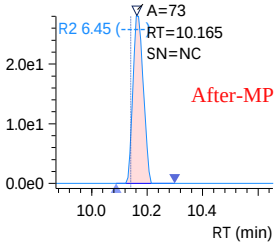

R2 599.00>98.80 (-) 1.10e1

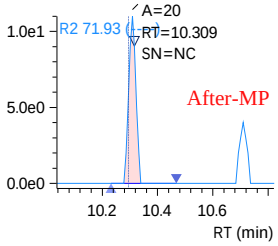

J:\LCMS08\Data\240321_1633_B1\240321_1633_B1.damlp .
SN - Software-calculated S/N ratio outside criteria due to non-target peaks or drift in noise calculation window.
Analyst review of noise levels (excluding non-target peaks) in chromatogram indicates S/N ratio meets criteria.

240321_018 (continued)

PFTrDA
Conc. -0.0079
R#1 20.17 (16.67)
R#2 20.17 (15.36)
Q 663.00>619.00 (-) 2.93e2

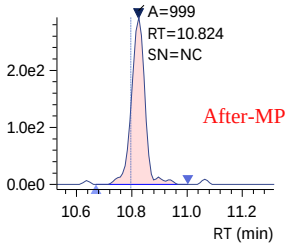

11-Cl-PF3OUdS
Conc. 0.0003
R#1 125.84 (35.04)
R#2 125.84 (35.75)
Q 630.90>451.00 (-) 1.30e1

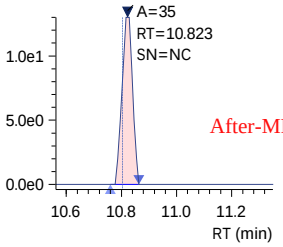

PFOSAm
Conc. 0.0028
Q 498.10>77.90 (-) 3.80e1

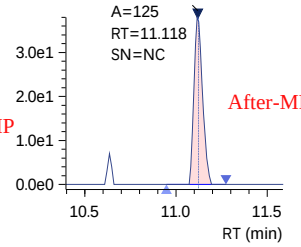

13C8-PFOSAm
Conc. 4.0911
Q 506.10>77.80 (-) 3.24e4

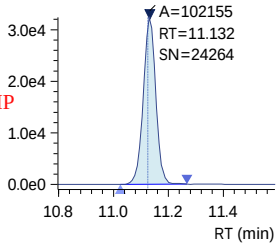

13C8-PFOSAm_IS
Conc. 2.5000
ISTD 506.10>77.80 (-) 3.24e4

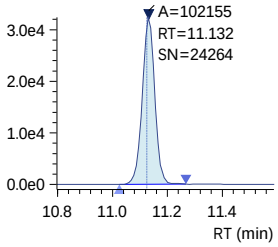

R1 663.00>168.90 (-) 5.80e1

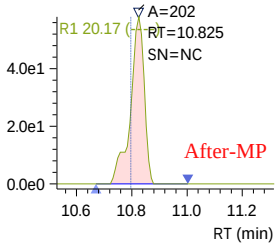

R1 632.90>452.90 (-) 1.50e1

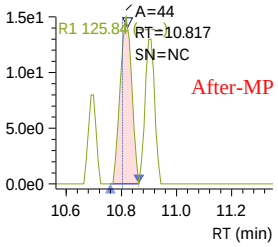

R2 663.00>168.90 (-) 5.80e1

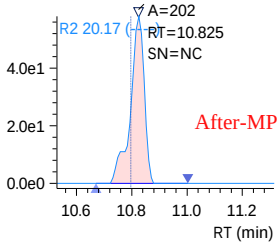

R2 632.90>452.90 (-) 1.50e1

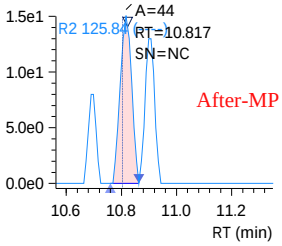

240321_018 (continued)

PFTDA
Conc. -0.0019
R#1 12.07 (17.09)
R#2 12.07 (18.64)

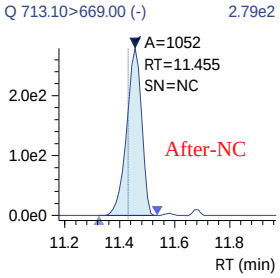

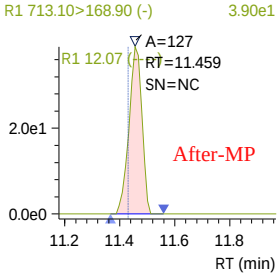

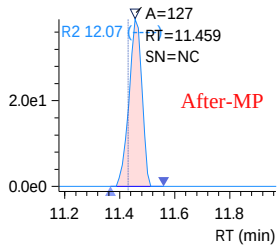

13C2-PFTDA
Conc. 1.6099

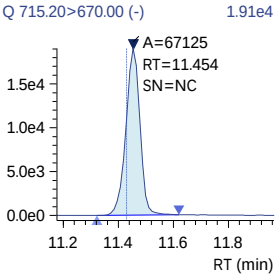

13C2-PFTDA_IS
Conc. 1.2500

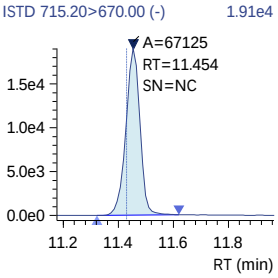

PFDoS
Conc. ----
R#1 0.00 (61.23)
R#2 0.00 (68.82)

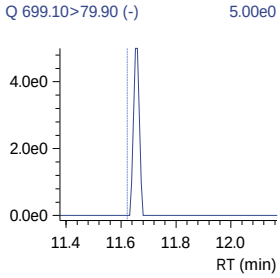

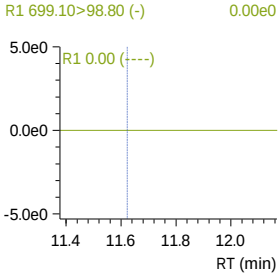

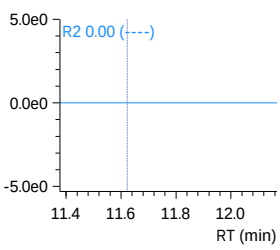

D7-MeFOSE_IS
Conc. 25.0000

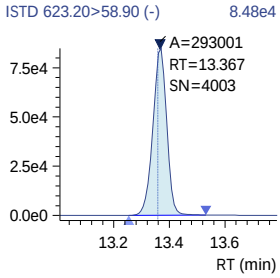

J:\LCMS08\Data\240321_1633_B1\240321_1633_B1.damlp .

SN - Software-calculated S/N ratio outside criteria due to non-target peaks or drift in noise calculation window.
Analyst review of noise levels (excluding non-target peaks) in chromatogram indicates S/N ratio meets criteria.

240321_018 (continued)

D7-MeFOSE
Conc. 38.3512

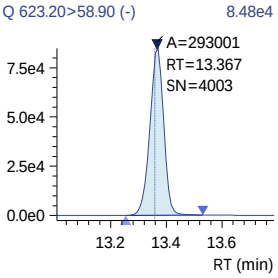

MeFOSE
Conc. ----

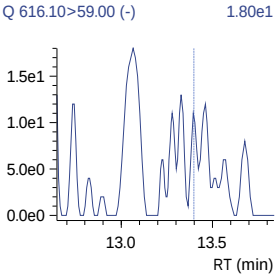

13C2-PFHXDA_IS
Conc. 2.5000

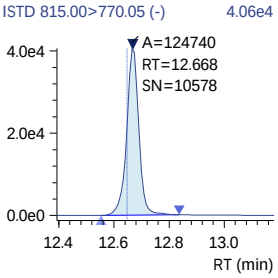

13C2-PFHXDA
Conc. 2.9095

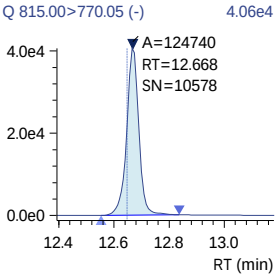

PFHXDA
Conc. 0.0072
R#1 10.86 (10.78)
R#2 10.86 (11.00)

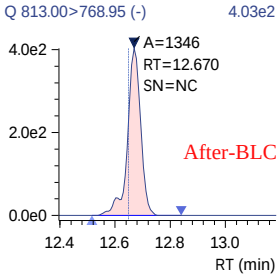

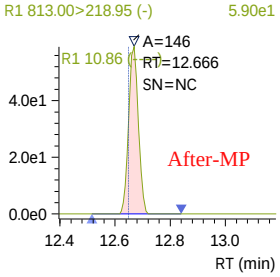

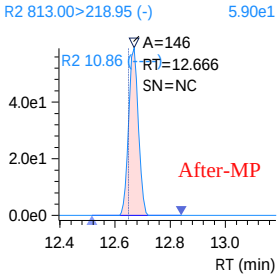

240321_018 (continued)

D3-MeFOSA
Conc. 3.5762

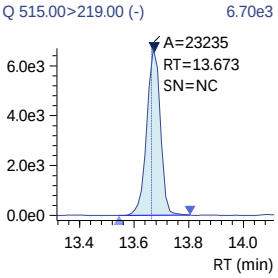

D3-MeFOSA_IS
Conc. 2.5000

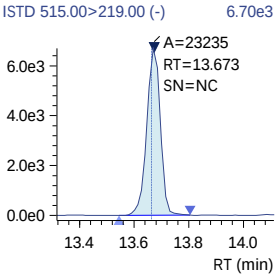

MeFOSA
Conc. ----
R#1 0.00 (156.31)
R#2 0.00 (156.72)

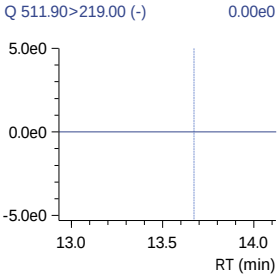

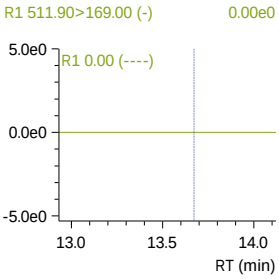

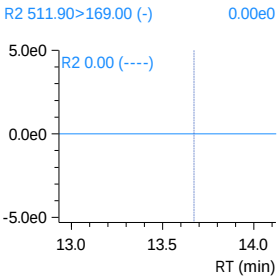

D9-EtFOSE_IS
Conc. 25.0000

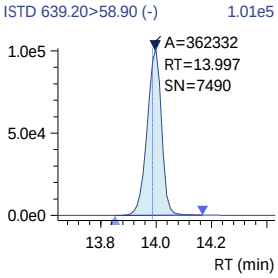

D9-EtFOSE
Conc. 41.5449

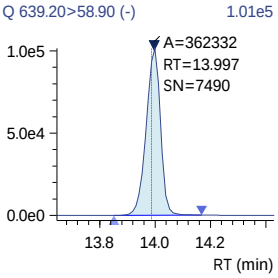

240321_018 (continued)

EtFOSE
Conc. ----

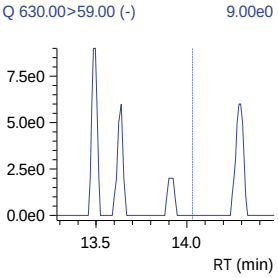

D5-EtFOSAm
Conc. 3.6817

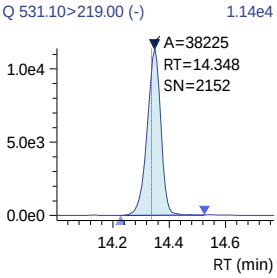

D5-EtFOSAm_IS
Conc. 2.5000

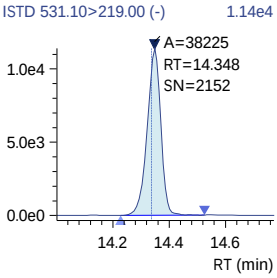

EtFOSAm
Conc. ----
R#1 0.00 (177.75)
R#2 0.00 (149.59)

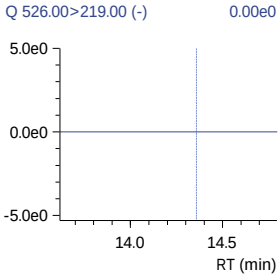

PFODA
Conc. 0.0033
R#1 46.19 (31.66)
R#2 46.19 (33.60)

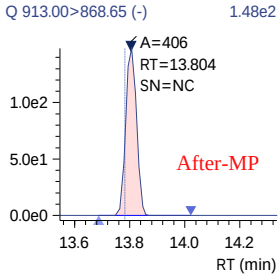

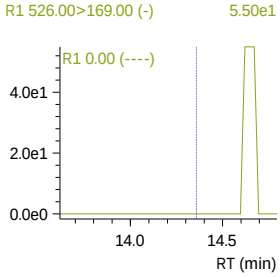

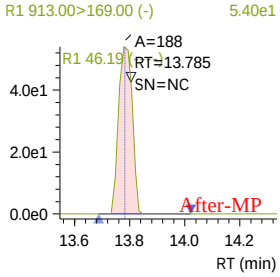

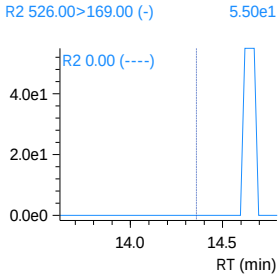

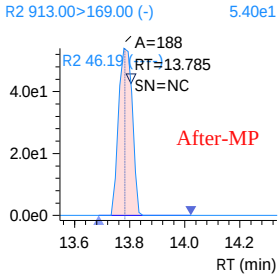

Insight Report
Before Manual Integration
Printed 3/22/2024 10:11:10

240321_018

Sample ID: 1633 CCB
Date Acquired: 3/21/2024 5:16:17 PM
Acquired by: System Administrator
Data File: 240321_018
Vial: 54 | Inj. Volume: 10.0000uL | Tray: 1

13C4-PFBA
Conc. 13.8568
Q 216.80>171.90 (-) 1.69e5

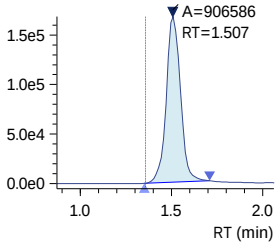

13C4-PFBA_IS
Conc. 10.0000
ISTD 216.80>171.90 (-) 1.69e5

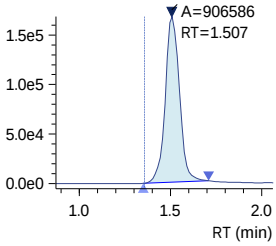

13C3-PFBA_IS
Conc. 5.0000
ISTD 216.00>172.00 (-) 6.06e4

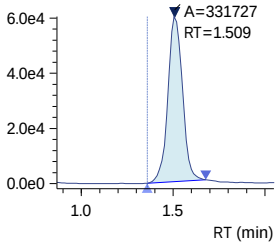

PFBA
Conc. -0.0235
Q 212.80>169.05 (-) 7.98e2

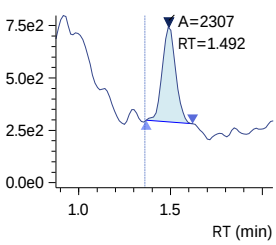

PFMPA
Conc. ----
Q 229.00>84.90 (-) 4.40e1

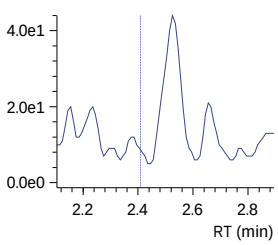

3_3 FTCA
Conc. ----
R#1 0.00 (136.14)
R#2 0.00 (136.14)
Q 241.00>177.10 (-) 4.40e1

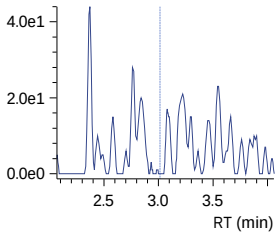

13C5-PFPeA
Conc. 7.4183
Q 268.30>223.00 (-) 6.59e4

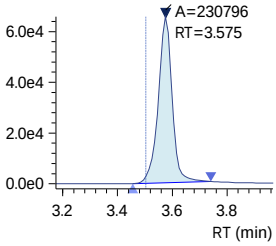

13C5-PFPeA_IS
Conc. 5.0000
ISTD 268.30>223.00 (-) 6.59e4

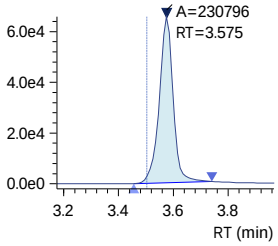

PFPeA
Conc. 0.0075
Q 263.00>219.00 (-) 4.78e2

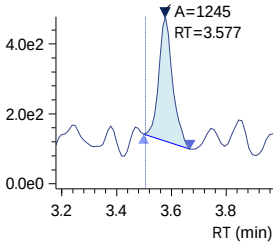

PFMBA
Conc. ----
Q 279.00>84.95 (-) 3.70e1

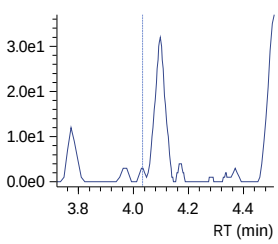

R1 241.00>117.00 (-) 2.46e2

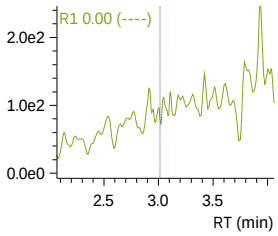

R2 241.00>117.00 (-) 2.46e2

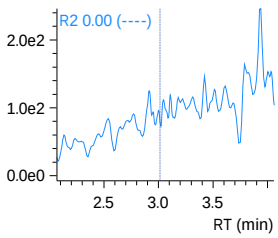

240321_018 (continued)

13C2-4_2 FTS
Conc. 5.5897

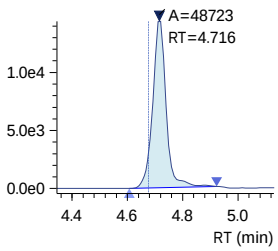

13C2-4_2 FTS_IS
Conc. 5.0000

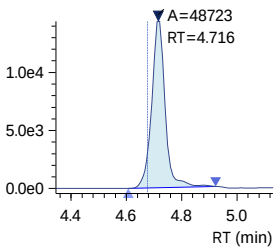

4_2 FTS
Conc. ----
R#1 0.00 (33.08)
R#2 0.00 (33.08)

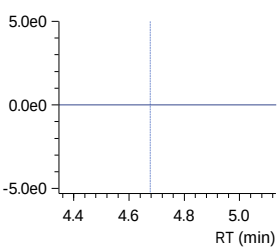

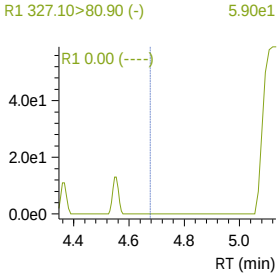

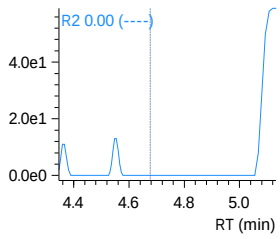

13C3-PFBS_IS
Conc. 2.5000

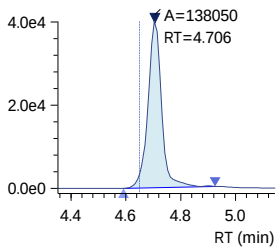

PFBS
Conc. ----
R#1 0.00 (46.53)
R#2 0.00 (46.53)

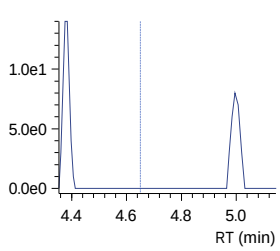

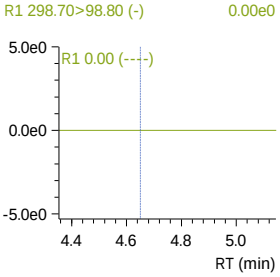

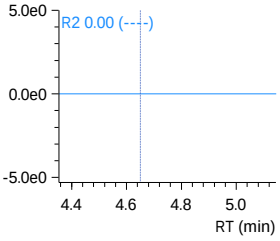

240321_018 (continued)

13C3-PFBS
Conc. 3.6486

Q 302.10>79.90 (-) 4.02e4

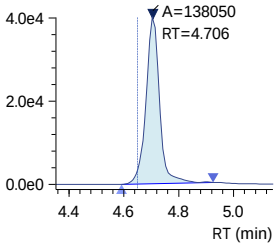

NFDHA
Conc. ----
R#1 0.00 (36.44)
R#2 0.00 (36.44)

Q 295.00>201.00 (-) 2.55e2

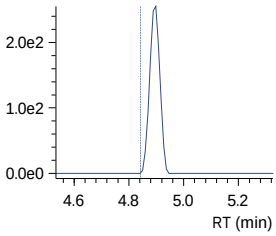

R1 295.00>84.90 (-) 3.30e1

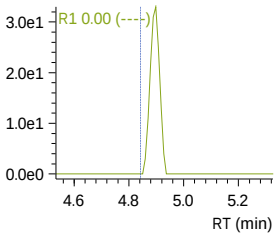

R2 295.00>84.90 (-) 3.30e1

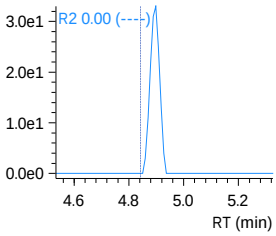

13C5-PFHxA
Conc. 3.3403

Q 318.00>273.00 (-) 9.03e4

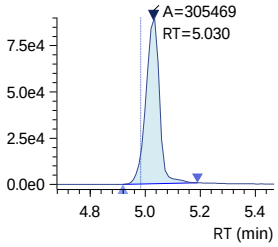

13C5-PFHxA_IS
Conc. 2.5000

ISTD 318.00>273.00 (-) 9.03e4

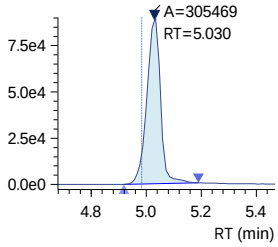

13C2-PFHxA_IS
Conc. 2.5000

ISTD 315.10>270.00 (-) 8.23e4

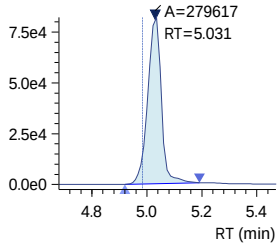

Insight Report
Before Manual Integration
Printed 3/22/2024 10:11:10

240321_018 (continued)

PFHxA
Conc. 0.0273
Q 313.00>269.00 (-) 8.06e2

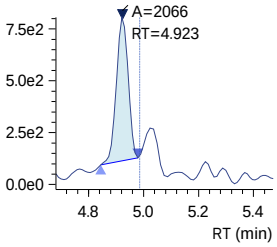

PFEESA
Conc. ----
R#1 0.00 (5.25)
R#2 0.00 (5.25)
Q 314.80>135.00 (-) 3.60e1

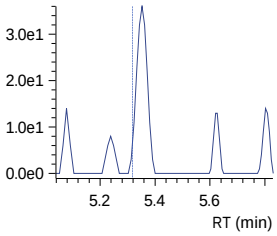

R1 314.80>82.90 (-) 1.50e1

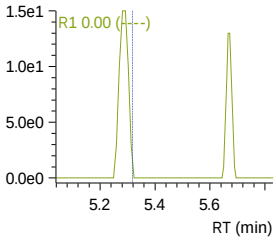

R2 314.80>82.90 (-) 1.50e1

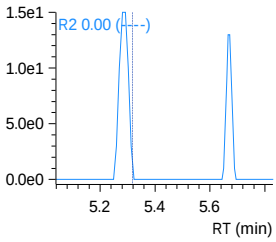

13C3-HFPO-DA
Conc. 14.6792
Q 286.90>168.90 (-) 1.90e5

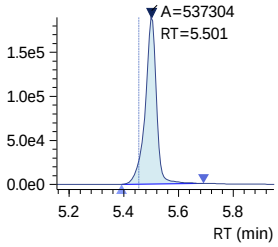

13C3-HFPO-DA_IS
Conc. 10.0000
ISTD 286.90>168.90 (-) 1.90e5

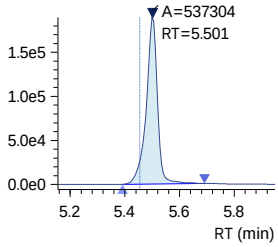

HFPO-DA
Conc. ----
R#1 0.00 (62.57)
R#2 0.00 (62.57)
Q 284.90>168.90 (-) 1.35e2

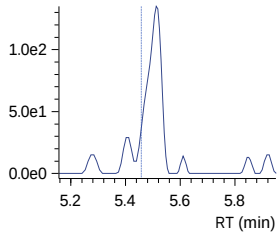

R1 284.90>184.90 (-) 1.03e2

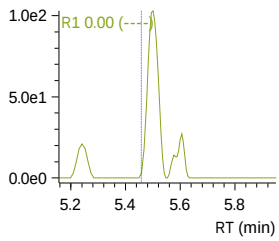

R2 284.90>184.90 (-) 1.03e2

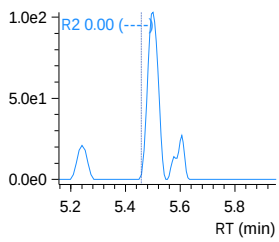

240321_018 (continued)

5_3 FTCA
Conc. ----
R#1 0.00 (154.88)
R#2 0.00 (154.88)
Q 341.00>237.05 (-) 7.80e1

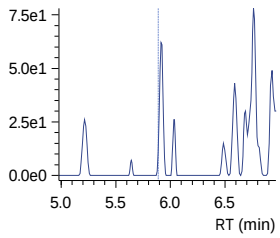

R1 341.00>217.00 (-) 1.18e2

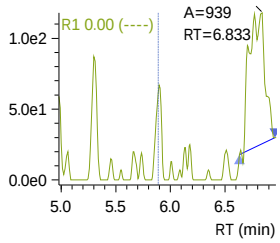

R2 341.00>217.00 (-) 1.18e2

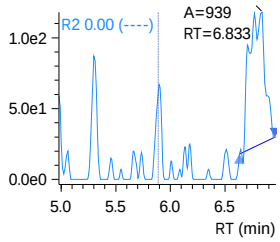

PFPeS
Conc. ----
R#1 0.00 (54.44)
R#2 0.00 (54.44)
Q 349.10>79.90 (-) 7.00e0

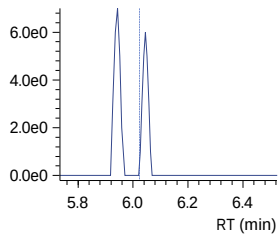

R1 349.10>98.80 (-) 0.00e0

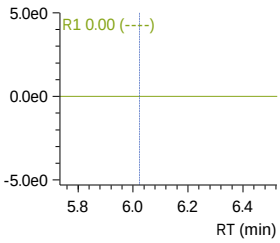

R2 349.10>98.80 (-) 0.00e0

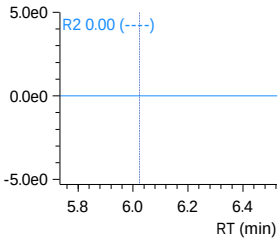

13C4-PFHpA
Conc. 3.5599
Q 367.10>322.00 (-) 1.64e5

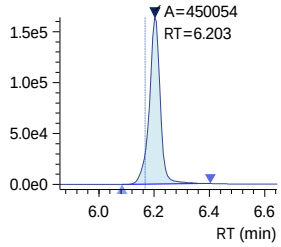

13C4-PFHpA_IS
Conc. 2.5000
ISTD 367.10>322.00 (-) 1.64e5

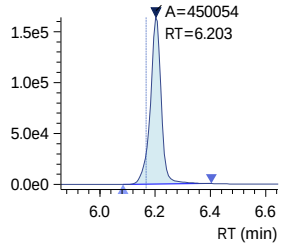

PFHpA
Conc. 0.0089
R#1 0.00 (23.39)
R#2 0.00 (23.39)
Q 363.10>319.00 (-) 1.14e3

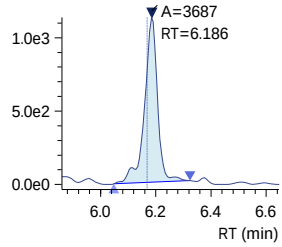

R1 363.10>169.00 (-) 3.24e2

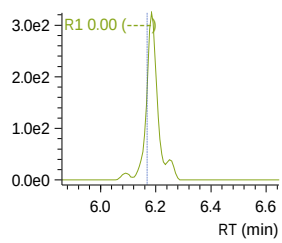

R2 363.10>169.00 (-) 3.24e2

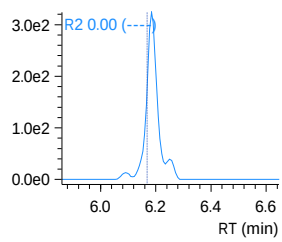

240321_018 (continued)

DONA
Conc. ----
R#1 0.00 (30.39)
R#2 0.00 (30.39)
Q 376.90>250.90 (-) 1.50e1

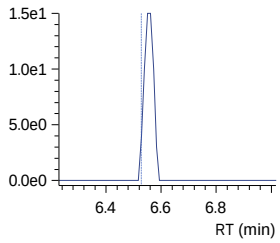

R1 376.90>84.80 (-) 0.00e0

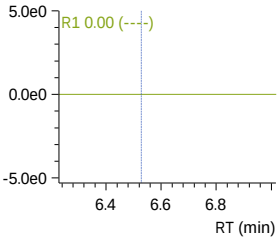

R2 376.90>84.80 (-) 0.00e0

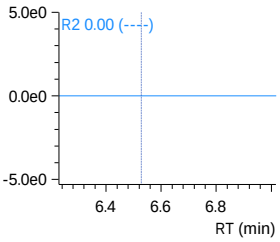

13C2-6_2 FTS_IS
Conc. 5.0000
ISTD 429.10>80.90 (-) 1.34e4

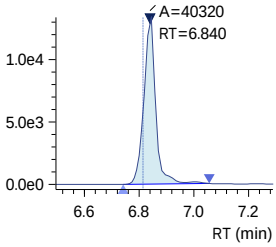

13C2-6_2 FTS
Conc. 5.7390
Q 429.10>80.90 (-) 1.34e4

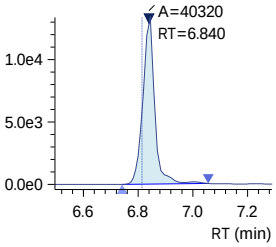

6_2 FTS
Conc. ----
R#1 0.00 (44.48)
R#2 0.00 (44.48)
Q 427.10>407.00 (-) 1.40e1

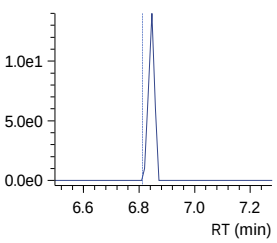

R1 427.10>80.90 (-) 5.90e1

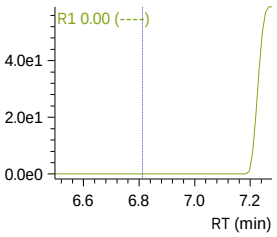

R2 427.10>80.90 (-) 5.90e1

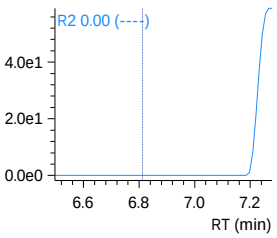

13C4-PFOA_IS
Conc. 2.5000
ISTD 417.10>172.00 (-) 3.65e3

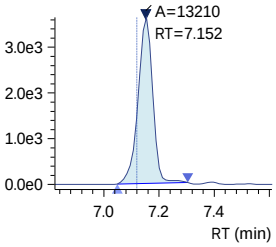

Insight Report
Before Manual Integration
Printed 3/22/2024 10:11:10

240321_018 (continued)

13C8-PFOA_IS
Conc. 2.5000

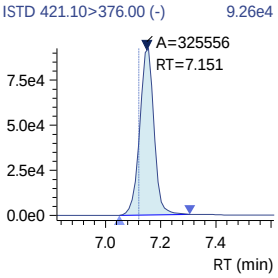

13C8-PFOA
Conc. 4.0018

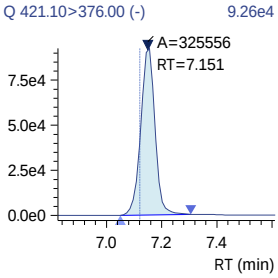

PFOA
Conc. -0.0222
R#1 20.49 (24.47)
R#2 20.49 (24.47)

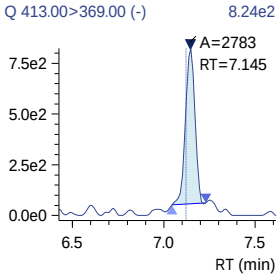

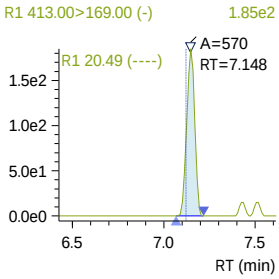

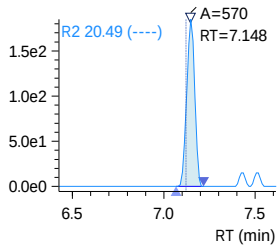

13C3-PFHxS
Conc. 3.7207

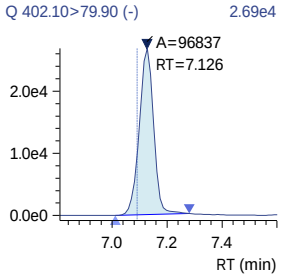

13C3-PFHxS_IS
Conc. 2.5000

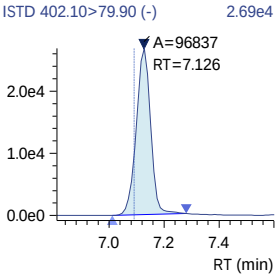

240321_018 (continued)

PFHxS
Conc. ----
R#1 0.00 (57.29)
R#2 0.00 (57.29)
Q 398.70>79.90 (-) 1.04e2

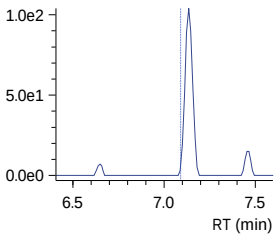

18O2-PFHxS_IS
Conc. 2.5000
ISTD 403.00>83.90 (-) 1.68e4

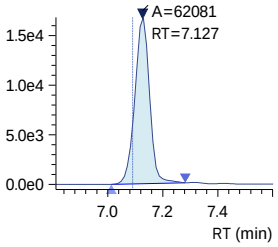

13C9-PFNA_IS
Conc. 1.2500
ISTD 472.10>427.00 (-) 5.76e4

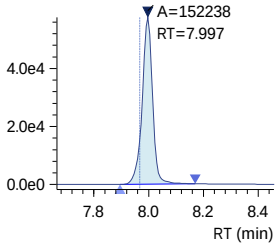

13C9-PFNA
Conc. 1.7743
Q 472.10>427.00 (-) 5.76e4

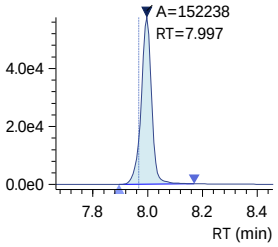

13C5-PFNA_IS
Conc. 1.2500
ISTD 468.00>423.00 (-) 3.56e4

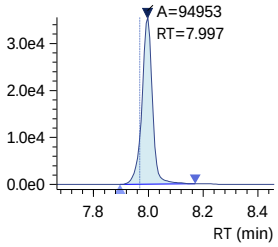

R1 398.70>98.90 (-) 1.32e2

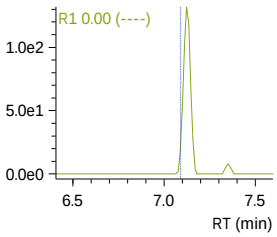

R2 398.70>98.90 (-) 1.32e2

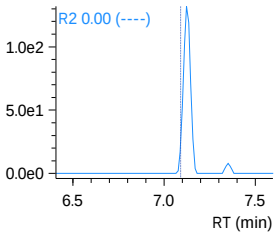

240321_018 (continued)

PFNA
Conc. ----
R#1 0.00 (20.36)
R#2 0.00 (20.36)
Q 463.00>419.00 (-) 8.22e2

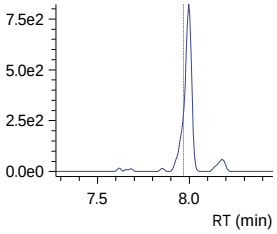

R1 463.00>219.00 (-) 1.75e2

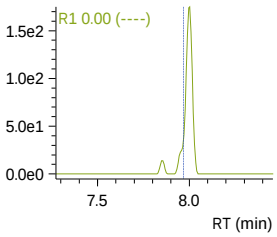

R2 463.00>219.00 (-) 1.75e2

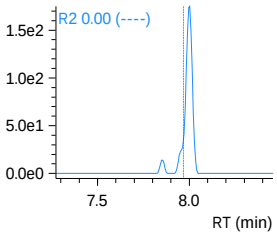

PFHpS
Conc. ----
R#1 0.00 (46.70)
R#2 0.00 (46.70)
Q 449.00>79.90 (-) 1.40e1

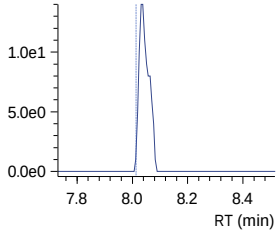

R1 449.00>98.80 (-) 0.00e0

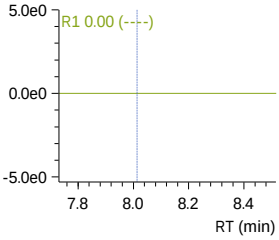

R2 449.00>98.80 (-) 0.00e0

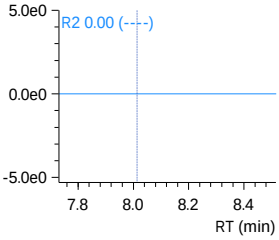

7_3 FTCA
Conc. 0.0369
R#1 0.00 (132.28)
R#2 0.00 (132.28)
Q 441.00>317.00 (-) 1.92e2

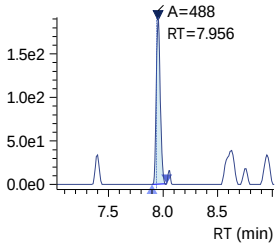

R1 441.00>336.90 (-) 2.82e2

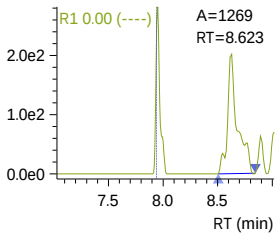

R2 441.00>336.90 (-) 2.82e2

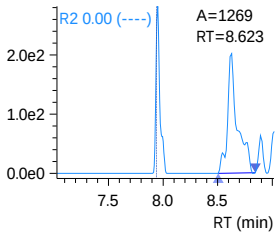

13C2-8_2-FTS
Conc. 5.3352
Q 529.10>80.90 (-) 7.35e3

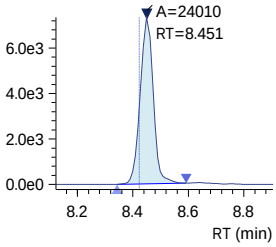

13C2-8_2-FTS_IS
Conc. 5.0000
ISTD 529.10>80.90 (-) 7.35e3

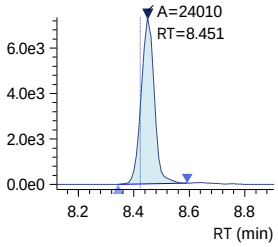

240321_018 (continued)

8_2 FTS
Conc. ----
R#1 0.00 (45.91)
R#2 0.00 (45.91)
Q 527.10>506.95 (-) 0.00e0

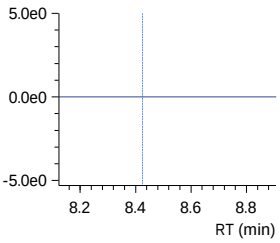

13C6-PFDA_IS
Conc. 1.2500
ISTD 519.10>474.10 (-) 2.91e4

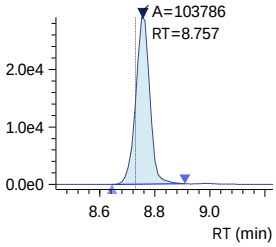

13C6-PFDA
Conc. 1.7237
Q 519.10>474.10 (-) 2.91e4

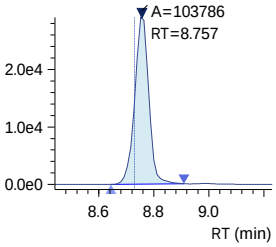

13C2-PFDA_IS
Conc. 1.2500
ISTD 515.10>470.10 (-) 1.88e4

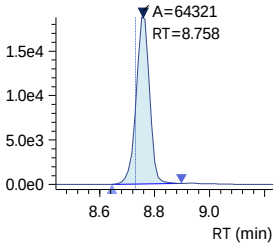

PFDA
Conc. 0.0131
R#1 0.00 (17.64)
R#2 0.00 (17.64)
Q 512.90>469.00 (-) 3.56e2

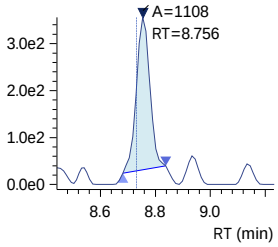

R1 527.10>80.80 (-) 0.00e0

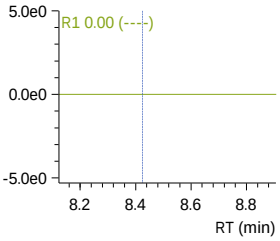

R1 512.90>219.00 (-) 0.00e0

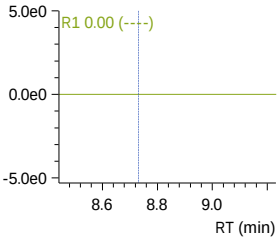

R2 527.10>80.80 (-) 0.00e0

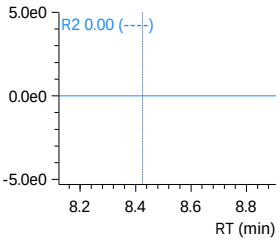

R2 512.90>219.00 (-) 0.00e0

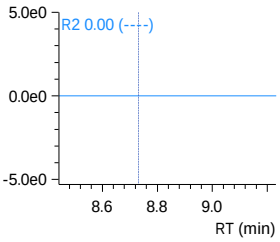

D3-NMeFOSAA_IS
Conc. 5.0000
ISTD 573.20>419.00 (-) 2.81e4

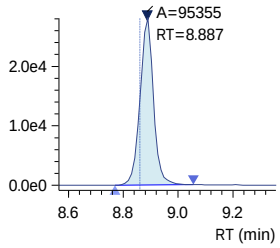

D3-NMeFOSAA
Conc. 5.9365
Q 573.20>419.00 (-) 2.81e4

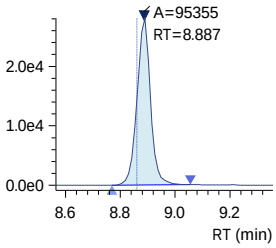

13C8-PFOS_IS
Conc. 2.5000
ISTD 507.10>98.90 (-) 8.90e3

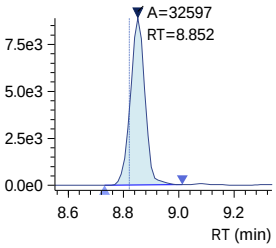

13C8-PFOS
Conc. 3.5065
Q 507.10>98.90 (-) 8.90e3

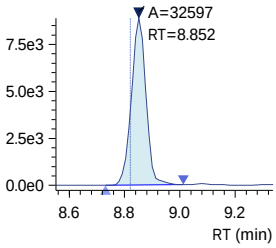

13C4-PFOS_IS
Conc. 2.5000
ISTD 502.80>79.90 (-) 1.85e4

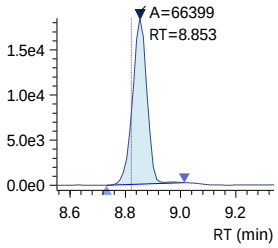

240321_018 (continued)

PFOS
Conc. ----
R#1 0.00 (45.06)
R#2 0.00 (45.06)
Q 498.90>79.90 (-) 6.70e1

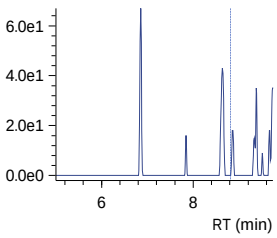

R1 498.90>98.80 (-) 2.20e1

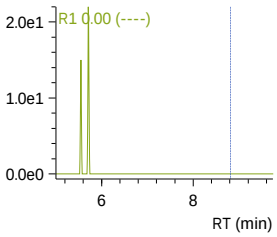

R2 498.90>98.80 (-) 2.20e1

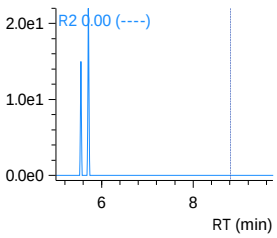

NMeFOSAA
Conc. ----
R#1 0.00 (67.10)
R#2 0.00 (67.10)
Q 570.10>419.00 (-) 0.00e0

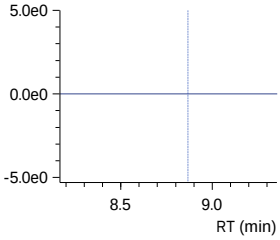

R1 570.10>483.00 (-) 0.00e0

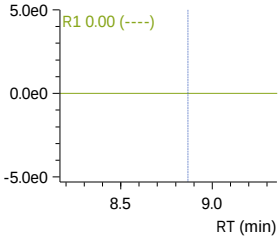

R2 570.10>483.00 (-) 0.00e0

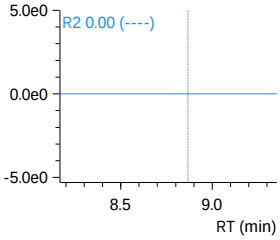

D5-NEtFOSAA_IS
Conc. 5.0000
ISTD 589.20>419.00 (-) 2.66e4

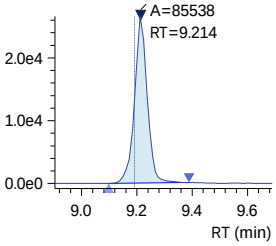

D5-NEtFOSAA
Conc. 7.2684
Q 589.20>419.00 (-) 2.66e4

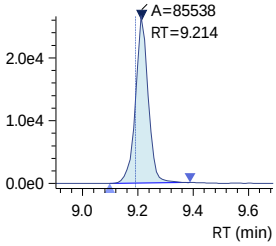

NEtFOSAA
Conc. ----
R#1 0.00 (89.53)
R#2 0.00 (89.53)
Q 584.20>419.10 (-) 0.00e0

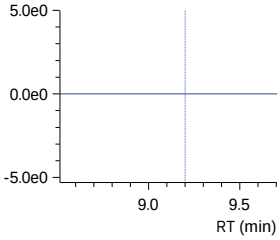

R1 584.20>526.00 (-) 0.00e0

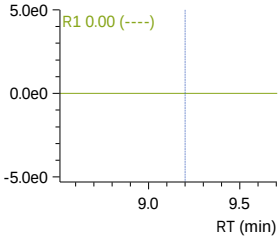

R2 584.20>526.00 (-) 0.00e0

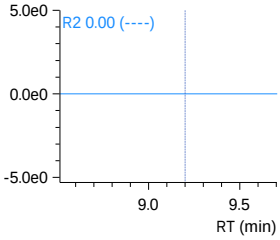

240321_018 (continued)

9-Cl-PF3ONS
Conc. ----
R#1 0.00 (31.69)
R#2 0.00 (31.69)
Q 530.80>351.00 (-) 2.00e1

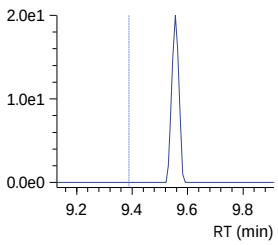

R1 532.80>353.00 (-) 2.00e1

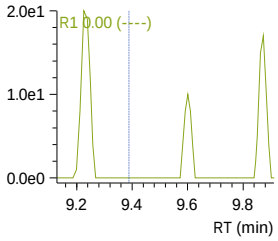

R2 532.80>353.00 (-) 2.00e1

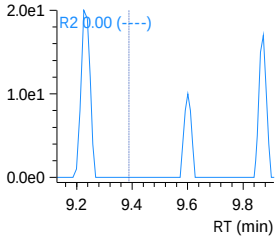

PFUnDA
Conc. 0.0060
R#1 0.00 (10.96)
R#2 0.00 (10.96)
Q 563.10>519.00 (-) 4.52e2

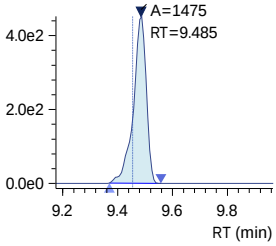

R1 563.10>269.10 (-) 3.70e1

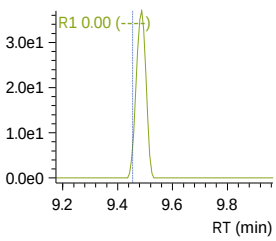

R2 563.10>269.10 (-) 3.70e1

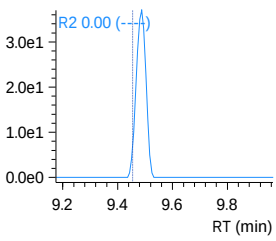

13C7-PFUnDA_IS
Conc. 1.2500
ISTD 570.00>525.10 (-) 3.29e4

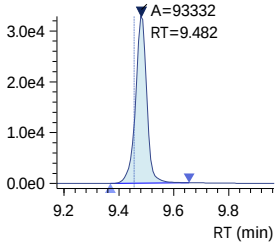

13C7-PFUnDA
Conc. 1.5718
Q 570.00>525.10 (-) 3.29e4

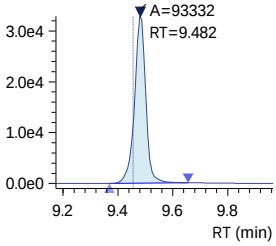

PFNS
Conc. ----
R#1 0.00 (56.91)
R#2 0.00 (56.91)
Q 548.80>79.90 (-) 2.60e1

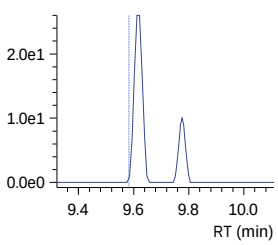

R1 548.80>98.80 (-) 2.60e1

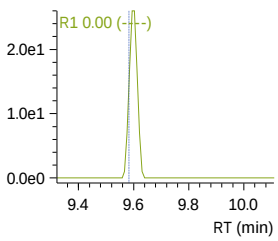

R2 548.80>98.80 (-) 2.60e1

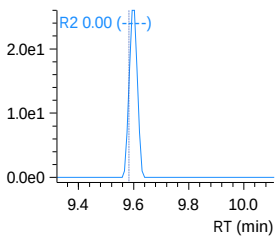

Insight Report
Before Manual Integration
Printed 3/22/2024 10:11:10

240321_018 (continued)

10_2 FTS
Conc. ----
R#1 0.00 (32.29)
R#2 0.00 (32.29)
Q 626.80>607.05 (-) 0.00e0

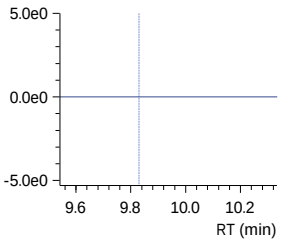

R1 626.80>81.00 (-) 0.00e0

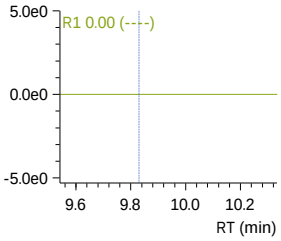

R2 626.80>81.00 (-) 0.00e0

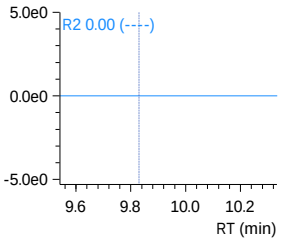

13C2-PFDOA_IS
Conc. 1.2500
ISTD 615.10>570.00 (-) 3.77e4

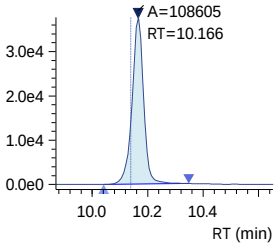

13C2-PFDOA
Conc. 1.5727
Q 615.10>570.00 (-) 3.77e4

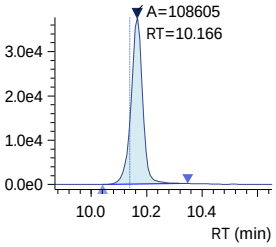

PFDOA
Conc. -0.0076
R#1 0.00 (11.14)
R#2 0.00 (11.14)
Q 613.10>569.00 (-) 3.73e2

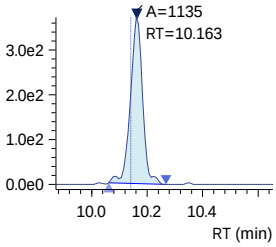

R1 613.10>319.00 (-) 2.80e1

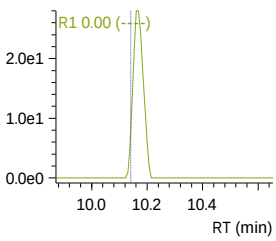

R2 613.10>319.00 (-) 2.80e1

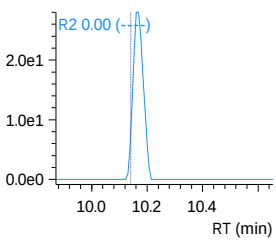

PFDS
Conc. ----
R#1 0.00 (58.01)
R#2 0.00 (58.01)
Q 599.00>79.90 (-) 1.60e1

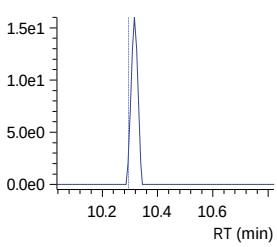

R1 599.00>98.80 (-) 1.10e1

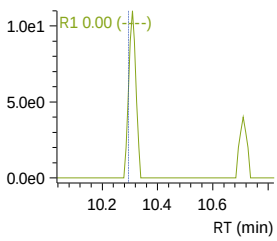

R2 599.00>98.80 (-) 1.10e1

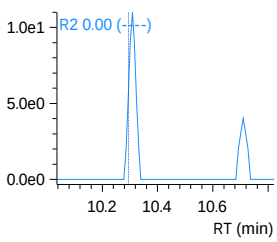

Insight Report
Before Manual Integration
Printed 3/22/2024 10:11:10

240321_018 (continued)

PFTrDA
Conc. ----
R#1 0.00 (16.67)
R#2 0.00 (16.67)
Q 663.00>619.00 (-) 2.93e2

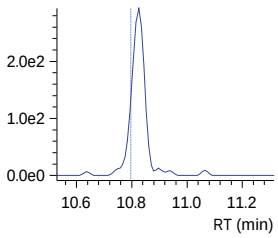

11-Cl-PF3OUdS
Conc. ----
R#1 0.00 (35.04)
R#2 0.00 (35.04)
Q 630.90>451.00 (-) 1.30e1

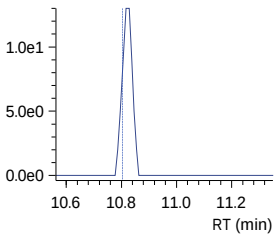

PFOSAm
Conc. ----
Q 498.10>77.90 (-) 3.80e1

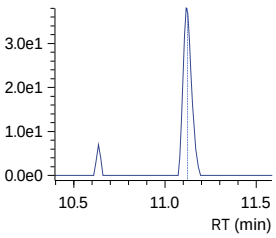

13C8-PFOSAm
Conc. 4.0911
Q 506.10>77.80 (-) 3.24e4

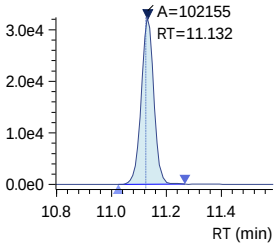

13C8-PFOSAm_IS
Conc. 2.5000
ISTD 506.10>77.80 (-) 3.24e4

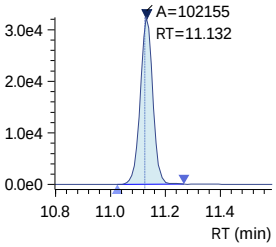

R1 663.00>168.90 (-) 5.80e1

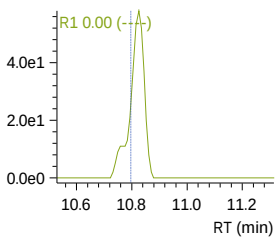

R1 632.90>452.90 (-) 1.50e1

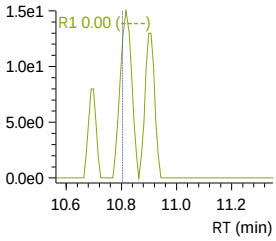

R2 663.00>168.90 (-) 5.80e1

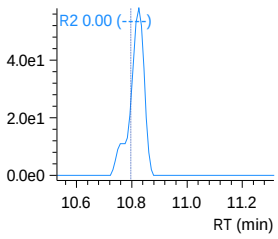

R2 632.90>452.90 (-) 1.50e1

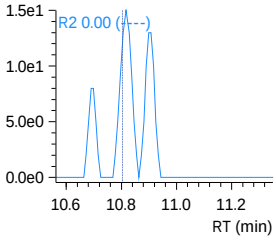

240321_018 (continued)

PFTDA
Conc. -0.0019
R#1 0.00 (17.09)
R#2 0.00 (17.09)
Q 713.10>669.00 (-) 2.79e2

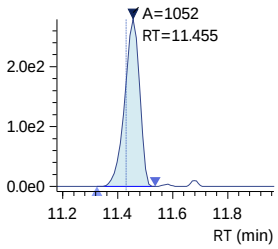

R1 713.10>168.90 (-) 3.90e1

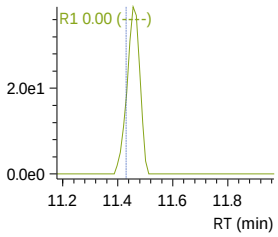

R2 713.10>168.90 (-) 3.90e1

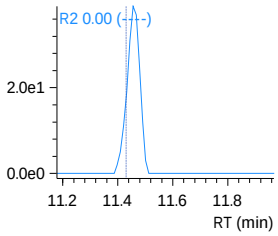

13C2-PFTDA
Conc. 1.6099
Q 715.20>670.00 (-) 1.91e4

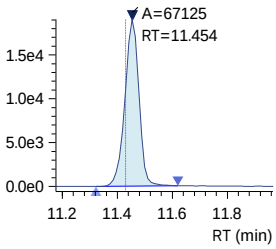

13C2-PFTDA_IS
Conc. 1.2500
ISTD 715.20>670.00 (-) 1.91e4

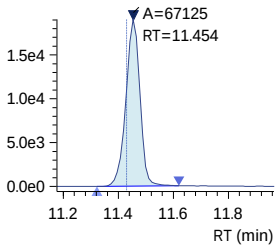

PFDoS
Conc. ----
R#1 0.00 (61.23)
R#2 0.00 (61.23)
Q 699.10>79.90 (-) 5.00e0

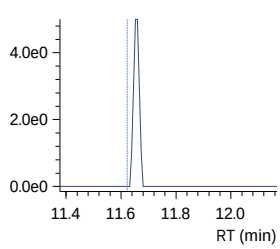

R1 699.10>98.80 (-) 0.00e0

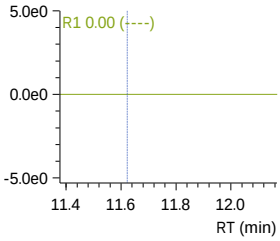

R2 699.10>98.80 (-) 0.00e0

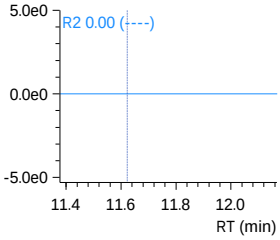

D7-MeFOSE_IS
Conc. 25.0000
ISTD 623.20>58.90 (-) 8.48e4

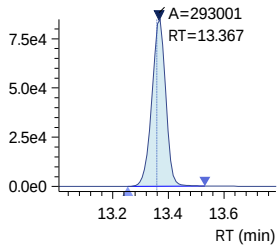

Insight Report
Before Manual Integration
Printed 3/22/2024 10:11:10

240321_018 (continued)

D7-MeFOSE
Conc. 38.3512

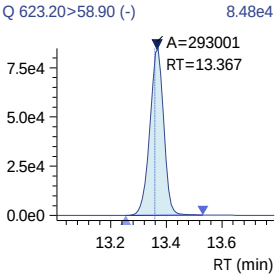

MeFOSE
Conc. ----

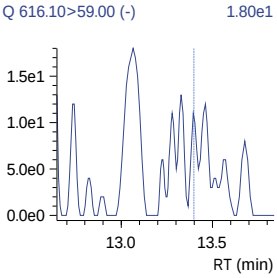

13C2-PFHXDA_IS
Conc. 2.5000

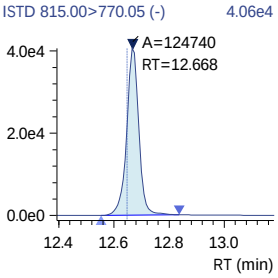

13C2-PFHXDA
Conc. 2.9095

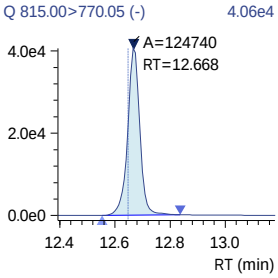

PFHXDA
Conc. 0.0063
R#1 0.00 (10.78)
R#2 0.00 (10.78)

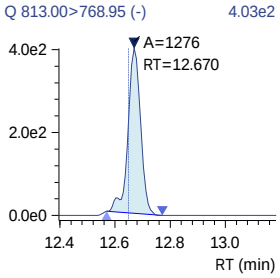

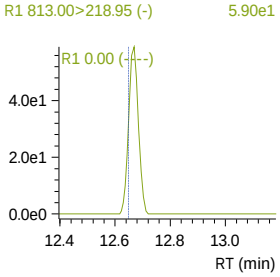

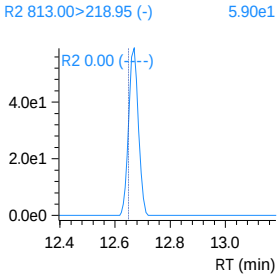

Insight Report
Before Manual Integration
Printed 3/22/2024 10:11:10

240321_018 (continued)

D3-MeFOSA
Conc. 3.5762

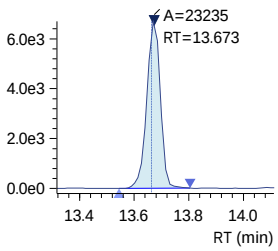

D3-MeFOSA_IS
Conc. 2.5000

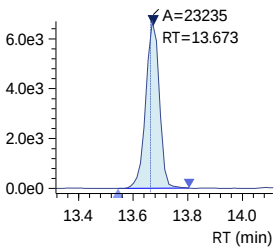

MeFOSA
Conc. ----
R#1 0.00 (156.31)
R#2 0.00 (156.31)

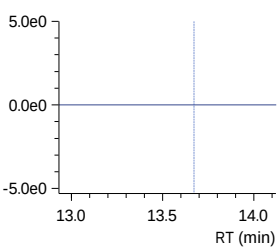

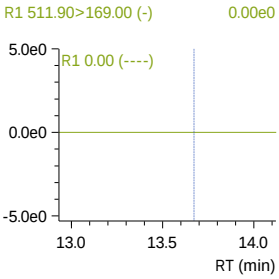

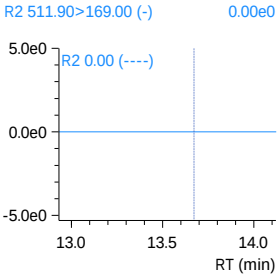

D9-EtFOSE_IS
Conc. 25.0000

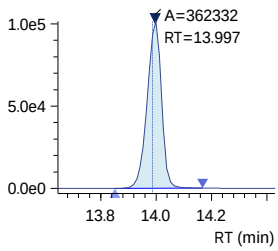

D9-EtFOSE
Conc. 41.5449

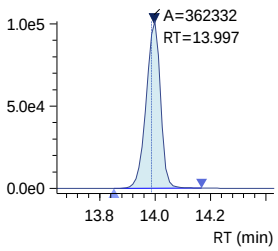

Insight Report
Before Manual Integration
Printed 3/22/2024 10:11:10

240321_018 (continued)

EtFOSE
Conc. ----

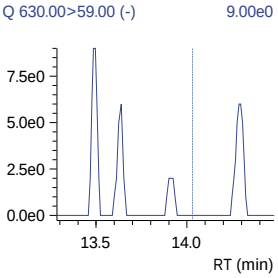

D5-EtFOSAm
Conc. 3.6817

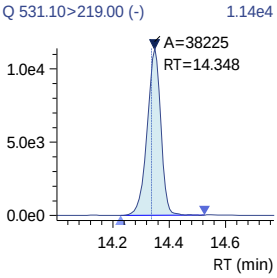

D5-EtFOSAm_IS
Conc. 2.5000

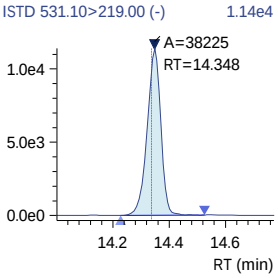

EtFOSAm
Conc. ----
R#1 0.00 (177.75)
R#2 0.00 (177.75)

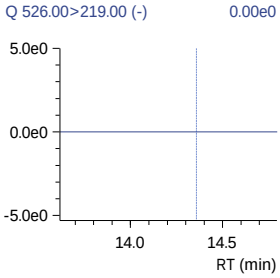

PFODA
Conc. ----
R#1 0.00 (31.66)
R#2 0.00 (31.66)

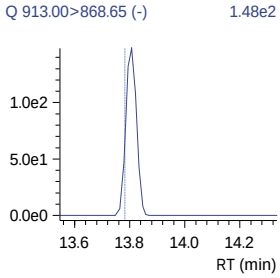

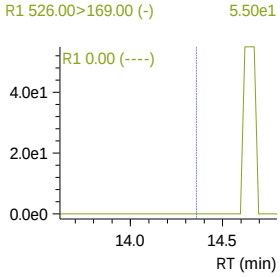

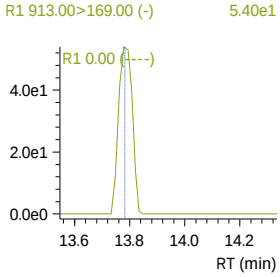

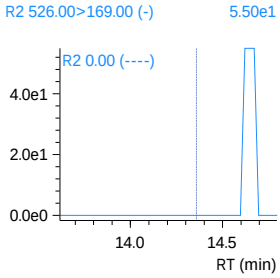

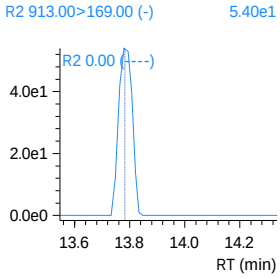

1st PS 03/22/24
2nd 03/25/24

Validation Report

Data File: J:\LCMS08\Data\240321_1633_B1\240321_032
Lab ID: KQ2404325-15
RunType: CCB
Matrix: Soil

Date Acquired: 3/21/24 22:41
Batch ID: 835726
Analysis Method: 1633/PFAS_DOD5.4

Validations

Validation Categories	Pass	Fail
ICAL Analyte Recovery	X	
Second Source ICAL Verification	X	
Continuing Calibration Recovery	X	
Internal Standards	X	
Surrogates		X
Above Highest ICAL Level	X	

Analyte Exceptions

Exception Categories	Analyte Name	Result	Low Limit	High Limit	Corrective Action
Surrogates	13C5-PFPeA	167	20	150	high bias, native <MRL
	13C4-PFHpA	161	20	150	
	13C8-PFOA	154	20	150	
	D9-EtFOSE	151	20	150	
	13C3-HFPO-DA	167	20	150	

Primary Review: _____

Secondary Review: _____

Printed: 3/22/24 13:34
\\alprews001\starlims$\LIMSReps\QuantValidation.rpt

1st PS 03/22/24
2nd 03/25/24

Quantitation Report

Data File:	J:\LCMS08\Data\240321_1633_B1\240321_032	**Instrument:**	K-LCMS-08
Acqu Date:	3/21/24 22:41	**Vial:**	29
Run Type:	CCB	**Dilution:**	1
Lab ID:	KQ2404325-15	**Raw Units:**	ng/mL

Bottle ID:		**Tier:**	IV	**Matrix:**	Soil
Prod Code:	PFAS_DOD5.4	**Collect Date:**	3/7/24	**Receive Date:**	3/8/24

Analysis Lot:	835726	**Prep Lot:**		**Report Group:**	KQ2404325
Analysis	1633	**Prep Method:**			
		Prep Date:			

Title:	Per- and Polyfluoroalkyl Substances (PFAS) by LC/MS/MS Compliant with Table B-24 of DOD QSM	**Calibration ID:**	KC2400137
		Report List ID:	24615

Internal Standard Compounds

Parameter Name	RT	RT Dev	Response	Solution Conc	Area Criteria
18O2-PFHxS	7.124	+0.05	65207	2.5000	OK
13C4-PFOS	8.851	+0.04	69085	2.5000	OK
13C3-PFBA	1.505	+0.17	324251	5.0000	OK
13C2-PFHxA	5.028	+0.07	237169	2.5000	OK
13C4-PFOA	7.149	+0.05	14200	2.5000	OK
13C5-PFNA	7.995	+0.04	92675	1.2500	OK
13C2-PFDA	8.757	+0.04	61639	1.2500	OK

Surrogate Compounds

Parameter Name	RT	RT Dev	Response	Solution Conc	% Rec		% Rec Criteria	Rpt?
13C3-PFBS	4.700	+0.08	135447	3.4082	136		20 - 150	Y
13C3-PFHxS	7.123	+0.05	99505	3.6399	146		20 - 150	Y
13C8-PFOS	8.851	+0.04	30009	3.1026	124		20 - 150	Y
13C4-PFBA	1.503	+0.17	862791	13.4914	135		20 - 150	Y
13C5-PFPeA	3.570	+0.10	220306	8.3484	167	*	20 - 150	Y
13C5-PFHxA	5.028	+0.07	270280	3.4845	139		20 - 150	Y
13C4-PFHpA	6.199	+0.05	431243	4.0216	161	*	20 - 150	Y
13C8-PFOA	7.149	+0.05	335890	3.8407	154	*	20 - 150	Y
13C9-PFNA	7.994	+0.04	150289	1.7946	144		20 - 150	Y
13C6-PFDA	8.756	+0.04	102002	1.7678	141		20 - 150	Y
13C7-PFUnDA	9.481	+0.04	86498	1.5201	122		20 - 150	Y
13C2-PFDoDA	10.163	+0.03	104410	1.5777	126		20 - 150	Y
13C2-PFTeDA	11.453	+0.03	59775	1.4960	120		20 - 150	Y
13C8-FOSA	11.134	+0.00	93519	3.5996	144		20 - 150	Y
D3-MeFOSA	13.674	+0.00	23169	3.4274	137		20 - 150	Y
D5-EtFOSA	14.348		36834	3.4098	136		20 - 150	Y
D7-MeFOSE	13.369		277088	34.8580	139		20 - 150	Y
D9-EtFOSE	13.998		342319	37.7240	151	*	20 - 150	Y

1st PS 03/22/24
2nd 03/25/24

Data File:	J:\LCMS08\Data\240321_1633_B1\240321_032	**Instrument:**	K-LCMS-08
Acqu Date:	3/21/24 22:41	**Vial:**	29
Run Type:	CCB	**Dilution:**	1
Lab ID:	KQ2404325-15	**Raw Units:**	ng/mL

Surrogate Compounds

Parameter Name	RT	RT Dev	Response	Solution Conc	% Rec		% Rec Criteria	Rpt?
D3-MeFOSAA	8.887	+0.03	92559	5.5383	111		20 - 150	Y
D5-EtFOSAA	9.215	+0.03	76892	6.2797	126		20 - 150	Y
13C2-4:2 FTS	4.711	+0.06	42253	4.6151	92		20 - 150	Y
13C2-6:2 FTS	6.838	+0.04	29336	3.9755	80		20 - 150	Y
13C2-8:2 FTS	8.450	+0.04	19890	4.2078	84		20 - 150	Y
13C3-HFPO-DA	5.497	+0.07	518271	16.6934	167	*	20 - 150	Y

Target Compounds

Final Conc.Units: ng/g

Parameter Name	RT	RT Dev	Response	Solution Conc	Final Conc	Q	Rpt?
Perfluorobutane sulfonic acid (PFBS)	0		0	0	0	U	Y
Perfluoropentane sulfonic acid (PFPeS)	0		0	0	0	U	Y
Perfluorohexane sulfonic acid (PFHxS)	7.129	+0.06	202	0.0037	0.0037	U	Y
Perfluoroheptane sulfonic acid (PFHpS)	0		0	0	0	U	Y
Perfluorooctane sulfonic acid (PFOS)	8.653	-0.16	178	-0.0064	0	U	Y
Perfluorononane sulfonic acid (PFNS)	0		0	0	0	U	Y
Perfluorodecane sulfonic acid (PFDS)	0		0	0	0	U	Y
Perfluorododecane sulfonic acid (PFDoS)	0		0	0	0	U	Y
Perfluorobutanoic acid (PFBA)	1.479	+0.14	2681	-0.0186	0	U	Y
Perfluoropentanoic acid (PFPeA)	3.574	+0.10	979	0.0062	0.0062	U	Y
Perfluorohexanoic acid (PFHxA)	5.024	+0.07	595	0.0163	0.016	U	Y
Perfluoroheptanoic acid (PFHpA)	6.181	+0.03	2914	0.0049	0.0049	U	Y
Perfluorooctanoic acid (PFOA)	7.145	+0.04	3312	-0.0187	0	U	Y
Perfluorononanoic acid (PFNA)	7.995	+0.04	1733	-0.0056	0	U	Y
Perfluorodecanoic acid (PFDA)	8.755	+0.03	1573	0.0190	0.019	U	Y
Perfluoroundecanoic acid (PFUnDA)	9.480	+0.03	1216	0.0040	0.0040	U	Y
Perfluorododecanoic acid (PFDOA)	10.161	+0.03	1065	-0.0081	0	U	Y
Perfluorotridecanoic acid (PFTrDA)	10.820	+0.03	937	-0.0071	0	U	Y
Perfluorotetradecanoic acid (PFTDA)	11.454	+0.03	579	-0.0106	0	U	Y
Perfluorooctane sulfonamide (PFOSAm)	11.123	-0.01	226	0.0055	0.0055	U	Y
N-Methylperfluorooctane sulfonamide (MeFOSA)	0		0	0	0	U	Y
N-Ethylperfluorooctane sulfonamide (EtFOSAm)	0		0	0	0	U	Y
N-Methylperfluorooctane sulfonamido ethanol (MeFOSE)	0		0	0	0	U	Y
N-Ethylperfluorooctane sulfonamido ethanol (EtFOSE)	14.036	0.00	166	0.0102	0.010	U	Y
N-Methylperfluorooctane sulfonamido acetic acid (NMeFOSAA)	0		0	0	0	U	Y

1st PS 03/22/24
2nd 03/25/24

Data File:	J:\LCMS08\Data\240321_1633_B1\240321_032	**Instrument:**	K-LCMS-08
Acqu Date:	3/21/24 22:41	**Vial:**	29
Run Type:	CCB	**Dilution:**	1
Lab ID:	KQ2404325-15	**Raw Units:**	ng/mL

Target Compounds

Final Conc.Units: ng/g

Parameter Name	RT	RT Dev	Response	Solution Conc	Final Conc	Q	Rpt?
N-Ethylperfluorooctane sulfonamido acetic acid (NEtFOSAA)	0		0	0	0	U	Y
1H, 1H, 2H, 2H-Perfluorohexanesulfonic acid (4:2 FTS)	0		0	0	0	U	Y
1H, 1H, 2H, 2H-Perfluorooctanesulfonic acid (6:2 FTS)	0		0	0	0	U	Y
1H, 1H, 2H, 2H-Perfluorodecanesulfonic acid (8:2 FTS)	0		0	0	0	U	Y
4,4,5,5,6,6,6-Heptafluorohexanoic acid (3:3 FTCA)	0		0	0	0	U	Y
2H,2H,3H,3H-Perfluorooctanoic acid (5:3 FTCA)	0		0	0	0	U	Y
2H,2H,3H,3H-Perfluorodecanoic acid (7:3 FTCA)	7.954	+0.02	670	0.0573	0.057	U	Y
Perfluoro(2-ethoxyethane) sulfonic acid (PFEESA)	0		0	0	0	U	Y
9-Chlorohexadecafluoro-3-oxanonane-1-sulfonic acid (9-Cl-PF3ONS)	0		0	0	0	U	Y
11-Chloroeicosafluoro-3-oxaundecane-1-sulfonic acid (11-Cl-PF3OUdS)	10.827	+0.03	45	0.0003	0.00030	U	Y
Perfluoro-3-methoxypropanoic acid (PFMPA)	0		0	0	0	U	Y
Perfluoro-4-methoxybutanoic acid (PFMBA)	4.089	+0.09	60	0.0006	0.00060	U	Y
Hexafluoropropyleneoxide dimer acid (HFPO-DA) (GenX)	5.500	+0.07	160	-0.0040	0	U	Y
Nonafluoro-3,6-dioxaheptanoic acid (NFDHA)	4.891	+0.08	489	0.0022	0.0022	U	Y
4,8-Dioxa-3H-perfluorononanoic acid (DONA)	0		0	0	0	U	Y

U: Undetected at or above MDL
J: Analyte detected above MDL, but below MRL
B: Hit above MRL also found in Method Blank
E: Analyte concentration above high point of ICAL
N: Presumptive evidence of compound

D: Result from dilution
m: Manual integration performed
d: Compound manually deleted
NR: Analyte not reported from this analysis

*: Result fails acceptance criteria
#: Acceptance criteria not applicable
?: Insufficient information to determine acceptance
e: Result >= MRL, but MRL less than low point of ICAL
c: check for co-elution

Printed: 3/22/24 13:34
\\alprews001\starlims$\LIMSReps\QuantValidation.rpt

Insight Report
Ion Ratio Confirmation
Printed 3/22/2024 13:04:13

240321_032

Sample ID: 1633 CCB
Date Acquired: 3/21/2024 10:41:53 PM
Acquired by: System Administrator
Data File: 240321_032
Vial: 54 | Inj. Volume: 10.0000uL | Tray: 1

Name	m/z	Ref 1 m/z	Area	Ref 1 Measured	Ref 1 Actual Ratio	Ref 1 Set Ratio	Ref 2 Measured	Ref 2 Actual Ratio	Ref 2 Set Ratio	Flag ID
13C4-PFBA	216.80>171.90	----	862791	----	----	----	----	----	----	
13C4-PFBA_IS	216.80>171.90	----	862791	----	----	----	----	----	----	
13C3-PFBA_IS	216.00>172.00	----	324251	----	----	----	----	----	----	
PFBA	212.80>169.05	----	2681	----	----	----	----	----	----	
PFMPA	229.00>84.90	----	----	----	----	----	----	----	----	
3_3 FTCA	241.00>177.10	241.00>117.00	----	0	0.00	136.14	0	0.00	141.47	
13C5-PFPeA	268.30>223.00	----	220306	----	----	----	----	----	----	
13C5-PFPeA_IS	268.30>223.00	----	220306	----	----	----	----	----	----	
PFPeA	263.00>219.00	----	979	----	----	----	----	----	----	
PFMBA	279.00>84.95	----	60	----	----	----	----	----	----	
13C2-4_2 FTS	329.10>80.90	----	42253	----	----	----	----	----	----	
13C2-4_2 FTS_IS	329.10>80.90	----	42253	----	----	----	----	----	----	
4_2 FTS	327.10>307.00	327.10>80.90	----	0	0.00	33.08	0	0.00	27.71	
13C3-PFBS_IS	302.10>79.90	----	135447	----	----	----	----	----	----	
PFBS	298.70>79.90	298.70>98.80	----	0	0.00	46.53	0	0.00	44.64	
13C3-PFBS	302.10>79.90	----	135447	----	----	----	----	----	----	
NFDHA	295.00>201.00	295.00>84.90	489	218	44.64	36.44	218	44.64	34.56	
13C5-PFHxA	318.00>273.00	----	270280	----	----	----	----	----	----	
13C5-PFHxA_IS	318.00>273.00	----	270280	----	----	----	----	----	----	
13C2-PFHxA_IS	315.10>270.00	----	237169	----	----	----	----	----	----	
PFHxA	313.00>269.00	----	595	----	----	----	----	----	----	
PFEESA	314.80>135.00	314.80>82.90	----	0	0.00	5.25	0	0.00	5.67	
13C3-HFPO-DA	286.90>168.90	----	518271	----	----	----	----	----	----	
13C3-HFPO-DA_IS	286.90>168.90	----	518271	----	----	----	----	----	----	
HFPO-DA	284.90>168.90	284.90>184.90	160	415	259.46	62.57	415	259.46	64.50	IRr
5_3 FTCA	341.00>237.05	341.00>217.00	----	0	0.00	154.88	0	0.00	154.15	
PFPeS	349.10>79.90	349.10>98.80	----	0	0.00	54.44	0	0.00	56.96	
13C4-PFHpA	367.10>322.00	----	431243	----	----	----	----	----	----	
13C4-PFHpA_IS	367.10>322.00	----	431243	----	----	----	----	----	----	
PFHpA	363.10>319.00	363.10>169.00	2914	624	21.41	23.39	624	21.41	22.63	
DONA	376.90>250.90	376.90>84.80	----	0	0.00	30.39	0	0.00	28.87	
13C2-6_2 FTS_IS	429.10>80.90	----	29336	----	----	----	----	----	----	
13C2-6_2 FTS	429.10>80.90	----	29336	----	----	----	----	----	----	
6_2 FTS	427.10>407.00	427.10>80.90	----	0	0.00	44.48	0	0.00	40.73	
13C4-PFOA_IS	417.10>172.00	----	14200	----	----	----	----	----	----	
13C8-PFOA_IS	421.10>376.00	----	335890	----	----	----	----	----	----	

J:\LCMS08\Data\240321_1633_B1\240321_1633_B1.damlp .

Ref 1 Set Ratio assigned from calibration mid-point; Ref 2 Set Ratio assigned from opening calibration verification.
IRr - Ion ratio outside either set of criteria. Exceedances for reported detections to be "I" flagged in the analytical report.

240321_032 (continued)

(Table continued from previous page)

Name	m/z	Ref 1 m/z	Area	Ref 1 Measured	Ref 1 Actual Ratio	Ref 1 Set Ratio	Ref 2 Measured	Ref 2 Actual Ratio	Ref 2 Set Ratio	Flag ID
13C8-PFOA	421.10>376.00	----	335890	----	----	----	----	----	----	
PFOA	413.00>369.00	413.00>169.00	3312	735	22.19	24.47	735	22.19	24.84	
13C3-PFHxS	402.10>79.90	----	99505	----	----	----	----	----	----	
13C3-PFHxS_IS	402.10>79.90	----	99505	----	----	----	----	----	----	
PFHxS	398.70>79.90	398.70>98.90	202	202	100.00	57.29	202	100.00	58.76	IRr
18O2-PFHxS_IS	403.00>83.90	----	65207	----	----	----	----	----	----	
13C9-PFNA_IS	472.10>427.00	----	150289	----	----	----	----	----	----	
13C9-PFNA	472.10>427.00	----	150289	----	----	----	----	----	----	
13C5-PFNA_IS	468.00>423.00	----	92675	----	----	----	----	----	----	
PFNA	463.00>419.00	463.00>219.00	1733	382	22.05	20.36	382	22.05	19.31	
PFHpS	449.00>79.90	449.00>98.80	----	0	0.00	46.70	0	0.00	48.05	
7_3 FTCA	441.00>317.00	441.00>336.90	670	601	89.74	132.28	601	89.74	133.47	
13C2-8_2-FTS	529.10>80.90	----	19890	----	----	----	----	----	----	
13C2-8_2-FTS_IS	529.10>80.90	----	19890	----	----	----	----	----	----	
8_2 FTS	527.10>506.95	527.10>80.80	----	0	0.00	45.91	0	0.00	45.20	
13C6-PFDA_IS	519.10>474.10	----	102002	----	----	----	----	----	----	
13C6-PFDA	519.10>474.10	----	102002	----	----	----	----	----	----	
13C2-PFDA_IS	515.10>470.10	----	61639	----	----	----	----	----	----	
PFDA	512.90>469.00	512.90>219.00	1573	308	19.59	17.64	308	19.59	19.20	
D3-NMeFOSAA_IS	573.20>419.00	----	92559	----	----	----	----	----	----	
D3-NMeFOSAA	573.20>419.00	----	92559	----	----	----	----	----	----	
13C8-PFOS_IS	507.10>98.90	----	30009	----	----	----	----	----	----	
13C8-PFOS	507.10>98.90	----	30009	----	----	----	----	----	----	
13C4-PFOS_IS	502.80>79.90	----	69085	----	----	----	----	----	----	
PFOS	498.90>79.90	498.90>98.80	178	173	97.00	45.06	173	97.00	47.87	IRr, RTi
NMeFOSAA	570.10>419.00	570.10>483.00	----	0	0.00	67.10	0	0.00	60.24	
D5-NEtFOSAA_IS	589.20>419.00	----	76892	----	----	----	----	----	----	
D5-NEtFOSAA	589.20>419.00	----	76892	----	----	----	----	----	----	
NEtFOSAA	584.20>419.10	584.20>526.00	----	0	0.00	89.53	0	0.00	72.57	
9-Cl-PF3ONS	530.80>351.00	532.80>353.00	----	0	0.00	31.69	0	0.00	30.68	
PFUnDA	563.10>519.00	563.10>269.10	1216	157	12.94	10.96	157	12.94	11.56	
13C7-PFUnDA_IS	570.00>525.10	----	86498	----	----	----	----	----	----	
13C7-PFUnDA	570.00>525.10	----	86498	----	----	----	----	----	----	
PFNS	548.80>79.90	548.80>98.80	----	0	0.00	56.91	0	0.00	61.27	
10_2 FTS	626.80>607.05	626.80>81.00	----	0	0.00	32.29	0	0.00	29.61	
13C2-PFDOA_IS	615.10>570.00	----	104410	----	----	----	----	----	----	
13C2-PFDOA	615.10>570.00	----	104410	----	----	----	----	----	----	
PFDOA	613.10>569.00	613.10>319.00	1065	122	11.45	11.14	122	11.45	10.73	
PFDS	599.00>79.90	599.00>98.80	----	0	0.00	58.01	0	0.00	58.67	
PFTrDA	663.00>619.00	663.00>168.90	937	89	9.52	16.67	89	9.52	15.36	

J:\LCMS08\Data\240321_1633_B1\240321_1633_B1.damlp .

Ref 1 Set Ratio assigned from calibration mid-point; Ref 2 Set Ratio assigned from opening calibration verification.
IRr - Ion ratio outside either set of criteria. Exceedances for reported detections to be "I" flagged in the analytical report.



Insight Report
Ion Ratio Confirmation
Printed 3/22/2024 13:04:13

240321_032 (continued)

(Table continued from previous page)

Name	m/z	Ref 1 m/z	Area	Ref 1 Measured	Ref 1 Actual Ratio	Ref 1 Set Ratio	Ref 2 Measured	Ref 2 Actual Ratio	Ref 2 Set Ratio	Flag ID
11-Cl-PF3OUdS	630.90>451.00	632.90>452.90	45	8	17.16	35.04	8	17.16	35.75	IRr
PFOSAm	498.10>77.90	----	226	----	----	----	----	----	----	
13C8-PFOSAm	506.10>77.80	----	93519	----	----	----	----	----	----	
13C8-PFOSAm_IS	506.10>77.80	----	93519	----	----	----	----	----	----	
PFTDA	713.10>669.00	713.10>168.90	579	167	28.90	17.09	167	28.90	18.64	IRr
13C2-PFTDA	715.20>670.00	----	59775	----	----	----	----	----	----	
13C2-PFTDA_IS	715.20>670.00	----	59775	----	----	----	----	----	----	
PFDoS	699.10>79.90	699.10>98.80	----	0	0.00	61.23	0	0.00	68.82	
D7-MeFOSE_IS	623.20>58.90	----	277088	----	----	----	----	----	----	
D7-MeFOSE	623.20>58.90	----	277088	----	----	----	----	----	----	
MeFOSE	616.10>59.00	----	----	----	----	----	----	----	----	
13C2-PFHXDA_IS	815.00>770.05	----	119081	----	----	----	----	----	----	
13C2-PFHXDA	815.00>770.05	----	119081	----	----	----	----	----	----	
PFHXDA	813.00>768.95	813.00>218.95	1385	160	11.53	10.78	160	11.53	11.00	
D3-MeFOSA	515.00>219.00	----	23169	----	----	----	----	----	----	
D3-MeFOSA_IS	515.00>219.00	----	23169	----	----	----	----	----	----	
MeFOSA	511.90>219.00	511.90>169.00	----	0	0.00	156.31	0	0.00	156.72	
D9-EtFOSE_IS	639.20>58.90	----	342319	----	----	----	----	----	----	
D9-EtFOSE	639.20>58.90	----	342319	----	----	----	----	----	----	
EtFOSE	630.00>59.00	----	166	----	----	----	----	----	----	
D5-EtFOSAm	531.10>219.00	----	36834	----	----	----	----	----	----	
D5-EtFOSAm_IS	531.10>219.00	----	36834	----	----	----	----	----	----	
EtFOSAm	526.00>219.00	526.00>169.00	----	0	0.00	177.75	0	0.00	149.59	
PFODA	913.00>868.65	913.00>169.00	495	43	8.65	31.66	43	8.65	33.60	IRr

Flag ID key: IRr: Ion Ratio (Relative), RTi: RT Diff (Absolute ISTD)

Insight Report
Quantitation/Integration
Printed 3/22/2024 13:35:57

240321_032

Sample ID: 1633 CCB
Date Acquired: 3/21/2024 10:41:53 PM
Acquired by: System Administrator
Data File: 240321_032
Vial: 54 | Inj. Volume: 10.0000uL | Tray: 1

Name	Mode ID	Found RT	RT Diff	ISTD RT Diff	Area	ISTD Area	ISTD Name	Conc.	Unit	Flag ID
13C4-PFBA	Auto	1.503	0.145	-0.002	862791	324251	13C3-PFBA_IS	13.4914	ng/mL	
13C4-PFBA_IS	Auto	1.503	0.145	----	862791	862791	----	10.0000	ng/mL	
13C3-PFBA_IS	Auto	1.505	0.146	----	324251	324251	----	5.0000	ng/mL	
PFBA	Auto	1.479	0.118	-0.024	2681	862791	13C4-PFBA_IS	-0.0186	ng/mL	
PFMPA	ND(W/B)	----	----	----	----	220306	13C5-PFPeA_IS	----	ng/mL	
3_3 FTCA	ND(W/B)	----	----	----	----	220306	13C5-PFPeA_IS	----	ng/mL	
13C5-PFPeA	Auto	3.570	0.067	-1.458	220306	237169	13C2-PFHxA_IS	8.3484	ng/mL	
13C5-PFPeA_IS	Auto	3.570	0.067	----	220306	220306	----	5.0000	ng/mL	
PFPeA	Auto	3.574	0.068	0.004	979	220306	13C5-PFPeA_IS	0.0062	ng/mL	
PFMBA	M	4.089	0.056	0.519	60	220306	13C5-PFPeA_IS	0.0006	ng/mL	
13C2-4_2 FTS	Auto	4.711	0.035	-2.413	42253	65207	18O2-PFHxS_IS	4.6151	ng/mL	
13C2-4_2 FTS_IS	Auto	4.711	0.035	----	42253	42253	----	5.0000	ng/mL	
4_2 FTS	ND(W/B)	----	----	----	----	42253	13C2-4_2 FTS_IS	----	ng/mL	
13C3-PFBS_IS	Auto	4.700	0.050	----	135447	135447	----	2.5000	ng/mL	
PFBS	ND(W/B)	----	----	----	----	135447	13C3-PFBS_IS	----	ng/mL	
13C3-PFBS	Auto	4.700	0.050	-2.424	135447	65207	18O2-PFHxS_IS	3.4082	ng/mL	
NFDHA	M	4.891	0.049	-0.137	489	270280	13C5-PFHxA_IS	0.0022	ng/mL	
13C5-PFHxA	Auto	5.028	0.045	0.000	270280	237169	13C2-PFHxA_IS	3.4845	ng/mL	
13C5-PFHxA_IS	Auto	5.028	0.045	----	270280	270280	----	2.5000	ng/mL	
13C2-PFHxA_IS	Auto	5.028	0.044	----	237169	237169	----	2.5000	ng/mL	
PFHxA	M	5.024	0.038	-0.004	595	270280	13C5-PFHxA_IS	0.0163	ng/mL	
PFEESA	ND(W/B)	----	----	----	----	270280	13C5-PFHxA_IS	----	ng/mL	
13C3-HFPO-DA	Auto	5.497	0.042	0.469	518271	237169	13C2-PFHxA_IS	16.6934	ng/mL	
13C3-HFPO-DA_IS	Auto	5.497	0.042	----	518271	518271	----	10.0000	ng/mL	
HFPO-DA	M	5.500	0.043	0.003	160	518271	13C3-HFPO-DA_IS	-0.0040	ng/mL	IRr
5_3 FTCA	ND(W/B)	----	----	----	----	270280	13C5-PFHxA_IS	----	ng/mL	
PFPeS	ND(W/B)	----	----	----	----	99505	13C3-PFHxS_IS	----	ng/mL	
13C4-PFHpA	Auto	6.199	0.032	1.171	431243	237169	13C2-PFHxA_IS	4.0216	ng/mL	
13C4-PFHpA_IS	Auto	6.199	0.032	----	431243	431243	----	2.5000	ng/mL	
PFHpA	MI R1 R2	6.181	0.012	-0.018	2914	431243	13C4-PFHpA_IS	0.0049	ng/mL	
DONA	ND(W/B)	----	----	----	----	518271	13C3-HFPO-DA_IS	----	ng/mL	
13C2-6_2 FTS_IS	Auto	6.838	0.024	----	29336	29336	----	5.0000	ng/mL	
13C2-6_2 FTS	Auto	6.838	0.024	-0.286	29336	65207	18O2-PFHxS_IS	3.9755	ng/mL	
6_2 FTS	ND(W/B)	----	----	----	----	29336	13C2-6_2 FTS_IS	----	ng/mL	
13C4-PFOA_IS	Auto	7.149	0.029	----	14200	14200	----	2.5000	ng/mL	
13C8-PFOA_IS	Auto	7.149	0.028	----	335890	335890	----	2.5000	ng/mL	
13C8-PFOA	Auto	7.149	0.028	0.000	335890	14200	13C4-PFOA_IS	3.8407	ng/mL	
PFOA	Auto	7.145	0.023	-0.004	3312	335890	13C8-PFOA_IS	-0.0187	ng/mL	
13C3-PFHxS	Auto	7.123	0.032	-0.001	99505	65207	18O2-PFHxS_IS	3.6399	ng/mL	
13C3-PFHxS_IS	Auto	7.123	0.032	----	99505	99505	----	2.5000	ng/mL	
PFHxS	M	7.129	0.037	0.006	202	99505	13C3-PFHxS_IS	0.0037	ng/mL	IRr
18O2-PFHxS_IS	Auto	7.124	0.033	----	65207	65207	----	2.5000	ng/mL	
13C9-PFNA_IS	Auto	7.994	0.026	----	150289	150289	----	1.2500	ng/mL	
13C9-PFNA	Auto	7.994	0.026	-0.001	150289	92675	13C5-PFNA_IS	1.7946	ng/mL	
13C5-PFNA_IS	Auto	7.995	0.027	----	92675	92675	----	1.2500	ng/mL	
PFNA	M	7.995	0.026	0.001	1733	150289	13C9-PFNA_IS	-0.0056	ng/mL	
PFHpS	ND(W/B)	----	----	----	----	30009	13C8-PFOS_IS	----	ng/mL	
7_3 FTCA	Auto	7.954	0.015	2.926	670	270280	13C5-PFHxA_IS	0.0573	ng/mL	
13C2-8_2-FTS	Auto	8.450	0.027	1.326	19890	65207	18O2-PFHxS_IS	4.2078	ng/mL	
13C2-8_2-FTS_IS	Auto	8.450	0.027	----	19890	19890	----	5.0000	ng/mL	
8_2 FTS	ND(W/B)	----	----	----	----	19890	13C2-8_2-FTS_IS	----	ng/mL	
13C6-PFDA_IS	Auto	8.756	0.027	----	102002	102002	----	1.2500	ng/mL	
13C6-PFDA	Auto	8.756	0.027	-0.001	102002	61639	13C2-PFDA_IS	1.7678	ng/mL	

J:\LCMS08\Data\240321_1633_B1\240321_1633_B1.damlp .

SN - Software-calculated S/N ratio outside criteria due to non-target peaks or drift in noise calculation window. Analyst review of noise levels (excluding non-target peaks) in chromatogram indicates S/N ratio meets criteria.

240321_032 (continued)

(Table continued from previous page)

Name	Mode ID	Found RT	RT Diff	ISTD RT Diff	Area	ISTD Area	ISTD Name	Conc.	Unit	Flag ID
13C2-PFDA_IS	Auto	8.757	0.027	----	61639	61639	----	1.2500	ng/mL	
PFDA	M	8.755	0.024	-0.001	1573	102002	13C6-PFDA_IS	0.0190	ng/mL	
D3-NMeFOSAA_IS	Auto	8.887	0.026	----	92559	92559	----	5.0000	ng/mL	
D3-NMeFOSAA	Auto	8.887	0.026	0.036	92559	69085	13C4-PFOS_IS	5.5383	ng/mL	
13C8-PFOS_IS	Auto	8.851	0.030	----	30009	30009	----	2.5000	ng/mL	
13C8-PFOS	Auto	8.851	0.030	0.000	30009	69085	13C4-PFOS_IS	3.1026	ng/mL	
13C4-PFOS_IS	Auto	8.851	0.030	----	69085	69085	----	2.5000	ng/mL	
PFOS	M	8.653	-0.169	-0.198	178	30009	13C8-PFOS_IS	-0.0064	ng/mL	IRr, RTi
NMeFOSAA	ND(W/B)	----	----	----	----	92559	D3-NMeFOSAA_IS	----	ng/mL	
D5-NEtFOSAA_IS	Auto	9.215	0.023	----	76892	76892	----	5.0000	ng/mL	
D5-NEtFOSAA	Auto	9.215	0.023	0.364	76892	69085	13C4-PFOS_IS	6.2797	ng/mL	
NEtFOSAA	ND(W/B)	----	----	----	----	76892	D5-NEtFOSAA_IS	----	ng/mL	
9-Cl-PF3ONS	ND(W/B)	----	----	----	----	518271	13C3-HFPO-DA_IS	----	ng/mL	
PFUnDA	MI R1 R2	9.480	0.024	-0.001	1216	86498	13C7-PFUnDA_IS	0.0040	ng/mL	
13C7-PFUnDA_IS	Auto	9.481	0.026	----	86498	86498	----	1.2500	ng/mL	
13C7-PFUnDA	Auto	9.481	0.026	0.724	86498	61639	13C2-PFDA_IS	1.5201	ng/mL	
PFNS	ND(W/B)	----	----	----	----	30009	13C8-PFOS_IS	----	ng/mL	
10_2 FTS	ND(W/B)	----	----	----	----	19890	13C2-8_2-FTS_IS	----	ng/mL	
13C2-PFDOA_IS	Auto	10.163	0.024	----	104410	104410	----	1.2500	ng/mL	
13C2-PFDOA	Auto	10.163	0.024	1.406	104410	61639	13C2-PFDA_IS	1.5777	ng/mL	
PFDOA	MI R1 R2	10.161	0.020	-0.002	1065	104410	13C2-PFDOA_IS	-0.0081	ng/mL	
PFDS	ND(W/B)	----	----	----	----	30009	13C8-PFOS_IS	----	ng/mL	
PFTrDA	MI R1 R2	10.820	0.023	-0.633	937	59775	13C2-PFTDA_IS	-0.0071	ng/mL	
11-Cl-PF3OUdS	M	10.827	0.023	5.330	45	518271	13C3-HFPO-DA_IS	0.0003	ng/mL	IRr
PFOSAm	Auto	11.123	0.001	-0.011	226	93519	13C8-PFOSAm_IS	0.0055	ng/mL	
13C8-PFOSAm	Auto	11.134	0.009	2.283	93519	69085	13C4-PFOS_IS	3.5996	ng/mL	
13C8-PFOSAm_IS	Auto	11.134	0.009	----	93519	93519	----	2.5000	ng/mL	
PFTDA	M	11.454	0.024	0.001	579	59775	13C2-PFTDA_IS	-0.0106	ng/mL	IRr
13C2-PFTDA	Auto	11.453	0.023	2.696	59775	61639	13C2-PFDA_IS	1.4960	ng/mL	
13C2-PFTDA_IS	Auto	11.453	0.023	----	59775	59775	----	1.2500	ng/mL	
PFDoS	ND(W/B)	----	----	----	----	30009	13C8-PFOS_IS	----	ng/mL	
D7-MeFOSE_IS	Auto	13.369	0.010	----	277088	277088	----	25.0000	ng/mL	
D7-MeFOSE	Auto	13.369	0.010	4.518	277088	69085	13C4-PFOS_IS	34.8580	ng/mL	
MeFOSE	ND(W/B)	----	----	----	----	277088	D7-MeFOSE_IS	----	ng/mL	
13C2-PFHXDA_IS	Auto	12.669	0.022	----	119081	119081	----	2.5000	ng/mL	
13C2-PFHXDA	Auto	12.669	0.022	3.912	119081	61639	13C2-PFDA_IS	2.8984	ng/mL	
PFHXDA	MI R1 R2	12.670	0.022	0.001	1385	119081	13C2-PFHXDA_IS	0.0086	ng/mL	
D3-MeFOSA	Auto	13.674	0.011	4.823	23169	69085	13C4-PFOS_IS	3.4274	ng/mL	
D3-MeFOSA_IS	Auto	13.674	0.011	----	23169	23169	----	2.5000	ng/mL	
MeFOSA	ND(W/B)	----	----	----	----	23169	D3-MeFOSA_IS	----	ng/mL	
D9-EtFOSE_IS	Auto	13.998	0.010	----	342319	342319	----	25.0000	ng/mL	
D9-EtFOSE	Auto	13.998	0.010	5.147	342319	69085	13C4-PFOS_IS	37.7240	ng/mL	
EtFOSE	M	14.036	0.007	0.038	166	342319	D9-EtFOSE_IS	0.0102	ng/mL	
D5-EtFOSAm	Auto	14.348	0.010	5.497	36834	69085	13C4-PFOS_IS	3.4098	ng/mL	
D5-EtFOSAm_IS	Auto	14.348	0.010	----	36834	36834	----	2.5000	ng/mL	
EtFOSAm	ND(W/B)	----	----	----	----	36834	D5-EtFOSAm_IS	----	ng/mL	
PFODA	M	13.804	0.021	1.135	495	119081	13C2-PFHXDA_IS	0.0080	ng/mL	IRr

Flag ID key: IRr: Ion Ratio (Relative), RTi: RT Diff (Absolute ISTD)

240321_032 (continued)

13C4-PFBA
Conc. 13.4914
Q 216.80>171.90 (-) 1.52e5

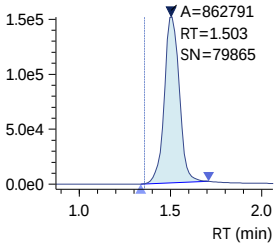

13C4-PFBA_IS
Conc. 10.0000
ISTD 216.80>171.90 (-) 1.52e5

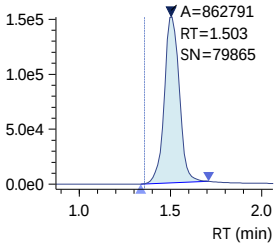

13C3-PFBA_IS
Conc. 5.0000
ISTD 216.00>172.00 (-) 5.79e4

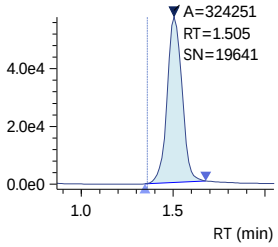

PFBA
Conc. -0.0186
Q 212.80>169.05 (-) 7.09e2

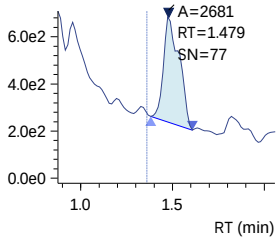

PFMPA
Conc. ----
Q 229.00>84.90 (-) 3.10e1

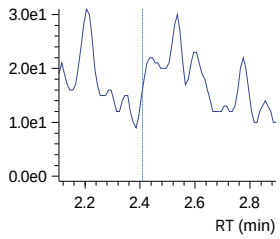

3_3 FTCA
Conc. ----
R#1 0.00 (136.14)
R#2 0.00 (141.47)
Q 241.00>177.10 (-) 3.40e1

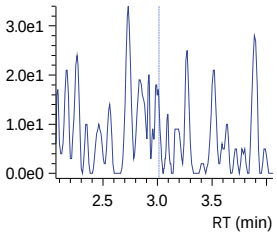

13C5-PFPeA
Conc. 8.3484
Q 268.30>223.00 (-) 6.22e4

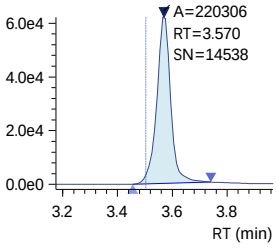

13C5-PFPeA_IS
Conc. 5.0000
ISTD 268.30>223.00 (-) 6.22e4

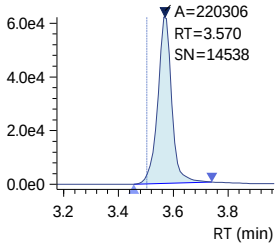

PFPeA
Conc. 0.0062
Q 263.00>219.00 (-) 3.96e2

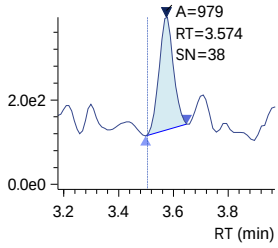

PFMBA
Conc. 0.0006
Q 279.00>84.95 (-) 1.80e1

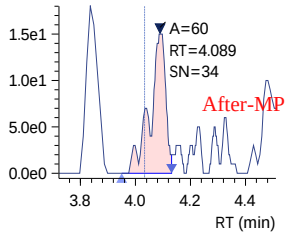

R1 241.00>117.00 (-) 1.74e3

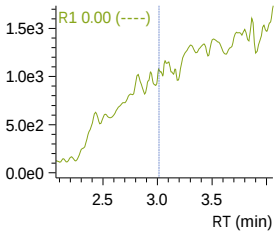

R2 241.00>117.00 (-) 1.74e3

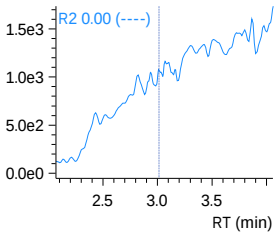

SN - Software-calculated S/N ratio outside criteria due to non-target peaks or drift in noise calculation window.
Analyst review of noise levels (excluding non-target peaks) in chromatogram indicates S/N ratio meets criteria.

240321_032 (continued)

13C2-4_2 FTS
Conc. 4.6151

Q 329.10>80.90 (-) 1.24e4

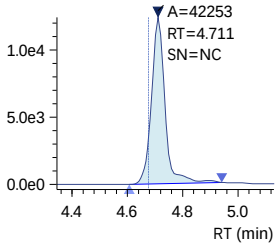

13C2-4_2 FTS_IS
Conc. 5.0000

ISTD 329.10>80.90 (-) 1.24e4

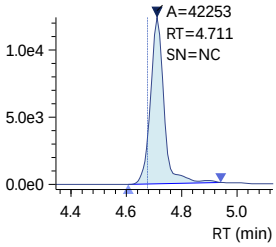

4_2 FTS
Conc. ----
R#1 0.00 (33.08)
R#2 0.00 (27.71)

Q 327.10>307.00 (-) 0.00e0

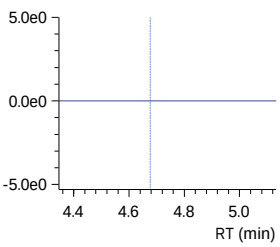

R1 327.10>80.90 (-) 2.06e2

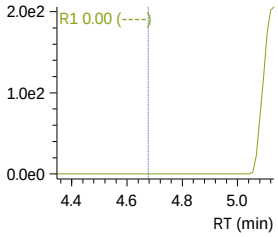

R2 327.10>80.90 (-) 2.06e2

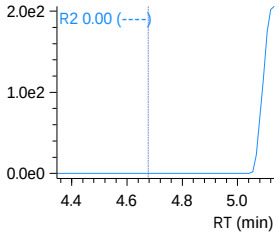

13C3-PFBS_IS
Conc. 2.5000

ISTD 302.10>79.90 (-) 3.93e4

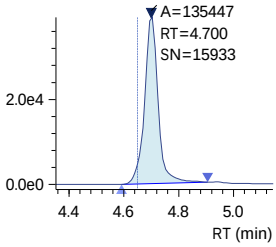

PFBS
Conc. ----
R#1 0.00 (46.53)
R#2 0.00 (44.64)

Q 298.70>79.90 (-) 2.10e1

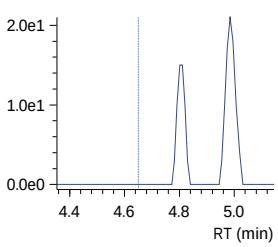

R1 298.70>98.80 (-) 3.80e1

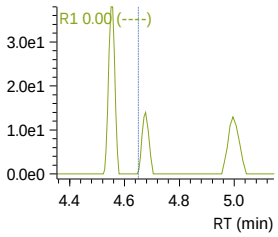

R2 298.70>98.80 (-) 3.80e1

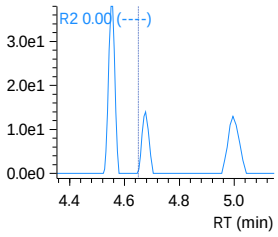

240321_032 (continued)

13C3-PFBS
Conc. 3.4082

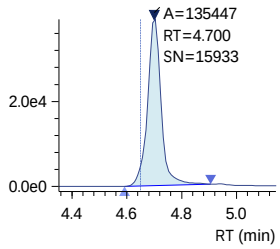

NFDHA
Conc. 0.0022
R#1 44.64 (36.44)
R#2 44.64 (34.56)

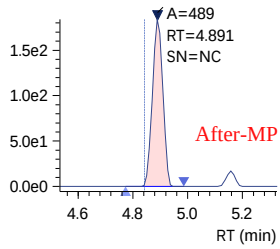

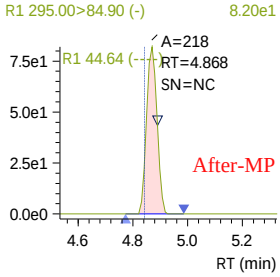

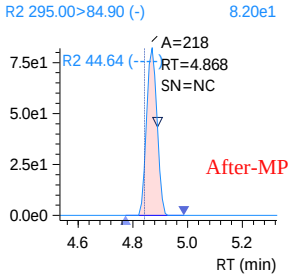

13C5-PFHxA
Conc. 3.4845

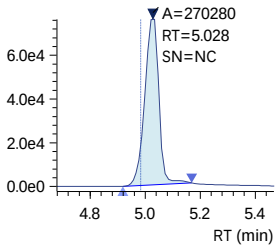

13C5-PFHxA_IS
Conc. 2.5000

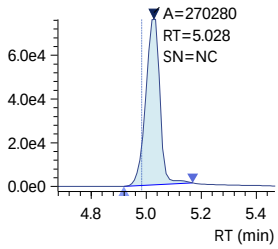

13C2-PFHxA_IS
Conc. 2.5000

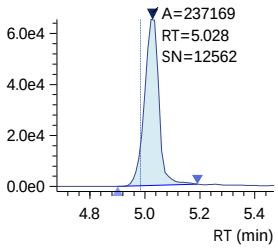

J:\LCMS08\Data\240321_1633_B1\240321_1633_B1.damlp .

SN - Software-calculated S/N ratio outside criteria due to non-target peaks or drift in noise calculation window.
Analyst review of noise levels (excluding non-target peaks) in chromatogram indicates S/N ratio meets criteria.

240321_032 (continued)

PFHxA
Conc. 0.0163
Q 313.00>269.00 (-) 6.23e2

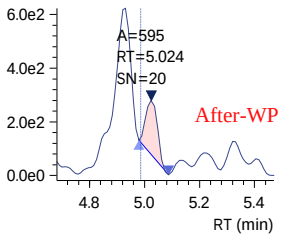

PFEESA
Conc. ----
R#1 0.00 (5.25)
R#2 0.00 (5.67)
Q 314.80>135.00 (-) 7.50e1

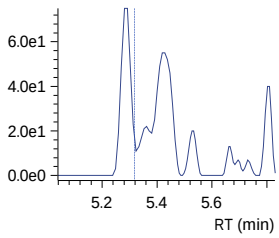

R1 314.80>82.90 (-) 0.00e0

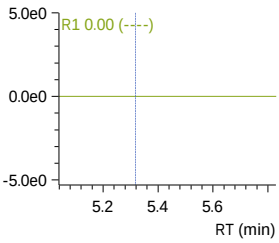

R2 314.80>82.90 (-) 0.00e0

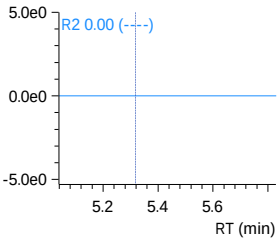

13C3-HFPO-DA
Conc. 16.6934
Q 286.90>168.90 (-) 1.79e5

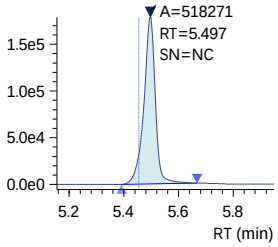

13C3-HFPO-DA_IS
Conc. 10.0000
ISTD 286.90>168.90 (-) 1.79e5

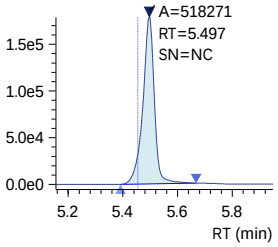

HFPO-DA
Conc. -0.0040
R#1 259.46 (62.57)
R#2 259.46 (64.50)
Q 284.90>168.90 (-) 7.20e1

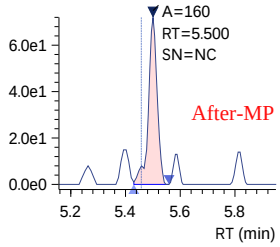

R1 284.90>184.90 (-) 1.62e2

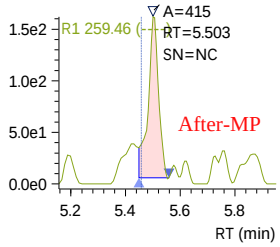

R2 284.90>184.90 (-) 1.62e2

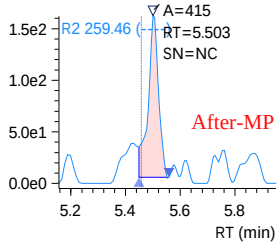

J:\LCMS08\Data\240321_1633_B1\240321_1633_B1.damlp .

SN - Software-calculated S/N ratio outside criteria due to non-target peaks or drift in noise calculation window.
Analyst review of noise levels (excluding non-target peaks) in chromatogram indicates S/N ratio meets criteria.

240321_032 (continued)

5_3 FTCA
Conc. ----
R#1 0.00 (154.88)
R#2 0.00 (154.15)
Q 341.00>237.05 (-) 1.27e2

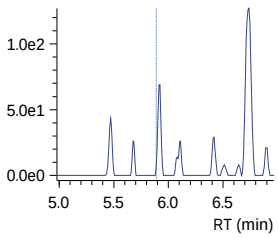

R1 341.00>217.00 (-) 2.46e2

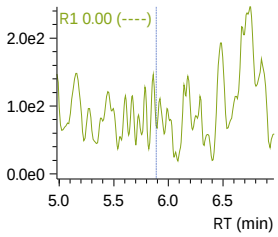

R2 341.00>217.00 (-) 2.46e2

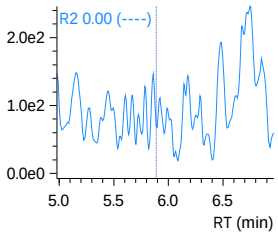

PFPeS
Conc. ----
R#1 0.00 (54.44)
R#2 0.00 (56.96)
Q 349.10>79.90 (-) 1.30e1

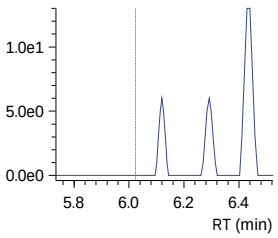

R1 349.10>98.80 (-) 0.00e0

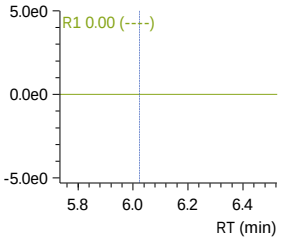

R2 349.10>98.80 (-) 0.00e0

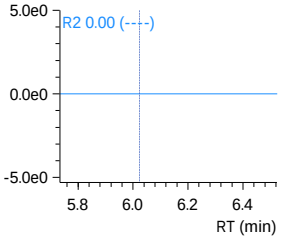

13C4-PFHpA
Conc. 4.0216
Q 367.10>322.00 (-) 1.55e5

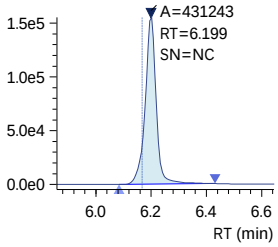

13C4-PFHpA_IS
Conc. 2.5000
ISTD 367.10>322.00 (-) 1.55e5

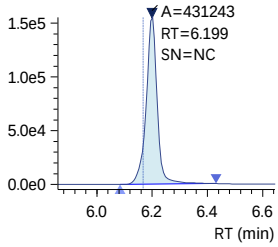

PFHpA
Conc. 0.0049
R#1 21.41 (23.39)
R#2 21.41 (22.63)
Q 363.10>319.00 (-) 6.17e2

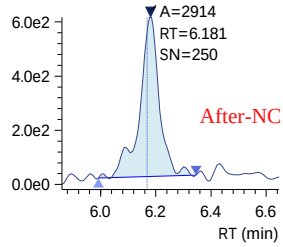

R1 363.10>169.00 (-) 1.82e2

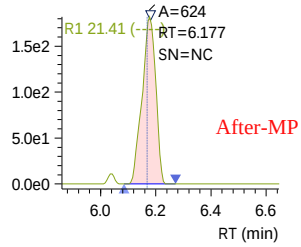

R2 363.10>169.00 (-) 1.82e2

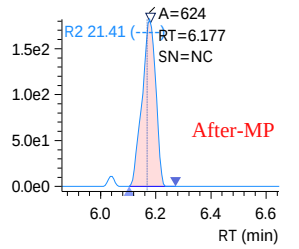

240321_032 (continued)

DONA
Conc. ----
R#1 0.00 (30.39)
R#2 0.00 (28.87)
Q 376.90>250.90 (-) 2.40e1

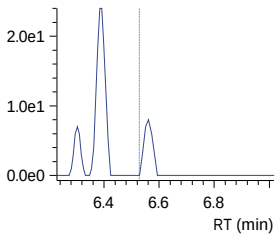

13C2-6_2 FTS_IS
Conc. 5.0000
ISTD 429.10>80.90 (-) 9.14e3

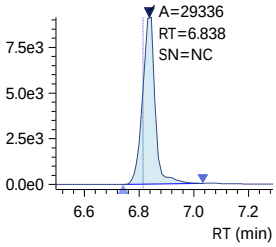

13C2-6_2 FTS
Conc. 3.9755
Q 429.10>80.90 (-) 9.14e3

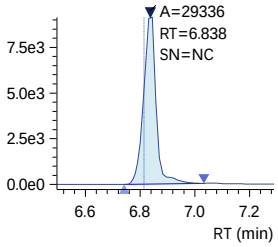

6_2 FTS
Conc. ----
R#1 0.00 (44.48)
R#2 0.00 (40.73)
Q 427.10>407.00 (-) 0.00e0

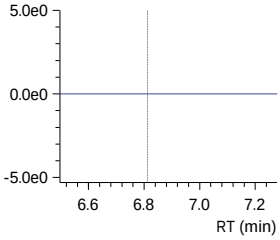

13C4-PFOA_IS
Conc. 2.5000
ISTD 417.10>172.00 (-) 4.28e3

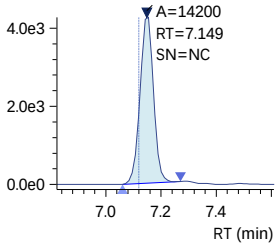

R1 376.90>84.80 (-) 1.90e1

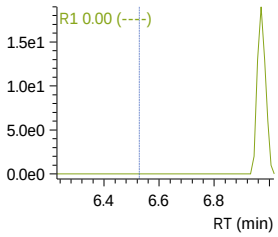

R1 427.10>80.90 (-) 0.00e0

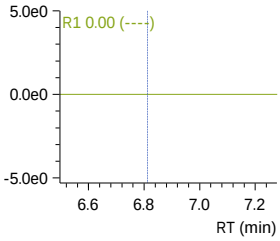

R2 376.90>84.80 (-) 1.90e1

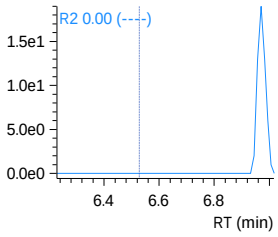

R2 427.10>80.90 (-) 0.00e0

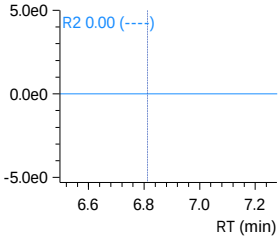

Insight Report
Quantitation/Integration
Printed 3/22/2024 13:35:57

240321_032 (continued)

13C8-PFOA_IS
Conc. 2.5000

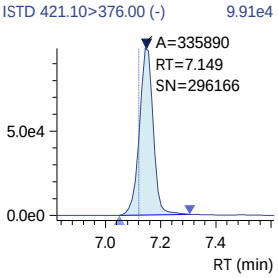

13C8-PFOA
Conc. 3.8407

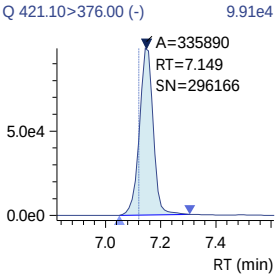

PFOA
Conc. -0.0187
R#1 22.19 (24.47)
R#2 22.19 (24.84)

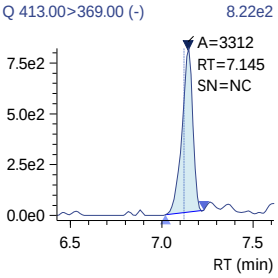

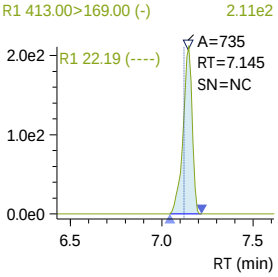

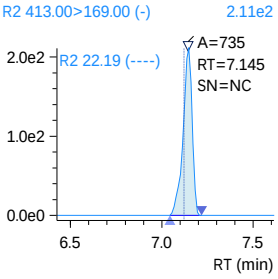

13C3-PFHxS
Conc. 3.6399

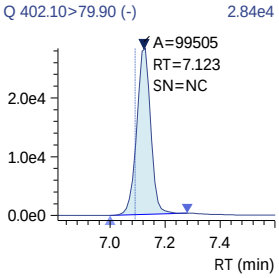

13C3-PFHxS_IS
Conc. 2.5000

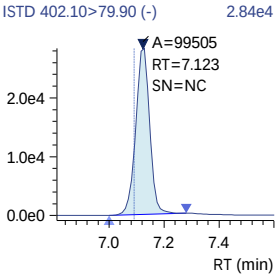

240321_032 (continued)

PFHxS
Conc. 0.0037
R#1 100.00 (57.29)
R#2 100.00 (58.76)
Q 398.70>79.90 (-) 6.50e1

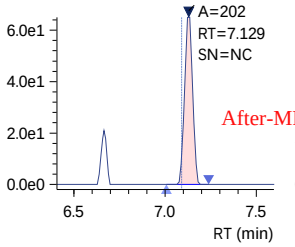

18O2-PFHxS_IS
Conc. 2.5000
ISTD 403.00>83.90 (-) 1.84e4

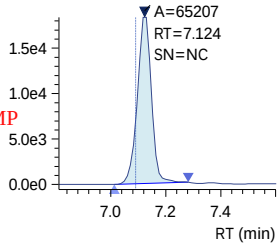

13C9-PFNA_IS
Conc. 1.2500
ISTD 472.10>427.00 (-) 5.73e4

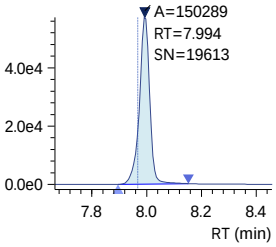

13C9-PFNA
Conc. 1.7946
Q 472.10>427.00 (-) 5.73e4

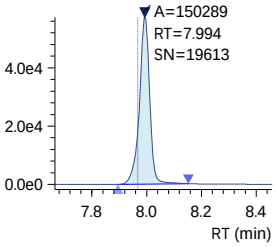

13C5-PFNA_IS
Conc. 1.2500
ISTD 468.00>423.00 (-) 3.52e4

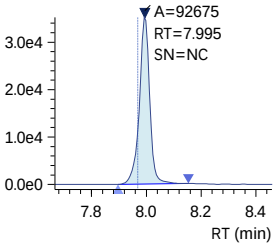

R1 398.70>98.90 (-) 6.50e1

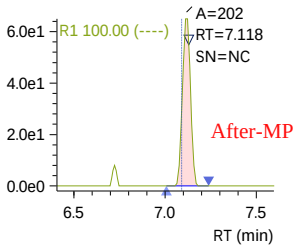

R2 398.70>98.90 (-) 6.50e1

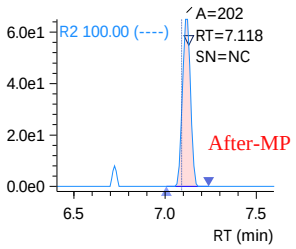

240321_032 (continued)

PFNA
Conc. -0.0056
R#1 22.05 (20.36)
R#2 22.05 (19.31)
Q 463.00>419.00 (-) 6.90e2

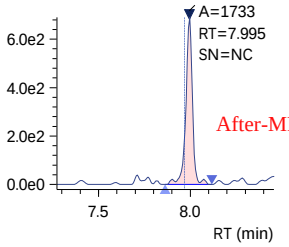

PFHpS
Conc. ----
R#1 0.00 (46.70)
R#2 0.00 (48.05)
Q 449.00>79.90 (-) 3.50e1

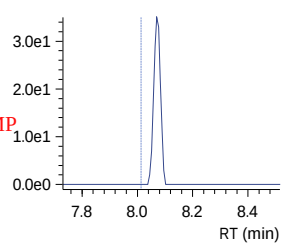

7_3 FTCA
Conc. 0.0573
R#1 89.74 (132.28)
R#2 89.74 (133.47)
Q 441.00>317.00 (-) 3.09e2

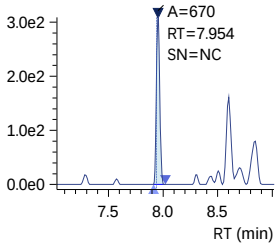

13C2-8_2-FTS
Conc. 4.2078
Q 529.10>80.90 (-) 6.23e3

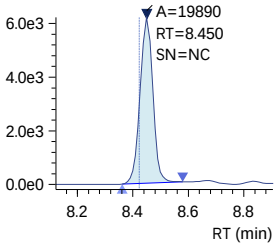

13C2-8_2-FTS_IS
Conc. 5.0000
ISTD 529.10>80.90 (-) 6.23e3

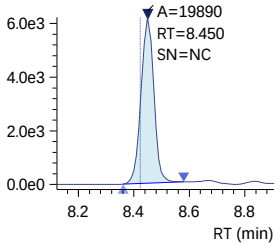

R1 463.00>219.00 (-) 1.39e2

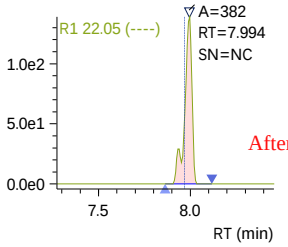

R1 449.00>98.80 (-) 0.00e0

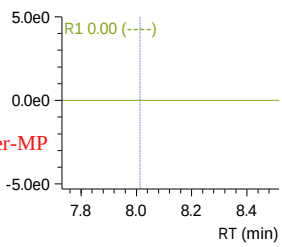

R1 441.00>336.90 (-) 1.98e2

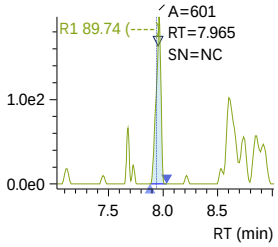

R2 463.00>219.00 (-) 1.39e2

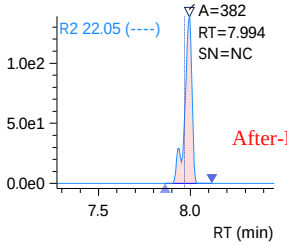

R2 449.00>98.80 (-) 0.00e0

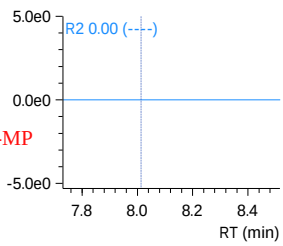

R2 441.00>336.90 (-) 1.98e2

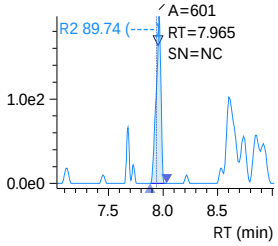

SN - Software-calculated S/N ratio outside criteria due to non-target peaks or drift in noise calculation window.
Analyst review of noise levels (excluding non-target peaks) in chromatogram indicates S/N ratio meets criteria.

240321_032 (continued)

8_2 FTS
Conc. ----
R#1 0.00 (45.91)
R#2 0.00 (45.20)
Q 527.10>506.95 (-) 0.00e0

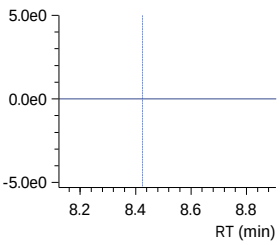

13C6-PFDA_IS
Conc. 1.2500
ISTD 519.10>474.10 (-) 2.98e4

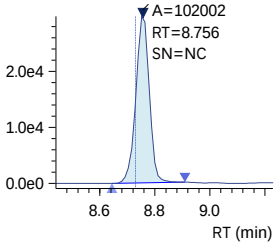

13C6-PFDA
Conc. 1.7678
Q 519.10>474.10 (-) 2.98e4

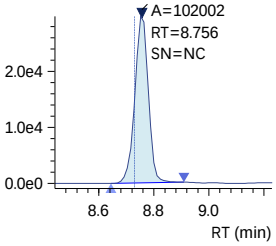

13C2-PFDA_IS
Conc. 1.2500
ISTD 515.10>470.10 (-) 1.83e4

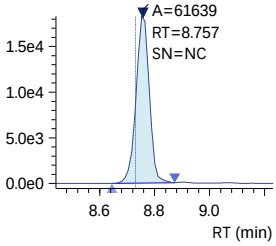

PFDA
Conc. 0.0190
R#1 19.59 (17.64)
R#2 19.59 (19.20)
Q 512.90>469.00 (-) 4.27e2

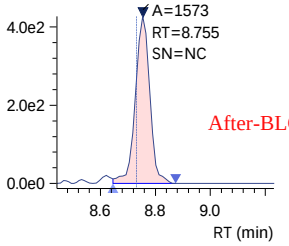

R1 527.10>80.80 (-) 0.00e0

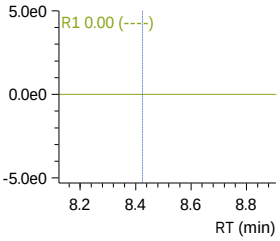

R1 512.90>219.00 (-) 1.08e2

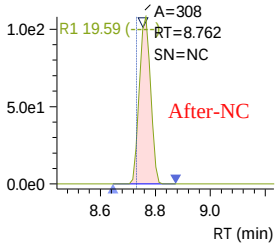

R2 527.10>80.80 (-) 0.00e0

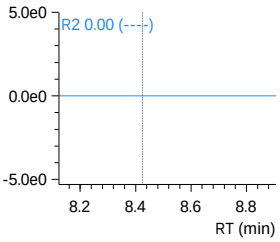

R2 512.90>219.00 (-) 1.08e2

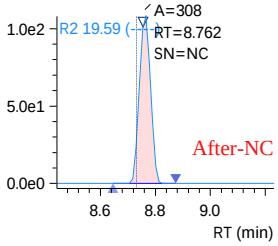

D3-NMeFOSAA_IS
Conc. 5.0000
ISTD 573.20>419.00 (-) 2.75e4

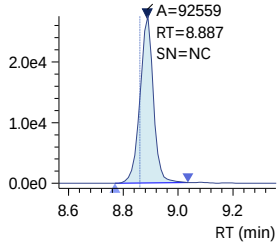

D3-NMeFOSAA
Conc. 5.5383
Q 573.20>419.00 (-) 2.75e4

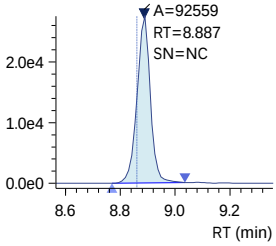

13C8-PFOS_IS
Conc. 2.5000
ISTD 507.10>98.90 (-) 8.05e3

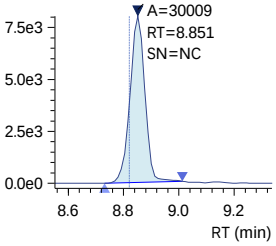

13C8-PFOS
Conc. 3.1026
Q 507.10>98.90 (-) 8.05e3

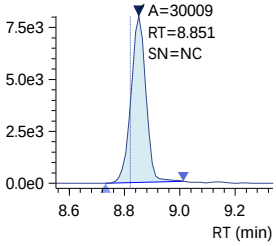

13C4-PFOS_IS
Conc. 2.5000
ISTD 502.80>79.90 (-) 1.92e4

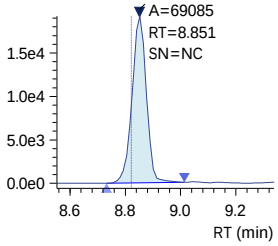

SN - Software-calculated S/N ratio outside criteria due to non-target peaks or drift in noise calculation window.
Analyst review of noise levels (excluding non-target peaks) in chromatogram indicates S/N ratio meets criteria.

Insight Report
Quantitation/Integration
Printed 3/22/2024 13:35:57

240321_032 (continued)

PFOS
Conc. -0.0064
R#1 97.00 (45.06)
R#2 97.00 (47.87)
Q 498.90>79.90 (-) 4.50e1

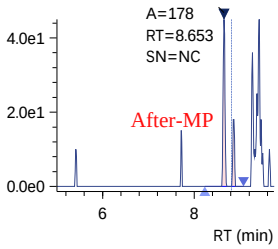

NMeFOSAA
Conc. ----
R#1 0.00 (67.10)
R#2 0.00 (60.24)
Q 570.10>419.00 (-) 0.00e0

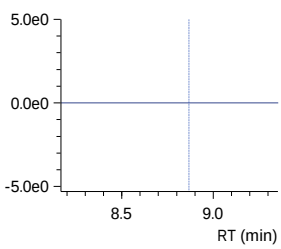

D5-NEtFOSAA_IS
Conc. 5.0000
ISTD 589.20>419.00 (-) 2.45e4

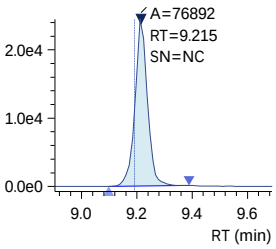

D5-NEtFOSAA
Conc. 6.2797
Q 589.20>419.00 (-) 2.45e4

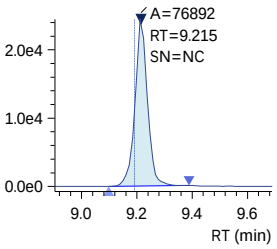

NEtFOSAA
Conc. ----
R#1 0.00 (89.53)
R#2 0.00 (72.57)
Q 584.20>419.10 (-) 0.00e0

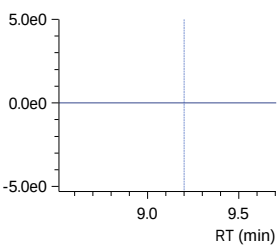

R1 498.90>98.80 (-) 2.60e1

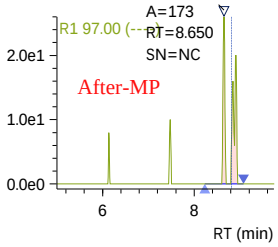

R1 570.10>483.00 (-) 0.00e0

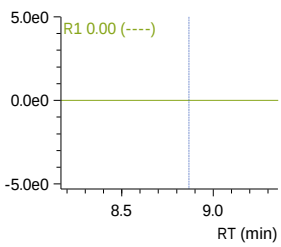

R1 584.20>526.00 (-) 0.00e0

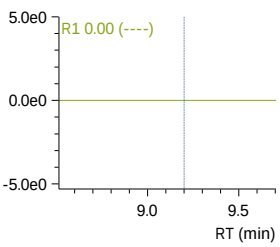

R2 498.90>98.80 (-) 2.60e1

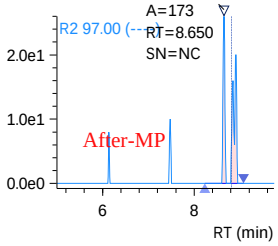

R2 570.10>483.00 (-) 0.00e0

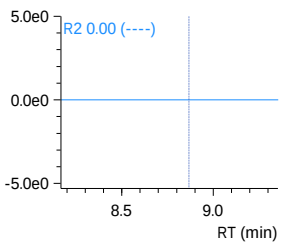

R2 584.20>526.00 (-) 0.00e0

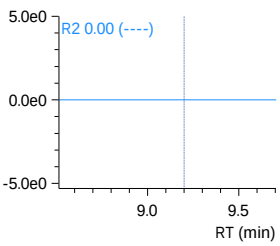

J:\LCMS08\Data\240321_1633_B1\240321_1633_B1.damlp .

SN - Software-calculated S/N ratio outside criteria due to non-target peaks or drift in noise calculation window.
Analyst review of noise levels (excluding non-target peaks) in chromatogram indicates S/N ratio meets criteria.

240321_032 (continued)

9-Cl-PF3ONS
Conc. ----
R#1 0.00 (31.69)
R#2 0.00 (30.68)
Q 530.80>351.00 (-) 2.40e1

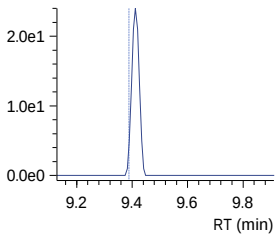

PFUnDA
Conc. 0.0040
R#1 12.94 (10.96)
R#2 12.94 (11.56)
Q 563.10>519.00 (-) 4.55e2

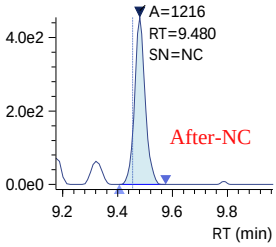

13C7-PFUnDA_IS
Conc. 1.2500
ISTD 570.00>525.10 (-) 3.07e4

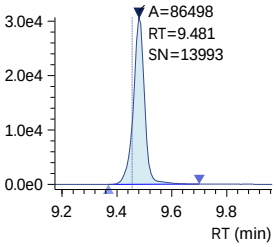

13C7-PFUnDA
Conc. 1.5201
Q 570.00>525.10 (-) 3.07e4

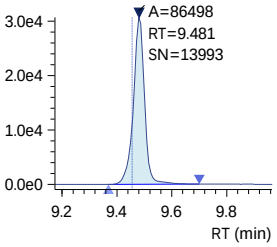

PFNS
Conc. ----
R#1 0.00 (56.91)
R#2 0.00 (61.27)
Q 548.80>79.90 (-) 6.00e0

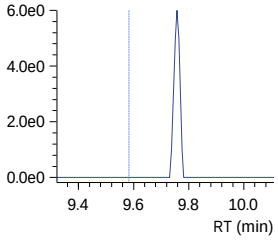

R1 532.80>353.00 (-) 4.30e1

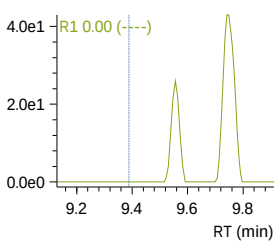

R1 563.10>269.10 (-) 7.60e1

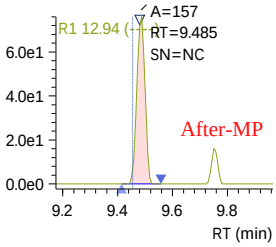

R1 548.80>98.80 (-) 0.00e0

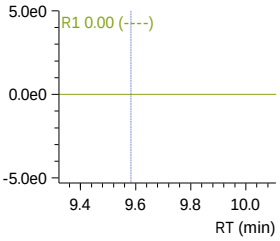

R2 532.80>353.00 (-) 4.30e1

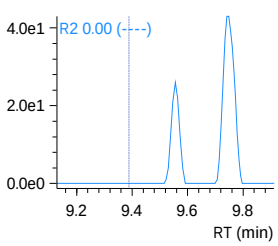

R2 563.10>269.10 (-) 7.60e1

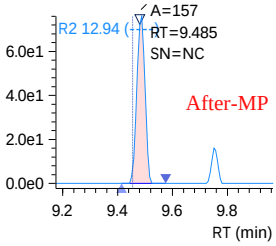

R2 548.80>98.80 (-) 0.00e0

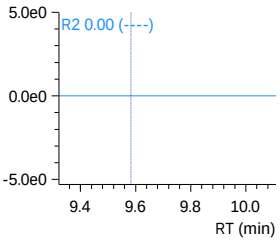

240321_032 (continued)

10_2 FTS
Conc. ----
R#1 0.00 (32.29)
R#2 0.00 (29.61)
Q 626.80>607.05 (-) 0.00e0

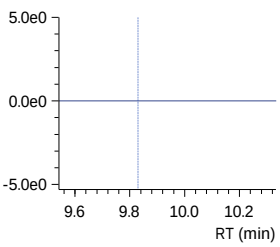

R1 626.80>81.00 (-) 0.00e0

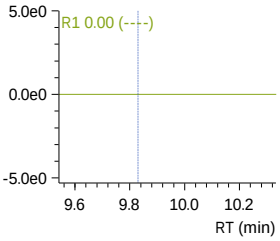

R2 626.80>81.00 (-) 0.00e0

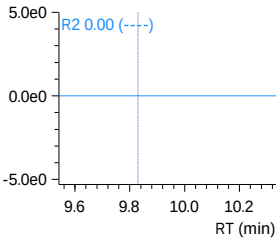

13C2-PFDOA_IS
Conc. 1.2500
ISTD 615.10>570.00 (-) 3.58e4

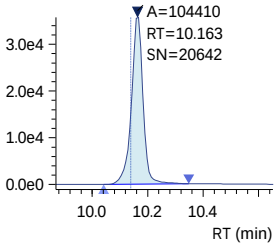

13C2-PFDOA
Conc. 1.5777
Q 615.10>570.00 (-) 3.58e4

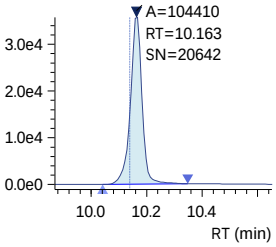

PFDOA
Conc. -0.0081
R#1 11.45 (11.14)
R#2 11.45 (10.73)
Q 613.10>569.00 (-) 3.82e2

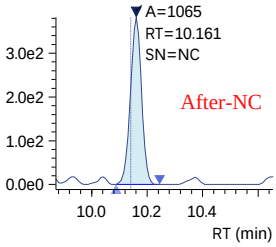

R1 613.10>319.00 (-) 4.30e1

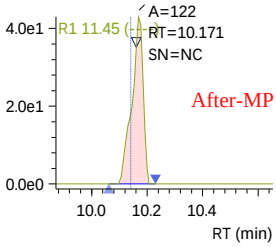

R2 613.10>319.00 (-) 4.30e1

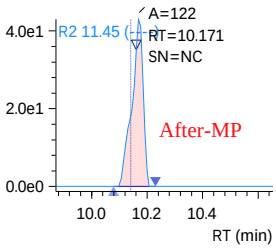

PFDS
Conc. ----
R#1 0.00 (58.01)
R#2 0.00 (58.67)
Q 599.00>79.90 (-) 0.00e0

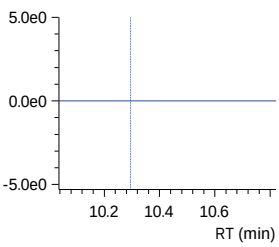

R1 599.00>98.80 (-) 0.00e0

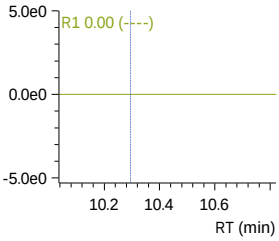

R2 599.00>98.80 (-) 0.00e0

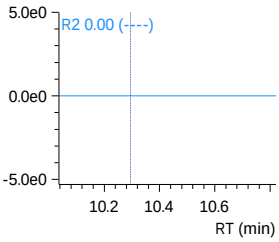

J:\LCMS08\Data\240321_1633_B1\240321_1633_B1.damlp .

SN - Software-calculated S/N ratio outside criteria due to non-target peaks or drift in noise calculation window.
Analyst review of noise levels (excluding non-target peaks) in chromatogram indicates S/N ratio meets criteria.

240321_032 (continued)

PFTrDA
Conc. -0.0071
R#1 9.52 (16.67)
R#2 9.52 (15.36)

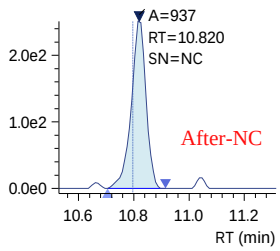

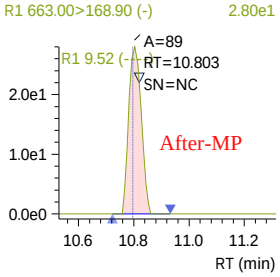

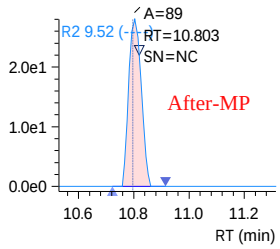

11-Cl-PF3OUdS
Conc. 0.0003
R#1 17.16 (35.04)
R#2 17.16 (35.75)

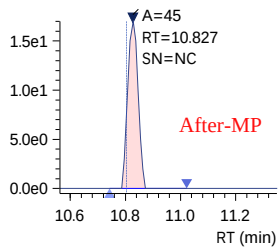

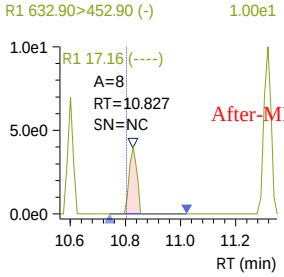

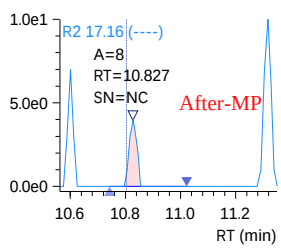

PFOSAm
Conc. 0.0055

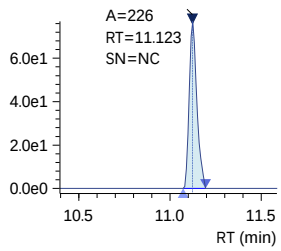

13C8-PFOSAm
Conc. 3.5996

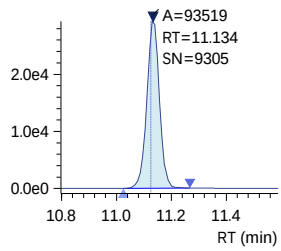

13C8-PFOSAm_IS
Conc. 2.5000

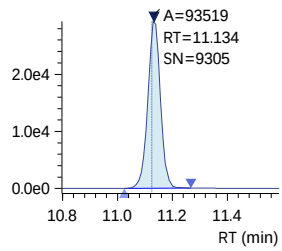

J:\LCMS08\Data\240321_1633_B1\240321_1633_B1.damlp .

SN - Software-calculated S/N ratio outside criteria due to non-target peaks or drift in noise calculation window.
Analyst review of noise levels (excluding non-target peaks) in chromatogram indicates S/N ratio meets criteria.

240321_032 (continued)

PFTDA
Conc. -0.0106
R#1 28.90 (17.09)
R#2 28.90 (18.64)
Q 713.10>669.00 (-) 1.74e2

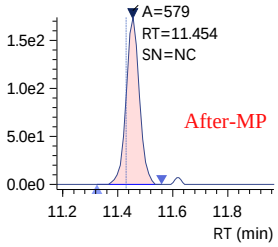

13C2-PFTDA
Conc. 1.4960
Q 715.20>670.00 (-) 1.66e4

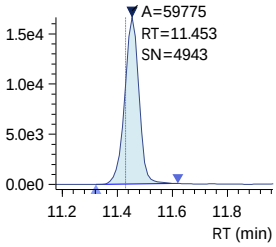

13C2-PFTDA_IS
Conc. 1.2500
ISTD 715.20>670.00 (-) 1.66e4

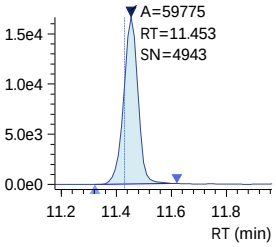

PFDoS
Conc. ----
R#1 0.00 (61.23)
R#2 0.00 (68.82)
Q 699.10>79.90 (-) 0.00e0

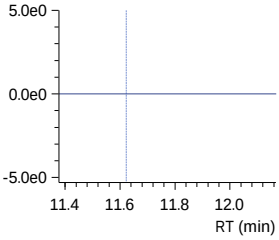

D7-MeFOSE_IS
Conc. 25.0000
ISTD 623.20>58.90 (-) 8.11e4

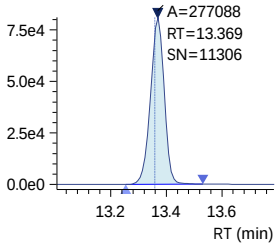

R1 713.10>168.90 (-) 3.80e1

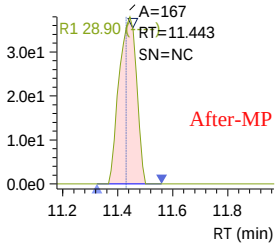

R1 699.10>98.80 (-) 1.70e1

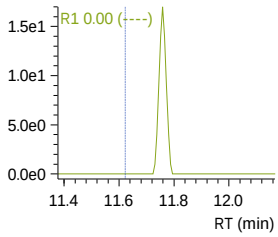

R2 713.10>168.90 (-) 3.80e1

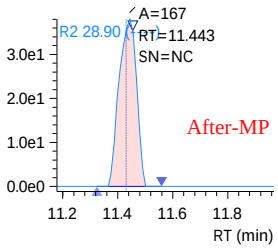

R2 699.10>98.80 (-) 1.70e1

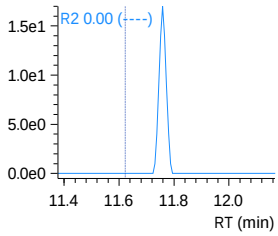

Insight Report
Quantitation/Integration
Printed 3/22/2024 13:35:57

240321_032 (continued)

D7-MeFOSE
Conc. 34.8580

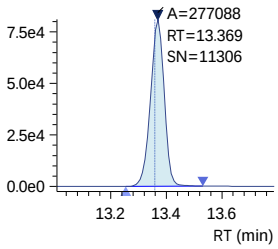

MeFOSE
Conc. ----

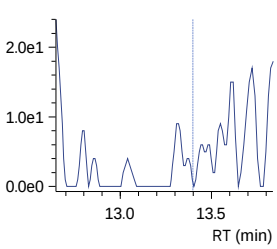

13C2-PFHXDA_IS
Conc. 2.5000

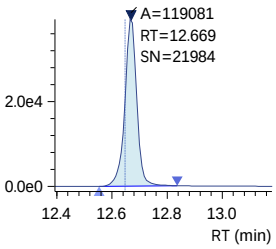

13C2-PFHXDA
Conc. 2.8984

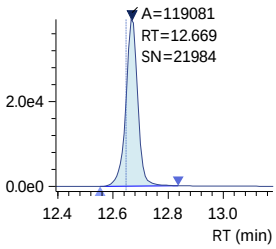

PFHXDA
Conc. 0.0086
R#1 11.53 (10.78)
R#2 11.53 (11.00)

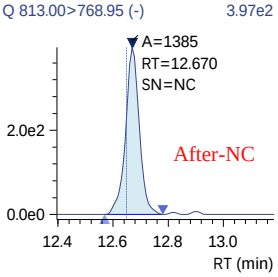

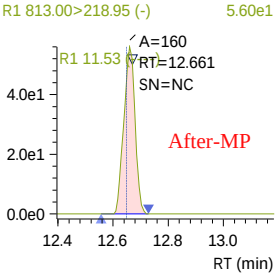

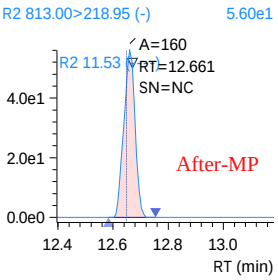

240321_032 (continued)

D3-MeFOSA
Conc. 3.4274

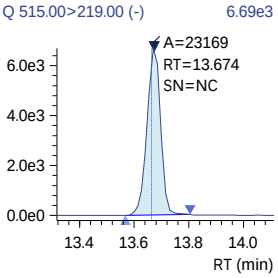

D3-MeFOSA_IS
Conc. 2.5000

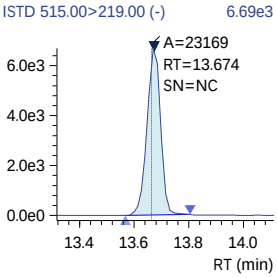

MeFOSA
Conc. ----
R#1 0.00 (156.31)
R#2 0.00 (156.72)

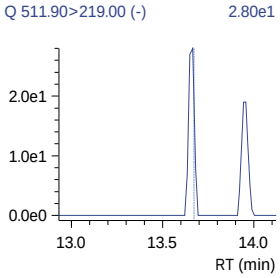

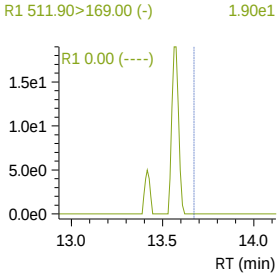

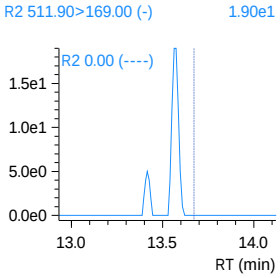

D9-EtFOSE_IS
Conc. 25.0000

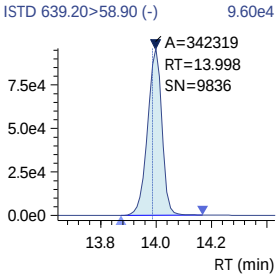

D9-EtFOSE
Conc. 37.7240

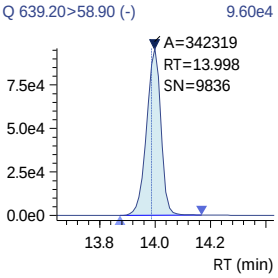

240321_032 (continued)

EtFOSE
Conc. 0.0102

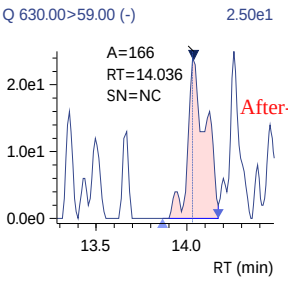

D5-EtFOSAm
Conc. 3.4098

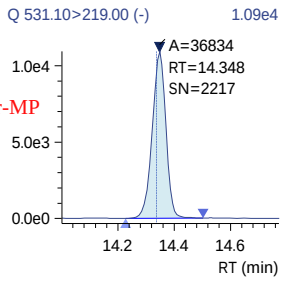

D5-EtFOSAm_IS
Conc. 2.5000

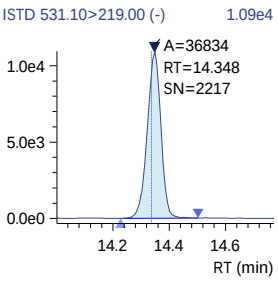

EtFOSAm
Conc. ----
R#1 0.00 (177.75)
R#2 0.00 (149.59)

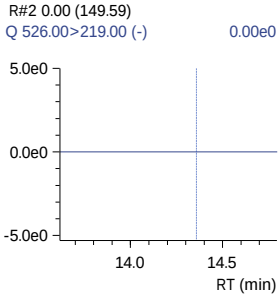

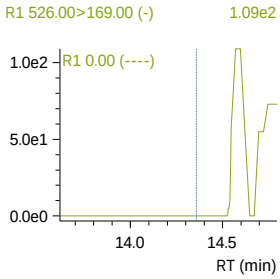

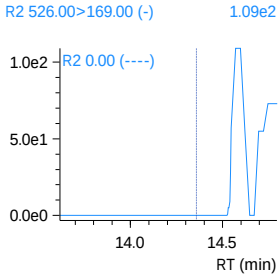

PFODA
Conc. 0.0080
R#1 8.65 (31.66)
R#2 8.65 (33.60)

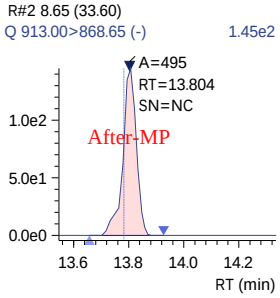

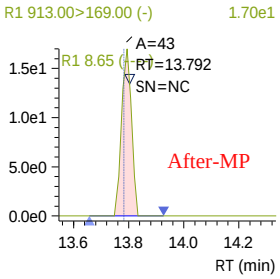

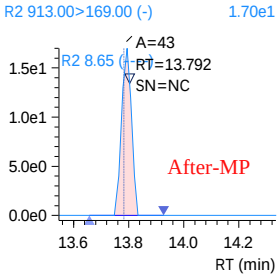

Insight Report
Before Manual Integration
Printed 3/22/2024 10:11:10

240321_032

Sample ID: 1633 CCB
Date Acquired: 3/21/2024 10:41:53 PM
Acquired by: System Administrator
Data File: 240321_032
Vial: 54 | Inj. Volume: 10.0000uL | Tray: 1

13C4-PFBA
Conc. 13.4914
Q 216.80>171.90 (-) 1.52e5

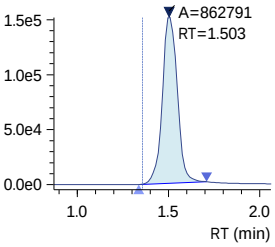

13C4-PFBA_IS
Conc. 10.0000
ISTD 216.80>171.90 (-) 1.52e5

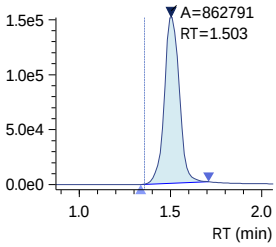

13C3-PFBA_IS
Conc. 5.0000
ISTD 216.00>172.00 (-) 5.79e4

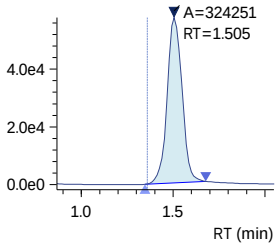

PFBA
Conc. -0.0186
Q 212.80>169.05 (-) 7.09e2

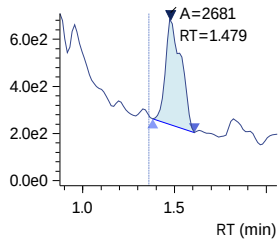

PFMPA
Conc. ----
Q 229.00>84.90 (-) 3.10e1

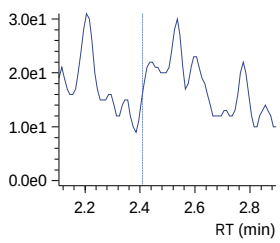

3_3 FTCA
Conc. ----
R#1 0.00 (136.14)
R#2 0.00 (136.14)
Q 241.00>177.10 (-) 3.40e1

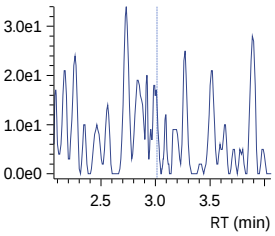

13C5-PFPeA
Conc. 8.3484
Q 268.30>223.00 (-) 6.22e4

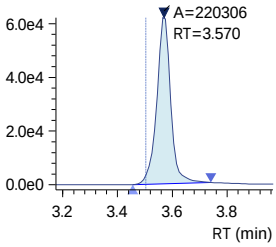

13C5-PFPeA_IS
Conc. 5.0000
ISTD 268.30>223.00 (-) 6.22e4

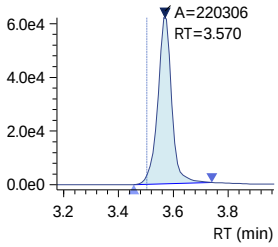

PFPeA
Conc. 0.0062
Q 263.00>219.00 (-) 3.96e2

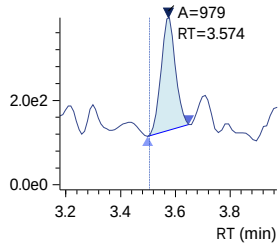

PFMBA
Conc. ----
Q 279.00>84.95 (-) 1.80e1

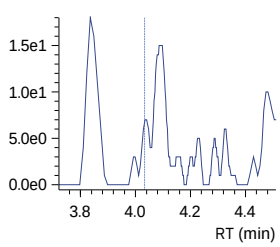

R1 241.00>117.00 (-) 1.74e3

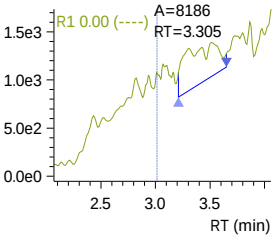

R2 241.00>117.00 (-) 1.74e3

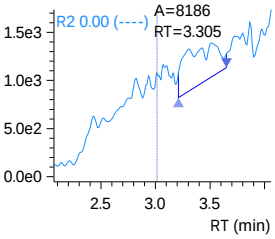

Insight Report
Before Manual Integration
Printed 3/22/2024 10:11:10

240321_032 (continued)

13C2-4_2 FTS
Conc. 4.6151
Q 329.10>80.90 (-) 1.24e4

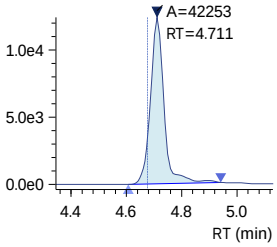

13C2-4_2 FTS_IS
Conc. 5.0000
ISTD 329.10>80.90 (-) 1.24e4

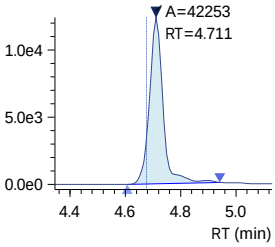

4_2 FTS
Conc. ----
R#1 0.00 (33.08)
R#2 0.00 (33.08)
Q 327.10>307.00 (-) 0.00e0

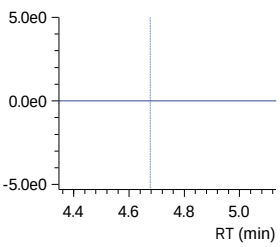

R1 327.10>80.90 (-) 2.06e2

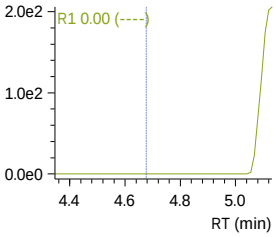

R2 327.10>80.90 (-) 2.06e2

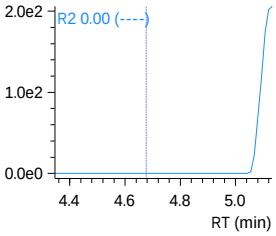

13C3-PFBS_IS
Conc. 2.5000
ISTD 302.10>79.90 (-) 3.93e4

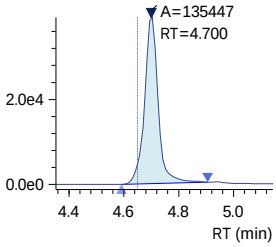

PFBS
Conc. ----
R#1 0.00 (46.53)
R#2 0.00 (46.53)
Q 298.70>79.90 (-) 2.10e1

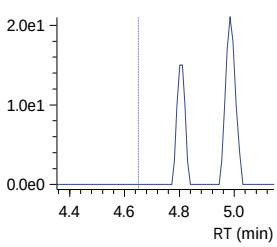

R1 298.70>98.80 (-) 3.80e1

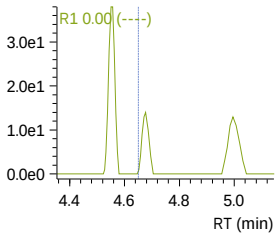

R2 298.70>98.80 (-) 3.80e1

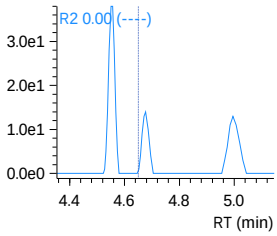

Insight Report
Before Manual Integration
Printed 3/22/2024 10:11:10

240321_032 (continued)

13C3-PFBS
Conc. 3.4082

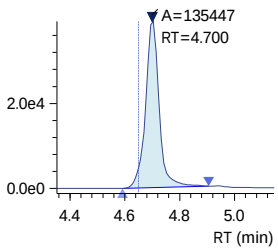

NFDHA
Conc. ----
R#1 0.00 (36.44)
R#2 0.00 (36.44)

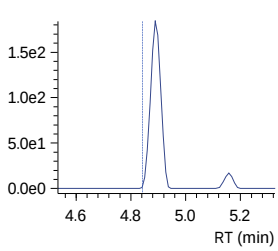

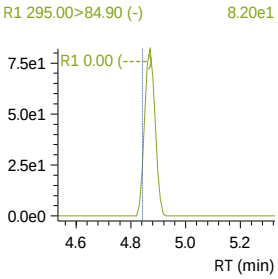

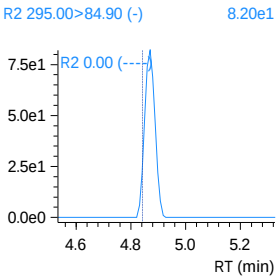

13C5-PFHxA
Conc. 3.4845

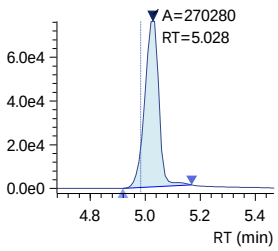

13C5-PFHxA_IS
Conc. 2.5000

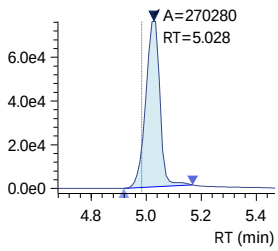

13C2-PFHxA_IS
Conc. 2.5000

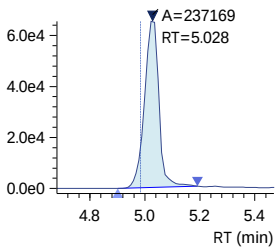

Insight Report
Before Manual Integration
Printed 3/22/2024 10:11:10

240321_032 (continued)

PFHxA
Conc. 0.0284
Q 313.00>269.00 (-) 6.23e2

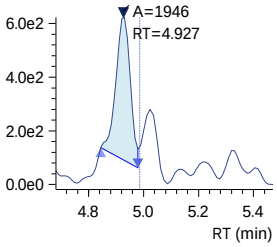

PFEESA
Conc. ----
R#1 0.00 (5.25)
R#2 0.00 (5.25)
Q 314.80>135.00 (-) 7.50e1

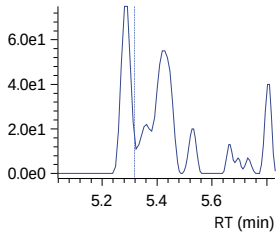

R1 314.80>82.90 (-) 0.00e0

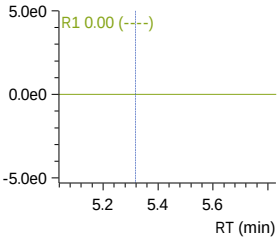

R2 314.80>82.90 (-) 0.00e0

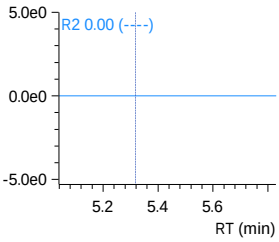

13C3-HFPO-DA
Conc. 16.6934
Q 286.90>168.90 (-) 1.79e5

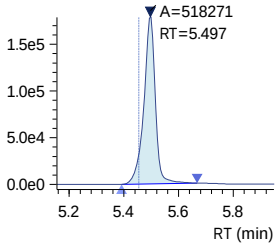

13C3-HFPO-DA_IS
Conc. 10.0000
ISTD 286.90>168.90 (-) 1.79e5

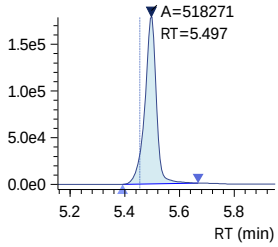

HFPO-DA
Conc. ----
R#1 0.00 (62.57)
R#2 0.00 (62.57)
Q 284.90>168.90 (-) 7.20e1

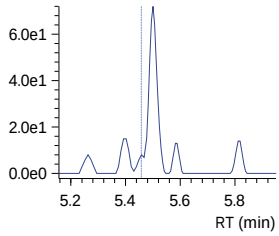

R1 284.90>184.90 (-) 1.62e2

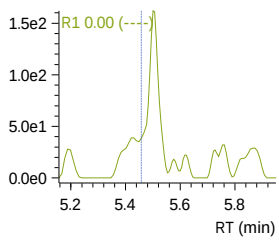

R2 284.90>184.90 (-) 1.62e2

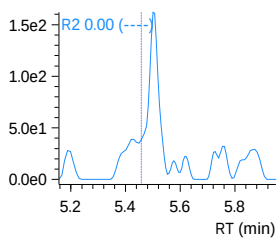

240321_032 (continued)

5_3 FTCA
Conc. 0.0573
R#1 421.70 (154.88)
R#2 421.70 (154.88)
Q 341.00>237.05 (-) 1.27e2

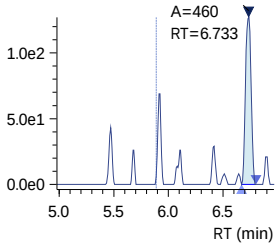

R1 341.00>217.00 (-) 2.46e2

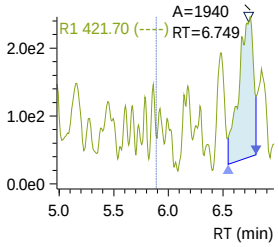

R2 341.00>217.00 (-) 2.46e2

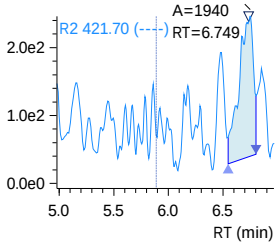

PFPeS
Conc. ----
R#1 0.00 (54.44)
R#2 0.00 (54.44)
Q 349.10>79.90 (-) 1.30e1

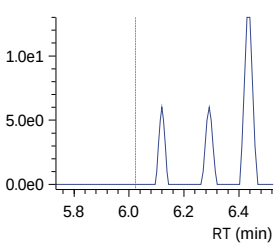

R1 349.10>98.80 (-) 0.00e0

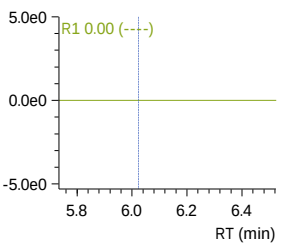

R2 349.10>98.80 (-) 0.00e0

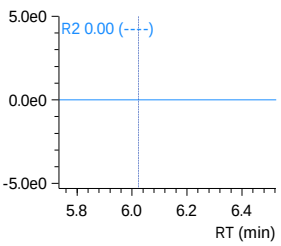

13C4-PFHpA
Conc. 4.0216
Q 367.10>322.00 (-) 1.55e5

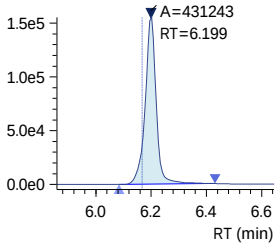

13C4-PFHpA_IS
Conc. 2.5000
ISTD 367.10>322.00 (-) 1.55e5

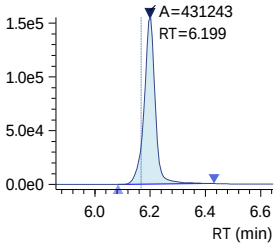

PFHpA
Conc. 0.0049
R#1 0.00 (23.39)
R#2 0.00 (23.39)
Q 363.10>319.00 (-) 6.17e2

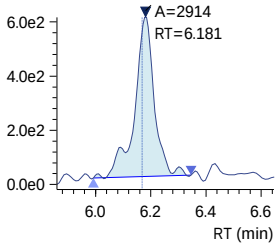

R1 363.10>169.00 (-) 1.82e2

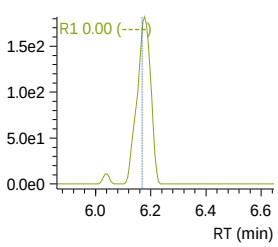

R2 363.10>169.00 (-) 1.82e2

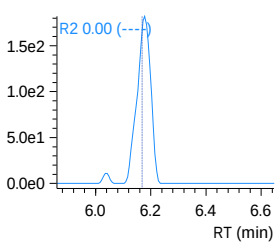

Insight Report
Before Manual Integration
Printed 3/22/2024 10:11:10

240321_032 (continued)

DONA
Conc. ----
R#1 0.00 (30.39)
R#2 0.00 (30.39)
Q 376.90>250.90 (-) 2.40e1

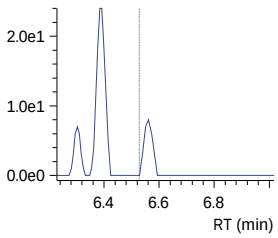

13C2-6_2 FTS_IS
Conc. 5.0000
ISTD 429.10>80.90 (-) 9.14e3

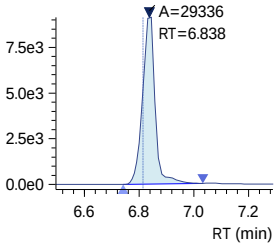

13C2-6_2 FTS
Conc. 3.9755
Q 429.10>80.90 (-) 9.14e3

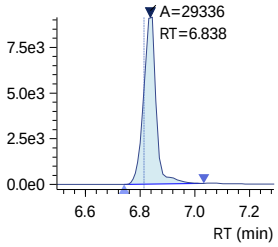

6_2 FTS
Conc. ----
R#1 0.00 (44.48)
R#2 0.00 (44.48)
Q 427.10>407.00 (-) 0.00e0

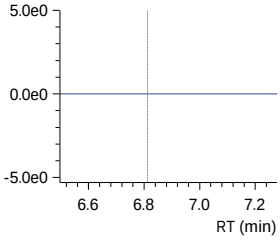

13C4-PFOA_IS
Conc. 2.5000
ISTD 417.10>172.00 (-) 4.28e3

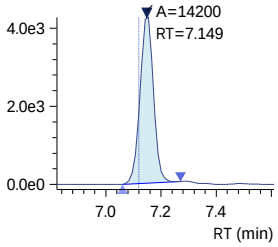

R1 376.90>84.80 (-) 1.90e1

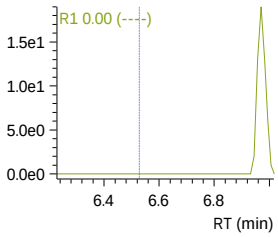

R1 427.10>80.90 (-) 0.00e0

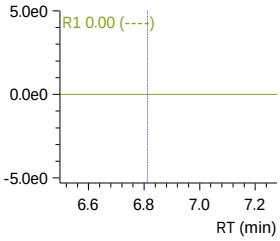

R2 376.90>84.80 (-) 1.90e1

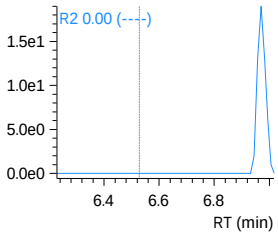

R2 427.10>80.90 (-) 0.00e0

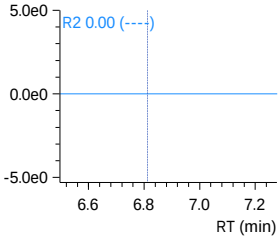

Insight Report
Before Manual Integration
Printed 3/22/2024 10:11:10

240321_032 (continued)

13C8-PFOA_IS
Conc. 2.5000

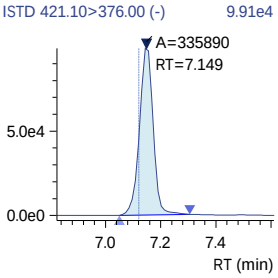

13C8-PFOA
Conc. 3.8407

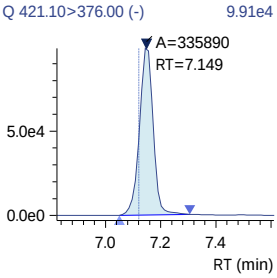

PFOA
Conc. -0.0187
R#1 22.19 (24.47)
R#2 22.19 (24.47)

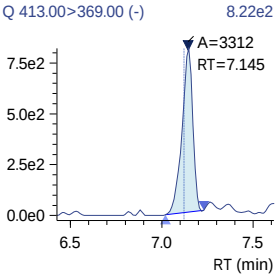

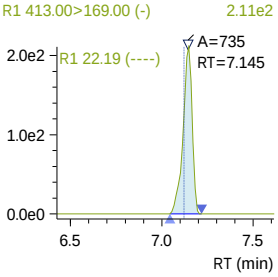

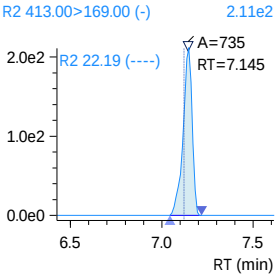

13C3-PFHxS
Conc. 3.6399

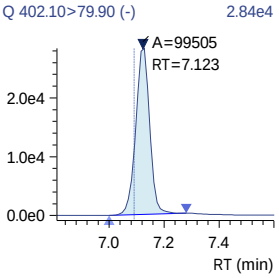

13C3-PFHxS_IS
Conc. 2.5000

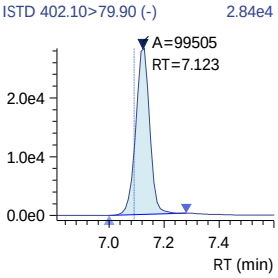

240321_032 (continued)

PFHxS
Conc. ----
R#1 0.00 (57.29)
R#2 0.00 (57.29)
Q 398.70>79.90 (-) 6.50e1

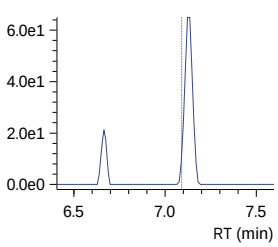

R1 398.70>98.90 (-) 6.50e1

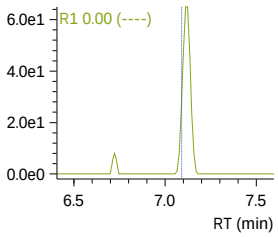

R2 398.70>98.90 (-) 6.50e1

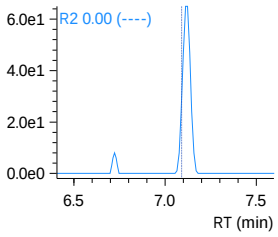

18O2-PFHxS_IS
Conc. 2.5000
ISTD 403.00>83.90 (-) 1.84e4

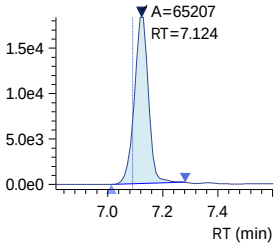

13C9-PFNA_IS
Conc. 1.2500
ISTD 472.10>427.00 (-) 5.73e4

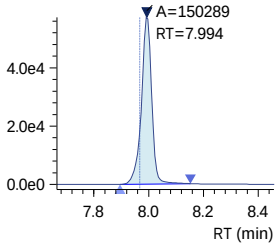

13C9-PFNA
Conc. 1.7946
Q 472.10>427.00 (-) 5.73e4

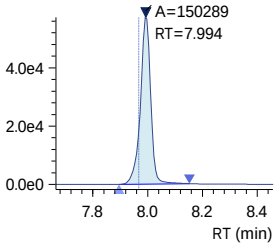

13C5-PFNA_IS
Conc. 1.2500
ISTD 468.00>423.00 (-) 3.52e4

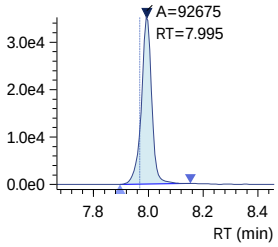

240321_032 (continued)

PFNA
Conc. ----
R#1 0.00 (20.36)
R#2 0.00 (20.36)
Q 463.00>419.00 (-) 6.90e2

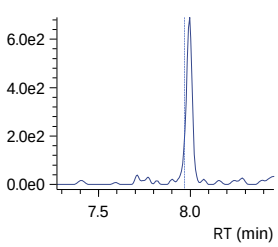

R1 463.00>219.00 (-) 1.39e2

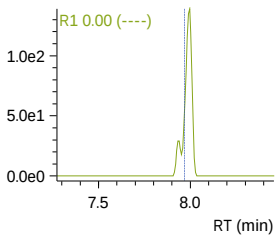

R2 463.00>219.00 (-) 1.39e2

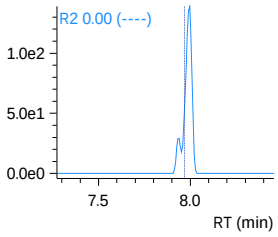

PFHpS
Conc. ----
R#1 0.00 (46.70)
R#2 0.00 (46.70)
Q 449.00>79.90 (-) 3.50e1

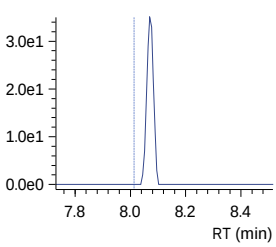

R1 449.00>98.80 (-) 0.00e0

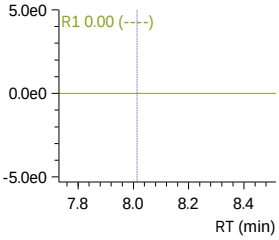

R2 449.00>98.80 (-) 0.00e0

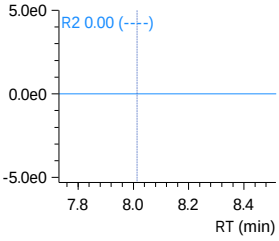

7_3 FTCA
Conc. 0.0573
R#1 89.74 (132.28)
R#2 89.74 (132.28)
Q 441.00>317.00 (-) 3.09e2

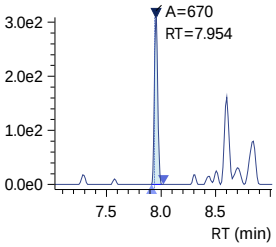

R1 441.00>336.90 (-) 1.98e2

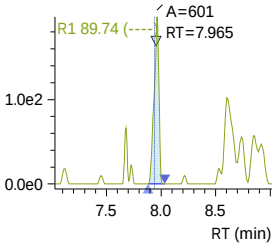

R2 441.00>336.90 (-) 1.98e2

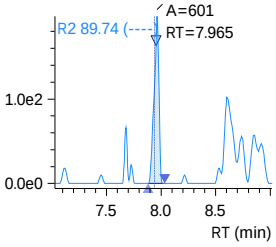

13C2-8_2-FTS
Conc. 4.2078
Q 529.10>80.90 (-) 6.23e3

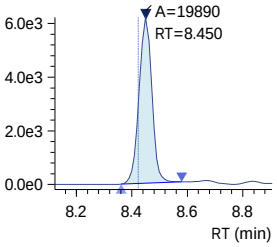

13C2-8_2-FTS_IS
Conc. 5.0000
ISTD 529.10>80.90 (-) 6.23e3

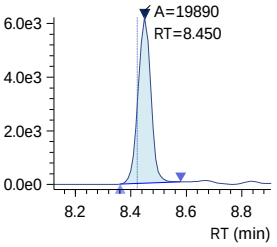

J:\LCMS08\Data\240321_1633_B1\240321_1633_B1.damlp

240321_032 (continued)

8_2 FTS
Conc. ----
R#1 0.00 (45.91)
R#2 0.00 (45.91)
Q 527.10>506.95 (-) 0.00e0

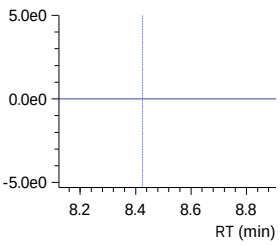

13C6-PFDA_IS
Conc. 1.2500
ISTD 519.10>474.10 (-) 2.98e4

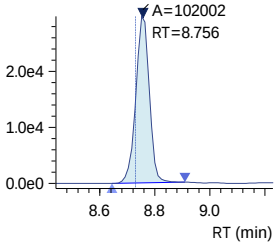

13C6-PFDA
Conc. 1.7678
Q 519.10>474.10 (-) 2.98e4

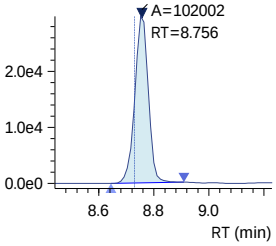

13C2-PFDA_IS
Conc. 1.2500
ISTD 515.10>470.10 (-) 1.83e4

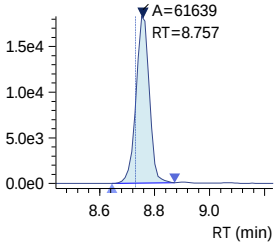

PFDA
Conc. 0.0168
R#1 22.11 (17.64)
R#2 22.11 (17.64)
Q 512.90>469.00 (-) 4.27e2

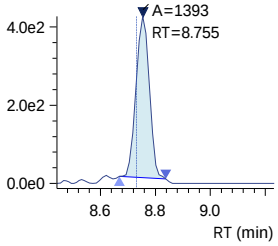

R1 527.10>80.80 (-) 0.00e0

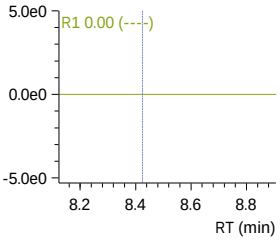

R1 512.90>219.00 (-) 1.08e2

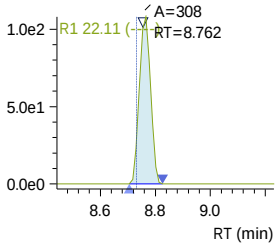

R2 527.10>80.80 (-) 0.00e0

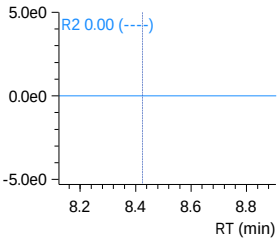

R2 512.90>219.00 (-) 1.08e2

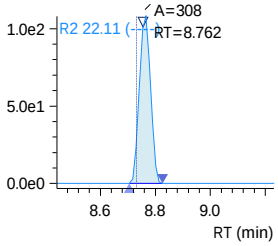

D3-NMeFOSAA_IS
Conc. 5.0000
ISTD 573.20>419.00 (-) 2.75e4

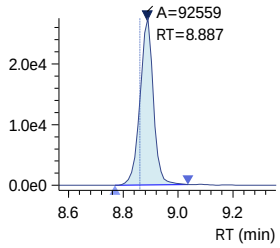

D3-NMeFOSAA
Conc. 5.5383
Q 573.20>419.00 (-) 2.75e4

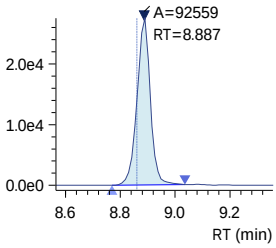

13C8-PFOS_IS
Conc. 2.5000
ISTD 507.10>98.90 (-) 8.05e3

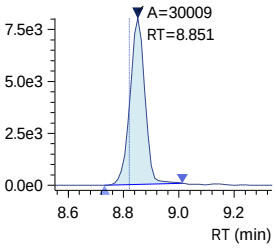

13C8-PFOS
Conc. 3.1026
Q 507.10>98.90 (-) 8.05e3

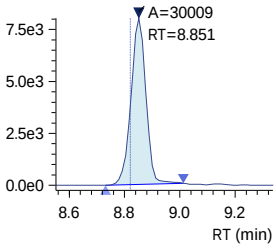

13C4-PFOS_IS
Conc. 2.5000
ISTD 502.80>79.90 (-) 1.92e4

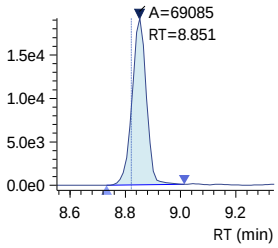

240321_032 (continued)

PFOS
Conc. ----
R#1 0.00 (45.06)
R#2 0.00 (45.06)
Q 498.90>79.90 (-) 4.50e1

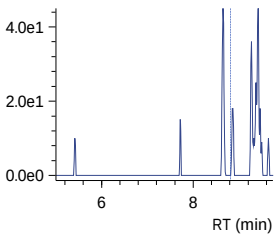

R1 498.90>98.80 (-) 2.60e1

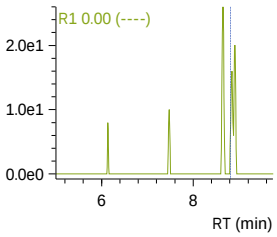

R2 498.90>98.80 (-) 2.60e1

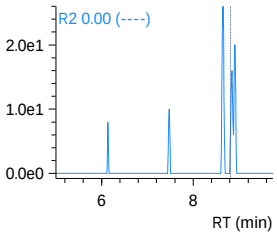

NMeFOSAA
Conc. ----
R#1 0.00 (67.10)
R#2 0.00 (67.10)
Q 570.10>419.00 (-) 0.00e0

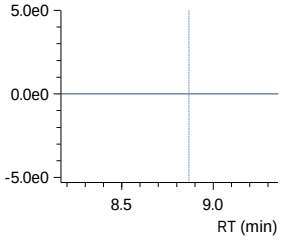

R1 570.10>483.00 (-) 0.00e0

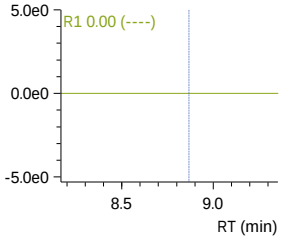

R2 570.10>483.00 (-) 0.00e0

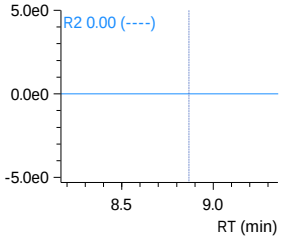

D5-NEtFOSAA_IS
Conc. 5.0000
ISTD 589.20>419.00 (-) 2.45e4

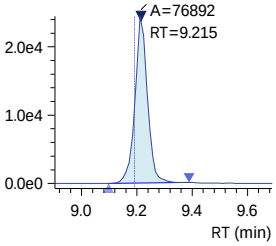

D5-NEtFOSAA
Conc. 6.2797
Q 589.20>419.00 (-) 2.45e4

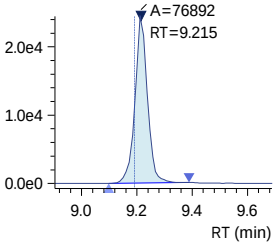

NEtFOSAA
Conc. ----
R#1 0.00 (89.53)
R#2 0.00 (89.53)
Q 584.20>419.10 (-) 0.00e0

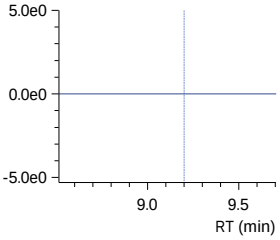

R1 584.20>526.00 (-) 0.00e0

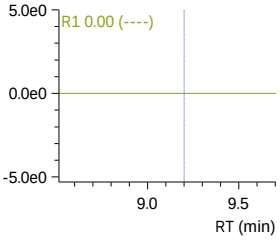

R2 584.20>526.00 (-) 0.00e0

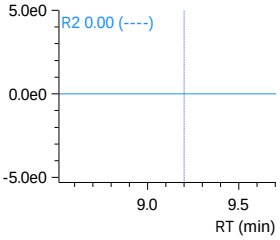

Insight Report
Before Manual Integration
Printed 3/22/2024 10:11:10

240321_032 (continued)

9-Cl-PF3ONS
Conc. ----
R#1 0.00 (31.69)
R#2 0.00 (31.69)
Q 530.80>351.00 (-) 2.40e1

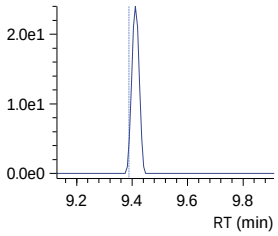

R1 532.80>353.00 (-) 4.30e1

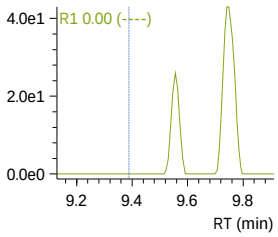

R2 532.80>353.00 (-) 4.30e1

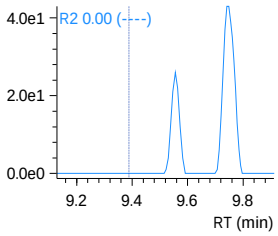

PFUnDA
Conc. 0.0040
R#1 0.00 (10.96)
R#2 0.00 (10.96)
Q 563.10>519.00 (-) 4.55e2

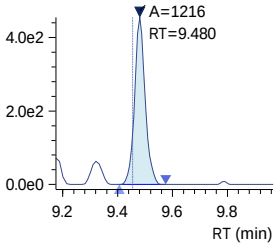

R1 563.10>269.10 (-) 7.60e1

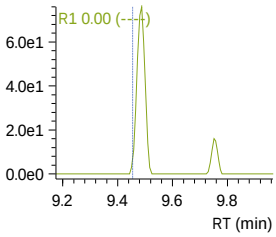

R2 563.10>269.10 (-) 7.60e1

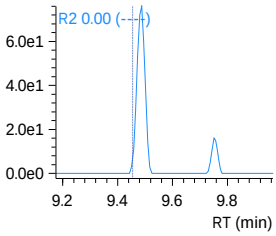

13C7-PFUnDA_IS
Conc. 1.2500
ISTD 570.00>525.10 (-) 3.07e4

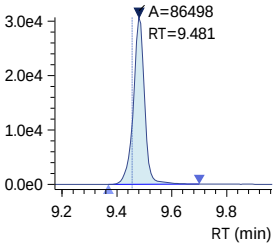

13C7-PFUnDA
Conc. 1.5201
Q 570.00>525.10 (-) 3.07e4

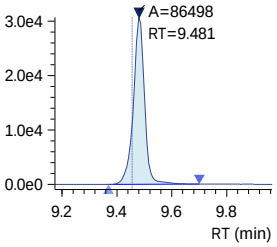

PFNS
Conc. ----
R#1 0.00 (56.91)
R#2 0.00 (56.91)
Q 548.80>79.90 (-) 6.00e0

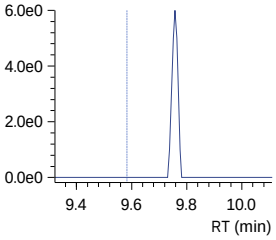

R1 548.80>98.80 (-) 0.00e0

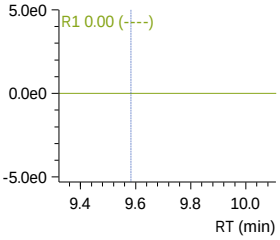

R2 548.80>98.80 (-) 0.00e0

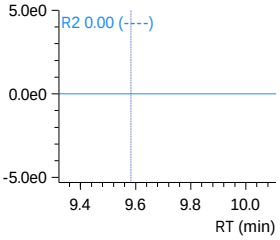

Insight Report
Before Manual Integration
Printed 3/22/2024 10:11:10

240321_032 (continued)

10_2 FTS
Conc. ----
R#1 0.00 (32.29)
R#2 0.00 (32.29)
Q 626.80>607.05 (-) 0.00e0

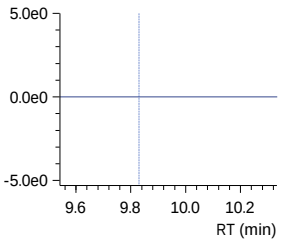

R1 626.80>81.00 (-) 0.00e0

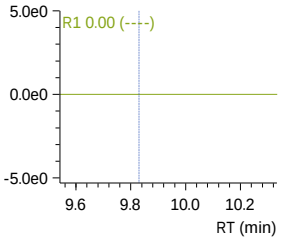

R2 626.80>81.00 (-) 0.00e0

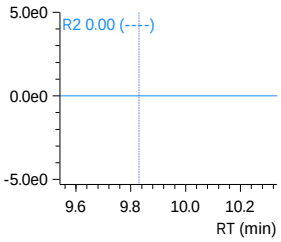

13C2-PFDOA_IS
Conc. 1.2500
ISTD 615.10>570.00 (-) 3.58e4

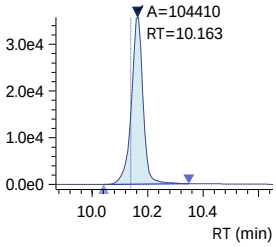

13C2-PFDOA
Conc. 1.5777
Q 615.10>570.00 (-) 3.58e4

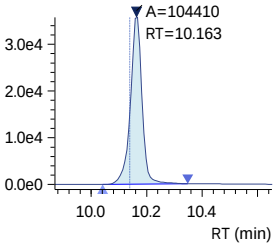

PFDOA
Conc. -0.0081
R#1 0.00 (11.14)
R#2 0.00 (11.14)
Q 613.10>569.00 (-) 3.82e2

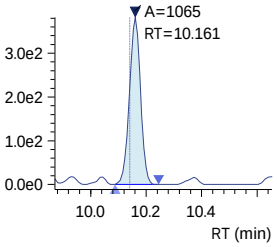

R1 613.10>319.00 (-) 4.30e1

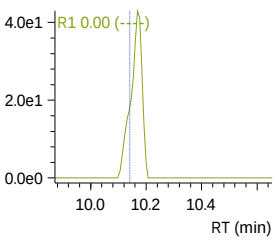

R2 613.10>319.00 (-) 4.30e1

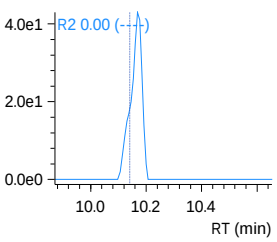

PFDS
Conc. ----
R#1 0.00 (58.01)
R#2 0.00 (58.01)
Q 599.00>79.90 (-) 0.00e0

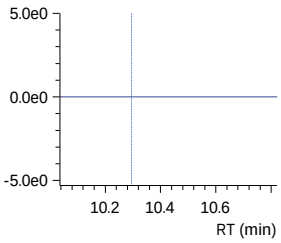

R1 599.00>98.80 (-) 0.00e0

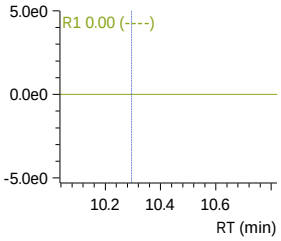

R2 599.00>98.80 (-) 0.00e0

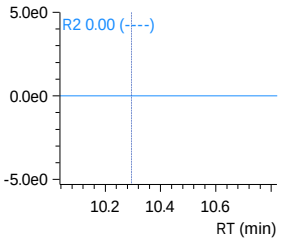

240321_032 (continued)

PFTrDA
Conc. -0.0071
R#1 0.00 (16.67)
R#2 0.00 (16.67)
Q 663.00>619.00 (-) 2.51e2

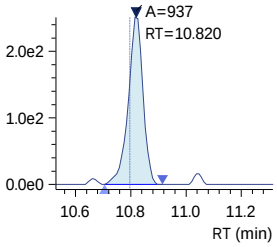

11-Cl-PF3OUdS
Conc. ----
R#1 0.00 (35.04)
R#2 0.00 (35.04)
Q 630.90>451.00 (-) 1.70e1

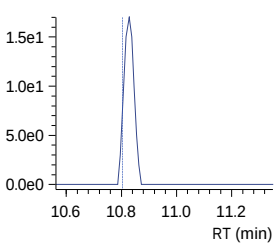

PFOSAm
Conc. 0.0055
Q 498.10>77.90 (-) 7.70e1

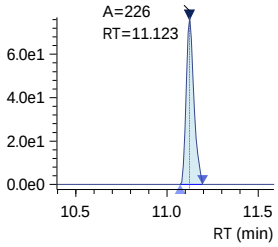

13C8-PFOSAm
Conc. 3.5996
Q 506.10>77.80 (-) 2.93e4

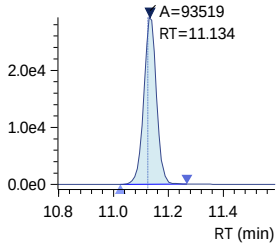

13C8-PFOSAm_IS
Conc. 2.5000
ISTD 506.10>77.80 (-) 2.93e4

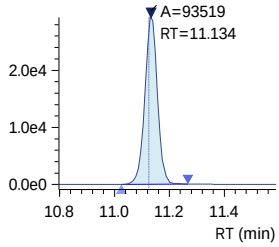

R1 663.00>168.90 (-) 2.80e1

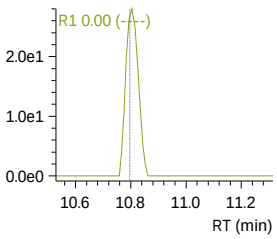

R1 632.90>452.90 (-) 1.00e1

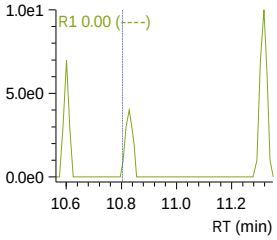

R2 663.00>168.90 (-) 2.80e1

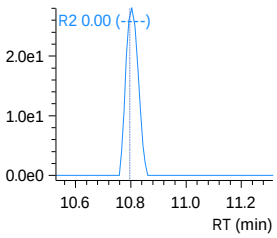

R2 632.90>452.90 (-) 1.00e1

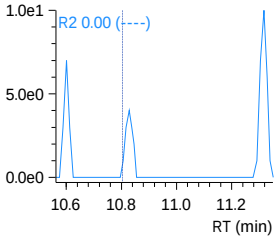

240321_032 (continued)

PFTDA
Conc. ----
R#1 0.00 (17.09)
R#2 0.00 (17.09)
Q 713.10>669.00 (-) 1.74e2

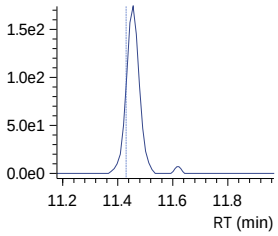

R1 713.10>168.90 (-) 3.80e1

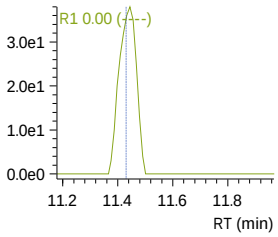

R2 713.10>168.90 (-) 3.80e1

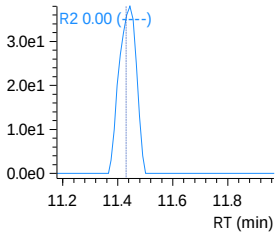

13C2-PFTDA
Conc. 1.4960
Q 715.20>670.00 (-) 1.66e4

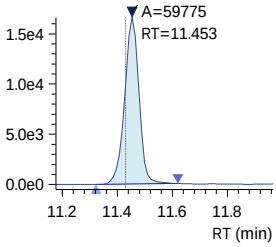

13C2-PFTDA_IS
Conc. 1.2500
ISTD 715.20>670.00 (-) 1.66e4

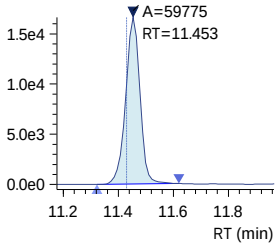

PFDoS
Conc. ----
R#1 0.00 (61.23)
R#2 0.00 (61.23)
Q 699.10>79.90 (-) 0.00e0

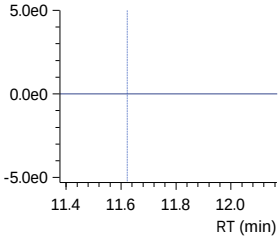

R1 699.10>98.80 (-) 1.70e1

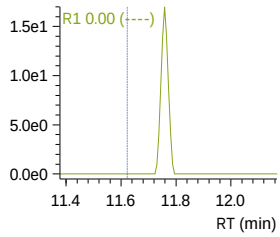

R2 699.10>98.80 (-) 1.70e1

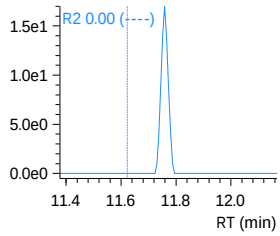

D7-MeFOSE_IS
Conc. 25.0000
ISTD 623.20>58.90 (-) 8.11e4

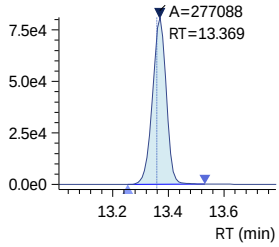

Insight Report
Before Manual Integration
Printed 3/22/2024 10:11:10

240321_032 (continued)

D7-MeFOSE
Conc. 34.8580

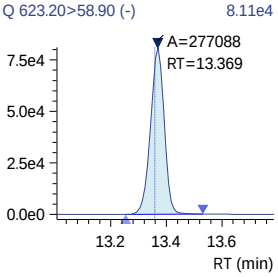

MeFOSE
Conc. ----

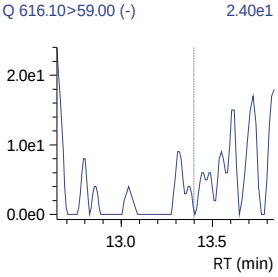

13C2-PFHXDA_IS
Conc. 2.5000

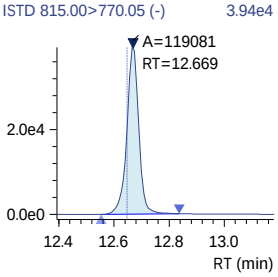

13C2-PFHXDA
Conc. 2.8984

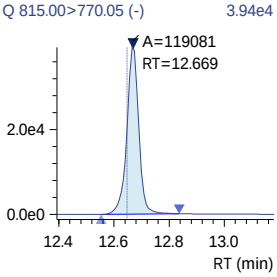

PFHXDA
Conc. 0.0086
R#1 0.00 (10.78)
R#2 0.00 (10.78)

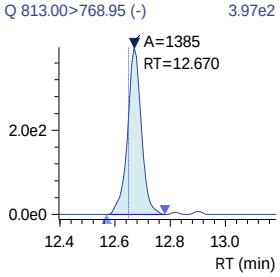

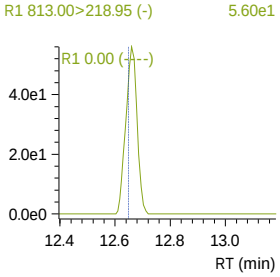

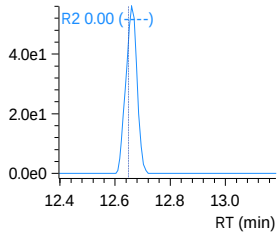

240321_032 (continued)

D3-MeFOSA
Conc. 3.4274

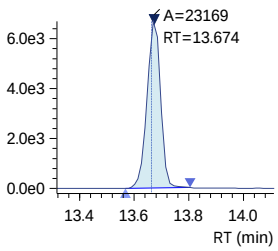

D3-MeFOSA_IS
Conc. 2.5000

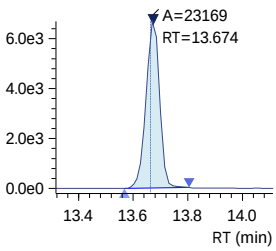

MeFOSA
Conc. ----
R#1 0.00 (156.31)
R#2 0.00 (156.31)

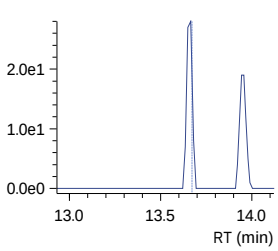

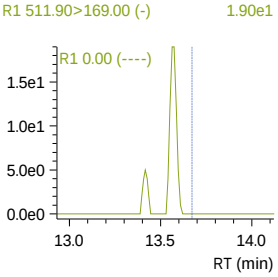

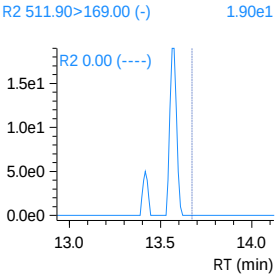

D9-EtFOSE_IS
Conc. 25.0000

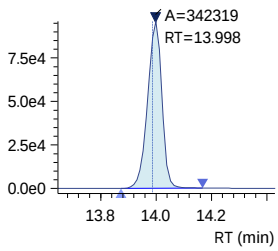

D9-EtFOSE
Conc. 37.7240

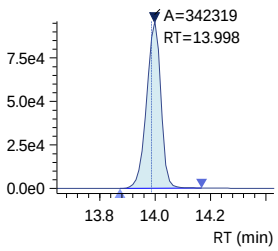

Insight Report
Before Manual Integration
Printed 3/22/2024 10:11:10

240321_032 (continued)

EtFOSE
Conc. ----
Q 630.00>59.00 (-) 2.50e1

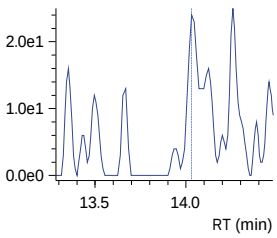

D5-EtFOSAm
Conc. 3.4098
Q 531.10>219.00 (-) 1.09e4

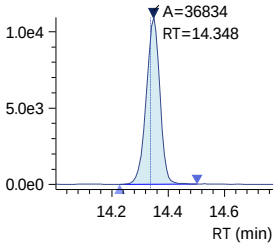

D5-EtFOSAm_IS
Conc. 2.5000
ISTD 531.10>219.00 (-) 1.09e4

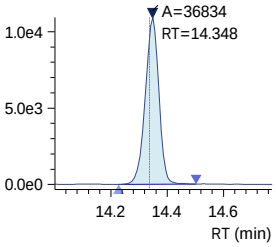

EtFOSAm
Conc. ----
R#1 0.00 (177.75)
R#2 0.00 (177.75)
Q 526.00>219.00 (-) 0.00e0

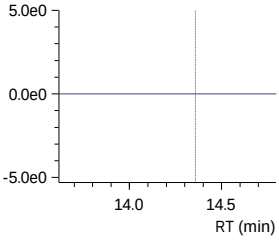

PFODA
Conc. ----
R#1 0.00 (31.66)
R#2 0.00 (31.66)
Q 913.00>868.65 (-) 1.45e2

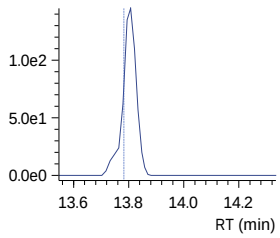

R1 526.00>169.00 (-) 1.09e2

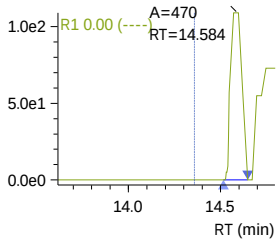

R1 913.00>169.00 (-) 1.70e1

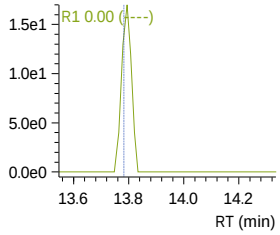

R2 526.00>169.00 (-) 1.09e2

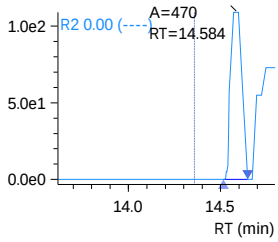

R2 913.00>169.00 (-) 1.70e1

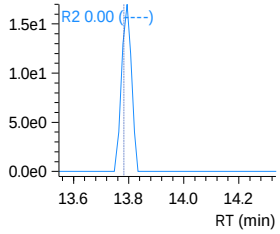

1st PS 03/22/24
2nd 03/25/24

Validation Report

Data File: J:\LCMS08\Data\240321_1633_B1\240321_020
Lab ID: KQ2404325-18
RunType: CCB
Matrix: Soil

Date Acquired: 3/21/24 18:02
Batch ID: 835726
Analysis Method: 1633/PFAS_DOD5.4

Validations

Validation Categories	Pass	Fail
ICAL Analyte Recovery	X	
Second Source ICAL Verification	X	
Continuing Calibration Recovery	X	
Continuing Calibration Recovery (Closing)	X	
Internal Standards	X	
Surrogates		X
Above Highest ICAL Level	X	

Analyte Exceptions

Exception Categories	Analyte Name	Result	Low Limit	High Limit	Corrective Action
Surrogates	13C5-PFPeA	169	20	150	high bias, native <MRL
	13C4-PFHpA	166	20	150	
	13C6-PFDA	152	20	150	
	13C2-PFTeDA	165	20	150	
	13C3-HFPO-DA	173	20	150	

Primary Review: _____

Secondary Review: _____

1st PS 03/22/24
2nd 03/25/24

Quantitation Report

Data File:	J:\LCMS08\Data\240321_1633_B1\240321_020	**Instrument:**	K-LCMS-08
Acqu Date:	3/21/24 18:02	**Vial:**	20
Run Type:	CCB	**Dilution:**	1
Lab ID:	KQ2404325-18	**Raw Units:**	ng/mL

Bottle ID:		**Tier:**	IV	**Matrix:**	Soil
Prod Code:	PFAS_DOD5.4	**Collect Date:**	3/9/24	**Receive Date:**	3/13/24

Analysis Lot:	835726	**Prep Lot:**		**Report Group:**	KQ2404325
Analysis	1633	**Prep Method:**			
		Prep Date:			

Title:	Per- and Polyfluoroalkyl Substances (PFAS) by LC/MS/MS Compliant with Table B-24 of DOD QSM	**Calibration ID:**	KC2400137
		Report List ID:	24615

Internal Standard Compounds

Parameter Name	RT	RT Dev	Response	Solution Conc	Area Criteria
18O2-PFHxS	7.121	+0.05	77241	2.5000	OK
13C4-PFOS	8.846	+0.04	88904	2.5000	OK
13C3-PFBA	1.492	+0.16	370551	5.0000	OK
13C2-PFHxA	5.025	+0.07	270105	2.5000	OK
13C4-PFOA	7.145	+0.04	17738	2.5000	OK
13C5-PFNA	7.991	+0.04	104181	1.2500	OK
13C2-PFDA	8.752	+0.04	59672	1.2500	OK

Surrogate Compounds

Parameter Name	RT	RT Dev	Response	Solution Conc	% Rec		% Rec Criteria	Rpt?
13C3-PFBS	4.698	+0.08	158892	3.3752	135		20 - 150	Y
13C3-PFHxS	7.120	+0.05	116413	3.5950	144		20 - 150	Y
13C8-PFOS	8.846	+0.04	45067	3.6207	145		20 - 150	Y
13C4-PFBA	1.490	+0.15	1004803	13.7489	137		20 - 150	Y
13C5-PFPeA	3.567	+0.10	253668	8.4405	169	*	20 - 150	Y
13C5-PFHxA	5.025	+0.07	320166	3.6243	145		20 - 150	Y
13C4-PFHpA	6.197	+0.05	506741	4.1494	166	*	20 - 150	Y
13C8-PFOA	7.145	+0.04	370605	3.3926	136		20 - 150	Y
13C9-PFNA	7.991	+0.04	169728	1.8029	144		20 - 150	Y
13C6-PFDA	8.751	+0.04	106345	1.9038	152	*	20 - 150	Y
13C7-PFUnDA	9.474	+0.03	102182	1.8549	148		20 - 150	Y
13C2-PFDoDA	10.159	+0.03	119144	1.8597	149		20 - 150	Y
13C2-PFTeDA	11.448	+0.03	79727	2.0611	165	*	20 - 150	Y
13C8-FOSA	11.128	+0.00	111761	3.3428	134		20 - 150	Y
D3-MeFOSA	13.665	0.00	27315	3.1399	126		20 - 150	Y
D5-EtFOSA	14.342	0.00	44163	3.1769	127		20 - 150	Y
D7-MeFOSE	13.363		329639	32.2245	129		20 - 150	Y
D9-EtFOSE	13.993	0.00	411492	35.2378	141		20 - 150	Y

1st PS 03/22/24
2nd 03/25/24

Data File:	J:\LCMS08\Data\240321_1633_B1\240321_020	**Instrument:**	K-LCMS-08
Acqu Date:	3/21/24 18:02	**Vial:**	20
Run Type:	CCB	**Dilution:**	1
Lab ID:	KQ2404325-18	**Raw Units:**	ng/mL

Surrogate Compounds

Parameter Name	RT	RT Dev	Response	Solution Conc	% Rec		% Rec Criteria	Rpt?
D3-MeFOSAA	8.883	+0.03	111748	5.1959	104		20 - 150	Y
D5-EtFOSAA	9.206	+0.03	95201	6.0418	121		20 - 150	Y
13C2-4:2 FTS	4.709	+0.06	53173	4.9030	98		20 - 150	Y
13C2-6:2 FTS	6.833	+0.04	31800	3.6380	73		20 - 150	Y
13C2-8:2 FTS	8.445	+0.03	25482	4.5510	91		20 - 150	Y
13C3-HFPO-DA	5.494	+0.07	611583	17.2969	173	*	20 - 150	Y

Target Compounds

Final Conc.Units: ng/g

Parameter Name	RT	RT Dev	Response	Solution Conc	Final Conc	Q	Rpt?
Perfluorobutane sulfonic acid (PFBS)	0		0	0	0	U	Y
Perfluoropentane sulfonic acid (PFPeS)	0		0	0	0	U	Y
Perfluorohexane sulfonic acid (PFHxS)	7.115	+0.04	468	0.0074	0.0074	U	Y
Perfluoroheptane sulfonic acid (PFHpS)	0		0	0	0	U	Y
Perfluorooctane sulfonic acid (PFOS)	0		0	0	0	U	Y
Perfluorononane sulfonic acid (PFNS)	0		0	0	0	U	Y
Perfluorodecane sulfonic acid (PFDS)	10.314	+0.03	49	-0.0099	0	U	Y
Perfluorododecane sulfonic acid (PFDoS)	0		0	0	0	U	Y
Perfluorobutanoic acid (PFBA)	1.496	+0.16	2882	-0.0207	0	U	Y
Perfluoropentanoic acid (PFPeA)	3.569	+0.10	1160	0.0064	0.0064	U	Y
Perfluorohexanoic acid (PFHxA)	5.021	+0.06	308	0.0134	0.013	U	Y
Perfluoroheptanoic acid (PFHpA)	6.176	+0.03	3721	0.0065	0.0065	U	Y
Perfluorooctanoic acid (PFOA)	7.142	+0.04	3879	-0.0171	0	U	Y
Perfluorononanoic acid (PFNA)	7.989	+0.04	2038	-0.0048	0	U	Y
Perfluorodecanoic acid (PFDA)	8.751	+0.03	1856	0.0215	0.022	U	Y
Perfluoroundecanoic acid (PFUnDA)	9.474	+0.03	1498	0.0047	0.0047	U	Y
Perfluorododecanoic acid (PFDOA)	10.159	+0.03	800	-0.0146	0	U	Y
Perfluorotridecanoic acid (PFTrDA)	10.815	+0.03	1061	-0.0095	0	U	Y
Perfluorotetradecanoic acid (PFTDA)	11.452	+0.04	1064	-0.0053	0	U	Y
Perfluorooctane sulfonamide (PFOSAm)	11.122		139	0.0028	0.0028	U	Y
N-Methylperfluorooctane sulfonamide (MeFOSA)	0		0	0	0	U	Y
N-Ethylperfluorooctane sulfonamide (EtFOSAm)	0		0	0	0	U	Y
N-Methylperfluorooctane sulfonamido ethanol (MeFOSE)	0		0	0	0	U	Y
N-Ethylperfluorooctane sulfonamido ethanol (EtFOSE)	14.030	-0.01	96	0.0052	0.0052	U	Y
N-Methylperfluorooctane sulfonamido acetic acid (NMeFOSAA)	0		0	0	0	U	Y

1st PS 03/22/24
2nd 03/25/24

Data File:	J:\LCMS08\Data\240321_1633_B1\240321_020	**Instrument:**	K-LCMS-08
Acqu Date:	3/21/24 18:02	**Vial:**	20
Run Type:	CCB	**Dilution:**	1
Lab ID:	KQ2404325-18	**Raw Units:**	ng/mL

Target Compounds

Final Conc.Units: ng/g

Parameter Name	RT	RT Dev	Response	Solution Conc	Final Conc	Q	Rpt?
N-Ethylperfluorooctane sulfonamido acetic acid (NEtFOSAA)	0		0	0	0	U	Y
1H, 1H, 2H, 2H-Perfluorohexanesulfonic acid (4:2 FTS)	0		0	0	0	U	Y
1H, 1H, 2H, 2H-Perfluorooctanesulfonic acid (6:2 FTS)	0		0	0	0	U	Y
1H, 1H, 2H, 2H-Perfluorodecanesulfonic acid (8:2 FTS)	0		0	0	0	U	Y
4,4,5,5,6,6,6-Heptafluorohexanoic acid (3:3 FTCA)	0		0	0	0	U	Y
2H,2H,3H,3H-Perfluorooctanoic acid (5:3 FTCA)	0		0	0	0	U	Y
2H,2H,3H,3H-Perfluorodecanoic acid (7:3 FTCA)	7.953	+0.03	738	0.0532	0.053	U	Y
Perfluoro(2-ethoxyethane) sulfonic acid (PFEESA)	0		0	0	0	U	Y
9-Chlorohexadecafluoro-3-oxanonane-1-sulfonic acid (9-Cl-PF3ONS)	0		0	0	0	U	Y
11-Chloroeicosafluoro-3-oxaundecane-1-sulfonic acid (11-Cl-PF3OUdS)	0		0	0	0	U	Y
Perfluoro-3-methoxypropanoic acid (PFMPA)	2.514	+0.13	89	0.0011	0.0011	U	Y
Perfluoro-4-methoxybutanoic acid (PFMBA)	4.089	+0.09	50	0.0004	0.00040	U	Y
Hexafluoropropyleneoxide dimer acid (HFPO-DA) (GenX)	5.494	+0.07	457	-0.0001	0	U	Y
Nonafluoro-3,6-dioxaheptanoic acid (NFDHA)	4.889	+0.08	571	0.0021	0.0021	U	Y
4,8-Dioxa-3H-perfluorononanoic acid (DONA)	0		0	0	0	U	Y

U: Undetected at or above MDL
J: Analyte detected above MDL, but below MRL
B: Hit above MRL also found in Method Blank
E: Analyte concentration above high point of ICAL
N: Presumptive evidence of compound

D: Result from dilution
m: Manual integration performed
d: Compound manually deleted
NR: Analyte not reported from this analysis

*: Result fails acceptance criteria
#: Acceptance criteria not applicable
?: Insufficient information to determine acceptance
e: Result >= MRL, but MRL less than low point of ICAL
c: check for co-elution

Printed: 3/22/24 13:34
\\alprews001\starlims$\LIMSReps\QuantValidation.rpt

Insight Report
Ion Ratio Confirmation
Printed 3/22/2024 13:04:13

240321_020

Sample ID: 1633 CCB
Date Acquired: 3/21/2024 6:02:48 PM
Acquired by: System Administrator
Data File: 240321_020
Vial: 54 | Inj. Volume: 10.0000uL | Tray: 1

Name	m/z	Ref 1 m/z	Area	Ref 1 Measured	Ref 1 Actual Ratio	Ref 1 Set Ratio	Ref 2 Measured	Ref 2 Actual Ratio	Ref 2 Set Ratio	Flag ID
13C4-PFBA	216.80>171.90	----	1004803	----	----	----	----	----	----	
13C4-PFBA_IS	216.80>171.90	----	1004803	----	----	----	----	----	----	
13C3-PFBA_IS	216.00>172.00	----	370551	----	----	----	----	----	----	
PFBA	212.80>169.05	----	2882	----	----	----	----	----	----	
PFMPA	229.00>84.90	----	89	----	----	----	----	----	----	
3_3 FTCA	241.00>177.10	241.00>117.00	----	0	0.00	136.14	0	0.00	141.47	
13C5-PFPeA	268.30>223.00	----	253668	----	----	----	----	----	----	
13C5-PFPeA_IS	268.30>223.00	----	253668	----	----	----	----	----	----	
PFPeA	263.00>219.00	----	1160	----	----	----	----	----	----	
PFMBA	279.00>84.95	----	50	----	----	----	----	----	----	
13C2-4_2 FTS	329.10>80.90	----	53173	----	----	----	----	----	----	
13C2-4_2 FTS_IS	329.10>80.90	----	53173	----	----	----	----	----	----	
4_2 FTS	327.10>307.00	327.10>80.90	----	0	0.00	33.08	0	0.00	27.71	
13C3-PFBS_IS	302.10>79.90	----	158892	----	----	----	----	----	----	
PFBS	298.70>79.90	298.70>98.80	----	0	0.00	46.53	0	0.00	44.64	
13C3-PFBS	302.10>79.90	----	158892	----	----	----	----	----	----	
NFDHA	295.00>201.00	295.00>84.90	571	201	35.18	36.44	201	35.18	34.56	
13C5-PFHxA	318.00>273.00	----	320166	----	----	----	----	----	----	
13C5-PFHxA_IS	318.00>273.00	----	320166	----	----	----	----	----	----	
13C2-PFHxA_IS	315.10>270.00	----	270105	----	----	----	----	----	----	
PFHxA	313.00>269.00	----	308	----	----	----	----	----	----	
PFEESA	314.80>135.00	314.80>82.90	----	0	0.00	5.25	0	0.00	5.67	
13C3-HFPO-DA	286.90>168.90	----	611583	----	----	----	----	----	----	
13C3-HFPO-DA_IS	286.90>168.90	----	611583	----	----	----	----	----	----	
HFPO-DA	284.90>168.90	284.90>184.90	457	244	53.33	62.57	244	53.33	64.50	
5_3 FTCA	341.00>237.05	341.00>217.00	----	0	0.00	154.88	0	0.00	154.15	
PFPeS	349.10>79.90	349.10>98.80	----	0	0.00	54.44	0	0.00	56.96	
13C4-PFHpA	367.10>322.00	----	506741	----	----	----	----	----	----	
13C4-PFHpA_IS	367.10>322.00	----	506741	----	----	----	----	----	----	
PFHpA	363.10>319.00	363.10>169.00	3721	871	23.41	23.39	871	23.41	22.63	
DONA	376.90>250.90	376.90>84.80	----	0	0.00	30.39	0	0.00	28.87	
13C2-6_2 FTS_IS	429.10>80.90	----	31800	----	----	----	----	----	----	
13C2-6_2 FTS	429.10>80.90	----	31800	----	----	----	----	----	----	
6_2 FTS	427.10>407.00	427.10>80.90	----	0	0.00	44.48	0	0.00	40.73	
13C4-PFOA_IS	417.10>172.00	----	17738	----	----	----	----	----	----	
13C8-PFOA_IS	421.10>376.00	----	370605	----	----	----	----	----	----	

J:\LCMS08\Data\240321_1633_B1\240321_1633_B1.damlp .

Ref 1 Set Ratio assigned from calibration mid-point; Ref 2 Set Ratio assigned from opening calibration verification.
IRr - Ion ratio outside either set of criteria. Exceedances for reported detections to be "I" flagged in the analytical report.

240321_020 (continued)

(Table continued from previous page)

Name	m/z	Ref 1 m/z	Area	Ref 1 Measured	Ref 1 Actual Ratio	Ref 1 Set Ratio	Ref 2 Measured	Ref 2 Actual Ratio	Ref 2 Set Ratio	Flag ID
13C8-PFOA	421.10>376.00	----	370605	----	----	----	----	----	----	
PFOA	413.00>369.00	413.00>169.00	3879	715	18.45	24.47	715	18.45	24.84	
13C3-PFHxS	402.10>79.90	----	116413	----	----	----	----	----	----	
13C3-PFHxS_IS	402.10>79.90	----	116413	----	----	----	----	----	----	
PFHxS	398.70>79.90	398.70>98.90	468	223	47.55	57.29	223	47.55	58.76	
18O2-PFHxS_IS	403.00>83.90	----	77241	----	----	----	----	----	----	
13C9-PFNA_IS	472.10>427.00	----	169728	----	----	----	----	----	----	
13C9-PFNA	472.10>427.00	----	169728	----	----	----	----	----	----	
13C5-PFNA_IS	468.00>423.00	----	104181	----	----	----	----	----	----	
PFNA	463.00>419.00	463.00>219.00	2038	284	13.93	20.36	284	13.93	19.31	
PFHpS	449.00>79.90	449.00>98.80	----	0	0.00	46.70	0	0.00	48.05	
7_3 FTCA	441.00>317.00	441.00>336.90	738	655	88.86	132.28	655	88.86	133.47	
13C2-8_2-FTS	529.10>80.90	----	25482	----	----	----	----	----	----	
13C2-8_2-FTS_IS	529.10>80.90	----	25482	----	----	----	----	----	----	
8_2 FTS	527.10>506.95	527.10>80.80	----	0	0.00	45.91	0	0.00	45.20	
13C6-PFDA_IS	519.10>474.10	----	106345	----	----	----	----	----	----	
13C6-PFDA	519.10>474.10	----	106345	----	----	----	----	----	----	
13C2-PFDA_IS	515.10>470.10	----	59672	----	----	----	----	----	----	
PFDA	512.90>469.00	512.90>219.00	1856	154	8.30	17.64	154	8.30	19.20	IRr
D3-NMeFOSAA_IS	573.20>419.00	----	111748	----	----	----	----	----	----	
D3-NMeFOSAA	573.20>419.00	----	111748	----	----	----	----	----	----	
13C8-PFOS_IS	507.10>98.90	----	45067	----	----	----	----	----	----	
13C8-PFOS	507.10>98.90	----	45067	----	----	----	----	----	----	
13C4-PFOS_IS	502.80>79.90	----	88904	----	----	----	----	----	----	
PFOS	498.90>79.90	498.90>98.80	----	0	0.00	45.06	0	0.00	47.87	
NMeFOSAA	570.10>419.00	570.10>483.00	----	0	0.00	67.10	0	0.00	60.24	
D5-NEtFOSAA_IS	589.20>419.00	----	95201	----	----	----	----	----	----	
D5-NEtFOSAA	589.20>419.00	----	95201	----	----	----	----	----	----	
NEtFOSAA	584.20>419.10	584.20>526.00	----	0	0.00	89.53	0	0.00	72.57	
9-Cl-PF3ONS	530.80>351.00	532.80>353.00	----	0	0.00	31.69	0	0.00	30.68	
PFUnDA	563.10>519.00	563.10>269.10	1498	61	4.07	10.96	61	4.07	11.56	IRr
13C7-PFUnDA_IS	570.00>525.10	----	102182	----	----	----	----	----	----	
13C7-PFUnDA	570.00>525.10	----	102182	----	----	----	----	----	----	
PFNS	548.80>79.90	548.80>98.80	----	0	0.00	56.91	0	0.00	61.27	
10_2 FTS	626.80>607.05	626.80>81.00	----	0	0.00	32.29	0	0.00	29.61	
13C2-PFDOA_IS	615.10>570.00	----	119144	----	----	----	----	----	----	
13C2-PFDOA	615.10>570.00	----	119144	----	----	----	----	----	----	
PFDOA	613.10>569.00	613.10>319.00	800	157	19.69	11.14	157	19.69	10.73	IRr
PFDS	599.00>79.90	599.00>98.80	49	26	52.62	58.01	26	52.62	58.67	
PFTrDA	663.00>619.00	663.00>168.90	1061	154	14.56	16.67	154	14.56	15.36	

J:\LCMS08\Data\240321_1633_B1\240321_1633_B1.damlp .

Ref 1 Set Ratio assigned from calibration mid-point; Ref 2 Set Ratio assigned from opening calibration verification.
IRr - Ion ratio outside either set of criteria. Exceedances for reported detections to be "I" flagged in the analytical report.

240321_020 (continued)

(Table continued from previous page)

Name	m/z	Ref 1 m/z	Area	Ref 1 Measured	Ref 1 Actual Ratio	Ref 1 Set Ratio	Ref 2 Measured	Ref 2 Actual Ratio	Ref 2 Set Ratio	Flag ID
11-Cl-PF3OUdS	630.90>451.00	632.90>452.90	----	0	0.00	35.04	0	0.00	35.75	
PFOSAm	498.10>77.90	----	139	----	----	----	----	----	----	
13C8-PFOSAm	506.10>77.80	----	111761	----	----	----	----	----	----	
13C8-PFOSAm_IS	506.10>77.80	----	111761	----	----	----	----	----	----	
PFTDA	713.10>669.00	713.10>168.90	1064	84	7.91	17.09	84	7.91	18.64	IRr
13C2-PFTDA	715.20>670.00	----	79727	----	----	----	----	----	----	
13C2-PFTDA_IS	715.20>670.00	----	79727	----	----	----	----	----	----	
PFDoS	699.10>79.90	699.10>98.80	----	0	0.00	61.23	0	0.00	68.82	
D7-MeFOSE_IS	623.20>58.90	----	329639	----	----	----	----	----	----	
D7-MeFOSE	623.20>58.90	----	329639	----	----	----	----	----	----	
MeFOSE	616.10>59.00	----	----	----	----	----	----	----	----	
13C2-PFHXDA_IS	815.00>770.05	----	137307	----	----	----	----	----	----	
13C2-PFHXDA	815.00>770.05	----	137307	----	----	----	----	----	----	
PFHXDA	813.00>768.95	813.00>218.95	1626	188	11.58	10.78	188	11.58	11.00	
D3-MeFOSA	515.00>219.00	----	27315	----	----	----	----	----	----	
D3-MeFOSA_IS	515.00>219.00	----	27315	----	----	----	----	----	----	
MeFOSA	511.90>219.00	511.90>169.00	----	0	0.00	156.31	0	0.00	156.72	
D9-EtFOSE_IS	639.20>58.90	----	411492	----	----	----	----	----	----	
D9-EtFOSE	639.20>58.90	----	411492	----	----	----	----	----	----	
EtFOSE	630.00>59.00	----	96	----	----	----	----	----	----	
D5-EtFOSAm	531.10>219.00	----	44163	----	----	----	----	----	----	
D5-EtFOSAm_IS	531.10>219.00	----	44163	----	----	----	----	----	----	
EtFOSAm	526.00>219.00	526.00>169.00	----	0	0.00	177.75	0	0.00	149.59	
PFODA	913.00>868.65	913.00>169.00	283	43	15.12	31.66	43	15.12	33.60	IRr

Flag ID key: IRr: Ion Ratio (Relative)

Ref 1 Set Ratio assigned from calibration mid-point; Ref 2 Set Ratio assigned from opening calibration verification.
IRr - Ion ratio outside either set of criteria. Exceedances for reported detections to be "I" flagged in the analytical report.

Insight Report
Quantitation/Integration
Printed 3/22/2024 13:35:57

240321_020

Sample ID: 1633 CCB
Date Acquired: 3/21/2024 6:02:48 PM
Acquired by: System Administrator
Data File: 240321_020
Vial: 54 | Inj. Volume: 10.0000uL | Tray: 1

Name	Mode ID	Found RT	RT Diff	ISTD RT Diff	Area	ISTD Area	ISTD Name	Conc.	Unit	Flag ID
13C4-PFBA	Auto	1.490	0.132	-0.002	1004803	370551	13C3-PFBA_IS	13.7489	ng/mL	
13C4-PFBA_IS	Auto	1.490	0.132	----	1004803	1004803	----	10.0000	ng/mL	
13C3-PFBA_IS	Auto	1.492	0.133	----	370551	370551	----	5.0000	ng/mL	
PFBA	Auto	1.496	0.135	0.006	2882	1004803	13C4-PFBA_IS	-0.0207	ng/mL	
PFMPA	M	2.514	0.105	-1.053	89	253668	13C5-PFPeA_IS	0.0011	ng/mL	
3_3 FTCA	ND(W/B)	----	----	----	----	253668	13C5-PFPeA_IS	----	ng/mL	
13C5-PFPeA	Auto	3.567	0.064	-1.458	253668	270105	13C2-PFHxA_IS	8.4405	ng/mL	
13C5-PFPeA_IS	Auto	3.567	0.064	----	253668	253668	----	5.0000	ng/mL	
PFPeA	Auto	3.569	0.063	0.002	1160	253668	13C5-PFPeA_IS	0.0064	ng/mL	
PFMBA	M	4.089	0.056	0.522	50	253668	13C5-PFPeA_IS	0.0004	ng/mL	
13C2-4_2 FTS	Auto	4.709	0.033	-2.412	53173	77241	18O2-PFHxS_IS	4.9030	ng/mL	
13C2-4_2 FTS_IS	Auto	4.709	0.033	----	53173	53173	----	5.0000	ng/mL	
4_2 FTS	ND(W/B)	----	----	----	----	53173	13C2-4_2 FTS_IS	----	ng/mL	
13C3-PFBS_IS	Auto	4.698	0.048	----	158892	158892	----	2.5000	ng/mL	
PFBS	ND(W/B)	----	----	----	----	158892	13C3-PFBS_IS	----	ng/mL	
13C3-PFBS	Auto	4.698	0.048	-2.423	158892	77241	18O2-PFHxS_IS	3.3752	ng/mL	
NFDHA	M	4.889	0.047	-0.135	571	320166	13C5-PFHxA_IS	0.0021	ng/mL	
13C5-PFHxA	Auto	5.025	0.041	-0.001	320166	270105	13C2-PFHxA_IS	3.6243	ng/mL	
13C5-PFHxA_IS	Auto	5.025	0.041	----	320166	320166	----	2.5000	ng/mL	
13C2-PFHxA_IS	Auto	5.025	0.041	----	270105	270105	----	2.5000	ng/mL	
PFHxA	M	5.021	0.035	-0.003	308	320166	13C5-PFHxA_IS	0.0134	ng/mL	
PFEESA	ND(W/B)	----	----	----	----	320166	13C5-PFHxA_IS	----	ng/mL	
13C3-HFPO-DA	Auto	5.494	0.039	0.469	611583	270105	13C2-PFHxA_IS	17.2969	ng/mL	
13C3-HFPO-DA_IS	Auto	5.494	0.039	----	611583	611583	----	10.0000	ng/mL	
HFPO-DA	M	5.494	0.037	0.000	457	611583	13C3-HFPO-DA_IS	-0.0001	ng/mL	
5_3 FTCA	ND(W/B)	----	----	----	----	320166	13C5-PFHxA_IS	----	ng/mL	
PFPeS	ND(W/B)	----	----	----	----	116413	13C3-PFHxS_IS	----	ng/mL	
13C4-PFHpA	Auto	6.197	0.030	1.172	506741	270105	13C2-PFHxA_IS	4.1494	ng/mL	
13C4-PFHpA_IS	Auto	6.197	0.030	----	506741	506741	----	2.5000	ng/mL	
PFHpA	Auto	6.176	0.007	-0.021	3721	506741	13C4-PFHpA_IS	0.0065	ng/mL	
DONA	ND(W/B)	----	----	----	----	611583	13C3-HFPO-DA_IS	----	ng/mL	
13C2-6_2 FTS_IS	Auto	6.833	0.019	----	31800	31800	----	5.0000	ng/mL	
13C2-6_2 FTS	Auto	6.833	0.019	-0.288	31800	77241	18O2-PFHxS_IS	3.6380	ng/mL	
6_2 FTS	ND(W/B)	----	----	----	----	31800	13C2-6_2 FTS_IS	----	ng/mL	
13C4-PFOA_IS	Auto	7.145	0.025	----	17738	17738	----	2.5000	ng/mL	
13C8-PFOA_IS	Auto	7.145	0.024	----	370605	370605	----	2.5000	ng/mL	
13C8-PFOA	Auto	7.145	0.024	0.000	370605	17738	13C4-PFOA_IS	3.3926	ng/mL	
PFOA	M	7.142	0.020	-0.003	3879	370605	13C8-PFOA_IS	-0.0171	ng/mL	
13C3-PFHxS	Auto	7.120	0.029	-0.001	116413	77241	18O2-PFHxS_IS	3.5950	ng/mL	
13C3-PFHxS_IS	Auto	7.120	0.029	----	116413	116413	----	2.5000	ng/mL	
PFHxS	M	7.115	0.023	-0.005	468	116413	13C3-PFHxS_IS	0.0074	ng/mL	
18O2-PFHxS_IS	Auto	7.121	0.030	----	77241	77241	----	2.5000	ng/mL	
13C9-PFNA_IS	Auto	7.991	0.023	----	169728	169728	----	1.2500	ng/mL	
13C9-PFNA	Auto	7.991	0.023	0.000	169728	104181	13C5-PFNA_IS	1.8029	ng/mL	
13C5-PFNA_IS	Auto	7.991	0.023	----	104181	104181	----	1.2500	ng/mL	
PFNA	MI R1 R2	7.989	0.020	-0.002	2038	169728	13C9-PFNA_IS	-0.0048	ng/mL	
PFHpS	ND(W/B)	----	----	----	----	45067	13C8-PFOS_IS	----	ng/mL	
7_3 FTCA	M	7.953	0.013	2.928	738	320166	13C5-PFHxA_IS	0.0532	ng/mL	
13C2-8_2-FTS	Auto	8.445	0.022	1.324	25482	77241	18O2-PFHxS_IS	4.5510	ng/mL	
13C2-8_2-FTS_IS	Auto	8.445	0.022	----	25482	25482	----	5.0000	ng/mL	
8_2 FTS	ND(W/B)	----	----	----	----	25482	13C2-8_2-FTS_IS	----	ng/mL	
13C6-PFDA_IS	Auto	8.751	0.022	----	106345	106345	----	1.2500	ng/mL	
13C6-PFDA	Auto	8.751	0.022	-0.001	106345	59672	13C2-PFDA_IS	1.9038	ng/mL	

J:\LCMS08\Data\240321_1633_B1\240321_1633_B1.damlp .

SN - Software-calculated S/N ratio outside criteria due to non-target peaks or drift in noise calculation window. Analyst review of noise levels (excluding non-target peaks) in chromatogram indicates S/N ratio meets criteria.

240321_020 (continued)

(Table continued from previous page)

Name	Mode ID	Found RT	RT Diff	ISTD RT Diff	Area	ISTD Area	ISTD Name	Conc.	Unit	Flag ID
13C2-PFDA_IS	Auto	8.752	0.022	----	59672	59672	----	1.2500	ng/mL	
PFDA	M	8.751	0.020	0.000	1856	106345	13C6-PFDA_IS	0.0215	ng/mL	IRr
D3-NMeFOSAA_IS	Auto	8.883	0.022	----	111748	111748	----	5.0000	ng/mL	
D3-NMeFOSAA	Auto	8.883	0.022	0.037	111748	88904	13C4-PFOS_IS	5.1959	ng/mL	
13C8-PFOS_IS	Auto	8.846	0.025	----	45067	45067	----	2.5000	ng/mL	
13C8-PFOS	Auto	8.846	0.025	0.000	45067	88904	13C4-PFOS_IS	3.6207	ng/mL	
13C4-PFOS_IS	Auto	8.846	0.025	----	88904	88904	----	2.5000	ng/mL	
PFOS	ND(W/B)	----	----	----	----	45067	13C8-PFOS_IS	----	ng/mL	
NMeFOSAA	ND(W/B)	----	----	----	----	111748	D3-NMeFOSAA_IS	----	ng/mL	
D5-NEtFOSAA_IS	Auto	9.206	0.014	----	95201	95201	----	5.0000	ng/mL	
D5-NEtFOSAA	Auto	9.206	0.014	0.360	95201	88904	13C4-PFOS_IS	6.0418	ng/mL	
NEtFOSAA	ND(W/B)	----	----	----	----	95201	D5-NEtFOSAA_IS	----	ng/mL	
9-Cl-PF3ONS	ND(W/B)	----	----	----	----	611583	13C3-HFPO-DA_IS	----	ng/mL	
PFUnDA	MI R1 R2	9.474	0.018	0.000	1498	102182	13C7-PFUnDA_IS	0.0047	ng/mL	IRr
13C7-PFUnDA_IS	Auto	9.474	0.019	----	102182	102182	----	1.2500	ng/mL	
13C7-PFUnDA	Auto	9.474	0.019	0.722	102182	59672	13C2-PFDA_IS	1.8549	ng/mL	
PFNS	ND(W/B)	----	----	----	----	45067	13C8-PFOS_IS	----	ng/mL	
10_2 FTS	ND(W/B)	----	----	----	----	25482	13C2-8_2-FTS_IS	----	ng/mL	
13C2-PFDOA_IS	Auto	10.159	0.020	----	119144	119144	----	1.2500	ng/mL	
13C2-PFDOA	Auto	10.159	0.020	1.407	119144	59672	13C2-PFDA_IS	1.8597	ng/mL	
PFDOA	M	10.159	0.018	0.000	800	119144	13C2-PFDOA_IS	-0.0146	ng/mL	IRr
PFDS	M	10.314	0.018	1.468	49	45067	13C8-PFOS_IS	-0.0099	ng/mL	
PFTrDA	MI R1 R2	10.815	0.018	-0.633	1061	79727	13C2-PFTDA_IS	-0.0095	ng/mL	
11-Cl-PF3OUdS	ND(W/B)	----	----	----	----	611583	13C3-HFPO-DA_IS	----	ng/mL	
PFOSAm	M	11.122	0.000	-0.006	139	111761	13C8-PFOSAm_IS	0.0028	ng/mL	
13C8-PFOSAm	Auto	11.128	0.003	2.282	111761	88904	13C4-PFOS_IS	3.3428	ng/mL	
13C8-PFOSAm_IS	Auto	11.128	0.003	----	111761	111761	----	2.5000	ng/mL	
PFTDA	MI R1 R2	11.452	0.022	0.004	1064	79727	13C2-PFTDA_IS	-0.0053	ng/mL	IRr
13C2-PFTDA	Auto	11.448	0.018	2.696	79727	59672	13C2-PFDA_IS	2.0611	ng/mL	
13C2-PFTDA_IS	Auto	11.448	0.018	----	79727	79727	----	1.2500	ng/mL	
PFDoS	ND(W/B)	----	----	----	----	45067	13C8-PFOS_IS	----	ng/mL	
D7-MeFOSE_IS	Auto	13.363	0.004	----	329639	329639	----	25.0000	ng/mL	
D7-MeFOSE	Auto	13.363	0.004	4.517	329639	88904	13C4-PFOS_IS	32.2245	ng/mL	
MeFOSE	ND(W/B)	----	----	----	----	329639	D7-MeFOSE_IS	----	ng/mL	
13C2-PFHXDA_IS	Auto	12.662	0.015	----	137307	137307	----	2.5000	ng/mL	
13C2-PFHXDA	Auto	12.662	0.015	3.910	137307	59672	13C2-PFDA_IS	3.4521	ng/mL	
PFHXDA	M	12.665	0.017	0.003	1626	137307	13C2-PFHXDA_IS	0.0089	ng/mL	
D3-MeFOSA	Auto	13.665	0.002	4.819	27315	88904	13C4-PFOS_IS	3.1399	ng/mL	
D3-MeFOSA_IS	Auto	13.665	0.002	----	27315	27315	----	2.5000	ng/mL	
MeFOSA	ND(W/B)	----	----	----	----	27315	D3-MeFOSA_IS	----	ng/mL	
D9-EtFOSE_IS	Auto	13.993	0.005	----	411492	411492	----	25.0000	ng/mL	
D9-EtFOSE	Auto	13.993	0.005	5.147	411492	88904	13C4-PFOS_IS	35.2378	ng/mL	
EtFOSE	M	14.030	0.001	0.037	96	411492	D9-EtFOSE_IS	0.0052	ng/mL	
D5-EtFOSAm	Auto	14.342	0.004	5.496	44163	88904	13C4-PFOS_IS	3.1769	ng/mL	
D5-EtFOSAm_IS	Auto	14.342	0.004	----	44163	44163	----	2.5000	ng/mL	
EtFOSAm	ND(W/B)	----	----	----	----	44163	D5-EtFOSAm_IS	----	ng/mL	
PFODA	M	13.807	0.024	1.145	283	137307	13C2-PFHXDA_IS	-0.0028	ng/mL	IRr

Flag ID key: IRr: Ion Ratio (Relative)

J:\LCMS08\Data\240321_1633_B1\240321_1633_B1.damlp .

SN - Software-calculated S/N ratio outside criteria due to non-target peaks or drift in noise calculation window. Analyst review of noise levels (excluding non-target peaks) in chromatogram indicates S/N ratio meets criteria.

240321_020 (continued)

13C4-PFBA
Conc. 13.7489
Q 216.80>171.90 (-) 1.75e5

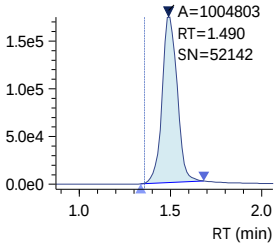

13C4-PFBA_IS
Conc. 10.0000
ISTD 216.80>171.90 (-) 1.75e5

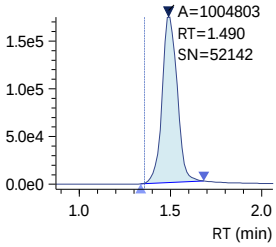

13C3-PFBA_IS
Conc. 5.0000
ISTD 216.00>172.00 (-) 6.55e4

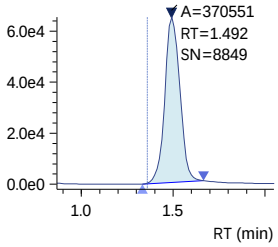

PFBA
Conc. -0.0207
Q 212.80>169.05 (-) 7.65e2

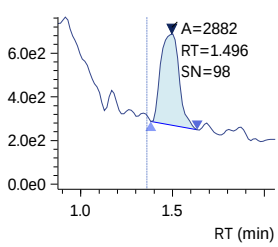

PFMPA
Conc. 0.0011
Q 229.00>84.90 (-) 4.40e1

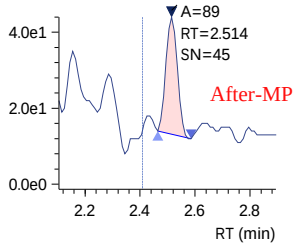

3_3 FTCA
Conc. ----
R#1 0.00 (136.14)
R#2 0.00 (141.47)
Q 241.00>177.10 (-) 6.50e1

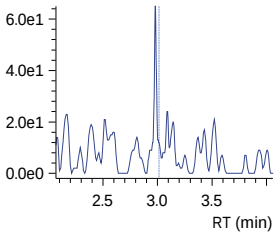

13C5-PFPeA
Conc. 8.4405
Q 268.30>223.00 (-) 7.20e4

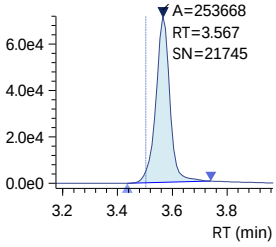

13C5-PFPeA_IS
Conc. 5.0000
ISTD 268.30>223.00 (-) 7.20e4

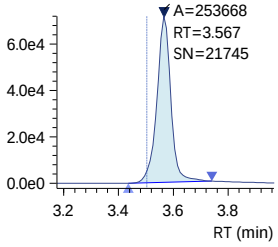

PFPeA
Conc. 0.0064
Q 263.00>219.00 (-) 4.86e2

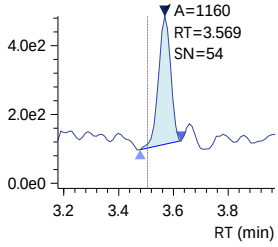

PFMBA
Conc. 0.0004
Q 279.00>84.95 (-) 2.00e1

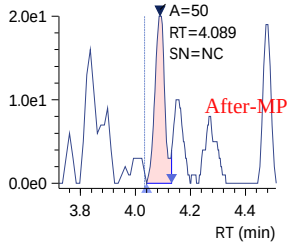

R1 241.00>117.00 (-) 1.83e2

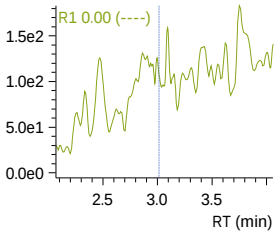

R2 241.00>117.00 (-) 1.83e2

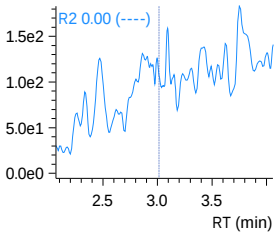

SN - Software-calculated S/N ratio outside criteria due to non-target peaks or drift in noise calculation window.
Analyst review of noise levels (excluding non-target peaks) in chromatogram indicates S/N ratio meets criteria.

Insight Report
Quantitation/Integration
Printed 3/22/2024 13:35:57

240321_020 (continued)

13C2-4_2 FTS
Conc. 4.9030

Q 329.10>80.90 (-) 1.53e4

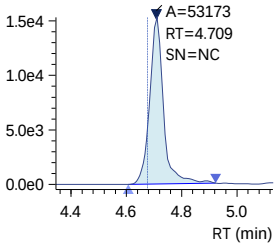

13C2-4_2 FTS_IS
Conc. 5.0000

ISTD 329.10>80.90 (-) 1.53e4

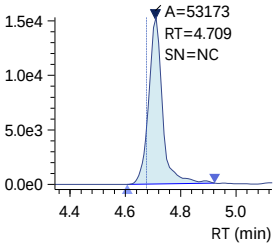

4_2 FTS
Conc. ----
R#1 0.00 (33.08)
R#2 0.00 (27.71)

Q 327.10>307.00 (-) 0.00e0

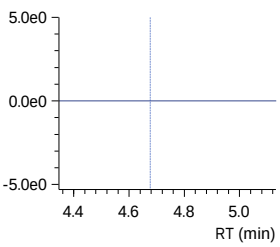

R1 327.10>80.90 (-) 1.77e2

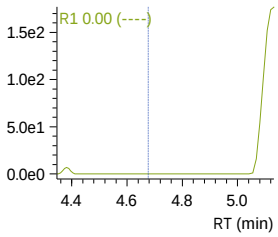

R2 327.10>80.90 (-) 1.77e2

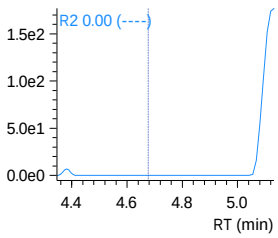

13C3-PFBS_IS
Conc. 2.5000

ISTD 302.10>79.90 (-) 4.86e4

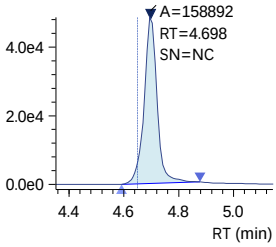

PFBS
Conc. ----
R#1 0.00 (46.53)
R#2 0.00 (44.64)

Q 298.70>79.90 (-) 4.20e1

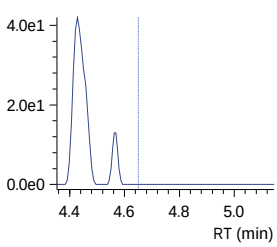

R1 298.70>98.80 (-) 0.00e0

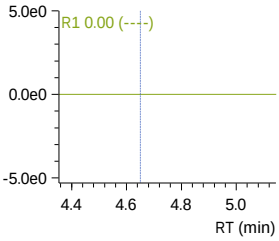

R2 298.70>98.80 (-) 0.00e0

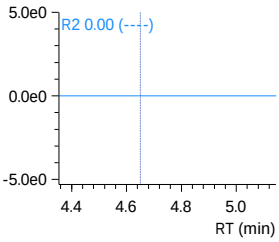

J:\LCMS08\Data\240321_1633_B1\240321_1633_B1.damlp .

SN - Software-calculated S/N ratio outside criteria due to non-target peaks or drift in noise calculation window.
Analyst review of noise levels (excluding non-target peaks) in chromatogram indicates S/N ratio meets criteria.

240321_020 (continued)

13C3-PFBS
Conc. 3.3752

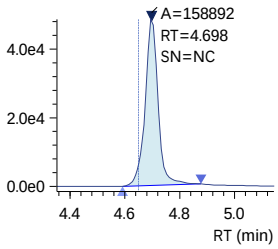

NFDHA
Conc. 0.0021
R#1 35.18 (36.44)
R#2 35.18 (34.56)

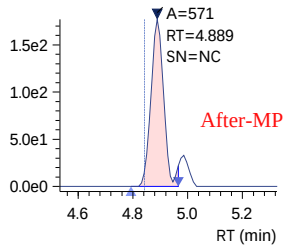

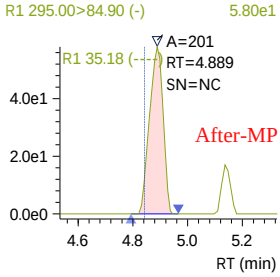

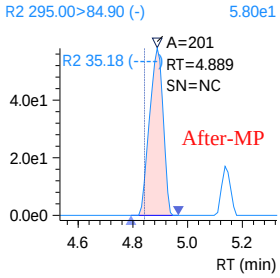

13C5-PFHxA
Conc. 3.6243

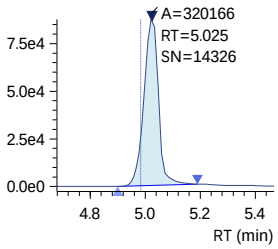

13C5-PFHxA_IS
Conc. 2.5000

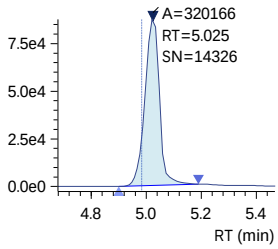

13C2-PFHxA_IS
Conc. 2.5000

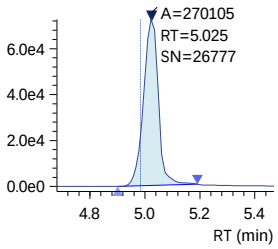

Insight Report
Quantitation/Integration
Printed 3/22/2024 13:35:57

240321_020 (continued)

PFHxA
Conc. 0.0134
Q 313.00>269.00 (-) 6.21e2

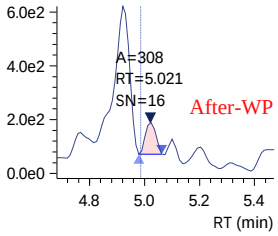

PFEESA
Conc. ----
R#1 0.00 (5.25)
R#2 0.00 (5.67)
Q 314.80>135.00 (-) 7.20e1

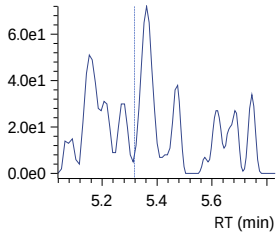

R1 314.80>82.90 (-) 6.10e1

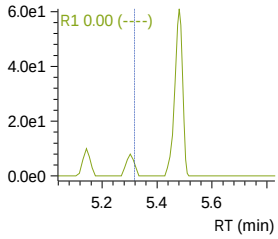

R2 314.80>82.90 (-) 6.10e1

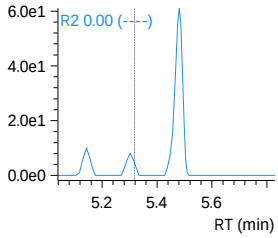

13C3-HFPO-DA
Conc. 17.2969
Q 286.90>168.90 (-) 2.12e5

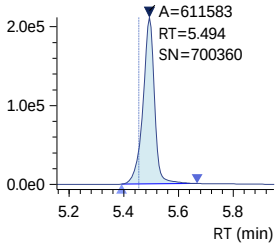

13C3-HFPO-DA_IS
Conc. 10.0000
ISTD 286.90>168.90 (-) 2.12e5

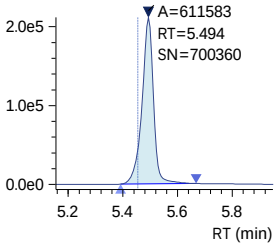

HFPO-DA
Conc. -0.0001
R#1 53.33 (62.57)
R#2 53.33 (64.50)
Q 284.90>168.90 (-) 1.65e2

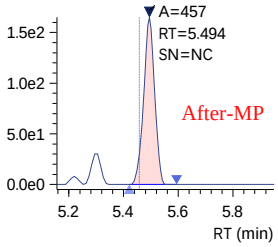

R1 284.90>184.90 (-) 4.80e1

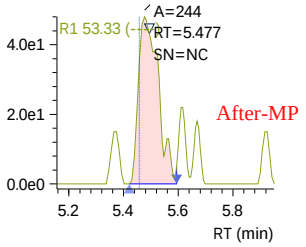

R2 284.90>184.90 (-) 4.80e1

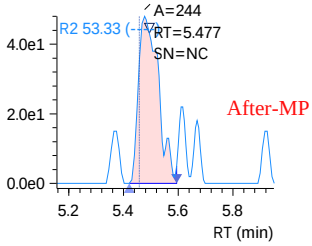

J:\LCMS08\Data\240321_1633_B1\240321_1633_B1.damlp .
SN - Software-calculated S/N ratio outside criteria due to non-target peaks or drift in noise calculation window.
Analyst review of noise levels (excluding non-target peaks) in chromatogram indicates S/N ratio meets criteria.

240321_020 (continued)

5_3 FTCA
Conc. ----
R#1 0.00 (154.88)
R#2 0.00 (154.15)
Q 341.00>237.05 (-) 5.70e1

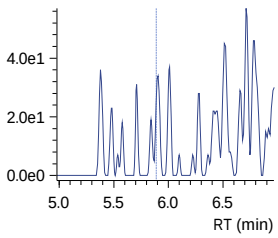

R1 341.00>217.00 (-) 1.25e2

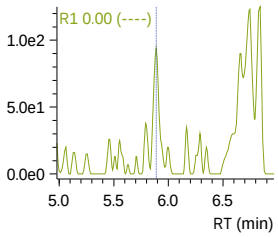

R2 341.00>217.00 (-) 1.25e2

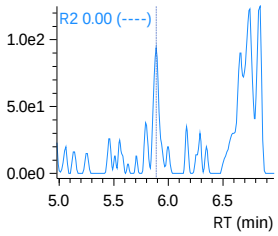

PFPeS
Conc. ----
R#1 0.00 (54.44)
R#2 0.00 (56.96)
Q 349.10>79.90 (-) 2.90e1

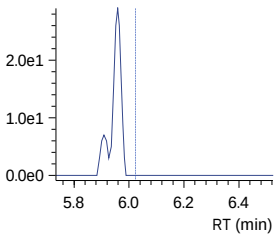

R1 349.10>98.80 (-) 6.00e0

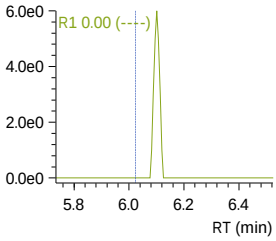

R2 349.10>98.80 (-) 6.00e0

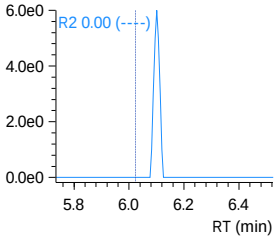

13C4-PFHpA
Conc. 4.1494
Q 367.10>322.00 (-) 1.87e5

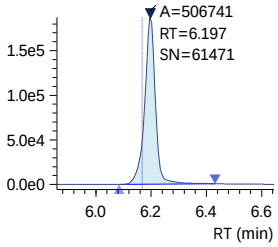

13C4-PFHpA_IS
Conc. 2.5000
ISTD 367.10>322.00 (-) 1.87e5

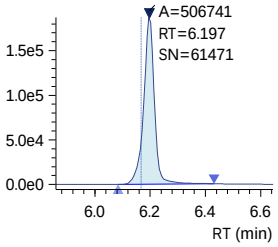

PFHpA
Conc. 0.0065
R#1 23.41 (23.39)
R#2 23.41 (22.63)
Q 363.10>319.00 (-) 1.07e3

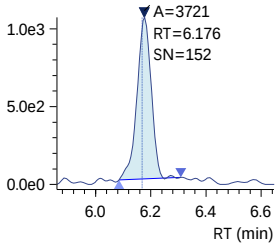

R1 363.10>169.00 (-) 2.73e2

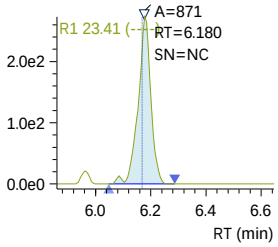

R2 363.10>169.00 (-) 2.73e2

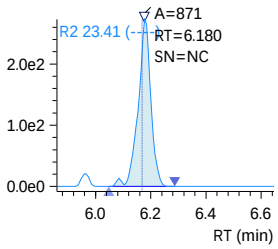

SN - Software-calculated S/N ratio outside criteria due to non-target peaks or drift in noise calculation window.
Analyst review of noise levels (excluding non-target peaks) in chromatogram indicates S/N ratio meets criteria.

240321_020 (continued)

DONA
Conc. ----
R#1 0.00 (30.39)
R#2 0.00 (28.87)
Q 376.90>250.90 (-) 2.90e1

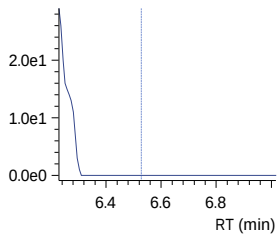

13C2-6_2 FTS_IS
Conc. 5.0000
ISTD 429.10>80.90 (-) 9.58e3

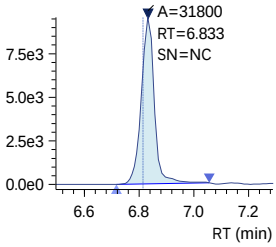

13C2-6_2 FTS
Conc. 3.6380
Q 429.10>80.90 (-) 9.58e3

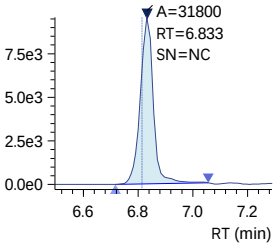

6_2 FTS
Conc. ----
R#1 0.00 (44.48)
R#2 0.00 (40.73)
Q 427.10>407.00 (-) 0.00e0

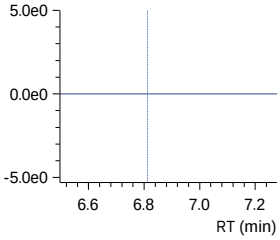

13C4-PFOA_IS
Conc. 2.5000
ISTD 417.10>172.00 (-) 5.29e3

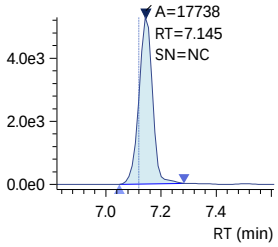

R1 376.90>84.80 (-) 0.00e0

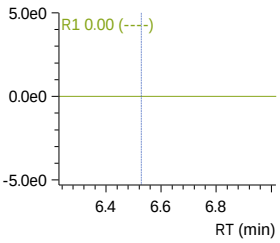

R1 427.10>80.90 (-) 1.30e1

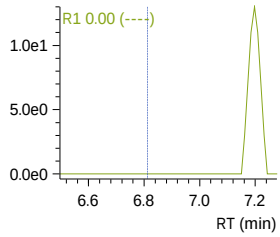

R2 376.90>84.80 (-) 0.00e0

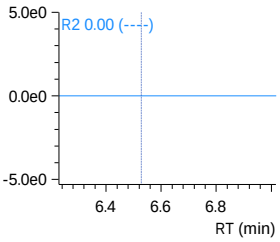

R2 427.10>80.90 (-) 1.30e1

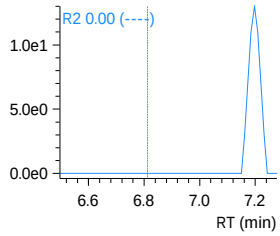

240321_020 (continued)

13C8-PFOA_IS
Conc. 2.5000

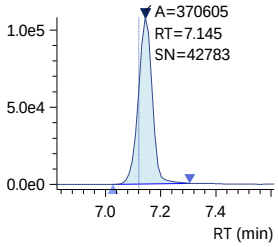

13C8-PFOA
Conc. 3.3926

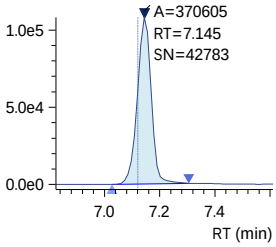

PFOA
Conc. -0.0171
R#1 18.45 (24.47)
R#2 18.45 (24.84)

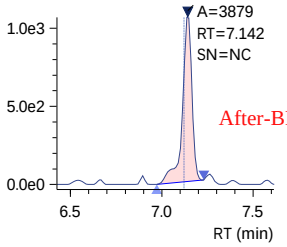

13C3-PFHxS
Conc. 3.5950

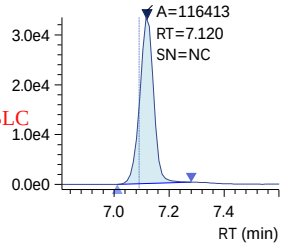

13C3-PFHxS_IS
Conc. 2.5000

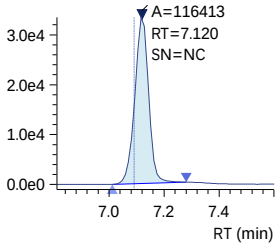

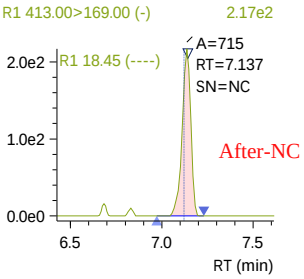

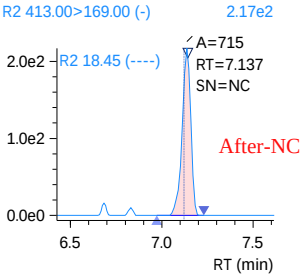

Insight Report
Quantitation/Integration
Printed 3/22/2024 13:35:57

240321_020 (continued)

PFHxS
Conc. 0.0074
R#1 47.55 (57.29)
R#2 47.55 (58.76)
Q 398.70>79.90 (-) 1.36e2

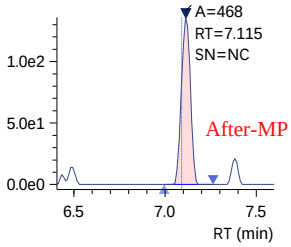

18O2-PFHxS_IS
Conc. 2.5000
ISTD 403.00>83.90 (-) 2.18e4

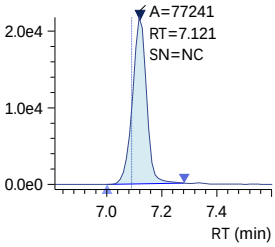

13C9-PFNA_IS
Conc. 1.2500
ISTD 472.10>427.00 (-) 6.40e4

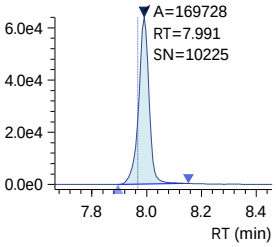

13C9-PFNA
Conc. 1.8029
Q 472.10>427.00 (-) 6.40e4

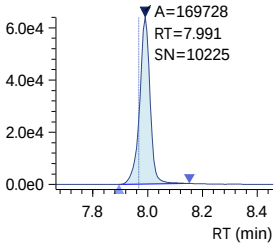

13C5-PFNA_IS
Conc. 1.2500
ISTD 468.00>423.00 (-) 3.92e4

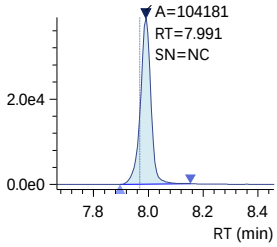

R1 398.70>98.90 (-) 7.30e1

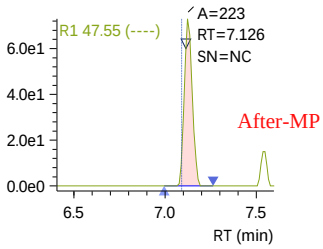

R2 398.70>98.90 (-) 7.30e1

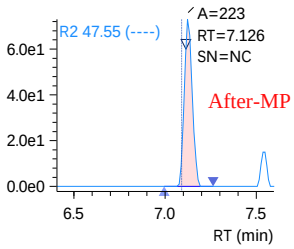

J:\LCMS08\Data\240321_1633_B1\240321_1633_B1.damlp .
SN - Software-calculated S/N ratio outside criteria due to non-target peaks or drift in noise calculation window.
Analyst review of noise levels (excluding non-target peaks) in chromatogram indicates S/N ratio meets criteria.

240321_020 (continued)

PFNA
Conc. -0.0048
R#1 13.93 (20.36)
R#2 13.93 (19.31)
Q 463.00>419.00 (-) 6.40e2

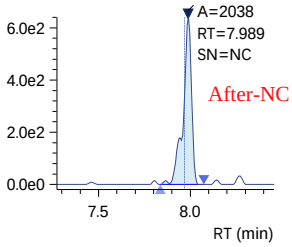

PFHpS
Conc. ----
R#1 0.00 (46.70)
R#2 0.00 (48.05)
Q 449.00>79.90 (-) 1.40e1

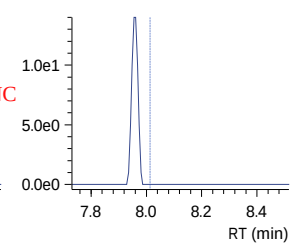

7_3 FTCA
Conc. 0.0532
R#1 88.86 (132.28)
R#2 88.86 (133.47)
Q 441.00>317.00 (-) 2.28e2

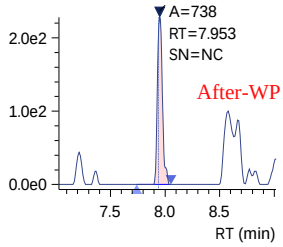

13C2-8_2-FTS
Conc. 4.5510
Q 529.10>80.90 (-) 7.99e3

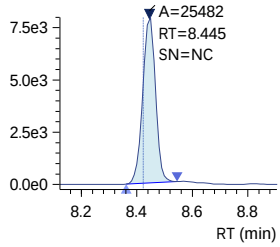

13C2-8_2-FTS_IS
Conc. 5.0000
ISTD 529.10>80.90 (-) 7.99e3

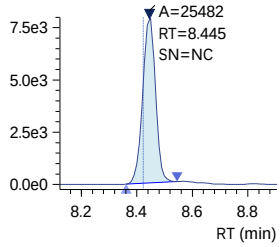

R1 463.00>219.00 (-) 1.31e2

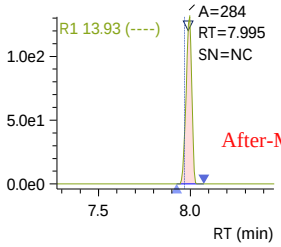

R1 449.00>98.80 (-) 0.00e0

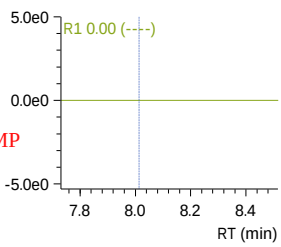

R1 441.00>336.90 (-) 2.57e2

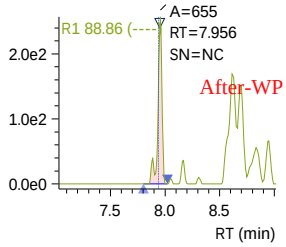

R2 463.00>219.00 (-) 1.31e2

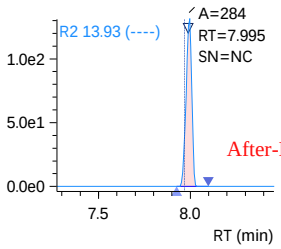

R2 449.00>98.80 (-) 0.00e0

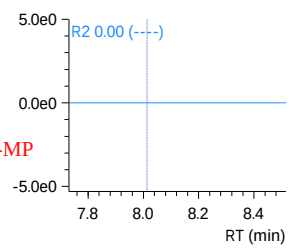

R2 441.00>336.90 (-) 2.57e2

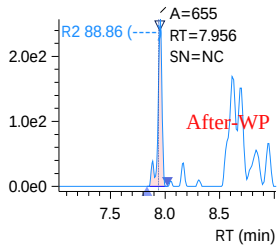

SN - Software-calculated S/N ratio outside criteria due to non-target peaks or drift in noise calculation window.
Analyst review of noise levels (excluding non-target peaks) in chromatogram indicates S/N ratio meets criteria.

240321_020 (continued)

8_2 FTS
Conc. ----
R#1 0.00 (45.91)
R#2 0.00 (45.20)
Q 527.10>506.95 (-) 0.00e0

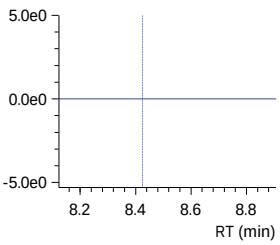

13C6-PFDA_IS
Conc. 1.2500
ISTD 519.10>474.10 (-) 2.95e4

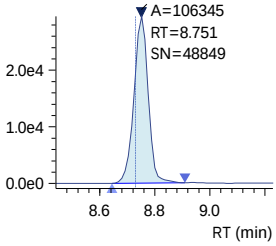

13C6-PFDA
Conc. 1.9038
Q 519.10>474.10 (-) 2.95e4

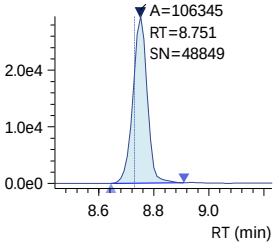

13C2-PFDA_IS
Conc. 1.2500
ISTD 515.10>470.10 (-) 1.64e4

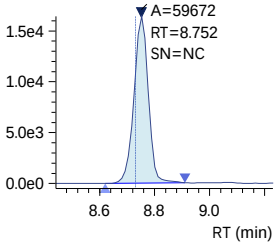

PFDA
Conc. 0.0215
R#1 8.30 (17.64)
R#2 8.30 (19.20)
Q 512.90>469.00 (-) 4.74e2

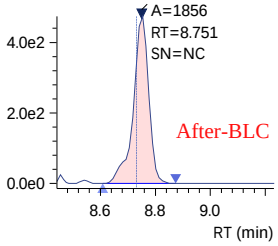

R1 527.10>80.80 (-) 0.00e0

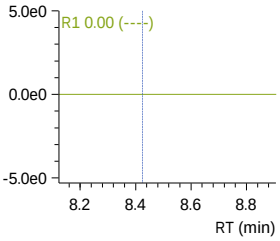

R1 512.90>219.00 (-) 5.30e1

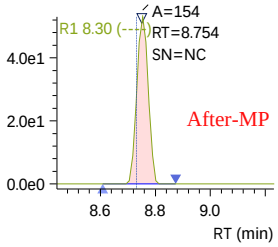

R2 527.10>80.80 (-) 0.00e0

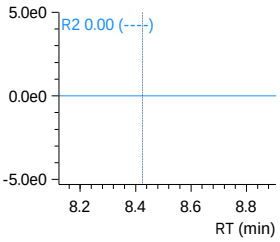

R2 512.90>219.00 (-) 5.30e1

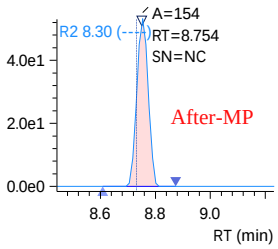

D3-NMeFOSAA_IS
Conc. 5.0000
ISTD 573.20>419.00 (-) 3.19e4

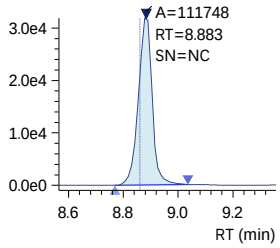

D3-NMeFOSAA
Conc. 5.1959
Q 573.20>419.00 (-) 3.19e4

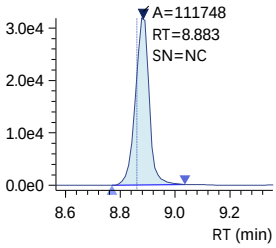

13C8-PFOS_IS
Conc. 2.5000
ISTD 507.10>98.90 (-) 1.29e4

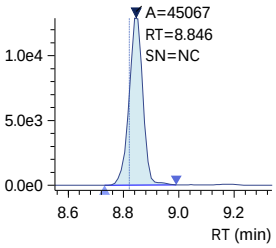

13C8-PFOS
Conc. 3.6207
Q 507.10>98.90 (-) 1.29e4

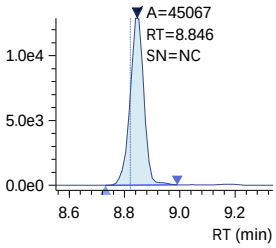

13C4-PFOS_IS
Conc. 2.5000
ISTD 502.80>79.90 (-) 2.60e4

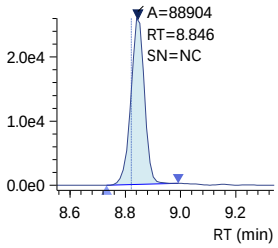

SN - Software-calculated S/N ratio outside criteria due to non-target peaks or drift in noise calculation window.
Analyst review of noise levels (excluding non-target peaks) in chromatogram indicates S/N ratio meets criteria.

240321_020 (continued)

PFOS
Conc. ----
R#1 0.00 (45.06)
R#2 0.00 (47.87)
Q 498.90>79.90 (-) 4.50e1

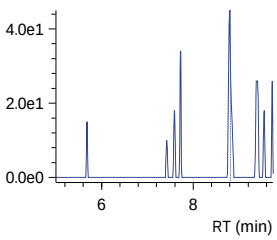

R1 498.90>98.80 (-) 3.60e1

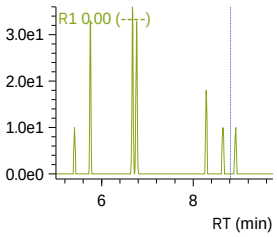

R2 498.90>98.80 (-) 3.60e1

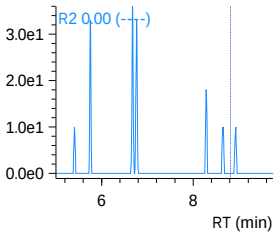

NMeFOSAA
Conc. ----
R#1 0.00 (67.10)
R#2 0.00 (60.24)
Q 570.10>419.00 (-) 0.00e0

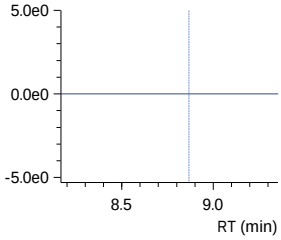

R1 570.10>483.00 (-) 0.00e0

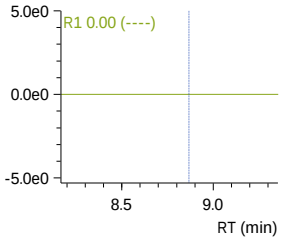

R2 570.10>483.00 (-) 0.00e0

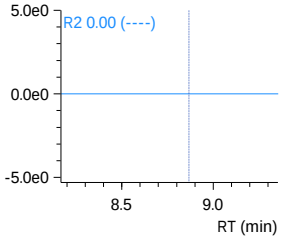

D5-NEtFOSAA_IS
Conc. 5.0000
ISTD 589.20>419.00 (-) 3.05e4

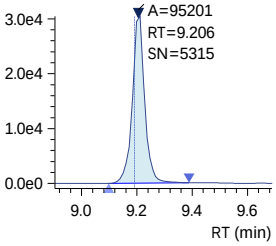

D5-NEtFOSAA
Conc. 6.0418
Q 589.20>419.00 (-) 3.05e4

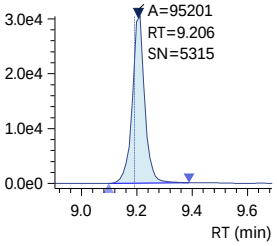

NEtFOSAA
Conc. ----
R#1 0.00 (89.53)
R#2 0.00 (72.57)
Q 584.20>419.10 (-) 0.00e0

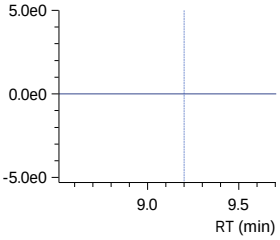

R1 584.20>526.00 (-) 0.00e0

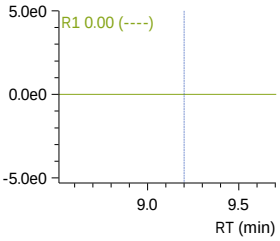

R2 584.20>526.00 (-) 0.00e0

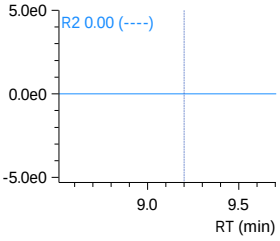

240321_020 (continued)

9-Cl-PF3ONS
Conc. ----
R#1 0.00 (31.69)
R#2 0.00 (30.68)
Q 530.80>351.00 (-) 1.70e1

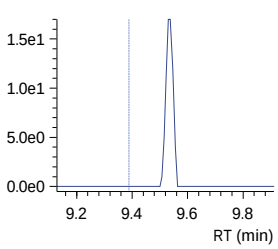

PFUnDA
Conc. 0.0047
R#1 4.07 (10.96)
R#2 4.07 (11.56)
Q 563.10>519.00 (-) 5.37e2

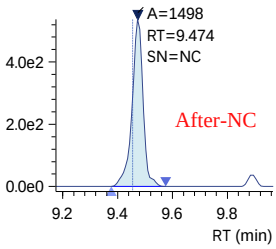

13C7-PFUnDA_IS
Conc. 1.2500
ISTD 570.00>525.10 (-) 3.61e4

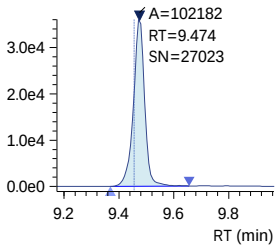

13C7-PFUnDA
Conc. 1.8549
Q 570.00>525.10 (-) 3.61e4

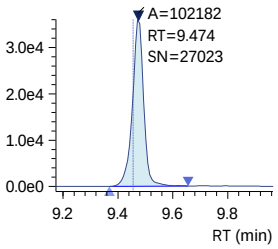

PFNS
Conc. ----
R#1 0.00 (56.91)
R#2 0.00 (61.27)
Q 548.80>79.90 (-) 1.90e1

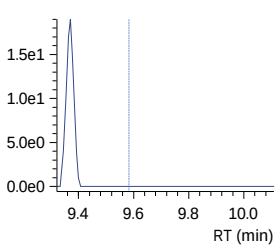

R1 532.80>353.00 (-) 4.50e1

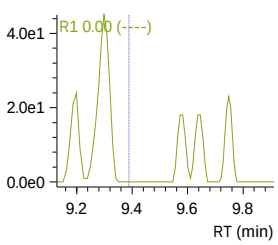

R1 563.10>269.10 (-) 3.00e1

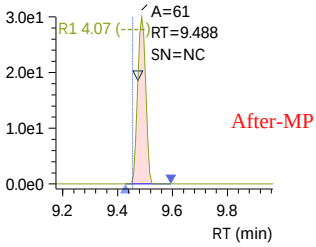

R1 548.80>98.80 (-) 1.30e1

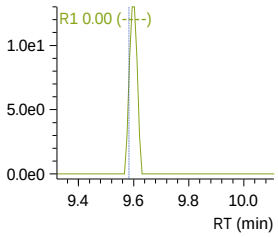

R2 532.80>353.00 (-) 4.50e1

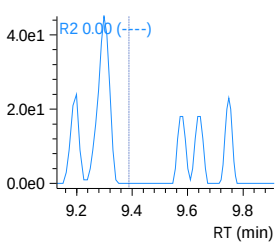

R2 563.10>269.10 (-) 3.00e1

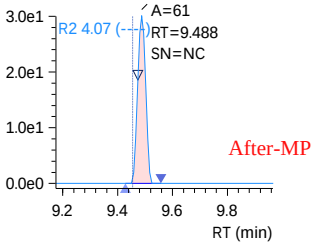

R2 548.80>98.80 (-) 1.30e1

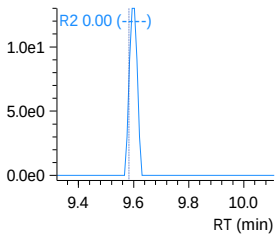

J:\LCMS08\Data\240321_1633_B1\240321_1633_B1.damlp .

SN - Software-calculated S/N ratio outside criteria due to non-target peaks or drift in noise calculation window.
Analyst review of noise levels (excluding non-target peaks) in chromatogram indicates S/N ratio meets criteria.

Insight Report
Quantitation/Integration
Printed 3/22/2024 13:35:57

240321_020 (continued)

10_2 FTS
Conc. ----
R#1 0.00 (32.29)
R#2 0.00 (29.61)
Q 626.80>607.05 (-) 0.00e0

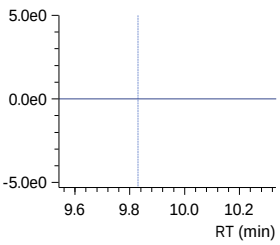

13C2-PFDOA_IS
Conc. 1.2500
ISTD 615.10>570.00 (-) 4.08e4

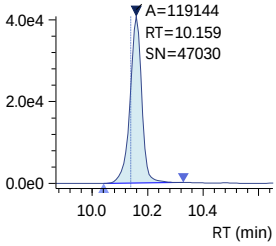

13C2-PFDOA
Conc. 1.8597
Q 615.10>570.00 (-) 4.08e4

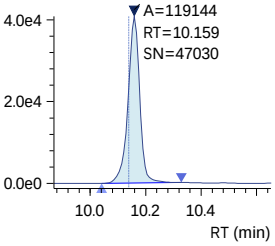

PFDOA
Conc. -0.0146
R#1 19.69 (11.14)
R#2 19.69 (10.73)
Q 613.10>569.00 (-) 2.24e2

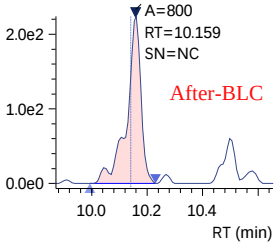

PFDS
Conc. -0.0099
R#1 52.62 (58.01)
R#2 52.62 (58.67)
Q 599.00>79.90 (-) 2.60e1

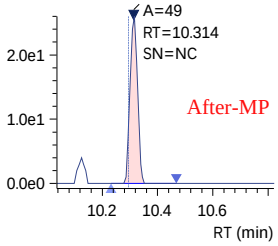

R1 626.80>81.00 (-) 0.00e0

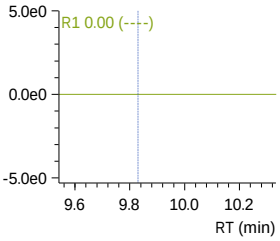

R1 613.10>319.00 (-) 6.00e1

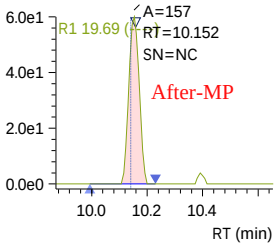

R1 599.00>98.80 (-) 1.20e1

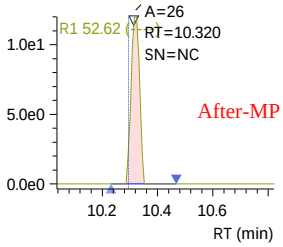

R2 626.80>81.00 (-) 0.00e0

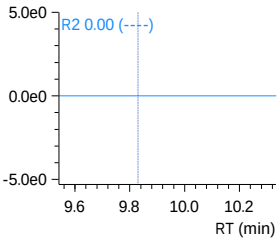

R2 613.10>319.00 (-) 6.00e1

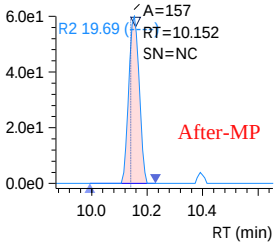

R2 599.00>98.80 (-) 1.20e1

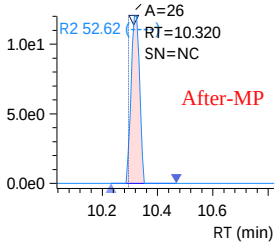

J:\LCMS08\Data\240321_1633_B1\240321_1633_B1.damlp .
SN - Software-calculated S/N ratio outside criteria due to non-target peaks or drift in noise calculation window.
Analyst review of noise levels (excluding non-target peaks) in chromatogram indicates S/N ratio meets criteria.

240321_020 (continued)

PFTrDA
Conc. -0.0095
R#1 14.56 (16.67)
R#2 14.56 (15.36)

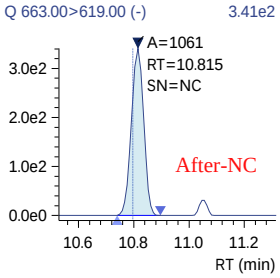

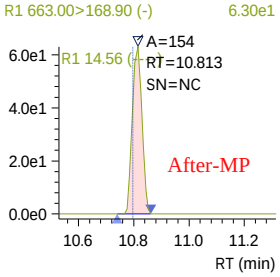

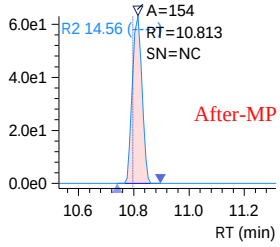

11-Cl-PF3OUdS
Conc. ----
R#1 0.00 (35.04)
R#2 0.00 (35.75)

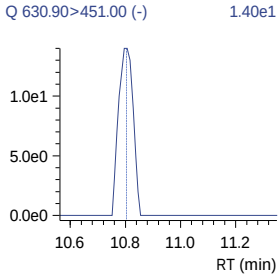

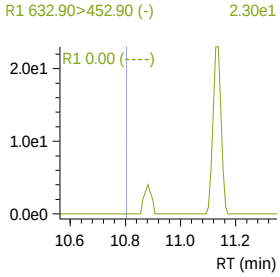

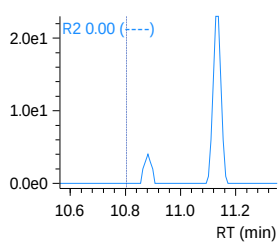

PFOSAm
Conc. 0.0028

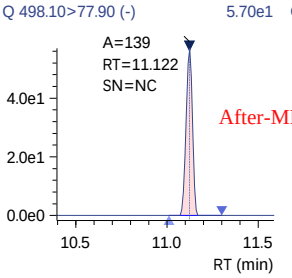

13C8-PFOSAm
Conc. 3.3428

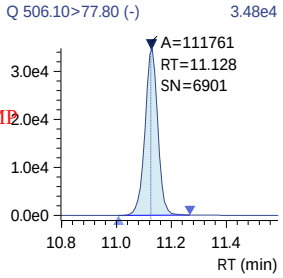

13C8-PFOSAm_IS
Conc. 2.5000

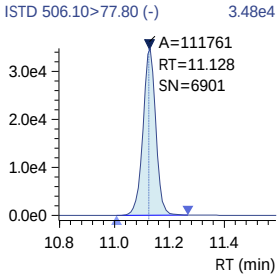

J:\LCMS08\Data\240321_1633_B1\240321_1633_B1.damlp .

SN - Software-calculated S/N ratio outside criteria due to non-target peaks or drift in noise calculation window.
Analyst review of noise levels (excluding non-target peaks) in chromatogram indicates S/N ratio meets criteria.

240321_020 (continued)

PFTDA
Conc. -0.0053
R#1 7.91 (17.09)
R#2 7.91 (18.64)

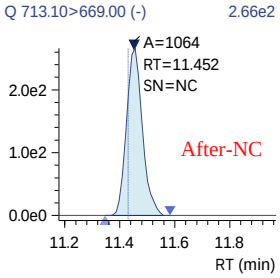

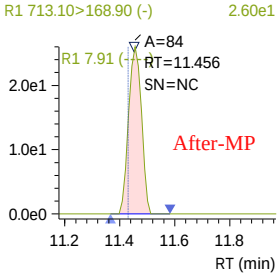

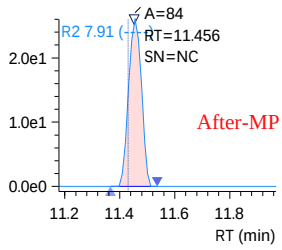

13C2-PFTDA
Conc. 2.0611

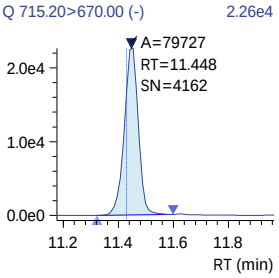

13C2-PFTDA_IS
Conc. 1.2500

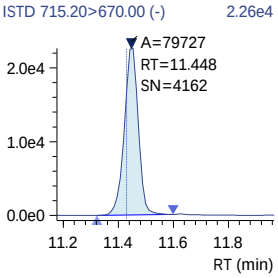

PFDoS
Conc. ----
R#1 0.00 (61.23)
R#2 0.00 (68.82)

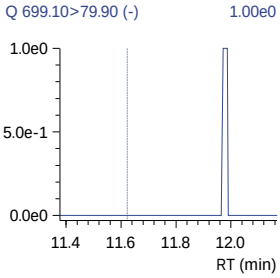

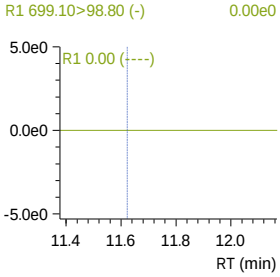

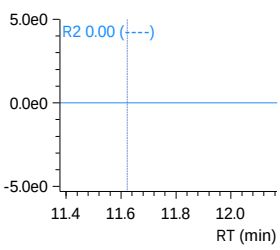

D7-MeFOSE_IS
Conc. 25.0000

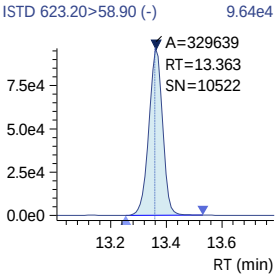

J:\LCMS08\Data\240321_1633_B1\240321_1633_B1.damlp .

SN - Software-calculated S/N ratio outside criteria due to non-target peaks or drift in noise calculation window.
Analyst review of noise levels (excluding non-target peaks) in chromatogram indicates S/N ratio meets criteria.

240321_020 (continued)

D7-MeFOSE
Conc. 32.2245

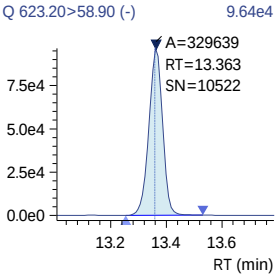

MeFOSE
Conc. ----

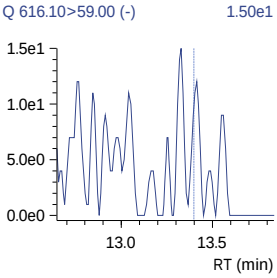

13C2-PFHXDA_IS
Conc. 2.5000

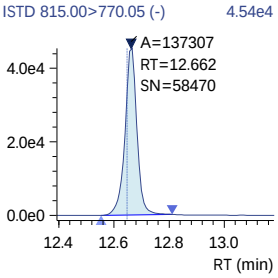

13C2-PFHXDA
Conc. 3.4521

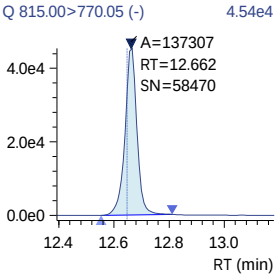

PFHXDA
Conc. 0.0089
R#1 11.58 (10.78)
R#2 11.58 (11.00)

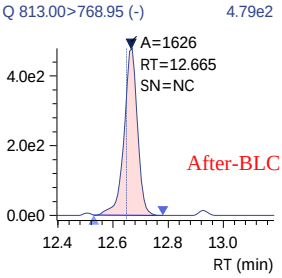

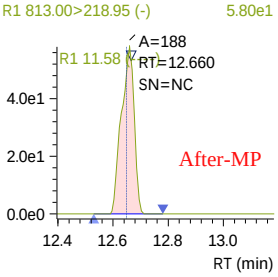

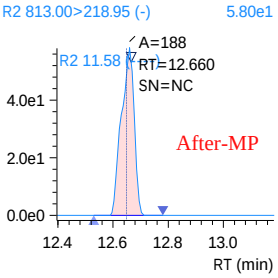

J:\LCMS08\Data\240321_1633_B1\240321_1633_B1.damlp .

SN - Software-calculated S/N ratio outside criteria due to non-target peaks or drift in noise calculation window.
Analyst review of noise levels (excluding non-target peaks) in chromatogram indicates S/N ratio meets criteria.

240321_020 (continued)

D3-MeFOSA
Conc. 3.1399

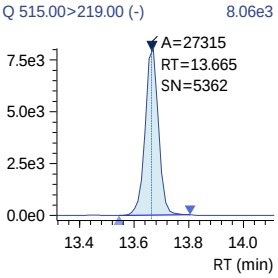

D3-MeFOSA_IS
Conc. 2.5000

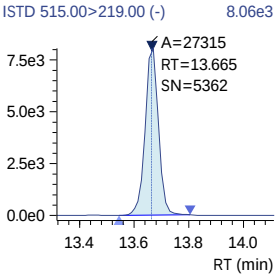

MeFOSA
Conc. ----
R#1 0.00 (156.31)
R#2 0.00 (156.72)

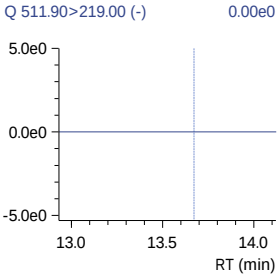

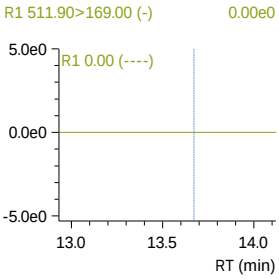

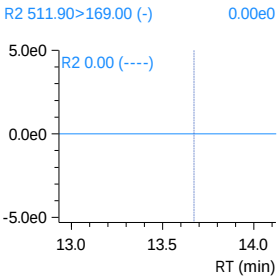

D9-EtFOSE_IS
Conc. 25.0000

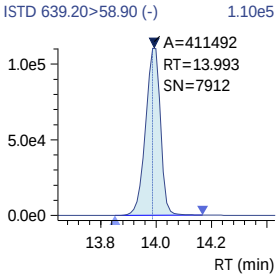

D9-EtFOSE
Conc. 35.2378

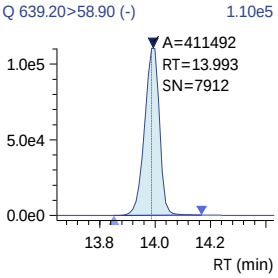

Insight Report
Quantitation/Integration
Printed 3/22/2024 13:35:57

240321_020 (continued)

EtFOSE
Conc. 0.0052

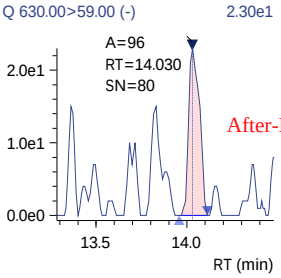

D5-EtFOSAm
Conc. 3.1769

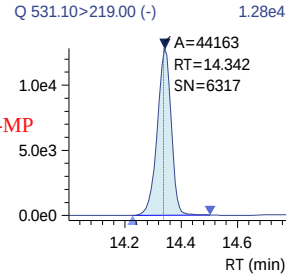

D5-EtFOSAm_IS
Conc. 2.5000

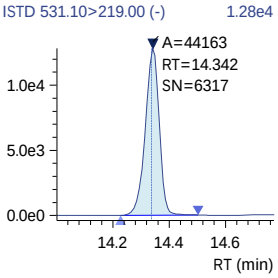

EtFOSAm
Conc. ----
R#1 0.00 (177.75)
R#2 0.00 (149.59)

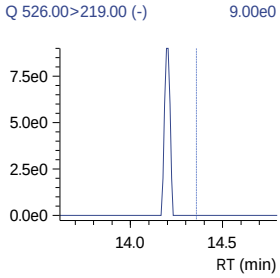

PFODA
Conc. -0.0028
R#1 15.12 (31.66)
R#2 15.12 (33.60)

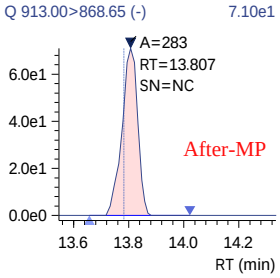

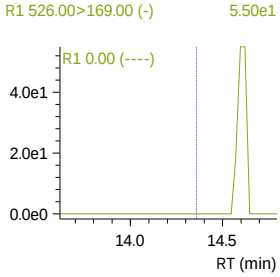

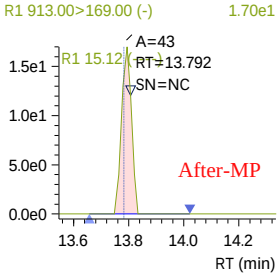

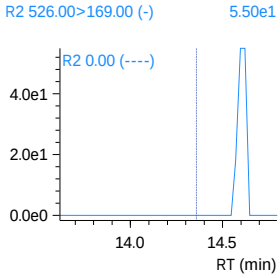

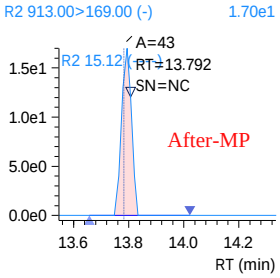

J:\LCMS08\Data\240321_1633_B1\240321_1633_B1.damlp .
SN - Software-calculated S/N ratio outside criteria due to non-target peaks or drift in noise calculation window.
Analyst review of noise levels (excluding non-target peaks) in chromatogram indicates S/N ratio meets criteria.

Insight Report
Before Manual Integration
Printed 3/22/2024 10:11:10

240321_020

Sample ID: 1633 CCB
Date Acquired: 3/21/2024 6:02:48 PM
Acquired by: System Administrator
Data File: 240321_020
Vial: 54 | Inj. Volume: 10.0000uL | Tray: 1

13C4-PFBA
Conc. 13.7489
Q 216.80>171.90 (-) 1.75e5

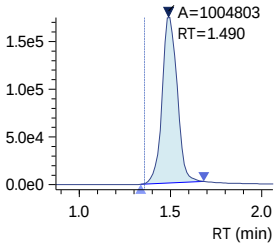

13C4-PFBA_IS
Conc. 10.0000
ISTD 216.80>171.90 (-) 1.75e5

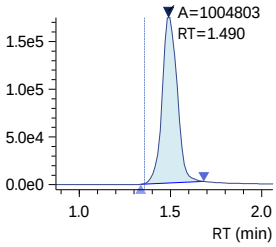

13C3-PFBA_IS
Conc. 5.0000
ISTD 216.00>172.00 (-) 6.55e4

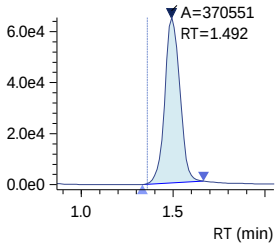

PFBA
Conc. -0.0207
Q 212.80>169.05 (-) 7.65e2

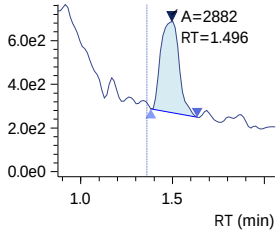

PFMPA
Conc. ----
Q 229.00>84.90 (-) 4.40e1

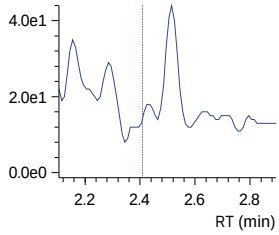

3_3 FTCA
Conc. ----
R#1 0.00 (136.14)
R#2 0.00 (136.14)
Q 241.00>177.10 (-) 6.50e1

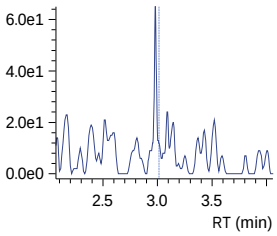

13C5-PFPeA
Conc. 8.4405
Q 268.30>223.00 (-) 7.20e4

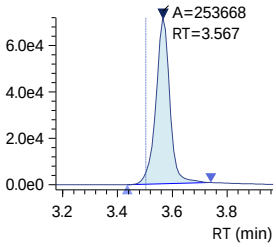

13C5-PFPeA_IS
Conc. 5.0000
ISTD 268.30>223.00 (-) 7.20e4

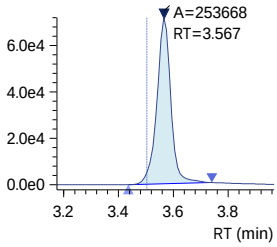

PFPeA
Conc. 0.0064
Q 263.00>219.00 (-) 4.86e2

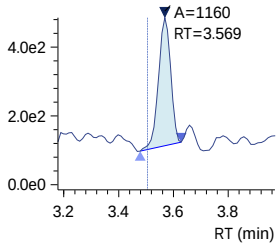

PFMBA
Conc. ----
Q 279.00>84.95 (-) 2.00e1

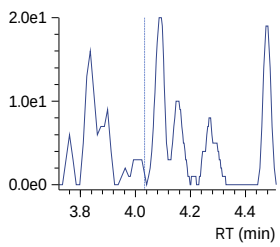

R1 241.00>117.00 (-) 1.83e2

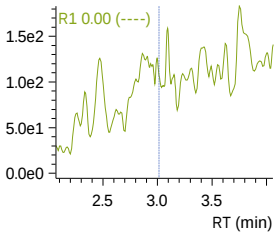

R2 241.00>117.00 (-) 1.83e2

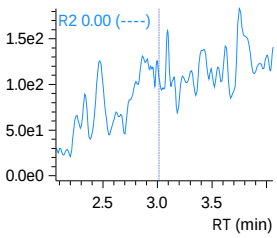

Insight Report
Before Manual Integration
Printed 3/22/2024 10:11:10

240321_020 (continued)

13C2-4_2 FTS
Conc. 4.9030
Q 329.10>80.90 (-) 1.53e4

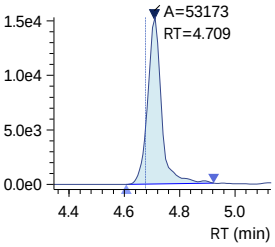

13C2-4_2 FTS_IS
Conc. 5.0000
ISTD 329.10>80.90 (-) 1.53e4

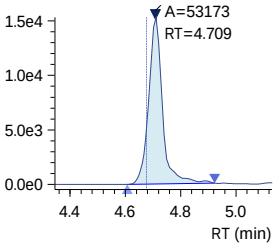

4_2 FTS
Conc. ----
R#1 0.00 (33.08)
R#2 0.00 (33.08)
Q 327.10>307.00 (-) 0.00e0

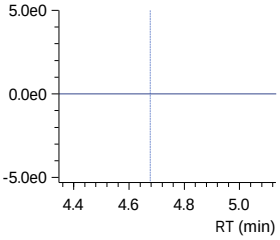

R1 327.10>80.90 (-) 1.77e2

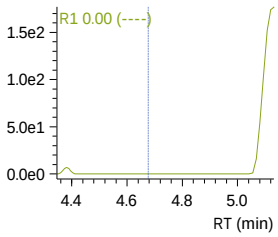

R2 327.10>80.90 (-) 1.77e2

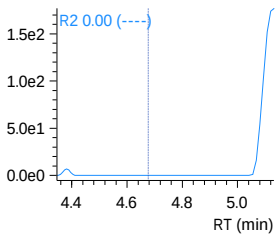

13C3-PFBS_IS
Conc. 2.5000
ISTD 302.10>79.90 (-) 4.86e4

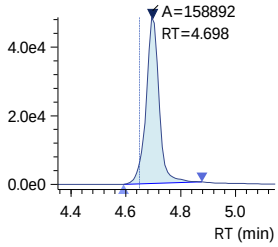

PFBS
Conc. ----
R#1 0.00 (46.53)
R#2 0.00 (46.53)
Q 298.70>79.90 (-) 4.20e1

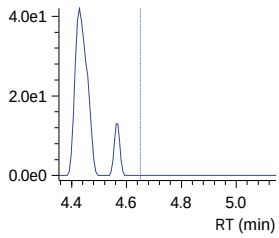

R1 298.70>98.80 (-) 0.00e0

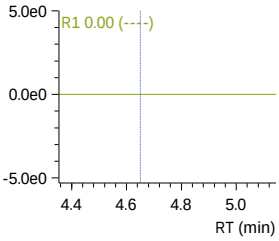

R2 298.70>98.80 (-) 0.00e0

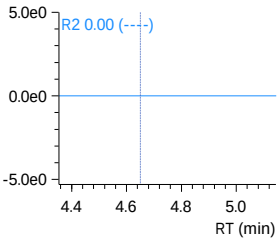

Insight Report
Before Manual Integration
Printed 3/22/2024 10:11:10

240321_020 (continued)

13C3-PFBS
Conc. 3.3752
Q 302.10>79.90 (-) 4.86e4

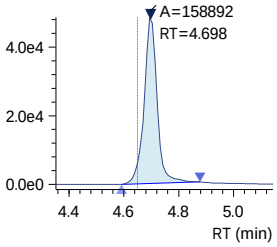

NFDHA
Conc. ----
R#1 0.00 (36.44)
R#2 0.00 (36.44)
Q 295.00>201.00 (-) 1.77e2

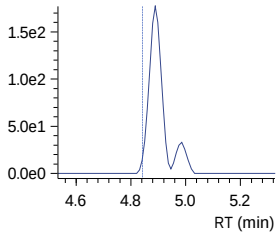

R1 295.00>84.90 (-) 5.80e1

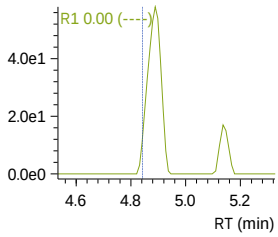

R2 295.00>84.90 (-) 5.80e1

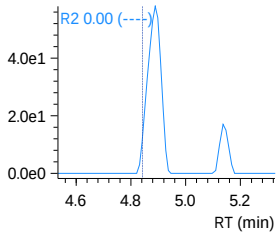

13C5-PFHxA
Conc. 3.6243
Q 318.00>273.00 (-) 8.78e4

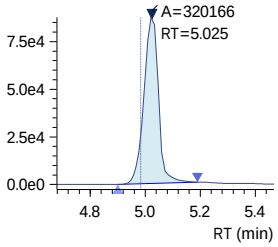

13C5-PFHxA_IS
Conc. 2.5000
ISTD 318.00>273.00 (-) 8.78e4

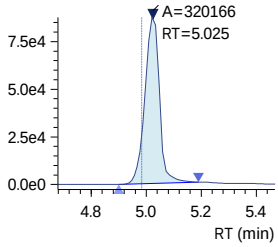

13C2-PFHxA_IS
Conc. 2.5000
ISTD 315.10>270.00 (-) 7.27e4

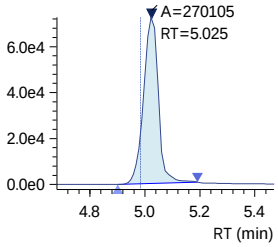

Insight Report
Before Manual Integration
Printed 3/22/2024 10:11:10

240321_020 (continued)

PFHxA
Conc. 0.0239
Q 313.00>269.00 (-) 6.21e2

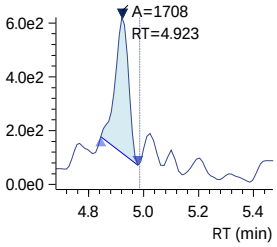

PFEESA
Conc. ----
R#1 0.00 (5.25)
R#2 0.00 (5.25)
Q 314.80>135.00 (-) 7.20e1

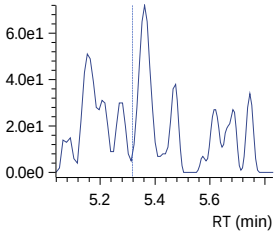

R1 314.80>82.90 (-) 6.10e1

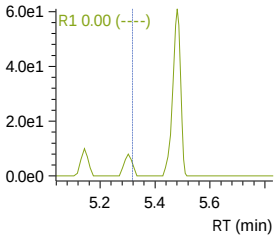

R2 314.80>82.90 (-) 6.10e1

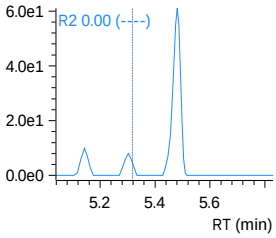

13C3-HFPO-DA
Conc. 17.2969
Q 286.90>168.90 (-) 2.12e5

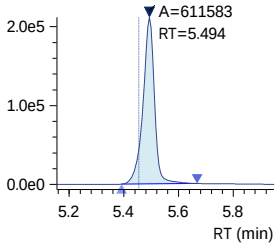

13C3-HFPO-DA_IS
Conc. 10.0000
ISTD 286.90>168.90 (-) 2.12e5

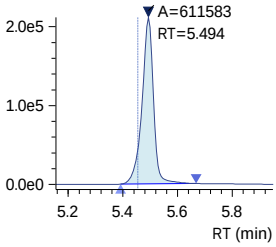

HFPO-DA
Conc. ----
R#1 0.00 (62.57)
R#2 0.00 (62.57)
Q 284.90>168.90 (-) 1.65e2

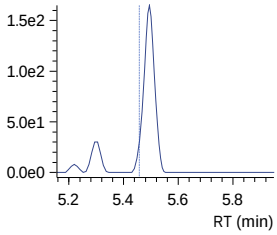

R1 284.90>184.90 (-) 4.80e1

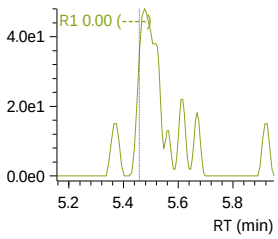

R2 284.90>184.90 (-) 4.80e1

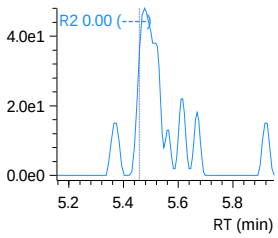

240321_020 (continued)

5_3 FTCA
Conc. ----
R#1 0.00 (154.88)
R#2 0.00 (154.88)
Q 341.00>237.05 (-) 5.70e1

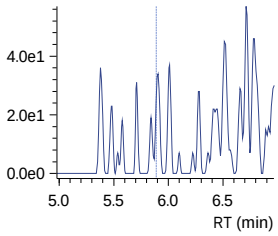

R1 341.00>217.00 (-) 1.25e2

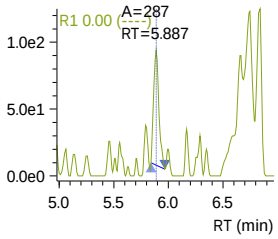

R2 341.00>217.00 (-) 1.25e2

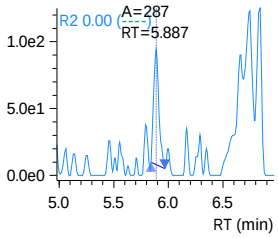

PFPeS
Conc. ----
R#1 0.00 (54.44)
R#2 0.00 (54.44)
Q 349.10>79.90 (-) 2.90e1

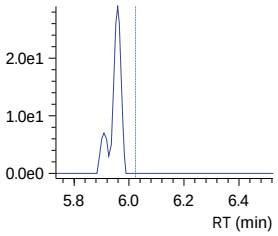

R1 349.10>98.80 (-) 6.00e0

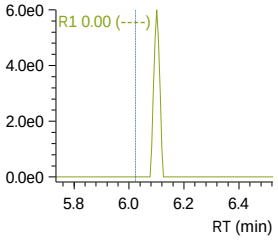

R2 349.10>98.80 (-) 6.00e0

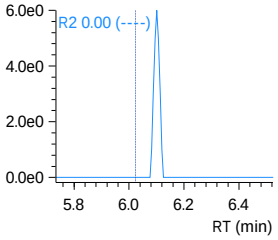

13C4-PFHpA
Conc. 4.1494
Q 367.10>322.00 (-) 1.87e5

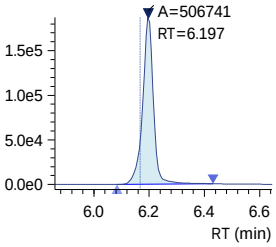

13C4-PFHpA_IS
Conc. 2.5000
ISTD 367.10>322.00 (-) 1.87e5

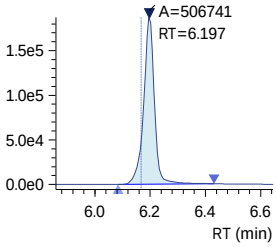

PFHpA
Conc. 0.0065
R#1 23.41 (23.39)
R#2 23.41 (23.39)
Q 363.10>319.00 (-) 1.07e3

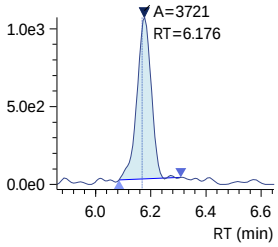

R1 363.10>169.00 (-) 2.73e2

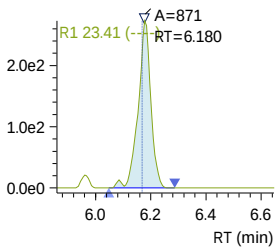

R2 363.10>169.00 (-) 2.73e2

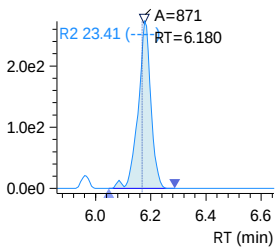

Insight Report
Before Manual Integration
Printed 3/22/2024 10:11:10

240321_020 (continued)

DONA
Conc. ----
R#1 0.00 (30.39)
R#2 0.00 (30.39)
Q 376.90>250.90 (-) 2.90e1

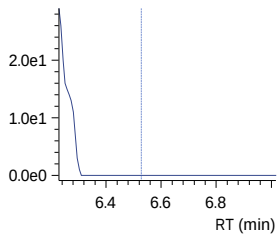

R1 376.90>84.80 (-) 0.00e0

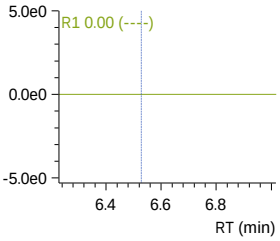

R2 376.90>84.80 (-) 0.00e0

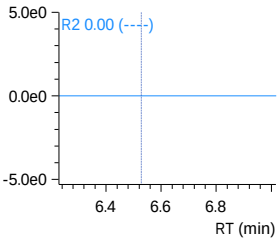

13C2-6_2 FTS_IS
Conc. 5.0000
ISTD 429.10>80.90 (-) 9.58e3

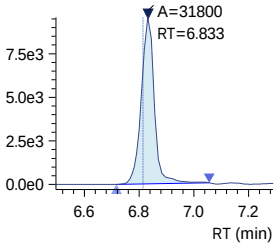

13C2-6_2 FTS
Conc. 3.6380
Q 429.10>80.90 (-) 9.58e3

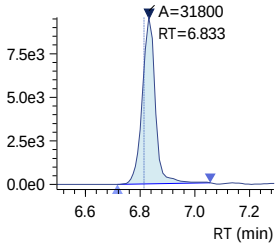

6_2 FTS
Conc. ----
R#1 0.00 (44.48)
R#2 0.00 (44.48)
Q 427.10>407.00 (-) 0.00e0

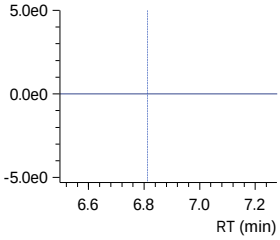

R1 427.10>80.90 (-) 1.30e1

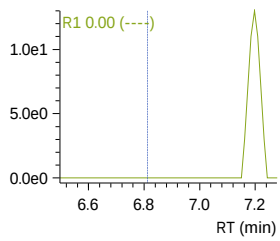

R2 427.10>80.90 (-) 1.30e1

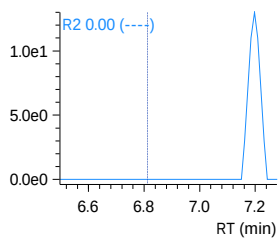

13C4-PFOA_IS
Conc. 2.5000
ISTD 417.10>172.00 (-) 5.29e3

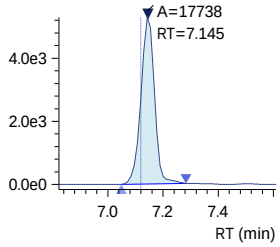

Insight Report
Before Manual Integration
Printed 3/22/2024 10:11:10

240321_020 (continued)

13C8-PFOA_IS
Conc. 2.5000

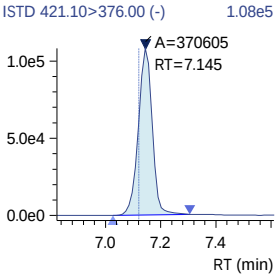

13C8-PFOA
Conc. 3.3926

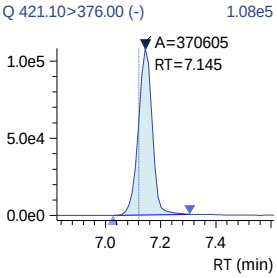

PFOA
Conc. -0.0215
R#1 21.92 (24.47)
R#2 21.92 (24.47)

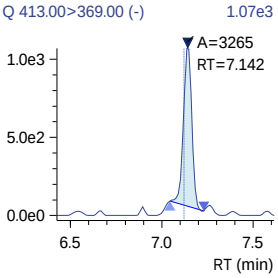

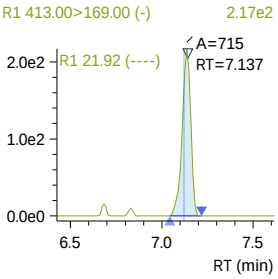

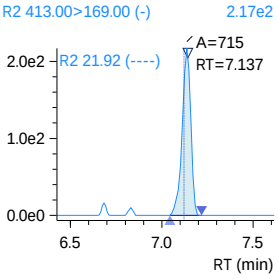

13C3-PFHxS
Conc. 3.5950

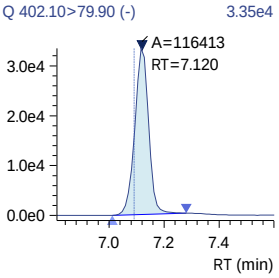

13C3-PFHxS_IS
Conc. 2.5000

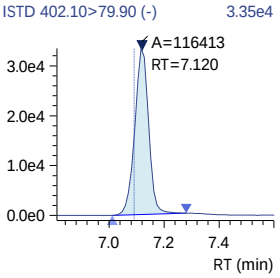

Insight Report
Before Manual Integration
Printed 3/22/2024 10:11:10

240321_020 (continued)

PFHxS
Conc. ----
R#1 0.00 (57.29)
R#2 0.00 (57.29)
Q 398.70>79.90 (-) 1.36e2

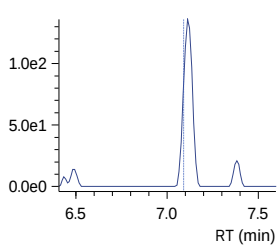

R1 398.70>98.90 (-) 7.30e1

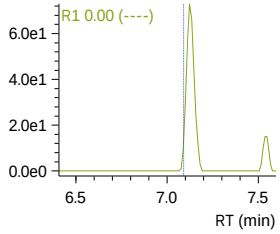

R2 398.70>98.90 (-) 7.30e1

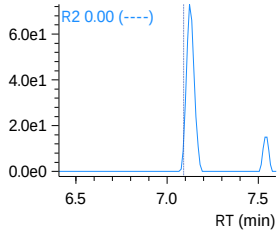

18O2-PFHxS_IS
Conc. 2.5000
ISTD 403.00>83.90 (-) 2.18e4

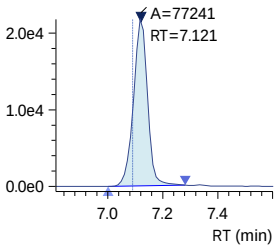

13C9-PFNA_IS
Conc. 1.2500
ISTD 472.10>427.00 (-) 6.40e4

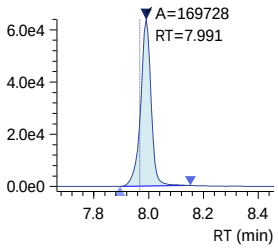

13C9-PFNA
Conc. 1.8029
Q 472.10>427.00 (-) 6.40e4

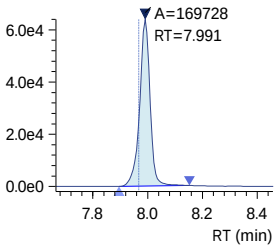

13C5-PFNA_IS
Conc. 1.2500
ISTD 468.00>423.00 (-) 3.92e4

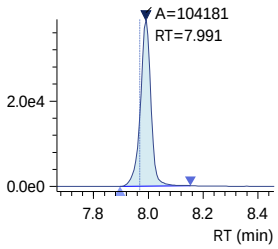

240321_020 (continued)

PFNA
Conc. -0.0048
R#1 0.00 (20.36)
R#2 0.00 (20.36)
Q 463.00>419.00 (-) 6.40e2

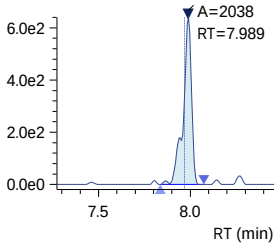

PFHpS
Conc. ----
R#1 0.00 (46.70)
R#2 0.00 (46.70)
Q 449.00>79.90 (-) 1.40e1

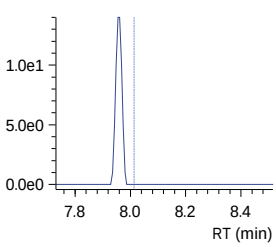

7_3 FTCA
Conc. 0.0603
R#1 136.72 (132.28)
R#2 136.72 (132.28)
Q 441.00>317.00 (-) 2.28e2

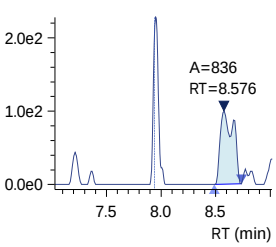

13C2-8_2-FTS
Conc. 4.5510
Q 529.10>80.90 (-) 7.99e3

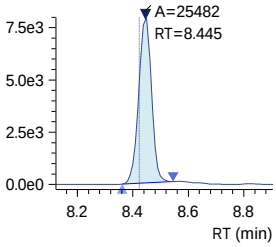

13C2-8_2-FTS_IS
Conc. 5.0000
ISTD 529.10>80.90 (-) 7.99e3

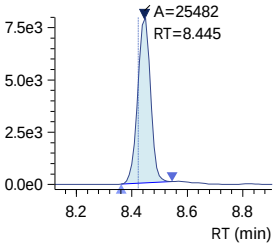

R1 463.00>219.00 (-) 1.31e2

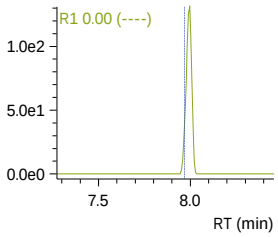

R1 449.00>98.80 (-) 0.00e0

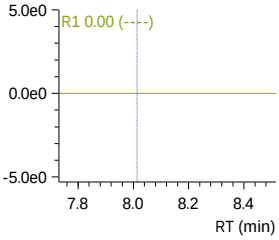

R1 441.00>336.90 (-) 2.57e2

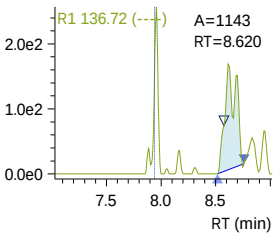

R2 463.00>219.00 (-) 1.31e2

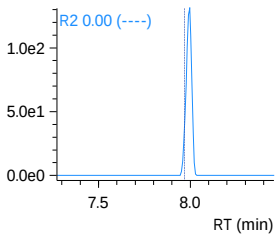

R2 449.00>98.80 (-) 0.00e0

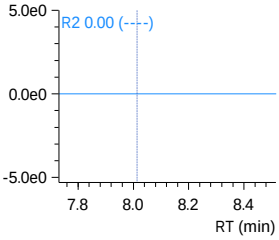

R2 441.00>336.90 (-) 2.57e2

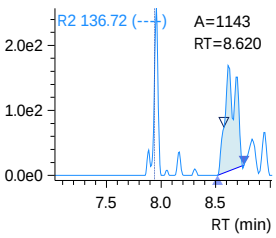

Insight Report
Before Manual Integration
Printed 3/22/2024 10:11:10

240321_020 (continued)

8_2 FTS
Conc. ----
R#1 0.00 (45.91)
R#2 0.00 (45.91)
Q 527.10>506.95 (-) 0.00e0

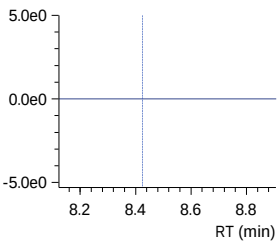

13C6-PFDA_IS
Conc. 1.2500
ISTD 519.10>474.10 (-) 2.95e4

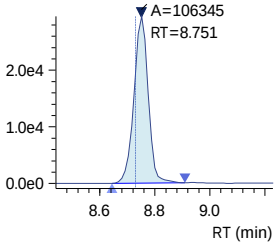

13C6-PFDA
Conc. 1.9038
Q 519.10>474.10 (-) 2.95e4

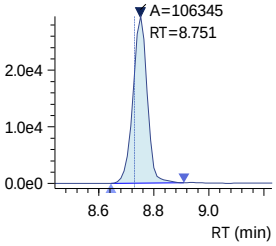

13C2-PFDA_IS
Conc. 1.2500
ISTD 515.10>470.10 (-) 1.64e4

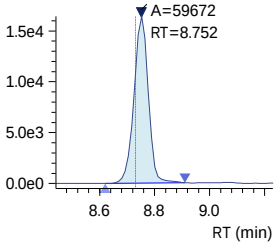

PFDA
Conc. 0.0178
R#1 0.00 (17.64)
R#2 0.00 (17.64)
Q 512.90>469.00 (-) 4.74e2

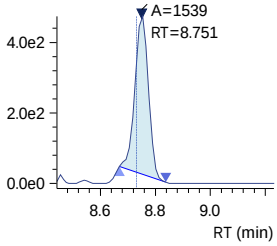

R1 527.10>80.80 (-) 0.00e0

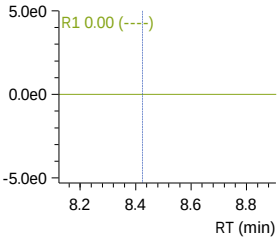

R1 512.90>219.00 (-) 5.30e1

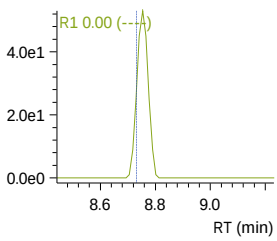

R2 527.10>80.80 (-) 0.00e0

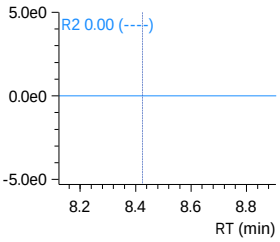

R2 512.90>219.00 (-) 5.30e1

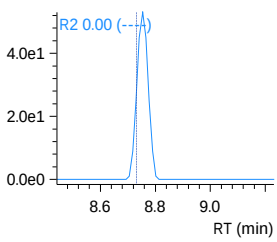

D3-NMeFOSAA_IS
Conc. 5.0000
ISTD 573.20>419.00 (-) 3.19e4

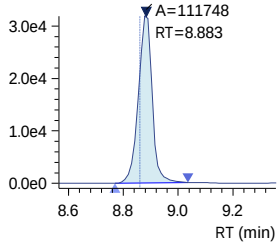

D3-NMeFOSAA
Conc. 5.1959
Q 573.20>419.00 (-) 3.19e4

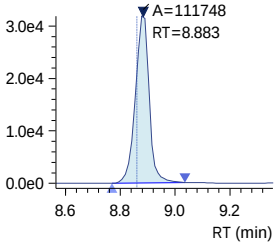

13C8-PFOS_IS
Conc. 2.5000
ISTD 507.10>98.90 (-) 1.29e4

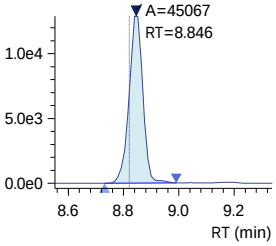

13C8-PFOS
Conc. 3.6207
Q 507.10>98.90 (-) 1.29e4

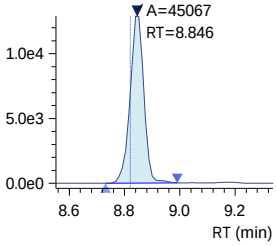

13C4-PFOS_IS
Conc. 2.5000
ISTD 502.80>79.90 (-) 2.60e4

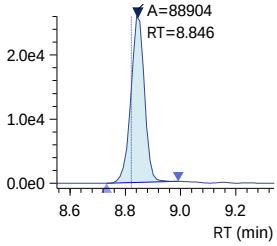

Insight Report
Before Manual Integration
Printed 3/22/2024 10:11:10

240321_020 (continued)

PFOS
Conc. ----
R#1 0.00 (45.06)
R#2 0.00 (45.06)
Q 498.90>79.90 (-) 4.50e1

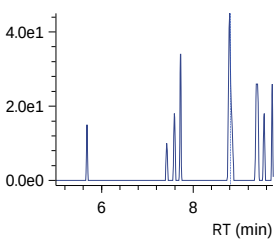

NMeFOSAA
Conc. ----
R#1 0.00 (67.10)
R#2 0.00 (67.10)
Q 570.10>419.00 (-) 0.00e0

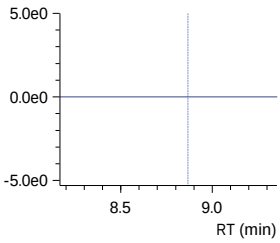

D5-NEtFOSAA_IS
Conc. 5.0000
ISTD 589.20>419.00 (-) 3.05e4

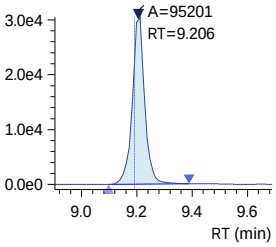

D5-NEtFOSAA
Conc. 6.0418
Q 589.20>419.00 (-) 3.05e4

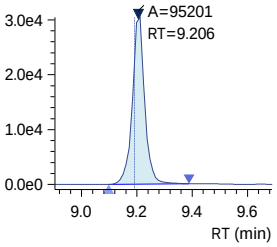

NEtFOSAA
Conc. ----
R#1 0.00 (89.53)
R#2 0.00 (89.53)
Q 584.20>419.10 (-) 0.00e0

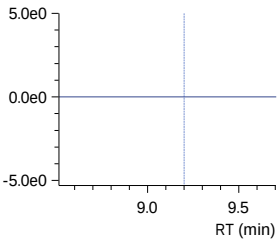

R1 498.90>98.80 (-) 3.60e1

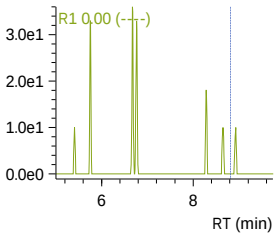

R1 570.10>483.00 (-) 0.00e0

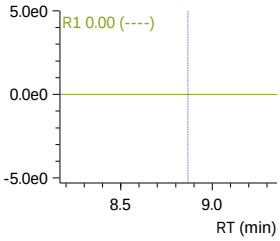

R1 584.20>526.00 (-) 0.00e0

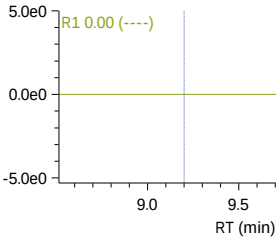

R2 498.90>98.80 (-) 3.60e1

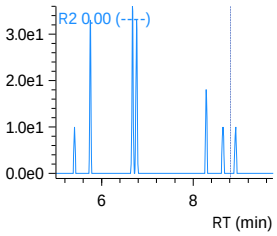

R2 570.10>483.00 (-) 0.00e0

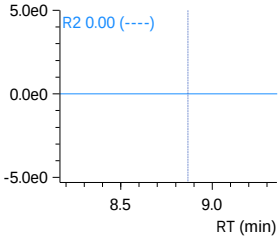

R2 584.20>526.00 (-) 0.00e0

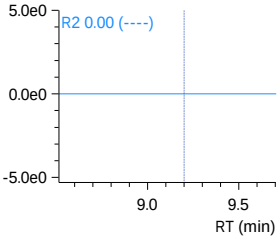

Insight Report
Before Manual Integration
Printed 3/22/2024 10:11:10

240321_020 (continued)

9-Cl-PF3ONS
Conc. ----
R#1 0.00 (31.69)
R#2 0.00 (31.69)
Q 530.80>351.00 (-) 1.70e1

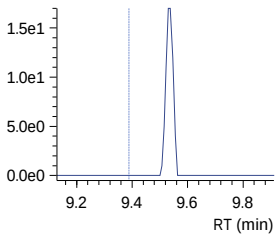

R1 532.80>353.00 (-) 4.50e1

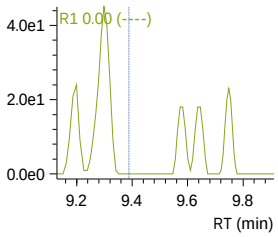

R2 532.80>353.00 (-) 4.50e1

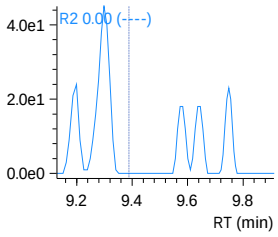

PFUnDA
Conc. 0.0047
R#1 0.00 (10.96)
R#2 0.00 (10.96)
Q 563.10>519.00 (-) 5.37e2

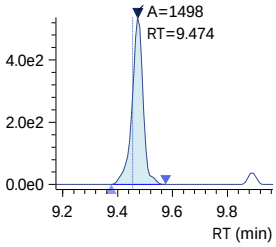

R1 563.10>269.10 (-) 3.00e1

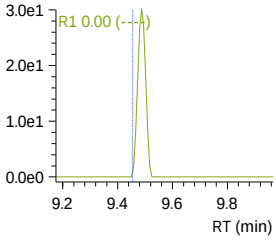

R2 563.10>269.10 (-) 3.00e1

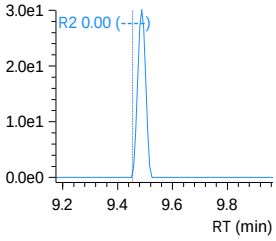

13C7-PFUnDA_IS
Conc. 1.2500
ISTD 570.00>525.10 (-) 3.61e4

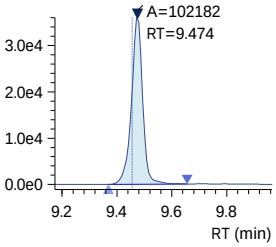

13C7-PFUnDA
Conc. 1.8549
Q 570.00>525.10 (-) 3.61e4

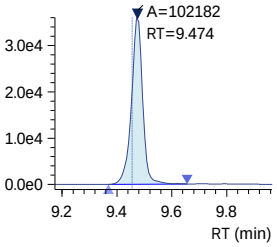

PFNS
Conc. ----
R#1 0.00 (56.91)
R#2 0.00 (56.91)
Q 548.80>79.90 (-) 1.90e1

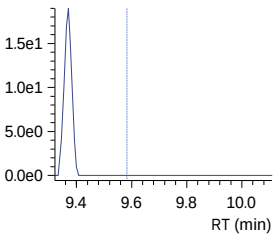

R1 548.80>98.80 (-) 1.30e1

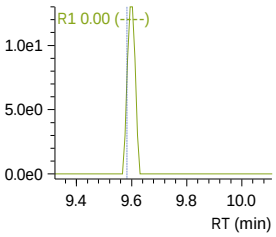

R2 548.80>98.80 (-) 1.30e1

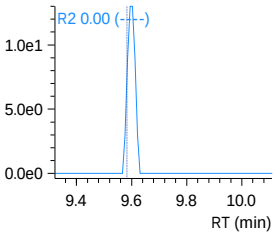

Insight Report
Before Manual Integration
Printed 3/22/2024 10:11:10

240321_020 (continued)

10_2 FTS
Conc. ----
R#1 0.00 (32.29)
R#2 0.00 (32.29)
Q 626.80>607.05 (-) 0.00e0

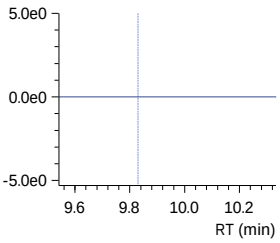

R1 626.80>81.00 (-) 0.00e0

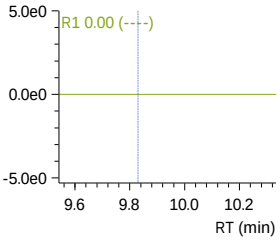

R2 626.80>81.00 (-) 0.00e0

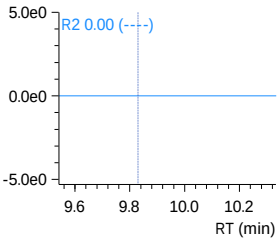

13C2-PFDOA_IS
Conc. 1.2500
ISTD 615.10>570.00 (-) 4.08e4

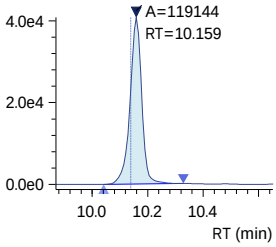

13C2-PFDOA
Conc. 1.8597
Q 615.10>570.00 (-) 4.08e4

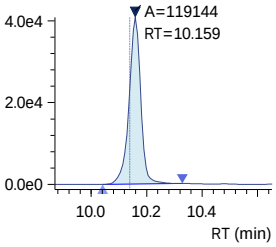

PFDOA
Conc. -0.0174
R#1 0.00 (11.14)
R#2 0.00 (11.14)
Q 613.10>569.00 (-) 2.24e2

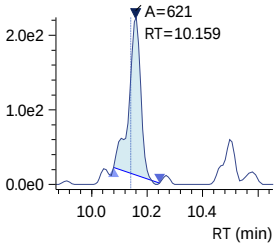

R1 613.10>319.00 (-) 6.00e1

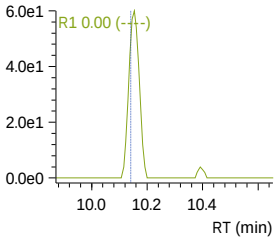

R2 613.10>319.00 (-) 6.00e1

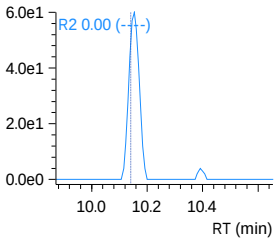

PFDS
Conc. ----
R#1 0.00 (58.01)
R#2 0.00 (58.01)
Q 599.00>79.90 (-) 2.60e1

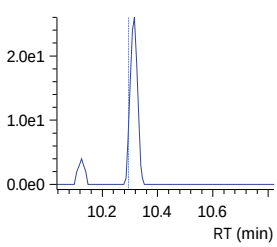

R1 599.00>98.80 (-) 1.20e1

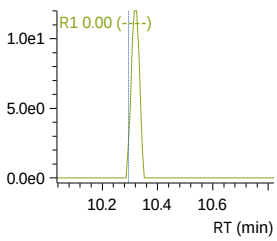

R2 599.00>98.80 (-) 1.20e1

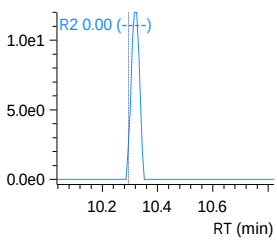

240321_020 (continued)

PFTrDA
Conc. -0.0095
R#1 0.00 (16.67)
R#2 0.00 (16.67)
Q 663.00>619.00 (-) 3.41e2

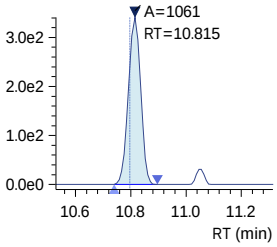

11-Cl-PF3OUdS
Conc. ----
R#1 0.00 (35.04)
R#2 0.00 (35.04)
Q 630.90>451.00 (-) 1.40e1

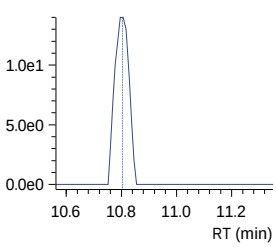

PFOSAm
Conc. ----
Q 498.10>77.90 (-) 5.70e1

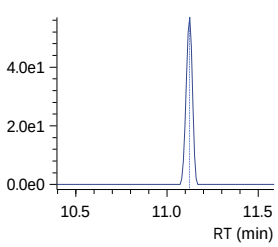

13C8-PFOSAm
Conc. 3.3428
Q 506.10>77.80 (-) 3.48e4

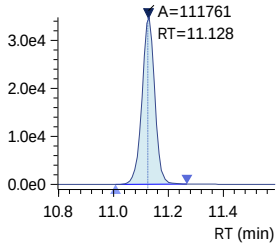

13C8-PFOSAm_IS
Conc. 2.5000
ISTD 506.10>77.80 (-) 3.48e4

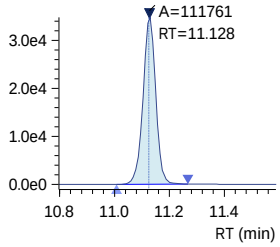

R1 663.00>168.90 (-) 6.30e1

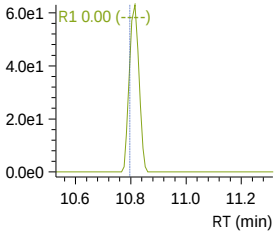

R1 632.90>452.90 (-) 2.30e1

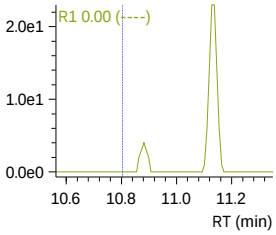

R2 663.00>168.90 (-) 6.30e1

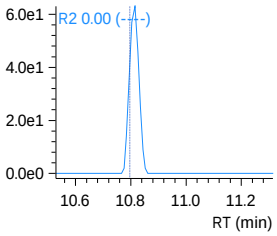

R2 632.90>452.90 (-) 2.30e1

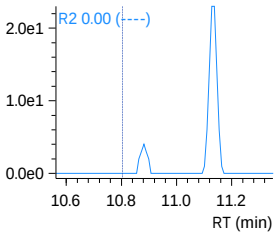

Insight Report
Before Manual Integration
Printed 3/22/2024 10:11:10

240321_020 (continued)

PFTDA
Conc. -0.0053
R#1 0.00 (17.09)
R#2 0.00 (17.09)

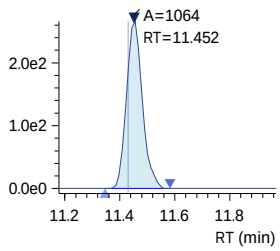

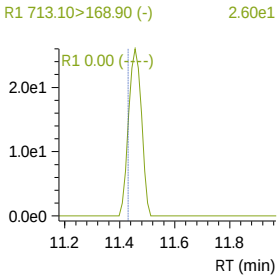

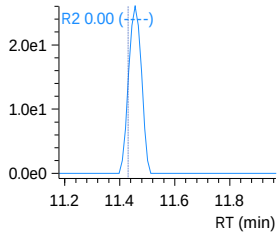

13C2-PFTDA
Conc. 2.0611

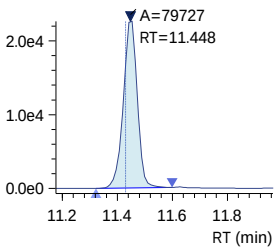

13C2-PFTDA_IS
Conc. 1.2500

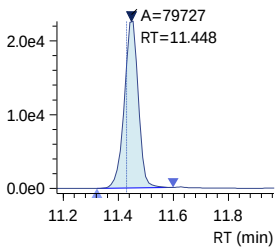

PFDoS
Conc. ----
R#1 0.00 (61.23)
R#2 0.00 (61.23)

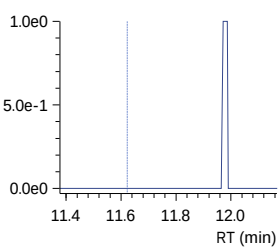

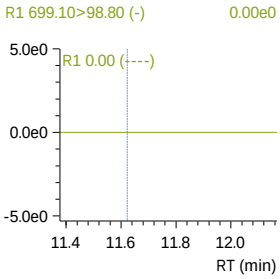

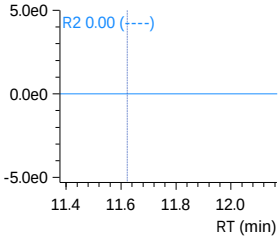

D7-MeFOSE_IS
Conc. 25.0000

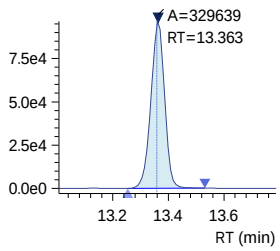

Insight Report
Before Manual Integration
Printed 3/22/2024 10:11:10

240321_020 (continued)

D7-MeFOSE
Conc. 32.2245

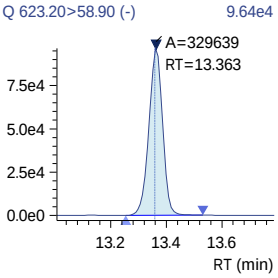

MeFOSE
Conc. ----

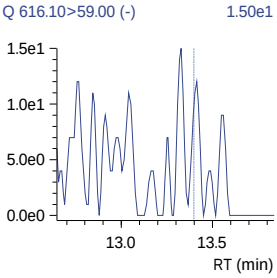

13C2-PFHXDA_IS
Conc. 2.5000

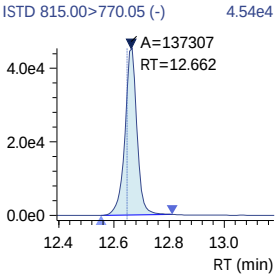

13C2-PFHXDA
Conc. 3.4521

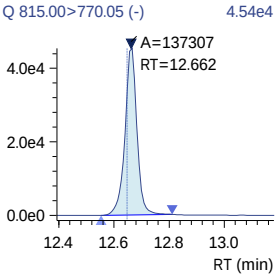

PFHXDA
Conc. 0.0079
R#1 0.00 (10.78)
R#2 0.00 (10.78)

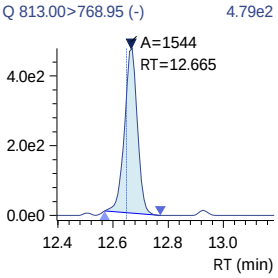

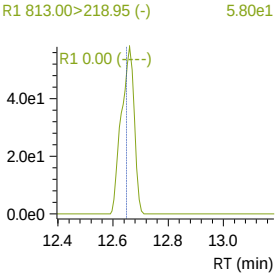

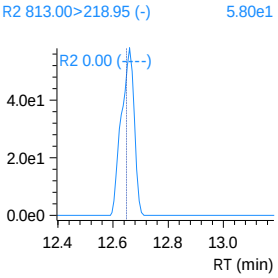

240321_020 (continued)

D3-MeFOSA
Conc. 3.1399

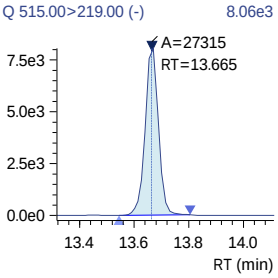

D3-MeFOSA_IS
Conc. 2.5000

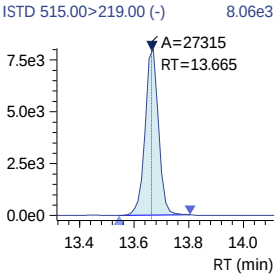

MeFOSA
Conc. ----
R#1 0.00 (156.31)
R#2 0.00 (156.31)

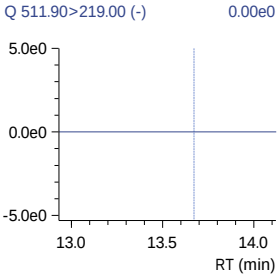

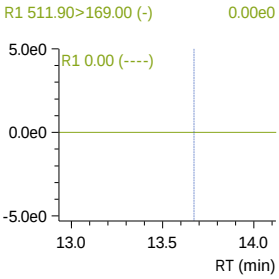

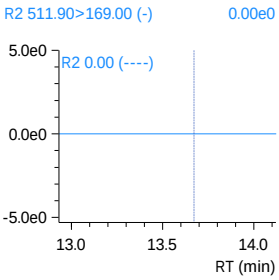

D9-EtFOSE_IS
Conc. 25.0000

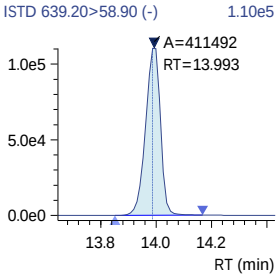

D9-EtFOSE
Conc. 35.2378

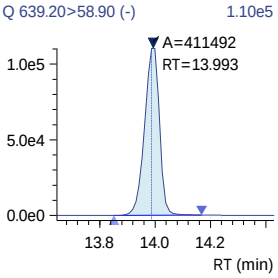

240321_020 (continued)

EtFOSE
Conc. ----

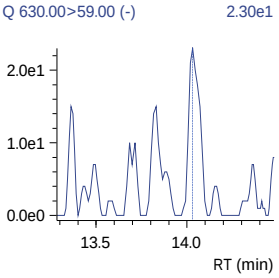

D5-EtFOSAm
Conc. 3.1769

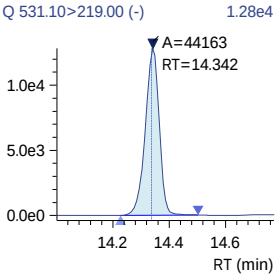

D5-EtFOSAm_IS
Conc. 2.5000

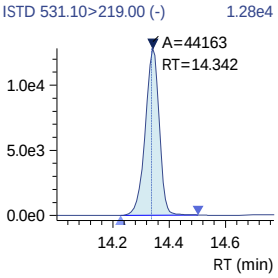

EtFOSAm
Conc. ----
R#1 0.00 (177.75)
R#2 0.00 (177.75)

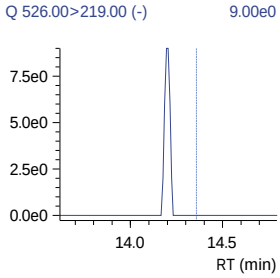

PFODA
Conc. ----
R#1 0.00 (31.66)
R#2 0.00 (31.66)

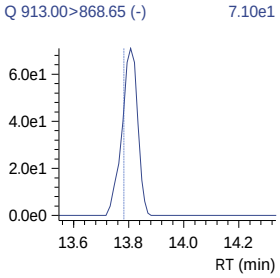

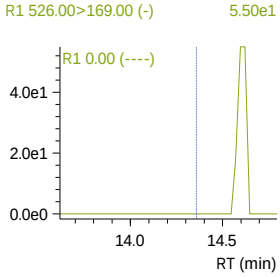

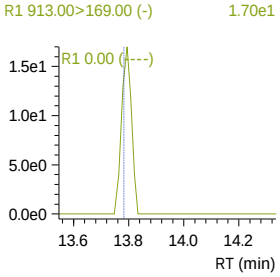

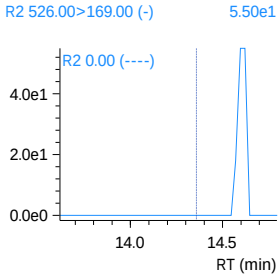

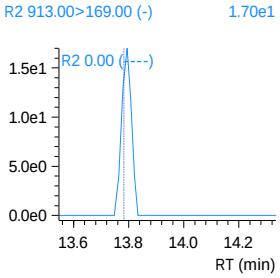

1st PS 03/22/24
2nd 03/22/24

Validation Report

Data File: J:\LCMS08\Data\240320_1633_B1\240320_006
Lab ID: KQ2404285-02
RunType: LLCCV
Matrix: Drinking Water

Date Acquired: 3/20/24 15:13
Batch ID: 835644
Analysis Method: 1633/PFAS_DOD5.4

Validations

Validation Categories	Pass	Fail
ICAL Analyte Recovery	X	
Second Source ICAL Verification	X	
Internal Standards	X	

Primary Review: _____

Secondary Review: _____

1st PS 03/22/24
2nd 03/22/24

Quantitation Report

Data File:	J:\LCMS08\Data\240320_1633_B1\240320_006	**Instrument:**	K-LCMS-08
Acqu Date:	3/20/24 15:13	**Vial:**	2
Run Type:	LLCCV	**Dilution:**	1
Lab ID:	KQ2404285-02	**Raw Units:**	ng/mL

Bottle ID:		**Tier:**	IV	**Matrix:**	Drinking Water
Prod Code:	PFAS_DOD5.4	**Collect Date:**	3/7/24	**Receive Date:**	3/8/24

Analysis Lot:	835644	**Prep Lot:**		**Report Group:**	KQ2404285
Analysis	1633	**Prep Method:**			
		Prep Date:			

Title:	Per- and Polyfluoroalkyl Substances (PFAS) by LC/MS/MS Compliant with Table B-24 of DOD QSM	**Calibration ID:**	KC2400137
		Report List ID:	24615

Internal Standard Compounds

Parameter Name	RT	RT Dev	Response	Solution Conc	Area Criteria
18O2-PFHxS	7.077		90231	2.5000	OK
13C4-PFOS	8.817		91760	2.5000	OK
13C3-PFBA	1.343		378606	5.0000	OK
13C2-PFHxA	4.959		359614	2.5000	OK
13C4-PFOA	7.108		21927	2.5000	OK
13C5-PFNA	7.959		128655	1.2500	OK
13C2-PFDA	8.724		82376	1.2500	OK

Surrogate Compounds

Parameter Name	RT	RT Dev	Response	Solution Conc		Rpt?
13C3-PFBS	4.619		143684	2.6128	40 - 135	Y
13C3-PFHxS	7.077		98585	2.6062	40 - 130	Y
13C8-PFOS	8.818		34388	2.6768	40 - 130	Y
13C4-PFBA	1.343		724857	9.7073	5 - 130	Y
13C5-PFPeA	3.474		222574	5.5625	40 - 130	Y
13C5-PFHxA	4.959		308756	2.6252	40 - 130	Y
13C4-PFHpA	6.149		446425	2.7457	40 - 130	Y
13C8-PFOA	7.107		312170	2.3117	40 - 130	Y
13C9-PFNA	7.958		153815	1.3231	40 - 130	Y
13C6-PFDA	8.724		96897	1.2566	40 - 130	Y
13C7-PFUnDA	9.453		92942	1.2222	30 - 130	Y
13C2-PFDoDA	10.140		123390	1.3952	10 - 130	Y
13C2-PFTeDA	11.435		80070	1.4995	10 - 130	Y
13C8-FOSA	11.114		99686	2.8888	40 - 130	Y
D3-MeFOSA	13.665		25730	2.8657	10 - 130	Y
D5-EtFOSA	14.343		42525	2.9638	10 - 130	Y
D7-MeFOSE	13.364		309006	29.2672	10 - 130	Y
D9-EtFOSE	13.995		379519	31.4883	10 - 130	Y

U: Undetected at or above MDL
J: Analyte detected above MDL, but below MRL
B: Hit above MRL also found in Method Blank
E: Analyte concentration above high point of ICAL
N: Presumptive evidence of compound

D: Result from dilution
m: Manual integration performed
d: Compound manually deleted
NR: Analyte not reported from this analysis

*: Result fails acceptance criteria
#: Acceptance criteria not applicable
?: Insufficient information to determine acceptance
e: Result >= MRL, but MRL less than low point of ICAL
c: check for co-elution

Printed: 3/21/24 17:28
\\alprews001\starlims$\LIMSReps\QuantValidation.rpt

1st PS 03/22/24
2nd 03/22/24

Data File:	J:\LCMS08\Data\240320_1633_B1\240320_006	**Instrument:**	K-LCMS-08
Acqu Date:	3/20/24 15:13	**Vial:**	2
Run Type:	LLCCV	**Dilution:**	1
Lab ID:	KQ2404285-02	**Raw Units:**	ng/mL

Surrogate Compounds

Parameter Name	RT	RT Dev	Response	Solution Conc		Rpt?
D3-MeFOSAA	8.857		87960	3.9626	40 - 170	Y
D5-EtFOSAA	9.184		65465	4.0253	25 - 135	Y
13C2-4:2 FTS	4.651		55673	4.3945	40 - 200	Y
13C2-6:2 FTS	6.798		39928	3.9102	40 - 200	Y
13C2-8:2 FTS	8.419		22656	3.4638	40 - 300	Y
13C3-HFPO-DA	5.432		458813	9.7464	40 - 130	Y

Target Compounds

Parameter Name	RT	RT Dev	Response	Solution Conc	Rpt?
Perfluorobutane sulfonic acid (PFBS)	4.621		18726	0.2242	Y
Perfluoropentane sulfonic acid (PFPeS)	6.001		12879	0.2304	Y
Perfluorohexane sulfonic acid (PFHxS)	7.078		12798	0.2379	Y
Perfluoroheptane sulfonic acid (PFHpS)	8.004		10262	0.2342	Y
Perfluorooctane sulfonic acid (PFOS)	8.816		8131	0.2098	Y
Perfluorononane sulfonic acid (PFNS)	9.581		7529	0.2453	Y
Perfluorodecane sulfonic acid (PFDS)	10.298		6999	0.2478	Y
Perfluorododecane sulfonic acid (PFDoS)	11.629		4498	0.2719	Y
Perfluorobutanoic acid (PFBA)	1.346		22574	0.2292	Y
Perfluoropentanoic acid (PFPeA)	3.476		38596	0.2422	Y
Perfluorohexanoic acid (PFHxA)	4.961		28827	0.2359	Y
Perfluoroheptanoic acid (PFHpA)	6.150		44256	0.2590	Y
Perfluorooctanoic acid (PFOA)	7.109		33738	0.2427	Y
Perfluorononanoic acid (PFNA)	7.960		27689	0.2533	Y
Perfluorodecanoic acid (PFDA)	8.727		19439	0.2468	Y
Perfluoroundecanoic acid (PFUnDA)	9.455		23273	0.2795	Y
Perfluorododecanoic acid (PFDOA)	10.141		18143	0.2470	Y
Perfluorotridecanoic acid (PFTrDA)	10.798		18294	0.2107	Y
Perfluorotetradecanoic acid (PFTDA)	11.435		13504	0.2208	Y
Perfluorooctane sulfonamide (PFOSAm)	11.112		22031	0.5064	Y
N-Methylperfluorooctane sulfonamide (MeFOSA)	13.673		3794	0.2286	Y
N-Ethylperfluorooctane sulfonamide (EtFOSAm)	14.359		4335	0.2206	Y
N-Methylperfluorooctane sulfonamido ethanol (MeFOSE)	13.401		4729	0.2526	Y
N-Ethylperfluorooctane sulfonamido ethanol (EtFOSE)	14.036		4645	0.2426	Y
N-Methylperfluorooctane sulfonamido acetic acid (NMeFOSAA)	8.865		4394	0.2553	Y

U: Undetected at or above MDL
J: Analyte detected above MDL, but below MRL
B: Hit above MRL also found in Method Blank
E: Analyte concentration above high point of ICAL
N: Presumptive evidence of compound

D: Result from dilution
m: Manual integration performed
d: Compound manually deleted
NR: Analyte not reported from this analysis

*: Result fails acceptance criteria
#: Acceptance criteria not applicable
?: Insufficient information to determine acceptance
e: Result >= MRL, but MRL less than low point of ICAL
c: check for co-elution

Printed: 3/21/24 17:28
\\alprews001\starlims$\LIMSReps\QuantValidation.rpt

1st PS 03/22/24

2nd 03/22/24

Data File:	J:\LCMS08\Data\240320_1633_B1\240320_006	**Instrument:**	K-LCMS-08
Acqu Date:	3/20/24 15:13	**Vial:**	2
Run Type:	LLCCV	**Dilution:**	1
Lab ID:	KQ2404285-02	**Raw Units:**	ng/mL

Target Compounds

Parameter Name	RT	RT Dev	Response	Solution Conc	Rpt?
N-Ethylperfluorooctane sulfonamido acetic acid (NEtFOSAA)	9.192		2641	0.2166	Y
1H, 1H, 2H, 2H-Perfluorohexanesulfonic acid (4:2 FTS)	4.649		7115	0.2248	Y
1H, 1H, 2H, 2H-Perfluorooctanesulfonic acid (6:2 FTS)	6.798		4890	0.2648	Y
1H, 1H, 2H, 2H-Perfluorodecanesulfonic acid (8:2 FTS)	8.417		3147	0.3256	Y
4,4,5,5,6,6,6-Heptafluorohexanoic acid (3:3 FTCA)	2.974		31181	9.2664	Y
2H,2H,3H,3H-Perfluorooctanoic acid (5:3 FTCA)	5.854		82370	8.9751	Y
2H,2H,3H,3H-Perfluorodecanoic acid (7:3 FTCA)	7.917		101856	7.6207	Y
Perfluoro(2-ethoxyethane) sulfonic acid (PFEESA)	5.290		92568	0.2160	Y
9-Chlorohexadecafluoro-3-oxanonane-1-sulfonic acid (9-Cl-PF3ONS)	9.385		65301	0.2602	Y
11-Chloroeicosafluoro-3-oxaundecane-1-sulfonic acid (11-Cl-PF3OUdS)	10.806		27135	0.2365	Y
Perfluoro-3-methoxypropanoic acid (PFMPA)	2.386		15343	0.2221	Y
Perfluoro-4-methoxybutanoic acid (PFMBA)	4.002		23586	0.2274	Y
Hexafluoropropyleneoxide dimer acid (HFPO-DA) (GenX)	5.433		13655	0.2553	Y
Nonafluoro-3,6-dioxaheptanoic acid (NFDHA)	4.815		27893	0.2729	Y
4,8-Dioxa-3H-perfluorononanoic acid (DONA)	6.510		58766	0.2751	Y

U: Undetected at or above MDL
J: Analyte detected above MDL, but below MRL
B: Hit above MRL also found in Method Blank
E: Analyte concentration above high point of ICAL
N: Presumptive evidence of compound

D: Result from dilution
m: Manual integration performed
d: Compound manually deleted
NR: Analyte not reported from this analysis

*: Result fails acceptance criteria
#: Acceptance criteria not applicable
?: Insufficient information to determine acceptance
e: Result >= MRL, but MRL less than low point of ICAL
c: check for co-elution

Printed: 3/21/24 17:28
\\alprews001\starlims$\LIMSReps\QuantValidation.rpt

Insight Report
Ion Ratio Confirmation
Printed 3/21/2024 17:09:49

240320_006

Sample ID: 1633 ICAL 0.25PPB
Date Acquired: 3/20/2024 3:13:33 PM
Acquired by: System Administrator
Data File: 240320_006
Vial: 3 | Inj. Volume: 10.0000uL | Tray: 1

Name	m/z	Ref 1 m/z	Area	Ref 1 Measured	Ref 1 Actual Ratio	Ref 1 Set Ratio	Ref 2 Measured	Ref 2 Actual Ratio	Ref 2 Set Ratio	Flag ID
13C4-PFBA	216.80>171.90	----	724857	----	----	----	----	----	----	
13C4-PFBA_IS	216.80>171.90	----	724857	----	----	----	----	----	----	
13C3-PFBA_IS	216.00>172.00	----	378606	----	----	----	----	----	----	
PFBA	212.80>169.05	----	22574	----	----	----	----	----	----	
PFMPA	229.00>84.90	----	15343	----	----	----	----	----	----	
3_3 FTCA	241.00>177.10	241.00>117.00	31181	40663	130.41	136.14	40663	130.41	135.82	
13C5-PFPeA	268.30>223.00	----	222574	----	----	----	----	----	----	
13C5-PFPeA_IS	268.30>223.00	----	222574	----	----	----	----	----	----	
PFPeA	263.00>219.00	----	38596	----	----	----	----	----	----	
PFMBA	279.00>84.95	----	23586	----	----	----	----	----	----	
13C2-4_2 FTS	329.10>80.90	----	55673	----	----	----	----	----	----	
13C2-4_2 FTS_IS	329.10>80.90	----	55673	----	----	----	----	----	----	
4_2 FTS	327.10>307.00	327.10>80.90	7115	2445	34.36	33.08	2445	34.36	33.03	
13C3-PFBS_IS	302.10>79.90	----	143684	----	----	----	----	----	----	
PFBS	298.70>79.90	298.70>98.80	18726	9075	48.46	46.53	9075	48.46	44.64	
13C3-PFBS	302.10>79.90	----	143684	----	----	----	----	----	----	
NFDHA	295.00>201.00	295.00>84.90	27893	8559	30.69	36.44	8559	30.69	32.87	
13C5-PFHxA	318.00>273.00	----	308756	----	----	----	----	----	----	
13C5-PFHxA_IS	318.00>273.00	----	308756	----	----	----	----	----	----	
13C2-PFHxA_IS	315.10>270.00	----	359614	----	----	----	----	----	----	
PFHxA	313.00>269.00	----	28827	----	----	----	----	----	----	
PFEESA	314.80>135.00	314.80>82.90	92568	5061	5.47	5.25	5061	5.47	6.08	
13C3-HFPO-DA	286.90>168.90	----	458813	----	----	----	----	----	----	
13C3-HFPO-DA_IS	286.90>168.90	----	458813	----	----	----	----	----	----	
HFPO-DA	284.90>168.90	284.90>184.90	13655	8656	63.39	62.57	8656	63.39	56.90	
5_3 FTCA	341.00>237.05	341.00>217.00	82370	120406	146.18	154.88	120406	146.18	149.76	
PFPeS	349.10>79.90	349.10>98.80	12879	7610	59.09	54.44	7610	59.09	58.78	
13C4-PFHpA	367.10>322.00	----	446425	----	----	----	----	----	----	
13C4-PFHpA_IS	367.10>322.00	----	446425	----	----	----	----	----	----	
PFHpA	363.10>319.00	363.10>169.00	44256	9534	21.54	23.39	9534	21.54	22.30	
DONA	376.90>250.90	376.90>84.80	58766	14939	25.42	30.39	14939	25.42	28.27	
13C2-6_2 FTS_IS	429.10>80.90	----	39928	----	----	----	----	----	----	
13C2-6_2 FTS	429.10>80.90	----	39928	----	----	----	----	----	----	
6_2 FTS	427.10>407.00	427.10>80.90	4890	1768	36.16	44.48	1768	36.16	38.72	
13C4-PFOA_IS	417.10>172.00	----	21927	----	----	----	----	----	----	
13C8-PFOA_IS	421.10>376.00	----	312170	----	----	----	----	----	----	

J:\LCMS08\Data\240320_1633_B1\240320_1633_B1.damlp .

Ref 1 Set Ratio assigned from calibration mid-point; Ref 2 Set Ratio assigned from opening calibration verification.
IRr - Ion ratio outside either set of criteria. Exceedances for reported detections to be "I" flagged in the analytical report.

240320_006 (continued)

(Table continued from previous page)

Name	m/z	Ref 1 m/z	Area	Ref 1 Measured	Ref 1 Actual Ratio	Ref 1 Set Ratio	Ref 2 Measured	Ref 2 Actual Ratio	Ref 2 Set Ratio	Flag ID
13C8-PFOA	421.10>376.00	----	312170	----	----	----	----	----	----	
PFOA	413.00>369.00	413.00>169.00	33738	8228	24.39	24.47	8228	24.39	22.78	
13C3-PFHxS	402.10>79.90	----	98585	----	----	----	----	----	----	
13C3-PFHxS_IS	402.10>79.90	----	98585	----	----	----	----	----	----	
PFHxS	398.70>79.90	398.70>98.90	12798	7055	55.13	57.29	7055	55.13	62.94	
18O2-PFHxS_IS	403.00>83.90	----	90231	----	----	----	----	----	----	
13C9-PFNA_IS	472.10>427.00	----	153815	----	----	----	----	----	----	
13C9-PFNA	472.10>427.00	----	153815	----	----	----	----	----	----	
13C5-PFNA_IS	468.00>423.00	----	128655	----	----	----	----	----	----	
PFNA	463.00>419.00	463.00>219.00	27689	5041	18.20	20.36	5041	18.20	20.61	
PFHpS	449.00>79.90	449.00>98.80	10262	5190	50.58	46.70	5190	50.58	54.10	
7_3 FTCA	441.00>317.00	441.00>336.90	101856	138035	135.52	132.28	138035	135.52	134.62	
13C2-8_2-FTS	529.10>80.90	----	22656	----	----	----	----	----	----	AC
13C2-8_2-FTS_IS	529.10>80.90	----	22656	----	----	----	----	----	----	
8_2 FTS	527.10>506.95	527.10>80.80	3147	1268	40.31	45.91	1268	40.31	46.70	AC
13C6-PFDA_IS	519.10>474.10	----	96897	----	----	----	----	----	----	
13C6-PFDA	519.10>474.10	----	96897	----	----	----	----	----	----	
13C2-PFDA_IS	515.10>470.10	----	82376	----	----	----	----	----	----	
PFDA	512.90>469.00	512.90>219.00	19439	3240	16.67	17.64	3240	16.67	14.73	
D3-NMeFOSAA_IS	573.20>419.00	----	87960	----	----	----	----	----	----	
D3-NMeFOSAA	573.20>419.00	----	87960	----	----	----	----	----	----	
13C8-PFOS_IS	507.10>98.90	----	34388	----	----	----	----	----	----	
13C8-PFOS	507.10>98.90	----	34388	----	----	----	----	----	----	
13C4-PFOS_IS	502.80>79.90	----	91760	----	----	----	----	----	----	
PFOS	498.90>79.90	498.90>98.80	8131	3748	46.10	45.06	3748	46.10	47.34	
NMeFOSAA	570.10>419.00	570.10>483.00	4394	2518	57.30	67.10	2518	57.30	64.07	
D5-NEtFOSAA_IS	589.20>419.00	----	65465	----	----	----	----	----	----	
D5-NEtFOSAA	589.20>419.00	----	65465	----	----	----	----	----	----	
NEtFOSAA	584.20>419.10	584.20>526.00	2641	2714	102.76	89.53	2714	102.76	83.09	
9-Cl-PF3ONS	530.80>351.00	532.80>353.00	65301	21085	32.29	31.69	21085	32.29	30.27	
PFUnDA	563.10>519.00	563.10>269.10	23273	2613	11.23	10.96	2613	11.23	12.21	
13C7-PFUnDA_IS	570.00>525.10	----	92942	----	----	----	----	----	----	
13C7-PFUnDA	570.00>525.10	----	92942	----	----	----	----	----	----	
PFNS	548.80>79.90	548.80>98.80	7529	4873	64.72	56.91	4873	64.72	63.73	
10_2 FTS	626.80>607.05	626.80>81.00	2216	560	25.29	32.29	560	25.29	27.50	
13C2-PFDOA_IS	615.10>570.00	----	123390	----	----	----	----	----	----	
13C2-PFDOA	615.10>570.00	----	123390	----	----	----	----	----	----	
PFDOA	613.10>569.00	613.10>319.00	18143	1889	10.41	11.14	1889	10.41	9.85	
PFDS	599.00>79.90	599.00>98.80	6999	4113	58.76	58.01	4113	58.76	60.30	
PFTrDA	663.00>619.00	663.00>168.90	18294	2807	15.34	16.67	2807	15.34	15.87	

J:\LCMS08\Data\240320_1633_B1\240320_1633_B1.damlp .

Ref 1 Set Ratio assigned from calibration mid-point; Ref 2 Set Ratio assigned from opening calibration verification.
IRr - Ion ratio outside either set of criteria. Exceedances for reported detections to be "I" flagged in the analytical report.

Insight Report
Ion Ratio Confirmation
Printed 3/21/2024 17:09:49

240320_006 (continued)

(Table continued from previous page)

Name	m/z	Ref 1 m/z	Area	Ref 1 Measured	Ref 1 Actual Ratio	Ref 1 Set Ratio	Ref 2 Measured	Ref 2 Actual Ratio	Ref 2 Set Ratio	Flag ID
11-Cl-PF3OUdS	630.90>451.00	632.90>452.90	27135	9578	35.30	35.04	9578	35.30	36.12	
PFOSAm	498.10>77.90	----	22031	----	----	----	----	----	----	
13C8-PFOSAm	506.10>77.80	----	99686	----	----	----	----	----	----	
13C8-PFOSAm_IS	506.10>77.80	----	99686	----	----	----	----	----	----	
PFTDA	713.10>669.00	713.10>168.90	13504	2573	19.05	17.09	2573	19.05	18.89	
13C2-PFTDA	715.20>670.00	----	80070	----	----	----	----	----	----	
13C2-PFTDA_IS	715.20>670.00	----	80070	----	----	----	----	----	----	
PFDoS	699.10>79.90	699.10>98.80	4498	2582	57.40	61.23	2582	57.40	64.82	
D7-MeFOSE_IS	623.20>58.90	----	309006	----	----	----	----	----	----	
D7-MeFOSE	623.20>58.90	----	309006	----	----	----	----	----	----	
MeFOSE	616.10>59.00	----	4729	----	----	----	----	----	----	
13C2-PFHXDA_IS	815.00>770.05	----	129295	----	----	----	----	----	----	
13C2-PFHXDA	815.00>770.05	----	129295	----	----	----	----	----	----	
PFHXDA	813.00>768.95	813.00>218.95	21019	2236	10.64	10.78	2236	10.64	11.30	
D3-MeFOSA	515.00>219.00	----	25730	----	----	----	----	----	----	
D3-MeFOSA_IS	515.00>219.00	----	25730	----	----	----	----	----	----	
MeFOSA	511.90>219.00	511.90>169.00	3794	5930	156.31	156.31	5930	156.31	157.34	
D9-EtFOSE_IS	639.20>58.90	----	379519	----	----	----	----	----	----	
D9-EtFOSE	639.20>58.90	----	379519	----	----	----	----	----	----	
EtFOSE	630.00>59.00	----	4645	----	----	----	----	----	----	
D5-EtFOSAm	531.10>219.00	----	42525	----	----	----	----	----	----	
D5-EtFOSAm_IS	531.10>219.00	----	42525	----	----	----	----	----	----	
EtFOSAm	526.00>219.00	526.00>169.00	4335	7177	165.57	177.75	7177	165.57	169.40	
PFODA	913.00>868.65	913.00>169.00	6375	2603	40.84	31.66	2603	40.84	34.82	

Flag ID key: AC: Accuracy%

Ref 1 Set Ratio assigned from calibration mid-point; Ref 2 Set Ratio assigned from opening calibration verification.
IRr - Ion ratio outside either set of criteria. Exceedances for reported detections to be "I" flagged in the analytical report.

Insight Report
Quantitation/Integration
Printed 3/21/2024 16:06:09

240320_006

Sample ID: 1633 ICAL 0.25PPB
Date Acquired: 3/20/2024 3:13:33 PM
Acquired by: System Administrator
Data File: 240320_006
Vial: 3 | Inj. Volume: 10.0000uL | Tray: 1

Name	Mode ID	Found RT	RT Diff	ISTD RT Diff	Area	ISTD Area	ISTD Name	Conc.	Unit	Flag ID
13C4-PFBA	Auto	1.343	0.003	0.000	724857	378606	13C3-PFBA_IS	9.7073	ng/mL	
13C4-PFBA_IS	Auto	1.343	0.003	----	724857	724857	----	10.0000	ng/mL	
13C3-PFBA_IS	Auto	1.343	0.007	----	378606	378606	----	5.0000	ng/mL	
PFBA	Auto	1.346	0.006	0.003	22574	724857	13C4-PFBA_IS	0.2292	ng/mL	
PFMPA	Auto	2.386	0.008	-1.088	15343	222574	13C5-PFPeA_IS	0.2221	ng/mL	
3_3 FTCA	Auto	2.974	0.008	-0.500	31181	222574	13C5-PFPeA_IS	9.2664	ng/mL	
13C5-PFPeA	Auto	3.474	0.009	-1.485	222574	359614	13C2-PFHxA_IS	5.5625	ng/mL	
13C5-PFPeA_IS	Auto	3.474	0.009	----	222574	222574	----	5.0000	ng/mL	
PFPeA	Auto	3.476	0.007	0.002	38596	222574	13C5-PFPeA_IS	0.2422	ng/mL	
PFMBA	Auto	4.002	0.009	0.528	23586	222574	13C5-PFPeA_IS	0.2274	ng/mL	
13C2-4_2 FTS	Auto	4.651	0.009	-2.426	55673	90231	18O2-PFHxS_IS	4.3945	ng/mL	
13C2-4_2 FTS_IS	Auto	4.651	0.009	----	55673	55673	----	5.0000	ng/mL	
4_2 FTS	Auto	4.649	0.007	-0.002	7115	55673	13C2-4_2 FTS_IS	0.2248	ng/mL	
13C3-PFBS_IS	Auto	4.619	0.010	----	143684	143684	----	2.5000	ng/mL	
PFBS	Auto	4.621	0.010	0.001	18726	143684	13C3-PFBS_IS	0.2242	ng/mL	
13C3-PFBS	Auto	4.619	0.010	-2.458	143684	90231	18O2-PFHxS_IS	2.6128	ng/mL	
NFDHA	Auto	4.815	0.009	-0.144	27893	308756	13C5-PFHxA_IS	0.2729	ng/mL	
13C5-PFHxA	Auto	4.959	0.010	0.000	308756	359614	13C2-PFHxA_IS	2.6252	ng/mL	
13C5-PFHxA_IS	Auto	4.959	0.010	----	308756	308756	----	2.5000	ng/mL	
13C2-PFHxA_IS	Auto	4.959	0.009	----	359614	359614	----	2.5000	ng/mL	
PFHxA	Auto	4.961	0.010	0.002	28827	308756	13C5-PFHxA_IS	0.2359	ng/mL	
PFEESA	Auto	5.290	0.011	0.331	92568	308756	13C5-PFHxA_IS	0.2160	ng/mL	
13C3-HFPO-DA	Auto	5.432	0.011	0.473	458813	359614	13C2-PFHxA_IS	9.7464	ng/mL	
13C3-HFPO-DA_IS	Auto	5.432	0.011	----	458813	458813	----	10.0000	ng/mL	
HFPO-DA	Auto	5.433	0.010	0.001	13655	458813	13C3-HFPO-DA_IS	0.2553	ng/mL	
5_3 FTCA	Auto	5.854	0.007	0.895	82370	308756	13C5-PFHxA_IS	8.9751	ng/mL	
PFPeS	Auto	6.001	0.010	-1.076	12879	98585	13C3-PFHxS_IS	0.2304	ng/mL	
13C4-PFHpA	Auto	6.149	0.010	1.190	446425	359614	13C2-PFHxA_IS	2.7457	ng/mL	
13C4-PFHpA_IS	Auto	6.149	0.010	----	446425	446425	----	2.5000	ng/mL	
PFHpA	Auto	6.150	0.009	0.001	44256	446425	13C4-PFHpA_IS	0.2590	ng/mL	
DONA	Auto	6.510	0.009	1.078	58766	458813	13C3-HFPO-DA_IS	0.2751	ng/mL	
13C2-6_2 FTS_IS	Auto	6.798	0.008	----	39928	39928	----	5.0000	ng/mL	
13C2-6_2 FTS	Auto	6.798	0.008	-0.279	39928	90231	18O2-PFHxS_IS	3.9102	ng/mL	
6_2 FTS	Auto	6.798	0.007	0.000	4890	39928	13C2-6_2 FTS_IS	0.2648	ng/mL	
13C4-PFOA_IS	Auto	7.108	0.009	----	21927	21927	----	2.5000	ng/mL	
13C8-PFOA_IS	Auto	7.107	0.009	----	312170	312170	----	2.5000	ng/mL	
13C8-PFOA	Auto	7.107	0.009	-0.001	312170	21927	13C4-PFOA_IS	2.3117	ng/mL	
PFOA	Auto	7.109	0.010	0.002	33738	312170	13C8-PFOA_IS	0.2427	ng/mL	
13C3-PFHxS	Auto	7.077	0.010	0.000	98585	90231	18O2-PFHxS_IS	2.6062	ng/mL	
13C3-PFHxS_IS	Auto	7.077	0.010	----	98585	98585	----	2.5000	ng/mL	
PFHxS	Auto	7.078	0.011	0.001	12798	98585	13C3-PFHxS_IS	0.2379	ng/mL	
18O2-PFHxS_IS	Auto	7.077	0.010	----	90231	90231	----	2.5000	ng/mL	
13C9-PFNA_IS	Auto	7.958	0.009	----	153815	153815	----	1.2500	ng/mL	
13C9-PFNA	Auto	7.958	0.009	-0.001	153815	128655	13C5-PFNA_IS	1.3231	ng/mL	
13C5-PFNA_IS	Auto	7.959	0.010	----	128655	128655	----	1.2500	ng/mL	
PFNA	Auto	7.960	0.010	0.002	27689	153815	13C9-PFNA_IS	0.2533	ng/mL	
PFHpS	Auto	8.004	0.012	-0.814	10262	34388	13C8-PFOS_IS	0.2342	ng/mL	
7_3 FTCA	Auto	7.917	0.007	2.958	101856	308756	13C5-PFHxA_IS	7.6207	ng/mL	
13C2-8_2-FTS	Auto	8.419	0.009	1.342	22656	90231	18O2-PFHxS_IS	3.4638	ng/mL	AC
13C2-8_2-FTS_IS	Auto	8.419	0.009	----	22656	22656	----	5.0000	ng/mL	
8_2 FTS	M	8.417	0.006	-0.002	3147	22656	13C2-8_2-FTS_IS	0.3256	ng/mL	AC
13C6-PFDA_IS	Auto	8.724	0.009	----	96897	96897	----	1.2500	ng/mL	
13C6-PFDA	Auto	8.724	0.009	0.000	96897	82376	13C2-PFDA_IS	1.2566	ng/mL	

J:\LCMS08\Data\240320_1633_B1\240320_1633_B1.damlp .

SN - Software-calculated S/N ratio outside criteria due to non-target peaks or drift in noise calculation window. Analyst review of noise levels (excluding non-target peaks) in chromatogram indicates S/N ratio meets criteria.

240320_006 (continued)

(Table continued from previous page)

Name	Mode ID	Found RT	RT Diff	ISTD RT Diff	Area	ISTD Area	ISTD Name	Conc.	Unit	Flag ID
13C2-PFDA_IS	Auto	8.724	0.010	----	82376	82376	----	1.2500	ng/mL	
PFDA	Auto	8.727	0.013	0.003	19439	96897	13C6-PFDA_IS	0.2468	ng/mL	
D3-NMeFOSAA_IS	Auto	8.857	0.010	----	87960	87960	----	5.0000	ng/mL	
D3-NMeFOSAA	Auto	8.857	0.010	0.040	87960	91760	13C4-PFOS_IS	3.9626	ng/mL	
13C8-PFOS_IS	Auto	8.818	0.013	----	34388	34388	----	2.5000	ng/mL	
13C8-PFOS	Auto	8.818	0.013	0.001	34388	91760	13C4-PFOS_IS	2.6768	ng/mL	
13C4-PFOS_IS	Auto	8.817	0.011	----	91760	91760	----	2.5000	ng/mL	
PFOS	Auto	8.816	0.011	-0.002	8131	34388	13C8-PFOS_IS	0.2098	ng/mL	
NMeFOSAA	M	8.865	0.015	0.008	4394	87960	D3-NMeFOSAA_IS	0.2553	ng/mL	
D5-NEtFOSAA_IS	Auto	9.184	0.007	----	65465	65465	----	5.0000	ng/mL	
D5-NEtFOSAA	Auto	9.184	0.007	0.367	65465	91760	13C4-PFOS_IS	4.0253	ng/mL	
NEtFOSAA	M	9.192	0.002	0.008	2641	65465	D5-NEtFOSAA_IS	0.2166	ng/mL	
9-Cl-PF3ONS	Auto	9.385	0.012	3.953	65301	458813	13C3-HFPO-DA_IS	0.2602	ng/mL	
PFUnDA	Auto	9.455	0.012	0.002	23273	92942	13C7-PFUnDA_IS	0.2795	ng/mL	
13C7-PFUnDA_IS	Auto	9.453	0.011	----	92942	92942	----	1.2500	ng/mL	
13C7-PFUnDA	Auto	9.453	0.011	0.729	92942	82376	13C2-PFDA_IS	1.2222	ng/mL	
PFNS	Auto	9.581	0.011	0.763	7529	34388	13C8-PFOS_IS	0.2453	ng/mL	
10_2 FTS	M	9.829	0.009	1.410	2216	22656	13C2-8_2-FTS_IS	0.2682	ng/mL	
13C2-PFDOA_IS	Auto	10.140	0.013	----	123390	123390	----	1.2500	ng/mL	
13C2-PFDOA	Auto	10.140	0.013	1.416	123390	82376	13C2-PFDA_IS	1.3952	ng/mL	
PFDOA	Auto	10.141	0.013	0.001	18143	123390	13C2-PFDOA_IS	0.2470	ng/mL	
PFDS	Auto	10.298	0.015	1.480	6999	34388	13C8-PFOS_IS	0.2478	ng/mL	
PFTrDA	Auto	10.798	0.012	-0.637	18294	80070	13C2-PFTDA_IS	0.2107	ng/mL	
11-Cl-PF3OUdS	Auto	10.806	0.013	5.374	27135	458813	13C3-HFPO-DA_IS	0.2365	ng/mL	
PFOSAm	M	11.112	0.003	-0.002	22031	99686	13C8-PFOSAm_IS	0.5064	ng/mL	
13C8-PFOSAm	Auto	11.114	0.004	2.297	99686	91760	13C4-PFOS_IS	2.8888	ng/mL	
13C8-PFOSAm_IS	Auto	11.114	0.004	----	99686	99686	----	2.5000	ng/mL	
PFTDA	Auto	11.435	0.012	0.000	13504	80070	13C2-PFTDA_IS	0.2208	ng/mL	
13C2-PFTDA	Auto	11.435	0.013	2.711	80070	82376	13C2-PFDA_IS	1.4995	ng/mL	
13C2-PFTDA_IS	Auto	11.435	0.013	----	80070	80070	----	1.2500	ng/mL	
PFDoS	Auto	11.629	0.016	2.811	4498	34388	13C8-PFOS_IS	0.2719	ng/mL	
D7-MeFOSE_IS	Auto	13.364	0.003	----	309006	309006	----	25.0000	ng/mL	
D7-MeFOSE	Auto	13.364	0.003	4.547	309006	91760	13C4-PFOS_IS	29.2672	ng/mL	
MeFOSE	M	13.401	0.001	0.037	4729	309006	D7-MeFOSE_IS	0.2526	ng/mL	
13C2-PFHXDA_IS	Auto	12.654	0.013	----	129295	129295	----	2.5000	ng/mL	
13C2-PFHXDA	Auto	12.654	0.013	3.930	129295	82376	13C2-PFDA_IS	2.3548	ng/mL	
PFHXDA	Auto	12.656	0.013	0.002	21019	129295	13C2-PFHXDA_IS	0.2558	ng/mL	
D3-MeFOSA	Auto	13.665	0.001	4.848	25730	91760	13C4-PFOS_IS	2.8657	ng/mL	
D3-MeFOSA_IS	Auto	13.665	0.001	----	25730	25730	----	2.5000	ng/mL	
MeFOSA	M	13.673	0.002	0.008	3794	25730	D3-MeFOSA_IS	0.2286	ng/mL	
D9-EtFOSE_IS	Auto	13.995	0.005	----	379519	379519	----	25.0000	ng/mL	
D9-EtFOSE	Auto	13.995	0.005	5.178	379519	91760	13C4-PFOS_IS	31.4883	ng/mL	
EtFOSE	M	14.036	0.002	0.041	4645	379519	D9-EtFOSE_IS	0.2426	ng/mL	
D5-EtFOSAm	Auto	14.343	0.005	5.526	42525	91760	13C4-PFOS_IS	2.9638	ng/mL	
D5-EtFOSAm_IS	Auto	14.343	0.005	----	42525	42525	----	2.5000	ng/mL	
EtFOSAm	M	14.359	0.004	0.016	4335	42525	D5-EtFOSAm_IS	0.2206	ng/mL	
PFODA	Auto	13.786	0.007	1.132	6375	129295	13C2-PFHXDA_IS	0.2410	ng/mL	

Flag ID key: AC: Accuracy%

SN - Software-calculated S/N ratio outside criteria due to non-target peaks or drift in noise calculation window. Analyst review of noise levels (excluding non-target peaks) in chromatogram indicates S/N ratio meets criteria.

240320_006 (continued)

13C4-PFBA
Conc. 9.7073
Q 216.80>171.90 (-) 1.04e5

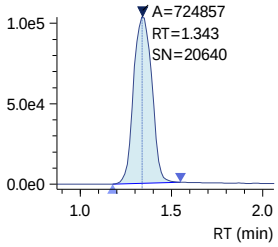

13C4-PFBA_IS
Conc. 10.0000
ISTD 216.80>171.90 (-) 1.04e5

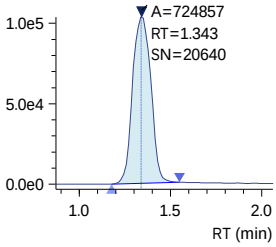

13C3-PFBA_IS
Conc. 5.0000
ISTD 216.00>172.00 (-) 5.36e4

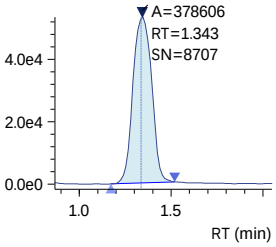

PFBA
Conc. 0.2292
Q 212.80>169.05 (-) 3.30e3

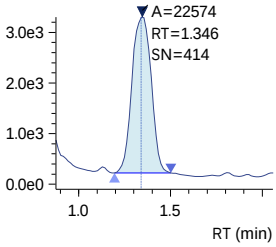

PFMPA
Conc. 0.2221
Q 229.00>84.90 (-) 2.75e3

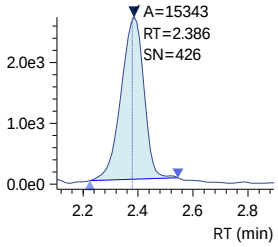

3_3 FTCA
Conc. 9.2664
R#1 130.41 (136.14)
R#2 130.41 (135.82)
Q 241.00>177.10 (-) 9.36e3

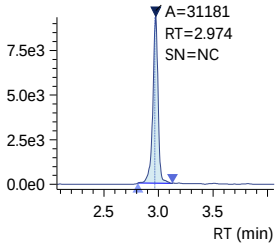

13C5-PFPeA
Conc. 5.5625
Q 268.30>223.00 (-) 5.96e4

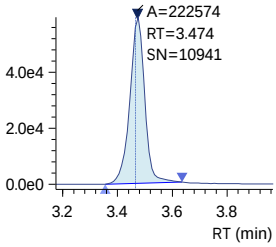

13C5-PFPeA_IS
Conc. 5.0000
ISTD 268.30>223.00 (-) 5.96e4

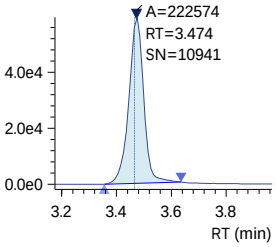

PFPeA
Conc. 0.2422
Q 263.00>219.00 (-) 1.00e4

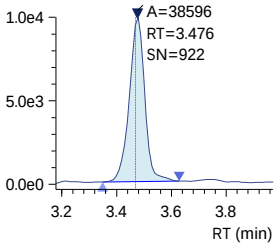

PFMBA
Conc. 0.2274
Q 279.00>84.95 (-) 7.25e3

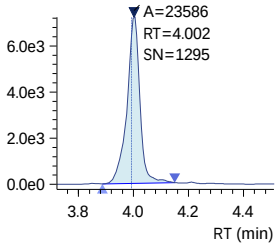

R1 241.00>117.00 (-) 1.28e4

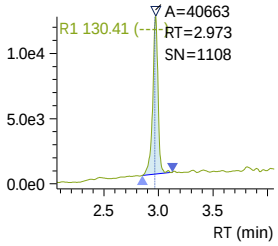

R2 241.00>117.00 (-) 1.28e4

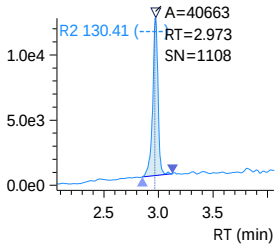

SN - Software-calculated S/N ratio outside criteria due to non-target peaks or drift in noise calculation window.
Analyst review of noise levels (excluding non-target peaks) in chromatogram indicates S/N ratio meets criteria.

240320_006 (continued)

13C2-4_2 FTS
Conc. 4.3945

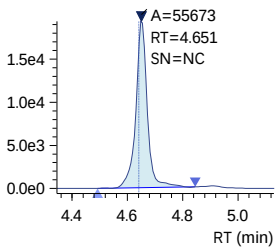

13C2-4_2 FTS_IS
Conc. 5.0000

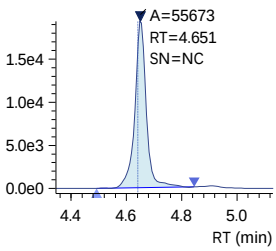

4_2 FTS
Conc. 0.2248
R#1 34.36 (33.08)
R#2 34.36 (33.03)

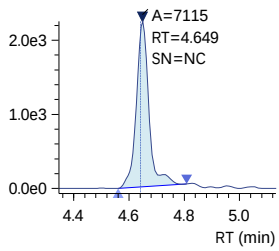

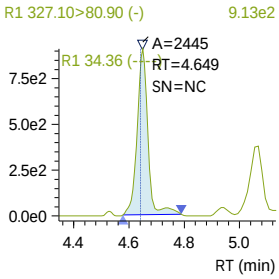

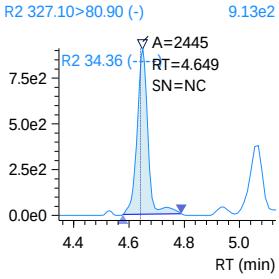

13C3-PFBS_IS
Conc. 2.5000

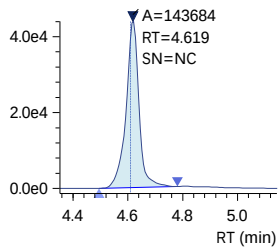

PFBS
Conc. 0.2242
R#1 48.46 (46.53)
R#2 48.46 (44.64)

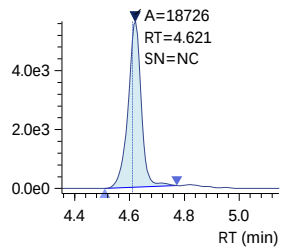

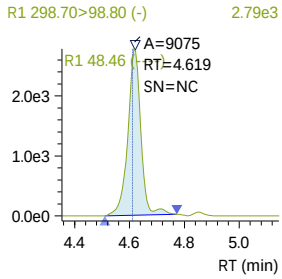

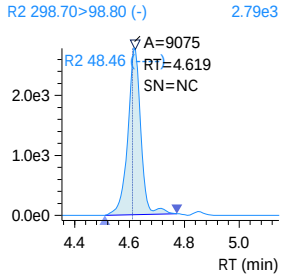

J:\LCMS08\Data\240320_1633_B1\240320_1633_B1.damlp .

SN - Software-calculated S/N ratio outside criteria due to non-target peaks or drift in noise calculation window.
Analyst review of noise levels (excluding non-target peaks) in chromatogram indicates S/N ratio meets criteria.

240320_006 (continued)

13C3-PFBS
Conc. 2.6128

Q 302.10>79.90 (-) 4.41e4

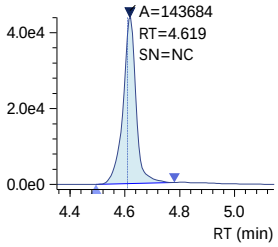

NFDHA
Conc. 0.2729
R#1 30.69 (36.44)
R#2 30.69 (32.87)

Q 295.00>201.00 (-) 8.69e3

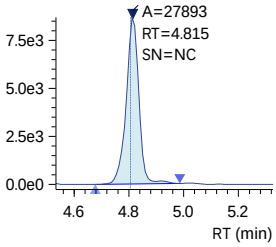

R1 295.00>84.90 (-) 2.49e3

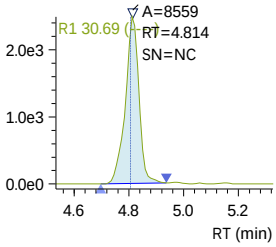

R2 295.00>84.90 (-) 2.49e3

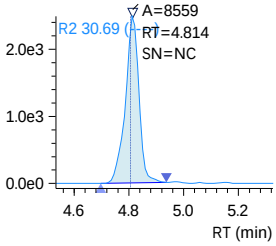

13C5-PFHxA
Conc. 2.6252

Q 318.00>273.00 (-) 9.41e4

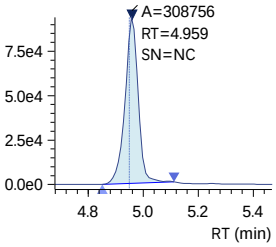

13C5-PFHxA_IS
Conc. 2.5000

ISTD 318.00>273.00 (-) 9.41e4

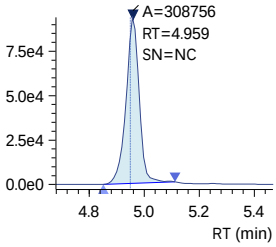

13C2-PFHxA_IS
Conc. 2.5000

ISTD 315.10>270.00 (-) 1.08e5

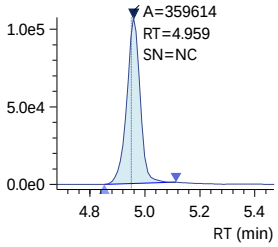

240320_006 (continued)

PFHxA
Conc. 0.2359
Q 313.00>269.00 (-) 9.73e3

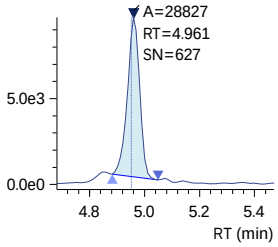

PFEESA
Conc. 0.2160
R#1 5.47 (5.25)
R#2 5.47 (6.08)
Q 314.80>135.00 (-) 2.45e4

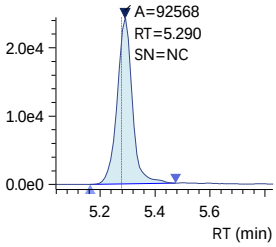

R1 314.80>82.90 (-) 1.36e3

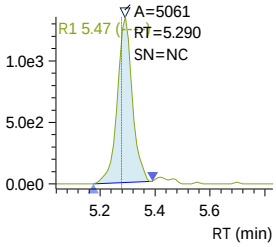

R2 314.80>82.90 (-) 1.36e3

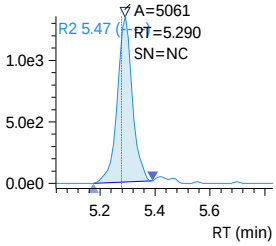

13C3-HFPO-DA
Conc. 9.7464
Q 286.90>168.90 (-) 1.44e5

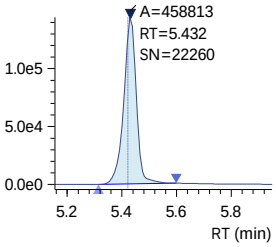

13C3-HFPO-DA_IS
Conc. 10.0000
ISTD 286.90>168.90 (-) 1.44e5

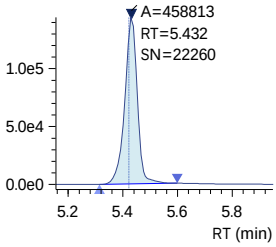

HFPO-DA
Conc. 0.2553
R#1 63.39 (62.57)
R#2 63.39 (56.90)
Q 284.90>168.90 (-) 4.28e3

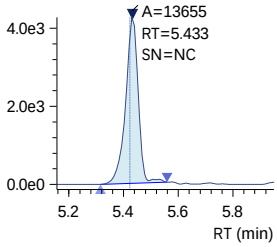

R1 284.90>184.90 (-) 2.79e3

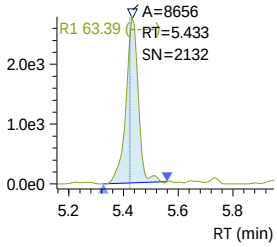

R2 284.90>184.90 (-) 2.79e3

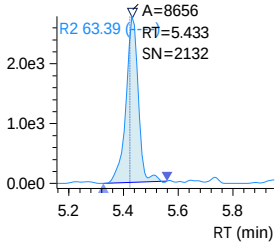

J:\LCMS08\Data\240320_1633_B1\240320_1633_B1.damlp .
SN - Software-calculated S/N ratio outside criteria due to non-target peaks or drift in noise calculation window.
Analyst review of noise levels (excluding non-target peaks) in chromatogram indicates S/N ratio meets criteria.

240320_006 (continued)

5_3 FTCA
Conc. 8.9751
R#1 146.18 (154.88)
R#2 146.18 (149.76)
Q 341.00>237.05 (-) 2.77e4

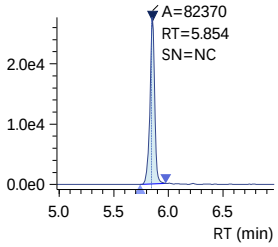

R1 341.00>217.00 (-) 4.10e4

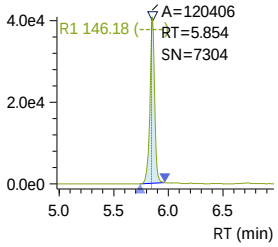

R2 341.00>217.00 (-) 4.10e4

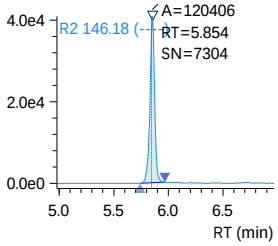

PFPeS
Conc. 0.2304
R#1 59.09 (54.44)
R#2 59.09 (58.78)
Q 349.10>79.90 (-) 4.52e3

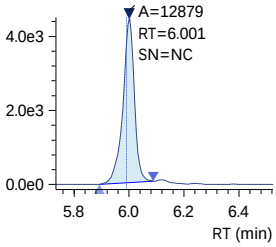

R1 349.10>98.80 (-) 2.65e3

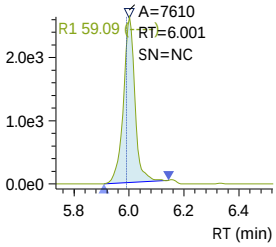

R2 349.10>98.80 (-) 2.65e3

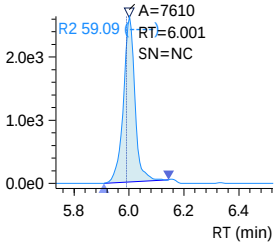

13C4-PFHpA
Conc. 2.7457
Q 367.10>322.00 (-) 1.60e5

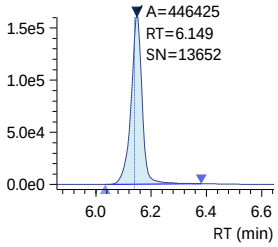

13C4-PFHpA_IS
Conc. 2.5000
ISTD 367.10>322.00 (-) 1.60e5

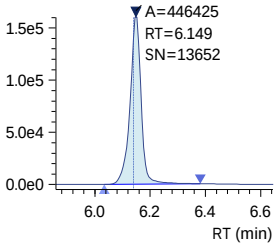

PFHpA
Conc. 0.2590
R#1 21.54 (23.39)
R#2 21.54 (22.30)
Q 363.10>319.00 (-) 1.52e4

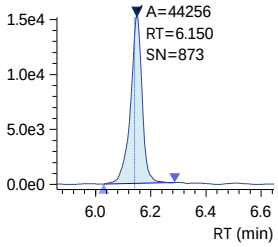

R1 363.10>169.00 (-) 3.34e3

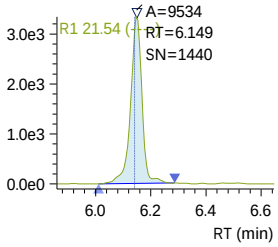

R2 363.10>169.00 (-) 3.34e3

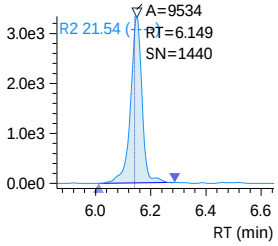

J:\LCMS08\Data\240320_1633_B1\240320_1633_B1.damlp .

SN - Software-calculated S/N ratio outside criteria due to non-target peaks or drift in noise calculation window.
Analyst review of noise levels (excluding non-target peaks) in chromatogram indicates S/N ratio meets criteria.

240320_006 (continued)

DONA
Conc. 0.2751
R#1 25.42 (30.39)
R#2 25.42 (28.27)
Q 376.90>250.90 (-) 1.73e4

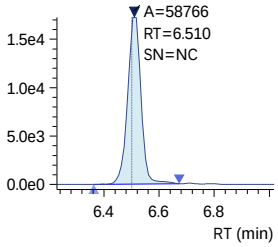

13C2-6_2 FTS_IS
Conc. 5.0000
ISTD 429.10>80.90 (-) 1.22e4

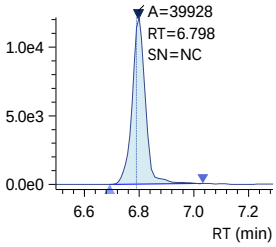

13C2-6_2 FTS
Conc. 3.9102
Q 429.10>80.90 (-) 1.22e4

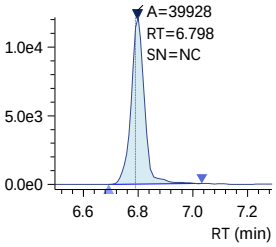

6_2 FTS
Conc. 0.2648
R#1 36.16 (44.48)
R#2 36.16 (38.72)
Q 427.10>407.00 (-) 1.61e3

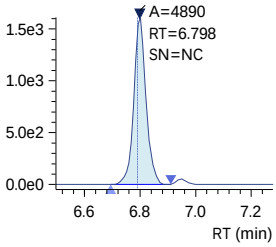

13C4-PFOA_IS
Conc. 2.5000
ISTD 417.10>172.00 (-) 6.46e3

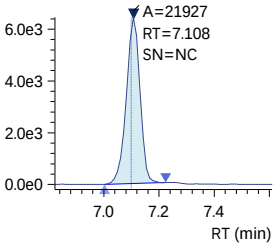

R1 376.90>84.80 (-) 4.08e3

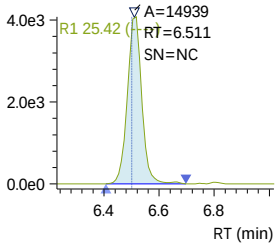

R1 427.10>80.90 (-) 5.68e2

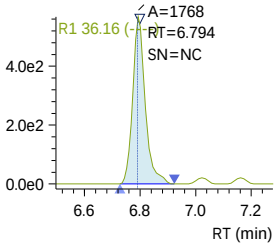

R2 376.90>84.80 (-) 4.08e3

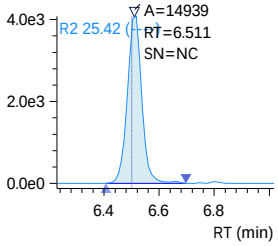

R2 427.10>80.90 (-) 5.68e2

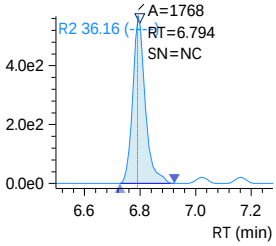

SN - Software-calculated S/N ratio outside criteria due to non-target peaks or drift in noise calculation window.
Analyst review of noise levels (excluding non-target peaks) in chromatogram indicates S/N ratio meets criteria.

Insight Report
Quantitation/Integration
Printed 3/21/2024 16:06:09

240320_006 (continued)

13C8-PFOA_IS
Conc. 2.5000

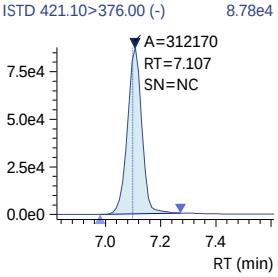

13C8-PFOA
Conc. 2.3117

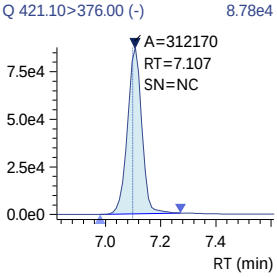

PFOA
Conc. 0.2427
R#1 24.39 (24.47)
R#2 24.39 (22.78)

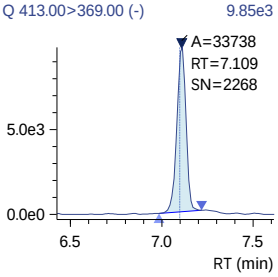

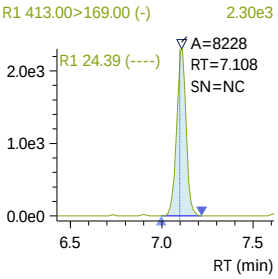

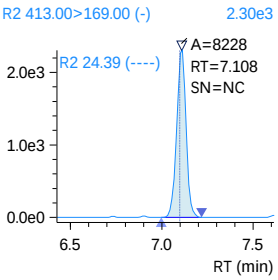

13C3-PFHxS
Conc. 2.6062

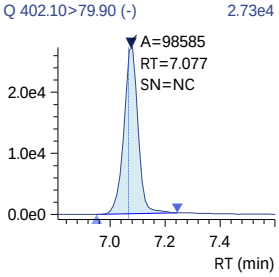

13C3-PFHxS_IS
Conc. 2.5000

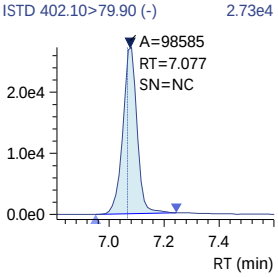

J:\LCMS08\Data\240320_1633_B1\240320_1633_B1.damlp .

SN - Software-calculated S/N ratio outside criteria due to non-target peaks or drift in noise calculation window.
Analyst review of noise levels (excluding non-target peaks) in chromatogram indicates S/N ratio meets criteria.

240320_006 (continued)

PFHxS
Conc. 0.2379
R#1 55.13 (57.29)
R#2 55.13 (62.94)
Q 398.70>79.90 (-) 2.68e3

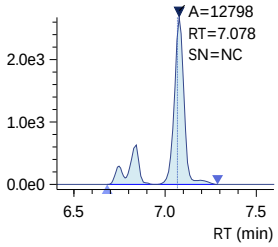

18O2-PFHxS_IS
Conc. 2.5000
ISTD 403.00>83.90 (-) 2.49e4

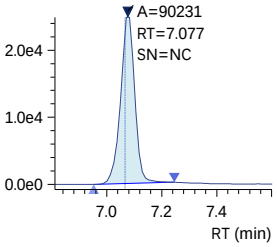

13C9-PFNA_IS
Conc. 1.2500
ISTD 472.10>427.00 (-) 5.76e4

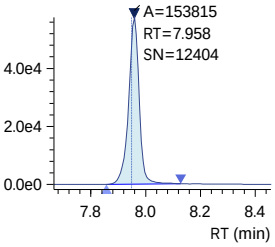

13C9-PFNA
Conc. 1.3231
Q 472.10>427.00 (-) 5.76e4

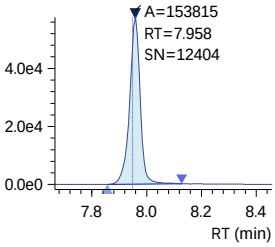

13C5-PFNA_IS
Conc. 1.2500
ISTD 468.00>423.00 (-) 4.75e4

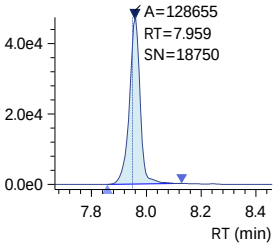

R1 398.70>98.90 (-) 1.35e3

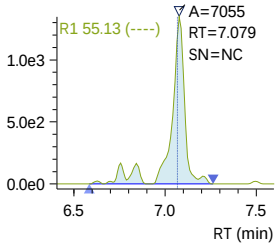

R2 398.70>98.90 (-) 1.35e3

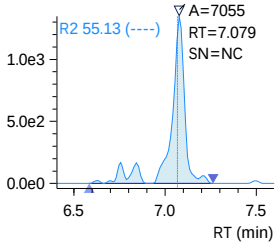

J:\LCMS08\Data\240320_1633_B1\240320_1633_B1.damlp .

SN - Software-calculated S/N ratio outside criteria due to non-target peaks or drift in noise calculation window.
Analyst review of noise levels (excluding non-target peaks) in chromatogram indicates S/N ratio meets criteria.

240320_006 (continued)

PFNA
Conc. 0.2533
R#1 18.20 (20.36)
R#2 18.20 (20.61)
Q 463.00>419.00 (-) 1.06e4

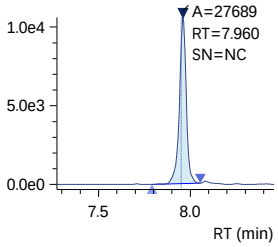

R1 463.00>219.00 (-) 1.95e3

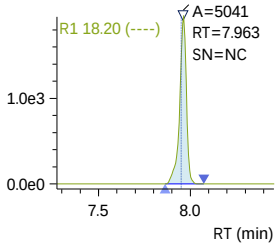

R2 463.00>219.00 (-) 1.95e3

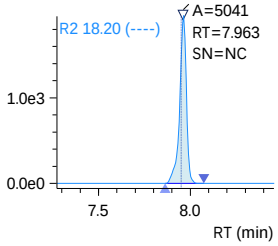

PFHpS
Conc. 0.2342
R#1 50.58 (46.70)
R#2 50.58 (54.10)
Q 449.00>79.90 (-) 3.49e3

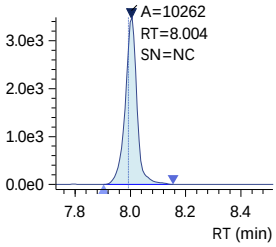

R1 449.00>98.80 (-) 1.88e3

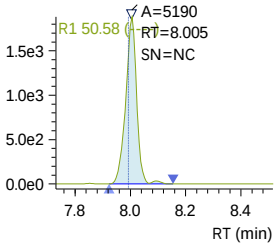

R2 449.00>98.80 (-) 1.88e3

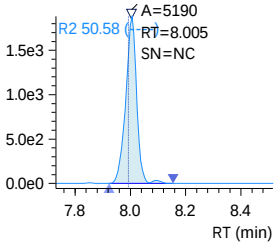

7_3 FTCA
Conc. 7.6207
R#1 135.52 (132.28)
R#2 135.52 (134.62)
Q 441.00>317.00 (-) 3.52e4

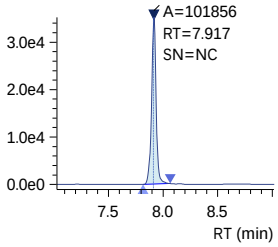

R1 441.00>336.90 (-) 4.78e4

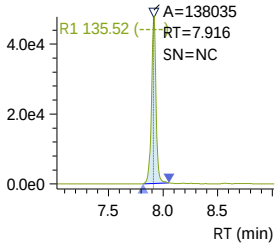

R2 441.00>336.90 (-) 4.78e4

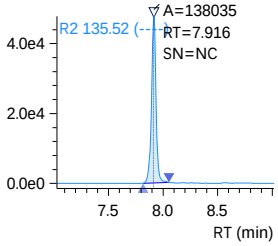

13C2-8_2-FTS
Conc. 3.4638
Q 529.10>80.90 (-) A=22656 7.24e3

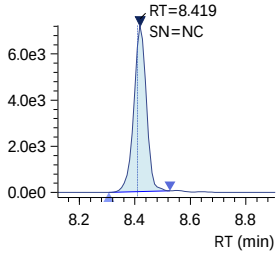

13C2-8_2-FTS_IS
Conc. 5.0000
ISTD 529.10>80.90 (-) A=22656 7.24e3

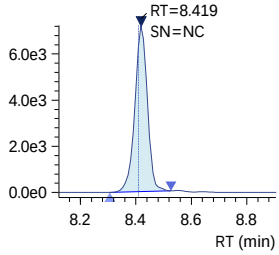

J:\LCMS08\Data\240320_1633_B1\240320_1633_B1.damlp .

SN - Software-calculated S/N ratio outside criteria due to non-target peaks or drift in noise calculation window.
Analyst review of noise levels (excluding non-target peaks) in chromatogram indicates S/N ratio meets criteria.

Insight Report
Quantitation/Integration
Printed 3/21/2024 16:06:09

240320_006 (continued)

8_2 FTS
Conc. 0.3256
R#1 40.31 (45.91)
R#2 40.31 (46.70)
Q 527.10>506.95 (-) 8.64e2

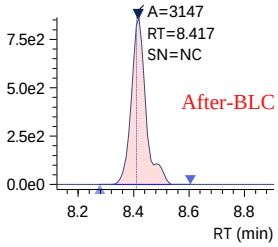

13C6-PFDA_IS
Conc. 1.2500
ISTD 519.10>474.10 (-) 2.71e4

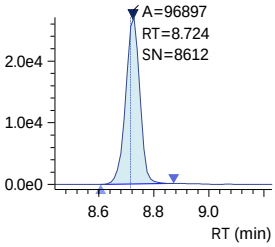

13C6-PFDA
Conc. 1.2566
Q 519.10>474.10 (-) 2.71e4

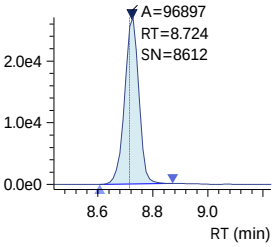

13C2-PFDA_IS
Conc. 1.2500
ISTD 515.10>470.10 (-) 2.30e4

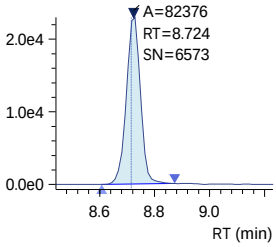

PFDA
Conc. 0.2468
R#1 16.67 (17.64)
R#2 16.67 (14.73)
Q 512.90>469.00 (-) 5.24e3

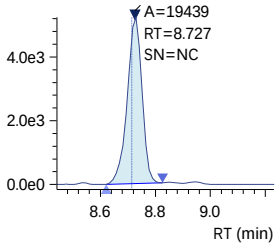

R1 527.10>80.80 (-) 4.40e2

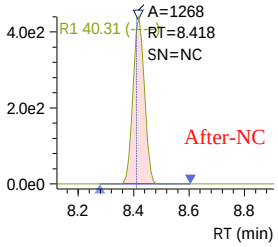

R1 512.90>219.00 (-) 8.80e2

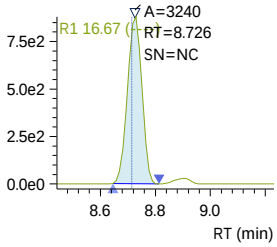

R2 527.10>80.80 (-) 4.40e2

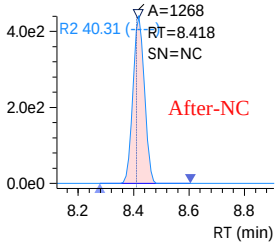

R2 512.90>219.00 (-) 8.80e2

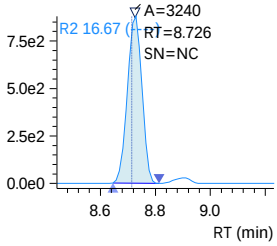

D3-NMeFOSAA_IS
Conc. 5.0000
ISTD 573.20>419.00 (-) 2.41e4

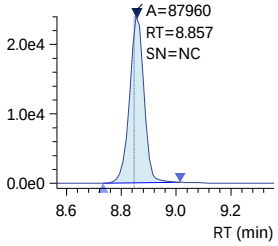

D3-NMeFOSAA
Conc. 3.9626
Q 573.20>419.00 (-) 2.41e4

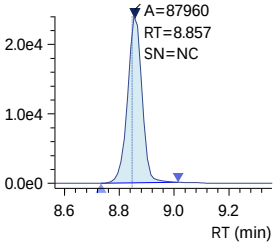

13C8-PFOS_IS
Conc. 2.5000
ISTD 507.10>98.90 (-) 9.96e3

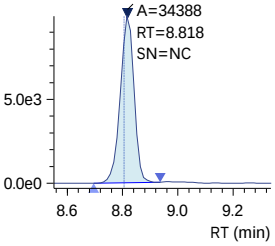

13C8-PFOS
Conc. 2.6768
Q 507.10>98.90 (-) 9.96e3

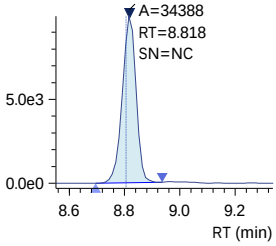

13C4-PFOS_IS
Conc. 2.5000
ISTD 502.80>79.90 (-) 2.55e4

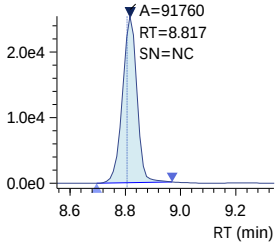

SN - Software-calculated S/N ratio outside criteria due to non-target peaks or drift in noise calculation window.
Analyst review of noise levels (excluding non-target peaks) in chromatogram indicates S/N ratio meets criteria.

Insight Report
Quantitation/Integration
Printed 3/21/2024 16:06:09

240320_006 (continued)

PFOS
Conc. 0.2098
R#1 46.10 (45.06)
R#2 46.10 (47.34)
Q 498.90>79.90 (-) 1.59e3

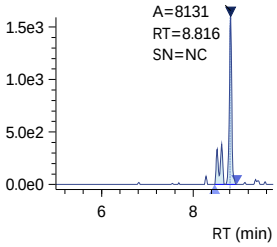

NMeFOSAA
Conc. 0.2553
R#1 57.30 (67.10)
R#2 57.30 (64.07)
Q 570.10>419.00 (-) 1.12e3

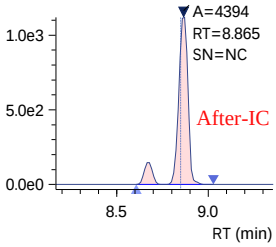

D5-NEtFOSAA_IS
Conc. 5.0000
ISTD 589.20>419.00 (-) 1.92e4

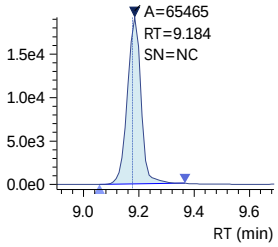

D5-NEtFOSAA
Conc. 4.0253
Q 589.20>419.00 (-) 1.92e4

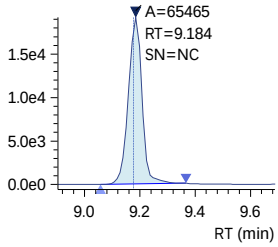

NEtFOSAA
Conc. 0.2166
R#1 102.76 (89.53)
R#2 102.76 (83.09)
Q 584.20>419.10 (-) 8.63e2

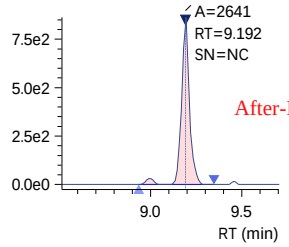

R1 498.90>98.80 (-) 7.61e2

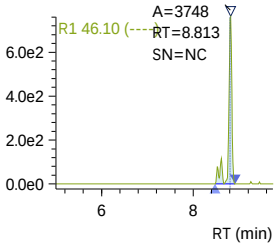

R1 570.10>483.00 (-) 4.48e2

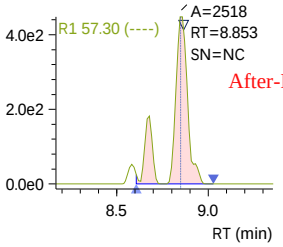

R1 584.20>526.00 (-) 5.22e2

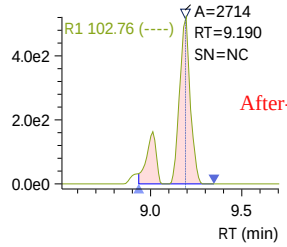

R2 498.90>98.80 (-) 7.61e2

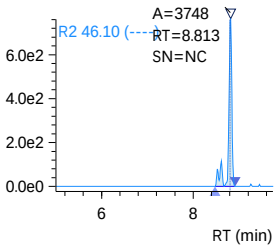

R2 570.10>483.00 (-) 4.48e2

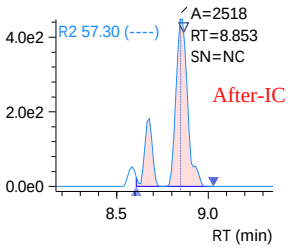

R2 584.20>526.00 (-) 5.22e2

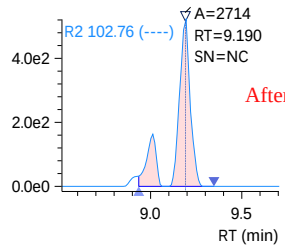

J:\LCMS08\Data\240320_1633_B1\240320_1633_B1.damlp .
SN - Software-calculated S/N ratio outside criteria due to non-target peaks or drift in noise calculation window.
Analyst review of noise levels (excluding non-target peaks) in chromatogram indicates S/N ratio meets criteria.

240320_006 (continued)

9-Cl-PF3ONS
Conc. 0.2602
R#1 32.29 (31.69)
R#2 32.29 (30.27)
Q 530.80>351.00 (-) 2.25e4

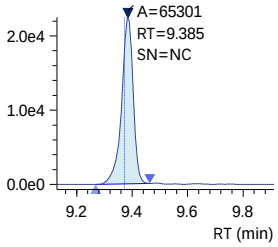

R1 532.80>353.00 (-) 7.11e3

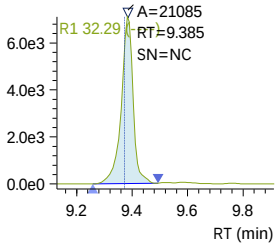

R2 532.80>353.00 (-) 7.11e3

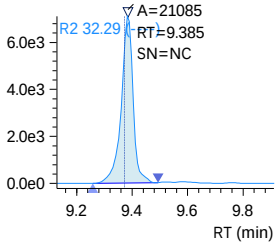

PFUnDA
Conc. 0.2795
R#1 11.23 (10.96)
R#2 11.23 (12.21)
Q 563.10>519.00 (-) 8.17e3

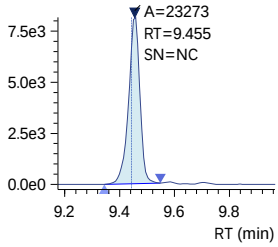

R1 563.10>269.10 (-) 9.32e2

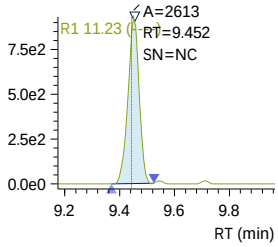

R2 563.10>269.10 (-) 9.32e2

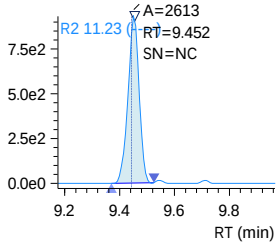

13C7-PFUnDA_IS
Conc. 1.2500
ISTD 570.00>525.10 (-) 3.30e4

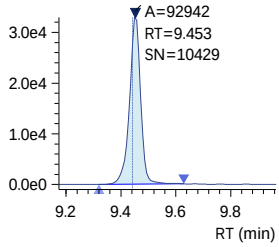

13C7-PFUnDA
Conc. 1.2222
Q 570.00>525.10 (-) 3.30e4

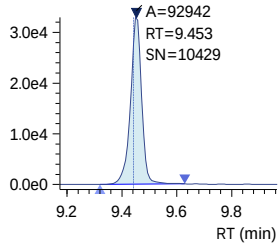

PFNS
Conc. 0.2453
R#1 64.72 (56.91)
R#2 64.72 (63.73)
Q 548.80>79.90 (-) 2.50e3

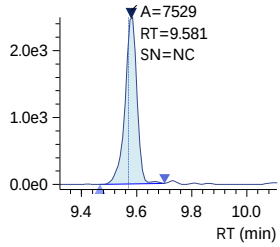

R1 548.80>98.80 (-) 1.51e3

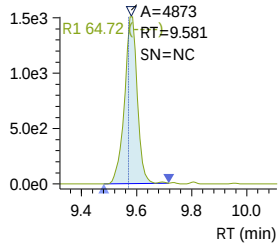

R2 548.80>98.80 (-) 1.51e3

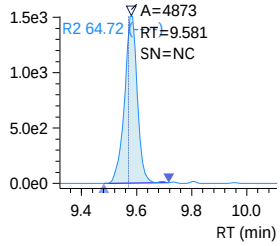

SN - Software-calculated S/N ratio outside criteria due to non-target peaks or drift in noise calculation window.
Analyst review of noise levels (excluding non-target peaks) in chromatogram indicates S/N ratio meets criteria.

Insight Report
Quantitation/Integration
Printed 3/21/2024 16:06:09

240320_006 (continued)

10_2 FTS
Conc. 0.2682
R#1 25.29 (32.29)
R#2 25.29 (27.50)
Q 626.80>607.05 (-) 7.32e2

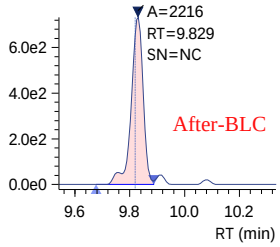

R1 626.80>81.00 (-) 2.10e2

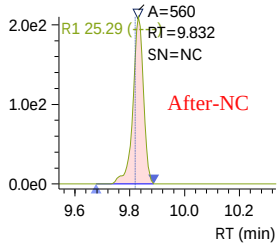

R2 626.80>81.00 (-) 2.10e2

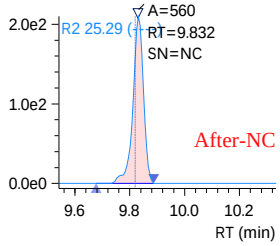

13C2-PFDOA_IS
Conc. 1.2500
ISTD 615.10>570.00 (-) 4.22e4

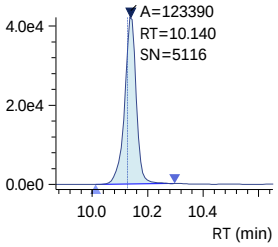

13C2-PFDOA
Conc. 1.3952
Q 615.10>570.00 (-) 4.22e4

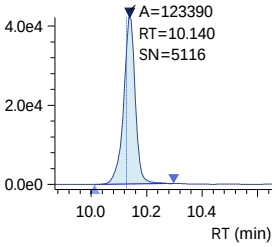

PFDOA
Conc. 0.2470
R#1 10.41 (11.14)
R#2 10.41 (9.85)
Q 613.10>569.00 (-) 6.25e3

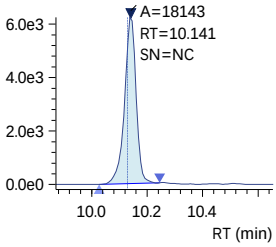

R1 613.10>319.00 (-) 6.34e2

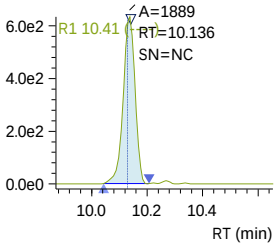

R2 613.10>319.00 (-) 6.34e2

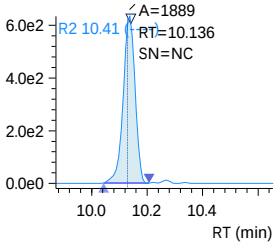

PFDS
Conc. 0.2478
R#1 58.76 (58.01)
R#2 58.76 (60.30)
Q 599.00>79.90 (-) 2.45e3

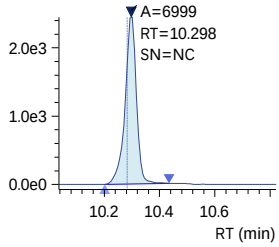

R1 599.00>98.80 (-) 1.40e3

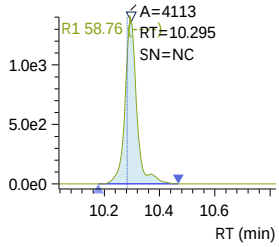

R2 599.00>98.80 (-) 1.40e3

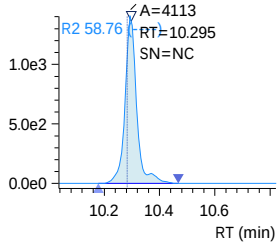

240320_006 (continued)

PFTrDA
Conc. 0.2107
R#1 15.34 (16.67)
R#2 15.34 (15.87)

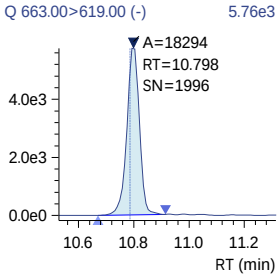

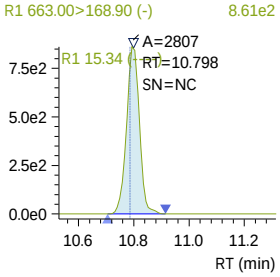

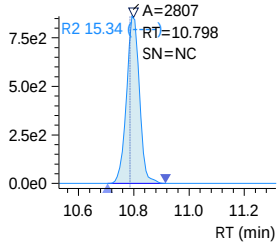

11-Cl-PF3OUdS
Conc. 0.2365
R#1 35.30 (35.04)
R#2 35.30 (36.12)

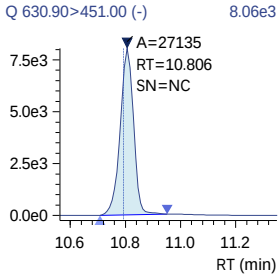

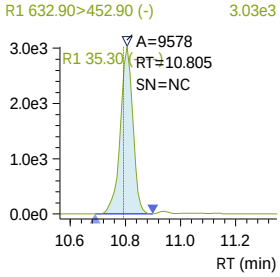

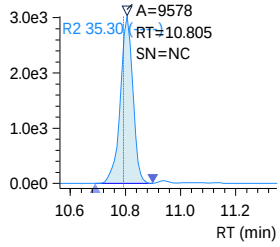

PFOSAm
Conc. 0.5064

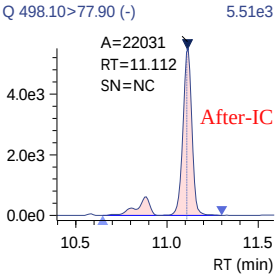

13C8-PFOSAm
Conc. 2.8888

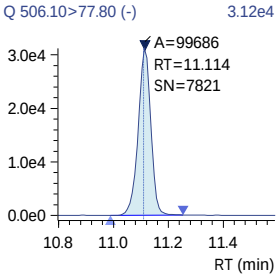

13C8-PFOSAm_IS
Conc. 2.5000

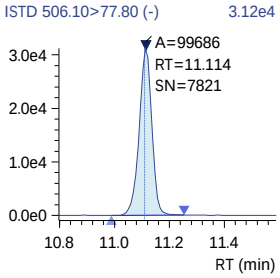

J:\LCMS08\Data\240320_1633_B1\240320_1633_B1.damlp .

SN - Software-calculated S/N ratio outside criteria due to non-target peaks or drift in noise calculation window.
Analyst review of noise levels (excluding non-target peaks) in chromatogram indicates S/N ratio meets criteria.

240320_006 (continued)

PFTDA
Conc. 0.2208
R#1 19.05 (17.09)
R#2 19.05 (18.89)
Q 713.10>669.00 (-) 3.80e3

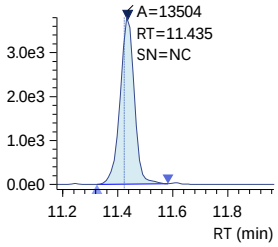

R1 713.10>168.90 (-) 7.31e2

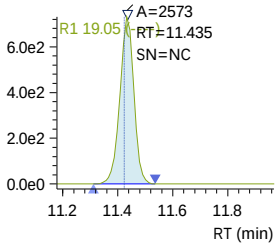

R2 713.10>168.90 (-) 7.31e2

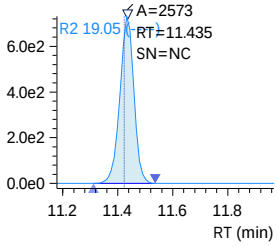

13C2-PFTDA
Conc. 1.4995
Q 715.20>670.00 (-) 2.31e4

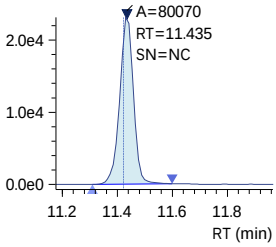

13C2-PFTDA_IS
Conc. 1.2500
ISTD 715.20>670.00 (-) 2.31e4

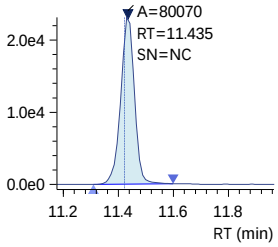

PFDoS
Conc. 0.2719
R#1 57.40 (61.23)
R#2 57.40 (64.82)
Q 699.10>79.90 (-) 1.53e3

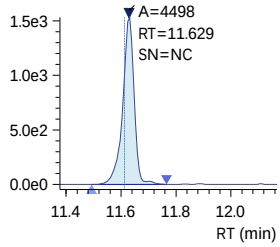

R1 699.10>98.80 (-) 8.66e2

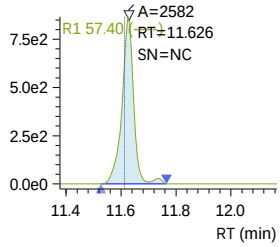

R2 699.10>98.80 (-) 8.66e2

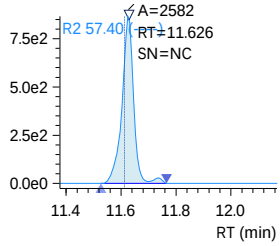

D7-MeFOSE_IS
Conc. 25.0000
ISTD 623.20>58.90 (-) 9.04e4

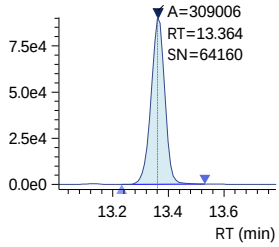

Insight Report
Quantitation/Integration
Printed 3/21/2024 16:06:09

240320_006 (continued)

D7-MeFOSE
Conc. 29.2672

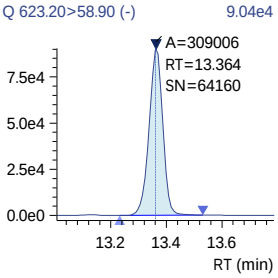

MeFOSE
Conc. 0.2526

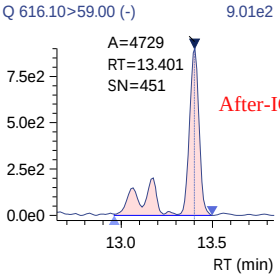

After-IC

13C2-PFHXDA_IS
Conc. 2.5000

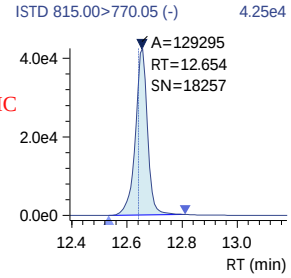

13C2-PFHXDA
Conc. 2.3548

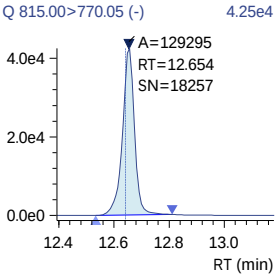

PFHXDA
Conc. 0.2558
R#1 10.64 (10.78)
R#2 10.64 (11.30)

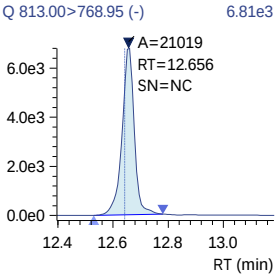

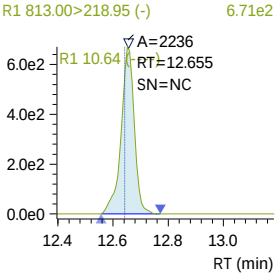

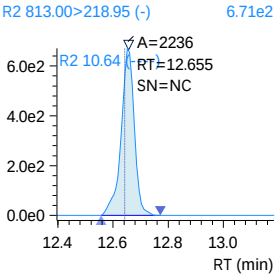

J:\LCMS08\Data\240320_1633_B1\240320_1633_B1.damlp .

SN - Software-calculated S/N ratio outside criteria due to non-target peaks or drift in noise calculation window.
Analyst review of noise levels (excluding non-target peaks) in chromatogram indicates S/N ratio meets criteria.

240320_006 (continued)

D3-MeFOSA
Conc. 2.8657

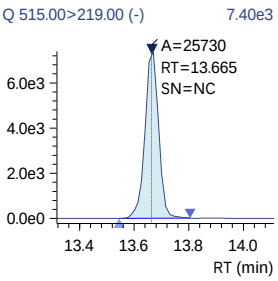

D3-MeFOSA_IS
Conc. 2.5000

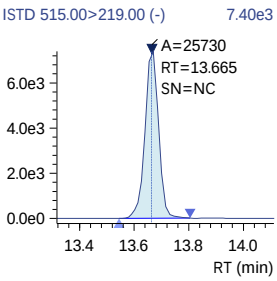

MeFOSA
Conc. 0.2286
R#1 156.31 (156.31)
R#2 156.31 (157.34)

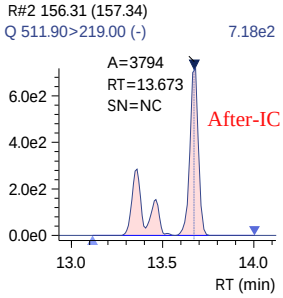

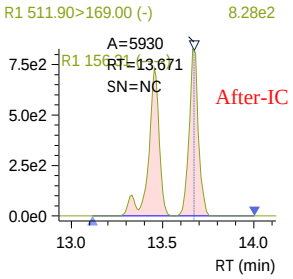

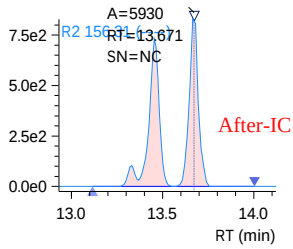

D9-EtFOSE_IS
Conc. 25.0000

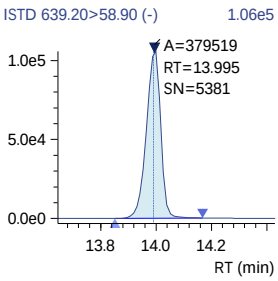

D9-EtFOSE
Conc. 31.4883

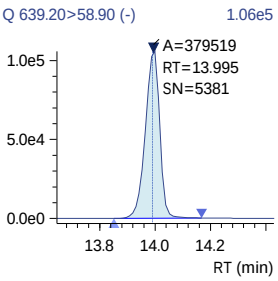

J:\LCMS08\Data\240320_1633_B1\240320_1633_B1.damlp .

SN - Software-calculated S/N ratio outside criteria due to non-target peaks or drift in noise calculation window.
Analyst review of noise levels (excluding non-target peaks) in chromatogram indicates S/N ratio meets criteria.

240320_006 (continued)

EtFOSE
Conc. 0.2426

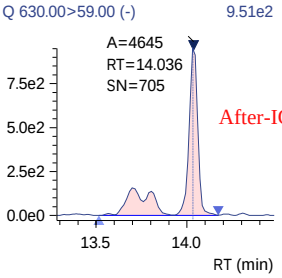

D5-EtFOSAm
Conc. 2.9638

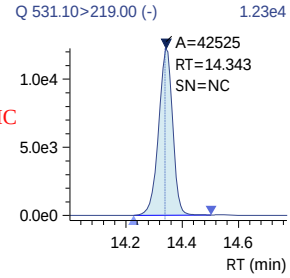

D5-EtFOSAm_IS
Conc. 2.5000

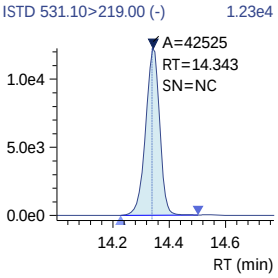

EtFOSAm
Conc. 0.2206
R#1 165.57 (177.75)
R#2 165.57 (169.40)

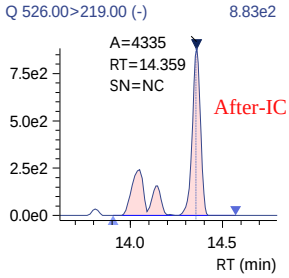

PFODA
Conc. 0.2410
R#1 40.84 (31.66)
R#2 40.84 (34.82)

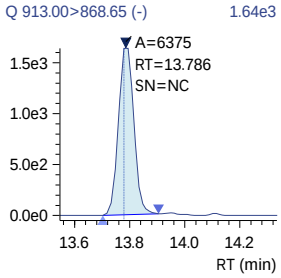

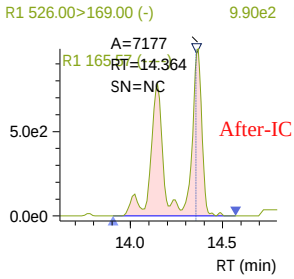

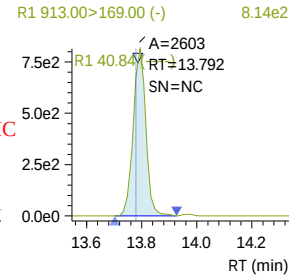

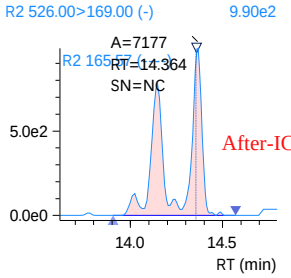

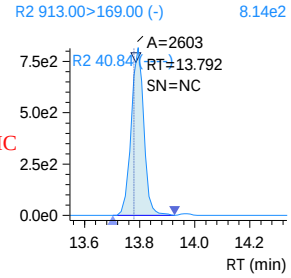

Insight Report
Before Manual Integration
Printed 3/21/2024 14:58:00

240320_006

Sample ID: 1633 ICAL 0.25PPB
Date Acquired: 3/20/2024 3:13:33 PM
Acquired by: System Administrator
Data File: 240320_006
Vial: 3 | Inj. Volume: 10.0000uL | Tray: 1

13C4-PFBA
Conc. 9.7073
Q 216.80>171.90 (-) 1.04e5

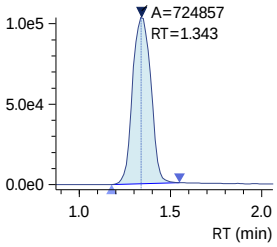

13C4-PFBA_IS
Conc. 10.0000
ISTD 216.80>171.90 (-) 1.04e5

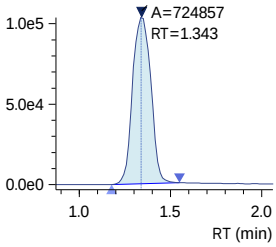

13C3-PFBA_IS
Conc. 5.0000
ISTD 216.00>172.00 (-) 5.36e4

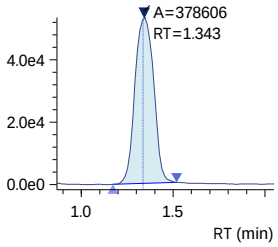

PFBA
Conc. 0.2292
Q 212.80>169.05 (-) 3.30e3

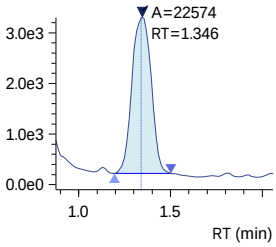

PFMPA
Conc. 0.2221
Q 229.00>84.90 (-) 2.75e3

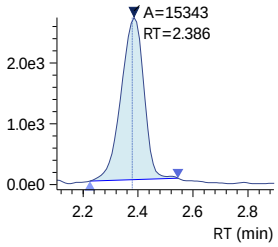

3_3 FTCA
Conc. 9.2664
R#1 130.41 (136.14)
R#2 130.41 (136.14)
Q 241.00>177.10 (-) 9.36e3

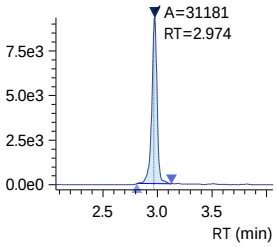

13C5-PFPeA
Conc. 5.5625
Q 268.30>223.00 (-) 5.96e4

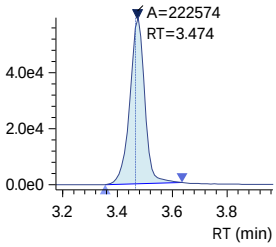

13C5-PFPeA_IS
Conc. 5.0000
ISTD 268.30>223.00 (-) 5.96e4

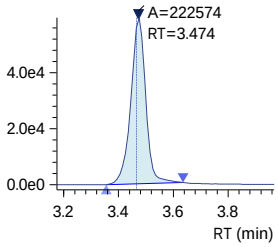

PFPeA
Conc. 0.2422
Q 263.00>219.00 (-) 1.00e4

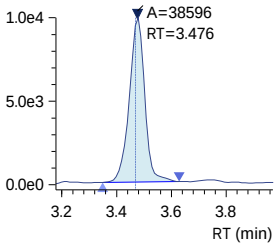

PFMBA
Conc. 0.2274
Q 279.00>84.95 (-) 7.25e3

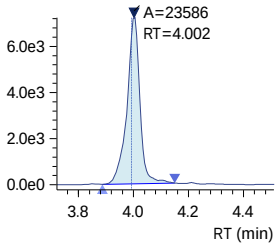

R1 241.00>117.00 (-) 1.28e4

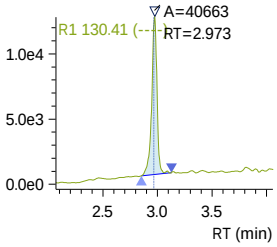

R2 241.00>117.00 (-) 1.28e4

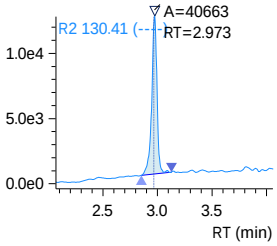

Insight Report
Before Manual Integration
Printed 3/21/2024 14:58:00

240320_006 (continued)

13C2-4_2 FTS
Conc. 4.3945
Q 329.10>80.90 (-) 1.94e4

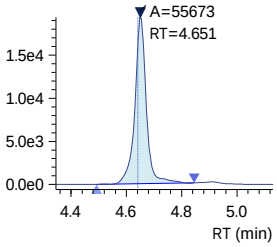

13C2-4_2 FTS_IS
Conc. 5.0000
ISTD 329.10>80.90 (-) 1.94e4

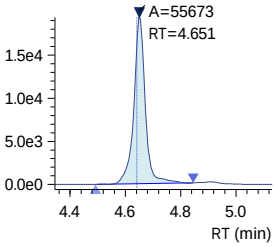

4_2 FTS
Conc. 0.2248
R#1 34.36 (33.08)
R#2 34.36 (33.08)
Q 327.10>307.00 (-) 2.25e3

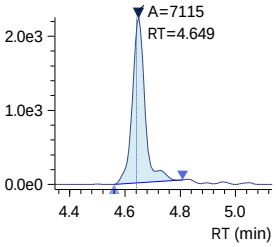

R1 327.10>80.90 (-) 9.13e2

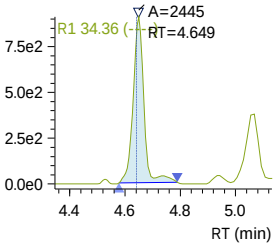

R2 327.10>80.90 (-) 9.13e2

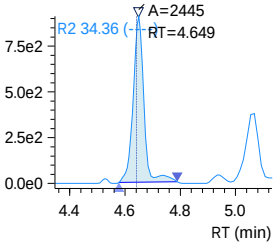

13C3-PFBS_IS
Conc. 2.5000
ISTD 302.10>79.90 (-) 4.41e4

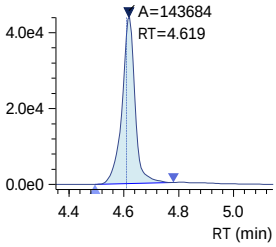

PFBS
Conc. 0.2242
R#1 48.46 (46.53)
R#2 48.46 (46.53)
Q 298.70>79.90 (-) 5.67e3

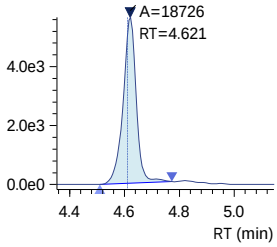

R1 298.70>98.80 (-) 2.79e3

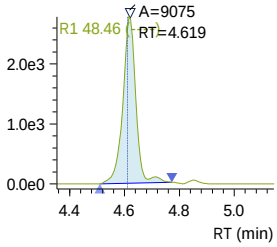

R2 298.70>98.80 (-) 2.79e3

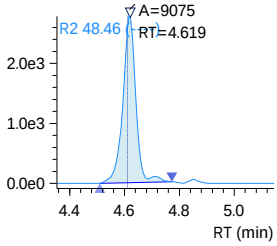

Insight Report
Before Manual Integration
Printed 3/21/2024 14:58:00

240320_006 (continued)

13C3-PFBS
Conc. 2.6128

Q 302.10>79.90 (-) 4.41e4

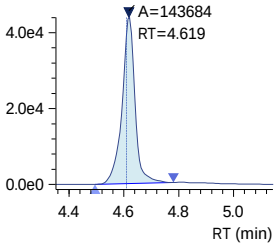

NFDHA
Conc. 0.2729
R#1 30.69 (36.44)
R#2 30.69 (36.44)

Q 295.00>201.00 (-) 8.69e3

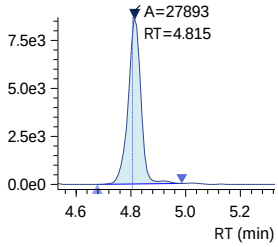

R1 295.00>84.90 (-) 2.49e3

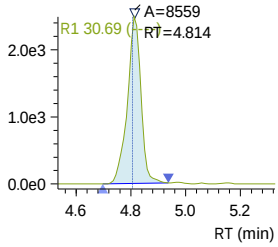

R2 295.00>84.90 (-) 2.49e3

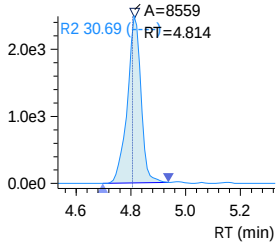

13C5-PFHxA
Conc. 2.6252

Q 318.00>273.00 (-) 9.41e4

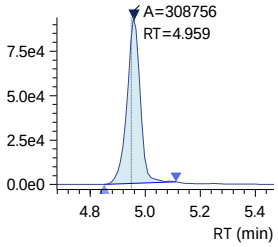

13C5-PFHxA_IS
Conc. 2.5000

ISTD 318.00>273.00 (-) 9.41e4

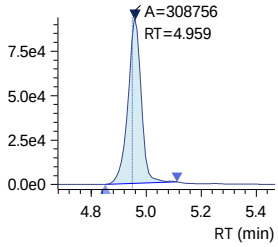

13C2-PFHxA_IS
Conc. 2.5000

ISTD 315.10>270.00 (-) 1.08e5

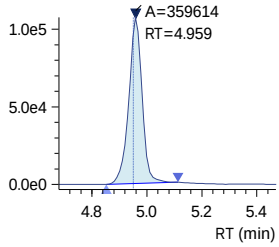

Insight Report
Before Manual Integration
Printed 3/21/2024 14:58:00

240320_006 (continued)

PFHxA
Conc. 0.2359
Q 313.00>269.00 (-) 9.73e3

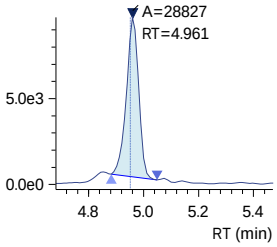

PFEESA
Conc. 0.2160
R#1 5.47 (5.25)
R#2 5.47 (5.25)
Q 314.80>135.00 (-) 2.45e4

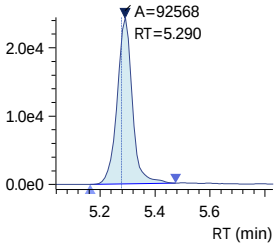

R1 314.80>82.90 (-) 1.36e3

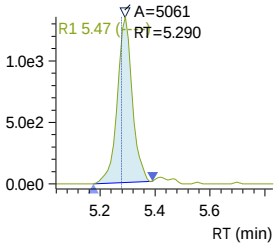

R2 314.80>82.90 (-) 1.36e3

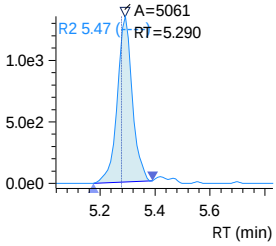

13C3-HFPO-DA
Conc. 9.7464
Q 286.90>168.90 (-) 1.44e5

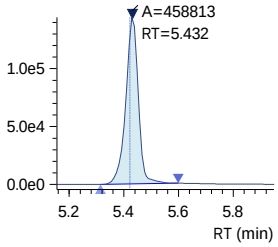

13C3-HFPO-DA_IS
Conc. 10.0000
ISTD 286.90>168.90 (-) 1.44e5

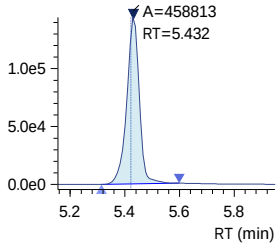

HFPO-DA
Conc. 0.2553
R#1 63.39 (62.57)
R#2 63.39 (62.57)
Q 284.90>168.90 (-) 4.28e3

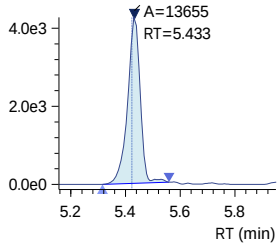

R1 284.90>184.90 (-) 2.79e3

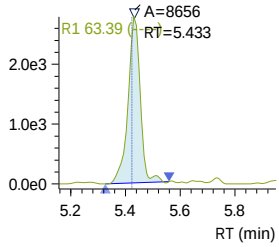

R2 284.90>184.90 (-) 2.79e3

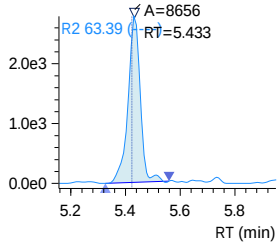

240320_006 (continued)

5_3 FTCA
Conc. 8.9751
R#1 146.18 (154.88)
R#2 146.18 (154.88)
Q 341.00>237.05 (-) 2.77e4

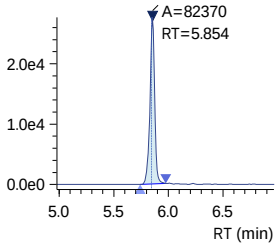

R1 341.00>217.00 (-) 4.10e4

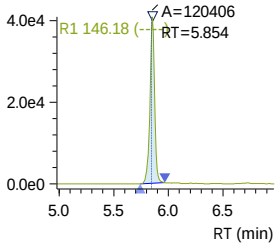

R2 341.00>217.00 (-) 4.10e4

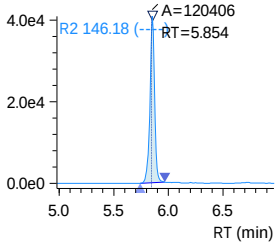

PFPeS
Conc. 0.2304
R#1 59.09 (54.44)
R#2 59.09 (54.44)
Q 349.10>79.90 (-) 4.52e3

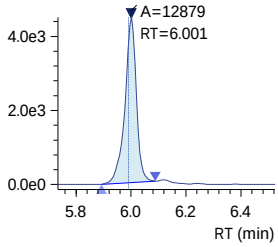

R1 349.10>98.80 (-) 2.65e3

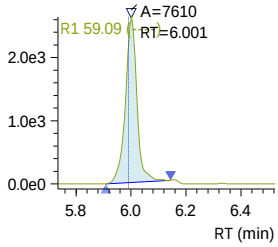

R2 349.10>98.80 (-) 2.65e3

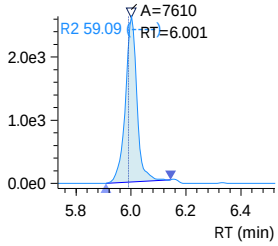

13C4-PFHpA
Conc. 2.7457
Q 367.10>322.00 (-) 1.60e5

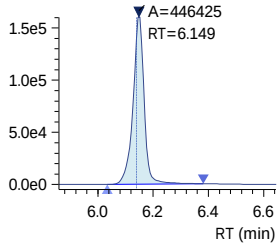

13C4-PFHpA_IS
Conc. 2.5000
ISTD 367.10>322.00 (-) 1.60e5

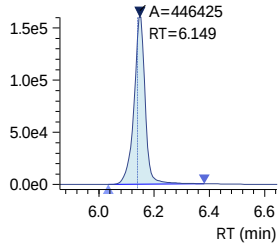

PFHpA
Conc. 0.2590
R#1 21.54 (23.39)
R#2 21.54 (23.39)
Q 363.10>319.00 (-) 1.52e4

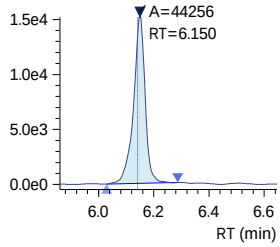

R1 363.10>169.00 (-) 3.34e3

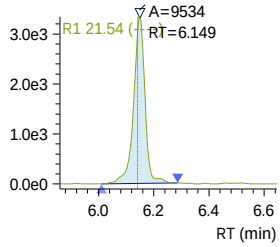

R2 363.10>169.00 (-) 3.34e3

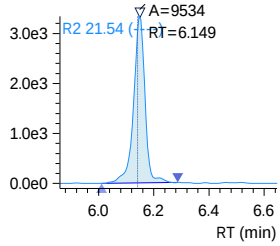

Insight Report
Before Manual Integration
Printed 3/21/2024 14:58:00

240320_006 (continued)

DONA
Conc. 0.2751
R#1 25.42 (30.39)
R#2 25.42 (30.39)
Q 376.90>250.90 (-) 1.73e4

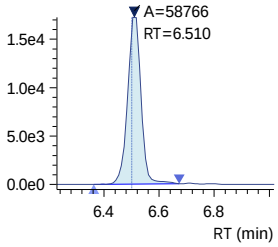

13C2-6_2 FTS_IS
Conc. 5.0000
ISTD 429.10>80.90 (-) 1.22e4

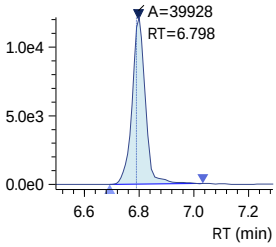

13C2-6_2 FTS
Conc. 3.9102
Q 429.10>80.90 (-) 1.22e4

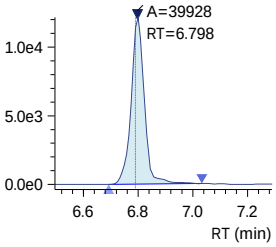

6_2 FTS
Conc. 0.2648
R#1 36.16 (44.48)
R#2 36.16 (44.48)
Q 427.10>407.00 (-) 1.61e3

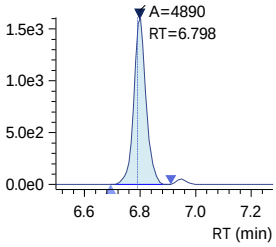

13C4-PFOA_IS
Conc. 2.5000
ISTD 417.10>172.00 (-) 6.46e3

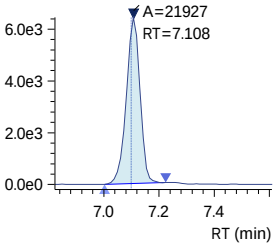

R1 376.90>84.80 (-) 4.08e3

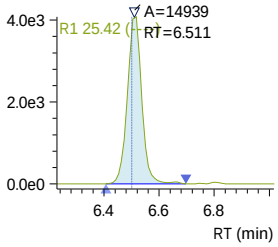

R1 427.10>80.90 (-) 5.68e2

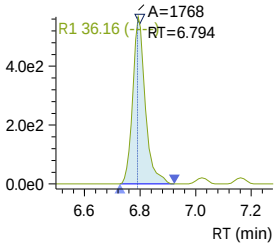

R2 376.90>84.80 (-) 4.08e3

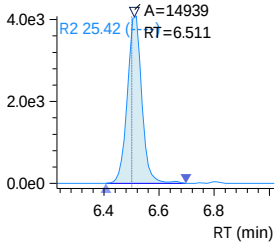

R2 427.10>80.90 (-) 5.68e2

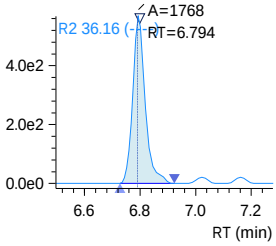

Insight Report
Before Manual Integration
Printed 3/21/2024 14:58:00

240320_006 (continued)

13C8-PFOA_IS
Conc. 2.5000

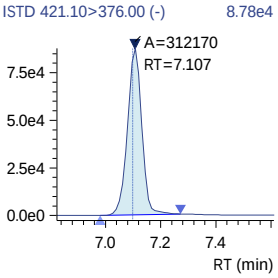

13C8-PFOA
Conc. 2.3117

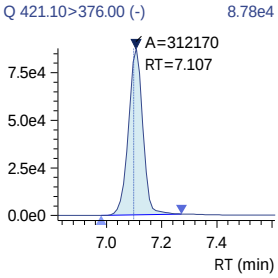

PFOA
Conc. 0.2427
R#1 24.39 (24.47)
R#2 24.39 (24.47)

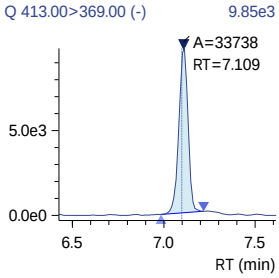

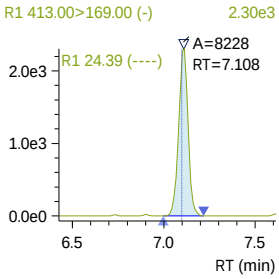

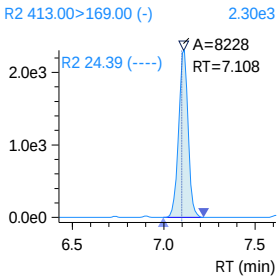

13C3-PFHxS
Conc. 2.6062

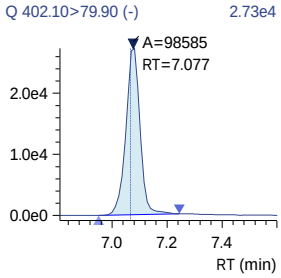

13C3-PFHxS_IS
Conc. 2.5000

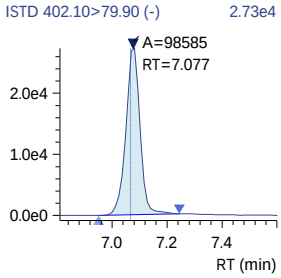

Insight Report
Before Manual Integration
Printed 3/21/2024 14:58:00

240320_006 (continued)

PFHxS
Conc. 0.2379
R#1 55.13 (57.29)
R#2 55.13 (57.29)
Q 398.70>79.90 (-) 2.68e3

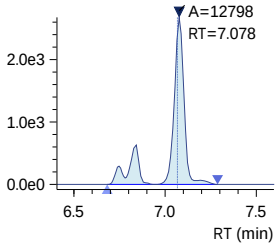

R1 398.70>98.90 (-) 1.35e3

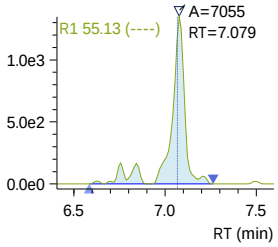

R2 398.70>98.90 (-) 1.35e3

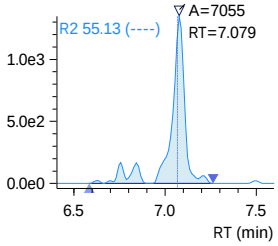

18O2-PFHxS_IS
Conc. 2.5000
ISTD 403.00>83.90 (-) 2.49e4

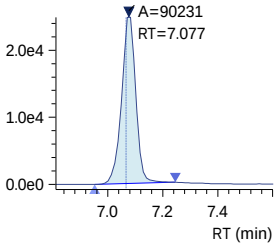

13C9-PFNA_IS
Conc. 1.2500
ISTD 472.10>427.00 (-) 5.76e4

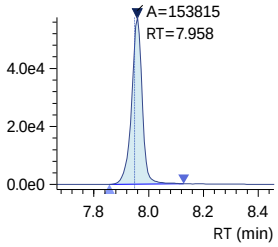

13C9-PFNA
Conc. 1.3231
Q 472.10>427.00 (-) 5.76e4

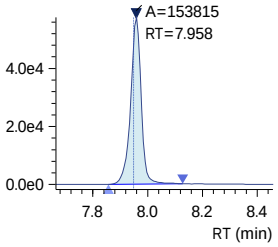

13C5-PFNA_IS
Conc. 1.2500
ISTD 468.00>423.00 (-) 4.75e4

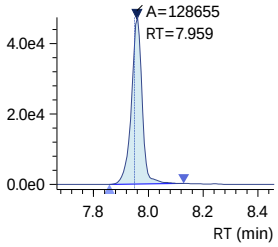

Insight Report
Before Manual Integration
Printed 3/21/2024 14:58:00

240320_006 (continued)

PFNA
Conc. 0.2533
R#1 18.20 (20.36)
R#2 18.20 (20.36)
Q 463.00>419.00 (-) 1.06e4

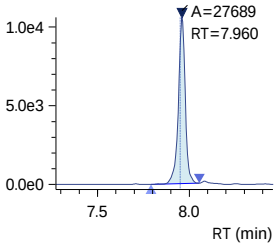

PFHpS
Conc. 0.2342
R#1 50.58 (46.70)
R#2 50.58 (46.70)
Q 449.00>79.90 (-) 3.49e3

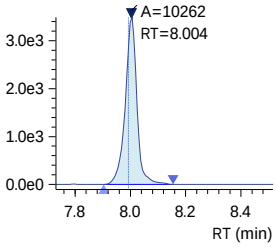

7_3 FTCA
Conc. 7.6207
R#1 135.52 (132.28)
R#2 135.52 (132.28)
Q 441.00>317.00 (-) 3.52e4

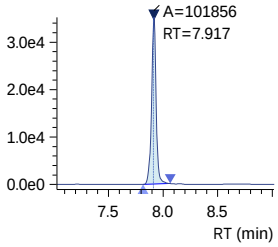

13C2-8_2-FTS
Conc. 3.4638
Q 529.10>80.90 (-) A=22656 7.24e3

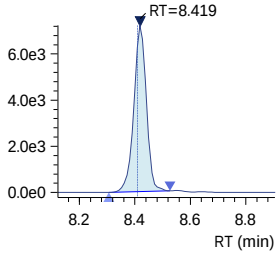

13C2-8_2-FTS_IS
Conc. 5.0000
ISTD 529.10>80.90 (-) A=22656 7.24e3

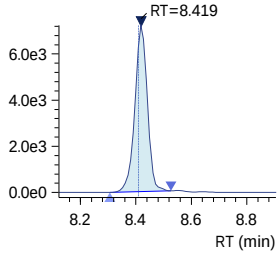

R1 463.00>219.00 (-) 1.95e3

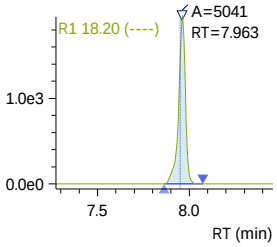

R1 449.00>98.80 (-) 1.88e3

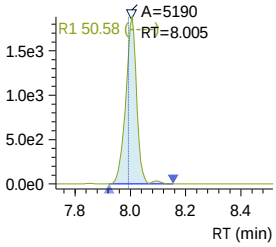

R1 441.00>336.90 (-) 4.78e4

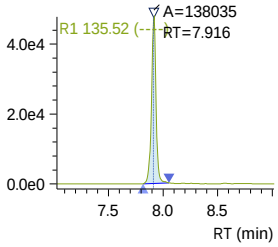

R2 463.00>219.00 (-) 1.95e3

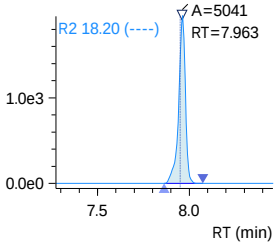

R2 449.00>98.80 (-) 1.88e3

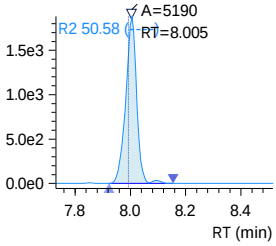

R2 441.00>336.90 (-) 4.78e4

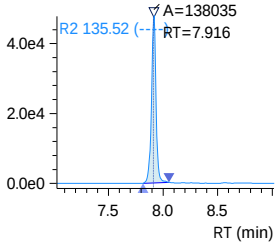

240320_006 (continued)

8_2 FTS
Conc. 0.2610
R#1 50.59 (45.91)
R#2 50.59 (45.91)
Q 527.10>506.95 (-) 8.64e2

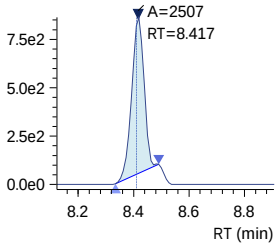

13C6-PFDA_IS
Conc. 1.2500
ISTD 519.10>474.10 (-) 2.71e4

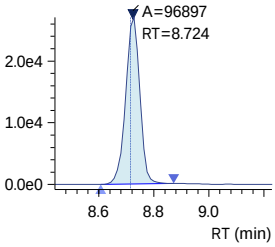

13C6-PFDA
Conc. 1.2566
Q 519.10>474.10 (-) 2.71e4

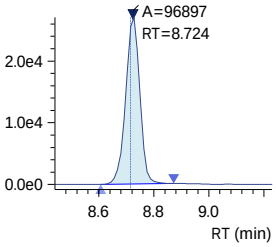

13C2-PFDA_IS
Conc. 1.2500
ISTD 515.10>470.10 (-) 2.30e4

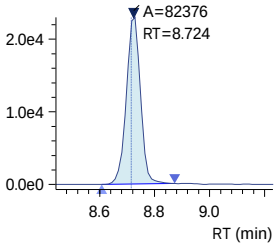

PFDA
Conc. 0.2468
R#1 16.67 (17.64)
R#2 16.67 (17.64)
Q 512.90>469.00 (-) 5.24e3

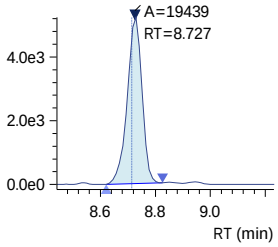

R1 527.10>80.80 (-) 4.40e2

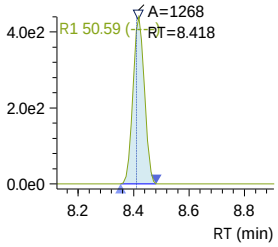

R1 512.90>219.00 (-) 8.80e2

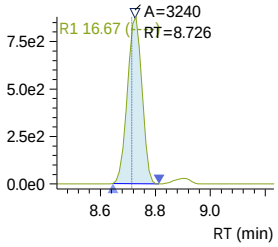

R2 527.10>80.80 (-) 4.40e2

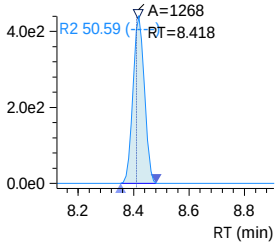

R2 512.90>219.00 (-) 8.80e2

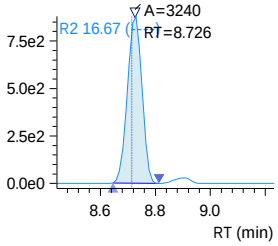

D3-NMeFOSAA_IS
Conc. 5.0000
ISTD 573.20>419.00 (-) 2.41e4

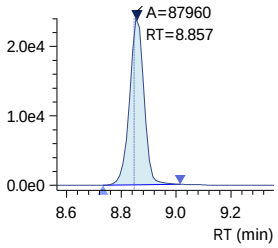

D3-NMeFOSAA
Conc. 3.9626
Q 573.20>419.00 (-) 2.41e4

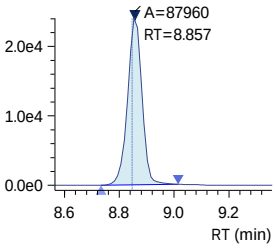

13C8-PFOS_IS
Conc. 2.5000
ISTD 507.10>98.90 (-) 9.96e3

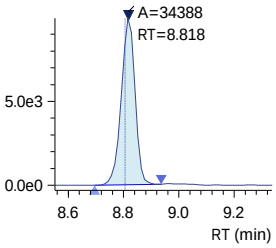

13C8-PFOS
Conc. 2.6768
Q 507.10>98.90 (-) 9.96e3

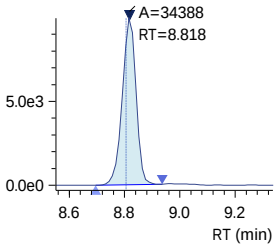

13C4-PFOS_IS
Conc. 2.5000
ISTD 502.80>79.90 (-) 2.55e4

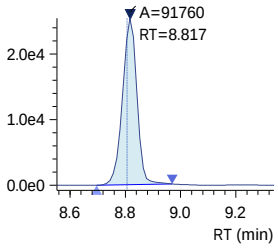

Insight Report
Before Manual Integration
Printed 3/21/2024 14:58:00

240320_006 (continued)

PFOS
Conc. 0.2098
R#1 46.10 (45.06)
R#2 46.10 (45.06)
Q 498.90>79.90 (-) 1.59e3

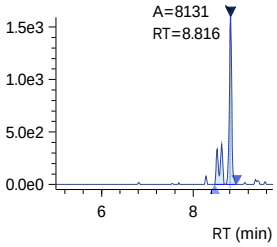

R1 498.90>98.80 (-) 7.61e2

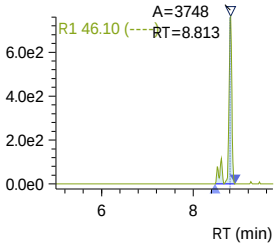

R2 498.90>98.80 (-) 7.61e2

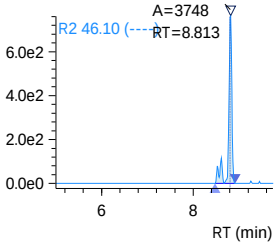

NMeFOSAA
Conc. 0.2233
R#1 44.97 (67.10)
R#2 44.97 (67.10)
Q 570.10>419.00 (-) 1.12e3

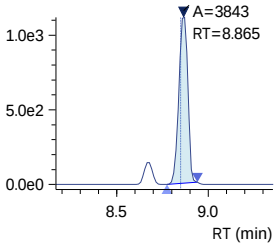

R1 570.10>483.00 (-) 4.48e2

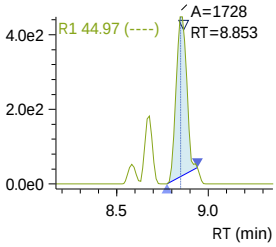

R2 570.10>483.00 (-) 4.48e2

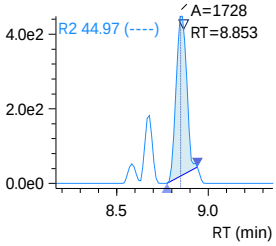

D5-NEtFOSAA_IS
Conc. 5.0000
ISTD 589.20>419.00 (-) 1.92e4

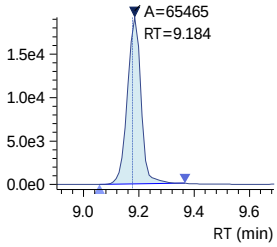

D5-NEtFOSAA
Conc. 4.0253
Q 589.20>419.00 (-) 1.92e4

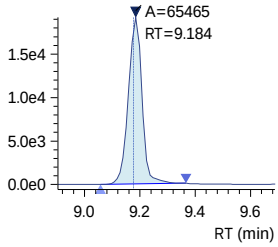

NEtFOSAA
Conc. 0.1987
R#1 87.28 (89.53)
R#2 87.28 (89.53)
Q 584.20>419.10 (-) 8.63e2

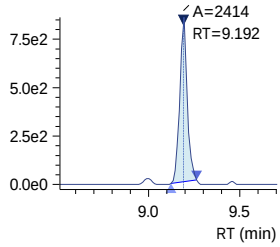

R1 584.20>526.00 (-) 5.22e2

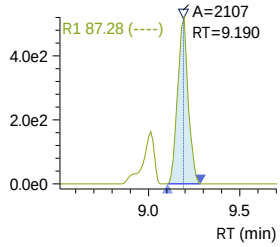

R2 584.20>526.00 (-) 5.22e2

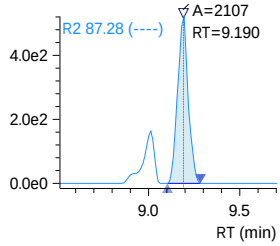

Insight Report
Before Manual Integration
Printed 3/21/2024 14:58:00

240320_006 (continued)

9-Cl-PF3ONS
Conc. 0.2602
R#1 32.29 (31.69)
R#2 32.29 (31.69)
Q 530.80>351.00 (-) 2.25e4

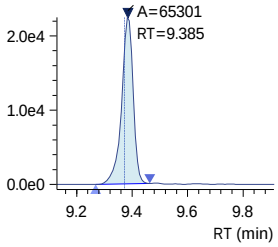

R1 532.80>353.00 (-) 7.11e3

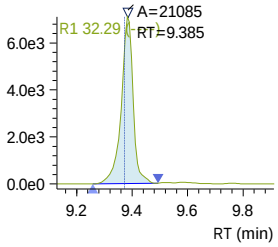

R2 532.80>353.00 (-) 7.11e3

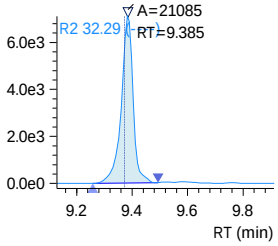

PFUnDA
Conc. 0.2795
R#1 11.23 (10.96)
R#2 11.23 (10.96)
Q 563.10>519.00 (-) 8.17e3

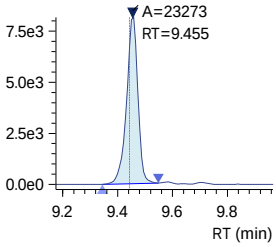

R1 563.10>269.10 (-) 9.32e2

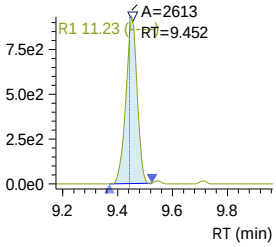

R2 563.10>269.10 (-) 9.32e2

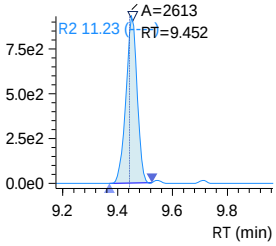

13C7-PFUnDA_IS
Conc. 1.2500
ISTD 570.00>525.10 (-) 3.30e4

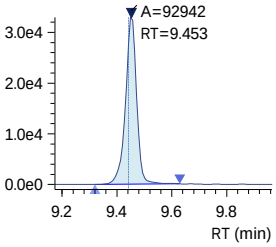

13C7-PFUnDA
Conc. 1.2222
Q 570.00>525.10 (-) 3.30e4

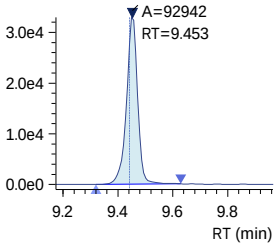

PFNS
Conc. 0.2453
R#1 64.72 (56.91)
R#2 64.72 (56.91)
Q 548.80>79.90 (-) 2.50e3

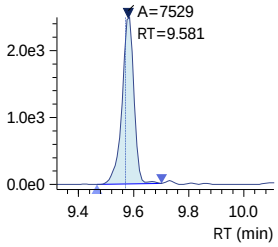

R1 548.80>98.80 (-) 1.51e3

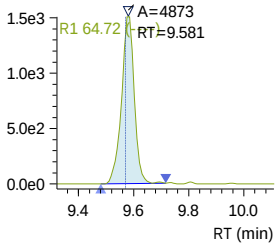

R2 548.80>98.80 (-) 1.51e3

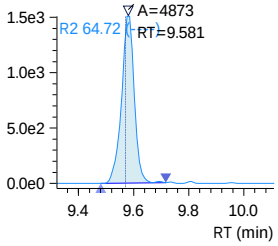

Insight Report
Before Manual Integration
Printed 3/21/2024 14:58:00

240320_006 (continued)

10_2 FTS
Conc. 0.2528
R#1 26.85 (32.29)
R#2 26.85 (32.29)
Q 626.80>607.05 (-) 7.32e2

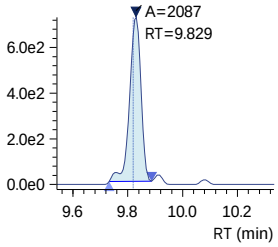

R1 626.80>81.00 (-) 2.10e2

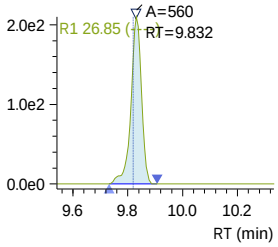

R2 626.80>81.00 (-) 2.10e2

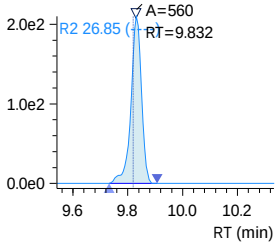

13C2-PFDOA_IS
Conc. 1.2500
ISTD 615.10>570.00 (-) 4.22e4

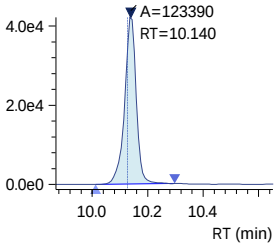

13C2-PFDOA
Conc. 1.3952
Q 615.10>570.00 (-) 4.22e4

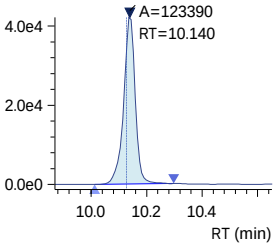

PFDOA
Conc. 0.2470
R#1 10.41 (11.14)
R#2 10.41 (11.14)
Q 613.10>569.00 (-) 6.25e3

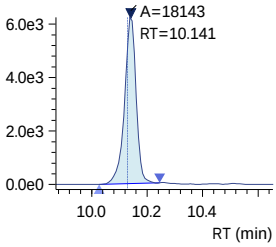

R1 613.10>319.00 (-) 6.34e2

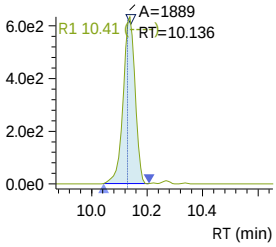

R2 613.10>319.00 (-) 6.34e2

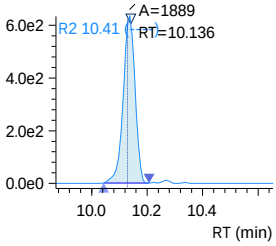

PFDS
Conc. 0.2478
R#1 58.76 (58.01)
R#2 58.76 (58.01)
Q 599.00>79.90 (-) 2.45e3

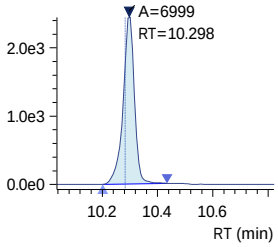

R1 599.00>98.80 (-) 1.40e3

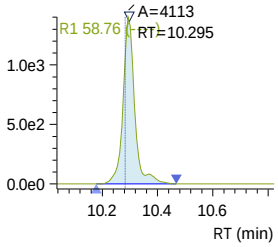

R2 599.00>98.80 (-) 1.40e3

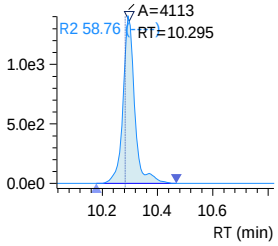

240320_006 (continued)

PFTrDA
Conc. 0.2107
R#1 15.34 (16.67)
R#2 15.34 (16.67)
Q 663.00>619.00 (-) 5.76e3

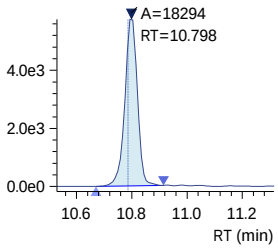

R1 663.00>168.90 (-) 8.61e2

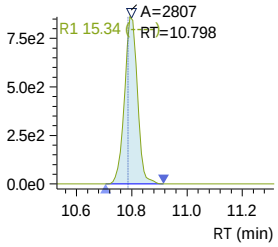

R2 663.00>168.90 (-) 8.61e2

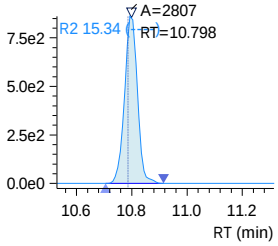

11-Cl-PF3OUdS
Conc. 0.2365
R#1 35.30 (35.04)
R#2 35.30 (35.04)
Q 630.90>451.00 (-) 8.06e3

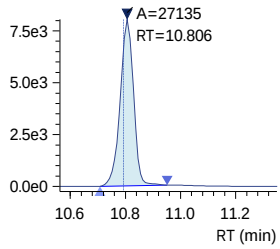

R1 632.90>452.90 (-) 3.03e3

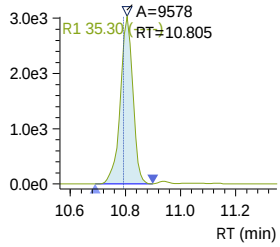

R2 632.90>452.90 (-) 3.03e3

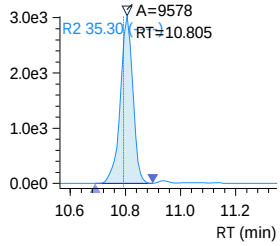

PFOSAm
Conc. 0.4224
Q 498.10>77.90 (-) 5.51e3

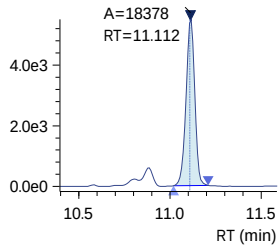

13C8-PFOSAm
Conc. 2.8888
Q 506.10>77.80 (-) 3.12e4

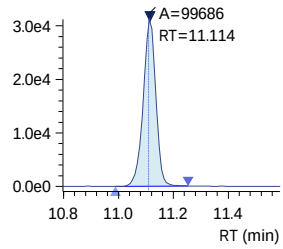

13C8-PFOSAm_IS
Conc. 2.5000
ISTD 506.10>77.80 (-) 3.12e4

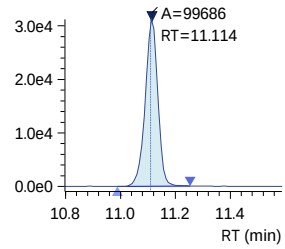

Insight Report
Before Manual Integration
Printed 3/21/2024 14:58:00

240320_006 (continued)

PFTDA
Conc. 0.2208
R#1 19.05 (17.09)
R#2 19.05 (17.09)

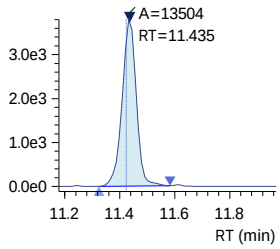

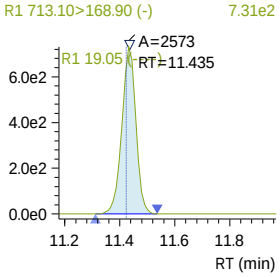

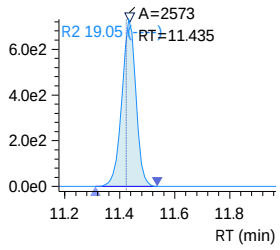

13C2-PFTDA
Conc. 1.4995

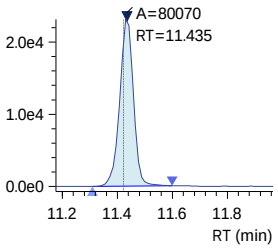

13C2-PFTDA_IS
Conc. 1.2500

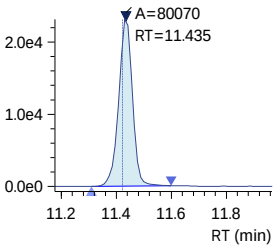

PFDoS
Conc. 0.2719
R#1 57.40 (61.23)
R#2 57.40 (61.23)

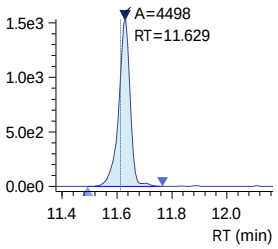

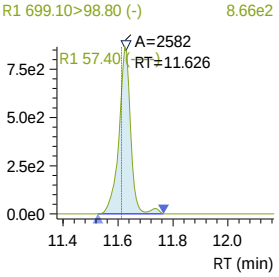

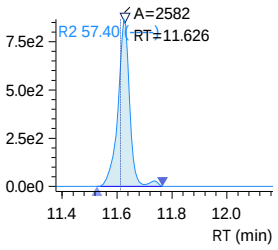

D7-MeFOSE_IS
Conc. 25.0000

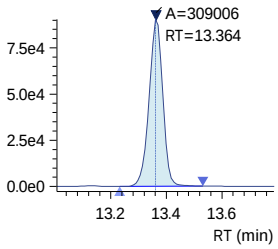

Insight Report
Before Manual Integration
Printed 3/21/2024 14:58:00

240320_006 (continued)

D7-MeFOSE
Conc. 29.2672

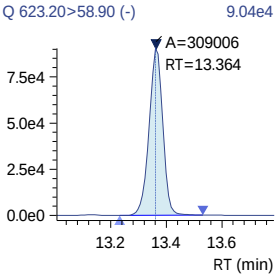

MeFOSE
Conc. 0.1714

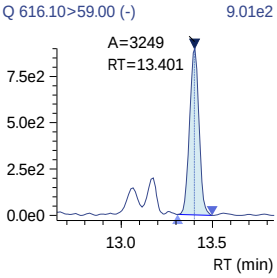

13C2-PFHXDA_IS
Conc. 2.5000

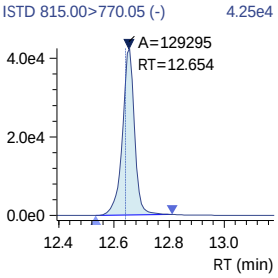

13C2-PFHXDA
Conc. 2.3548

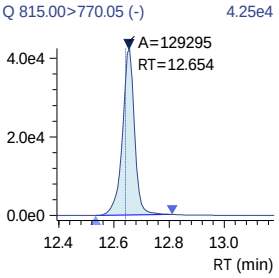

PFHXDA
Conc. 0.2558
R#1 10.64 (10.78)
R#2 10.64 (10.78)

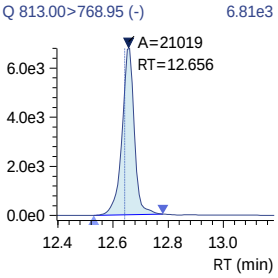

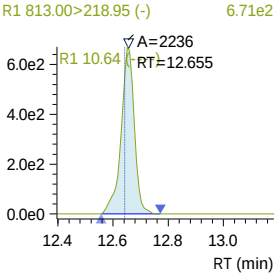

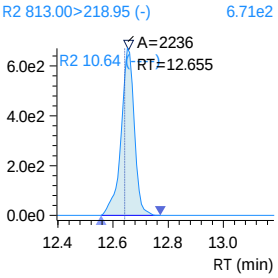

240320_006 (continued)

D3-MeFOSA
Conc. 2.8657

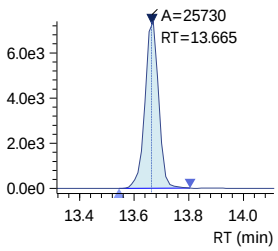

D3-MeFOSA_IS
Conc. 2.5000

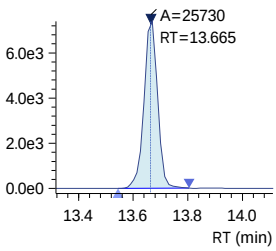

MeFOSA
Conc. 0.1393
R#1 126.62 (156.31)
R#2 126.62 (156.31)

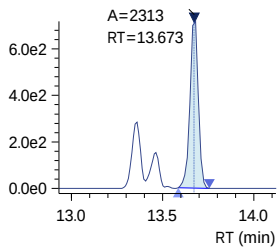

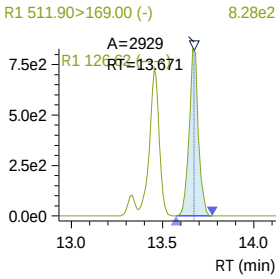

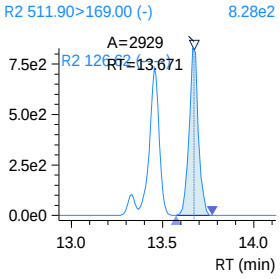

D9-EtFOSE_IS
Conc. 25.0000

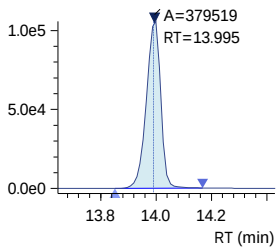

D9-EtFOSE
Conc. 31.4883

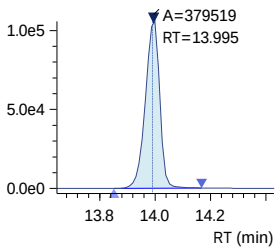

Insight Report
Before Manual Integration
Printed 3/21/2024 14:58:00

240320_006 (continued)

EtFOSE
Conc. 0.1605

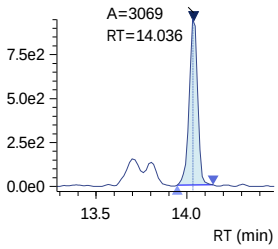

D5-EtFOSAm
Conc. 2.9638

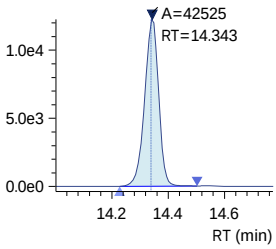

D5-EtFOSAm_IS
Conc. 2.5000

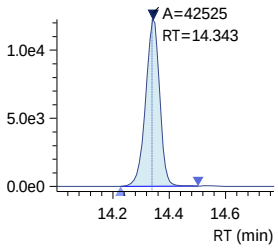

EtFOSAm
Conc. 0.1433
R#1 128.12 (177.75)
R#2 128.12 (177.75)

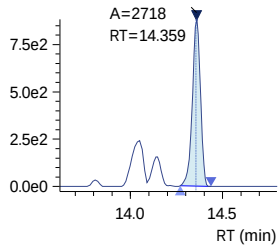

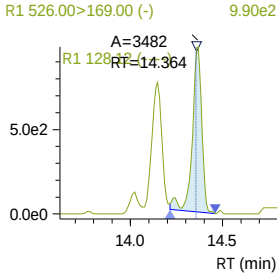

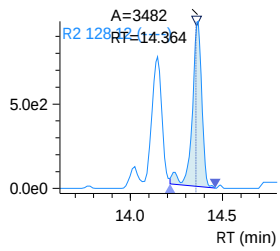

PFODA
Conc. 0.2410
R#1 40.84 (31.66)
R#2 40.84 (31.66)

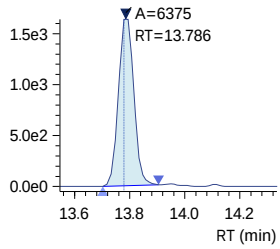

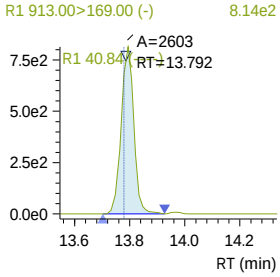

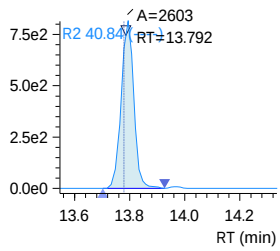

1st PS 03/22/24
2nd 03/22/24

Validation Report

Data File: J:\LCMS08\Data\240320_1633_B1\240320_007
Lab ID: KQ2404285-03
RunType: CCV
Matrix: Drinking Water

Date Acquired: 3/20/24 15:36
Batch ID: 835644
Analysis Method: 1633/PFAS_DOD5.4

Validations

Validation Categories	Pass	Fail
ICAL Analyte Recovery	X	
Second Source ICAL Verification	X	
Internal Standards	X	

Primary Review: _____

Secondary Review: _____

1st PS 03/22/24
2nd 03/22/24

Quantitation Report

Data File:	J:\LCMS08\Data\240320_1633_B1\240320_007	**Instrument:**	K-LCMS-08
Acqu Date:	3/20/24 15:36	**Vial:**	3
Run Type:	CCV	**Dilution:**	1
Lab ID:	KQ2404285-03	**Raw Units:**	ng/mL

Bottle ID:		**Tier:**	IV	**Matrix:**	Drinking Water
Prod Code:	PFAS_DOD5.4	**Collect Date:**	3/7/24	**Receive Date:**	3/8/24

Analysis Lot:	835644	**Prep Lot:**		**Report Group:**	KQ2404285
Analysis	1633	**Prep Method:**			
		Prep Date:			

Title:	Per- and Polyfluoroalkyl Substances (PFAS) by LC/MS/MS Compliant with Table B-24 of DOD QSM	**Calibration ID:**	KC2400137
		Report List ID:	24615

Internal Standard Compounds

Parameter Name	RT	RT Dev	Response	Solution Conc	Area Criteria
18O2-PFHxS	7.067		92973	2.5000	OK
13C4-PFOS	8.806		96898	2.5000	OK
13C3-PFBA	1.336		399119	5.0000	OK
13C2-PFHxA	4.950		386188	2.5000	OK
13C4-PFOA	7.099		23184	2.5000	OK
13C5-PFNA	7.949		134249	1.2500	OK
13C2-PFDA	8.714		77807	1.2500	OK

Surrogate Compounds

Parameter Name	RT	RT Dev	Response	Solution Conc	Rpt?
13C3-PFBS	4.609		149973	2.6467	Y
13C3-PFHxS	7.067		97904	2.5118	Y
13C8-PFOS	8.805		34986	2.5789	Y
13C4-PFBA	1.340		746115	9.4785	Y
13C5-PFPeA	3.465		229975	5.3520	Y
13C5-PFHxA	4.949		314066	2.4866	Y
13C4-PFHpA	6.139		439536	2.5173	Y
13C8-PFOA	7.098		340888	2.3875	Y
13C9-PFNA	7.949		163157	1.3449	Y
13C6-PFDA	8.715		95184	1.3069	Y
13C7-PFUnDA	9.442		91635	1.2758	Y
13C2-PFDoDA	10.127		121806	1.4581	Y
13C2-PFTeDA	11.422		74626	1.4796	Y
13C8-FOSA	11.110		100096	2.7469	Y
D3-MeFOSA	13.664		28256	2.9801	Y
D5-EtFOSA	14.338		41630	2.7476	Y
D7-MeFOSE	13.361		307803	27.6075	Y
D9-EtFOSE	13.990		377234	29.6392	Y

U: Undetected at or above MDL
J: Analyte detected above MDL, but below MRL
B: Hit above MRL also found in Method Blank
E: Analyte concentration above high point of ICAL
N: Presumptive evidence of compound

D: Result from dilution
m: Manual integration performed
d: Compound manually deleted
NR: Analyte not reported from this analysis

*: Result fails acceptance criteria
#: Acceptance criteria not applicable
?: Insufficient information to determine acceptance
e: Result >= MRL, but MRL less than low point of ICAL
c: check for co-elution

Printed: 3/21/24 17:28
\\alprews001\starlims$\LIMSReps\QuantValidation.rpt

1st PS 03/22/24
2nd 03/22/24

Data File:	J:\LCMS08\Data\240320_1633_B1\240320_007	**Instrument:**	K-LCMS-08
Acqu Date:	3/20/24 15:36	**Vial:**	3
Run Type:	CCV	**Dilution:**	1
Lab ID:	KQ2404285-03	**Raw Units:**	ng/mL

Surrogate Compounds

Parameter Name	RT	RT Dev	Response	Solution Conc	Rpt?
D3-MeFOSAA	8.847		101450	4.3280	Y
D5-EtFOSAA	9.177		76688	4.4654	Y
13C2-4:2 FTS	4.642		55500	4.2516	Y
13C2-6:2 FTS	6.790		45061	4.2828	Y
13C2-8:2 FTS	8.410		27137	4.0265	Y
13C3-HFPO-DA	5.421		476842	9.4324	Y

Target Compounds

Parameter Name	RT	RT Dev	Response	Solution Conc	Rpt?
Perfluorobutane sulfonic acid (PFBS)	4.610		78248	0.8974	Y
Perfluoropentane sulfonic acid (PFPeS)	5.991		53707	0.9676	Y
Perfluorohexane sulfonic acid (PFHxS)	7.067		50224	0.9401	Y
Perfluoroheptane sulfonic acid (PFHpS)	7.992		40779	0.9148	Y
Perfluorooctane sulfonic acid (PFOS)	8.805		32653	0.8631	Y
Perfluorononane sulfonic acid (PFNS)	9.570		29783	0.9538	Y
Perfluorodecane sulfonic acid (PFDS)	10.283		27608	0.9934	Y
Perfluorododecane sulfonic acid (PFDoS)	11.613		18475	1.1076	Y
Perfluorobutanoic acid (PFBA)	1.340		89001	1.0081	Y
Perfluoropentanoic acid (PFPeA)	3.469		152890	0.9287	Y
Perfluorohexanoic acid (PFHxA)	4.951		122454	0.9499	Y
Perfluoroheptanoic acid (PFHpA)	6.141		164202	1.0137	Y
Perfluorooctanoic acid (PFOA)	7.099		123920	0.9226	Y
Perfluorononanoic acid (PFNA)	7.950		98711	0.9064	Y
Perfluorodecanoic acid (PFDA)	8.714		77605	1.0030	Y
Perfluoroundecanoic acid (PFUnDA)	9.443		84482	1.0624	Y
Perfluorododecanoic acid (PFDOA)	10.128		67884	1.0119	Y
Perfluorotridecanoic acid (PFTrDA)	10.786		68385	0.9150	Y
Perfluorotetradecanoic acid (PFTDA)	11.423		47567	0.9031	Y
Perfluorooctane sulfonamide (PFOSAm)	11.109		89519	2.0490	Y
N-Methylperfluorooctane sulfonamide (MeFOSA)	13.671		17420	0.9556	Y
N-Ethylperfluorooctane sulfonamide (EtFOSAm)	14.355		19318	0.9572	Y
N-Methylperfluorooctane sulfonamido ethanol (MeFOSE)	13.400		18918	1.0347	Y
N-Ethylperfluorooctane sulfonamido ethanol (EtFOSE)	14.034		17256	0.9051	Y
N-Methylperfluorooctane sulfonamido acetic acid (NMeFOSAA)	8.850		21630	1.0896	Y

U: Undetected at or above MDL
J: Analyte detected above MDL, but below MRL
B: Hit above MRL also found in Method Blank
E: Analyte concentration above high point of ICAL
N: Presumptive evidence of compound

D: Result from dilution
m: Manual integration performed
d: Compound manually deleted
NR: Analyte not reported from this analysis

*: Result fails acceptance criteria
#: Acceptance criteria not applicable
?: Insufficient information to determine acceptance
e: Result >= MRL, but MRL less than low point of ICAL
c: check for co-elution

Printed: 3/21/24 17:28
\\alprews001\starlims$\LIMSReps\QuantValidation.rpt

1st PS 03/22/24

2nd 03/22/24

Data File:	J:\LCMS08\Data\240320_1633_B1\240320_007	**Instrument:**	K-LCMS-08
Acqu Date:	3/20/24 15:36	**Vial:**	3
Run Type:	CCV	**Dilution:**	1
Lab ID:	KQ2404285-03	**Raw Units:**	ng/mL

Target Compounds

Parameter Name	RT	RT Dev	Response	Solution Conc	Rpt?
N-Ethylperfluorooctane sulfonamido acetic acid (NEtFOSAA)	9.190		11666	0.7939	Y
1H, 1H, 2H, 2H-Perfluorohexanesulfonic acid (4:2 FTS)	4.642		27994	0.8871	Y
1H, 1H, 2H, 2H-Perfluorooctanesulfonic acid (6:2 FTS)	6.791		19261	0.9242	Y
1H, 1H, 2H, 2H-Perfluorodecanesulfonic acid (8:2 FTS)	8.411		11420	0.9714	Y
4,4,5,5,6,6,6-Heptafluorohexanoic acid (3:3 FTCA)	2.966		64661	18.5977	Y
2H,2H,3H,3H-Perfluorooctanoic acid (5:3 FTCA)	5.847		175007	18.7465	Y
2H,2H,3H,3H-Perfluorodecanoic acid (7:3 FTCA)	7.910		207171	15.2383	Y
Perfluoro(2-ethoxyethane) sulfonic acid (PFEESA)	5.279		355464	0.8155	Y
9-Chlorohexadecafluoro-3-oxanonane-1-sulfonic acid (9-Cl-PF3ONS)	9.373		257511	0.9865	Y
11-Chloroeicosafluoro-3-oxaundecane-1-sulfonic acid (11-Cl-PF3OUdS)	10.793		115282	0.9668	Y
Perfluoro-3-methoxypropanoic acid (PFMPA)	2.378		63797	0.8936	Y
Perfluoro-4-methoxybutanoic acid (PFMBA)	3.993		99071	0.9246	Y
Hexafluoropropyleneoxide dimer acid (HFPO-DA) (GenX)	5.423		55010	1.0088	Y
Nonafluoro-3,6-dioxaheptanoic acid (NFDHA)	4.806		111325	1.0805	Y
4,8-Dioxa-3H-perfluorononanoic acid (DONA)	6.501		211978	0.9726	Y

U: Undetected at or above MDL
J: Analyte detected above MDL, but below MRL
B: Hit above MRL also found in Method Blank
E: Analyte concentration above high point of ICAL
N: Presumptive evidence of compound

D: Result from dilution
m: Manual integration performed
d: Compound manually deleted
NR: Analyte not reported from this analysis

*: Result fails acceptance criteria
#: Acceptance criteria not applicable
?: Insufficient information to determine acceptance
e: Result >= MRL, but MRL less than low point of ICAL
c: check for co-elution

Printed: 3/21/24 17:28
\\alprews001\starlims$\LIMSReps\QuantValidation.rpt

Insight Report
Ion Ratio Confirmation
Printed 3/21/2024 17:09:49

240320_007

Sample ID: 1633 ICAL 1.0PPB
Date Acquired: 3/20/2024 3:36:48 PM
Acquired by: System Administrator
Data File: 240320_007
Vial: 5 | Inj. Volume: 10.0000uL | Tray: 1

Name	m/z	Ref 1 m/z	Area	Ref 1 Measured	Ref 1 Actual Ratio	Ref 1 Set Ratio	Ref 2 Measured	Ref 2 Actual Ratio	Ref 2 Set Ratio	Flag ID
13C4-PFBA	216.80>171.90	----	746115	----	----	----	----	----	----	
13C4-PFBA_IS	216.80>171.90	----	746115	----	----	----	----	----	----	
13C3-PFBA_IS	216.00>172.00	----	399119	----	----	----	----	----	----	
PFBA	212.80>169.05	----	89001	----	----	----	----	----	----	
PFMPA	229.00>84.90	----	63797	----	----	----	----	----	----	
3_3 FTCA	241.00>177.10	241.00>117.00	64661	87824	135.82	136.14	87824	135.82	135.82	
13C5-PFPeA	268.30>223.00	----	229975	----	----	----	----	----	----	
13C5-PFPeA_IS	268.30>223.00	----	229975	----	----	----	----	----	----	
PFPeA	263.00>219.00	----	152890	----	----	----	----	----	----	
PFMBA	279.00>84.95	----	99071	----	----	----	----	----	----	
13C2-4_2 FTS	329.10>80.90	----	55500	----	----	----	----	----	----	
13C2-4_2 FTS_IS	329.10>80.90	----	55500	----	----	----	----	----	----	
4_2 FTS	327.10>307.00	327.10>80.90	27994	9245	33.03	33.08	9245	33.03	33.03	
13C3-PFBS_IS	302.10>79.90	----	149973	----	----	----	----	----	----	
PFBS	298.70>79.90	298.70>98.80	78248	34929	44.64	46.53	34929	44.64	44.64	
13C3-PFBS	302.10>79.90	----	149973	----	----	----	----	----	----	
NFDHA	295.00>201.00	295.00>84.90	111325	36595	32.87	36.44	36595	32.87	32.87	
13C5-PFHxA	318.00>273.00	----	314066	----	----	----	----	----	----	
13C5-PFHxA_IS	318.00>273.00	----	314066	----	----	----	----	----	----	
13C2-PFHxA_IS	315.10>270.00	----	386188	----	----	----	----	----	----	
PFHxA	313.00>269.00	----	122454	----	----	----	----	----	----	
PFEESA	314.80>135.00	314.80>82.90	355464	21621	6.08	5.25	21621	6.08	6.08	
13C3-HFPO-DA	286.90>168.90	----	476842	----	----	----	----	----	----	
13C3-HFPO-DA_IS	286.90>168.90	----	476842	----	----	----	----	----	----	
HFPO-DA	284.90>168.90	284.90>184.90	55010	31301	56.90	62.57	31301	56.90	56.90	
5_3 FTCA	341.00>237.05	341.00>217.00	175007	262091	149.76	154.88	262091	149.76	149.76	
PFPeS	349.10>79.90	349.10>98.80	53707	31570	58.78	54.44	31570	58.78	58.78	
13C4-PFHpA	367.10>322.00	----	439536	----	----	----	----	----	----	
13C4-PFHpA_IS	367.10>322.00	----	439536	----	----	----	----	----	----	
PFHpA	363.10>319.00	363.10>169.00	164202	36616	22.30	23.39	36616	22.30	22.30	
DONA	376.90>250.90	376.90>84.80	211978	59924	28.27	30.39	59924	28.27	28.27	
13C2-6_2 FTS_IS	429.10>80.90	----	45061	----	----	----	----	----	----	
13C2-6_2 FTS	429.10>80.90	----	45061	----	----	----	----	----	----	
6_2 FTS	427.10>407.00	427.10>80.90	19261	7459	38.72	44.48	7459	38.72	38.72	
13C4-PFOA_IS	417.10>172.00	----	23184	----	----	----	----	----	----	
13C8-PFOA_IS	421.10>376.00	----	340888	----	----	----	----	----	----	

J:\LCMS08\Data\240320_1633_B1\240320_1633_B1.damlp .

Ref 1 Set Ratio assigned from calibration mid-point; Ref 2 Set Ratio assigned from opening calibration verification.
IRr - Ion ratio outside either set of criteria. Exceedances for reported detections to be "I" flagged in the analytical report.

Insight Report
Ion Ratio Confirmation
Printed 3/21/2024 17:09:49

240320_007 (continued)

(Table continued from previous page)

Name	m/z	Ref 1 m/z	Area	Ref 1 Measured	Ref 1 Actual Ratio	Ref 1 Set Ratio	Ref 2 Measured	Ref 2 Actual Ratio	Ref 2 Set Ratio	Flag ID
13C8-PFOA	421.10>376.00	----	340888	----	----	----	----	----	----	
PFOA	413.00>369.00	413.00>169.00	123920	28225	22.78	24.47	28225	22.78	22.78	
13C3-PFHxS	402.10>79.90	----	97904	----	----	----	----	----	----	
13C3-PFHxS_IS	402.10>79.90	----	97904	----	----	----	----	----	----	
PFHxS	398.70>79.90	398.70>98.90	50224	31610	62.94	57.29	31610	62.94	62.94	
18O2-PFHxS_IS	403.00>83.90	----	92973	----	----	----	----	----	----	
13C9-PFNA_IS	472.10>427.00	----	163157	----	----	----	----	----	----	
13C9-PFNA	472.10>427.00	----	163157	----	----	----	----	----	----	
13C5-PFNA_IS	468.00>423.00	----	134249	----	----	----	----	----	----	
PFNA	463.00>419.00	463.00>219.00	98711	20345	20.61	20.36	20345	20.61	20.61	
PFHpS	449.00>79.90	449.00>98.80	40779	22059	54.10	46.70	22059	54.10	54.10	
7_3 FTCA	441.00>317.00	441.00>336.90	207171	278887	134.62	132.28	278887	134.62	134.62	
13C2-8_2-FTS	529.10>80.90	----	27137	----	----	----	----	----	----	
13C2-8_2-FTS_IS	529.10>80.90	----	27137	----	----	----	----	----	----	
8_2 FTS	527.10>506.95	527.10>80.80	11420	5333	46.70	45.91	5333	46.70	46.70	
13C6-PFDA_IS	519.10>474.10	----	95184	----	----	----	----	----	----	
13C6-PFDA	519.10>474.10	----	95184	----	----	----	----	----	----	
13C2-PFDA_IS	515.10>470.10	----	77807	----	----	----	----	----	----	
PFDA	512.90>469.00	512.90>219.00	77605	11433	14.73	17.64	11433	14.73	14.73	
D3-NMeFOSAA_IS	573.20>419.00	----	101450	----	----	----	----	----	----	
D3-NMeFOSAA	573.20>419.00	----	101450	----	----	----	----	----	----	
13C8-PFOS_IS	507.10>98.90	----	34986	----	----	----	----	----	----	
13C8-PFOS	507.10>98.90	----	34986	----	----	----	----	----	----	
13C4-PFOS_IS	502.80>79.90	----	96898	----	----	----	----	----	----	
PFOS	498.90>79.90	498.90>98.80	32653	15459	47.34	45.06	15459	47.34	47.34	
NMeFOSAA	570.10>419.00	570.10>483.00	21630	13858	64.07	67.10	13858	64.07	64.07	
D5-NEtFOSAA_IS	589.20>419.00	----	76688	----	----	----	----	----	----	
D5-NEtFOSAA	589.20>419.00	----	76688	----	----	----	----	----	----	
NEtFOSAA	584.20>419.10	584.20>526.00	11666	9693	83.09	89.53	9693	83.09	83.09	
9-Cl-PF3ONS	530.80>351.00	532.80>353.00	257511	77936	30.27	31.69	77936	30.27	30.27	
PFUnDA	563.10>519.00	563.10>269.10	84482	10319	12.21	10.96	10319	12.21	12.21	
13C7-PFUnDA_IS	570.00>525.10	----	91635	----	----	----	----	----	----	
13C7-PFUnDA	570.00>525.10	----	91635	----	----	----	----	----	----	
PFNS	548.80>79.90	548.80>98.80	29783	18981	63.73	56.91	18981	63.73	63.73	
10_2 FTS	626.80>607.05	626.80>81.00	8926	2455	27.50	32.29	2455	27.50	27.50	
13C2-PFDOA_IS	615.10>570.00	----	121806	----	----	----	----	----	----	
13C2-PFDOA	615.10>570.00	----	121806	----	----	----	----	----	----	
PFDOA	613.10>569.00	613.10>319.00	67884	6686	9.85	11.14	6686	9.85	9.85	
PFDS	599.00>79.90	599.00>98.80	27608	16647	60.30	58.01	16647	60.30	60.30	
PFTrDA	663.00>619.00	663.00>168.90	68385	10851	15.87	16.67	10851	15.87	15.87	

J:\LCMS08\Data\240320_1633_B1\240320_1633_B1.damlp .

Ref 1 Set Ratio assigned from calibration mid-point; Ref 2 Set Ratio assigned from opening calibration verification.
IRr - Ion ratio outside either set of criteria. Exceedances for reported detections to be "I" flagged in the analytical report.

240320_007 (continued)

(Table continued from previous page)

Name	m/z	Ref 1 m/z	Area	Ref 1 Measured	Ref 1 Actual Ratio	Ref 1 Set Ratio	Ref 2 Measured	Ref 2 Actual Ratio	Ref 2 Set Ratio	Flag ID
11-Cl-PF3OUdS	630.90>451.00	632.90>452.90	115282	41639	36.12	35.04	41639	36.12	36.12	
PFOSAm	498.10>77.90	----	89519	----	----	----	----	----	----	
13C8-PFOSAm	506.10>77.80	----	100096	----	----	----	----	----	----	
13C8-PFOSAm_IS	506.10>77.80	----	100096	----	----	----	----	----	----	
PFTDA	713.10>669.00	713.10>168.90	47567	8983	18.89	17.09	8983	18.89	18.89	
13C2-PFTDA	715.20>670.00	----	74626	----	----	----	----	----	----	
13C2-PFTDA_IS	715.20>670.00	----	74626	----	----	----	----	----	----	
PFDoS	699.10>79.90	699.10>98.80	18475	11976	64.82	61.23	11976	64.82	64.82	
D7-MeFOSE_IS	623.20>58.90	----	307803	----	----	----	----	----	----	
D7-MeFOSE	623.20>58.90	----	307803	----	----	----	----	----	----	
MeFOSE	616.10>59.00	----	18918	----	----	----	----	----	----	
13C2-PFHXDA_IS	815.00>770.05	----	127265	----	----	----	----	----	----	
13C2-PFHXDA	815.00>770.05	----	127265	----	----	----	----	----	----	
PFHXDA	813.00>768.95	813.00>218.95	78346	8855	11.30	10.78	8855	11.30	11.30	
D3-MeFOSA	515.00>219.00	----	28256	----	----	----	----	----	----	
D3-MeFOSA_IS	515.00>219.00	----	28256	----	----	----	----	----	----	
MeFOSA	511.90>219.00	511.90>169.00	17420	27409	157.34	156.31	27409	157.34	157.34	
D9-EtFOSE_IS	639.20>58.90	----	377234	----	----	----	----	----	----	
D9-EtFOSE	639.20>58.90	----	377234	----	----	----	----	----	----	
EtFOSE	630.00>59.00	----	17256	----	----	----	----	----	----	
D5-EtFOSAm	531.10>219.00	----	41630	----	----	----	----	----	----	
D5-EtFOSAm_IS	531.10>219.00	----	41630	----	----	----	----	----	----	
EtFOSAm	526.00>219.00	526.00>169.00	19318	32724	169.40	177.75	32724	169.40	169.40	
PFODA	913.00>868.65	913.00>169.00	23069	8032	34.82	31.66	8032	34.82	34.82	

Ref 1 Set Ratio assigned from calibration mid-point; Ref 2 Set Ratio assigned from opening calibration verification.
IRr - Ion ratio outside either set of criteria. Exceedances for reported detections to be "I" flagged in the analytical report.

Insight Report
Quantitation/Integration
Printed 3/21/2024 16:06:09

240320_007

Sample ID: 1633 ICAL 1.0PPB
Date Acquired: 3/20/2024 3:36:48 PM
Acquired by: System Administrator
Data File: 240320_007
Vial: 5 | Inj. Volume: 10.0000uL | Tray: 1

Name	Mode ID	Found RT	RT Diff	ISTD RT Diff	Area	ISTD Area	ISTD Name	Conc.	Unit	Flag ID
13C4-PFBA	Auto	1.340	0.000	0.004	746115	399119	13C3-PFBA_IS	9.4785	ng/mL	
13C4-PFBA_IS	Auto	1.340	0.000	----	746115	746115	----	10.0000	ng/mL	
13C3-PFBA_IS	Auto	1.336	0.000	----	399119	399119	----	5.0000	ng/mL	
PFBA	Auto	1.340	0.000	0.000	89001	746115	13C4-PFBA_IS	1.0081	ng/mL	
PFMPA	Auto	2.378	0.000	-1.087	63797	229975	13C5-PFPeA_IS	0.8936	ng/mL	
3_3 FTCA	Auto	2.966	0.000	-0.499	64661	229975	13C5-PFPeA_IS	18.5977	ng/mL	
13C5-PFPeA	Auto	3.465	0.000	-1.485	229975	386188	13C2-PFHxA_IS	5.3520	ng/mL	
13C5-PFPeA_IS	Auto	3.465	0.000	----	229975	229975	----	5.0000	ng/mL	
PFPeA	Auto	3.469	0.000	0.004	152890	229975	13C5-PFPeA_IS	0.9287	ng/mL	
PFMBA	Auto	3.993	0.000	0.528	99071	229975	13C5-PFPeA_IS	0.9246	ng/mL	
13C2-4_2 FTS	Auto	4.642	0.000	-2.425	55500	92973	18O2-PFHxS_IS	4.2516	ng/mL	
13C2-4_2 FTS_IS	Auto	4.642	0.000	----	55500	55500	----	5.0000	ng/mL	
4_2 FTS	Auto	4.642	0.000	0.000	27994	55500	13C2-4_2 FTS_IS	0.8871	ng/mL	
13C3-PFBS_IS	Auto	4.609	0.000	----	149973	149973	----	2.5000	ng/mL	
PFBS	Auto	4.610	0.000	0.001	78248	149973	13C3-PFBS_IS	0.8974	ng/mL	
13C3-PFBS	Auto	4.609	0.000	-2.458	149973	92973	18O2-PFHxS_IS	2.6467	ng/mL	
NFDHA	Auto	4.806	0.000	-0.143	111325	314066	13C5-PFHxA_IS	1.0805	ng/mL	
13C5-PFHxA	Auto	4.949	0.000	-0.001	314066	386188	13C2-PFHxA_IS	2.4866	ng/mL	
13C5-PFHxA_IS	Auto	4.949	0.000	----	314066	314066	----	2.5000	ng/mL	
13C2-PFHxA_IS	Auto	4.950	0.000	----	386188	386188	----	2.5000	ng/mL	
PFHxA	Auto	4.951	0.000	0.002	122454	314066	13C5-PFHxA_IS	0.9499	ng/mL	
PFEESA	Auto	5.279	0.000	0.330	355464	314066	13C5-PFHxA_IS	0.8155	ng/mL	
13C3-HFPO-DA	Auto	5.421	0.000	0.471	476842	386188	13C2-PFHxA_IS	9.4324	ng/mL	
13C3-HFPO-DA_IS	Auto	5.421	0.000	----	476842	476842	----	10.0000	ng/mL	
HFPO-DA	Auto	5.423	0.000	0.002	55010	476842	13C3-HFPO-DA_IS	1.0088	ng/mL	
5_3 FTCA	Auto	5.847	0.000	0.898	175007	314066	13C5-PFHxA_IS	18.7465	ng/mL	
PFPeS	Auto	5.991	0.000	-1.076	53707	97904	13C3-PFHxS_IS	0.9676	ng/mL	
13C4-PFHpA	Auto	6.139	0.000	1.189	439536	386188	13C2-PFHxA_IS	2.5173	ng/mL	
13C4-PFHpA_IS	Auto	6.139	0.000	----	439536	439536	----	2.5000	ng/mL	
PFHpA	Auto	6.141	0.000	0.002	164202	439536	13C4-PFHpA_IS	1.0137	ng/mL	
DONA	Auto	6.501	0.000	1.080	211978	476842	13C3-HFPO-DA_IS	0.9726	ng/mL	
13C2-6_2 FTS_IS	Auto	6.790	0.000	----	45061	45061	----	5.0000	ng/mL	
13C2-6_2 FTS	Auto	6.790	0.000	-0.277	45061	92973	18O2-PFHxS_IS	4.2828	ng/mL	
6_2 FTS	Auto	6.791	0.000	0.001	19261	45061	13C2-6_2 FTS_IS	0.9242	ng/mL	
13C4-PFOA_IS	Auto	7.099	0.000	----	23184	23184	----	2.5000	ng/mL	
13C8-PFOA_IS	Auto	7.098	0.000	----	340888	340888	----	2.5000	ng/mL	
13C8-PFOA	Auto	7.098	0.000	-0.001	340888	23184	13C4-PFOA_IS	2.3875	ng/mL	
PFOA	Auto	7.099	0.000	0.001	123920	340888	13C8-PFOA_IS	0.9226	ng/mL	
13C3-PFHxS	Auto	7.067	0.000	0.000	97904	92973	18O2-PFHxS_IS	2.5118	ng/mL	
13C3-PFHxS_IS	Auto	7.067	0.000	----	97904	97904	----	2.5000	ng/mL	
PFHxS	Auto	7.067	0.000	0.000	50224	97904	13C3-PFHxS_IS	0.9401	ng/mL	
18O2-PFHxS_IS	Auto	7.067	0.000	----	92973	92973	----	2.5000	ng/mL	
13C9-PFNA_IS	Auto	7.949	0.000	----	163157	163157	----	1.2500	ng/mL	
13C9-PFNA	Auto	7.949	0.000	0.000	163157	134249	13C5-PFNA_IS	1.3449	ng/mL	
13C5-PFNA_IS	Auto	7.949	0.000	----	134249	134249	----	1.2500	ng/mL	
PFNA	Auto	7.950	0.000	0.001	98711	163157	13C9-PFNA_IS	0.9064	ng/mL	
PFHpS	Auto	7.992	0.000	-0.813	40779	34986	13C8-PFOS_IS	0.9148	ng/mL	
7_3 FTCA	Auto	7.910	0.000	2.961	207171	314066	13C5-PFHxA_IS	15.2383	ng/mL	
13C2-8_2-FTS	Auto	8.410	0.000	1.343	27137	92973	18O2-PFHxS_IS	4.0265	ng/mL	
13C2-8_2-FTS_IS	Auto	8.410	0.000	----	27137	27137	----	5.0000	ng/mL	
8_2 FTS	M	8.411	0.000	0.001	11420	27137	13C2-8_2-FTS_IS	0.9714	ng/mL	
13C6-PFDA_IS	Auto	8.715	0.000	----	95184	95184	----	1.2500	ng/mL	
13C6-PFDA	Auto	8.715	0.000	0.001	95184	77807	13C2-PFDA_IS	1.3069	ng/mL	

J:\LCMS08\Data\240320_1633_B1\240320_1633_B1.damlp .

SN - Software-calculated S/N ratio outside criteria due to non-target peaks or drift in noise calculation window. Analyst review of noise levels (excluding non-target peaks) in chromatogram indicates S/N ratio meets criteria.

240320_007 (continued)

(Table continued from previous page)

Name	Mode ID	Found RT	RT Diff	ISTD RT Diff	Area	ISTD Area	ISTD Name	Conc.	Unit	Flag ID
13C2-PFDA_IS	Auto	8.714	0.000	----	77807	77807	----	1.2500	ng/mL	
PFDA	M	8.714	0.000	-0.001	77605	95184	13C6-PFDA_IS	1.0030	ng/mL	
D3-NMeFOSAA_IS	Auto	8.847	0.000	----	101450	101450	----	5.0000	ng/mL	
D3-NMeFOSAA	Auto	8.847	0.000	0.041	101450	96898	13C4-PFOS_IS	4.3280	ng/mL	
13C8-PFOS_IS	Auto	8.805	0.000	----	34986	34986	----	2.5000	ng/mL	
13C8-PFOS	Auto	8.805	0.000	-0.001	34986	96898	13C4-PFOS_IS	2.5789	ng/mL	
13C4-PFOS_IS	Auto	8.806	0.000	----	96898	96898	----	2.5000	ng/mL	
PFOS	MI R1 R2	8.805	0.000	0.000	32653	34986	13C8-PFOS_IS	0.8631	ng/mL	
NMeFOSAA	M	8.850	0.000	0.003	21630	101450	D3-NMeFOSAA_IS	1.0896	ng/mL	
D5-NEtFOSAA_IS	Auto	9.177	0.000	----	76688	76688	----	5.0000	ng/mL	
D5-NEtFOSAA	Auto	9.177	0.000	0.371	76688	96898	13C4-PFOS_IS	4.4654	ng/mL	
NEtFOSAA	M	9.190	0.000	0.013	11666	76688	D5-NEtFOSAA_IS	0.7939	ng/mL	
9-Cl-PF3ONS	Auto	9.373	0.000	3.952	257511	476842	13C3-HFPO-DA_IS	0.9865	ng/mL	
PFUnDA	Auto	9.443	0.000	0.001	84482	91635	13C7-PFUnDA_IS	1.0624	ng/mL	
13C7-PFUnDA_IS	Auto	9.442	0.000	----	91635	91635	----	1.2500	ng/mL	
13C7-PFUnDA	Auto	9.442	0.000	0.728	91635	77807	13C2-PFDA_IS	1.2758	ng/mL	
PFNS	Auto	9.570	0.000	0.765	29783	34986	13C8-PFOS_IS	0.9538	ng/mL	
10_2 FTS	Auto	9.820	0.000	1.410	8926	27137	13C2-8_2-FTS_IS	0.8893	ng/mL	
13C2-PFDOA_IS	Auto	10.127	0.000	----	121806	121806	----	1.2500	ng/mL	
13C2-PFDOA	Auto	10.127	0.000	1.413	121806	77807	13C2-PFDA_IS	1.4581	ng/mL	
PFDOA	Auto	10.128	0.000	0.001	67884	121806	13C2-PFDOA_IS	1.0119	ng/mL	
PFDS	Auto	10.283	0.000	1.478	27608	34986	13C8-PFOS_IS	0.9934	ng/mL	
PFTrDA	Auto	10.786	0.000	-0.636	68385	74626	13C2-PFTDA_IS	0.9150	ng/mL	
11-Cl-PF3OUdS	Auto	10.793	0.000	5.372	115282	476842	13C3-HFPO-DA_IS	0.9668	ng/mL	
PFOSAm	M	11.109	0.000	-0.001	89519	100096	13C8-PFOSAm_IS	2.0490	ng/mL	
13C8-PFOSAm	Auto	11.110	0.000	2.304	100096	96898	13C4-PFOS_IS	2.7469	ng/mL	
13C8-PFOSAm_IS	Auto	11.110	0.000	----	100096	100096	----	2.5000	ng/mL	
PFTDA	Auto	11.423	0.000	0.001	47567	74626	13C2-PFTDA_IS	0.9031	ng/mL	
13C2-PFTDA	Auto	11.422	0.000	2.708	74626	77807	13C2-PFDA_IS	1.4796	ng/mL	
13C2-PFTDA_IS	Auto	11.422	0.000	----	74626	74626	----	1.2500	ng/mL	
PFDoS	Auto	11.613	0.000	2.808	18475	34986	13C8-PFOS_IS	1.1076	ng/mL	
D7-MeFOSE_IS	Auto	13.361	0.000	----	307803	307803	----	25.0000	ng/mL	
D7-MeFOSE	Auto	13.361	0.000	4.555	307803	96898	13C4-PFOS_IS	27.6075	ng/mL	
MeFOSE	M	13.400	0.000	0.039	18918	307803	D7-MeFOSE_IS	1.0347	ng/mL	
13C2-PFHXDA_IS	Auto	12.641	0.000	----	127265	127265	----	2.5000	ng/mL	
13C2-PFHXDA	Auto	12.641	0.000	3.927	127265	77807	13C2-PFDA_IS	2.4539	ng/mL	
PFHXDA	Auto	12.643	0.000	0.002	78346	127265	13C2-PFHXDA_IS	0.9980	ng/mL	
D3-MeFOSA	Auto	13.664	0.000	4.858	28256	96898	13C4-PFOS_IS	2.9801	ng/mL	
D3-MeFOSA_IS	Auto	13.664	0.000	----	28256	28256	----	2.5000	ng/mL	
MeFOSA	M	13.671	0.000	0.007	17420	28256	D3-MeFOSA_IS	0.9556	ng/mL	
D9-EtFOSE_IS	Auto	13.990	0.000	----	377234	377234	----	25.0000	ng/mL	
D9-EtFOSE	Auto	13.990	0.000	5.184	377234	96898	13C4-PFOS_IS	29.6392	ng/mL	
EtFOSE	M	14.034	0.000	0.044	17256	377234	D9-EtFOSE_IS	0.9051	ng/mL	
D5-EtFOSAm	Auto	14.338	0.000	5.532	41630	96898	13C4-PFOS_IS	2.7476	ng/mL	
D5-EtFOSAm_IS	Auto	14.338	0.000	----	41630	41630	----	2.5000	ng/mL	
EtFOSAm	M	14.355	0.000	0.017	19318	41630	D5-EtFOSAm_IS	0.9572	ng/mL	
PFODA	Auto	13.779	0.000	1.138	23069	127265	13C2-PFHXDA_IS	0.9222	ng/mL	

SN - Software-calculated S/N ratio outside criteria due to non-target peaks or drift in noise calculation window. Analyst review of noise levels (excluding non-target peaks) in chromatogram indicates S/N ratio meets criteria.

Insight Report
Quantitation/Integration
Printed 3/21/2024 16:06:09

240320_007 (continued)

13C4-PFBA
Conc. 9.4785
Q 216.80>171.90 (-) 1.07e5

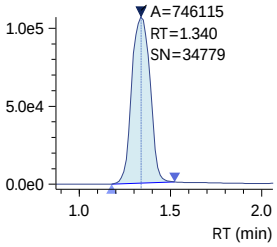

13C4-PFBA_IS
Conc. 10.0000
ISTD 216.80>171.90 (-) 1.07e5

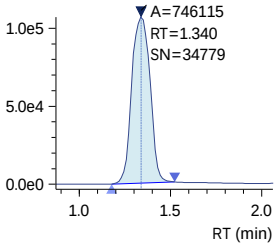

13C3-PFBA_IS
Conc. 5.0000
ISTD 216.00>172.00 (-) 5.82e4

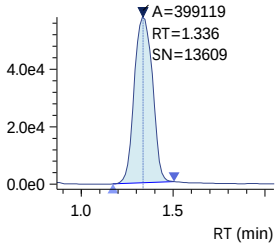

PFBA
Conc. 1.0081
Q 212.80>169.05 (-) 1.26e4

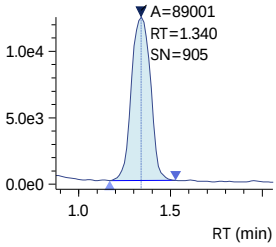

PFMPA
Conc. 0.8936
Q 229.00>84.90 (-) 1.09e4

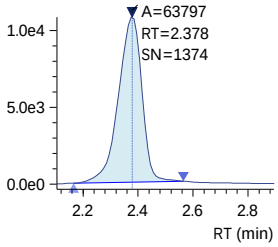

3_3 FTCA
Conc. 18.5977
R#1 135.82 (136.14)
R#2 135.82 (135.82)
Q 241.00>177.10 (-) 1.92e4

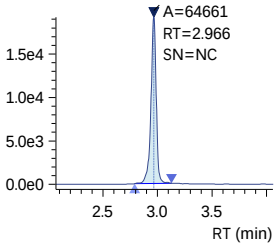

13C5-PFPeA
Conc. 5.3520
Q 268.30>223.00 (-) 6.20e4

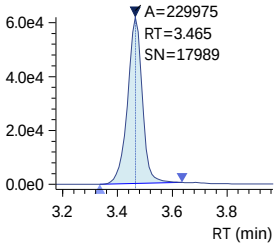

13C5-PFPeA_IS
Conc. 5.0000
ISTD 268.30>223.00 (-) 6.20e4

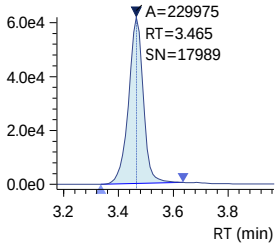

PFPeA
Conc. 0.9287
Q 263.00>219.00 (-) 4.16e4

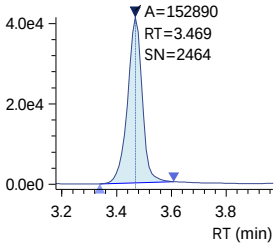

PFMBA
Conc. 0.9246
Q 279.00>84.95 (-) 2.94e4

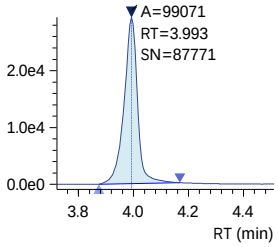

R1 241.00>117.00 (-) 2.62e4

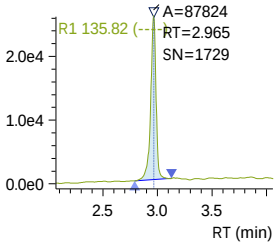

R2 241.00>117.00 (-) 2.62e4

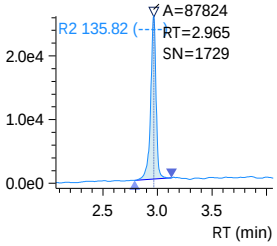

SN - Software-calculated S/N ratio outside criteria due to non-target peaks or drift in noise calculation window.
Analyst review of noise levels (excluding non-target peaks) in chromatogram indicates S/N ratio meets criteria.

240320_007 (continued)

13C2-4_2 FTS
Conc. 4.2516

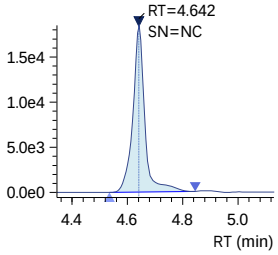

13C2-4_2 FTS_IS
Conc. 5.0000

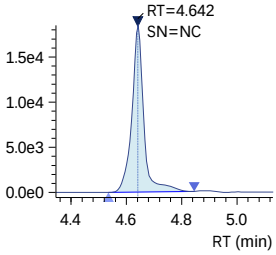

4_2 FTS
Conc. 0.8871
R#1 33.03 (33.08)
R#2 33.03 (33.03)

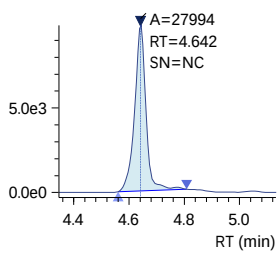

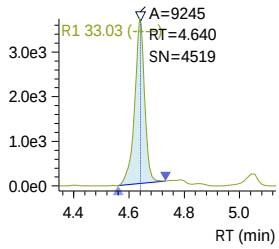

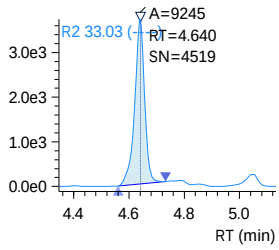

13C3-PFBS_IS
Conc. 2.5000

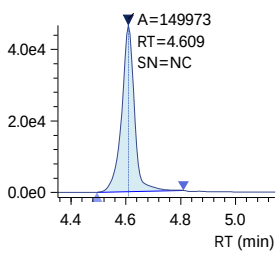

PFBS
Conc. 0.8974
R#1 44.64 (46.53)
R#2 44.64 (44.64)

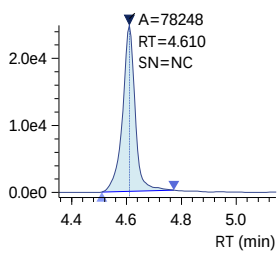

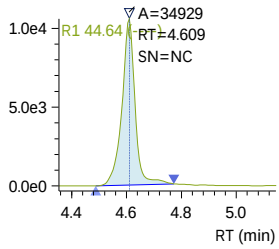

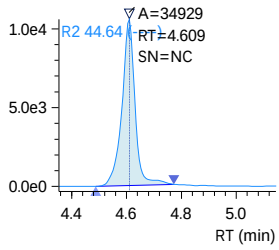

J:\LCMS08\Data\240320_1633_B1\240320_1633_B1.damlp .

SN - Software-calculated S/N ratio outside criteria due to non-target peaks or drift in noise calculation window.
Analyst review of noise levels (excluding non-target peaks) in chromatogram indicates S/N ratio meets criteria.

240320_007 (continued)

13C3-PFBS
Conc. 2.6467

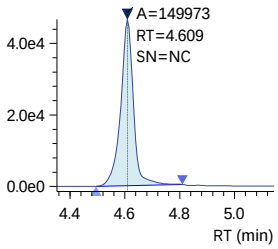

NFDHA
Conc. 1.0805
R#1 32.87 (36.44)
R#2 32.87 (32.87)

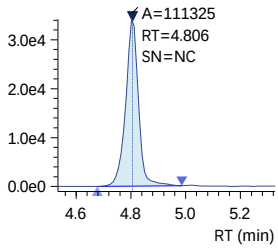

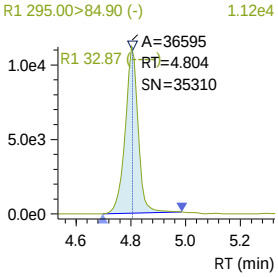

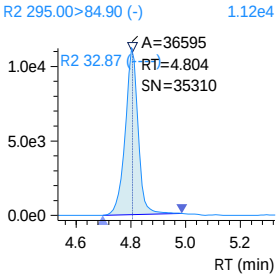

13C5-PFHxA
Conc. 2.4866

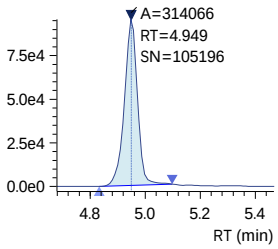

13C5-PFHxA_IS
Conc. 2.5000

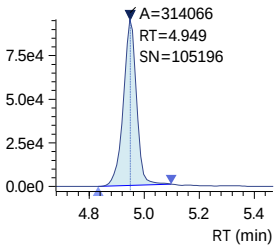

13C2-PFHxA_IS
Conc. 2.5000

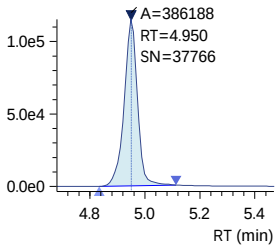

J:\LCMS08\Data\240320_1633_B1\240320_1633_B1.damlp .

SN - Software-calculated S/N ratio outside criteria due to non-target peaks or drift in noise calculation window.
Analyst review of noise levels (excluding non-target peaks) in chromatogram indicates S/N ratio meets criteria.

240320_007 (continued)

PFHxA
Conc. 0.9499
Q 313.00>269.00 (-) 3.81e4

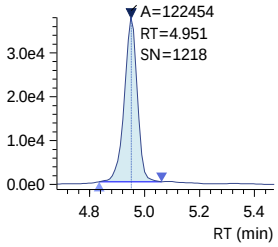

PFEESA
Conc. 0.8155
R#1 6.08 (5.25)
R#2 6.08 (6.08)
Q 314.80>135.00 (-) 9.19e4

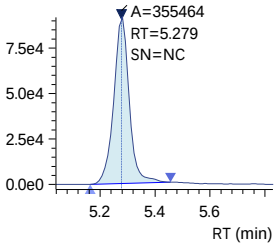

R1 314.80>82.90 (-) 5.77e3

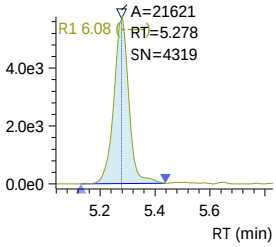

R2 314.80>82.90 (-) 5.77e3

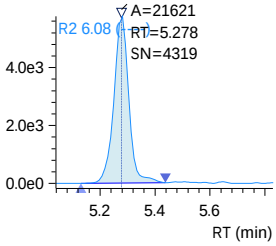

13C3-HFPO-DA
Conc. 9.4324
Q 286.90>168.90 (-) 1.50e5

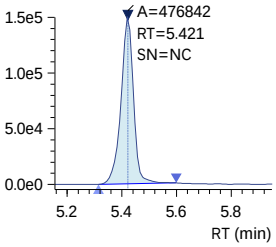

13C3-HFPO-DA_IS
Conc. 10.0000
ISTD 286.90>168.90 (-) 1.50e5

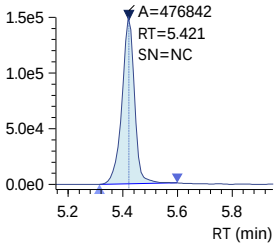

HFPO-DA
Conc. 1.0088
R#1 56.90 (62.57)
R#2 56.90 (56.90)
Q 284.90>168.90 (-) 1.77e4

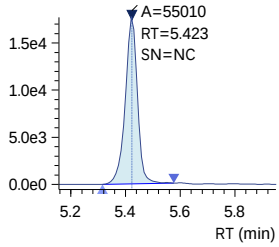

R1 284.90>184.90 (-) 1.01e4

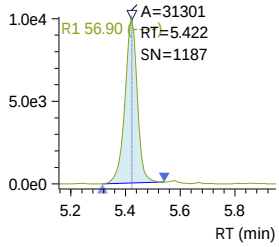

R2 284.90>184.90 (-) 1.01e4

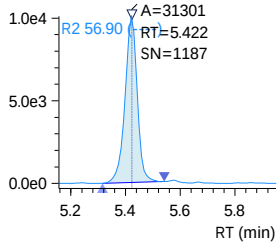

240320_007 (continued)

5_3 FTCA
Conc. 18.7465
R#1 149.76 (154.88)
R#2 149.76 (149.76)
Q 341.00>237.05 (-) 6.09e4

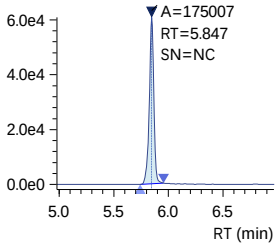

R1 341.00>217.00 (-) 9.17e4

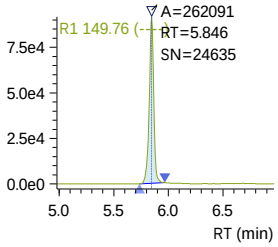

R2 341.00>217.00 (-) 9.17e4

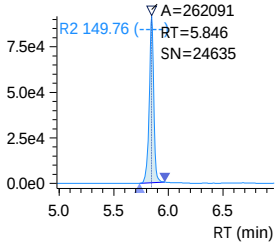

PFPeS
Conc. 0.9676
R#1 58.78 (54.44)
R#2 58.78 (58.78)
Q 349.10>79.90 (-) 1.85e4

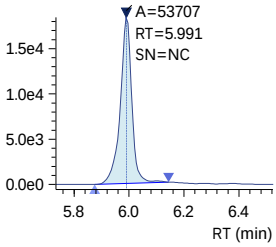

R1 349.10>98.80 (-) 1.08e4

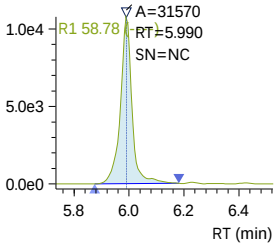

R2 349.10>98.80 (-) 1.08e4

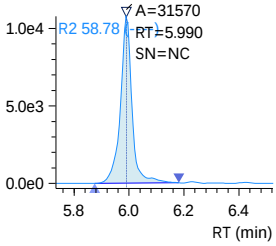

13C4-PFHpA
Conc. 2.5173
Q 367.10>322.00 (-) 1.59e5

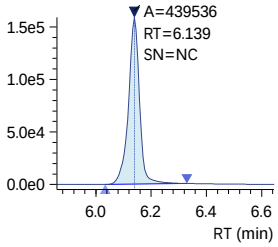

13C4-PFHpA_IS
Conc. 2.5000
ISTD 367.10>322.00 (-) 1.59e5

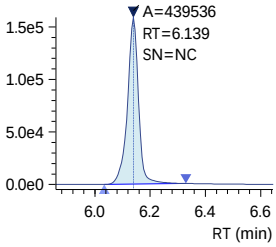

PFHpA
Conc. 1.0137
R#1 22.30 (23.39)
R#2 22.30 (22.30)
Q 363.10>319.00 (-) 5.92e4

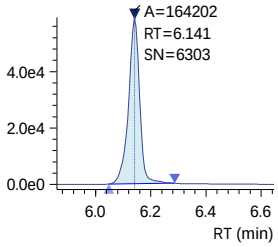

R1 363.10>169.00 (-) 1.36e4

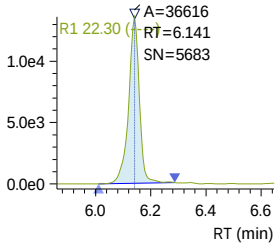

R2 363.10>169.00 (-) 1.36e4

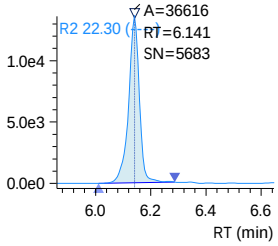

SN - Software-calculated S/N ratio outside criteria due to non-target peaks or drift in noise calculation window.
Analyst review of noise levels (excluding non-target peaks) in chromatogram indicates S/N ratio meets criteria.

240320_007 (continued)

DONA
Conc. 0.9726
R#1 28.27 (30.39)
R#2 28.27 (28.27)
Q 376.90>250.90 (-) 5.92e4

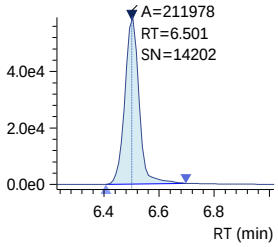

13C2-6_2 FTS_IS
Conc. 5.0000
ISTD 429.10>80.90 (-) 1.48e4

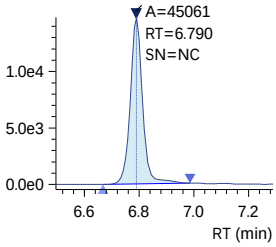

13C2-6_2 FTS
Conc. 4.2828
Q 429.10>80.90 (-) 1.48e4

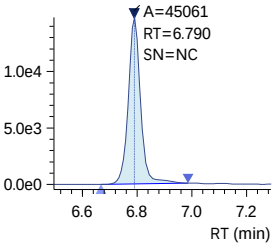

6_2 FTS
Conc. 0.9242
R#1 38.72 (44.48)
R#2 38.72 (38.72)
Q 427.10>407.00 (-) 6.38e3

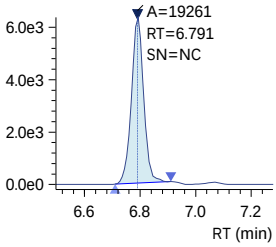

13C4-PFOA_IS
Conc. 2.5000
ISTD 417.10>172.00 (-) 6.81e3

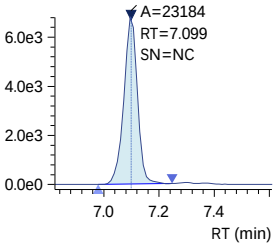

R1 376.90>84.80 (-) 1.68e4

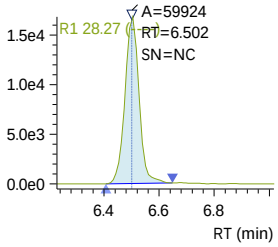

R1 427.10>80.90 (-) 2.44e3

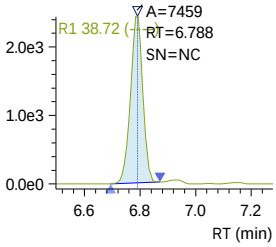

R2 376.90>84.80 (-) 1.68e4

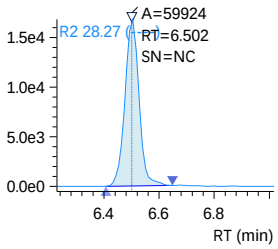

R2 427.10>80.90 (-) 2.44e3

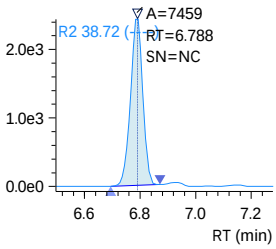

Insight Report
Quantitation/Integration
Printed 3/21/2024 16:06:09

240320_007 (continued)

13C8-PFOA_IS
Conc. 2.5000

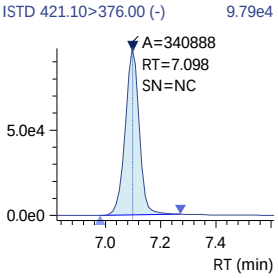

13C8-PFOA
Conc. 2.3875

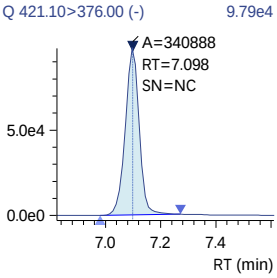

PFOA
Conc. 0.9226
R#1 22.78 (24.47)
R#2 22.78 (22.78)

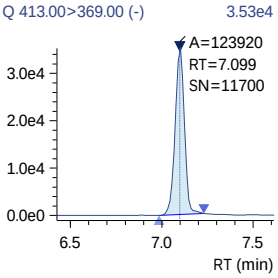

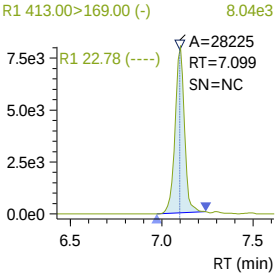

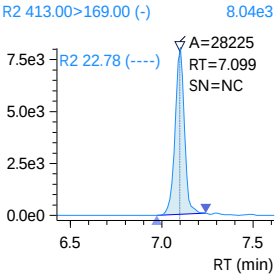

13C3-PFHxS
Conc. 2.5118

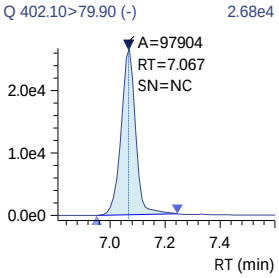

13C3-PFHxS_IS
Conc. 2.5000

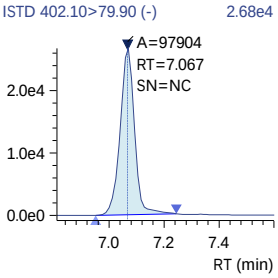

J:\LCMS08\Data\240320_1633_B1\240320_1633_B1.damlp .

SN - Software-calculated S/N ratio outside criteria due to non-target peaks or drift in noise calculation window.
Analyst review of noise levels (excluding non-target peaks) in chromatogram indicates S/N ratio meets criteria.

240320_007 (continued)

PFHxS
Conc. 0.9401
R#1 62.94 (57.29)
R#2 62.94 (62.94)
Q 398.70>79.90 (-) 1.09e4

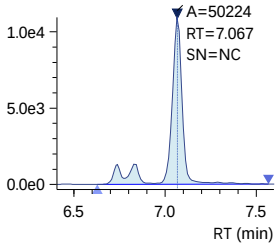

18O2-PFHxS_IS
Conc. 2.5000
ISTD 403.00>83.90 (-) 2.56e4

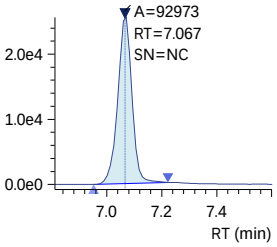

13C9-PFNA_IS
Conc. 1.2500
ISTD 472.10>427.00 (-) 6.05e4

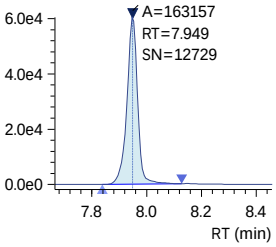

13C9-PFNA
Conc. 1.3449
Q 472.10>427.00 (-) 6.05e4

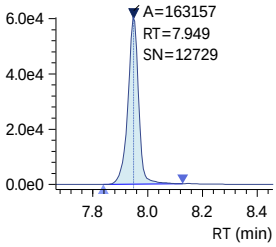

13C5-PFNA_IS
Conc. 1.2500
ISTD 468.00>423.00 (-) 5.09e4

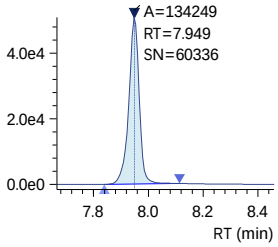

R1 398.70>98.90 (-) 7.02e3

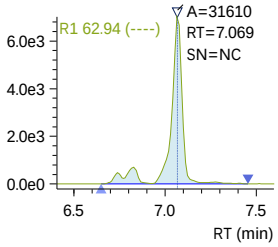

R2 398.70>98.90 (-) 7.02e3

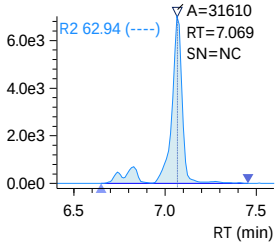

240320_007 (continued)

PFNA
Conc. 0.9064
R#1 20.61 (20.36)
R#2 20.61 (20.61)
Q 463.00>419.00 (-) 3.71e4

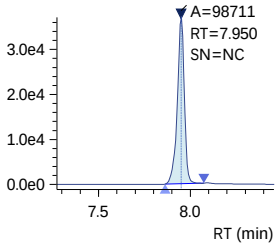

PFHpS
Conc. 0.9148
R#1 54.10 (46.70)
R#2 54.10 (54.10)
Q 449.00>79.90 (-) 1.50e4

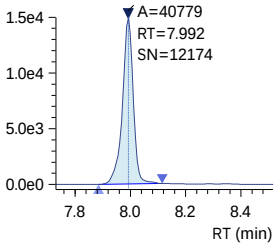

7_3 FTCA
Conc. 15.2383
R#1 134.62 (132.28)
R#2 134.62 (134.62)
Q 441.00>317.00 (-) 7.12e4

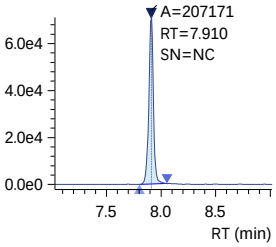

13C2-8_2-FTS
Conc. 4.0265
Q 529.10>80.90 (-) 8.91e3

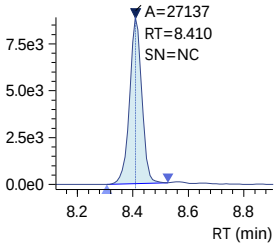

13C2-8_2-FTS_IS
Conc. 5.0000
ISTD 529.10>80.90 (-) 8.91e3

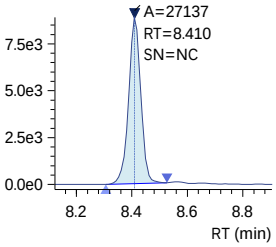

R1 463.00>219.00 (-) 7.46e3

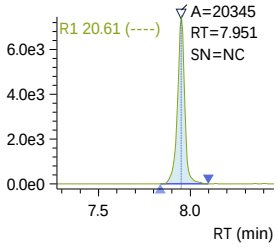

R1 449.00>98.80 (-) 8.21e3

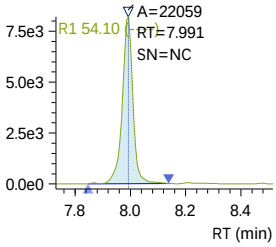

R1 441.00>336.90 (-) 9.71e4

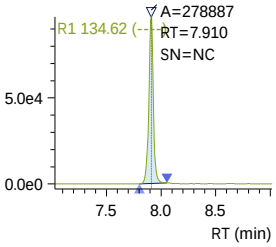

R2 463.00>219.00 (-) 7.46e3

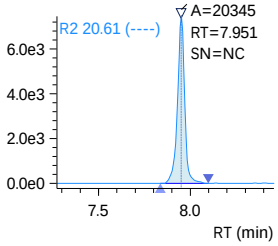

R2 449.00>98.80 (-) 8.21e3

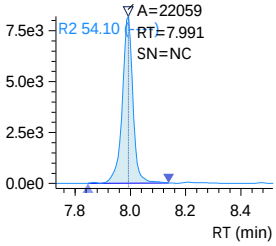

R2 441.00>336.90 (-) 9.71e4

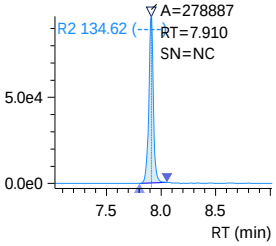

J:\LCMS08\Data\240320_1633_B1\240320_1633_B1.damlp .
SN - Software-calculated S/N ratio outside criteria due to non-target peaks or drift in noise calculation window.
Analyst review of noise levels (excluding non-target peaks) in chromatogram indicates S/N ratio meets criteria.

240320_007 (continued)

8_2 FTS
Conc. 0.9714
R#1 46.70 (45.91)
R#2 46.70 (46.70)
Q 527.10>506.95 (-) 3.59e3

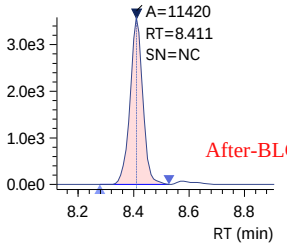

R1 527.10>80.80 (-) 1.69e3

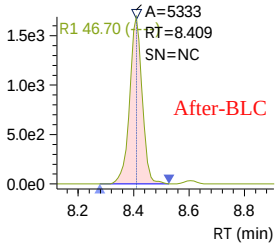

R2 527.10>80.80 (-) 1.69e3

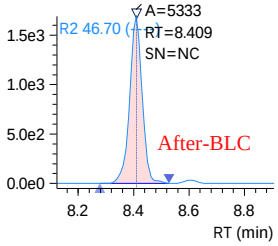

13C6-PFDA_IS
Conc. 1.2500
ISTD 519.10>474.10 (-) 2.61e4

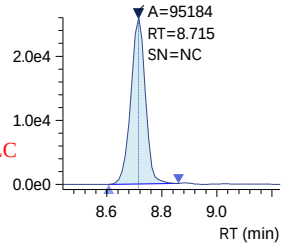

13C6-PFDA
Conc. 1.3069
Q 519.10>474.10 (-) 2.61e4

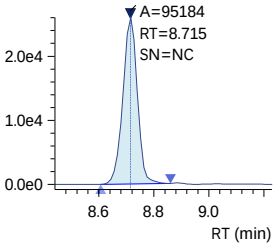

13C2-PFDA_IS
Conc. 1.2500
ISTD 515.10>470.10 (-) 2.16e4

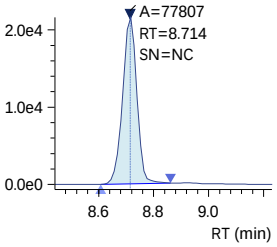

PFDA
Conc. 1.0030
R#1 14.73 (17.64)
R#2 14.73 (14.73)
Q 512.90>469.00 (-) 2.13e4

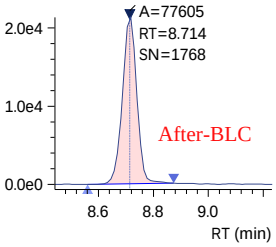

R1 512.90>219.00 (-) 3.17e3

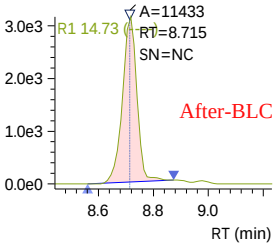

R2 512.90>219.00 (-) 3.17e3

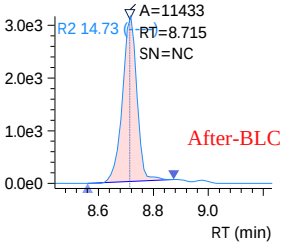

D3-NMeFOSAA_IS
Conc. 5.0000
ISTD 573.20>419.00 (-) 2.89e4

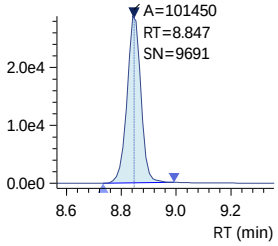

D3-NMeFOSAA
Conc. 4.3280
Q 573.20>419.00 (-) 2.89e4

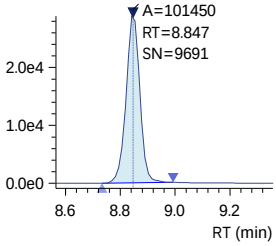

13C8-PFOS_IS
Conc. 2.5000
ISTD 507.10>98.90 (-) 9.62e3

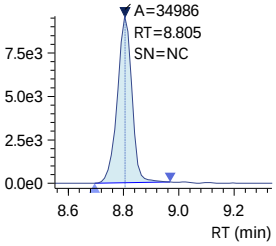

13C8-PFOS
Conc. 2.5789
Q 507.10>98.90 (-) 9.62e3

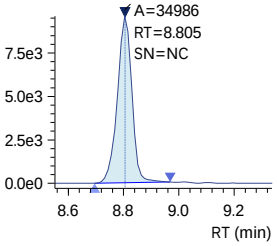

13C4-PFOS_IS
Conc. 2.5000
ISTD 502.80>79.90 (-) 2.71e4

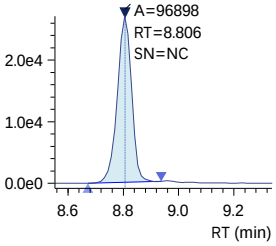

SN - Software-calculated S/N ratio outside criteria due to non-target peaks or drift in noise calculation window.
Analyst review of noise levels (excluding non-target peaks) in chromatogram indicates S/N ratio meets criteria.

240320_007 (continued)

PFOS
Conc. 0.8631
R#1 47.34 (45.06)
R#2 47.34 (47.34)
Q 498.90>79.90 (-) 5.93e3

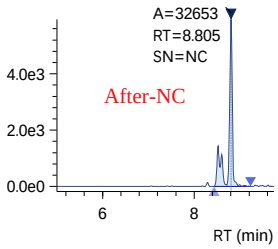

NMeFOSAA
Conc. 1.0896
R#1 64.07 (67.10)
R#2 64.07 (64.07)
Q 570.10>419.00 (-) 5.30e3

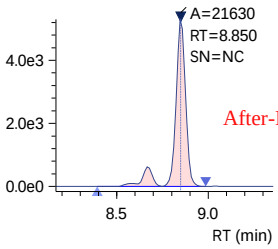

D5-NEtFOSAA_IS
Conc. 5.0000
ISTD 589.20>419.00 (-) 2.32e4

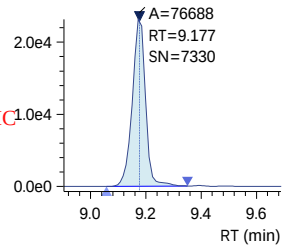

D5-NEtFOSAA
Conc. 4.4654
Q 589.20>419.00 (-) 2.32e4

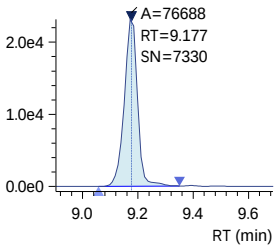

NEtFOSAA
Conc. 0.7939
R#1 83.09 (89.53)
R#2 83.09 (83.09)
Q 584.20>419.10 (-) 2.91e3

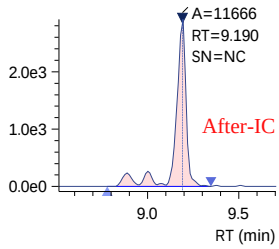

R1 498.90>98.80 (-) 3.56e3

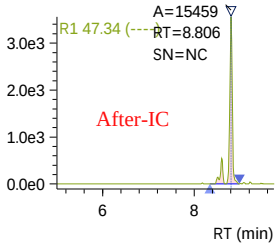

R1 570.10>483.00 (-) 2.73e3

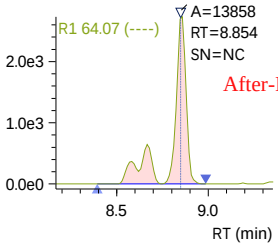

R1 584.20>526.00 (-) 2.01e3

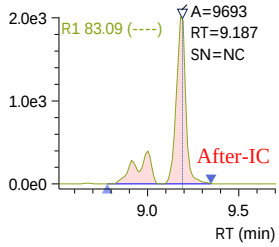

R2 498.90>98.80 (-) 3.56e3

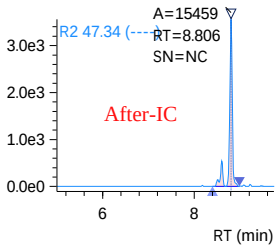

R2 570.10>483.00 (-) 2.73e3

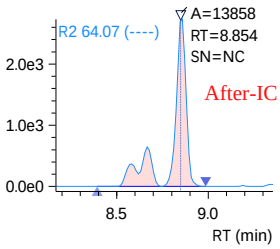

R2 584.20>526.00 (-) 2.01e3

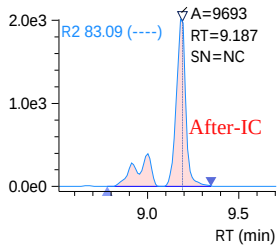

240320_007 (continued)

9-Cl-PF3ONS
Conc. 0.9865
R#1 30.27 (31.69)
R#2 30.27 (30.27)
Q 530.80>351.00 (-) 8.70e4

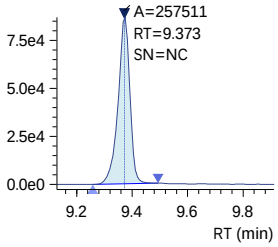

R1 532.80>353.00 (-) 2.65e4

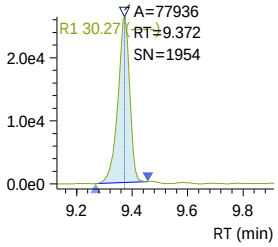

R2 532.80>353.00 (-) 2.65e4

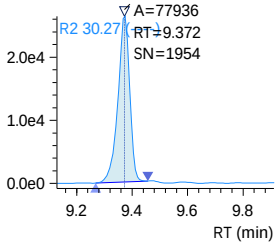

PFUnDA
Conc. 1.0624
R#1 12.21 (10.96)
R#2 12.21 (12.21)
Q 563.10>519.00 (-) 3.04e4

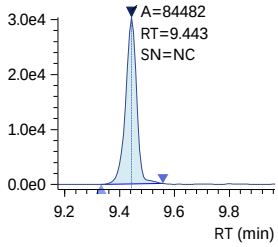

R1 563.10>269.10 (-) 3.54e3

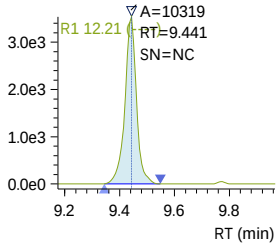

R2 563.10>269.10 (-) 3.54e3

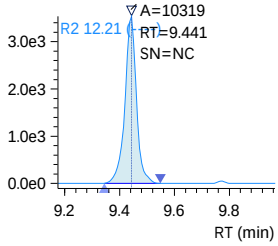

13C7-PFUnDA_IS
Conc. 1.2500
ISTD 570.00>525.10 (-) 3.26e4

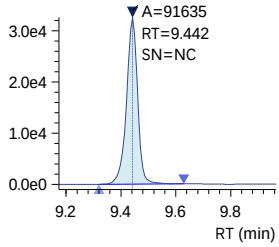

13C7-PFUnDA
Conc. 1.2758
Q 570.00>525.10 (-) 3.26e4

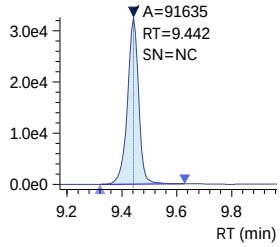

PFNS
Conc. 0.9538
R#1 63.73 (56.91)
R#2 63.73 (63.73)
Q 548.80>79.90 (-) 9.70e3

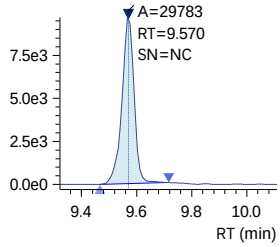

R1 548.80>98.80 (-) 6.44e3

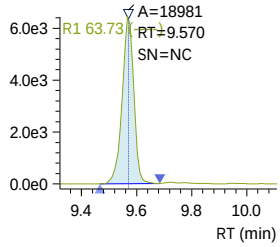

R2 548.80>98.80 (-) 6.44e3

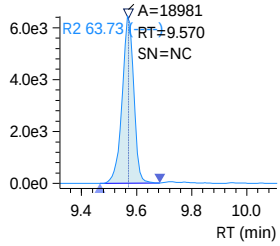

SN - Software-calculated S/N ratio outside criteria due to non-target peaks or drift in noise calculation window.
Analyst review of noise levels (excluding non-target peaks) in chromatogram indicates S/N ratio meets criteria.

240320_007 (continued)

10_2 FTS
Conc. 0.8893
R#1 27.50 (32.29)
R#2 27.50 (27.50)
Q 626.80>607.05 (-) 3.49e3

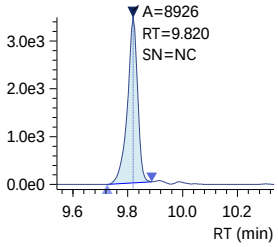

R1 626.80>81.00 (-) 9.24e2

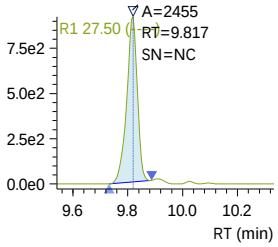

R2 626.80>81.00 (-) 9.24e2

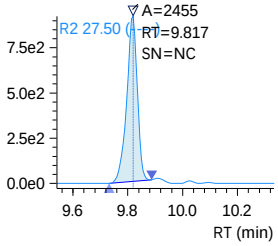

13C2-PFDOA_IS
Conc. 1.2500
ISTD 615.10>570.00 (-) 4.08e4

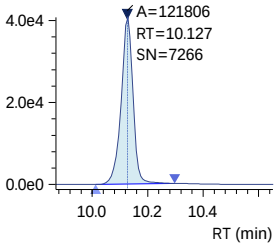

13C2-PFDOA
Conc. 1.4581
Q 615.10>570.00 (-) 4.08e4

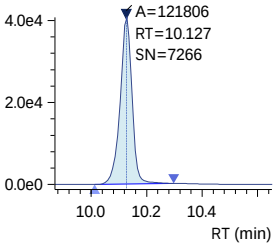

PFDOA
Conc. 1.0119
R#1 9.85 (11.14)
R#2 9.85 (9.85)
Q 613.10>569.00 (-) 2.32e4

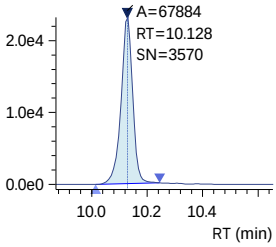

R1 613.10>319.00 (-) 2.22e3

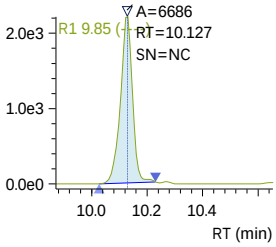

R2 613.10>319.00 (-) 2.22e3

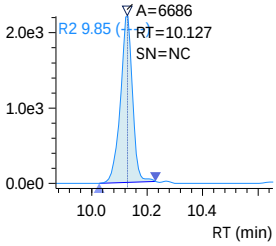

PFDS
Conc. 0.9934
R#1 60.30 (58.01)
R#2 60.30 (60.30)
Q 599.00>79.90 (-) 9.48e3

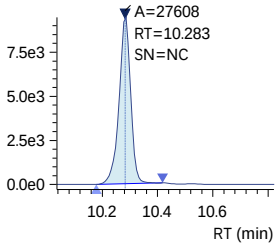

R1 599.00>98.80 (-) 5.85e3

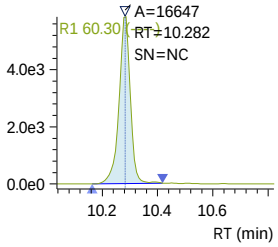

R2 599.00>98.80 (-) 5.85e3

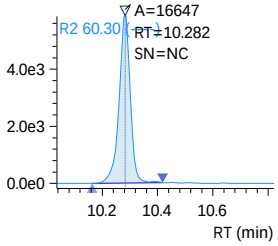

SN - Software-calculated S/N ratio outside criteria due to non-target peaks or drift in noise calculation window.
Analyst review of noise levels (excluding non-target peaks) in chromatogram indicates S/N ratio meets criteria.

240320_007 (continued)

PFTrDA
Conc. 0.9150
R#1 15.87 (16.67)
R#2 15.87 (15.87)
Q 663.00>619.00 (-) 2.22e4

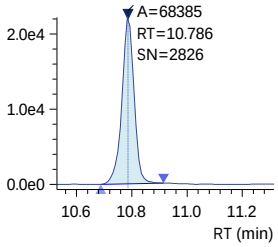

R1 663.00>168.90 (-) 3.45e3

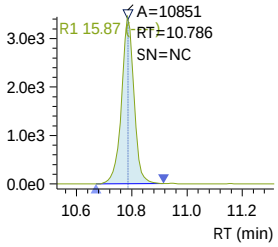

R2 663.00>168.90 (-) 3.45e3

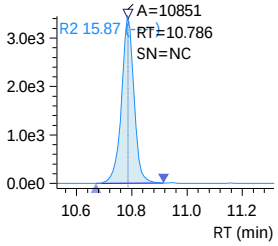

11-Cl-PF3OUdS
Conc. 0.9668
R#1 36.12 (35.04)
R#2 36.12 (36.12)
Q 630.90>451.00 (-) 3.61e4

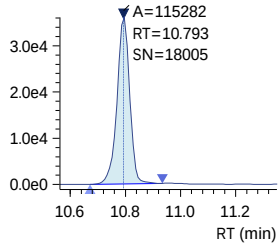

R1 632.90>452.90 (-) 1.34e4

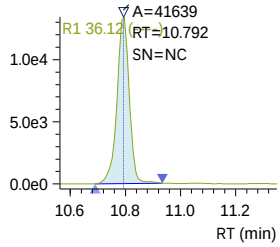

R2 632.90>452.90 (-) 1.34e4

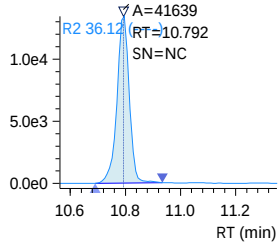

PFOSAm
Conc. 2.0490
Q 498.10>77.90 (-) 2.43e4

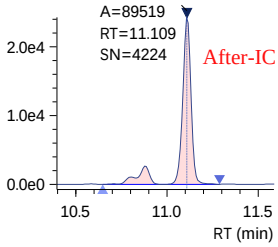

13C8-PFOSAm
Conc. 2.7469
Q 506.10>77.80 (-) 3.12e4

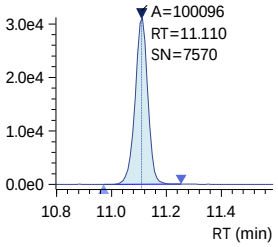

13C8-PFOSAm_IS
Conc. 2.5000
ISTD 506.10>77.80 (-) 3.12e4

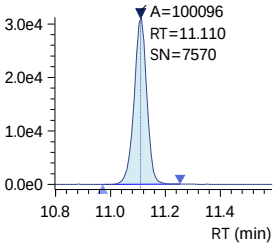

J:\LCMS08\Data\240320_1633_B1\240320_1633_B1.damlp .

SN - Software-calculated S/N ratio outside criteria due to non-target peaks or drift in noise calculation window.
Analyst review of noise levels (excluding non-target peaks) in chromatogram indicates S/N ratio meets criteria.

240320_007 (continued)

PFTDA
Conc. 0.9031
R#1 18.89 (17.09)
R#2 18.89 (18.89)

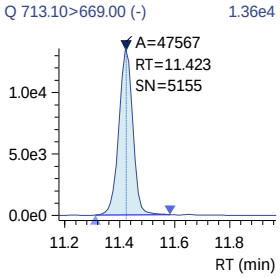

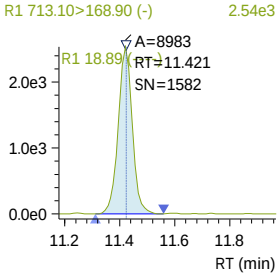

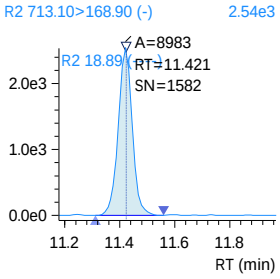

13C2-PFTDA
Conc. 1.4796

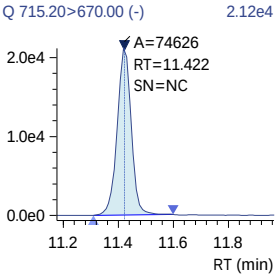

13C2-PFTDA_IS
Conc. 1.2500

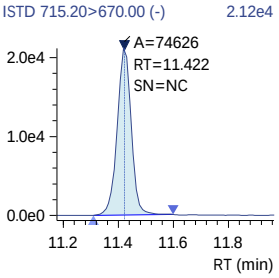

PFDoS
Conc. 1.1076
R#1 64.82 (61.23)
R#2 64.82 (64.82)

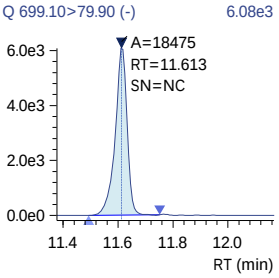

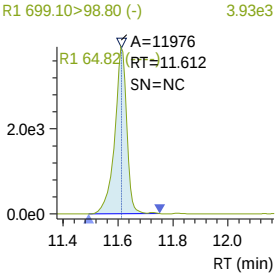

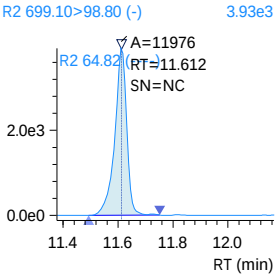

D7-MeFOSE_IS
Conc. 25.0000

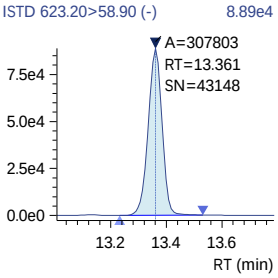

Insight Report
Quantitation/Integration
Printed 3/21/2024 16:06:09

240320_007 (continued)

D7-MeFOSE
Conc. 27.6075

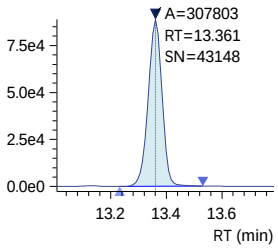

MeFOSE
Conc. 1.0347

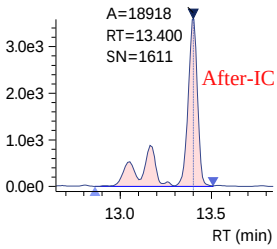

13C2-PFHXDA_IS
Conc. 2.5000

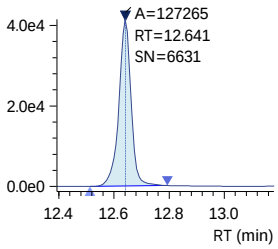

13C2-PFHXDA
Conc. 2.4539

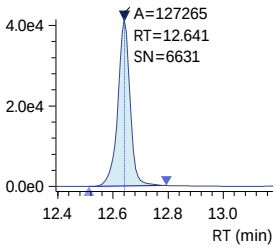

PFHXDA
Conc. 0.9980
R#1 11.30 (10.78)
R#2 11.30 (11.30)

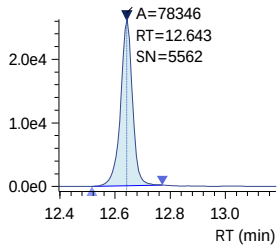

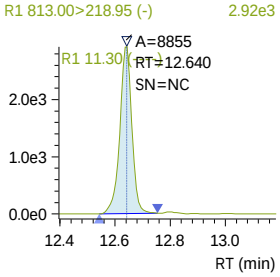

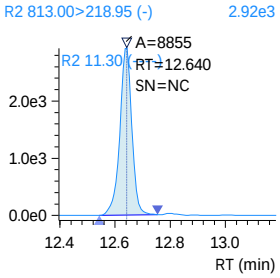

240320_007 (continued)

D3-MeFOSA
Conc. 2.9801

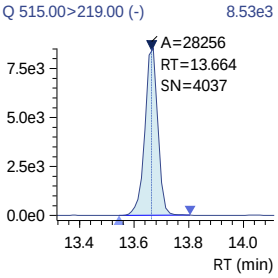

D3-MeFOSA_IS
Conc. 2.5000

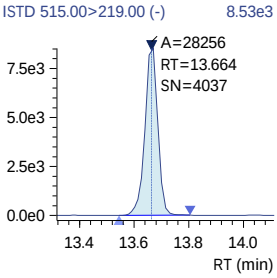

MeFOSA
Conc. 0.9556
R#1 157.34 (156.31)
R#2 157.34 (157.34)

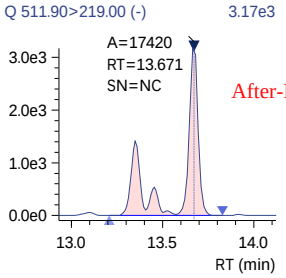

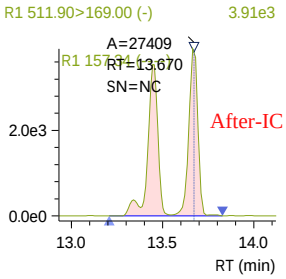

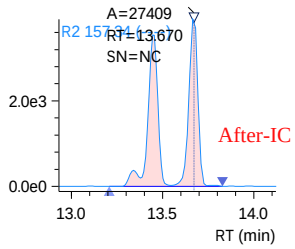

D9-EtFOSE_IS
Conc. 25.0000

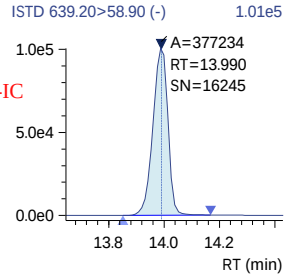

D9-EtFOSE
Conc. 29.6392

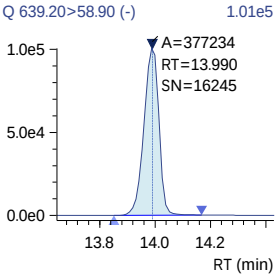

SN - Software-calculated S/N ratio outside criteria due to non-target peaks or drift in noise calculation window.
Analyst review of noise levels (excluding non-target peaks) in chromatogram indicates S/N ratio meets criteria.

240320_007 (continued)

EtFOSE
Conc. 0.9051

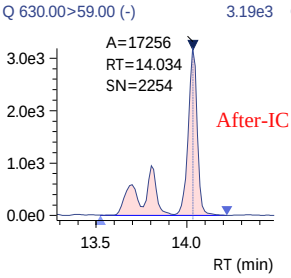

D5-EtFOSAm
Conc. 2.7476

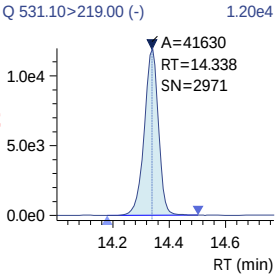

D5-EtFOSAm_IS
Conc. 2.5000

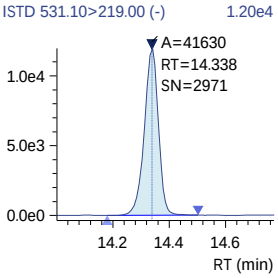

EtFOSAm
Conc. 0.9572
R#1 169.40 (177.75)
R#2 169.40 (169.40)

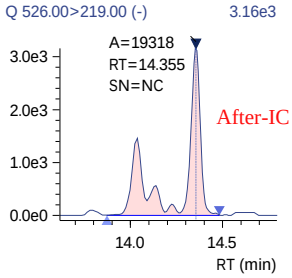

PFODA
Conc. 0.9222
R#1 34.82 (31.66)
R#2 34.82 (34.82)

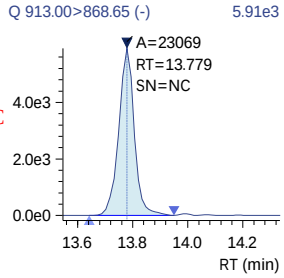

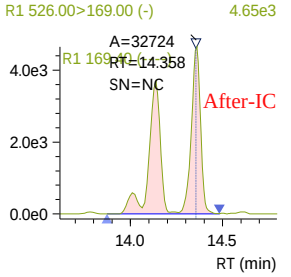

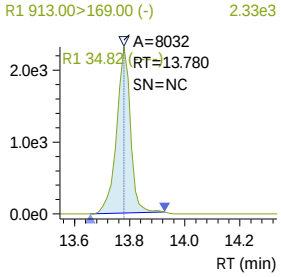

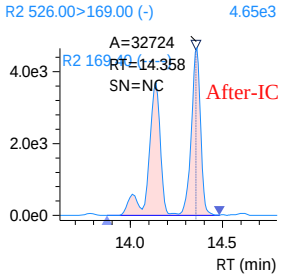

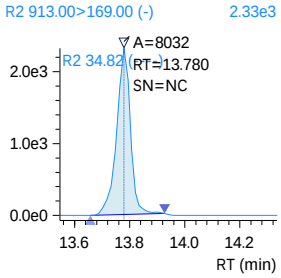

J:\LCMS08\Data\240320_1633_B1\240320_1633_B1.damlp .

SN - Software-calculated S/N ratio outside criteria due to non-target peaks or drift in noise calculation window.
Analyst review of noise levels (excluding non-target peaks) in chromatogram indicates S/N ratio meets criteria.

Insight Report
Before Manual Integration
Printed 3/21/2024 14:58:00

240320_007

Sample ID: 1633 ICAL 1.0PPB
Date Acquired: 3/20/2024 3:36:48 PM
Acquired by: System Administrator
Data File: 240320_007
Vial: 5 | Inj. Volume: 10.0000uL | Tray: 1

13C4-PFBA
Conc. 9.4785
Q 216.80>171.90 (-) 1.07e5

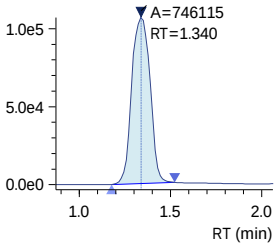

13C4-PFBA_IS
Conc. 10.0000
ISTD 216.80>171.90 (-) 1.07e5

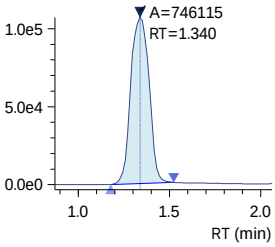

13C3-PFBA_IS
Conc. 5.0000
ISTD 216.00>172.00 (-) 5.82e4

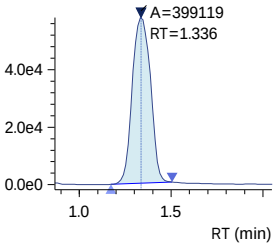

PFBA
Conc. 1.0081
Q 212.80>169.05 (-) 1.26e4

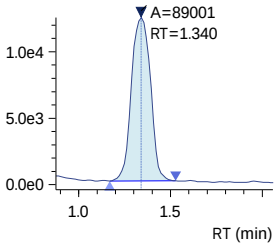

PFMPA
Conc. 0.8936
Q 229.00>84.90 (-) 1.09e4

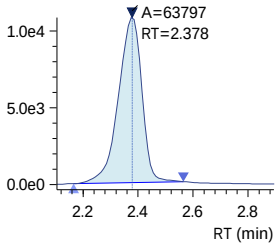

3_3 FTCA
Conc. 18.5977
R#1 135.82 (136.14)
R#2 135.82 (136.14)
Q 241.00>177.10 (-) 1.92e4

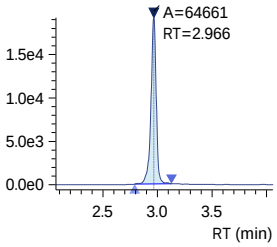

13C5-PFPeA
Conc. 5.3520
Q 268.30>223.00 (-) 6.20e4

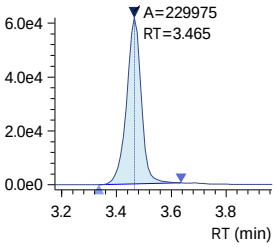

13C5-PFPeA_IS
Conc. 5.0000
ISTD 268.30>223.00 (-) 6.20e4

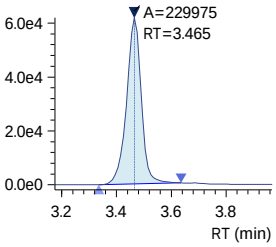

PFPeA
Conc. 0.9287
Q 263.00>219.00 (-) 4.16e4

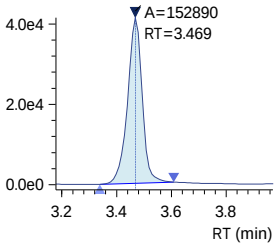

PFMBA
Conc. 0.9246
Q 279.00>84.95 (-) 2.94e4

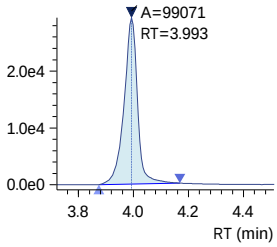

R1 241.00>117.00 (-) 2.62e4

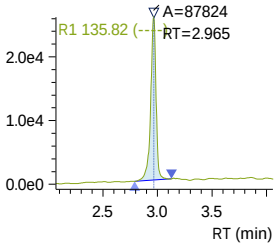

R2 241.00>117.00 (-) 2.62e4

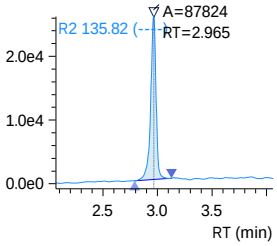

Insight Report
Before Manual Integration
Printed 3/21/2024 14:58:00

240320_007 (continued)

13C2-4_2 FTS
Conc. 4.2516

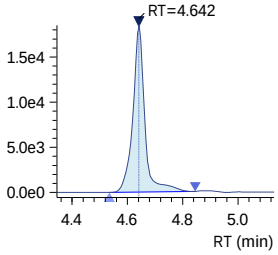

13C2-4_2 FTS_IS
Conc. 5.0000

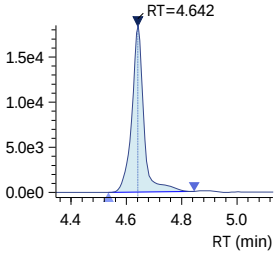

4_2 FTS
Conc. 0.8871
R#1 33.03 (33.08)
R#2 33.03 (33.08)

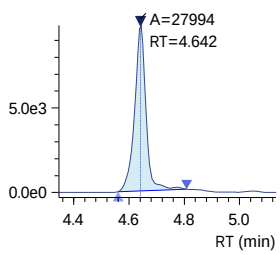

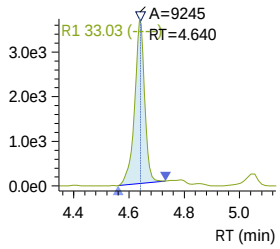

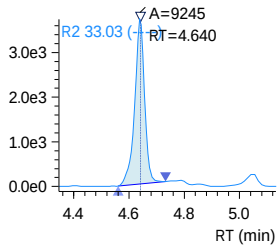

13C3-PFBS_IS
Conc. 2.5000

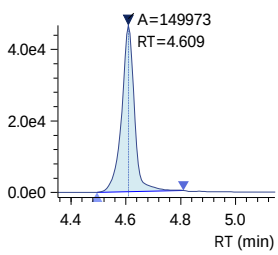

PFBS
Conc. 0.8974
R#1 44.64 (46.53)
R#2 44.64 (46.53)

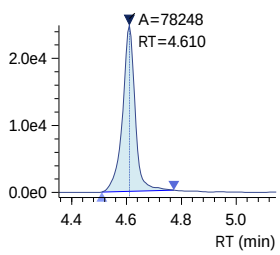

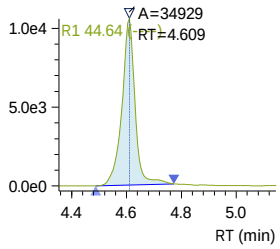

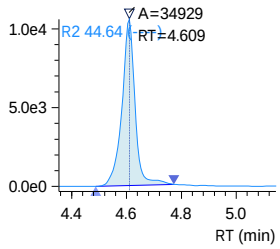

Insight Report
Before Manual Integration
Printed 3/21/2024 14:58:00

240320_007 (continued)

13C3-PFBS
Conc. 2.6467
Q 302.10>79.90 (-) 4.67e4

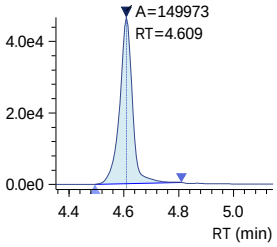

NFDHA
Conc. 1.0805
R#1 32.87 (36.44)
R#2 32.87 (36.44)
Q 295.00>201.00 (-) 3.42e4

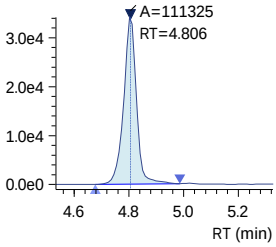

R1 295.00>84.90 (-) 1.12e4

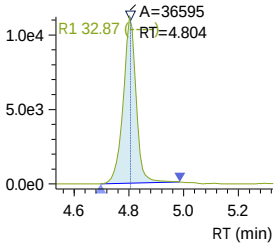

R2 295.00>84.90 (-) 1.12e4

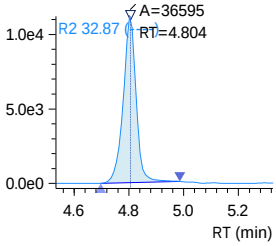

13C5-PFHxA
Conc. 2.4866
Q 318.00>273.00 (-) 9.58e4

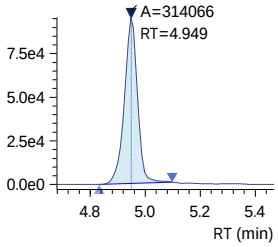

13C5-PFHxA_IS
Conc. 2.5000
ISTD 318.00>273.00 (-) 9.58e4

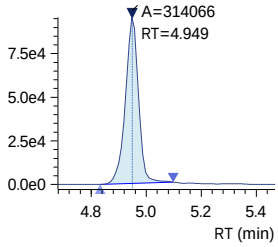

13C2-PFHxA_IS
Conc. 2.5000
ISTD 315.10>270.00 (-) 1.15e5

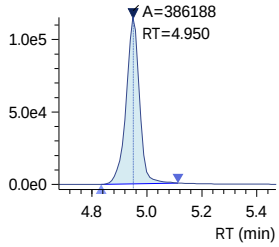

Insight Report
Before Manual Integration
Printed 3/21/2024 14:58:00

240320_007 (continued)

PFHxA
Conc. 0.9499
Q 313.00>269.00 (-) 3.81e4

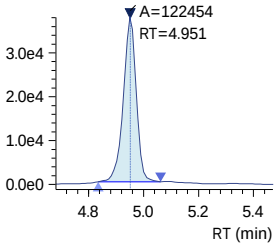

PFEESA
Conc. 0.8155
R#1 6.08 (5.25)
R#2 6.08 (5.25)
Q 314.80>135.00 (-) 9.19e4

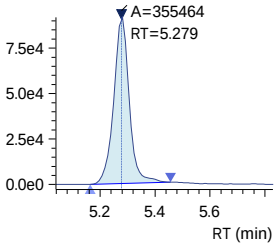

R1 314.80>82.90 (-) 5.77e3

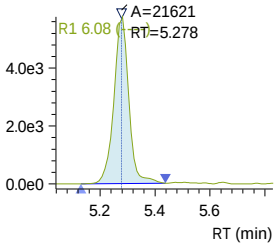

R2 314.80>82.90 (-) 5.77e3

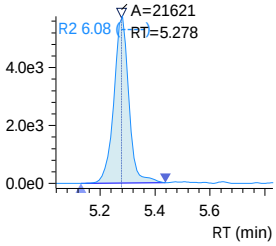

13C3-HFPO-DA
Conc. 9.4324
Q 286.90>168.90 (-) 1.50e5

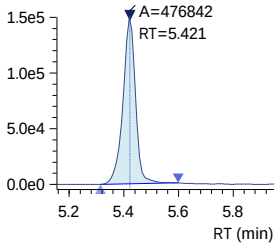

13C3-HFPO-DA_IS
Conc. 10.0000
ISTD 286.90>168.90 (-) 1.50e5

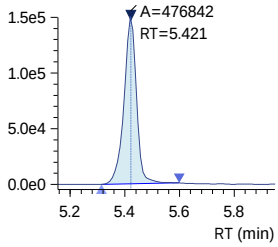

HFPO-DA
Conc. 1.0088
R#1 56.90 (62.57)
R#2 56.90 (62.57)
Q 284.90>168.90 (-) 1.77e4

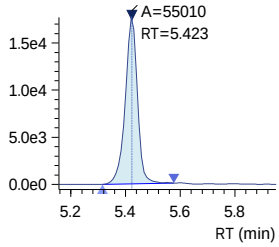

R1 284.90>184.90 (-) 1.01e4

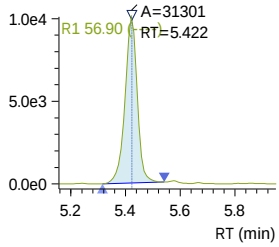

R2 284.90>184.90 (-) 1.01e4

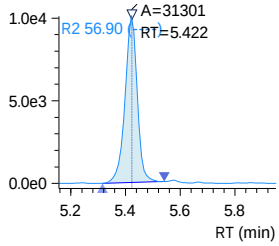

Insight Report
Before Manual Integration
Printed 3/21/2024 14:58:00

240320_007 (continued)

5_3 FTCA
Conc. 18.7465
R#1 149.76 (154.88)
R#2 149.76 (154.88)
Q 341.00>237.05 (-) 6.09e4

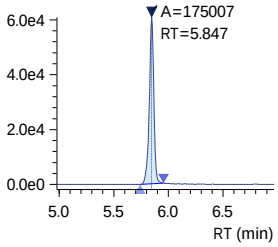

R1 341.00>217.00 (-) 9.17e4

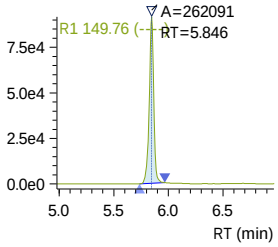

R2 341.00>217.00 (-) 9.17e4

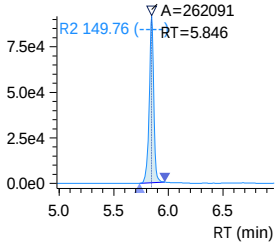

PFPeS
Conc. 0.9676
R#1 58.78 (54.44)
R#2 58.78 (54.44)
Q 349.10>79.90 (-) 1.85e4

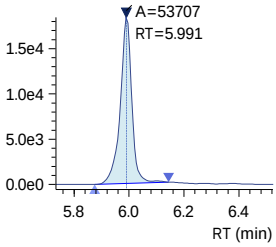

R1 349.10>98.80 (-) 1.08e4

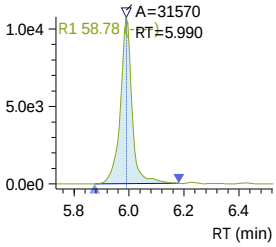

R2 349.10>98.80 (-) 1.08e4

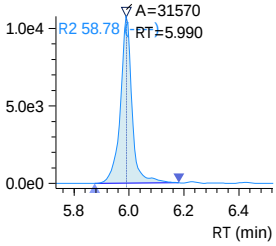

13C4-PFHpA
Conc. 2.5173
Q 367.10>322.00 (-) 1.59e5

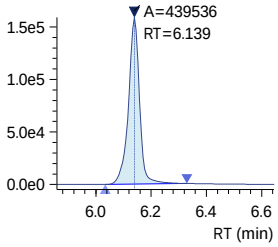

13C4-PFHpA_IS
Conc. 2.5000
ISTD 367.10>322.00 (-) 1.59e5

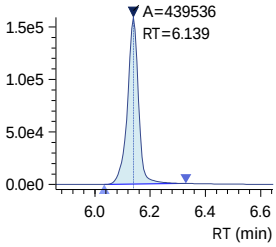

PFHpA
Conc. 1.0137
R#1 22.30 (23.39)
R#2 22.30 (23.39)
Q 363.10>319.00 (-) 5.92e4

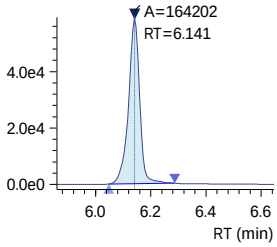

R1 363.10>169.00 (-) 1.36e4

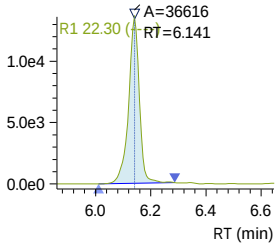

R2 363.10>169.00 (-) 1.36e4

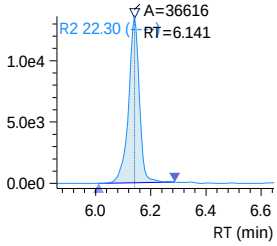

Insight Report
Before Manual Integration
Printed 3/21/2024 14:58:00

240320_007 (continued)

DONA
Conc. 0.9726
R#1 28.27 (30.39)
R#2 28.27 (30.39)

Q 376.90>250.90 (-) 5.92e4

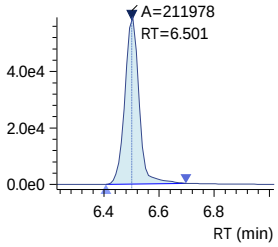

R1 376.90>84.80 (-) 1.68e4

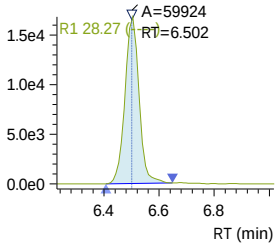

R2 376.90>84.80 (-) 1.68e4

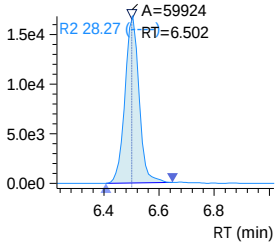

13C2-6_2 FTS_IS
Conc. 5.0000

ISTD 429.10>80.90 (-) 1.48e4

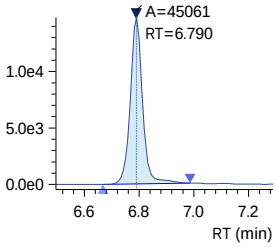

13C2-6_2 FTS
Conc. 4.2828

Q 429.10>80.90 (-) 1.48e4

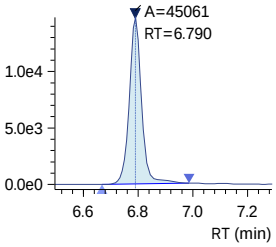

6_2 FTS
Conc. 0.9242
R#1 38.72 (44.48)
R#2 38.72 (44.48)

Q 427.10>407.00 (-) 6.38e3

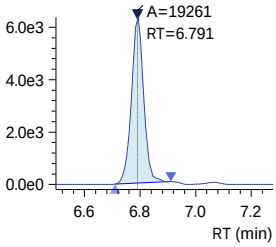

R1 427.10>80.90 (-) 2.44e3

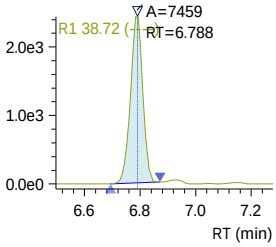

R2 427.10>80.90 (-) 2.44e3

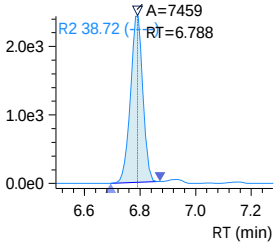

13C4-PFOA_IS
Conc. 2.5000

ISTD 417.10>172.00 (-) 6.81e3

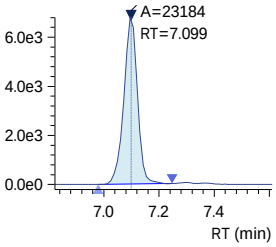

Insight Report
Before Manual Integration
Printed 3/21/2024 14:58:00

240320_007 (continued)

13C8-PFOA_IS
Conc. 2.5000

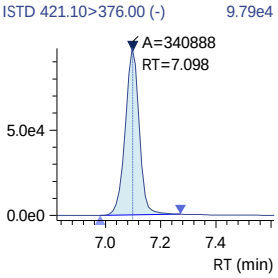

13C8-PFOA
Conc. 2.3875

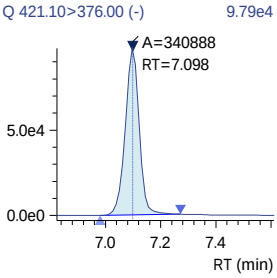

PFOA
Conc. 0.9226
R#1 22.78 (24.47)
R#2 22.78 (24.47)

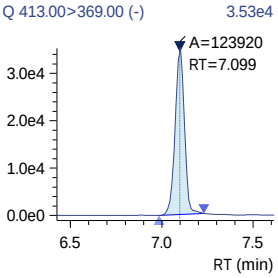

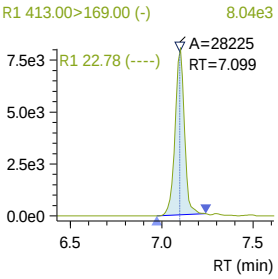

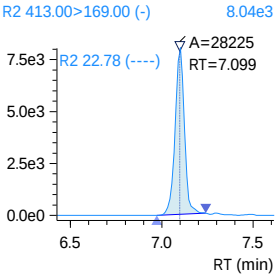

13C3-PFHxS
Conc. 2.5118

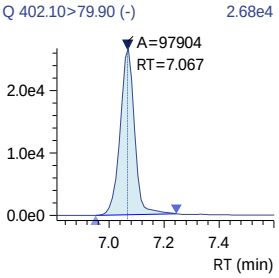

13C3-PFHxS_IS
Conc. 2.5000

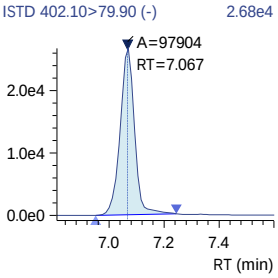

Insight Report
Before Manual Integration
Printed 3/21/2024 14:58:00

240320_007 (continued)

PFHxS
Conc. 0.9401
R#1 62.94 (57.29)
R#2 62.94 (57.29)
Q 398.70>79.90 (-) 1.09e4

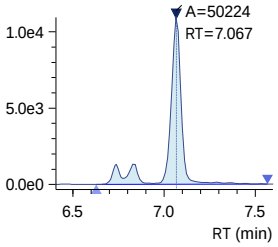

R1 398.70>98.90 (-) 7.02e3

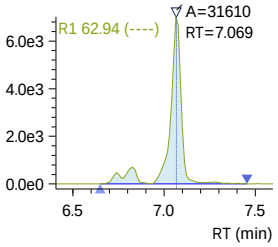

R2 398.70>98.90 (-) 7.02e3

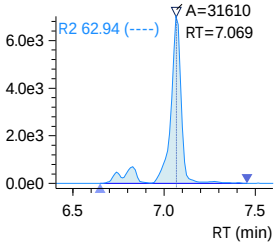

18O2-PFHxS_IS
Conc. 2.5000
ISTD 403.00>83.90 (-) 2.56e4

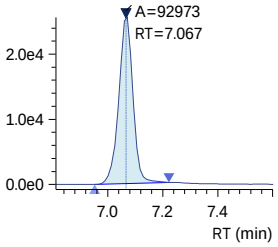

13C9-PFNA_IS
Conc. 1.2500
ISTD 472.10>427.00 (-) 6.05e4

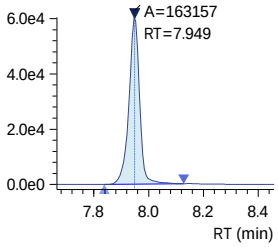

13C9-PFNA
Conc. 1.3449
Q 472.10>427.00 (-) 6.05e4

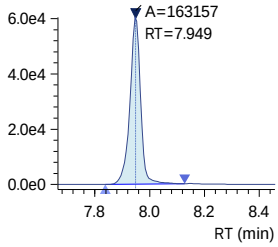

13C5-PFNA_IS
Conc. 1.2500
ISTD 468.00>423.00 (-) 5.09e4

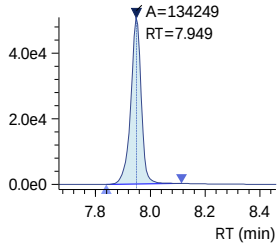

240320_007 (continued)

PFNA
Conc. 0.9064
R#1 20.61 (20.36)
R#2 20.61 (20.36)
Q 463.00>419.00 (-) 3.71e4

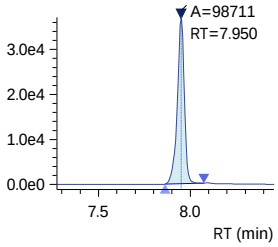

PFHpS
Conc. 0.9148
R#1 54.10 (46.70)
R#2 54.10 (46.70)
Q 449.00>79.90 (-) 1.50e4

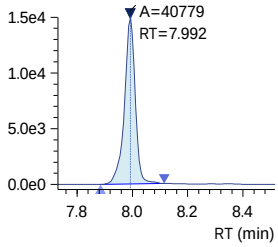

7_3 FTCA
Conc. 15.2383
R#1 134.62 (132.28)
R#2 134.62 (132.28)
Q 441.00>317.00 (-) 7.12e4

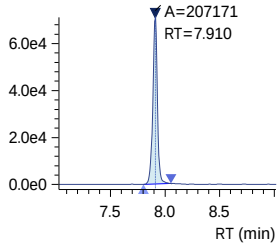

13C2-8_2-FTS
Conc. 4.0265
Q 529.10>80.90 (-) 8.91e3

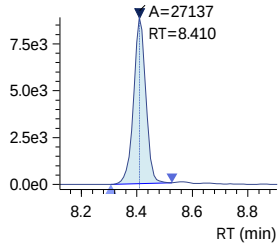

13C2-8_2-FTS_IS
Conc. 5.0000
ISTD 529.10>80.90 (-) 8.91e3

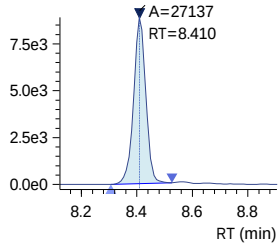

R1 463.00>219.00 (-) 7.46e3

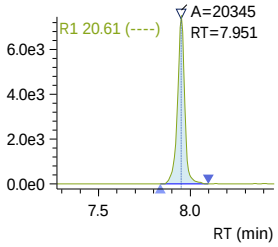

R1 449.00>98.80 (-) 8.21e3

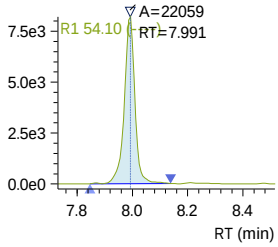

R1 441.00>336.90 (-) 9.71e4

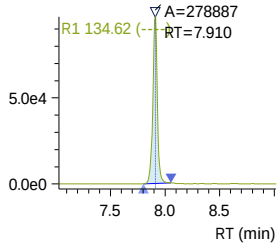

R2 463.00>219.00 (-) 7.46e3

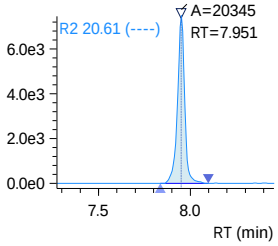

R2 449.00>98.80 (-) 8.21e3

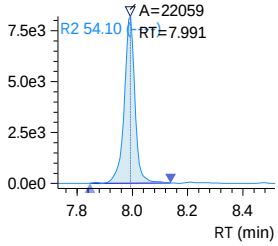

R2 441.00>336.90 (-) 9.71e4

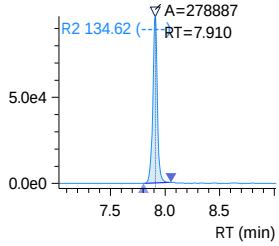

240320_007 (continued)

8_2 FTS
Conc. 0.9478
R#1 45.06 (45.91)
R#2 45.06 (45.91)
Q 527.10>506.95 (-) 3.59e3

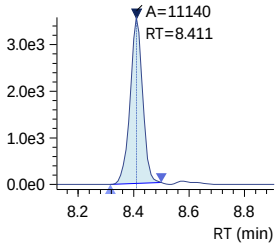

13C6-PFDA_IS
Conc. 1.2500
ISTD 519.10>474.10 (-) 2.61e4

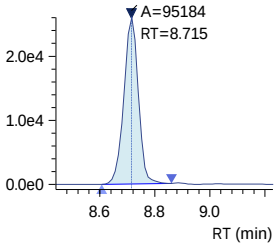

13C6-PFDA
Conc. 1.3069
Q 519.10>474.10 (-) 2.61e4

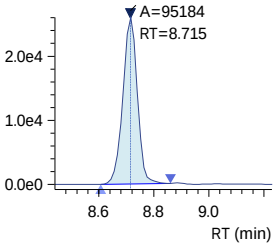

13C2-PFDA_IS
Conc. 1.2500
ISTD 515.10>470.10 (-) 2.16e4

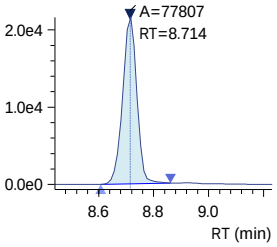

PFDA
Conc. 0.9817
R#1 14.39 (17.64)
R#2 14.39 (17.64)
Q 512.90>469.00 (-) 2.13e4

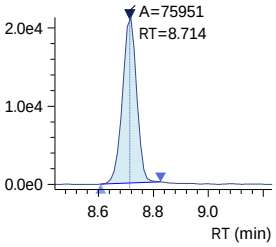

R1 527.10>80.80 (-) 1.69e3

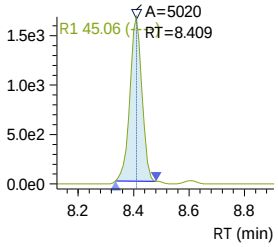

R1 512.90>219.00 (-) 3.17e3

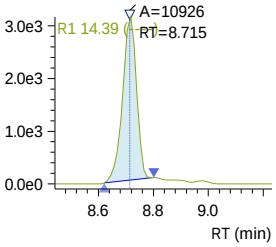

R2 527.10>80.80 (-) 1.69e3

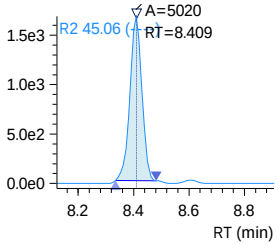

R2 512.90>219.00 (-) 3.17e3

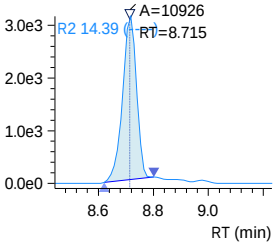

D3-NMeFOSAA_IS
Conc. 5.0000
ISTD 573.20>419.00 (-) 2.89e4

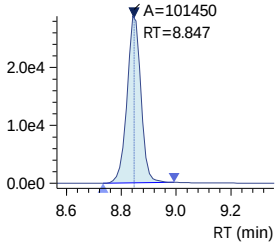

D3-NMeFOSAA
Conc. 4.3280
Q 573.20>419.00 (-) 2.89e4

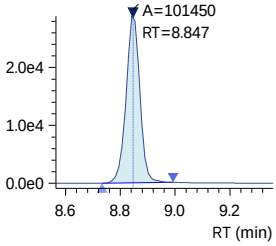

13C8-PFOS_IS
Conc. 2.5000
ISTD 507.10>98.90 (-) 9.62e3

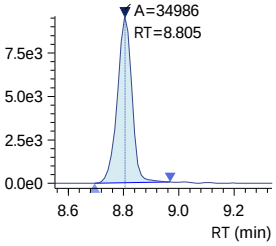

13C8-PFOS
Conc. 2.5789
Q 507.10>98.90 (-) 9.62e3

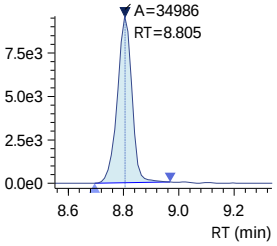

13C4-PFOS_IS
Conc. 2.5000
ISTD 502.80>79.90 (-) 2.71e4

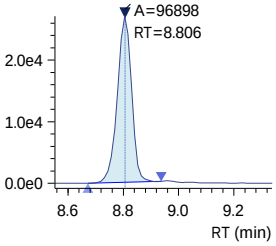

Insight Report
Before Manual Integration
Printed 3/21/2024 14:58:00

240320_007 (continued)

PFOS
Conc. 0.8631
R#1 45.97 (45.06)
R#2 45.97 (45.06)
Q 498.90>79.90 (-) 5.93e3

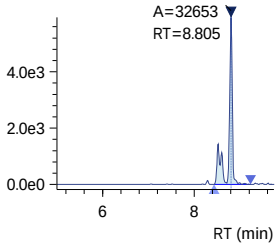

R1 498.90>98.80 (-) 3.56e3

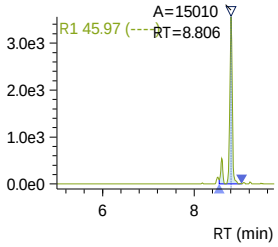

R2 498.90>98.80 (-) 3.56e3

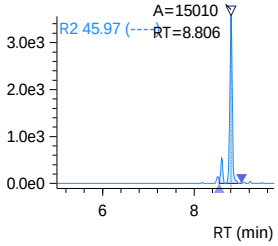

NMeFOSAA
Conc. 0.9544
R#1 52.95 (67.10)
R#2 52.95 (67.10)
Q 570.10>419.00 (-) 5.30e3

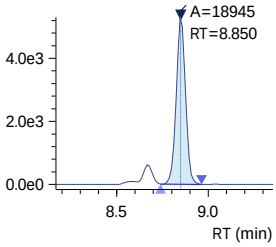

R1 570.10>483.00 (-) 2.73e3

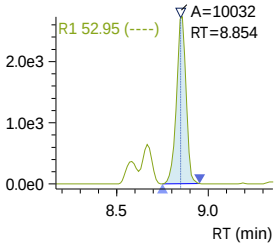

R2 570.10>483.00 (-) 2.73e3

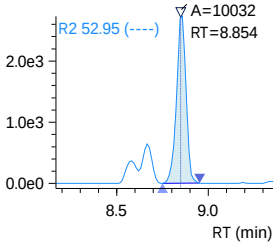

D5-NEtFOSAA_IS
Conc. 5.0000
ISTD 589.20>419.00 (-) 2.32e4

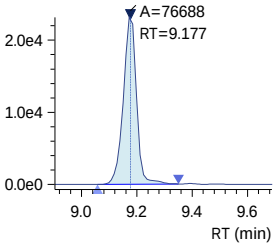

D5-NEtFOSAA
Conc. 4.4654
Q 589.20>419.00 (-) 2.32e4

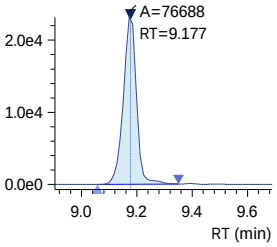

NEtFOSAA
Conc. 0.6418
R#1 71.45 (89.53)
R#2 71.45 (89.53)
Q 584.20>419.10 (-) 2.91e3

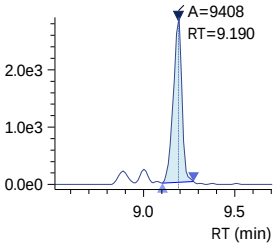

R1 584.20>526.00 (-) 2.01e3

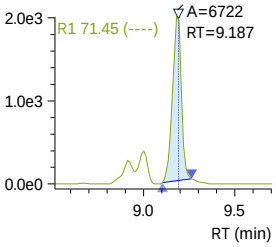

R2 584.20>526.00 (-) 2.01e3

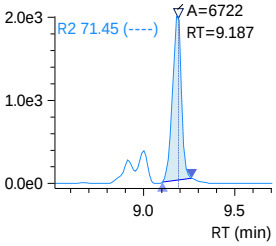

Insight Report
Before Manual Integration
Printed 3/21/2024 14:58:00

240320_007 (continued)

9-Cl-PF3ONS
Conc. 0.9865
R#1 30.27 (31.69)
R#2 30.27 (31.69)
Q 530.80>351.00 (-) 8.70e4

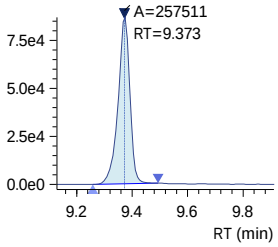

R1 532.80>353.00 (-) 2.65e4

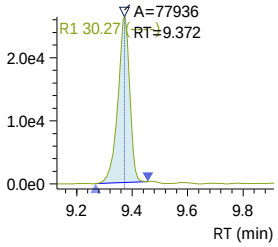

R2 532.80>353.00 (-) 2.65e4

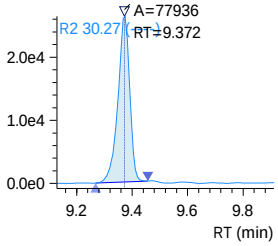

PFUnDA
Conc. 1.0624
R#1 12.21 (10.96)
R#2 12.21 (10.96)
Q 563.10>519.00 (-) 3.04e4

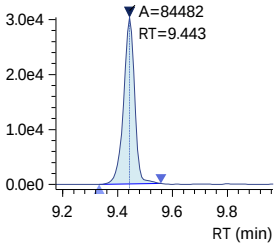

R1 563.10>269.10 (-) 3.54e3

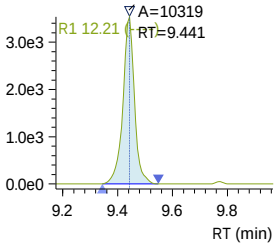

R2 563.10>269.10 (-) 3.54e3

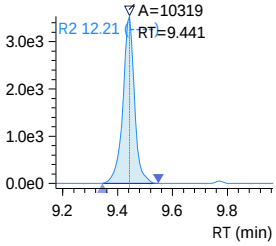

13C7-PFUnDA_IS
Conc. 1.2500
ISTD 570.00>525.10 (-) 3.26e4

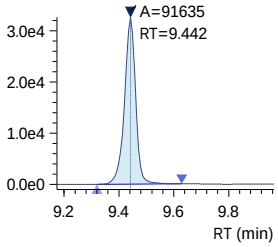

13C7-PFUnDA
Conc. 1.2758
Q 570.00>525.10 (-) 3.26e4

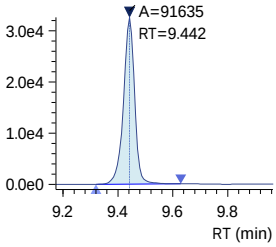

PFNS
Conc. 0.9538
R#1 63.73 (56.91)
R#2 63.73 (56.91)
Q 548.80>79.90 (-) 9.70e3

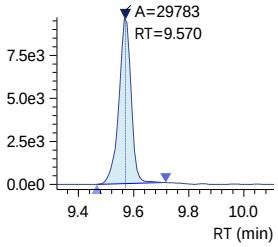

R1 548.80>98.80 (-) 6.44e3

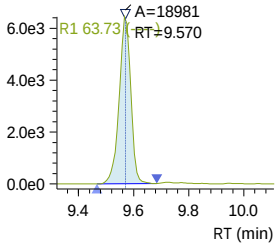

R2 548.80>98.80 (-) 6.44e3

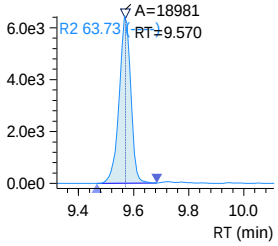

Insight Report
Before Manual Integration
Printed 3/21/2024 14:58:00

240320_007 (continued)

10_2 FTS
Conc. 0.8893
R#1 27.50 (32.29)
R#2 27.50 (32.29)
Q 626.80>607.05 (-) 3.49e3

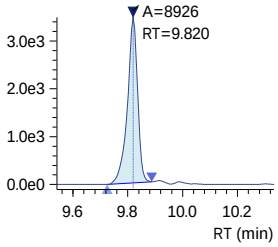

13C2-PFDOA_IS
Conc. 1.2500
ISTD 615.10>570.00 (-) 4.08e4

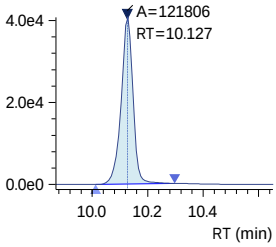

13C2-PFDOA
Conc. 1.4581
Q 615.10>570.00 (-) 4.08e4

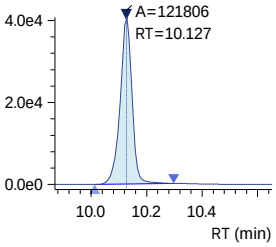

PFDOA
Conc. 1.0119
R#1 9.85 (11.14)
R#2 9.85 (11.14)
Q 613.10>569.00 (-) 2.32e4

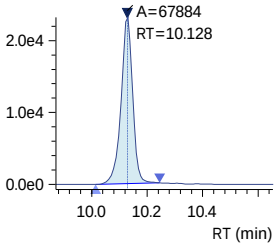

PFDS
Conc. 0.9934
R#1 60.30 (58.01)
R#2 60.30 (58.01)
Q 599.00>79.90 (-) 9.48e3

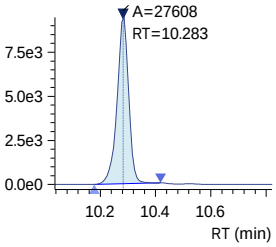

R1 626.80>81.00 (-) 9.24e2

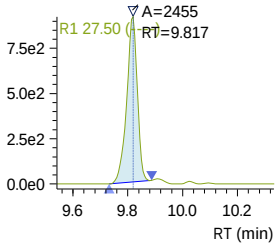

R1 613.10>319.00 (-) 2.22e3

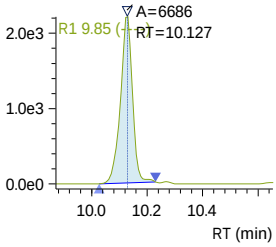

R1 599.00>98.80 (-) 5.85e3

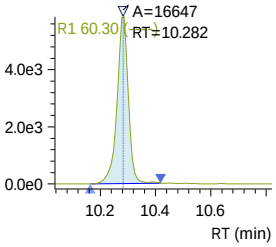

R2 626.80>81.00 (-) 9.24e2

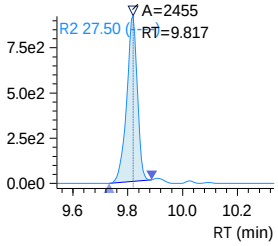

R2 613.10>319.00 (-) 2.22e3

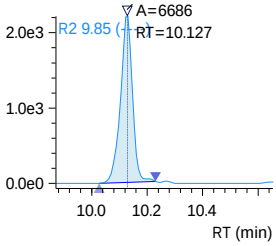

R2 599.00>98.80 (-) 5.85e3

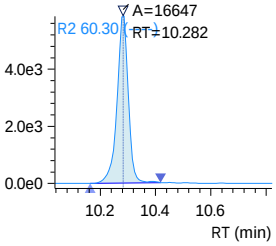

Insight Report
Before Manual Integration
Printed 3/21/2024 14:58:00

240320_007 (continued)

PFTrDA
Conc. 0.9150
R#1 15.87 (16.67)
R#2 15.87 (16.67)

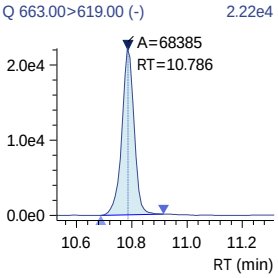

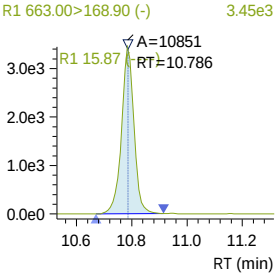

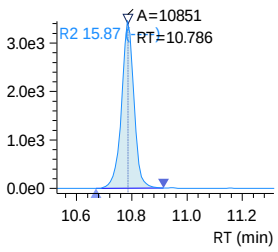

11-Cl-PF3OUdS
Conc. 0.9668
R#1 36.12 (35.04)
R#2 36.12 (35.04)

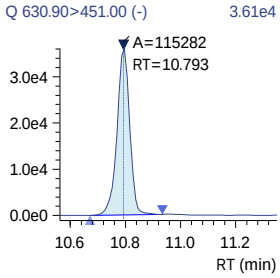

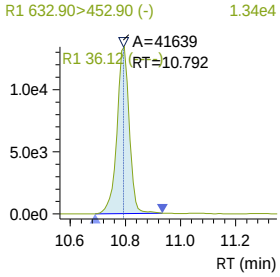

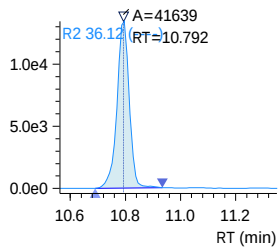

PFOSAm
Conc. 1.7243

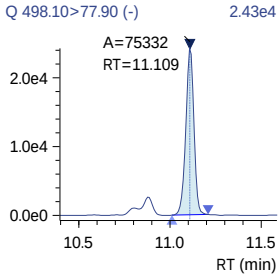

13C8-PFOSAm
Conc. 2.7469

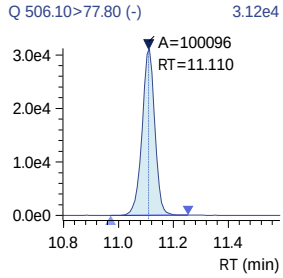

13C8-PFOSAm_IS
Conc. 2.5000

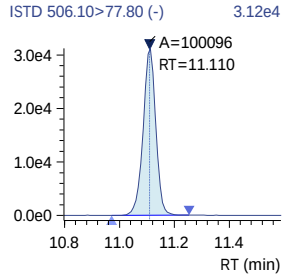

240320_007 (continued)

PFTDA
Conc. 0.9031
R#1 18.89 (17.09)
R#2 18.89 (17.09)
Q 713.10>669.00 (-) 1.36e4

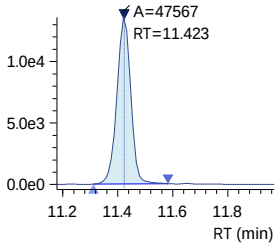

R1 713.10>168.90 (-) 2.54e3

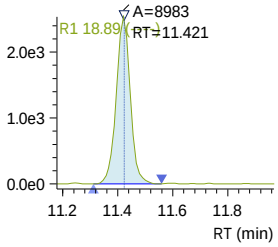

R2 713.10>168.90 (-) 2.54e3

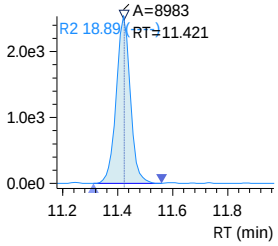

13C2-PFTDA
Conc. 1.4796
Q 715.20>670.00 (-) 2.12e4

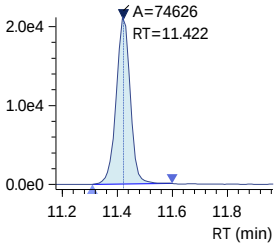

13C2-PFTDA_IS
Conc. 1.2500
ISTD 715.20>670.00 (-) 2.12e4

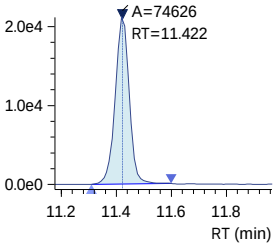

PFDoS
Conc. 1.1076
R#1 64.82 (61.23)
R#2 64.82 (61.23)
Q 699.10>79.90 (-) 6.08e3

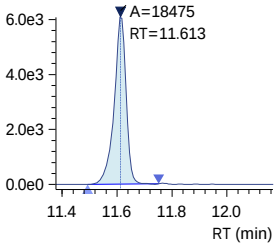

R1 699.10>98.80 (-) 3.93e3

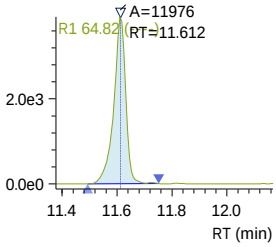

R2 699.10>98.80 (-) 3.93e3

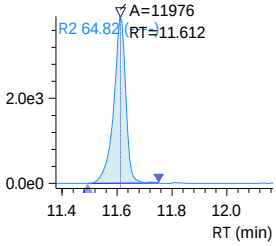

D7-MeFOSE_IS
Conc. 25.0000
ISTD 623.20>58.90 (-) 8.89e4

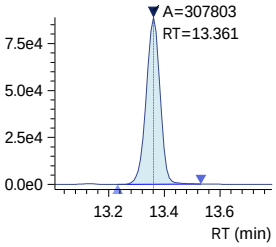

Insight Report
Before Manual Integration
Printed 3/21/2024 14:58:00

240320_007 (continued)

D7-MeFOSE
Conc. 27.6075

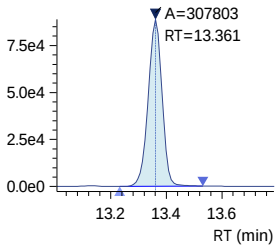

MeFOSE
Conc. 0.6861

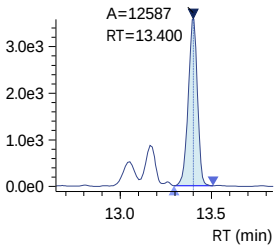

13C2-PFHXDA_IS
Conc. 2.5000

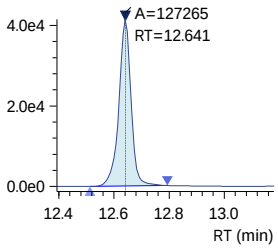

13C2-PFHXDA
Conc. 2.4539

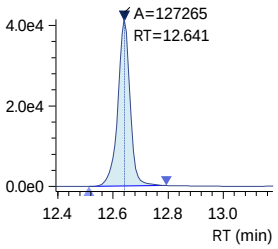

PFHXDA
Conc. 0.9980
R#1 11.30 (10.78)
R#2 11.30 (10.78)

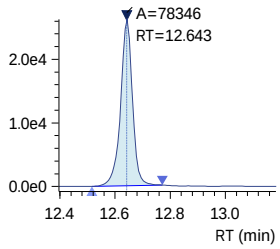

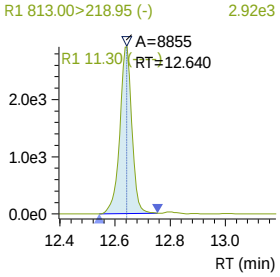

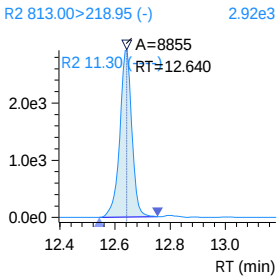

Insight Report
Before Manual Integration
Printed 3/21/2024 14:58:00

240320_007 (continued)

D3-MeFOSA
Conc. 2.9801

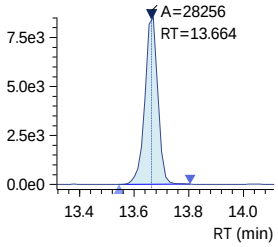

D3-MeFOSA_IS
Conc. 2.5000

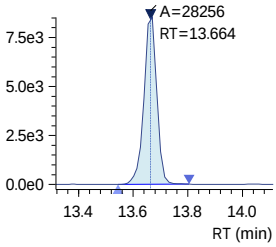

MeFOSA
Conc. 0.5781
R#1 124.20 (156.31)
R#2 124.20 (156.31)

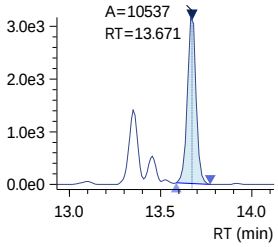

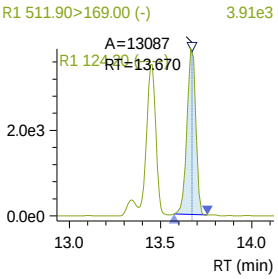

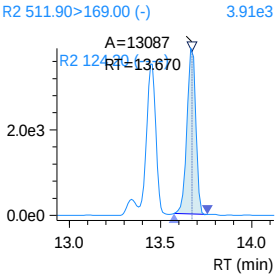

D9-EtFOSE_IS
Conc. 25.0000

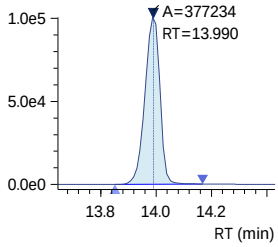

D9-EtFOSE
Conc. 29.6392

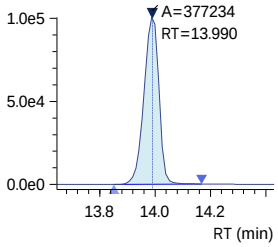

Insight Report
Before Manual Integration
Printed 3/21/2024 14:58:00

240320_007 (continued)

EtFOSE
Conc. 0.5602

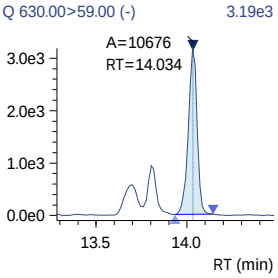

D5-EtFOSAm
Conc. 2.7476

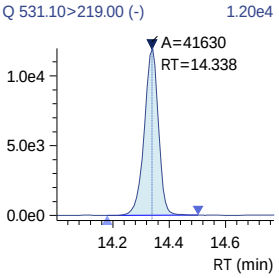

D5-EtFOSAm_IS
Conc. 2.5000

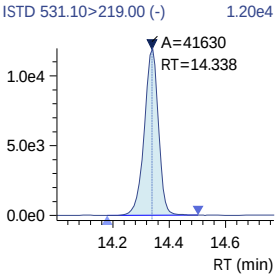

EtFOSAm
Conc. 0.5317
R#1 148.16 (177.75)
R#2 148.16 (177.75)

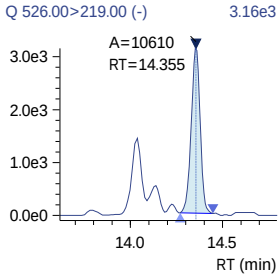

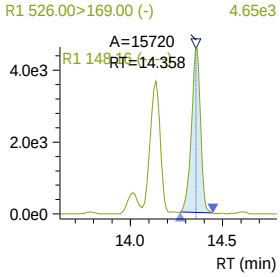

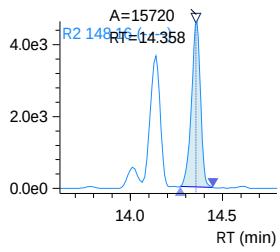

PFODA
Conc. 0.9222
R#1 34.82 (31.66)
R#2 34.82 (31.66)

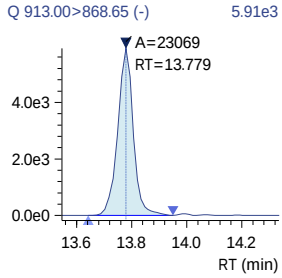

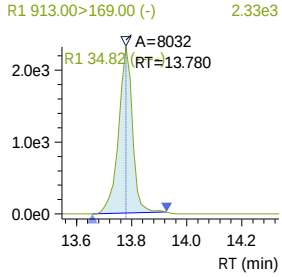

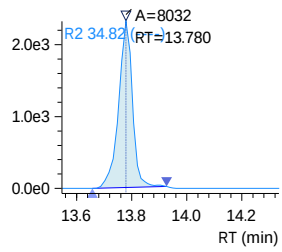

1st PS 03/22/24
2nd 03/22/24

Validation Report

Data File: J:\LCMS08\Data\240320_1633_B1\240320_025
Lab ID: KQ2404285-08
RunType: CCV
Matrix: Drinking Water

Date Acquired: 3/20/24 22:35
Batch ID: 835644
Analysis Method: 1633/PFAS_DOD5.4

Validations

Validation Categories	Pass	Fail
ICAL Analyte Recovery	X	
Second Source ICAL Verification	X	
Internal Standards	X	

Primary Review: _____

Secondary Review: _____

1st PS 03/22/24
2nd 03/22/24

Quantitation Report

Data File:	J:\LCMS08\Data\240320_1633_B1\240320_025	**Instrument:**	K-LCMS-08
Acqu Date:	3/20/24 22:35	**Vial:**	18
Run Type:	CCV	**Dilution:**	1
Lab ID:	KQ2404285-08	**Raw Units:**	ng/mL

Bottle ID:		**Tier:**	IV	**Matrix:**	Drinking Water
Prod Code:	PFAS_DOD5.4	**Collect Date:**	3/7/24	**Receive Date:**	3/8/24

Analysis Lot:	835644	**Prep Lot:**		**Report Group:**	KQ2404285
Analysis	1633	**Prep Method:**			
		Prep Date:			

Title:	Per- and Polyfluoroalkyl Substances (PFAS) by LC/MS/MS Compliant with Table B-24 of DOD QSM	**Calibration ID:**	KC2400137
		Report List ID:	24615

Internal Standard Compounds

Parameter Name	RT	RT Dev	Response	Solution Conc	Area Criteria
18O2-PFHxS	7.068		92647	2.5000	OK
13C4-PFOS	8.805		100335	2.5000	OK
13C3-PFBA	1.337		427080	5.0000	OK
13C2-PFHxA	4.955		391415	2.5000	OK
13C4-PFOA	7.101		23927	2.5000	OK
13C5-PFNA	7.951		138445	1.2500	OK
13C2-PFDA	8.714		75747	1.2500	OK

Surrogate Compounds

Parameter Name	RT	RT Dev	Response	Solution Conc	Rpt?
13C3-PFBS	4.613		145502	2.5768	Y
13C3-PFHxS	7.067		97886	2.5202	Y
13C8-PFOS	8.806		33952	2.4170	Y
13C4-PFBA	1.336		854268	10.1419	Y
13C5-PFPeA	3.471		216899	4.9803	Y
13C5-PFHxA	4.954		316185	2.4699	Y
13C4-PFHpA	6.143		430379	2.4319	Y
13C8-PFOA	7.100		334142	2.2676	Y
13C9-PFNA	7.950		155389	1.2421	Y
13C6-PFDA	8.715		90846	1.2812	Y
13C7-PFUnDA	9.442		91389	1.3069	Y
13C2-PFDoDA	10.128		104353	1.2832	Y
13C2-PFTeDA	11.417		61294	1.2483	Y
13C8-FOSA	11.119		99494	2.6368	Y
D3-MeFOSA	13.669		23596	2.4034	Y
D5-EtFOSA	14.347		42118	2.6846	Y
D7-MeFOSE	13.367		306341	26.5351	Y
D9-EtFOSE	13.997		353849	26.8494	Y

U: Undetected at or above MDL
J: Analyte detected above MDL, but below MRL
B: Hit above MRL also found in Method Blank
E: Analyte concentration above high point of ICAL
N: Presumptive evidence of compound

D: Result from dilution
m: Manual integration performed
d: Compound manually deleted
NR: Analyte not reported from this analysis

*: Result fails acceptance criteria
#: Acceptance criteria not applicable
?: Insufficient information to determine acceptance
e: Result >= MRL, but MRL less than low point of ICAL
c: check for co-elution

Printed: 3/21/24 17:28
\\alprews001\starlims$\LIMSReps\QuantValidation.rpt

1st PS 03/22/24

2nd 03/22/24

Data File:	J:\LCMS08\Data\240320_1633_B1\240320_025	**Instrument:**	K-LCMS-08
Acqu Date:	3/20/24 22:35	**Vial:**	18
Run Type:	CCV	**Dilution:**	1
Lab ID:	KQ2404285-08	**Raw Units:**	ng/mL

Surrogate Compounds

Parameter Name	RT	RT Dev	Response	Solution Conc	Rpt?
D3-MeFOSAA	8.849		117153	4.8267	Y
D5-EtFOSAA	9.179		83636	4.7031	Y
13C2-4:2 FTS	4.648		54353	4.1784	Y
13C2-6:2 FTS	6.793		44753	4.2684	Y
13C2-8:2 FTS	8.410		28580	4.2554	Y
13C3-HFPO-DA	5.426		486371	9.4924	Y

Target Compounds

Parameter Name	RT	RT Dev	Response	Solution Conc	Rpt?
Perfluorobutane sulfonic acid (PFBS)	4.614		79447	0.9392	Y
Perfluoropentane sulfonic acid (PFPeS)	5.994		53170	0.9581	Y
Perfluorohexane sulfonic acid (PFHxS)	7.068		48907	0.9156	Y
Perfluoroheptane sulfonic acid (PFHpS)	7.993		40859	0.9445	Y
Perfluorooctane sulfonic acid (PFOS)	8.806		34820	0.9495	Y
Perfluorononane sulfonic acid (PFNS)	9.569		31315	1.0334	Y
Perfluorodecane sulfonic acid (PFDS)	10.283		26248	0.9730	Y
Perfluorododecane sulfonic acid (PFDoS)	11.608		17188	1.0617	Y
Perfluorobutanoic acid (PFBA)	1.337		100483	0.9934	Y
Perfluoropentanoic acid (PFPeA)	3.473		155242	0.9999	Y
Perfluorohexanoic acid (PFHxA)	4.956		129162	0.9947	Y
Perfluoroheptanoic acid (PFHpA)	6.145		151995	0.9576	Y
Perfluorooctanoic acid (PFOA)	7.103		124717	0.9485	Y
Perfluorononanoic acid (PFNA)	7.952		100275	0.9684	Y
Perfluorodecanoic acid (PFDA)	8.716		69575	0.9422	Y
Perfluoroundecanoic acid (PFUnDA)	9.444		79616	1.0032	Y
Perfluorododecanoic acid (PFDOA)	10.130		57768	1.0050	Y
Perfluorotridecanoic acid (PFTrDA)	10.785		64699	1.0575	Y
Perfluorotetradecanoic acid (PFTDA)	11.419		44920	1.0420	Y
Perfluorooctane sulfonamide (PFOSAm)	11.117		83790	1.9295	Y
N-Methylperfluorooctane sulfonamide (MeFOSA)	13.676		16597	1.0903	Y
N-Ethylperfluorooctane sulfonamide (EtFOSAm)	14.365		19181	0.9396	Y
N-Methylperfluorooctane sulfonamido ethanol (MeFOSE)	13.404		18635	1.0240	Y
N-Ethylperfluorooctane sulfonamido ethanol (EtFOSE)	14.040		17589	0.9835	Y
N-Methylperfluorooctane sulfonamido acetic acid (NMeFOSAA)	8.853		23868	1.0412	Y

U: Undetected at or above MDL
J: Analyte detected above MDL, but below MRL
B: Hit above MRL also found in Method Blank
E: Analyte concentration above high point of ICAL
N: Presumptive evidence of compound

D: Result from dilution
m: Manual integration performed
d: Compound manually deleted
NR: Analyte not reported from this analysis

*: Result fails acceptance criteria
#: Acceptance criteria not applicable
?: Insufficient information to determine acceptance
e: Result >= MRL, but MRL less than low point of ICAL
c: check for co-elution

Printed: 3/21/24 17:28
\\alprews001\starlims$\LIMSReps\QuantValidation.rpt

1st PS 03/22/24

2nd 03/22/24

Data File:	J:\LCMS08\Data\240320_1633_B1\240320_025	**Instrument:**	K-LCMS-08
Acqu Date:	3/20/24 22:35	**Vial:**	18
Run Type:	CCV	**Dilution:**	1
Lab ID:	KQ2404285-08	**Raw Units:**	ng/mL

Target Compounds

Parameter Name	RT	RT Dev	Response	Solution Conc	Rpt?
N-Ethylperfluorooctane sulfonamido acetic acid (NEtFOSAA)	9.189		15515	0.9662	Y
1H, 1H, 2H, 2H-Perfluorohexanesulfonic acid (4:2 FTS)	4.647		28618	0.9260	Y
1H, 1H, 2H, 2H-Perfluorooctanesulfonic acid (6:2 FTS)	6.792		18395	0.8887	Y
1H, 1H, 2H, 2H-Perfluorodecanesulfonic acid (8:2 FTS)	8.410		11775	0.9512	Y
4,4,5,5,6,6,6-Heptafluorohexanoic acid (3:3 FTCA)	2.976		63563	19.3840	Y
2H,2H,3H,3H-Perfluorooctanoic acid (5:3 FTCA)	5.857		172519	18.3561	Y
2H,2H,3H,3H-Perfluorodecanoic acid (7:3 FTCA)	7.920		219117	16.0089	Y
Perfluoro(2-ethoxyethane) sulfonic acid (PFEESA)	5.284		377412	0.8601	Y
9-Chlorohexadecafluoro-3-oxanonane-1-sulfonic acid (9-Cl-PF3ONS)	9.372		248492	0.9334	Y
11-Chloroeicosafluoro-3-oxaundecane-1-sulfonic acid (11-Cl-PF3OUdS)	10.791		120395	0.9899	Y
Perfluoro-3-methoxypropanoic acid (PFMPA)	2.383		68819	1.0221	Y
Perfluoro-4-methoxybutanoic acid (PFMBA)	3.998		100137	0.9909	Y
Hexafluoropropyleneoxide dimer acid (HFPO-DA) (GenX)	5.427		56226	1.0109	Y
Nonafluoro-3,6-dioxaheptanoic acid (NFDHA)	4.810		107533	1.0366	Y
4,8-Dioxa-3H-perfluorononanoic acid (DONA)	6.505		203197	0.9136	Y

U: Undetected at or above MDL
J: Analyte detected above MDL, but below MRL
B: Hit above MRL also found in Method Blank
E: Analyte concentration above high point of ICAL
N: Presumptive evidence of compound

D: Result from dilution
m: Manual integration performed
d: Compound manually deleted
NR: Analyte not reported from this analysis

*: Result fails acceptance criteria
#: Acceptance criteria not applicable
?: Insufficient information to determine acceptance
e: Result >= MRL, but MRL less than low point of ICAL
c: check for co-elution

Printed: 3/21/24 17:28
\\alprews001\starlims$\LIMSReps\QuantValidation.rpt

Insight Report
Ion Ratio Confirmation
Printed 3/21/2024 17:09:49

240320_025

Sample ID: 1633 ICAL 1.0PPB
Date Acquired: 3/20/2024 10:35:26 PM
Acquired by: System Administrator
Data File: 240320_025
Vial: 5 | Inj. Volume: 10.0000uL | Tray: 1

Name	m/z	Ref 1 m/z	Area	Ref 1 Measured	Ref 1 Actual Ratio	Ref 1 Set Ratio	Ref 2 Measured	Ref 2 Actual Ratio	Ref 2 Set Ratio	Flag ID
13C4-PFBA	216.80>171.90	----	854268	----	----	----	----	----	----	
13C4-PFBA_IS	216.80>171.90	----	854268	----	----	----	----	----	----	
13C3-PFBA_IS	216.00>172.00	----	427080	----	----	----	----	----	----	
PFBA	212.80>169.05	----	100483	----	----	----	----	----	----	
PFMPA	229.00>84.90	----	68819	----	----	----	----	----	----	
3_3 FTCA	241.00>177.10	241.00>117.00	63563	87447	137.58	136.14	87447	137.58	135.82	
13C5-PFPeA	268.30>223.00	----	216899	----	----	----	----	----	----	
13C5-PFPeA_IS	268.30>223.00	----	216899	----	----	----	----	----	----	
PFPeA	263.00>219.00	----	155242	----	----	----	----	----	----	
PFMBA	279.00>84.95	----	100137	----	----	----	----	----	----	
13C2-4_2 FTS	329.10>80.90	----	54353	----	----	----	----	----	----	
13C2-4_2 FTS_IS	329.10>80.90	----	54353	----	----	----	----	----	----	
4_2 FTS	327.10>307.00	327.10>80.90	28618	9411	32.88	33.08	9411	32.88	33.03	
13C3-PFBS_IS	302.10>79.90	----	145502	----	----	----	----	----	----	
PFBS	298.70>79.90	298.70>98.80	79447	34117	42.94	46.53	34117	42.94	44.64	
13C3-PFBS	302.10>79.90	----	145502	----	----	----	----	----	----	
NFDHA	295.00>201.00	295.00>84.90	107533	40319	37.49	36.44	40319	37.49	32.87	
13C5-PFHxA	318.00>273.00	----	316185	----	----	----	----	----	----	
13C5-PFHxA_IS	318.00>273.00	----	316185	----	----	----	----	----	----	
13C2-PFHxA_IS	315.10>270.00	----	391415	----	----	----	----	----	----	
PFHxA	313.00>269.00	----	129162	----	----	----	----	----	----	
PFEESA	314.80>135.00	314.80>82.90	377412	18664	4.95	5.25	18664	4.95	6.08	
13C3-HFPO-DA	286.90>168.90	----	486371	----	----	----	----	----	----	
13C3-HFPO-DA_IS	286.90>168.90	----	486371	----	----	----	----	----	----	
HFPO-DA	284.90>168.90	284.90>184.90	56226	31366	55.78	62.57	31366	55.78	56.90	
5_3 FTCA	341.00>237.05	341.00>217.00	172519	261487	151.57	154.88	261487	151.57	149.76	
PFPeS	349.10>79.90	349.10>98.80	53170	27365	51.47	54.44	27365	51.47	58.78	
13C4-PFHpA	367.10>322.00	----	430379	----	----	----	----	----	----	
13C4-PFHpA_IS	367.10>322.00	----	430379	----	----	----	----	----	----	
PFHpA	363.10>319.00	363.10>169.00	151995	36294	23.88	23.39	36294	23.88	22.30	
DONA	376.90>250.90	376.90>84.80	203197	60245	29.65	30.39	60245	29.65	28.27	
13C2-6_2 FTS_IS	429.10>80.90	----	44753	----	----	----	----	----	----	
13C2-6_2 FTS	429.10>80.90	----	44753	----	----	----	----	----	----	
6_2 FTS	427.10>407.00	427.10>80.90	18395	8713	47.37	44.48	8713	47.37	38.72	
13C4-PFOA_IS	417.10>172.00	----	23927	----	----	----	----	----	----	
13C8-PFOA_IS	421.10>376.00	----	334142	----	----	----	----	----	----	

J:\LCMS08\Data\240320_1633_B1\240320_1633_B1.damlp .

Ref 1 Set Ratio assigned from calibration mid-point; Ref 2 Set Ratio assigned from opening calibration verification.
IRr - Ion ratio outside either set of criteria. Exceedances for reported detections to be "I" flagged in the analytical report.

Insight Report
Ion Ratio Confirmation
Printed 3/21/2024 17:09:49

240320_025 (continued)

(Table continued from previous page)

Name	m/z	Ref 1 m/z	Area	Ref 1 Measured	Ref 1 Actual Ratio	Ref 1 Set Ratio	Ref 2 Measured	Ref 2 Actual Ratio	Ref 2 Set Ratio	Flag ID
13C8-PFOA	421.10>376.00	----	334142	----	----	----	----	----	----	
PFOA	413.00>369.00	413.00>169.00	124717	29888	23.97	24.47	29888	23.97	22.78	
13C3-PFHxS	402.10>79.90	----	97886	----	----	----	----	----	----	
13C3-PFHxS_IS	402.10>79.90	----	97886	----	----	----	----	----	----	
PFHxS	398.70>79.90	398.70>98.90	48907	27888	57.02	57.29	27888	57.02	62.94	
18O2-PFHxS_IS	403.00>83.90	----	92647	----	----	----	----	----	----	
13C9-PFNA_IS	472.10>427.00	----	155389	----	----	----	----	----	----	
13C9-PFNA	472.10>427.00	----	155389	----	----	----	----	----	----	
13C5-PFNA_IS	468.00>423.00	----	138445	----	----	----	----	----	----	
PFNA	463.00>419.00	463.00>219.00	100275	19492	19.44	20.36	19492	19.44	20.61	
PFHpS	449.00>79.90	449.00>98.80	40859	20321	49.74	46.70	20321	49.74	54.10	
7_3 FTCA	441.00>317.00	441.00>336.90	219117	294162	134.25	132.28	294162	134.25	134.62	
13C2-8_2-FTS	529.10>80.90	----	28580	----	----	----	----	----	----	
13C2-8_2-FTS_IS	529.10>80.90	----	28580	----	----	----	----	----	----	
8_2 FTS	527.10>506.95	527.10>80.80	11775	5600	47.56	45.91	5600	47.56	46.70	
13C6-PFDA_IS	519.10>474.10	----	90846	----	----	----	----	----	----	
13C6-PFDA	519.10>474.10	----	90846	----	----	----	----	----	----	
13C2-PFDA_IS	515.10>470.10	----	75747	----	----	----	----	----	----	
PFDA	512.90>469.00	512.90>219.00	69575	15068	21.66	17.64	15068	21.66	14.73	
D3-NMeFOSAA_IS	573.20>419.00	----	117153	----	----	----	----	----	----	
D3-NMeFOSAA	573.20>419.00	----	117153	----	----	----	----	----	----	
13C8-PFOS_IS	507.10>98.90	----	33952	----	----	----	----	----	----	
13C8-PFOS	507.10>98.90	----	33952	----	----	----	----	----	----	
13C4-PFOS_IS	502.80>79.90	----	100335	----	----	----	----	----	----	
PFOS	498.90>79.90	498.90>98.80	34820	16158	46.41	45.06	16158	46.41	47.34	
NMeFOSAA	570.10>419.00	570.10>483.00	23868	14716	61.66	67.10	14716	61.66	64.07	
D5-NEtFOSAA_IS	589.20>419.00	----	83636	----	----	----	----	----	----	
D5-NEtFOSAA	589.20>419.00	----	83636	----	----	----	----	----	----	
NEtFOSAA	584.20>419.10	584.20>526.00	15515	12435	80.15	89.53	12435	80.15	83.09	
9-Cl-PF3ONS	530.80>351.00	532.80>353.00	248492	80415	32.36	31.69	80415	32.36	30.27	
PFUnDA	563.10>519.00	563.10>269.10	79616	10238	12.86	10.96	10238	12.86	12.21	
13C7-PFUnDA_IS	570.00>525.10	----	91389	----	----	----	----	----	----	
13C7-PFUnDA	570.00>525.10	----	91389	----	----	----	----	----	----	
PFNS	548.80>79.90	548.80>98.80	31315	19345	61.77	56.91	19345	61.77	63.73	
10_2 FTS	626.80>607.05	626.80>81.00	8790	3201	36.42	32.29	3201	36.42	27.50	
13C2-PFDOA_IS	615.10>570.00	----	104353	----	----	----	----	----	----	
13C2-PFDOA	615.10>570.00	----	104353	----	----	----	----	----	----	
PFDOA	613.10>569.00	613.10>319.00	57768	6655	11.52	11.14	6655	11.52	9.85	
PFDS	599.00>79.90	599.00>98.80	26248	17237	65.67	58.01	17237	65.67	60.30	
PFTrDA	663.00>619.00	663.00>168.90	64699	9737	15.05	16.67	9737	15.05	15.87	

J:\LCMS08\Data\240320_1633_B1\240320_1633_B1.damlp .

Ref 1 Set Ratio assigned from calibration mid-point; Ref 2 Set Ratio assigned from opening calibration verification.
IRr - Ion ratio outside either set of criteria. Exceedances for reported detections to be "I" flagged in the analytical report.

240320_025 (continued)

(Table continued from previous page)

Name	m/z	Ref 1 m/z	Area	Ref 1 Measured	Ref 1 Actual Ratio	Ref 1 Set Ratio	Ref 2 Measured	Ref 2 Actual Ratio	Ref 2 Set Ratio	Flag ID
11-Cl-PF3OUdS	630.90>451.00	632.90>452.90	120395	42387	35.21	35.04	42387	35.21	36.12	
PFOSAm	498.10>77.90	----	83790	----	----	----	----	----	----	
13C8-PFOSAm	506.10>77.80	----	99494	----	----	----	----	----	----	
13C8-PFOSAm_IS	506.10>77.80	----	99494	----	----	----	----	----	----	
PFTDA	713.10>669.00	713.10>168.90	44920	8297	18.47	17.09	8297	18.47	18.89	
13C2-PFTDA	715.20>670.00	----	61294	----	----	----	----	----	----	
13C2-PFTDA_IS	715.20>670.00	----	61294	----	----	----	----	----	----	
PFDoS	699.10>79.90	699.10>98.80	17188	10806	62.87	61.23	10806	62.87	64.82	
D7-MeFOSE_IS	623.20>58.90	----	306341	----	----	----	----	----	----	
D7-MeFOSE	623.20>58.90	----	306341	----	----	----	----	----	----	
MeFOSE	616.10>59.00	----	18635	----	----	----	----	----	----	
13C2-PFHXDA_IS	815.00>770.05	----	127334	----	----	----	----	----	----	
13C2-PFHXDA	815.00>770.05	----	127334	----	----	----	----	----	----	
PFHXDA	813.00>768.95	813.00>218.95	76720	8243	10.74	10.78	8243	10.74	11.30	
D3-MeFOSA	515.00>219.00	----	23596	----	----	----	----	----	----	
D3-MeFOSA_IS	515.00>219.00	----	23596	----	----	----	----	----	----	
MeFOSA	511.90>219.00	511.90>169.00	16597	26747	161.16	156.31	26747	161.16	157.34	
D9-EtFOSE_IS	639.20>58.90	----	353849	----	----	----	----	----	----	
D9-EtFOSE	639.20>58.90	----	353849	----	----	----	----	----	----	
EtFOSE	630.00>59.00	----	17589	----	----	----	----	----	----	
D5-EtFOSAm	531.10>219.00	----	42118	----	----	----	----	----	----	
D5-EtFOSAm_IS	531.10>219.00	----	42118	----	----	----	----	----	----	
EtFOSAm	526.00>219.00	526.00>169.00	19181	30737	160.24	177.75	30737	160.24	169.40	
PFODA	913.00>868.65	913.00>169.00	23838	8639	36.24	31.66	8639	36.24	34.82	

Ref 1 Set Ratio assigned from calibration mid-point; Ref 2 Set Ratio assigned from opening calibration verification.
IRr - Ion ratio outside either set of criteria. Exceedances for reported detections to be "I" flagged in the analytical report.

Insight Report
Quantitation/Integration
Printed 3/21/2024 16:06:09

240320_025

Sample ID: 1633 ICAL 1.0PPB
Date Acquired: 3/20/2024 10:35:26 PM
Acquired by: System Administrator
Data File: 240320_025
Vial: 5 | Inj. Volume: 10.0000uL | Tray: 1

Name	Mode ID	Found RT	RT Diff	ISTD RT Diff	Area	ISTD Area	ISTD Name	Conc.	Unit	Flag ID
13C4-PFBA	Auto	1.336	-0.004	-0.001	854268	427080	13C3-PFBA_IS	10.1419	ng/mL	
13C4-PFBA_IS	Auto	1.336	-0.004	----	854268	854268	----	10.0000	ng/mL	
13C3-PFBA_IS	Auto	1.337	0.001	----	427080	427080	----	5.0000	ng/mL	
PFBA	Auto	1.337	-0.003	0.001	100483	854268	13C4-PFBA_IS	0.9934	ng/mL	
PFMPA	Auto	2.383	0.005	-1.088	68819	216899	13C5-PFPeA_IS	1.0221	ng/mL	
3_3 FTCA	Auto	2.976	0.010	-0.495	63563	216899	13C5-PFPeA_IS	19.3840	ng/mL	
13C5-PFPeA	Auto	3.471	0.006	-1.484	216899	391415	13C2-PFHxA_IS	4.9803	ng/mL	
13C5-PFPeA_IS	Auto	3.471	0.006	----	216899	216899	----	5.0000	ng/mL	
PFPeA	Auto	3.473	0.004	0.002	155242	216899	13C5-PFPeA_IS	0.9999	ng/mL	
PFMBA	Auto	3.998	0.005	0.527	100137	216899	13C5-PFPeA_IS	0.9909	ng/mL	
13C2-4_2 FTS	Auto	4.648	0.006	-2.420	54353	92647	18O2-PFHxS_IS	4.1784	ng/mL	
13C2-4_2 FTS_IS	Auto	4.648	0.006	----	54353	54353	----	5.0000	ng/mL	
4_2 FTS	Auto	4.647	0.005	-0.001	28618	54353	13C2-4_2 FTS_IS	0.9260	ng/mL	
13C3-PFBS_IS	Auto	4.613	0.004	----	145502	145502	----	2.5000	ng/mL	
PFBS	Auto	4.614	0.004	0.001	79447	145502	13C3-PFBS_IS	0.9392	ng/mL	
13C3-PFBS	Auto	4.613	0.004	-2.455	145502	92647	18O2-PFHxS_IS	2.5768	ng/mL	
NFDHA	Auto	4.810	0.004	-0.144	107533	316185	13C5-PFHxA_IS	1.0366	ng/mL	
13C5-PFHxA	Auto	4.954	0.005	-0.001	316185	391415	13C2-PFHxA_IS	2.4699	ng/mL	
13C5-PFHxA_IS	Auto	4.954	0.005	----	316185	316185	----	2.5000	ng/mL	
13C2-PFHxA_IS	Auto	4.955	0.005	----	391415	391415	----	2.5000	ng/mL	
PFHxA	Auto	4.956	0.005	0.002	129162	316185	13C5-PFHxA_IS	0.9947	ng/mL	
PFEESA	Auto	5.284	0.005	0.330	377412	316185	13C5-PFHxA_IS	0.8601	ng/mL	
13C3-HFPO-DA	Auto	5.426	0.005	0.471	486371	391415	13C2-PFHxA_IS	9.4924	ng/mL	
13C3-HFPO-DA_IS	Auto	5.426	0.005	----	486371	486371	----	10.0000	ng/mL	
HFPO-DA	Auto	5.427	0.004	0.001	56226	486371	13C3-HFPO-DA_IS	1.0109	ng/mL	
5_3 FTCA	Auto	5.857	0.010	0.903	172519	316185	13C5-PFHxA_IS	18.3561	ng/mL	
PFPeS	Auto	5.994	0.003	-1.073	53170	97886	13C3-PFHxS_IS	0.9581	ng/mL	
13C4-PFHpA	Auto	6.143	0.004	1.188	430379	391415	13C2-PFHxA_IS	2.4319	ng/mL	
13C4-PFHpA_IS	Auto	6.143	0.004	----	430379	430379	----	2.5000	ng/mL	
PFHpA	Auto	6.145	0.004	0.002	151995	430379	13C4-PFHpA_IS	0.9576	ng/mL	
DONA	Auto	6.505	0.004	1.079	203197	486371	13C3-HFPO-DA_IS	0.9136	ng/mL	
13C2-6_2 FTS_IS	Auto	6.793	0.003	----	44753	44753	----	5.0000	ng/mL	
13C2-6_2 FTS	Auto	6.793	0.003	-0.275	44753	92647	18O2-PFHxS_IS	4.2684	ng/mL	
6_2 FTS	Auto	6.792	0.001	-0.001	18395	44753	13C2-6_2 FTS_IS	0.8887	ng/mL	
13C4-PFOA_IS	Auto	7.101	0.002	----	23927	23927	----	2.5000	ng/mL	
13C8-PFOA_IS	Auto	7.100	0.002	----	334142	334142	----	2.5000	ng/mL	
13C8-PFOA	Auto	7.100	0.002	-0.001	334142	23927	13C4-PFOA_IS	2.2676	ng/mL	
PFOA	Auto	7.103	0.003	0.002	124717	334142	13C8-PFOA_IS	0.9485	ng/mL	
13C3-PFHxS	Auto	7.067	0.000	-0.001	97886	92647	18O2-PFHxS_IS	2.5202	ng/mL	
13C3-PFHxS_IS	Auto	7.067	0.000	----	97886	97886	----	2.5000	ng/mL	
PFHxS	M	7.068	0.001	0.001	48907	97886	13C3-PFHxS_IS	0.9156	ng/mL	
18O2-PFHxS_IS	Auto	7.068	0.001	----	92647	92647	----	2.5000	ng/mL	
13C9-PFNA_IS	Auto	7.950	0.001	----	155389	155389	----	1.2500	ng/mL	
13C9-PFNA	Auto	7.950	0.001	-0.001	155389	138445	13C5-PFNA_IS	1.2421	ng/mL	
13C5-PFNA_IS	Auto	7.951	0.002	----	138445	138445	----	1.2500	ng/mL	
PFNA	Auto	7.952	0.002	0.002	100275	155389	13C9-PFNA_IS	0.9684	ng/mL	
PFHpS	Auto	7.993	0.001	-0.813	40859	33952	13C8-PFOS_IS	0.9445	ng/mL	
7_3 FTCA	Auto	7.920	0.010	2.966	219117	316185	13C5-PFHxA_IS	16.0089	ng/mL	
13C2-8_2-FTS	Auto	8.410	0.000	1.342	28580	92647	18O2-PFHxS_IS	4.2554	ng/mL	
13C2-8_2-FTS_IS	Auto	8.410	0.000	----	28580	28580	----	5.0000	ng/mL	
8_2 FTS	M	8.410	-0.001	0.000	11775	28580	13C2-8_2-FTS_IS	0.9512	ng/mL	
13C6-PFDA_IS	Auto	8.715	0.000	----	90846	90846	----	1.2500	ng/mL	
13C6-PFDA	Auto	8.715	0.000	0.001	90846	75747	13C2-PFDA_IS	1.2812	ng/mL	

J:\LCMS08\Data\240320_1633_B1\240320_1633_B1.damlp .

SN - Software-calculated S/N ratio outside criteria due to non-target peaks or drift in noise calculation window. Analyst review of noise levels (excluding non-target peaks) in chromatogram indicates S/N ratio meets criteria.

240320_025 (continued)

(Table continued from previous page)

Name	Mode ID	Found RT	RT Diff	ISTD RT Diff	Area	ISTD Area	ISTD Name	Conc.	Unit	Flag ID
13C2-PFDA_IS	Auto	8.714	0.000	----	75747	75747	----	1.2500	ng/mL	
PFDA	Auto	8.716	0.002	0.001	69575	90846	13C6-PFDA_IS	0.9422	ng/mL	
D3-NMeFOSAA_IS	Auto	8.849	0.002	----	117153	117153	----	5.0000	ng/mL	
D3-NMeFOSAA	Auto	8.849	0.002	0.044	117153	100335	13C4-PFOS_IS	4.8267	ng/mL	
13C8-PFOS_IS	Auto	8.806	0.001	----	33952	33952	----	2.5000	ng/mL	
13C8-PFOS	Auto	8.806	0.001	0.001	33952	100335	13C4-PFOS_IS	2.4170	ng/mL	
13C4-PFOS_IS	Auto	8.805	-0.001	----	100335	100335	----	2.5000	ng/mL	
PFOS	MI R1 R2	8.806	0.001	0.000	34820	33952	13C8-PFOS_IS	0.9495	ng/mL	
NMeFOSAA	M	8.853	0.003	0.004	23868	117153	D3-NMeFOSAA_IS	1.0412	ng/mL	
D5-NEtFOSAA_IS	Auto	9.179	0.002	----	83636	83636	----	5.0000	ng/mL	
D5-NEtFOSAA	Auto	9.179	0.002	0.374	83636	100335	13C4-PFOS_IS	4.7031	ng/mL	
NEtFOSAA	M	9.189	-0.001	0.010	15515	83636	D5-NEtFOSAA_IS	0.9662	ng/mL	
9-Cl-PF3ONS	Auto	9.372	-0.001	3.946	248492	486371	13C3-HFPO-DA_IS	0.9334	ng/mL	
PFUnDA	Auto	9.444	0.001	0.002	79616	91389	13C7-PFUnDA_IS	1.0032	ng/mL	
13C7-PFUnDA_IS	Auto	9.442	0.000	----	91389	91389	----	1.2500	ng/mL	
13C7-PFUnDA	Auto	9.442	0.000	0.728	91389	75747	13C2-PFDA_IS	1.3069	ng/mL	
PFNS	Auto	9.569	-0.001	0.763	31315	33952	13C8-PFOS_IS	1.0334	ng/mL	
10_2 FTS	Auto	9.819	-0.001	1.409	8790	28580	13C2-8_2-FTS_IS	0.8319	ng/mL	
13C2-PFDOA_IS	Auto	10.128	0.001	----	104353	104353	----	1.2500	ng/mL	
13C2-PFDOA	Auto	10.128	0.001	1.414	104353	75747	13C2-PFDA_IS	1.2832	ng/mL	
PFDOA	Auto	10.130	0.002	0.002	57768	104353	13C2-PFDOA_IS	1.0050	ng/mL	
PFDS	Auto	10.283	0.000	1.477	26248	33952	13C8-PFOS_IS	0.9730	ng/mL	
PFTrDA	Auto	10.785	-0.001	-0.632	64699	61294	13C2-PFTDA_IS	1.0575	ng/mL	
11-Cl-PF3OUdS	Auto	10.791	-0.002	5.365	120395	486371	13C3-HFPO-DA_IS	0.9899	ng/mL	
PFOSAm	M	11.117	0.008	-0.002	83790	99494	13C8-PFOSAm_IS	1.9295	ng/mL	
13C8-PFOSAm	Auto	11.119	0.009	2.314	99494	100335	13C4-PFOS_IS	2.6368	ng/mL	
13C8-PFOSAm_IS	Auto	11.119	0.009	----	99494	99494	----	2.5000	ng/mL	
PFTDA	Auto	11.419	-0.004	0.002	44920	61294	13C2-PFTDA_IS	1.0420	ng/mL	
13C2-PFTDA	Auto	11.417	-0.005	2.703	61294	75747	13C2-PFDA_IS	1.2483	ng/mL	
13C2-PFTDA_IS	Auto	11.417	-0.005	----	61294	61294	----	1.2500	ng/mL	
PFDoS	Auto	11.608	-0.005	2.802	17188	33952	13C8-PFOS_IS	1.0617	ng/mL	
D7-MeFOSE_IS	Auto	13.367	0.006	----	306341	306341	----	25.0000	ng/mL	
D7-MeFOSE	Auto	13.367	0.006	4.562	306341	100335	13C4-PFOS_IS	26.5351	ng/mL	
MeFOSE	M	13.404	0.004	0.037	18635	306341	D7-MeFOSE_IS	1.0240	ng/mL	
13C2-PFHXDA_IS	Auto	12.637	-0.004	----	127334	127334	----	2.5000	ng/mL	
13C2-PFHXDA	Auto	12.637	-0.004	3.923	127334	75747	13C2-PFDA_IS	2.5220	ng/mL	
PFHXDA	Auto	12.638	-0.005	0.001	76720	127334	13C2-PFHXDA_IS	0.9766	ng/mL	
D3-MeFOSA	Auto	13.669	0.005	4.864	23596	100335	13C4-PFOS_IS	2.4034	ng/mL	
D3-MeFOSA_IS	Auto	13.669	0.005	----	23596	23596	----	2.5000	ng/mL	
MeFOSA	M	13.676	0.005	0.007	16597	23596	D3-MeFOSA_IS	1.0903	ng/mL	
D9-EtFOSE_IS	Auto	13.997	0.007	----	353849	353849	----	25.0000	ng/mL	
D9-EtFOSE	Auto	13.997	0.007	5.192	353849	100335	13C4-PFOS_IS	26.8494	ng/mL	
EtFOSE	M	14.040	0.006	0.043	17589	353849	D9-EtFOSE_IS	0.9835	ng/mL	
D5-EtFOSAm	Auto	14.347	0.009	5.542	42118	100335	13C4-PFOS_IS	2.6846	ng/mL	
D5-EtFOSAm_IS	Auto	14.347	0.009	----	42118	42118	----	2.5000	ng/mL	
EtFOSAm	M	14.365	0.010	0.018	19181	42118	D5-EtFOSAm_IS	0.9396	ng/mL	
PFODA	Auto	13.777	-0.002	1.140	23838	127334	13C2-PFHXDA_IS	0.9529	ng/mL	

SN - Software-calculated S/N ratio outside criteria due to non-target peaks or drift in noise calculation window. Analyst review of noise levels (excluding non-target peaks) in chromatogram indicates S/N ratio meets criteria.

240320_025 (continued)

13C4-PFBA
Conc. 10.1419
Q 216.80>171.90 (-) 1.22e5

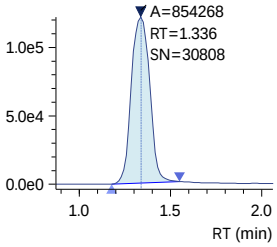

13C4-PFBA_IS
Conc. 10.0000
ISTD 216.80>171.90 (-) 1.22e5

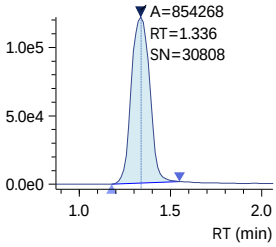

13C3-PFBA_IS
Conc. 5.0000
ISTD 216.00>172.00 (-) 6.12e4

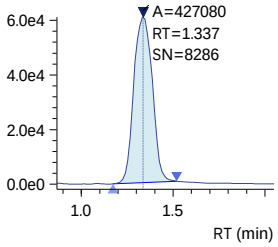

PFBA
Conc. 0.9934
Q 212.80>169.05 (-) 1.40e4

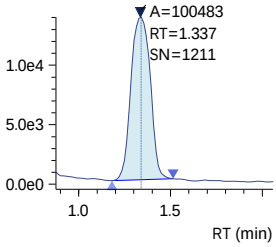

PFMPA
Conc. 1.0221
Q 229.00>84.90 (-) 1.09e4

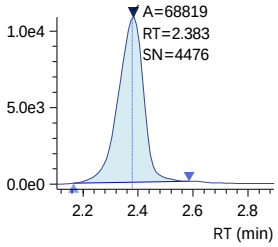

3_3 FTCA
Conc. 19.3840
R#1 137.58 (136.14)
R#2 137.58 (135.82)
Q 241.00>177.10 (-) 1.93e4

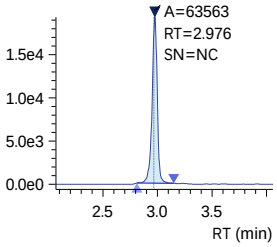

13C5-PFPeA
Conc. 4.9803
Q 268.30>223.00 (-) 5.81e4

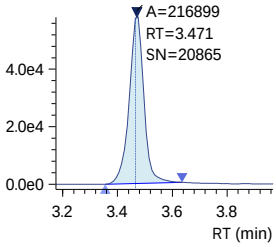

13C5-PFPeA_IS
Conc. 5.0000
ISTD 268.30>223.00 (-) 5.81e4

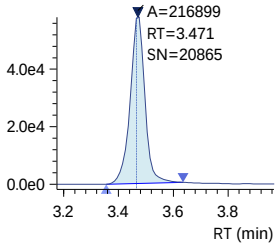

PFPeA
Conc. 0.9999
Q 263.00>219.00 (-) 4.20e4

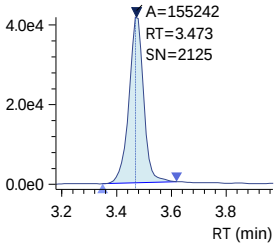

PFMBA
Conc. 0.9909
Q 279.00>84.95 (-) 3.00e4

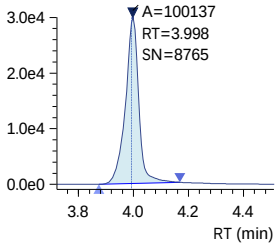

R1 241.00>117.00 (-) 2.69e4

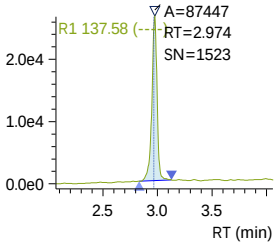

R2 241.00>117.00 (-) 2.69e4

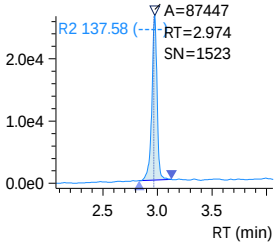

SN - Software-calculated S/N ratio outside criteria due to non-target peaks or drift in noise calculation window.
Analyst review of noise levels (excluding non-target peaks) in chromatogram indicates S/N ratio meets criteria.

240320_025 (continued)

13C2-4_2 FTS
Conc. 4.1784

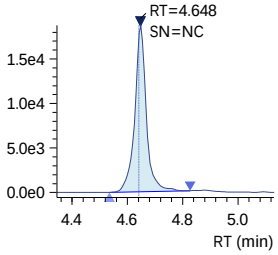

13C2-4_2 FTS_IS
Conc. 5.0000

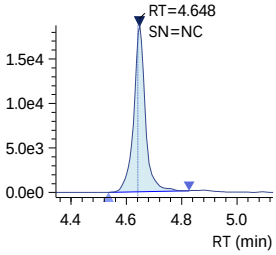

4_2 FTS
Conc. 0.9260
R#1 32.88 (33.08)
R#2 32.88 (33.03)

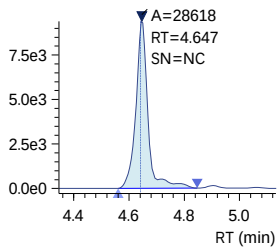

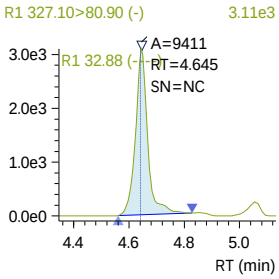

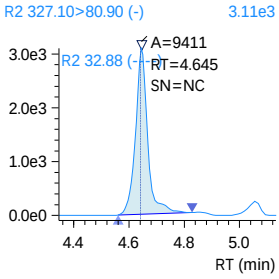

13C3-PFBS_IS
Conc. 2.5000

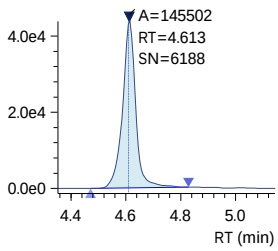

PFBS
Conc. 0.9392
R#1 42.94 (46.53)
R#2 42.94 (44.64)

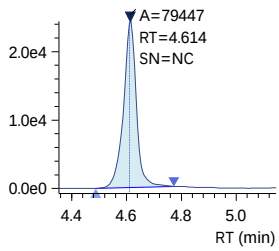

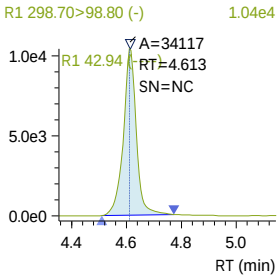

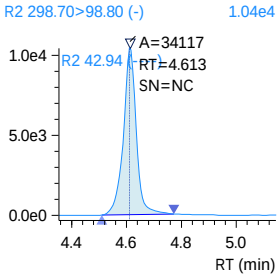

SN - Software-calculated S/N ratio outside criteria due to non-target peaks or drift in noise calculation window.
Analyst review of noise levels (excluding non-target peaks) in chromatogram indicates S/N ratio meets criteria.

240320_025 (continued)

13C3-PFBS
Conc. 2.5768

Q 302.10>79.90 (-) 4.39e4

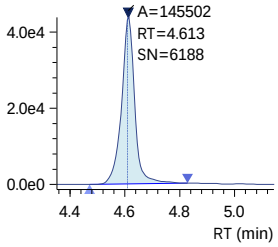

NFDHA
Conc. 1.0366
R#1 37.49 (36.44)
R#2 37.49 (32.87)

Q 295.00>201.00 (-) 3.18e4

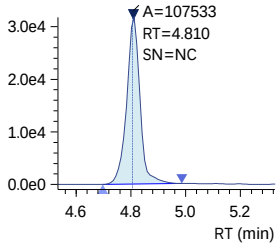

R1 295.00>84.90 (-) 1.17e4

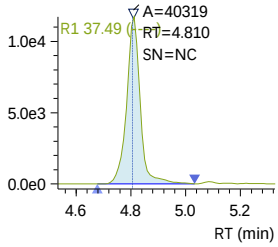

R2 295.00>84.90 (-) 1.17e4

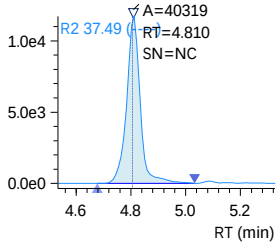

13C5-PFHxA
Conc. 2.4699

Q 318.00>273.00 (-) 9.39e4

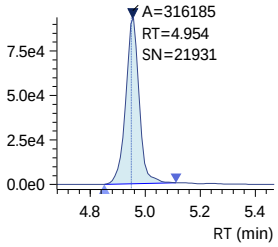

13C5-PFHxA_IS
Conc. 2.5000

ISTD 318.00>273.00 (-) 9.39e4

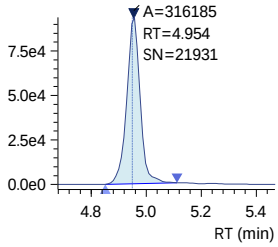

13C2-PFHxA_IS
Conc. 2.5000

ISTD 315.10>270.00 (-) 1.15e5

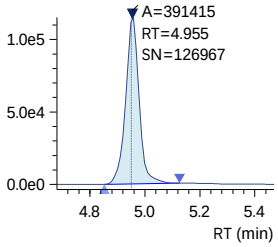

240320_025 (continued)

PFHxA
Conc. 0.9947
Q 313.00>269.00 (-) 4.02e4

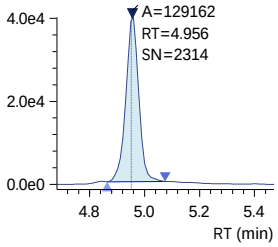

PFEESA
Conc. 0.8601
R#1 4.95 (5.25)
R#2 4.95 (6.08)
Q 314.80>135.00 (-) 1.05e5

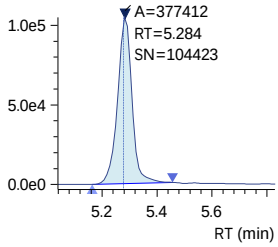

R1 314.80>82.90 (-) 5.08e3

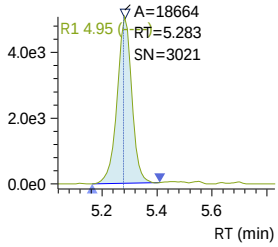

R2 314.80>82.90 (-) 5.08e3

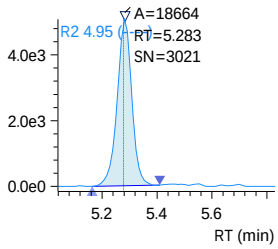

13C3-HFPO-DA
Conc. 9.4924
Q 286.90>168.90 (-) 1.49e5

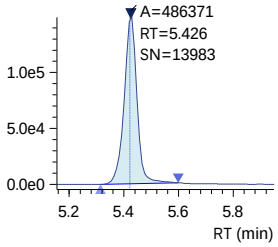

13C3-HFPO-DA_IS
Conc. 10.0000
ISTD 286.90>168.90 (-) 1.49e5

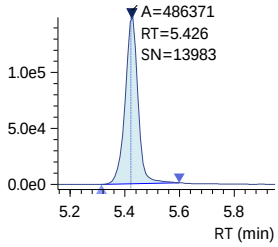

HFPO-DA
Conc. 1.0109
R#1 55.78 (62.57)
R#2 55.78 (56.90)
Q 284.90>168.90 (-) 1.72e4

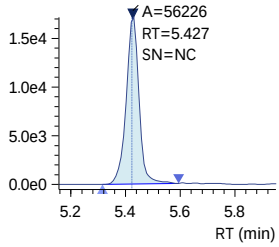

R1 284.90>184.90 (-) 9.45e3

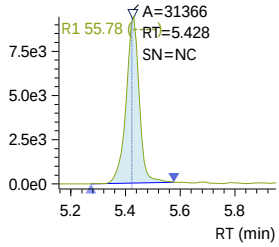

R2 284.90>184.90 (-) 9.45e3

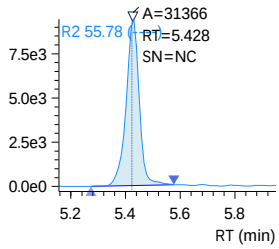

240320_025 (continued)

5_3 FTCA
Conc. 18.3561
R#1 151.57 (154.88)
R#2 151.57 (149.76)
Q 341.00>237.05 (-) 5.93e4

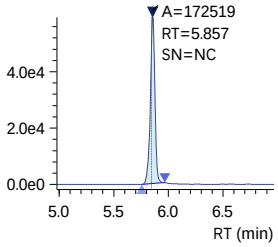

R1 341.00>217.00 (-) 8.92e4

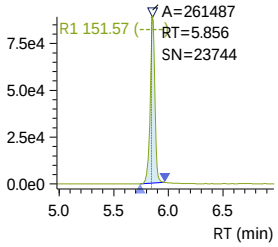

R2 341.00>217.00 (-) 8.92e4

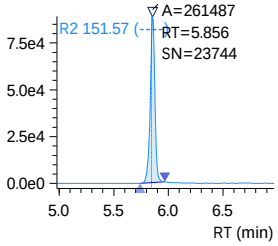

PFPeS
Conc. 0.9581
R#1 51.47 (54.44)
R#2 51.47 (58.78)
Q 349.10>79.90 (-) 1.81e4

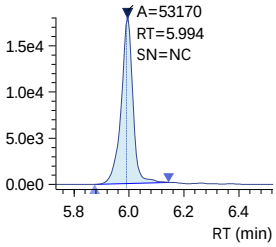

R1 349.10>98.80 (-) 9.57e3

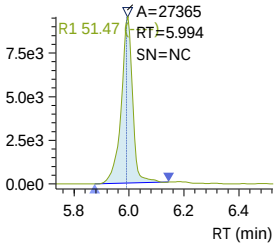

R2 349.10>98.80 (-) 9.57e3

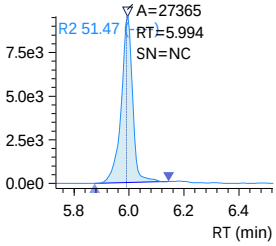

13C4-PFHpA
Conc. 2.4319
Q 367.10>322.00 (-) 1.58e5

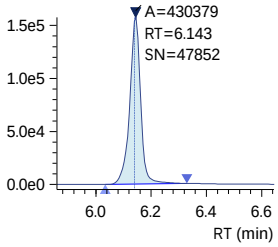

13C4-PFHpA_IS
Conc. 2.5000
ISTD 367.10>322.00 (-) 1.58e5

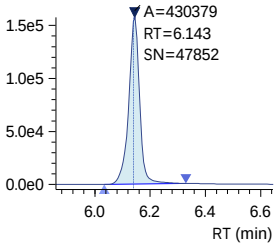

PFHpA
Conc. 0.9576
R#1 23.88 (23.39)
R#2 23.88 (22.30)
Q 363.10>319.00 (-) 5.56e4

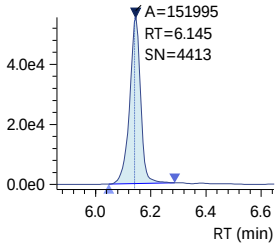

R1 363.10>169.00 (-) 1.32e4

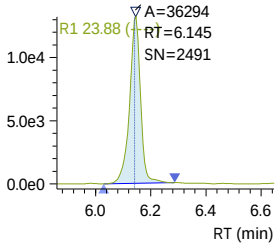

R2 363.10>169.00 (-) 1.32e4

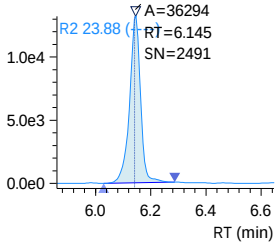

SN - Software-calculated S/N ratio outside criteria due to non-target peaks or drift in noise calculation window.
Analyst review of noise levels (excluding non-target peaks) in chromatogram indicates S/N ratio meets criteria.

240320_025 (continued)

DONA
Conc. 0.9136
R#1 29.65 (30.39)
R#2 29.65 (28.27)
Q 376.90>250.90 (-) 5.82e4

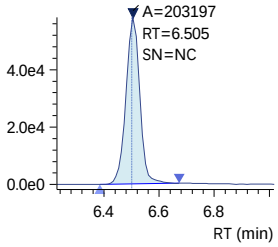

13C2-6_2 FTS_IS
Conc. 5.0000
ISTD 429.10>80.90 (-) 1.49e4

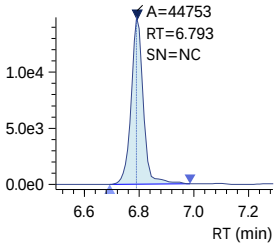

13C2-6_2 FTS
Conc. 4.2684
Q 429.10>80.90 (-) 1.49e4

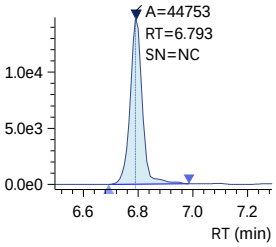

6_2 FTS
Conc. 0.8887
R#1 47.37 (44.48)
R#2 47.37 (38.72)
Q 427.10>407.00 (-) 5.83e3

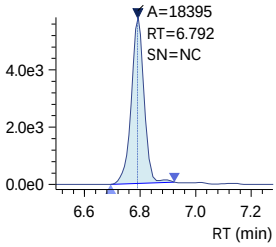

13C4-PFOA_IS
Conc. 2.5000
ISTD 417.10>172.00 (-) 7.05e3

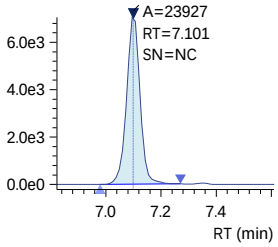

R1 376.90>84.80 (-) 1.74e4

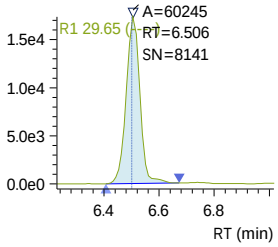

R1 427.10>80.90 (-) 2.97e3

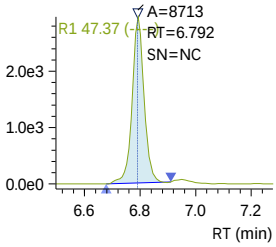

R2 376.90>84.80 (-) 1.74e4

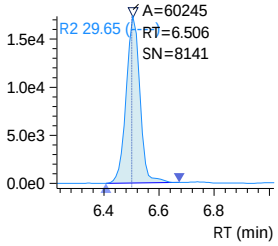

R2 427.10>80.90 (-) 2.97e3

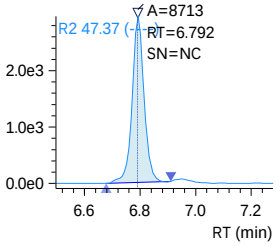

Insight Report
Quantitation/Integration
Printed 3/21/2024 16:06:09

240320_025 (continued)

13C8-PFOA_IS
Conc. 2.5000

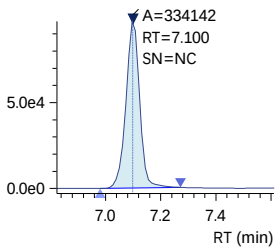

13C8-PFOA
Conc. 2.2676

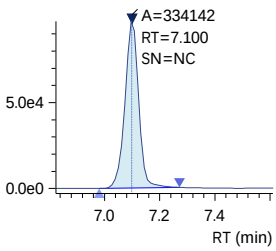

PFOA
Conc. 0.9485
R#1 23.97 (24.47)
R#2 23.97 (22.78)

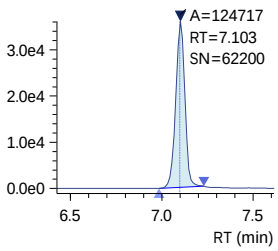

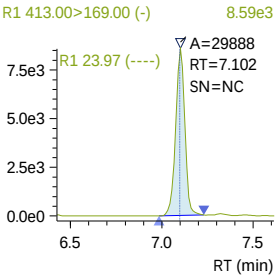

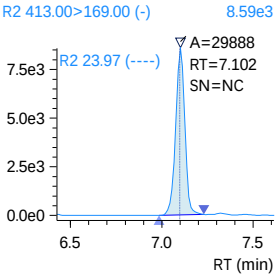

13C3-PFHxS
Conc. 2.5202

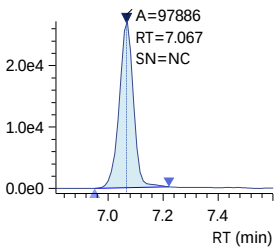

13C3-PFHxS_IS
Conc. 2.5000

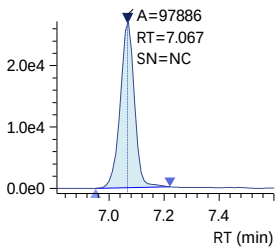

J:\LCMS08\Data\240320_1633_B1\240320_1633_B1.damlp .

SN - Software-calculated S/N ratio outside criteria due to non-target peaks or drift in noise calculation window.
Analyst review of noise levels (excluding non-target peaks) in chromatogram indicates S/N ratio meets criteria.

Insight Report
Quantitation/Integration
Printed 3/21/2024 16:06:09

240320_025 (continued)

PFHxS
Conc. 0.9156
R#1 57.02 (57.29)
R#2 57.02 (62.94)
Q 398.70>79.90 (-) 1.09e4

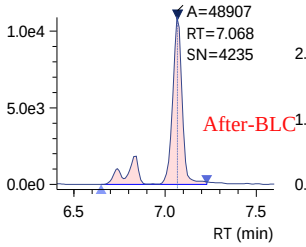

18O2-PFHxS_IS
Conc. 2.5000
ISTD 403.00>83.90 (-) 2.55e4

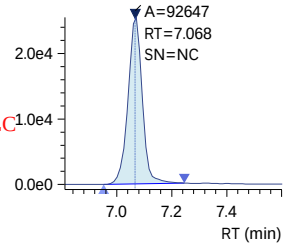

13C9-PFNA_IS
Conc. 1.2500
ISTD 472.10>427.00 (-) 5.86e4

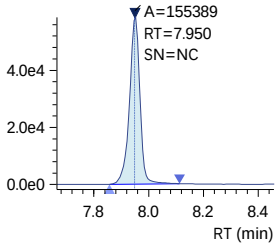

13C9-PFNA
Conc. 1.2421
Q 472.10>427.00 (-) 5.86e4

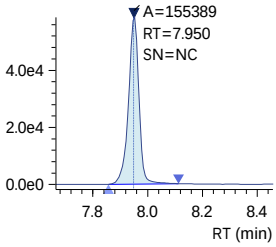

13C5-PFNA_IS
Conc. 1.2500
ISTD 468.00>423.00 (-) 5.20e4

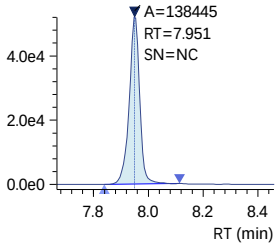

R1 398.70>98.90 (-) 5.95e3

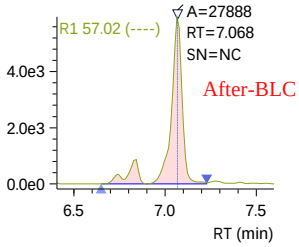

R2 398.70>98.90 (-) 5.95e3

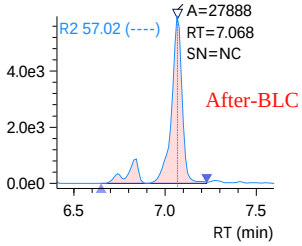

J:\LCMS08\Data\240320_1633_B1\240320_1633_B1.damlp .
SN - Software-calculated S/N ratio outside criteria due to non-target peaks or drift in noise calculation window.
Analyst review of noise levels (excluding non-target peaks) in chromatogram indicates S/N ratio meets criteria.

240320_025 (continued)

PFNA
Conc. 0.9684
R#1 19.44 (20.36)
R#2 19.44 (20.61)
Q 463.00>419.00 (-) 3.77e4

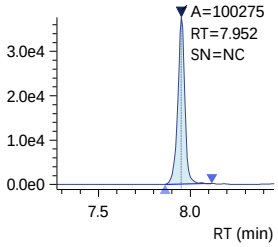

R1 463.00>219.00 (-) 7.21e3

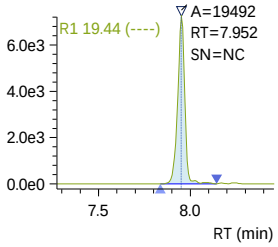

R2 463.00>219.00 (-) 7.21e3

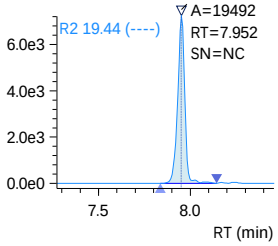

PFHpS
Conc. 0.9445
R#1 49.74 (46.70)
R#2 49.74 (54.10)
Q 449.00>79.90 (-) 1.51e4

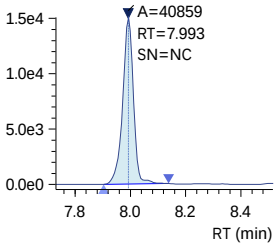

R1 449.00>98.80 (-) 7.76e3

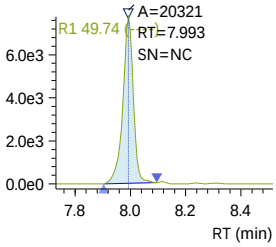

R2 449.00>98.80 (-) 7.76e3

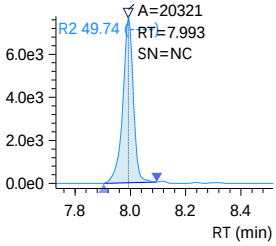

7_3 FTCA
Conc. 16.0089
R#1 134.25 (132.28)
R#2 134.25 (134.62)
Q 441.00>317.00 (-) 7.74e4

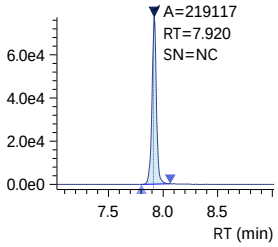

R1 441.00>336.90 (-) 1.04e5

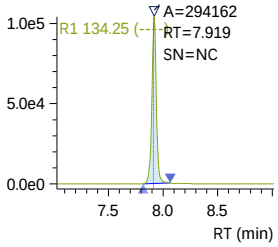

R2 441.00>336.90 (-) 1.04e5

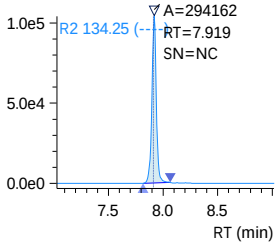

13C2-8_2-FTS
Conc. 4.2554
Q 529.10>80.90 (-) 9.14e3

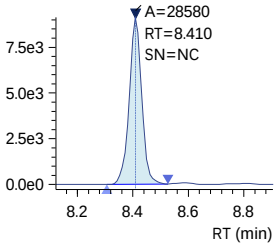

13C2-8_2-FTS_IS
Conc. 5.0000
ISTD 529.10>80.90 (-) 9.14e3

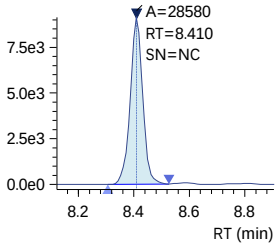

J:\LCMS08\Data\240320_1633_B1\240320_1633_B1.damlp .

SN - Software-calculated S/N ratio outside criteria due to non-target peaks or drift in noise calculation window.
Analyst review of noise levels (excluding non-target peaks) in chromatogram indicates S/N ratio meets criteria.

240320_025 (continued)

8_2 FTS
Conc. 0.9512
R#1 47.56 (45.91)
R#2 47.56 (46.70)
Q 527.10>506.95 (-) 3.51e3

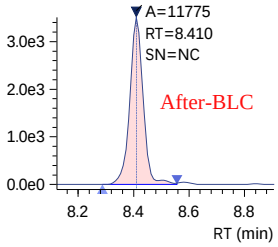

R1 527.10>80.80 (-) 1.76e3

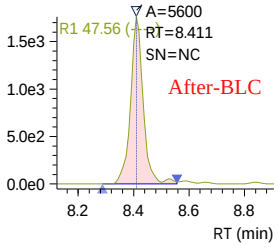

R2 527.10>80.80 (-) 1.76e3

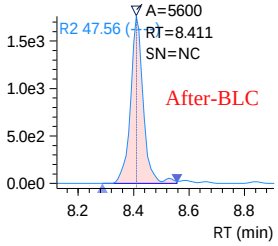

13C6-PFDA_IS
Conc. 1.2500
ISTD 519.10>474.10 (-) 2.51e4

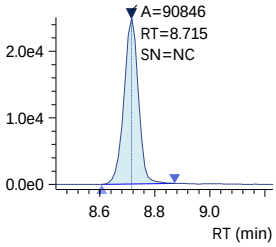

13C6-PFDA
Conc. 1.2812
Q 519.10>474.10 (-) 2.51e4

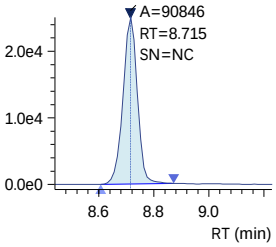

13C2-PFDA_IS
Conc. 1.2500
ISTD 515.10>470.10 (-) 2.11e4

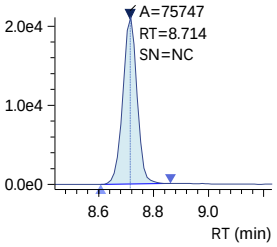

PFDA
Conc. 0.9422
R#1 21.66 (17.64)
R#2 21.66 (14.73)
Q 512.90>469.00 (-) 2.01e4

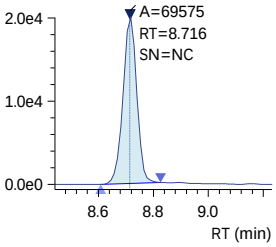

R1 512.90>219.00 (-) 4.41e3

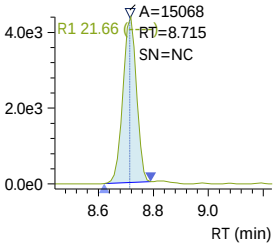

R2 512.90>219.00 (-) 4.41e3

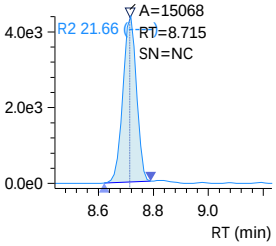

D3-NMeFOSAA_IS
Conc. 5.0000
ISTD 573.20>419.00 (-) 3.27e4

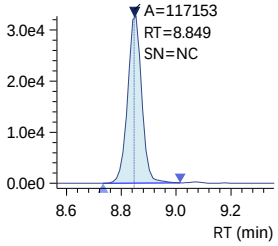

D3-NMeFOSAA
Conc. 4.8267
Q 573.20>419.00 (-) 3.27e4

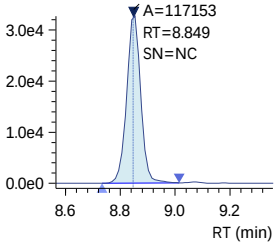

13C8-PFOS_IS
Conc. 2.5000
ISTD 507.10>98.90 (-) 9.58e3

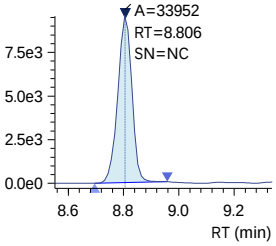

13C8-PFOS
Conc. 2.4170
Q 507.10>98.90 (-) 9.58e3

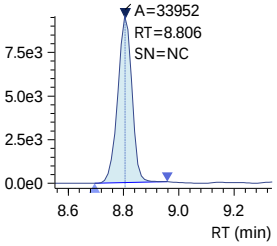

13C4-PFOS_IS
Conc. 2.5000
ISTD 502.80>79.90 (-) 2.82e4

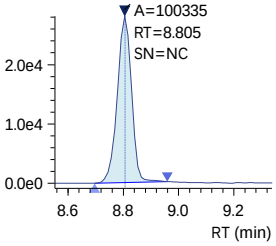

SN - Software-calculated S/N ratio outside criteria due to non-target peaks or drift in noise calculation window.
Analyst review of noise levels (excluding non-target peaks) in chromatogram indicates S/N ratio meets criteria.

Insight Report
Quantitation/Integration
Printed 3/21/2024 16:06:09

240320_025 (continued)

PFOS
Conc. 0.9495
R#1 46.41 (45.06)
R#2 46.41 (47.34)
Q 498.90>79.90 (-) 6.72e3

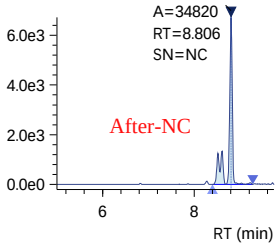

R1 498.90>98.80 (-) 3.72e3

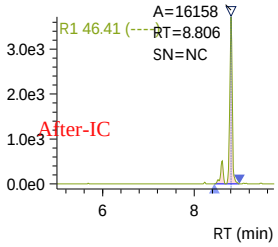

R2 498.90>98.80 (-) 3.72e3

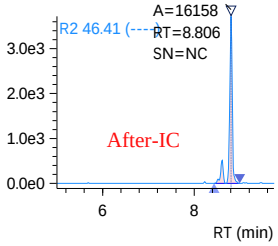

NMeFOSAA
Conc. 1.0412
R#1 61.66 (67.10)
R#2 61.66 (64.07)
Q 570.10>419.00 (-) 5.46e3

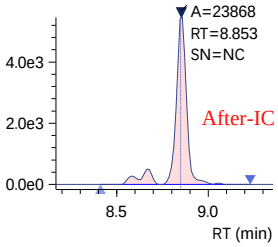

R1 570.10>483.00 (-) 3.16e3

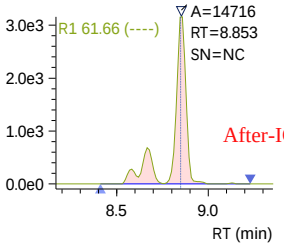

R2 570.10>483.00 (-) 3.16e3

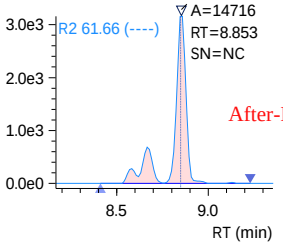

D5-NEtFOSAA_IS
Conc. 5.0000
ISTD 589.20>419.00 (-) 2.51e4

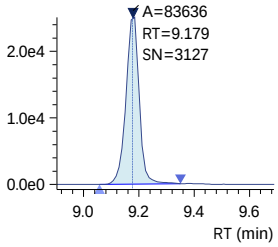

D5-NEtFOSAA
Conc. 4.7031
Q 589.20>419.00 (-) 2.51e4

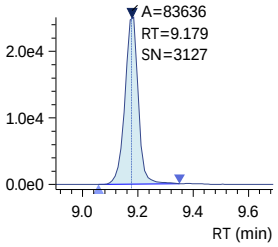

NEtFOSAA
Conc. 0.9662
R#1 80.15 (89.53)
R#2 80.15 (83.09)
Q 584.20>419.10 (-) 4.05e3

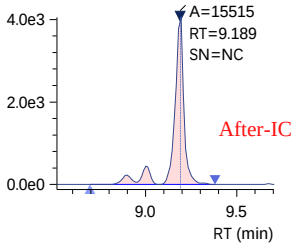

R1 584.20>526.00 (-) 3.22e3

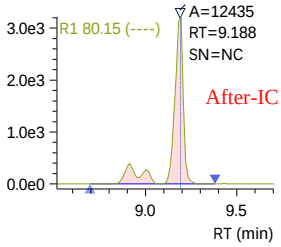

R2 584.20>526.00 (-) 3.22e3

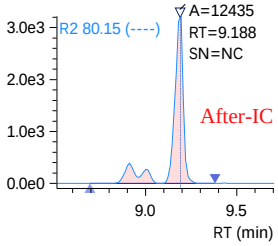

J:\LCMS08\Data\240320_1633_B1\240320_1633_B1.damlp .

SN - Software-calculated S/N ratio outside criteria due to non-target peaks or drift in noise calculation window.
Analyst review of noise levels (excluding non-target peaks) in chromatogram indicates S/N ratio meets criteria.

Insight Report
Quantitation/Integration
Printed 3/21/2024 16:06:09

240320_025 (continued)

9-Cl-PF3ONS
Conc. 0.9334
R#1 32.36 (31.69)
R#2 32.36 (30.27)
Q 530.80>351.00 (-) 8.27e4

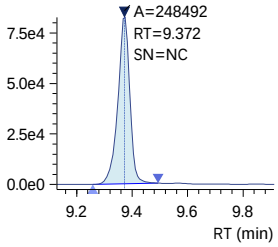

R1 532.80>353.00 (-) 2.71e4

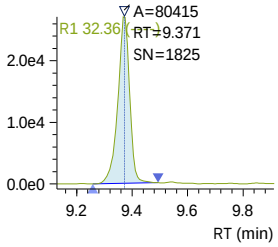

R2 532.80>353.00 (-) 2.71e4

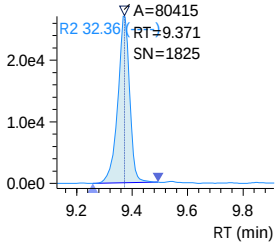

PFUnDA
Conc. 1.0032
R#1 12.86 (10.96)
R#2 12.86 (12.21)
Q 563.10>519.00 (-) 2.86e4

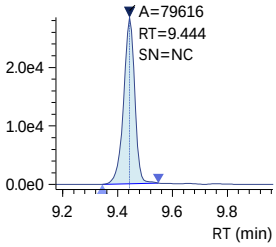

R1 563.10>269.10 (-) 3.95e3

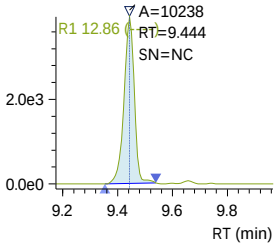

R2 563.10>269.10 (-) 3.95e3

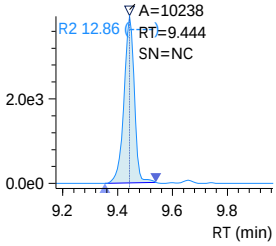

13C7-PFUnDA_IS
Conc. 1.2500
ISTD 570.00>525.10 (-) 3.19e4

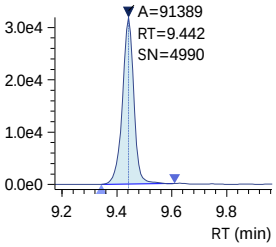

13C7-PFUnDA
Conc. 1.3069
Q 570.00>525.10 (-) 3.19e4

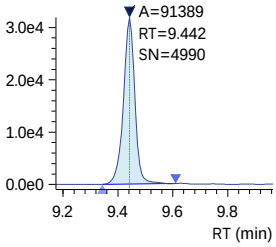

PFNS
Conc. 1.0334
R#1 61.77 (56.91)
R#2 61.77 (63.73)
Q 548.80>79.90 (-) 1.06e4

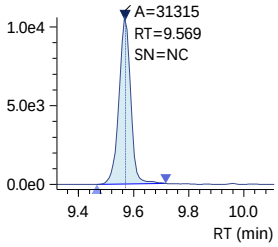

R1 548.80>98.80 (-) 6.47e3

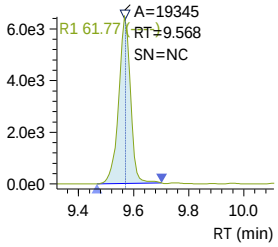

R2 548.80>98.80 (-) 6.47e3

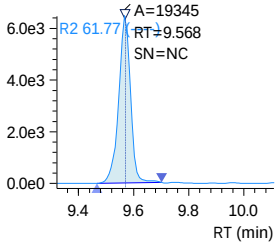

J:\LCMS08\Data\240320_1633_B1\240320_1633_B1.damlp .

SN - Software-calculated S/N ratio outside criteria due to non-target peaks or drift in noise calculation window.
Analyst review of noise levels (excluding non-target peaks) in chromatogram indicates S/N ratio meets criteria.

240320_025 (continued)

10_2 FTS
Conc. 0.8319
R#1 36.42 (32.29)
R#2 36.42 (27.50)
Q 626.80>607.05 (-) 3.29e3

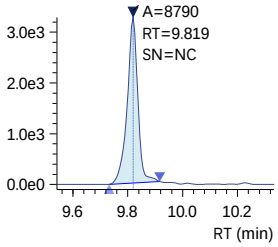

R1 626.80>81.00 (-) 1.14e3

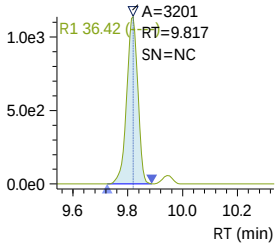

R2 626.80>81.00 (-) 1.14e3

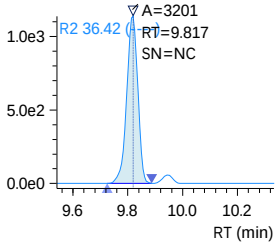

13C2-PFDOA_IS
Conc. 1.2500
ISTD 615.10>570.00 (-) 3.50e4

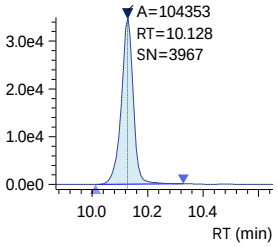

13C2-PFDOA
Conc. 1.2832
Q 615.10>570.00 (-) 3.50e4

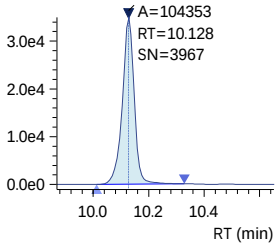

PFDOA
Conc. 1.0050
R#1 11.52 (11.14)
R#2 11.52 (9.85)
Q 613.10>569.00 (-) 1.99e4

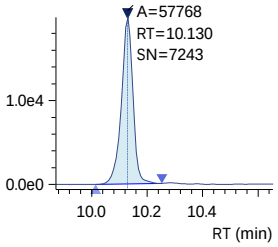

R1 613.10>319.00 (-) 2.29e3

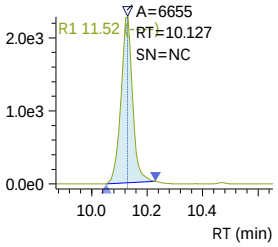

R2 613.10>319.00 (-) 2.29e3

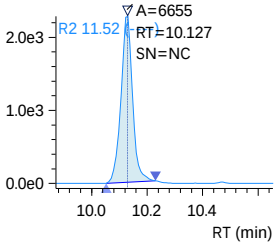

PFDS
Conc. 0.9730
R#1 65.67 (58.01)
R#2 65.67 (60.30)
Q 599.00>79.90 (-) 9.28e3

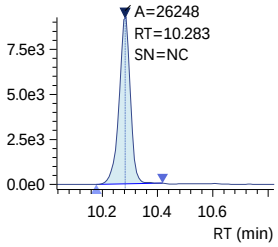

R1 599.00>98.80 (-) 6.10e3

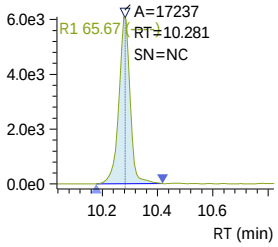

R2 599.00>98.80 (-) 6.10e3

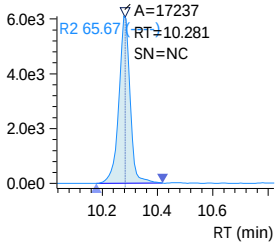

240320_025 (continued)

PFTrDA
Conc. 1.0575
R#1 15.05 (16.67)
R#2 15.05 (15.87)

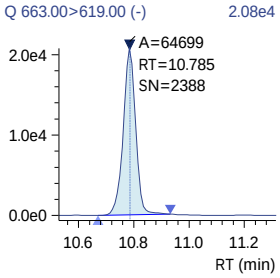

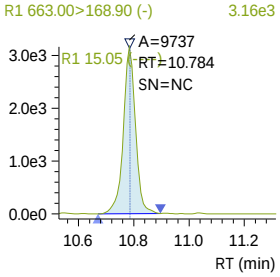

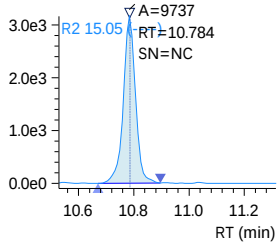

11-Cl-PF3OUdS
Conc. 0.9899
R#1 35.21 (35.04)
R#2 35.21 (36.12)

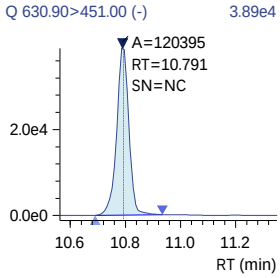

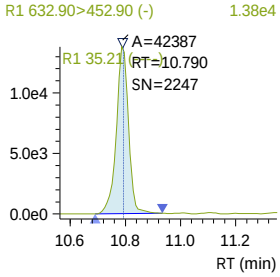

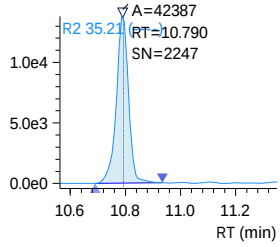

PFOSAm
Conc. 1.9295

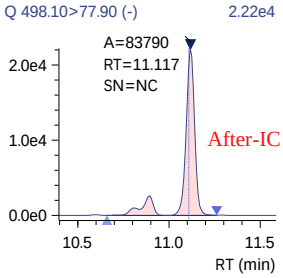

13C8-PFOSAm
Conc. 2.6368

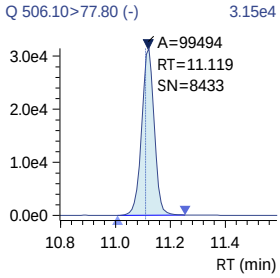

13C8-PFOSAm_IS
Conc. 2.5000

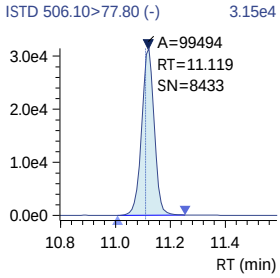

J:\LCMS08\Data\240320_1633_B1\240320_1633_B1.damlp .

SN - Software-calculated S/N ratio outside criteria due to non-target peaks or drift in noise calculation window.
Analyst review of noise levels (excluding non-target peaks) in chromatogram indicates S/N ratio meets criteria.

240320_025 (continued)

PFTDA
Conc. 1.0420
R#1 18.47 (17.09)
R#2 18.47 (18.89)
Q 713.10>669.00 (-) 1.27e4

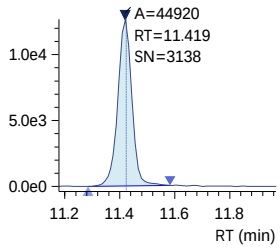

R1 713.10>168.90 (-) 2.43e3

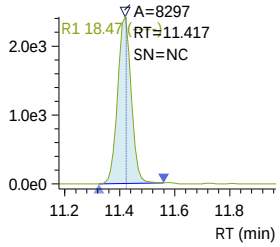

R2 713.10>168.90 (-) 2.43e3

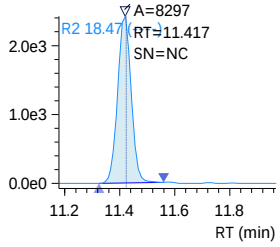

13C2-PFTDA
Conc. 1.2483
Q 715.20>670.00 (-) 1.74e4

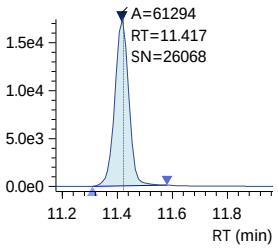

13C2-PFTDA_IS
Conc. 1.2500
ISTD 715.20>670.00 (-) 1.74e4

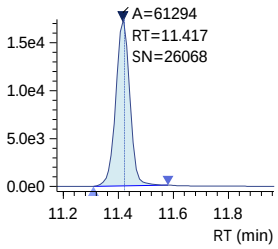

PFDoS
Conc. 1.0617
R#1 62.87 (61.23)
R#2 62.87 (64.82)
Q 699.10>79.90 (-) 5.73e3

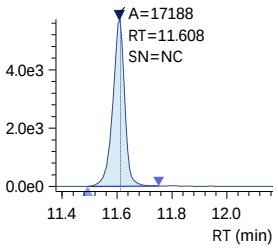

R1 699.10>98.80 (-) 3.38e3

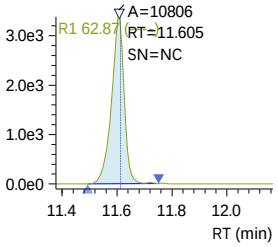

R2 699.10>98.80 (-) 3.38e3

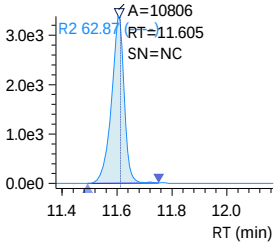

D7-MeFOSE_IS
Conc. 25.0000
ISTD 623.20>58.90 (-) 8.96e4

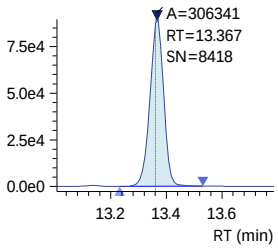

Insight Report
Quantitation/Integration
Printed 3/21/2024 16:06:09

240320_025 (continued)

D7-MeFOSE
Conc. 26.5351

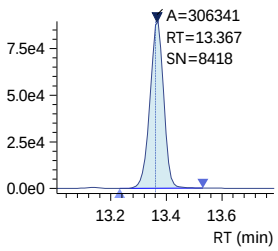

MeFOSE
Conc. 1.0240

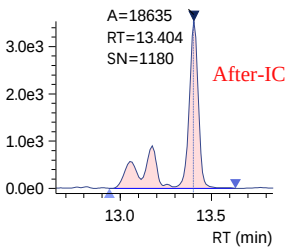

13C2-PFHXDA_IS
Conc. 2.5000

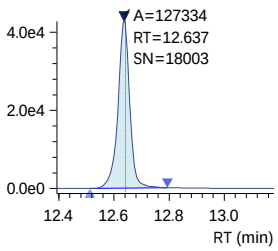

13C2-PFHXDA
Conc. 2.5220

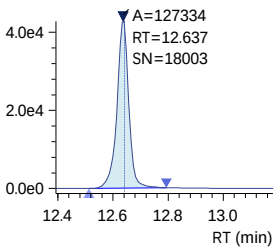

PFHXDA
Conc. 0.9766
R#1 10.74 (10.78)
R#2 10.74 (11.30)

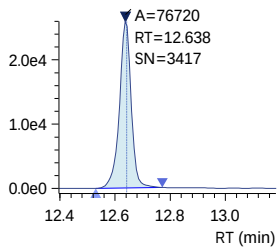

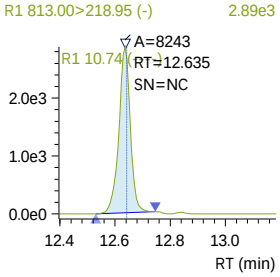

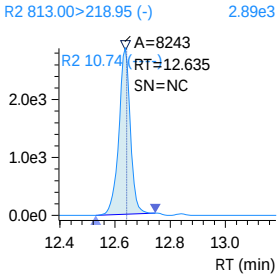

J:\LCMS08\Data\240320_1633_B1\240320_1633_B1.damlp .

SN - Software-calculated S/N ratio outside criteria due to non-target peaks or drift in noise calculation window.
Analyst review of noise levels (excluding non-target peaks) in chromatogram indicates S/N ratio meets criteria.

240320_025 (continued)

D3-MeFOSA
Conc. 2.4034

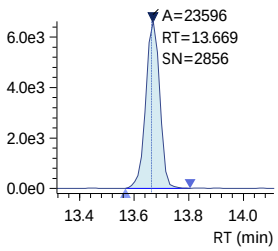

D3-MeFOSA_IS
Conc. 2.5000

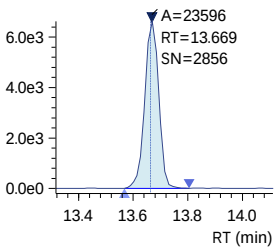

MeFOSA
Conc. 1.0903
R#1 161.16 (156.31)
R#2 161.16 (157.34)

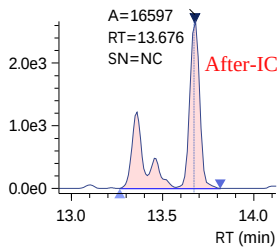

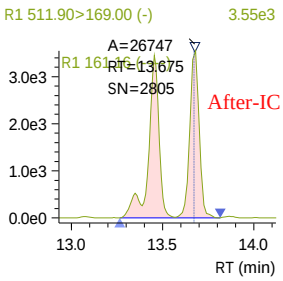

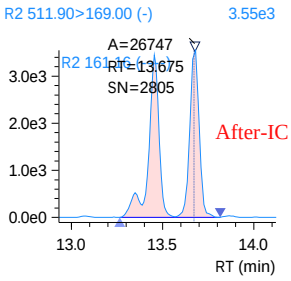

D9-EtFOSE_IS
Conc. 25.0000

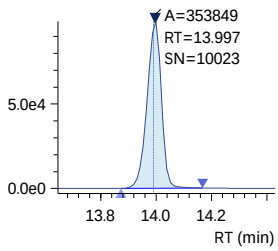

D9-EtFOSE
Conc. 26.8494

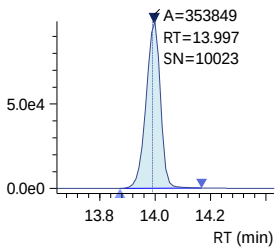

J:\LCMS08\Data\240320_1633_B1\240320_1633_B1.damlp .

SN - Software-calculated S/N ratio outside criteria due to non-target peaks or drift in noise calculation window.
Analyst review of noise levels (excluding non-target peaks) in chromatogram indicates S/N ratio meets criteria.

240320_025 (continued)

EtFOSE
Conc. 0.9835

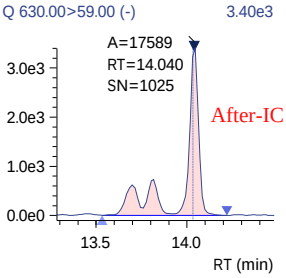

D5-EtFOSAm
Conc. 2.6846

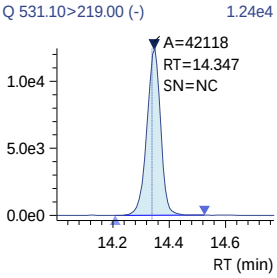

D5-EtFOSAm_IS
Conc. 2.5000

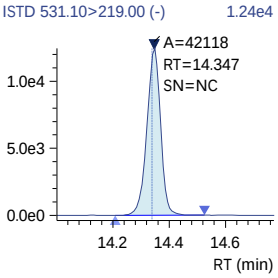

EtFOSAm
Conc. 0.9396
R#1 160.24 (177.75)
R#2 160.24 (169.40)

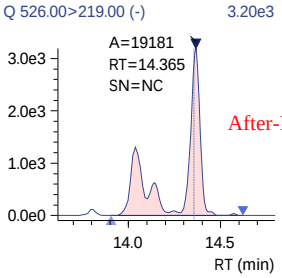

PFODA
Conc. 0.9529
R#1 36.24 (31.66)
R#2 36.24 (34.82)

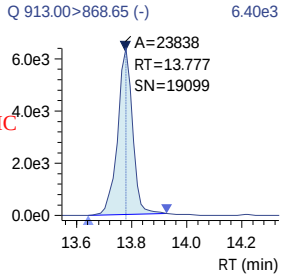

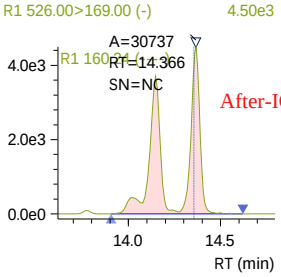

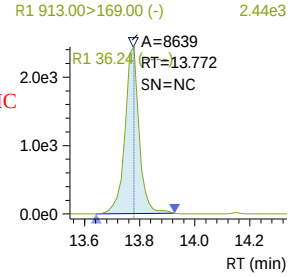

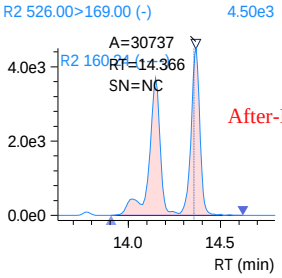

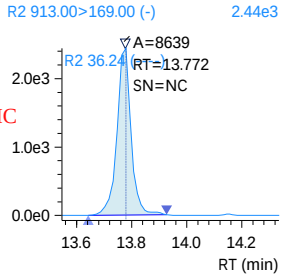

J:\LCMS08\Data\240320_1633_B1\240320_1633_B1.damlp .

SN - Software-calculated S/N ratio outside criteria due to non-target peaks or drift in noise calculation window.
Analyst review of noise levels (excluding non-target peaks) in chromatogram indicates S/N ratio meets criteria.

Insight Report
Before Manual Integration
Printed 3/21/2024 14:58:00

240320_025

Sample ID: 1633 ICAL 1.0PPB
Date Acquired: 3/20/2024 10:35:26 PM
Acquired by: System Administrator
Data File: 240320_025
Vial: 5 | Inj. Volume: 10.0000uL | Tray: 1

13C4-PFBA
Conc. 10.1419
Q 216.80>171.90 (-) 1.22e5

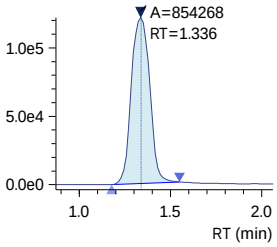

13C4-PFBA_IS
Conc. 10.0000
ISTD 216.80>171.90 (-) 1.22e5

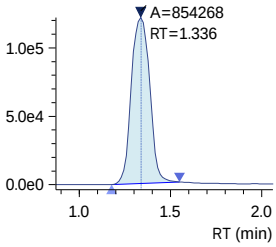

13C3-PFBA_IS
Conc. 5.0000
ISTD 216.00>172.00 (-) 6.12e4

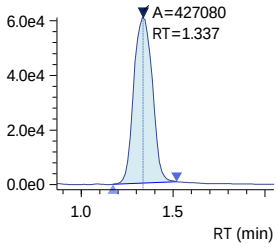

PFBA
Conc. 0.9934
Q 212.80>169.05 (-) 1.40e4

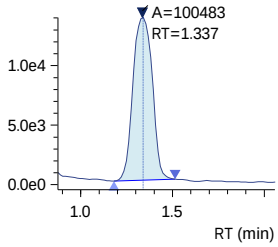

PFMPA
Conc. 1.0221
Q 229.00>84.90 (-) 1.09e4

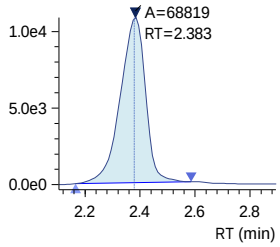

3_3 FTCA
Conc. 19.3840
R#1 137.58 (136.14)
R#2 137.58 (136.14)
Q 241.00>177.10 (-) 1.93e4

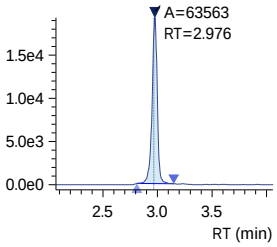

13C5-PFPeA
Conc. 4.9803

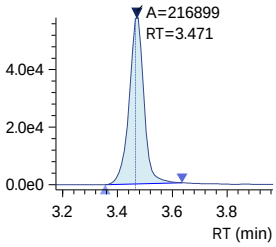

13C5-PFPeA_IS
Conc. 5.0000

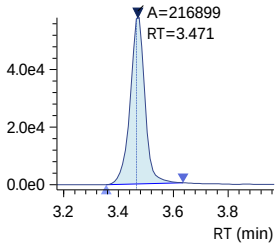

PFPeA
Conc. 0.9999
Q 263.00>219.00 (-) 4.20e4

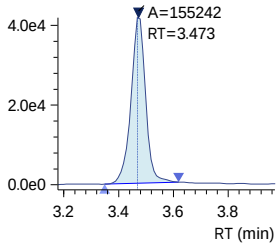

PFMBA
Conc. 0.9909
Q 279.00>84.95 (-) 3.00e4

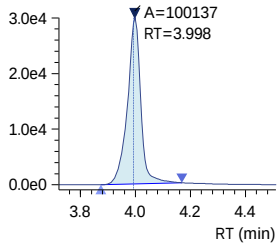

R1 241.00>117.00 (-) 2.69e4

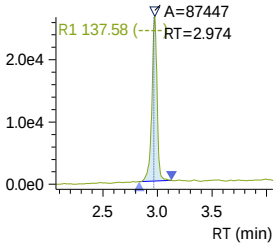

R2 241.00>117.00 (-) 2.69e4

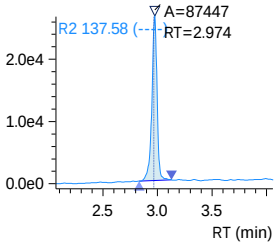

Insight Report
Before Manual Integration
Printed 3/21/2024 14:58:00

240320_025 (continued)

13C2-4_2 FTS
Conc. 4.1784
Q 329.10>80.90 (-) A=54353 1.88e4
RT=4.648

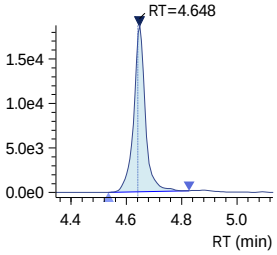

13C2-4_2 FTS_IS
Conc. 5.0000
ISTD 329.10>80.90 (-) A=54353 1.88e4
RT=4.648

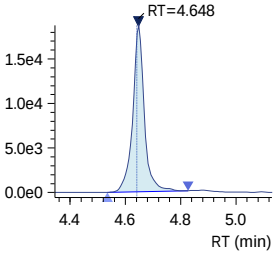

4_2 FTS
Conc. 0.9260
R#1 32.88 (33.08)
R#2 32.88 (33.08)
Q 327.10>307.00 (-) 9.39e3
A=28618
RT=4.647

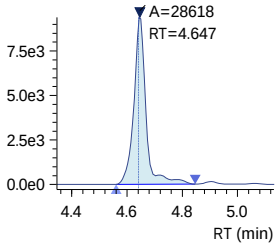

R1 327.10>80.90 (-) 3.11e3
A=9411
R1 32.88 (-)
RT=4.645

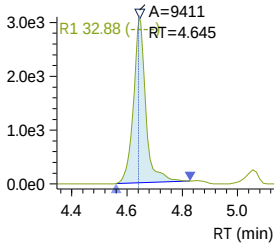

R2 327.10>80.90 (-) 3.11e3
A=9411
R2 32.88 (-)
RT=4.645

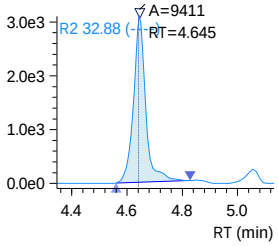

13C3-PFBS_IS
Conc. 2.5000
ISTD 302.10>79.90 (-) 4.39e4
A=145502
RT=4.613

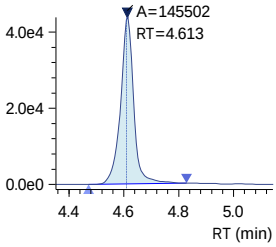

PFBS
Conc. 0.9392
R#1 42.94 (46.53)
R#2 42.94 (46.53)
Q 298.70>79.90 (-) 2.44e4
A=79447
RT=4.614

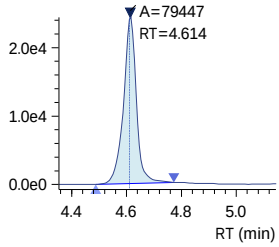

R1 298.70>98.80 (-) 1.04e4
A=34117
R1 42.94 (-)
RT=4.613

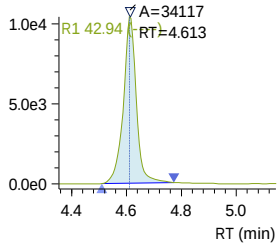

R2 298.70>98.80 (-) 1.04e4
A=34117
R2 42.94 (-)
RT=4.613

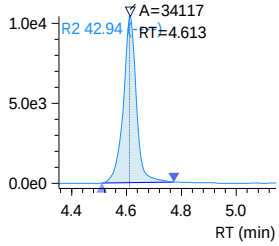

Insight Report
Before Manual Integration
Printed 3/21/2024 14:58:00

240320_025 (continued)

13C3-PFBS
Conc. 2.5768

Q 302.10>79.90 (-) 4.39e4

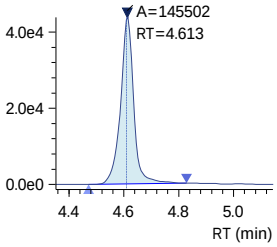

NFDHA
Conc. 1.0366
R#1 37.49 (36.44)
R#2 37.49 (36.44)

Q 295.00>201.00 (-) 3.18e4

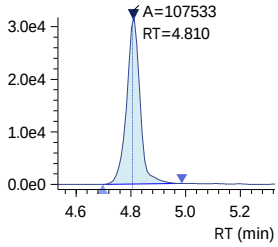

R1 295.00>84.90 (-) 1.17e4

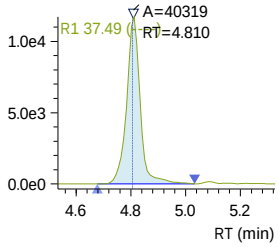

R2 295.00>84.90 (-) 1.17e4

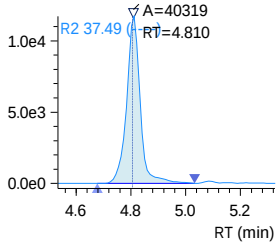

13C5-PFHxA
Conc. 2.4699

Q 318.00>273.00 (-) 9.39e4

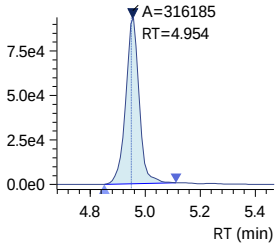

13C5-PFHxA_IS
Conc. 2.5000

ISTD 318.00>273.00 (-) 9.39e4

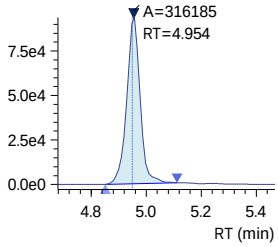

13C2-PFHxA_IS
Conc. 2.5000

ISTD 315.10>270.00 (-) 1.15e5

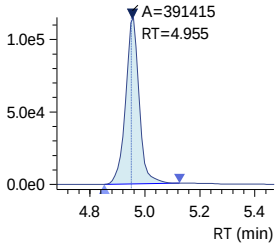

Insight Report
Before Manual Integration
Printed 3/21/2024 14:58:00

240320_025 (continued)

PFHxA
Conc. 0.9947
Q 313.00>269.00 (-) 4.02e4

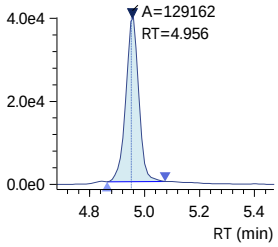

PFEESA
Conc. 0.8601
R#1 4.95 (5.25)
R#2 4.95 (5.25)
Q 314.80>135.00 (-) 1.05e5

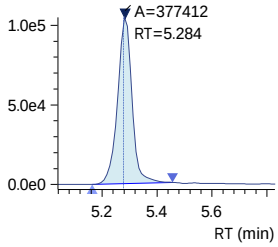

R1 314.80>82.90 (-) 5.08e3

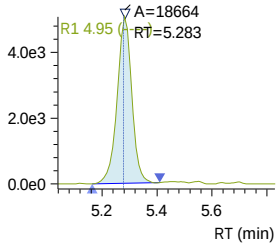

R2 314.80>82.90 (-) 5.08e3

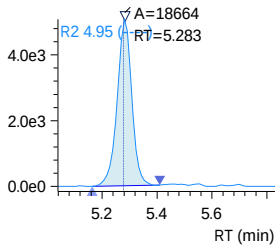

13C3-HFPO-DA
Conc. 9.4924
Q 286.90>168.90 (-) 1.49e5

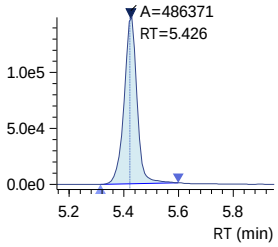

13C3-HFPO-DA_IS
Conc. 10.0000
ISTD 286.90>168.90 (-) 1.49e5

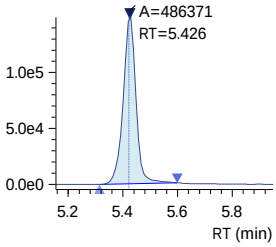

HFPO-DA
Conc. 1.0109
R#1 55.78 (62.57)
R#2 55.78 (62.57)
Q 284.90>168.90 (-) 1.72e4

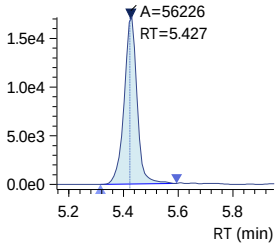

R1 284.90>184.90 (-) 9.45e3

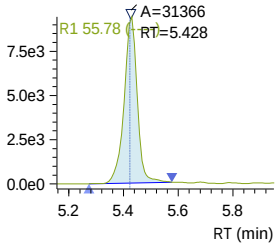

R2 284.90>184.90 (-) 9.45e3

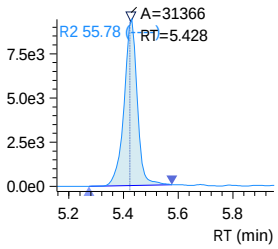

240320_025 (continued)

5_3 FTCA
Conc. 18.3561
R#1 151.57 (154.88)
R#2 151.57 (154.88)
Q 341.00>237.05 (-) 5.93e4

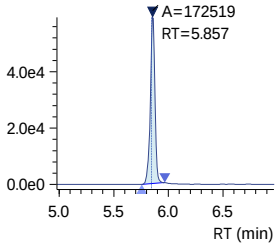

R1 341.00>217.00 (-) 8.92e4

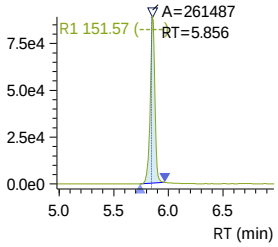

R2 341.00>217.00 (-) 8.92e4

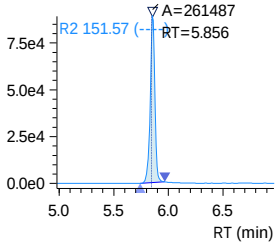

PFPeS
Conc. 0.9581
R#1 51.47 (54.44)
R#2 51.47 (54.44)
Q 349.10>79.90 (-) 1.81e4

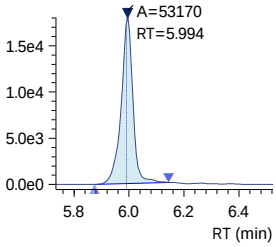

R1 349.10>98.80 (-) 9.57e3

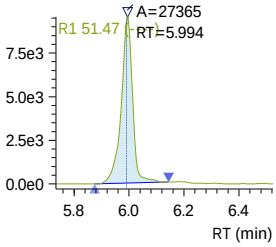

R2 349.10>98.80 (-) 9.57e3

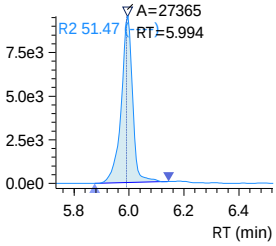

13C4-PFHpA
Conc. 2.4319
Q 367.10>322.00 (-) 1.58e5

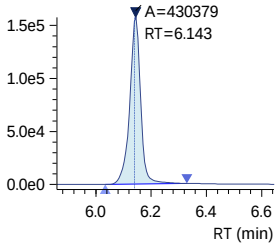

13C4-PFHpA_IS
Conc. 2.5000
ISTD 367.10>322.00 (-) 1.58e5

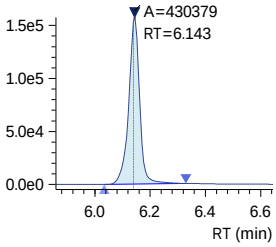

PFHpA
Conc. 0.9576
R#1 23.88 (23.39)
R#2 23.88 (23.39)
Q 363.10>319.00 (-) 5.56e4

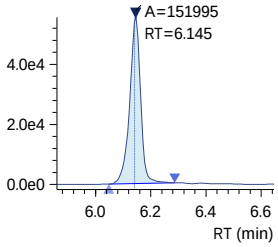

R1 363.10>169.00 (-) 1.32e4

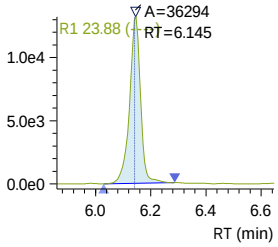

R2 363.10>169.00 (-) 1.32e4

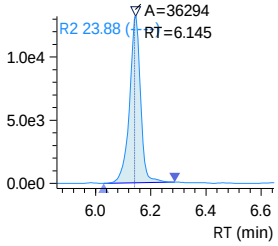

240320_025 (continued)

DONA
Conc. 0.9136
R#1 29.65 (30.39)
R#2 29.65 (30.39)
Q 376.90>250.90 (-) 5.82e4

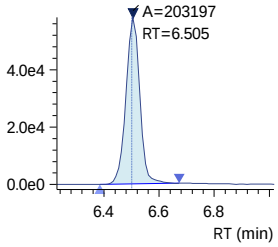

R1 376.90>84.80 (-) 1.74e4

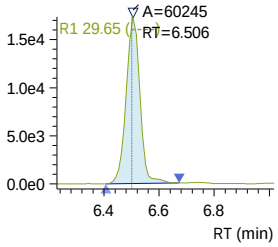

R2 376.90>84.80 (-) 1.74e4

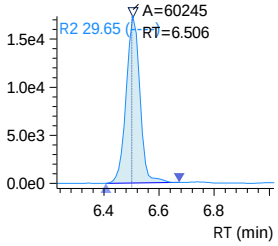

13C2-6_2 FTS_IS
Conc. 5.0000
ISTD 429.10>80.90 (-) 1.49e4

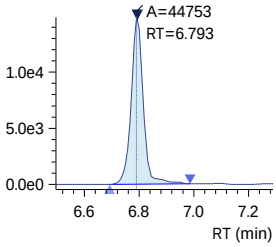

13C2-6_2 FTS
Conc. 4.2684
Q 429.10>80.90 (-) 1.49e4

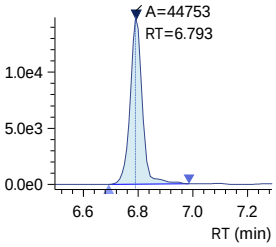

6_2 FTS
Conc. 0.8887
R#1 47.37 (44.48)
R#2 47.37 (44.48)
Q 427.10>407.00 (-) 5.83e3

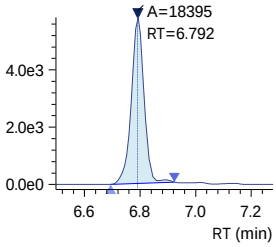

R1 427.10>80.90 (-) 2.97e3

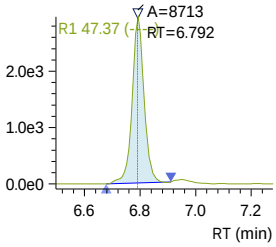

R2 427.10>80.90 (-) 2.97e3

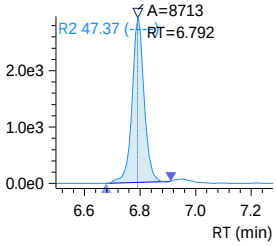

13C4-PFOA_IS
Conc. 2.5000
ISTD 417.10>172.00 (-) 7.05e3

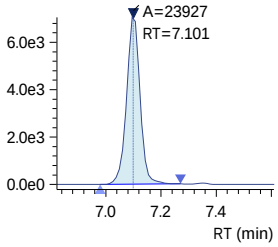

Insight Report
Before Manual Integration
Printed 3/21/2024 14:58:00

240320_025 (continued)

13C8-PFOA_IS
Conc. 2.5000

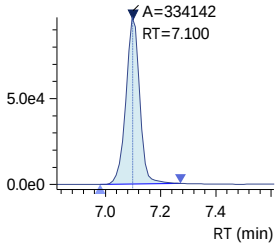

13C8-PFOA
Conc. 2.2676

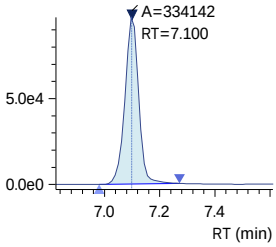

PFOA
Conc. 0.9485
R#1 23.97 (24.47)
R#2 23.97 (24.47)

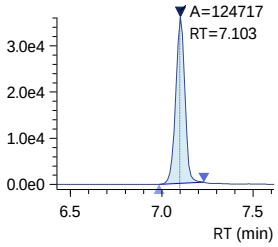

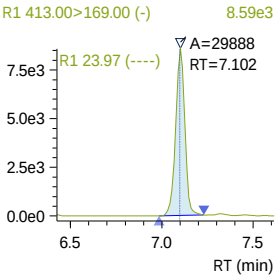

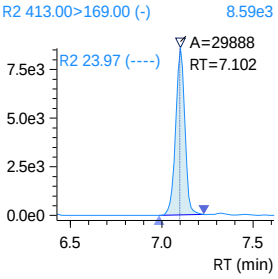

13C3-PFHxS
Conc. 2.5202

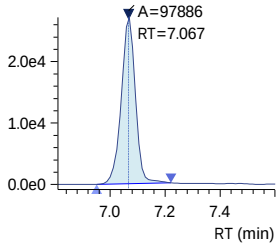

13C3-PFHxS_IS
Conc. 2.5000

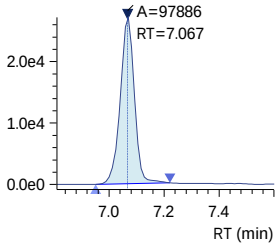

Insight Report
Before Manual Integration
Printed 3/21/2024 14:58:00

240320_025 (continued)

PFHxS
Conc. 0.9364
R#1 57.40 (57.29)
R#2 57.40 (57.29)
Q 398.70>79.90 (-) 1.09e4

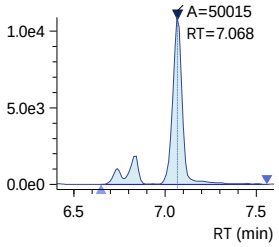

R1 398.70>98.90 (-) 5.95e3

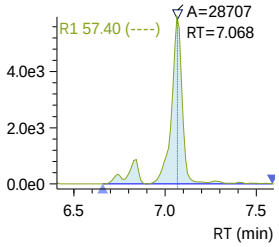

R2 398.70>98.90 (-) 5.95e3

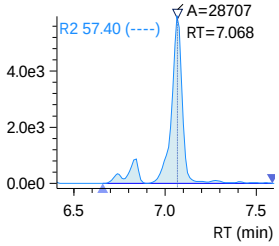

18O2-PFHxS_IS
Conc. 2.5000
ISTD 403.00>83.90 (-) 2.55e4

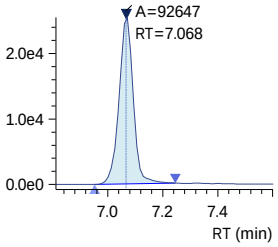

13C9-PFNA_IS
Conc. 1.2500
ISTD 472.10>427.00 (-) 5.86e4

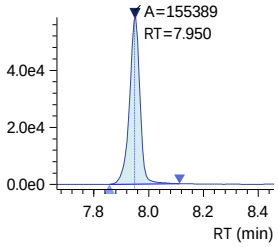

13C9-PFNA
Conc. 1.2421
Q 472.10>427.00 (-) 5.86e4

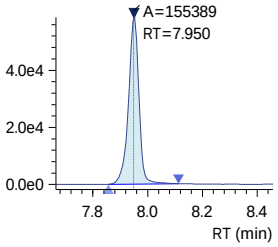

13C5-PFNA_IS
Conc. 1.2500
ISTD 468.00>423.00 (-) 5.20e4

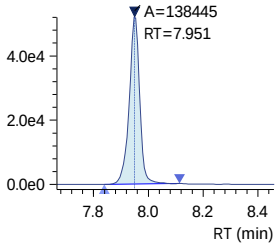

Insight Report
Before Manual Integration
Printed 3/21/2024 14:58:00

240320_025 (continued)

PFNA
Conc. 0.9684
R#1 19.44 (20.36)
R#2 19.44 (20.36)
Q 463.00>419.00 (-) 3.77e4

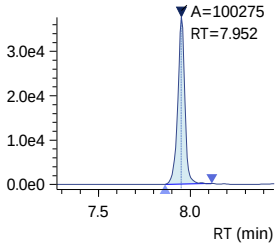

R1 463.00>219.00 (-) 7.21e3

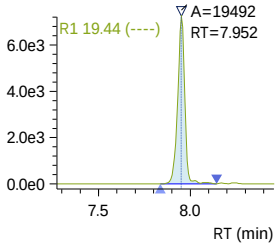

R2 463.00>219.00 (-) 7.21e3

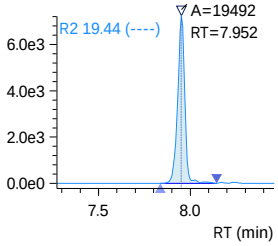

PFHpS
Conc. 0.9445
R#1 49.74 (46.70)
R#2 49.74 (46.70)
Q 449.00>79.90 (-) 1.51e4

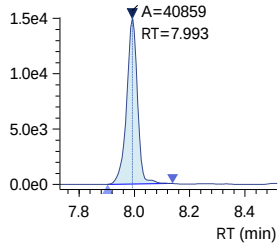

R1 449.00>98.80 (-) 7.76e3

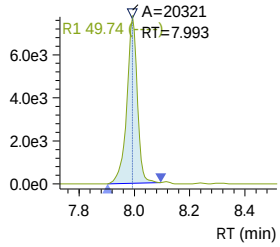

R2 449.00>98.80 (-) 7.76e3

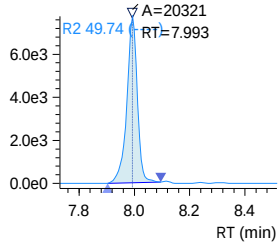

7_3 FTCA
Conc. 16.0089
R#1 134.25 (132.28)
R#2 134.25 (132.28)
Q 441.00>317.00 (-) 7.74e4

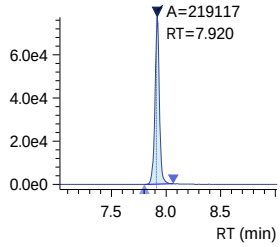

R1 441.00>336.90 (-) 1.04e5

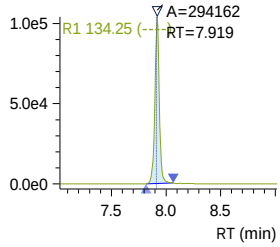

R2 441.00>336.90 (-) 1.04e5

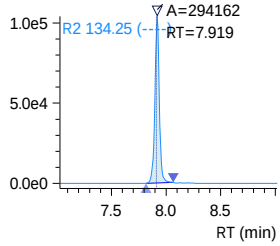

13C2-8_2-FTS
Conc. 4.2554
Q 529.10>80.90 (-) 9.14e3

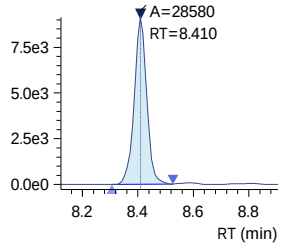

13C2-8_2-FTS_IS
Conc. 5.0000
ISTD 529.10>80.90 (-) 9.14e3

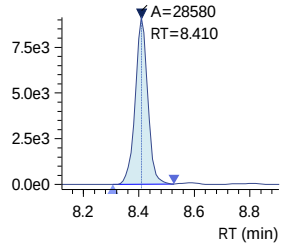

240320_025 (continued)

8_2 FTS
Conc. 0.8831
R#1 46.50 (45.91)
R#2 46.50 (45.91)
Q 527.10>506.95 (-) 3.51e3

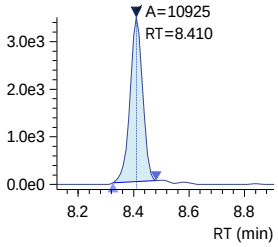

13C6-PFDA_IS
Conc. 1.2500
ISTD 519.10>474.10 (-) 2.51e4

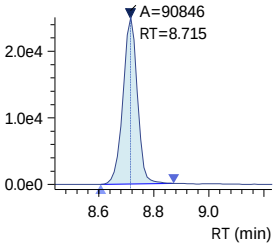

13C6-PFDA
Conc. 1.2812
Q 519.10>474.10 (-) 2.51e4

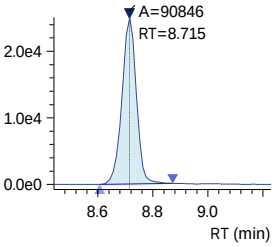

13C2-PFDA_IS
Conc. 1.2500
ISTD 515.10>470.10 (-) 2.11e4

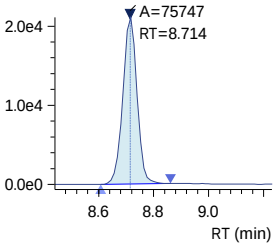

PFDA
Conc. 0.9422
R#1 21.66 (17.64)
R#2 21.66 (17.64)
Q 512.90>469.00 (-) 2.01e4

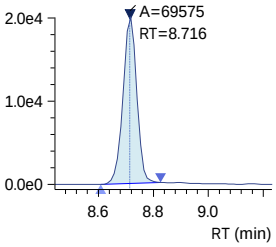

R1 527.10>80.80 (-) 1.76e3

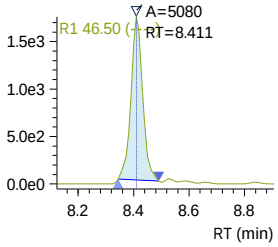

R1 512.90>219.00 (-) 4.41e3

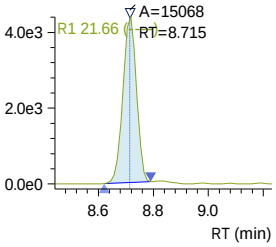

R2 527.10>80.80 (-) 1.76e3

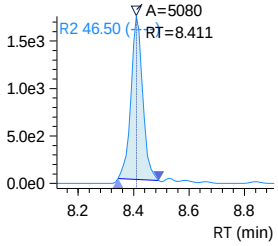

R2 512.90>219.00 (-) 4.41e3

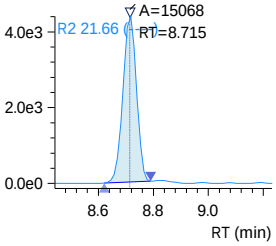

D3-NMeFOSAA_IS
Conc. 5.0000
ISTD 573.20>419.00 (-) 3.27e4

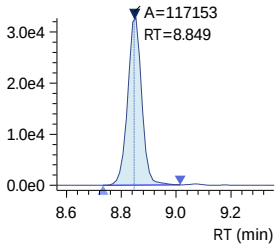

D3-NMeFOSAA
Conc. 4.8267
Q 573.20>419.00 (-) 3.27e4

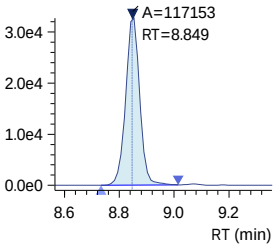

13C8-PFOS_IS
Conc. 2.5000
ISTD 507.10>98.90 (-) 9.58e3

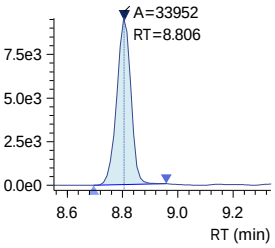

13C8-PFOS
Conc. 2.4170
Q 507.10>98.90 (-) 9.58e3

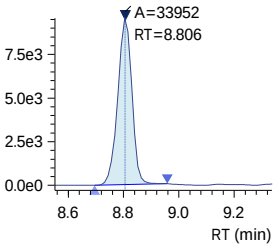

13C4-PFOS_IS
Conc. 2.5000
ISTD 502.80>79.90 (-) 2.82e4

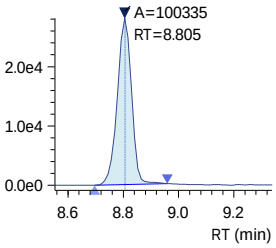

Insight Report
Before Manual Integration
Printed 3/21/2024 14:58:00

240320_025 (continued)

PFOS
Conc. 0.9495
R#1 45.64 (45.06)
R#2 45.64 (45.06)
Q 498.90>79.90 (-) 6.72e3

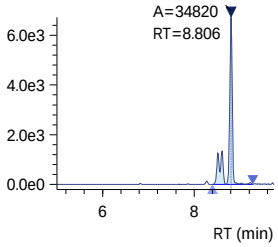

R1 498.90>98.80 (-) 3.72e3

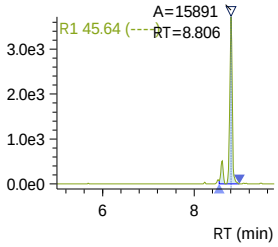

R2 498.90>98.80 (-) 3.72e3

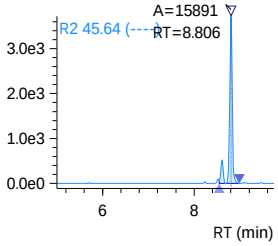

NMeFOSAA
Conc. 0.8721
R#1 54.44 (67.10)
R#2 54.44 (67.10)
Q 570.10>419.00 (-) 5.46e3

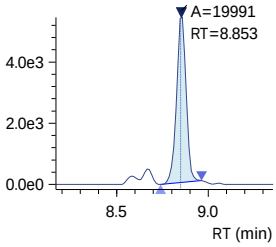

R1 570.10>483.00 (-) 3.16e3

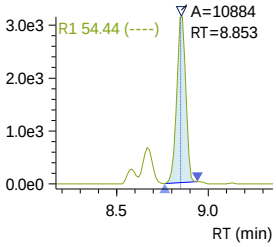

R2 570.10>483.00 (-) 3.16e3

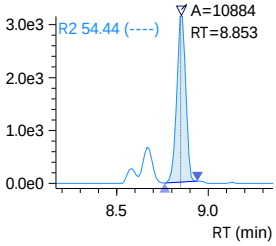

D5-NEtFOSAA_IS
Conc. 5.0000
ISTD 589.20>419.00 (-) 2.51e4

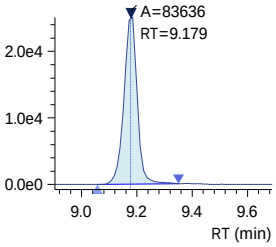

D5-NEtFOSAA
Conc. 4.7031
Q 589.20>419.00 (-) 2.51e4

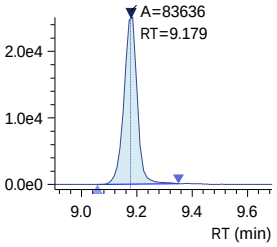

NEtFOSAA
Conc. 0.8082
R#1 76.72 (89.53)
R#2 76.72 (89.53)
Q 584.20>419.10 (-) 4.05e3

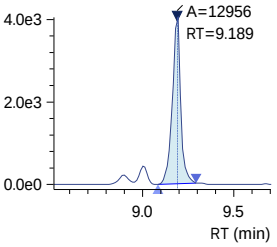

R1 584.20>526.00 (-) 3.22e3

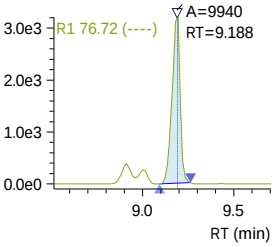

R2 584.20>526.00 (-) 3.22e3

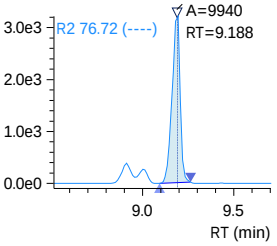

Insight Report
Before Manual Integration
Printed 3/21/2024 14:58:00

240320_025 (continued)

9-Cl-PF3ONS
Conc. 0.9334
R#1 32.36 (31.69)
R#2 32.36 (31.69)
Q 530.80>351.00 (-) 8.27e4

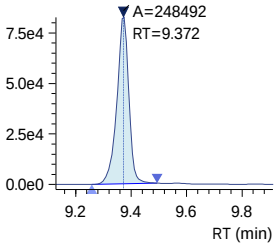

R1 532.80>353.00 (-) 2.71e4

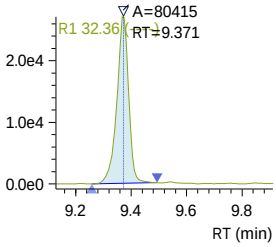

R2 532.80>353.00 (-) 2.71e4

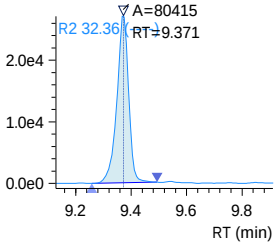

PFUnDA
Conc. 1.0032
R#1 12.86 (10.96)
R#2 12.86 (10.96)
Q 563.10>519.00 (-) 2.86e4

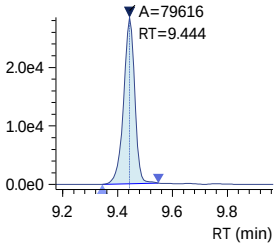

R1 563.10>269.10 (-) 3.95e3

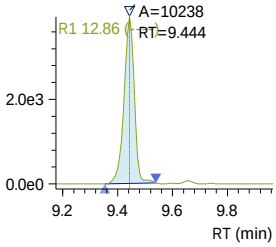

R2 563.10>269.10 (-) 3.95e3

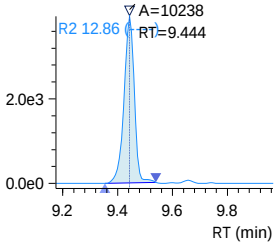

13C7-PFUnDA_IS
Conc. 1.2500
ISTD 570.00>525.10 (-) 3.19e4

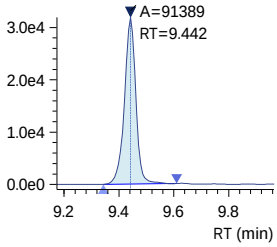

13C7-PFUnDA
Conc. 1.3069
Q 570.00>525.10 (-) 3.19e4

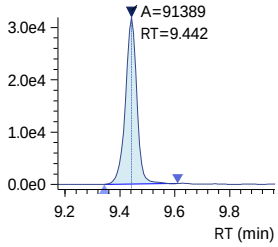

PFNS
Conc. 1.0334
R#1 61.77 (56.91)
R#2 61.77 (56.91)
Q 548.80>79.90 (-) 1.06e4

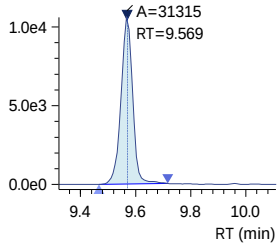

R1 548.80>98.80 (-) 6.47e3

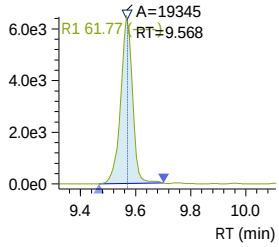

R2 548.80>98.80 (-) 6.47e3

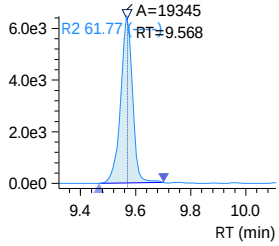

Insight Report
Before Manual Integration
Printed 3/21/2024 14:58:00

240320_025 (continued)

10_2 FTS
Conc. 0.8319
R#1 36.42 (32.29)
R#2 36.42 (32.29)

Q 626.80>607.05 (-) 3.29e3

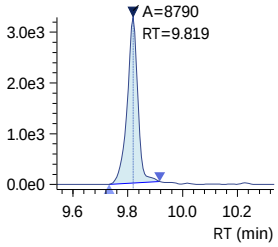

R1 626.80>81.00 (-) 1.14e3

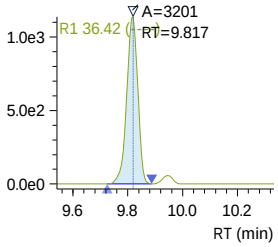

R2 626.80>81.00 (-) 1.14e3

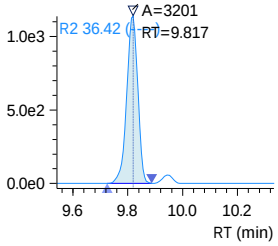

13C2-PFDOA_IS
Conc. 1.2500

ISTD 615.10>570.00 (-) 3.50e4

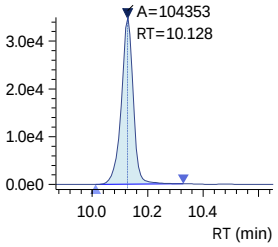

13C2-PFDOA
Conc. 1.2832

Q 615.10>570.00 (-) 3.50e4

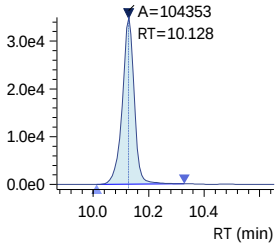

PFDOA
Conc. 1.0050
R#1 11.52 (11.14)
R#2 11.52 (11.14)

Q 613.10>569.00 (-) 1.99e4

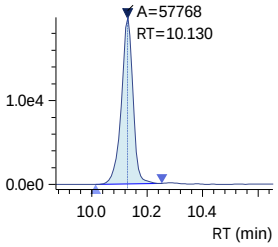

R1 613.10>319.00 (-) 2.29e3

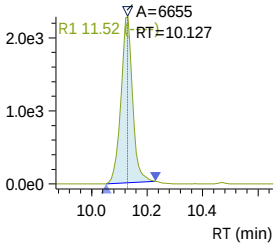

R2 613.10>319.00 (-) 2.29e3

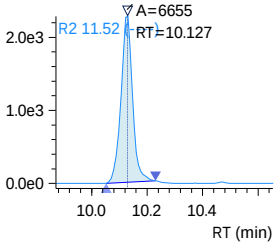

PFDS
Conc. 0.9730
R#1 65.67 (58.01)
R#2 65.67 (58.01)

Q 599.00>79.90 (-) 9.28e3

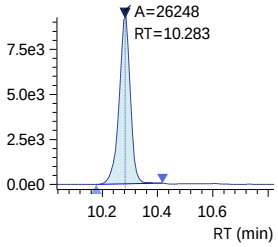

R1 599.00>98.80 (-) 6.10e3

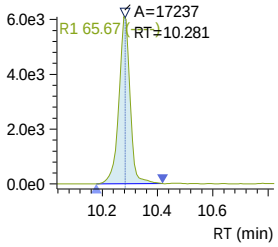

R2 599.00>98.80 (-) 6.10e3

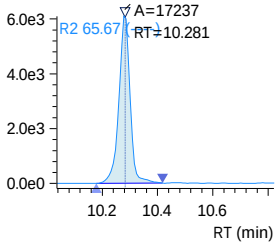

Insight Report
Before Manual Integration
Printed 3/21/2024 14:58:00

240320_025 (continued)

PFTrDA
Conc. 1.0575
R#1 15.05 (16.67)
R#2 15.05 (16.67)
Q 663.00>619.00 (-) 2.08e4

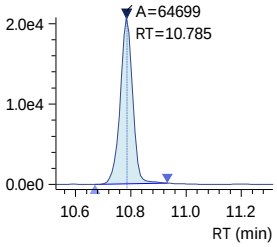

R1 663.00>168.90 (-) 3.16e3

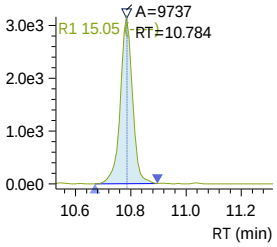

R2 663.00>168.90 (-) 3.16e3

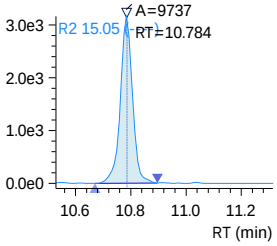

11-Cl-PF3OUdS
Conc. 0.9899
R#1 35.21 (35.04)
R#2 35.21 (35.04)
Q 630.90>451.00 (-) 3.89e4

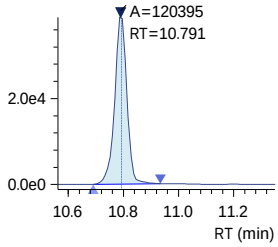

R1 632.90>452.90 (-) 1.38e4

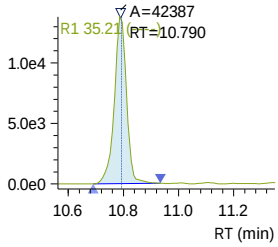

R2 632.90>452.90 (-) 1.38e4

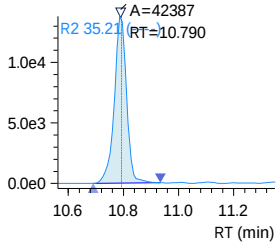

PFOSAm
Conc. 1.6297
Q 498.10>77.90 (-) 2.22e4

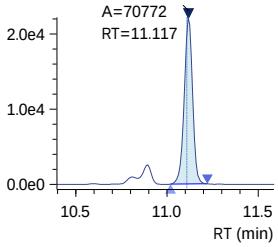

13C8-PFOSAm
Conc. 2.6368
Q 506.10>77.80 (-) 3.15e4

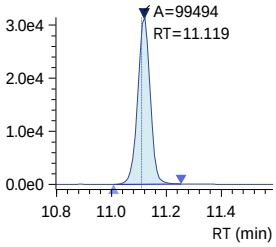

13C8-PFOSAm_IS
Conc. 2.5000
ISTD 506.10>77.80 (-) 3.15e4

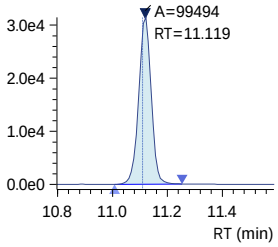

240320_025 (continued)

PFTDA
Conc. 1.0420
R#1 18.47 (17.09)
R#2 18.47 (17.09)
Q 713.10>669.00 (-) 1.27e4

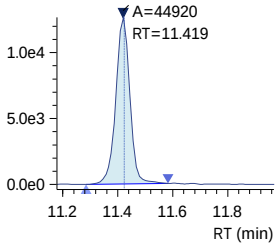

R1 713.10>168.90 (-) 2.43e3

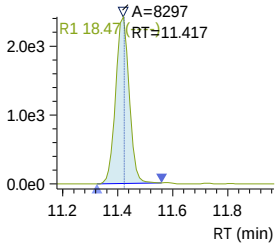

R2 713.10>168.90 (-) 2.43e3

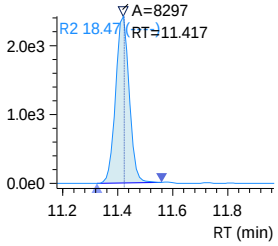

13C2-PFTDA
Conc. 1.2483
Q 715.20>670.00 (-) 1.74e4

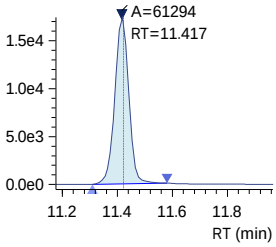

13C2-PFTDA_IS
Conc. 1.2500
ISTD 715.20>670.00 (-) 1.74e4

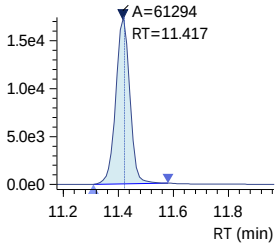

PFDoS
Conc. 1.0617
R#1 62.87 (61.23)
R#2 62.87 (61.23)
Q 699.10>79.90 (-) 5.73e3

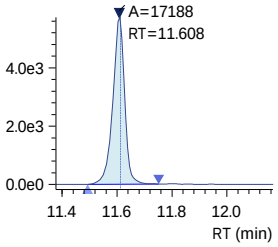

R1 699.10>98.80 (-) 3.38e3

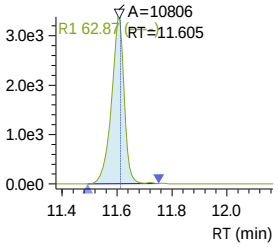

R2 699.10>98.80 (-) 3.38e3

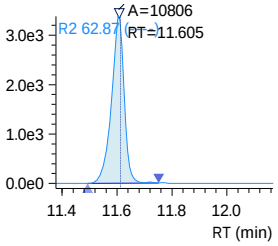

D7-MeFOSE_IS
Conc. 25.0000
ISTD 623.20>58.90 (-) 8.96e4

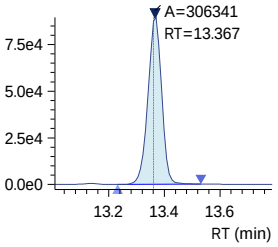

Insight Report
Before Manual Integration
Printed 3/21/2024 14:58:00

240320_025 (continued)

D7-MeFOSE
Conc. 26.5351

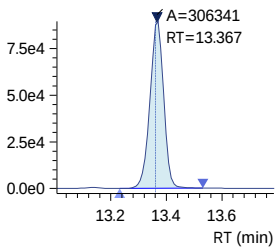

MeFOSE
Conc. 0.6439

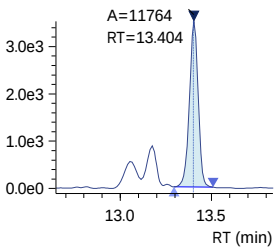

13C2-PFHXDA_IS
Conc. 2.5000

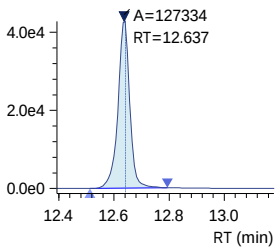

13C2-PFHXDA
Conc. 2.5220

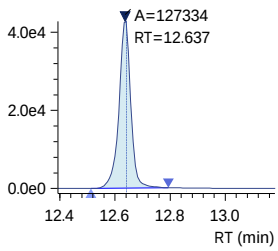

PFHXDA
Conc. 0.9766
R#1 10.74 (10.78)
R#2 10.74 (10.78)

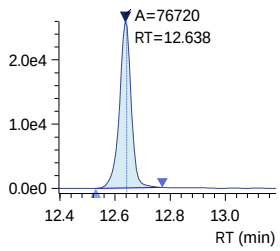

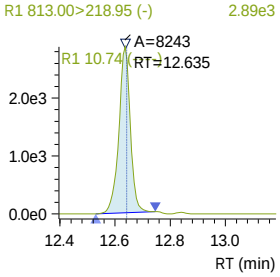

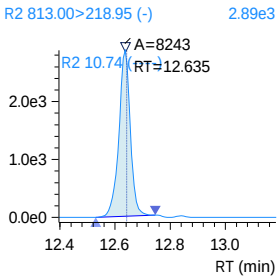

Insight Report
Before Manual Integration
Printed 3/21/2024 14:58:00

240320_025 (continued)

D3-MeFOSA
Conc. 2.4034

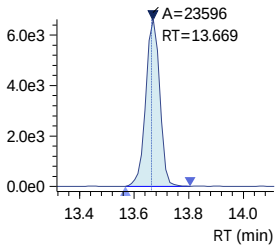

D3-MeFOSA_IS
Conc. 2.5000

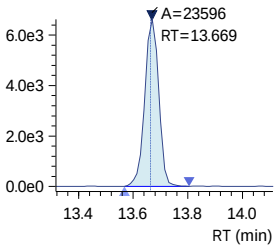

MeFOSA
Conc. 0.6327
R#1 130.79 (156.31)
R#2 130.79 (156.31)

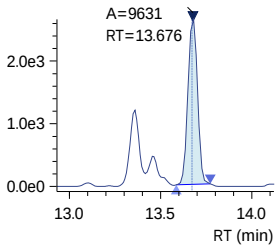

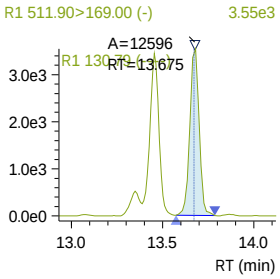

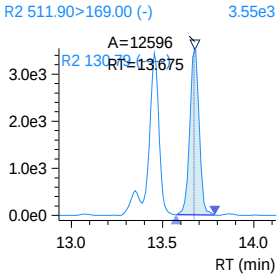

D9-EtFOSE_IS
Conc. 25.0000

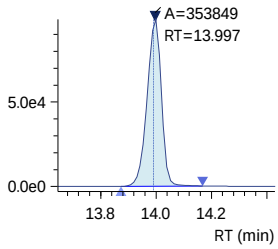

D9-EtFOSE
Conc. 26.8494

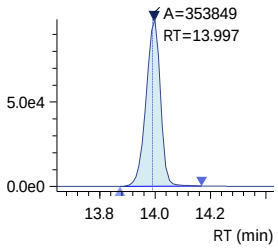

Insight Report
Before Manual Integration
Printed 3/21/2024 14:58:00

240320_025 (continued)

EtFOSE
Conc. 0.6235

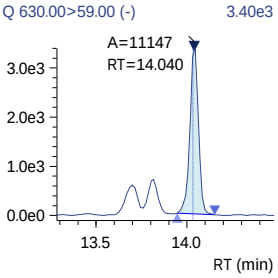

D5-EtFOSAm
Conc. 2.6846

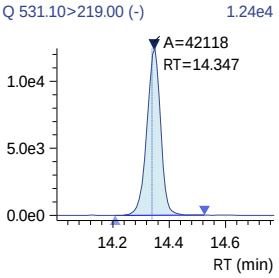

D5-EtFOSAm_IS
Conc. 2.5000

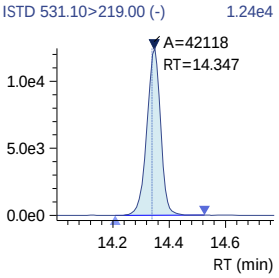

EtFOSAm
Conc. 0.5224
R#1 135.70 (177.75)
R#2 135.70 (177.75)

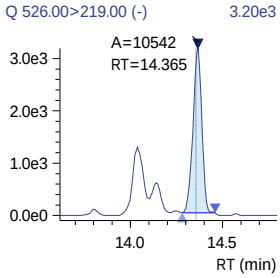

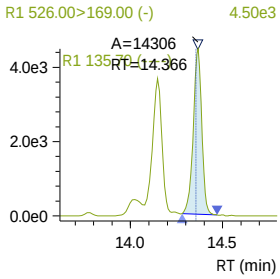

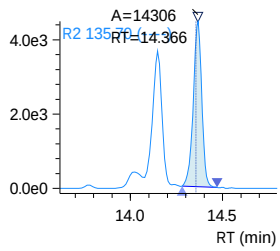

PFODA
Conc. 0.9529
R#1 36.24 (31.66)
R#2 36.24 (31.66)

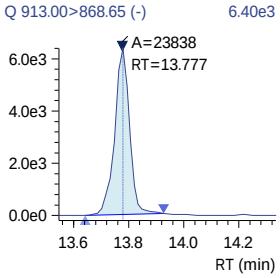

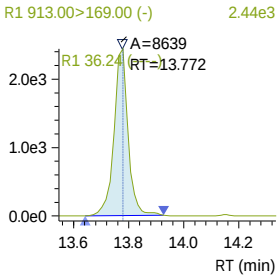

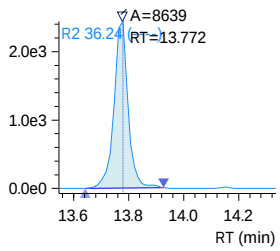

1st PS 03/22/24
2nd 03/25/24

Validation Report

Data File: J:\LCMS08\Data\240321_1633_B1\240321_006
Lab ID: KQ2404325-02
RunType: LLCCV
Matrix: Drinking Water

Date Acquired: 3/21/24 12:26
Batch ID: 835726
Analysis Method: 1633/PFAS_DOD5.4

Validations

Validation Categories	Pass	Fail
ICAL Analyte Recovery	X	
Second Source ICAL Verification	X	
Internal Standards	X	

Primary Review: _____

Secondary Review: _____

1st PS 03/22/24
2nd 03/25/24

Quantitation Report

Data File:	J:\LCMS08\Data\240321_1633_B1\240321_006	**Instrument:**	K-LCMS-08
Acqu Date:	3/21/24 12:26	**Vial:**	2
Run Type:	LLCCV	**Dilution:**	1
Lab ID:	KQ2404325-02	**Raw Units:**	ng/mL

Bottle ID:		**Tier:**	IV	**Matrix:**	Drinking Water
Prod Code:	PFAS_DOD5.4	**Collect Date:**	3/7/24	**Receive Date:**	3/8/24

Analysis Lot:	835726	**Prep Lot:**		**Report Group:**	KQ2404325
Analysis	1633	**Prep Method:**			
		Prep Date:			

Title:	Per- and Polyfluoroalkyl Substances (PFAS) by LC/MS/MS Compliant with Table B-24 of DOD QSM	**Calibration ID:**	KC2400137
		Report List ID:	24615

Internal Standard Compounds

Parameter Name	RT	RT Dev	Response	Solution Conc	Area Criteria
18O2-PFHxS	7.087		93241	2.5000	OK
13C4-PFOS	8.822		104894	2.5000	OK
13C3-PFBA	1.348		394961	5.0000	OK
13C2-PFHxA	4.972		363735	2.5000	OK
13C4-PFOA	7.117		20583	2.5000	OK
13C5-PFNA	7.967		125953	1.2500	OK
13C2-PFDA	8.732		76691	1.2500	OK

Surrogate Compounds

Parameter Name	RT	RT Dev	Response	Solution Conc		Rpt?
13C3-PFBS	4.633		137109	2.4127	40 - 135	Y
13C3-PFHxS	7.087		104045	2.6617	40 - 130	Y
13C8-PFOS	8.822		32006	2.1794	40 - 130	Y
13C4-PFBA	1.347		784735	10.0740	5 - 130	Y
13C5-PFPeA	3.483		214761	5.3065	40 - 130	Y
13C5-PFHxA	4.971		299438	2.5171	40 - 130	Y
13C4-PFHpA	6.161		426485	2.5933	40 - 130	Y
13C8-PFOA	7.116		306669	2.4192	40 - 130	Y
13C9-PFNA	7.967		151416	1.3304	40 - 130	Y
13C6-PFDA	8.731		96730	1.3474	40 - 130	Y
13C7-PFUnDA	9.458		83578	1.1805	30 - 130	Y
13C2-PFDoDA	10.144		111223	1.3508	10 - 130	Y
13C2-PFTeDA	11.436		68535	1.3786	10 - 130	Y
13C8-FOSA	11.124		96757	2.4529	40 - 130	Y
D3-MeFOSA	13.665		23738	2.3128	10 - 130	Y
D5-EtFOSA	14.344		40229	2.4528	10 - 130	Y
D7-MeFOSE	13.364		295943	24.5205	10 - 130	Y
D9-EtFOSE	13.995		364185	26.4329	10 - 130	Y

U: Undetected at or above MDL
J: Analyte detected above MDL, but below MRL
B: Hit above MRL also found in Method Blank
E: Analyte concentration above high point of ICAL
N: Presumptive evidence of compound

D: Result from dilution
m: Manual integration performed
d: Compound manually deleted
NR: Analyte not reported from this analysis

*: Result fails acceptance criteria
#: Acceptance criteria not applicable
?: Insufficient information to determine acceptance
e: Result >= MRL, but MRL less than low point of ICAL
c: check for co-elution

Printed: 3/22/24 13:34
\\alprews001\starlims$\LIMSReps\QuantValidation.rpt

1st PS 03/22/24
2nd 03/25/24

Data File:	J:\LCMS08\Data\240321_1633_B1\240321_006	**Instrument:**	K-LCMS-08
Acqu Date:	3/21/24 12:26	**Vial:**	2
Run Type:	LLCCV	**Dilution:**	1
Lab ID:	KQ2404325-02	**Raw Units:**	ng/mL

Surrogate Compounds

Parameter Name	RT	RT Dev	Response	Solution Conc		Rpt?
D3-MeFOSAA	8.863		99160	3.9078	40 - 170	Y
D5-EtFOSAA	9.194		81172	4.3662	25 - 135	Y
13C2-4:2 FTS	4.663		51840	3.9598	40 - 200	Y
13C2-6:2 FTS	6.807		32145	3.0464	40 - 200	Y
13C2-8:2 FTS	8.425		21683	3.2079	40 - 300	Y
13C3-HFPO-DA	5.444		464380	9.7529	40 - 130	Y

Target Compounds

Parameter Name	RT	RT Dev	Response	Solution Conc	Rpt?
Perfluorobutane sulfonic acid (PFBS)	4.634		19889	0.2495	Y
Perfluoropentane sulfonic acid (PFPeS)	6.014		13289	0.2253	Y
Perfluorohexane sulfonic acid (PFHxS)	7.087		11968	0.2108	Y
Perfluoroheptane sulfonic acid (PFHpS)	8.012		11111	0.2725	Y
Perfluorooctane sulfonic acid (PFOS)	8.824		7710	0.2139	Y
Perfluorononane sulfonic acid (PFNS)	9.587		7450	0.2608	Y
Perfluorodecane sulfonic acid (PFDS)	10.299		6725	0.2562	Y
Perfluorododecane sulfonic acid (PFDoS)	11.628		3570	0.2313	Y
Perfluorobutanoic acid (PFBA)	1.351		25512	0.2413	Y
Perfluoropentanoic acid (PFPeA)	3.486		38728	0.2519	Y
Perfluorohexanoic acid (PFHxA)	4.973		26890	0.2273	Y
Perfluoroheptanoic acid (PFHpA)	6.162		40801	0.2494	Y
Perfluorooctanoic acid (PFOA)	7.118		38743	0.2913	Y
Perfluorononanoic acid (PFNA)	7.968		28678	0.2678	Y
Perfluorodecanoic acid (PFDA)	8.733		22759	0.2895	Y
Perfluoroundecanoic acid (PFUnDA)	9.460		21661	0.2897	Y
Perfluorododecanoic acid (PFDOA)	10.146		15423	0.2314	Y
Perfluorotridecanoic acid (PFTrDA)	10.801		15004	0.2010	Y
Perfluorotetradecanoic acid (PFTDA)	11.438		13293	0.2576	Y
Perfluorooctane sulfonamide (PFOSAm)	11.123		21082	0.4992	Y
N-Methylperfluorooctane sulfonamide (MeFOSA)	13.674		3660	0.2390	Y
N-Ethylperfluorooctane sulfonamide (EtFOSAm)	14.364		4755	0.2537	Y
N-Methylperfluorooctane sulfonamido ethanol (MeFOSE)	13.399		4467	0.2490	Y
N-Ethylperfluorooctane sulfonamido ethanol (EtFOSE)	14.038		4544	0.2473	Y
N-Methylperfluorooctane sulfonamido acetic acid (NMeFOSAA)	8.869		6032	0.3109	Y

U: Undetected at or above MDL
J: Analyte detected above MDL, but below MRL
B: Hit above MRL also found in Method Blank
E: Analyte concentration above high point of ICAL
N: Presumptive evidence of compound

D: Result from dilution
m: Manual integration performed
d: Compound manually deleted
NR: Analyte not reported from this analysis

*: Result fails acceptance criteria
#: Acceptance criteria not applicable
?: Insufficient information to determine acceptance
e: Result >= MRL, but MRL less than low point of ICAL
c: check for co-elution

Printed: 3/22/24 13:34
\\alprews001\starlims$\LIMSReps\QuantValidation.rpt

1st PS 03/22/24
2nd 03/25/24

Data File:	J:\LCMS08\Data\240321_1633_B1\240321_006	**Instrument:**	K-LCMS-08
Acqu Date:	3/21/24 12:26	**Vial:**	2
Run Type:	LLCCV	**Dilution:**	1
Lab ID:	KQ2404325-02	**Raw Units:**	ng/mL

Target Compounds

Parameter Name	RT	RT Dev	Response	Solution Conc	Rpt?
N-Ethylperfluorooctane sulfonamido acetic acid (NEtFOSAA)	9.202		3287	0.2174	Y
1H, 1H, 2H, 2H-Perfluorohexanesulfonic acid (4:2 FTS)	4.663		7337	0.2489	Y
1H, 1H, 2H, 2H-Perfluorooctanesulfonic acid (6:2 FTS)	6.810		4397	0.2957	Y
1H, 1H, 2H, 2H-Perfluorodecanesulfonic acid (8:2 FTS)	8.425		2657	0.2882	Y
4,4,5,5,6,6,6-Heptafluorohexanoic acid (3:3 FTCA)	2.985		29476	9.0783	Y
2H,2H,3H,3H-Perfluorooctanoic acid (5:3 FTCA)	5.873		83264	9.3549	Y
2H,2H,3H,3H-Perfluorodecanoic acid (7:3 FTCA)	7.933		103360	7.9739	Y
Perfluoro(2-ethoxyethane) sulfonic acid (PFEESA)	5.304		92652	0.2230	Y
9-Chlorohexadecafluoro-3-oxanonane-1-sulfonic acid (9-Cl-PF3ONS)	9.391		60901	0.2398	Y
11-Chloroeicosafluoro-3-oxaundecane-1-sulfonic acid (11-Cl-PF3OUdS)	10.810		31276	0.2693	Y
Perfluoro-3-methoxypropanoic acid (PFMPA)	2.389		16471	0.2471	Y
Perfluoro-4-methoxybutanoic acid (PFMBA)	4.014		23999	0.2398	Y
Hexafluoropropyleneoxide dimer acid (HFPO-DA) (GenX)	5.446		14548	0.2691	Y
Nonafluoro-3,6-dioxaheptanoic acid (NFDHA)	4.828		26791	0.2702	Y
4,8-Dioxa-3H-perfluorononanoic acid (DONA)	6.522		60997	0.2823	Y

U: Undetected at or above MDL
J: Analyte detected above MDL, but below MRL
B: Hit above MRL also found in Method Blank
E: Analyte concentration above high point of ICAL
N: Presumptive evidence of compound

D: Result from dilution
m: Manual integration performed
d: Compound manually deleted
NR: Analyte not reported from this analysis

*: Result fails acceptance criteria
#: Acceptance criteria not applicable
?: Insufficient information to determine acceptance
e: Result >= MRL, but MRL less than low point of ICAL
c: check for co-elution

Printed: 3/22/24 13:34
\\alprews001\starlims$\LIMSReps\QuantValidation.rpt

Insight Report
Ion Ratio Confirmation
Printed 3/22/2024 13:04:13

240321_006

Sample ID: 1633 ICAL 0.25PPB
Date Acquired: 3/21/2024 12:26:26 PM
Acquired by: System Administrator
Data File: 240321_006
Vial: 3 | Inj. Volume: 10.0000uL | Tray: 1

Name	m/z	Ref 1 m/z	Area	Ref 1 Measured	Ref 1 Actual Ratio	Ref 1 Set Ratio	Ref 2 Measured	Ref 2 Actual Ratio	Ref 2 Set Ratio	Flag ID
13C4-PFBA	216.80>171.90	----	784735	----	----	----	----	----	----	
13C4-PFBA_IS	216.80>171.90	----	784735	----	----	----	----	----	----	
13C3-PFBA_IS	216.00>172.00	----	394961	----	----	----	----	----	----	
PFBA	212.80>169.05	----	25512	----	----	----	----	----	----	
PFMPA	229.00>84.90	----	16471	----	----	----	----	----	----	
3_3 FTCA	241.00>177.10	241.00>117.00	29476	42122	142.90	136.14	42122	142.90	141.47	
13C5-PFPeA	268.30>223.00	----	214761	----	----	----	----	----	----	
13C5-PFPeA_IS	268.30>223.00	----	214761	----	----	----	----	----	----	
PFPeA	263.00>219.00	----	38728	----	----	----	----	----	----	
PFMBA	279.00>84.95	----	23999	----	----	----	----	----	----	
13C2-4_2 FTS	329.10>80.90	----	51840	----	----	----	----	----	----	
13C2-4_2 FTS_IS	329.10>80.90	----	51840	----	----	----	----	----	----	
4_2 FTS	327.10>307.00	327.10>80.90	7337	2611	35.59	33.08	2611	35.59	27.71	
13C3-PFBS_IS	302.10>79.90	----	137109	----	----	----	----	----	----	
PFBS	298.70>79.90	298.70>98.80	19889	8467	42.57	46.53	8467	42.57	44.64	
13C3-PFBS	302.10>79.90	----	137109	----	----	----	----	----	----	
NFDHA	295.00>201.00	295.00>84.90	26791	10132	37.82	36.44	10132	37.82	34.56	
13C5-PFHxA	318.00>273.00	----	299438	----	----	----	----	----	----	
13C5-PFHxA_IS	318.00>273.00	----	299438	----	----	----	----	----	----	
13C2-PFHxA_IS	315.10>270.00	----	363735	----	----	----	----	----	----	
PFHxA	313.00>269.00	----	26890	----	----	----	----	----	----	
PFEESA	314.80>135.00	314.80>82.90	92652	4729	5.10	5.25	4728	5.10	5.67	
13C3-HFPO-DA	286.90>168.90	----	464380	----	----	----	----	----	----	
13C3-HFPO-DA_IS	286.90>168.90	----	464380	----	----	----	----	----	----	
HFPO-DA	284.90>168.90	284.90>184.90	14548	8663	59.55	62.57	8663	59.55	64.50	
5_3 FTCA	341.00>237.05	341.00>217.00	83264	120594	144.83	154.88	120594	144.83	154.15	
PFPeS	349.10>79.90	349.10>98.80	13289	6903	51.95	54.44	6903	51.95	56.96	
13C4-PFHpA	367.10>322.00	----	426485	----	----	----	----	----	----	
13C4-PFHpA_IS	367.10>322.00	----	426485	----	----	----	----	----	----	
PFHpA	363.10>319.00	363.10>169.00	40801	10288	25.22	23.39	10288	25.22	22.63	
DONA	376.90>250.90	376.90>84.80	60997	17023	27.91	30.39	17023	27.91	28.87	
13C2-6_2 FTS_IS	429.10>80.90	----	32145	----	----	----	----	----	----	
13C2-6_2 FTS	429.10>80.90	----	32145	----	----	----	----	----	----	AC
6_2 FTS	427.10>407.00	427.10>80.90	4397	1856	42.22	44.48	1856	42.22	40.73	
13C4-PFOA_IS	417.10>172.00	----	20583	----	----	----	----	----	----	
13C8-PFOA_IS	421.10>376.00	----	306669	----	----	----	----	----	----	

J:\LCMS08\Data\240321_1633_B1\240321_1633_B1.damlp .

Ref 1 Set Ratio assigned from calibration mid-point; Ref 2 Set Ratio assigned from opening calibration verification.
IRr - Ion ratio outside either set of criteria. Exceedances for reported detections to be "I" flagged in the analytical report.

Insight Report
Ion Ratio Confirmation
Printed 3/22/2024 13:04:13

240321_006 (continued)

(Table continued from previous page)

Name	m/z	Ref 1 m/z	Area	Ref 1 Measured	Ref 1 Actual Ratio	Ref 1 Set Ratio	Ref 2 Measured	Ref 2 Actual Ratio	Ref 2 Set Ratio	Flag ID
13C8-PFOA	421.10>376.00	----	306669	----	----	----	----	----	----	
PFOA	413.00>369.00	413.00>169.00	38743	9328	24.08	24.47	9328	24.08	24.84	
13C3-PFHxS	402.10>79.90	----	104045	----	----	----	----	----	----	
13C3-PFHxS_IS	402.10>79.90	----	104045	----	----	----	----	----	----	
PFHxS	398.70>79.90	398.70>98.90	11968	7108	59.40	57.29	7108	59.40	58.76	
18O2-PFHxS_IS	403.00>83.90	----	93241	----	----	----	----	----	----	
13C9-PFNA_IS	472.10>427.00	----	151416	----	----	----	----	----	----	
13C9-PFNA	472.10>427.00	----	151416	----	----	----	----	----	----	
13C5-PFNA_IS	468.00>423.00	----	125953	----	----	----	----	----	----	
PFNA	463.00>419.00	463.00>219.00	28678	5000	17.44	20.36	5000	17.44	19.31	
PFHpS	449.00>79.90	449.00>98.80	11111	5546	49.92	46.70	5546	49.92	48.05	
7_3 FTCA	441.00>317.00	441.00>336.90	103360	136242	131.81	132.28	136242	131.81	133.47	
13C2-8_2-FTS	529.10>80.90	----	21683	----	----	----	----	----	----	AC
13C2-8_2-FTS_IS	529.10>80.90	----	21683	----	----	----	----	----	----	
8_2 FTS	527.10>506.95	527.10>80.80	2657	1025	38.57	45.91	1025	38.57	45.20	
13C6-PFDA_IS	519.10>474.10	----	96730	----	----	----	----	----	----	
13C6-PFDA	519.10>474.10	----	96730	----	----	----	----	----	----	
13C2-PFDA_IS	515.10>470.10	----	76691	----	----	----	----	----	----	
PFDA	512.90>469.00	512.90>219.00	22759	3688	16.20	17.64	3688	16.20	19.20	
D3-NMeFOSAA_IS	573.20>419.00	----	99160	----	----	----	----	----	----	
D3-NMeFOSAA	573.20>419.00	----	99160	----	----	----	----	----	----	
13C8-PFOS_IS	507.10>98.90	----	32006	----	----	----	----	----	----	
13C8-PFOS	507.10>98.90	----	32006	----	----	----	----	----	----	
13C4-PFOS_IS	502.80>79.90	----	104894	----	----	----	----	----	----	
PFOS	498.90>79.90	498.90>98.80	7710	3480	45.14	45.06	3480	45.14	47.87	
NMeFOSAA	570.10>419.00	570.10>483.00	6032	3828	63.47	67.10	3828	63.47	60.24	
D5-NEtFOSAA_IS	589.20>419.00	----	81172	----	----	----	----	----	----	
D5-NEtFOSAA	589.20>419.00	----	81172	----	----	----	----	----	----	
NEtFOSAA	584.20>419.10	584.20>526.00	3287	2681	81.57	89.53	2681	81.57	72.57	
9-Cl-PF3ONS	530.80>351.00	532.80>353.00	60901	20421	33.53	31.69	20421	33.53	30.68	
PFUnDA	563.10>519.00	563.10>269.10	21661	2333	10.77	10.96	2333	10.77	11.56	
13C7-PFUnDA_IS	570.00>525.10	----	83578	----	----	----	----	----	----	
13C7-PFUnDA	570.00>525.10	----	83578	----	----	----	----	----	----	
PFNS	548.80>79.90	548.80>98.80	7450	4323	58.04	56.91	4323	58.04	61.27	
10_2 FTS	626.80>607.05	626.80>81.00	2444	444	18.18	32.29	444	18.18	29.61	
13C2-PFDOA_IS	615.10>570.00	----	111223	----	----	----	----	----	----	
13C2-PFDOA	615.10>570.00	----	111223	----	----	----	----	----	----	
PFDOA	613.10>569.00	613.10>319.00	15423	1648	10.68	11.14	1648	10.68	10.73	
PFDS	599.00>79.90	599.00>98.80	6725	3959	58.86	58.01	3959	58.86	58.67	
PFTrDA	663.00>619.00	663.00>168.90	15004	2784	18.56	16.67	2784	18.56	15.36	

J:\LCMS08\Data\240321_1633_B1\240321_1633_B1.damlp .

Ref 1 Set Ratio assigned from calibration mid-point; Ref 2 Set Ratio assigned from opening calibration verification.
IRr - Ion ratio outside either set of criteria. Exceedances for reported detections to be "I" flagged in the analytical report.

240321_006 (continued)

(Table continued from previous page)

Name	m/z	Ref 1 m/z	Area	Ref 1 Measured	Ref 1 Actual Ratio	Ref 1 Set Ratio	Ref 2 Measured	Ref 2 Actual Ratio	Ref 2 Set Ratio	Flag ID
11-Cl-PF3OUdS	630.90>451.00	632.90>452.90	31276	10268	32.83	35.04	10268	32.83	35.75	
PFOSAm	498.10>77.90	----	21082	----	----	----	----	----	----	
13C8-PFOSAm	506.10>77.80	----	96757	----	----	----	----	----	----	
13C8-PFOSAm_IS	506.10>77.80	----	96757	----	----	----	----	----	----	
PFTDA	713.10>669.00	713.10>168.90	13293	2221	16.71	17.09	2221	16.71	18.64	
13C2-PFTDA	715.20>670.00	----	68535	----	----	----	----	----	----	
13C2-PFTDA_IS	715.20>670.00	----	68535	----	----	----	----	----	----	
PFDoS	699.10>79.90	699.10>98.80	3570	2489	69.74	61.23	2489	69.74	68.82	
D7-MeFOSE_IS	623.20>58.90	----	295943	----	----	----	----	----	----	
D7-MeFOSE	623.20>58.90	----	295943	----	----	----	----	----	----	
MeFOSE	616.10>59.00	----	4467	----	----	----	----	----	----	
13C2-PFHXDA_IS	815.00>770.05	----	121229	----	----	----	----	----	----	
13C2-PFHXDA	815.00>770.05	----	121229	----	----	----	----	----	----	
PFHXDA	813.00>768.95	813.00>218.95	18612	2269	12.19	10.78	2269	12.19	11.00	
D3-MeFOSA	515.00>219.00	----	23738	----	----	----	----	----	----	
D3-MeFOSA_IS	515.00>219.00	----	23738	----	----	----	----	----	----	
MeFOSA	511.90>219.00	511.90>169.00	3660	5790	158.21	156.31	5790	158.21	156.72	
D9-EtFOSE_IS	639.20>58.90	----	364185	----	----	----	----	----	----	
D9-EtFOSE	639.20>58.90	----	364185	----	----	----	----	----	----	
EtFOSE	630.00>59.00	----	4544	----	----	----	----	----	----	
D5-EtFOSAm	531.10>219.00	----	40229	----	----	----	----	----	----	
D5-EtFOSAm_IS	531.10>219.00	----	40229	----	----	----	----	----	----	
EtFOSAm	526.00>219.00	526.00>169.00	4755	7779	163.60	177.75	7779	163.60	149.59	
PFODA	913.00>868.65	913.00>169.00	6650	2250	33.84	31.66	2250	33.84	33.60	

Flag ID key: AC: Accuracy%

Ref 1 Set Ratio assigned from calibration mid-point; Ref 2 Set Ratio assigned from opening calibration verification.
IRr - Ion ratio outside either set of criteria. Exceedances for reported detections to be "I" flagged in the analytical report.

Insight Report
Quantitation/Integration
Printed 3/22/2024 13:35:57

240321_006

Sample ID: 1633 ICAL 0.25PPB
Date Acquired: 3/21/2024 12:26:26 PM
Acquired by: System Administrator
Data File: 240321_006
Vial: 3 | Inj. Volume: 10.0000uL | Tray: 1

Name	Mode ID	Found RT	RT Diff	ISTD RT Diff	Area	ISTD Area	ISTD Name	Conc.	Unit	Flag ID
13C4-PFBA	Auto	1.347	-0.011	-0.001	784735	394961	13C3-PFBA_IS	10.0740	ng/mL	
13C4-PFBA_IS	Auto	1.347	-0.011	----	784735	784735	----	10.0000	ng/mL	
13C3-PFBA_IS	Auto	1.348	-0.011	----	394961	394961	----	5.0000	ng/mL	
PFBA	Auto	1.351	-0.010	0.004	25512	784735	13C4-PFBA_IS	0.2413	ng/mL	
PFMPA	Auto	2.389	-0.020	-1.094	16471	214761	13C5-PFPeA_IS	0.2471	ng/mL	
3_3 FTCA	Auto	2.985	-0.028	-0.498	29476	214761	13C5-PFPeA_IS	9.0783	ng/mL	
13C5-PFPeA	Auto	3.483	-0.020	-1.489	214761	363735	13C2-PFHxA_IS	5.3065	ng/mL	
13C5-PFPeA_IS	Auto	3.483	-0.020	----	214761	214761	----	5.0000	ng/mL	
PFPeA	Auto	3.486	-0.020	0.003	38728	214761	13C5-PFPeA_IS	0.2519	ng/mL	
PFMBA	Auto	4.014	-0.019	0.531	23999	214761	13C5-PFPeA_IS	0.2398	ng/mL	
13C2-4_2 FTS	Auto	4.663	-0.013	-2.424	51840	93241	18O2-PFHxS_IS	3.9598	ng/mL	
13C2-4_2 FTS_IS	Auto	4.663	-0.013	----	51840	51840	----	5.0000	ng/mL	
4_2 FTS	MI R1 R2	4.663	-0.013	0.000	7337	51840	13C2-4_2 FTS_IS	0.2489	ng/mL	
13C3-PFBS_IS	Auto	4.633	-0.017	----	137109	137109	----	2.5000	ng/mL	
PFBS	Auto	4.634	-0.016	0.001	19889	137109	13C3-PFBS_IS	0.2495	ng/mL	
13C3-PFBS	Auto	4.633	-0.017	-2.454	137109	93241	18O2-PFHxS_IS	2.4127	ng/mL	
NFDHA	Auto	4.828	-0.014	-0.143	26791	299438	13C5-PFHxA_IS	0.2702	ng/mL	
13C5-PFHxA	Auto	4.971	-0.012	-0.001	299438	363735	13C2-PFHxA_IS	2.5171	ng/mL	
13C5-PFHxA_IS	Auto	4.971	-0.012	----	299438	299438	----	2.5000	ng/mL	
13C2-PFHxA_IS	Auto	4.972	-0.012	----	363735	363735	----	2.5000	ng/mL	
PFHxA	Auto	4.973	-0.013	0.002	26890	299438	13C5-PFHxA_IS	0.2273	ng/mL	
PFEESA	MI	5.304	-0.013	0.333	92652	299438	13C5-PFHxA_IS	0.2230	ng/mL	
13C3-HFPO-DA	Auto	5.444	-0.011	0.472	464380	363735	13C2-PFHxA_IS	9.7529	ng/mL	
13C3-HFPO-DA_IS	Auto	5.444	-0.011	----	464380	464380	----	10.0000	ng/mL	
HFPO-DA	Auto	5.446	-0.011	0.002	14548	464380	13C3-HFPO-DA_IS	0.2691	ng/mL	
5_3 FTCA	Auto	5.873	-0.014	0.902	83264	299438	13C5-PFHxA_IS	9.3549	ng/mL	
PFPeS	Auto	6.014	-0.009	-1.073	13289	104045	13C3-PFHxS_IS	0.2253	ng/mL	
13C4-PFHpA	Auto	6.161	-0.006	1.189	426485	363735	13C2-PFHxA_IS	2.5933	ng/mL	
13C4-PFHpA_IS	Auto	6.161	-0.006	----	426485	426485	----	2.5000	ng/mL	
PFHpA	Auto	6.162	-0.007	0.001	40801	426485	13C4-PFHpA_IS	0.2494	ng/mL	
DONA	Auto	6.522	-0.006	1.078	60997	464380	13C3-HFPO-DA_IS	0.2823	ng/mL	
13C2-6_2 FTS_IS	Auto	6.807	-0.007	----	32145	32145	----	5.0000	ng/mL	
13C2-6_2 FTS	Auto	6.807	-0.007	-0.280	32145	93241	18O2-PFHxS_IS	3.0464	ng/mL	AC
6_2 FTS	M	6.810	-0.002	0.003	4397	32145	13C2-6_2 FTS_IS	0.2957	ng/mL	
13C4-PFOA_IS	Auto	7.117	-0.003	----	20583	20583	----	2.5000	ng/mL	
13C8-PFOA_IS	Auto	7.116	-0.005	----	306669	306669	----	2.5000	ng/mL	
13C8-PFOA	Auto	7.116	-0.005	-0.001	306669	20583	13C4-PFOA_IS	2.4192	ng/mL	
PFOA	MI	7.118	-0.004	0.002	38743	306669	13C8-PFOA_IS	0.2913	ng/mL	
13C3-PFHxS	Auto	7.087	-0.004	0.000	104045	93241	18O2-PFHxS_IS	2.6617	ng/mL	
13C3-PFHxS_IS	Auto	7.087	-0.004	----	104045	104045	----	2.5000	ng/mL	
PFHxS	Auto	7.087	-0.005	0.000	11968	104045	13C3-PFHxS_IS	0.2108	ng/mL	
18O2-PFHxS_IS	Auto	7.087	-0.004	----	93241	93241	----	2.5000	ng/mL	
13C9-PFNA_IS	Auto	7.967	-0.001	----	151416	151416	----	1.2500	ng/mL	
13C9-PFNA	Auto	7.967	-0.001	0.000	151416	125953	13C5-PFNA_IS	1.3304	ng/mL	
13C5-PFNA_IS	Auto	7.967	-0.001	----	125953	125953	----	1.2500	ng/mL	
PFNA	Auto	7.968	-0.001	0.001	28678	151416	13C9-PFNA_IS	0.2678	ng/mL	
PFHpS	Auto	8.012	-0.001	-0.810	11111	32006	13C8-PFOS_IS	0.2725	ng/mL	
7_3 FTCA	Auto	7.933	-0.006	2.962	103360	299438	13C5-PFHxA_IS	7.9739	ng/mL	
13C2-8_2-FTS	Auto	8.425	0.002	1.338	21683	93241	18O2-PFHxS_IS	3.2079	ng/mL	AC
13C2-8_2-FTS_IS	Auto	8.425	0.002	----	21683	21683	----	5.0000	ng/mL	
8_2 FTS	M	8.425	0.000	0.000	2657	21683	13C2-8_2-FTS_IS	0.2882	ng/mL	
13C6-PFDA_IS	Auto	8.731	0.002	----	96730	96730	----	1.2500	ng/mL	
13C6-PFDA	Auto	8.731	0.002	-0.001	96730	76691	13C2-PFDA_IS	1.3474	ng/mL	

J:\LCMS08\Data\240321_1633_B1\240321_1633_B1.damlp .

SN - Software-calculated S/N ratio outside criteria due to non-target peaks or drift in noise calculation window. Analyst review of noise levels (excluding non-target peaks) in chromatogram indicates S/N ratio meets criteria.

240321_006 (continued)

(Table continued from previous page)

Name	Mode ID	Found RT	RT Diff	ISTD RT Diff	Area	ISTD Area	ISTD Name	Conc.	Unit	Flag ID
13C2-PFDA_IS	Auto	8.732	0.002	----	76691	76691	----	1.2500	ng/mL	
PFDA	Auto	8.733	0.002	0.002	22759	96730	13C6-PFDA_IS	0.2895	ng/mL	
D3-NMeFOSAA_IS	Auto	8.863	0.002	----	99160	99160	----	5.0000	ng/mL	
D3-NMeFOSAA	Auto	8.863	0.002	0.041	99160	104894	13C4-PFOS_IS	3.9078	ng/mL	
13C8-PFOS_IS	Auto	8.822	0.001	----	32006	32006	----	2.5000	ng/mL	
13C8-PFOS	Auto	8.822	0.001	0.000	32006	104894	13C4-PFOS_IS	2.1794	ng/mL	
13C4-PFOS_IS	Auto	8.822	0.001	----	104894	104894	----	2.5000	ng/mL	
PFOS	Auto	8.824	0.002	0.002	7710	32006	13C8-PFOS_IS	0.2139	ng/mL	
NMeFOSAA	M	8.869	0.002	0.006	6032	99160	D3-NMeFOSAA_IS	0.3109	ng/mL	
D5-NEtFOSAA_IS	Auto	9.194	0.002	----	81172	81172	----	5.0000	ng/mL	
D5-NEtFOSAA	Auto	9.194	0.002	0.372	81172	104894	13C4-PFOS_IS	4.3662	ng/mL	
NEtFOSAA	M	9.202	0.002	0.008	3287	81172	D5-NEtFOSAA_IS	0.2174	ng/mL	
9-Cl-PF3ONS	Auto	9.391	0.003	3.947	60901	464380	13C3-HFPO-DA_IS	0.2398	ng/mL	
PFUnDA	Auto	9.460	0.004	0.002	21661	83578	13C7-PFUnDA_IS	0.2897	ng/mL	
13C7-PFUnDA_IS	Auto	9.458	0.003	----	83578	83578	----	1.2500	ng/mL	
13C7-PFUnDA	Auto	9.458	0.003	0.726	83578	76691	13C2-PFDA_IS	1.1805	ng/mL	
PFNS	Auto	9.587	0.004	0.765	7450	32006	13C8-PFOS_IS	0.2608	ng/mL	
10_2 FTS	M	9.835	0.005	1.410	2444	21683	13C2-8_2-FTS_IS	0.3082	ng/mL	
13C2-PFDOA_IS	Auto	10.144	0.005	----	111223	111223	----	1.2500	ng/mL	
13C2-PFDOA	Auto	10.144	0.005	1.412	111223	76691	13C2-PFDA_IS	1.3508	ng/mL	
PFDOA	Auto	10.146	0.005	0.002	15423	111223	13C2-PFDOA_IS	0.2314	ng/mL	
PFDS	Auto	10.299	0.003	1.477	6725	32006	13C8-PFOS_IS	0.2562	ng/mL	
PFTrDA	Auto	10.801	0.004	-0.635	15004	68535	13C2-PFTDA_IS	0.2010	ng/mL	
11-Cl-PF3OUdS	Auto	10.810	0.006	5.366	31276	464380	13C3-HFPO-DA_IS	0.2693	ng/mL	
PFOSAm	M	11.123	0.001	-0.001	21082	96757	13C8-PFOSAm_IS	0.4992	ng/mL	
13C8-PFOSAm	Auto	11.124	-0.001	2.302	96757	104894	13C4-PFOS_IS	2.4529	ng/mL	
13C8-PFOSAm_IS	Auto	11.124	-0.001	----	96757	96757	----	2.5000	ng/mL	
PFTDA	Auto	11.438	0.008	0.002	13293	68535	13C2-PFTDA_IS	0.2576	ng/mL	
13C2-PFTDA	Auto	11.436	0.006	2.704	68535	76691	13C2-PFDA_IS	1.3786	ng/mL	
13C2-PFTDA_IS	Auto	11.436	0.006	----	68535	68535	----	1.2500	ng/mL	
PFDoS	Auto	11.628	0.006	2.806	3570	32006	13C8-PFOS_IS	0.2313	ng/mL	
D7-MeFOSE_IS	Auto	13.364	0.005	----	295943	295943	----	25.0000	ng/mL	
D7-MeFOSE	Auto	13.364	0.005	4.542	295943	104894	13C4-PFOS_IS	24.5205	ng/mL	
MeFOSE	M	13.399	0.001	0.035	4467	295943	D7-MeFOSE_IS	0.2490	ng/mL	
13C2-PFHXDA_IS	Auto	12.653	0.006	----	121229	121229	----	2.5000	ng/mL	
13C2-PFHXDA	Auto	12.653	0.006	3.921	121229	76691	13C2-PFDA_IS	2.3715	ng/mL	
PFHXDA	Auto	12.654	0.006	0.001	18612	121229	13C2-PFHXDA_IS	0.2410	ng/mL	
D3-MeFOSA	Auto	13.665	0.002	4.843	23738	104894	13C4-PFOS_IS	2.3128	ng/mL	
D3-MeFOSA_IS	Auto	13.665	0.002	----	23738	23738	----	2.5000	ng/mL	
MeFOSA	M	13.674	0.003	0.009	3660	23738	D3-MeFOSA_IS	0.2390	ng/mL	
D9-EtFOSE_IS	Auto	13.995	0.007	----	364185	364185	----	25.0000	ng/mL	
D9-EtFOSE	Auto	13.995	0.007	5.173	364185	104894	13C4-PFOS_IS	26.4329	ng/mL	
EtFOSE	M	14.038	0.009	0.043	4544	364185	D9-EtFOSE_IS	0.2473	ng/mL	
D5-EtFOSAm	Auto	14.344	0.006	5.522	40229	104894	13C4-PFOS_IS	2.4528	ng/mL	
D5-EtFOSAm_IS	Auto	14.344	0.006	----	40229	40229	----	2.5000	ng/mL	
EtFOSAm	M	14.364	0.007	0.020	4755	40229	D5-EtFOSAm_IS	0.2537	ng/mL	
PFODA	Auto	13.790	0.007	1.137	6650	121229	13C2-PFHXDA_IS	0.2697	ng/mL	

Flag ID key: AC: Accuracy%

SN - Software-calculated S/N ratio outside criteria due to non-target peaks or drift in noise calculation window. Analyst review of noise levels (excluding non-target peaks) in chromatogram indicates S/N ratio meets criteria.

240321_006 (continued)

13C4-PFBA
Conc. 10.0740
Q 216.80>171.90 (-) 1.16e5

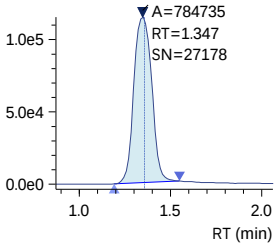

13C4-PFBA_IS
Conc. 10.0000
ISTD 216.80>171.90 (-) 1.16e5

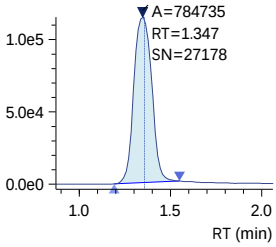

13C3-PFBA_IS
Conc. 5.0000
ISTD 216.00>172.00 (-) 5.98e4

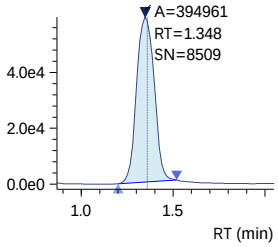

PFBA
Conc. 0.2413
Q 212.80>169.05 (-) 3.85e3

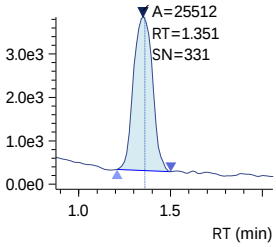

PFMPA
Conc. 0.2471
Q 229.00>84.90 (-) 3.07e3

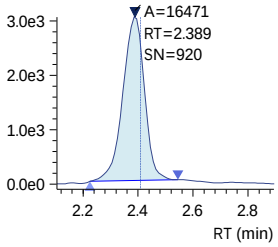

3_3 FTCA
Conc. 9.0783
R#1 142.90 (136.14)
R#2 142.90 (141.47)
Q 241.00>177.10 (-) 9.29e3

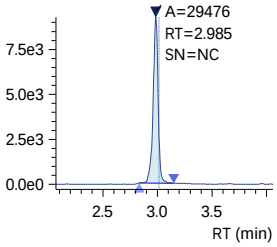

13C5-PFPeA
Conc. 5.3065
Q 268.30>223.00 (-) 5.73e4

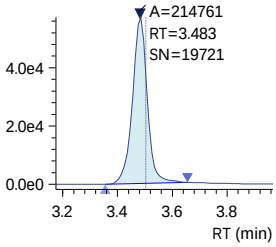

13C5-PFPeA_IS
Conc. 5.0000
ISTD 268.30>223.00 (-) 5.73e4

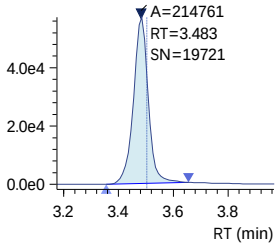

PFPeA
Conc. 0.2519
Q 263.00>219.00 (-) 1.06e4

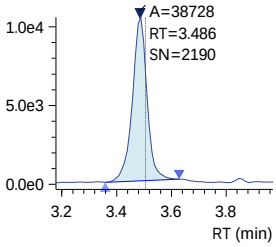

PFMBA
Conc. 0.2398
Q 279.00>84.95 (-) 7.45e3

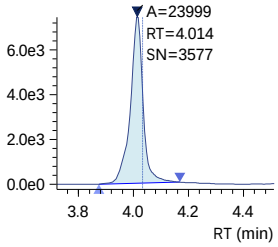

R1 241.00>117.00 (-) 1.29e4

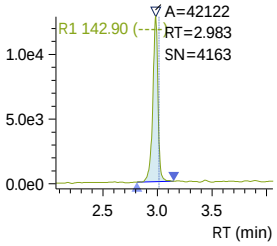

R2 241.00>117.00 (-) 1.29e4

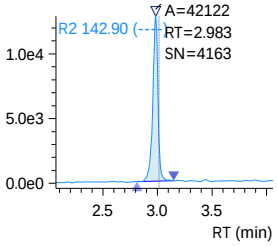

SN - Software-calculated S/N ratio outside criteria due to non-target peaks or drift in noise calculation window.
Analyst review of noise levels (excluding non-target peaks) in chromatogram indicates S/N ratio meets criteria.

240321_006 (continued)

13C2-4_2 FTS
Conc. 3.9598

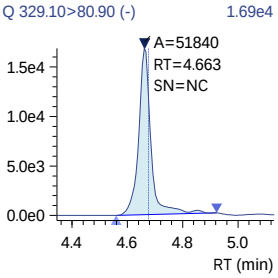

13C2-4_2 FTS_IS
Conc. 5.0000

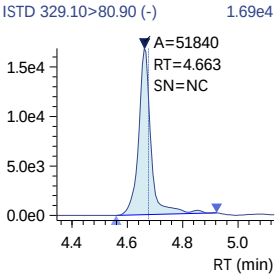

4_2 FTS
Conc. 0.2489
R#1 35.59 (33.08)
R#2 35.59 (27.71)

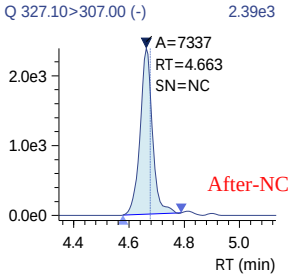

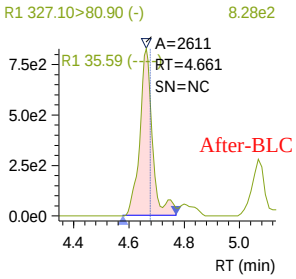

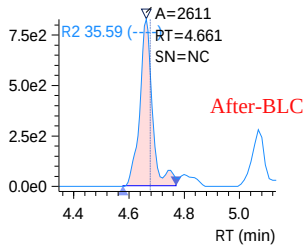

13C3-PFBS_IS
Conc. 2.5000

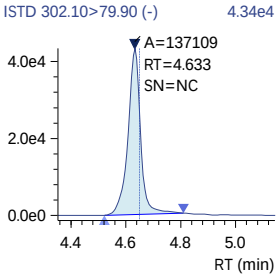

PFBS
Conc. 0.2495
R#1 42.57 (46.53)
R#2 42.57 (44.64)

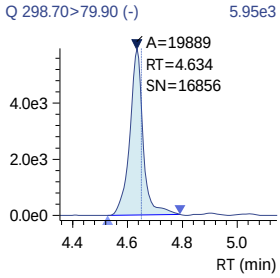

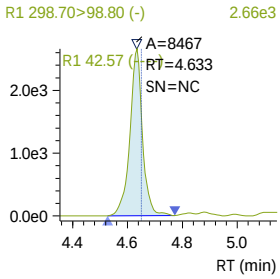

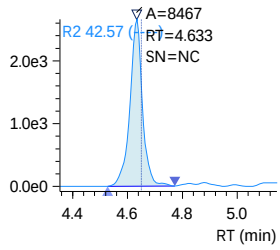

240321_006 (continued)

13C3-PFBS
Conc. 2.4127

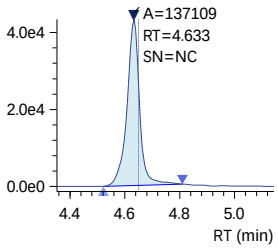

NFDHA
Conc. 0.2702
R#1 37.82 (36.44)
R#2 37.82 (34.56)

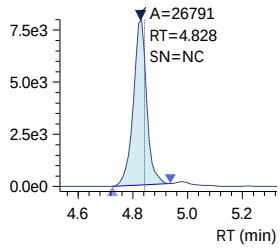

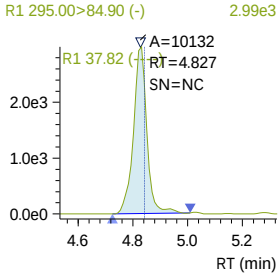

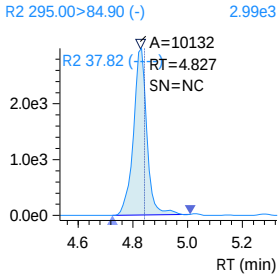

13C5-PFHxA
Conc. 2.5171

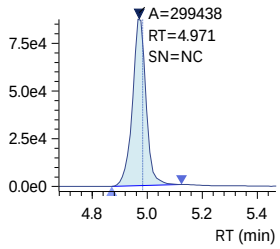

13C5-PFHxA_IS
Conc. 2.5000

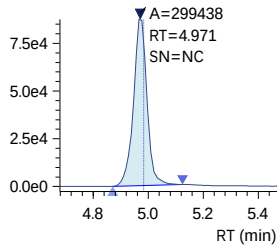

13C2-PFHxA_IS
Conc. 2.5000

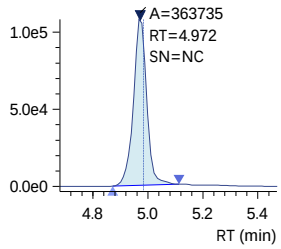

J:\LCMS08\Data\240321_1633_B1\240321_1633_B1.damlp .

SN - Software-calculated S/N ratio outside criteria due to non-target peaks or drift in noise calculation window.
Analyst review of noise levels (excluding non-target peaks) in chromatogram indicates S/N ratio meets criteria.

240321_006 (continued)

PFHxA
Conc. 0.2273
Q 313.00>269.00 (-) 8.67e3

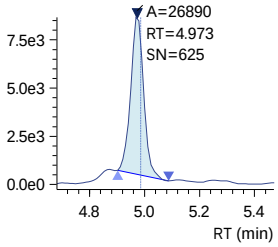

PFEESA
Conc. 0.2230
R#1 5.10 (5.25)
R#2 5.10 (5.67)
Q 314.80>135.00 (-) 2.52e4

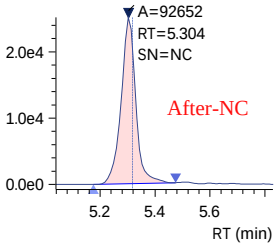

R1 314.80>82.90 (-) 1.21e3

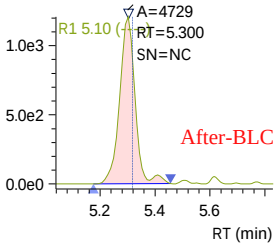

R2 314.80>82.90 (-) 1.21e3

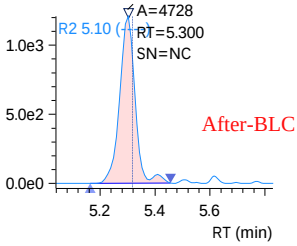

13C3-HFPO-DA
Conc. 9.7529
Q 286.90>168.90 (-) 1.44e5

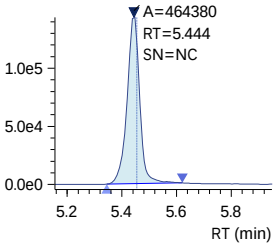

13C3-HFPO-DA_IS
Conc. 10.0000
ISTD 286.90>168.90 (-) 1.44e5

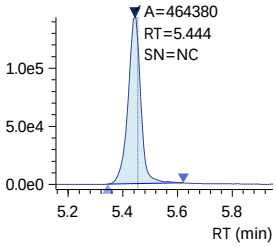

HFPO-DA
Conc. 0.2691
R#1 59.55 (62.57)
R#2 59.55 (64.50)
Q 284.90>168.90 (-) 4.30e3

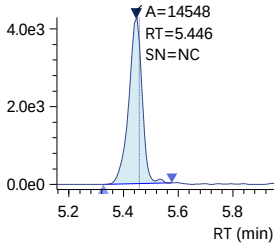

R1 284.90>184.90 (-) 2.79e3

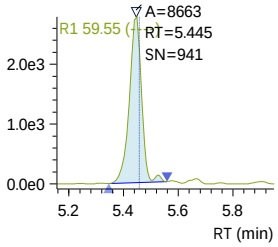

R2 284.90>184.90 (-) 2.79e3

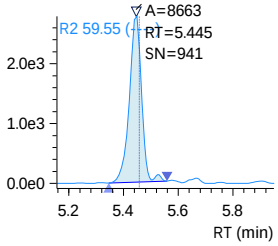

240321_006 (continued)

5_3 FTCA
Conc. 9.3549
R#1 144.83 (154.88)
R#2 144.83 (154.15)
Q 341.00>237.05 (-) 2.86e4

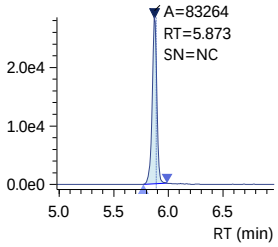

R1 341.00>217.00 (-) 4.24e4

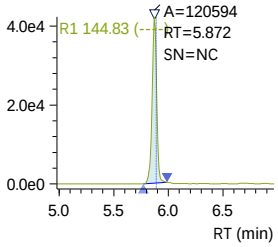

R2 341.00>217.00 (-) 4.24e4

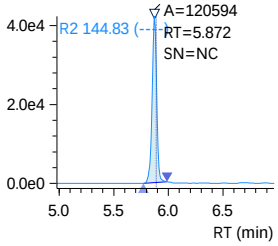

PFPeS
Conc. 0.2253
R#1 51.95 (54.44)
R#2 51.95 (56.96)
Q 349.10>79.90 (-) 4.45e3

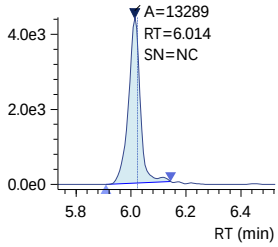

R1 349.10>98.80 (-) 2.38e3

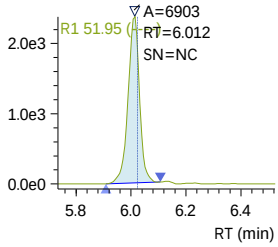

R2 349.10>98.80 (-) 2.38e3

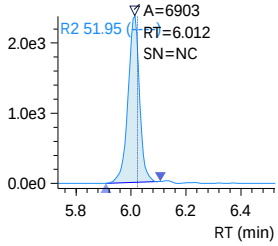

13C4-PFHpA
Conc. 2.5933
Q 367.10>322.00 (-) 1.54e5

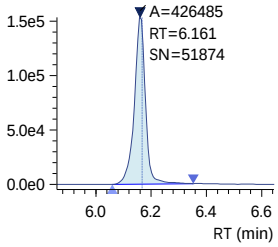

13C4-PFHpA_IS
Conc. 2.5000
ISTD 367.10>322.00 (-) 1.54e5

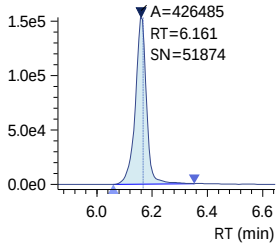

PFHpA
Conc. 0.2494
R#1 25.22 (23.39)
R#2 25.22 (22.63)
Q 363.10>319.00 (-) 1.37e4

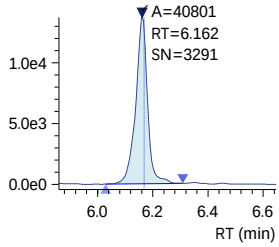

R1 363.10>169.00 (-) 3.62e3

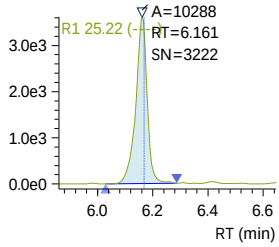

R2 363.10>169.00 (-) 3.62e3

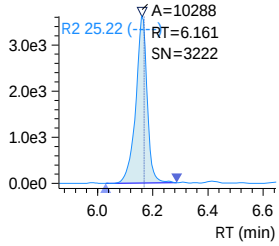

SN - Software-calculated S/N ratio outside criteria due to non-target peaks or drift in noise calculation window.
Analyst review of noise levels (excluding non-target peaks) in chromatogram indicates S/N ratio meets criteria.

Insight Report
Quantitation/Integration
Printed 3/22/2024 13:35:57

240321_006 (continued)

DONA
Conc. 0.2823
R#1 27.91 (30.39)
R#2 27.91 (28.87)
Q 376.90>250.90 (-) 1.76e4

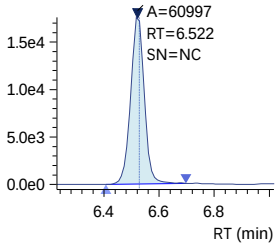

13C2-6_2 FTS_IS
Conc. 5.0000
ISTD 429.10>80.90 (-) 1.01e4

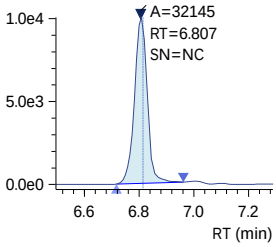

13C2-6_2 FTS
Conc. 3.0464
Q 429.10>80.90 (-) 1.01e4

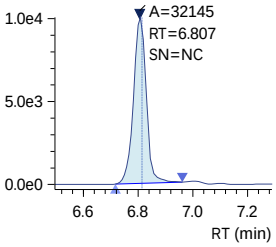

6_2 FTS
Conc. 0.2957
R#1 42.22 (44.48)
R#2 42.22 (40.73)
Q 427.10>407.00 (-) 1.30e3

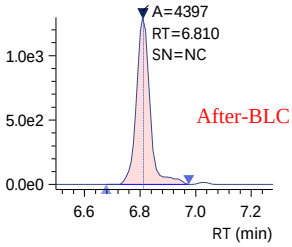

13C4-PFOA_IS
Conc. 2.5000
ISTD 417.10>172.00 (-) 5.86e3

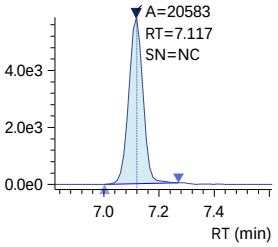

R1 376.90>84.80 (-) 4.79e3

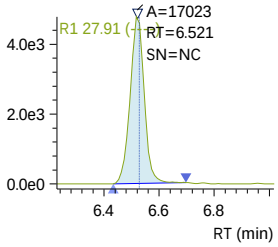

R1 427.10>80.90 (-) 5.91e2

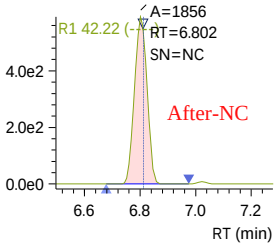

R2 376.90>84.80 (-) 4.79e3

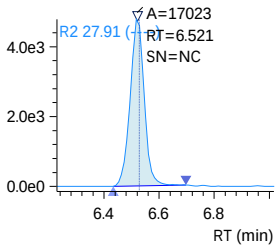

R2 427.10>80.90 (-) 5.91e2

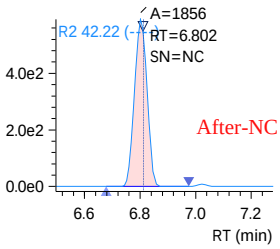

J:\LCMS08\Data\240321_1633_B1\240321_1633_B1.damlp .
SN - Software-calculated S/N ratio outside criteria due to non-target peaks or drift in noise calculation window.
Analyst review of noise levels (excluding non-target peaks) in chromatogram indicates S/N ratio meets criteria.

Insight Report
Quantitation/Integration
Printed 3/22/2024 13:35:57

240321_006 (continued)

13C8-PFOA_IS
Conc. 2.5000

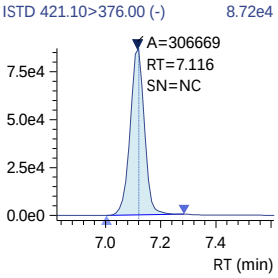

13C8-PFOA
Conc. 2.4192

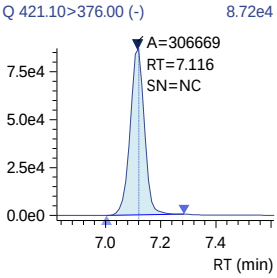

PFOA
Conc. 0.2913
R#1 24.08 (24.47)
R#2 24.08 (24.84)

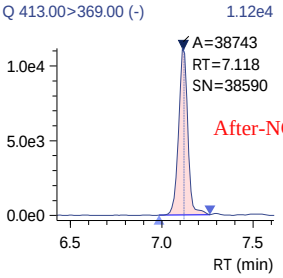

13C3-PFHxS
Conc. 2.6617

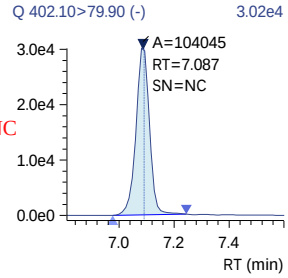

13C3-PFHxS_IS
Conc. 2.5000

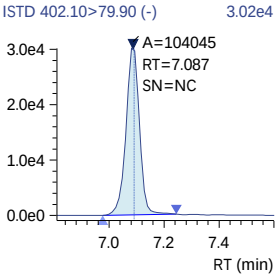

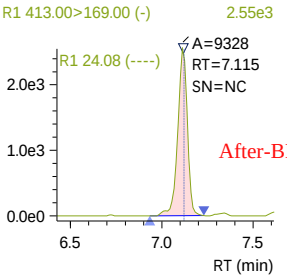

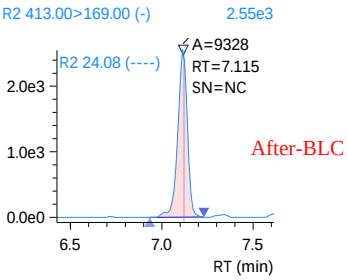

J:\LCMS08\Data\240321_1633_B1\240321_1633_B1.damlp .
SN - Software-calculated S/N ratio outside criteria due to non-target peaks or drift in noise calculation window.
Analyst review of noise levels (excluding non-target peaks) in chromatogram indicates S/N ratio meets criteria.

240321_006 (continued)

PFHxS
Conc. 0.2108
R#1 59.40 (57.29)
R#2 59.40 (58.76)
Q 398.70>79.90 (-) 2.71e3

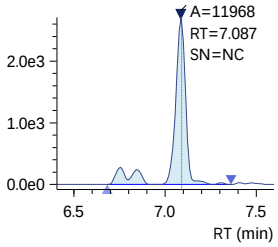

18O2-PFHxS_IS
Conc. 2.5000
ISTD 403.00>83.90 (-) 2.69e4

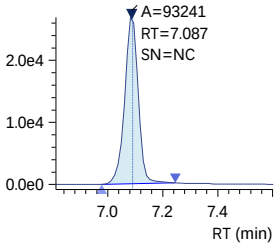

13C9-PFNA_IS
Conc. 1.2500
ISTD 472.10>427.00 (-) 5.58e4

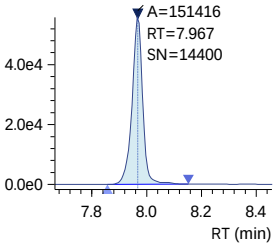

13C9-PFNA
Conc. 1.3304
Q 472.10>427.00 (-) 5.58e4

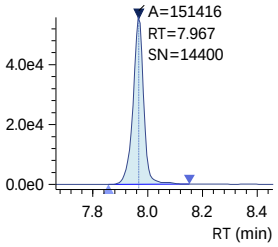

13C5-PFNA_IS
Conc. 1.2500
ISTD 468.00>423.00 (-) 4.73e4

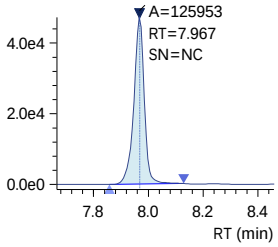

R1 398.70>98.90 (-) 1.67e3

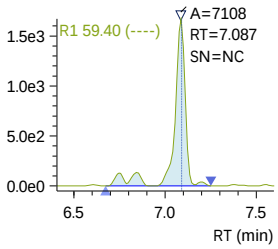

R2 398.70>98.90 (-) 1.67e3

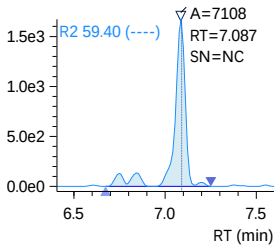

240321_006 (continued)

PFNA
Conc. 0.2678
R#1 17.44 (20.36)
R#2 17.44 (19.31)
Q 463.00>419.00 (-) 1.07e4

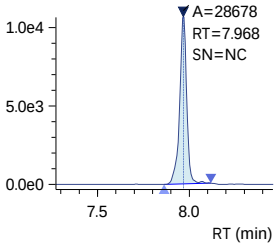

PFHpS
Conc. 0.2725
R#1 49.92 (46.70)
R#2 49.92 (48.05)
Q 449.00>79.90 (-) 3.72e3

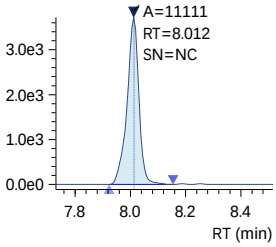

7_3 FTCA
Conc. 7.9739
R#1 131.81 (132.28)
R#2 131.81 (133.47)
Q 441.00>317.00 (-) 3.53e4

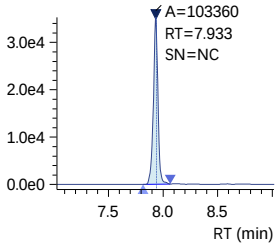

13C2-8_2-FTS
Conc. 3.2079
Q 529.10>80.90 (-) A=21683 6.90e3

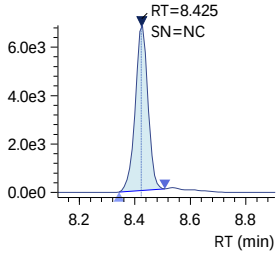

13C2-8_2-FTS_IS
Conc. 5.0000
ISTD 529.10>80.90 (- A=21683 6.90e3

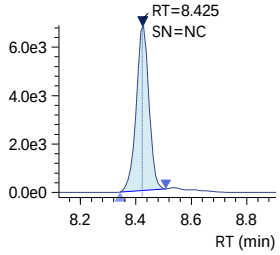

R1 463.00>219.00 (-) 1.76e3

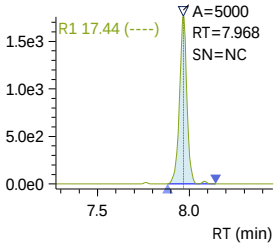

R1 449.00>98.80 (-) 1.98e3

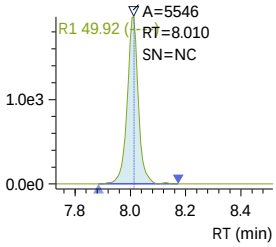

R1 441.00>336.90 (-) 4.58e4

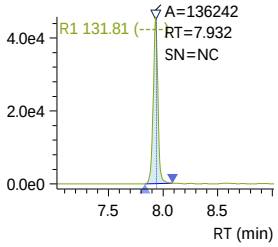

R2 463.00>219.00 (-) 1.76e3

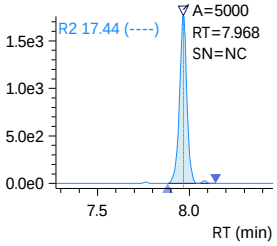

R2 449.00>98.80 (-) 1.98e3

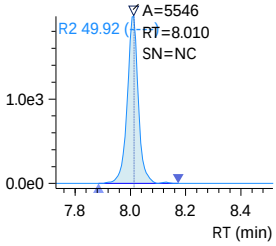

R2 441.00>336.90 (-) 4.58e4

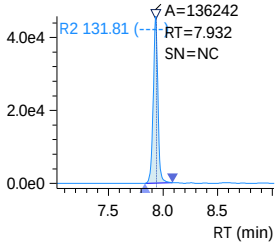

J:\LCMS08\Data\240321_1633_B1\240321_1633_B1.damlp .

SN - Software-calculated S/N ratio outside criteria due to non-target peaks or drift in noise calculation window.
Analyst review of noise levels (excluding non-target peaks) in chromatogram indicates S/N ratio meets criteria.

240321_006 (continued)

8_2 FTS
Conc. 0.2882
R#1 38.57 (45.91)
R#2 38.57 (45.20)
Q 527.10>506.95 (-) 7.96e2

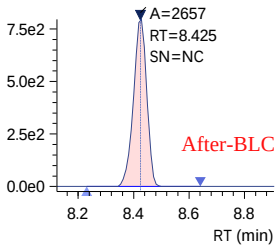

13C6-PFDA_IS
Conc. 1.2500
ISTD 519.10>474.10 (-) 2.82e4

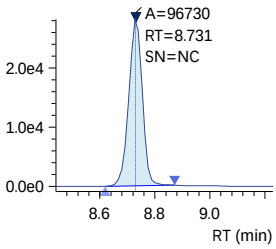

13C6-PFDA
Conc. 1.3474
Q 519.10>474.10 (-) 2.82e4

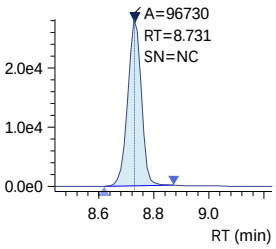

13C2-PFDA_IS
Conc. 1.2500
ISTD 515.10>470.10 (-) 2.21e4

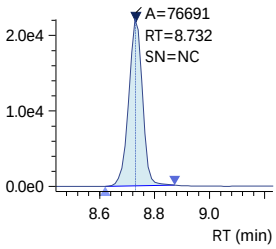

PFDA
Conc. 0.2895
R#1 16.20 (17.64)
R#2 16.20 (19.20)
Q 512.90>469.00 (-) 6.80e3

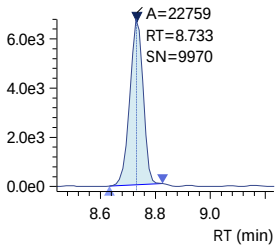

R1 527.10>80.80 (-) 3.19e2

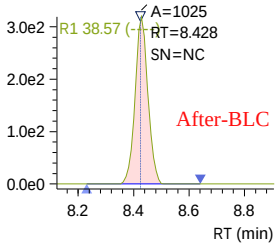

R1 512.90>219.00 (-) 1.14e3

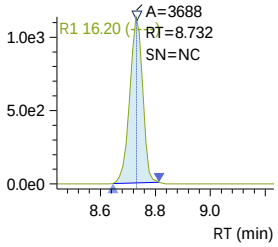

R2 527.10>80.80 (-) 3.19e2

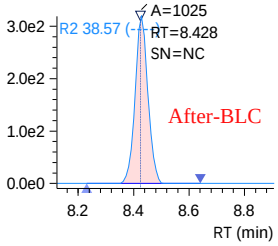

R2 512.90>219.00 (-) 1.14e3

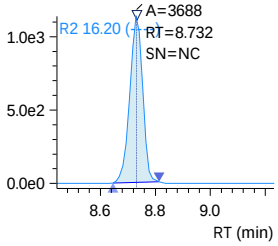

D3-NMeFOSAA_IS
Conc. 5.0000
ISTD 573.20>419.00 (-) 2.70e4

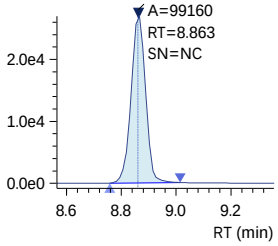

D3-NMeFOSAA
Conc. 3.9078
Q 573.20>419.00 (-) 2.70e4

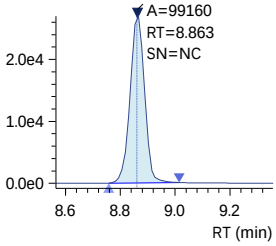

13C8-PFOS_IS
Conc. 2.5000
ISTD 507.10>98.90 (-) 9.15e3

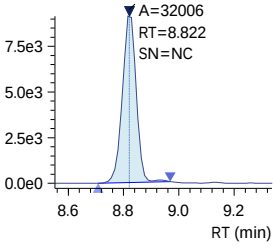

13C8-PFOS
Conc. 2.1794
Q 507.10>98.90 (-) 9.15e3

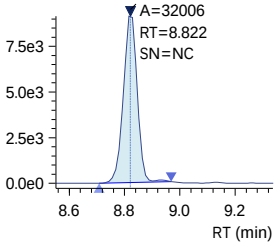

13C4-PFOS_IS
Conc. 2.5000
ISTD 502.80>79.90 (-) 3.01e4

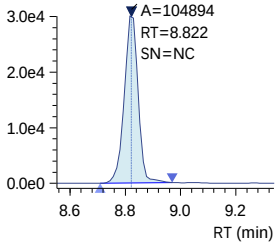

SN - Software-calculated S/N ratio outside criteria due to non-target peaks or drift in noise calculation window.
Analyst review of noise levels (excluding non-target peaks) in chromatogram indicates S/N ratio meets criteria.

Insight Report
Quantitation/Integration
Printed 3/22/2024 13:35:57

240321_006 (continued)

PFOS
Conc. 0.2139
R#1 45.14 (45.06)
R#2 45.14 (47.87)
Q 498.90>79.90 (-) 1.58e3

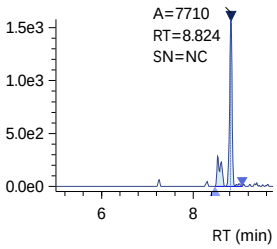

R1 498.90>98.80 (-) 8.07e2

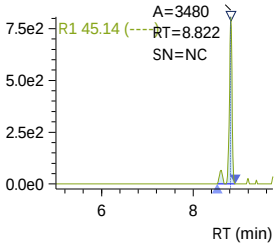

R2 498.90>98.80 (-) 8.07e2

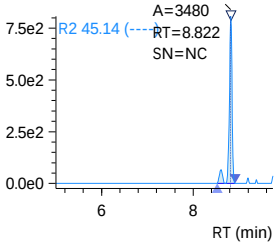

NMeFOSAA
Conc. 0.3109
R#1 63.47 (67.10)
R#2 63.47 (60.24)
Q 570.10>419.00 (-) 1.53e3

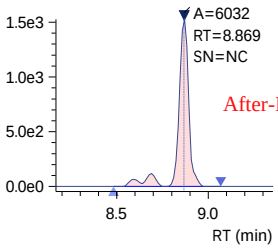

R1 570.10>483.00 (-) 9.73e2

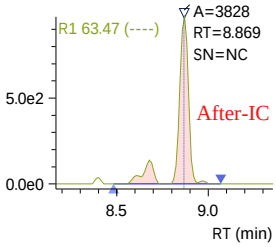

R2 570.10>483.00 (-) 9.73e2

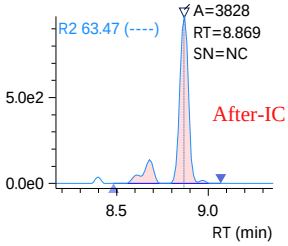

D5-NEtFOSAA_IS
Conc. 5.0000
ISTD 589.20>419.00 (-) 2.59e4

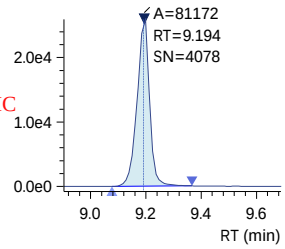

D5-NEtFOSAA
Conc. 4.3662
Q 589.20>419.00 (-) 2.59e4

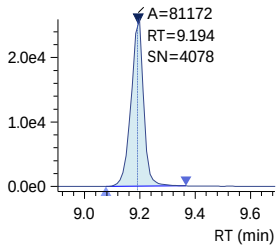

NEtFOSAA
Conc. 0.2174
R#1 81.57 (89.53)
R#2 81.57 (72.57)
Q 584.20>419.10 (-) 1.07e3

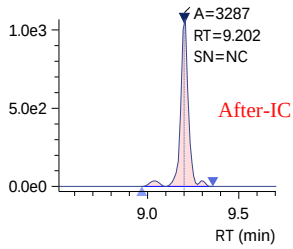

R1 584.20>526.00 (-) 7.58e2

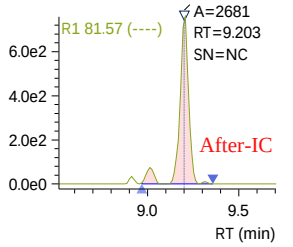

R2 584.20>526.00 (-) 7.58e2

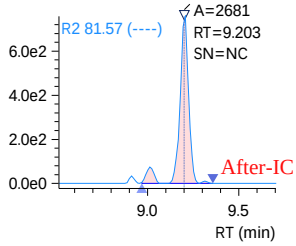

J:\LCMS08\Data\240321_1633_B1\240321_1633_B1.damlp .
SN - Software-calculated S/N ratio outside criteria due to non-target peaks or drift in noise calculation window.
Analyst review of noise levels (excluding non-target peaks) in chromatogram indicates S/N ratio meets criteria.

240321_006 (continued)

9-Cl-PF3ONS
Conc. 0.2398
R#1 33.53 (31.69)
R#2 33.53 (30.68)
Q 530.80>351.00 (-) 2.06e4

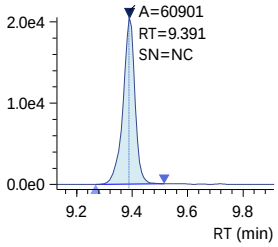

R1 532.80>353.00 (-) 7.05e3

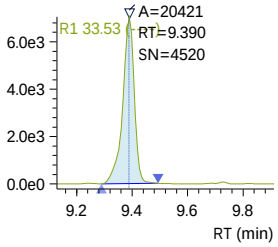

R2 532.80>353.00 (-) 7.05e3

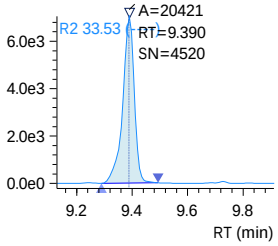

PFUnDA
Conc. 0.2897
R#1 10.77 (10.96)
R#2 10.77 (11.56)
Q 563.10>519.00 (-) 7.76e3

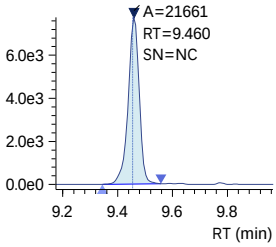

R1 563.10>269.10 (-) 9.02e2

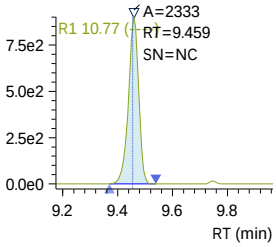

R2 563.10>269.10 (-) 9.02e2

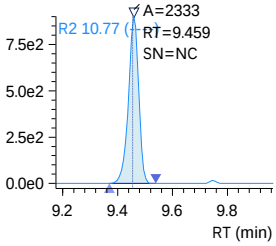

13C7-PFUnDA_IS
Conc. 1.2500
ISTD 570.00>525.10 (-) 2.95e4

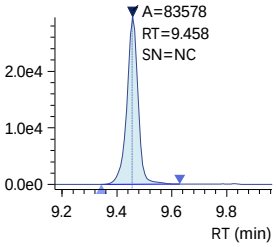

13C7-PFUnDA
Conc. 1.1805
Q 570.00>525.10 (-) 2.95e4

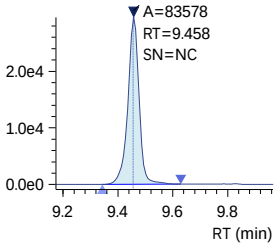

PFNS
Conc. 0.2608
R#1 58.04 (56.91)
R#2 58.04 (61.27)
Q 548.80>79.90 (-) 2.53e3

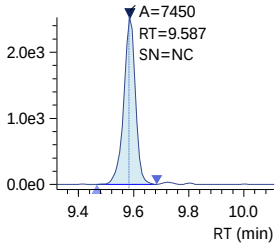

R1 548.80>98.80 (-) 1.55e3

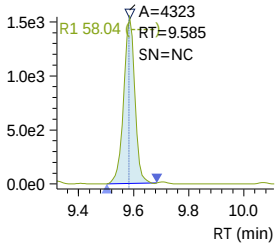

R2 548.80>98.80 (-) 1.55e3

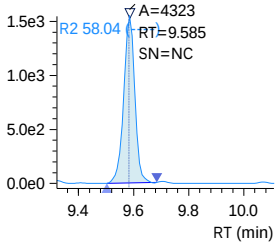

J:\LCMS08\Data\240321_1633_B1\240321_1633_B1.damlp .
SN - Software-calculated S/N ratio outside criteria due to non-target peaks or drift in noise calculation window.
Analyst review of noise levels (excluding non-target peaks) in chromatogram indicates S/N ratio meets criteria.

Insight Report
Quantitation/Integration
Printed 3/22/2024 13:35:57

240321_006 (continued)

10_2 FTS
Conc. 0.3082
R#1 18.18 (32.29)
R#2 18.18 (29.61)

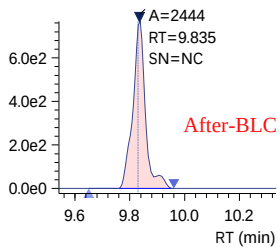

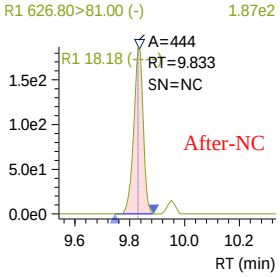

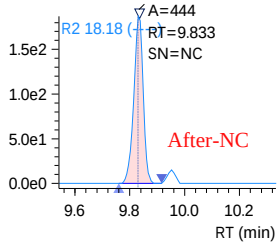

13C2-PFDOA_IS
Conc. 1.2500

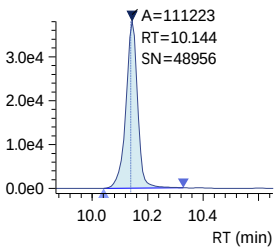

13C2-PFDOA
Conc. 1.3508

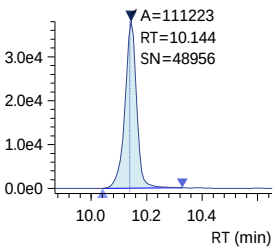

PFDOA
Conc. 0.2314
R#1 10.68 (11.14)
R#2 10.68 (10.73)

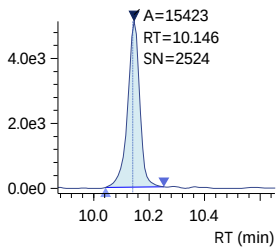

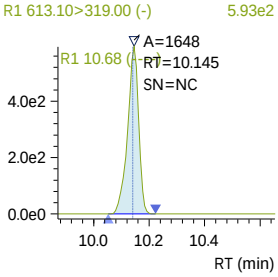

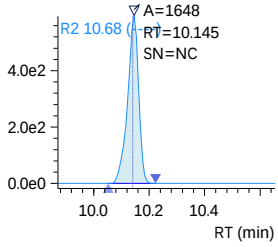

PFDS
Conc. 0.2562
R#1 58.86 (58.01)
R#2 58.86 (58.67)

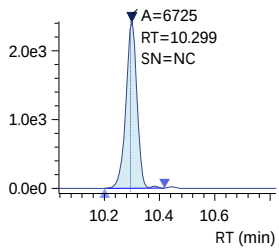

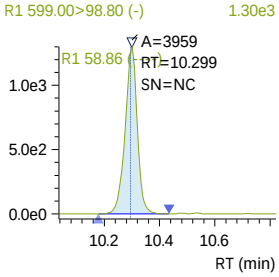

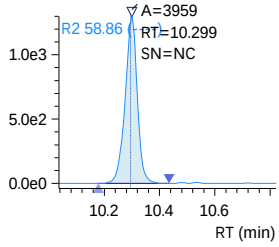

240321_006 (continued)

PFTrDA
Conc. 0.2010
R#1 18.56 (16.67)
R#2 18.56 (15.36)
Q 663.00>619.00 (-) 4.62e3

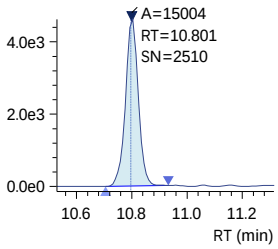

R1 663.00>168.90 (-) 8.37e2

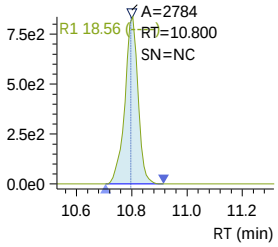

R2 663.00>168.90 (-) 8.37e2

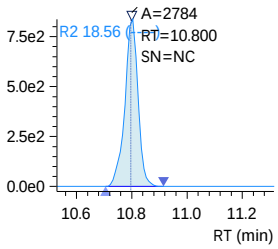

11-Cl-PF3OUdS
Conc. 0.2693
R#1 32.83 (35.04)
R#2 32.83 (35.75)
Q 630.90>451.00 (-) 9.65e3

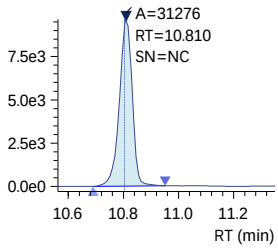

R1 632.90>452.90 (-) 3.14e3

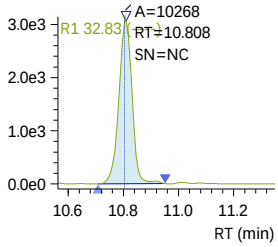

R2 632.90>452.90 (-) 3.14e3

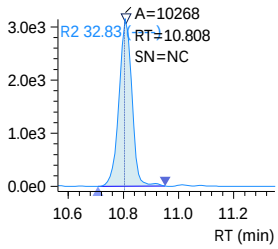

PFOSAm
Conc. 0.4992
Q 498.10>77.90 (-) 5.50e3

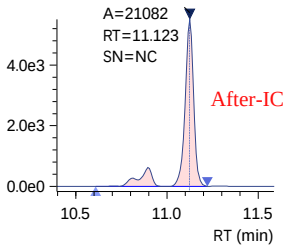

13C8-PFOSAm
Conc. 2.4529
Q 506.10>77.80 (-) 3.02e4

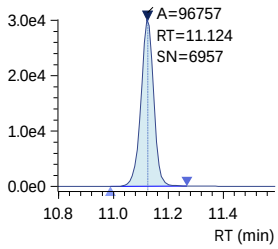

13C8-PFOSAm_IS
Conc. 2.5000
ISTD 506.10>77.80 (-) 3.02e4

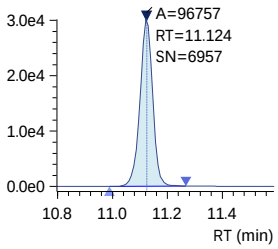

240321_006 (continued)

PFTDA
Conc. 0.2576
R#1 16.71 (17.09)
R#2 16.71 (18.64)
Q 713.10>669.00 (-) 3.75e3

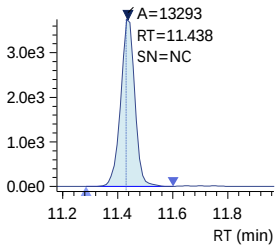

13C2-PFTDA
Conc. 1.3786
Q 715.20>670.00 (-) 1.94e4

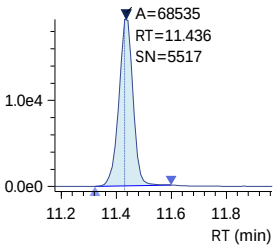

13C2-PFTDA_IS
Conc. 1.2500
ISTD 715.20>670.00 (-) 1.94e4

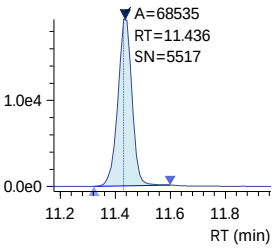

PFDoS
Conc. 0.2313
R#1 69.74 (61.23)
R#2 69.74 (68.82)
Q 699.10>79.90 (-) 1.12e3

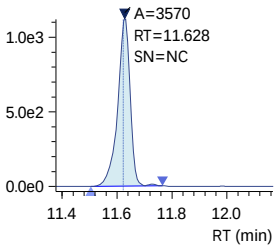

D7-MeFOSE_IS
Conc. 25.0000
ISTD 623.20>58.90 (-) 8.61e4

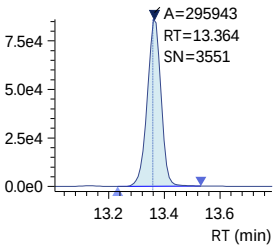

R1 713.10>168.90 (-) 6.28e2

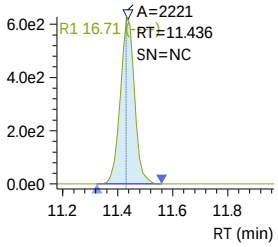

R1 699.10>98.80 (-) 8.27e2

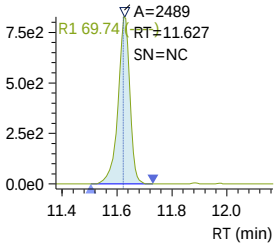

R2 713.10>168.90 (-) 6.28e2

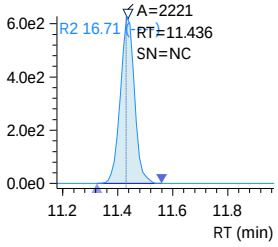

R2 699.10>98.80 (-) 8.27e2

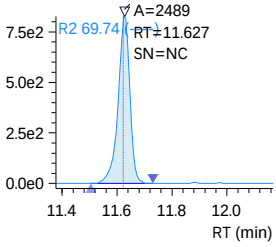

Insight Report
Quantitation/Integration
Printed 3/22/2024 13:35:57

240321_006 (continued)

D7-MeFOSE
Conc. 24.5205

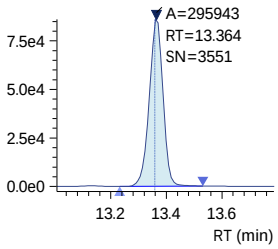

MeFOSE
Conc. 0.2490

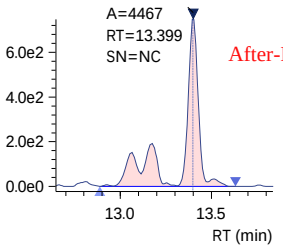

13C2-PFHXDA_IS
Conc. 2.5000

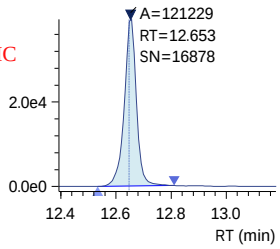

13C2-PFHXDA
Conc. 2.3715

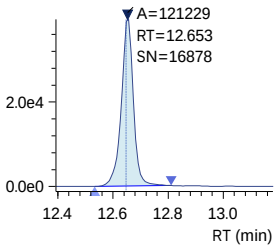

PFHXDA
Conc. 0.2410
R#1 12.19 (10.78)
R#2 12.19 (11.00)

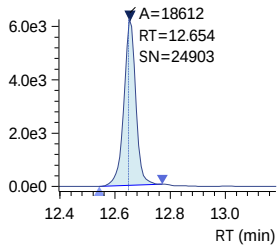

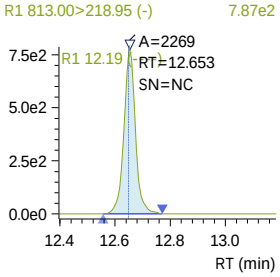

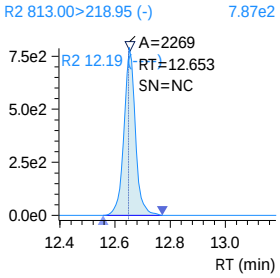

J:\LCMS08\Data\240321_1633_B1\240321_1633_B1.damlp .

SN - Software-calculated S/N ratio outside criteria due to non-target peaks or drift in noise calculation window.
Analyst review of noise levels (excluding non-target peaks) in chromatogram indicates S/N ratio meets criteria.

240321_006 (continued)

D3-MeFOSA
Conc. 2.3128

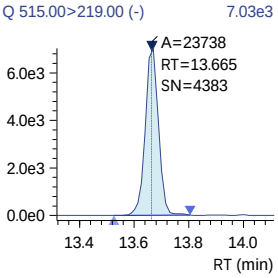

D3-MeFOSA_IS
Conc. 2.5000

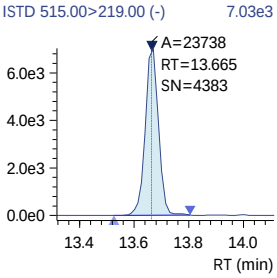

MeFOSA
Conc. 0.2390
R#1 158.21 (156.31)
R#2 158.21 (156.72)

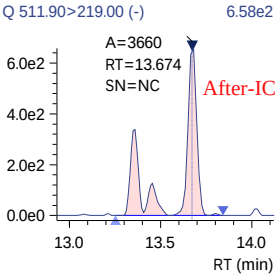

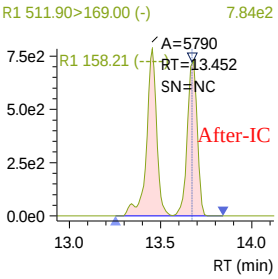

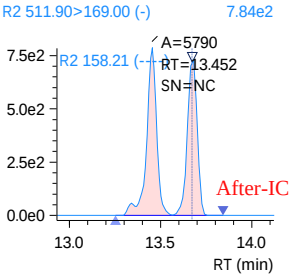

D9-EtFOSE_IS
Conc. 25.0000

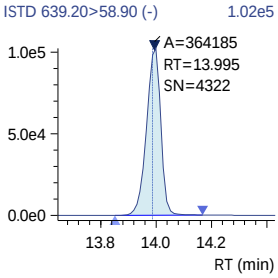

D9-EtFOSE
Conc. 26.4329

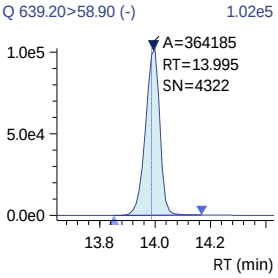

J:\LCMS08\Data\240321_1633_B1\240321_1633_B1.damlp .

SN - Software-calculated S/N ratio outside criteria due to non-target peaks or drift in noise calculation window.
Analyst review of noise levels (excluding non-target peaks) in chromatogram indicates S/N ratio meets criteria.

240321_006 (continued)

EtFOSE
Conc. 0.2473

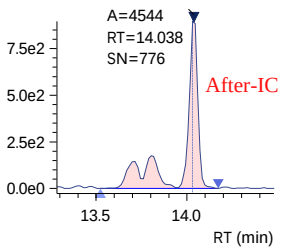

D5-EtFOSAm
Conc. 2.4528

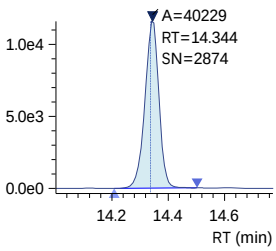

D5-EtFOSAm_IS
Conc. 2.5000

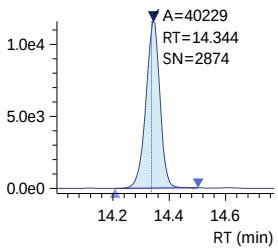

EtFOSAm
Conc. 0.2537
R#1 163.60 (177.75)
R#2 163.60 (149.59)

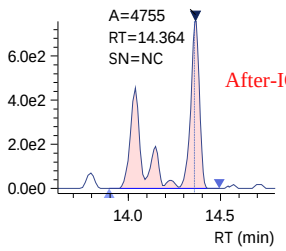

PFODA
Conc. 0.2697
R#1 33.84 (31.66)
R#2 33.84 (33.60)

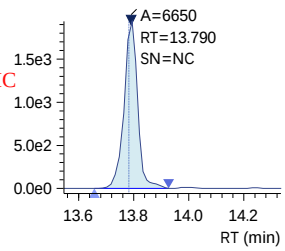

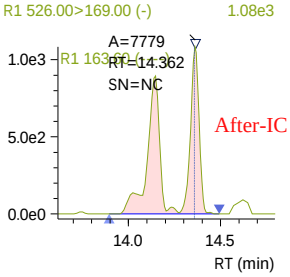

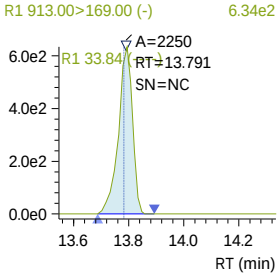

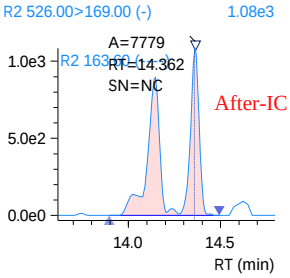

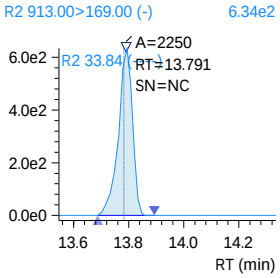

Insight Report
Before Manual Integration
Printed 3/22/2024 10:11:10

240321_006

Sample ID: 1633 ICAL 0.25PPB
Date Acquired: 3/21/2024 12:26:26 PM
Acquired by: System Administrator
Data File: 240321_006
Vial: 3 | Inj. Volume: 10.0000uL | Tray: 1

13C4-PFBA
Conc. 10.0740
Q 216.80>171.90 (-) 1.16e5

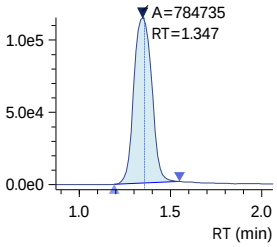

13C4-PFBA_IS
Conc. 10.0000
ISTD 216.80>171.90 (-) 1.16e5

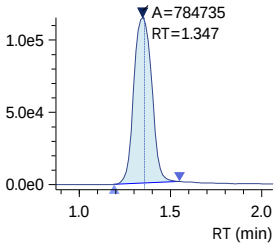

13C3-PFBA_IS
Conc. 5.0000
ISTD 216.00>172.00 (-) 5.98e4

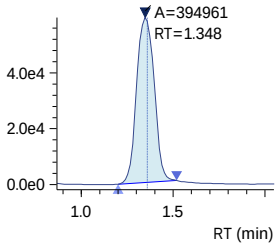

PFBA
Conc. 0.2413
Q 212.80>169.05 (-) 3.85e3

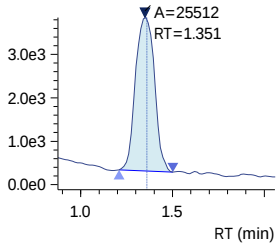

PFMPA
Conc. 0.2471
Q 229.00>84.90 (-) 3.07e3

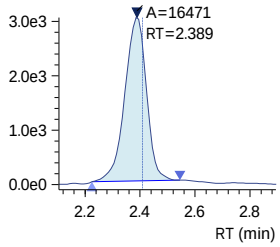

3_3 FTCA
Conc. 9.0783
R#1 142.90 (136.14)
R#2 142.90 (136.14)
Q 241.00>177.10 (-) 9.29e3

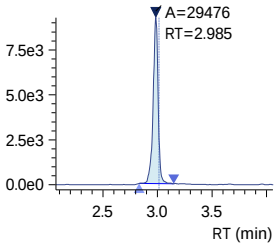

13C5-PFPeA
Conc. 5.3065
Q 268.30>223.00 (-) 5.73e4

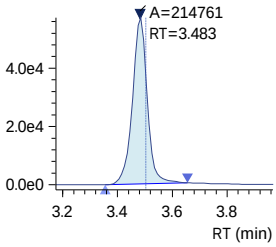

13C5-PFPeA_IS
Conc. 5.0000
ISTD 268.30>223.00 (-) 5.73e4

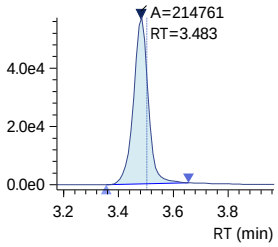

PFPeA
Conc. 0.2519
Q 263.00>219.00 (-) 1.06e4

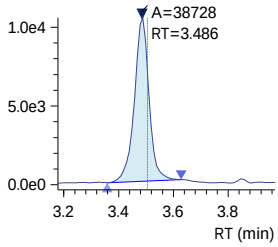

PFMBA
Conc. 0.2398
Q 279.00>84.95 (-) 7.45e3

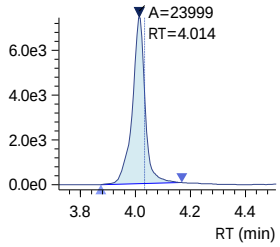

R1 241.00>117.00 (-) 1.29e4

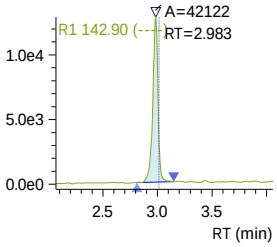

R2 241.00>117.00 (-) 1.29e4

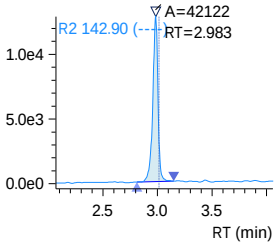

240321_006 (continued)

13C2-4_2 FTS
Conc. 3.9598

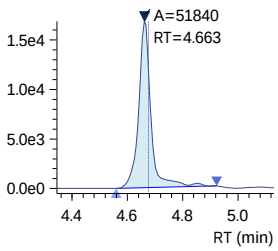

13C2-4_2 FTS_IS
Conc. 5.0000

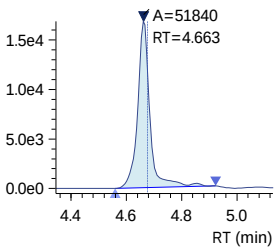

4_2 FTS
Conc. 0.2489
R#1 32.22 (33.08)
R#2 32.22 (33.08)

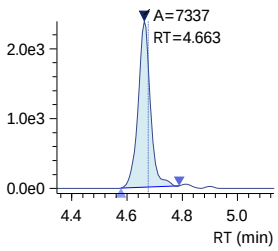

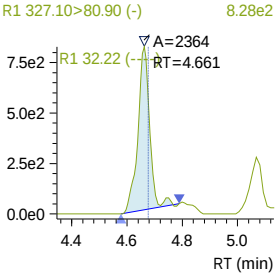

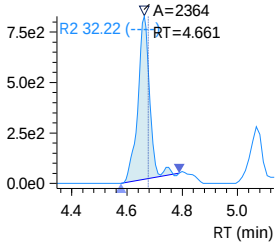

13C3-PFBS_IS
Conc. 2.5000

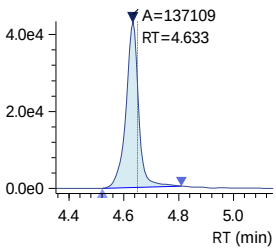

PFBS
Conc. 0.2495
R#1 42.57 (46.53)
R#2 42.57 (46.53)

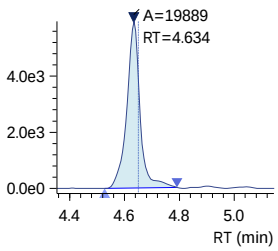

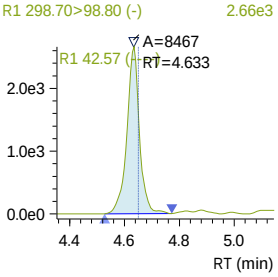

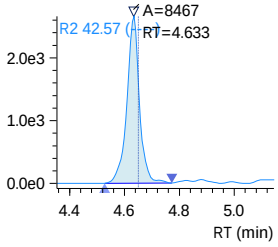

Insight Report
Before Manual Integration
Printed 3/22/2024 10:11:10

240321_006 (continued)

13C3-PFBS
Conc. 2.4127

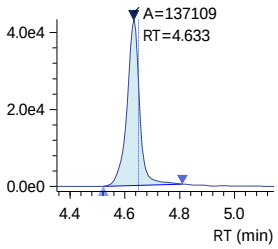

NFDHA
Conc. 0.2702
R#1 37.82 (36.44)
R#2 37.82 (36.44)

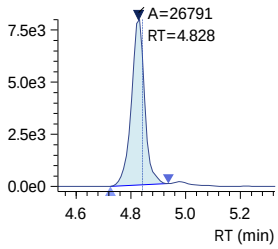

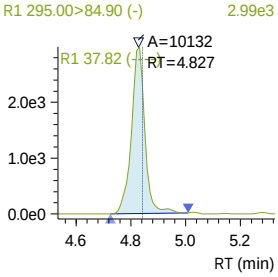

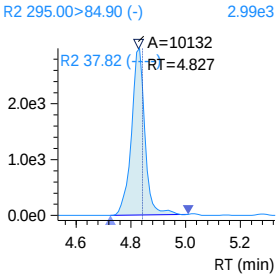

13C5-PFHxA
Conc. 2.5171

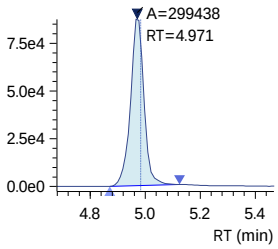

13C5-PFHxA_IS
Conc. 2.5000

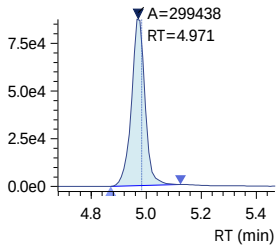

13C2-PFHxA_IS
Conc. 2.5000

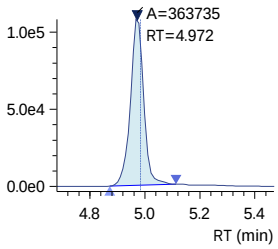

240321_006 (continued)

PFHxA
Conc. 0.2273
Q 313.00>269.00 (-) 8.67e3

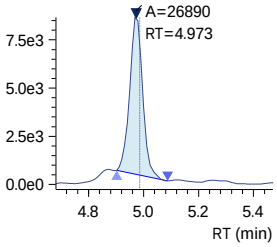

PFEESA
Conc. 0.2230
R#1 4.92 (5.25)
R#2 4.92 (5.25)
Q 314.80>135.00 (-) 2.52e4

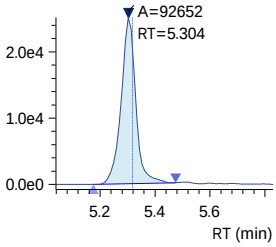

R1 314.80>82.90 (-) 1.21e3

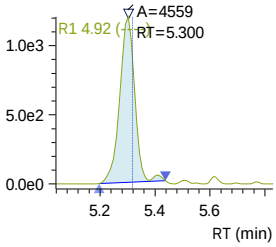

R2 314.80>82.90 (-) 1.21e3

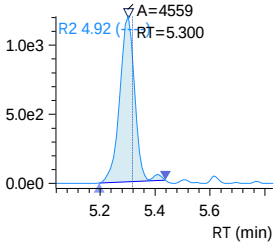

13C3-HFPO-DA
Conc. 9.7529
Q 286.90>168.90 (-) 1.44e5

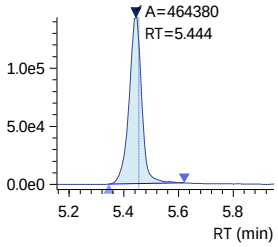

13C3-HFPO-DA_IS
Conc. 10.0000
ISTD 286.90>168.90 (-) 1.44e5

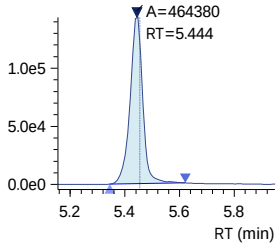

HFPO-DA
Conc. 0.2691
R#1 59.55 (62.57)
R#2 59.55 (62.57)
Q 284.90>168.90 (-) 4.30e3

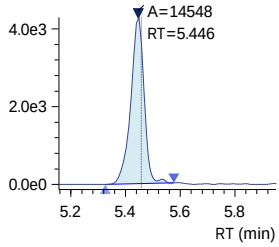

R1 284.90>184.90 (-) 2.79e3

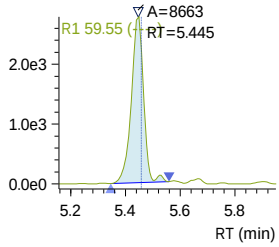

R2 284.90>184.90 (-) 2.79e3

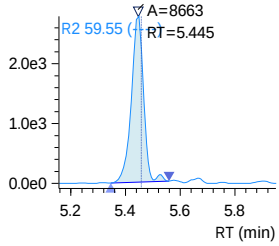

240321_006 (continued)

5_3 FTCA
Conc. 9.3549
R#1 144.83 (154.88)
R#2 144.83 (154.88)
Q 341.00>237.05 (-) 2.86e4

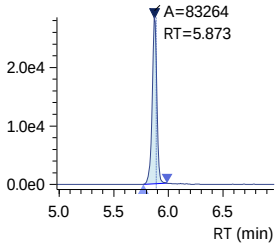

R1 341.00>217.00 (-) 4.24e4

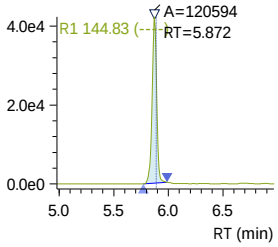

R2 341.00>217.00 (-) 4.24e4

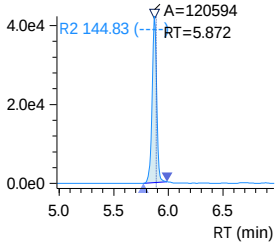

PFPeS
Conc. 0.2253
R#1 51.95 (54.44)
R#2 51.95 (54.44)
Q 349.10>79.90 (-) 4.45e3

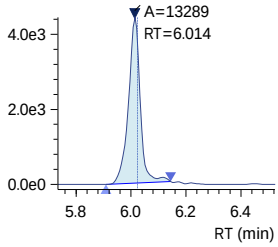

R1 349.10>98.80 (-) 2.38e3

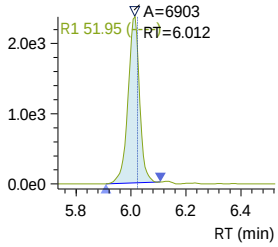

R2 349.10>98.80 (-) 2.38e3

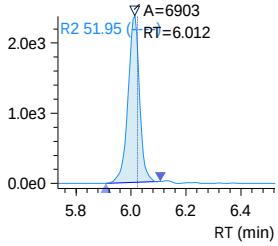

13C4-PFHpA
Conc. 2.5933
Q 367.10>322.00 (-) 1.54e5

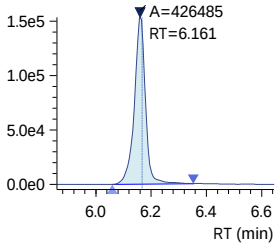

13C4-PFHpA_IS
Conc. 2.5000
ISTD 367.10>322.00 (-) 1.54e5

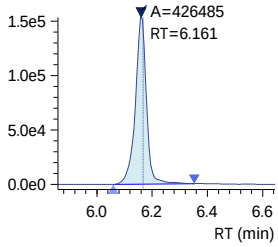

PFHpA
Conc. 0.2494
R#1 25.22 (23.39)
R#2 25.22 (23.39)
Q 363.10>319.00 (-) 1.37e4

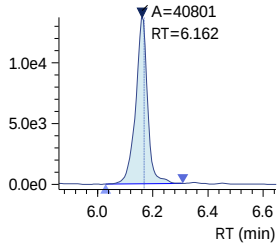

R1 363.10>169.00 (-) 3.62e3

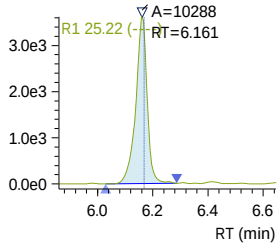

R2 363.10>169.00 (-) 3.62e3

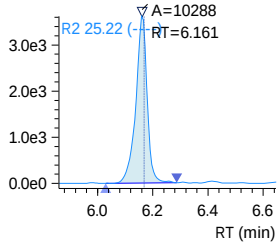

Insight Report
Before Manual Integration
Printed 3/22/2024 10:11:10

240321_006 (continued)

DONA
Conc. 0.2823
R#1 27.91 (30.39)
R#2 27.91 (30.39)
Q 376.90>250.90 (-) 1.76e4

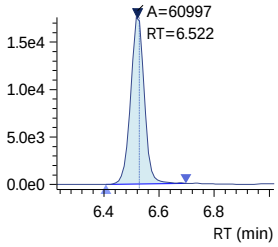

13C2-6_2 FTS_IS
Conc. 5.0000
ISTD 429.10>80.90 (-) 1.01e4

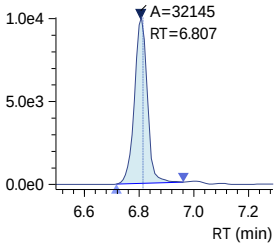

13C2-6_2 FTS
Conc. 3.0464
Q 429.10>80.90 (-) 1.01e4

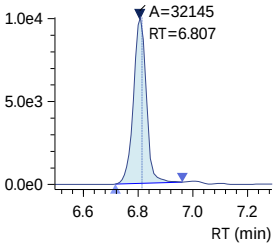

6_2 FTS
Conc. 0.2741
R#1 45.55 (44.48)
R#2 45.55 (44.48)
Q 427.10>407.00 (-) 1.30e3

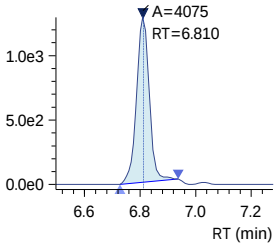

13C4-PFOA_IS
Conc. 2.5000
ISTD 417.10>172.00 (-) 5.86e3

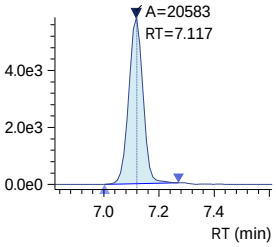

R1 376.90>84.80 (-) 4.79e3

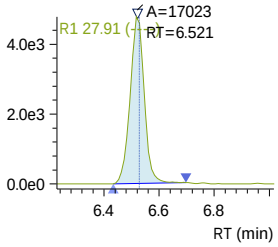

R1 427.10>80.90 (-) 5.91e2

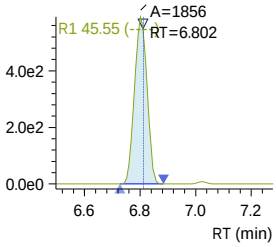

R2 376.90>84.80 (-) 4.79e3

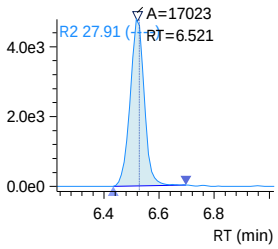

R2 427.10>80.90 (-) 5.91e2

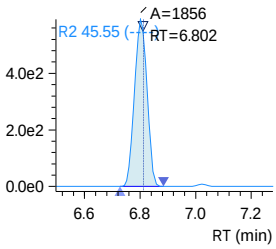

Insight Report
Before Manual Integration
Printed 3/22/2024 10:11:10

240321_006 (continued)

13C8-PFOA_IS
Conc. 2.5000

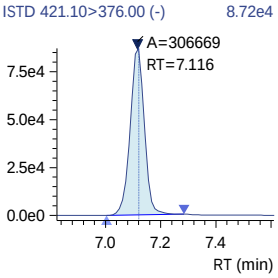

13C8-PFOA
Conc. 2.4192

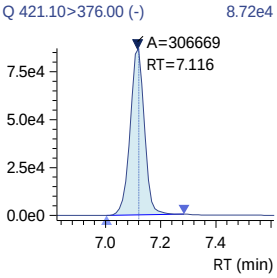

PFOA
Conc. 0.2913
R#1 23.14 (24.47)
R#2 23.14 (24.47)

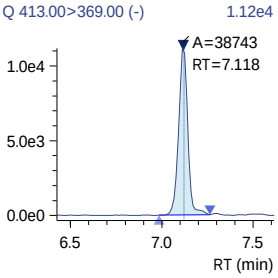

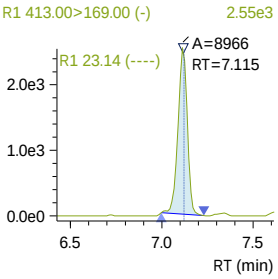

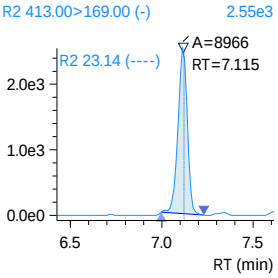

13C3-PFHxS
Conc. 2.6617

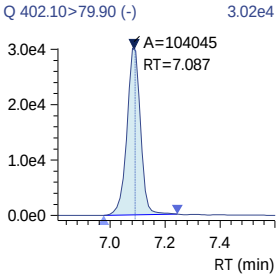

13C3-PFHxS_IS
Conc. 2.5000

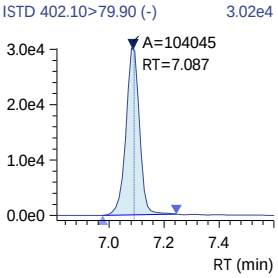

Insight Report
Before Manual Integration
Printed 3/22/2024 10:11:10

240321_006 (continued)

PFHxS
Conc. 0.2108
R#1 59.40 (57.29)
R#2 59.40 (57.29)
Q 398.70>79.90 (-) 2.71e3

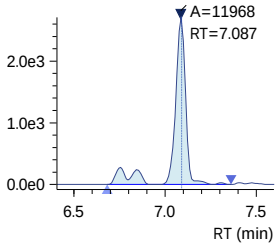

R1 398.70>98.90 (-) 1.67e3

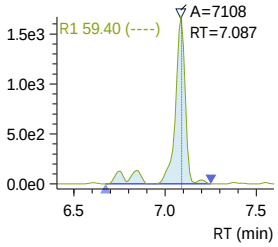

R2 398.70>98.90 (-) 1.67e3

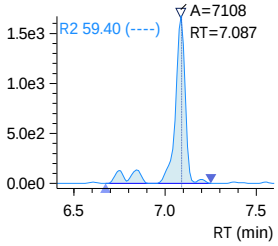

18O2-PFHxS_IS
Conc. 2.5000
ISTD 403.00>83.90 (-) 2.69e4

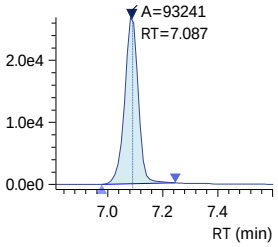

13C9-PFNA_IS
Conc. 1.2500
ISTD 472.10>427.00 (-) 5.58e4

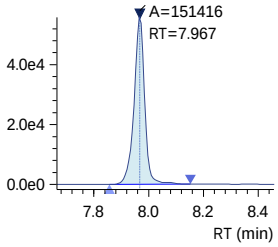

13C9-PFNA
Conc. 1.3304
Q 472.10>427.00 (-) 5.58e4

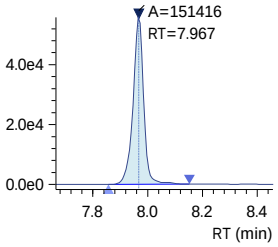

13C5-PFNA_IS
Conc. 1.2500
ISTD 468.00>423.00 (-) 4.73e4

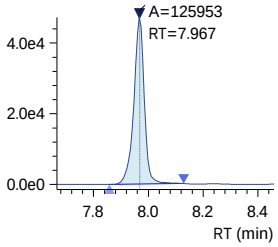

240321_006 (continued)

PFNA
Conc. 0.2678
R#1 17.44 (20.36)
R#2 17.44 (20.36)
Q 463.00>419.00 (-) 1.07e4

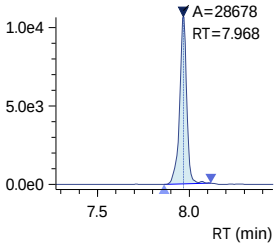

R1 463.00>219.00 (-) 1.76e3

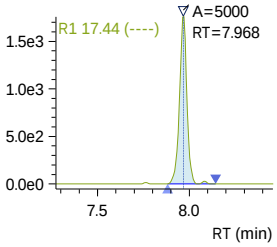

R2 463.00>219.00 (-) 1.76e3

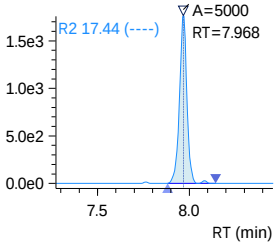

PFHpS
Conc. 0.2725
R#1 49.92 (46.70)
R#2 49.92 (46.70)
Q 449.00>79.90 (-) 3.72e3

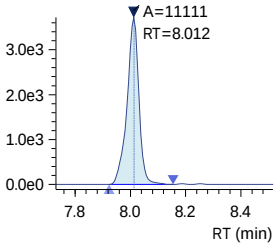

R1 449.00>98.80 (-) 1.98e3

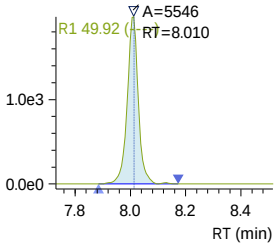

R2 449.00>98.80 (-) 1.98e3

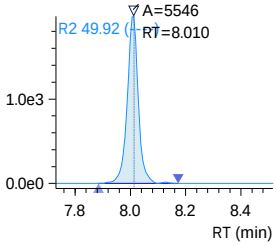

7_3 FTCA
Conc. 7.9739
R#1 131.81 (132.28)
R#2 131.81 (132.28)
Q 441.00>317.00 (-) 3.53e4

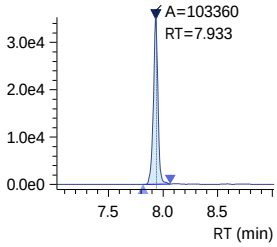

R1 441.00>336.90 (-) 4.58e4

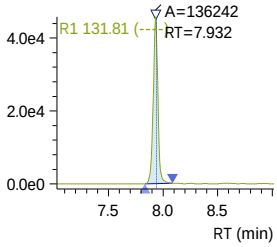

R2 441.00>336.90 (-) 4.58e4

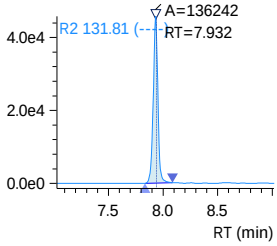

13C2-8_2-FTS
Conc. 3.2079
Q 529.10>80.90 (-) A=21683 6.90e3

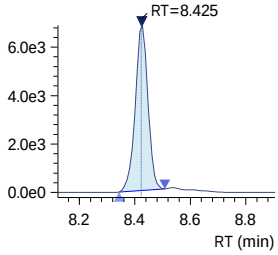

13C2-8_2-FTS_IS
Conc. 5.0000
ISTD 529.10>80.90 (-) A=21683 6.90e3

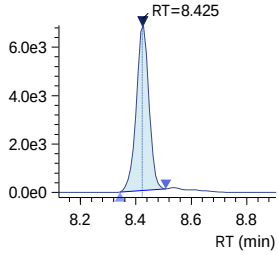

240321_006 (continued)

8_2 FTS
Conc. 0.2827
R#1 38.62 (45.91)
R#2 38.62 (45.91)
Q 527.10>506.95 (-) 7.96e2

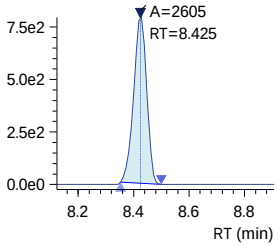

R1 527.10>80.80 (-) 3.19e2

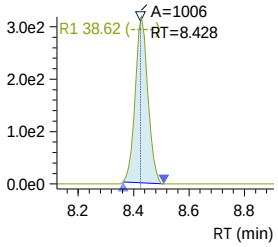

R2 527.10>80.80 (-) 3.19e2

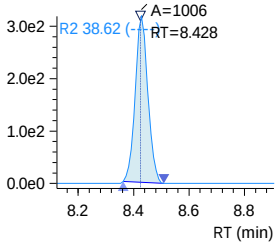

13C6-PFDA_IS
Conc. 1.2500
ISTD 519.10>474.10 (-) 2.82e4

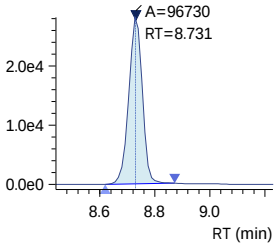

13C6-PFDA
Conc. 1.3474
Q 519.10>474.10 (-) 2.82e4

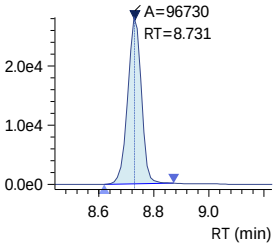

13C2-PFDA_IS
Conc. 1.2500
ISTD 515.10>470.10 (-) 2.21e4

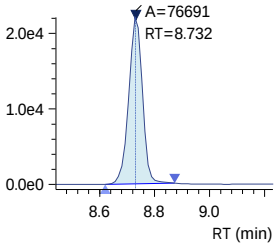

PFDA
Conc. 0.2895
R#1 16.20 (17.64)
R#2 16.20 (17.64)
Q 512.90>469.00 (-) 6.80e3

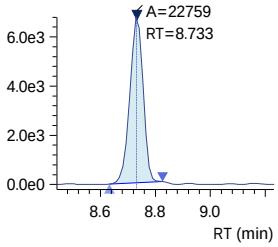

R1 512.90>219.00 (-) 1.14e3

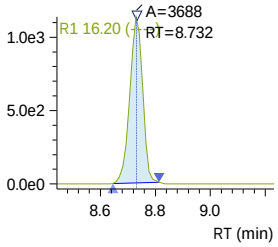

R2 512.90>219.00 (-) 1.14e3

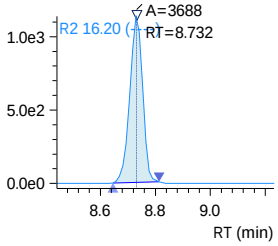

D3-NMeFOSAA_IS
Conc. 5.0000
ISTD 573.20>419.00 (-) 2.70e4

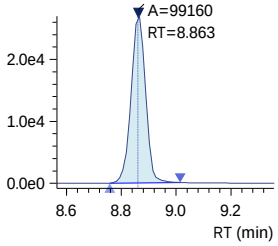

D3-NMeFOSAA
Conc. 3.9078
Q 573.20>419.00 (-) 2.70e4

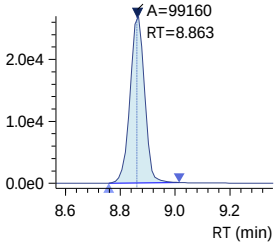

13C8-PFOS_IS
Conc. 2.5000
ISTD 507.10>98.90 (-) 9.15e3

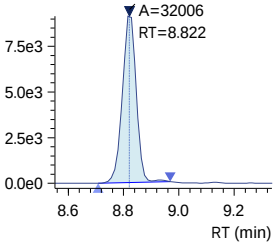

13C8-PFOS
Conc. 2.1794
Q 507.10>98.90 (-) 9.15e3

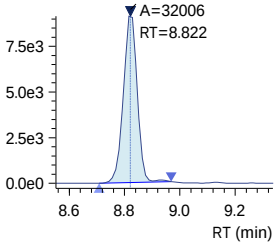

13C4-PFOS_IS
Conc. 2.5000
ISTD 502.80>79.90 (-) 3.01e4

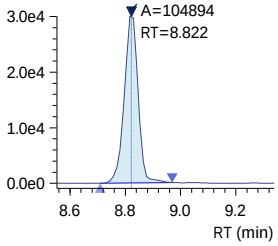

240321_006 (continued)

PFOS
Conc. 0.2139
R#1 45.14 (45.06)
R#2 45.14 (45.06)
Q 498.90>79.90 (-) 1.58e3

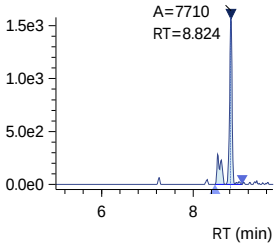

NMeFOSAA
Conc. 0.2735
R#1 59.65 (67.10)
R#2 59.65 (67.10)
Q 570.10>419.00 (-) 1.53e3

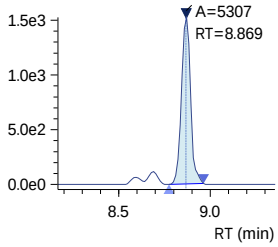

D5-NEtFOSAA_IS
Conc. 5.0000
ISTD 589.20>419.00 (-) 2.59e4

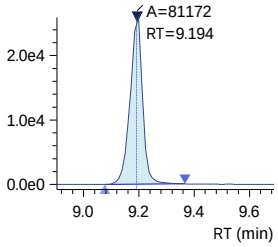

D5-NEtFOSAA
Conc. 4.3662
Q 589.20>419.00 (-) 2.59e4

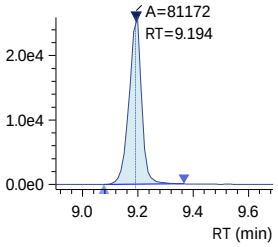

NEtFOSAA
Conc. 0.1913
R#1 82.00 (89.53)
R#2 82.00 (89.53)
Q 584.20>419.10 (-) 1.07e3

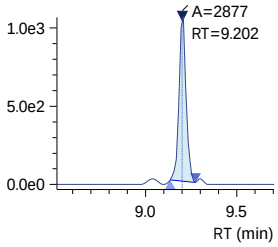

R1 498.90>98.80 (-) 8.07e2

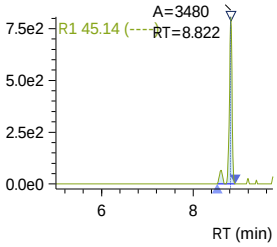

R1 570.10>483.00 (-) 9.73e2

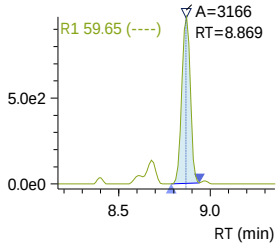

R1 584.20>526.00 (-) 7.58e2

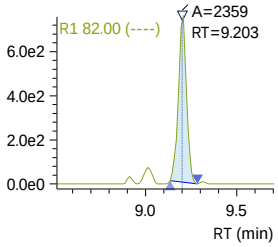

R2 498.90>98.80 (-) 8.07e2

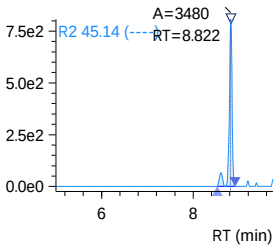

R2 570.10>483.00 (-) 9.73e2

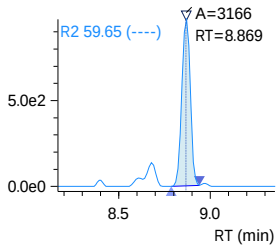

R2 584.20>526.00 (-) 7.58e2

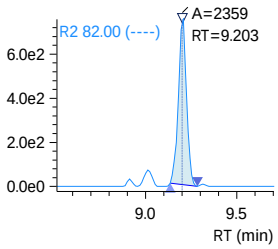

Insight Report
Before Manual Integration
Printed 3/22/2024 10:11:10

240321_006 (continued)

9-Cl-PF3ONS
Conc. 0.2398
R#1 33.53 (31.69)
R#2 33.53 (31.69)
Q 530.80>351.00 (-) 2.06e4

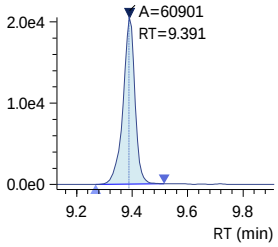

R1 532.80>353.00 (-) 7.05e3

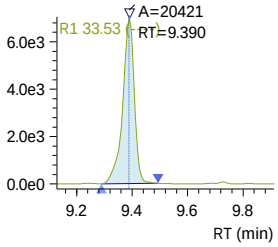

R2 532.80>353.00 (-) 7.05e3

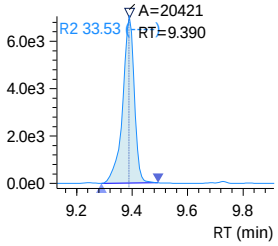

PFUnDA
Conc. 0.2897
R#1 10.77 (10.96)
R#2 10.77 (10.96)
Q 563.10>519.00 (-) 7.76e3

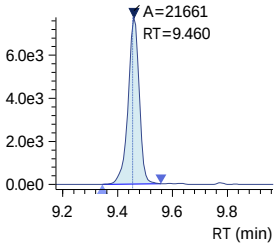

R1 563.10>269.10 (-) 9.02e2

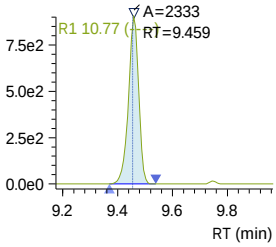

R2 563.10>269.10 (-) 9.02e2

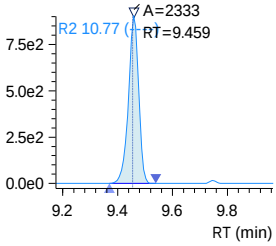

13C7-PFUnDA_IS
Conc. 1.2500
ISTD 570.00>525.10 (-) 2.95e4

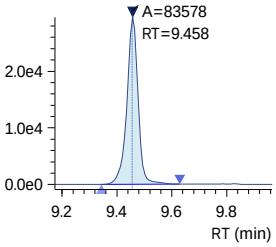

13C7-PFUnDA
Conc. 1.1805
Q 570.00>525.10 (-) 2.95e4

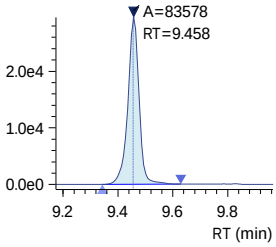

PFNS
Conc. 0.2608
R#1 58.04 (56.91)
R#2 58.04 (56.91)
Q 548.80>79.90 (-) 2.53e3

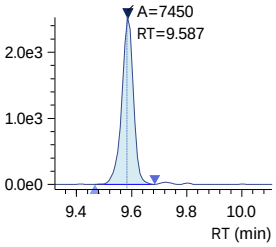

R1 548.80>98.80 (-) 1.55e3

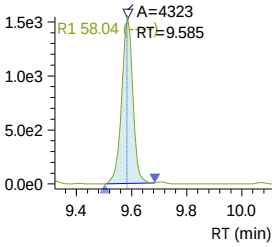

R2 548.80>98.80 (-) 1.55e3

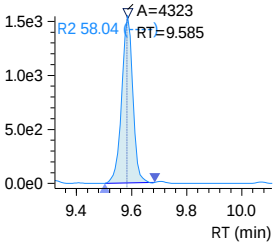

Insight Report
Before Manual Integration
Printed 3/22/2024 10:11:10

240321_006 (continued)

10_2 FTS
Conc. 0.2803
R#1 20.02 (32.29)
R#2 20.02 (32.29)
Q 626.80>607.05 (-) 7.68e2

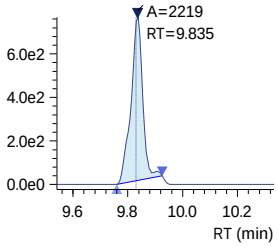

R1 626.80>81.00 (-) 1.87e2

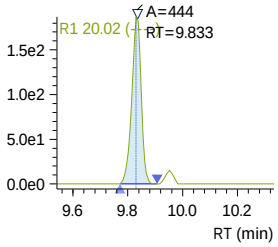

R2 626.80>81.00 (-) 1.87e2

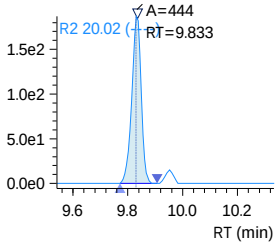

13C2-PFDOA_IS
Conc. 1.2500
ISTD 615.10>570.00 (-) 3.81e4

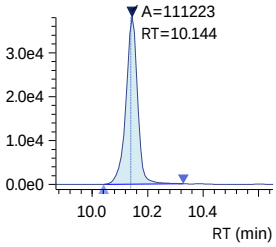

13C2-PFDOA
Conc. 1.3508
Q 615.10>570.00 (-) 3.81e4

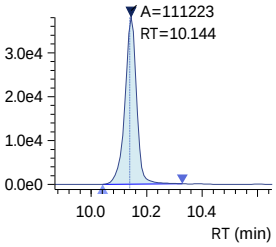

PFDOA
Conc. 0.2314
R#1 10.68 (11.14)
R#2 10.68 (11.14)
Q 613.10>569.00 (-) 5.14e3

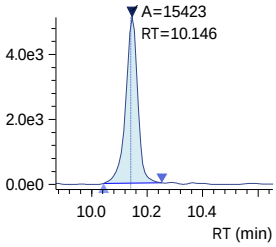

R1 613.10>319.00 (-) 5.93e2

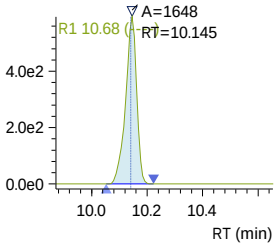

R2 613.10>319.00 (-) 5.93e2

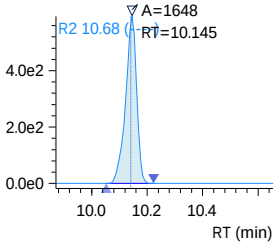

PFDS
Conc. 0.2562
R#1 58.86 (58.01)
R#2 58.86 (58.01)
Q 599.00>79.90 (-) 2.43e3

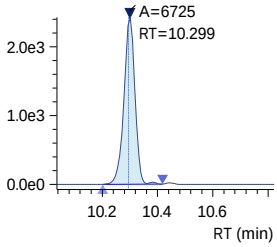

R1 599.00>98.80 (-) 1.30e3

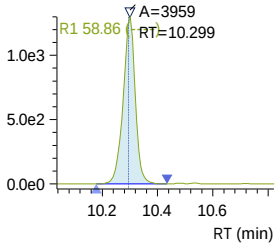

R2 599.00>98.80 (-) 1.30e3

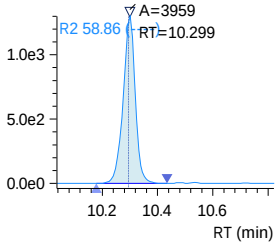

Insight Report
Before Manual Integration
Printed 3/22/2024 10:11:10

240321_006 (continued)

PFTrDA
Conc. 0.2010
R#1 18.56 (16.67)
R#2 18.56 (16.67)
Q 663.00>619.00 (-) 4.62e3

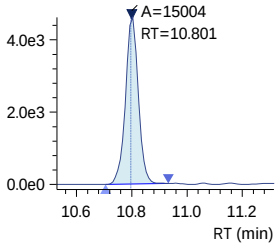

R1 663.00>168.90 (-) 8.37e2

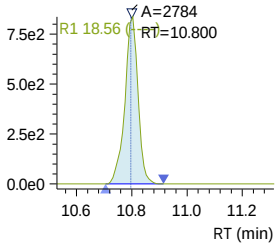

R2 663.00>168.90 (-) 8.37e2

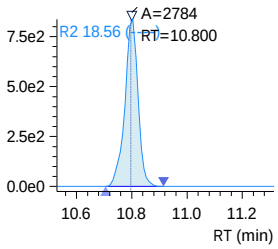

11-Cl-PF3OUdS
Conc. 0.2693
R#1 32.83 (35.04)
R#2 32.83 (35.04)
Q 630.90>451.00 (-) 9.65e3

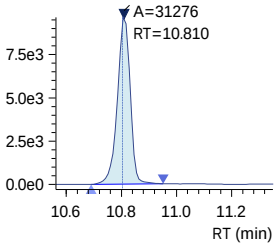

R1 632.90>452.90 (-) 3.14e3

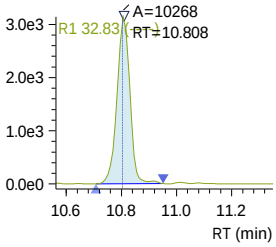

R2 632.90>452.90 (-) 3.14e3

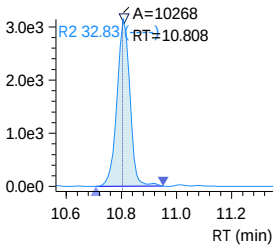

PFOSAm
Conc. 0.4193
Q 498.10>77.90 (-) 5.50e3

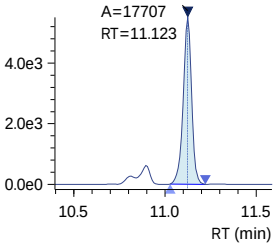

13C8-PFOSAm
Conc. 2.4529
Q 506.10>77.80 (-) 3.02e4

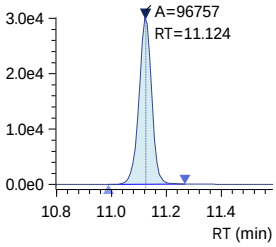

13C8-PFOSAm_IS
Conc. 2.5000
ISTD 506.10>77.80 (-) 3.02e4

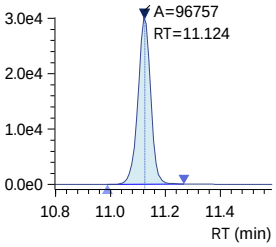

Insight Report
Before Manual Integration
Printed 3/22/2024 10:11:10

240321_006 (continued)

PFTDA
Conc. 0.2576
R#1 16.71 (17.09)
R#2 16.71 (17.09)

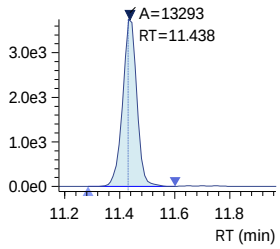

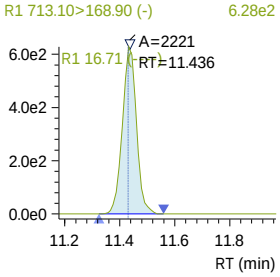

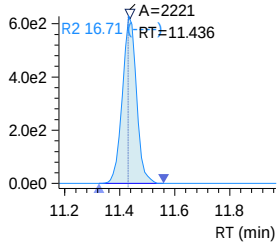

13C2-PFTDA
Conc. 1.3786

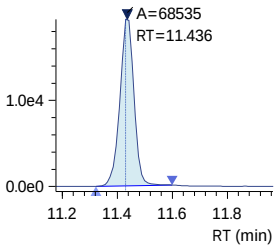

13C2-PFTDA_IS
Conc. 1.2500

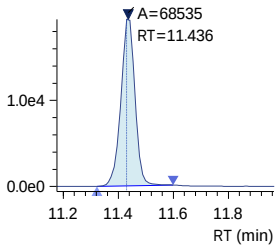

PFDoS
Conc. 0.2313
R#1 69.74 (61.23)
R#2 69.74 (61.23)

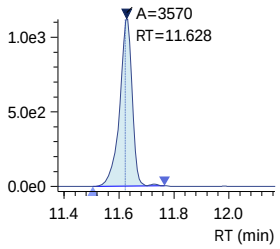

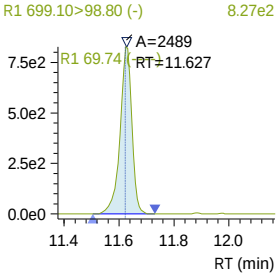

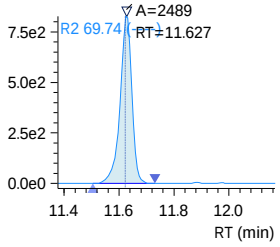

D7-MeFOSE_IS
Conc. 25.0000

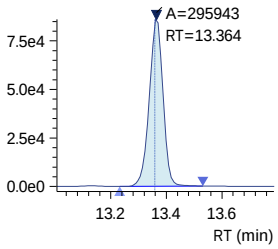

Insight Report
Before Manual Integration
Printed 3/22/2024 10:11:10

240321_006 (continued)

D7-MeFOSE
Conc. 24.5205

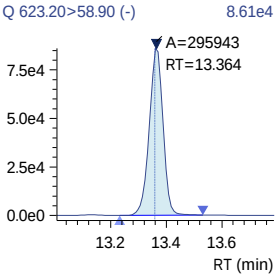

MeFOSE
Conc. 0.1444

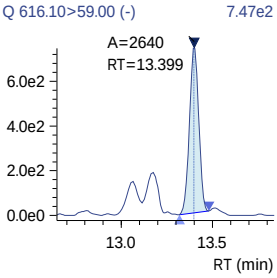

13C2-PFHXDA_IS
Conc. 2.5000

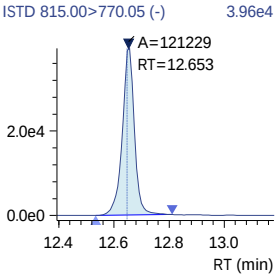

13C2-PFHXDA
Conc. 2.3715

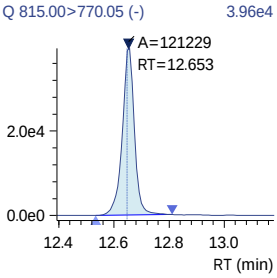

PFHXDA
Conc. 0.2410
R#1 12.19 (10.78)
R#2 12.19 (10.78)

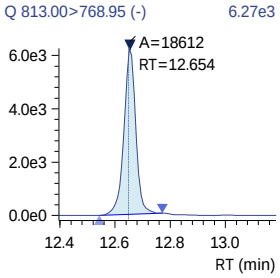

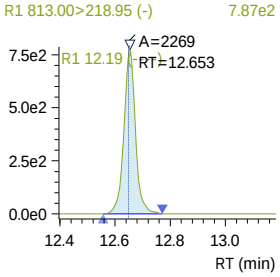

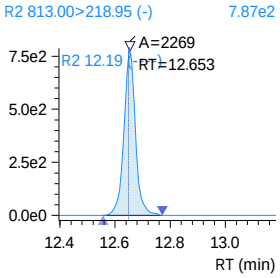

240321_006 (continued)

D3-MeFOSA
Conc. 2.3128

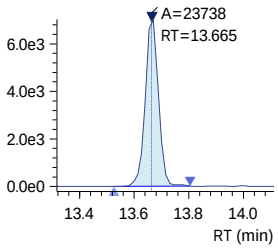

D3-MeFOSA_IS
Conc. 2.5000

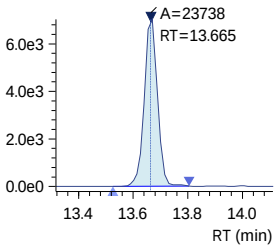

MeFOSA
Conc. 0.1416
R#1 126.74 (156.31)
R#2 126.74 (156.31)

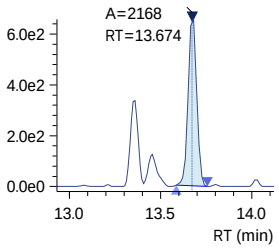

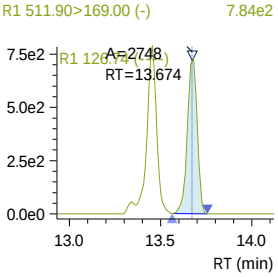

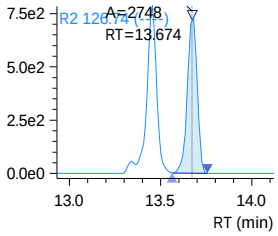

D9-EtFOSE_IS
Conc. 25.0000

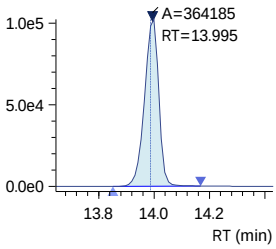

D9-EtFOSE
Conc. 26.4329

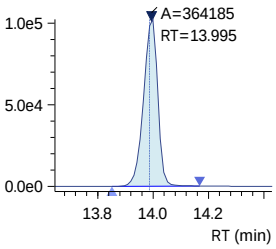

240321_006 (continued)

EtFOSE
Conc. 0.1589

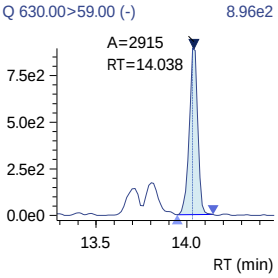

D5-EtFOSAm
Conc. 2.4528

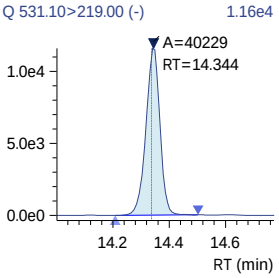

D5-EtFOSAm_IS
Conc. 2.5000

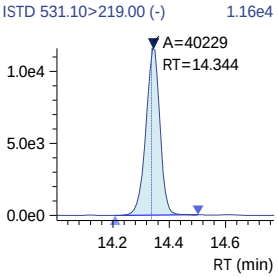

EtFOSAm
Conc. 0.1371
R#1 140.42 (177.75)
R#2 140.42 (177.75)

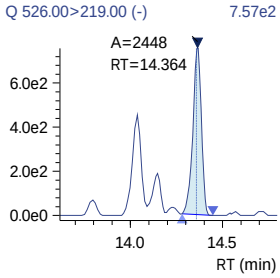

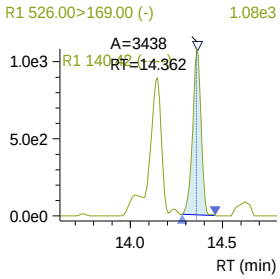

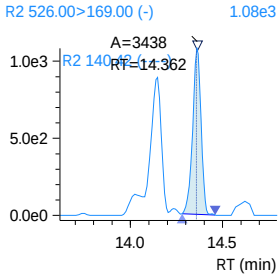

PFODA
Conc. 0.2697
R#1 33.84 (31.66)
R#2 33.84 (31.66)

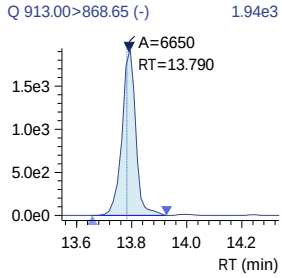

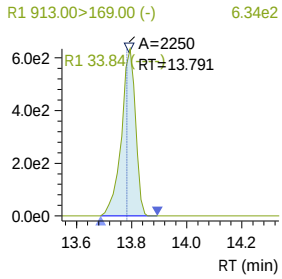

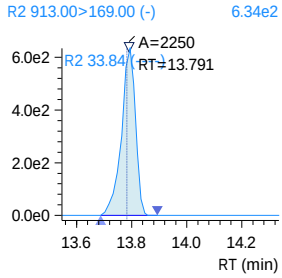

1st PS 03/22/24
2nd 03/25/24

Validation Report

Data File: J:\LCMS08\Data\240321_1633_B1\240321_008
Lab ID: KQ2404325-03
RunType: CCV
Matrix: Drinking Water

Date Acquired: 3/21/24 13:21
Batch ID: 835726
Analysis Method: 1633/PFAS_DOD5.4

Validations

Validation Categories	Pass	Fail
ICAL Analyte Recovery	X	
Second Source ICAL Verification	X	
Internal Standards	X	

Primary Review: _____

Secondary Review: _____

1st PS 03/22/24
2nd 03/25/24

Quantitation Report

Data File:	J:\LCMS08\Data\240321_1633_B1\240321_008	**Instrument:**	K-LCMS-08
Acqu Date:	3/21/24 13:21	**Vial:**	3
Run Type:	CCV	**Dilution:**	1
Lab ID:	KQ2404325-03	**Raw Units:**	ng/mL

Bottle ID:		**Tier:**	IV	**Matrix:**	Drinking Water
Prod Code:	PFAS_DOD5.4	**Collect Date:**	3/7/24	**Receive Date:**	3/8/24

Analysis Lot:	835726	**Prep Lot:**		**Report Group:**	KQ2404325
Analysis	1633	**Prep Method:**			
		Prep Date:			

Title:	Per- and Polyfluoroalkyl Substances (PFAS) by LC/MS/MS Compliant with Table B-24 of DOD QSM	**Calibration ID:**	KC2400137
		Report List ID:	24615

Internal Standard Compounds

Parameter Name	RT	RT Dev	Response	Solution Conc	Area Criteria
18O2-PFHxS	7.091		87745	2.5000	OK
13C4-PFOS	8.821		103093	2.5000	OK
13C3-PFBA	1.359		418802	5.0000	OK
13C2-PFHxA	4.984		349141	2.5000	OK
13C4-PFOA	7.120		19600	2.5000	OK
13C5-PFNA	7.969		132864	1.2500	OK
13C2-PFDA	8.730		78487	1.2500	OK

Surrogate Compounds

Parameter Name	RT	RT Dev	Response	Solution Conc	Rpt?
13C3-PFBS	4.650		145948	2.7292	Y
13C3-PFHxS	7.091		96830	2.6323	Y
13C8-PFOS	8.821		38547	2.6707	Y
13C4-PFBA	1.358		843304	10.2096	Y
13C5-PFPeA	3.503		216922	5.5839	Y
13C5-PFHxA	4.983		284024	2.4874	Y
13C4-PFHpA	6.167		437802	2.7734	Y
13C8-PFOA	7.121		315929	2.6173	Y
13C9-PFNA	7.968		155528	1.2954	Y
13C6-PFDA	8.729		91927	1.2512	Y
13C7-PFUnDA	9.455		89624	1.2370	Y
13C2-PFDoDA	10.139		115784	1.3740	Y
13C2-PFTeDA	11.430		61257	1.2040	Y
13C8-FOSA	11.125		99450	2.5651	Y
D3-MeFOSA	13.663		26102	2.5875	Y
D5-EtFOSA	14.338		40985	2.5425	Y
D7-MeFOSE	13.359		286226	24.1296	Y
D9-EtFOSE	13.988		353131	26.0781	Y

U: Undetected at or above MDL
J: Analyte detected above MDL, but below MRL
B: Hit above MRL also found in Method Blank
E: Analyte concentration above high point of ICAL
N: Presumptive evidence of compound

D: Result from dilution
m: Manual integration performed
d: Compound manually deleted
NR: Analyte not reported from this analysis

*: Result fails acceptance criteria
#: Acceptance criteria not applicable
?: Insufficient information to determine acceptance
e: Result >= MRL, but MRL less than low point of ICAL
c: check for co-elution

Printed: 3/22/24 13:34
\\alprews001\starlims$\LIMSReps\QuantValidation.rpt

1st PS 03/22/24
2nd 03/25/24

Data File:	J:\LCMS08\Data\240321_1633_B1\240321_008	**Instrument:**	K-LCMS-08
Acqu Date:	3/21/24 13:21	**Vial:**	3
Run Type:	CCV	**Dilution:**	1
Lab ID:	KQ2404325-03	**Raw Units:**	ng/mL

Surrogate Compounds

Parameter Name	RT	RT Dev	Response	Solution Conc	Rpt?
D3-MeFOSAA	8.861		110384	4.4261	Y
D5-EtFOSAA	9.192		76166	4.1685	Y
13C2-4:2 FTS	4.676		50459	4.0958	Y
13C2-6:2 FTS	6.814		34147	3.4388	Y
13C2-8:2 FTS	8.423		24499	3.8517	Y
13C3-HFPO-DA	5.455		481053	10.5254	Y

Target Compounds

Parameter Name	RT	RT Dev	Response	Solution Conc	Rpt?
Perfluorobutane sulfonic acid (PFBS)	4.650		76861	0.9058	Y
Perfluoropentane sulfonic acid (PFPeS)	6.023		52816	0.9621	Y
Perfluorohexane sulfonic acid (PFHxS)	7.092		50021	0.9467	Y
Perfluoroheptane sulfonic acid (PFHpS)	8.013		40993	0.8347	Y
Perfluorooctane sulfonic acid (PFOS)	8.822		32351	0.7749	Y
Perfluorononane sulfonic acid (PFNS)	9.583		28945	0.8413	Y
Perfluorodecane sulfonic acid (PFDS)	10.296		26804	0.8740	Y
Perfluorododecane sulfonic acid (PFDoS)	11.622		15976	0.8686	Y
Perfluorobutanoic acid (PFBA)	1.361		98119	0.9822	Y
Perfluoropentanoic acid (PFPeA)	3.506		153661	0.9896	Y
Perfluorohexanoic acid (PFHxA)	4.986		117082	1.0037	Y
Perfluoroheptanoic acid (PFHpA)	6.169		155735	0.9646	Y
Perfluorooctanoic acid (PFOA)	7.122		119283	0.9600	Y
Perfluorononanoic acid (PFNA)	7.969		104381	1.0081	Y
Perfluorodecanoic acid (PFDA)	8.731		70802	0.9475	Y
Perfluoroundecanoic acid (PFUnDA)	9.456		83463	1.0732	Y
Perfluorododecanoic acid (PFDOA)	10.141		63936	1.0024	Y
Perfluorotridecanoic acid (PFTrDA)	10.797		60808	0.9931	Y
Perfluorotetradecanoic acid (PFTDA)	11.430		45493	1.0563	Y
Perfluorooctane sulfonamide (PFOSAm)	11.122		85305	1.9652	Y
N-Methylperfluorooctane sulfonamide (MeFOSA)	13.671		17065	1.0134	Y
N-Ethylperfluorooctane sulfonamide (EtFOSAm)	14.357		18286	0.9208	Y
N-Methylperfluorooctane sulfonamido ethanol (MeFOSE)	13.398		17246	1.0142	Y
N-Ethylperfluorooctane sulfonamido ethanol (EtFOSE)	14.029		16440	0.9212	Y
N-Methylperfluorooctane sulfonamido acetic acid (NMeFOSAA)	8.867		21845	1.0114	Y

U: Undetected at or above MDL
J: Analyte detected above MDL, but below MRL
B: Hit above MRL also found in Method Blank
E: Analyte concentration above high point of ICAL
N: Presumptive evidence of compound

D: Result from dilution
m: Manual integration performed
d: Compound manually deleted
NR: Analyte not reported from this analysis

*: Result fails acceptance criteria
#: Acceptance criteria not applicable
?: Insufficient information to determine acceptance
e: Result >= MRL, but MRL less than low point of ICAL
c: check for co-elution

Printed: 3/22/24 13:34
\\alprews001\starlims$\LIMSReps\QuantValidation.rpt

1st PS 03/22/24
2nd 03/25/24

Data File:	J:\LCMS08\Data\240321_1633_B1\240321_008	**Instrument:**	K-LCMS-08
Acqu Date:	3/21/24 13:21	**Vial:**	3
Run Type:	CCV	**Dilution:**	1
Lab ID:	KQ2404325-03	**Raw Units:**	ng/mL

Target Compounds

Parameter Name	RT	RT Dev	Response	Solution Conc	Rpt?
N-Ethylperfluorooctane sulfonamido acetic acid (NEtFOSAA)	9.200		16806	1.1477	Y
1H, 1H, 2H, 2H-Perfluorohexanesulfonic acid (4:2 FTS)	4.676		26989	0.9407	Y
1H, 1H, 2H, 2H-Perfluorooctanesulfonic acid (6:2 FTS)	6.812		15773	0.9987	Y
1H, 1H, 2H, 2H-Perfluorodecanesulfonic acid (8:2 FTS)	8.425		11054	1.0411	Y
4,4,5,5,6,6,6-Heptafluorohexanoic acid (3:3 FTCA)	3.013		60047	18.3099	Y
2H,2H,3H,3H-Perfluorooctanoic acid (5:3 FTCA)	5.887		162861	19.2907	Y
2H,2H,3H,3H-Perfluorodecanoic acid (7:3 FTCA)	7.939		210031	17.0826	Y
Perfluoro(2-ethoxyethane) sulfonic acid (PFEESA)	5.317		380196	0.9645	Y
9-Chlorohexadecafluoro-3-oxanonane-1-sulfonic acid (9-Cl-PF3ONS)	9.388		238295	0.9050	Y
11-Chloroeicosafluoro-3-oxaundecane-1-sulfonic acid (11-Cl-PF3OUdS)	10.804		106719	0.8871	Y
Perfluoro-3-methoxypropanoic acid (PFMPA)	2.409		66824	0.9924	Y
Perfluoro-4-methoxybutanoic acid (PFMBA)	4.033		93461	0.9247	Y
Hexafluoropropyleneoxide dimer acid (HFPO-DA) (GenX)	5.457		52287	0.9501	Y
Nonafluoro-3,6-dioxaheptanoic acid (NFDHA)	4.842		110132	1.1823	Y
4,8-Dioxa-3H-perfluorononanoic acid (DONA)	6.528		223624	1.0174	Y

U: Undetected at or above MDL
J: Analyte detected above MDL, but below MRL
B: Hit above MRL also found in Method Blank
E: Analyte concentration above high point of ICAL
N: Presumptive evidence of compound

D: Result from dilution
m: Manual integration performed
d: Compound manually deleted
NR: Analyte not reported from this analysis

*: Result fails acceptance criteria
#: Acceptance criteria not applicable
?: Insufficient information to determine acceptance
e: Result >= MRL, but MRL less than low point of ICAL
c: check for co-elution

Printed: 3/22/24 13:34
\\alprews001\starlims$\LIMSReps\QuantValidation.rpt

Insight Report
Ion Ratio Confirmation
Printed 3/22/2024 13:04:13

240321_008

Sample ID: 1633 ICAL 1.0PPB
Date Acquired: 3/21/2024 1:21:01 PM
Acquired by: System Administrator
Data File: 240321_008
Vial: 5 | Inj. Volume: 10.0000uL | Tray: 1

Name	m/z	Ref 1 m/z	Area	Ref 1 Measured	Ref 1 Actual Ratio	Ref 1 Set Ratio	Ref 2 Measured	Ref 2 Actual Ratio	Ref 2 Set Ratio	Flag ID
13C4-PFBA	216.80>171.90	----	843304	----	----	----	----	----	----	
13C4-PFBA_IS	216.80>171.90	----	843304	----	----	----	----	----	----	
13C3-PFBA_IS	216.00>172.00	----	418802	----	----	----	----	----	----	
PFBA	212.80>169.05	----	98119	----	----	----	----	----	----	
PFMPA	229.00>84.90	----	66824	----	----	----	----	----	----	
3_3 FTCA	241.00>177.10	241.00>117.00	60047	84949	141.47	136.14	84949	141.47	141.47	
13C5-PFPeA	268.30>223.00	----	216922	----	----	----	----	----	----	
13C5-PFPeA_IS	268.30>223.00	----	216922	----	----	----	----	----	----	
PFPeA	263.00>219.00	----	153661	----	----	----	----	----	----	
PFMBA	279.00>84.95	----	93461	----	----	----	----	----	----	
13C2-4_2 FTS	329.10>80.90	----	50459	----	----	----	----	----	----	
13C2-4_2 FTS_IS	329.10>80.90	----	50459	----	----	----	----	----	----	
4_2 FTS	327.10>307.00	327.10>80.90	26989	7478	27.71	33.08	7478	27.71	27.71	
13C3-PFBS_IS	302.10>79.90	----	145948	----	----	----	----	----	----	
PFBS	298.70>79.90	298.70>98.80	76861	34308	44.64	46.53	34308	44.64	44.64	
13C3-PFBS	302.10>79.90	----	145948	----	----	----	----	----	----	
NFDHA	295.00>201.00	295.00>84.90	110132	38063	34.56	36.44	38063	34.56	34.56	
13C5-PFHxA	318.00>273.00	----	284024	----	----	----	----	----	----	
13C5-PFHxA_IS	318.00>273.00	----	284024	----	----	----	----	----	----	
13C2-PFHxA_IS	315.10>270.00	----	349141	----	----	----	----	----	----	
PFHxA	313.00>269.00	----	117082	----	----	----	----	----	----	
PFEESA	314.80>135.00	314.80>82.90	380196	21567	5.67	5.25	21567	5.67	5.67	
13C3-HFPO-DA	286.90>168.90	----	481053	----	----	----	----	----	----	
13C3-HFPO-DA_IS	286.90>168.90	----	481053	----	----	----	----	----	----	
HFPO-DA	284.90>168.90	284.90>184.90	52287	33725	64.50	62.57	33725	64.50	64.50	
5_3 FTCA	341.00>237.05	341.00>217.00	162861	251053	154.15	154.88	251053	154.15	154.15	
PFPeS	349.10>79.90	349.10>98.80	52816	30083	56.96	54.44	30083	56.96	56.96	
13C4-PFHpA	367.10>322.00	----	437802	----	----	----	----	----	----	
13C4-PFHpA_IS	367.10>322.00	----	437802	----	----	----	----	----	----	
PFHpA	363.10>319.00	363.10>169.00	155735	35240	22.63	23.39	35240	22.63	22.63	
DONA	376.90>250.90	376.90>84.80	223624	64553	28.87	30.39	64553	28.87	28.87	
13C2-6_2 FTS_IS	429.10>80.90	----	34147	----	----	----	----	----	----	
13C2-6_2 FTS	429.10>80.90	----	34147	----	----	----	----	----	----	AC
6_2 FTS	427.10>407.00	427.10>80.90	15773	6424	40.73	44.48	6424	40.73	40.73	
13C4-PFOA_IS	417.10>172.00	----	19600	----	----	----	----	----	----	
13C8-PFOA_IS	421.10>376.00	----	315929	----	----	----	----	----	----	

J:\LCMS08\Data\240321_1633_B1\240321_1633_B1.damlp .

Ref 1 Set Ratio assigned from calibration mid-point; Ref 2 Set Ratio assigned from opening calibration verification.
IRr - Ion ratio outside either set of criteria. Exceedances for reported detections to be "I" flagged in the analytical report.

240321_008 (continued)

(Table continued from previous page)

Name	m/z	Ref 1 m/z	Area	Ref 1 Measured	Ref 1 Actual Ratio	Ref 1 Set Ratio	Ref 2 Measured	Ref 2 Actual Ratio	Ref 2 Set Ratio	Flag ID
13C8-PFOA	421.10>376.00	----	315929	----	----	----	----	----	----	
PFOA	413.00>369.00	413.00>169.00	119283	29631	24.84	24.47	29631	24.84	24.84	
13C3-PFHxS	402.10>79.90	----	96830	----	----	----	----	----	----	
13C3-PFHxS_IS	402.10>79.90	----	96830	----	----	----	----	----	----	
PFHxS	398.70>79.90	398.70>98.90	50021	29394	58.76	57.29	29394	58.76	58.76	
18O2-PFHxS_IS	403.00>83.90	----	87745	----	----	----	----	----	----	
13C9-PFNA_IS	472.10>427.00	----	155528	----	----	----	----	----	----	
13C9-PFNA	472.10>427.00	----	155528	----	----	----	----	----	----	
13C5-PFNA_IS	468.00>423.00	----	132864	----	----	----	----	----	----	
PFNA	463.00>419.00	463.00>219.00	104381	20155	19.31	20.36	20155	19.31	19.31	
PFHpS	449.00>79.90	449.00>98.80	40993	19697	48.05	46.70	19697	48.05	48.05	
7_3 FTCA	441.00>317.00	441.00>336.90	210031	280322	133.47	132.28	280322	133.47	133.47	
13C2-8_2-FTS	529.10>80.90	----	24499	----	----	----	----	----	----	
13C2-8_2-FTS_IS	529.10>80.90	----	24499	----	----	----	----	----	----	
8_2 FTS	527.10>506.95	527.10>80.80	11054	4996	45.20	45.91	4996	45.20	45.20	
13C6-PFDA_IS	519.10>474.10	----	91927	----	----	----	----	----	----	
13C6-PFDA	519.10>474.10	----	91927	----	----	----	----	----	----	
13C2-PFDA_IS	515.10>470.10	----	78487	----	----	----	----	----	----	
PFDA	512.90>469.00	512.90>219.00	70802	13595	19.20	17.64	13595	19.20	19.20	
D3-NMeFOSAA_IS	573.20>419.00	----	110384	----	----	----	----	----	----	
D3-NMeFOSAA	573.20>419.00	----	110384	----	----	----	----	----	----	
13C8-PFOS_IS	507.10>98.90	----	38547	----	----	----	----	----	----	
13C8-PFOS	507.10>98.90	----	38547	----	----	----	----	----	----	
13C4-PFOS_IS	502.80>79.90	----	103093	----	----	----	----	----	----	
PFOS	498.90>79.90	498.90>98.80	32351	15487	47.87	45.06	15487	47.87	47.87	
NMeFOSAA	570.10>419.00	570.10>483.00	21845	13159	60.24	67.10	13159	60.24	60.24	
D5-NEtFOSAA_IS	589.20>419.00	----	76166	----	----	----	----	----	----	
D5-NEtFOSAA	589.20>419.00	----	76166	----	----	----	----	----	----	
NEtFOSAA	584.20>419.10	584.20>526.00	16806	12196	72.57	89.53	12196	72.57	72.57	
9-Cl-PF3ONS	530.80>351.00	532.80>353.00	238295	73105	30.68	31.69	73105	30.68	30.68	
PFUnDA	563.10>519.00	563.10>269.10	83463	9649	11.56	10.96	9649	11.56	11.56	
13C7-PFUnDA_IS	570.00>525.10	----	89624	----	----	----	----	----	----	
13C7-PFUnDA	570.00>525.10	----	89624	----	----	----	----	----	----	
PFNS	548.80>79.90	548.80>98.80	28945	17734	61.27	56.91	17734	61.27	61.27	
10_2 FTS	626.80>607.05	626.80>81.00	10291	3047	29.61	32.29	3047	29.61	29.61	
13C2-PFDOA_IS	615.10>570.00	----	115784	----	----	----	----	----	----	
13C2-PFDOA	615.10>570.00	----	115784	----	----	----	----	----	----	
PFDOA	613.10>569.00	613.10>319.00	63936	6859	10.73	11.14	6859	10.73	10.73	
PFDS	599.00>79.90	599.00>98.80	26804	15726	58.67	58.01	15726	58.67	58.67	
PFTrDA	663.00>619.00	663.00>168.90	60808	9342	15.36	16.67	9342	15.36	15.36	

J:\LCMS08\Data\240321_1633_B1\240321_1633_B1.damlp .

Ref 1 Set Ratio assigned from calibration mid-point; Ref 2 Set Ratio assigned from opening calibration verification.
IRr - Ion ratio outside either set of criteria. Exceedances for reported detections to be "I" flagged in the analytical report.

240321_008 (continued)

(Table continued from previous page)

Name	m/z	Ref 1 m/z	Area	Ref 1 Measured	Ref 1 Actual Ratio	Ref 1 Set Ratio	Ref 2 Measured	Ref 2 Actual Ratio	Ref 2 Set Ratio	Flag ID
11-Cl-PF3OUdS	630.90>451.00	632.90>452.90	106719	38149	35.75	35.04	38149	35.75	35.75	
PFOSAm	498.10>77.90	----	85305	----	----	----	----	----	----	
13C8-PFOSAm	506.10>77.80	----	99450	----	----	----	----	----	----	
13C8-PFOSAm_IS	506.10>77.80	----	99450	----	----	----	----	----	----	
PFTDA	713.10>669.00	713.10>168.90	45493	8478	18.64	17.09	8478	18.64	18.64	
13C2-PFTDA	715.20>670.00	----	61257	----	----	----	----	----	----	
13C2-PFTDA_IS	715.20>670.00	----	61257	----	----	----	----	----	----	
PFDoS	699.10>79.90	699.10>98.80	15976	10995	68.82	61.23	10995	68.82	68.82	
D7-MeFOSE_IS	623.20>58.90	----	286226	----	----	----	----	----	----	
D7-MeFOSE	623.20>58.90	----	286226	----	----	----	----	----	----	
MeFOSE	616.10>59.00	----	17246	----	----	----	----	----	----	
13C2-PFHXDA_IS	815.00>770.05	----	121194	----	----	----	----	----	----	
13C2-PFHXDA	815.00>770.05	----	121194	----	----	----	----	----	----	
PFHXDA	813.00>768.95	813.00>218.95	75137	8268	11.00	10.78	8268	11.00	11.00	
D3-MeFOSA	515.00>219.00	----	26102	----	----	----	----	----	----	
D3-MeFOSA_IS	515.00>219.00	----	26102	----	----	----	----	----	----	
MeFOSA	511.90>219.00	511.90>169.00	17065	26744	156.72	156.31	26744	156.72	156.72	
D9-EtFOSE_IS	639.20>58.90	----	353131	----	----	----	----	----	----	
D9-EtFOSE	639.20>58.90	----	353131	----	----	----	----	----	----	
EtFOSE	630.00>59.00	----	16440	----	----	----	----	----	----	
D5-EtFOSAm	531.10>219.00	----	40985	----	----	----	----	----	----	
D5-EtFOSAm_IS	531.10>219.00	----	40985	----	----	----	----	----	----	
EtFOSAm	526.00>219.00	526.00>169.00	18286	27355	149.59	177.75	27355	149.59	149.59	
PFODA	913.00>868.65	913.00>169.00	26758	8990	33.60	31.66	8990	33.60	33.60	

Flag ID key: AC: Accuracy%

Ref 1 Set Ratio assigned from calibration mid-point; Ref 2 Set Ratio assigned from opening calibration verification.
IRr - Ion ratio outside either set of criteria. Exceedances for reported detections to be "I" flagged in the analytical report.

Insight Report
Quantitation/Integration
Printed 3/22/2024 13:35:57

240321_008

Sample ID: 1633 ICAL 1.0PPB
Date Acquired: 3/21/2024 1:21:01 PM
Acquired by: System Administrator
Data File: 240321_008
Vial: 5 | Inj. Volume: 10.0000uL | Tray: 1

Name	Mode ID	Found RT	RT Diff	ISTD RT Diff	Area	ISTD Area	ISTD Name	Conc.	Unit	Flag ID
13C4-PFBA	Auto	1.358	0.000	-0.001	843304	418802	13C3-PFBA_IS	10.2096	ng/mL	
13C4-PFBA_IS	Auto	1.358	0.000	----	843304	843304	----	10.0000	ng/mL	
13C3-PFBA_IS	Auto	1.359	0.000	----	418802	418802	----	5.0000	ng/mL	
PFBA	Auto	1.361	0.000	0.003	98119	843304	13C4-PFBA_IS	0.9822	ng/mL	
PFMPA	Auto	2.409	0.000	-1.094	66824	216922	13C5-PFPeA_IS	0.9924	ng/mL	
3_3 FTCA	Auto	3.013	0.000	-0.490	60047	216922	13C5-PFPeA_IS	18.3099	ng/mL	
13C5-PFPeA	Auto	3.503	0.000	-1.481	216922	349141	13C2-PFHxA_IS	5.5839	ng/mL	
13C5-PFPeA_IS	Auto	3.503	0.000	----	216922	216922	----	5.0000	ng/mL	
PFPeA	Auto	3.506	0.000	0.003	153661	216922	13C5-PFPeA_IS	0.9896	ng/mL	
PFMBA	Auto	4.033	0.000	0.530	93461	216922	13C5-PFPeA_IS	0.9247	ng/mL	
13C2-4_2 FTS	Auto	4.676	0.000	-2.415	50459	87745	18O2-PFHxS_IS	4.0958	ng/mL	
13C2-4_2 FTS_IS	Auto	4.676	0.000	----	50459	50459	----	5.0000	ng/mL	
4_2 FTS	Auto	4.676	0.000	0.000	26989	50459	13C2-4_2 FTS_IS	0.9407	ng/mL	
13C3-PFBS_IS	Auto	4.650	0.000	----	145948	145948	----	2.5000	ng/mL	
PFBS	Auto	4.650	0.000	0.000	76861	145948	13C3-PFBS_IS	0.9058	ng/mL	
13C3-PFBS	Auto	4.650	0.000	-2.441	145948	87745	18O2-PFHxS_IS	2.7292	ng/mL	
NFDHA	Auto	4.842	0.000	-0.141	110132	284024	13C5-PFHxA_IS	1.1823	ng/mL	
13C5-PFHxA	Auto	4.983	0.000	-0.001	284024	349141	13C2-PFHxA_IS	2.4874	ng/mL	
13C5-PFHxA_IS	Auto	4.983	0.000	----	284024	284024	----	2.5000	ng/mL	
13C2-PFHxA_IS	Auto	4.984	0.000	----	349141	349141	----	2.5000	ng/mL	
PFHxA	Auto	4.986	0.000	0.003	117082	284024	13C5-PFHxA_IS	1.0037	ng/mL	
PFEESA	Auto	5.317	0.000	0.334	380196	284024	13C5-PFHxA_IS	0.9645	ng/mL	
13C3-HFPO-DA	Auto	5.455	0.000	0.471	481053	349141	13C2-PFHxA_IS	10.5254	ng/mL	
13C3-HFPO-DA_IS	Auto	5.455	0.000	----	481053	481053	----	10.0000	ng/mL	
HFPO-DA	Auto	5.457	0.000	0.002	52287	481053	13C3-HFPO-DA_IS	0.9501	ng/mL	
5_3 FTCA	Auto	5.887	0.000	0.904	162861	284024	13C5-PFHxA_IS	19.2907	ng/mL	
PFPeS	Auto	6.023	0.000	-1.068	52816	96830	13C3-PFHxS_IS	0.9621	ng/mL	
13C4-PFHpA	Auto	6.167	0.000	1.183	437802	349141	13C2-PFHxA_IS	2.7734	ng/mL	
13C4-PFHpA_IS	Auto	6.167	0.000	----	437802	437802	----	2.5000	ng/mL	
PFHpA	Auto	6.169	0.000	0.002	155735	437802	13C4-PFHpA_IS	0.9646	ng/mL	
DONA	Auto	6.528	0.000	1.073	223624	481053	13C3-HFPO-DA_IS	1.0174	ng/mL	
13C2-6_2 FTS_IS	Auto	6.814	0.000	----	34147	34147	----	5.0000	ng/mL	
13C2-6_2 FTS	Auto	6.814	0.000	-0.277	34147	87745	18O2-PFHxS_IS	3.4388	ng/mL	AC
6_2 FTS	Auto	6.812	0.000	-0.002	15773	34147	13C2-6_2 FTS_IS	0.9987	ng/mL	
13C4-PFOA_IS	Auto	7.120	0.000	----	19600	19600	----	2.5000	ng/mL	
13C8-PFOA_IS	Auto	7.121	0.000	----	315929	315929	----	2.5000	ng/mL	
13C8-PFOA	Auto	7.121	0.000	0.001	315929	19600	13C4-PFOA_IS	2.6173	ng/mL	
PFOA	Auto	7.122	0.000	0.001	119283	315929	13C8-PFOA_IS	0.9600	ng/mL	
13C3-PFHxS	Auto	7.091	0.000	0.000	96830	87745	18O2-PFHxS_IS	2.6323	ng/mL	
13C3-PFHxS_IS	Auto	7.091	0.000	----	96830	96830	----	2.5000	ng/mL	
PFHxS	Auto	7.092	0.000	0.001	50021	96830	13C3-PFHxS_IS	0.9467	ng/mL	
18O2-PFHxS_IS	Auto	7.091	0.000	----	87745	87745	----	2.5000	ng/mL	
13C9-PFNA_IS	Auto	7.968	0.000	----	155528	155528	----	1.2500	ng/mL	
13C9-PFNA	Auto	7.968	0.000	0.000	155528	132864	13C5-PFNA_IS	1.2954	ng/mL	
13C5-PFNA_IS	Auto	7.969	0.000	----	132864	132864	----	1.2500	ng/mL	
PFNA	Auto	7.969	0.000	0.001	104381	155528	13C9-PFNA_IS	1.0081	ng/mL	
PFHpS	Auto	8.013	0.000	-0.808	40993	38547	13C8-PFOS_IS	0.8347	ng/mL	
7_3 FTCA	Auto	7.939	0.000	2.956	210031	284024	13C5-PFHxA_IS	17.0826	ng/mL	
13C2-8_2-FTS	Auto	8.423	0.000	1.332	24499	87745	18O2-PFHxS_IS	3.8517	ng/mL	
13C2-8_2-FTS_IS	Auto	8.423	0.000	----	24499	24499	----	5.0000	ng/mL	
8_2 FTS	M	8.425	0.000	0.002	11054	24499	13C2-8_2-FTS_IS	1.0411	ng/mL	
13C6-PFDA_IS	Auto	8.729	0.000	----	91927	91927	----	1.2500	ng/mL	
13C6-PFDA	Auto	8.729	0.000	-0.001	91927	78487	13C2-PFDA_IS	1.2512	ng/mL	

J:\LCMS08\Data\240321_1633_B1\240321_1633_B1.damlp .

SN - Software-calculated S/N ratio outside criteria due to non-target peaks or drift in noise calculation window. Analyst review of noise levels (excluding non-target peaks) in chromatogram indicates S/N ratio meets criteria.

240321_008 (continued)

(Table continued from previous page)

Name	Mode ID	Found RT	RT Diff	ISTD RT Diff	Area	ISTD Area	ISTD Name	Conc.	Unit	Flag ID
13C2-PFDA_IS	Auto	8.730	0.000	----	78487	78487	----	1.2500	ng/mL	
PFDA	Auto	8.731	0.000	0.002	70802	91927	13C6-PFDA_IS	0.9475	ng/mL	
D3-NMeFOSAA_IS	Auto	8.861	0.000	----	110384	110384	----	5.0000	ng/mL	
D3-NMeFOSAA	Auto	8.861	0.000	0.040	110384	103093	13C4-PFOS_IS	4.4261	ng/mL	
13C8-PFOS_IS	Auto	8.821	0.000	----	38547	38547	----	2.5000	ng/mL	
13C8-PFOS	Auto	8.821	0.000	0.000	38547	103093	13C4-PFOS_IS	2.6707	ng/mL	
13C4-PFOS_IS	Auto	8.821	0.000	----	103093	103093	----	2.5000	ng/mL	
PFOS	Auto	8.822	0.000	0.001	32351	38547	13C8-PFOS_IS	0.7749	ng/mL	
NMeFOSAA	M	8.867	0.000	0.006	21845	110384	D3-NMeFOSAA_IS	1.0114	ng/mL	
D5-NEtFOSAA_IS	Auto	9.192	0.000	----	76166	76166	----	5.0000	ng/mL	
D5-NEtFOSAA	Auto	9.192	0.000	0.371	76166	103093	13C4-PFOS_IS	4.1685	ng/mL	
NEtFOSAA	M	9.200	0.000	0.008	16806	76166	D5-NEtFOSAA_IS	1.1477	ng/mL	
9-Cl-PF3ONS	Auto	9.388	0.000	3.933	238295	481053	13C3-HFPO-DA_IS	0.9050	ng/mL	
PFUnDA	Auto	9.456	0.000	0.001	83463	89624	13C7-PFUnDA_IS	1.0732	ng/mL	
13C7-PFUnDA_IS	Auto	9.455	0.000	----	89624	89624	----	1.2500	ng/mL	
13C7-PFUnDA	Auto	9.455	0.000	0.725	89624	78487	13C2-PFDA_IS	1.2370	ng/mL	
PFNS	Auto	9.583	0.000	0.762	28945	38547	13C8-PFOS_IS	0.8413	ng/mL	
10_2 FTS	Auto	9.830	0.000	1.407	10291	24499	13C2-8_2-FTS_IS	1.1344	ng/mL	
13C2-PFDOA_IS	Auto	10.139	0.000	----	115784	115784	----	1.2500	ng/mL	
13C2-PFDOA	Auto	10.139	0.000	1.409	115784	78487	13C2-PFDA_IS	1.3740	ng/mL	
PFDOA	Auto	10.141	0.000	0.002	63936	115784	13C2-PFDOA_IS	1.0024	ng/mL	
PFDS	Auto	10.296	0.000	1.475	26804	38547	13C8-PFOS_IS	0.8740	ng/mL	
PFTrDA	Auto	10.797	0.000	-0.633	60808	61257	13C2-PFTDA_IS	0.9931	ng/mL	
11-Cl-PF3OUdS	Auto	10.804	0.000	5.349	106719	481053	13C3-HFPO-DA_IS	0.8871	ng/mL	
PFOSAm	M	11.122	0.000	-0.003	85305	99450	13C8-PFOSAm_IS	1.9652	ng/mL	
13C8-PFOSAm	Auto	11.125	0.000	2.304	99450	103093	13C4-PFOS_IS	2.5651	ng/mL	
13C8-PFOSAm_IS	Auto	11.125	0.000	----	99450	99450	----	2.5000	ng/mL	
PFTDA	Auto	11.430	0.000	0.000	45493	61257	13C2-PFTDA_IS	1.0563	ng/mL	
13C2-PFTDA	Auto	11.430	0.000	2.700	61257	78487	13C2-PFDA_IS	1.2040	ng/mL	
13C2-PFTDA_IS	Auto	11.430	0.000	----	61257	61257	----	1.2500	ng/mL	
PFDoS	Auto	11.622	0.000	2.801	15976	38547	13C8-PFOS_IS	0.8686	ng/mL	
D7-MeFOSE_IS	Auto	13.359	0.000	----	286226	286226	----	25.0000	ng/mL	
D7-MeFOSE	Auto	13.359	0.000	4.538	286226	103093	13C4-PFOS_IS	24.1296	ng/mL	
MeFOSE	M	13.398	0.000	0.039	17246	286226	D7-MeFOSE_IS	1.0142	ng/mL	
13C2-PFHXDA_IS	Auto	12.647	0.000	----	121194	121194	----	2.5000	ng/mL	
13C2-PFHXDA	Auto	12.647	0.000	3.917	121194	78487	13C2-PFDA_IS	2.3166	ng/mL	
PFHXDA	Auto	12.648	0.000	0.001	75137	121194	13C2-PFHXDA_IS	1.0052	ng/mL	
D3-MeFOSA	Auto	13.663	0.000	4.842	26102	103093	13C4-PFOS_IS	2.5875	ng/mL	
D3-MeFOSA_IS	Auto	13.663	0.000	----	26102	26102	----	2.5000	ng/mL	
MeFOSA	M	13.671	0.000	0.008	17065	26102	D3-MeFOSA_IS	1.0134	ng/mL	
D9-EtFOSE_IS	Auto	13.988	0.000	----	353131	353131	----	25.0000	ng/mL	
D9-EtFOSE	Auto	13.988	0.000	5.167	353131	103093	13C4-PFOS_IS	26.0781	ng/mL	
EtFOSE	M	14.029	0.000	0.041	16440	353131	D9-EtFOSE_IS	0.9212	ng/mL	
D5-EtFOSAm	Auto	14.338	0.000	5.517	40985	103093	13C4-PFOS_IS	2.5425	ng/mL	
D5-EtFOSAm_IS	Auto	14.338	0.000	----	40985	40985	----	2.5000	ng/mL	
EtFOSAm	M	14.357	0.000	0.019	18286	40985	D5-EtFOSAm_IS	0.9208	ng/mL	
PFODA	Auto	13.783	0.000	1.136	26758	121194	13C2-PFHXDA_IS	1.1261	ng/mL	

Flag ID key: AC: Accuracy%

SN - Software-calculated S/N ratio outside criteria due to non-target peaks or drift in noise calculation window. Analyst review of noise levels (excluding non-target peaks) in chromatogram indicates S/N ratio meets criteria.

240321_008 (continued)

13C4-PFBA
Conc. 10.2096
Q 216.80>171.90 (-) 1.23e5

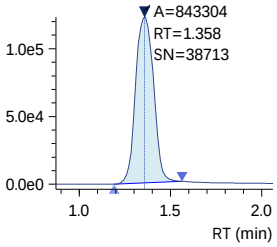

13C4-PFBA_IS
Conc. 10.0000
ISTD 216.80>171.90 (-) 1.23e5

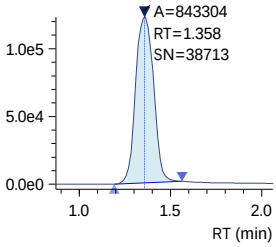

13C3-PFBA_IS
Conc. 5.0000
ISTD 216.00>172.00 (-) 6.17e4

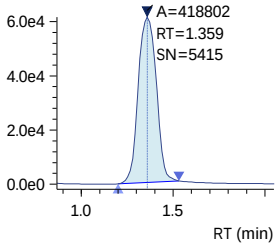

PFBA
Conc. 0.9822
Q 212.80>169.05 (-) 1.44e4

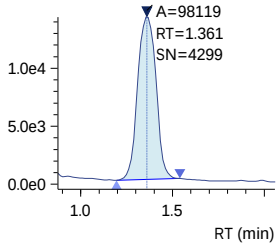

PFMPA
Conc. 0.9924
Q 229.00>84.90 (-) A=66824 1.20e4

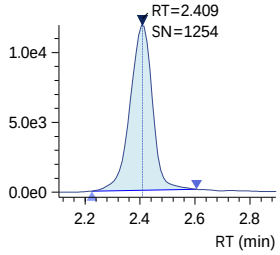

3_3 FTCA
Conc. 18.3099
R#1 141.47 (136.14)
R#2 141.47 (141.47)
Q 241.00>177.10 (-) 1.86e4

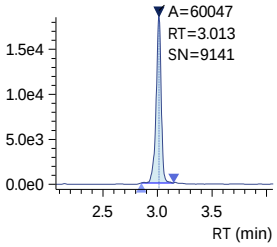

13C5-PFPeA
Conc. 5.5839
Q 268.30>223.00 (-) 5.76e4

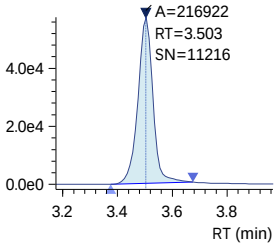

13C5-PFPeA_IS
Conc. 5.0000
ISTD 268.30>223.00 (-) 5.76e4

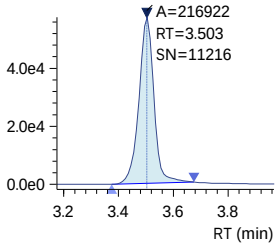

PFPeA
Conc. 0.9896
Q 263.00>219.00 (-) 4.35e4

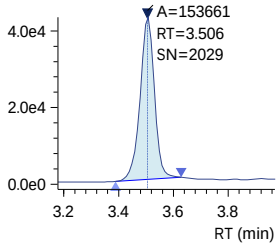

PFMBA
Conc. 0.9247
Q 279.00>84.95 (-) 2.97e4

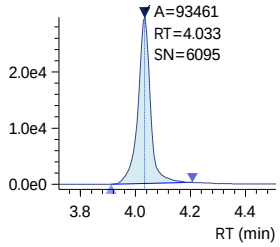

R1 241.00>117.00 (-) 2.61e4

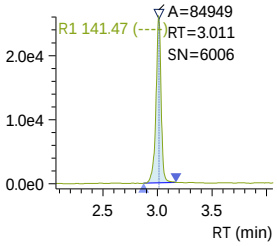

R2 241.00>117.00 (-) 2.61e4

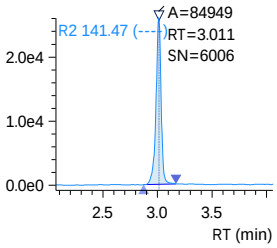

SN - Software-calculated S/N ratio outside criteria due to non-target peaks or drift in noise calculation window.
Analyst review of noise levels (excluding non-target peaks) in chromatogram indicates S/N ratio meets criteria.

240321_008 (continued)

13C2-4_2 FTS
Conc. 4.0958
Q 329.10>80.90 (-) 1.51e4

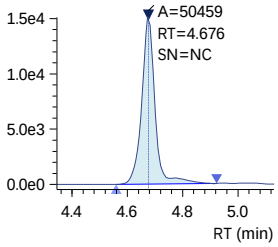

13C2-4_2 FTS_IS
Conc. 5.0000
ISTD 329.10>80.90 (-) 1.51e4

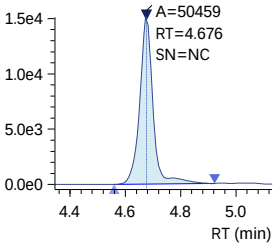

4_2 FTS
Conc. 0.9407
R#1 27.71 (33.08)
R#2 27.71 (27.71)
Q 327.10>307.00 (-) 8.30e3

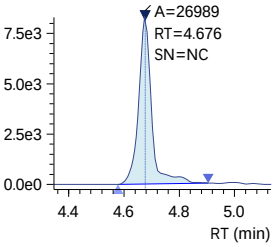

R1 327.10>80.90 (-) 2.53e3

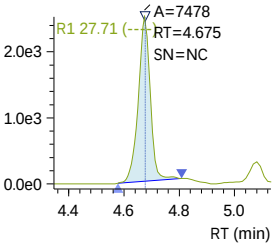

R2 327.10>80.90 (-) 2.53e3

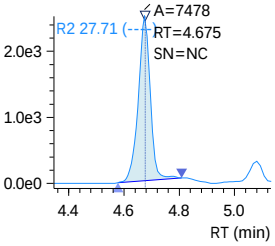

13C3-PFBS_IS
Conc. 2.5000
ISTD 302.10>79.90 (-) 4.46e4

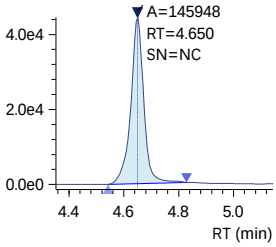

PFBS
Conc. 0.9058
R#1 44.64 (46.53)
R#2 44.64 (44.64)
Q 298.70>79.90 (-) A=76861 2.43e4

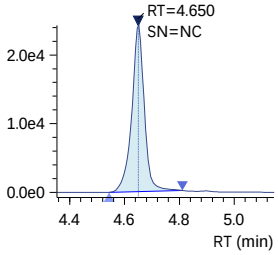

R1 298.70>98.80 (-) 1.08e4

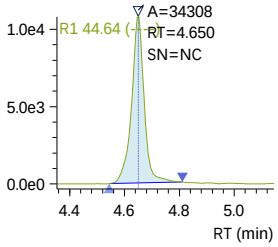

R2 298.70>98.80 (-) 1.08e4

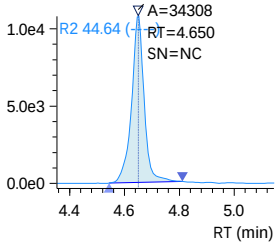

SN - Software-calculated S/N ratio outside criteria due to non-target peaks or drift in noise calculation window.
Analyst review of noise levels (excluding non-target peaks) in chromatogram indicates S/N ratio meets criteria.

Insight Report
Quantitation/Integration
Printed 3/22/2024 13:35:57

240321_008 (continued)

13C3-PFBS
Conc. 2.7292

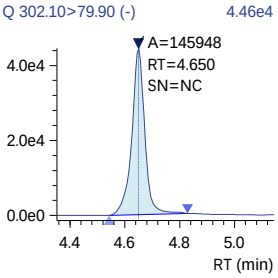

NFDHA
Conc. 1.1823
R#1 34.56 (36.44)
R#2 34.56 (34.56)

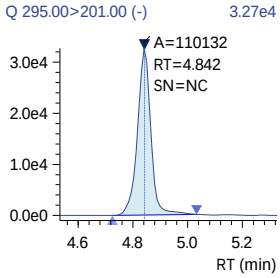

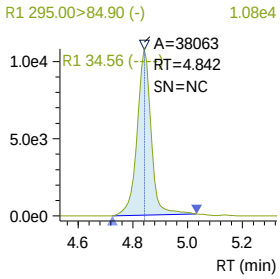

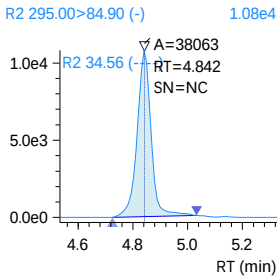

13C5-PFHxA
Conc. 2.4874

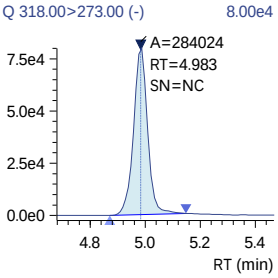

13C5-PFHxA_IS
Conc. 2.5000

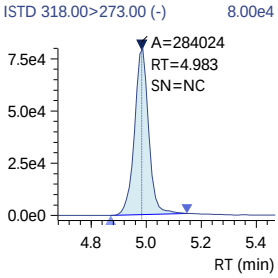

13C2-PFHxA_IS
Conc. 2.5000

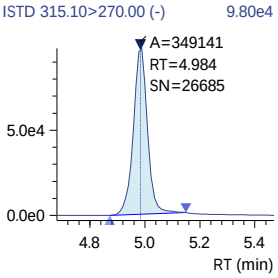

J:\LCMS08\Data\240321_1633_B1\240321_1633_B1.damlp .

SN - Software-calculated S/N ratio outside criteria due to non-target peaks or drift in noise calculation window.
Analyst review of noise levels (excluding non-target peaks) in chromatogram indicates S/N ratio meets criteria.

240321_008 (continued)

PFHxA
Conc. 1.0037

Q 313.00>269.00 (-) 3.42e4

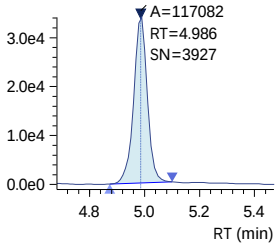

PFEESA
Conc. 0.9645
R#1 5.67 (5.25)
R#2 5.67 (5.67)

Q 314.80>135.00 (-) 1.05e5

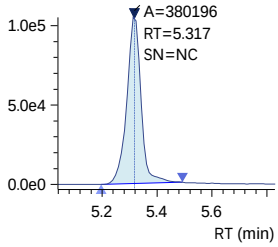

R1 314.80>82.90 (-) 5.91e3

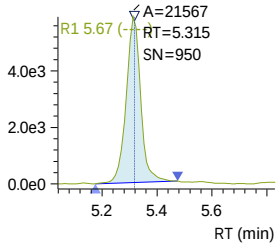

R2 314.80>82.90 (-) 5.91e3

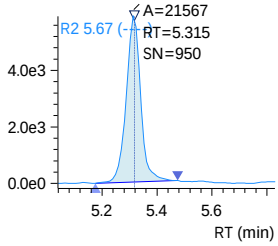

13C3-HFPO-DA
Conc. 10.5254

Q 286.90>168.90 (-) 1.50e5

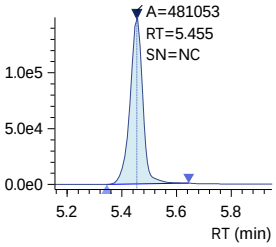

13C3-HFPO-DA_IS
Conc. 10.0000

ISTD 286.90>168.90 (-) 1.50e5

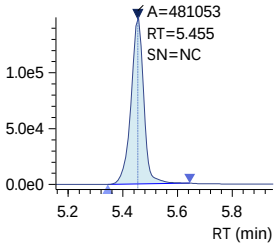

HFPO-DA
Conc. 0.9501
R#1 64.50 (62.57)
R#2 64.50 (64.50)

Q 284.90>168.90 (-) 1.61e4

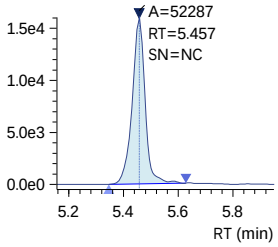

R1 284.90>184.90 (-) 1.05e4

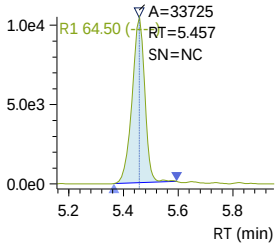

R2 284.90>184.90 (-) 1.05e4

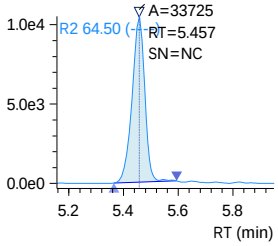

J:\LCMS08\Data\240321_1633_B1\240321_1633_B1.damlp .

SN - Software-calculated S/N ratio outside criteria due to non-target peaks or drift in noise calculation window.
Analyst review of noise levels (excluding non-target peaks) in chromatogram indicates S/N ratio meets criteria.

240321_008 (continued)

5_3 FTCA
Conc. 19.2907
R#1 154.15 (154.88)
R#2 154.15 (154.15)
Q 341.00>237.05 (-) 5.51e4

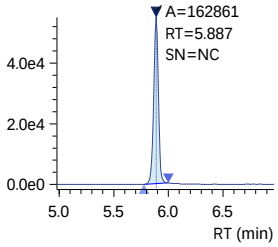

R1 341.00>217.00 (-) 8.49e4

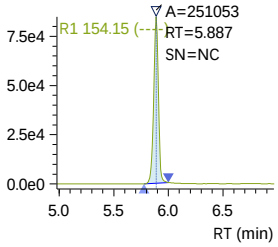

R2 341.00>217.00 (-) 8.49e4

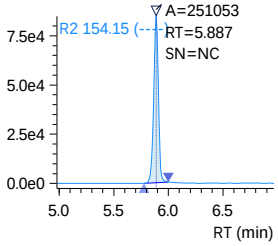

PFPeS
Conc. 0.9621
R#1 56.96 (54.44)
R#2 56.96 (56.96)
Q 349.10>79.90 (-) 1.82e4

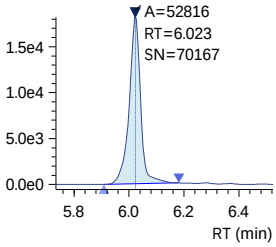

R1 349.10>98.80 (-) 1.03e4

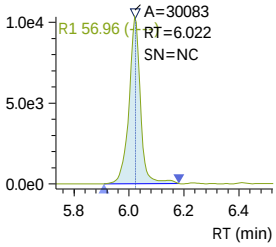

R2 349.10>98.80 (-) 1.03e4

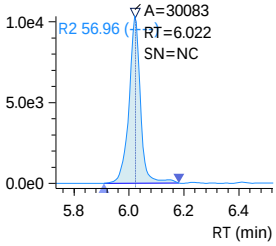

13C4-PFHpA
Conc. 2.7734
Q 367.10>322.00 (-) 1.58e5

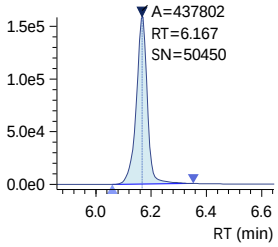

13C4-PFHpA_IS
Conc. 2.5000
ISTD 367.10>322.00 (-) 1.58e5

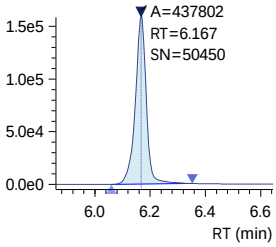

PFHpA
Conc. 0.9646
R#1 22.63 (23.39)
R#2 22.63 (22.63)
Q 363.10>319.00 (-) 5.62e4

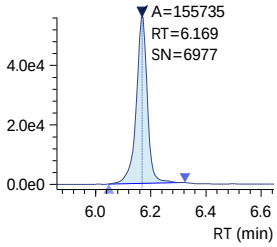

R1 363.10>169.00 (-) 1.29e4

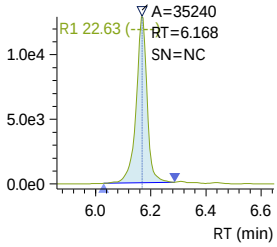

R2 363.10>169.00 (-) 1.29e4

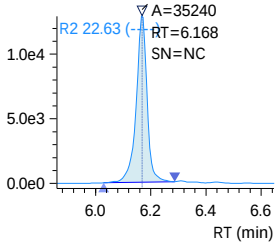

J:\LCMS08\Data\240321_1633_B1\240321_1633_B1.damlp .

SN - Software-calculated S/N ratio outside criteria due to non-target peaks or drift in noise calculation window.
Analyst review of noise levels (excluding non-target peaks) in chromatogram indicates S/N ratio meets criteria.

240321_008 (continued)

DONA
Conc. 1.0174
R#1 28.87 (30.39)
R#2 28.87 (28.87)
Q 376.90>250.90 (-) 6.52e4

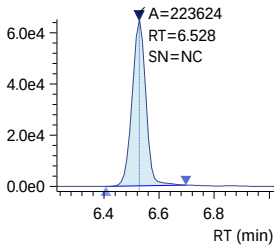

R1 376.90>84.80 (-) 1.89e4

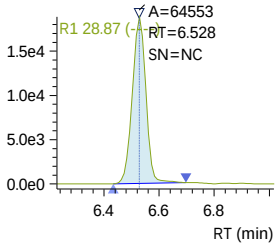

R2 376.90>84.80 (-) 1.89e4

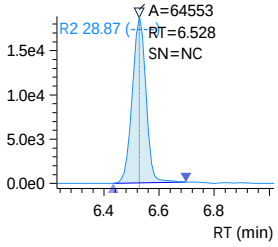

13C2-6_2 FTS_IS
Conc. 5.0000
ISTD 429.10>80.90 (-) 1.03e4

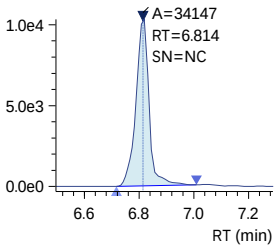

13C2-6_2 FTS
Conc. 3.4388
Q 429.10>80.90 (-) 1.03e4

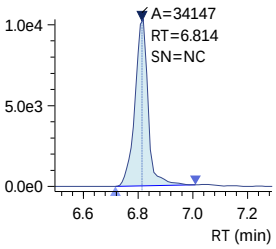

6_2 FTS
Conc. 0.9987
R#1 40.73 (44.48)
R#2 40.73 (40.73)
Q 427.10>407.00 (-) 5.07e3

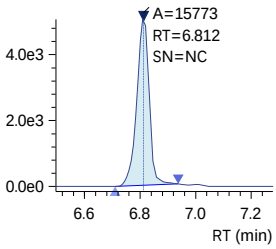

R1 427.10>80.90 (-) 1.97e3

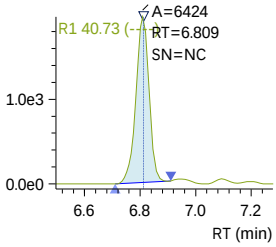

R2 427.10>80.90 (-) 1.97e3

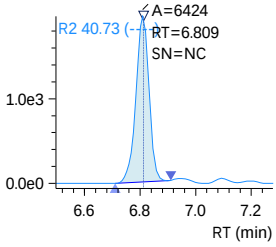

13C4-PFOA_IS
Conc. 2.5000
ISTD 417.10>172.00 (-) 5.75e3

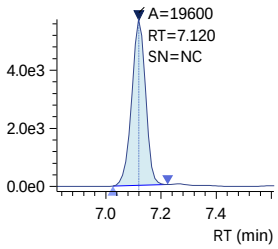

240321_008 (continued)

13C8-PFOA_IS
Conc. 2.5000

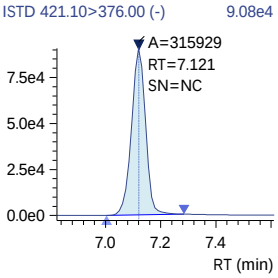

13C8-PFOA
Conc. 2.6173

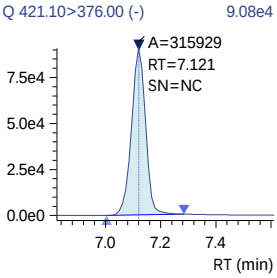

PFOA
Conc. 0.9600
R#1 24.84 (24.47)
R#2 24.84 (24.84)

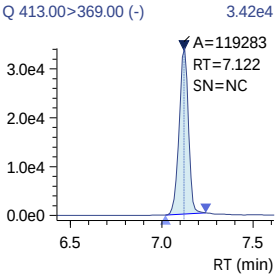

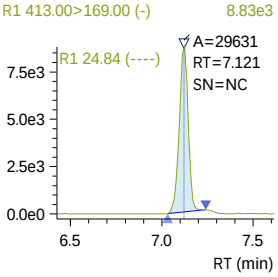

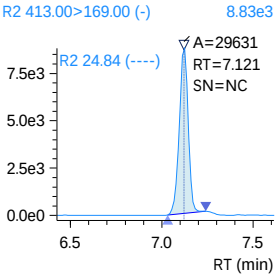

13C3-PFHxS
Conc. 2.6323

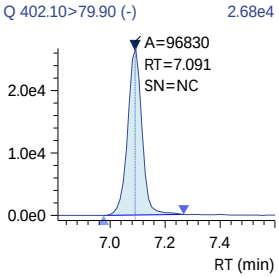

13C3-PFHxS_IS
Conc. 2.5000

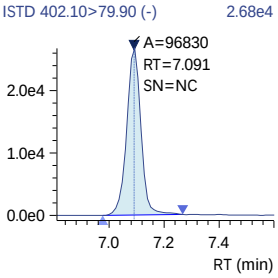

J:\LCMS08\Data\240321_1633_B1\240321_1633_B1.damlp .

SN - Software-calculated S/N ratio outside criteria due to non-target peaks or drift in noise calculation window.
Analyst review of noise levels (excluding non-target peaks) in chromatogram indicates S/N ratio meets criteria.

240321_008 (continued)

PFHxS
Conc. 0.9467
R#1 58.76 (57.29)
R#2 58.76 (58.76)

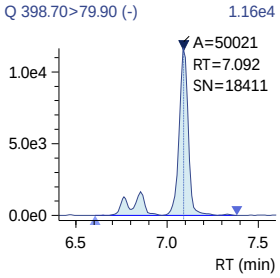

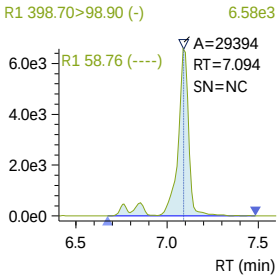

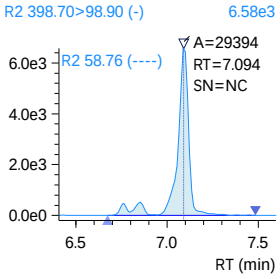

18O2-PFHxS_IS
Conc. 2.5000

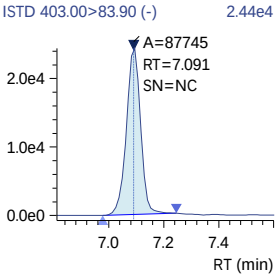

13C9-PFNA_IS
Conc. 1.2500

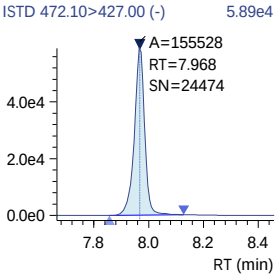

13C9-PFNA
Conc. 1.2954

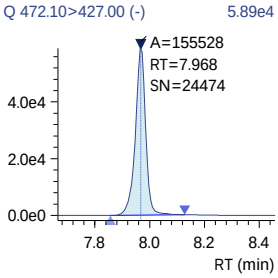

13C5-PFNA_IS
Conc. 1.2500

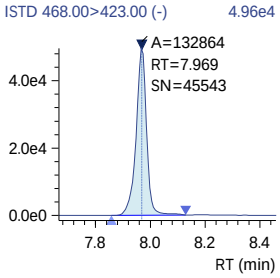

240321_008 (continued)

PFNA
Conc. 1.0081
R#1 19.31 (20.36)
R#2 19.31 (19.31)
Q 463.00>419.00 (-) 3.84e4

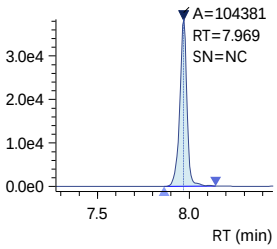

R1 463.00>219.00 (-) 7.85e3

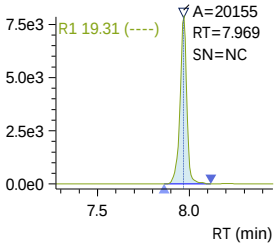

R2 463.00>219.00 (-) 7.85e3

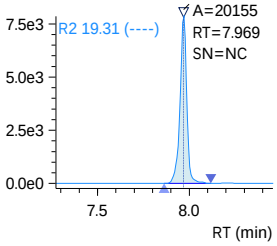

PFHpS
Conc. 0.8347
R#1 48.05 (46.70)
R#2 48.05 (48.05)
Q 449.00>79.90 (-) 1.48e4

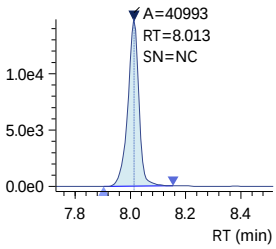

R1 449.00>98.80 (-) 6.88e3

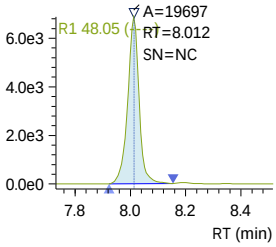

R2 449.00>98.80 (-) 6.88e3

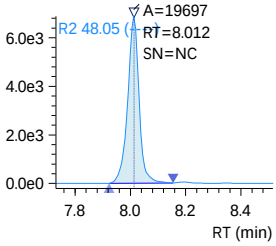

7_3 FTCA
Conc. 17.0826
R#1 133.47 (132.28)
R#2 133.47 (133.47)
Q 441.00>317.00 (-) 7.43e4

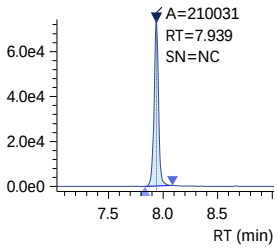

R1 441.00>336.90 (-) 9.82e4

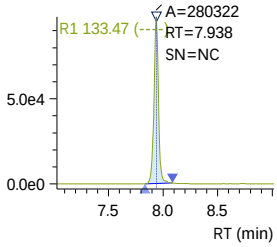

R2 441.00>336.90 (-) 9.82e4

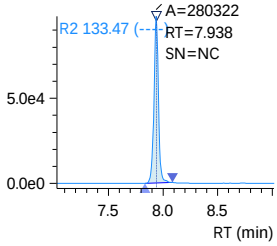

13C2-8_2-FTS
Conc. 3.8517
Q 529.10>80.90 (-) A=24499 7.45e3

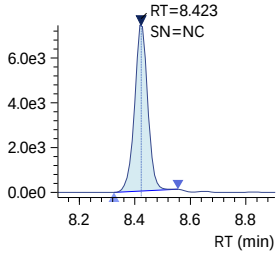

13C2-8_2-FTS_IS
Conc. 5.0000
ISTD 529.10>80.90 (-) A=24499 7.45e3

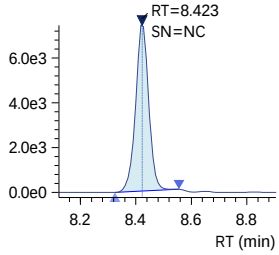

SN - Software-calculated S/N ratio outside criteria due to non-target peaks or drift in noise calculation window.
Analyst review of noise levels (excluding non-target peaks) in chromatogram indicates S/N ratio meets criteria.

240321_008 (continued)

8_2 FTS
Conc. 1.0411
R#1 45.20 (45.91)
R#2 45.20 (45.20)
Q 527.10>506.95 (-) 3.67e3

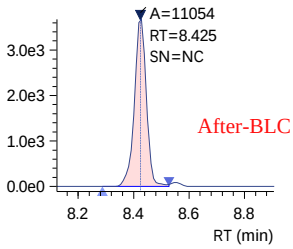

13C6-PFDA_IS
Conc. 1.2500
ISTD 519.10>474.10 (-) 2.61e4

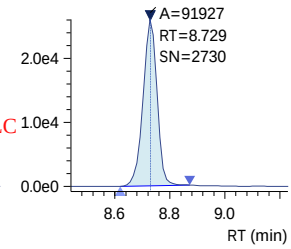

13C6-PFDA
Conc. 1.2512
Q 519.10>474.10 (-) 2.61e4

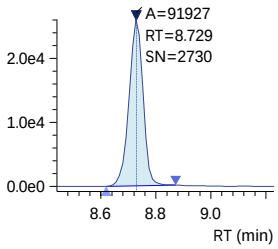

13C2-PFDA_IS
Conc. 1.2500
ISTD 515.10>470.10 (-) 2.21e4

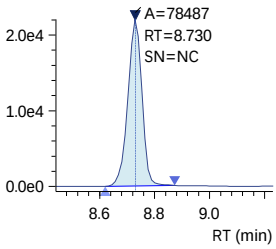

PFDA
Conc. 0.9475
R#1 19.20 (17.64)
R#2 19.20 (19.20)
Q 512.90>469.00 (-) 2.02e4

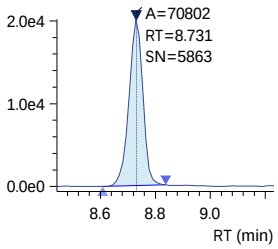

R1 527.10>80.80 (-) 1.49e3

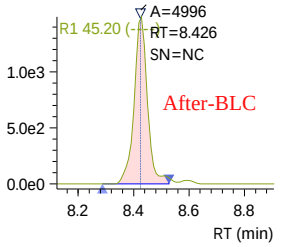

R1 512.90>219.00 (-) 4.03e3

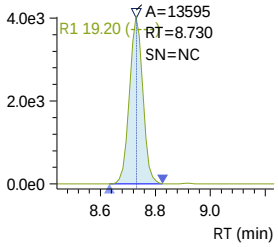

R2 527.10>80.80 (-) 1.49e3

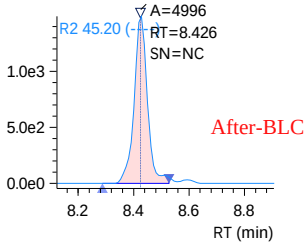

R2 512.90>219.00 (-) 4.03e3

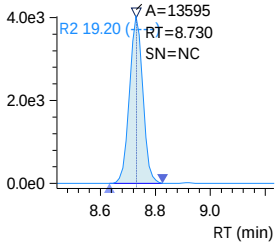

D3-NMeFOSAA_IS
Conc. 5.0000
ISTD 573.20>419.00 (-) 3.05e4

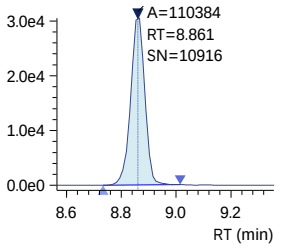

D3-NMeFOSAA
Conc. 4.4261
Q 573.20>419.00 (-) 3.05e4

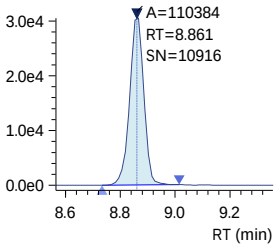

13C8-PFOS_IS
Conc. 2.5000
ISTD 507.10>98.90 (-) 1.11e4

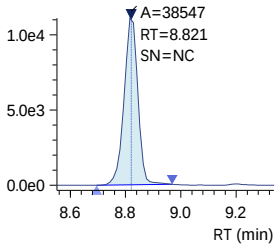

13C8-PFOS
Conc. 2.6707
Q 507.10>98.90 (-) 1.11e4

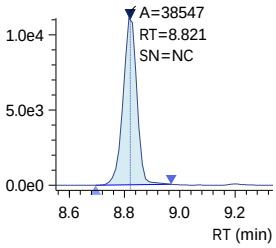

13C4-PFOS_IS
Conc. 2.5000
ISTD 502.80>79.90 (-) 2.94e4

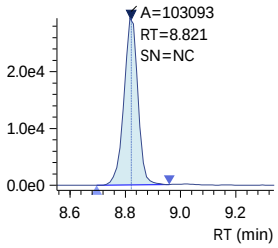

SN - Software-calculated S/N ratio outside criteria due to non-target peaks or drift in noise calculation window.
Analyst review of noise levels (excluding non-target peaks) in chromatogram indicates S/N ratio meets criteria.

240321_008 (continued)

PFOS
Conc. 0.7749
R#1 47.87 (45.06)
R#2 47.87 (47.87)
Q 498.90>79.90 (-) 6.83e3

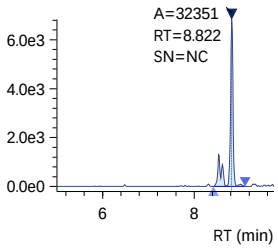

R1 498.90>98.80 (-) 3.69e3

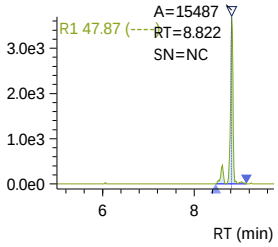

R2 498.90>98.80 (-) 3.69e3

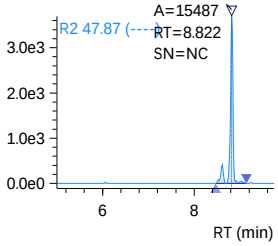

NMeFOSAA
Conc. 1.0114
R#1 60.24 (67.10)
R#2 60.24 (60.24)
Q 570.10>419.00 (-) 5.26e3

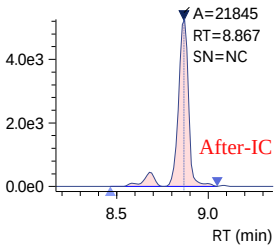

R1 570.10>483.00 (-) 2.89e3

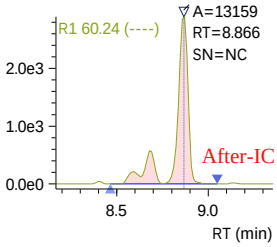

R2 570.10>483.00 (-) 2.89e3

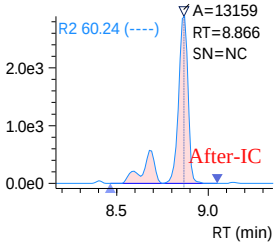

D5-NEtFOSAA_IS
Conc. 5.0000
ISTD 589.20>419.00 (-) 2.25e4

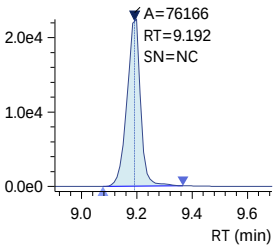

D5-NEtFOSAA
Conc. 4.1685
Q 589.20>419.00 (-) 2.25e4

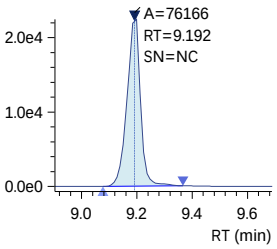

NEtFOSAA
Conc. 1.1477
R#1 72.57 (89.53)
R#2 72.57 (72.57)
Q 584.20>419.10 (-) 4.62e3

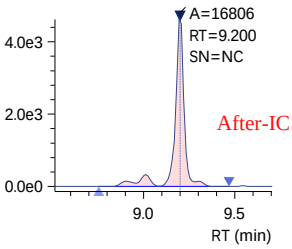

R1 584.20>526.00 (-) 2.90e3

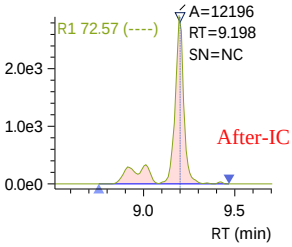

R2 584.20>526.00 (-) 2.90e3

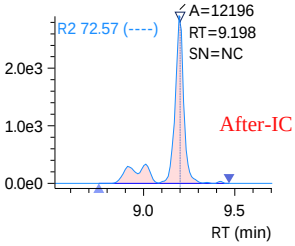

240321_008 (continued)

9-Cl-PF3ONS
Conc. 0.9050
R#1 30.68 (31.69)
R#2 30.68 (30.68)
Q 530.80>351.00 (-) 8.25e4

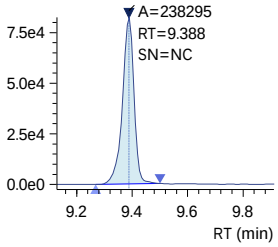

R1 532.80>353.00 (-) 2.50e4

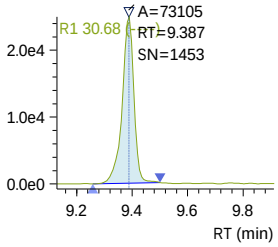

R2 532.80>353.00 (-) 2.50e4

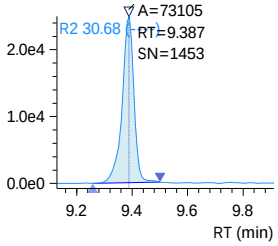

PFUnDA
Conc. 1.0732
R#1 11.56 (10.96)
R#2 11.56 (11.56)
Q 563.10>519.00 (-) 2.92e4

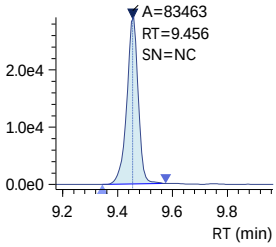

R1 563.10>269.10 (-) 3.74e3

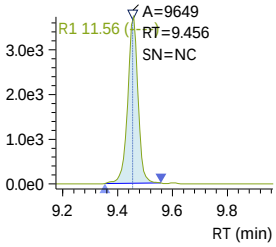

R2 563.10>269.10 (-) 3.74e3

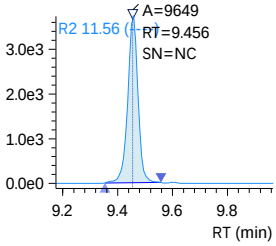

13C7-PFUnDA_IS
Conc. 1.2500
ISTD 570.00>525.10 (-) 3.25e4

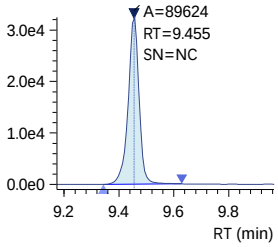

13C7-PFUnDA
Conc. 1.2370
Q 570.00>525.10 (-) 3.25e4

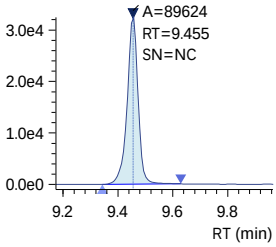

PFNS
Conc. 0.8413
R#1 61.27 (56.91)
R#2 61.27 (61.27)
Q 548.80>79.90 (-) 9.73e3

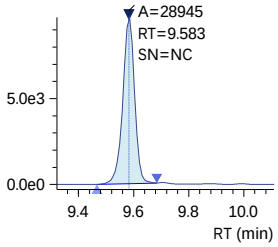

R1 548.80>98.80 (-) 6.12e3

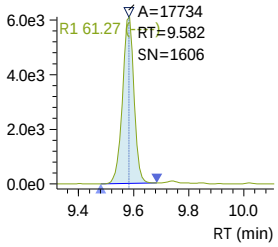

R2 548.80>98.80 (-) 6.12e3

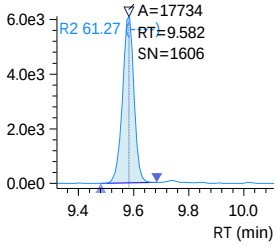

SN - Software-calculated S/N ratio outside criteria due to non-target peaks or drift in noise calculation window.
Analyst review of noise levels (excluding non-target peaks) in chromatogram indicates S/N ratio meets criteria.

Insight Report
Quantitation/Integration
Printed 3/22/2024 13:35:57

240321_008 (continued)

10_2 FTS
Conc. 1.1344
R#1 29.61 (32.29)
R#2 29.61 (29.61)
Q 626.80>607.05 (-) 3.74e3

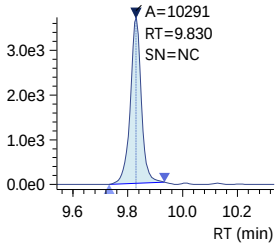

R1 626.80>81.00 (-) 1.21e3

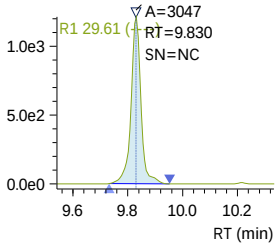

R2 626.80>81.00 (-) 1.21e3

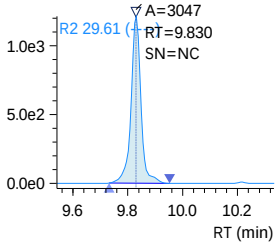

13C2-PFDOA_IS
Conc. 1.2500
ISTD 615.10>570.00 (-) 3.95e4

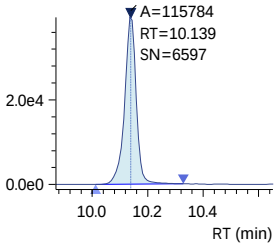

13C2-PFDOA
Conc. 1.3740
Q 615.10>570.00 (-) 3.95e4

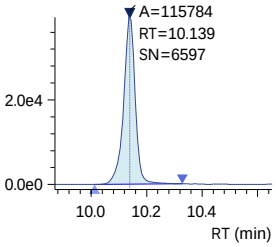

PFDOA
Conc. 1.0024
R#1 10.73 (11.14)
R#2 10.73 (10.73)
Q 613.10>569.00 (-) 2.25e4

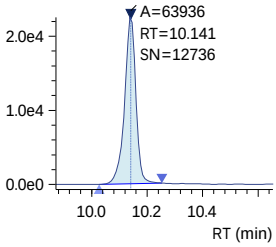

R1 613.10>319.00 (-) 2.43e3

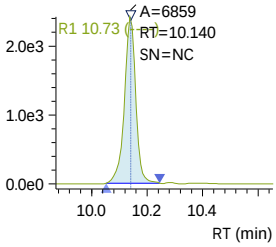

R2 613.10>319.00 (-) 2.43e3

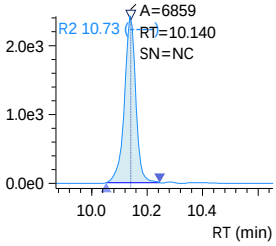

PFDS
Conc. 0.8740
R#1 58.67 (58.01)
R#2 58.67 (58.67)
Q 599.00>79.90 (-) 9.55e3

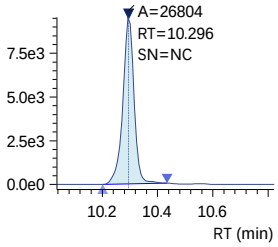

R1 599.00>98.80 (-) 5.34e3

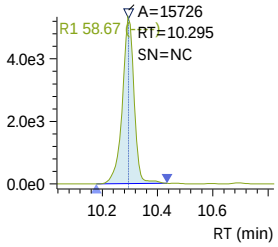

R2 599.00>98.80 (-) 5.34e3

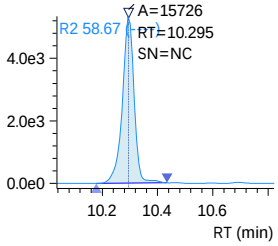

J:\LCMS08\Data\240321_1633_B1\240321_1633_B1.damlp .
SN - Software-calculated S/N ratio outside criteria due to non-target peaks or drift in noise calculation window.
Analyst review of noise levels (excluding non-target peaks) in chromatogram indicates S/N ratio meets criteria.

240321_008 (continued)

PFTrDA
Conc. 0.9931
R#1 15.36 (16.67)
R#2 15.36 (15.36)

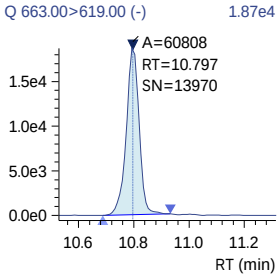

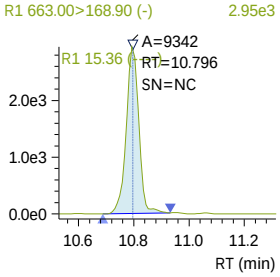

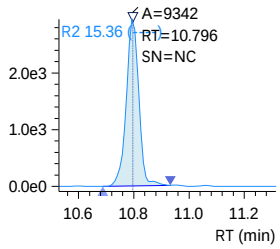

11-Cl-PF3OUdS
Conc. 0.8871
R#1 35.75 (35.04)
R#2 35.75 (35.75)

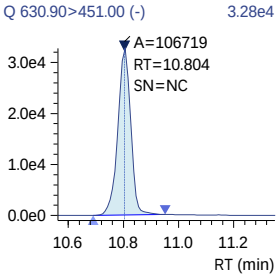

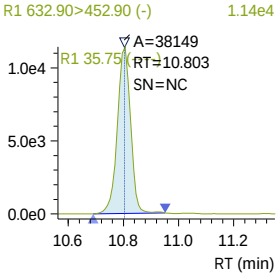

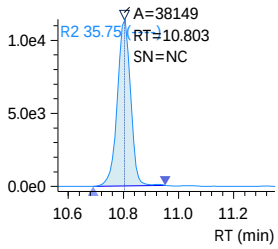

PFOSAm
Conc. 1.9652

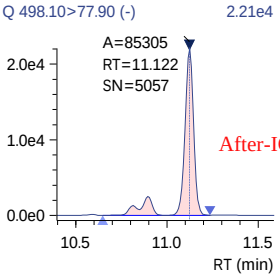

13C8-PFOSAm
Conc. 2.5651

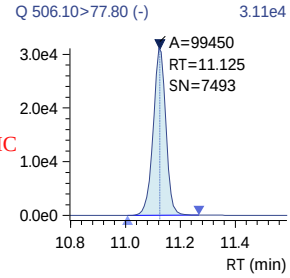

13C8-PFOSAm_IS
Conc. 2.5000

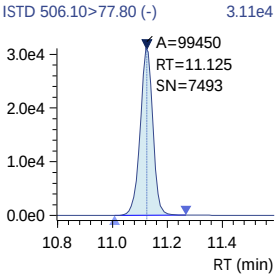

240321_008 (continued)

PFTDA
Conc. 1.0563
R#1 18.64 (17.09)
R#2 18.64 (18.64)

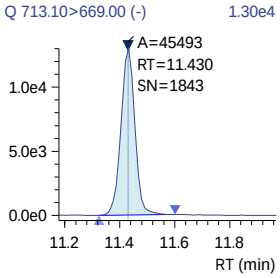

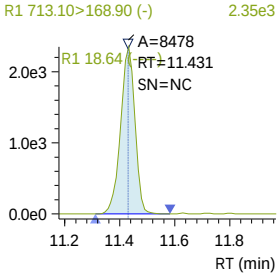

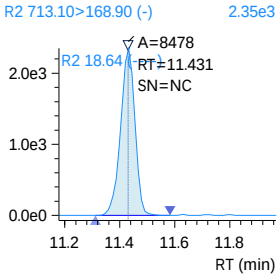

13C2-PFTDA
Conc. 1.2040

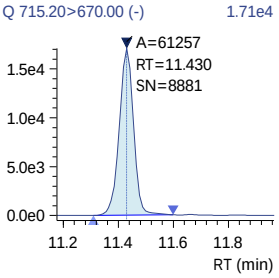

13C2-PFTDA_IS
Conc. 1.2500

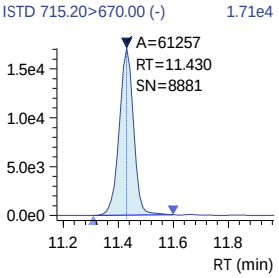

PFDoS
Conc. 0.8686
R#1 68.82 (61.23)
R#2 68.82 (68.82)

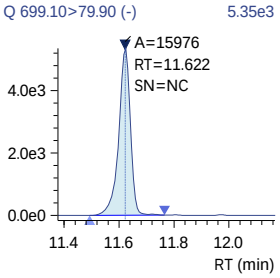

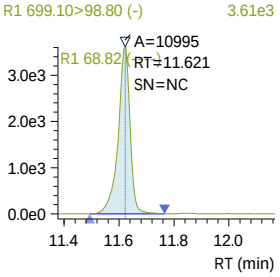

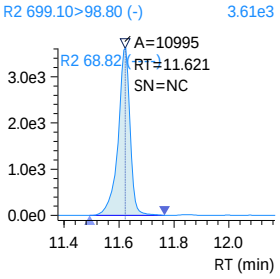

D7-MeFOSE_IS
Conc. 25.0000

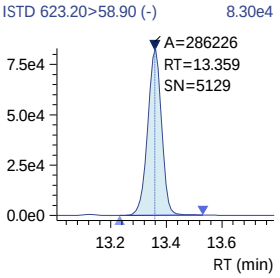

J:\LCMS08\Data\240321_1633_B1\240321_1633_B1.damlp .

SN - Software-calculated S/N ratio outside criteria due to non-target peaks or drift in noise calculation window.
Analyst review of noise levels (excluding non-target peaks) in chromatogram indicates S/N ratio meets criteria.

240321_008 (continued)

D7-MeFOSE
Conc. 24.1296

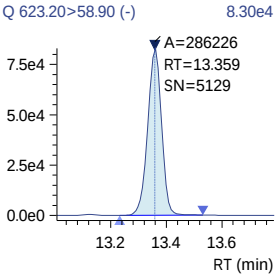

MeFOSE
Conc. 1.0142

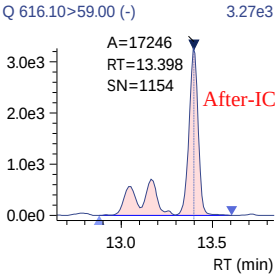

13C2-PFHXDA_IS
Conc. 2.5000

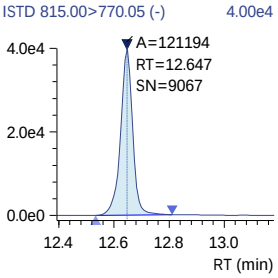

13C2-PFHXDA
Conc. 2.3166

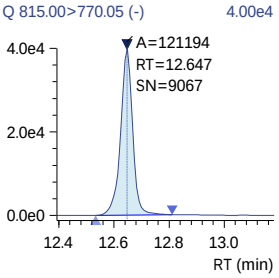

PFHXDA
Conc. 1.0052
R#1 11.00 (10.78)
R#2 11.00 (11.00)

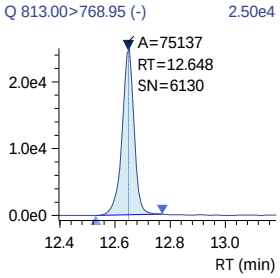

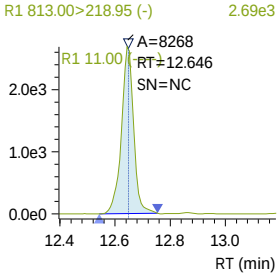

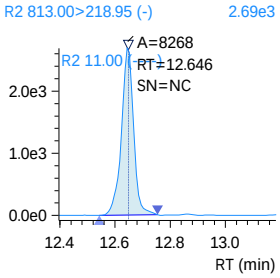

Insight Report
Quantitation/Integration
Printed 3/22/2024 13:35:57

240321_008 (continued)

D3-MeFOSA
Conc. 2.5875

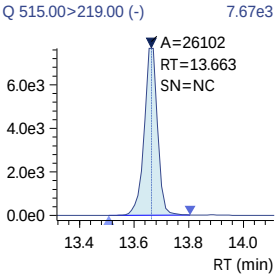

D3-MeFOSA_IS
Conc. 2.5000

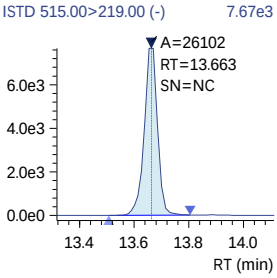

MeFOSA
Conc. 1.0134
R#1 156.72 (156.31)
R#2 156.72 (156.72)

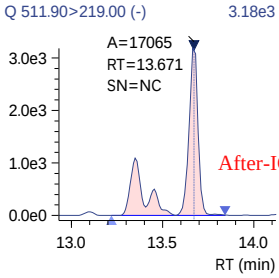

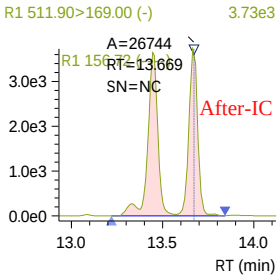

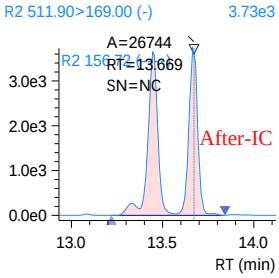

D9-EtFOSE_IS
Conc. 25.0000

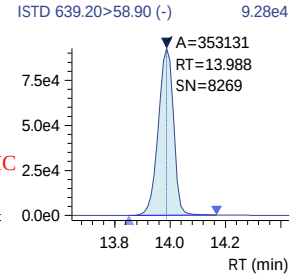

D9-EtFOSE
Conc. 26.0781

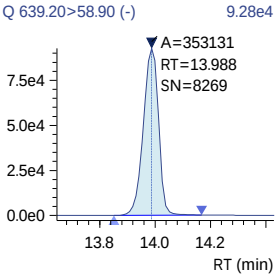

240321_008 (continued)

EtFOSE
Conc. 0.9212

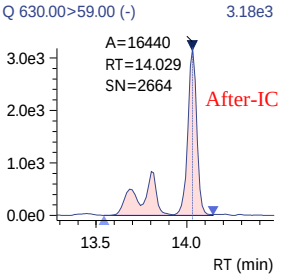

D5-EtFOSAm
Conc. 2.5425

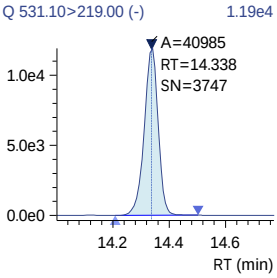

D5-EtFOSAm_IS
Conc. 2.5000

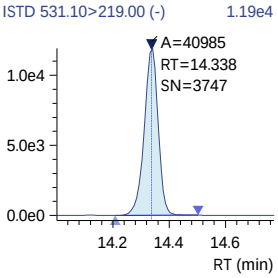

EtFOSAm
Conc. 0.9208
R#1 149.59 (177.75)
R#2 149.59 (149.59)

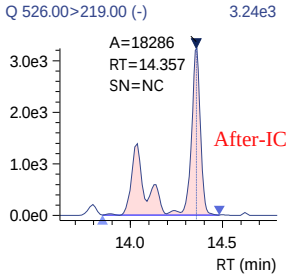

PFODA
Conc. 1.1261
R#1 33.60 (31.66)
R#2 33.60 (33.60)

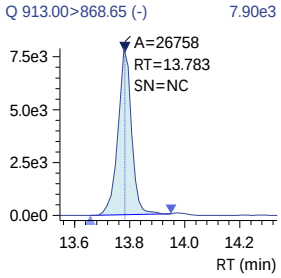

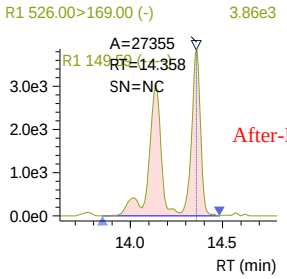

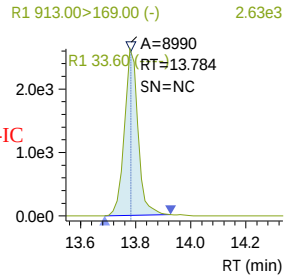

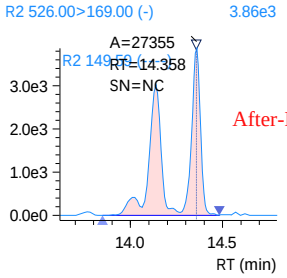

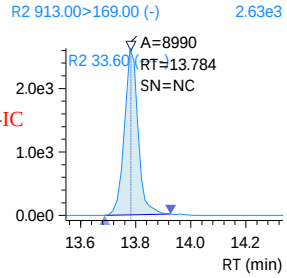

J:\LCMS08\Data\240321_1633_B1\240321_1633_B1.damlp .

SN - Software-calculated S/N ratio outside criteria due to non-target peaks or drift in noise calculation window.
Analyst review of noise levels (excluding non-target peaks) in chromatogram indicates S/N ratio meets criteria.

Insight Report
Before Manual Integration
Printed 3/22/2024 10:11:10

240321_008

Sample ID: 1633 ICAL 1.0PPB
Date Acquired: 3/21/2024 1:21:01 PM
Acquired by: System Administrator
Data File: 240321_008
Vial: 5 | Inj. Volume: 10.0000uL | Tray: 1

13C4-PFBA
Conc. 10.2096
Q 216.80>171.90 (-) 1.23e5

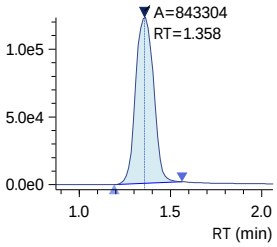

13C4-PFBA_IS
Conc. 10.0000
ISTD 216.80>171.90 (-) 1.23e5

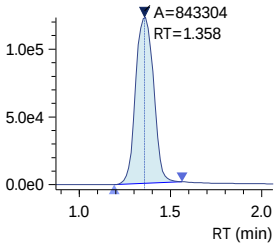

13C3-PFBA_IS
Conc. 5.0000
ISTD 216.00>172.00 (-) 6.17e4

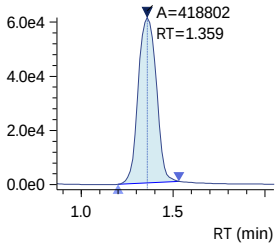

PFBA
Conc. 0.9822
Q 212.80>169.05 (-) 1.44e4

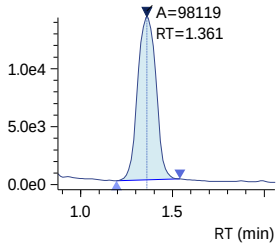

PFMPA
Conc. 0.9924
Q 229.00>84.90 (-) A=66824 1.20e4

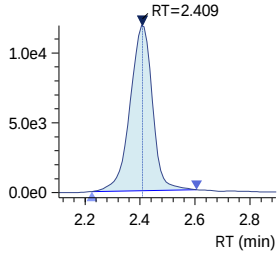

3_3 FTCA
Conc. 18.3099
R#1 141.47 (136.14)
R#2 141.47 (136.14)
Q 241.00>177.10 (-) 1.86e4

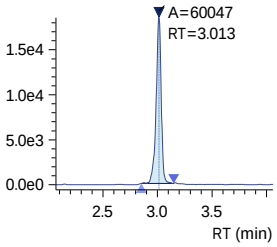

13C5-PFPeA
Conc. 5.5839

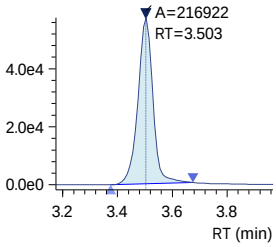

13C5-PFPeA_IS
Conc. 5.0000

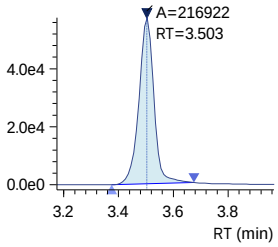

PFPeA
Conc. 0.9896

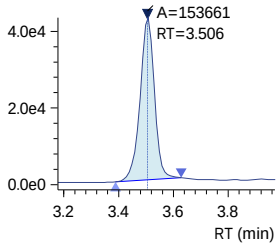

PFMBA
Conc. 0.9247
Q 279.00>84.95 (-) 2.97e4

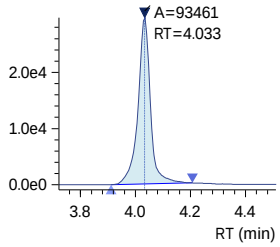

R1 241.00>117.00 (-) 2.61e4

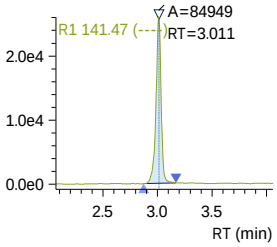

R2 241.00>117.00 (-) 2.61e4

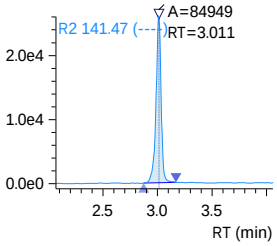

Insight Report
Before Manual Integration
Printed 3/22/2024 10:11:10

240321_008 (continued)

13C2-4_2 FTS
Conc. 4.0958
Q 329.10>80.90 (-) 1.51e4

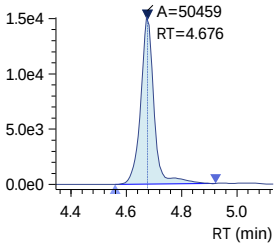

13C2-4_2 FTS_IS
Conc. 5.0000
ISTD 329.10>80.90 (-) 1.51e4

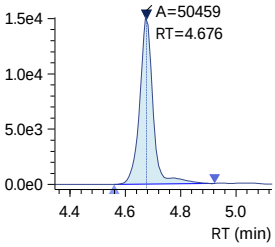

4_2 FTS
Conc. 0.9407
R#1 27.71 (33.08)
R#2 27.71 (33.08)
Q 327.10>307.00 (-) 8.30e3

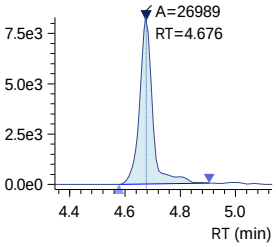

R1 327.10>80.90 (-) 2.53e3

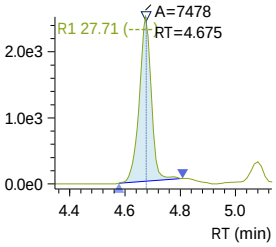

R2 327.10>80.90 (-) 2.53e3

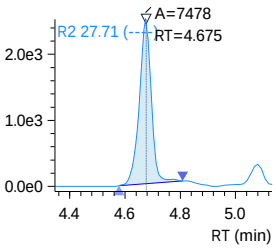

13C3-PFBS_IS
Conc. 2.5000
ISTD 302.10>79.90 (-) 4.46e4

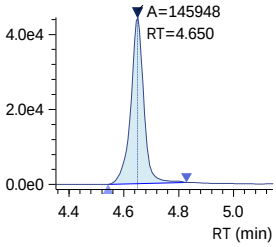

PFBS
Conc. 0.9058
R#1 44.64 (46.53)
R#2 44.64 (46.53)
Q 298.70>79.90 (-) A=76861 2.43e4

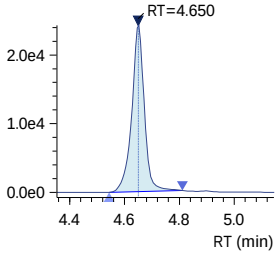

R1 298.70>98.80 (-) 1.08e4

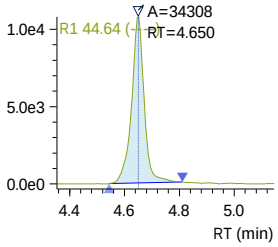

R2 298.70>98.80 (-) 1.08e4

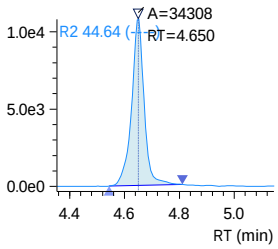

Insight Report
Before Manual Integration
Printed 3/22/2024 10:11:10

240321_008 (continued)

13C3-PFBS
Conc. 2.7292
Q 302.10>79.90 (-) 4.46e4

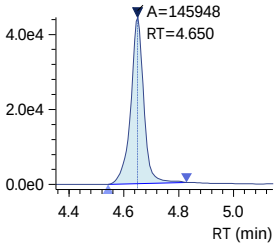

NFDHA
Conc. 1.1823
R#1 34.56 (36.44)
R#2 34.56 (36.44)
Q 295.00>201.00 (-) 3.27e4

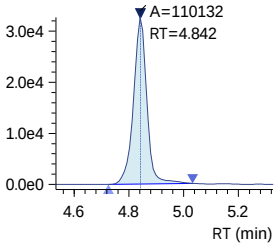

R1 295.00>84.90 (-) 1.08e4

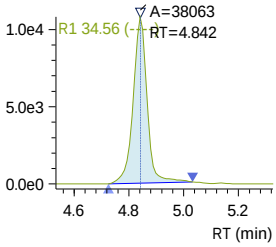

R2 295.00>84.90 (-) 1.08e4

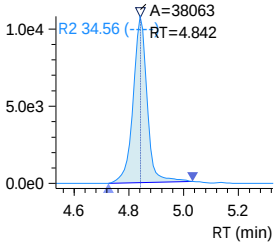

13C5-PFHxA
Conc. 2.4874
Q 318.00>273.00 (-) 8.00e4

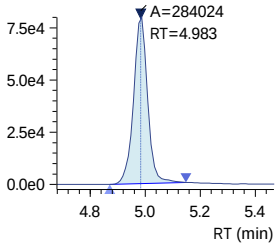

13C5-PFHxA_IS
Conc. 2.5000
ISTD 318.00>273.00 (-) 8.00e4

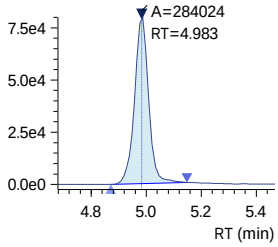

13C2-PFHxA_IS
Conc. 2.5000
ISTD 315.10>270.00 (-) 9.80e4

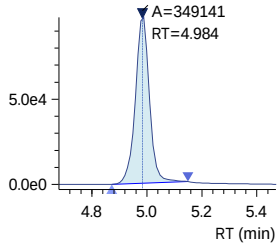

Insight Report
Before Manual Integration
Printed 3/22/2024 10:11:10

240321_008 (continued)

PFHxA
Conc. 1.0037
Q 313.00>269.00 (-) 3.42e4

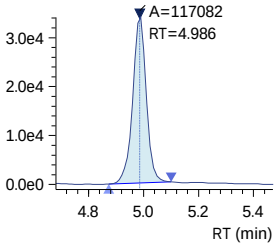

PFEESA
Conc. 0.9645
R#1 5.67 (5.25)
R#2 5.67 (5.25)
Q 314.80>135.00 (-) 1.05e5

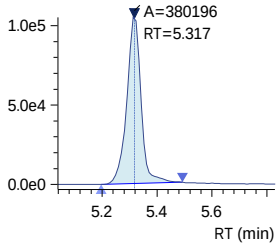

R1 314.80>82.90 (-) 5.91e3

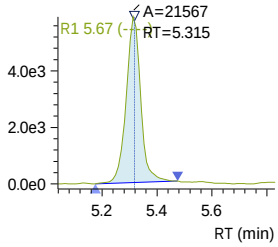

R2 314.80>82.90 (-) 5.91e3

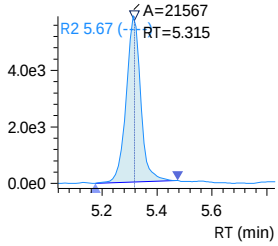

13C3-HFPO-DA
Conc. 10.5254
Q 286.90>168.90 (-) 1.50e5

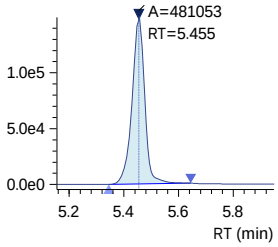

13C3-HFPO-DA_IS
Conc. 10.0000
ISTD 286.90>168.90 (-) 1.50e5

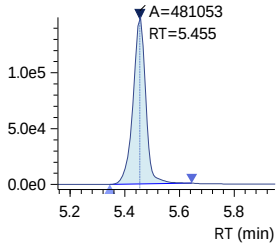

HFPO-DA
Conc. 0.9501
R#1 64.50 (62.57)
R#2 64.50 (62.57)
Q 284.90>168.90 (-) 1.61e4

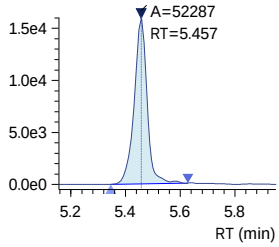

R1 284.90>184.90 (-) 1.05e4

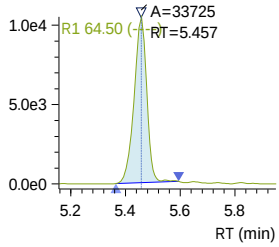

R2 284.90>184.90 (-) 1.05e4

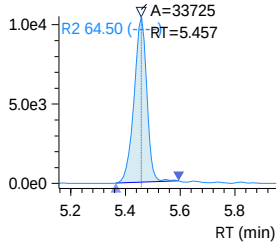

240321_008 (continued)

5_3 FTCA
Conc. 19.2907
R#1 154.15 (154.88)
R#2 154.15 (154.88)
Q 341.00>237.05 (-) 5.51e4

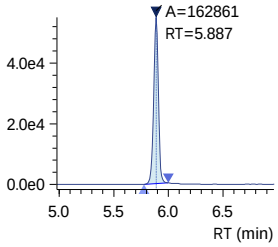

R1 341.00>217.00 (-) 8.49e4

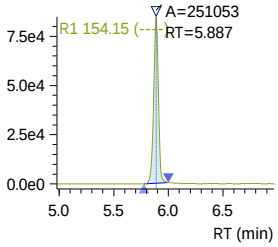

R2 341.00>217.00 (-) 8.49e4

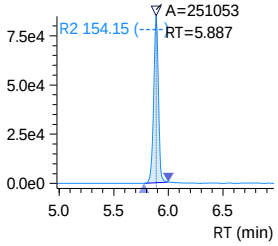

PFPeS
Conc. 0.9621
R#1 56.96 (54.44)
R#2 56.96 (54.44)
Q 349.10>79.90 (-) 1.82e4

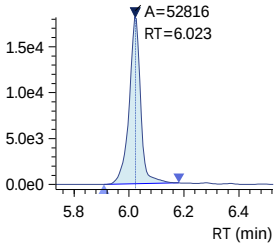

R1 349.10>98.80 (-) 1.03e4

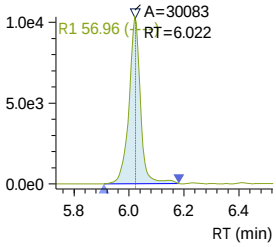

R2 349.10>98.80 (-) 1.03e4

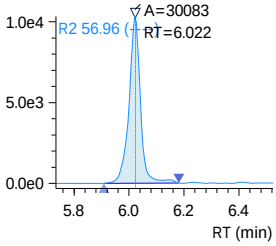

13C4-PFHpA
Conc. 2.7734
Q 367.10>322.00 (-) 1.58e5

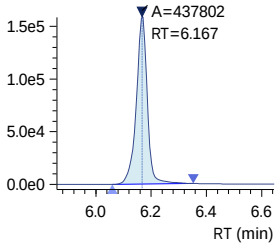

13C4-PFHpA_IS
Conc. 2.5000
ISTD 367.10>322.00 (-) 1.58e5

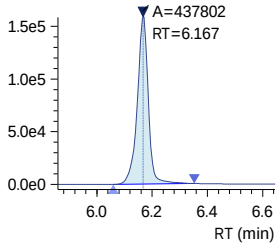

PFHpA
Conc. 0.9646
R#1 22.63 (23.39)
R#2 22.63 (23.39)
Q 363.10>319.00 (-) 5.62e4

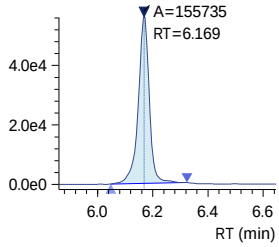

R1 363.10>169.00 (-) 1.29e4

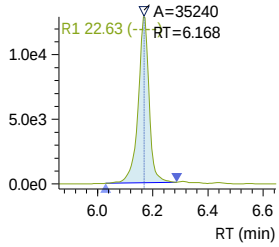

R2 363.10>169.00 (-) 1.29e4

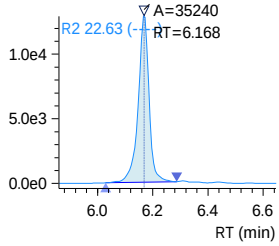

240321_008 (continued)

DONA
Conc. 1.0174
R#1 28.87 (30.39)
R#2 28.87 (30.39)
Q 376.90>250.90 (-) 6.52e4

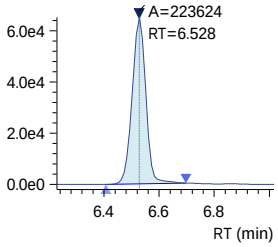

R1 376.90>84.80 (-) 1.89e4

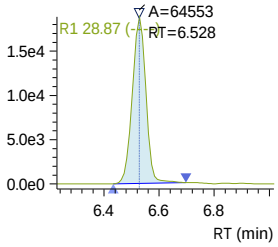

R2 376.90>84.80 (-) 1.89e4

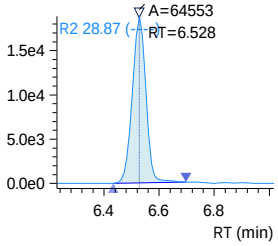

13C2-6_2 FTS_IS
Conc. 5.0000
ISTD 429.10>80.90 (-) 1.03e4

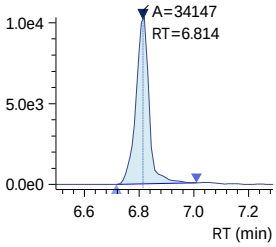

13C2-6_2 FTS
Conc. 3.4388
Q 429.10>80.90 (-) 1.03e4

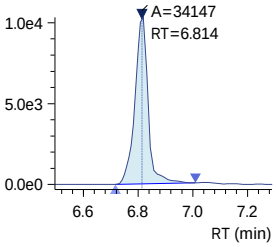

6_2 FTS
Conc. 0.9987
R#1 40.73 (44.48)
R#2 40.73 (44.48)
Q 427.10>407.00 (-) 5.07e3

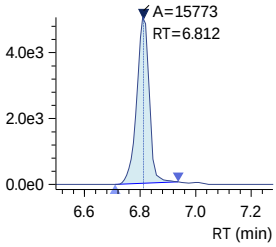

R1 427.10>80.90 (-) 1.97e3

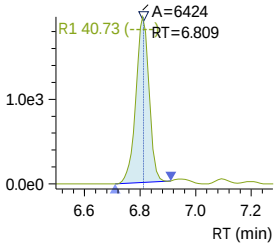

R2 427.10>80.90 (-) 1.97e3

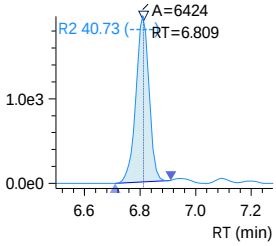

13C4-PFOA_IS
Conc. 2.5000
ISTD 417.10>172.00 (-) 5.75e3

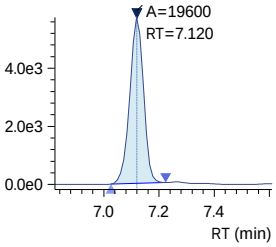

240321_008 (continued)

13C8-PFOA_IS
Conc. 2.5000

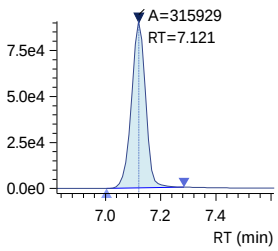

13C8-PFOA
Conc. 2.6173

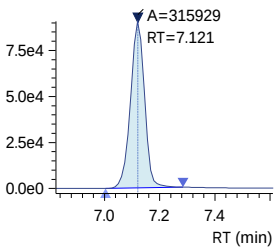

PFOA
Conc. 0.9600
R#1 24.84 (24.47)
R#2 24.84 (24.47)

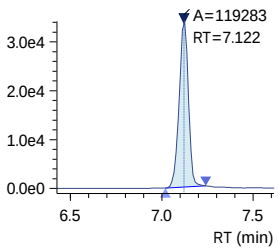

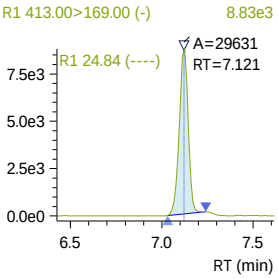

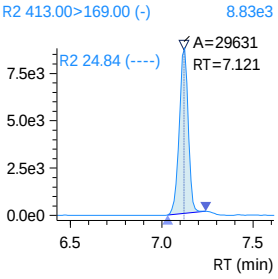

13C3-PFHxS
Conc. 2.6323

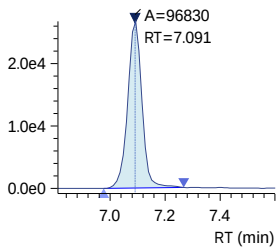

13C3-PFHxS_IS
Conc. 2.5000

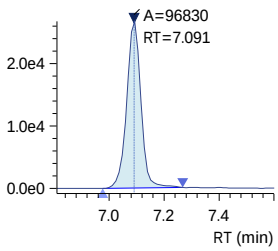

Insight Report
Before Manual Integration
Printed 3/22/2024 10:11:10

240321_008 (continued)

PFHxS
Conc. 0.9467
R#1 58.76 (57.29)
R#2 58.76 (57.29)
Q 398.70>79.90 (-) 1.16e4

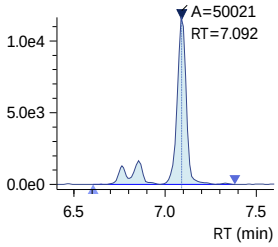

R1 398.70>98.90 (-) 6.58e3

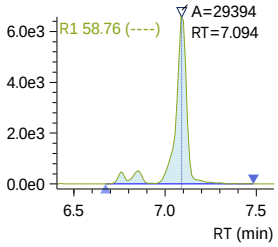

R2 398.70>98.90 (-) 6.58e3

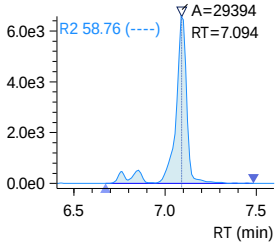

18O2-PFHxS_IS
Conc. 2.5000
ISTD 403.00>83.90 (-) 2.44e4

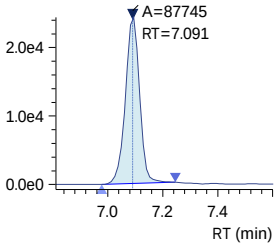

13C9-PFNA_IS
Conc. 1.2500
ISTD 472.10>427.00 (-) 5.89e4

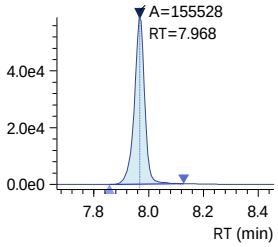

13C9-PFNA
Conc. 1.2954
Q 472.10>427.00 (-) 5.89e4

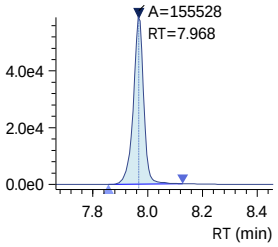

13C5-PFNA_IS
Conc. 1.2500
ISTD 468.00>423.00 (-) 4.96e4

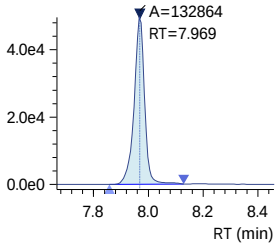

Insight Report
Before Manual Integration
Printed 3/22/2024 10:11:10

240321_008 (continued)

PFNA
Conc. 1.0081
R#1 19.31 (20.36)
R#2 19.31 (20.36)
Q 463.00>419.00 (-) 3.84e4

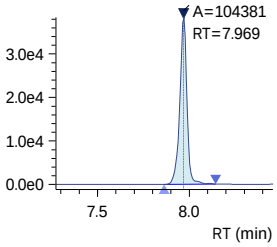

R1 463.00>219.00 (-) 7.85e3

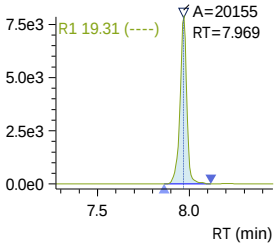

R2 463.00>219.00 (-) 7.85e3

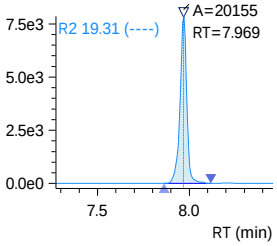

PFHpS
Conc. 0.8347
R#1 48.05 (46.70)
R#2 48.05 (46.70)
Q 449.00>79.90 (-) 1.48e4

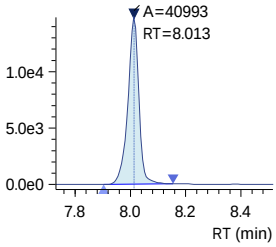

R1 449.00>98.80 (-) 6.88e3

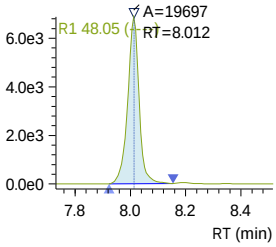

R2 449.00>98.80 (-) 6.88e3

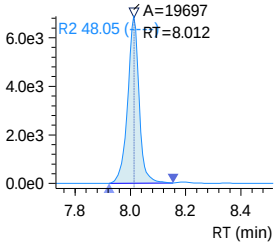

7_3 FTCA
Conc. 17.0826
R#1 133.47 (132.28)
R#2 133.47 (132.28)
Q 441.00>317.00 (-) 7.43e4

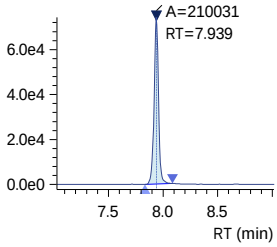

R1 441.00>336.90 (-) 9.82e4

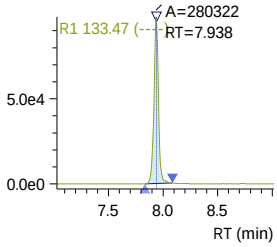

R2 441.00>336.90 (-) 9.82e4

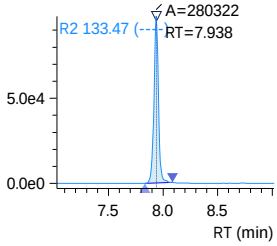

13C2-8_2-FTS
Conc. 3.8517
Q 529.10>80.90 (-) A=24499 7.45e3

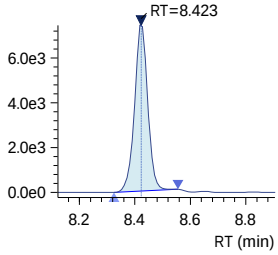

13C2-8_2-FTS_IS
Conc. 5.0000
ISTD 529.10>80.90 (-) A=24499 7.45e3

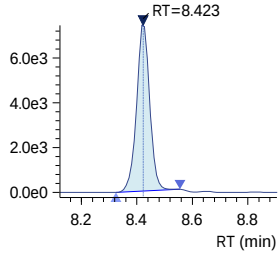

240321_008 (continued)

8_2 FTS
Conc. 1.0125
R#1 39.03 (45.91)
R#2 39.03 (45.91)
Q 527.10>506.95 (-) 3.67e3

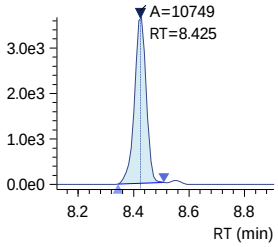

R1 527.10>80.80 (-) 1.49e3

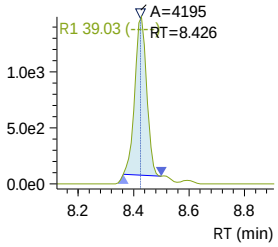

R2 527.10>80.80 (-) 1.49e3

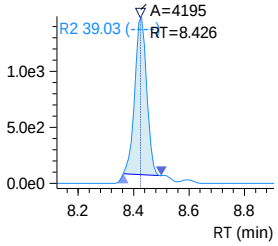

13C6-PFDA_IS
Conc. 1.2500
ISTD 519.10>474.10 (-) 2.61e4

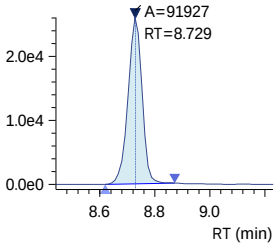

13C6-PFDA
Conc. 1.2512
Q 519.10>474.10 (-) 2.61e4

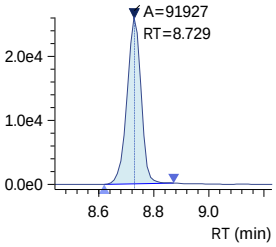

13C2-PFDA_IS
Conc. 1.2500
ISTD 515.10>470.10 (-) 2.21e4

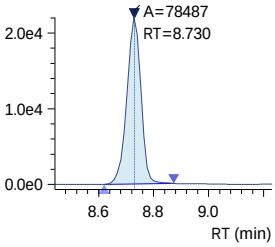

PFDA
Conc. 0.9475
R#1 19.20 (17.64)
R#2 19.20 (17.64)
Q 512.90>469.00 (-) 2.02e4

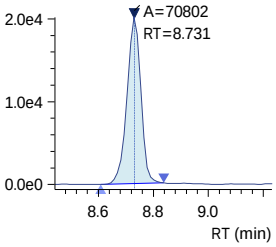

R1 512.90>219.00 (-) 4.03e3

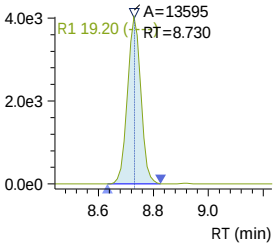

R2 512.90>219.00 (-) 4.03e3

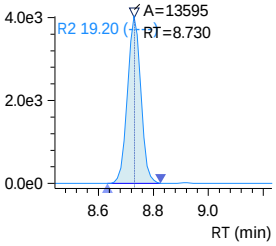

D3-NMeFOSAA_IS
Conc. 5.0000
ISTD 573.20>419.00 (-) 3.05e4

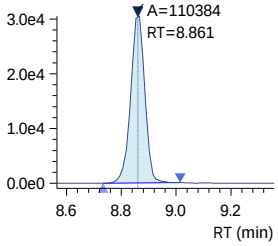

D3-NMeFOSAA
Conc. 4.4261
Q 573.20>419.00 (-) 3.05e4

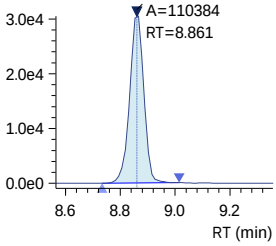

13C8-PFOS_IS
Conc. 2.5000
ISTD 507.10>98.90 (-) 1.11e4

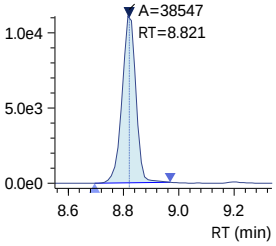

13C8-PFOS
Conc. 2.6707
Q 507.10>98.90 (-) 1.11e4

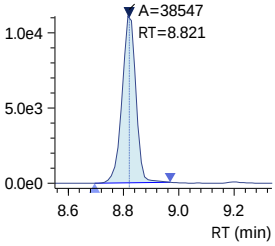

13C4-PFOS_IS
Conc. 2.5000
ISTD 502.80>79.90 (-) 2.94e4

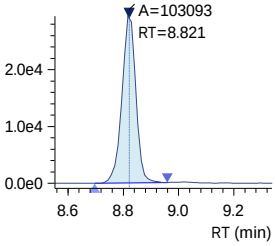

Insight Report
Before Manual Integration
Printed 3/22/2024 10:11:10

240321_008 (continued)

PFOS
Conc. 0.7749
R#1 47.87 (45.06)
R#2 47.87 (45.06)
Q 498.90>79.90 (-) 6.83e3

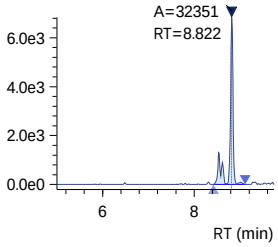

R1 498.90>98.80 (-) 3.69e3

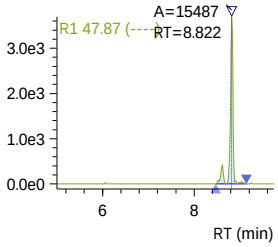

R2 498.90>98.80 (-) 3.69e3

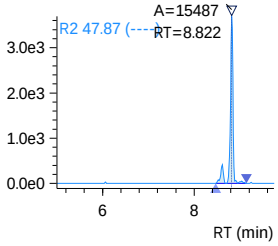

NMeFOSAA
Conc. 0.8860
R#1 53.47 (67.10)
R#2 53.47 (67.10)
Q 570.10>419.00 (-) 5.26e3

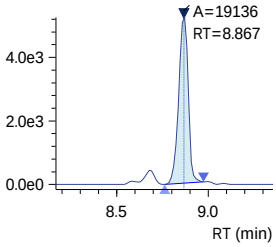

R1 570.10>483.00 (-) 2.89e3

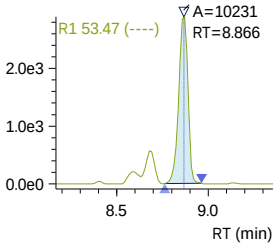

R2 570.10>483.00 (-) 2.89e3

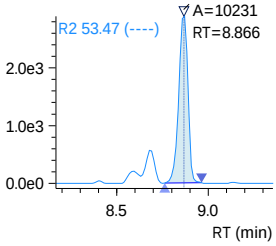

D5-NEtFOSAA_IS
Conc. 5.0000
ISTD 589.20>419.00 (-) 2.25e4

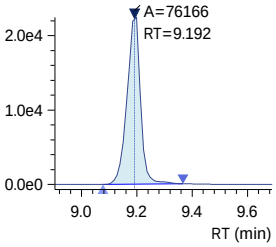

D5-NEtFOSAA
Conc. 4.1685
Q 589.20>419.00 (-) 2.25e4

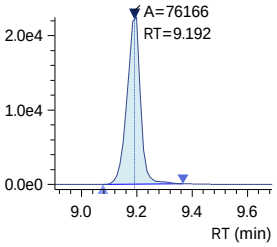

NEtFOSAA
Conc. 0.9305
R#1 64.83 (89.53)
R#2 64.83 (89.53)
Q 584.20>419.10 (-) 4.62e3

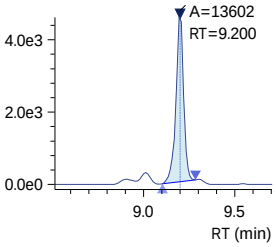

R1 584.20>526.00 (-) 2.90e3

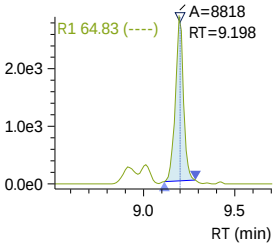

R2 584.20>526.00 (-) 2.90e3

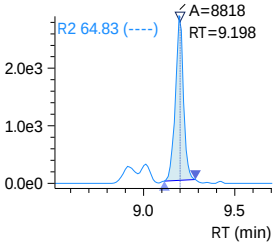

Insight Report
Before Manual Integration
Printed 3/22/2024 10:11:10

240321_008 (continued)

9-Cl-PF3ONS
Conc. 0.9050
R#1 30.68 (31.69)
R#2 30.68 (31.69)
Q 530.80>351.00 (-) 8.25e4

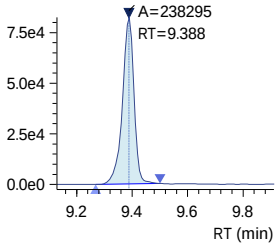

R1 532.80>353.00 (-) 2.50e4

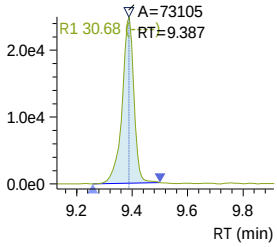

R2 532.80>353.00 (-) 2.50e4

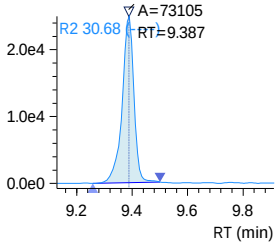

PFUnDA
Conc. 1.0732
R#1 11.56 (10.96)
R#2 11.56 (10.96)
Q 563.10>519.00 (-) 2.92e4

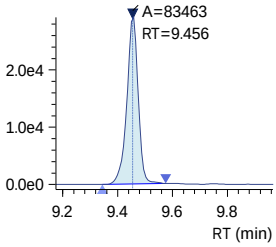

R1 563.10>269.10 (-) 3.74e3

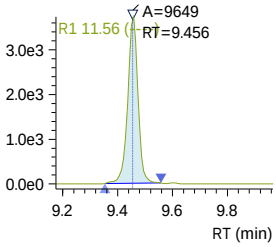

R2 563.10>269.10 (-) 3.74e3

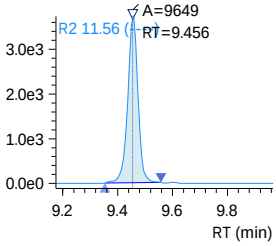

13C7-PFUnDA_IS
Conc. 1.2500
ISTD 570.00>525.10 (-) 3.25e4

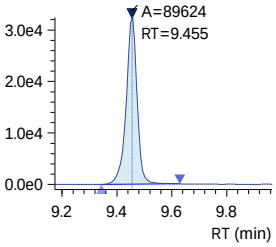

13C7-PFUnDA
Conc. 1.2370
Q 570.00>525.10 (-) 3.25e4

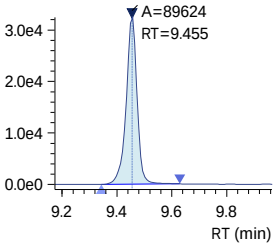

PFNS
Conc. 0.8413
R#1 61.27 (56.91)
R#2 61.27 (56.91)
Q 548.80>79.90 (-) 9.73e3

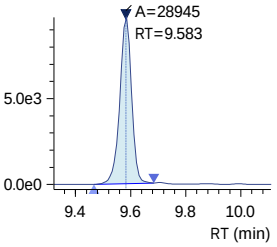

R1 548.80>98.80 (-) 6.12e3

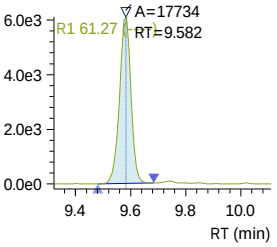

R2 548.80>98.80 (-) 6.12e3

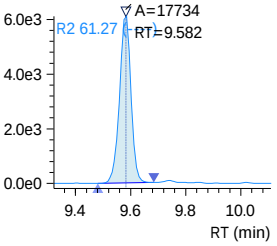

240321_008 (continued)

10_2 FTS
Conc. 1.1344
R#1 29.61 (32.29)
R#2 29.61 (32.29)
Q 626.80>607.05 (-) 3.74e3

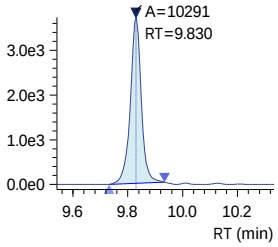

R1 626.80>81.00 (-) 1.21e3

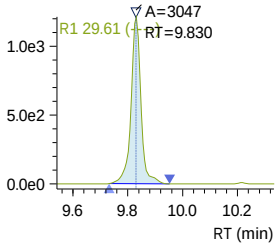

R2 626.80>81.00 (-) 1.21e3

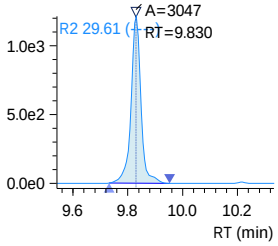

13C2-PFDOA_IS
Conc. 1.2500
ISTD 615.10>570.00 (-) 3.95e4

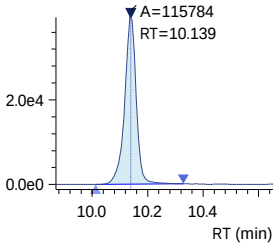

13C2-PFDOA
Conc. 1.3740
Q 615.10>570.00 (-) 3.95e4

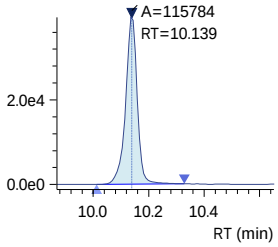

PFDOA
Conc. 1.0024
R#1 10.73 (11.14)
R#2 10.73 (11.14)
Q 613.10>569.00 (-) 2.25e4

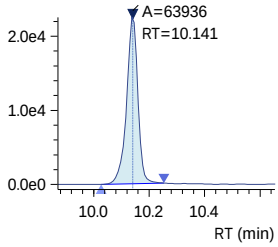

R1 613.10>319.00 (-) 2.43e3

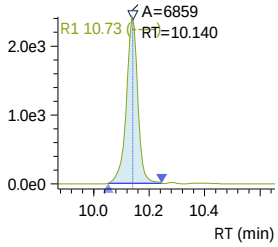

R2 613.10>319.00 (-) 2.43e3

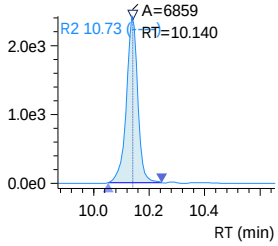

PFDS
Conc. 0.8740
R#1 58.67 (58.01)
R#2 58.67 (58.01)
Q 599.00>79.90 (-) 9.55e3

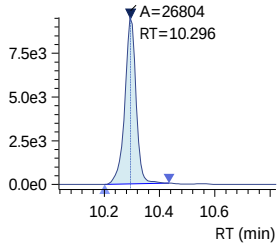

R1 599.00>98.80 (-) 5.34e3

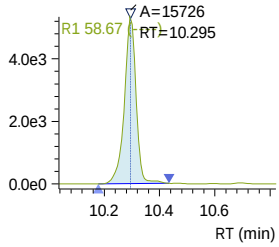

R2 599.00>98.80 (-) 5.34e3

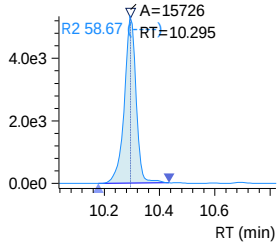

Insight Report
Before Manual Integration
Printed 3/22/2024 10:11:10

240321_008 (continued)

PFTrDA
Conc. 0.9931
R#1 15.36 (16.67)
R#2 15.36 (16.67)
Q 663.00>619.00 (-) 1.87e4

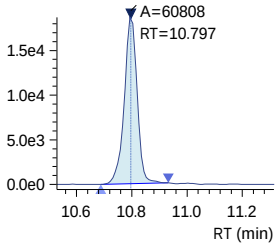

11-Cl-PF3OUdS
Conc. 0.8871
R#1 35.75 (35.04)
R#2 35.75 (35.04)
Q 630.90>451.00 (-) 3.28e4

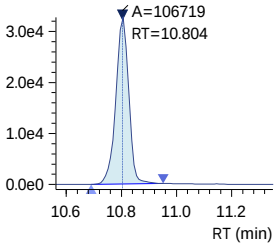

PFOSAm
Conc. 1.6494
Q 498.10>77.90 (-) 2.21e4

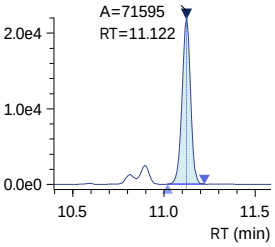

13C8-PFOSAm
Conc. 2.5651
Q 506.10>77.80 (-) 3.11e4

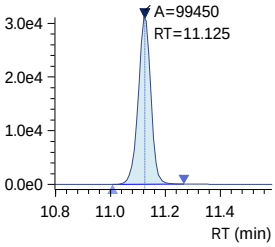

13C8-PFOSAm_IS
Conc. 2.5000
ISTD 506.10>77.80 (-) 3.11e4

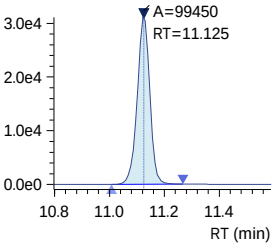

R1 663.00>168.90 (-) 2.95e3

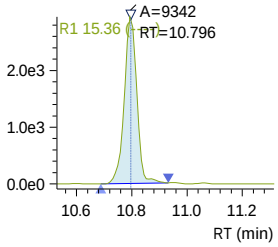

R1 632.90>452.90 (-) 1.14e4

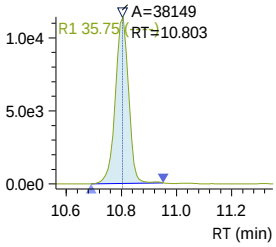

R2 663.00>168.90 (-) 2.95e3

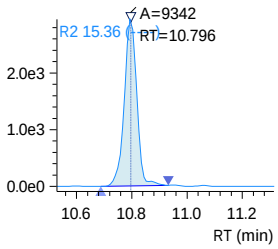

R2 632.90>452.90 (-) 1.14e4

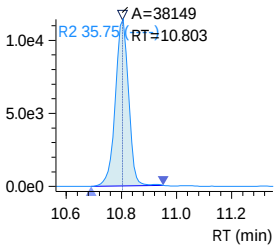

Insight Report
Before Manual Integration
Printed 3/22/2024 10:11:10

240321_008 (continued)

PFTDA
Conc. 1.0563
R#1 18.64 (17.09)
R#2 18.64 (17.09)

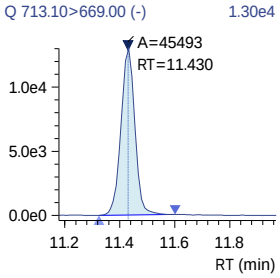

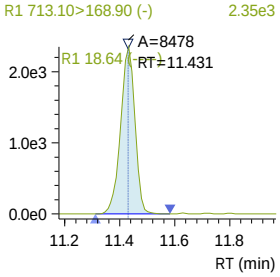

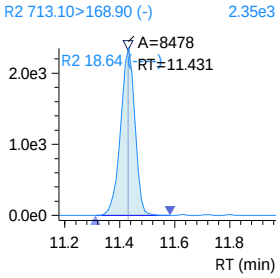

13C2-PFTDA
Conc. 1.2040

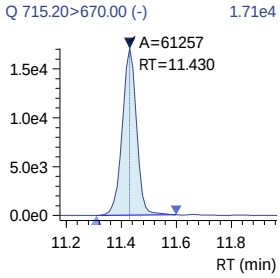

13C2-PFTDA_IS
Conc. 1.2500

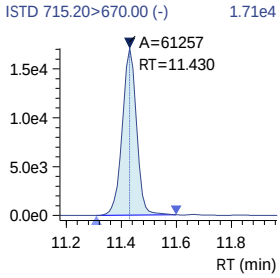

PFDoS
Conc. 0.8686
R#1 68.82 (61.23)
R#2 68.82 (61.23)

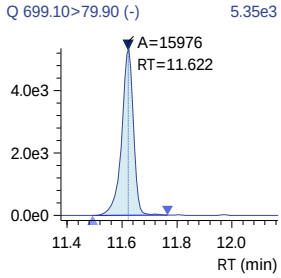

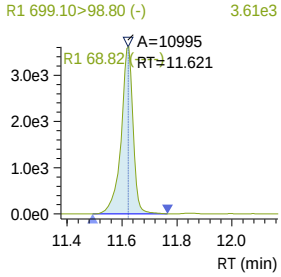

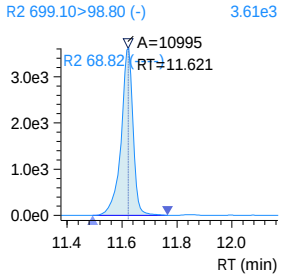

D7-MeFOSE_IS
Conc. 25.0000

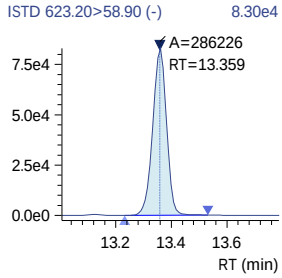

Insight Report
Before Manual Integration
Printed 3/22/2024 10:11:10

240321_008 (continued)

D7-MeFOSE
Conc. 24.1296

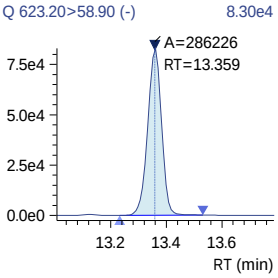

MeFOSE
Conc. 0.6525

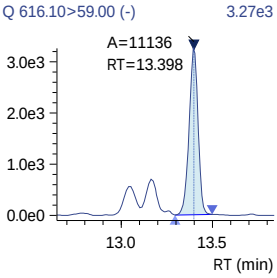

13C2-PFHXDA_IS
Conc. 2.5000

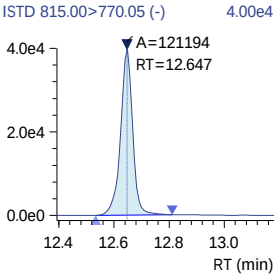

13C2-PFHXDA
Conc. 2.3166

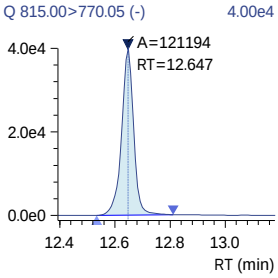

PFHXDA
Conc. 1.0052
R#1 11.00 (10.78)
R#2 11.00 (10.78)

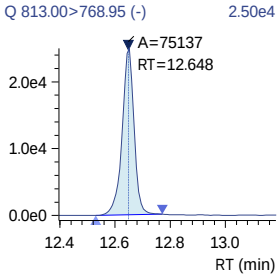

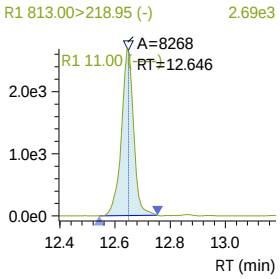

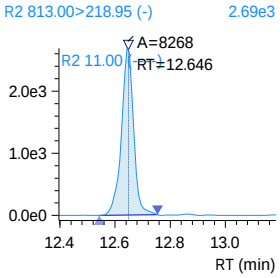

Insight Report
Before Manual Integration
Printed 3/22/2024 10:11:10

240321_008 (continued)

D3-MeFOSA
Conc. 2.5875

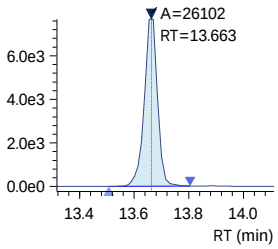

D3-MeFOSA_IS
Conc. 2.5000

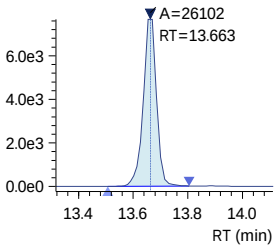

MeFOSA
Conc. 0.6398
R#1 111.95 (156.31)
R#2 111.95 (156.31)

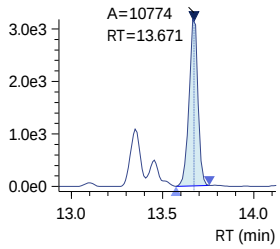

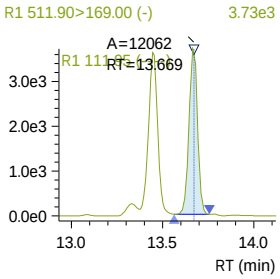

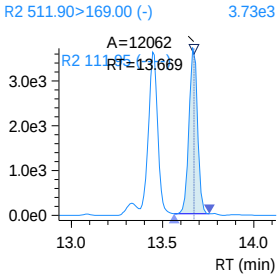

D9-EtFOSE_IS
Conc. 25.0000

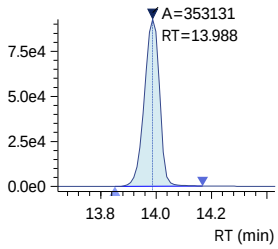

D9-EtFOSE
Conc. 26.0781

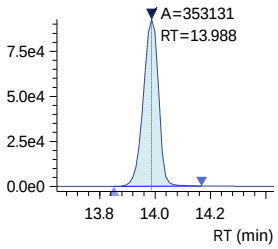

240321_008 (continued)

EtFOSE
Conc. 0.5998

Q 630.00>59.00 (-) 3.18e3

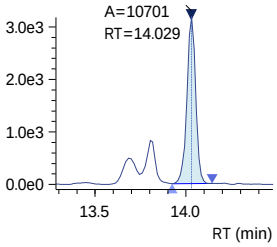

D5-EtFOSAm
Conc. 2.5425

Q 531.10>219.00 (-) 1.19e4

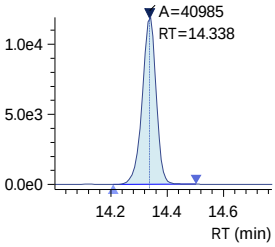

D5-EtFOSAm_IS
Conc. 2.5000

ISTD 531.10>219.00 (-) 1.19e4

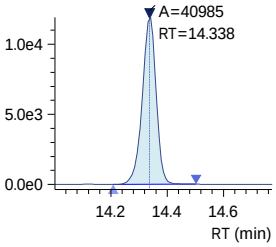

EtFOSAm
Conc. 0.5208
R#1 117.55 (177.75)
R#2 117.55 (177.75)

Q 526.00>219.00 (-) 3.24e3

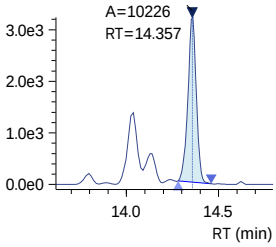

R1 526.00>169.00 (-) 3.86e3

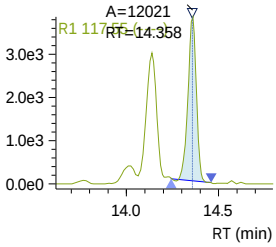

R2 526.00>169.00 (-) 3.86e3

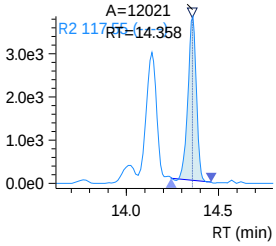

PFODA
Conc. 1.1261
R#1 33.60 (31.66)
R#2 33.60 (31.66)

Q 913.00>868.65 (-) 7.90e3

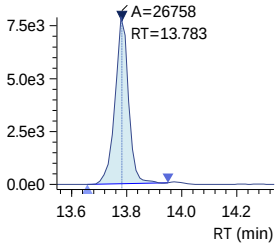

R1 913.00>169.00 (-) 2.63e3

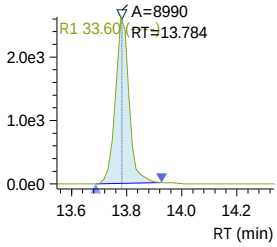

R2 913.00>169.00 (-) 2.63e3

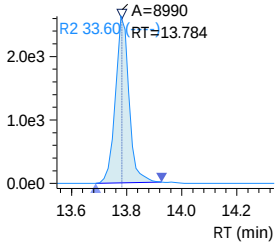

1st PS 03/22/24
2nd 03/25/24

Validation Report

Data File: J:\LCMS08\Data\240321_1633_B1\240321_017
Lab ID: KQ2404325-08
RunType: CCV
Matrix: Water

Date Acquired: 3/21/24 16:53
Batch ID: 835726
Analysis Method: 1633/PFAS_DOD5.4

Validations

Validation Categories	Pass	Fail
ICAL Analyte Recovery	X	
Second Source ICAL Verification	X	
Internal Standards	X	

Primary Review: _____

Secondary Review: _____

1st PS 03/22/24
2nd 03/25/24

Quantitation Report

Data File:	J:\LCMS08\Data\240321_1633_B1\240321_017	**Instrument:**	K-LCMS-08
Acqu Date:	3/21/24 16:53	**Vial:**	11
Run Type:	CCV	**Dilution:**	1
Lab ID:	KQ2404325-08	**Raw Units:**	ng/mL

Bottle ID:		**Tier:**	III	**Matrix:**	Water
Prod Code:	PFAS_DOD5.4	**Collect Date:**	2/6/24	**Receive Date:**	2/8/24

Analysis Lot:	835726	**Prep Lot:**		**Report Group:**	KQ2404325
Analysis	1633	**Prep Method:**			
		Prep Date:			

Title:	Per- and Polyfluoroalkyl Substances (PFAS) by LC/MS/MS Compliant with Table B-24 of DOD QSM	**Calibration ID:**	KC2400137
		Report List ID:	24615

Internal Standard Compounds

Parameter Name	RT	RT Dev	Response	Solution Conc	Area Criteria
18O2-PFHxS	7.068		83681	2.5000	OK
13C4-PFOS	8.804		85362	2.5000	OK
13C3-PFBA	1.342		422933	5.0000	OK
13C2-PFHxA	4.955		375083	2.5000	OK
13C4-PFOA	7.101		22810	2.5000	OK
13C5-PFNA	7.950		124931	1.2500	OK
13C2-PFDA	8.713		71522	1.2500	OK

Surrogate Compounds

Parameter Name	RT	RT Dev	Response	Solution Conc	Rpt?
13C3-PFBS	4.615		140104	2.7471	Y
13C3-PFHxS	7.067		95942	2.7348	Y
13C8-PFOS	8.803		30634	2.5633	Y
13C4-PFBA	1.341		829875	9.9489	Y
13C5-PFPeA	3.470		224219	5.3726	Y
13C5-PFHxA	4.954		296744	2.4190	Y
13C4-PFHpA	6.142		425483	2.5090	Y
13C8-PFOA	7.100		324605	2.3108	Y
13C9-PFNA	7.949		148709	1.3173	Y
13C6-PFDA	8.713		85234	1.2731	Y
13C7-PFUnDA	9.440		88558	1.3413	Y
13C2-PFDoDA	10.125		109215	1.4223	Y
13C2-PFTeDA	11.417		61001	1.3157	Y
13C8-FOSA	11.122		97391	3.0338	Y
D3-MeFOSA	13.666		24344	2.9146	Y
D5-EtFOSA	14.343		41384	3.1005	Y
D7-MeFOSE	13.363		295828	30.1193	Y
D9-EtFOSE	13.995		370446	33.0394	Y

U: Undetected at or above MDL
J: Analyte detected above MDL, but below MRL
B: Hit above MRL also found in Method Blank
E: Analyte concentration above high point of ICAL
N: Presumptive evidence of compound

D: Result from dilution
m: Manual integration performed
d: Compound manually deleted
NR: Analyte not reported from this analysis

*: Result fails acceptance criteria
#: Acceptance criteria not applicable
?: Insufficient information to determine acceptance
e: Result >= MRL, but MRL less than low point of ICAL
c: check for co-elution

Printed: 3/22/24 13:34
\\alprews001\starlims$\LIMSReps\QuantValidation.rpt

1st PS 03/22/24
2nd 03/25/24

Data File:	J:\LCMS08\Data\240321_1633_B1\240321_017	**Instrument:**	K-LCMS-08
Acqu Date:	3/21/24 16:53	**Vial:**	11
Run Type:	CCV	**Dilution:**	1
Lab ID:	KQ2404325-08	**Raw Units:**	ng/mL

Surrogate Compounds

Parameter Name	RT	RT Dev	Response	Solution Conc	Rpt?
D3-MeFOSAA	8.847		101622	4.9212	Y
D5-EtFOSAA	9.177		75721	5.0049	Y
13C2-4:2 FTS	4.647		51784	4.4074	Y
13C2-6:2 FTS	6.792		39044	4.1229	Y
13C2-8:2 FTS	8.410		24833	4.0936	Y
13C3-HFPO-DA	5.425		475085	9.6759	Y

Target Compounds

Parameter Name	RT	RT Dev	Response	Solution Conc	Rpt?
Perfluorobutane sulfonic acid (PFBS)	4.615		72660	0.8920	Y
Perfluoropentane sulfonic acid (PFPeS)	5.994		52476	0.9648	Y
Perfluorohexane sulfonic acid (PFHxS)	7.068		46919	0.8962	Y
Perfluoroheptane sulfonic acid (PFHpS)	7.993		40216	1.0304	Y
Perfluorooctane sulfonic acid (PFOS)	8.805		31251	0.9445	Y
Perfluorononane sulfonic acid (PFNS)	9.568		29419	1.0760	Y
Perfluorodecane sulfonic acid (PFDS)	10.281		25252	1.0382	Y
Perfluorododecane sulfonic acid (PFDoS)	11.608		15706	1.0753	Y
Perfluorobutanoic acid (PFBA)	1.342		97742	0.9948	Y
Perfluoropentanoic acid (PFPeA)	3.472		150236	0.9361	Y
Perfluorohexanoic acid (PFHxA)	4.956		117687	0.9661	Y
Perfluoroheptanoic acid (PFHpA)	6.144		148773	0.9479	Y
Perfluorooctanoic acid (PFOA)	7.101		113796	0.8882	Y
Perfluorononanoic acid (PFNA)	7.951		92025	0.9277	Y
Perfluorodecanoic acid (PFDA)	8.713		72007	1.0393	Y
Perfluoroundecanoic acid (PFUnDA)	9.442		81729	1.0635	Y
Perfluorododecanoic acid (PFDOA)	10.127		61744	1.0269	Y
Perfluorotridecanoic acid (PFTrDA)	10.785		58999	0.9670	Y
Perfluorotetradecanoic acid (PFTDA)	11.419		41658	0.9693	Y
Perfluorooctane sulfonamide (PFOSAm)	11.120		83388	1.9617	Y
N-Methylperfluorooctane sulfonamide (MeFOSA)	13.673		16316	1.0389	Y
N-Ethylperfluorooctane sulfonamide (EtFOSAm)	14.362		18208	0.9082	Y
N-Methylperfluorooctane sulfonamido ethanol (MeFOSE)	13.402		17682	1.0060	Y
N-Ethylperfluorooctane sulfonamido ethanol (EtFOSE)	14.037		16606	0.8870	Y
N-Methylperfluorooctane sulfonamido acetic acid (NMeFOSAA)	8.853		21323	1.0724	Y

U: Undetected at or above MDL
J: Analyte detected above MDL, but below MRL
B: Hit above MRL also found in Method Blank
E: Analyte concentration above high point of ICAL
N: Presumptive evidence of compound

D: Result from dilution
m: Manual integration performed
d: Compound manually deleted
NR: Analyte not reported from this analysis

*: Result fails acceptance criteria
#: Acceptance criteria not applicable
?: Insufficient information to determine acceptance
e: Result >= MRL, but MRL less than low point of ICAL
c: check for co-elution

Printed: 3/22/24 13:34
\\alprews001\starlims$\LIMSReps\QuantValidation.rpt

1st PS 03/22/24
2nd 03/25/24

Data File:	J:\LCMS08\Data\240321_1633_B1\240321_017	**Instrument:**	K-LCMS-08
Acqu Date:	3/21/24 16:53	**Vial:**	11
Run Type:	CCV	**Dilution:**	1
Lab ID:	KQ2404325-08	**Raw Units:**	ng/mL

Target Compounds

Parameter Name	RT	RT Dev	Response	Solution Conc	Rpt?
N-Ethylperfluorooctane sulfonamido acetic acid (NEtFOSAA)	9.189		13493	0.9285	Y
1H, 1H, 2H, 2H-Perfluorohexanesulfonic acid (4:2 FTS)	4.647		25436	0.8639	Y
1H, 1H, 2H, 2H-Perfluorooctanesulfonic acid (6:2 FTS)	6.792		15914	0.8812	Y
1H, 1H, 2H, 2H-Perfluorodecanesulfonic acid (8:2 FTS)	8.409		11147	1.0357	Y
4,4,5,5,6,6,6-Heptafluorohexanoic acid (3:3 FTCA)	2.977		61912	18.2640	Y
2H,2H,3H,3H-Perfluorooctanoic acid (5:3 FTCA)	5.861		158383	17.9562	Y
2H,2H,3H,3H-Perfluorodecanoic acid (7:3 FTCA)	7.923		206070	16.0420	Y
Perfluoro(2-ethoxyethane) sulfonic acid (PFEESA)	5.284		357393	0.8678	Y
9-Chlorohexadecafluoro-3-oxanonane-1-sulfonic acid (9-Cl-PF3ONS)	9.371		257186	0.9889	Y
11-Chloroeicosafluoro-3-oxaundecane-1-sulfonic acid (11-Cl-PF3OUdS)	10.790		115222	0.9698	Y
Perfluoro-3-methoxypropanoic acid (PFMPA)	2.382		67303	0.9670	Y
Perfluoro-4-methoxybutanoic acid (PFMBA)	3.999		96220	0.9210	Y
Hexafluoropropyleneoxide dimer acid (HFPO-DA) (GenX)	5.426		52392	0.9641	Y
Nonafluoro-3,6-dioxaheptanoic acid (NFDHA)	4.810		104312	1.0715	Y
4,8-Dioxa-3H-perfluorononanoic acid (DONA)	6.505		200685	0.9238	Y

U: Undetected at or above MDL
J: Analyte detected above MDL, but below MRL
B: Hit above MRL also found in Method Blank
E: Analyte concentration above high point of ICAL
N: Presumptive evidence of compound

D: Result from dilution
m: Manual integration performed
d: Compound manually deleted
NR: Analyte not reported from this analysis

*: Result fails acceptance criteria
#: Acceptance criteria not applicable
?: Insufficient information to determine acceptance
e: Result >= MRL, but MRL less than low point of ICAL
c: check for co-elution

Printed: 3/22/24 13:34
\\alprews001\starlims$\LIMSReps\QuantValidation.rpt

Insight Report
Ion Ratio Confirmation
Printed 3/22/2024 13:04:13

240321_017

Sample ID: 1633 ICAL 1.0PPB
Date Acquired: 3/21/2024 4:53:02 PM
Acquired by: System Administrator
Data File: 240321_017
Vial: 5 | Inj. Volume: 10.0000uL | Tray: 1

Name	m/z	Ref 1 m/z	Area	Ref 1 Measured	Ref 1 Actual Ratio	Ref 1 Set Ratio	Ref 2 Measured	Ref 2 Actual Ratio	Ref 2 Set Ratio	Flag ID
13C4-PFBA	216.80>171.90	----	829875	----	----	----	----	----	----	
13C4-PFBA_IS	216.80>171.90	----	829875	----	----	----	----	----	----	
13C3-PFBA_IS	216.00>172.00	----	422933	----	----	----	----	----	----	
PFBA	212.80>169.05	----	97742	----	----	----	----	----	----	
PFMPA	229.00>84.90	----	67303	----	----	----	----	----	----	
3_3 FTCA	241.00>177.10	241.00>117.00	61912	89595	144.71	136.14	89595	144.71	141.47	
13C5-PFPeA	268.30>223.00	----	224219	----	----	----	----	----	----	
13C5-PFPeA_IS	268.30>223.00	----	224219	----	----	----	----	----	----	
PFPeA	263.00>219.00	----	150236	----	----	----	----	----	----	
PFMBA	279.00>84.95	----	96220	----	----	----	----	----	----	
13C2-4_2 FTS	329.10>80.90	----	51784	----	----	----	----	----	----	
13C2-4_2 FTS_IS	329.10>80.90	----	51784	----	----	----	----	----	----	
4_2 FTS	327.10>307.00	327.10>80.90	25436	8507	33.45	33.08	8507	33.45	27.71	
13C3-PFBS_IS	302.10>79.90	----	140104	----	----	----	----	----	----	
PFBS	298.70>79.90	298.70>98.80	72660	34384	47.32	46.53	34384	47.32	44.64	
13C3-PFBS	302.10>79.90	----	140104	----	----	----	----	----	----	
NFDHA	295.00>201.00	295.00>84.90	104312	35296	33.84	36.44	35296	33.84	34.56	
13C5-PFHxA	318.00>273.00	----	296744	----	----	----	----	----	----	
13C5-PFHxA_IS	318.00>273.00	----	296744	----	----	----	----	----	----	
13C2-PFHxA_IS	315.10>270.00	----	375083	----	----	----	----	----	----	
PFHxA	313.00>269.00	----	117687	----	----	----	----	----	----	
PFEESA	314.80>135.00	314.80>82.90	357393	20320	5.69	5.25	20320	5.69	5.67	
13C3-HFPO-DA	286.90>168.90	----	475085	----	----	----	----	----	----	
13C3-HFPO-DA_IS	286.90>168.90	----	475085	----	----	----	----	----	----	
HFPO-DA	284.90>168.90	284.90>184.90	52392	36246	69.18	62.57	36246	69.18	64.50	
5_3 FTCA	341.00>237.05	341.00>217.00	158383	240524	151.86	154.88	240524	151.86	154.15	
PFPeS	349.10>79.90	349.10>98.80	52476	28948	55.16	54.44	28948	55.16	56.96	
13C4-PFHpA	367.10>322.00	----	425483	----	----	----	----	----	----	
13C4-PFHpA_IS	367.10>322.00	----	425483	----	----	----	----	----	----	
PFHpA	363.10>319.00	363.10>169.00	148773	32559	21.89	23.39	32559	21.89	22.63	
DONA	376.90>250.90	376.90>84.80	200685	52921	26.37	30.39	52921	26.37	28.87	
13C2-6_2 FTS_IS	429.10>80.90	----	39044	----	----	----	----	----	----	
13C2-6_2 FTS	429.10>80.90	----	39044	----	----	----	----	----	----	
6_2 FTS	427.10>407.00	427.10>80.90	15914	7819	49.13	44.48	7819	49.13	40.73	
13C4-PFOA_IS	417.10>172.00	----	22810	----	----	----	----	----	----	
13C8-PFOA_IS	421.10>376.00	----	324605	----	----	----	----	----	----	

J:\LCMS08\Data\240321_1633_B1\240321_1633_B1.damlp .

Ref 1 Set Ratio assigned from calibration mid-point; Ref 2 Set Ratio assigned from opening calibration verification.
IRr - Ion ratio outside either set of criteria. Exceedances for reported detections to be "I" flagged in the analytical report.

240321_017 (continued)

(Table continued from previous page)

Name	m/z	Ref 1 m/z	Area	Ref 1 Measured	Ref 1 Actual Ratio	Ref 1 Set Ratio	Ref 2 Measured	Ref 2 Actual Ratio	Ref 2 Set Ratio	Flag ID
13C8-PFOA	421.10>376.00	----	324605	----	----	----	----	----	----	
PFOA	413.00>369.00	413.00>169.00	113796	25893	22.75	24.47	25893	22.75	24.84	
13C3-PFHxS	402.10>79.90	----	95942	----	----	----	----	----	----	
13C3-PFHxS_IS	402.10>79.90	----	95942	----	----	----	----	----	----	
PFHxS	398.70>79.90	398.70>98.90	46919	27086	57.73	57.29	27086	57.73	58.76	
18O2-PFHxS_IS	403.00>83.90	----	83681	----	----	----	----	----	----	
13C9-PFNA_IS	472.10>427.00	----	148709	----	----	----	----	----	----	
13C9-PFNA	472.10>427.00	----	148709	----	----	----	----	----	----	
13C5-PFNA_IS	468.00>423.00	----	124931	----	----	----	----	----	----	
PFNA	463.00>419.00	463.00>219.00	92025	18446	20.05	20.36	18446	20.05	19.31	
PFHpS	449.00>79.90	449.00>98.80	40216	19730	49.06	46.70	19730	49.06	48.05	
7_3 FTCA	441.00>317.00	441.00>336.90	206070	276604	134.23	132.28	276604	134.23	133.47	
13C2-8_2-FTS	529.10>80.90	----	24833	----	----	----	----	----	----	
13C2-8_2-FTS_IS	529.10>80.90	----	24833	----	----	----	----	----	----	
8_2 FTS	527.10>506.95	527.10>80.80	11147	4337	38.91	45.91	4337	38.91	45.20	
13C6-PFDA_IS	519.10>474.10	----	85234	----	----	----	----	----	----	
13C6-PFDA	519.10>474.10	----	85234	----	----	----	----	----	----	
13C2-PFDA_IS	515.10>470.10	----	71522	----	----	----	----	----	----	
PFDA	512.90>469.00	512.90>219.00	72007	12573	17.46	17.64	12573	17.46	19.20	
D3-NMeFOSAA_IS	573.20>419.00	----	101622	----	----	----	----	----	----	
D3-NMeFOSAA	573.20>419.00	----	101622	----	----	----	----	----	----	
13C8-PFOS_IS	507.10>98.90	----	30634	----	----	----	----	----	----	
13C8-PFOS	507.10>98.90	----	30634	----	----	----	----	----	----	
13C4-PFOS_IS	502.80>79.90	----	85362	----	----	----	----	----	----	
PFOS	498.90>79.90	498.90>98.80	31251	14402	46.09	45.06	14402	46.09	47.87	
NMeFOSAA	570.10>419.00	570.10>483.00	21323	11984	56.20	67.10	11984	56.20	60.24	
D5-NEtFOSAA_IS	589.20>419.00	----	75721	----	----	----	----	----	----	
D5-NEtFOSAA	589.20>419.00	----	75721	----	----	----	----	----	----	
NEtFOSAA	584.20>419.10	584.20>526.00	13493	12960	96.05	89.53	12960	96.05	72.57	
9-Cl-PF3ONS	530.80>351.00	532.80>353.00	257186	78433	30.50	31.69	78433	30.50	30.68	
PFUnDA	563.10>519.00	563.10>269.10	81729	9524	11.65	10.96	9524	11.65	11.56	
13C7-PFUnDA_IS	570.00>525.10	----	88558	----	----	----	----	----	----	
13C7-PFUnDA	570.00>525.10	----	88558	----	----	----	----	----	----	
PFNS	548.80>79.90	548.80>98.80	29419	18521	62.96	56.91	18521	62.96	61.27	
10_2 FTS	626.80>607.05	626.80>81.00	7200	2806	38.97	32.29	2806	38.97	29.61	
13C2-PFDOA_IS	615.10>570.00	----	109215	----	----	----	----	----	----	
13C2-PFDOA	615.10>570.00	----	109215	----	----	----	----	----	----	
PFDOA	613.10>569.00	613.10>319.00	61744	6629	10.74	11.14	6629	10.74	10.73	
PFDS	599.00>79.90	599.00>98.80	25252	16111	63.80	58.01	16111	63.80	58.67	
PFTrDA	663.00>619.00	663.00>168.90	58999	9193	15.58	16.67	9193	15.58	15.36	

J:\LCMS08\Data\240321_1633_B1\240321_1633_B1.damlp .

Ref 1 Set Ratio assigned from calibration mid-point; Ref 2 Set Ratio assigned from opening calibration verification.
IRr - Ion ratio outside either set of criteria. Exceedances for reported detections to be "I" flagged in the analytical report.

240321_017 (continued)

(Table continued from previous page)

Name	m/z	Ref 1 m/z	Area	Ref 1 Measured	Ref 1 Actual Ratio	Ref 1 Set Ratio	Ref 2 Measured	Ref 2 Actual Ratio	Ref 2 Set Ratio	Flag ID
11-Cl-PF3OUdS	630.90>451.00	632.90>452.90	115222	39554	34.33	35.04	39554	34.33	35.75	
PFOSAm	498.10>77.90	----	83388	----	----	----	----	----	----	
13C8-PFOSAm	506.10>77.80	----	97391	----	----	----	----	----	----	
13C8-PFOSAm_IS	506.10>77.80	----	97391	----	----	----	----	----	----	
PFTDA	713.10>669.00	713.10>168.90	41658	7658	18.38	17.09	7658	18.38	18.64	
13C2-PFTDA	715.20>670.00	----	61001	----	----	----	----	----	----	
13C2-PFTDA_IS	715.20>670.00	----	61001	----	----	----	----	----	----	
PFDoS	699.10>79.90	699.10>98.80	15706	10523	67.00	61.23	10523	67.00	68.82	
D7-MeFOSE_IS	623.20>58.90	----	295828	----	----	----	----	----	----	
D7-MeFOSE	623.20>58.90	----	295828	----	----	----	----	----	----	
MeFOSE	616.10>59.00	----	17682	----	----	----	----	----	----	
13C2-PFHXDA_IS	815.00>770.05	----	112585	----	----	----	----	----	----	
13C2-PFHXDA	815.00>770.05	----	112585	----	----	----	----	----	----	
PFHXDA	813.00>768.95	813.00>218.95	70186	8330	11.87	10.78	8330	11.87	11.00	
D3-MeFOSA	515.00>219.00	----	24344	----	----	----	----	----	----	
D3-MeFOSA_IS	515.00>219.00	----	24344	----	----	----	----	----	----	
MeFOSA	511.90>219.00	511.90>169.00	16316	24127	147.87	156.31	24127	147.87	156.72	
D9-EtFOSE_IS	639.20>58.90	----	370446	----	----	----	----	----	----	
D9-EtFOSE	639.20>58.90	----	370446	----	----	----	----	----	----	AC
EtFOSE	630.00>59.00	----	16606	----	----	----	----	----	----	
D5-EtFOSAm	531.10>219.00	----	41384	----	----	----	----	----	----	
D5-EtFOSAm_IS	531.10>219.00	----	41384	----	----	----	----	----	----	
EtFOSAm	526.00>219.00	526.00>169.00	18208	30374	166.82	177.75	30374	166.82	149.59	
PFODA	913.00>868.65	913.00>169.00	23545	7492	31.82	31.66	7492	31.82	33.60	

Flag ID key: AC: Accuracy%

Ref 1 Set Ratio assigned from calibration mid-point; Ref 2 Set Ratio assigned from opening calibration verification.
IRr - Ion ratio outside either set of criteria. Exceedances for reported detections to be "I" flagged in the analytical report.

Insight Report
Quantitation/Integration
Printed 3/22/2024 13:35:57

240321_017

Sample ID: 1633 ICAL 1.0PPB
Date Acquired: 3/21/2024 4:53:02 PM
Acquired by: System Administrator
Data File: 240321_017
Vial: 5 | Inj. Volume: 10.0000uL | Tray: 1

Name	Mode ID	Found RT	RT Diff	ISTD RT Diff	Area	ISTD Area	ISTD Name	Conc.	Unit	Flag ID
13C4-PFBA	Auto	1.341	-0.017	-0.001	829875	422933	13C3-PFBA_IS	9.9489	ng/mL	
13C4-PFBA_IS	Auto	1.341	-0.017	----	829875	829875	----	10.0000	ng/mL	
13C3-PFBA_IS	Auto	1.342	-0.017	----	422933	422933	----	5.0000	ng/mL	
PFBA	Auto	1.342	-0.019	0.001	97742	829875	13C4-PFBA_IS	0.9948	ng/mL	
PFMPA	Auto	2.382	-0.027	-1.088	67303	224219	13C5-PFPeA_IS	0.9670	ng/mL	
3_3 FTCA	Auto	2.977	-0.036	-0.493	61912	224219	13C5-PFPeA_IS	18.2640	ng/mL	
13C5-PFPeA	Auto	3.470	-0.033	-1.485	224219	375083	13C2-PFHxA_IS	5.3726	ng/mL	
13C5-PFPeA_IS	Auto	3.470	-0.033	----	224219	224219	----	5.0000	ng/mL	
PFPeA	Auto	3.472	-0.034	0.002	150236	224219	13C5-PFPeA_IS	0.9361	ng/mL	
PFMBA	Auto	3.999	-0.034	0.529	96220	224219	13C5-PFPeA_IS	0.9210	ng/mL	
13C2-4_2 FTS	Auto	4.647	-0.029	-2.421	51784	83681	18O2-PFHxS_IS	4.4074	ng/mL	
13C2-4_2 FTS_IS	Auto	4.647	-0.029	----	51784	51784	----	5.0000	ng/mL	
4_2 FTS	Auto	4.647	-0.029	0.000	25436	51784	13C2-4_2 FTS_IS	0.8639	ng/mL	
13C3-PFBS_IS	Auto	4.615	-0.035	----	140104	140104	----	2.5000	ng/mL	
PFBS	Auto	4.615	-0.035	0.000	72660	140104	13C3-PFBS_IS	0.8920	ng/mL	
13C3-PFBS	Auto	4.615	-0.035	-2.453	140104	83681	18O2-PFHxS_IS	2.7471	ng/mL	
NFDHA	Auto	4.810	-0.032	-0.144	104312	296744	13C5-PFHxA_IS	1.0715	ng/mL	
13C5-PFHxA	Auto	4.954	-0.029	-0.001	296744	375083	13C2-PFHxA_IS	2.4190	ng/mL	
13C5-PFHxA_IS	Auto	4.954	-0.029	----	296744	296744	----	2.5000	ng/mL	
13C2-PFHxA_IS	Auto	4.955	-0.029	----	375083	375083	----	2.5000	ng/mL	
PFHxA	Auto	4.956	-0.030	0.002	117687	296744	13C5-PFHxA_IS	0.9661	ng/mL	
PFEESA	Auto	5.284	-0.033	0.330	357393	296744	13C5-PFHxA_IS	0.8678	ng/mL	
13C3-HFPO-DA	Auto	5.425	-0.030	0.470	475085	375083	13C2-PFHxA_IS	9.6759	ng/mL	
13C3-HFPO-DA_IS	Auto	5.425	-0.030	----	475085	475085	----	10.0000	ng/mL	
HFPO-DA	Auto	5.426	-0.031	0.001	52392	475085	13C3-HFPO-DA_IS	0.9641	ng/mL	
5_3 FTCA	Auto	5.861	-0.026	0.907	158383	296744	13C5-PFHxA_IS	17.9562	ng/mL	
PFPeS	Auto	5.994	-0.029	-1.073	52476	95942	13C3-PFHxS_IS	0.9648	ng/mL	
13C4-PFHpA	Auto	6.142	-0.025	1.187	425483	375083	13C2-PFHxA_IS	2.5090	ng/mL	
13C4-PFHpA_IS	Auto	6.142	-0.025	----	425483	425483	----	2.5000	ng/mL	
PFHpA	Auto	6.144	-0.025	0.002	148773	425483	13C4-PFHpA_IS	0.9479	ng/mL	
DONA	Auto	6.505	-0.023	1.080	200685	475085	13C3-HFPO-DA_IS	0.9238	ng/mL	
13C2-6_2 FTS_IS	Auto	6.792	-0.022	----	39044	39044	----	5.0000	ng/mL	
13C2-6_2 FTS	Auto	6.792	-0.022	-0.276	39044	83681	18O2-PFHxS_IS	4.1229	ng/mL	
6_2 FTS	Auto	6.792	-0.020	0.000	15914	39044	13C2-6_2 FTS_IS	0.8812	ng/mL	
13C4-PFOA_IS	Auto	7.101	-0.019	----	22810	22810	----	2.5000	ng/mL	
13C8-PFOA_IS	Auto	7.100	-0.021	----	324605	324605	----	2.5000	ng/mL	
13C8-PFOA	Auto	7.100	-0.021	-0.001	324605	22810	13C4-PFOA_IS	2.3108	ng/mL	
PFOA	Auto	7.101	-0.021	0.001	113796	324605	13C8-PFOA_IS	0.8882	ng/mL	
13C3-PFHxS	Auto	7.067	-0.024	-0.001	95942	83681	18O2-PFHxS_IS	2.7348	ng/mL	
13C3-PFHxS_IS	Auto	7.067	-0.024	----	95942	95942	----	2.5000	ng/mL	
PFHxS	Auto	7.068	-0.024	0.001	46919	95942	13C3-PFHxS_IS	0.8962	ng/mL	
18O2-PFHxS_IS	Auto	7.068	-0.023	----	83681	83681	----	2.5000	ng/mL	
13C9-PFNA_IS	Auto	7.949	-0.019	----	148709	148709	----	1.2500	ng/mL	
13C9-PFNA	Auto	7.949	-0.019	-0.001	148709	124931	13C5-PFNA_IS	1.3173	ng/mL	
13C5-PFNA_IS	Auto	7.950	-0.018	----	124931	124931	----	1.2500	ng/mL	
PFNA	Auto	7.951	-0.018	0.002	92025	148709	13C9-PFNA_IS	0.9277	ng/mL	
PFHpS	Auto	7.993	-0.020	-0.810	40216	30634	13C8-PFOS_IS	1.0304	ng/mL	
7_3 FTCA	Auto	7.923	-0.016	2.969	206070	296744	13C5-PFHxA_IS	16.0420	ng/mL	
13C2-8_2-FTS	Auto	8.410	-0.013	1.342	24833	83681	18O2-PFHxS_IS	4.0936	ng/mL	
13C2-8_2-FTS_IS	Auto	8.410	-0.013	----	24833	24833	----	5.0000	ng/mL	
8_2 FTS	M	8.409	-0.016	-0.001	11147	24833	13C2-8_2-FTS_IS	1.0357	ng/mL	
13C6-PFDA_IS	Auto	8.713	-0.016	----	85234	85234	----	1.2500	ng/mL	
13C6-PFDA	Auto	8.713	-0.016	0.000	85234	71522	13C2-PFDA_IS	1.2731	ng/mL	

J:\LCMS08\Data\240321_1633_B1\240321_1633_B1.damlp .

SN - Software-calculated S/N ratio outside criteria due to non-target peaks or drift in noise calculation window. Analyst review of noise levels (excluding non-target peaks) in chromatogram indicates S/N ratio meets criteria.

240321_017 (continued)

(Table continued from previous page)

Name	Mode ID	Found RT	RT Diff	ISTD RT Diff	Area	ISTD Area	ISTD Name	Conc.	Unit	Flag ID
13C2-PFDA_IS	Auto	8.713	-0.017	----	71522	71522	----	1.2500	ng/mL	
PFDA	Auto	8.713	-0.018	0.000	72007	85234	13C6-PFDA_IS	1.0393	ng/mL	
D3-NMeFOSAA_IS	Auto	8.847	-0.014	----	101622	101622	----	5.0000	ng/mL	
D3-NMeFOSAA	Auto	8.847	-0.014	0.043	101622	85362	13C4-PFOS_IS	4.9212	ng/mL	
13C8-PFOS_IS	Auto	8.803	-0.018	----	30634	30634	----	2.5000	ng/mL	
13C8-PFOS	Auto	8.803	-0.018	-0.001	30634	85362	13C4-PFOS_IS	2.5633	ng/mL	
13C4-PFOS_IS	Auto	8.804	-0.017	----	85362	85362	----	2.5000	ng/mL	
PFOS	M	8.805	-0.017	0.002	31251	30634	13C8-PFOS_IS	0.9445	ng/mL	
NMeFOSAA	M	8.853	-0.014	0.006	21323	101622	D3-NMeFOSAA_IS	1.0724	ng/mL	
D5-NEtFOSAA_IS	Auto	9.177	-0.015	----	75721	75721	----	5.0000	ng/mL	
D5-NEtFOSAA	Auto	9.177	-0.015	0.373	75721	85362	13C4-PFOS_IS	5.0049	ng/mL	
NEtFOSAA	M	9.189	-0.011	0.012	13493	75721	D5-NEtFOSAA_IS	0.9285	ng/mL	
9-Cl-PF3ONS	Auto	9.371	-0.017	3.946	257186	475085	13C3-HFPO-DA_IS	0.9889	ng/mL	
PFUnDA	Auto	9.442	-0.014	0.002	81729	88558	13C7-PFUnDA_IS	1.0635	ng/mL	
13C7-PFUnDA_IS	Auto	9.440	-0.015	----	88558	88558	----	1.2500	ng/mL	
13C7-PFUnDA	Auto	9.440	-0.015	0.727	88558	71522	13C2-PFDA_IS	1.3413	ng/mL	
PFNS	Auto	9.568	-0.015	0.765	29419	30634	13C8-PFOS_IS	1.0760	ng/mL	
10_2 FTS	Auto	9.819	-0.011	1.409	7200	24833	13C2-8_2-FTS_IS	0.7846	ng/mL	
13C2-PFDOA_IS	Auto	10.125	-0.014	----	109215	109215	----	1.2500	ng/mL	
13C2-PFDOA	Auto	10.125	-0.014	1.412	109215	71522	13C2-PFDA_IS	1.4223	ng/mL	
PFDOA	Auto	10.127	-0.014	0.002	61744	109215	13C2-PFDOA_IS	1.0269	ng/mL	
PFDS	Auto	10.281	-0.015	1.478	25252	30634	13C8-PFOS_IS	1.0382	ng/mL	
PFTrDA	Auto	10.785	-0.012	-0.632	58999	61001	13C2-PFTDA_IS	0.9670	ng/mL	
11-Cl-PF3OUdS	Auto	10.790	-0.014	5.365	115222	475085	13C3-HFPO-DA_IS	0.9698	ng/mL	
PFOSAm	M	11.120	-0.002	-0.002	83388	97391	13C8-PFOSAm_IS	1.9617	ng/mL	
13C8-PFOSAm	Auto	11.122	-0.003	2.318	97391	85362	13C4-PFOS_IS	3.0338	ng/mL	
13C8-PFOSAm_IS	Auto	11.122	-0.003	----	97391	97391	----	2.5000	ng/mL	
PFTDA	Auto	11.419	-0.011	0.002	41658	61001	13C2-PFTDA_IS	0.9693	ng/mL	
13C2-PFTDA	Auto	11.417	-0.013	2.704	61001	71522	13C2-PFDA_IS	1.3157	ng/mL	
13C2-PFTDA_IS	Auto	11.417	-0.013	----	61001	61001	----	1.2500	ng/mL	
PFDoS	Auto	11.608	-0.014	2.805	15706	30634	13C8-PFOS_IS	1.0753	ng/mL	
D7-MeFOSE_IS	Auto	13.363	0.004	----	295828	295828	----	25.0000	ng/mL	
D7-MeFOSE	Auto	13.363	0.004	4.559	295828	85362	13C4-PFOS_IS	30.1193	ng/mL	
MeFOSE	M	13.402	0.004	0.039	17682	295828	D7-MeFOSE_IS	1.0060	ng/mL	
13C2-PFHXDA_IS	Auto	12.637	-0.010	----	112585	112585	----	2.5000	ng/mL	
13C2-PFHXDA	Auto	12.637	-0.010	3.924	112585	71522	13C2-PFDA_IS	2.3616	ng/mL	
PFHXDA	Auto	12.639	-0.009	0.002	70186	112585	13C2-PFHXDA_IS	1.0108	ng/mL	
D3-MeFOSA	Auto	13.666	0.003	4.862	24344	85362	13C4-PFOS_IS	2.9146	ng/mL	
D3-MeFOSA_IS	Auto	13.666	0.003	----	24344	24344	----	2.5000	ng/mL	
MeFOSA	M	13.673	0.002	0.007	16316	24344	D3-MeFOSA_IS	1.0389	ng/mL	
D9-EtFOSE_IS	Auto	13.995	0.007	----	370446	370446	----	25.0000	ng/mL	
D9-EtFOSE	Auto	13.995	0.007	5.191	370446	85362	13C4-PFOS_IS	33.0394	ng/mL	AC
EtFOSE	M	14.037	0.007	0.041	16606	370446	D9-EtFOSE_IS	0.8870	ng/mL	
D5-EtFOSAm	Auto	14.343	0.005	5.539	41384	85362	13C4-PFOS_IS	3.1005	ng/mL	
D5-EtFOSAm_IS	Auto	14.343	0.005	----	41384	41384	----	2.5000	ng/mL	
EtFOSAm	M	14.362	0.005	0.019	18208	41384	D5-EtFOSAm_IS	0.9082	ng/mL	
PFODA	Auto	13.773	-0.010	1.136	23545	112585	13C2-PFHXDA_IS	1.0660	ng/mL	

Flag ID key: AC: Accuracy%

SN - Software-calculated S/N ratio outside criteria due to non-target peaks or drift in noise calculation window. Analyst review of noise levels (excluding non-target peaks) in chromatogram indicates S/N ratio meets criteria.

240321_017 (continued)

13C4-PFBA
Conc. 9.9489
Q 216.80>171.90 (-) 1.24e5

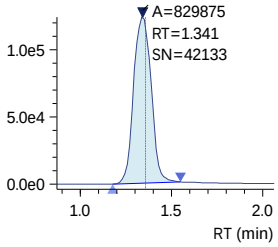

13C4-PFBA_IS
Conc. 10.0000
ISTD 216.80>171.90 (-) 1.24e5

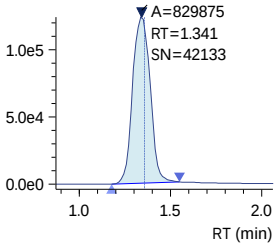

13C3-PFBA_IS
Conc. 5.0000
ISTD 216.00>172.00 (-) 6.28e4

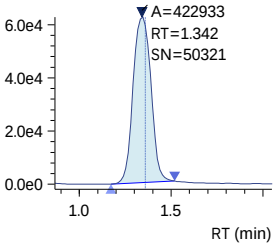

PFBA
Conc. 0.9948
Q 212.80>169.05 (-) 1.44e4

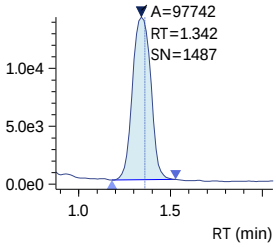

PFMPA
Conc. 0.9670
Q 229.00>84.90 (-) 1.14e4

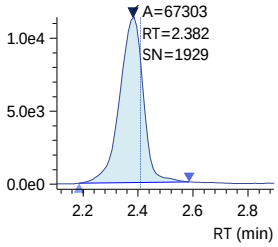

3_3 FTCA
Conc. 18.2640
R#1 144.71 (136.14)
R#2 144.71 (141.47)
Q 241.00>177.10 (-) 1.94e4

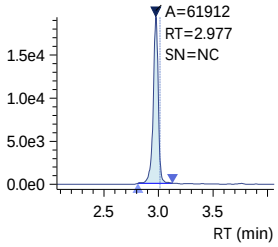

13C5-PFPeA
Conc. 5.3726
Q 268.30>223.00 (-) 6.09e4

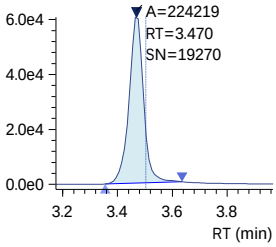

13C5-PFPeA_IS
Conc. 5.0000
ISTD 268.30>223.00 (-) 6.09e4

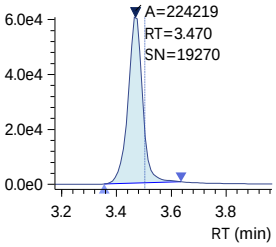

PFPeA
Conc. 0.9361
Q 263.00>219.00 (-) 4.13e4

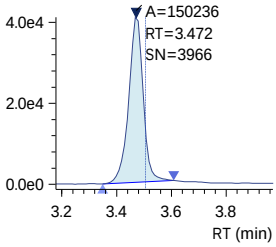

PFMBA
Conc. 0.9210
Q 279.00>84.95 (-) 2.90e4

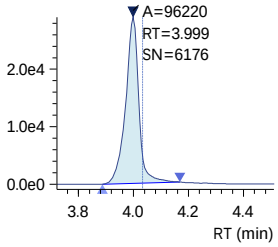

R1 241.00>117.00 (-) 2.77e4

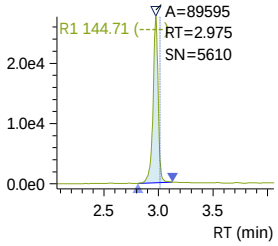

R2 241.00>117.00 (-) 2.77e4

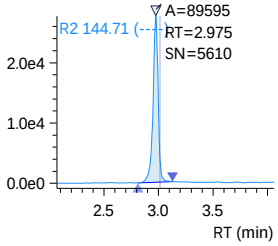

SN - Software-calculated S/N ratio outside criteria due to non-target peaks or drift in noise calculation window.
Analyst review of noise levels (excluding non-target peaks) in chromatogram indicates S/N ratio meets criteria.

240321_017 (continued)

13C2-4_2 FTS
Conc. 4.4074

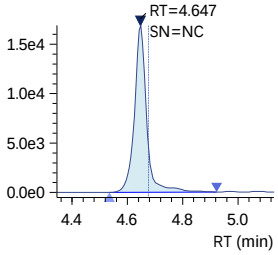

13C2-4_2 FTS_IS
Conc. 5.0000

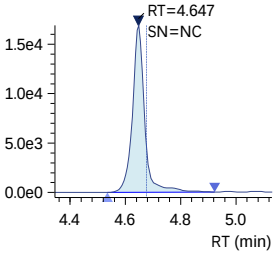

4_2 FTS
Conc. 0.8639
R#1 33.45 (33.08)
R#2 33.45 (27.71)

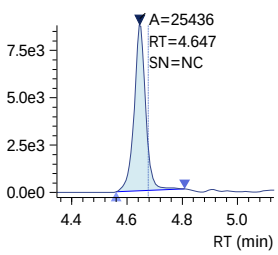

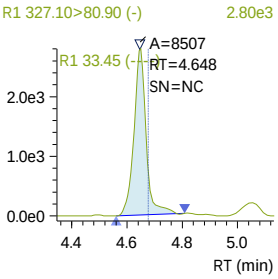

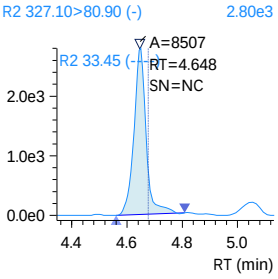

13C3-PFBS_IS
Conc. 2.5000

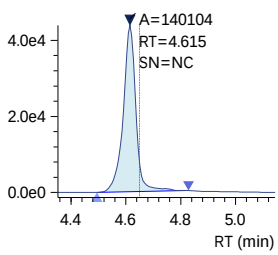

PFBS
Conc. 0.8920
R#1 47.32 (46.53)
R#2 47.32 (44.64)

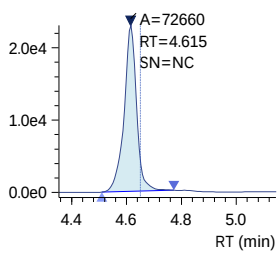

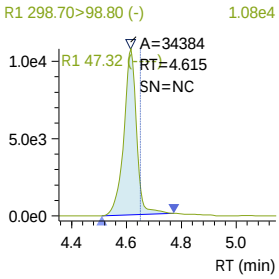

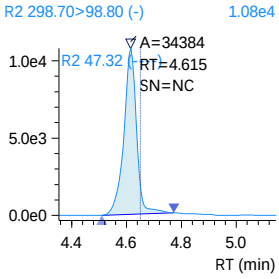

SN - Software-calculated S/N ratio outside criteria due to non-target peaks or drift in noise calculation window.
Analyst review of noise levels (excluding non-target peaks) in chromatogram indicates S/N ratio meets criteria.

240321_017 (continued)

13C3-PFBS
Conc. 2.7471

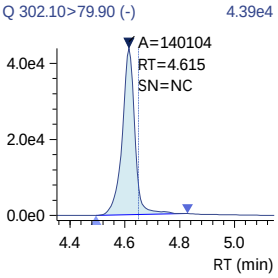

NFDHA
Conc. 1.0715
R#1 33.84 (36.44)
R#2 33.84 (34.56)

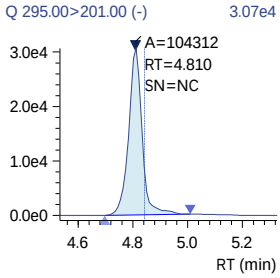

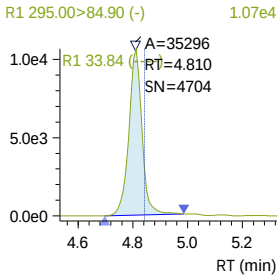

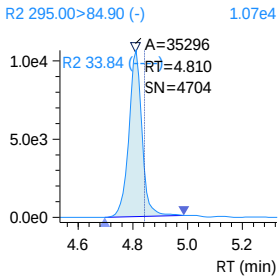

13C5-PFHxA
Conc. 2.4190

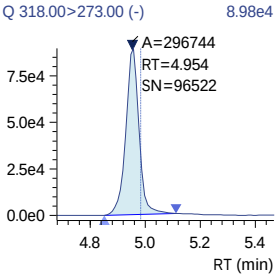

13C5-PFHxA_IS
Conc. 2.5000

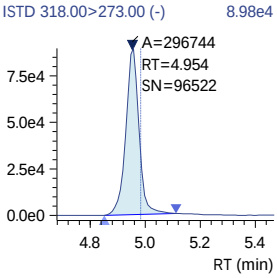

13C2-PFHxA_IS
Conc. 2.5000

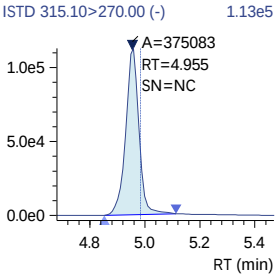

240321_017 (continued)

PFHxA
Conc. 0.9661
Q 313.00>269.00 (-) 3.70e4

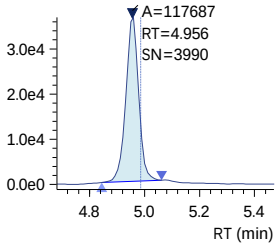

PFEESA
Conc. 0.8678
R#1 5.69 (5.25)
R#2 5.69 (5.67)
Q 314.80>135.00 (-) 9.88e4

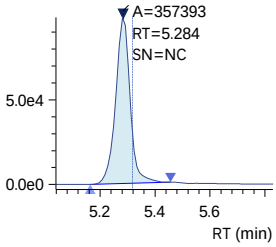

R1 314.80>82.90 (-) 5.45e3

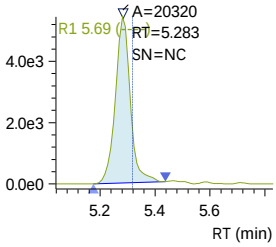

R2 314.80>82.90 (-) 5.45e3

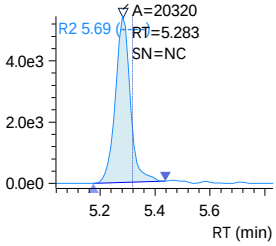

13C3-HFPO-DA
Conc. 9.6759
Q 286.90>168.90 (-) 1.48e5

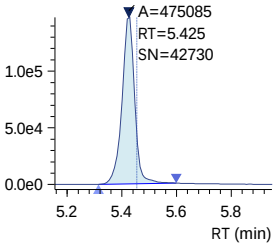

13C3-HFPO-DA_IS
Conc. 10.0000
ISTD 286.90>168.90 (-) 1.48e5

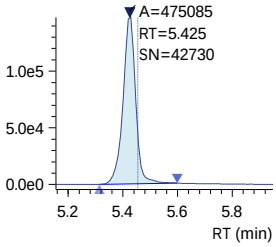

HFPO-DA
Conc. 0.9641
R#1 69.18 (62.57)
R#2 69.18 (64.50)
Q 284.90>168.90 (-) 1.61e4

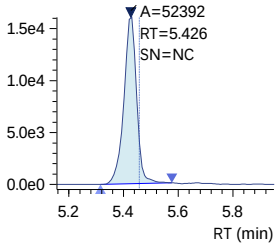

R1 284.90>184.90 (-) 1.14e4

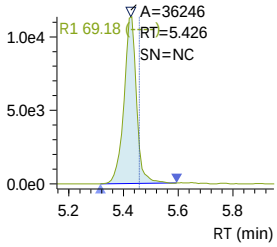

R2 284.90>184.90 (-) 1.14e4

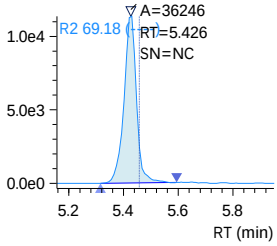

240321_017 (continued)

5_3 FTCA
Conc. 17.9562
R#1 151.86 (154.88)
R#2 151.86 (154.15)
Q 341.00>237.05 (-) 5.47e4

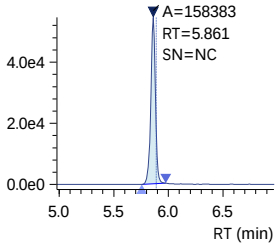

R1 341.00>217.00 (-) 8.27e4

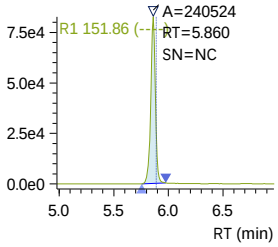

R2 341.00>217.00 (-) 8.27e4

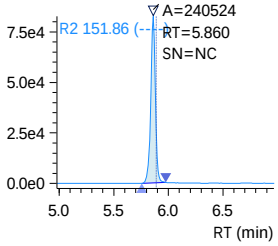

PFPeS
Conc. 0.9648
R#1 55.16 (54.44)
R#2 55.16 (56.96)
Q 349.10>79.90 (-) 1.81e4

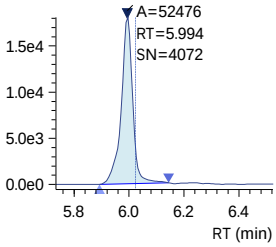

R1 349.10>98.80 (-) 1.01e4

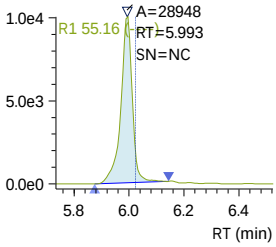

R2 349.10>98.80 (-) 1.01e4

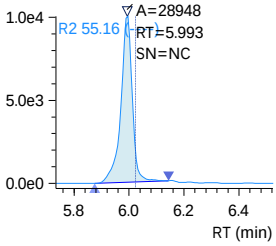

13C4-PFHpA
Conc. 2.5090
Q 367.10>322.00 (-) 1.55e5

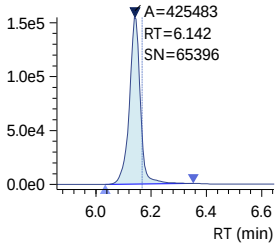

13C4-PFHpA_IS
Conc. 2.5000
ISTD 367.10>322.00 (-) 1.55e5

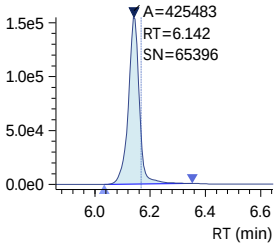

PFHpA
Conc. 0.9479
R#1 21.89 (23.39)
R#2 21.89 (22.63)
Q 363.10>319.00 (-) 5.44e4

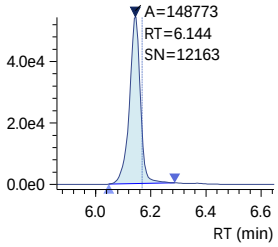

R1 363.10>169.00 (-) 1.19e4

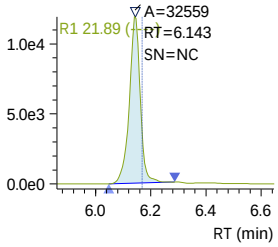

R2 363.10>169.00 (-) 1.19e4

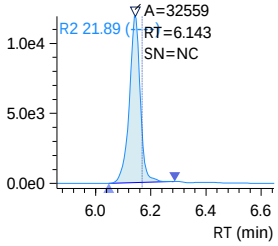

240321_017 (continued)

DONA
Conc. 0.9238
R#1 26.37 (30.39)
R#2 26.37 (28.87)
Q 376.90>250.90 (-) 5.66e4

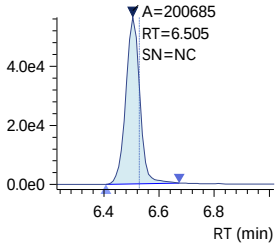

13C2-6_2 FTS_IS
Conc. 5.0000
ISTD 429.10>80.90 (-) 1.30e4

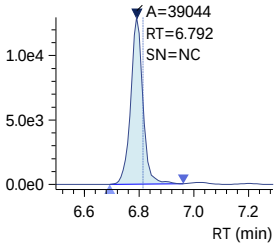

13C2-6_2 FTS
Conc. 4.1229
Q 429.10>80.90 (-) 1.30e4

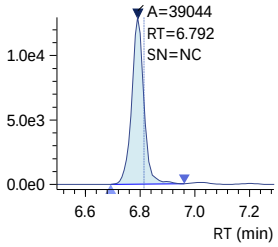

6_2 FTS
Conc. 0.8812
R#1 49.13 (44.48)
R#2 49.13 (40.73)
Q 427.10>407.00 (-) 5.21e3

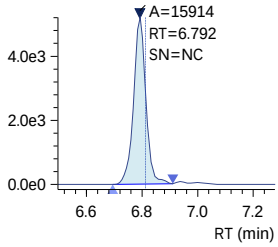

13C4-PFOA_IS
Conc. 2.5000
ISTD 417.10>172.00 (-) 6.75e3

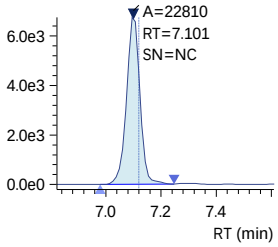

R1 376.90>84.80 (-) 1.51e4

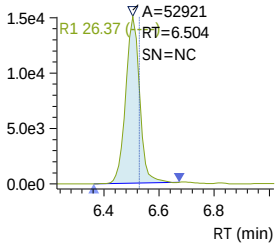

R1 427.10>80.90 (-) 2.57e3

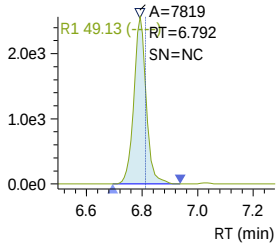

R2 376.90>84.80 (-) 1.51e4

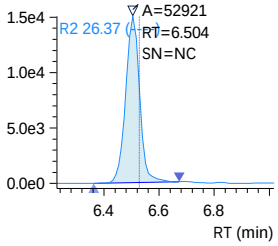

R2 427.10>80.90 (-) 2.57e3

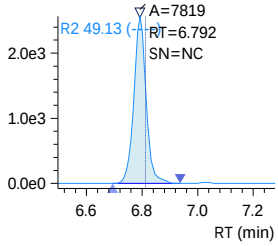

Insight Report
Quantitation/Integration
Printed 3/22/2024 13:35:57

240321_017 (continued)

13C8-PFOA_IS
Conc. 2.5000

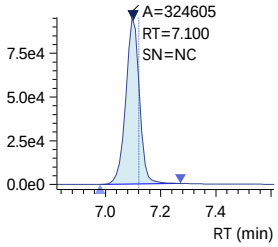

13C8-PFOA
Conc. 2.3108

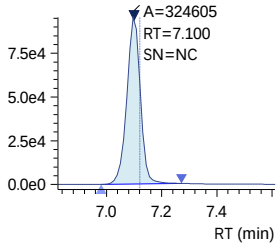

PFOA
Conc. 0.8882
R#1 22.75 (24.47)
R#2 22.75 (24.84)

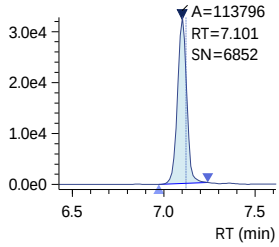

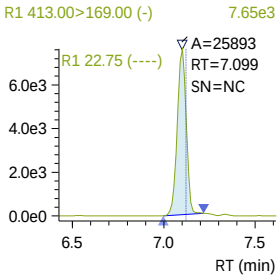

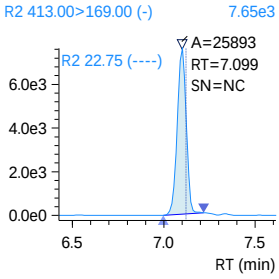

13C3-PFHxS
Conc. 2.7348

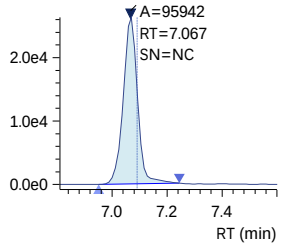

13C3-PFHxS_IS
Conc. 2.5000

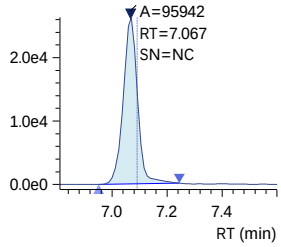

J:\LCMS08\Data\240321_1633_B1\240321_1633_B1.damlp .

SN - Software-calculated S/N ratio outside criteria due to non-target peaks or drift in noise calculation window.
Analyst review of noise levels (excluding non-target peaks) in chromatogram indicates S/N ratio meets criteria.

240321_017 (continued)

PFHxS
Conc. 0.8962
R#1 57.73 (57.29)
R#2 57.73 (58.76)
Q 398.70>79.90 (-) 1.02e4

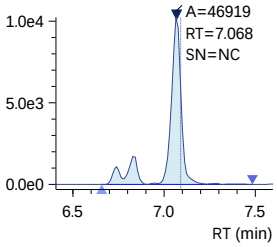

R1 398.70>98.90 (-) 5.86e3

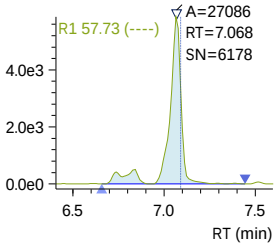

R2 398.70>98.90 (-) 5.86e3

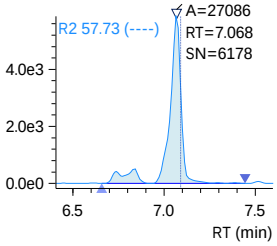

18O2-PFHxS_IS
Conc. 2.5000
ISTD 403.00>83.90 (-) 2.34e4

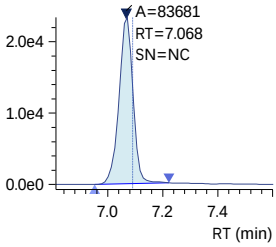

13C9-PFNA_IS
Conc. 1.2500
ISTD 472.10>427.00 (-) 5.53e4

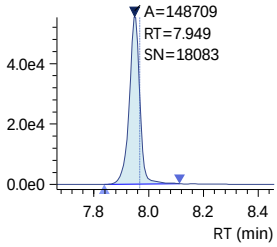

13C9-PFNA
Conc. 1.3173
Q 472.10>427.00 (-) 5.53e4

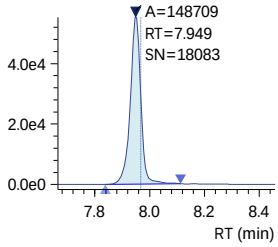

13C5-PFNA_IS
Conc. 1.2500
ISTD 468.00>423.00 (-) 4.77e4

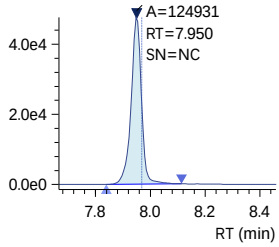

240321_017 (continued)

PFNA
Conc. 0.9277
R#1 20.05 (20.36)
R#2 20.05 (19.31)
Q 463.00>419.00 (-) 3.42e4

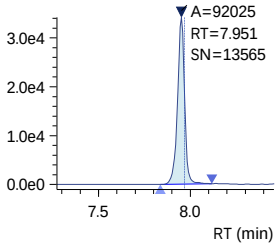

R1 463.00>219.00 (-) 6.83e3

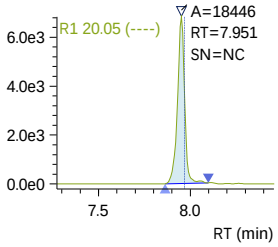

R2 463.00>219.00 (-) 6.83e3

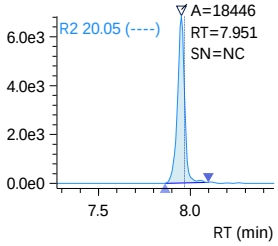

PFHpS
Conc. 1.0304
R#1 49.06 (46.70)
R#2 49.06 (48.05)
Q 449.00>79.90 (-) 1.48e4

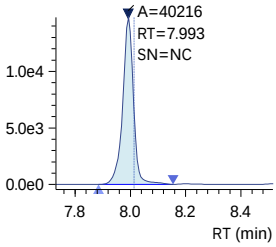

R1 449.00>98.80 (-) 6.92e3

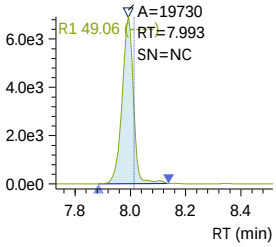

R2 449.00>98.80 (-) 6.92e3

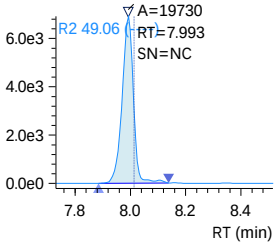

7_3 FTCA
Conc. 16.0420
R#1 134.23 (132.28)
R#2 134.23 (133.47)
Q 441.00>317.00 (-) 7.21e4

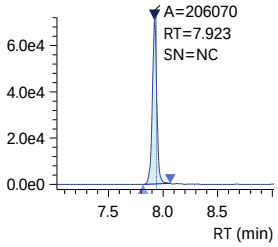

R1 441.00>336.90 (-) 9.75e4

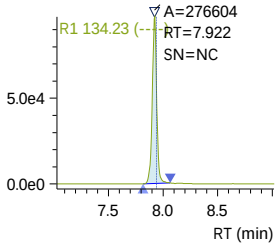

R2 441.00>336.90 (-) 9.75e4

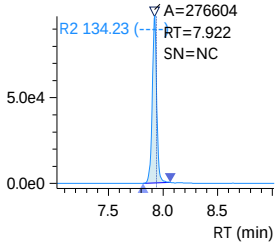

13C2-8_2-FTS
Conc. 4.0936
Q 529.10>80.90 (-) 7.90e3

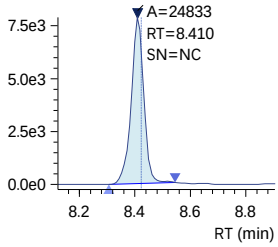

13C2-8_2-FTS_IS
Conc. 5.0000
ISTD 529.10>80.90 (-) 7.90e3

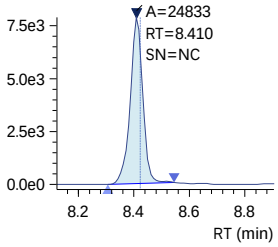

240321_017 (continued)

8_2 FTS
Conc. 1.0357
R#1 38.91 (45.91)
R#2 38.91 (45.20)
Q 527.10>506.95 (-) 3.17e3

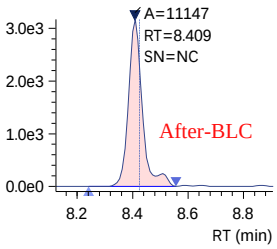

13C6-PFDA_IS
Conc. 1.2500
ISTD 519.10>474.10 (-) 2.37e4

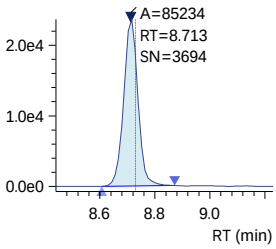

13C6-PFDA
Conc. 1.2731
Q 519.10>474.10 (-) 2.37e4

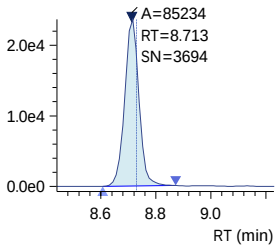

13C2-PFDA_IS
Conc. 1.2500
ISTD 515.10>470.10 (-) 2.02e4

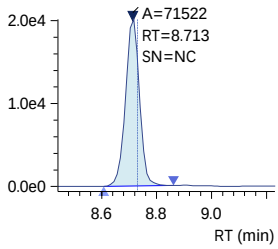

PFDA
Conc. 1.0393
R#1 17.46 (17.64)
R#2 17.46 (19.20)
Q 512.90>469.00 (-) 1.97e4

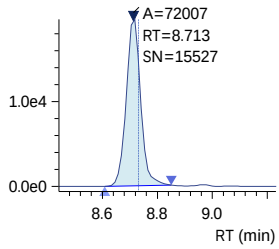

R1 527.10>80.80 (-) 1.36e3

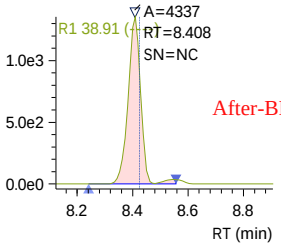

R1 512.90>219.00 (-) 3.50e3

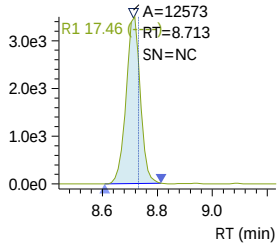

R2 527.10>80.80 (-) 1.36e3

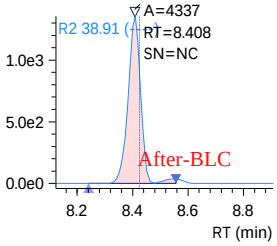

R2 512.90>219.00 (-) 3.50e3

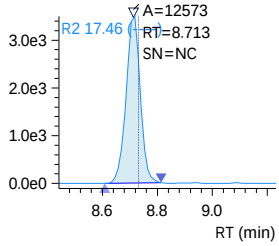

D3-NMeFOSAA_IS
Conc. 5.0000
ISTD 573.20>419.00 (-) 2.83e4

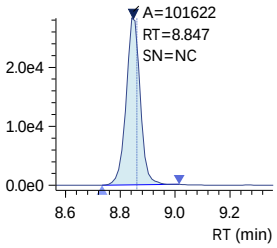

D3-NMeFOSAA
Conc. 4.9212
Q 573.20>419.00 (-) 2.83e4

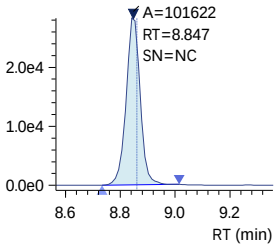

13C8-PFOS_IS
Conc. 2.5000
ISTD 507.10>98.90 (-) 8.46e3

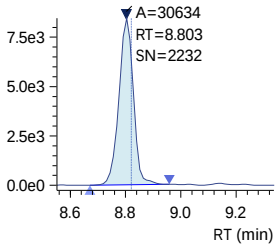

13C8-PFOS
Conc. 2.5633
Q 507.10>98.90 (-) 8.46e3

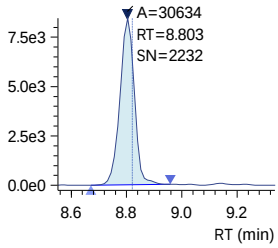

13C4-PFOS_IS
Conc. 2.5000
ISTD 502.80>79.90 (-) 2.34e4

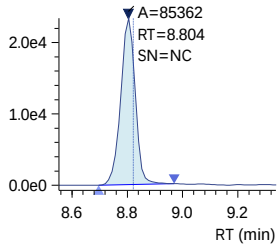

SN - Software-calculated S/N ratio outside criteria due to non-target peaks or drift in noise calculation window.
Analyst review of noise levels (excluding non-target peaks) in chromatogram indicates S/N ratio meets criteria.

240321_017 (continued)

PFOS
Conc. 0.9445
R#1 46.09 (45.06)
R#2 46.09 (47.87)
Q 498.90>79.90 (-) 5.75e3

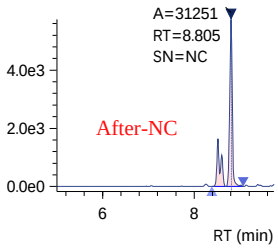

NMeFOSAA
Conc. 1.0724
R#1 56.20 (67.10)
R#2 56.20 (60.24)
Q 570.10>419.00 (-) 5.34e3

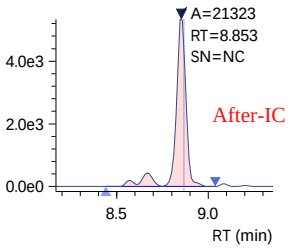

D5-NEtFOSAA_IS
Conc. 5.0000
ISTD 589.20>419.00 (-) 2.25e4

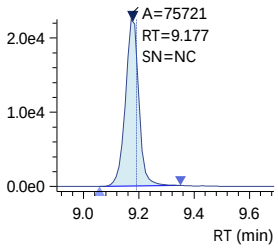

D5-NEtFOSAA
Conc. 5.0049
Q 589.20>419.00 (-) 2.25e4

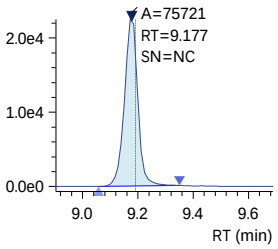

NEtFOSAA
Conc. 0.9285
R#1 96.05 (89.53)
R#2 96.05 (72.57)
Q 584.20>419.10 (-) 3.56e3

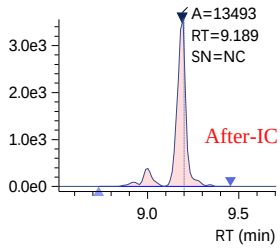

R1 498.90>98.80 (-) 3.23e3

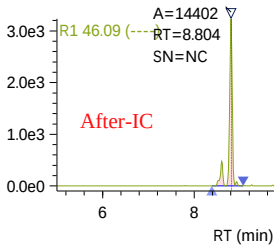

R1 570.10>483.00 (-) 2.62e3

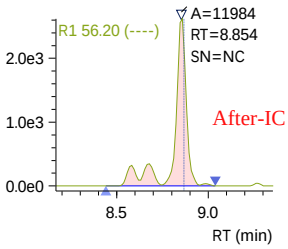

R1 584.20>526.00 (-) 3.08e3

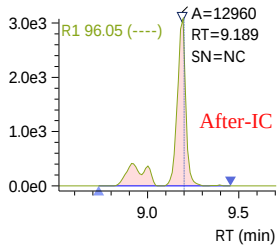

R2 498.90>98.80 (-) 3.23e3

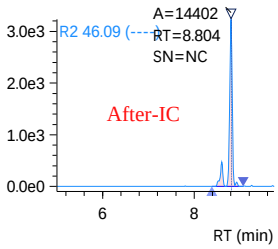

R2 570.10>483.00 (-) 2.62e3

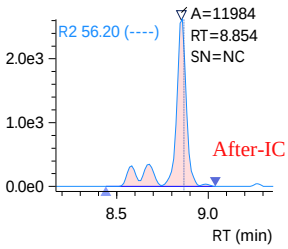

R2 584.20>526.00 (-) 3.08e3

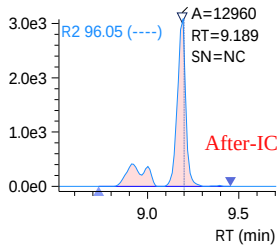

240321_017 (continued)

9-Cl-PF3ONS
Conc. 0.9889
R#1 30.50 (31.69)
R#2 30.50 (30.68)
Q 530.80>351.00 (-) 8.83e4

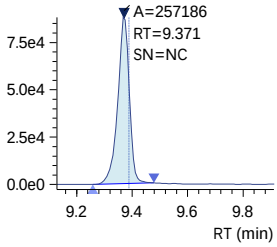

R1 532.80>353.00 (-) 2.65e4

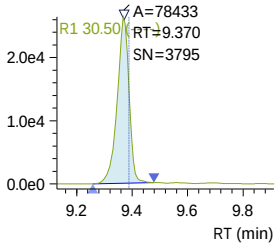

R2 532.80>353.00 (-) 2.65e4

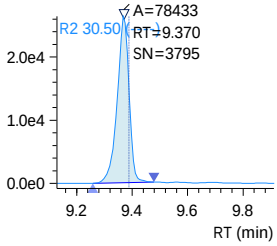

PFUnDA
Conc. 1.0635
R#1 11.65 (10.96)
R#2 11.65 (11.56)
Q 563.10>519.00 (-) 2.83e4

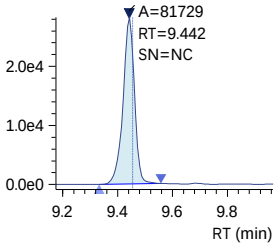

R1 563.10>269.10 (-) 3.40e3

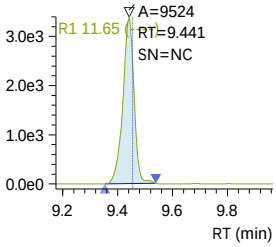

R2 563.10>269.10 (-) 3.40e3

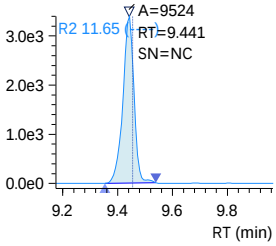

13C7-PFUnDA_IS
Conc. 1.2500
ISTD 570.00>525.10 (-) 3.16e4

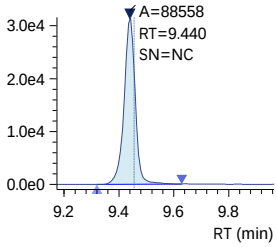

13C7-PFUnDA
Conc. 1.3413
Q 570.00>525.10 (-) 3.16e4

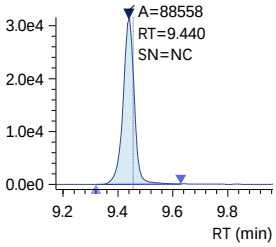

PFNS
Conc. 1.0760
R#1 62.96 (56.91)
R#2 62.96 (61.27)
Q 548.80>79.90 (-) 1.04e4

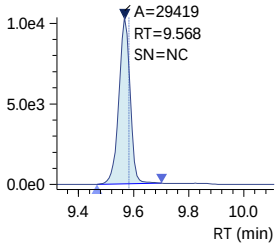

R1 548.80>98.80 (-) 6.61e3

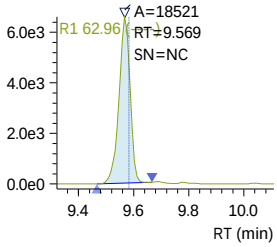

R2 548.80>98.80 (-) 6.61e3

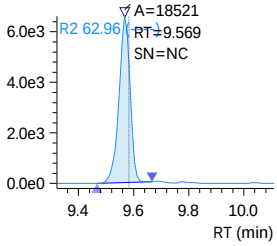

J:\LCMS08\Data\240321_1633_B1\240321_1633_B1.damlp .

SN - Software-calculated S/N ratio outside criteria due to non-target peaks or drift in noise calculation window.
Analyst review of noise levels (excluding non-target peaks) in chromatogram indicates S/N ratio meets criteria.

Insight Report
Quantitation/Integration
Printed 3/22/2024 13:35:57

240321_017 (continued)

10_2 FTS
Conc. 0.7846
R#1 38.97 (32.29)
R#2 38.97 (29.61)
Q 626.80>607.05 (-) 2.62e3

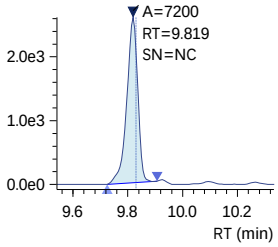

R1 626.80>81.00 (-) 1.00e3

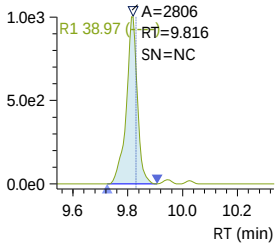

R2 626.80>81.00 (-) 1.00e3

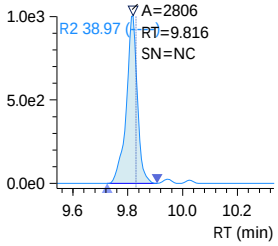

13C2-PFDOA_IS
Conc. 1.2500
ISTD 615.10>570.00 (-) 3.63e4

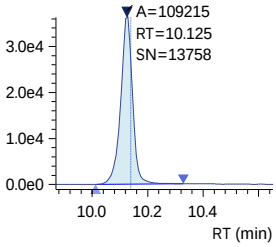

13C2-PFDOA
Conc. 1.4223
Q 615.10>570.00 (-) 3.63e4

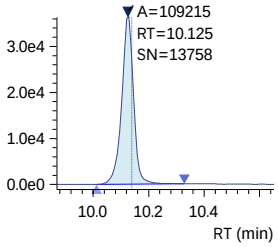

PFDOA
Conc. 1.0269
R#1 10.74 (11.14)
R#2 10.74 (10.73)
Q 613.10>569.00 (-) 2.12e4

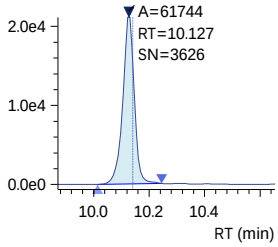

R1 613.10>319.00 (-) 2.30e3

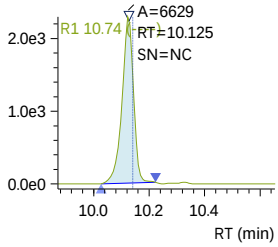

R2 613.10>319.00 (-) 2.30e3

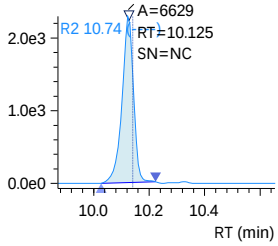

PFDS
Conc. 1.0382
R#1 63.80 (58.01)
R#2 63.80 (58.67)
Q 599.00>79.90 (-) 9.04e3

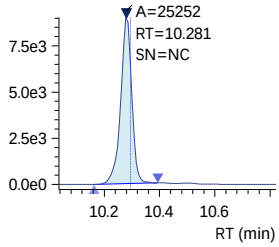

R1 599.00>98.80 (-) 5.69e3

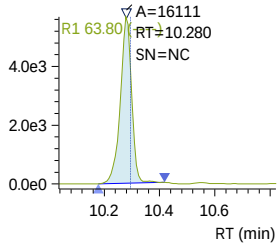

R2 599.00>98.80 (-) 5.69e3

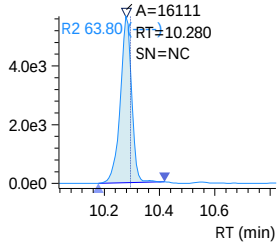

J:\LCMS08\Data\240321_1633_B1\240321_1633_B1.damlp .
SN - Software-calculated S/N ratio outside criteria due to non-target peaks or drift in noise calculation window.
Analyst review of noise levels (excluding non-target peaks) in chromatogram indicates S/N ratio meets criteria.

240321_017 (continued)

PFTrDA
Conc. 0.9670
R#1 15.58 (16.67)
R#2 15.58 (15.36)

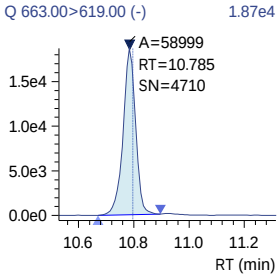

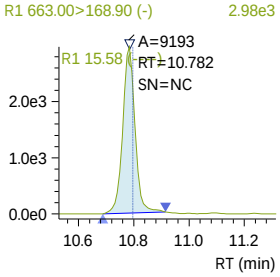

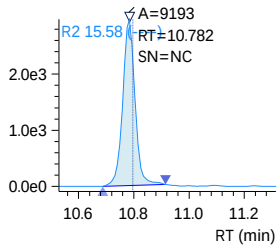

11-Cl-PF3OUdS
Conc. 0.9698
R#1 34.33 (35.04)
R#2 34.33 (35.75)

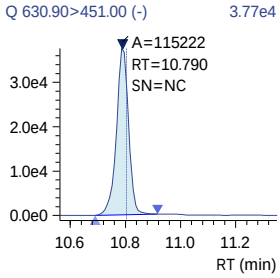

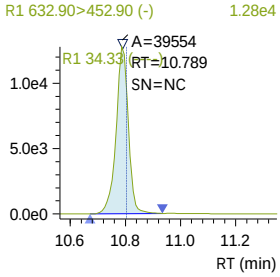

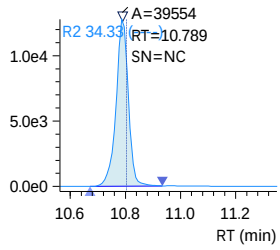

PFOSAm
Conc. 1.9617

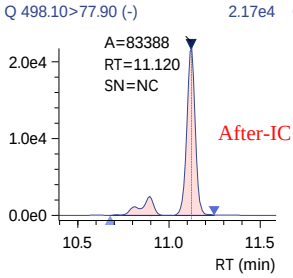

13C8-PFOSAm
Conc. 3.0338

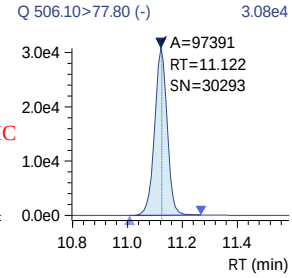

13C8-PFOSAm_IS
Conc. 2.5000

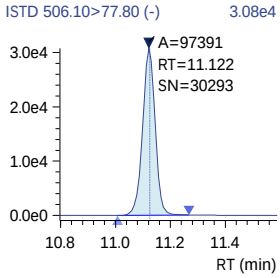

240321_017 (continued)

PFTDA
Conc. 0.9693
R#1 18.38 (17.09)
R#2 18.38 (18.64)

Q 713.10>669.00 (-) 1.15e4

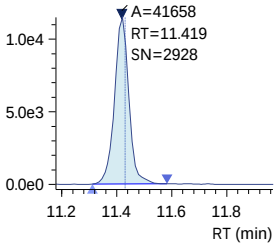

R1 713.10>168.90 (-) 2.23e3

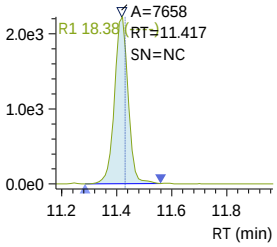

R2 713.10>168.90 (-) 2.23e3

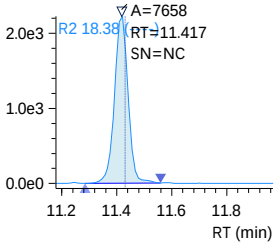

13C2-PFTDA
Conc. 1.3157

Q 715.20>670.00 (-) 1.73e4

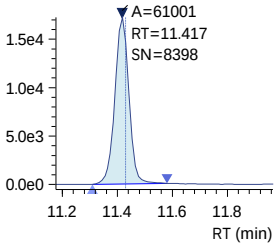

13C2-PFTDA_IS
Conc. 1.2500

ISTD 715.20>670.00 (-) 1.73e4

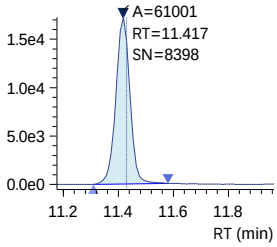

PFDoS
Conc. 1.0753
R#1 67.00 (61.23)
R#2 67.00 (68.82)

Q 699.10>79.90 (-) 4.94e3

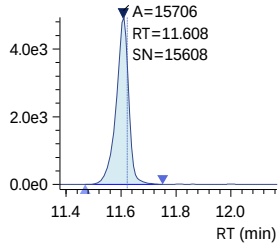

R1 699.10>98.80 (-) 3.41e3

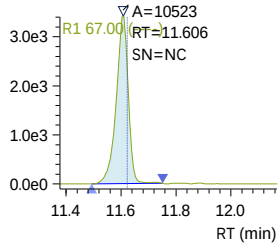

R2 699.10>98.80 (-) 3.41e3

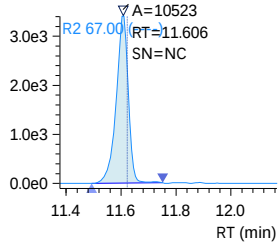

ISTD 623.20>58.90 (-) 8.68e4

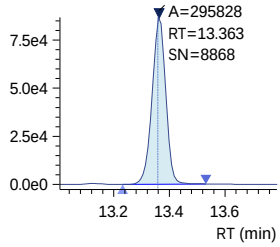

D7-MeFOSE_IS
Conc. 25.0000

J:\LCMS08\Data\240321_1633_B1\240321_1633_B1.damlp .

SN - Software-calculated S/N ratio outside criteria due to non-target peaks or drift in noise calculation window.
Analyst review of noise levels (excluding non-target peaks) in chromatogram indicates S/N ratio meets criteria.

Insight Report
Quantitation/Integration
Printed 3/22/2024 13:35:57

240321_017 (continued)

D7-MeFOSE
Conc. 30.1193

Q 623.20>58.90 (-) 8.68e4

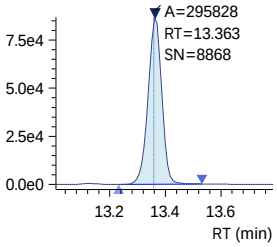

MeFOSE
Conc. 1.0060

Q 616.10>59.00 (-) 3.23e3

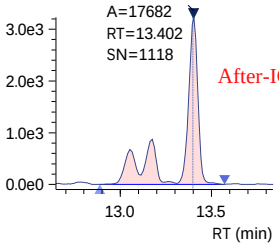

After-IC

13C2-PFHXDA_IS
Conc. 2.5000

ISTD 815.00>770.05 (-) 3.73e4

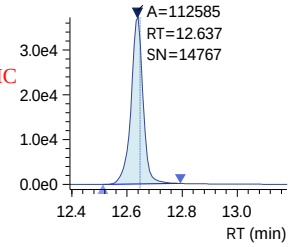

13C2-PFHXDA
Conc. 2.3616

Q 815.00>770.05 (-) 3.73e4

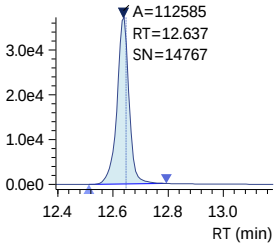

PFHXDA
Conc. 1.0108
R#1 11.87 (10.78)
R#2 11.87 (11.00)

Q 813.00>768.95 (-) 2.36e4

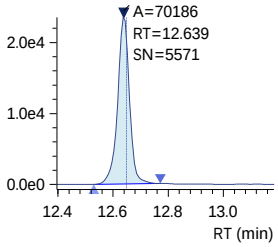

R1 813.00>218.95 (-) 2.88e3

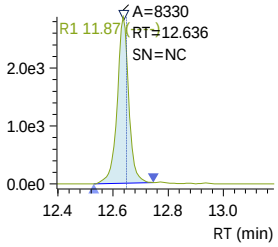

R2 813.00>218.95 (-) 2.88e3

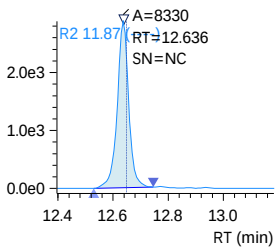

J:\LCMS08\Data\240321_1633_B1\240321_1633_B1.damlp .

SN - Software-calculated S/N ratio outside criteria due to non-target peaks or drift in noise calculation window.
Analyst review of noise levels (excluding non-target peaks) in chromatogram indicates S/N ratio meets criteria.

240321_017 (continued)

D3-MeFOSA
Conc. 2.9146

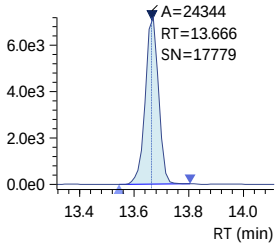

D3-MeFOSA_IS
Conc. 2.5000

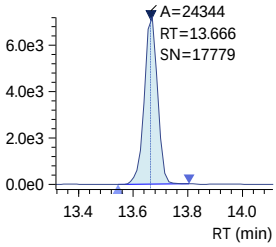

MeFOSA
Conc. 1.0389
R#1 147.87 (156.31)
R#2 147.87 (156.72)

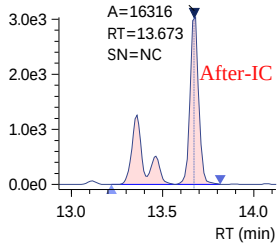

D9-EtFOSE_IS
Conc. 25.0000

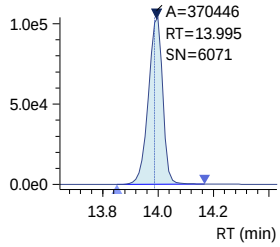

D9-EtFOSE
Conc. 33.0394

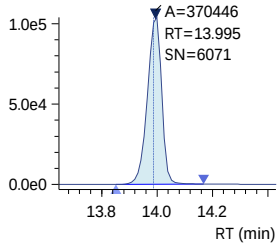

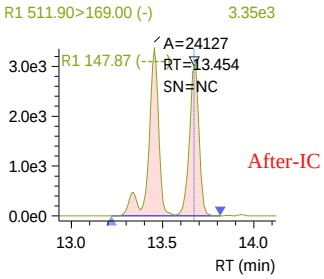

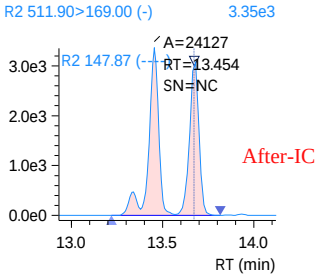

J:\LCMS08\Data\240321_1633_B1\240321_1633_B1.damlp .

SN - Software-calculated S/N ratio outside criteria due to non-target peaks or drift in noise calculation window.
Analyst review of noise levels (excluding non-target peaks) in chromatogram indicates S/N ratio meets criteria.

240321_017 (continued)

EtFOSE
Conc. 0.8870

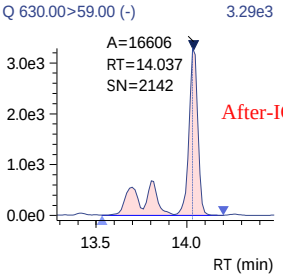

D5-EtFOSAm
Conc. 3.1005

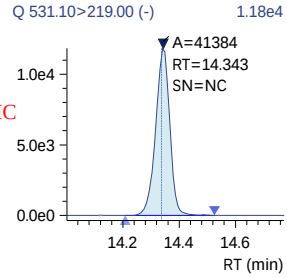

D5-EtFOSAm_IS
Conc. 2.5000

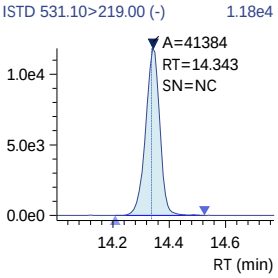

EtFOSAm
Conc. 0.9082
R#1 166.82 (177.75)
R#2 166.82 (149.59)

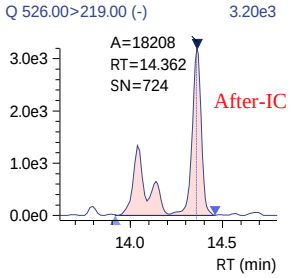

PFODA
Conc. 1.0660
R#1 31.82 (31.66)
R#2 31.82 (33.60)

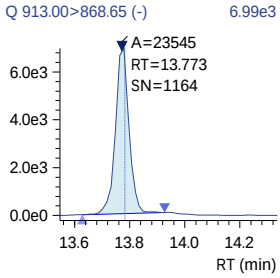

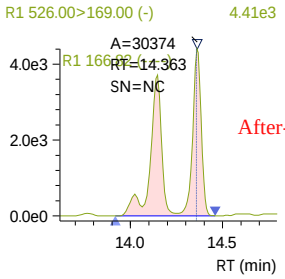

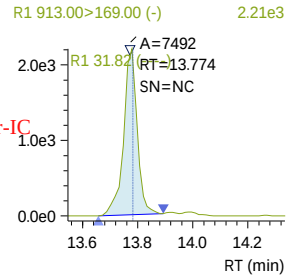

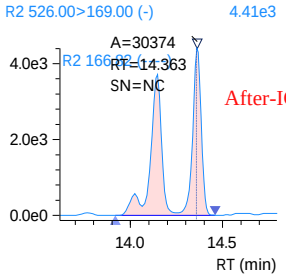

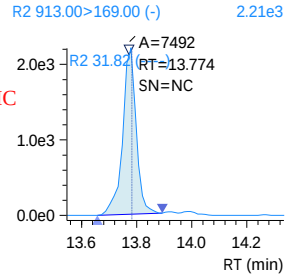

Insight Report
Before Manual Integration
Printed 3/22/2024 10:11:10

240321_017

Sample ID: 1633 ICAL 1.0PPB
Date Acquired: 3/21/2024 4:53:02 PM
Acquired by: System Administrator
Data File: 240321_017
Vial: 5 | Inj. Volume: 10.0000uL | Tray: 1

13C4-PFBA
Conc. 9.9489
Q 216.80>171.90 (-) 1.24e5

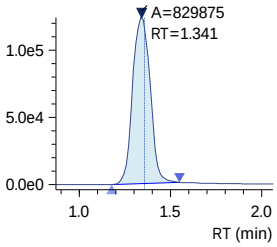

13C4-PFBA_IS
Conc. 10.0000
ISTD 216.80>171.90 (-) 1.24e5

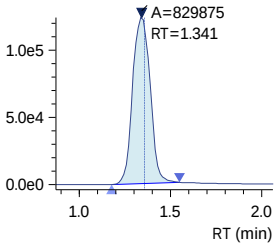

13C3-PFBA_IS
Conc. 5.0000
ISTD 216.00>172.00 (-) 6.28e4

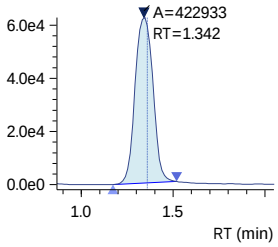

PFBA
Conc. 0.9948
Q 212.80>169.05 (-) 1.44e4

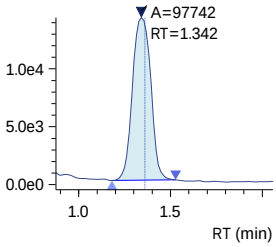

PFMPA
Conc. 0.9670
Q 229.00>84.90 (-) 1.14e4

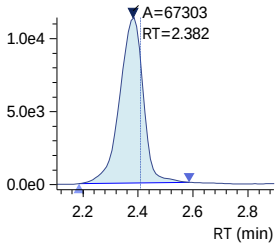

3_3 FTCA
Conc. 18.2640
R#1 144.71 (136.14)
R#2 144.71 (136.14)
Q 241.00>177.10 (-) 1.94e4

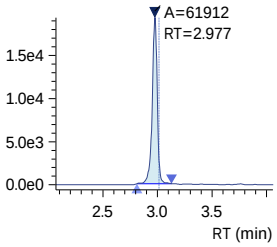

13C5-PFPeA
Conc. 5.3726
Q 268.30>223.00 (-) 6.09e4

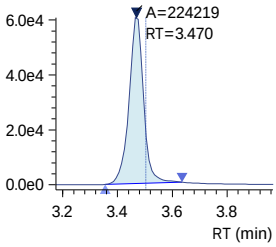

13C5-PFPeA_IS
Conc. 5.0000
ISTD 268.30>223.00 (-) 6.09e4

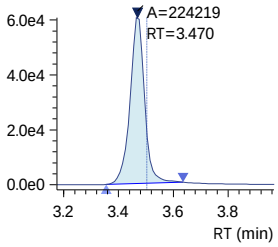

PFPeA
Conc. 0.9361
Q 263.00>219.00 (-) 4.13e4

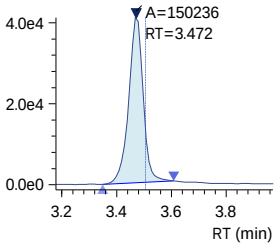

PFMBA
Conc. 0.9210
Q 279.00>84.95 (-) 2.90e4

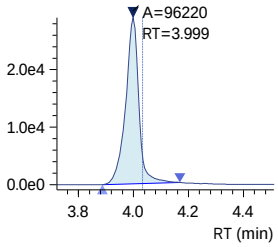

R1 241.00>117.00 (-) 2.77e4

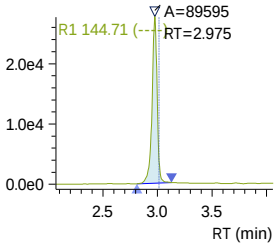

R2 241.00>117.00 (-) 2.77e4

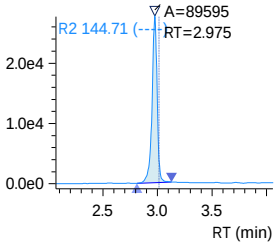

240321_017 (continued)

13C2-4_2 FTS
Conc. 4.4074

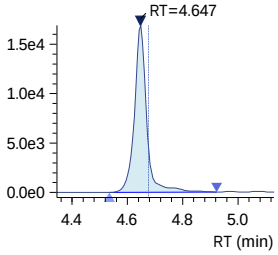

13C2-4_2 FTS_IS
Conc. 5.0000

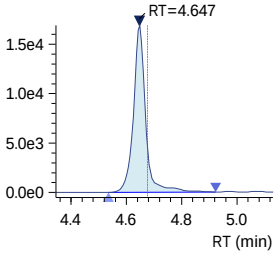

4_2 FTS
Conc. 0.8639
R#1 33.45 (33.08)
R#2 33.45 (33.08)

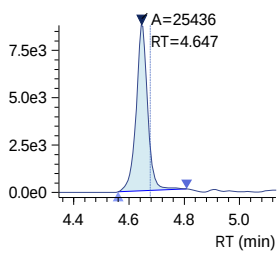

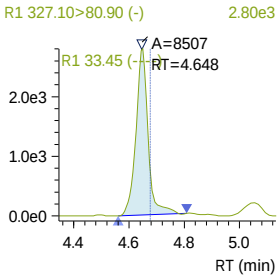

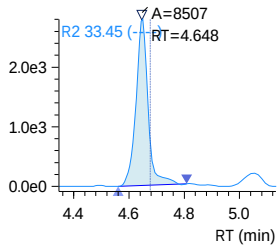

13C3-PFBS_IS
Conc. 2.5000

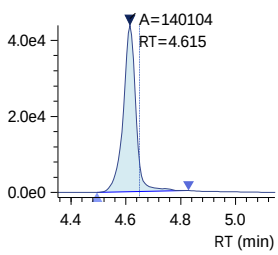

PFBS
Conc. 0.8920
R#1 47.32 (46.53)
R#2 47.32 (46.53)

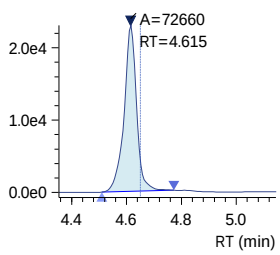

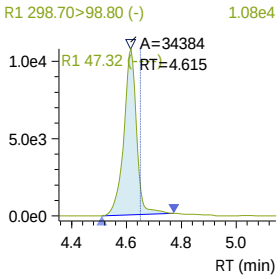

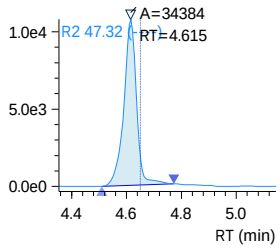

Insight Report
Before Manual Integration
Printed 3/22/2024 10:11:10

240321_017 (continued)

13C3-PFBS
Conc. 2.7471

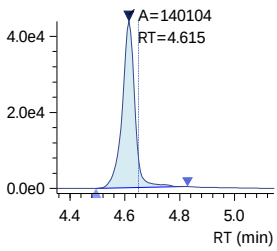

NFDHA
Conc. 1.0715
R#1 33.84 (36.44)
R#2 33.84 (36.44)

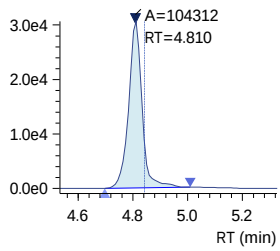

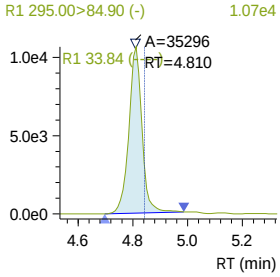

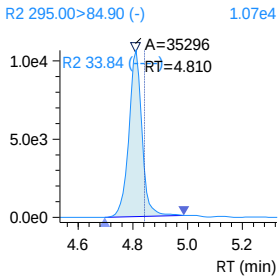

13C5-PFHxA
Conc. 2.4190

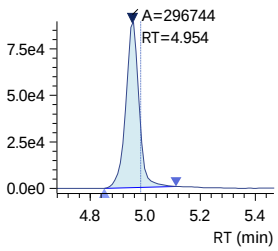

13C5-PFHxA_IS
Conc. 2.5000

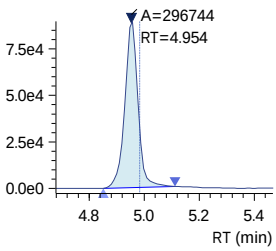

13C2-PFHxA_IS
Conc. 2.5000

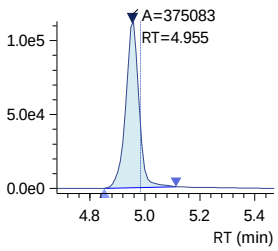

Insight Report
Before Manual Integration
Printed 3/22/2024 10:11:10

240321_017 (continued)

PFHxA
Conc. 0.9661
Q 313.00>269.00 (-) 3.70e4

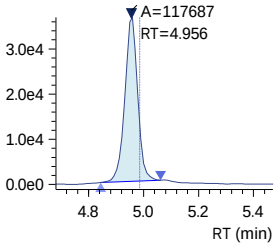

PFEESA
Conc. 0.8678
R#1 5.69 (5.25)
R#2 5.69 (5.25)
Q 314.80>135.00 (-) 9.88e4

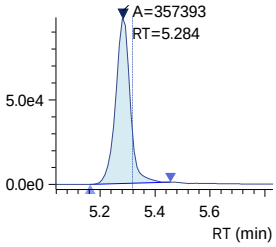

R1 314.80>82.90 (-) 5.45e3

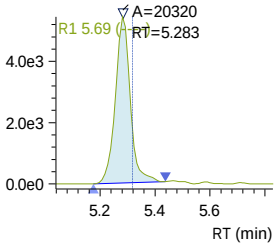

R2 314.80>82.90 (-) 5.45e3

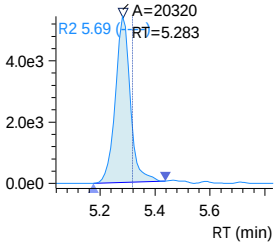

13C3-HFPO-DA
Conc. 9.6759
Q 286.90>168.90 (-) 1.48e5

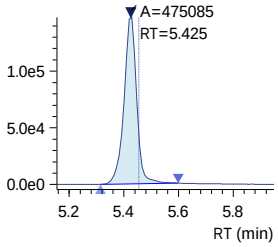

13C3-HFPO-DA_IS
Conc. 10.0000
ISTD 286.90>168.90 (-) 1.48e5

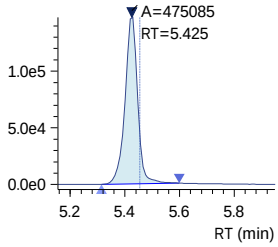

HFPO-DA
Conc. 0.9641
R#1 69.18 (62.57)
R#2 69.18 (62.57)
Q 284.90>168.90 (-) 1.61e4

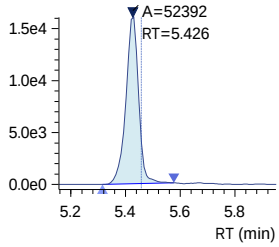

R1 284.90>184.90 (-) 1.14e4

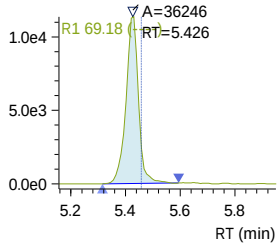

R2 284.90>184.90 (-) 1.14e4

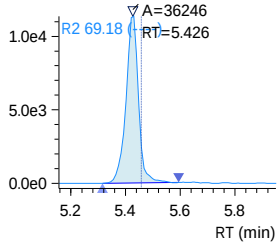

240321_017 (continued)

5_3 FTCA
Conc. 17.9562
R#1 151.86 (154.88)
R#2 151.86 (154.88)
Q 341.00>237.05 (-) 5.47e4

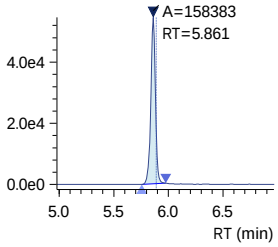

R1 341.00>217.00 (-) 8.27e4

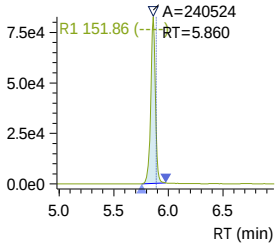

R2 341.00>217.00 (-) 8.27e4

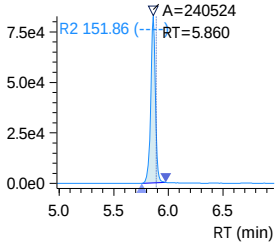

PFPeS
Conc. 0.9648
R#1 55.16 (54.44)
R#2 55.16 (54.44)
Q 349.10>79.90 (-) 1.81e4

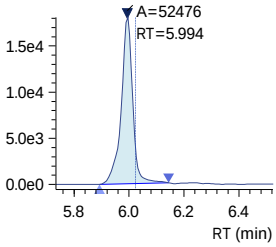

R1 349.10>98.80 (-) 1.01e4

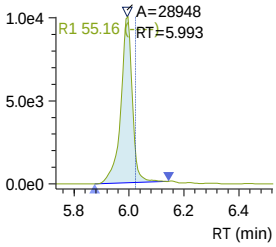

R2 349.10>98.80 (-) 1.01e4

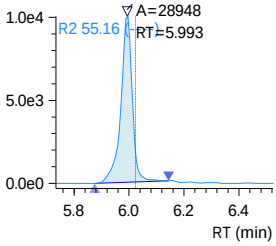

13C4-PFHpA
Conc. 2.5090
Q 367.10>322.00 (-) 1.55e5

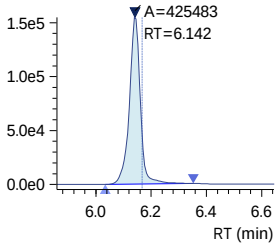

13C4-PFHpA_IS
Conc. 2.5000
ISTD 367.10>322.00 (-) 1.55e5

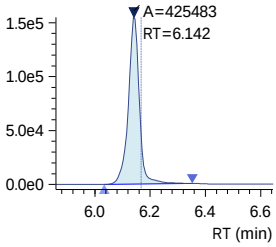

PFHpA
Conc. 0.9479
R#1 21.89 (23.39)
R#2 21.89 (23.39)
Q 363.10>319.00 (-) 5.44e4

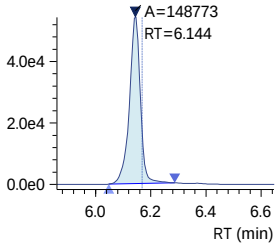

R1 363.10>169.00 (-) 1.19e4

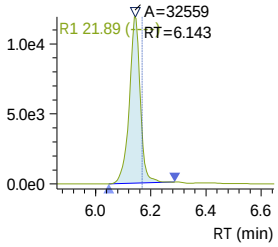

R2 363.10>169.00 (-) 1.19e4

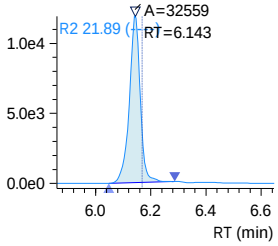

Insight Report
Before Manual Integration
Printed 3/22/2024 10:11:10

240321_017 (continued)

DONA
Conc. 0.9238
R#1 26.37 (30.39)
R#2 26.37 (30.39)
Q 376.90>250.90 (-) 5.66e4

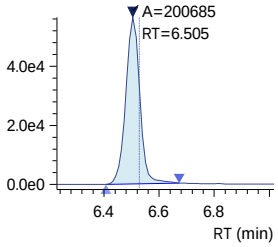

13C2-6_2 FTS_IS
Conc. 5.0000
ISTD 429.10>80.90 (-) 1.30e4

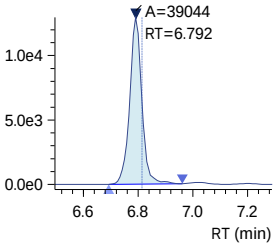

13C2-6_2 FTS
Conc. 4.1229
Q 429.10>80.90 (-) 1.30e4

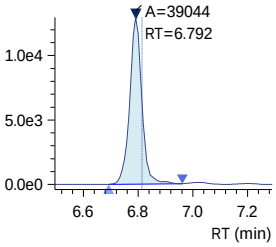

6_2 FTS
Conc. 0.8812
R#1 49.13 (44.48)
R#2 49.13 (44.48)
Q 427.10>407.00 (-) 5.21e3

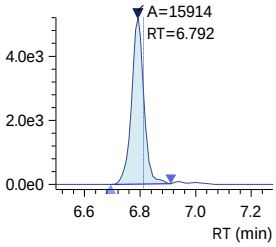

13C4-PFOA_IS
Conc. 2.5000
ISTD 417.10>172.00 (-) 6.75e3

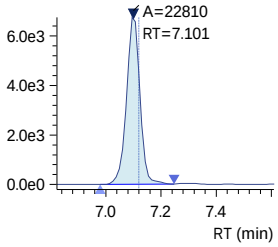

R1 376.90>84.80 (-) 1.51e4

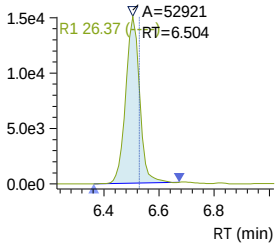

R1 427.10>80.90 (-) 2.57e3

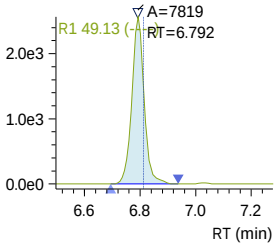

R2 376.90>84.80 (-) 1.51e4

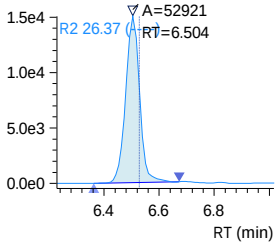

R2 427.10>80.90 (-) 2.57e3

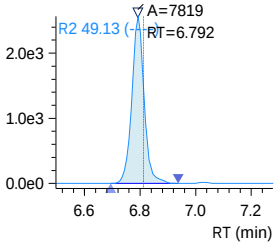

Insight Report
Before Manual Integration
Printed 3/22/2024 10:11:10

240321_017 (continued)

13C8-PFOA_IS
Conc. 2.5000

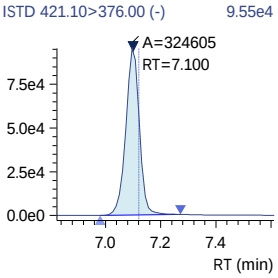

13C8-PFOA
Conc. 2.3108

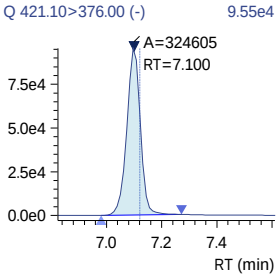

PFOA
Conc. 0.8882
R#1 22.75 (24.47)
R#2 22.75 (24.47)

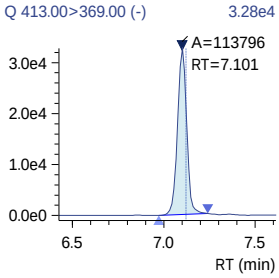

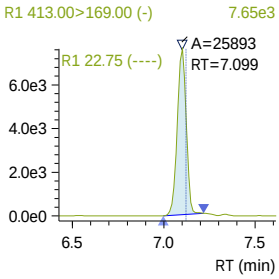

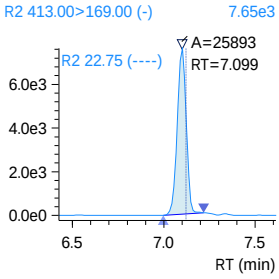

13C3-PFHxS
Conc. 2.7348

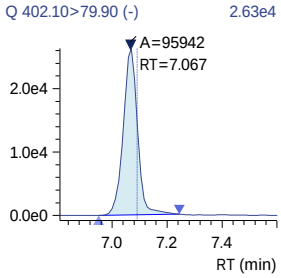

13C3-PFHxS_IS
Conc. 2.5000

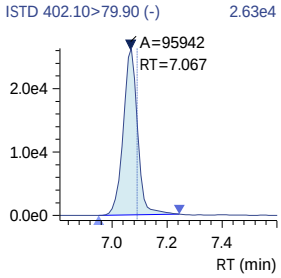

Insight Report
Before Manual Integration
Printed 3/22/2024 10:11:10

240321_017 (continued)

PFHxS
Conc. 0.8962
R#1 57.73 (57.29)
R#2 57.73 (57.29)
Q 398.70>79.90 (-) 1.02e4

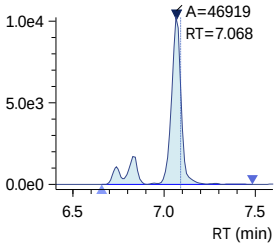

R1 398.70>98.90 (-) 5.86e3

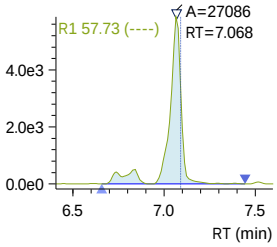

R2 398.70>98.90 (-) 5.86e3

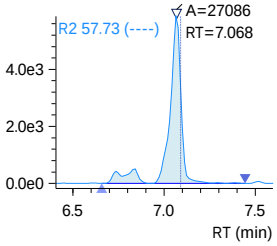

18O2-PFHxS_IS
Conc. 2.5000
ISTD 403.00>83.90 (-) 2.34e4

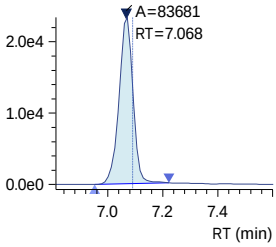

13C9-PFNA_IS
Conc. 1.2500
ISTD 472.10>427.00 (-) 5.53e4

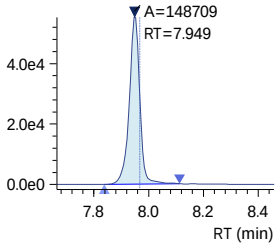

13C9-PFNA
Conc. 1.3173
Q 472.10>427.00 (-) 5.53e4

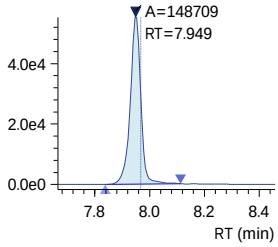

13C5-PFNA_IS
Conc. 1.2500
ISTD 468.00>423.00 (-) 4.77e4

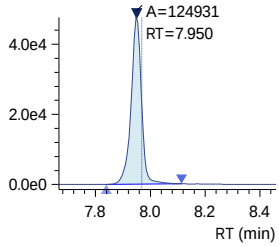

240321_017 (continued)

PFNA
Conc. 0.9277
R#1 20.05 (20.36)
R#2 20.05 (20.36)
Q 463.00>419.00 (-) 3.42e4

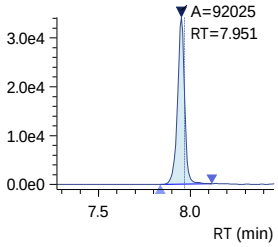

R1 463.00>219.00 (-) 6.83e3

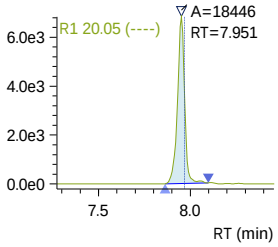

R2 463.00>219.00 (-) 6.83e3

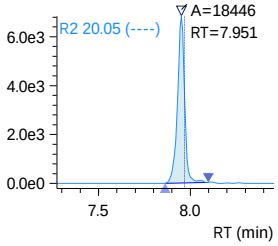

PFHpS
Conc. 1.0304
R#1 49.06 (46.70)
R#2 49.06 (46.70)
Q 449.00>79.90 (-) 1.48e4

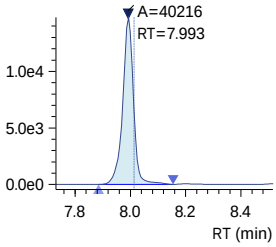

R1 449.00>98.80 (-) 6.92e3

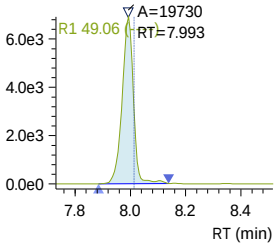

R2 449.00>98.80 (-) 6.92e3

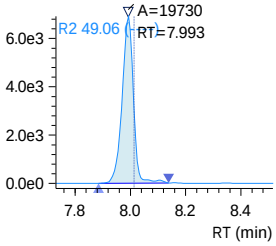

7_3 FTCA
Conc. 16.0420
R#1 134.23 (132.28)
R#2 134.23 (132.28)
Q 441.00>317.00 (-) 7.21e4

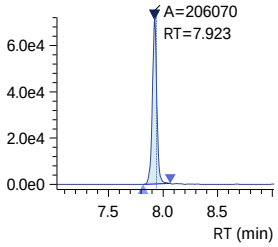

R1 441.00>336.90 (-) 9.75e4

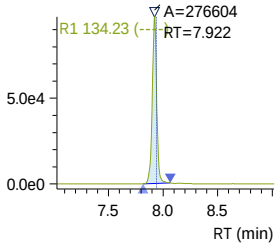

R2 441.00>336.90 (-) 9.75e4

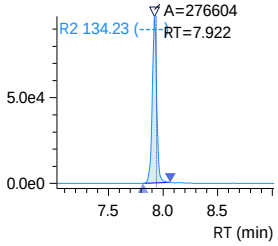

13C2-8_2-FTS
Conc. 4.0936
Q 529.10>80.90 (-) 7.90e3

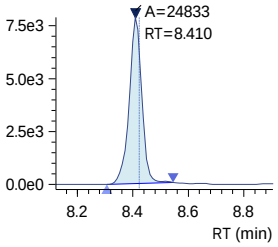

13C2-8_2-FTS_IS
Conc. 5.0000
ISTD 529.10>80.90 (-) 7.90e3

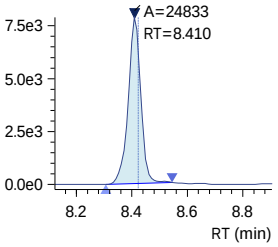

240321_017 (continued)

8_2 FTS
Conc. 0.8811
R#1 43.57 (45.91)
R#2 43.57 (45.91)
Q 527.10>506.95 (-) 3.17e3

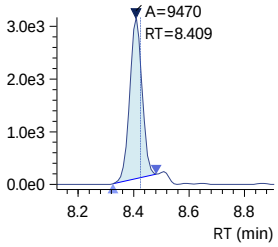

13C6-PFDA_IS
Conc. 1.2500
ISTD 519.10>474.10 (-) 2.37e4

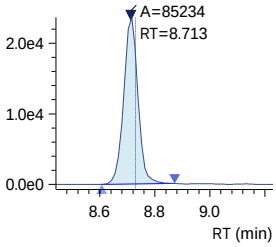

13C6-PFDA
Conc. 1.2731
Q 519.10>474.10 (-) 2.37e4

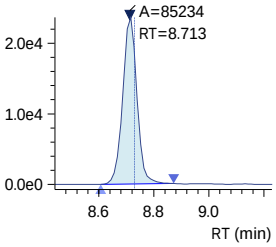

13C2-PFDA_IS
Conc. 1.2500
ISTD 515.10>470.10 (-) 2.02e4

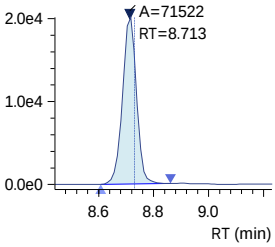

PFDA
Conc. 1.0393
R#1 17.46 (17.64)
R#2 17.46 (17.64)
Q 512.90>469.00 (-) 1.97e4

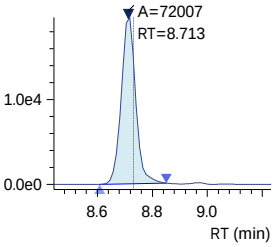

R1 527.10>80.80 (-) 1.36e3

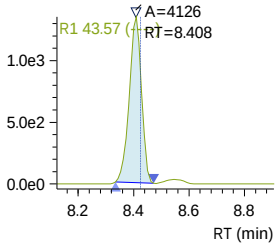

R1 512.90>219.00 (-) 3.50e3

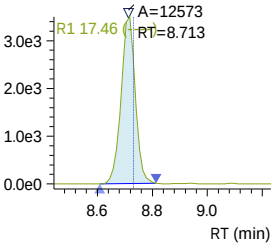

R2 527.10>80.80 (-) 1.36e3

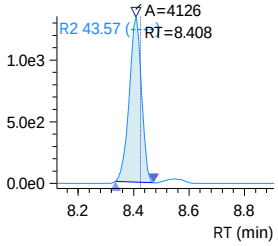

R2 512.90>219.00 (-) 3.50e3

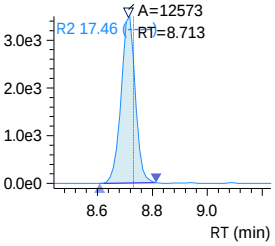

D3-NMeFOSAA_IS
Conc. 5.0000
ISTD 573.20>419.00 (-) 2.83e4

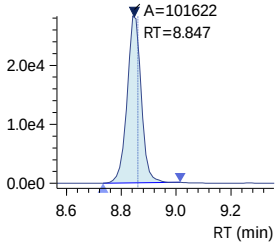

D3-NMeFOSAA
Conc. 4.9212
Q 573.20>419.00 (-) 2.83e4

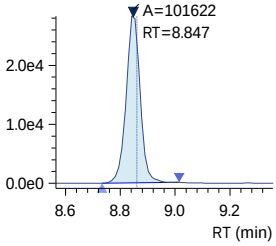

13C8-PFOS_IS
Conc. 2.5000
ISTD 507.10>98.90 (-) 8.46e3

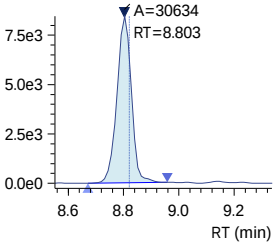

13C8-PFOS
Conc. 2.5633
Q 507.10>98.90 (-) 8.46e3

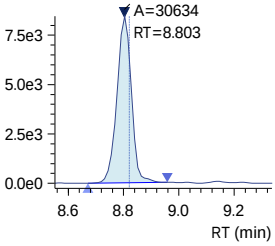

13C4-PFOS_IS
Conc. 2.5000
ISTD 502.80>79.90 (-) 2.34e4

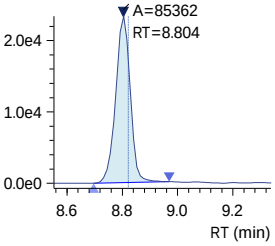

Insight Report
Before Manual Integration
Printed 3/22/2024 10:11:10

240321_017 (continued)

PFOS
Conc. 0.9445
R#1 45.34 (45.06)
R#2 45.34 (45.06)
Q 498.90>79.90 (-) 5.75e3

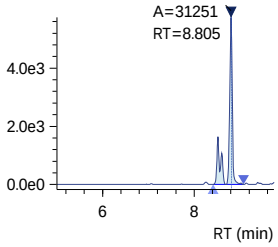

R1 498.90>98.80 (-) 3.23e3

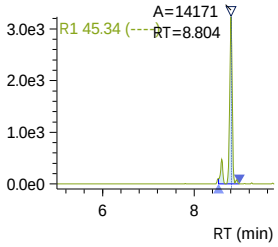

R2 498.90>98.80 (-) 3.23e3

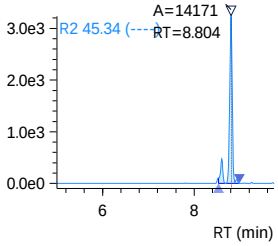

NMeFOSAA
Conc. 0.9368
R#1 48.99 (67.10)
R#2 48.99 (67.10)
Q 570.10>419.00 (-) 5.34e3

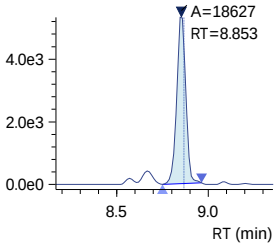

R1 570.10>483.00 (-) 2.62e3

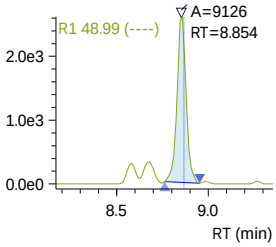

R2 570.10>483.00 (-) 2.62e3

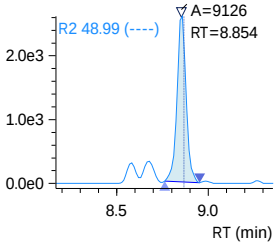

D5-NEtFOSAA_IS
Conc. 5.0000
ISTD 589.20>419.00 (-) 2.25e4

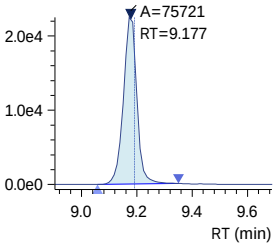

D5-NEtFOSAA
Conc. 5.0049
Q 589.20>419.00 (-) 2.25e4

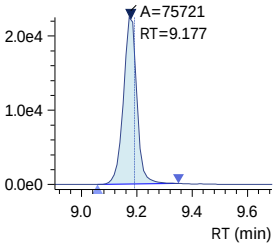

NEtFOSAA
Conc. 0.7479
R#1 87.47 (89.53)
R#2 87.47 (89.53)
Q 584.20>419.10 (-) 3.56e3

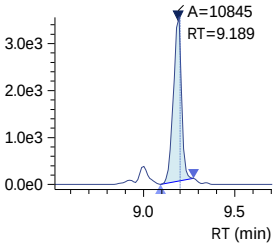

R1 584.20>526.00 (-) 3.08e3

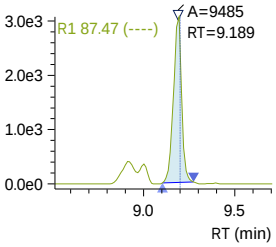

R2 584.20>526.00 (-) 3.08e3

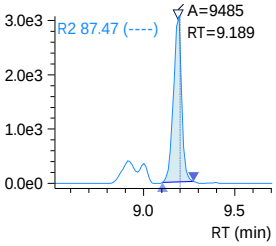

Insight Report
Before Manual Integration
Printed 3/22/2024 10:11:10

240321_017 (continued)

9-Cl-PF3ONS
Conc. 0.9889
R#1 30.50 (31.69)
R#2 30.50 (31.69)
Q 530.80>351.00 (-) 8.83e4

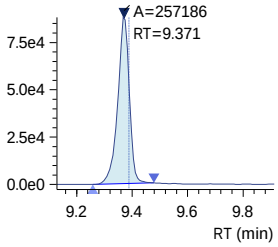

R1 532.80>353.00 (-) 2.65e4

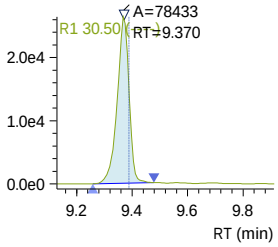

R2 532.80>353.00 (-) 2.65e4

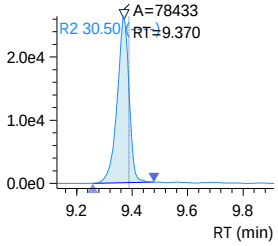

PFUnDA
Conc. 1.0635
R#1 11.65 (10.96)
R#2 11.65 (10.96)
Q 563.10>519.00 (-) 2.83e4

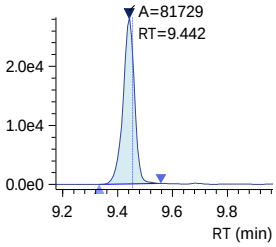

R1 563.10>269.10 (-) 3.40e3

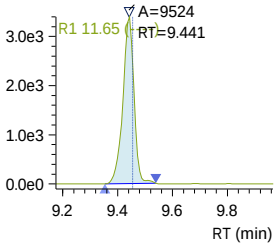

R2 563.10>269.10 (-) 3.40e3

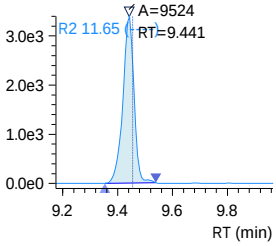

13C7-PFUnDA_IS
Conc. 1.2500
ISTD 570.00>525.10 (-) 3.16e4

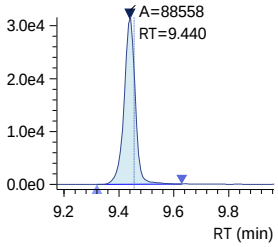

13C7-PFUnDA
Conc. 1.3413
Q 570.00>525.10 (-) 3.16e4

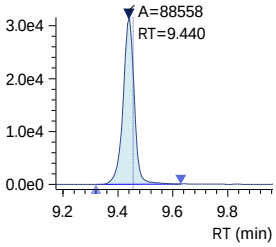

PFNS
Conc. 1.0760
R#1 62.96 (56.91)
R#2 62.96 (56.91)
Q 548.80>79.90 (-) 1.04e4

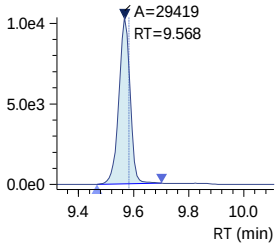

R1 548.80>98.80 (-) 6.61e3

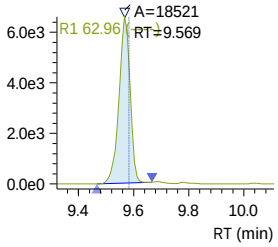

R2 548.80>98.80 (-) 6.61e3

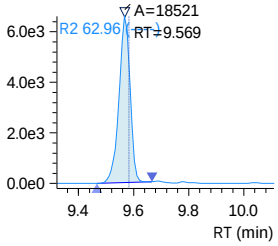

Insight Report
Before Manual Integration
Printed 3/22/2024 10:11:10

240321_017 (continued)

10_2 FTS
Conc. 0.7846
R#1 38.97 (32.29)
R#2 38.97 (32.29)
Q 626.80>607.05 (-) 2.62e3

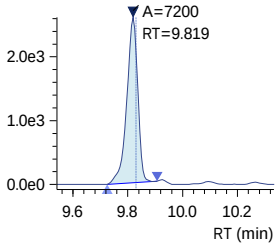

R1 626.80>81.00 (-) 1.00e3

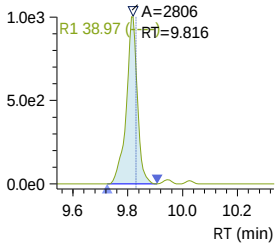

R2 626.80>81.00 (-) 1.00e3

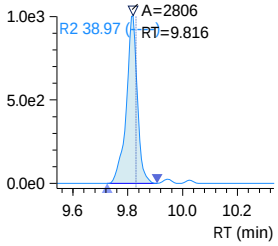

13C2-PFDOA_IS
Conc. 1.2500
ISTD 615.10>570.00 (-) 3.63e4

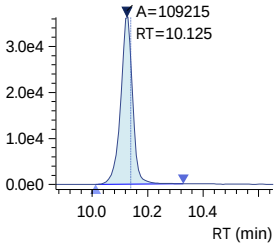

13C2-PFDOA
Conc. 1.4223
Q 615.10>570.00 (-) 3.63e4

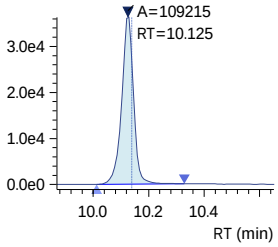

PFDOA
Conc. 1.0269
R#1 10.74 (11.14)
R#2 10.74 (11.14)
Q 613.10>569.00 (-) 2.12e4

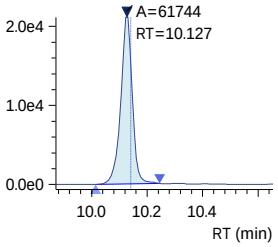

R1 613.10>319.00 (-) 2.30e3

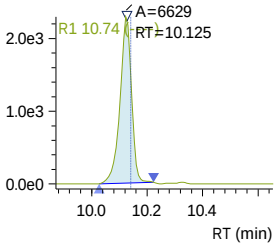

R2 613.10>319.00 (-) 2.30e3

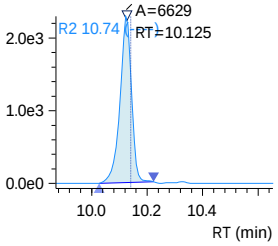

PFDS
Conc. 1.0382
R#1 63.80 (58.01)
R#2 63.80 (58.01)
Q 599.00>79.90 (-) 9.04e3

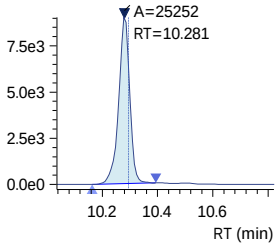

R1 599.00>98.80 (-) 5.69e3

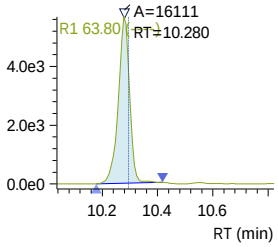

R2 599.00>98.80 (-) 5.69e3

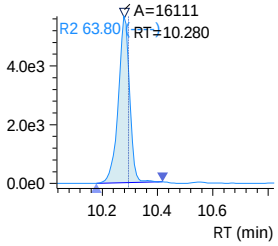

Insight Report
Before Manual Integration
Printed 3/22/2024 10:11:10

240321_017 (continued)

PFTrDA
Conc. 0.9670
R#1 15.58 (16.67)
R#2 15.58 (16.67)
Q 663.00>619.00 (-) 1.87e4

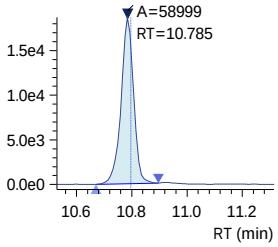

11-Cl-PF3OUdS
Conc. 0.9698
R#1 34.33 (35.04)
R#2 34.33 (35.04)
Q 630.90>451.00 (-) 3.77e4

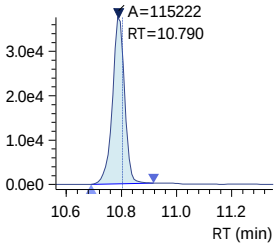

PFOSAm
Conc. 1.6387
Q 498.10>77.90 (-) 2.17e4

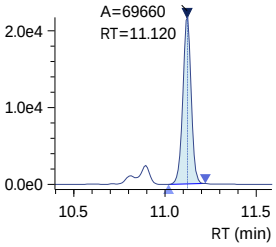

13C8-PFOSAm
Conc. 3.0338
Q 506.10>77.80 (-) 3.08e4

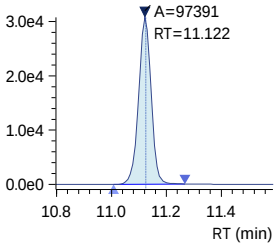

13C8-PFOSAm_IS
Conc. 2.5000
ISTD 506.10>77.80 (-) 3.08e4

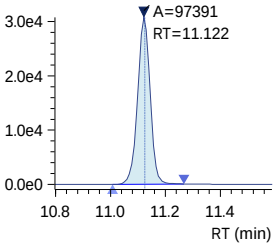

R1 663.00>168.90 (-) 2.98e3

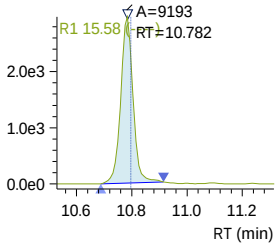

R1 632.90>452.90 (-) 1.28e4

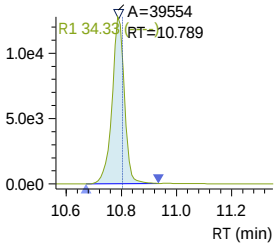

R2 663.00>168.90 (-) 2.98e3

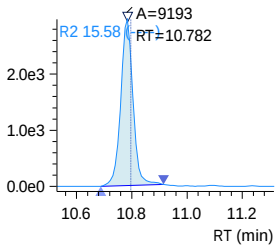

R2 632.90>452.90 (-) 1.28e4

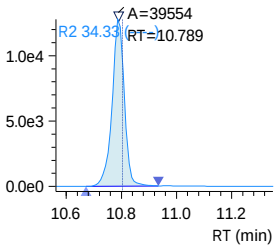

240321_017 (continued)

PFTDA
Conc. 0.9693
R#1 18.38 (17.09)
R#2 18.38 (17.09)

Q 713.10>669.00 (-) 1.15e4

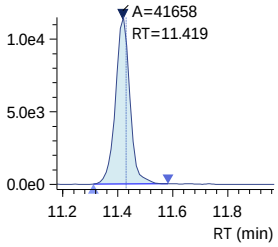

R1 713.10>168.90 (-) 2.23e3

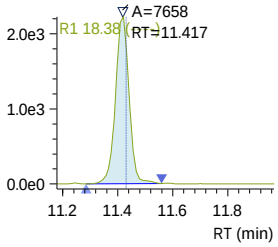

R2 713.10>168.90 (-) 2.23e3

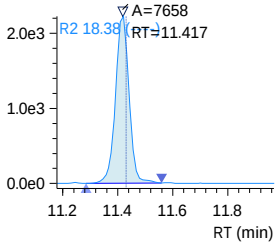

13C2-PFTDA
Conc. 1.3157

Q 715.20>670.00 (-) 1.73e4

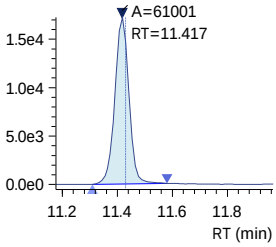

13C2-PFTDA_IS
Conc. 1.2500

ISTD 715.20>670.00 (-) 1.73e4

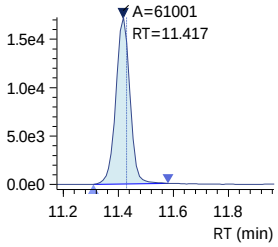

PFDoS
Conc. 1.0753
R#1 67.00 (61.23)
R#2 67.00 (61.23)

Q 699.10>79.90 (-) 4.94e3

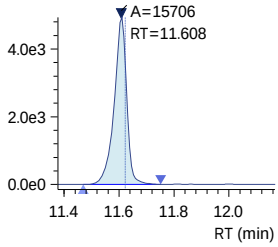

R1 699.10>98.80 (-) 3.41e3

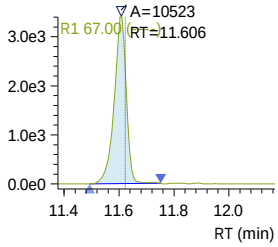

R2 699.10>98.80 (-) 3.41e3

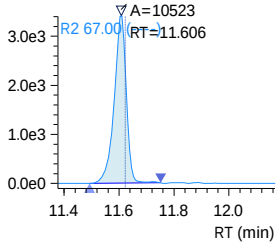

D7-MeFOSE_IS
Conc. 25.0000

ISTD 623.20>58.90 (-) 8.68e4

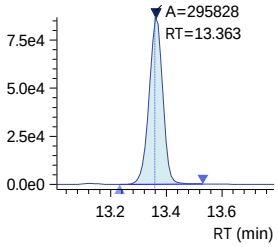

Insight Report
Before Manual Integration
Printed 3/22/2024 10:11:10

240321_017 (continued)

D7-MeFOSE
Conc. 30.1193

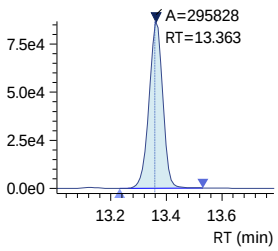

MeFOSE
Conc. 0.6166

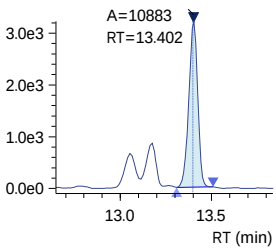

13C2-PFHXDA_IS
Conc. 2.5000

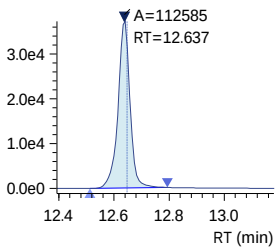

13C2-PFHXDA
Conc. 2.3616

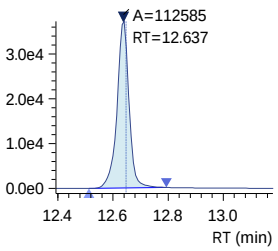

PFHXDA
Conc. 1.0108
R#1 11.87 (10.78)
R#2 11.87 (10.78)

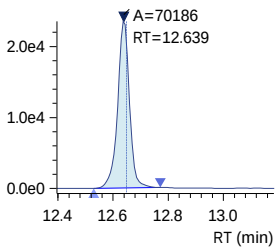

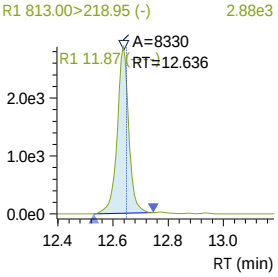

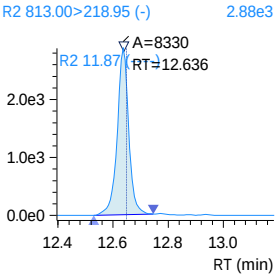

Insight Report
Before Manual Integration
Printed 3/22/2024 10:11:10

240321_017 (continued)

D3-MeFOSA
Conc. 2.9146

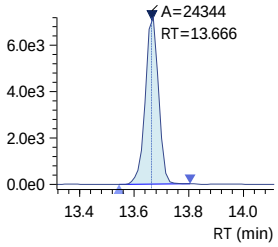

D3-MeFOSA_IS
Conc. 2.5000

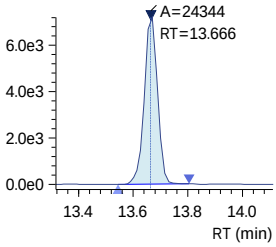

MeFOSA
Conc. 0.6236
R#1 111.97 (156.31)
R#2 111.97 (156.31)

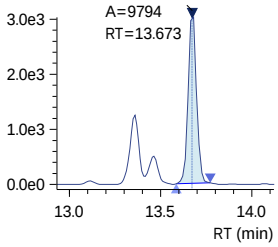

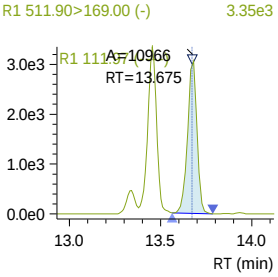

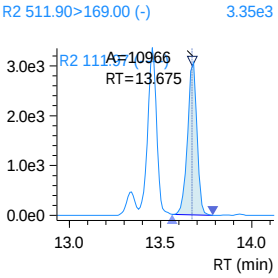

D9-EtFOSE_IS
Conc. 25.0000

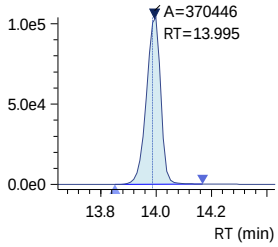

D9-EtFOSE
Conc. 33.0394

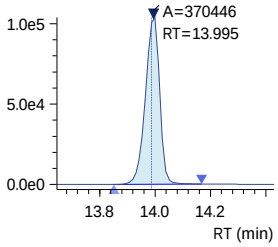

240321_017 (continued)

EtFOSE
Conc. 0.5852

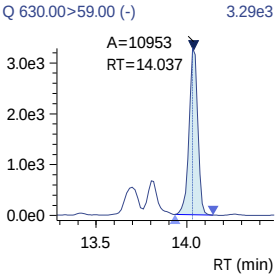

D5-EtFOSAm
Conc. 3.1005

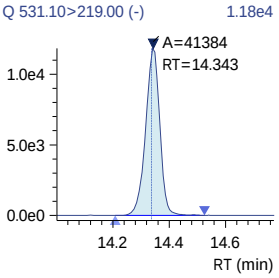

D5-EtFOSAm_IS
Conc. 2.5000

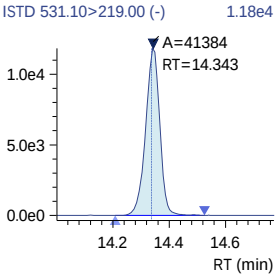

EtFOSAm
Conc. 0.5287
R#1 131.60 (177.75)
R#2 131.60 (177.75)

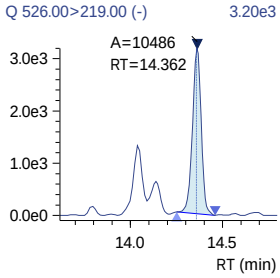

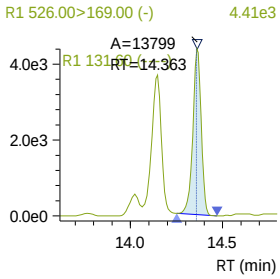

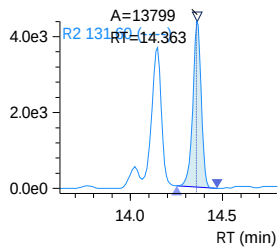

PFODA
Conc. 1.0660
R#1 31.82 (31.66)
R#2 31.82 (31.66)

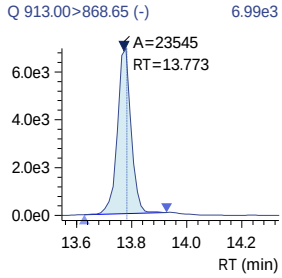

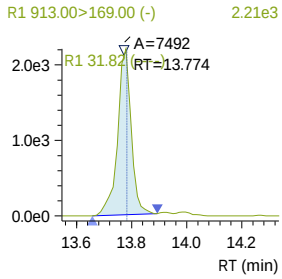

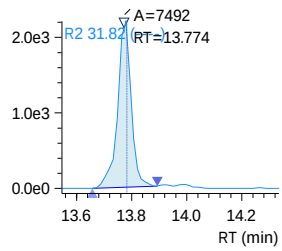

1st PS 03/22/24
2nd 03/25/24

Validation Report

Data File: J:\LCMS08\Data\240321_1633_B1\240321_007
Lab ID: KQ2404325-10
RunType: LLCCV
Matrix: Soil

Date Acquired: 3/21/24 12:49
Batch ID: 835726
Analysis Method: 1633/PFAS_DOD5.4

Validations

Validation Categories	Pass	Fail
ICAL Analyte Recovery	X	
Second Source ICAL Verification	X	
Internal Standards	X	

Primary Review: _____

Secondary Review: _____

1st PS 03/22/24
2nd 03/25/24

Quantitation Report

Data File:	J:\LCMS08\Data\240321_1633_B1\240321_007	**Instrument:**	K-LCMS-08
Acqu Date:	3/21/24 12:49	**Vial:**	14
Run Type:	LLCCV	**Dilution:**	1
Lab ID:	KQ2404325-10	**Raw Units:**	ng/mL

Bottle ID:		**Tier:**	IV	**Matrix:**	Soil
Prod Code:	PFAS_DOD5.4	**Collect Date:**	3/9/24	**Receive Date:**	3/13/24

Analysis Lot:	835726	**Prep Lot:**		**Report Group:**	KQ2404325
Analysis	1633	**Prep Method:**			
		Prep Date:			

Title:	Per- and Polyfluoroalkyl Substances (PFAS) by LC/MS/MS Compliant with Table B-24 of DOD QSM	**Calibration ID:**	KC2400137
		Report List ID:	24615

Internal Standard Compounds

Parameter Name	RT	RT Dev	Response	Solution Conc	Area Criteria
18O2-PFHxS	7.074		90421	2.5000	OK
13C4-PFOS	8.809		99853	2.5000	OK
13C3-PFBA	1.340		400616	5.0000	OK
13C2-PFHxA	4.962		386596	2.5000	OK
13C4-PFOA	7.104		18451	2.5000	OK
13C5-PFNA	7.953		124990	1.2500	OK
13C2-PFDA	8.718		76953	1.2500	OK

Surrogate Compounds

Parameter Name	RT	RT Dev	Response	Solution Conc		Rpt?
13C3-PFBS	4.622		143916	2.6115	20 - 150	Y
13C3-PFHxS	7.073		112708	2.9732	20 - 150	Y
13C8-PFOS	8.808		36959	2.6437	20 - 150	Y
13C4-PFBA	1.341		795144	10.0636	20 - 150	Y
13C5-PFPeA	3.476		219719	5.1079	20 - 150	Y
13C5-PFHxA	4.961		309198	2.4455	20 - 150	Y
13C4-PFHpA	6.148		431234	2.4671	20 - 150	Y
13C8-PFOA	7.103		334300	2.9420	20 - 150	Y
13C9-PFNA	7.953		148012	1.3105	20 - 150	Y
13C6-PFDA	8.717		93695	1.3007	20 - 150	Y
13C7-PFUnDA	9.443		84107	1.1840	20 - 150	Y
13C2-PFDoDA	10.130		111129	1.3451	20 - 150	Y
13C2-PFTeDA	11.422		64811	1.2993	20 - 150	Y
13C8-FOSA	11.119		95404	2.5406	20 - 150	Y
D3-MeFOSA	13.664		24183	2.4751	20 - 150	Y
D5-EtFOSA	14.340		40131	2.5702	20 - 150	Y
D7-MeFOSE	13.361		294285	25.6139	20 - 150	Y
D9-EtFOSE	13.993		357828	27.2825	20 - 150	Y

U: Undetected at or above MDL
J: Analyte detected above MDL, but below MRL
B: Hit above MRL also found in Method Blank
E: Analyte concentration above high point of ICAL
N: Presumptive evidence of compound

D: Result from dilution
m: Manual integration performed
d: Compound manually deleted
NR: Analyte not reported from this analysis

*: Result fails acceptance criteria
#: Acceptance criteria not applicable
?: Insufficient information to determine acceptance
e: Result >= MRL, but MRL less than low point of ICAL
c: check for co-elution

Printed: 3/22/24 13:34
\\alprews001\starlims$\LIMSReps\QuantValidation.rpt

1st PS 03/22/24
2nd 03/25/24

Data File:	J:\LCMS08\Data\240321_1633_B1\240321_007	**Instrument:**	K-LCMS-08
Acqu Date:	3/21/24 12:49	**Vial:**	14
Run Type:	LLCCV	**Dilution:**	1
Lab ID:	KQ2404325-10	**Raw Units:**	ng/mL

Surrogate Compounds

Parameter Name	RT	RT Dev	Response	Solution Conc		Rpt?
D3-MeFOSAA	8.850		103578	4.2880	20 - 150	Y
D5-EtFOSAA	9.179		78705	4.4472	20 - 150	Y
13C2-4:2 FTS	4.654		53879	4.2439	20 - 150	Y
13C2-6:2 FTS	6.795		40929	3.9999	20 - 150	Y
13C2-8:2 FTS	8.413		29448	4.4927	20 - 150	Y
13C3-HFPO-DA	5.433		483132	9.5467	20 - 150	Y

Target Compounds

Parameter Name	RT	RT Dev	Response	Solution Conc	Rpt?
Perfluorobutane sulfonic acid (PFBS)	4.622		36391	0.4349	Y
Perfluoropentane sulfonic acid (PFPeS)	6.001		24580	0.3847	Y
Perfluorohexane sulfonic acid (PFHxS)	7.071		23310	0.3790	Y
Perfluoroheptane sulfonic acid (PFHpS)	7.996		19830	0.4211	Y
Perfluorooctane sulfonic acid (PFOS)	8.810		15838	0.3898	Y
Perfluorononane sulfonic acid (PFNS)	9.571		12996	0.3940	Y
Perfluorodecane sulfonic acid (PFDS)	10.287		12325	0.4133	Y
Perfluorododecane sulfonic acid (PFDoS)	11.613		8285	0.4683	Y
Perfluorobutanoic acid (PFBA)	1.341		47700	0.4841	Y
Perfluoropentanoic acid (PFPeA)	3.479		73708	0.4686	Y
Perfluorohexanoic acid (PFHxA)	4.963		58368	0.4656	Y
Perfluoroheptanoic acid (PFHpA)	6.151		78095	0.4844	Y
Perfluorooctanoic acid (PFOA)	7.105		70908	0.5196	Y
Perfluorononanoic acid (PFNA)	7.955		46754	0.4621	Y
Perfluorodecanoic acid (PFDA)	8.719		32931	0.4324	Y
Perfluoroundecanoic acid (PFUnDA)	9.445		37123	0.5021	Y
Perfluorododecanoic acid (PFDOA)	10.130		29662	0.4705	Y
Perfluorotridecanoic acid (PFTrDA)	10.788		31884	0.4805	Y
Perfluorotetradecanoic acid (PFTDA)	11.424		22420	0.4788	Y
Perfluorooctane sulfonamide (PFOSAm)	11.117		40866	0.9814	Y
N-Methylperfluorooctane sulfonamide (MeFOSA)	13.674		9278	0.5947	Y
N-Ethylperfluorooctane sulfonamide (EtFOSAm)	14.360		8711	0.4548	Y
N-Methylperfluorooctane sulfonamido ethanol (MeFOSE)	13.400		8488	0.4819	Y
N-Ethylperfluorooctane sulfonamido ethanol (EtFOSE)	14.035		8098	0.4481	Y
N-Methylperfluorooctane sulfonamido acetic acid (NMeFOSAA)	8.856		9010	0.4446	Y

U: Undetected at or above MDL
J: Analyte detected above MDL, but below MRL
B: Hit above MRL also found in Method Blank
E: Analyte concentration above high point of ICAL
N: Presumptive evidence of compound

D: Result from dilution
m: Manual integration performed
d: Compound manually deleted
NR: Analyte not reported from this analysis

*: Result fails acceptance criteria
#: Acceptance criteria not applicable
?: Insufficient information to determine acceptance
e: Result >= MRL, but MRL less than low point of ICAL
c: check for co-elution

Printed: 3/22/24 13:34
\\alprews001\starlims$\LIMSReps\QuantValidation.rpt

1st PS 03/22/24
2nd 03/25/24

Data File:	J:\LCMS08\Data\240321_1633_B1\240321_007	**Instrument:**	K-LCMS-08
Acqu Date:	3/21/24 12:49	**Vial:**	14
Run Type:	LLCCV	**Dilution:**	1
Lab ID:	KQ2404325-10	**Raw Units:**	ng/mL

Target Compounds

Parameter Name	RT	RT Dev	Response	Solution Conc	Rpt?
N-Ethylperfluorooctane sulfonamido acetic acid (NEtFOSAA)	9.192		8762	0.5831	Y
1H, 1H, 2H, 2H-Perfluorohexanesulfonic acid (4:2 FTS)	4.655		14170	0.4625	Y
1H, 1H, 2H, 2H-Perfluorooctanesulfonic acid (6:2 FTS)	6.794		8220	0.4342	Y
1H, 1H, 2H, 2H-Perfluorodecanesulfonic acid (8:2 FTS)	8.414		5800	0.4586	Y
4,4,5,5,6,6,6-Heptafluorohexanoic acid (3:3 FTCA)	2.980		45180	13.6010	Y
2H,2H,3H,3H-Perfluorooctanoic acid (5:3 FTCA)	5.864		119091	12.9578	Y
2H,2H,3H,3H-Perfluorodecanoic acid (7:3 FTCA)	7.922		150232	11.2241	Y
Perfluoro(2-ethoxyethane) sulfonic acid (PFEESA)	5.292		168413	0.3925	Y
9-Chlorohexadecafluoro-3-oxanonane-1-sulfonic acid (9-Cl-PF3ONS)	9.374		115033	0.4351	Y
11-Chloroeicosafluoro-3-oxaundecane-1-sulfonic acid (11-Cl-PF3OUdS)	10.795		53539	0.4431	Y
Perfluoro-3-methoxypropanoic acid (PFMPA)	2.386		31438	0.4609	Y
Perfluoro-4-methoxybutanoic acid (PFMBA)	4.006		47496	0.4639	Y
Hexafluoropropyleneoxide dimer acid (HFPO-DA) (GenX)	5.435		26357	0.4736	Y
Nonafluoro-3,6-dioxaheptanoic acid (NFDHA)	4.817		49476	0.4859	Y
4,8-Dioxa-3H-perfluorononanoic acid (DONA)	6.509		115755	0.5209	Y

U: Undetected at or above MDL
J: Analyte detected above MDL, but below MRL
B: Hit above MRL also found in Method Blank
E: Analyte concentration above high point of ICAL
N: Presumptive evidence of compound

D: Result from dilution
m: Manual integration performed
d: Compound manually deleted
NR: Analyte not reported from this analysis

*: Result fails acceptance criteria
#: Acceptance criteria not applicable
?: Insufficient information to determine acceptance
e: Result >= MRL, but MRL less than low point of ICAL
c: check for co-elution

Printed: 3/22/24 13:34
\\alprews001\starlims$\LIMSReps\QuantValidation.rpt

Insight Report
Ion Ratio Confirmation
Printed 3/22/2024 13:04:13

240321_007

Sample ID: 1633 ICAL 0.5PPB
Date Acquired: 3/21/2024 12:49:41 PM
Acquired by: System Administrator
Data File: 240321_007
Vial: 4 | Inj. Volume: 10.0000uL | Tray: 1

Name	m/z	Ref 1 m/z	Area	Ref 1 Measured	Ref 1 Actual Ratio	Ref 1 Set Ratio	Ref 2 Measured	Ref 2 Actual Ratio	Ref 2 Set Ratio	Flag ID
13C4-PFBA	216.80>171.90	----	795144	----	----	----	----	----	----	
13C4-PFBA_IS	216.80>171.90	----	795144	----	----	----	----	----	----	
13C3-PFBA_IS	216.00>172.00	----	400616	----	----	----	----	----	----	
PFBA	212.80>169.05	----	47700	----	----	----	----	----	----	
PFMPA	229.00>84.90	----	31438	----	----	----	----	----	----	
3_3 FTCA	241.00>177.10	241.00>117.00	45180	61483	136.09	136.14	61483	136.09	141.47	
13C5-PFPeA	268.30>223.00	----	219719	----	----	----	----	----	----	
13C5-PFPeA_IS	268.30>223.00	----	219719	----	----	----	----	----	----	
PFPeA	263.00>219.00	----	73708	----	----	----	----	----	----	
PFMBA	279.00>84.95	----	47496	----	----	----	----	----	----	
13C2-4_2 FTS	329.10>80.90	----	53879	----	----	----	----	----	----	
13C2-4_2 FTS_IS	329.10>80.90	----	53879	----	----	----	----	----	----	
4_2 FTS	327.10>307.00	327.10>80.90	14170	4379	30.90	33.08	4379	30.90	27.71	
13C3-PFBS_IS	302.10>79.90	----	143916	----	----	----	----	----	----	
PFBS	298.70>79.90	298.70>98.80	36391	16093	44.22	46.53	16093	44.22	44.64	
13C3-PFBS	302.10>79.90	----	143916	----	----	----	----	----	----	
NFDHA	295.00>201.00	295.00>84.90	49476	17210	34.78	36.44	17210	34.78	34.56	
13C5-PFHxA	318.00>273.00	----	309198	----	----	----	----	----	----	
13C5-PFHxA_IS	318.00>273.00	----	309198	----	----	----	----	----	----	
13C2-PFHxA_IS	315.10>270.00	----	386596	----	----	----	----	----	----	
PFHxA	313.00>269.00	----	58368	----	----	----	----	----	----	
PFEESA	314.80>135.00	314.80>82.90	168413	9902	5.88	5.25	9902	5.88	5.67	
13C3-HFPO-DA	286.90>168.90	----	483132	----	----	----	----	----	----	
13C3-HFPO-DA_IS	286.90>168.90	----	483132	----	----	----	----	----	----	
HFPO-DA	284.90>168.90	284.90>184.90	26357	17393	65.99	62.57	17393	65.99	64.50	
5_3 FTCA	341.00>237.05	341.00>217.00	119091	179553	150.77	154.88	179553	150.77	154.15	
PFPeS	349.10>79.90	349.10>98.80	24580	13018	52.96	54.44	13018	52.96	56.96	
13C4-PFHpA	367.10>322.00	----	431234	----	----	----	----	----	----	
13C4-PFHpA_IS	367.10>322.00	----	431234	----	----	----	----	----	----	
PFHpA	363.10>319.00	363.10>169.00	78095	16296	20.87	23.39	16296	20.87	22.63	
DONA	376.90>250.90	376.90>84.80	115755	31949	27.60	30.39	31949	27.60	28.87	
13C2-6_2 FTS_IS	429.10>80.90	----	40929	----	----	----	----	----	----	
13C2-6_2 FTS	429.10>80.90	----	40929	----	----	----	----	----	----	
6_2 FTS	427.10>407.00	427.10>80.90	8220	3078	37.45	44.48	3078	37.45	40.73	
13C4-PFOA_IS	417.10>172.00	----	18451	----	----	----	----	----	----	
13C8-PFOA_IS	421.10>376.00	----	334300	----	----	----	----	----	----	

J:\LCMS08\Data\240321_1633_B1\240321_1633_B1.damlp .

Ref 1 Set Ratio assigned from calibration mid-point; Ref 2 Set Ratio assigned from opening calibration verification.
IRr - Ion ratio outside either set of criteria. Exceedances for reported detections to be "I" flagged in the analytical report.

240321_007 (continued)

(Table continued from previous page)

Name	m/z	Ref 1 m/z	Area	Ref 1 Measured	Ref 1 Actual Ratio	Ref 1 Set Ratio	Ref 2 Measured	Ref 2 Actual Ratio	Ref 2 Set Ratio	Flag ID
13C8-PFOA	421.10>376.00	----	334300	----	----	----	----	----	----	
PFOA	413.00>369.00	413.00>169.00	70908	15833	22.33	24.47	15833	22.33	24.84	
13C3-PFHxS	402.10>79.90	----	112708	----	----	----	----	----	----	
13C3-PFHxS_IS	402.10>79.90	----	112708	----	----	----	----	----	----	
PFHxS	398.70>79.90	398.70>98.90	23310	13258	56.88	57.29	13258	56.88	58.76	
18O2-PFHxS_IS	403.00>83.90	----	90421	----	----	----	----	----	----	
13C9-PFNA_IS	472.10>427.00	----	148012	----	----	----	----	----	----	
13C9-PFNA	472.10>427.00	----	148012	----	----	----	----	----	----	
13C5-PFNA_IS	468.00>423.00	----	124990	----	----	----	----	----	----	
PFNA	463.00>419.00	463.00>219.00	46754	10490	22.44	20.36	10490	22.44	19.31	
PFHpS	449.00>79.90	449.00>98.80	19830	9652	48.67	46.70	9652	48.67	48.05	
7_3 FTCA	441.00>317.00	441.00>336.90	150232	208449	138.75	132.28	208449	138.75	133.47	
13C2-8_2-FTS	529.10>80.90	----	29448	----	----	----	----	----	----	
13C2-8_2-FTS_IS	529.10>80.90	----	29448	----	----	----	----	----	----	
8_2 FTS	527.10>506.95	527.10>80.80	5800	3312	57.10	45.91	3312	57.10	45.20	
13C6-PFDA_IS	519.10>474.10	----	93695	----	----	----	----	----	----	
13C6-PFDA	519.10>474.10	----	93695	----	----	----	----	----	----	
13C2-PFDA_IS	515.10>470.10	----	76953	----	----	----	----	----	----	
PFDA	512.90>469.00	512.90>219.00	32931	6469	19.64	17.64	6469	19.64	19.20	
D3-NMeFOSAA_IS	573.20>419.00	----	103578	----	----	----	----	----	----	
D3-NMeFOSAA	573.20>419.00	----	103578	----	----	----	----	----	----	
13C8-PFOS_IS	507.10>98.90	----	36959	----	----	----	----	----	----	
13C8-PFOS	507.10>98.90	----	36959	----	----	----	----	----	----	
13C4-PFOS_IS	502.80>79.90	----	99853	----	----	----	----	----	----	
PFOS	498.90>79.90	498.90>98.80	15838	7518	47.47	45.06	7518	47.47	47.87	
NMeFOSAA	570.10>419.00	570.10>483.00	9010	6456	71.66	67.10	6456	71.66	60.24	
D5-NEtFOSAA_IS	589.20>419.00	----	78705	----	----	----	----	----	----	
D5-NEtFOSAA	589.20>419.00	----	78705	----	----	----	----	----	----	
NEtFOSAA	584.20>419.10	584.20>526.00	8762	4790	54.67	89.53	4790	54.67	72.57	
9-Cl-PF3ONS	530.80>351.00	532.80>353.00	115033	35009	30.43	31.69	35009	30.43	30.68	
PFUnDA	563.10>519.00	563.10>269.10	37123	4451	11.99	10.96	4451	11.99	11.56	
13C7-PFUnDA_IS	570.00>525.10	----	84107	----	----	----	----	----	----	
13C7-PFUnDA	570.00>525.10	----	84107	----	----	----	----	----	----	
PFNS	548.80>79.90	548.80>98.80	12996	9095	69.98	56.91	9095	69.98	61.27	
10_2 FTS	626.80>607.05	626.80>81.00	3940	1228	31.17	32.29	1228	31.17	29.61	
13C2-PFDOA_IS	615.10>570.00	----	111129	----	----	----	----	----	----	
13C2-PFDOA	615.10>570.00	----	111129	----	----	----	----	----	----	
PFDOA	613.10>569.00	613.10>319.00	29662	3233	10.90	11.14	3233	10.90	10.73	
PFDS	599.00>79.90	599.00>98.80	12325	7205	58.46	58.01	7205	58.46	58.67	
PFTrDA	663.00>619.00	663.00>168.90	31884	5497	17.24	16.67	5497	17.24	15.36	

J:\LCMS08\Data\240321_1633_B1\240321_1633_B1.damlp .

Ref 1 Set Ratio assigned from calibration mid-point; Ref 2 Set Ratio assigned from opening calibration verification.
IRr - Ion ratio outside either set of criteria. Exceedances for reported detections to be "I" flagged in the analytical report.

240321_007 (continued)

(Table continued from previous page)

Name	m/z	Ref 1 m/z	Area	Ref 1 Measured	Ref 1 Actual Ratio	Ref 1 Set Ratio	Ref 2 Measured	Ref 2 Actual Ratio	Ref 2 Set Ratio	Flag ID
11-Cl-PF3OUdS	630.90>451.00	632.90>452.90	53539	19326	36.10	35.04	19326	36.10	35.75	
PFOSAm	498.10>77.90	----	40866	----	----	----	----	----	----	
13C8-PFOSAm	506.10>77.80	----	95404	----	----	----	----	----	----	
13C8-PFOSAm_IS	506.10>77.80	----	95404	----	----	----	----	----	----	
PFTDA	713.10>669.00	713.10>168.90	22420	3629	16.18	17.09	3629	16.18	18.64	
13C2-PFTDA	715.20>670.00	----	64811	----	----	----	----	----	----	
13C2-PFTDA_IS	715.20>670.00	----	64811	----	----	----	----	----	----	
PFDoS	699.10>79.90	699.10>98.80	8285	5565	67.17	61.23	5565	67.17	68.82	
D7-MeFOSE_IS	623.20>58.90	----	294285	----	----	----	----	----	----	
D7-MeFOSE	623.20>58.90	----	294285	----	----	----	----	----	----	
MeFOSE	616.10>59.00	----	8488	----	----	----	----	----	----	
13C2-PFHXDA_IS	815.00>770.05	----	122434	----	----	----	----	----	----	
13C2-PFHXDA	815.00>770.05	----	122434	----	----	----	----	----	----	
PFHXDA	813.00>768.95	813.00>218.95	37854	4371	11.55	10.78	4371	11.55	11.00	
D3-MeFOSA	515.00>219.00	----	24183	----	----	----	----	----	----	
D3-MeFOSA_IS	515.00>219.00	----	24183	----	----	----	----	----	----	
MeFOSA	511.90>219.00	511.90>169.00	9278	11838	127.60	156.31	11838	127.60	156.72	
D9-EtFOSE_IS	639.20>58.90	----	357828	----	----	----	----	----	----	
D9-EtFOSE	639.20>58.90	----	357828	----	----	----	----	----	----	
EtFOSE	630.00>59.00	----	8098	----	----	----	----	----	----	
D5-EtFOSAm	531.10>219.00	----	40131	----	----	----	----	----	----	
D5-EtFOSAm_IS	531.10>219.00	----	40131	----	----	----	----	----	----	
EtFOSAm	526.00>219.00	526.00>169.00	8711	12701	145.81	177.75	12701	145.81	149.59	
PFODA	913.00>868.65	913.00>169.00	9315	3587	38.51	31.66	3587	38.51	33.60	

Ref 1 Set Ratio assigned from calibration mid-point; Ref 2 Set Ratio assigned from opening calibration verification.
IRr - Ion ratio outside either set of criteria. Exceedances for reported detections to be "I" flagged in the analytical report.

Insight Report
Quantitation/Integration
Printed 3/22/2024 13:35:57

240321_007

Sample ID: 1633 ICAL 0.5PPB
Date Acquired: 3/21/2024 12:49:41 PM
Acquired by: System Administrator
Data File: 240321_007
Vial: 4 | Inj. Volume: 10.0000uL | Tray: 1

Name	Mode ID	Found RT	RT Diff	ISTD RT Diff	Area	ISTD Area	ISTD Name	Conc.	Unit	Flag ID
13C4-PFBA	Auto	1.341	-0.017	0.001	795144	400616	13C3-PFBA_IS	10.0636	ng/mL	
13C4-PFBA_IS	Auto	1.341	-0.017	----	795144	795144	----	10.0000	ng/mL	
13C3-PFBA_IS	Auto	1.340	-0.019	----	400616	400616	----	5.0000	ng/mL	
PFBA	Auto	1.341	-0.020	0.000	47700	795144	13C4-PFBA_IS	0.4841	ng/mL	
PFMPA	Auto	2.386	-0.023	-1.090	31438	219719	13C5-PFPeA_IS	0.4609	ng/mL	
3_3 FTCA	Auto	2.980	-0.033	-0.496	45180	219719	13C5-PFPeA_IS	13.6010	ng/mL	
13C5-PFPeA	Auto	3.476	-0.027	-1.486	219719	386596	13C2-PFHxA_IS	5.1079	ng/mL	
13C5-PFPeA_IS	Auto	3.476	-0.027	----	219719	219719	----	5.0000	ng/mL	
PFPeA	Auto	3.479	-0.027	0.003	73708	219719	13C5-PFPeA_IS	0.4686	ng/mL	
PFMBA	Auto	4.006	-0.027	0.530	47496	219719	13C5-PFPeA_IS	0.4639	ng/mL	
13C2-4_2 FTS	Auto	4.654	-0.022	-2.420	53879	90421	18O2-PFHxS_IS	4.2439	ng/mL	
13C2-4_2 FTS_IS	Auto	4.654	-0.022	----	53879	53879	----	5.0000	ng/mL	
4_2 FTS	Auto	4.655	-0.021	0.001	14170	53879	13C2-4_2 FTS_IS	0.4625	ng/mL	
13C3-PFBS_IS	Auto	4.622	-0.028	----	143916	143916	----	2.5000	ng/mL	
PFBS	Auto	4.622	-0.028	0.000	36391	143916	13C3-PFBS_IS	0.4349	ng/mL	
13C3-PFBS	Auto	4.622	-0.028	-2.452	143916	90421	18O2-PFHxS_IS	2.6115	ng/mL	
NFDHA	Auto	4.817	-0.025	-0.144	49476	309198	13C5-PFHxA_IS	0.4859	ng/mL	
13C5-PFHxA	Auto	4.961	-0.022	-0.001	309198	386596	13C2-PFHxA_IS	2.4455	ng/mL	
13C5-PFHxA_IS	Auto	4.961	-0.022	----	309198	309198	----	2.5000	ng/mL	
13C2-PFHxA_IS	Auto	4.962	-0.022	----	386596	386596	----	2.5000	ng/mL	
PFHxA	Auto	4.963	-0.023	0.002	58368	309198	13C5-PFHxA_IS	0.4656	ng/mL	
PFEESA	Auto	5.292	-0.025	0.331	168413	309198	13C5-PFHxA_IS	0.3925	ng/mL	
13C3-HFPO-DA	Auto	5.433	-0.022	0.471	483132	386596	13C2-PFHxA_IS	9.5467	ng/mL	
13C3-HFPO-DA_IS	Auto	5.433	-0.022	----	483132	483132	----	10.0000	ng/mL	
HFPO-DA	Auto	5.435	-0.022	0.002	26357	483132	13C3-HFPO-DA_IS	0.4736	ng/mL	
5_3 FTCA	Auto	5.864	-0.023	0.903	119091	309198	13C5-PFHxA_IS	12.9578	ng/mL	
PFPeS	Auto	6.001	-0.022	-1.072	24580	112708	13C3-PFHxS_IS	0.3847	ng/mL	
13C4-PFHpA	Auto	6.148	-0.019	1.186	431234	386596	13C2-PFHxA_IS	2.4671	ng/mL	
13C4-PFHpA_IS	Auto	6.148	-0.019	----	431234	431234	----	2.5000	ng/mL	
PFHpA	Auto	6.151	-0.018	0.003	78095	431234	13C4-PFHpA_IS	0.4844	ng/mL	
DONA	Auto	6.509	-0.019	1.076	115755	483132	13C3-HFPO-DA_IS	0.5209	ng/mL	
13C2-6_2 FTS_IS	Auto	6.795	-0.019	----	40929	40929	----	5.0000	ng/mL	
13C2-6_2 FTS	Auto	6.795	-0.019	-0.279	40929	90421	18O2-PFHxS_IS	3.9999	ng/mL	
6_2 FTS	Auto	6.794	-0.018	-0.001	8220	40929	13C2-6_2 FTS_IS	0.4342	ng/mL	
13C4-PFOA_IS	Auto	7.104	-0.016	----	18451	18451	----	2.5000	ng/mL	
13C8-PFOA_IS	Auto	7.103	-0.018	----	334300	334300	----	2.5000	ng/mL	
13C8-PFOA	Auto	7.103	-0.018	-0.001	334300	18451	13C4-PFOA_IS	2.9420	ng/mL	
PFOA	Auto	7.105	-0.017	0.002	70908	334300	13C8-PFOA_IS	0.5196	ng/mL	
13C3-PFHxS	Auto	7.073	-0.018	-0.001	112708	90421	18O2-PFHxS_IS	2.9732	ng/mL	
13C3-PFHxS_IS	Auto	7.073	-0.018	----	112708	112708	----	2.5000	ng/mL	
PFHxS	Auto	7.071	-0.021	-0.002	23310	112708	13C3-PFHxS_IS	0.3790	ng/mL	
18O2-PFHxS_IS	Auto	7.074	-0.017	----	90421	90421	----	2.5000	ng/mL	
13C9-PFNA_IS	Auto	7.953	-0.015	----	148012	148012	----	1.2500	ng/mL	
13C9-PFNA	Auto	7.953	-0.015	0.000	148012	124990	13C5-PFNA_IS	1.3105	ng/mL	
13C5-PFNA_IS	Auto	7.953	-0.015	----	124990	124990	----	1.2500	ng/mL	
PFNA	Auto	7.955	-0.014	0.002	46754	148012	13C9-PFNA_IS	0.4621	ng/mL	
PFHpS	Auto	7.996	-0.017	-0.812	19830	36959	13C8-PFOS_IS	0.4211	ng/mL	
7_3 FTCA	Auto	7.922	-0.017	2.961	150232	309198	13C5-PFHxA_IS	11.2241	ng/mL	
13C2-8_2-FTS	Auto	8.413	-0.010	1.339	29448	90421	18O2-PFHxS_IS	4.4927	ng/mL	
13C2-8_2-FTS_IS	Auto	8.413	-0.010	----	29448	29448	----	5.0000	ng/mL	
8_2 FTS	M	8.414	-0.011	0.001	5800	29448	13C2-8_2-FTS_IS	0.4586	ng/mL	
13C6-PFDA_IS	Auto	8.717	-0.012	----	93695	93695	----	1.2500	ng/mL	
13C6-PFDA	Auto	8.717	-0.012	-0.001	93695	76953	13C2-PFDA_IS	1.3007	ng/mL	

J:\LCMS08\Data\240321_1633_B1\240321_1633_B1.damlp .

SN - Software-calculated S/N ratio outside criteria due to non-target peaks or drift in noise calculation window. Analyst review of noise levels (excluding non-target peaks) in chromatogram indicates S/N ratio meets criteria.

240321_007 (continued)

(Table continued from previous page)

Name	Mode ID	Found RT	RT Diff	ISTD RT Diff	Area	ISTD Area	ISTD Name	Conc.	Unit	Flag ID
13C2-PFDA_IS	Auto	8.718	-0.012	----	76953	76953	----	1.2500	ng/mL	
PFDA	Auto	8.719	-0.012	0.002	32931	93695	13C6-PFDA_IS	0.4324	ng/mL	
D3-NMeFOSAA_IS	Auto	8.850	-0.011	----	103578	103578	----	5.0000	ng/mL	
D3-NMeFOSAA	Auto	8.850	-0.011	0.041	103578	99853	13C4-PFOS_IS	4.2880	ng/mL	
13C8-PFOS_IS	Auto	8.808	-0.013	----	36959	36959	----	2.5000	ng/mL	
13C8-PFOS	Auto	8.808	-0.013	-0.001	36959	99853	13C4-PFOS_IS	2.6437	ng/mL	
13C4-PFOS_IS	Auto	8.809	-0.012	----	99853	99853	----	2.5000	ng/mL	
PFOS	Auto	8.810	-0.012	0.002	15838	36959	13C8-PFOS_IS	0.3898	ng/mL	
NMeFOSAA	M	8.856	-0.011	0.006	9010	103578	D3-NMeFOSAA_IS	0.4446	ng/mL	
D5-NEtFOSAA_IS	Auto	9.179	-0.013	----	78705	78705	----	5.0000	ng/mL	
D5-NEtFOSAA	Auto	9.179	-0.013	0.370	78705	99853	13C4-PFOS_IS	4.4472	ng/mL	
NEtFOSAA	M	9.192	-0.008	0.013	8762	78705	D5-NEtFOSAA_IS	0.5831	ng/mL	
9-Cl-PF3ONS	Auto	9.374	-0.014	3.941	115033	483132	13C3-HFPO-DA_IS	0.4351	ng/mL	
PFUnDA	Auto	9.445	-0.011	0.002	37123	84107	13C7-PFUnDA_IS	0.5021	ng/mL	
13C7-PFUnDA_IS	Auto	9.443	-0.012	----	84107	84107	----	1.2500	ng/mL	
13C7-PFUnDA	Auto	9.443	-0.012	0.725	84107	76953	13C2-PFDA_IS	1.1840	ng/mL	
PFNS	Auto	9.571	-0.012	0.763	12996	36959	13C8-PFOS_IS	0.3940	ng/mL	
10_2 FTS	Auto	9.818	-0.012	1.405	3940	29448	13C2-8_2-FTS_IS	0.3649	ng/mL	
13C2-PFDOA_IS	Auto	10.130	-0.009	----	111129	111129	----	1.2500	ng/mL	
13C2-PFDOA	Auto	10.130	-0.009	1.412	111129	76953	13C2-PFDA_IS	1.3451	ng/mL	
PFDOA	Auto	10.130	-0.011	0.000	29662	111129	13C2-PFDOA_IS	0.4705	ng/mL	
PFDS	Auto	10.287	-0.009	1.479	12325	36959	13C8-PFOS_IS	0.4133	ng/mL	
PFTrDA	Auto	10.788	-0.009	-0.634	31884	64811	13C2-PFTDA_IS	0.4805	ng/mL	
11-Cl-PF3OUdS	Auto	10.795	-0.010	5.361	53539	483132	13C3-HFPO-DA_IS	0.4431	ng/mL	
PFOSAm	M	11.117	-0.005	-0.002	40866	95404	13C8-PFOSAm_IS	0.9814	ng/mL	
13C8-PFOSAm	Auto	11.119	-0.006	2.310	95404	99853	13C4-PFOS_IS	2.5406	ng/mL	
13C8-PFOSAm_IS	Auto	11.119	-0.006	----	95404	95404	----	2.5000	ng/mL	
PFTDA	Auto	11.424	-0.006	0.002	22420	64811	13C2-PFTDA_IS	0.4788	ng/mL	
13C2-PFTDA	Auto	11.422	-0.008	2.704	64811	76953	13C2-PFDA_IS	1.2993	ng/mL	
13C2-PFTDA_IS	Auto	11.422	-0.008	----	64811	64811	----	1.2500	ng/mL	
PFDoS	Auto	11.613	-0.009	2.805	8285	36959	13C8-PFOS_IS	0.4683	ng/mL	
D7-MeFOSE_IS	Auto	13.361	0.002	----	294285	294285	----	25.0000	ng/mL	
D7-MeFOSE	Auto	13.361	0.002	4.552	294285	99853	13C4-PFOS_IS	25.6139	ng/mL	
MeFOSE	M	13.400	0.002	0.039	8488	294285	D7-MeFOSE_IS	0.4819	ng/mL	
13C2-PFHXDA_IS	Auto	12.639	-0.008	----	122434	122434	----	2.5000	ng/mL	
13C2-PFHXDA	Auto	12.639	-0.008	3.921	122434	76953	13C2-PFDA_IS	2.3870	ng/mL	
PFHXDA	Auto	12.640	-0.008	0.001	37854	122434	13C2-PFHXDA_IS	0.4960	ng/mL	
D3-MeFOSA	Auto	13.664	0.001	4.855	24183	99853	13C4-PFOS_IS	2.4751	ng/mL	
D3-MeFOSA_IS	Auto	13.664	0.001	----	24183	24183	----	2.5000	ng/mL	
MeFOSA	M	13.674	0.003	0.010	9278	24183	D3-MeFOSA_IS	0.5947	ng/mL	
D9-EtFOSE_IS	Auto	13.993	0.005	----	357828	357828	----	25.0000	ng/mL	
D9-EtFOSE	Auto	13.993	0.005	5.184	357828	99853	13C4-PFOS_IS	27.2825	ng/mL	
EtFOSE	M	14.035	0.006	0.042	8098	357828	D9-EtFOSE_IS	0.4481	ng/mL	
D5-EtFOSAm	Auto	14.340	0.002	5.531	40131	99853	13C4-PFOS_IS	2.5702	ng/mL	
D5-EtFOSAm_IS	Auto	14.340	0.002	----	40131	40131	----	2.5000	ng/mL	
EtFOSAm	M	14.360	0.003	0.020	8711	40131	D5-EtFOSAm_IS	0.4548	ng/mL	
PFODA	Auto	13.780	-0.003	1.141	9315	122434	13C2-PFHXDA_IS	0.3792	ng/mL	

J:\LCMS08\Data\240321_1633_B1\240321_1633_B1.damlp .

SN - Software-calculated S/N ratio outside criteria due to non-target peaks or drift in noise calculation window. Analyst review of noise levels (excluding non-target peaks) in chromatogram indicates S/N ratio meets criteria.

240321_007 (continued)

13C4-PFBA
Conc. 10.0636
Q 216.80>171.90 (-) 1.19e5

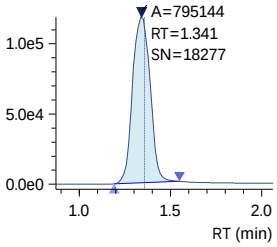

13C4-PFBA_IS
Conc. 10.0000
ISTD 216.80>171.90 (-) 1.19e5

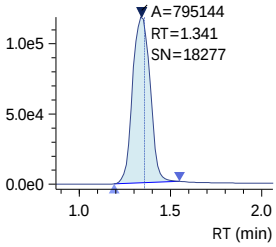

13C3-PFBA_IS
Conc. 5.0000
ISTD 216.00>172.00 (-) 5.98e4

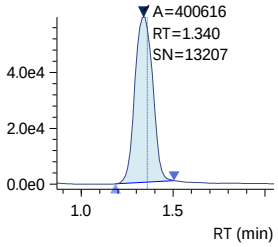

PFBA
Conc. 0.4841
Q 212.80>169.05 (-) 7.26e3

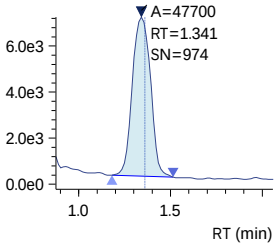

PFMPA
Conc. 0.4609
Q 229.00>84.90 (-) 5.40e3

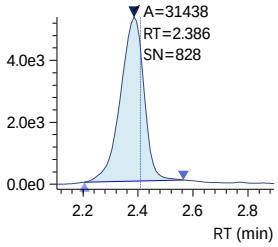

3_3 FTCA
Conc. 13.6010
R#1 136.09 (136.14)
R#2 136.09 (141.47)
Q 241.00>177.10 (-) 1.45e4

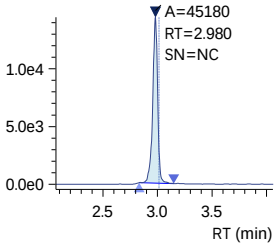

13C5-PFPeA
Conc. 5.1079
Q 268.30>223.00 (-) 5.93e4

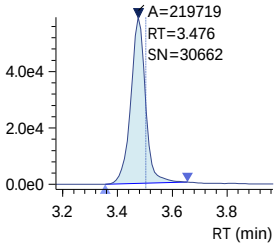

13C5-PFPeA_IS
Conc. 5.0000
ISTD 268.30>223.00 (-) 5.93e4

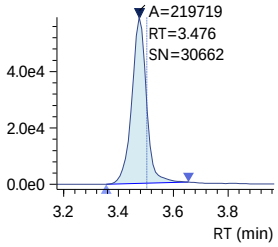

PFPeA
Conc. 0.4686
Q 263.00>219.00 (-) 2.07e4

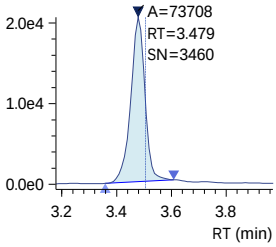

PFMBA
Conc. 0.4639
Q 279.00>84.95 (-) 1.49e4

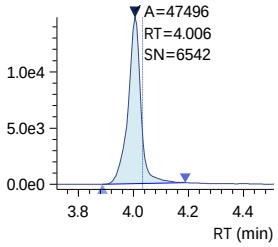

R1 241.00>117.00 (-) 1.92e4

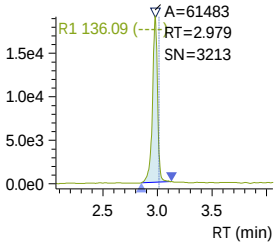

R2 241.00>117.00 (-) 1.92e4

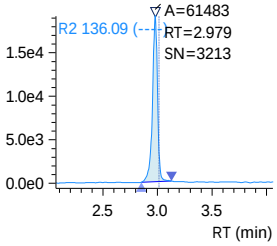

SN - Software-calculated S/N ratio outside criteria due to non-target peaks or drift in noise calculation window.
Analyst review of noise levels (excluding non-target peaks) in chromatogram indicates S/N ratio meets criteria.

240321_007 (continued)

13C2-4_2 FTS
Conc. 4.2439

Q 329.10>80.90 (-) 1.86e4

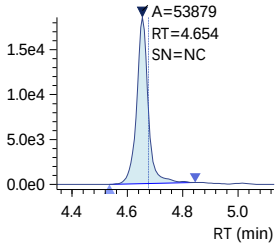

13C2-4_2 FTS_IS
Conc. 5.0000

ISTD 329.10>80.90 (-) 1.86e4

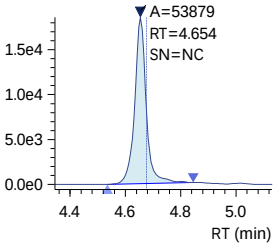

4_2 FTS
Conc. 0.4625
R#1 30.90 (33.08)
R#2 30.90 (27.71)

Q 327.10>307.00 (-) 5.02e3

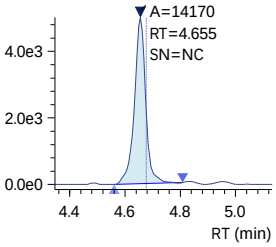

R1 327.10>80.90 (-) 1.48e3

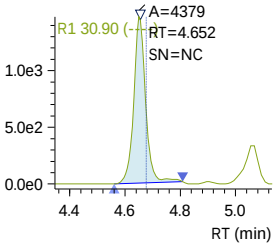

R2 327.10>80.90 (-) 1.48e3

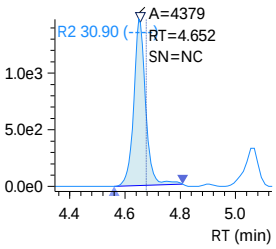

13C3-PFBS_IS
Conc. 2.5000

ISTD 302.10>79.90 (-) 4.45e4

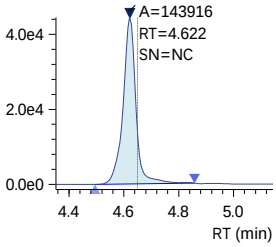

PFBS
Conc. 0.4349
R#1 44.22 (46.53)
R#2 44.22 (44.64)

Q 298.70>79.90 (-) 1.16e4

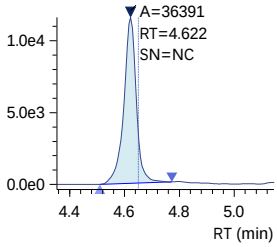

R1 298.70>98.80 (-) 4.78e3

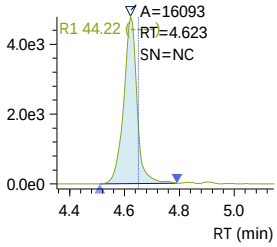

R2 298.70>98.80 (-) 4.78e3

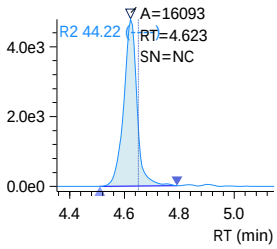

SN - Software-calculated S/N ratio outside criteria due to non-target peaks or drift in noise calculation window.
Analyst review of noise levels (excluding non-target peaks) in chromatogram indicates S/N ratio meets criteria.

Insight Report
Quantitation/Integration
Printed 3/22/2024 13:35:57

240321_007 (continued)

13C3-PFBS
Conc. 2.6115

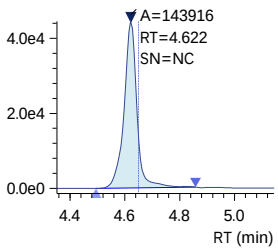

NFDHA
Conc. 0.4859
R#1 34.78 (36.44)
R#2 34.78 (34.56)

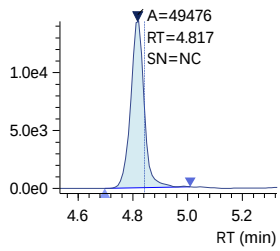

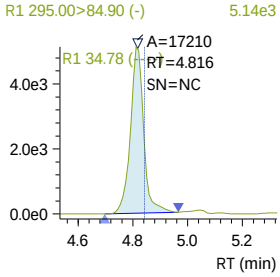

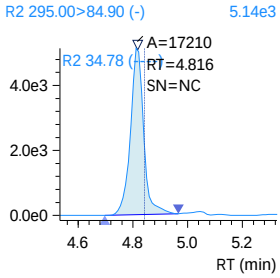

13C5-PFHxA
Conc. 2.4455

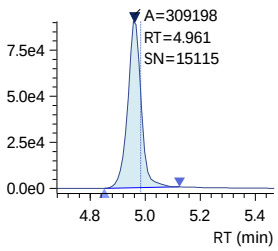

13C5-PFHxA_IS
Conc. 2.5000

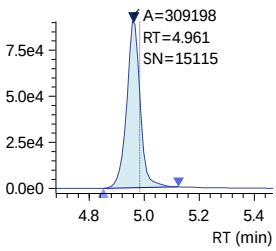

13C2-PFHxA_IS
Conc. 2.5000

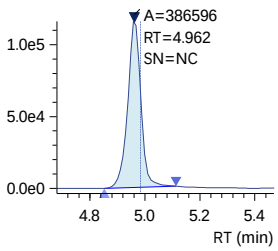

J:\LCMS08\Data\240321_1633_B1\240321_1633_B1.damlp .
SN - Software-calculated S/N ratio outside criteria due to non-target peaks or drift in noise calculation window.
Analyst review of noise levels (excluding non-target peaks) in chromatogram indicates S/N ratio meets criteria.

240321_007 (continued)

PFHxA
Conc. 0.4656

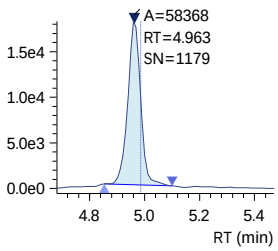

PFEESA
Conc. 0.3925
R#1 5.88 (5.25)
R#2 5.88 (5.67)

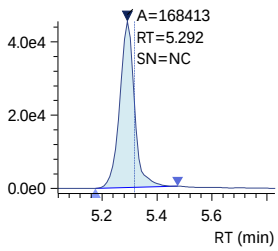

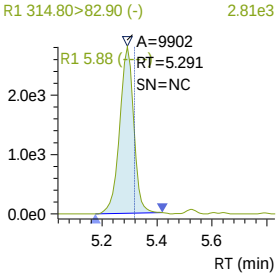

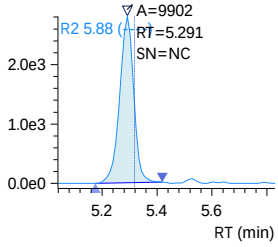

13C3-HFPO-DA
Conc. 9.5467

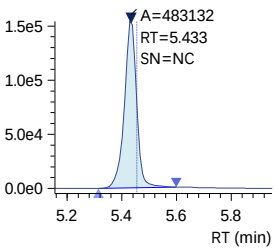

13C3-HFPO-DA_IS
Conc. 10.0000

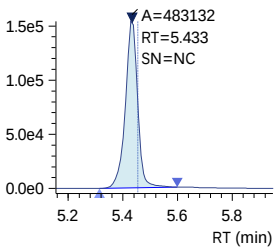

HFPO-DA
Conc. 0.4736
R#1 65.99 (62.57)
R#2 65.99 (64.50)

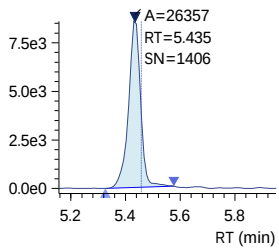

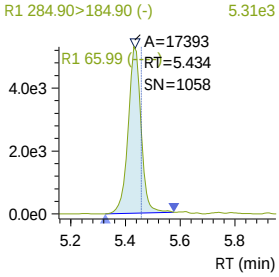

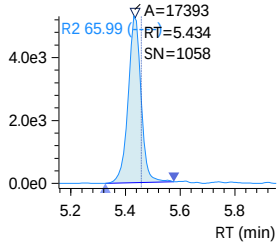

SN - Software-calculated S/N ratio outside criteria due to non-target peaks or drift in noise calculation window.
Analyst review of noise levels (excluding non-target peaks) in chromatogram indicates S/N ratio meets criteria.

240321_007 (continued)

5_3 FTCA
Conc. 12.9578
R#1 150.77 (154.88)
R#2 150.77 (154.15)
Q 341.00>237.05 (-) 4.09e4

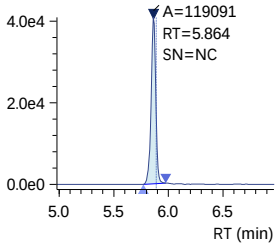

R1 341.00>217.00 (-) 6.14e4

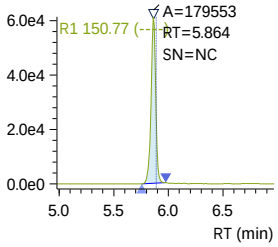

R2 341.00>217.00 (-) 6.14e4

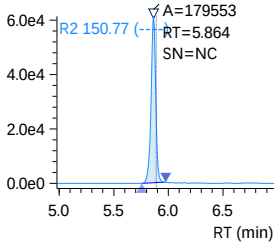

PFPeS
Conc. 0.3847
R#1 52.96 (54.44)
R#2 52.96 (56.96)
Q 349.10>79.90 (-) 8.61e3

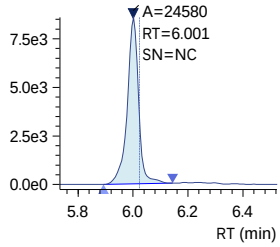

R1 349.10>98.80 (-) 4.50e3

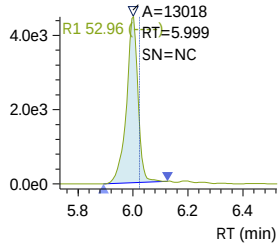

R2 349.10>98.80 (-) 4.50e3

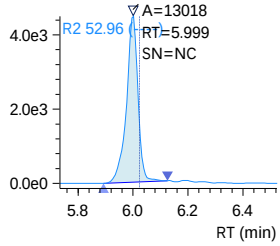

13C4-PFHpA
Conc. 2.4671
Q 367.10>322.00 (-) 1.57e5

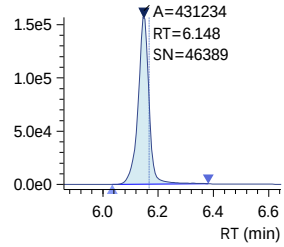

13C4-PFHpA_IS
Conc. 2.5000
ISTD 367.10>322.00 (-) 1.57e5

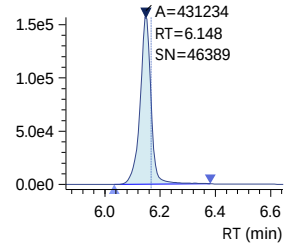

PFHpA
Conc. 0.4844
R#1 20.87 (23.39)
R#2 20.87 (22.63)
Q 363.10>319.00 (-) 2.87e4

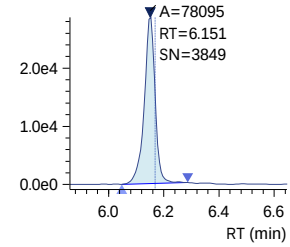

R1 363.10>169.00 (-) 5.87e3

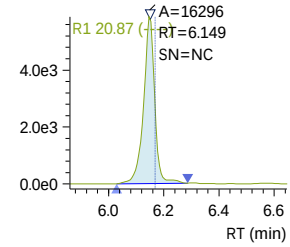

R2 363.10>169.00 (-) 5.87e3

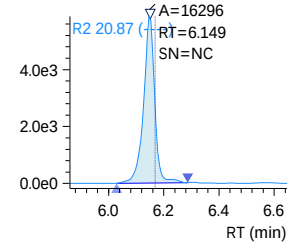

SN - Software-calculated S/N ratio outside criteria due to non-target peaks or drift in noise calculation window.
Analyst review of noise levels (excluding non-target peaks) in chromatogram indicates S/N ratio meets criteria.

240321_007 (continued)

DONA
Conc. 0.5209
R#1 27.60 (30.39)
R#2 27.60 (28.87)
Q 376.90>250.90 (-) 3.54e4

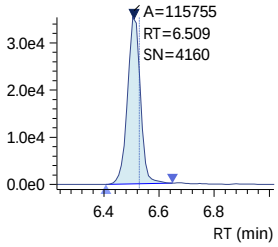

13C2-6_2 FTS_IS
Conc. 5.0000
ISTD 429.10>80.90 (-) 1.32e4

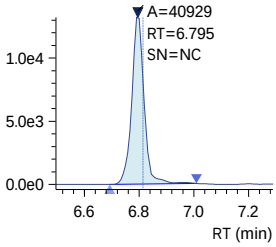

13C2-6_2 FTS
Conc. 3.9999
Q 429.10>80.90 (-) 1.32e4

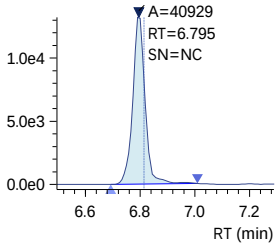

6_2 FTS
Conc. 0.4342
R#1 37.45 (44.48)
R#2 37.45 (40.73)
Q 427.10>407.00 (-) 2.86e3

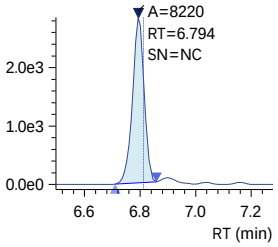

13C4-PFOA_IS
Conc. 2.5000
ISTD 417.10>172.00 (-) 5.29e3

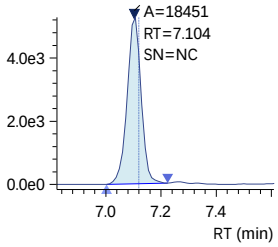

R1 376.90>84.80 (-) 9.39e3

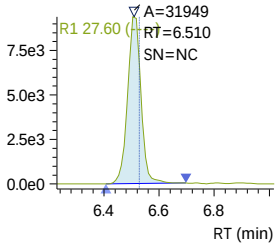

R1 427.10>80.90 (-) 1.08e3

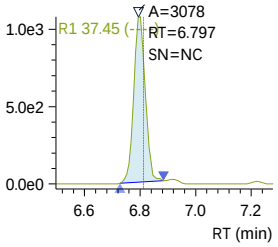

R2 376.90>84.80 (-) 9.39e3

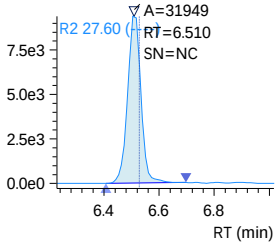

R2 427.10>80.90 (-) 1.08e3

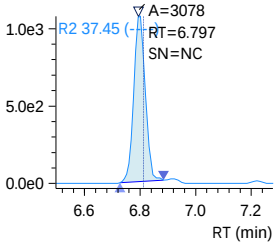

J:\LCMS08\Data\240321_1633_B1\240321_1633_B1.damlp .

SN - Software-calculated S/N ratio outside criteria due to non-target peaks or drift in noise calculation window.
Analyst review of noise levels (excluding non-target peaks) in chromatogram indicates S/N ratio meets criteria.

Insight Report
Quantitation/Integration
Printed 3/22/2024 13:35:57

240321_007 (continued)

13C8-PFOA_IS
Conc. 2.5000

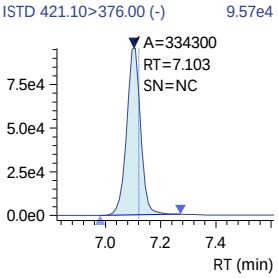

13C8-PFOA
Conc. 2.9420

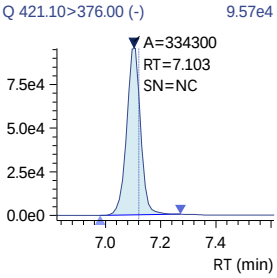

PFOA
Conc. 0.5196
R#1 22.33 (24.47)
R#2 22.33 (24.84)

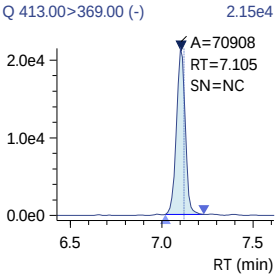

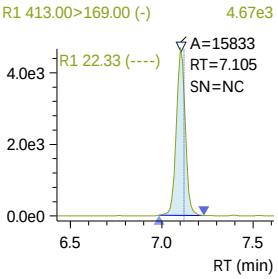

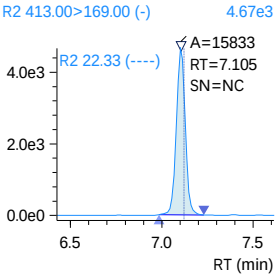

13C3-PFHxS
Conc. 2.9732

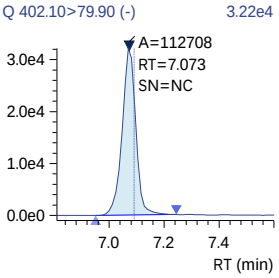

13C3-PFHxS_IS
Conc. 2.5000

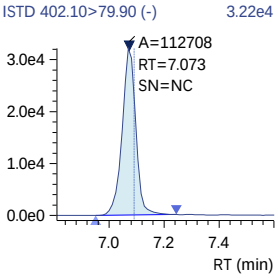

J:\LCMS08\Data\240321_1633_B1\240321_1633_B1.damlp .
SN - Software-calculated S/N ratio outside criteria due to non-target peaks or drift in noise calculation window.
Analyst review of noise levels (excluding non-target peaks) in chromatogram indicates S/N ratio meets criteria.

240321_007 (continued)

PFHxS
Conc. 0.3790
R#1 56.88 (57.29)
R#2 56.88 (58.76)
Q 398.70>79.90 (-) 4.87e3

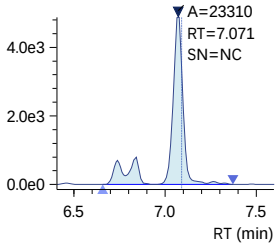

18O2-PFHxS_IS
Conc. 2.5000
ISTD 403.00>83.90 (-) 2.58e4

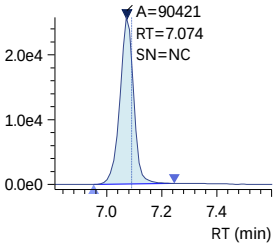

13C9-PFNA_IS
Conc. 1.2500
ISTD 472.10>427.00 (-) 5.53e4

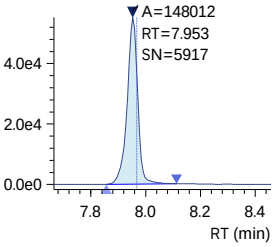

13C9-PFNA
Conc. 1.3105
Q 472.10>427.00 (-) 5.53e4

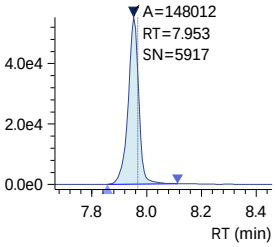

13C5-PFNA_IS
Conc. 1.2500
ISTD 468.00>423.00 (-) 4.65e4

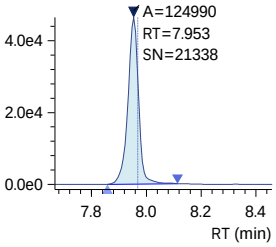

R1 398.70>98.90 (-) 2.97e3

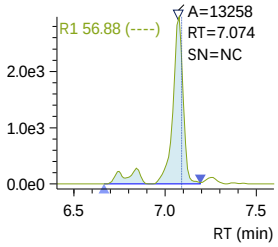

R2 398.70>98.90 (-) 2.97e3

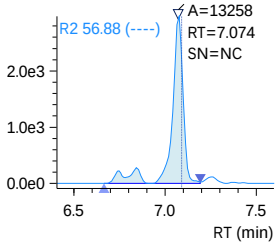

SN - Software-calculated S/N ratio outside criteria due to non-target peaks or drift in noise calculation window.
Analyst review of noise levels (excluding non-target peaks) in chromatogram indicates S/N ratio meets criteria.

240321_007 (continued)

PFNA
Conc. 0.4621
R#1 22.44 (20.36)
R#2 22.44 (19.31)
Q 463.00>419.00 (-) 1.72e4

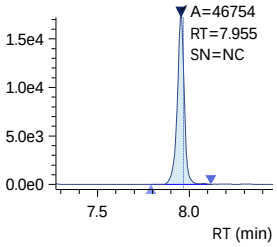

R1 463.00>219.00 (-) 3.82e3

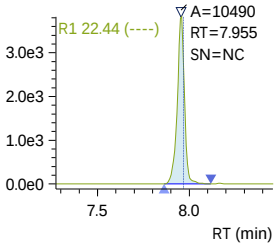

R2 463.00>219.00 (-) 3.82e3

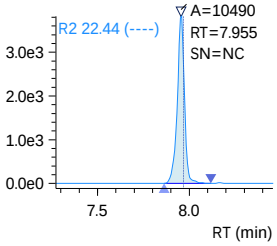

PFHpS
Conc. 0.4211
R#1 48.67 (46.70)
R#2 48.67 (48.05)
Q 449.00>79.90 (-) 7.11e3

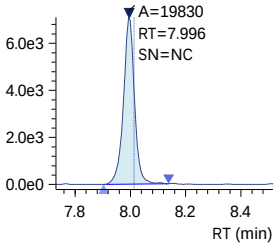

R1 449.00>98.80 (-) 3.55e3

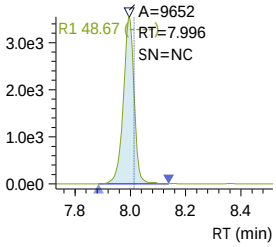

R2 449.00>98.80 (-) 3.55e3

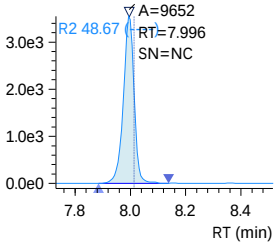

7_3 FTCA
Conc. 11.2241
R#1 138.75 (132.28)
R#2 138.75 (133.47)
Q 441.00>317.00 (-) 5.26e4

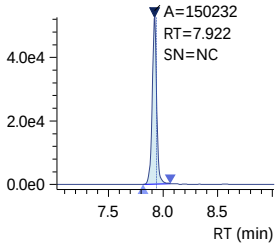

R1 441.00>336.90 (-) 7.28e4

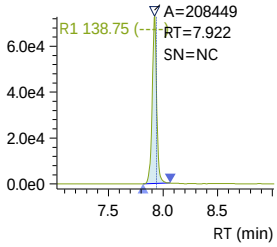

R2 441.00>336.90 (-) 7.28e4

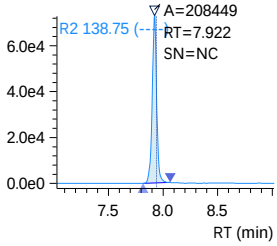

13C2-8_2-FTS
Conc. 4.4927
Q 529.10>80.90 (-) A=29448 9.46e3

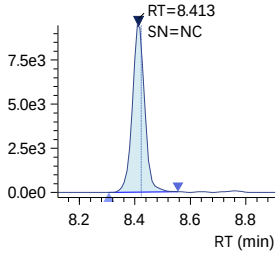

13C2-8_2-FTS_IS
Conc. 5.0000
ISTD 529.10>80.90 (-) A=29448 9.46e3

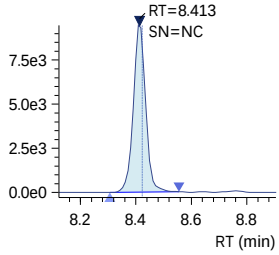

J:\LCMS08\Data\240321_1633_B1\240321_1633_B1.damlp .

SN - Software-calculated S/N ratio outside criteria due to non-target peaks or drift in noise calculation window.
Analyst review of noise levels (excluding non-target peaks) in chromatogram indicates S/N ratio meets criteria.

240321_007 (continued)

8_2 FTS
Conc. 0.4586
R#1 57.10 (45.91)
R#2 57.10 (45.20)
Q 527.10>506.95 (-) 1.86e3

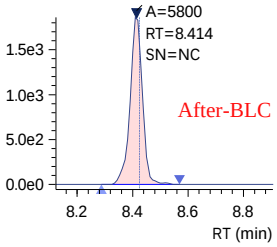

13C6-PFDA_IS
Conc. 1.2500
ISTD 519.10>474.10 (-) 2.71e4

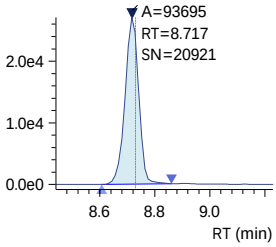

13C6-PFDA
Conc. 1.3007
Q 519.10>474.10 (-) 2.71e4

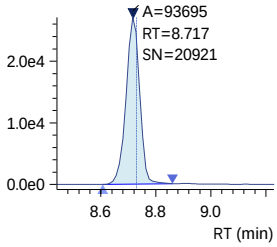

13C2-PFDA_IS
Conc. 1.2500
ISTD 515.10>470.10 (-) 2.15e4

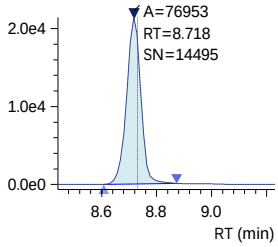

PFDA
Conc. 0.4324
R#1 19.64 (17.64)
R#2 19.64 (19.20)
Q 512.90>469.00 (-) 9.32e3

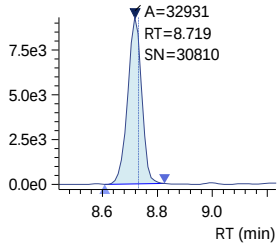

R1 527.10>80.80 (-) 1.03e3

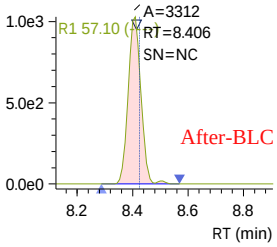

R1 512.90>219.00 (-) 1.87e3

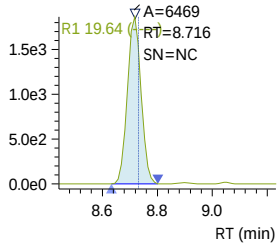

R2 527.10>80.80 (-) 1.03e3

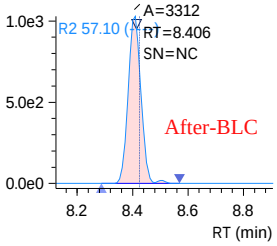

R2 512.90>219.00 (-) 1.87e3

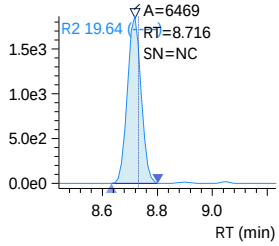

D3-NMeFOSAA_IS
Conc. 5.0000
ISTD 573.20>419.00 (-) 2.88e4

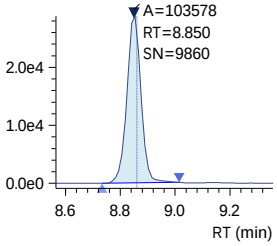

D3-NMeFOSAA
Conc. 4.2880
Q 573.20>419.00 (-) 2.88e4

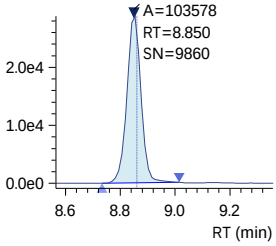

13C8-PFOS_IS
Conc. 2.5000
ISTD 507.10>98.90 (-) 1.05e4

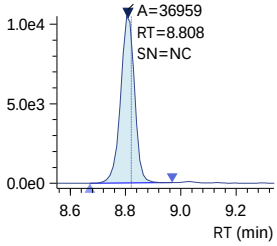

13C8-PFOS
Conc. 2.6437
Q 507.10>98.90 (-) 1.05e4

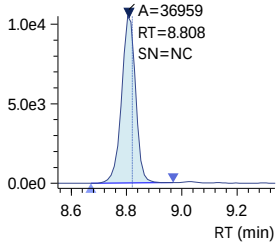

13C4-PFOS_IS
Conc. 2.5000
ISTD 502.80>79.90 (-) 2.89e4

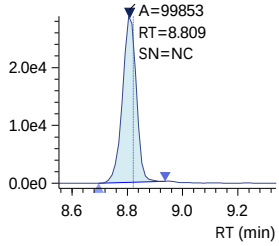

SN - Software-calculated S/N ratio outside criteria due to non-target peaks or drift in noise calculation window.
Analyst review of noise levels (excluding non-target peaks) in chromatogram indicates S/N ratio meets criteria.

240321_007 (continued)

PFOS
Conc. 0.3898
R#1 47.47 (45.06)
R#2 47.47 (47.87)
Q 498.90>79.90 (-) 3.30e3

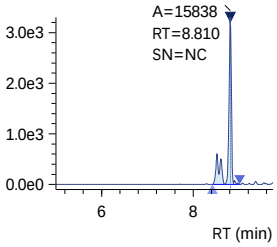

R1 498.90>98.80 (-) 1.81e3

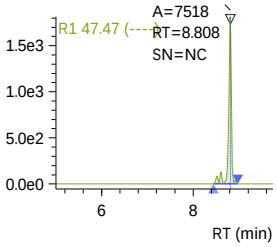

R2 498.90>98.80 (-) 1.81e3

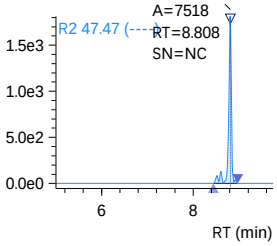

NMeFOSAA
Conc. 0.4446
R#1 71.66 (67.10)
R#2 71.66 (60.24)
Q 570.10>419.00 (-) 2.17e3

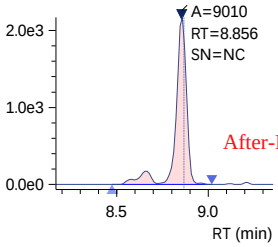

R1 570.10>483.00 (-) 1.36e3

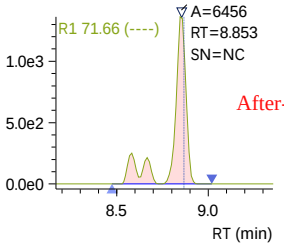

R2 570.10>483.00 (-) 1.36e3

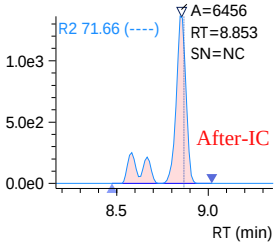

D5-NEtFOSAA_IS
Conc. 5.0000
ISTD 589.20>419.00 (-) 2.39e4

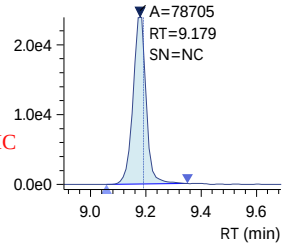

D5-NEtFOSAA
Conc. 4.4472
Q 589.20>419.00 (-) 2.39e4

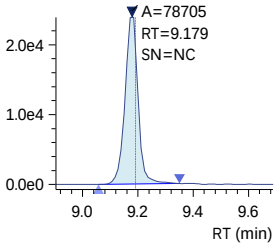

NEtFOSAA
Conc. 0.5831
R#1 54.67 (89.53)
R#2 54.67 (72.57)
Q 584.20>419.10 (-) 2.54e3

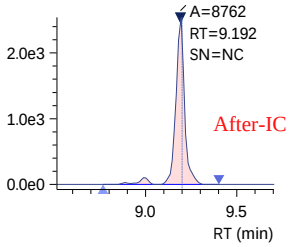

R1 584.20>526.00 (-) 1.46e3

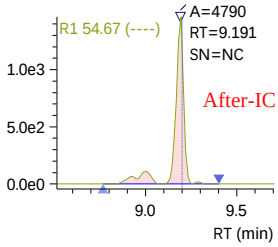

R2 584.20>526.00 (-) 1.46e3

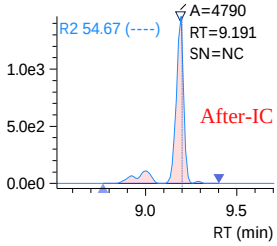

J:\LCMS08\Data\240321_1633_B1\240321_1633_B1.damlp .

SN - Software-calculated S/N ratio outside criteria due to non-target peaks or drift in noise calculation window.
Analyst review of noise levels (excluding non-target peaks) in chromatogram indicates S/N ratio meets criteria.

240321_007 (continued)

9-Cl-PF3ONS
Conc. 0.4351
R#1 30.43 (31.69)
R#2 30.43 (30.68)
Q 530.80>351.00 (-) 3.93e4

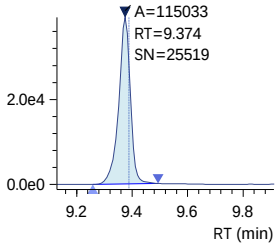

R1 532.80>353.00 (-) 1.16e4

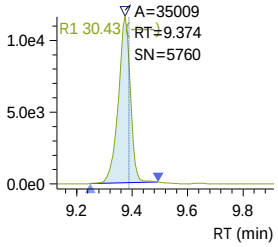

R2 532.80>353.00 (-) 1.16e4

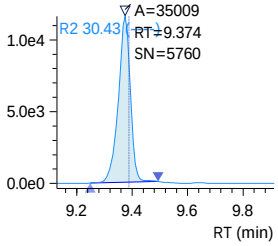

PFUnDA
Conc. 0.5021
R#1 11.99 (10.96)
R#2 11.99 (11.56)
Q 563.10>519.00 (-) 1.31e4

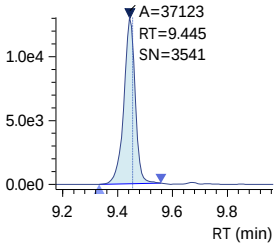

R1 563.10>269.10 (-) 1.61e3

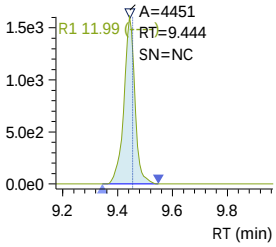

R2 563.10>269.10 (-) 1.61e3

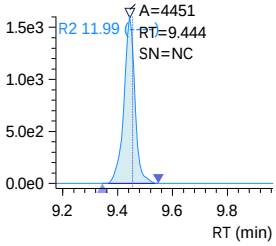

13C7-PFUnDA_IS
Conc. 1.2500
ISTD 570.00>525.10 (-) 3.01e4

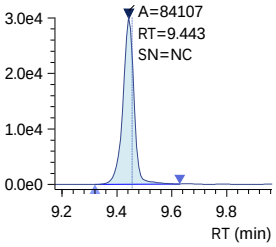

13C7-PFUnDA
Conc. 1.1840
Q 570.00>525.10 (-) 3.01e4

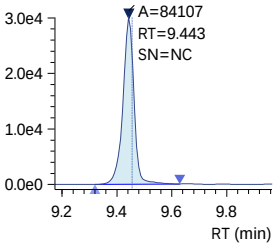

PFNS
Conc. 0.3940
R#1 69.98 (56.91)
R#2 69.98 (61.27)
Q 548.80>79.90 (-) 4.31e3

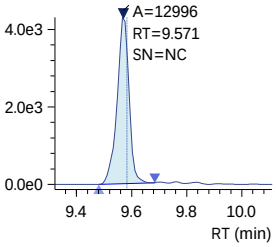

R1 548.80>98.80 (-) 3.07e3

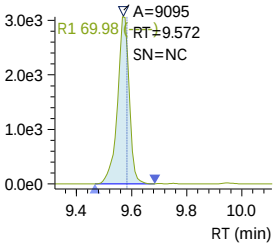

R2 548.80>98.80 (-) 3.07e3

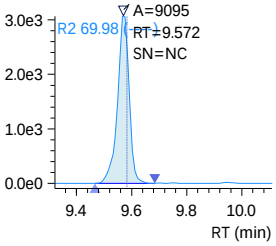

J:\LCMS08\Data\240321_1633_B1\240321_1633_B1.damlp .

SN - Software-calculated S/N ratio outside criteria due to non-target peaks or drift in noise calculation window.
Analyst review of noise levels (excluding non-target peaks) in chromatogram indicates S/N ratio meets criteria.

Insight Report
Quantitation/Integration
Printed 3/22/2024 13:35:57

240321_007 (continued)

10_2 FTS
Conc. 0.3649
R#1 31.17 (32.29)
R#2 31.17 (29.61)
Q 626.80>607.05 (-) 1.50e3

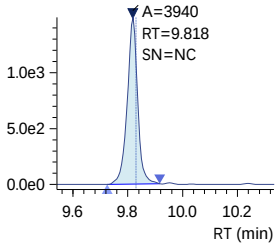

R1 626.80>81.00 (-) 3.99e2

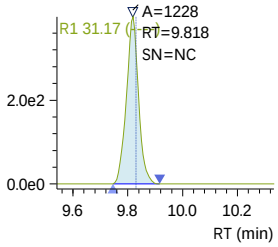

R2 626.80>81.00 (-) 3.99e2

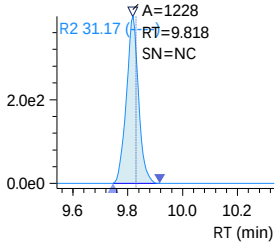

13C2-PFDOA_IS
Conc. 1.2500
ISTD 615.10>570.00 (-) 3.80e4

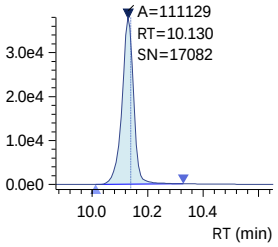

13C2-PFDOA
Conc. 1.3451
Q 615.10>570.00 (-) 3.80e4

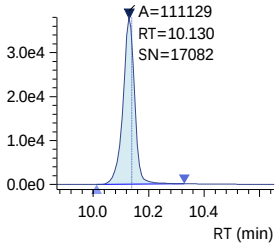

PFDOA
Conc. 0.4705
R#1 10.90 (11.14)
R#2 10.90 (10.73)
Q 613.10>569.00 (-) 1.05e4

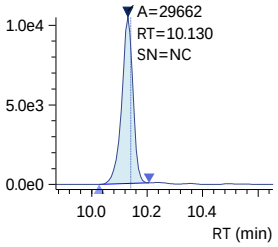

R1 613.10>319.00 (-) 1.15e3

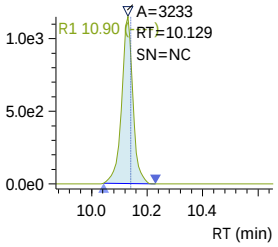

R2 613.10>319.00 (-) 1.15e3

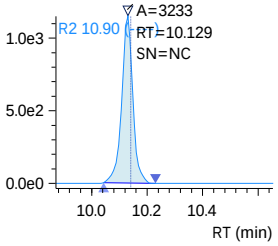

PFDS
Conc. 0.4133
R#1 58.46 (58.01)
R#2 58.46 (58.67)
Q 599.00>79.90 (-) 4.20e3

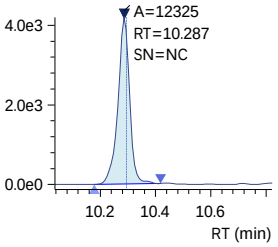

R1 599.00>98.80 (-) 2.51e3

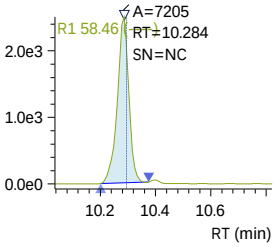

R2 599.00>98.80 (-) 2.51e3

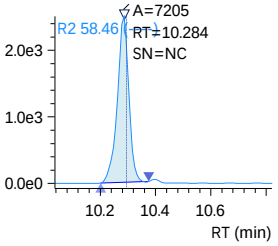

J:\LCMS08\Data\240321_1633_B1\240321_1633_B1.damlp .
SN - Software-calculated S/N ratio outside criteria due to non-target peaks or drift in noise calculation window.
Analyst review of noise levels (excluding non-target peaks) in chromatogram indicates S/N ratio meets criteria.

240321_007 (continued)

PFTrDA
Conc. 0.4805
R#1 17.24 (16.67)
R#2 17.24 (15.36)

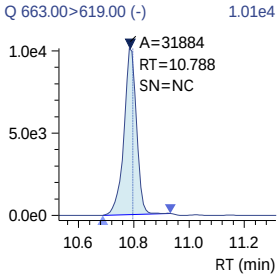

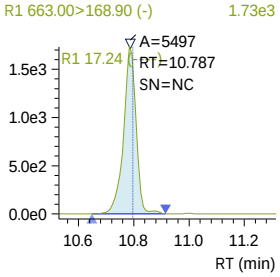

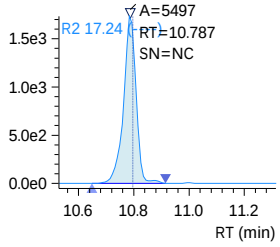

11-Cl-PF3OUdS
Conc. 0.4431
R#1 36.10 (35.04)
R#2 36.10 (35.75)

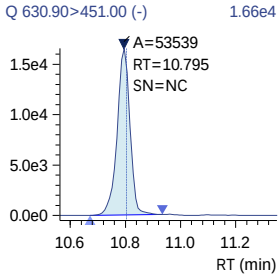

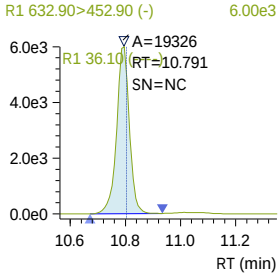

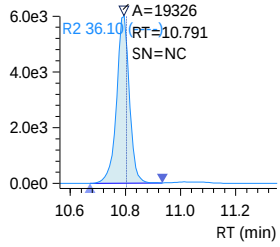

PFOSAm
Conc. 0.9814

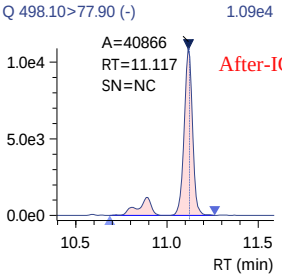

13C8-PFOSAm
Conc. 2.5406

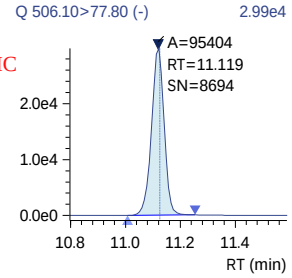

13C8-PFOSAm_IS
Conc. 2.5000

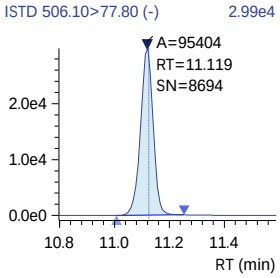

J:\LCMS08\Data\240321_1633_B1\240321_1633_B1.damlp .

SN - Software-calculated S/N ratio outside criteria due to non-target peaks or drift in noise calculation window.
Analyst review of noise levels (excluding non-target peaks) in chromatogram indicates S/N ratio meets criteria.

240321_007 (continued)

PFTDA
Conc. 0.4788
R#1 16.18 (17.09)
R#2 16.18 (18.64)
Q 713.10>669.00 (-) 6.32e3

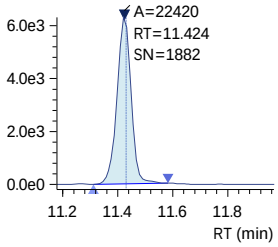

R1 713.10>168.90 (-) 1.07e3

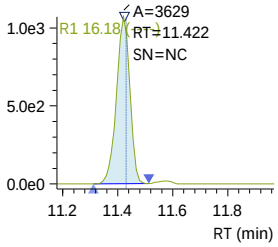

R2 713.10>168.90 (-) 1.07e3

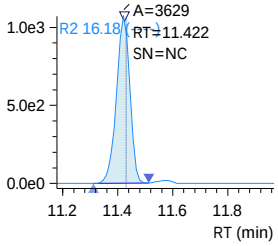

13C2-PFTDA
Conc. 1.2993
Q 715.20>670.00 (-) 1.85e4

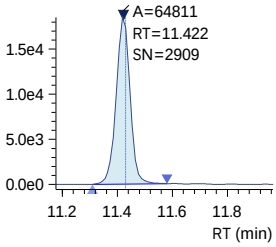

13C2-PFTDA_IS
Conc. 1.2500
ISTD 715.20>670.00 (-) 1.85e4

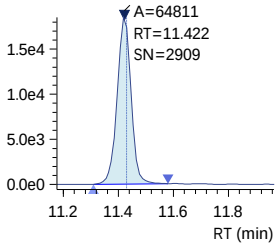

PFDoS
Conc. 0.4683
R#1 67.17 (61.23)
R#2 67.17 (68.82)
Q 699.10>79.90 (-) 2.80e3

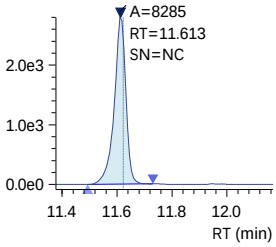

R1 699.10>98.80 (-) 1.72e3

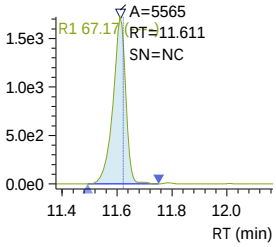

R2 699.10>98.80 (-) 1.72e3

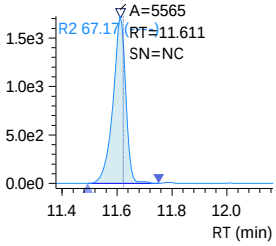

D7-MeFOSE_IS
Conc. 25.0000
ISTD 623.20>58.90 (-) 8.65e4

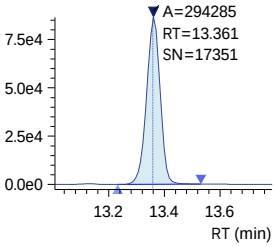

Insight Report
Quantitation/Integration
Printed 3/22/2024 13:35:57

240321_007 (continued)

D7-MeFOSE
Conc. 25.6139

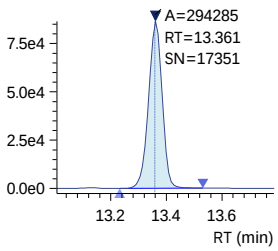

MeFOSE
Conc. 0.4819

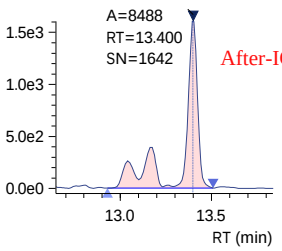

13C2-PFHXDA_IS
Conc. 2.5000

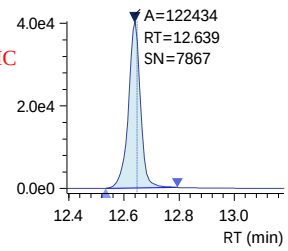

13C2-PFHXDA
Conc. 2.3870

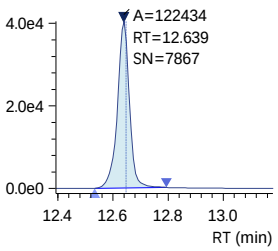

PFHXDA
Conc. 0.4960
R#1 11.55 (10.78)
R#2 11.55 (11.00)

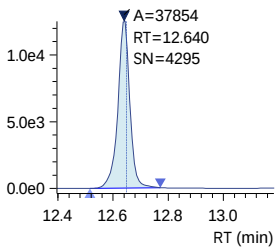

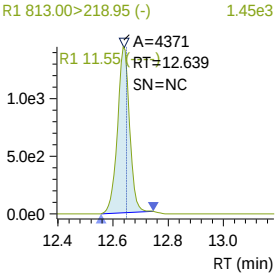

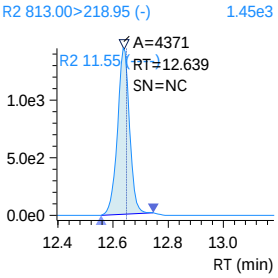

J:\LCMS08\Data\240321_1633_B1\240321_1633_B1.damlp .

SN - Software-calculated S/N ratio outside criteria due to non-target peaks or drift in noise calculation window.
Analyst review of noise levels (excluding non-target peaks) in chromatogram indicates S/N ratio meets criteria.

240321_007 (continued)

D3-MeFOSA
Conc. 2.4751

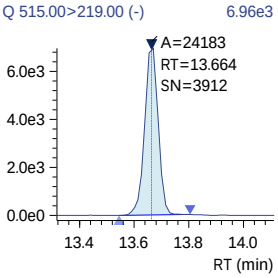

D3-MeFOSA_IS
Conc. 2.5000

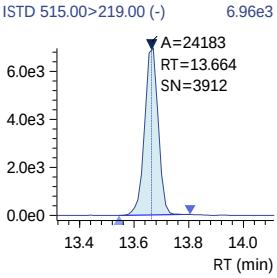

MeFOSA
Conc. 0.5947
R#1 127.60 (156.31)
R#2 127.60 (156.72)

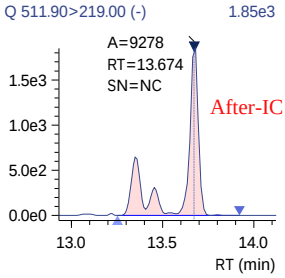

D9-EtFOSE_IS
Conc. 25.0000

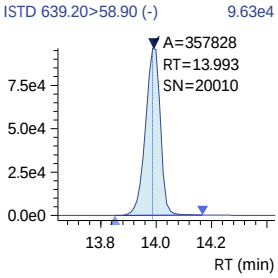

D9-EtFOSE
Conc. 27.2825

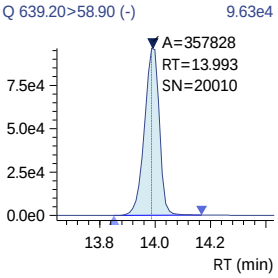

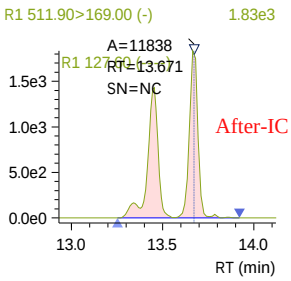

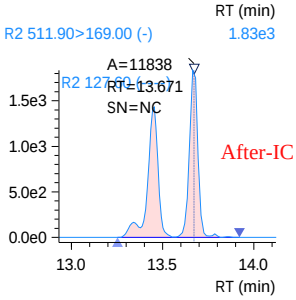

J:\LCMS08\Data\240321_1633_B1\240321_1633_B1.damlp .

SN - Software-calculated S/N ratio outside criteria due to non-target peaks or drift in noise calculation window.
Analyst review of noise levels (excluding non-target peaks) in chromatogram indicates S/N ratio meets criteria.

240321_007 (continued)

EtFOSE
Conc. 0.4481

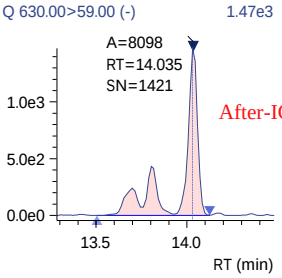

D5-EtFOSAm
Conc. 2.5702

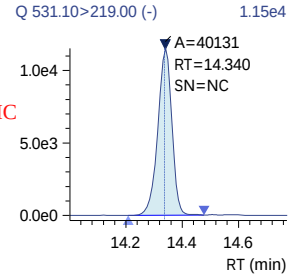

D5-EtFOSAm_IS
Conc. 2.5000

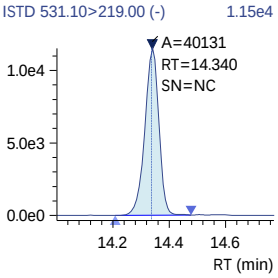

EtFOSAm
Conc. 0.4548
R#1 145.81 (177.75)
R#2 145.81 (149.59)

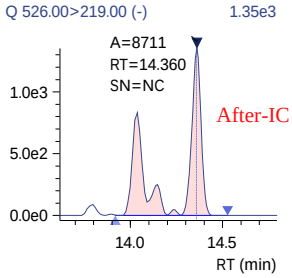

PFODA
Conc. 0.3792
R#1 38.51 (31.66)
R#2 38.51 (33.60)

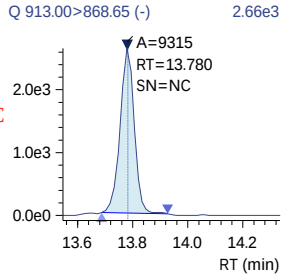

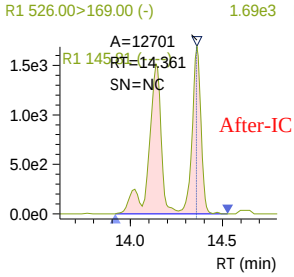

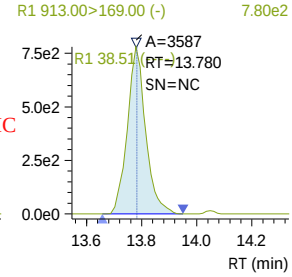

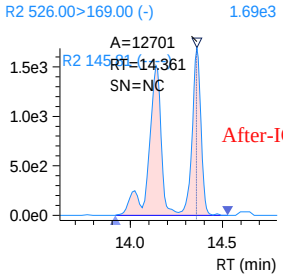

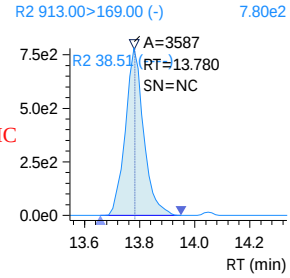

Insight Report
Before Manual Integration
Printed 3/22/2024 10:11:10

240321_007

Sample ID: 1633 ICAL 0.5PPB
Date Acquired: 3/21/2024 12:49:41 PM
Acquired by: System Administrator
Data File: 240321_007
Vial: 4 | Inj. Volume: 10.0000uL | Tray: 1

13C4-PFBA
Conc. 10.0636
Q 216.80>171.90 (-) 1.19e5

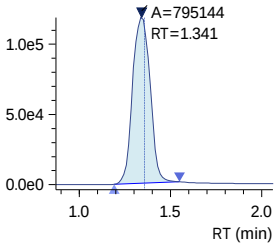

13C4-PFBA_IS
Conc. 10.0000
ISTD 216.80>171.90 (-) 1.19e5

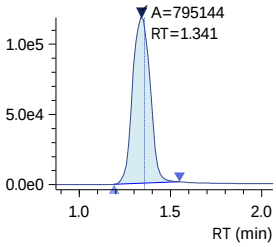

13C3-PFBA_IS
Conc. 5.0000
ISTD 216.00>172.00 (-) 5.98e4

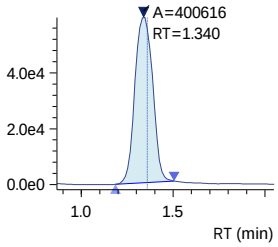

PFBA
Conc. 0.4841
Q 212.80>169.05 (-) 7.26e3

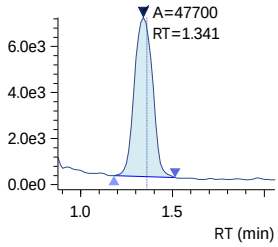

PFMPA
Conc. 0.4609
Q 229.00>84.90 (-) 5.40e3

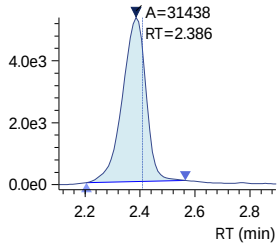

3_3 FTCA
Conc. 13.6010
R#1 136.09 (136.14)
R#2 136.09 (136.14)
Q 241.00>177.10 (-) 1.45e4

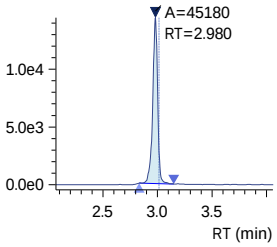

13C5-PFPeA
Conc. 5.1079
Q 268.30>223.00 (-) 5.93e4

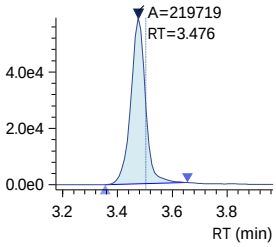

13C5-PFPeA_IS
Conc. 5.0000
ISTD 268.30>223.00 (-) 5.93e4

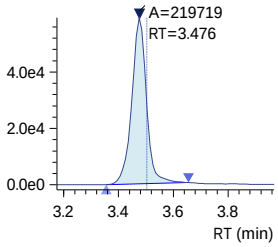

PFPeA
Conc. 0.4686
Q 263.00>219.00 (-) 2.07e4

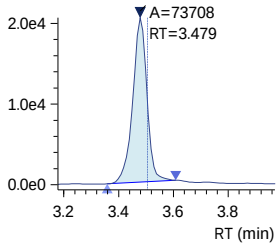

PFMBA
Conc. 0.4639
Q 279.00>84.95 (-) 1.49e4

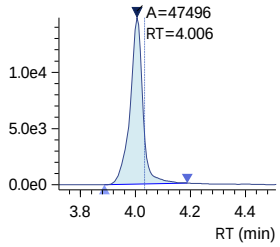

R1 241.00>117.00 (-) 1.92e4

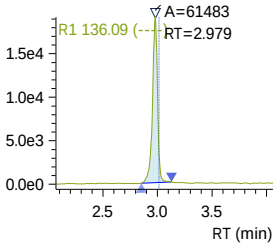

R2 241.00>117.00 (-) 1.92e4

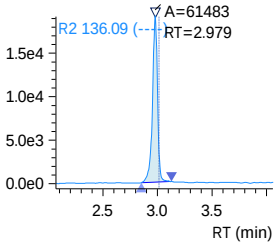

Insight Report
Before Manual Integration
Printed 3/22/2024 10:11:10

240321_007 (continued)

13C2-4_2 FTS
Conc. 4.2439

Q 329.10>80.90 (-) 1.86e4

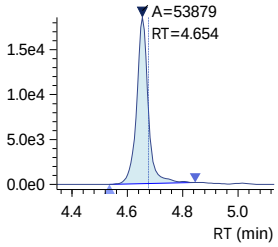

13C2-4_2 FTS_IS
Conc. 5.0000

ISTD 329.10>80.90 (-) 1.86e4

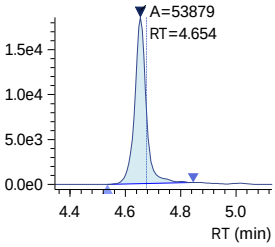

4_2 FTS
Conc. 0.4625
R#1 30.90 (33.08)
R#2 30.90 (33.08)

Q 327.10>307.00 (-) 5.02e3

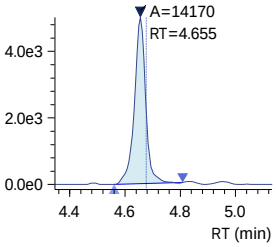

R1 327.10>80.90 (-) 1.48e3

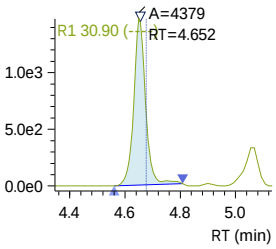

R2 327.10>80.90 (-) 1.48e3

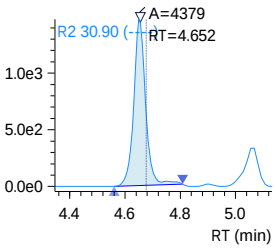

13C3-PFBS_IS
Conc. 2.5000

ISTD 302.10>79.90 (-) 4.45e4

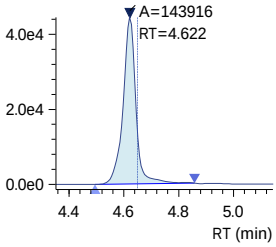

PFBS
Conc. 0.4349
R#1 44.22 (46.53)
R#2 44.22 (46.53)

Q 298.70>79.90 (-) 1.16e4

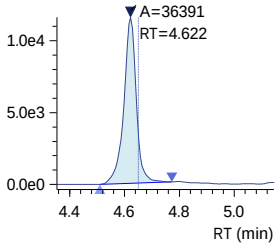

R1 298.70>98.80 (-) 4.78e3

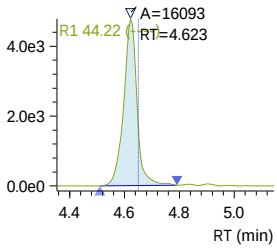

R2 298.70>98.80 (-) 4.78e3

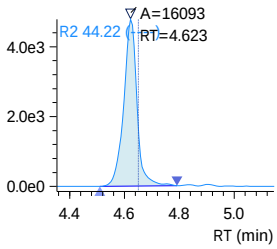

240321_007 (continued)

13C3-PFBS
Conc. 2.6115

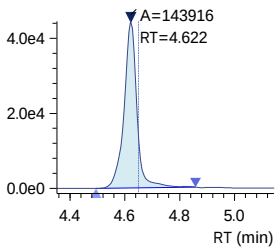

NFDHA
Conc. 0.4859
R#1 34.78 (36.44)
R#2 34.78 (36.44)

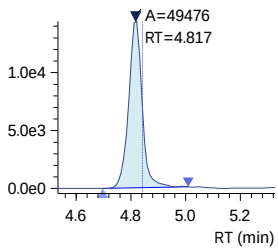

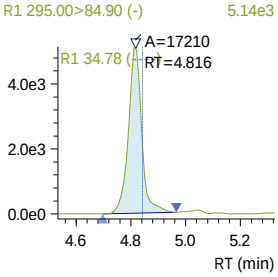

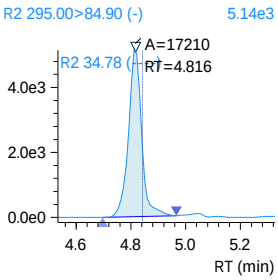

13C5-PFHxA
Conc. 2.4455

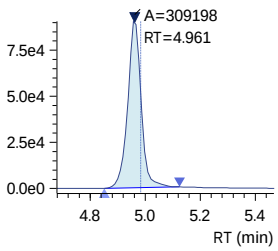

13C5-PFHxA_IS
Conc. 2.5000

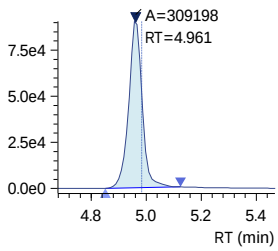

13C2-PFHxA_IS
Conc. 2.5000

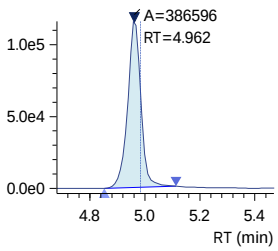

Insight Report
Before Manual Integration
Printed 3/22/2024 10:11:10

240321_007 (continued)

PFHxA
Conc. 0.4656
Q 313.00>269.00 (-) 1.83e4

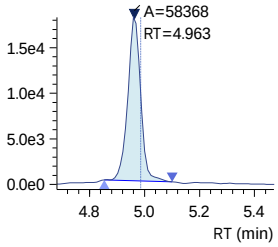

PFEESA
Conc. 0.3925
R#1 5.88 (5.25)
R#2 5.88 (5.25)
Q 314.80>135.00 (-) 4.56e4

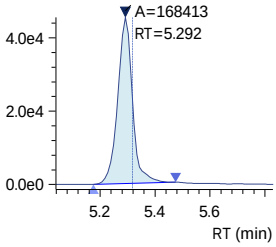

R1 314.80>82.90 (-) 2.81e3

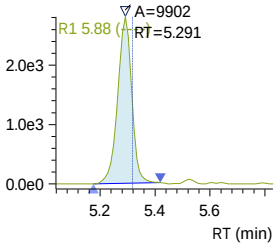

R2 314.80>82.90 (-) 2.81e3

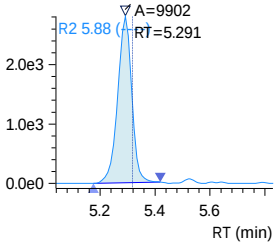

13C3-HFPO-DA
Conc. 9.5467
Q 286.90>168.90 (-) 1.54e5

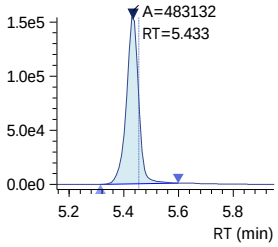

13C3-HFPO-DA_IS
Conc. 10.0000
ISTD 286.90>168.90 (-) 1.54e5

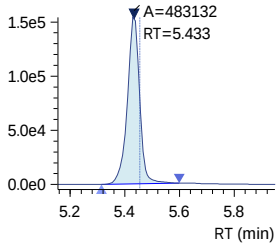

HFPO-DA
Conc. 0.4736
R#1 65.99 (62.57)
R#2 65.99 (62.57)
Q 284.90>168.90 (-) 8.60e3

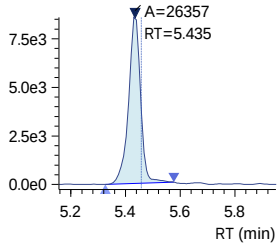

R1 284.90>184.90 (-) 5.31e3

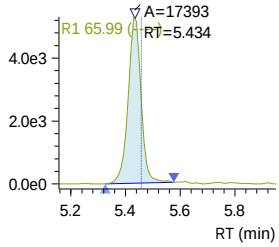

R2 284.90>184.90 (-) 5.31e3

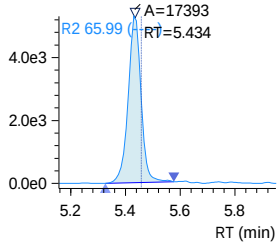

240321_007 (continued)

5_3 FTCA
Conc. 12.9578
R#1 150.77 (154.88)
R#2 150.77 (154.88)
Q 341.00>237.05 (-) 4.09e4

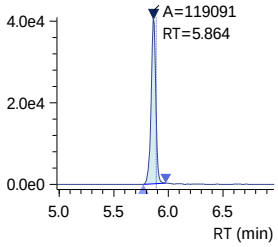

R1 341.00>217.00 (-) 6.14e4

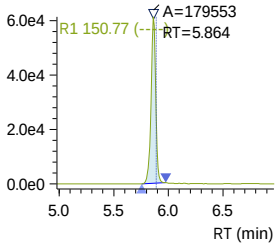

R2 341.00>217.00 (-) 6.14e4

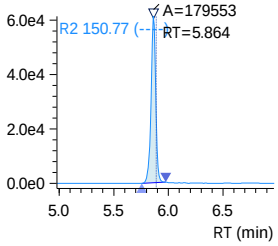

PFPeS
Conc. 0.3847
R#1 52.96 (54.44)
R#2 52.96 (54.44)
Q 349.10>79.90 (-) 8.61e3

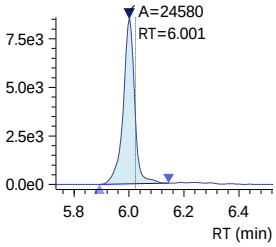

R1 349.10>98.80 (-) 4.50e3

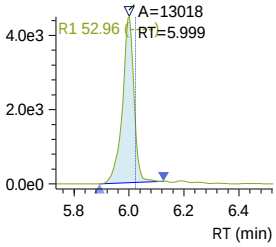

R2 349.10>98.80 (-) 4.50e3

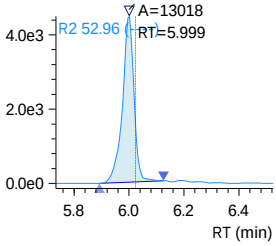

13C4-PFHpA
Conc. 2.4671
Q 367.10>322.00 (-) 1.57e5

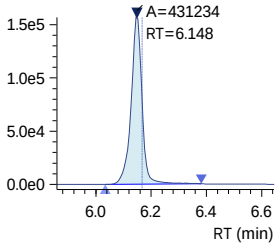

13C4-PFHpA_IS
Conc. 2.5000
ISTD 367.10>322.00 (-) 1.57e5

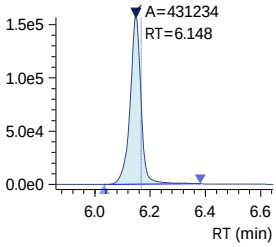

PFHpA
Conc. 0.4844
R#1 20.87 (23.39)
R#2 20.87 (23.39)
Q 363.10>319.00 (-) 2.87e4

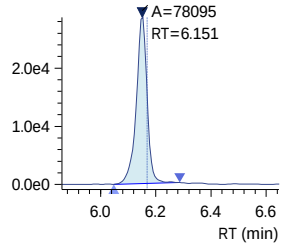

R1 363.10>169.00 (-) 5.87e3

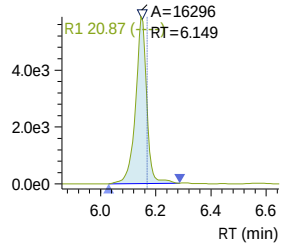

R2 363.10>169.00 (-) 5.87e3

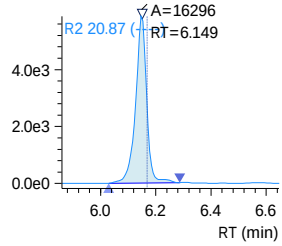

Insight Report
Before Manual Integration
Printed 3/22/2024 10:11:10

240321_007 (continued)

DONA
Conc. 0.5209
R#1 27.60 (30.39)
R#2 27.60 (30.39)
Q 376.90>250.90 (-) 3.54e4

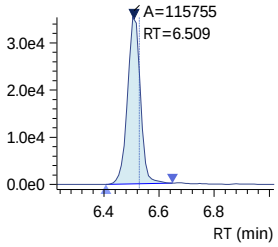

13C2-6_2 FTS_IS
Conc. 5.0000
ISTD 429.10>80.90 (-) 1.32e4

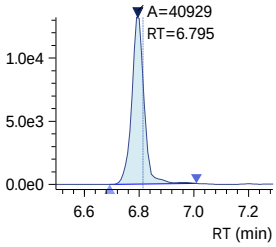

13C2-6_2 FTS
Conc. 3.9999
Q 429.10>80.90 (-) 1.32e4

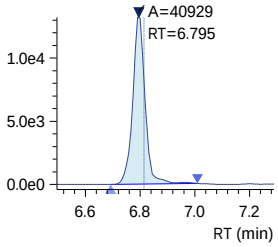

6_2 FTS
Conc. 0.4342
R#1 37.45 (44.48)
R#2 37.45 (44.48)
Q 427.10>407.00 (-) 2.86e3

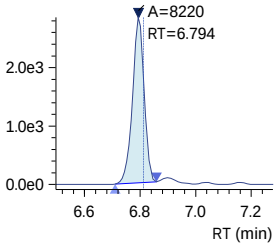

13C4-PFOA_IS
Conc. 2.5000
ISTD 417.10>172.00 (-) 5.29e3

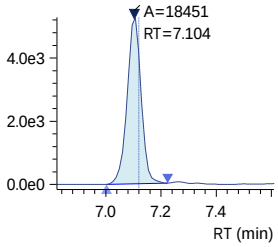

R1 376.90>84.80 (-) 9.39e3

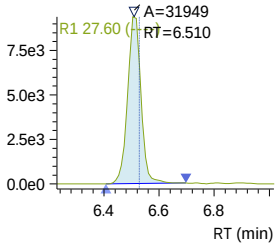

R1 427.10>80.90 (-) 1.08e3

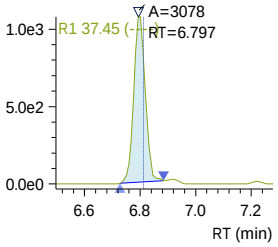

R2 376.90>84.80 (-) 9.39e3

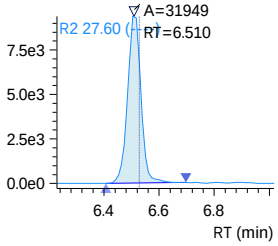

R2 427.10>80.90 (-) 1.08e3

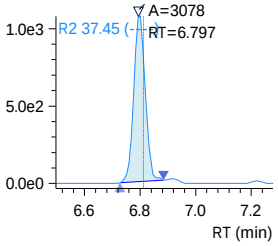

Insight Report
Before Manual Integration
Printed 3/22/2024 10:11:10

240321_007 (continued)

13C8-PFOA_IS
Conc. 2.5000

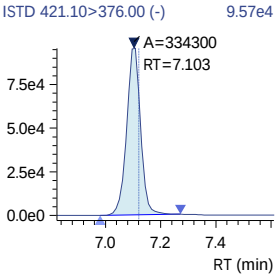

13C8-PFOA
Conc. 2.9420

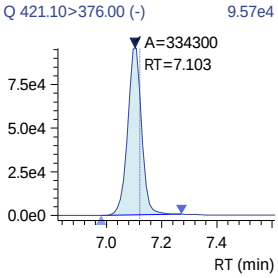

PFOA
Conc. 0.5196
R#1 22.33 (24.47)
R#2 22.33 (24.47)

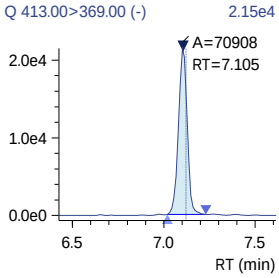

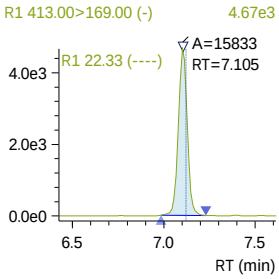

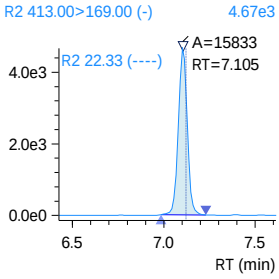

13C3-PFHxS
Conc. 2.9732

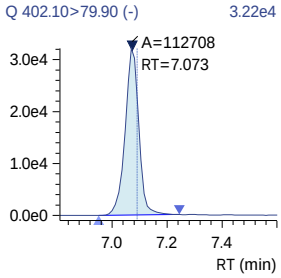

13C3-PFHxS_IS
Conc. 2.5000

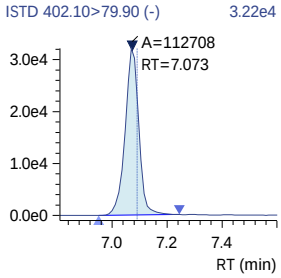

Insight Report
Before Manual Integration
Printed 3/22/2024 10:11:10

240321_007 (continued)

PFHxS
Conc. 0.3790
R#1 56.88 (57.29)
R#2 56.88 (57.29)
Q 398.70>79.90 (-) 4.87e3

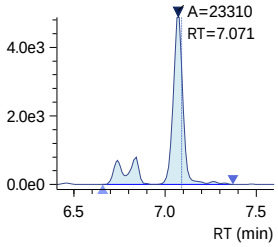

R1 398.70>98.90 (-) 2.97e3

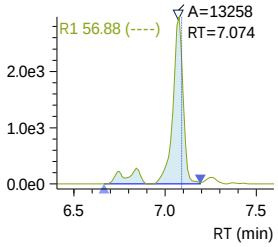

R2 398.70>98.90 (-) 2.97e3

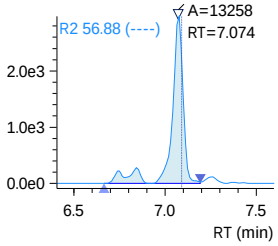

18O2-PFHxS_IS
Conc. 2.5000
ISTD 403.00>83.90 (-) 2.58e4

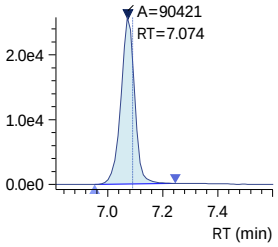

13C9-PFNA_IS
Conc. 1.2500
ISTD 472.10>427.00 (-) 5.53e4

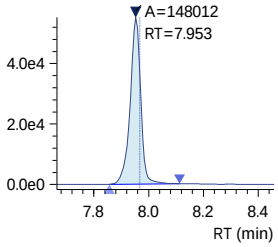

13C9-PFNA
Conc. 1.3105
Q 472.10>427.00 (-) 5.53e4

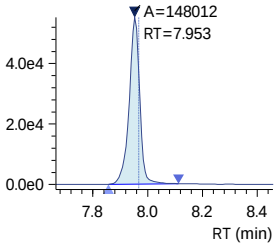

13C5-PFNA_IS
Conc. 1.2500
ISTD 468.00>423.00 (-) 4.65e4

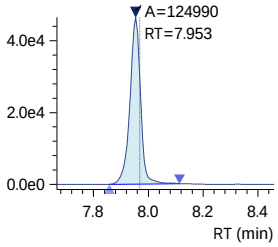

240321_007 (continued)

PFNA
Conc. 0.4621
R#1 22.44 (20.36)
R#2 22.44 (20.36)
Q 463.00>419.00 (-) 1.72e4

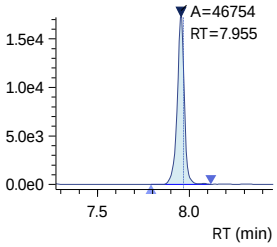

PFHpS
Conc. 0.4211
R#1 48.67 (46.70)
R#2 48.67 (46.70)
Q 449.00>79.90 (-) 7.11e3

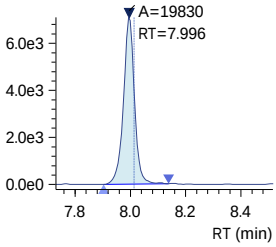

7_3 FTCA
Conc. 11.2241
R#1 138.75 (132.28)
R#2 138.75 (132.28)
Q 441.00>317.00 (-) 5.26e4

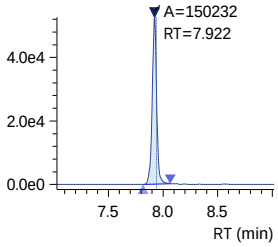

13C2-8_2-FTS
Conc. 4.4927
Q 529.10>80.90 (-) A=29448 9.46e3

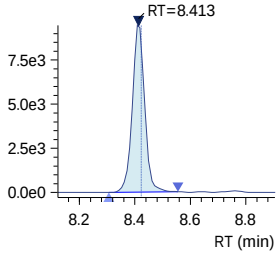

13C2-8_2-FTS_IS
Conc. 5.0000
ISTD 529.10>80.90 (-) A=29448 9.46e3

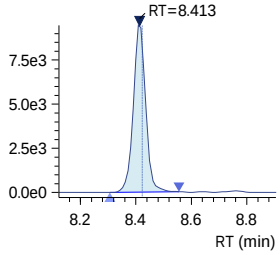

R1 463.00>219.00 (-) 3.82e3

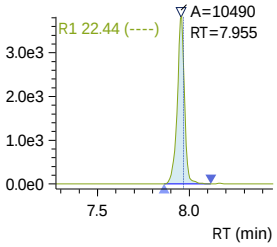

R1 449.00>98.80 (-) 3.55e3

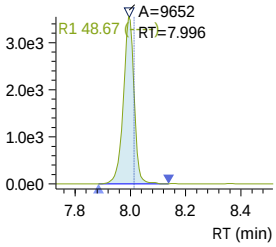

R1 441.00>336.90 (-) 7.28e4

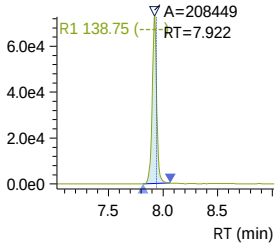

R2 463.00>219.00 (-) 3.82e3

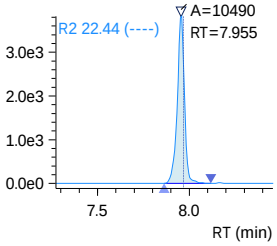

R2 449.00>98.80 (-) 3.55e3

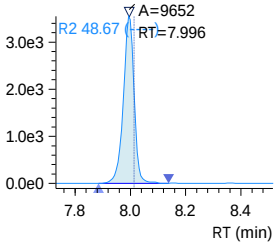

R2 441.00>336.90 (-) 7.28e4

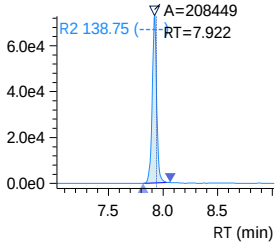

Insight Report
Before Manual Integration
Printed 3/22/2024 10:11:10

240321_007 (continued)

8_2 FTS
Conc. 0.4273
R#1 60.01 (45.91)
R#2 60.01 (45.91)
Q 527.10>506.95 (-) 1.86e3

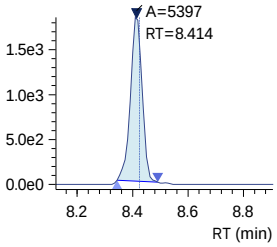

R1 527.10>80.80 (-) 1.03e3

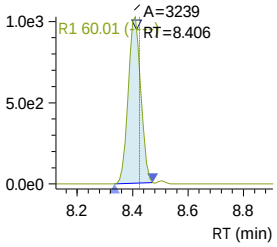

R2 527.10>80.80 (-) 1.03e3

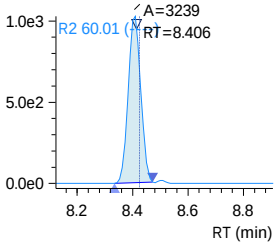

13C6-PFDA_IS
Conc. 1.2500
ISTD 519.10>474.10 (-) 2.71e4

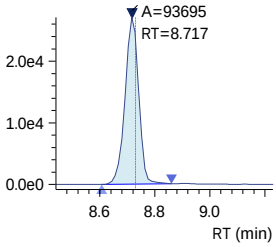

13C6-PFDA
Conc. 1.3007
Q 519.10>474.10 (-) 2.71e4

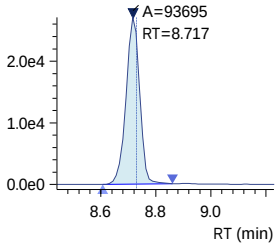

13C2-PFDA_IS
Conc. 1.2500
ISTD 515.10>470.10 (-) 2.15e4

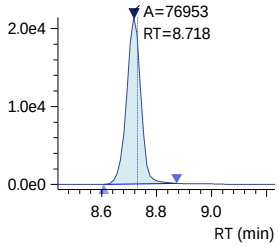

PFDA
Conc. 0.4324
R#1 19.64 (17.64)
R#2 19.64 (17.64)
Q 512.90>469.00 (-) 9.32e3

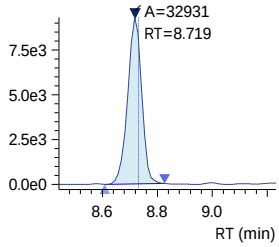

R1 512.90>219.00 (-) 1.87e3

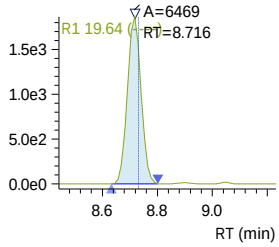

R2 512.90>219.00 (-) 1.87e3

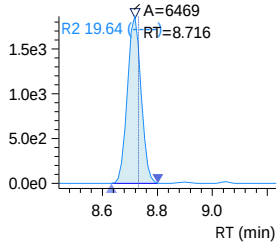

D3-NMeFOSAA_IS
Conc. 5.0000
ISTD 573.20>419.00 (-) 2.88e4

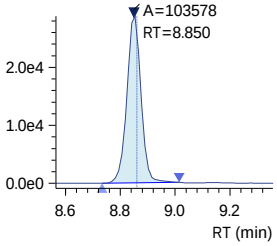

D3-NMeFOSAA
Conc. 4.2880
Q 573.20>419.00 (-) 2.88e4

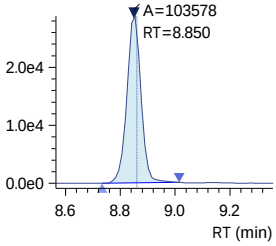

13C8-PFOS_IS
Conc. 2.5000
ISTD 507.10>98.90 (-) 1.05e4

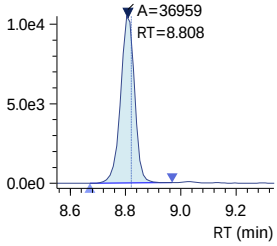

13C8-PFOS
Conc. 2.6437
Q 507.10>98.90 (-) 1.05e4

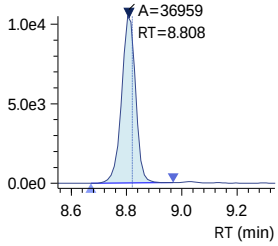

13C4-PFOS_IS
Conc. 2.5000
ISTD 502.80>79.90 (-) 2.89e4

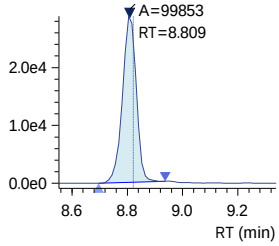

Insight Report
Before Manual Integration
Printed 3/22/2024 10:11:10

240321_007 (continued)

PFOS
Conc. 0.3898
R#1 47.47 (45.06)
R#2 47.47 (45.06)
Q 498.90>79.90 (-) 3.30e3

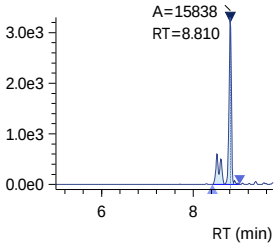

R1 498.90>98.80 (-) 1.81e3

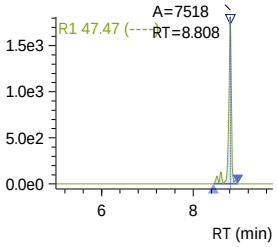

R2 498.90>98.80 (-) 1.81e3

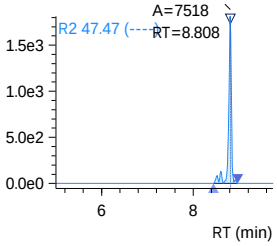

NMeFOSAA
Conc. 0.3816
R#1 64.75 (67.10)
R#2 64.75 (67.10)
Q 570.10>419.00 (-) 2.17e3

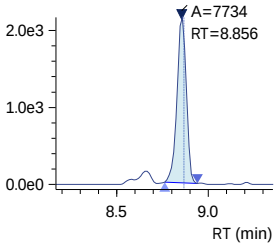

R1 570.10>483.00 (-) 1.36e3

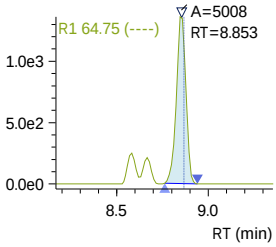

R2 570.10>483.00 (-) 1.36e3

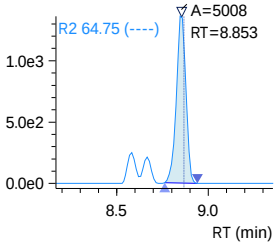

D5-NEtFOSAA_IS
Conc. 5.0000
ISTD 589.20>419.00 (-) 2.39e4

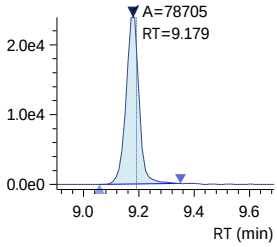

D5-NEtFOSAA
Conc. 4.4472
Q 589.20>419.00 (-) 2.39e4

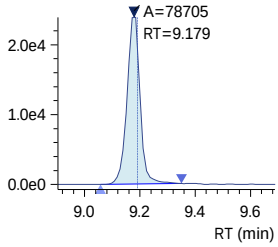

NEtFOSAA
Conc. 0.5339
R#1 49.96 (89.53)
R#2 49.96 (89.53)
Q 584.20>419.10 (-) 2.54e3

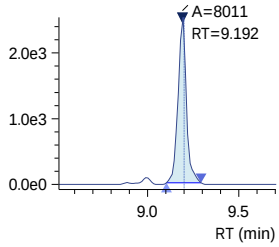

R1 584.20>526.00 (-) 1.46e3

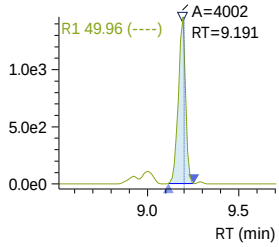

R2 584.20>526.00 (-) 1.46e3

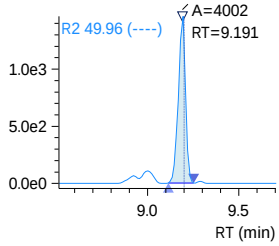

Insight Report
Before Manual Integration
Printed 3/22/2024 10:11:10

240321_007 (continued)

9-Cl-PF3ONS
Conc. 0.4351
R#1 30.43 (31.69)
R#2 30.43 (31.69)
Q 530.80>351.00 (-) 3.93e4

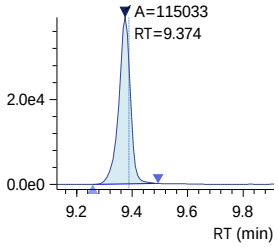

R1 532.80>353.00 (-) 1.16e4

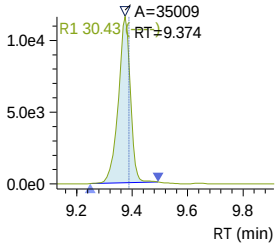

R2 532.80>353.00 (-) 1.16e4

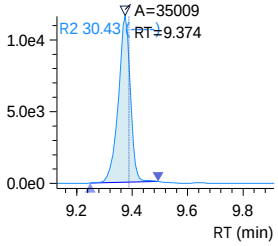

PFUnDA
Conc. 0.5021
R#1 11.99 (10.96)
R#2 11.99 (10.96)
Q 563.10>519.00 (-) 1.31e4

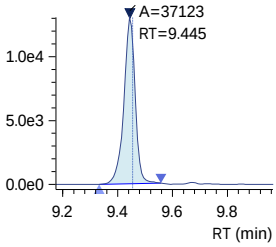

R1 563.10>269.10 (-) 1.61e3

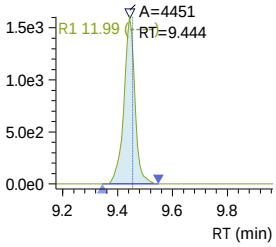

R2 563.10>269.10 (-) 1.61e3

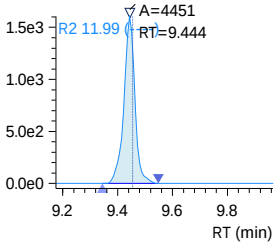

13C7-PFUnDA_IS
Conc. 1.2500
ISTD 570.00>525.10 (-) 3.01e4

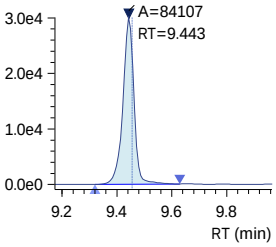

13C7-PFUnDA
Conc. 1.1840
Q 570.00>525.10 (-) 3.01e4

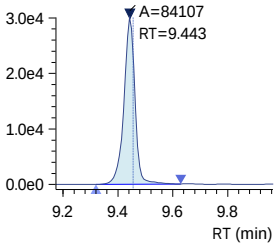

PFNS
Conc. 0.3940
R#1 69.98 (56.91)
R#2 69.98 (56.91)
Q 548.80>79.90 (-) 4.31e3

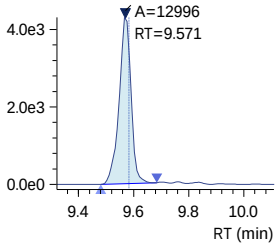

R1 548.80>98.80 (-) 3.07e3

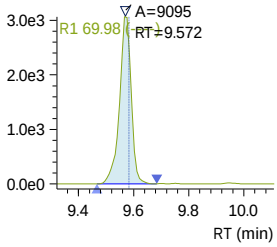

R2 548.80>98.80 (-) 3.07e3

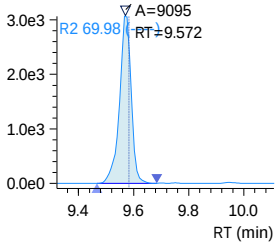

Insight Report
Before Manual Integration
Printed 3/22/2024 10:11:10

240321_007 (continued)

10_2 FTS
Conc. 0.3649
R#1 31.17 (32.29)
R#2 31.17 (32.29)
Q 626.80>607.05 (-) 1.50e3

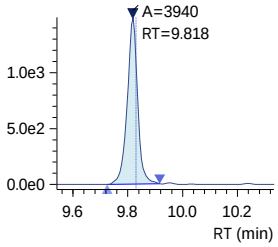

13C2-PFDOA_IS
Conc. 1.2500
ISTD 615.10>570.00 (-) 3.80e4

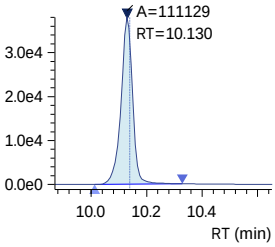

13C2-PFDOA
Conc. 1.3451
Q 615.10>570.00 (-) 3.80e4

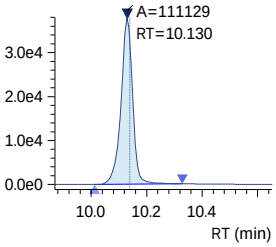

PFDOA
Conc. 0.4705
R#1 10.90 (11.14)
R#2 10.90 (11.14)
Q 613.10>569.00 (-) 1.05e4

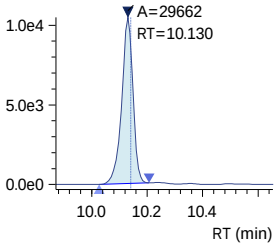

PFDS
Conc. 0.4133
R#1 58.46 (58.01)
R#2 58.46 (58.01)
Q 599.00>79.90 (-) 4.20e3

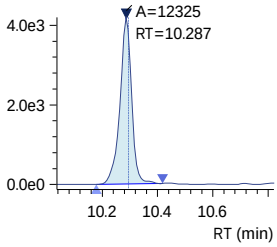

R1 626.80>81.00 (-) 3.99e2

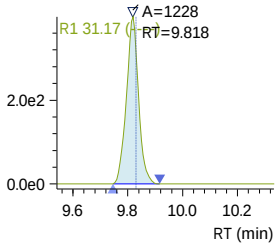

R1 613.10>319.00 (-) 1.15e3

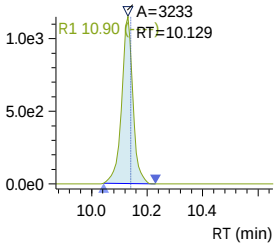

R1 599.00>98.80 (-) 2.51e3

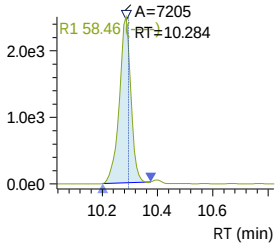

R2 626.80>81.00 (-) 3.99e2

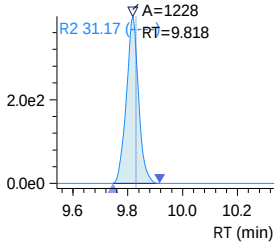

R2 613.10>319.00 (-) 1.15e3

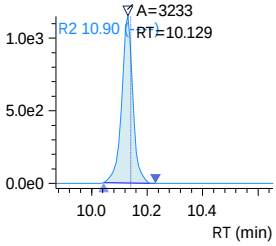

R2 599.00>98.80 (-) 2.51e3

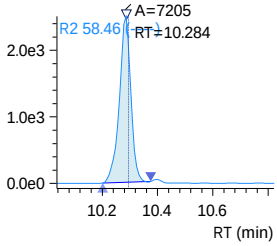

Insight Report
Before Manual Integration
Printed 3/22/2024 10:11:10

240321_007 (continued)

PFTrDA
Conc. 0.4805
R#1 17.24 (16.67)
R#2 17.24 (16.67)
Q 663.00>619.00 (-) 1.01e4

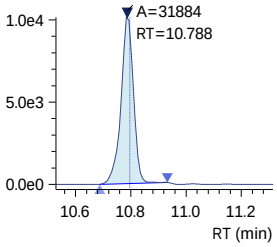

11-Cl-PF3OUdS
Conc. 0.4431
R#1 36.10 (35.04)
R#2 36.10 (35.04)
Q 630.90>451.00 (-) 1.66e4

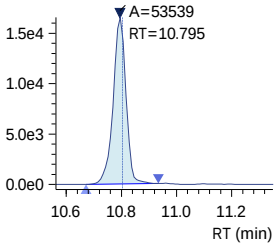

PFOSAm
Conc. 0.8256
Q 498.10>77.90 (-) 1.09e4

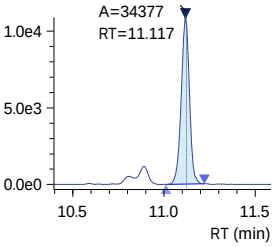

13C8-PFOSAm
Conc. 2.5406
Q 506.10>77.80 (-) 2.99e4

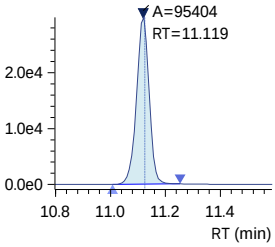

13C8-PFOSAm_IS
Conc. 2.5000
ISTD 506.10>77.80 (-) 2.99e4

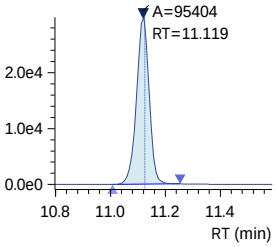

R1 663.00>168.90 (-) 1.73e3

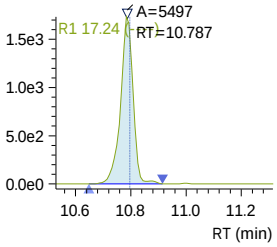

R1 632.90>452.90 (-) 6.00e3

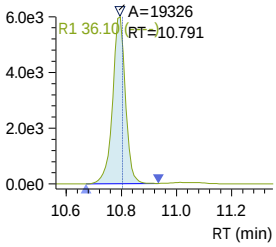

R2 663.00>168.90 (-) 1.73e3

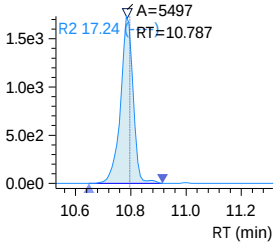

R2 632.90>452.90 (-) 6.00e3

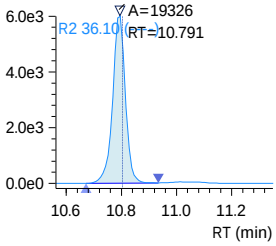

Insight Report
Before Manual Integration
Printed 3/22/2024 10:11:10

240321_007 (continued)

PFTDA
Conc. 0.4788
R#1 16.18 (17.09)
R#2 16.18 (17.09)
Q 713.10>669.00 (-) 6.32e3

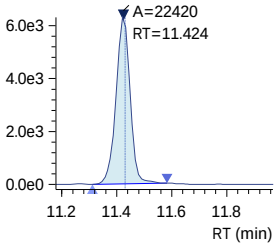

R1 713.10>168.90 (-) 1.07e3

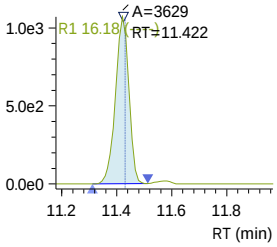

R2 713.10>168.90 (-) 1.07e3

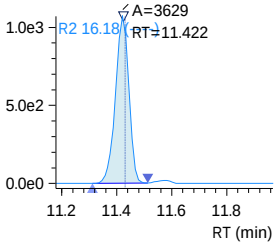

13C2-PFTDA
Conc. 1.2993
Q 715.20>670.00 (-) 1.85e4

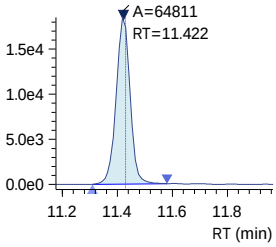

13C2-PFTDA_IS
Conc. 1.2500
ISTD 715.20>670.00 (-) 1.85e4

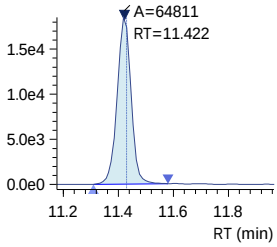

PFDoS
Conc. 0.4683
R#1 67.17 (61.23)
R#2 67.17 (61.23)
Q 699.10>79.90 (-) 2.80e3

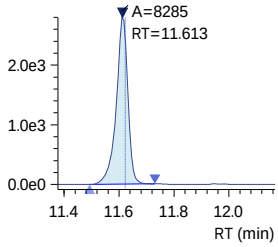

R1 699.10>98.80 (-) 1.72e3

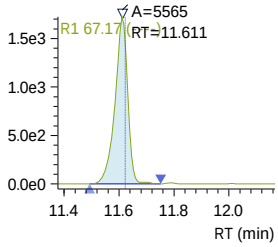

R2 699.10>98.80 (-) 1.72e3

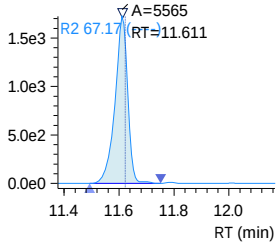

D7-MeFOSE_IS
Conc. 25.0000
ISTD 623.20>58.90 (-) 8.65e4

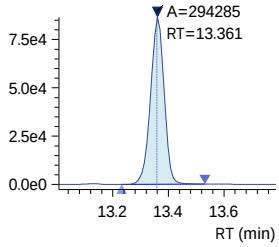

Insight Report
Before Manual Integration
Printed 3/22/2024 10:11:10

240321_007 (continued)

D7-MeFOSE
Conc. 25.6139

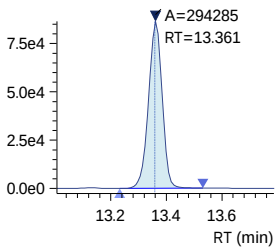

MeFOSE
Conc. 0.3056

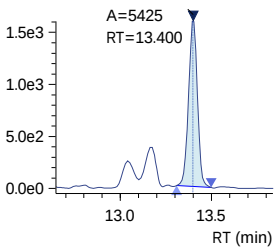

13C2-PFHXDA_IS
Conc. 2.5000

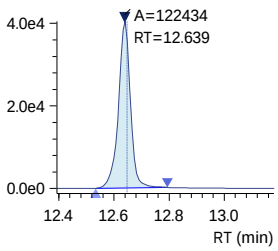

13C2-PFHXDA
Conc. 2.3870

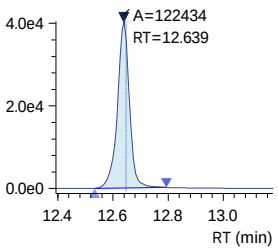

PFHXDA
Conc. 0.4960
R#1 11.55 (10.78)
R#2 11.55 (10.78)

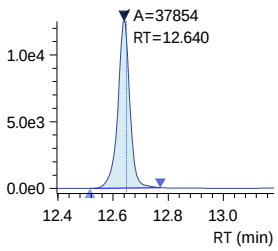

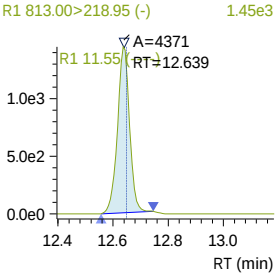

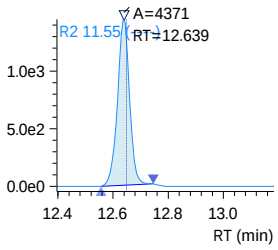

Insight Report
Before Manual Integration
Printed 3/22/2024 10:11:10

240321_007 (continued)

D3-MeFOSA
Conc. 2.4751

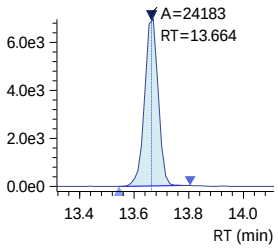

D3-MeFOSA_IS
Conc. 2.5000

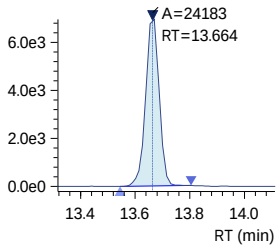

MeFOSA
Conc. 0.3711
R#1 100.22 (156.31)
R#2 100.22 (156.31)

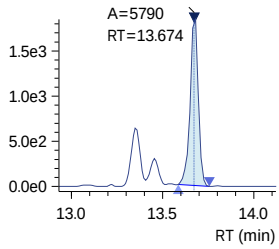

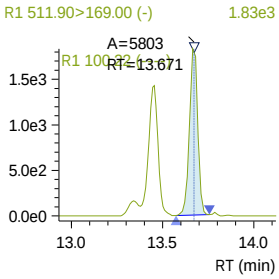

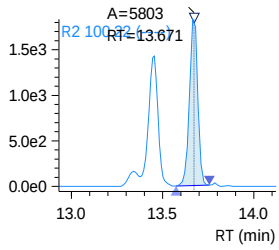

D9-EtFOSE_IS
Conc. 25.0000

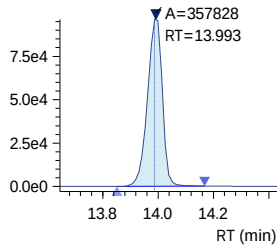

D9-EtFOSE
Conc. 27.2825

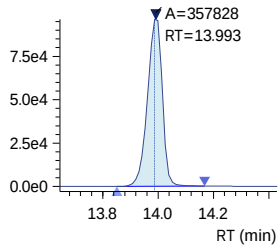

Insight Report
Before Manual Integration
Printed 3/22/2024 10:11:10

240321_007 (continued)

EtFOSE
Conc. 0.2768

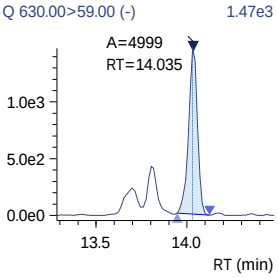

D5-EtFOSAm
Conc. 2.5702

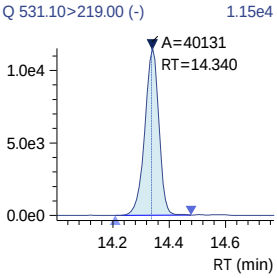

D5-EtFOSAm_IS
Conc. 2.5000

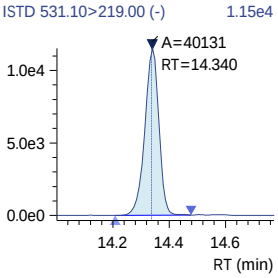

EtFOSAm
Conc. 0.2487
R#1 0.00 (177.75)
R#2 0.00 (177.75)

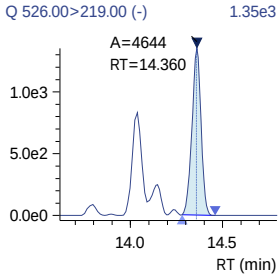

PFODA
Conc. 0.3792
R#1 38.51 (31.66)
R#2 38.51 (31.66)

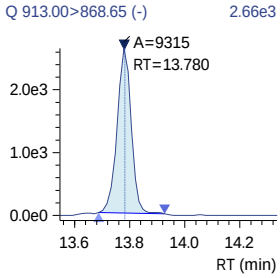

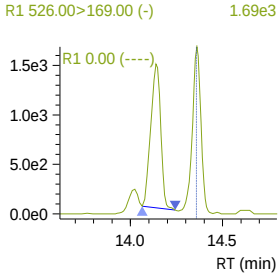

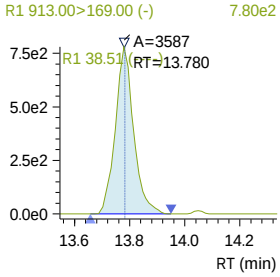

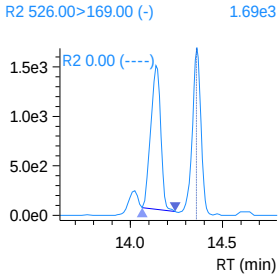

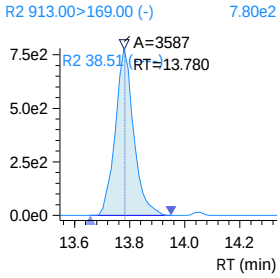

1st PS 03/22/24
2nd 03/25/24

Validation Report

Data File: J:\LCMS08\Data\240321_1633_B1\240321_031
Lab ID: KQ2404325-16
RunType: CCV
Matrix: Soil

Date Acquired: 3/21/24 22:18
Batch ID: 835726
Analysis Method: 1633/PFAS_DOD5.4

Validations

Validation Categories	Pass	Fail
ICAL Analyte Recovery	X	
Second Source ICAL Verification	X	
Internal Standards	X	

Primary Review: _____

Secondary Review: _____

1st PS 03/22/24
2nd 03/25/24

Quantitation Report

Data File:	J:\LCMS08\Data\240321_1633_B1\240321_031	**Instrument:**	K-LCMS-08
Acqu Date:	3/21/24 22:18	**Vial:**	28
Run Type:	CCV	**Dilution:**	1
Lab ID:	KQ2404325-16	**Raw Units:**	ng/mL

Bottle ID:		**Tier:**	IV	**Matrix:**	Soil
Prod Code:	PFAS_DOD5.4	**Collect Date:**	3/7/24	**Receive Date:**	3/8/24

Analysis Lot:	835726	**Prep Lot:**		**Report Group:**	KQ2404325
Analysis	1633	**Prep Method:**			
		Prep Date:			

Title:	Per- and Polyfluoroalkyl Substances (PFAS) by LC/MS/MS Compliant with Table B-24 of DOD QSM	**Calibration ID:**	KC2400137
		Report List ID:	24615

Internal Standard Compounds

Parameter Name	RT	RT Dev	Response	Solution Conc	Area Criteria
18O2-PFHxS	7.073		73957	2.5000	OK
13C4-PFOS	8.810		87017	2.5000	OK
13C3-PFBA	1.337		368980	5.0000	OK
13C2-PFHxA	4.958		299277	2.5000	OK
13C4-PFOA	7.104		15461	2.5000	OK
13C5-PFNA	7.956		102151	1.2500	OK
13C2-PFDA	8.721		67892	1.2500	OK

Surrogate Compounds

Parameter Name	RT	RT Dev	Response	Solution Conc	Rpt?
13C3-PFBS	4.617		112625	2.4986	Y
13C3-PFHxS	7.072		81155	2.6175	Y
13C8-PFOS	8.810		28614	2.3487	Y
13C4-PFBA	1.335		719128	9.8818	Y
13C5-PFPeA	3.469		179750	5.3980	Y
13C5-PFHxA	4.957		241529	2.4676	Y
13C4-PFHpA	6.146		330559	2.4429	Y
13C8-PFOA	7.103		263521	2.7676	Y
13C9-PFNA	7.956		118193	1.2804	Y
13C6-PFDA	8.721		85073	1.3386	Y
13C7-PFUnDA	9.446		74167	1.1834	Y
13C2-PFDoDA	10.130		87454	1.1998	Y
13C2-PFTeDA	11.421		51653	1.1737	Y
13C8-FOSA	11.131		79455	2.4280	Y
D3-MeFOSA	13.673		19422	2.2810	Y
D5-EtFOSA	14.348		34750	2.5540	Y
D7-MeFOSE	13.369		252123	25.1812	Y
D9-EtFOSE	13.998		301343	26.3649	Y

U: Undetected at or above MDL
J: Analyte detected above MDL, but below MRL
B: Hit above MRL also found in Method Blank
E: Analyte concentration above high point of ICAL
N: Presumptive evidence of compound

D: Result from dilution
m: Manual integration performed
d: Compound manually deleted
NR: Analyte not reported from this analysis

*: Result fails acceptance criteria
#: Acceptance criteria not applicable
?: Insufficient information to determine acceptance
e: Result >= MRL, but MRL less than low point of ICAL
c: check for co-elution

Printed: 3/22/24 13:34
\\alprews001\starlims$\LIMSReps\QuantValidation.rpt

1st PS 03/22/24
2nd 03/25/24

Data File:	J:\LCMS08\Data\240321_1633_B1\240321_031	**Instrument:**	K-LCMS-08
Acqu Date:	3/21/24 22:18	**Vial:**	28
Run Type:	CCV	**Dilution:**	1
Lab ID:	KQ2404325-16	**Raw Units:**	ng/mL

Surrogate Compounds

Parameter Name	RT	RT Dev	Response	Solution Conc	Rpt?
D3-MeFOSAA	8.855		78781	3.7425	Y
D5-EtFOSAA	9.184		58956	3.8226	Y
13C2-4:2 FTS	4.650		38453	3.7031	Y
13C2-6:2 FTS	6.794		30661	3.6635	Y
13C2-8:2 FTS	8.415		19535	3.6437	Y
13C3-HFPO-DA	5.430		396504	10.1209	Y

Target Compounds

Parameter Name	RT	RT Dev	Response	Solution Conc	Rpt?
Perfluorobutane sulfonic acid (PFBS)	4.617		295609	4.5145	Y
Perfluoropentane sulfonic acid (PFPeS)	5.997		212054	4.6090	Y
Perfluorohexane sulfonic acid (PFHxS)	7.072		199961	4.5155	Y
Perfluoroheptane sulfonic acid (PFHpS)	7.998		164272	4.5059	Y
Perfluorooctane sulfonic acid (PFOS)	8.811		148125	4.8412	Y
Perfluorononane sulfonic acid (PFNS)	9.572		123684	4.8431	Y
Perfluorodecane sulfonic acid (PFDS)	10.287		111064	4.9306	Y
Perfluorododecane sulfonic acid (PFDoS)	11.611		67026	4.9246	Y
Perfluorobutanoic acid (PFBA)	1.335		417124	5.0798	Y
Perfluoropentanoic acid (PFPeA)	3.472		639993	4.9740	Y
Perfluorohexanoic acid (PFHxA)	4.959		495407	4.9503	Y
Perfluoroheptanoic acid (PFHpA)	6.148		595648	4.9418	Y
Perfluorooctanoic acid (PFOA)	7.106		540241	5.4118	Y
Perfluorononanoic acid (PFNA)	7.957		363048	4.6971	Y
Perfluorodecanoic acid (PFDA)	8.722		322124	4.6583	Y
Perfluoroundecanoic acid (PFUnDA)	9.447		338893	5.3143	Y
Perfluorododecanoic acid (PFDOA)	10.131		228357	4.8412	Y
Perfluorotridecanoic acid (PFTrDA)	10.788		246882	4.8700	Y
Perfluorotetradecanoic acid (PFTDA)	11.423		176469	4.9481	Y
Perfluorooctane sulfonamide (PFOSAm)	11.130		353809	10.2022	Y
N-Methylperfluorooctane sulfonamide (MeFOSA)	13.681		65060	5.1925	Y
N-Ethylperfluorooctane sulfonamide (EtFOSAm)	14.366		80270	4.7118	Y
N-Methylperfluorooctane sulfonamido ethanol (MeFOSE)	13.407		76914	5.1625	Y
N-Ethylperfluorooctane sulfonamido ethanol (EtFOSE)	14.039		72941	4.7868	Y
N-Methylperfluorooctane sulfonamido acetic acid (NMeFOSAA)	8.862		81144	5.2640	Y

U: Undetected at or above MDL
J: Analyte detected above MDL, but below MRL
B: Hit above MRL also found in Method Blank
E: Analyte concentration above high point of ICAL
N: Presumptive evidence of compound

D: Result from dilution
m: Manual integration performed
d: Compound manually deleted
NR: Analyte not reported from this analysis

*: Result fails acceptance criteria
#: Acceptance criteria not applicable
?: Insufficient information to determine acceptance
e: Result >= MRL, but MRL less than low point of ICAL
c: check for co-elution

Printed: 3/22/24 13:34
\\alprews001\starlims$\LIMSReps\QuantValidation.rpt

1st PS 03/22/24
2nd 03/25/24

Data File:	J:\LCMS08\Data\240321_1633_B1\240321_031	**Instrument:**	K-LCMS-08
Acqu Date:	3/21/24 22:18	**Vial:**	28
Run Type:	CCV	**Dilution:**	1
Lab ID:	KQ2404325-16	**Raw Units:**	ng/mL

Target Compounds

Parameter Name	RT	RT Dev	Response	Solution Conc	Rpt?
N-Ethylperfluorooctane sulfonamido acetic acid (NEtFOSAA)	9.193		54307	4.7651	Y
1H, 1H, 2H, 2H-Perfluorohexanesulfonic acid (4:2 FTS)	4.650		102345	4.6810	Y
1H, 1H, 2H, 2H-Perfluorooctanesulfonic acid (6:2 FTS)	6.795		62458	4.4043	Y
1H, 1H, 2H, 2H-Perfluorodecanesulfonic acid (8:2 FTS)	8.415		39837	4.6789	Y
4,4,5,5,6,6,6-Heptafluorohexanoic acid (3:3 FTCA)	2.975		150996	55.5639	Y
2H,2H,3H,3H-Perfluorooctanoic acid (5:3 FTCA)	5.867		400746	55.8196	Y
2H,2H,3H,3H-Perfluorodecanoic acid (7:3 FTCA)	7.931		539330	51.5836	Y
Perfluoro(2-ethoxyethane) sulfonic acid (PFEESA)	5.287		1445960	4.3137	Y
9-Chlorohexadecafluoro-3-oxanonane-1-sulfonic acid (9-Cl-PF3ONS)	9.376		1036212	4.7729	Y
11-Chloroeicosafluoro-3-oxaundecane-1-sulfonic acid (11-Cl-PF3OUdS)	10.795		427065	4.3070	Y
Perfluoro-3-methoxypropanoic acid (PFMPA)	2.377		282328	5.0598	Y
Perfluoro-4-methoxybutanoic acid (PFMBA)	4.000		389739	4.6536	Y
Hexafluoropropyleneoxide dimer acid (HFPO-DA) (GenX)	5.432		219717	4.8712	Y
Nonafluoro-3,6-dioxaheptanoic acid (NFDHA)	4.814		443000	5.6052	Y
4,8-Dioxa-3H-perfluorononanoic acid (DONA)	6.509		911363	5.0589	Y

U: Undetected at or above MDL
J: Analyte detected above MDL, but below MRL
B: Hit above MRL also found in Method Blank
E: Analyte concentration above high point of ICAL
N: Presumptive evidence of compound

D: Result from dilution
m: Manual integration performed
d: Compound manually deleted
NR: Analyte not reported from this analysis

*: Result fails acceptance criteria
#: Acceptance criteria not applicable
?: Insufficient information to determine acceptance
e: Result >= MRL, but MRL less than low point of ICAL
c: check for co-elution

Printed: 3/22/24 13:34
\\alprews001\starlims$\LIMSReps\QuantValidation.rpt

Insight Report
Ion Ratio Confirmation
Printed 3/22/2024 13:04:13

240321_031

Sample ID: 1633 ICAL 5.0PPB
Date Acquired: 3/21/2024 10:18:39 PM
Acquired by: System Administrator
Data File: 240321_031
Vial: 6 | Inj. Volume: 10.0000uL | Tray: 1

Name	m/z	Ref 1 m/z	Area	Ref 1 Measured	Ref 1 Actual Ratio	Ref 1 Set Ratio	Ref 2 Measured	Ref 2 Actual Ratio	Ref 2 Set Ratio	Flag ID
13C4-PFBA	216.80>171.90	----	719128	----	----	----	----	----	----	
13C4-PFBA_IS	216.80>171.90	----	719128	----	----	----	----	----	----	
13C3-PFBA_IS	216.00>172.00	----	368980	----	----	----	----	----	----	
PFBA	212.80>169.05	----	417124	----	----	----	----	----	----	
PFMPA	229.00>84.90	----	282328	----	----	----	----	----	----	
3_3 FTCA	241.00>177.10	241.00>117.00	150996	211378	139.99	136.14	211378	139.99	141.47	
13C5-PFPeA	268.30>223.00	----	179750	----	----	----	----	----	----	
13C5-PFPeA_IS	268.30>223.00	----	179750	----	----	----	----	----	----	
PFPeA	263.00>219.00	----	639993	----	----	----	----	----	----	
PFMBA	279.00>84.95	----	389739	----	----	----	----	----	----	
13C2-4_2 FTS	329.10>80.90	----	38453	----	----	----	----	----	----	
13C2-4_2 FTS_IS	329.10>80.90	----	38453	----	----	----	----	----	----	
4_2 FTS	327.10>307.00	327.10>80.90	102345	32971	32.22	33.08	32971	32.22	27.71	
13C3-PFBS_IS	302.10>79.90	----	112625	----	----	----	----	----	----	
PFBS	298.70>79.90	298.70>98.80	295609	141138	47.75	46.53	141138	47.75	44.64	
13C3-PFBS	302.10>79.90	----	112625	----	----	----	----	----	----	
NFDHA	295.00>201.00	295.00>84.90	443000	148539	33.53	36.44	148539	33.53	34.56	
13C5-PFHxA	318.00>273.00	----	241529	----	----	----	----	----	----	
13C5-PFHxA_IS	318.00>273.00	----	241529	----	----	----	----	----	----	
13C2-PFHxA_IS	315.10>270.00	----	299277	----	----	----	----	----	----	
PFHxA	313.00>269.00	----	495407	----	----	----	----	----	----	
PFEESA	314.80>135.00	314.80>82.90	1445960	82286	5.69	5.25	82286	5.69	5.67	
13C3-HFPO-DA	286.90>168.90	----	396504	----	----	----	----	----	----	
13C3-HFPO-DA_IS	286.90>168.90	----	396504	----	----	----	----	----	----	
HFPO-DA	284.90>168.90	284.90>184.90	219717	136372	62.07	62.57	136372	62.07	64.50	
5_3 FTCA	341.00>237.05	341.00>217.00	400746	606930	151.45	154.88	606930	151.45	154.15	
PFPeS	349.10>79.90	349.10>98.80	212054	114165	53.84	54.44	114165	53.84	56.96	
13C4-PFHpA	367.10>322.00	----	330559	----	----	----	----	----	----	
13C4-PFHpA_IS	367.10>322.00	----	330559	----	----	----	----	----	----	
PFHpA	363.10>319.00	363.10>169.00	595648	137411	23.07	23.39	137411	23.07	22.63	
DONA	376.90>250.90	376.90>84.80	911363	263691	28.93	30.39	263691	28.93	28.87	
13C2-6_2 FTS_IS	429.10>80.90	----	30661	----	----	----	----	----	----	
13C2-6_2 FTS	429.10>80.90	----	30661	----	----	----	----	----	----	
6_2 FTS	427.10>407.00	427.10>80.90	62458	29217	46.78	44.48	29217	46.78	40.73	
13C4-PFOA_IS	417.10>172.00	----	15461	----	----	----	----	----	----	
13C8-PFOA_IS	421.10>376.00	----	263521	----	----	----	----	----	----	

J:\LCMS08\Data\240321_1633_B1\240321_1633_B1.damlp .

Ref 1 Set Ratio assigned from calibration mid-point; Ref 2 Set Ratio assigned from opening calibration verification.
IRr - Ion ratio outside either set of criteria. Exceedances for reported detections to be "I" flagged in the analytical report.

240321_031 (continued)

(Table continued from previous page)

Name	m/z	Ref 1 m/z	Area	Ref 1 Measured	Ref 1 Actual Ratio	Ref 1 Set Ratio	Ref 2 Measured	Ref 2 Actual Ratio	Ref 2 Set Ratio	Flag ID
13C8-PFOA	421.10>376.00	----	263521	----	----	----	----	----	----	
PFOA	413.00>369.00	413.00>169.00	540241	118257	21.89	24.47	118257	21.89	24.84	
13C3-PFHxS	402.10>79.90	----	81155	----	----	----	----	----	----	
13C3-PFHxS_IS	402.10>79.90	----	81155	----	----	----	----	----	----	
PFHxS	398.70>79.90	398.70>98.90	199961	117372	58.70	57.29	117372	58.70	58.76	
18O2-PFHxS_IS	403.00>83.90	----	73957	----	----	----	----	----	----	
13C9-PFNA_IS	472.10>427.00	----	118193	----	----	----	----	----	----	
13C9-PFNA	472.10>427.00	----	118193	----	----	----	----	----	----	
13C5-PFNA_IS	468.00>423.00	----	102151	----	----	----	----	----	----	
PFNA	463.00>419.00	463.00>219.00	363048	74813	20.61	20.36	74813	20.61	19.31	
PFHpS	449.00>79.90	449.00>98.80	164272	80605	49.07	46.70	80605	49.07	48.05	
7_3 FTCA	441.00>317.00	441.00>336.90	539330	706123	130.93	132.28	706123	130.93	133.47	
13C2-8_2-FTS	529.10>80.90	----	19535	----	----	----	----	----	----	
13C2-8_2-FTS_IS	529.10>80.90	----	19535	----	----	----	----	----	----	
8_2 FTS	527.10>506.95	527.10>80.80	39837	17508	43.95	45.91	17508	43.95	45.20	
13C6-PFDA_IS	519.10>474.10	----	85073	----	----	----	----	----	----	
13C6-PFDA	519.10>474.10	----	85073	----	----	----	----	----	----	
13C2-PFDA_IS	515.10>470.10	----	67892	----	----	----	----	----	----	
PFDA	512.90>469.00	512.90>219.00	322124	56631	17.58	17.64	56631	17.58	19.20	
D3-NMeFOSAA_IS	573.20>419.00	----	78781	----	----	----	----	----	----	
D3-NMeFOSAA	573.20>419.00	----	78781	----	----	----	----	----	----	
13C8-PFOS_IS	507.10>98.90	----	28614	----	----	----	----	----	----	
13C8-PFOS	507.10>98.90	----	28614	----	----	----	----	----	----	
13C4-PFOS_IS	502.80>79.90	----	87017	----	----	----	----	----	----	
PFOS	498.90>79.90	498.90>98.80	148125	71091	47.99	45.06	71091	47.99	47.87	
NMeFOSAA	570.10>419.00	570.10>483.00	81144	53002	65.32	67.10	53002	65.32	60.24	
D5-NEtFOSAA_IS	589.20>419.00	----	58956	----	----	----	----	----	----	
D5-NEtFOSAA	589.20>419.00	----	58956	----	----	----	----	----	----	
NEtFOSAA	584.20>419.10	584.20>526.00	54307	46433	85.50	89.53	46433	85.50	72.57	
9-Cl-PF3ONS	530.80>351.00	532.80>353.00	1036212	323302	31.20	31.69	323302	31.20	30.68	
PFUnDA	563.10>519.00	563.10>269.10	338893	37853	11.17	10.96	37853	11.17	11.56	
13C7-PFUnDA_IS	570.00>525.10	----	74167	----	----	----	----	----	----	
13C7-PFUnDA	570.00>525.10	----	74167	----	----	----	----	----	----	
PFNS	548.80>79.90	548.80>98.80	123684	76191	61.60	56.91	76191	61.60	61.27	
10_2 FTS	626.80>607.05	626.80>81.00	32952	10919	33.14	32.29	10919	33.14	29.61	
13C2-PFDOA_IS	615.10>570.00	----	87454	----	----	----	----	----	----	
13C2-PFDOA	615.10>570.00	----	87454	----	----	----	----	----	----	
PFDOA	613.10>569.00	613.10>319.00	228357	26475	11.59	11.14	26475	11.59	10.73	
PFDS	599.00>79.90	599.00>98.80	111064	61304	55.20	58.01	61304	55.20	58.67	
PFTrDA	663.00>619.00	663.00>168.90	246882	38917	15.76	16.67	38917	15.76	15.36	

J:\LCMS08\Data\240321_1633_B1\240321_1633_B1.damlp .

Ref 1 Set Ratio assigned from calibration mid-point; Ref 2 Set Ratio assigned from opening calibration verification.
IRr - Ion ratio outside either set of criteria. Exceedances for reported detections to be "I" flagged in the analytical report.



Insight Report
Ion Ratio Confirmation
Printed 3/22/2024 13:04:13

240321_031 (continued)

(Table continued from previous page)

Name	m/z	Ref 1 m/z	Area	Ref 1 Measured	Ref 1 Actual Ratio	Ref 1 Set Ratio	Ref 2 Measured	Ref 2 Actual Ratio	Ref 2 Set Ratio	Flag ID
11-Cl-PF3OUdS	630.90>451.00	632.90>452.90	427065	147521	34.54	35.04	147521	34.54	35.75	
PFOSAm	498.10>77.90	----	353809	----	----	----	----	----	----	
13C8-PFOSAm	506.10>77.80	----	79455	----	----	----	----	----	----	
13C8-PFOSAm_IS	506.10>77.80	----	79455	----	----	----	----	----	----	
PFTDA	713.10>669.00	713.10>168.90	176469	29464	16.70	17.09	29464	16.70	18.64	
13C2-PFTDA	715.20>670.00	----	51653	----	----	----	----	----	----	
13C2-PFTDA_IS	715.20>670.00	----	51653	----	----	----	----	----	----	
PFDoS	699.10>79.90	699.10>98.80	67026	43711	65.22	61.23	43711	65.22	68.82	
D7-MeFOSE_IS	623.20>58.90	----	252123	----	----	----	----	----	----	
D7-MeFOSE	623.20>58.90	----	252123	----	----	----	----	----	----	
MeFOSE	616.10>59.00	----	76914	----	----	----	----	----	----	
13C2-PFHXDA_IS	815.00>770.05	----	95946	----	----	----	----	----	----	
13C2-PFHXDA	815.00>770.05	----	95946	----	----	----	----	----	----	
PFHXDA	813.00>768.95	813.00>218.95	295717	34049	11.51	10.78	34049	11.51	11.00	
D3-MeFOSA	515.00>219.00	----	19422	----	----	----	----	----	----	
D3-MeFOSA_IS	515.00>219.00	----	19422	----	----	----	----	----	----	
MeFOSA	511.90>219.00	511.90>169.00	65060	108641	166.99	156.31	108641	166.99	156.72	
D9-EtFOSE_IS	639.20>58.90	----	301343	----	----	----	----	----	----	
D9-EtFOSE	639.20>58.90	----	301343	----	----	----	----	----	----	
EtFOSE	630.00>59.00	----	72941	----	----	----	----	----	----	
D5-EtFOSAm	531.10>219.00	----	34750	----	----	----	----	----	----	
D5-EtFOSAm_IS	531.10>219.00	----	34750	----	----	----	----	----	----	
EtFOSAm	526.00>219.00	526.00>169.00	80270	130587	162.68	177.75	130587	162.68	149.59	
PFODA	913.00>868.65	913.00>169.00	96919	31244	32.24	31.66	31244	32.24	33.60	

J:\LCMS08\Data\240321_1633_B1\240321_1633_B1.damlp .

Ref 1 Set Ratio assigned from calibration mid-point; Ref 2 Set Ratio assigned from opening calibration verification.
IRr - Ion ratio outside either set of criteria. Exceedances for reported detections to be "I" flagged in the analytical report.

Insight Report
Quantitation/Integration
Printed 3/22/2024 13:35:57

240321_031

Sample ID: 1633 ICAL 5.0PPB
Date Acquired: 3/21/2024 10:18:39 PM
Acquired by: System Administrator
Data File: 240321_031
Vial: 6 | Inj. Volume: 10.0000uL | Tray: 1

Name	Mode ID	Found RT	RT Diff	ISTD RT Diff	Area	ISTD Area	ISTD Name	Conc.	Unit	Flag ID
13C4-PFBA	Auto	1.335	-0.023	-0.002	719128	368980	13C3-PFBA_IS	9.8818	ng/mL	
13C4-PFBA_IS	Auto	1.335	-0.023	----	719128	719128	----	10.0000	ng/mL	
13C3-PFBA_IS	Auto	1.337	-0.022	----	368980	368980	----	5.0000	ng/mL	
PFBA	Auto	1.335	-0.026	0.000	417124	719128	13C4-PFBA_IS	5.0798	ng/mL	
PFMPA	Auto	2.377	-0.032	-1.092	282328	179750	13C5-PFPeA_IS	5.0598	ng/mL	
3_3 FTCA	Auto	2.975	-0.038	-0.494	150996	179750	13C5-PFPeA_IS	55.5639	ng/mL	
13C5-PFPeA	Auto	3.469	-0.034	-1.489	179750	299277	13C2-PFHxA_IS	5.3980	ng/mL	
13C5-PFPeA_IS	Auto	3.469	-0.034	----	179750	179750	----	5.0000	ng/mL	
PFPeA	Auto	3.472	-0.034	0.003	639993	179750	13C5-PFPeA_IS	4.9740	ng/mL	
PFMBA	Auto	4.000	-0.033	0.531	389739	179750	13C5-PFPeA_IS	4.6536	ng/mL	
13C2-4_2 FTS	Auto	4.650	-0.026	-2.423	38453	73957	18O2-PFHxS_IS	3.7031	ng/mL	
13C2-4_2 FTS_IS	Auto	4.650	-0.026	----	38453	38453	----	5.0000	ng/mL	
4_2 FTS	Auto	4.650	-0.026	0.000	102345	38453	13C2-4_2 FTS_IS	4.6810	ng/mL	
13C3-PFBS_IS	Auto	4.617	-0.033	----	112625	112625	----	2.5000	ng/mL	
PFBS	Auto	4.617	-0.033	0.000	295609	112625	13C3-PFBS_IS	4.5145	ng/mL	
13C3-PFBS	Auto	4.617	-0.033	-2.456	112625	73957	18O2-PFHxS_IS	2.4986	ng/mL	
NFDHA	Auto	4.814	-0.028	-0.143	443000	241529	13C5-PFHxA_IS	5.6052	ng/mL	
13C5-PFHxA	Auto	4.957	-0.026	-0.001	241529	299277	13C2-PFHxA_IS	2.4676	ng/mL	
13C5-PFHxA_IS	Auto	4.957	-0.026	----	241529	241529	----	2.5000	ng/mL	
13C2-PFHxA_IS	Auto	4.958	-0.026	----	299277	299277	----	2.5000	ng/mL	
PFHxA	Auto	4.959	-0.027	0.002	495407	241529	13C5-PFHxA_IS	4.9503	ng/mL	
PFEESA	Auto	5.287	-0.030	0.330	1445960	241529	13C5-PFHxA_IS	4.3137	ng/mL	
13C3-HFPO-DA	Auto	5.430	-0.025	0.472	396504	299277	13C2-PFHxA_IS	10.1209	ng/mL	
13C3-HFPO-DA_IS	Auto	5.430	-0.025	----	396504	396504	----	10.0000	ng/mL	
HFPO-DA	Auto	5.432	-0.025	0.002	219717	396504	13C3-HFPO-DA_IS	4.8712	ng/mL	
5_3 FTCA	Auto	5.867	-0.020	0.910	400746	241529	13C5-PFHxA_IS	55.8196	ng/mL	
PFPeS	Auto	5.997	-0.026	-1.075	212054	81155	13C3-PFHxS_IS	4.6090	ng/mL	
13C4-PFHpA	Auto	6.146	-0.021	1.188	330559	299277	13C2-PFHxA_IS	2.4429	ng/mL	
13C4-PFHpA_IS	Auto	6.146	-0.021	----	330559	330559	----	2.5000	ng/mL	
PFHpA	Auto	6.148	-0.021	0.002	595648	330559	13C4-PFHpA_IS	4.9418	ng/mL	
DONA	Auto	6.509	-0.019	1.079	911363	396504	13C3-HFPO-DA_IS	5.0589	ng/mL	
13C2-6_2 FTS_IS	Auto	6.794	-0.020	----	30661	30661	----	5.0000	ng/mL	
13C2-6_2 FTS	Auto	6.794	-0.020	-0.279	30661	73957	18O2-PFHxS_IS	3.6635	ng/mL	
6_2 FTS	Auto	6.795	-0.017	0.001	62458	30661	13C2-6_2 FTS_IS	4.4043	ng/mL	
13C4-PFOA_IS	Auto	7.104	-0.016	----	15461	15461	----	2.5000	ng/mL	
13C8-PFOA_IS	Auto	7.103	-0.018	----	263521	263521	----	2.5000	ng/mL	
13C8-PFOA	Auto	7.103	-0.018	-0.001	263521	15461	13C4-PFOA_IS	2.7676	ng/mL	
PFOA	Auto	7.106	-0.016	0.003	540241	263521	13C8-PFOA_IS	5.4118	ng/mL	
13C3-PFHxS	Auto	7.072	-0.019	-0.001	81155	73957	18O2-PFHxS_IS	2.6175	ng/mL	
13C3-PFHxS_IS	Auto	7.072	-0.019	----	81155	81155	----	2.5000	ng/mL	
PFHxS	Auto	7.072	-0.020	0.000	199961	81155	13C3-PFHxS_IS	4.5155	ng/mL	
18O2-PFHxS_IS	Auto	7.073	-0.018	----	73957	73957	----	2.5000	ng/mL	
13C9-PFNA_IS	Auto	7.956	-0.012	----	118193	118193	----	1.2500	ng/mL	
13C9-PFNA	Auto	7.956	-0.012	0.000	118193	102151	13C5-PFNA_IS	1.2804	ng/mL	
13C5-PFNA_IS	Auto	7.956	-0.012	----	102151	102151	----	1.2500	ng/mL	
PFNA	Auto	7.957	-0.012	0.001	363048	118193	13C9-PFNA_IS	4.6971	ng/mL	
PFHpS	Auto	7.998	-0.015	-0.812	164272	28614	13C8-PFOS_IS	4.5059	ng/mL	
7_3 FTCA	Auto	7.931	-0.008	2.974	539330	241529	13C5-PFHxA_IS	51.5836	ng/mL	
13C2-8_2-FTS	Auto	8.415	-0.008	1.342	19535	73957	18O2-PFHxS_IS	3.6437	ng/mL	
13C2-8_2-FTS_IS	Auto	8.415	-0.008	----	19535	19535	----	5.0000	ng/mL	
8_2 FTS	Auto	8.415	-0.010	0.000	39837	19535	13C2-8_2-FTS_IS	4.6789	ng/mL	
13C6-PFDA_IS	Auto	8.721	-0.008	----	85073	85073	----	1.2500	ng/mL	
13C6-PFDA	Auto	8.721	-0.008	0.000	85073	67892	13C2-PFDA_IS	1.3386	ng/mL	

J:\LCMS08\Data\240321_1633_B1\240321_1633_B1.damlp .

SN - Software-calculated S/N ratio outside criteria due to non-target peaks or drift in noise calculation window. Analyst review of noise levels (excluding non-target peaks) in chromatogram indicates S/N ratio meets criteria.

240321_031 (continued)

(Table continued from previous page)

Name	Mode ID	Found RT	RT Diff	ISTD RT Diff	Area	ISTD Area	ISTD Name	Conc.	Unit	Flag ID
13C2-PFDA_IS	Auto	8.721	-0.009	----	67892	67892	----	1.2500	ng/mL	
PFDA	Auto	8.722	-0.009	0.001	322124	85073	13C6-PFDA_IS	4.6583	ng/mL	
D3-NMeFOSAA_IS	Auto	8.855	-0.006	----	78781	78781	----	5.0000	ng/mL	
D3-NMeFOSAA	Auto	8.855	-0.006	0.045	78781	87017	13C4-PFOS_IS	3.7425	ng/mL	
13C8-PFOS_IS	Auto	8.810	-0.011	----	28614	28614	----	2.5000	ng/mL	
13C8-PFOS	Auto	8.810	-0.011	0.000	28614	87017	13C4-PFOS_IS	2.3487	ng/mL	
13C4-PFOS_IS	Auto	8.810	-0.011	----	87017	87017	----	2.5000	ng/mL	
PFOS	Auto	8.811	-0.011	0.001	148125	28614	13C8-PFOS_IS	4.8412	ng/mL	
NMeFOSAA	M	8.862	-0.005	0.007	81144	78781	D3-NMeFOSAA_IS	5.2640	ng/mL	
D5-NEtFOSAA_IS	Auto	9.184	-0.008	----	58956	58956	----	5.0000	ng/mL	
D5-NEtFOSAA	Auto	9.184	-0.008	0.374	58956	87017	13C4-PFOS_IS	3.8226	ng/mL	
NEtFOSAA	M	9.193	-0.007	0.009	54307	58956	D5-NEtFOSAA_IS	4.7651	ng/mL	
9-Cl-PF3ONS	Auto	9.376	-0.012	3.946	1036212	396504	13C3-HFPO-DA_IS	4.7729	ng/mL	
PFUnDA	Auto	9.447	-0.009	0.001	338893	74167	13C7-PFUnDA_IS	5.3143	ng/mL	
13C7-PFUnDA_IS	Auto	9.446	-0.009	----	74167	74167	----	1.2500	ng/mL	
13C7-PFUnDA	Auto	9.446	-0.009	0.725	74167	67892	13C2-PFDA_IS	1.1834	ng/mL	
PFNS	Auto	9.572	-0.011	0.762	123684	28614	13C8-PFOS_IS	4.8431	ng/mL	
10_2 FTS	Auto	9.822	-0.008	1.407	32952	19535	13C2-8_2-FTS_IS	4.5395	ng/mL	
13C2-PFDOA_IS	Auto	10.130	-0.009	----	87454	87454	----	1.2500	ng/mL	
13C2-PFDOA	Auto	10.130	-0.009	1.409	87454	67892	13C2-PFDA_IS	1.1998	ng/mL	
PFDOA	Auto	10.131	-0.010	0.001	228357	87454	13C2-PFDOA_IS	4.8412	ng/mL	
PFDS	Auto	10.287	-0.009	1.477	111064	28614	13C8-PFOS_IS	4.9306	ng/mL	
PFTrDA	Auto	10.788	-0.009	-0.633	246882	51653	13C2-PFTDA_IS	4.8700	ng/mL	
11-Cl-PF3OUdS	Auto	10.795	-0.009	5.365	427065	396504	13C3-HFPO-DA_IS	4.3070	ng/mL	
PFOSAm	M	11.130	0.008	-0.001	353809	79455	13C8-PFOSAm_IS	10.2022	ng/mL	
13C8-PFOSAm	Auto	11.131	0.006	2.321	79455	87017	13C4-PFOS_IS	2.4280	ng/mL	
13C8-PFOSAm_IS	Auto	11.131	0.006	----	79455	79455	----	2.5000	ng/mL	
PFTDA	Auto	11.423	-0.007	0.002	176469	51653	13C2-PFTDA_IS	4.9481	ng/mL	
13C2-PFTDA	Auto	11.421	-0.009	2.700	51653	67892	13C2-PFDA_IS	1.1737	ng/mL	
13C2-PFTDA_IS	Auto	11.421	-0.009	----	51653	51653	----	1.2500	ng/mL	
PFDoS	Auto	11.611	-0.011	2.801	67026	28614	13C8-PFOS_IS	4.9246	ng/mL	
D7-MeFOSE_IS	Auto	13.369	0.010	----	252123	252123	----	25.0000	ng/mL	
D7-MeFOSE	Auto	13.369	0.010	4.559	252123	87017	13C4-PFOS_IS	25.1812	ng/mL	
MeFOSE	M	13.407	0.009	0.038	76914	252123	D7-MeFOSE_IS	5.1625	ng/mL	
13C2-PFHXDA_IS	Auto	12.639	-0.008	----	95946	95946	----	2.5000	ng/mL	
13C2-PFHXDA	Auto	12.639	-0.008	3.918	95946	67892	13C2-PFDA_IS	2.1202	ng/mL	
PFHXDA	Auto	12.641	-0.008	0.001	295717	95946	13C2-PFHXDA_IS	5.0388	ng/mL	
D3-MeFOSA	Auto	13.673	0.010	4.863	19422	87017	13C4-PFOS_IS	2.2810	ng/mL	
D3-MeFOSA_IS	Auto	13.673	0.010	----	19422	19422	----	2.5000	ng/mL	
MeFOSA	M	13.681	0.010	0.008	65060	19422	D3-MeFOSA_IS	5.1925	ng/mL	
D9-EtFOSE_IS	Auto	13.998	0.010	----	301343	301343	----	25.0000	ng/mL	
D9-EtFOSE	Auto	13.998	0.010	5.188	301343	87017	13C4-PFOS_IS	26.3649	ng/mL	
EtFOSE	M	14.039	0.010	0.041	72941	301343	D9-EtFOSE_IS	4.7868	ng/mL	
D5-EtFOSAm	Auto	14.348	0.010	5.538	34750	87017	13C4-PFOS_IS	2.5540	ng/mL	
D5-EtFOSAm_IS	Auto	14.348	0.010	----	34750	34750	----	2.5000	ng/mL	
EtFOSAm	M	14.366	0.009	0.018	80270	34750	D5-EtFOSAm_IS	4.7118	ng/mL	
PFODA	Auto	13.775	-0.008	1.136	96919	95946	13C2-PFHXDA_IS	5.2006	ng/mL	

SN - Software-calculated S/N ratio outside criteria due to non-target peaks or drift in noise calculation window. Analyst review of noise levels (excluding non-target peaks) in chromatogram indicates S/N ratio meets criteria.

240321_031 (continued)

13C4-PFBA
Conc. 9.8818
Q 216.80>171.90 (-) 1.05e5

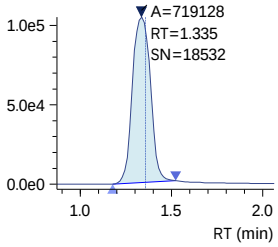

13C4-PFBA_IS
Conc. 10.0000
ISTD 216.80>171.90 (-) 1.05e5

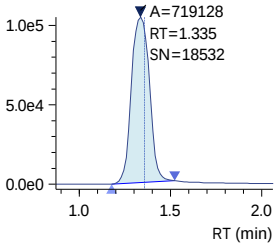

13C3-PFBA_IS
Conc. 5.0000
ISTD 216.00>172.00 (-) 5.53e4

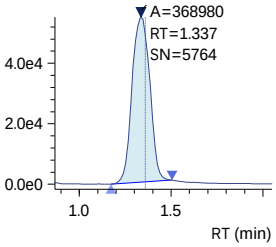

PFBA
Conc. 5.0798
Q 212.80>169.05 (-) 6.16e4

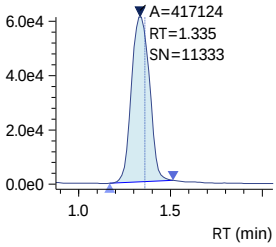

PFMPA
Conc. 5.0598
Q 229.00>84.90 (-) 4.77e4

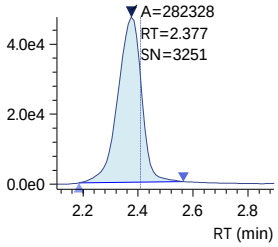

3_3 FTCA
Conc. 55.5639
R#1 139.99 (136.14)
R#2 139.99 (141.47)
Q 241.00>177.10 (-) 4.68e4

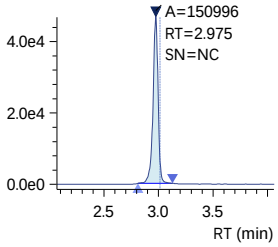

13C5-PFPeA
Conc. 5.3980
Q 268.30>223.00 (-) 4.83e4

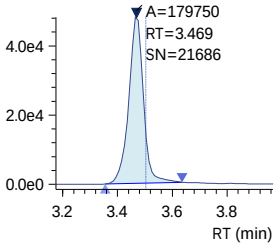

13C5-PFPeA_IS
Conc. 5.0000
ISTD 268.30>223.00 (-) 4.83e4

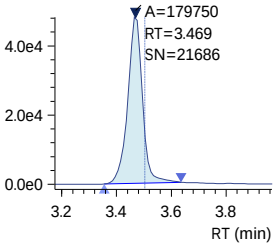

PFPeA
Conc. 4.9740
Q 263.00>219.00 (-) 1.77e5

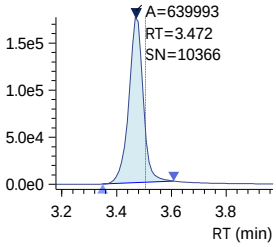

PFMBA
Conc. 4.6536
Q 279.00>84.95 (-) 1.19e5

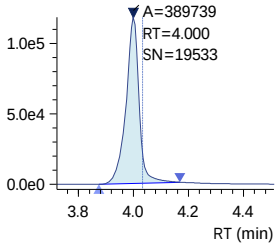

R1 241.00>117.00 (-) 6.64e4

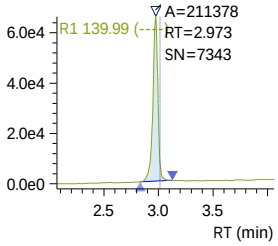

R2 241.00>117.00 (-) 6.64e4

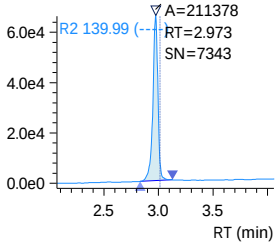

SN - Software-calculated S/N ratio outside criteria due to non-target peaks or drift in noise calculation window.
Analyst review of noise levels (excluding non-target peaks) in chromatogram indicates S/N ratio meets criteria.

240321_031 (continued)

13C2-4_2 FTS
Conc. 3.7031
Q 329.10>80.90 (-) 1.26e4

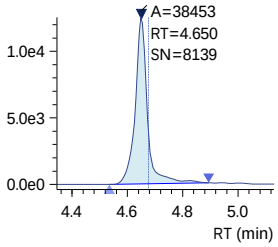

13C2-4_2 FTS_IS
Conc. 5.0000
ISTD 329.10>80.90 (-) 1.26e4

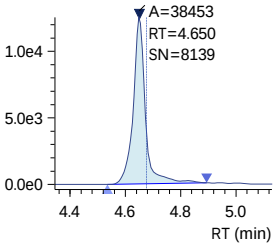

4_2 FTS
Conc. 4.6810
R#1 32.22 (33.08)
R#2 32.22 (27.71)
Q 327.10>307.00 (-) 3.49e4

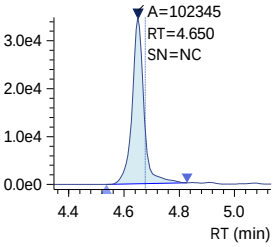

R1 327.10>80.90 (-) 1.09e4

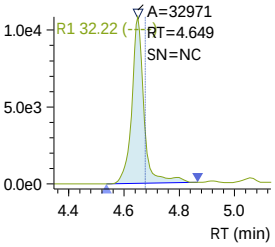

R2 327.10>80.90 (-) 1.09e4

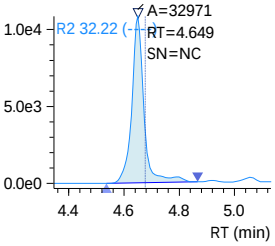

13C3-PFBS_IS
Conc. 2.5000
ISTD 302.10>79.90 (-) 3.46e4

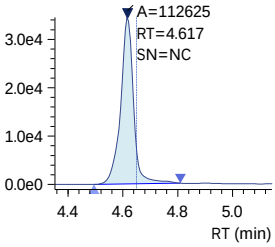

PFBS
Conc. 4.5145
R#1 47.75 (46.53)
R#2 47.75 (44.64)
Q 298.70>79.90 (-) 9.32e4

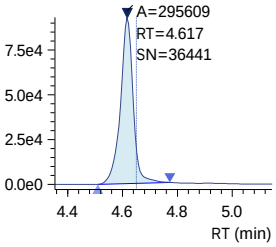

R1 298.70>98.80 (-) 4.49e4

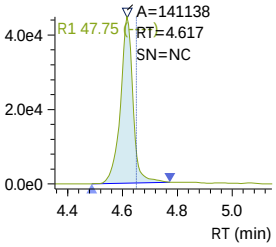

R2 298.70>98.80 (-) 4.49e4

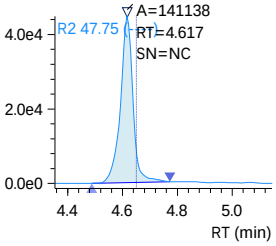

240321_031 (continued)

13C3-PFBS
Conc. 2.4986
Q 302.10>79.90 (-) 3.46e4

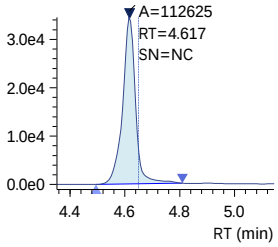

NFDHA
Conc. 5.6052
R#1 33.53 (36.44)
R#2 33.53 (34.56)
Q 295.00>201.00 (-) 1.34e5

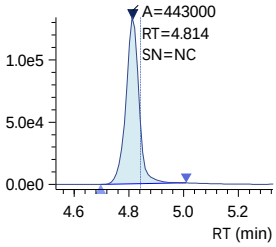

R1 295.00>84.90 (-) 4.53e4

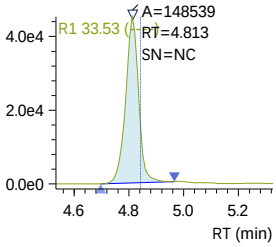

R2 295.00>84.90 (-) 4.53e4

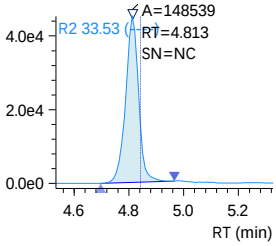

13C5-PFHxA
Conc. 2.4676
Q 318.00>273.00 (-) 7.21e4

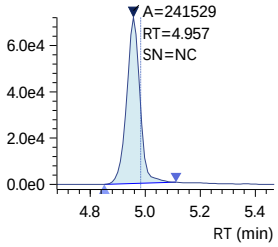

13C5-PFHxA_IS
Conc. 2.5000
ISTD 318.00>273.00 (-) 7.21e4

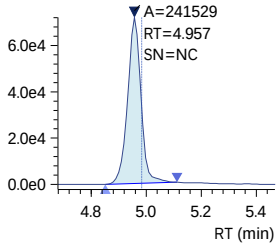

13C2-PFHxA_IS
Conc. 2.5000
ISTD 315.10>270.00 (-) 8.85e4

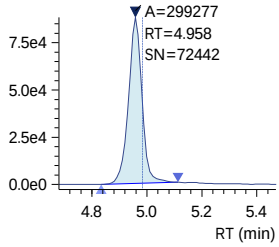

240321_031 (continued)

PFHxA
Conc. 4.9503
Q 313.00>269.00 (-) 1.49e5

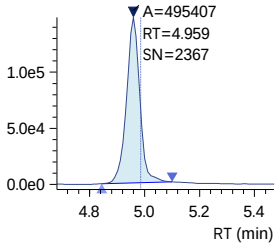

PFEESA
Conc. 4.3137
R#1 5.69 (5.25)
R#2 5.69 (5.67)
Q 314.80>135.00 (-) 3.95e5

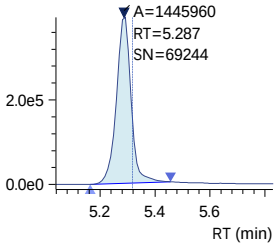

R1 314.80>82.90 (-) 2.27e4

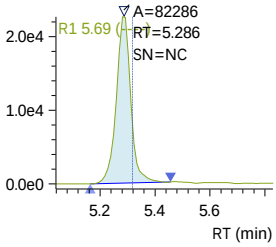

R2 314.80>82.90 (-) 2.27e4

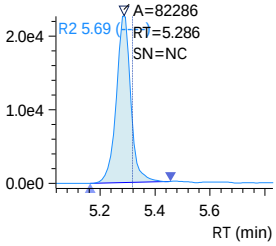

13C3-HFPO-DA
Conc. 10.1209
Q 286.90>168.90 (-) 1.24e5

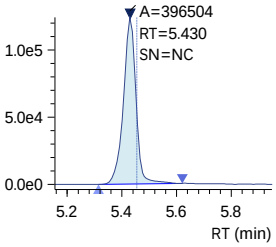

13C3-HFPO-DA_IS
Conc. 10.0000
ISTD 286.90>168.90 (-) 1.24e5

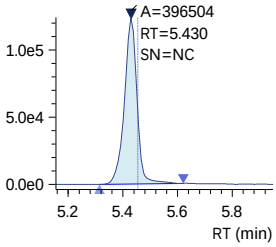

HFPO-DA
Conc. 4.8712
R#1 62.07 (62.57)
R#2 62.07 (64.50)
Q 284.90>168.90 (-) 6.88e4

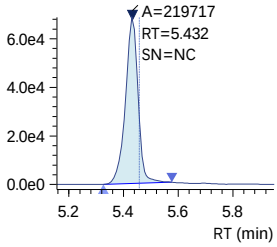

R1 284.90>184.90 (-) 4.27e4

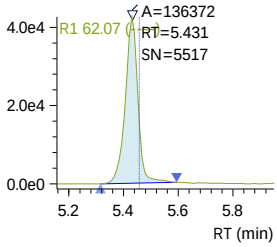

R2 284.90>184.90 (-) 4.27e4

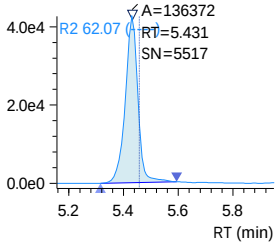

SN - Software-calculated S/N ratio outside criteria due to non-target peaks or drift in noise calculation window.
Analyst review of noise levels (excluding non-target peaks) in chromatogram indicates S/N ratio meets criteria.

240321_031 (continued)

5_3 FTCA
Conc. 55.8196
R#1 151.45 (154.88)
R#2 151.45 (154.15)
Q 341.00>237.05 (-) 1.42e5

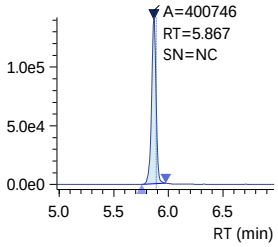

R1 341.00>217.00 (-) 2.15e5

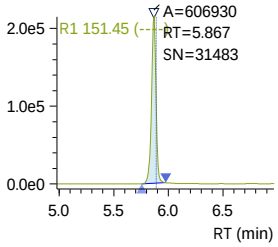

R2 341.00>217.00 (-) 2.15e5

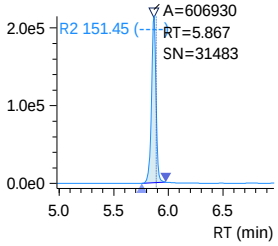

PFPeS
Conc. 4.6090
R#1 53.84 (54.44)
R#2 53.84 (56.96)
Q 349.10>79.90 (-) 7.44e4

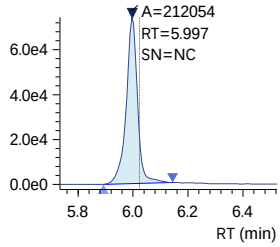

R1 349.10>98.80 (-) 3.97e4

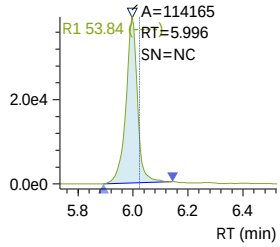

R2 349.10>98.80 (-) 3.97e4

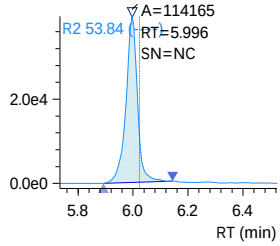

13C4-PFHpA
Conc. 2.4429
Q 367.10>322.00 (-) 1.20e5

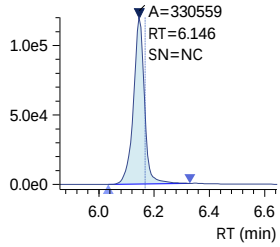

13C4-PFHpA_IS
Conc. 2.5000
ISTD 367.10>322.00 (-) 1.20e5

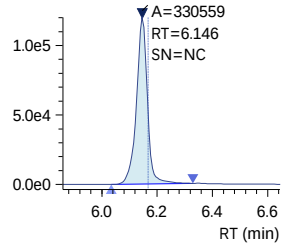

PFHpA
Conc. 4.9418
R#1 23.07 (23.39)
R#2 23.07 (22.63)
Q 363.10>319.00 (-) 2.20e5

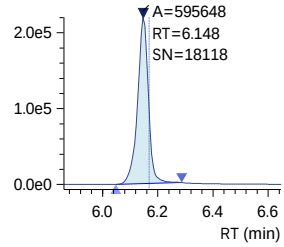

R1 363.10>169.00 (-) 5.08e4

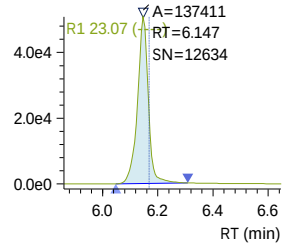

R2 363.10>169.00 (-) 5.08e4

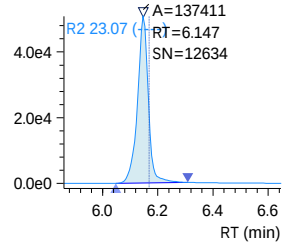

240321_031 (continued)

DONA
Conc. 5.0589
R#1 28.93 (30.39)
R#2 28.93 (28.87)
Q 376.90>250.90 (-) 2.74e5

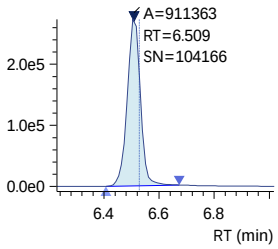

13C2-6_2 FTS_IS
Conc. 5.0000
ISTD 429.10>80.90 (-) 1.01e4

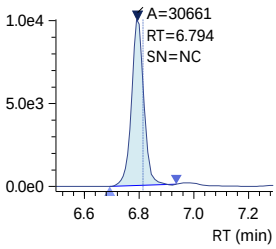

13C2-6_2 FTS
Conc. 3.6635
Q 429.10>80.90 (-) 1.01e4

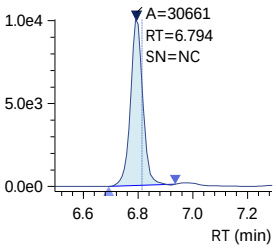

6_2 FTS
Conc. 4.4043
R#1 46.78 (44.48)
R#2 46.78 (40.73)
Q 427.10>407.00 (-) 2.16e4

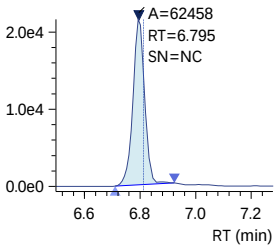

13C4-PFOA_IS
Conc. 2.5000
ISTD 417.10>172.00 (-) 4.37e3

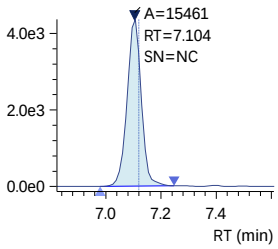

R1 376.90>84.80 (-) 7.86e4

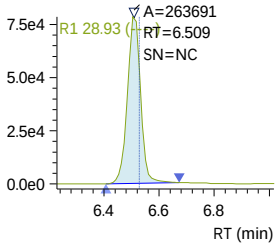

R1 427.10>80.90 (-) 9.58e3

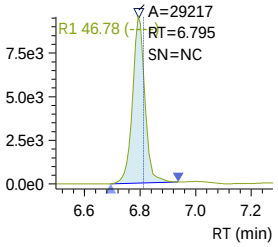

R2 376.90>84.80 (-) 7.86e4

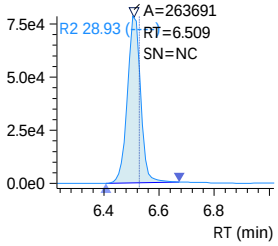

R2 427.10>80.90 (-) 9.58e3

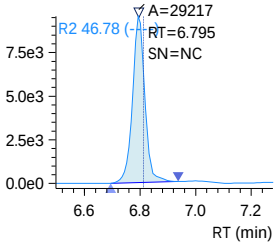

J:\LCMS08\Data\240321_1633_B1\240321_1633_B1.damlp .

SN - Software-calculated S/N ratio outside criteria due to non-target peaks or drift in noise calculation window.
Analyst review of noise levels (excluding non-target peaks) in chromatogram indicates S/N ratio meets criteria.

240321_031 (continued)

13C8-PFOA_IS
Conc. 2.5000

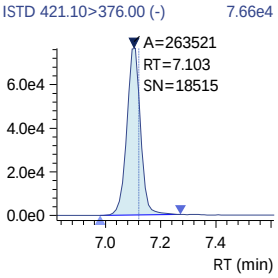

13C8-PFOA
Conc. 2.7676

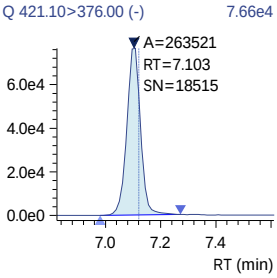

PFOA
Conc. 5.4118
R#1 21.89 (24.47)
R#2 21.89 (24.84)

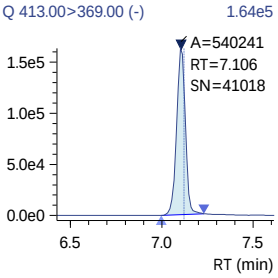

13C3-PFHxS
Conc. 2.6175

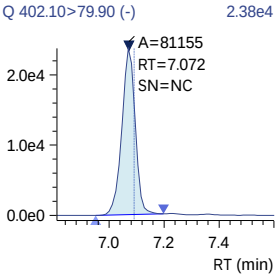

13C3-PFHxS_IS
Conc. 2.5000

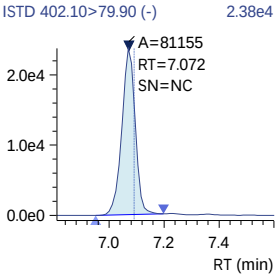

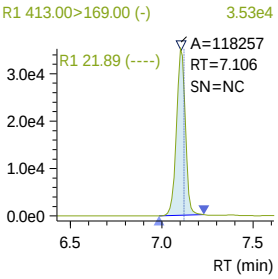

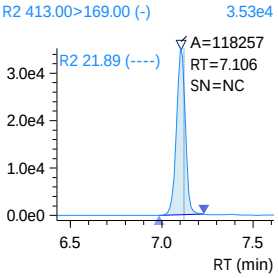

Insight Report
Quantitation/Integration
Printed 3/22/2024 13:35:57

240321_031 (continued)

PFHxS
Conc. 4.5155
R#1 58.70 (57.29)
R#2 58.70 (58.76)

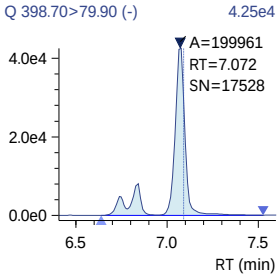

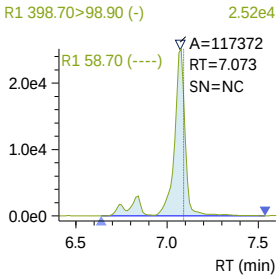

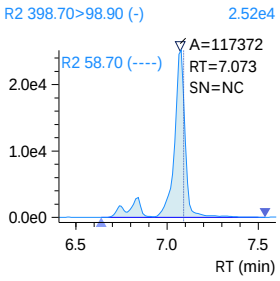

18O2-PFHxS_IS
Conc. 2.5000

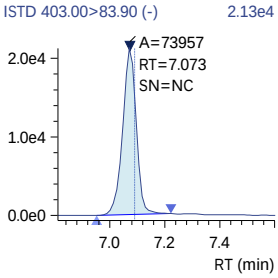

13C9-PFNA_IS
Conc. 1.2500

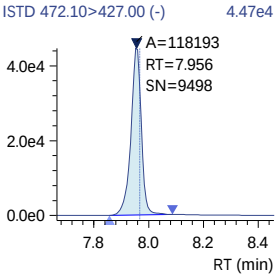

13C9-PFNA
Conc. 1.2804

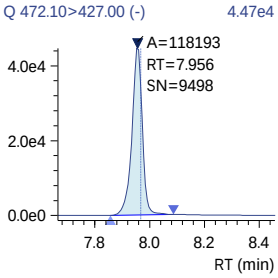

13C5-PFNA_IS
Conc. 1.2500

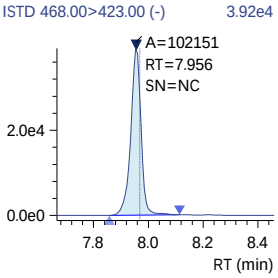

J:\LCMS08\Data\240321_1633_B1\240321_1633_B1.damlp .
SN - Software-calculated S/N ratio outside criteria due to non-target peaks or drift in noise calculation window.
Analyst review of noise levels (excluding non-target peaks) in chromatogram indicates S/N ratio meets criteria.

240321_031 (continued)

PFNA
Conc. 4.6971
R#1 20.61 (20.36)
R#2 20.61 (19.31)
Q 463.00>419.00 (-) 1.37e5

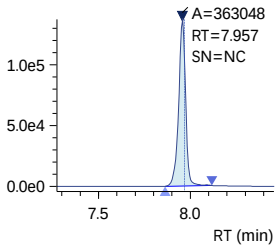

PFHpS
Conc. 4.5059
R#1 49.07 (46.70)
R#2 49.07 (48.05)
Q 449.00>79.90 (-) 6.04e4

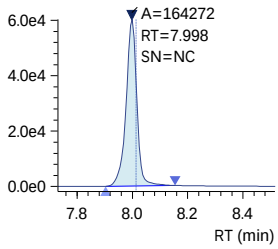

7_3 FTCA
Conc. 51.5836
R#1 130.93 (132.28)
R#2 130.93 (133.47)
Q 441.00>317.00 (-) 1.92e5

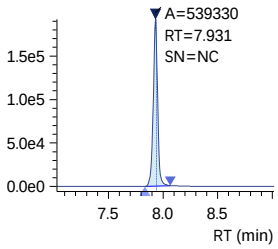

13C2-8_2-FTS
Conc. 3.6437
Q 529.10>80.90 (-) A=19535 6.15e3

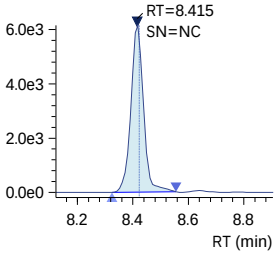

13C2-8_2-FTS_IS
Conc. 5.0000
ISTD 529.10>80.90 (-) A=19535 6.15e3

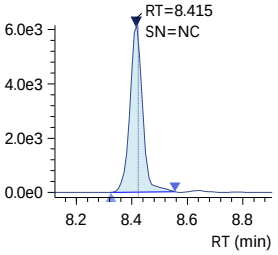

R1 463.00>219.00 (-) 2.81e4

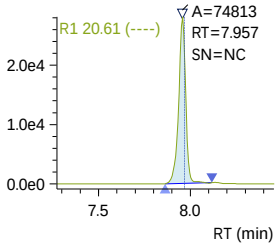

R1 449.00>98.80 (-) 2.93e4

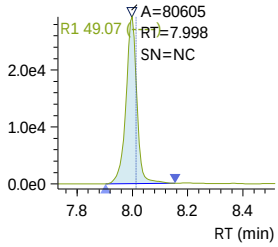

R1 441.00>336.90 (-) 2.53e5

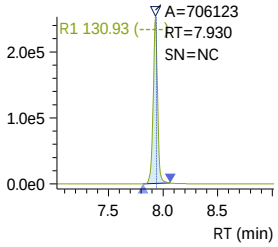

R2 463.00>219.00 (-) 2.81e4

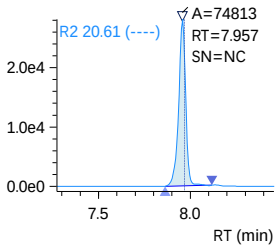

R2 449.00>98.80 (-) 2.93e4

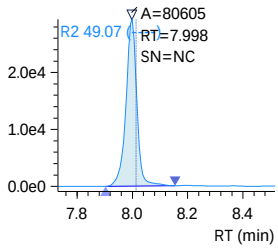

R2 441.00>336.90 (-) 2.53e5

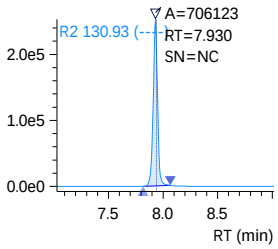

SN - Software-calculated S/N ratio outside criteria due to non-target peaks or drift in noise calculation window.
Analyst review of noise levels (excluding non-target peaks) in chromatogram indicates S/N ratio meets criteria.

240321_031 (continued)

8_2 FTS
Conc. 4.6789
R#1 43.95 (45.91)
R#2 43.95 (45.20)
Q 527.10>506.95 (-) 1.30e4

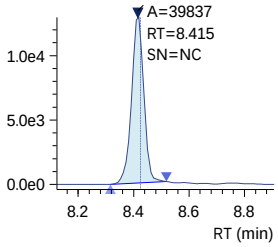

13C6-PFDA_IS
Conc. 1.2500
ISTD 519.10>474.10 (-) 2.50e4

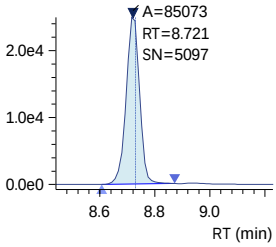

13C6-PFDA
Conc. 1.3386
Q 519.10>474.10 (-) 2.50e4

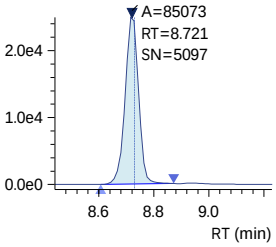

13C2-PFDA_IS
Conc. 1.2500
ISTD 515.10>470.10 (-) 1.98e4

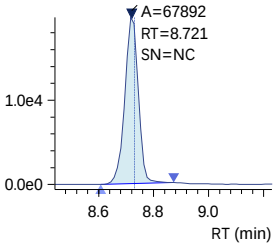

PFDA
Conc. 4.6583
R#1 17.58 (17.64)
R#2 17.58 (19.20)
Q 512.90>469.00 (-) 9.50e4

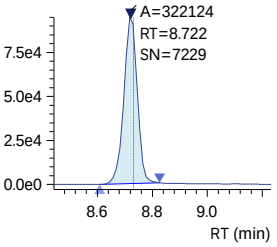

R1 527.10>80.80 (-) 6.01e3

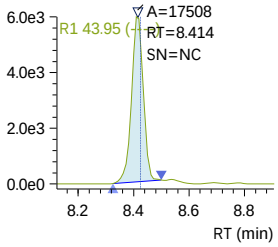

R1 512.90>219.00 (-) 1.68e4

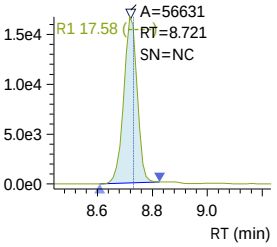

R2 527.10>80.80 (-) 6.01e3

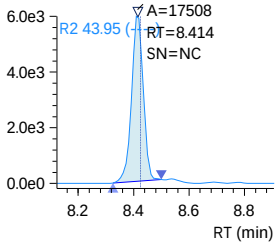

R2 512.90>219.00 (-) 1.68e4

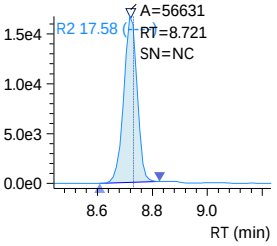

D3-NMeFOSAA_IS
Conc. 5.0000
ISTD 573.20>419.00 (-) 2.21e4

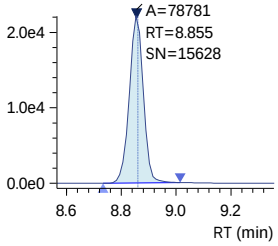

D3-NMeFOSAA
Conc. 3.7425
Q 573.20>419.00 (-) 2.21e4

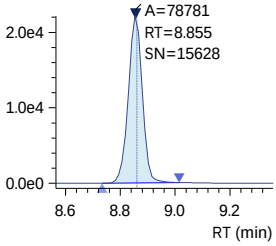

13C8-PFOS_IS
Conc. 2.5000
ISTD 507.10>98.90 (-) 8.07e3

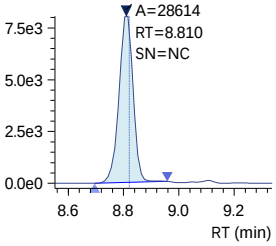

13C8-PFOS
Conc. 2.3487
Q 507.10>98.90 (-) 8.07e3

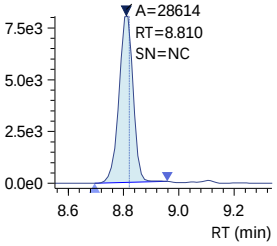

13C4-PFOS_IS
Conc. 2.5000
ISTD 502.80>79.90 (-) 2.51e4

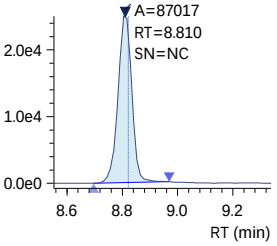

SN - Software-calculated S/N ratio outside criteria due to non-target peaks or drift in noise calculation window.
Analyst review of noise levels (excluding non-target peaks) in chromatogram indicates S/N ratio meets criteria.

240321_031 (continued)

PFOS
Conc. 4.8412
R#1 47.99 (45.06)
R#2 47.99 (47.87)
Q 498.90>79.90 (-) 2.97e4

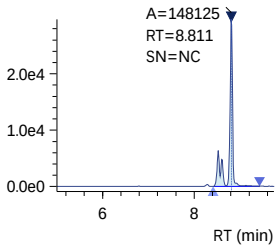

NMeFOSAA
Conc. 5.2640
R#1 65.32 (67.10)
R#2 65.32 (60.24)
Q 570.10>419.00 (-) 2.08e4

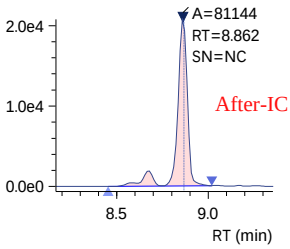

D5-NEtFOSAA_IS
Conc. 5.0000
ISTD 589.20>419.00 (-) 1.75e4

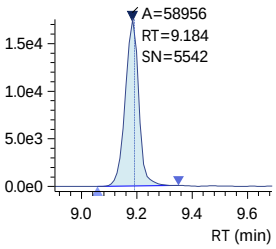

D5-NEtFOSAA
Conc. 3.8226
Q 589.20>419.00 (-) 1.75e4

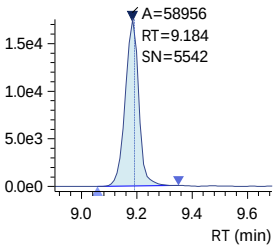

NEtFOSAA
Conc. 4.7651
R#1 85.50 (89.53)
R#2 85.50 (72.57)
Q 584.20>419.10 (-) 1.44e4

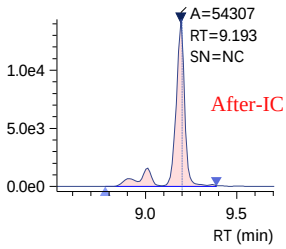

R1 498.90>98.80 (-) 1.67e4

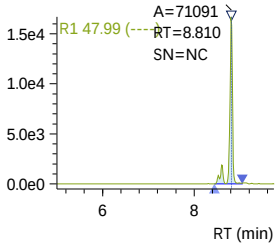

R1 570.10>483.00 (-) 1.18e4

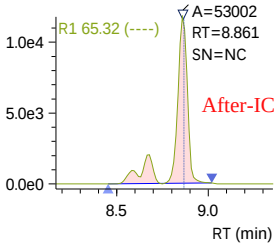

R1 584.20>526.00 (-) 1.11e4

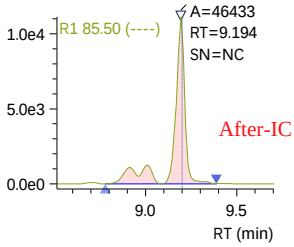

R2 498.90>98.80 (-) 1.67e4

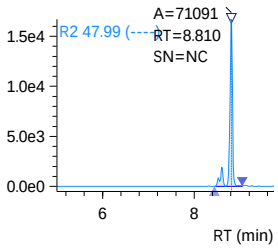

R2 570.10>483.00 (-) 1.18e4

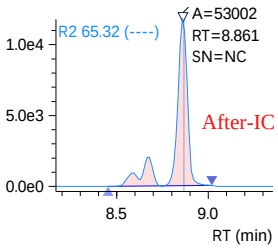

R2 584.20>526.00 (-) 1.11e4

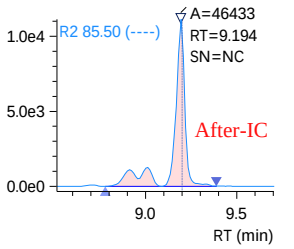

J:\LCMS08\Data\240321_1633_B1\240321_1633_B1.damlp .

SN - Software-calculated S/N ratio outside criteria due to non-target peaks or drift in noise calculation window.
Analyst review of noise levels (excluding non-target peaks) in chromatogram indicates S/N ratio meets criteria.

240321_031 (continued)

9-Cl-PF3ONS
Conc. 4.7729
R#1 31.20 (31.69)
R#2 31.20 (30.68)
Q 530.80>351.00 (-) 3.61e5

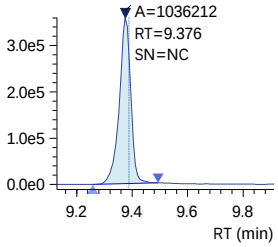

R1 532.80>353.00 (-) 1.13e5

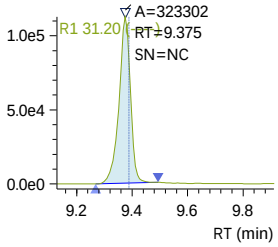

R2 532.80>353.00 (-) 1.13e5

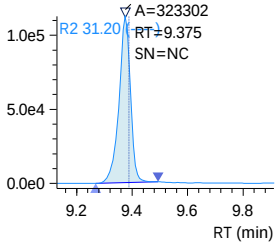

PFUnDA
Conc. 5.3143
R#1 11.17 (10.96)
R#2 11.17 (11.56)
Q 563.10>519.00 (-) 1.24e5

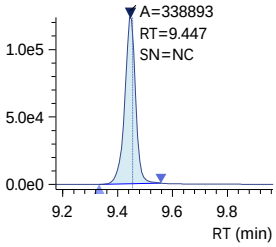

R1 563.10>269.10 (-) 1.37e4

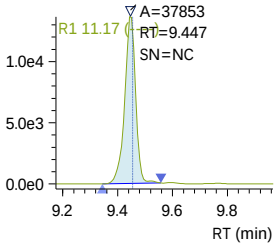

R2 563.10>269.10 (-) 1.37e4

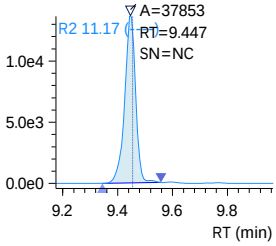

13C7-PFUnDA_IS
Conc. 1.2500
ISTD 570.00>525.10 (-) 2.68e4

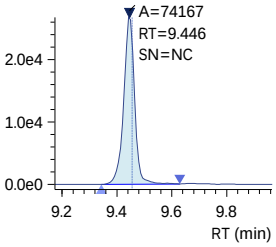

13C7-PFUnDA
Conc. 1.1834
Q 570.00>525.10 (-) 2.68e4

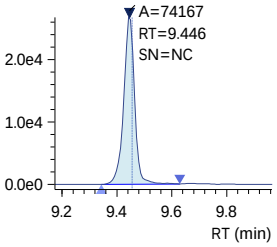

PFNS
Conc. 4.8431
R#1 61.60 (56.91)
R#2 61.60 (61.27)
Q 548.80>79.90 (-) 4.15e4

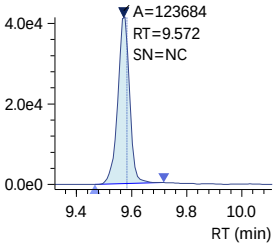

R1 548.80>98.80 (-) 2.57e4

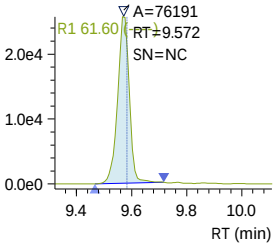

R2 548.80>98.80 (-) 2.57e4

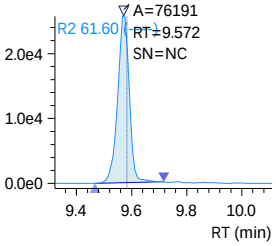

Insight Report
Quantitation/Integration
Printed 3/22/2024 13:35:57

240321_031 (continued)

10_2 FTS
Conc. 4.5395
R#1 33.14 (32.29)
R#2 33.14 (29.61)
Q 626.80>607.05 (-) 1.22e4

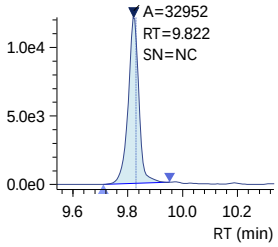

R1 626.80>81.00 (-) 4.19e3

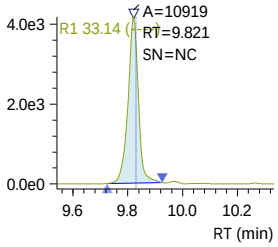

R2 626.80>81.00 (-) 4.19e3

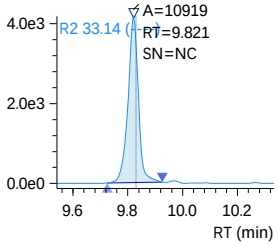

13C2-PFDOA_IS
Conc. 1.2500
ISTD 615.10>570.00 (-) 2.98e4

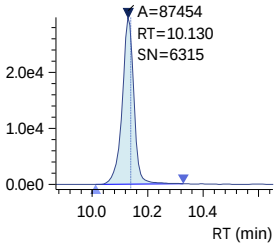

13C2-PFDOA
Conc. 1.1998
Q 615.10>570.00 (-) 2.98e4

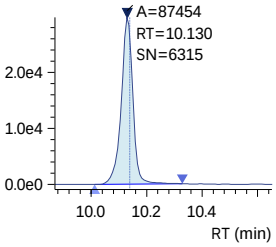

PFDOA
Conc. 4.8412
R#1 11.59 (11.14)
R#2 11.59 (10.73)
Q 613.10>569.00 (-) 7.93e4

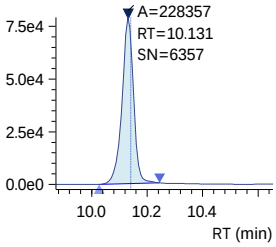

R1 613.10>319.00 (-) 9.04e3

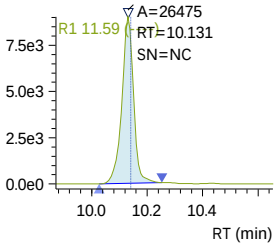

R2 613.10>319.00 (-) 9.04e3

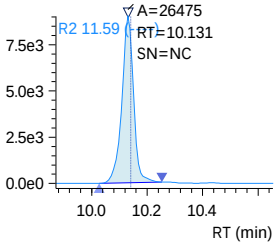

PFDS
Conc. 4.9306
R#1 55.20 (58.01)
R#2 55.20 (58.67)
Q 599.00>79.90 (-) 3.95e4

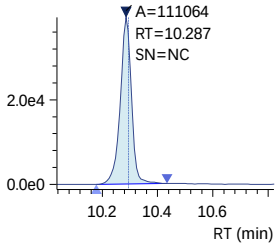

R1 599.00>98.80 (-) 2.13e4

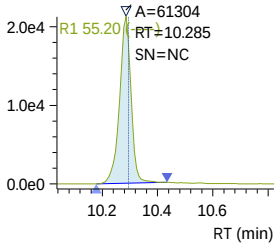

R2 599.00>98.80 (-) 2.13e4

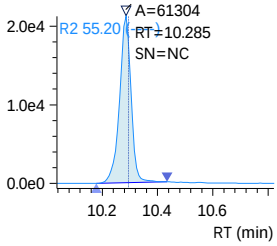

J:\LCMS08\Data\240321_1633_B1\240321_1633_B1.damlp .
SN - Software-calculated S/N ratio outside criteria due to non-target peaks or drift in noise calculation window.
Analyst review of noise levels (excluding non-target peaks) in chromatogram indicates S/N ratio meets criteria.

240321_031 (continued)

PFTrDA
Conc. 4.8700
R#1 15.76 (16.67)
R#2 15.76 (15.36)

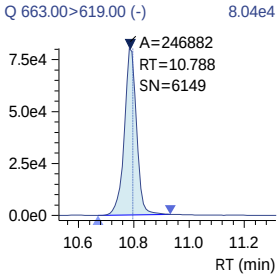

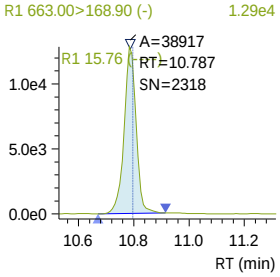

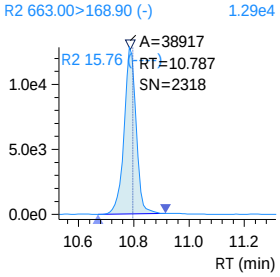

11-Cl-PF3OUdS
Conc. 4.3070
R#1 34.54 (35.04)
R#2 34.54 (35.75)

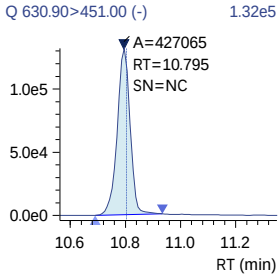

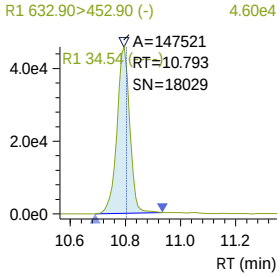

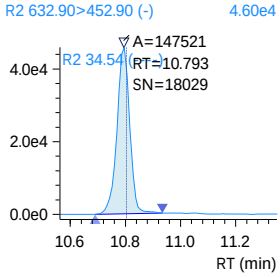

PFOSAm
Conc. 10.2022

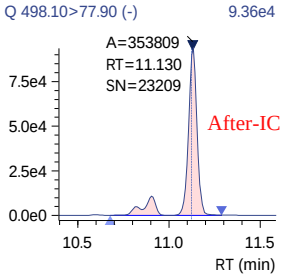

13C8-PFOSAm
Conc. 2.4280

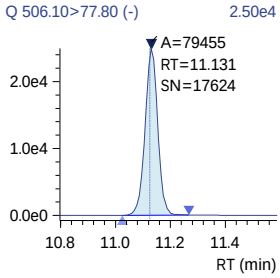

13C8-PFOSAm_IS
Conc. 2.5000

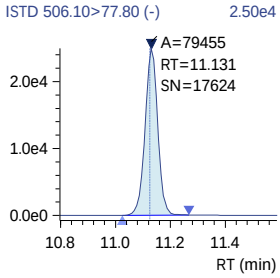

J:\LCMS08\Data\240321_1633_B1\240321_1633_B1.damlp .

SN - Software-calculated S/N ratio outside criteria due to non-target peaks or drift in noise calculation window.
Analyst review of noise levels (excluding non-target peaks) in chromatogram indicates S/N ratio meets criteria.

240321_031 (continued)

PFTDA
Conc. 4.9481
R#1 16.70 (17.09)
R#2 16.70 (18.64)

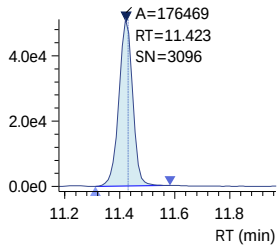

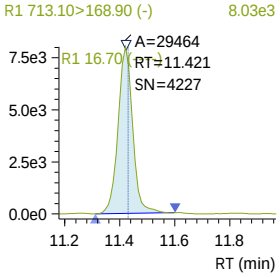

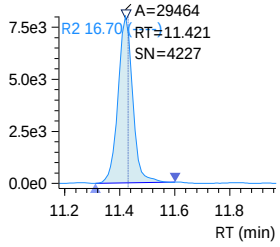

13C2-PFTDA
Conc. 1.1737

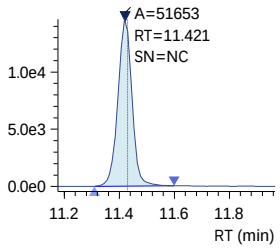

13C2-PFTDA_IS
Conc. 1.2500

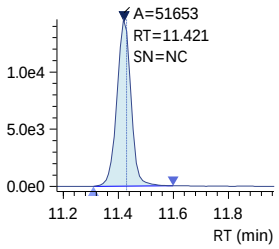

PFDoS
Conc. 4.9246
R#1 65.22 (61.23)
R#2 65.22 (68.82)

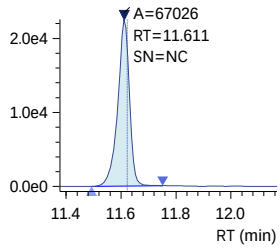

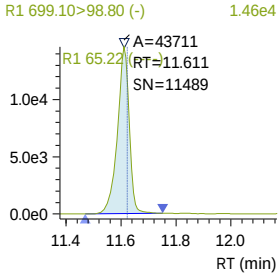

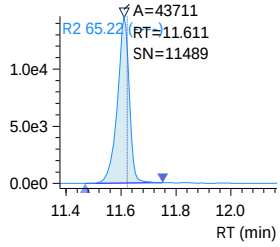

D7-MeFOSE_IS
Conc. 25.0000

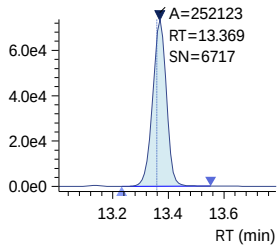

J:\LCMS08\Data\240321_1633_B1\240321_1633_B1.damlp .

SN - Software-calculated S/N ratio outside criteria due to non-target peaks or drift in noise calculation window.
Analyst review of noise levels (excluding non-target peaks) in chromatogram indicates S/N ratio meets criteria.

240321_031 (continued)

D7-MeFOSE
Conc. 25.1812

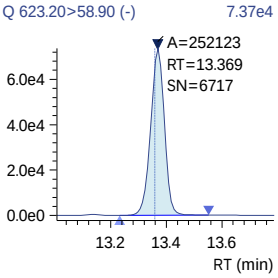

MeFOSE
Conc. 5.1625

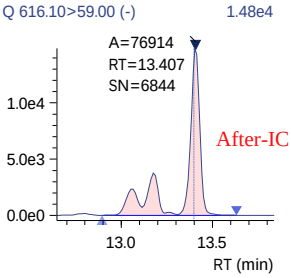

13C2-PFHXDA_IS
Conc. 2.5000

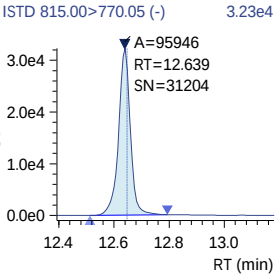

13C2-PFHXDA
Conc. 2.1202

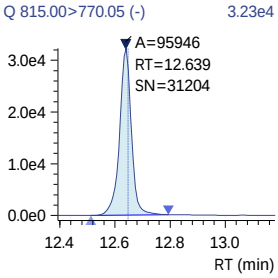

PFHXDA
Conc. 5.0388
R#1 11.51 (10.78)
R#2 11.51 (11.00)

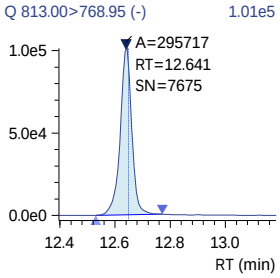

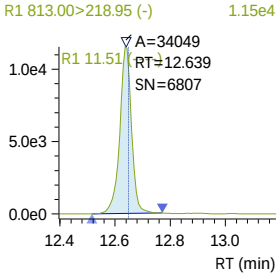

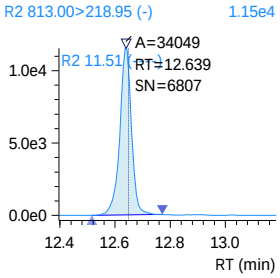

J:\LCMS08\Data\240321_1633_B1\240321_1633_B1.damlp

SN - Software-calculated S/N ratio outside criteria due to non-target peaks or drift in noise calculation window.
Analyst review of noise levels (excluding non-target peaks) in chromatogram indicates S/N ratio meets criteria.

240321_031 (continued)

D3-MeFOSA
Conc. 2.2810

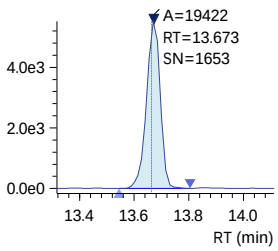

D3-MeFOSA_IS
Conc. 2.5000

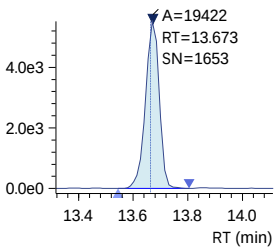

MeFOSA
Conc. 5.1925
R#1 166.99 (156.31)
R#2 166.99 (156.72)

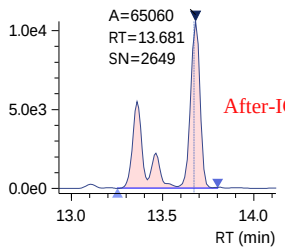

D9-EtFOSE_IS
Conc. 25.0000

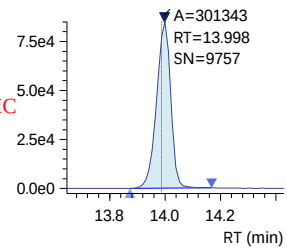

D9-EtFOSE
Conc. 26.3649

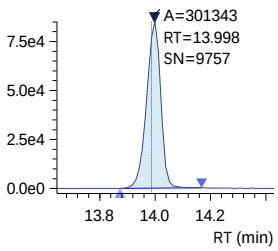

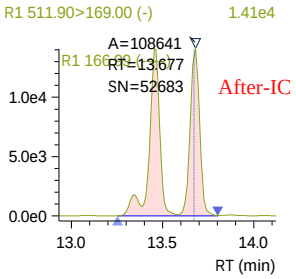

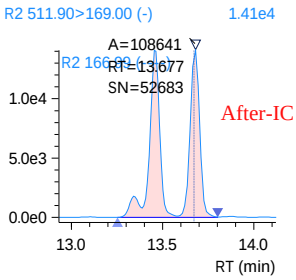

240321_031 (continued)

EtFOSE
Conc. 4.7868

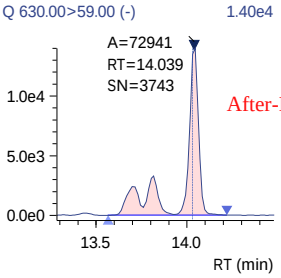

D5-EtFOSAm
Conc. 2.5540

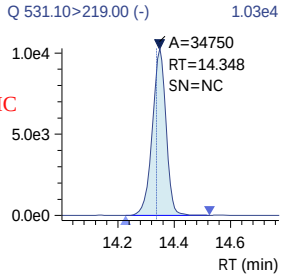

D5-EtFOSAm_IS
Conc. 2.5000

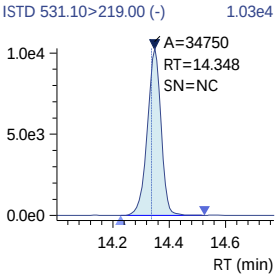

EtFOSAm
Conc. 4.7118
R#1 162.68 (177.75)
R#2 162.68 (149.59)

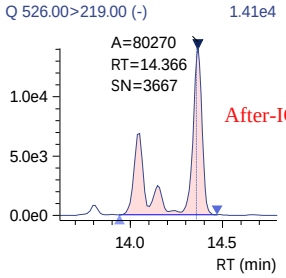

PFODA
Conc. 5.2006
R#1 32.24 (31.66)
R#2 32.24 (33.60)

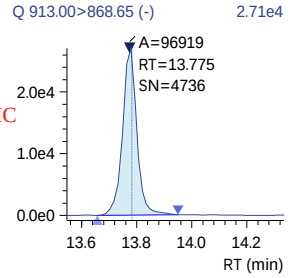

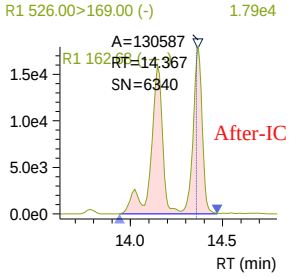

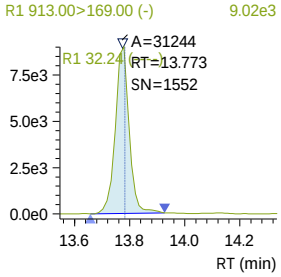

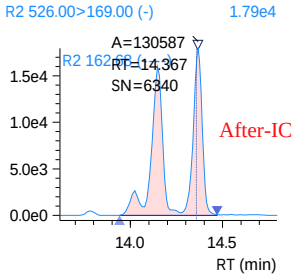

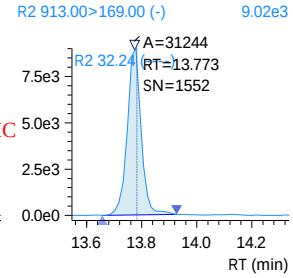

Insight Report
Before Manual Integration
Printed 3/22/2024 10:11:10

240321_031

Sample ID: 1633 ICAL 5.0PPB
Date Acquired: 3/21/2024 10:18:39 PM
Acquired by: System Administrator
Data File: 240321_031
Vial: 6 | Inj. Volume: 10.0000uL | Tray: 1

13C4-PFBA
Conc. 9.8818
Q 216.80>171.90 (-) 1.05e5

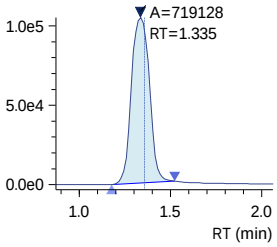

13C4-PFBA_IS
Conc. 10.0000
ISTD 216.80>171.90 (-) 1.05e5

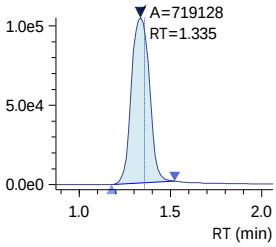

13C3-PFBA_IS
Conc. 5.0000
ISTD 216.00>172.00 (-) 5.53e4

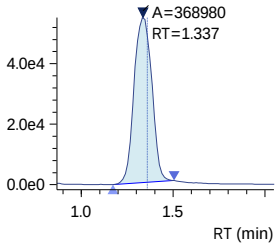

PFBA
Conc. 5.0798
Q 212.80>169.05 (-) 6.16e4

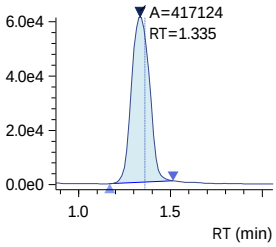

PFMPA
Conc. 5.0598
Q 229.00>84.90 (-) 4.77e4

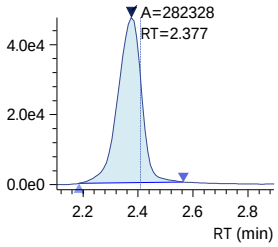

3_3 FTCA
Conc. 55.5639
R#1 139.99 (136.14)
R#2 139.99 (136.14)
Q 241.00>177.10 (-) 4.68e4

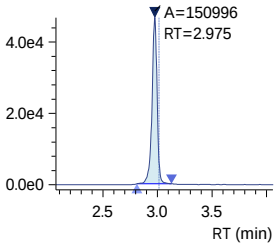

13C5-PFPeA
Conc. 5.3980
Q 268.30>223.00 (-) 4.83e4

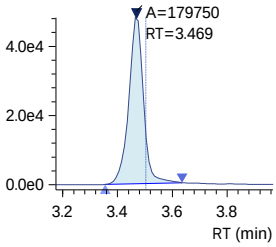

13C5-PFPeA_IS
Conc. 5.0000
ISTD 268.30>223.00 (-) 4.83e4

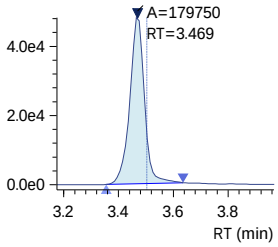

PFPeA
Conc. 4.9740
Q 263.00>219.00 (-) 1.77e5

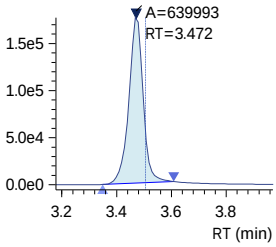

PFMBA
Conc. 4.6536
Q 279.00>84.95 (-) 1.19e5

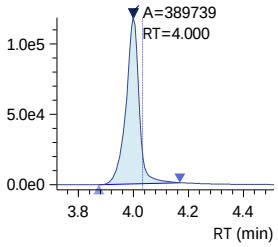

R1 241.00>117.00 (-) 6.64e4

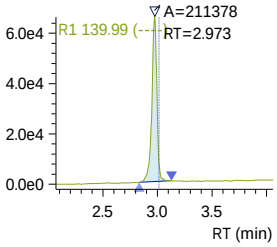

R2 241.00>117.00 (-) 6.64e4

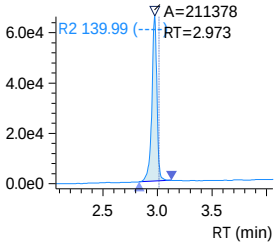

Insight Report
Before Manual Integration
Printed 3/22/2024 10:11:10

240321_031 (continued)

13C2-4_2 FTS
Conc. 3.7031
Q 329.10>80.90 (-) 1.26e4

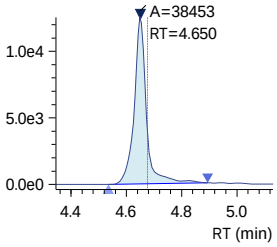

13C2-4_2 FTS_IS
Conc. 5.0000
ISTD 329.10>80.90 (-) 1.26e4

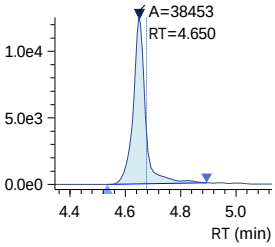

4_2 FTS
Conc. 4.6810
R#1 32.22 (33.08)
R#2 32.22 (33.08)
Q 327.10>307.00 (-) 3.49e4

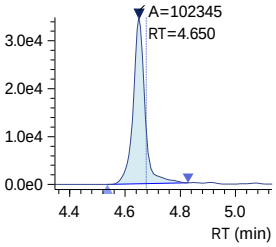

R1 327.10>80.90 (-) 1.09e4

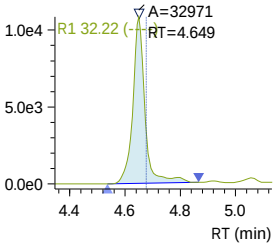

R2 327.10>80.90 (-) 1.09e4

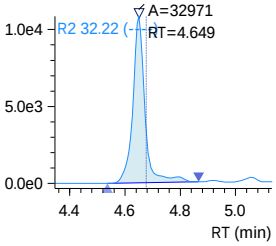

13C3-PFBS_IS
Conc. 2.5000
ISTD 302.10>79.90 (-) 3.46e4

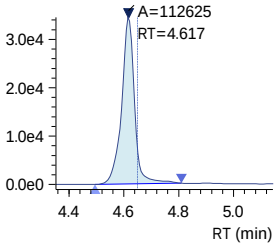

PFBS
Conc. 4.5145
R#1 47.75 (46.53)
R#2 47.75 (46.53)
Q 298.70>79.90 (-) 9.32e4

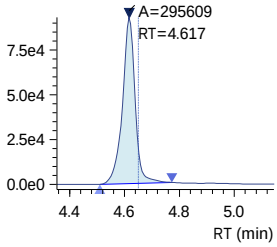

R1 298.70>98.80 (-) 4.49e4

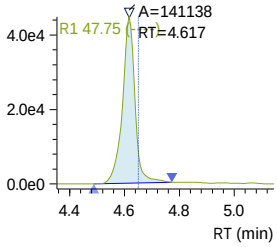

R2 298.70>98.80 (-) 4.49e4

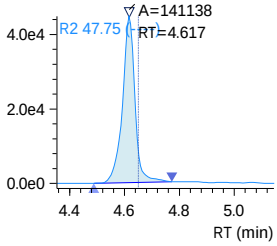

Insight Report
Before Manual Integration
Printed 3/22/2024 10:11:10

240321_031 (continued)

13C3-PFBS
Conc. 2.4986

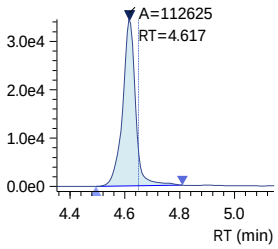

NFDHA
Conc. 5.6052
R#1 33.53 (36.44)
R#2 33.53 (36.44)

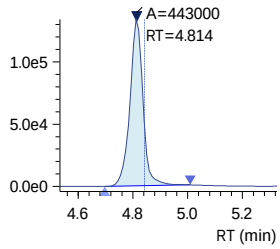

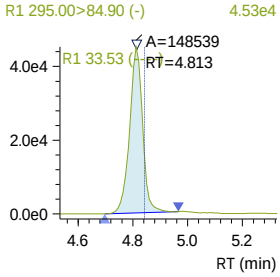

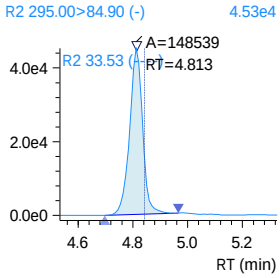

13C5-PFHxA
Conc. 2.4676

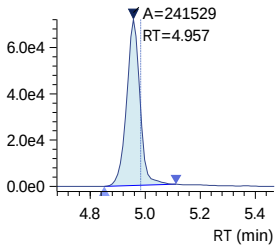

13C5-PFHxA_IS
Conc. 2.5000

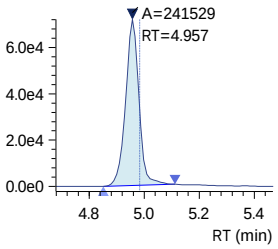

13C2-PFHxA_IS
Conc. 2.5000

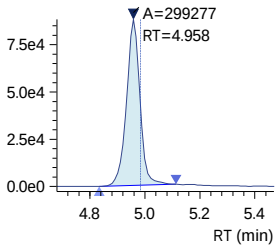

Insight Report
Before Manual Integration
Printed 3/22/2024 10:11:10

240321_031 (continued)

PFHxA
Conc. 4.9503

Q 313.00>269.00 (-) 1.49e5

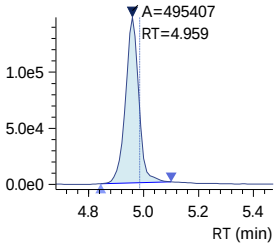

PFEESA
Conc. 4.3137
R#1 5.69 (5.25)
R#2 5.69 (5.25)

Q 314.80>135.00 (-) 3.95e5

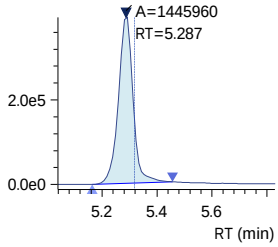

R1 314.80>82.90 (-) 2.27e4

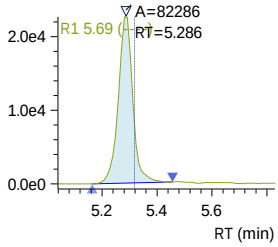

R2 314.80>82.90 (-) 2.27e4

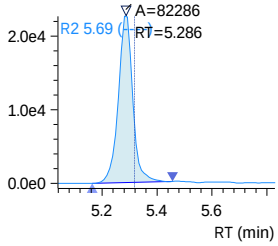

13C3-HFPO-DA
Conc. 10.1209

Q 286.90>168.90 (-) 1.24e5

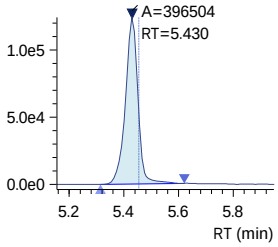

13C3-HFPO-DA_IS
Conc. 10.0000

ISTD 286.90>168.90 (-) 1.24e5

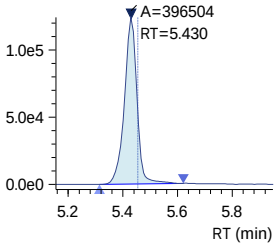

HFPO-DA
Conc. 4.8712
R#1 62.07 (62.57)
R#2 62.07 (62.57)

Q 284.90>168.90 (-) 6.88e4

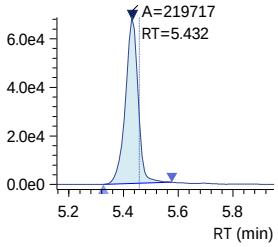

R1 284.90>184.90 (-) 4.27e4

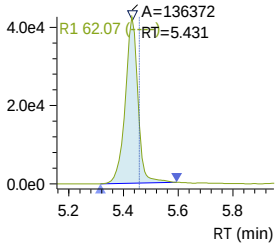

R2 284.90>184.90 (-) 4.27e4

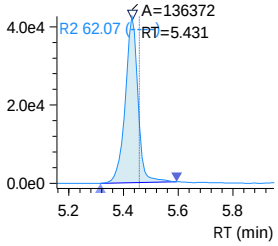

240321_031 (continued)

5_3 FTCA
Conc. 55.8196
R#1 151.45 (154.88)
R#2 151.45 (154.88)
Q 341.00>237.05 (-) 1.42e5

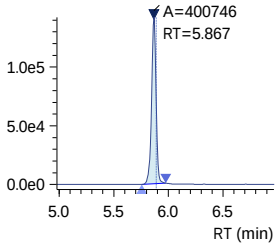

R1 341.00>217.00 (-) 2.15e5

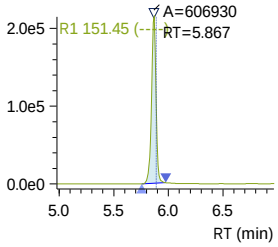

R2 341.00>217.00 (-) 2.15e5

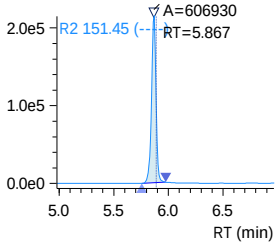

PFPeS
Conc. 4.6090
R#1 53.84 (54.44)
R#2 53.84 (54.44)
Q 349.10>79.90 (-) 7.44e4

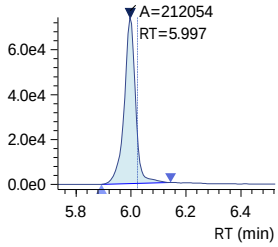

R1 349.10>98.80 (-) 3.97e4

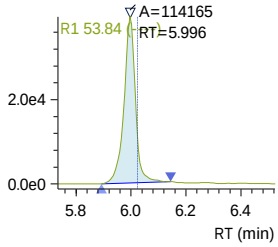

R2 349.10>98.80 (-) 3.97e4

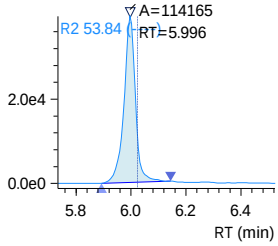

13C4-PFHpA
Conc. 2.4429
Q 367.10>322.00 (-) 1.20e5

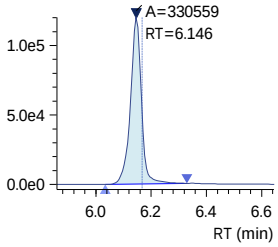

13C4-PFHpA_IS
Conc. 2.5000
ISTD 367.10>322.00 (-) 1.20e5

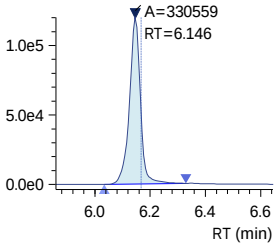

PFHpA
Conc. 4.9418
R#1 23.07 (23.39)
R#2 23.07 (23.39)
Q 363.10>319.00 (-) 2.20e5

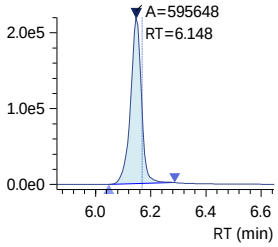

R1 363.10>169.00 (-) 5.08e4

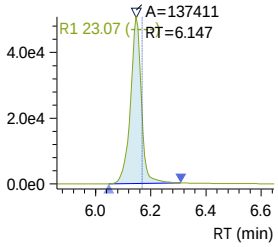

R2 363.10>169.00 (-) 5.08e4

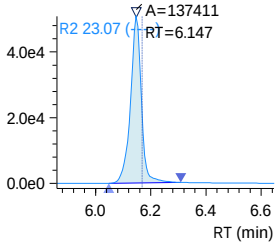

Insight Report
Before Manual Integration
Printed 3/22/2024 10:11:10

240321_031 (continued)

DONA
Conc. 5.0589
R#1 28.93 (30.39)
R#2 28.93 (30.39)
Q 376.90>250.90 (-) 2.74e5

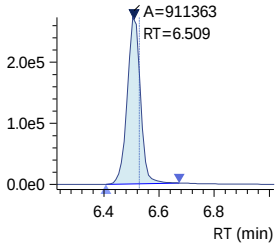

13C2-6_2 FTS_IS
Conc. 5.0000
ISTD 429.10>80.90 (-) 1.01e4

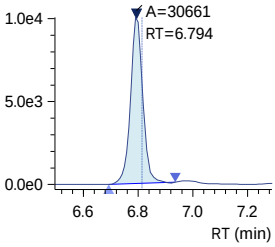

13C2-6_2 FTS
Conc. 3.6635
Q 429.10>80.90 (-) 1.01e4

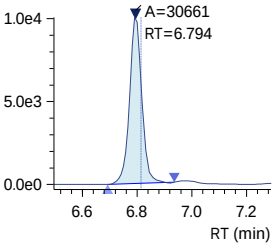

6_2 FTS
Conc. 4.4043
R#1 46.78 (44.48)
R#2 46.78 (44.48)
Q 427.10>407.00 (-) 2.16e4

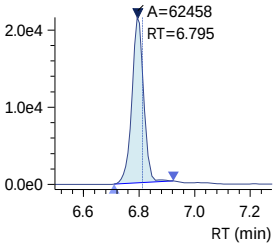

13C4-PFOA_IS
Conc. 2.5000
ISTD 417.10>172.00 (-) 4.37e3

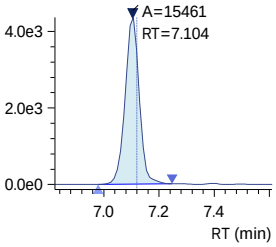

R1 376.90>84.80 (-) 7.86e4

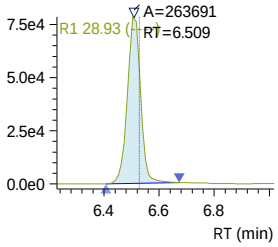

R1 427.10>80.90 (-) 9.58e3

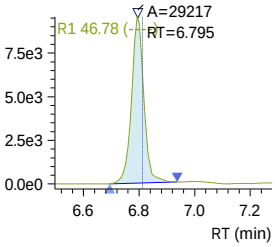

R2 376.90>84.80 (-) 7.86e4

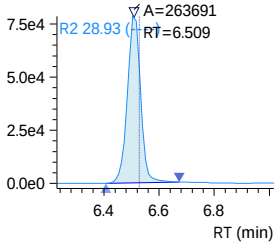

R2 427.10>80.90 (-) 9.58e3

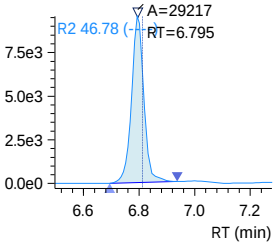

240321_031 (continued)

13C8-PFOA_IS
Conc. 2.5000

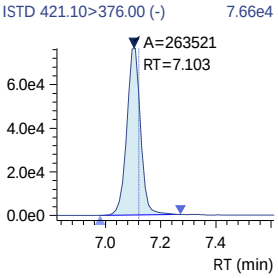

13C8-PFOA
Conc. 2.7676

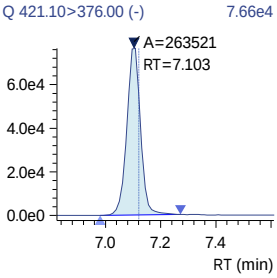

PFOA
Conc. 5.4118
R#1 21.89 (24.47)
R#2 21.89 (24.47)

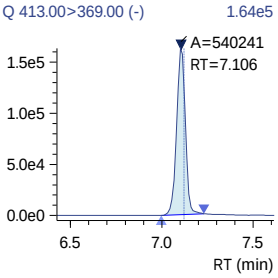

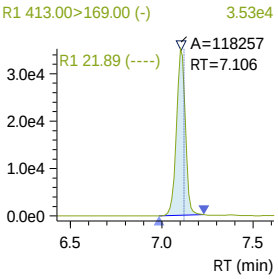

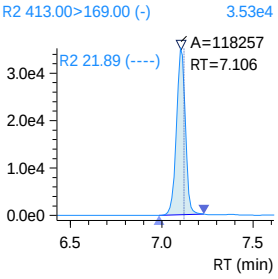

13C3-PFHxS
Conc. 2.6175

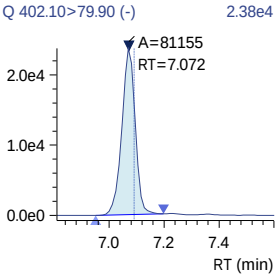

13C3-PFHxS_IS
Conc. 2.5000

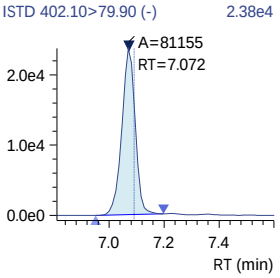

Insight Report
Before Manual Integration
Printed 3/22/2024 10:11:10

240321_031 (continued)

PFHxS
Conc. 4.5155
R#1 58.70 (57.29)
R#2 58.70 (57.29)
Q 398.70>79.90 (-) 4.25e4

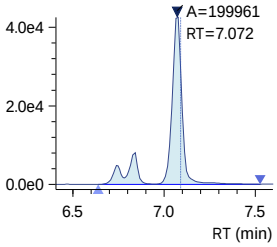

18O2-PFHxS_IS
Conc. 2.5000
ISTD 403.00>83.90 (-) 2.13e4

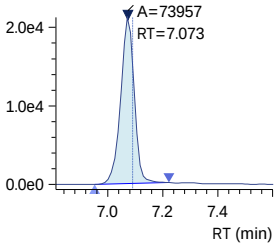

13C9-PFNA_IS
Conc. 1.2500
ISTD 472.10>427.00 (-) 4.47e4

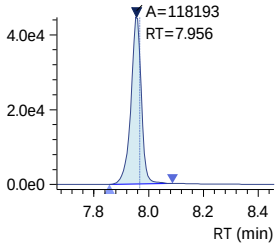

13C9-PFNA
Conc. 1.2804
Q 472.10>427.00 (-) 4.47e4

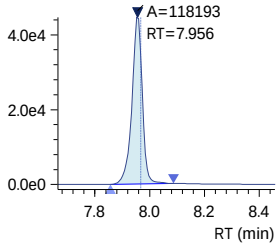

13C5-PFNA_IS
Conc. 1.2500
ISTD 468.00>423.00 (-) 3.92e4

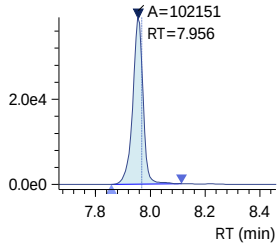

R1 398.70>98.90 (-) 2.52e4

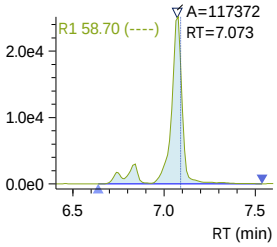

R2 398.70>98.90 (-) 2.52e4

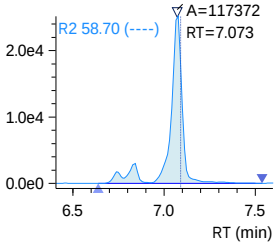

240321_031 (continued)

PFNA
Conc. 4.6971
R#1 20.61 (20.36)
R#2 20.61 (20.36)
Q 463.00>419.00 (-) 1.37e5

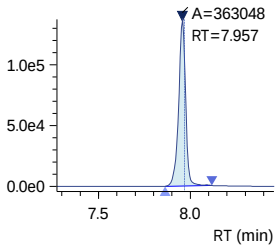

R1 463.00>219.00 (-) 2.81e4

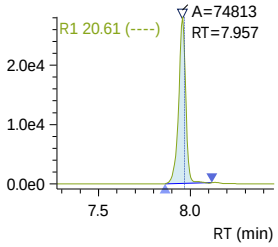

R2 463.00>219.00 (-) 2.81e4

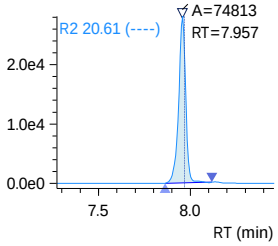

PFHpS
Conc. 4.5059
R#1 49.07 (46.70)
R#2 49.07 (46.70)
Q 449.00>79.90 (-) 6.04e4

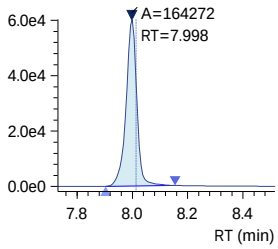

R1 449.00>98.80 (-) 2.93e4

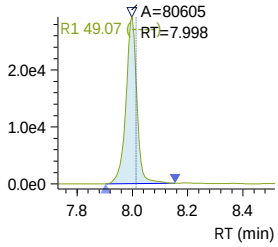

R2 449.00>98.80 (-) 2.93e4

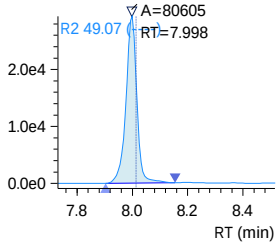

7_3 FTCA
Conc. 51.5836
R#1 130.93 (132.28)
R#2 130.93 (132.28)
Q 441.00>317.00 (-) 1.92e5

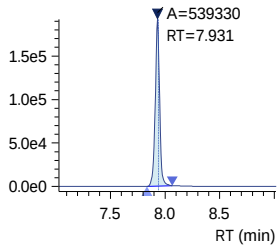

R1 441.00>336.90 (-) 2.53e5

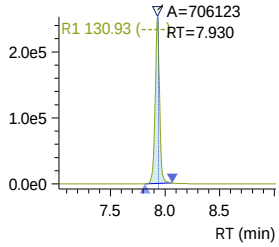

R2 441.00>336.90 (-) 2.53e5

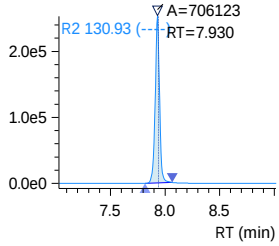

13C2-8_2-FTS
Conc. 3.6437
Q 529.10>80.90 (-) A=19535 6.15e3

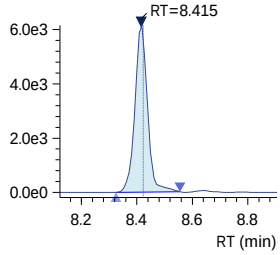

13C2-8_2-FTS_IS
Conc. 5.0000
ISTD 529.10>80.90 (-) A=19535 6.15e3

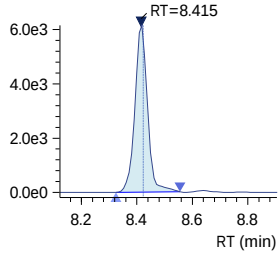

240321_031 (continued)

8_2 FTS
Conc. 4.6789
R#1 43.95 (45.91)
R#2 43.95 (45.91)
Q 527.10>506.95 (-) 1.30e4

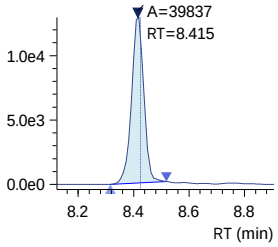

13C6-PFDA_IS
Conc. 1.2500
ISTD 519.10>474.10 (-) 2.50e4

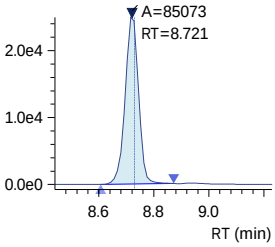

13C6-PFDA
Conc. 1.3386
Q 519.10>474.10 (-) 2.50e4

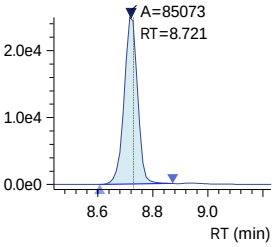

13C2-PFDA_IS
Conc. 1.2500
ISTD 515.10>470.10 (-) 1.98e4

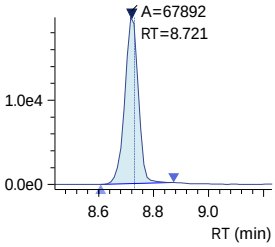

PFDA
Conc. 4.6583
R#1 17.58 (17.64)
R#2 17.58 (17.64)
Q 512.90>469.00 (-) 9.50e4

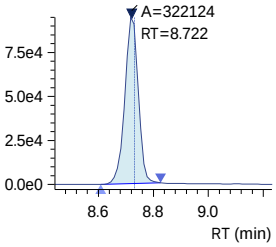

R1 527.10>80.80 (-) 6.01e3

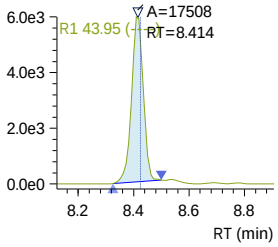

R1 512.90>219.00 (-) 1.68e4

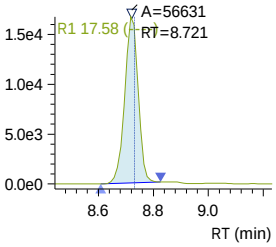

R2 527.10>80.80 (-) 6.01e3

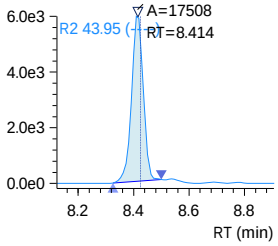

R2 512.90>219.00 (-) 1.68e4

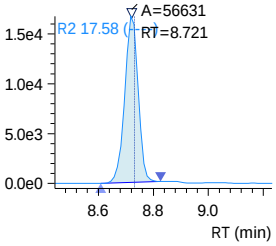

D3-NMeFOSAA_IS
Conc. 5.0000
ISTD 573.20>419.00 (-) 2.21e4

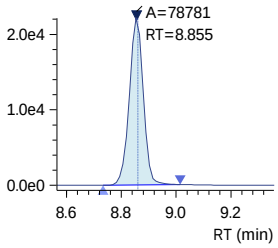

D3-NMeFOSAA
Conc. 3.7425
Q 573.20>419.00 (-) 2.21e4

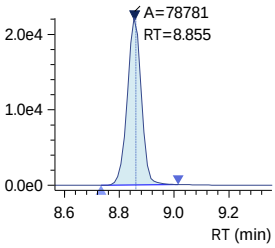

13C8-PFOS_IS
Conc. 2.5000
ISTD 507.10>98.90 (-) 8.07e3

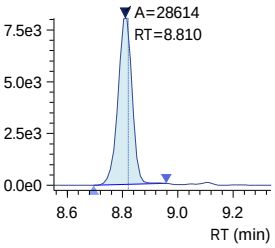

13C8-PFOS
Conc. 2.3487
Q 507.10>98.90 (-) 8.07e3

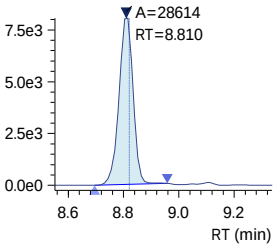

13C4-PFOS_IS
Conc. 2.5000
ISTD 502.80>79.90 (-) 2.51e4

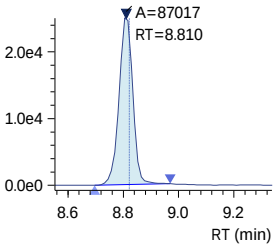

240321_031 (continued)

PFOS
Conc. 4.8412
R#1 47.99 (45.06)
R#2 47.99 (45.06)
Q 498.90>79.90 (-) 2.97e4

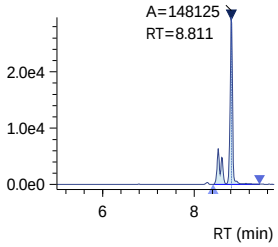

R1 498.90>98.80 (-) 1.67e4

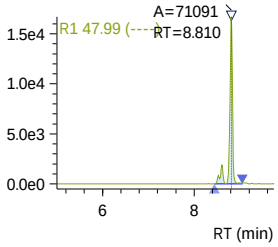

R2 498.90>98.80 (-) 1.67e4

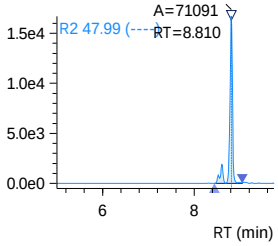

NMeFOSAA
Conc. 4.5951
R#1 58.44 (67.10)
R#2 58.44 (67.10)
Q 570.10>419.00 (-) 2.08e4

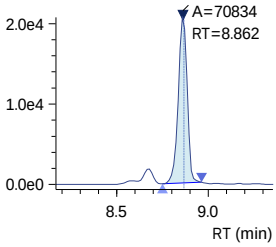

R1 570.10>483.00 (-) 1.18e4

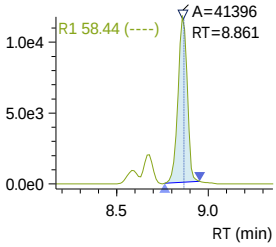

R2 570.10>483.00 (-) 1.18e4

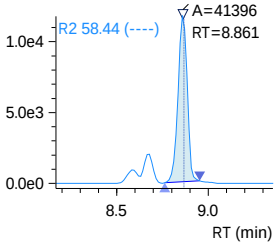

D5-NEtFOSAA_IS
Conc. 5.0000
ISTD 589.20>419.00 (-) 1.75e4

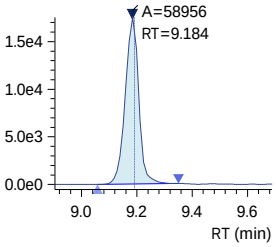

D5-NEtFOSAA
Conc. 3.8226
Q 589.20>419.00 (-) 1.75e4

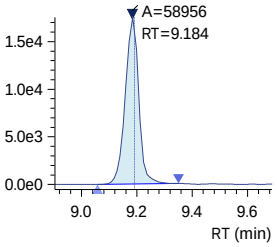

NEtFOSAA
Conc. 3.8149
R#1 78.84 (89.53)
R#2 78.84 (89.53)
Q 584.20>419.10 (-) 1.44e4

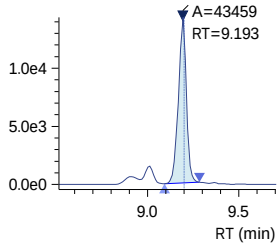

R1 584.20>526.00 (-) 1.11e4

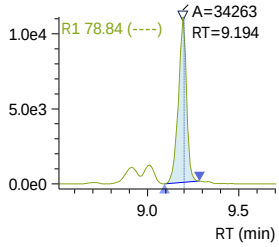

R2 584.20>526.00 (-) 1.11e4

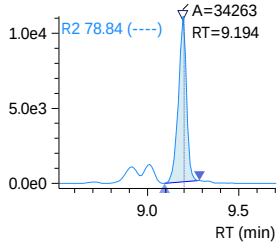

240321_031 (continued)

9-Cl-PF3ONS
Conc. 4.7729
R#1 31.20 (31.69)
R#2 31.20 (31.69)
Q 530.80>351.00 (-) 3.61e5

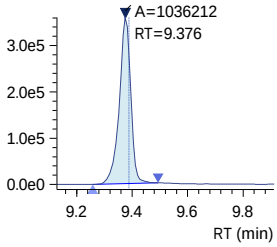

R1 532.80>353.00 (-) 1.13e5

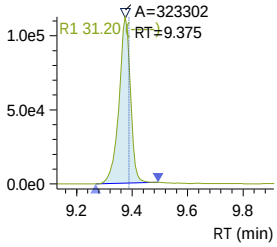

R2 532.80>353.00 (-) 1.13e5

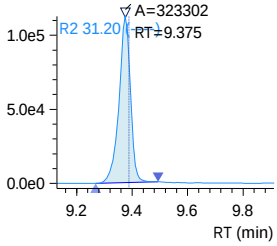

PFUnDA
Conc. 5.3143
R#1 11.17 (10.96)
R#2 11.17 (10.96)
Q 563.10>519.00 (-) 1.24e5

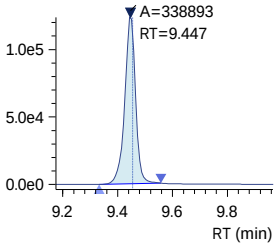

R1 563.10>269.10 (-) 1.37e4

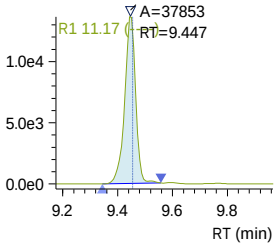

R2 563.10>269.10 (-) 1.37e4

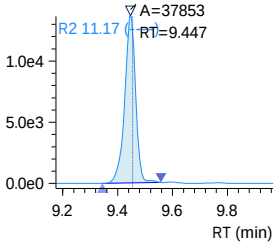

13C7-PFUnDA_IS
Conc. 1.2500
ISTD 570.00>525.10 (-) 2.68e4

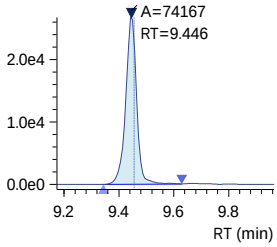

13C7-PFUnDA
Conc. 1.1834
Q 570.00>525.10 (-) 2.68e4

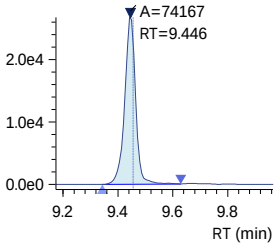

PFNS
Conc. 4.8431
R#1 61.60 (56.91)
R#2 61.60 (56.91)
Q 548.80>79.90 (-) 4.15e4

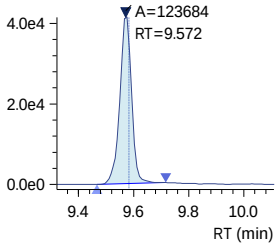

R1 548.80>98.80 (-) 2.57e4

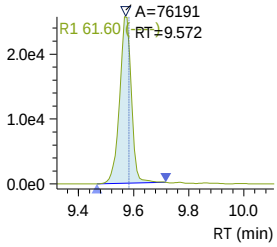

R2 548.80>98.80 (-) 2.57e4

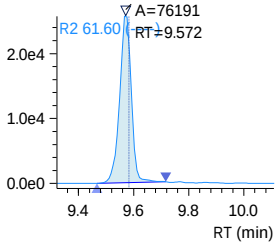

Insight Report
Before Manual Integration
Printed 3/22/2024 10:11:10

240321_031 (continued)

10_2 FTS
Conc. 4.5395
R#1 33.14 (32.29)
R#2 33.14 (32.29)
Q 626.80>607.05 (-) 1.22e4

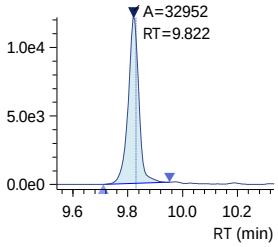

R1 626.80>81.00 (-) 4.19e3

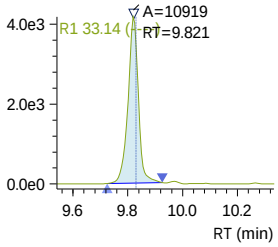

R2 626.80>81.00 (-) 4.19e3

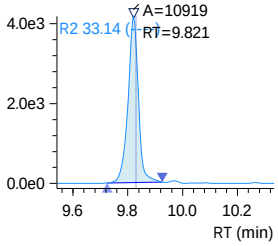

13C2-PFDOA_IS
Conc. 1.2500
ISTD 615.10>570.00 (-) 2.98e4

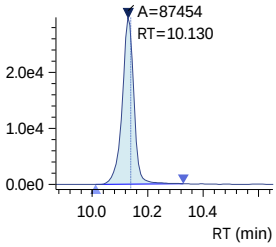

13C2-PFDOA
Conc. 1.1998
Q 615.10>570.00 (-) 2.98e4

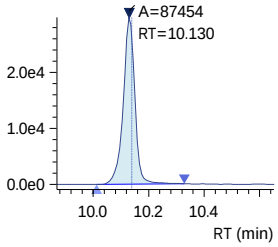

PFDOA
Conc. 4.8412
R#1 11.59 (11.14)
R#2 11.59 (11.14)
Q 613.10>569.00 (-) 7.93e4

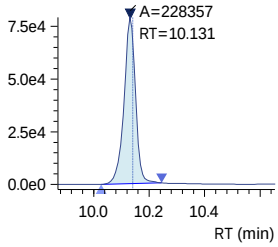

R1 613.10>319.00 (-) 9.04e3

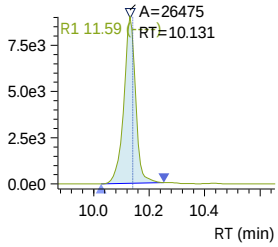

R2 613.10>319.00 (-) 9.04e3

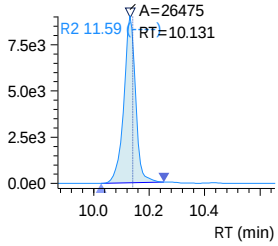

PFDS
Conc. 4.9306
R#1 55.20 (58.01)
R#2 55.20 (58.01)
Q 599.00>79.90 (-) 3.95e4

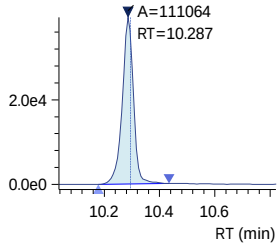

R1 599.00>98.80 (-) 2.13e4

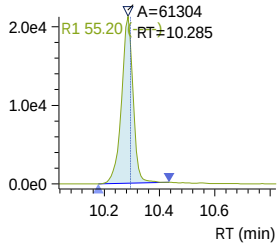

R2 599.00>98.80 (-) 2.13e4

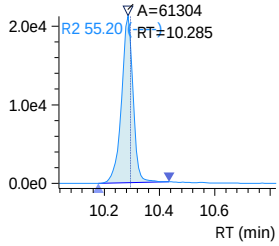

Insight Report
Before Manual Integration
Printed 3/22/2024 10:11:10

240321_031 (continued)

PFTrDA
Conc. 4.8700
R#1 15.76 (16.67)
R#2 15.76 (16.67)
Q 663.00>619.00 (-) 8.04e4

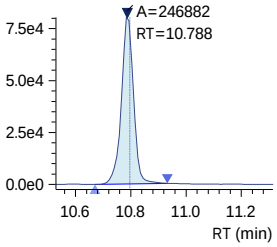

R1 663.00>168.90 (-) 1.29e4

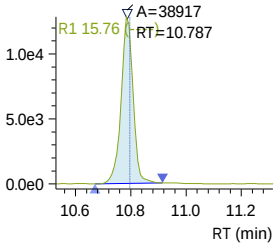

R2 663.00>168.90 (-) 1.29e4

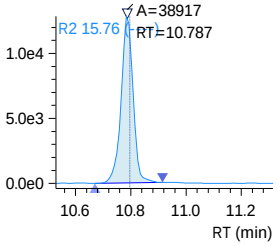

11-Cl-PF3OUdS
Conc. 4.3070
R#1 34.54 (35.04)
R#2 34.54 (35.04)
Q 630.90>451.00 (-) 1.32e5

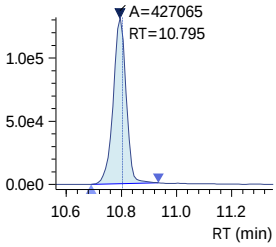

R1 632.90>452.90 (-) 4.60e4

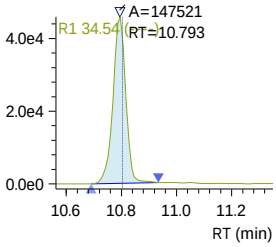

R2 632.90>452.90 (-) 4.60e4

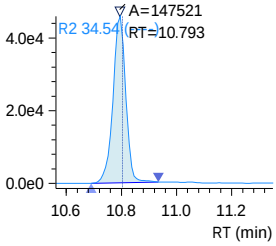

PFOSAm
Conc. 8.5678
Q 498.10>77.90 (-) 9.36e4

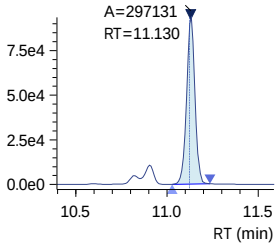

13C8-PFOSAm
Conc. 2.4280
Q 506.10>77.80 (-) 2.50e4

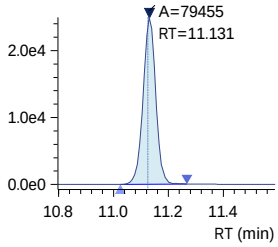

13C8-PFOSAm_IS
Conc. 2.5000
ISTD 506.10>77.80 (-) 2.50e4

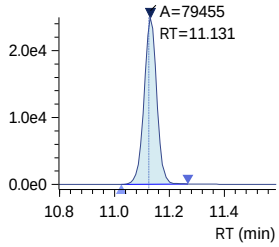

240321_031 (continued)

PFTDA
Conc. 4.9481
R#1 16.70 (17.09)
R#2 16.70 (17.09)

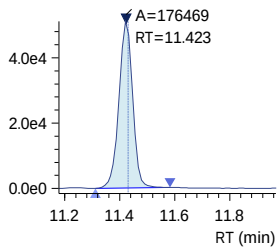

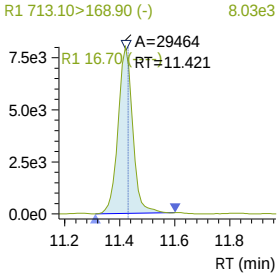

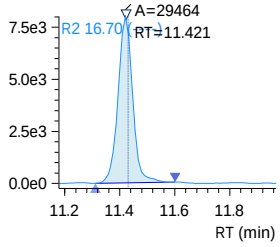

13C2-PFTDA
Conc. 1.1737

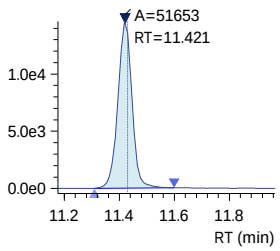

13C2-PFTDA_IS
Conc. 1.2500

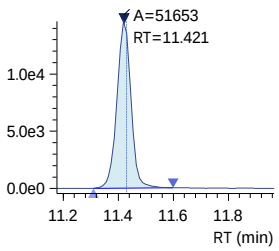

PFDoS
Conc. 4.9246
R#1 65.22 (61.23)
R#2 65.22 (61.23)

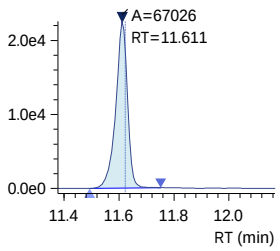

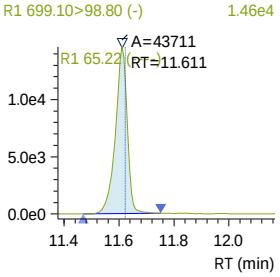

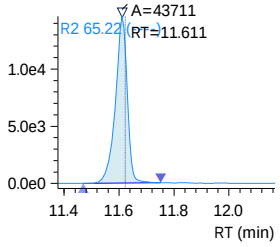

D7-MeFOSE_IS
Conc. 25.0000

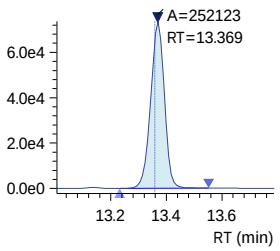

Insight Report
Before Manual Integration
Printed 3/22/2024 10:11:10

240321_031 (continued)

D7-MeFOSE
Conc. 25.1812

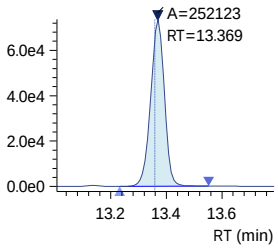

MeFOSE
Conc. 3.3025

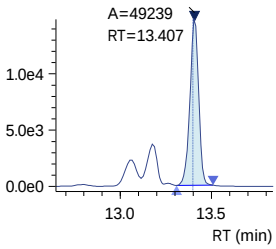

13C2-PFHXDA_IS
Conc. 2.5000

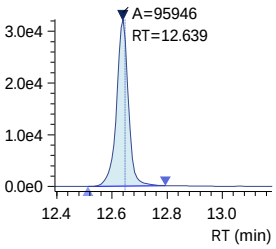

13C2-PFHXDA
Conc. 2.1202

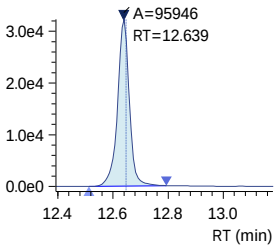

PFHXDA
Conc. 5.0388
R#1 11.51 (10.78)
R#2 11.51 (10.78)

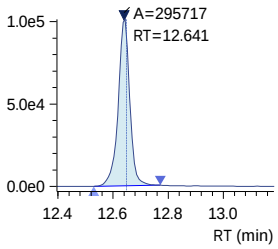

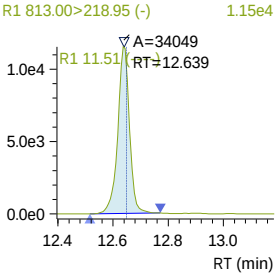

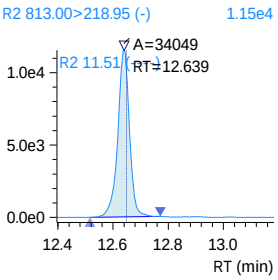

240321_031 (continued)

D3-MeFOSA
Conc. 2.2810

Q 515.00>219.00 (-) 5.52e3

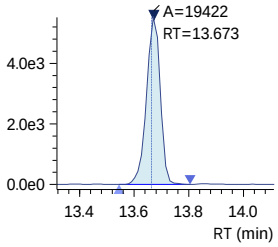

D3-MeFOSA_IS
Conc. 2.5000

ISTD 515.00>219.00 (-) 5.52e3

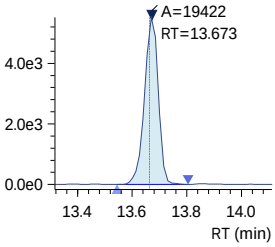

MeFOSA
Conc. 2.9473
R#1 136.25 (156.31)
R#2 136.25 (156.31)

Q 511.90>219.00 (-) 1.06e4

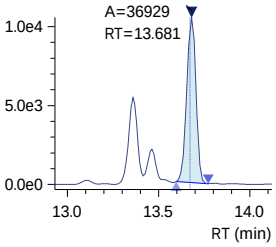

R1 511.90>169.00 (-) 1.41e4

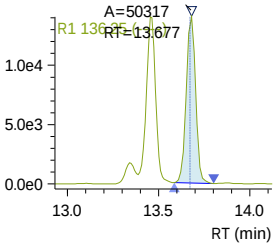

R2 511.90>169.00 (-) 1.41e4

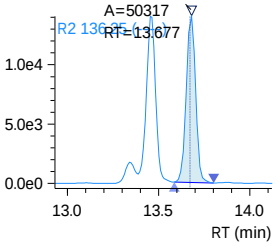

D9-EtFOSE_IS
Conc. 25.0000

ISTD 639.20>58.90 (-) 8.53e4

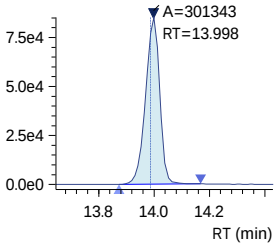

D9-EtFOSE
Conc. 26.3649

Q 639.20>58.90 (-) 8.53e4

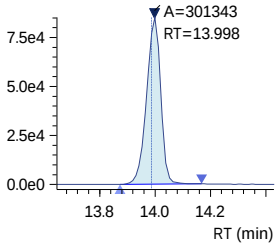

Insight Report
Before Manual Integration
Printed 3/22/2024 10:11:10

240321_031 (continued)

EtFOSE
Conc. 3.0811

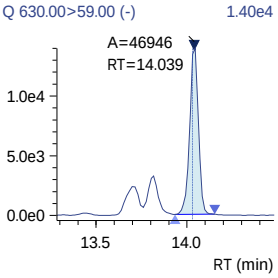

D5-EtFOSAm
Conc. 2.5540

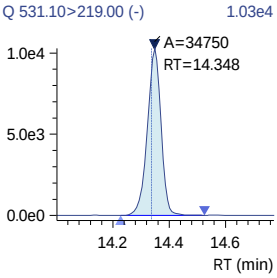

D5-EtFOSAm_IS
Conc. 2.5000

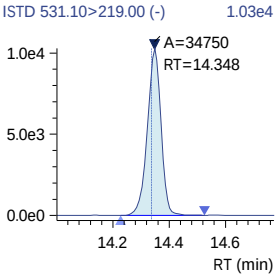

EtFOSAm
Conc. 2.6796
R#1 128.04 (177.75)
R#2 128.04 (177.75)

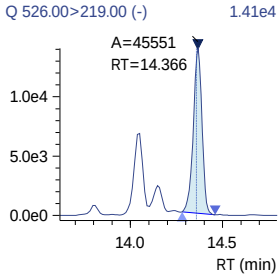

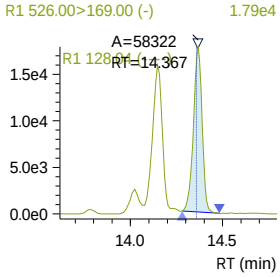

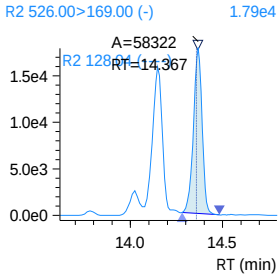

PFODA
Conc. 5.2006
R#1 32.24 (31.66)
R#2 32.24 (31.66)

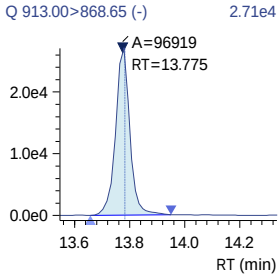

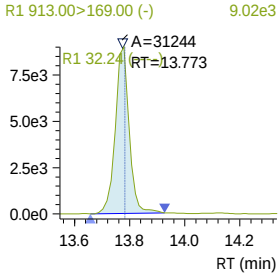

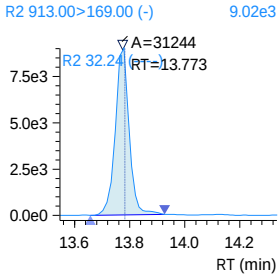

1st PS 03/22/24
2nd 03/25/24

Validation Report

Data File: J:\LCMS08\Data\240321_1633_B1\240321_019
Lab ID: KQ2404325-17
RunType: CCV
Matrix: Soil

Date Acquired: 3/21/24 17:39
Batch ID: 835726
Analysis Method: 1633/PFAS_DOD5.4

Validations

Validation Categories	Pass	Fail
ICAL Analyte Recovery	X	
Second Source ICAL Verification	X	
Internal Standards	X	

Primary Review: _____

Secondary Review: _____

1st PS 03/22/24
2nd 03/25/24

Quantitation Report

Data File:	J:\LCMS08\Data\240321_1633_B1\240321_019	**Instrument:**	K-LCMS-08
Acqu Date:	3/21/24 17:39	**Vial:**	19
Run Type:	CCV	**Dilution:**	1
Lab ID:	KQ2404325-17	**Raw Units:**	ng/mL

Bottle ID:		**Tier:**	IV	**Matrix:**	Soil
Prod Code:	PFAS_DOD5.4	**Collect Date:**	3/9/24	**Receive Date:**	3/13/24

Analysis Lot:	835726	**Prep Lot:**		**Report Group:**	KQ2404325
Analysis	1633	**Prep Method:**			
		Prep Date:			

Title:	Per- and Polyfluoroalkyl Substances (PFAS) by LC/MS/MS Compliant with Table B-24 of DOD QSM	**Calibration ID:**	KC2400137
		Report List ID:	24615

Internal Standard Compounds

Parameter Name	RT	RT Dev	Response	Solution Conc	Area Criteria
18O2-PFHxS	7.071		80408	2.5000	OK
13C4-PFOS	8.806		84592	2.5000	OK
13C3-PFBA	1.336		400317	5.0000	OK
13C2-PFHxA	4.957		337862	2.5000	OK
13C4-PFOA	7.102		19534	2.5000	OK
13C5-PFNA	7.952		113366	1.2500	OK
13C2-PFDA	8.715		62200	1.2500	OK

Surrogate Compounds

Parameter Name	RT	RT Dev	Response	Solution Conc	Rpt?
13C3-PFBS	4.615		127053	2.5926	Y
13C3-PFHxS	7.071		84951	2.5201	Y
13C8-PFOS	8.806		31410	2.6521	Y
13C4-PFBA	1.337		767037	9.7151	Y
13C5-PFPeA	3.470		203962	5.4256	Y
13C5-PFHxA	4.956		261378	2.3654	Y
13C4-PFHpA	6.145		385503	2.5236	Y
13C8-PFOA	7.102		311446	2.5888	Y
13C9-PFNA	7.952		133558	1.3037	Y
13C6-PFDA	8.715		81272	1.3958	Y
13C7-PFUnDA	9.442		78070	1.3596	Y
13C2-PFDoDA	10.126		100124	1.4993	Y
13C2-PFTeDA	11.416		58607	1.4535	Y
13C8-FOSA	11.124		90465	2.8437	Y
D3-MeFOSA	13.667		21784	2.6318	Y
D5-EtFOSA	14.344		37909	2.8660	Y
D7-MeFOSE	13.363		282610	29.0354	Y
D9-EtFOSE	13.995		342262	30.8036	Y

U: Undetected at or above MDL
J: Analyte detected above MDL, but below MRL
B: Hit above MRL also found in Method Blank
E: Analyte concentration above high point of ICAL
N: Presumptive evidence of compound

D: Result from dilution
m: Manual integration performed
d: Compound manually deleted
NR: Analyte not reported from this analysis

*: Result fails acceptance criteria
#: Acceptance criteria not applicable
?: Insufficient information to determine acceptance
e: Result >= MRL, but MRL less than low point of ICAL
c: check for co-elution

Printed: 3/22/24 13:34
\\alprews001\starlims$\LIMSReps\QuantValidation.rpt

1st PS 03/22/24
2nd 03/25/24

Data File:	J:\LCMS08\Data\240321_1633_B1\240321_019	**Instrument:**	K-LCMS-08
Acqu Date:	3/21/24 17:39	**Vial:**	19
Run Type:	CCV	**Dilution:**	1
Lab ID:	KQ2404325-17	**Raw Units:**	ng/mL

Surrogate Compounds

Parameter Name	RT	RT Dev	Response	Solution Conc	Rpt?
D3-MeFOSAA	8.850		96352	4.7084	Y
D5-EtFOSAA	9.178		75365	5.0267	Y
13C2-4:2 FTS	4.649		43913	3.8897	Y
13C2-6:2 FTS	6.794		36463	4.0072	Y
13C2-8:2 FTS	8.411		23054	3.9552	Y
13C3-HFPO-DA	5.428		417396	9.4374	Y

Target Compounds

Parameter Name	RT	RT Dev	Response	Solution Conc	Rpt?
Perfluorobutane sulfonic acid (PFBS)	4.617		338021	4.5760	Y
Perfluoropentane sulfonic acid (PFPeS)	5.996		236800	4.9169	Y
Perfluorohexane sulfonic acid (PFHxS)	7.071		232778	5.0217	Y
Perfluoroheptane sulfonic acid (PFHpS)	7.995		189610	4.7380	Y
Perfluorooctane sulfonic acid (PFOS)	8.808		157763	4.6969	Y
Perfluorononane sulfonic acid (PFNS)	9.569		141671	5.0537	Y
Perfluorodecane sulfonic acid (PFDS)	10.282		123074	4.9776	Y
Perfluorododecane sulfonic acid (PFDoS)	11.606		75902	5.0804	Y
Perfluorobutanoic acid (PFBA)	1.335		447739	5.1124	Y
Perfluoropentanoic acid (PFPeA)	3.473		711902	4.8761	Y
Perfluorohexanoic acid (PFHxA)	4.957		535030	4.9402	Y
Perfluoroheptanoic acid (PFHpA)	6.147		676810	4.8145	Y
Perfluorooctanoic acid (PFOA)	7.104		577898	4.8940	Y
Perfluorononanoic acid (PFNA)	7.953		433352	4.9630	Y
Perfluorodecanoic acid (PFDA)	8.717		322333	4.8793	Y
Perfluoroundecanoic acid (PFUnDA)	9.443		361958	5.3924	Y
Perfluorododecanoic acid (PFDOA)	10.128		266079	4.9275	Y
Perfluorotridecanoic acid (PFTrDA)	10.783		261750	4.5491	Y
Perfluorotetradecanoic acid (PFTDA)	11.417		204621	5.0573	Y
Perfluorooctane sulfonamide (PFOSAm)	11.122		402751	10.2000	Y
N-Methylperfluorooctane sulfonamide (MeFOSA)	13.674		78207	5.5649	Y
N-Ethylperfluorooctane sulfonamide (EtFOSAm)	14.361		89005	4.7890	Y
N-Methylperfluorooctane sulfonamido ethanol (MeFOSE)	13.401		84643	5.0683	Y
N-Ethylperfluorooctane sulfonamido ethanol (EtFOSE)	14.036		79744	4.6077	Y
N-Methylperfluorooctane sulfonamido acetic acid (NMeFOSAA)	8.855		95165	5.0477	Y

U: Undetected at or above MDL
J: Analyte detected above MDL, but below MRL
B: Hit above MRL also found in Method Blank
E: Analyte concentration above high point of ICAL
N: Presumptive evidence of compound

D: Result from dilution
m: Manual integration performed
d: Compound manually deleted
NR: Analyte not reported from this analysis

*: Result fails acceptance criteria
#: Acceptance criteria not applicable
?: Insufficient information to determine acceptance
e: Result >= MRL, but MRL less than low point of ICAL
c: check for co-elution

1st PS 03/22/24
2nd 03/25/24

Data File:	J:\LCMS08\Data\240321_1633_B1\240321_019	**Instrument:**	K-LCMS-08
Acqu Date:	3/21/24 17:39	**Vial:**	19
Run Type:	CCV	**Dilution:**	1
Lab ID:	KQ2404325-17	**Raw Units:**	ng/mL

Target Compounds

Parameter Name	RT	RT Dev	Response	Solution Conc	Rpt?
N-Ethylperfluorooctane sulfonamido acetic acid (NEtFOSAA)	9.191		74036	5.0812	Y
1H, 1H, 2H, 2H-Perfluorohexanesulfonic acid (4:2 FTS)	4.649		123740	4.9559	Y
1H, 1H, 2H, 2H-Perfluorooctanesulfonic acid (6:2 FTS)	6.794		77537	4.5976	Y
1H, 1H, 2H, 2H-Perfluorodecanesulfonic acid (8:2 FTS)	8.412		47584	4.7354	Y
4,4,5,5,6,6,6-Heptafluorohexanoic acid (3:3 FTCA)	2.977		168428	54.6213	Y
2H,2H,3H,3H-Perfluorooctanoic acid (5:3 FTCA)	5.864		441720	56.8545	Y
2H,2H,3H,3H-Perfluorodecanoic acid (7:3 FTCA)	7.925		604907	53.4622	Y
Perfluoro(2-ethoxyethane) sulfonic acid (PFEESA)	5.286		1676284	4.6210	Y
9-Chlorohexadecafluoro-3-oxanonane-1-sulfonic acid (9-Cl-PF3ONS)	9.373		1145551	5.0124	Y
11-Chloroeicosafluoro-3-oxaundecane-1-sulfonic acid (11-Cl-PF3OUdS)	10.789		546485	5.2355	Y
Perfluoro-3-methoxypropanoic acid (PFMPA)	2.380		314393	4.9656	Y
Perfluoro-4-methoxybutanoic acid (PFMBA)	4.000		448369	4.7181	Y
Hexafluoropropyleneoxide dimer acid (HFPO-DA) (GenX)	5.429		241190	5.0799	Y
Nonafluoro-3,6-dioxaheptanoic acid (NFDHA)	4.812		484360	5.6631	Y
4,8-Dioxa-3H-perfluorononanoic acid (DONA)	6.507		969198	5.1107	Y

U: Undetected at or above MDL
J: Analyte detected above MDL, but below MRL
B: Hit above MRL also found in Method Blank
E: Analyte concentration above high point of ICAL
N: Presumptive evidence of compound

D: Result from dilution
m: Manual integration performed
d: Compound manually deleted
NR: Analyte not reported from this analysis

*: Result fails acceptance criteria
#: Acceptance criteria not applicable
?: Insufficient information to determine acceptance
e: Result >= MRL, but MRL less than low point of ICAL
c: check for co-elution

Printed: 3/22/24 13:34
\\alprews001\starlims$\LIMSReps\QuantValidation.rpt

Insight Report
Ion Ratio Confirmation
Printed 3/22/2024 13:04:13

240321_019

Sample ID: 1633 ICAL 5.0PPB
Date Acquired: 3/21/2024 5:39:32 PM
Acquired by: System Administrator
Data File: 240321_019
Vial: 6 | Inj. Volume: 10.0000uL | Tray: 1

Name	m/z	Ref 1 m/z	Area	Ref 1 Measured	Ref 1 Actual Ratio	Ref 1 Set Ratio	Ref 2 Measured	Ref 2 Actual Ratio	Ref 2 Set Ratio	Flag ID
13C4-PFBA	216.80>171.90	----	767037	----	----	----	----	----	----	
13C4-PFBA_IS	216.80>171.90	----	767037	----	----	----	----	----	----	
13C3-PFBA_IS	216.00>172.00	----	400317	----	----	----	----	----	----	
PFBA	212.80>169.05	----	447739	----	----	----	----	----	----	
PFMPA	229.00>84.90	----	314393	----	----	----	----	----	----	
3_3 FTCA	241.00>177.10	241.00>117.00	168428	235173	139.63	136.14	235173	139.63	141.47	
13C5-PFPeA	268.30>223.00	----	203962	----	----	----	----	----	----	
13C5-PFPeA_IS	268.30>223.00	----	203962	----	----	----	----	----	----	
PFPeA	263.00>219.00	----	711902	----	----	----	----	----	----	
PFMBA	279.00>84.95	----	448369	----	----	----	----	----	----	
13C2-4_2 FTS	329.10>80.90	----	43913	----	----	----	----	----	----	
13C2-4_2 FTS_IS	329.10>80.90	----	43913	----	----	----	----	----	----	
4_2 FTS	327.10>307.00	327.10>80.90	123740	38878	31.42	33.08	38878	31.42	27.71	
13C3-PFBS_IS	302.10>79.90	----	127053	----	----	----	----	----	----	
PFBS	298.70>79.90	298.70>98.80	338021	153440	45.39	46.53	153440	45.39	44.64	
13C3-PFBS	302.10>79.90	----	127053	----	----	----	----	----	----	
NFDHA	295.00>201.00	295.00>84.90	484360	163682	33.79	36.44	163682	33.79	34.56	
13C5-PFHxA	318.00>273.00	----	261378	----	----	----	----	----	----	
13C5-PFHxA_IS	318.00>273.00	----	261378	----	----	----	----	----	----	
13C2-PFHxA_IS	315.10>270.00	----	337862	----	----	----	----	----	----	
PFHxA	313.00>269.00	----	535030	----	----	----	----	----	----	
PFEESA	314.80>135.00	314.80>82.90	1676284	92491	5.52	5.25	92491	5.52	5.67	
13C3-HFPO-DA	286.90>168.90	----	417396	----	----	----	----	----	----	
13C3-HFPO-DA_IS	286.90>168.90	----	417396	----	----	----	----	----	----	
HFPO-DA	284.90>168.90	284.90>184.90	241190	156149	64.74	62.57	156149	64.74	64.50	
5_3 FTCA	341.00>237.05	341.00>217.00	441720	656025	148.52	154.88	656025	148.52	154.15	
PFPeS	349.10>79.90	349.10>98.80	236800	131031	55.33	54.44	131031	55.33	56.96	
13C4-PFHpA	367.10>322.00	----	385503	----	----	----	----	----	----	
13C4-PFHpA_IS	367.10>322.00	----	385503	----	----	----	----	----	----	
PFHpA	363.10>319.00	363.10>169.00	676810	149336	22.07	23.39	149336	22.07	22.63	
DONA	376.90>250.90	376.90>84.80	969198	266207	27.47	30.39	266207	27.47	28.87	
13C2-6_2 FTS_IS	429.10>80.90	----	36463	----	----	----	----	----	----	
13C2-6_2 FTS	429.10>80.90	----	36463	----	----	----	----	----	----	
6_2 FTS	427.10>407.00	427.10>80.90	77537	35460	45.73	44.48	35460	45.73	40.73	
13C4-PFOA_IS	417.10>172.00	----	19534	----	----	----	----	----	----	
13C8-PFOA_IS	421.10>376.00	----	311446	----	----	----	----	----	----	

J:\LCMS08\Data\240321_1633_B1\240321_1633_B1.damlp .

Ref 1 Set Ratio assigned from calibration mid-point; Ref 2 Set Ratio assigned from opening calibration verification.
IRr - Ion ratio outside either set of criteria. Exceedances for reported detections to be "I" flagged in the analytical report.

240321_019 (continued)

(Table continued from previous page)

Name	m/z	Ref 1 m/z	Area	Ref 1 Measured	Ref 1 Actual Ratio	Ref 1 Set Ratio	Ref 2 Measured	Ref 2 Actual Ratio	Ref 2 Set Ratio	Flag ID
13C8-PFOA	421.10>376.00	----	311446	----	----	----	----	----	----	
PFOA	413.00>369.00	413.00>169.00	577898	131806	22.81	24.47	131806	22.81	24.84	
13C3-PFHxS	402.10>79.90	----	84951	----	----	----	----	----	----	
13C3-PFHxS_IS	402.10>79.90	----	84951	----	----	----	----	----	----	
PFHxS	398.70>79.90	398.70>98.90	232778	131463	56.48	57.29	131463	56.48	58.76	
18O2-PFHxS_IS	403.00>83.90	----	80408	----	----	----	----	----	----	
13C9-PFNA_IS	472.10>427.00	----	133558	----	----	----	----	----	----	
13C9-PFNA	472.10>427.00	----	133558	----	----	----	----	----	----	
13C5-PFNA_IS	468.00>423.00	----	113366	----	----	----	----	----	----	
PFNA	463.00>419.00	463.00>219.00	433352	91611	21.14	20.36	91611	21.14	19.31	
PFHpS	449.00>79.90	449.00>98.80	189610	95633	50.44	46.70	95633	50.44	48.05	
7_3 FTCA	441.00>317.00	441.00>336.90	604907	832028	137.55	132.28	832028	137.55	133.47	
13C2-8_2-FTS	529.10>80.90	----	23054	----	----	----	----	----	----	
13C2-8_2-FTS_IS	529.10>80.90	----	23054	----	----	----	----	----	----	
8_2 FTS	527.10>506.95	527.10>80.80	47584	23161	48.67	45.91	23161	48.67	45.20	
13C6-PFDA_IS	519.10>474.10	----	81272	----	----	----	----	----	----	
13C6-PFDA	519.10>474.10	----	81272	----	----	----	----	----	----	
13C2-PFDA_IS	515.10>470.10	----	62200	----	----	----	----	----	----	
PFDA	512.90>469.00	512.90>219.00	322333	55242	17.14	17.64	55242	17.14	19.20	
D3-NMeFOSAA_IS	573.20>419.00	----	96352	----	----	----	----	----	----	
D3-NMeFOSAA	573.20>419.00	----	96352	----	----	----	----	----	----	
13C8-PFOS_IS	507.10>98.90	----	31410	----	----	----	----	----	----	
13C8-PFOS	507.10>98.90	----	31410	----	----	----	----	----	----	
13C4-PFOS_IS	502.80>79.90	----	84592	----	----	----	----	----	----	
PFOS	498.90>79.90	498.90>98.80	157763	67657	42.89	45.06	67657	42.89	47.87	
NMeFOSAA	570.10>419.00	570.10>483.00	95165	67621	71.06	67.10	67621	71.06	60.24	
D5-NEtFOSAA_IS	589.20>419.00	----	75365	----	----	----	----	----	----	
D5-NEtFOSAA	589.20>419.00	----	75365	----	----	----	----	----	----	
NEtFOSAA	584.20>419.10	584.20>526.00	74036	62312	84.17	89.53	62312	84.17	72.57	
9-Cl-PF3ONS	530.80>351.00	532.80>353.00	1145551	370968	32.38	31.69	370968	32.38	30.68	
PFUnDA	563.10>519.00	563.10>269.10	361958	44282	12.23	10.96	44282	12.23	11.56	
13C7-PFUnDA_IS	570.00>525.10	----	78070	----	----	----	----	----	----	
13C7-PFUnDA	570.00>525.10	----	78070	----	----	----	----	----	----	
PFNS	548.80>79.90	548.80>98.80	141671	82067	57.93	56.91	82067	57.93	61.27	
10_2 FTS	626.80>607.05	626.80>81.00	40412	12851	31.80	32.29	12851	31.80	29.61	
13C2-PFDOA_IS	615.10>570.00	----	100124	----	----	----	----	----	----	
13C2-PFDOA	615.10>570.00	----	100124	----	----	----	----	----	----	
PFDOA	613.10>569.00	613.10>319.00	266079	31406	11.80	11.14	31406	11.80	10.73	
PFDS	599.00>79.90	599.00>98.80	123074	75451	61.31	58.01	75451	61.31	58.67	
PFTrDA	663.00>619.00	663.00>168.90	261750	43618	16.66	16.67	43618	16.66	15.36	

J:\LCMS08\Data\240321_1633_B1\240321_1633_B1.damlp .

Ref 1 Set Ratio assigned from calibration mid-point; Ref 2 Set Ratio assigned from opening calibration verification.
IRr - Ion ratio outside either set of criteria. Exceedances for reported detections to be "I" flagged in the analytical report.

240321_019 (continued)

(Table continued from previous page)

Name	m/z	Ref 1 m/z	Area	Ref 1 Measured	Ref 1 Actual Ratio	Ref 1 Set Ratio	Ref 2 Measured	Ref 2 Actual Ratio	Ref 2 Set Ratio	Flag ID
11-Cl-PF3OUdS	630.90>451.00	632.90>452.90	546485	188353	34.47	35.04	188353	34.47	35.75	
PFOSAm	498.10>77.90	----	402751	----	----	----	----	----	----	
13C8-PFOSAm	506.10>77.80	----	90465	----	----	----	----	----	----	
13C8-PFOSAm_IS	506.10>77.80	----	90465	----	----	----	----	----	----	
PFTDA	713.10>669.00	713.10>168.90	204621	36114	17.65	17.09	36114	17.65	18.64	
13C2-PFTDA	715.20>670.00	----	58607	----	----	----	----	----	----	
13C2-PFTDA_IS	715.20>670.00	----	58607	----	----	----	----	----	----	
PFDoS	699.10>79.90	699.10>98.80	75902	50255	66.21	61.23	50255	66.21	68.82	
D7-MeFOSE_IS	623.20>58.90	----	282610	----	----	----	----	----	----	
D7-MeFOSE	623.20>58.90	----	282610	----	----	----	----	----	----	
MeFOSE	616.10>59.00	----	84643	----	----	----	----	----	----	
13C2-PFHXDA_IS	815.00>770.05	----	111347	----	----	----	----	----	----	
13C2-PFHXDA	815.00>770.05	----	111347	----	----	----	----	----	----	
PFHXDA	813.00>768.95	813.00>218.95	340412	39664	11.65	10.78	39664	11.65	11.00	
D3-MeFOSA	515.00>219.00	----	21784	----	----	----	----	----	----	
D3-MeFOSA_IS	515.00>219.00	----	21784	----	----	----	----	----	----	
MeFOSA	511.90>219.00	511.90>169.00	78207	125435	160.39	156.31	125435	160.39	156.72	
D9-EtFOSE_IS	639.20>58.90	----	342262	----	----	----	----	----	----	
D9-EtFOSE	639.20>58.90	----	342262	----	----	----	----	----	----	
EtFOSE	630.00>59.00	----	79744	----	----	----	----	----	----	
D5-EtFOSAm	531.10>219.00	----	37909	----	----	----	----	----	----	
D5-EtFOSAm_IS	531.10>219.00	----	37909	----	----	----	----	----	----	
EtFOSAm	526.00>219.00	526.00>169.00	89005	142561	160.17	177.75	142561	160.17	149.59	
PFODA	913.00>868.65	913.00>169.00	117838	38110	32.34	31.66	38110	32.34	33.60	

Ref 1 Set Ratio assigned from calibration mid-point; Ref 2 Set Ratio assigned from opening calibration verification.
IRr - Ion ratio outside either set of criteria. Exceedances for reported detections to be "I" flagged in the analytical report.

Insight Report
Quantitation/Integration
Printed 3/22/2024 13:35:57

240321_019

Sample ID: 1633 ICAL 5.0PPB
Date Acquired: 3/21/2024 5:39:32 PM
Acquired by: System Administrator
Data File: 240321_019
Vial: 6 | Inj. Volume: 10.0000uL | Tray: 1

Name	Mode ID	Found RT	RT Diff	ISTD RT Diff	Area	ISTD Area	ISTD Name	Conc.	Unit	Flag ID
13C4-PFBA	Auto	1.337	-0.022	0.000	767037	400317	13C3-PFBA_IS	9.7151	ng/mL	
13C4-PFBA_IS	Auto	1.337	-0.022	----	767037	767037	----	10.0000	ng/mL	
13C3-PFBA_IS	Auto	1.336	-0.023	----	400317	400317	----	5.0000	ng/mL	
PFBA	Auto	1.335	-0.026	-0.001	447739	767037	13C4-PFBA_IS	5.1124	ng/mL	
PFMPA	Auto	2.380	-0.029	-1.090	314393	203962	13C5-PFPeA_IS	4.9656	ng/mL	
3_3 FTCA	Auto	2.977	-0.036	-0.493	168428	203962	13C5-PFPeA_IS	54.6213	ng/mL	
13C5-PFPeA	Auto	3.470	-0.033	-1.487	203962	337862	13C2-PFHxA_IS	5.4256	ng/mL	
13C5-PFPeA_IS	Auto	3.470	-0.033	----	203962	203962	----	5.0000	ng/mL	
PFPeA	Auto	3.473	-0.033	0.003	711902	203962	13C5-PFPeA_IS	4.8761	ng/mL	
PFMBA	Auto	4.000	-0.033	0.530	448369	203962	13C5-PFPeA_IS	4.7181	ng/mL	
13C2-4_2 FTS	Auto	4.649	-0.027	-2.422	43913	80408	18O2-PFHxS_IS	3.8897	ng/mL	
13C2-4_2 FTS_IS	Auto	4.649	-0.027	----	43913	43913	----	5.0000	ng/mL	
4_2 FTS	Auto	4.649	-0.027	0.000	123740	43913	13C2-4_2 FTS_IS	4.9559	ng/mL	
13C3-PFBS_IS	Auto	4.615	-0.035	----	127053	127053	----	2.5000	ng/mL	
PFBS	Auto	4.617	-0.033	0.002	338021	127053	13C3-PFBS_IS	4.5760	ng/mL	
13C3-PFBS	Auto	4.615	-0.035	-2.456	127053	80408	18O2-PFHxS_IS	2.5926	ng/mL	
NFDHA	Auto	4.812	-0.030	-0.144	484360	261378	13C5-PFHxA_IS	5.6631	ng/mL	
13C5-PFHxA	Auto	4.956	-0.027	-0.001	261378	337862	13C2-PFHxA_IS	2.3654	ng/mL	
13C5-PFHxA_IS	Auto	4.956	-0.027	----	261378	261378	----	2.5000	ng/mL	
13C2-PFHxA_IS	Auto	4.957	-0.027	----	337862	337862	----	2.5000	ng/mL	
PFHxA	Auto	4.957	-0.029	0.001	535030	261378	13C5-PFHxA_IS	4.9402	ng/mL	
PFEESA	Auto	5.286	-0.031	0.330	1676284	261378	13C5-PFHxA_IS	4.6210	ng/mL	
13C3-HFPO-DA	Auto	5.428	-0.027	0.471	417396	337862	13C2-PFHxA_IS	9.4374	ng/mL	
13C3-HFPO-DA_IS	Auto	5.428	-0.027	----	417396	417396	----	10.0000	ng/mL	
HFPO-DA	Auto	5.429	-0.028	0.001	241190	417396	13C3-HFPO-DA_IS	5.0799	ng/mL	
5_3 FTCA	Auto	5.864	-0.023	0.908	441720	261378	13C5-PFHxA_IS	56.8545	ng/mL	
PFPeS	Auto	5.996	-0.027	-1.075	236800	84951	13C3-PFHxS_IS	4.9169	ng/mL	
13C4-PFHpA	Auto	6.145	-0.022	1.188	385503	337862	13C2-PFHxA_IS	2.5236	ng/mL	
13C4-PFHpA_IS	Auto	6.145	-0.022	----	385503	385503	----	2.5000	ng/mL	
PFHpA	Auto	6.147	-0.022	0.002	676810	385503	13C4-PFHpA_IS	4.8145	ng/mL	
DONA	Auto	6.507	-0.021	1.079	969198	417396	13C3-HFPO-DA_IS	5.1107	ng/mL	
13C2-6_2 FTS_IS	Auto	6.794	-0.020	----	36463	36463	----	5.0000	ng/mL	
13C2-6_2 FTS	Auto	6.794	-0.020	-0.277	36463	80408	18O2-PFHxS_IS	4.0072	ng/mL	
6_2 FTS	Auto	6.794	-0.018	0.000	77537	36463	13C2-6_2 FTS_IS	4.5976	ng/mL	
13C4-PFOA_IS	Auto	7.102	-0.018	----	19534	19534	----	2.5000	ng/mL	
13C8-PFOA_IS	Auto	7.102	-0.019	----	311446	311446	----	2.5000	ng/mL	
13C8-PFOA	Auto	7.102	-0.019	0.000	311446	19534	13C4-PFOA_IS	2.5888	ng/mL	
PFOA	Auto	7.104	-0.018	0.002	577898	311446	13C8-PFOA_IS	4.8940	ng/mL	
13C3-PFHxS	Auto	7.071	-0.020	0.000	84951	80408	18O2-PFHxS_IS	2.5201	ng/mL	
13C3-PFHxS_IS	Auto	7.071	-0.020	----	84951	84951	----	2.5000	ng/mL	
PFHxS	Auto	7.071	-0.021	0.000	232778	84951	13C3-PFHxS_IS	5.0217	ng/mL	
18O2-PFHxS_IS	Auto	7.071	-0.020	----	80408	80408	----	2.5000	ng/mL	
13C9-PFNA_IS	Auto	7.952	-0.016	----	133558	133558	----	1.2500	ng/mL	
13C9-PFNA	Auto	7.952	-0.016	0.000	133558	113366	13C5-PFNA_IS	1.3037	ng/mL	
13C5-PFNA_IS	Auto	7.952	-0.016	----	113366	113366	----	1.2500	ng/mL	
PFNA	Auto	7.953	-0.016	0.001	433352	133558	13C9-PFNA_IS	4.9630	ng/mL	
PFHpS	Auto	7.995	-0.018	-0.811	189610	31410	13C8-PFOS_IS	4.7380	ng/mL	
7_3 FTCA	Auto	7.925	-0.014	2.969	604907	261378	13C5-PFHxA_IS	53.4622	ng/mL	
13C2-8_2-FTS	Auto	8.411	-0.012	1.340	23054	80408	18O2-PFHxS_IS	3.9552	ng/mL	
13C2-8_2-FTS_IS	Auto	8.411	-0.012	----	23054	23054	----	5.0000	ng/mL	
8_2 FTS	Auto	8.412	-0.013	0.001	47584	23054	13C2-8_2-FTS_IS	4.7354	ng/mL	
13C6-PFDA_IS	Auto	8.715	-0.014	----	81272	81272	----	1.2500	ng/mL	
13C6-PFDA	Auto	8.715	-0.014	0.000	81272	62200	13C2-PFDA_IS	1.3958	ng/mL	

J:\LCMS08\Data\240321_1633_B1\240321_1633_B1.damlp .

SN - Software-calculated S/N ratio outside criteria due to non-target peaks or drift in noise calculation window. Analyst review of noise levels (excluding non-target peaks) in chromatogram indicates S/N ratio meets criteria.

240321_019 (continued)

(Table continued from previous page)

Name	Mode ID	Found RT	RT Diff	ISTD RT Diff	Area	ISTD Area	ISTD Name	Conc.	Unit	Flag ID
13C2-PFDA_IS	Auto	8.715	-0.015	----	62200	62200	----	1.2500	ng/mL	
PFDA	Auto	8.717	-0.014	0.002	322333	81272	13C6-PFDA_IS	4.8793	ng/mL	
D3-NMeFOSAA_IS	Auto	8.850	-0.011	----	96352	96352	----	5.0000	ng/mL	
D3-NMeFOSAA	Auto	8.850	-0.011	0.044	96352	84592	13C4-PFOS_IS	4.7084	ng/mL	
13C8-PFOS_IS	Auto	8.806	-0.015	----	31410	31410	----	2.5000	ng/mL	
13C8-PFOS	Auto	8.806	-0.015	0.000	31410	84592	13C4-PFOS_IS	2.6521	ng/mL	
13C4-PFOS_IS	Auto	8.806	-0.015	----	84592	84592	----	2.5000	ng/mL	
PFOS	Auto	8.808	-0.014	0.002	157763	31410	13C8-PFOS_IS	4.6969	ng/mL	
NMeFOSAA	M	8.855	-0.012	0.005	95165	96352	D3-NMeFOSAA_IS	5.0477	ng/mL	
D5-NEtFOSAA_IS	Auto	9.178	-0.014	----	75365	75365	----	5.0000	ng/mL	
D5-NEtFOSAA	Auto	9.178	-0.014	0.372	75365	84592	13C4-PFOS_IS	5.0267	ng/mL	
NEtFOSAA	M	9.191	-0.009	0.013	74036	75365	D5-NEtFOSAA_IS	5.0812	ng/mL	
9-Cl-PF3ONS	Auto	9.373	-0.015	3.945	1145551	417396	13C3-HFPO-DA_IS	5.0124	ng/mL	
PFUnDA	Auto	9.443	-0.013	0.001	361958	78070	13C7-PFUnDA_IS	5.3924	ng/mL	
13C7-PFUnDA_IS	Auto	9.442	-0.013	----	78070	78070	----	1.2500	ng/mL	
13C7-PFUnDA	Auto	9.442	-0.013	0.727	78070	62200	13C2-PFDA_IS	1.3596	ng/mL	
PFNS	Auto	9.569	-0.014	0.763	141671	31410	13C8-PFOS_IS	5.0537	ng/mL	
10_2 FTS	MI	9.818	-0.012	1.407	40412	23054	13C2-8_2-FTS_IS	4.7170	ng/mL	
13C2-PFDOA_IS	Auto	10.126	-0.013	----	100124	100124	----	1.2500	ng/mL	
13C2-PFDOA	Auto	10.126	-0.013	1.411	100124	62200	13C2-PFDA_IS	1.4993	ng/mL	
PFDOA	Auto	10.128	-0.013	0.002	266079	100124	13C2-PFDOA_IS	4.9275	ng/mL	
PFDS	Auto	10.282	-0.014	1.476	123074	31410	13C8-PFOS_IS	4.9776	ng/mL	
PFTrDA	Auto	10.783	-0.014	-0.633	261750	58607	13C2-PFTDA_IS	4.5491	ng/mL	
11-Cl-PF3OUdS	Auto	10.789	-0.015	5.361	546485	417396	13C3-HFPO-DA_IS	5.2355	ng/mL	
PFOSAm	M	11.122	0.000	-0.002	402751	90465	13C8-PFOSAm_IS	10.2000	ng/mL	
13C8-PFOSAm	Auto	11.124	-0.001	2.318	90465	84592	13C4-PFOS_IS	2.8437	ng/mL	
13C8-PFOSAm_IS	Auto	11.124	-0.001	----	90465	90465	----	2.5000	ng/mL	
PFTDA	Auto	11.417	-0.013	0.001	204621	58607	13C2-PFTDA_IS	5.0573	ng/mL	
13C2-PFTDA	Auto	11.416	-0.014	2.701	58607	62200	13C2-PFDA_IS	1.4535	ng/mL	
13C2-PFTDA_IS	Auto	11.416	-0.014	----	58607	58607	----	1.2500	ng/mL	
PFDoS	Auto	11.606	-0.016	2.800	75902	31410	13C8-PFOS_IS	5.0804	ng/mL	
D7-MeFOSE_IS	Auto	13.363	0.004	----	282610	282610	----	25.0000	ng/mL	
D7-MeFOSE	Auto	13.363	0.004	4.557	282610	84592	13C4-PFOS_IS	29.0354	ng/mL	
MeFOSE	M	13.401	0.003	0.038	84643	282610	D7-MeFOSE_IS	5.0683	ng/mL	
13C2-PFHXDA_IS	Auto	12.633	-0.014	----	111347	111347	----	2.5000	ng/mL	
13C2-PFHXDA	Auto	12.633	-0.014	3.918	111347	62200	13C2-PFDA_IS	2.6857	ng/mL	
PFHXDA	Auto	12.634	-0.014	0.001	340412	111347	13C2-PFHXDA_IS	4.9980	ng/mL	
D3-MeFOSA	Auto	13.667	0.004	4.861	21784	84592	13C4-PFOS_IS	2.6318	ng/mL	
D3-MeFOSA_IS	Auto	13.667	0.004	----	21784	21784	----	2.5000	ng/mL	
MeFOSA	M	13.674	0.003	0.007	78207	21784	D3-MeFOSA_IS	5.5649	ng/mL	
D9-EtFOSE_IS	Auto	13.995	0.007	----	342262	342262	----	25.0000	ng/mL	
D9-EtFOSE	Auto	13.995	0.007	5.189	342262	84592	13C4-PFOS_IS	30.8036	ng/mL	
EtFOSE	M	14.036	0.007	0.041	79744	342262	D9-EtFOSE_IS	4.6077	ng/mL	
D5-EtFOSAm	Auto	14.344	0.006	5.538	37909	84592	13C4-PFOS_IS	2.8660	ng/mL	
D5-EtFOSAm_IS	Auto	14.344	0.006	----	37909	37909	----	2.5000	ng/mL	
EtFOSAm	M	14.361	0.004	0.017	89005	37909	D5-EtFOSAm_IS	4.7890	ng/mL	
PFODA	Auto	13.771	-0.012	1.138	117838	111347	13C2-PFHXDA_IS	5.4492	ng/mL	

SN - Software-calculated S/N ratio outside criteria due to non-target peaks or drift in noise calculation window. Analyst review of noise levels (excluding non-target peaks) in chromatogram indicates S/N ratio meets criteria.

240321_019 (continued)

13C4-PFBA
Conc. 9.7151
Q 216.80>171.90 (-) 1.14e5

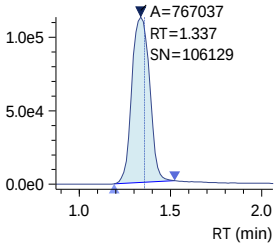

13C4-PFBA_IS
Conc. 10.0000
ISTD 216.80>171.90 (-) 1.14e5

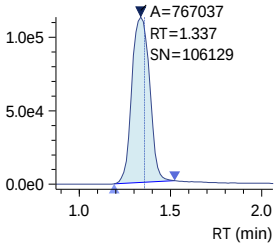

13C3-PFBA_IS
Conc. 5.0000
ISTD 216.00>172.00 (-) 5.94e4

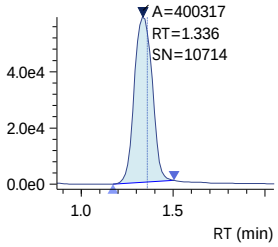

PFBA
Conc. 5.1124
Q 212.80>169.05 (-) 6.53e4

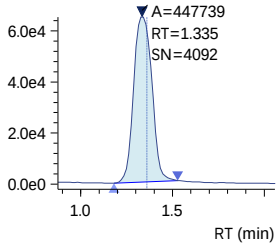

PFMPA
Conc. 4.9656
Q 229.00>84.90 (-) 5.21e4

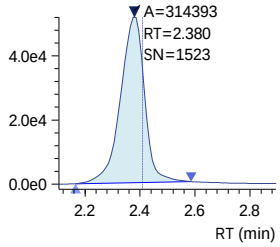

3_3 FTCA
Conc. 54.6213
R#1 139.63 (136.14)
R#2 139.63 (141.47)
Q 241.00>177.10 (-) 5.19e4

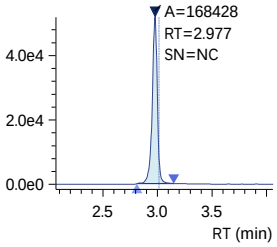

13C5-PFPeA
Conc. 5.4256
Q 268.30>223.00 (-) 5.48e4

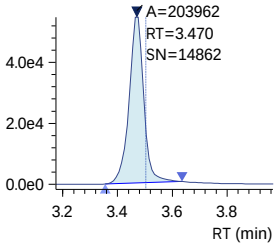

13C5-PFPeA_IS
Conc. 5.0000
ISTD 268.30>223.00 (-) 5.48e4

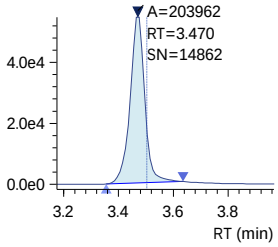

PFPeA
Conc. 4.8761
Q 263.00>219.00 (-) 1.93e5

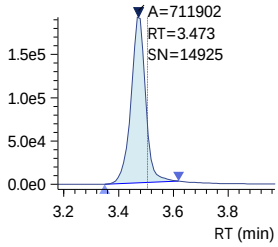

PFMBA
Conc. 4.7181
Q 279.00>84.95 (-) 1.38e5

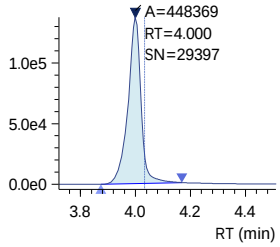

R1 241.00>117.00 (-) 7.29e4

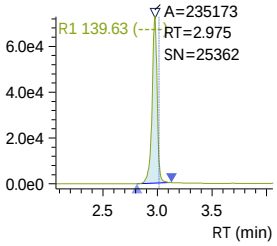

R2 241.00>117.00 (-) 7.29e4

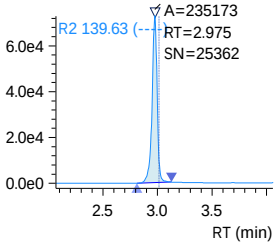

SN - Software-calculated S/N ratio outside criteria due to non-target peaks or drift in noise calculation window.
Analyst review of noise levels (excluding non-target peaks) in chromatogram indicates S/N ratio meets criteria.

Insight Report
Quantitation/Integration
Printed 3/22/2024 13:35:57

240321_019 (continued)

13C2-4_2 FTS
Conc. 3.8897
Q 329.10>80.90 (-) A=43913 1.52e4
RT=4.649
SN=NC

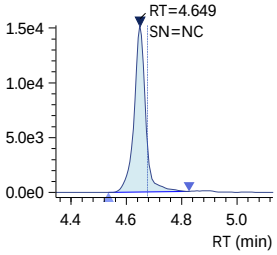

13C2-4_2 FTS_IS
Conc. 5.0000
ISTD 329.10>80.90 (-) A=43913 1.52e4
RT=4.649
SN=NC

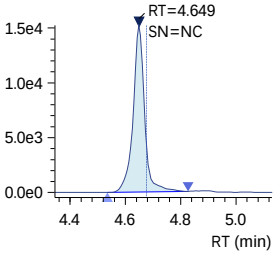

4_2 FTS
Conc. 4.9559
R#1 31.42 (33.08)
R#2 31.42 (27.71)
Q 327.10>307.00 (-) 4.25e4
A=123740
RT=4.649
SN=NC

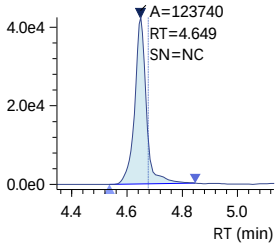

R1 327.10>80.90 (-) 1.37e4
R1 31.42 (-)
A=38878
RT=4.648
SN=NC

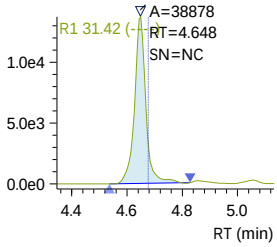

R2 327.10>80.90 (-) 1.37e4
R2 31.42 (-)
A=38878
RT=4.648
SN=NC

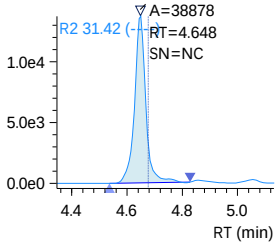

13C3-PFBS_IS
Conc. 2.5000
ISTD 302.10>79.90 (-) 3.98e4
A=127053
RT=4.615
SN=NC

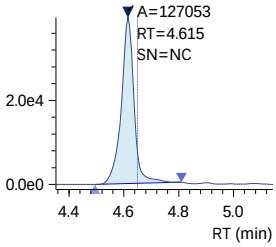

PFBS
Conc. 4.5760
R#1 45.39 (46.53)
R#2 45.39 (44.64)
Q 298.70>79.90 (-) 1.06e5
A=338021
RT=4.617
SN=NC

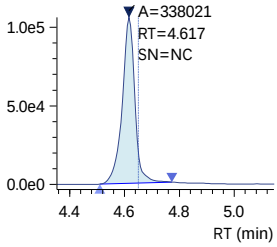

R1 298.70>98.80 (-) 4.72e4
R1 45.39 (-)
A=153440
RT=4.616
SN=9132

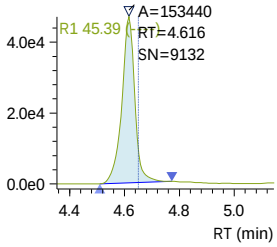

R2 298.70>98.80 (-) 4.72e4
R2 45.39 (-)
A=153440
RT=4.616
SN=9132

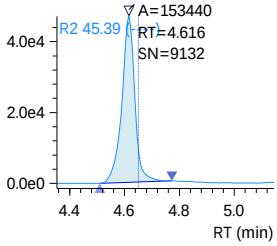

J:\LCMS08\Data\240321_1633_B1\240321_1633_B1.damlp .
SN - Software-calculated S/N ratio outside criteria due to non-target peaks or drift in noise calculation window.
Analyst review of noise levels (excluding non-target peaks) in chromatogram indicates S/N ratio meets criteria.

Insight Report
Quantitation/Integration
Printed 3/22/2024 13:35:57

240321_019 (continued)

13C3-PFBS
Conc. 2.5926

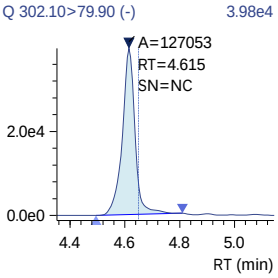

NFDHA
Conc. 5.6631
R#1 33.79 (36.44)
R#2 33.79 (34.56)

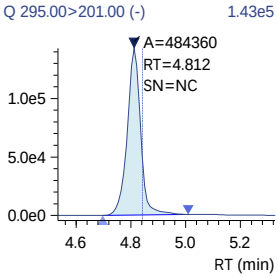

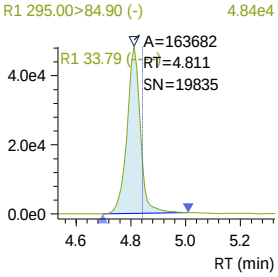

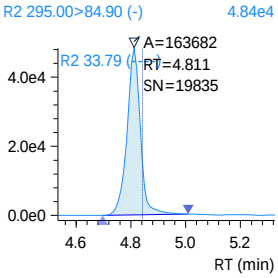

13C5-PFHxA
Conc. 2.3654

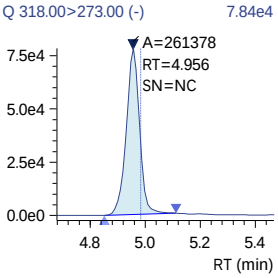

13C5-PFHxA_IS
Conc. 2.5000

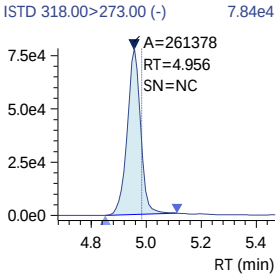

13C2-PFHxA_IS
Conc. 2.5000

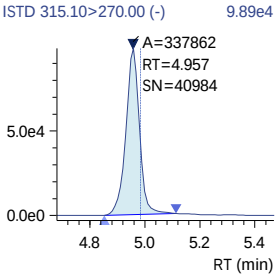

J:\LCMS08\Data\240321_1633_B1\240321_1633_B1.damlp .

SN - Software-calculated S/N ratio outside criteria due to non-target peaks or drift in noise calculation window.
Analyst review of noise levels (excluding non-target peaks) in chromatogram indicates S/N ratio meets criteria.

240321_019 (continued)

PFHxA
Conc. 4.9402

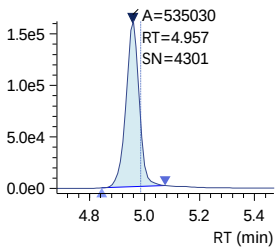

PFEESA
Conc. 4.6210
R#1 5.52 (5.25)
R#2 5.52 (5.67)

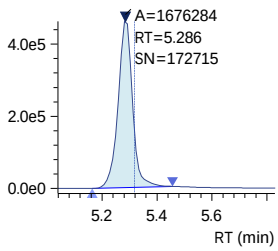

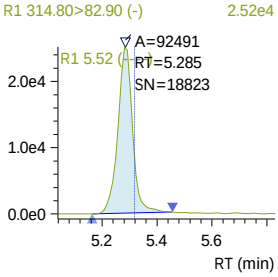

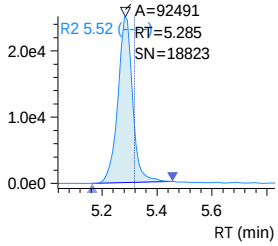

13C3-HFPO-DA
Conc. 9.4374

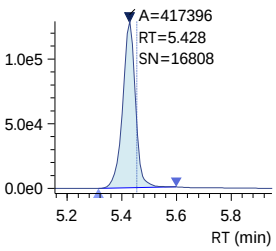

13C3-HFPO-DA_IS
Conc. 10.0000

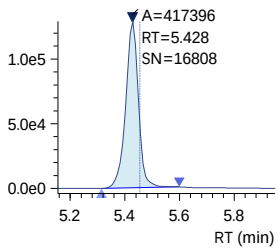

HFPO-DA
Conc. 5.0799
R#1 64.74 (62.57)
R#2 64.74 (64.50)

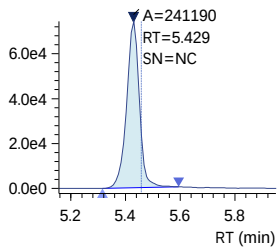

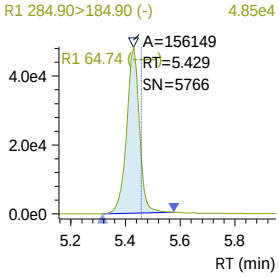

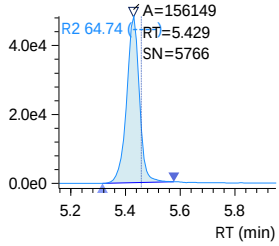

240321_019 (continued)

5_3 FTCA
Conc. 56.8545
R#1 148.52 (154.88)
R#2 148.52 (154.15)
Q 341.00>237.05 (-) 1.55e5

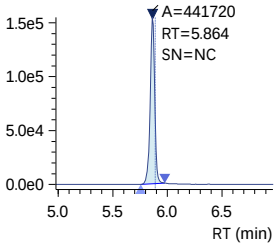

R1 341.00>217.00 (-) 2.29e5

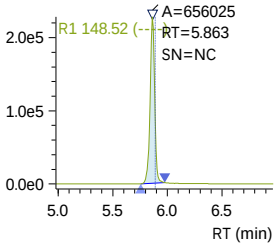

R2 341.00>217.00 (-) 2.29e5

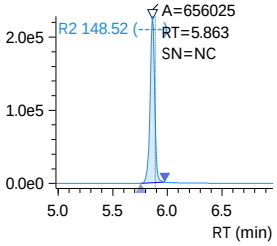

PFPeS
Conc. 4.9169
R#1 55.33 (54.44)
R#2 55.33 (56.96)
Q 349.10>79.90 (-) 8.32e4

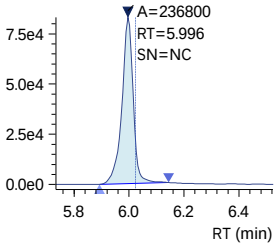

R1 349.10>98.80 (-) 4.55e4

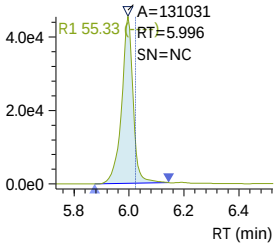

R2 349.10>98.80 (-) 4.55e4

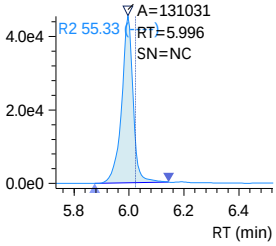

13C4-PFHpA
Conc. 2.5236
Q 367.10>322.00 (-) 1.40e5

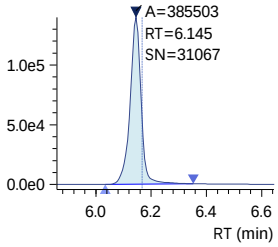

13C4-PFHpA_IS
Conc. 2.5000
ISTD 367.10>322.00 (-) 1.40e5

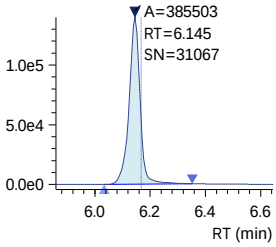

PFHpA
Conc. 4.8145
R#1 22.07 (23.39)
R#2 22.07 (22.63)
Q 363.10>319.00 (-) 2.47e5

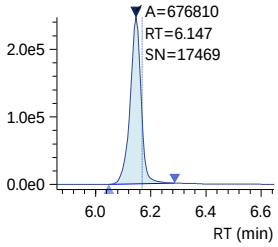

R1 363.10>169.00 (-) 5.39e4

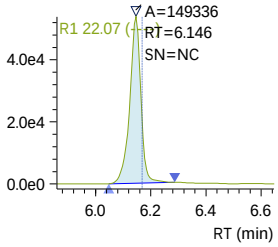

R2 363.10>169.00 (-) 5.39e4

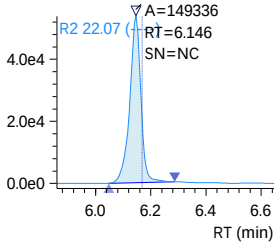

SN - Software-calculated S/N ratio outside criteria due to non-target peaks or drift in noise calculation window.
Analyst review of noise levels (excluding non-target peaks) in chromatogram indicates S/N ratio meets criteria.

240321_019 (continued)

DONA
Conc. 5.1107
R#1 27.47 (30.39)
R#2 27.47 (28.87)
Q 376.90>250.90 (-) 2.83e5

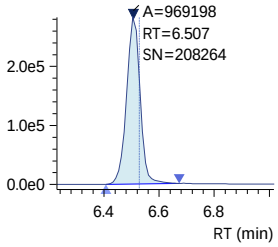

13C2-6_2 FTS_IS
Conc. 5.0000
ISTD 429.10>80.90 (-) 1.22e4

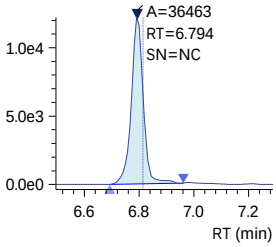

13C2-6_2 FTS
Conc. 4.0072
Q 429.10>80.90 (-) 1.22e4

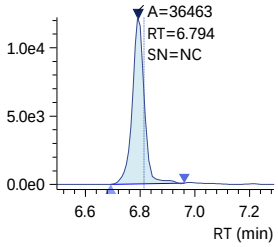

6_2 FTS
Conc. 4.5976
R#1 45.73 (44.48)
R#2 45.73 (40.73)
Q 427.10>407.00 (-) 2.60e4

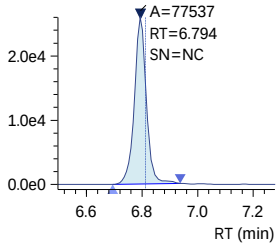

13C4-PFOA_IS
Conc. 2.5000
ISTD 417.10>172.00 (-) 5.65e3

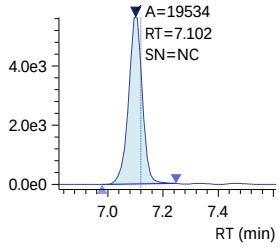

R1 376.90>84.80 (-) 7.76e4

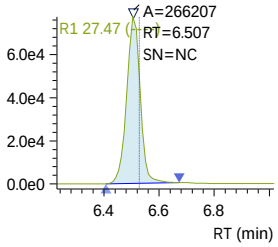

R1 427.10>80.90 (-) 1.24e4

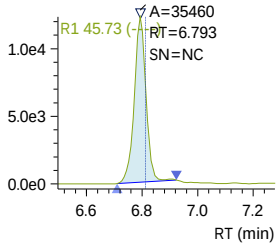

R2 376.90>84.80 (-) 7.76e4

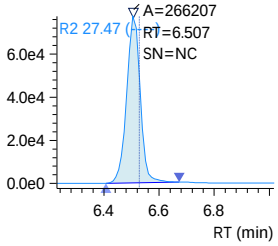

R2 427.10>80.90 (-) 1.24e4

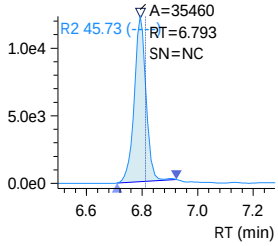

Insight Report
Quantitation/Integration
Printed 3/22/2024 13:35:57

240321_019 (continued)

13C8-PFOA_IS
Conc. 2.5000

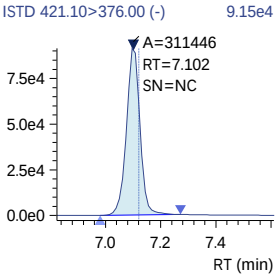

13C8-PFOA
Conc. 2.5888

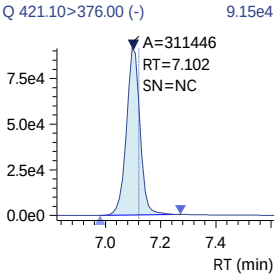

PFOA
Conc. 4.8940
R#1 22.81 (24.47)
R#2 22.81 (24.84)

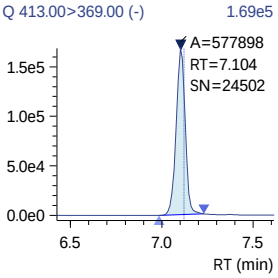

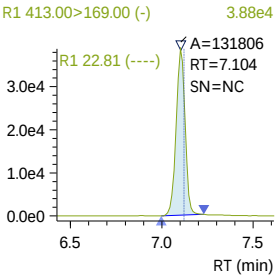

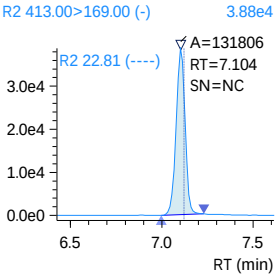

13C3-PFHxS
Conc. 2.5201

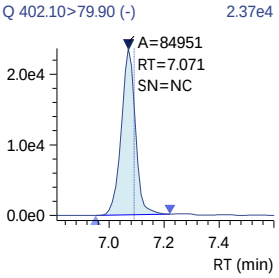

13C3-PFHxS_IS
Conc. 2.5000

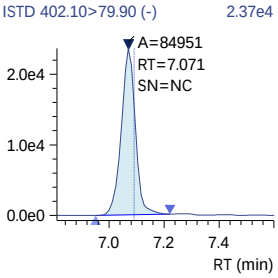

J:\LCMS08\Data\240321_1633_B1\240321_1633_B1.damlp .

SN - Software-calculated S/N ratio outside criteria due to non-target peaks or drift in noise calculation window.
Analyst review of noise levels (excluding non-target peaks) in chromatogram indicates S/N ratio meets criteria.

Insight Report
Quantitation/Integration
Printed 3/22/2024 13:35:57

240321_019 (continued)

PFHxS
Conc. 5.0217
R#1 56.48 (57.29)
R#2 56.48 (58.76)
Q 398.70>79.90 (-) 5.24e4

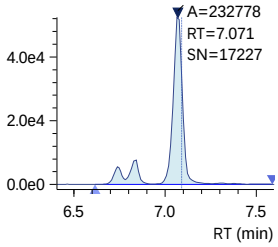

R1 398.70>98.90 (-) 2.87e4

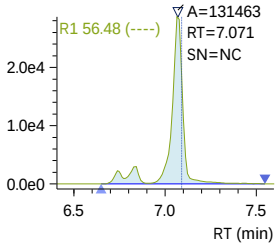

R2 398.70>98.90 (-) 2.87e4

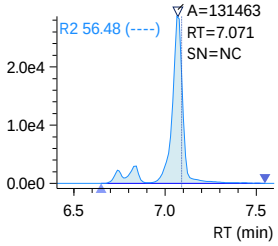

18O2-PFHxS_IS
Conc. 2.5000
ISTD 403.00>83.90 (-) 2.24e4

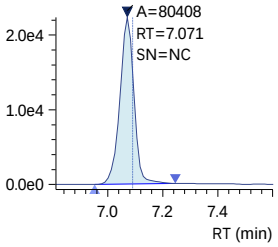

13C9-PFNA_IS
Conc. 1.2500
ISTD 472.10>427.00 (-) 5.07e4

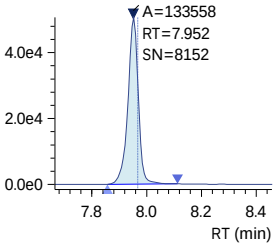

13C9-PFNA
Conc. 1.3037
Q 472.10>427.00 (-) 5.07e4

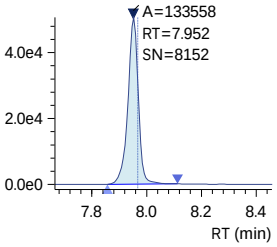

13C5-PFNA_IS
Conc. 1.2500
ISTD 468.00>423.00 (-) 4.21e4

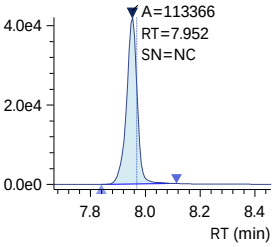

J:\LCMS08\Data\240321_1633_B1\240321_1633_B1.damlp .
SN - Software-calculated S/N ratio outside criteria due to non-target peaks or drift in noise calculation window.
Analyst review of noise levels (excluding non-target peaks) in chromatogram indicates S/N ratio meets criteria.

240321_019 (continued)

PFNA
Conc. 4.9630
R#1 21.14 (20.36)
R#2 21.14 (19.31)
Q 463.00>419.00 (-) 1.67e5

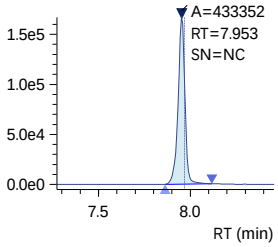

R1 463.00>219.00 (-) 3.47e4

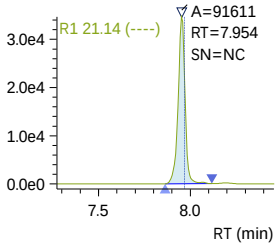

R2 463.00>219.00 (-) 3.47e4

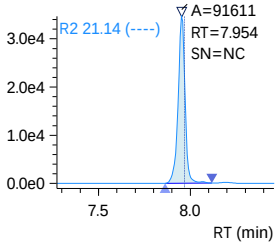

PFHpS
Conc. 4.7380
R#1 50.44 (46.70)
R#2 50.44 (48.05)
Q 449.00>79.90 (-) 7.02e4

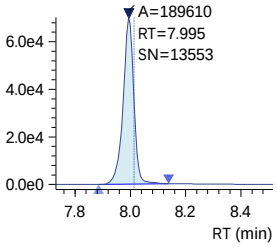

R1 449.00>98.80 (-) 3.58e4

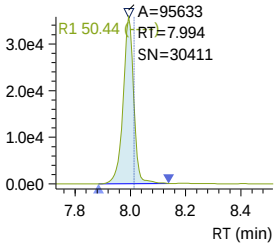

R2 449.00>98.80 (-) 3.58e4

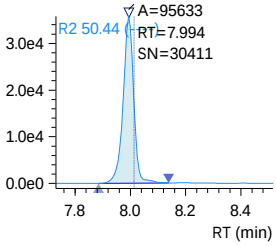

7_3 FTCA
Conc. 53.4622
R#1 137.55 (132.28)
R#2 137.55 (133.47)
Q 441.00>317.00 (-) 2.15e5

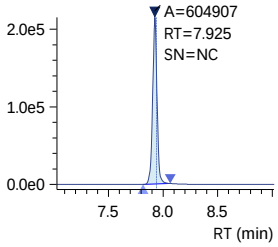

R1 441.00>336.90 (-) 2.98e5

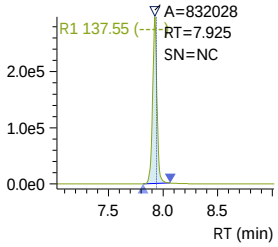

R2 441.00>336.90 (-) 2.98e5

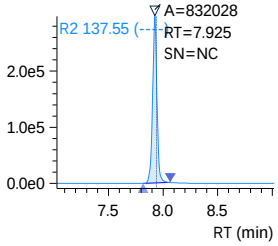

13C2-8_2-FTS
Conc. 3.9552
Q 529.10>80.90 (-) 7.67e3

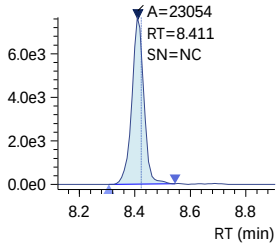

13C2-8_2-FTS_IS
Conc. 5.0000
ISTD 529.10>80.90 (-) 7.67e3

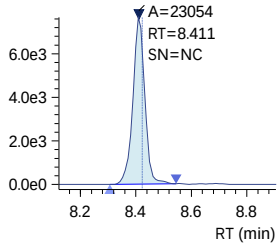

J:\LCMS08\Data\240321_1633_B1\240321_1633_B1.damlp .

SN - Software-calculated S/N ratio outside criteria due to non-target peaks or drift in noise calculation window.
Analyst review of noise levels (excluding non-target peaks) in chromatogram indicates S/N ratio meets criteria.

240321_019 (continued)

8_2 FTS
Conc. 4.7354
R#1 48.67 (45.91)
R#2 48.67 (45.20)
Q 527.10>506.95 (-) 1.54e4

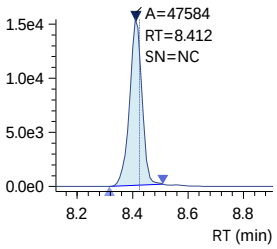

R1 527.10>80.80 (-) 7.34e3

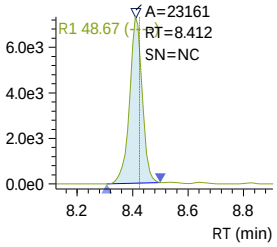

R2 527.10>80.80 (-) 7.34e3

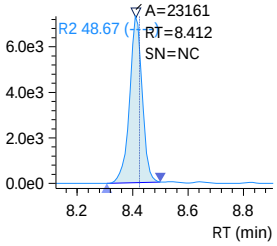

13C6-PFDA_IS
Conc. 1.2500
ISTD 519.10>474.10 (-) 2.28e4

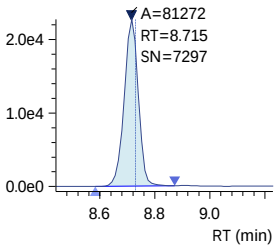

13C6-PFDA
Conc. 1.3958
Q 519.10>474.10 (-) 2.28e4

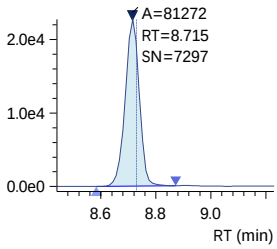

13C2-PFDA_IS
Conc. 1.2500
ISTD 515.10>470.10 (-) 1.67e4

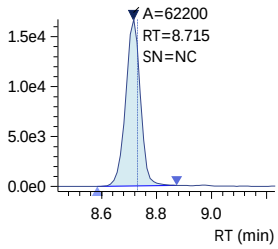

PFDA
Conc. 4.8793
R#1 17.14 (17.64)
R#2 17.14 (19.20)
Q 512.90>469.00 (-) 9.22e4

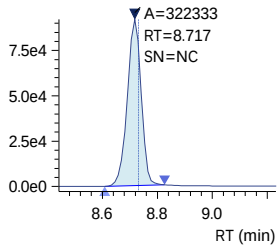

R1 512.90>219.00 (-) 1.53e4

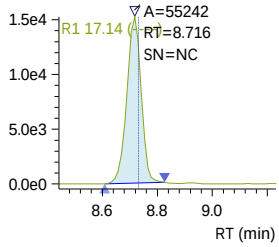

R2 512.90>219.00 (-) 1.53e4

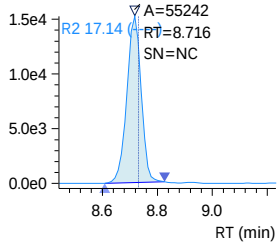

D3-NMeFOSAA_IS
Conc. 5.0000
ISTD 573.20>419.00 (-) 2.75e4

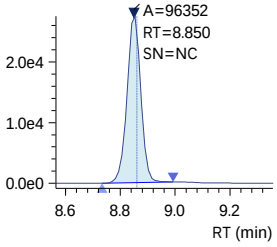

D3-NMeFOSAA
Conc. 4.7084
Q 573.20>419.00 (-) 2.75e4

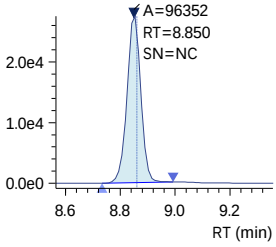

13C8-PFOS_IS
Conc. 2.5000
ISTD 507.10>98.90 (-) 8.87e3

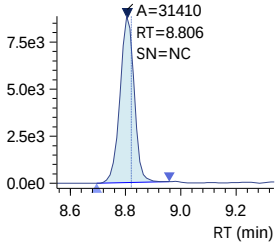

13C8-PFOS
Conc. 2.6521
Q 507.10>98.90 (-) 8.87e3

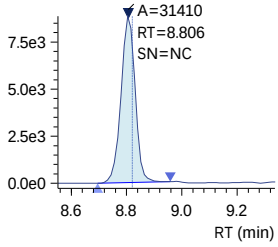

13C4-PFOS_IS
Conc. 2.5000
ISTD 502.80>79.90 (-) 2.43e4

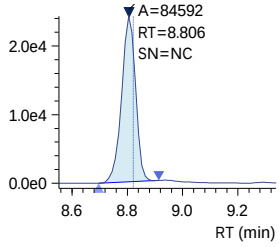

SN - Software-calculated S/N ratio outside criteria due to non-target peaks or drift in noise calculation window.
Analyst review of noise levels (excluding non-target peaks) in chromatogram indicates S/N ratio meets criteria.

240321_019 (continued)

PFOS
Conc. 4.6969
R#1 42.89 (45.06)
R#2 42.89 (47.87)
Q 498.90>79.90 (-) 3.06e4

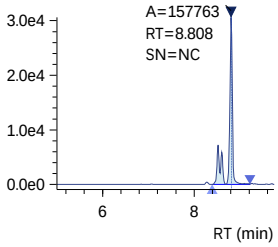

R1 498.90>98.80 (-) 1.51e4

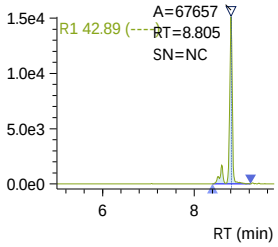

R2 498.90>98.80 (-) 1.51e4

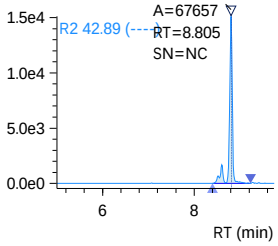

NMeFOSAA
Conc. 5.0477
R#1 71.06 (67.10)
R#2 71.06 (60.24)
Q 570.10>419.00 (-) 2.27e4

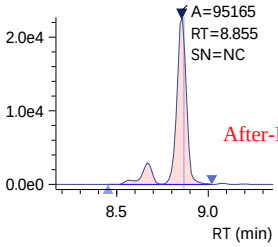

R1 570.10>483.00 (-) 1.49e4

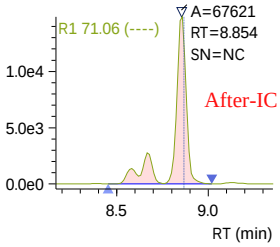

R2 570.10>483.00 (-) 1.49e4

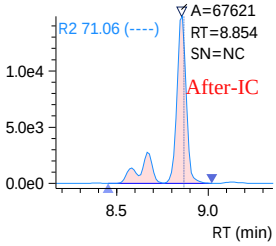

D5-NEtFOSAA_IS
Conc. 5.0000
ISTD 589.20>419.00 (-) 2.31e4

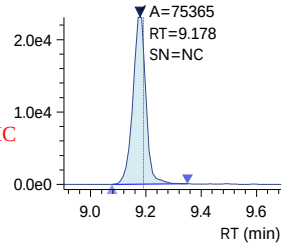

D5-NEtFOSAA
Conc. 5.0267
Q 589.20>419.00 (-) 2.31e4

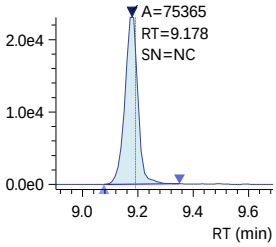

NEtFOSAA
Conc. 5.0812
R#1 84.17 (89.53)
R#2 84.17 (72.57)
Q 584.20>419.10 (-) 2.01e4

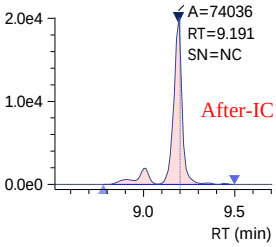

R1 584.20>526.00 (-) 1.56e4

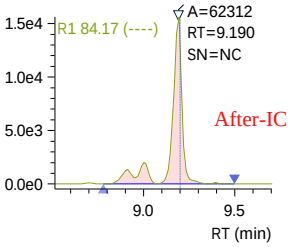

R2 584.20>526.00 (-) 1.56e4

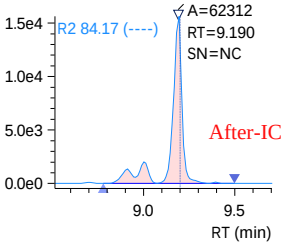

J:\LCMS08\Data\240321_1633_B1\240321_1633_B1.damlp .

SN - Software-calculated S/N ratio outside criteria due to non-target peaks or drift in noise calculation window.
Analyst review of noise levels (excluding non-target peaks) in chromatogram indicates S/N ratio meets criteria.

240321_019 (continued)

9-Cl-PF3ONS
Conc. 5.0124
R#1 32.38 (31.69)
R#2 32.38 (30.68)
Q 530.80>351.00 (-) 3.78e5

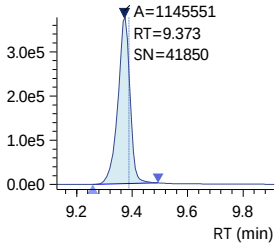

R1 532.80>353.00 (-) 1.23e5

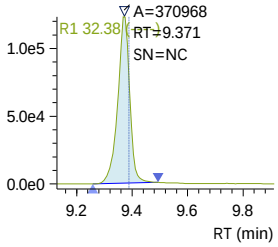

R2 532.80>353.00 (-) 1.23e5

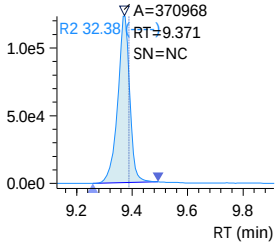

PFUnDA
Conc. 5.3924
R#1 12.23 (10.96)
R#2 12.23 (11.56)
Q 563.10>519.00 (-) 1.31e5

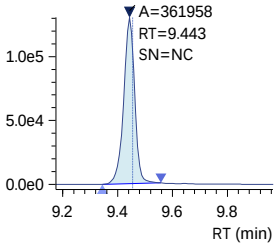

R1 563.10>269.10 (-) 1.58e4

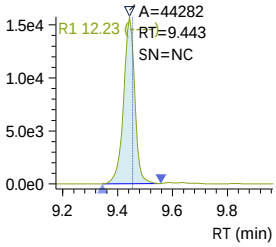

R2 563.10>269.10 (-) 1.58e4

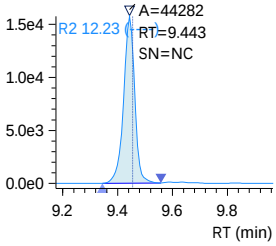

13C7-PFUnDA_IS
Conc. 1.2500
ISTD 570.00>525.10 (-) 2.78e4

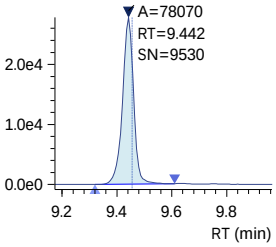

13C7-PFUnDA
Conc. 1.3596
Q 570.00>525.10 (-) 2.78e4

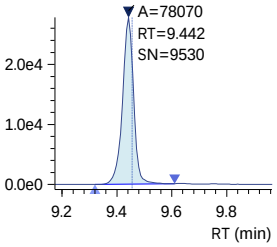

PFNS
Conc. 5.0537
R#1 57.93 (56.91)
R#2 57.93 (61.27)
Q 548.80>79.90 (-) 4.78e4

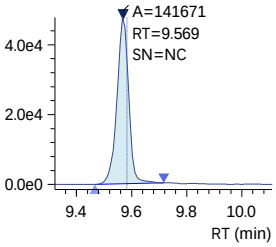

R1 548.80>98.80 (-) 2.80e4

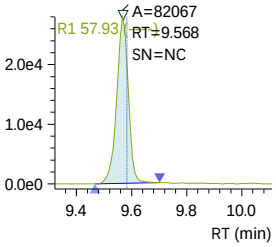

R2 548.80>98.80 (-) 2.80e4

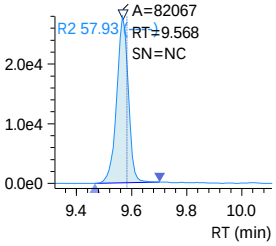

SN - Software-calculated S/N ratio outside criteria due to non-target peaks or drift in noise calculation window.
Analyst review of noise levels (excluding non-target peaks) in chromatogram indicates S/N ratio meets criteria.

240321_019 (continued)

10_2 FTS
Conc. 4.7170
R#1 31.80 (32.29)
R#2 31.80 (29.61)
Q 626.80>607.05 (-) 1.53e4

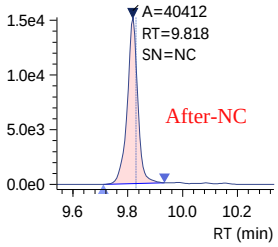

R1 626.80>81.00 (-) 4.54e3

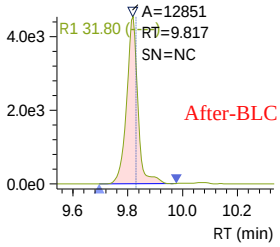

R2 626.80>81.00 (-) 4.54e3

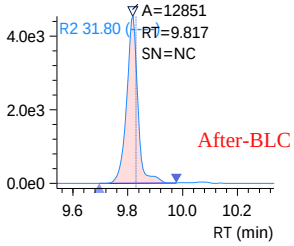

13C2-PFDOA_IS
Conc. 1.2500
ISTD 615.10>570.00 (-) 3.38e4

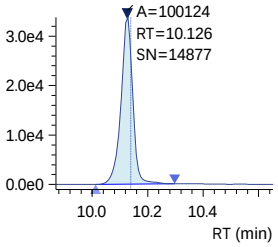

13C2-PFDOA
Conc. 1.4993
Q 615.10>570.00 (-) 3.38e4

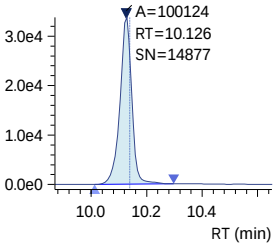

PFDOA
Conc. 4.9275
R#1 11.80 (11.14)
R#2 11.80 (10.73)
Q 613.10>569.00 (-) 9.12e4

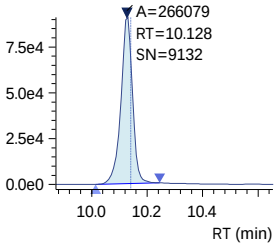

R1 613.10>319.00 (-) 1.10e4

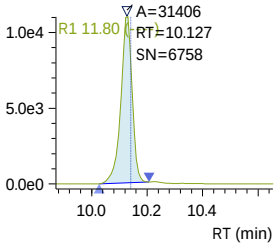

R2 613.10>319.00 (-) 1.10e4

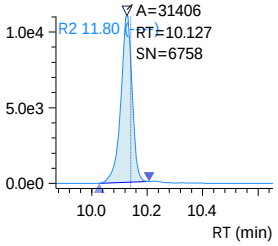

PFDS
Conc. 4.9776
R#1 61.31 (58.01)
R#2 61.31 (58.67)
Q 599.00>79.90 (-) 4.28e4

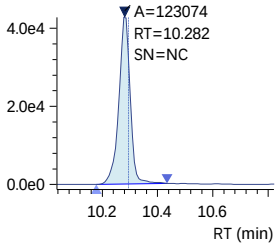

R1 599.00>98.80 (-) 2.68e4

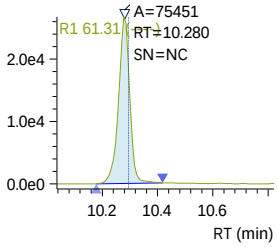

R2 599.00>98.80 (-) 2.68e4

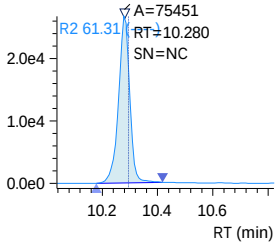

240321_019 (continued)

PFTrDA
Conc. 4.5491
R#1 16.66 (16.67)
R#2 16.66 (15.36)

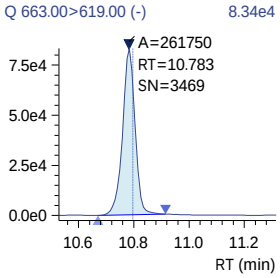

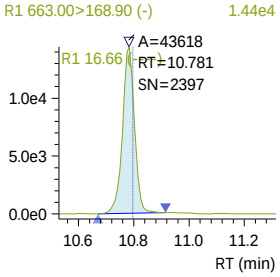

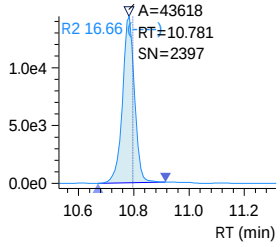

11-Cl-PF3OUdS
Conc. 5.2355
R#1 34.47 (35.04)
R#2 34.47 (35.75)

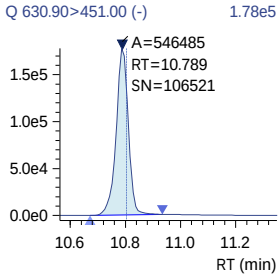

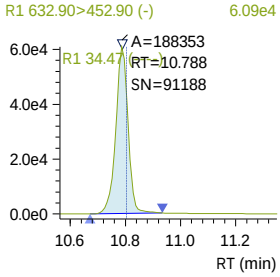

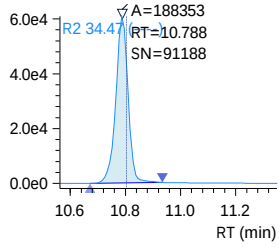

PFOSAm
Conc. 10.2000

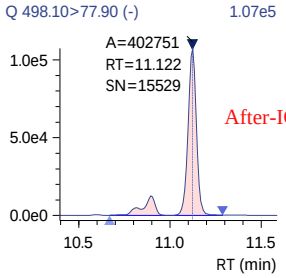

13C8-PFOSAm
Conc. 2.8437

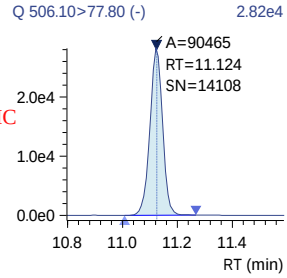

13C8-PFOSAm_IS
Conc. 2.5000

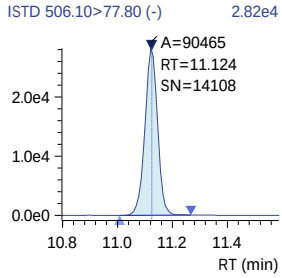

240321_019 (continued)

PFTDA
Conc. 5.0573
R#1 17.65 (17.09)
R#2 17.65 (18.64)
Q 713.10>669.00 (-) 5.90e4

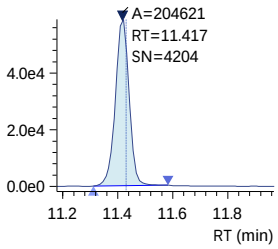

R1 713.10>168.90 (-) 1.01e4

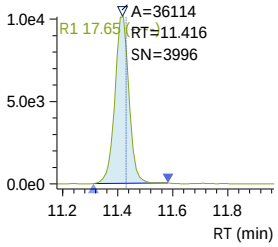

R2 713.10>168.90 (-) 1.01e4

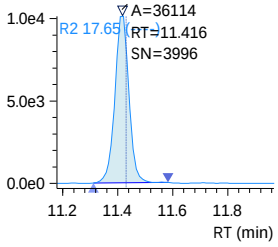

13C2-PFTDA
Conc. 1.4535
Q 715.20>670.00 (-) 1.65e4

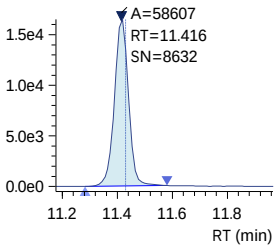

13C2-PFTDA_IS
Conc. 1.2500
ISTD 715.20>670.00 (-) 1.65e4

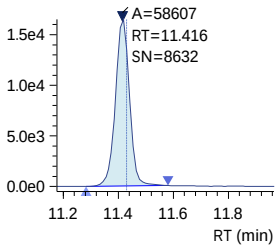

PFDoS
Conc. 5.0804
R#1 66.21 (61.23)
R#2 66.21 (68.82)
Q 699.10>79.90 (-) 2.45e4

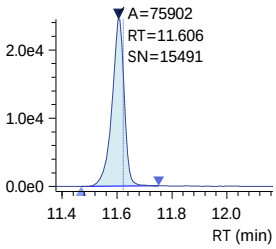

R1 699.10>98.80 (-) 1.66e4

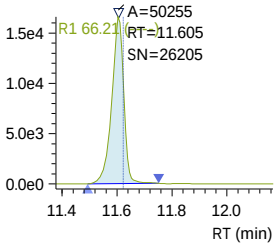

R2 699.10>98.80 (-) 1.66e4

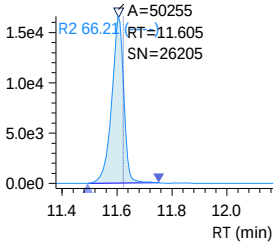

D7-MeFOSE_IS
Conc. 25.0000
ISTD 623.20>58.90 (-) 8.23e4

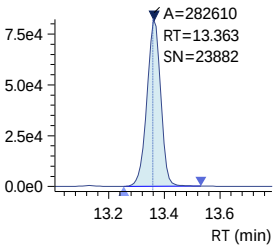

240321_019 (continued)

D7-MeFOSE
Conc. 29.0354

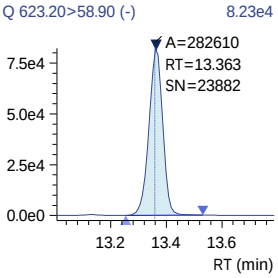

MeFOSE
Conc. 5.0683

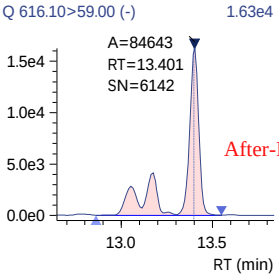

After-IC

13C2-PFHXDA_IS
Conc. 2.5000

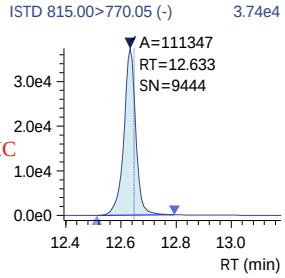

13C2-PFHXDA
Conc. 2.6857

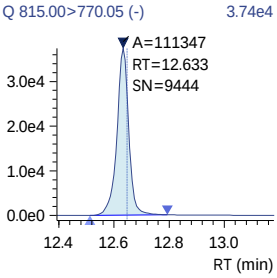

PFHXDA
Conc. 4.9980
R#1 11.65 (10.78)
R#2 11.65 (11.00)

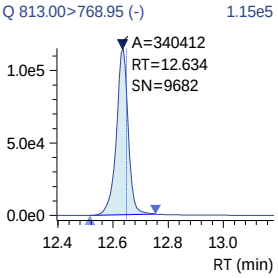

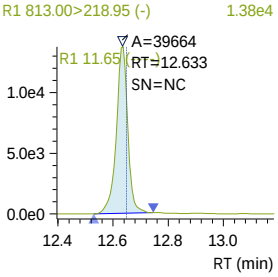

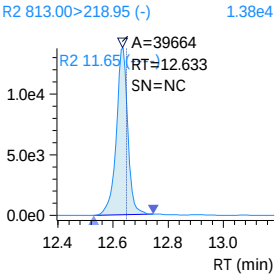

J:\LCMS08\Data\240321_1633_B1\240321_1633_B1.damlp .

SN - Software-calculated S/N ratio outside criteria due to non-target peaks or drift in noise calculation window.
Analyst review of noise levels (excluding non-target peaks) in chromatogram indicates S/N ratio meets criteria.

240321_019 (continued)

D3-MeFOSA
Conc. 2.6318

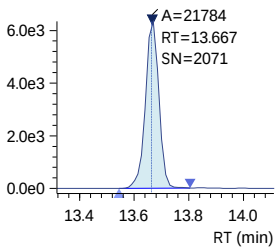

D3-MeFOSA_IS
Conc. 2.5000

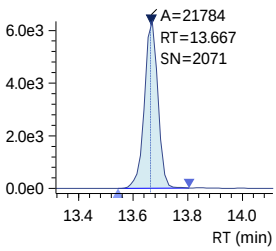

MeFOSA
Conc. 5.5649
R#1 160.39 (156.31)
R#2 160.39 (156.72)

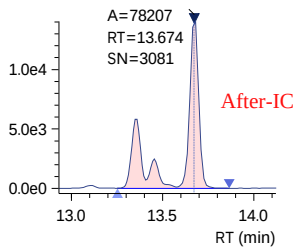

D9-EtFOSE_IS
Conc. 25.0000

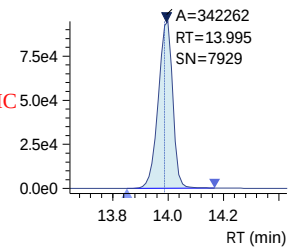

D9-EtFOSE
Conc. 30.8036

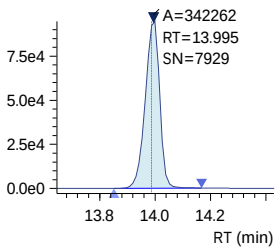

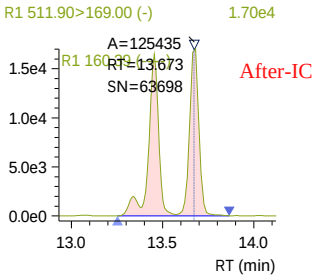

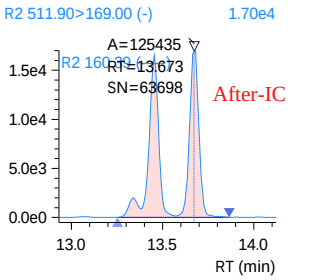

J:\LCMS08\Data\240321_1633_B1\240321_1633_B1.damlp .

SN - Software-calculated S/N ratio outside criteria due to non-target peaks or drift in noise calculation window.
Analyst review of noise levels (excluding non-target peaks) in chromatogram indicates S/N ratio meets criteria.

240321_019 (continued)

EtFOSE
Conc. 4.6077

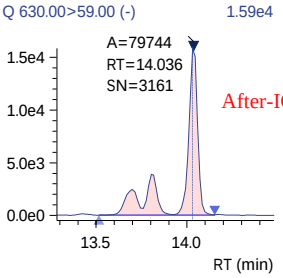

D5-EtFOSAm
Conc. 2.8660

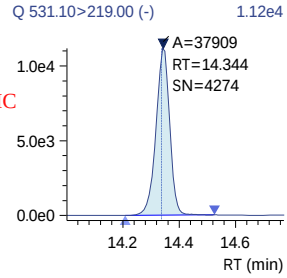

D5-EtFOSAm_IS
Conc. 2.5000

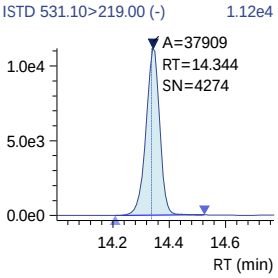

EtFOSAm
Conc. 4.7890
R#1 160.17 (177.75)
R#2 160.17 (149.59)

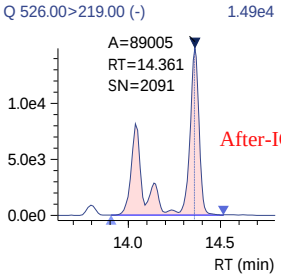

PFODA
Conc. 5.4492
R#1 32.34 (31.66)
R#2 32.34 (33.60)

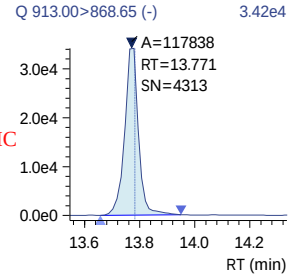

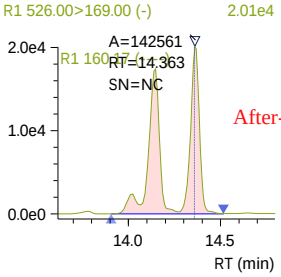

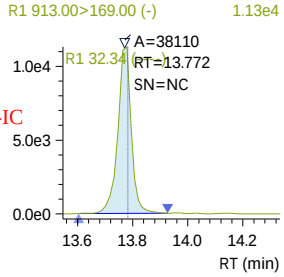

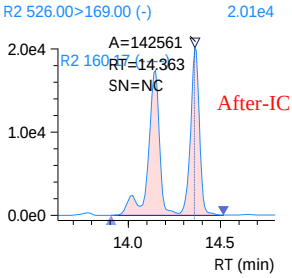

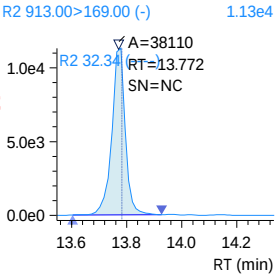

J:\LCMS08\Data\240321_1633_B1\240321_1633_B1.damlp .

SN - Software-calculated S/N ratio outside criteria due to non-target peaks or drift in noise calculation window.
Analyst review of noise levels (excluding non-target peaks) in chromatogram indicates S/N ratio meets criteria.

Insight Report
Before Manual Integration
Printed 3/22/2024 10:11:10

240321_019

Sample ID: 1633 ICAL 5.0PPB
Date Acquired: 3/21/2024 5:39:32 PM
Acquired by: System Administrator
Data File: 240321_019
Vial: 6 | Inj. Volume: 10.0000uL | Tray: 1

13C4-PFBA
Conc. 9.7151
Q 216.80>171.90 (-) 1.14e5

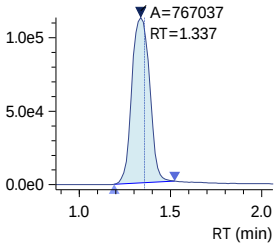

13C4-PFBA_IS
Conc. 10.0000
ISTD 216.80>171.90 (-) 1.14e5

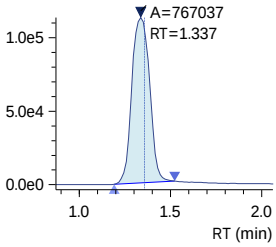

13C3-PFBA_IS
Conc. 5.0000
ISTD 216.00>172.00 (-) 5.94e4

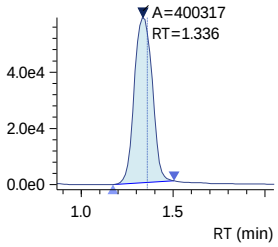

PFBA
Conc. 5.1124
Q 212.80>169.05 (-) 6.53e4

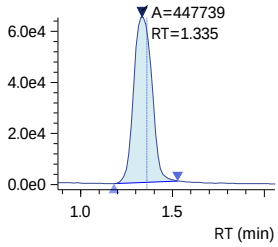

PFMPA
Conc. 4.9656
Q 229.00>84.90 (-) 5.21e4

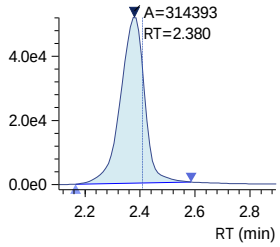

3_3 FTCA
Conc. 54.6213
R#1 139.63 (136.14)
R#2 139.63 (136.14)
Q 241.00>177.10 (-) 5.19e4

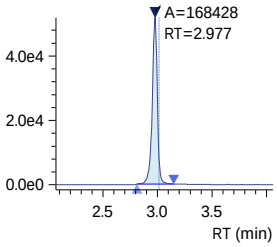

13C5-PFPeA
Conc. 5.4256
Q 268.30>223.00 (-) 5.48e4

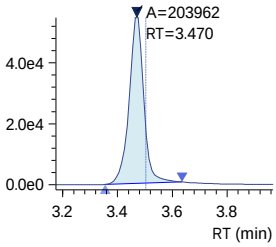

13C5-PFPeA_IS
Conc. 5.0000
ISTD 268.30>223.00 (-) 5.48e4

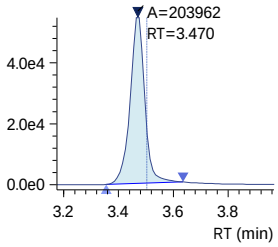

PFPeA
Conc. 4.8761
Q 263.00>219.00 (-) 1.93e5

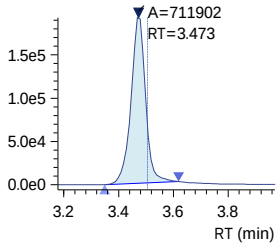

PFMBA
Conc. 4.7181
Q 279.00>84.95 (-) 1.38e5

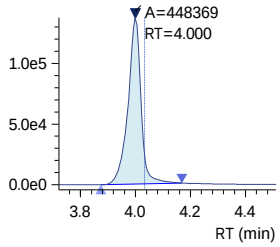

R1 241.00>117.00 (-) 7.29e4

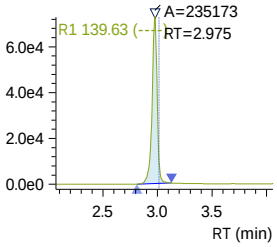

R2 241.00>117.00 (-) 7.29e4

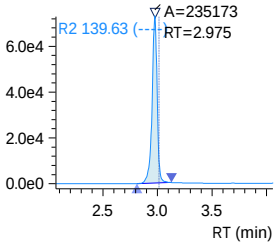

240321_019 (continued)

13C2-4_2 FTS
Conc. 3.8897

Q 329.10>80.90 (-) A=43913 1.52e4

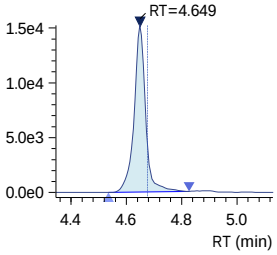

13C2-4_2 FTS_IS
Conc. 5.0000

ISTD 329.10>80.90 (-) A=43913 1.52e4

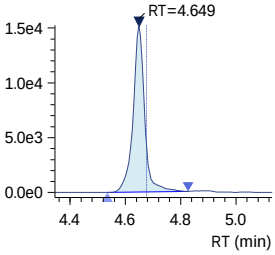

4_2 FTS
Conc. 4.9559
R#1 31.42 (33.08)
R#2 31.42 (33.08)

Q 327.10>307.00 (-) 4.25e4

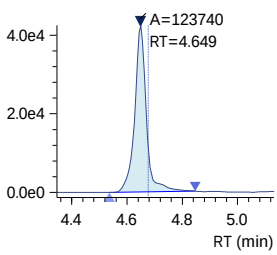

R1 327.10>80.90 (-) 1.37e4

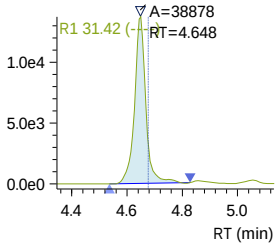

R2 327.10>80.90 (-) 1.37e4

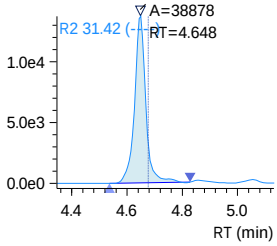

13C3-PFBS_IS
Conc. 2.5000

ISTD 302.10>79.90 (-) 3.98e4

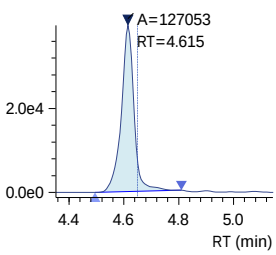

PFBS
Conc. 4.5760
R#1 45.39 (46.53)
R#2 45.39 (46.53)

Q 298.70>79.90 (-) 1.06e5

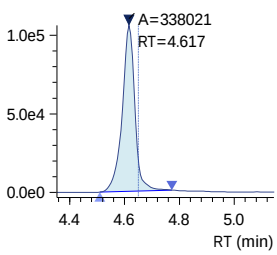

R1 298.70>98.80 (-) 4.72e4

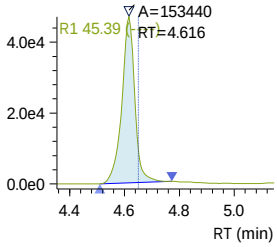

R2 298.70>98.80 (-) 4.72e4

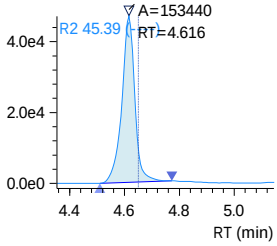

240321_019 (continued)

13C3-PFBS
Conc. 2.5926

Q 302.10>79.90 (-) 3.98e4

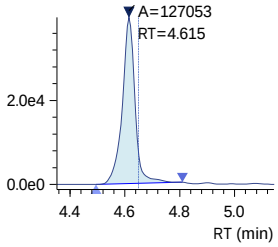

NFDHA
Conc. 5.6631
R#1 33.79 (36.44)
R#2 33.79 (36.44)

Q 295.00>201.00 (-) 1.43e5

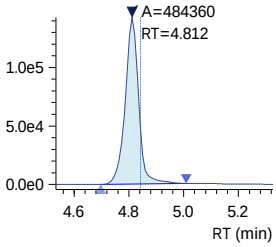

R1 295.00>84.90 (-) 4.84e4

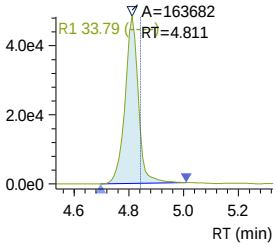

R2 295.00>84.90 (-) 4.84e4

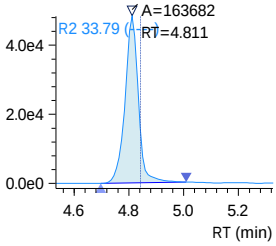

13C5-PFHxA
Conc. 2.3654

Q 318.00>273.00 (-) 7.84e4

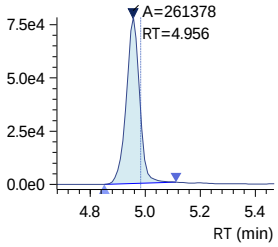

13C5-PFHxA_IS
Conc. 2.5000

ISTD 318.00>273.00 (-) 7.84e4

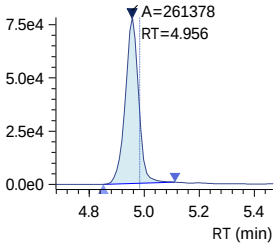

13C2-PFHxA_IS
Conc. 2.5000

ISTD 315.10>270.00 (-) 9.89e4

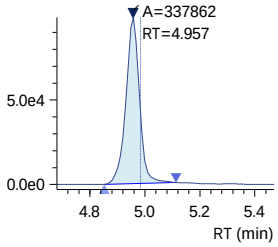

Insight Report
Before Manual Integration
Printed 3/22/2024 10:11:10

240321_019 (continued)

PFHxA
Conc. 4.9402

Q 313.00>269.00 (-) 1.62e5

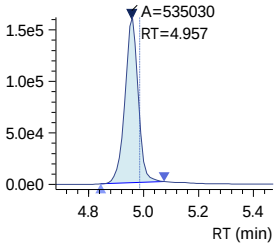

PFEESA
Conc. 4.6210
R#1 5.52 (5.25)
R#2 5.52 (5.25)

Q 314.80>135.00 (-) 4.63e5

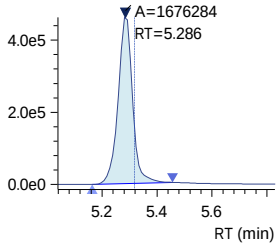

R1 314.80>82.90 (-) 2.52e4

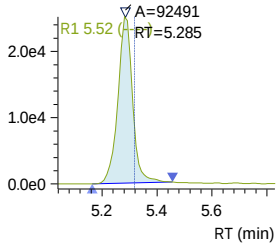

R2 314.80>82.90 (-) 2.52e4

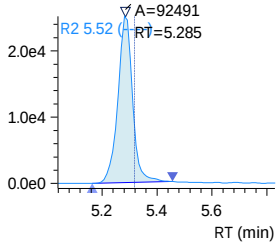

13C3-HFPO-DA
Conc. 9.4374

Q 286.90>168.90 (-) 1.29e5

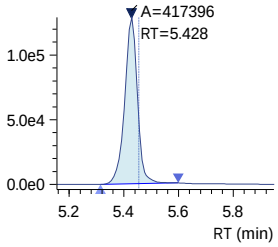

13C3-HFPO-DA_IS
Conc. 10.0000

ISTD 286.90>168.90 (-) 1.29e5

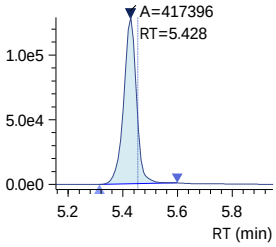

HFPO-DA
Conc. 5.0799
R#1 64.74 (62.57)
R#2 64.74 (62.57)

Q 284.90>168.90 (-) 7.44e4

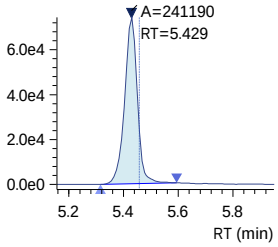

R1 284.90>184.90 (-) 4.85e4

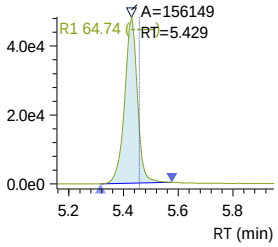

R2 284.90>184.90 (-) 4.85e4

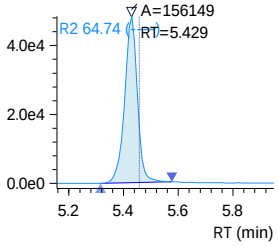

Insight Report
Before Manual Integration
Printed 3/22/2024 10:11:10

240321_019 (continued)

5_3 FTCA
Conc. 56.8545
R#1 148.52 (154.88)
R#2 148.52 (154.88)
Q 341.00>237.05 (-) 1.55e5

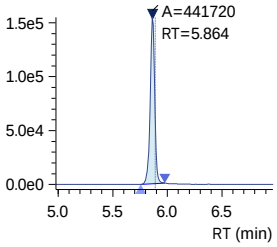

R1 341.00>217.00 (-) 2.29e5

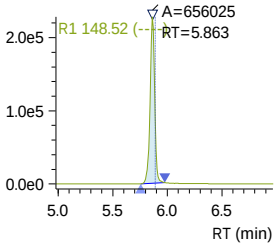

R2 341.00>217.00 (-) 2.29e5

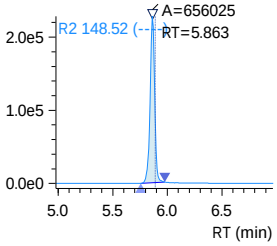

PFPeS
Conc. 4.9169
R#1 55.33 (54.44)
R#2 55.33 (54.44)
Q 349.10>79.90 (-) 8.32e4

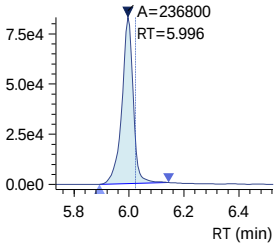

R1 349.10>98.80 (-) 4.55e4

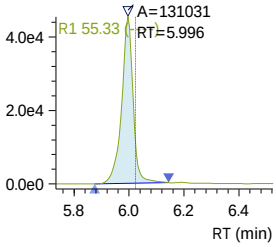

R2 349.10>98.80 (-) 4.55e4

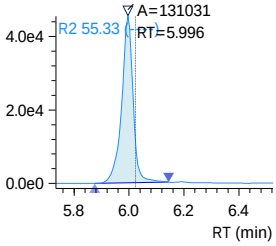

13C4-PFHpA
Conc. 2.5236
Q 367.10>322.00 (-) 1.40e5

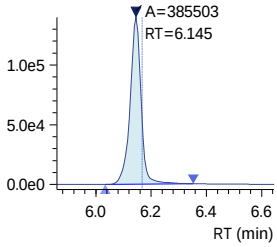

13C4-PFHpA_IS
Conc. 2.5000
ISTD 367.10>322.00 (-) 1.40e5

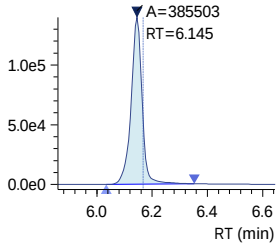

PFHpA
Conc. 4.8145
R#1 22.07 (23.39)
R#2 22.07 (23.39)
Q 363.10>319.00 (-) 2.47e5

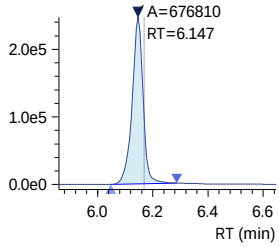

R1 363.10>169.00 (-) 5.39e4

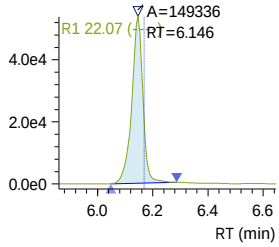

R2 363.10>169.00 (-) 5.39e4

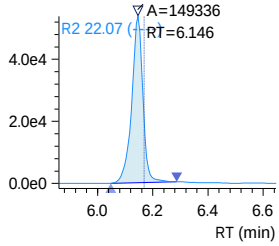

Insight Report
Before Manual Integration
Printed 3/22/2024 10:11:10

240321_019 (continued)

DONA
Conc. 5.1107
R#1 27.47 (30.39)
R#2 27.47 (30.39)
Q 376.90>250.90 (-) 2.83e5

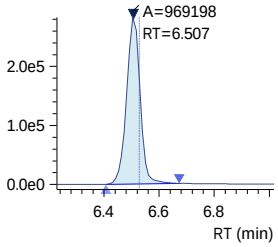

13C2-6_2 FTS_IS
Conc. 5.0000
ISTD 429.10>80.90 (-) 1.22e4

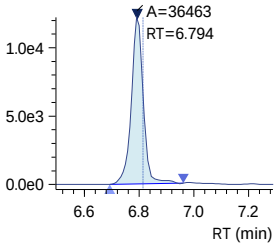

13C2-6_2 FTS
Conc. 4.0072
Q 429.10>80.90 (-) 1.22e4

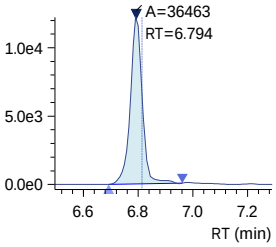

6_2 FTS
Conc. 4.5976
R#1 45.73 (44.48)
R#2 45.73 (44.48)
Q 427.10>407.00 (-) 2.60e4

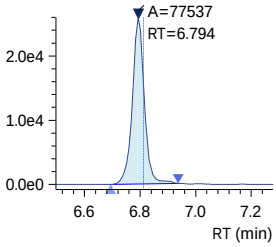

13C4-PFOA_IS
Conc. 2.5000
ISTD 417.10>172.00 (-) 5.65e3

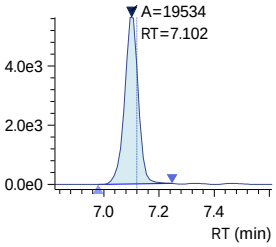

R1 376.90>84.80 (-) 7.76e4

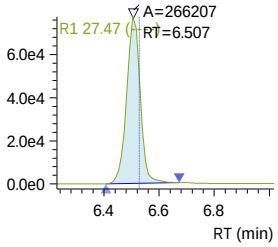

R1 427.10>80.90 (-) 1.24e4

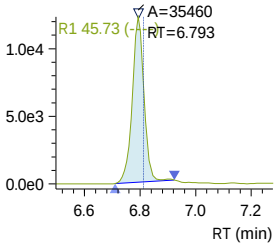

R2 376.90>84.80 (-) 7.76e4

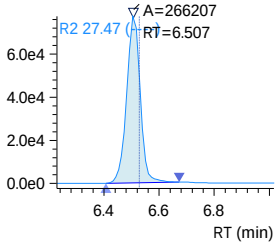

R2 427.10>80.90 (-) 1.24e4

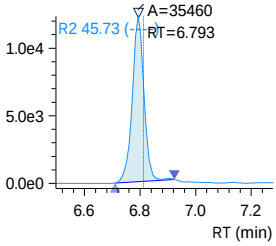

240321_019 (continued)

13C8-PFOA_IS
Conc. 2.5000

ISTD 421.10>376.00 (-) 9.15e4

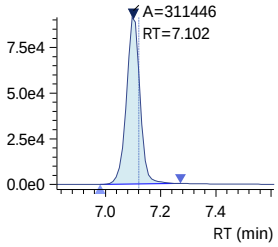

13C8-PFOA
Conc. 2.5888

Q 421.10>376.00 (-) 9.15e4

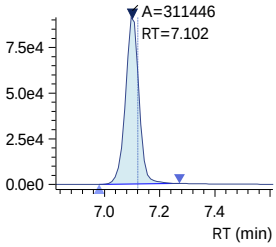

PFOA
Conc. 4.8940
R#1 22.81 (24.47)
R#2 22.81 (24.47)

Q 413.00>369.00 (-) 1.69e5

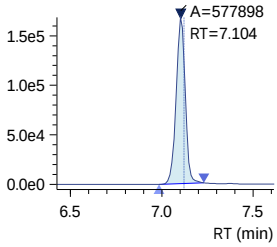

R1 413.00>169.00 (-) 3.88e4

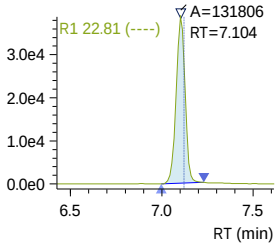

R2 413.00>169.00 (-) 3.88e4

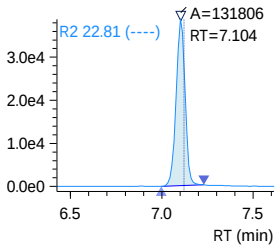

13C3-PFHxS
Conc. 2.5201

Q 402.10>79.90 (-) 2.37e4

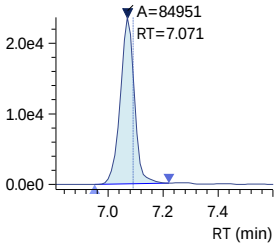

13C3-PFHxS_IS
Conc. 2.5000

ISTD 402.10>79.90 (-) 2.37e4

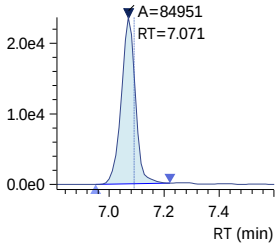

240321_019 (continued)

PFHxS
Conc. 5.0217
R#1 56.48 (57.29)
R#2 56.48 (57.29)
Q 398.70>79.90 (-) 5.24e4

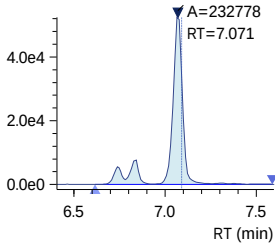

R1 398.70>98.90 (-) 2.87e4

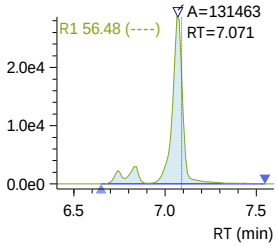

R2 398.70>98.90 (-) 2.87e4

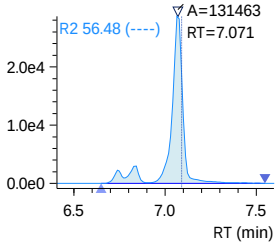

18O2-PFHxS_IS
Conc. 2.5000
ISTD 403.00>83.90 (-) 2.24e4

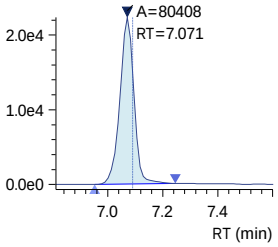

13C9-PFNA_IS
Conc. 1.2500
ISTD 472.10>427.00 (-) 5.07e4

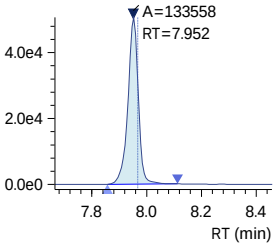

13C9-PFNA
Conc. 1.3037
Q 472.10>427.00 (-) 5.07e4

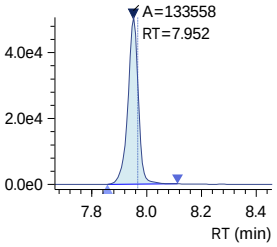

13C5-PFNA_IS
Conc. 1.2500
ISTD 468.00>423.00 (-) 4.21e4

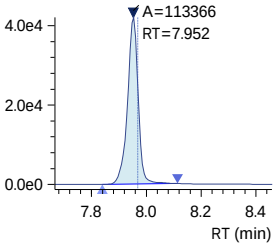

240321_019 (continued)

PFNA
Conc. 4.9630
R#1 21.14 (20.36)
R#2 21.14 (20.36)
Q 463.00>419.00 (-) 1.67e5

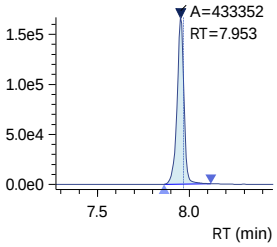

R1 463.00>219.00 (-) 3.47e4

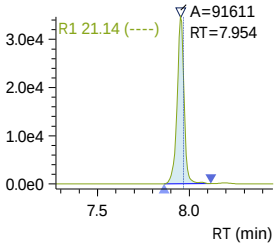

R2 463.00>219.00 (-) 3.47e4

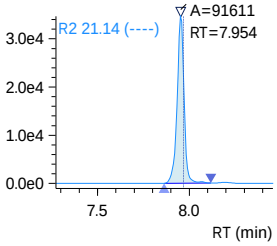

PFHpS
Conc. 4.7380
R#1 50.44 (46.70)
R#2 50.44 (46.70)
Q 449.00>79.90 (-) 7.02e4

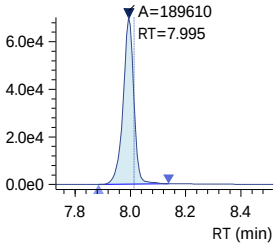

R1 449.00>98.80 (-) 3.58e4

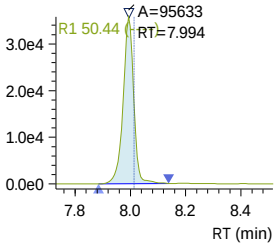

R2 449.00>98.80 (-) 3.58e4

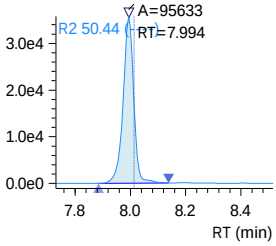

7_3 FTCA
Conc. 53.4622
R#1 137.55 (132.28)
R#2 137.55 (132.28)
Q 441.00>317.00 (-) 2.15e5

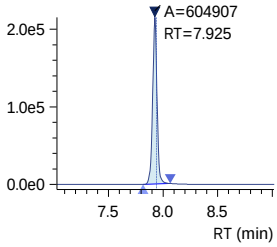

R1 441.00>336.90 (-) 2.98e5

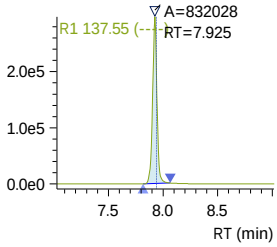

R2 441.00>336.90 (-) 2.98e5

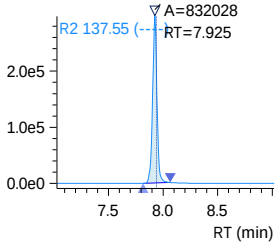

13C2-8_2-FTS
Conc. 3.9552
Q 529.10>80.90 (-) 7.67e3

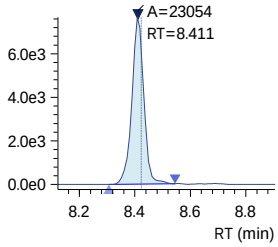

13C2-8_2-FTS_IS
Conc. 5.0000
ISTD 529.10>80.90 (-) 7.67e3

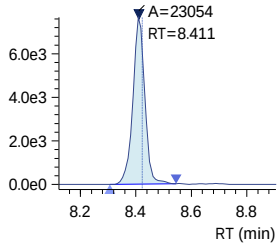

240321_019 (continued)

8_2 FTS
Conc. 4.7354
R#1 48.67 (45.91)
R#2 48.67 (45.91)
Q 527.10>506.95 (-) 1.54e4

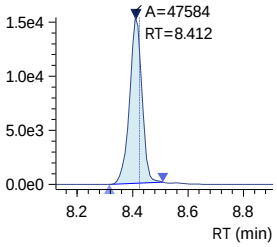

13C6-PFDA_IS
Conc. 1.2500
ISTD 519.10>474.10 (-) 2.28e4

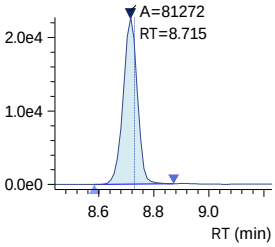

13C6-PFDA
Conc. 1.3958
Q 519.10>474.10 (-) 2.28e4

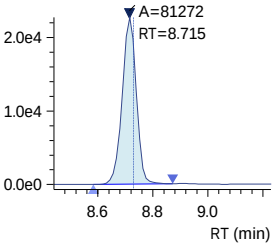

13C2-PFDA_IS
Conc. 1.2500
ISTD 515.10>470.10 (-) 1.67e4

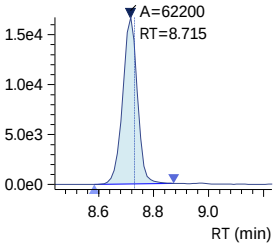

PFDA
Conc. 4.8793
R#1 17.14 (17.64)
R#2 17.14 (17.64)
Q 512.90>469.00 (-) 9.22e4

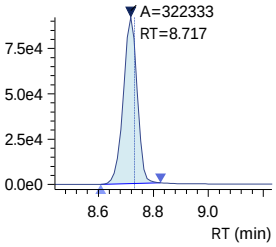

R1 527.10>80.80 (-) 7.34e3

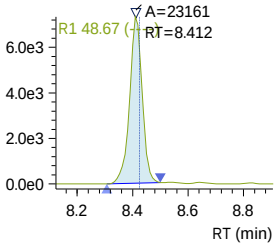

R1 512.90>219.00 (-) 1.53e4

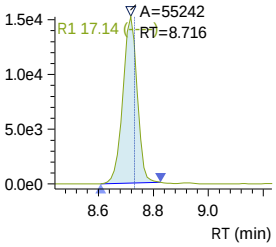

R2 527.10>80.80 (-) 7.34e3

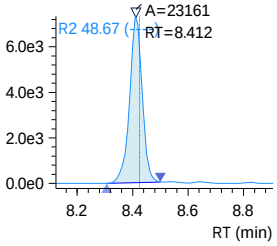

R2 512.90>219.00 (-) 1.53e4

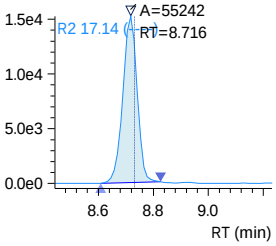

D3-NMeFOSAA_IS
Conc. 5.0000
ISTD 573.20>419.00 (-) 2.75e4

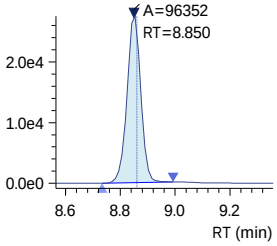

D3-NMeFOSAA
Conc. 4.7084
Q 573.20>419.00 (-) 2.75e4

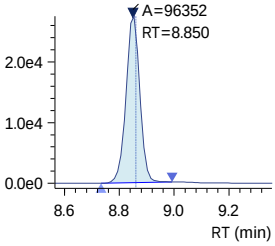

13C8-PFOS_IS
Conc. 2.5000
ISTD 507.10>98.90 (-) 8.87e3

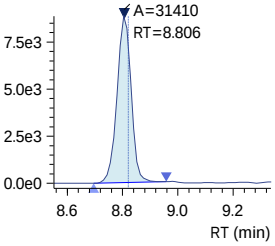

13C8-PFOS
Conc. 2.6521
Q 507.10>98.90 (-) 8.87e3

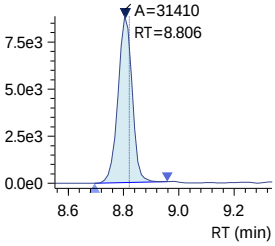

13C4-PFOS_IS
Conc. 2.5000
ISTD 502.80>79.90 (-) 2.43e4

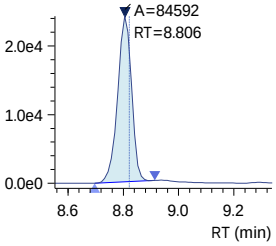

Insight Report
Before Manual Integration
Printed 3/22/2024 10:11:10

240321_019 (continued)

PFOS
Conc. 4.6969
R#1 42.89 (45.06)
R#2 42.89 (45.06)
Q 498.90>79.90 (-) 3.06e4

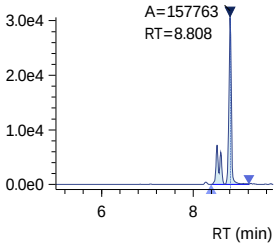

R1 498.90>98.80 (-) 1.51e4

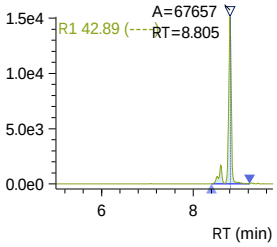

R2 498.90>98.80 (-) 1.51e4

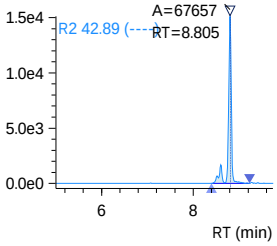

NMeFOSAA
Conc. 4.2872
R#1 63.64 (67.10)
R#2 63.64 (67.10)
Q 570.10>419.00 (-) 2.27e4

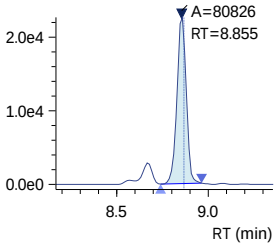

R1 570.10>483.00 (-) 1.49e4

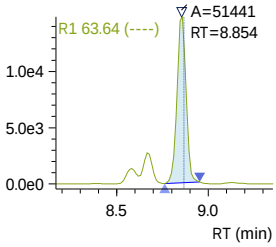

R2 570.10>483.00 (-) 1.49e4

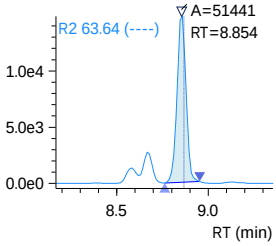

D5-NEtFOSAA_IS
Conc. 5.0000
ISTD 589.20>419.00 (-) 2.31e4

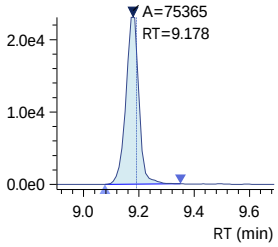

D5-NEtFOSAA
Conc. 5.0267
Q 589.20>419.00 (-) 2.31e4

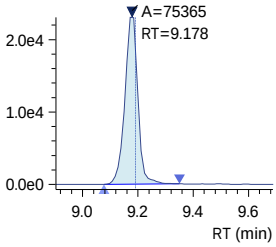

NEtFOSAA
Conc. 4.1920
R#1 77.19 (89.53)
R#2 77.19 (89.53)
Q 584.20>419.10 (-) 2.01e4

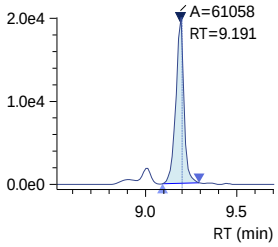

R1 584.20>526.00 (-) 1.56e4

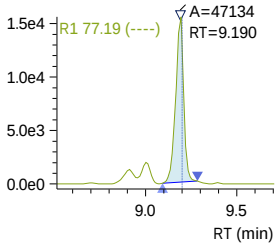

R2 584.20>526.00 (-) 1.56e4

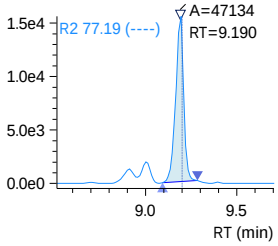

240321_019 (continued)

9-Cl-PF3ONS
Conc. 5.0124
R#1 32.38 (31.69)
R#2 32.38 (31.69)
Q 530.80>351.00 (-) 3.78e5

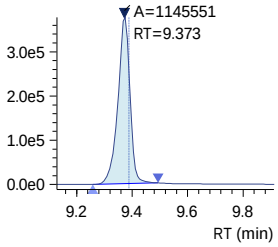

R1 532.80>353.00 (-) 1.23e5

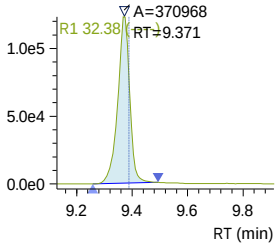

R2 532.80>353.00 (-) 1.23e5

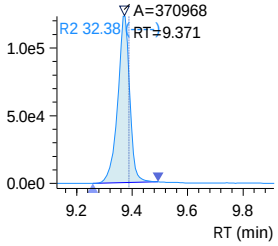

PFUnDA
Conc. 5.3924
R#1 12.23 (10.96)
R#2 12.23 (10.96)
Q 563.10>519.00 (-) 1.31e5

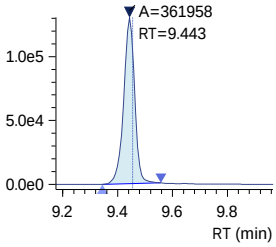

R1 563.10>269.10 (-) 1.58e4

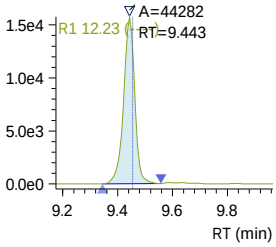

R2 563.10>269.10 (-) 1.58e4

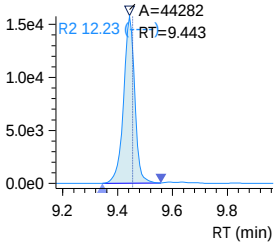

13C7-PFUnDA_IS
Conc. 1.2500
ISTD 570.00>525.10 (-) 2.78e4

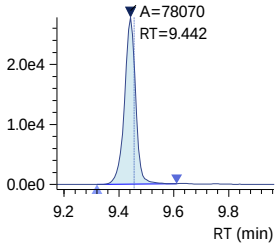

13C7-PFUnDA
Conc. 1.3596
Q 570.00>525.10 (-) 2.78e4

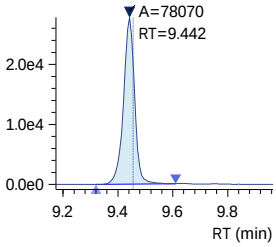

PFNS
Conc. 5.0537
R#1 57.93 (56.91)
R#2 57.93 (56.91)
Q 548.80>79.90 (-) 4.78e4

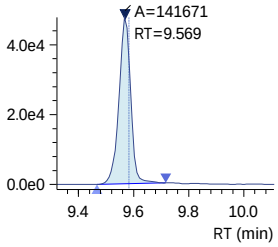

R1 548.80>98.80 (-) 2.80e4

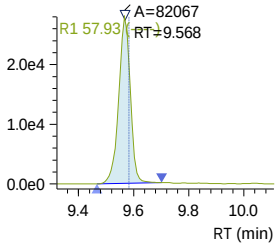

R2 548.80>98.80 (-) 2.80e4

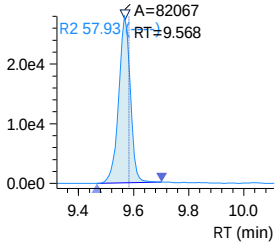

Insight Report
Before Manual Integration
Printed 3/22/2024 10:11:10

240321_019 (continued)

10_2 FTS
Conc. 4.7170
R#1 30.11 (32.29)
R#2 30.11 (32.29)
Q 626.80>607.05 (-) 1.53e4

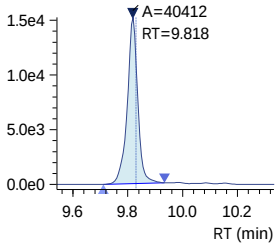

R1 626.80>81.00 (-) 4.54e3

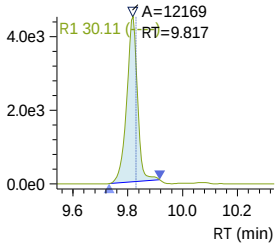

R2 626.80>81.00 (-) 4.54e3

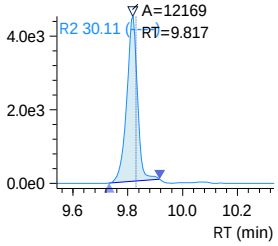

13C2-PFDOA_IS
Conc. 1.2500
ISTD 615.10>570.00 (-) 3.38e4

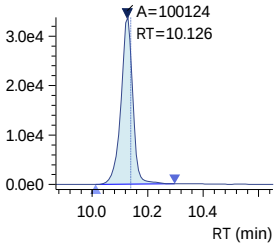

13C2-PFDOA
Conc. 1.4993
Q 615.10>570.00 (-) 3.38e4

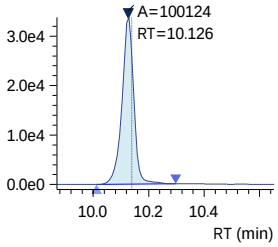

PFDOA
Conc. 4.9275
R#1 11.80 (11.14)
R#2 11.80 (11.14)
Q 613.10>569.00 (-) 9.12e4

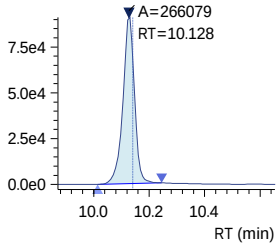

R1 613.10>319.00 (-) 1.10e4

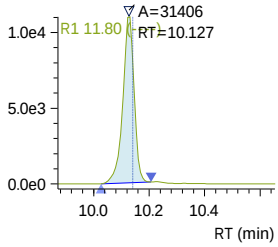

R2 613.10>319.00 (-) 1.10e4

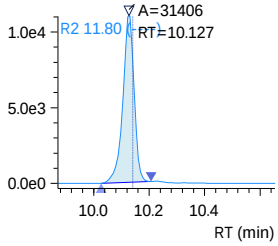

PFDS
Conc. 4.9776
R#1 61.31 (58.01)
R#2 61.31 (58.01)
Q 599.00>79.90 (-) 4.28e4

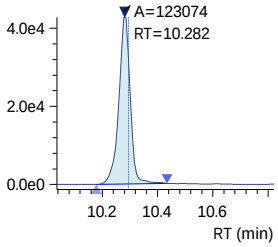

R1 599.00>98.80 (-) 2.68e4

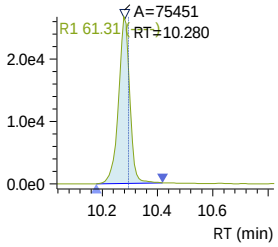

R2 599.00>98.80 (-) 2.68e4

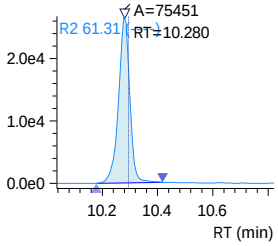

Insight Report
Before Manual Integration
Printed 3/22/2024 10:11:10

240321_019 (continued)

PFTrDA
Conc. 4.5491
R#1 16.66 (16.67)
R#2 16.66 (16.67)
Q 663.00>619.00 (-) 8.34e4

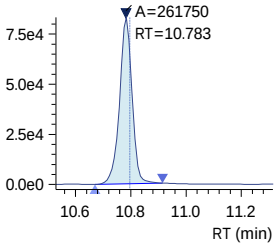

R1 663.00>168.90 (-) 1.44e4

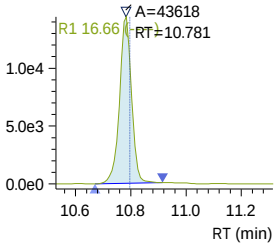

R2 663.00>168.90 (-) 1.44e4

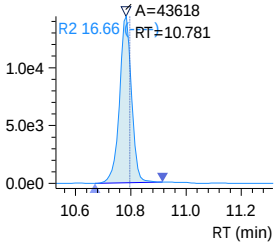

11-Cl-PF3OUdS
Conc. 5.2355
R#1 34.47 (35.04)
R#2 34.47 (35.04)
Q 630.90>451.00 (-) 1.78e5

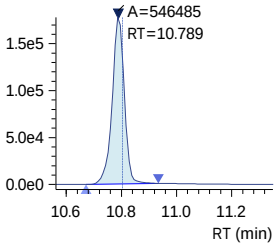

R1 632.90>452.90 (-) 6.09e4

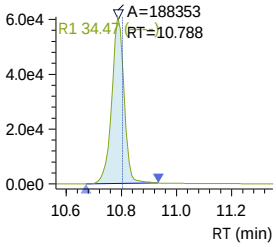

R2 632.90>452.90 (-) 6.09e4

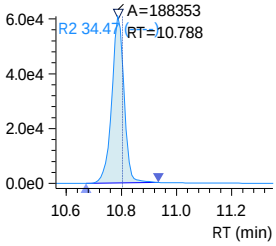

PFOSAm
Conc. 8.5817
Q 498.10>77.90 (-) 1.07e5

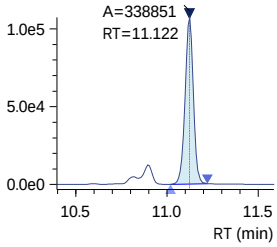

13C8-PFOSAm
Conc. 2.8437
Q 506.10>77.80 (-) 2.82e4

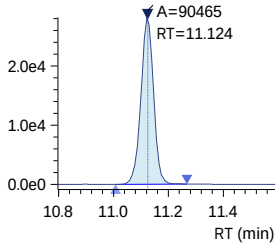

13C8-PFOSAm_IS
Conc. 2.5000
ISTD 506.10>77.80 (-) 2.82e4

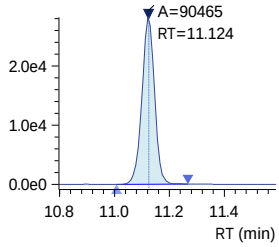

240321_019 (continued)

PFTDA
Conc. 5.0573
R#1 17.65 (17.09)
R#2 17.65 (17.09)

Q 713.10>669.00 (-) 5.90e4

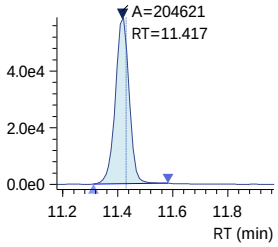

R1 713.10>168.90 (-) 1.01e4

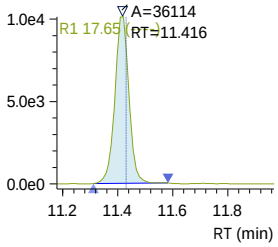

R2 713.10>168.90 (-) 1.01e4

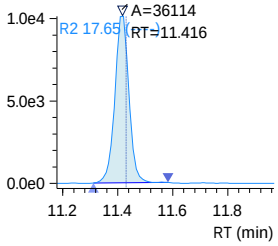

13C2-PFTDA
Conc. 1.4535

Q 715.20>670.00 (-) 1.65e4

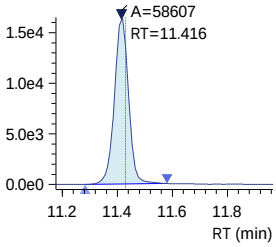

13C2-PFTDA_IS
Conc. 1.2500

ISTD 715.20>670.00 (-) 1.65e4

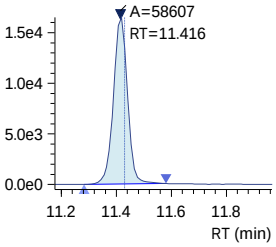

PFDoS
Conc. 5.0804
R#1 66.21 (61.23)
R#2 66.21 (61.23)

Q 699.10>79.90 (-) 2.45e4

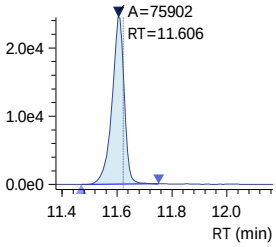

R1 699.10>98.80 (-) 1.66e4

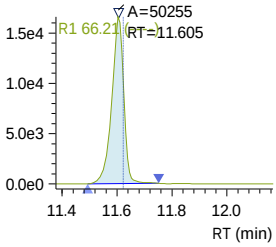

R2 699.10>98.80 (-) 1.66e4

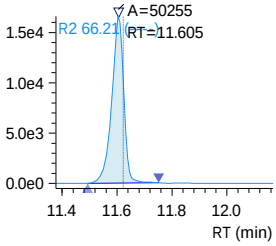

D7-MeFOSE_IS
Conc. 25.0000

ISTD 623.20>58.90 (-) 8.23e4

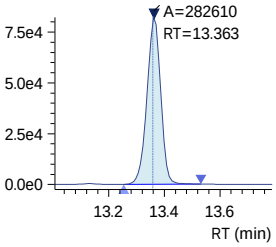

Insight Report
Before Manual Integration
Printed 3/22/2024 10:11:10

240321_019 (continued)

D7-MeFOSE
Conc. 29.0354

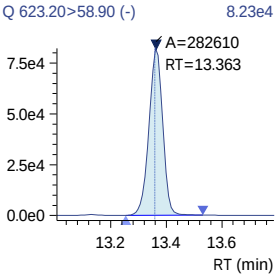

MeFOSE
Conc. 3.2704

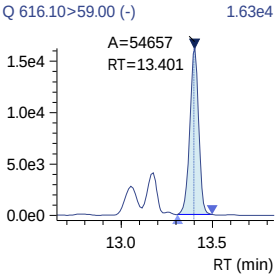

13C2-PFHXDA_IS
Conc. 2.5000

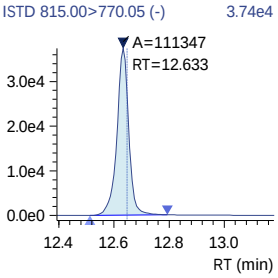

13C2-PFHXDA
Conc. 2.6857

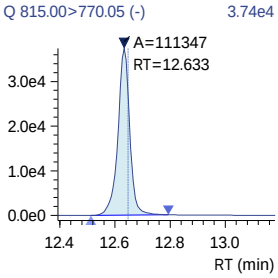

PFHXDA
Conc. 4.9980
R#1 11.65 (10.78)
R#2 11.65 (10.78)

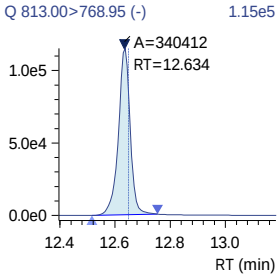

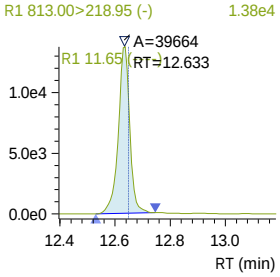

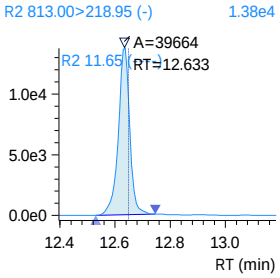

Insight Report
Before Manual Integration
Printed 3/22/2024 10:11:10

240321_019 (continued)

D3-MeFOSA
Conc. 2.6318

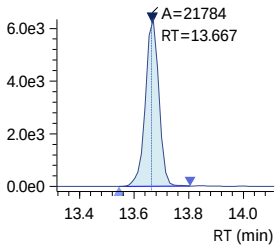

D3-MeFOSA_IS
Conc. 2.5000

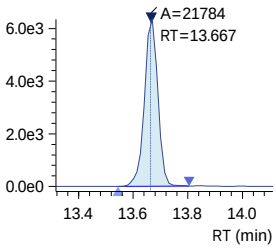

MeFOSA
Conc. 3.3533
R#1 125.13 (156.31)
R#2 125.13 (156.31)

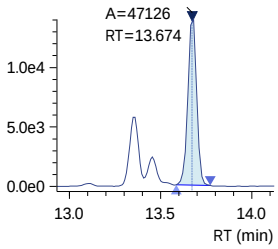

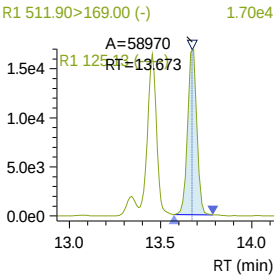

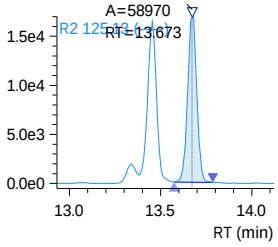

D9-EtFOSE_IS
Conc. 25.0000

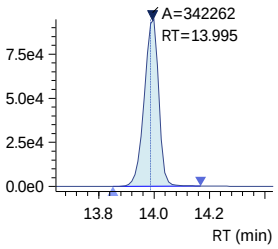

D9-EtFOSE
Conc. 30.8036

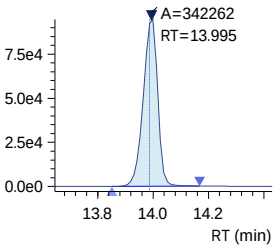

Insight Report
Before Manual Integration
Printed 3/22/2024 10:11:10

240321_019 (continued)

EtFOSE
Conc. 3.0222

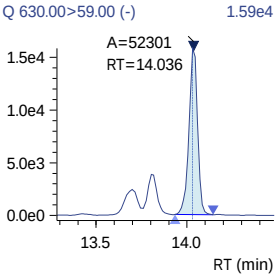

D5-EtFOSAm
Conc. 2.8660

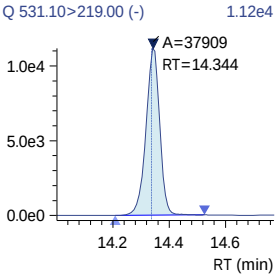

D5-EtFOSAm_IS
Conc. 2.5000

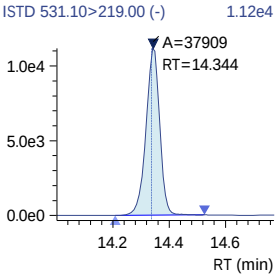

EtFOSAm
Conc. 2.5773
R#1 135.17 (177.75)
R#2 135.17 (177.75)

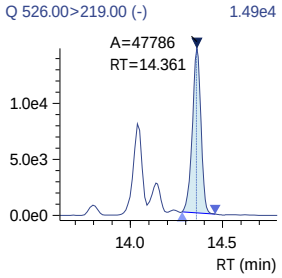

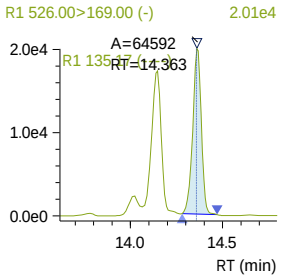

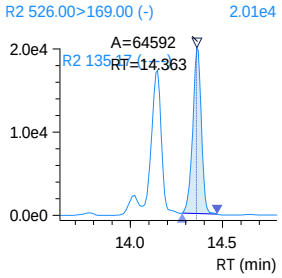

PFODA
Conc. 5.4492
R#1 32.34 (31.66)
R#2 32.34 (31.66)

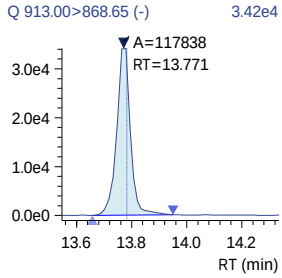

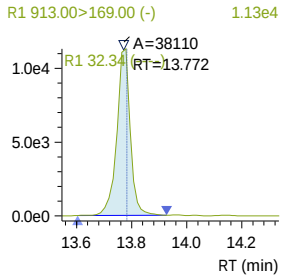

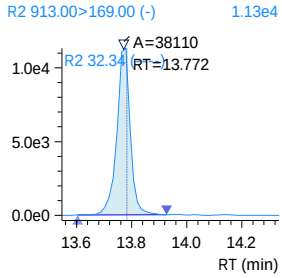

1st PS 03/22/24
2nd 03/25/24

Validation Report

Data File: J:\LCMS08\Data\240321_1633_B1\240321_023
Lab ID: KQ2403860-04
RunType: LCS_LL
Matrix: Soil

Date Acquired: 3/21/24 19:12
Batch ID: 835726
Analysis Method: 1633/PFAS_DOD5.4

Validations

Validation Categories	Pass	Fail
Analytical Hold Time	X	
ICAL Analyte Recovery	X	
Second Source ICAL Verification	X	
Continuing Calibration Recovery	X	
Continuing Calibration Recovery (Closing)	X	
Internal Standards	X	
Surrogates	X	
Std MRL Unsupported by ICAL	X	
Above Highest ICAL Level	X	

Primary Review: _____

Secondary Review: _____

1st PS 03/22/24
2nd 03/25/24

Quantitation Report

Data File:	J:\LCMS08\Data\240321_1633_B1\240321_023	**Instrument:**	K-LCMS-08
Acqu Date:	3/21/24 19:12	**Vial:**	31
Run Type:	LCS_LL	**Dilution:**	1
Lab ID:	KQ2403860-04	**Raw Units:**	ng/mL

Bottle ID:		**Tier:**	IV	**Matrix:**	Soil
Prod Code:	PFAS_DOD5.4	**Collect Date:**	3/7/24	**Receive Date:**	3/8/24

Analysis Lot:	835726	**Prep Lot:**	435476	**Report Group:**	KQ2403860
Analysis	1633	**Prep Method:**	Method		
		Prep Date:	3/14/24		

Title:	Per- and Polyfluoroalkyl Substances (PFAS) by LC/MS/MS Compliant with Table B-24 of DOD QSM	**Calibration ID:**	KC2400137
		Report List ID:	24615

Internal Standard Compounds

Parameter Name	RT	RT Dev	Response	Solution Conc	Area Criteria
18O2-PFHxS	7.102	+0.03	66971	2.5000	OK
13C4-PFOS	8.833	+0.03	81008	2.5000	OK
13C3-PFBA	1.436	+0.10	343444	5.0000	OK
13C2-PFHxA	4.997	+0.04	289614	2.5000	OK
13C4-PFOA	7.130	+0.03	15567	2.5000	OK
13C5-PFNA	7.977	+0.03	97832	1.2500	OK
13C2-PFDA	8.739	+0.02	58532	1.2500	OK

Surrogate Compounds

Parameter Name	RT	RT Dev	Response	Solution Conc	% Rec	% Rec Criteria	Rpt?
13C3-PFBS	4.668	+0.05	84291	2.0651	83	20 - 150	Y
13C3-PFHxS	7.101	+0.03	61753	2.1994	88	20 - 150	Y
13C8-PFOS	8.832	+0.03	24252	2.1383	86	20 - 150	Y
13C4-PFBA	1.435	+0.10	568414	8.3916	84	20 - 150	Y
13C5-PFPeA	3.532	+0.06	147952	4.5913	92	20 - 150	Y
13C5-PFHxA	4.996	+0.04	184098	1.9436	78	20 - 150	Y
13C4-PFHpA	6.176	+0.03	282858	2.1602	86	20 - 150	Y
13C8-PFOA	7.128	+0.03	193347	2.0167	81	20 - 150	Y
13C9-PFNA	7.977	+0.03	92722	1.0488	84	20 - 150	Y
13C6-PFDA	8.739	+0.02	59132	1.0792	86	20 - 150	Y
13C7-PFUnDA	9.465	+0.02	50762	0.9395	75	20 - 150	Y
13C2-PFDoDA	10.150	+0.02	68730	1.0937	87	20 - 150	Y
13C2-PFTeDA	11.439	+0.02	38664	1.0190	82	20 - 150	Y
13C8-FOSA	11.124		61261	2.0109	80	20 - 150	Y
D3-MeFOSA	13.664	0.00	13661	1.7235	69	20 - 150	Y
D5-EtFOSA	14.340	0.00	20999	1.6578	66	20 - 150	Y
D7-MeFOSE	13.361	0.00	176827	18.9709	76	20 - 150	Y
D9-EtFOSE	13.991	0.00	202192	19.0023	76	20 - 150	Y

1st PS 03/22/24
2nd 03/25/24

Data File:	J:\LCMS08\Data\240321_1633_B1\240321_023	**Instrument:**	K-LCMS-08
Acqu Date:	3/21/24 19:12	**Vial:**	31
Run Type:	LCS_LL	**Dilution:**	1
Lab ID:	KQ2403860-04	**Raw Units:**	ng/mL

Surrogate Compounds

Parameter Name	RT	RT Dev	Response	Solution Conc	% Rec	% Rec Criteria	Rpt?
D3-MeFOSAA	8.872	+0.02	64811	3.3073	66	20 - 150	Y
D5-EtFOSAA	9.200	+0.02	47263	3.2918	66	20 - 150	Y
13C2-4:2 FTS	4.685	+0.04	28822	3.0652	61	20 - 150	Y
13C2-6:2 FTS	6.818	+0.02	20658	2.7257	55	20 - 150	Y
13C2-8:2 FTS	8.431	+0.02	14321	2.9499	59	20 - 150	Y
13C3-HFPO-DA	5.467	+0.04	336383	8.8728	89	20 - 150	Y

Target Compounds

Final Conc.Units: ng/g

Parameter Name	RT	RT Dev	Response	Solution Conc	Final Conc	Q	Rpt?
Perfluorobutane sulfonic acid (PFBS)	4.668	+0.05	38766	0.7911	0.791		Y
Perfluoropentane sulfonic acid (PFPeS)	6.034	+0.04	28942	0.8267	0.827		Y
Perfluorohexane sulfonic acid (PFHxS)	7.104	+0.03	29206	0.8668	0.867		Y
Perfluoroheptane sulfonic acid (PFHpS)	8.024	+0.03	23448	0.7589	0.759		Y
Perfluorooctane sulfonic acid (PFOS)	8.835	+0.03	20993	0.7996	0.800		Y
Perfluorononane sulfonic acid (PFNS)	9.595	+0.03	17675	0.8166	0.817		Y
Perfluorodecane sulfonic acid (PFDS)	10.307	+0.03	13899	0.7184	0.718		Y
Perfluorododecane sulfonic acid (PFDoS)	11.633	+0.03	8167	0.7051	0.705		Y
Perfluorobutanoic acid (PFBA)	1.438	+0.10	64266	0.9531	0.953		Y
Perfluoropentanoic acid (PFPeA)	3.535	+0.06	90949	0.8588	0.859		Y
Perfluorohexanoic acid (PFHxA)	4.997	+0.04	67201	0.8900	0.890		Y
Perfluoroheptanoic acid (PFHpA)	6.178	+0.03	93637	0.8967	0.897		Y
Perfluorooctanoic acid (PFOA)	7.130	+0.03	75460	0.9939	0.994		Y
Perfluorononanoic acid (PFNA)	7.978	+0.02	53526	0.8638	0.864		Y
Perfluorodecanoic acid (PFDA)	8.740	+0.02	42650	0.8873	0.887		Y
Perfluoroundecanoic acid (PFUnDA)	9.466	+0.02	47643	1.0817	1.08		Y
Perfluorododecanoic acid (PFDOA)	10.151	+0.02	35118	0.9255	0.926		Y
Perfluorotridecanoic acid (PFTrDA)	10.807	+0.02	32274	0.8314	0.831		Y
Perfluorotetradecanoic acid (PFTDA)	11.441	+0.02	24604	0.9016	0.902		Y
Perfluorooctane sulfonamide (PFOSAm)	11.123	+0.00	23730	0.8875	0.888		Y
N-Methylperfluorooctane sulfonamide (MeFOSA)	13.673	0.00	6127	0.6951	0.695		Y
N-Ethylperfluorooctane sulfonamide (EtFOSAm)	14.356	-0.01	7363	0.7265	0.727		Y
N-Methylperfluorooctane sulfonamido ethanol (MeFOSE)	13.400	0.00	9634	0.9164	0.916		Y
N-Ethylperfluorooctane sulfonamido ethanol (EtFOSE)	14.033	0.00	8225	0.8049	0.805		Y
N-Methylperfluorooctane sulfonamido acetic acid (NMeFOSAA)	8.878	+0.02	11798	0.9303	0.930		Y

1st PS 03/22/24
2nd 03/25/24

Data File:	J:\LCMS08\Data\240321_1633_B1\240321_023	**Instrument:**	K-LCMS-08
Acqu Date:	3/21/24 19:12	**Vial:**	31
Run Type:	LCS_LL	**Dilution:**	1
Lab ID:	KQ2403860-04	**Raw Units:**	ng/mL

Target Compounds

Final Conc.Units: ng/g

Parameter Name	RT	RT Dev	Response	Solution Conc	Final Conc	Q	Rpt?
N-Ethylperfluorooctane sulfonamido acetic acid (NEtFOSAA)	9.207	+0.02	7920	0.8736	0.874		Y
1H, 1H, 2H, 2H-Perfluorohexanesulfonic acid (4:2 FTS)	4.685	+0.04	13736	0.8382	0.838		Y
1H, 1H, 2H, 2H-Perfluorooctanesulfonic acid (6:2 FTS)	6.818	+0.02	8633	0.9035	0.904		Y
1H, 1H, 2H, 2H-Perfluorodecanesulfonic acid (8:2 FTS)	8.431	+0.02	6234	1.0045	1.00		Y
4,4,5,5,6,6,6-Heptafluorohexanoic acid (3:3 FTCA)	3.052	+0.08	43929	19.6391	19.6		Y
2H,2H,3H,3H-Perfluorooctanoic acid (5:3 FTCA)	5.890	+0.03	113608	20.7610	20.8		Y
2H,2H,3H,3H-Perfluorodecanoic acid (7:3 FTCA)	7.943	+0.02	141670	17.7769	17.8		Y
Perfluoro(2-ethoxyethane) sulfonic acid (PFEESA)	5.333	+0.05	208894	0.8176	0.818		Y
9-Chlorohexadecafluoro-3-oxanonane-1-sulfonic acid (9-Cl-PF3ONS)	9.399	+0.03	134030	0.7280	0.728		Y
11-Chloroeicosafluoro-3-oxaundecane-1-sulfonic acid (11-Cl-PF3OUdS)	10.816	+0.03	62524	0.7433	0.743		Y
Perfluoro-3-methoxypropanoic acid (PFMPA)	2.475	+0.10	42559	0.9267	0.927		Y
Perfluoro-4-methoxybutanoic acid (PFMBA)	4.055	+0.06	60351	0.8755	0.876		Y
Hexafluoropropyleneoxide dimer acid (HFPO-DA) (GenX)	5.469	+0.04	35177	0.9138	0.914		Y
Nonafluoro-3,6-dioxaheptanoic acid (NFDHA)	4.856	+0.04	74220	1.2294	1.23		Y
4,8-Dioxa-3H-perfluorononanoic acid (DONA)	6.536	+0.03	131458	0.8541	0.854		Y

Prep Amount:	5 g	**Dilution:**	1
Prep Final Amount:	5.00 mL	**Basis Factor:**	100.00

U: Undetected at or above MDL
J: Analyte detected above MDL, but below MRL
B: Hit above MRL also found in Method Blank
E: Analyte concentration above high point of ICAL
N: Presumptive evidence of compound

D: Result from dilution
m: Manual integration performed
d: Compound manually deleted
NR: Analyte not reported from this analysis

*: Result fails acceptance criteria
#: Acceptance criteria not applicable
?: Insufficient information to determine acceptance
e: Result >= MRL, but MRL less than low point of ICAL
c: check for co-elution

Printed: 3/22/24 13:34
\\alprews001\starlims$\LIMSReps\QuantValidation.rpt

Insight Report
Ion Ratio Confirmation
Printed 3/22/2024 13:04:13

240321_023

Sample ID: KQ2403860-04
Date Acquired: 3/21/2024 7:12:36 PM
Acquired by: System Administrator
Data File: 240321_023
Vial: 21 | Inj. Volume: 10.0000uL | Tray: 2

Name	m/z	Ref 1 m/z	Area	Ref 1 Measured	Ref 1 Actual Ratio	Ref 1 Set Ratio	Ref 2 Measured	Ref 2 Actual Ratio	Ref 2 Set Ratio	Flag ID
13C4-PFBA	216.80>171.90	----	568414	----	----	----	----	----	----	
13C4-PFBA_IS	216.80>171.90	----	568414	----	----	----	----	----	----	
13C3-PFBA_IS	216.00>172.00	----	343444	----	----	----	----	----	----	
PFBA	212.80>169.05	----	64266	----	----	----	----	----	----	
PFMPA	229.00>84.90	----	42559	----	----	----	----	----	----	
3_3 FTCA	241.00>177.10	241.00>117.00	43929	61391	139.75	136.14	61391	139.75	141.47	
13C5-PFPeA	268.30>223.00	----	147952	----	----	----	----	----	----	
13C5-PFPeA_IS	268.30>223.00	----	147952	----	----	----	----	----	----	
PFPeA	263.00>219.00	----	90949	----	----	----	----	----	----	
PFMBA	279.00>84.95	----	60351	----	----	----	----	----	----	
13C2-4_2 FTS	329.10>80.90	----	28822	----	----	----	----	----	----	
13C2-4_2 FTS_IS	329.10>80.90	----	28822	----	----	----	----	----	----	
4_2 FTS	327.10>307.00	327.10>80.90	13736	4327	31.50	33.08	4327	31.50	27.71	
13C3-PFBS_IS	302.10>79.90	----	84291	----	----	----	----	----	----	
PFBS	298.70>79.90	298.70>98.80	38766	18850	48.63	46.53	18850	48.63	44.64	
13C3-PFBS	302.10>79.90	----	84291	----	----	----	----	----	----	
NFDHA	295.00>201.00	295.00>84.90	74220	25479	34.33	36.44	25479	34.33	34.56	
13C5-PFHxA	318.00>273.00	----	184098	----	----	----	----	----	----	
13C5-PFHxA_IS	318.00>273.00	----	184098	----	----	----	----	----	----	
13C2-PFHxA_IS	315.10>270.00	----	289614	----	----	----	----	----	----	
PFHxA	313.00>269.00	----	67201	----	----	----	----	----	----	
PFEESA	314.80>135.00	314.80>82.90	208894	10824	5.18	5.25	10824	5.18	5.67	
13C3-HFPO-DA	286.90>168.90	----	336383	----	----	----	----	----	----	
13C3-HFPO-DA_IS	286.90>168.90	----	336383	----	----	----	----	----	----	
HFPO-DA	284.90>168.90	284.90>184.90	35177	21512	61.16	62.57	21512	61.16	64.50	
5_3 FTCA	341.00>237.05	341.00>217.00	113608	162082	142.67	154.88	162082	142.67	154.15	
PFPeS	349.10>79.90	349.10>98.80	28942	15740	54.38	54.44	15740	54.38	56.96	
13C4-PFHpA	367.10>322.00	----	282858	----	----	----	----	----	----	
13C4-PFHpA_IS	367.10>322.00	----	282858	----	----	----	----	----	----	
PFHpA	363.10>319.00	363.10>169.00	93637	18969	20.26	23.39	18969	20.26	22.63	
DONA	376.90>250.90	376.90>84.80	131458	36387	27.68	30.39	36387	27.68	28.87	
13C2-6_2 FTS_IS	429.10>80.90	----	20658	----	----	----	----	----	----	
13C2-6_2 FTS	429.10>80.90	----	20658	----	----	----	----	----	----	
6_2 FTS	427.10>407.00	427.10>80.90	8633	3519	40.77	44.48	3519	40.77	40.73	
13C4-PFOA_IS	417.10>172.00	----	15567	----	----	----	----	----	----	
13C8-PFOA_IS	421.10>376.00	----	193347	----	----	----	----	----	----	

J:\LCMS08\Data\240321_1633_B1\240321_1633_B1.damlp .

Ref 1 Set Ratio assigned from calibration mid-point; Ref 2 Set Ratio assigned from opening calibration verification.
IRr - Ion ratio outside either set of criteria. Exceedances for reported detections to be "I" flagged in the analytical report.

240321_023 (continued)

(Table continued from previous page)

Name	m/z	Ref 1 m/z	Area	Ref 1 Measured	Ref 1 Actual Ratio	Ref 1 Set Ratio	Ref 2 Measured	Ref 2 Actual Ratio	Ref 2 Set Ratio	Flag ID
13C8-PFOA	421.10>376.00	----	193347	----	----	----	----	----	----	
PFOA	413.00>369.00	413.00>169.00	75460	16296	21.60	24.47	16296	21.60	24.84	
13C3-PFHxS	402.10>79.90	----	61753	----	----	----	----	----	----	
13C3-PFHxS_IS	402.10>79.90	----	61753	----	----	----	----	----	----	
PFHxS	398.70>79.90	398.70>98.90	29206	15915	54.49	57.29	15915	54.49	58.76	
18O2-PFHxS_IS	403.00>83.90	----	66971	----	----	----	----	----	----	
13C9-PFNA_IS	472.10>427.00	----	92722	----	----	----	----	----	----	
13C9-PFNA	472.10>427.00	----	92722	----	----	----	----	----	----	
13C5-PFNA_IS	468.00>423.00	----	97832	----	----	----	----	----	----	
PFNA	463.00>419.00	463.00>219.00	53526	11330	21.17	20.36	11330	21.17	19.31	
PFHpS	449.00>79.90	449.00>98.80	23448	12043	51.36	46.70	12043	51.36	48.05	
7_3 FTCA	441.00>317.00	441.00>336.90	141670	193177	136.36	132.28	193177	136.36	133.47	
13C2-8_2-FTS	529.10>80.90	----	14321	----	----	----	----	----	----	
13C2-8_2-FTS_IS	529.10>80.90	----	14321	----	----	----	----	----	----	
8_2 FTS	527.10>506.95	527.10>80.80	6234	2530	40.59	45.91	2530	40.59	45.20	
13C6-PFDA_IS	519.10>474.10	----	59132	----	----	----	----	----	----	
13C6-PFDA	519.10>474.10	----	59132	----	----	----	----	----	----	
13C2-PFDA_IS	515.10>470.10	----	58532	----	----	----	----	----	----	
PFDA	512.90>469.00	512.90>219.00	42650	8998	21.10	17.64	8998	21.10	19.20	
D3-NMeFOSAA_IS	573.20>419.00	----	64811	----	----	----	----	----	----	
D3-NMeFOSAA	573.20>419.00	----	64811	----	----	----	----	----	----	
13C8-PFOS_IS	507.10>98.90	----	24252	----	----	----	----	----	----	
13C8-PFOS	507.10>98.90	----	24252	----	----	----	----	----	----	
13C4-PFOS_IS	502.80>79.90	----	81008	----	----	----	----	----	----	
PFOS	498.90>79.90	498.90>98.80	20993	10927	52.05	45.06	10927	52.05	47.87	
NMeFOSAA	570.10>419.00	570.10>483.00	11798	6764	57.33	67.10	6764	57.33	60.24	
D5-NEtFOSAA_IS	589.20>419.00	----	47263	----	----	----	----	----	----	
D5-NEtFOSAA	589.20>419.00	----	47263	----	----	----	----	----	----	
NEtFOSAA	584.20>419.10	584.20>526.00	7920	6718	84.82	89.53	6718	84.82	72.57	
9-Cl-PF3ONS	530.80>351.00	532.80>353.00	134030	42606	31.79	31.69	42606	31.79	30.68	
PFUnDA	563.10>519.00	563.10>269.10	47643	5900	12.38	10.96	5900	12.38	11.56	
13C7-PFUnDA_IS	570.00>525.10	----	50762	----	----	----	----	----	----	
13C7-PFUnDA	570.00>525.10	----	50762	----	----	----	----	----	----	
PFNS	548.80>79.90	548.80>98.80	17675	10858	61.43	56.91	10858	61.43	61.27	
10_2 FTS	626.80>607.05	626.80>81.00	4355	1573	36.13	32.29	1573	36.13	29.61	
13C2-PFDOA_IS	615.10>570.00	----	68730	----	----	----	----	----	----	
13C2-PFDOA	615.10>570.00	----	68730	----	----	----	----	----	----	
PFDOA	613.10>569.00	613.10>319.00	35118	3781	10.77	11.14	3712	10.57	10.73	
PFDS	599.00>79.90	599.00>98.80	13899	9068	65.24	58.01	9068	65.24	58.67	
PFTrDA	663.00>619.00	663.00>168.90	32274	5147	15.95	16.67	5147	15.95	15.36	

J:\LCMS08\Data\240321_1633_B1\240321_1633_B1.damlp .

Ref 1 Set Ratio assigned from calibration mid-point; Ref 2 Set Ratio assigned from opening calibration verification.
IRr - Ion ratio outside either set of criteria. Exceedances for reported detections to be "I" flagged in the analytical report.



Insight Report
Ion Ratio Confirmation
Printed 3/22/2024 13:04:13

240321_023 (continued)

(Table continued from previous page)

Name	m/z	Ref 1 m/z	Area	Ref 1 Measured	Ref 1 Actual Ratio	Ref 1 Set Ratio	Ref 2 Measured	Ref 2 Actual Ratio	Ref 2 Set Ratio	Flag ID
11-Cl-PF3OUdS	630.90>451.00	632.90>452.90	62524	22283	35.64	35.04	22283	35.64	35.75	
PFOSAm	498.10>77.90	----	23730	----	----	----	----	----	----	
13C8-PFOSAm	506.10>77.80	----	61261	----	----	----	----	----	----	
13C8-PFOSAm_IS	506.10>77.80	----	61261	----	----	----	----	----	----	
PFTDA	713.10>669.00	713.10>168.90	24604	4198	17.06	17.09	4198	17.06	18.64	
13C2-PFTDA	715.20>670.00	----	38664	----	----	----	----	----	----	
13C2-PFTDA_IS	715.20>670.00	----	38664	----	----	----	----	----	----	
PFDoS	699.10>79.90	699.10>98.80	8167	5326	65.22	61.23	5326	65.22	68.82	
D7-MeFOSE_IS	623.20>58.90	----	176827	----	----	----	----	----	----	
D7-MeFOSE	623.20>58.90	----	176827	----	----	----	----	----	----	
MeFOSE	616.10>59.00	----	9634	----	----	----	----	----	----	
13C2-PFHXDA_IS	815.00>770.05	----	70082	----	----	----	----	----	----	
13C2-PFHXDA	815.00>770.05	----	70082	----	----	----	----	----	----	
PFHXDA	813.00>768.95	813.00>218.95	39230	4722	12.04	10.78	4722	12.04	11.00	
D3-MeFOSA	515.00>219.00	----	13661	----	----	----	----	----	----	
D3-MeFOSA_IS	515.00>219.00	----	13661	----	----	----	----	----	----	
MeFOSA	511.90>219.00	511.90>169.00	6127	8650	141.19	156.31	8650	141.19	156.72	
D9-EtFOSE_IS	639.20>58.90	----	202192	----	----	----	----	----	----	
D9-EtFOSE	639.20>58.90	----	202192	----	----	----	----	----	----	
EtFOSE	630.00>59.00	----	8225	----	----	----	----	----	----	
D5-EtFOSAm	531.10>219.00	----	20999	----	----	----	----	----	----	
D5-EtFOSAm_IS	531.10>219.00	----	20999	----	----	----	----	----	----	
EtFOSAm	526.00>219.00	526.00>169.00	7363	9266	125.85	177.75	9266	125.85	149.59	
PFODA	913.00>868.65	913.00>169.00	14708	5651	38.42	31.66	5651	38.42	33.60	

Ref 1 Set Ratio assigned from calibration mid-point; Ref 2 Set Ratio assigned from opening calibration verification.
IRr - Ion ratio outside either set of criteria. Exceedances for reported detections to be "I" flagged in the analytical report.

Insight Report
Quantitation/Integration
Printed 3/22/2024 13:35:57

240321_023

Sample ID: KQ2403860-04
Date Acquired: 3/21/2024 7:12:36 PM
Acquired by: System Administrator
Data File: 240321_023
Vial: 21 | Inj. Volume: 10.0000uL | Tray: 2

Name	Mode ID	Found RT	RT Diff	ISTD RT Diff	Area	ISTD Area	ISTD Name	Conc.	Unit	Flag ID
13C4-PFBA	Auto	1.435	0.077	-0.001	568414	343444	13C3-PFBA_IS	8.3916	ng/mL	
13C4-PFBA_IS	Auto	1.435	0.077	----	568414	568414	----	10.0000	ng/mL	
13C3-PFBA_IS	Auto	1.436	0.077	----	343444	343444	----	5.0000	ng/mL	
PFBA	Auto	1.438	0.077	0.003	64266	568414	13C4-PFBA_IS	0.9531	ng/mL	
PFMPA	Auto	2.475	0.066	-1.057	42559	147952	13C5-PFPeA_IS	0.9267	ng/mL	
3_3 FTCA	Auto	3.052	0.039	-0.480	43929	147952	13C5-PFPeA_IS	19.6391	ng/mL	
13C5-PFPeA	Auto	3.532	0.029	-1.465	147952	289614	13C2-PFHxA_IS	4.5913	ng/mL	
13C5-PFPeA_IS	Auto	3.532	0.029	----	147952	147952	----	5.0000	ng/mL	
PFPeA	Auto	3.535	0.029	0.003	90949	147952	13C5-PFPeA_IS	0.8588	ng/mL	
PFMBA	Auto	4.055	0.022	0.523	60351	147952	13C5-PFPeA_IS	0.8755	ng/mL	
13C2-4_2 FTS	Auto	4.685	0.009	-2.417	28822	66971	18O2-PFHxS_IS	3.0652	ng/mL	
13C2-4_2 FTS_IS	Auto	4.685	0.009	----	28822	28822	----	5.0000	ng/mL	
4_2 FTS	Auto	4.685	0.009	0.000	13736	28822	13C2-4_2 FTS_IS	0.8382	ng/mL	
13C3-PFBS_IS	Auto	4.668	0.018	----	84291	84291	----	2.5000	ng/mL	
PFBS	Auto	4.668	0.018	0.000	38766	84291	13C3-PFBS_IS	0.7911	ng/mL	
13C3-PFBS	Auto	4.668	0.018	-2.434	84291	66971	18O2-PFHxS_IS	2.0651	ng/mL	
NFDHA	Auto	4.856	0.014	-0.140	74220	184098	13C5-PFHxA_IS	1.2294	ng/mL	
13C5-PFHxA	Auto	4.996	0.013	-0.001	184098	289614	13C2-PFHxA_IS	1.9436	ng/mL	
13C5-PFHxA_IS	Auto	4.996	0.013	----	184098	184098	----	2.5000	ng/mL	
13C2-PFHxA_IS	Auto	4.997	0.013	----	289614	289614	----	2.5000	ng/mL	
PFHxA	Auto	4.997	0.011	0.001	67201	184098	13C5-PFHxA_IS	0.8900	ng/mL	
PFEESA	Auto	5.333	0.016	0.337	208894	184098	13C5-PFHxA_IS	0.8176	ng/mL	
13C3-HFPO-DA	Auto	5.467	0.012	0.470	336383	289614	13C2-PFHxA_IS	8.8728	ng/mL	
13C3-HFPO-DA_IS	Auto	5.467	0.012	----	336383	336383	----	10.0000	ng/mL	
HFPO-DA	Auto	5.469	0.012	0.002	35177	336383	13C3-HFPO-DA_IS	0.9138	ng/mL	
5_3 FTCA	Auto	5.890	0.003	0.894	113608	184098	13C5-PFHxA_IS	20.7610	ng/mL	
PFPeS	Auto	6.034	0.011	-1.067	28942	61753	13C3-PFHxS_IS	0.8267	ng/mL	
13C4-PFHpA	Auto	6.176	0.009	1.179	282858	289614	13C2-PFHxA_IS	2.1602	ng/mL	
13C4-PFHpA_IS	Auto	6.176	0.009	----	282858	282858	----	2.5000	ng/mL	
PFHpA	Auto	6.178	0.009	0.002	93637	282858	13C4-PFHpA_IS	0.8967	ng/mL	
DONA	Auto	6.536	0.008	1.069	131458	336383	13C3-HFPO-DA_IS	0.8541	ng/mL	
13C2-6_2 FTS_IS	Auto	6.818	0.004	----	20658	20658	----	5.0000	ng/mL	
13C2-6_2 FTS	Auto	6.818	0.004	-0.284	20658	66971	18O2-PFHxS_IS	2.7257	ng/mL	
6_2 FTS	Auto	6.818	0.006	0.000	8633	20658	13C2-6_2 FTS_IS	0.9035	ng/mL	
13C4-PFOA_IS	Auto	7.130	0.010	----	15567	15567	----	2.5000	ng/mL	
13C8-PFOA_IS	Auto	7.128	0.007	----	193347	193347	----	2.5000	ng/mL	
13C8-PFOA	Auto	7.128	0.007	-0.002	193347	15567	13C4-PFOA_IS	2.0167	ng/mL	
PFOA	Auto	7.130	0.008	0.002	75460	193347	13C8-PFOA_IS	0.9939	ng/mL	
13C3-PFHxS	Auto	7.101	0.010	-0.001	61753	66971	18O2-PFHxS_IS	2.1994	ng/mL	
13C3-PFHxS_IS	Auto	7.101	0.010	----	61753	61753	----	2.5000	ng/mL	
PFHxS	Auto	7.104	0.012	0.003	29206	61753	13C3-PFHxS_IS	0.8668	ng/mL	
18O2-PFHxS_IS	Auto	7.102	0.011	----	66971	66971	----	2.5000	ng/mL	
13C9-PFNA_IS	Auto	7.977	0.009	----	92722	92722	----	1.2500	ng/mL	
13C9-PFNA	Auto	7.977	0.009	0.000	92722	97832	13C5-PFNA_IS	1.0488	ng/mL	
13C5-PFNA_IS	Auto	7.977	0.009	----	97832	97832	----	1.2500	ng/mL	
PFNA	Auto	7.978	0.009	0.001	53526	92722	13C9-PFNA_IS	0.8638	ng/mL	
PFHpS	Auto	8.024	0.011	-0.808	23448	24252	13C8-PFOS_IS	0.7589	ng/mL	
7_3 FTCA	Auto	7.943	0.004	2.947	141670	184098	13C5-PFHxA_IS	17.7769	ng/mL	
13C2-8_2-FTS	Auto	8.431	0.008	1.329	14321	66971	18O2-PFHxS_IS	2.9499	ng/mL	
13C2-8_2-FTS_IS	Auto	8.431	0.008	----	14321	14321	----	5.0000	ng/mL	
8_2 FTS	M	8.431	0.006	0.000	6234	14321	13C2-8_2-FTS_IS	1.0045	ng/mL	
13C6-PFDA_IS	Auto	8.739	0.010	----	59132	59132	----	1.2500	ng/mL	
13C6-PFDA	Auto	8.739	0.010	0.000	59132	58532	13C2-PFDA_IS	1.0792	ng/mL	

J:\LCMS08\Data\240321_1633_B1\240321_1633_B1.damlp .

SN - Software-calculated S/N ratio outside criteria due to non-target peaks or drift in noise calculation window. Analyst review of noise levels (excluding non-target peaks) in chromatogram indicates S/N ratio meets criteria.

240321_023 (continued)

(Table continued from previous page)

Name	Mode ID	Found RT	RT Diff	ISTD RT Diff	Area	ISTD Area	ISTD Name	Conc.	Unit	Flag ID
13C2-PFDA_IS	Auto	8.739	0.009	----	58532	58532	----	1.2500	ng/mL	
PFDA	Auto	8.740	0.009	0.001	42650	59132	13C6-PFDA_IS	0.8873	ng/mL	
D3-NMeFOSAA_IS	Auto	8.872	0.011	----	64811	64811	----	5.0000	ng/mL	
D3-NMeFOSAA	Auto	8.872	0.011	0.039	64811	81008	13C4-PFOS_IS	3.3073	ng/mL	
13C8-PFOS_IS	Auto	8.832	0.011	----	24252	24252	----	2.5000	ng/mL	
13C8-PFOS	Auto	8.832	0.011	-0.001	24252	81008	13C4-PFOS_IS	2.1383	ng/mL	
13C4-PFOS_IS	Auto	8.833	0.012	----	81008	81008	----	2.5000	ng/mL	
PFOS	Auto	8.835	0.013	0.003	20993	24252	13C8-PFOS_IS	0.7996	ng/mL	
NMeFOSAA	M	8.878	0.011	0.006	11798	64811	D3-NMeFOSAA_IS	0.9303	ng/mL	
D5-NEtFOSAA_IS	Auto	9.200	0.008	----	47263	47263	----	5.0000	ng/mL	
D5-NEtFOSAA	Auto	9.200	0.008	0.367	47263	81008	13C4-PFOS_IS	3.2918	ng/mL	
NEtFOSAA	M	9.207	0.007	0.007	7920	47263	D5-NEtFOSAA_IS	0.8736	ng/mL	
9-Cl-PF3ONS	Auto	9.399	0.011	3.932	134030	336383	13C3-HFPO-DA_IS	0.7280	ng/mL	
PFUnDA	Auto	9.466	0.010	0.001	47643	50762	13C7-PFUnDA_IS	1.0817	ng/mL	
13C7-PFUnDA_IS	Auto	9.465	0.010	----	50762	50762	----	1.2500	ng/mL	
13C7-PFUnDA	Auto	9.465	0.010	0.726	50762	58532	13C2-PFDA_IS	0.9395	ng/mL	
PFNS	Auto	9.595	0.012	0.763	17675	24252	13C8-PFOS_IS	0.8166	ng/mL	
10_2 FTS	Auto	9.842	0.012	1.411	4355	14321	13C2-8_2-FTS_IS	0.8226	ng/mL	
13C2-PFDOA_IS	Auto	10.150	0.011	----	68730	68730	----	1.2500	ng/mL	
13C2-PFDOA	Auto	10.150	0.011	1.411	68730	58532	13C2-PFDA_IS	1.0937	ng/mL	
PFDOA	MI	10.151	0.010	0.001	35118	68730	13C2-PFDOA_IS	0.9255	ng/mL	
PFDS	Auto	10.307	0.011	1.475	13899	24252	13C8-PFOS_IS	0.7184	ng/mL	
PFTrDA	Auto	10.807	0.010	-0.632	32274	38664	13C2-PFTDA_IS	0.8314	ng/mL	
11-Cl-PF3OUdS	Auto	10.816	0.012	5.349	62524	336383	13C3-HFPO-DA_IS	0.7433	ng/mL	
PFOSAm	Auto	11.123	0.001	-0.001	23730	61261	13C8-PFOSAm_IS	0.8875	ng/mL	
13C8-PFOSAm	Auto	11.124	-0.001	2.291	61261	81008	13C4-PFOS_IS	2.0109	ng/mL	
13C8-PFOSAm_IS	Auto	11.124	-0.001	----	61261	61261	----	2.5000	ng/mL	
PFTDA	Auto	11.441	0.011	0.002	24604	38664	13C2-PFTDA_IS	0.9016	ng/mL	
13C2-PFTDA	Auto	11.439	0.009	2.700	38664	58532	13C2-PFDA_IS	1.0190	ng/mL	
13C2-PFTDA_IS	Auto	11.439	0.009	----	38664	38664	----	1.2500	ng/mL	
PFDoS	Auto	11.633	0.011	2.801	8167	24252	13C8-PFOS_IS	0.7051	ng/mL	
D7-MeFOSE_IS	Auto	13.361	0.002	----	176827	176827	----	25.0000	ng/mL	
D7-MeFOSE	Auto	13.361	0.002	4.528	176827	81008	13C4-PFOS_IS	18.9709	ng/mL	
MeFOSE	Auto	13.400	0.002	0.039	9634	176827	D7-MeFOSE_IS	0.9164	ng/mL	
13C2-PFHXDA_IS	Auto	12.657	0.010	----	70082	70082	----	2.5000	ng/mL	
13C2-PFHXDA	Auto	12.657	0.010	3.918	70082	58532	13C2-PFDA_IS	1.7963	ng/mL	
PFHXDA	Auto	12.659	0.011	0.002	39230	70082	13C2-PFHXDA_IS	0.9065	ng/mL	
D3-MeFOSA	Auto	13.664	0.001	4.831	13661	81008	13C4-PFOS_IS	1.7235	ng/mL	
D3-MeFOSA_IS	Auto	13.664	0.001	----	13661	13661	----	2.5000	ng/mL	
MeFOSA	Auto	13.673	0.002	0.009	6127	13661	D3-MeFOSA_IS	0.6951	ng/mL	
D9-EtFOSE_IS	Auto	13.991	0.003	----	202192	202192	----	25.0000	ng/mL	
D9-EtFOSE	Auto	13.991	0.003	5.158	202192	81008	13C4-PFOS_IS	19.0023	ng/mL	
EtFOSE	Auto	14.033	0.004	0.042	8225	202192	D9-EtFOSE_IS	0.8049	ng/mL	
D5-EtFOSAm	Auto	14.340	0.002	5.507	20999	81008	13C4-PFOS_IS	1.6578	ng/mL	
D5-EtFOSAm_IS	Auto	14.340	0.002	----	20999	20999	----	2.5000	ng/mL	
EtFOSAm	Auto	14.356	-0.001	0.016	7363	20999	D5-EtFOSAm_IS	0.7265	ng/mL	
PFODA	Auto	13.795	0.012	1.138	14708	70082	13C2-PFHXDA_IS	1.0698	ng/mL	

SN - Software-calculated S/N ratio outside criteria due to non-target peaks or drift in noise calculation window. Analyst review of noise levels (excluding non-target peaks) in chromatogram indicates S/N ratio meets criteria.

240321_023 (continued)

13C4-PFBA
Conc. 8.3916
Q 216.80>171.90 (-) 9.19e4

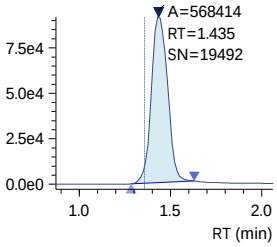

13C4-PFBA_IS
Conc. 10.0000
ISTD 216.80>171.90 (-) 9.19e4

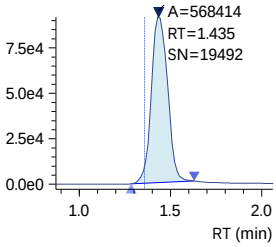

13C3-PFBA_IS
Conc. 5.0000
ISTD 216.00>172.00 (-) 5.42e4

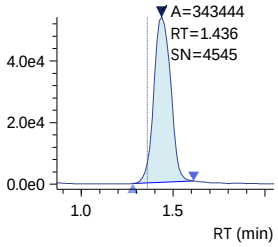

PFBA
Conc. 0.9531
Q 212.80>169.05 (-) 1.00e4

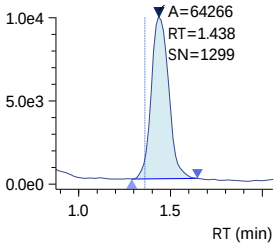

PFMPA
Conc. 0.9267
Q 229.00>84.90 (-) 9.42e3

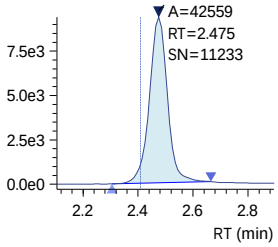

3_3 FTCA
Conc. 19.6391
R#1 139.75 (136.14)
R#2 139.75 (141.47)
Q 241.00>177.10 (-) 1.51e4

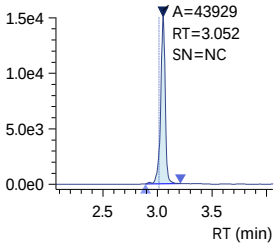

13C5-PFPeA
Conc. 4.5913
Q 268.30>223.00 (-) 4.13e4

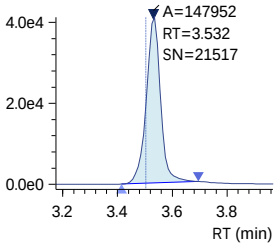

13C5-PFPeA_IS
Conc. 5.0000
ISTD 268.30>223.00 (-) 4.13e4

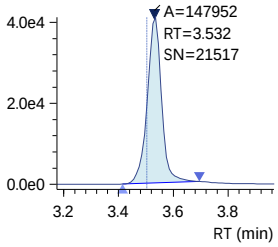

PFPeA
Conc. 0.8588
Q 263.00>219.00 (-) 2.60e4

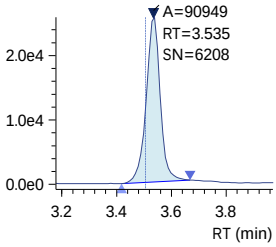

PFMBA
Conc. 0.8755
Q 279.00>84.95 (-) 1.97e4

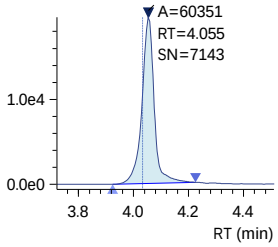

R1 241.00>117.00 (-) 2.17e4

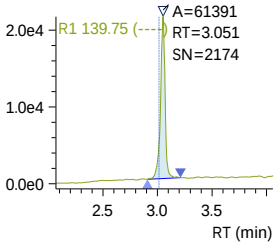

R2 241.00>117.00 (-) 2.17e4

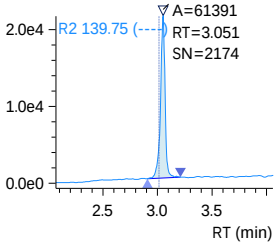

SN - Software-calculated S/N ratio outside criteria due to non-target peaks or drift in noise calculation window.
Analyst review of noise levels (excluding non-target peaks) in chromatogram indicates S/N ratio meets criteria.

Insight Report
Quantitation/Integration
Printed 3/22/2024 13:35:57

240321_023 (continued)

13C2-4_2 FTS
Conc. 3.0652
Q 329.10>80.90 (-) 8.35e3

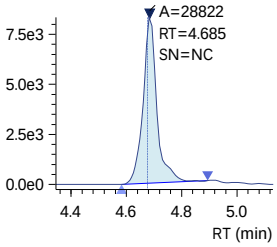

13C2-4_2 FTS_IS
Conc. 5.0000
ISTD 329.10>80.90 (-) 8.35e3

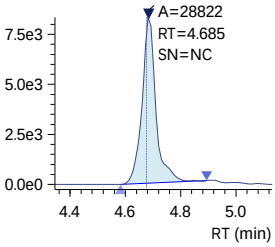

4_2 FTS
Conc. 0.8382
R#1 31.50 (33.08)
R#2 31.50 (27.71)
Q 327.10>307.00 (-) 4.11e3

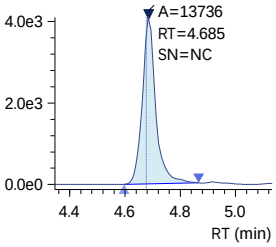

R1 327.10>80.90 (-) 1.23e3

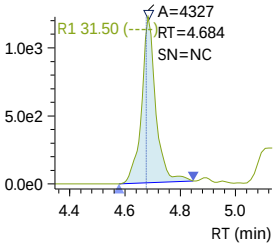

R2 327.10>80.90 (-) 1.23e3

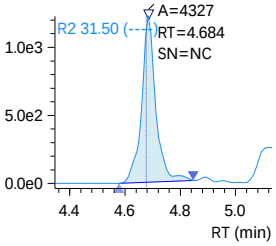

13C3-PFBS_IS
Conc. 2.5000
ISTD 302.10>79.90 (-) 2.56e4

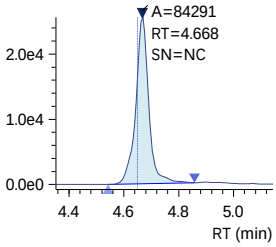

PFBS
Conc. 0.7911
R#1 48.63 (46.53)
R#2 48.63 (44.64)
Q 298.70>79.90 (-) 1.20e4

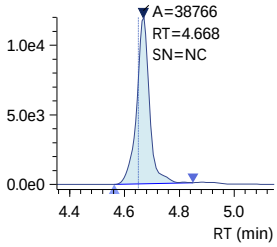

R1 298.70>98.80 (-) 5.98e3

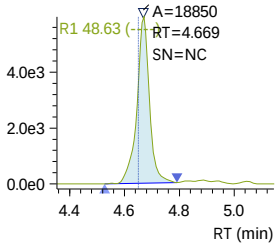

R2 298.70>98.80 (-) 5.98e3

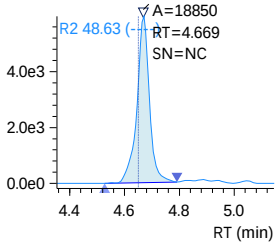

J:\LCMS08\Data\240321_1633_B1\240321_1633_B1.damlp .
SN - Software-calculated S/N ratio outside criteria due to non-target peaks or drift in noise calculation window.
Analyst review of noise levels (excluding non-target peaks) in chromatogram indicates S/N ratio meets criteria.

240321_023 (continued)

13C3-PFBS
Conc. 2.0651

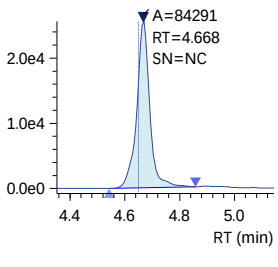

NFDHA
Conc. 1.2294
R#1 34.33 (36.44)
R#2 34.33 (34.56)

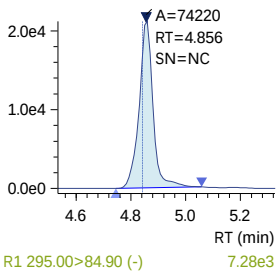

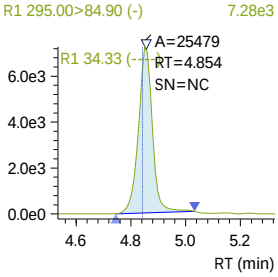

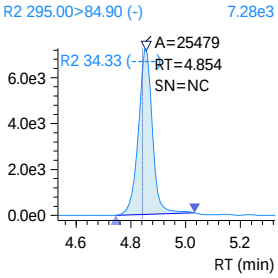

13C5-PFHxA
Conc. 1.9436

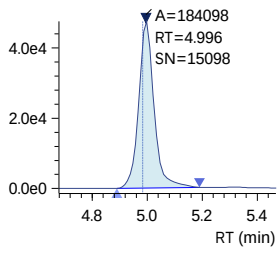

13C5-PFHxA_IS
Conc. 2.5000

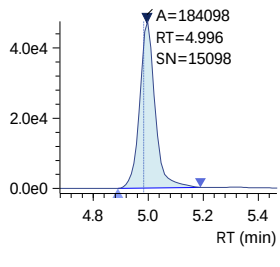

13C2-PFHxA_IS
Conc. 2.5000

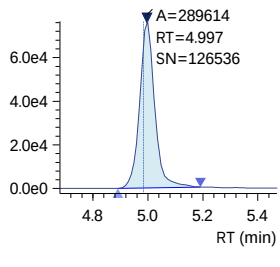

240321_023 (continued)

PFHxA
Conc. 0.8900

Q 313.00>269.00 (-) 1.83e4

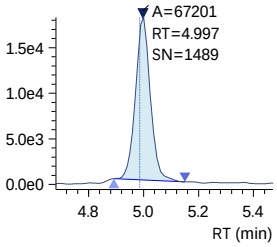

PFEESA
Conc. 0.8176
R#1 5.18 (5.25)
R#2 5.18 (5.67)

Q 314.80>135.00 (-) 5.75e4

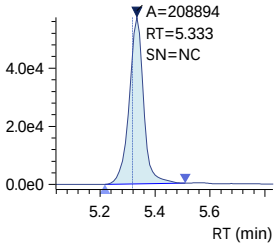

R1 314.80>82.90 (-) 2.97e3

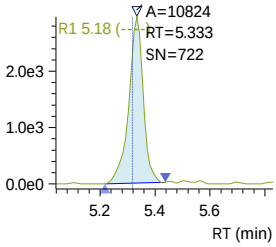

R2 314.80>82.90 (-) 2.97e3

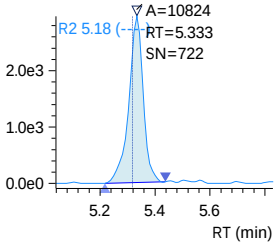

13C3-HFPO-DA
Conc. 8.8728

Q 286.90>168.90 (-) 1.12e5

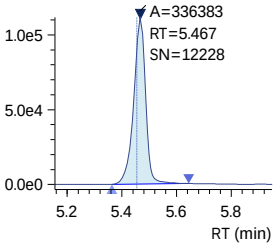

13C3-HFPO-DA_IS
Conc. 10.0000

ISTD 286.90>168.90 (-) 1.12e5

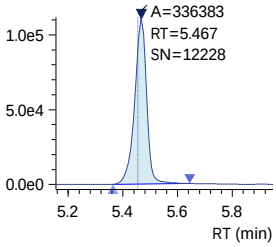

HFPO-DA
Conc. 0.9138
R#1 61.16 (62.57)
R#2 61.16 (64.50)

Q 284.90>168.90 (-) 1.15e4

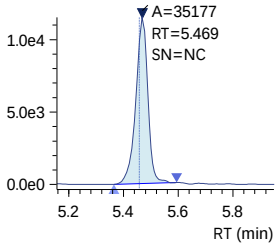

R1 284.90>184.90 (-) 6.92e3

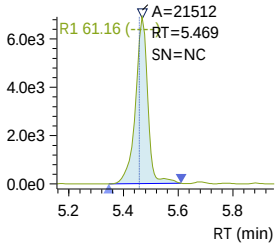

R2 284.90>184.90 (-) 6.92e3

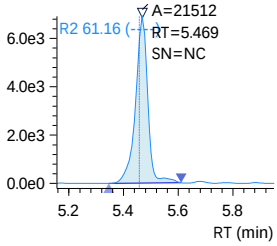

240321_023 (continued)

5_3 FTCA
Conc. 20.7610
R#1 142.67 (154.88)
R#2 142.67 (154.15)
Q 341.00>237.05 (-) 3.87e4

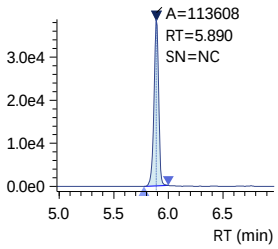

R1 341.00>217.00 (-) 5.51e4

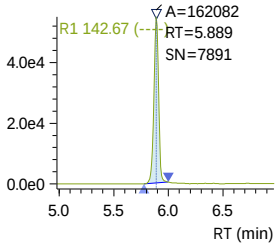

R2 341.00>217.00 (-) 5.51e4

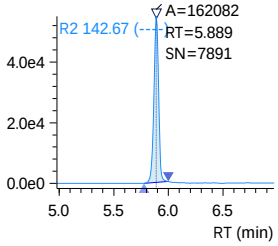

PFPeS
Conc. 0.8267
R#1 54.38 (54.44)
R#2 54.38 (56.96)
Q 349.10>79.90 (-) A=28942 1.02e4

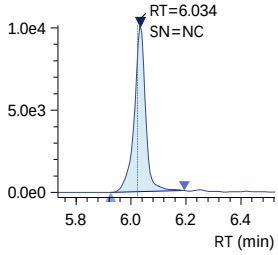

R1 349.10>98.80 (-) 5.55e3

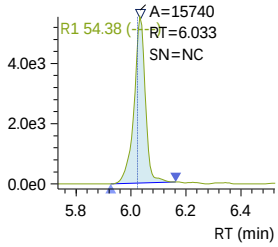

R2 349.10>98.80 (-) 5.55e3

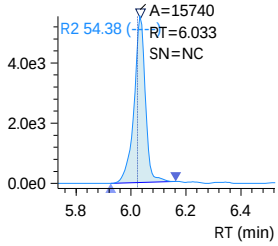

13C4-PFHpA
Conc. 2.1602
Q 367.10>322.00 (-) 1.00e5

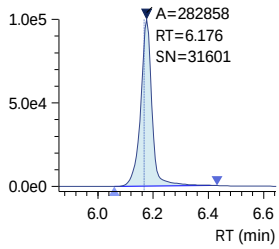

13C4-PFHpA_IS
Conc. 2.5000
ISTD 367.10>322.00 (-) 1.00e5

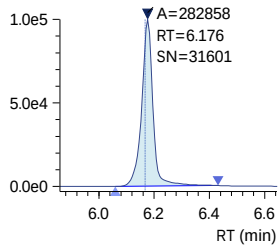

PFHpA
Conc. 0.8967
R#1 20.26 (23.39)
R#2 20.26 (22.63)
Q 363.10>319.00 (-) 3.30e4

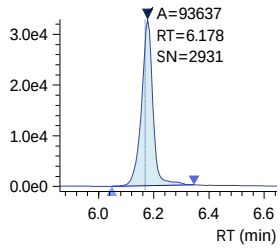

R1 363.10>169.00 (-) 6.77e3

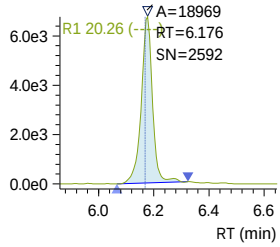

R2 363.10>169.00 (-) 6.77e3

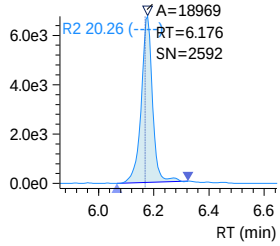

SN - Software-calculated S/N ratio outside criteria due to non-target peaks or drift in noise calculation window.
Analyst review of noise levels (excluding non-target peaks) in chromatogram indicates S/N ratio meets criteria.

Insight Report
Quantitation/Integration
Printed 3/22/2024 13:35:57

240321_023 (continued)

DONA
Conc. 0.8541
R#1 27.68 (30.39)
R#2 27.68 (28.87)
Q 376.90>250.90 (-) 3.81e4

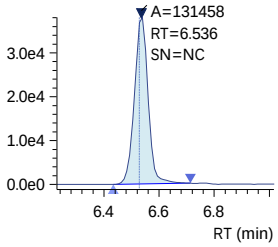

13C2-6_2 FTS_IS
Conc. 5.0000
ISTD 429.10>80.90 (-) 6.84e3

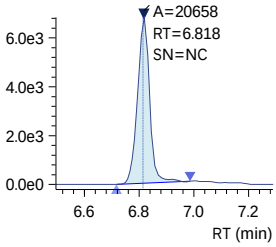

13C2-6_2 FTS
Conc. 2.7257
Q 429.10>80.90 (-) 6.84e3

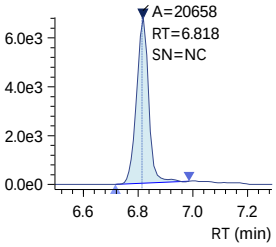

6_2 FTS
Conc. 0.9035
R#1 40.77 (44.48)
R#2 40.77 (40.73)
Q 427.10>407.00 (-) 2.64e3

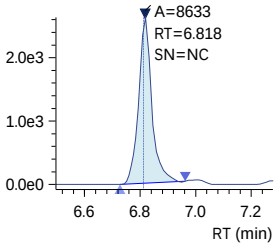

13C4-PFOA_IS
Conc. 2.5000
ISTD 417.10>172.00 (-) 4.48e3

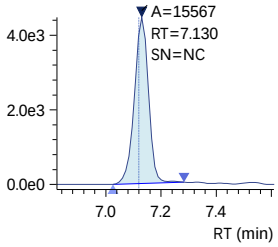

R1 376.90>84.80 (-) 1.01e4

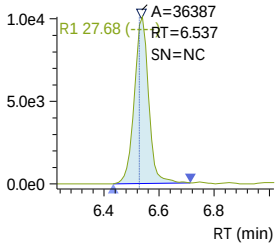

R1 427.10>80.90 (-) 1.26e3

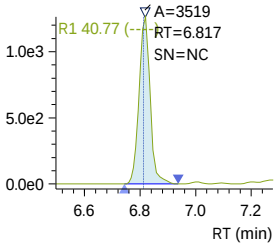

R2 376.90>84.80 (-) 1.01e4

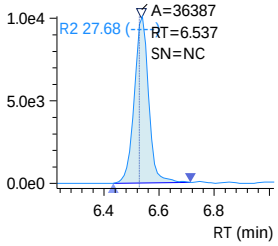

R2 427.10>80.90 (-) 1.26e3

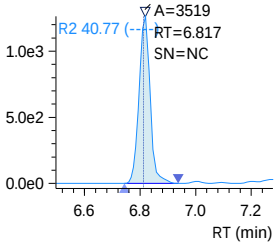

J:\LCMS08\Data\240321_1633_B1\240321_1633_B1.damlp .
SN - Software-calculated S/N ratio outside criteria due to non-target peaks or drift in noise calculation window.
Analyst review of noise levels (excluding non-target peaks) in chromatogram indicates S/N ratio meets criteria.

Insight Report
Quantitation/Integration
Printed 3/22/2024 13:35:57

240321_023 (continued)

13C8-PFOA_IS
Conc. 2.5000

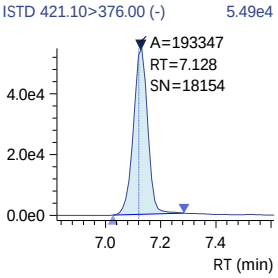

13C8-PFOA
Conc. 2.0167

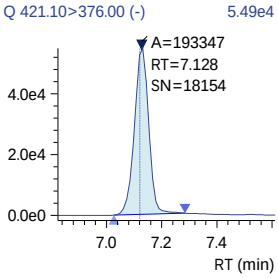

PFOA
Conc. 0.9939
R#1 21.60 (24.47)
R#2 21.60 (24.84)

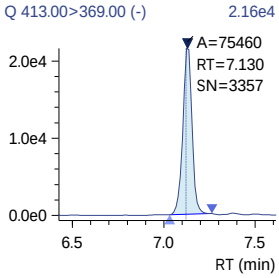

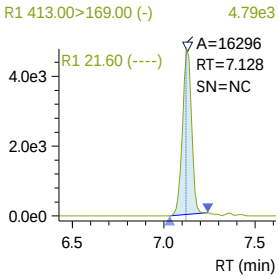

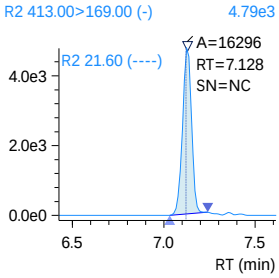

13C3-PFHxS
Conc. 2.1994

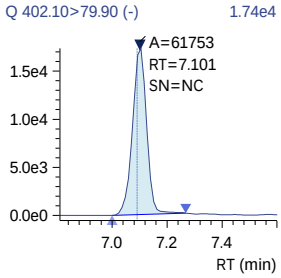

13C3-PFHxS_IS
Conc. 2.5000

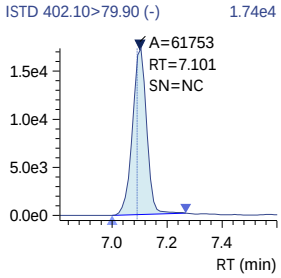

J:\LCMS08\Data\240321_1633_B1\240321_1633_B1.damlp .

SN - Software-calculated S/N ratio outside criteria due to non-target peaks or drift in noise calculation window.
Analyst review of noise levels (excluding non-target peaks) in chromatogram indicates S/N ratio meets criteria.

240321_023 (continued)

PFHxS
Conc. 0.8668
R#1 54.49 (57.29)
R#2 54.49 (58.76)
Q 398.70>79.90 (-) 6.61e3

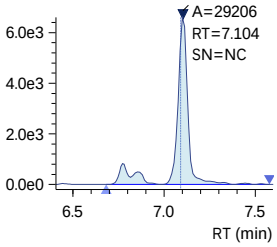

R1 398.70>98.90 (-) 3.28e3

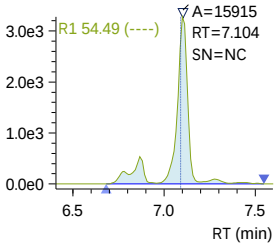

R2 398.70>98.90 (-) 3.28e3

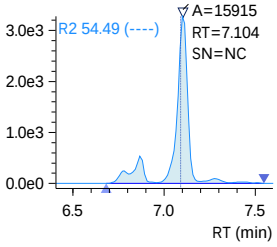

18O2-PFHxS_IS
Conc. 2.5000
ISTD 403.00>83.90 (-) 1.87e4

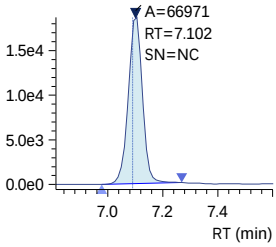

13C9-PFNA_IS
Conc. 1.2500
ISTD 472.10>427.00 (-) 3.48e4

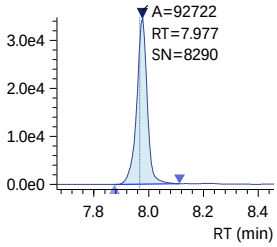

13C9-PFNA
Conc. 1.0488
Q 472.10>427.00 (-) 3.48e4

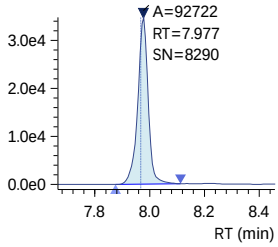

13C5-PFNA_IS
Conc. 1.2500
ISTD 468.00>423.00 (-) 3.68e4

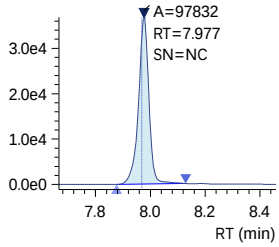

240321_023 (continued)

PFNA
Conc. 0.8638
R#1 21.17 (20.36)
R#2 21.17 (19.31)
Q 463.00>419.00 (-) 1.98e4

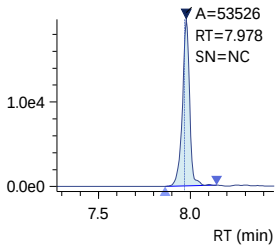

R1 463.00>219.00 (-) 4.24e3

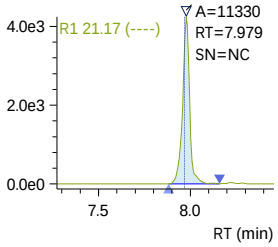

R2 463.00>219.00 (-) 4.24e3

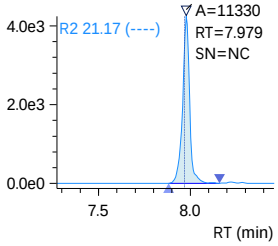

PFHpS
Conc. 0.7589
R#1 51.36 (46.70)
R#2 51.36 (48.05)
Q 449.00>79.90 (-) A=23448 8.84e3

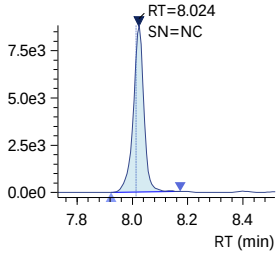

R1 449.00>98.80 (-) 4.34e3

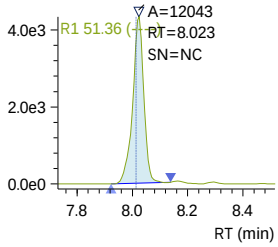

R2 449.00>98.80 (-) 4.34e3

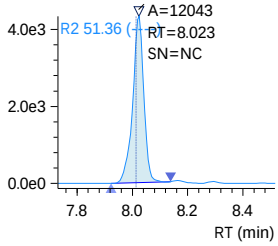

7_3 FTCA
Conc. 17.7769
R#1 136.36 (132.28)
R#2 136.36 (133.47)
Q 441.00>317.00 (-) 4.91e4

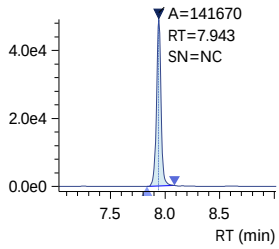

R1 441.00>336.90 (-) 6.71e4

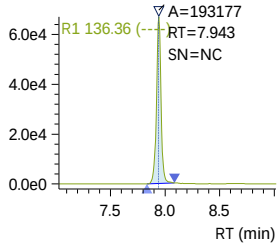

R2 441.00>336.90 (-) 6.71e4

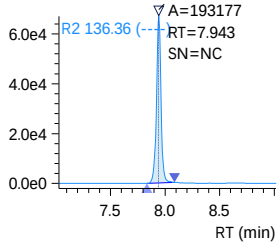

13C2-8_2-FTS
Conc. 2.9499
Q 529.10>80.90 (-) 4.52e3

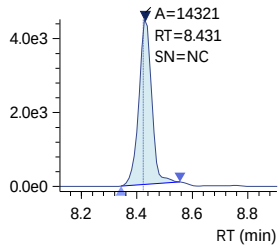

13C2-8_2-FTS_IS
Conc. 5.0000
ISTD 529.10>80.90 (-) 4.52e3

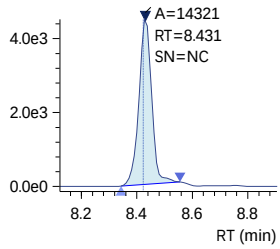

240321_023 (continued)

8_2 FTS
Conc. 1.0045
R#1 40.59 (45.91)
R#2 40.59 (45.20)
Q 527.10>506.95 (-) 1.89e3

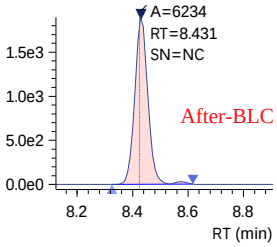

13C6-PFDA_IS
Conc. 1.2500
ISTD 519.10>474.10 (-) 1.62e4

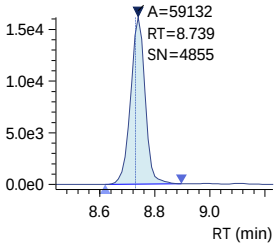

13C6-PFDA
Conc. 1.0792
Q 519.10>474.10 (-) 1.62e4

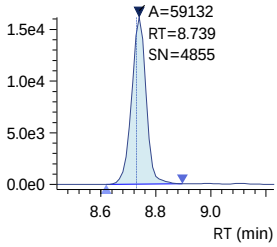

13C2-PFDA_IS
Conc. 1.2500
ISTD 515.10>470.10 (-) 1.60e4

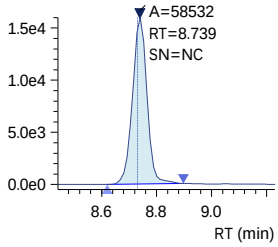

PFDA
Conc. 0.8873
R#1 21.10 (17.64)
R#2 21.10 (19.20)
Q 512.90>469.00 (-) 1.18e4

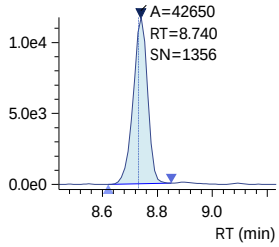

R1 527.10>80.80 (-) 7.80e2

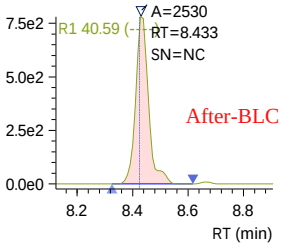

R1 512.90>219.00 (-) 2.43e3

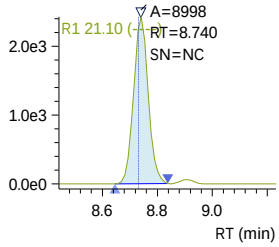

R2 527.10>80.80 (-) 7.80e2

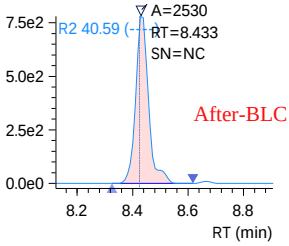

R2 512.90>219.00 (-) 2.43e3

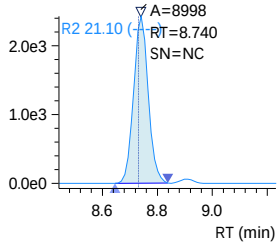

D3-NMeFOSAA_IS
Conc. 5.0000
ISTD 573.20>419.00 (-) 1.82e4

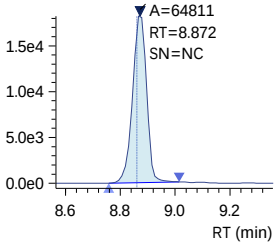

D3-NMeFOSAA
Conc. 3.3073
Q 573.20>419.00 (-) 1.82e4

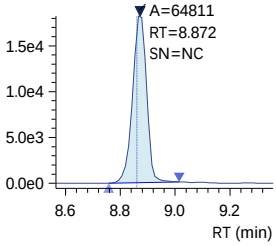

13C8-PFOS_IS
Conc. 2.5000
ISTD 507.10>98.90 (-) 6.83e3

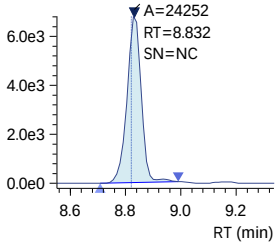

13C8-PFOS
Conc. 2.1383
Q 507.10>98.90 (-) 6.83e3

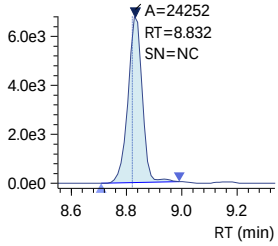

13C4-PFOS_IS
Conc. 2.5000
ISTD 502.80>79.90 (-) 2.31e4

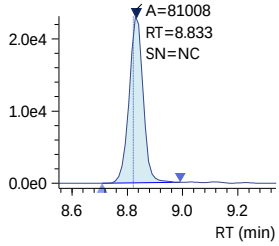

SN - Software-calculated S/N ratio outside criteria due to non-target peaks or drift in noise calculation window.
Analyst review of noise levels (excluding non-target peaks) in chromatogram indicates S/N ratio meets criteria.

240321_023 (continued)

PFOS
Conc. 0.7996
R#1 52.05 (45.06)
R#2 52.05 (47.87)
Q 498.90>79.90 (-) 4.25e3

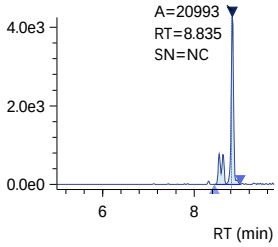

NMeFOSAA
Conc. 0.9303
R#1 57.33 (67.10)
R#2 57.33 (60.24)
Q 570.10>419.00 (-) 2.98e3

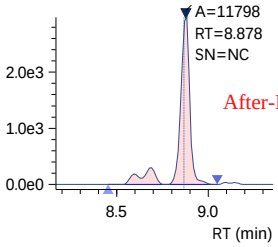

D5-NEtFOSAA_IS
Conc. 5.0000
ISTD 589.20>419.00 (-) 1.41e4

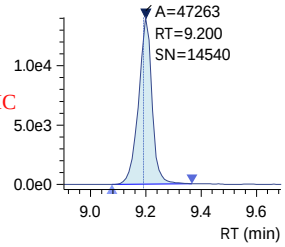

D5-NEtFOSAA
Conc. 3.2918
Q 589.20>419.00 (-) 1.41e4

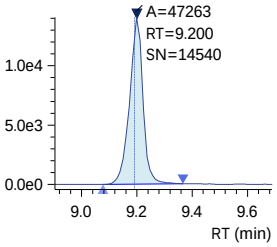

NEtFOSAA
Conc. 0.8736
R#1 84.82 (89.53)
R#2 84.82 (72.57)
Q 584.20>419.10 (-) 1.97e3

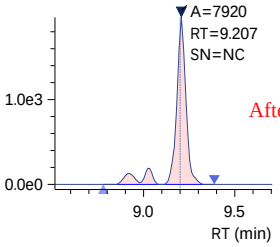

R1 498.90>98.80 (-) 2.76e3

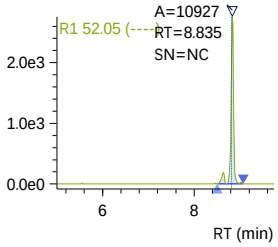

R1 570.10>483.00 (-) 1.36e3

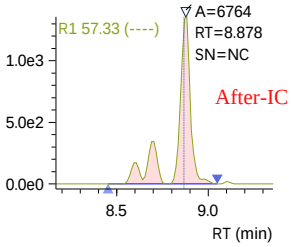

R1 584.20>526.00 (-) 1.44e3

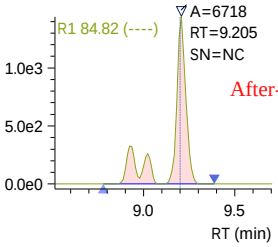

R2 498.90>98.80 (-) 2.76e3

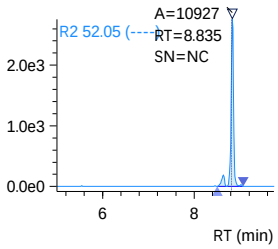

R2 570.10>483.00 (-) 1.36e3

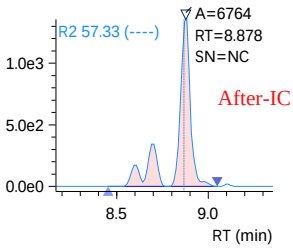

R2 584.20>526.00 (-) 1.44e3

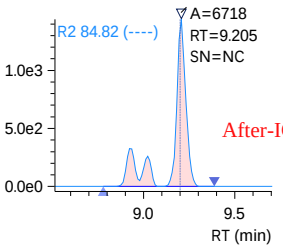

240321_023 (continued)

9-Cl-PF3ONS
Conc. 0.7280
R#1 31.79 (31.69)
R#2 31.79 (30.68)
Q 530.80>351.00 (-) 4.72e4

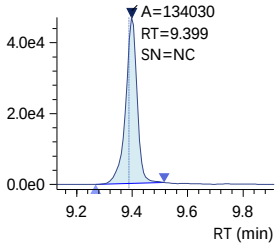

R1 532.80>353.00 (-) 1.53e4

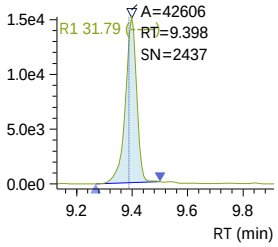

R2 532.80>353.00 (-) 1.53e4

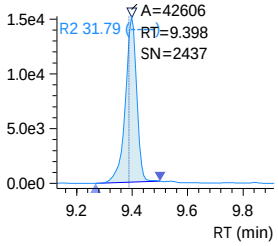

PFUnDA
Conc. 1.0817
R#1 12.38 (10.96)
R#2 12.38 (11.56)
Q 563.10>519.00 (-) 1.70e4

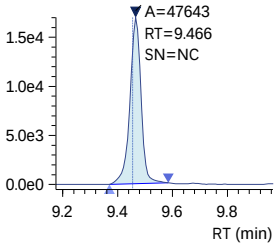

R1 563.10>269.10 (-) 2.03e3

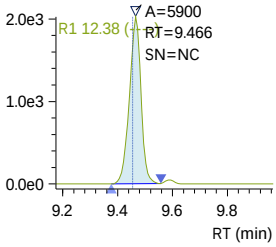

R2 563.10>269.10 (-) 2.03e3

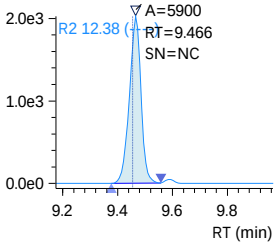

13C7-PFUnDA_IS
Conc. 1.2500
ISTD 570.00>525.10 (-) 1.81e4

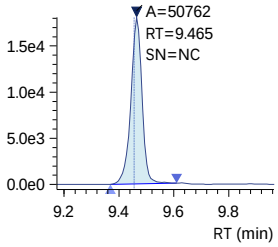

13C7-PFUnDA
Conc. 0.9395
Q 570.00>525.10 (-) 1.81e4

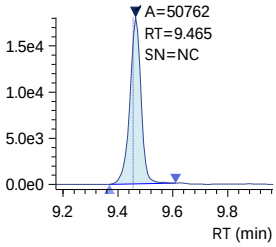

PFNS
Conc. 0.8166
R#1 61.43 (56.91)
R#2 61.43 (61.27)
Q 548.80>79.90 (-) 5.94e3

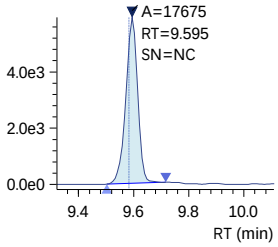

R1 548.80>98.80 (-) 3.65e3

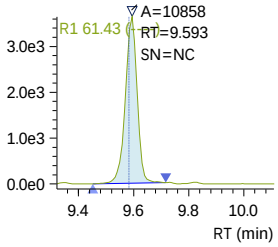

R2 548.80>98.80 (-) 3.65e3

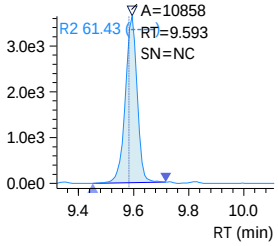

Insight Report
Quantitation/Integration
Printed 3/22/2024 13:35:57

240321_023 (continued)

10_2 FTS
Conc. 0.8226
R#1 36.13 (32.29)
R#2 36.13 (29.61)
Q 626.80>607.05 (-) 1.62e3

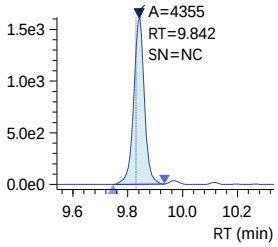

R1 626.80>81.00 (-) 5.06e2

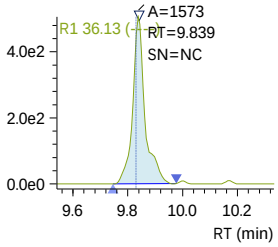

R2 626.80>81.00 (-) 5.06e2

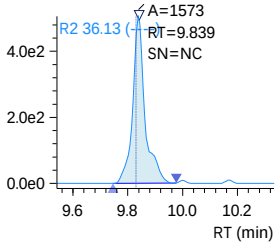

13C2-PFDOA_IS
Conc. 1.2500
ISTD 615.10>570.00 (-) 2.35e4

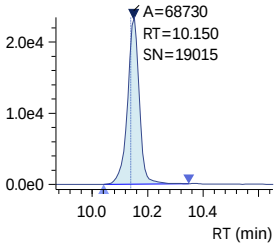

13C2-PFDOA
Conc. 1.0937
Q 615.10>570.00 (-) 2.35e4

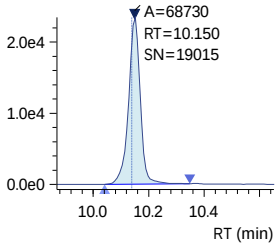

PFDOA
Conc. 0.9255
R#1 10.77 (11.14)
R#2 10.57 (10.73)
Q 613.10>569.00 (-) 1.23e4

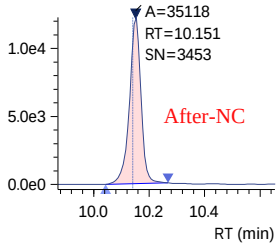

R1 613.10>319.00 (-) 1.26e3

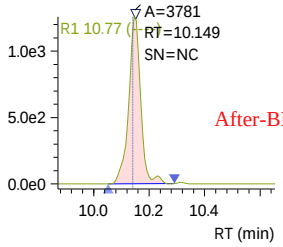

R2 613.10>319.00 (-) 1.26e3

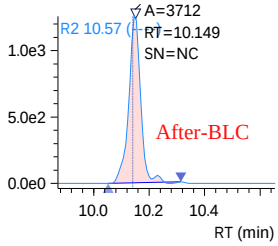

PFDS
Conc. 0.7184
R#1 65.24 (58.01)
R#2 65.24 (58.67)
Q 599.00>79.90 (-) 4.73e3

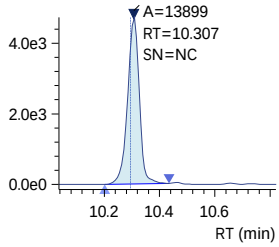

R1 599.00>98.80 (-) 3.23e3

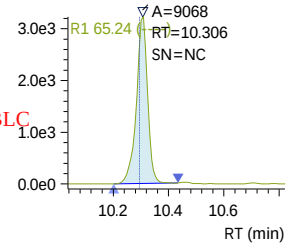

R2 599.00>98.80 (-) 3.23e3

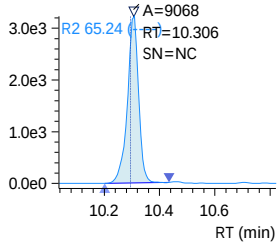

J:\LCMS08\Data\240321_1633_B1\240321_1633_B1.damlp .
SN - Software-calculated S/N ratio outside criteria due to non-target peaks or drift in noise calculation window.
Analyst review of noise levels (excluding non-target peaks) in chromatogram indicates S/N ratio meets criteria.

240321_023 (continued)

PFTrDA
Conc. 0.8314
R#1 15.95 (16.67)
R#2 15.95 (15.36)

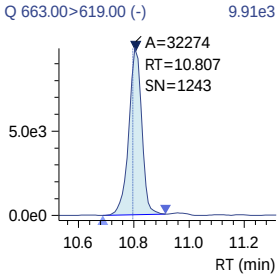

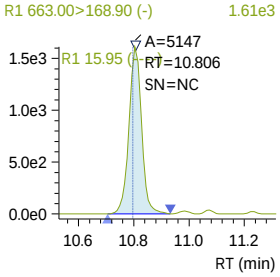

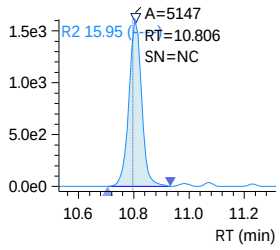

11-Cl-PF3OUdS
Conc. 0.7433
R#1 35.64 (35.04)
R#2 35.64 (35.75)

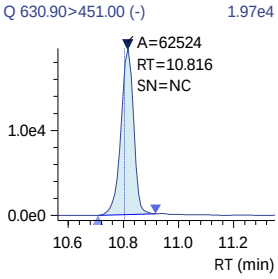

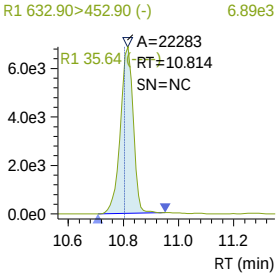

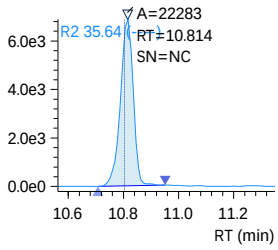

PFOSAm
Conc. 0.8875

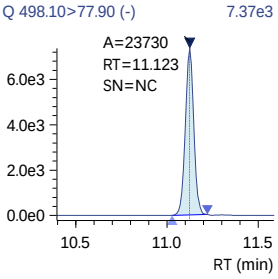

13C8-PFOSAm
Conc. 2.0109

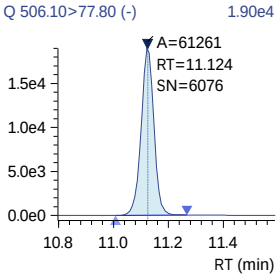

13C8-PFOSAm_IS
Conc. 2.5000

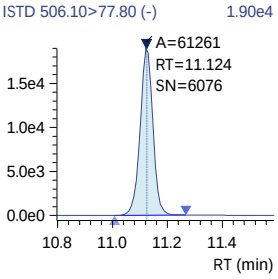

240321_023 (continued)

PFTDA
Conc. 0.9016
R#1 17.06 (17.09)
R#2 17.06 (18.64)

Q 713.10>669.00 (-) 6.98e3

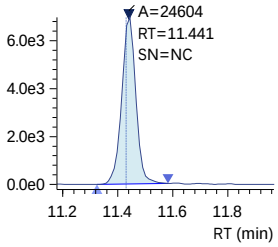

R1 713.10>168.90 (-) 1.07e3

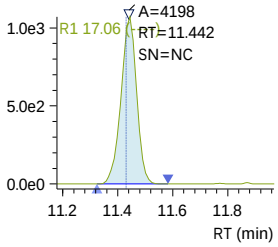

R2 713.10>168.90 (-) 1.07e3

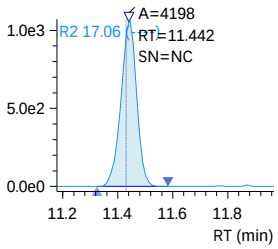

13C2-PFTDA
Conc. 1.0190

Q 715.20>670.00 (-) 1.07e4

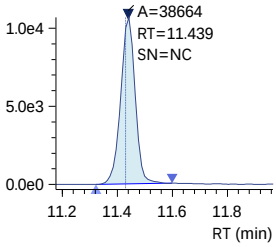

13C2-PFTDA_IS
Conc. 1.2500

ISTD 715.20>670.00 (-) 1.07e4

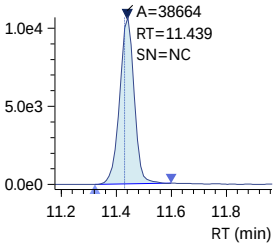

PFDoS
Conc. 0.7051
R#1 65.22 (61.23)
R#2 65.22 (68.82)

Q 699.10>79.90 (-) 2.78e3

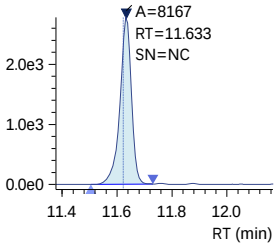

R1 699.10>98.80 (-) 1.81e3

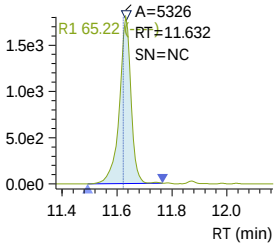

R2 699.10>98.80 (-) 1.81e3

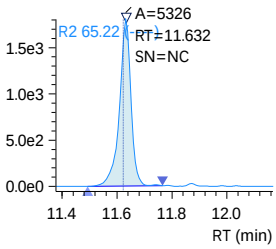

D7-MeFOSE_IS
Conc. 25.0000

ISTD 623.20>58.90 (-) 5.16e4

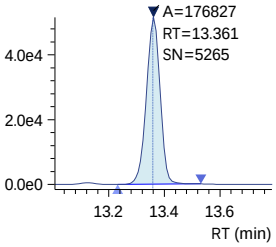

240321_023 (continued)

D7-MeFOSE
Conc. 18.9709

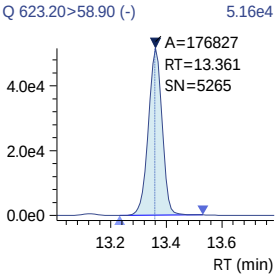

MeFOSE
Conc. 0.9164

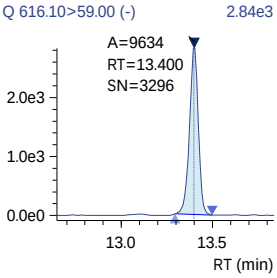

13C2-PFHXDA_IS
Conc. 2.5000

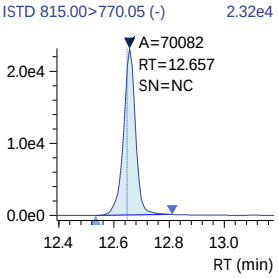

13C2-PFHXDA
Conc. 1.7963

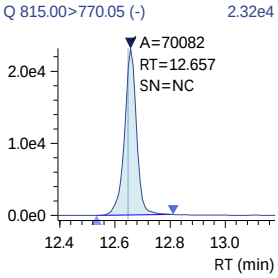

PFHXDA
Conc. 0.9065
R#1 12.04 (10.78)
R#2 12.04 (11.00)

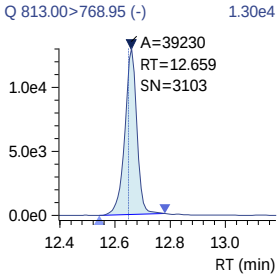

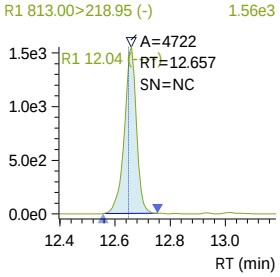

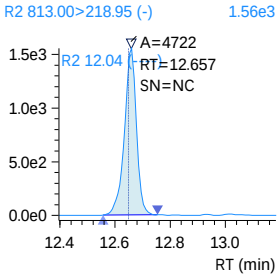

240321_023 (continued)

D3-MeFOSA
Conc. 1.7235

Q 515.00>219.00 (-) 4.12e3

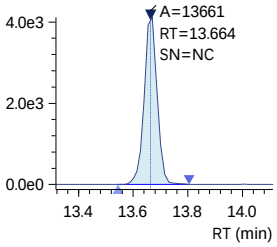

D3-MeFOSA_IS
Conc. 2.5000

ISTD 515.00>219.00 (-) 4.12e3

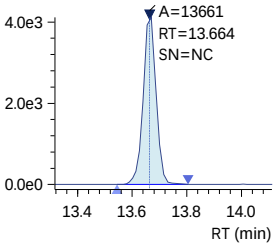

MeFOSA
Conc. 0.6951
R#1 141.19 (156.31)
R#2 141.19 (156.72)

Q 511.90>219.00 (-) 1.83e3

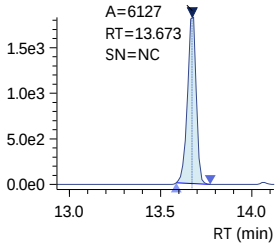

R1 511.90>169.00 (-) 2.68e3

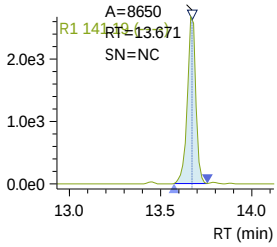

R2 511.90>169.00 (-) 2.68e3

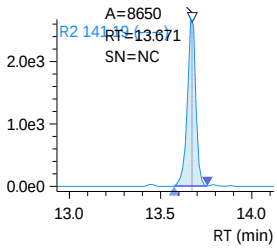

D9-EtFOSE_IS
Conc. 25.0000

ISTD 639.20>58.90 (-) 5.38e4

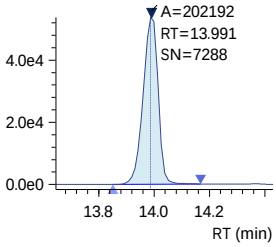

D9-EtFOSE
Conc. 19.0023

Q 639.20>58.90 (-) 5.38e4

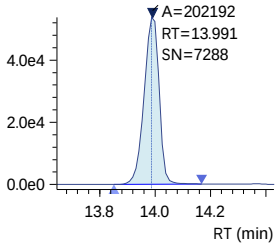

240321_023 (continued)

EtFOSE
Conc. 0.8049

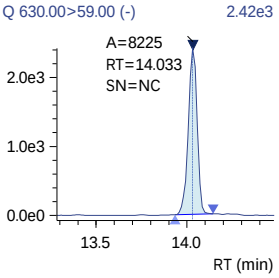

D5-EtFOSAm
Conc. 1.6578

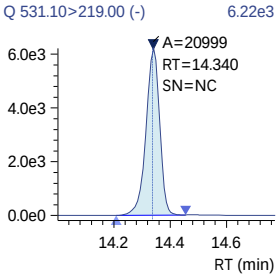

D5-EtFOSAm_IS
Conc. 2.5000

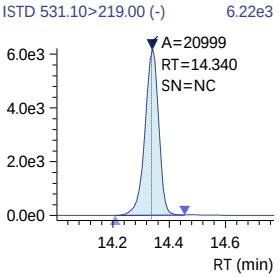

EtFOSAm
Conc. 0.7265
R#1 125.85 (177.75)
R#2 125.85 (149.59)

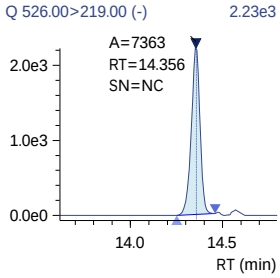

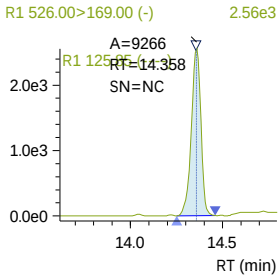

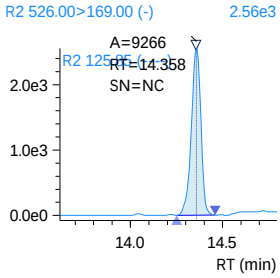

PFODA
Conc. 1.0698
R#1 38.42 (31.66)
R#2 38.42 (33.60)

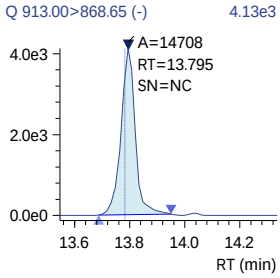

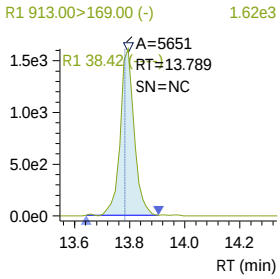

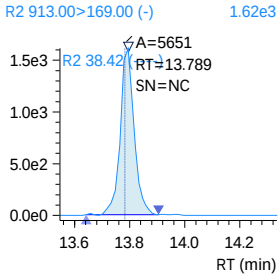

Insight Report
Before Manual Integration
Printed 3/22/2024 10:11:10

240321_023

Sample ID: KQ2403860-04
Date Acquired: 3/21/2024 7:12:36 PM
Acquired by: System Administrator
Data File: 240321_023
Vial: 21 | Inj. Volume: 10.0000uL | Tray: 2

13C4-PFBA
Conc. 8.3916
Q 216.80>171.90 (-) 9.19e4

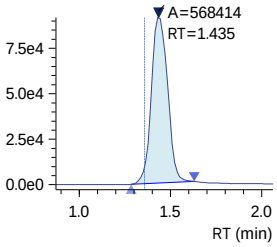

13C4-PFBA_IS
Conc. 10.0000
ISTD 216.80>171.90 (-) 9.19e4

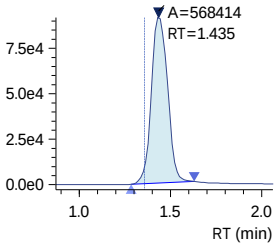

13C3-PFBA_IS
Conc. 5.0000
ISTD 216.00>172.00 (-) 5.42e4

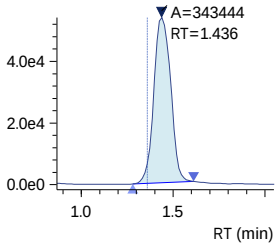

PFBA
Conc. 0.9531
Q 212.80>169.05 (-) 1.00e4

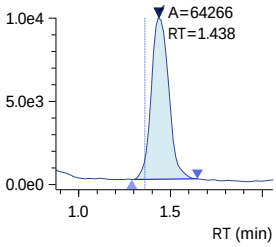

PFMPA
Conc. 0.9267
Q 229.00>84.90 (-) 9.42e3

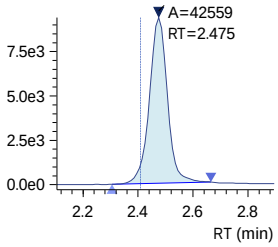

3_3 FTCA
Conc. 19.6391
R#1 139.75 (136.14)
R#2 139.75 (136.14)
Q 241.00>177.10 (-) 1.51e4

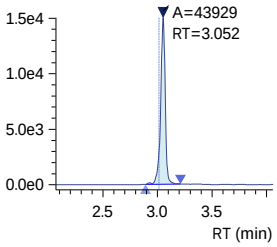

13C5-PFPeA
Conc. 4.5913
Q 268.30>223.00 (-) 4.13e4

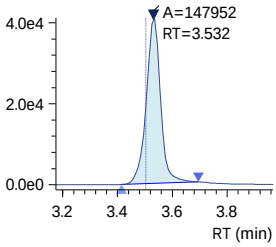

13C5-PFPeA_IS
Conc. 5.0000
ISTD 268.30>223.00 (-) 4.13e4

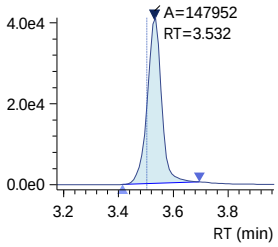

PFPeA
Conc. 0.8588
Q 263.00>219.00 (-) 2.60e4

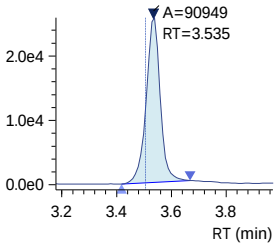

PFMBA
Conc. 0.8755
Q 279.00>84.95 (-) 1.97e4

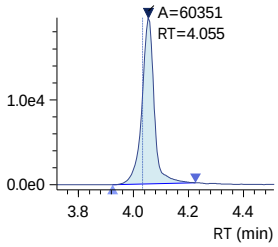

R1 241.00>117.00 (-) 2.17e4

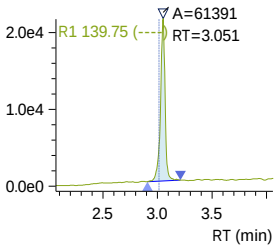

R2 241.00>117.00 (-) 2.17e4

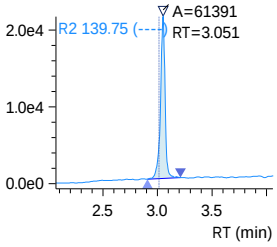

Insight Report
Before Manual Integration
Printed 3/22/2024 10:11:10

240321_023 (continued)

13C2-4_2 FTS
Conc. 3.0652
Q 329.10>80.90 (-) 8.35e3

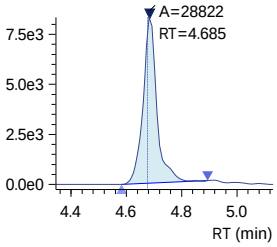

13C2-4_2 FTS_IS
Conc. 5.0000
ISTD 329.10>80.90 (-) 8.35e3

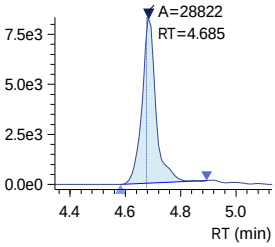

4_2 FTS
Conc. 0.8382
R#1 31.50 (33.08)
R#2 31.50 (33.08)
Q 327.10>307.00 (-) 4.11e3

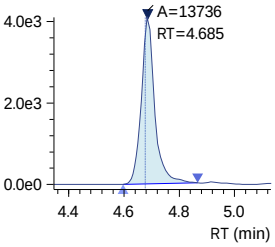

13C3-PFBS_IS
Conc. 2.5000
ISTD 302.10>79.90 (-) 2.56e4

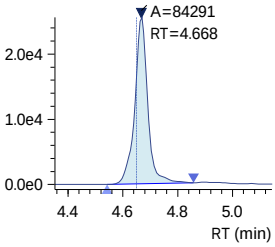

PFBS
Conc. 0.7911
R#1 48.63 (46.53)
R#2 48.63 (46.53)
Q 298.70>79.90 (-) 1.20e4

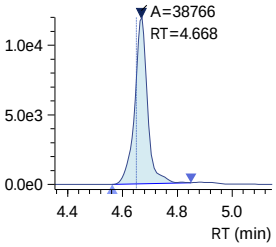

R1 327.10>80.90 (-) 1.23e3

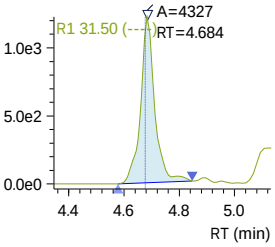

R1 298.70>98.80 (-) 5.98e3

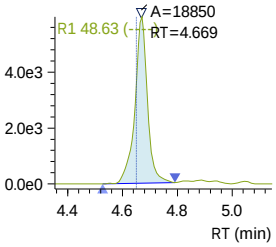

R2 327.10>80.90 (-) 1.23e3

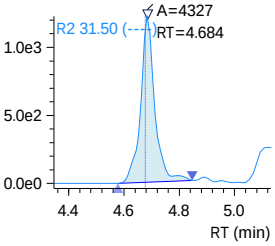

R2 298.70>98.80 (-) 5.98e3

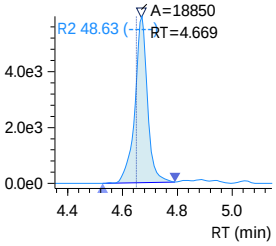

Insight Report
Before Manual Integration
Printed 3/22/2024 10:11:10

240321_023 (continued)

13C3-PFBS
Conc. 2.0651

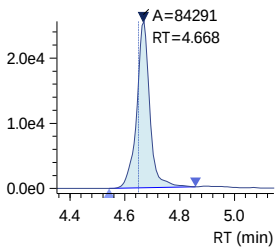

NFDHA
Conc. 1.2294
R#1 34.33 (36.44)
R#2 34.33 (36.44)

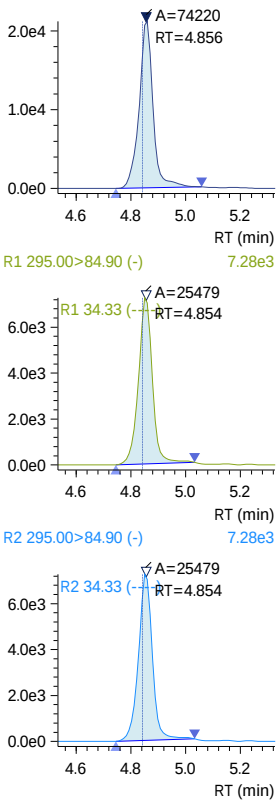

13C5-PFHxA
Conc. 1.9436

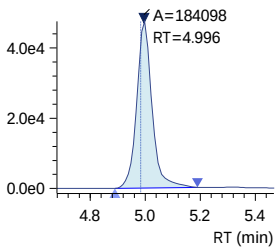

13C5-PFHxA_IS
Conc. 2.5000

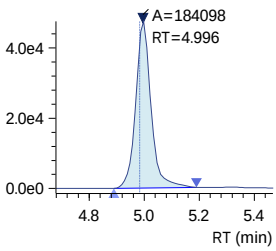

13C2-PFHxA_IS
Conc. 2.5000

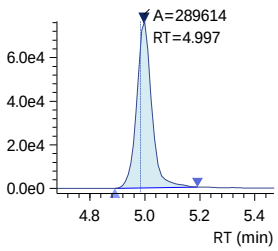

Insight Report
Before Manual Integration
Printed 3/22/2024 10:11:10

240321_023 (continued)

PFHxA
Conc. 0.8900
Q 313.00>269.00 (-) 1.83e4

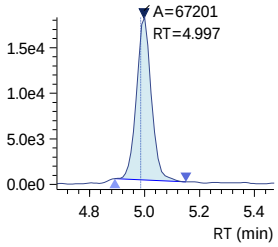

PFEESA
Conc. 0.8176
R#1 5.18 (5.25)
R#2 5.18 (5.25)
Q 314.80>135.00 (-) 5.75e4

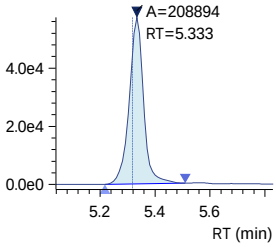

R1 314.80>82.90 (-) 2.97e3

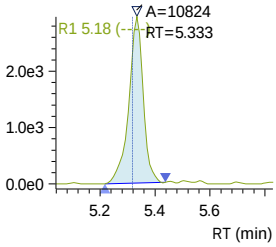

R2 314.80>82.90 (-) 2.97e3

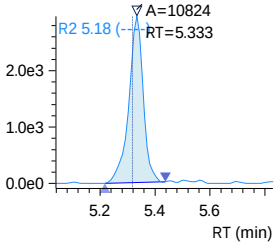

13C3-HFPO-DA
Conc. 8.8728
Q 286.90>168.90 (-) 1.12e5

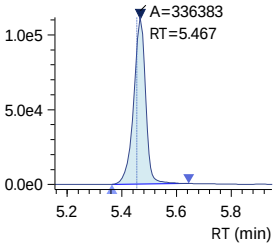

13C3-HFPO-DA_IS
Conc. 10.0000
ISTD 286.90>168.90 (-) 1.12e5

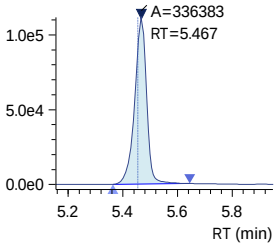

HFPO-DA
Conc. 0.9138
R#1 61.16 (62.57)
R#2 61.16 (62.57)
Q 284.90>168.90 (-) 1.15e4

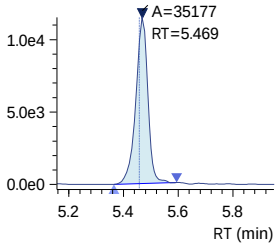

R1 284.90>184.90 (-) 6.92e3

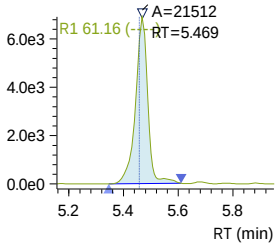

R2 284.90>184.90 (-) 6.92e3

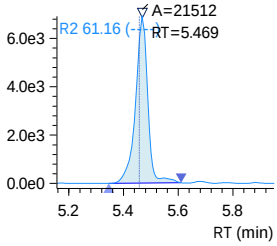

240321_023 (continued)

5_3 FTCA
Conc. 20.7610
R#1 142.67 (154.88)
R#2 142.67 (154.88)
Q 341.00>237.05 (-) 3.87e4

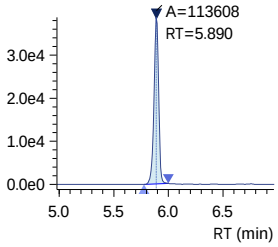

R1 341.00>217.00 (-) 5.51e4

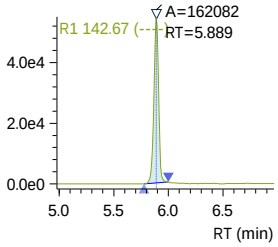

R2 341.00>217.00 (-) 5.51e4

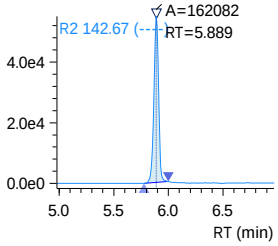

PFPeS
Conc. 0.8267
R#1 54.38 (54.44)
R#2 54.38 (54.44)
Q 349.10>79.90 (-) A=28942 1.02e4

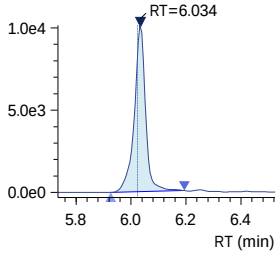

R1 349.10>98.80 (-) 5.55e3

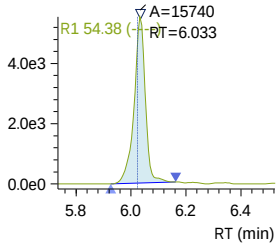

R2 349.10>98.80 (-) 5.55e3

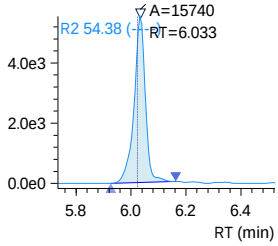

13C4-PFHpA
Conc. 2.1602
Q 367.10>322.00 (-) 1.00e5

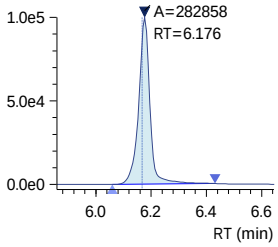

13C4-PFHpA_IS
Conc. 2.5000
ISTD 367.10>322.00 (-) 1.00e5

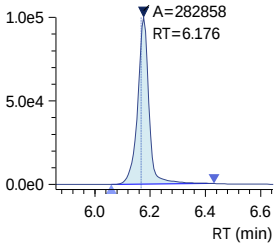

PFHpA
Conc. 0.8967
R#1 20.26 (23.39)
R#2 20.26 (23.39)
Q 363.10>319.00 (-) 3.30e4

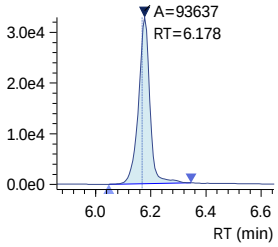

R1 363.10>169.00 (-) 6.77e3

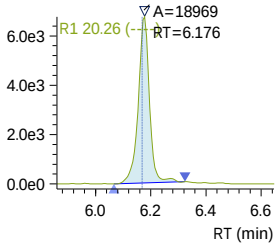

R2 363.10>169.00 (-) 6.77e3

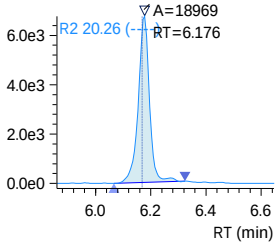

240321_023 (continued)

DONA
Conc. 0.8541
R#1 27.68 (30.39)
R#2 27.68 (30.39)
Q 376.90>250.90 (-) 3.81e4

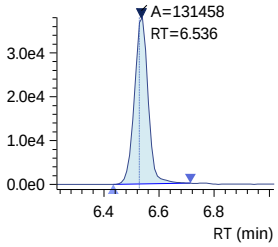

R1 376.90>84.80 (-) 1.01e4

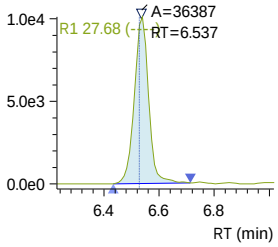

R2 376.90>84.80 (-) 1.01e4

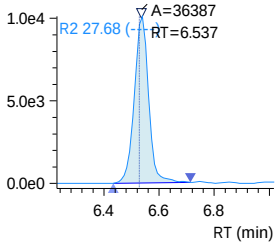

13C2-6_2 FTS_IS
Conc. 5.0000
ISTD 429.10>80.90 (-) 6.84e3

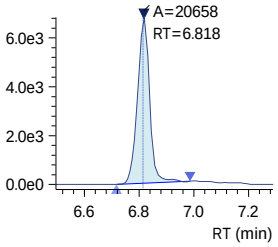

13C2-6_2 FTS
Conc. 2.7257
Q 429.10>80.90 (-) 6.84e3

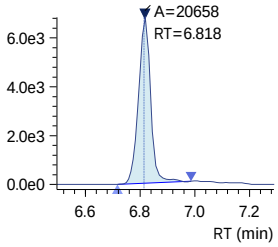

6_2 FTS
Conc. 0.9035
R#1 40.77 (44.48)
R#2 40.77 (44.48)
Q 427.10>407.00 (-) 2.64e3

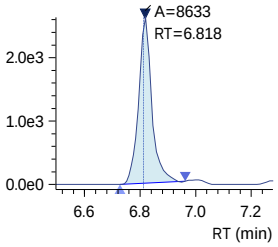

R1 427.10>80.90 (-) 1.26e3

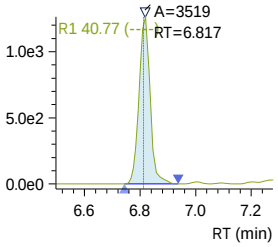

R2 427.10>80.90 (-) 1.26e3

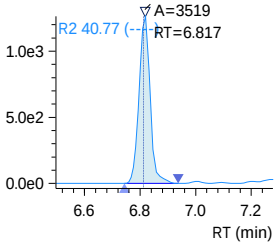

13C4-PFOA_IS
Conc. 2.5000
ISTD 417.10>172.00 (-) 4.48e3

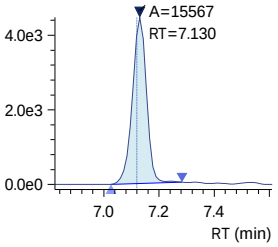

Insight Report
Before Manual Integration
Printed 3/22/2024 10:11:10

240321_023 (continued)

13C8-PFOA_IS
Conc. 2.5000

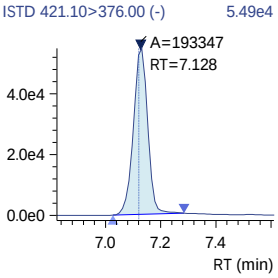

13C8-PFOA
Conc. 2.0167

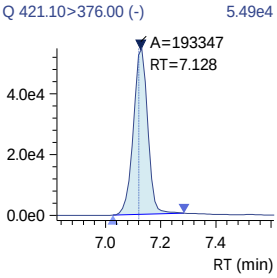

PFOA
Conc. 0.9939
R#1 21.60 (24.47)
R#2 21.60 (24.47)

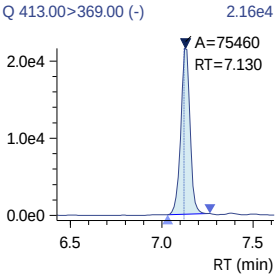

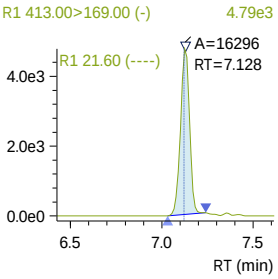

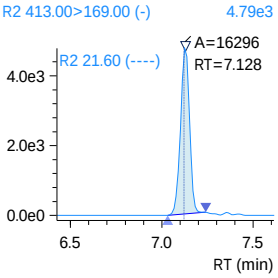

13C3-PFHxS
Conc. 2.1994

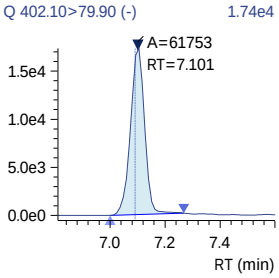

13C3-PFHxS_IS
Conc. 2.5000

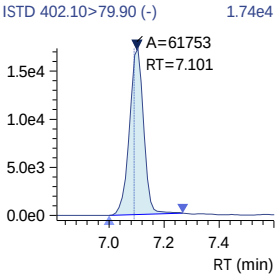

Insight Report
Before Manual Integration
Printed 3/22/2024 10:11:10

240321_023 (continued)

PFHxS
Conc. 0.8668
R#1 54.49 (57.29)
R#2 54.49 (57.29)
Q 398.70>79.90 (-) 6.61e3

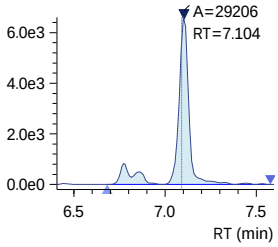

R1 398.70>98.90 (-) 3.28e3

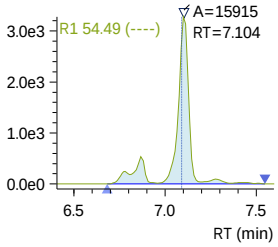

R2 398.70>98.90 (-) 3.28e3

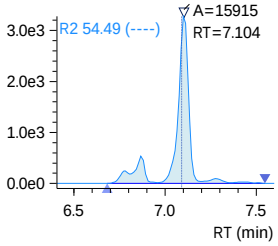

18O2-PFHxS_IS
Conc. 2.5000
ISTD 403.00>83.90 (-) 1.87e4

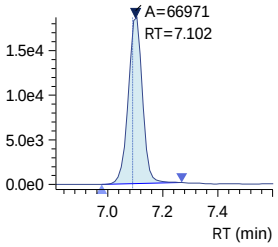

13C9-PFNA_IS
Conc. 1.2500
ISTD 472.10>427.00 (-) 3.48e4

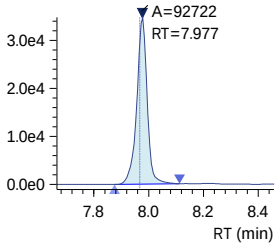

13C9-PFNA
Conc. 1.0488
Q 472.10>427.00 (-) 3.48e4

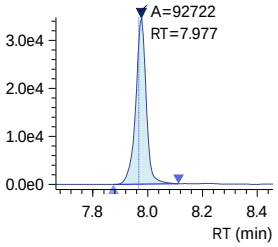

13C5-PFNA_IS
Conc. 1.2500
ISTD 468.00>423.00 (-) 3.68e4

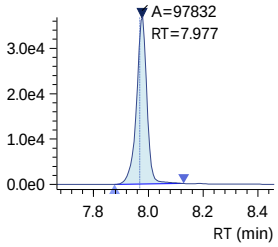

Insight Report
Before Manual Integration
Printed 3/22/2024 10:11:10

240321_023 (continued)

PFNA
Conc. 0.8638
R#1 21.17 (20.36)
R#2 21.17 (20.36)
Q 463.00>419.00 (-) 1.98e4

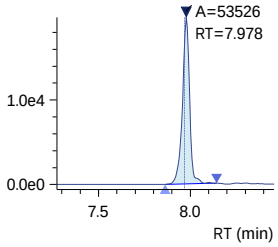

PFHpS
Conc. 0.7589
R#1 51.36 (46.70)
R#2 51.36 (46.70)
Q 449.00>79.90 (-) A=23448 8.84e3

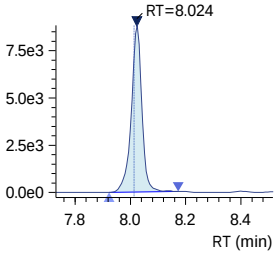

7_3 FTCA
Conc. 17.7769
R#1 136.36 (132.28)
R#2 136.36 (132.28)
Q 441.00>317.00 (-) 4.91e4

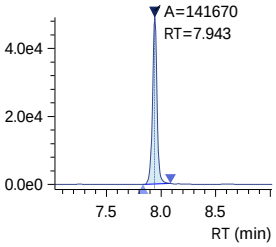

13C2-8_2-FTS
Conc. 2.9499
Q 529.10>80.90 (-) 4.52e3

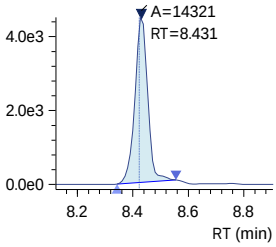

13C2-8_2-FTS_IS
Conc. 5.0000
ISTD 529.10>80.90 (-) 4.52e3

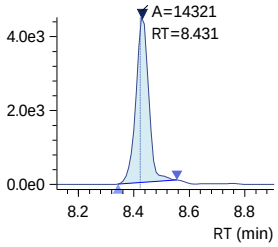

R1 463.00>219.00 (-) 4.24e3

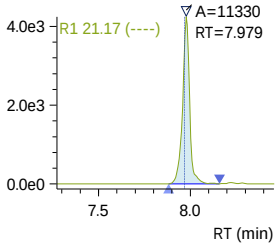

R1 449.00>98.80 (-) 4.34e3

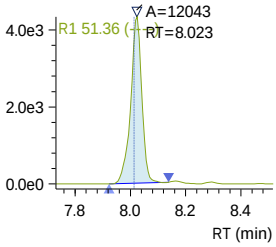

R1 441.00>336.90 (-) 6.71e4

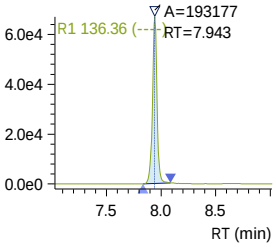

R2 463.00>219.00 (-) 4.24e3

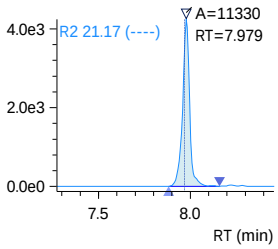

R2 449.00>98.80 (-) 4.34e3

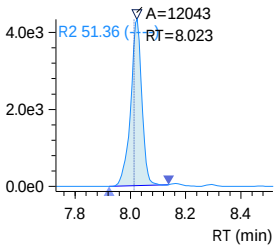

R2 441.00>336.90 (-) 6.71e4

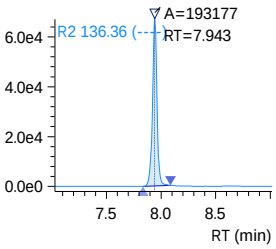

240321_023 (continued)

8_2 FTS
Conc. 0.9766
R#1 36.22 (45.91)
R#2 36.22 (45.91)
Q 527.10>506.95 (-) 1.89e3

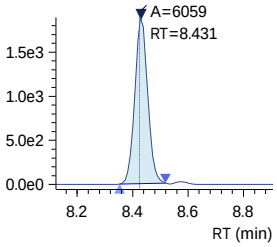

13C6-PFDA_IS
Conc. 1.2500
ISTD 519.10>474.10 (-) 1.62e4

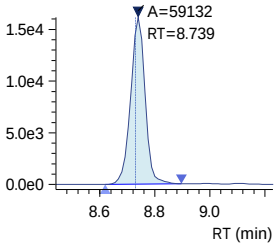

13C6-PFDA
Conc. 1.0792
Q 519.10>474.10 (-) 1.62e4

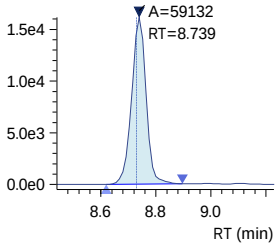

13C2-PFDA_IS
Conc. 1.2500
ISTD 515.10>470.10 (-) 1.60e4

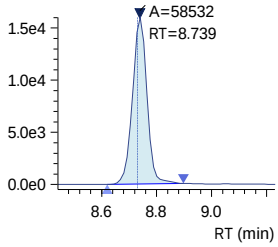

PFDA
Conc. 0.8873
R#1 21.10 (17.64)
R#2 21.10 (17.64)
Q 512.90>469.00 (-) 1.18e4

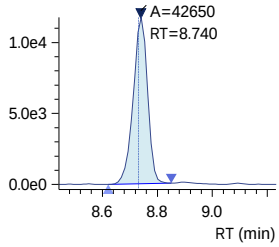

R1 527.10>80.80 (-) 7.80e2

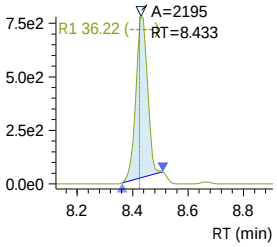

R1 512.90>219.00 (-) 2.43e3

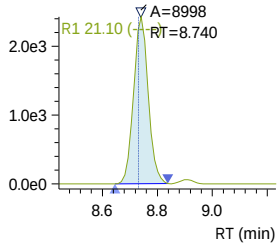

R2 527.10>80.80 (-) 7.80e2

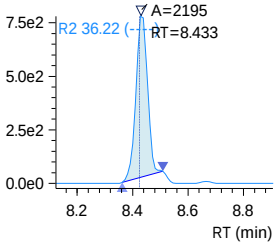

R2 512.90>219.00 (-) 2.43e3

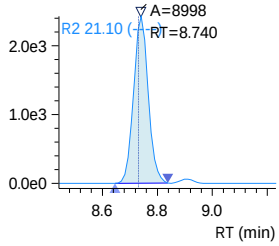

D3-NMeFOSAA_IS
Conc. 5.0000
ISTD 573.20>419.00 (-) 1.82e4

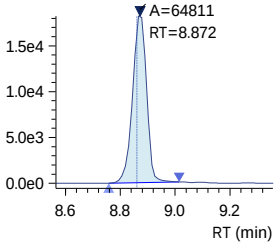

D3-NMeFOSAA
Conc. 3.3073
Q 573.20>419.00 (-) 1.82e4

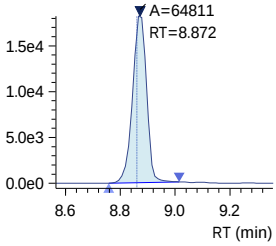

13C8-PFOS_IS
Conc. 2.5000
ISTD 507.10>98.90 (-) 6.83e3

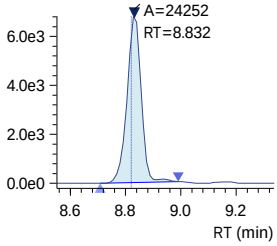

13C8-PFOS
Conc. 2.1383
Q 507.10>98.90 (-) 6.83e3

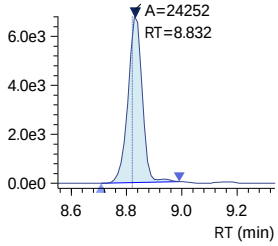

13C4-PFOS_IS
Conc. 2.5000
ISTD 502.80>79.90 (-) 2.31e4

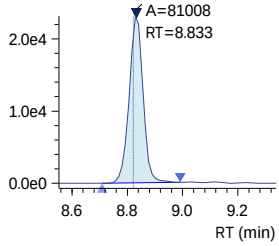

Insight Report
Before Manual Integration
Printed 3/22/2024 10:11:10

240321_023 (continued)

PFOS
Conc. 0.7996
R#1 52.05 (45.06)
R#2 52.05 (45.06)
Q 498.90>79.90 (-) 4.25e3

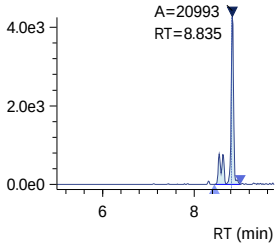

NMeFOSAA
Conc. 0.7589
R#1 49.08 (67.10)
R#2 49.08 (67.10)
Q 570.10>419.00 (-) 2.98e3

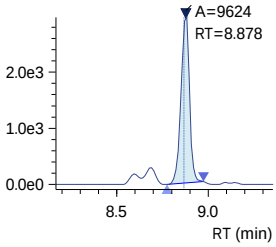

D5-NEtFOSAA_IS
Conc. 5.0000
ISTD 589.20>419.00 (-) 1.41e4

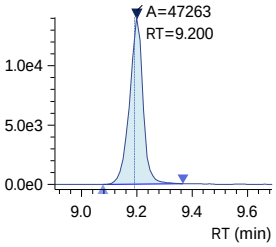

D5-NEtFOSAA
Conc. 3.2918
Q 589.20>419.00 (-) 1.41e4

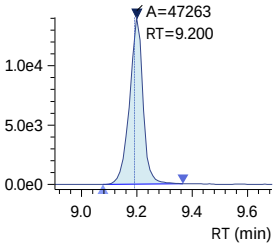

NEtFOSAA
Conc. 0.7100
R#1 74.14 (89.53)
R#2 74.14 (89.53)
Q 584.20>419.10 (-) 1.97e3

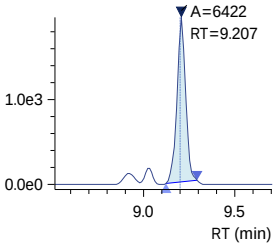

R1 498.90>98.80 (-) 2.76e3

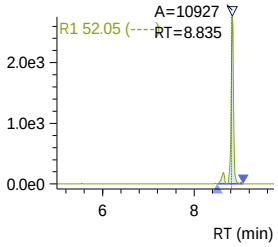

R1 570.10>483.00 (-) 1.36e3

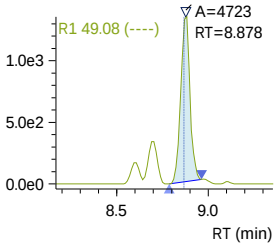

R1 584.20>526.00 (-) 1.44e3

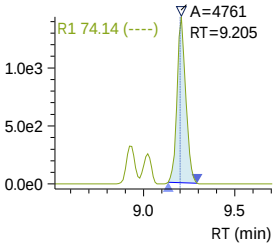

R2 498.90>98.80 (-) 2.76e3

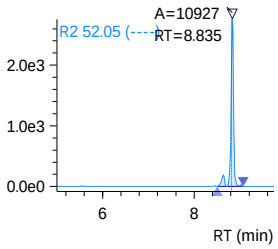

R2 570.10>483.00 (-) 1.36e3

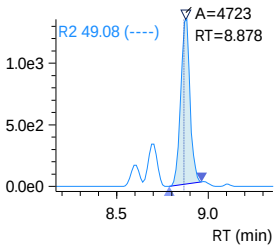

R2 584.20>526.00 (-) 1.44e3

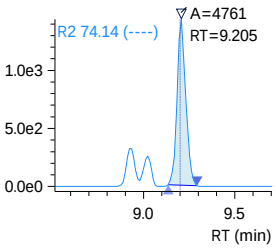

240321_023 (continued)

9-Cl-PF3ONS
Conc. 0.7280
R#1 31.79 (31.69)
R#2 31.79 (31.69)
Q 530.80>351.00 (-) 4.72e4

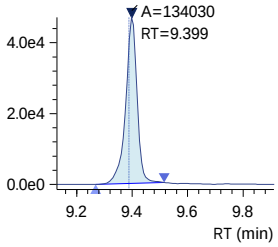

R1 532.80>353.00 (-) 1.53e4

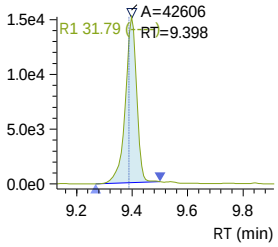

R2 532.80>353.00 (-) 1.53e4

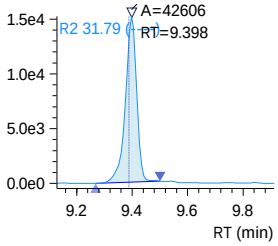

PFUnDA
Conc. 1.0817
R#1 12.38 (10.96)
R#2 12.38 (10.96)
Q 563.10>519.00 (-) 1.70e4

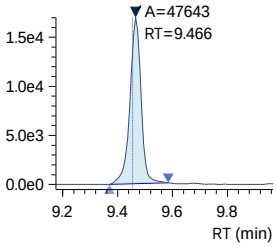

R1 563.10>269.10 (-) 2.03e3

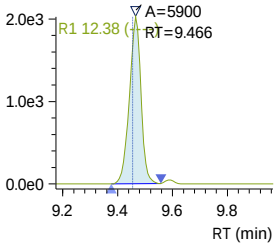

R2 563.10>269.10 (-) 2.03e3

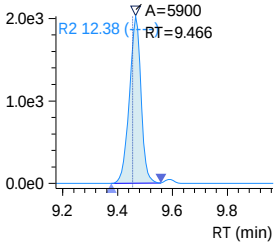

13C7-PFUnDA_IS
Conc. 1.2500
ISTD 570.00>525.10 (-) 1.81e4

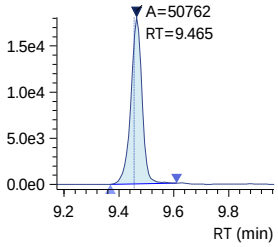

13C7-PFUnDA
Conc. 0.9395
Q 570.00>525.10 (-) 1.81e4

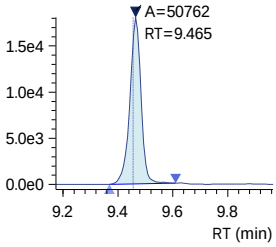

PFNS
Conc. 0.8166
R#1 61.43 (56.91)
R#2 61.43 (56.91)
Q 548.80>79.90 (-) 5.94e3

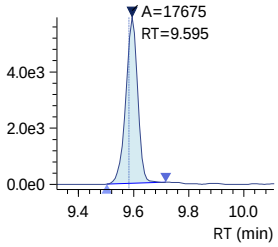

R1 548.80>98.80 (-) 3.65e3

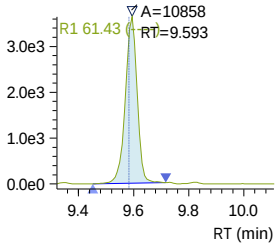

R2 548.80>98.80 (-) 3.65e3

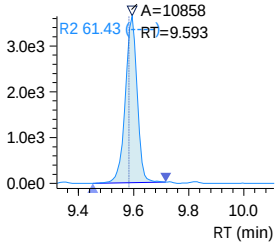

Insight Report
Before Manual Integration
Printed 3/22/2024 10:11:10

240321_023 (continued)

10_2 FTS
Conc. 0.8226
R#1 36.13 (32.29)
R#2 36.13 (32.29)
Q 626.80>607.05 (-) 1.62e3

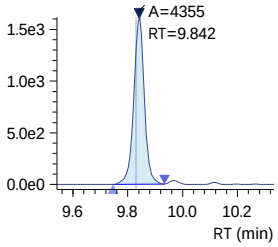

R1 626.80>81.00 (-) 5.06e2

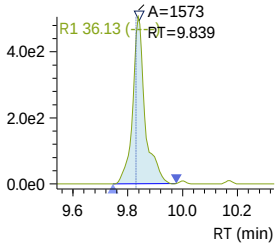

R2 626.80>81.00 (-) 5.06e2

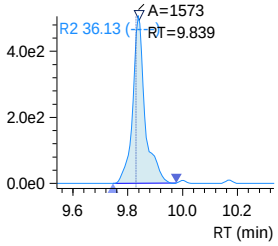

13C2-PFDOA_IS
Conc. 1.2500
ISTD 615.10>570.00 (-) 2.35e4

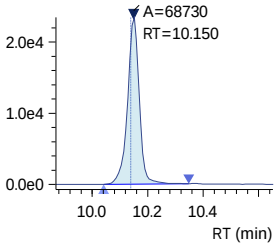

13C2-PFDOA
Conc. 1.0937
Q 615.10>570.00 (-) 2.35e4

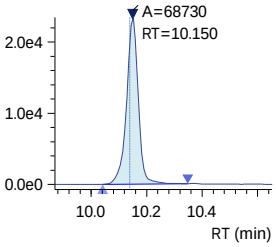

PFDOA
Conc. 0.9255
R#1 9.85 (11.14)
R#2 9.85 (11.14)
Q 613.10>569.00 (-) 1.23e4

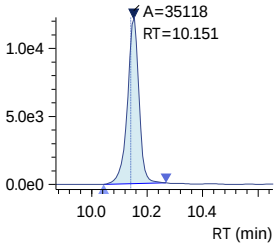

R1 613.10>319.00 (-) 1.26e3

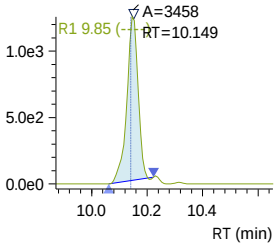

R2 613.10>319.00 (-) 1.26e3

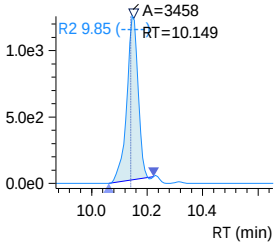

PFDS
Conc. 0.7184
R#1 65.24 (58.01)
R#2 65.24 (58.01)
Q 599.00>79.90 (-) 4.73e3

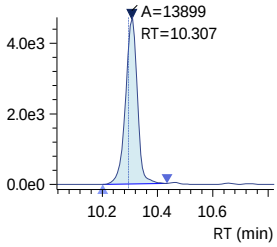

R1 599.00>98.80 (-) 3.23e3

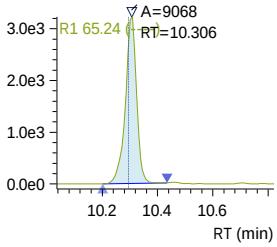

R2 599.00>98.80 (-) 3.23e3

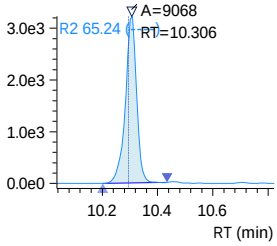

240321_023 (continued)

PFTrDA
Conc. 0.8314
R#1 15.95 (16.67)
R#2 15.95 (16.67)
Q 663.00>619.00 (-) 9.91e3

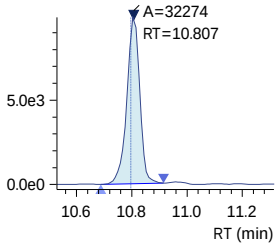

R1 663.00>168.90 (-) 1.61e3

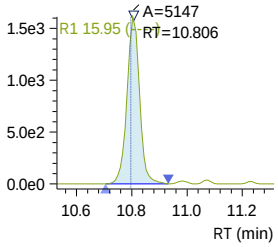

R2 663.00>168.90 (-) 1.61e3

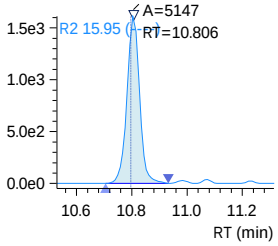

11-Cl-PF3OUdS
Conc. 0.7433
R#1 35.64 (35.04)
R#2 35.64 (35.04)
Q 630.90>451.00 (-) 1.97e4

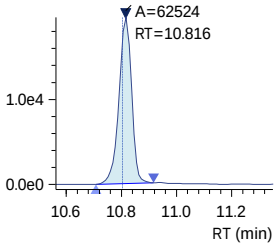

R1 632.90>452.90 (-) 6.89e3

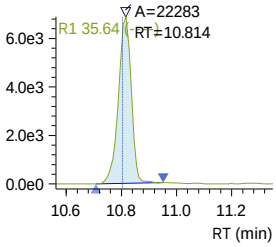

R2 632.90>452.90 (-) 6.89e3

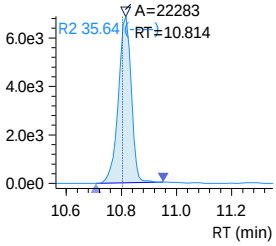

PFOSAm
Conc. 0.8875
Q 498.10>77.90 (-) 7.37e3

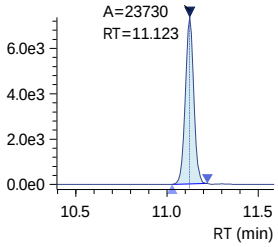

13C8-PFOSAm
Conc. 2.0109
Q 506.10>77.80 (-) 1.90e4

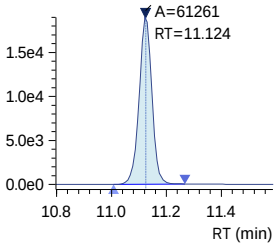

13C8-PFOSAm_IS
Conc. 2.5000
ISTD 506.10>77.80 (-) 1.90e4

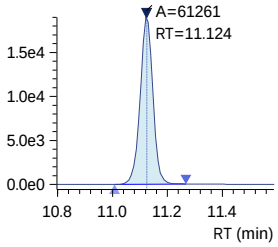

240321_023 (continued)

PFTDA
Conc. 0.9016
R#1 17.06 (17.09)
R#2 17.06 (17.09)
Q 713.10>669.00 (-) 6.98e3

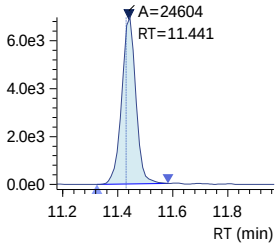

R1 713.10>168.90 (-) 1.07e3

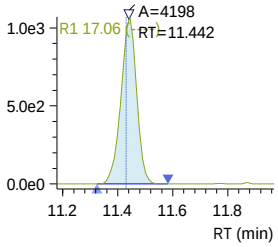

R2 713.10>168.90 (-) 1.07e3

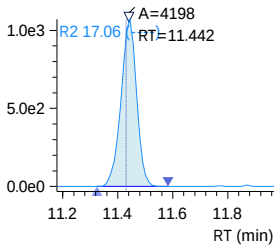

13C2-PFTDA
Conc. 1.0190
Q 715.20>670.00 (-) 1.07e4

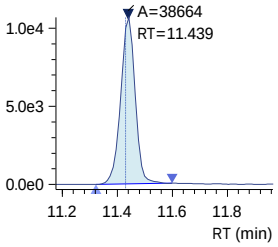

13C2-PFTDA_IS
Conc. 1.2500
ISTD 715.20>670.00 (-) 1.07e4

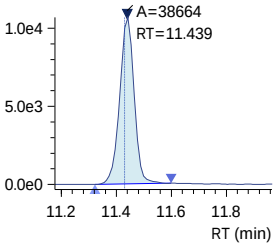

PFDoS
Conc. 0.7051
R#1 65.22 (61.23)
R#2 65.22 (61.23)
Q 699.10>79.90 (-) 2.78e3

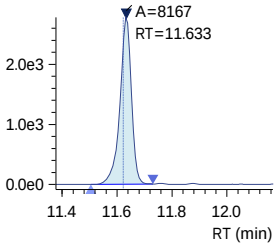

R1 699.10>98.80 (-) 1.81e3

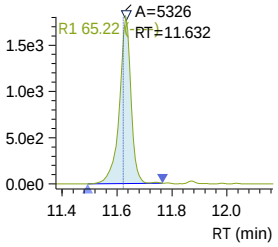

R2 699.10>98.80 (-) 1.81e3

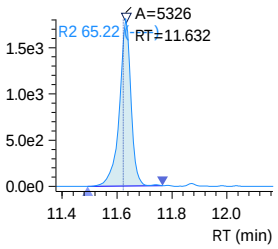

D7-MeFOSE_IS
Conc. 25.0000
ISTD 623.20>58.90 (-) 5.16e4

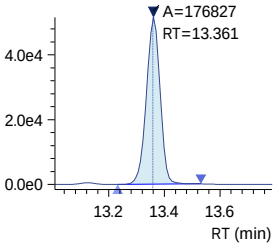

Insight Report
Before Manual Integration
Printed 3/22/2024 10:11:10

240321_023 (continued)

D7-MeFOSE
Conc. 18.9709

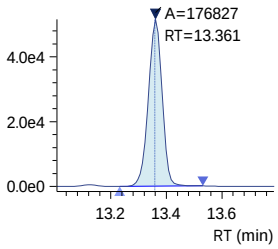

MeFOSE
Conc. 0.9164

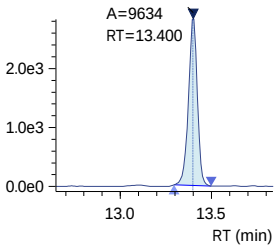

13C2-PFHXDA_IS
Conc. 2.5000

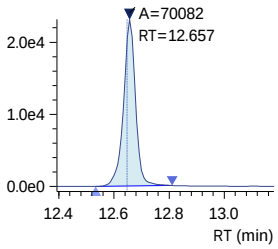

13C2-PFHXDA
Conc. 1.7963

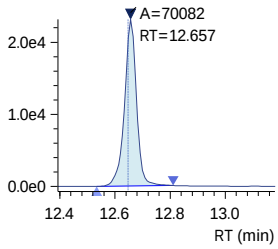

PFHXDA
Conc. 0.9065
R#1 12.04 (10.78)
R#2 12.04 (10.78)

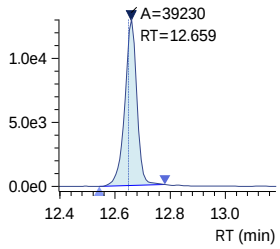

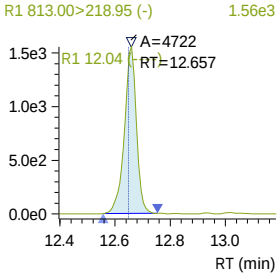

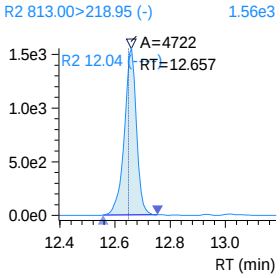

Insight Report
Before Manual Integration
Printed 3/22/2024 10:11:10

240321_023 (continued)

D3-MeFOSA
Conc. 1.7235

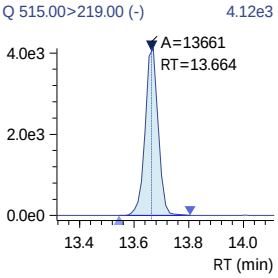

D3-MeFOSA_IS
Conc. 2.5000

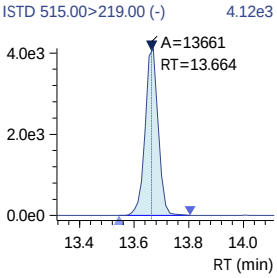

MeFOSA
Conc. 0.6951
R#1 141.19 (156.31)
R#2 141.19 (156.31)

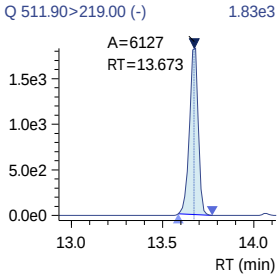

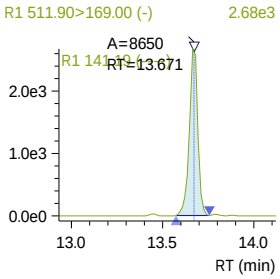

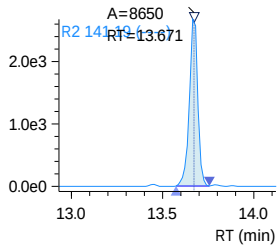

D9-EtFOSE_IS
Conc. 25.0000

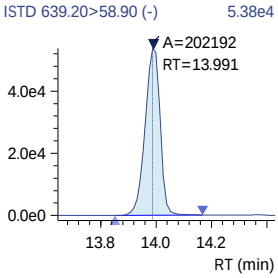

D9-EtFOSE
Conc. 19.0023

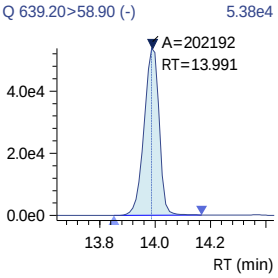

Insight Report
Before Manual Integration
Printed 3/22/2024 10:11:10

240321_023 (continued)

EtFOSE
Conc. 0.8049

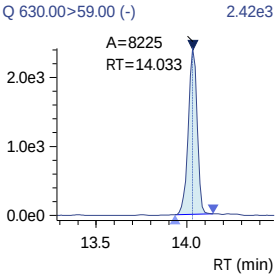

D5-EtFOSAm
Conc. 1.6578

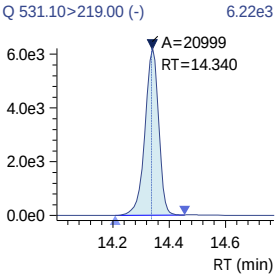

D5-EtFOSAm_IS
Conc. 2.5000

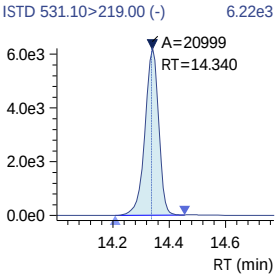

EtFOSAm
Conc. 0.7265
R#1 125.85 (177.75)
R#2 125.85 (177.75)

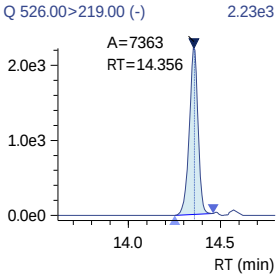

PFODA
Conc. 1.0698
R#1 38.42 (31.66)
R#2 38.42 (31.66)

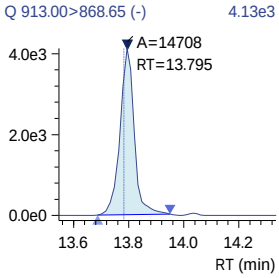

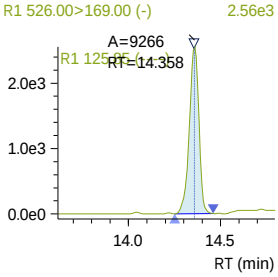

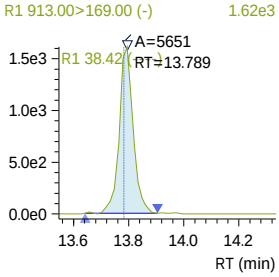

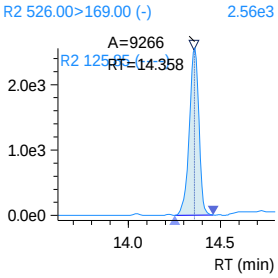

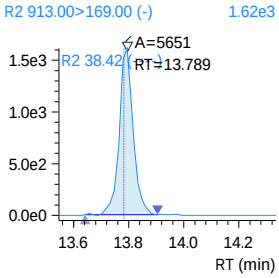

1st PS 03/22/24
2nd 03/22/24

Validation Report

Data File: J:\LCMS08\Data\240320_1633_B1\240320_014
Lab ID: KQ2404025-03
RunType: LCS_LL
Matrix: Water

Date Acquired: 3/20/24 18:19
Batch ID: 835644
Analysis Method: 1633/PFAS_DOD5.4

Validations

Validation Categories	Pass	Fail
Analytical Hold Time	X	
ICAL Analyte Recovery	X	
Second Source ICAL Verification	X	
Continuing Calibration Recovery	X	
Continuing Calibration Recovery (Closing)	X	
Internal Standards	X	
Surrogates	X	
Std MRL Unsupported by ICAL	X	
Above Highest ICAL Level	X	

Primary Review: _____

Secondary Review: _____

1st PS 03/22/24
2nd 03/22/24

Quantitation Report

Data File:	J:\LCMS08\Data\240320_1633_B1\240320_014	**Instrument:**	K-LCMS-08
Acqu Date:	3/20/24 18:19	**Vial:**	22
Run Type:	LCS_LL	**Dilution:**	1
Lab ID:	KQ2404025-03	**Raw Units:**	ng/mL

Bottle ID:		**Tier:**	III	**Matrix:**	Water
Prod Code:	PFAS_DOD5.4	**Collect Date:**	2/6/24	**Receive Date:**	2/8/24

Analysis Lot:	835644	**Prep Lot:**	435581	**Report Group:**	KQ2404025
Analysis	1633	**Prep Method:**	Method		
		Prep Date:	3/19/24		

Title:	Per- and Polyfluoroalkyl Substances (PFAS) by LC/MS/MS Compliant with Table B-24 of DOD QSM	**Calibration ID:**	KC2400137
		Report List ID:	24615

Internal Standard Compounds

Parameter Name	RT	RT Dev	Response	Solution Conc	Area Criteria
18O2-PFHxS	7.106	+0.04	85425	2.5000	OK
13C4-PFOS	8.838	+0.03	92218	2.5000	OK
13C3-PFBA	1.442	+0.11	398486	5.0000	OK
13C2-PFHxA	4.999	+0.05	339133	2.5000	OK
13C4-PFOA	7.134	+0.04	21181	2.5000	OK
13C5-PFNA	7.982	+0.03	123999	1.2500	OK
13C2-PFDA	8.745	+0.03	86465	1.2500	OK

Surrogate Compounds

Parameter Name	RT	RT Dev	Response	Solution Conc	% Rec	% Rec Criteria	Rpt?
13C3-PFBS	4.668	+0.06	122604	2.3549	94	40 - 135	Y
13C3-PFHxS	7.107	+0.04	89811	2.5078	100	40 - 130	Y
13C8-PFOS	8.838	+0.03	27545	2.1335	85	40 - 130	Y
13C4-PFBA	1.440	+0.10	721822	9.1844	92	5 - 130	Y
13C5-PFPeA	3.534	+0.07	195693	5.1861	104	40 - 130	Y
13C5-PFHxA	4.998	+0.05	243232	2.1930	88	40 - 130	Y
13C4-PFHpA	6.180	+0.04	400838	2.6142	105	40 - 130	Y
13C8-PFOA	7.133	+0.04	289035	2.2158	89	40 - 130	Y
13C9-PFNA	7.982	+0.03	136306	1.2165	97	40 - 130	Y
13C6-PFDA	8.744	+0.03	95975	1.1858	95	40 - 130	Y
13C7-PFUnDA	9.471	+0.03	77748	0.9740	78	30 - 130	Y
13C2-PFDoDA	10.157	+0.03	93240	1.0044	80	10 - 130	Y
13C2-PFTeDA	11.448	+0.03	58770	1.0485	84	10 - 130	Y
13C8-FOSA	11.122	+0.01	76531	2.2068	88	40 - 130	Y
D3-MeFOSA	13.673	+0.01	16953	1.8788	75	10 - 130	Y
D5-EtFOSA	14.347	+0.01	29230	2.0271	81	10 - 130	Y
D7-MeFOSE	13.368	+0.01	232113	21.8753	88	10 - 130	Y
D9-EtFOSE	13.998	+0.01	267489	22.0832	88	10 - 130	Y

U: Undetected at or above MDL
J: Analyte detected above MDL, but below MRL
B: Hit above MRL also found in Method Blank
E: Analyte concentration above high point of ICAL
N: Presumptive evidence of compound

D: Result from dilution
m: Manual integration performed
d: Compound manually deleted
NR: Analyte not reported from this analysis

*: Result fails acceptance criteria
#: Acceptance criteria not applicable
?: Insufficient information to determine acceptance
e: Result >= MRL, but MRL less than low point of ICAL
c: check for co-elution

Printed: 3/21/24 17:28
\\alprews001\starlims$\LIMSReps\QuantValidation.rpt

1st PS 03/22/24
2nd 03/22/24

Data File:	J:\LCMS08\Data\240320_1633_B1\240320_014	**Instrument:**	K-LCMS-08
Acqu Date:	3/20/24 18:19	**Vial:**	22
Run Type:	LCS_LL	**Dilution:**	1
Lab ID:	KQ2404025-03	**Raw Units:**	ng/mL

Surrogate Compounds

Parameter Name	RT	RT Dev	Response	Solution Conc	% Rec	% Rec Criteria	Rpt?
D3-MeFOSAA	8.875	+0.03	87772	3.9345	79	40 - 170	Y
D5-EtFOSAA	9.203	+0.03	69207	4.2343	85	25 - 135	Y
13C2-4:2 FTS	4.688	+0.05	48977	4.0834	82	40 - 200	Y
13C2-6:2 FTS	6.822	+0.03	32347	3.3460	67	40 - 200	Y
13C2-8:2 FTS	8.437	+0.03	18738	3.0259	61	40 - 300	Y
13C3-HFPO-DA	5.470	+0.05	483708	10.8958	109	40 - 130	Y

Target Compounds

Final Conc.Units: ng/L

Parameter Name	RT	RT Dev	Response	Solution Conc	Final Conc	Q	Rpt?
Perfluorobutane sulfonic acid (PFBS)	4.670	+0.06	28669	0.4022	8.04		Y
Perfluoropentane sulfonic acid (PFPeS)	6.037	+0.05	22057	0.4332	8.66		Y
Perfluorohexane sulfonic acid (PFHxS)	7.106	+0.04	19804	0.4041	8.08		Y
Perfluoroheptane sulfonic acid (PFHpS)	8.029	+0.04	16081	0.4582	9.16		Y
Perfluorooctane sulfonic acid (PFOS)	8.839	+0.03	11421	0.3768	7.54		Y
Perfluorononane sulfonic acid (PFNS)	9.601	+0.03	11464	0.4663	9.33		Y
Perfluorodecane sulfonic acid (PFDS)	10.315	+0.03	9846	0.4438	8.88		Y
Perfluorododecane sulfonic acid (PFDoS)	11.643	+0.03	4922	0.3726	7.45		Y
Perfluorobutanoic acid (PFBA)	1.443	+0.10	40057	0.4444	8.89		Y
Perfluoropentanoic acid (PFPeA)	3.537	+0.07	59740	0.4265	8.53		Y
Perfluorohexanoic acid (PFHxA)	4.999	+0.05	41410	0.4210	8.42		Y
Perfluoroheptanoic acid (PFHpA)	6.181	+0.04	69956	0.4663	9.33		Y
Perfluorooctanoic acid (PFOA)	7.134	+0.04	50849	0.4233	8.47		Y
Perfluorononanoic acid (PFNA)	7.984	+0.03	42889	0.4602	9.20		Y
Perfluorodecanoic acid (PFDA)	8.746	+0.03	33276	0.4266	8.53		Y
Perfluoroundecanoic acid (PFUnDA)	9.472	+0.03	32483	0.4747	9.49		Y
Perfluorododecanoic acid (PFDOA)	10.158	+0.03	23810	0.4490	8.98		Y
Perfluorotridecanoic acid (PFTrDA)	10.815	+0.03	24267	0.3996	7.99		Y
Perfluorotetradecanoic acid (PFTDA)	11.450	+0.03	19168	0.4501	9.00		Y
Perfluorooctane sulfonamide (PFOSAm)	11.119	+0.01	15561	0.4659	9.32		Y
N-Methylperfluorooctane sulfonamide (MeFOSA)	13.682	+0.01	4540	0.4151	8.30		Y
N-Ethylperfluorooctane sulfonamide (EtFOSAm)	14.367	+0.01	4568	0.3311	6.62		Y
N-Methylperfluorooctane sulfonamido ethanol (MeFOSE)	13.405	+0.01	6067	0.4361	8.72		Y
N-Ethylperfluorooctane sulfonamido ethanol (EtFOSE)	14.041	+0.01	5581	0.4132	8.26		Y
N-Methylperfluorooctane sulfonamido acetic acid (NMeFOSAA)	8.882	+0.03	5540	0.3226	6.45		Y

U: Undetected at or above MDL
J: Analyte detected above MDL, but below MRL
B: Hit above MRL also found in Method Blank
E: Analyte concentration above high point of ICAL
N: Presumptive evidence of compound

D: Result from dilution
m: Manual integration performed
d: Compound manually deleted
NR: Analyte not reported from this analysis

*: Result fails acceptance criteria
#: Acceptance criteria not applicable
?: Insufficient information to determine acceptance
e: Result >= MRL, but MRL less than low point of ICAL
c: check for co-elution

Printed: 3/21/24 17:28
\\alprews001\starlims$\LIMSReps\QuantValidation.rpt

1st PS 03/22/24

2nd 03/22/24

Data File:	J:\LCMS08\Data\240320_1633_B1\240320_014	**Instrument:**	K-LCMS-08
Acqu Date:	3/20/24 18:19	**Vial:**	22
Run Type:	LCS_LL	**Dilution:**	1
Lab ID:	KQ2404025-03	**Raw Units:**	ng/mL

Target Compounds

Final Conc.Units: ng/L

Parameter Name	RT	RT Dev	Response	Solution Conc	Final Conc	Q	Rpt?
N-Ethylperfluorooctane sulfonamido acetic acid (NEtFOSAA)	9.209	+0.02	6637	0.5035	10.1		Y
1H, 1H, 2H, 2H-Perfluorohexanesulfonic acid (4:2 FTS)	4.688	+0.05	11202	0.4023	8.05		Y
1H, 1H, 2H, 2H-Perfluorooctanesulfonic acid (6:2 FTS)	6.823	+0.03	5716	0.3821	7.64		Y
1H, 1H, 2H, 2H-Perfluorodecanesulfonic acid (8:2 FTS)	8.437	+0.03	3720	0.4622	9.24		Y
4,4,5,5,6,6,6-Heptafluorohexanoic acid (3:3 FTCA)	3.047	+0.08	44102	14.9066	298		Y
2H,2H,3H,3H-Perfluorooctanoic acid (5:3 FTCA)	5.881	+0.03	121299	16.7773	336		Y
2H,2H,3H,3H-Perfluorodecanoic acid (7:3 FTCA)	7.938	+0.03	145988	13.8651	277		Y
Perfluoro(2-ethoxyethane) sulfonic acid (PFEESA)	5.335	+0.06	162204	0.4805	9.61		Y
9-Chlorohexadecafluoro-3-oxanonane-1-sulfonic acid (9-Cl-PF3ONS)	9.405	+0.03	95031	0.3591	7.18		Y
11-Chloroeicosafluoro-3-oxaundecane-1-sulfonic acid (11-Cl-PF3OUdS)	10.823	+0.03	48321	0.3995	7.99		Y
Perfluoro-3-methoxypropanoic acid (PFMPA)	2.475	+0.10	30185	0.4969	9.94		Y
Perfluoro-4-methoxybutanoic acid (PFMBA)	4.057	+0.06	42389	0.4649	9.30		Y
Hexafluoropropyleneoxide dimer acid (HFPO-DA) (GenX)	5.471	+0.05	25813	0.4631	9.26		Y
Nonafluoro-3,6-dioxaheptanoic acid (NFDHA)	4.857	+0.05	49940	0.6245	12.5		Y
4,8-Dioxa-3H-perfluorononanoic acid (DONA)	6.542	+0.04	97165	0.4355	8.71		Y

Prep Amount:	250 mL	**Dilution:**	1
Prep Final Amount:	5.00 mL	**Basis Factor:**	100.00

U: Undetected at or above MDL
J: Analyte detected above MDL, but below MRL
B: Hit above MRL also found in Method Blank
E: Analyte concentration above high point of ICAL
N: Presumptive evidence of compound

D: Result from dilution
m: Manual integration performed
d: Compound manually deleted
NR: Analyte not reported from this analysis

*: Result fails acceptance criteria
#: Acceptance criteria not applicable
?: Insufficient information to determine acceptance
e: Result >= MRL, but MRL less than low point of ICAL
c: check for co-elution

Printed: 3/21/24 17:28

\\alprews001\starlims$\LIMSReps\QuantValidation.rpt

Insight Report
Ion Ratio Confirmation
Printed 3/21/2024 17:09:49

240320_014

Sample ID: KQ2404025-03
Date Acquired: 3/20/2024 6:19:38 PM
Acquired by: System Administrator
Data File: 240320_014
Vial: 4 | Inj. Volume: 10.0000uL | Tray: 2

Name	m/z	Ref 1 m/z	Area	Ref 1 Measured	Ref 1 Actual Ratio	Ref 1 Set Ratio	Ref 2 Measured	Ref 2 Actual Ratio	Ref 2 Set Ratio	Flag ID
13C4-PFBA	216.80>171.90	----	721822	----	----	----	----	----	----	
13C4-PFBA_IS	216.80>171.90	----	721822	----	----	----	----	----	----	
13C3-PFBA_IS	216.00>172.00	----	398486	----	----	----	----	----	----	
PFBA	212.80>169.05	----	40057	----	----	----	----	----	----	
PFMPA	229.00>84.90	----	30185	----	----	----	----	----	----	
3_3 FTCA	241.00>177.10	241.00>117.00	44102	58068	131.67	136.14	58068	131.67	135.82	
13C5-PFPeA	268.30>223.00	----	195693	----	----	----	----	----	----	
13C5-PFPeA_IS	268.30>223.00	----	195693	----	----	----	----	----	----	
PFPeA	263.00>219.00	----	59740	----	----	----	----	----	----	
PFMBA	279.00>84.95	----	42389	----	----	----	----	----	----	
13C2-4_2 FTS	329.10>80.90	----	48977	----	----	----	----	----	----	
13C2-4_2 FTS_IS	329.10>80.90	----	48977	----	----	----	----	----	----	
4_2 FTS	327.10>307.00	327.10>80.90	11202	4040	36.06	33.08	4040	36.06	33.03	
13C3-PFBS_IS	302.10>79.90	----	122604	----	----	----	----	----	----	
PFBS	298.70>79.90	298.70>98.80	28669	13119	45.76	46.53	13119	45.76	44.64	
13C3-PFBS	302.10>79.90	----	122604	----	----	----	----	----	----	
NFDHA	295.00>201.00	295.00>84.90	49940	17961	35.97	36.44	17961	35.97	32.87	
13C5-PFHxA	318.00>273.00	----	243232	----	----	----	----	----	----	
13C5-PFHxA_IS	318.00>273.00	----	243232	----	----	----	----	----	----	
13C2-PFHxA_IS	315.10>270.00	----	339133	----	----	----	----	----	----	
PFHxA	313.00>269.00	----	41410	----	----	----	----	----	----	
PFEESA	314.80>135.00	314.80>82.90	162204	9601	5.92	5.25	9601	5.92	6.08	
13C3-HFPO-DA	286.90>168.90	----	483708	----	----	----	----	----	----	
13C3-HFPO-DA_IS	286.90>168.90	----	483708	----	----	----	----	----	----	
HFPO-DA	284.90>168.90	284.90>184.90	25813	15894	61.57	62.57	15894	61.57	56.90	
5_3 FTCA	341.00>237.05	341.00>217.00	121299	174622	143.96	154.88	174622	143.96	149.76	
PFPeS	349.10>79.90	349.10>98.80	22057	11754	53.29	54.44	11754	53.29	58.78	
13C4-PFHpA	367.10>322.00	----	400838	----	----	----	----	----	----	
13C4-PFHpA_IS	367.10>322.00	----	400838	----	----	----	----	----	----	
PFHpA	363.10>319.00	363.10>169.00	69956	15902	22.73	23.39	15902	22.73	22.30	
DONA	376.90>250.90	376.90>84.80	97165	27552	28.36	30.39	27552	28.36	28.27	
13C2-6_2 FTS_IS	429.10>80.90	----	32347	----	----	----	----	----	----	
13C2-6_2 FTS	429.10>80.90	----	32347	----	----	----	----	----	----	
6_2 FTS	427.10>407.00	427.10>80.90	5716	2610	45.65	44.48	2610	45.65	38.72	
13C4-PFOA_IS	417.10>172.00	----	21181	----	----	----	----	----	----	
13C8-PFOA_IS	421.10>376.00	----	289035	----	----	----	----	----	----	

J:\LCMS08\Data\240320_1633_B1\240320_1633_B1.damlp .

Ref 1 Set Ratio assigned from calibration mid-point; Ref 2 Set Ratio assigned from opening calibration verification.
IRr - Ion ratio outside either set of criteria. Exceedances for reported detections to be "I" flagged in the analytical report.

Insight Report
Ion Ratio Confirmation
Printed 3/21/2024 17:09:49

240320_014 (continued)

(Table continued from previous page)

Name	m/z	Ref 1 m/z	Area	Ref 1 Measured	Ref 1 Actual Ratio	Ref 1 Set Ratio	Ref 2 Measured	Ref 2 Actual Ratio	Ref 2 Set Ratio	Flag ID
13C8-PFOA	421.10>376.00	----	289035	----	----	----	----	----	----	
PFOA	413.00>369.00	413.00>169.00	50849	14255	28.03	24.47	14255	28.03	22.78	
13C3-PFHxS	402.10>79.90	----	89811	----	----	----	----	----	----	
13C3-PFHxS_IS	402.10>79.90	----	89811	----	----	----	----	----	----	
PFHxS	398.70>79.90	398.70>98.90	19804	12110	61.15	57.29	12110	61.15	62.94	
18O2-PFHxS_IS	403.00>83.90	----	85425	----	----	----	----	----	----	
13C9-PFNA_IS	472.10>427.00	----	136306	----	----	----	----	----	----	
13C9-PFNA	472.10>427.00	----	136306	----	----	----	----	----	----	
13C5-PFNA_IS	468.00>423.00	----	123999	----	----	----	----	----	----	
PFNA	463.00>419.00	463.00>219.00	42889	7926	18.48	20.36	7926	18.48	20.61	
PFHpS	449.00>79.90	449.00>98.80	16081	7787	48.42	46.70	7787	48.42	54.10	
7_3 FTCA	441.00>317.00	441.00>336.90	145988	194656	133.34	132.28	194656	133.34	134.62	
13C2-8_2-FTS	529.10>80.90	----	18738	----	----	----	----	----	----	
13C2-8_2-FTS_IS	529.10>80.90	----	18738	----	----	----	----	----	----	
8_2 FTS	527.10>506.95	527.10>80.80	3720	1765	47.46	45.91	1765	47.46	46.70	
13C6-PFDA_IS	519.10>474.10	----	95975	----	----	----	----	----	----	
13C6-PFDA	519.10>474.10	----	95975	----	----	----	----	----	----	
13C2-PFDA_IS	515.10>470.10	----	86465	----	----	----	----	----	----	
PFDA	512.90>469.00	512.90>219.00	33276	5312	15.96	17.64	5312	15.96	14.73	
D3-NMeFOSAA_IS	573.20>419.00	----	87772	----	----	----	----	----	----	
D3-NMeFOSAA	573.20>419.00	----	87772	----	----	----	----	----	----	
13C8-PFOS_IS	507.10>98.90	----	27545	----	----	----	----	----	----	
13C8-PFOS	507.10>98.90	----	27545	----	----	----	----	----	----	
13C4-PFOS_IS	502.80>79.90	----	92218	----	----	----	----	----	----	
PFOS	498.90>79.90	498.90>98.80	11421	5178	45.34	45.06	5178	45.34	47.34	
NMeFOSAA	570.10>419.00	570.10>483.00	5540	4913	88.68	67.10	4913	88.68	64.07	
D5-NEtFOSAA_IS	589.20>419.00	----	69207	----	----	----	----	----	----	
D5-NEtFOSAA	589.20>419.00	----	69207	----	----	----	----	----	----	
NEtFOSAA	584.20>419.10	584.20>526.00	6637	4267	64.29	89.53	4267	64.29	83.09	
9-Cl-PF3ONS	530.80>351.00	532.80>353.00	95031	31066	32.69	31.69	31066	32.69	30.27	
PFUnDA	563.10>519.00	563.10>269.10	32483	3976	12.24	10.96	3976	12.24	12.21	
13C7-PFUnDA_IS	570.00>525.10	----	77748	----	----	----	----	----	----	
13C7-PFUnDA	570.00>525.10	----	77748	----	----	----	----	----	----	
PFNS	548.80>79.90	548.80>98.80	11464	7578	66.11	56.91	7578	66.11	63.73	
10_2 FTS	626.80>607.05	626.80>81.00	3022	966	31.97	32.29	966	31.97	27.50	
13C2-PFDOA_IS	615.10>570.00	----	93240	----	----	----	----	----	----	
13C2-PFDOA	615.10>570.00	----	93240	----	----	----	----	----	----	
PFDOA	613.10>569.00	613.10>319.00	23810	2074	8.71	11.14	2074	8.71	9.85	
PFDS	599.00>79.90	599.00>98.80	9846	5280	53.62	58.01	5280	53.62	60.30	
PFTrDA	663.00>619.00	663.00>168.90	24267	3622	14.93	16.67	3622	14.93	15.87	

J:\LCMS08\Data\240320_1633_B1\240320_1633_B1.damlp .

Ref 1 Set Ratio assigned from calibration mid-point; Ref 2 Set Ratio assigned from opening calibration verification.
IRr - Ion ratio outside either set of criteria. Exceedances for reported detections to be "I" flagged in the analytical report.

240320_014 (continued)

(Table continued from previous page)

Name	m/z	Ref 1 m/z	Area	Ref 1 Measured	Ref 1 Actual Ratio	Ref 1 Set Ratio	Ref 2 Measured	Ref 2 Actual Ratio	Ref 2 Set Ratio	Flag ID
11-Cl-PF3OUdS	630.90>451.00	632.90>452.90	48321	15573	32.23	35.04	15573	32.23	36.12	
PFOSAm	498.10>77.90	----	15561	----	----	----	----	----	----	
13C8-PFOSAm	506.10>77.80	----	76531	----	----	----	----	----	----	
13C8-PFOSAm_IS	506.10>77.80	----	76531	----	----	----	----	----	----	
PFTDA	713.10>669.00	713.10>168.90	19168	3117	16.26	17.09	3117	16.26	18.89	
13C2-PFTDA	715.20>670.00	----	58770	----	----	----	----	----	----	
13C2-PFTDA_IS	715.20>670.00	----	58770	----	----	----	----	----	----	
PFDoS	699.10>79.90	699.10>98.80	4922	3382	68.71	61.23	3382	68.71	64.82	
D7-MeFOSE_IS	623.20>58.90	----	232113	----	----	----	----	----	----	
D7-MeFOSE	623.20>58.90	----	232113	----	----	----	----	----	----	
MeFOSE	616.10>59.00	----	6067	----	----	----	----	----	----	
13C2-PFHXDA_IS	815.00>770.05	----	98277	----	----	----	----	----	----	
13C2-PFHXDA	815.00>770.05	----	98277	----	----	----	----	----	----	
PFHXDA	813.00>768.95	813.00>218.95	27830	2984	10.72	10.78	2984	10.72	11.30	
D3-MeFOSA	515.00>219.00	----	16953	----	----	----	----	----	----	
D3-MeFOSA_IS	515.00>219.00	----	16953	----	----	----	----	----	----	
MeFOSA	511.90>219.00	511.90>169.00	4540	4274	94.15	156.31	4274	94.15	157.34	
D9-EtFOSE_IS	639.20>58.90	----	267489	----	----	----	----	----	----	
D9-EtFOSE	639.20>58.90	----	267489	----	----	----	----	----	----	
EtFOSE	630.00>59.00	----	5581	----	----	----	----	----	----	
D5-EtFOSAm	531.10>219.00	----	29230	----	----	----	----	----	----	
D5-EtFOSAm_IS	531.10>219.00	----	29230	----	----	----	----	----	----	
EtFOSAm	526.00>219.00	526.00>169.00	4568	6845	149.86	177.75	6845	149.86	169.40	
PFODA	913.00>868.65	913.00>169.00	7843	2729	34.80	31.66	2729	34.80	34.82	

Ref 1 Set Ratio assigned from calibration mid-point; Ref 2 Set Ratio assigned from opening calibration verification.
IRr - Ion ratio outside either set of criteria. Exceedances for reported detections to be "I" flagged in the analytical report.

Insight Report
Quantitation/Integration
Printed 3/21/2024 16:06:09

240320_014

Sample ID: KQ2404025-03
Date Acquired: 3/20/2024 6:19:38 PM
Acquired by: System Administrator
Data File: 240320_014
Vial: 4 | Inj. Volume: 10.0000uL | Tray: 2

Name	Mode ID	Found RT	RT Diff	ISTD RT Diff	Area	ISTD Area	ISTD Name	Conc.	Unit	Flag ID
13C4-PFBA	Auto	1.440	0.100	-0.002	721822	398486	13C3-PFBA_IS	9.1844	ng/mL	
13C4-PFBA_IS	Auto	1.440	0.100	----	721822	721822	----	10.0000	ng/mL	
13C3-PFBA_IS	Auto	1.442	0.106	----	398486	398486	----	5.0000	ng/mL	
PFBA	Auto	1.443	0.103	0.003	40057	721822	13C4-PFBA_IS	0.4444	ng/mL	
PFMPA	Auto	2.475	0.097	-1.059	30185	195693	13C5-PFPeA_IS	0.4969	ng/mL	
3_3 FTCA	Auto	3.047	0.080	-0.488	44102	195693	13C5-PFPeA_IS	14.9066	ng/mL	
13C5-PFPeA	Auto	3.534	0.069	-1.465	195693	339133	13C2-PFHxA_IS	5.1861	ng/mL	
13C5-PFPeA_IS	Auto	3.534	0.069	----	195693	195693	----	5.0000	ng/mL	
PFPeA	Auto	3.537	0.068	0.003	59740	195693	13C5-PFPeA_IS	0.4265	ng/mL	
PFMBA	Auto	4.057	0.064	0.523	42389	195693	13C5-PFPeA_IS	0.4649	ng/mL	
13C2-4_2 FTS	Auto	4.688	0.046	-2.418	48977	85425	18O2-PFHxS_IS	4.0834	ng/mL	
13C2-4_2 FTS_IS	Auto	4.688	0.046	----	48977	48977	----	5.0000	ng/mL	
4_2 FTS	Auto	4.688	0.046	0.000	11202	48977	13C2-4_2 FTS_IS	0.4023	ng/mL	
13C3-PFBS_IS	Auto	4.668	0.059	----	122604	122604	----	2.5000	ng/mL	
PFBS	Auto	4.670	0.060	0.002	28669	122604	13C3-PFBS_IS	0.4022	ng/mL	
13C3-PFBS	Auto	4.668	0.059	-2.438	122604	85425	18O2-PFHxS_IS	2.3549	ng/mL	
NFDHA	Auto	4.857	0.051	-0.141	49940	243232	13C5-PFHxA_IS	0.6245	ng/mL	
13C5-PFHxA	Auto	4.998	0.049	-0.001	243232	339133	13C2-PFHxA_IS	2.1930	ng/mL	
13C5-PFHxA_IS	Auto	4.998	0.049	----	243232	243232	----	2.5000	ng/mL	
13C2-PFHxA_IS	Auto	4.999	0.049	----	339133	339133	----	2.5000	ng/mL	
PFHxA	Auto	4.999	0.048	0.001	41410	243232	13C5-PFHxA_IS	0.4210	ng/mL	
PFEESA	Auto	5.335	0.056	0.337	162204	243232	13C5-PFHxA_IS	0.4805	ng/mL	
13C3-HFPO-DA	Auto	5.470	0.049	0.471	483708	339133	13C2-PFHxA_IS	10.8958	ng/mL	
13C3-HFPO-DA_IS	Auto	5.470	0.049	----	483708	483708	----	10.0000	ng/mL	
HFPO-DA	Auto	5.471	0.048	0.001	25813	483708	13C3-HFPO-DA_IS	0.4631	ng/mL	
5_3 FTCA	Auto	5.881	0.034	0.883	121299	243232	13C5-PFHxA_IS	16.7773	ng/mL	
PFPeS	Auto	6.037	0.046	-1.070	22057	89811	13C3-PFHxS_IS	0.4332	ng/mL	
13C4-PFHpA	Auto	6.180	0.041	1.181	400838	339133	13C2-PFHxA_IS	2.6142	ng/mL	
13C4-PFHpA_IS	Auto	6.180	0.041	----	400838	400838	----	2.5000	ng/mL	
PFHpA	Auto	6.181	0.040	0.001	69956	400838	13C4-PFHpA_IS	0.4663	ng/mL	
DONA	Auto	6.542	0.041	1.072	97165	483708	13C3-HFPO-DA_IS	0.4355	ng/mL	
13C2-6_2 FTS_IS	Auto	6.822	0.032	----	32347	32347	----	5.0000	ng/mL	
13C2-6_2 FTS	Auto	6.822	0.032	-0.284	32347	85425	18O2-PFHxS_IS	3.3460	ng/mL	
6_2 FTS	Auto	6.823	0.032	0.001	5716	32347	13C2-6_2 FTS_IS	0.3821	ng/mL	
13C4-PFOA_IS	Auto	7.134	0.035	----	21181	21181	----	2.5000	ng/mL	
13C8-PFOA_IS	Auto	7.133	0.035	----	289035	289035	----	2.5000	ng/mL	
13C8-PFOA	Auto	7.133	0.035	-0.001	289035	21181	13C4-PFOA_IS	2.2158	ng/mL	
PFOA	Auto	7.134	0.035	0.001	50849	289035	13C8-PFOA_IS	0.4233	ng/mL	
13C3-PFHxS	Auto	7.107	0.040	0.001	89811	85425	18O2-PFHxS_IS	2.5078	ng/mL	
13C3-PFHxS_IS	Auto	7.107	0.040	----	89811	89811	----	2.5000	ng/mL	
PFHxS	Auto	7.106	0.039	-0.001	19804	89811	13C3-PFHxS_IS	0.4041	ng/mL	
18O2-PFHxS_IS	Auto	7.106	0.039	----	85425	85425	----	2.5000	ng/mL	
13C9-PFNA_IS	Auto	7.982	0.033	----	136306	136306	----	1.2500	ng/mL	
13C9-PFNA	Auto	7.982	0.033	0.000	136306	123999	13C5-PFNA_IS	1.2165	ng/mL	
13C5-PFNA_IS	Auto	7.982	0.033	----	123999	123999	----	1.2500	ng/mL	
PFNA	Auto	7.984	0.034	0.002	42889	136306	13C9-PFNA_IS	0.4602	ng/mL	
PFHpS	Auto	8.029	0.037	-0.809	16081	27545	13C8-PFOS_IS	0.4582	ng/mL	
7_3 FTCA	Auto	7.938	0.028	2.940	145988	243232	13C5-PFHxA_IS	13.8651	ng/mL	
13C2-8_2-FTS	Auto	8.437	0.027	1.331	18738	85425	18O2-PFHxS_IS	3.0259	ng/mL	
13C2-8_2-FTS_IS	Auto	8.437	0.027	----	18738	18738	----	5.0000	ng/mL	
8_2 FTS	M	8.437	0.026	0.000	3720	18738	13C2-8_2-FTS_IS	0.4622	ng/mL	
13C6-PFDA_IS	Auto	8.744	0.029	----	95975	95975	----	1.2500	ng/mL	
13C6-PFDA	Auto	8.744	0.029	-0.001	95975	86465	13C2-PFDA_IS	1.1858	ng/mL	

J:\LCMS08\Data\240320_1633_B1\240320_1633_B1.damlp .

SN - Software-calculated S/N ratio outside criteria due to non-target peaks or drift in noise calculation window. Analyst review of noise levels (excluding non-target peaks) in chromatogram indicates S/N ratio meets criteria.

240320_014 (continued)

(Table continued from previous page)

Name	Mode ID	Found RT	RT Diff	ISTD RT Diff	Area	ISTD Area	ISTD Name	Conc.	Unit	Flag ID
13C2-PFDA_IS	Auto	8.745	0.031	----	86465	86465	----	1.2500	ng/mL	
PFDA	Auto	8.746	0.032	0.002	33276	95975	13C6-PFDA_IS	0.4266	ng/mL	
D3-NMeFOSAA_IS	Auto	8.875	0.028	----	87772	87772	----	5.0000	ng/mL	
D3-NMeFOSAA	Auto	8.875	0.028	0.037	87772	92218	13C4-PFOS_IS	3.9345	ng/mL	
13C8-PFOS_IS	Auto	8.838	0.033	----	27545	27545	----	2.5000	ng/mL	
13C8-PFOS	Auto	8.838	0.033	0.000	27545	92218	13C4-PFOS_IS	2.1335	ng/mL	
13C4-PFOS_IS	Auto	8.838	0.032	----	92218	92218	----	2.5000	ng/mL	
PFOS	Auto	8.839	0.034	0.001	11421	27545	13C8-PFOS_IS	0.3768	ng/mL	
NMeFOSAA	M	8.882	0.032	0.007	5540	87772	D3-NMeFOSAA_IS	0.3226	ng/mL	
D5-NEtFOSAA_IS	Auto	9.203	0.026	----	69207	69207	----	5.0000	ng/mL	
D5-NEtFOSAA	Auto	9.203	0.026	0.365	69207	92218	13C4-PFOS_IS	4.2343	ng/mL	
NEtFOSAA	M	9.209	0.019	0.006	6637	69207	D5-NEtFOSAA_IS	0.5035	ng/mL	
9-Cl-PF3ONS	Auto	9.405	0.032	3.935	95031	483708	13C3-HFPO-DA_IS	0.3591	ng/mL	
PFUnDA	Auto	9.472	0.029	0.001	32483	77748	13C7-PFUnDA_IS	0.4747	ng/mL	
13C7-PFUnDA_IS	Auto	9.471	0.029	----	77748	77748	----	1.2500	ng/mL	
13C7-PFUnDA	Auto	9.471	0.029	0.726	77748	86465	13C2-PFDA_IS	0.9740	ng/mL	
PFNS	Auto	9.601	0.031	0.763	11464	27545	13C8-PFOS_IS	0.4663	ng/mL	
10_2 FTS	MI R1 R2	9.846	0.026	1.409	3022	18738	13C2-8_2-FTS_IS	0.4387	ng/mL	
13C2-PFDOA_IS	Auto	10.157	0.030	----	93240	93240	----	1.2500	ng/mL	
13C2-PFDOA	Auto	10.157	0.030	1.412	93240	86465	13C2-PFDA_IS	1.0044	ng/mL	
PFDOA	Auto	10.158	0.030	0.001	23810	93240	13C2-PFDOA_IS	0.4490	ng/mL	
PFDS	Auto	10.315	0.032	1.477	9846	27545	13C8-PFOS_IS	0.4438	ng/mL	
PFTrDA	Auto	10.815	0.029	-0.633	24267	58770	13C2-PFTDA_IS	0.3996	ng/mL	
11-Cl-PF3OUdS	Auto	10.823	0.030	5.353	48321	483708	13C3-HFPO-DA_IS	0.3995	ng/mL	
PFOSAm	Auto	11.119	0.010	-0.003	15561	76531	13C8-PFOSAm_IS	0.4659	ng/mL	
13C8-PFOSAm	Auto	11.122	0.012	2.284	76531	92218	13C4-PFOS_IS	2.2068	ng/mL	
13C8-PFOSAm_IS	Auto	11.122	0.012	----	76531	76531	----	2.5000	ng/mL	
PFTDA	Auto	11.450	0.027	0.002	19168	58770	13C2-PFTDA_IS	0.4501	ng/mL	
13C2-PFTDA	Auto	11.448	0.026	2.703	58770	86465	13C2-PFDA_IS	1.0485	ng/mL	
13C2-PFTDA_IS	Auto	11.448	0.026	----	58770	58770	----	1.2500	ng/mL	
PFDoS	Auto	11.643	0.030	2.805	4922	27545	13C8-PFOS_IS	0.3726	ng/mL	
D7-MeFOSE_IS	Auto	13.368	0.007	----	232113	232113	----	25.0000	ng/mL	
D7-MeFOSE	Auto	13.368	0.007	4.530	232113	92218	13C4-PFOS_IS	21.8753	ng/mL	
MeFOSE	Auto	13.405	0.005	0.037	6067	232113	D7-MeFOSE_IS	0.4361	ng/mL	
13C2-PFHXDA_IS	Auto	12.666	0.025	----	98277	98277	----	2.5000	ng/mL	
13C2-PFHXDA	Auto	12.666	0.025	3.921	98277	86465	13C2-PFDA_IS	1.7052	ng/mL	
PFHXDA	Auto	12.667	0.024	0.001	27830	98277	13C2-PFHXDA_IS	0.4534	ng/mL	
D3-MeFOSA	Auto	13.673	0.009	4.835	16953	92218	13C4-PFOS_IS	1.8788	ng/mL	
D3-MeFOSA_IS	Auto	13.673	0.009	----	16953	16953	----	2.5000	ng/mL	
MeFOSA	MI R1 R2	13.682	0.011	0.009	4540	16953	D3-MeFOSA_IS	0.4151	ng/mL	
D9-EtFOSE_IS	Auto	13.998	0.008	----	267489	267489	----	25.0000	ng/mL	
D9-EtFOSE	Auto	13.998	0.008	5.160	267489	92218	13C4-PFOS_IS	22.0832	ng/mL	
EtFOSE	M	14.041	0.007	0.043	5581	267489	D9-EtFOSE_IS	0.4132	ng/mL	
D5-EtFOSAm	Auto	14.347	0.009	5.509	29230	92218	13C4-PFOS_IS	2.0271	ng/mL	
D5-EtFOSAm_IS	Auto	14.347	0.009	----	29230	29230	----	2.5000	ng/mL	
EtFOSAm	Auto	14.367	0.012	0.020	4568	29230	D5-EtFOSAm_IS	0.3311	ng/mL	
PFODA	Auto	13.805	0.026	1.139	7843	98277	13C2-PFHXDA_IS	0.3984	ng/mL	

SN - Software-calculated S/N ratio outside criteria due to non-target peaks or drift in noise calculation window. Analyst review of noise levels (excluding non-target peaks) in chromatogram indicates S/N ratio meets criteria.

Insight Report
Quantitation/Integration
Printed 3/21/2024 16:06:09

240320_014 (continued)

13C4-PFBA
Conc. 9.1844
Q 216.80>171.90 (-) 1.18e5

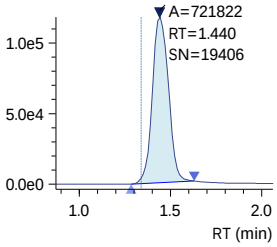

13C4-PFBA_IS
Conc. 10.0000
ISTD 216.80>171.90 (-) 1.18e5

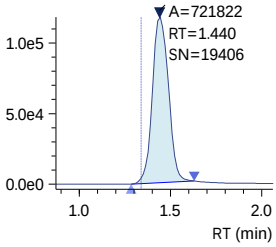

13C3-PFBA_IS
Conc. 5.0000
ISTD 216.00>172.00 (-) 6.56e4

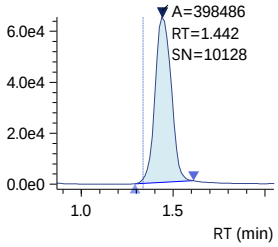

PFBA
Conc. 0.4444
Q 212.80>169.05 (-) 6.73e3

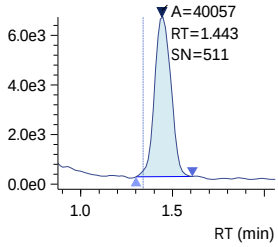

PFMPA
Conc. 0.4969
Q 229.00>84.90 (-) 6.78e3

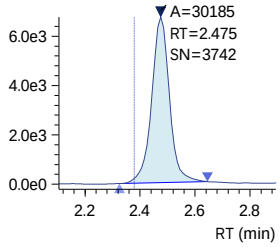

3_3 FTCA
Conc. 14.9066
R#1 131.67 (136.14)
R#2 131.67 (135.82)
Q 241.00>177.10 (-) 1.52e4

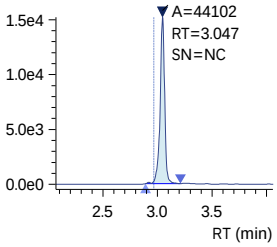

13C5-PFPeA
Conc. 5.1861
Q 268.30>223.00 (-) 5.40e4

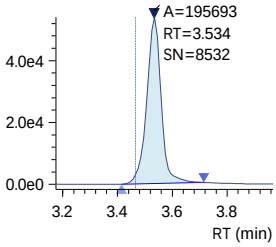

13C5-PFPeA_IS
Conc. 5.0000
ISTD 268.30>223.00 (-) 5.40e4

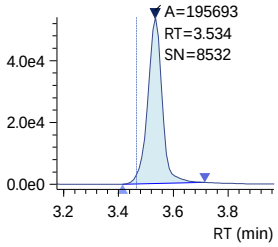

PFPeA
Conc. 0.4265
Q 263.00>219.00 (-) 1.67e4

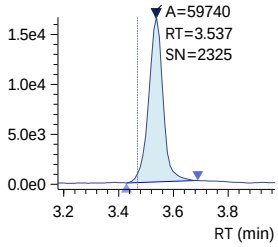

PFMBA
Conc. 0.4649
Q 279.00>84.95 (-) 1.38e4

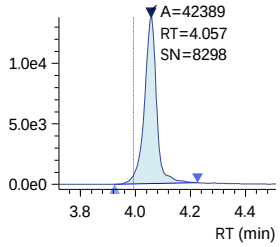

R1 241.00>117.00 (-) 2.11e4

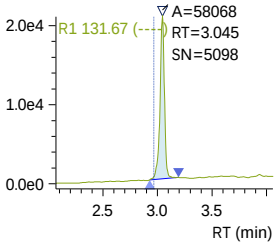

R2 241.00>117.00 (-) 2.11e4

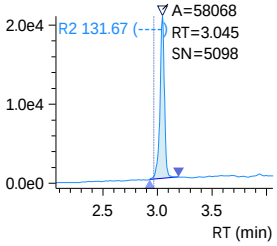

J:\LCMS08\Data\240320_1633_B1\240320_1633_B1.damlp .
SN - Software-calculated S/N ratio outside criteria due to non-target peaks or drift in noise calculation window.
Analyst review of noise levels (excluding non-target peaks) in chromatogram indicates S/N ratio meets criteria.

Insight Report
Quantitation/Integration
Printed 3/21/2024 16:06:09

240320_014 (continued)

13C2-4_2 FTS
Conc. 4.0834
Q 329.10>80.90 (-) 1.59e4

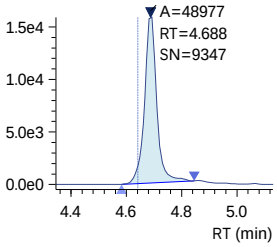

13C2-4_2 FTS_IS
Conc. 5.0000
ISTD 329.10>80.90 (-) 1.59e4

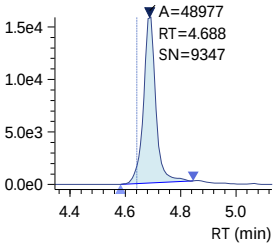

4_2 FTS
Conc. 0.4023
R#1 36.06 (33.08)
R#2 36.06 (33.03)
Q 327.10>307.00 (-) 3.40e3

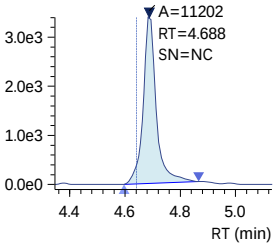

R1 327.10>80.90 (-) 1.19e3

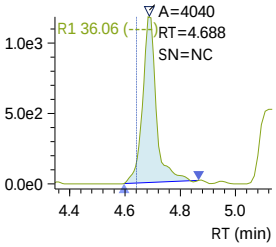

R2 327.10>80.90 (-) 1.19e3

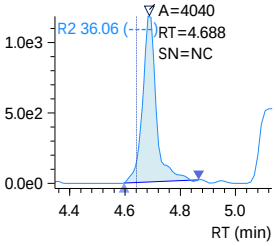

13C3-PFBS_IS
Conc. 2.5000
ISTD 302.10>79.90 (-) 3.81e4

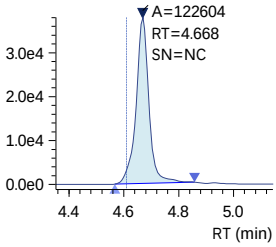

PFBS
Conc. 0.4022
R#1 45.76 (46.53)
R#2 45.76 (44.64)
Q 298.70>79.90 (-) 8.95e3

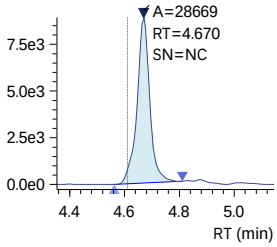

R1 298.70>98.80 (-) 3.96e3

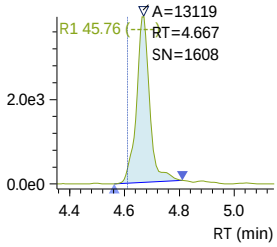

R2 298.70>98.80 (-) 3.96e3

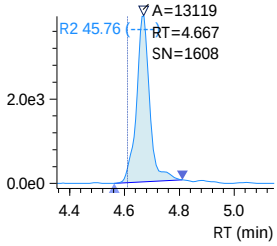

J:\LCMS08\Data\240320_1633_B1\240320_1633_B1.damlp .
SN - Software-calculated S/N ratio outside criteria due to non-target peaks or drift in noise calculation window.
Analyst review of noise levels (excluding non-target peaks) in chromatogram indicates S/N ratio meets criteria.

Insight Report
Quantitation/Integration
Printed 3/21/2024 16:06:09

240320_014 (continued)

13C3-PFBS
Conc. 2.3549
Q 302.10>79.90 (-) 3.81e4

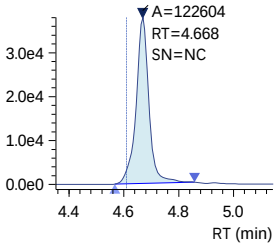

NFDHA
Conc. 0.6245
R#1 35.97 (36.44)
R#2 35.97 (32.87)
Q 295.00>201.00 (-) 1.45e4

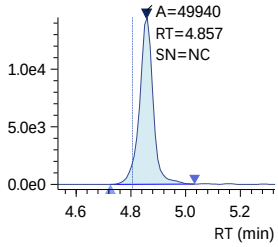

R1 295.00>84.90 (-) 5.18e3

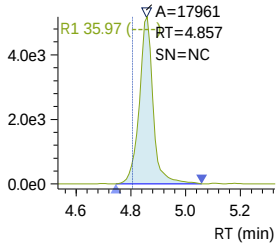

R2 295.00>84.90 (-) 5.18e3

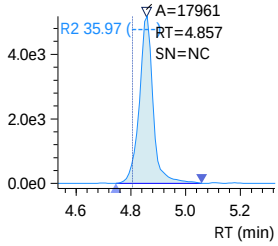

13C5-PFHxA
Conc. 2.1930
Q 318.00>273.00 (-) 6.55e4

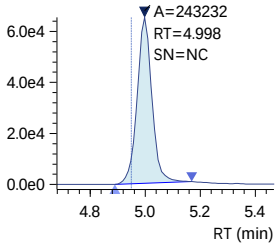

13C5-PFHxA_IS
Conc. 2.5000
ISTD 318.00>273.00 (-) 6.55e4

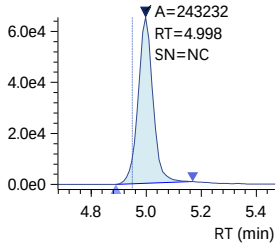

13C2-PFHxA_IS
Conc. 2.5000
ISTD 315.10>270.00 (-) 9.10e4

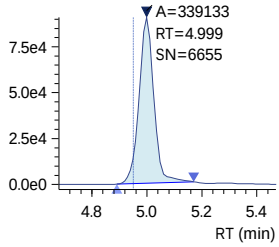

J:\LCMS08\Data\240320_1633_B1\240320_1633_B1.damlp .
SN - Software-calculated S/N ratio outside criteria due to non-target peaks or drift in noise calculation window.
Analyst review of noise levels (excluding non-target peaks) in chromatogram indicates S/N ratio meets criteria.

240320_014 (continued)

PFHxA
Conc. 0.4210

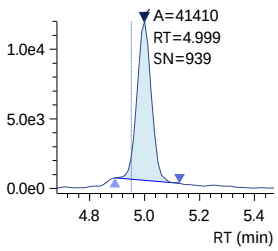

PFEESA
Conc. 0.4805
R#1 5.92 (5.25)
R#2 5.92 (6.08)

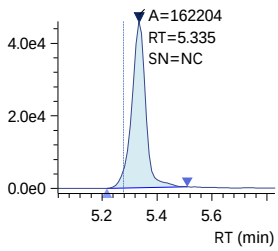

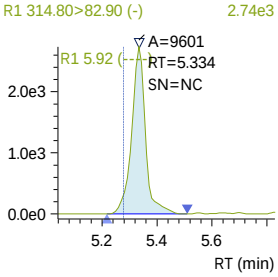

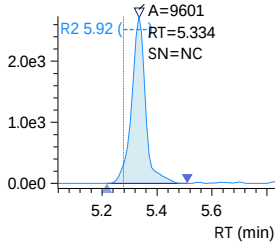

13C3-HFPO-DA
Conc. 10.8958

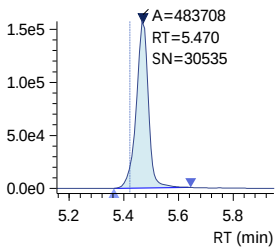

13C3-HFPO-DA_IS
Conc. 10.0000

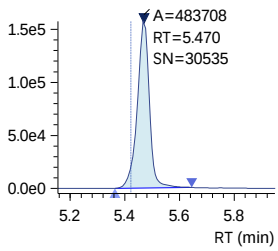

HFPO-DA
Conc. 0.4631
R#1 61.57 (62.57)
R#2 61.57 (56.90)

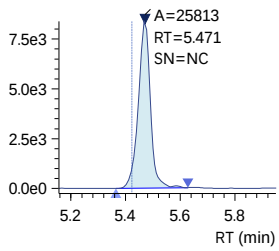

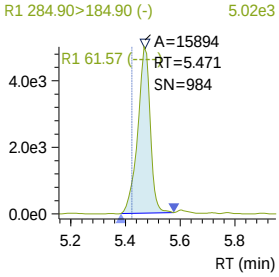

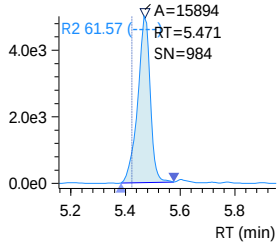

SN - Software-calculated S/N ratio outside criteria due to non-target peaks or drift in noise calculation window.
Analyst review of noise levels (excluding non-target peaks) in chromatogram indicates S/N ratio meets criteria.

240320_014 (continued)

5_3 FTCA
Conc. 16.7773
R#1 143.96 (154.88)
R#2 143.96 (149.76)
Q 341.00>237.05 (-) 4.14e4

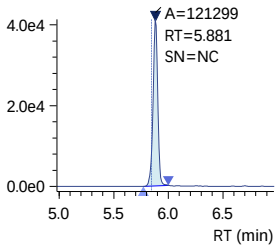

R1 341.00>217.00 (-) 6.02e4

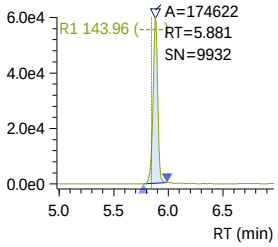

R2 341.00>217.00 (-) 6.02e4

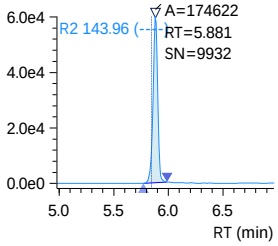

PFPeS
Conc. 0.4332
R#1 53.29 (54.44)
R#2 53.29 (58.78)
Q 349.10>79.90 (-) A=22057 7.71e3

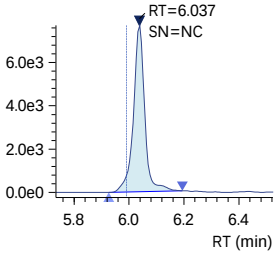

R1 349.10>98.80 (-) 3.76e3

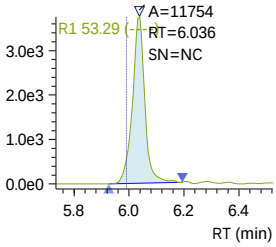

R2 349.10>98.80 (-) 3.76e3

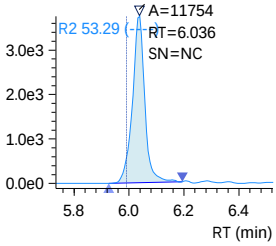

13C4-PFHpA
Conc. 2.6142
Q 367.10>322.00 (-) 1.45e5

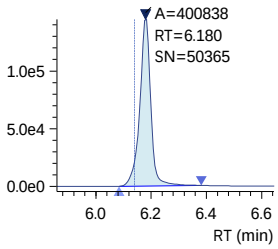

13C4-PFHpA_IS
Conc. 2.5000
ISTD 367.10>322.00 (-) 1.45e5

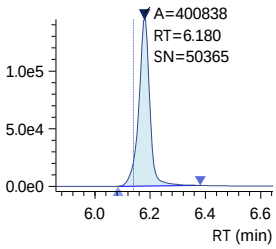

PFHpA
Conc. 0.4663
R#1 22.73 (23.39)
R#2 22.73 (22.30)
Q 363.10>319.00 (-) 2.48e4

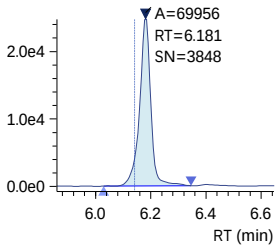

R1 363.10>169.00 (-) 5.49e3

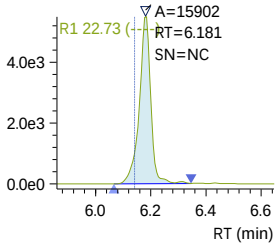

R2 363.10>169.00 (-) 5.49e3

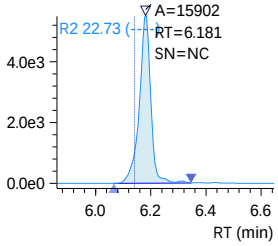

SN - Software-calculated S/N ratio outside criteria due to non-target peaks or drift in noise calculation window.
Analyst review of noise levels (excluding non-target peaks) in chromatogram indicates S/N ratio meets criteria.

240320_014 (continued)

DONA
Conc. 0.4355
R#1 28.36 (30.39)
R#2 28.36 (28.27)

Q 376.90>250.90 (-) 2.81e4

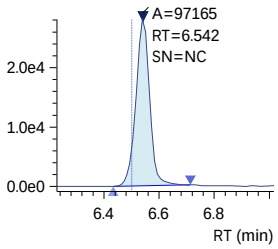

R1 376.90>84.80 (-) 8.11e3

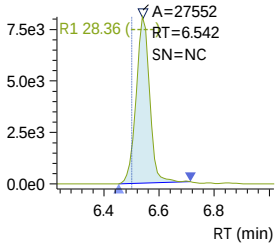

R2 376.90>84.80 (-) 8.11e3

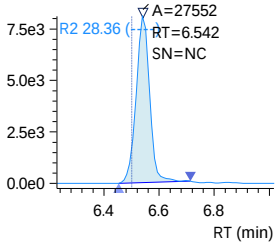

13C2-6_2 FTS_IS
Conc. 5.0000

ISTD 429.10>80.90 (-) 1.01e4

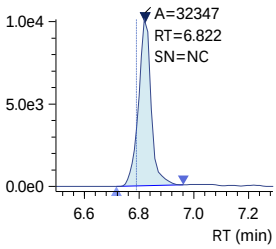

13C2-6_2 FTS
Conc. 3.3460

Q 429.10>80.90 (-) 1.01e4

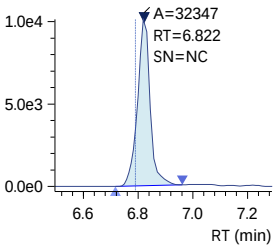

6_2 FTS
Conc. 0.3821
R#1 45.65 (44.48)
R#2 45.65 (38.72)

Q 427.10>407.00 (-) 1.81e3

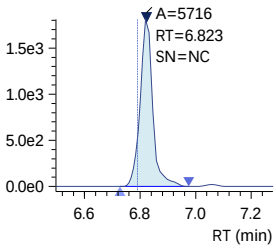

R1 427.10>80.90 (-) 8.52e2

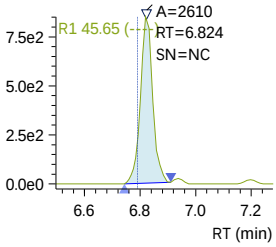

R2 427.10>80.90 (-) 8.52e2

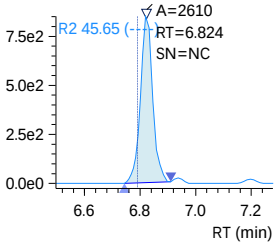

13C4-PFOA_IS
Conc. 2.5000

ISTD 417.10>172.00 (-) 6.29e3

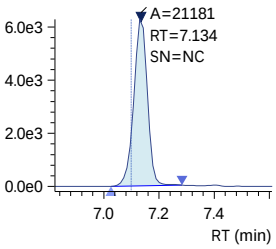

SN - Software-calculated S/N ratio outside criteria due to non-target peaks or drift in noise calculation window.
Analyst review of noise levels (excluding non-target peaks) in chromatogram indicates S/N ratio meets criteria.

Insight Report
Quantitation/Integration
Printed 3/21/2024 16:06:09

240320_014 (continued)

13C8-PFOA_IS
Conc. 2.5000

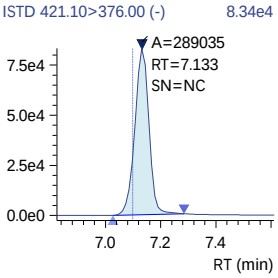

13C8-PFOA
Conc. 2.2158

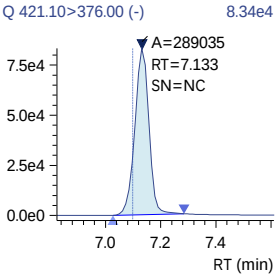

PFOA
Conc. 0.4233
R#1 28.03 (24.47)
R#2 28.03 (22.78)

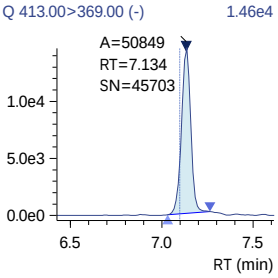

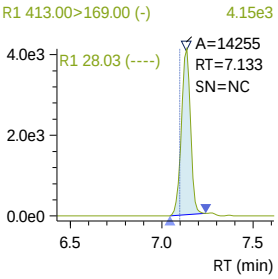

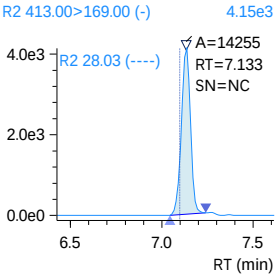

13C3-PFHxS
Conc. 2.5078

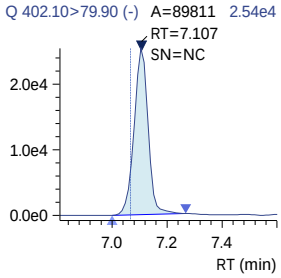

13C3-PFHxS_IS
Conc. 2.5000

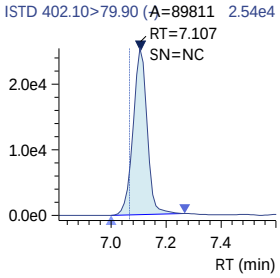

J:\LCMS08\Data\240320_1633_B1\240320_1633_B1.damlp .
SN - Software-calculated S/N ratio outside criteria due to non-target peaks or drift in noise calculation window.
Analyst review of noise levels (excluding non-target peaks) in chromatogram indicates S/N ratio meets criteria.

240320_014 (continued)

PFHxS
Conc. 0.4041
R#1 61.15 (57.29)
R#2 61.15 (62.94)
Q 398.70>79.90 (-) 4.39e3

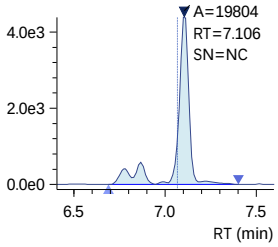

R1 398.70>98.90 (-) 2.69e3

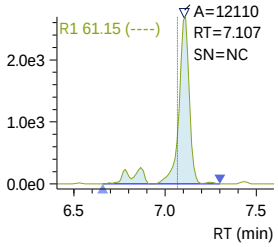

R2 398.70>98.90 (-) 2.69e3

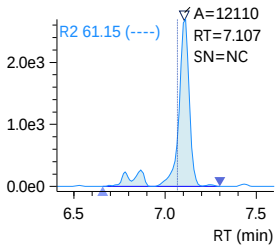

18O2-PFHxS_IS
Conc. 2.5000
ISTD 403.00>83.90 (-) 2.41e4

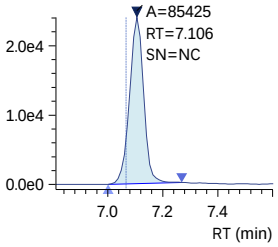

13C9-PFNA_IS
Conc. 1.2500
ISTD 472.10>427.00 (-) 5.05e4

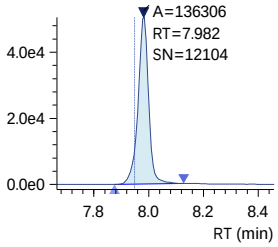

13C9-PFNA
Conc. 1.2165
Q 472.10>427.00 (-) 5.05e4

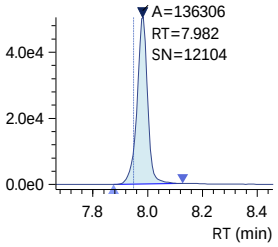

13C5-PFNA_IS
Conc. 1.2500
ISTD 468.00>423.00 (-) 4.59e4

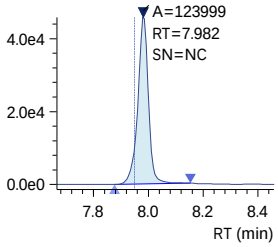

Insight Report
Quantitation/Integration
Printed 3/21/2024 16:06:09

240320_014 (continued)

PFNA
Conc. 0.4602
R#1 18.48 (20.36)
R#2 18.48 (20.61)
Q 463.00>419.00 (-) 1.56e4

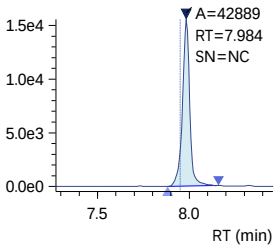

PFHpS
Conc. 0.4582
R#1 48.42 (46.70)
R#2 48.42 (54.10)
Q 449.00>79.90 (-) A=16081 5.73e3

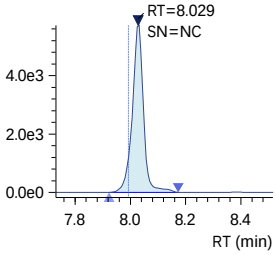

7_3 FTCA
Conc. 13.8651
R#1 133.34 (132.28)
R#2 133.34 (134.62)
Q 441.00>317.00 (-) 5.02e4

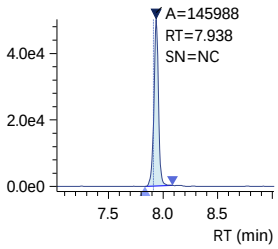

13C2-8_2-FTS
Conc. 3.0259
Q 529.10>80.90 (-) 5.83e3

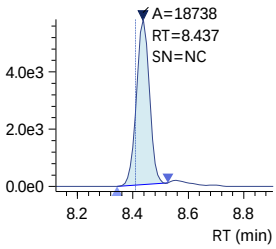

13C2-8_2-FTS_IS
Conc. 5.0000
ISTD 529.10>80.90 (-) 5.83e3

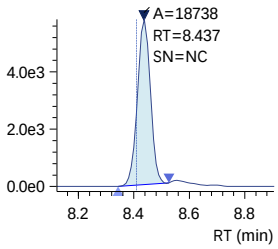

R1 463.00>219.00 (-) 2.93e3

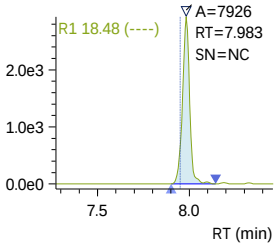

R1 449.00>98.80 (-) 2.76e3

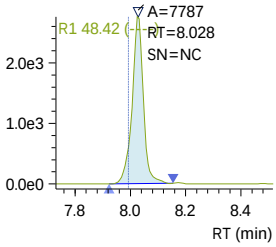

R1 441.00>336.90 (-) 6.81e4

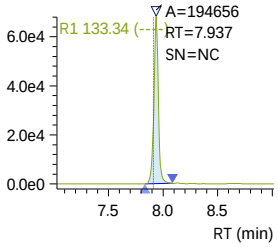

R2 463.00>219.00 (-) 2.93e3

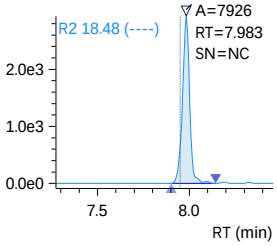

R2 449.00>98.80 (-) 2.76e3

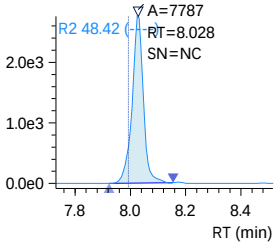

R2 441.00>336.90 (-) 6.81e4

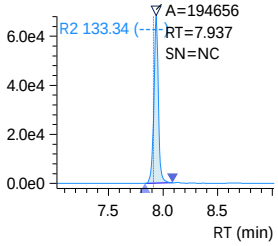

J:\LCMS08\Data\240320_1633_B1\240320_1633_B1.damlp .
SN - Software-calculated S/N ratio outside criteria due to non-target peaks or drift in noise calculation window.
Analyst review of noise levels (excluding non-target peaks) in chromatogram indicates S/N ratio meets criteria.

240320_014 (continued)

8_2 FTS
Conc. 0.4622
R#1 47.46 (45.91)
R#2 47.46 (46.70)
Q 527.10>506.95 (-) 1.22e3

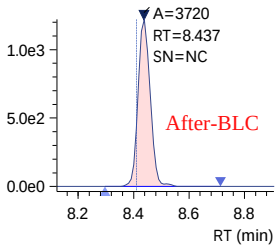

R1 527.10>80.80 (-) 5.02e2

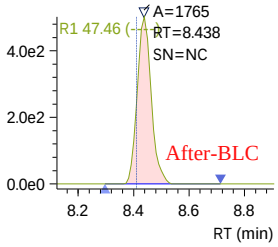

R2 527.10>80.80 (-) 5.02e2

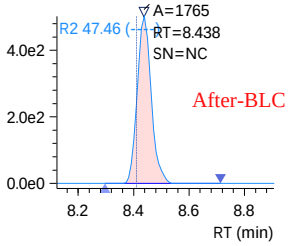

13C6-PFDA_IS
Conc. 1.2500
ISTD 519.10>474.10 (-) 2.77e4

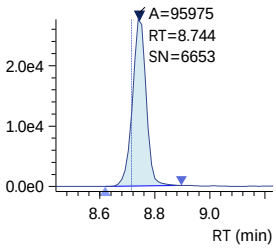

13C6-PFDA
Conc. 1.1858
Q 519.10>474.10 (-) 2.77e4

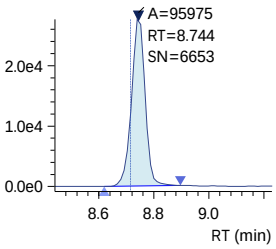

13C2-PFDA_IS
Conc. 1.2500
ISTD 515.10>470.10 (-) 2.48e4

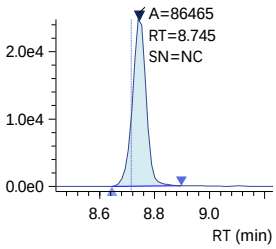

PFDA
Conc. 0.4266
R#1 15.96 (17.64)
R#2 15.96 (14.73)
Q 512.90>469.00 (-) 9.61e3

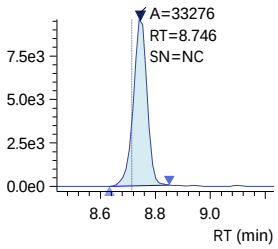

R1 512.90>219.00 (-) 1.61e3

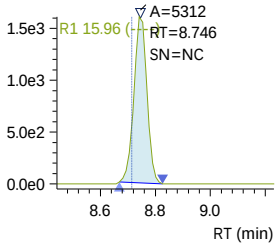

R2 512.90>219.00 (-) 1.61e3

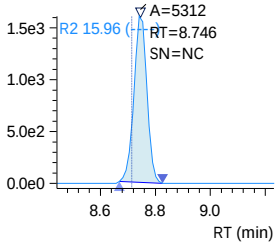

D3-NMeFOSAA_IS
Conc. 5.0000
ISTD 573.20>419.00 (-) 2.43e4

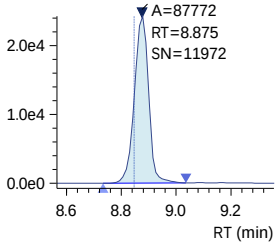

D3-NMeFOSAA
Conc. 3.9345
Q 573.20>419.00 (-) 2.43e4

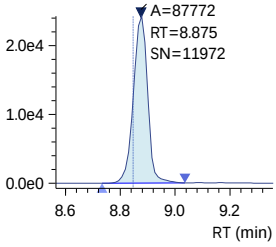

13C8-PFOS_IS
Conc. 2.5000
ISTD 507.10>98.90 (-) 7.65e3

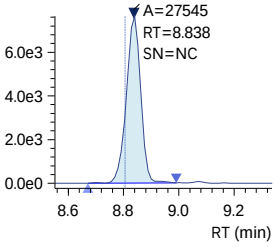

13C8-PFOS
Conc. 2.1335
Q 507.10>98.90 (-) 7.65e3

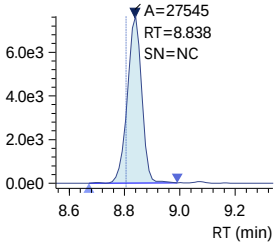

13C4-PFOS_IS
Conc. 2.5000
ISTD 502.80>79.90 (-) 2.58e4

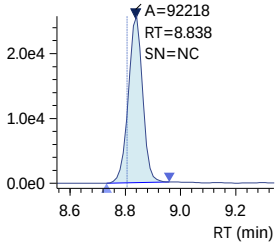

SN - Software-calculated S/N ratio outside criteria due to non-target peaks or drift in noise calculation window.
Analyst review of noise levels (excluding non-target peaks) in chromatogram indicates S/N ratio meets criteria.

Insight Report
Quantitation/Integration
Printed 3/21/2024 16:06:09

240320_014 (continued)

PFOS
Conc. 0.3768
R#1 45.34 (45.06)
R#2 45.34 (47.34)
Q 498.90>79.90 (-) 2.41e3

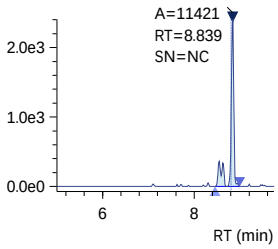

NMeFOSAA
Conc. 0.3226
R#1 88.68 (67.10)
R#2 88.68 (64.07)
Q 570.10>419.00 (-) 1.35e3

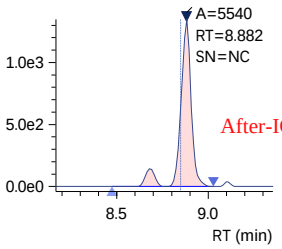

D5-NEtFOSAA_IS
Conc. 5.0000
ISTD 589.20>419.00 (-) 2.22e4

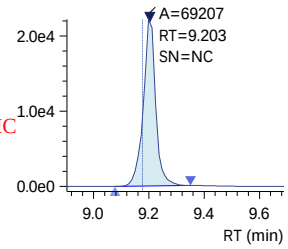

D5-NEtFOSAA
Conc. 4.2343
Q 589.20>419.00 (-) 2.22e4

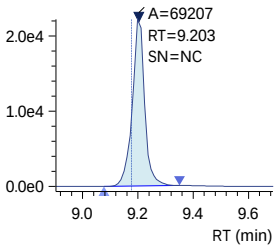

NEtFOSAA
Conc. 0.5035
R#1 64.29 (89.53)
R#2 64.29 (83.09)
Q 584.20>419.10 (-) 1.92e3

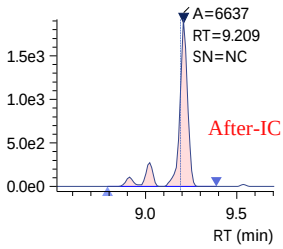

R1 498.90>98.80 (-) 1.18e3

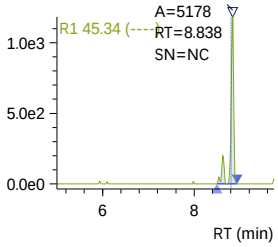

R1 570.10>483.00 (-) 1.19e3

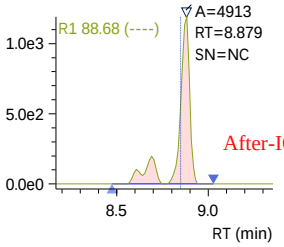

R1 584.20>526.00 (-) 9.26e2

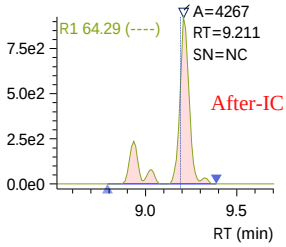

R2 498.90>98.80 (-) 1.18e3

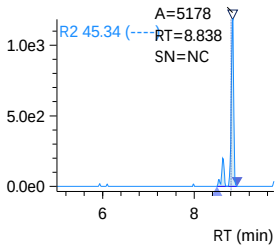

R2 570.10>483.00 (-) 1.19e3

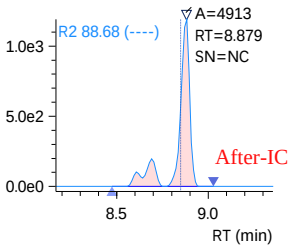

R2 584.20>526.00 (-) 9.26e2

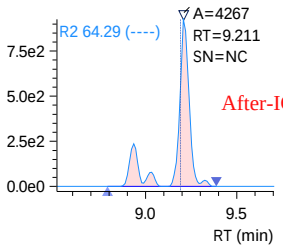

J:\LCMS08\Data\240320_1633_B1\240320_1633_B1.damlp .
SN - Software-calculated S/N ratio outside criteria due to non-target peaks or drift in noise calculation window.
Analyst review of noise levels (excluding non-target peaks) in chromatogram indicates S/N ratio meets criteria.

240320_014 (continued)

9-Cl-PF3ONS
Conc. 0.3591
R#1 32.69 (31.69)
R#2 32.69 (30.27)
Q 530.80>351.00 (-) 3.30e4

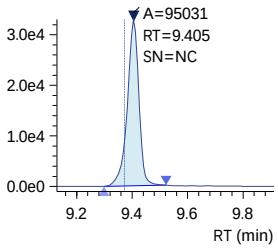

R1 532.80>353.00 (-) 1.09e4

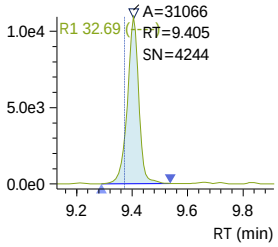

R2 532.80>353.00 (-) 1.09e4

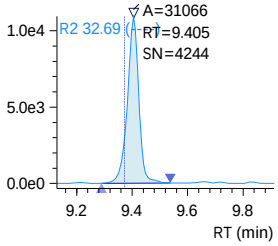

PFUnDA
Conc. 0.4747
R#1 12.24 (10.96)
R#2 12.24 (12.21)
Q 563.10>519.00 (-) 1.12e4

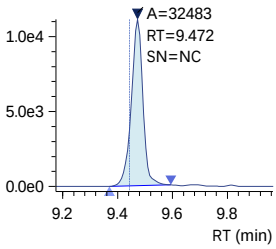

R1 563.10>269.10 (-) 1.44e3

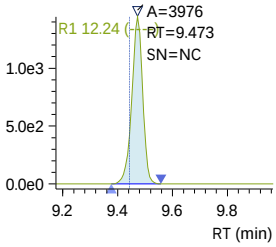

R2 563.10>269.10 (-) 1.44e3

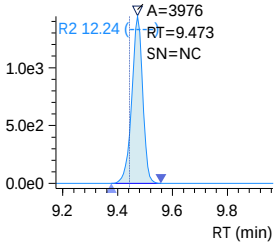

13C7-PFUnDA_IS
Conc. 1.2500
ISTD 570.00>525.10 (-) 2.71e4

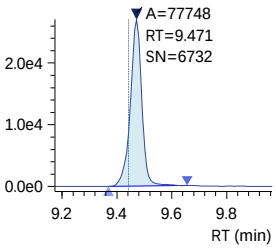

13C7-PFUnDA
Conc. 0.9740
Q 570.00>525.10 (-) 2.71e4

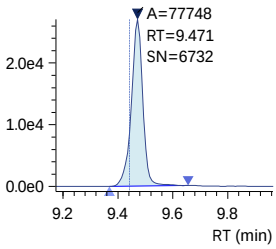

PFNS
Conc. 0.4663
R#1 66.11 (56.91)
R#2 66.11 (63.73)
Q 548.80>79.90 (-) 3.69e3

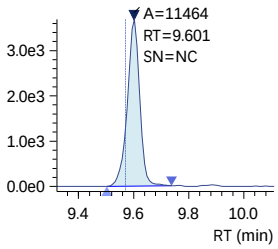

R1 548.80>98.80 (-) 2.39e3

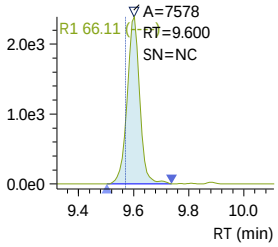

R2 548.80>98.80 (-) 2.39e3

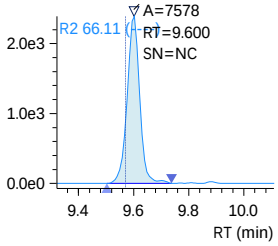

SN - Software-calculated S/N ratio outside criteria due to non-target peaks or drift in noise calculation window.
Analyst review of noise levels (excluding non-target peaks) in chromatogram indicates S/N ratio meets criteria.

Insight Report
Quantitation/Integration
Printed 3/21/2024 16:06:09

240320_014 (continued)

10_2 FTS
Conc. 0.4387
R#1 31.97 (32.29)
R#2 31.97 (27.50)

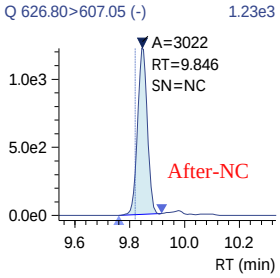

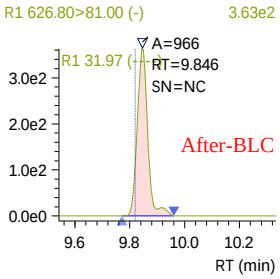

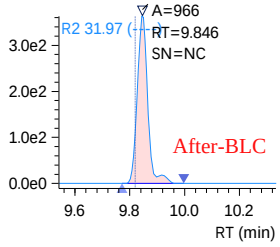

13C2-PFDOA_IS
Conc. 1.2500

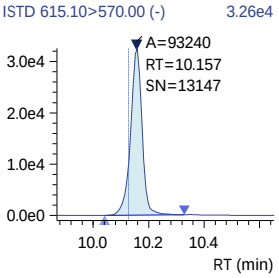

13C2-PFDOA
Conc. 1.0044

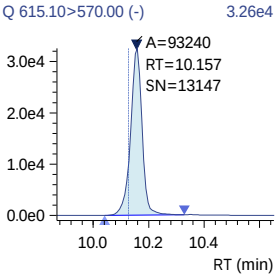

PFDOA
Conc. 0.4490
R#1 8.71 (11.14)
R#2 8.71 (9.85)

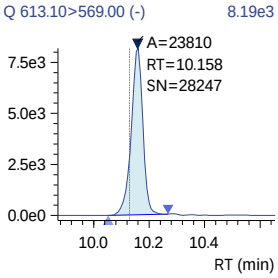

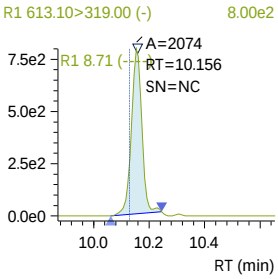

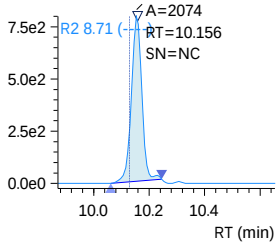

PFDS
Conc. 0.4438
R#1 53.62 (58.01)
R#2 53.62 (60.30)

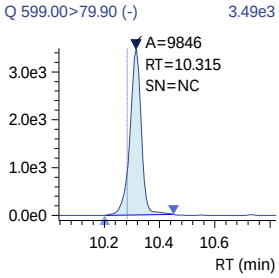

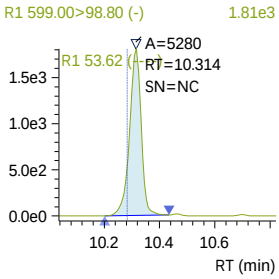

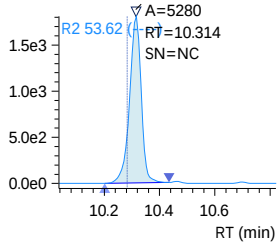

J:\LCMS08\Data\240320_1633_B1\240320_1633_B1.damlp .

SN - Software-calculated S/N ratio outside criteria due to non-target peaks or drift in noise calculation window.
Analyst review of noise levels (excluding non-target peaks) in chromatogram indicates S/N ratio meets criteria.

240320_014 (continued)

PFTrDA
Conc. 0.3996
R#1 14.93 (16.67)
R#2 14.93 (15.87)
Q 663.00>619.00 (-) 7.28e3

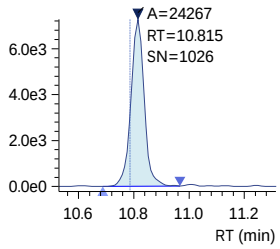

11-Cl-PF3OUdS
Conc. 0.3995
R#1 32.23 (35.04)
R#2 32.23 (36.12)
Q 630.90>451.00 (-) 1.52e4

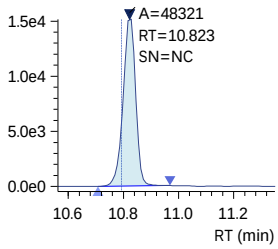

PFOSAm
Conc. 0.4659
Q 498.10>77.90 (-) 4.92e3

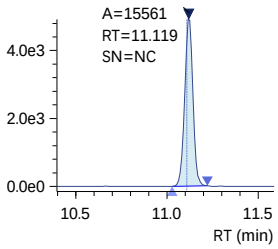

13C8-PFOSAm
Conc. 2.2068
Q 506.10>77.80 (-) 2.39e4

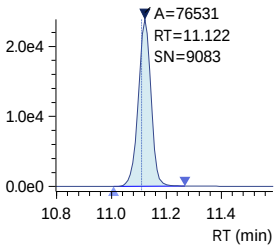

13C8-PFOSAm_IS
Conc. 2.5000
ISTD 506.10>77.80 (-) 2.39e4

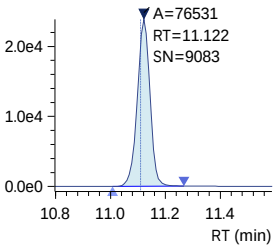

R1 663.00>168.90 (-) 1.11e3

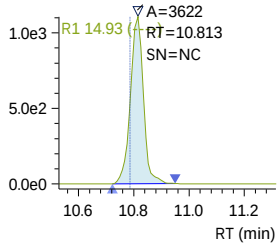

R1 632.90>452.90 (-) 4.93e3

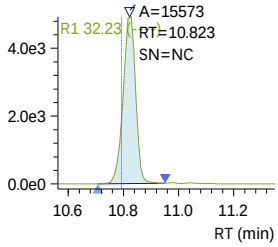

R2 663.00>168.90 (-) 1.11e3

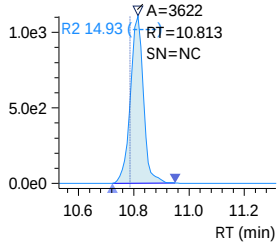

R2 632.90>452.90 (-) 4.93e3

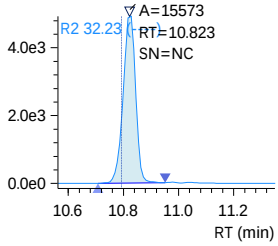

240320_014 (continued)

PFTDA
Conc. 0.4501
R#1 16.26 (17.09)
R#2 16.26 (18.89)
Q 713.10>669.00 (-) 5.46e3

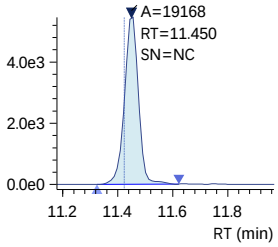

13C2-PFTDA
Conc. 1.0485
Q 715.20>670.00 (-) 1.66e4

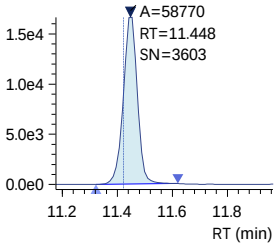

13C2-PFTDA_IS
Conc. 1.2500
ISTD 715.20>670.00 (-) 1.66e4

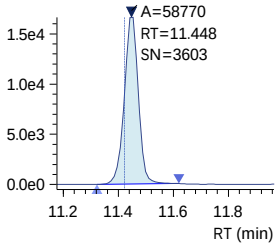

PFDoS
Conc. 0.3726
R#1 68.71 (61.23)
R#2 68.71 (64.82)
Q 699.10>79.90 (-) 1.69e3

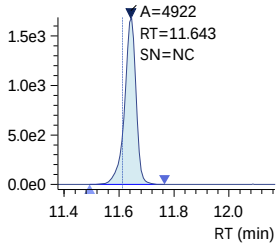

D7-MeFOSE_IS
Conc. 25.0000
ISTD 623.20>58.90 (-) 6.80e4

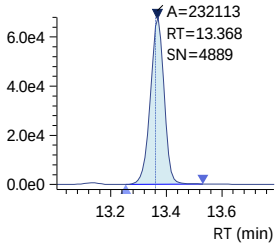

R1 713.10>168.90 (-) 8.61e2

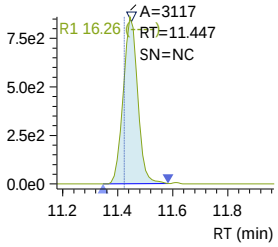

R1 699.10>98.80 (-) 1.12e3

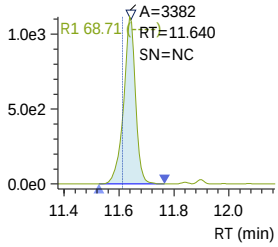

R2 713.10>168.90 (-) 8.61e2

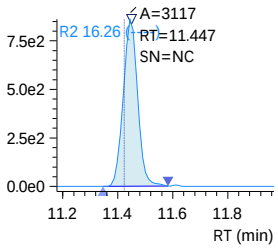

R2 699.10>98.80 (-) 1.12e3

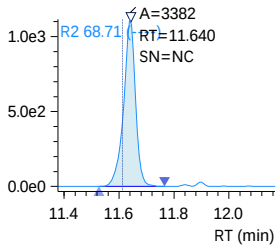

Insight Report
Quantitation/Integration
Printed 3/21/2024 16:06:09

240320_014 (continued)

D7-MeFOSE
Conc. 21.8753

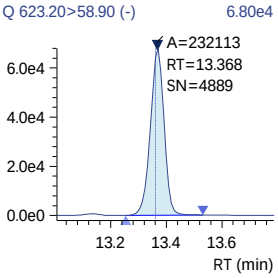

MeFOSE
Conc. 0.4361

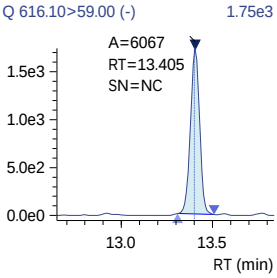

13C2-PFHXDA_IS
Conc. 2.5000

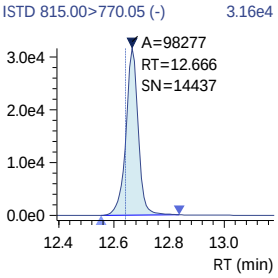

13C2-PFHXDA
Conc. 1.7052

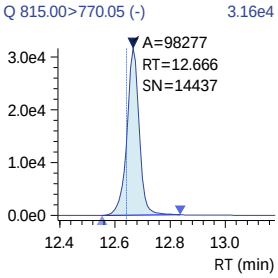

PFHXDA
Conc. 0.4534
R#1 10.72 (10.78)
R#2 10.72 (11.30)

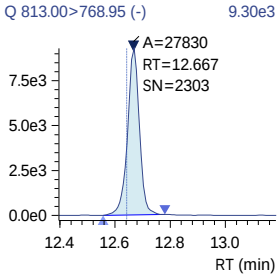

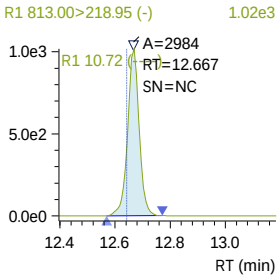

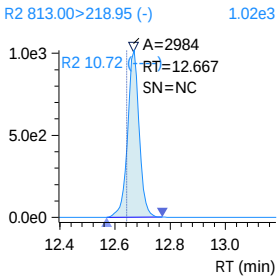

J:\LCMS08\Data\240320_1633_B1\240320_1633_B1.damlp

SN - Software-calculated S/N ratio outside criteria due to non-target peaks or drift in noise calculation window.
Analyst review of noise levels (excluding non-target peaks) in chromatogram indicates S/N ratio meets criteria.

240320_014 (continued)

D3-MeFOSA
Conc. 1.8788

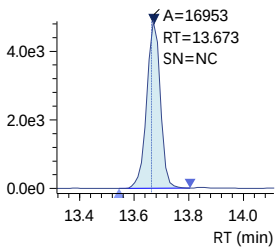

D3-MeFOSA_IS
Conc. 2.5000

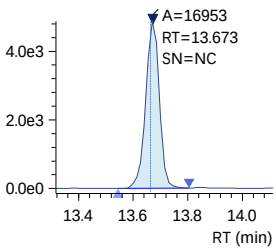

MeFOSA
Conc. 0.4151
R#1 94.15 (156.31)
R#2 94.15 (157.34)

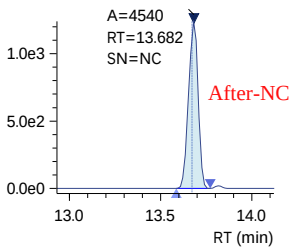

D9-EtFOSE_IS
Conc. 25.0000

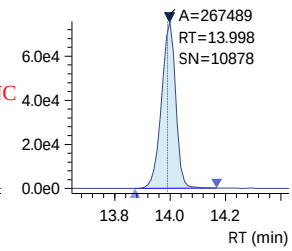

D9-EtFOSE
Conc. 22.0832

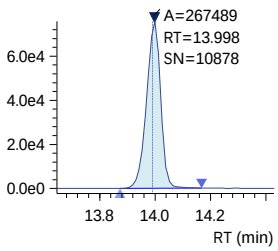

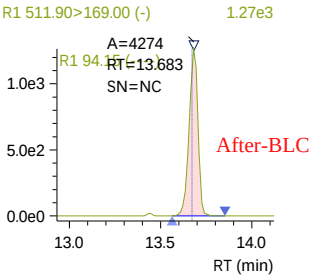

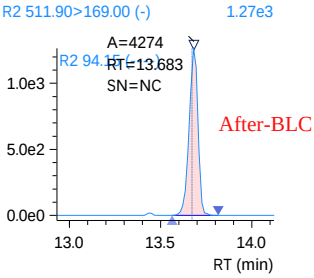

J:\LCMS08\Data\240320_1633_B1\240320_1633_B1.damlp .

SN - Software-calculated S/N ratio outside criteria due to non-target peaks or drift in noise calculation window.
Analyst review of noise levels (excluding non-target peaks) in chromatogram indicates S/N ratio meets criteria.

240320_014 (continued)

EtFOSE
Conc. 0.4132

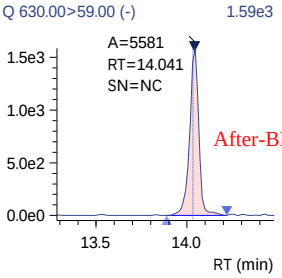

D5-EtFOSAm
Conc. 2.0271

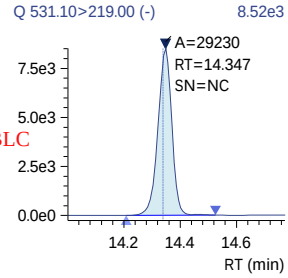

D5-EtFOSAm_IS
Conc. 2.5000

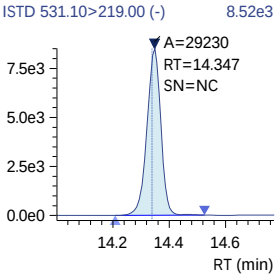

EtFOSAm
Conc. 0.3311
R#1 149.86 (177.75)
R#2 149.86 (169.40)

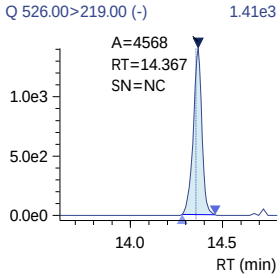

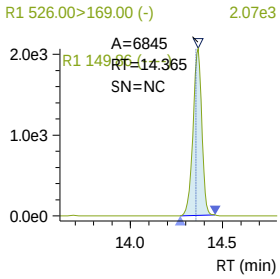

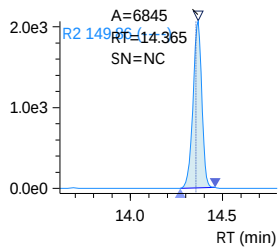

PFODA
Conc. 0.3984
R#1 34.80 (31.66)
R#2 34.80 (34.82)

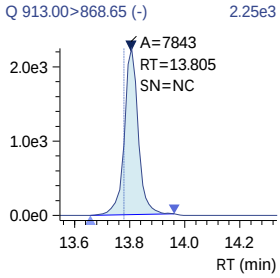

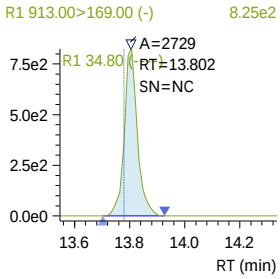

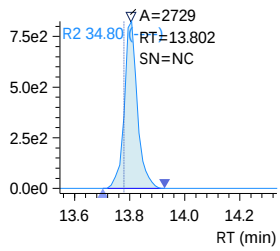

Insight Report
Before Manual Integration
Printed 3/21/2024 14:58:00

240320_014

Sample ID: KQ2404025-03
Date Acquired: 3/20/2024 6:19:38 PM
Acquired by: System Administrator
Data File: 240320_014
Vial: 4 | Inj. Volume: 10.0000uL | Tray: 2

13C4-PFBA
Conc. 9.1844
Q 216.80>171.90 (-) 1.18e5

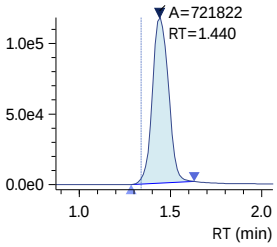

13C4-PFBA_IS
Conc. 10.0000
ISTD 216.80>171.90 (-) 1.18e5

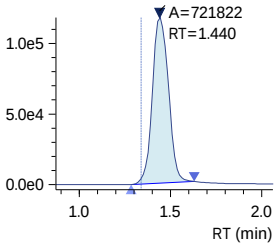

13C3-PFBA_IS
Conc. 5.0000
ISTD 216.00>172.00 (-) 6.56e4

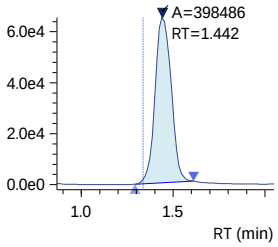

PFBA
Conc. 0.4444
Q 212.80>169.05 (-) 6.73e3

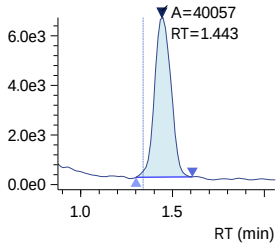

PFMPA
Conc. 0.4969
Q 229.00>84.90 (-) 6.78e3

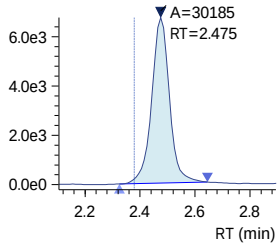

3_3 FTCA
Conc. 14.9066
R#1 131.67 (136.14)
R#2 131.67 (136.14)
Q 241.00>177.10 (-) 1.52e4

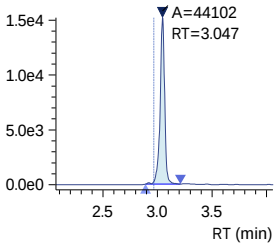

13C5-PFPeA
Conc. 5.1861
Q 268.30>223.00 (-) 5.40e4

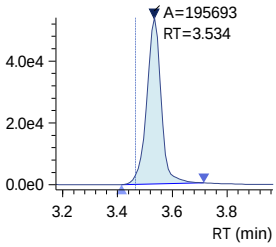

13C5-PFPeA_IS
Conc. 5.0000
ISTD 268.30>223.00 (-) 5.40e4

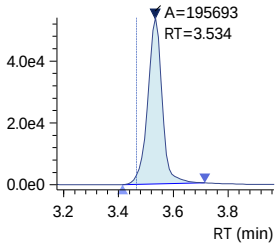

PFPeA
Conc. 0.4265
Q 263.00>219.00 (-) 1.67e4

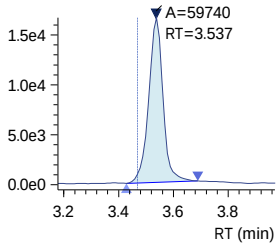

PFMBA
Conc. 0.4649
Q 279.00>84.95 (-) 1.38e4

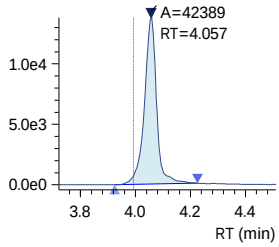

R1 241.00>117.00 (-) 2.11e4

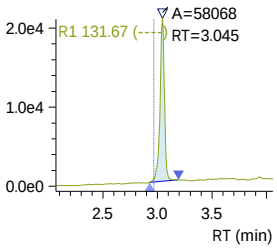

R2 241.00>117.00 (-) 2.11e4

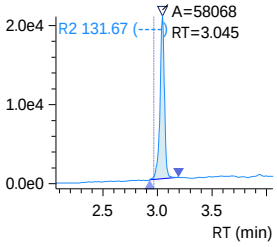

Insight Report
Before Manual Integration
Printed 3/21/2024 14:58:00

240320_014 (continued)

13C2-4_2 FTS
Conc. 4.0834
Q 329.10>80.90 (-) 1.59e4

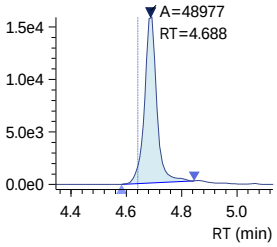

13C2-4_2 FTS_IS
Conc. 5.0000
ISTD 329.10>80.90 (-) 1.59e4

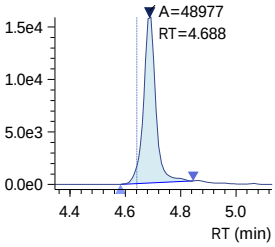

4_2 FTS
Conc. 0.4023
R#1 36.06 (33.08)
R#2 36.06 (33.08)
Q 327.10>307.00 (-) 3.40e3

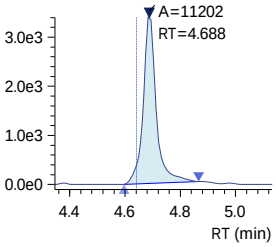

R1 327.10>80.90 (-) 1.19e3

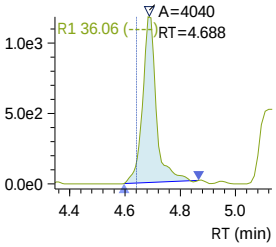

R2 327.10>80.90 (-) 1.19e3

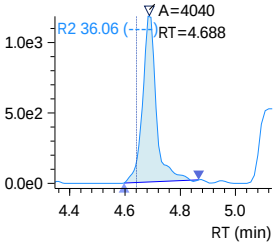

13C3-PFBS_IS
Conc. 2.5000
ISTD 302.10>79.90 (-) 3.81e4

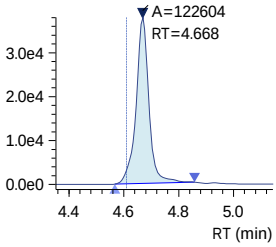

PFBS
Conc. 0.4022
R#1 45.76 (46.53)
R#2 45.76 (46.53)
Q 298.70>79.90 (-) 8.95e3

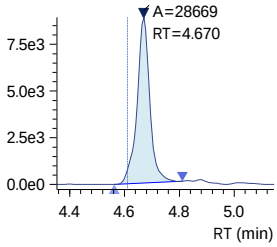

R1 298.70>98.80 (-) 3.96e3

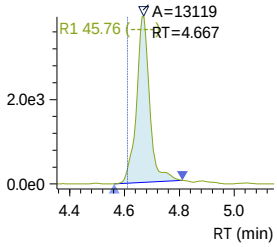

R2 298.70>98.80 (-) 3.96e3

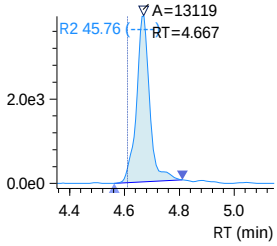

Insight Report
Before Manual Integration
Printed 3/21/2024 14:58:00

240320_014 (continued)

13C3-PFBS
Conc. 2.3549
Q 302.10>79.90 (-) 3.81e4

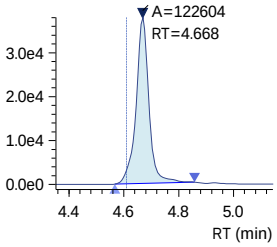

NFDHA
Conc. 0.6245
R#1 35.97 (36.44)
R#2 35.97 (36.44)
Q 295.00>201.00 (-) 1.45e4

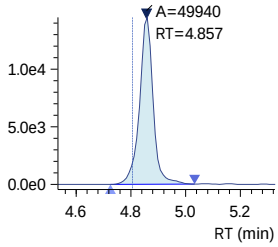

R1 295.00>84.90 (-) 5.18e3

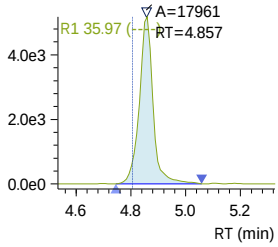

R2 295.00>84.90 (-) 5.18e3

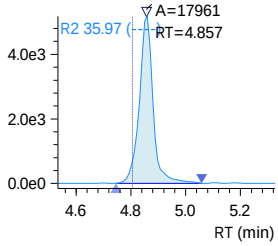

13C5-PFHxA
Conc. 2.1930
Q 318.00>273.00 (-) 6.55e4

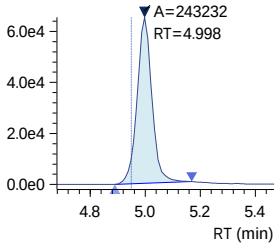

13C5-PFHxA_IS
Conc. 2.5000
ISTD 318.00>273.00 (-) 6.55e4

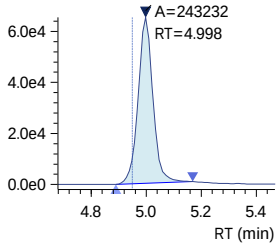

13C2-PFHxA_IS
Conc. 2.5000
ISTD 315.10>270.00 (-) 9.10e4

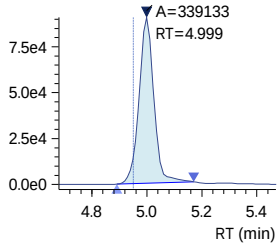

Insight Report
Before Manual Integration
Printed 3/21/2024 14:58:00

240320_014 (continued)

PFHxA
Conc. 0.4210
Q 313.00>269.00 (-) 1.20e4

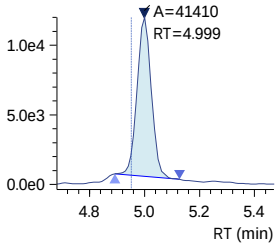

PFEESA
Conc. 0.4805
R#1 5.92 (5.25)
R#2 5.92 (5.25)
Q 314.80>135.00 (-) 4.61e4

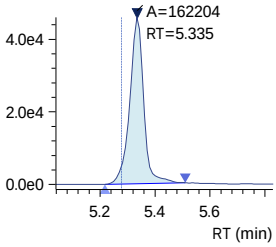

R1 314.80>82.90 (-) 2.74e3

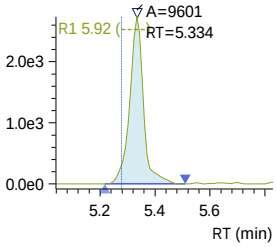

R2 314.80>82.90 (-) 2.74e3

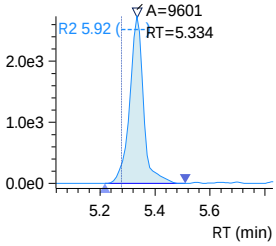

13C3-HFPO-DA
Conc. 10.8958
Q 286.90>168.90 (-) 1.58e5

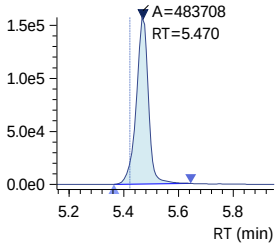

13C3-HFPO-DA_IS
Conc. 10.0000
ISTD 286.90>168.90 (-) 1.58e5

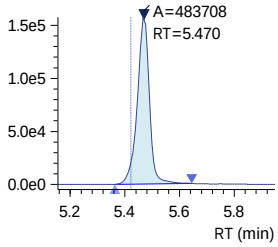

HFPO-DA
Conc. 0.4631
R#1 61.57 (62.57)
R#2 61.57 (62.57)
Q 284.90>168.90 (-) 8.39e3

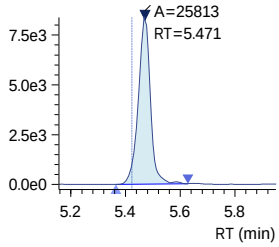

R1 284.90>184.90 (-) 5.02e3

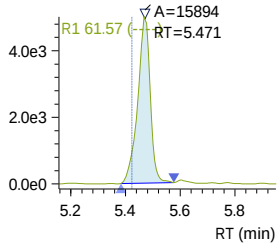

R2 284.90>184.90 (-) 5.02e3

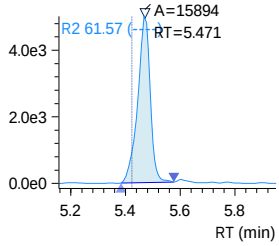

Insight Report
Before Manual Integration
Printed 3/21/2024 14:58:00

240320_014 (continued)

5_3 FTCA
Conc. 16.7773
R#1 143.96 (154.88)
R#2 143.96 (154.88)
Q 341.00>237.05 (-) 4.14e4

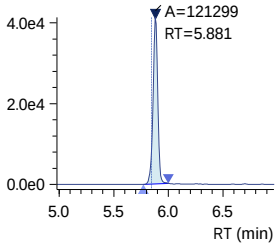

R1 341.00>217.00 (-) 6.02e4

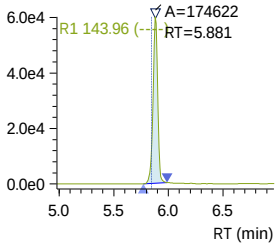

R2 341.00>217.00 (-) 6.02e4

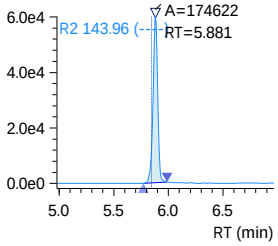

PFPeS
Conc. 0.4332
R#1 53.29 (54.44)
R#2 53.29 (54.44)
Q 349.10>79.90 (-) A=22057 7.71e3

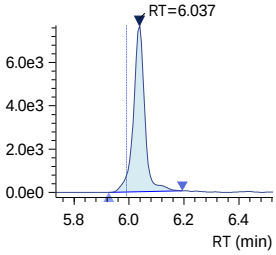

R1 349.10>98.80 (-) 3.76e3

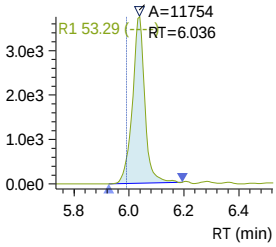

R2 349.10>98.80 (-) 3.76e3

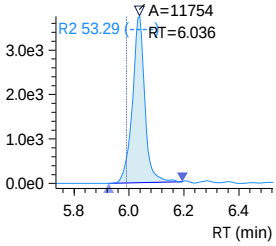

13C4-PFHpA
Conc. 2.6142
Q 367.10>322.00 (-) 1.45e5

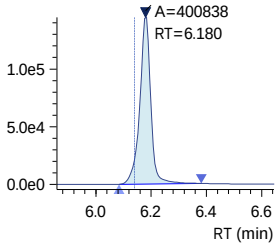

13C4-PFHpA_IS
Conc. 2.5000
ISTD 367.10>322.00 (-) 1.45e5

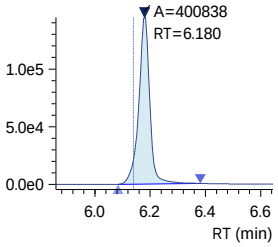

PFHpA
Conc. 0.4663
R#1 22.73 (23.39)
R#2 22.73 (23.39)
Q 363.10>319.00 (-) 2.48e4

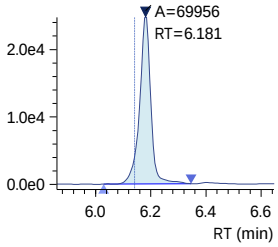

R1 363.10>169.00 (-) 5.49e3

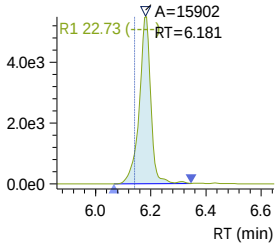

R2 363.10>169.00 (-) 5.49e3

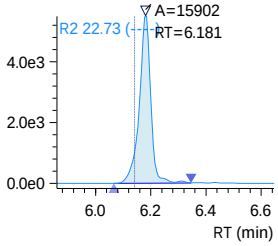

Insight Report
Before Manual Integration
Printed 3/21/2024 14:58:00

240320_014 (continued)

DONA
Conc. 0.4355
R#1 28.36 (30.39)
R#2 28.36 (30.39)

Q 376.90>250.90 (-) 2.81e4

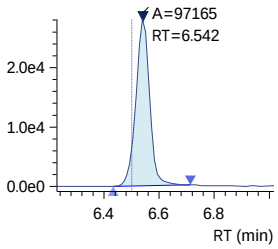

R1 376.90>84.80 (-) 8.11e3

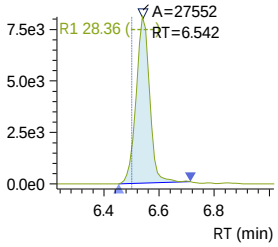

R2 376.90>84.80 (-) 8.11e3

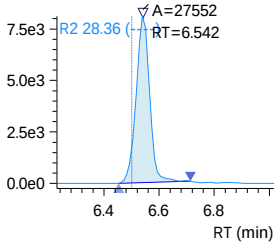

13C2-6_2 FTS_IS
Conc. 5.0000

ISTD 429.10>80.90 (-) 1.01e4

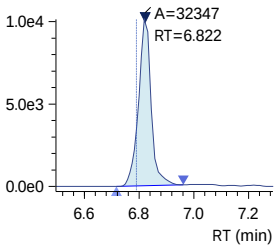

13C2-6_2 FTS
Conc. 3.3460

Q 429.10>80.90 (-) 1.01e4

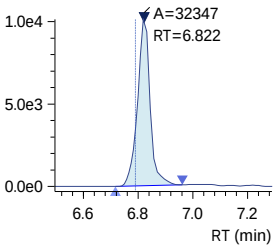

6_2 FTS
Conc. 0.3821
R#1 45.65 (44.48)
R#2 45.65 (44.48)

Q 427.10>407.00 (-) 1.81e3

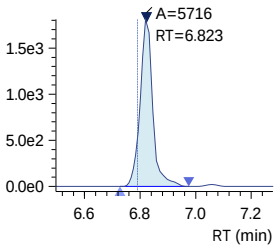

R1 427.10>80.90 (-) 8.52e2

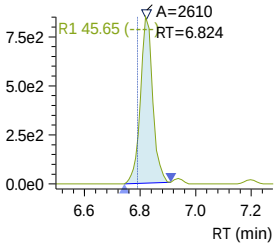

R2 427.10>80.90 (-) 8.52e2

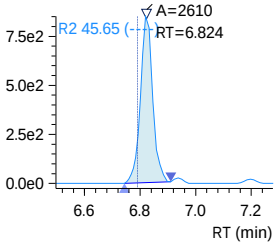

13C4-PFOA_IS
Conc. 2.5000

ISTD 417.10>172.00 (-) 6.29e3

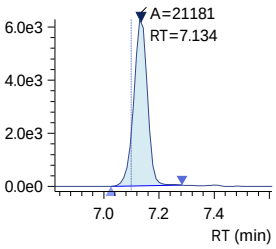

Insight Report
Before Manual Integration
Printed 3/21/2024 14:58:00

240320_014 (continued)

13C8-PFOA_IS
Conc. 2.5000

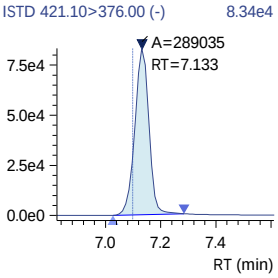

13C8-PFOA
Conc. 2.2158

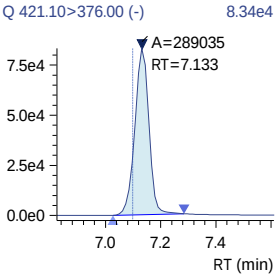

PFOA
Conc. 0.4233
R#1 28.03 (24.47)
R#2 28.03 (24.47)

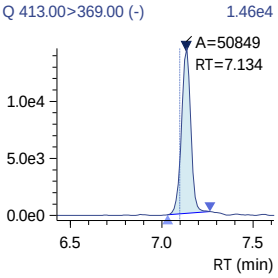

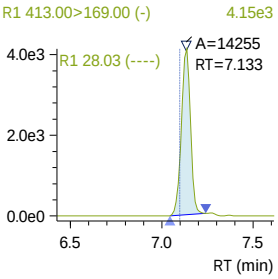

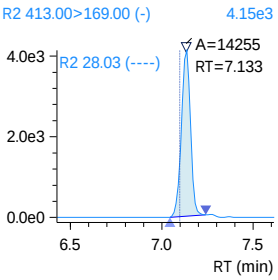

13C3-PFHxS
Conc. 2.5078

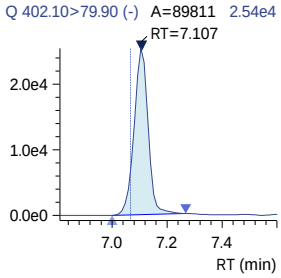

13C3-PFHxS_IS
Conc. 2.5000

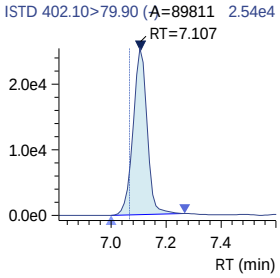

Insight Report
Before Manual Integration
Printed 3/21/2024 14:58:00

240320_014 (continued)

PFHxS
Conc. 0.4041
R#1 61.15 (57.29)
R#2 61.15 (57.29)
Q 398.70>79.90 (-) 4.39e3

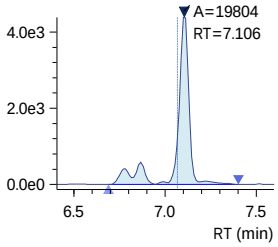

R1 398.70>98.90 (-) 2.69e3

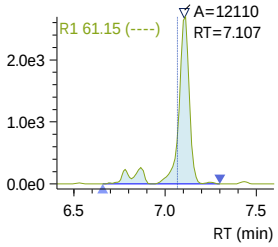

R2 398.70>98.90 (-) 2.69e3

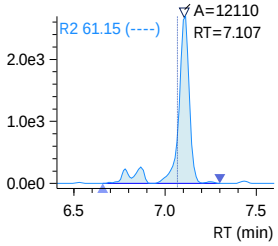

18O2-PFHxS_IS
Conc. 2.5000
ISTD 403.00>83.90 (-) 2.41e4

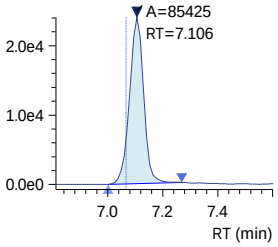

13C9-PFNA_IS
Conc. 1.2500
ISTD 472.10>427.00 (-) 5.05e4

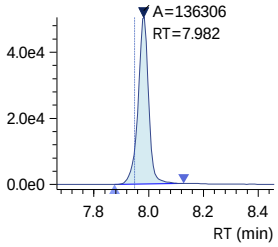

13C9-PFNA
Conc. 1.2165
Q 472.10>427.00 (-) 5.05e4

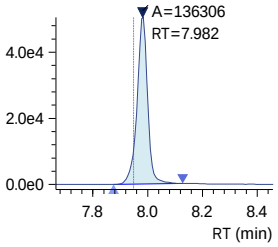

13C5-PFNA_IS
Conc. 1.2500
ISTD 468.00>423.00 (-) 4.59e4

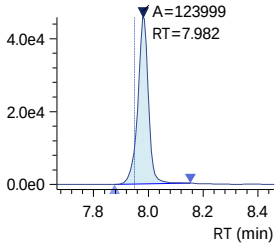

Insight Report
Before Manual Integration
Printed 3/21/2024 14:58:00

240320_014 (continued)

PFNA
Conc. 0.4602
R#1 18.48 (20.36)
R#2 18.48 (20.36)
Q 463.00>419.00 (-) 1.56e4

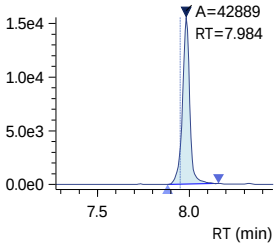

R1 463.00>219.00 (-) 2.93e3

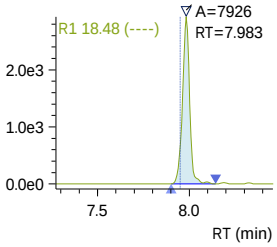

R2 463.00>219.00 (-) 2.93e3

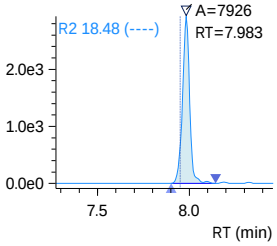

PFHpS
Conc. 0.4582
R#1 48.42 (46.70)
R#2 48.42 (46.70)
Q 449.00>79.90 (-) A=16081 5.73e3

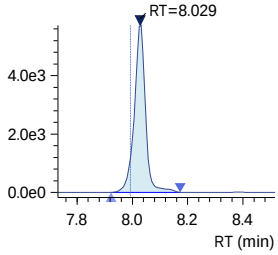

R1 449.00>98.80 (-) 2.76e3

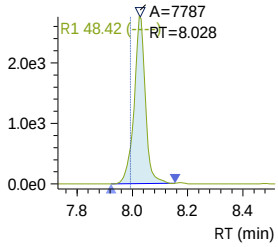

R2 449.00>98.80 (-) 2.76e3

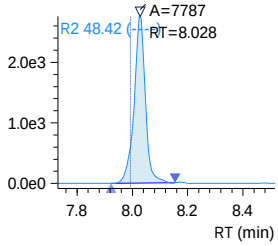

7_3 FTCA
Conc. 13.8651
R#1 133.34 (132.28)
R#2 133.34 (132.28)
Q 441.00>317.00 (-) 5.02e4

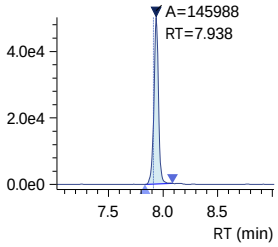

R1 441.00>336.90 (-) 6.81e4

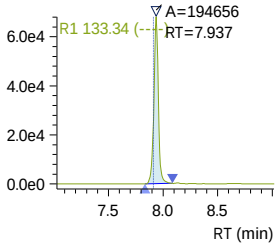

R2 441.00>336.90 (-) 6.81e4

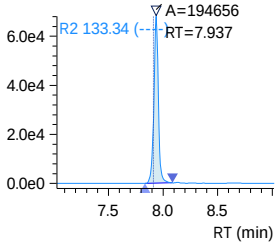

13C2-8_2-FTS
Conc. 3.0259
Q 529.10>80.90 (-) 5.83e3

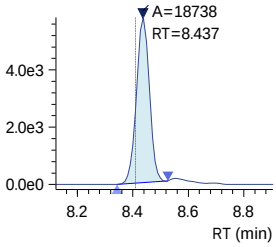

13C2-8_2-FTS_IS
Conc. 5.0000
ISTD 529.10>80.90 (-) 5.83e3

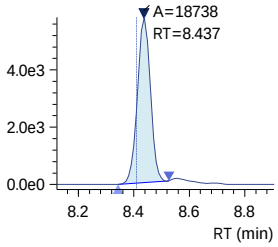

Insight Report
Before Manual Integration
Printed 3/21/2024 14:58:00

240320_014 (continued)

8_2 FTS
Conc. 0.4459
R#1 49.23 (45.91)
R#2 49.23 (45.91)
Q 527.10>506.95 (-) 1.22e3

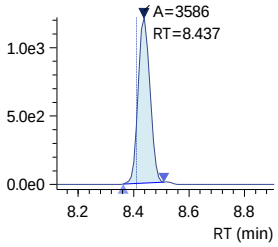

R1 527.10>80.80 (-) 5.02e2

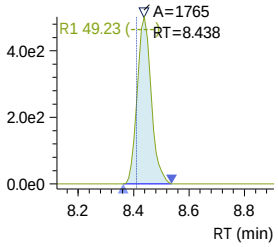

R2 527.10>80.80 (-) 5.02e2

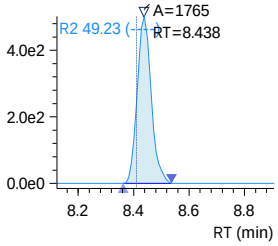

13C6-PFDA_IS
Conc. 1.2500
ISTD 519.10>474.10 (-) 2.77e4

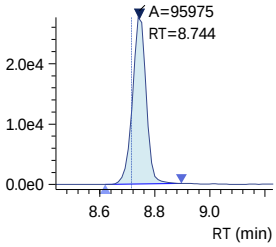

13C6-PFDA
Conc. 1.1858
Q 519.10>474.10 (-) 2.77e4

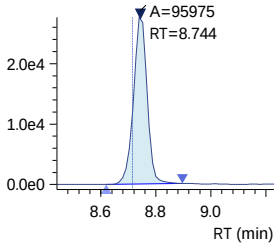

13C2-PFDA_IS
Conc. 1.2500
ISTD 515.10>470.10 (-) 2.48e4

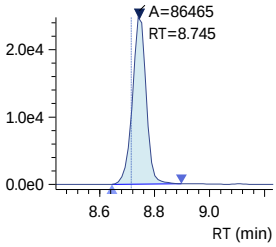

PFDA
Conc. 0.4266
R#1 15.96 (17.64)
R#2 15.96 (17.64)
Q 512.90>469.00 (-) 9.61e3

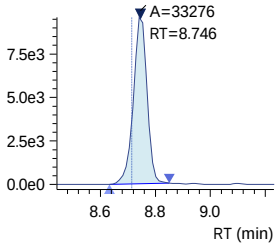

R1 512.90>219.00 (-) 1.61e3

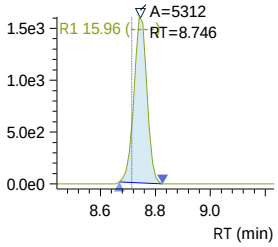

R2 512.90>219.00 (-) 1.61e3

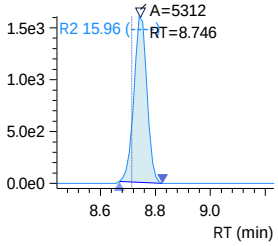

D3-NMeFOSAA_IS
Conc. 5.0000
ISTD 573.20>419.00 (-) 2.43e4

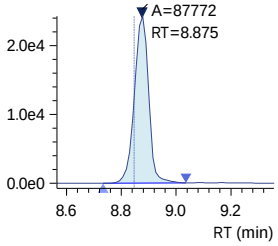

D3-NMeFOSAA
Conc. 3.9345
Q 573.20>419.00 (-) 2.43e4

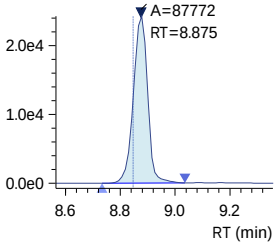

13C8-PFOS_IS
Conc. 2.5000
ISTD 507.10>98.90 (-) 7.65e3

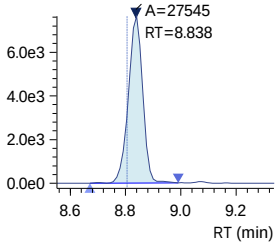

13C8-PFOS
Conc. 2.1335
Q 507.10>98.90 (-) 7.65e3

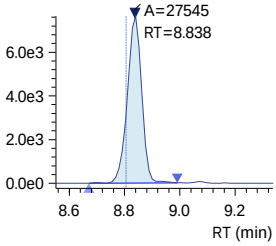

13C4-PFOS_IS
Conc. 2.5000
ISTD 502.80>79.90 (-) 2.58e4

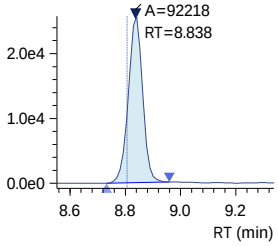

Insight Report
Before Manual Integration
Printed 3/21/2024 14:58:00

240320_014 (continued)

PFOS
Conc. 0.3768
R#1 45.34 (45.06)
R#2 45.34 (45.06)
Q 498.90>79.90 (-) 2.41e3

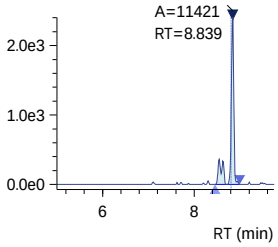

R1 498.90>98.80 (-) 1.18e3

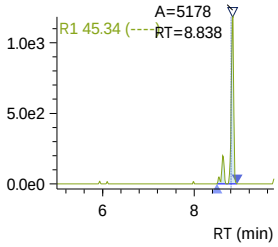

R2 498.90>98.80 (-) 1.18e3

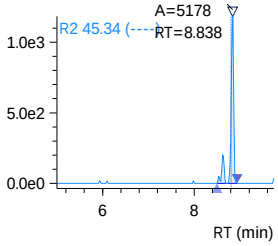

NMeFOSAA
Conc. 0.2838
R#1 76.87 (67.10)
R#2 76.87 (67.10)
Q 570.10>419.00 (-) 1.35e3

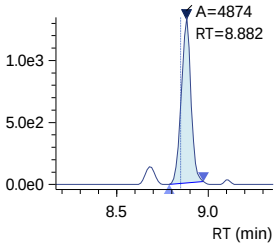

R1 570.10>483.00 (-) 1.19e3

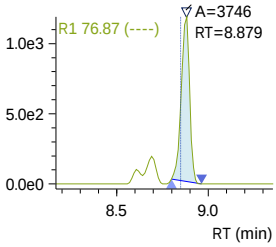

R2 570.10>483.00 (-) 1.19e3

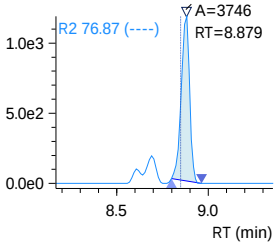

D5-NEtFOSAA_IS
Conc. 5.0000
ISTD 589.20>419.00 (-) 2.22e4

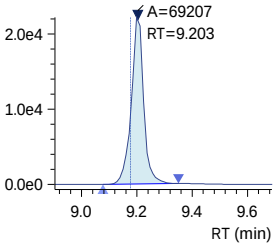

D5-NEtFOSAA
Conc. 4.2343
Q 589.20>419.00 (-) 2.22e4

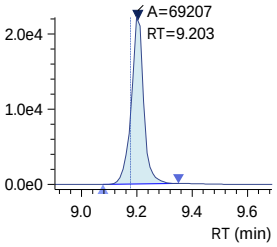

NEtFOSAA
Conc. 0.3971
R#1 57.88 (89.53)
R#2 57.88 (89.53)
Q 584.20>419.10 (-) 1.92e3

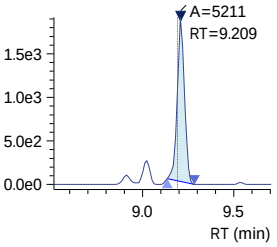

R1 584.20>526.00 (-) 9.26e2

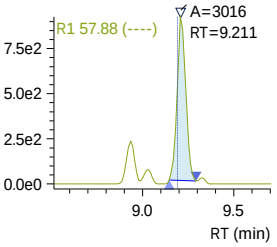

R2 584.20>526.00 (-) 9.26e2

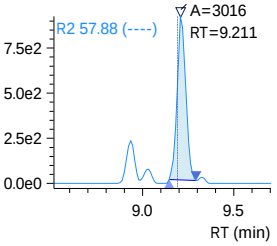

Insight Report
Before Manual Integration
Printed 3/21/2024 14:58:00

240320_014 (continued)

9-Cl-PF3ONS
Conc. 0.3591
R#1 32.69 (31.69)
R#2 32.69 (31.69)
Q 530.80>351.00 (-) 3.30e4

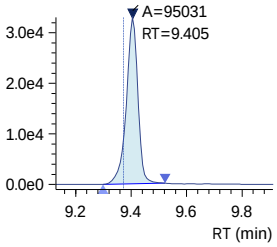

R1 532.80>353.00 (-) 1.09e4

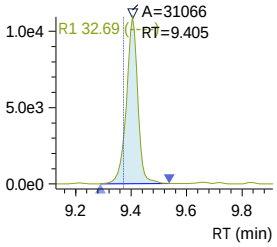

R2 532.80>353.00 (-) 1.09e4

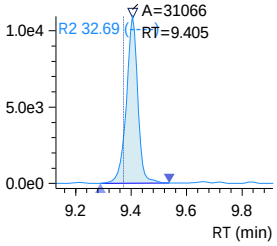

PFUnDA
Conc. 0.4747
R#1 12.24 (10.96)
R#2 12.24 (10.96)
Q 563.10>519.00 (-) 1.12e4

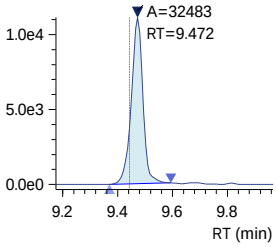

R1 563.10>269.10 (-) 1.44e3

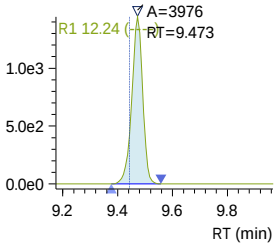

R2 563.10>269.10 (-) 1.44e3

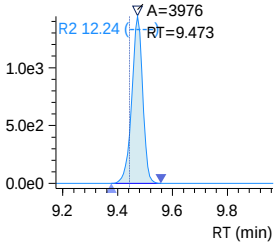

13C7-PFUnDA_IS
Conc. 1.2500
ISTD 570.00>525.10 (-) 2.71e4

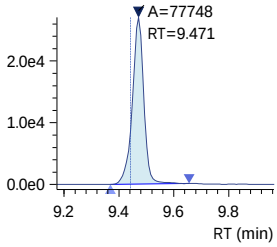

13C7-PFUnDA
Conc. 0.9740
Q 570.00>525.10 (-) 2.71e4

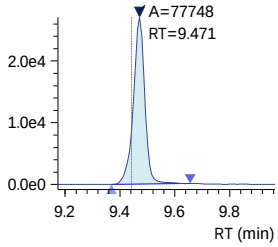

PFNS
Conc. 0.4663
R#1 66.11 (56.91)
R#2 66.11 (56.91)
Q 548.80>79.90 (-) 3.69e3

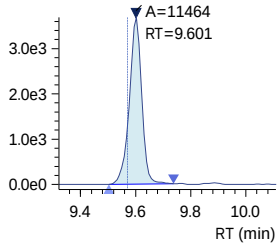

R1 548.80>98.80 (-) 2.39e3

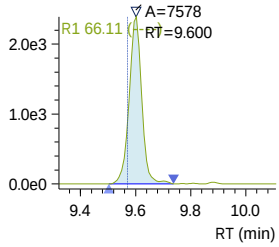

R2 548.80>98.80 (-) 2.39e3

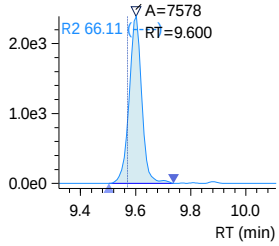

Insight Report
Before Manual Integration
Printed 3/21/2024 14:58:00

240320_014 (continued)

10_2 FTS
Conc. 0.4387
R#1 29.62 (32.29)
R#2 29.62 (32.29)
Q 626.80>607.05 (-) 1.23e3

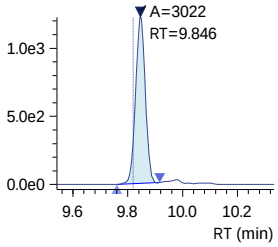

R1 626.80>81.00 (-) 3.63e2

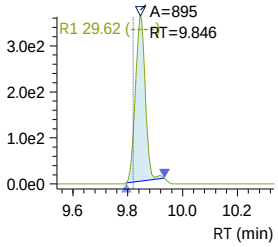

R2 626.80>81.00 (-) 3.63e2

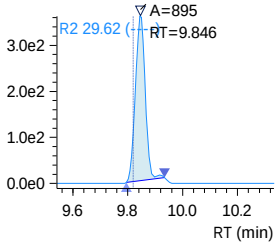

13C2-PFDOA_IS
Conc. 1.2500
ISTD 615.10>570.00 (-) 3.26e4

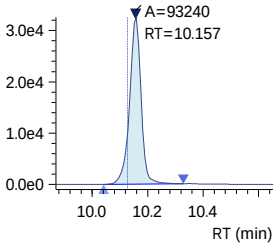

13C2-PFDOA
Conc. 1.0044
Q 615.10>570.00 (-) 3.26e4

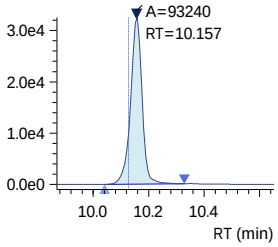

PFDOA
Conc. 0.4490
R#1 8.71 (11.14)
R#2 8.71 (11.14)
Q 613.10>569.00 (-) 8.19e3

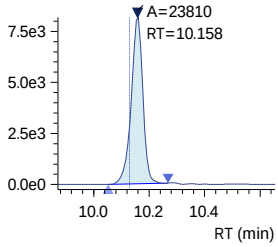

R1 613.10>319.00 (-) 8.00e2

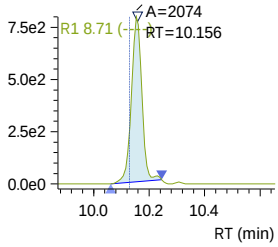

R2 613.10>319.00 (-) 8.00e2

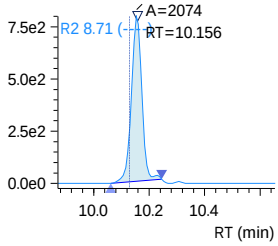

PFDS
Conc. 0.4438
R#1 53.62 (58.01)
R#2 53.62 (58.01)
Q 599.00>79.90 (-) 3.49e3

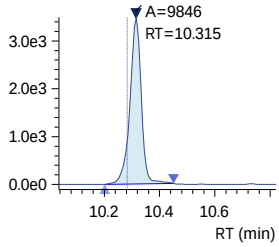

R1 599.00>98.80 (-) 1.81e3

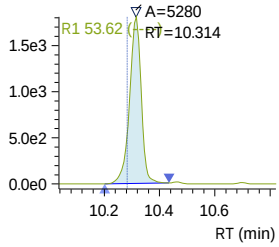

R2 599.00>98.80 (-) 1.81e3

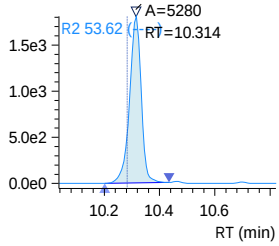

Insight Report
Before Manual Integration
Printed 3/21/2024 14:58:00

240320_014 (continued)

PFTrDA
Conc. 0.3996
R#1 14.93 (16.67)
R#2 14.93 (16.67)
Q 663.00>619.00 (-) 7.28e3

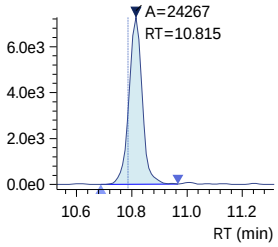

11-Cl-PF3OUdS
Conc. 0.3995
R#1 32.23 (35.04)
R#2 32.23 (35.04)
Q 630.90>451.00 (-) 1.52e4

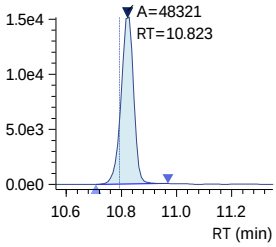

PFOSAm
Conc. 0.4659
Q 498.10>77.90 (-) 4.92e3

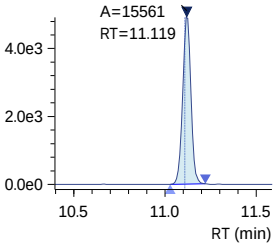

13C8-PFOSAm
Conc. 2.2068
Q 506.10>77.80 (-) 2.39e4

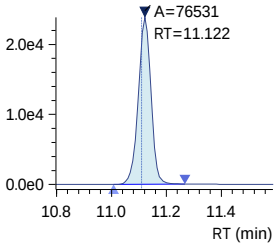

13C8-PFOSAm_IS
Conc. 2.5000
ISTD 506.10>77.80 (-) 2.39e4

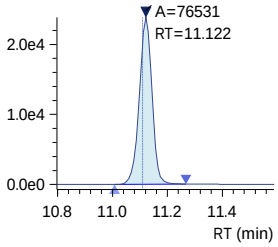

R1 663.00>168.90 (-) 1.11e3

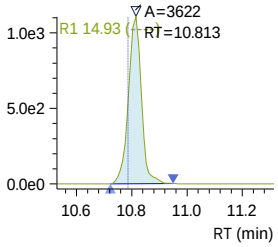

R1 632.90>452.90 (-) 4.93e3

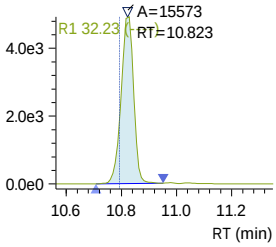

R2 663.00>168.90 (-) 1.11e3

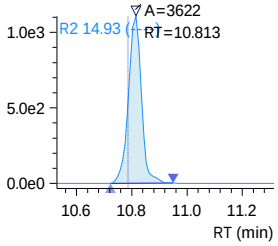

R2 632.90>452.90 (-) 4.93e3

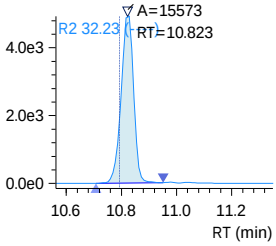

240320_014 (continued)

PFTDA
Conc. 0.4501
R#1 16.26 (17.09)
R#2 16.26 (17.09)
Q 713.10>669.00 (-) 5.46e3

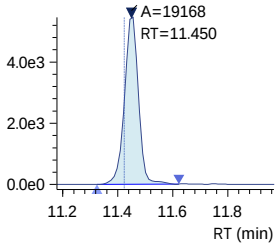

R1 713.10>168.90 (-) 8.61e2

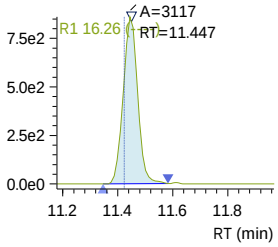

R2 713.10>168.90 (-) 8.61e2

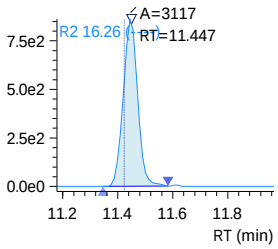

13C2-PFTDA
Conc. 1.0485
Q 715.20>670.00 (-) 1.66e4

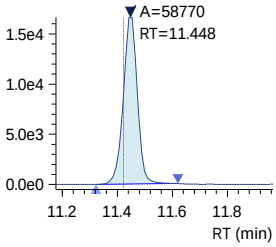

13C2-PFTDA_IS
Conc. 1.2500
ISTD 715.20>670.00 (-) 1.66e4

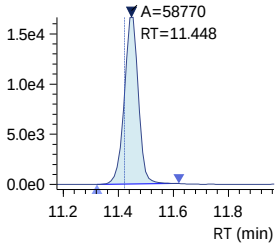

PFDoS
Conc. 0.3726
R#1 68.71 (61.23)
R#2 68.71 (61.23)
Q 699.10>79.90 (-) 1.69e3

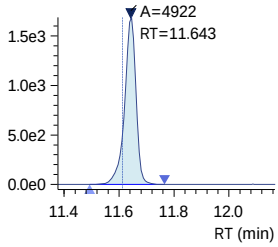

R1 699.10>98.80 (-) 1.12e3

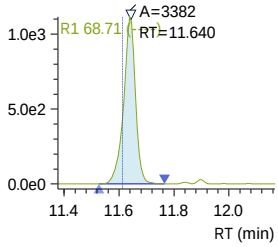

R2 699.10>98.80 (-) 1.12e3

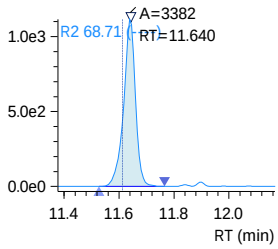

D7-MeFOSE_IS
Conc. 25.0000
ISTD 623.20>58.90 (-) 6.80e4

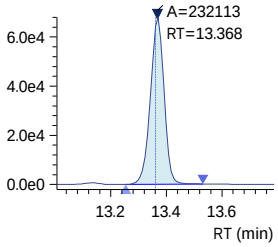

Insight Report
Before Manual Integration
Printed 3/21/2024 14:58:00

240320_014 (continued)

D7-MeFOSE
Conc. 21.8753

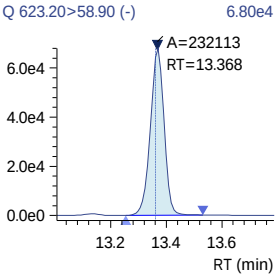

MeFOSE
Conc. 0.4361

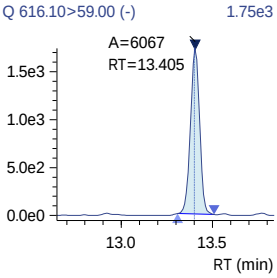

13C2-PFHXDA_IS
Conc. 2.5000

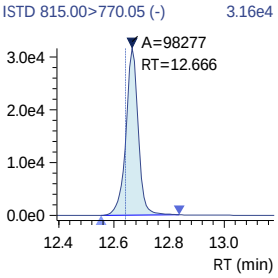

13C2-PFHXDA
Conc. 1.7052

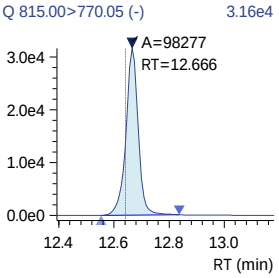

PFHXDA
Conc. 0.4534
R#1 10.72 (10.78)
R#2 10.72 (10.78)

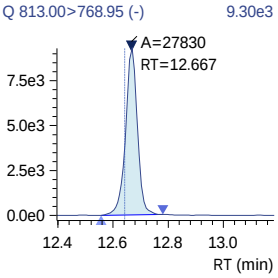

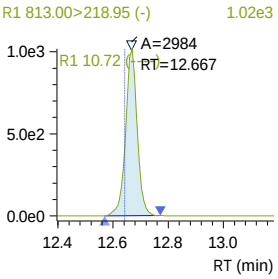

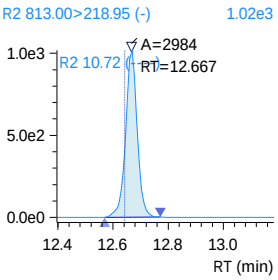

Insight Report
Before Manual Integration
Printed 3/21/2024 14:58:00

240320_014 (continued)

D3-MeFOSA
Conc. 1.8788

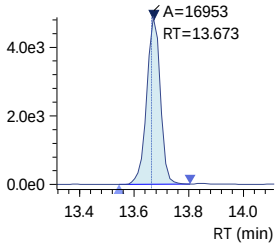

D3-MeFOSA_IS
Conc. 2.5000

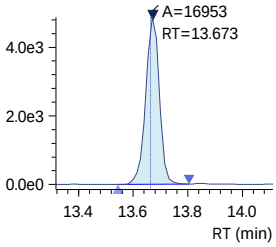

MeFOSA
Conc. 0.4151
R#1 91.85 (156.31)
R#2 91.85 (156.31)

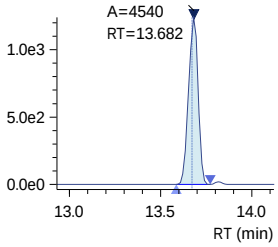

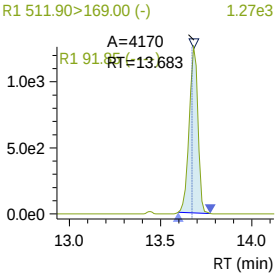

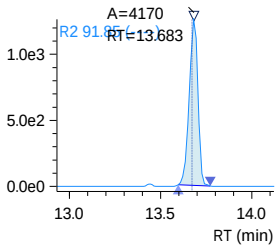

D9-EtFOSE_IS
Conc. 25.0000

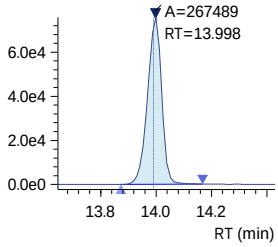

D9-EtFOSE
Conc. 22.0832

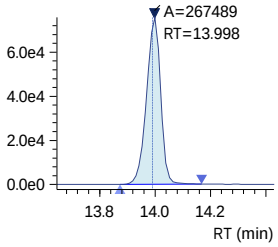

Insight Report
Before Manual Integration
Printed 3/21/2024 14:58:00

240320_014 (continued)

EtFOSE
Conc. 0.3816

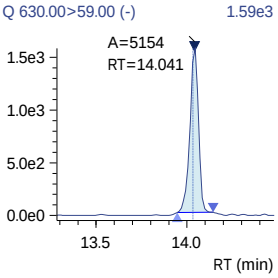

D5-EtFOSAm
Conc. 2.0271

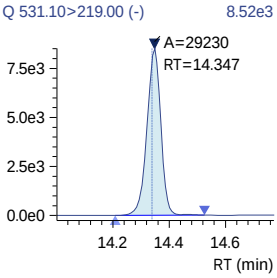

D5-EtFOSAm_IS
Conc. 2.5000

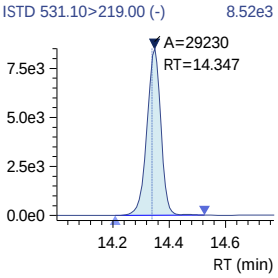

EtFOSAm
Conc. 0.3311
R#1 149.86 (177.75)
R#2 149.86 (177.75)

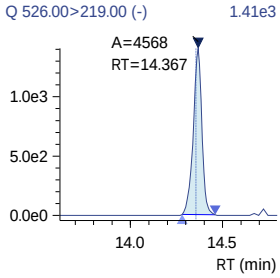

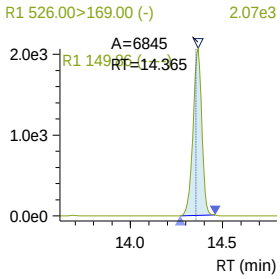

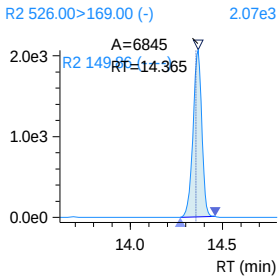

PFODA
Conc. 0.3984
R#1 34.80 (31.66)
R#2 34.80 (31.66)

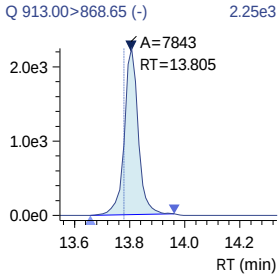

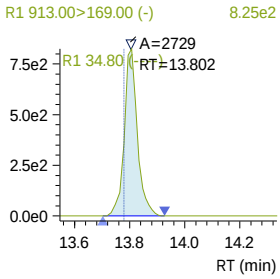

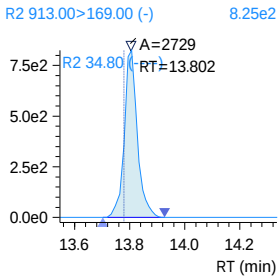

Insight Report
Quantitation/Integration
Printed 3/21/2024 16:06:09

240320_008

Check PFOS

Sample ID: TDCA CHECK
Date Acquired: 3/20/2024 4:00:02 PM
Acquired by: System Administrator
Data File: 240320_008
Vial: 12 | Inj. Volume: 10.0000uL | Tray: 1

Name	Mode ID	Found RT	RT Diff	ISTD RT Diff	Area	ISTD Area	ISTD Name	Conc.	Unit	Flag ID
13C4-PFBA	ND(W/B)	----	----	----	----	----	13C3-PFBA_IS	ISTD Error	ng/mL	
13C4-PFBA_IS	ND(W/B)	----	----	----	----	----	----	----	ng/mL	
13C3-PFBA_IS	ND(W/B)	----	----	----	----	----	----	----	ng/mL	
PFBA	Auto	1.293	-0.047	----	1933	----	13C4-PFBA_IS	ISTD Error	ng/mL	
PFMPA	ND(W/B)	----	----	----	----	----	13C5-PFPeA_IS	ISTD Error	ng/mL	
3_3 FTCA	ND(W/B)	----	----	----	----	----	13C5-PFPeA_IS	ISTD Error	ng/mL	
13C5-PFPeA	ND(W/B)	----	----	----	----	----	13C2-PFHxA_IS	ISTD Error	ng/mL	
13C5-PFPeA_IS	ND(W/B)	----	----	----	----	----	----	----	ng/mL	
PFPeA	Auto	3.448	-0.021	----	899	----	13C5-PFPeA_IS	ISTD Error	ng/mL	
PFMBA	ND(W/B)	----	----	----	----	----	13C5-PFPeA_IS	ISTD Error	ng/mL	
13C2-4_2 FTS	ND(W/B)	----	----	----	----	----	18O2-PFHxS_IS	ISTD Error	ng/mL	
13C2-4_2 FTS_IS	ND(W/B)	----	----	----	----	----	----	----	ng/mL	
4_2 FTS	ND(W/B)	----	----	----	----	----	13C2-4_2 FTS_IS	ISTD Error	ng/mL	
13C3-PFBS_IS	ND(W/B)	----	----	----	----	----	----	----	ng/mL	
PFBS	ND(W/B)	----	----	----	----	----	13C3-PFBS_IS	ISTD Error	ng/mL	
13C3-PFBS	ND(W/B)	----	----	----	----	----	18O2-PFHxS_IS	ISTD Error	ng/mL	
NFDHA	ND(W/B)	----	----	----	----	----	13C5-PFHxA_IS	ISTD Error	ng/mL	
13C5-PFHxA	ND(W/B)	----	----	----	----	----	13C2-PFHxA_IS	ISTD Error	ng/mL	
13C5-PFHxA_IS	ND(W/B)	----	----	----	----	----	----	----	ng/mL	
13C2-PFHxA_IS	ND(W/B)	----	----	----	----	----	----	----	ng/mL	
PFHxA	Auto	4.841	-0.110	----	2470	----	13C5-PFHxA_IS	ISTD Error	ng/mL	
PFEESA	ND(W/B)	----	----	----	----	----	13C5-PFHxA_IS	ISTD Error	ng/mL	
13C3-HFPO-DA	ND(W/B)	----	----	----	----	----	13C2-PFHxA_IS	ISTD Error	ng/mL	
13C3-HFPO-DA_IS	ND(W/B)	----	----	----	----	----	----	----	ng/mL	
HFPO-DA	ND(W/B)	----	----	----	----	----	13C3-HFPO-DA_IS	ISTD Error	ng/mL	
5_3 FTCA	ND(W/B)	----	----	----	----	----	13C5-PFHxA_IS	ISTD Error	ng/mL	
PFPeS	ND(W/B)	----	----	----	----	----	13C3-PFHxS_IS	ISTD Error	ng/mL	
13C4-PFHpA	ND(W/B)	----	----	----	----	----	13C2-PFHxA_IS	ISTD Error	ng/mL	
13C4-PFHpA_IS	ND(W/B)	----	----	----	----	----	----	----	ng/mL	
PFHpA	Auto	6.119	-0.022	----	3808	----	13C4-PFHpA_IS	ISTD Error	ng/mL	
DONA	ND(W/B)	----	----	----	----	----	13C3-HFPO-DA_IS	ISTD Error	ng/mL	
13C2-6_2 FTS_IS	ND(W/B)	----	----	----	----	----	----	----	ng/mL	
13C2-6_2 FTS	ND(W/B)	----	----	----	----	----	18O2-PFHxS_IS	ISTD Error	ng/mL	
6_2 FTS	ND(W/B)	----	----	----	----	----	13C2-6_2 FTS_IS	ISTD Error	ng/mL	
13C4-PFOA_IS	ND(W/B)	----	----	----	----	----	----	----	ng/mL	
13C8-PFOA_IS	ND(W/B)	----	----	----	----	----	----	----	ng/mL	
13C8-PFOA	ND(W/B)	----	----	----	----	----	13C4-PFOA_IS	ISTD Error	ng/mL	
PFOA	Auto	7.095	-0.004	----	3252	----	13C8-PFOA_IS	ISTD Error	ng/mL	
13C3-PFHxS	ND(W/B)	----	----	----	----	----	18O2-PFHxS_IS	ISTD Error	ng/mL	
13C3-PFHxS_IS	ND(W/B)	----	----	----	----	----	----	----	ng/mL	
PFHxS	ND(W/B)	----	----	----	----	----	13C3-PFHxS_IS	ISTD Error	ng/mL	
18O2-PFHxS_IS	ND(W/B)	----	----	----	----	----	----	----	ng/mL	
13C9-PFNA_IS	ND(W/B)	----	----	----	----	----	----	----	ng/mL	
13C9-PFNA	ND(W/B)	----	----	----	----	----	13C5-PFNA_IS	ISTD Error	ng/mL	
13C5-PFNA_IS	ND(W/B)	----	----	----	----	----	----	----	ng/mL	
PFNA	Auto	7.948	-0.002	----	2012	----	13C9-PFNA_IS	ISTD Error	ng/mL	IRr
PFHpS	ND(W/B)	----	----	----	----	----	13C8-PFOS_IS	ISTD Error	ng/mL	
7_3 FTCA	ND(W/B)	----	----	----	----	----	13C5-PFHxA_IS	ISTD Error	ng/mL	
13C2-8_2-FTS	ND(W/B)	----	----	----	----	----	18O2-PFHxS_IS	ISTD Error	ng/mL	
13C2-8_2-FTS_IS	ND(W/B)	----	----	----	----	----	----	----	ng/mL	
8_2 FTS	ND(W/B)	----	----	----	----	----	13C2-8_2-FTS_IS	ISTD Error	ng/mL	
13C6-PFDA_IS	ND(W/B)	----	----	----	----	----	----	----	ng/mL	
13C6-PFDA	ND(W/B)	----	----	----	----	----	13C2-PFDA_IS	ISTD Error	ng/mL	

J:\LCMS08\Data\240320_1633_B1\240320_1633_B1.damlp .

SN - Software-calculated S/N ratio outside criteria due to non-target peaks or drift in noise calculation window. Analyst review of noise levels (excluding non-target peaks) in chromatogram indicates S/N ratio meets criteria.



240320_008 (continued)

(Table continued from previous page)

Name	Mode ID	Found RT	RT Diff	ISTD RT Diff	Area	ISTD Area	ISTD Name	Conc.	Unit	Flag ID
13C2-PFDA_IS	ND(W/B)	----	----	----	----	----	----	----	ng/mL	
PFDA	Auto	8.714	0.000	----	1236	----	13C6-PFDA_IS	ISTD Error	ng/mL	IRr
D3-NMeFOSAA_IS	ND(W/B)	----	----	----	----	----	----	----	ng/mL	
D3-NMeFOSAA	ND(W/B)	----	----	----	----	----	13C4-PFOS_IS	ISTD Error	ng/mL	
13C8-PFOS_IS	ND(W/B)	----	----	----	----	----	----	----	ng/mL	
13C8-PFOS	ND(W/B)	----	----	----	----	----	13C4-PFOS_IS	ISTD Error	ng/mL	
13C4-PFOS_IS	ND(W/B)	----	----	----	----	----	----	----	ng/mL	
PFOS	M	6.962	-1.843	----	184329	----	13C8-PFOS_IS	ISTD Error	ng/mL	IRr, RT
NMeFOSAA	ND(W/B)	----	----	----	----	----	D3-NMeFOSAA_IS	ISTD Error	ng/mL	
D5-NEtFOSAA_IS	ND(W/B)	----	----	----	----	----	----	----	ng/mL	
D5-NEtFOSAA	ND(W/B)	----	----	----	----	----	13C4-PFOS_IS	ISTD Error	ng/mL	
NEtFOSAA	ND(W/B)	----	----	----	----	----	D5-NEtFOSAA_IS	ISTD Error	ng/mL	
9-Cl-PF3ONS	ND(W/B)	----	----	----	----	----	13C3-HFPO-DA_IS	ISTD Error	ng/mL	
PFUnDA	Auto	9.434	-0.009	----	1765	----	13C7-PFUnDA_IS	ISTD Error	ng/mL	IRr
13C7-PFUnDA_IS	ND(W/B)	----	----	----	----	----	----	----	ng/mL	
13C7-PFUnDA	ND(W/B)	----	----	----	----	----	13C2-PFDA_IS	ISTD Error	ng/mL	
PFNS	ND(W/B)	----	----	----	----	----	13C8-PFOS_IS	ISTD Error	ng/mL	
10_2 FTS	ND(W/B)	----	----	----	----	----	13C2-8_2-FTS_IS	ISTD Error	ng/mL	
13C2-PFDOA_IS	ND(W/B)	----	----	----	----	----	----	----	ng/mL	
13C2-PFDOA	ND(W/B)	----	----	----	----	----	13C2-PFDA_IS	ISTD Error	ng/mL	
PFDOA	Auto	10.120	-0.008	----	1196	----	13C2-PFDOA_IS	ISTD Error	ng/mL	IRr
PFDS	ND(W/B)	----	----	----	----	----	13C8-PFOS_IS	ISTD Error	ng/mL	
PFTrDA	Auto	10.782	-0.004	----	951	----	13C2-PFTDA_IS	ISTD Error	ng/mL	IRr
11-Cl-PF3OUdS	ND(W/B)	----	----	----	----	----	13C3-HFPO-DA_IS	ISTD Error	ng/mL	
PFOSAm	ND(W/B)	----	----	----	----	----	13C8-PFOSAm_IS	ISTD Error	ng/mL	
13C8-PFOSAm	ND(W/B)	----	----	----	----	----	13C4-PFOS_IS	ISTD Error	ng/mL	
13C8-PFOSAm_IS	ND(W/B)	----	----	----	----	----	----	----	ng/mL	
PFTDA	Auto	11.416	-0.007	----	1820	----	13C2-PFTDA_IS	ISTD Error	ng/mL	IRr
13C2-PFTDA	ND(W/B)	----	----	----	----	----	13C2-PFDA_IS	ISTD Error	ng/mL	
13C2-PFTDA_IS	ND(W/B)	----	----	----	----	----	----	----	ng/mL	
PFDoS	ND(W/B)	----	----	----	----	----	13C8-PFOS_IS	ISTD Error	ng/mL	
D7-MeFOSE_IS	ND(W/B)	----	----	----	----	----	----	----	ng/mL	
D7-MeFOSE	ND(W/B)	----	----	----	----	----	13C4-PFOS_IS	ISTD Error	ng/mL	
MeFOSE	ND(W/B)	----	----	----	----	----	D7-MeFOSE_IS	ISTD Error	ng/mL	
13C2-PFHXDA_IS	ND(W/B)	----	----	----	----	----	----	----	ng/mL	
13C2-PFHXDA	ND(W/B)	----	----	----	----	----	13C2-PFDA_IS	ISTD Error	ng/mL	
PFHXDA	Auto	12.636	-0.007	----	1236	----	13C2-PFHXDA_IS	ISTD Error	ng/mL	IRr
D3-MeFOSA	ND(W/B)	----	----	----	----	----	13C4-PFOS_IS	ISTD Error	ng/mL	
D3-MeFOSA_IS	ND(W/B)	----	----	----	----	----	----	----	ng/mL	
MeFOSA	ND(W/B)	----	----	----	----	----	D3-MeFOSA_IS	ISTD Error	ng/mL	
D9-EtFOSE_IS	ND(W/B)	----	----	----	----	----	----	----	ng/mL	
D9-EtFOSE	ND(W/B)	----	----	----	----	----	13C4-PFOS_IS	ISTD Error	ng/mL	
EtFOSE	ND(W/B)	----	----	----	----	----	D9-EtFOSE_IS	ISTD Error	ng/mL	
D5-EtFOSAm	ND(W/B)	----	----	----	----	----	13C4-PFOS_IS	ISTD Error	ng/mL	
D5-EtFOSAm_IS	ND(W/B)	----	----	----	----	----	----	----	ng/mL	
EtFOSAm	ND(W/B)	----	----	----	----	----	D5-EtFOSAm_IS	ISTD Error	ng/mL	
PFODA	ND(W/B)	----	----	----	----	----	13C2-PFHXDA_IS	ISTD Error	ng/mL	

Flag ID key: IRr: Ion Ratio (Relative), RT: RT Diff (Absolute)

SN - Software-calculated S/N ratio outside criteria due to non-target peaks or drift in noise calculation window. Analyst review of noise levels (excluding non-target peaks) in chromatogram indicates S/N ratio meets criteria.

240320_008 (continued)

13C4-PFBA
Conc. ISTD Error
Q 216.80>171.90 (-) 4.48e2

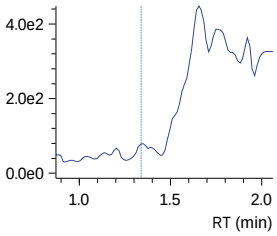

13C4-PFBA_IS
Conc. ----
ISTD 216.80>171.90 (-) 4.48e2

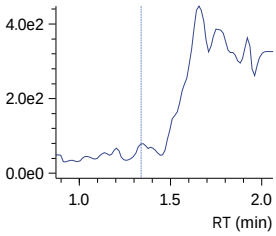

13C3-PFBA_IS
Conc. ----
ISTD 216.00>172.00 (-) 3.79e2

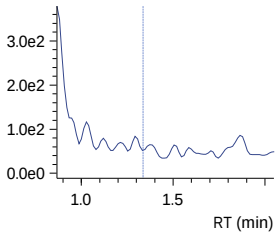

PFBA
Conc. ISTD Error
Q 212.80>169.05 (-) 1.02e3

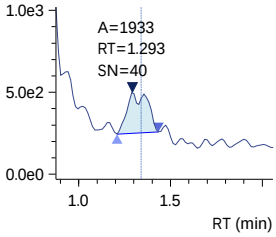

PFMPA
Conc. ISTD Error
Q 229.00>84.90 (-) 5.80e1

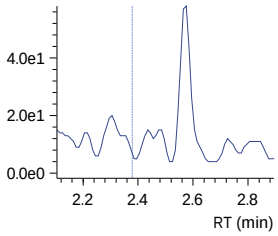

3_3 FTCA
Conc. ISTD Error
R#1 0.00 (136.14)
R#2 0.00 (135.82)
Q 241.00>177.10 (-) 2.00e1

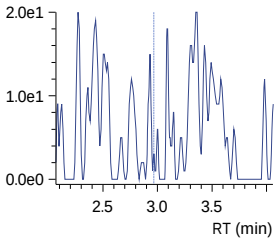

13C5-PFPeA
Conc. ISTD Error
Q 268.30>223.00 (-) 6.90e1

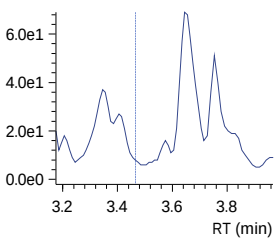

13C5-PFPeA_IS
Conc. ----
ISTD 268.30>223.00 (-) 6.90e1

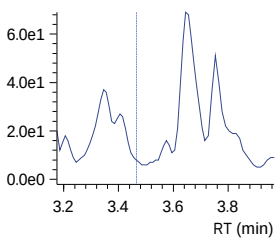

PFPeA
Conc. ISTD Error
Q 263.00>219.00 (-) 2.12e2

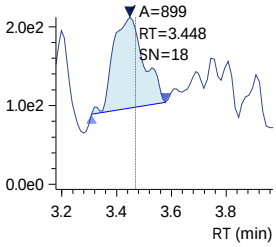

PFMBA
Conc. ISTD Error
Q 279.00>84.95 (-) 1.50e1

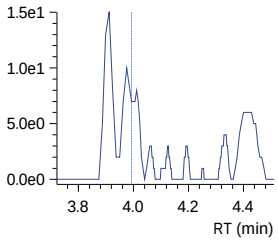

R1 241.00>117.00 (-) 8.15e2

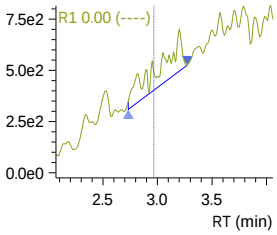

R2 241.00>117.00 (-) 8.15e2

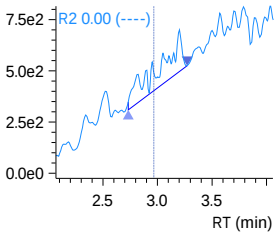

SN - Software-calculated S/N ratio outside criteria due to non-target peaks or drift in noise calculation window.
Analyst review of noise levels (excluding non-target peaks) in chromatogram indicates S/N ratio meets criteria.

240320_008 (continued)

13C2-4_2 FTS
Conc. ISTD Error
Q 329.10>80.90 (-) 0.00e0

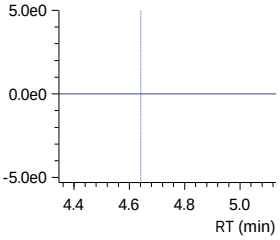

13C2-4_2 FTS_IS
Conc. ----
ISTD 329.10>80.90 (-) 0.00e0

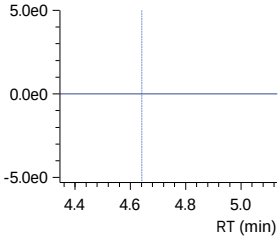

4_2 FTS
Conc. ISTD Error
R#1 0.00 (33.08)
R#2 0.00 (33.03)
Q 327.10>307.00 (-) 3.60e1

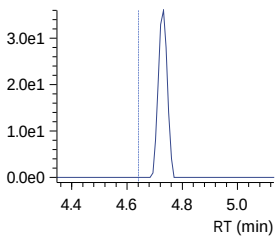

R1 327.10>80.90 (-) 1.90e1

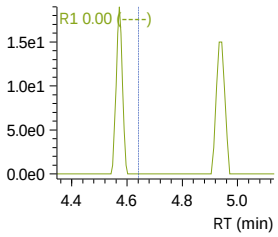

R2 327.10>80.90 (-) 1.90e1

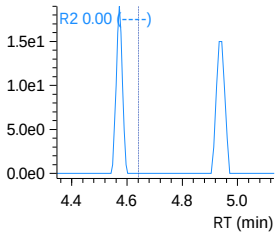

13C3-PFBS_IS
Conc. ----
ISTD 302.10>79.90 (-) 1.50e1

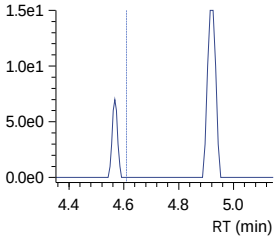

PFBS
Conc. ISTD Error
R#1 0.00 (46.53)
R#2 0.00 (44.64)
Q 298.70>79.90 (-) 0.00e0

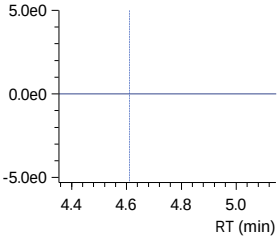

R1 298.70>98.80 (-) 4.80e1

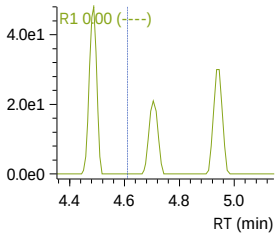

R2 298.70>98.80 (-) 4.80e1

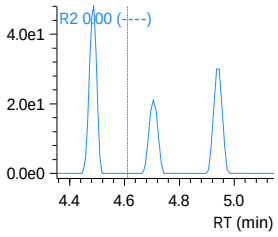

Insight Report
Quantitation/Integration
Printed 3/21/2024 16:06:09

240320_008 (continued)

13C3-PFBS
Conc. ISTD Error
Q 302.10>79.90 (-) 1.50e1

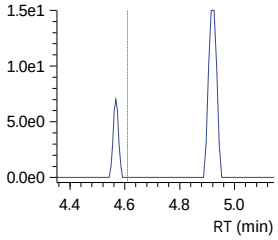

NFDHA
Conc. ISTD Error
R#1 0.00 (36.44)
R#2 0.00 (32.87)
Q 295.00>201.00 (-) 0.00e0

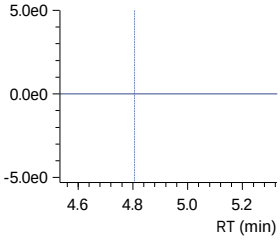

R1 295.00>84.90 (-) 2.10e1

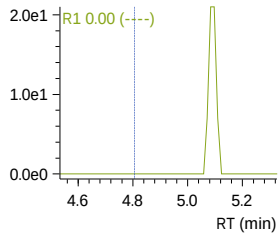

R2 295.00>84.90 (-) 2.10e1

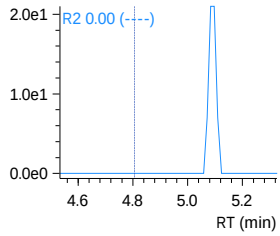

13C5-PFHxA
Conc. ISTD Error
Q 318.00>273.00 (-) 8.00e0

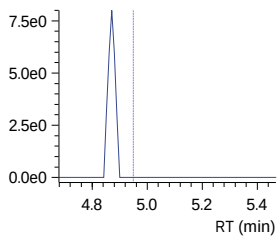

13C5-PFHxA_IS
Conc. ----
ISTD 318.00>273.00 (-) 8.00e0

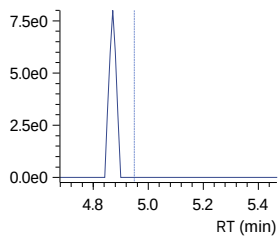

13C2-PFHxA_IS
Conc. ----
ISTD 315.10>270.00 (-) 3.60e1

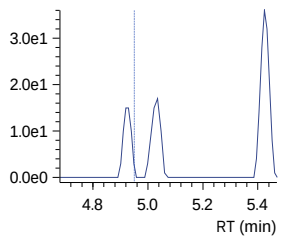

J:\LCMS08\Data\240320_1633_B1\240320_1633_B1.damlp .
SN - Software-calculated S/N ratio outside criteria due to non-target peaks or drift in noise calculation window.
Analyst review of noise levels (excluding non-target peaks) in chromatogram indicates S/N ratio meets criteria.

Insight Report
Quantitation/Integration
Printed 3/21/2024 16:06:09

240320_008 (continued)

PFHxA
Conc. ISTD Error
Q 313.00>269.00 (-) 8.38e2

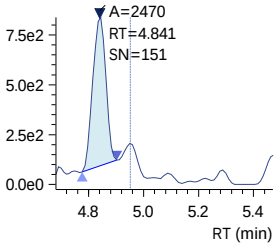

PFEESA
Conc. ISTD Error
R#1 0.00 (5.25)
R#2 0.00 (6.08)
Q 314.80>135.00 (-) 1.50e1

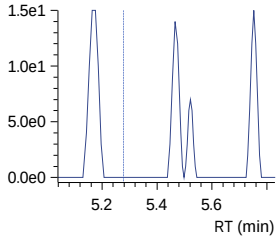

R1 314.80>82.90 (-) 1.50e1

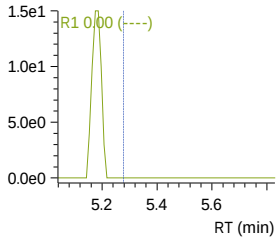

R2 314.80>82.90 (-) 1.50e1

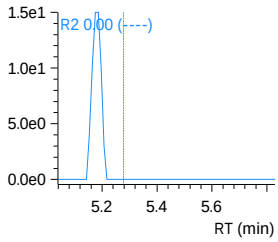

13C3-HFPO-DA
Conc. ISTD Error
Q 286.90>168.90 (-) 5.10e1

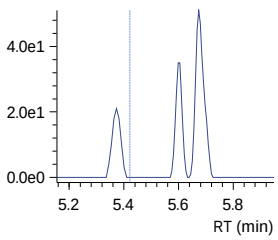

13C3-HFPO-DA_IS
Conc. ----
ISTD 286.90>168.90 (-) 5.10e1

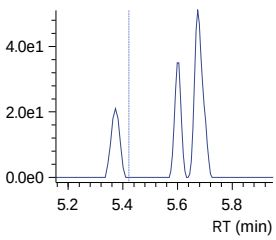

HFPO-DA
Conc. ISTD Error
R#1 0.00 (62.57)
R#2 0.00 (56.90)
Q 284.90>168.90 (-) 7.00e0

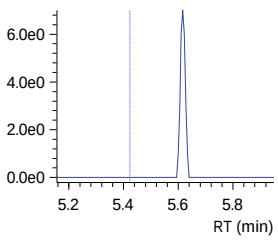

R1 284.90>184.90 (-) 1.80e1

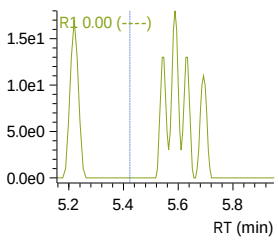

R2 284.90>184.90 (-) 1.80e1

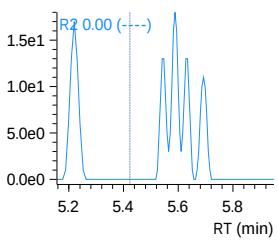

SN - Software-calculated S/N ratio outside criteria due to non-target peaks or drift in noise calculation window.
Analyst review of noise levels (excluding non-target peaks) in chromatogram indicates S/N ratio meets criteria.

240320_008 (continued)

5_3 FTCA
Conc. ISTD Error
R#1 0.00 (154.88)
R#2 0.00 (149.76)
Q 341.00>237.05 (-) 4.10e1

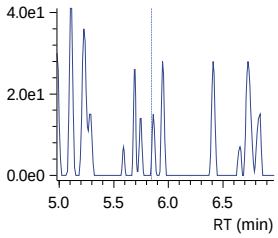

R1 341.00>217.00 (-) 1.59e2

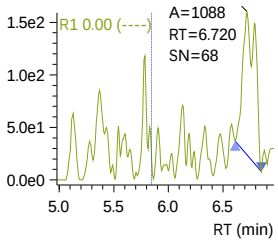

R2 341.00>217.00 (-) 1.59e2

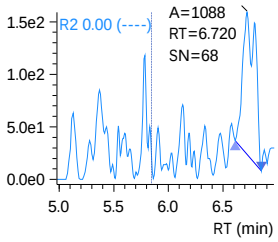

PFPeS
Conc. ISTD Error
R#1 0.00 (54.44)
R#2 0.00 (58.78)
Q 349.10>79.90 (-) 1.10e1

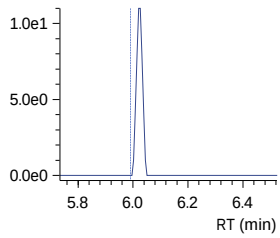

R1 349.10>98.80 (-) 0.00e0

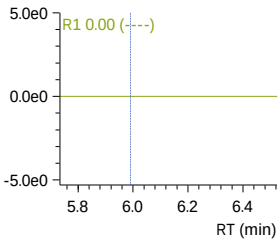

R2 349.10>98.80 (-) 0.00e0

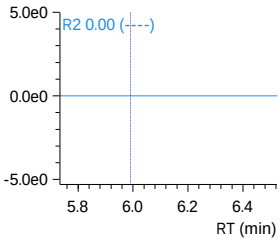

13C4-PFHpA
Conc. ISTD Error
Q 367.10>322.00 (-) 5.40e1

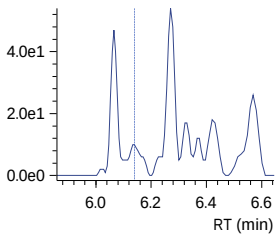

13C4-PFHpA_IS
Conc. ----
ISTD 367.10>322.00 (-) 5.40e1

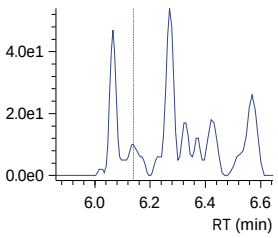

PFHpA
Conc. ISTD Error
R#1 14.13 (23.39)
R#2 14.13 (22.30)
Q 363.10>319.00 (-) 1.12e3

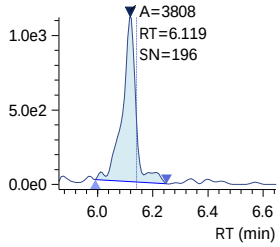

R1 363.10>169.00 (-) 1.63e2

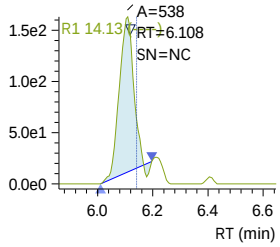

R2 363.10>169.00 (-) 1.63e2

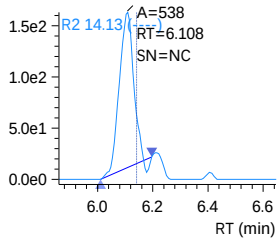

240320_008 (continued)

DONA
Conc. ISTD Error
R#1 0.00 (30.39)
R#2 0.00 (28.27)
Q 376.90>250.90 (-) 8.00e0

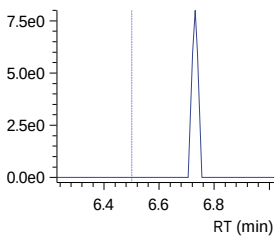

13C2-6_2 FTS_IS
Conc. ----
ISTD 429.10>80.90 (-) 0.00e0

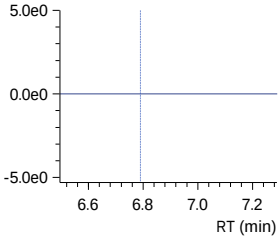

13C2-6_2 FTS
Conc. ISTD Error
Q 429.10>80.90 (-) 0.00e0

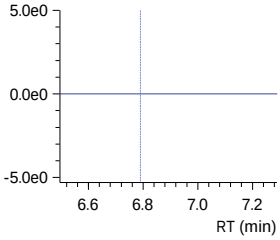

6_2 FTS
Conc. ISTD Error
R#1 0.00 (44.48)
R#2 0.00 (38.72)
Q 427.10>407.00 (-) 0.00e0

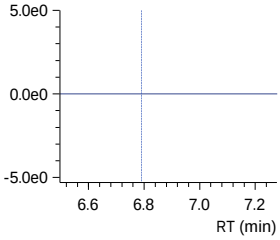

13C4-PFOA_IS
Conc. ----
ISTD 417.10>172.00 (-) 0.00e0

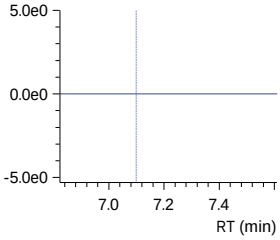

R1 376.90>84.80 (-) 9.00e0

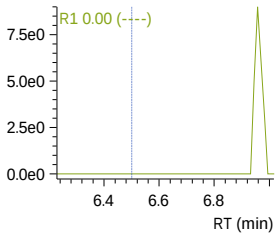

R1 427.10>80.90 (-) 0.00e0

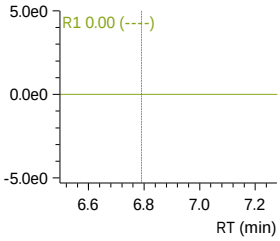

R2 376.90>84.80 (-) 9.00e0

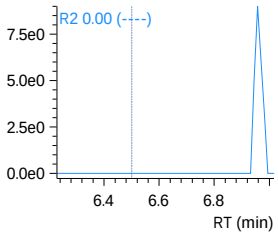

R2 427.10>80.90 (-) 0.00e0

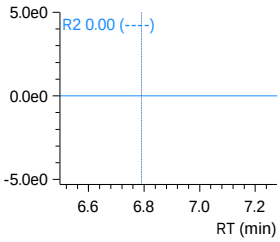

Insight Report
Quantitation/Integration
Printed 3/21/2024 16:06:09

240320_008 (continued)

13C8-PFOA_IS
Conc. ----

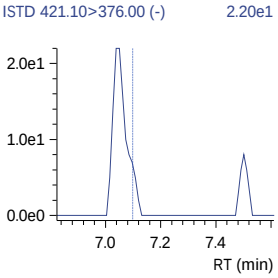

13C8-PFOA
Conc. ISTD Error

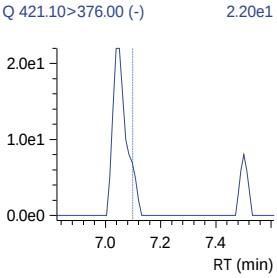

PFOA
Conc. ISTD Error
R#1 14.34 (24.47)
R#2 14.34 (22.78)

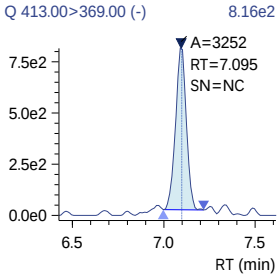

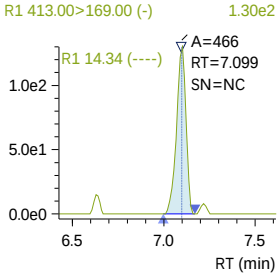

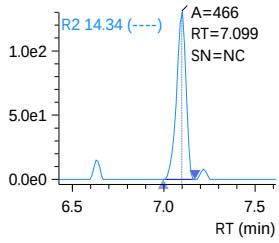

13C3-PFHxS
Conc. ISTD Error

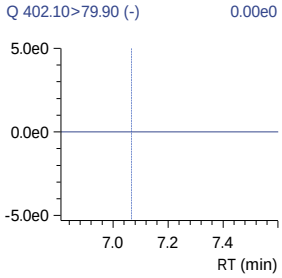

13C3-PFHxS_IS
Conc. ----

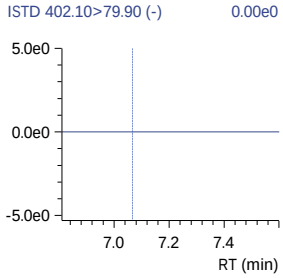

J:\LCMS08\Data\240320_1633_B1\240320_1633_B1.damlp .
SN - Software-calculated S/N ratio outside criteria due to non-target peaks or drift in noise calculation window.
Analyst review of noise levels (excluding non-target peaks) in chromatogram indicates S/N ratio meets criteria.

240320_008 (continued)

PFHxS
Conc. ISTD Error
R#1 0.00 (57.29)
R#2 0.00 (62.94)
Q 398.70>79.90 (-) 8.00e0

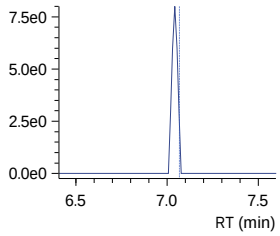

18O2-PFHxS_IS
Conc. ----
ISTD 403.00>83.90 (-) 1.40e1

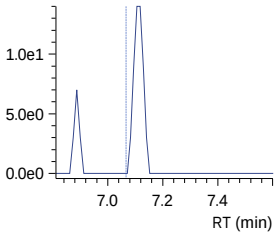

13C9-PFNA_IS
Conc. ----
ISTD 472.10>427.00 (-) 9.00e0

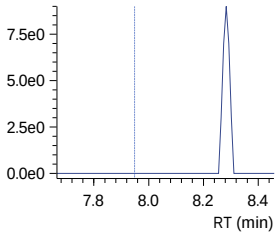

13C9-PFNA
Conc. ISTD Error
Q 472.10>427.00 (-) 9.00e0

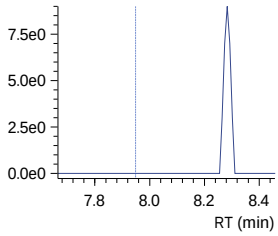

13C5-PFNA_IS
Conc. ----
ISTD 468.00>423.00 (-) 3.00e1

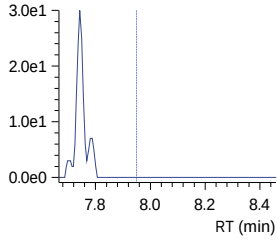

R1 398.70>98.90 (-) 0.00e0

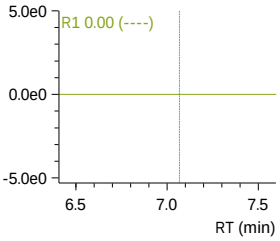

R2 398.70>98.90 (-) 0.00e0

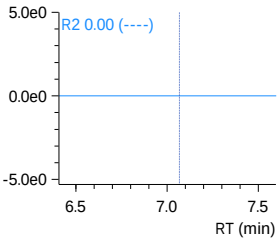

Insight Report
Quantitation/Integration
Printed 3/21/2024 16:06:09

240320_008 (continued)

PFNA
Conc. ISTD Error
R#1 0.00 (20.36)
R#2 0.00 (20.61)

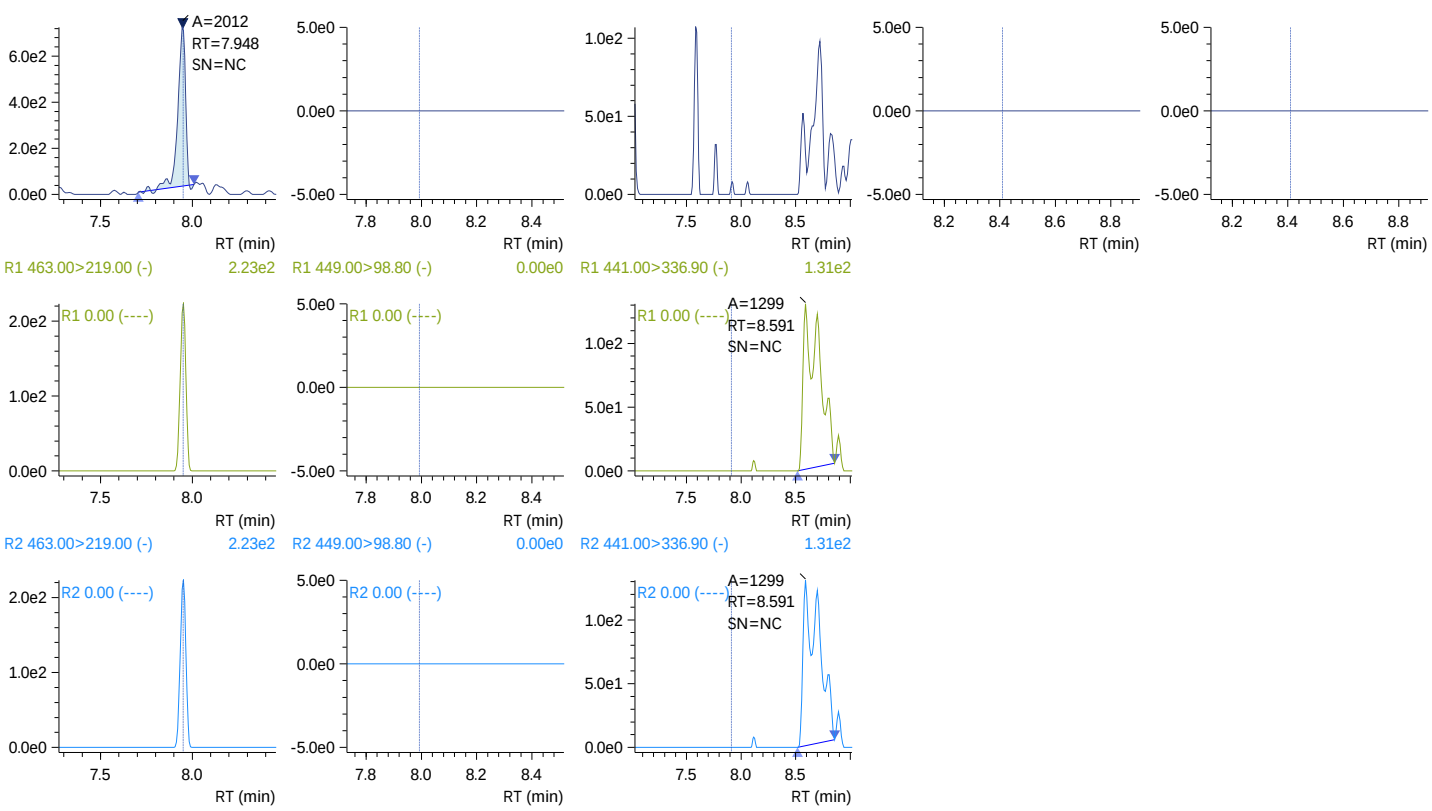

PFHpS
Conc. ISTD Error
R#1 0.00 (46.70)
R#2 0.00 (54.10)

7_3 FTCA
Conc. ISTD Error
R#1 0.00 (132.28)
R#2 0.00 (134.62)

13C2-8_2-FTS
Conc. ISTD Error

13C2-8_2-FTS_IS
Conc. ----

SN - Software-calculated S/N ratio outside criteria due to non-target peaks or drift in noise calculation window.
Analyst review of noise levels (excluding non-target peaks) in chromatogram indicates S/N ratio meets criteria.

240320_008 (continued)

8_2 FTS
Conc. ISTD Error
R#1 0.00 (45.91)
R#2 0.00 (46.70)
Q 527.10>506.95 (-) 0.00e0

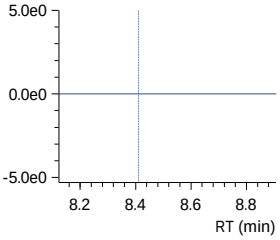

13C6-PFDA_IS
Conc. ----
ISTD 519.10>474.10 (-) 2.60e1

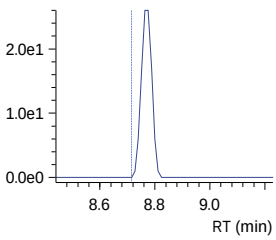

13C6-PFDA
Conc. ISTD Error
Q 519.10>474.10 (-) 2.60e1

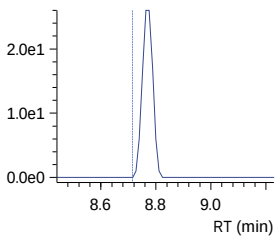

13C2-PFDA_IS
Conc. ----
ISTD 515.10>470.10 (-) 1.50e1

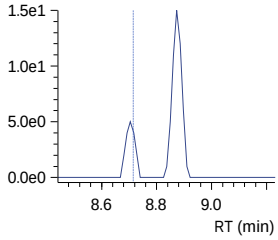

PFDA
Conc. ISTD Error
R#1 0.00 (17.64)
R#2 0.00 (14.73)
Q 512.90>469.00 (-) 3.60e2

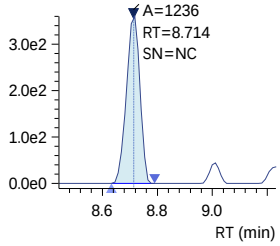

R1 527.10>80.80 (-) 0.00e0

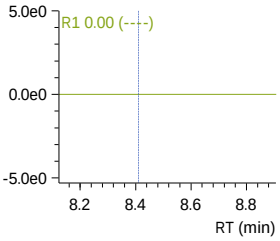

R1 512.90>219.00 (-) 1.80e1

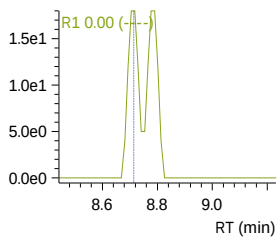

R2 527.10>80.80 (-) 0.00e0

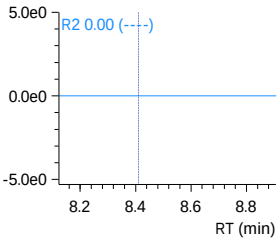

R2 512.90>219.00 (-) 1.80e1

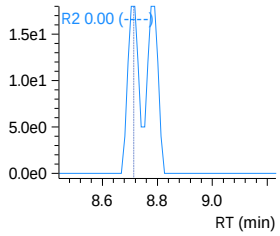

D3-NMeFOSAA_IS
Conc. ----
ISTD 573.20>419.00 (-) 0.00e0

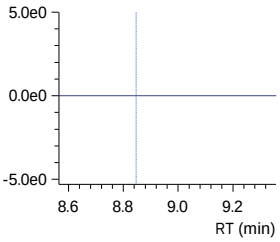

D3-NMeFOSAA
Conc. ISTD Error
Q 573.20>419.00 (-) 0.00e0

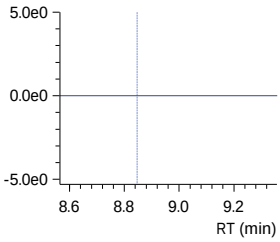

13C8-PFOS_IS
Conc. ----
ISTD 507.10>98.90 (-) 0.00e0

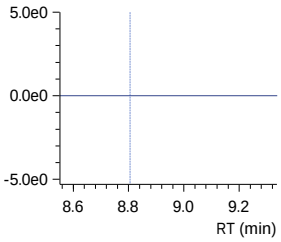

13C8-PFOS
Conc. ISTD Error
Q 507.10>98.90 (-) 0.00e0

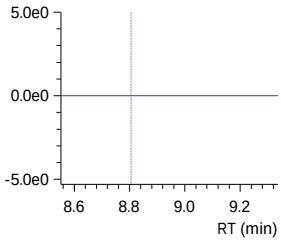

13C4-PFOS_IS
Conc. ----
ISTD 502.80>79.90 (-) 0.00e0

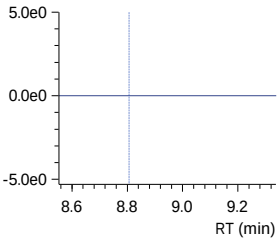

SN - Software-calculated S/N ratio outside criteria due to non-target peaks or drift in noise calculation window.
Analyst review of noise levels (excluding non-target peaks) in chromatogram indicates S/N ratio meets criteria.

240320_008 (continued)

PFOS
Conc. ISTD Error
R#1 0.00 (45.06)
R#2 0.00 (47.34)
Q 498.90>79.90 (-) 5.88e4

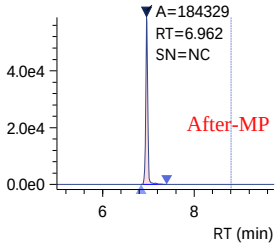

R1 498.90>98.80 (-) 9.70e1

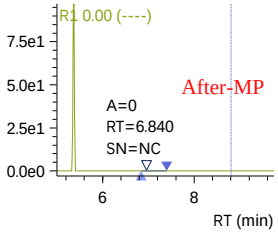

R2 498.90>98.80 (-) 9.70e1

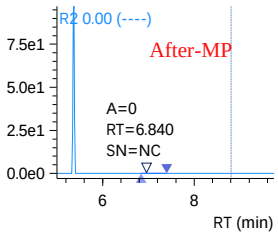

NMeFOSAA
Conc. ISTD Error
R#1 0.00 (67.10)
R#2 0.00 (64.07)
Q 570.10>419.00 (-) 0.00e0

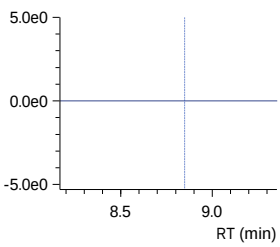

R1 570.10>483.00 (-) 9.00e0

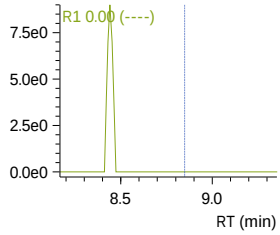

R2 570.10>483.00 (-) 9.00e0

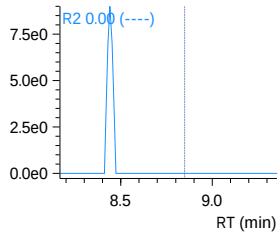

D5-NEtFOSAA_IS
Conc. ----
ISTD 589.20>419.00 (-) 0.00e0

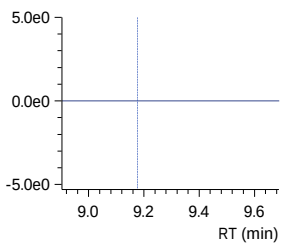

D5-NEtFOSAA
Conc. ISTD Error
Q 589.20>419.00 (-) 0.00e0

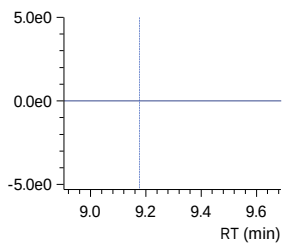

NEtFOSAA
Conc. ISTD Error
R#1 0.00 (89.53)
R#2 0.00 (83.09)
Q 584.20>419.10 (-) 0.00e0

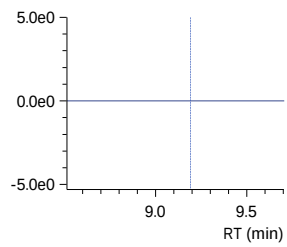

R1 584.20>526.00 (-) 0.00e0

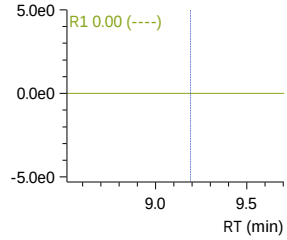

R2 584.20>526.00 (-) 0.00e0

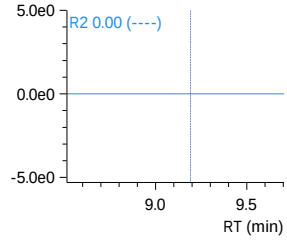

Insight Report
Quantitation/Integration
Printed 3/21/2024 16:06:09

240320_008 (continued)

9-Cl-PF3ONS
Conc. ISTD Error
R#1 0.00 (31.69)
R#2 0.00 (30.27)
Q 530.80>351.00 (-) 0.00e0

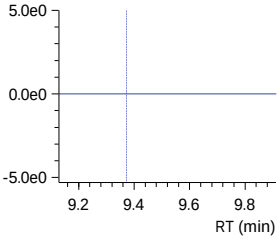

R1 532.80>353.00 (-) 5.80e1

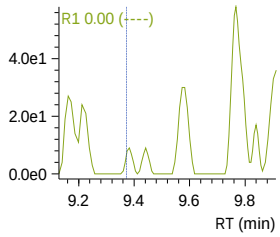

R2 532.80>353.00 (-) 5.80e1

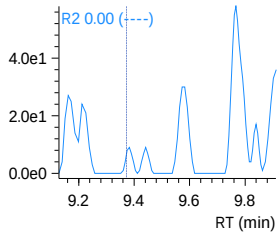

PFUnDA
Conc. ISTD Error
R#1 0.00 (10.96)
R#2 0.00 (12.21)
Q 563.10>519.00 (-) 5.93e2

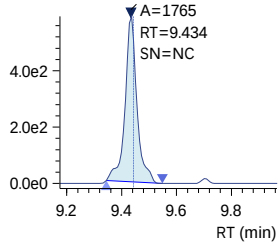

R1 563.10>269.10 (-) 3.50e1

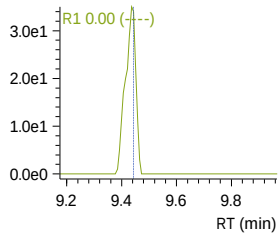

R2 563.10>269.10 (-) 3.50e1

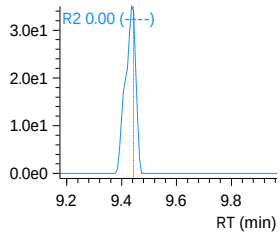

13C7-PFUnDA_IS
Conc. ----
ISTD 570.00>525.10 (-) 1.50e1

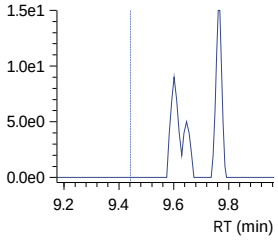

13C7-PFUnDA
Conc. ISTD Error
Q 570.00>525.10 (-) 1.50e1

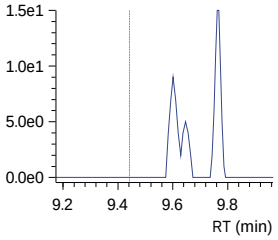

PFNS
Conc. ISTD Error
R#1 0.00 (56.91)
R#2 0.00 (63.73)
Q 548.80>79.90 (-) 1.80e1

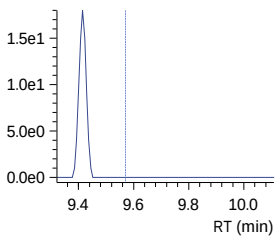

R1 548.80>98.80 (-) 1.30e1

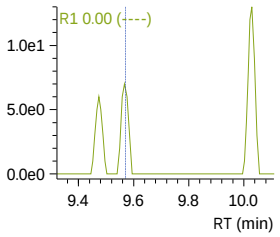

R2 548.80>98.80 (-) 1.30e1

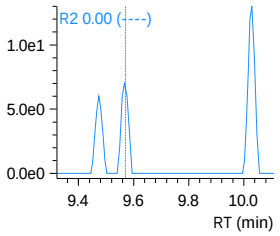

J:\LCMS08\Data\240320_1633_B1\240320_1633_B1.damlp .

SN - Software-calculated S/N ratio outside criteria due to non-target peaks or drift in noise calculation window.
Analyst review of noise levels (excluding non-target peaks) in chromatogram indicates S/N ratio meets criteria.

240320_008 (continued)

10_2 FTS
Conc. ISTD Error
R#1 0.00 (32.29)
R#2 0.00 (27.50)
Q 626.80>607.05 (-) 0.00e0

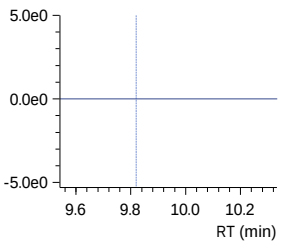

R1 626.80>81.00 (-) 0.00e0

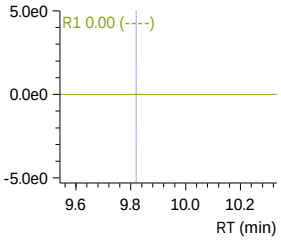

R2 626.80>81.00 (-) 0.00e0

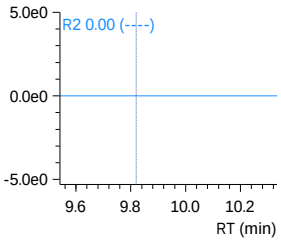

13C2-PFDOA_IS
Conc. ----
ISTD 615.10>570.00 (-) 0.00e0

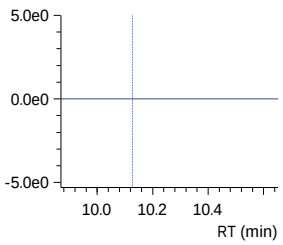

13C2-PFDOA
Conc. ISTD Error
Q 615.10>570.00 (-) 0.00e0

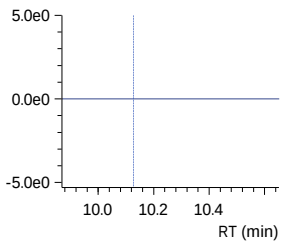

PFDOA
Conc. ISTD Error
R#1 0.00 (11.14)
R#2 0.00 (9.85)
Q 613.10>569.00 (-) 3.85e2

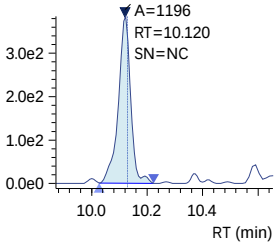

R1 613.10>319.00 (-) 3.40e1

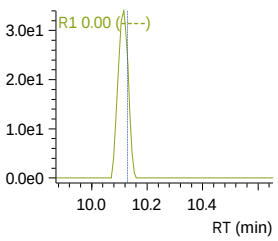

R2 613.10>319.00 (-) 3.40e1

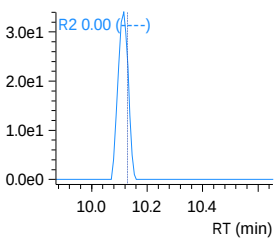

PFDS
Conc. ISTD Error
R#1 0.00 (58.01)
R#2 0.00 (60.30)
Q 599.00>79.90 (-) 0.00e0

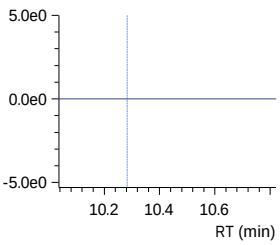

R1 599.00>98.80 (-) 8.00e0

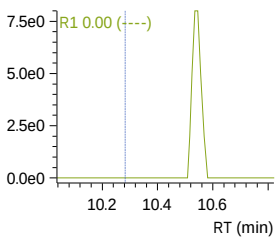

R2 599.00>98.80 (-) 8.00e0

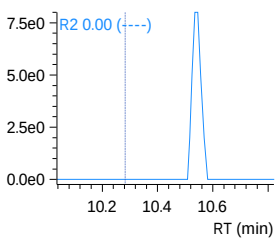

SN - Software-calculated S/N ratio outside criteria due to non-target peaks or drift in noise calculation window.
Analyst review of noise levels (excluding non-target peaks) in chromatogram indicates S/N ratio meets criteria.

240320_008 (continued)

PFTrDA
Conc. ISTD Error
R#1 0.00 (16.67)
R#2 0.00 (15.87)
Q 663.00>619.00 (-) 2.89e2

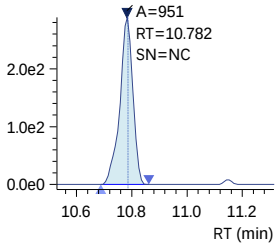

11-Cl-PF3OUdS
Conc. ISTD Error
R#1 0.00 (35.04)
R#2 0.00 (36.12)
Q 630.90>451.00 (-) 0.00e0

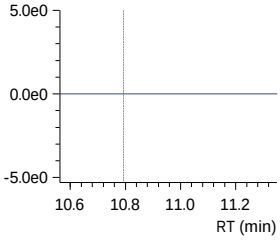

PFOSAm
Conc. ISTD Error
Q 498.10>77.90 (-) 0.00e0

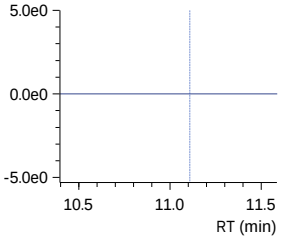

13C8-PFOSAm
Conc. ISTD Error
Q 506.10>77.80 (-) 0.00e0

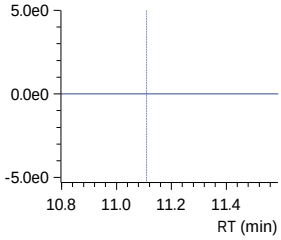

13C8-PFOSAm_IS
Conc. ----
ISTD 506.10>77.80 (-) 0.00e0

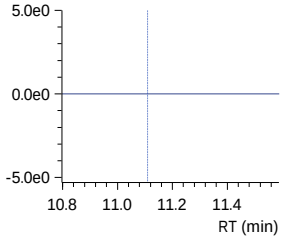

R1 663.00>168.90 (-) 5.80e1

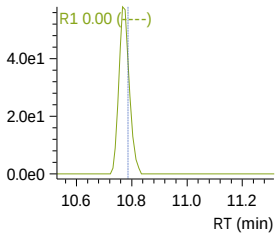

R1 632.90>452.90 (-) 8.00e0

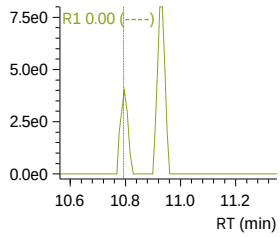

R2 663.00>168.90 (-) 5.80e1

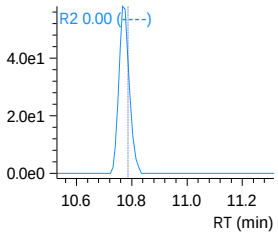

R2 632.90>452.90 (-) 8.00e0

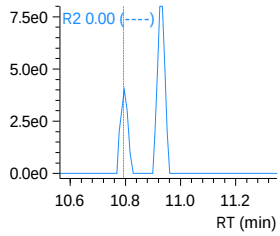

240320_008 (continued)

PFTDA
Conc. ISTD Error
R#1 0.00 (17.09)
R#2 0.00 (18.89)
Q 713.10>669.00 (-) 5.45e2

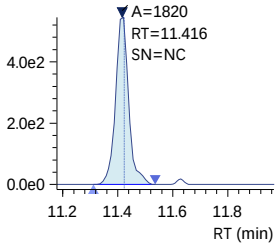

13C2-PFTDA
Conc. ISTD Error
Q 715.20>670.00 (-) 0.00e0

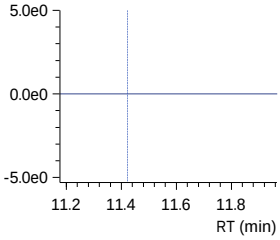

13C2-PFTDA_IS
Conc. ----
ISTD 715.20>670.00 (-) 0.00e0

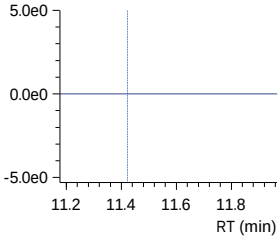

PFDoS
Conc. ISTD Error
R#1 0.00 (61.23)
R#2 0.00 (64.82)
Q 699.10>79.90 (-) 0.00e0

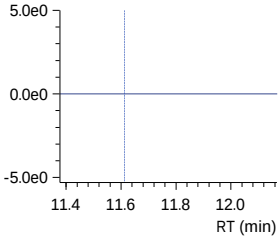

D7-MeFOSE_IS
Conc. ----
ISTD 623.20>58.90 (-) 3.10e1

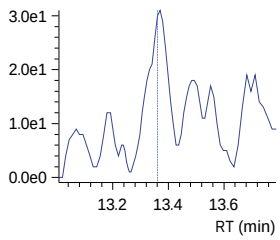

R1 713.10>168.90 (-) 8.90e1

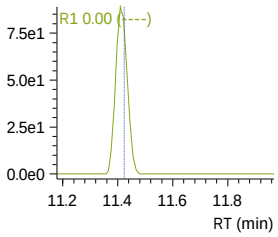

R1 699.10>98.80 (-) 0.00e0

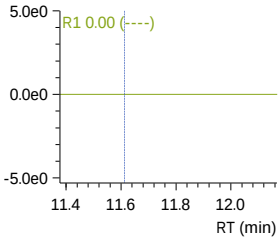

R2 713.10>168.90 (-) 8.90e1

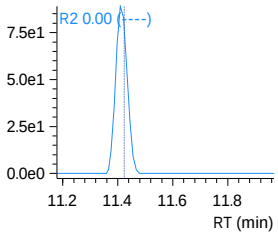

R2 699.10>98.80 (-) 0.00e0

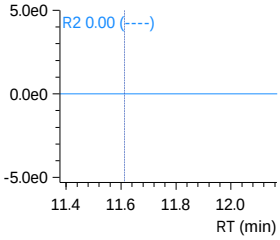

SN - Software-calculated S/N ratio outside criteria due to non-target peaks or drift in noise calculation window.
Analyst review of noise levels (excluding non-target peaks) in chromatogram indicates S/N ratio meets criteria.

240320_008 (continued)

D7-MeFOSE
Conc. ISTD Error

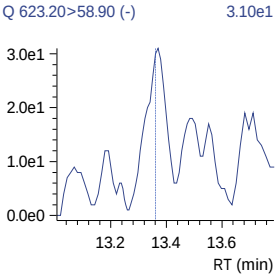

MeFOSE
Conc. ISTD Error

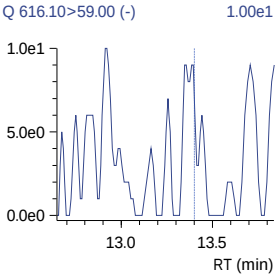

13C2-PFHXDA_IS
Conc. ----

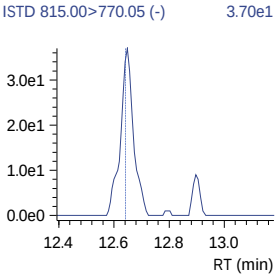

13C2-PFHXDA
Conc. ISTD Error

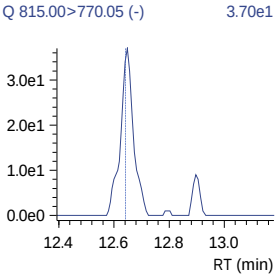

PFHXDA
Conc. ISTD Error
R#1 0.00 (10.78)
R#2 0.00 (11.30)

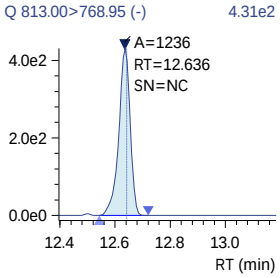

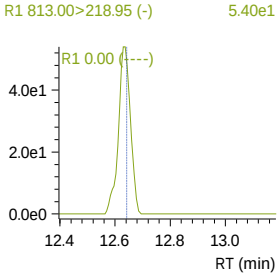

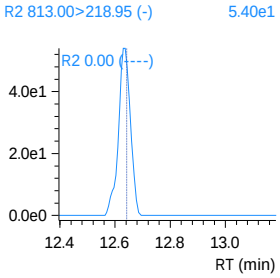

Insight Report
Quantitation/Integration
Printed 3/21/2024 16:06:09

240320_008 (continued)

D3-MeFOSA
Conc. ISTD Error

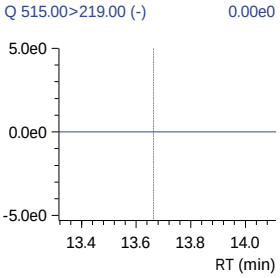

D3-MeFOSA_IS
Conc. ----

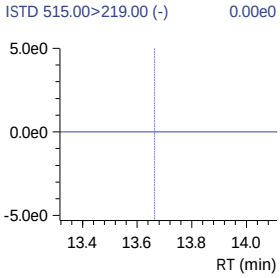

MeFOSA
Conc. ISTD Error
R#1 0.00 (156.31)
R#2 0.00 (157.34)

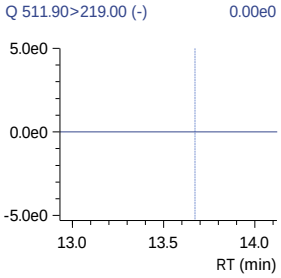

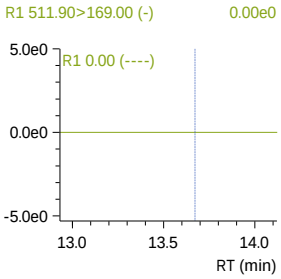

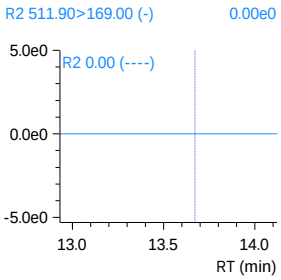

D9-EtFOSE_IS
Conc. ----

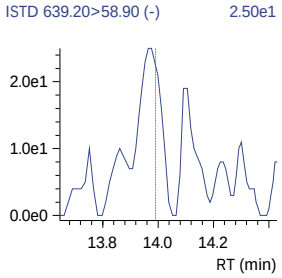

D9-EtFOSE
Conc. ISTD Error

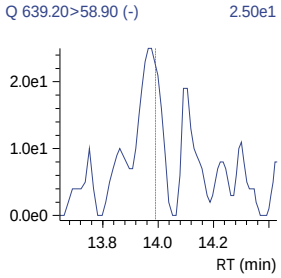

J:\LCMS08\Data\240320_1633_B1\240320_1633_B1.damlp .

SN - Software-calculated S/N ratio outside criteria due to non-target peaks or drift in noise calculation window.
Analyst review of noise levels (excluding non-target peaks) in chromatogram indicates S/N ratio meets criteria.

Insight Report
Quantitation/Integration
Printed 3/21/2024 16:06:09

240320_008 (continued)

EtFOSE
Conc. ISTD Error

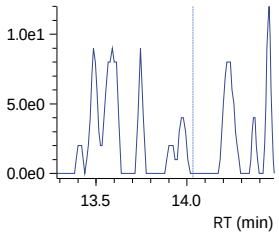

D5-EtFOSAm
Conc. ISTD Error

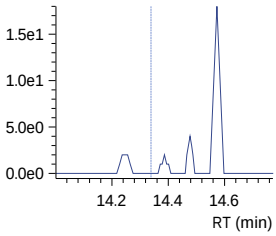

D5-EtFOSAm_IS
Conc. ----

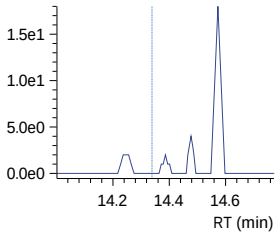

EtFOSAm
Conc. ISTD Error
R#1 0.00 (177.75)
R#2 0.00 (169.40)

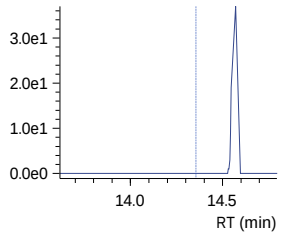

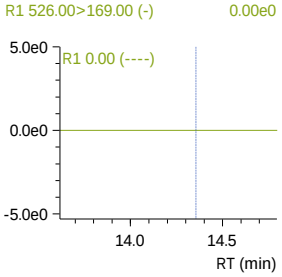

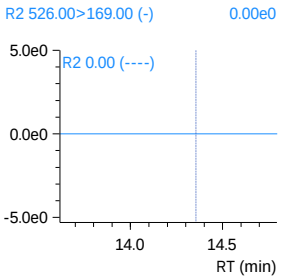

PFODA
Conc. ISTD Error
R#1 0.00 (31.66)
R#2 0.00 (34.82)

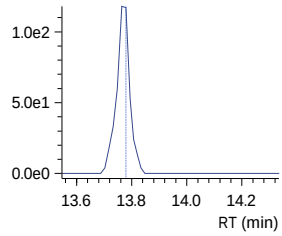

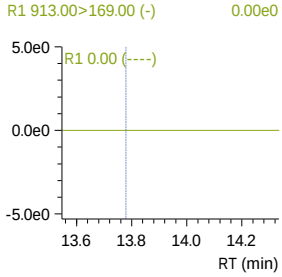

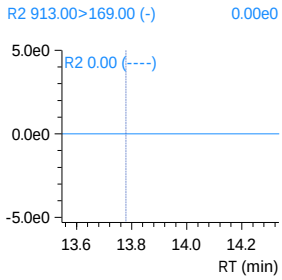

J:\LCMS08\Data\240320_1633_B1\240320_1633_B1.damlp .
SN - Software-calculated S/N ratio outside criteria due to non-target peaks or drift in noise calculation window.
Analyst review of noise levels (excluding non-target peaks) in chromatogram indicates S/N ratio meets criteria.

Insight Report
Before Manual Integration
Printed 3/21/2024 14:58:00

240320_008

Sample ID: TDCA CHECK
Date Acquired: 3/20/2024 4:00:02 PM
Acquired by: System Administrator
Data File: 240320_008
Vial: 12 | Inj. Volume: 10.0000uL | Tray: 1

13C4-PFBA
Conc. ISTD Error
Q 216.80>171.90 (-) 4.48e2

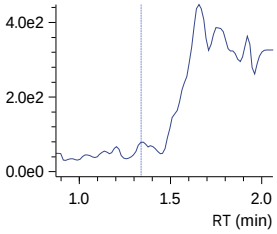

13C4-PFBA_IS
Conc. ----
ISTD 216.80>171.90 (-) 4.48e2

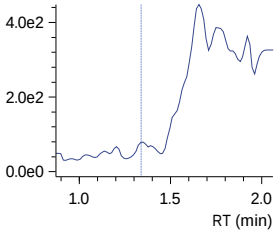

13C3-PFBA_IS
Conc. ----
ISTD 216.00>172.00 (-) 3.79e2

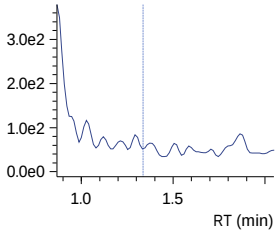

PFBA
Conc. ISTD Error
Q 212.80>169.05 (-) 1.02e3

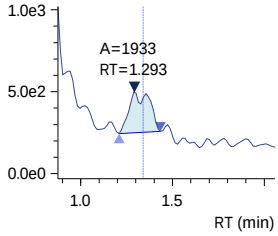

PFMPA
Conc. ISTD Error
Q 229.00>84.90 (-) 5.80e1

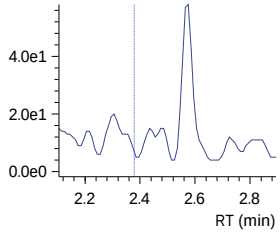

3_3 FTCA
Conc. ISTD Error
R#1 0.00 (136.14)
R#2 0.00 (136.14)
Q 241.00>177.10 (-) 2.00e1

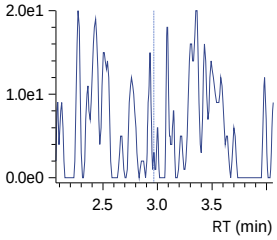

13C5-PFPeA
Conc. ISTD Error
Q 268.30>223.00 (-) 6.90e1

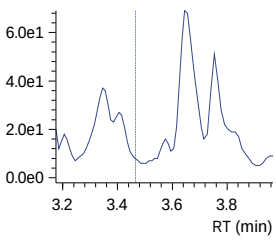

13C5-PFPeA_IS
Conc. ----
ISTD 268.30>223.00 (-) 6.90e1

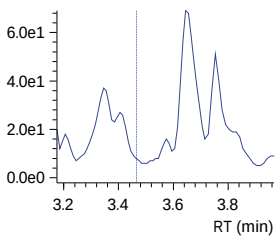

PFPeA
Conc. ISTD Error
Q 263.00>219.00 (-) 2.12e2

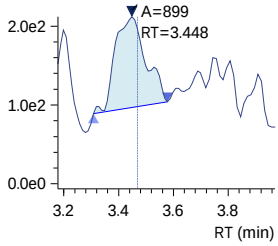

PFMBA
Conc. ISTD Error
Q 279.00>84.95 (-) 1.50e1

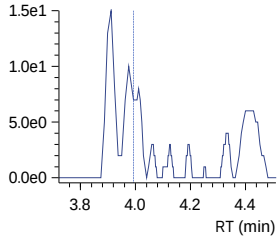

R1 241.00>117.00 (-) 8.15e2

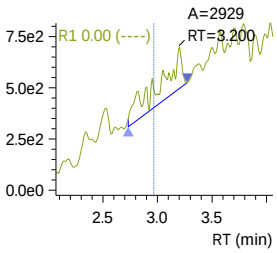

R2 241.00>117.00 (-) 8.15e2

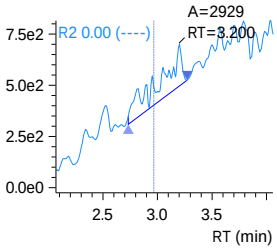

Insight Report
Before Manual Integration
Printed 3/21/2024 14:58:00

240320_008 (continued)

13C2-4_2 FTS
Conc. ISTD Error
Q 329.10>80.90 (-) 0.00e0

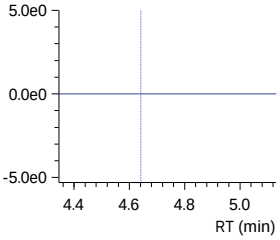

13C2-4_2 FTS_IS
Conc. ----
ISTD 329.10>80.90 (-) 0.00e0

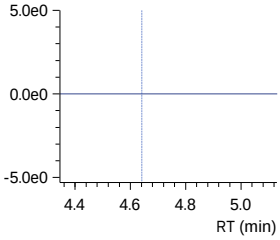

4_2 FTS
Conc. ISTD Error
R#1 0.00 (33.08)
R#2 0.00 (33.08)
Q 327.10>307.00 (-) 3.60e1

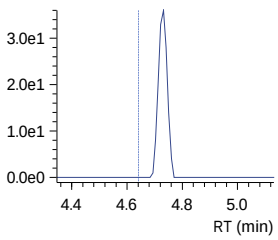

R1 327.10>80.90 (-) 1.90e1

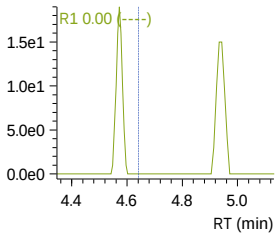

R2 327.10>80.90 (-) 1.90e1

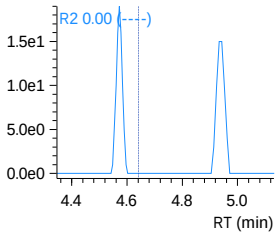

13C3-PFBS_IS
Conc. ----
ISTD 302.10>79.90 (-) 1.50e1

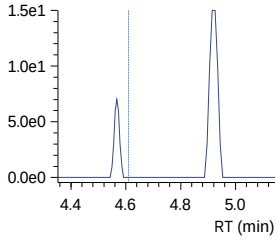

PFBS
Conc. ISTD Error
R#1 0.00 (46.53)
R#2 0.00 (46.53)
Q 298.70>79.90 (-) 0.00e0

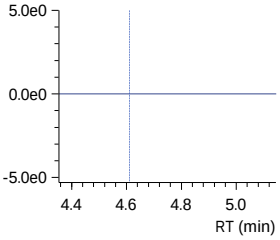

R1 298.70>98.80 (-) 4.80e1

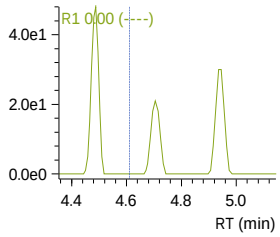

R2 298.70>98.80 (-) 4.80e1

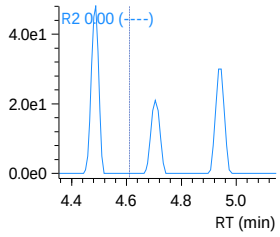

Insight Report
Before Manual Integration
Printed 3/21/2024 14:58:00

240320_008 (continued)

13C3-PFBS
Conc. ISTD Error
Q 302.10>79.90 (-) 1.50e1

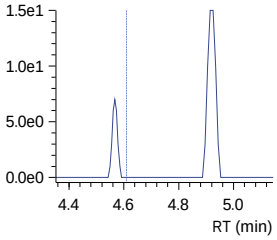

NFDHA
Conc. ISTD Error
R#1 0.00 (36.44)
R#2 0.00 (36.44)
Q 295.00>201.00 (-) 0.00e0

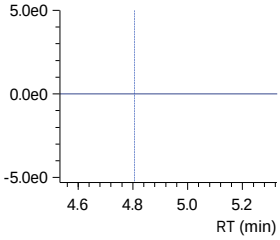

R1 295.00>84.90 (-) 2.10e1

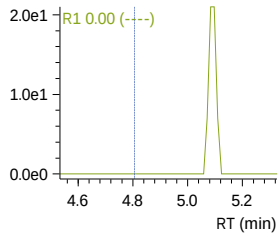

R2 295.00>84.90 (-) 2.10e1

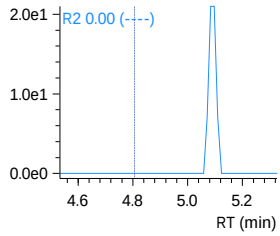

13C5-PFHxA
Conc. ISTD Error
Q 318.00>273.00 (-) 8.00e0

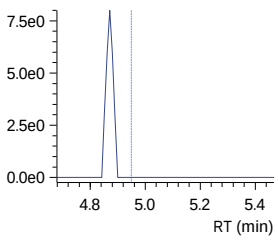

13C5-PFHxA_IS
Conc. ----
ISTD 318.00>273.00 (-) 8.00e0

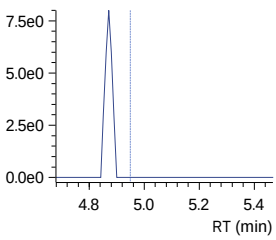

13C2-PFHxA_IS
Conc. ----
ISTD 315.10>270.00 (-) 3.60e1

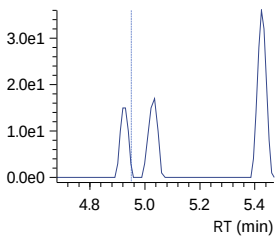

Insight Report
Before Manual Integration
Printed 3/21/2024 14:58:00

240320_008 (continued)

PFHxA
Conc. ISTD Error
Q 313.00>269.00 (-) 8.38e2

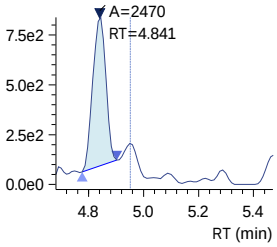

PFEESA
Conc. ISTD Error
R#1 0.00 (5.25)
R#2 0.00 (5.25)
Q 314.80>135.00 (-) 1.50e1

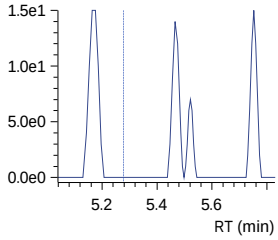

R1 314.80>82.90 (-) 1.50e1

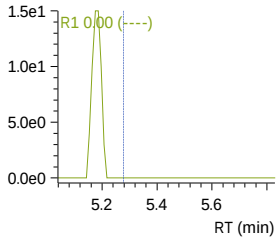

R2 314.80>82.90 (-) 1.50e1

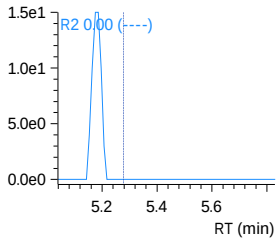

13C3-HFPO-DA
Conc. ISTD Error
Q 286.90>168.90 (-) 5.10e1

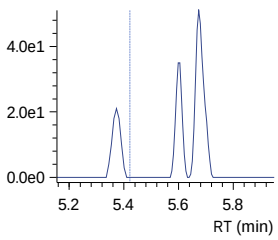

13C3-HFPO-DA_IS
Conc. ----
ISTD 286.90>168.90 (-) 5.10e1

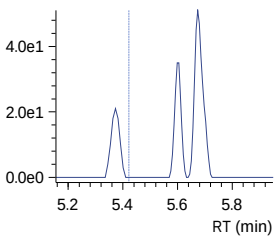

HFPO-DA
Conc. ISTD Error
R#1 0.00 (62.57)
R#2 0.00 (62.57)
Q 284.90>168.90 (-) 7.00e0

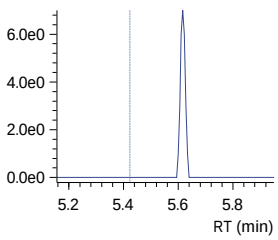

R1 284.90>184.90 (-) 1.80e1

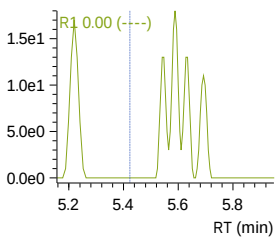

R2 284.90>184.90 (-) 1.80e1

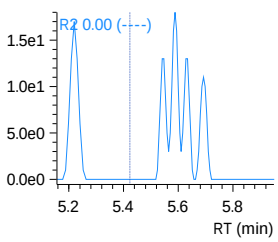

Insight Report
Before Manual Integration
Printed 3/21/2024 14:58:00

240320_008 (continued)

5_3 FTCA
Conc. ISTD Error
R#1 0.00 (154.88)
R#2 0.00 (154.88)
Q 341.00>237.05 (-) 4.10e1

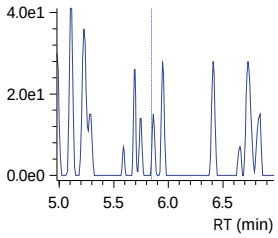

R1 341.00>217.00 (-) 1.59e2

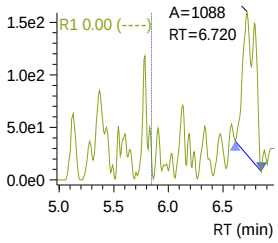

R2 341.00>217.00 (-) 1.59e2

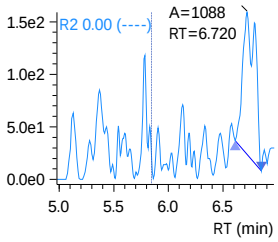

PFPeS
Conc. ISTD Error
R#1 0.00 (54.44)
R#2 0.00 (54.44)
Q 349.10>79.90 (-) 1.10e1

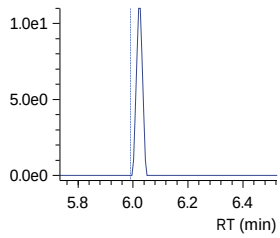

R1 349.10>98.80 (-) 0.00e0

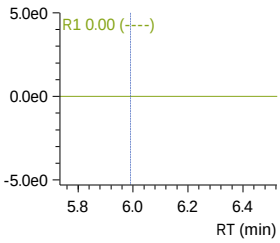

R2 349.10>98.80 (-) 0.00e0

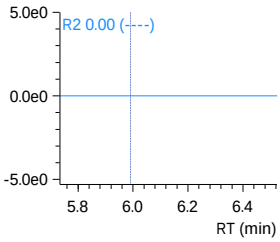

13C4-PFHpA
Conc. ISTD Error
Q 367.10>322.00 (-) 5.40e1

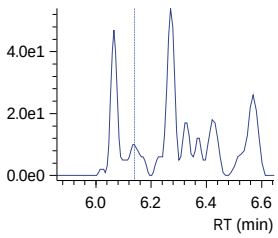

13C4-PFHpA_IS
Conc. ----
ISTD 367.10>322.00 (-) 5.40e1

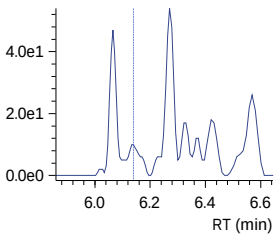

PFHpA
Conc. ISTD Error
R#1 14.13 (23.39)
R#2 14.13 (23.39)
Q 363.10>319.00 (-) 1.12e3

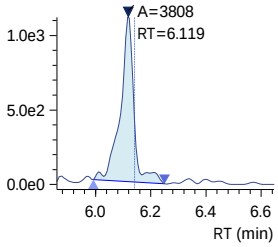

R1 363.10>169.00 (-) 1.63e2

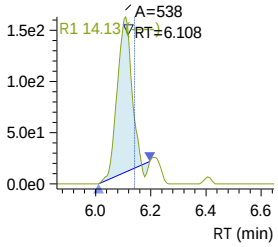

R2 363.10>169.00 (-) 1.63e2

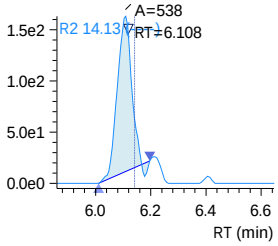

Insight Report
Before Manual Integration
Printed 3/21/2024 14:58:00

240320_008 (continued)

DONA
Conc. ISTD Error
R#1 0.00 (30.39)
R#2 0.00 (30.39)
Q 376.90>250.90 (-) 8.00e0

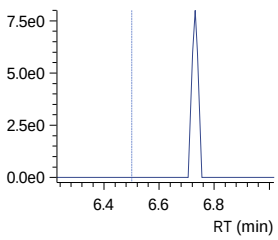

13C2-6_2 FTS_IS
Conc. ----
ISTD 429.10>80.90 (-) 0.00e0

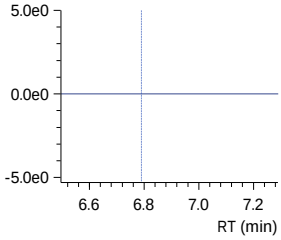

13C2-6_2 FTS
Conc. ISTD Error
Q 429.10>80.90 (-) 0.00e0

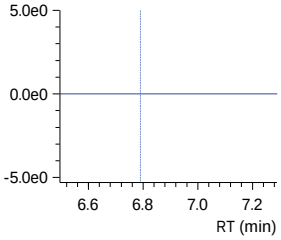

6_2 FTS
Conc. ISTD Error
R#1 0.00 (44.48)
R#2 0.00 (44.48)
Q 427.10>407.00 (-) 0.00e0

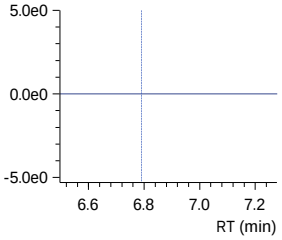

13C4-PFOA_IS
Conc. ----
ISTD 417.10>172.00 (-) 0.00e0

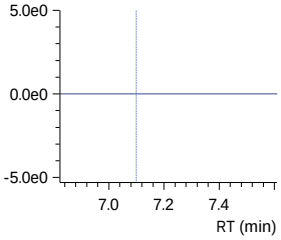

R1 376.90>84.80 (-) 9.00e0

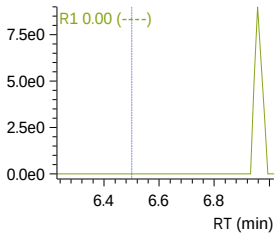

R1 427.10>80.90 (-) 0.00e0

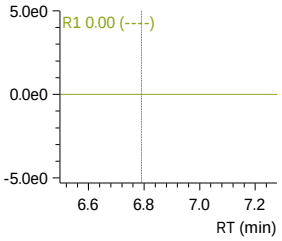

R2 376.90>84.80 (-) 9.00e0

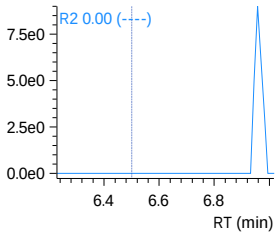

R2 427.10>80.90 (-) 0.00e0

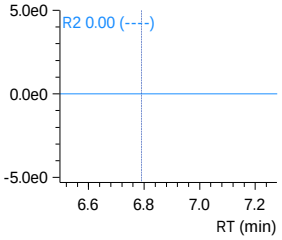

Insight Report
Before Manual Integration
Printed 3/21/2024 14:58:00

240320_008 (continued)

13C8-PFOA_IS
Conc. ----

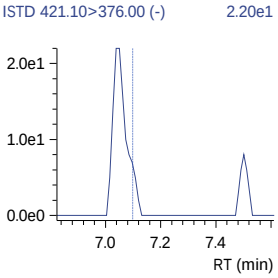

13C8-PFOA
Conc. ISTD Error

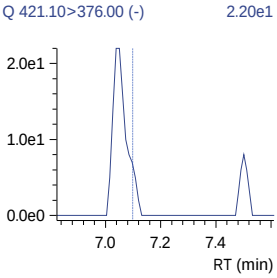

PFOA
Conc. ISTD Error
R#1 14.34 (24.47)
R#2 14.34 (24.47)

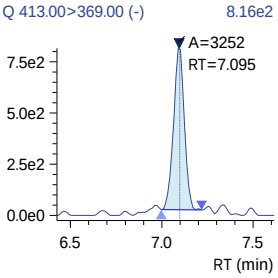

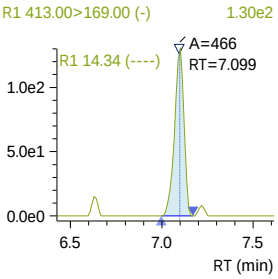

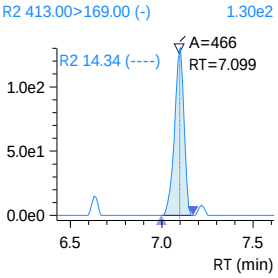

13C3-PFHxS
Conc. ISTD Error

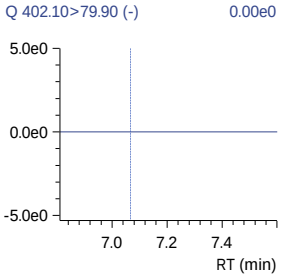

13C3-PFHxS_IS
Conc. ----

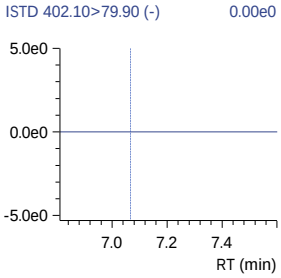

Insight Report
Before Manual Integration
Printed 3/21/2024 14:58:00

240320_008 (continued)

PFHxS
Conc. ISTD Error
R#1 0.00 (57.29)
R#2 0.00 (57.29)
Q 398.70>79.90 (-) 8.00e0

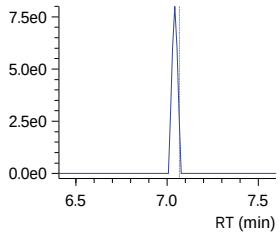

18O2-PFHxS_IS
Conc. ----
ISTD 403.00>83.90 (-) 1.40e1

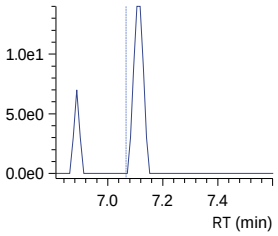

13C9-PFNA_IS
Conc. ----
ISTD 472.10>427.00 (-) 9.00e0

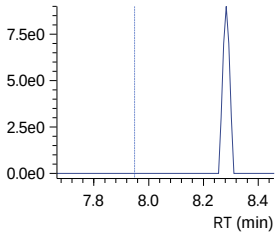

13C9-PFNA
Conc. ISTD Error
Q 472.10>427.00 (-) 9.00e0

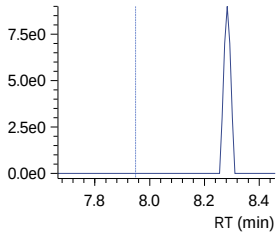

13C5-PFNA_IS
Conc. ----
ISTD 468.00>423.00 (-) 3.00e1

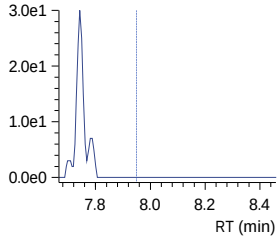

R1 398.70>98.90 (-) 0.00e0

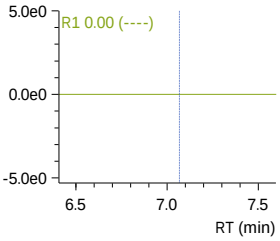

R2 398.70>98.90 (-) 0.00e0

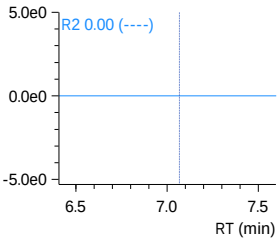

Insight Report
Before Manual Integration
Printed 3/21/2024 14:58:00

240320_008 (continued)

PFNA
Conc. ISTD Error
R#1 0.00 (20.36)
R#2 0.00 (20.36)
Q 463.00>419.00 (-) 7.25e2

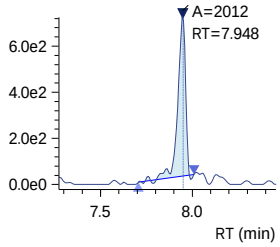

PFHpS
Conc. ISTD Error
R#1 0.00 (46.70)
R#2 0.00 (46.70)
Q 449.00>79.90 (-) 0.00e0

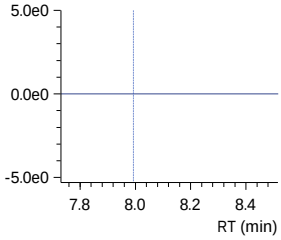

7_3 FTCA
Conc. ISTD Error
R#1 0.00 (132.28)
R#2 0.00 (132.28)
Q 441.00>317.00 (-) 1.07e2

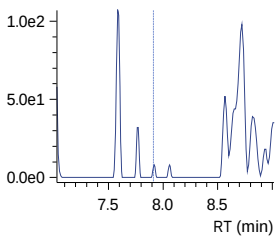

13C2-8_2-FTS
Conc. ISTD Error
Q 529.10>80.90 (-) 0.00e0

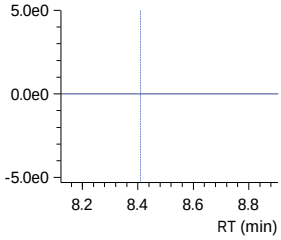

13C2-8_2-FTS_IS
Conc. ----
ISTD 529.10>80.90 (-) 0.00e0

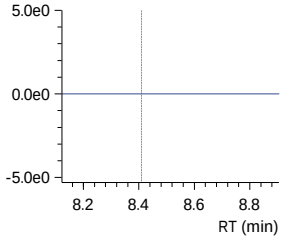

R1 463.00>219.00 (-) 2.23e2

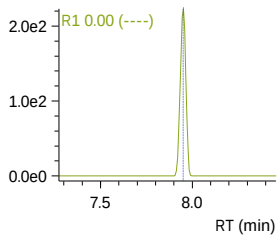

R1 449.00>98.80 (-) 0.00e0

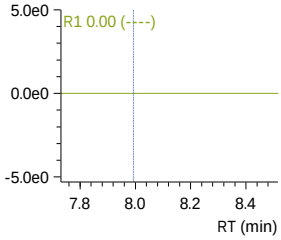

R1 441.00>336.90 (-) 1.31e2

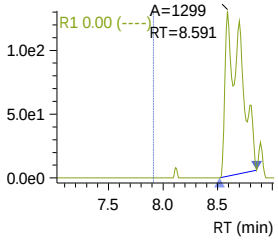

R2 463.00>219.00 (-) 2.23e2

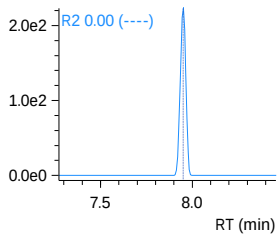

R2 449.00>98.80 (-) 0.00e0

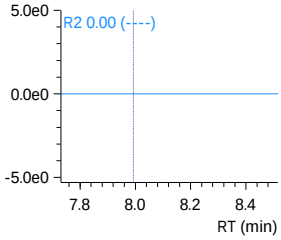

R2 441.00>336.90 (-) 1.31e2

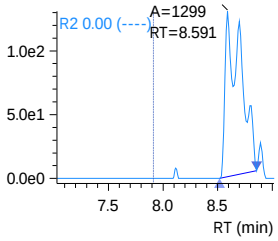

Insight Report
Before Manual Integration
Printed 3/21/2024 14:58:00

240320_008 (continued)

8_2 FTS
Conc. ISTD Error
R#1 0.00 (45.91)
R#2 0.00 (45.91)
Q 527.10>506.95 (-) 0.00e0

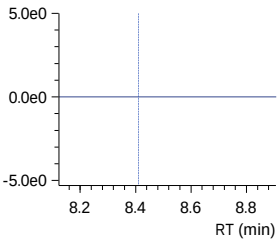

13C6-PFDA_IS
Conc. ----
ISTD 519.10>474.10 (-) 2.60e1

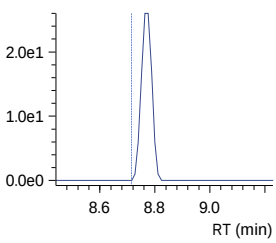

13C6-PFDA
Conc. ISTD Error
Q 519.10>474.10 (-) 2.60e1

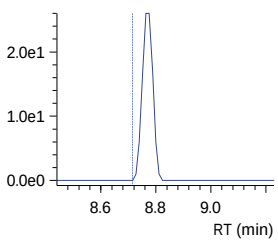

13C2-PFDA_IS
Conc. ----
ISTD 515.10>470.10 (-) 1.50e1

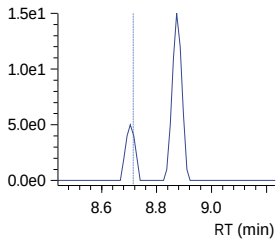

PFDA
Conc. ISTD Error
R#1 0.00 (17.64)
R#2 0.00 (17.64)
Q 512.90>469.00 (-) 3.60e2

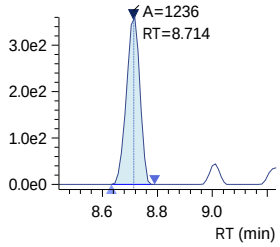

R1 527.10>80.80 (-) 0.00e0

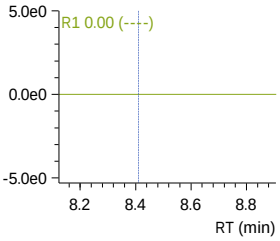

R1 512.90>219.00 (-) 1.80e1

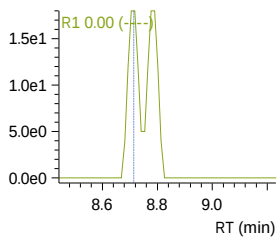

R2 527.10>80.80 (-) 0.00e0

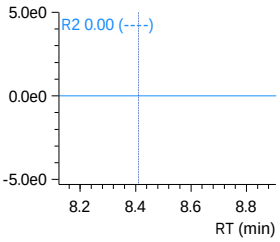

R2 512.90>219.00 (-) 1.80e1

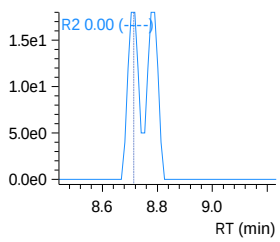

D3-NMeFOSAA_IS
Conc. ----
ISTD 573.20>419.00 (-) 0.00e0

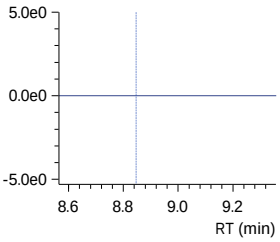

D3-NMeFOSAA
Conc. ISTD Error
Q 573.20>419.00 (-) 0.00e0

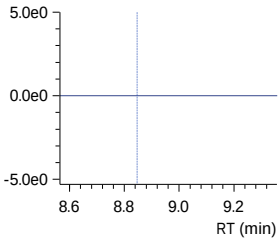

13C8-PFOS_IS
Conc. ----
ISTD 507.10>98.90 (-) 0.00e0

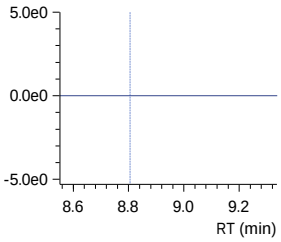

13C8-PFOS
Conc. ISTD Error
Q 507.10>98.90 (-) 0.00e0

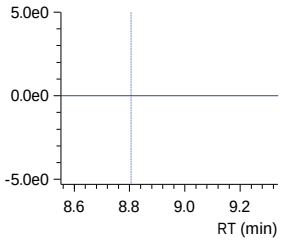

13C4-PFOS_IS
Conc. ----
ISTD 502.80>79.90 (-) 0.00e0

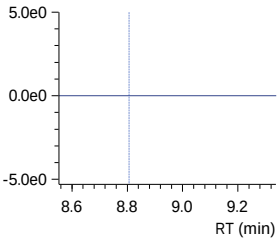

240320_008 (continued)

PFOS
Conc. ISTD Error
R#1 0.00 (45.06)
R#2 0.00 (45.06)
Q 498.90>79.90 (-) 5.88e4

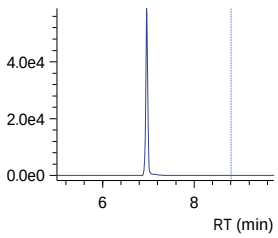

R1 498.90>98.80 (-) 9.70e1

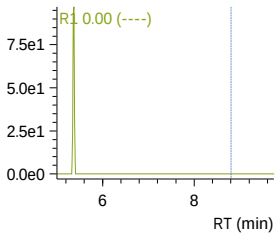

R2 498.90>98.80 (-) 9.70e1

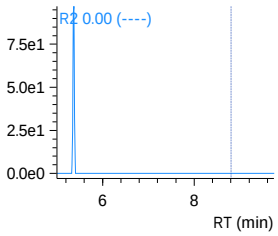

NMeFOSAA
Conc. ISTD Error
R#1 0.00 (67.10)
R#2 0.00 (67.10)
Q 570.10>419.00 (-) 0.00e0

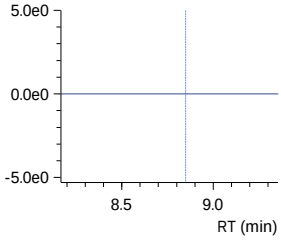

R1 570.10>483.00 (-) 9.00e0

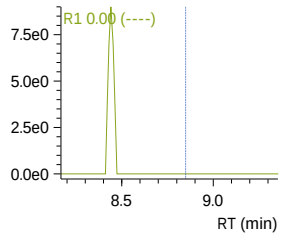

R2 570.10>483.00 (-) 9.00e0

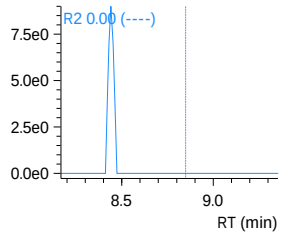

D5-NEtFOSAA_IS
Conc. ----
ISTD 589.20>419.00 (-) 0.00e0

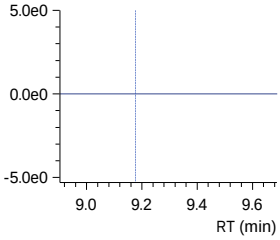

D5-NEtFOSAA
Conc. ISTD Error
Q 589.20>419.00 (-) 0.00e0

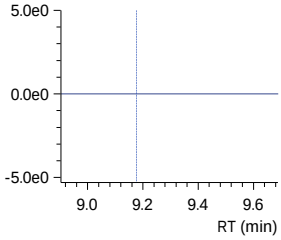

NEtFOSAA
Conc. ISTD Error
R#1 0.00 (89.53)
R#2 0.00 (89.53)
Q 584.20>419.10 (-) 0.00e0

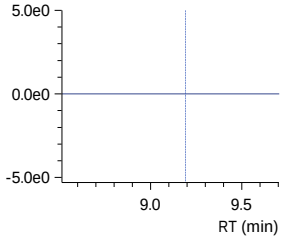

R1 584.20>526.00 (-) 0.00e0

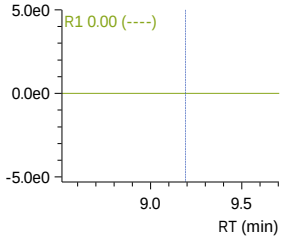

R2 584.20>526.00 (-) 0.00e0

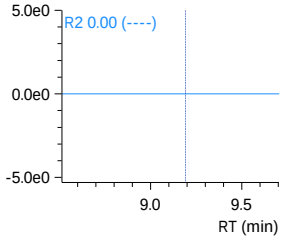

Insight Report
Before Manual Integration
Printed 3/21/2024 14:58:00

240320_008 (continued)

9-Cl-PF3ONS
Conc. ISTD Error
R#1 0.00 (31.69)
R#2 0.00 (31.69)
Q 530.80>351.00 (-) 0.00e0

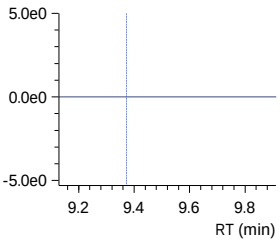

R1 532.80>353.00 (-) 5.80e1

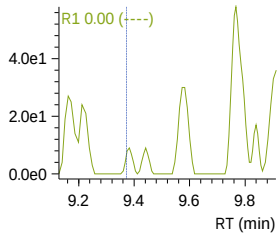

R2 532.80>353.00 (-) 5.80e1

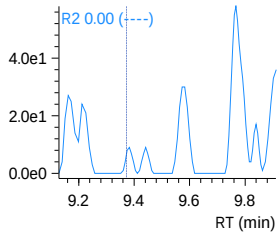

PFUnDA
Conc. ISTD Error
R#1 0.00 (10.96)
R#2 0.00 (10.96)
Q 563.10>519.00 (-) 5.93e2

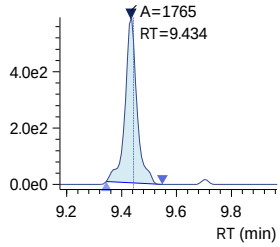

R1 563.10>269.10 (-) 3.50e1

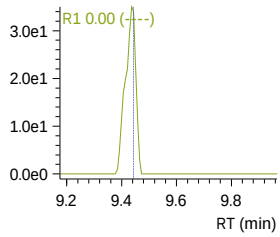

R2 563.10>269.10 (-) 3.50e1

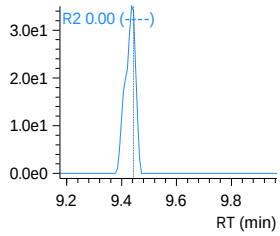

13C7-PFUnDA_IS
Conc. ----
ISTD 570.00>525.10 (-) 1.50e1

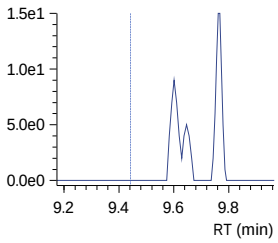

13C7-PFUnDA
Conc. ISTD Error
Q 570.00>525.10 (-) 1.50e1

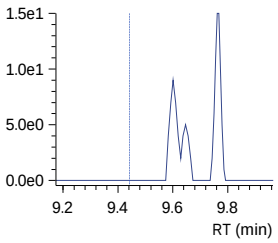

PFNS
Conc. ISTD Error
R#1 0.00 (56.91)
R#2 0.00 (56.91)
Q 548.80>79.90 (-) 1.80e1

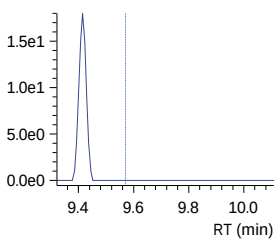

R1 548.80>98.80 (-) 1.30e1

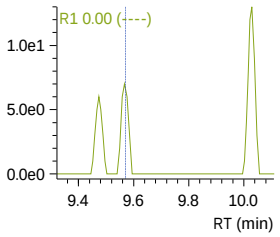

R2 548.80>98.80 (-) 1.30e1

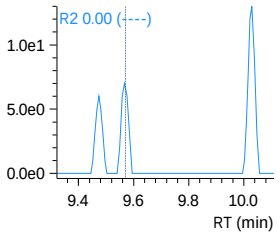

Insight Report
Before Manual Integration
Printed 3/21/2024 14:58:00

240320_008 (continued)

10_2 FTS
Conc. ISTD Error
R#1 0.00 (32.29)
R#2 0.00 (32.29)
Q 626.80>607.05 (-) 0.00e0

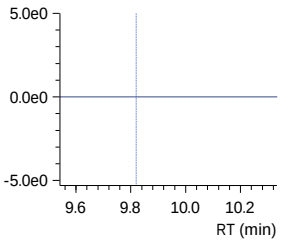

R1 626.80>81.00 (-) 0.00e0

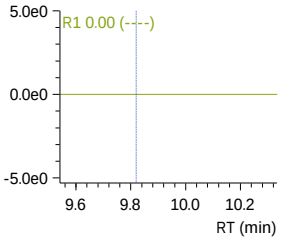

R2 626.80>81.00 (-) 0.00e0

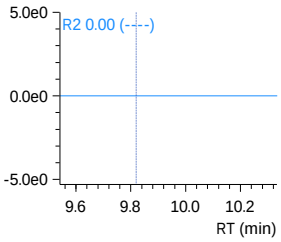

13C2-PFDOA_IS
Conc. ----
ISTD 615.10>570.00 (-) 0.00e0

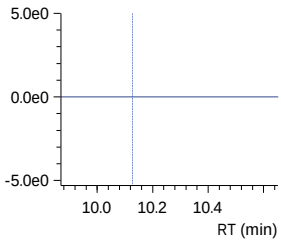

13C2-PFDOA
Conc. ISTD Error
Q 615.10>570.00 (-) 0.00e0

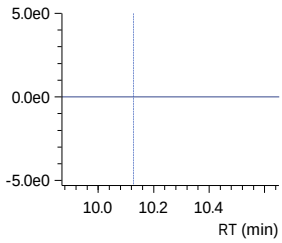

PFDOA
Conc. ISTD Error
R#1 0.00 (11.14)
R#2 0.00 (11.14)
Q 613.10>569.00 (-) 3.85e2

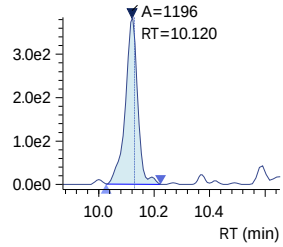

R1 613.10>319.00 (-) 3.40e1

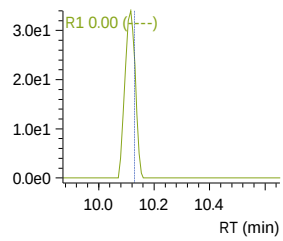

R2 613.10>319.00 (-) 3.40e1

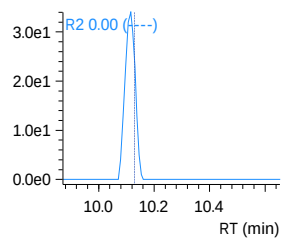

PFDS
Conc. ISTD Error
R#1 0.00 (58.01)
R#2 0.00 (58.01)
Q 599.00>79.90 (-) 0.00e0

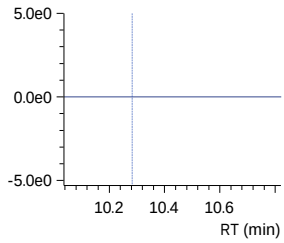

R1 599.00>98.80 (-) 8.00e0

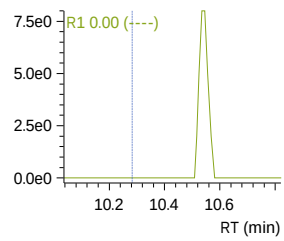

R2 599.00>98.80 (-) 8.00e0

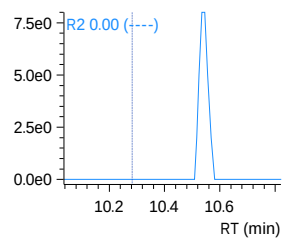

Insight Report
Before Manual Integration
Printed 3/21/2024 14:58:00

240320_008 (continued)

PFTrDA
Conc. ISTD Error
R#1 0.00 (16.67)
R#2 0.00 (16.67)
Q 663.00>619.00 (-) 2.89e2

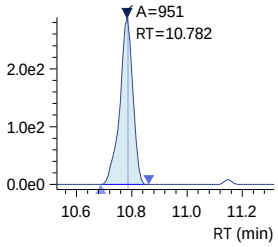

11-Cl-PF3OUdS
Conc. ISTD Error
R#1 0.00 (35.04)
R#2 0.00 (35.04)
Q 630.90>451.00 (-) 0.00e0

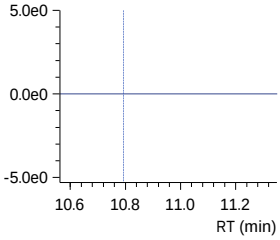

PFOSAm
Conc. ISTD Error
Q 498.10>77.90 (-) 0.00e0

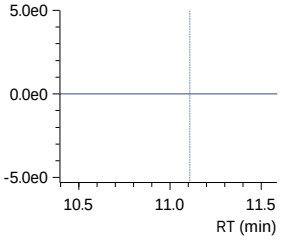

13C8-PFOSAm
Conc. ISTD Error
Q 506.10>77.80 (-) 0.00e0

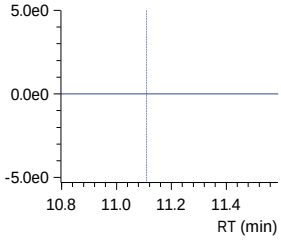

13C8-PFOSAm_IS
Conc. ----
ISTD 506.10>77.80 (-) 0.00e0

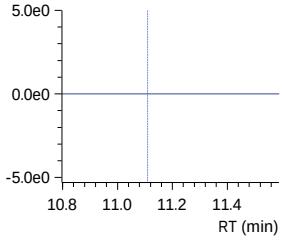

R1 663.00>168.90 (-) 5.80e1

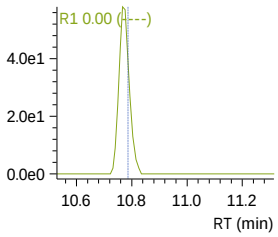

R1 632.90>452.90 (-) 8.00e0

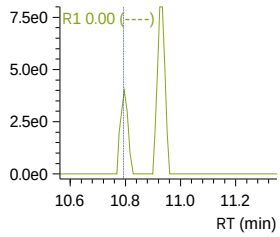

R2 663.00>168.90 (-) 5.80e1

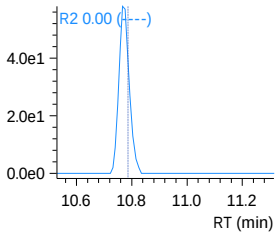

R2 632.90>452.90 (-) 8.00e0

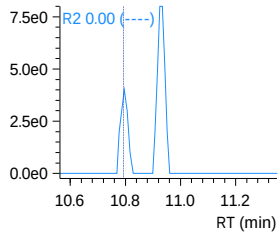

Insight Report
Before Manual Integration
Printed 3/21/2024 14:58:00

240320_008 (continued)

PFTDA
Conc. ISTD Error
R#1 0.00 (17.09)
R#2 0.00 (17.09)

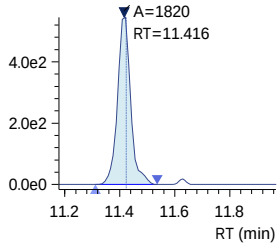

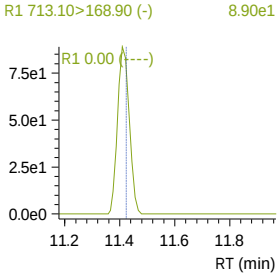

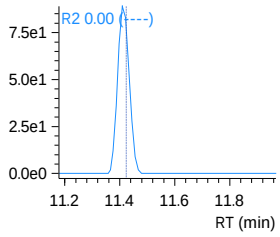

13C2-PFTDA
Conc. ISTD Error

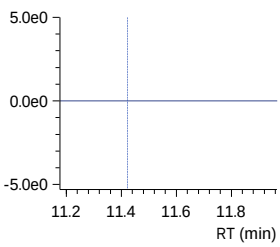

13C2-PFTDA_IS
Conc. ----

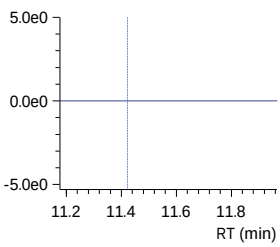

PFDoS
Conc. ISTD Error
R#1 0.00 (61.23)
R#2 0.00 (61.23)

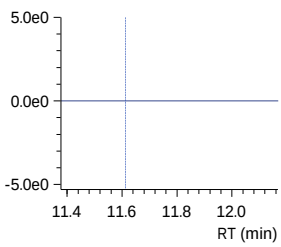

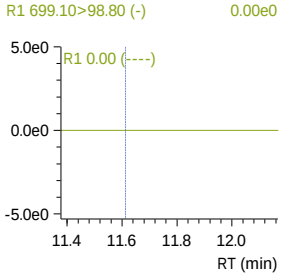

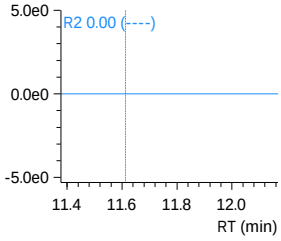

D7-MeFOSE_IS
Conc. ----

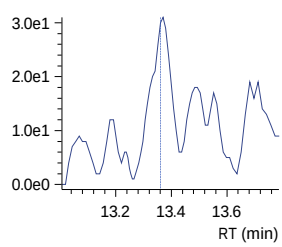

Insight Report
Before Manual Integration
Printed 3/21/2024 14:58:00

240320_008 (continued)

D7-MeFOSE
Conc. ISTD Error

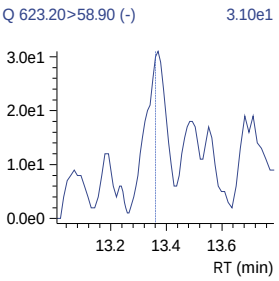

MeFOSE
Conc. ISTD Error

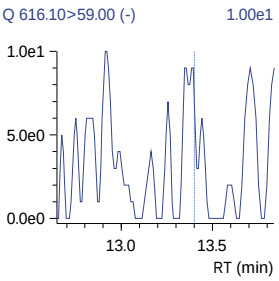

13C2-PFHXDA_IS
Conc. ----

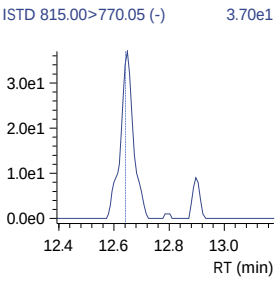

13C2-PFHXDA
Conc. ISTD Error

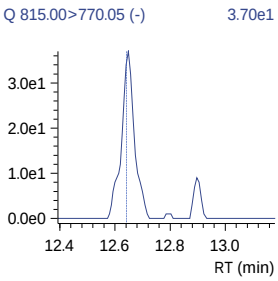

PFHXDA
Conc. ISTD Error
R#1 0.00 (10.78)
R#2 0.00 (10.78)

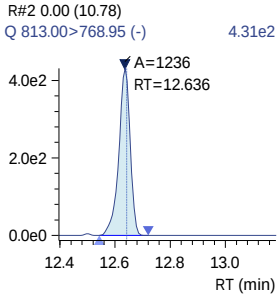

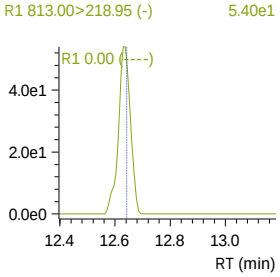

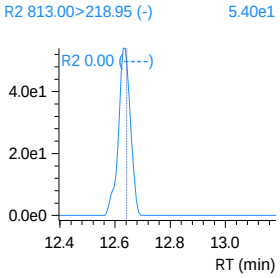

Insight Report
Before Manual Integration
Printed 3/21/2024 14:58:00

240320_008 (continued)

D3-MeFOSA
Conc. ISTD Error

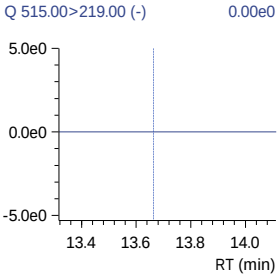

D3-MeFOSA_IS
Conc. ----

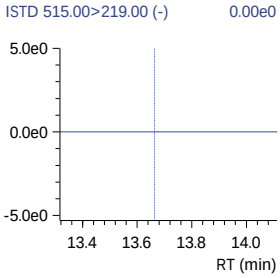

MeFOSA
Conc. ISTD Error
R#1 0.00 (156.31)
R#2 0.00 (156.31)

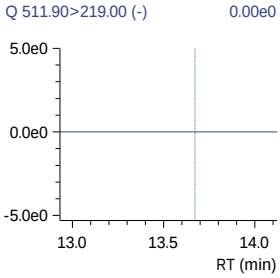

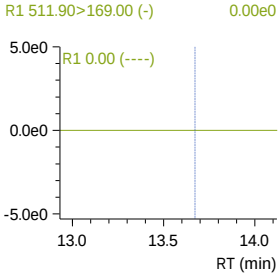

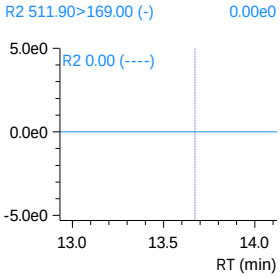

D9-EtFOSE_IS
Conc. ----

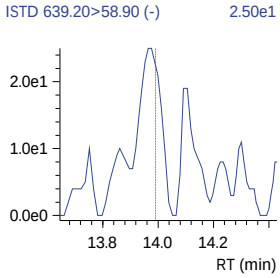

D9-EtFOSE
Conc. ISTD Error

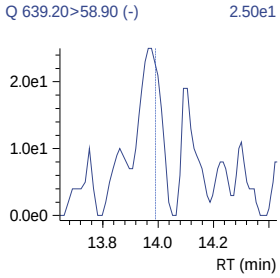

Insight Report
Before Manual Integration
Printed 3/21/2024 14:58:00

240320_008 (continued)

EtFOSE
Conc. ISTD Error
Q 630.00>59.00 (-) 1.20e1

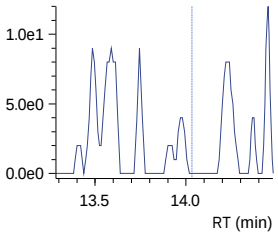

D5-EtFOSAm
Conc. ISTD Error
Q 531.10>219.00 (-) 1.80e1

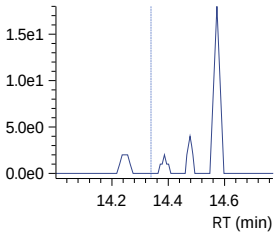

D5-EtFOSAm_IS
Conc. ----
ISTD 531.10>219.00 (-) 1.80e1

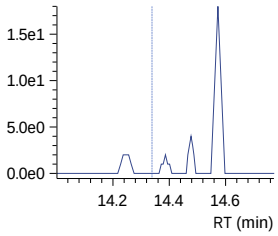

EtFOSAm
Conc. ISTD Error
R#1 0.00 (177.75)
R#2 0.00 (177.75)
Q 526.00>219.00 (-) 3.70e1

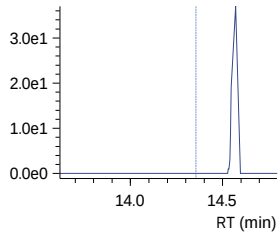

R1 526.00>169.00 (-) 0.00e0

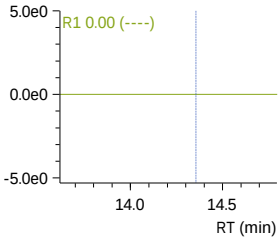

R2 526.00>169.00 (-) 0.00e0

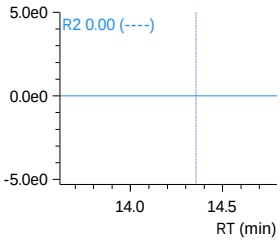

PFODA
Conc. ISTD Error
R#1 0.00 (31.66)
R#2 0.00 (31.66)
Q 913.00>868.65 (-) 1.18e2

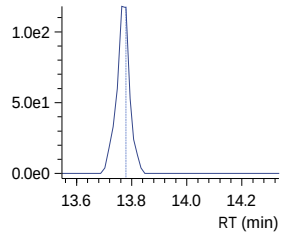

R1 913.00>169.00 (-) 0.00e0

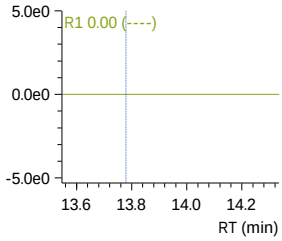

R2 913.00>169.00 (-) 0.00e0

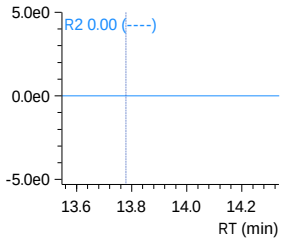

Insight Report
Quantitation/Integration
Printed 3/21/2024 16:06:09

240320_009

Check PFOA and PFNA

Sample ID: 1633 QIS
Date Acquired: 3/20/2024 4:23:18 PM
Acquired by: System Administrator
Data File: 240320_009
Vial: 13 | Inj. Volume: 10.0000uL | Tray: 1

Name	Mode ID	Found RT	RT Diff	ISTD RT Diff	Area	ISTD Area	ISTD Name	Conc.	Unit	Flag ID
13C4-PFBA	Auto	1.299	-0.041	0.000	1025596	394713	13C3-PFBA_IS	13.1743	ng/mL	
13C4-PFBA_IS	Auto	1.299	-0.041	----	1025596	1025596	----	10.0000	ng/mL	
13C3-PFBA_IS	Auto	1.299	-0.037	----	394713	394713	----	5.0000	ng/mL	
PFBA	Auto	1.247	-0.093	-0.052	2190	1025596	13C4-PFBA_IS	-0.0271	ng/mL	
PFMPA	ND(W/B)	----	----	----	----	309899	13C5-PFPeA_IS	----	ng/mL	
3_3 FTCA	ND(W/B)	----	----	----	----	309899	13C5-PFPeA_IS	----	ng/mL	
13C5-PFPeA	Auto	3.450	-0.015	-1.484	309899	387643	13C2-PFHxA_IS	7.1850	ng/mL	
13C5-PFPeA_IS	Auto	3.450	-0.015	----	309899	309899	----	5.0000	ng/mL	
PFPeA	Auto	3.445	-0.024	-0.005	1391	309899	13C5-PFPeA_IS	0.0063	ng/mL	
PFMBA	ND(W/B)	----	----	----	----	309899	13C5-PFPeA_IS	----	ng/mL	
13C2-4_2 FTS	Auto	4.627	-0.015	-2.424	77621	93902	18O2-PFHxS_IS	5.8874	ng/mL	
13C2-4_2 FTS_IS	Auto	4.627	-0.015	----	77621	77621	----	5.0000	ng/mL	
4_2 FTS	ND(W/B)	----	----	----	----	77621	13C2-4_2 FTS_IS	----	ng/mL	
13C3-PFBS_IS	Auto	4.591	-0.018	----	203091	203091	----	2.5000	ng/mL	
PFBS	ND(W/B)	----	----	----	----	203091	13C3-PFBS_IS	----	ng/mL	
13C3-PFBS	Auto	4.591	-0.018	-2.460	203091	93902	18O2-PFHxS_IS	3.5487	ng/mL	
NFDHA	ND(W/B)	----	----	----	----	414787	13C5-PFHxA_IS	----	ng/mL	
13C5-PFHxA	Auto	4.933	-0.016	-0.001	414787	387643	13C2-PFHxA_IS	3.2717	ng/mL	
13C5-PFHxA_IS	Auto	4.933	-0.016	----	414787	414787	----	2.5000	ng/mL	
13C2-PFHxA_IS	Auto	4.934	-0.016	----	387643	387643	----	2.5000	ng/mL	
PFHxA	Auto	4.836	-0.115	-0.097	2269	414787	13C5-PFHxA_IS	0.0242	ng/mL	
PFEESA	ND(W/B)	----	----	----	----	414787	13C5-PFHxA_IS	----	ng/mL	
13C3-HFPO-DA	Auto	5.405	-0.016	0.471	661134	387643	13C2-PFHxA_IS	13.0288	ng/mL	
13C3-HFPO-DA_IS	Auto	5.405	-0.016	----	661134	661134	----	10.0000	ng/mL	
HFPO-DA	ND(W/B)	----	----	----	----	661134	13C3-HFPO-DA_IS	----	ng/mL	
5_3 FTCA	ND(W/B)	----	----	----	----	414787	13C5-PFHxA_IS	----	ng/mL	
PFPeS	ND(W/B)	----	----	----	----	146217	13C3-PFHxS_IS	----	ng/mL	
13C4-PFHpA	Auto	6.123	-0.016	1.189	612134	387643	13C2-PFHxA_IS	3.4926	ng/mL	
13C4-PFHpA_IS	Auto	6.123	-0.016	----	612134	612134	----	2.5000	ng/mL	
PFHpA	Auto	6.115	-0.026	-0.008	5579	612134	13C4-PFHpA_IS	0.0114	ng/mL	
DONA	ND(W/B)	----	----	----	----	661134	13C3-HFPO-DA_IS	----	ng/mL	
13C2-6_2 FTS_IS	Auto	6.775	-0.015	----	58231	58231	----	5.0000	ng/mL	
13C2-6_2 FTS	Auto	6.775	-0.015	-0.276	58231	93902	18O2-PFHxS_IS	5.4797	ng/mL	
6_2 FTS	ND(W/B)	----	----	----	----	58231	13C2-6_2 FTS_IS	----	ng/mL	
13C4-PFOA_IS	Auto	7.083	-0.017	----	18889	18889	----	2.5000	ng/mL	
13C8-PFOA_IS	Auto	7.081	-0.017	----	444126	444126	----	2.5000	ng/mL	
13C8-PFOA	Auto	7.081	-0.017	-0.001	444126	18889	13C4-PFOA_IS	3.8178	ng/mL	
PFOA	M	7.084	-0.015	0.003	121082	444126	13C8-PFOA_IS	0.6807	ng/mL	
13C3-PFHxS	Auto	7.050	-0.017	-0.001	146217	93902	18O2-PFHxS_IS	3.7142	ng/mL	
13C3-PFHxS_IS	Auto	7.050	-0.017	----	146217	146217	----	2.5000	ng/mL	
PFHxS	ND(W/B)	----	----	----	----	146217	13C3-PFHxS_IS	----	ng/mL	
18O2-PFHxS_IS	Auto	7.051	-0.016	----	93902	93902	----	2.5000	ng/mL	
13C9-PFNA_IS	Auto	7.934	-0.015	----	211693	211693	----	1.2500	ng/mL	
13C9-PFNA	Auto	7.934	-0.015	0.000	211693	133313	13C5-PFNA_IS	1.7573	ng/mL	
13C5-PFNA_IS	Auto	7.934	-0.015	----	133313	133313	----	1.2500	ng/mL	
PFNA	M	7.673	-0.277	-0.261	274175	211693	13C9-PFNA_IS	1.9670	ng/mL	IRr, RTi
PFHpS	ND(W/B)	----	----	----	----	48311	13C8-PFOS_IS	----	ng/mL	
7_3 FTCA	ND(W/B)	----	----	----	----	414787	13C5-PFHxA_IS	----	ng/mL	
13C2-8_2-FTS	Auto	8.394	-0.016	1.343	37291	93902	18O2-PFHxS_IS	5.4783	ng/mL	
13C2-8_2-FTS_IS	Auto	8.394	-0.016	----	37291	37291	----	5.0000	ng/mL	
8_2 FTS	ND(W/B)	----	----	----	----	37291	13C2-8_2-FTS_IS	----	ng/mL	
13C6-PFDA_IS	Auto	8.697	-0.018	----	146609	146609	----	1.2500	ng/mL	
13C6-PFDA	Auto	8.697	-0.018	-0.001	146609	91076	13C2-PFDA_IS	1.7197	ng/mL	

J:\LCMS08\Data\240320_1633_B1\240320_1633_B1.damlp .

SN - Software-calculated S/N ratio outside criteria due to non-target peaks or drift in noise calculation window. Analyst review of noise levels (excluding non-target peaks) in chromatogram indicates S/N ratio meets criteria.

240320_009 (continued)

(Table continued from previous page)

Name	Mode ID	Found RT	RT Diff	ISTD RT Diff	Area	ISTD Area	ISTD Name	Conc.	Unit	Flag ID
13C2-PFDA_IS	Auto	8.698	-0.016	----	91076	91076	----	1.2500	ng/mL	
PFDA	Auto	8.700	-0.014	0.003	1366	146609	13C6-PFDA_IS	0.0115	ng/mL	
D3-NMeFOSAA_IS	Auto	8.833	-0.014	----	131933	131933	----	5.0000	ng/mL	
D3-NMeFOSAA	Auto	8.833	-0.014	0.045	131933	91792	13C4-PFOS_IS	5.9415	ng/mL	
13C8-PFOS_IS	Auto	8.787	-0.018	----	48311	48311	----	2.5000	ng/mL	
13C8-PFOS	Auto	8.787	-0.018	-0.001	48311	91792	13C4-PFOS_IS	3.7593	ng/mL	
13C4-PFOS_IS	Auto	8.788	-0.018	----	91792	91792	----	2.5000	ng/mL	
PFOS	ND(W/B)	----	----	----	----	48311	13C8-PFOS_IS	----	ng/mL	
NMeFOSAA	ND(W/B)	----	----	----	----	131933	D3-NMeFOSAA_IS	----	ng/mL	
D5-NEtFOSAA_IS	Auto	9.164	-0.013	----	99661	99661	----	5.0000	ng/mL	
D5-NEtFOSAA	Auto	9.164	-0.013	0.376	99661	91792	13C4-PFOS_IS	6.1259	ng/mL	
NEtFOSAA	ND(W/B)	----	----	----	----	99661	D5-NEtFOSAA_IS	----	ng/mL	
9-Cl-PF3ONS	ND(W/B)	----	----	----	----	661134	13C3-HFPO-DA_IS	----	ng/mL	
PFUnDA	Auto	9.428	-0.015	0.002	2109	123660	13C7-PFUnDA_IS	0.0075	ng/mL	IRr
13C7-PFUnDA_IS	Auto	9.426	-0.016	----	123660	123660	----	1.2500	ng/mL	
13C7-PFUnDA	Auto	9.426	-0.016	0.728	123660	91076	13C2-PFDA_IS	1.4708	ng/mL	
PFNS	ND(W/B)	----	----	----	----	48311	13C8-PFOS_IS	----	ng/mL	
10_2 FTS	ND(W/B)	----	----	----	----	37291	13C2-8_2-FTS_IS	----	ng/mL	
13C2-PFDOA_IS	Auto	10.112	-0.015	----	160926	160926	----	1.2500	ng/mL	
13C2-PFDOA	Auto	10.112	-0.015	1.414	160926	91076	13C2-PFDA_IS	1.6458	ng/mL	
PFDOA	Auto	10.113	-0.015	0.001	1263	160926	13C2-PFDOA_IS	-0.0125	ng/mL	IRr
PFDS	ND(W/B)	----	----	----	----	48311	13C8-PFOS_IS	----	ng/mL	
PFTrDA	Auto	10.770	-0.016	-0.635	1555	94933	13C2-PFTDA_IS	-0.0064	ng/mL	IRr
11-Cl-PF3OUdS	ND(W/B)	----	----	----	----	661134	13C3-HFPO-DA_IS	----	ng/mL	
PFOSAm	Auto	11.102	-0.007	-0.002	29163	135088	13C8-PFOSAm_IS	0.4946	ng/mL	
13C8-PFOSAm	Auto	11.104	-0.006	2.316	135088	91792	13C4-PFOS_IS	3.9134	ng/mL	
13C8-PFOSAm_IS	Auto	11.104	-0.006	----	135088	135088	----	2.5000	ng/mL	
PFTDA	Auto	11.404	-0.019	-0.001	779	94933	13C2-PFTDA_IS	-0.0127	ng/mL	IRr
13C2-PFTDA	Auto	11.405	-0.017	2.707	94933	91076	13C2-PFDA_IS	1.6080	ng/mL	
13C2-PFTDA_IS	Auto	11.405	-0.017	----	94933	94933	----	1.2500	ng/mL	
PFDoS	ND(W/B)	----	----	----	----	48311	13C8-PFOS_IS	----	ng/mL	
D7-MeFOSE_IS	Auto	13.355	-0.006	----	411836	411836	----	25.0000	ng/mL	
D7-MeFOSE	Auto	13.355	-0.006	4.567	411836	91792	13C4-PFOS_IS	38.9934	ng/mL	
MeFOSE	Auto	13.393	-0.007	0.038	12662	411836	D7-MeFOSE_IS	0.5142	ng/mL	
13C2-PFHXDA_IS	Auto	12.623	-0.018	----	194116	194116	----	2.5000	ng/mL	
13C2-PFHXDA	Auto	12.623	-0.018	3.925	194116	91076	13C2-PFDA_IS	3.1976	ng/mL	
PFHXDA	Auto	12.621	-0.022	-0.002	1379	194116	13C2-PFHXDA_IS	0.0011	ng/mL	IRr
D3-MeFOSA	Auto	13.659	-0.005	4.871	32388	91792	13C4-PFOS_IS	3.6060	ng/mL	
D3-MeFOSA_IS	Auto	13.659	-0.005	----	32388	32388	----	2.5000	ng/mL	
MeFOSA	ND(W/B)	----	----	----	----	32388	D3-MeFOSA_IS	----	ng/mL	
D9-EtFOSE_IS	Auto	13.984	-0.006	----	527345	527345	----	25.0000	ng/mL	
D9-EtFOSE	Auto	13.984	-0.006	5.196	527345	91792	13C4-PFOS_IS	43.7384	ng/mL	
EtFOSE	Auto	14.027	-0.007	0.043	11969	527345	D9-EtFOSE_IS	0.4494	ng/mL	
D5-EtFOSAm	Auto	14.334	-0.004	5.546	55346	91792	13C4-PFOS_IS	3.8560	ng/mL	
D5-EtFOSAm_IS	Auto	14.334	-0.004	----	55346	55346	----	2.5000	ng/mL	
EtFOSAm	ND(W/B)	----	----	----	----	55346	D5-EtFOSAm_IS	----	ng/mL	
PFODA	ND(W/B)	----	----	----	----	194116	13C2-PFHXDA_IS	----	ng/mL	

Flag ID key: IRr: Ion Ratio (Relative), RTi: RT Diff (Absolute ISTD)

SN - Software-calculated S/N ratio outside criteria due to non-target peaks or drift in noise calculation window. Analyst review of noise levels (excluding non-target peaks) in chromatogram indicates S/N ratio meets criteria.

240320_009 (continued)

13C4-PFBA
Conc. 13.1743
Q 216.80>171.90 (-) 1.51e5

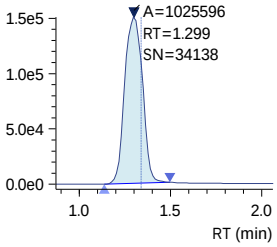

13C4-PFBA_IS
Conc. 10.0000
ISTD 216.80>171.90 (-) 1.51e5

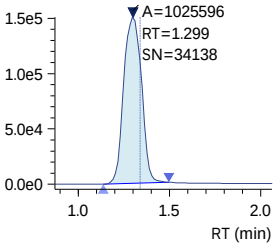

13C3-PFBA_IS
Conc. 5.0000
ISTD 216.00>172.00 (-) 5.77e4

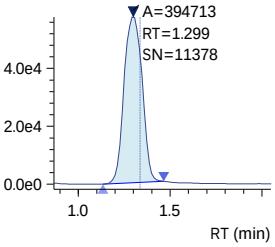

PFBA
Conc. -0.0271
Q 212.80>169.05 (-) 9.96e2

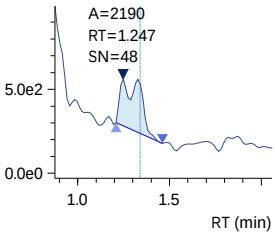

PFMPA
Conc. ----
Q 229.00>84.90 (-) 2.40e1

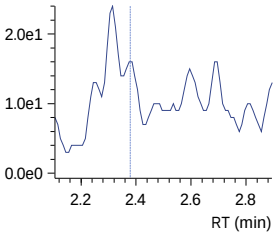

3_3 FTCA
Conc. ----
R#1 0.00 (136.14)
R#2 0.00 (135.82)
Q 241.00>177.10 (-) 3.50e1

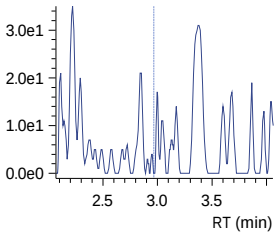

13C5-PFPeA
Conc. 7.1850
Q 268.30>223.00 (-) 8.25e4

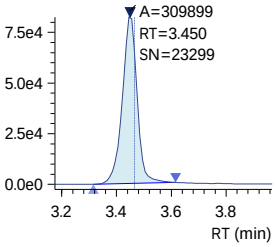

13C5-PFPeA_IS
Conc. 5.0000
ISTD 268.30>223.00 (-) 8.25e4

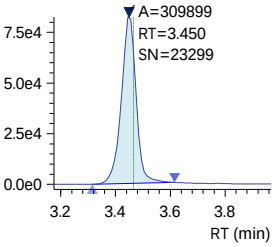

PFPeA
Conc. 0.0063
Q 263.00>219.00 (-) 4.47e2

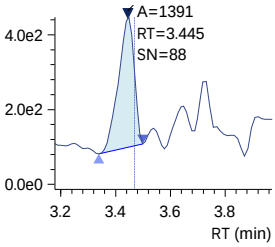

PFMBA
Conc. ----
Q 279.00>84.95 (-) 3.40e1

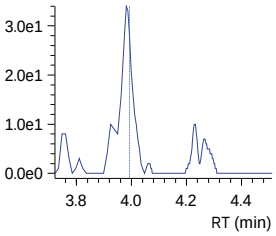

R1 241.00>117.00 (-) 8.19e2

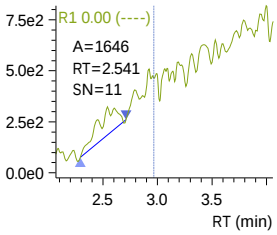

R2 241.00>117.00 (-) 8.19e2

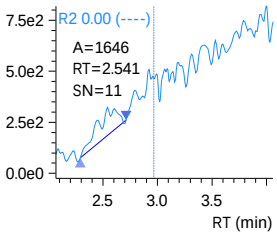

SN - Software-calculated S/N ratio outside criteria due to non-target peaks or drift in noise calculation window.
Analyst review of noise levels (excluding non-target peaks) in chromatogram indicates S/N ratio meets criteria.

Insight Report
Quantitation/Integration
Printed 3/21/2024 16:06:09

240320_009 (continued)

13C2-4_2 FTS
Conc. 5.8874
Q 329.10>80.90 (-) 2.64e4

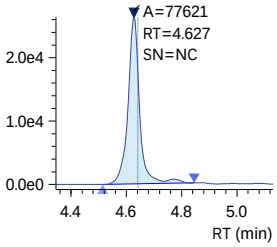

13C2-4_2 FTS_IS
Conc. 5.0000
ISTD 329.10>80.90 (-) 2.64e4

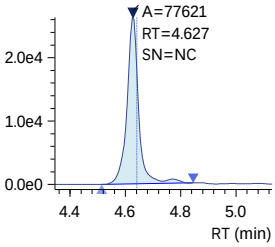

4_2 FTS
Conc. ----
R#1 0.00 (33.08)
R#2 0.00 (33.03)
Q 327.10>307.00 (-) 2.60e1

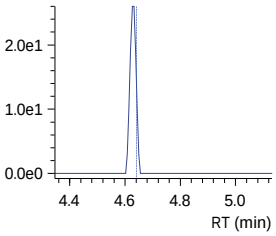

R1 327.10>80.90 (-) 2.73e2

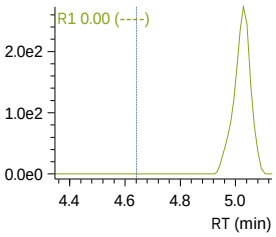

R2 327.10>80.90 (-) 2.73e2

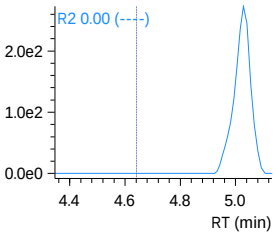

13C3-PFBS_IS
Conc. 2.5000
ISTD 302.10>79.90 (-) 6.22e4

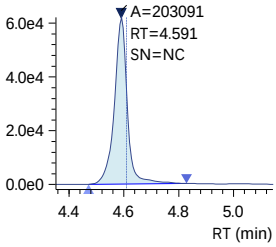

PFBS
Conc. ----
R#1 0.00 (46.53)
R#2 0.00 (44.64)
Q 298.70>79.90 (-) 3.10e1

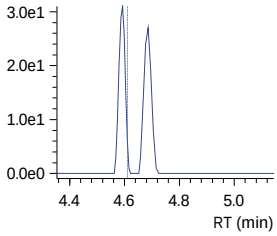

R1 298.70>98.80 (-) 0.00e0

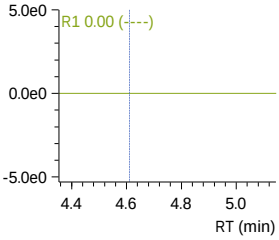

R2 298.70>98.80 (-) 0.00e0

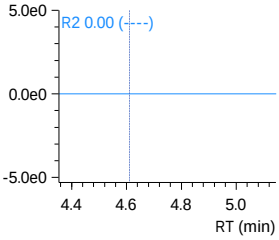

SN - Software-calculated S/N ratio outside criteria due to non-target peaks or drift in noise calculation window.
Analyst review of noise levels (excluding non-target peaks) in chromatogram indicates S/N ratio meets criteria.

240320_009 (continued)

13C3-PFBS
Conc. 3.5487

Q 302.10>79.90 (-) 6.22e4

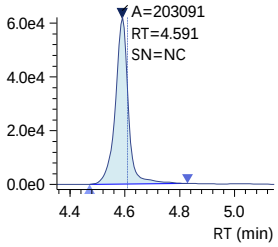

NFDHA
Conc. ----
R#1 0.00 (36.44)
R#2 0.00 (32.87)

Q 295.00>201.00 (-) 1.77e2

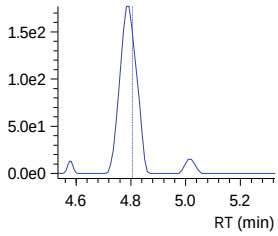

R1 295.00>84.90 (-) 7.90e1

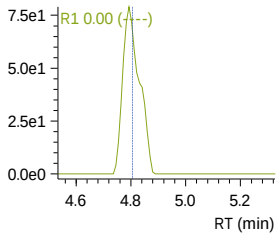

R2 295.00>84.90 (-) 7.90e1

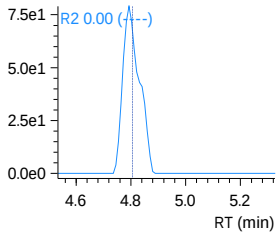

13C5-PFHxA
Conc. 3.2717

Q 318.00>273.00 (-) 1.26e5

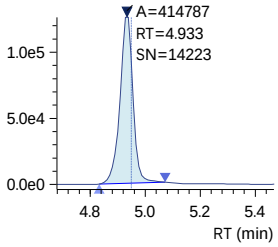

13C5-PFHxA_IS
Conc. 2.5000

ISTD 318.00>273.00 (-) 1.26e5

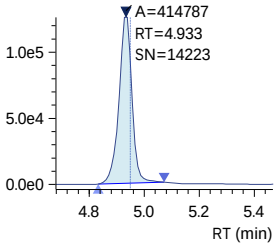

13C2-PFHxA_IS
Conc. 2.5000

ISTD 315.10>270.00 (-) 1.16e5

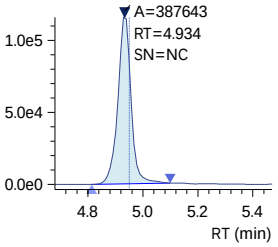

240320_009 (continued)

PFHxA
Conc. 0.0242

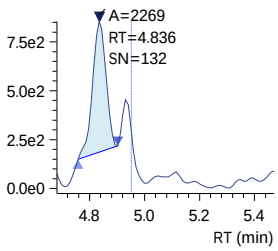

PFEESA
Conc. ----
R#1 0.00 (5.25)
R#2 0.00 (6.08)

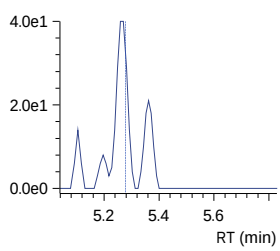

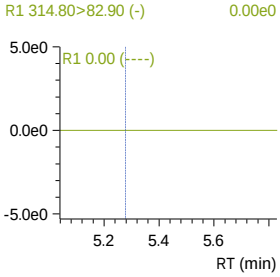

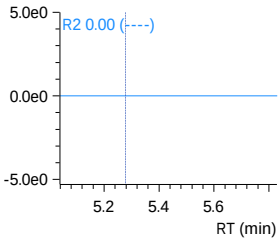

13C3-HFPO-DA
Conc. 13.0288

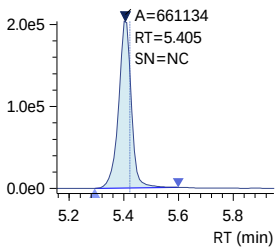

13C3-HFPO-DA_IS
Conc. 10.0000

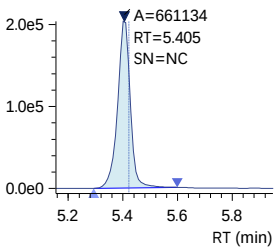

HFPO-DA
Conc. ----
R#1 0.00 (62.57)
R#2 0.00 (56.90)

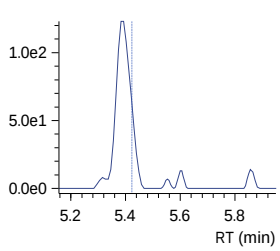

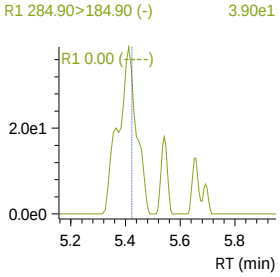

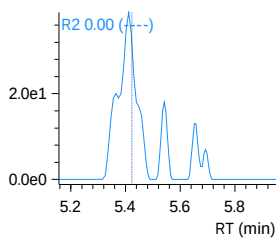

J:\LCMS08\Data\240320_1633_B1\240320_1633_B1.damlp .

SN - Software-calculated S/N ratio outside criteria due to non-target peaks or drift in noise calculation window.
Analyst review of noise levels (excluding non-target peaks) indicates S/N ratio meets criteria.

240320_009 (continued)

5_3 FTCA
Conc. ----
R#1 0.00 (154.88)
R#2 0.00 (149.76)
Q 341.00>237.05 (-) 3.00e1

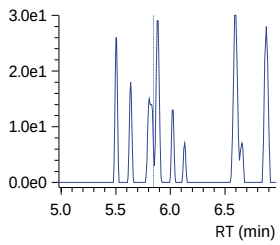

R1 341.00>217.00 (-) 1.84e2

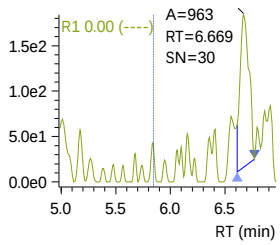

R2 341.00>217.00 (-) 1.84e2

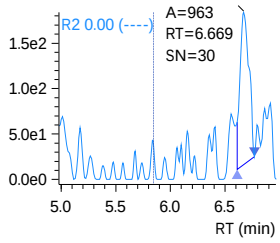

PFPeS
Conc. ----
R#1 0.00 (54.44)
R#2 0.00 (58.78)
Q 349.10>79.90 (-) 2.70e1

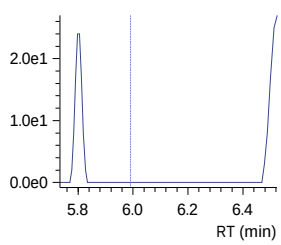

R1 349.10>98.80 (-) 0.00e0

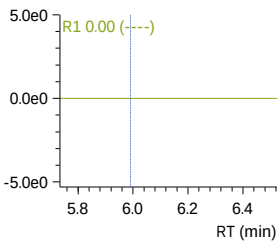

R2 349.10>98.80 (-) 0.00e0

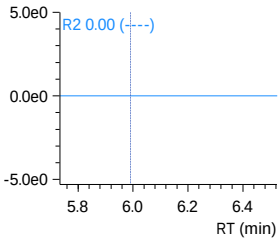

13C4-PFHpA
Conc. 3.4926
Q 367.10>322.00 (-) 2.22e5

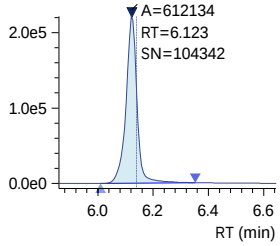

13C4-PFHpA_IS
Conc. 2.5000
ISTD 367.10>322.00 (-) 2.22e5

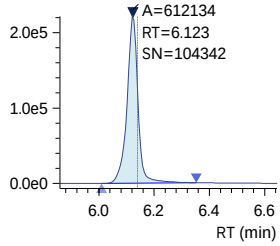

PFHpA
Conc. 0.0114
R#1 22.96 (23.39)
R#2 22.96 (22.30)
Q 363.10>319.00 (-) 1.40e3

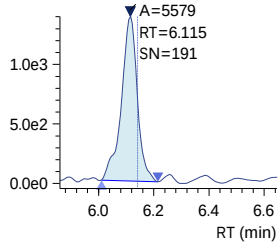

R1 363.10>169.00 (-) 3.21e2

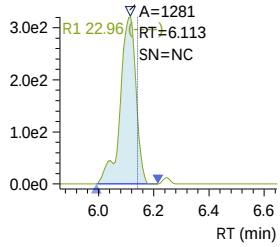

R2 363.10>169.00 (-) 3.21e2

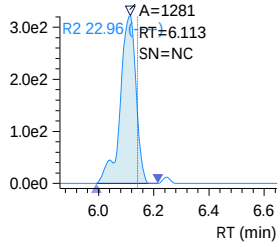

SN - Software-calculated S/N ratio outside criteria due to non-target peaks or drift in noise calculation window.
Analyst review of noise levels (excluding non-target peaks) in chromatogram indicates S/N ratio meets criteria.

Insight Report
Quantitation/Integration
Printed 3/21/2024 16:06:09

240320_009 (continued)

DONA
Conc. ----
R#1 0.00 (30.39)
R#2 0.00 (28.27)
Q 376.90>250.90 (-) 3.00e1

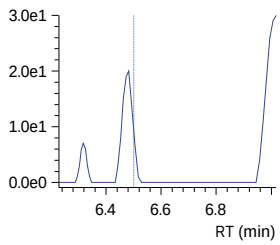

R1 376.90>84.80 (-) 0.00e0

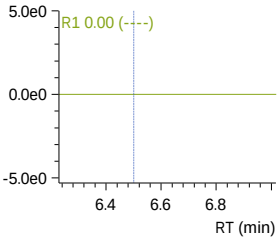

R2 376.90>84.80 (-) 0.00e0

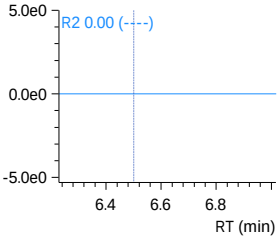

13C2-6_2 FTS_IS
Conc. 5.0000
ISTD 429.10>80.90 (-) 1.96e4

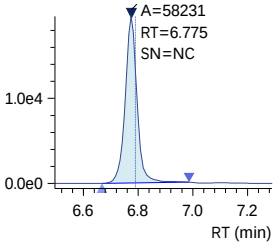

13C2-6_2 FTS
Conc. 5.4797
Q 429.10>80.90 (-) 1.96e4

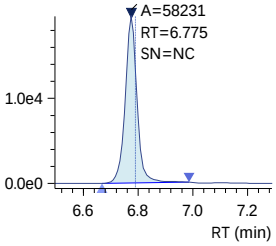

6_2 FTS
Conc. ----
R#1 0.00 (44.48)
R#2 0.00 (38.72)
Q 427.10>407.00 (-) 0.00e0

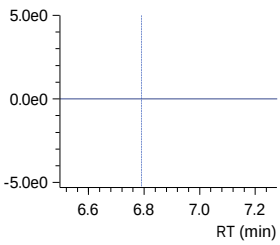

R1 427.10>80.90 (-) 1.70e1

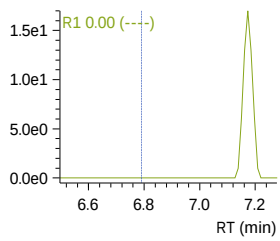

R2 427.10>80.90 (-) 1.70e1

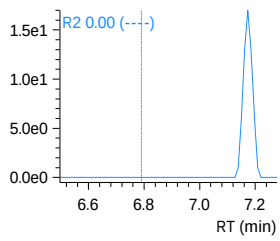

13C4-PFOA_IS
Conc. 2.5000
ISTD 417.10>172.00 (-) 5.45e3

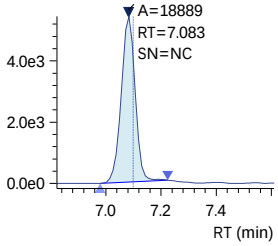

J:\LCMS08\Data\240320_1633_B1\240320_1633_B1.damlp .
SN - Software-calculated S/N ratio outside criteria due to non-target peaks or drift in noise calculation window.
Analyst review of noise levels (excluding non-target peaks) in chromatogram indicates S/N ratio meets criteria.

240320_009 (continued)

13C8-PFOA_IS
Conc. 2.5000

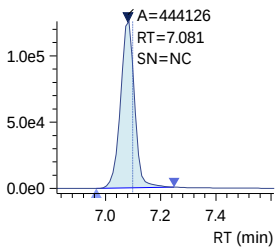

13C8-PFOA
Conc. 3.8178

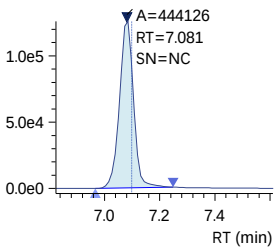

PFOA
Conc. 0.6807
R#1 29.04 (24.47)
R#2 29.04 (22.78)

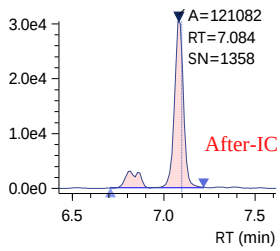

13C3-PFHxS
Conc. 3.7142

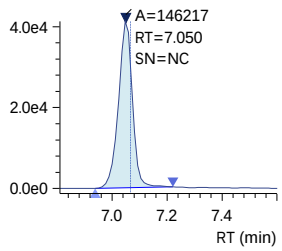

13C3-PFHxS_IS
Conc. 2.5000

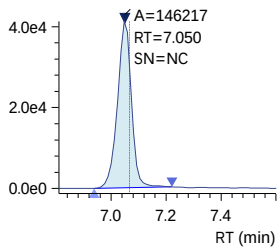

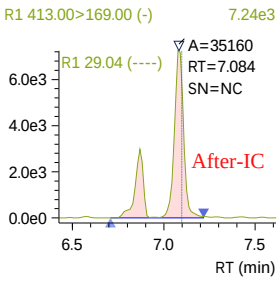

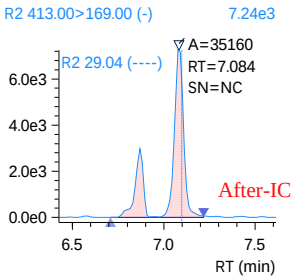

240320_009 (continued)

PFHxS
Conc. ----
R#1 0.00 (57.29)
R#2 0.00 (62.94)
Q 398.70>79.90 (-) 1.36e2

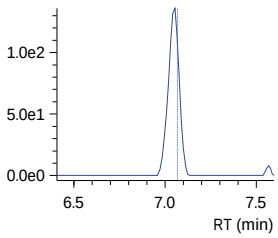

18O2-PFHxS_IS
Conc. 2.5000
ISTD 403.00>83.90 (-) 2.69e4

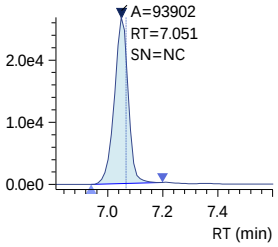

13C9-PFNA_IS
Conc. 1.2500
ISTD 472.10>427.00 (-) 7.85e4

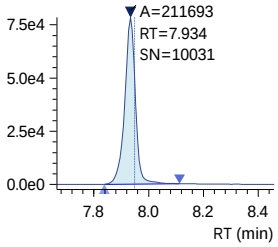

13C9-PFNA
Conc. 1.7573
Q 472.10>427.00 (-) 7.85e4

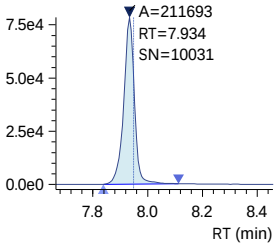

13C5-PFNA_IS
Conc. 1.2500
ISTD 468.00>423.00 (-) 4.92e4

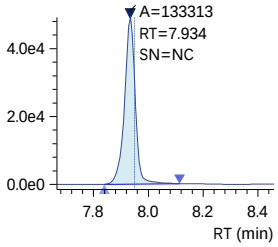

R1 398.70>98.90 (-) 9.90e1

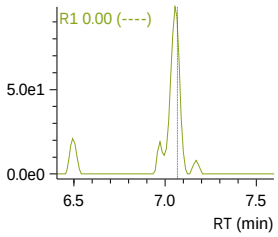

R2 398.70>98.90 (-) 9.90e1

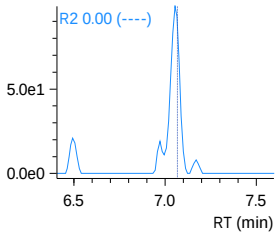

SN - Software-calculated S/N ratio outside criteria due to non-target peaks or drift in noise calculation window.
Analyst review of noise levels (excluding non-target peaks) in chromatogram indicates S/N ratio meets criteria.

Insight Report
Quantitation/Integration
Printed 3/21/2024 16:06:09

240320_009 (continued)

PFNA
Conc. 1.9670
R#1 0.00 (20.36)
R#2 0.00 (20.61)
Q 463.00>419.00 (-) 4.15e4

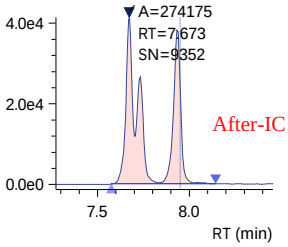

PFHpS
Conc. ----
R#1 0.00 (46.70)
R#2 0.00 (54.10)
Q 449.00>79.90 (-) 0.00e0

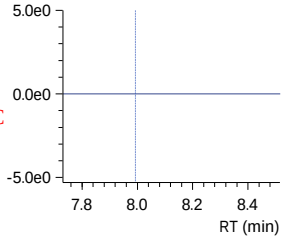

7_3 FTCA
Conc. ----
R#1 0.00 (132.28)
R#2 0.00 (134.62)
Q 441.00>317.00 (-) 8.60e1

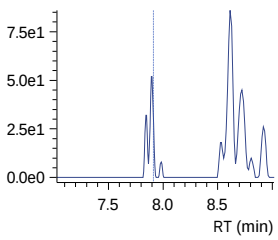

13C2-8_2-FTS
Conc. 5.4783
Q 529.10>80.90 (-) 1.22e4

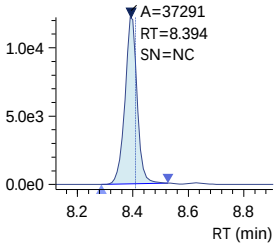

13C2-8_2-FTS_IS
Conc. 5.0000
ISTD 529.10>80.90 (-) 1.22e4

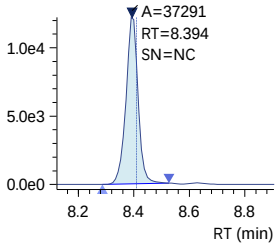

R1 463.00>219.00 (-) 7.21e3

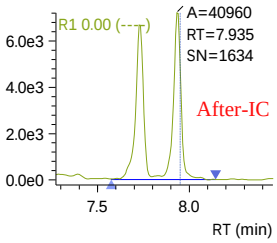

R1 449.00>98.80 (-) 1.60e1

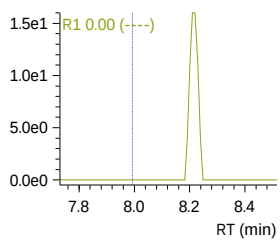

R1 441.00>336.90 (-) 1.16e2

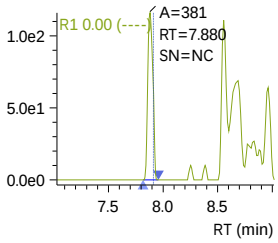

R2 463.00>219.00 (-) 7.21e3

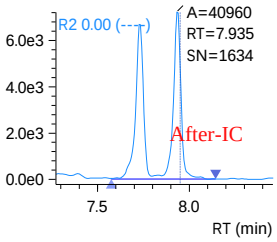

R2 449.00>98.80 (-) 1.60e1

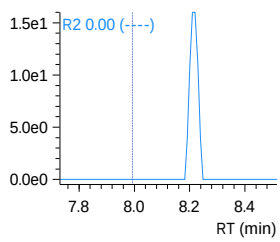

R2 441.00>336.90 (-) 1.16e2

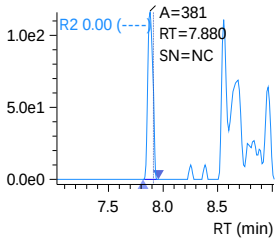

240320_009 (continued)

8_2 FTS
Conc. ----
R#1 0.00 (45.91)
R#2 0.00 (46.70)
Q 527.10>506.95 (-) 0.00e0

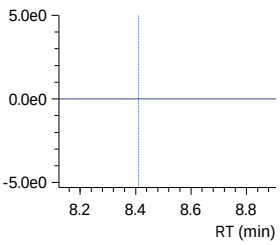

13C6-PFDA_IS
Conc. 1.2500
ISTD 519.10>474.10 (-) 4.14e4

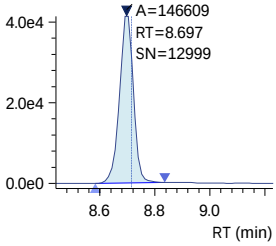

13C6-PFDA
Conc. 1.7197
Q 519.10>474.10 (-) 4.14e4

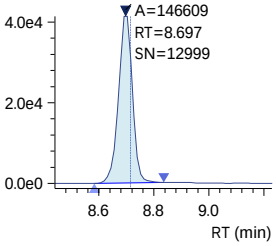

13C2-PFDA_IS
Conc. 1.2500
ISTD 515.10>470.10 (-) 2.61e4

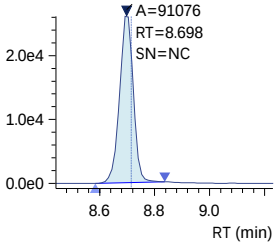

PFDA
Conc. 0.0115
R#1 18.63 (17.64)
R#2 18.63 (14.73)
Q 512.90>469.00 (-) 3.89e2

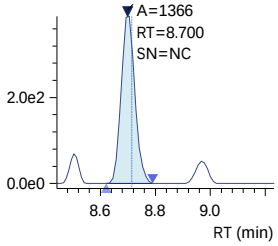

R1 527.10>80.80 (-) 0.00e0

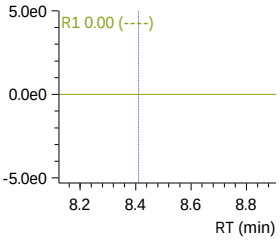

R1 512.90>219.00 (-) 8.20e1

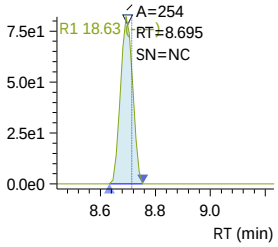

R2 527.10>80.80 (-) 0.00e0

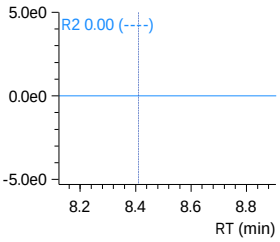

R2 512.90>219.00 (-) 8.20e1

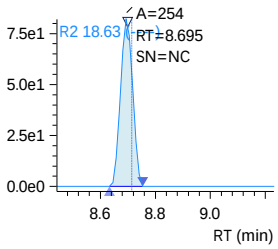

D3-NMeFOSAA_IS
Conc. 5.0000
ISTD 573.20>419.00 (-) 3.70e4

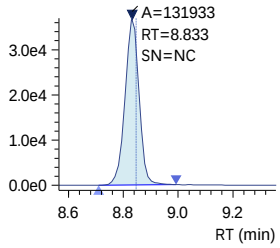

D3-NMeFOSAA
Conc. 5.9415
Q 573.20>419.00 (-) 3.70e4

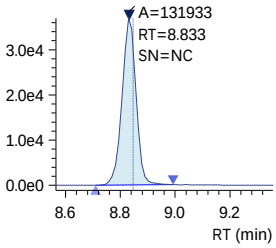

13C8-PFOS_IS
Conc. 2.5000
ISTD 507.10>98.90 (-) 1.36e4

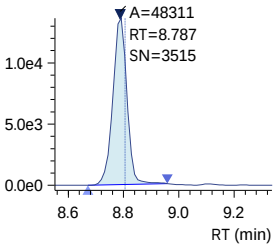

13C8-PFOS
Conc. 3.7593
Q 507.10>98.90 (-) 1.36e4

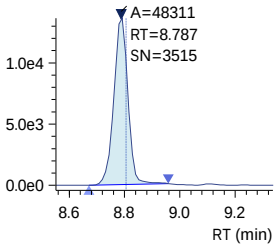

13C4-PFOS_IS
Conc. 2.5000
ISTD 502.80>79.90 (-) 2.51e4

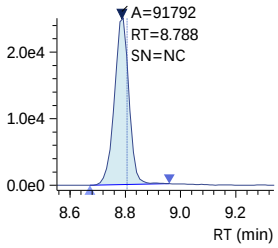

SN - Software-calculated S/N ratio outside criteria due to non-target peaks or drift in noise calculation window.
Analyst review of noise levels (excluding non-target peaks) in chromatogram indicates S/N ratio meets criteria.

240320_009 (continued)

PFOS
Conc. ----
R#1 0.00 (45.06)
R#2 0.00 (47.34)
Q 498.90>79.90 (-) 1.13e2

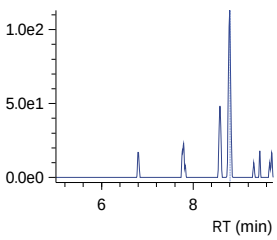

NMeFOSAA
Conc. ----
R#1 0.00 (67.10)
R#2 0.00 (64.07)
Q 570.10>419.00 (-) 0.00e0

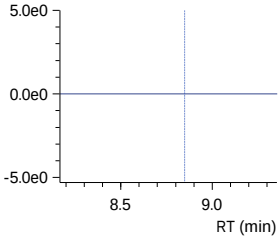

D5-NEtFOSAA_IS
Conc. 5.0000
ISTD 589.20>419.00 (-) 2.83e4

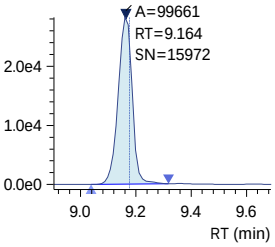

D5-NEtFOSAA
Conc. 6.1259
Q 589.20>419.00 (-) 2.83e4

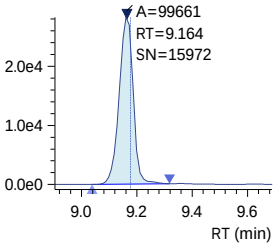

NEtFOSAA
Conc. ----
R#1 0.00 (89.53)
R#2 0.00 (83.09)
Q 584.20>419.10 (-) 0.00e0

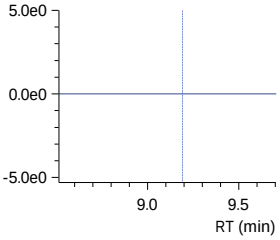

R1 498.90>98.80 (-) 3.00e1

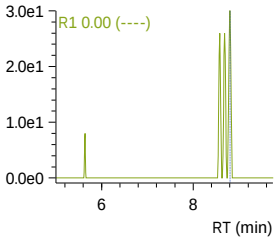

R1 570.10>483.00 (-) 0.00e0

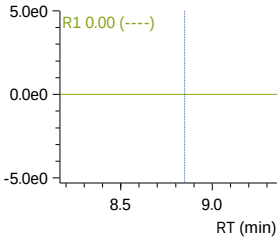

R1 584.20>526.00 (-) 0.00e0

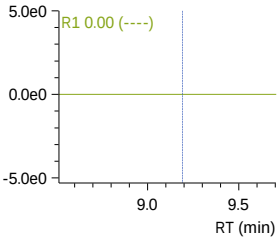

R2 498.90>98.80 (-) 3.00e1

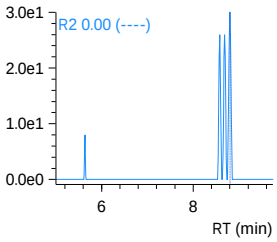

R2 570.10>483.00 (-) 0.00e0

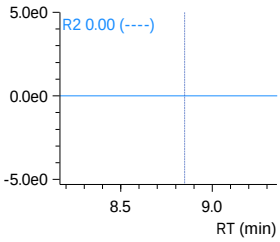

R2 584.20>526.00 (-) 0.00e0

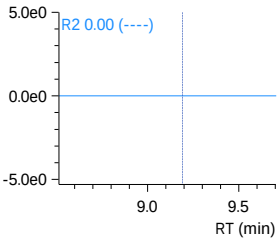

240320_009 (continued)

9-Cl-PF3ONS
Conc. ----
R#1 0.00 (31.69)
R#2 0.00 (30.27)
Q 530.80>351.00 (-) 3.30e1

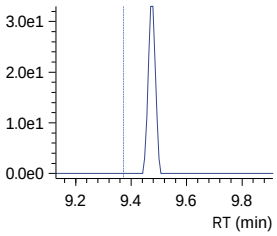

R1 532.80>353.00 (-) 7.00e1

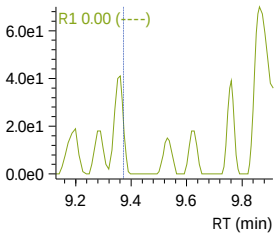

R2 532.80>353.00 (-) 7.00e1

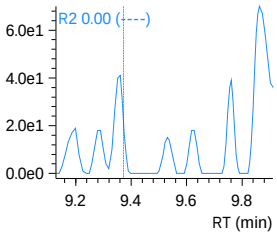

PFUnDA
Conc. 0.0075
R#1 0.00 (10.96)
R#2 0.00 (12.21)
Q 563.10>519.00 (-) 6.12e2

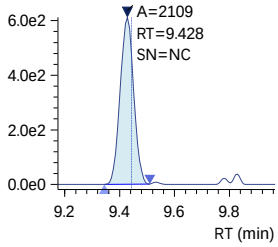

R1 563.10>269.10 (-) 2.80e1

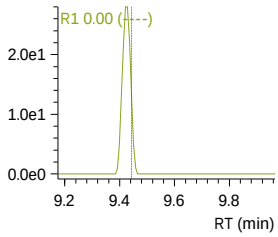

R2 563.10>269.10 (-) 2.80e1

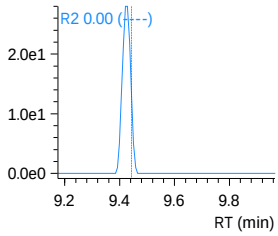

13C7-PFUnDA_IS
Conc. 1.2500
ISTD 570.00>525.10 (-) 4.35e4

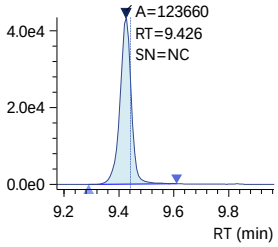

13C7-PFUnDA
Conc. 1.4708
Q 570.00>525.10 (-) 4.35e4

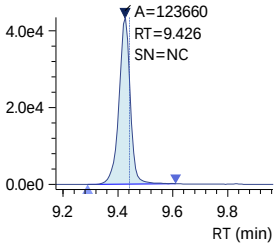

PFNS
Conc. ----
R#1 0.00 (56.91)
R#2 0.00 (63.73)
Q 548.80>79.90 (-) 2.10e1

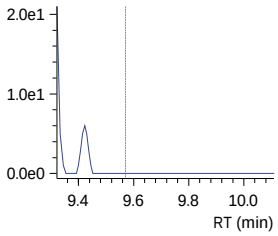

R1 548.80>98.80 (-) 1.20e1

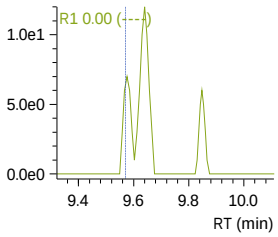

R2 548.80>98.80 (-) 1.20e1

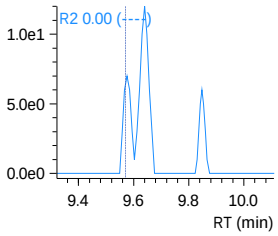

SN - Software-calculated S/N ratio outside criteria due to non-target peaks or drift in noise calculation window.
Analyst review of noise levels (excluding non-target peaks) in chromatogram indicates S/N ratio meets criteria.

Insight Report
Quantitation/Integration
Printed 3/21/2024 16:06:09

240320_009 (continued)

10_2 FTS
Conc. ----
R#1 0.00 (32.29)
R#2 0.00 (27.50)
Q 626.80>607.05 (-) 0.00e0

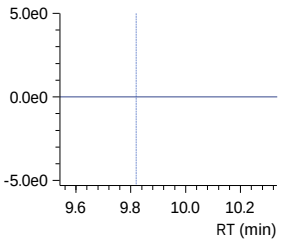

13C2-PFDOA_IS
Conc. 1.2500
ISTD 615.10>570.00 (-) 5.34e4

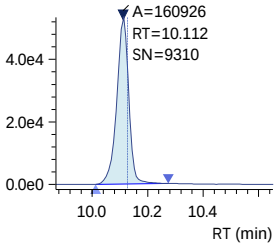

13C2-PFDOA
Conc. 1.6458
Q 615.10>570.00 (-) 5.34e4

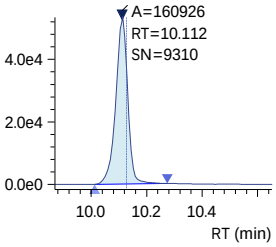

PFDOA
Conc. -0.0125
R#1 0.00 (11.14)
R#2 0.00 (9.85)
Q 613.10>569.00 (-) 4.77e2

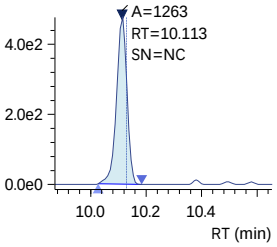

PFDS
Conc. ----
R#1 0.00 (58.01)
R#2 0.00 (60.30)
Q 599.00>79.90 (-) 0.00e0

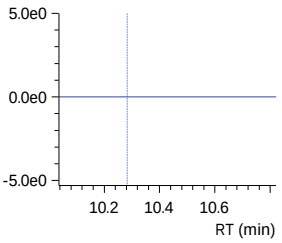

R1 626.80>81.00 (-) 0.00e0

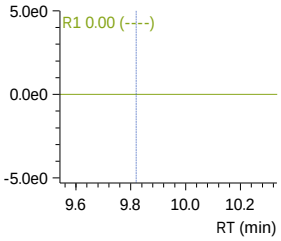

R1 613.10>319.00 (-) 4.20e1

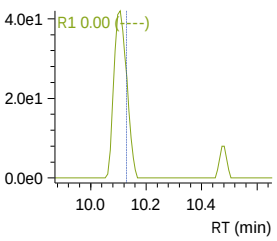

R1 599.00>98.80 (-) 1.80e1

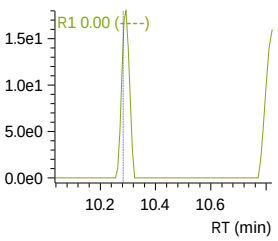

R2 626.80>81.00 (-) 0.00e0

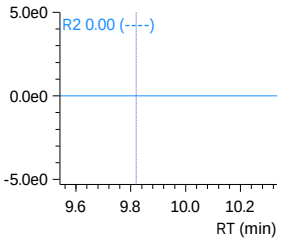

R2 613.10>319.00 (-) 4.20e1

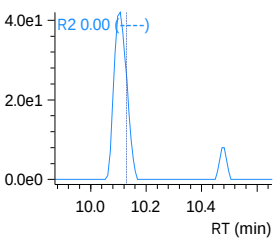

R2 599.00>98.80 (-) 1.80e1

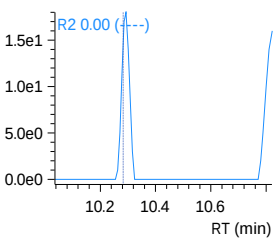

SN - Software-calculated S/N ratio outside criteria due to non-target peaks or drift in noise calculation window.
Analyst review of noise levels (excluding non-target peaks) in chromatogram indicates S/N ratio meets criteria.

240320_009 (continued)

PFTrDA
Conc. -0.0064
R#1 0.00 (16.67)
R#2 0.00 (15.87)
Q 663.00>619.00 (-) 4.87e2

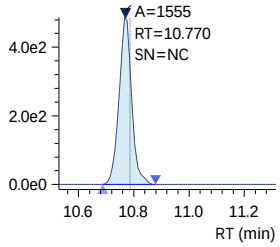

11-Cl-PF3OUdS
Conc. ----
R#1 0.00 (35.04)
R#2 0.00 (36.12)
Q 630.90>451.00 (-) 2.30e1

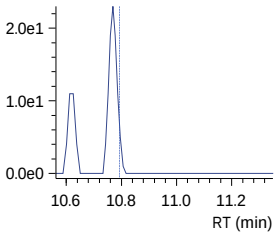

PFOSAm
Conc. 0.4946
Q 498.10>77.90 (-) 9.18e3

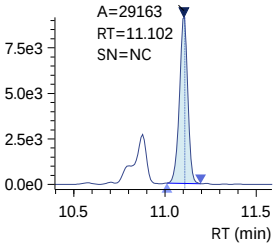

13C8-PFOSAm
Conc. 3.9134
Q 506.10>77.80 (-) 4.23e4

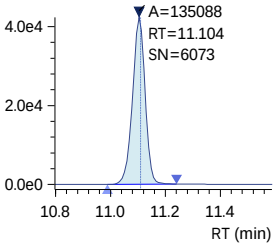

13C8-PFOSAm_IS
Conc. 2.5000
ISTD 506.10>77.80 (-) 4.23e4

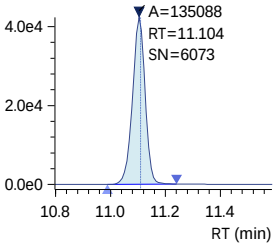

R1 663.00>168.90 (-) 5.50e1

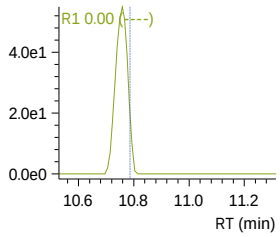

R1 632.90>452.90 (-) 8.00e0

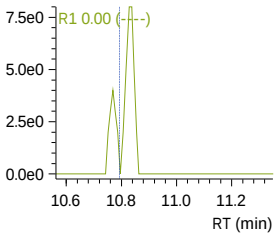

R2 663.00>168.90 (-) 5.50e1

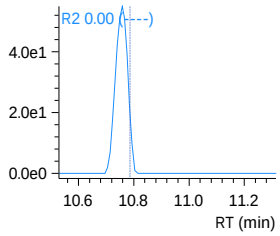

R2 632.90>452.90 (-) 8.00e0

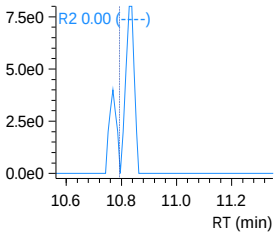

240320_009 (continued)

PFTDA
Conc. -0.0127
R#1 0.00 (17.09)
R#2 0.00 (18.89)

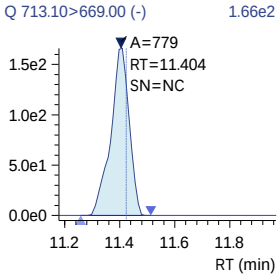

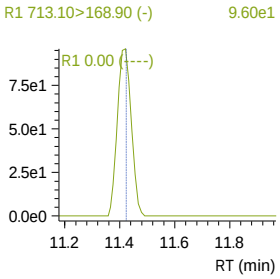

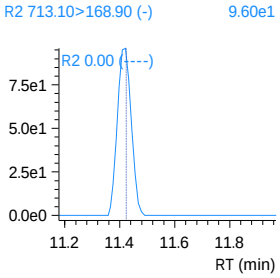

13C2-PFTDA
Conc. 1.6080

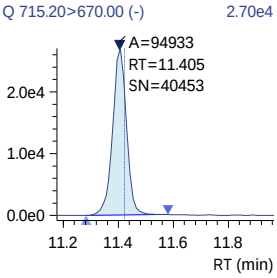

13C2-PFTDA_IS
Conc. 1.2500

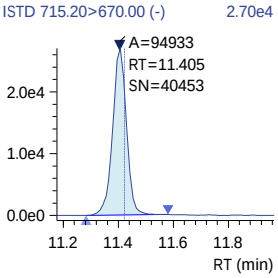

PFDoS
Conc. ----
R#1 0.00 (61.23)
R#2 0.00 (64.82)

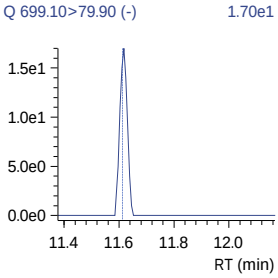

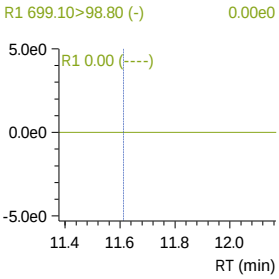

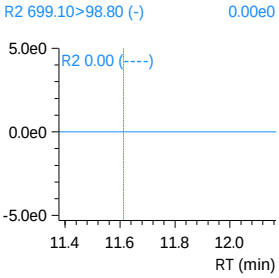

D7-MeFOSE_IS
Conc. 25.0000

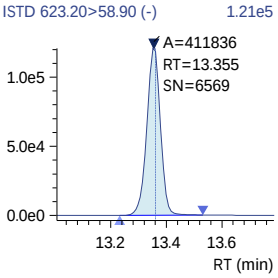

SN - Software-calculated S/N ratio outside criteria due to non-target peaks or drift in noise calculation window.
Analyst review of noise levels (excluding non-target peaks) in chromatogram indicates S/N ratio meets criteria.

Insight Report
Quantitation/Integration
Printed 3/21/2024 16:06:09

240320_009 (continued)

D7-MeFOSE
Conc. 38.9934

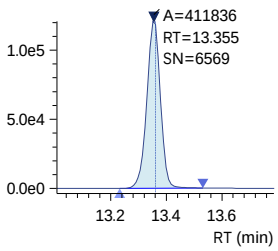

MeFOSE
Conc. 0.5142

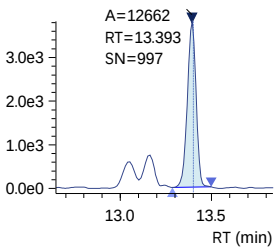

13C2-PFHXDA_IS
Conc. 2.5000

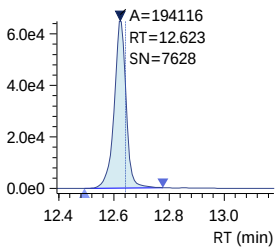

13C2-PFHXDA
Conc. 3.1976

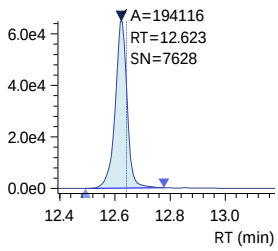

PFHXDA
Conc. 0.0011
R#1 0.00 (10.78)
R#2 0.00 (11.30)

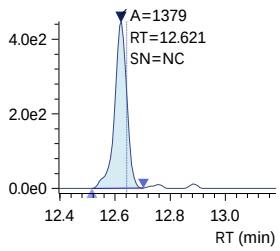

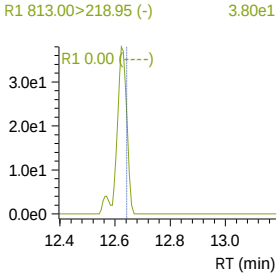

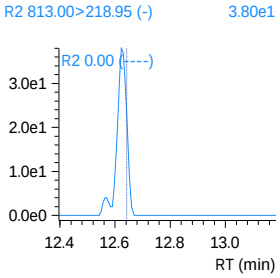

J:\LCMS08\Data\240320_1633_B1\240320_1633_B1.damlp .

SN - Software-calculated S/N ratio outside criteria due to non-target peaks or drift in noise calculation window.
Analyst review of noise levels (excluding non-target peaks) in chromatogram indicates S/N ratio meets criteria.

240320_009 (continued)

D3-MeFOSA
Conc. 3.6060

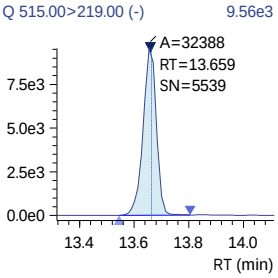

D3-MeFOSA_IS
Conc. 2.5000

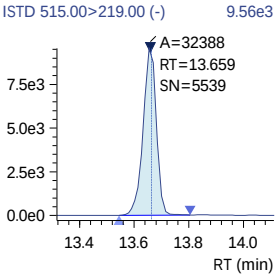

MeFOSA
Conc. ----
R#1 0.00 (156.31)
R#2 0.00 (157.34)

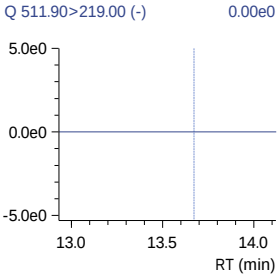

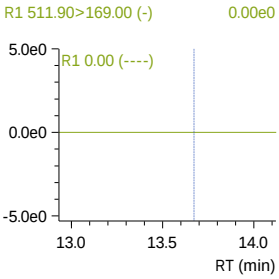

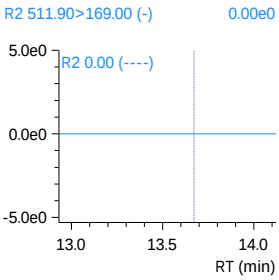

D9-EtFOSE_IS
Conc. 25.0000

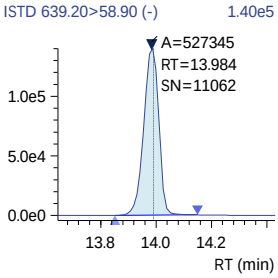

D9-EtFOSE
Conc. 43.7384

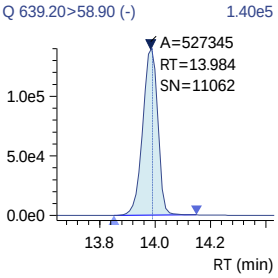

J:\LCMS08\Data\240320_1633_B1\240320_1633_B1.damlp .

SN - Software-calculated S/N ratio outside criteria due to non-target peaks or drift in noise calculation window.
Analyst review of noise levels (excluding non-target peaks) in chromatogram indicates S/N ratio meets criteria.

Insight Report
Quantitation/Integration
Printed 3/21/2024 16:06:09

240320_009 (continued)

EtFOSE
Conc. 0.4494

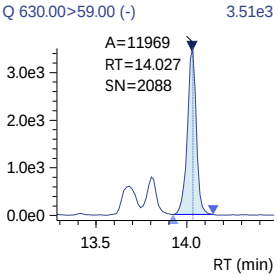

D5-EtFOSAm
Conc. 3.8560

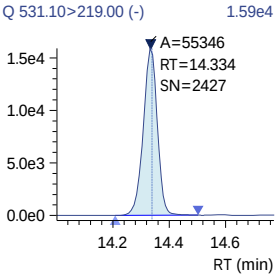

D5-EtFOSAm_IS
Conc. 2.5000

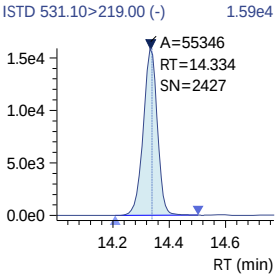

EtFOSAm
Conc. ----
R#1 0.00 (177.75)
R#2 0.00 (169.40)

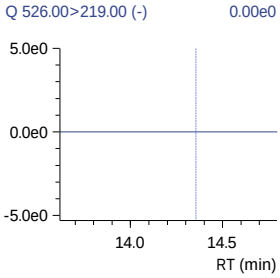

PFODA
Conc. ----
R#1 0.00 (31.66)
R#2 0.00 (34.82)

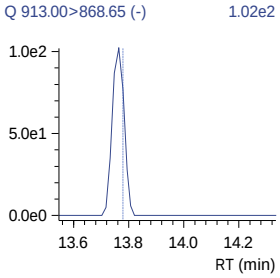

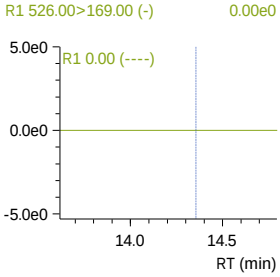

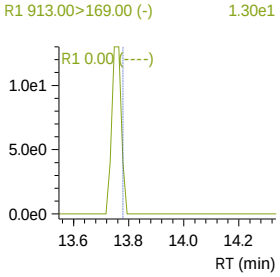

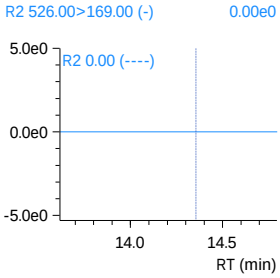

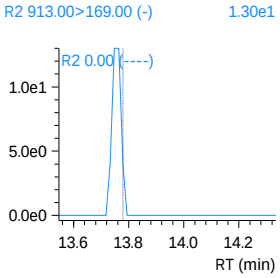

J:\LCMS08\Data\240320_1633_B1\240320_1633_B1.damlp .

SN - Software-calculated S/N ratio outside criteria due to non-target peaks or drift in noise calculation window.
Analyst review of noise levels (excluding non-target peaks) in chromatogram indicates S/N ratio meets criteria.

Insight Report
Before Manual Integration
Printed 3/21/2024 14:58:00

240320_009

Sample ID: 1633 QIS
Date Acquired: 3/20/2024 4:23:18 PM
Acquired by: System Administrator
Data File: 240320_009
Vial: 13 | Inj. Volume: 10.0000uL | Tray: 1

13C4-PFBA
Conc. 13.1743
Q 216.80>171.90 (-) 1.51e5

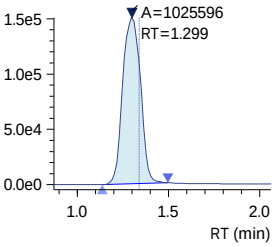

13C4-PFBA_IS
Conc. 10.0000
ISTD 216.80>171.90 (-) 1.51e5

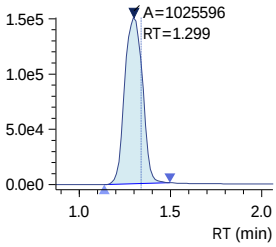

13C3-PFBA_IS
Conc. 5.0000
ISTD 216.00>172.00 (-) 5.77e4

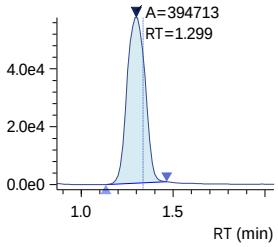

PFBA
Conc. -0.0271
Q 212.80>169.05 (-) 9.96e2

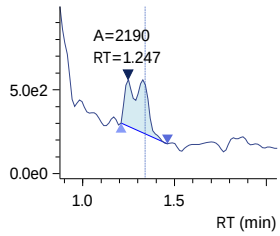

PFMPA
Conc. ----
Q 229.00>84.90 (-) 2.40e1

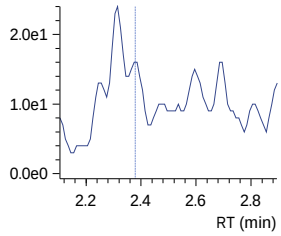

3_3 FTCA
Conc. ----
R#1 0.00 (136.14)
R#2 0.00 (136.14)
Q 241.00>177.10 (-) 3.50e1

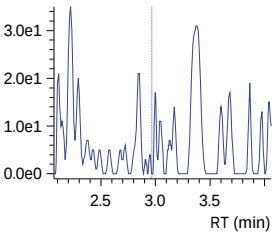

13C5-PFPeA
Conc. 7.1850
Q 268.30>223.00 (-) 8.25e4

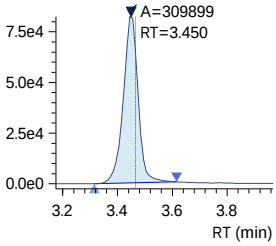

13C5-PFPeA_IS
Conc. 5.0000
ISTD 268.30>223.00 (-) 8.25e4

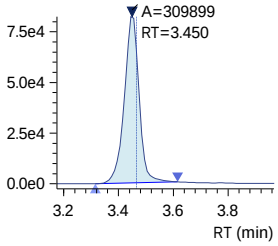

PFPeA
Conc. 0.0063
Q 263.00>219.00 (-) 4.47e2

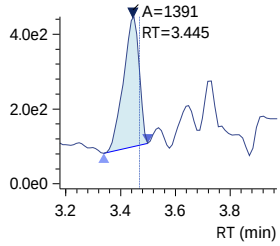

PFMBA
Conc. ----
Q 279.00>84.95 (-) 3.40e1

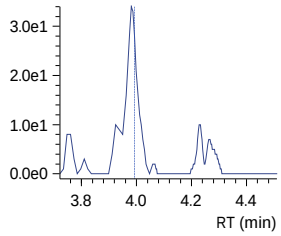

R1 241.00>117.00 (-) 8.19e2

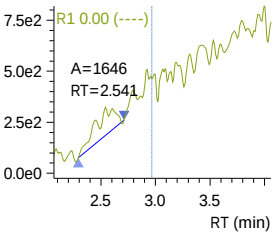

R2 241.00>117.00 (-) 8.19e2

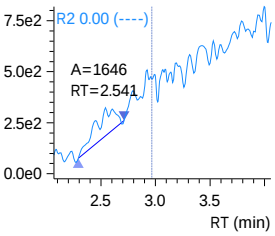

Insight Report
Before Manual Integration
Printed 3/21/2024 14:58:00

240320_009 (continued)

13C2-4_2 FTS
Conc. 5.8874
Q 329.10>80.90 (-) 2.64e4

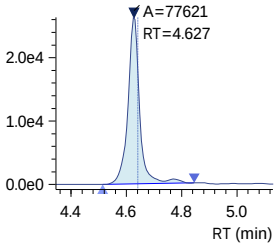

13C2-4_2 FTS_IS
Conc. 5.0000
ISTD 329.10>80.90 (-) 2.64e4

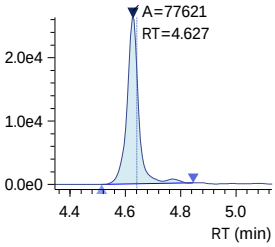

4_2 FTS
Conc. ----
R#1 0.00 (33.08)
R#2 0.00 (33.08)
Q 327.10>307.00 (-) 2.60e1

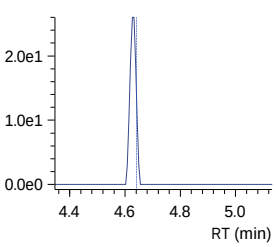

R1 327.10>80.90 (-) 2.73e2

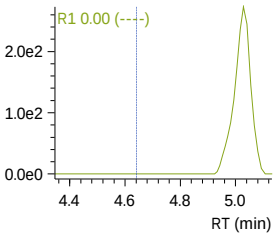

R2 327.10>80.90 (-) 2.73e2

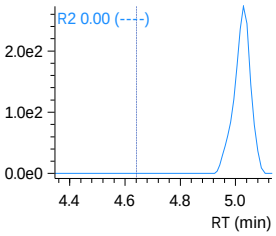

13C3-PFBS_IS
Conc. 2.5000
ISTD 302.10>79.90 (-) 6.22e4

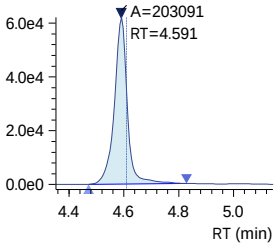

PFBS
Conc. ----
R#1 0.00 (46.53)
R#2 0.00 (46.53)
Q 298.70>79.90 (-) 3.10e1

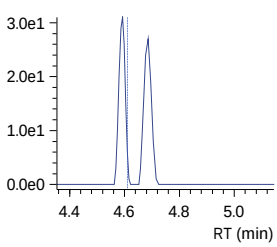

R1 298.70>98.80 (-) 0.00e0

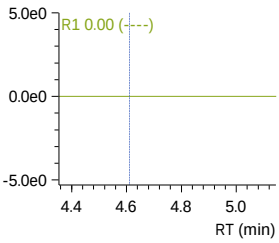

R2 298.70>98.80 (-) 0.00e0

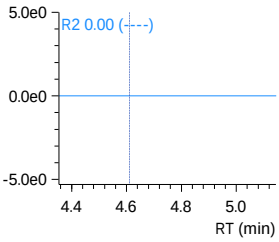

Insight Report
Before Manual Integration
Printed 3/21/2024 14:58:00

240320_009 (continued)

13C3-PFBS
Conc. 3.5487

Q 302.10>79.90 (-) 6.22e4

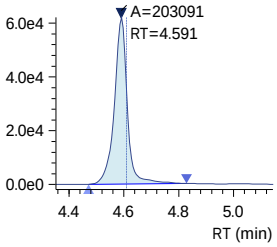

NFDHA
Conc. ----
R#1 0.00 (36.44)
R#2 0.00 (36.44)

Q 295.00>201.00 (-) 1.77e2

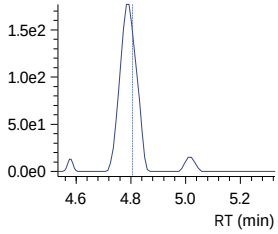

R1 295.00>84.90 (-) 7.90e1

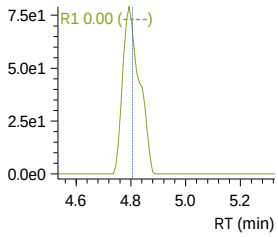

R2 295.00>84.90 (-) 7.90e1

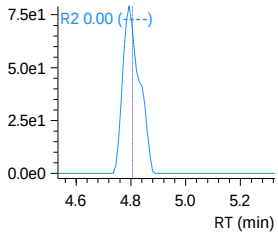

13C5-PFHxA
Conc. 3.2717

Q 318.00>273.00 (-) 1.26e5

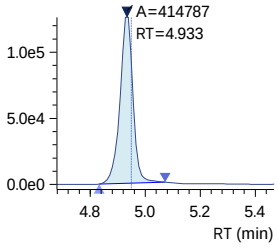

13C5-PFHxA_IS
Conc. 2.5000

ISTD 318.00>273.00 (-) 1.26e5

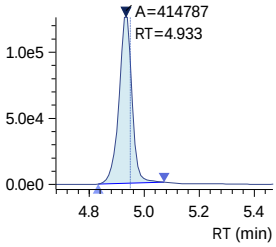

13C2-PFHxA_IS
Conc. 2.5000

ISTD 315.10>270.00 (-) 1.16e5

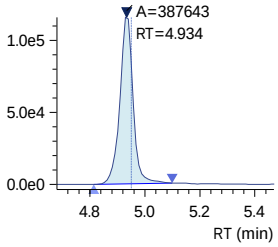

Insight Report
Before Manual Integration
Printed 3/21/2024 14:58:00

240320_009 (continued)

PFHxA
Conc. 0.0242
Q 313.00>269.00 (-) 8.55e2

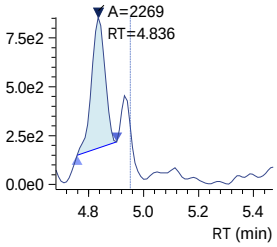

PFEESA
Conc. ----
R#1 0.00 (5.25)
R#2 0.00 (5.25)
Q 314.80>135.00 (-) 4.00e1

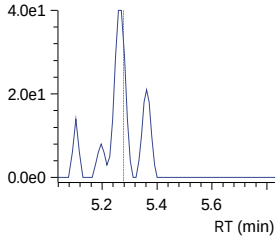

R1 314.80>82.90 (-) 0.00e0

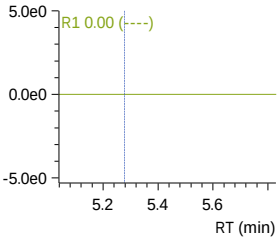

R2 314.80>82.90 (-) 0.00e0

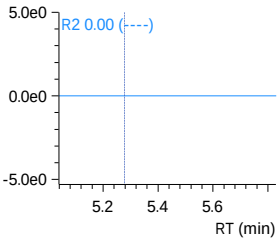

13C3-HFPO-DA
Conc. 13.0288
Q 286.90>168.90 (-) 2.04e5

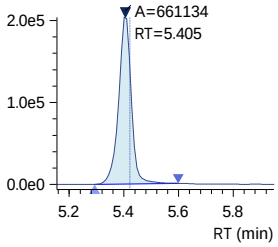

13C3-HFPO-DA_IS
Conc. 10.0000
ISTD 286.90>168.90 (-) 2.04e5

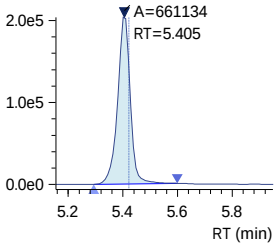

HFPO-DA
Conc. ----
R#1 0.00 (62.57)
R#2 0.00 (62.57)
Q 284.90>168.90 (-) 1.23e2

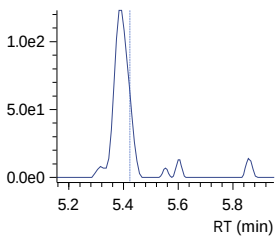

R1 284.90>184.90 (-) 3.90e1

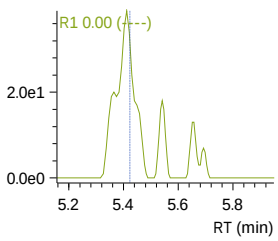

R2 284.90>184.90 (-) 3.90e1

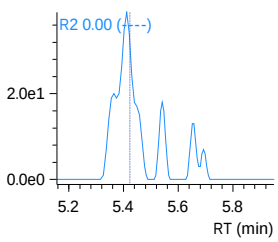

240320_009 (continued)

5_3 FTCA
Conc. ----
R#1 0.00 (154.88)
R#2 0.00 (154.88)
Q 341.00>237.05 (-) 3.00e1

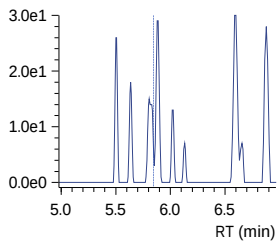

R1 341.00>217.00 (-) 1.84e2

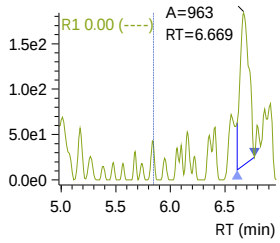

R2 341.00>217.00 (-) 1.84e2

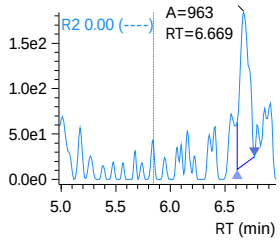

PFPeS
Conc. ----
R#1 0.00 (54.44)
R#2 0.00 (54.44)
Q 349.10>79.90 (-) 2.70e1

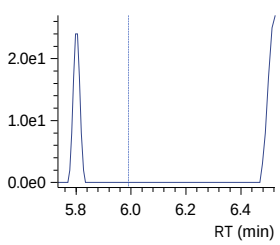

R1 349.10>98.80 (-) 0.00e0

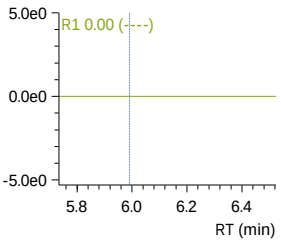

R2 349.10>98.80 (-) 0.00e0

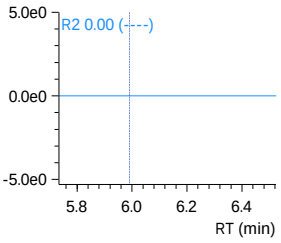

13C4-PFHpA
Conc. 3.4926
Q 367.10>322.00 (-) 2.22e5

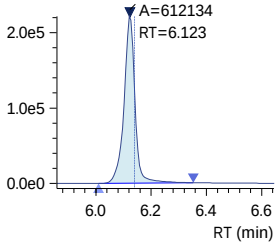

13C4-PFHpA_IS
Conc. 2.5000
ISTD 367.10>322.00 (-) 2.22e5

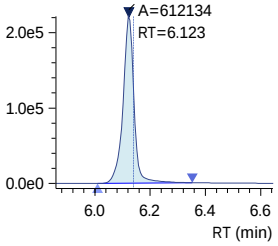

PFHpA
Conc. 0.0114
R#1 22.96 (23.39)
R#2 22.96 (23.39)
Q 363.10>319.00 (-) 1.40e3

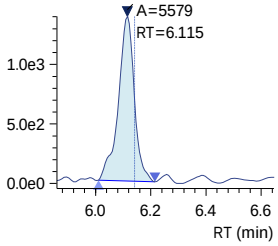

R1 363.10>169.00 (-) 3.21e2

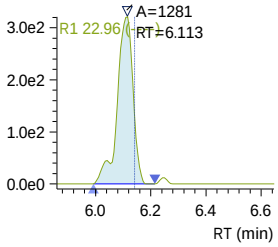

R2 363.10>169.00 (-) 3.21e2

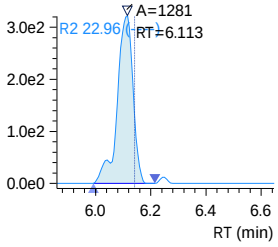

Insight Report
Before Manual Integration
Printed 3/21/2024 14:58:00

240320_009 (continued)

DONA
Conc. ----
R#1 0.00 (30.39)
R#2 0.00 (30.39)
Q 376.90>250.90 (-) 3.00e1

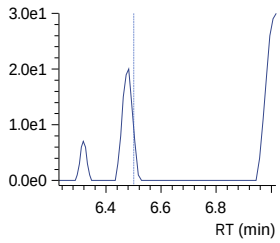

R1 376.90>84.80 (-) 0.00e0

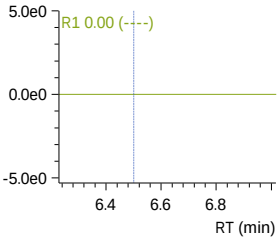

R2 376.90>84.80 (-) 0.00e0

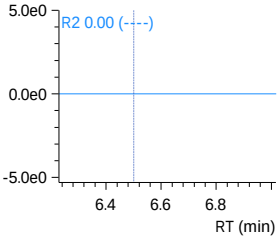

13C2-6_2 FTS_IS
Conc. 5.0000
ISTD 429.10>80.90 (-) 1.96e4

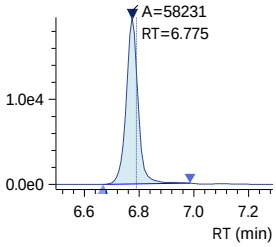

13C2-6_2 FTS
Conc. 5.4797
Q 429.10>80.90 (-) 1.96e4

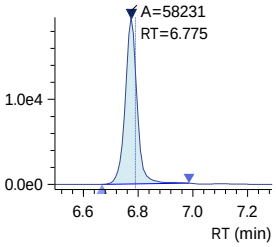

6_2 FTS
Conc. ----
R#1 0.00 (44.48)
R#2 0.00 (44.48)
Q 427.10>407.00 (-) 0.00e0

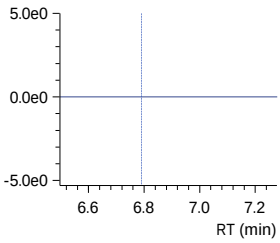

R1 427.10>80.90 (-) 1.70e1

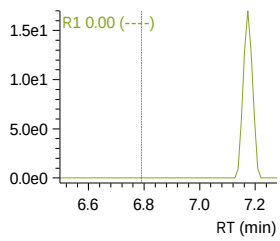

R2 427.10>80.90 (-) 1.70e1

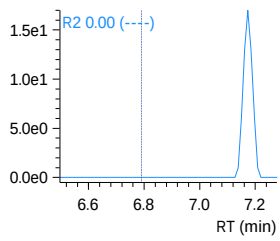

13C4-PFOA_IS
Conc. 2.5000
ISTD 417.10>172.00 (-) 5.45e3

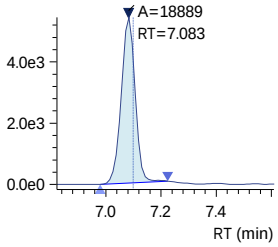

Insight Report
Before Manual Integration
Printed 3/21/2024 14:58:00

240320_009 (continued)

13C8-PFOA_IS
Conc. 2.5000

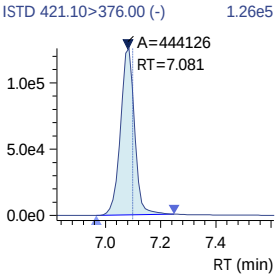

13C8-PFOA
Conc. 3.8178

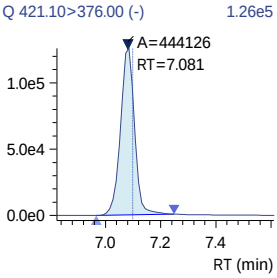

PFOA
Conc. 0.5732
R#1 24.23 (24.47)
R#2 24.23 (24.47)

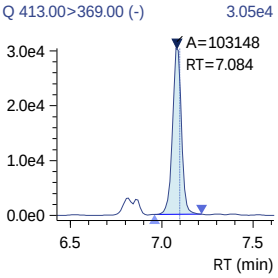

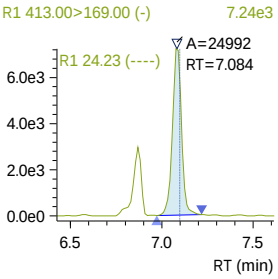

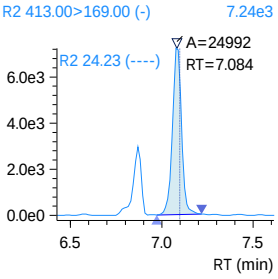

13C3-PFHxS
Conc. 3.7142

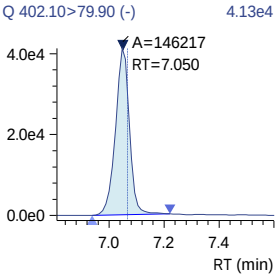

13C3-PFHxS_IS
Conc. 2.5000

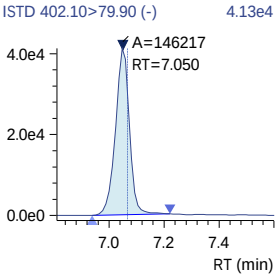

Insight Report
Before Manual Integration
Printed 3/21/2024 14:58:00

240320_009 (continued)

PFHxS
Conc. ----
R#1 0.00 (57.29)
R#2 0.00 (57.29)
Q 398.70>79.90 (-) 1.36e2

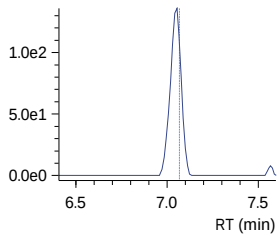

R1 398.70>98.90 (-) 9.90e1

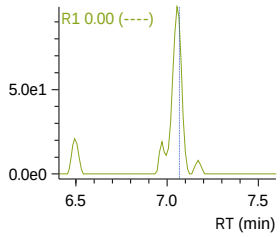

R2 398.70>98.90 (-) 9.90e1

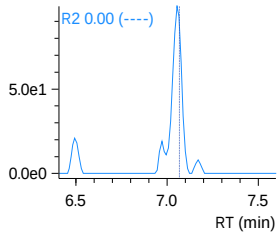

18O2-PFHxS_IS
Conc. 2.5000
ISTD 403.00>83.90 (-) 2.69e4

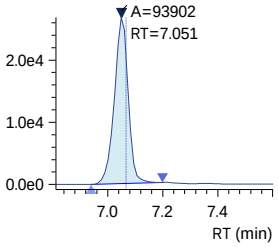

13C9-PFNA_IS
Conc. 1.2500
ISTD 472.10>427.00 (-) 7.85e4

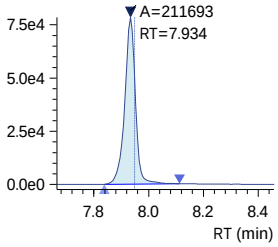

13C9-PFNA
Conc. 1.7573
Q 472.10>427.00 (-) 7.85e4

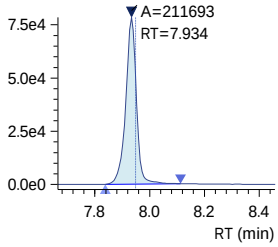

13C5-PFNA_IS
Conc. 1.2500
ISTD 468.00>423.00 (-) 4.92e4

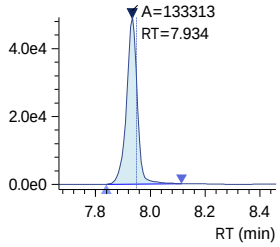

Insight Report
Before Manual Integration
Printed 3/21/2024 14:58:00

240320_009 (continued)

PFNA
Conc. 1.1819
R#1 0.00 (20.36)
R#2 0.00 (20.36)
Q 463.00>419.00 (-) 4.15e4

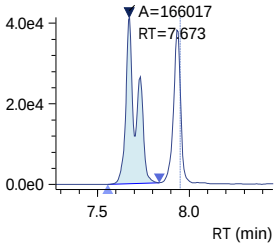

PFHpS
Conc. ----
R#1 0.00 (46.70)
R#2 0.00 (46.70)
Q 449.00>79.90 (-) 0.00e0

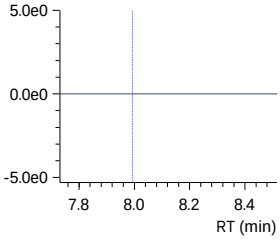

7_3 FTCA
Conc. ----
R#1 0.00 (132.28)
R#2 0.00 (132.28)
Q 441.00>317.00 (-) 8.60e1

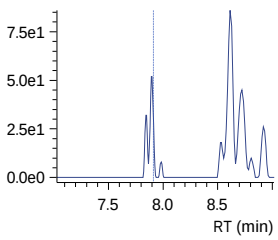

13C2-8_2-FTS
Conc. 5.4783
Q 529.10>80.90 (-) 1.22e4

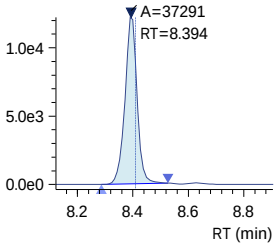

13C2-8_2-FTS_IS
Conc. 5.0000
ISTD 529.10>80.90 (-) 1.22e4

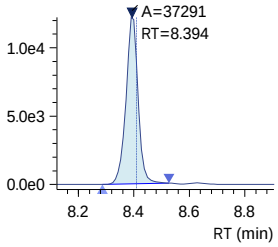

R1 463.00>219.00 (-) 7.21e3

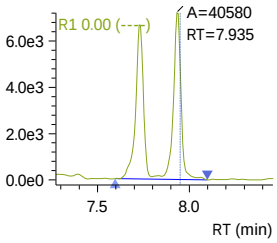

R1 449.00>98.80 (-) 1.60e1

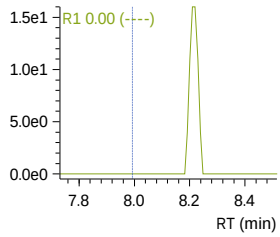

R1 441.00>336.90 (-) 1.16e2

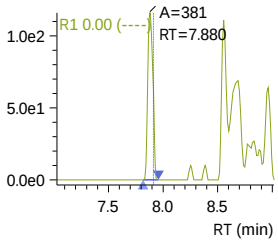

R2 463.00>219.00 (-) 7.21e3

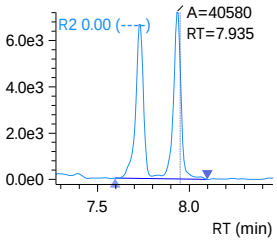

R2 449.00>98.80 (-) 1.60e1

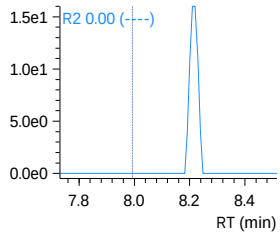

R2 441.00>336.90 (-) 1.16e2

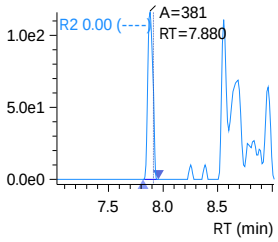

Insight Report
Before Manual Integration
Printed 3/21/2024 14:58:00

240320_009 (continued)

8_2 FTS
Conc. ----
R#1 0.00 (45.91)
R#2 0.00 (45.91)
Q 527.10>506.95 (-) 0.00e0

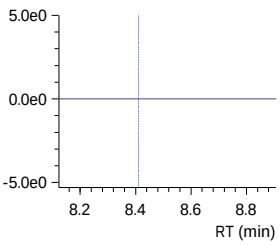

13C6-PFDA_IS
Conc. 1.2500
ISTD 519.10>474.10 (-) 4.14e4

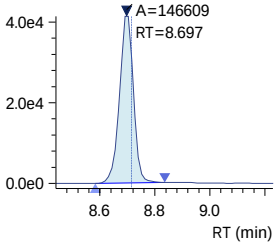

13C6-PFDA
Conc. 1.7197
Q 519.10>474.10 (-) 4.14e4

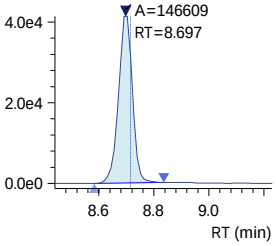

13C2-PFDA_IS
Conc. 1.2500
ISTD 515.10>470.10 (-) 2.61e4

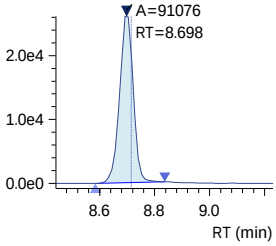

PFDA
Conc. 0.0115
R#1 18.63 (17.64)
R#2 18.63 (17.64)
Q 512.90>469.00 (-) 3.89e2

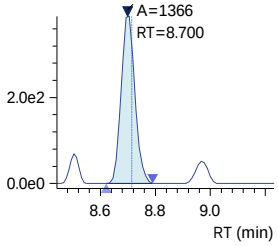

R1 527.10>80.80 (-) 0.00e0

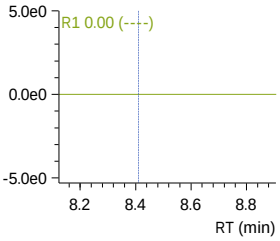

R1 512.90>219.00 (-) 8.20e1

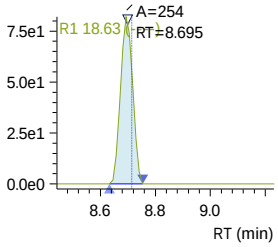

R2 527.10>80.80 (-) 0.00e0

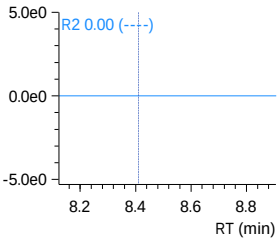

R2 512.90>219.00 (-) 8.20e1

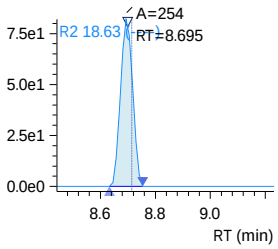

D3-NMeFOSAA_IS
Conc. 5.0000
ISTD 573.20>419.00 (-) 3.70e4

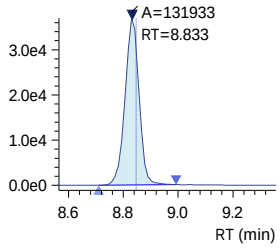

D3-NMeFOSAA
Conc. 5.9415
Q 573.20>419.00 (-) 3.70e4

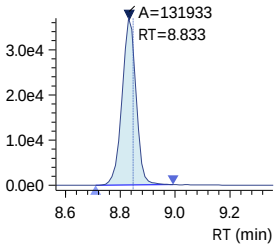

13C8-PFOS_IS
Conc. 2.5000
ISTD 507.10>98.90 (-) 1.36e4

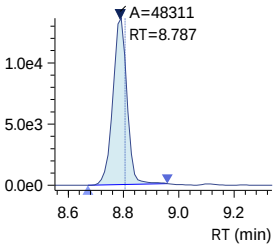

13C8-PFOS
Conc. 3.7593
Q 507.10>98.90 (-) 1.36e4

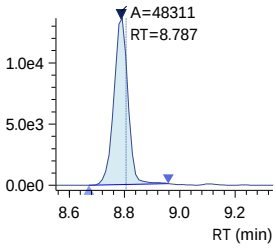

13C4-PFOS_IS
Conc. 2.5000
ISTD 502.80>79.90 (-) 2.51e4

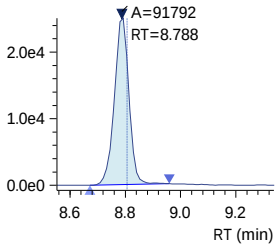

Insight Report
Before Manual Integration
Printed 3/21/2024 14:58:00

240320_009 (continued)

PFOS
Conc. ----
R#1 0.00 (45.06)
R#2 0.00 (45.06)
Q 498.90>79.90 (-) 1.13e2

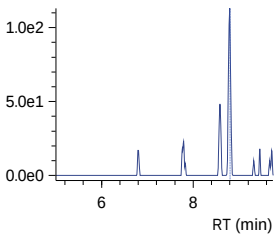

R1 498.90>98.80 (-) 3.00e1

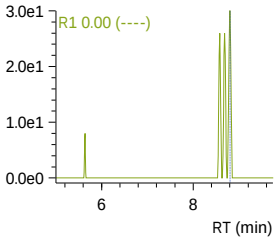

R2 498.90>98.80 (-) 3.00e1

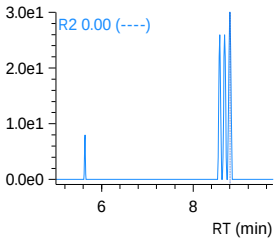

NMeFOSAA
Conc. ----
R#1 0.00 (67.10)
R#2 0.00 (67.10)
Q 570.10>419.00 (-) 0.00e0

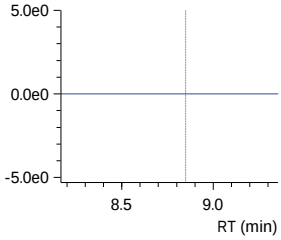

R1 570.10>483.00 (-) 0.00e0

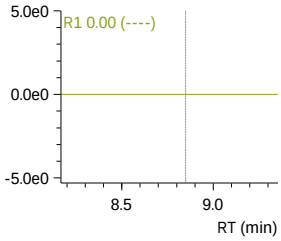

R2 570.10>483.00 (-) 0.00e0

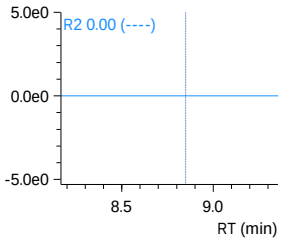

D5-NEtFOSAA_IS
Conc. 5.0000
ISTD 589.20>419.00 (-) 2.83e4

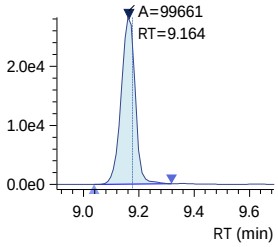

D5-NEtFOSAA
Conc. 6.1259
Q 589.20>419.00 (-) 2.83e4

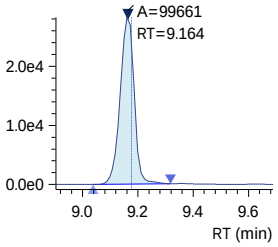

NEtFOSAA
Conc. ----
R#1 0.00 (89.53)
R#2 0.00 (89.53)
Q 584.20>419.10 (-) 0.00e0

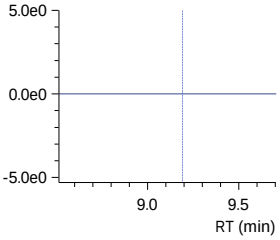

R1 584.20>526.00 (-) 0.00e0

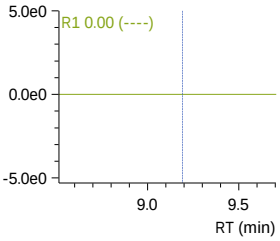

R2 584.20>526.00 (-) 0.00e0

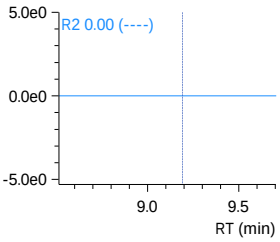

Insight Report
Before Manual Integration
Printed 3/21/2024 14:58:00

240320_009 (continued)

9-Cl-PF3ONS
Conc. ----
R#1 0.00 (31.69)
R#2 0.00 (31.69)
Q 530.80>351.00 (-) 3.30e1

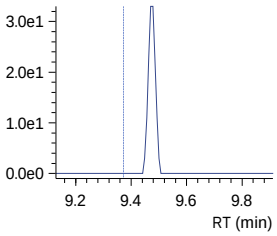

R1 532.80>353.00 (-) 7.00e1

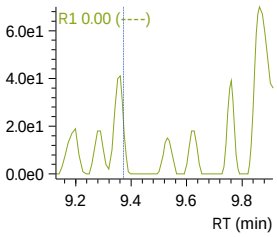

R2 532.80>353.00 (-) 7.00e1

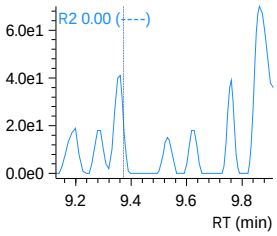

PFUnDA
Conc. 0.0075
R#1 0.00 (10.96)
R#2 0.00 (10.96)
Q 563.10>519.00 (-) 6.12e2

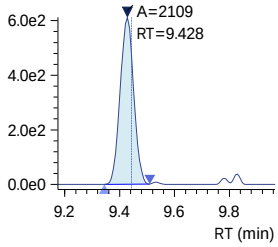

R1 563.10>269.10 (-) 2.80e1

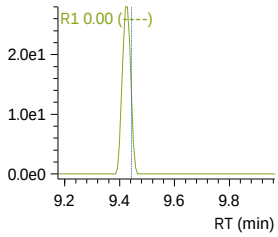

R2 563.10>269.10 (-) 2.80e1

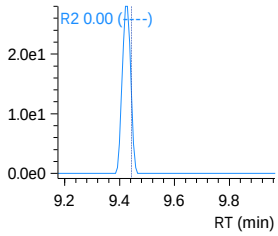

13C7-PFUnDA_IS
Conc. 1.2500
ISTD 570.00>525.10 (-) 4.35e4

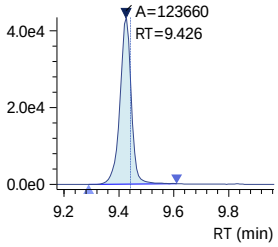

13C7-PFUnDA
Conc. 1.4708
Q 570.00>525.10 (-) 4.35e4

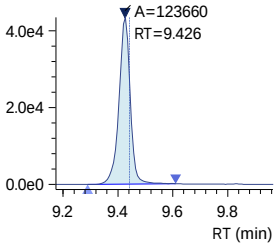

PFNS
Conc. ----
R#1 0.00 (56.91)
R#2 0.00 (56.91)
Q 548.80>79.90 (-) 2.10e1

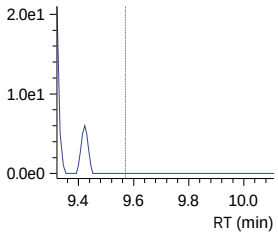

R1 548.80>98.80 (-) 1.20e1

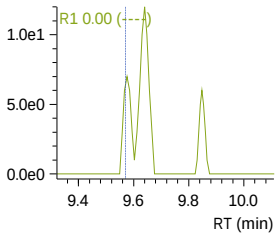

R2 548.80>98.80 (-) 1.20e1

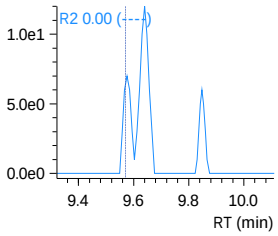

Insight Report
Before Manual Integration
Printed 3/21/2024 14:58:00

240320_009 (continued)

10_2 FTS
Conc. ----
R#1 0.00 (32.29)
R#2 0.00 (32.29)
Q 626.80>607.05 (-) 0.00e0

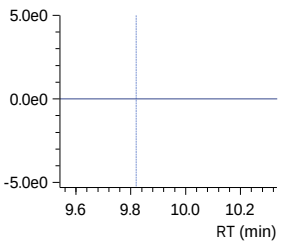

R1 626.80>81.00 (-) 0.00e0

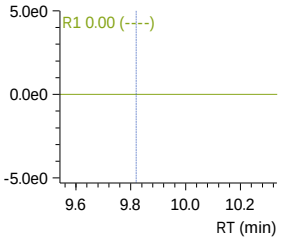

R2 626.80>81.00 (-) 0.00e0

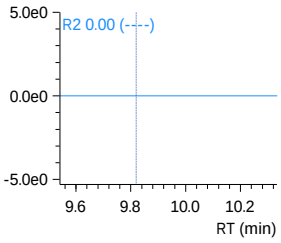

13C2-PFDOA_IS
Conc. 1.2500
ISTD 615.10>570.00 (-) 5.34e4

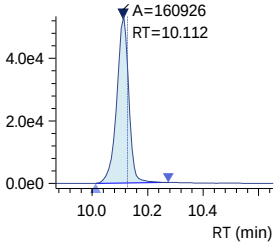

13C2-PFDOA
Conc. 1.6458
Q 615.10>570.00 (-) 5.34e4

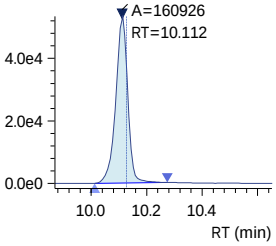

PFDOA
Conc. -0.0125
R#1 0.00 (11.14)
R#2 0.00 (11.14)
Q 613.10>569.00 (-) 4.77e2

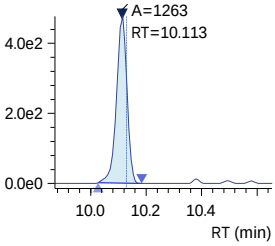

R1 613.10>319.00 (-) 4.20e1

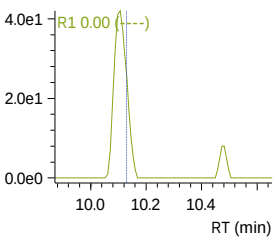

R2 613.10>319.00 (-) 4.20e1

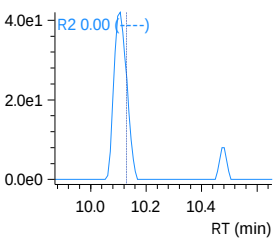

PFDS
Conc. ----
R#1 0.00 (58.01)
R#2 0.00 (58.01)
Q 599.00>79.90 (-) 0.00e0

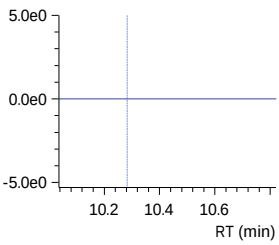

R1 599.00>98.80 (-) 1.80e1

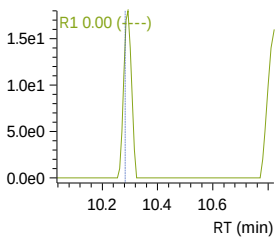

R2 599.00>98.80 (-) 1.80e1

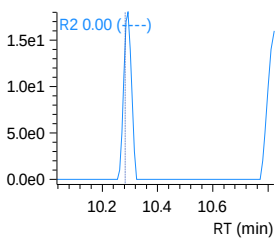

Insight Report
Before Manual Integration
Printed 3/21/2024 14:58:00

240320_009 (continued)

PFTrDA
Conc. -0.0064
R#1 0.00 (16.67)
R#2 0.00 (16.67)
Q 663.00>619.00 (-) 4.87e2

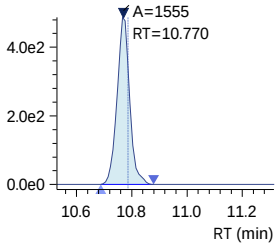

11-Cl-PF3OUdS
Conc. ----
R#1 0.00 (35.04)
R#2 0.00 (35.04)
Q 630.90>451.00 (-) 2.30e1

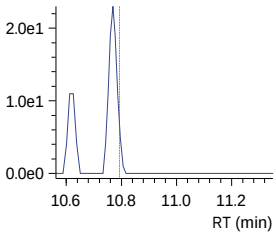

PFOSAm
Conc. 0.4946
Q 498.10>77.90 (-) 9.18e3

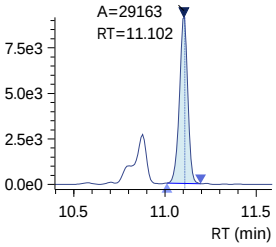

13C8-PFOSAm
Conc. 3.9134
Q 506.10>77.80 (-) 4.23e4

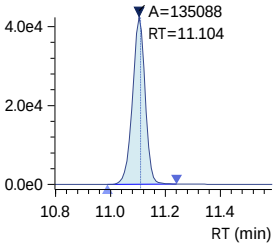

13C8-PFOSAm_IS
Conc. 2.5000
ISTD 506.10>77.80 (-) 4.23e4

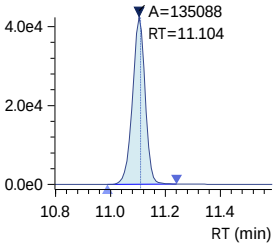

R1 663.00>168.90 (-) 5.50e1

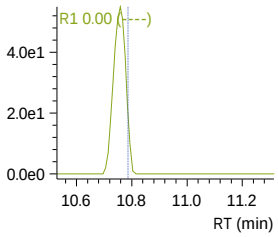

R1 632.90>452.90 (-) 8.00e0

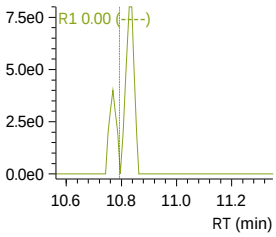

R2 663.00>168.90 (-) 5.50e1

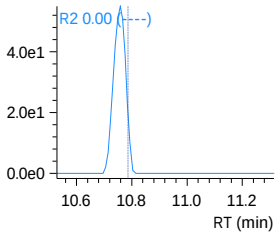

R2 632.90>452.90 (-) 8.00e0

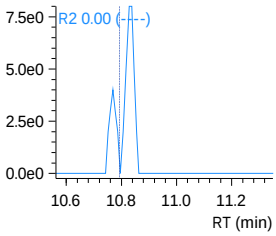

Insight Report
Before Manual Integration
Printed 3/21/2024 14:58:00

240320_009 (continued)

PFTDA
Conc. -0.0127
R#1 0.00 (17.09)
R#2 0.00 (17.09)

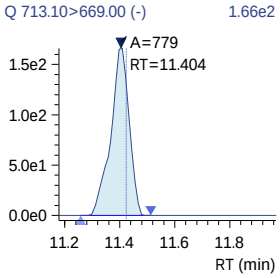

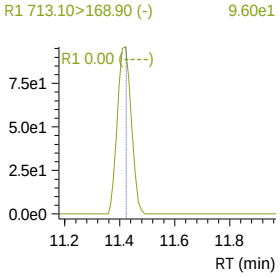

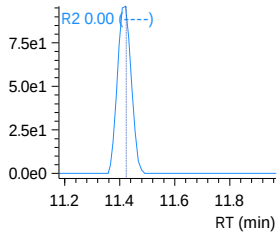

13C2-PFTDA
Conc. 1.6080

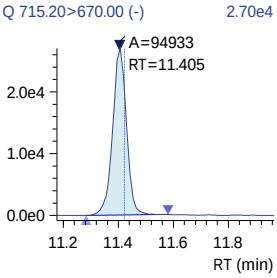

13C2-PFTDA_IS
Conc. 1.2500

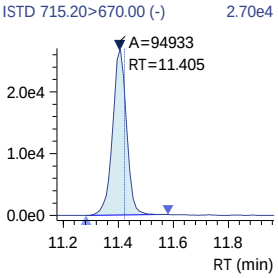

PFDoS
Conc. ----
R#1 0.00 (61.23)
R#2 0.00 (61.23)

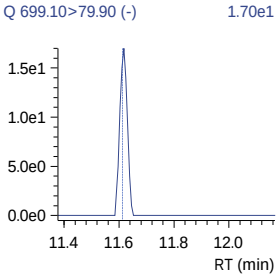

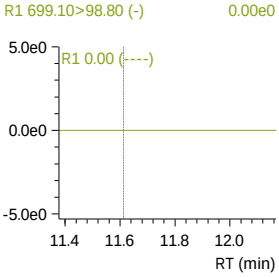

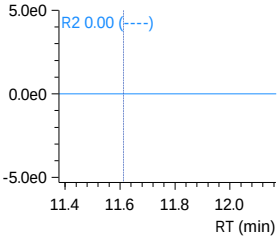

D7-MeFOSE_IS
Conc. 25.0000

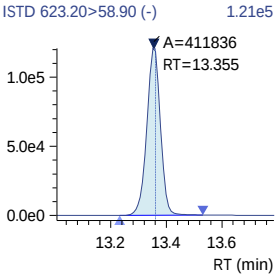

Insight Report
Before Manual Integration
Printed 3/21/2024 14:58:00

240320_009 (continued)

D7-MeFOSE
Conc. 38.9934

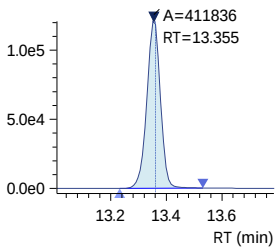

MeFOSE
Conc. 0.5142

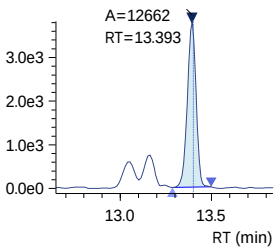

13C2-PFHXDA_IS
Conc. 2.5000

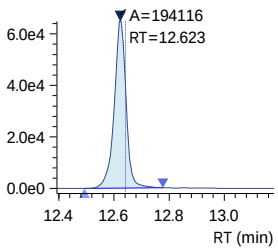

13C2-PFHXDA
Conc. 3.1976

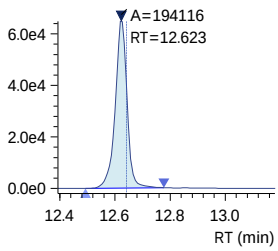

PFHXDA
Conc. 0.0011
R#1 0.00 (10.78)
R#2 0.00 (10.78)

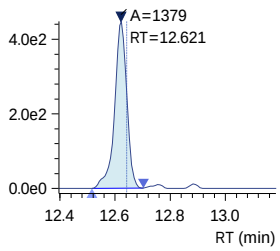

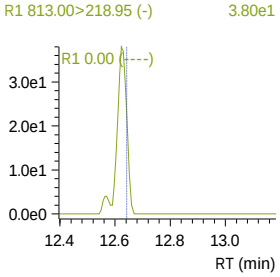

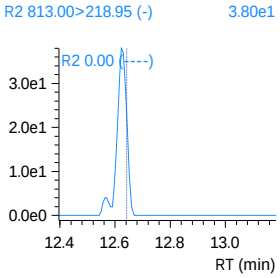

Insight Report
Before Manual Integration
Printed 3/21/2024 14:58:00

240320_009 (continued)

D3-MeFOSA
Conc. 3.6060

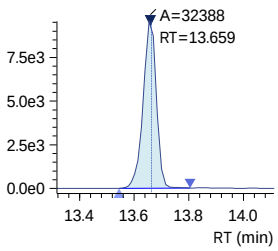

D3-MeFOSA_IS
Conc. 2.5000

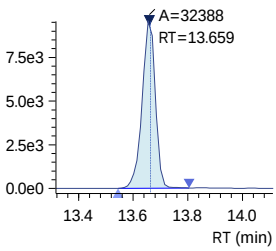

MeFOSA
Conc. ----
R#1 0.00 (156.31)
R#2 0.00 (156.31)

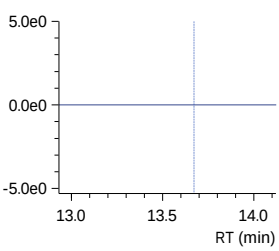

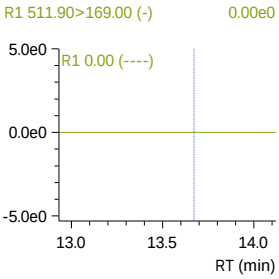

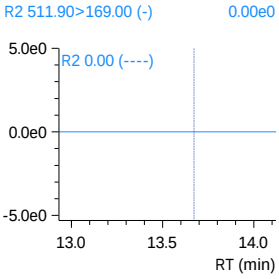

D9-EtFOSE_IS
Conc. 25.0000

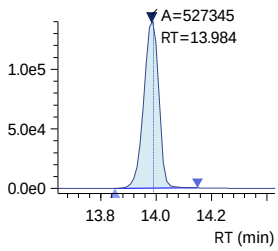

D9-EtFOSE
Conc. 43.7384

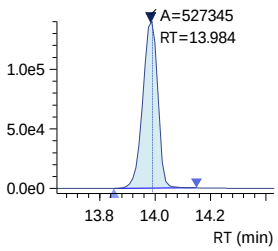

Insight Report
Before Manual Integration
Printed 3/21/2024 14:58:00

240320_009 (continued)

EtFOSE
Conc. 0.4494

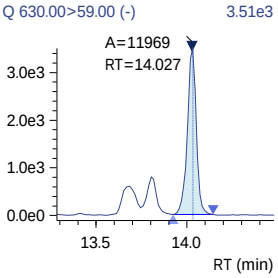

D5-EtFOSAm
Conc. 3.8560

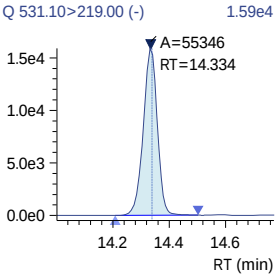

D5-EtFOSAm_IS
Conc. 2.5000

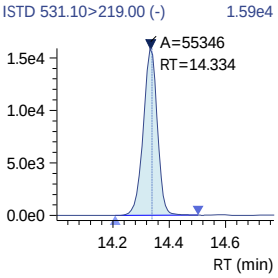

EtFOSAm
Conc. ----
R#1 0.00 (177.75)
R#2 0.00 (177.75)

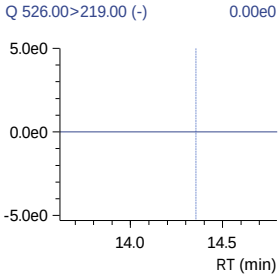

PFODA
Conc. ----
R#1 0.00 (31.66)
R#2 0.00 (31.66)

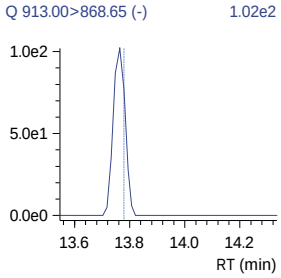

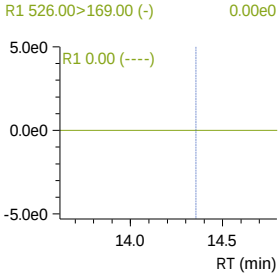

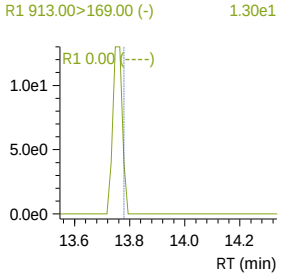

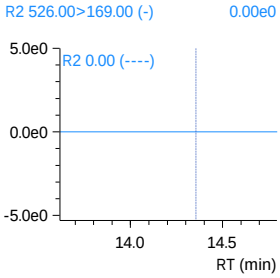

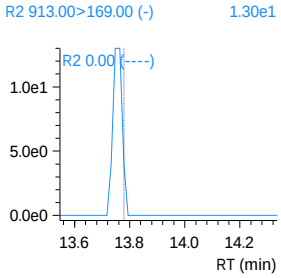

Insight Report
Quantitation/Integration
Printed 3/22/2024 13:35:57

240321_011

Sample ID: 1633 QIS
Date Acquired: 3/21/2024 2:30:46 PM
Acquired by: System Administrator
Data File: 240321_011
Vial: 13 | Inj. Volume: 10.0000uL | Tray: 1

Check PFOA and PFNA

Name	Mode ID	Found RT	RT Diff	ISTD RT Diff	Area	ISTD Area	ISTD Name	Conc.	Unit	Flag ID
13C4-PFBA	Auto	1.331	-0.027	-0.003	1139597	425268	13C3-PFBA_IS	13.5870	ng/mL	
13C4-PFBA_IS	Auto	1.331	-0.027	----	1139597	1139597	----	10.0000	ng/mL	
13C3-PFBA_IS	Auto	1.334	-0.025	----	425268	425268	----	5.0000	ng/mL	
PFBA	Auto	1.352	-0.009	0.021	2562	1139597	13C4-PFBA_IS	-0.0262	ng/mL	
PFMPA	ND(W/B)	----	----	----	----	296927	13C5-PFPeA_IS	----	ng/mL	
3_3 FTCA	ND(W/B)	----	----	----	----	296927	13C5-PFPeA_IS	----	ng/mL	
13C5-PFPeA	Auto	3.455	-0.048	-1.486	296927	388695	13C2-PFHxA_IS	6.8656	ng/mL	
13C5-PFPeA_IS	Auto	3.455	-0.048	----	296927	296927	----	5.0000	ng/mL	
PFPeA	Auto	3.458	-0.048	0.003	1696	296927	13C5-PFPeA_IS	0.0080	ng/mL	
PFMBA	ND(W/B)	----	----	----	----	296927	13C5-PFPeA_IS	----	ng/mL	
13C2-4_2 FTS	Auto	4.633	-0.043	-2.421	67143	96580	18O2-PFHxS_IS	4.9515	ng/mL	
13C2-4_2 FTS_IS	Auto	4.633	-0.043	----	67143	67143	----	5.0000	ng/mL	
4_2 FTS	ND(W/B)	----	----	----	----	67143	13C2-4_2 FTS_IS	----	ng/mL	
13C3-PFBS_IS	Auto	4.599	-0.051	----	196639	196639	----	2.5000	ng/mL	
PFBS	ND(W/B)	----	----	----	----	196639	13C3-PFBS_IS	----	ng/mL	
13C3-PFBS	Auto	4.599	-0.051	-2.455	196639	96580	18O2-PFHxS_IS	3.3407	ng/mL	
NFDHA	Auto	4.796	-0.046	-0.145	1250	423744	13C5-PFHxA_IS	0.0056	ng/mL	IRr
13C5-PFHxA	Auto	4.941	-0.042	0.000	423744	388695	13C2-PFHxA_IS	3.3333	ng/mL	
13C5-PFHxA_IS	Auto	4.941	-0.042	----	423744	423744	----	2.5000	ng/mL	
13C2-PFHxA_IS	Auto	4.941	-0.043	----	388695	388695	----	2.5000	ng/mL	
PFHxA	Auto	4.839	-0.147	-0.102	1944	423744	13C5-PFHxA_IS	0.0221	ng/mL	RTi
PFEESA	ND(W/B)	----	----	----	----	423744	13C5-PFHxA_IS	----	ng/mL	
13C3-HFPO-DA	Auto	5.412	-0.043	0.471	636411	388695	13C2-PFHxA_IS	12.5076	ng/mL	
13C3-HFPO-DA_IS	Auto	5.412	-0.043	----	636411	636411	----	10.0000	ng/mL	
HFPO-DA	ND(W/B)	----	----	----	----	636411	13C3-HFPO-DA_IS	----	ng/mL	
5_3 FTCA	ND(W/B)	----	----	----	----	423744	13C5-PFHxA_IS	----	ng/mL	
PFPeS	ND(W/B)	----	----	----	----	136882	13C3-PFHxS_IS	----	ng/mL	
13C4-PFHpA	Auto	6.129	-0.038	1.188	595456	388695	13C2-PFHxA_IS	3.3883	ng/mL	
13C4-PFHpA_IS	Auto	6.129	-0.038	----	595456	595456	----	2.5000	ng/mL	
PFHpA	Auto	6.119	-0.050	-0.010	5025	595456	13C4-PFHpA_IS	0.0096	ng/mL	
DONA	ND(W/B)	----	----	----	----	636411	13C3-HFPO-DA_IS	----	ng/mL	
13C2-6_2 FTS_IS	Auto	6.778	-0.036	----	56201	56201	----	5.0000	ng/mL	
13C2-6_2 FTS	Auto	6.778	-0.036	-0.276	56201	96580	18O2-PFHxS_IS	5.1421	ng/mL	
6_2 FTS	ND(W/B)	----	----	----	----	56201	13C2-6_2 FTS_IS	----	ng/mL	
13C4-PFOA_IS	Auto	7.088	-0.032	----	22405	22405	----	2.5000	ng/mL	
13C8-PFOA_IS	Auto	7.086	-0.035	----	421183	421183	----	2.5000	ng/mL	
13C8-PFOA	Auto	7.086	-0.035	-0.002	421183	22405	13C4-PFOA_IS	3.0524	ng/mL	
PFOA	M	7.087	-0.035	0.001	104424	421183	13C8-PFOA_IS	0.6150	ng/mL	
13C3-PFHxS	Auto	7.053	-0.038	-0.001	136882	96580	18O2-PFHxS_IS	3.3807	ng/mL	
13C3-PFHxS_IS	Auto	7.053	-0.038	----	136882	136882	----	2.5000	ng/mL	
PFHxS	ND(W/B)	----	----	----	----	136882	13C3-PFHxS_IS	----	ng/mL	
18O2-PFHxS_IS	Auto	7.054	-0.037	----	96580	96580	----	2.5000	ng/mL	
13C9-PFNA_IS	Auto	7.937	-0.031	----	211035	211035	----	1.2500	ng/mL	
13C9-PFNA	Auto	7.937	-0.031	0.000	211035	134524	13C5-PFNA_IS	1.7360	ng/mL	
13C5-PFNA_IS	Auto	7.937	-0.031	----	134524	134524	----	1.2500	ng/mL	
PFNA	M	7.675	-0.294	-0.262	271890	211035	13C9-PFNA_IS	1.9566	ng/mL	IRr, RTi
PFHpS	ND(W/B)	----	----	----	----	40068	13C8-PFOS_IS	----	ng/mL	
7_3 FTCA	ND(W/B)	----	----	----	----	423744	13C5-PFHxA_IS	----	ng/mL	
13C2-8_2-FTS	Auto	8.396	-0.027	1.342	34510	96580	18O2-PFHxS_IS	4.9291	ng/mL	
13C2-8_2-FTS_IS	Auto	8.396	-0.027	----	34510	34510	----	5.0000	ng/mL	
8_2 FTS	ND(W/B)	----	----	----	----	34510	13C2-8_2-FTS_IS	----	ng/mL	
13C6-PFDA_IS	Auto	8.700	-0.029	----	124970	124970	----	1.2500	ng/mL	
13C6-PFDA	Auto	8.700	-0.029	-0.002	124970	75295	13C2-PFDA_IS	1.7731	ng/mL	

J:\LCMS08\Data\240321_1633_B1\240321_1633_B1.damlp .

SN - Software-calculated S/N ratio outside criteria due to non-target peaks or drift in noise calculation window. Analyst review of noise levels (excluding non-target peaks) in chromatogram indicates S/N ratio meets criteria.

240321_011 (continued)

(Table continued from previous page)

Name	Mode ID	Found RT	RT Diff	ISTD RT Diff	Area	ISTD Area	ISTD Name	Conc.	Unit	Flag ID
13C2-PFDA_IS	Auto	8.702	-0.028	----	75295	75295	----	1.2500	ng/mL	
PFDA	Auto	8.704	-0.027	0.004	1609	124970	13C6-PFDA_IS	0.0158	ng/mL	IRr
D3-NMeFOSAA_IS	Auto	8.836	-0.025	----	152230	152230	----	5.0000	ng/mL	
D3-NMeFOSAA	Auto	8.836	-0.025	0.045	152230	91242	13C4-PFOS_IS	6.8969	ng/mL	
13C8-PFOS_IS	Auto	8.790	-0.031	----	40068	40068	----	2.5000	ng/mL	
13C8-PFOS	Auto	8.790	-0.031	-0.001	40068	91242	13C4-PFOS_IS	3.1366	ng/mL	
13C4-PFOS_IS	Auto	8.791	-0.030	----	91242	91242	----	2.5000	ng/mL	
PFOS	ND(W/B)	----	----	----	----	40068	13C8-PFOS_IS	----	ng/mL	
NMeFOSAA	ND(W/B)	----	----	----	----	152230	D3-NMeFOSAA_IS	----	ng/mL	
D5-NEtFOSAA_IS	Auto	9.167	-0.025	----	110534	110534	----	5.0000	ng/mL	
D5-NEtFOSAA	Auto	9.167	-0.025	0.376	110534	91242	13C4-PFOS_IS	6.8351	ng/mL	
NEtFOSAA	ND(W/B)	----	----	----	----	110534	D5-NEtFOSAA_IS	----	ng/mL	
9-Cl-PF3ONS	ND(W/B)	----	----	----	----	636411	13C3-HFPO-DA_IS	----	ng/mL	
PFUnDA	Auto	9.424	-0.032	-0.003	1325	119126	13C7-PFUnDA_IS	0.0006	ng/mL	IRr
13C7-PFUnDA_IS	Auto	9.427	-0.028	----	119126	119126	----	1.2500	ng/mL	
13C7-PFUnDA	Auto	9.427	-0.028	0.725	119126	75295	13C2-PFDA_IS	1.7138	ng/mL	
PFNS	ND(W/B)	----	----	----	----	40068	13C8-PFOS_IS	----	ng/mL	
10_2 FTS	ND(W/B)	----	----	----	----	34510	13C2-8_2-FTS_IS	----	ng/mL	
13C2-PFDOA_IS	Auto	10.112	-0.027	----	153299	153299	----	1.2500	ng/mL	
13C2-PFDOA	Auto	10.112	-0.027	1.410	153299	75295	13C2-PFDA_IS	1.8964	ng/mL	
PFDOA	Auto	10.112	-0.029	0.000	945	153299	13C2-PFDOA_IS	-0.0156	ng/mL	IRr
PFDS	ND(W/B)	----	----	----	----	40068	13C8-PFOS_IS	----	ng/mL	
PFTrDA	Auto	10.768	-0.029	-0.635	1022	95381	13C2-PFTDA_IS	-0.0122	ng/mL	IRr
11-Cl-PF3OUdS	ND(W/B)	----	----	----	----	636411	13C3-HFPO-DA_IS	----	ng/mL	
PFOSAm	Auto	11.108	-0.014	-0.003	30111	135299	13C8-PFOSAm_IS	0.5099	ng/mL	
13C8-PFOSAm	Auto	11.111	-0.014	2.320	135299	91242	13C4-PFOS_IS	3.9431	ng/mL	
13C8-PFOSAm_IS	Auto	11.111	-0.014	----	135299	135299	----	2.5000	ng/mL	
PFTDA	ND(W/B)	----	----	----	----	95381	13C2-PFTDA_IS	----	ng/mL	
13C2-PFTDA	Auto	11.403	-0.027	2.701	95381	75295	13C2-PFDA_IS	1.9542	ng/mL	
13C2-PFTDA_IS	Auto	11.403	-0.027	----	95381	95381	----	1.2500	ng/mL	
PFDoS	ND(W/B)	----	----	----	----	40068	13C8-PFOS_IS	----	ng/mL	
D7-MeFOSE_IS	Auto	13.355	-0.004	----	407298	407298	----	25.0000	ng/mL	
D7-MeFOSE	Auto	13.355	-0.004	4.564	407298	91242	13C4-PFOS_IS	38.7960	ng/mL	
MeFOSE	Auto	13.393	-0.005	0.038	13281	407298	D7-MeFOSE_IS	0.5458	ng/mL	
13C2-PFHXDA_IS	Auto	12.623	-0.024	----	182791	182791	----	2.5000	ng/mL	
13C2-PFHXDA	Auto	12.623	-0.024	3.921	182791	75295	13C2-PFDA_IS	3.6422	ng/mL	
PFHXDA	Auto	12.625	-0.023	0.002	1674	182791	13C2-PFHXDA_IS	0.0045	ng/mL	IRr
D3-MeFOSA	Auto	13.661	-0.002	4.870	33995	91242	13C4-PFOS_IS	3.8077	ng/mL	
D3-MeFOSA_IS	Auto	13.661	-0.002	----	33995	33995	----	2.5000	ng/mL	
MeFOSA	ND(W/B)	----	----	----	----	33995	D3-MeFOSA_IS	----	ng/mL	
D9-EtFOSE_IS	Auto	13.985	-0.003	----	501599	501599	----	25.0000	ng/mL	
D9-EtFOSE	Auto	13.985	-0.003	5.194	501599	91242	13C4-PFOS_IS	41.8536	ng/mL	
EtFOSE	Auto	14.028	-0.001	0.043	11720	501599	D9-EtFOSE_IS	0.4626	ng/mL	
D5-EtFOSAm	Auto	14.335	-0.003	5.544	53285	91242	13C4-PFOS_IS	3.7349	ng/mL	
D5-EtFOSAm_IS	Auto	14.335	-0.003	----	53285	53285	----	2.5000	ng/mL	
EtFOSAm	ND(W/B)	----	----	----	----	53285	D5-EtFOSAm_IS	----	ng/mL	
PFODA	ND(W/B)	----	----	----	----	182791	13C2-PFHXDA_IS	----	ng/mL	

Flag ID key: IRr: Ion Ratio (Relative), RTi: RT Diff (Absolute ISTD)

240321_011 (continued)

13C4-PFBA
Conc. 13.5870
Q 216.80>171.90 (-) 1.69e5

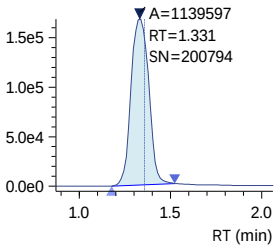

13C4-PFBA_IS
Conc. 10.0000
ISTD 216.80>171.90 (-) 1.69e5

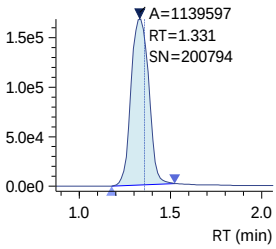

13C3-PFBA_IS
Conc. 5.0000
ISTD 216.00>172.00 (-) 6.43e4

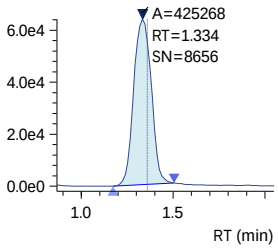

PFBA
Conc. -0.0262
Q 212.80>169.05 (-) 1.15e3

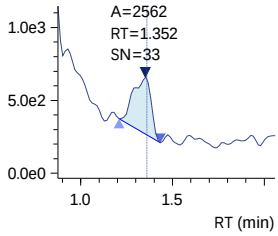

PFMPA
Conc. ----
Q 229.00>84.90 (-) 2.70e1

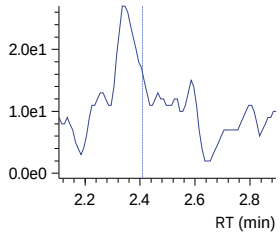

3_3 FTCA
Conc. ----
R#1 0.00 (136.14)
R#2 0.00 (141.47)
Q 241.00>177.10 (-) 2.00e1

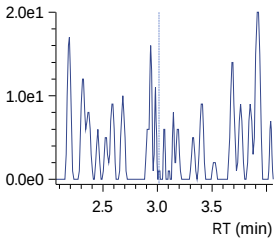

13C5-PFPeA
Conc. 6.8656
Q 268.30>223.00 (-) 7.90e4

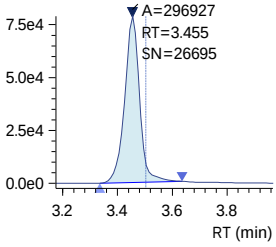

13C5-PFPeA_IS
Conc. 5.0000
ISTD 268.30>223.00 (-) 7.90e4

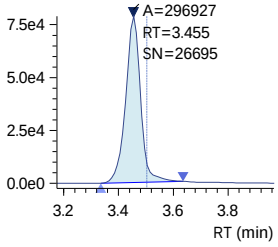

PFPeA
Conc. 0.0080
Q 263.00>219.00 (-) 5.21e2

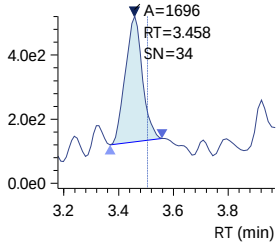

PFMBA
Conc. ----
Q 279.00>84.95 (-) 2.70e1

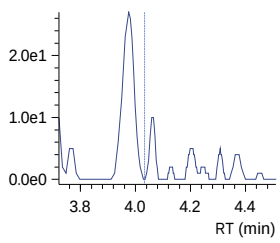

R1 241.00>117.00 (-) 1.35e2

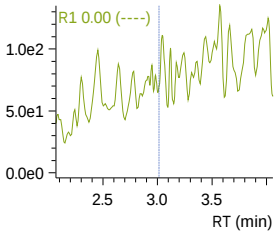

R2 241.00>117.00 (-) 1.35e2

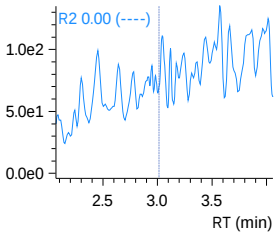

SN - Software-calculated S/N ratio outside criteria due to non-target peaks or drift in noise calculation window.
Analyst review of noise levels (excluding non-target peaks) in chromatogram indicates S/N ratio meets criteria.

240321_011 (continued)

13C2-4_2 FTS
Conc. 4.9515

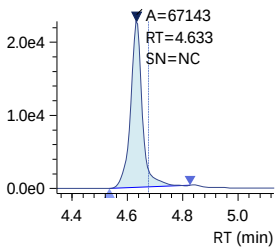

13C2-4_2 FTS_IS
Conc. 5.0000

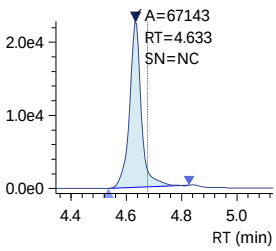

4_2 FTS
Conc. ----
R#1 0.00 (33.08)
R#2 0.00 (27.71)

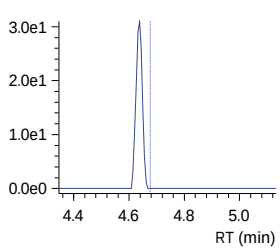

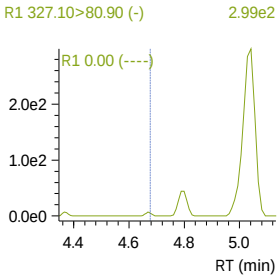

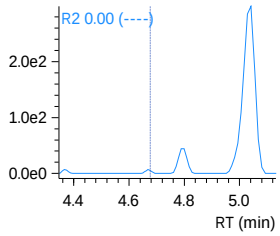

13C3-PFBS_IS
Conc. 2.5000

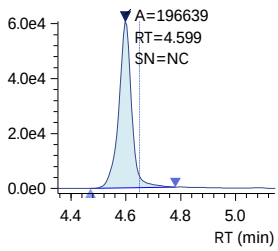

PFBS
Conc. ----
R#1 0.00 (46.53)
R#2 0.00 (44.64)

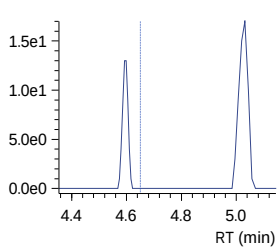

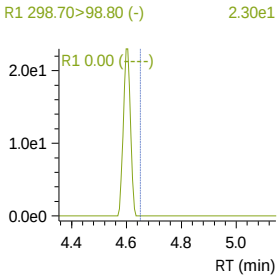

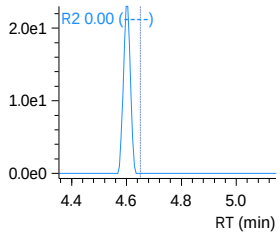

240321_011 (continued)

13C3-PFBS
Conc. 3.3407

Q 302.10>79.90 (-) 6.08e4

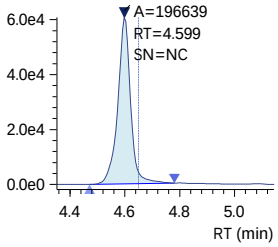

NFDHA
Conc. 0.0056
R#1 0.00 (36.44)
R#2 0.00 (34.56)

Q 295.00>201.00 (-) 3.69e2

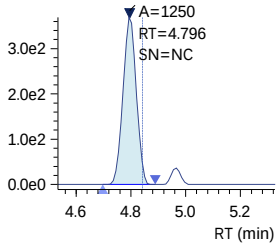

R1 295.00>84.90 (-) 5.50e1

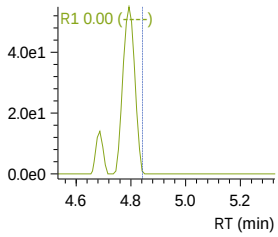

R2 295.00>84.90 (-) 5.50e1

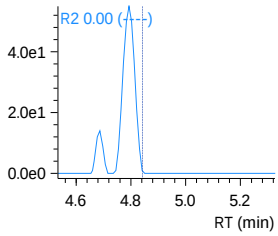

13C5-PFHxA
Conc. 3.3333

Q 318.00>273.00 (-) 1.29e5

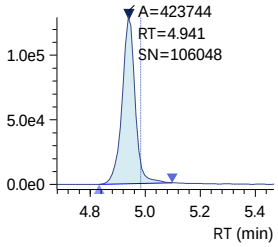

13C5-PFHxA_IS
Conc. 2.5000

ISTD 318.00>273.00 (-) 1.29e5

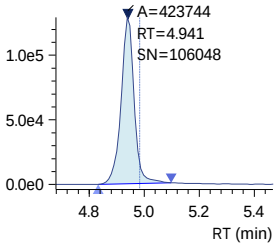

13C2-PFHxA_IS
Conc. 2.5000

ISTD 315.10>270.00 (-) 1.19e5

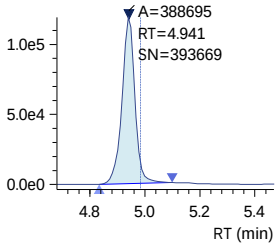

240321_011 (continued)

PFHxA
Conc. 0.0221
Q 313.00>269.00 (-) 7.87e2

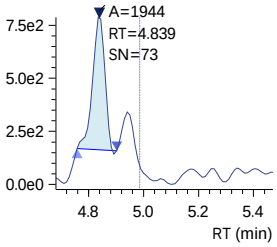

PFEESA
Conc. ----
R#1 0.00 (5.25)
R#2 0.00 (5.67)
Q 314.80>135.00 (-) 5.40e1

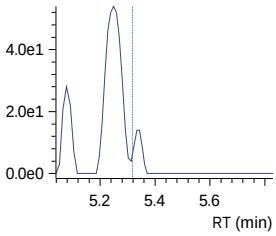

R1 314.80>82.90 (-) 5.10e1

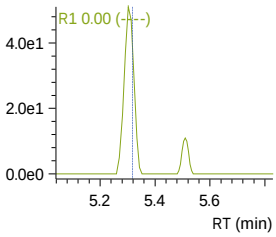

R2 314.80>82.90 (-) 5.10e1

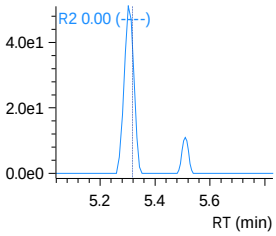

13C3-HFPO-DA
Conc. 12.5076
Q 286.90>168.90 (-) 1.96e5

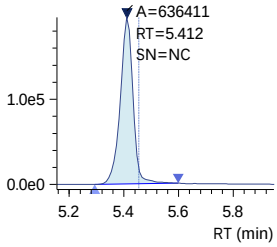

13C3-HFPO-DA_IS
Conc. 10.0000
ISTD 286.90>168.90 (-) 1.96e5

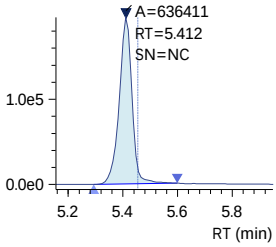

HFPO-DA
Conc. ----
R#1 0.00 (62.57)
R#2 0.00 (64.50)
Q 284.90>168.90 (-) 1.65e2

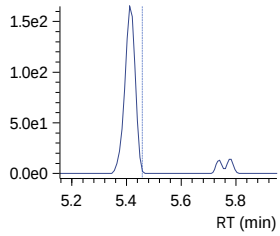

R1 284.90>184.90 (-) 1.36e2

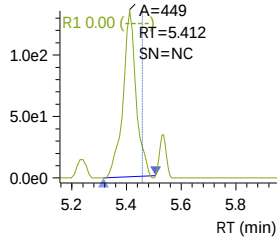

R2 284.90>184.90 (-) 1.36e2

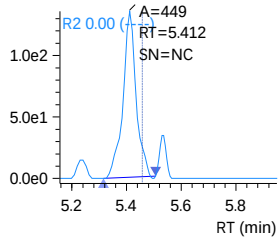

240321_011 (continued)

5_3 FTCA
Conc. ----
R#1 0.00 (154.88)
R#2 0.00 (154.15)
Q 341.00>237.05 (-) 7.10e1

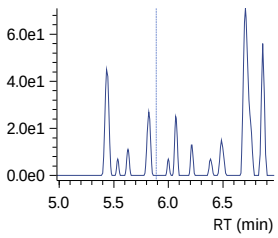

R1 341.00>217.00 (-) 2.08e2

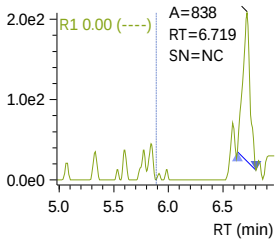

R2 341.00>217.00 (-) 2.08e2

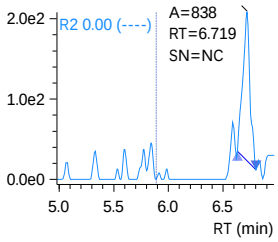

PFPeS
Conc. ----
R#1 0.00 (54.44)
R#2 0.00 (56.96)
Q 349.10>79.90 (-) 1.10e1

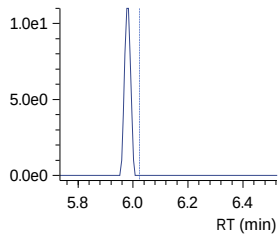

R1 349.10>98.80 (-) 1.10e1

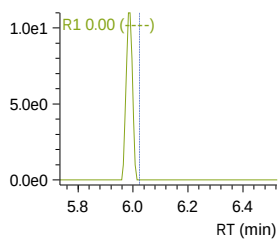

R2 349.10>98.80 (-) 1.10e1

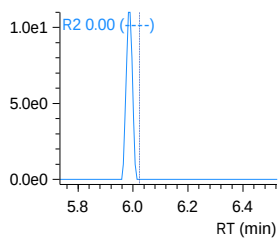

13C4-PFHpA
Conc. 3.3883
Q 367.10>322.00 (-) 2.20e5

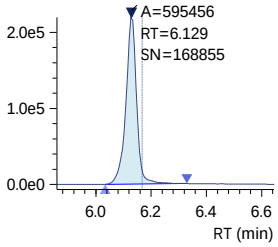

13C4-PFHpA_IS
Conc. 2.5000
ISTD 367.10>322.00 (-) 2.20e5

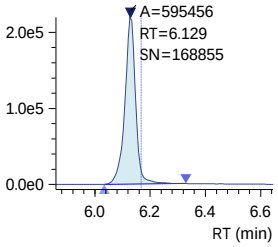

PFHpA
Conc. 0.0096
R#1 19.46 (23.39)
R#2 19.46 (22.63)
Q 363.10>319.00 (-) 1.48e3

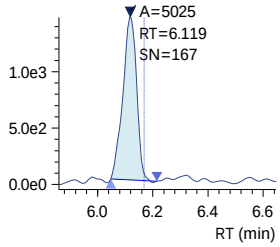

R1 363.10>169.00 (-) 3.57e2

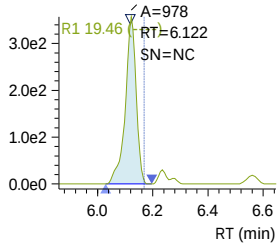

R2 363.10>169.00 (-) 3.57e2

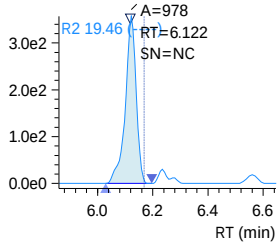

SN - Software-calculated S/N ratio outside criteria due to non-target peaks or drift in noise calculation window.
Analyst review of noise levels (excluding non-target peaks) in chromatogram indicates S/N ratio meets criteria.

240321_011 (continued)

DONA
Conc. ----
R#1 0.00 (30.39)
R#2 0.00 (28.87)
Q 376.90>250.90 (-) 1.70e1

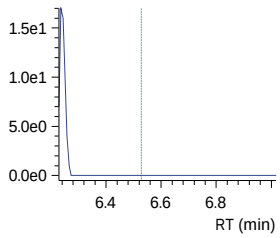

R1 376.90>84.80 (-) 0.00e0

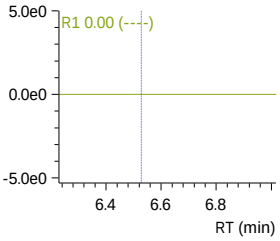

R2 376.90>84.80 (-) 0.00e0

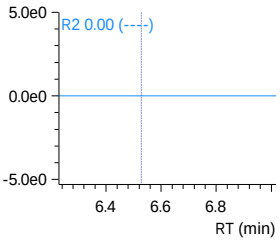

13C2-6_2 FTS_IS
Conc. 5.0000
ISTD 429.10>80.90 (-) 1.86e4

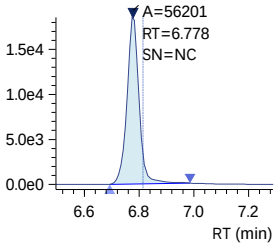

13C2-6_2 FTS
Conc. 5.1421
Q 429.10>80.90 (-) 1.86e4

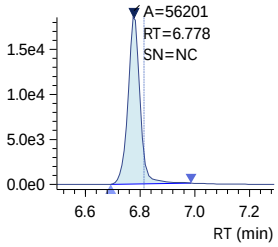

6_2 FTS
Conc. ----
R#1 0.00 (44.48)
R#2 0.00 (40.73)
Q 427.10>407.00 (-) 1.50e1

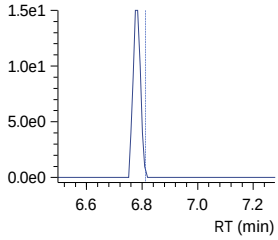

R1 427.10>80.90 (-) 0.00e0

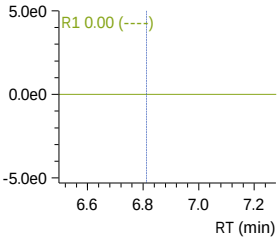

R2 427.10>80.90 (-) 0.00e0

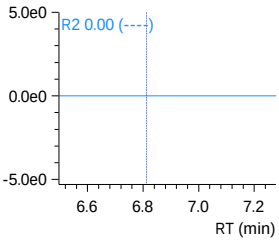

13C4-PFOA_IS
Conc. 2.5000
ISTD 417.10>172.00 (-) 6.56e3

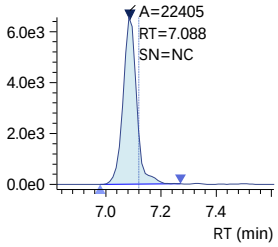

240321_011 (continued)

13C8-PFOA_IS
Conc. 2.5000

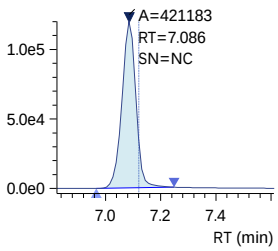

13C8-PFOA
Conc. 3.0524

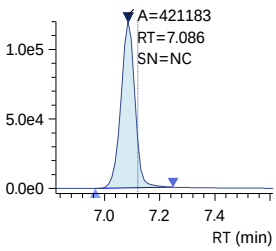

PFOA
Conc. 0.6150
R#1 26.01 (24.47)
R#2 26.01 (24.84)

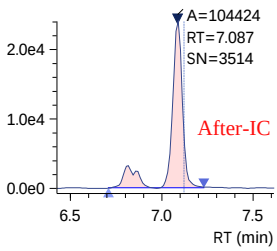

13C3-PFHxS
Conc. 3.3807

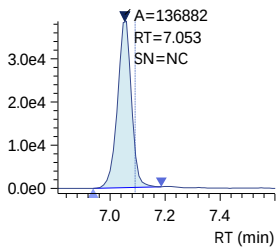

13C3-PFHxS_IS
Conc. 2.5000

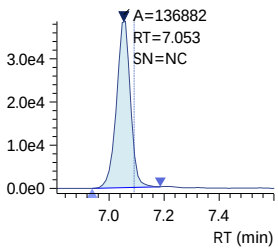

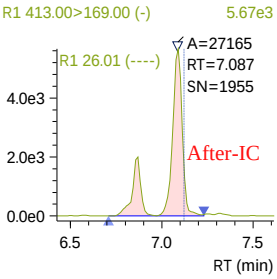

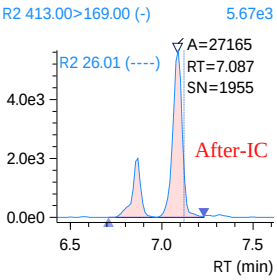

240321_011 (continued)

PFHxS
Conc. ----
R#1 0.00 (57.29)
R#2 0.00 (58.76)
Q 398.70>79.90 (-) 1.69e2

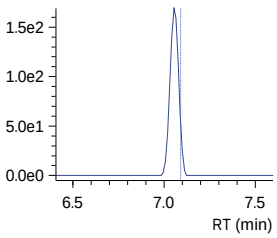

R1 398.70>98.90 (-) 7.00e1

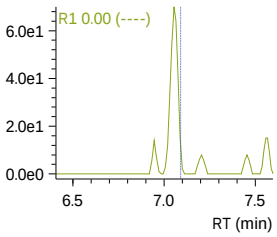

R2 398.70>98.90 (-) 7.00e1

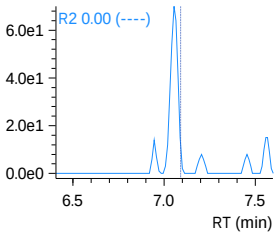

18O2-PFHxS_IS
Conc. 2.5000
ISTD 403.00>83.90 (-) 2.71e4

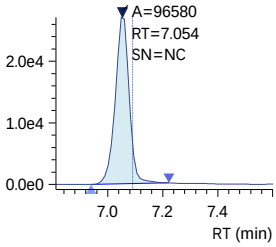

13C9-PFNA_IS
Conc. 1.2500
ISTD 472.10>427.00 (-) 7.90e4

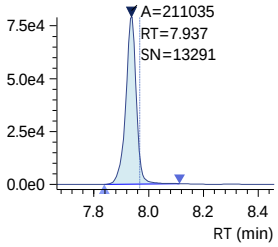

13C9-PFNA
Conc. 1.7360
Q 472.10>427.00 (-) 7.90e4

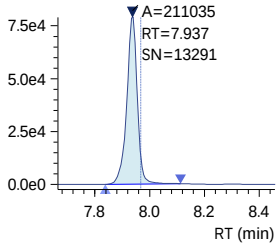

13C5-PFNA_IS
Conc. 1.2500
ISTD 468.00>423.00 (-) 5.09e4

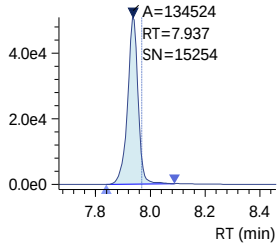

Insight Report
Quantitation/Integration
Printed 3/22/2024 13:35:57

240321_011 (continued)

PFNA
Conc. 1.9566
R#1 0.00 (20.36)
R#2 0.00 (19.31)
Q 463.00>419.00 (-) 4.19e4

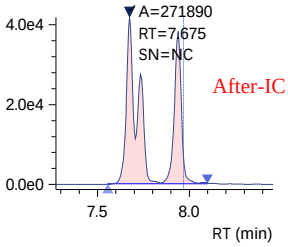

PFHpS
Conc. ----
R#1 0.00 (46.70)
R#2 0.00 (48.05)
Q 449.00>79.90 (-) 1.40e1

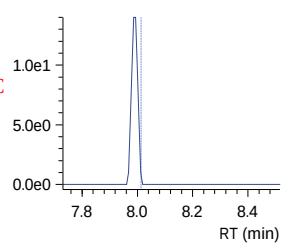

7_3 FTCA
Conc. ----
R#1 0.00 (132.28)
R#2 0.00 (133.47)
Q 441.00>317.00 (-) 6.10e1

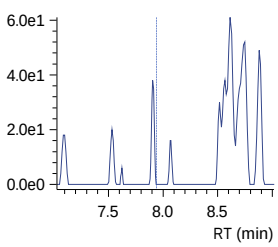

13C2-8_2-FTS
Conc. 4.9291
Q 529.10>80.90 (-) 1.12e4

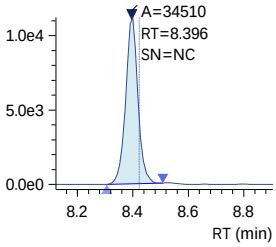

13C2-8_2-FTS_IS
Conc. 5.0000
ISTD 529.10>80.90 (-) 1.12e4

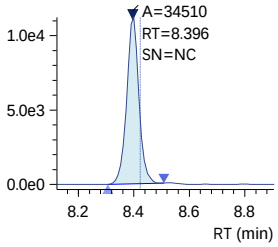

R1 463.00>219.00 (-) 7.36e3

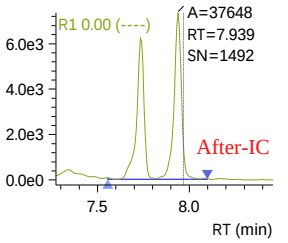

R1 449.00>98.80 (-) 0.00e0

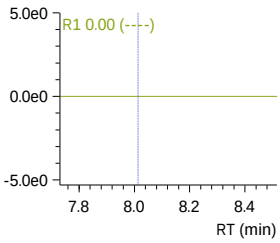

R1 441.00>336.90 (-) 1.38e2

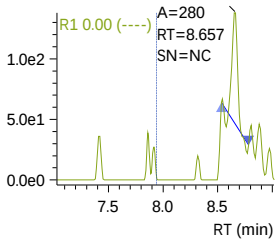

R2 463.00>219.00 (-) 7.36e3

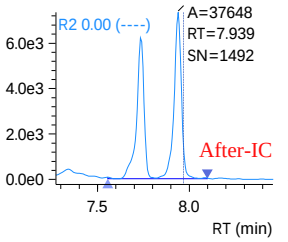

R2 449.00>98.80 (-) 0.00e0

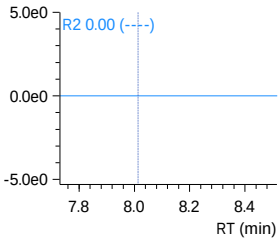

R2 441.00>336.90 (-) 1.38e2

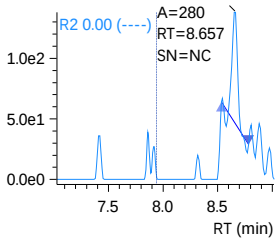

J:\LCMS08\Data\240321_1633_B1\240321_1633_B1.damlp .
SN - Software-calculated S/N ratio outside criteria due to non-target peaks or drift in noise calculation window.
Analyst review of noise levels (excluding non-target peaks) in chromatogram indicates S/N ratio meets criteria.

240321_011 (continued)

8_2 FTS
Conc. ----
R#1 0.00 (45.91)
R#2 0.00 (45.20)
Q 527.10>506.95 (-) 0.00e0

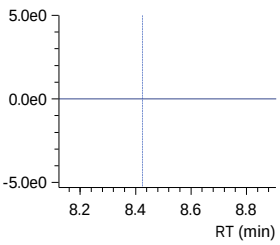

13C6-PFDA_IS
Conc. 1.2500
ISTD 519.10>474.10 (-) 3.48e4

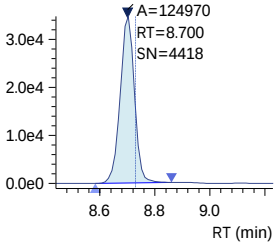

13C6-PFDA
Conc. 1.7731
Q 519.10>474.10 (-) 3.48e4

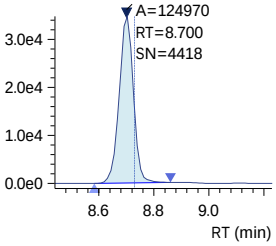

13C2-PFDA_IS
Conc. 1.2500
ISTD 515.10>470.10 (-) 2.11e4

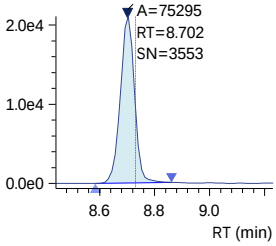

PFDA
Conc. 0.0158
R#1 0.00 (17.64)
R#2 0.00 (19.20)
Q 512.90>469.00 (-) 4.88e2

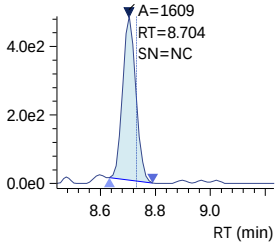

R1 527.10>80.80 (-) 0.00e0

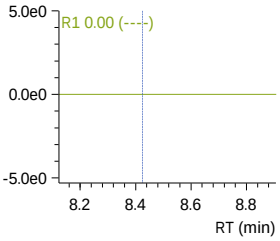

R1 512.90>219.00 (-) 5.40e1

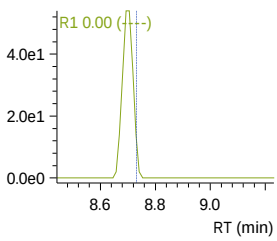

R2 527.10>80.80 (-) 0.00e0

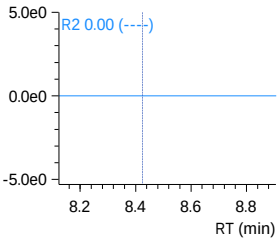

R2 512.90>219.00 (-) 5.40e1

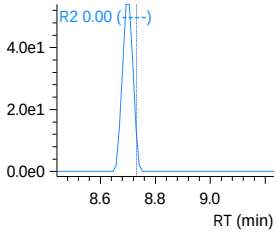

D3-NMeFOSAA_IS
Conc. 5.0000
ISTD 573.20>419.00 (-) 4.28e4

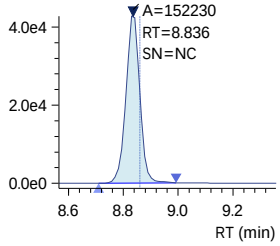

D3-NMeFOSAA
Conc. 6.8969
Q 573.20>419.00 (-) 4.28e4

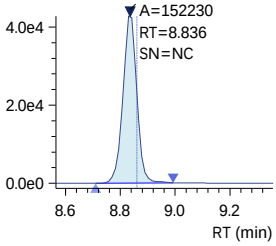

13C8-PFOS_IS
Conc. 2.5000
ISTD 507.10>98.90 (-) 1.09e4

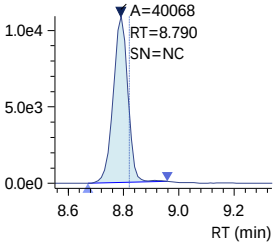

13C8-PFOS
Conc. 3.1366
Q 507.10>98.90 (-) 1.09e4

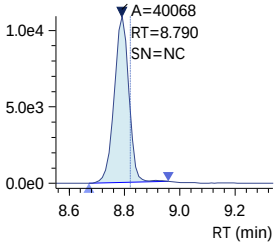

13C4-PFOS_IS
Conc. 2.5000
ISTD 502.80>79.90 (-) 2.53e4

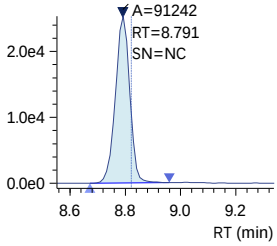

SN - Software-calculated S/N ratio outside criteria due to non-target peaks or drift in noise calculation window.
Analyst review of noise levels (excluding non-target peaks) in chromatogram indicates S/N ratio meets criteria.

240321_011 (continued)

PFOS
Conc. ----
R#1 0.00 (45.06)
R#2 0.00 (47.87)
Q 498.90>79.90 (-) 7.00e1

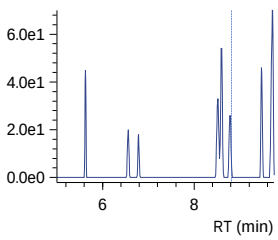

NMeFOSAA
Conc. ----
R#1 0.00 (67.10)
R#2 0.00 (60.24)
Q 570.10>419.00 (-) 0.00e0

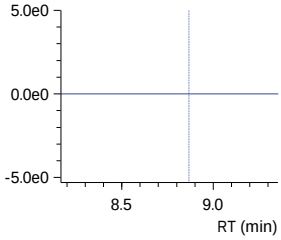

D5-NEtFOSAA_IS
Conc. 5.0000
ISTD 589.20>419.00 (-) 3.21e4

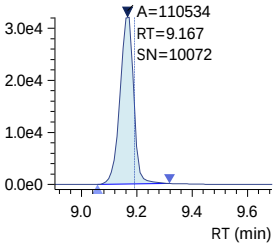

D5-NEtFOSAA
Conc. 6.8351
Q 589.20>419.00 (-) 3.21e4

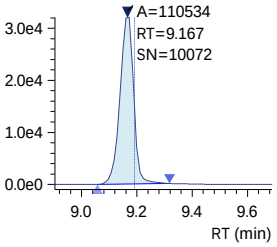

NEtFOSAA
Conc. ----
R#1 0.00 (89.53)
R#2 0.00 (72.57)
Q 584.20>419.10 (-) 0.00e0

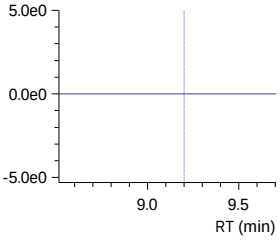

R1 498.90>98.80 (-) 3.70e1

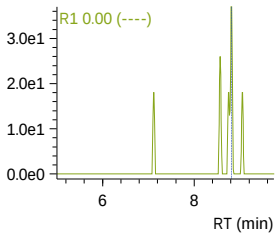

R1 570.10>483.00 (-) 0.00e0

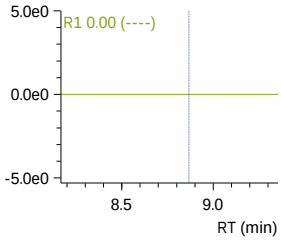

R1 584.20>526.00 (-) 0.00e0

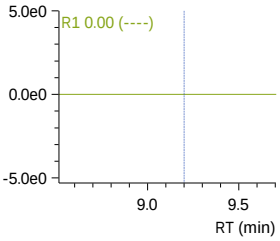

R2 498.90>98.80 (-) 3.70e1

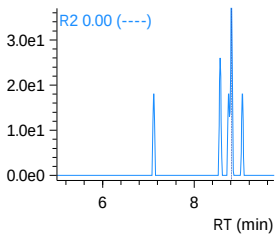

R2 570.10>483.00 (-) 0.00e0

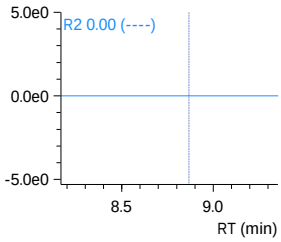

R2 584.20>526.00 (-) 0.00e0

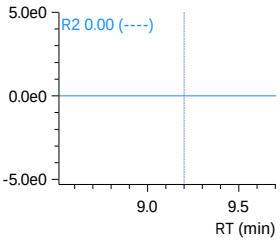

240321_011 (continued)

9-Cl-PF3ONS
Conc. ----
R#1 0.00 (31.69)
R#2 0.00 (30.68)
Q 530.80>351.00 (-) 3.60e1

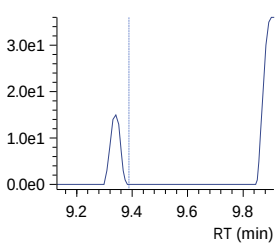

R1 532.80>353.00 (-) 4.20e1

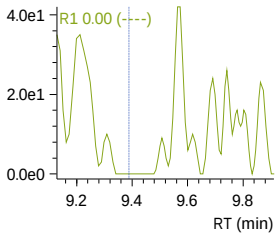

R2 532.80>353.00 (-) 4.20e1

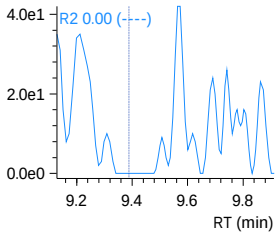

PFUnDA
Conc. 0.0006
R#1 0.00 (10.96)
R#2 0.00 (11.56)
Q 563.10>519.00 (-) 4.86e2

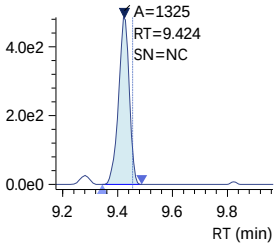

R1 563.10>269.10 (-) 6.60e1

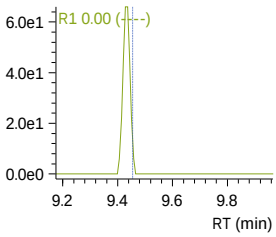

R2 563.10>269.10 (-) 6.60e1

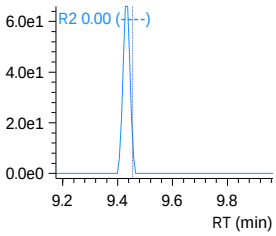

13C7-PFUnDA_IS
Conc. 1.2500
ISTD 570.00>525.10 (-) 4.13e4

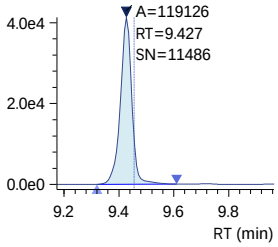

13C7-PFUnDA
Conc. 1.7138
Q 570.00>525.10 (-) 4.13e4

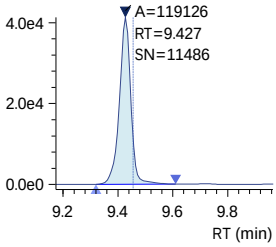

PFNS
Conc. ----
R#1 0.00 (56.91)
R#2 0.00 (61.27)
Q 548.80>79.90 (-) 3.00e1

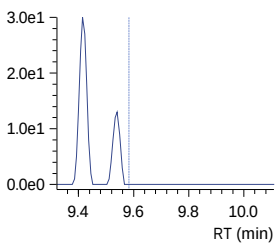

R1 548.80>98.80 (-) 0.00e0

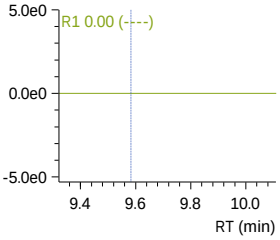

R2 548.80>98.80 (-) 0.00e0

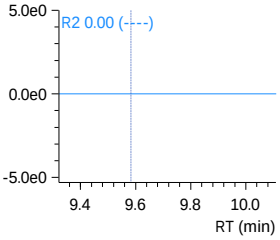

240321_011 (continued)

10_2 FTS
Conc. ----
R#1 0.00 (32.29)
R#2 0.00 (29.61)
Q 626.80>607.05 (-) 0.00e0

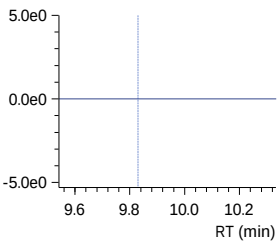

R1 626.80>81.00 (-) 0.00e0

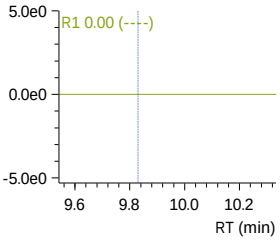

R2 626.80>81.00 (-) 0.00e0

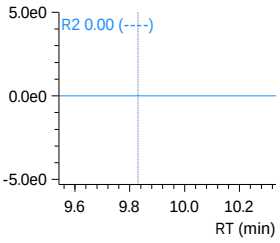

13C2-PFDOA_IS
Conc. 1.2500
ISTD 615.10>570.00 (-) 5.17e4

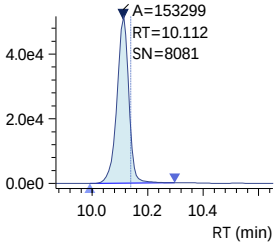

13C2-PFDOA
Conc. 1.8964
Q 615.10>570.00 (-) 5.17e4

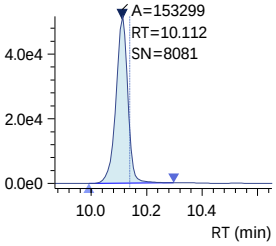

PFDOA
Conc. -0.0156
R#1 0.00 (11.14)
R#2 0.00 (10.73)
Q 613.10>569.00 (-) 2.19e2

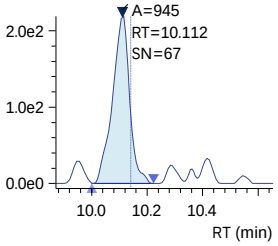

R1 613.10>319.00 (-) 1.70e1

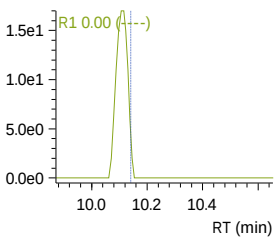

R2 613.10>319.00 (-) 1.70e1

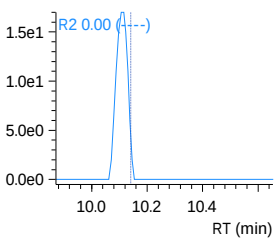

PFDS
Conc. ----
R#1 0.00 (58.01)
R#2 0.00 (58.67)
Q 599.00>79.90 (-) 7.00e0

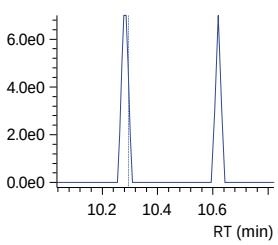

R1 599.00>98.80 (-) 1.10e1

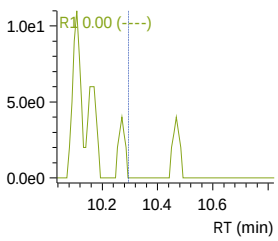

R2 599.00>98.80 (-) 1.10e1

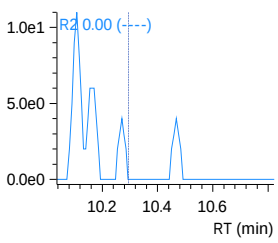

SN - Software-calculated S/N ratio outside criteria due to non-target peaks or drift in noise calculation window.
Analyst review of noise levels (excluding non-target peaks) in chromatogram indicates S/N ratio meets criteria.

240321_011 (continued)

PFTrDA
Conc. -0.0122
R#1 0.00 (16.67)
R#2 0.00 (15.36)
Q 663.00>619.00 (-) 3.37e2

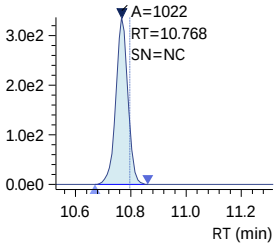

11-Cl-PF3OUdS
Conc. ----
R#1 0.00 (35.04)
R#2 0.00 (35.75)
Q 630.90>451.00 (-) 3.80e1

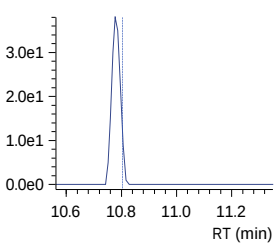

PFOSAm
Conc. 0.5099
Q 498.10>77.90 (-) 9.65e3

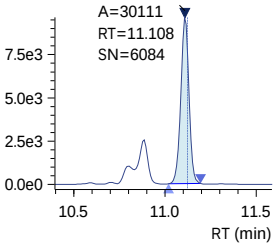

13C8-PFOSAm
Conc. 3.9431
Q 506.10>77.80 (-) 4.25e4

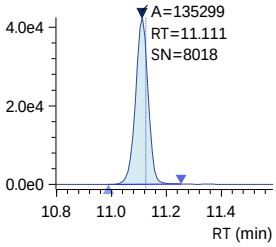

13C8-PFOSAm_IS
Conc. 2.5000
ISTD 506.10>77.80 (-) 4.25e4

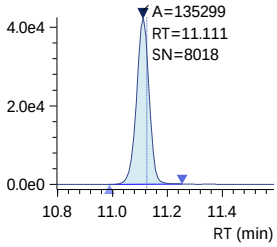

R1 663.00>168.90 (-) 3.10e1

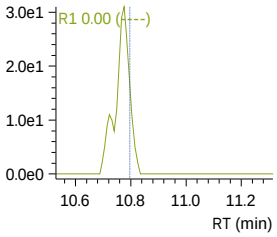

R1 632.90>452.90 (-) 2.10e1

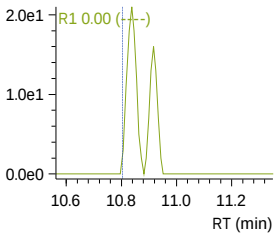

R2 663.00>168.90 (-) 3.10e1

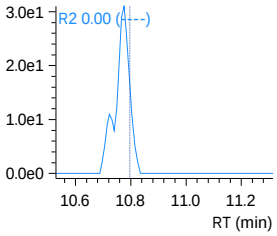

R2 632.90>452.90 (-) 2.10e1

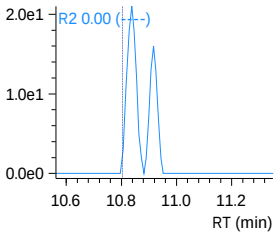

SN - Software-calculated S/N ratio outside criteria due to non-target peaks or drift in noise calculation window.
Analyst review of noise levels (excluding non-target peaks) in chromatogram indicates S/N ratio meets criteria.

240321_011 (continued)

PFTDA
Conc. ----
R#1 0.00 (17.09)
R#2 0.00 (18.64)
Q 713.10>669.00 (-) 2.44e2

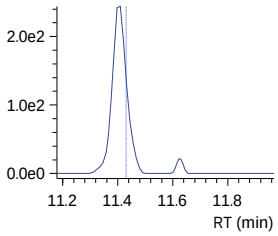

13C2-PFTDA
Conc. 1.9542
Q 715.20>670.00 (-) 2.78e4

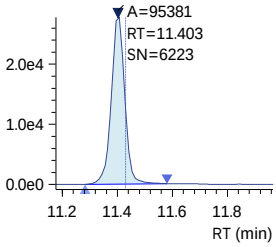

13C2-PFTDA_IS
Conc. 1.2500
ISTD 715.20>670.00 (-) 2.78e4

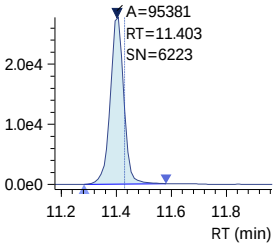

PFDoS
Conc. ----
R#1 0.00 (61.23)
R#2 0.00 (68.82)
Q 699.10>79.90 (-) 8.00e0

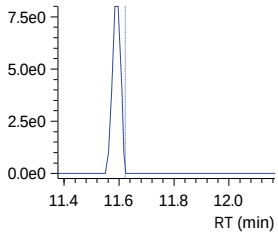

D7-MeFOSE_IS
Conc. 25.0000
ISTD 623.20>58.90 (-) 1.19e5

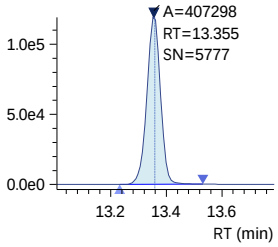

R1 713.10>168.90 (-) 2.10e1

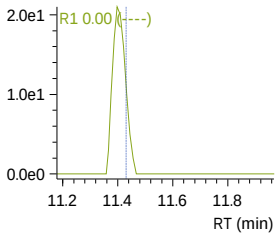

R1 699.10>98.80 (-) 0.00e0

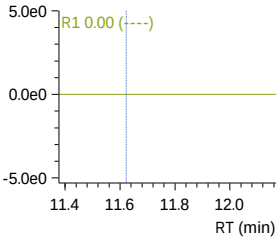

R2 713.10>168.90 (-) 2.10e1

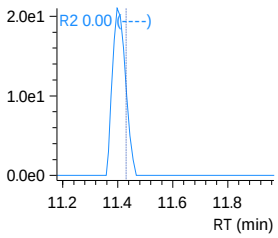

R2 699.10>98.80 (-) 0.00e0

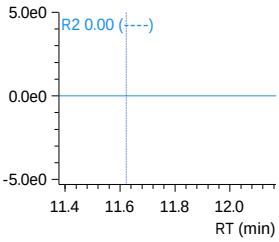

SN - Software-calculated S/N ratio outside criteria due to non-target peaks or drift in noise calculation window.
Analyst review of noise levels (excluding non-target peaks) in chromatogram indicates S/N ratio meets criteria.

240321_011 (continued)

D7-MeFOSE
Conc. 38.7960

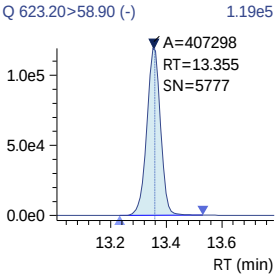

MeFOSE
Conc. 0.5458

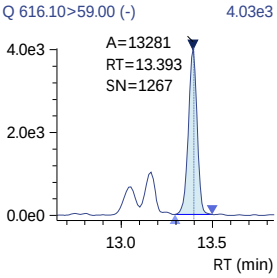

13C2-PFHXDA_IS
Conc. 2.5000

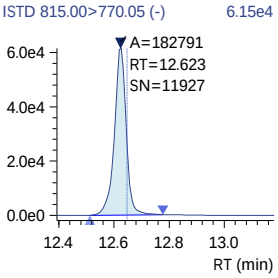

13C2-PFHXDA
Conc. 3.6422

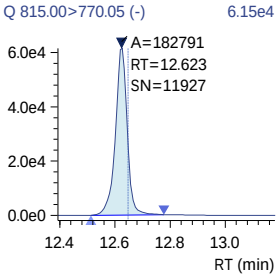

PFHXDA
Conc. 0.0045
R#1 0.00 (10.78)
R#2 0.00 (11.00)

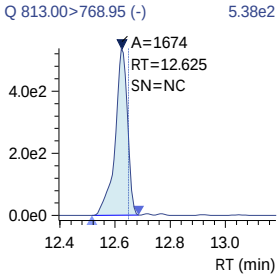

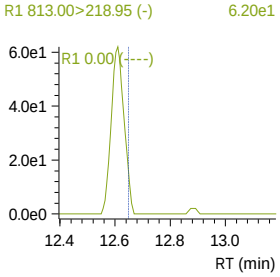

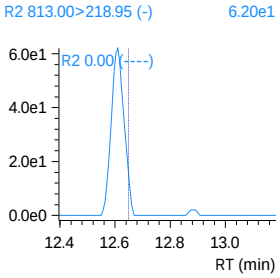

240321_011 (continued)

D3-MeFOSA
Conc. 3.8077

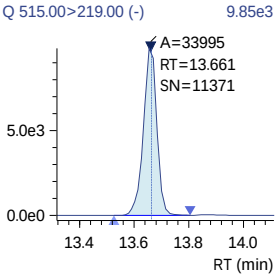

D3-MeFOSA_IS
Conc. 2.5000

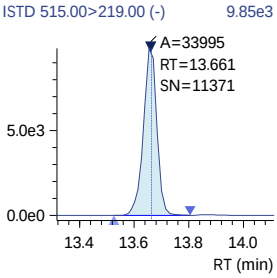

MeFOSA
Conc. ----
R#1 0.00 (156.31)
R#2 0.00 (156.72)

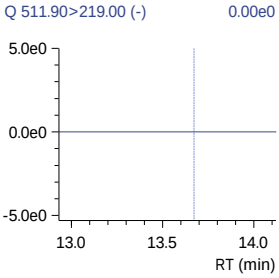

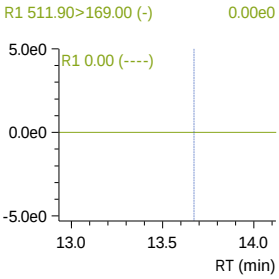

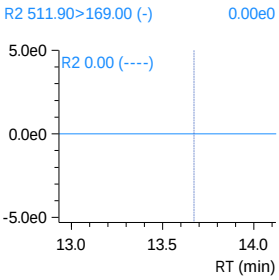

D9-EtFOSE_IS
Conc. 25.0000

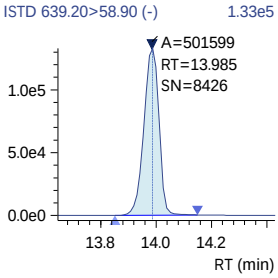

D9-EtFOSE
Conc. 41.8536

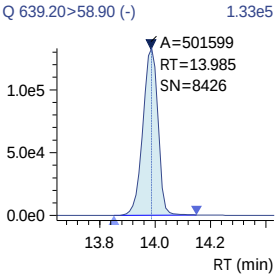

240321_011 (continued)

EtFOSE
Conc. 0.4626

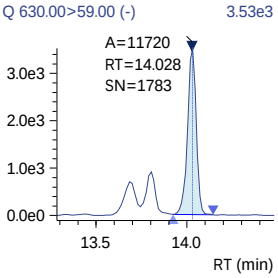

D5-EtFOSAm
Conc. 3.7349

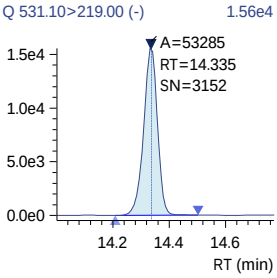

D5-EtFOSAm_IS
Conc. 2.5000

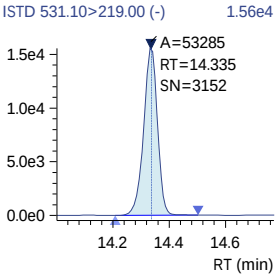

EtFOSAm
Conc. ----
R#1 0.00 (177.75)
R#2 0.00 (149.59)

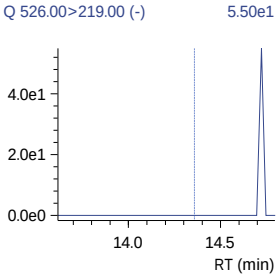

PFODA
Conc. ----
R#1 0.00 (31.66)
R#2 0.00 (33.60)

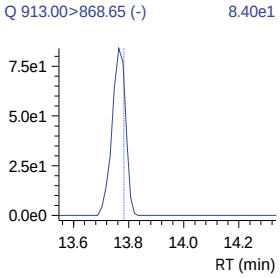

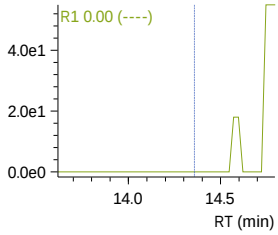

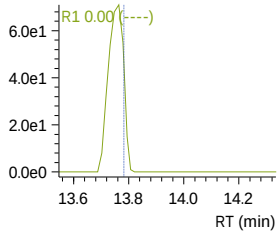

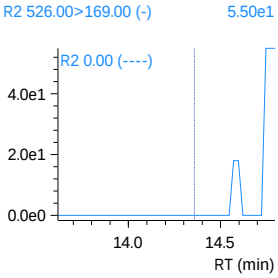

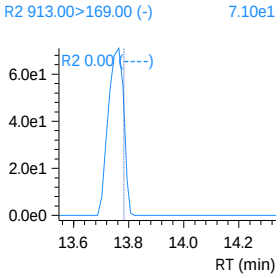

J:\LCMS08\Data\240321_1633_B1\240321_1633_B1.damlp .

SN - Software-calculated S/N ratio outside criteria due to non-target peaks or drift in noise calculation window.
Analyst review of noise levels (excluding non-target peaks) in chromatogram indicates S/N ratio meets criteria.

Insight Report
Before Manual Integration
Printed 3/22/2024 10:11:10

240321_011

Sample ID: 1633 QIS
Date Acquired: 3/21/2024 2:30:46 PM
Acquired by: System Administrator
Data File: 240321_011
Vial: 13 | Inj. Volume: 10.0000uL | Tray: 1

13C4-PFBA
Conc. 13.5870
Q 216.80>171.90 (-) 1.69e5

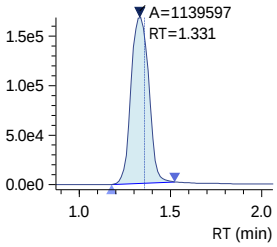

13C4-PFBA_IS
Conc. 10.0000
ISTD 216.80>171.90 (-) 1.69e5

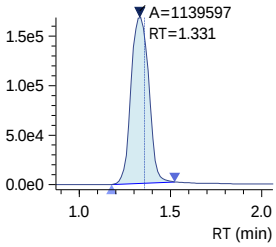

13C3-PFBA_IS
Conc. 5.0000
ISTD 216.00>172.00 (-) 6.43e4

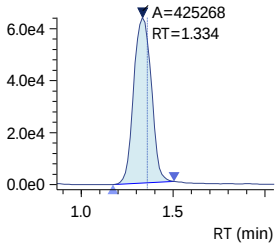

PFBA
Conc. -0.0262
Q 212.80>169.05 (-) 1.15e3

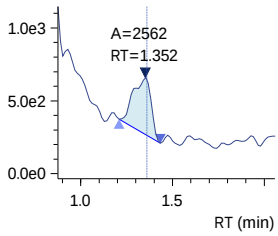

PFMPA
Conc. ----
Q 229.00>84.90 (-) 2.70e1

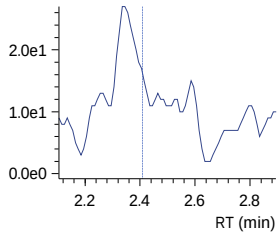

3_3 FTCA
Conc. ----
R#1 0.00 (136.14)
R#2 0.00 (136.14)
Q 241.00>177.10 (-) 2.00e1

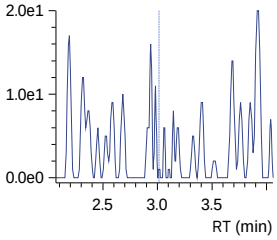

13C5-PFPeA
Conc. 6.8656
Q 268.30>223.00 (-) 7.90e4

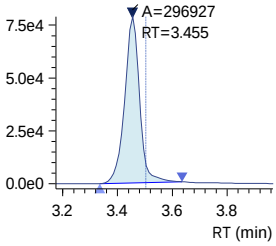

13C5-PFPeA_IS
Conc. 5.0000
ISTD 268.30>223.00 (-) 7.90e4

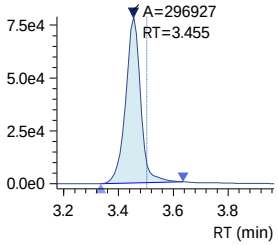

PFPeA
Conc. 0.0080
Q 263.00>219.00 (-) 5.21e2

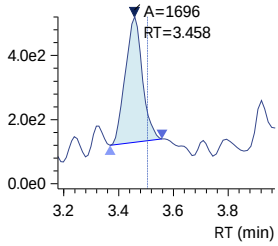

PFMBA
Conc. ----
Q 279.00>84.95 (-) 2.70e1

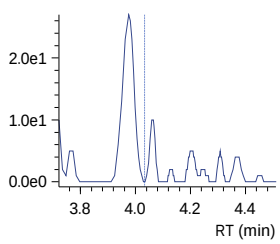

R1 241.00>117.00 (-) 1.35e2

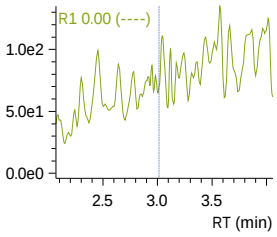

R2 241.00>117.00 (-) 1.35e2

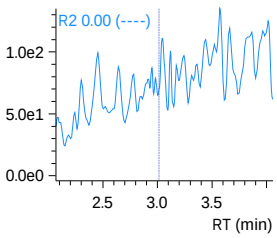

Insight Report
Before Manual Integration
Printed 3/22/2024 10:11:10

240321_011 (continued)

13C2-4_2 FTS
Conc. 4.9515

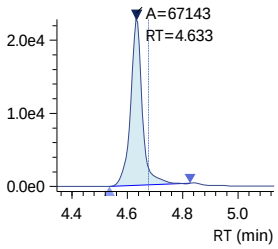

13C2-4_2 FTS_IS
Conc. 5.0000

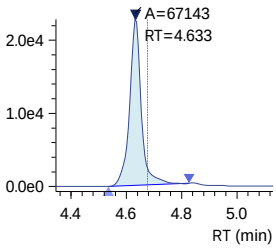

4_2 FTS
Conc. ----
R#1 0.00 (33.08)
R#2 0.00 (33.08)

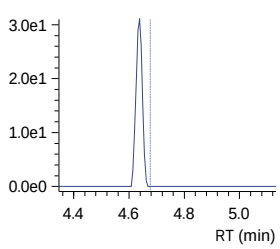

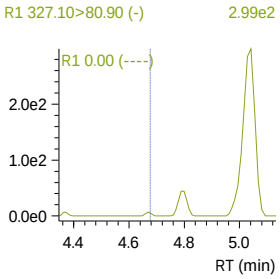

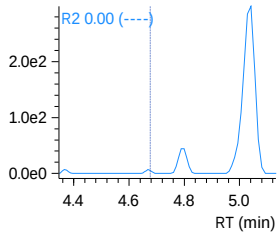

13C3-PFBS_IS
Conc. 2.5000

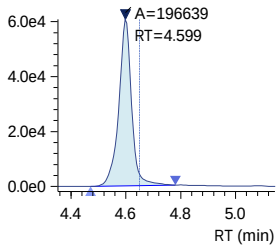

PFBS
Conc. ----
R#1 0.00 (46.53)
R#2 0.00 (46.53)

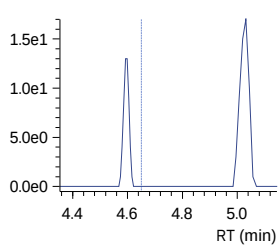

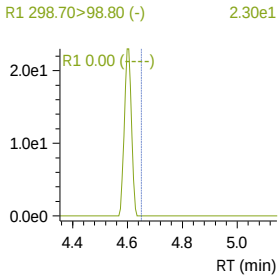

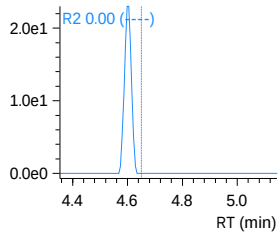

240321_011 (continued)

13C3-PFBS
Conc. 3.3407

Q 302.10>79.90 (-) 6.08e4

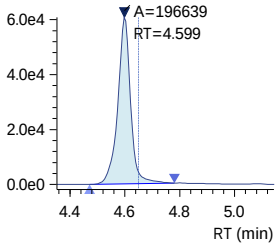

NFDHA
Conc. 0.0056
R#1 0.00 (36.44)
R#2 0.00 (36.44)

Q 295.00>201.00 (-) 3.69e2

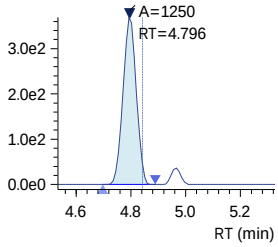

R1 295.00>84.90 (-) 5.50e1

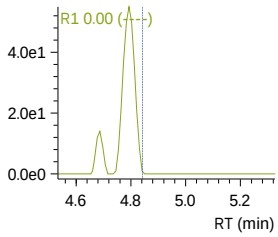

R2 295.00>84.90 (-) 5.50e1

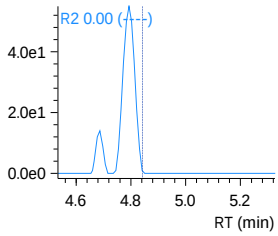

13C5-PFHxA
Conc. 3.3333

Q 318.00>273.00 (-) 1.29e5

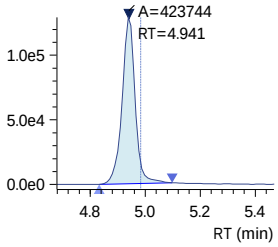

13C5-PFHxA_IS
Conc. 2.5000

ISTD 318.00>273.00 (-) 1.29e5

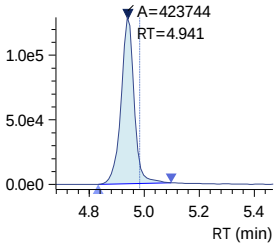

13C2-PFHxA_IS
Conc. 2.5000

ISTD 315.10>270.00 (-) 1.19e5

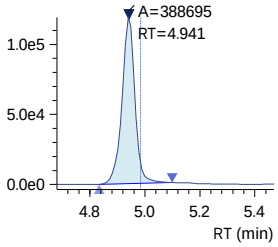

Insight Report
Before Manual Integration
Printed 3/22/2024 10:11:10

240321_011 (continued)

PFHxA
Conc. 0.0221
Q 313.00>269.00 (-) 7.87e2

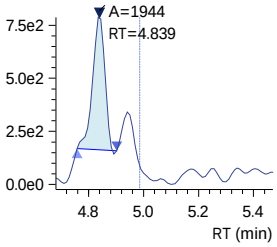

PFEESA
Conc. ----
R#1 0.00 (5.25)
R#2 0.00 (5.25)
Q 314.80>135.00 (-) 5.40e1

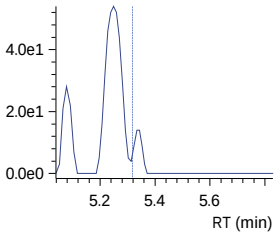

R1 314.80>82.90 (-) 5.10e1

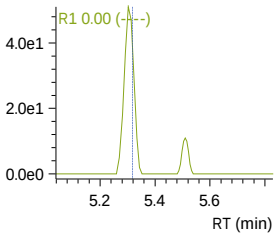

R2 314.80>82.90 (-) 5.10e1

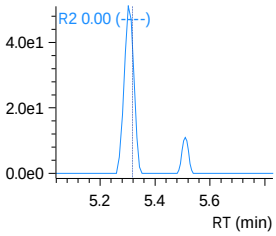

13C3-HFPO-DA
Conc. 12.5076
Q 286.90>168.90 (-) 1.96e5

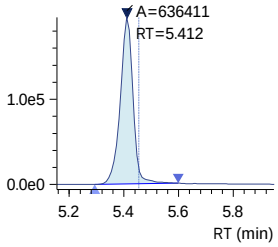

13C3-HFPO-DA_IS
Conc. 10.0000
ISTD 286.90>168.90 (-) 1.96e5

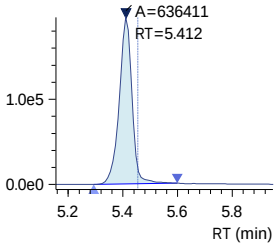

HFPO-DA
Conc. ----
R#1 0.00 (62.57)
R#2 0.00 (62.57)
Q 284.90>168.90 (-) 1.65e2

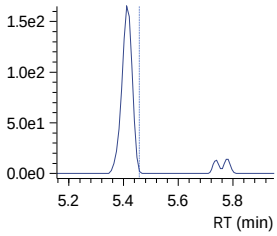

R1 284.90>184.90 (-) 1.36e2

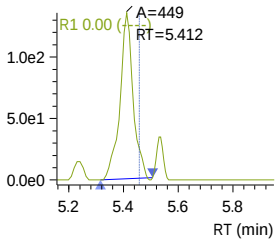

R2 284.90>184.90 (-) 1.36e2

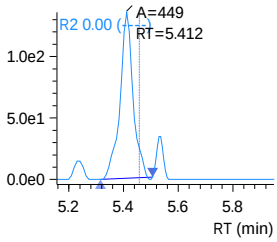

240321_011 (continued)

5_3 FTCA
Conc. ----
R#1 0.00 (154.88)
R#2 0.00 (154.88)
Q 341.00>237.05 (-) 7.10e1

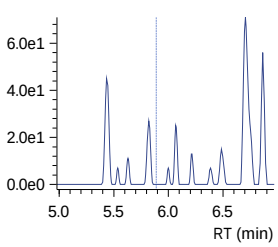

R1 341.00>217.00 (-) 2.08e2

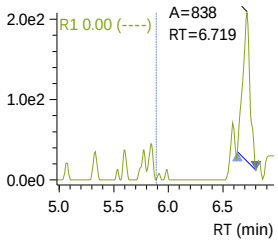

R2 341.00>217.00 (-) 2.08e2

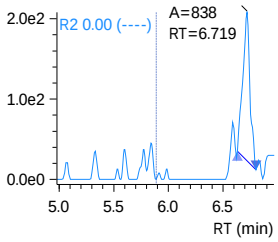

PFPeS
Conc. ----
R#1 0.00 (54.44)
R#2 0.00 (54.44)
Q 349.10>79.90 (-) 1.10e1

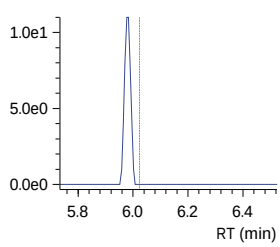

R1 349.10>98.80 (-) 1.10e1

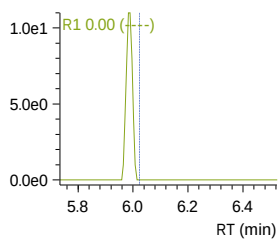

R2 349.10>98.80 (-) 1.10e1

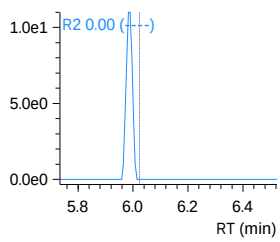

13C4-PFHpA
Conc. 3.3883
Q 367.10>322.00 (-) 2.20e5

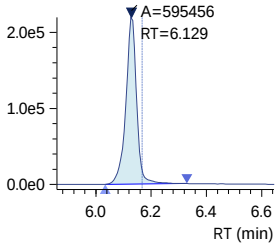

13C4-PFHpA_IS
Conc. 2.5000
ISTD 367.10>322.00 (-) 2.20e5

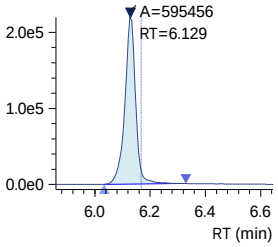

PFHpA
Conc. 0.0096
R#1 19.46 (23.39)
R#2 19.46 (23.39)
Q 363.10>319.00 (-) 1.48e3

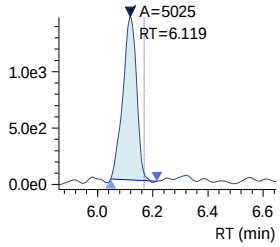

R1 363.10>169.00 (-) 3.57e2

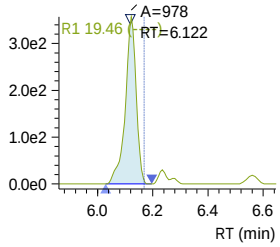

R2 363.10>169.00 (-) 3.57e2

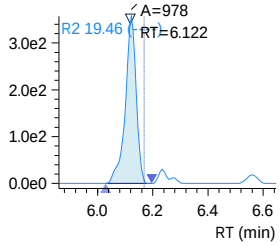

240321_011 (continued)

DONA
Conc. ----
R#1 0.00 (30.39)
R#2 0.00 (30.39)
Q 376.90>250.90 (-) 1.70e1

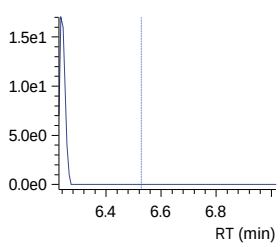

R1 376.90>84.80 (-) 0.00e0

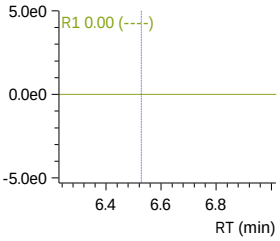

R2 376.90>84.80 (-) 0.00e0

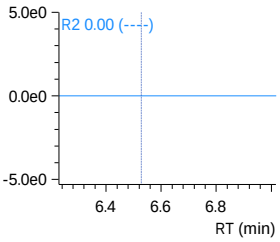

13C2-6_2 FTS_IS
Conc. 5.0000
ISTD 429.10>80.90 (-) 1.86e4

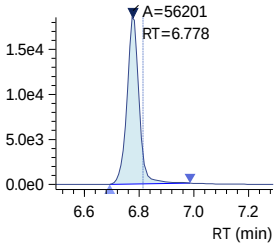

13C2-6_2 FTS
Conc. 5.1421
Q 429.10>80.90 (-) 1.86e4

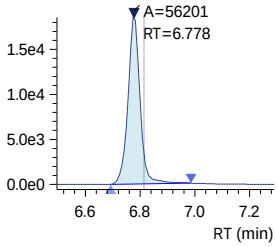

6_2 FTS
Conc. ----
R#1 0.00 (44.48)
R#2 0.00 (44.48)
Q 427.10>407.00 (-) 1.50e1

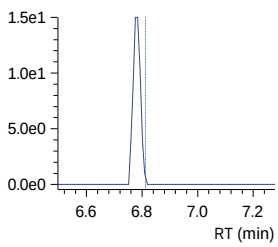

R1 427.10>80.90 (-) 0.00e0

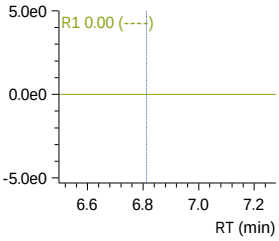

R2 427.10>80.90 (-) 0.00e0

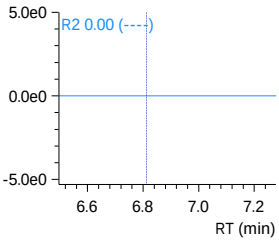

13C4-PFOA_IS
Conc. 2.5000
ISTD 417.10>172.00 (-) 6.56e3

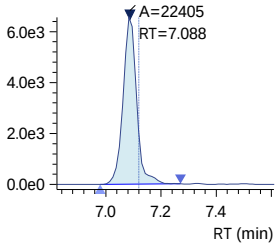

240321_011 (continued)

13C8-PFOA_IS
Conc. 2.5000

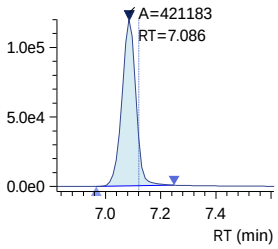

13C8-PFOA
Conc. 3.0524

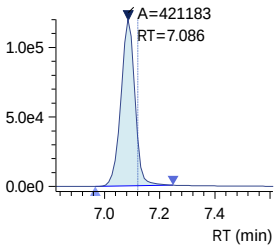

PFOA
Conc. 0.5034
R#1 23.21 (24.47)
R#2 23.21 (24.47)

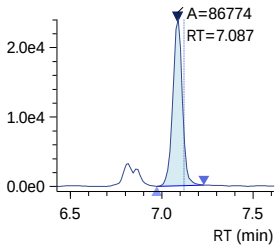

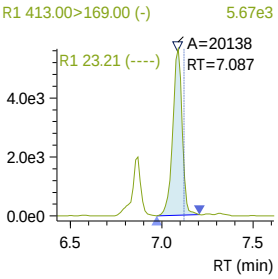

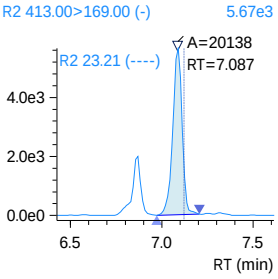

13C3-PFHxS
Conc. 3.3807

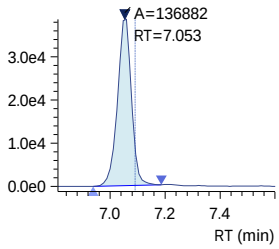

13C3-PFHxS_IS
Conc. 2.5000

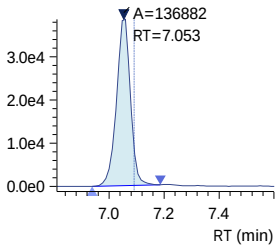

240321_011 (continued)

PFHxS
Conc. ----
R#1 0.00 (57.29)
R#2 0.00 (57.29)
Q 398.70>79.90 (-) 1.69e2

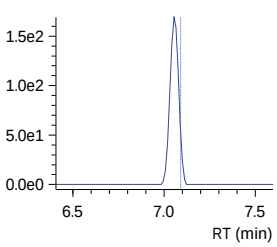

R1 398.70>98.90 (-) 7.00e1

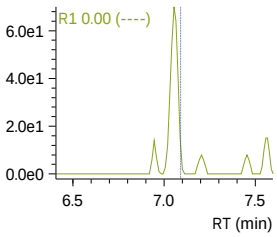

R2 398.70>98.90 (-) 7.00e1

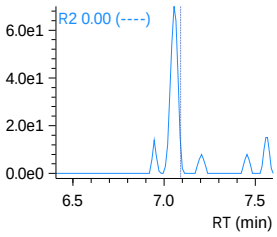

18O2-PFHxS_IS
Conc. 2.5000
ISTD 403.00>83.90 (-) 2.71e4

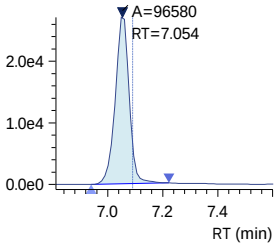

13C9-PFNA_IS
Conc. 1.2500
ISTD 472.10>427.00 (-) 7.90e4

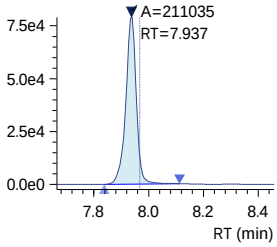

13C9-PFNA
Conc. 1.7360
Q 472.10>427.00 (-) 7.90e4

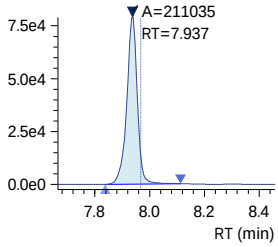

13C5-PFNA_IS
Conc. 1.2500
ISTD 468.00>423.00 (-) 5.09e4

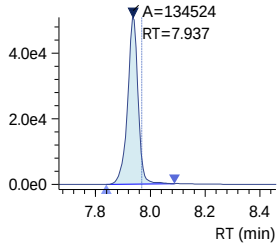

Insight Report
Before Manual Integration
Printed 3/22/2024 10:11:10

240321_011 (continued)

PFNA
Conc. 1.1771
R#1 0.00 (20.36)
R#2 0.00 (20.36)
Q 463.00>419.00 (-) 4.19e4

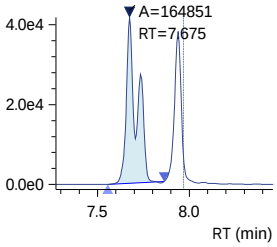

R1 463.00>219.00 (-) 7.36e3

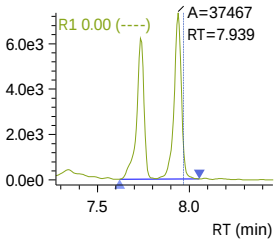

R2 463.00>219.00 (-) 7.36e3

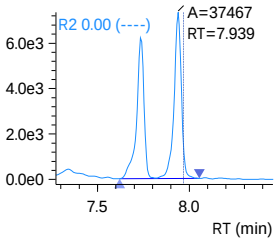

PFHpS
Conc. ----
R#1 0.00 (46.70)
R#2 0.00 (46.70)
Q 449.00>79.90 (-) 1.40e1

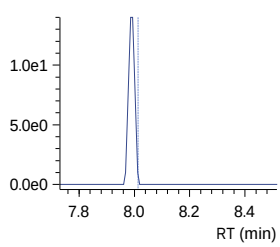

R1 449.00>98.80 (-) 0.00e0

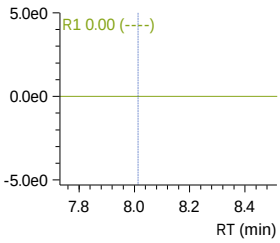

R2 449.00>98.80 (-) 0.00e0

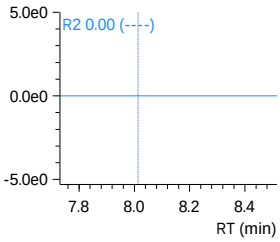

7_3 FTCA
Conc. ----
R#1 0.00 (132.28)
R#2 0.00 (132.28)
Q 441.00>317.00 (-) 6.10e1

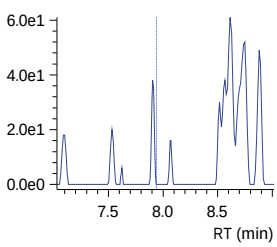

R1 441.00>336.90 (-) 1.38e2

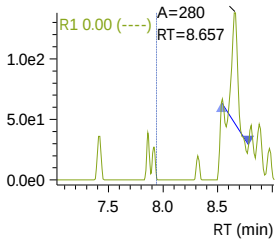

R2 441.00>336.90 (-) 1.38e2

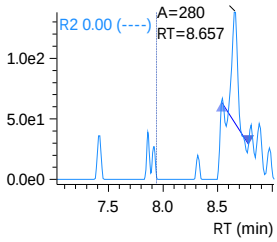

13C2-8_2-FTS
Conc. 4.9291
Q 529.10>80.90 (-) 1.12e4

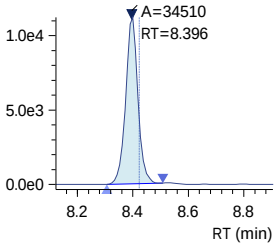

13C2-8_2-FTS_IS
Conc. 5.0000
ISTD 529.10>80.90 (-) 1.12e4

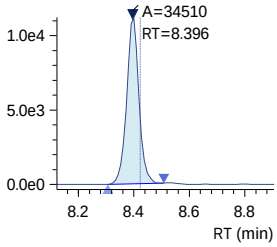

240321_011 (continued)

8_2 FTS
Conc. ----
R#1 0.00 (45.91)
R#2 0.00 (45.91)
Q 527.10>506.95 (-) 0.00e0

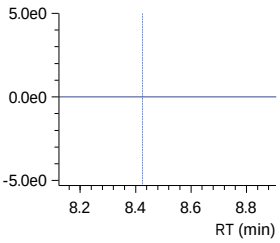

13C6-PFDA_IS
Conc. 1.2500
ISTD 519.10>474.10 (-) 3.48e4

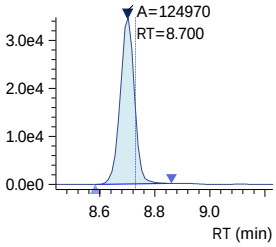

13C6-PFDA
Conc. 1.7731
Q 519.10>474.10 (-) 3.48e4

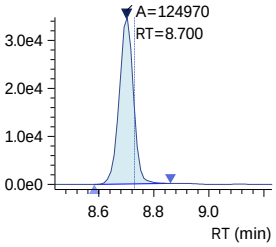

13C2-PFDA_IS
Conc. 1.2500
ISTD 515.10>470.10 (-) 2.11e4

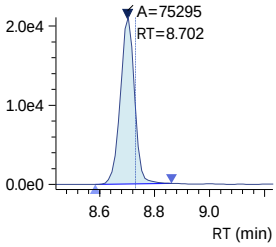

PFDA
Conc. 0.0158
R#1 0.00 (17.64)
R#2 0.00 (17.64)
Q 512.90>469.00 (-) 4.88e2

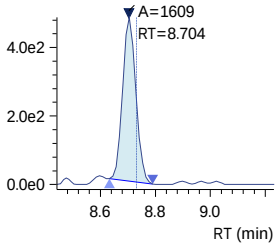

R1 527.10>80.80 (-) 0.00e0

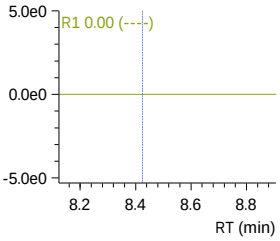

R1 512.90>219.00 (-) 5.40e1

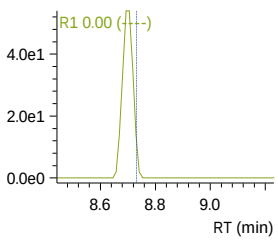

R2 527.10>80.80 (-) 0.00e0

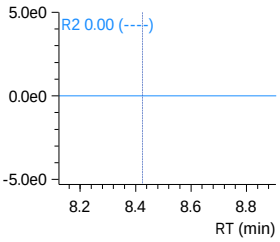

R2 512.90>219.00 (-) 5.40e1

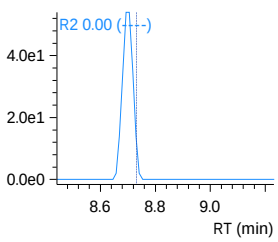

D3-NMeFOSAA_IS
Conc. 5.0000
ISTD 573.20>419.00 (-) 4.28e4

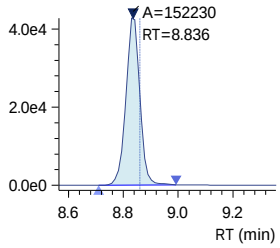

D3-NMeFOSAA
Conc. 6.8969
Q 573.20>419.00 (-) 4.28e4

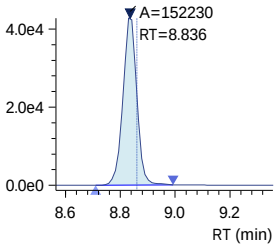

13C8-PFOS_IS
Conc. 2.5000
ISTD 507.10>98.90 (-) 1.09e4

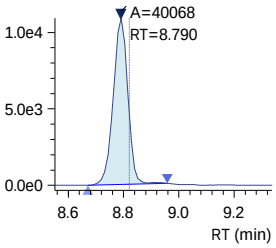

13C8-PFOS
Conc. 3.1366
Q 507.10>98.90 (-) 1.09e4

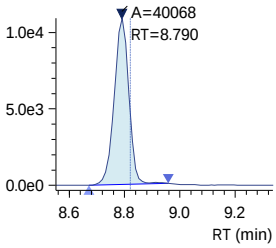

13C4-PFOS_IS
Conc. 2.5000
ISTD 502.80>79.90 (-) 2.53e4

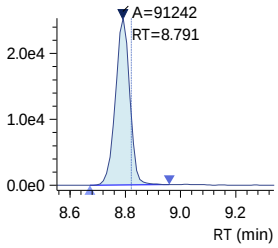

Insight Report
Before Manual Integration
Printed 3/22/2024 10:11:10

240321_011 (continued)

PFOS
Conc. ----
R#1 0.00 (45.06)
R#2 0.00 (45.06)
Q 498.90>79.90 (-) 7.00e1

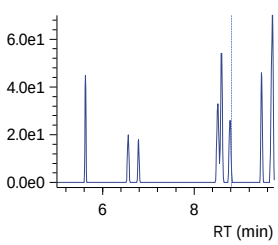

R1 498.90>98.80 (-) 3.70e1

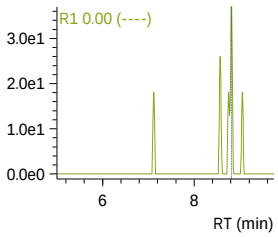

R2 498.90>98.80 (-) 3.70e1

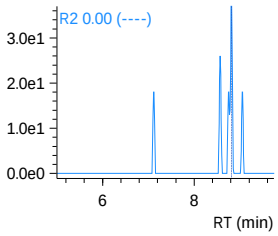

NMeFOSAA
Conc. ----
R#1 0.00 (67.10)
R#2 0.00 (67.10)
Q 570.10>419.00 (-) 0.00e0

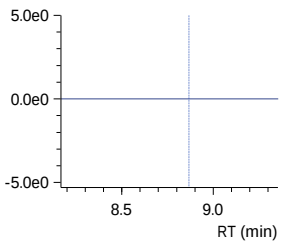

R1 570.10>483.00 (-) 0.00e0

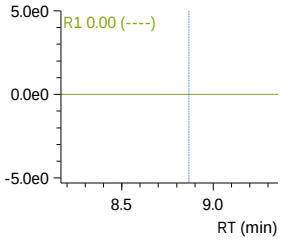

R2 570.10>483.00 (-) 0.00e0

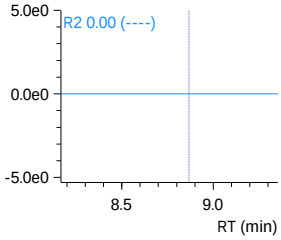

D5-NEtFOSAA_IS
Conc. 5.0000
ISTD 589.20>419.00 (-) 3.21e4

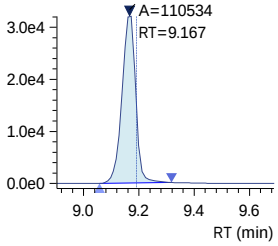

D5-NEtFOSAA
Conc. 6.8351
Q 589.20>419.00 (-) 3.21e4

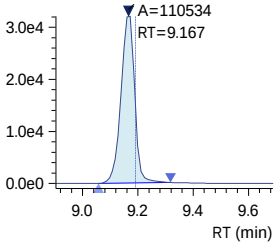

NEtFOSAA
Conc. ----
R#1 0.00 (89.53)
R#2 0.00 (89.53)
Q 584.20>419.10 (-) 0.00e0

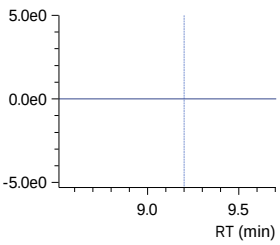

R1 584.20>526.00 (-) 0.00e0

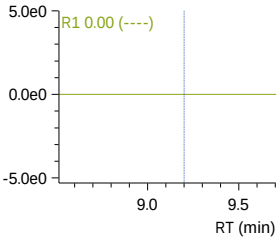

R2 584.20>526.00 (-) 0.00e0

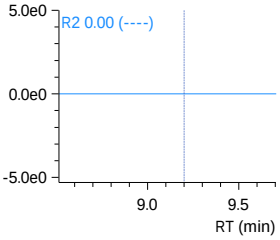

Insight Report
Before Manual Integration
Printed 3/22/2024 10:11:10

240321_011 (continued)

9-Cl-PF3ONS
Conc. ----
R#1 0.00 (31.69)
R#2 0.00 (31.69)
Q 530.80>351.00 (-) 3.60e1

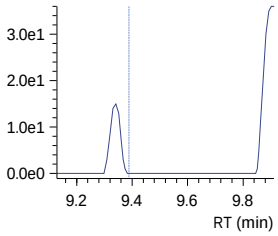

R1 532.80>353.00 (-) 4.20e1

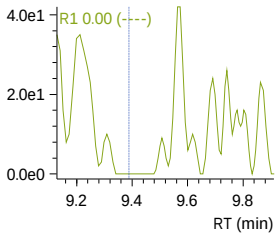

R2 532.80>353.00 (-) 4.20e1

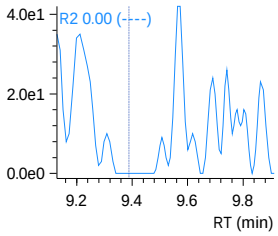

PFUnDA
Conc. 0.0006
R#1 0.00 (10.96)
R#2 0.00 (10.96)
Q 563.10>519.00 (-) 4.86e2

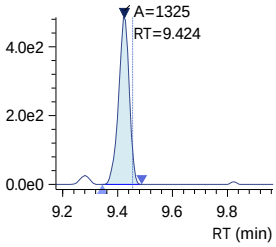

R1 563.10>269.10 (-) 6.60e1

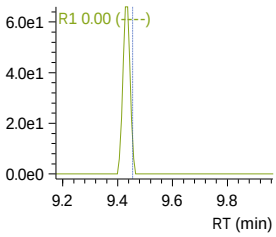

R2 563.10>269.10 (-) 6.60e1

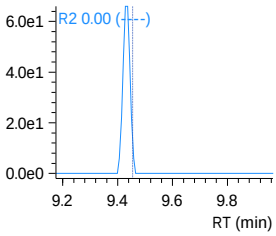

13C7-PFUnDA_IS
Conc. 1.2500
ISTD 570.00>525.10 (-) 4.13e4

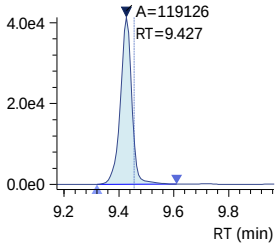

13C7-PFUnDA
Conc. 1.7138
Q 570.00>525.10 (-) 4.13e4

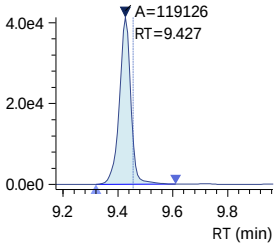

PFNS
Conc. ----
R#1 0.00 (56.91)
R#2 0.00 (56.91)
Q 548.80>79.90 (-) 3.00e1

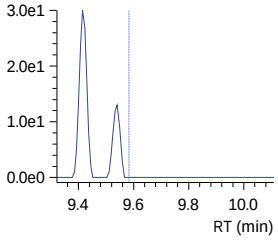

R1 548.80>98.80 (-) 0.00e0

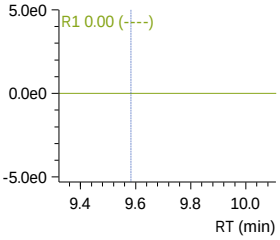

R2 548.80>98.80 (-) 0.00e0

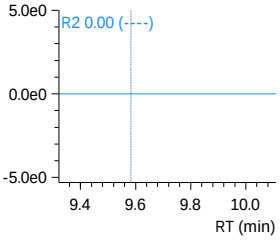

240321_011 (continued)

10_2 FTS
Conc. ----
R#1 0.00 (32.29)
R#2 0.00 (32.29)
Q 626.80>607.05 (-) 0.00e0

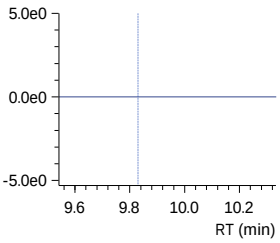

13C2-PFDOA_IS
Conc. 1.2500
ISTD 615.10>570.00 (-) 5.17e4

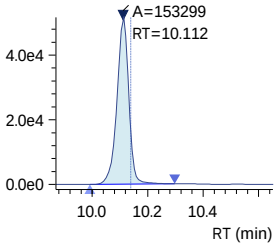

13C2-PFDOA
Conc. 1.8964
Q 615.10>570.00 (-) 5.17e4

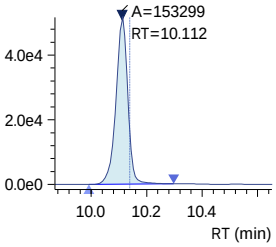

PFDOA
Conc. -0.0156
R#1 0.00 (11.14)
R#2 0.00 (11.14)
Q 613.10>569.00 (-) 2.19e2

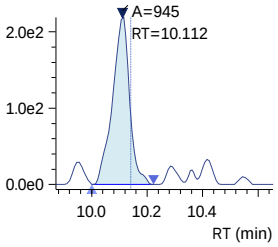

PFDS
Conc. ----
R#1 0.00 (58.01)
R#2 0.00 (58.01)
Q 599.00>79.90 (-) 7.00e0

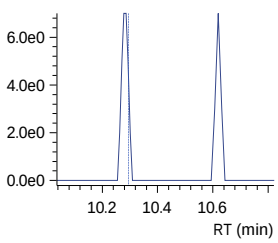

R1 626.80>81.00 (-) 0.00e0

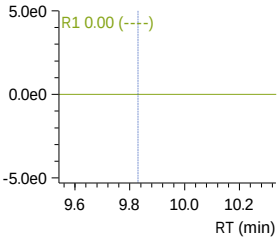

R1 613.10>319.00 (-) 1.70e1

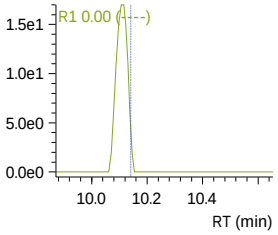

R1 599.00>98.80 (-) 1.10e1

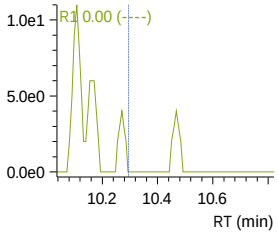

R2 626.80>81.00 (-) 0.00e0

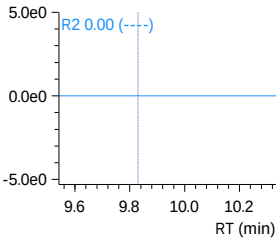

R2 613.10>319.00 (-) 1.70e1

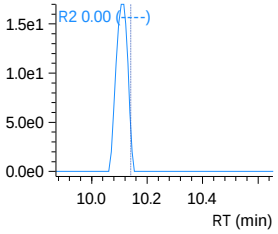

R2 599.00>98.80 (-) 1.10e1

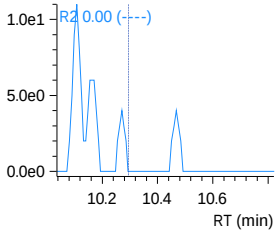

240321_011 (continued)

PFTrDA
Conc. -0.0122
R#1 0.00 (16.67)
R#2 0.00 (16.67)
Q 663.00>619.00 (-) 3.37e2

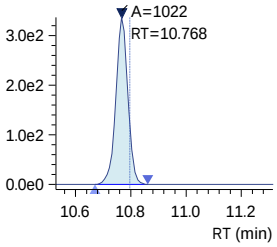

11-Cl-PF3OUdS
Conc. ----
R#1 0.00 (35.04)
R#2 0.00 (35.04)
Q 630.90>451.00 (-) 3.80e1

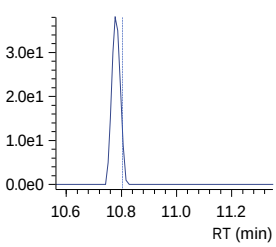

PFOSAm
Conc. 0.5099
Q 498.10>77.90 (-) 9.65e3

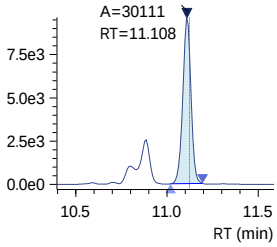

13C8-PFOSAm
Conc. 3.9431
Q 506.10>77.80 (-) 4.25e4

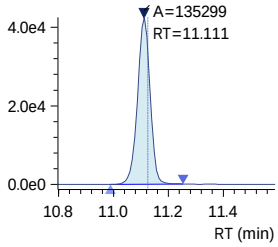

13C8-PFOSAm_IS
Conc. 2.5000
ISTD 506.10>77.80 (-) 4.25e4

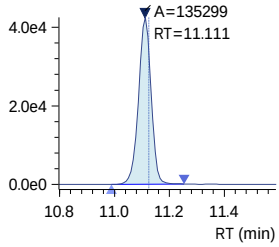

R1 663.00>168.90 (-) 3.10e1

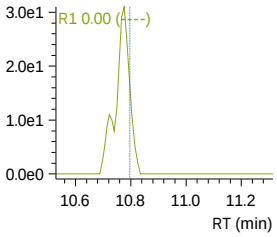

R1 632.90>452.90 (-) 2.10e1

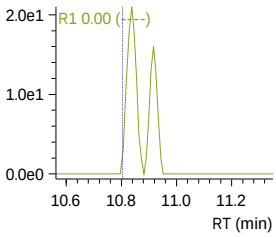

R2 663.00>168.90 (-) 3.10e1

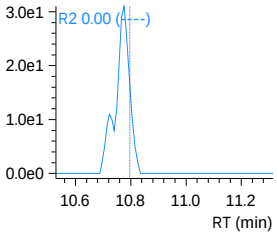

R2 632.90>452.90 (-) 2.10e1

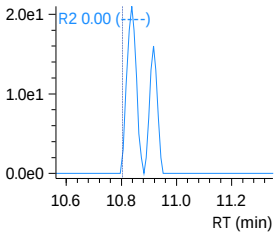

Insight Report
Before Manual Integration
Printed 3/22/2024 10:11:10

240321_011 (continued)

PFTDA
Conc. ----
R#1 0.00 (17.09)
R#2 0.00 (17.09)
Q 713.10>669.00 (-) 2.44e2

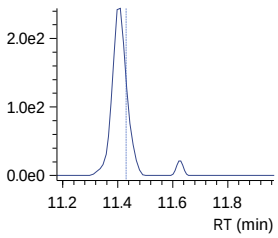

R1 713.10>168.90 (-) 2.10e1

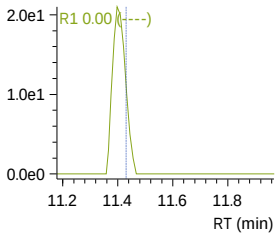

R2 713.10>168.90 (-) 2.10e1

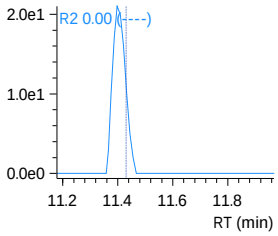

13C2-PFTDA
Conc. 1.9542
Q 715.20>670.00 (-) 2.78e4

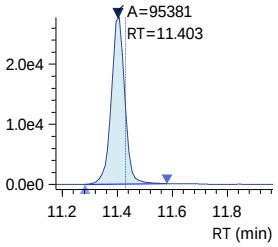

13C2-PFTDA_IS
Conc. 1.2500
ISTD 715.20>670.00 (-) 2.78e4

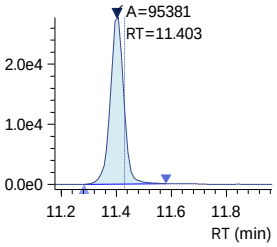

PFDoS
Conc. ----
R#1 0.00 (61.23)
R#2 0.00 (61.23)
Q 699.10>79.90 (-) 8.00e0

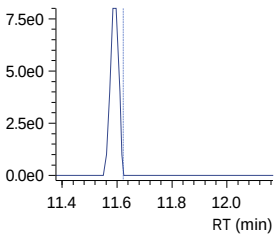

R1 699.10>98.80 (-) 0.00e0

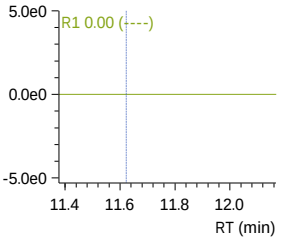

R2 699.10>98.80 (-) 0.00e0

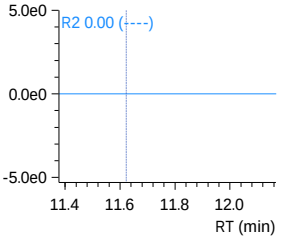

D7-MeFOSE_IS
Conc. 25.0000
ISTD 623.20>58.90 (-) 1.19e5

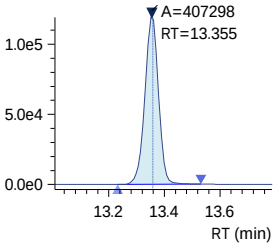

Insight Report
Before Manual Integration
Printed 3/22/2024 10:11:10

240321_011 (continued)

D7-MeFOSE
Conc. 38.7960

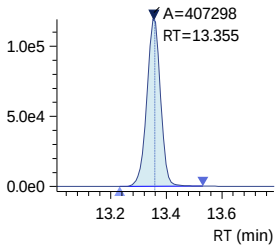

MeFOSE
Conc. 0.5458

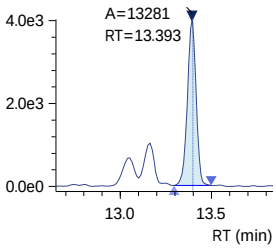

13C2-PFHXDA_IS
Conc. 2.5000

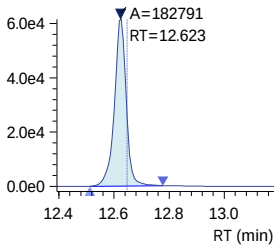

13C2-PFHXDA
Conc. 3.6422

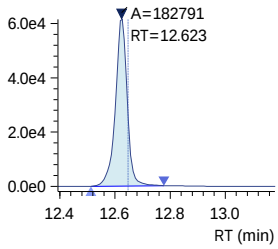

PFHXDA
Conc. 0.0045
R#1 0.00 (10.78)
R#2 0.00 (10.78)

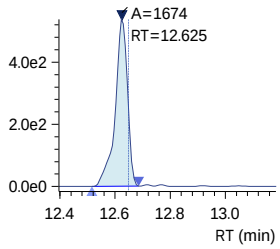

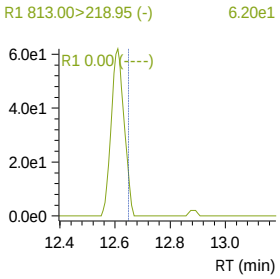

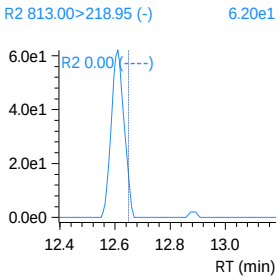

240321_011 (continued)

D3-MeFOSA
Conc. 3.8077

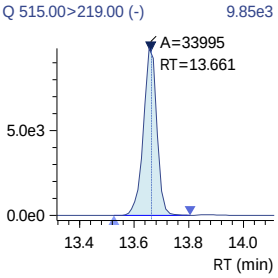

D3-MeFOSA_IS
Conc. 2.5000

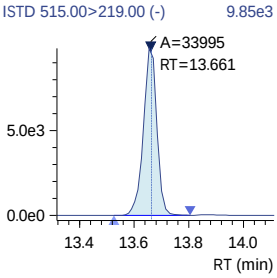

MeFOSA
Conc. ----
R#1 0.00 (156.31)
R#2 0.00 (156.31)

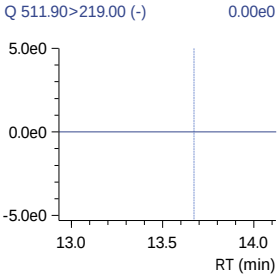

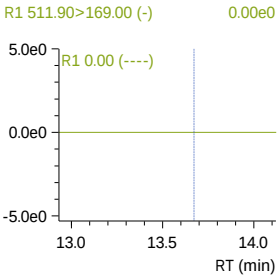

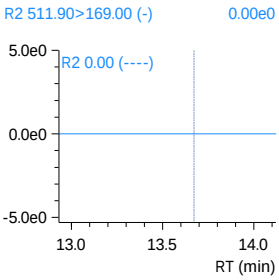

D9-EtFOSE_IS
Conc. 25.0000

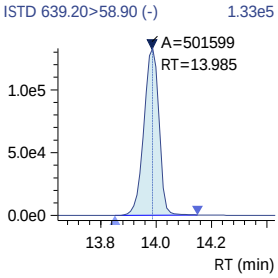

D9-EtFOSE
Conc. 41.8536

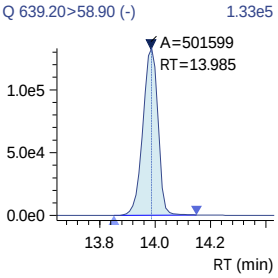

240321_011 (continued)

EtFOSE
Conc. 0.4626

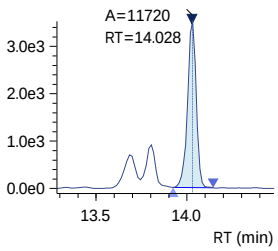

D5-EtFOSAm
Conc. 3.7349

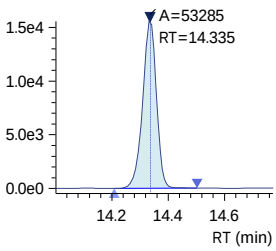

D5-EtFOSAm_IS
Conc. 2.5000

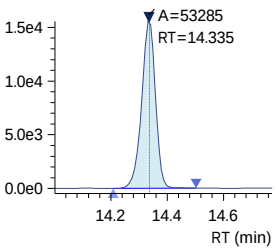

EtFOSAm
Conc. ----
R#1 0.00 (177.75)
R#2 0.00 (177.75)

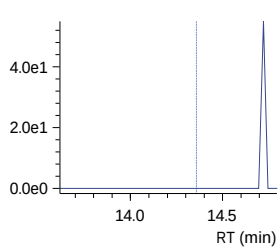

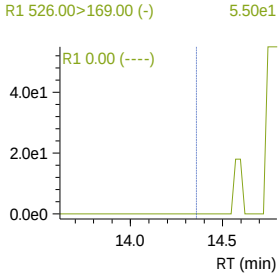

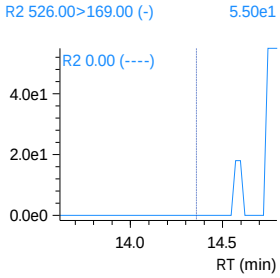

PFODA
Conc. ----
R#1 0.00 (31.66)
R#2 0.00 (31.66)

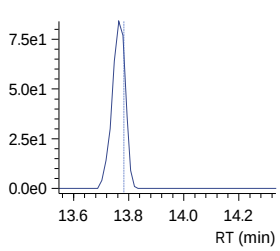

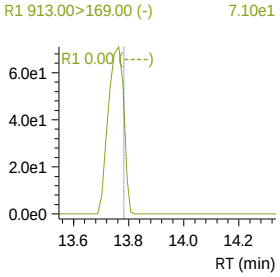

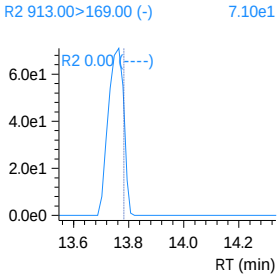

Insight Report
Quantitation/Integration
Printed 3/22/2024 13:35:57

240321_010

Check PFOS

Sample ID: TDCA CHECK
Date Acquired: 3/21/2024 2:07:31 PM
Acquired by: System Administrator
Data File: 240321_010
Vial: 12 | Inj. Volume: 10.0000uL | Tray: 1

Name	Mode ID	Found RT	RT Diff	ISTD RT Diff	Area	ISTD Area	ISTD Name	Conc.	Unit	Flag ID
13C4-PFBA	ND(W/B)	----	----	----	----	----	13C3-PFBA_IS	ISTD Error	ng/mL	
13C4-PFBA_IS	ND(W/B)	----	----	----	----	----	----	----	ng/mL	
13C3-PFBA_IS	ND(W/B)	----	----	----	----	----	----	----	ng/mL	
PFBA	Auto	1.298	-0.063	----	2657	----	13C4-PFBA_IS	ISTD Error	ng/mL	
PFMPA	ND(W/B)	----	----	----	----	----	13C5-PFPeA_IS	ISTD Error	ng/mL	
3_3 FTCA	ND(W/B)	----	----	----	----	----	13C5-PFPeA_IS	ISTD Error	ng/mL	
13C5-PFPeA	ND(W/B)	----	----	----	----	----	13C2-PFHxA_IS	ISTD Error	ng/mL	
13C5-PFPeA_IS	ND(W/B)	----	----	----	----	----	----	----	ng/mL	
PFPeA	Auto	3.463	-0.043	----	535	----	13C5-PFPeA_IS	ISTD Error	ng/mL	
PFMBA	ND(W/B)	----	----	----	----	----	13C5-PFPeA_IS	ISTD Error	ng/mL	
13C2-4_2 FTS	ND(W/B)	----	----	----	----	----	18O2-PFHxS_IS	ISTD Error	ng/mL	
13C2-4_2 FTS_IS	ND(W/B)	----	----	----	----	----	----	----	ng/mL	
4_2 FTS	ND(W/B)	----	----	----	----	----	13C2-4_2 FTS_IS	ISTD Error	ng/mL	
13C3-PFBS_IS	ND(W/B)	----	----	----	----	----	----	----	ng/mL	
PFBS	ND(W/B)	----	----	----	----	----	13C3-PFBS_IS	ISTD Error	ng/mL	
13C3-PFBS	ND(W/B)	----	----	----	----	----	18O2-PFHxS_IS	ISTD Error	ng/mL	
NFDHA	ND(W/B)	----	----	----	----	----	13C5-PFHxA_IS	ISTD Error	ng/mL	
13C5-PFHxA	ND(W/B)	----	----	----	----	----	13C2-PFHxA_IS	ISTD Error	ng/mL	
13C5-PFHxA_IS	ND(W/B)	----	----	----	----	----	----	----	ng/mL	
13C2-PFHxA_IS	ND(W/B)	----	----	----	----	----	----	----	ng/mL	
PFHxA	Auto	4.855	-0.131	----	2040	----	13C5-PFHxA_IS	ISTD Error	ng/mL	
PFEESA	ND(W/B)	----	----	----	----	----	13C5-PFHxA_IS	ISTD Error	ng/mL	
13C3-HFPO-DA	ND(W/B)	----	----	----	----	----	13C2-PFHxA_IS	ISTD Error	ng/mL	
13C3-HFPO-DA_IS	ND(W/B)	----	----	----	----	----	----	----	ng/mL	
HFPO-DA	ND(W/B)	----	----	----	----	----	13C3-HFPO-DA_IS	ISTD Error	ng/mL	
5_3 FTCA	ND(W/B)	----	----	----	----	----	13C5-PFHxA_IS	ISTD Error	ng/mL	
PFPeS	ND(W/B)	----	----	----	----	----	13C3-PFHxS_IS	ISTD Error	ng/mL	
13C4-PFHpA	ND(W/B)	----	----	----	----	----	13C2-PFHxA_IS	ISTD Error	ng/mL	
13C4-PFHpA_IS	ND(W/B)	----	----	----	----	----	----	----	ng/mL	
PFHpA	Auto	6.126	-0.043	----	3642	----	13C4-PFHpA_IS	ISTD Error	ng/mL	IRr
DONA	ND(W/B)	----	----	----	----	----	13C3-HFPO-DA_IS	ISTD Error	ng/mL	
13C2-6_2 FTS_IS	ND(W/B)	----	----	----	----	----	----	----	ng/mL	
13C2-6_2 FTS	ND(W/B)	----	----	----	----	----	18O2-PFHxS_IS	ISTD Error	ng/mL	
6_2 FTS	ND(W/B)	----	----	----	----	----	13C2-6_2 FTS_IS	ISTD Error	ng/mL	
13C4-PFOA_IS	ND(W/B)	----	----	----	----	----	----	----	ng/mL	
13C8-PFOA_IS	ND(W/B)	----	----	----	----	----	----	----	ng/mL	
13C8-PFOA	ND(W/B)	----	----	----	----	----	13C4-PFOA_IS	ISTD Error	ng/mL	
PFOA	Auto	7.096	-0.026	----	2808	----	13C8-PFOA_IS	ISTD Error	ng/mL	
13C3-PFHxS	ND(W/B)	----	----	----	----	----	18O2-PFHxS_IS	ISTD Error	ng/mL	
13C3-PFHxS_IS	ND(W/B)	----	----	----	----	----	----	----	ng/mL	
PFHxS	ND(W/B)	----	----	----	----	----	13C3-PFHxS_IS	ISTD Error	ng/mL	
18O2-PFHxS_IS	ND(W/B)	----	----	----	----	----	----	----	ng/mL	
13C9-PFNA_IS	ND(W/B)	----	----	----	----	----	----	----	ng/mL	
13C9-PFNA	ND(W/B)	----	----	----	----	----	13C5-PFNA_IS	ISTD Error	ng/mL	
13C5-PFNA_IS	ND(W/B)	----	----	----	----	----	----	----	ng/mL	
PFNA	Auto	7.949	-0.020	----	2313	----	13C9-PFNA_IS	ISTD Error	ng/mL	IRr
PFHpS	ND(W/B)	----	----	----	----	----	13C8-PFOS_IS	ISTD Error	ng/mL	
7_3 FTCA	Auto	8.930	0.991	----	965	----	13C5-PFHxA_IS	ISTD Error	ng/mL	IRr, RT
13C2-8_2-FTS	ND(W/B)	----	----	----	----	----	18O2-PFHxS_IS	ISTD Error	ng/mL	
13C2-8_2-FTS_IS	ND(W/B)	----	----	----	----	----	----	----	ng/mL	
8_2 FTS	ND(W/B)	----	----	----	----	----	13C2-8_2-FTS_IS	ISTD Error	ng/mL	
13C6-PFDA_IS	ND(W/B)	----	----	----	----	----	----	----	ng/mL	
13C6-PFDA	ND(W/B)	----	----	----	----	----	13C2-PFDA_IS	ISTD Error	ng/mL	

J:\LCMS08\Data\240321_1633_B1\240321_1633_B1.damlp .

SN - Software-calculated S/N ratio outside criteria due to non-target peaks or drift in noise calculation window. Analyst review of noise levels (excluding non-target peaks) in chromatogram indicates S/N ratio meets criteria.

240321_010 (continued)

(Table continued from previous page)

Name	Mode ID	Found RT	RT Diff	ISTD RT Diff	Area	ISTD Area	ISTD Name	Conc.	Unit	Flag ID
13C2-PFDA_IS	ND(W/B)	----	----	----	----	----	----	----	ng/mL	
PFDA	Auto	8.708	-0.023	----	1210	----	13C6-PFDA_IS	ISTD Error	ng/mL	
D3-NMeFOSAA_IS	ND(W/B)	----	----	----	----	----	----	----	ng/mL	
D3-NMeFOSAA	ND(W/B)	----	----	----	----	----	13C4-PFOS_IS	ISTD Error	ng/mL	
13C8-PFOS_IS	ND(W/B)	----	----	----	----	----	----	----	ng/mL	
13C8-PFOS	ND(W/B)	----	----	----	----	----	13C4-PFOS_IS	ISTD Error	ng/mL	
13C4-PFOS_IS	ND(W/B)	----	----	----	----	----	----	----	ng/mL	
PFOS	M	6.965	-1.857	----	152944	----	13C8-PFOS_IS	ISTD Error	ng/mL	IRr, RT
NMeFOSAA	ND(W/B)	----	----	----	----	----	D3-NMeFOSAA_IS	ISTD Error	ng/mL	
D5-NEtFOSAA_IS	ND(W/B)	----	----	----	----	----	----	----	ng/mL	
D5-NEtFOSAA	ND(W/B)	----	----	----	----	----	13C4-PFOS_IS	ISTD Error	ng/mL	
NEtFOSAA	ND(W/B)	----	----	----	----	----	D5-NEtFOSAA_IS	ISTD Error	ng/mL	
9-Cl-PF3ONS	ND(W/B)	----	----	----	----	----	13C3-HFPO-DA_IS	ISTD Error	ng/mL	
PFUnDA	Auto	9.439	-0.017	----	1753	----	13C7-PFUnDA_IS	ISTD Error	ng/mL	IRr
13C7-PFUnDA_IS	ND(W/B)	----	----	----	----	----	----	----	ng/mL	
13C7-PFUnDA	ND(W/B)	----	----	----	----	----	13C2-PFDA_IS	ISTD Error	ng/mL	
PFNS	ND(W/B)	----	----	----	----	----	13C8-PFOS_IS	ISTD Error	ng/mL	
10_2 FTS	ND(W/B)	----	----	----	----	----	13C2-8_2-FTS_IS	ISTD Error	ng/mL	
13C2-PFDOA_IS	ND(W/B)	----	----	----	----	----	----	----	ng/mL	
13C2-PFDOA	ND(W/B)	----	----	----	----	----	13C2-PFDA_IS	ISTD Error	ng/mL	
PFDOA	Auto	10.120	-0.021	----	1205	----	13C2-PFDOA_IS	ISTD Error	ng/mL	IRr
PFDS	ND(W/B)	----	----	----	----	----	13C8-PFOS_IS	ISTD Error	ng/mL	
PFTrDA	Auto	10.777	-0.020	----	797	----	13C2-PFTDA_IS	ISTD Error	ng/mL	IRr
11-Cl-PF3OUdS	ND(W/B)	----	----	----	----	----	13C3-HFPO-DA_IS	ISTD Error	ng/mL	
PFOSAm	ND(W/B)	----	----	----	----	----	13C8-PFOSAm_IS	ISTD Error	ng/mL	
13C8-PFOSAm	ND(W/B)	----	----	----	----	----	13C4-PFOS_IS	ISTD Error	ng/mL	
13C8-PFOSAm_IS	ND(W/B)	----	----	----	----	----	----	----	ng/mL	
PFTDA	ND(W/B)	----	----	----	----	----	13C2-PFTDA_IS	ISTD Error	ng/mL	
13C2-PFTDA	ND(W/B)	----	----	----	----	----	13C2-PFDA_IS	ISTD Error	ng/mL	
13C2-PFTDA_IS	ND(W/B)	----	----	----	----	----	----	----	ng/mL	
PFDoS	ND(W/B)	----	----	----	----	----	13C8-PFOS_IS	ISTD Error	ng/mL	
D7-MeFOSE_IS	ND(W/B)	----	----	----	----	----	----	----	ng/mL	
D7-MeFOSE	ND(W/B)	----	----	----	----	----	13C4-PFOS_IS	ISTD Error	ng/mL	
MeFOSE	ND(W/B)	----	----	----	----	----	D7-MeFOSE_IS	ISTD Error	ng/mL	
13C2-PFHXDA_IS	ND(W/B)	----	----	----	----	----	----	----	ng/mL	
13C2-PFHXDA	ND(W/B)	----	----	----	----	----	13C2-PFDA_IS	ISTD Error	ng/mL	
PFHXDA	Auto	12.632	-0.016	----	1216	----	13C2-PFHXDA_IS	ISTD Error	ng/mL	IRr
D3-MeFOSA	ND(W/B)	----	----	----	----	----	13C4-PFOS_IS	ISTD Error	ng/mL	
D3-MeFOSA_IS	ND(W/B)	----	----	----	----	----	----	----	ng/mL	
MeFOSA	ND(W/B)	----	----	----	----	----	D3-MeFOSA_IS	ISTD Error	ng/mL	
D9-EtFOSE_IS	ND(W/B)	----	----	----	----	----	----	----	ng/mL	
D9-EtFOSE	ND(W/B)	----	----	----	----	----	13C4-PFOS_IS	ISTD Error	ng/mL	
EtFOSE	ND(W/B)	----	----	----	----	----	D9-EtFOSE_IS	ISTD Error	ng/mL	
D5-EtFOSAm	ND(W/B)	----	----	----	----	----	13C4-PFOS_IS	ISTD Error	ng/mL	
D5-EtFOSAm_IS	ND(W/B)	----	----	----	----	----	----	----	ng/mL	
EtFOSAm	ND(W/B)	----	----	----	----	----	D5-EtFOSAm_IS	ISTD Error	ng/mL	
PFODA	ND(W/B)	----	----	----	----	----	13C2-PFHXDA_IS	ISTD Error	ng/mL	

Flag ID key: IRr: Ion Ratio (Relative), RT: RT Diff (Absolute)

SN - Software-calculated S/N ratio outside criteria due to non-target peaks or drift in noise calculation window. Analyst review of noise levels (excluding non-target peaks) in chromatogram indicates S/N ratio meets criteria.

240321_010 (continued)

13C4-PFBA
Conc. ISTD Error
Q 216.80>171.90 (-) 4.07e2

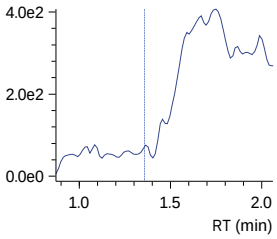

13C4-PFBA_IS
Conc. ----
ISTD 216.80>171.90 (-) 4.07e2

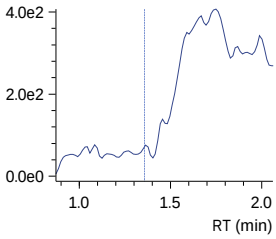

13C3-PFBA_IS
Conc. ----
ISTD 216.00>172.00 (-) 3.79e2

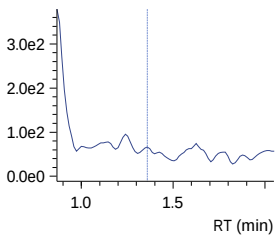

PFBA
Conc. ISTD Error
Q 212.80>169.05 (-) 1.06e3

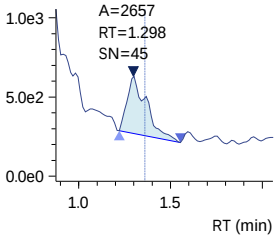

PFMPA
Conc. ISTD Error
Q 229.00>84.90 (-) 3.70e1

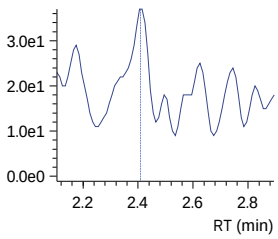

3_3 FTCA
Conc. ISTD Error
R#1 0.00 (136.14)
R#2 0.00 (141.47)
Q 241.00>177.10 (-) 4.40e1

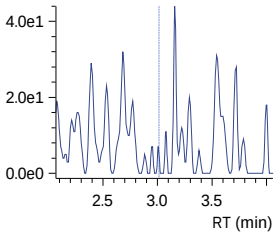

13C5-PFPeA
Conc. ISTD Error
Q 268.30>223.00 (-) 3.90e1

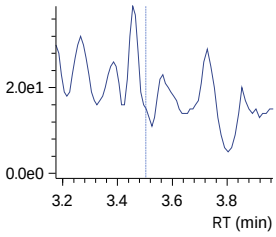

13C5-PFPeA_IS
Conc. ----
ISTD 268.30>223.00 (-) 3.90e1

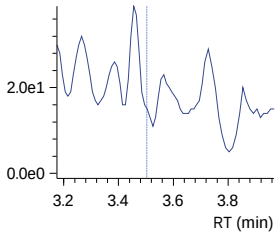

PFPeA
Conc. ISTD Error
Q 263.00>219.00 (-) 2.30e2

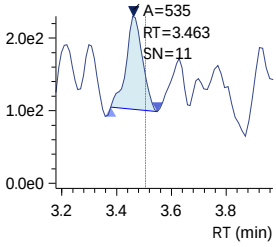

PFMBA
Conc. ISTD Error
Q 279.00>84.95 (-) 3.20e1

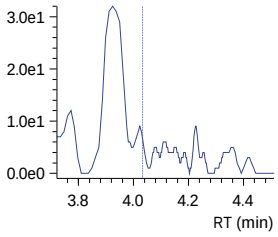

R1 241.00>117.00 (-) 1.28e2

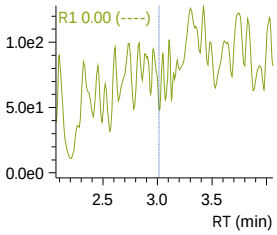

R2 241.00>117.00 (-) 1.28e2

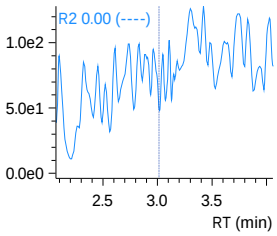

SN - Software-calculated S/N ratio outside criteria due to non-target peaks or drift in noise calculation window.
Analyst review of noise levels (excluding non-target peaks) in chromatogram indicates S/N ratio meets criteria.

240321_010 (continued)

13C2-4_2 FTS
Conc. ISTD Error
Q 329.10>80.90 (-) 0.00e0

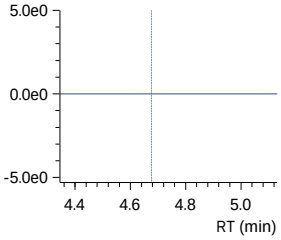

13C2-4_2 FTS_IS
Conc. ----
ISTD 329.10>80.90 (-) 0.00e0

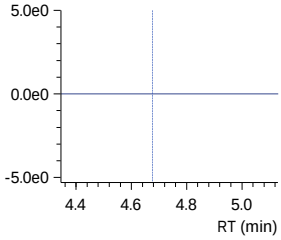

4_2 FTS
Conc. ISTD Error
R#1 0.00 (33.08)
R#2 0.00 (27.71)
Q 327.10>307.00 (-) 7.00e0

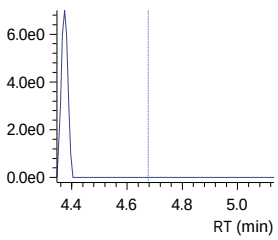

R1 327.10>80.90 (-) 7.00e0

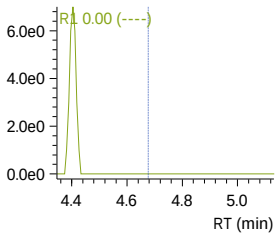

R2 327.10>80.90 (-) 7.00e0

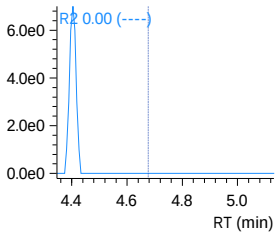

13C3-PFBS_IS
Conc. ----
ISTD 302.10>79.90 (-) 1.30e1

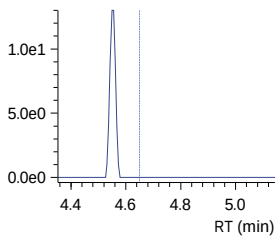

PFBS
Conc. ISTD Error
R#1 0.00 (46.53)
R#2 0.00 (44.64)
Q 298.70>79.90 (-) 2.10e1

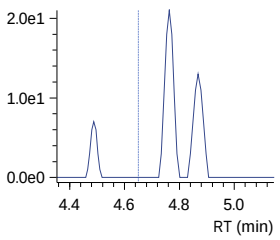

R1 298.70>98.80 (-) 2.10e1

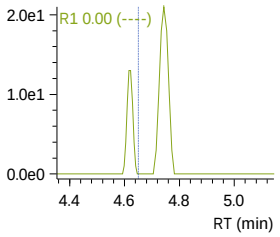

R2 298.70>98.80 (-) 2.10e1

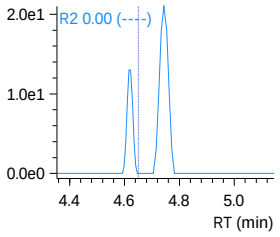

SN - Software-calculated S/N ratio outside criteria due to non-target peaks or drift in noise calculation window.
Analyst review of noise levels (excluding non-target peaks) in chromatogram indicates S/N ratio meets criteria.

240321_010 (continued)

13C3-PFBS
Conc. ISTD Error
Q 302.10>79.90 (-) 1.30e1

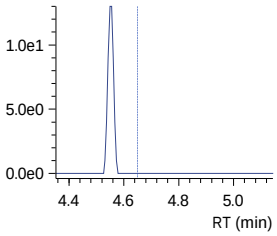

NFDHA
Conc. ISTD Error
R#1 0.00 (36.44)
R#2 0.00 (34.56)
Q 295.00>201.00 (-) 8.00e0

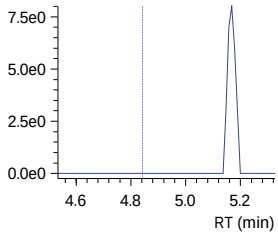

R1 295.00>84.90 (-) 2.10e1

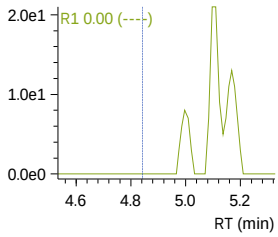

R2 295.00>84.90 (-) 2.10e1

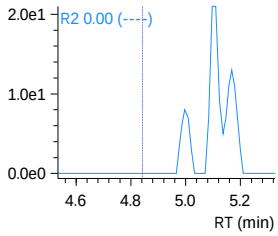

13C5-PFHxA
Conc. ISTD Error
Q 318.00>273.00 (-) 3.30e1

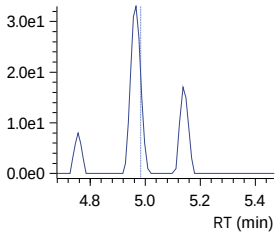

13C5-PFHxA_IS
Conc. ----
ISTD 318.00>273.00 (-) 3.30e1

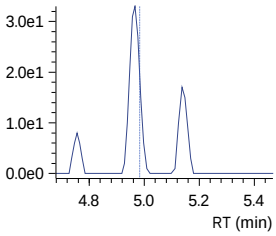

13C2-PFHxA_IS
Conc. ----
ISTD 315.10>270.00 (-) 2.10e1

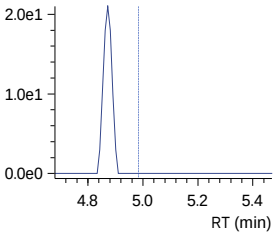

240321_010 (continued)

PFHxA
Conc. ISTD Error
Q 313.00>269.00 (-) 7.38e2

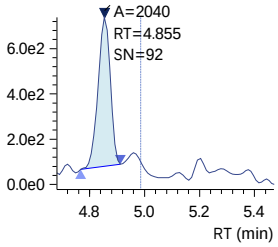

PFEESA
Conc. ISTD Error
R#1 0.00 (5.25)
R#2 0.00 (5.67)
Q 314.80>135.00 (-) 4.20e1

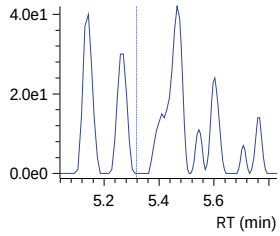

R1 314.80>82.90 (-) 0.00e0

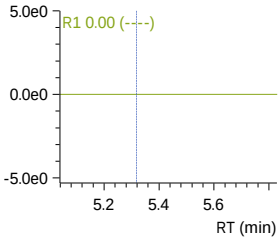

R2 314.80>82.90 (-) 0.00e0

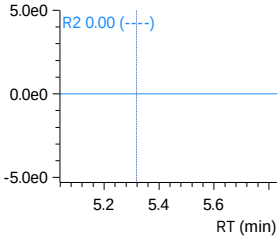

13C3-HFPO-DA
Conc. ISTD Error
Q 286.90>168.90 (-) 2.90e1

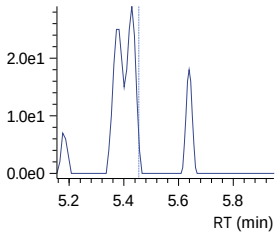

13C3-HFPO-DA_IS
Conc. ----
ISTD 286.90>168.90 (-) 2.90e1

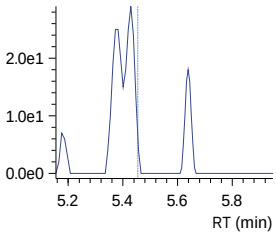

HFPO-DA
Conc. ISTD Error
R#1 0.00 (62.57)
R#2 0.00 (64.50)
Q 284.90>168.90 (-) 3.30e1

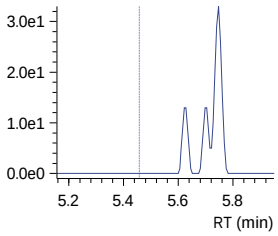

R1 284.90>184.90 (-) 1.30e1

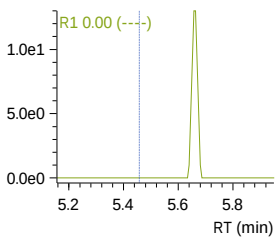

R2 284.90>184.90 (-) 1.30e1

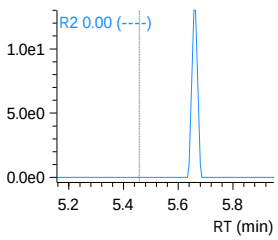

J:\LCMS08\Data\240321_1633_B1\240321_1633_B1.damlp .
SN - Software-calculated S/N ratio outside criteria due to non-target peaks or drift in noise calculation window.
Analyst review of noise levels (excluding non-target peaks) in chromatogram indicates S/N ratio meets criteria.

240321_010 (continued)

5_3 FTCA
Conc. ISTD Error
R#1 0.00 (154.88)
R#2 0.00 (154.15)
Q 341.00>237.05 (-) 7.00e1

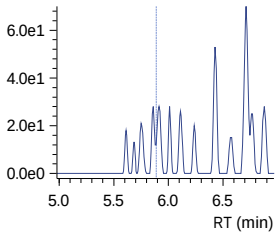

R1 341.00>217.00 (-) 1.58e2

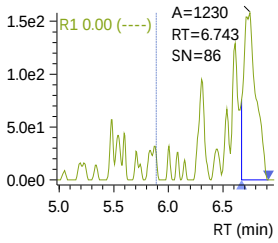

R2 341.00>217.00 (-) 1.58e2

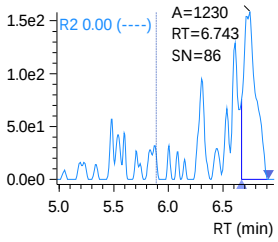

PFPeS
Conc. ISTD Error
R#1 0.00 (54.44)
R#2 0.00 (56.96)
Q 349.10>79.90 (-) 2.30e1

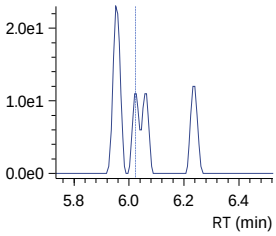

R1 349.10>98.80 (-) 1.70e1

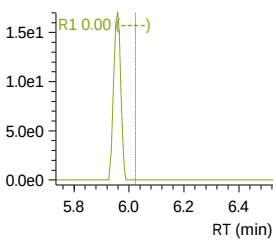

R2 349.10>98.80 (-) 1.70e1

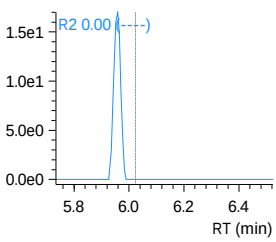

13C4-PFHpA
Conc. ISTD Error
Q 367.10>322.00 (-) 3.90e1

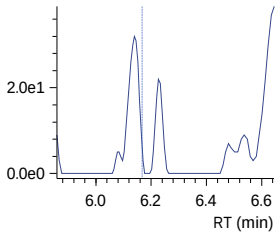

13C4-PFHpA_IS
Conc. ----
ISTD 367.10>322.00 (-) 3.90e1

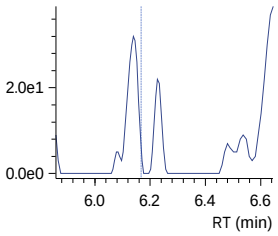

PFHpA
Conc. ISTD Error
R#1 0.00 (23.39)
R#2 0.00 (22.63)
Q 363.10>319.00 (-) 1.11e3

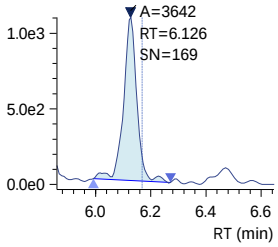

R1 363.10>169.00 (-) 1.62e2

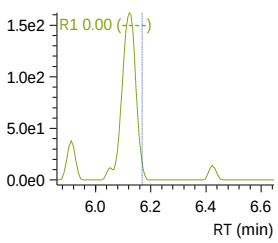

R2 363.10>169.00 (-) 1.62e2

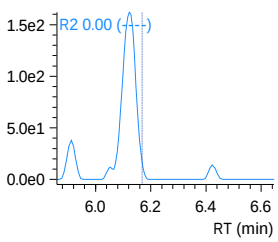

SN - Software-calculated S/N ratio outside criteria due to non-target peaks or drift in noise calculation window.
Analyst review of noise levels (excluding non-target peaks) in chromatogram indicates S/N ratio meets criteria.

240321_010 (continued)

DONA
Conc. ISTD Error
R#1 0.00 (30.39)
R#2 0.00 (28.87)

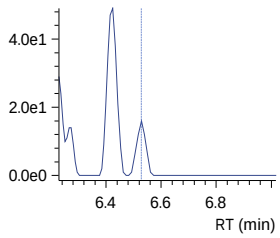

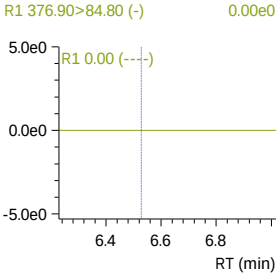

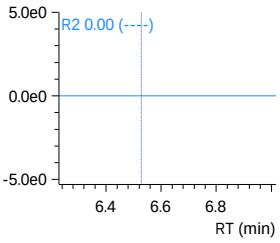

13C2-6_2 FTS_IS
Conc. ----

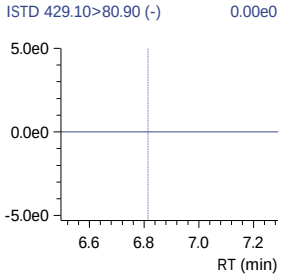

13C2-6_2 FTS
Conc. ISTD Error

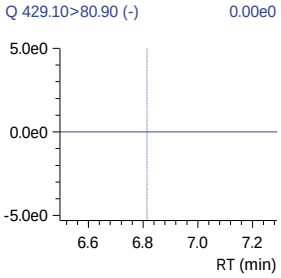

6_2 FTS
Conc. ISTD Error
R#1 0.00 (44.48)
R#2 0.00 (40.73)

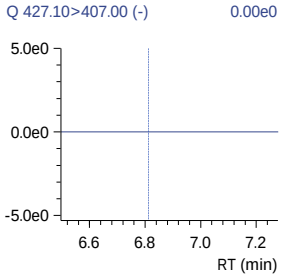

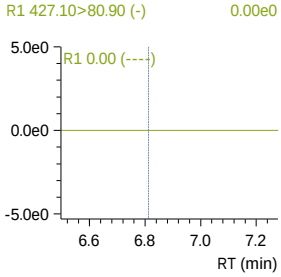

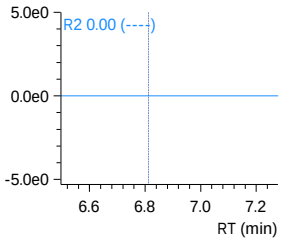

13C4-PFOA_IS
Conc. ----

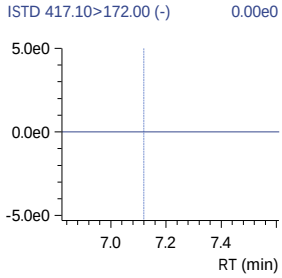

J:\LCMS08\Data\240321_1633_B1\240321_1633_B1.damlp .

SN - Software-calculated S/N ratio outside criteria due to non-target peaks or drift in noise calculation window.
Analyst review of noise levels (excluding non-target peaks) in chromatogram indicates S/N ratio meets criteria.

240321_010 (continued)

13C8-PFOA_IS
Conc. ----

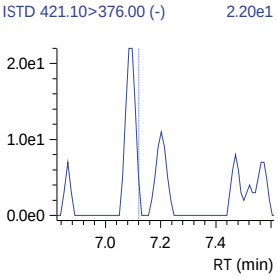

13C8-PFOA
Conc. ISTD Error

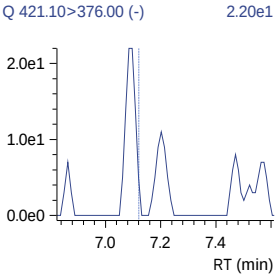

PFOA
Conc. ISTD Error
R#1 18.86 (24.47)
R#2 18.86 (24.84)

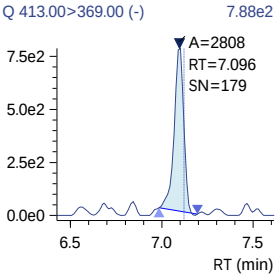

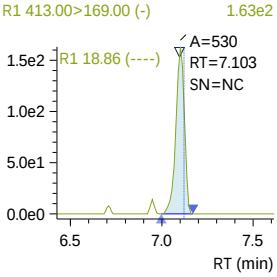

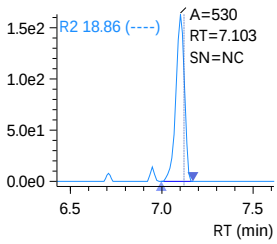

13C3-PFHxS
Conc. ISTD Error

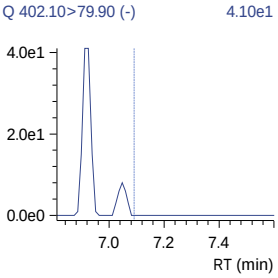

13C3-PFHxS_IS
Conc. ----

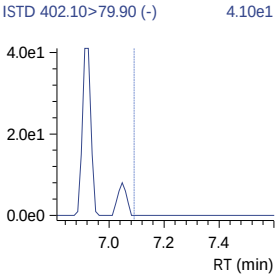

240321_010 (continued)

PFHxS
Conc. ISTD Error
R#1 0.00 (57.29)
R#2 0.00 (58.76)
Q 398.70>79.90 (-) 1.40e1

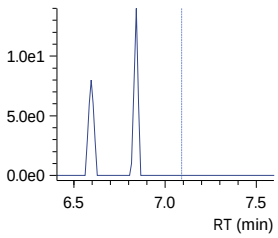

R1 398.70>98.90 (-) 3.70e1

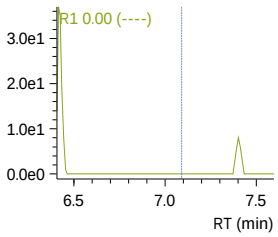

R2 398.70>98.90 (-) 3.70e1

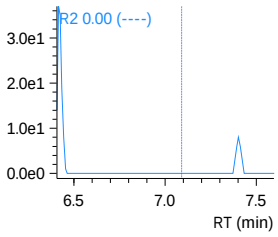

18O2-PFHxS_IS
Conc. ----
ISTD 403.00>83.90 (-) 1.00e1

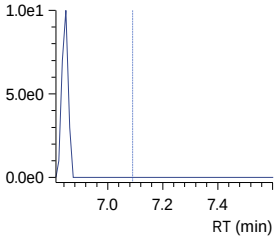

13C9-PFNA_IS
Conc. ----
ISTD 472.10>427.00 (-) 7.00e0

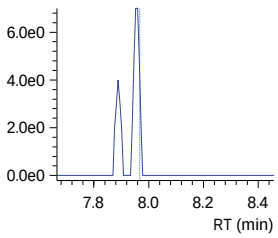

13C9-PFNA
Conc. ISTD Error
Q 472.10>427.00 (-) 7.00e0

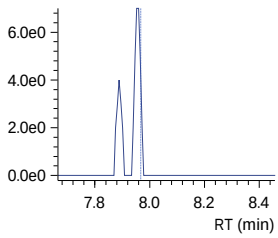

13C5-PFNA_IS
Conc. ----
ISTD 468.00>423.00 (-) 7.00e0

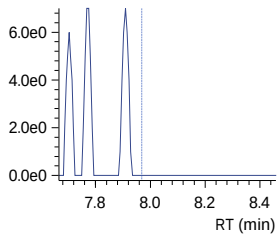

240321_010 (continued)

PFNA
Conc. ISTD Error
R#1 0.00 (20.36)
R#2 0.00 (19.31)
Q 463.00>419.00 (-) 7.21e2

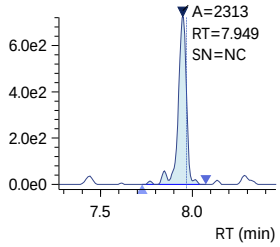

PFHpS
Conc. ISTD Error
R#1 0.00 (46.70)
R#2 0.00 (48.05)
Q 449.00>79.90 (-) 0.00e0

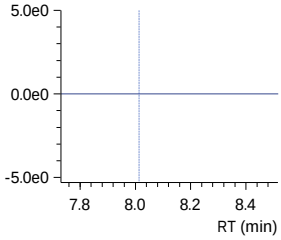

7_3 FTCA
Conc. ISTD Error
R#1 0.00 (132.28)
R#2 0.00 (133.47)
Q 441.00>317.00 (-) 9.80e1

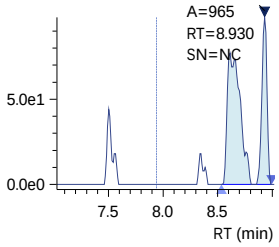

13C2-8_2-FTS
Conc. ISTD Error
Q 529.10>80.90 (-) 0.00e0

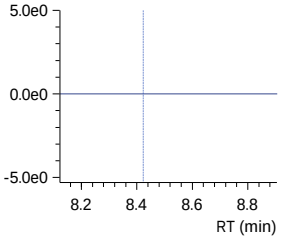

13C2-8_2-FTS_IS
Conc. ----
ISTD 529.10>80.90 (-) 0.00e0

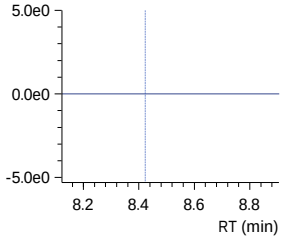

R1 463.00>219.00 (-) 1.42e2

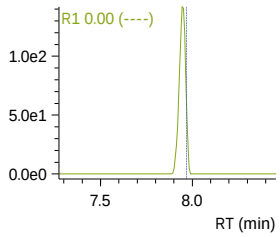

R1 449.00>98.80 (-) 0.00e0

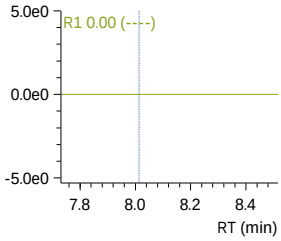

R1 441.00>336.90 (-) 1.70e2

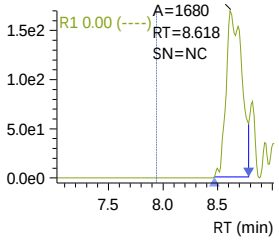

R2 463.00>219.00 (-) 1.42e2

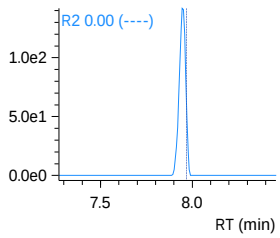

R2 449.00>98.80 (-) 0.00e0

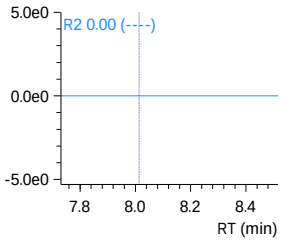

R2 441.00>336.90 (-) 1.70e2

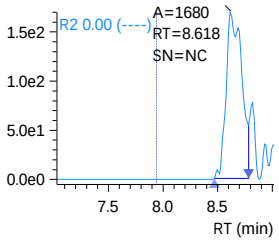

SN - Software-calculated S/N ratio outside criteria due to non-target peaks or drift in noise calculation window.
Analyst review of noise levels (excluding non-target peaks) in chromatogram indicates S/N ratio meets criteria.

240321_010 (continued)

8_2 FTS
Conc. ISTD Error
R#1 0.00 (45.91)
R#2 0.00 (45.20)
Q 527.10>506.95 (-) 0.00e0

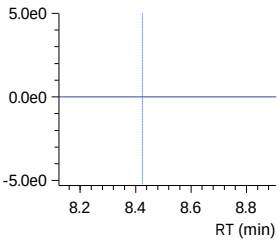

R1 527.10>80.80 (-) 0.00e0

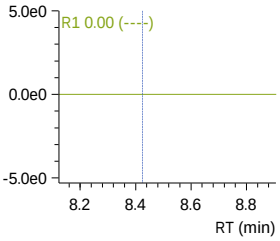

R2 527.10>80.80 (-) 0.00e0

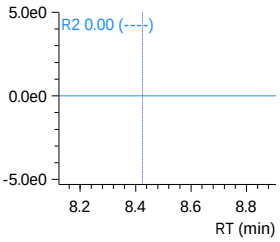

13C6-PFDA_IS
Conc. ----
ISTD 519.10>474.10 (-) 9.00e0

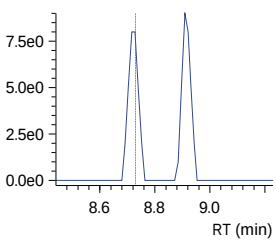

13C6-PFDA
Conc. ISTD Error
Q 519.10>474.10 (-) 9.00e0

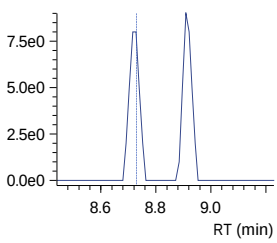

13C2-PFDA_IS
Conc. ----
ISTD 515.10>470.10 (-) 1.70e1

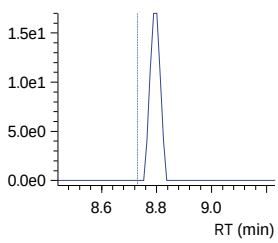

PFDA
Conc. ISTD Error
R#1 25.27 (17.64)
R#2 25.27 (19.20)
Q 512.90>469.00 (-) 3.31e2

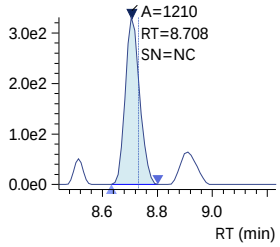

R1 512.90>219.00 (-) 9.40e1

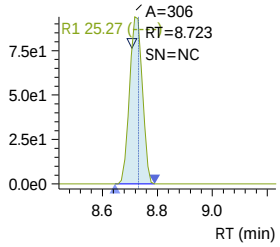

R2 512.90>219.00 (-) 9.40e1

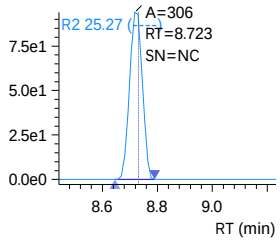

D3-NMeFOSAA_IS
Conc. ----
ISTD 573.20>419.00 (-) 1.70e1

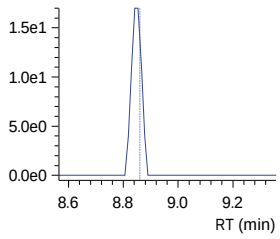

D3-NMeFOSAA
Conc. ISTD Error
Q 573.20>419.00 (-) 1.70e1

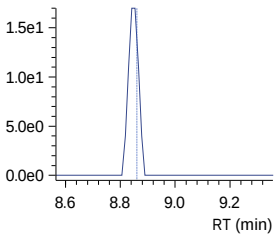

13C8-PFOS_IS
Conc. ----
ISTD 507.10>98.90 (-) 0.00e0

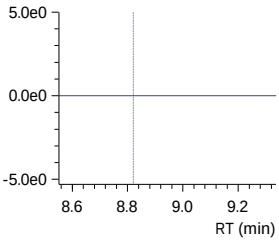

13C8-PFOS
Conc. ISTD Error
Q 507.10>98.90 (-) 0.00e0

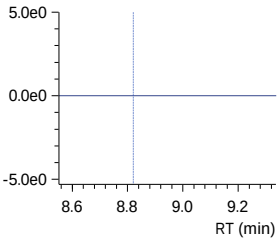

13C4-PFOS_IS
Conc. ----
ISTD 502.80>79.90 (-) 0.00e0

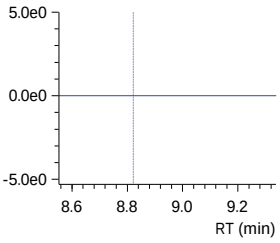

SN - Software-calculated S/N ratio outside criteria due to non-target peaks or drift in noise calculation window.
Analyst review of noise levels (excluding non-target peaks) in chromatogram indicates S/N ratio meets criteria.

240321_010 (continued)

PFOS
Conc. ISTD Error
R#1 0.00 (45.06)
R#2 0.00 (47.87)
Q 498.90>79.90 (-) 4.89e4

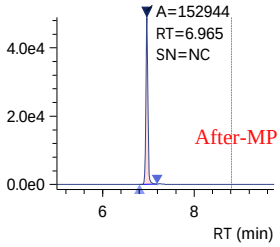

R1 498.90>98.80 (-) 3.40e1

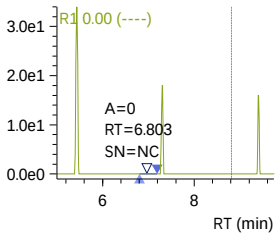

R2 498.90>98.80 (-) 3.40e1

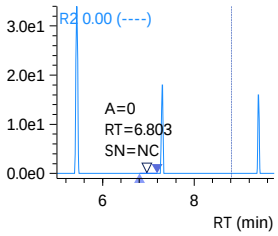

NMeFOSAA
Conc. ISTD Error
R#1 0.00 (67.10)
R#2 0.00 (60.24)
Q 570.10>419.00 (-) 0.00e0

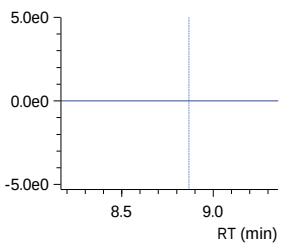

R1 570.10>483.00 (-) 2.50e1

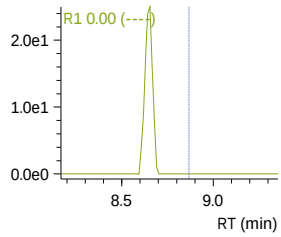

R2 570.10>483.00 (-) 2.50e1

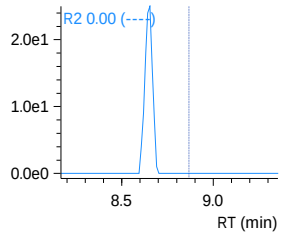

D5-NEtFOSAA_IS
Conc. ----
ISTD 589.20>419.00 (-) 0.00e0

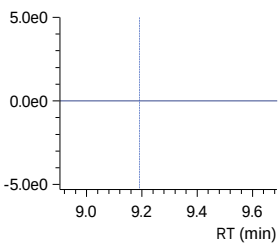

D5-NEtFOSAA
Conc. ISTD Error
Q 589.20>419.00 (-) 0.00e0

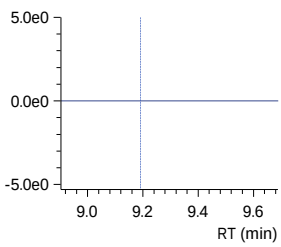

NEtFOSAA
Conc. ISTD Error
R#1 0.00 (89.53)
R#2 0.00 (72.57)
Q 584.20>419.10 (-) 0.00e0

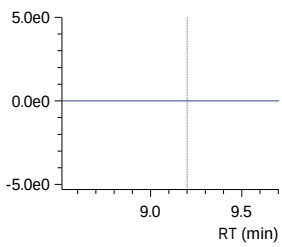

R1 584.20>526.00 (-) 0.00e0

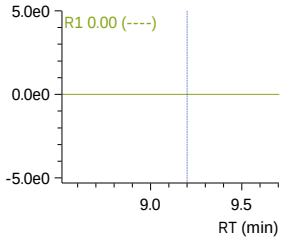

R2 584.20>526.00 (-) 0.00e0

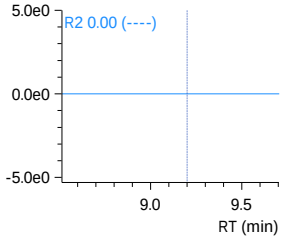

240321_010 (continued)

9-Cl-PF3ONS
Conc. ISTD Error
R#1 0.00 (31.69)
R#2 0.00 (30.68)
Q 530.80>351.00 (-) 4.10e1

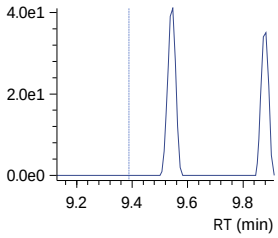

R1 532.80>353.00 (-) 6.90e1

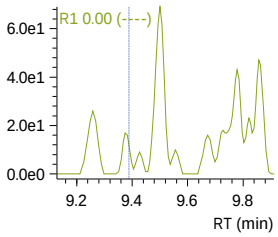

R2 532.80>353.00 (-) 6.90e1

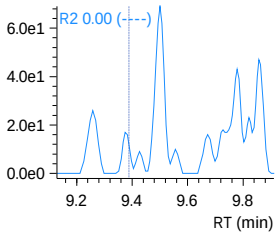

PFUnDA
Conc. ISTD Error
R#1 0.00 (10.96)
R#2 0.00 (11.56)
Q 563.10>519.00 (-) 5.78e2

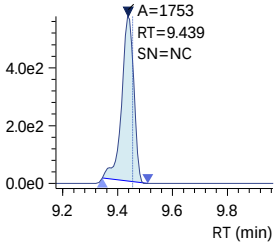

R1 563.10>269.10 (-) 3.40e1

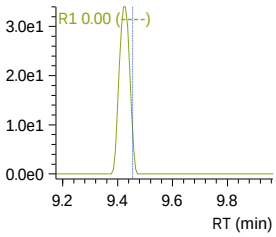

R2 563.10>269.10 (-) 3.40e1

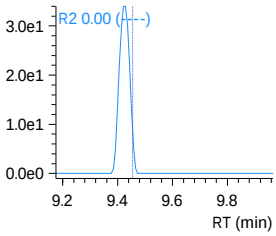

13C7-PFUnDA_IS
Conc. ----
ISTD 570.00>525.10 (-) 1.70e1

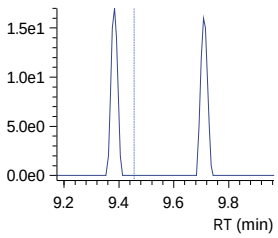

13C7-PFUnDA
Conc. ISTD Error
Q 570.00>525.10 (-) 1.70e1

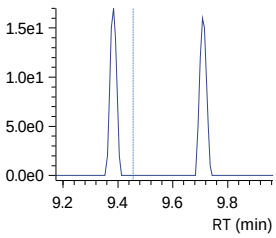

PFNS
Conc. ISTD Error
R#1 0.00 (56.91)
R#2 0.00 (61.27)
Q 548.80>79.90 (-) 1.30e1

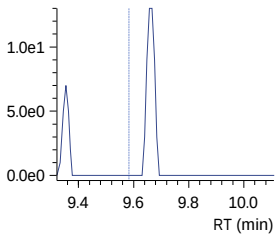

R1 548.80>98.80 (-) 0.00e0

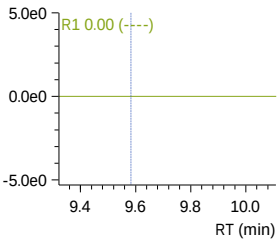

R2 548.80>98.80 (-) 0.00e0

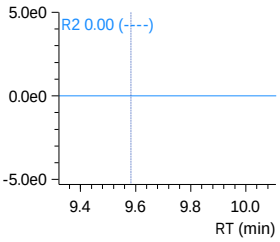

240321_010 (continued)

10_2 FTS
Conc. ISTD Error
R#1 0.00 (32.29)
R#2 0.00 (29.61)

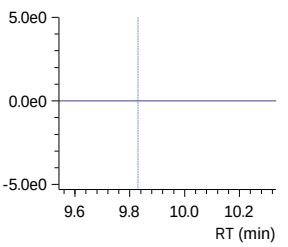

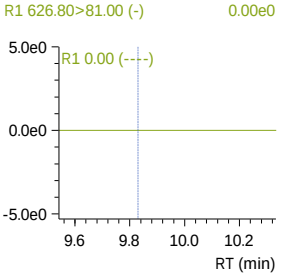

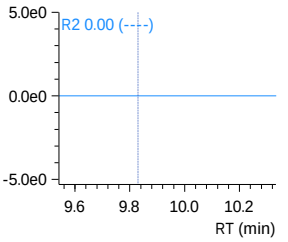

13C2-PFDOA_IS
Conc. ----

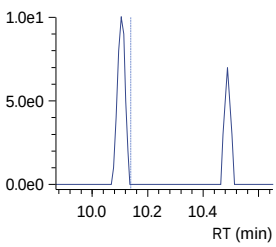

13C2-PFDOA
Conc. ISTD Error

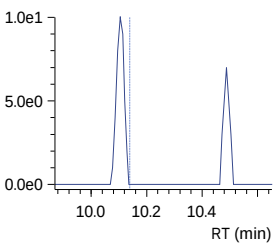

PFDOA
Conc. ISTD Error
R#1 0.00 (11.14)
R#2 0.00 (10.73)

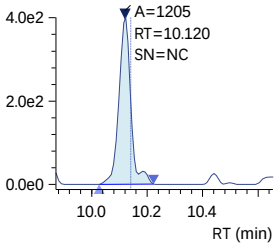

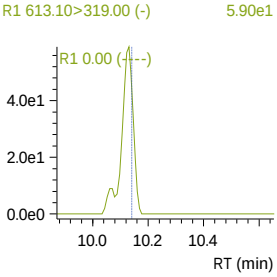

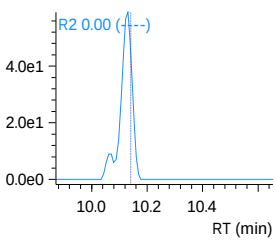

PFDS
Conc. ISTD Error
R#1 0.00 (58.01)
R#2 0.00 (58.67)

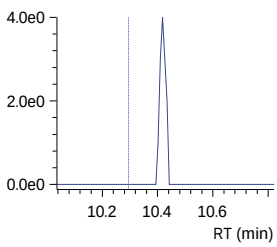

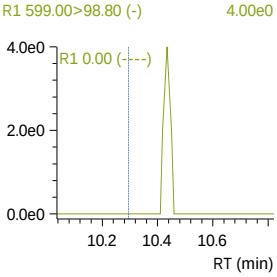

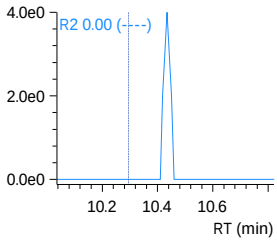

SN - Software-calculated S/N ratio outside criteria due to non-target peaks or drift in noise calculation window.
Analyst review of noise levels (excluding non-target peaks) in chromatogram indicates S/N ratio meets criteria.

240321_010 (continued)

PFTrDA
Conc. ISTD Error
R#1 0.00 (16.67)
R#2 0.00 (15.36)
Q 663.00>619.00 (-) 2.21e2

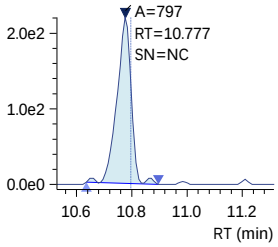

11-Cl-PF3OUdS
Conc. ISTD Error
R#1 0.00 (35.04)
R#2 0.00 (35.75)
Q 630.90>451.00 (-) 8.00e0

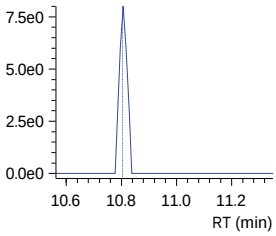

PFOSAm
Conc. ISTD Error
Q 498.10>77.90 (-) 2.30e1

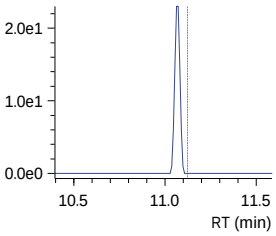

13C8-PFOSAm
Conc. ISTD Error
Q 506.10>77.80 (-) 1.10e1

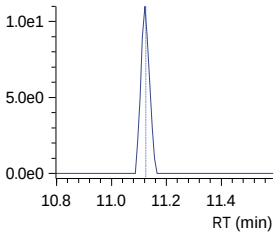

13C8-PFOSAm_IS
Conc. ----
ISTD 506.10>77.80 (-) 1.10e1

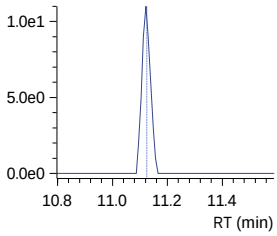

R1 663.00>168.90 (-) 5.50e1

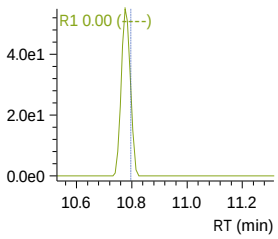

R1 632.90>452.90 (-) 0.00e0

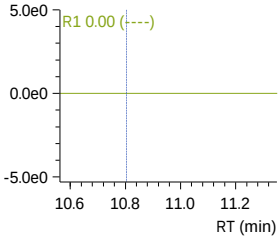

R2 663.00>168.90 (-) 5.50e1

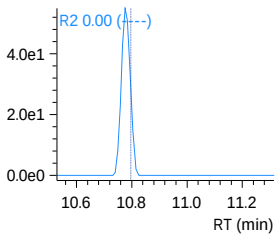

R2 632.90>452.90 (-) 0.00e0

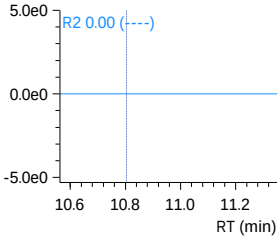

SN - Software-calculated S/N ratio outside criteria due to non-target peaks or drift in noise calculation window.
Analyst review of noise levels (excluding non-target peaks) in chromatogram indicates S/N ratio meets criteria.

240321_010 (continued)

PFTDA
Conc. ISTD Error
R#1 0.00 (17.09)
R#2 0.00 (18.64)
Q 713.10>669.00 (-) 2.83e2

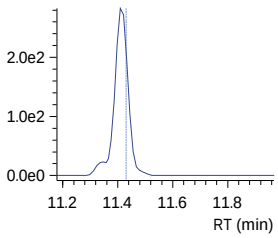

R1 713.10>168.90 (-) 2.70e1

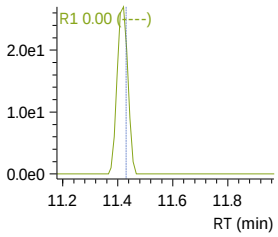

R2 713.10>168.90 (-) 2.70e1

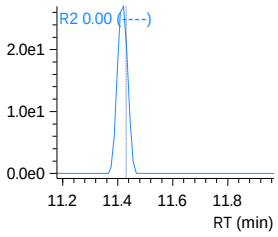

13C2-PFTDA
Conc. ISTD Error
Q 715.20>670.00 (-) 0.00e0

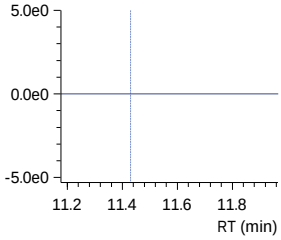

13C2-PFTDA_IS
Conc. ----
ISTD 715.20>670.00 (-) 0.00e0

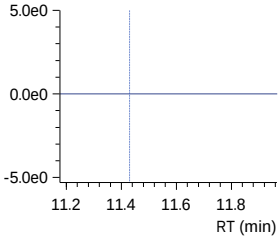

PFDoS
Conc. ISTD Error
R#1 0.00 (61.23)
R#2 0.00 (68.82)
Q 699.10>79.90 (-) 0.00e0

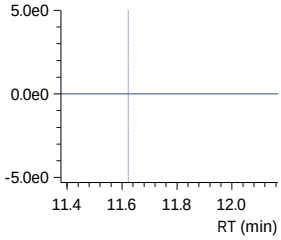

R1 699.10>98.80 (-) 0.00e0

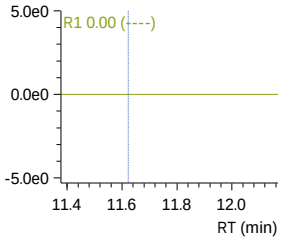

R2 699.10>98.80 (-) 0.00e0

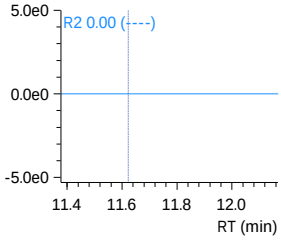

D7-MeFOSE_IS
Conc. ----
ISTD 623.20>58.90 (-) 4.70e1

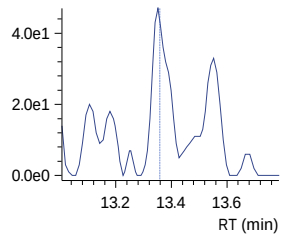

240321_010 (continued)

D7-MeFOSE
Conc. ISTD Error
Q 623.20>58.90 (-) 4.70e1

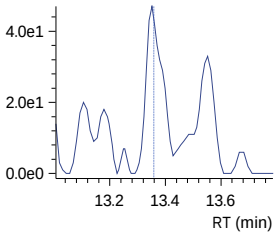

MeFOSE
Conc. ISTD Error
Q 616.10>59.00 (-) 1.90e1

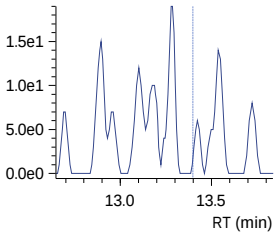

13C2-PFHXDA_IS
Conc. ----
ISTD 815.00>770.05 (-) 2.90e1

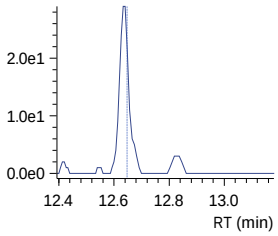

13C2-PFHXDA
Conc. ISTD Error
Q 815.00>770.05 (-) 2.90e1

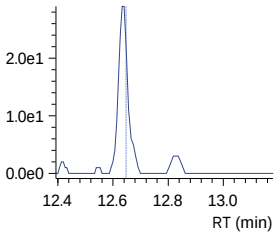

PFHXDA
Conc. ISTD Error
R#1 0.00 (10.78)
R#2 0.00 (11.00)
Q 813.00>768.95 (-) 4.07e2

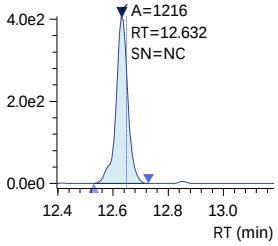

R1 813.00>218.95 (-) 3.40e1

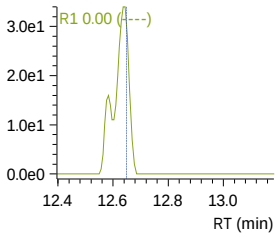

R2 813.00>218.95 (-) 3.40e1

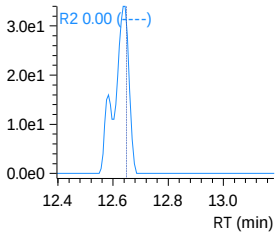

SN - Software-calculated S/N ratio outside criteria due to non-target peaks or drift in noise calculation window.
Analyst review of noise levels (excluding non-target peaks) in chromatogram indicates S/N ratio meets criteria.

240321_010 (continued)

D3-MeFOSA
Conc. ISTD Error

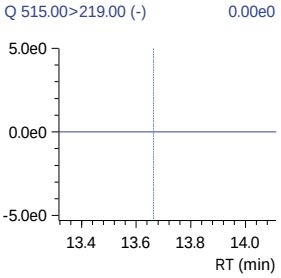

D3-MeFOSA_IS
Conc. ----

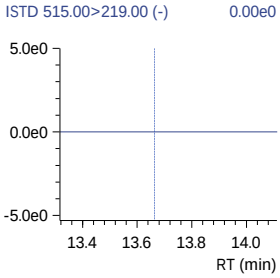

MeFOSA
Conc. ISTD Error
R#1 0.00 (156.31)
R#2 0.00 (156.72)

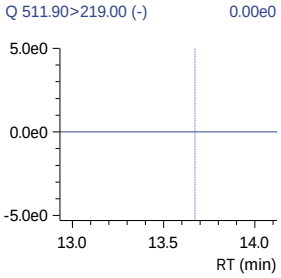

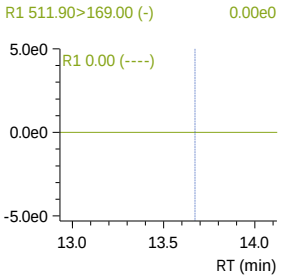

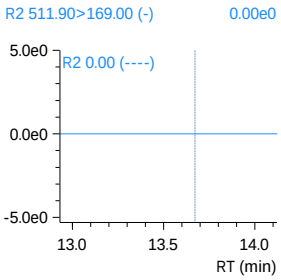

D9-EtFOSE_IS
Conc. ----

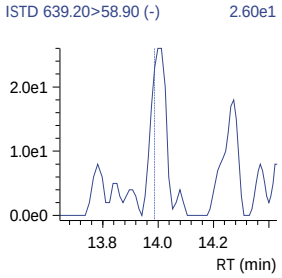

D9-EtFOSE
Conc. ISTD Error

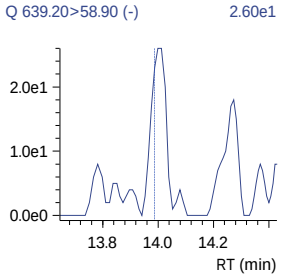

240321_010 (continued)

EtFOSE
Conc. ISTD Error
Q 630.00>59.00 (-) 2.30e1

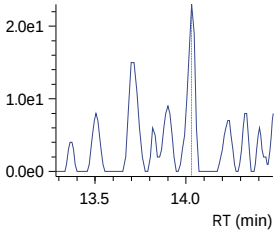

D5-EtFOSAm
Conc. ISTD Error
Q 531.10>219.00 (-) 2.70e1

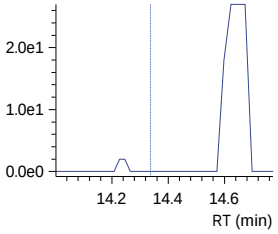

D5-EtFOSAm_IS
Conc. ----
ISTD 531.10>219.00 (-) 2.70e1

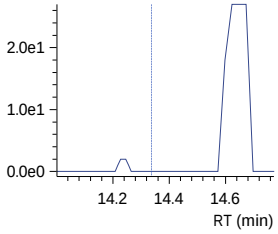

EtFOSAm
Conc. ISTD Error
R#1 0.00 (177.75)
R#2 0.00 (149.59)
Q 526.00>219.00 (-) 5.00e0

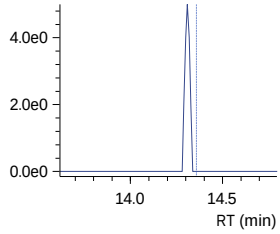

R1 526.00>169.00 (-) 3.70e1

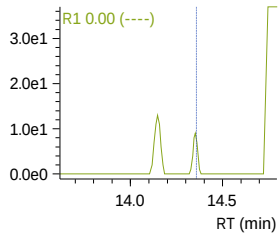

R2 526.00>169.00 (-) 3.70e1

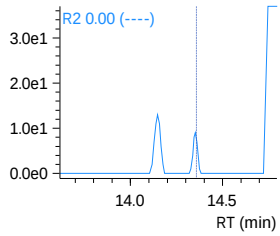

PFODA
Conc. ISTD Error
R#1 0.00 (31.66)
R#2 0.00 (33.60)
Q 913.00>868.65 (-) 1.30e2

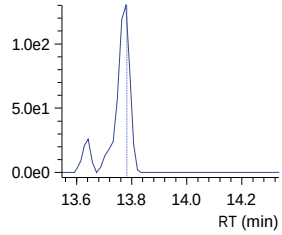

R1 913.00>169.00 (-) 5.40e1

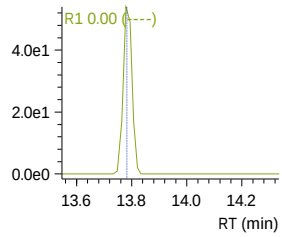

R2 913.00>169.00 (-) 5.40e1

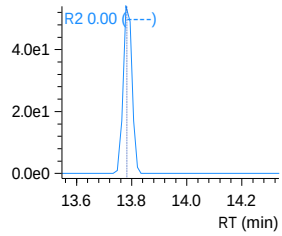

Insight Report
Before Manual Integration
Printed 3/22/2024 10:11:10

240321_010

Sample ID: TDCA CHECK
Date Acquired: 3/21/2024 2:07:31 PM
Acquired by: System Administrator
Data File: 240321_010
Vial: 12 | Inj. Volume: 10.0000uL | Tray: 1

13C4-PFBA
Conc. ISTD Error
Q 216.80>171.90 (-) 4.07e2

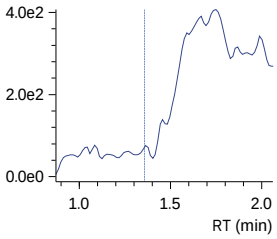

13C4-PFBA_IS
Conc. ----
ISTD 216.80>171.90 (-) 4.07e2

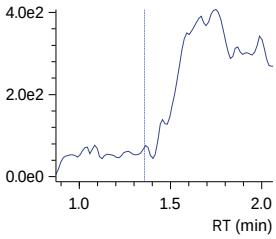

13C3-PFBA_IS
Conc. ----
ISTD 216.00>172.00 (-) 3.79e2

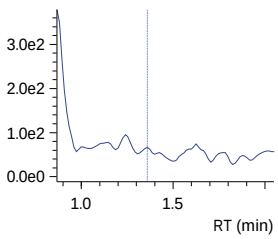

PFBA
Conc. ISTD Error
Q 212.80>169.05 (-) 1.06e3

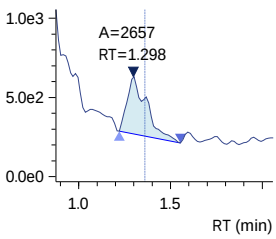

PFMPA
Conc. ISTD Error
Q 229.00>84.90 (-) 3.70e1

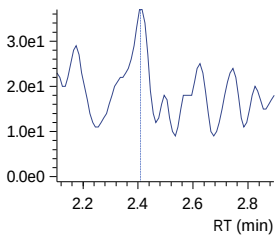

3_3 FTCA
Conc. ISTD Error
R#1 0.00 (136.14)
R#2 0.00 (136.14)
Q 241.00>177.10 (-) 4.40e1

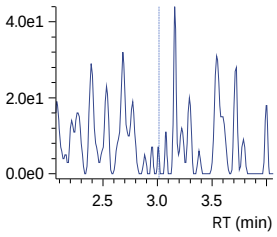

13C5-PFPeA
Conc. ISTD Error
Q 268.30>223.00 (-) 3.90e1

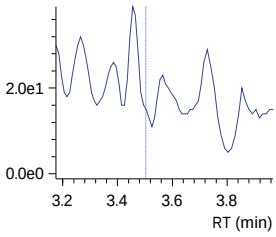

13C5-PFPeA_IS
Conc. ----
ISTD 268.30>223.00 (-) 3.90e1

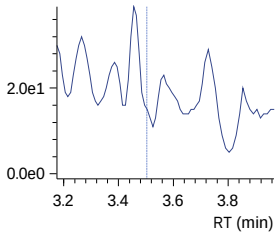

PFPeA
Conc. ISTD Error
Q 263.00>219.00 (-) 2.30e2

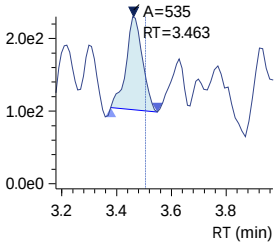

PFMBA
Conc. ISTD Error
Q 279.00>84.95 (-) 3.20e1

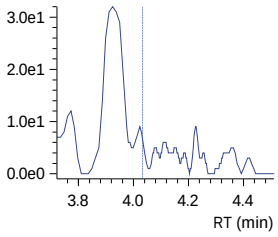

R1 241.00>117.00 (-) 1.28e2

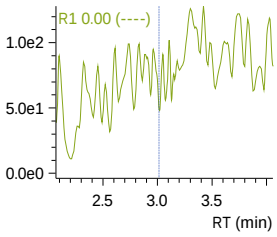

R2 241.00>117.00 (-) 1.28e2

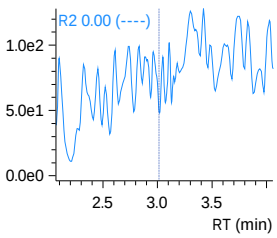

Insight Report
Before Manual Integration
Printed 3/22/2024 10:11:10

240321_010 (continued)

13C2-4_2 FTS
Conc. ISTD Error
Q 329.10>80.90 (-) 0.00e0

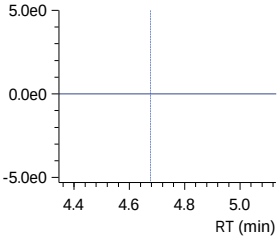

13C2-4_2 FTS_IS
Conc. ----
ISTD 329.10>80.90 (-) 0.00e0

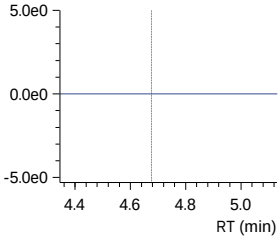

4_2 FTS
Conc. ISTD Error
R#1 0.00 (33.08)
R#2 0.00 (33.08)
Q 327.10>307.00 (-) 7.00e0

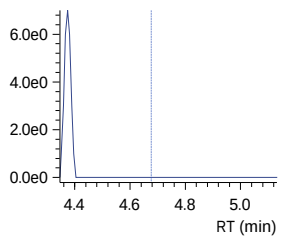

R1 327.10>80.90 (-) 7.00e0

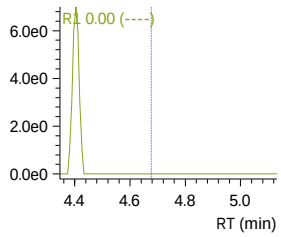

R2 327.10>80.90 (-) 7.00e0

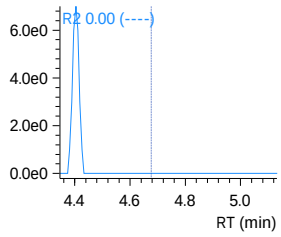

13C3-PFBS_IS
Conc. ----
ISTD 302.10>79.90 (-) 1.30e1

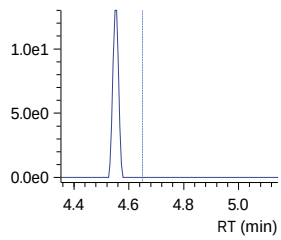

PFBS
Conc. ISTD Error
R#1 0.00 (46.53)
R#2 0.00 (46.53)
Q 298.70>79.90 (-) 2.10e1

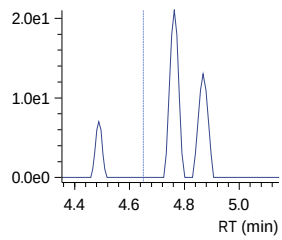

R1 298.70>98.80 (-) 2.10e1

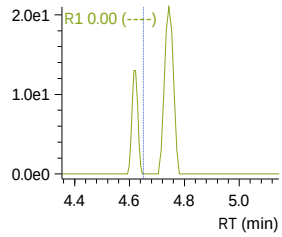

R2 298.70>98.80 (-) 2.10e1

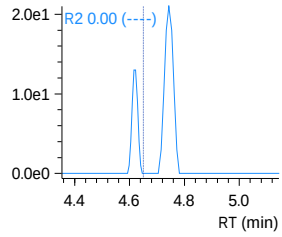

Insight Report
Before Manual Integration
Printed 3/22/2024 10:11:10

240321_010 (continued)

13C3-PFBS
Conc. ISTD Error
Q 302.10>79.90 (-) 1.30e1

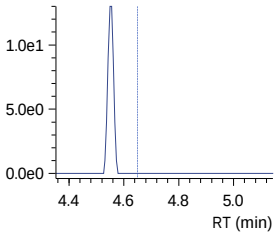

NFDHA
Conc. ISTD Error
R#1 0.00 (36.44)
R#2 0.00 (36.44)
Q 295.00>201.00 (-) 8.00e0

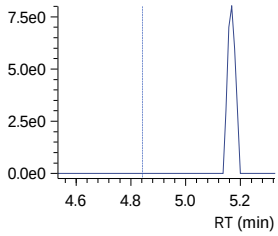

R1 295.00>84.90 (-) 2.10e1

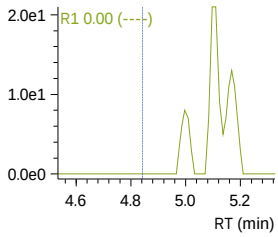

R2 295.00>84.90 (-) 2.10e1

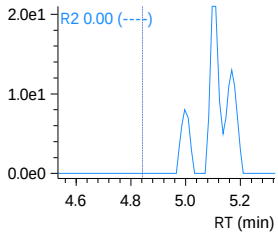

13C5-PFHxA
Conc. ISTD Error
Q 318.00>273.00 (-) 3.30e1

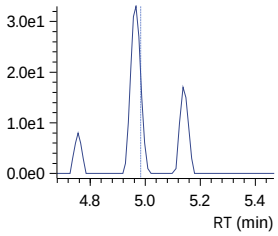

13C5-PFHxA_IS
Conc. ----
ISTD 318.00>273.00 (-) 3.30e1

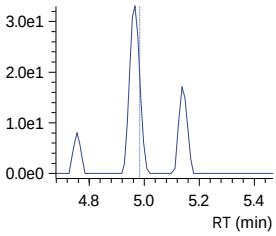

13C2-PFHxA_IS
Conc. ----
ISTD 315.10>270.00 (-) 2.10e1

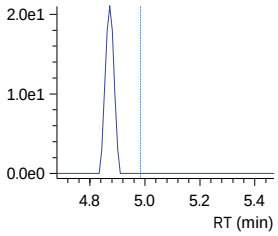

Insight Report
Before Manual Integration
Printed 3/22/2024 10:11:10

240321_010 (continued)

PFHxA
Conc. ISTD Error
Q 313.00>269.00 (-) 7.38e2

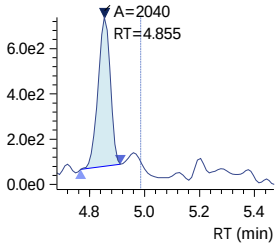

PFEESA
Conc. ISTD Error
R#1 0.00 (5.25)
R#2 0.00 (5.25)
Q 314.80>135.00 (-) 4.20e1

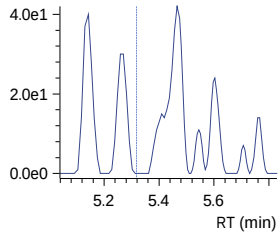

R1 314.80>82.90 (-) 0.00e0

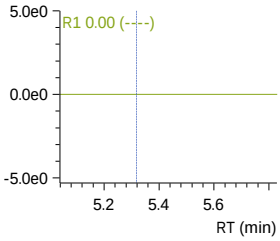

R2 314.80>82.90 (-) 0.00e0

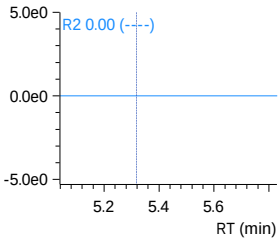

13C3-HFPO-DA
Conc. ISTD Error
Q 286.90>168.90 (-) 2.90e1

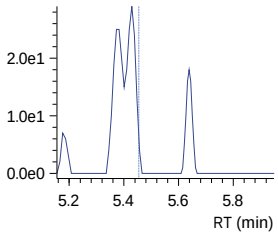

13C3-HFPO-DA_IS
Conc. ----
ISTD 286.90>168.90 (-) 2.90e1

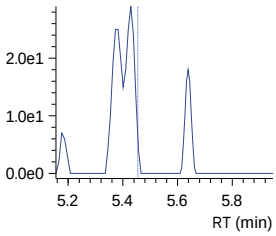

HFPO-DA
Conc. ISTD Error
R#1 0.00 (62.57)
R#2 0.00 (62.57)
Q 284.90>168.90 (-) 3.30e1

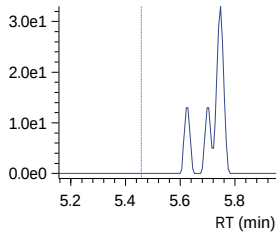

R1 284.90>184.90 (-) 1.30e1

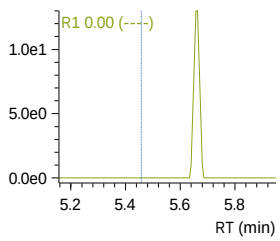

R2 284.90>184.90 (-) 1.30e1

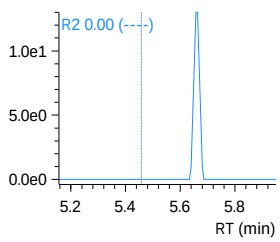

240321_010 (continued)

5_3 FTCA
Conc. ISTD Error
R#1 0.00 (154.88)
R#2 0.00 (154.88)
Q 341.00>237.05 (-) 7.00e1

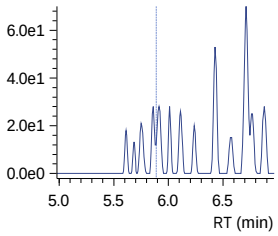

R1 341.00>217.00 (-) 1.58e2

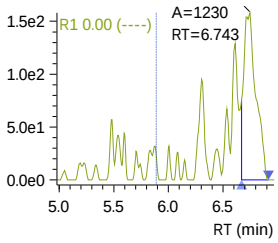

R2 341.00>217.00 (-) 1.58e2

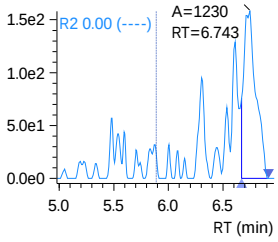

PFPeS
Conc. ISTD Error
R#1 0.00 (54.44)
R#2 0.00 (54.44)
Q 349.10>79.90 (-) 2.30e1

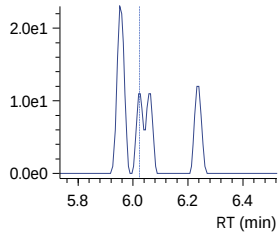

R1 349.10>98.80 (-) 1.70e1

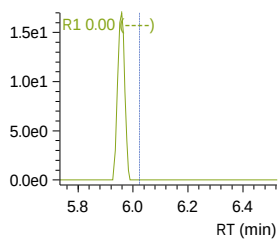

R2 349.10>98.80 (-) 1.70e1

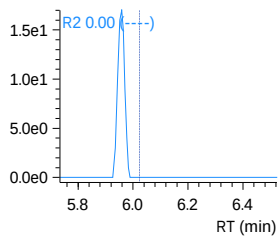

13C4-PFHpA
Conc. ISTD Error
Q 367.10>322.00 (-) 3.90e1

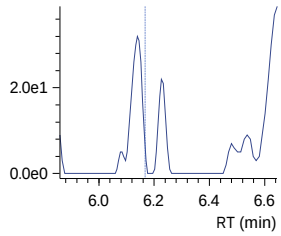

13C4-PFHpA_IS
Conc. ----
ISTD 367.10>322.00 (-) 3.90e1

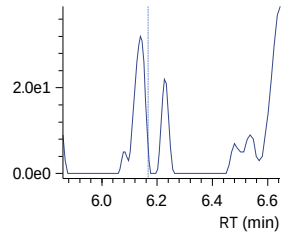

PFHpA
Conc. ISTD Error
R#1 0.00 (23.39)
R#2 0.00 (23.39)
Q 363.10>319.00 (-) 1.11e3

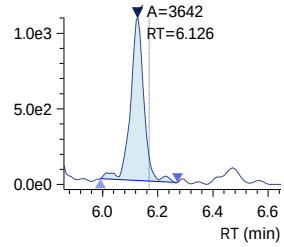

R1 363.10>169.00 (-) 1.62e2

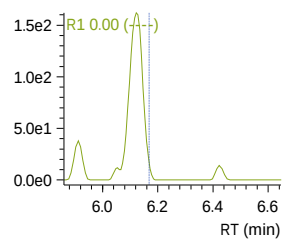

R2 363.10>169.00 (-) 1.62e2

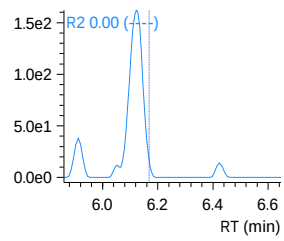

Insight Report
Before Manual Integration
Printed 3/22/2024 10:11:10

240321_010 (continued)

DONA
Conc. ISTD Error
R#1 0.00 (30.39)
R#2 0.00 (30.39)
Q 376.90>250.90 (-) 4.90e1

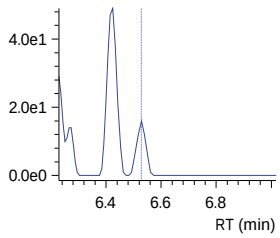

R1 376.90>84.80 (-) 0.00e0

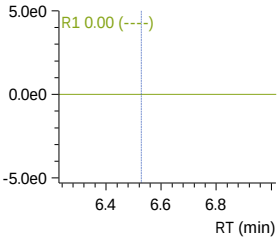

R2 376.90>84.80 (-) 0.00e0

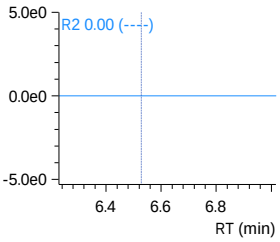

13C2-6_2 FTS_IS
Conc. ----
ISTD 429.10>80.90 (-) 0.00e0

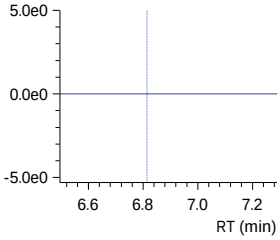

13C2-6_2 FTS
Conc. ISTD Error
Q 429.10>80.90 (-) 0.00e0

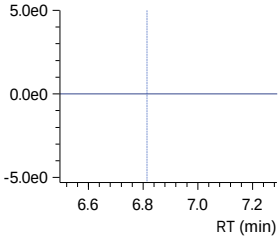

6_2 FTS
Conc. ISTD Error
R#1 0.00 (44.48)
R#2 0.00 (44.48)
Q 427.10>407.00 (-) 0.00e0

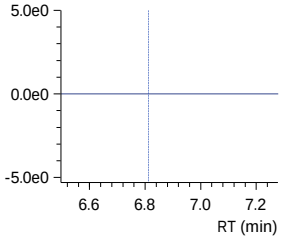

R1 427.10>80.90 (-) 0.00e0

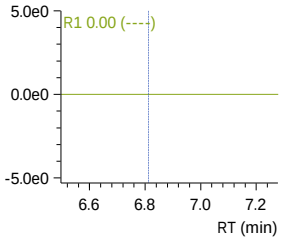

R2 427.10>80.90 (-) 0.00e0

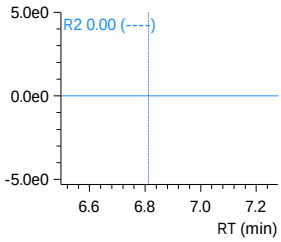

13C4-PFOA_IS
Conc. ----
ISTD 417.10>172.00 (-) 0.00e0

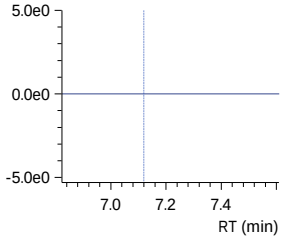

Insight Report
Before Manual Integration
Printed 3/22/2024 10:11:10

240321_010 (continued)

13C8-PFOA_IS
Conc. ----

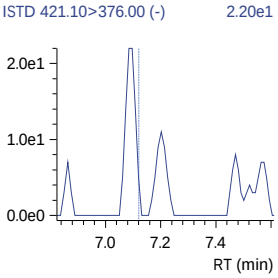

13C8-PFOA
Conc. ISTD Error

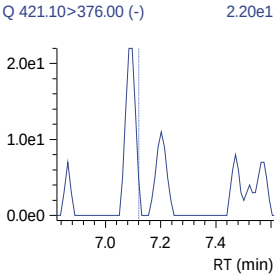

PFOA
Conc. ISTD Error
R#1 18.86 (24.47)
R#2 18.86 (24.47)

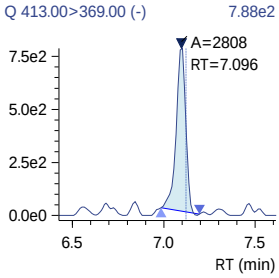

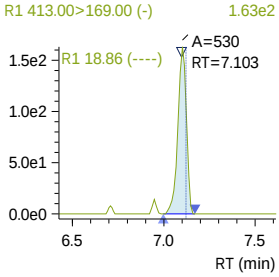

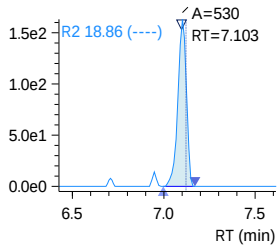

13C3-PFHxS
Conc. ISTD Error

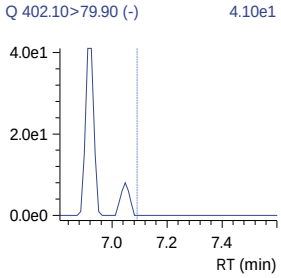

13C3-PFHxS_IS
Conc. ----

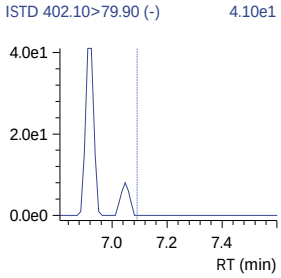

Insight Report
Before Manual Integration
Printed 3/22/2024 10:11:10

240321_010 (continued)

PFHxS
Conc. ISTD Error
R#1 0.00 (57.29)
R#2 0.00 (57.29)
Q 398.70>79.90 (-) 1.40e1

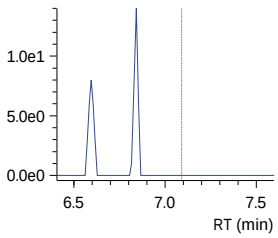

18O2-PFHxS_IS
Conc. ----
ISTD 403.00>83.90 (-) 1.00e1

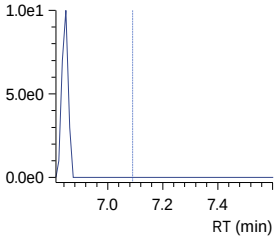

13C9-PFNA_IS
Conc. ----
ISTD 472.10>427.00 (-) 7.00e0

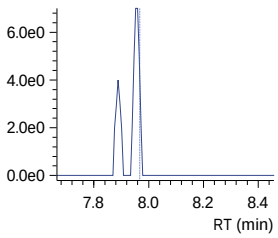

13C9-PFNA
Conc. ISTD Error
Q 472.10>427.00 (-) 7.00e0

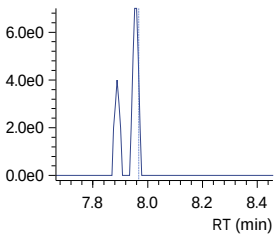

13C5-PFNA_IS
Conc. ----
ISTD 468.00>423.00 (-) 7.00e0

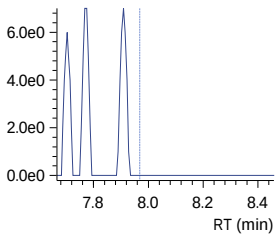

R1 398.70>98.90 (-) 3.70e1

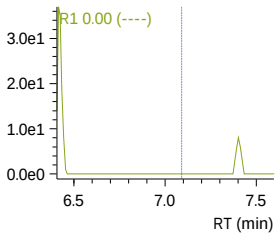

R2 398.70>98.90 (-) 3.70e1

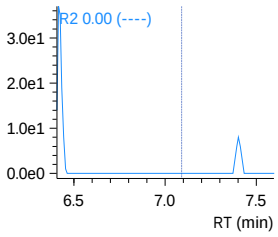

240321_010 (continued)

PFNA
Conc. ISTD Error
R#1 0.00 (20.36)
R#2 0.00 (20.36)
Q 463.00>419.00 (-) 7.21e2

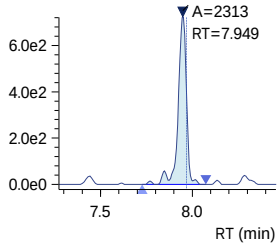

PFHpS
Conc. ISTD Error
R#1 0.00 (46.70)
R#2 0.00 (46.70)
Q 449.00>79.90 (-) 0.00e0

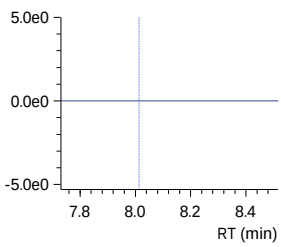

7_3 FTCA
Conc. ISTD Error
R#1 0.00 (132.28)
R#2 0.00 (132.28)
Q 441.00>317.00 (-) 9.80e1

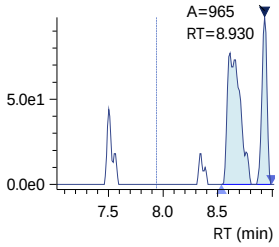

13C2-8_2-FTS
Conc. ISTD Error
Q 529.10>80.90 (-) 0.00e0

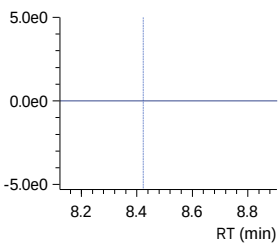

13C2-8_2-FTS_IS
Conc. ----
ISTD 529.10>80.90 (-) 0.00e0

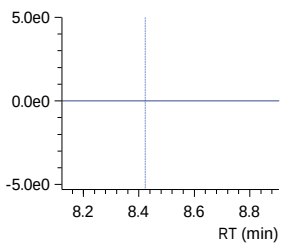

R1 463.00>219.00 (-) 1.42e2

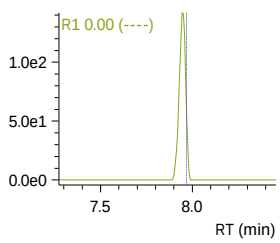

R1 449.00>98.80 (-) 0.00e0

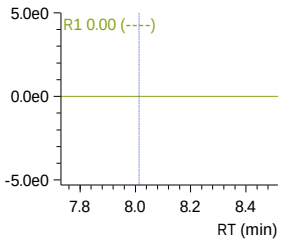

R1 441.00>336.90 (-) 1.70e2

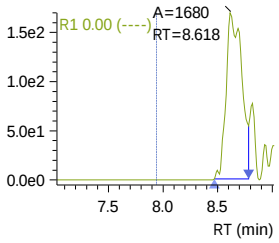

R2 463.00>219.00 (-) 1.42e2

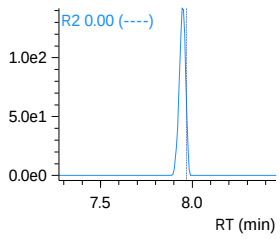

R2 449.00>98.80 (-) 0.00e0

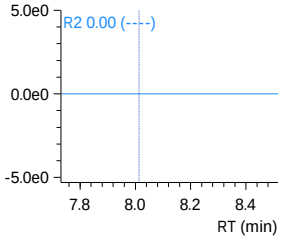

R2 441.00>336.90 (-) 1.70e2

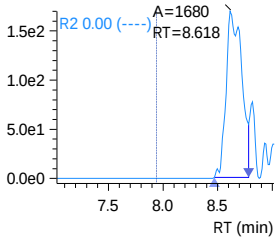

240321_010 (continued)

8_2 FTS
Conc. ISTD Error
R#1 0.00 (45.91)
R#2 0.00 (45.91)
Q 527.10>506.95 (-) 0.00e0

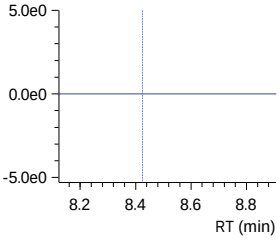

R1 527.10>80.80 (-) 0.00e0

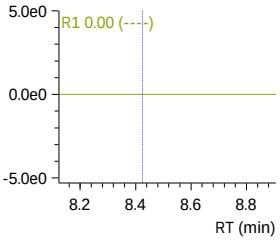

R2 527.10>80.80 (-) 0.00e0

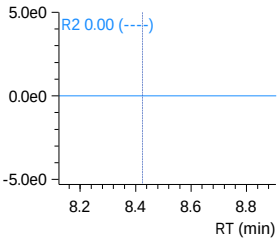

13C6-PFDA_IS
Conc. ----
ISTD 519.10>474.10 (-) 9.00e0

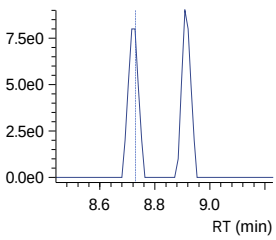

13C6-PFDA
Conc. ISTD Error
Q 519.10>474.10 (-) 9.00e0

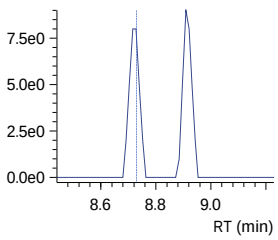

13C2-PFDA_IS
Conc. ----
ISTD 515.10>470.10 (-) 1.70e1

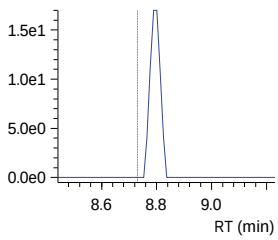

PFDA
Conc. ISTD Error
R#1 25.27 (17.64)
R#2 25.27 (17.64)
Q 512.90>469.00 (-) 3.31e2

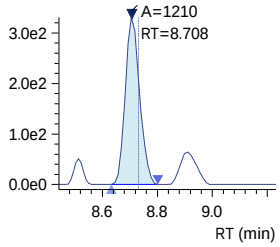

R1 512.90>219.00 (-) 9.40e1

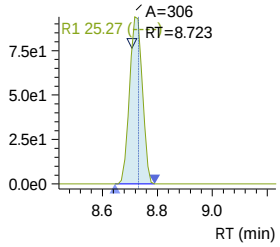

R2 512.90>219.00 (-) 9.40e1

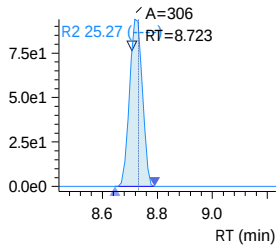

D3-NMeFOSAA_IS
Conc. ----
ISTD 573.20>419.00 (-) 1.70e1

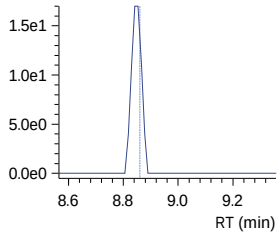

D3-NMeFOSAA
Conc. ISTD Error
Q 573.20>419.00 (-) 1.70e1

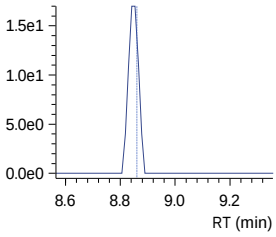

13C8-PFOS_IS
Conc. ----
ISTD 507.10>98.90 (-) 0.00e0

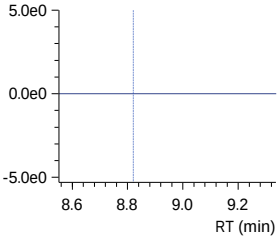

13C8-PFOS
Conc. ISTD Error
Q 507.10>98.90 (-) 0.00e0

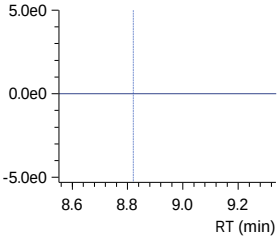

13C4-PFOS_IS
Conc. ----
ISTD 502.80>79.90 (-) 0.00e0

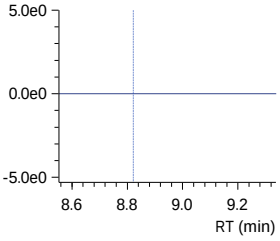

240321_010 (continued)

PFOS
Conc. ISTD Error
R#1 0.00 (45.06)
R#2 0.00 (45.06)
Q 498.90>79.90 (-) 4.89e4

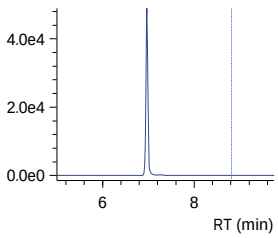

R1 498.90>98.80 (-) 3.40e1

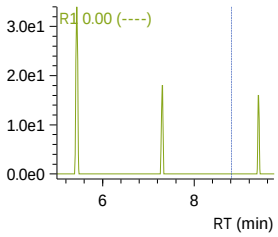

R2 498.90>98.80 (-) 3.40e1

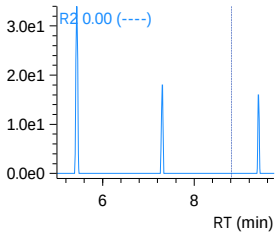

NMeFOSAA
Conc. ISTD Error
R#1 0.00 (67.10)
R#2 0.00 (67.10)
Q 570.10>419.00 (-) 0.00e0

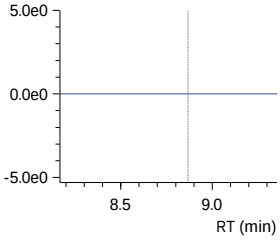

R1 570.10>483.00 (-) 2.50e1

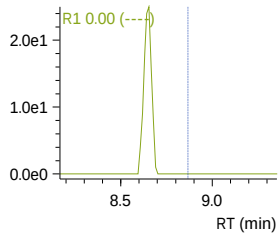

R2 570.10>483.00 (-) 2.50e1

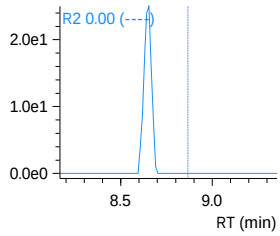

D5-NEtFOSAA_IS
Conc. ----
ISTD 589.20>419.00 (-) 0.00e0

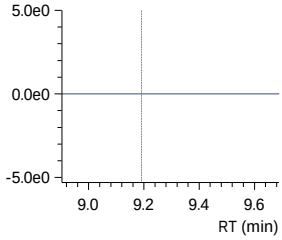

D5-NEtFOSAA
Conc. ISTD Error
Q 589.20>419.00 (-) 0.00e0

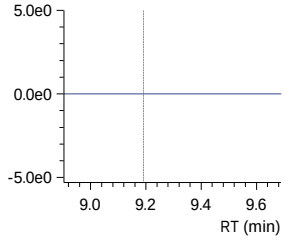

NEtFOSAA
Conc. ISTD Error
R#1 0.00 (89.53)
R#2 0.00 (89.53)
Q 584.20>419.10 (-) 0.00e0

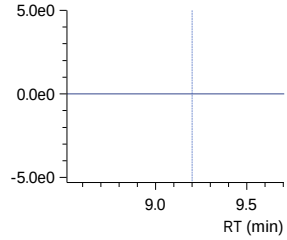

R1 584.20>526.00 (-) 0.00e0

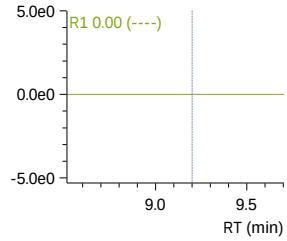

R2 584.20>526.00 (-) 0.00e0

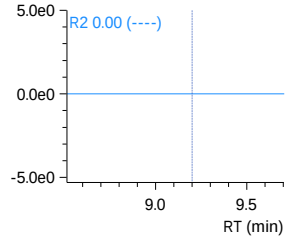

Insight Report
Before Manual Integration
Printed 3/22/2024 10:11:10

240321_010 (continued)

9-Cl-PF3ONS
Conc. ISTD Error
R#1 0.00 (31.69)
R#2 0.00 (31.69)
Q 530.80>351.00 (-) 4.10e1

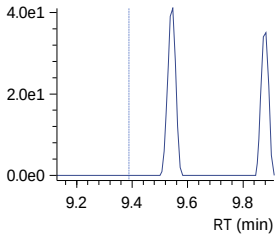

R1 532.80>353.00 (-) 6.90e1

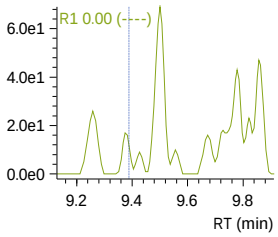

R2 532.80>353.00 (-) 6.90e1

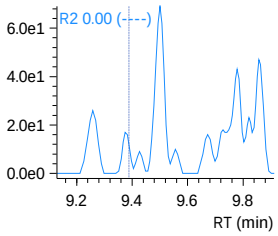

PFUnDA
Conc. ISTD Error
R#1 0.00 (10.96)
R#2 0.00 (10.96)
Q 563.10>519.00 (-) 5.78e2

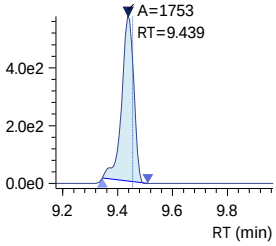

R1 563.10>269.10 (-) 3.40e1

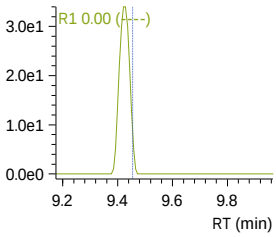

R2 563.10>269.10 (-) 3.40e1

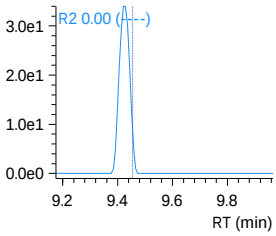

13C7-PFUnDA_IS
Conc. ----
ISTD 570.00>525.10 (-) 1.70e1

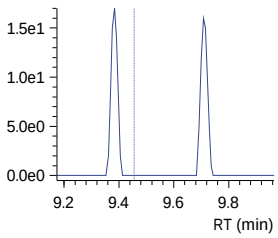

13C7-PFUnDA
Conc. ISTD Error
Q 570.00>525.10 (-) 1.70e1

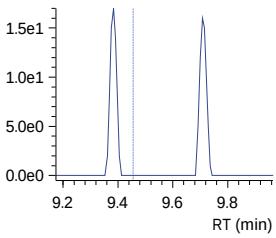

PFNS
Conc. ISTD Error
R#1 0.00 (56.91)
R#2 0.00 (56.91)
Q 548.80>79.90 (-) 1.30e1

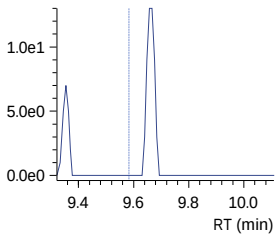

R1 548.80>98.80 (-) 0.00e0

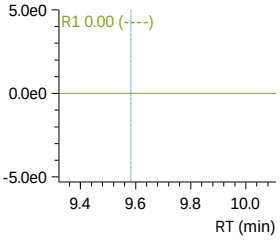

R2 548.80>98.80 (-) 0.00e0

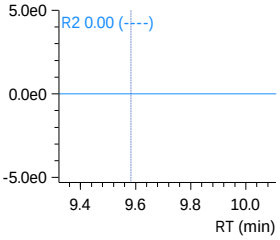

Insight Report
Before Manual Integration
Printed 3/22/2024 10:11:10

240321_010 (continued)

10_2 FTS
Conc. ISTD Error
R#1 0.00 (32.29)
R#2 0.00 (32.29)

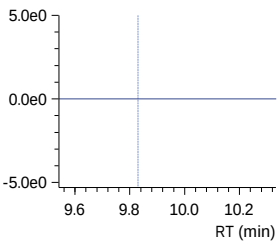

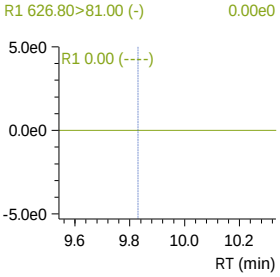

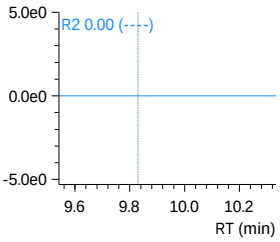

13C2-PFDOA_IS
Conc. ----

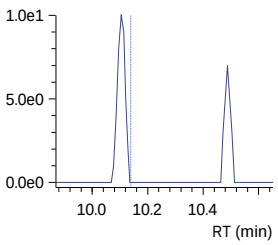

13C2-PFDOA
Conc. ISTD Error

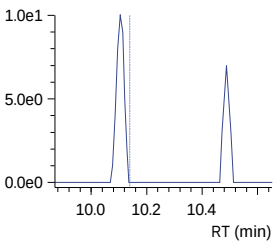

PFDOA
Conc. ISTD Error
R#1 0.00 (11.14)
R#2 0.00 (11.14)

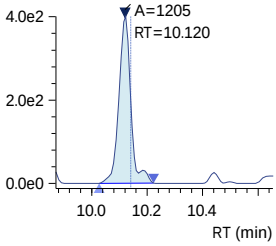

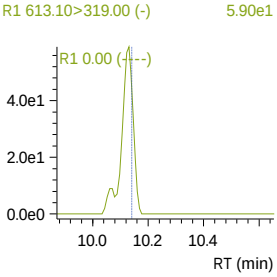

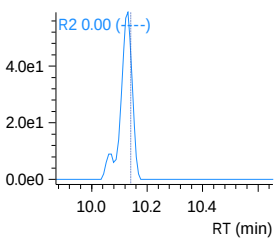

PFDS
Conc. ISTD Error
R#1 0.00 (58.01)
R#2 0.00 (58.01)

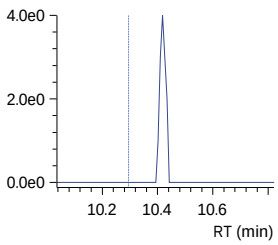

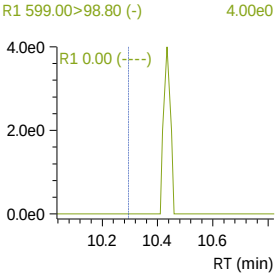

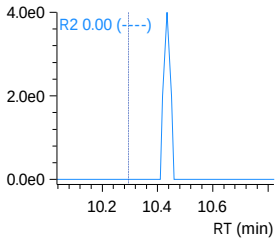

Insight Report
Before Manual Integration
Printed 3/22/2024 10:11:10

240321_010 (continued)

PFTrDA
Conc. ISTD Error
R#1 0.00 (16.67)
R#2 0.00 (16.67)

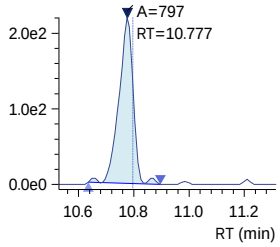

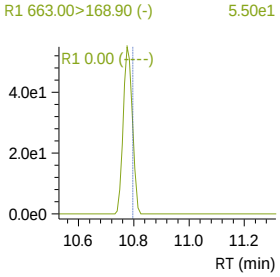

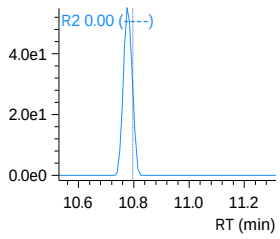

11-Cl-PF3OUdS
Conc. ISTD Error
R#1 0.00 (35.04)
R#2 0.00 (35.04)

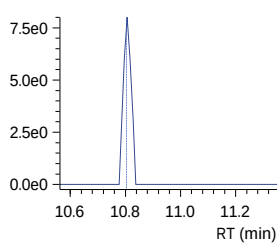

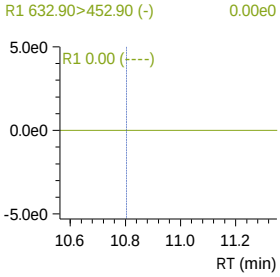

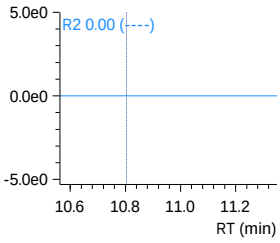

PFOSAm
Conc. ISTD Error

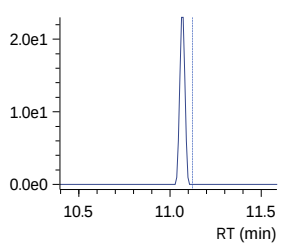

13C8-PFOSAm
Conc. ISTD Error

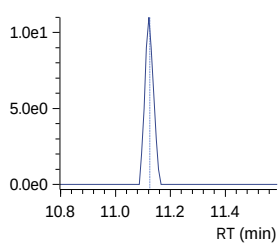

13C8-PFOSAm_IS
Conc. ----

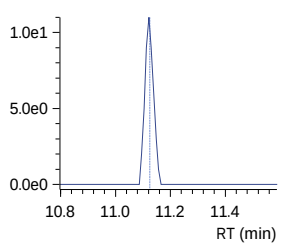

240321_010 (continued)

PFTDA
Conc. ISTD Error
R#1 0.00 (17.09)
R#2 0.00 (17.09)

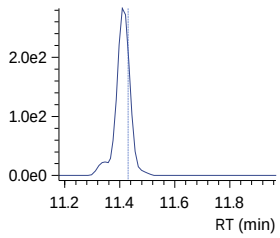

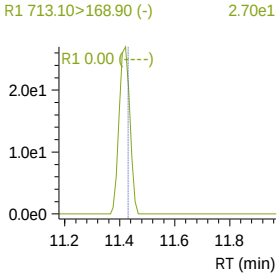

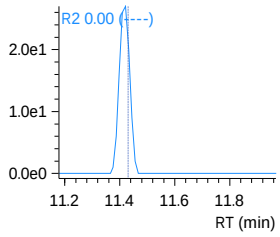

13C2-PFTDA
Conc. ISTD Error

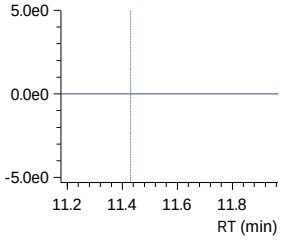

13C2-PFTDA_IS
Conc. ----

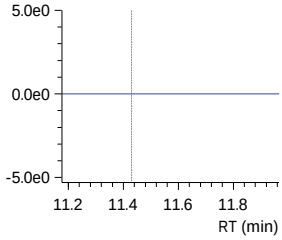

PFDoS
Conc. ISTD Error
R#1 0.00 (61.23)
R#2 0.00 (61.23)

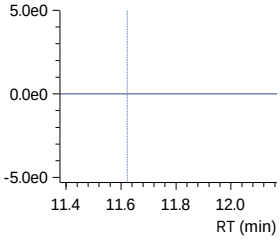

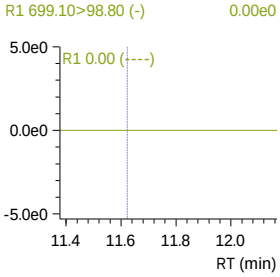

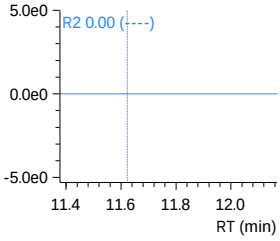

D7-MeFOSE_IS
Conc. ----

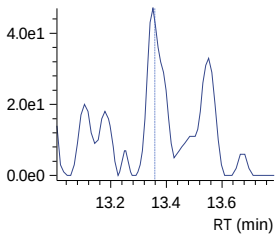

Insight Report
Before Manual Integration
Printed 3/22/2024 10:11:10

240321_010 (continued)

D7-MeFOSE
Conc. ISTD Error
Q 623.20>58.90 (-) 4.70e1

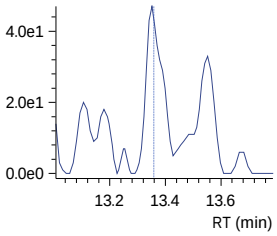

MeFOSE
Conc. ISTD Error
Q 616.10>59.00 (-) 1.90e1

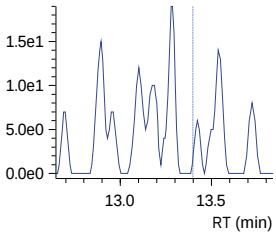

13C2-PFHXDA_IS
Conc. ----
ISTD 815.00>770.05 (-) 2.90e1

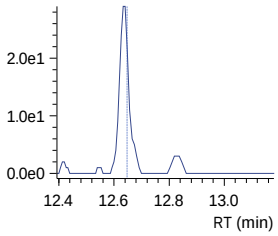

13C2-PFHXDA
Conc. ISTD Error
Q 815.00>770.05 (-) 2.90e1

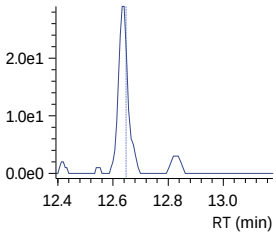

PFHXDA
Conc. ISTD Error
R#1 0.00 (10.78)
R#2 0.00 (10.78)
Q 813.00>768.95 (-) 4.07e2

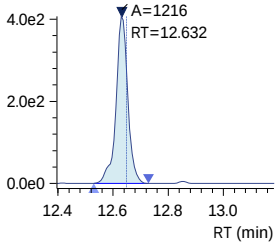

R1 813.00>218.95 (-) 3.40e1

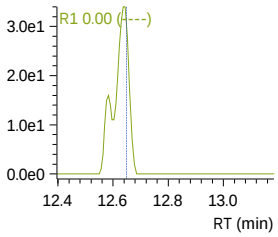

R2 813.00>218.95 (-) 3.40e1

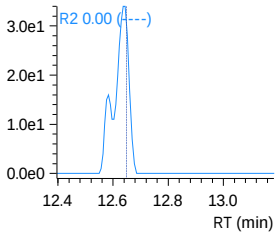

Insight Report
Before Manual Integration
Printed 3/22/2024 10:11:10

240321_010 (continued)

D3-MeFOSA
Conc. ISTD Error
Q 515.00>219.00 (-) 0.00e0

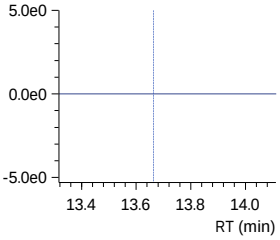

D3-MeFOSA_IS
Conc. ----
ISTD 515.00>219.00 (-) 0.00e0

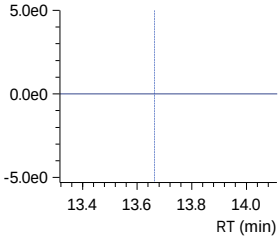

MeFOSA
Conc. ISTD Error
R#1 0.00 (156.31)
R#2 0.00 (156.31)
Q 511.90>219.00 (-) 0.00e0

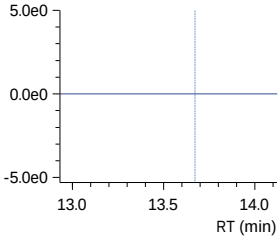

R1 511.90>169.00 (-) 0.00e0

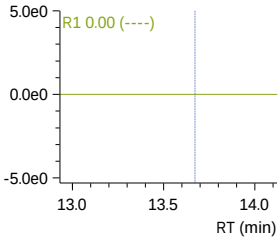

R2 511.90>169.00 (-) 0.00e0

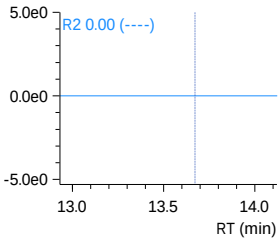

D9-EtFOSE_IS
Conc. ----
ISTD 639.20>58.90 (-) 2.60e1

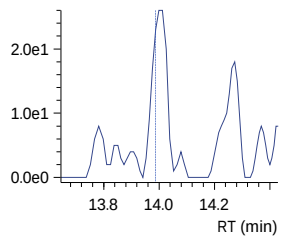

D9-EtFOSE
Conc. ISTD Error
Q 639.20>58.90 (-) 2.60e1

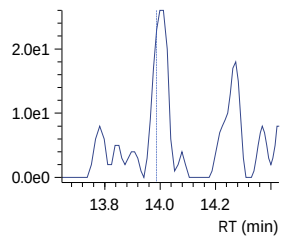

Insight Report
Before Manual Integration
Printed 3/22/2024 10:11:10

240321_010 (continued)

EtFOSE
Conc. ISTD Error
Q 630.00>59.00 (-) 2.30e1

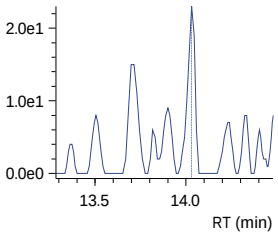

D5-EtFOSAm
Conc. ISTD Error
Q 531.10>219.00 (-) 2.70e1

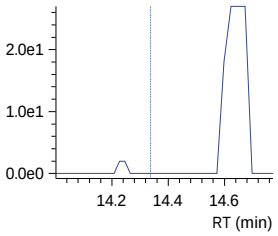

D5-EtFOSAm_IS
Conc. ----
ISTD 531.10>219.00 (-) 2.70e1

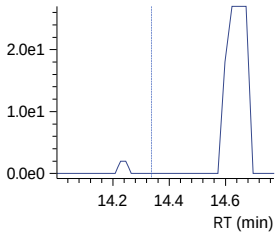

EtFOSAm
Conc. ISTD Error
R#1 0.00 (177.75)
R#2 0.00 (177.75)
Q 526.00>219.00 (-) 5.00e0

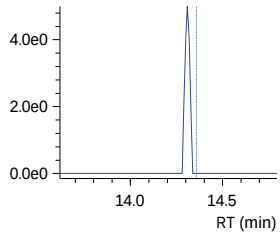

PFODA
Conc. ISTD Error
R#1 0.00 (31.66)
R#2 0.00 (31.66)
Q 913.00>868.65 (-) 1.30e2

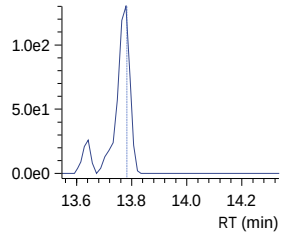

R1 526.00>169.00 (-) 3.70e1

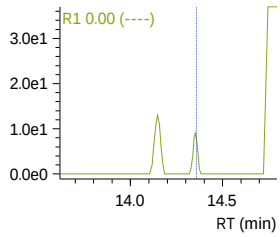

R1 913.00>169.00 (-) 5.40e1

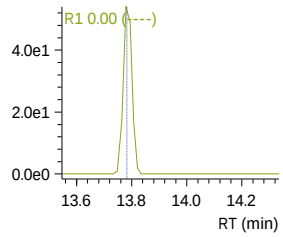

R2 526.00>169.00 (-) 3.70e1

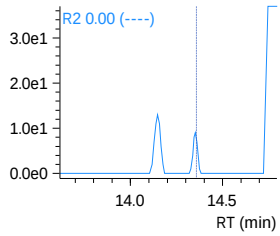

R2 913.00>169.00 (-) 5.40e1

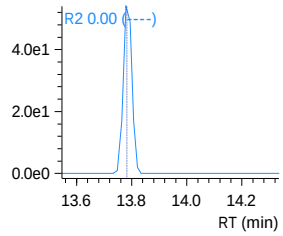

240315_1633_Curve

ALS Environmental

Injection Log

LCMS08 -Shimadzu 8060

ICAL Date: 3/15/2024
Std. xp: 3/29/2024
ICAL ID: KC2400137
LIMS ID: NA

1st Review: P. Salyards
2nd Review:
Column: Phenomenex EVO-C18 100X3.0 mm S/N: H23-138929
Mobile Phases A: 2mM Ammonium Acetate in H2O:ACN 95%:5% 23-OLC-04-49K B: ACN Lot #62120

	Sample Name		File Name	Acquisition Method	Dilution	R	
1	1633 CCB	23-OLC-04-41H	240315_015	1633_240207.lcm	1x	☒	
2	1633 ICAL 0.05PPB	23-OLC-04-42C	240315_016	1633_240207.lcm	1x	☒	Dropped PFDA. Ion ratio failures for MeFOSAA and NEtFOSAA
3	1633 ICAL 0.1PPB	23-OLC-04-42D	240315_017	1633_240207.lcm	1x	☒	
4	1633 ICAL 0.25PPB	23-OLC-04-42E	240315_018	1633_240207.lcm	1x	☒	
5	1633 ICAL 0.5PPB	23-OLC-04-42F	240315_019	1633_240207.lcm	1x	☒	
6	1633 ICAL 1.0PPB	23-OLC-04-42G	240315_020	1633_240207.lcm	1x	☒	
7	1633 ICAL 5.0PPB	23-OLC-04-42H	240315_021	1633_240207.lcm	1x	☒	
8	1633 ICAL 10.0PPB	23-OLC-04-42I	240315_022	1633_240207.lcm	1x	☒	
9	1633 ICAL 15.0PPB	23-OLC-04-42J	240315_023	1633_240207.lcm	1x	☒	
10	1633 ICAL 20.0PPB	23-OLC-04-42K	240315_024	1633_240207.lcm	1x	☒	
11	1633 CCB	23-OLC-04-41H	240315_025	1633_240207.lcm	1x	☒	
12	1633 ICV 1.0PPB	23-OLC-04-44I	240315_026	1633_240207.lcm	1x	☒	
13	1633 FTCA ICV 1.0PPB	23-OLC-04-44H	240315_027	1633_240207.lcm	1x	☒	Report FTCAs
14	TDCA CHECK	23-OLC-04-42O	240315_028	1633_240207.lcm	1x	☒	Showed adequate separation from PFOS
15	1633 QIS	23-OLC-04-41I	240315_029	1633_240207.lcm	1x	☒	Showed isomers of both PFNA and PFOA

Sample Information
Sample Type: PEG+PPG+Raffinose

Tuning Condition
Detector Adjustment: Off
Resolution Adjustment: Off
FWHM of Spectrum: 0.70
Sensitivity Adjustment: Off
Mass Calibration: Off

Tuning Result
Model :LCMS-8060
Serial Number :O11106070177US
Interface :ESI
Polarity :Positive
Tuning Mode :Auto Tuning
Tuning Date :3/15/2024 5:18:25 PM
Acquisition Mode :Q1 Scan(Use CID Gas)
Nebulizing Gas Flow :1.50(settings : 1.50) L/min
Drying Gas Flow :0.00(settings : 10.00) L/min
CID Gas Flow :270(settings : 270) kPa
Heating Gas Flow :5.00(settings : 5.00) L/Min
Interface Bias :+4.00 kV
Interface Current :3.86 uA
Interface Temp. :99(settings : 100) C
DL Temp. :250(settings : 250) C
Heat Block Temp. :399(settings : 400) C
Q1 RF Gain :4996
Q1 RF Offset :4990
Q3 RF Gain :---
Q3 RF Offset :---
Q1 Post-rod Bias :-5.0 V
CID CELL Exit Lens :-4.0 V
Conversion Dynode :-10.00 kV
Detector :-1.96(-1.96) kV
Vacuum Pressure(QA) :1.1e+02 Pa
Vacuum Pressure(QP) :2.2e-03 Pa

Tuning Profile

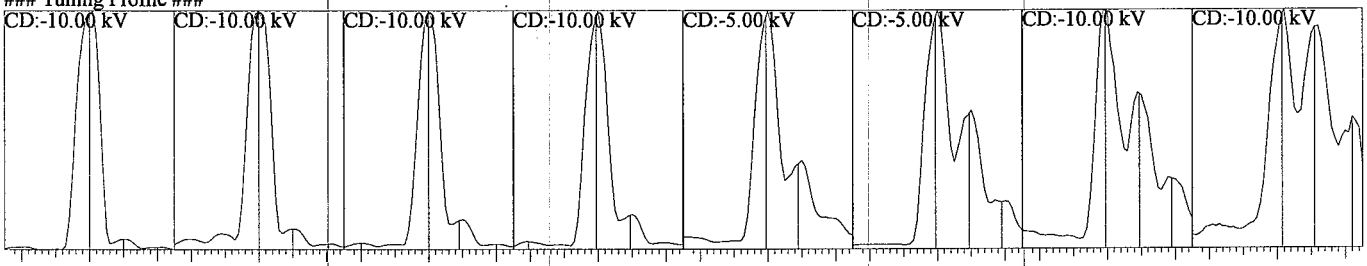

Int.: 748335	Int.: 2371491	Int.: 8533549	Int.: 6463240	Int.: 3993923	Int.: 3406320	Int.: 1602295	Int.: 358351
FWHM: 0.78	FWHM: 0.76	FWHM: 0.70	FWHM: 0.73	FWHM: 0.74	FWHM: 0.77	FWHM: 0.74	FWHM: (1.30)
m/z : 45.05	m/z : 168.10	m/z : 256.15	m/z : 300.20	m/z : 652.40	m/z : 1004.60	m/z : 1224.75	m/z : 1603.15
Mag.: 26	Mag.: 8	Mag.: 2	Mag.: 3	Mag.: 4	Mag.: 5	Mag.: 12	Mag.: 54

Scan Range: 2.00 - 2000.00 Scan Speed: 30 u/s Base Peak: 445.35 (20000000)

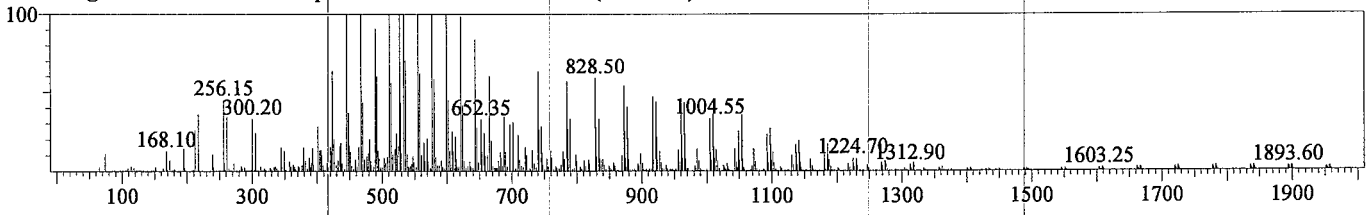

m/z(Target)	m/z(Actual)	Difference	Width	Intensity
45.05	45.05	0.00	0.78	748335
168.10	168.10	0.00	0.76	2371491
256.15	256.15	0.00	0.70	8533549
300.20	300.20	0.00	0.73	6463240
652.40	652.35	-0.05	0.74	3993923
1004.60	1004.55	-0.05	0.77	3406320
1224.75	1224.70	-0.05	0.74	1602295
1603.15	1603.25	0.10	(1.30)	358351

3/18/24

PS
3/18/24

Tuning Condition

Detector Adjustment:	Off
Resolution Adjustment:	Off
FWHM of Spectrum:	0.70
Sensitivity Adjustment:	Off
Mass Calibration:	Off

Tuning Result

Model	:LCMS-8060
Serial Number	:O11106070177US
Interface	:ESI
Polarity	:Negative
Tuning Mode	:Auto Tuning
Tuning Date	:3/15/2024 5:19:44 PM
Acquisition Mode	:Q1 Scan(Use CID Gas)
Nebulizing Gas Flow	:1.50(settings : 1.50) L/min
Heating Gas Flow	:5.00(settings : 5.00) L/min
Interface Bias	:-3.00 kV
Interface Current	:8.77 uA
Interface Temp.	:99(settings : 100) C
DL Temp.	:250(settings : 250) C
Heat Block Temp.	:400(settings : 400) C
Q1 RF Gain	:5000
Q1 RF Offset	:5000
Q3 RF Gain	:---
Q3 RF Offset	:---
Q1 Post-rod Bias	:5.0 V
CID CELL Exit Lens	:3.5 V
Conversion Dynode	:+10.00 kV
Detector	:-1.96(-1.96) kV
Vacuum Pressure(QA)	:1.1e+02 Pa
Vacuum Pressure(QP)	:2.2e-03 Pa

Tuning Profile

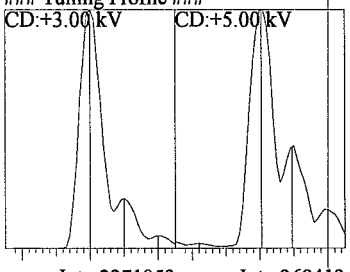

Int.: 2271953	Int.: 368413
FWHM: 0.72	FWHM: 0.78
m/z : 503.15	m/z : 1007.30
Mag.: 8	Mag.: 54

Scan Range: 2.00 - 2000.00 Scan Speed: 30 u/s Base Peak: 563.20 (5895612)

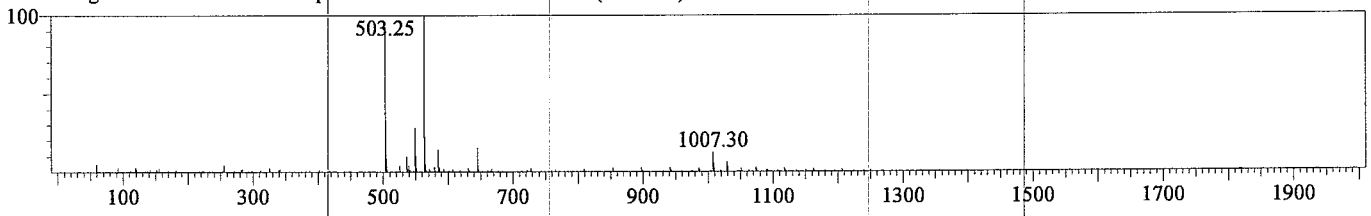

m/z(Target)	m/z(Actual)	Difference	Width	Intensity
503.15	503.25	0.10	0.72	2271953
1007.30	1007.30	0.00	0.78	368413

3/20/24

PS

3/19/24

Tuning Condition

Detector Adjustment:	Off
Resolution Adjustment:	Off
FWHM of Spectrum:	0.70
Sensitivity Adjustment:	Off
Mass Calibration:	Off

Tuning Result

Model	:LCMS-8060
Serial Number	:O11106070177US
Interface	:ESI
Polarity	:Positive
Tuning Mode	:Auto Tuning
Tuning Date	:3/15/2024 5:21:27 PM
Acquisition Mode	:Q3 Scan(Use CID Gas)
Nebulizing Gas Flow	:1.50(settings : 1.50) L/min
Heating Gas Flow	:5.00(settings : 5.00) L/min
Interface Bias	:+4.00 kV
Interface Current	:4.61 uA
Interface Temp.	:99(settings : 100) C
DL Temp.	:250(settings : 250) C
Heat Block Temp.	:399(settings : 400) C
Q1 RF Gain	:---
Q1 RF Offset	:---
Q3 RF Gain	:4997
Q3 RF Offset	:4990
Q1 Post-rod Bias	:-5.0 V
CID CELL Exit Lens	:-4.0 V
Conversion Dynode	:-10.00 kV
Detector	:-1.96(-1.96) kV
Vacuum Pressure(QA)	:1.1e+02 Pa
Vacuum Pressure(QP)	:2.2e-03 Pa

Tuning Profile

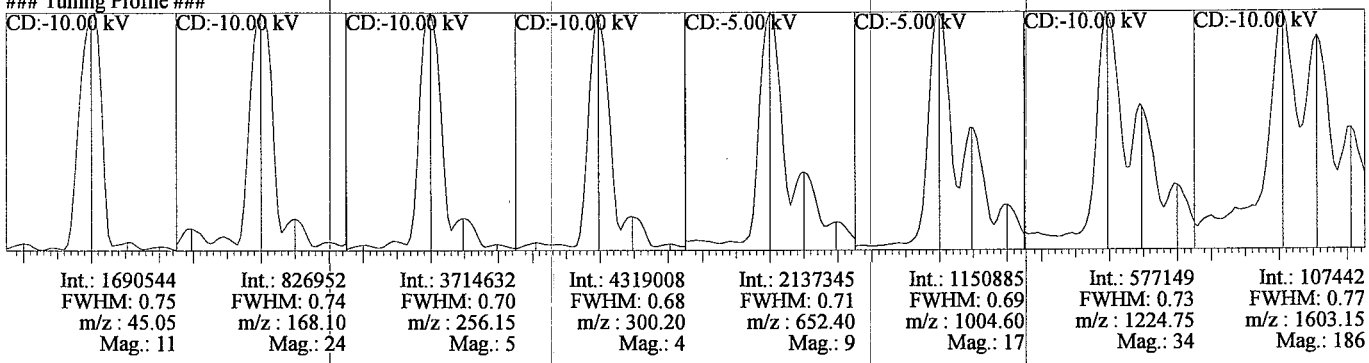

Int.: 1690544	Int.: 826952	Int.: 3714632	Int.: 4319008	Int.: 2137345	Int.: 1150885	Int.: 577149	Int.: 107442
FWHM: 0.75	FWHM: 0.74	FWHM: 0.70	FWHM: 0.68	FWHM: 0.71	FWHM: 0.69	FWHM: 0.73	FWHM: 0.77
m/z : 45.05	m/z : 168.10	m/z : 256.15	m/z : 300.20	m/z : 652.40	m/z : 1004.60	m/z : 1224.75	m/z : 1603.15
Mag.: 11	Mag.: 24	Mag.: 5	Mag.: 4	Mag.: 9	Mag.: 17	Mag.: 34	Mag.: 186

Scan Range: 2.00 - 2000.00 Scan Speed: 30 u/s Base Peak: 489.35 (20000000)

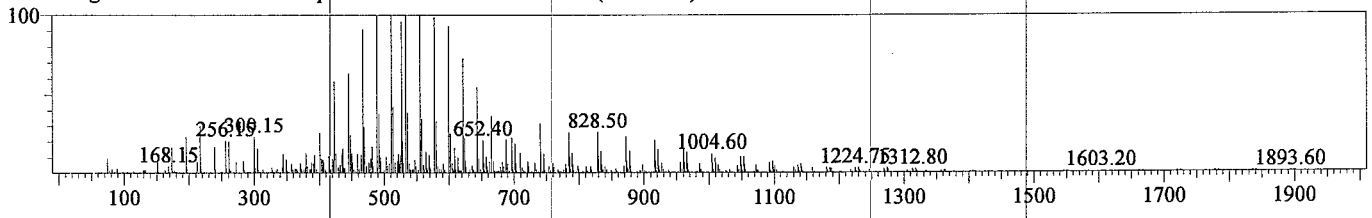

m/z(Target)	m/z(Actual)	Difference	Width	Intensity
45.05	45.05	0.00	0.75	1690544
168.10	168.15	0.05	0.74	826952
256.15	256.15	0.00	0.70	3714632
300.20	300.15	-0.05	0.68	4319008
652.40	652.40	0.00	0.71	2137345
1004.60	1004.60	0.00	0.69	1150885
1224.75	1224.75	0.00	0.73	577149
1603.15	1603.20	0.05	0.77	107442

3/20/24

PS 3/19/24

Tuning Condition

Detector Adjustment:	Off
Resolution Adjustment:	Off
FWHM of Spectrum:	0.70
Sensitivity Adjustment:	Off
Mass Calibration:	Off

Tuning Result

Model	:LCMS-8060
Serial Number	:O11106070177US
Interface	:ESI
Polarity	:Negative
Tuning Mode	:Auto Tuning
Tuning Date	:3/15/2024 5:22:46 PM
Acquisition Mode	:Q3 Scan(Use CID Gas)
Nebulizing Gas Flow	:1.50(settings : 1.50) L/min
Heating Gas Flow	:5.00(settings : 5.00) L/min
Interface Bias	:-3.00 kV
Interface Current	:13.96 uA
Interface Temp.	:99(settings : 100) C
DL Temp.	:249(settings : 250) C
Heat Block Temp.	:400(settings : 400) C
Q1 RF Gain	:---
Q1 RF Offset	:---
Q3 RF Gain	:5000
Q3 RF Offset	:5000
Q1 Post-rod Bias	:5.0 V
CID CELL Exit Lens	:3.5 V
Conversion Dynode	:+10.00 kV
Detector	:-1.96(-1.96) kV
Vacuum Pressure(QA)	:1.1e+02 Pa
Vacuum Pressure(QP)	:2.2e-03 Pa

Tuning Profile

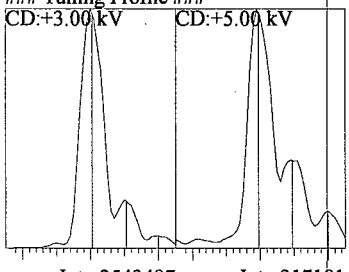

Int.: 2543497	Int.: 317181
FWHM: 0.77	FWHM: 0.78
m/z : 503.15	m/z : 1007.30
Mag.: 7	Mag.: 61

Scan Range: 2.00 - 2000.00 Scan Speed: 30 u/s Base Peak: 503.15 (11508336)

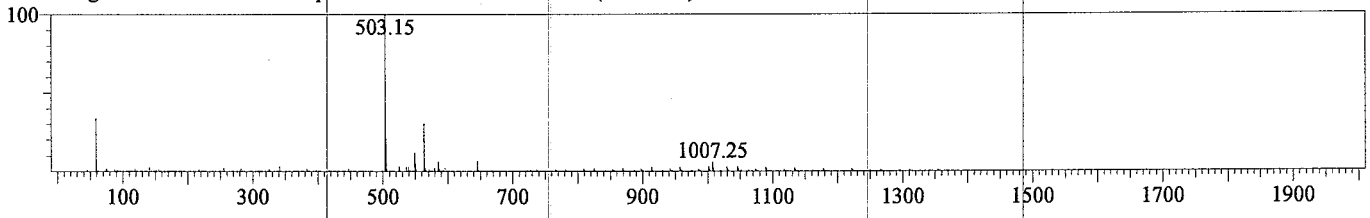

m/z(Target)	m/z(Actual)	Difference	Width	Intensity
503.15	503.15	0.00	0.77	2543497
1007.30	1007.25	-0.05	0.78	317181

3/20/24

PS 3/19/24

C:¥LabSolutions¥Data¥Project1¥Service¥Tunecheck 240229 240130.lct

Tuning Condition

Detector Adjustment:	Off
Resolution Adjustment:	Off
FWHM of Spectrum:	0.70
Sensitivity Adjustment:	Off
Mass Calibration:	Off

Tuning Result

Model	:LCMS-8060
Serial Number	:O11106070177US
Interface	:ESI
Polarity	:Positive
Tuning Mode	:Auto Tuning
Tuning Date	:3/15/2024 5:24:12 PM
Acquisition Mode	:Product Ion Scan
Nebulizing Gas Flow	:1.50(settings : 1.50) L/min
Heating Gas Flow	:5.00(settings : 5.00) L/min
Interface Bias	:+4.00 kV
Interface Current	:5.22 uA
Interface Temp.	:99(settings : 100) C
DL Temp.	:250(settings : 250) C
Heat Block Temp.	:399(settings : 400) C
Q1 RF Gain	:4996
Q1 RF Offset	:4990
Q3 RF Gain	:4997
Q3 RF Offset	:4988
Q1 Post-rod Bias	:-5.0 V
CID CELL Exit Lens	:-0.7 V
Conversion Dynode	:-10.00 kV
Detector	:-1.96(-1.96) kV
Vacuum Pressure(QA)	:1.2e+02 Pa
Vacuum Pressure(QP)	:2.2e-03 Pa

Tuning Profile

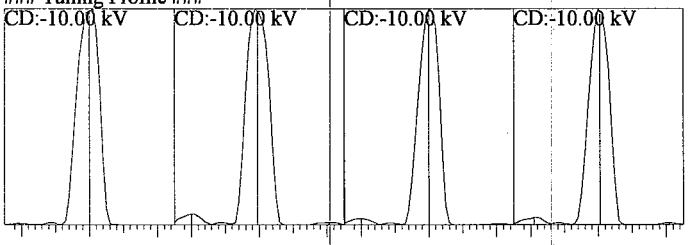

Int.: 123242	Int.: 83163	Int.: 151856	Int.: 109402
FWHM: 0.78	FWHM: 0.79	FWHM: 0.72	FWHM: 0.71
m/z : 45.05	m/z : 89.05	m/z : 133.10	m/z : 177.10
Pre m/z: 388.25	Pre m/z: 388.25	Pre m/z: 388.25	Pre m/z: 388.25
Mag.: 160	Mag.: 238	Mag.: 131	Mag.: 181

Scan Range: 2.00 - 438.25 Scan Speed: 30 u/s Base Peak: 371.25 (621188) Pre m/z: 388.25

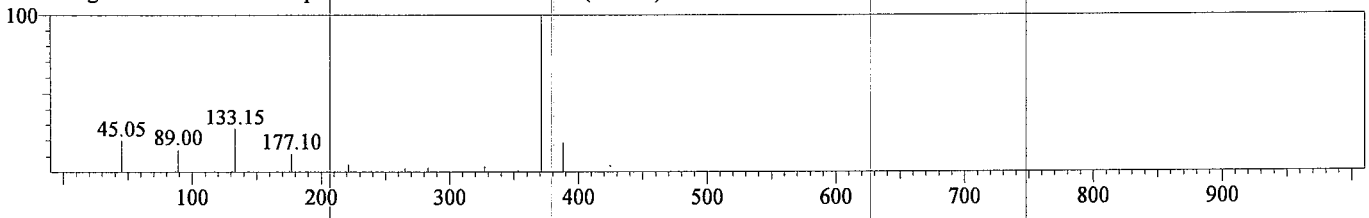

m/z(Target)	m/z(Actual)	Difference	Width	Intensity
388.25 > 45.05	45.05	0.00	0.78	123242
388.25 > 89.05	89.00	-0.05	0.79	83163
388.25 > 133.10	133.15	0.05	0.72	151856
388.25 > 177.10	177.10	0.00	0.71	109402

3/15/24

PS
3/19/24

Tuning Condition

Detector Adjustment:	Off
Resolution Adjustment:	Off
FWHM of Spectrum:	0.70
Sensitivity Adjustment:	Off
Mass Calibration:	Off

Tuning Result

Model	:LCMS-8060
Serial Number	:O11106070177US
Interface	:ESI
Polarity	:Negative
Tuning Mode	:Auto Tuning
Tuning Date	:3/15/2024 5:24:12 PM
Acquisition Mode	:Product Ion Scan
Nebulizing Gas Flow	:1.50(settings : 1.50) L/min
Heating Gas Flow	:5.00(settings : 5.00) L/Min
Interface Bias	:-3.00 kV
Interface Current	:12.56 uA
Interface Temp.	:99(settings : 100) C
DL Temp.	:250(settings : 250) C
Heat Block Temp.	:400(settings : 400) C
Q1 RF Gain	:5000
Q1 RF Offset	:5000
Q3 RF Gain	:5000
Q3 RF Offset	:5005
Q1 Post-rod Bias	:5.0 V
CID CELL Exit Lens	:0.7 V
Conversion Dynode	:+10.00 kV
Detector	:-1.96(-1.96) kV
Vacuum Pressure(QA)	:1.2e+02 Pa
Vacuum Pressure(QP)	:2.2e-03 Pa

Tuning Profile

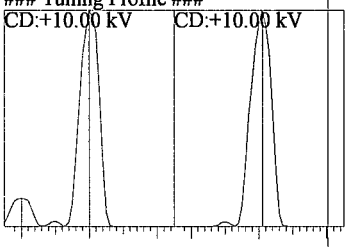

Int.: 439465	Int.: 449196
FWHM: 0.66	FWHM: 0.73
m/z : 89.00	m/z : 179.05
Pre m/z: 503.15	Pre m/z: 503.15
Mag.: 45	Mag.: 44

Scan Range: 2.00 - 553.15 Scan Speed: 30 u/s Base Peak: 221.15 (633058) Pre m/z: 503.15

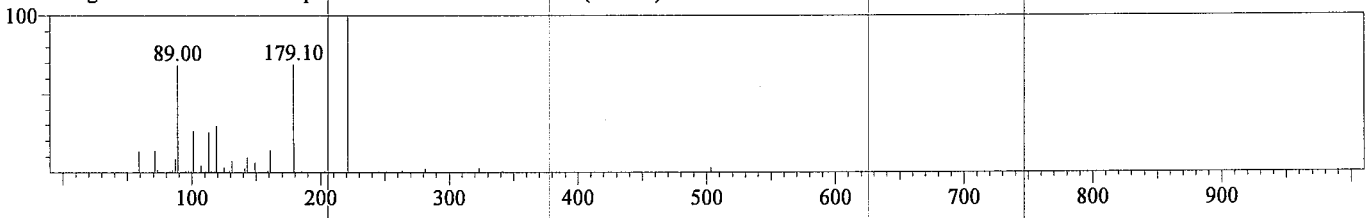

m/z(Target)	m/z(Actual)	Difference	Width	Intensity
503.15 > 89.00	89.00	0.00	0.66	439465
503.15 > 179.05	179.10	0.05	0.73	449196

3/20/24

PS

3/14/24

Insight Report

Calibration
Printed 3/18/2024 12:12:24

Compound: 13C4-PFBA

Curve Fit: Mean RF | Weighting: None | Zero: Not Forced
Quantitative Method: Internal Standard
No. of Calibration Points: 9
No. of Control Points: 2

	R^2	R	Equation
Q 216.80>171.90	----	----	

Q 216.80>171.90

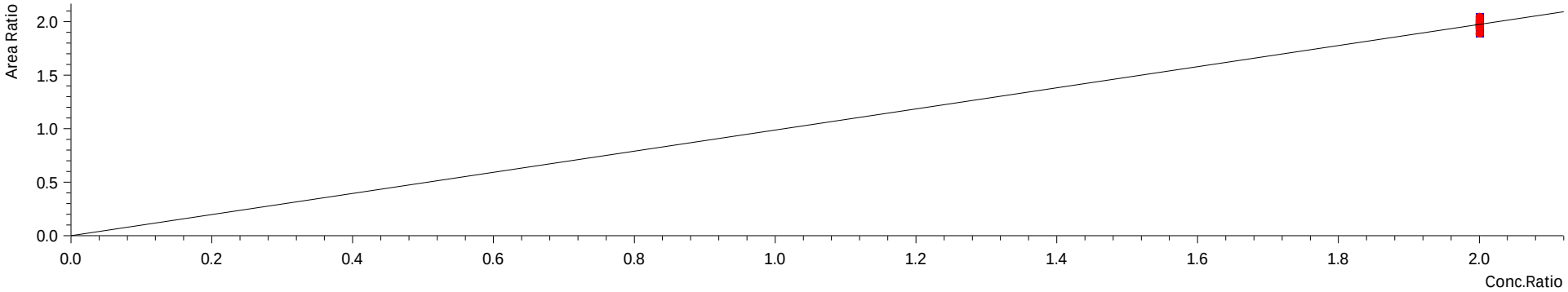

Data Filename	Sample ID	Cal Point	Mode ID	Area	ISTD Area	Std. Conc.	ISTD Amount	RF	Conc.	%Diff	RF Mean (curve)	RF %RSD (curve)	RF RSE (curve)
240315_016	1633 ICAL 0.05PPB	☑	Auto	975079	499618	10.0000	5.0000	0.975824	9.8955	-1.05	0.986134	2.268039	2.268039
240315_017	1633 ICAL 0.1PPB	☑	Auto	1034485	513197	10.0000	5.0000	1.007882	10.2205	2.21	0.986134	2.268039	2.268039
240315_018	1633 ICAL 0.25PPB	☑	Auto	978623	478641	10.0000	5.0000	1.022293	10.3667	3.67	0.986134	2.268039	2.268039
240315_019	1633 ICAL 0.5PPB	☑	Auto	978603	490374	10.0000	5.0000	0.997813	10.1184	1.18	0.986134	2.268039	2.268039
240315_020	1633 ICAL 1.0PPB	☑	Auto	977890	495511	10.0000	5.0000	0.986749	10.0062	0.06	0.986134	2.268039	2.268039
240315_021	1633 ICAL 5.0PPB	☑	Auto	984089	498003	10.0000	5.0000	0.988035	10.0193	0.19	0.986134	2.268039	2.268039
240315_022	1633 ICAL 10.0PPB	☑	Auto	904584	460586	10.0000	5.0000	0.981993	9.9580	-0.42	0.986134	2.268039	2.268039
240315_023	1633 ICAL 15.0PPB	☑	Auto	887193	457570	10.0000	5.0000	0.969461	9.8309	-1.69	0.986134	2.268039	2.268039
240315_024	1633 ICAL 20.0PPB	☑	Auto	856511	453108	10.0000	5.0000	0.945151	9.5844	-4.16	0.986134	2.268039	2.268039
240315_026	1633 ICV 1.0PPB		Auto	964983	491023	10.0000	5.0000	----	9.9644	-0.36	0.986134	2.268039	2.268039
240315_027	1633 FTCA ICV 1.0PPB		Auto	946928	494675	10.0000	5.0000	----	9.7058	-2.94	0.986134	2.268039	2.268039

Insight Report

Calibration
Printed 3/18/2024 12:12:24

Compound: 13C4-PFBA_IS

Curve Fit: Mean RF | Weighting: None | Zero: Not Forced
Quantitative Method: Internal Standard
No. of Calibration Points: 9
No. of Control Points: 0

	R^2	R	Equation
Q 216.80>171.90	----	----	----

Q 216.80>171.90

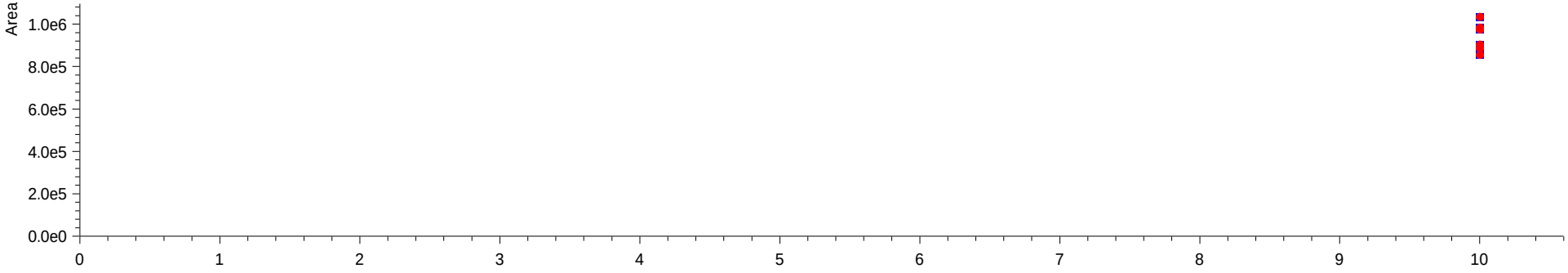

Data Filename	Sample ID	Cal Point	Mode ID	Area	ISTD Area	Std. Conc.	ISTD Amount	RF	Conc.	%Diff	RF Mean (curve)	RF %RSD (curve)	RF RSE (curve)
240315_016	1633 ICAL 0.05PPB	☐	Auto	975079	975079	10.0000	10.0000	1.000000	10.0000	0.00	----	----	----
240315_017	1633 ICAL 0.1PPB	☐	Auto	1034485	1034485	10.0000	10.0000	1.000000	10.0000	0.00	----	----	----
240315_018	1633 ICAL 0.25PPB	☐	Auto	978623	978623	10.0000	10.0000	1.000000	10.0000	0.00	----	----	----
240315_019	1633 ICAL 0.5PPB	☐	Auto	978603	978603	10.0000	10.0000	1.000000	10.0000	0.00	----	----	----
240315_020	1633 ICAL 1.0PPB	☐	Auto	977890	977890	10.0000	10.0000	1.000000	10.0000	0.00	----	----	----
240315_021	1633 ICAL 5.0PPB	☐	Auto	984089	984089	10.0000	10.0000	1.000000	10.0000	0.00	----	----	----
240315_022	1633 ICAL 10.0PPB	☐	Auto	904584	904584	10.0000	10.0000	1.000000	10.0000	0.00	----	----	----
240315_023	1633 ICAL 15.0PPB	☐	Auto	887193	887193	10.0000	10.0000	1.000000	10.0000	0.00	----	----	----
240315_024	1633 ICAL 20.0PPB	☐	Auto	856511	856511	10.0000	10.0000	1.000000	10.0000	0.00	----	----	----
240315_026	1633 ICV 1.0PPB		Auto	964983	964983	10.0000	10.0000	----	10.0000	0.00	----	----	----
240315_027	1633 FTCA ICV 1.0PPB		Auto	946928	946928	10.0000	10.0000	----	10.0000	0.00	----	----	----

Insight Report

Calibration
Printed 3/18/2024 12:12:24

Compound: 13C3-PFBA_IS

Curve Fit: Mean RF | Weighting: None | Zero: Not Forced
Quantitative Method: Internal Standard
No. of Calibration Points: 9
No. of Control Points: 0

	R^2	R	Equation
Q 216.00>172.00	----	----	----

Q 216.00>172.00

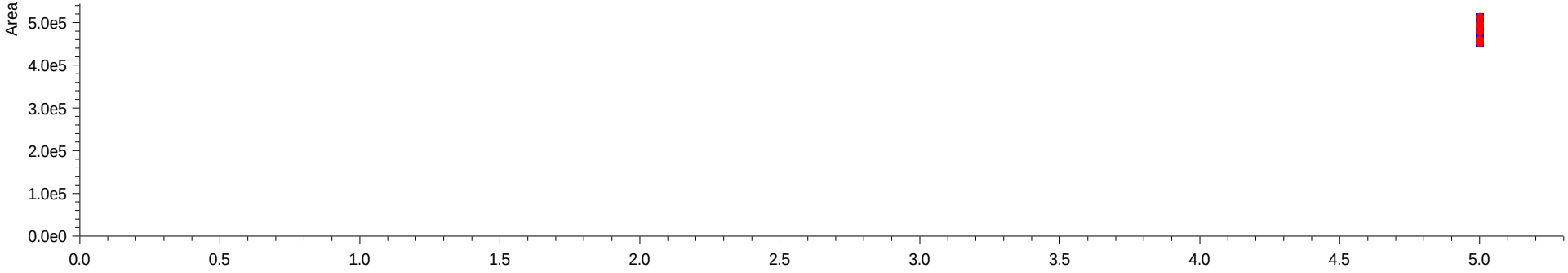

Data Filename	Sample ID	Cal Point	Mode ID	Area	ISTD Area	Std. Conc.	ISTD Amount	RF	Conc.	%Diff	RF Mean (curve)	RF %RSD (curve)	RF RSE (curve)
240315_016	1633 ICAL 0.05PPB	☐	Auto	499618	499618	5.0000	5.0000	1.000000	5.0000	0.00	----	----	----
240315_017	1633 ICAL 0.1PPB	☐	Auto	513197	513197	5.0000	5.0000	1.000000	5.0000	0.00	----	----	----
240315_018	1633 ICAL 0.25PPB	☐	Auto	478641	478641	5.0000	5.0000	1.000000	5.0000	0.00	----	----	----
240315_019	1633 ICAL 0.5PPB	☐	Auto	490374	490374	5.0000	5.0000	1.000000	5.0000	0.00	----	----	----
240315_020	1633 ICAL 1.0PPB	☐	Auto	495511	495511	5.0000	5.0000	1.000000	5.0000	0.00	----	----	----
240315_021	1633 ICAL 5.0PPB	☐	Auto	498003	498003	5.0000	5.0000	1.000000	5.0000	0.00	----	----	----
240315_022	1633 ICAL 10.0PPB	☐	Auto	460586	460586	5.0000	5.0000	1.000000	5.0000	0.00	----	----	----
240315_023	1633 ICAL 15.0PPB	☐	Auto	457570	457570	5.0000	5.0000	1.000000	5.0000	0.00	----	----	----
240315_024	1633 ICAL 20.0PPB	☐	Auto	453108	453108	5.0000	5.0000	1.000000	5.0000	0.00	----	----	----
240315_026	1633 ICV 1.0PPB		Auto	491023	491023	5.0000	5.0000	----	5.0000	0.00	----	----	----
240315_027	1633 FTCA ICV 1.0PPB		Auto	494675	494675	5.0000	5.0000	----	5.0000	0.00	----	----	----

Compound: PFBA

Curve Fit: Linear | Weighting: 1/C | Zero: Not Forced
Quantitative Method: Internal Standard
No. of Calibration Points: 9
No. of Control Points: 2

	R^2	R	Equation
Q 212.80>169.05	0.9999105	0.9999552	y = 1.131608x + 0.005207160

Q 212.80>169.05

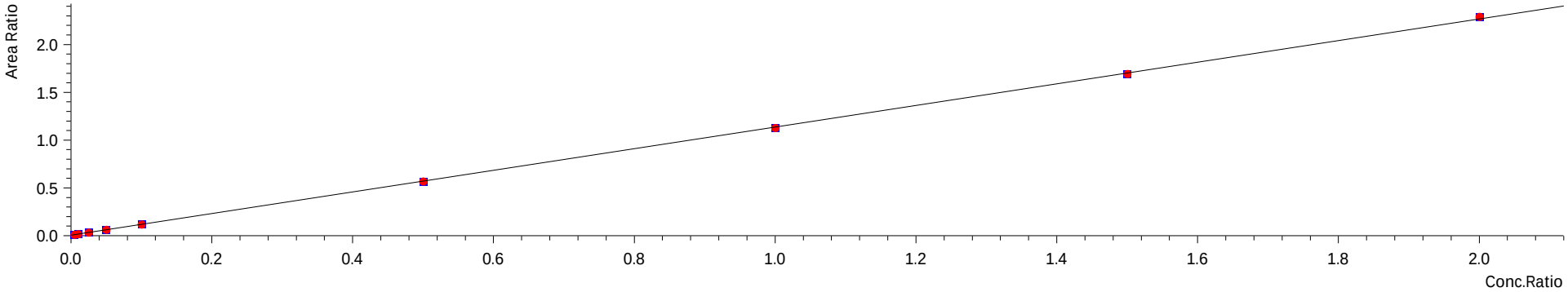

Data Filename	Sample ID	Cal Point	Mode ID	Area	ISTD Area	Std. Conc.	ISTD Amount	RF	Conc.	%Diff	RF Mean (curve)	RF %RSD (curve)	RF RSE (curve)
240315_016	1633 ICAL 0.05PPB	☑	Auto	11168	975079	0.0500	10.0000	2.290688	0.0552	10.40	1.348091	28.228547	5.033137
240315_017	1633 ICAL 0.1PPB	☑	Auto	16156	1034485	0.1000	10.0000	1.561697	0.0920	-8.01	1.348091	28.228547	5.033137
240315_018	1633 ICAL 0.25PPB	☑	Auto	32418	978623	0.2500	10.0000	1.325059	0.2467	-1.31	1.348091	28.228547	5.033137
240315_019	1633 ICAL 0.5PPB	☑	Auto	60830	978603	0.5000	10.0000	1.243200	0.5033	0.66	1.348091	28.228547	5.033137
240315_020	1633 ICAL 1.0PPB	☑	Auto	114753	977890	1.0000	10.0000	1.173478	0.9910	-0.90	1.348091	28.228547	5.033137
240315_021	1633 ICAL 5.0PPB	☑	Auto	559341	984089	5.0000	10.0000	1.136770	4.9768	-0.46	1.348091	28.228547	5.033137
240315_022	1633 ICAL 10.0PPB	☑	Auto	1019874	904584	10.0000	10.0000	1.127451	9.9172	-0.83	1.348091	28.228547	5.033137
240315_023	1633 ICAL 15.0PPB	☑	Auto	1502685	887193	15.0000	10.0000	1.129169	14.9216	-0.52	1.348091	28.228547	5.033137
240315_024	1633 ICAL 20.0PPB	☑	Auto	1961938	856511	20.0000	10.0000	1.145309	20.1961	0.98	1.348091	28.228547	5.033137
240315_026	1633 ICV 1.0PPB		Auto	117675	964983	1.0000	10.0000	----	1.0316	3.16	1.348091	28.228547	5.033137
240315_027	1633 FTCA ICV 1.0PPB		ND(W/B)	----	946928	1.0000	10.0000	----	----	----	1.348091	28.228547	5.033137

Compound: PFMPA

Curve Fit: Mean RF | Weighting: 1/C | Zero: Not Forced
Quantitative Method: Internal Standard
No. of Calibration Points: 9
No. of Control Points: 2

	R^2	R	Equation
Q 229.00>84.90	----	----	

Q 229.00>84.90

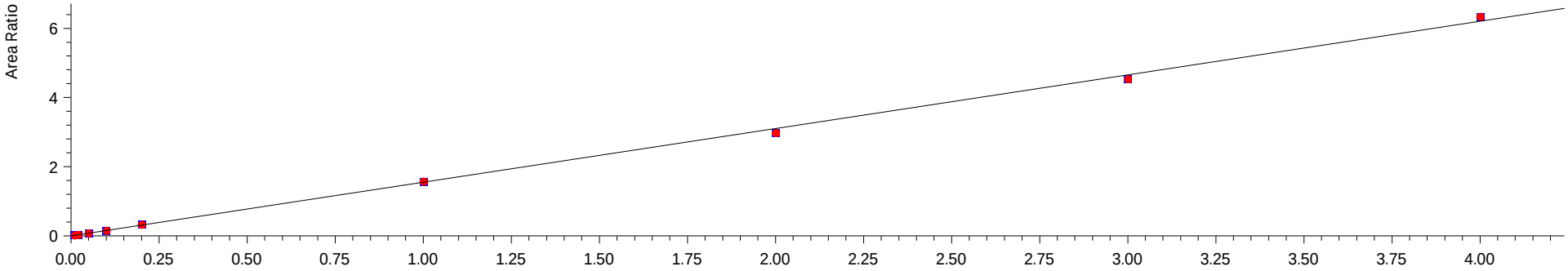

Data Filename	Sample ID	Cal Point	Mode ID	Area	ISTD Area	Std. Conc.	ISTD Amount	RF	Conc.	%Diff	RF Mean (curve)	RF %RSD (curve)	RF RSE (curve)
240315_016	1633 ICAL 0.05PPB	☑	Auto	4785	280518	0.0500	5.0000	1.705773	0.0550	9.90	1.552112	5.185957	5.185956
240315_017	1633 ICAL 0.1PPB	☑	Auto	8438	293988	0.1000	5.0000	1.435162	0.0925	-7.53	1.552112	5.185957	5.185956
240315_018	1633 ICAL 0.25PPB	☑	Auto	21104	269691	0.2500	5.0000	1.565060	0.2521	0.83	1.552112	5.185957	5.185956
240315_019	1633 ICAL 0.5PPB	☑	Auto	41392	276504	0.5000	5.0000	1.496973	0.4822	-3.55	1.552112	5.185957	5.185956
240315_020	1633 ICAL 1.0PPB	☑	Auto	85907	265915	1.0000	5.0000	1.615297	1.0407	4.07	1.552112	5.185957	5.185956
240315_021	1633 ICAL 5.0PPB	☑	Auto	415039	264293	5.0000	5.0000	1.570376	5.0588	1.18	1.552112	5.185957	5.185956
240315_022	1633 ICAL 10.0PPB	☑	Auto	745963	250833	10.0000	5.0000	1.486971	9.5803	-4.20	1.552112	5.185957	5.185956
240315_023	1633 ICAL 15.0PPB	☑	Auto	1077868	237954	15.0000	5.0000	1.509911	14.5922	-2.72	1.552112	5.185957	5.185956
240315_024	1633 ICAL 20.0PPB	☑	Auto	1433287	226287	20.0000	5.0000	1.583486	20.4043	2.02	1.552112	5.185957	5.185956
240315_026	1633 ICV 1.0PPB		Auto	87514	271757	1.0000	5.0000	----	1.0374	3.74	1.552112	5.185957	5.185956
240315_027	1633 FTCA ICV 1.0PPB		ND(W/B)	----	267050	1.0000	5.0000	----	----	----	1.552112	5.185957	5.185956

Insight Report

Calibration
Printed 3/18/2024 12:12:24

Compound: 3_3 FTCA

Curve Fit: Mean RF | Weighting: 1/C | Zero: Not Forced
Quantitative Method: Internal Standard
No. of Calibration Points: 9
No. of Control Points: 2

	R^2	R	Equation
Q 241.00>177.10	----	----	

Q 241.00>177.10

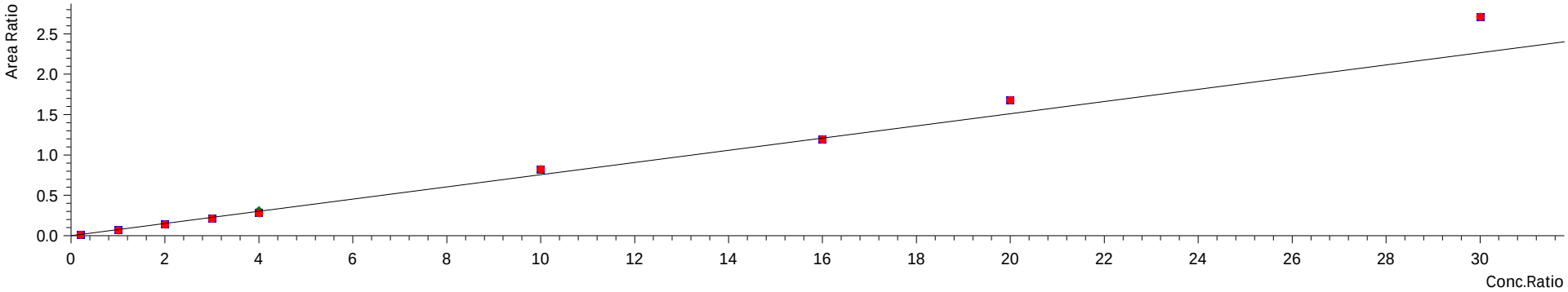

Data Filename	Sample ID	Cal Point	Mode ID	Area	ISTD Area	Std. Conc.	ISTD Amount	RF	Conc.	%Diff	RF Mean (curve)	RF %RSD (curve)	RF RSE (curve)
240315_016	1633 ICAL 0.05PPB	☑	Auto	3900	280518	1.0000	5.0000	0.069514	0.9196	-8.04	0.075592	10.683622	10.683622
240315_017	1633 ICAL 0.1PPB	☑	Auto	19926	293988	5.0000	5.0000	0.067778	4.4831	-10.34	0.075592	10.683622	10.683622
240315_018	1633 ICAL 0.25PPB	☑	Auto	37350	269691	10.0000	5.0000	0.069247	9.1606	-8.39	0.075592	10.683622	10.683622
240315_019	1633 ICAL 0.5PPB	☑	Auto	59052	276504	15.0000	5.0000	0.071189	14.1263	-5.82	0.075592	10.683622	10.683622
240315_020	1633 ICAL 1.0PPB	☑	Auto	75219	265915	20.0000	5.0000	0.070717	18.7102	-6.45	0.075592	10.683622	10.683622
240315_021	1633 ICAL 5.0PPB	☑	Auto	218088	264293	50.0000	5.0000	0.082518	54.5812	9.16	0.075592	10.683622	10.683622
240315_022	1633 ICAL 10.0PPB	☑	Auto	300400	250833	80.0000	5.0000	0.074851	79.2156	-0.98	0.075592	10.683622	10.683622
240315_023	1633 ICAL 15.0PPB	☑	Auto	400321	237954	100.0000	5.0000	0.084117	111.2784	11.28	0.075592	10.683622	10.683622
240315_024	1633 ICAL 20.0PPB	☑	Auto	613660	226287	150.0000	5.0000	0.090396	179.3762	19.58	0.075592	10.683622	10.683622
240315_026	1633 ICV 1.0PPB		ND(W/B)	----	271757	20.0000	5.0000	----	----	----	0.075592	10.683622	10.683622
240315_027	1633 FTCA ICV 1.0PPB		M	85570	267050	20.0000	5.0000	----	21.1945	5.97	0.075592	10.683622	10.683622

Compound: 13C5-PFPeA

Curve Fit: Mean RF | Weighting: None | Zero: Not Forced
Quantitative Method: Internal Standard
No. of Calibration Points: 9
No. of Control Points: 2

	R^2	R	Equation
Q 268.30>223.00	----	----	

Q 268.30>223.00

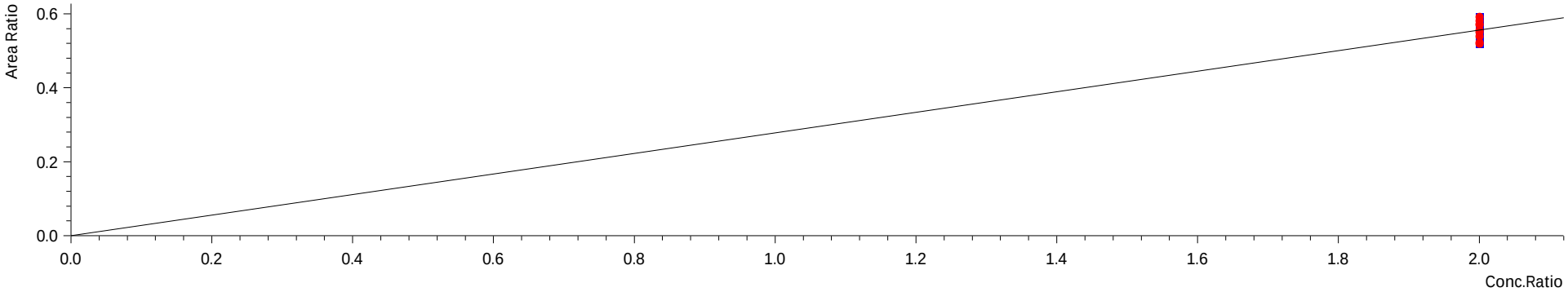

Data Filename	Sample ID	Cal Point	Mode ID	Area	ISTD Area	Std. Conc.	ISTD Amount	RF	Conc.	%Diff	RF Mean (curve)	RF %RSD (curve)	RF RSE (curve)
240315_016	1633 ICAL 0.05PPB	☑	Auto	280518	473795	5.0000	2.5000	0.296033	5.3212	6.42	0.278166	4.559159	4.559159
240315_017	1633 ICAL 0.1PPB	☑	Auto	293988	528498	5.0000	2.5000	0.278135	4.9994	-0.01	0.278166	4.559159	4.559159
240315_018	1633 ICAL 0.25PPB	☑	Auto	269691	463788	5.0000	2.5000	0.290748	5.2262	4.52	0.278166	4.559159	4.559159
240315_019	1633 ICAL 0.5PPB	☑	Auto	276504	482599	5.0000	2.5000	0.286474	5.1493	2.99	0.278166	4.559159	4.559159
240315_020	1633 ICAL 1.0PPB	☑	Auto	265915	465921	5.0000	2.5000	0.285366	5.1294	2.59	0.278166	4.559159	4.559159
240315_021	1633 ICAL 5.0PPB	☑	Auto	264293	505109	5.0000	2.5000	0.261619	4.7026	-5.95	0.278166	4.559159	4.559159
240315_022	1633 ICAL 10.0PPB	☑	Auto	250833	455508	5.0000	2.5000	0.275334	4.9491	-1.02	0.278166	4.559159	4.559159
240315_023	1633 ICAL 15.0PPB	☑	Auto	237954	440505	5.0000	2.5000	0.270093	4.8549	-2.90	0.278166	4.559159	4.559159
240315_024	1633 ICAL 20.0PPB	☑	Auto	226287	435682	5.0000	2.5000	0.259692	4.6679	-6.64	0.278166	4.559159	4.559159
240315_026	1633 ICV 1.0PPB		Auto	271757	494097	5.0000	2.5000	----	4.9432	-1.14	0.278166	4.559159	4.559159
240315_027	1633 FTCA ICV 1.0PPB		Auto	267050	498157	5.0000	2.5000	----	4.8180	-3.64	0.278166	4.559159	4.559159

Insight Report

Calibration
Printed 3/18/2024 12:12:24

Compound: 13C5-PFPeA_IS

Curve Fit: Mean RF | Weighting: None | Zero: Not Forced
Quantitative Method: Internal Standard
No. of Calibration Points: 9
No. of Control Points: 0

	R^2	R	Equation
Q 268.30>223.00	----	----	----

Q 268.30>223.00

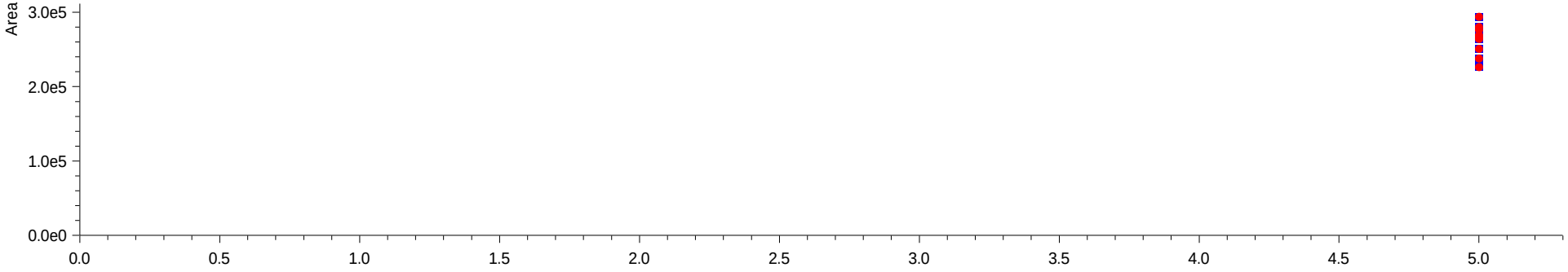

Data Filename	Sample ID	Cal Point	Mode ID	Area	ISTD Area	Std. Conc.	ISTD Amount	RF	Conc.	%Diff	RF Mean (curve)	RF %RSD (curve)	RF RSE (curve)
240315_016	1633 ICAL 0.05PPB	☐	Auto	280518	280518	5.0000	5.0000	1.000000	5.0000	0.00	----	----	----
240315_017	1633 ICAL 0.1PPB	☐	Auto	293988	293988	5.0000	5.0000	1.000000	5.0000	0.00	----	----	----
240315_018	1633 ICAL 0.25PPB	☐	Auto	269691	269691	5.0000	5.0000	1.000000	5.0000	0.00	----	----	----
240315_019	1633 ICAL 0.5PPB	☐	Auto	276504	276504	5.0000	5.0000	1.000000	5.0000	0.00	----	----	----
240315_020	1633 ICAL 1.0PPB	☐	Auto	265915	265915	5.0000	5.0000	1.000000	5.0000	0.00	----	----	----
240315_021	1633 ICAL 5.0PPB	☐	Auto	264293	264293	5.0000	5.0000	1.000000	5.0000	0.00	----	----	----
240315_022	1633 ICAL 10.0PPB	☐	Auto	250833	250833	5.0000	5.0000	1.000000	5.0000	0.00	----	----	----
240315_023	1633 ICAL 15.0PPB	☐	Auto	237954	237954	5.0000	5.0000	1.000000	5.0000	0.00	----	----	----
240315_024	1633 ICAL 20.0PPB	☐	Auto	226287	226287	5.0000	5.0000	1.000000	5.0000	0.00	----	----	----
240315_026	1633 ICV 1.0PPB		Auto	271757	271757	5.0000	5.0000	----	5.0000	0.00	----	----	----
240315_027	1633 FTCA ICV 1.0PPB		Auto	267050	267050	5.0000	5.0000	----	5.0000	0.00	----	----	----

Compound: PFPeA

Curve Fit: Mean RF | Weighting: 1/C | Zero: Not Forced
Quantitative Method: Internal Standard
No. of Calibration Points: 9
No. of Control Points: 2

	R^2	R	Equation
Q 263.00>219.00	----	----	

Q 263.00>219.00

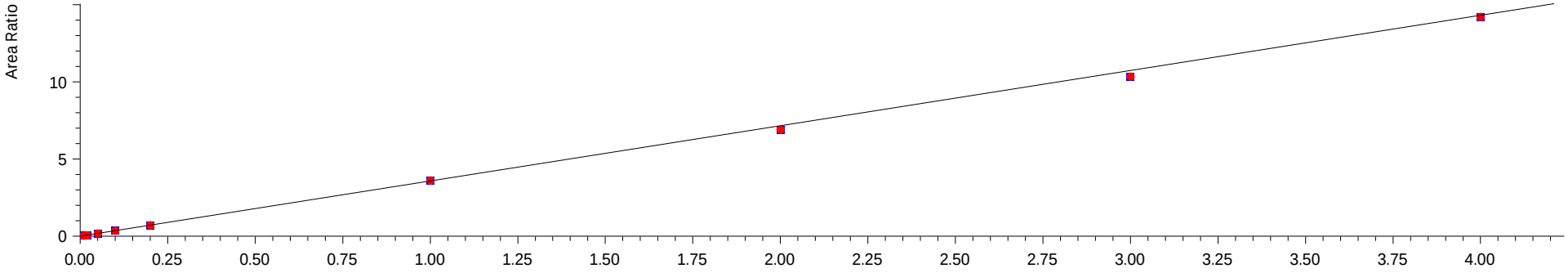

Data Filename	Sample ID	Cal Point	Mode ID	Area	ISTD Area	Std. Conc.	ISTD Amount	RF	Conc.	%Diff	RF Mean (curve)	RF %RSD (curve)	RF RSE (curve)
240315_016	1633 ICAL 0.05PPB	☑	Auto	11166	280518	0.0500	5.0000	3.980493	0.0556	11.22	3.579070	4.537986	4.537985
240315_017	1633 ICAL 0.1PPB	☑	M	20337	293988	0.1000	5.0000	3.458818	0.0966	-3.36	3.579070	4.537986	4.537985
240315_018	1633 ICAL 0.25PPB	☑	Auto	48414	269691	0.2500	5.0000	3.590335	0.2508	0.31	3.579070	4.537986	4.537985
240315_019	1633 ICAL 0.5PPB	☑	Auto	97690	276504	0.5000	5.0000	3.533059	0.4936	-1.29	3.579070	4.537986	4.537985
240315_020	1633 ICAL 1.0PPB	☑	Auto	189446	265915	1.0000	5.0000	3.562154	0.9953	-0.47	3.579070	4.537986	4.537985
240315_021	1633 ICAL 5.0PPB	☑	Auto	957159	264293	5.0000	5.0000	3.621587	5.0594	1.19	3.579070	4.537986	4.537985
240315_022	1633 ICAL 10.0PPB	☑	Auto	1734368	250833	10.0000	5.0000	3.457213	9.6595	-3.40	3.579070	4.537986	4.537985
240315_023	1633 ICAL 15.0PPB	☑	Auto	2465766	237954	15.0000	5.0000	3.454121	14.4763	-3.49	3.579070	4.537986	4.537985
240315_024	1633 ICAL 20.0PPB	☑	Auto	3216757	226287	20.0000	5.0000	3.553851	19.8591	-0.70	3.579070	4.537986	4.537985
240315_026	1633 ICV 1.0PPB		Auto	200753	271757	1.0000	5.0000	----	1.0320	3.20	3.579070	4.537986	4.537985
240315_027	1633 FTCA ICV 1.0PPB		ND(W/B)	----	267050	1.0000	5.0000	----	----	----	3.579070	4.537986	4.537985

Compound: PFMBA

Curve Fit: Mean RF | Weighting: 1/C | Zero: Not Forced
Quantitative Method: Internal Standard
No. of Calibration Points: 9
No. of Control Points: 2

	R^2	R	Equation
Q 279.00>84.95	----	----	

Q 279.00>84.95

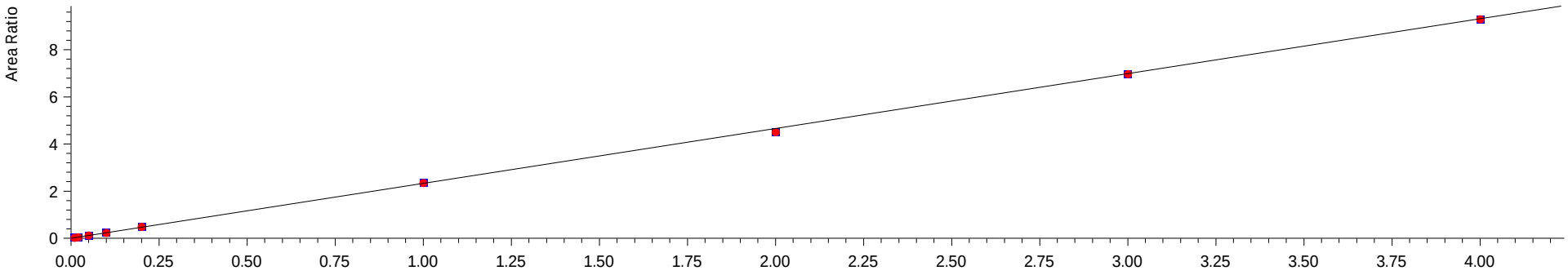

Data Filename	Sample ID	Cal Point	Mode ID	Area	ISTD Area	Std. Conc.	ISTD Amount	RF	Conc.	%Diff	RF Mean (curve)	RF %RSD (curve)	RF RSE (curve)
240315_016	1633 ICAL 0.05PPB	☑	Auto	6781	280518	0.0500	5.0000	2.417271	0.0519	3.76	2.329626	4.229656	4.229657
240315_017	1633 ICAL 0.1PPB	☑	Auto	12414	293988	0.1000	5.0000	2.111286	0.0906	-9.37	2.329626	4.229656	4.229657
240315_018	1633 ICAL 0.25PPB	☑	Auto	32253	269691	0.2500	5.0000	2.391878	0.2567	2.67	2.329626	4.229656	4.229657
240315_019	1633 ICAL 0.5PPB	☑	Auto	65218	276504	0.5000	5.0000	2.358651	0.5062	1.25	2.329626	4.229656	4.229657
240315_020	1633 ICAL 1.0PPB	☑	Auto	129558	265915	1.0000	5.0000	2.436080	1.0457	4.57	2.329626	4.229656	4.229657
240315_021	1633 ICAL 5.0PPB	☑	Auto	621089	264293	5.0000	5.0000	2.350003	5.0437	0.87	2.329626	4.229656	4.229657
240315_022	1633 ICAL 10.0PPB	☑	Auto	1130524	250833	10.0000	5.0000	2.253536	9.6734	-3.27	2.329626	4.229656	4.229657
240315_023	1633 ICAL 15.0PPB	☑	Auto	1658813	237954	15.0000	5.0000	2.323717	14.9620	-0.25	2.329626	4.229656	4.229657
240315_024	1633 ICAL 20.0PPB	☑	Auto	2103755	226287	20.0000	5.0000	2.324214	19.9535	-0.23	2.329626	4.229656	4.229657
240315_026	1633 ICV 1.0PPB		Auto	134062	271757	1.0000	5.0000	----	1.0588	5.88	2.329626	4.229656	4.229657
240315_027	1633 FTCA ICV 1.0PPB		ND(W/B)	----	267050	1.0000	5.0000	----	----	----	2.329626	4.229656	4.229657

Compound: 13C2-4_2 FTS

Curve Fit: Mean RF | Weighting: None | Zero: Not Forced
Quantitative Method: Internal Standard
No. of Calibration Points: 9
No. of Control Points: 2

	R^2	R	Equation
Q 329.10>80.90	----	----	

Q 329.10>80.90

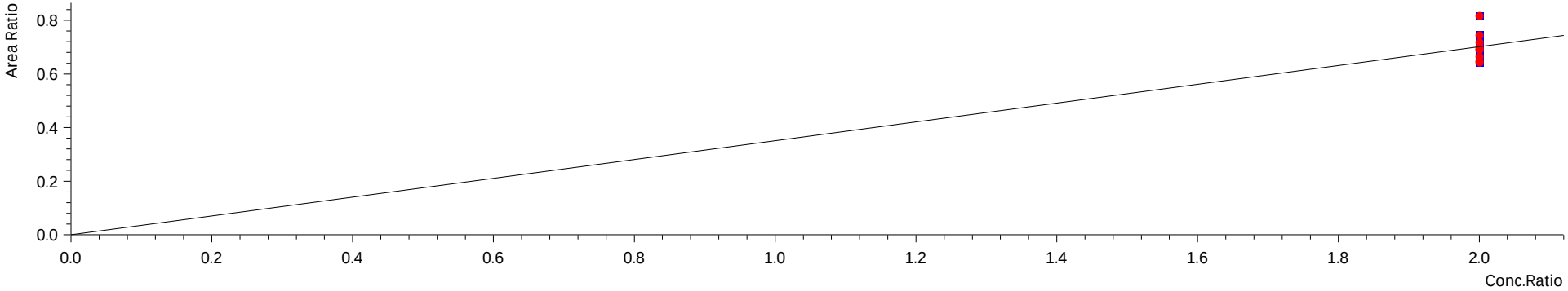

Data Filename	Sample ID	Cal Point	Mode ID	Area	ISTD Area	Std. Conc.	ISTD Amount	RF	Conc.	%Diff	RF Mean (curve)	RF %RSD (curve)	RF RSE (curve)
240315_016	1633 ICAL 0.05PPB	☑	Auto	93035	132903	5.0000	2.5000	0.350010	4.9857	-0.29	0.351014	7.644300	7.644300
240315_017	1633 ICAL 0.1PPB	☑	Auto	93321	140305	5.0000	2.5000	0.332565	4.7372	-5.26	0.351014	7.644300	7.644300
240315_018	1633 ICAL 0.25PPB	☑	Auto	94696	115992	5.0000	2.5000	0.408197	5.8145	16.29	0.351014	7.644300	7.644300
240315_019	1633 ICAL 0.5PPB	☑	Auto	95201	137925	5.0000	2.5000	0.345119	4.9160	-1.68	0.351014	7.644300	7.644300
240315_020	1633 ICAL 1.0PPB	☑	Auto	91748	123279	5.0000	2.5000	0.372117	5.3006	6.01	0.351014	7.644300	7.644300
240315_021	1633 ICAL 5.0PPB	☑	Auto	86325	133120	5.0000	2.5000	0.324239	4.6186	-7.63	0.351014	7.644300	7.644300
240315_022	1633 ICAL 10.0PPB	☑	Auto	81472	117728	5.0000	2.5000	0.346015	4.9288	-1.42	0.351014	7.644300	7.644300
240315_023	1633 ICAL 15.0PPB	☑	Auto	78057	108663	5.0000	2.5000	0.359173	5.1162	2.32	0.351014	7.644300	7.644300
240315_024	1633 ICAL 20.0PPB	☑	Auto	74886	116396	5.0000	2.5000	0.321687	4.5823	-8.35	0.351014	7.644300	7.644300
240315_026	1633 ICV 1.0PPB		Auto	93980	127281	5.0000	2.5000	----	5.2588	5.18	0.351014	7.644300	7.644300
240315_027	1633 FTCA ICV 1.0PPB		Auto	90862	140299	5.0000	2.5000	----	4.6126	-7.75	0.351014	7.644300	7.644300

Insight Report

Calibration
Printed 3/18/2024 12:12:24

Compound: 13C2-4_2 FTS_IS

Curve Fit: Mean RF | Weighting: None | Zero: Not Forced
Quantitative Method: Internal Standard
No. of Calibration Points: 9
No. of Control Points: 0

	R^2	R	Equation
Q 329.10>80.90	----	----	----

Q 329.10>80.90

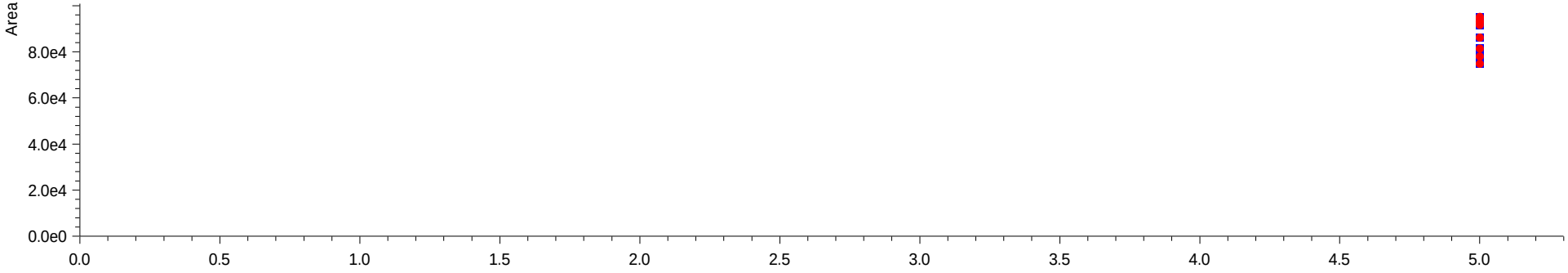

Data Filename	Sample ID	Cal Point	Mode ID	Area	ISTD Area	Std. Conc.	ISTD Amount	RF	Conc.	%Diff	RF Mean (curve)	RF %RSD (curve)	RF RSE (curve)
240315_016	1633 ICAL 0.05PPB	☐	Auto	93035	93035	5.0000	5.0000	1.000000	5.0000	0.00	----	----	----
240315_017	1633 ICAL 0.1PPB	☐	Auto	93321	93321	5.0000	5.0000	1.000000	5.0000	0.00	----	----	----
240315_018	1633 ICAL 0.25PPB	☐	Auto	94696	94696	5.0000	5.0000	1.000000	5.0000	0.00	----	----	----
240315_019	1633 ICAL 0.5PPB	☐	Auto	95201	95201	5.0000	5.0000	1.000000	5.0000	0.00	----	----	----
240315_020	1633 ICAL 1.0PPB	☐	Auto	91748	91748	5.0000	5.0000	1.000000	5.0000	0.00	----	----	----
240315_021	1633 ICAL 5.0PPB	☐	Auto	86325	86325	5.0000	5.0000	1.000000	5.0000	0.00	----	----	----
240315_022	1633 ICAL 10.0PPB	☐	Auto	81472	81472	5.0000	5.0000	1.000000	5.0000	0.00	----	----	----
240315_023	1633 ICAL 15.0PPB	☐	Auto	78057	78057	5.0000	5.0000	1.000000	5.0000	0.00	----	----	----
240315_024	1633 ICAL 20.0PPB	☐	Auto	74886	74886	5.0000	5.0000	1.000000	5.0000	0.00	----	----	----
240315_026	1633 ICV 1.0PPB		Auto	93980	93980	5.0000	5.0000	----	5.0000	0.00	----	----	----
240315_027	1633 FTCA ICV 1.0PPB		Auto	90862	90862	5.0000	5.0000	----	5.0000	0.00	----	----	----

Compound: 4_2 FTS

Curve Fit: Mean RF | Weighting: 1/C | Zero: Not Forced
Quantitative Method: Internal Standard
No. of Calibration Points: 9
No. of Control Points: 2

	R^2	R	Equation
Q 327.10>307.00	----	----	

Q 327.10>307.00

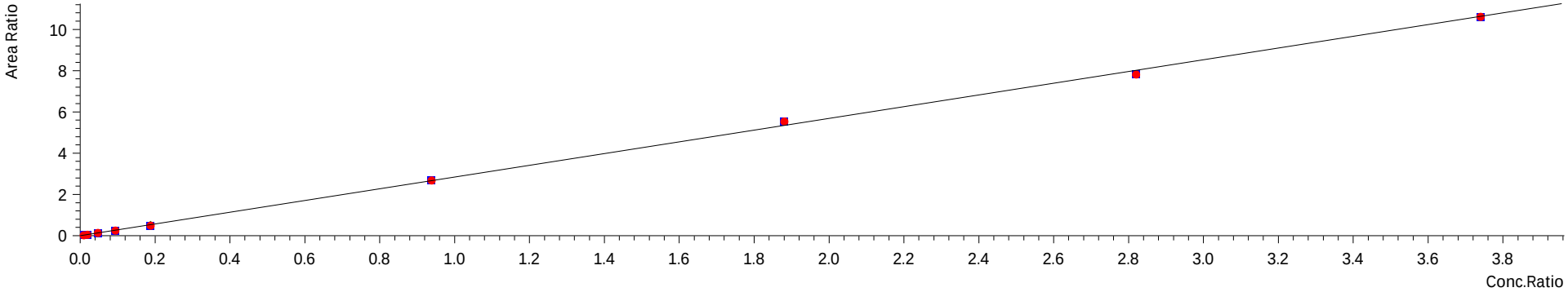

Data Filename	Sample ID	Cal Point	Mode ID	Area	ISTD Area	Std. Conc.	ISTD Amount	RF	Conc.	%Diff	RF Mean (curve)	RF %RSD (curve)	RF RSE (curve)
240315_016	1633 ICAL 0.05PPB	☑	M	2553	93035	0.0469	5.0000	2.925243	0.0483	2.90	2.842929	4.119393	4.119392
240315_017	1633 ICAL 0.1PPB	☑	Auto	5192	93321	0.0940	5.0000	2.959476	0.0979	4.10	2.842929	4.119393	4.119392
240315_018	1633 ICAL 0.25PPB	☑	Auto	13050	94696	0.2340	5.0000	2.944726	0.2424	3.58	2.842929	4.119393	4.119392
240315_019	1633 ICAL 0.5PPB	☑	Auto	24277	95201	0.4690	5.0000	2.718659	0.4485	-4.37	2.842929	4.119393	4.119392
240315_020	1633 ICAL 1.0PPB	☑	Auto	45291	91748	0.9400	5.0000	2.625796	0.8682	-7.64	2.842929	4.119393	4.119392
240315_021	1633 ICAL 5.0PPB	☑	Auto	231339	86325	4.6900	5.0000	2.856987	4.7132	0.49	2.842929	4.119393	4.119392
240315_022	1633 ICAL 10.0PPB	☑	Auto	451471	81472	9.4000	5.0000	2.947580	9.7460	3.68	2.842929	4.119393	4.119392
240315_023	1633 ICAL 15.0PPB	☑	Auto	609875	78057	14.1000	5.0000	2.770624	13.7414	-2.54	2.842929	4.119393	4.119392
240315_024	1633 ICAL 20.0PPB	☑	Auto	794646	74886	18.7000	5.0000	2.837271	18.6628	-0.20	2.842929	4.119393	4.119392
240315_026	1633 ICV 1.0PPB		Auto	50471	93980	0.9400	5.0000	----	0.9445	0.48	2.842929	4.119393	4.119392
240315_027	1633 FTCA ICV 1.0PPB		ND(W/B)	----	90862	0.9400	5.0000	----	----	----	2.842929	4.119393	4.119392

Insight Report

Calibration
Printed 3/18/2024 12:12:24

Compound: 13C3-PFBS_IS

Curve Fit: Mean RF | Weighting: None | Zero: Not Forced
Quantitative Method: Internal Standard
No. of Calibration Points: 9
No. of Control Points: 0

	R^2	R	Equation
Q 302.10>79.90	----	----	----

Q 302.10>79.90

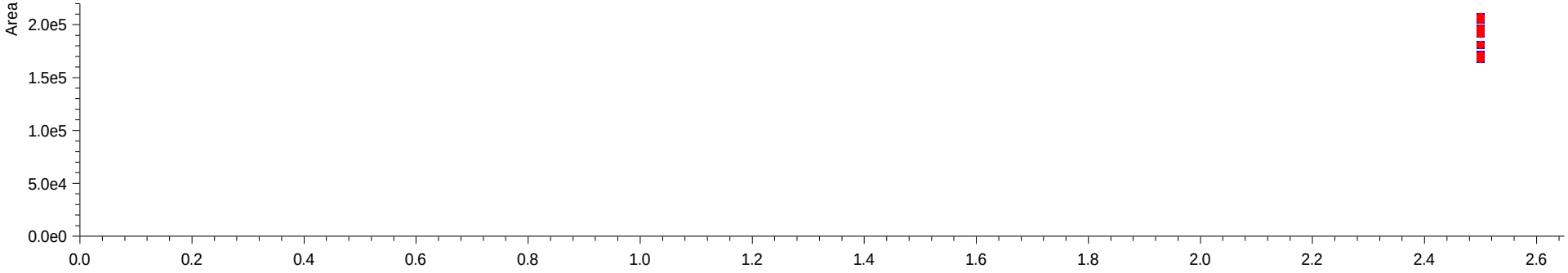

Data Filename	Sample ID	Cal Point	Mode ID	Area	ISTD Area	Std. Conc.	ISTD Amount	RF	Conc.	%Diff	RF Mean (curve)	RF %RSD (curve)	RF RSE (curve)
240315_016	1633 ICAL 0.05PPB	☐	Auto	191491	191491	2.5000	2.5000	1.000000	2.5000	0.00	----	----	----
240315_017	1633 ICAL 0.1PPB	☐	Auto	207458	207458	2.5000	2.5000	1.000000	2.5000	0.00	----	----	----
240315_018	1633 ICAL 0.25PPB	☐	Auto	195135	195135	2.5000	2.5000	1.000000	2.5000	0.00	----	----	----
240315_019	1633 ICAL 0.5PPB	☐	Auto	204706	204706	2.5000	2.5000	1.000000	2.5000	0.00	----	----	----
240315_020	1633 ICAL 1.0PPB	☐	Auto	196619	196619	2.5000	2.5000	1.000000	2.5000	0.00	----	----	----
240315_021	1633 ICAL 5.0PPB	☐	Auto	196256	196256	2.5000	2.5000	1.000000	2.5000	0.00	----	----	----
240315_022	1633 ICAL 10.0PPB	☐	Auto	181105	181105	2.5000	2.5000	1.000000	2.5000	0.00	----	----	----
240315_023	1633 ICAL 15.0PPB	☐	Auto	171517	171517	2.5000	2.5000	1.000000	2.5000	0.00	----	----	----
240315_024	1633 ICAL 20.0PPB	☐	Auto	167735	167735	2.5000	2.5000	1.000000	2.5000	0.00	----	----	----
240315_026	1633 ICV 1.0PPB		Auto	199285	199285	2.5000	2.5000	----	2.5000	0.00	----	----	----
240315_027	1633 FTCA ICV 1.0PPB		Auto	194582	194582	2.5000	2.5000	----	2.5000	0.00	----	----	----

Compound: PFBS

Curve Fit: Mean RF | Weighting: 1/C | Zero: Not Forced
Quantitative Method: Internal Standard
No. of Calibration Points: 9
No. of Control Points: 2

	R^2	R	Equation
Q 298.70>79.90	----	----	

Q 298.70>79.90

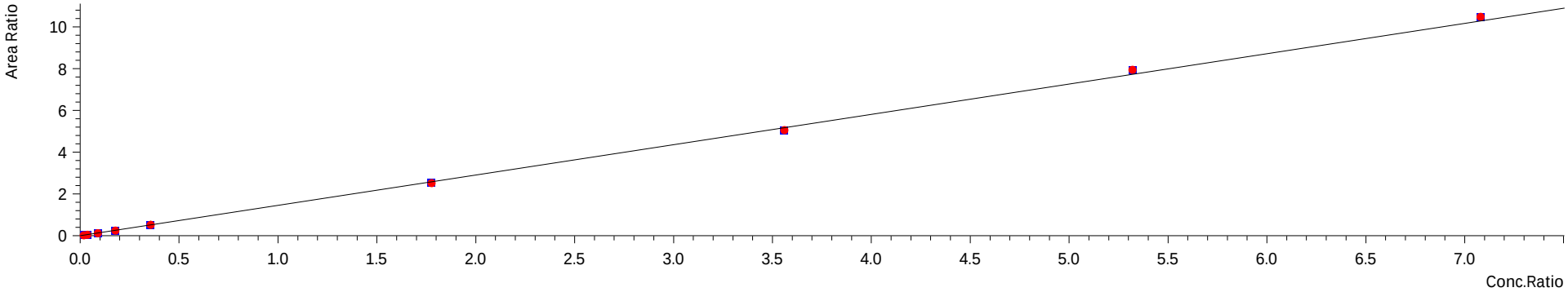

Data Filename	Sample ID	Cal Point	Mode ID	Area	ISTD Area	Std. Conc.	ISTD Amount	RF	Conc.	%Diff	RF Mean (curve)	RF %RSD (curve)	RF RSE (curve)
240315_016	1633 ICAL 0.05PPB	☑	Auto	5455	191491	0.0444	2.5000	1.604041	0.0490	10.36	1.453486	6.300641	6.300641
240315_017	1633 ICAL 0.1PPB	☑	MI R1 R2	9303	207458	0.0890	2.5000	1.259652	0.0771	-13.34	1.453486	6.300641	6.300641
240315_018	1633 ICAL 0.25PPB	☑	Auto	25603	195135	0.2210	2.5000	1.484220	0.2257	2.11	1.453486	6.300641	6.300641
240315_019	1633 ICAL 0.5PPB	☑	Auto	51833	204706	0.4440	2.5000	1.425719	0.4355	-1.91	1.453486	6.300641	6.300641
240315_020	1633 ICAL 1.0PPB	☑	Auto	103856	196619	0.8900	2.5000	1.483736	0.9085	2.08	1.453486	6.300641	6.300641
240315_021	1633 ICAL 5.0PPB	☑	Auto	496592	196256	4.4400	2.5000	1.424738	4.3522	-1.98	1.453486	6.300641	6.300641
240315_022	1633 ICAL 10.0PPB	☑	Auto	917611	181105	8.9000	2.5000	1.423240	8.7148	-2.08	1.453486	6.300641	6.300641
240315_023	1633 ICAL 15.0PPB	☑	Auto	1364190	171517	13.3000	2.5000	1.495049	13.6803	2.86	1.453486	6.300641	6.300641
240315_024	1633 ICAL 20.0PPB	☑	Auto	1758759	167735	17.7000	2.5000	1.480976	18.0348	1.89	1.453486	6.300641	6.300641
240315_026	1633 ICV 1.0PPB		Auto	106922	199285	0.8900	2.5000	----	0.9228	3.69	1.453486	6.300641	6.300641
240315_027	1633 FTCA ICV 1.0PPB		ND(W/B)	----	194582	0.8900	2.5000	----	----	----	1.453486	6.300641	6.300641

Compound: 13C3-PFBS

Curve Fit: Mean RF | Weighting: None | Zero: Not Forced
Quantitative Method: Internal Standard
No. of Calibration Points: 9
No. of Control Points: 2

	R^2	R	Equation
Q 302.10>79.90	----	----	

Q 302.10>79.90

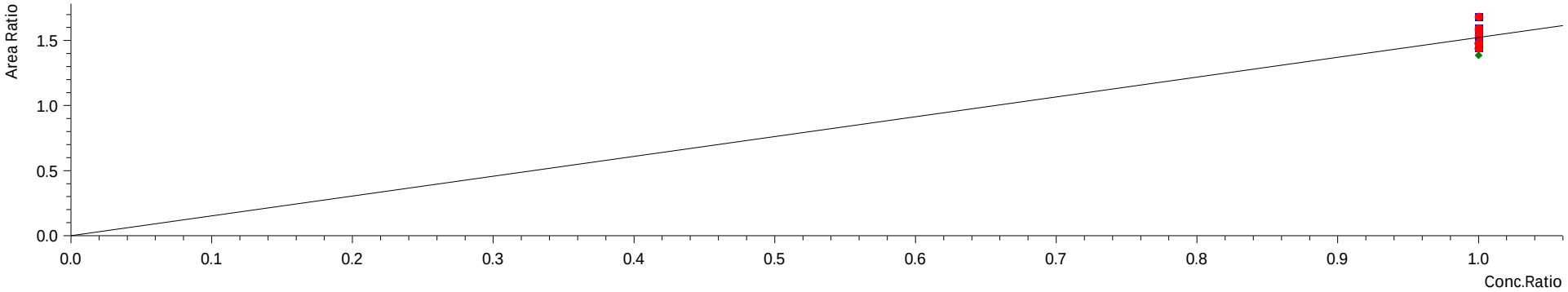

Data Filename	Sample ID	Cal Point	Mode ID	Area	ISTD Area	Std. Conc.	ISTD Amount	RF	Conc.	%Diff	RF Mean (curve)	RF %RSD (curve)	RF RSE (curve)
240315_016	1633 ICAL 0.05PPB	☑	Auto	191491	132903	2.5000	2.5000	1.440832	2.3641	-5.44	1.523665	5.350502	5.350502
240315_017	1633 ICAL 0.1PPB	☑	Auto	207458	140305	2.5000	2.5000	1.478623	2.4261	-2.96	1.523665	5.350502	5.350502
240315_018	1633 ICAL 0.25PPB	☑	Auto	195135	115992	2.5000	2.5000	1.682311	2.7603	10.41	1.523665	5.350502	5.350502
240315_019	1633 ICAL 0.5PPB	☑	Auto	204706	137925	2.5000	2.5000	1.484182	2.4352	-2.59	1.523665	5.350502	5.350502
240315_020	1633 ICAL 1.0PPB	☑	Auto	196619	123279	2.5000	2.5000	1.594915	2.6169	4.68	1.523665	5.350502	5.350502
240315_021	1633 ICAL 5.0PPB	☑	Auto	196256	133120	2.5000	2.5000	1.474279	2.4190	-3.24	1.523665	5.350502	5.350502
240315_022	1633 ICAL 10.0PPB	☑	Auto	181105	117728	2.5000	2.5000	1.538330	2.5241	0.96	1.523665	5.350502	5.350502
240315_023	1633 ICAL 15.0PPB	☑	Auto	171517	108663	2.5000	2.5000	1.578436	2.5899	3.59	1.523665	5.350502	5.350502
240315_024	1633 ICAL 20.0PPB	☑	Auto	167735	116396	2.5000	2.5000	1.441077	2.3645	-5.42	1.523665	5.350502	5.350502
240315_026	1633 ICV 1.0PPB		Auto	199285	127281	2.5000	2.5000	----	2.5690	2.76	1.523665	5.350502	5.350502
240315_027	1633 FTCA ICV 1.0PPB		Auto	194582	140299	2.5000	2.5000	----	2.2756	-8.98	1.523665	5.350502	5.350502

Compound: NFDHA

Curve Fit: Linear | Weighting: 1/C | Zero: Not Forced
Quantitative Method: Internal Standard
No. of Calibration Points: 9
No. of Control Points: 2

	R^2	R	Equation
Q 295.00>201.00	0.9998698	0.9999349	y = 0.8175692x + 0.001103855

Q 295.00>201.00

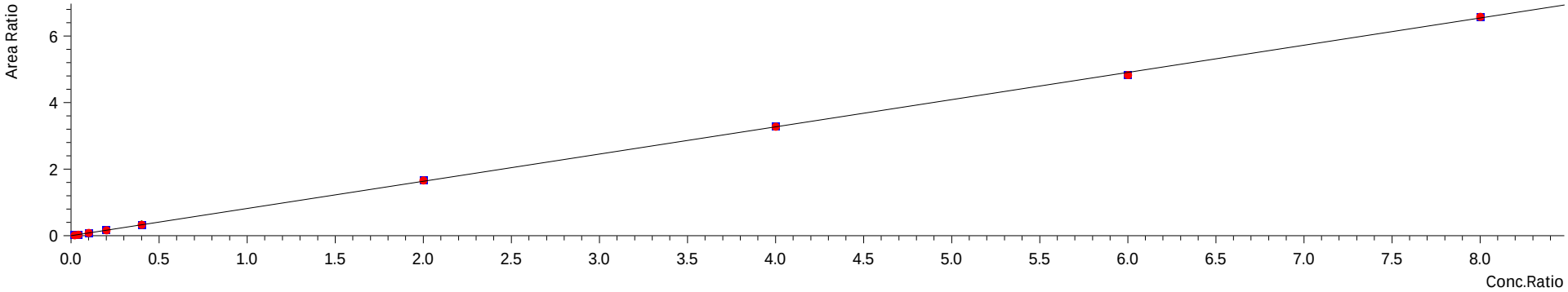

Data Filename	Sample ID	Cal Point	Mode ID	Area	ISTD Area	Std. Conc.	ISTD Amount	RF	Conc.	%Diff	RF Mean (curve)	RF %RSD (curve)	RF RSE (curve)
240315_016	1633 ICAL 0.05PPB	☑	Auto	7706	409163	0.0500	2.5000	0.941667	0.0542	8.43	0.829042	5.538352	4.766818
240315_017	1633 ICAL 0.1PPB	☑	Auto	13225	429000	0.1000	2.5000	0.770701	0.0909	-9.11	0.829042	5.538352	4.766818
240315_018	1633 ICAL 0.25PPB	☑	Auto	31485	381052	0.2500	2.5000	0.826274	0.2493	-0.29	0.829042	5.538352	4.766818
240315_019	1633 ICAL 0.5PPB	☑	Auto	67602	411327	0.5000	2.5000	0.821751	0.4992	-0.16	0.829042	5.538352	4.766818
240315_020	1633 ICAL 1.0PPB	☑	Auto	128962	392265	1.0000	2.5000	0.821909	1.0019	0.19	0.829042	5.538352	4.766818
240315_021	1633 ICAL 5.0PPB	☑	Auto	665049	400480	5.0000	2.5000	0.830314	5.0746	1.49	0.829042	5.538352	4.766818
240315_022	1633 ICAL 10.0PPB	☑	Auto	1202742	366427	10.0000	2.5000	0.820589	10.0336	0.34	0.829042	5.538352	4.766818
240315_023	1633 ICAL 15.0PPB	☑	Auto	1675700	346697	15.0000	2.5000	0.805555	14.7762	-1.49	0.829042	5.538352	4.766818
240315_024	1633 ICAL 20.0PPB	☑	Auto	2245492	341210	20.0000	2.5000	0.822620	20.1202	0.60	0.829042	5.538352	4.766818
240315_026	1633 ICV 1.0PPB		Auto	147475	418736	1.0000	2.5000	----	1.0736	7.36	0.829042	5.538352	4.766818
240315_027	1633 FTCA ICV 1.0PPB		ND(W/B)	----	414130	1.0000	2.5000	----	----	----	0.829042	5.538352	4.766818

Compound: 13C5-PFHxA

Curve Fit: Mean RF | Weighting: None | Zero: Not Forced
Quantitative Method: Internal Standard
No. of Calibration Points: 9
No. of Control Points: 2

	R^2	R	Equation
Q 318.00>273.00	----	----	

Q 318.00>273.00

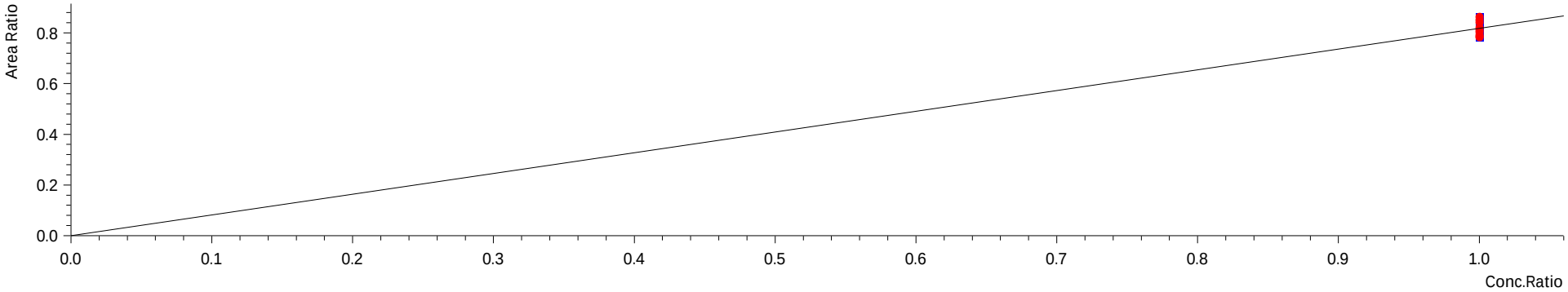

Data Filename	Sample ID	Cal Point	Mode ID	Area	ISTD Area	Std. Conc.	ISTD Amount	RF	Conc.	%Diff	RF Mean (curve)	RF %RSD (curve)	RF RSE (curve)
240315_016	1633 ICAL 0.05PPB	☑	Auto	409163	473795	2.5000	2.5000	0.863587	2.6405	5.62	0.817629	3.583181	3.583181
240315_017	1633 ICAL 0.1PPB	☑	Auto	429000	528498	2.5000	2.5000	0.811733	2.4820	-0.72	0.817629	3.583181	3.583181
240315_018	1633 ICAL 0.25PPB	☑	Auto	381052	463788	2.5000	2.5000	0.821607	2.5122	0.49	0.817629	3.583181	3.583181
240315_019	1633 ICAL 0.5PPB	☑	Auto	411327	482599	2.5000	2.5000	0.852316	2.6061	4.24	0.817629	3.583181	3.583181
240315_020	1633 ICAL 1.0PPB	☑	Auto	392265	465921	2.5000	2.5000	0.841913	2.5743	2.97	0.817629	3.583181	3.583181
240315_021	1633 ICAL 5.0PPB	☑	Auto	400480	505109	2.5000	2.5000	0.792859	2.4243	-3.03	0.817629	3.583181	3.583181
240315_022	1633 ICAL 10.0PPB	☑	Auto	366427	455508	2.5000	2.5000	0.804436	2.4597	-1.61	0.817629	3.583181	3.583181
240315_023	1633 ICAL 15.0PPB	☑	Auto	346697	440505	2.5000	2.5000	0.787045	2.4065	-3.74	0.817629	3.583181	3.583181
240315_024	1633 ICAL 20.0PPB	☑	Auto	341210	435682	2.5000	2.5000	0.783163	2.3946	-4.22	0.817629	3.583181	3.583181
240315_026	1633 ICV 1.0PPB		Auto	418736	494097	2.5000	2.5000	----	2.5913	3.65	0.817629	3.583181	3.583181
240315_027	1633 FTCA ICV 1.0PPB		Auto	414130	498157	2.5000	2.5000	----	2.5419	1.67	0.817629	3.583181	3.583181

Insight Report

Calibration
Printed 3/18/2024 12:12:24

Compound: 13C5-PFHxA_IS

Curve Fit: Mean RF | Weighting: None | Zero: Not Forced
Quantitative Method: Internal Standard
No. of Calibration Points: 9
No. of Control Points: 0

	R^2	R	Equation
Q 318.00>273.00	----	----	----

Q 318.00>273.00

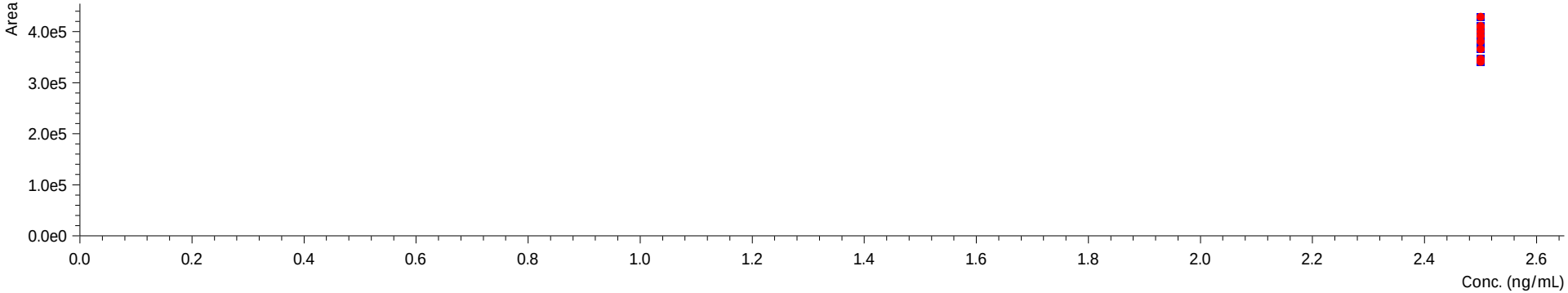

Data Filename	Sample ID	Cal Point	Mode ID	Area	ISTD Area	Std. Conc.	ISTD Amount	RF	Conc.	%Diff	RF Mean (curve)	RF %RSD (curve)	RF RSE (curve)
240315_016	1633 ICAL 0.05PPB	☐	Auto	409163	409163	2.5000	2.5000	1.000000	2.5000	0.00	----	----	----
240315_017	1633 ICAL 0.1PPB	☐	Auto	429000	429000	2.5000	2.5000	1.000000	2.5000	0.00	----	----	----
240315_018	1633 ICAL 0.25PPB	☐	Auto	381052	381052	2.5000	2.5000	1.000000	2.5000	0.00	----	----	----
240315_019	1633 ICAL 0.5PPB	☐	Auto	411327	411327	2.5000	2.5000	1.000000	2.5000	0.00	----	----	----
240315_020	1633 ICAL 1.0PPB	☐	Auto	392265	392265	2.5000	2.5000	1.000000	2.5000	0.00	----	----	----
240315_021	1633 ICAL 5.0PPB	☐	Auto	400480	400480	2.5000	2.5000	1.000000	2.5000	0.00	----	----	----
240315_022	1633 ICAL 10.0PPB	☐	Auto	366427	366427	2.5000	2.5000	1.000000	2.5000	0.00	----	----	----
240315_023	1633 ICAL 15.0PPB	☐	Auto	346697	346697	2.5000	2.5000	1.000000	2.5000	0.00	----	----	----
240315_024	1633 ICAL 20.0PPB	☐	Auto	341210	341210	2.5000	2.5000	1.000000	2.5000	0.00	----	----	----
240315_026	1633 ICV 1.0PPB		Auto	418736	418736	2.5000	2.5000	----	2.5000	0.00	----	----	----
240315_027	1633 FTCA ICV 1.0PPB		Auto	414130	414130	2.5000	2.5000	----	2.5000	0.00	----	----	----

Compound: 13C2-PFHxA_IS

Curve Fit: Mean RF | Weighting: None | Zero: Not Forced
Quantitative Method: Internal Standard
No. of Calibration Points: 9
No. of Control Points: 0

	R^2	R	Equation
Q 315.10>270.00	----	----	----

Q 315.10>270.00

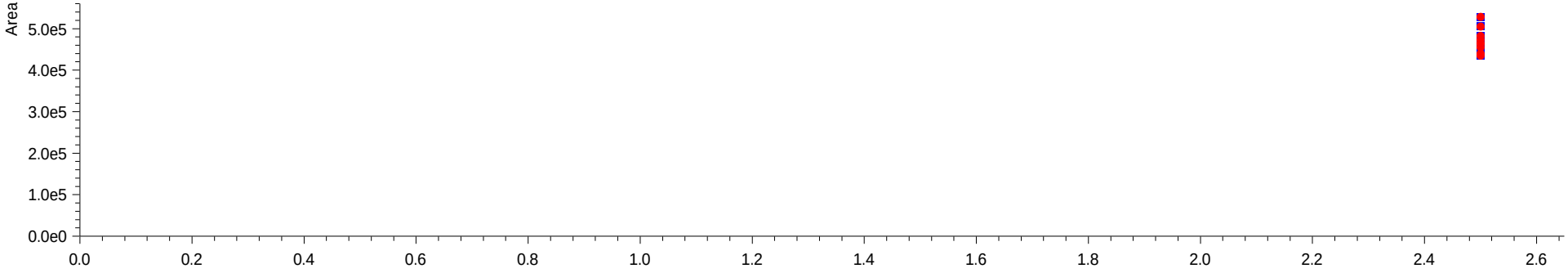

Data Filename	Sample ID	Cal Point	Mode ID	Area	ISTD Area	Std. Conc.	ISTD Amount	RF	Conc.	%Diff	RF Mean (curve)	RF %RSD (curve)	RF RSE (curve)
240315_016	1633 ICAL 0.05PPB	☐	Auto	473795	473795	2.5000	2.5000	1.000000	2.5000	0.00	----	----	----
240315_017	1633 ICAL 0.1PPB	☐	Auto	528498	528498	2.5000	2.5000	1.000000	2.5000	0.00	----	----	----
240315_018	1633 ICAL 0.25PPB	☐	Auto	463788	463788	2.5000	2.5000	1.000000	2.5000	0.00	----	----	----
240315_019	1633 ICAL 0.5PPB	☐	Auto	482599	482599	2.5000	2.5000	1.000000	2.5000	0.00	----	----	----
240315_020	1633 ICAL 1.0PPB	☐	Auto	465921	465921	2.5000	2.5000	1.000000	2.5000	0.00	----	----	----
240315_021	1633 ICAL 5.0PPB	☐	Auto	505109	505109	2.5000	2.5000	1.000000	2.5000	0.00	----	----	----
240315_022	1633 ICAL 10.0PPB	☐	Auto	455508	455508	2.5000	2.5000	1.000000	2.5000	0.00	----	----	----
240315_023	1633 ICAL 15.0PPB	☐	Auto	440505	440505	2.5000	2.5000	1.000000	2.5000	0.00	----	----	----
240315_024	1633 ICAL 20.0PPB	☐	Auto	435682	435682	2.5000	2.5000	1.000000	2.5000	0.00	----	----	----
240315_026	1633 ICV 1.0PPB		Auto	494097	494097	2.5000	2.5000	----	2.5000	0.00	----	----	----
240315_027	1633 FTCA ICV 1.0PPB		Auto	498157	498157	2.5000	2.5000	----	2.5000	0.00	----	----	----

Compound: PFHxA

Curve Fit: Linear | Weighting: 1/C | Zero: Not Forced
Quantitative Method: Internal Standard
No. of Calibration Points: 9
No. of Control Points: 2

	R^2	R	Equation
Q 313.00>269.00	0.9996920	0.9998460	y = 1.038184x - 0.004586431

Q 313.00>269.00

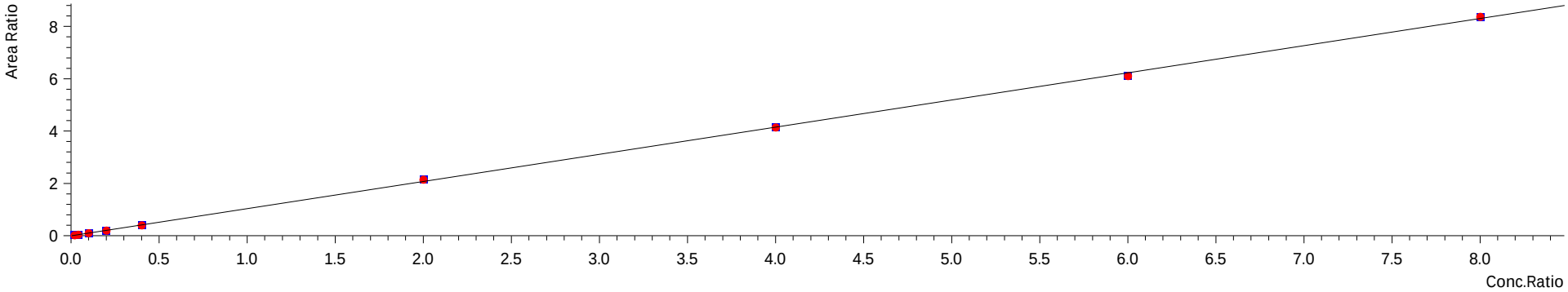

Data Filename	Sample ID	Cal Point	Mode ID	Area	ISTD Area	Std. Conc.	ISTD Amount	RF	Conc.	%Diff	RF Mean (curve)	RF %RSD (curve)	RF RSE (curve)
240315_016	1633 ICAL 0.05PPB	☑	Auto	7247	409163	0.0500	2.5000	0.885636	0.0537	7.40	0.990515	6.316780	3.782820
240315_017	1633 ICAL 0.1PPB	☑	Auto	15647	429000	0.1000	2.5000	0.911823	0.0989	-1.13	0.990515	6.316780	3.782820
240315_018	1633 ICAL 0.25PPB	☑	Auto	36398	381052	0.2500	2.5000	0.955190	0.2411	-3.58	0.990515	6.316780	3.782820
240315_019	1633 ICAL 0.5PPB	☑	Auto	81636	411327	0.5000	2.5000	0.992348	0.4890	-2.21	0.990515	6.316780	3.782820
240315_020	1633 ICAL 1.0PPB	☑	Auto	156355	392265	1.0000	2.5000	0.996490	0.9709	-2.91	0.990515	6.316780	3.782820
240315_021	1633 ICAL 5.0PPB	☑	Auto	860603	400480	5.0000	2.5000	1.074464	5.1858	3.72	0.990515	6.316780	3.782820
240315_022	1633 ICAL 10.0PPB	☑	Auto	1516202	366427	10.0000	2.5000	1.034451	9.9751	-0.25	0.990515	6.316780	3.782820
240315_023	1633 ICAL 15.0PPB	☑	Auto	2117533	346697	15.0000	2.5000	1.017956	14.7188	-1.87	0.990515	6.316780	3.782820
240315_024	1633 ICAL 20.0PPB	☑	Auto	2855991	341210	20.0000	2.5000	1.046272	20.1669	0.83	0.990515	6.316780	3.782820
240315_026	1633 ICV 1.0PPB		Auto	169551	418736	1.0000	2.5000	----	0.9861	-1.39	0.990515	6.316780	3.782820
240315_027	1633 FTCA ICV 1.0PPB		ND(W/B)	----	414130	1.0000	2.5000	----	----	----	0.990515	6.316780	3.782820

Compound: PFEESA

Curve Fit: Mean RF | Weighting: 1/C | Zero: Not Forced
Quantitative Method: Internal Standard
No. of Calibration Points: 9
No. of Control Points: 2

	R^2	R	Equation
Q 314.80>135.00	----	----	

Q 314.80>135.00

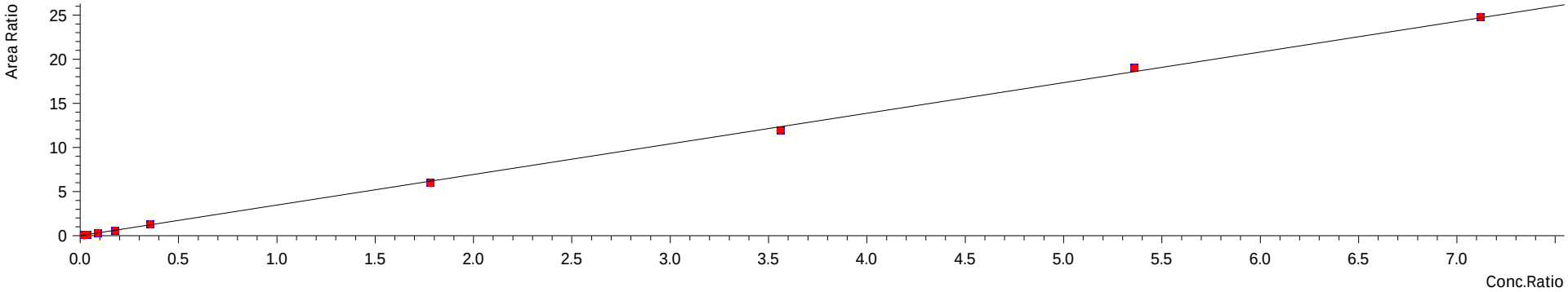

Data Filename	Sample ID	Cal Point	Mode ID	Area	ISTD Area	Std. Conc.	ISTD Amount	RF	Conc.	%Diff	RF Mean (curve)	RF %RSD (curve)	RF RSE (curve)
240315_016	1633 ICAL 0.05PPB	☑	Auto	25576	409163	0.0445	2.5000	3.511677	0.0450	1.21	3.469600	4.739653	4.739655
240315_017	1633 ICAL 0.1PPB	☑	Auto	50817	429000	0.0890	2.5000	3.327367	0.0854	-4.10	3.469600	4.739653	4.739655
240315_018	1633 ICAL 0.25PPB	☑	Auto	127795	381052	0.2230	2.5000	3.759811	0.2417	8.36	3.469600	4.739653	4.739655
240315_019	1633 ICAL 0.5PPB	☑	Auto	238080	411327	0.4450	2.5000	3.251742	0.4171	-6.28	3.469600	4.739653	4.739655
240315_020	1633 ICAL 1.0PPB	☑	Auto	508108	392265	0.8900	2.5000	3.638536	0.9333	4.87	3.469600	4.739653	4.739655
240315_021	1633 ICAL 5.0PPB	☑	Auto	2388036	400480	4.4500	2.5000	3.349961	4.2966	-3.45	3.469600	4.739653	4.739655
240315_022	1633 ICAL 10.0PPB	☑	Auto	4375742	366427	8.9000	2.5000	3.354398	8.6045	-3.32	3.469600	4.739653	4.739655
240315_023	1633 ICAL 15.0PPB	☑	Auto	6595432	346697	13.4000	2.5000	3.549184	13.7074	2.29	3.469600	4.739653	4.739655
240315_024	1633 ICAL 20.0PPB	☑	Auto	8463420	341210	17.8000	2.5000	3.483723	17.8725	0.41	3.469600	4.739653	4.739655
240315_026	1633 ICV 1.0PPB		Auto	509820	418736	0.8900	2.5000	----	0.8773	-1.43	3.469600	4.739653	4.739655
240315_027	1633 FTCA ICV 1.0PPB		ND(W/B)	----	414130	0.8900	2.5000	----	----	----	3.469600	4.739653	4.739655

Compound: 13C3-HFPO-DA

Curve Fit: Mean RF | Weighting: None | Zero: Not Forced
Quantitative Method: Internal Standard
No. of Calibration Points: 9
No. of Control Points: 2

	R^2	R	Equation
Q 286.90>168.90	----	----	

Q 286.90>168.90

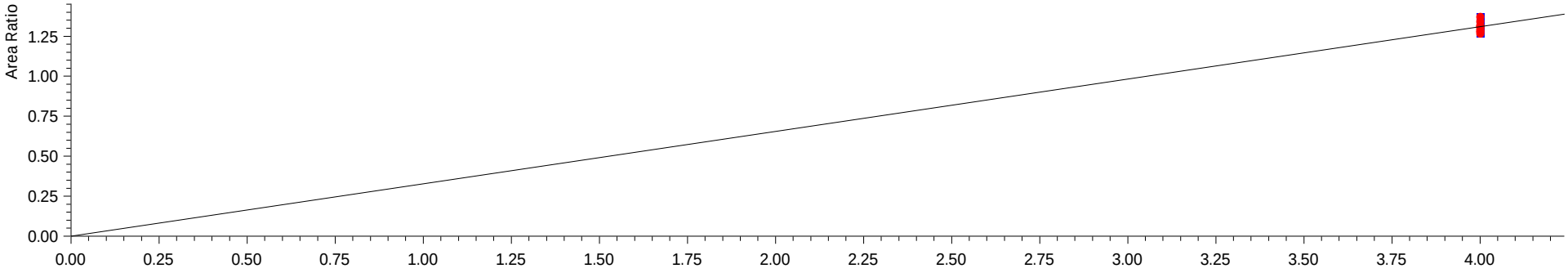

Data Filename	Sample ID	Cal Point	Mode ID	Area	ISTD Area	Std. Conc.	ISTD Amount	RF	Conc.	%Diff	RF Mean (curve)	RF %RSD (curve)	RF RSE (curve)
240315_016	1633 ICAL 0.05PPB	☑	Auto	607441	473795	10.0000	2.5000	0.320519	9.7940	-2.06	0.327261	2.525937	2.525937
240315_017	1633 ICAL 0.1PPB	☑	Auto	692826	528498	10.0000	2.5000	0.327733	10.0144	0.14	0.327261	2.525937	2.525937
240315_018	1633 ICAL 0.25PPB	☑	Auto	612240	463788	10.0000	2.5000	0.330021	10.0844	0.84	0.327261	2.525937	2.525937
240315_019	1633 ICAL 0.5PPB	☑	Auto	661863	482599	10.0000	2.5000	0.342864	10.4768	4.77	0.327261	2.525937	2.525937
240315_020	1633 ICAL 1.0PPB	☑	Auto	626147	465921	10.0000	2.5000	0.335973	10.2662	2.66	0.327261	2.525937	2.525937
240315_021	1633 ICAL 5.0PPB	☑	Auto	661790	505109	10.0000	2.5000	0.327548	10.0088	0.09	0.327261	2.525937	2.525937
240315_022	1633 ICAL 10.0PPB	☑	Auto	589976	455508	10.0000	2.5000	0.323802	9.8943	-1.06	0.327261	2.525937	2.525937
240315_023	1633 ICAL 15.0PPB	☑	Auto	564278	440505	10.0000	2.5000	0.320245	9.7856	-2.14	0.327261	2.525937	2.525937
240315_024	1633 ICAL 20.0PPB	☑	Auto	551822	435682	10.0000	2.5000	0.316642	9.6755	-3.24	0.327261	2.525937	2.525937
240315_026	1633 ICV 1.0PPB		Auto	659234	494097	10.0000	2.5000	----	10.1923	1.92	0.327261	2.525937	2.525937
240315_027	1633 FTCA ICV 1.0PPB		Auto	644736	498157	10.0000	2.5000	----	9.8869	-1.13	0.327261	2.525937	2.525937

Insight Report

Calibration
Printed 3/18/2024 12:12:24

Compound: 13C3-HFPO-DA_IS

Curve Fit: Mean RF | Weighting: None | Zero: Not Forced
Quantitative Method: Internal Standard
No. of Calibration Points: 9
No. of Control Points: 0

	R^2	R	Equation
Q 286.90>168.90	----	----	----

Q 286.90>168.90

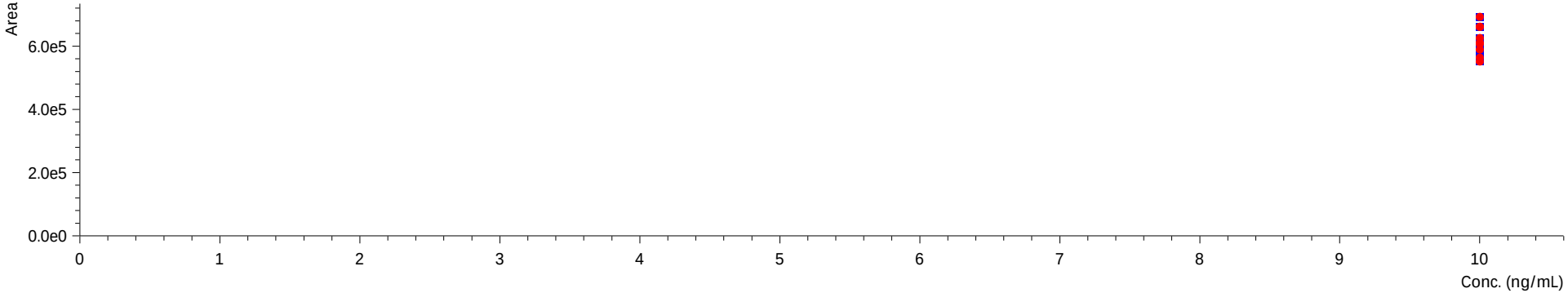

Data Filename	Sample ID	Cal Point	Mode ID	Area	ISTD Area	Std. Conc.	ISTD Amount	RF	Conc.	%Diff	RF Mean (curve)	RF %RSD (curve)	RF RSE (curve)
240315_016	1633 ICAL 0.05PPB	☐	Auto	607441	607441	10.0000	10.0000	1.000000	10.0000	0.00	----	----	----
240315_017	1633 ICAL 0.1PPB	☐	Auto	692826	692826	10.0000	10.0000	1.000000	10.0000	0.00	----	----	----
240315_018	1633 ICAL 0.25PPB	☐	Auto	612240	612240	10.0000	10.0000	1.000000	10.0000	0.00	----	----	----
240315_019	1633 ICAL 0.5PPB	☐	Auto	661863	661863	10.0000	10.0000	1.000000	10.0000	0.00	----	----	----
240315_020	1633 ICAL 1.0PPB	☐	Auto	626147	626147	10.0000	10.0000	1.000000	10.0000	0.00	----	----	----
240315_021	1633 ICAL 5.0PPB	☐	Auto	661790	661790	10.0000	10.0000	1.000000	10.0000	0.00	----	----	----
240315_022	1633 ICAL 10.0PPB	☐	Auto	589976	589976	10.0000	10.0000	1.000000	10.0000	0.00	----	----	----
240315_023	1633 ICAL 15.0PPB	☐	Auto	564278	564278	10.0000	10.0000	1.000000	10.0000	0.00	----	----	----
240315_024	1633 ICAL 20.0PPB	☐	Auto	551822	551822	10.0000	10.0000	1.000000	10.0000	0.00	----	----	----
240315_026	1633 ICV 1.0PPB		Auto	659234	659234	10.0000	10.0000	----	10.0000	0.00	----	----	----
240315_027	1633 FTCA ICV 1.0PPB		Auto	644736	644736	10.0000	10.0000	----	10.0000	0.00	----	----	----

Compound: HFPO-DA

Curve Fit: Linear | Weighting: 1/C | Zero: Not Forced
Quantitative Method: Internal Standard
No. of Calibration Points: 9
No. of Control Points: 2

	R^2	R	Equation
Q 284.90>168.90	0.9995789	0.9997894	y = 1.136022x + 0.0007585886

Q 284.90>168.90

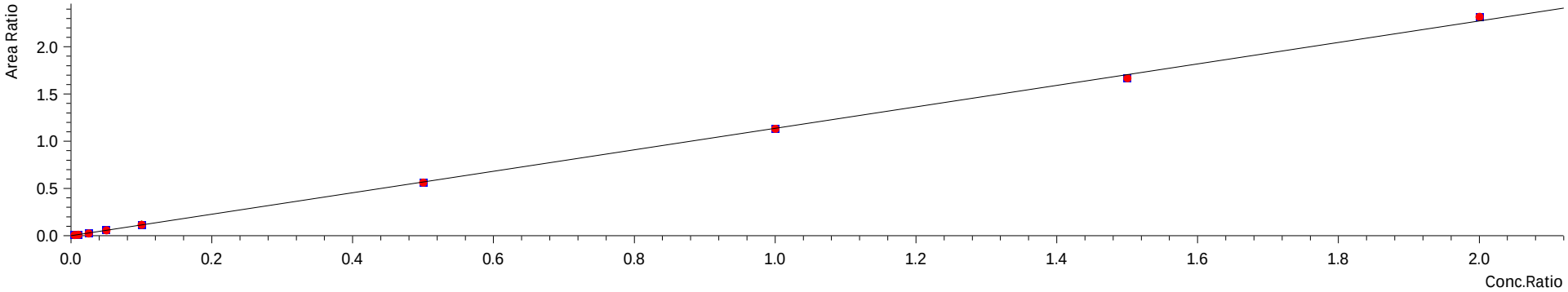

Data Filename	Sample ID	Cal Point	Mode ID	Area	ISTD Area	Std. Conc.	ISTD Amount	RF	Conc.	%Diff	RF Mean (curve)	RF %RSD (curve)	RF RSE (curve)
240315_016	1633 ICAL 0.05PPB	☑	Auto	4565	607441	0.0500	10.0000	1.502960	0.0595	18.95	1.167560	11.357367	9.153056
240315_017	1633 ICAL 0.1PPB	☑	M	7786	692826	0.1000	10.0000	1.123809	0.0922	-7.75	1.167560	11.357367	9.153056
240315_018	1633 ICAL 0.25PPB	☑	Auto	15683	612240	0.2500	10.0000	1.024610	0.2188	-12.48	1.167560	11.357367	9.153056
240315_019	1633 ICAL 0.5PPB	☑	Auto	38591	661863	0.5000	10.0000	1.166120	0.5066	1.31	1.167560	11.357367	9.153056
240315_020	1633 ICAL 1.0PPB	☑	Auto	72420	626147	1.0000	10.0000	1.156601	1.0114	1.14	1.167560	11.357367	9.153056
240315_021	1633 ICAL 5.0PPB	☑	Auto	373930	661790	5.0000	10.0000	1.130054	4.9671	-0.66	1.167560	11.357367	9.153056
240315_022	1633 ICAL 10.0PPB	☑	Auto	667648	589976	10.0000	10.0000	1.131651	9.9548	-0.45	1.167560	11.357367	9.153056
240315_023	1633 ICAL 15.0PPB	☑	Auto	942393	564278	15.0000	10.0000	1.113392	14.6945	-2.04	1.167560	11.357367	9.153056
240315_024	1633 ICAL 20.0PPB	☑	Auto	1278948	551822	20.0000	10.0000	1.158841	20.3951	1.98	1.167560	11.357367	9.153056
240315_026	1633 ICV 1.0PPB		Auto	80859	659234	1.0000	10.0000	----	1.0730	7.30	1.167560	11.357367	9.153056
240315_027	1633 FTCA ICV 1.0PPB		ND(W/B)	----	644736	1.0000	10.0000	----	----	----	1.167560	11.357367	9.153056

Compound: 5_3 FTCA

Curve Fit: Mean RF | Weighting: 1/C | Zero: Not Forced
Quantitative Method: Internal Standard
No. of Calibration Points: 9
No. of Control Points: 2

	R^2	R	Equation
Q 341.00>237.05	----	----	

Q 341.00>237.05

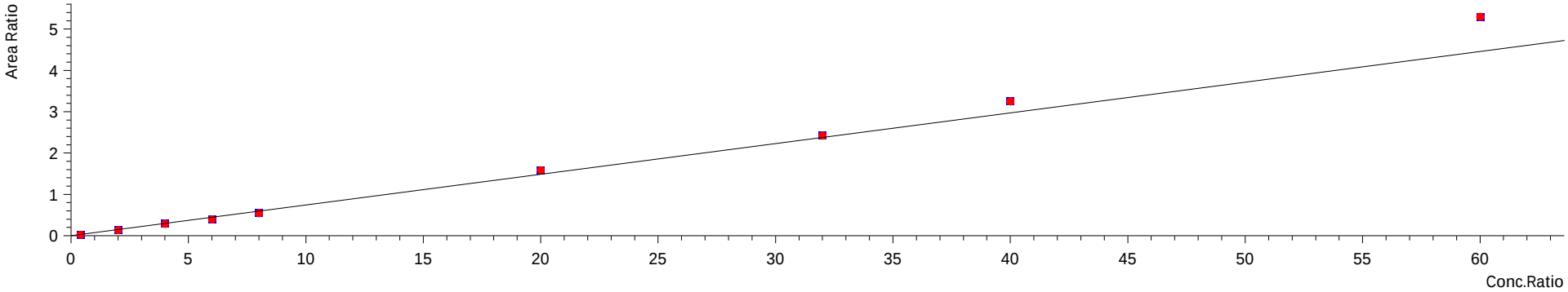

Data Filename	Sample ID	Cal Point	Mode ID	Area	ISTD Area	Std. Conc.	ISTD Amount	RF	Conc.	%Diff	RF Mean (curve)	RF %RSD (curve)	RF RSE (curve)
240315_016	1633 ICAL 0.05PPB	☑	Auto	11064	409163	1.0000	2.5000	0.067601	0.9097	-9.03	0.074311	9.956105	9.956105
240315_017	1633 ICAL 0.1PPB	☑	Auto	58834	429000	5.0000	2.5000	0.068571	4.6138	-7.72	0.074311	9.956105	9.956105
240315_018	1633 ICAL 0.25PPB	☑	Auto	110778	381052	10.0000	2.5000	0.072679	9.7804	-2.20	0.074311	9.956105	9.956105
240315_019	1633 ICAL 0.5PPB	☑	Auto	164841	411327	15.0000	2.5000	0.066792	13.4823	-10.12	0.074311	9.956105	9.956105
240315_020	1633 ICAL 1.0PPB	☑	Auto	215572	392265	20.0000	2.5000	0.068695	18.4884	-7.56	0.074311	9.956105	9.956105
240315_021	1633 ICAL 5.0PPB	☑	Auto	634320	400480	50.0000	2.5000	0.079195	53.2861	6.57	0.074311	9.956105	9.956105
240315_022	1633 ICAL 10.0PPB	☑	Auto	888000	366427	80.0000	2.5000	0.075731	81.5291	1.91	0.074311	9.956105	9.956105
240315_023	1633 ICAL 15.0PPB	☑	Auto	1126888	346697	100.0000	2.5000	0.081259	109.3497	9.35	0.074311	9.956105	9.956105
240315_024	1633 ICAL 20.0PPB	☑	Auto	1807256	341210	150.0000	2.5000	0.088277	178.1904	18.79	0.074311	9.956105	9.956105
240315_026	1633 ICV 1.0PPB		ND(W/B)	----	418736	20.0000	2.5000	----	----	----	0.074311	9.956105	9.956105
240315_027	1633 FTCA ICV 1.0PPB		Auto	222766	414130	20.0000	2.5000	----	18.0967	-9.52	0.074311	9.956105	9.956105

Compound: PFPeS

Curve Fit: Mean RF | Weighting: 1/C | Zero: Not Forced
Quantitative Method: Internal Standard
No. of Calibration Points: 9
No. of Control Points: 2

	R^2	R	Equation
Q 349.10>79.90	----	----	

Q 349.10>79.90

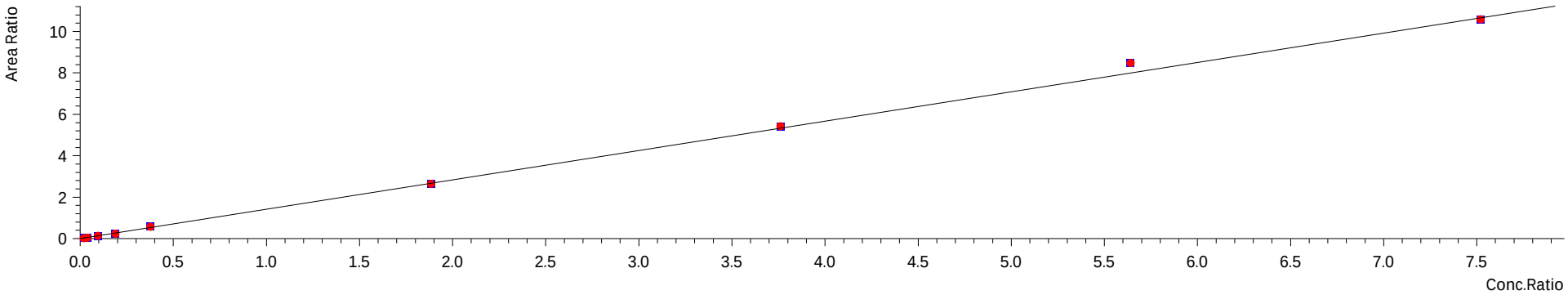

Data Filename	Sample ID	Cal Point	Mode ID	Area	ISTD Area	Std. Conc.	ISTD Amount	RF	Conc.	%Diff	RF Mean (curve)	RF %RSD (curve)	RF RSE (curve)
240315_016	1633 ICAL 0.05PPB	☑	M	3589	140682	0.0471	2.5000	1.354139	0.0450	-4.46	1.417298	6.086032	6.086032
240315_017	1633 ICAL 0.1PPB	☑	MI R1 R2	7574	143435	0.0940	2.5000	1.404302	0.0931	-0.92	1.417298	6.086032	6.086032
240315_018	1633 ICAL 0.25PPB	☑	Auto	18111	133644	0.2350	2.5000	1.441624	0.2390	1.72	1.417298	6.086032	6.086032
240315_019	1633 ICAL 0.5PPB	☑	Auto	35515	151557	0.4710	2.5000	1.243802	0.4133	-12.24	1.417298	6.086032	6.086032
240315_020	1633 ICAL 1.0PPB	☑	Auto	73935	127326	0.9400	2.5000	1.544350	1.0243	8.96	1.417298	6.086032	6.086032
240315_021	1633 ICAL 5.0PPB	☑	Auto	361646	136219	4.7100	2.5000	1.409178	4.6830	-0.57	1.417298	6.086032	6.086032
240315_022	1633 ICAL 10.0PPB	☑	Auto	643223	118339	9.4000	2.5000	1.445591	9.5877	2.00	1.417298	6.086032	6.086032
240315_023	1633 ICAL 15.0PPB	☑	Auto	959432	113078	14.1000	2.5000	1.504376	14.9663	6.14	1.417298	6.086032	6.086032
240315_024	1633 ICAL 20.0PPB	☑	Auto	1231390	116273	18.8000	2.5000	1.408317	18.6809	-0.63	1.417298	6.086032	6.086032
240315_026	1633 ICV 1.0PPB		Auto	75598	137356	0.9400	2.5000	----	0.9708	3.28	1.417298	6.086032	6.086032
240315_027	1633 FTCA ICV 1.0PPB		ND(W/B)	----	143675	0.9400	2.5000	----	----	----	1.417298	6.086032	6.086032

Insight Report

Calibration
Printed 3/18/2024 12:12:24

Compound: 13C4-PFHpA

Curve Fit: Mean RF | Weighting: None | Zero: Not Forced
Quantitative Method: Internal Standard
No. of Calibration Points: 9
No. of Control Points: 2

	R^2	R	Equation
Q 367.10>322.00	----	----	

Q 367.10>322.00

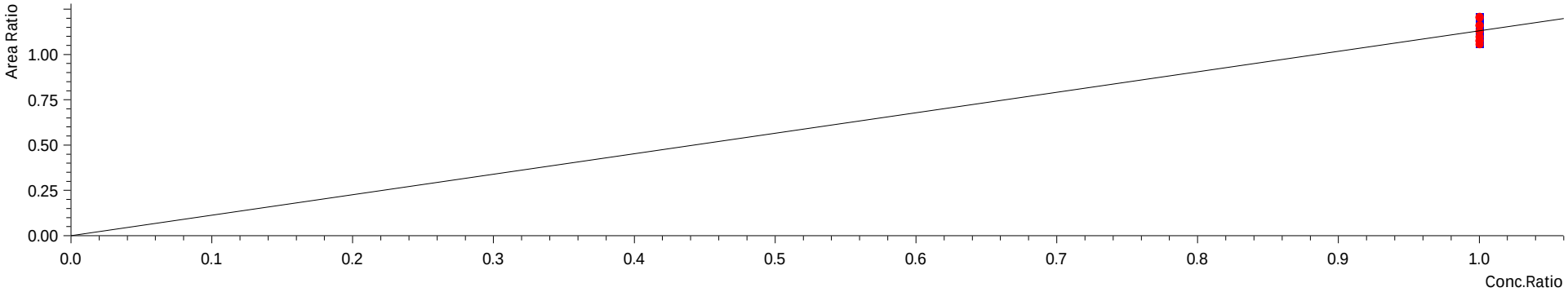

Data Filename	Sample ID	Cal Point	Mode ID	Area	ISTD Area	Std. Conc.	ISTD Amount	RF	Conc.	%Diff	RF Mean (curve)	RF %RSD (curve)	RF RSE (curve)
240315_016	1633 ICAL 0.05PPB	☑	Auto	570235	473795	2.5000	2.5000	1.203550	2.6620	6.48	1.130324	4.980301	4.980301
240315_017	1633 ICAL 0.1PPB	☑	Auto	596573	528498	2.5000	2.5000	1.128808	2.4966	-0.13	1.130324	4.980301	4.980301
240315_018	1633 ICAL 0.25PPB	☑	Auto	560290	463788	2.5000	2.5000	1.208073	2.6720	6.88	1.130324	4.980301	4.980301
240315_019	1633 ICAL 0.5PPB	☑	Auto	560089	482599	2.5000	2.5000	1.160569	2.5669	2.68	1.130324	4.980301	4.980301
240315_020	1633 ICAL 1.0PPB	☑	Auto	541372	465921	2.5000	2.5000	1.161939	2.5699	2.80	1.130324	4.980301	4.980301
240315_021	1633 ICAL 5.0PPB	☑	Auto	542829	505109	2.5000	2.5000	1.074677	2.3769	-4.92	1.130324	4.980301	4.980301
240315_022	1633 ICAL 10.0PPB	☑	Auto	500551	455508	2.5000	2.5000	1.098886	2.4305	-2.78	1.130324	4.980301	4.980301
240315_023	1633 ICAL 15.0PPB	☑	Auto	475240	440505	2.5000	2.5000	1.078853	2.3862	-4.55	1.130324	4.980301	4.980301
240315_024	1633 ICAL 20.0PPB	☑	Auto	460762	435682	2.5000	2.5000	1.057564	2.3391	-6.44	1.130324	4.980301	4.980301
240315_026	1633 ICV 1.0PPB		Auto	564554	494097	2.5000	2.5000	----	2.5271	1.09	1.130324	4.980301	4.980301
240315_027	1633 FTCA ICV 1.0PPB		Auto	555457	498157	2.5000	2.5000	----	2.4662	-1.35	1.130324	4.980301	4.980301

Insight Report

Calibration
Printed 3/18/2024 12:12:24

Compound: 13C4-PFHpA_IS

Curve Fit: Mean RF | Weighting: None | Zero: Not Forced
Quantitative Method: Internal Standard
No. of Calibration Points: 9
No. of Control Points: 0

	R^2	R	Equation
Q 367.10>322.00	----	----	----

Q 367.10>322.00

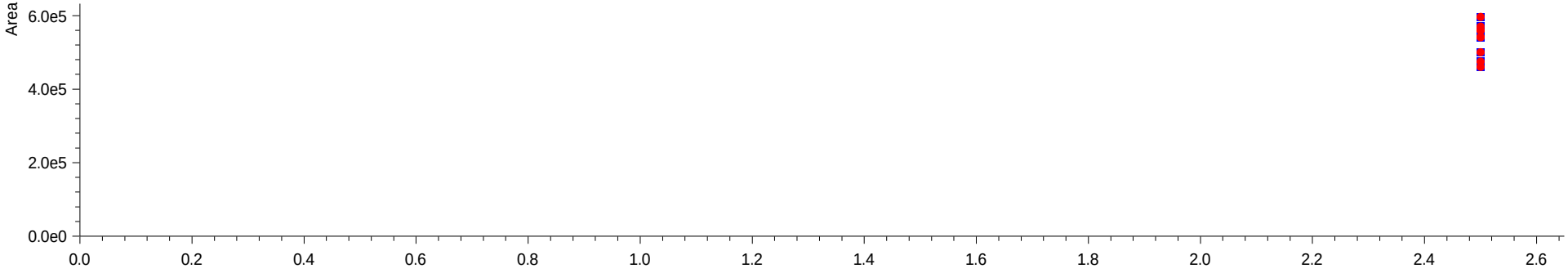

Data Filename	Sample ID	Cal Point	Mode ID	Area	ISTD Area	Std. Conc.	ISTD Amount	RF	Conc.	%Diff	RF Mean (curve)	RF %RSD (curve)	RF RSE (curve)
240315_016	1633 ICAL 0.05PPB	☐	Auto	570235	570235	2.5000	2.5000	1.000000	2.5000	0.00	----	----	----
240315_017	1633 ICAL 0.1PPB	☐	Auto	596573	596573	2.5000	2.5000	1.000000	2.5000	0.00	----	----	----
240315_018	1633 ICAL 0.25PPB	☐	Auto	560290	560290	2.5000	2.5000	1.000000	2.5000	0.00	----	----	----
240315_019	1633 ICAL 0.5PPB	☐	Auto	560089	560089	2.5000	2.5000	1.000000	2.5000	0.00	----	----	----
240315_020	1633 ICAL 1.0PPB	☐	Auto	541372	541372	2.5000	2.5000	1.000000	2.5000	0.00	----	----	----
240315_021	1633 ICAL 5.0PPB	☐	Auto	542829	542829	2.5000	2.5000	1.000000	2.5000	0.00	----	----	----
240315_022	1633 ICAL 10.0PPB	☐	Auto	500551	500551	2.5000	2.5000	1.000000	2.5000	0.00	----	----	----
240315_023	1633 ICAL 15.0PPB	☐	Auto	475240	475240	2.5000	2.5000	1.000000	2.5000	0.00	----	----	----
240315_024	1633 ICAL 20.0PPB	☐	Auto	460762	460762	2.5000	2.5000	1.000000	2.5000	0.00	----	----	----
240315_026	1633 ICV 1.0PPB		Auto	564554	564554	2.5000	2.5000	----	2.5000	0.00	----	----	----
240315_027	1633 FTCA ICV 1.0PPB		Auto	555457	555457	2.5000	2.5000	----	2.5000	0.00	----	----	----

Insight Report

Calibration
Printed 3/18/2024 12:12:24

Compound: PFHpA

Curve Fit: Linear | Weighting: 1/C | Zero: Not Forced
Quantitative Method: Internal Standard
No. of Calibration Points: 9
No. of Control Points: 2

	R^2	R	Equation
Q 363.10>319.00	0.9997533	0.9998767	y = 0.9090703x + 0.004964607

Q 363.10>319.00

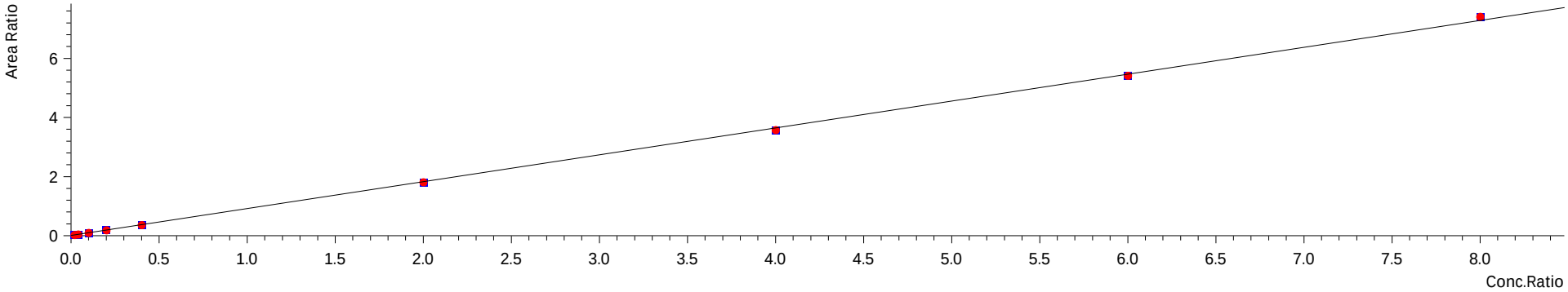

Data Filename	Sample ID	Cal Point	Mode ID	Area	ISTD Area	Std. Conc.	ISTD Amount	RF	Conc.	%Diff	RF Mean (curve)	RF %RSD (curve)	RF RSE (curve)
240315_016	1633 ICAL 0.05PPB	☑	Auto	12861	570235	0.0500	2.5000	1.127680	0.0484	-3.26	0.960670	8.903226	3.144707
240315_017	1633 ICAL 0.1PPB	☑	Auto	25383	596573	0.1000	2.5000	1.063701	0.1034	3.36	0.960670	8.903226	3.144707
240315_018	1633 ICAL 0.25PPB	☑	Auto	56573	560290	0.2500	2.5000	1.009705	0.2640	5.61	0.960670	8.903226	3.144707
240315_019	1633 ICAL 0.5PPB	☑	Auto	102605	560089	0.5000	2.5000	0.915966	0.4901	-1.97	0.960670	8.903226	3.144707
240315_020	1633 ICAL 1.0PPB	☑	Auto	195421	541372	1.0000	2.5000	0.902437	0.9791	-2.09	0.960670	8.903226	3.144707
240315_021	1633 ICAL 5.0PPB	☑	Auto	981332	542829	5.0000	2.5000	0.903904	4.9579	-0.84	0.960670	8.903226	3.144707
240315_022	1633 ICAL 10.0PPB	☑	Auto	1790370	500551	10.0000	2.5000	0.894200	9.8228	-1.77	0.960670	8.903226	3.144707
240315_023	1633 ICAL 15.0PPB	☑	Auto	2573943	475240	15.0000	2.5000	0.902682	14.8809	-0.79	0.960670	8.903226	3.144707
240315_024	1633 ICAL 20.0PPB	☑	Auto	3412422	460762	20.0000	2.5000	0.925755	20.3534	1.77	0.960670	8.903226	3.144707
240315_026	1633 ICV 1.0PPB		Auto	206802	564554	1.0000	2.5000	----	0.9937	-0.63	0.960670	8.903226	3.144707
240315_027	1633 FTCA ICV 1.0PPB		ND(W/B)	----	555457	1.0000	2.5000	----	----	----	0.960670	8.903226	3.144707

Compound: DONA

Curve Fit: Linear | Weighting: 1/C | Zero: Not Forced
Quantitative Method: Internal Standard
No. of Calibration Points: 9
No. of Control Points: 2

	R^2	R	Equation
Q 376.90>250.90	0.9991649	0.9995824	y = 4.537002x + 0.003272994

Q 376.90>250.90

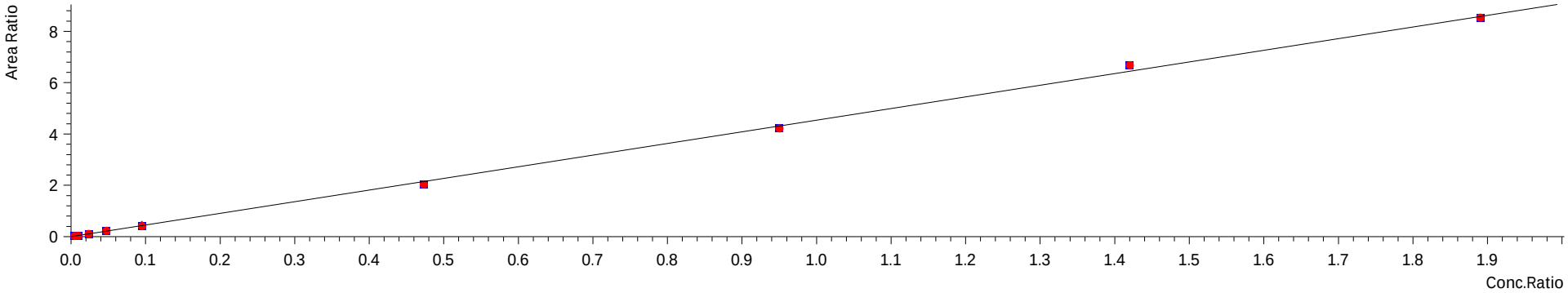

Data Filename	Sample ID	Cal Point	Mode ID	Area	ISTD Area	Std. Conc.	ISTD Amount	RF	Conc.	%Diff	RF Mean (curve)	RF %RSD (curve)	RF RSE (curve)
240315_016	1633 ICAL 0.05PPB	☑	Auto	16087	607441	0.0473	10.0000	5.598848	0.0512	8.15	4.680694	8.290375	5.789615
240315_017	1633 ICAL 0.1PPB	☑	Auto	29476	692826	0.0950	10.0000	4.478383	0.0866	-8.89	4.680694	8.290375	5.789615
240315_018	1633 ICAL 0.25PPB	☑	Auto	69108	612240	0.2360	10.0000	4.782932	0.2416	2.36	4.680694	8.290375	5.789615
240315_019	1633 ICAL 0.5PPB	☑	Auto	151987	661863	0.4730	10.0000	4.854865	0.4989	5.48	4.680694	8.290375	5.789615
240315_020	1633 ICAL 1.0PPB	☑	Auto	262808	626147	0.9500	10.0000	4.418136	0.9179	-3.38	4.680694	8.290375	5.789615
240315_021	1633 ICAL 5.0PPB	☑	Auto	1353550	661790	4.7300	10.0000	4.324071	4.5008	-4.85	4.680694	8.290375	5.789615
240315_022	1633 ICAL 10.0PPB	☑	Auto	2490876	589976	9.5000	10.0000	4.444202	9.2985	-2.12	4.680694	8.290375	5.789615
240315_023	1633 ICAL 15.0PPB	☑	Auto	3772967	564278	14.2000	10.0000	4.708708	14.7302	3.73	4.680694	8.290375	5.789615
240315_024	1633 ICAL 20.0PPB	☑	Auto	4710040	551822	18.9000	10.0000	4.516102	18.8057	-0.50	4.680694	8.290375	5.789615
240315_026	1633 ICV 1.0PPB		Auto	307840	659234	0.9500	10.0000	----	1.0220	7.58	4.680694	8.290375	5.789615
240315_027	1633 FTCA ICV 1.0PPB		ND(W/B)	----	644736	0.9500	10.0000	----	----	----	4.680694	8.290375	5.789615

Insight Report

Calibration
Printed 3/18/2024 12:12:24

Compound: 13C2-6_2 FTS_IS

Curve Fit: Mean RF | Weighting: None | Zero: Not Forced
Quantitative Method: Internal Standard
No. of Calibration Points: 9
No. of Control Points: 0

	R^2	R	Equation
Q 429.10>80.90	----	----	----

Q 429.10>80.90

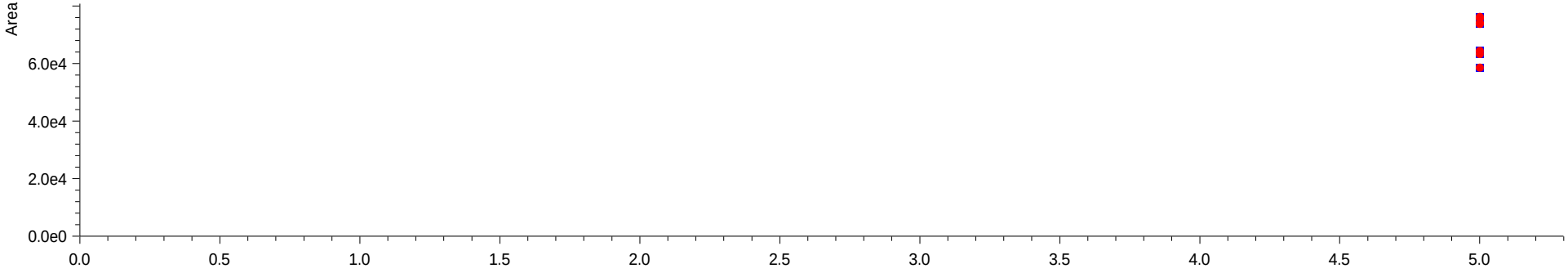

Data Filename	Sample ID	Cal Point	Mode ID	Area	ISTD Area	Std. Conc.	ISTD Amount	RF	Conc.	%Diff	RF Mean (curve)	RF %RSD (curve)	RF RSE (curve)
240315_016	1633 ICAL 0.05PPB	☐	Auto	74130	74130	5.0000	5.0000	1.000000	5.0000	0.00	----	----	----
240315_017	1633 ICAL 0.1PPB	☐	Auto	75945	75945	5.0000	5.0000	1.000000	5.0000	0.00	----	----	----
240315_018	1633 ICAL 0.25PPB	☐	Auto	73788	73788	5.0000	5.0000	1.000000	5.0000	0.00	----	----	----
240315_019	1633 ICAL 0.5PPB	☐	Auto	76208	76208	5.0000	5.0000	1.000000	5.0000	0.00	----	----	----
240315_020	1633 ICAL 1.0PPB	☐	Auto	75801	75801	5.0000	5.0000	1.000000	5.0000	0.00	----	----	----
240315_021	1633 ICAL 5.0PPB	☐	Auto	74058	74058	5.0000	5.0000	1.000000	5.0000	0.00	----	----	----
240315_022	1633 ICAL 10.0PPB	☐	Auto	64412	64412	5.0000	5.0000	1.000000	5.0000	0.00	----	----	----
240315_023	1633 ICAL 15.0PPB	☐	Auto	63309	63309	5.0000	5.0000	1.000000	5.0000	0.00	----	----	----
240315_024	1633 ICAL 20.0PPB	☐	Auto	58643	58643	5.0000	5.0000	1.000000	5.0000	0.00	----	----	----
240315_026	1633 ICV 1.0PPB		Auto	81387	81387	5.0000	5.0000	----	5.0000	0.00	----	----	----
240315_027	1633 FTCA ICV 1.0PPB		Auto	73243	73243	5.0000	5.0000	----	5.0000	0.00	----	----	----

Insight Report

Calibration
Printed 3/18/2024 12:12:24

Compound: 13C2-6_2 FTS

Curve Fit: Mean RF | Weighting: None | Zero: Not Forced
Quantitative Method: Internal Standard
No. of Calibration Points: 9
No. of Control Points: 2

	R^2	R	Equation
Q 429.10>80.90	----	----	

Q 429.10>80.90

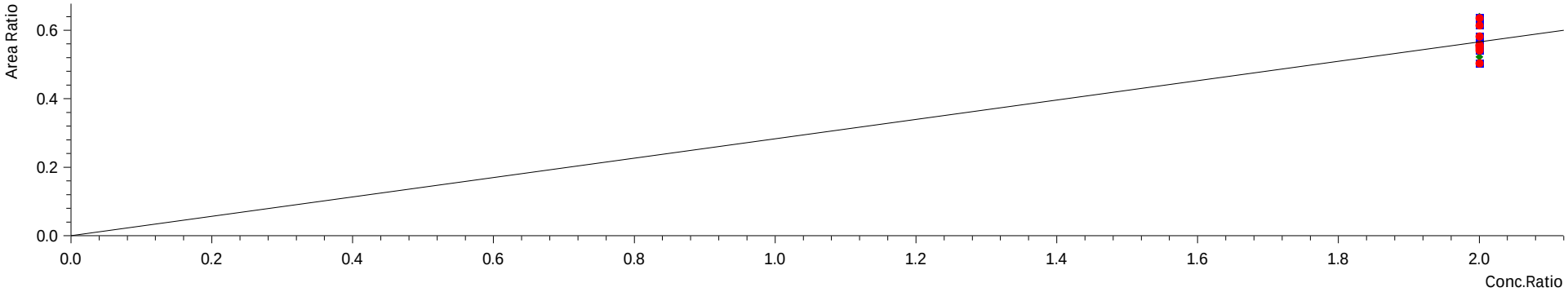

Data Filename	Sample ID	Cal Point	Mode ID	Area	ISTD Area	Std. Conc.	ISTD Amount	RF	Conc.	%Diff	RF Mean (curve)	RF %RSD (curve)	RF RSE (curve)
240315_016	1633 ICAL 0.05PPB	☑	Auto	74130	132903	5.0000	2.5000	0.278889	4.9288	-1.42	0.282918	7.058269	7.058269
240315_017	1633 ICAL 0.1PPB	☑	Auto	75945	140305	5.0000	2.5000	0.270644	4.7831	-4.34	0.282918	7.058269	7.058269
240315_018	1633 ICAL 0.25PPB	☑	Auto	73788	115992	5.0000	2.5000	0.318072	5.6213	12.43	0.282918	7.058269	7.058269
240315_019	1633 ICAL 0.5PPB	☑	Auto	76208	137925	5.0000	2.5000	0.276268	4.8825	-2.35	0.282918	7.058269	7.058269
240315_020	1633 ICAL 1.0PPB	☑	Auto	75801	123279	5.0000	2.5000	0.307439	5.4334	8.67	0.282918	7.058269	7.058269
240315_021	1633 ICAL 5.0PPB	☑	Auto	74058	133120	5.0000	2.5000	0.278162	4.9160	-1.68	0.282918	7.058269	7.058269
240315_022	1633 ICAL 10.0PPB	☑	Auto	64412	117728	5.0000	2.5000	0.273561	4.8346	-3.31	0.282918	7.058269	7.058269
240315_023	1633 ICAL 15.0PPB	☑	Auto	63309	108663	5.0000	2.5000	0.291310	5.1483	2.97	0.282918	7.058269	7.058269
240315_024	1633 ICAL 20.0PPB	☑	Auto	58643	116396	5.0000	2.5000	0.251913	4.4521	-10.96	0.282918	7.058269	7.058269
240315_026	1633 ICV 1.0PPB		Auto	81387	127281	5.0000	2.5000	----	5.6503	13.01	0.282918	7.058269	7.058269
240315_027	1633 FTCA ICV 1.0PPB		Auto	73243	140299	5.0000	2.5000	----	4.6131	-7.74	0.282918	7.058269	7.058269

Compound: 6_2 FTS

Curve Fit: Mean RF | Weighting: 1/C | Zero: Not Forced
Quantitative Method: Internal Standard
No. of Calibration Points: 9
No. of Control Points: 2

	R^2	R	Equation
Q 427.10>407.00	----	----	

Q 427.10>407.00

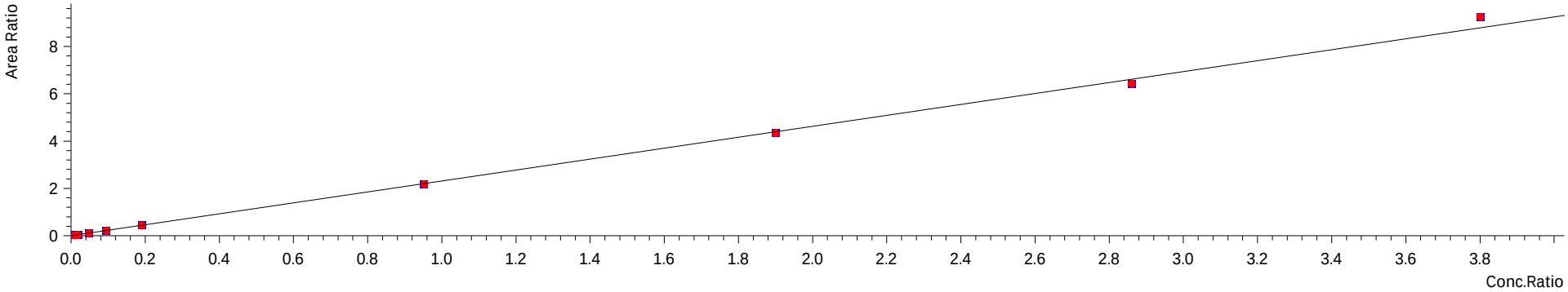

Data Filename	Sample ID	Cal Point	Mode ID	Area	ISTD Area	Std. Conc.	ISTD Amount	RF	Conc.	%Diff	RF Mean (curve)	RF %RSD (curve)	RF RSE (curve)
240315_016	1633 ICAL 0.05PPB	☑	Auto	1871	74130	0.0476	5.0000	2.651072	0.0546	14.64	2.312562	7.476309	7.476309
240315_017	1633 ICAL 0.1PPB	☑	MI R1 R2	2874	75945	0.0950	5.0000	1.991561	0.0818	-13.88	2.312562	7.476309	7.476309
240315_018	1633 ICAL 0.25PPB	☑	M	8019	73788	0.2380	5.0000	2.283020	0.2350	-1.28	2.312562	7.476309	7.476309
240315_019	1633 ICAL 0.5PPB	☑	Auto	16629	76208	0.4760	5.0000	2.292034	0.4718	-0.89	2.312562	7.476309	7.476309
240315_020	1633 ICAL 1.0PPB	☑	M	33500	75801	0.9500	5.0000	2.326032	0.9555	0.58	2.312562	7.476309	7.476309
240315_021	1633 ICAL 5.0PPB	☑	Auto	162027	74058	4.7600	5.0000	2.298158	4.7304	-0.62	2.312562	7.476309	7.476309
240315_022	1633 ICAL 10.0PPB	☑	Auto	279812	64412	9.5000	5.0000	2.286369	9.3924	-1.13	2.312562	7.476309	7.476309
240315_023	1633 ICAL 15.0PPB	☑	Auto	407257	63309	14.3000	5.0000	2.249244	13.9085	-2.74	2.312562	7.476309	7.476309
240315_024	1633 ICAL 20.0PPB	☑	Auto	542753	58643	19.0000	5.0000	2.435568	20.0106	5.32	2.312562	7.476309	7.476309
240315_026	1633 ICV 1.0PPB		Auto	34037	81387	0.9500	5.0000	----	0.9042	-4.82	2.312562	7.476309	7.476309
240315_027	1633 FTCA ICV 1.0PPB		ND(W/B)	----	73243	0.9500	5.0000	----	----	----	2.312562	7.476309	7.476309

Compound: 13C4-PFOA_IS

Curve Fit: Mean RF | Weighting: None | Zero: Not Forced
Quantitative Method: Internal Standard
No. of Calibration Points: 9
No. of Control Points: 0

	R^2	R	Equation
Q 417.10>172.00	----	----	----

Q 417.10>172.00

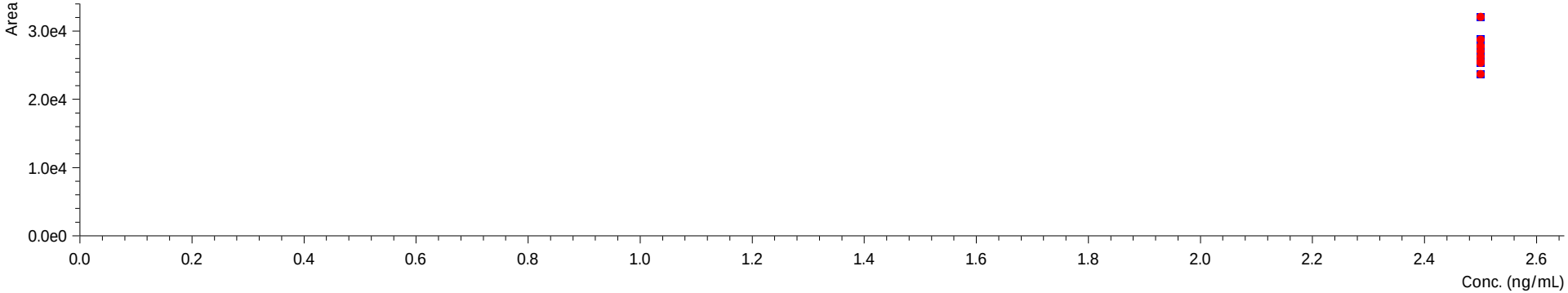

Data Filename	Sample ID	Cal Point	Mode ID	Area	ISTD Area	Std. Conc.	ISTD Amount	RF	Conc.	%Diff	RF Mean (curve)	RF %RSD (curve)	RF RSE (curve)
240315_016	1633 ICAL 0.05PPB	☐	Auto	25689	25689	2.5000	2.5000	1.000000	2.5000	0.00	----	----	----
240315_017	1633 ICAL 0.1PPB	☐	Auto	27865	27865	2.5000	2.5000	1.000000	2.5000	0.00	----	----	----
240315_018	1633 ICAL 0.25PPB	☐	Auto	28782	28782	2.5000	2.5000	1.000000	2.5000	0.00	----	----	----
240315_019	1633 ICAL 0.5PPB	☐	Auto	25391	25391	2.5000	2.5000	1.000000	2.5000	0.00	----	----	----
240315_020	1633 ICAL 1.0PPB	☐	Auto	32099	32099	2.5000	2.5000	1.000000	2.5000	0.00	----	----	----
240315_021	1633 ICAL 5.0PPB	☐	Auto	27095	27095	2.5000	2.5000	1.000000	2.5000	0.00	----	----	----
240315_022	1633 ICAL 10.0PPB	☐	Auto	26346	26346	2.5000	2.5000	1.000000	2.5000	0.00	----	----	----
240315_023	1633 ICAL 15.0PPB	☐	Auto	27805	27805	2.5000	2.5000	1.000000	2.5000	0.00	----	----	----
240315_024	1633 ICAL 20.0PPB	☐	Auto	23734	23734	2.5000	2.5000	1.000000	2.5000	0.00	----	----	----
240315_026	1633 ICV 1.0PPB		Auto	28326	28326	2.5000	2.5000	----	2.5000	0.00	----	----	----
240315_027	1633 FTCA ICV 1.0PPB		Auto	25800	25800	2.5000	2.5000	----	2.5000	0.00	----	----	----

Insight Report

Calibration
Printed 3/18/2024 12:12:24

Compound: 13C8-PFOA_IS

Curve Fit: Mean RF | Weighting: None | Zero: Not Forced
Quantitative Method: Internal Standard
No. of Calibration Points: 9
No. of Control Points: 0

	R^2	R	Equation
Q 421.10>376.00	----	----	----

Q 421.10>376.00

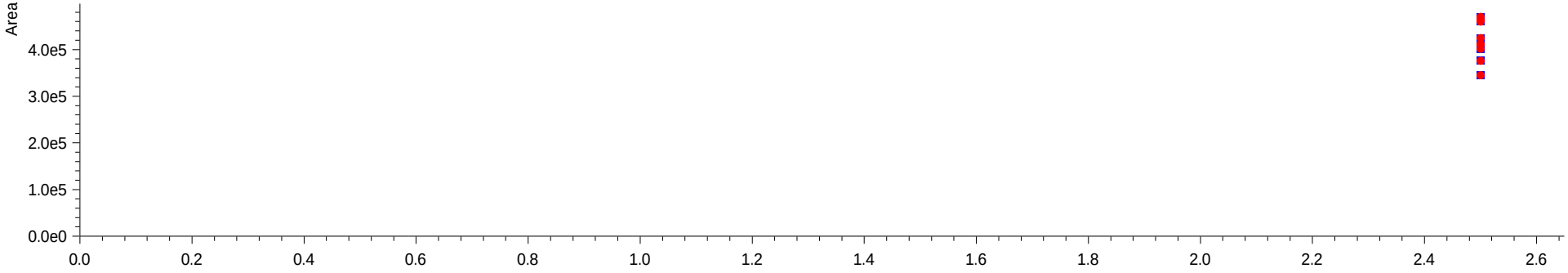

Data Filename	Sample ID	Cal Point	Mode ID	Area	ISTD Area	Std. Conc.	ISTD Amount	RF	Conc.	%Diff	RF Mean (curve)	RF %RSD (curve)	RF RSE (curve)
240315_016	1633 ICAL 0.05PPB	☐	Auto	411127	411127	2.5000	2.5000	1.000000	2.5000	0.00	----	----	----
240315_017	1633 ICAL 0.1PPB	☐	Auto	470190	470190	2.5000	2.5000	1.000000	2.5000	0.00	----	----	----
240315_018	1633 ICAL 0.25PPB	☐	Auto	464440	464440	2.5000	2.5000	1.000000	2.5000	0.00	----	----	----
240315_019	1633 ICAL 0.5PPB	☐	Auto	425059	425059	2.5000	2.5000	1.000000	2.5000	0.00	----	----	----
240315_020	1633 ICAL 1.0PPB	☐	Auto	460364	460364	2.5000	2.5000	1.000000	2.5000	0.00	----	----	----
240315_021	1633 ICAL 5.0PPB	☐	Auto	401949	401949	2.5000	2.5000	1.000000	2.5000	0.00	----	----	----
240315_022	1633 ICAL 10.0PPB	☐	Auto	376017	376017	2.5000	2.5000	1.000000	2.5000	0.00	----	----	----
240315_023	1633 ICAL 15.0PPB	☐	Auto	412183	412183	2.5000	2.5000	1.000000	2.5000	0.00	----	----	----
240315_024	1633 ICAL 20.0PPB	☐	Auto	345103	345103	2.5000	2.5000	1.000000	2.5000	0.00	----	----	----
240315_026	1633 ICV 1.0PPB		Auto	474602	474602	2.5000	2.5000	----	2.5000	0.00	----	----	----
240315_027	1633 FTCA ICV 1.0PPB		Auto	410281	410281	2.5000	2.5000	----	2.5000	0.00	----	----	----

Insight Report

Calibration
Printed 3/18/2024 12:12:24

Compound: 13C8-PFOA

Curve Fit: Mean RF | Weighting: None | Zero: Not Forced
Quantitative Method: Internal Standard
No. of Calibration Points: 9
No. of Control Points: 2

	R^2	R	Equation
Q 421.10>376.00	----	----	

Q 421.10>376.00

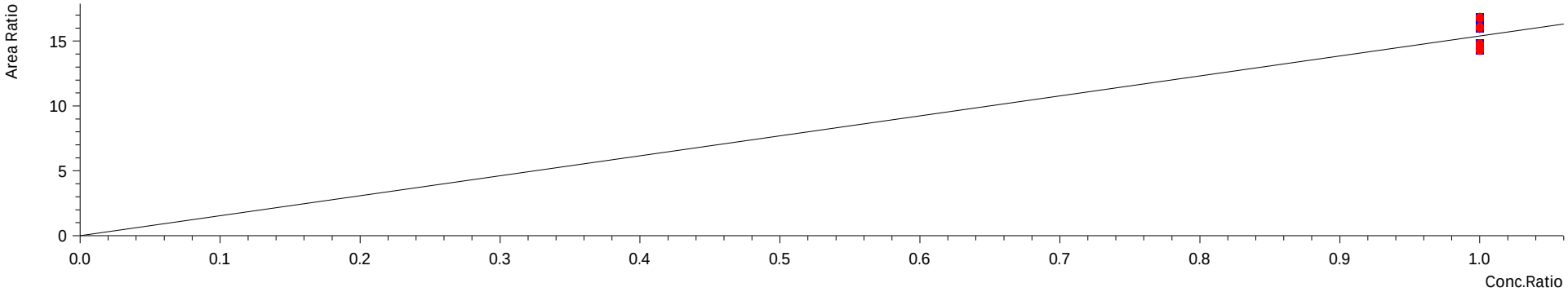

Data Filename	Sample ID	Cal Point	Mode ID	Area	ISTD Area	Std. Conc.	ISTD Amount	RF	Conc.	%Diff	RF Mean (curve)	RF %RSD (curve)	RF RSE (curve)
240315_016	1633 ICAL 0.05PPB	☑	Auto	411127	25689	2.5000	2.5000	16.004046	2.5987	3.95	15.396443	6.756894	6.756894
240315_017	1633 ICAL 0.1PPB	☑	Auto	470190	27865	2.5000	2.5000	16.873752	2.7399	9.60	15.396443	6.756894	6.756894
240315_018	1633 ICAL 0.25PPB	☑	Auto	464440	28782	2.5000	2.5000	16.136279	2.6201	4.81	15.396443	6.756894	6.756894
240315_019	1633 ICAL 0.5PPB	☑	Auto	425059	25391	2.5000	2.5000	16.740695	2.7183	8.73	15.396443	6.756894	6.756894
240315_020	1633 ICAL 1.0PPB	☑	Auto	460364	32099	2.5000	2.5000	14.341947	2.3288	-6.85	15.396443	6.756894	6.756894
240315_021	1633 ICAL 5.0PPB	☑	Auto	401949	27095	2.5000	2.5000	14.834688	2.4088	-3.65	15.396443	6.756894	6.756894
240315_022	1633 ICAL 10.0PPB	☑	Auto	376017	26346	2.5000	2.5000	14.272028	2.3174	-7.30	15.396443	6.756894	6.756894
240315_023	1633 ICAL 15.0PPB	☑	Auto	412183	27805	2.5000	2.5000	14.824122	2.4071	-3.72	15.396443	6.756894	6.756894
240315_024	1633 ICAL 20.0PPB	☑	Auto	345103	23734	2.5000	2.5000	14.540427	2.3610	-5.56	15.396443	6.756894	6.756894
240315_026	1633 ICV 1.0PPB		Auto	474602	28326	2.5000	2.5000	----	2.7206	8.82	15.396443	6.756894	6.756894
240315_027	1633 FTCA ICV 1.0PPB		Auto	410281	25800	2.5000	2.5000	----	2.5822	3.29	15.396443	6.756894	6.756894

Compound: PFOA

Curve Fit: Linear | Weighting: 1/C | Zero: Not Forced
Quantitative Method: Internal Standard
No. of Calibration Points: 9
No. of Control Points: 2

	R^2	R	Equation
Q 413.00>369.00	0.9990177	0.9995087	y = 0.9392373x + 0.01688683

Q 413.00>369.00

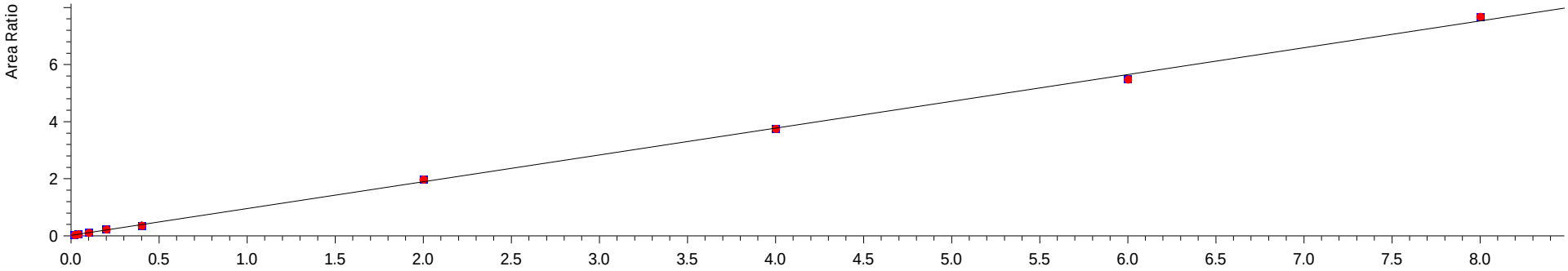

Data Filename	Sample ID	Cal Point	Mode ID	Area	ISTD Area	Std. Conc.	ISTD Amount	RF	Conc.	%Diff	RF Mean (curve)	RF %RSD (curve)	RF RSE (curve)
240315_016	1633 ICAL 0.05PPB	☑	Auto	15177	411127	0.0500	2.5000	1.845777	0.0533	6.62	1.114751	27.290536	7.095571
240315_017	1633 ICAL 0.1PPB	☑	Auto	24623	470190	0.1000	2.5000	1.309203	0.0944	-5.56	1.114751	27.290536	7.095571
240315_018	1633 ICAL 0.25PPB	☑	Auto	49709	464440	0.2500	2.5000	1.070303	0.2399	-4.02	1.114751	27.290536	7.095571
240315_019	1633 ICAL 0.5PPB	☑	Auto	95804	425059	0.5000	2.5000	1.126949	0.5550	11.00	1.114751	27.290536	7.095571
240315_020	1633 ICAL 1.0PPB	☑	Auto	162694	460364	1.0000	2.5000	0.883505	0.8957	-10.43	1.114751	27.290536	7.095571
240315_021	1633 ICAL 5.0PPB	☑	Auto	794085	401949	5.0000	2.5000	0.987792	5.2135	4.27	1.114751	27.290536	7.095571
240315_022	1633 ICAL 10.0PPB	☑	Auto	1409221	376017	10.0000	2.5000	0.936941	9.9306	-0.69	1.114751	27.290536	7.095571
240315_023	1633 ICAL 15.0PPB	☑	Auto	2258212	412183	15.0000	2.5000	0.913111	14.5378	-3.08	1.114751	27.290536	7.095571
240315_024	1633 ICAL 20.0PPB	☑	Auto	2648126	345103	20.0000	2.5000	0.959179	20.3797	1.90	1.114751	27.290536	7.095571
240315_026	1633 ICV 1.0PPB		Auto	180638	474602	1.0000	2.5000	----	0.9681	-3.19	1.114751	27.290536	7.095571
240315_027	1633 FTCA ICV 1.0PPB		ND(W/B)	----	410281	1.0000	2.5000	----	----	----	1.114751	27.290536	7.095571

Compound: 13C3-PFHxS

Curve Fit: Mean RF | Weighting: None | Zero: Not Forced
Quantitative Method: Internal Standard
No. of Calibration Points: 9
No. of Control Points: 2

	R^2	R	Equation
Q 402.10>79.90	----	----	

Q 402.10>79.90

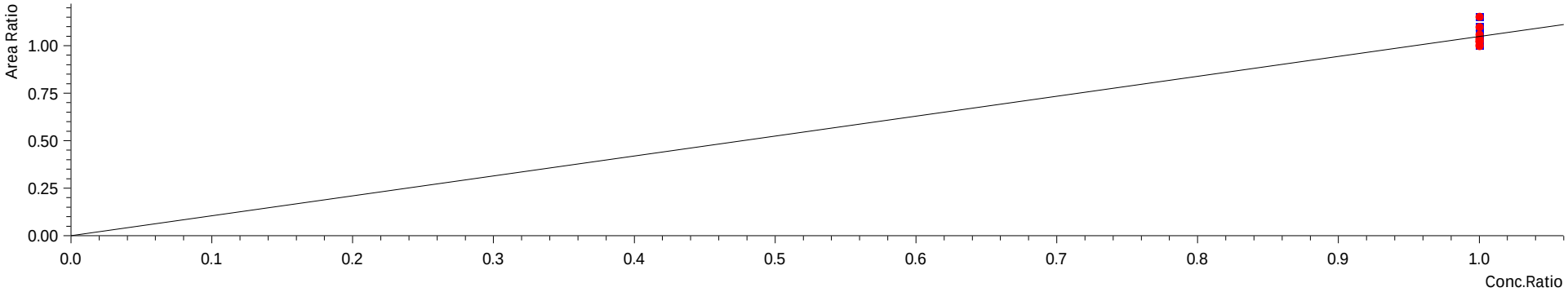

Data Filename	Sample ID	Cal Point	Mode ID	Area	ISTD Area	Std. Conc.	ISTD Amount	RF	Conc.	%Diff	RF Mean (curve)	RF %RSD (curve)	RF RSE (curve)
240315_016	1633 ICAL 0.05PPB	☑	Auto	140682	132903	2.5000	2.5000	1.058533	2.5249	1.00	1.048082	4.691727	4.691727
240315_017	1633 ICAL 0.1PPB	☑	Auto	143435	140305	2.5000	2.5000	1.022312	2.4385	-2.46	1.048082	4.691727	4.691727
240315_018	1633 ICAL 0.25PPB	☑	Auto	133644	115992	2.5000	2.5000	1.152182	2.7483	9.93	1.048082	4.691727	4.691727
240315_019	1633 ICAL 0.5PPB	☑	Auto	151557	137925	2.5000	2.5000	1.098836	2.6211	4.84	1.048082	4.691727	4.691727
240315_020	1633 ICAL 1.0PPB	☑	Auto	127326	123279	2.5000	2.5000	1.032832	2.4636	-1.46	1.048082	4.691727	4.691727
240315_021	1633 ICAL 5.0PPB	☑	Auto	136219	133120	2.5000	2.5000	1.023280	2.4408	-2.37	1.048082	4.691727	4.691727
240315_022	1633 ICAL 10.0PPB	☑	Auto	118339	117728	2.5000	2.5000	1.005189	2.3977	-4.09	1.048082	4.691727	4.691727
240315_023	1633 ICAL 15.0PPB	☑	Auto	113078	108663	2.5000	2.5000	1.040635	2.4822	-0.71	1.048082	4.691727	4.691727
240315_024	1633 ICAL 20.0PPB	☑	Auto	116273	116396	2.5000	2.5000	0.998940	2.3828	-4.69	1.048082	4.691727	4.691727
240315_026	1633 ICV 1.0PPB		Auto	137356	127281	2.5000	2.5000	----	2.5741	2.96	1.048082	4.691727	4.691727
240315_027	1633 FTCA ICV 1.0PPB		Auto	143675	140299	2.5000	2.5000	----	2.4427	-2.29	1.048082	4.691727	4.691727

Compound: 13C3-PFHxS_IS

Curve Fit: Mean RF | Weighting: None | Zero: Not Forced
Quantitative Method: Internal Standard
No. of Calibration Points: 9
No. of Control Points: 0

	R^2	R	Equation
Q 402.10>79.90	----	----	----

Q 402.10>79.90

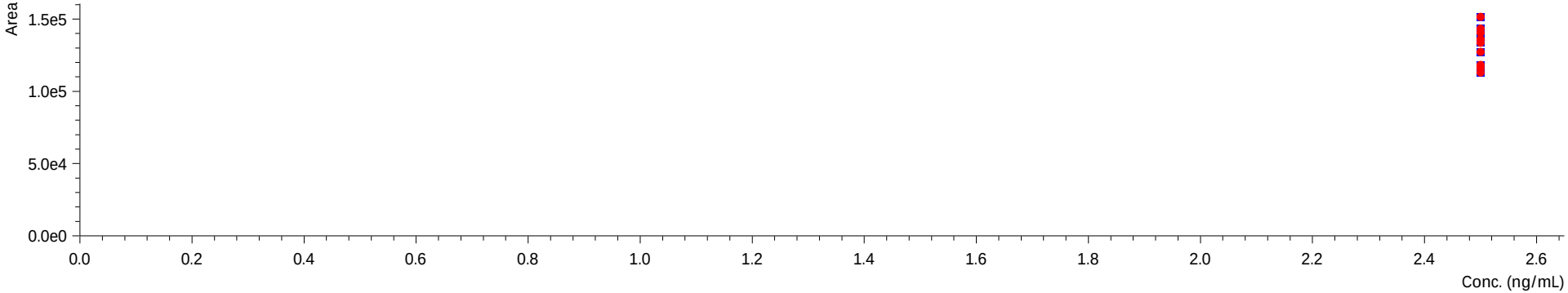

Data Filename	Sample ID	Cal Point	Mode ID	Area	ISTD Area	Std. Conc.	ISTD Amount	RF	Conc.	%Diff	RF Mean (curve)	RF %RSD (curve)	RF RSE (curve)
240315_016	1633 ICAL 0.05PPB	☐	Auto	140682	140682	2.5000	2.5000	1.000000	2.5000	0.00	----	----	----
240315_017	1633 ICAL 0.1PPB	☐	Auto	143435	143435	2.5000	2.5000	1.000000	2.5000	0.00	----	----	----
240315_018	1633 ICAL 0.25PPB	☐	Auto	133644	133644	2.5000	2.5000	1.000000	2.5000	0.00	----	----	----
240315_019	1633 ICAL 0.5PPB	☐	Auto	151557	151557	2.5000	2.5000	1.000000	2.5000	0.00	----	----	----
240315_020	1633 ICAL 1.0PPB	☐	Auto	127326	127326	2.5000	2.5000	1.000000	2.5000	0.00	----	----	----
240315_021	1633 ICAL 5.0PPB	☐	Auto	136219	136219	2.5000	2.5000	1.000000	2.5000	0.00	----	----	----
240315_022	1633 ICAL 10.0PPB	☐	Auto	118339	118339	2.5000	2.5000	1.000000	2.5000	0.00	----	----	----
240315_023	1633 ICAL 15.0PPB	☐	Auto	113078	113078	2.5000	2.5000	1.000000	2.5000	0.00	----	----	----
240315_024	1633 ICAL 20.0PPB	☐	Auto	116273	116273	2.5000	2.5000	1.000000	2.5000	0.00	----	----	----
240315_026	1633 ICV 1.0PPB		Auto	137356	137356	2.5000	2.5000	----	2.5000	0.00	----	----	----
240315_027	1633 FTCA ICV 1.0PPB		Auto	143675	143675	2.5000	2.5000	----	2.5000	0.00	----	----	----

Compound: PFHxS

Curve Fit: Mean RF | Weighting: 1/C | Zero: Not Forced
Quantitative Method: Internal Standard
No. of Calibration Points: 9
No. of Control Points: 2

	R^2	R	Equation
Q 398.70>79.90	----	----	

Q 398.70>79.90

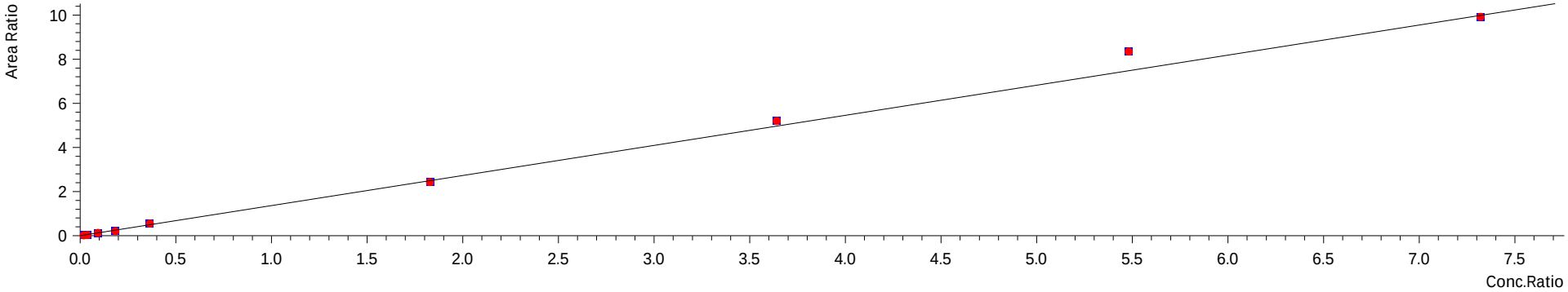

Data Filename	Sample ID	Cal Point	Mode ID	Area	ISTD Area	Std. Conc.	ISTD Amount	RF	Conc.	%Diff	RF Mean (curve)	RF %RSD (curve)	RF RSE (curve)
240315_016	1633 ICAL 0.05PPB	☑	M	3671	140682	0.0457	2.5000	1.427425	0.0478	4.64	1.364145	11.948215	11.948218
240315_017	1633 ICAL 0.1PPB	☑	M	5467	143435	0.0910	2.5000	1.047162	0.0699	-23.24	1.364145	11.948215	11.948218
240315_018	1633 ICAL 0.25PPB	☑	Auto	17747	133644	0.2290	2.5000	1.449690	0.2434	6.27	1.364145	11.948215	11.948218
240315_019	1633 ICAL 0.5PPB	☑	Auto	32386	151557	0.4570	2.5000	1.168986	0.3916	-14.31	1.364145	11.948215	11.948218
240315_020	1633 ICAL 1.0PPB	☑	Auto	71479	127326	0.9100	2.5000	1.542269	1.0288	13.06	1.364145	11.948215	11.948218
240315_021	1633 ICAL 5.0PPB	☑	Auto	331923	136219	4.5700	2.5000	1.332982	4.4656	-2.28	1.364145	11.948215	11.948218
240315_022	1633 ICAL 10.0PPB	☑	Auto	615606	118339	9.1000	2.5000	1.429133	9.5335	4.76	1.364145	11.948215	11.948218
240315_023	1633 ICAL 15.0PPB	☑	Auto	944545	113078	13.7000	2.5000	1.524274	15.3082	11.74	1.364145	11.948215	11.948218
240315_024	1633 ICAL 20.0PPB	☑	Auto	1153585	116273	18.3000	2.5000	1.355381	18.1824	-0.64	1.364145	11.948215	11.948218
240315_026	1633 ICV 1.0PPB		Auto	75633	137356	0.9100	2.5000	----	1.0091	10.89	1.364145	11.948215	11.948218
240315_027	1633 FTCA ICV 1.0PPB		ND(W/B)	----	143675	0.9100	2.5000	----	----	----	1.364145	11.948215	11.948218

Insight Report

Calibration
Printed 3/18/2024 12:12:24

Compound: 18O2-PFHxS_IS

Curve Fit: Mean RF | Weighting: None | Zero: Not Forced
Quantitative Method: Internal Standard
No. of Calibration Points: 9
No. of Control Points: 0

	R^2	R	Equation
Q 403.00>83.90	----	----	----

Q 403.00>83.90

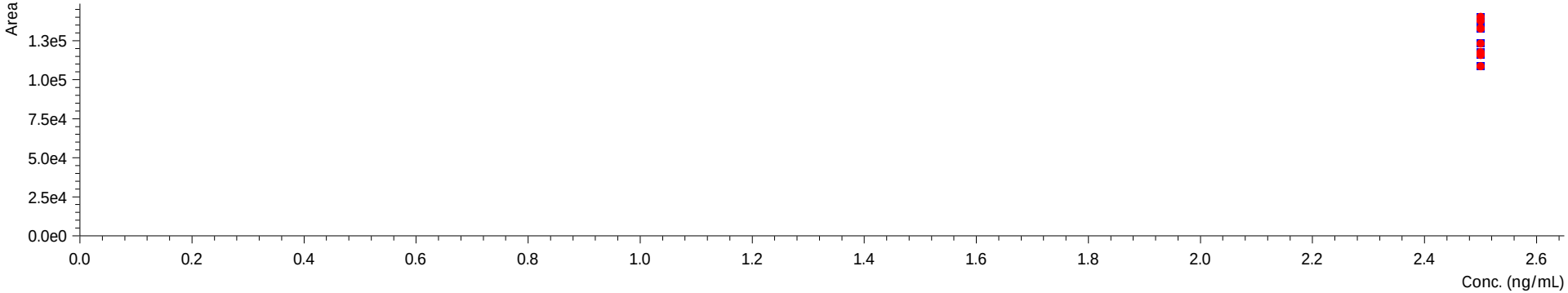

Data Filename	Sample ID	Cal Point	Mode ID	Area	ISTD Area	Std. Conc.	ISTD Amount	RF	Conc.	%Diff	RF Mean (curve)	RF %RSD (curve)	RF RSE (curve)
240315_016	1633 ICAL 0.05PPB	☐	Auto	132903	132903	2.5000	2.5000	1.000000	2.5000	0.00	----	----	----
240315_017	1633 ICAL 0.1PPB	☐	Auto	140305	140305	2.5000	2.5000	1.000000	2.5000	0.00	----	----	----
240315_018	1633 ICAL 0.25PPB	☐	Auto	115992	115992	2.5000	2.5000	1.000000	2.5000	0.00	----	----	----
240315_019	1633 ICAL 0.5PPB	☐	Auto	137925	137925	2.5000	2.5000	1.000000	2.5000	0.00	----	----	----
240315_020	1633 ICAL 1.0PPB	☐	Auto	123279	123279	2.5000	2.5000	1.000000	2.5000	0.00	----	----	----
240315_021	1633 ICAL 5.0PPB	☐	Auto	133120	133120	2.5000	2.5000	1.000000	2.5000	0.00	----	----	----
240315_022	1633 ICAL 10.0PPB	☐	Auto	117728	117728	2.5000	2.5000	1.000000	2.5000	0.00	----	----	----
240315_023	1633 ICAL 15.0PPB	☐	Auto	108663	108663	2.5000	2.5000	1.000000	2.5000	0.00	----	----	----
240315_024	1633 ICAL 20.0PPB	☐	Auto	116396	116396	2.5000	2.5000	1.000000	2.5000	0.00	----	----	----
240315_026	1633 ICV 1.0PPB		Auto	127281	127281	2.5000	2.5000	----	2.5000	0.00	----	----	----
240315_027	1633 FTCA ICV 1.0PPB		Auto	140299	140299	2.5000	2.5000	----	2.5000	0.00	----	----	----

Insight Report

Calibration
Printed 3/18/2024 12:12:24

Compound: 13C9-PFNA_IS

Curve Fit: Mean RF | Weighting: None | Zero: Not Forced
Quantitative Method: Internal Standard
No. of Calibration Points: 9
No. of Control Points: 0

	R^2	R	Equation
Q 472.10>427.00	----	----	----

Q 472.10>427.00

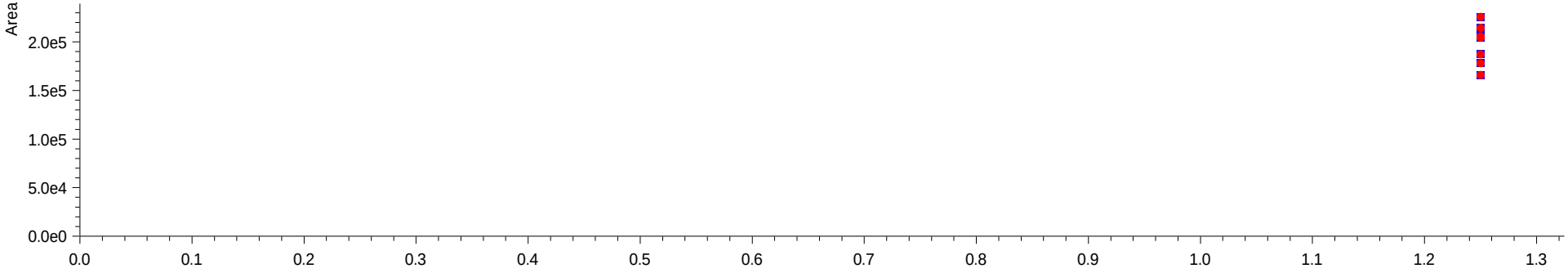

Data Filename	Sample ID	Cal Point	Mode ID	Area	ISTD Area	Std. Conc.	ISTD Amount	RF	Conc.	%Diff	RF Mean (curve)	RF %RSD (curve)	RF RSE (curve)
240315_016	1633 ICAL 0.05PPB	☐	Auto	205774	205774	1.2500	1.2500	1.000000	1.2500	0.00	----	----	----
240315_017	1633 ICAL 0.1PPB	☐	Auto	225852	225852	1.2500	1.2500	1.000000	1.2500	0.00	----	----	----
240315_018	1633 ICAL 0.25PPB	☐	Auto	204903	204903	1.2500	1.2500	1.000000	1.2500	0.00	----	----	----
240315_019	1633 ICAL 0.5PPB	☐	Auto	214534	214534	1.2500	1.2500	1.000000	1.2500	0.00	----	----	----
240315_020	1633 ICAL 1.0PPB	☐	Auto	205939	205939	1.2500	1.2500	1.000000	1.2500	0.00	----	----	----
240315_021	1633 ICAL 5.0PPB	☐	Auto	204895	204895	1.2500	1.2500	1.000000	1.2500	0.00	----	----	----
240315_022	1633 ICAL 10.0PPB	☐	Auto	187511	187511	1.2500	1.2500	1.000000	1.2500	0.00	----	----	----
240315_023	1633 ICAL 15.0PPB	☐	Auto	178201	178201	1.2500	1.2500	1.000000	1.2500	0.00	----	----	----
240315_024	1633 ICAL 20.0PPB	☐	Auto	166219	166219	1.2500	1.2500	1.000000	1.2500	0.00	----	----	----
240315_026	1633 ICV 1.0PPB		Auto	207858	207858	1.2500	1.2500	----	1.2500	0.00	----	----	----
240315_027	1633 FTCA ICV 1.0PPB		Auto	206698	206698	1.2500	1.2500	----	1.2500	0.00	----	----	----

Compound: 13C9-PFNA

Curve Fit: Mean RF | Weighting: None | Zero: Not Forced
Quantitative Method: Internal Standard
No. of Calibration Points: 9
No. of Control Points: 2

	R^2	R	Equation
Q 472.10>427.00	----	----	

Q 472.10>427.00

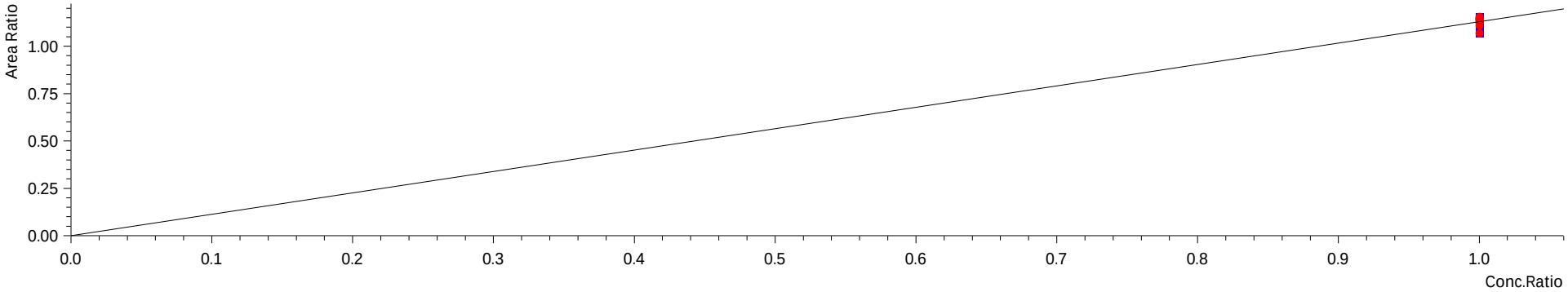

Data Filename	Sample ID	Cal Point	Mode ID	Area	ISTD Area	Std. Conc.	ISTD Amount	RF	Conc.	%Diff	RF Mean (curve)	RF %RSD (curve)	RF RSE (curve)
240315_016	1633 ICAL 0.05PPB	☑	Auto	205774	185385	1.2500	1.2500	1.109983	1.2283	-1.73	1.129549	2.339136	2.339136
240315_017	1633 ICAL 0.1PPB	☑	Auto	225852	197599	1.2500	1.2500	1.142983	1.2649	1.19	1.129549	2.339136	2.339136
240315_018	1633 ICAL 0.25PPB	☑	Auto	204903	178651	1.2500	1.2500	1.146945	1.2693	1.54	1.129549	2.339136	2.339136
240315_019	1633 ICAL 0.5PPB	☑	Auto	214534	188159	1.2500	1.2500	1.140174	1.2618	0.94	1.129549	2.339136	2.339136
240315_020	1633 ICAL 1.0PPB	☑	Auto	205939	182184	1.2500	1.2500	1.130388	1.2509	0.07	1.129549	2.339136	2.339136
240315_021	1633 ICAL 5.0PPB	☑	Auto	204895	177363	1.2500	1.2500	1.155234	1.2784	2.27	1.129549	2.339136	2.339136
240315_022	1633 ICAL 10.0PPB	☑	Auto	187511	163640	1.2500	1.2500	1.145873	1.2681	1.45	1.129549	2.339136	2.339136
240315_023	1633 ICAL 15.0PPB	☑	Auto	178201	158355	1.2500	1.2500	1.125323	1.2453	-0.37	1.129549	2.339136	2.339136
240315_024	1633 ICAL 20.0PPB	☑	Auto	166219	155484	1.2500	1.2500	1.069041	1.1830	-5.36	1.129549	2.339136	2.339136
240315_026	1633 ICV 1.0PPB		Auto	207858	181044	1.2500	1.2500	----	1.2705	1.64	1.129549	2.339136	2.339136
240315_027	1633 FTCA ICV 1.0PPB		Auto	206698	179137	1.2500	1.2500	----	1.2769	2.15	1.129549	2.339136	2.339136

Insight Report

Calibration
Printed 3/18/2024 12:12:24

Compound: 13C5-PFNA_IS

Curve Fit: Mean RF | Weighting: None | Zero: Not Forced
Quantitative Method: Internal Standard
No. of Calibration Points: 9
No. of Control Points: 0

	R^2	R	Equation
Q 468.00>423.00	----	----	----

Q 468.00>423.00

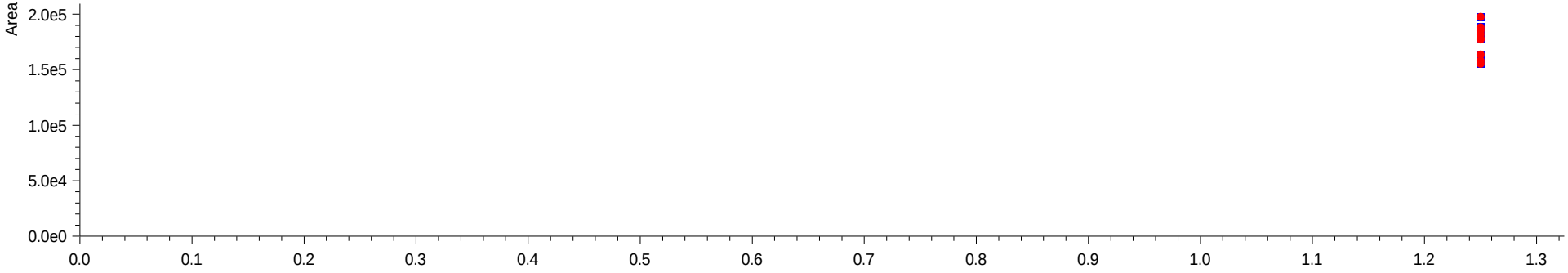

Data Filename	Sample ID	Cal Point	Mode ID	Area	ISTD Area	Std. Conc.	ISTD Amount	RF	Conc.	%Diff	RF Mean (curve)	RF %RSD (curve)	RF RSE (curve)
240315_016	1633 ICAL 0.05PPB	☐	Auto	185385	185385	1.2500	1.2500	1.000000	1.2500	0.00	----	----	----
240315_017	1633 ICAL 0.1PPB	☐	Auto	197599	197599	1.2500	1.2500	1.000000	1.2500	0.00	----	----	----
240315_018	1633 ICAL 0.25PPB	☐	Auto	178651	178651	1.2500	1.2500	1.000000	1.2500	0.00	----	----	----
240315_019	1633 ICAL 0.5PPB	☐	Auto	188159	188159	1.2500	1.2500	1.000000	1.2500	0.00	----	----	----
240315_020	1633 ICAL 1.0PPB	☐	Auto	182184	182184	1.2500	1.2500	1.000000	1.2500	0.00	----	----	----
240315_021	1633 ICAL 5.0PPB	☐	Auto	177363	177363	1.2500	1.2500	1.000000	1.2500	0.00	----	----	----
240315_022	1633 ICAL 10.0PPB	☐	Auto	163640	163640	1.2500	1.2500	1.000000	1.2500	0.00	----	----	----
240315_023	1633 ICAL 15.0PPB	☐	Auto	158355	158355	1.2500	1.2500	1.000000	1.2500	0.00	----	----	----
240315_024	1633 ICAL 20.0PPB	☐	Auto	155484	155484	1.2500	1.2500	1.000000	1.2500	0.00	----	----	----
240315_026	1633 ICV 1.0PPB		Auto	181044	181044	1.2500	1.2500	----	1.2500	0.00	----	----	----
240315_027	1633 FTCA ICV 1.0PPB		Auto	179137	179137	1.2500	1.2500	----	1.2500	0.00	----	----	----

Compound: PFNA

Curve Fit: Linear | Weighting: 1/C | Zero: Not Forced
Quantitative Method: Internal Standard
No. of Calibration Points: 9
No. of Control Points: 2

	R^2	R	Equation
Q 463.00>419.00	0.9992008	0.9996003	y = 0.8133975x + 0.01516244

Q 463.00>419.00

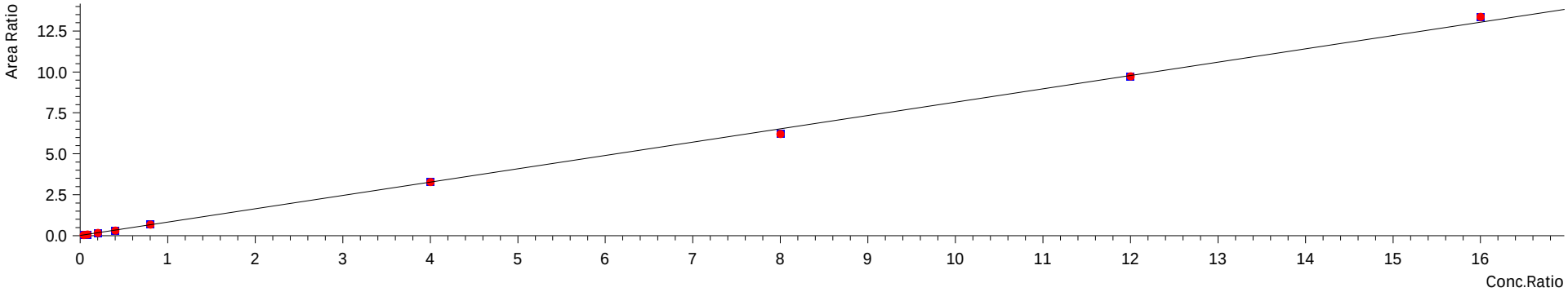

Data Filename	Sample ID	Cal Point	Mode ID	Area	ISTD Area	Std. Conc.	ISTD Amount	RF	Conc.	%Diff	RF Mean (curve)	RF %RSD (curve)	RF RSE (curve)
240315_016	1633 ICAL 0.05PPB	☑	M	10608	205774	0.0500	1.2500	1.288818	0.0559	11.85	0.892193	17.532913	6.003935
240315_017	1633 ICAL 0.1PPB	☑	Auto	17022	225852	0.1000	1.2500	0.942096	0.0925	-7.48	0.892193	17.532913	6.003935
240315_018	1633 ICAL 0.25PPB	☑	Auto	36409	204903	0.2500	1.2500	0.888447	0.2498	-0.09	0.892193	17.532913	6.003935
240315_019	1633 ICAL 0.5PPB	☑	Auto	69931	214534	0.5000	1.2500	0.814916	0.4776	-4.47	0.892193	17.532913	6.003935
240315_020	1633 ICAL 1.0PPB	☑	Auto	140343	205939	1.0000	1.2500	0.851849	1.0240	2.40	0.892193	17.532913	6.003935
240315_021	1633 ICAL 5.0PPB	☑	Auto	672470	204895	5.0000	1.2500	0.820504	5.0204	0.41	0.892193	17.532913	6.003935
240315_022	1633 ICAL 10.0PPB	☑	Auto	1164081	187511	10.0000	1.2500	0.776010	9.5171	-4.83	0.892193	17.532913	6.003935
240315_023	1633 ICAL 15.0PPB	☑	Auto	1735835	178201	15.0000	1.2500	0.811742	14.9462	-0.36	0.892193	17.532913	6.003935
240315_024	1633 ICAL 20.0PPB	☑	Auto	2221623	166219	20.0000	1.2500	0.835354	20.5166	2.58	0.892193	17.532913	6.003935
240315_026	1633 ICV 1.0PPB		Auto	140469	207858	1.0000	1.2500	----	1.0152	1.52	0.892193	17.532913	6.003935
240315_027	1633 FTCA ICV 1.0PPB		ND(W/B)	----	206698	1.0000	1.2500	----	----	----	0.892193	17.532913	6.003935

Calibration
Printed 3/18/2024 12:12:24

Compound: PFHpS

Curve Fit: Mean RF | Weighting: 1/C | Zero: Not Forced
Quantitative Method: Internal Standard
No. of Calibration Points: 9
No. of Control Points: 2

	R^2	R	Equation
Q 449.00>79.90	----	----	

Q 449.00>79.90

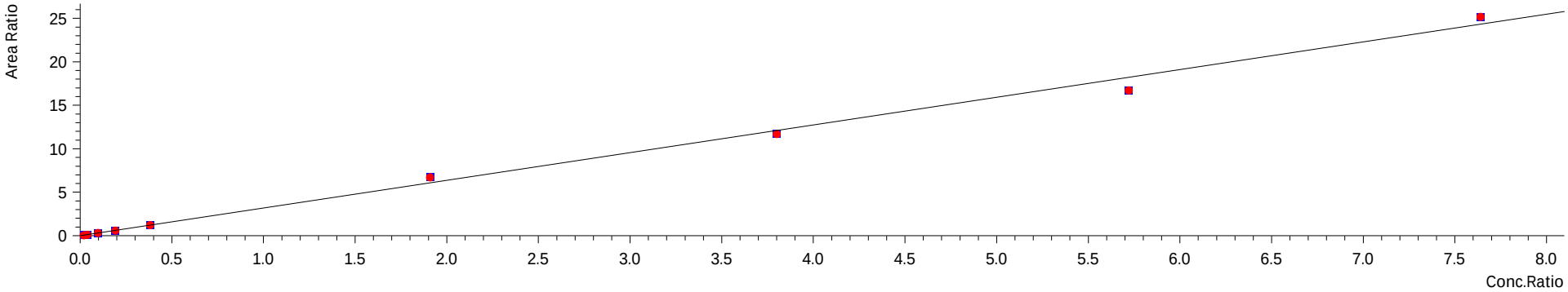

Data Filename	Sample ID	Cal Point	Mode ID	Area	ISTD Area	Std. Conc.	ISTD Amount	RF	Conc.	%Diff	RF Mean (curve)	RF %RSD (curve)	RF RSE (curve)
240315_016	1633 ICAL 0.05PPB	☑	Auto	2464	42956	0.0477	2.5000	3.006063	0.0450	-5.62	3.185211	5.571334	5.571333
240315_017	1633 ICAL 0.1PPB	☑	Auto	5907	48919	0.0950	2.5000	3.177924	0.0948	-0.23	3.185211	5.571334	5.571333
240315_018	1633 ICAL 0.25PPB	☑	Auto	15267	48388	0.2390	2.5000	3.300452	0.2476	3.62	3.185211	5.571334	5.571333
240315_019	1633 ICAL 0.5PPB	☑	Auto	29182	48478	0.4770	2.5000	3.154949	0.4725	-0.95	3.185211	5.571334	5.571333
240315_020	1633 ICAL 1.0PPB	☑	Auto	58933	48342	0.9500	2.5000	3.208131	0.9568	0.72	3.185211	5.571334	5.571333
240315_021	1633 ICAL 5.0PPB	☑	Auto	281433	41892	4.7700	2.5000	3.521005	5.2729	10.54	3.185211	5.571334	5.571333
240315_022	1633 ICAL 10.0PPB	☑	Auto	501291	42832	9.5000	2.5000	3.079888	9.1859	-3.31	3.185211	5.571334	5.571333
240315_023	1633 ICAL 15.0PPB	☑	Auto	740769	44312	14.3000	2.5000	2.922601	13.1210	-8.24	3.185211	5.571334	5.571333
240315_024	1633 ICAL 20.0PPB	☑	Auto	941637	37395	19.1000	2.5000	3.295890	19.7637	3.47	3.185211	5.571334	5.571333
240315_026	1633 ICV 1.0PPB		Auto	61356	50496	0.9500	2.5000	----	0.9537	0.39	3.185211	5.571334	5.571333
240315_027	1633 FTCA ICV 1.0PPB		ND(W/B)	----	45871	0.9500	2.5000	----	----	----	3.185211	5.571334	5.571333

Compound: 7_3 FTCA

Curve Fit: Mean RF | Weighting: 1/C | Zero: Not Forced
Quantitative Method: Internal Standard
No. of Calibration Points: 9
No. of Control Points: 2

	R^2	R	Equation
Q 441.00>317.00	----	----	

Q 441.00>317.00

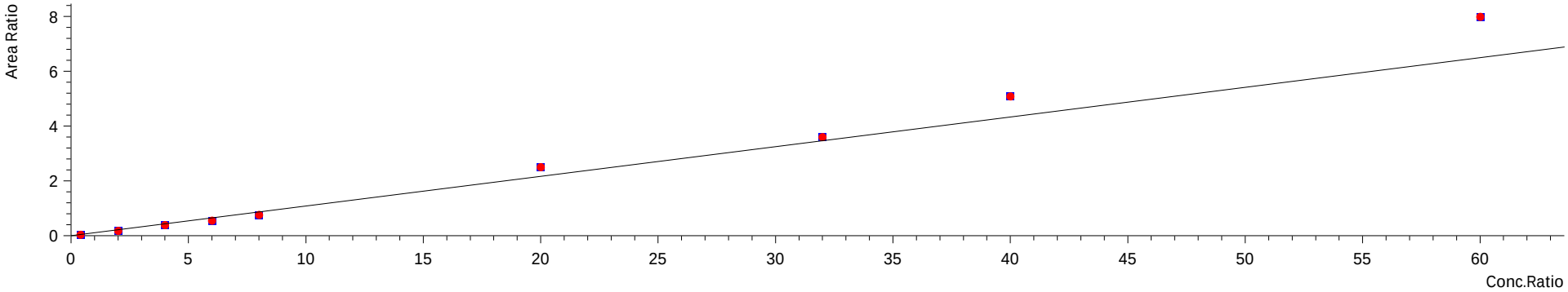

Data Filename	Sample ID	Cal Point	Mode ID	Area	ISTD Area	Std. Conc.	ISTD Amount	RF	Conc.	%Diff	RF Mean (curve)	RF %RSD (curve)	RF RSE (curve)
240315_016	1633 ICAL 0.05PPB	☑	Auto	16445	409163	1.0000	2.5000	0.100479	0.9285	-7.15	0.108222	15.312578	15.312578
240315_017	1633 ICAL 0.1PPB	☑	Auto	76809	429000	5.0000	2.5000	0.089521	4.1360	-17.28	0.108222	15.312578	15.312578
240315_018	1633 ICAL 0.25PPB	☑	Auto	150185	381052	10.0000	2.5000	0.098533	9.1047	-8.95	0.108222	15.312578	15.312578
240315_019	1633 ICAL 0.5PPB	☑	Auto	227278	411327	15.0000	2.5000	0.092091	12.7643	-14.90	0.108222	15.312578	15.312578
240315_020	1633 ICAL 1.0PPB	☑	Auto	300429	392265	20.0000	2.5000	0.095735	17.6924	-11.54	0.108222	15.312578	15.312578
240315_021	1633 ICAL 5.0PPB	☑	Auto	1001191	400480	50.0000	2.5000	0.124999	57.7513	15.50	0.108222	15.312578	15.312578
240315_022	1633 ICAL 10.0PPB	☑	Auto	1317338	366427	80.0000	2.5000	0.112347	83.0494	3.81	0.108222	15.312578	15.312578
240315_023	1633 ICAL 15.0PPB	☑	Auto	1763649	346697	100.0000	2.5000	0.127175	117.5137	17.51	0.108222	15.312578	15.312578
240315_024	1633 ICAL 20.0PPB	☑	Auto	2725176	341210	150.0000	2.5000	0.133113	184.5009	23.00	0.108222	15.312578	15.312578
240315_026	1633 ICV 1.0PPB		ND(W/B)	----	418736	20.0000	2.5000	----	----	----	0.108222	15.312578	15.312578
240315_027	1633 FTCA ICV 1.0PPB		Auto	315932	414130	20.0000	2.5000	----	17.6231	-11.88	0.108222	15.312578	15.312578

Compound: 13C2-8_2-FTS

Curve Fit: Mean RF | Weighting: None | Zero: Not Forced
Quantitative Method: Internal Standard
No. of Calibration Points: 9
No. of Control Points: 2

	R^2	R	Equation
Q 529.10>80.90	----	----	

Q 529.10>80.90

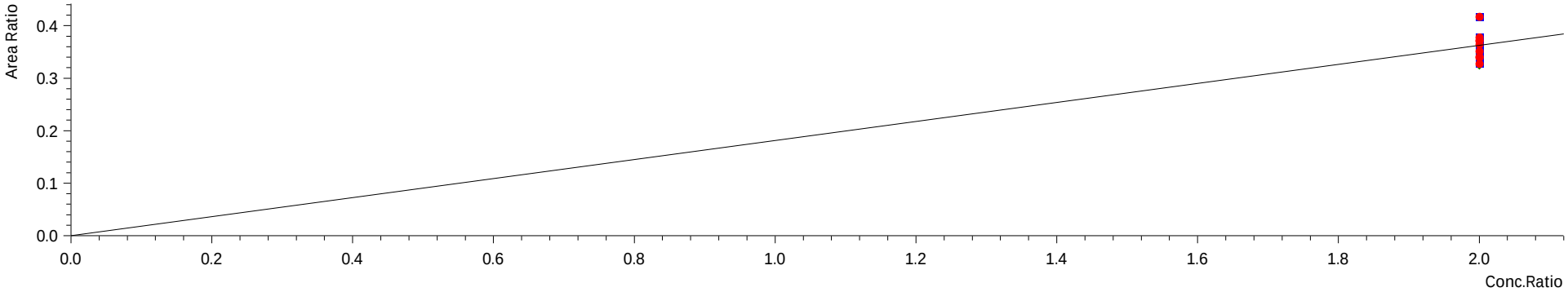

Data Filename	Sample ID	Cal Point	Mode ID	Area	ISTD Area	Std. Conc.	ISTD Amount	RF	Conc.	%Diff	RF Mean (curve)	RF %RSD (curve)	RF RSE (curve)
240315_016	1633 ICAL 0.05PPB	☑	Auto	45112	132903	5.0000	2.5000	0.169716	4.6824	-6.35	0.181227	7.371926	7.371926
240315_017	1633 ICAL 0.1PPB	☑	Auto	52043	140305	5.0000	2.5000	0.185463	5.1169	2.34	0.181227	7.371926	7.371926
240315_018	1633 ICAL 0.25PPB	☑	Auto	48363	115992	5.0000	2.5000	0.208475	5.7518	15.04	0.181227	7.371926	7.371926
240315_019	1633 ICAL 0.5PPB	☑	Auto	50244	137925	5.0000	2.5000	0.182143	5.0253	0.51	0.181227	7.371926	7.371926
240315_020	1633 ICAL 1.0PPB	☑	Auto	43350	123279	5.0000	2.5000	0.175823	4.8509	-2.98	0.181227	7.371926	7.371926
240315_021	1633 ICAL 5.0PPB	☑	Auto	45387	133120	5.0000	2.5000	0.170474	4.7033	-5.93	0.181227	7.371926	7.371926
240315_022	1633 ICAL 10.0PPB	☑	Auto	43828	117728	5.0000	2.5000	0.186140	5.1356	2.71	0.181227	7.371926	7.371926
240315_023	1633 ICAL 15.0PPB	☑	Auto	41081	108663	5.0000	2.5000	0.189028	5.2152	4.30	0.181227	7.371926	7.371926
240315_024	1633 ICAL 20.0PPB	☑	Auto	38127	116396	5.0000	2.5000	0.163782	4.5187	-9.63	0.181227	7.371926	7.371926
240315_026	1633 ICV 1.0PPB		Auto	44123	127281	5.0000	2.5000	----	4.7821	-4.36	0.181227	7.371926	7.371926
240315_027	1633 FTCA ICV 1.0PPB		Auto	45372	140299	5.0000	2.5000	----	4.4612	-10.78	0.181227	7.371926	7.371926

Compound: 13C2-8_2-FTS_IS

Curve Fit: Mean RF | Weighting: None | Zero: Not Forced
Quantitative Method: Internal Standard
No. of Calibration Points: 9
No. of Control Points: 0

	R^2	R	Equation
Q 529.10>80.90	----	----	----

Q 529.10>80.90

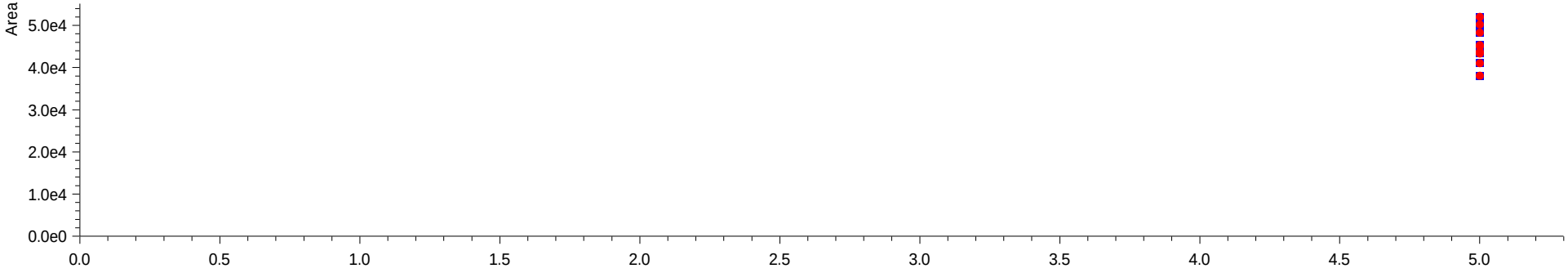

Data Filename	Sample ID	Cal Point	Mode ID	Area	ISTD Area	Std. Conc.	ISTD Amount	RF	Conc.	%Diff	RF Mean (curve)	RF %RSD (curve)	RF RSE (curve)
240315_016	1633 ICAL 0.05PPB	☐	Auto	45112	45112	5.0000	5.0000	1.000000	5.0000	0.00	----	----	----
240315_017	1633 ICAL 0.1PPB	☐	Auto	52043	52043	5.0000	5.0000	1.000000	5.0000	0.00	----	----	----
240315_018	1633 ICAL 0.25PPB	☐	Auto	48363	48363	5.0000	5.0000	1.000000	5.0000	0.00	----	----	----
240315_019	1633 ICAL 0.5PPB	☐	Auto	50244	50244	5.0000	5.0000	1.000000	5.0000	0.00	----	----	----
240315_020	1633 ICAL 1.0PPB	☐	Auto	43350	43350	5.0000	5.0000	1.000000	5.0000	0.00	----	----	----
240315_021	1633 ICAL 5.0PPB	☐	Auto	45387	45387	5.0000	5.0000	1.000000	5.0000	0.00	----	----	----
240315_022	1633 ICAL 10.0PPB	☐	Auto	43828	43828	5.0000	5.0000	1.000000	5.0000	0.00	----	----	----
240315_023	1633 ICAL 15.0PPB	☐	Auto	41081	41081	5.0000	5.0000	1.000000	5.0000	0.00	----	----	----
240315_024	1633 ICAL 20.0PPB	☐	Auto	38127	38127	5.0000	5.0000	1.000000	5.0000	0.00	----	----	----
240315_026	1633 ICV 1.0PPB		Auto	44123	44123	5.0000	5.0000	----	5.0000	0.00	----	----	----
240315_027	1633 FTCA ICV 1.0PPB		Auto	45372	45372	5.0000	5.0000	----	5.0000	0.00	----	----	----

Compound: 8_2 FTS

Curve Fit: Linear | Weighting: 1/C | Zero: Not Forced
Quantitative Method: Internal Standard
No. of Calibration Points: 9
No. of Control Points: 2

	R^2	R	Equation
Q 527.10>506.95	0.9982962	0.9991477	y = 2.182755x - 0.003260332

Q 527.10>506.95

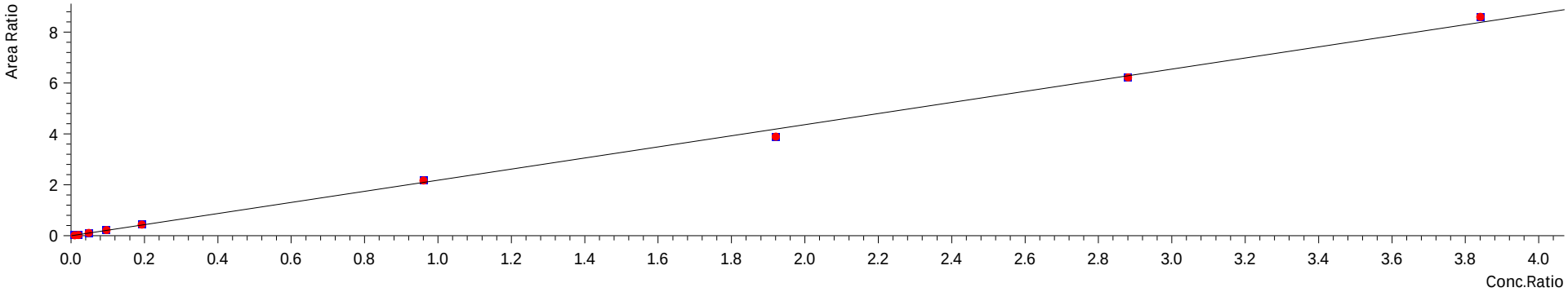

Data Filename	Sample ID	Cal Point	Mode ID	Area	ISTD Area	Std. Conc.	ISTD Amount	RF	Conc.	%Diff	RF Mean (curve)	RF %RSD (curve)	RF RSE (curve)
240315_016	1633 ICAL 0.05PPB	☑	Auto	802	45112	0.0480	5.0000	1.851241	0.0482	0.37	2.112159	12.791410	10.433304
240315_017	1633 ICAL 0.1PPB	☑	Auto	1523	52043	0.0960	5.0000	1.523987	0.0745	-22.40	2.112159	12.791410	10.433304
240315_018	1633 ICAL 0.25PPB	☑	M	5415	48363	0.2400	5.0000	2.332626	0.2639	9.98	2.112159	12.791410	10.433304
240315_019	1633 ICAL 0.5PPB	☑	M	11144	50244	0.4800	5.0000	2.310406	0.5155	7.40	2.112159	12.791410	10.433304
240315_020	1633 ICAL 1.0PPB	☑	Auto	19089	43350	0.9600	5.0000	2.293431	1.0161	5.85	2.112159	12.791410	10.433304
240315_021	1633 ICAL 5.0PPB	☑	Auto	98734	45387	4.8000	5.0000	2.266034	4.9906	3.97	2.112159	12.791410	10.433304
240315_022	1633 ICAL 10.0PPB	☑	M	170866	43828	9.6000	5.0000	2.030502	8.9378	-6.90	2.112159	12.791410	10.433304
240315_023	1633 ICAL 15.0PPB	☑	Auto	255644	41081	14.4000	5.0000	2.160755	14.2623	-0.96	2.112159	12.791410	10.433304
240315_024	1633 ICAL 20.0PPB	☑	Auto	328019	38127	19.2000	5.0000	2.240445	19.7149	2.68	2.112159	12.791410	10.433304
240315_026	1633 ICV 1.0PPB		MI	19537	44123	0.9600	5.0000	----	1.0218	6.43	2.112159	12.791410	10.433304
240315_027	1633 FTCA ICV 1.0PPB		ND(W/B)	----	45372	0.9600	5.0000	----	----	----	2.112159	12.791410	10.433304

Compound: 13C6-PFDA_IS

Curve Fit: Mean RF | Weighting: None | Zero: Not Forced
Quantitative Method: Internal Standard
No. of Calibration Points: 9
No. of Control Points: 0

	R^2	R	Equation
Q 519.10>474.10	----	----	----

Q 519.10>474.10

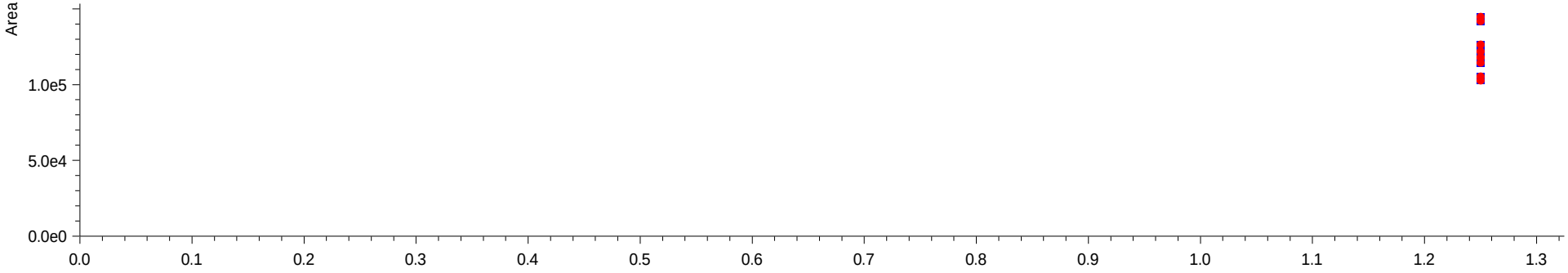

Data Filename	Sample ID	Cal Point	Mode ID	Area	ISTD Area	Std. Conc.	ISTD Amount	RF	Conc.	%Diff	RF Mean (curve)	RF %RSD (curve)	RF RSE (curve)
240315_016	1633 ICAL 0.05PPB	☐	Auto	126533	126533	1.2500	1.2500	1.000000	1.2500	0.00	----	----	----
240315_017	1633 ICAL 0.1PPB	☐	Auto	144730	144730	1.2500	1.2500	1.000000	1.2500	0.00	----	----	----
240315_018	1633 ICAL 0.25PPB	☐	Auto	118155	118155	1.2500	1.2500	1.000000	1.2500	0.00	----	----	----
240315_019	1633 ICAL 0.5PPB	☐	Auto	141956	141956	1.2500	1.2500	1.000000	1.2500	0.00	----	----	----
240315_020	1633 ICAL 1.0PPB	☐	Auto	117832	117832	1.2500	1.2500	1.000000	1.2500	0.00	----	----	----
240315_021	1633 ICAL 5.0PPB	☐	Auto	121940	121940	1.2500	1.2500	1.000000	1.2500	0.00	----	----	----
240315_022	1633 ICAL 10.0PPB	☐	Auto	105385	105385	1.2500	1.2500	1.000000	1.2500	0.00	----	----	----
240315_023	1633 ICAL 15.0PPB	☐	Auto	114554	114554	1.2500	1.2500	1.000000	1.2500	0.00	----	----	----
240315_024	1633 ICAL 20.0PPB	☐	Auto	102812	102812	1.2500	1.2500	1.000000	1.2500	0.00	----	----	----
240315_026	1633 ICV 1.0PPB		Auto	112230	112230	1.2500	1.2500	----	1.2500	0.00	----	----	----
240315_027	1633 FTCA ICV 1.0PPB		Auto	134302	134302	1.2500	1.2500	----	1.2500	0.00	----	----	----

Compound: 13C6-PFDA

Curve Fit: Mean RF | Weighting: None | Zero: Not Forced
Quantitative Method: Internal Standard
No. of Calibration Points: 9
No. of Control Points: 2

	R^2	R	Equation
Q 519.10>474.10	----	----	

Q 519.10>474.10

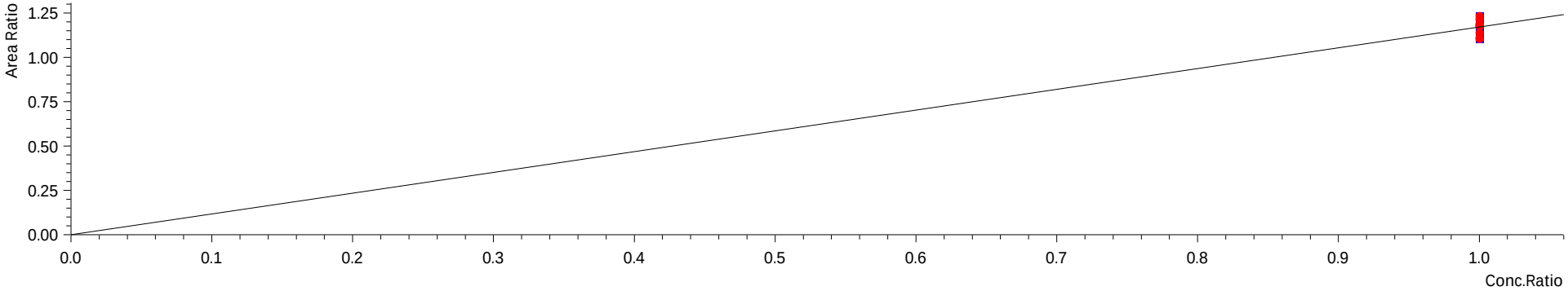

Data Filename	Sample ID	Cal Point	Mode ID	Area	ISTD Area	Std. Conc.	ISTD Amount	RF	Conc.	%Diff	RF Mean (curve)	RF %RSD (curve)	RF RSE (curve)
240315_016	1633 ICAL 0.05PPB	☑	Auto	126533	113939	1.2500	1.2500	1.110529	1.1864	-5.09	1.170104	3.771218	3.771218
240315_017	1633 ICAL 0.1PPB	☑	Auto	144730	122123	1.2500	1.2500	1.185118	1.2660	1.28	1.170104	3.771218	3.771218
240315_018	1633 ICAL 0.25PPB	☑	Auto	118155	97053	1.2500	1.2500	1.217425	1.3006	4.04	1.170104	3.771218	3.771218
240315_019	1633 ICAL 0.5PPB	☑	Auto	141956	115151	1.2500	1.2500	1.232784	1.3170	5.36	1.170104	3.771218	3.771218
240315_020	1633 ICAL 1.0PPB	☑	Auto	117832	100265	1.2500	1.2500	1.175210	1.2555	0.44	1.170104	3.771218	3.771218
240315_021	1633 ICAL 5.0PPB	☑	Auto	121940	110400	1.2500	1.2500	1.104527	1.1799	-5.60	1.170104	3.771218	3.771218
240315_022	1633 ICAL 10.0PPB	☑	Auto	105385	88658	1.2500	1.2500	1.188673	1.2698	1.59	1.170104	3.771218	3.771218
240315_023	1633 ICAL 15.0PPB	☑	Auto	114554	97338	1.2500	1.2500	1.176869	1.2572	0.58	1.170104	3.771218	3.771218
240315_024	1633 ICAL 20.0PPB	☑	Auto	102812	90201	1.2500	1.2500	1.139804	1.2176	-2.59	1.170104	3.771218	3.771218
240315_026	1633 ICV 1.0PPB		Auto	112230	94759	1.2500	1.2500	----	1.2652	1.22	1.170104	3.771218	3.771218
240315_027	1633 FTCA ICV 1.0PPB		Auto	134302	110824	1.2500	1.2500	----	1.2946	3.57	1.170104	3.771218	3.771218

Insight Report

Calibration
Printed 3/18/2024 12:12:24

Compound: 13C2-PFDA_IS

Curve Fit: Mean RF | Weighting: None | Zero: Not Forced
Quantitative Method: Internal Standard
No. of Calibration Points: 9
No. of Control Points: 0

	R^2	R	Equation
Q 515.10>470.10	----	----	----

Q 515.10>470.10

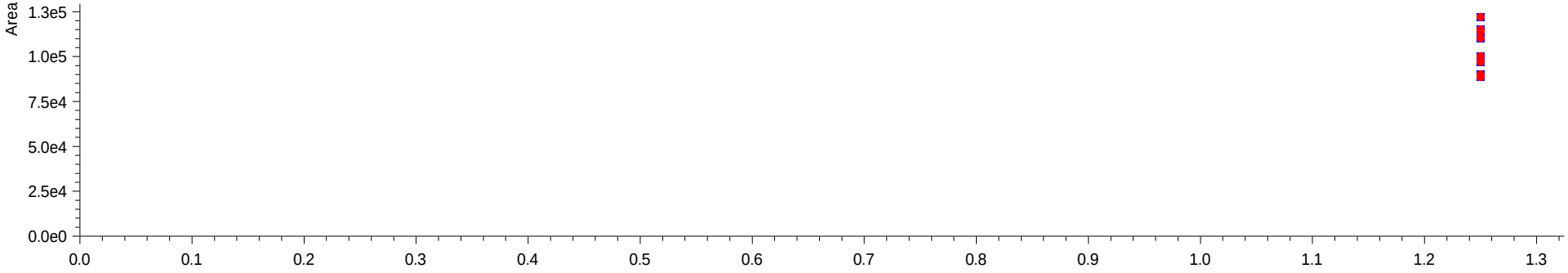

Data Filename	Sample ID	Cal Point	Mode ID	Area	ISTD Area	Std. Conc.	ISTD Amount	RF	Conc.	%Diff	RF Mean (curve)	RF %RSD (curve)	RF RSE (curve)
240315_016	1633 ICAL 0.05PPB	☐	Auto	113939	113939	1.2500	1.2500	1.000000	1.2500	0.00	----	----	----
240315_017	1633 ICAL 0.1PPB	☐	Auto	122123	122123	1.2500	1.2500	1.000000	1.2500	0.00	----	----	----
240315_018	1633 ICAL 0.25PPB	☐	Auto	97053	97053	1.2500	1.2500	1.000000	1.2500	0.00	----	----	----
240315_019	1633 ICAL 0.5PPB	☐	Auto	115151	115151	1.2500	1.2500	1.000000	1.2500	0.00	----	----	----
240315_020	1633 ICAL 1.0PPB	☐	Auto	100265	100265	1.2500	1.2500	1.000000	1.2500	0.00	----	----	----
240315_021	1633 ICAL 5.0PPB	☐	Auto	110400	110400	1.2500	1.2500	1.000000	1.2500	0.00	----	----	----
240315_022	1633 ICAL 10.0PPB	☐	Auto	88658	88658	1.2500	1.2500	1.000000	1.2500	0.00	----	----	----
240315_023	1633 ICAL 15.0PPB	☐	Auto	97338	97338	1.2500	1.2500	1.000000	1.2500	0.00	----	----	----
240315_024	1633 ICAL 20.0PPB	☐	Auto	90201	90201	1.2500	1.2500	1.000000	1.2500	0.00	----	----	----
240315_026	1633 ICV 1.0PPB		Auto	94759	94759	1.2500	1.2500	----	1.2500	0.00	----	----	----
240315_027	1633 FTCA ICV 1.0PPB		Auto	110824	110824	1.2500	1.2500	----	1.2500	0.00	----	----	----

Compound: PFDA

Curve Fit: Mean RF | Weighting: 1/C | Zero: Not Forced
Quantitative Method: Internal Standard
No. of Calibration Points: 8
No. of Control Points: 2

	R^2	R	Equation
Q 512.90>469.00	----	----	

Q 512.90>469.00

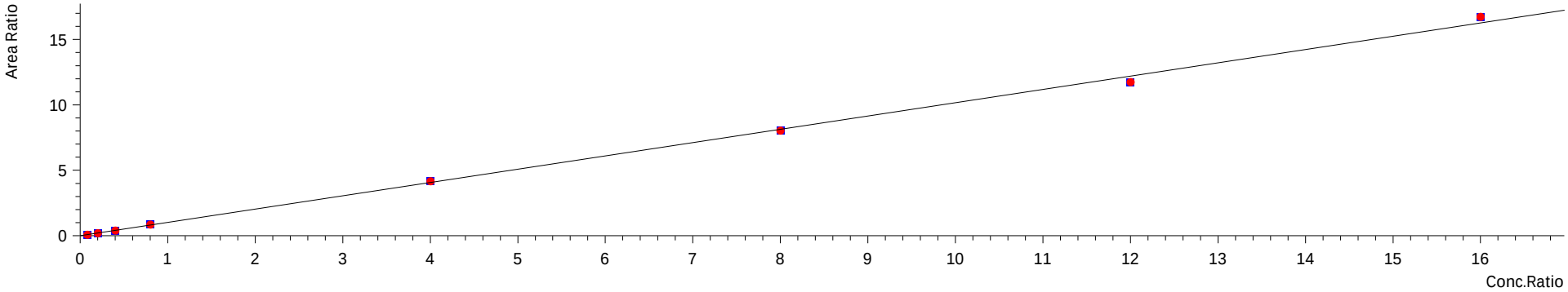

Data Filename	Sample ID	Cal Point	Mode ID	Area	ISTD Area	Std. Conc.	ISTD Amount	RF	Conc.	%Diff	RF Mean (curve)	RF %RSD (curve)	RF RSE (curve)
240315_017	1633 ICAL 0.1PPB	☑	Auto	11963	144730	0.1000	1.2500	1.033195	0.1017	1.69	1.016051	3.403310	3.403309
240315_018	1633 ICAL 0.25PPB	☑	Auto	22777	118155	0.2500	1.2500	0.963845	0.2372	-5.14	1.016051	3.403310	3.403309
240315_019	1633 ICAL 0.5PPB	☑	Auto	56557	141956	0.5000	1.2500	0.996025	0.4901	-1.97	1.016051	3.403310	3.403309
240315_020	1633 ICAL 1.0PPB	☑	Auto	100000	117832	1.0000	1.2500	1.060832	1.0441	4.41	1.016051	3.403310	3.403309
240315_021	1633 ICAL 5.0PPB	☑	Auto	508232	121940	5.0000	1.2500	1.041975	5.1276	2.55	1.016051	3.403310	3.403309
240315_022	1633 ICAL 10.0PPB	☑	Auto	848325	105385	10.0000	1.2500	1.006220	9.9032	-0.97	1.016051	3.403310	3.403309
240315_023	1633 ICAL 15.0PPB	☑	Auto	1347575	114554	15.0000	1.2500	0.980303	14.4723	-3.52	1.016051	3.403310	3.403309
240315_024	1633 ICAL 20.0PPB	☑	Auto	1720686	102812	20.0000	1.2500	1.046014	20.5898	2.95	1.016051	3.403310	3.403309
240315_026	1633 ICV 1.0PPB		Auto	98050	112230	1.0000	1.2500	----	1.0748	7.48	1.016051	3.403310	3.403309
240315_027	1633 FTCA ICV 1.0PPB		ND(W/B)	----	134302	1.0000	1.2500	----	----	----	1.016051	3.403310	3.403309

Insight Report

Calibration
Printed 3/18/2024 12:12:24

Compound: D3-NMeFOSAA_IS

Curve Fit: Mean RF | Weighting: None | Zero: Not Forced
Quantitative Method: Internal Standard
No. of Calibration Points: 9
No. of Control Points: 0

	R^2	R	Equation
Q 573.20>419.00	----	----	----

Q 573.20>419.00

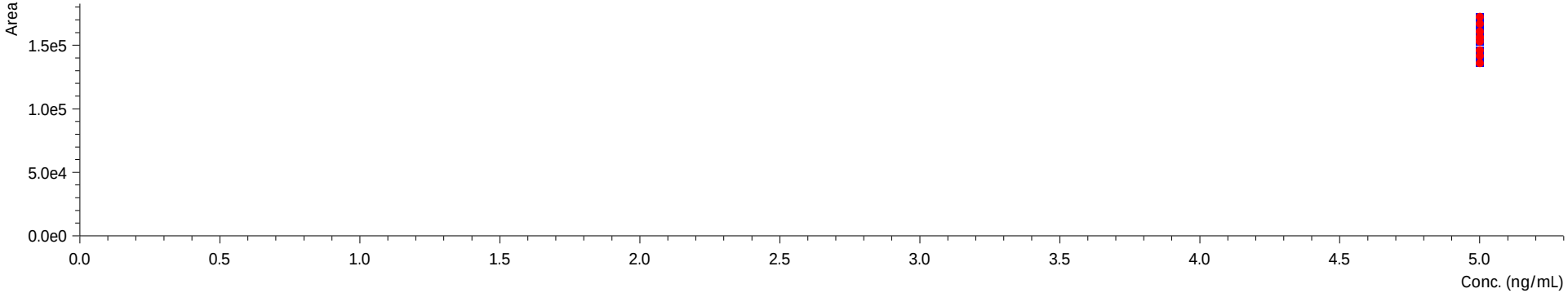

Data Filename	Sample ID	Cal Point	Mode ID	Area	ISTD Area	Std. Conc.	ISTD Amount	RF	Conc.	%Diff	RF Mean (curve)	RF %RSD (curve)	RF RSE (curve)
240315_016	1633 ICAL 0.05PPB	☐	Auto	146103	146103	5.0000	5.0000	1.000000	5.0000	0.00	----	----	----
240315_017	1633 ICAL 0.1PPB	☐	Auto	156718	156718	5.0000	5.0000	1.000000	5.0000	0.00	----	----	----
240315_018	1633 ICAL 0.25PPB	☐	Auto	172416	172416	5.0000	5.0000	1.000000	5.0000	0.00	----	----	----
240315_019	1633 ICAL 0.5PPB	☐	Auto	156251	156251	5.0000	5.0000	1.000000	5.0000	0.00	----	----	----
240315_020	1633 ICAL 1.0PPB	☐	Auto	161037	161037	5.0000	5.0000	1.000000	5.0000	0.00	----	----	----
240315_021	1633 ICAL 5.0PPB	☐	Auto	167193	167193	5.0000	5.0000	1.000000	5.0000	0.00	----	----	----
240315_022	1633 ICAL 10.0PPB	☐	Auto	153091	153091	5.0000	5.0000	1.000000	5.0000	0.00	----	----	----
240315_023	1633 ICAL 15.0PPB	☐	Auto	136083	136083	5.0000	5.0000	1.000000	5.0000	0.00	----	----	----
240315_024	1633 ICAL 20.0PPB	☐	Auto	141844	141844	5.0000	5.0000	1.000000	5.0000	0.00	----	----	----
240315_026	1633 ICV 1.0PPB		Auto	159969	159969	5.0000	5.0000	----	5.0000	0.00	----	----	----
240315_027	1633 FTCA ICV 1.0PPB		Auto	154156	154156	5.0000	5.0000	----	5.0000	0.00	----	----	----

Compound: D3-NMeFOSAA

Curve Fit: Mean RF | Weighting: None | Zero: Not Forced
Quantitative Method: Internal Standard
No. of Calibration Points: 9
No. of Control Points: 2

	R^2	R	Equation
Q 573.20>419.00	----	----	

Q 573.20>419.00

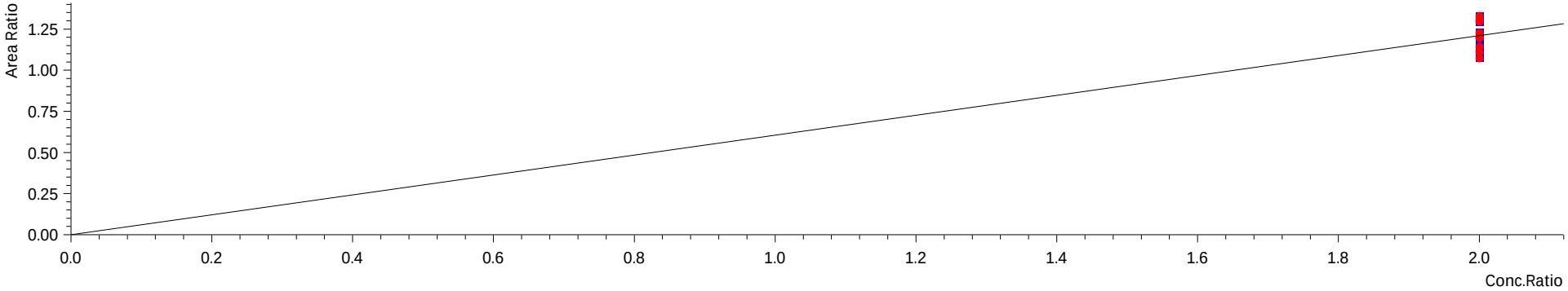

Data Filename	Sample ID	Cal Point	Mode ID	Area	ISTD Area	Std. Conc.	ISTD Amount	RF	Conc.	%Diff	RF Mean (curve)	RF %RSD (curve)	RF RSE (curve)
240315_016	1633 ICAL 0.05PPB	☑	Auto	146103	127751	5.0000	2.5000	0.571826	4.7276	-5.45	0.604776	7.425116	7.425116
240315_017	1633 ICAL 0.1PPB	☑	Auto	156718	141072	5.0000	2.5000	0.555455	4.5922	-8.16	0.604776	7.425116	7.425116
240315_018	1633 ICAL 0.25PPB	☑	Auto	172416	129673	5.0000	2.5000	0.664809	5.4963	9.93	0.604776	7.425116	7.425116
240315_019	1633 ICAL 0.5PPB	☑	Auto	156251	130468	5.0000	2.5000	0.598807	4.9507	-0.99	0.604776	7.425116	7.425116
240315_020	1633 ICAL 1.0PPB	☑	Auto	161037	134409	5.0000	2.5000	0.599053	4.9527	-0.95	0.604776	7.425116	7.425116
240315_021	1633 ICAL 5.0PPB	☑	Auto	167193	127903	5.0000	2.5000	0.653593	5.4036	8.07	0.604776	7.425116	7.425116
240315_022	1633 ICAL 10.0PPB	☑	Auto	153091	124551	5.0000	2.5000	0.614570	5.0810	1.62	0.604776	7.425116	7.425116
240315_023	1633 ICAL 15.0PPB	☑	Auto	136083	126719	5.0000	2.5000	0.536949	4.4392	-11.22	0.604776	7.425116	7.425116
240315_024	1633 ICAL 20.0PPB	☑	Auto	141844	109460	5.0000	2.5000	0.647923	5.3567	7.13	0.604776	7.425116	7.425116
240315_026	1633 ICV 1.0PPB		Auto	159969	143722	5.0000	2.5000	----	4.6011	-7.98	0.604776	7.425116	7.425116
240315_027	1633 FTCA ICV 1.0PPB		Auto	154156	142236	5.0000	2.5000	----	4.4802	-10.40	0.604776	7.425116	7.425116

Compound: 13C8-PFOS_IS

Curve Fit: Mean RF | Weighting: None | Zero: Not Forced
Quantitative Method: Internal Standard
No. of Calibration Points: 9
No. of Control Points: 0

	R^2	R	Equation
Q 507.10>98.90	----	----	----

Q 507.10>98.90

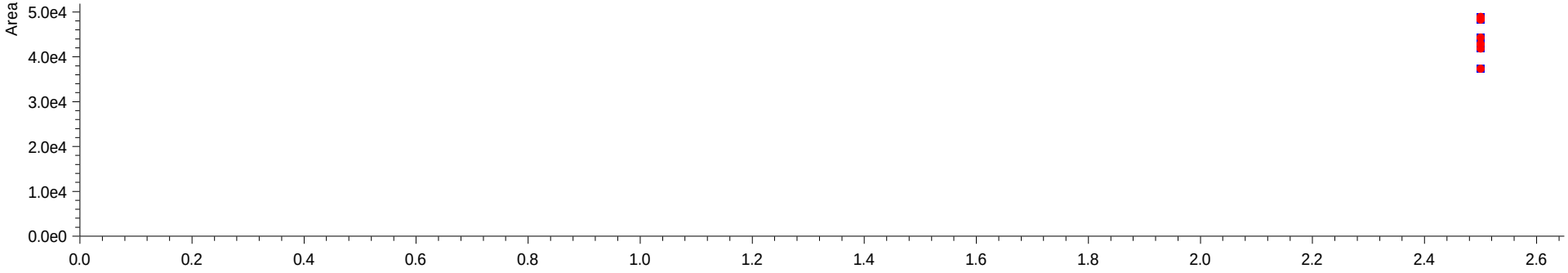

Data Filename	Sample ID	Cal Point	Mode ID	Area	ISTD Area	Std. Conc.	ISTD Amount	RF	Conc.	%Diff	RF Mean (curve)	RF %RSD (curve)	RF RSE (curve)
240315_016	1633 ICAL 0.05PPB	☐	Auto	42956	42956	2.5000	2.5000	1.000000	2.5000	0.00	----	----	----
240315_017	1633 ICAL 0.1PPB	☐	Auto	48919	48919	2.5000	2.5000	1.000000	2.5000	0.00	----	----	----
240315_018	1633 ICAL 0.25PPB	☐	Auto	48388	48388	2.5000	2.5000	1.000000	2.5000	0.00	----	----	----
240315_019	1633 ICAL 0.5PPB	☐	Auto	48478	48478	2.5000	2.5000	1.000000	2.5000	0.00	----	----	----
240315_020	1633 ICAL 1.0PPB	☐	Auto	48342	48342	2.5000	2.5000	1.000000	2.5000	0.00	----	----	----
240315_021	1633 ICAL 5.0PPB	☐	Auto	41892	41892	2.5000	2.5000	1.000000	2.5000	0.00	----	----	----
240315_022	1633 ICAL 10.0PPB	☐	Auto	42832	42832	2.5000	2.5000	1.000000	2.5000	0.00	----	----	----
240315_023	1633 ICAL 15.0PPB	☐	Auto	44312	44312	2.5000	2.5000	1.000000	2.5000	0.00	----	----	----
240315_024	1633 ICAL 20.0PPB	☐	Auto	37395	37395	2.5000	2.5000	1.000000	2.5000	0.00	----	----	----
240315_026	1633 ICV 1.0PPB		Auto	50496	50496	2.5000	2.5000	----	2.5000	0.00	----	----	----
240315_027	1633 FTCA ICV 1.0PPB		Auto	45871	45871	2.5000	2.5000	----	2.5000	0.00	----	----	----

Compound: 13C8-PFOS

Curve Fit: Mean RF | Weighting: None | Zero: Not Forced
Quantitative Method: Internal Standard
No. of Calibration Points: 9
No. of Control Points: 2

	R^2	R	Equation
Q 507.10>98.90	----	----	

Q 507.10>98.90

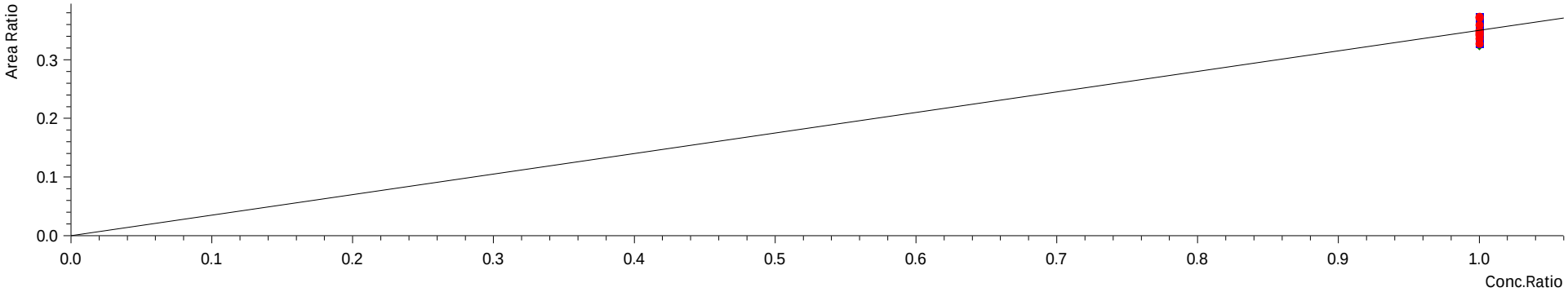

Data Filename	Sample ID	Cal Point	Mode ID	Area	ISTD Area	Std. Conc.	ISTD Amount	RF	Conc.	%Diff	RF Mean (curve)	RF %RSD (curve)	RF RSE (curve)
240315_016	1633 ICAL 0.05PPB	☑	Auto	42956	127751	2.5000	2.5000	0.336243	2.4016	-3.93	0.350014	4.410518	4.410518
240315_017	1633 ICAL 0.1PPB	☑	Auto	48919	141072	2.5000	2.5000	0.346762	2.4768	-0.93	0.350014	4.410518	4.410518
240315_018	1633 ICAL 0.25PPB	☑	Auto	48388	129673	2.5000	2.5000	0.373150	2.6653	6.61	0.350014	4.410518	4.410518
240315_019	1633 ICAL 0.5PPB	☑	Auto	48478	130468	2.5000	2.5000	0.371567	2.6539	6.16	0.350014	4.410518	4.410518
240315_020	1633 ICAL 1.0PPB	☑	Auto	48342	134409	2.5000	2.5000	0.359664	2.5689	2.76	0.350014	4.410518	4.410518
240315_021	1633 ICAL 5.0PPB	☑	Auto	41892	127903	2.5000	2.5000	0.327529	2.3394	-6.42	0.350014	4.410518	4.410518
240315_022	1633 ICAL 10.0PPB	☑	Auto	42832	124551	2.5000	2.5000	0.343893	2.4563	-1.75	0.350014	4.410518	4.410518
240315_023	1633 ICAL 15.0PPB	☑	Auto	44312	126719	2.5000	2.5000	0.349683	2.4976	-0.09	0.350014	4.410518	4.410518
240315_024	1633 ICAL 20.0PPB	☑	Auto	37395	109460	2.5000	2.5000	0.341634	2.4401	-2.39	0.350014	4.410518	4.410518
240315_026	1633 ICV 1.0PPB		Auto	50496	143722	2.5000	2.5000	----	2.5095	0.38	0.350014	4.410518	4.410518
240315_027	1633 FTCA ICV 1.0PPB		Auto	45871	142236	2.5000	2.5000	----	2.3035	-7.86	0.350014	4.410518	4.410518

Insight Report

Calibration
Printed 3/18/2024 12:12:24

Compound: 13C4-PFOS_IS

Curve Fit: Mean RF | Weighting: None | Zero: Not Forced
Quantitative Method: Internal Standard
No. of Calibration Points: 9
No. of Control Points: 0

	R^2	R	Equation
Q 502.80>79.90	----	----	----

Q 502.80>79.90

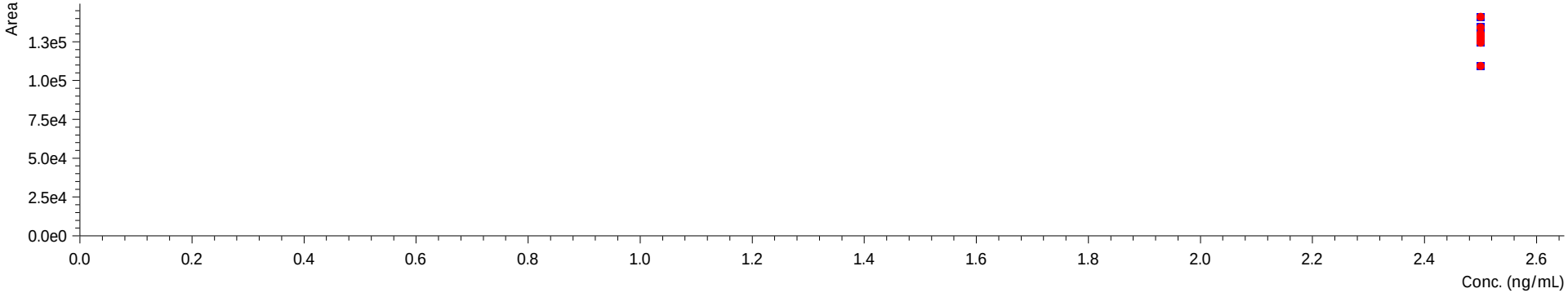

Data Filename	Sample ID	Cal Point	Mode ID	Area	ISTD Area	Std. Conc.	ISTD Amount	RF	Conc.	%Diff	RF Mean (curve)	RF %RSD (curve)	RF RSE (curve)
240315_016	1633 ICAL 0.05PPB	☐	Auto	127751	127751	2.5000	2.5000	1.000000	2.5000	0.00	----	----	----
240315_017	1633 ICAL 0.1PPB	☐	Auto	141072	141072	2.5000	2.5000	1.000000	2.5000	0.00	----	----	----
240315_018	1633 ICAL 0.25PPB	☐	Auto	129673	129673	2.5000	2.5000	1.000000	2.5000	0.00	----	----	----
240315_019	1633 ICAL 0.5PPB	☐	Auto	130468	130468	2.5000	2.5000	1.000000	2.5000	0.00	----	----	----
240315_020	1633 ICAL 1.0PPB	☐	Auto	134409	134409	2.5000	2.5000	1.000000	2.5000	0.00	----	----	----
240315_021	1633 ICAL 5.0PPB	☐	Auto	127903	127903	2.5000	2.5000	1.000000	2.5000	0.00	----	----	----
240315_022	1633 ICAL 10.0PPB	☐	Auto	124551	124551	2.5000	2.5000	1.000000	2.5000	0.00	----	----	----
240315_023	1633 ICAL 15.0PPB	☐	Auto	126719	126719	2.5000	2.5000	1.000000	2.5000	0.00	----	----	----
240315_024	1633 ICAL 20.0PPB	☐	Auto	109460	109460	2.5000	2.5000	1.000000	2.5000	0.00	----	----	----
240315_026	1633 ICV 1.0PPB		Auto	143722	143722	2.5000	2.5000	----	2.5000	0.00	----	----	----
240315_027	1633 FTCA ICV 1.0PPB		Auto	142236	142236	2.5000	2.5000	----	2.5000	0.00	----	----	----

Compound: PFOS

Curve Fit: Linear | Weighting: 1/C | Zero: Not Forced
Quantitative Method: Internal Standard
No. of Calibration Points: 9
No. of Control Points: 2

	R^2	R	Equation
Q 498.90>79.90	0.9972056	0.9986018	y = 2.666658x + 0.01271834

Q 498.90>79.90

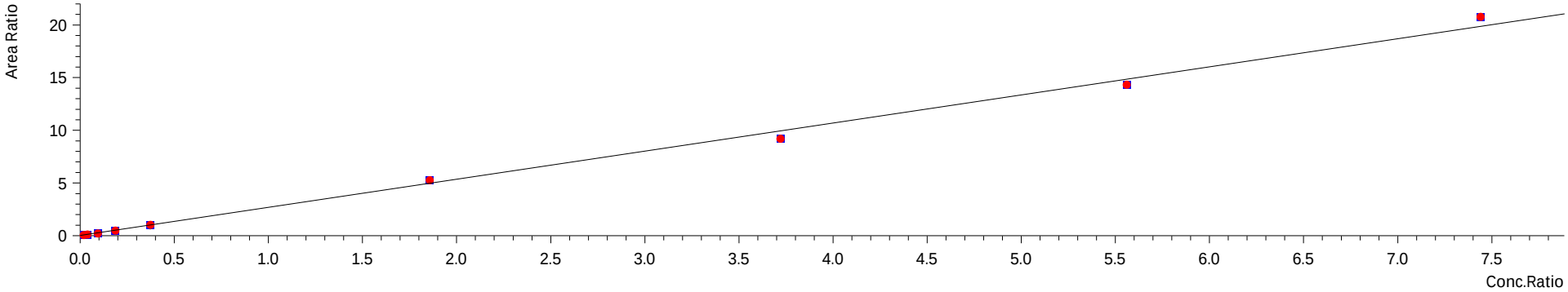

Data Filename	Sample ID	Cal Point	Mode ID	Area	ISTD Area	Std. Conc.	ISTD Amount	RF	Conc.	%Diff	RF Mean (curve)	RF %RSD (curve)	RF RSE (curve)
240315_016	1633 ICAL 0.05PPB	☑	M	2885	42956	0.0464	2.5000	3.618838	0.0510	10.01	2.808946	13.017104	8.153324
240315_017	1633 ICAL 0.1PPB	☑	M	5607	48919	0.0930	2.5000	3.081067	0.0955	2.72	2.808946	13.017104	8.153324
240315_018	1633 ICAL 0.25PPB	☑	M	10831	48388	0.2330	2.5000	2.401735	0.1979	-15.05	2.808946	13.017104	8.153324
240315_019	1633 ICAL 0.5PPB	☑	M	24509	48478	0.4640	2.5000	2.723931	0.4620	-0.42	2.808946	13.017104	8.153324
240315_020	1633 ICAL 1.0PPB	☑	M	49769	48342	0.9300	2.5000	2.767541	0.9533	2.50	2.808946	13.017104	8.153324
240315_021	1633 ICAL 5.0PPB	☑	M	220835	41892	4.6400	2.5000	2.840270	4.9302	6.25	2.808946	13.017104	8.153324
240315_022	1633 ICAL 10.0PPB	☑	M	394595	42832	9.3000	2.5000	2.476493	8.6249	-7.26	2.808946	13.017104	8.153324
240315_023	1633 ICAL 15.0PPB	☑	M	635313	44312	13.9000	2.5000	2.578669	13.4294	-3.39	2.808946	13.017104	8.153324
240315_024	1633 ICAL 20.0PPB	☑	M	776785	37395	18.6000	2.5000	2.791969	19.4621	4.64	2.808946	13.017104	8.153324
240315_026	1633 ICV 1.0PPB		M	47233	50496	0.9300	2.5000	----	0.8650	-6.99	2.808946	13.017104	8.153324
240315_027	1633 FTCA ICV 1.0PPB		ND(W/B)	----	45871	0.9300	2.5000	----	----	----	2.808946	13.017104	8.153324

Calibration
Printed 3/18/2024 12:12:24

Compound: NMeFOSAA

Curve Fit: Mean RF | Weighting: 1/C | Zero: Not Forced
Quantitative Method: Internal Standard
No. of Calibration Points: 9
No. of Control Points: 2

	R^2	R	Equation
Q 570.10>419.00	----	----	

Q 570.10>419.00

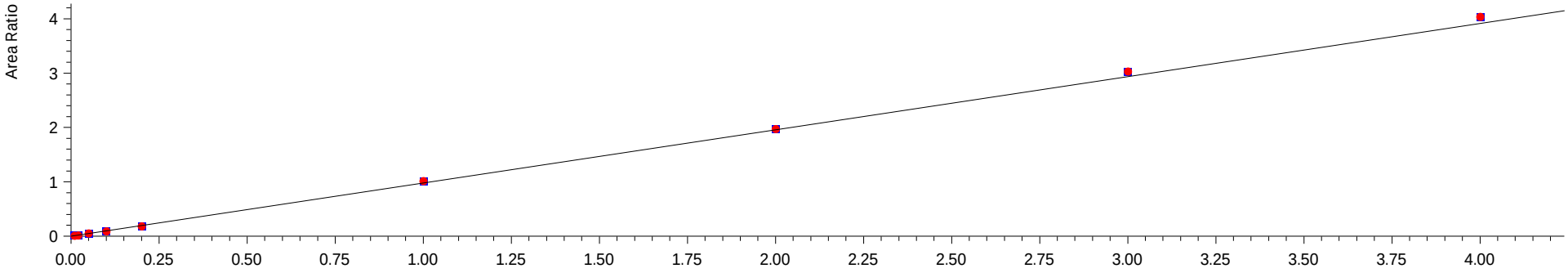

Data Filename	Sample ID	Cal Point	Mode ID	Area	ISTD Area	Std. Conc.	ISTD Amount	RF	Conc.	%Diff	RF Mean (curve)	RF %RSD (curve)	RF RSE (curve)
240315_016	1633 ICAL 0.05PPB	☑	M	1729	146103	0.0500	5.0000	1.183382	0.0605	20.96	0.978341	12.024119	12.024119
240315_017	1633 ICAL 0.1PPB	☑	M	2319	156718	0.1000	5.0000	0.739774	0.0756	-24.38	0.978341	12.024119	12.024119
240315_018	1633 ICAL 0.25PPB	☑	M	8753	172416	0.2500	5.0000	1.015288	0.2594	3.78	0.978341	12.024119	12.024119
240315_019	1633 ICAL 0.5PPB	☑	M	14586	156251	0.5000	5.0000	0.933486	0.4771	-4.58	0.978341	12.024119	12.024119
240315_020	1633 ICAL 1.0PPB	☑	M	29275	161037	1.0000	5.0000	0.908964	0.9291	-7.09	0.978341	12.024119	12.024119
240315_021	1633 ICAL 5.0PPB	☑	M	169988	167193	5.0000	5.0000	1.016720	5.1961	3.92	0.978341	12.024119	12.024119
240315_022	1633 ICAL 10.0PPB	☑	M	302352	153091	10.0000	5.0000	0.987492	10.0935	0.94	0.978341	12.024119	12.024119
240315_023	1633 ICAL 15.0PPB	☑	M	412783	136083	15.0000	5.0000	1.011104	15.5023	3.35	0.978341	12.024119	12.024119
240315_024	1633 ICAL 20.0PPB	☑	M	572399	141844	20.0000	5.0000	1.008856	20.6238	3.12	0.978341	12.024119	12.024119
240315_026	1633 ICV 1.0PPB		M	28498	159969	1.0000	5.0000	----	0.9105	-8.95	0.978341	12.024119	12.024119
240315_027	1633 FTCA ICV 1.0PPB		ND(W/B)	----	154156	1.0000	5.0000	----	----	----	0.978341	12.024119	12.024119

Insight Report

Calibration
Printed 3/18/2024 12:12:24

Compound: D5-NEtFOSAA_IS

Curve Fit: Mean RF | Weighting: None | Zero: Not Forced
Quantitative Method: Internal Standard
No. of Calibration Points: 9
No. of Control Points: 0

	R^2	R	Equation
Q 589.20>419.00	----	----	----

Q 589.20>419.00

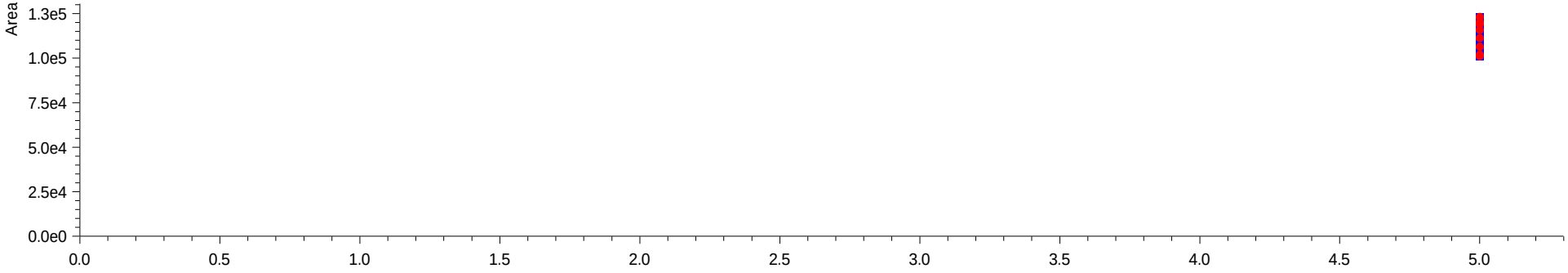

Data Filename	Sample ID	Cal Point	Mode ID	Area	ISTD Area	Std. Conc.	ISTD Amount	RF	Conc.	%Diff	RF Mean (curve)	RF %RSD (curve)	RF RSE (curve)
240315_016	1633 ICAL 0.05PPB	☐	Auto	106471	106471	5.0000	5.0000	1.000000	5.0000	0.00	----	----	----
240315_017	1633 ICAL 0.1PPB	☐	Auto	119418	119418	5.0000	5.0000	1.000000	5.0000	0.00	----	----	----
240315_018	1633 ICAL 0.25PPB	☐	Auto	120457	120457	5.0000	5.0000	1.000000	5.0000	0.00	----	----	----
240315_019	1633 ICAL 0.5PPB	☐	Auto	115862	115862	5.0000	5.0000	1.000000	5.0000	0.00	----	----	----
240315_020	1633 ICAL 1.0PPB	☐	Auto	119119	119119	5.0000	5.0000	1.000000	5.0000	0.00	----	----	----
240315_021	1633 ICAL 5.0PPB	☐	Auto	111442	111442	5.0000	5.0000	1.000000	5.0000	0.00	----	----	----
240315_022	1633 ICAL 10.0PPB	☐	Auto	123230	123230	5.0000	5.0000	1.000000	5.0000	0.00	----	----	----
240315_023	1633 ICAL 15.0PPB	☐	Auto	102182	102182	5.0000	5.0000	1.000000	5.0000	0.00	----	----	----
240315_024	1633 ICAL 20.0PPB	☐	Auto	101307	101307	5.0000	5.0000	1.000000	5.0000	0.00	----	----	----
240315_026	1633 ICV 1.0PPB		Auto	121993	121993	5.0000	5.0000	----	5.0000	0.00	----	----	----
240315_027	1633 FTCA ICV 1.0PPB		Auto	101665	101665	5.0000	5.0000	----	5.0000	0.00	----	----	----

Compound: D5-NEtFOSAA

Curve Fit: Mean RF | Weighting: None | Zero: Not Forced
Quantitative Method: Internal Standard
No. of Calibration Points: 9
No. of Control Points: 2

	R^2	R	Equation
Q 589.20>419.00	----	----	

Q 589.20>419.00

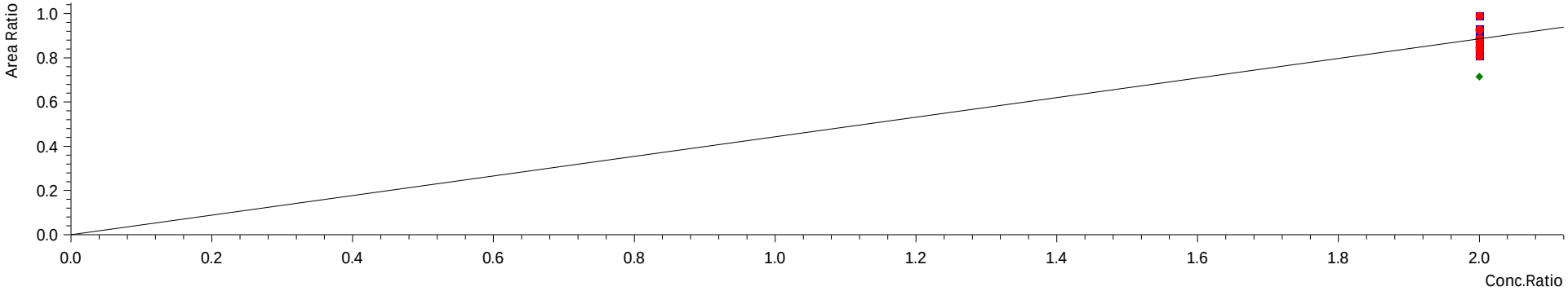

Data Filename	Sample ID	Cal Point	Mode ID	Area	ISTD Area	Std. Conc.	ISTD Amount	RF	Conc.	%Diff	RF Mean (curve)	RF %RSD (curve)	RF RSE (curve)
240315_016	1633 ICAL 0.05PPB	☑	Auto	106471	127751	5.0000	2.5000	0.416712	4.7023	-5.95	0.443095	6.305450	6.305450
240315_017	1633 ICAL 0.1PPB	☑	Auto	119418	141072	5.0000	2.5000	0.423250	4.7761	-4.48	0.443095	6.305450	6.305450
240315_018	1633 ICAL 0.25PPB	☑	Auto	120457	129673	5.0000	2.5000	0.464463	5.2411	4.82	0.443095	6.305450	6.305450
240315_019	1633 ICAL 0.5PPB	☑	Auto	115862	130468	5.0000	2.5000	0.444021	5.0105	0.21	0.443095	6.305450	6.305450
240315_020	1633 ICAL 1.0PPB	☑	Auto	119119	134409	5.0000	2.5000	0.443119	5.0003	0.01	0.443095	6.305450	6.305450
240315_021	1633 ICAL 5.0PPB	☑	Auto	111442	127903	5.0000	2.5000	0.435651	4.9160	-1.68	0.443095	6.305450	6.305450
240315_022	1633 ICAL 10.0PPB	☑	Auto	123230	124551	5.0000	2.5000	0.494694	5.5823	11.65	0.443095	6.305450	6.305450
240315_023	1633 ICAL 15.0PPB	☑	Auto	102182	126719	5.0000	2.5000	0.403184	4.5496	-9.01	0.443095	6.305450	6.305450
240315_024	1633 ICAL 20.0PPB	☑	Auto	101307	109460	5.0000	2.5000	0.462757	5.2219	4.44	0.443095	6.305450	6.305450
240315_026	1633 ICV 1.0PPB		Auto	121993	143722	5.0000	2.5000	----	4.7891	-4.22	0.443095	6.305450	6.305450
240315_027	1633 FTCA ICV 1.0PPB		Auto	101665	142236	5.0000	2.5000	----	4.0328	-19.34	0.443095	6.305450	6.305450

Calibration
Printed 3/18/2024 12:12:24

Compound: NEtFOSAA

Curve Fit: Linear | Weighting: 1/C | Zero: Not Forced
Quantitative Method: Internal Standard
No. of Calibration Points: 9
No. of Control Points: 2

	R^2	R	Equation
Q 584.20>419.10	0.9951190	0.9975565	y = 0.9682463x - 0.001603935

Q 584.20>419.10

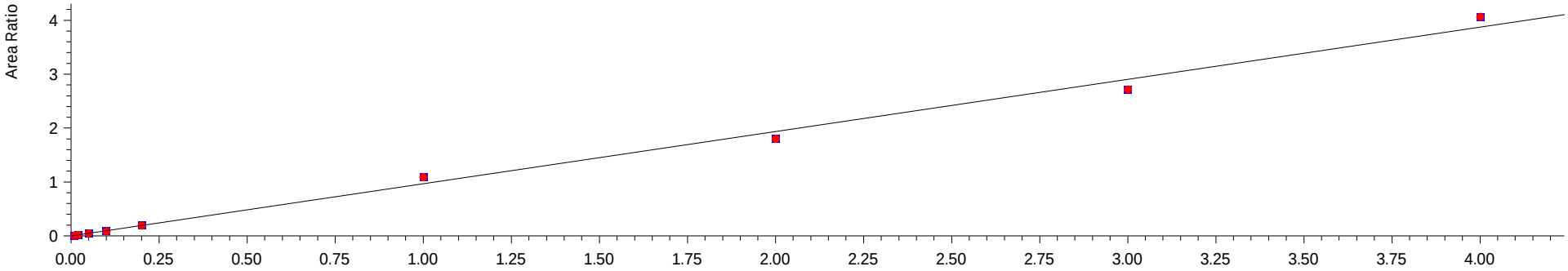

Data Filename	Sample ID	Cal Point	Mode ID	Area	ISTD Area	Std. Conc.	ISTD Amount	RF	Conc.	%Diff	RF Mean (curve)	RF %RSD (curve)	RF RSE (curve)
240315_016	1633 ICAL 0.05PPB	☑	M	732	106471	0.0500	5.0000	0.687627	0.0438	-12.42	0.934905	12.370107	9.498016
240315_017	1633 ICAL 0.1PPB	☑	M	2296	119418	0.1000	5.0000	0.961395	0.1076	7.58	0.934905	12.370107	9.498016
240315_018	1633 ICAL 0.25PPB	☑	M	6093	120457	0.2500	5.0000	1.011681	0.2695	7.80	0.934905	12.370107	9.498016
240315_019	1633 ICAL 0.5PPB	☑	M	10006	115862	0.5000	5.0000	0.863617	0.4543	-9.15	0.934905	12.370107	9.498016
240315_020	1633 ICAL 1.0PPB	☑	M	23247	119119	1.0000	5.0000	0.975800	1.0161	1.61	0.934905	12.370107	9.498016
240315_021	1633 ICAL 5.0PPB	☑	M	121440	111442	5.0000	5.0000	1.089718	5.6356	12.71	0.934905	12.370107	9.498016
240315_022	1633 ICAL 10.0PPB	☑	M	222088	123230	10.0000	5.0000	0.901114	9.3149	-6.85	0.934905	12.370107	9.498016
240315_023	1633 ICAL 15.0PPB	☑	M	278032	102182	15.0000	5.0000	0.906981	14.0592	-6.27	0.934905	12.370107	9.498016
240315_024	1633 ICAL 20.0PPB	☑	M	411799	101307	20.0000	5.0000	1.016215	20.9991	5.00	0.934905	12.370107	9.498016
240315_026	1633 ICV 1.0PPB		M	23326	121993	1.0000	5.0000	----	0.9957	-0.43	0.934905	12.370107	9.498016
240315_027	1633 FTCA ICV 1.0PPB		ND(W/B)	----	101665	1.0000	5.0000	----	----	----	0.934905	12.370107	9.498016

Compound: 9-Cl-PF3ONS

Curve Fit: Linear | Weighting: 1/C | Zero: Not Forced
Quantitative Method: Internal Standard
No. of Calibration Points: 9
No. of Control Points: 2

	R^2	R	Equation
Q 530.80>351.00	0.9993154	0.9996576	y = 5.475788x - 0.0001753043

Q 530.80>351.00

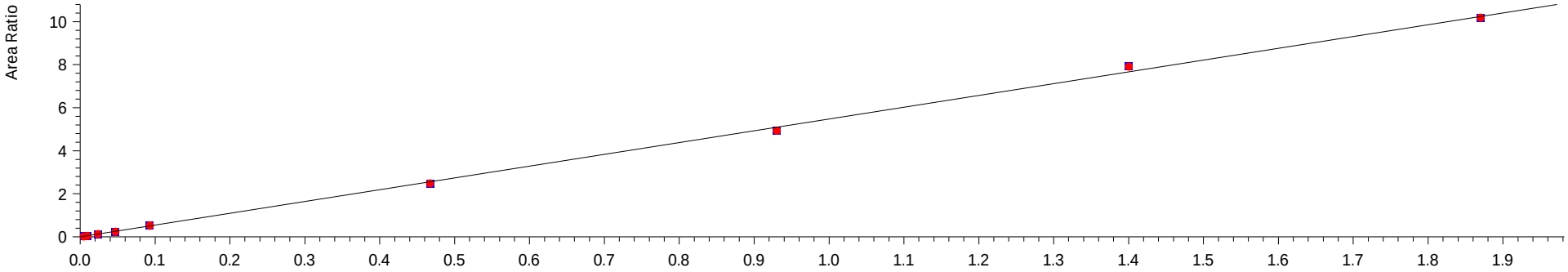

Data Filename	Sample ID	Cal Point	Mode ID	Area	ISTD Area	Std. Conc.	ISTD Amount	RF	Conc.	%Diff	RF Mean (curve)	RF %RSD (curve)	RF RSE (curve)
240315_016	1633 ICAL 0.05PPB	☑	M	16586	607441	0.0467	10.0000	5.846799	0.0502	7.46	5.467977	4.667290	5.054655
240315_017	1633 ICAL 0.1PPB	☑	Auto	32813	692826	0.0930	10.0000	5.092609	0.0868	-6.65	5.467977	4.667290	5.054655
240315_018	1633 ICAL 0.25PPB	☑	Auto	78456	612240	0.2340	10.0000	5.476293	0.2343	0.15	5.467977	4.667290	5.054655
240315_019	1633 ICAL 0.5PPB	☑	Auto	162352	661863	0.4670	10.0000	5.252596	0.4483	-4.01	5.467977	4.667290	5.054655
240315_020	1633 ICAL 1.0PPB	☑	Auto	337767	626147	0.9300	10.0000	5.800391	0.9855	5.96	5.467977	4.667290	5.054655
240315_021	1633 ICAL 5.0PPB	☑	Auto	1644704	661790	4.6700	10.0000	5.321700	4.5389	-2.81	5.467977	4.667290	5.054655
240315_022	1633 ICAL 10.0PPB	☑	Auto	2917881	589976	9.3000	10.0000	5.318020	9.0324	-2.88	5.467977	4.667290	5.054655
240315_023	1633 ICAL 15.0PPB	☑	Auto	4468209	564278	14.0000	10.0000	5.656040	14.4612	3.29	5.467977	4.667290	5.054655
240315_024	1633 ICAL 20.0PPB	☑	Auto	5621153	551822	18.7000	10.0000	5.447342	18.6032	-0.52	5.467977	4.667290	5.054655
240315_026	1633 ICV 1.0PPB		Auto	318259	659234	0.9300	10.0000	----	0.8820	-5.16	5.467977	4.667290	5.054655
240315_027	1633 FTCA ICV 1.0PPB		ND(W/B)	----	644736	0.9300	10.0000	----	----	----	5.467977	4.667290	5.054655

Compound: PFUnDA

Curve Fit: Linear | Weighting: 1/C | Zero: Not Forced
Quantitative Method: Internal Standard
No. of Calibration Points: 9
No. of Control Points: 2

	R^2	R	Equation
Q 563.10>519.00	0.9998534	0.9999267	y = 1.072274x + 0.01062763

Q 563.10>519.00

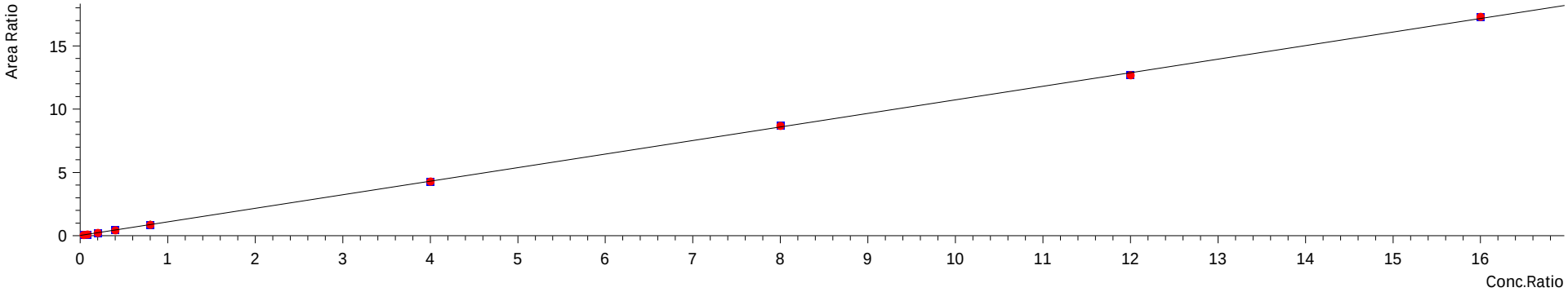

Data Filename	Sample ID	Cal Point	Mode ID	Area	ISTD Area	Std. Conc.	ISTD Amount	RF	Conc.	%Diff	RF Mean (curve)	RF %RSD (curve)	RF RSE (curve)
240315_016	1633 ICAL 0.05PPB	☑	Auto	6387	117972	0.0500	1.2500	1.353602	0.0507	1.46	1.127504	8.803084	2.155091
240315_017	1633 ICAL 0.1PPB	☑	M	12850	132756	0.1000	1.2500	1.209907	0.1004	0.45	1.127504	8.803084	2.155091
240315_018	1633 ICAL 0.25PPB	☑	Auto	28276	122024	0.2500	1.2500	1.158631	0.2577	3.10	1.127504	8.803084	2.155091
240315_019	1633 ICAL 0.5PPB	☑	Auto	53589	126620	0.5000	1.2500	1.058071	0.4810	-3.80	1.127504	8.803084	2.155091
240315_020	1633 ICAL 1.0PPB	☑	Auto	109212	127401	1.0000	1.2500	1.071535	0.9869	-1.31	1.127504	8.803084	2.155091
240315_021	1633 ICAL 5.0PPB	☑	Auto	537838	125437	5.0000	1.2500	1.071929	4.9860	-0.28	1.127504	8.803084	2.155091
240315_022	1633 ICAL 10.0PPB	☑	Auto	960092	110487	10.0000	1.2500	1.086209	10.1176	1.18	1.127504	8.803084	2.155091
240315_023	1633 ICAL 15.0PPB	☑	Auto	1346249	106178	15.0000	1.2500	1.056598	14.7683	-1.54	1.127504	8.803084	2.155091
240315_024	1633 ICAL 20.0PPB	☑	Auto	1813273	104833	20.0000	1.2500	1.081050	20.1513	0.76	1.127504	8.803084	2.155091
240315_026	1633 ICV 1.0PPB		Auto	108637	120468	1.0000	1.2500	----	1.0389	3.89	1.127504	8.803084	2.155091
240315_027	1633 FTCA ICV 1.0PPB		ND(W/B)	----	116459	1.0000	1.2500	----	----	----	1.127504	8.803084	2.155091

Insight Report

Calibration
Printed 3/18/2024 12:12:24

Compound: 13C7-PFUnDA_IS

Curve Fit: Mean RF | Weighting: None | Zero: Not Forced
Quantitative Method: Internal Standard
No. of Calibration Points: 9
No. of Control Points: 0

	R^2	R	Equation
Q 570.00>525.10	----	----	----

Q 570.00>525.10

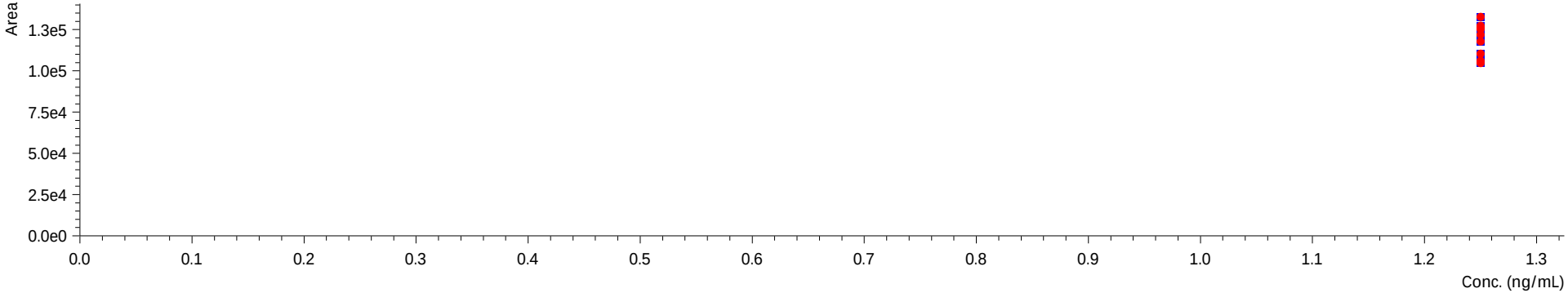

Data Filename	Sample ID	Cal Point	Mode ID	Area	ISTD Area	Std. Conc.	ISTD Amount	RF	Conc.	%Diff	RF Mean (curve)	RF %RSD (curve)	RF RSE (curve)
240315_016	1633 ICAL 0.05PPB	☐	Auto	117972	117972	1.2500	1.2500	1.000000	1.2500	0.00	----	----	----
240315_017	1633 ICAL 0.1PPB	☐	Auto	132756	132756	1.2500	1.2500	1.000000	1.2500	0.00	----	----	----
240315_018	1633 ICAL 0.25PPB	☐	Auto	122024	122024	1.2500	1.2500	1.000000	1.2500	0.00	----	----	----
240315_019	1633 ICAL 0.5PPB	☐	Auto	126620	126620	1.2500	1.2500	1.000000	1.2500	0.00	----	----	----
240315_020	1633 ICAL 1.0PPB	☐	Auto	127401	127401	1.2500	1.2500	1.000000	1.2500	0.00	----	----	----
240315_021	1633 ICAL 5.0PPB	☐	Auto	125437	125437	1.2500	1.2500	1.000000	1.2500	0.00	----	----	----
240315_022	1633 ICAL 10.0PPB	☐	Auto	110487	110487	1.2500	1.2500	1.000000	1.2500	0.00	----	----	----
240315_023	1633 ICAL 15.0PPB	☐	Auto	106178	106178	1.2500	1.2500	1.000000	1.2500	0.00	----	----	----
240315_024	1633 ICAL 20.0PPB	☐	Auto	104833	104833	1.2500	1.2500	1.000000	1.2500	0.00	----	----	----
240315_026	1633 ICV 1.0PPB		Auto	120468	120468	1.2500	1.2500	----	1.2500	0.00	----	----	----
240315_027	1633 FTCA ICV 1.0PPB		Auto	116459	116459	1.2500	1.2500	----	1.2500	0.00	----	----	----

Insight Report

Calibration
Printed 3/18/2024 12:12:24

Compound: 13C7-PFUnDA

Curve Fit: Mean RF | Weighting: None | Zero: Not Forced
Quantitative Method: Internal Standard
No. of Calibration Points: 9
No. of Control Points: 2

	R^2	R	Equation
Q 570.00>525.10	----	----	

Q 570.00>525.10

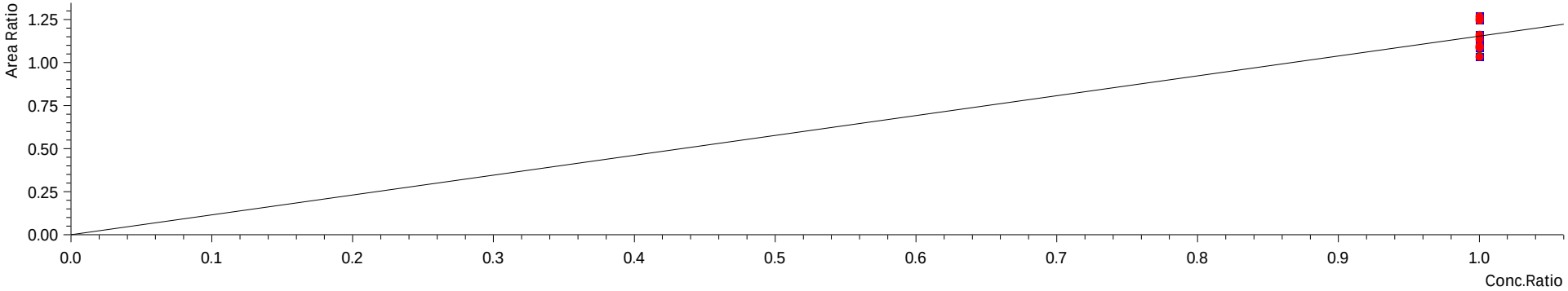

Data Filename	Sample ID	Cal Point	Mode ID	Area	ISTD Area	Std. Conc.	ISTD Amount	RF	Conc.	%Diff	RF Mean (curve)	RF %RSD (curve)	RF RSE (curve)
240315_016	1633 ICAL 0.05PPB	☑	Auto	117972	113939	1.2500	1.2500	1.035392	1.1216	-10.27	1.153937	7.420886	7.420886
240315_017	1633 ICAL 0.1PPB	☑	Auto	132756	122123	1.2500	1.2500	1.087065	1.1776	-5.80	1.153937	7.420886	7.420886
240315_018	1633 ICAL 0.25PPB	☑	Auto	122024	97053	1.2500	1.2500	1.257292	1.3620	8.96	1.153937	7.420886	7.420886
240315_019	1633 ICAL 0.5PPB	☑	Auto	126620	115151	1.2500	1.2500	1.099598	1.1911	-4.71	1.153937	7.420886	7.420886
240315_020	1633 ICAL 1.0PPB	☑	Auto	127401	100265	1.2500	1.2500	1.270648	1.3764	10.11	1.153937	7.420886	7.420886
240315_021	1633 ICAL 5.0PPB	☑	Auto	125437	110400	1.2500	1.2500	1.136206	1.2308	-1.54	1.153937	7.420886	7.420886
240315_022	1633 ICAL 10.0PPB	☑	Auto	110487	88658	1.2500	1.2500	1.246212	1.3500	8.00	1.153937	7.420886	7.420886
240315_023	1633 ICAL 15.0PPB	☑	Auto	106178	97338	1.2500	1.2500	1.090815	1.1816	-5.47	1.153937	7.420886	7.420886
240315_024	1633 ICAL 20.0PPB	☑	Auto	104833	90201	1.2500	1.2500	1.162208	1.2590	0.72	1.153937	7.420886	7.420886
240315_026	1633 ICV 1.0PPB		Auto	120468	94759	1.2500	1.2500	----	1.3771	10.17	1.153937	7.420886	7.420886
240315_027	1633 FTCA ICV 1.0PPB		Auto	116459	110824	1.2500	1.2500	----	1.1383	-8.93	1.153937	7.420886	7.420886

Calibration
Printed 3/18/2024 12:12:24

Compound: PFNS

Curve Fit: Mean RF | Weighting: 1/C | Zero: Not Forced
Quantitative Method: Internal Standard
No. of Calibration Points: 9
No. of Control Points: 2

	R^2	R	Equation
Q 548.80>79.90	----	----	

Q 548.80>79.90

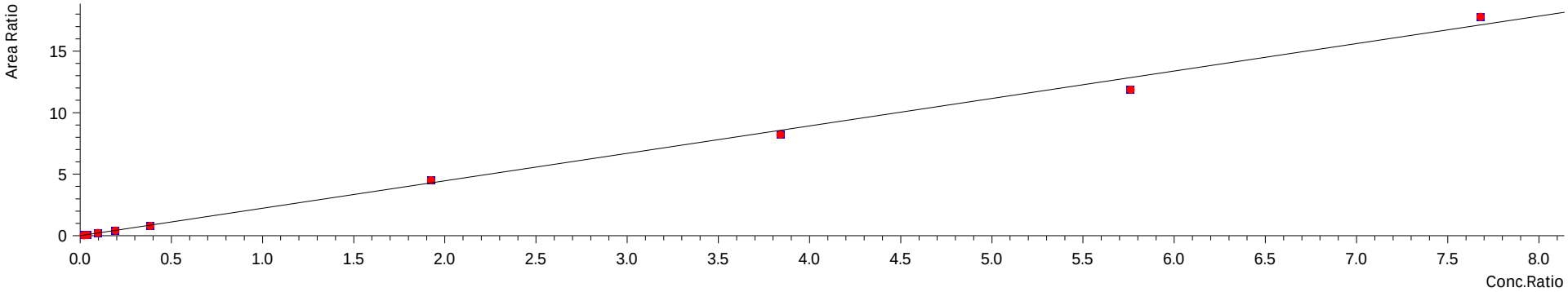

Data Filename	Sample ID	Cal Point	Mode ID	Area	ISTD Area	Std. Conc.	ISTD Amount	RF	Conc.	%Diff	RF Mean (curve)	RF %RSD (curve)	RF RSE (curve)
240315_016	1633 ICAL 0.05PPB	☑	MI R1 R2	2212	42956	0.0481	2.5000	2.676280	0.0577	19.95	2.231229	11.450030	11.450029
240315_017	1633 ICAL 0.1PPB	☑	Auto	3355	48919	0.0960	2.5000	1.786047	0.0768	-19.95	2.231229	11.450030	11.450029
240315_018	1633 ICAL 0.25PPB	☑	Auto	11403	48388	0.2400	2.5000	2.454897	0.2641	10.02	2.231229	11.450030	11.450029
240315_019	1633 ICAL 0.5PPB	☑	Auto	20528	48478	0.4810	2.5000	2.200894	0.4745	-1.36	2.231229	11.450030	11.450029
240315_020	1633 ICAL 1.0PPB	☑	Auto	38916	48342	0.9600	2.5000	2.096364	0.9020	-6.04	2.231229	11.450030	11.450029
240315_021	1633 ICAL 5.0PPB	☑	Auto	189026	41892	4.8100	2.5000	2.345241	5.0558	5.11	2.231229	11.450030	11.450029
240315_022	1633 ICAL 10.0PPB	☑	Auto	352477	42832	9.6000	2.5000	2.143030	9.2205	-3.95	2.231229	11.450030	11.450029
240315_023	1633 ICAL 15.0PPB	☑	Auto	526245	44312	14.4000	2.5000	2.061808	13.3066	-7.59	2.231229	11.450030	11.450029
240315_024	1633 ICAL 20.0PPB	☑	Auto	665291	37395	19.2000	2.5000	2.316503	19.9338	3.82	2.231229	11.450030	11.450029
240315_026	1633 ICV 1.0PPB		Auto	40001	50496	0.9600	2.5000	----	0.8876	-7.54	2.231229	11.450030	11.450029
240315_027	1633 FTCA ICV 1.0PPB		ND(W/B)	----	45871	0.9600	2.5000	----	----	----	2.231229	11.450030	11.450029

Compound: 10_2 FTS

Curve Fit: Linear | Weighting: 1/C | Zero: Not Forced
Quantitative Method: Internal Standard
No. of Calibration Points: 9
No. of Control Points: 2

	R^2	R	Equation
Q 626.80>607.05	0.9984582	0.9992288	y = 1.860084x - 0.001938921

Q 626.80>607.05

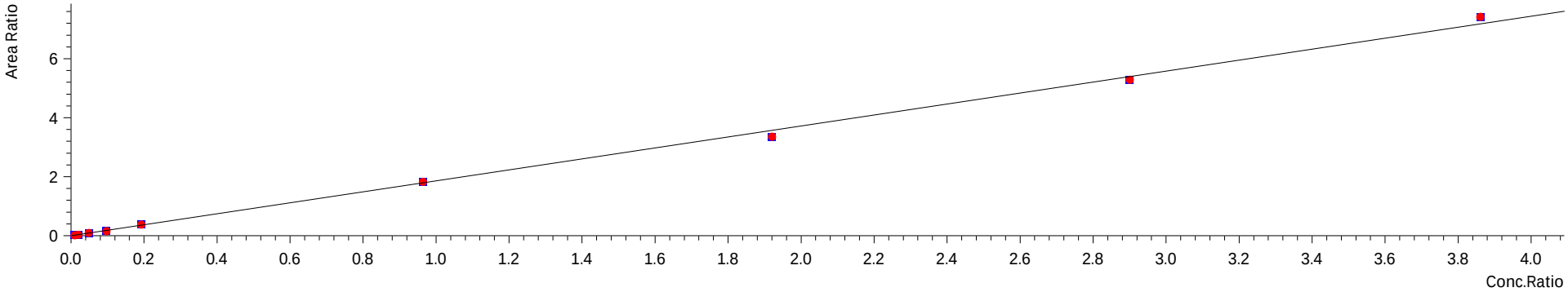

Data Filename	Sample ID	Cal Point	Mode ID	Area	ISTD Area	Std. Conc.	ISTD Amount	RF	Conc.	%Diff	RF Mean (curve)	RF %RSD (curve)	RF RSE (curve)
240315_016	1633 ICAL 0.05PPB	☑	M	683	45112	0.0482	5.0000	1.571381	0.0459	-4.71	1.818223	8.277023	6.685228
240315_017	1633 ICAL 0.1PPB	☑	Auto	1694	52043	0.0960	5.0000	1.694979	0.0927	-3.45	1.818223	8.277023	6.685228
240315_018	1633 ICAL 0.25PPB	☑	Auto	4684	48363	0.2410	5.0000	2.009248	0.2655	10.18	1.818223	8.277023	6.685228
240315_019	1633 ICAL 0.5PPB	☑	Auto	8207	50244	0.4820	5.0000	1.694322	0.4443	-7.83	1.818223	8.277023	6.685228
240315_020	1633 ICAL 1.0PPB	☑	Auto	16587	43350	0.9600	5.0000	1.992824	1.0337	7.68	1.818223	8.277023	6.685228
240315_021	1633 ICAL 5.0PPB	☑	Auto	83251	45387	4.8200	5.0000	1.902756	4.9358	2.40	1.818223	8.277023	6.685228
240315_022	1633 ICAL 10.0PPB	☑	Auto	147288	43828	9.6000	5.0000	1.750306	9.0386	-5.85	1.818223	8.277023	6.685228
240315_023	1633 ICAL 15.0PPB	☑	Auto	217468	41081	14.5000	5.0000	1.825413	14.2349	-1.83	1.818223	8.277023	6.685228
240315_024	1633 ICAL 20.0PPB	☑	Auto	282976	38127	19.3000	5.0000	1.922775	19.9557	3.40	1.818223	8.277023	6.685228
240315_026	1633 ICV 1.0PPB		Auto	17116	44123	0.9600	5.0000	----	1.0479	9.16	1.818223	8.277023	6.685228
240315_027	1633 FTCA ICV 1.0PPB		ND(W/B)	----	45372	0.9600	5.0000	----	----	----	1.818223	8.277023	6.685228

Compound: 13C2-PFDOA_IS

Curve Fit: Mean RF | Weighting: None | Zero: Not Forced
Quantitative Method: Internal Standard
No. of Calibration Points: 9
No. of Control Points: 0

	R^2	R	Equation
Q 615.10>570.00	----	----	----

Q 615.10>570.00

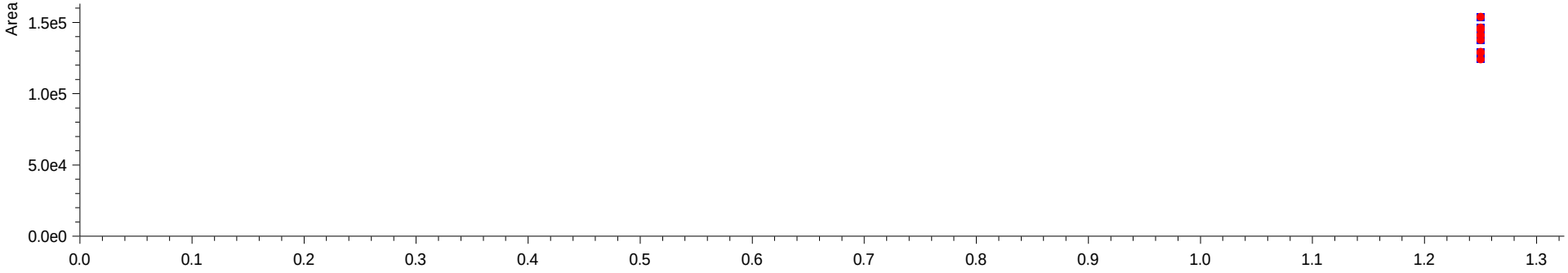

Data Filename	Sample ID	Cal Point	Mode ID	Area	ISTD Area	Std. Conc.	ISTD Amount	RF	Conc.	%Diff	RF Mean (curve)	RF %RSD (curve)	RF RSE (curve)
240315_016	1633 ICAL 0.05PPB	☐	Auto	137719	137719	1.2500	1.2500	1.000000	1.2500	0.00	----	----	----
240315_017	1633 ICAL 0.1PPB	☐	Auto	153894	153894	1.2500	1.2500	1.000000	1.2500	0.00	----	----	----
240315_018	1633 ICAL 0.25PPB	☐	Auto	141107	141107	1.2500	1.2500	1.000000	1.2500	0.00	----	----	----
240315_019	1633 ICAL 0.5PPB	☐	Auto	146380	146380	1.2500	1.2500	1.000000	1.2500	0.00	----	----	----
240315_020	1633 ICAL 1.0PPB	☐	Auto	141374	141374	1.2500	1.2500	1.000000	1.2500	0.00	----	----	----
240315_021	1633 ICAL 5.0PPB	☐	Auto	145037	145037	1.2500	1.2500	1.000000	1.2500	0.00	----	----	----
240315_022	1633 ICAL 10.0PPB	☐	Auto	129410	129410	1.2500	1.2500	1.000000	1.2500	0.00	----	----	----
240315_023	1633 ICAL 15.0PPB	☐	Auto	128826	128826	1.2500	1.2500	1.000000	1.2500	0.00	----	----	----
240315_024	1633 ICAL 20.0PPB	☐	Auto	124251	124251	1.2500	1.2500	1.000000	1.2500	0.00	----	----	----
240315_026	1633 ICV 1.0PPB		Auto	140412	140412	1.2500	1.2500	----	1.2500	0.00	----	----	----
240315_027	1633 FTCA ICV 1.0PPB		Auto	137516	137516	1.2500	1.2500	----	1.2500	0.00	----	----	----

Compound: 13C2-PFDOA

Curve Fit: Mean RF | Weighting: None | Zero: Not Forced
Quantitative Method: Internal Standard
No. of Calibration Points: 9
No. of Control Points: 2

	R^2	R	Equation
Q 615.10>570.00	----	----	

Q 615.10>570.00

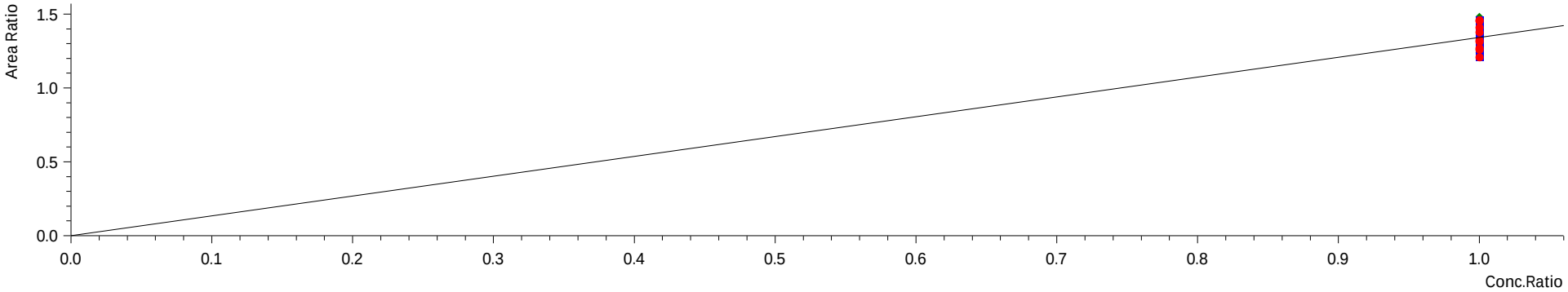

Data Filename	Sample ID	Cal Point	Mode ID	Area	ISTD Area	Std. Conc.	ISTD Amount	RF	Conc.	%Diff	RF Mean (curve)	RF %RSD (curve)	RF RSE (curve)
240315_016	1633 ICAL 0.05PPB	☑	Auto	137719	113939	1.2500	1.2500	1.208704	1.1258	-9.94	1.342040	6.605668	6.605668
240315_017	1633 ICAL 0.1PPB	☑	Auto	153894	122123	1.2500	1.2500	1.260156	1.1737	-6.10	1.342040	6.605668	6.605668
240315_018	1633 ICAL 0.25PPB	☑	Auto	141107	97053	1.2500	1.2500	1.453914	1.3542	8.34	1.342040	6.605668	6.605668
240315_019	1633 ICAL 0.5PPB	☑	Auto	146380	115151	1.2500	1.2500	1.271204	1.1840	-5.28	1.342040	6.605668	6.605668
240315_020	1633 ICAL 1.0PPB	☑	Auto	141374	100265	1.2500	1.2500	1.410007	1.3133	5.06	1.342040	6.605668	6.605668
240315_021	1633 ICAL 5.0PPB	☑	Auto	145037	110400	1.2500	1.2500	1.313742	1.2236	-2.11	1.342040	6.605668	6.605668
240315_022	1633 ICAL 10.0PPB	☑	Auto	129410	88658	1.2500	1.2500	1.459659	1.3596	8.76	1.342040	6.605668	6.605668
240315_023	1633 ICAL 15.0PPB	☑	Auto	128826	97338	1.2500	1.2500	1.323492	1.2327	-1.38	1.342040	6.605668	6.605668
240315_024	1633 ICAL 20.0PPB	☑	Auto	124251	90201	1.2500	1.2500	1.377482	1.2830	2.64	1.342040	6.605668	6.605668
240315_026	1633 ICV 1.0PPB		Auto	140412	94759	1.2500	1.2500	----	1.3801	10.41	1.342040	6.605668	6.605668
240315_027	1633 FTCA ICV 1.0PPB		Auto	137516	110824	1.2500	1.2500	----	1.1558	-7.54	1.342040	6.605668	6.605668

Compound: PFDOA

Curve Fit: Linear | Weighting: 1/C | Zero: Not Forced
Quantitative Method: Internal Standard
No. of Calibration Points: 9
No. of Control Points: 2

	R^2	R	Equation
Q 613.10>569.00	0.9993936	0.9996967	y = 0.6704564x + 0.01454213

Q 613.10>569.00

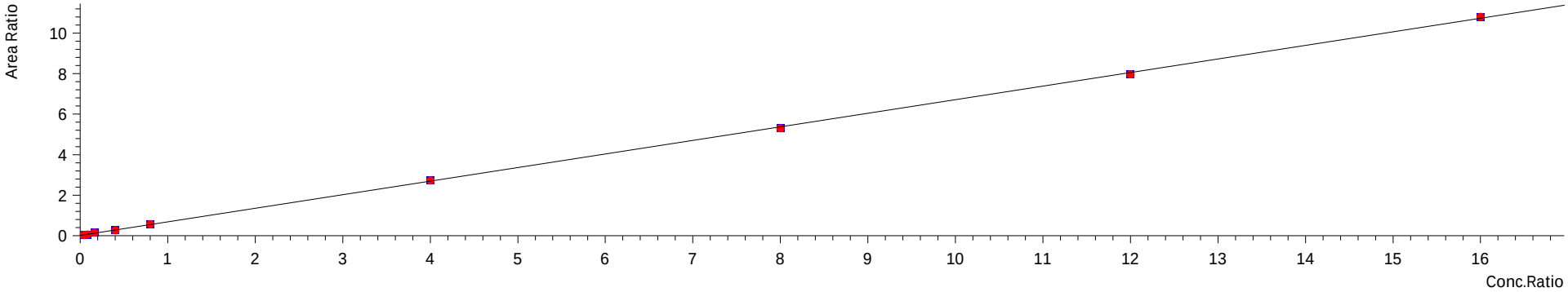

Data Filename	Sample ID	Cal Point	Mode ID	Area	ISTD Area	Std. Conc.	ISTD Amount	RF	Conc.	%Diff	RF Mean (curve)	RF %RSD (curve)	RF RSE (curve)
240315_016	1633 ICAL 0.05PPB	☑	Auto	4968	137719	0.0500	1.2500	0.901753	0.0401	-19.73	0.748048	14.675056	14.573635
240315_017	1633 ICAL 0.1PPB	☑	M	9429	153894	0.1000	1.2500	0.765832	0.0871	-12.89	0.748048	14.675056	14.573635
240315_018	1633 ICAL 0.25PPB	☑	Auto	21672	141107	0.2000	1.2500	0.959916	0.2592	29.62	0.748048	14.675056	14.573635
240315_019	1633 ICAL 0.5PPB	☑	Auto	40192	146380	0.5000	1.2500	0.686429	0.4848	-3.04	0.748048	14.675056	14.573635
240315_020	1633 ICAL 1.0PPB	☑	Auto	82722	141374	1.0000	1.2500	0.731411	1.0638	6.38	0.748048	14.675056	14.573635
240315_021	1633 ICAL 5.0PPB	☑	Auto	395927	145037	5.0000	1.2500	0.682458	5.0624	1.25	0.748048	14.675056	14.573635
240315_022	1633 ICAL 10.0PPB	☑	Auto	687596	129410	10.0000	1.2500	0.664163	9.8790	-1.21	0.748048	14.675056	14.573635
240315_023	1633 ICAL 15.0PPB	☑	Auto	1027987	128826	15.0000	1.2500	0.664970	14.8501	-1.00	0.748048	14.675056	14.573635
240315_024	1633 ICAL 20.0PPB	☑	Auto	1342906	124251	20.0000	1.2500	0.675501	20.1234	0.62	0.748048	14.675056	14.573635
240315_026	1633 ICV 1.0PPB		Auto	80482	140412	1.0000	1.2500	----	1.0415	4.15	0.748048	14.675056	14.573635
240315_027	1633 FTCA ICV 1.0PPB		ND(W/B)	----	137516	1.0000	1.2500	----	----	----	0.748048	14.675056	14.573635

Compound: PFDS

Curve Fit: Linear | Weighting: 1/C | Zero: Not Forced
Quantitative Method: Internal Standard
No. of Calibration Points: 9
No. of Control Points: 2

	R^2	R	Equation
Q 599.00>79.90	0.9945832	0.9972879	y = 1.963516x + 0.008882658

Q 599.00>79.90

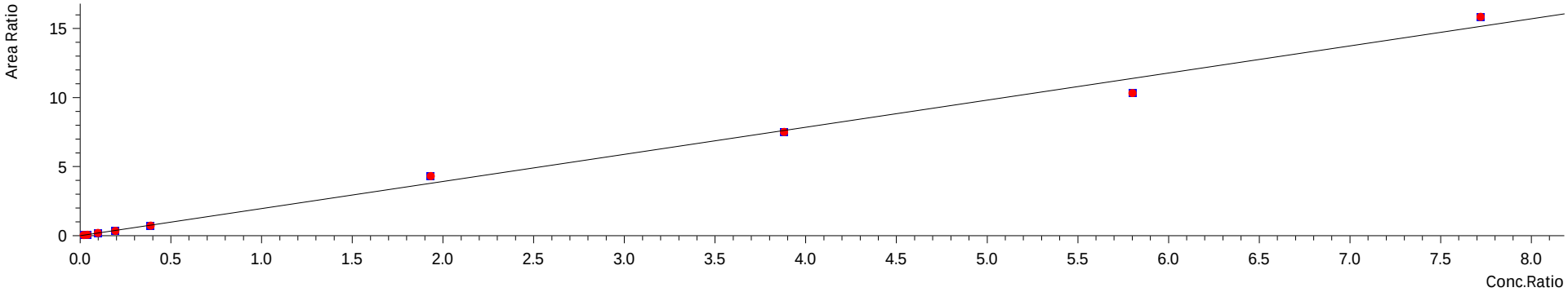

Data Filename	Sample ID	Cal Point	Mode ID	Area	ISTD Area	Std. Conc.	ISTD Amount	RF	Conc.	%Diff	RF Mean (curve)	RF %RSD (curve)	RF RSE (curve)
240315_016	1633 ICAL 0.05PPB	☑	M	2232	42956	0.0483	2.5000	2.689887	0.0549	13.58	2.058991	13.281743	10.405844
240315_017	1633 ICAL 0.1PPB	☑	Auto	3611	48919	0.0970	2.5000	1.902483	0.0827	-14.77	2.058991	13.281743	10.405844
240315_018	1633 ICAL 0.25PPB	☑	Auto	9903	48388	0.2410	2.5000	2.122945	0.2493	3.43	2.058991	13.281743	10.405844
240315_019	1633 ICAL 0.5PPB	☑	Auto	17861	48478	0.4830	2.5000	1.907027	0.4578	-5.22	2.058991	13.281743	10.405844
240315_020	1633 ICAL 1.0PPB	☑	Auto	35530	48342	0.9700	2.5000	1.894241	0.9245	-4.69	2.058991	13.281743	10.405844
240315_021	1633 ICAL 5.0PPB	☑	Auto	181030	41892	4.8300	2.5000	2.236729	5.4908	13.68	2.058991	13.281743	10.405844
240315_022	1633 ICAL 10.0PPB	☑	Auto	322428	42832	9.7000	2.5000	1.940127	9.5731	-1.31	2.058991	13.281743	10.405844
240315_023	1633 ICAL 15.0PPB	☑	Auto	458469	44312	14.5000	2.5000	1.783878	13.1621	-9.23	2.058991	13.281743	10.405844
240315_024	1633 ICAL 20.0PPB	☑	Auto	592860	37395	19.3000	2.5000	2.053606	20.1742	4.53	2.058991	13.281743	10.405844
240315_026	1633 ICV 1.0PPB		Auto	35945	50496	0.9700	2.5000	----	0.8950	-7.73	2.058991	13.281743	10.405844
240315_027	1633 FTCA ICV 1.0PPB		ND(W/B)	----	45871	0.9700	2.5000	----	----	----	2.058991	13.281743	10.405844

Compound: PFTrDA

Curve Fit: Linear | Weighting: 1/C | Zero: Not Forced
Quantitative Method: Internal Standard
No. of Calibration Points: 9
No. of Control Points: 2

	R^2	R	Equation
Q 663.00>619.00	0.9976787	0.9988387	y = 1.220999x + 0.02262838

Q 663.00>619.00

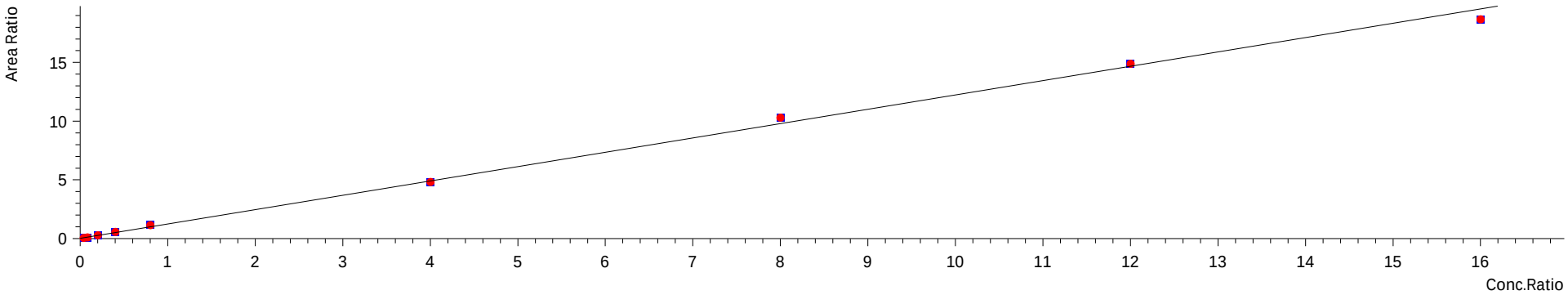

Data Filename	Sample ID	Cal Point	Mode ID	Area	ISTD Area	Std. Conc.	ISTD Amount	RF	Conc.	%Diff	RF Mean (curve)	RF %RSD (curve)	RF RSE (curve)
240315_016	1633 ICAL 0.05PPB	☑	M	5103	84366	0.0500	1.2500	1.512165	0.0388	-22.49	1.338593	9.506121	14.355553
240315_017	1633 ICAL 0.1PPB	☑	M	9882	96493	0.1000	1.2500	1.280089	0.0817	-18.33	1.338593	9.506121	14.355553
240315_018	1633 ICAL 0.25PPB	☑	Auto	23179	79344	0.2500	1.2500	1.460647	0.2759	10.36	1.338593	9.506121	14.355553
240315_019	1633 ICAL 0.5PPB	☑	Auto	52192	89646	0.5000	1.2500	1.455503	0.5729	14.57	1.338593	9.506121	14.355553
240315_020	1633 ICAL 1.0PPB	☑	Auto	91095	79424	1.0000	1.2500	1.433684	1.1510	15.10	1.338593	9.506121	14.355553
240315_021	1633 ICAL 5.0PPB	☑	Auto	427380	88466	5.0000	1.2500	1.207755	4.9226	-1.55	1.338593	9.506121	14.355553
240315_022	1633 ICAL 10.0PPB	☑	Auto	845107	81976	10.0000	1.2500	1.288653	10.5309	5.31	1.338593	9.506121	14.355553
240315_023	1633 ICAL 15.0PPB	☑	Auto	1164647	78169	15.0000	1.2500	1.241588	15.2298	1.53	1.338593	9.506121	14.355553
240315_024	1633 ICAL 20.0PPB	☑	Auto	1423225	76206	20.0000	1.2500	1.167253	19.0965	-4.52	1.338593	9.506121	14.355553
240315_026	1633 ICV 1.0PPB		Auto	86388	76432	1.0000	1.2500	----	1.1339	13.39	1.338593	9.506121	14.355553
240315_027	1633 FTCA ICV 1.0PPB		ND(W/B)	----	87187	1.0000	1.2500	----	----	----	1.338593	9.506121	14.355553

Compound: 11-Cl-PF3OUdS

Curve Fit: Mean RF | Weighting: 1/C | Zero: Not Forced
Quantitative Method: Internal Standard
No. of Calibration Points: 9
No. of Control Points: 2

	R^2	R	Equation
Q 630.90>451.00	----	----	

Q 630.90>451.00

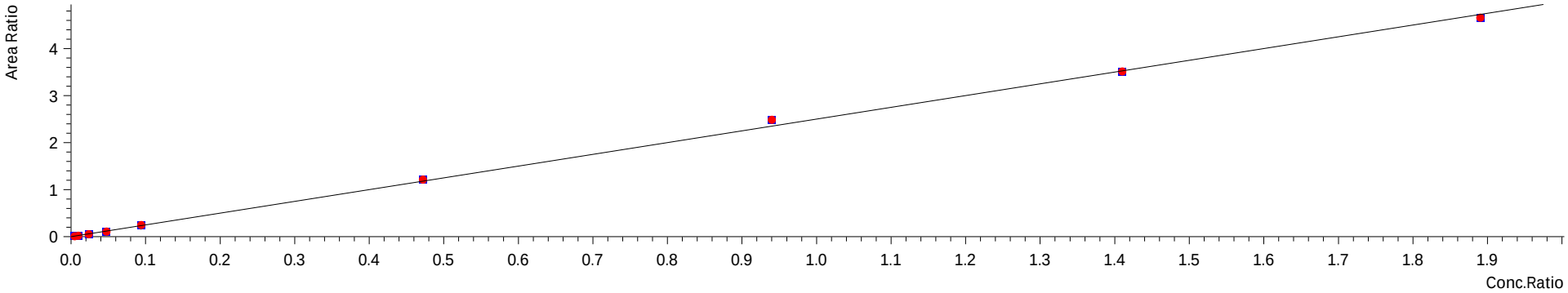

Data Filename	Sample ID	Cal Point	Mode ID	Area	ISTD Area	Std. Conc.	ISTD Amount	RF	Conc.	%Diff	RF Mean (curve)	RF %RSD (curve)	RF RSE (curve)
240315_016	1633 ICAL 0.05PPB	☑	Auto	7180	607441	0.0472	10.0000	2.504368	0.0473	0.14	2.500751	4.443685	4.443682
240315_017	1633 ICAL 0.1PPB	☑	Auto	15041	692826	0.0940	10.0000	2.309518	0.0868	-7.65	2.500751	4.443685	4.443682
240315_018	1633 ICAL 0.25PPB	☑	Auto	35375	612240	0.2360	10.0000	2.448255	0.2310	-2.10	2.500751	4.443685	4.443682
240315_019	1633 ICAL 0.5PPB	☑	Auto	75213	661863	0.4720	10.0000	2.407580	0.4544	-3.73	2.500751	4.443685	4.443682
240315_020	1633 ICAL 1.0PPB	☑	Auto	155626	626147	0.9400	10.0000	2.644105	0.9939	5.73	2.500751	4.443685	4.443682
240315_021	1633 ICAL 5.0PPB	☑	Auto	806990	661790	4.7200	10.0000	2.583484	4.8762	3.31	2.500751	4.443685	4.443682
240315_022	1633 ICAL 10.0PPB	☑	Auto	1469286	589976	9.4000	10.0000	2.649378	9.9587	5.94	2.500751	4.443685	4.443682
240315_023	1633 ICAL 15.0PPB	☑	Auto	1984831	564278	14.1000	10.0000	2.494660	14.0657	-0.24	2.500751	4.443685	4.443682
240315_024	1633 ICAL 20.0PPB	☑	Auto	2571281	551822	18.9000	10.0000	2.465408	18.6329	-1.41	2.500751	4.443685	4.443682
240315_026	1633 ICV 1.0PPB		Auto	149998	659234	0.9400	10.0000	----	0.9099	-3.21	2.500751	4.443685	4.443682
240315_027	1633 FTCA ICV 1.0PPB		ND(W/B)	----	644736	0.9400	10.0000	----	----	----	2.500751	4.443685	4.443682

Calibration
Printed 3/18/2024 12:12:24

Compound: PFOSAm

Curve Fit: Mean RF | Weighting: 1/C | Zero: Not Forced
Quantitative Method: Internal Standard
No. of Calibration Points: 9
No. of Control Points: 2

	R^2	R	Equation
Q 498.10>77.90	----	----	

Q 498.10>77.90

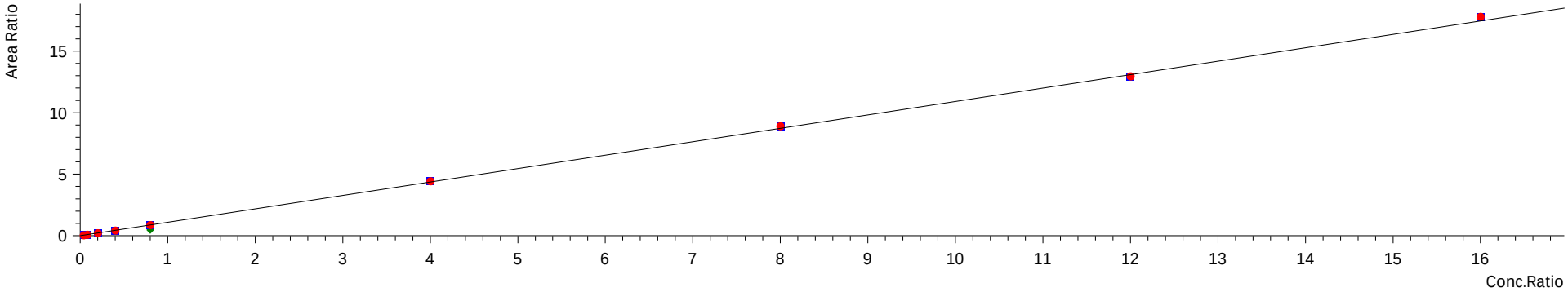

Data Filename	Sample ID	Cal Point	Mode ID	Area	ISTD Area	Std. Conc.	ISTD Amount	RF	Conc.	%Diff	RF Mean (curve)	RF %RSD (curve)	RF RSE (curve)
240315_016	1633 ICAL 0.05PPB	☑	M	5476	119911	0.1000	2.5000	1.141733	0.1046	4.63	1.091176	3.337387	3.337387
240315_017	1633 ICAL 0.1PPB	☑	M	10477	129394	0.2000	2.5000	1.012143	0.1855	-7.24	1.091176	3.337387	3.337387
240315_018	1633 ICAL 0.25PPB	☑	M	26837	123211	0.5000	2.5000	1.089053	0.4990	-0.19	1.091176	3.337387	3.337387
240315_019	1633 ICAL 0.5PPB	☑	M	54780	126509	1.0000	2.5000	1.082529	0.9921	-0.79	1.091176	3.337387	3.337387
240315_020	1633 ICAL 1.0PPB	☑	M	107285	124597	2.0000	2.5000	1.076322	1.9728	-1.36	1.091176	3.337387	3.337387
240315_021	1633 ICAL 5.0PPB	☑	M	546397	122982	10.0000	2.5000	1.110723	10.1791	1.79	1.091176	3.337387	3.337387
240315_022	1633 ICAL 10.0PPB	☑	M	1007914	112984	20.0000	2.5000	1.115104	20.4386	2.19	1.091176	3.337387	3.337387
240315_023	1633 ICAL 15.0PPB	☑	M	1493820	115185	30.0000	2.5000	1.080742	29.7131	-0.96	1.091176	3.337387	3.337387
240315_024	1633 ICAL 20.0PPB	☑	M	1911174	107394	40.0000	2.5000	1.112240	40.7721	1.93	1.091176	3.337387	3.337387
240315_026	1633 ICV 1.0PPB		Auto	57156	120593	2.0000	2.5000	----	1.0859	-45.71	1.091176	3.337387	3.337387
240315_027	1633 FTCA ICV 1.0PPB		ND(W/B)	----	120959	2.0000	2.5000	----	----	----	1.091176	3.337387	3.337387

Compound: 13C8-PFOSAm

Curve Fit: Mean RF | Weighting: None | Zero: Not Forced
Quantitative Method: Internal Standard
No. of Calibration Points: 9
No. of Control Points: 2

	R^2	R	Equation
Q 506.10>77.80	----	----	

Q 506.10>77.80

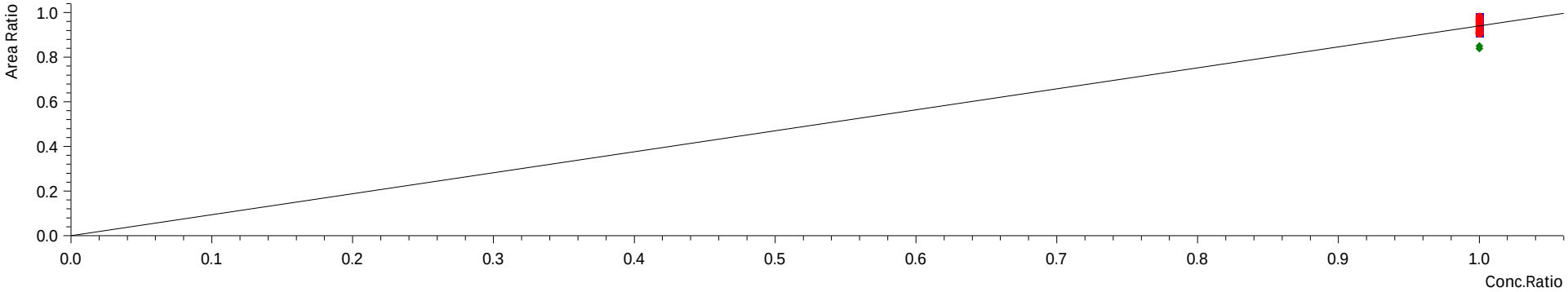

Data Filename	Sample ID	Cal Point	Mode ID	Area	ISTD Area	Std. Conc.	ISTD Amount	RF	Conc.	%Diff	RF Mean (curve)	RF %RSD (curve)	RF RSE (curve)
240315_016	1633 ICAL 0.05PPB	☑	Auto	119911	127751	2.5000	2.5000	0.938628	2.4959	-0.16	0.940158	2.881192	2.881192
240315_017	1633 ICAL 0.1PPB	☑	Auto	129394	141072	2.5000	2.5000	0.917220	2.4390	-2.44	0.940158	2.881192	2.881192
240315_018	1633 ICAL 0.25PPB	☑	Auto	123211	129673	2.5000	2.5000	0.950167	2.5266	1.06	0.940158	2.881192	2.881192
240315_019	1633 ICAL 0.5PPB	☑	Auto	126509	130468	2.5000	2.5000	0.969650	2.5784	3.14	0.940158	2.881192	2.881192
240315_020	1633 ICAL 1.0PPB	☑	Auto	124597	134409	2.5000	2.5000	0.926997	2.4650	-1.40	0.940158	2.881192	2.881192
240315_021	1633 ICAL 5.0PPB	☑	Auto	122982	127903	2.5000	2.5000	0.961529	2.5568	2.27	0.940158	2.881192	2.881192
240315_022	1633 ICAL 10.0PPB	☑	Auto	112984	124551	2.5000	2.5000	0.907132	2.4122	-3.51	0.940158	2.881192	2.881192
240315_023	1633 ICAL 15.0PPB	☑	Auto	115185	126719	2.5000	2.5000	0.908976	2.4171	-3.32	0.940158	2.881192	2.881192
240315_024	1633 ICAL 20.0PPB	☑	Auto	107394	109460	2.5000	2.5000	0.981128	2.6089	4.36	0.940158	2.881192	2.881192
240315_026	1633 ICV 1.0PPB		Auto	120593	143722	2.5000	2.5000	----	2.2312	-10.75	0.940158	2.881192	2.881192
240315_027	1633 FTCA ICV 1.0PPB		Auto	120959	142236	2.5000	2.5000	----	2.2613	-9.55	0.940158	2.881192	2.881192

Insight Report

Calibration
Printed 3/18/2024 12:12:24

Compound: 13C8-PFOSAm_IS

Curve Fit: Mean RF | Weighting: None | Zero: Not Forced
Quantitative Method: Internal Standard
No. of Calibration Points: 9
No. of Control Points: 0

	R^2	R	Equation
Q 506.10>77.80	----	----	----

Q 506.10>77.80

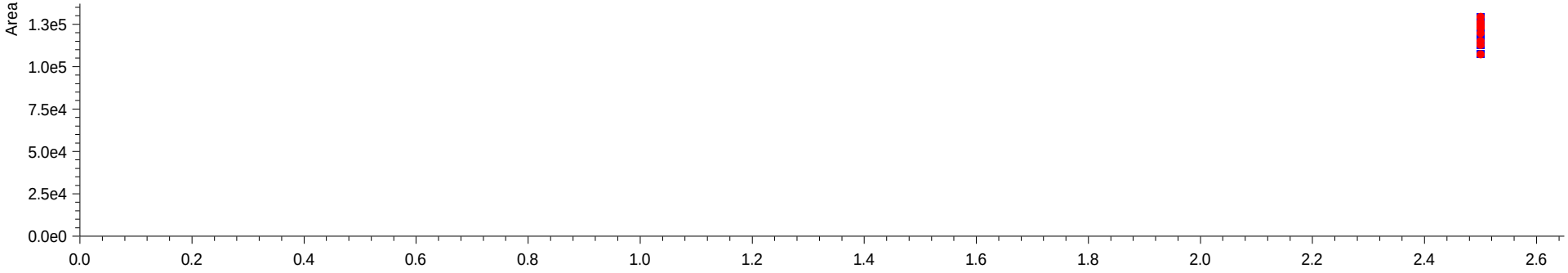

Data Filename	Sample ID	Cal Point	Mode ID	Area	ISTD Area	Std. Conc.	ISTD Amount	RF	Conc.	%Diff	RF Mean (curve)	RF %RSD (curve)	RF RSE (curve)
240315_016	1633 ICAL 0.05PPB	☐	Auto	119911	119911	2.5000	2.5000	1.000000	2.5000	0.00	----	----	----
240315_017	1633 ICAL 0.1PPB	☐	Auto	129394	129394	2.5000	2.5000	1.000000	2.5000	0.00	----	----	----
240315_018	1633 ICAL 0.25PPB	☐	Auto	123211	123211	2.5000	2.5000	1.000000	2.5000	0.00	----	----	----
240315_019	1633 ICAL 0.5PPB	☐	Auto	126509	126509	2.5000	2.5000	1.000000	2.5000	0.00	----	----	----
240315_020	1633 ICAL 1.0PPB	☐	Auto	124597	124597	2.5000	2.5000	1.000000	2.5000	0.00	----	----	----
240315_021	1633 ICAL 5.0PPB	☐	Auto	122982	122982	2.5000	2.5000	1.000000	2.5000	0.00	----	----	----
240315_022	1633 ICAL 10.0PPB	☐	Auto	112984	112984	2.5000	2.5000	1.000000	2.5000	0.00	----	----	----
240315_023	1633 ICAL 15.0PPB	☐	Auto	115185	115185	2.5000	2.5000	1.000000	2.5000	0.00	----	----	----
240315_024	1633 ICAL 20.0PPB	☐	Auto	107394	107394	2.5000	2.5000	1.000000	2.5000	0.00	----	----	----
240315_026	1633 ICV 1.0PPB		Auto	120593	120593	2.5000	2.5000	----	2.5000	0.00	----	----	----
240315_027	1633 FTCA ICV 1.0PPB		Auto	120959	120959	2.5000	2.5000	----	2.5000	0.00	----	----	----

Compound: PFTDA

Curve Fit: Linear | Weighting: 1/C | Zero: Not Forced
Quantitative Method: Internal Standard
No. of Calibration Points: 9
No. of Control Points: 2

	R^2	R	Equation
Q 713.10>669.00	0.9980705	0.9990348	y = 0.8587766x + 0.01695991

Q 713.10>669.00

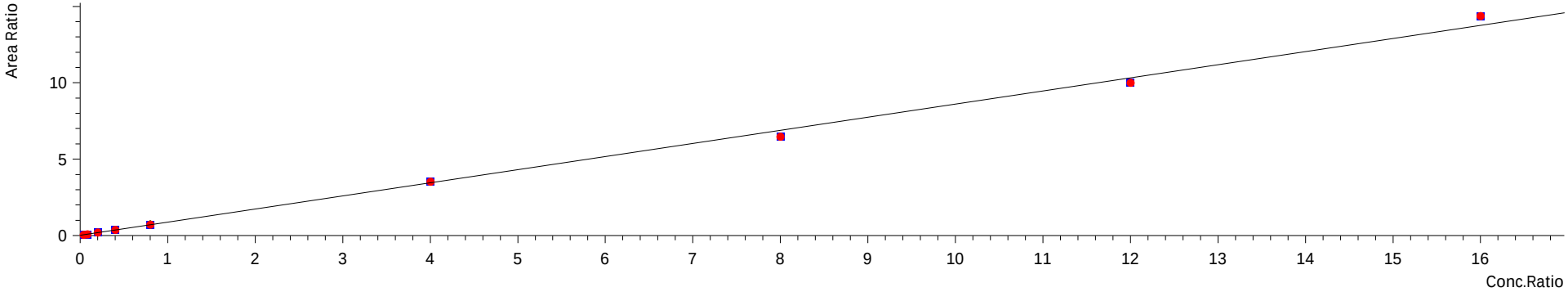

Data Filename	Sample ID	Cal Point	Mode ID	Area	ISTD Area	Std. Conc.	ISTD Amount	RF	Conc.	%Diff	RF Mean (curve)	RF %RSD (curve)	RF RSE (curve)
240315_016	1633 ICAL 0.05PPB	☑	M	4044	84366	0.0500	1.2500	1.198289	0.0451	-9.84	0.946913	13.065337	5.910513
240315_017	1633 ICAL 0.1PPB	☑	M	8221	96493	0.1000	1.2500	1.064925	0.0993	-0.68	0.946913	13.065337	5.910513
240315_018	1633 ICAL 0.25PPB	☑	Auto	16067	79344	0.2500	1.2500	1.012461	0.2701	8.02	0.946913	13.065337	5.910513
240315_019	1633 ICAL 0.5PPB	☑	Auto	33071	89646	0.5000	1.2500	0.922267	0.5123	2.46	0.946913	13.065337	5.910513
240315_020	1633 ICAL 1.0PPB	☑	Auto	57167	79424	1.0000	1.2500	0.899725	1.0230	2.30	0.946913	13.065337	5.910513
240315_021	1633 ICAL 5.0PPB	☑	Auto	312625	88466	5.0000	1.2500	0.883465	5.1191	2.38	0.946913	13.065337	5.910513
240315_022	1633 ICAL 10.0PPB	☑	Auto	530329	81976	10.0000	1.2500	0.808667	9.3918	-6.08	0.946913	13.065337	5.910513
240315_023	1633 ICAL 15.0PPB	☑	Auto	782593	78169	15.0000	1.2500	0.834294	14.5477	-3.02	0.946913	13.065337	5.910513
240315_024	1633 ICAL 20.0PPB	☑	Auto	1095080	76206	20.0000	1.2500	0.898126	20.8917	4.46	0.946913	13.065337	5.910513
240315_026	1633 ICV 1.0PPB		Auto	59080	76432	1.0000	1.2500	----	1.1004	10.04	0.946913	13.065337	5.910513
240315_027	1633 FTCA ICV 1.0PPB		ND(W/B)	----	87187	1.0000	1.2500	----	----	----	0.946913	13.065337	5.910513

Compound: 13C2-PFTDA

Curve Fit: Mean RF | Weighting: None | Zero: Not Forced
Quantitative Method: Internal Standard
No. of Calibration Points: 9
No. of Control Points: 2

	R^2	R	Equation
Q 715.20>670.00	----	----	

Q 715.20>670.00

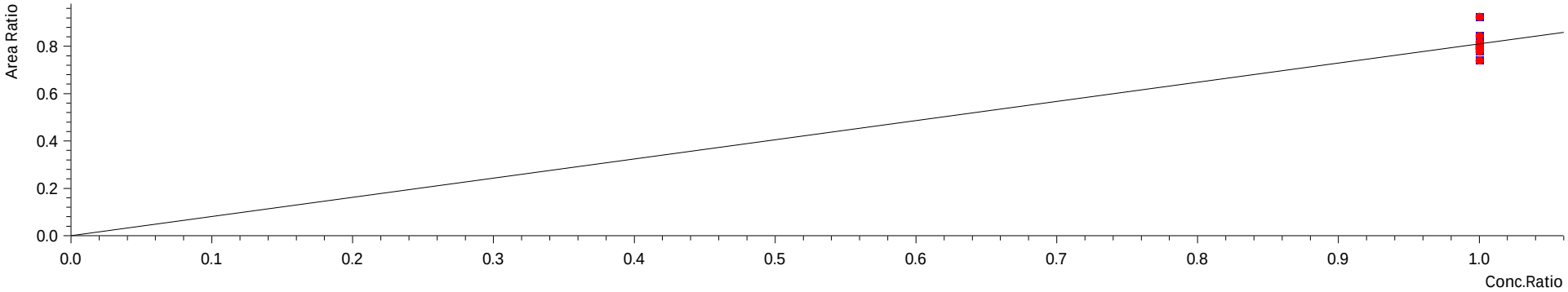

Data Filename	Sample ID	Cal Point	Mode ID	Area	ISTD Area	Std. Conc.	ISTD Amount	RF	Conc.	%Diff	RF Mean (curve)	RF %RSD (curve)	RF RSE (curve)
240315_016	1633 ICAL 0.05PPB	☑	Auto	84366	113939	1.2500	1.2500	0.740446	1.1423	-8.62	0.810291	6.334544	6.334544
240315_017	1633 ICAL 0.1PPB	☑	Auto	96493	122123	1.2500	1.2500	0.790129	1.2189	-2.49	0.810291	6.334544	6.334544
240315_018	1633 ICAL 0.25PPB	☑	Auto	79344	97053	1.2500	1.2500	0.817533	1.2612	0.89	0.810291	6.334544	6.334544
240315_019	1633 ICAL 0.5PPB	☑	Auto	89646	115151	1.2500	1.2500	0.778513	1.2010	-3.92	0.810291	6.334544	6.334544
240315_020	1633 ICAL 1.0PPB	☑	Auto	79424	100265	1.2500	1.2500	0.792137	1.2220	-2.24	0.810291	6.334544	6.334544
240315_021	1633 ICAL 5.0PPB	☑	Auto	88466	110400	1.2500	1.2500	0.801320	1.2362	-1.11	0.810291	6.334544	6.334544
240315_022	1633 ICAL 10.0PPB	☑	Auto	81976	88658	1.2500	1.2500	0.924631	1.4264	14.11	0.810291	6.334544	6.334544
240315_023	1633 ICAL 15.0PPB	☑	Auto	78169	97338	1.2500	1.2500	0.803068	1.2389	-0.89	0.810291	6.334544	6.334544
240315_024	1633 ICAL 20.0PPB	☑	Auto	76206	90201	1.2500	1.2500	0.844841	1.3033	4.26	0.810291	6.334544	6.334544
240315_026	1633 ICV 1.0PPB		Auto	76432	94759	1.2500	1.2500	----	1.2443	-0.46	0.810291	6.334544	6.334544
240315_027	1633 FTCA ICV 1.0PPB		Auto	87187	110824	1.2500	1.2500	----	1.2136	-2.91	0.810291	6.334544	6.334544

Insight Report

Calibration
Printed 3/18/2024 12:12:24

Compound: 13C2-PFTDA_IS

Curve Fit: Mean RF | Weighting: None | Zero: Not Forced
Quantitative Method: Internal Standard
No. of Calibration Points: 9
No. of Control Points: 0

	R^2	R	Equation
Q 715.20>670.00	----	----	----

Q 715.20>670.00

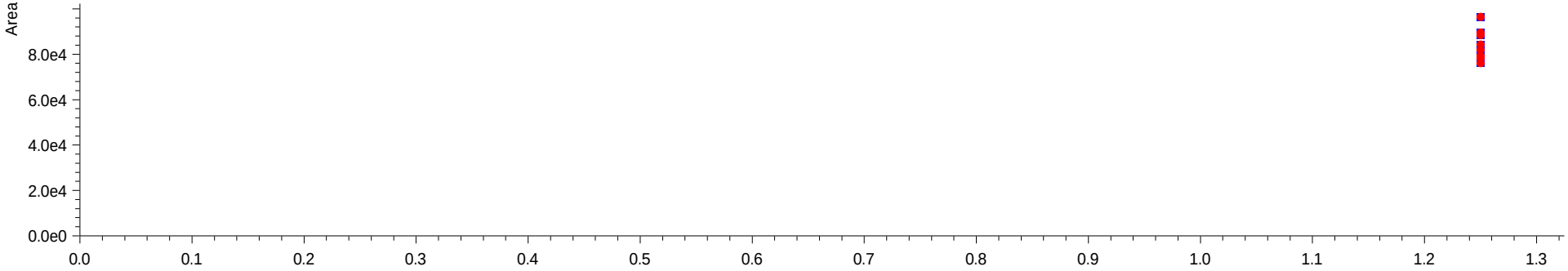

Data Filename	Sample ID	Cal Point	Mode ID	Area	ISTD Area	Std. Conc.	ISTD Amount	RF	Conc.	%Diff	RF Mean (curve)	RF %RSD (curve)	RF RSE (curve)
240315_016	1633 ICAL 0.05PPB	☐	Auto	84366	84366	1.2500	1.2500	1.000000	1.2500	0.00	----	----	----
240315_017	1633 ICAL 0.1PPB	☐	Auto	96493	96493	1.2500	1.2500	1.000000	1.2500	0.00	----	----	----
240315_018	1633 ICAL 0.25PPB	☐	Auto	79344	79344	1.2500	1.2500	1.000000	1.2500	0.00	----	----	----
240315_019	1633 ICAL 0.5PPB	☐	Auto	89646	89646	1.2500	1.2500	1.000000	1.2500	0.00	----	----	----
240315_020	1633 ICAL 1.0PPB	☐	Auto	79424	79424	1.2500	1.2500	1.000000	1.2500	0.00	----	----	----
240315_021	1633 ICAL 5.0PPB	☐	Auto	88466	88466	1.2500	1.2500	1.000000	1.2500	0.00	----	----	----
240315_022	1633 ICAL 10.0PPB	☐	Auto	81976	81976	1.2500	1.2500	1.000000	1.2500	0.00	----	----	----
240315_023	1633 ICAL 15.0PPB	☐	Auto	78169	78169	1.2500	1.2500	1.000000	1.2500	0.00	----	----	----
240315_024	1633 ICAL 20.0PPB	☐	Auto	76206	76206	1.2500	1.2500	1.000000	1.2500	0.00	----	----	----
240315_026	1633 ICV 1.0PPB		Auto	76432	76432	1.2500	1.2500	----	1.2500	0.00	----	----	----
240315_027	1633 FTCA ICV 1.0PPB		Auto	87187	87187	1.2500	1.2500	----	1.2500	0.00	----	----	----

Insight Report

Calibration
Printed 3/18/2024 12:12:24

Compound: PFDoS

Curve Fit: Linear | Weighting: 1/C | Zero: Not Forced
Quantitative Method: Internal Standard
No. of Calibration Points: 9
No. of Control Points: 2

	R^2	R	Equation
Q 699.10>79.90	0.9945201	0.9972563	y = 1.188338x + 0.001580156

Q 699.10>79.90

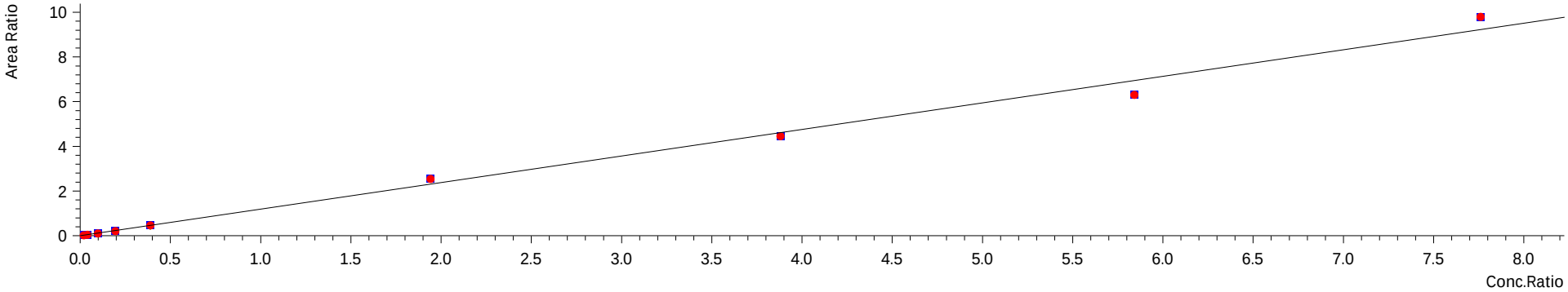

Data Filename	Sample ID	Cal Point	Mode ID	Area	ISTD Area	Std. Conc.	ISTD Amount	RF	Conc.	%Diff	RF Mean (curve)	RF %RSD (curve)	RF RSE (curve)
240315_016	1633 ICAL 0.05PPB	☑	M	1143	42956	0.0485	2.5000	1.371857	0.0527	8.59	1.205265	9.185350	8.705081
240315_017	1633 ICAL 0.1PPB	☑	Auto	2473	48919	0.0970	2.5000	1.302768	0.1030	6.20	1.205265	9.185350	8.705081
240315_018	1633 ICAL 0.25PPB	☑	Auto	5072	48388	0.2430	2.5000	1.078359	0.2172	-10.62	1.205265	9.185350	8.705081
240315_019	1633 ICAL 0.5PPB	☑	Auto	10346	48478	0.4850	2.5000	1.100047	0.4456	-8.12	1.205265	9.185350	8.705081
240315_020	1633 ICAL 1.0PPB	☑	Auto	22335	48342	0.9700	2.5000	1.190772	0.9687	-0.14	1.205265	9.185350	8.705081
240315_021	1633 ICAL 5.0PPB	☑	Auto	106591	41892	4.8500	2.5000	1.311565	5.3496	10.30	1.205265	9.185350	8.705081
240315_022	1633 ICAL 10.0PPB	☑	Auto	190934	42832	9.7000	2.5000	1.148893	9.3747	-3.35	1.205265	9.185350	8.705081
240315_023	1633 ICAL 15.0PPB	☑	Auto	279562	44312	14.6000	2.5000	1.080309	13.2694	-9.11	1.205265	9.185350	8.705081
240315_024	1633 ICAL 20.0PPB	☑	Auto	366454	37395	19.4000	2.5000	1.262818	20.6126	6.25	1.205265	9.185350	8.705081
240315_026	1633 ICV 1.0PPB		Auto	22001	50496	0.9700	2.5000	----	0.9133	-5.84	1.205265	9.185350	8.705081
240315_027	1633 FTCA ICV 1.0PPB		ND(W/B)	----	45871	0.9700	2.5000	----	----	----	1.205265	9.185350	8.705081

Insight Report

Calibration
Printed 3/18/2024 12:12:24

Compound: D7-MeFOSE_IS

Curve Fit: Mean RF | Weighting: None | Zero: Not Forced
Quantitative Method: Internal Standard
No. of Calibration Points: 9
No. of Control Points: 0

	R^2	R	Equation
Q 623.20>58.90	----	----	----

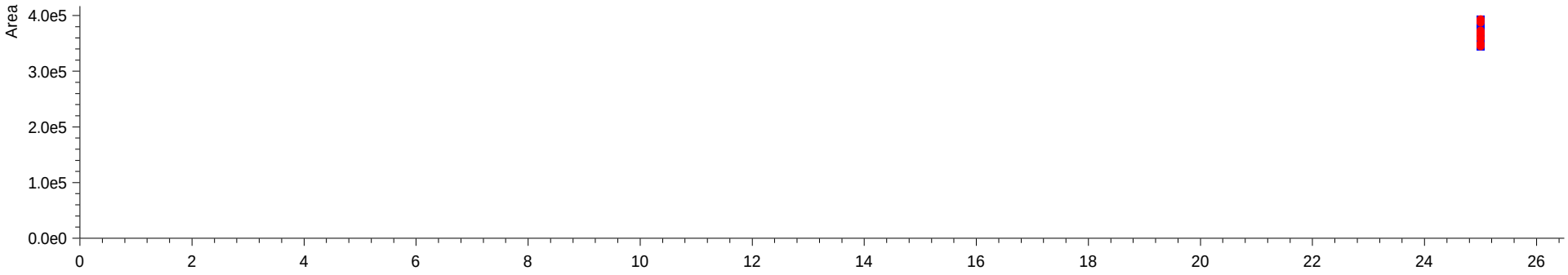

Data Filename	Sample ID	Cal Point	Mode ID	Area	ISTD Area	Std. Conc.	ISTD Amount	RF	Conc.	%Diff	RF Mean (curve)	RF %RSD (curve)	RF RSE (curve)
240315_016	1633 ICAL 0.05PPB	☐	Auto	361218	361218	25.0000	25.0000	1.000000	25.0000	0.00	----	----	----
240315_017	1633 ICAL 0.1PPB	☐	Auto	393432	393432	25.0000	25.0000	1.000000	25.0000	0.00	----	----	----
240315_018	1633 ICAL 0.25PPB	☐	Auto	369346	369346	25.0000	25.0000	1.000000	25.0000	0.00	----	----	----
240315_019	1633 ICAL 0.5PPB	☐	Auto	387786	387786	25.0000	25.0000	1.000000	25.0000	0.00	----	----	----
240315_020	1633 ICAL 1.0PPB	☐	Auto	367190	367190	25.0000	25.0000	1.000000	25.0000	0.00	----	----	----
240315_021	1633 ICAL 5.0PPB	☐	Auto	373372	373372	25.0000	25.0000	1.000000	25.0000	0.00	----	----	----
240315_022	1633 ICAL 10.0PPB	☐	Auto	350347	350347	25.0000	25.0000	1.000000	25.0000	0.00	----	----	----
240315_023	1633 ICAL 15.0PPB	☐	Auto	358906	358906	25.0000	25.0000	1.000000	25.0000	0.00	----	----	----
240315_024	1633 ICAL 20.0PPB	☐	Auto	345426	345426	25.0000	25.0000	1.000000	25.0000	0.00	----	----	----
240315_026	1633 ICV 1.0PPB		Auto	380675	380675	25.0000	25.0000	----	25.0000	0.00	----	----	----
240315_027	1633 FTCA ICV 1.0PPB		Auto	374885	374885	25.0000	25.0000	----	25.0000	0.00	----	----	----

Compound: D7-MeFOSE

Curve Fit: Mean RF | Weighting: None | Zero: Not Forced
Quantitative Method: Internal Standard
No. of Calibration Points: 9
No. of Control Points: 2

	R^2	R	Equation
Q 623.20>58.90	----	----	

Q 623.20>58.90

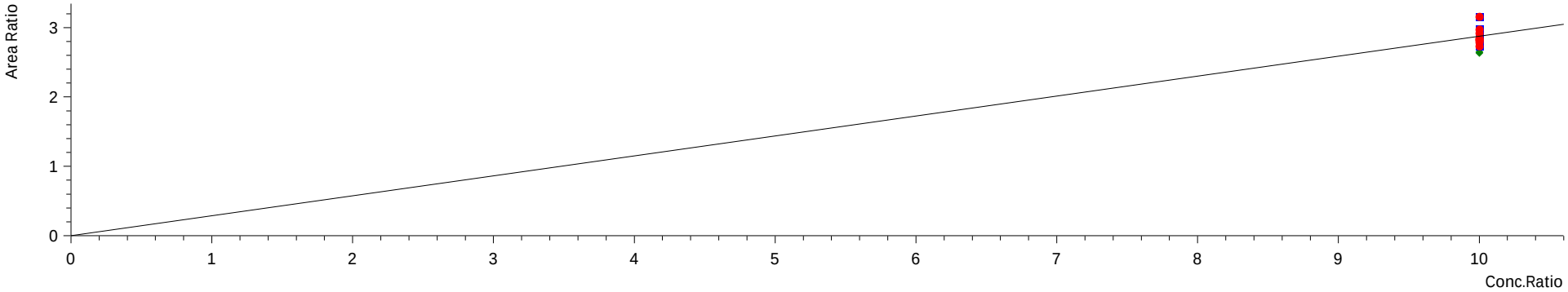

Data Filename	Sample ID	Cal Point	Mode ID	Area	ISTD Area	Std. Conc.	ISTD Amount	RF	Conc.	%Diff	RF Mean (curve)	RF %RSD (curve)	RF RSE (curve)
240315_016	1633 ICAL 0.05PPB	☑	Auto	361218	127751	25.0000	2.5000	0.282751	24.5739	-1.70	0.287654	4.375827	4.375827
240315_017	1633 ICAL 0.1PPB	☑	Auto	393432	141072	25.0000	2.5000	0.278887	24.2380	-3.05	0.287654	4.375827	4.375827
240315_018	1633 ICAL 0.25PPB	☑	Auto	369346	129673	25.0000	2.5000	0.284828	24.7544	-0.98	0.287654	4.375827	4.375827
240315_019	1633 ICAL 0.5PPB	☑	Auto	387786	130468	25.0000	2.5000	0.297226	25.8318	3.33	0.287654	4.375827	4.375827
240315_020	1633 ICAL 1.0PPB	☑	Auto	367190	134409	25.0000	2.5000	0.273188	23.7427	-5.03	0.287654	4.375827	4.375827
240315_021	1633 ICAL 5.0PPB	☑	Auto	373372	127903	25.0000	2.5000	0.291919	25.3706	1.48	0.287654	4.375827	4.375827
240315_022	1633 ICAL 10.0PPB	☑	Auto	350347	124551	25.0000	2.5000	0.281288	24.4467	-2.21	0.287654	4.375827	4.375827
240315_023	1633 ICAL 15.0PPB	☑	Auto	358906	126719	25.0000	2.5000	0.283229	24.6154	-1.54	0.287654	4.375827	4.375827
240315_024	1633 ICAL 20.0PPB	☑	Auto	345426	109460	25.0000	2.5000	0.315572	27.4264	9.71	0.287654	4.375827	4.375827
240315_026	1633 ICV 1.0PPB		Auto	380675	143722	25.0000	2.5000	----	23.0198	-7.92	0.287654	4.375827	4.375827
240315_027	1633 FTCA ICV 1.0PPB		Auto	374885	142236	25.0000	2.5000	----	22.9065	-8.37	0.287654	4.375827	4.375827

Compound: MeFOSE

Curve Fit: Linear | Weighting: 1/C | Zero: Not Forced
Quantitative Method: Internal Standard
No. of Calibration Points: 9
No. of Control Points: 2

	R^2	R	Equation
Q 616.10>59.00	0.9995090	0.9997545	y = 1.475374x + 0.0003994527

Q 616.10>59.00

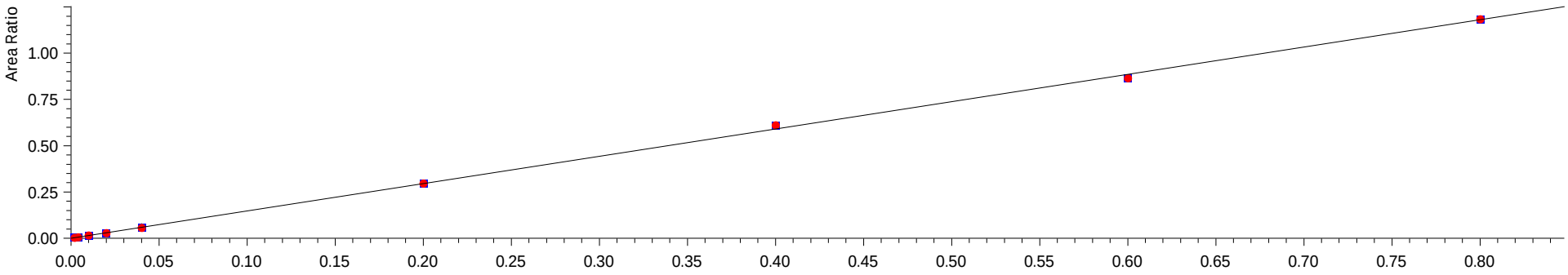

Data Filename	Sample ID	Cal Point	Mode ID	Area	ISTD Area	Std. Conc.	ISTD Amount	RF	Conc.	%Diff	RF Mean (curve)	RF %RSD (curve)	RF RSE (curve)
240315_016	1633 ICAL 0.05PPB	☑	M	1240	361218	0.0500	25.0000	1.716568	0.0514	2.81	1.516891	6.199420	3.489934
240315_017	1633 ICAL 0.1PPB	☑	M	2455	393432	0.1000	25.0000	1.560300	0.0990	-1.01	1.516891	6.199420	3.489934
240315_018	1633 ICAL 0.25PPB	☑	M	5863	369346	0.2500	25.0000	1.587407	0.2622	4.89	1.516891	6.199420	3.489934
240315_019	1633 ICAL 0.5PPB	☑	M	11115	387786	0.5000	25.0000	1.433131	0.4789	-4.22	1.516891	6.199420	3.489934
240315_020	1633 ICAL 1.0PPB	☑	M	20941	367190	1.0000	25.0000	1.425759	0.9596	-4.04	1.516891	6.199420	3.489934
240315_021	1633 ICAL 5.0PPB	☑	M	110558	373372	5.0000	25.0000	1.480529	5.0107	0.21	1.516891	6.199420	3.489934
240315_022	1633 ICAL 10.0PPB	☑	M	214207	350347	10.0000	25.0000	1.528532	10.3535	3.54	1.516891	6.199420	3.489934
240315_023	1633 ICAL 15.0PPB	☑	M	310229	358906	15.0000	25.0000	1.440624	14.6399	-2.40	1.516891	6.199420	3.489934
240315_024	1633 ICAL 20.0PPB	☑	M	408756	345426	20.0000	25.0000	1.479172	20.0447	0.22	1.516891	6.199420	3.489934
240315_026	1633 ICV 1.0PPB		Auto	23167	380675	1.0000	25.0000	----	1.0244	2.44	1.516891	6.199420	3.489934
240315_027	1633 FTCA ICV 1.0PPB		ND(W/B)	----	374885	1.0000	25.0000	----	----	----	1.516891	6.199420	3.489934

Insight Report

Calibration
Printed 3/18/2024 12:12:24

Compound: 13C2-PFHXDA_IS

Curve Fit: Mean RF | Weighting: None | Zero: Not Forced
Quantitative Method: Internal Standard
No. of Calibration Points: 9
No. of Control Points: 0

	R^2	R	Equation
Q 815.00>770.05	----	----	----

Q 815.00>770.05

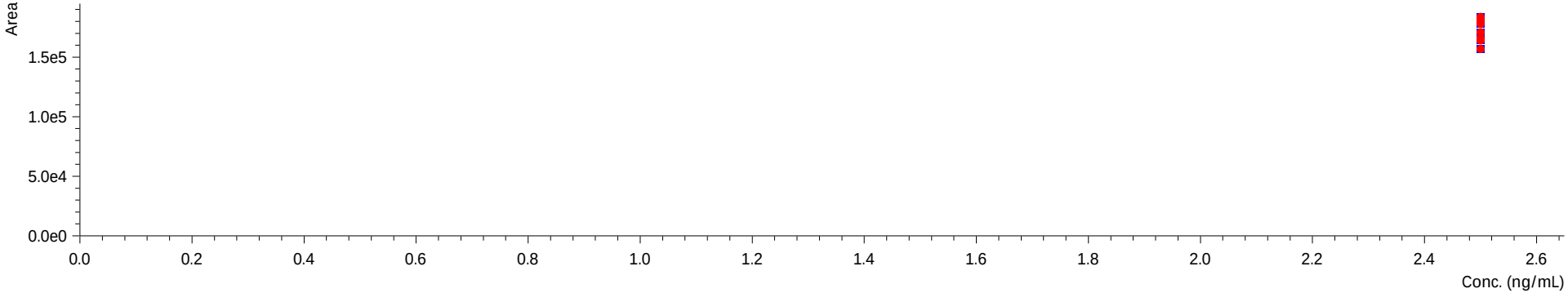

Data Filename	Sample ID	Cal Point	Mode ID	Area	ISTD Area	Std. Conc.	ISTD Amount	RF	Conc.	%Diff	RF Mean (curve)	RF %RSD (curve)	RF RSE (curve)
240315_016	1633 ICAL 0.05PPB	☐	Auto	166519	166519	2.5000	2.5000	1.000000	2.5000	0.00	----	----	----
240315_017	1633 ICAL 0.1PPB	☐	Auto	179961	179961	2.5000	2.5000	1.000000	2.5000	0.00	----	----	----
240315_018	1633 ICAL 0.25PPB	☐	Auto	171006	171006	2.5000	2.5000	1.000000	2.5000	0.00	----	----	----
240315_019	1633 ICAL 0.5PPB	☐	Auto	183858	183858	2.5000	2.5000	1.000000	2.5000	0.00	----	----	----
240315_020	1633 ICAL 1.0PPB	☐	Auto	178047	178047	2.5000	2.5000	1.000000	2.5000	0.00	----	----	----
240315_021	1633 ICAL 5.0PPB	☐	Auto	181805	181805	2.5000	2.5000	1.000000	2.5000	0.00	----	----	----
240315_022	1633 ICAL 10.0PPB	☐	Auto	164407	164407	2.5000	2.5000	1.000000	2.5000	0.00	----	----	----
240315_023	1633 ICAL 15.0PPB	☐	Auto	164123	164123	2.5000	2.5000	1.000000	2.5000	0.00	----	----	----
240315_024	1633 ICAL 20.0PPB	☐	Auto	157002	157002	2.5000	2.5000	1.000000	2.5000	0.00	----	----	----
240315_026	1633 ICV 1.0PPB		Auto	176107	176107	2.5000	2.5000	----	2.5000	0.00	----	----	----
240315_027	1633 FTCA ICV 1.0PPB		Auto	182032	182032	2.5000	2.5000	----	2.5000	0.00	----	----	----

Compound: 13C2-PFHXDA

Curve Fit: Mean RF | Weighting: None | Zero: Not Forced
Quantitative Method: Internal Standard
No. of Calibration Points: 9
No. of Control Points: 2

	R^2	R	Equation
Q 815.00>770.05	----	----	

Q 815.00>770.05

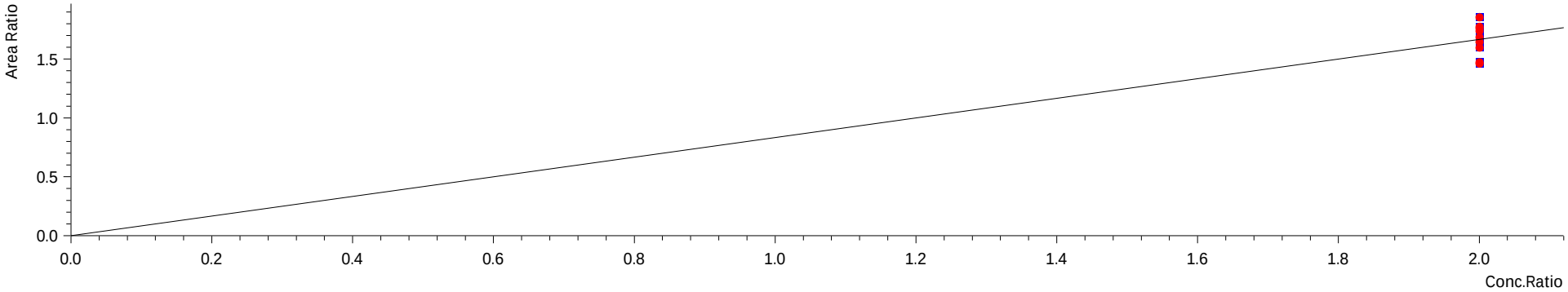

Data Filename	Sample ID	Cal Point	Mode ID	Area	ISTD Area	Std. Conc.	ISTD Amount	RF	Conc.	%Diff	RF Mean (curve)	RF %RSD (curve)	RF RSE (curve)
240315_016	1633 ICAL 0.05PPB	☑	Auto	166519	113939	2.5000	1.2500	0.730737	2.1926	-12.30	0.833186	8.127469	8.127469
240315_017	1633 ICAL 0.1PPB	☑	Auto	179961	122123	2.5000	1.2500	0.736802	2.2108	-11.57	0.833186	8.127469	8.127469
240315_018	1633 ICAL 0.25PPB	☑	Auto	171006	97053	2.5000	1.2500	0.880988	2.6434	5.74	0.833186	8.127469	8.127469
240315_019	1633 ICAL 0.5PPB	☑	Auto	183858	115151	2.5000	1.2500	0.798335	2.3954	-4.18	0.833186	8.127469	8.127469
240315_020	1633 ICAL 1.0PPB	☑	Auto	178047	100265	2.5000	1.2500	0.887883	2.6641	6.56	0.833186	8.127469	8.127469
240315_021	1633 ICAL 5.0PPB	☑	Auto	181805	110400	2.5000	1.2500	0.823395	2.4706	-1.18	0.833186	8.127469	8.127469
240315_022	1633 ICAL 10.0PPB	☑	Auto	164407	88658	2.5000	1.2500	0.927197	2.7821	11.28	0.833186	8.127469	8.127469
240315_023	1633 ICAL 15.0PPB	☑	Auto	164123	97338	2.5000	1.2500	0.843057	2.5296	1.18	0.833186	8.127469	8.127469
240315_024	1633 ICAL 20.0PPB	☑	Auto	157002	90201	2.5000	1.2500	0.870285	2.6113	4.45	0.833186	8.127469	8.127469
240315_026	1633 ICV 1.0PPB		Auto	176107	94759	2.5000	1.2500	----	2.7882	11.53	0.833186	8.127469	8.127469
240315_027	1633 FTCA ICV 1.0PPB		Auto	182032	110824	2.5000	1.2500	----	2.4642	-1.43	0.833186	8.127469	8.127469

Compound: PFHXDA

Curve Fit: Linear | Weighting: 1/C | Zero: Not Forced
Quantitative Method: Internal Standard
No. of Calibration Points: 9
No. of Control Points: 2

	R^2	R	Equation
Q 813.00>768.95	0.9993480	0.9996739	y = 1.526007x + 0.006406442

Q 813.00>768.95

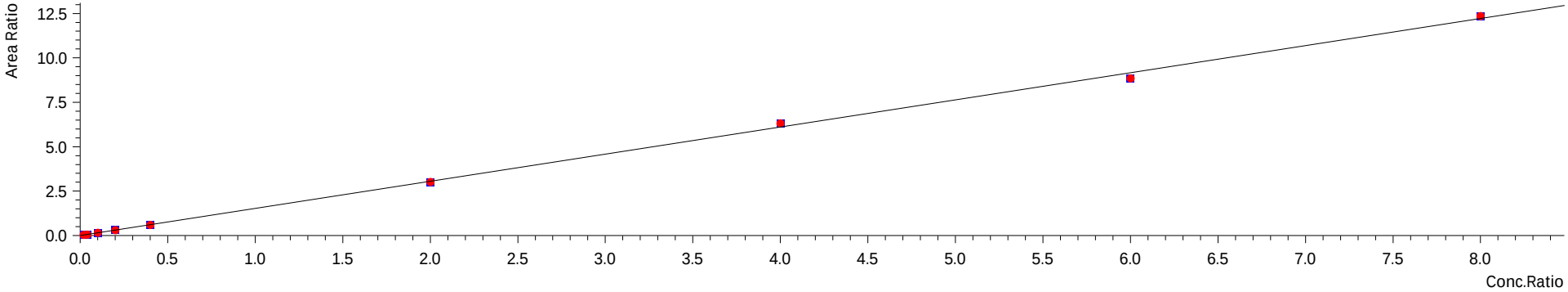

Data Filename	Sample ID	Cal Point	Mode ID	Area	ISTD Area	Std. Conc.	ISTD Amount	RF	Conc.	%Diff	RF Mean (curve)	RF %RSD (curve)	RF RSE (curve)
240315_016	1633 ICAL 0.05PPB	☑	Auto	6508	166519	0.0500	2.5000	1.954214	0.0535	7.07	1.592593	8.959843	3.773877
240315_017	1633 ICAL 0.1PPB	☑	Auto	11672	179961	0.1000	2.5000	1.621515	0.0958	-4.24	1.592593	8.959843	3.773877
240315_018	1633 ICAL 0.25PPB	☑	Auto	27000	171006	0.2500	2.5000	1.578909	0.2482	-0.73	1.592593	8.959843	3.773877
240315_019	1633 ICAL 0.5PPB	☑	Auto	57381	183858	0.5000	2.5000	1.560476	0.5008	0.16	1.592593	8.959843	3.773877
240315_020	1633 ICAL 1.0PPB	☑	Auto	107174	178047	1.0000	2.5000	1.504857	0.9756	-2.44	1.592593	8.959843	3.773877
240315_021	1633 ICAL 5.0PPB	☑	Auto	549752	181805	5.0000	2.5000	1.511925	4.9434	-1.13	1.592593	8.959843	3.773877
240315_022	1633 ICAL 10.0PPB	☑	Auto	1039049	164407	10.0000	2.5000	1.579999	10.3433	3.43	1.592593	8.959843	3.773877
240315_023	1633 ICAL 15.0PPB	☑	Auto	1454293	164123	15.0000	2.5000	1.476829	14.5061	-3.29	1.592593	8.959843	3.773877
240315_024	1633 ICAL 20.0PPB	☑	Auto	1940054	157002	20.0000	2.5000	1.544609	20.2333	1.17	1.592593	8.959843	3.773877
240315_026	1633 ICV 1.0PPB		Auto	108008	176107	1.0000	2.5000	----	0.9943	-0.57	1.592593	8.959843	3.773877
240315_027	1633 FTCA ICV 1.0PPB		ND(W/B)	----	182032	1.0000	2.5000	----	----	----	1.592593	8.959843	3.773877

Compound: D3-MeFOSA

Curve Fit: Mean RF | Weighting: None | Zero: Not Forced
Quantitative Method: Internal Standard
No. of Calibration Points: 9
No. of Control Points: 2

	R^2	R	Equation
Q 515.00>219.00	----	----	

Q 515.00>219.00

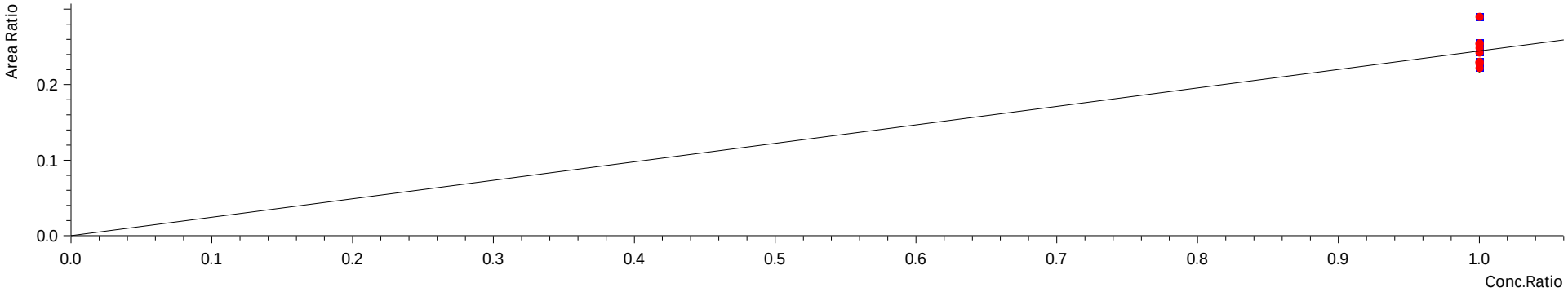

Data Filename	Sample ID	Cal Point	Mode ID	Area	ISTD Area	Std. Conc.	ISTD Amount	RF	Conc.	%Diff	RF Mean (curve)	RF %RSD (curve)	RF RSE (curve)
240315_016	1633 ICAL 0.05PPB	☑	Auto	28406	127751	2.5000	2.5000	0.222353	2.2724	-9.10	0.244623	8.515503	8.515503
240315_017	1633 ICAL 0.1PPB	☑	Auto	34258	141072	2.5000	2.5000	0.242841	2.4818	-0.73	0.244623	8.515503	8.515503
240315_018	1633 ICAL 0.25PPB	☑	Auto	29900	129673	2.5000	2.5000	0.230583	2.3565	-5.74	0.244623	8.515503	8.515503
240315_019	1633 ICAL 0.5PPB	☑	Auto	33308	130468	2.5000	2.5000	0.255295	2.6091	4.36	0.244623	8.515503	8.515503
240315_020	1633 ICAL 1.0PPB	☑	Auto	33444	134409	2.5000	2.5000	0.248823	2.5429	1.72	0.244623	8.515503	8.515503
240315_021	1633 ICAL 5.0PPB	☑	Auto	29402	127903	2.5000	2.5000	0.229879	2.3493	-6.03	0.244623	8.515503	8.515503
240315_022	1633 ICAL 10.0PPB	☑	Auto	31648	124551	2.5000	2.5000	0.254095	2.5968	3.87	0.244623	8.515503	8.515503
240315_023	1633 ICAL 15.0PPB	☑	Auto	28866	126719	2.5000	2.5000	0.227798	2.3281	-6.88	0.244623	8.515503	8.515503
240315_024	1633 ICAL 20.0PPB	☑	Auto	31737	109460	2.5000	2.5000	0.289938	2.9631	18.52	0.244623	8.515503	8.515503
240315_026	1633 ICV 1.0PPB		Auto	33007	143722	2.5000	2.5000	----	2.3471	-6.12	0.244623	8.515503	8.515503
240315_027	1633 FTCA ICV 1.0PPB		Auto	31399	142236	2.5000	2.5000	----	2.2561	-9.76	0.244623	8.515503	8.515503

Insight Report

Calibration
Printed 3/18/2024 12:12:24

Compound: D3-MeFOSA_IS

Curve Fit: Mean RF | Weighting: None | Zero: Not Forced
Quantitative Method: Internal Standard
No. of Calibration Points: 9
No. of Control Points: 0

	R^2	R	Equation
Q 515.00>219.00	----	----	----

Q 515.00>219.00

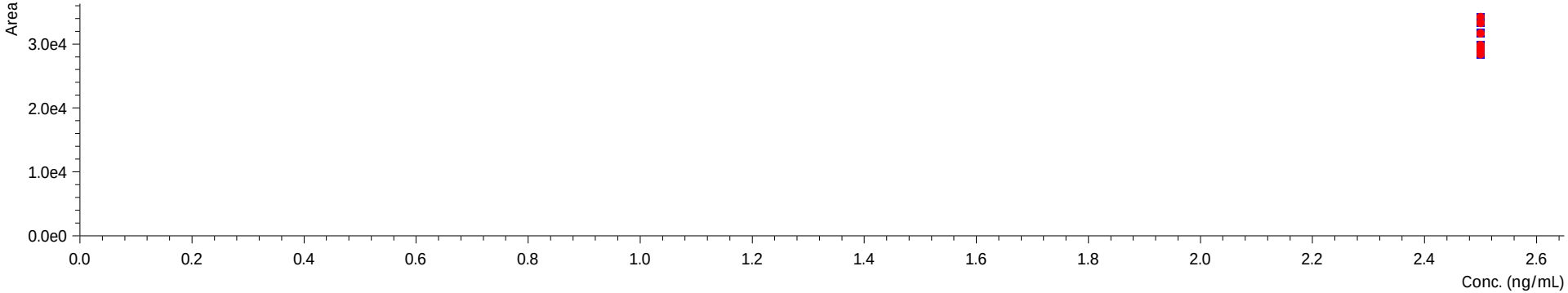

Data Filename	Sample ID	Cal Point	Mode ID	Area	ISTD Area	Std. Conc.	ISTD Amount	RF	Conc.	%Diff	RF Mean (curve)	RF %RSD (curve)	RF RSE (curve)
240315_016	1633 ICAL 0.05PPB	☐	Auto	28406	28406	2.5000	2.5000	1.000000	2.5000	0.00	----	----	----
240315_017	1633 ICAL 0.1PPB	☐	Auto	34258	34258	2.5000	2.5000	1.000000	2.5000	0.00	----	----	----
240315_018	1633 ICAL 0.25PPB	☐	Auto	29900	29900	2.5000	2.5000	1.000000	2.5000	0.00	----	----	----
240315_019	1633 ICAL 0.5PPB	☐	Auto	33308	33308	2.5000	2.5000	1.000000	2.5000	0.00	----	----	----
240315_020	1633 ICAL 1.0PPB	☐	Auto	33444	33444	2.5000	2.5000	1.000000	2.5000	0.00	----	----	----
240315_021	1633 ICAL 5.0PPB	☐	Auto	29402	29402	2.5000	2.5000	1.000000	2.5000	0.00	----	----	----
240315_022	1633 ICAL 10.0PPB	☐	Auto	31648	31648	2.5000	2.5000	1.000000	2.5000	0.00	----	----	----
240315_023	1633 ICAL 15.0PPB	☐	Auto	28866	28866	2.5000	2.5000	1.000000	2.5000	0.00	----	----	----
240315_024	1633 ICAL 20.0PPB	☐	Auto	31737	31737	2.5000	2.5000	1.000000	2.5000	0.00	----	----	----
240315_026	1633 ICV 1.0PPB		Auto	33007	33007	2.5000	2.5000	----	2.5000	0.00	----	----	----
240315_027	1633 FTCA ICV 1.0PPB		Auto	31399	31399	2.5000	2.5000	----	2.5000	0.00	----	----	----

Compound: MeFOSA

Curve Fit: Mean RF | Weighting: 1/C | Zero: Not Forced
Quantitative Method: Internal Standard
No. of Calibration Points: 9
No. of Control Points: 2

	R^2	R	Equation
Q 511.90>219.00	----	----	

Q 511.90>219.00

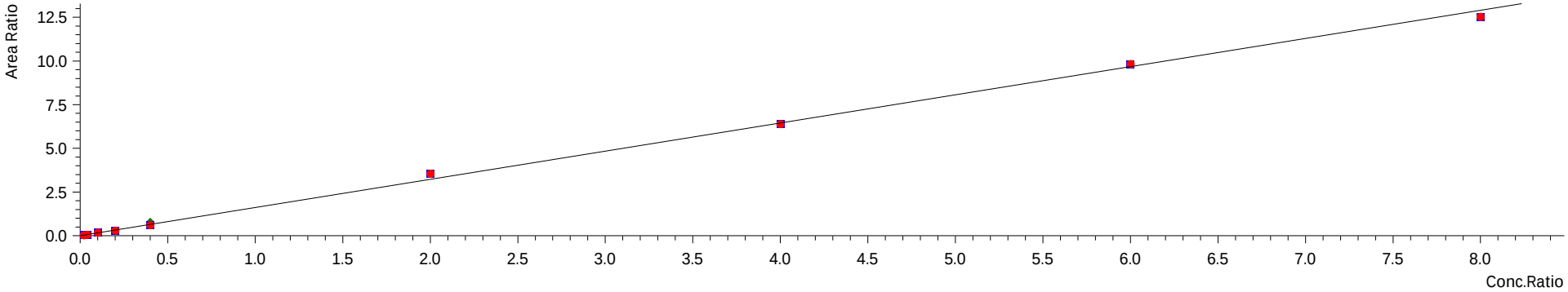

Data Filename	Sample ID	Cal Point	Mode ID	Area	ISTD Area	Std. Conc.	ISTD Amount	RF	Conc.	%Diff	RF Mean (curve)	RF %RSD (curve)	RF RSE (curve)
240315_016	1633 ICAL 0.05PPB	☑	M	1045	28406	0.0500	2.5000	1.839470	0.0570	14.05	1.612847	9.777545	9.777545
240315_017	1633 ICAL 0.1PPB	☑	M	1795	34258	0.1000	2.5000	1.309942	0.0812	-18.78	1.612847	9.777545	9.777545
240315_018	1633 ICAL 0.25PPB	☑	M	5166	29900	0.2500	2.5000	1.727628	0.2678	7.12	1.612847	9.777545	9.777545
240315_019	1633 ICAL 0.5PPB	☑	M	10136	33308	0.5000	2.5000	1.521514	0.4717	-5.66	1.612847	9.777545	9.777545
240315_020	1633 ICAL 1.0PPB	☑	M	20611	33444	1.0000	2.5000	1.540706	0.9553	-4.47	1.612847	9.777545	9.777545
240315_021	1633 ICAL 5.0PPB	☑	M	104344	29402	5.0000	2.5000	1.774420	5.5009	10.02	1.612847	9.777545	9.777545
240315_022	1633 ICAL 10.0PPB	☑	M	202281	31648	10.0000	2.5000	1.597900	9.9073	-0.93	1.612847	9.777545	9.777545
240315_023	1633 ICAL 15.0PPB	☑	M	283655	28866	15.0000	2.5000	1.637747	15.2316	1.54	1.612847	9.777545	9.777545
240315_024	1633 ICAL 20.0PPB	☑	M	397672	31737	20.0000	2.5000	1.566298	19.4228	-2.89	1.612847	9.777545	9.777545
240315_026	1633 ICV 1.0PPB		Auto	26703	33007	1.0000	2.5000	----	1.2540	25.40	1.612847	9.777545	9.777545
240315_027	1633 FTCA ICV 1.0PPB		ND(W/B)	----	31399	1.0000	2.5000	----	----	----	1.612847	9.777545	9.777545

Insight Report

Calibration
Printed 3/18/2024 12:12:24

Compound: D9-EtFOSE_IS

Curve Fit: Mean RF | Weighting: None | Zero: Not Forced
Quantitative Method: Internal Standard
No. of Calibration Points: 9
No. of Control Points: 0

	R^2	R	Equation
Q 639.20>58.90	----	----	----

Q 639.20>58.90

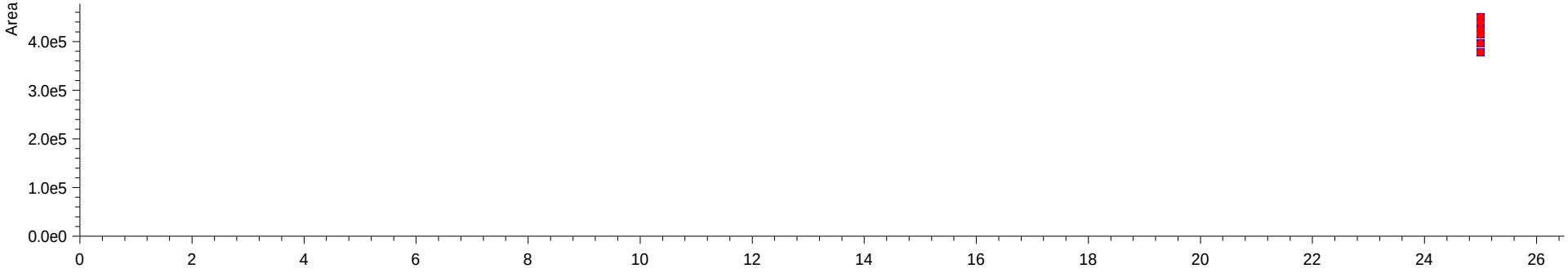

Data Filename	Sample ID	Cal Point	Mode ID	Area	ISTD Area	Std. Conc.	ISTD Amount	RF	Conc.	%Diff	RF Mean (curve)	RF %RSD (curve)	RF RSE (curve)
240315_016	1633 ICAL 0.05PPB	☐	Auto	415626	415626	25.0000	25.0000	1.000000	25.0000	0.00	----	----	----
240315_017	1633 ICAL 0.1PPB	☐	Auto	440172	440172	25.0000	25.0000	1.000000	25.0000	0.00	----	----	----
240315_018	1633 ICAL 0.25PPB	☐	Auto	418397	418397	25.0000	25.0000	1.000000	25.0000	0.00	----	----	----
240315_019	1633 ICAL 0.5PPB	☐	Auto	450847	450847	25.0000	25.0000	1.000000	25.0000	0.00	----	----	----
240315_020	1633 ICAL 1.0PPB	☐	Auto	425752	425752	25.0000	25.0000	1.000000	25.0000	0.00	----	----	----
240315_021	1633 ICAL 5.0PPB	☐	Auto	438596	438596	25.0000	25.0000	1.000000	25.0000	0.00	----	----	----
240315_022	1633 ICAL 10.0PPB	☐	Auto	396076	396076	25.0000	25.0000	1.000000	25.0000	0.00	----	----	----
240315_023	1633 ICAL 15.0PPB	☐	Auto	414260	414260	25.0000	25.0000	1.000000	25.0000	0.00	----	----	----
240315_024	1633 ICAL 20.0PPB	☐	Auto	377867	377867	25.0000	25.0000	1.000000	25.0000	0.00	----	----	----
240315_026	1633 ICV 1.0PPB		Auto	413242	413242	25.0000	25.0000	----	25.0000	0.00	----	----	----
240315_027	1633 FTCA ICV 1.0PPB		Auto	428989	428989	25.0000	25.0000	----	25.0000	0.00	----	----	----

Insight Report

Calibration
Printed 3/18/2024 12:12:24

Compound: D9-EtFOSE

Curve Fit: Mean RF | Weighting: None | Zero: Not Forced
Quantitative Method: Internal Standard
No. of Calibration Points: 9
No. of Control Points: 2

	R^2	R	Equation
Q 639.20>58.90	----	----	

Q 639.20>58.90

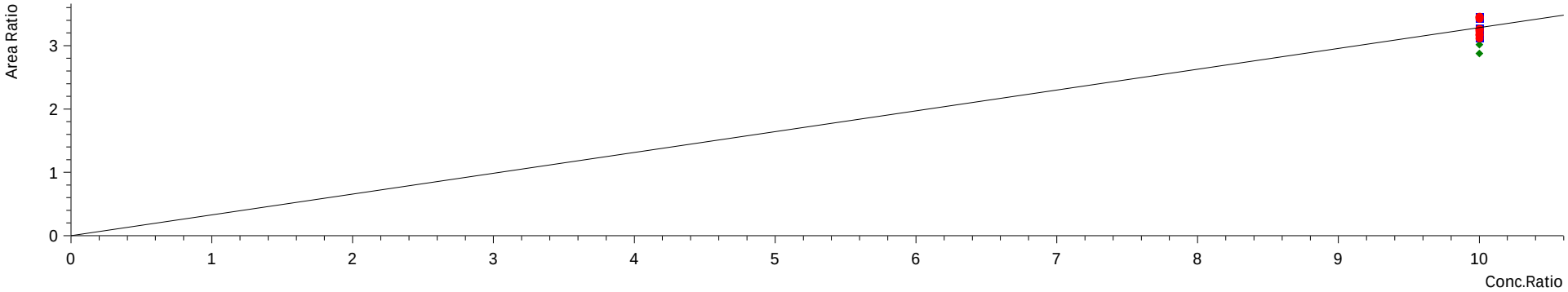

Data Filename	Sample ID	Cal Point	Mode ID	Area	ISTD Area	Std. Conc.	ISTD Amount	RF	Conc.	%Diff	RF Mean (curve)	RF %RSD (curve)	RF RSE (curve)
240315_016	1633 ICAL 0.05PPB	☑	Auto	415626	127751	25.0000	2.5000	0.325340	24.7690	-0.92	0.328374	3.947477	3.947477
240315_017	1633 ICAL 0.1PPB	☑	Auto	440172	141072	25.0000	2.5000	0.312019	23.7548	-4.98	0.328374	3.947477	3.947477
240315_018	1633 ICAL 0.25PPB	☑	Auto	418397	129673	25.0000	2.5000	0.322655	24.5646	-1.74	0.328374	3.947477	3.947477
240315_019	1633 ICAL 0.5PPB	☑	Auto	450847	130468	25.0000	2.5000	0.345560	26.3084	5.23	0.328374	3.947477	3.947477
240315_020	1633 ICAL 1.0PPB	☑	Auto	425752	134409	25.0000	2.5000	0.316758	24.1156	-3.54	0.328374	3.947477	3.947477
240315_021	1633 ICAL 5.0PPB	☑	Auto	438596	127903	25.0000	2.5000	0.342914	26.1069	4.43	0.328374	3.947477	3.947477
240315_022	1633 ICAL 10.0PPB	☑	Auto	396076	124551	25.0000	2.5000	0.318003	24.2104	-3.16	0.328374	3.947477	3.947477
240315_023	1633 ICAL 15.0PPB	☑	Auto	414260	126719	25.0000	2.5000	0.326912	24.8887	-0.45	0.328374	3.947477	3.947477
240315_024	1633 ICAL 20.0PPB	☑	Auto	377867	109460	25.0000	2.5000	0.345209	26.2817	5.13	0.328374	3.947477	3.947477
240315_026	1633 ICV 1.0PPB		Auto	413242	143722	25.0000	2.5000	----	21.8903	-12.44	0.328374	3.947477	3.947477
240315_027	1633 FTCA ICV 1.0PPB		Auto	428989	142236	25.0000	2.5000	----	22.9620	-8.15	0.328374	3.947477	3.947477

Compound: EtFOSE

Curve Fit: Linear | Weighting: 1/C | Zero: Not Forced
Quantitative Method: Internal Standard
No. of Calibration Points: 9
No. of Control Points: 2

	R^2	R	Equation
Q 630.00>59.00	0.9997415	0.9998707	y = 1.264308x - 0.00003023244

Q 630.00>59.00

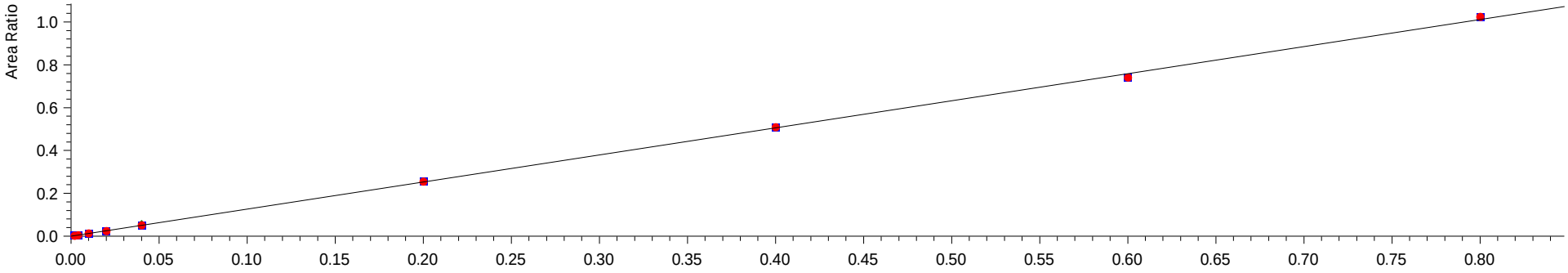

Data Filename	Sample ID	Cal Point	Mode ID	Area	ISTD Area	Std. Conc.	ISTD Amount	RF	Conc.	%Diff	RF Mean (curve)	RF %RSD (curve)	RF RSE (curve)
240315_016	1633 ICAL 0.05PPB	☑	M	1006	415626	0.0500	25.0000	1.209871	0.0484	-3.11	1.261165	2.437803	2.396760
240315_017	1633 ICAL 0.1PPB	☑	M	2216	440172	0.1000	25.0000	1.258462	0.1001	0.14	1.261165	2.437803	2.396760
240315_018	1633 ICAL 0.25PPB	☑	M	5487	418397	0.2500	25.0000	1.311419	0.2599	3.97	1.261165	2.437803	2.396760
240315_019	1633 ICAL 0.5PPB	☑	M	11119	450847	0.5000	25.0000	1.233098	0.4883	-2.35	1.261165	2.437803	2.396760
240315_020	1633 ICAL 1.0PPB	☑	M	21767	425752	1.0000	25.0000	1.278122	1.0115	1.15	1.261165	2.437803	2.396760
240315_021	1633 ICAL 5.0PPB	☑	M	111665	438596	5.0000	25.0000	1.272984	5.0349	0.70	1.261165	2.437803	2.396760
240315_022	1633 ICAL 10.0PPB	☑	M	201543	396076	10.0000	25.0000	1.272123	10.0624	0.62	1.261165	2.437803	2.396760
240315_023	1633 ICAL 15.0PPB	☑	M	306841	414260	15.0000	25.0000	1.234493	14.6469	-2.35	1.261165	2.437803	2.396760
240315_024	1633 ICAL 20.0PPB	☑	M	386910	377867	20.0000	25.0000	1.279917	20.2475	1.24	1.261165	2.437803	2.396760
240315_026	1633 ICV 1.0PPB		Auto	23576	413242	1.0000	25.0000	----	1.1287	12.87	1.261165	2.437803	2.396760
240315_027	1633 FTCA ICV 1.0PPB		ND(W/B)	----	428989	1.0000	25.0000	----	----	----	1.261165	2.437803	2.396760

Insight Report

Calibration
Printed 3/18/2024 12:12:24

Compound: D5-EtFOSAm

Curve Fit: Mean RF | Weighting: None | Zero: Not Forced
Quantitative Method: Internal Standard
No. of Calibration Points: 9
No. of Control Points: 2

	R^2	R	Equation
Q 531.10>219.00	----	----	

Q 531.10>219.00

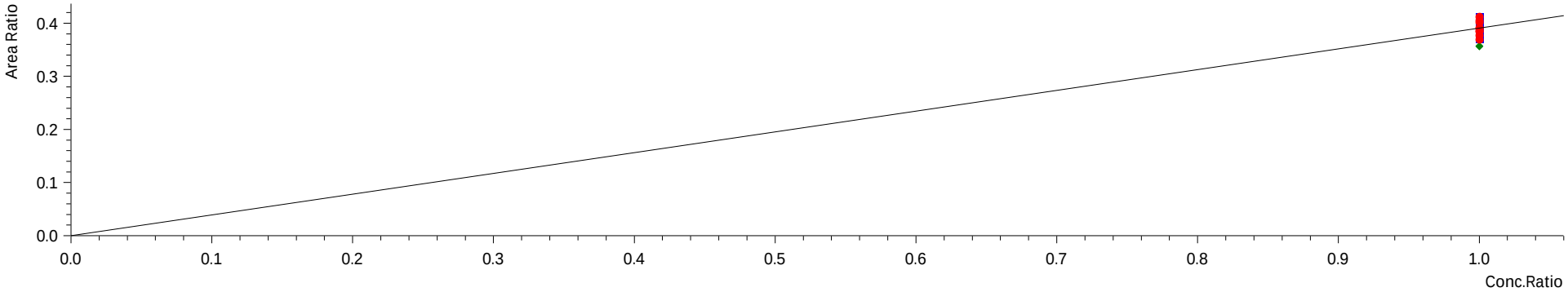

Data Filename	Sample ID	Cal Point	Mode ID	Area	ISTD Area	Std. Conc.	ISTD Amount	RF	Conc.	%Diff	RF Mean (curve)	RF %RSD (curve)	RF RSE (curve)
240315_016	1633 ICAL 0.05PPB	☑	Auto	49208	127751	2.5000	2.5000	0.385186	2.4634	-1.47	0.390913	3.501768	3.501768
240315_017	1633 ICAL 0.1PPB	☑	Auto	55017	141072	2.5000	2.5000	0.389988	2.4941	-0.24	0.390913	3.501768	3.501768
240315_018	1633 ICAL 0.25PPB	☑	Auto	49937	129673	2.5000	2.5000	0.385101	2.4628	-1.49	0.390913	3.501768	3.501768
240315_019	1633 ICAL 0.5PPB	☑	Auto	52454	130468	2.5000	2.5000	0.402044	2.5712	2.85	0.390913	3.501768	3.501768
240315_020	1633 ICAL 1.0PPB	☑	Auto	50731	134409	2.5000	2.5000	0.377439	2.4138	-3.45	0.390913	3.501768	3.501768
240315_021	1633 ICAL 5.0PPB	☑	Auto	51846	127903	2.5000	2.5000	0.405358	2.5924	3.70	0.390913	3.501768	3.501768
240315_022	1633 ICAL 10.0PPB	☑	Auto	48793	124551	2.5000	2.5000	0.391749	2.5053	0.21	0.390913	3.501768	3.501768
240315_023	1633 ICAL 15.0PPB	☑	Auto	46793	126719	2.5000	2.5000	0.369267	2.3616	-5.54	0.390913	3.501768	3.501768
240315_024	1633 ICAL 20.0PPB	☑	Auto	45107	109460	2.5000	2.5000	0.412086	2.6354	5.42	0.390913	3.501768	3.501768
240315_026	1633 ICV 1.0PPB		Auto	51346	143722	2.5000	2.5000	----	2.2848	-8.61	0.390913	3.501768	3.501768
240315_027	1633 FTCA ICV 1.0PPB		Auto	50672	142236	2.5000	2.5000	----	2.2784	-8.87	0.390913	3.501768	3.501768

Compound: D5-EtFOSAm_IS

Curve Fit: Mean RF | Weighting: None | Zero: Not Forced
Quantitative Method: Internal Standard
No. of Calibration Points: 9
No. of Control Points: 0

	R^2	R	Equation
Q 531.10>219.00	----	----	----

Q 531.10>219.00

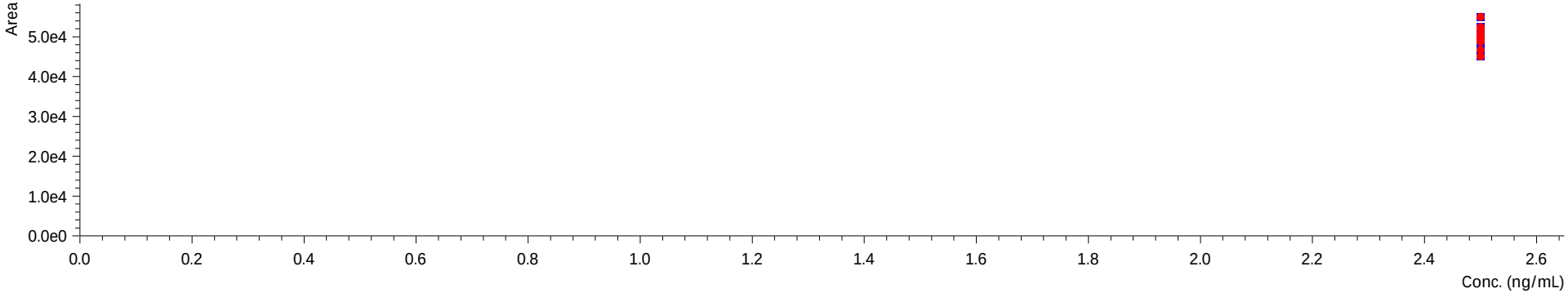

Data Filename	Sample ID	Cal Point	Mode ID	Area	ISTD Area	Std. Conc.	ISTD Amount	RF	Conc.	%Diff	RF Mean (curve)	RF %RSD (curve)	RF RSE (curve)
240315_016	1633 ICAL 0.05PPB	☐	Auto	49208	49208	2.5000	2.5000	1.000000	2.5000	0.00	----	----	----
240315_017	1633 ICAL 0.1PPB	☐	Auto	55017	55017	2.5000	2.5000	1.000000	2.5000	0.00	----	----	----
240315_018	1633 ICAL 0.25PPB	☐	Auto	49937	49937	2.5000	2.5000	1.000000	2.5000	0.00	----	----	----
240315_019	1633 ICAL 0.5PPB	☐	Auto	52454	52454	2.5000	2.5000	1.000000	2.5000	0.00	----	----	----
240315_020	1633 ICAL 1.0PPB	☐	Auto	50731	50731	2.5000	2.5000	1.000000	2.5000	0.00	----	----	----
240315_021	1633 ICAL 5.0PPB	☐	Auto	51846	51846	2.5000	2.5000	1.000000	2.5000	0.00	----	----	----
240315_022	1633 ICAL 10.0PPB	☐	Auto	48793	48793	2.5000	2.5000	1.000000	2.5000	0.00	----	----	----
240315_023	1633 ICAL 15.0PPB	☐	Auto	46793	46793	2.5000	2.5000	1.000000	2.5000	0.00	----	----	----
240315_024	1633 ICAL 20.0PPB	☐	Auto	45107	45107	2.5000	2.5000	1.000000	2.5000	0.00	----	----	----
240315_026	1633 ICV 1.0PPB		Auto	51346	51346	2.5000	2.5000	----	2.5000	0.00	----	----	----
240315_027	1633 FTCA ICV 1.0PPB		Auto	50672	50672	2.5000	2.5000	----	2.5000	0.00	----	----	----

Compound: EtFOSAm

Curve Fit: Linear | Weighting: 1/C | Zero: Not Forced
Quantitative Method: Internal Standard
No. of Calibration Points: 9
No. of Control Points: 2

	R^2	R	Equation
Q 526.00>219.00	0.9992550	0.9996274	y = 1.229066x - 0.006533578

Q 526.00>219.00

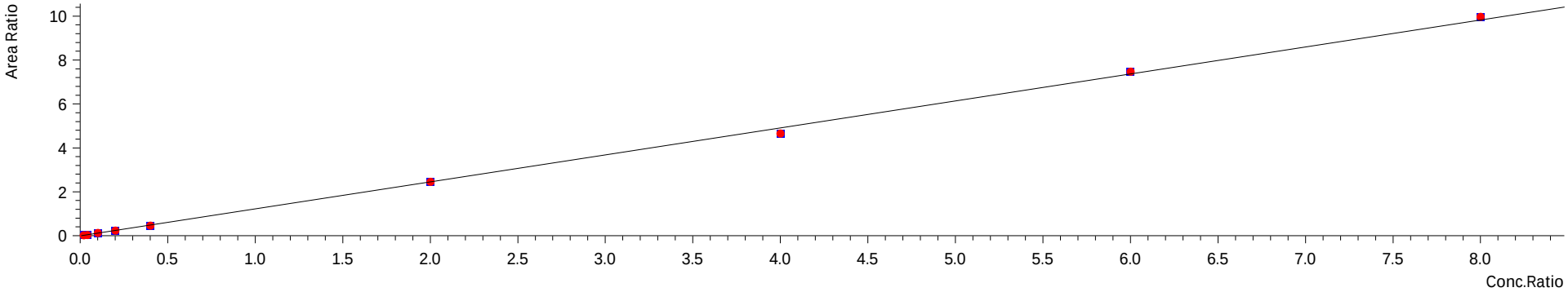

Data Filename	Sample ID	Cal Point	Mode ID	Area	ISTD Area	Std. Conc.	ISTD Amount	RF	Conc.	%Diff	RF Mean (curve)	RF %RSD (curve)	RF RSE (curve)
240315_016	1633 ICAL 0.05PPB	☑	M	955	49208	0.0500	2.5000	0.970290	0.0528	5.52	1.161159	9.812638	5.346406
240315_017	1633 ICAL 0.1PPB	☑	M	2132	55017	0.1000	2.5000	0.969020	0.0921	-7.87	1.161159	9.812638	5.346406
240315_018	1633 ICAL 0.25PPB	☑	M	6282	49937	0.2500	2.5000	1.257927	0.2692	7.66	1.161159	9.812638	5.346406
240315_019	1633 ICAL 0.5PPB	☑	M	12654	52454	0.5000	2.5000	1.206165	0.5040	0.79	1.161159	9.812638	5.346406
240315_020	1633 ICAL 1.0PPB	☑	M	23536	50731	1.0000	2.5000	1.159838	0.9570	-4.30	1.161159	9.812638	5.346406
240315_021	1633 ICAL 5.0PPB	☑	M	127464	51846	5.0000	2.5000	1.229242	5.0140	0.28	1.161159	9.812638	5.346406
240315_022	1633 ICAL 10.0PPB	☑	M	227481	48793	10.0000	2.5000	1.165546	9.4965	-5.04	1.161159	9.812638	5.346406
240315_023	1633 ICAL 15.0PPB	☑	M	349886	46793	15.0000	2.5000	1.246213	15.2226	1.48	1.161159	9.812638	5.346406
240315_024	1633 ICAL 20.0PPB	☑	M	449696	45107	20.0000	2.5000	1.246192	20.2920	1.46	1.161159	9.812638	5.346406
240315_026	1633 ICV 1.0PPB		Auto	22588	51346	1.0000	2.5000	----	0.9081	-9.19	1.161159	9.812638	5.346406
240315_027	1633 FTCA ICV 1.0PPB		ND(W/B)	----	50672	1.0000	2.5000	----	----	----	1.161159	9.812638	5.346406

Compound: PFODA

Curve Fit: Linear | Weighting: 1/C | Zero: Not Forced
Quantitative Method: Internal Standard
No. of Calibration Points: 9
No. of Control Points: 2

	R^2	R	Equation
Q 913.00>868.65	0.9959768	0.9979864	y = 0.4843302x + 0.002613789

Q 913.00>868.65

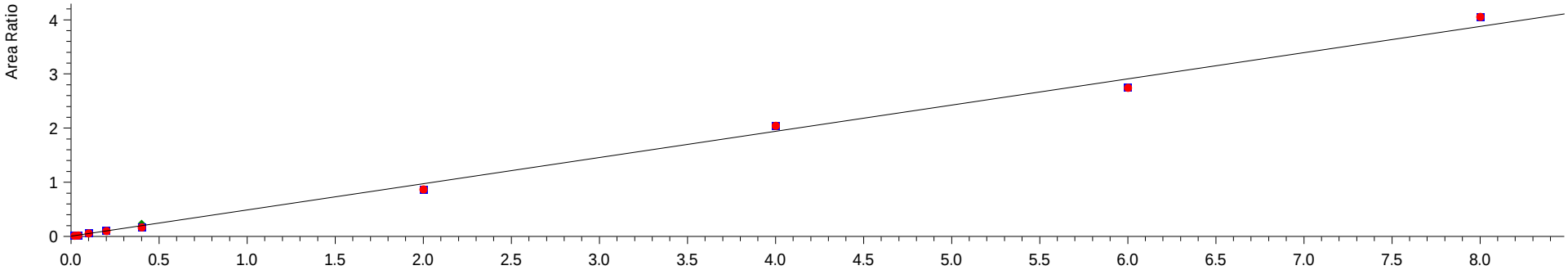

Data Filename	Sample ID	Cal Point	Mode ID	Area	ISTD Area	Std. Conc.	ISTD Amount	RF	Conc.	%Diff	RF Mean (curve)	RF %RSD (curve)	RF RSE (curve)
240315_016	1633 ICAL 0.05PPB	☑	Auto	2231	166519	0.0500	2.5000	0.669835	0.0557	11.32	0.511497	15.000593	11.292352
240315_017	1633 ICAL 0.1PPB	☑	Auto	3554	179961	0.1000	2.5000	0.493711	0.0884	-11.55	0.511497	15.000593	11.292352
240315_018	1633 ICAL 0.25PPB	☑	Auto	10030	171006	0.2500	2.5000	0.586514	0.2893	15.70	0.511497	15.000593	11.292352
240315_019	1633 ICAL 0.5PPB	☑	Auto	19005	183858	0.5000	2.5000	0.516846	0.5201	4.02	0.511497	15.000593	11.292352
240315_020	1633 ICAL 1.0PPB	☑	Auto	30401	178047	1.0000	2.5000	0.426871	0.8679	-13.21	0.511497	15.000593	11.292352
240315_021	1633 ICAL 5.0PPB	☑	Auto	157932	181805	5.0000	2.5000	0.434345	4.4705	-10.59	0.511497	15.000593	11.292352
240315_022	1633 ICAL 10.0PPB	☑	Auto	336082	164407	10.0000	2.5000	0.511053	10.5383	5.38	0.511497	15.000593	11.292352
240315_023	1633 ICAL 15.0PPB	☑	Auto	450502	164123	15.0000	2.5000	0.457484	14.1550	-5.63	0.511497	15.000593	11.292352
240315_024	1633 ICAL 20.0PPB	☑	Auto	636565	157002	20.0000	2.5000	0.506813	20.9149	4.57	0.511497	15.000593	11.292352
240315_026	1633 ICV 1.0PPB		Auto	41450	176107	1.0000	2.5000	----	1.2014	20.14	0.511497	15.000593	11.292352
240315_027	1633 FTCA ICV 1.0PPB		ND(W/B)	----	182032	1.0000	2.5000	----	----	----	0.511497	15.000593	11.292352

Insight Report
Ion Ratio Confirmation
Printed 3/18/2024 12:11:29

240315_015

Sample ID: 1633 CCB
Date Acquired: 3/15/2024 7:36:37 PM
Acquired by: System Administrator
Data File: 240315_015
Vial: 54 | Inj. Volume: 10.0000uL | Tray: 1

Name	m/z	Ref 1 m/z	Area	Ref 1 Measured	Ref 1 Actual Ratio	Ref 1 Set Ratio	Ref 2 Measured	Ref 2 Actual Ratio	Ref 2 Set Ratio	Flag ID
13C4-PFBA	216.80>171.90	----	1365912	----	----	----	----	----	----	
13C4-PFBA_IS	216.80>171.90	----	1365912	----	----	----	----	----	----	
13C3-PFBA_IS	216.00>172.00	----	496612	----	----	----	----	----	----	
PFBA	212.80>169.05	----	5691	----	----	----	----	----	----	
PFMPA	229.00>84.90	----	----	----	----	----	----	----	----	
3_3 FTCA	241.00>177.10	241.00>117.00	----	0	0.00	136.14	0	0.00	136.14	
13C5-PFPeA	268.30>223.00	----	388514	----	----	----	----	----	----	
13C5-PFPeA_IS	268.30>223.00	----	388514	----	----	----	----	----	----	
PFPeA	263.00>219.00	----	1467	----	----	----	----	----	----	
PFMBA	279.00>84.95	----	72	----	----	----	----	----	----	
13C2-4_2 FTS	329.10>80.90	----	110809	----	----	----	----	----	----	
13C2-4_2 FTS_IS	329.10>80.90	----	110809	----	----	----	----	----	----	
4_2 FTS	327.10>307.00	327.10>80.90	----	0	0.00	33.08	0	0.00	33.08	
13C3-PFBS_IS	302.10>79.90	----	270495	----	----	----	----	----	----	
PFBS	298.70>79.90	298.70>98.80	----	0	0.00	46.53	0	0.00	46.53	
13C3-PFBS	302.10>79.90	----	270495	----	----	----	----	----	----	
NFDHA	295.00>201.00	295.00>84.90	1029	404	39.23	36.44	404	39.23	36.44	
13C5-PFHxA	318.00>273.00	----	482047	----	----	----	----	----	----	
13C5-PFHxA_IS	318.00>273.00	----	482047	----	----	----	----	----	----	
13C2-PFHxA_IS	315.10>270.00	----	434517	----	----	----	----	----	----	
PFHxA	313.00>269.00	----	1126	----	----	----	----	----	----	
PFEESA	314.80>135.00	314.80>82.90	----	0	0.00	5.25	0	0.00	5.25	
13C3-HFPO-DA	286.90>168.90	----	851249	----	----	----	----	----	----	
13C3-HFPO-DA_IS	286.90>168.90	----	851249	----	----	----	----	----	----	
HFPO-DA	284.90>168.90	284.90>184.90	619	297	48.04	62.57	297	48.04	62.57	
5_3 FTCA	341.00>237.05	341.00>217.00	127	423	332.79	154.88	423	332.79	154.88	IRr
PFPeS	349.10>79.90	349.10>98.80	----	0	0.00	54.44	0	0.00	54.44	
13C4-PFHpA	367.10>322.00	----	766272	----	----	----	----	----	----	
13C4-PFHpA_IS	367.10>322.00	----	766272	----	----	----	----	----	----	
PFHpA	363.10>319.00	363.10>169.00	5125	908	17.73	23.39	908	17.73	23.39	
DONA	376.90>250.90	376.90>84.80	----	0	0.00	30.39	0	0.00	30.39	
13C2-6_2 FTS_IS	429.10>80.90	----	83834	----	----	----	----	----	----	
13C2-6_2 FTS	429.10>80.90	----	83834	----	----	----	----	----	----	
6_2 FTS	427.10>407.00	427.10>80.90	----	0	0.00	44.48	0	0.00	44.48	
13C4-PFOA_IS	417.10>172.00	----	26178	----	----	----	----	----	----	
13C8-PFOA_IS	421.10>376.00	----	575565	----	----	----	----	----	----	

J:\LCMS08\Data\240315_1633_Curve\240315_1633_Curve.damlp .

Ref 1 Set Ratio assigned from calibration mid-point; Ref 2 Set Ratio assigned from opening calibration verification.
IRr - Ion ratio outside either set of criteria. Exceedances for reported detections to be "I" flagged in the analytical report.

Insight Report
Ion Ratio Confirmation
Printed 3/18/2024 12:11:29

240315_015 (continued)

(Table continued from previous page)

Name	m/z	Ref 1 m/z	Area	Ref 1 Measured	Ref 1 Actual Ratio	Ref 1 Set Ratio	Ref 2 Measured	Ref 2 Actual Ratio	Ref 2 Set Ratio	Flag ID
13C8-PFOA	421.10>376.00	----	575565	----	----	----	----	----	----	
PFOA	413.00>369.00	413.00>169.00	5297	1657	31.28	24.47	1657	31.28	24.47	
13C3-PFHxS	402.10>79.90	----	181812	----	----	----	----	----	----	
13C3-PFHxS_IS	402.10>79.90	----	181812	----	----	----	----	----	----	
PFHxS	398.70>79.90	398.70>98.90	773	182	23.60	57.29	182	23.60	57.29	IRr
18O2-PFHxS_IS	403.00>83.90	----	132586	----	----	----	----	----	----	
13C9-PFNA_IS	472.10>427.00	----	279090	----	----	----	----	----	----	
13C9-PFNA	472.10>427.00	----	279090	----	----	----	----	----	----	
13C5-PFNA_IS	468.00>423.00	----	174450	----	----	----	----	----	----	
PFNA	463.00>419.00	463.00>219.00	3124	618	19.79	20.36	618	19.79	20.36	
PFHpS	449.00>79.90	449.00>98.80	----	0	0.00	46.70	0	0.00	46.70	
7_3 FTCA	441.00>317.00	441.00>336.90	1204	1136	94.35	132.28	1136	94.35	132.28	
13C2-8_2-FTS	529.10>80.90	----	51090	----	----	----	----	----	----	
13C2-8_2-FTS_IS	529.10>80.90	----	51090	----	----	----	----	----	----	
8_2 FTS	527.10>506.95	527.10>80.80	85	20	23.48	45.91	20	23.48	45.91	
13C6-PFDA_IS	519.10>474.10	----	180762	----	----	----	----	----	----	
13C6-PFDA	519.10>474.10	----	180762	----	----	----	----	----	----	
13C2-PFDA_IS	515.10>470.10	----	107690	----	----	----	----	----	----	
PFDA	512.90>469.00	512.90>219.00	2346	332	14.15	17.64	332	14.15	17.64	
D3-NMeFOSAA_IS	573.20>419.00	----	183717	----	----	----	----	----	----	
D3-NMeFOSAA	573.20>419.00	----	183717	----	----	----	----	----	----	
13C8-PFOS_IS	507.10>98.90	----	52381	----	----	----	----	----	----	
13C8-PFOS	507.10>98.90	----	52381	----	----	----	----	----	----	
13C4-PFOS_IS	502.80>79.90	----	117492	----	----	----	----	----	----	
PFOS	498.90>79.90	498.90>98.80	----	0	0.00	45.06	0	0.00	45.06	
NMeFOSAA	570.10>419.00	570.10>483.00	----	0	0.00	67.10	0	0.00	67.10	
D5-NEtFOSAA_IS	589.20>419.00	----	171889	----	----	----	----	----	----	
D5-NEtFOSAA	589.20>419.00	----	171889	----	----	----	----	----	----	
NEtFOSAA	584.20>419.10	584.20>526.00	----	0	0.00	89.53	0	0.00	89.53	
9-Cl-PF3ONS	530.80>351.00	532.80>353.00	----	0	0.00	31.69	0	0.00	31.69	
PFUnDA	563.10>519.00	563.10>269.10	1879	172	9.17	10.96	172	9.17	10.96	
13C7-PFUnDA_IS	570.00>525.10	----	154480	----	----	----	----	----	----	
13C7-PFUnDA	570.00>525.10	----	154480	----	----	----	----	----	----	
PFNS	548.80>79.90	548.80>98.80	----	0	0.00	56.91	0	0.00	56.91	
10_2 FTS	626.80>607.05	626.80>81.00	----	0	0.00	32.29	0	0.00	32.29	
13C2-PFDOA_IS	615.10>570.00	----	184315	----	----	----	----	----	----	
13C2-PFDOA	615.10>570.00	----	184315	----	----	----	----	----	----	
PFDOA	613.10>569.00	613.10>319.00	1814	47	2.61	11.14	47	2.61	11.14	IRr
PFDS	599.00>79.90	599.00>98.80	----	0	0.00	58.01	0	0.00	58.01	
PFTrDA	663.00>619.00	663.00>168.90	1791	345	19.25	16.67	345	19.25	16.67	

J:\LCMS08\Data\240315_1633_Curve\240315_1633_Curve.damlp .

Ref 1 Set Ratio assigned from calibration mid-point; Ref 2 Set Ratio assigned from opening calibration verification.
IRr - Ion ratio outside either set of criteria. Exceedances for reported detections to be "I" flagged in the analytical report.

Insight Report
Ion Ratio Confirmation
Printed 3/18/2024 12:11:29

240315_015 (continued)

(Table continued from previous page)

Name	m/z	Ref 1 m/z	Area	Ref 1 Measured	Ref 1 Actual Ratio	Ref 1 Set Ratio	Ref 2 Measured	Ref 2 Actual Ratio	Ref 2 Set Ratio	Flag ID
11-Cl-PF3OUdS	630.90>451.00	632.90>452.90	----	0	0.00	35.04	0	0.00	35.04	
PFOSAm	498.10>77.90	----	429	----	----	----	----	----	----	
13C8-PFOSAm	506.10>77.80	----	153208	----	----	----	----	----	----	
13C8-PFOSAm_IS	506.10>77.80	----	153208	----	----	----	----	----	----	
PFTDA	713.10>669.00	713.10>168.90	1705	168	9.87	17.09	168	9.87	17.09	
13C2-PFTDA	715.20>670.00	----	114418	----	----	----	----	----	----	
13C2-PFTDA_IS	715.20>670.00	----	114418	----	----	----	----	----	----	
PFDoS	699.10>79.90	699.10>98.80	----	0	0.00	61.23	0	0.00	61.23	
D7-MeFOSE_IS	623.20>58.90	----	436835	----	----	----	----	----	----	
D7-MeFOSE	623.20>58.90	----	436835	----	----	----	----	----	----	
MeFOSE	616.10>59.00	----	----	----	----	----	----	----	----	
13C2-PFHXDA_IS	815.00>770.05	----	228505	----	----	----	----	----	----	
13C2-PFHXDA	815.00>770.05	----	228505	----	----	----	----	----	----	
PFHXDA	813.00>768.95	813.00>218.95	2076	189	9.11	10.78	189	9.11	10.78	
D3-MeFOSA	515.00>219.00	----	38709	----	----	----	----	----	----	
D3-MeFOSA_IS	515.00>219.00	----	38709	----	----	----	----	----	----	
MeFOSA	511.90>219.00	511.90>169.00	----	0	0.00	156.31	0	0.00	156.31	
D9-EtFOSE_IS	639.20>58.90	----	527114	----	----	----	----	----	----	
D9-EtFOSE	639.20>58.90	----	527114	----	----	----	----	----	----	
EtFOSE	630.00>59.00	----	----	----	----	----	----	----	----	
D5-EtFOSAm	531.10>219.00	----	58264	----	----	----	----	----	----	
D5-EtFOSAm_IS	531.10>219.00	----	58264	----	----	----	----	----	----	
EtFOSAm	526.00>219.00	526.00>169.00	----	0	0.00	177.75	0	0.00	177.75	
PFODA	913.00>868.65	913.00>169.00	970	59	6.09	31.66	59	6.09	31.66	IRr

Flag ID key: IRr: Ion Ratio (Relative)

Ref 1 Set Ratio assigned from calibration mid-point; Ref 2 Set Ratio assigned from opening calibration verification.
IRr - Ion ratio outside either set of criteria. Exceedances for reported detections to be "I" flagged in the analytical report.

Insight Report
Quantitation/Integration
Printed 3/18/2024 12:10:31

240315_015

Sample ID: 1633 CCB
Date Acquired: 3/15/2024 7:36:37 PM
Acquired by: System Administrator
Data File: 240315_015
Vial: 54 | Inj. Volume: 10.0000uL | Tray: 1

Name	Mode ID	Found RT	RT Diff	ISTD RT Diff	Area	ISTD Area	ISTD Name	Std. Conc.	Conc.	Unit	Flag ID
13C4-PFBA	Auto	1.370	0.030	-0.001	1365912	496612	13C3-PFBA_IS	----	13.9457	ng/mL	
13C4-PFBA_IS	Auto	1.370	0.030	----	1365912	1365912	----	----	10.0000	ng/mL	
13C3-PFBA_IS	Auto	1.371	0.032	----	496612	496612	----	----	5.0000	ng/mL	
PFBA	Auto	1.338	-0.004	-0.032	5691	1365912	13C4-PFBA_IS	----	-0.0092	ng/mL	
PFMPA	ND(W/B)	----	----	----	----	388514	13C5-PFPeA_IS	----	----	ng/mL	
3_3 FTCA	ND(W/B)	----	----	----	----	388514	13C5-PFPeA_IS	----	----	ng/mL	
13C5-PFPeA	Auto	3.499	0.042	-1.486	388514	434517	13C2-PFHxA_IS	----	8.0359	ng/mL	
13C5-PFPeA_IS	Auto	3.499	0.042	----	388514	388514	----	----	5.0000	ng/mL	
PFPeA	Auto	3.498	0.038	-0.001	1467	388514	13C5-PFPeA_IS	----	0.0053	ng/mL	
PFMBA	M	4.030	0.046	0.531	72	388514	13C5-PFPeA_IS	----	0.0004	ng/mL	
13C2-4_2 FTS	Auto	4.673	0.037	-2.427	110809	132586	18O2-PFHxS_IS	----	5.9524	ng/mL	
13C2-4_2 FTS_IS	Auto	4.673	0.037	----	110809	110809	----	----	5.0000	ng/mL	
4_2 FTS	ND(W/B)	----	----	----	----	110809	13C2-4_2 FTS_IS	----	----	ng/mL	
13C3-PFBS_IS	Auto	4.650	0.045	----	270495	270495	----	----	2.5000	ng/mL	
PFBS	ND(W/B)	----	----	----	----	270495	13C3-PFBS_IS	----	----	ng/mL	
13C3-PFBS	Auto	4.650	0.045	-2.450	270495	132586	18O2-PFHxS_IS	----	3.3474	ng/mL	
NFDHA	M	4.841	0.040	-0.143	1029	482047	13C5-PFHxA_IS	----	0.0032	ng/mL	
13C5-PFHxA	Auto	4.984	0.039	-0.001	482047	434517	13C2-PFHxA_IS	----	3.3921	ng/mL	
13C5-PFHxA_IS	Auto	4.984	0.039	----	482047	482047	----	----	2.5000	ng/mL	
13C2-PFHxA_IS	Auto	4.985	0.039	----	434517	434517	----	----	2.5000	ng/mL	
PFHxA	M	4.984	0.037	0.000	1126	482047	13C5-PFHxA_IS	----	0.0167	ng/mL	
PFEESA	ND(W/B)	----	----	----	----	482047	13C5-PFHxA_IS	----	----	ng/mL	
13C3-HFPO-DA	Auto	5.459	0.042	0.474	851249	434517	13C2-PFHxA_IS	----	14.9657	ng/mL	
13C3-HFPO-DA_IS	Auto	5.459	0.042	----	851249	851249	----	----	10.0000	ng/mL	
HFPO-DA	M	5.441	0.022	-0.018	619	851249	13C3-HFPO-DA_IS	----	-0.0003	ng/mL	
5_3 FTCA	M	5.884	0.023	0.900	127	482047	13C5-PFHxA_IS	----	0.0089	ng/mL	IRr
PFPeS	ND(W/B)	----	----	----	----	181812	13C3-PFHxS_IS	----	----	ng/mL	
13C4-PFHpA	Auto	6.171	0.039	1.186	766272	434517	13C2-PFHxA_IS	----	3.9004	ng/mL	
13C4-PFHpA_IS	Auto	6.171	0.039	----	766272	766272	----	----	2.5000	ng/mL	
PFHpA	MI	6.150	0.016	-0.021	5125	766272	13C4-PFHpA_IS	----	0.0047	ng/mL	
DONA	ND(W/B)	----	----	----	----	851249	13C3-HFPO-DA_IS	----	----	ng/mL	
13C2-6_2 FTS_IS	Auto	6.816	0.036	----	83834	83834	----	----	5.0000	ng/mL	
13C2-6_2 FTS	Auto	6.816	0.036	-0.284	83834	132586	18O2-PFHxS_IS	----	5.5873	ng/mL	
6_2 FTS	ND(W/B)	----	----	----	----	83834	13C2-6_2 FTS_IS	----	----	ng/mL	
13C4-PFOA_IS	Auto	7.126	0.037	----	26178	26178	----	----	2.5000	ng/mL	
13C8-PFOA_IS	Auto	7.127	0.038	----	575565	575565	----	----	2.5000	ng/mL	
13C8-PFOA	Auto	7.127	0.038	0.001	575565	26178	13C4-PFOA_IS	----	3.5700	ng/mL	
PFOA	M	7.129	0.038	0.002	5297	575565	13C8-PFOA_IS	----	-0.0205	ng/mL	
13C3-PFHxS	Auto	7.099	0.042	-0.001	181812	132586	18O2-PFHxS_IS	----	3.2709	ng/mL	
13C3-PFHxS_IS	Auto	7.099	0.042	----	181812	181812	----	----	2.5000	ng/mL	
PFHxS	M	7.101	0.042	0.002	773	181812	13C3-PFHxS_IS	----	0.0078	ng/mL	IRr
18O2-PFHxS_IS	Auto	7.100	0.042	----	132586	132586	----	----	2.5000	ng/mL	
13C9-PFNA_IS	Auto	7.979	0.039	----	279090	279090	----	----	1.2500	ng/mL	
13C9-PFNA	Auto	7.979	0.039	-0.001	279090	174450	13C5-PFNA_IS	----	1.7704	ng/mL	
13C5-PFNA_IS	Auto	7.980	0.040	----	174450	174450	----	----	1.2500	ng/mL	
PFNA	M	7.979	0.038	0.000	3124	279090	13C9-PFNA_IS	----	-0.0061	ng/mL	
PFHpS	ND(W/B)	----	----	----	----	52381	13C8-PFOS_IS	----	----	ng/mL	
7_3 FTCA	Auto	7.954	0.033	2.970	1204	482047	13C5-PFHxA_IS	----	0.0577	ng/mL	
13C2-8_2-FTS	Auto	8.435	0.035	1.335	51090	132586	18O2-PFHxS_IS	----	5.3156	ng/mL	
13C2-8_2-FTS_IS	Auto	8.435	0.035	----	51090	51090	----	----	5.0000	ng/mL	
8_2 FTS	M	8.434	0.035	-0.001	85	51090	13C2-8_2-FTS_IS	----	0.0113	ng/mL	
13C6-PFDA_IS	Auto	8.744	0.039	----	180762	180762	----	----	1.2500	ng/mL	
13C6-PFDA	Auto	8.744	0.039	-0.001	180762	107690	13C2-PFDA_IS	----	1.7932	ng/mL	

J:\LCMS08\Data\240315_1633_Curve\240315_1633_Curve.damlp .
SN - Software-calculated S/N ratio outside criteria due to non-target peaks or drift in noise calculation window. Analyst review of noise levels (excluding non-target peaks) in chromatogram indicates S/N ratio meets criteria.

240315_015 (continued)

(Table continued from previous page)

Name	Mode ID	Found RT	RT Diff	ISTD RT Diff	Area	ISTD Area	ISTD Name	Std. Conc.	Conc.	Unit	Flag ID
13C2-PFDA_IS	Auto	8.745	0.040	----	107690	107690	----	----	1.2500	ng/mL	
PFDA	M	8.744	0.037	0.000	2346	180762	13C6-PFDA_IS	----	0.0160	ng/mL	
D3-NMeFOSAA_IS	Auto	8.878	0.040	----	183717	183717	----	----	5.0000	ng/mL	
D3-NMeFOSAA	Auto	8.878	0.040	0.040	183717	117492	13C4-PFOS_IS	----	6.4638	ng/mL	
13C8-PFOS_IS	Auto	8.838	0.042	----	52381	52381	----	----	2.5000	ng/mL	
13C8-PFOS	Auto	8.838	0.042	0.000	52381	117492	13C4-PFOS_IS	----	3.1843	ng/mL	
13C4-PFOS_IS	Auto	8.838	0.042	----	117492	117492	----	----	2.5000	ng/mL	
PFOS	ND(W/B)	----	----	----	----	52381	13C8-PFOS_IS	----	----	ng/mL	
NMeFOSAA	ND(W/B)	----	----	----	----	183717	D3-NMeFOSAA_IS	----	----	ng/mL	
D5-NEtFOSAA_IS	Auto	9.205	0.035	----	171889	171889	----	----	5.0000	ng/mL	
D5-NEtFOSAA	Auto	9.205	0.035	0.367	171889	117492	13C4-PFOS_IS	----	8.2543	ng/mL	
NEtFOSAA	ND(W/B)	----	----	----	----	171889	D5-NEtFOSAA_IS	----	----	ng/mL	
9-Cl-PF3ONS	ND(W/B)	----	----	----	----	851249	13C3-HFPO-DA_IS	----	----	ng/mL	
PFUnDA	M	9.469	0.036	-0.004	1879	154480	13C7-PFUnDA_IS	----	0.0018	ng/mL	
13C7-PFUnDA_IS	Auto	9.473	0.042	----	154480	154480	----	----	1.2500	ng/mL	
13C7-PFUnDA	Auto	9.473	0.042	0.728	154480	107690	13C2-PFDA_IS	----	1.5539	ng/mL	
PFNS	ND(W/B)	----	----	----	----	52381	13C8-PFOS_IS	----	----	ng/mL	
10_2 FTS	ND(W/B)	----	----	----	----	51090	13C2-8_2-FTS_IS	----	----	ng/mL	
13C2-PFDOA_IS	Auto	10.158	0.040	----	184315	184315	----	----	1.2500	ng/mL	
13C2-PFDOA	Auto	10.158	0.040	1.413	184315	107690	13C2-PFDA_IS	----	1.5942	ng/mL	
PFDOA	M	10.159	0.041	0.001	1814	184315	13C2-PFDOA_IS	----	-0.0088	ng/mL	IRr
PFDS	ND(W/B)	----	----	----	----	52381	13C8-PFOS_IS	----	----	ng/mL	
PFTrDA	M	10.816	0.040	-0.634	1791	114418	13C2-PFTDA_IS	----	-0.0071	ng/mL	
11-Cl-PF3OUdS	ND(W/B)	----	----	----	----	851249	13C3-HFPO-DA_IS	----	----	ng/mL	
PFOSAm	Auto	11.144	0.021	0.002	429	153208	13C8-PFOSAm_IS	----	0.0064	ng/mL	
13C8-PFOSAm	Auto	11.142	0.017	2.304	153208	117492	13C4-PFOS_IS	----	3.4675	ng/mL	
13C8-PFOSAm_IS	Auto	11.142	0.017	----	153208	153208	----	----	2.5000	ng/mL	
PFTDA	M	11.453	0.043	0.003	1705	114418	13C2-PFTDA_IS	----	-0.0030	ng/mL	
13C2-PFTDA	Auto	11.450	0.041	2.705	114418	107690	13C2-PFDA_IS	----	1.6390	ng/mL	
13C2-PFTDA_IS	Auto	11.450	0.041	----	114418	114418	----	----	1.2500	ng/mL	
PFDoS	ND(W/B)	----	----	----	----	52381	13C8-PFOS_IS	----	----	ng/mL	
D7-MeFOSE_IS	Auto	13.376	0.015	----	436835	436835	----	----	25.0000	ng/mL	
D7-MeFOSE	Auto	13.376	0.015	4.538	436835	117492	13C4-PFOS_IS	----	32.3130	ng/mL	
MeFOSE	ND(W/B)	----	----	----	----	436835	D7-MeFOSE_IS	----	----	ng/mL	
13C2-PFHXDA_IS	Auto	12.668	0.040	----	228505	228505	----	----	2.5000	ng/mL	
13C2-PFHXDA	Auto	12.668	0.040	3.923	228505	107690	13C2-PFDA_IS	----	3.1834	ng/mL	
PFHXDA	M	12.671	0.041	0.003	2076	228505	13C2-PFHXDA_IS	----	0.0044	ng/mL	
D3-MeFOSA	Auto	13.679	0.015	4.841	38709	117492	13C4-PFOS_IS	----	3.3670	ng/mL	
D3-MeFOSA_IS	Auto	13.679	0.015	----	38709	38709	----	----	2.5000	ng/mL	
MeFOSA	ND(W/B)	----	----	----	----	38709	D3-MeFOSA_IS	----	----	ng/mL	
D9-EtFOSE_IS	Auto	14.006	0.014	----	527114	527114	----	----	25.0000	ng/mL	
D9-EtFOSE	Auto	14.006	0.014	5.168	527114	117492	13C4-PFOS_IS	----	34.1559	ng/mL	
EtFOSE	ND(W/B)	----	----	----	----	527114	D9-EtFOSE_IS	----	----	ng/mL	
D5-EtFOSAm	Auto	14.356	0.015	5.518	58264	117492	13C4-PFOS_IS	----	3.1714	ng/mL	
D5-EtFOSAm_IS	Auto	14.356	0.015	----	58264	58264	----	----	2.5000	ng/mL	
EtFOSAm	ND(W/B)	----	----	----	----	58264	D5-EtFOSAm_IS	----	----	ng/mL	
PFODA	M	13.808	0.042	1.140	970	228505	13C2-PFHXDA_IS	----	0.0084	ng/mL	IRr

Flag ID key: IRr: Ion Ratio (Relative)

240315_015 (continued)

13C4-PFBA
Conc. 13.9457
Q 216.80>171.90 (-) 2.26e5

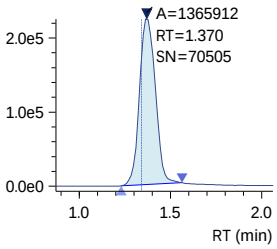

13C4-PFBA_IS
Conc. 10.0000
ISTD 216.80>171.90 (-) 2.26e5

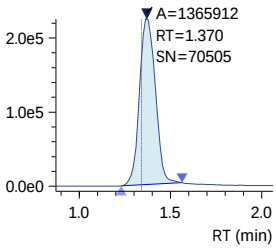

13C3-PFBA_IS
Conc. 5.0000
ISTD 216.00>172.00 (-) 8.16e4

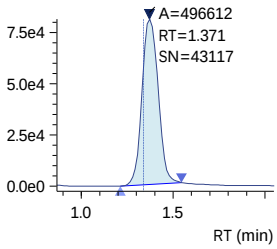

PFBA
Conc. -0.0092
Q 212.80>169.05 (-) 1.14e3

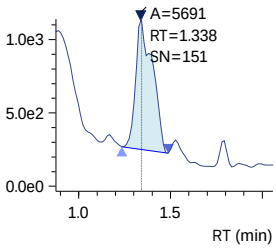

PFMPA
Conc. ----
Q 229.00>84.90 (-) 1.02e2

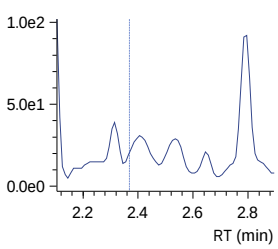

3_3 FTCA
Conc. ----
R#1 0.00 (136.14)
R#2 0.00 (136.14)
Q 241.00>177.10 (-) 1.30e2

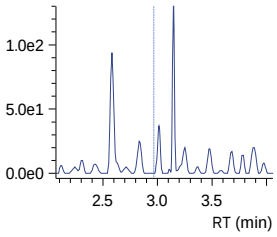

13C5-PFPeA
Conc. 8.0359
Q 268.30>223.00 (-) 1.06e5

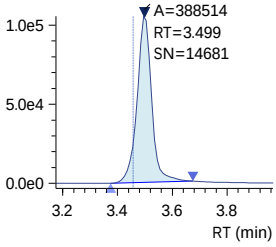

13C5-PFPeA_IS
Conc. 5.0000
ISTD 268.30>223.00 (-) 1.06e5

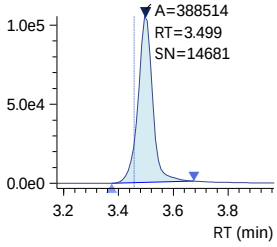

PFPeA
Conc. 0.0053
Q 263.00>219.00 (-) 5.59e2

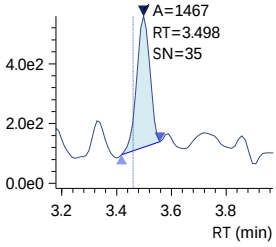

PFMBA
Conc. 0.0004
Q 279.00>84.95 (-) 7.80e1

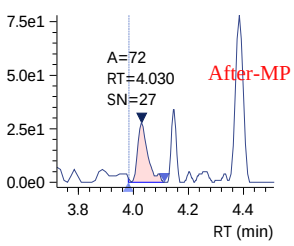

R1 241.00>117.00 (-) 2.89e2

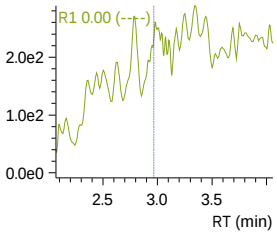

R2 241.00>117.00 (-) 2.89e2

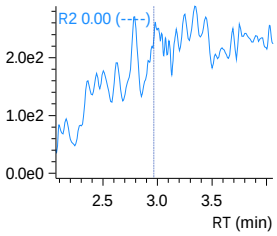

240315_015 (continued)

13C2-4_2 FTS
Conc. 5.9524

Q 329.10>80.90 (-) 3.31e4

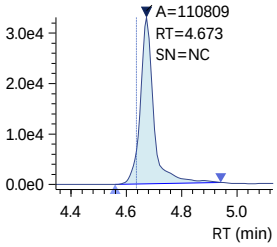

13C2-4_2 FTS_IS
Conc. 5.0000

ISTD 329.10>80.90 (-) 3.31e4

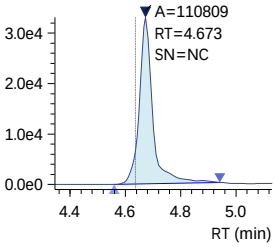

4_2 FTS
Conc. ----
R#1 0.00 (33.08)
R#2 0.00 (33.08)

Q 327.10>307.00 (-) 0.00e0

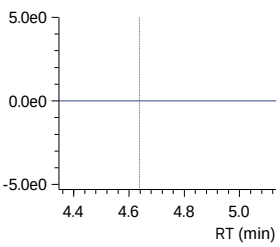

R1 327.10>80.90 (-) 6.27e2

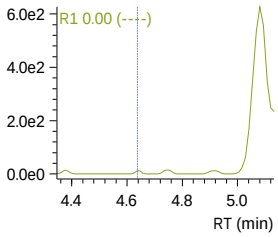

R2 327.10>80.90 (-) 6.27e2

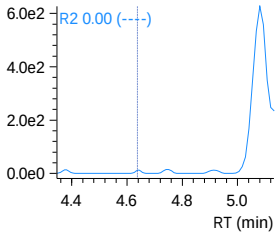

13C3-PFBS_IS
Conc. 2.5000

ISTD 302.10>79.90 (-) 8.01e4

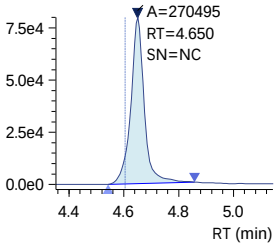

PFBS
Conc. ----
R#1 0.00 (46.53)
R#2 0.00 (46.53)

Q 298.70>79.90 (-) 3.30e1

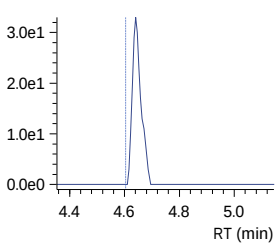

R1 298.70>98.80 (-) 0.00e0

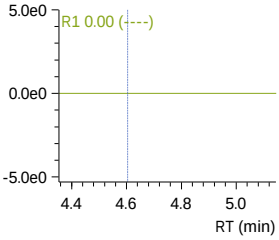

R2 298.70>98.80 (-) 0.00e0

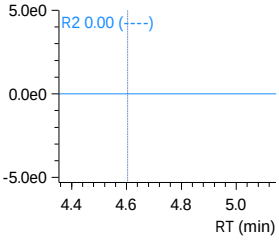

240315_015 (continued)

13C3-PFBS
Conc. 3.3474

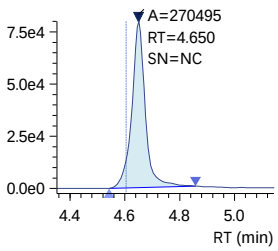

NFDHA
Conc. 0.0032
R#1 39.23 (36.44)
R#2 39.23 (36.44)

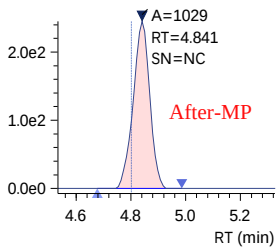

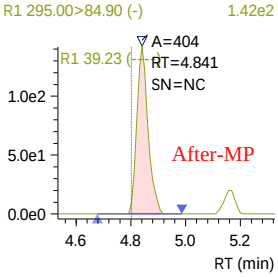

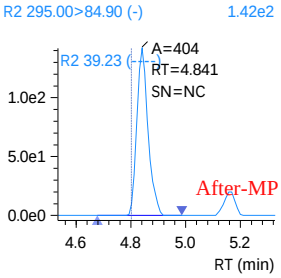

13C5-PFHxA
Conc. 3.3921

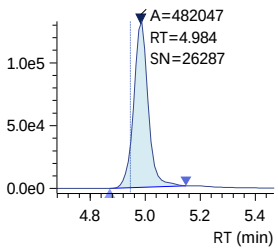

13C5-PFHxA_IS
Conc. 2.5000

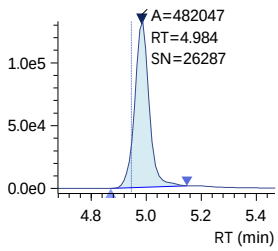

13C2-PFHxA_IS
Conc. 2.5000

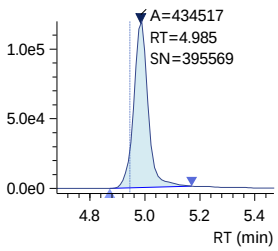

240315_015 (continued)

PFHxA
Conc. 0.0167
Q 313.00>269.00 (-) 1.04e3

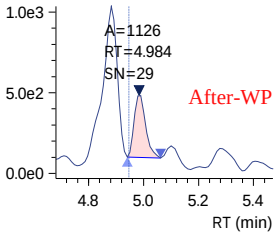

PFEESA
Conc. ----
R#1 0.00 (5.25)
R#2 0.00 (5.25)
Q 314.80>135.00 (-) 9.40e1

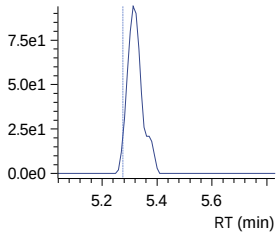

R1 314.80>82.90 (-) 3.00e1

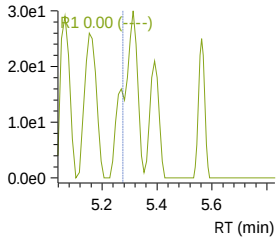

R2 314.80>82.90 (-) 3.00e1

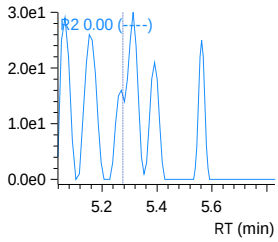

13C3-HFPO-DA
Conc. 14.9657
Q 286.90>168.90 (-) 2.62e5

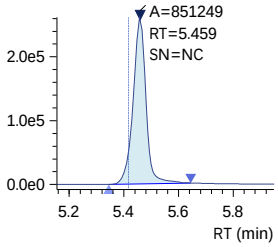

13C3-HFPO-DA_IS
Conc. 10.0000
ISTD 286.90>168.90 (-) 2.62e5

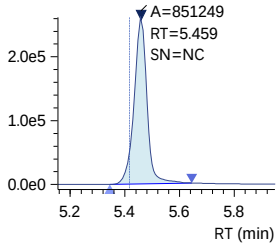

HFPO-DA
Conc. -0.0003
R#1 48.04 (62.57)
R#2 48.04 (62.57)
Q 284.90>168.90 (-) 1.52e2

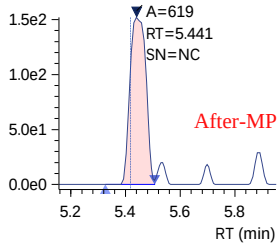

R1 284.90>184.90 (-) 9.40e1

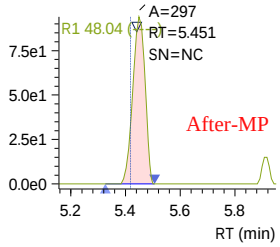

R2 284.90>184.90 (-) 9.40e1

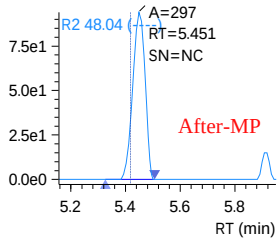

J:\LCMS08\Data\240315_1633_Curve\240315_1633_Curve.damlp .
SN - Software-calculated S/N ratio outside criteria due to non-target peaks or drift in noise calculation window.
Analyst review of noise levels (excluding non-target peaks) in chromatogram indicates S/N ratio meets criteria.

240315_015 (continued)

5_3 FTCA
Conc. 0.0089
R#1 332.79 (154.88)
R#2 332.79 (154.88)
Q 341.00>237.05 (-) 4.30e1

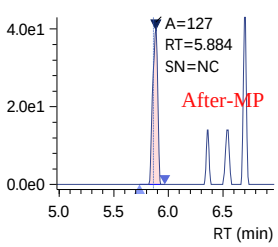

R1 341.00>217.00 (-) 1.20e2

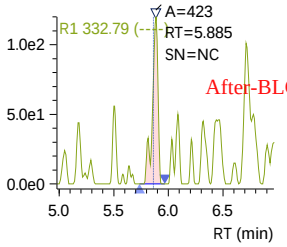

R2 341.00>217.00 (-) 1.20e2

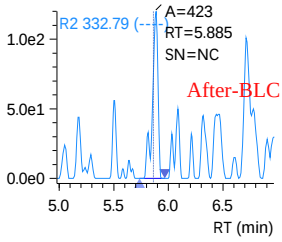

PFPeS
Conc. ----
R#1 0.00 (54.44)
R#2 0.00 (54.44)
Q 349.10>79.90 (-) 1.60e1

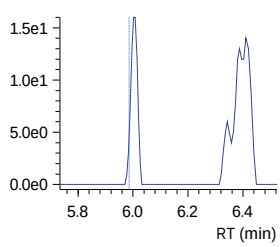

R1 349.10>98.80 (-) 1.30e1

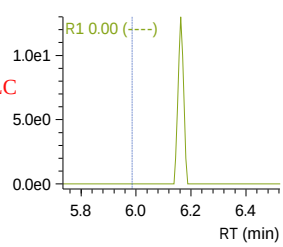

R2 349.10>98.80 (-) 1.30e1

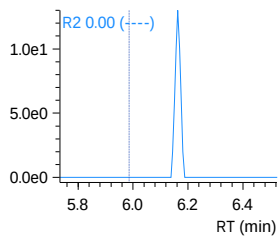

13C4-PFHpA
Conc. 3.9004
Q 367.10>322.00 (-) 2.75e5

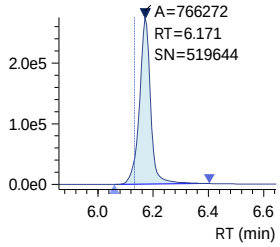

13C4-PFHpA_IS
Conc. 2.5000
ISTD 367.10>322.00 (-) 2.75e5

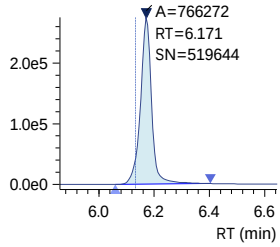

PFHpA
Conc. 0.0047
R#1 17.73 (23.39)
R#2 17.73 (23.39)
Q 363.10>319.00 (-) 1.37e3

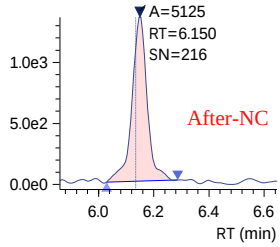

R1 363.10>169.00 (-) 3.06e2

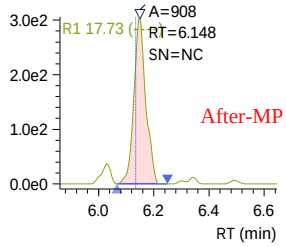

R2 363.10>169.00 (-) 3.06e2

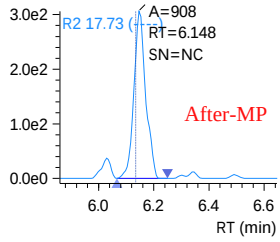

240315_015 (continued)

DONA
Conc. ----
R#1 0.00 (30.39)
R#2 0.00 (30.39)
Q 376.90>250.90 (-) 2.41e2

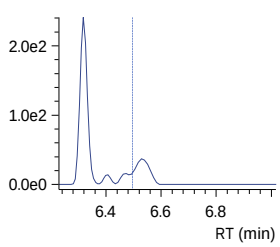

R1 376.90>84.80 (-) 1.40e1

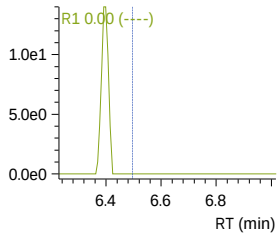

R2 376.90>84.80 (-) 1.40e1

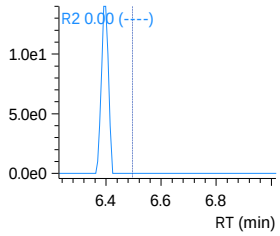

13C2-6_2 FTS_IS
Conc. 5.0000
ISTD 429.10>80.90 (-) 2.74e4

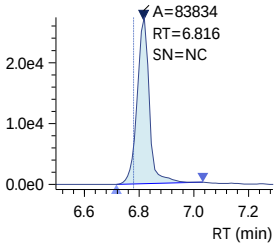

13C2-6_2 FTS
Conc. 5.5873
Q 429.10>80.90 (-) 2.74e4

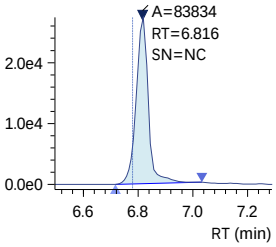

6_2 FTS
Conc. ----
R#1 0.00 (44.48)
R#2 0.00 (44.48)
Q 427.10>407.00 (-) 0.00e0

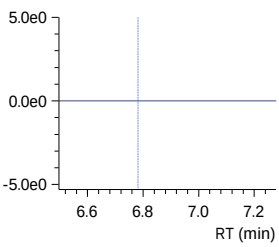

R1 427.10>80.90 (-) 0.00e0

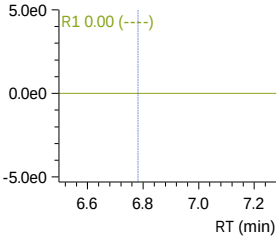

R2 427.10>80.90 (-) 0.00e0

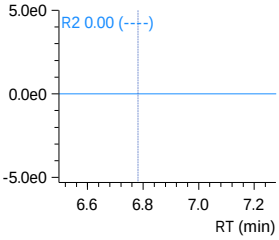

13C4-PFOA_IS
Conc. 2.5000
ISTD 417.10>172.00 (-) 7.41e3

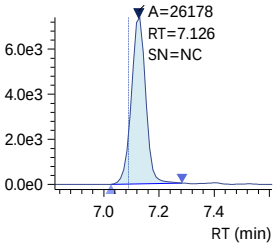

SN - Software-calculated S/N ratio outside criteria due to non-target peaks or drift in noise calculation window.
Analyst review of noise levels (excluding non-target peaks) in chromatogram indicates S/N ratio meets criteria.

Insight Report
Quantitation/Integration
Printed 3/18/2024 12:10:31

240315_015 (continued)

13C8-PFOA_IS
Conc. 2.5000

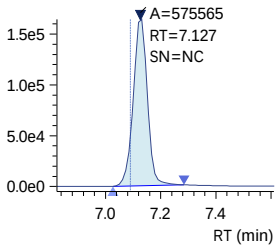

13C8-PFOA
Conc. 3.5700

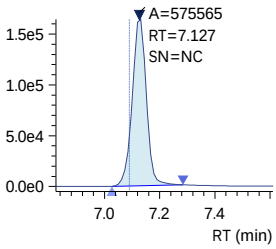

PFOA
Conc. -0.0205
R#1 31.28 (24.47)
R#2 31.28 (24.47)

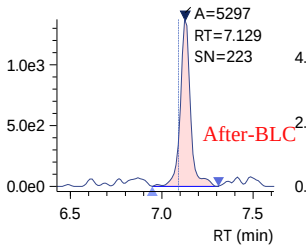

13C3-PFHxS
Conc. 3.2709

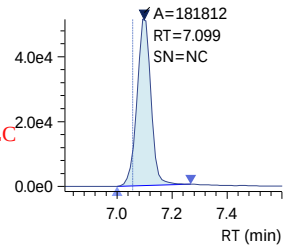

13C3-PFHxS_IS
Conc. 2.5000

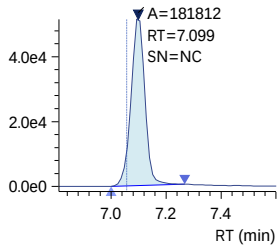

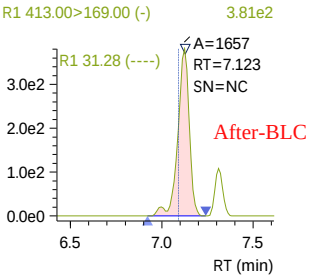

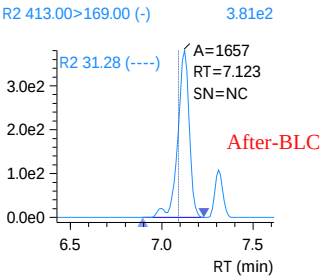

240315_015 (continued)

PFHxS
Conc. 0.0078
R#1 23.60 (57.29)
R#2 23.60 (57.29)
Q 398.70>79.90 (-) 1.87e2

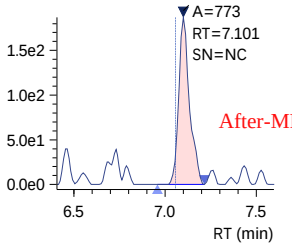

18O2-PFHxS_IS
Conc. 2.5000
ISTD 403.00>83.90 (-) 3.76e4

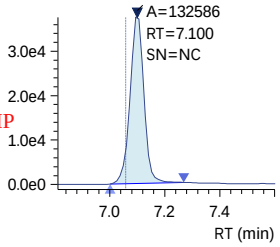

13C9-PFNA_IS
Conc. 1.2500
ISTD 472.10>427.00 (-) 1.04e5

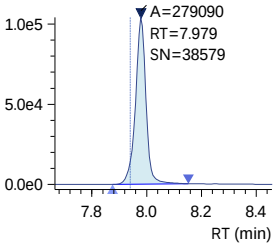

13C9-PFNA
Conc. 1.7704
Q 472.10>427.00 (-) 1.04e5

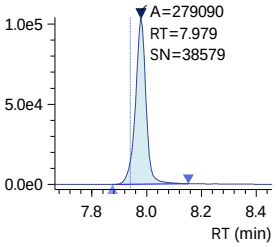

13C5-PFNA_IS
Conc. 1.2500
ISTD 468.00>423.00 (-) 6.51e4

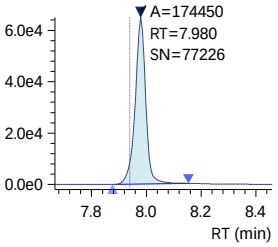

R1 398.70>98.90 (-) 4.70e1

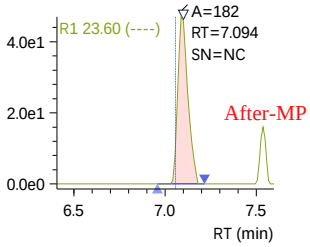

R2 398.70>98.90 (-) 4.70e1

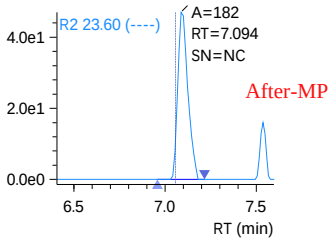

Insight Report
Quantitation/Integration
Printed 3/18/2024 12:10:31

240315_015 (continued)

PFNA
Conc. -0.0061
R#1 19.79 (20.36)
R#2 19.79 (20.36)
Q 463.00>419.00 (-) 1.14e3

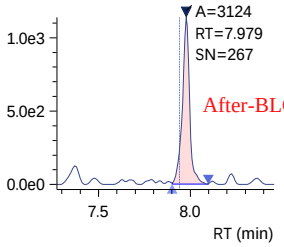

PFHpS
Conc. ----
R#1 0.00 (46.70)
R#2 0.00 (46.70)
Q 449.00>79.90 (-) 3.20e1

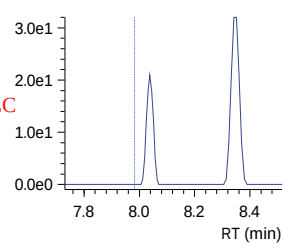

7_3 FTCA
Conc. 0.0577
R#1 94.35 (132.28)
R#2 94.35 (132.28)
Q 441.00>317.00 (-) 4.16e2

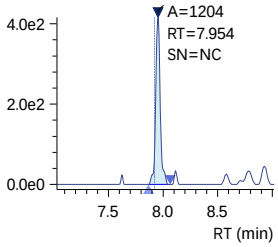

13C2-8_2-FTS
Conc. 5.3156
Q 529.10>80.90 (-) 1.51e4

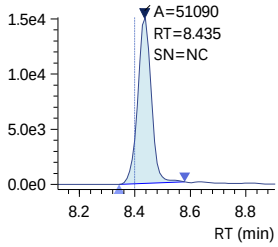

13C2-8_2-FTS_IS
Conc. 5.0000
ISTD 529.10>80.90 (-) 1.51e4

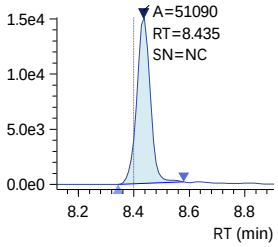

R1 463.00>219.00 (-) 2.25e2

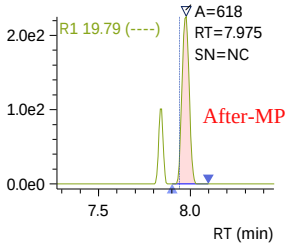

R1 449.00>98.80 (-) 0.00e0

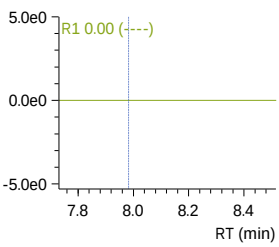

R1 441.00>336.90 (-) 3.71e2

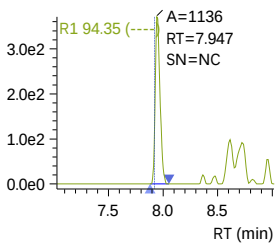

R2 463.00>219.00 (-) 2.25e2

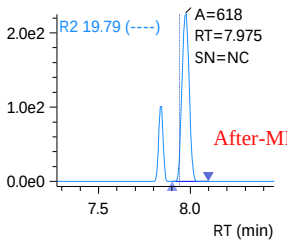

R2 449.00>98.80 (-) 0.00e0

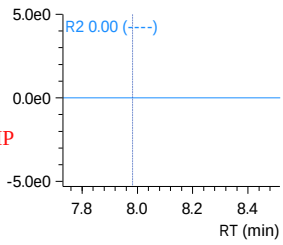

R2 441.00>336.90 (-) 3.71e2

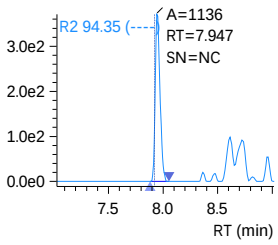

J:\LCMS08\Data\240315_1633_Curve\240315_1633_Curve.damlp .
SN - Software-calculated S/N ratio outside criteria due to non-target peaks or drift in noise calculation window.
Analyst review of noise levels (excluding non-target peaks) in chromatogram indicates S/N ratio meets criteria.

240315_015 (continued)

8_2 FTS
Conc. 0.0113
R#1 23.48 (45.91)
R#2 23.48 (45.91)
Q 527.10>506.95 (-) 3.60e1

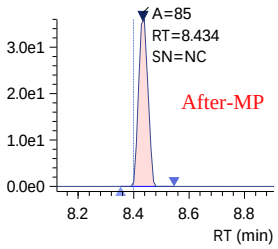

R1 527.10>80.80 (-) 4.40e1

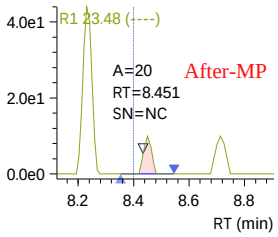

R2 527.10>80.80 (-) 4.40e1

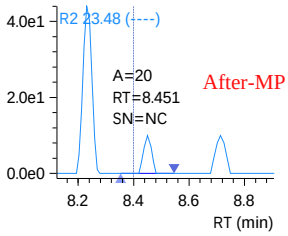

13C6-PFDA_IS
Conc. 1.2500
ISTD 519.10>474.10 (-) 5.31e4

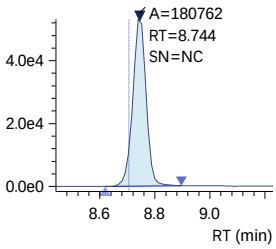

13C6-PFDA
Conc. 1.7932
Q 519.10>474.10 (-) 5.31e4

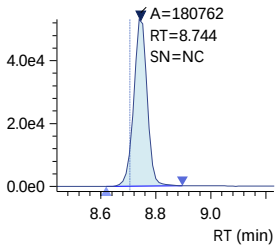

13C2-PFDA_IS
Conc. 1.2500
ISTD 515.10>470.10 (-) 3.15e4

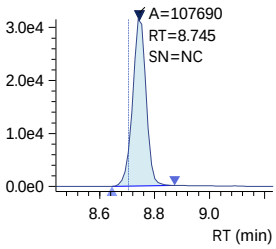

PFDA
Conc. 0.0160
R#1 14.15 (17.64)
R#2 14.15 (17.64)
Q 512.90>469.00 (-) 6.34e2

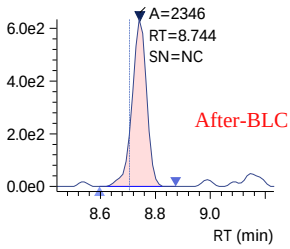

R1 512.90>219.00 (-) 9.40e1

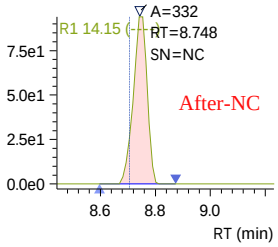

R2 512.90>219.00 (-) 9.40e1

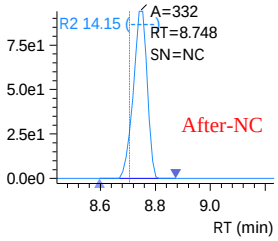

D3-NMeFOSAA_IS
Conc. 5.0000
ISTD 573.20>419.00 (-) 5.10e4

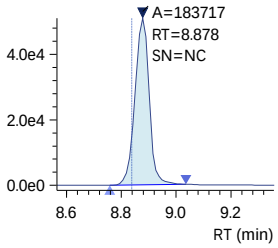

D3-NMeFOSAA
Conc. 6.4638
Q 573.20>419.00 (-) 5.10e4

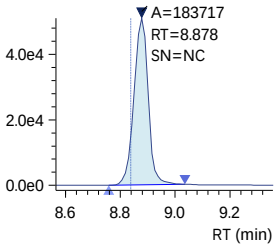

13C8-PFOS_IS
Conc. 2.5000
ISTD 507.10>98.90 (-) 1.47e4

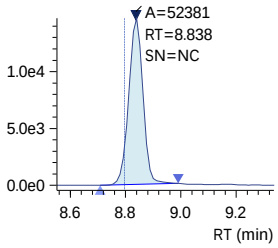

13C8-PFOS
Conc. 3.1843
Q 507.10>98.90 (-) 1.47e4

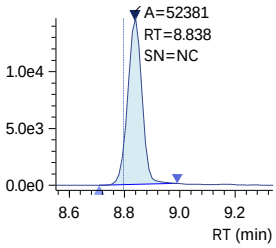

13C4-PFOS_IS
Conc. 2.5000
ISTD 502.80>79.90 (-) 3.26e4

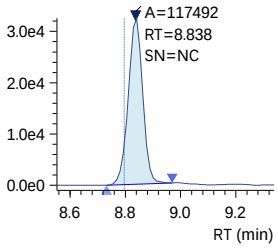

240315_015 (continued)

PFOS
Conc. ----
R#1 0.00 (45.06)
R#2 0.00 (45.06)
Q 498.90>79.90 (-) 1.73e2

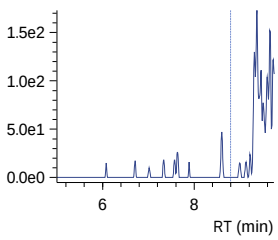

R1 498.90>98.80 (-) 7.80e1

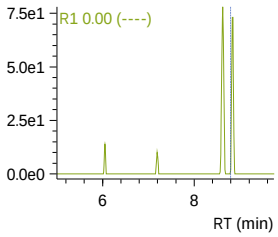

R2 498.90>98.80 (-) 7.80e1

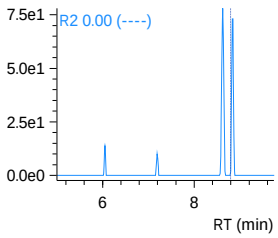

NMeFOSAA
Conc. ----
R#1 0.00 (67.10)
R#2 0.00 (67.10)
Q 570.10>419.00 (-) 0.00e0

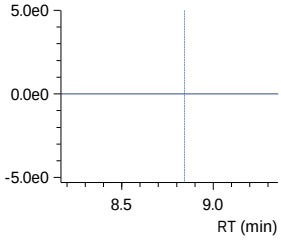

R1 570.10>483.00 (-) 0.00e0

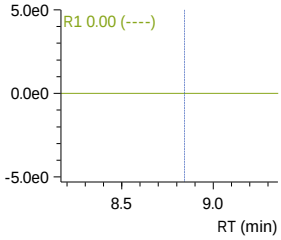

R2 570.10>483.00 (-) 0.00e0

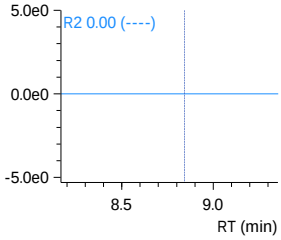

D5-NEtFOSAA_IS
Conc. 5.0000
ISTD 589.20>419.00 (-) 5.52e4

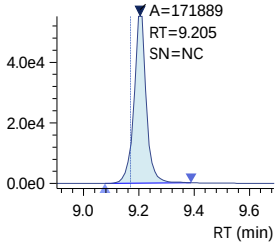

D5-NEtFOSAA
Conc. 8.2543
Q 589.20>419.00 (-) 5.52e4

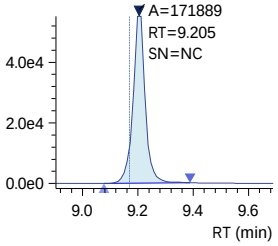

NEtFOSAA
Conc. ----
R#1 0.00 (89.53)
R#2 0.00 (89.53)
Q 584.20>419.10 (-) 0.00e0

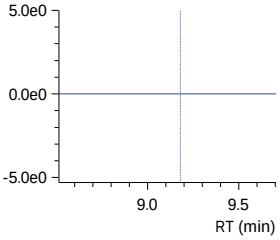

R1 584.20>526.00 (-) 0.00e0

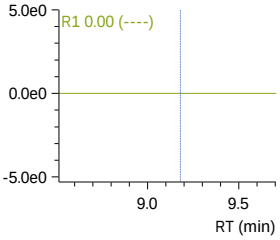

R2 584.20>526.00 (-) 0.00e0

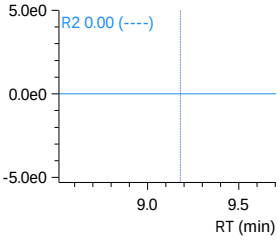

240315_015 (continued)

9-Cl-PF3ONS
Conc. ----
R#1 0.00 (31.69)
R#2 0.00 (31.69)
Q 530.80>351.00 (-) 2.80e1

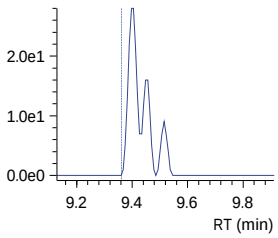

PFUnDA
Conc. 0.0018
R#1 9.17 (10.96)
R#2 9.17 (10.96)
Q 563.10>519.00 (-) 6.33e2

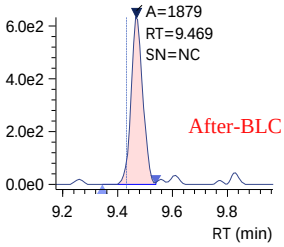

13C7-PFUnDA_IS
Conc. 1.2500
ISTD 570.00>525.10 (-) 5.44e4

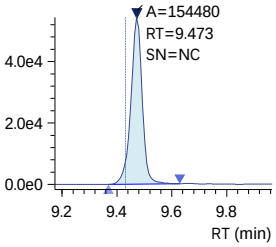

13C7-PFUnDA
Conc. 1.5539
Q 570.00>525.10 (-) 5.44e4

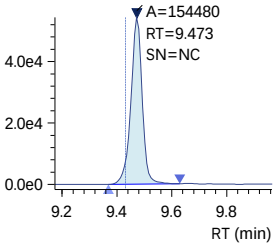

PFNS
Conc. ----
R#1 0.00 (56.91)
R#2 0.00 (56.91)
Q 548.80>79.90 (-) 4.30e1

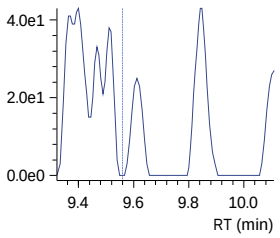

R1 532.80>353.00 (-) 3.90e1

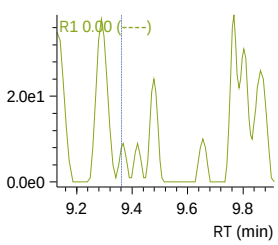

R1 563.10>269.10 (-) 4.70e1

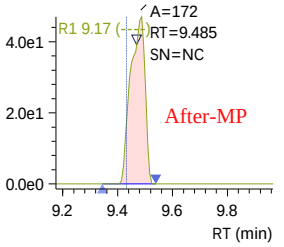

R1 548.80>98.80 (-) 0.00e0

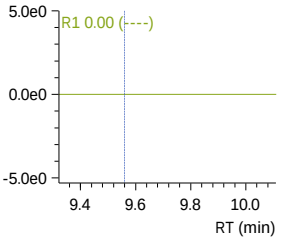

R2 532.80>353.00 (-) 3.90e1

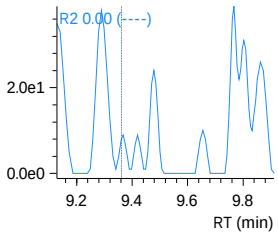

R2 563.10>269.10 (-) 4.70e1

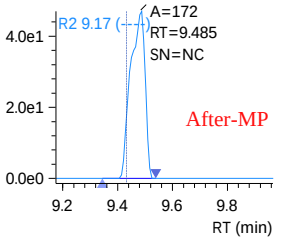

R2 548.80>98.80 (-) 0.00e0

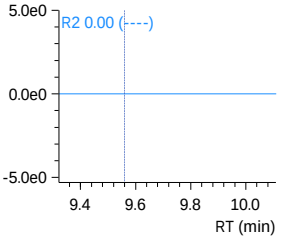

J:\LCMS08\Data\240315_1633_Curve\240315_1633_Curve.damlp .

SN - Software-calculated S/N ratio outside criteria due to non-target peaks or drift in noise calculation window.
Analyst review of noise levels (excluding non-target peaks) in chromatogram indicates S/N ratio meets criteria.

240315_015 (continued)

10_2 FTS
Conc. ----
R#1 0.00 (32.29)
R#2 0.00 (32.29)
Q 626.80>607.05 (-) 0.00e0

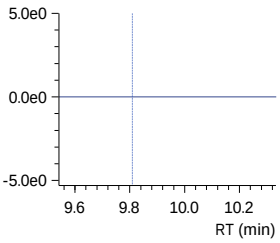

R1 626.80>81.00 (-) 0.00e0

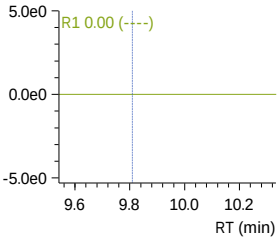

R2 626.80>81.00 (-) 0.00e0

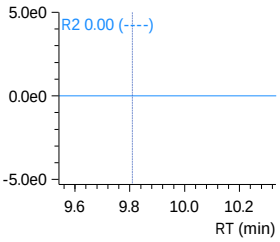

13C2-PFDOA_IS
Conc. 1.2500
ISTD 615.10>570.00 (-) 6.39e4

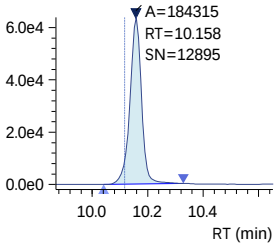

13C2-PFDOA
Conc. 1.5942
Q 615.10>570.00 (-) 6.39e4

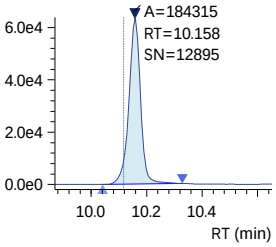

PFDOA
Conc. -0.0088
R#1 2.61 (11.14)
R#2 2.61 (11.14)
Q 613.10>569.00 (-) 6.13e2

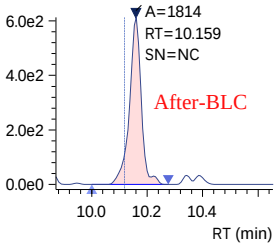

R1 613.10>319.00 (-) 2.10e1

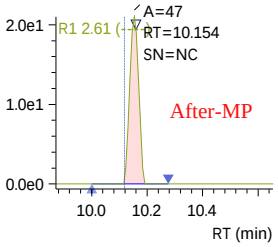

R2 613.10>319.00 (-) 2.10e1

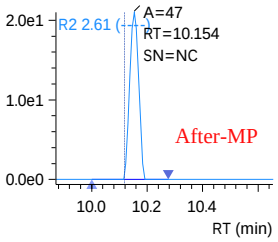

PFDS
Conc. ----
R#1 0.00 (58.01)
R#2 0.00 (58.01)
Q 599.00>79.90 (-) 2.40e1

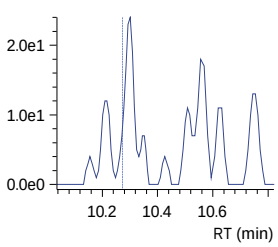

R1 599.00>98.80 (-) 7.00e0

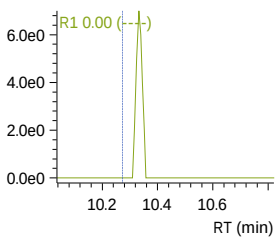

R2 599.00>98.80 (-) 7.00e0

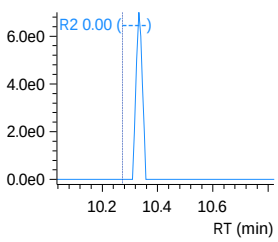

240315_015 (continued)

PFTrDA
Conc. -0.0071
R#1 19.25 (16.67)
R#2 19.25 (16.67)
Q 663.00>619.00 (-) 5.64e2

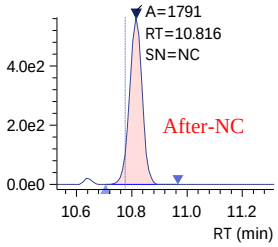

11-Cl-PF3OUdS
Conc. ----
R#1 0.00 (35.04)
R#2 0.00 (35.04)
Q 630.90>451.00 (-) 0.00e0

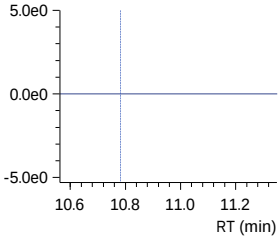

PFOSAm
Conc. 0.0064
Q 498.10>77.90 (-) 1.40e2

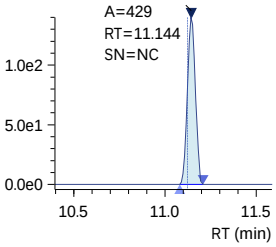

13C8-PFOSAm
Conc. 3.4675
Q 506.10>77.80 (-) 4.76e4

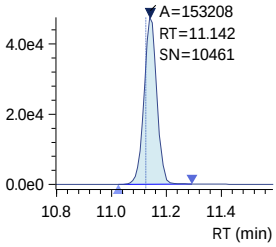

13C8-PFOSAm_IS
Conc. 2.5000
ISTD 506.10>77.80 (-) 4.76e4

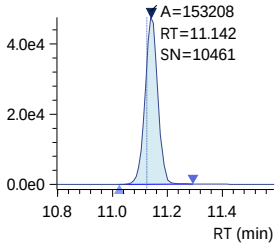

R1 663.00>168.90 (-) 1.19e2

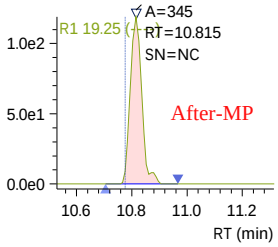

R1 632.90>452.90 (-) 3.20e1

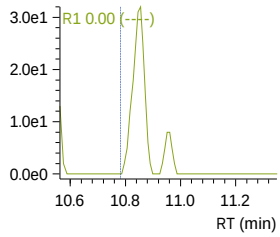

R2 663.00>168.90 (-) 1.19e2

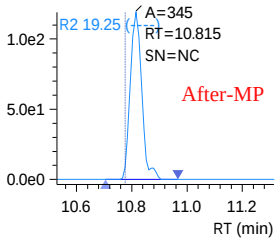

R2 632.90>452.90 (-) 3.20e1

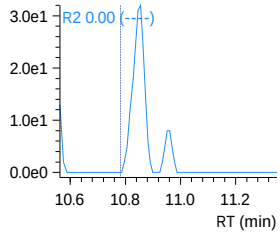

240315_015 (continued)

PFTDA
Conc. -0.0030
R#1 9.87 (17.09)
R#2 9.87 (17.09)
Q 713.10>669.00 (-) 4.60e2

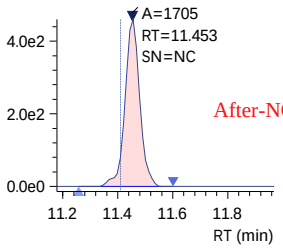

13C2-PFTDA
Conc. 1.6390
Q 715.20>670.00 (-) 3.21e4

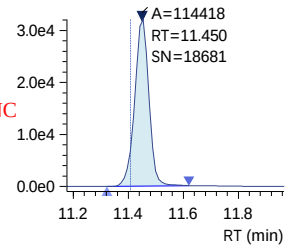

13C2-PFTDA_IS
Conc. 1.2500
ISTD 715.20>670.00 (-) 3.21e4

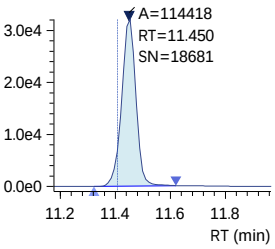

PFDoS
Conc. ----
R#1 0.00 (61.23)
R#2 0.00 (61.23)
Q 699.10>79.90 (-) 5.00e0

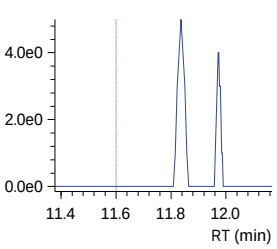

D7-MeFOSE_IS
Conc. 25.0000
ISTD 623.20>58.90 (-) 1.26e5

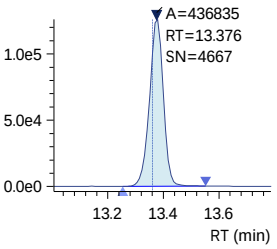

R1 713.10>168.90 (-) 5.30e1

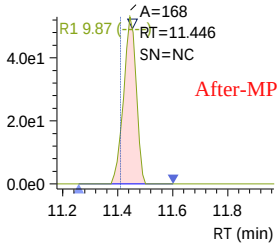

R1 699.10>98.80 (-) 9.00e0

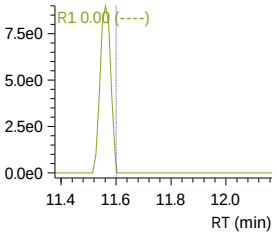

R2 713.10>168.90 (-) 5.30e1

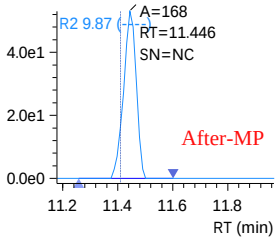

R2 699.10>98.80 (-) 9.00e0

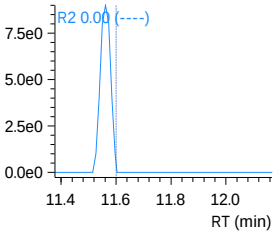

240315_015 (continued)

D7-MeFOSE
Conc. 32.3130

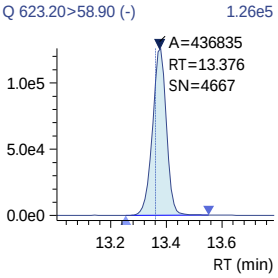

MeFOSE
Conc. ----

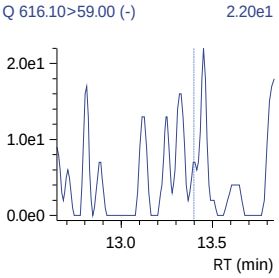

13C2-PFHXDA_IS
Conc. 2.5000

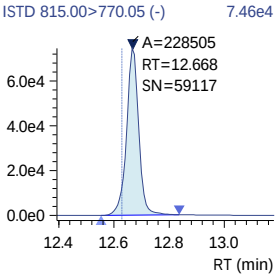

13C2-PFHXDA
Conc. 3.1834

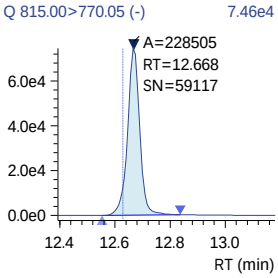

PFHXDA
Conc. 0.0044
R#1 9.11 (10.78)
R#2 9.11 (10.78)

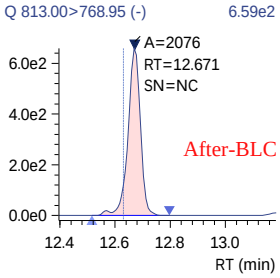

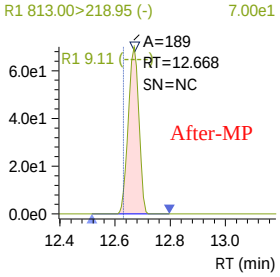

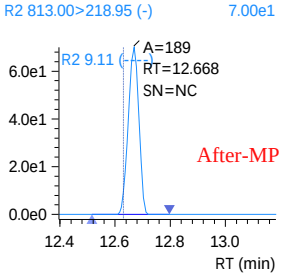

Insight Report
Quantitation/Integration
Printed 3/18/2024 12:10:31

240315_015 (continued)

D3-MeFOSA
Conc. 3.3670

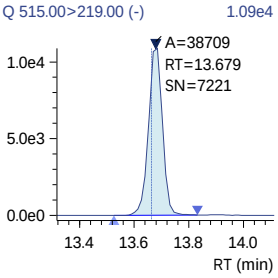

D3-MeFOSA_IS
Conc. 2.5000

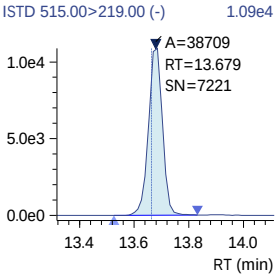

MeFOSA
Conc. ----
R#1 0.00 (156.31)
R#2 0.00 (156.31)

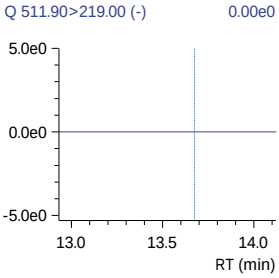

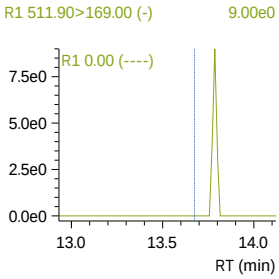

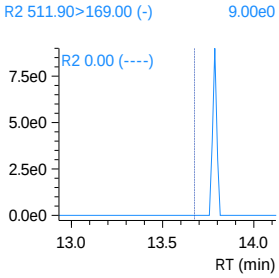

D9-EtFOSE_IS
Conc. 25.0000

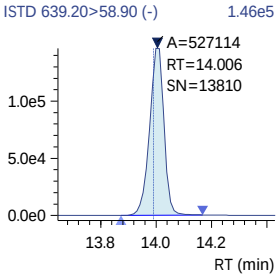

D9-EtFOSE
Conc. 34.1559

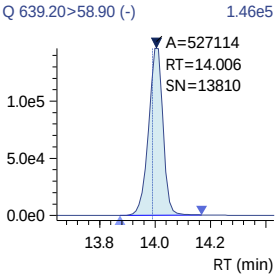

J:\LCMS08\Data\240315_1633_Curve\240315_1633_Curve.damlp .
SN - Software-calculated S/N ratio outside criteria due to non-target peaks or drift in noise calculation window.
Analyst review of noise levels (excluding non-target peaks) in chromatogram indicates S/N ratio meets criteria.

240315_015 (continued)

EtFOSE
Conc. ----

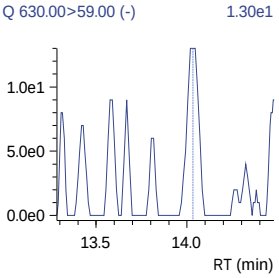

D5-EtFOSAm
Conc. 3.1714

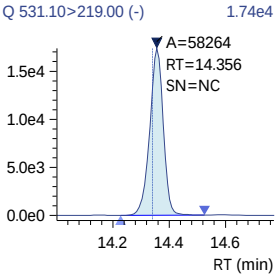

D5-EtFOSAm_IS
Conc. 2.5000

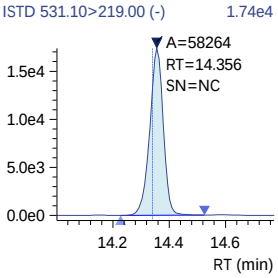

EtFOSAm
Conc. ----
R#1 0.00 (177.75)
R#2 0.00 (177.75)

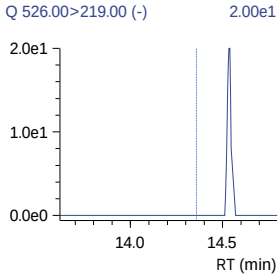

PFODA
Conc. 0.0084
R#1 6.09 (31.66)
R#2 6.09 (31.66)

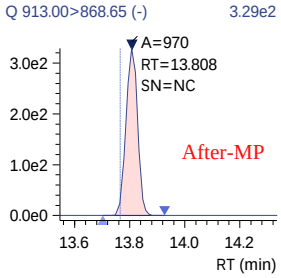

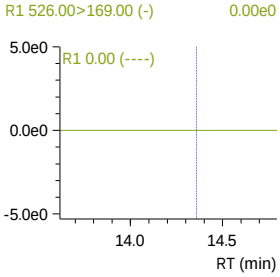

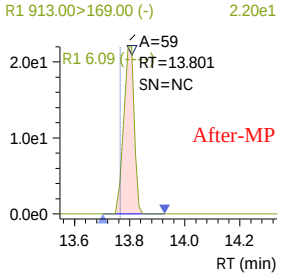

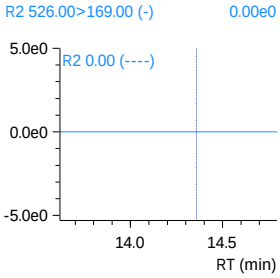

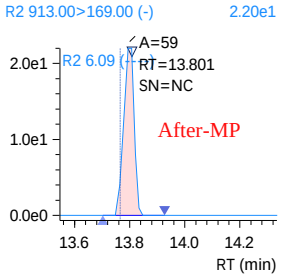

J:\LCMS08\Data\240315_1633_Curve\240315_1633_Curve.damlp .
SN - Software-calculated S/N ratio outside criteria due to non-target peaks or drift in noise calculation window.
Analyst review of noise levels (excluding non-target peaks) in chromatogram indicates S/N ratio meets criteria.

Insight Report
Before Manual Integration
Printed 3/18/2024 10:53:49

240315_015

Sample ID: 1633 CCB
Date Acquired: 3/15/2024 7:36:37 PM
Acquired by: System Administrator
Data File: 240315_015
Vial: 54 | Inj. Volume: 10.0000uL | Tray: 1

13C4-PFBA
Conc. 13.9457
Q 216.80>171.90 (-) 2.26e5

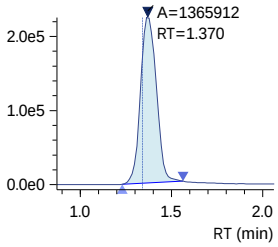

13C4-PFBA_IS
Conc. 10.0000
ISTD 216.80>171.90 (-) 2.26e5

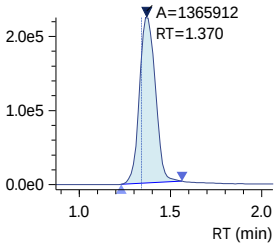

13C3-PFBA_IS
Conc. 5.0000
ISTD 216.00>172.00 (-) 8.16e4

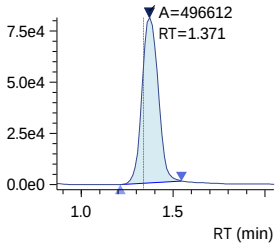

PFBA
Conc. -0.0092
Q 212.80>169.05 (-) 1.14e3

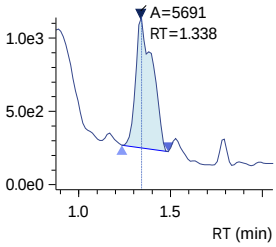

PFMPA
Conc. ----
Q 229.00>84.90 (-) 1.02e2

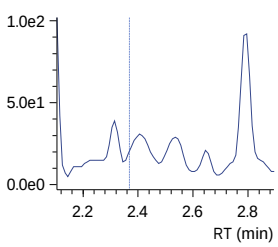

3_3 FTCA
Conc. ----
R#1 0.00 (144.15)
R#2 0.00 (144.15)
Q 241.00>177.10 (-) 1.30e2

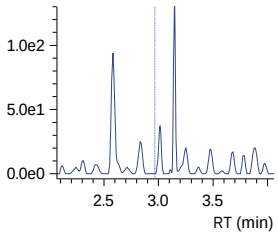

13C5-PFPeA
Conc. 8.0359
Q 268.30>223.00 (-) 1.06e5

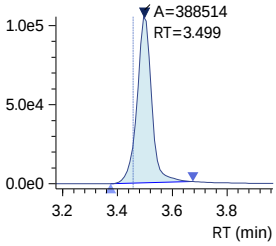

13C5-PFPeA_IS
Conc. 5.0000
ISTD 268.30>223.00 (-) 1.06e5

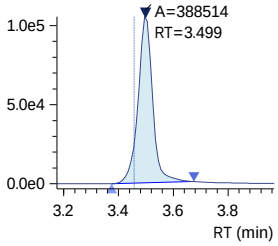

PFPeA
Conc. 0.0053
Q 263.00>219.00 (-) 5.59e2

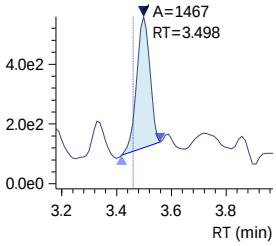

PFMBA
Conc. ----
Q 279.00>84.95 (-) 7.80e1

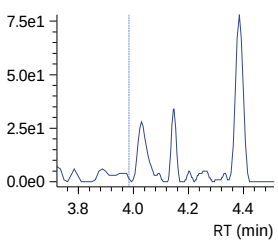

R1 241.00>117.00 (-) 2.89e2

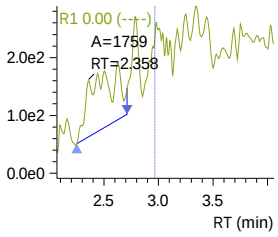

R2 241.00>117.00 (-) 2.89e2

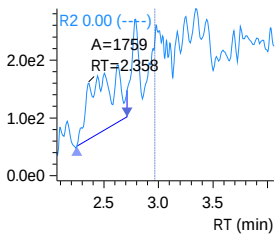

240315_015 (continued)

13C2-4_2 FTS
Conc. 5.9524
Q 329.10>80.90 (-) 3.31e4

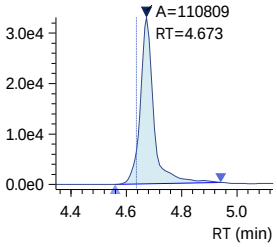

13C2-4_2 FTS_IS
Conc. 5.0000
ISTD 329.10>80.90 (-) 3.31e4

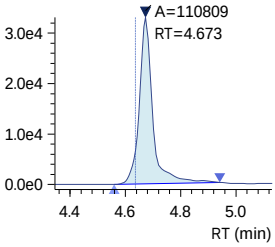

4_2 FTS
Conc. ----
R#1 0.00 (32.89)
R#2 0.00 (32.89)
Q 327.10>307.00 (-) 0.00e0

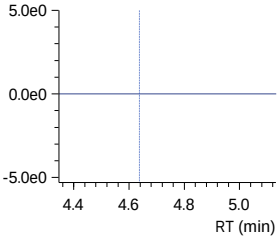

R1 327.10>80.90 (-) 6.27e2

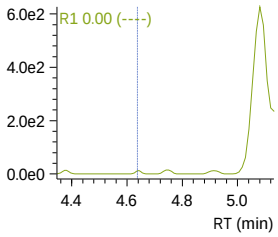

R2 327.10>80.90 (-) 6.27e2

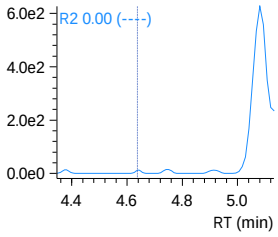

13C3-PFBS_IS
Conc. 2.5000
ISTD 302.10>79.90 (-) 8.01e4

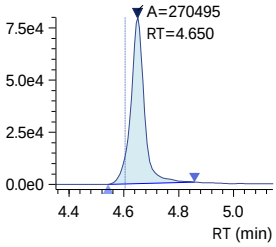

PFBS
Conc. ----
R#1 0.00 (47.56)
R#2 0.00 (47.56)
Q 298.70>79.90 (-) 3.30e1

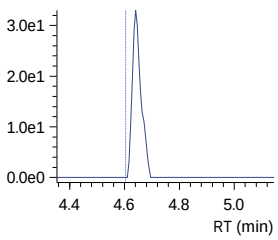

R1 298.70>98.80 (-) 0.00e0

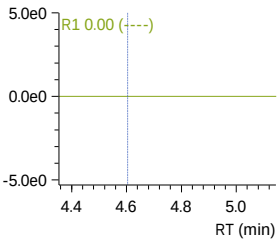

R2 298.70>98.80 (-) 0.00e0

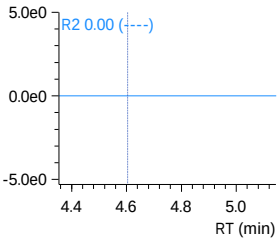

Insight Report
Before Manual Integration
Printed 3/18/2024 10:53:49

240315_015 (continued)

13C3-PFBS
Conc. 3.3474
Q 302.10>79.90 (-) 8.01e4

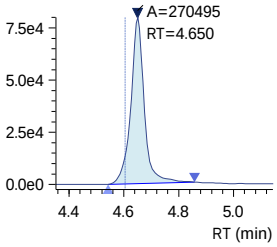

NFDHA
Conc. ----
R#1 0.00 (33.79)
R#2 0.00 (33.79)
Q 295.00>201.00 (-) 2.45e2

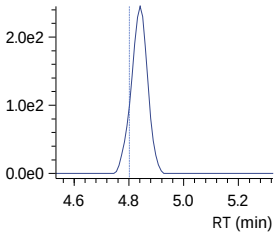

R1 295.00>84.90 (-) 1.42e2

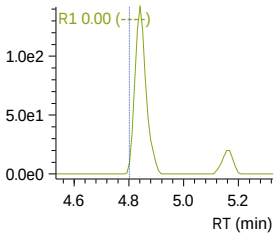

R2 295.00>84.90 (-) 1.42e2

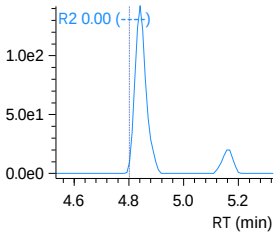

13C5-PFHxA
Conc. 3.3921
Q 318.00>273.00 (-) 1.33e5

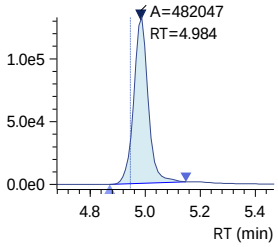

13C5-PFHxA_IS
Conc. 2.5000
ISTD 318.00>273.00 (-) 1.33e5

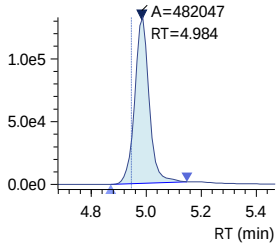

13C2-PFHxA_IS
Conc. 2.5000
ISTD 315.10>270.00 (-) 1.20e5

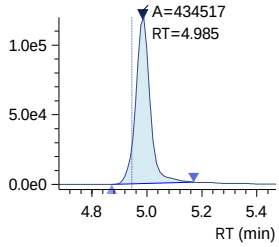

Insight Report
Before Manual Integration
Printed 3/18/2024 10:53:49

240315_015 (continued)

PFHxA
Conc. 0.0296
Q 313.00>269.00 (-) 1.04e3

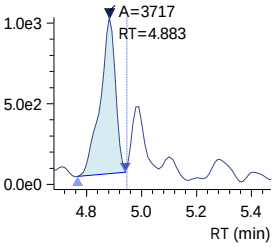

PFEESA
Conc. ----
R#1 0.00 (5.87)
R#2 0.00 (5.87)
Q 314.80>135.00 (-) 9.40e1

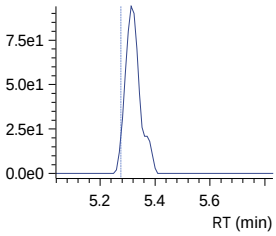

R1 314.80>82.90 (-) 3.00e1

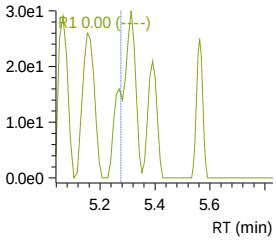

R2 314.80>82.90 (-) 3.00e1

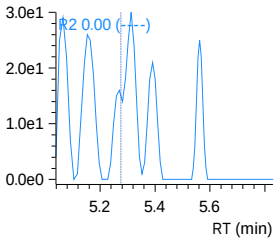

13C3-HFPO-DA
Conc. 14.9657
Q 286.90>168.90 (-) 2.62e5

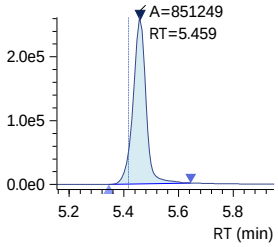

13C3-HFPO-DA_IS
Conc. 10.0000
ISTD 286.90>168.90 (-) 2.62e5

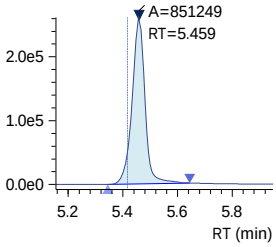

HFPO-DA
Conc. ----
R#1 0.00 (62.10)
R#2 0.00 (62.10)
Q 284.90>168.90 (-) 1.52e2

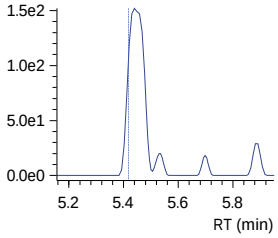

R1 284.90>184.90 (-) 9.40e1

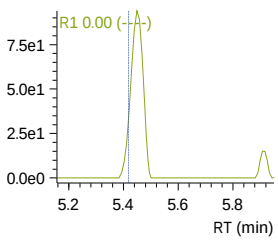

R2 284.90>184.90 (-) 9.40e1

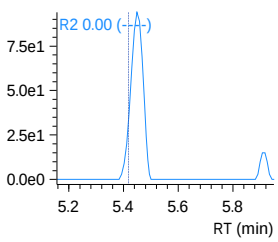

240315_015 (continued)

5_3 FTCA
Conc. ----
R#1 0.00 (148.17)
R#2 0.00 (148.17)
Q 341.00>237.05 (-) 4.30e1

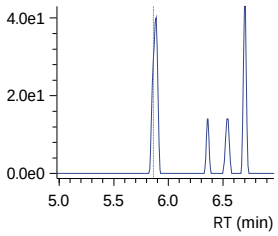

R1 341.00>217.00 (-) 1.20e2

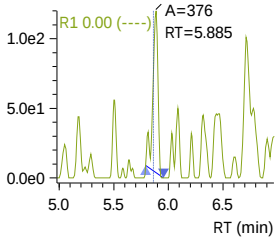

R2 341.00>217.00 (-) 1.20e2

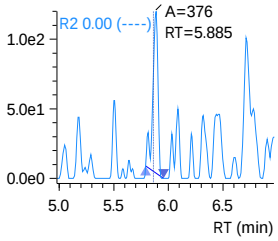

PFPeS
Conc. ----
R#1 0.00 (55.49)
R#2 0.00 (55.49)
Q 349.10>79.90 (-) 1.60e1

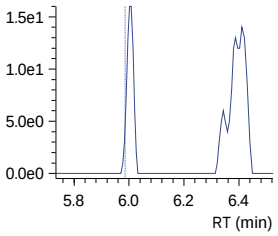

R1 349.10>98.80 (-) 1.30e1

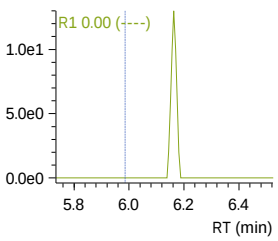

R2 349.10>98.80 (-) 1.30e1

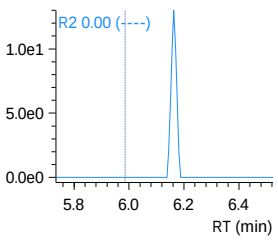

13C4-PFHpA
Conc. 3.9004
Q 367.10>322.00 (-) 2.75e5

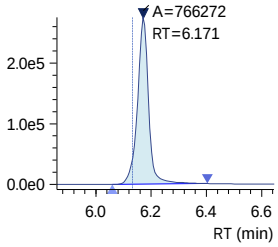

13C4-PFHpA_IS
Conc. 2.5000
ISTD 367.10>322.00 (-) 2.75e5

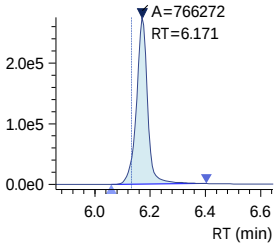

PFHpA
Conc. 0.0047
R#1 0.00 (21.12)
R#2 0.00 (21.12)
Q 363.10>319.00 (-) 1.37e3

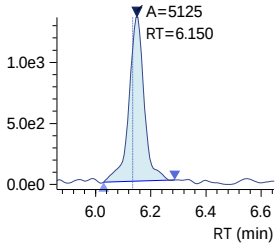

R1 363.10>169.00 (-) 3.06e2

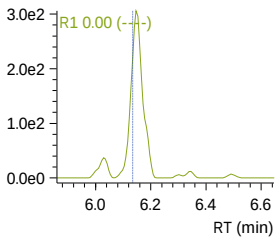

R2 363.10>169.00 (-) 3.06e2

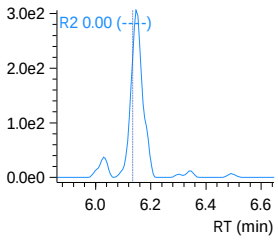

Insight Report
Before Manual Integration
Printed 3/18/2024 10:53:49

240315_015 (continued)

DONA
Conc. ----
R#1 0.00 (26.25)
R#2 0.00 (26.25)
Q 376.90>250.90 (-) 2.41e2

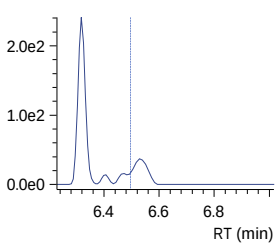

R1 376.90>84.80 (-) 1.40e1

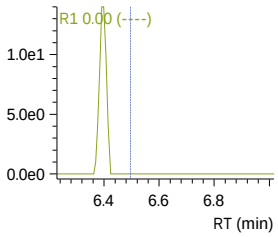

R2 376.90>84.80 (-) 1.40e1

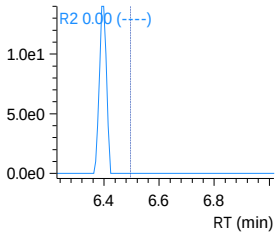

13C2-6_2 FTS_IS
Conc. 5.0000
ISTD 429.10>80.90 (-) 2.74e4

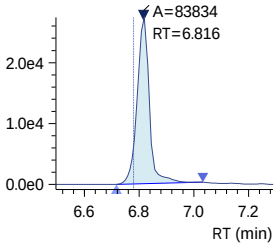

13C2-6_2 FTS
Conc. 5.5873
Q 429.10>80.90 (-) 2.74e4

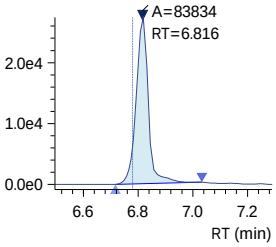

6_2 FTS
Conc. ----
R#1 0.00 (48.22)
R#2 0.00 (48.22)
Q 427.10>407.00 (-) 0.00e0

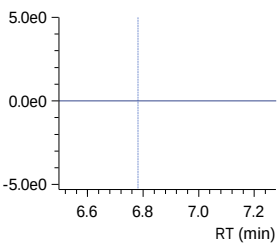

R1 427.10>80.90 (-) 0.00e0

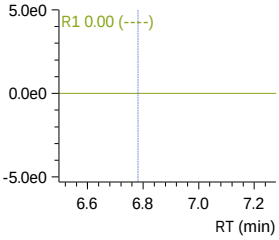

R2 427.10>80.90 (-) 0.00e0

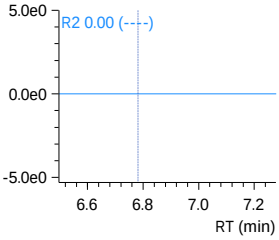

13C4-PFOA_IS
Conc. 2.5000
ISTD 417.10>172.00 (-) 7.41e3

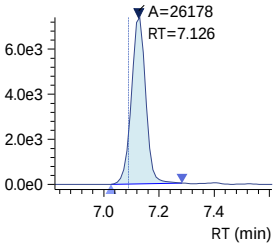

Insight Report
Before Manual Integration
Printed 3/18/2024 10:53:49

240315_015 (continued)

13C8-PFOA_IS
Conc. 2.5000

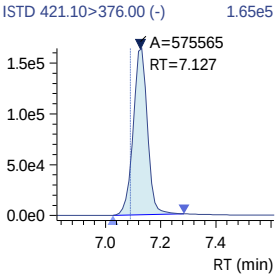

13C8-PFOA
Conc. 3.5700

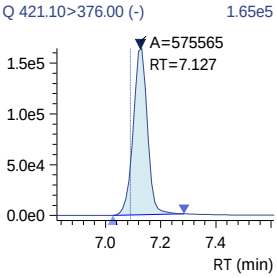

PFOA
Conc. -0.0238
R#1 33.33 (24.01)
R#2 33.33 (24.01)

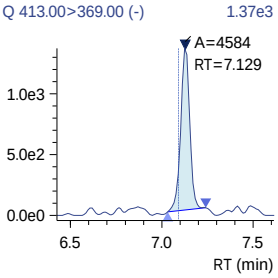

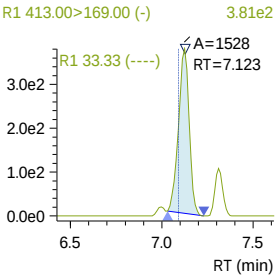

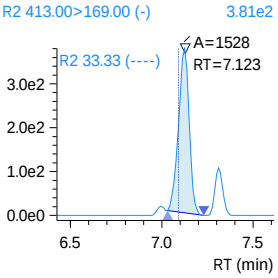

13C3-PFHxS
Conc. 3.2709

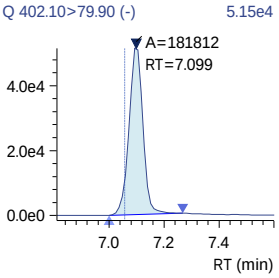

13C3-PFHxS_IS
Conc. 2.5000

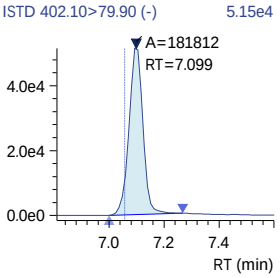

Insight Report
Before Manual Integration
Printed 3/18/2024 10:53:49

240315_015 (continued)

PFHxS
Conc. ----
R#1 0.00 (63.21)
R#2 0.00 (63.21)
Q 398.70>79.90 (-) 1.87e2

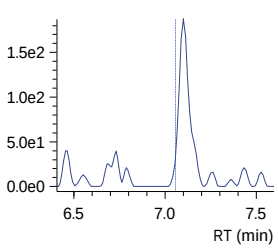

R1 398.70>98.90 (-) 4.70e1

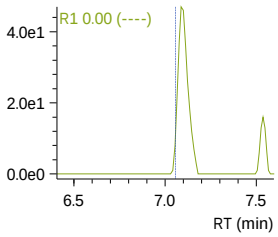

R2 398.70>98.90 (-) 4.70e1

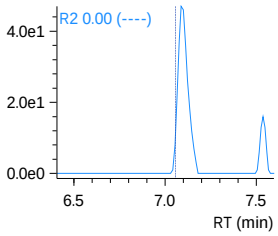

18O2-PFHxS_IS
Conc. 2.5000
ISTD 403.00>83.90 (-) 3.76e4

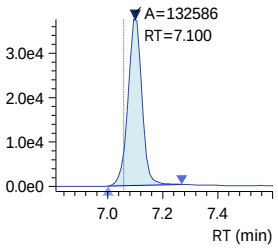

13C9-PFNA_IS
Conc. 1.2500
ISTD 472.10>427.00 (-) 1.04e5

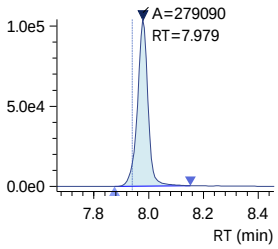

13C9-PFNA
Conc. 1.7704
Q 472.10>427.00 (-) 1.04e5

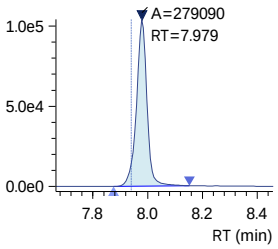

13C5-PFNA_IS
Conc. 1.2500
ISTD 468.00>423.00 (-) 6.51e4

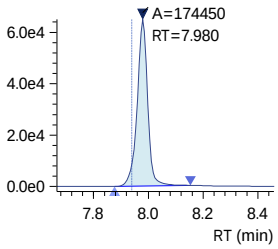

240315_015 (continued)

PFNA
Conc. -0.0055
R#1 0.00 (20.29)
R#2 0.00 (20.29)
Q 463.00>419.00 (-) 1.14e3

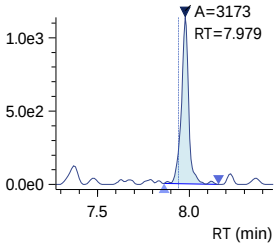

PFHpS
Conc. ----
R#1 0.00 (51.10)
R#2 0.00 (51.10)
Q 449.00>79.90 (-) 3.20e1

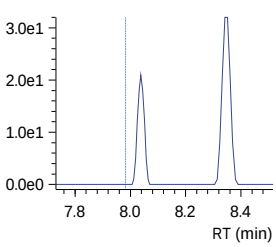

7_3 FTCA
Conc. 0.0577
R#1 94.35 (140.94)
R#2 94.35 (140.94)
Q 441.00>317.00 (-) 4.16e2

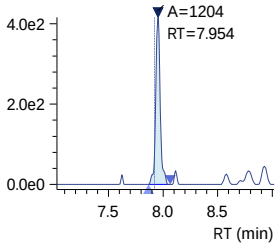

13C2-8_2-FTS
Conc. 5.3156
Q 529.10>80.90 (-) 1.51e4

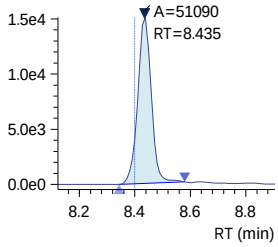

13C2-8_2-FTS_IS
Conc. 5.0000
ISTD 529.10>80.90 (-) 1.51e4

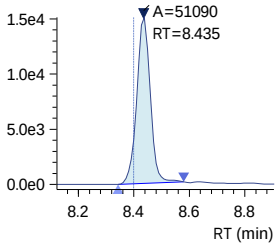

R1 463.00>219.00 (-) 2.25e2

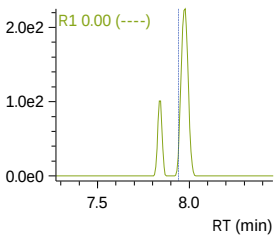

R1 449.00>98.80 (-) 0.00e0

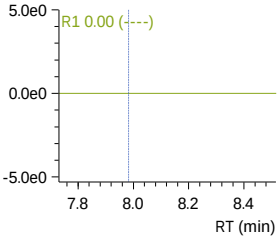

R1 441.00>336.90 (-) 3.71e2

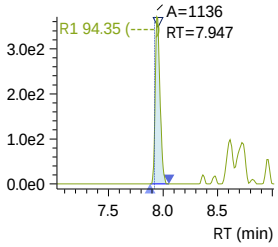

R2 463.00>219.00 (-) 2.25e2

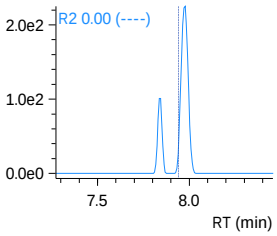

R2 449.00>98.80 (-) 0.00e0

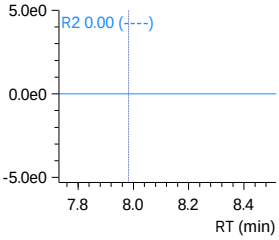

R2 441.00>336.90 (-) 3.71e2

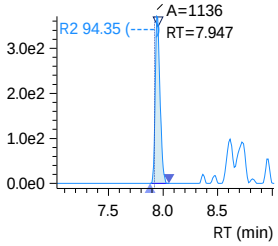

Insight Report
Before Manual Integration
Printed 3/18/2024 10:53:49

240315_015 (continued)

8_2 FTS
Conc. ----
R#1 0.00 (52.20)
R#2 0.00 (52.20)
Q 527.10>506.95 (-) 3.60e1

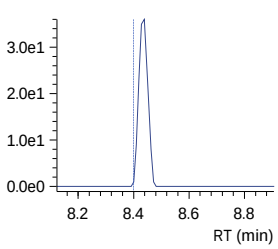

R1 527.10>80.80 (-) 4.40e1

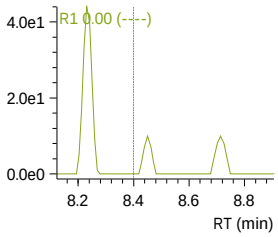

R2 527.10>80.80 (-) 4.40e1

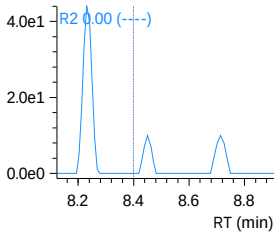

13C6-PFDA_IS
Conc. 1.2500
ISTD 519.10>474.10 (-) 5.31e4

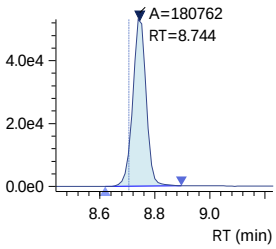

13C6-PFDA
Conc. 1.7932
Q 519.10>474.10 (-) 5.31e4

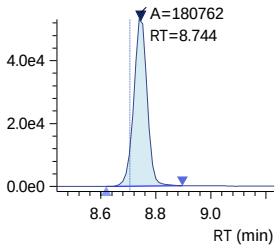

13C2-PFDA_IS
Conc. 1.2500
ISTD 515.10>470.10 (-) 3.15e4

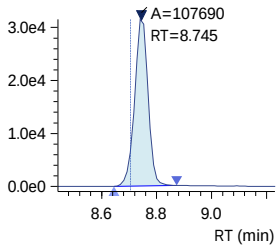

PFDA
Conc. -0.0034
R#1 15.43 (17.53)
R#2 15.43 (17.53)
Q 512.90>469.00 (-) 6.34e2

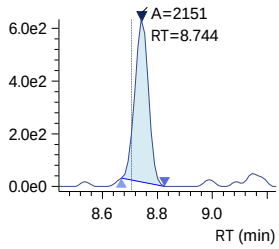

R1 512.90>219.00 (-) 9.40e1

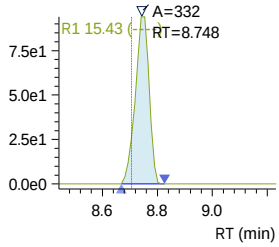

R2 512.90>219.00 (-) 9.40e1

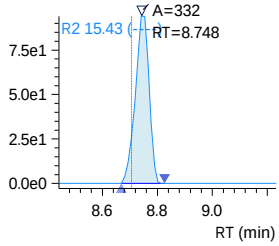

D3-NMeFOSAA_IS
Conc. 5.0000
ISTD 573.20>419.00 (-) 5.10e4

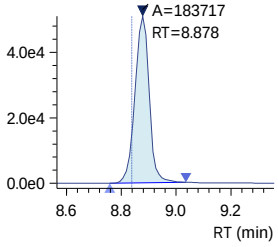

D3-NMeFOSAA
Conc. 6.4638
Q 573.20>419.00 (-) 5.10e4

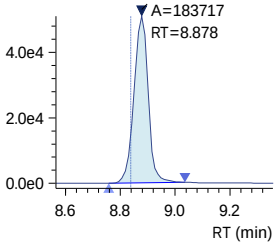

13C8-PFOS_IS
Conc. 2.5000
ISTD 507.10>98.90 (-) 1.47e4

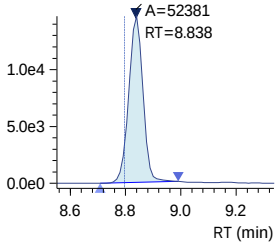

13C8-PFOS
Conc. 3.1843
Q 507.10>98.90 (-) 1.47e4

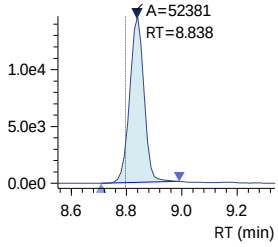

13C4-PFOS_IS
Conc. 2.5000
ISTD 502.80>79.90 (-) 3.26e4

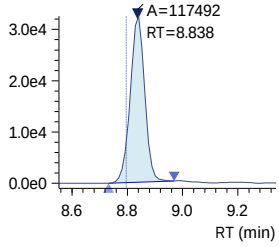

Insight Report
Before Manual Integration
Printed 3/18/2024 10:53:49

240315_015 (continued)

PFOS
Conc. ----
R#1 0.00 (48.06)
R#2 0.00 (48.06)
Q 498.90>79.90 (-) 1.73e2

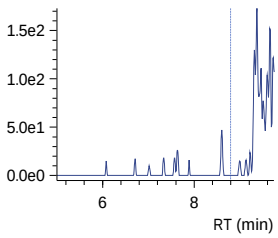

R1 498.90>98.80 (-) 7.80e1

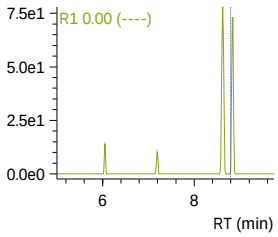

R2 498.90>98.80 (-) 7.80e1

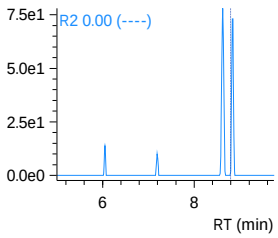

NMeFOSAA
Conc. ----
R#1 0.00 (72.86)
R#2 0.00 (72.86)
Q 570.10>419.00 (-) 0.00e0

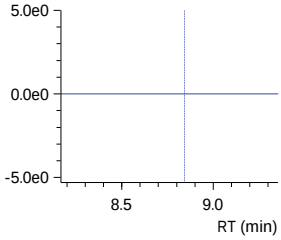

R1 570.10>483.00 (-) 0.00e0

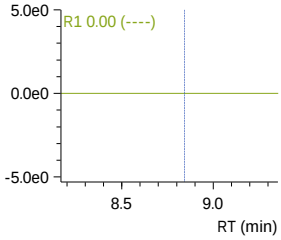

R2 570.10>483.00 (-) 0.00e0

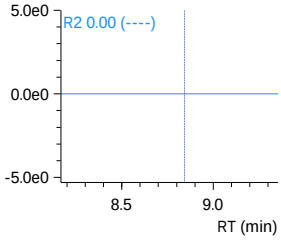

D5-NEtFOSAA_IS
Conc. 5.0000
ISTD 589.20>419.00 (-) 5.52e4

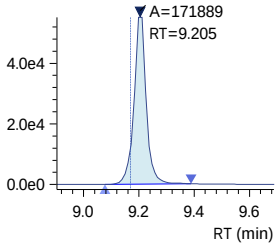

D5-NEtFOSAA
Conc. 8.2543
Q 589.20>419.00 (-) 5.52e4

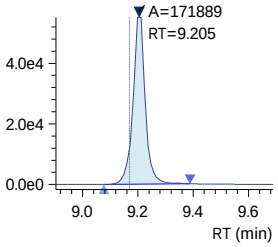

NEtFOSAA
Conc. ----
R#1 0.00 (72.48)
R#2 0.00 (72.48)
Q 584.20>419.10 (-) 0.00e0

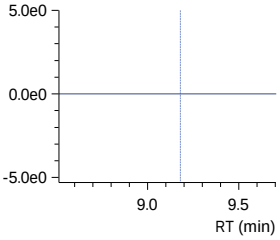

R1 584.20>526.00 (-) 0.00e0

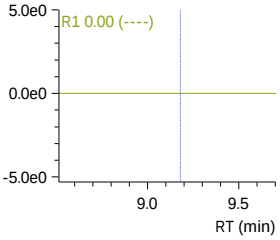

R2 584.20>526.00 (-) 0.00e0

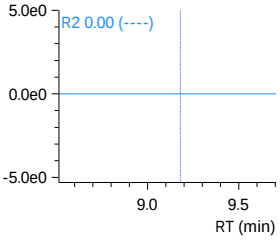

240315_015 (continued)

9-Cl-PF3ONS
Conc. ----
R#1 0.00 (31.17)
R#2 0.00 (31.17)
Q 530.80>351.00 (-) 2.80e1

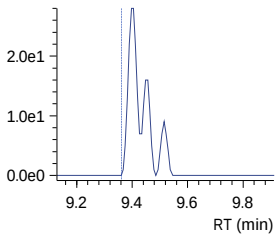

R1 532.80>353.00 (-) 3.90e1

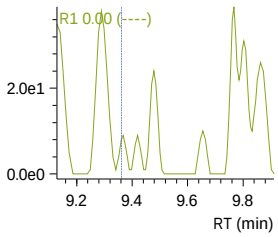

R2 532.80>353.00 (-) 3.90e1

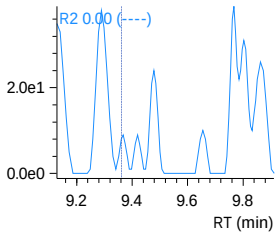

PFUnDA
Conc. 0.0036
R#1 0.00 (11.58)
R#2 0.00 (11.58)
Q 563.10>519.00 (-) 6.33e2

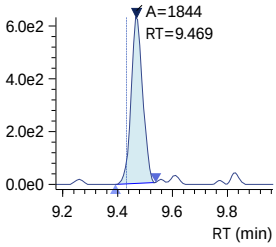

R1 563.10>269.10 (-) 4.70e1

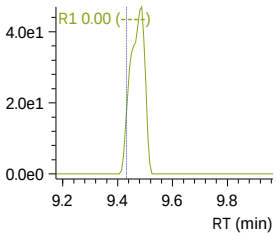

R2 563.10>269.10 (-) 4.70e1

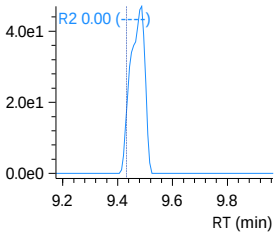

13C7-PFUnDA_IS
Conc. 1.2500
ISTD 570.00>525.10 (-) 5.44e4

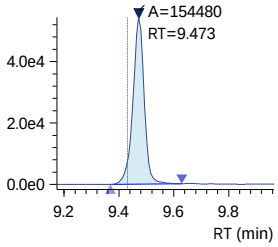

13C7-PFUnDA
Conc. 1.5539
Q 570.00>525.10 (-) 5.44e4

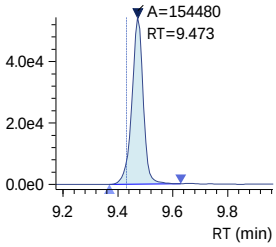

PFNS
Conc. ----
R#1 0.00 (59.04)
R#2 0.00 (59.04)
Q 548.80>79.90 (-) 4.30e1

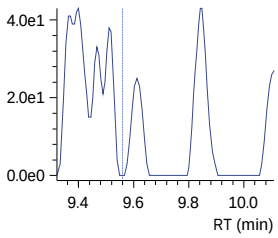

R1 548.80>98.80 (-) 0.00e0

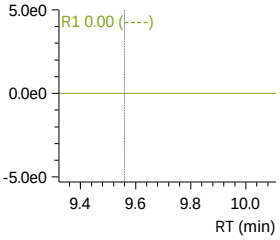

R2 548.80>98.80 (-) 0.00e0

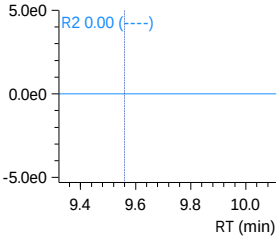

Insight Report
Before Manual Integration
Printed 3/18/2024 10:53:49

240315_015 (continued)

10_2 FTS
Conc. ----
R#1 0.00 (33.72)
R#2 0.00 (33.72)
Q 626.80>607.05 (-) 0.00e0

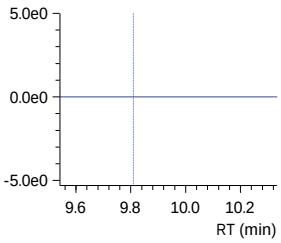

R1 626.80>81.00 (-) 0.00e0

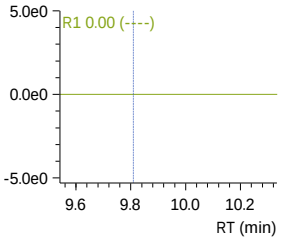

R2 626.80>81.00 (-) 0.00e0

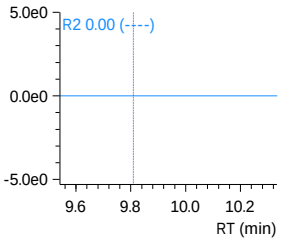

13C2-PFDOA_IS
Conc. 1.2500
ISTD 615.10>570.00 (-) 6.39e4

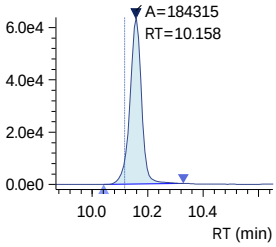

13C2-PFDOA
Conc. 1.5942
Q 615.10>570.00 (-) 6.39e4

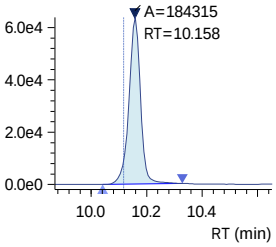

PFDOA
Conc. -0.0067
R#1 0.00 (10.37)
R#2 0.00 (10.37)
Q 613.10>569.00 (-) 6.13e2

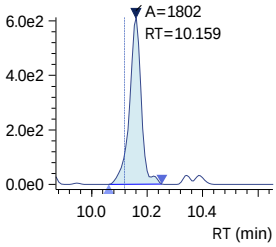

R1 613.10>319.00 (-) 2.10e1

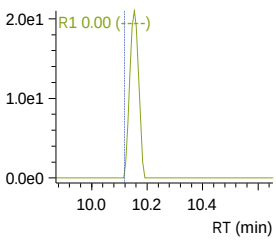

R2 613.10>319.00 (-) 2.10e1

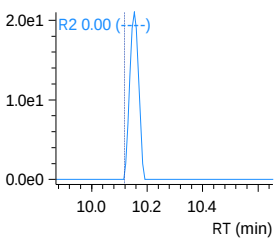

PFDS
Conc. ----
R#1 0.00 (59.30)
R#2 0.00 (59.30)
Q 599.00>79.90 (-) 2.40e1

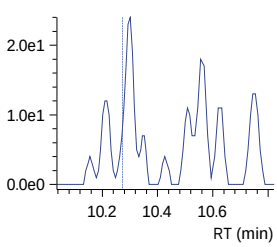

R1 599.00>98.80 (-) 7.00e0

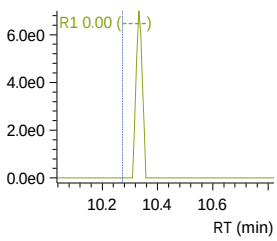

R2 599.00>98.80 (-) 7.00e0

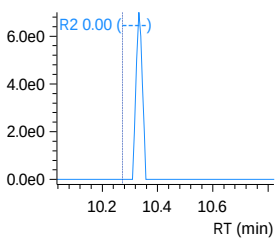

Insight Report
Before Manual Integration
Printed 3/18/2024 10:53:49

240315_015 (continued)

PFTrDA
Conc. -0.0039
R#1 0.00 (14.67)
R#2 0.00 (14.67)
Q 663.00>619.00 (-) 5.64e2

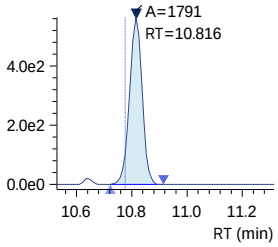

11-Cl-PF3OUdS
Conc. ----
R#1 0.00 (34.64)
R#2 0.00 (34.64)
Q 630.90>451.00 (-) 0.00e0

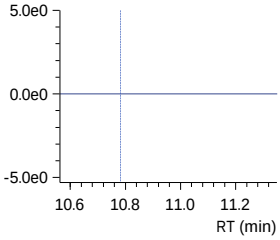

PFOSAm
Conc. 0.0077
Q 498.10>77.90 (-) 1.40e2

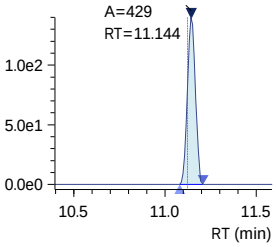

13C8-PFOSAm
Conc. 3.4675
Q 506.10>77.80 (-) 4.76e4

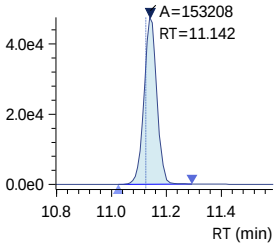

13C8-PFOSAm_IS
Conc. 2.5000
ISTD 506.10>77.80 (-) 4.76e4

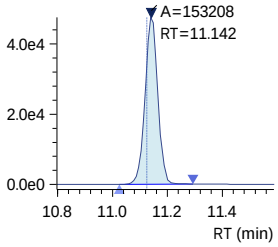

R1 663.00>168.90 (-) 1.19e2

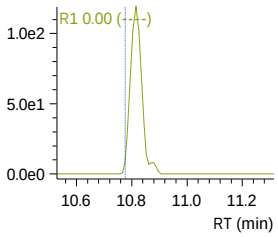

R1 632.90>452.90 (-) 3.20e1

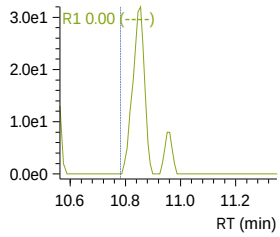

R2 663.00>168.90 (-) 1.19e2

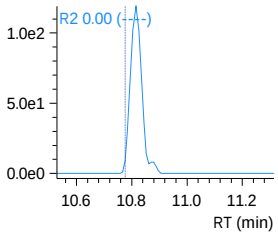

R2 632.90>452.90 (-) 3.20e1

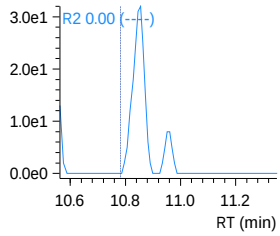

Insight Report
Before Manual Integration
Printed 3/18/2024 10:53:49

240315_015 (continued)

PFTDA
Conc. -0.0030
R#1 0.00 (17.10)
R#2 0.00 (17.10)

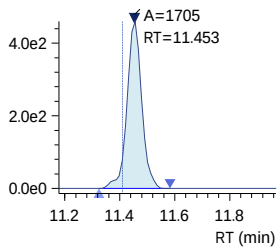

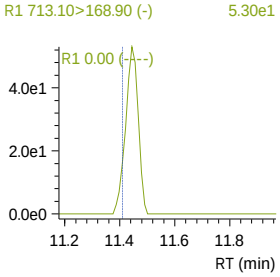

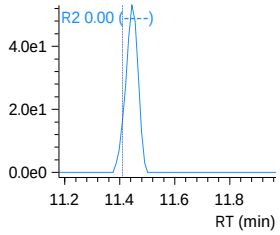

13C2-PFTDA
Conc. 1.6390

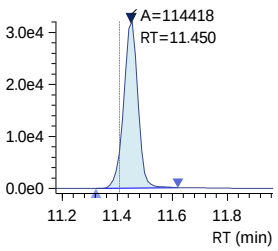

13C2-PFTDA_IS
Conc. 1.2500

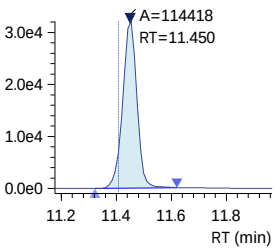

PFDoS
Conc. ----
R#1 0.00 (62.00)
R#2 0.00 (62.00)

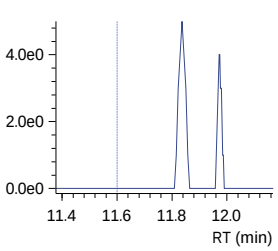

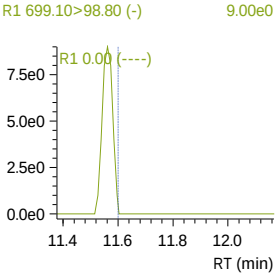

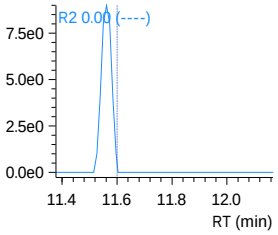

D7-MeFOSE_IS
Conc. 25.0000

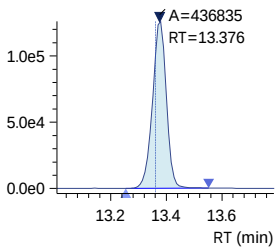

Insight Report
Before Manual Integration
Printed 3/18/2024 10:53:49

240315_015 (continued)

D7-MeFOSE
Conc. 32.3130

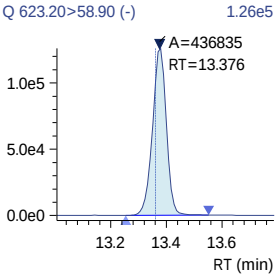

MeFOSE
Conc. ----

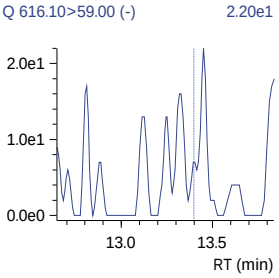

13C2-PFHXDA_IS
Conc. 2.5000

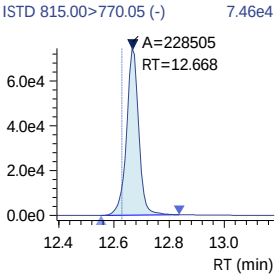

13C2-PFHXDA
Conc. 3.1834

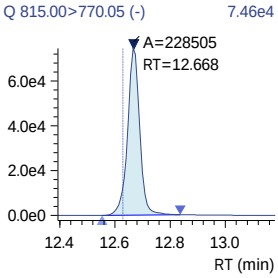

PFHXDA
Conc. 0.0037
R#1 0.00 (11.37)
R#2 0.00 (11.37)

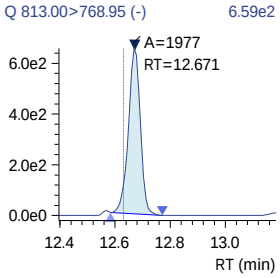

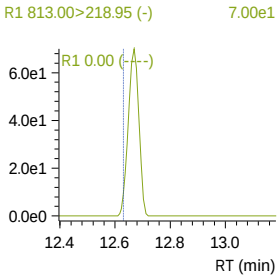

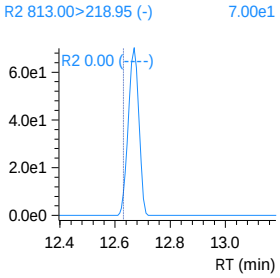

240315_015 (continued)

D3-MeFOSA
Conc. 3.3670

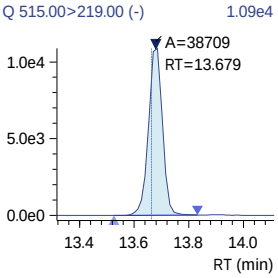

D3-MeFOSA_IS
Conc. 2.5000

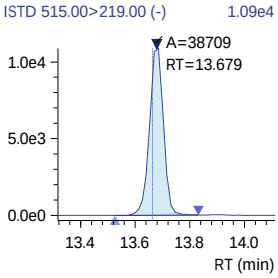

MeFOSA
Conc. ----
R#1 0.00 (155.54)
R#2 0.00 (155.54)

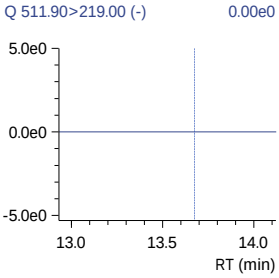

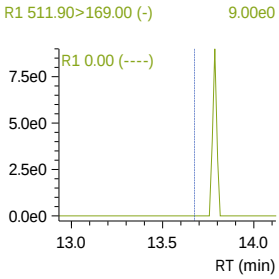

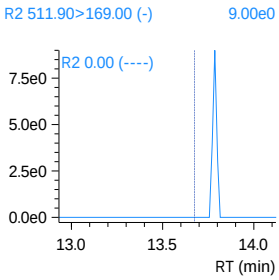

D9-EtFOSE_IS
Conc. 25.0000

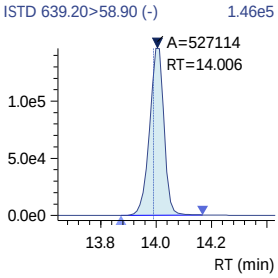

D9-EtFOSE
Conc. 34.1559

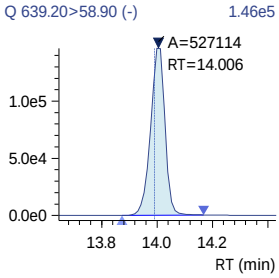

Insight Report
Before Manual Integration
Printed 3/18/2024 10:53:49

240315_015 (continued)

EtFOSE
Conc. ----

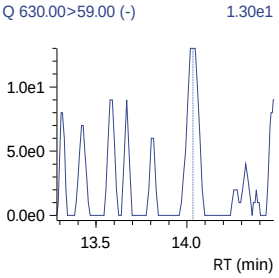

D5-EtFOSAm
Conc. 3.1714

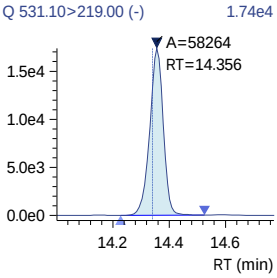

D5-EtFOSAm_IS
Conc. 2.5000

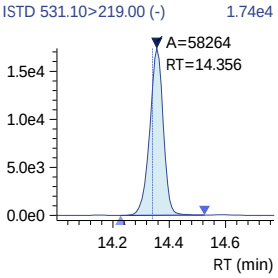

EtFOSAm
Conc. ----
R#1 0.00 (165.52)
R#2 0.00 (165.52)

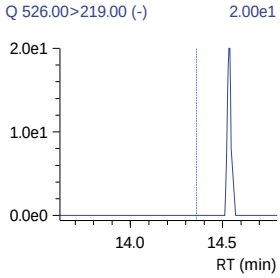

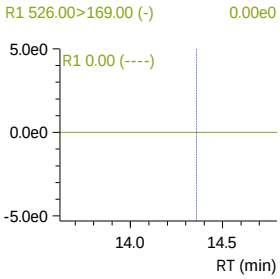

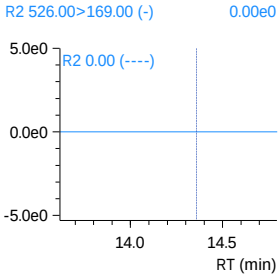

PFODA
Conc. ----
R#1 0.00 (33.10)
R#2 0.00 (33.10)

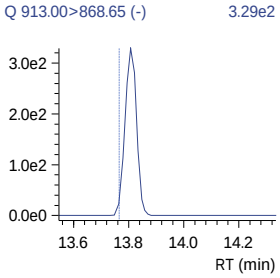

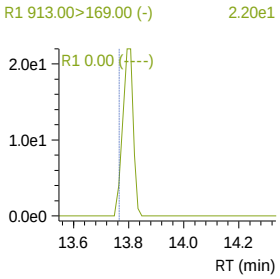

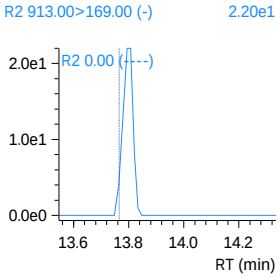

Insight Report
Ion Ratio Confirmation
Printed 3/18/2024 12:11:29

240315_016

Sample ID: 1633 ICAL 0.05PPB
Date Acquired: 3/15/2024 7:59:53 PM
Acquired by: System Administrator
Data File: 240315_016
Vial: 1 | Inj. Volume: 10.0000uL | Tray: 1

Name	m/z	Ref 1 m/z	Area	Ref 1 Measured	Ref 1 Actual Ratio	Ref 1 Set Ratio	Ref 2 Measured	Ref 2 Actual Ratio	Ref 2 Set Ratio	Flag ID
13C4-PFBA	216.80>171.90	----	975079	----	----	----	----	----	----	
13C4-PFBA_IS	216.80>171.90	----	975079	----	----	----	----	----	----	
13C3-PFBA_IS	216.00>172.00	----	499618	----	----	----	----	----	----	
PFBA	212.80>169.05	----	11168	----	----	----	----	----	----	
PFMPA	229.00>84.90	----	4785	----	----	----	----	----	----	
3_3 FTCA	241.00>177.10	241.00>117.00	3900	5501	141.06	136.14	5501	141.06	136.14	
13C5-PFPeA	268.30>223.00	----	280518	----	----	----	----	----	----	
13C5-PFPeA_IS	268.30>223.00	----	280518	----	----	----	----	----	----	
PFPeA	263.00>219.00	----	11166	----	----	----	----	----	----	
PFMBA	279.00>84.95	----	6781	----	----	----	----	----	----	
13C2-4_2 FTS	329.10>80.90	----	93035	----	----	----	----	----	----	
13C2-4_2 FTS_IS	329.10>80.90	----	93035	----	----	----	----	----	----	
4_2 FTS	327.10>307.00	327.10>80.90	2553	694	27.17	33.08	694	27.17	33.08	
13C3-PFBS_IS	302.10>79.90	----	191491	----	----	----	----	----	----	
PFBS	298.70>79.90	298.70>98.80	5455	2762	50.63	46.53	2762	50.63	46.53	
13C3-PFBS	302.10>79.90	----	191491	----	----	----	----	----	----	
NFDHA	295.00>201.00	295.00>84.90	7706	2435	31.60	36.44	2435	31.60	36.44	
13C5-PFHxA	318.00>273.00	----	409163	----	----	----	----	----	----	
13C5-PFHxA_IS	318.00>273.00	----	409163	----	----	----	----	----	----	
13C2-PFHxA_IS	315.10>270.00	----	473795	----	----	----	----	----	----	
PFHxA	313.00>269.00	----	7247	----	----	----	----	----	----	
PFEESA	314.80>135.00	314.80>82.90	25576	1312	5.13	5.25	1312	5.13	5.25	
13C3-HFPO-DA	286.90>168.90	----	607441	----	----	----	----	----	----	
13C3-HFPO-DA_IS	286.90>168.90	----	607441	----	----	----	----	----	----	
HFPO-DA	284.90>168.90	284.90>184.90	4565	2400	52.57	62.57	2400	52.57	62.57	
5_3 FTCA	341.00>237.05	341.00>217.00	11064	16885	152.61	154.88	16885	152.61	154.88	
PFPeS	349.10>79.90	349.10>98.80	3589	1772	49.38	54.44	1772	49.38	54.44	
13C4-PFHpA	367.10>322.00	----	570235	----	----	----	----	----	----	
13C4-PFHpA_IS	367.10>322.00	----	570235	----	----	----	----	----	----	
PFHpA	363.10>319.00	363.10>169.00	12861	3396	26.40	23.39	3396	26.40	23.39	
DONA	376.90>250.90	376.90>84.80	16087	4287	26.65	30.39	4287	26.65	30.39	
13C2-6_2 FTS_IS	429.10>80.90	----	74130	----	----	----	----	----	----	
13C2-6_2 FTS	429.10>80.90	----	74130	----	----	----	----	----	----	
6_2 FTS	427.10>407.00	427.10>80.90	1871	587	31.38	44.48	587	31.38	44.48	
13C4-PFOA_IS	417.10>172.00	----	25689	----	----	----	----	----	----	
13C8-PFOA_IS	421.10>376.00	----	411127	----	----	----	----	----	----	

J:\LCMS08\Data\240315_1633_Curve\240315_1633_Curve.damlp .

Ref 1 Set Ratio assigned from calibration mid-point; Ref 2 Set Ratio assigned from opening calibration verification.
IRr - Ion ratio outside either set of criteria. Exceedances for reported detections to be "I" flagged in the analytical report.

Insight Report
Ion Ratio Confirmation
Printed 3/18/2024 12:11:29

240315_016 (continued)

(Table continued from previous page)

Name	m/z	Ref 1 m/z	Area	Ref 1 Measured	Ref 1 Actual Ratio	Ref 1 Set Ratio	Ref 2 Measured	Ref 2 Actual Ratio	Ref 2 Set Ratio	Flag ID
13C8-PFOA	421.10>376.00	----	411127	----	----	----	----	----	----	
PFOA	413.00>369.00	413.00>169.00	15177	3142	20.70	24.47	3142	20.70	24.47	
13C3-PFHxS	402.10>79.90	----	140682	----	----	----	----	----	----	
13C3-PFHxS_IS	402.10>79.90	----	140682	----	----	----	----	----	----	
PFHxS	398.70>79.90	398.70>98.90	3671	2406	65.54	57.29	2406	65.54	57.29	
18O2-PFHxS_IS	403.00>83.90	----	132903	----	----	----	----	----	----	
13C9-PFNA_IS	472.10>427.00	----	205774	----	----	----	----	----	----	
13C9-PFNA	472.10>427.00	----	205774	----	----	----	----	----	----	
13C5-PFNA_IS	468.00>423.00	----	185385	----	----	----	----	----	----	
PFNA	463.00>419.00	463.00>219.00	10608	1806	17.03	20.36	1806	17.03	20.36	
PFHpS	449.00>79.90	449.00>98.80	2464	1347	54.69	46.70	1347	54.69	46.70	
7_3 FTCA	441.00>317.00	441.00>336.90	16445	21413	130.21	132.28	21413	130.21	132.28	
13C2-8_2-FTS	529.10>80.90	----	45112	----	----	----	----	----	----	
13C2-8_2-FTS_IS	529.10>80.90	----	45112	----	----	----	----	----	----	
8_2 FTS	527.10>506.95	527.10>80.80	802	390	48.71	45.91	390	48.71	45.91	
13C6-PFDA_IS	519.10>474.10	----	126533	----	----	----	----	----	----	
13C6-PFDA	519.10>474.10	----	126533	----	----	----	----	----	----	
13C2-PFDA_IS	515.10>470.10	----	113939	----	----	----	----	----	----	
PFDA	512.90>469.00	512.90>219.00	8607	1082	12.58	17.64	1082	12.58	17.64	AC
D3-NMeFOSAA_IS	573.20>419.00	----	146103	----	----	----	----	----	----	
D3-NMeFOSAA	573.20>419.00	----	146103	----	----	----	----	----	----	
13C8-PFOS_IS	507.10>98.90	----	42956	----	----	----	----	----	----	
13C8-PFOS	507.10>98.90	----	42956	----	----	----	----	----	----	
13C4-PFOS_IS	502.80>79.90	----	127751	----	----	----	----	----	----	
PFOS	498.90>79.90	498.90>98.80	2885	715	24.78	45.06	715	24.78	45.06	
NMeFOSAA	570.10>419.00	570.10>483.00	1729	513	29.70	67.10	513	29.70	67.10	IRr
D5-NEtFOSAA_IS	589.20>419.00	----	106471	----	----	----	----	----	----	
D5-NEtFOSAA	589.20>419.00	----	106471	----	----	----	----	----	----	
NEtFOSAA	584.20>419.10	584.20>526.00	732	315	42.98	89.53	315	42.98	89.53	IRr
9-Cl-PF3ONS	530.80>351.00	532.80>353.00	16586	5351	32.26	31.69	5351	32.26	31.69	
PFUnDA	563.10>519.00	563.10>269.10	6387	740	11.59	10.96	740	11.59	10.96	
13C7-PFUnDA_IS	570.00>525.10	----	117972	----	----	----	----	----	----	
13C7-PFUnDA	570.00>525.10	----	117972	----	----	----	----	----	----	
PFNS	548.80>79.90	548.80>98.80	2212	922	41.69	56.91	922	41.69	56.91	
10_2 FTS	626.80>607.05	626.80>81.00	683	171	25.04	32.29	171	25.04	32.29	
13C2-PFDOA_IS	615.10>570.00	----	137719	----	----	----	----	----	----	
13C2-PFDOA	615.10>570.00	----	137719	----	----	----	----	----	----	
PFDOA	613.10>569.00	613.10>319.00	4968	484	9.75	11.14	484	9.75	11.14	
PFDS	599.00>79.90	599.00>98.80	2232	898	40.22	58.01	898	40.22	58.01	
PFTrDA	663.00>619.00	663.00>168.90	5103	807	15.81	16.67	807	15.81	16.67	

J:\LCMS08\Data\240315_1633_Curve\240315_1633_Curve.damlp .

Ref 1 Set Ratio assigned from calibration mid-point; Ref 2 Set Ratio assigned from opening calibration verification.
IRr - Ion ratio outside either set of criteria. Exceedances for reported detections to be "I" flagged in the analytical report.

240315_016 (continued)

(Table continued from previous page)

Name	m/z	Ref 1 m/z	Area	Ref 1 Measured	Ref 1 Actual Ratio	Ref 1 Set Ratio	Ref 2 Measured	Ref 2 Actual Ratio	Ref 2 Set Ratio	Flag ID
11-Cl-PF3OUdS	630.90>451.00	632.90>452.90	7180	2630	36.63	35.04	2630	36.63	35.04	
PFOSAm	498.10>77.90	----	5476	----	----	----	----	----	----	
13C8-PFOSAm	506.10>77.80	----	119911	----	----	----	----	----	----	
13C8-PFOSAm_IS	506.10>77.80	----	119911	----	----	----	----	----	----	
PFTDA	713.10>669.00	713.10>168.90	4044	694	17.16	17.09	694	17.16	17.09	
13C2-PFTDA	715.20>670.00	----	84366	----	----	----	----	----	----	
13C2-PFTDA_IS	715.20>670.00	----	84366	----	----	----	----	----	----	
PFDoS	699.10>79.90	699.10>98.80	1143	544	47.55	61.23	544	47.55	61.23	
D7-MeFOSE_IS	623.20>58.90	----	361218	----	----	----	----	----	----	
D7-MeFOSE	623.20>58.90	----	361218	----	----	----	----	----	----	
MeFOSE	616.10>59.00	----	1240	----	----	----	----	----	----	
13C2-PFHXDA_IS	815.00>770.05	----	166519	----	----	----	----	----	----	
13C2-PFHXDA	815.00>770.05	----	166519	----	----	----	----	----	----	
PFHXDA	813.00>768.95	813.00>218.95	6508	735	11.30	10.78	735	11.30	10.78	
D3-MeFOSA	515.00>219.00	----	28406	----	----	----	----	----	----	
D3-MeFOSA_IS	515.00>219.00	----	28406	----	----	----	----	----	----	
MeFOSA	511.90>219.00	511.90>169.00	1045	1422	136.06	156.31	1422	136.06	156.31	
D9-EtFOSE_IS	639.20>58.90	----	415626	----	----	----	----	----	----	
D9-EtFOSE	639.20>58.90	----	415626	----	----	----	----	----	----	
EtFOSE	630.00>59.00	----	1006	----	----	----	----	----	----	
D5-EtFOSAm	531.10>219.00	----	49208	----	----	----	----	----	----	
D5-EtFOSAm_IS	531.10>219.00	----	49208	----	----	----	----	----	----	
EtFOSAm	526.00>219.00	526.00>169.00	955	1299	136.01	177.75	1299	136.01	177.75	
PFODA	913.00>868.65	913.00>169.00	2231	863	38.66	31.66	863	38.66	31.66	

Flag ID key: AC: Accuracy%, IRr: Ion Ratio (Relative)

Ref 1 Set Ratio assigned from calibration mid-point; Ref 2 Set Ratio assigned from opening calibration verification.
IRr - Ion ratio outside either set of criteria. Exceedances for reported detections to be "I" flagged in the analytical report.

Insight Report
Quantitation/Integration
Printed 3/18/2024 12:10:31

240315_016

Sample ID: 1633 ICAL 0.05PPB
Date Acquired: 3/15/2024 7:59:53 PM
Acquired by: System Administrator
Data File: 240315_016
Vial: 1 | Inj. Volume: 10.0000uL | Tray: 1

Name	Mode ID	Found RT	RT Diff	ISTD RT Diff	Area	ISTD Area	ISTD Name	Std. Conc.	Conc.	Unit	Flag ID
13C4-PFBA	Auto	1.344	0.004	0.000	975079	499618	13C3-PFBA_IS	10.0000	9.8955	ng/mL	
13C4-PFBA_IS	Auto	1.344	0.004	----	975079	975079	----	10.0000	10.0000	ng/mL	
13C3-PFBA_IS	Auto	1.344	0.005	----	499618	499618	----	5.0000	5.0000	ng/mL	
PFBA	Auto	1.359	0.017	0.015	11168	975079	13C4-PFBA_IS	0.0500	0.0552	ng/mL	
PFMPA	Auto	2.379	0.011	-1.091	4785	280518	13C5-PFPeA_IS	0.0500	0.0550	ng/mL	
3_3 FTCA	Auto	2.976	0.010	-0.494	3900	280518	13C5-PFPeA_IS	1.0000	0.9196	ng/mL	
13C5-PFPeA	Auto	3.470	0.013	-1.491	280518	473795	13C2-PFHxA_IS	5.0000	5.3212	ng/mL	
13C5-PFPeA_IS	Auto	3.470	0.013	----	280518	280518	----	5.0000	5.0000	ng/mL	
PFPeA	Auto	3.472	0.012	0.002	11166	280518	13C5-PFPeA_IS	0.0500	0.0556	ng/mL	
PFMBA	Auto	4.001	0.017	0.531	6781	280518	13C5-PFPeA_IS	0.0500	0.0519	ng/mL	
13C2-4_2 FTS	Auto	4.651	0.015	-2.425	93035	132903	18O2-PFHxS_IS	5.0000	4.9857	ng/mL	
13C2-4_2 FTS_IS	Auto	4.651	0.015	----	93035	93035	----	5.0000	5.0000	ng/mL	
4_2 FTS	M	4.652	0.015	0.001	2553	93035	13C2-4_2 FTS_IS	0.0469	0.0483	ng/mL	
13C3-PFBS_IS	Auto	4.620	0.015	----	191491	191491	----	2.5000	2.5000	ng/mL	
PFBS	Auto	4.620	0.015	0.000	5455	191491	13C3-PFBS_IS	0.0444	0.0490	ng/mL	
13C3-PFBS	Auto	4.620	0.015	-2.456	191491	132903	18O2-PFHxS_IS	2.5000	2.3641	ng/mL	
NFDHA	Auto	4.816	0.015	-0.144	7706	409163	13C5-PFHxA_IS	0.0500	0.0542	ng/mL	
13C5-PFHxA	Auto	4.960	0.015	-0.001	409163	473795	13C2-PFHxA_IS	2.5000	2.6405	ng/mL	
13C5-PFHxA_IS	Auto	4.960	0.015	----	409163	409163	----	2.5000	2.5000	ng/mL	
13C2-PFHxA_IS	Auto	4.961	0.015	----	473795	473795	----	2.5000	2.5000	ng/mL	
PFHxA	Auto	4.962	0.015	0.002	7247	409163	13C5-PFHxA_IS	0.0500	0.0537	ng/mL	
PFEESA	Auto	5.293	0.017	0.333	25576	409163	13C5-PFHxA_IS	0.0445	0.0450	ng/mL	
13C3-HFPO-DA	Auto	5.432	0.015	0.471	607441	473795	13C2-PFHxA_IS	10.0000	9.7940	ng/mL	
13C3-HFPO-DA_IS	Auto	5.432	0.015	----	607441	607441	----	10.0000	10.0000	ng/mL	
HFPO-DA	Auto	5.433	0.014	0.001	4565	607441	13C3-HFPO-DA_IS	0.0500	0.0595	ng/mL	
5_3 FTCA	Auto	5.872	0.011	0.912	11064	409163	13C5-PFHxA_IS	1.0000	0.9097	ng/mL	
PFPeS	M	6.002	0.016	-1.074	3589	140682	13C3-PFHxS_IS	0.0471	0.0450	ng/mL	
13C4-PFHpA	Auto	6.148	0.016	1.187	570235	473795	13C2-PFHxA_IS	2.5000	2.6620	ng/mL	
13C4-PFHpA_IS	Auto	6.148	0.016	----	570235	570235	----	2.5000	2.5000	ng/mL	
PFHpA	Auto	6.144	0.010	-0.004	12861	570235	13C4-PFHpA_IS	0.0500	0.0484	ng/mL	
DONA	Auto	6.511	0.015	1.079	16087	607441	13C3-HFPO-DA_IS	0.0473	0.0512	ng/mL	
13C2-6_2 FTS_IS	Auto	6.796	0.016	----	74130	74130	----	5.0000	5.0000	ng/mL	
13C2-6_2 FTS	Auto	6.796	0.016	-0.280	74130	132903	18O2-PFHxS_IS	5.0000	4.9288	ng/mL	
6_2 FTS	Auto	6.796	0.015	0.000	1871	74130	13C2-6_2 FTS_IS	0.0476	0.0546	ng/mL	
13C4-PFOA_IS	Auto	7.105	0.016	----	25689	25689	----	2.5000	2.5000	ng/mL	
13C8-PFOA_IS	Auto	7.105	0.016	----	411127	411127	----	2.5000	2.5000	ng/mL	
13C8-PFOA	Auto	7.105	0.016	0.000	411127	25689	13C4-PFOA_IS	2.5000	2.5987	ng/mL	
PFOA	Auto	7.106	0.015	0.001	15177	411127	13C8-PFOA_IS	0.0500	0.0533	ng/mL	
13C3-PFHxS	Auto	7.076	0.019	0.000	140682	132903	18O2-PFHxS_IS	2.5000	2.5249	ng/mL	
13C3-PFHxS_IS	Auto	7.076	0.019	----	140682	140682	----	2.5000	2.5000	ng/mL	
PFHxS	M	7.076	0.017	0.000	3671	140682	13C3-PFHxS_IS	0.0457	0.0478	ng/mL	
18O2-PFHxS_IS	Auto	7.076	0.018	----	132903	132903	----	2.5000	2.5000	ng/mL	
13C9-PFNA_IS	Auto	7.956	0.016	----	205774	205774	----	1.2500	1.2500	ng/mL	
13C9-PFNA	Auto	7.956	0.016	-0.001	205774	185385	13C5-PFNA_IS	1.2500	1.2283	ng/mL	
13C5-PFNA_IS	Auto	7.957	0.017	----	185385	185385	----	1.2500	1.2500	ng/mL	
PFNA	M	7.960	0.019	0.004	10608	205774	13C9-PFNA_IS	0.0500	0.0559	ng/mL	
PFHpS	Auto	8.002	0.019	-0.810	2464	42956	13C8-PFOS_IS	0.0477	0.0450	ng/mL	
7_3 FTCA	Auto	7.933	0.012	2.973	16445	409163	13C5-PFHxA_IS	1.0000	0.9285	ng/mL	
13C2-8_2-FTS	Auto	8.415	0.015	1.339	45112	132903	18O2-PFHxS_IS	5.0000	4.6824	ng/mL	
13C2-8_2-FTS_IS	Auto	8.415	0.015	----	45112	45112	----	5.0000	5.0000	ng/mL	
8_2 FTS	Auto	8.417	0.018	0.002	802	45112	13C2-8_2-FTS_IS	0.0480	0.0482	ng/mL	
13C6-PFDA_IS	Auto	8.721	0.016	----	126533	126533	----	1.2500	1.2500	ng/mL	
13C6-PFDA	Auto	8.721	0.016	-0.001	126533	113939	13C2-PFDA_IS	1.2500	1.1864	ng/mL	

J:\LCMS08\Data\240315_1633_Curve\240315_1633_Curve.damlp .
SN - Software-calculated S/N ratio outside criteria due to non-target peaks or drift in noise calculation window. Analyst review of noise levels (excluding non-target peaks) in chromatogram indicates S/N ratio meets criteria.

240315_016 (continued)

(Table continued from previous page)

Name	Mode ID	Found RT	RT Diff	ISTD RT Diff	Area	ISTD Area	ISTD Name	Std. Conc.	Conc.	Unit	Flag ID
13C2-PFDA_IS	Auto	8.722	0.017	----	113939	113939	----	1.2500	1.2500	ng/mL	
PFDA	Auto	8.723	0.016	0.002	8607	126533	13C6-PFDA_IS	----	0.0837	ng/mL	AC
D3-NMeFOSAA_IS	Auto	8.855	0.017	----	146103	146103	----	5.0000	5.0000	ng/mL	
D3-NMeFOSAA	Auto	8.855	0.017	0.043	146103	127751	13C4-PFOS_IS	5.0000	4.7276	ng/mL	
13C8-PFOS_IS	Auto	8.812	0.016	----	42956	42956	----	2.5000	2.5000	ng/mL	
13C8-PFOS	Auto	8.812	0.016	0.000	42956	127751	13C4-PFOS_IS	2.5000	2.4016	ng/mL	
13C4-PFOS_IS	Auto	8.812	0.016	----	127751	127751	----	2.5000	2.5000	ng/mL	
PFOS	M	8.813	0.016	0.001	2885	42956	13C8-PFOS_IS	0.0464	0.0510	ng/mL	
NMeFOSAA	M	8.862	0.019	0.007	1729	146103	D3-NMeFOSAA_IS	0.0500	0.0605	ng/mL	IRr
D5-NEtFOSAA_IS	Auto	9.186	0.016	----	106471	106471	----	5.0000	5.0000	ng/mL	
D5-NEtFOSAA	Auto	9.186	0.016	0.374	106471	127751	13C4-PFOS_IS	5.0000	4.7023	ng/mL	
NEtFOSAA	M	9.196	0.018	0.010	732	106471	D5-NEtFOSAA_IS	0.0500	0.0438	ng/mL	IRr
9-Cl-PF3ONS	M	9.381	0.019	3.949	16586	607441	13C3-HFPO-DA_IS	0.0467	0.0502	ng/mL	
PFUnDA	Auto	9.452	0.019	0.003	6387	117972	13C7-PFUnDA_IS	0.0500	0.0507	ng/mL	
13C7-PFUnDA_IS	Auto	9.449	0.018	----	117972	117972	----	1.2500	1.2500	ng/mL	
13C7-PFUnDA	Auto	9.449	0.018	0.727	117972	113939	13C2-PFDA_IS	1.2500	1.1216	ng/mL	
PFNS	MI R1 R2	9.578	0.018	0.766	2212	42956	13C8-PFOS_IS	0.0481	0.0577	ng/mL	
10_2 FTS	M	9.824	0.016	1.409	683	45112	13C2-8_2-FTS_IS	0.0482	0.0459	ng/mL	
13C2-PFDOA_IS	Auto	10.135	0.017	----	137719	137719	----	1.2500	1.2500	ng/mL	
13C2-PFDOA	Auto	10.135	0.017	1.413	137719	113939	13C2-PFDA_IS	1.2500	1.1258	ng/mL	
PFDOA	Auto	10.135	0.017	0.000	4968	137719	13C2-PFDOA_IS	0.0500	0.0401	ng/mL	
PFDS	M	10.291	0.018	1.479	2232	42956	13C8-PFOS_IS	0.0483	0.0549	ng/mL	
PFTrDA	M	10.796	0.020	-0.632	5103	84366	13C2-PFTDA_IS	0.0500	0.0388	ng/mL	
11-Cl-PF3OUdS	Auto	10.802	0.020	5.370	7180	607441	13C3-HFPO-DA_IS	0.0472	0.0473	ng/mL	
PFOSAm	M	11.132	0.009	-0.001	5476	119911	13C8-PFOSAm_IS	0.1000	0.1046	ng/mL	
13C8-PFOSAm	Auto	11.133	0.008	2.321	119911	127751	13C4-PFOS_IS	2.5000	2.4959	ng/mL	
13C8-PFOSAm_IS	Auto	11.133	0.008	----	119911	119911	----	2.5000	2.5000	ng/mL	
PFTDA	M	11.429	0.019	0.001	4044	84366	13C2-PFTDA_IS	0.0500	0.0451	ng/mL	
13C2-PFTDA	Auto	11.429	0.019	2.706	84366	113939	13C2-PFDA_IS	1.2500	1.1423	ng/mL	
13C2-PFTDA_IS	Auto	11.429	0.019	----	84366	84366	----	1.2500	1.2500	ng/mL	
PFDoS	M	11.619	0.019	2.807	1143	42956	13C8-PFOS_IS	0.0485	0.0527	ng/mL	
D7-MeFOSE_IS	Auto	13.368	0.007	----	361218	361218	----	25.0000	25.0000	ng/mL	
D7-MeFOSE	Auto	13.368	0.007	4.556	361218	127751	13C4-PFOS_IS	25.0000	24.5739	ng/mL	
MeFOSE	M	13.409	0.011	0.041	1240	361218	D7-MeFOSE_IS	0.0500	0.0514	ng/mL	
13C2-PFHXDA_IS	Auto	12.647	0.019	----	166519	166519	----	2.5000	2.5000	ng/mL	
13C2-PFHXDA	Auto	12.647	0.019	3.925	166519	113939	13C2-PFDA_IS	2.5000	2.1926	ng/mL	
PFHXDA	Auto	12.650	0.020	0.003	6508	166519	13C2-PFHXDA_IS	0.0500	0.0535	ng/mL	
D3-MeFOSA	Auto	13.673	0.009	4.861	28406	127751	13C4-PFOS_IS	2.5000	2.2724	ng/mL	
D3-MeFOSA_IS	Auto	13.673	0.009	----	28406	28406	----	2.5000	2.5000	ng/mL	
MeFOSA	M	13.688	0.015	0.015	1045	28406	D3-MeFOSA_IS	0.0500	0.0570	ng/mL	
D9-EtFOSE_IS	Auto	13.998	0.006	----	415626	415626	----	25.0000	25.0000	ng/mL	
D9-EtFOSE	Auto	13.998	0.006	5.186	415626	127751	13C4-PFOS_IS	25.0000	24.7690	ng/mL	
EtFOSE	M	14.049	0.017	0.051	1006	415626	D9-EtFOSE_IS	0.0500	0.0484	ng/mL	
D5-EtFOSAm	Auto	14.348	0.007	5.536	49208	127751	13C4-PFOS_IS	2.5000	2.4634	ng/mL	
D5-EtFOSAm_IS	Auto	14.348	0.007	----	49208	49208	----	2.5000	2.5000	ng/mL	
EtFOSAm	M	14.365	0.006	0.017	955	49208	D5-EtFOSAm_IS	0.0500	0.0528	ng/mL	
PFODA	Auto	13.786	0.020	1.139	2231	166519	13C2-PFHXDA_IS	0.0500	0.0557	ng/mL	

Flag ID key: AC: Accuracy%, IRr: Ion Ratio (Relative)

SN - Software-calculated S/N ratio outside criteria due to non-target peaks or drift in noise calculation window. Analyst review of noise levels (excluding non-target peaks) in chromatogram indicates S/N ratio meets criteria.

240315_016 (continued)

13C4-PFBA
Conc. 9.8955
Q 216.80>171.90 (-) 1.48e5

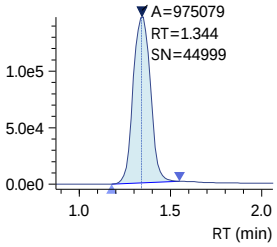

13C4-PFBA_IS
Conc. 10.0000
ISTD 216.80>171.90 (-) 1.48e5

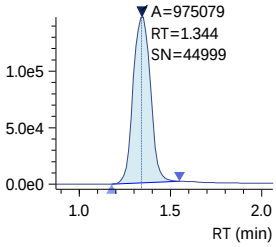

13C3-PFBA_IS
Conc. 5.0000
ISTD 216.00>172.00 (-) 7.48e4

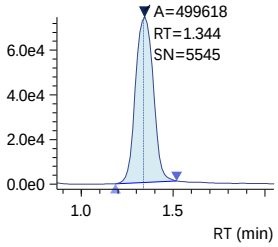

PFBA
Conc. 0.0552
Q 212.80>169.05 (-) 1.78e3

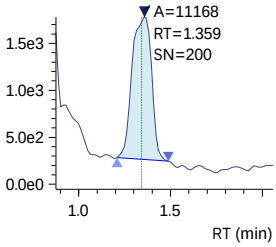

PFMPA
Conc. 0.0550
Q 229.00>84.90 (-) 8.38e2

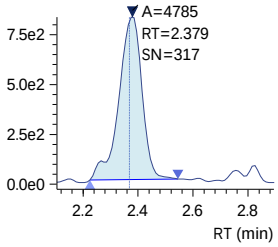

3_3 FTCA
Conc. 0.9196
R#1 141.06 (136.14)
R#2 141.06 (136.14)
Q 241.00>177.10 (-) 1.19e3

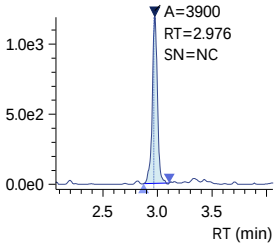

13C5-PFPeA
Conc. 5.3212
Q 268.30>223.00 (-) 7.34e4

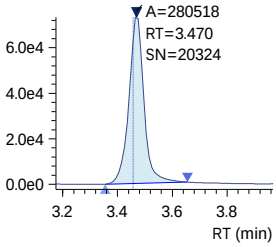

13C5-PFPeA_IS
Conc. 5.0000
ISTD 268.30>223.00 (-) 7.34e4

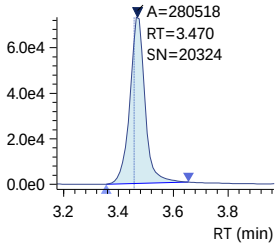

PFPeA
Conc. 0.0556
Q 263.00>219.00 (-) 2.89e3

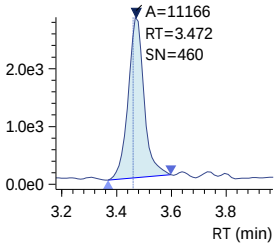

PFMBA
Conc. 0.0519
Q 279.00>84.95 (-) 2.01e3

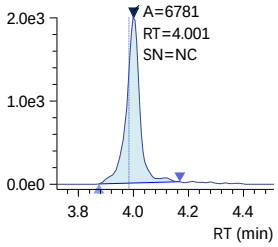

R1 241.00>117.00 (-) 1.95e3

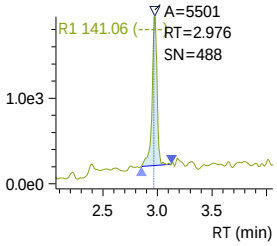

R2 241.00>117.00 (-) 1.95e3

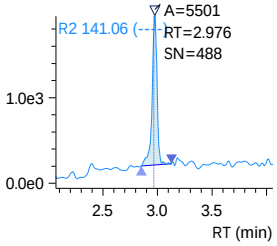

SN - Software-calculated S/N ratio outside criteria due to non-target peaks or drift in noise calculation window.
Analyst review of noise levels (excluding non-target peaks) in chromatogram indicates S/N ratio meets criteria.

Insight Report
Quantitation/Integration
Printed 3/18/2024 12:10:31

240315_016 (continued)

13C2-4_2 FTS
Conc. 4.9857
Q 329.10>80.90 (-) 3.12e4

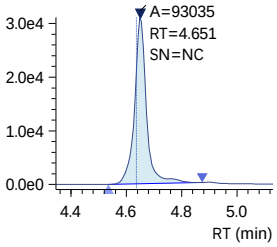

13C2-4_2 FTS_IS
Conc. 5.0000
ISTD 329.10>80.90 (-) 3.12e4

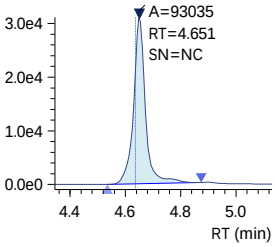

4_2 FTS
Conc. 0.0483
R#1 27.17 (33.08)
R#2 27.17 (33.08)
Q 327.10>307.00 (-) 8.43e2

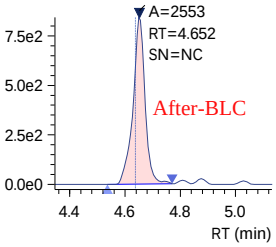

R1 327.10>80.90 (-) 5.23e2

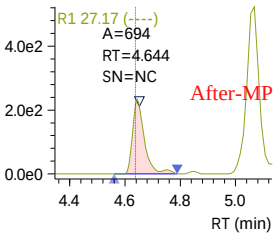

R2 327.10>80.90 (-) 5.23e2

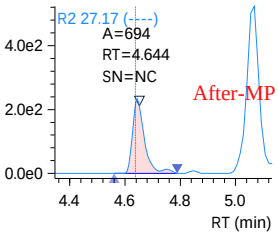

13C3-PFBS_IS
Conc. 2.5000
ISTD 302.10>79.90 (-) 5.77e4

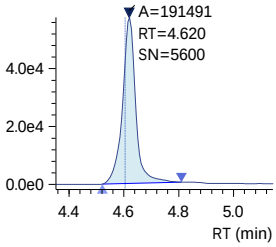

PFBS
Conc. 0.0490
R#1 50.63 (46.53)
R#2 50.63 (46.53)
Q 298.70>79.90 (-) 1.63e3

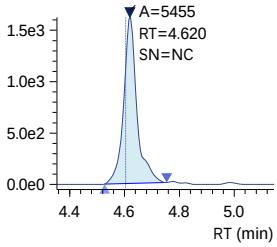

R1 298.70>98.80 (-) 7.71e2

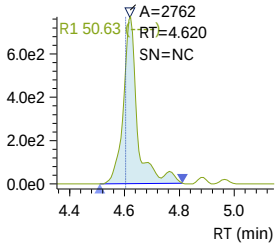

R2 298.70>98.80 (-) 7.71e2

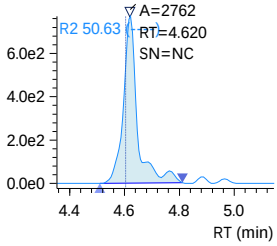

J:\LCMS08\Data\240315_1633_Curve\240315_1633_Curve.damlp .
SN - Software-calculated S/N ratio outside criteria due to non-target peaks or drift in noise calculation window.
Analyst review of noise levels (excluding non-target peaks) in chromatogram indicates S/N ratio meets criteria.

Insight Report
Quantitation/Integration
Printed 3/18/2024 12:10:31

240315_016 (continued)

13C3-PFBS
Conc. 2.3641

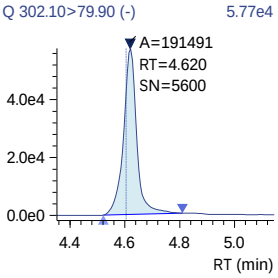

NFDHA
Conc. 0.0542
R#1 31.60 (36.44)
R#2 31.60 (36.44)

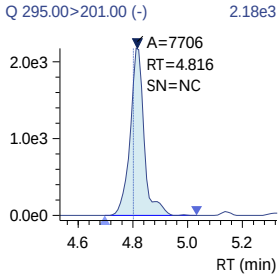

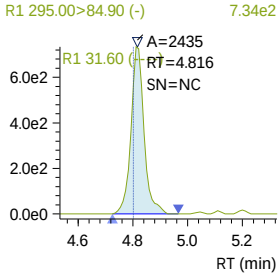

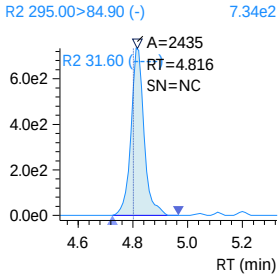

13C5-PFHxA
Conc. 2.6405

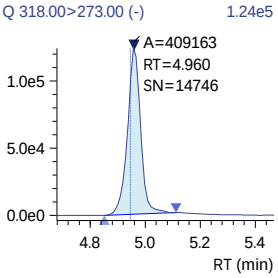

13C5-PFHxA_IS
Conc. 2.5000

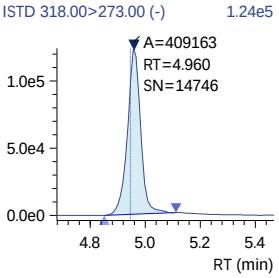

13C2-PFHxA_IS
Conc. 2.5000

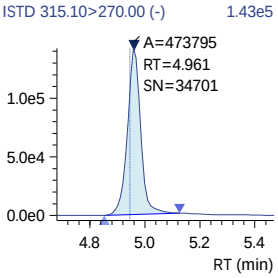

J:\LCMS08\Data\240315_1633_Curve\240315_1633_Curve.damlp .
SN - Software-calculated S/N ratio outside criteria due to non-target peaks or drift in noise calculation window.
Analyst review of noise levels (excluding non-target peaks) in chromatogram indicates S/N ratio meets criteria.

Insight Report
Quantitation/Integration
Printed 3/18/2024 12:10:31

240315_016 (continued)

PFHxA
Conc. 0.0537
Q 313.00>269.00 (-) 2.73e3

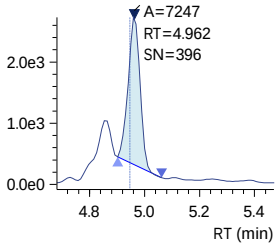

PFEESA
Conc. 0.0450
R#1 5.13 (5.25)
R#2 5.13 (5.25)
Q 314.80>135.00 (-) 6.78e3

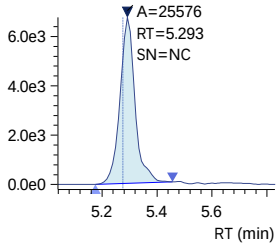

R1 314.80>82.90 (-) 3.69e2

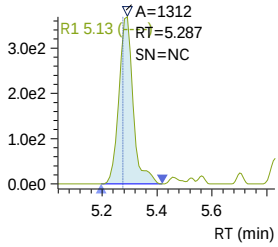

R2 314.80>82.90 (-) 3.69e2

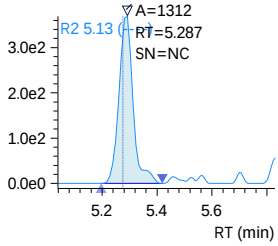

13C3-HFPO-DA
Conc. 9.7940
Q 286.90>168.90 (-) 1.87e5

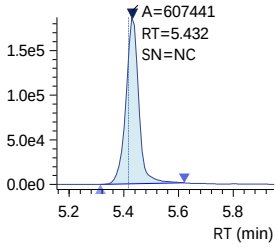

13C3-HFPO-DA_IS
Conc. 10.0000
ISTD 286.90>168.90 (-) 1.87e5

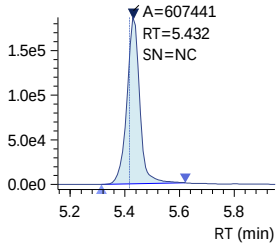

HFPO-DA
Conc. 0.0595
R#1 52.57 (62.57)
R#2 52.57 (62.57)
Q 284.90>168.90 (-) 1.43e3

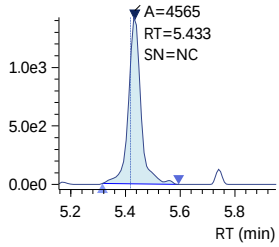

R1 284.90>184.90 (-) 6.61e2

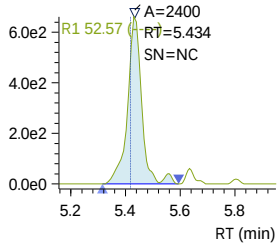

R2 284.90>184.90 (-) 6.61e2

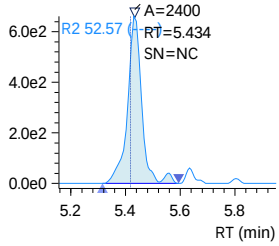

J:\LCMS08\Data\240315_1633_Curve\240315_1633_Curve.damlp .
SN - Software-calculated S/N ratio outside criteria due to non-target peaks or drift in noise calculation window.
Analyst review of noise levels (excluding non-target peaks) in chromatogram indicates S/N ratio meets criteria.

240315_016 (continued)

5_3 FTCA
Conc. 0.9097
R#1 152.61 (154.88)
R#2 152.61 (154.88)
Q 341.00>237.05 (-) 3.88e3

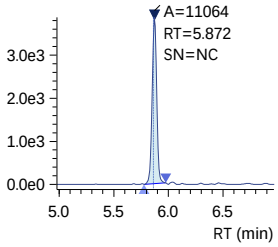

R1 341.00>217.00 (-) 5.89e3

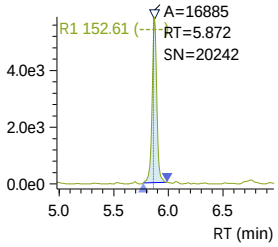

R2 341.00>217.00 (-) 5.89e3

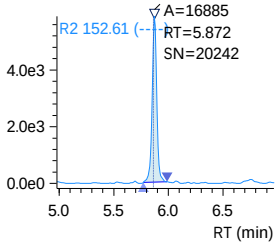

PFPeS
Conc. 0.0450
R#1 49.38 (54.44)
R#2 49.38 (54.44)
Q 349.10>79.90 (-) 1.18e3

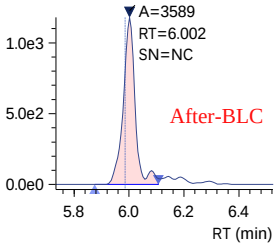

R1 349.10>98.80 (-) 7.12e2

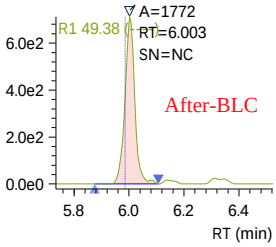

R2 349.10>98.80 (-) 7.12e2

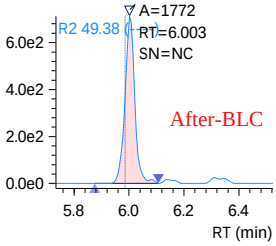

13C4-PFHpA
Conc. 2.6620
Q 367.10>322.00 (-) 2.04e5

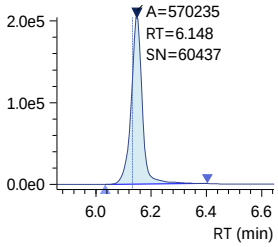

13C4-PFHpA_IS
Conc. 2.5000
ISTD 367.10>322.00 (-) 2.04e5

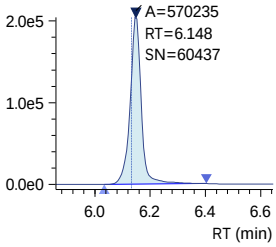

PFHpA
Conc. 0.0484
R#1 26.40 (23.39)
R#2 26.40 (23.39)
Q 363.10>319.00 (-) 3.83e3

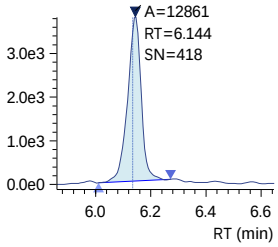

R1 363.10>169.00 (-) 8.87e2

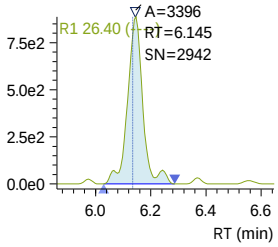

R2 363.10>169.00 (-) 8.87e2

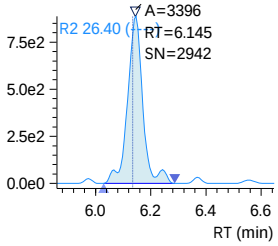

SN - Software-calculated S/N ratio outside criteria due to non-target peaks or drift in noise calculation window.
Analyst review of noise levels (excluding non-target peaks) in chromatogram indicates S/N ratio meets criteria.

240315_016 (continued)

DONA
Conc. 0.0512
R#1 26.65 (30.39)
R#2 26.65 (30.39)
Q 376.90>250.90 (-) 4.85e3

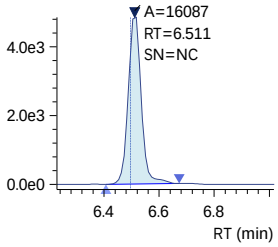

13C2-6_2 FTS_IS
Conc. 5.0000
ISTD 429.10>80.90 (-) 2.45e4

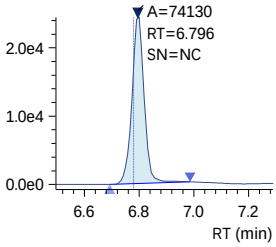

13C2-6_2 FTS
Conc. 4.9288
Q 429.10>80.90 (-) 2.45e4

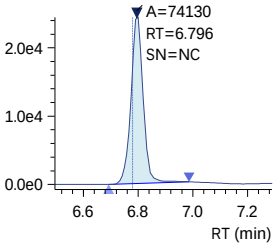

6_2 FTS
Conc. 0.0546
R#1 31.38 (44.48)
R#2 31.38 (44.48)
Q 427.10>407.00 (-) 6.33e2

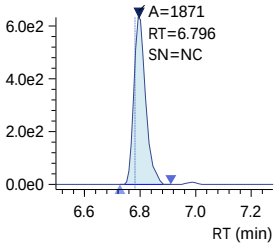

13C4-PFOA_IS
Conc. 2.5000
ISTD 417.10>172.00 (-) 7.02e3

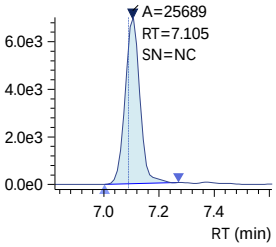

R1 376.90>84.80 (-) 1.32e3

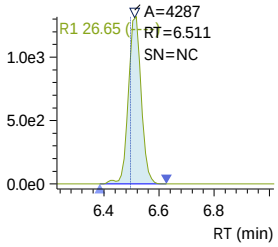

R1 427.10>80.90 (-) 1.90e2

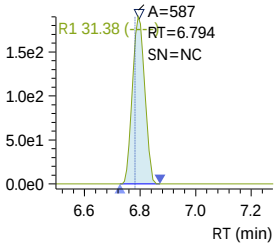

R2 376.90>84.80 (-) 1.32e3

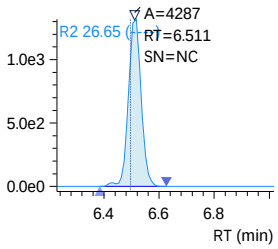

R2 427.10>80.90 (-) 1.90e2

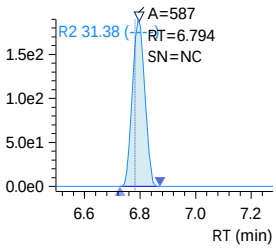

240315_016 (continued)

13C8-PFOA_IS
Conc. 2.5000

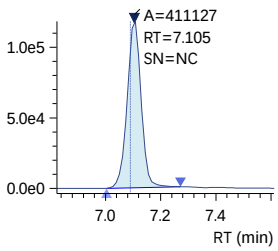

13C8-PFOA
Conc. 2.5987

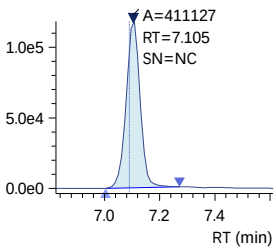

PFOA
Conc. 0.0533
R#1 20.70 (24.47)
R#2 20.70 (24.47)

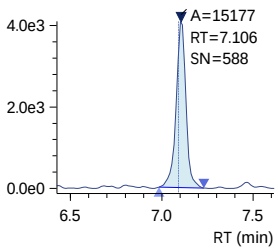

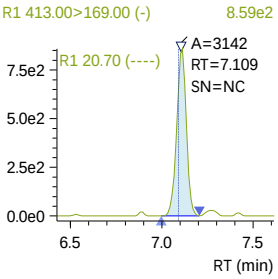

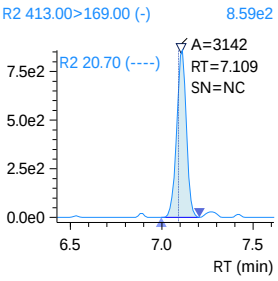

13C3-PFHxS
Conc. 2.5249

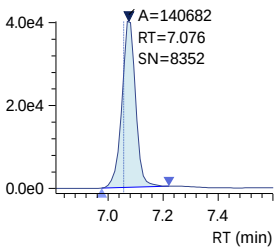

13C3-PFHxS_IS
Conc. 2.5000

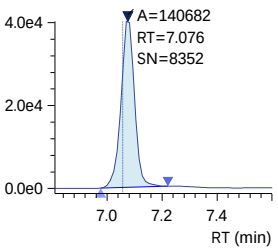

J:\LCMS08\Data\240315_1633_Curve\240315_1633_Curve.damlp .

SN - Software-calculated S/N ratio outside criteria due to non-target peaks or drift in noise calculation window.
Analyst review of noise levels (excluding non-target peaks) in chromatogram indicates S/N ratio meets criteria.

240315_016 (continued)

PFHxS
Conc. 0.0478
R#1 65.54 (57.29)
R#2 65.54 (57.29)

Q 398.70>79.90 (-) 7.87e2

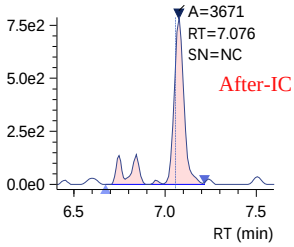

R1 398.70>98.90 (-) 6.09e2

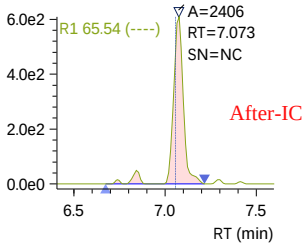

R2 398.70>98.90 (-) 6.09e2

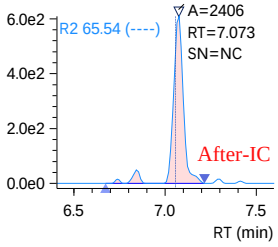

18O2-PFHxS_IS
Conc. 2.5000

ISTD 403.00>83.90 (-) 3.81e4

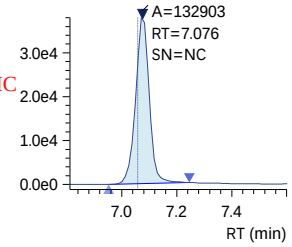

13C9-PFNA_IS
Conc. 1.2500

ISTD 472.10>427.00 (-) 7.62e4

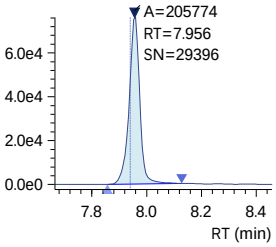

13C9-PFNA
Conc. 1.2283

Q 472.10>427.00 (-) 7.62e4

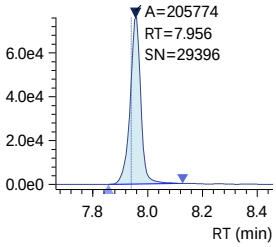

13C5-PFNA_IS
Conc. 1.2500

ISTD 468.00>423.00 (-) 6.93e4

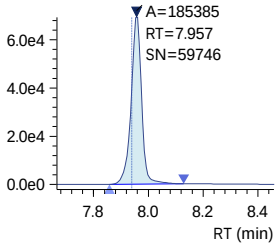

240315_016 (continued)

PFNA
Conc. 0.0559
R#1 17.03 (20.36)
R#2 17.03 (20.36)
Q 463.00>419.00 (-) 3.73e3

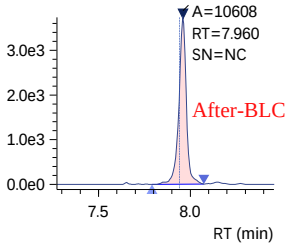

R1 463.00>219.00 (-) 6.02e2

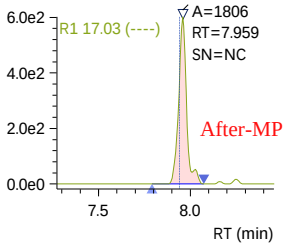

R2 463.00>219.00 (-) 6.02e2

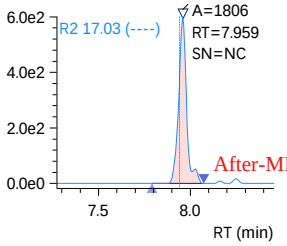

PFHpS
Conc. 0.0450
R#1 54.69 (46.70)
R#2 54.69 (46.70)
Q 449.00>79.90 (-) 9.54e2

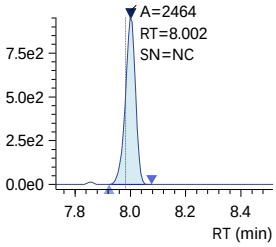

R1 449.00>98.80 (-) 5.02e2

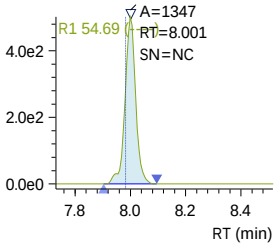

R2 449.00>98.80 (-) 5.02e2

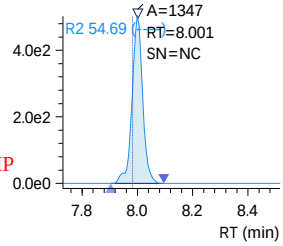

7_3 FTCA
Conc. 0.9285
R#1 130.21 (132.28)
R#2 130.21 (132.28)
Q 441.00>317.00 (-) 5.95e3

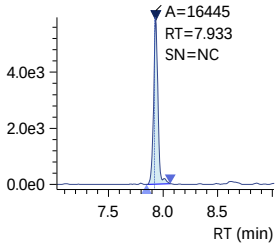

R1 441.00>336.90 (-) 7.49e3

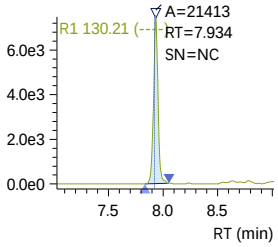

R2 441.00>336.90 (-) 7.49e3

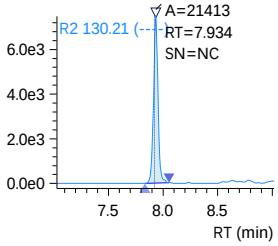

13C2-8_2-FTS
Conc. 4.6824
Q 529.10>80.90 (-) A=45112 1.47e4

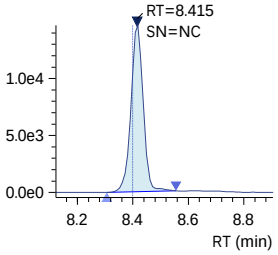

13C2-8_2-FTS_IS
Conc. 5.0000
ISTD 529.10>80.90 (-) A=45112 1.47e4

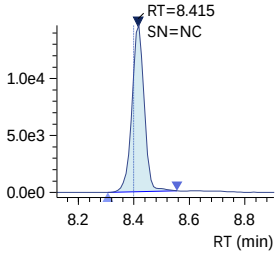

J:\LCMS08\Data\240315_1633_Curve\240315_1633_Curve.damlp .

SN - Software-calculated S/N ratio outside criteria due to non-target peaks or drift in noise calculation window.
Analyst review of noise levels (excluding non-target peaks) in chromatogram indicates S/N ratio meets criteria.

240315_016 (continued)

8_2 FTS
Conc. 0.0482
R#1 48.71 (45.91)
R#2 48.71 (45.91)
Q 527.10>506.95 (-) 2.84e2

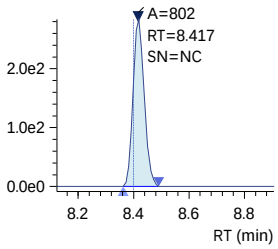

13C6-PFDA_IS
Conc. 1.2500
ISTD 519.10>474.10 (-) 3.64e4

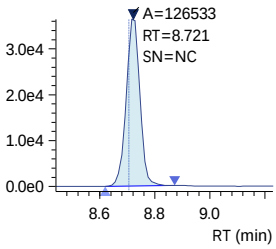

13C6-PFDA
Conc. 1.1864
Q 519.10>474.10 (-) 3.64e4

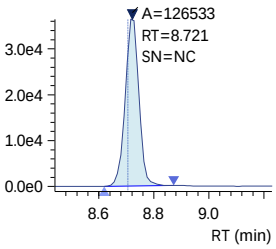

13C2-PFDA_IS
Conc. 1.2500
ISTD 515.10>470.10 (-) 3.28e4

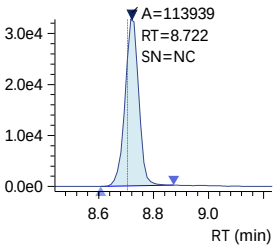

PFDA
Conc. 0.0837
R#1 12.58 (17.64)
R#2 12.58 (17.64)
Q 512.90>469.00 (-) 2.45e3

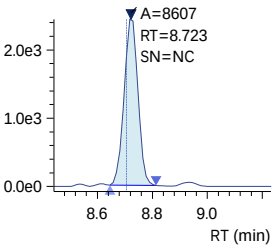

R1 527.10>80.80 (-) 1.05e2

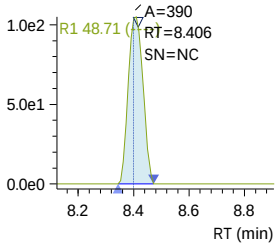

R1 512.90>219.00 (-) 3.62e2

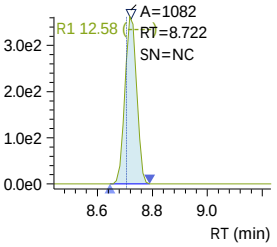

R2 527.10>80.80 (-) 1.05e2

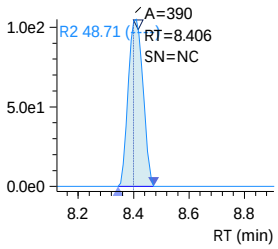

R2 512.90>219.00 (-) 3.62e2

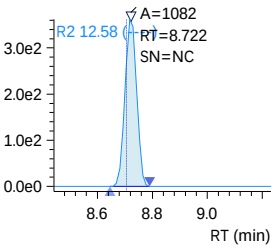

D3-NMeFOSAA_IS
Conc. 5.0000
ISTD 573.20>419.00 (-) 4.03e4

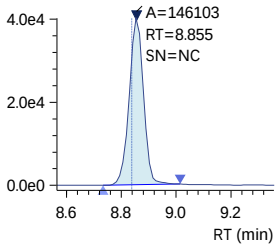

D3-NMeFOSAA
Conc. 4.7276
Q 573.20>419.00 (-) 4.03e4

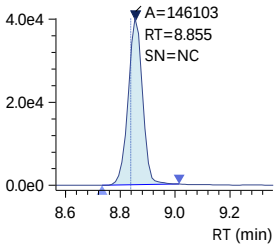

13C8-PFOS_IS
Conc. 2.5000
ISTD 507.10>98.90 (-) 1.17e4

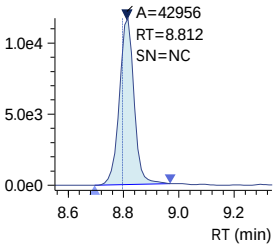

13C8-PFOS
Conc. 2.4016
Q 507.10>98.90 (-) 1.17e4

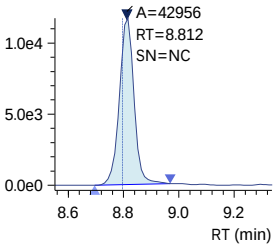

13C4-PFOS_IS
Conc. 2.5000
ISTD 502.80>79.90 (-) 3.62e4

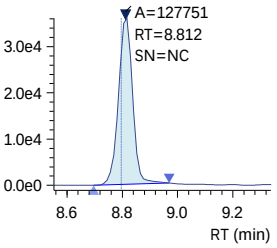

SN - Software-calculated S/N ratio outside criteria due to non-target peaks or drift in noise calculation window.
Analyst review of noise levels (excluding non-target peaks) in chromatogram indicates S/N ratio meets criteria.

240315_016 (continued)

PFOS
Conc. 0.0510
R#1 24.78 (45.06)
R#2 24.78 (45.06)
Q 498.90>79.90 (-) 7.50e2

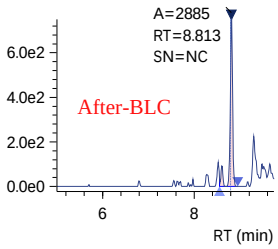

NMeFOSAA
Conc. 0.0605
R#1 29.70 (67.10)
R#2 29.70 (67.10)
Q 570.10>419.00 (-) 4.21e2

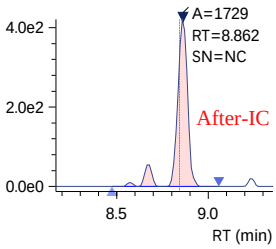

D5-NEtFOSAA_IS
Conc. 5.0000
ISTD 589.20>419.00 (-) 3.05e4

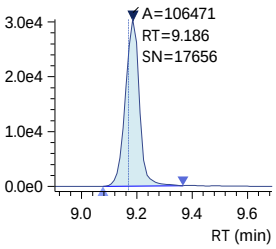

D5-NEtFOSAA
Conc. 4.7023
Q 589.20>419.00 (-) 3.05e4

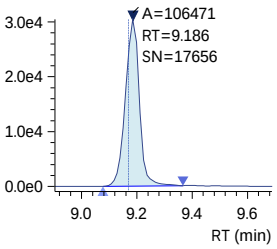

NEtFOSAA
Conc. 0.0438
R#1 42.98 (89.53)
R#2 42.98 (89.53)
Q 584.20>419.10 (-) 2.63e2

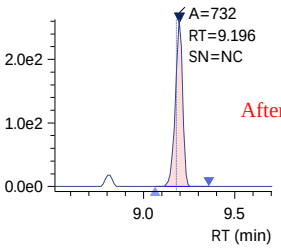

R1 498.90>98.80 (-) 1.97e2

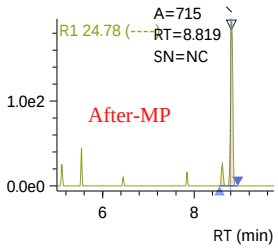

R1 570.10>483.00 (-) 1.02e2

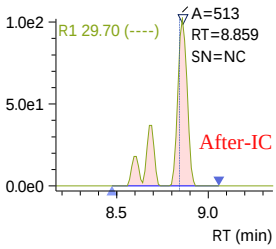

R1 584.20>526.00 (-) 9.30e1

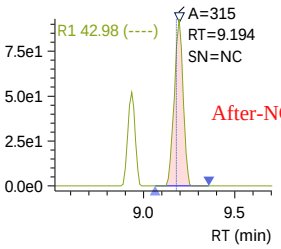

R2 498.90>98.80 (-) 1.97e2

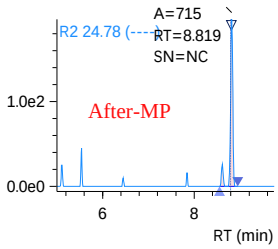

R2 570.10>483.00 (-) 1.02e2

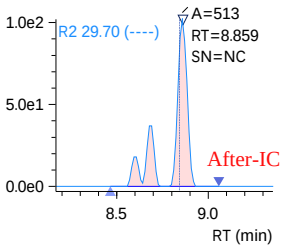

R2 584.20>526.00 (-) 9.30e1

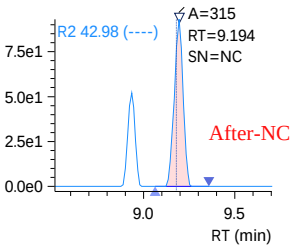

J:\LCMS08\Data\240315_1633_Curve\240315_1633_Curve.damlp .

SN - Software-calculated S/N ratio outside criteria due to non-target peaks or drift in noise calculation window.
Analyst review of noise levels (excluding non-target peaks) in chromatogram indicates S/N ratio meets criteria.

240315_016 (continued)

9-Cl-PF3ONS
Conc. 0.0502
R#1 32.26 (31.69)
R#2 32.26 (31.69)
Q 530.80>351.00 (-) 5.68e3

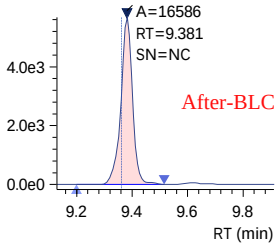

R1 532.80>353.00 (-) 1.69e3

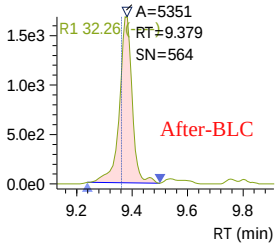

R2 532.80>353.00 (-) 1.69e3

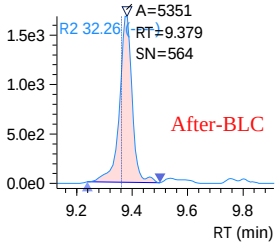

PFUnDA
Conc. 0.0507
R#1 11.59 (10.96)
R#2 11.59 (10.96)
Q 563.10>519.00 (-) 2.23e3

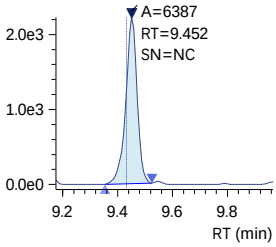

R1 563.10>269.10 (-) 2.71e2

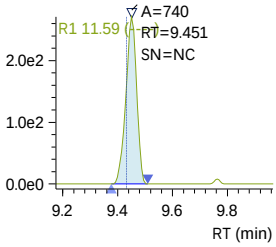

R2 563.10>269.10 (-) 2.71e2

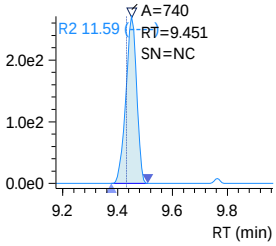

13C7-PFUnDA_IS
Conc. 1.2500
ISTD 570.00>525.10 (-) 4.20e4

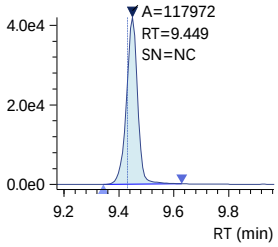

13C7-PFUnDA
Conc. 1.1216
Q 570.00>525.10 (-) 4.20e4

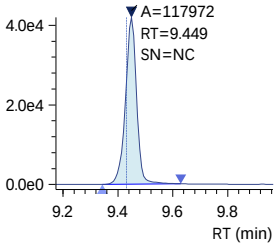

PFNS
Conc. 0.0577
R#1 41.69 (56.91)
R#2 41.69 (56.91)
Q 548.80>79.90 (-) 5.73e2

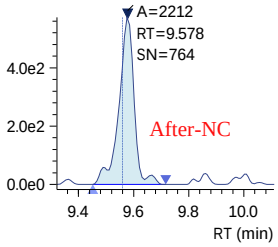

R1 548.80>98.80 (-) 3.21e2

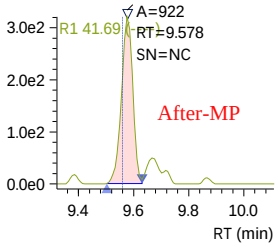

R2 548.80>98.80 (-) 3.21e2

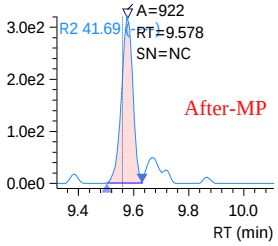

J:\LCMS08\Data\240315_1633_Curve\240315_1633_Curve.damlp .
SN - Software-calculated S/N ratio outside criteria due to non-target peaks or drift in noise calculation window.
Analyst review of noise levels (excluding non-target peaks) in chromatogram indicates S/N ratio meets criteria.

240315_016 (continued)

10_2 FTS
Conc. 0.0459
R#1 25.04 (32.29)
R#2 25.04 (32.29)
Q 626.80>607.05 (-) 2.55e2

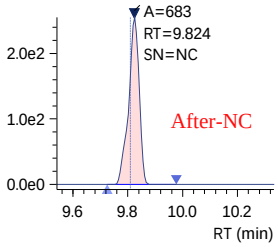

R1 626.80>81.00 (-) 8.30e1

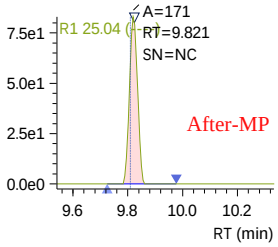

R2 626.80>81.00 (-) 8.30e1

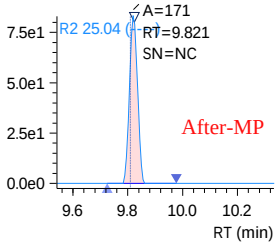

13C2-PFDOA_IS
Conc. 1.2500
ISTD 615.10>570.00 (-) 4.73e4

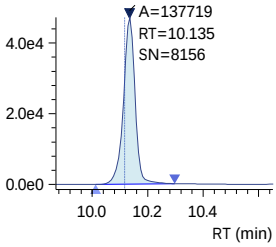

13C2-PFDOA
Conc. 1.1258
Q 615.10>570.00 (-) 4.73e4

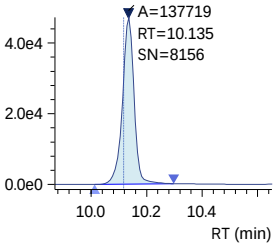

PFDOA
Conc. 0.0401
R#1 9.75 (11.14)
R#2 9.75 (11.14)
Q 613.10>569.00 (-) 1.59e3

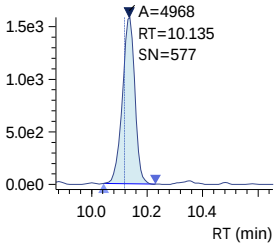

R1 613.10>319.00 (-) 1.81e2

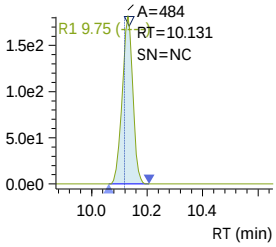

R2 613.10>319.00 (-) 1.81e2

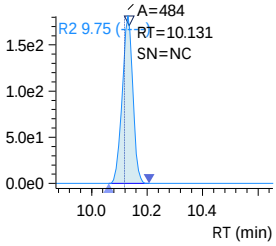

PFDS
Conc. 0.0549
R#1 40.22 (58.01)
R#2 40.22 (58.01)
Q 599.00>79.90 (-) 7.82e2

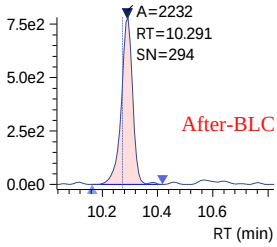

R1 599.00>98.80 (-) 3.06e2

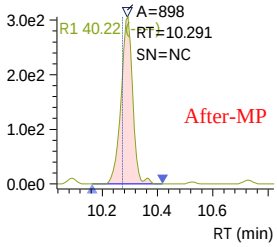

R2 599.00>98.80 (-) 3.06e2

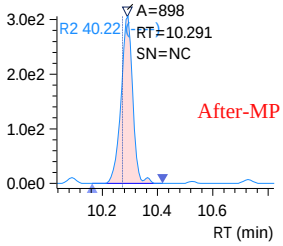

240315_016 (continued)

PFTrDA
Conc. 0.0388
R#1 15.81 (16.67)
R#2 15.81 (16.67)
Q 663.00>619.00 (-) 1.46e3

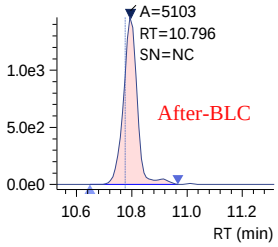

11-Cl-PF3OUdS
Conc. 0.0473
R#1 36.63 (35.04)
R#2 36.63 (35.04)
Q 630.90>451.00 (-) 2.25e3

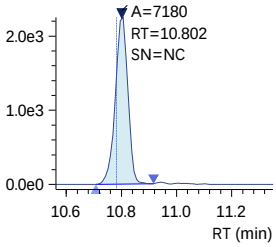

PFOSAm
Conc. 0.1046
Q 498.10>77.90 (-) 1.45e3

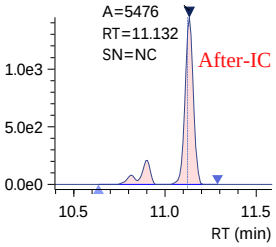

13C8-PFOSAm
Conc. 2.4959
Q 506.10>77.80 (-) 3.76e4

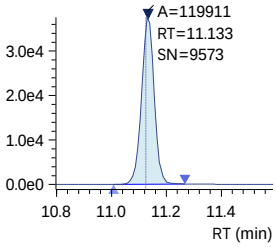

13C8-PFOSAm_IS
Conc. 2.5000
ISTD 506.10>77.80 (-) 3.76e4

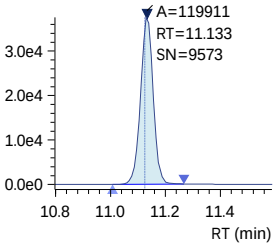

R1 663.00>168.90 (-) 2.36e2

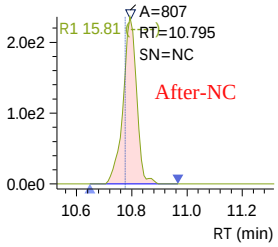

R1 632.90>452.90 (-) 8.37e2

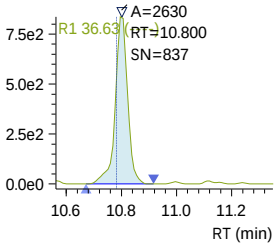

R2 663.00>168.90 (-) 2.36e2

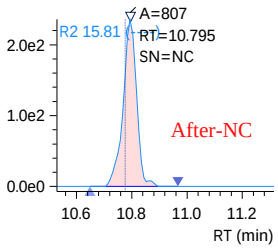

R2 632.90>452.90 (-) 8.37e2

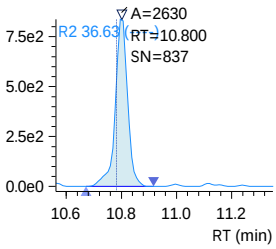

240315_016 (continued)

PFTDA
Conc. 0.0451
R#1 17.16 (17.09)
R#2 17.16 (17.09)

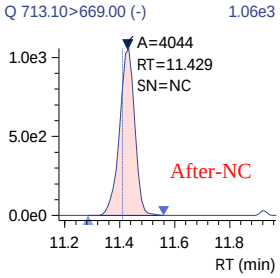

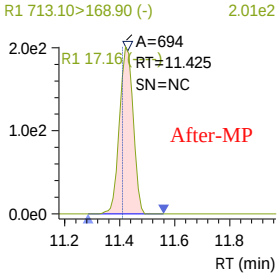

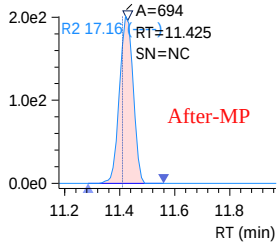

13C2-PFTDA
Conc. 1.1423

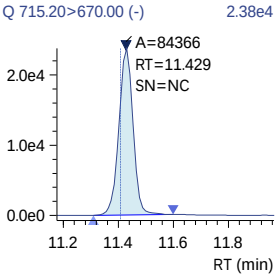

13C2-PFTDA_IS
Conc. 1.2500

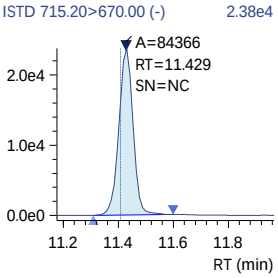

PFDoS
Conc. 0.0527
R#1 47.55 (61.23)
R#2 47.55 (61.23)

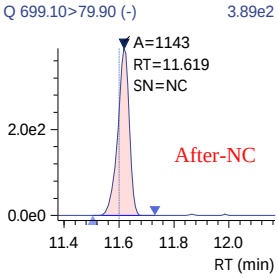

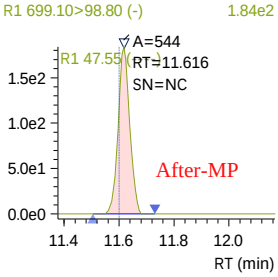

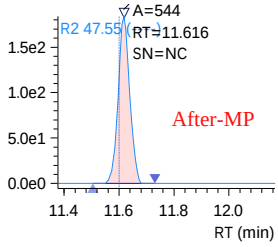

D7-MeFOSE_IS
Conc. 25.0000

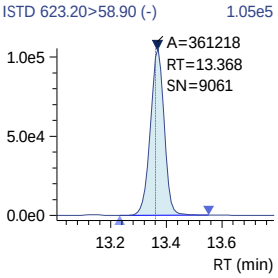

240315_016 (continued)

D7-MeFOSE
Conc. 24.5739

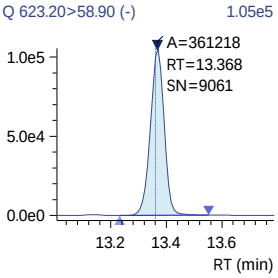

MeFOSE
Conc. 0.0514

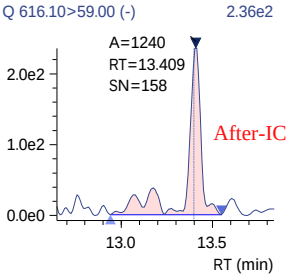

13C2-PFHXDA_IS
Conc. 2.5000

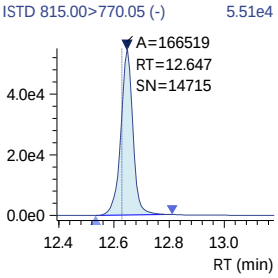

13C2-PFHXDA
Conc. 2.1926

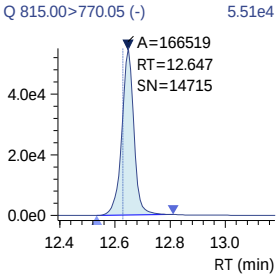

PFHXDA
Conc. 0.0535
R#1 11.30 (10.78)
R#2 11.30 (10.78)

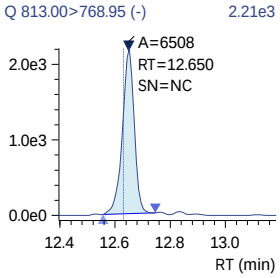

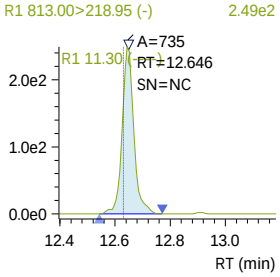

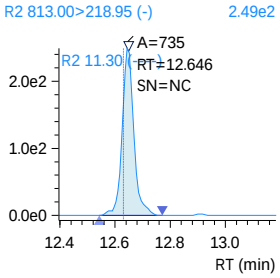

240315_016 (continued)

D3-MeFOSA
Conc. 2.2724

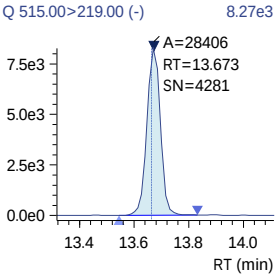

D3-MeFOSA_IS
Conc. 2.5000

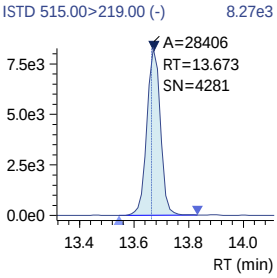

MeFOSA
Conc. 0.0570
R#1 136.06 (156.31)
R#2 136.06 (156.31)

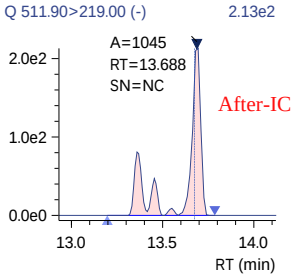

D9-EtFOSE_IS
Conc. 25.0000

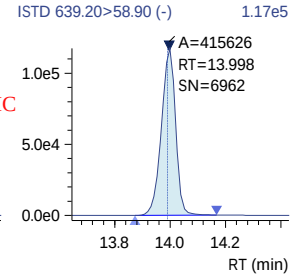

D9-EtFOSE
Conc. 24.7690

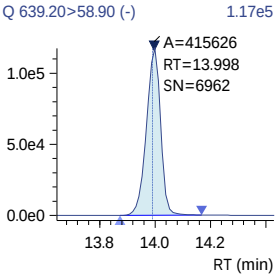

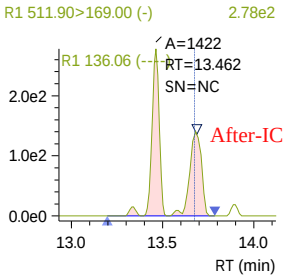

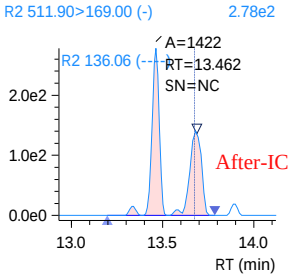

240315_016 (continued)

EtFOSE
Conc. 0.0484

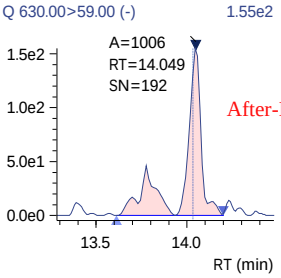

D5-EtFOSAm
Conc. 2.4634

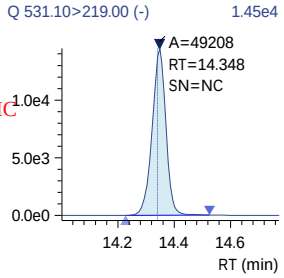

D5-EtFOSAm_IS
Conc. 2.5000

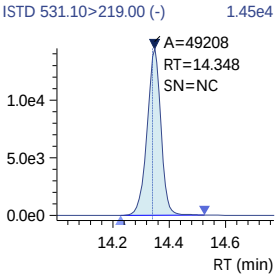

EtFOSAm
Conc. 0.0528
R#1 136.01 (177.75)
R#2 136.01 (177.75)

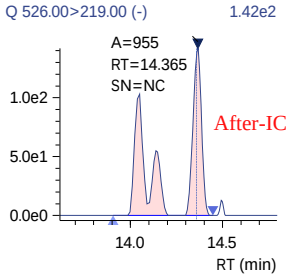

PFODA
Conc. 0.0557
R#1 38.66 (31.66)
R#2 38.66 (31.66)

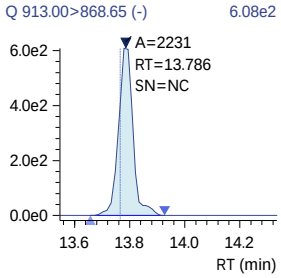

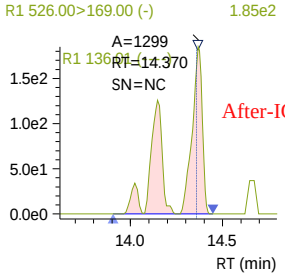

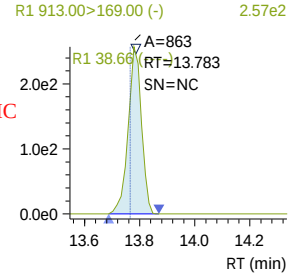

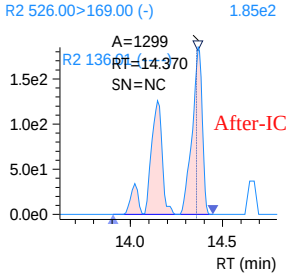

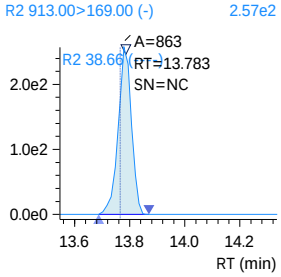

J:\LCMS08\Data\240315_1633_Curve\240315_1633_Curve.damlp .

SN - Software-calculated S/N ratio outside criteria due to non-target peaks or drift in noise calculation window.
Analyst review of noise levels (excluding non-target peaks) in chromatogram indicates S/N ratio meets criteria.

Insight Report
Before Manual Integration
Printed 3/18/2024 10:53:49

240315_016

Sample ID: 1633 ICAL 0.05PPB
Date Acquired: 3/15/2024 7:59:53 PM
Acquired by: System Administrator
Data File: 240315_016
Vial: 1 | Inj. Volume: 10.0000uL | Tray: 1

13C4-PFBA
Conc. 9.8955
Q 216.80>171.90 (-) 1.48e5

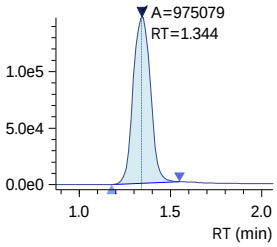

13C4-PFBA_IS
Conc. 10.0000
ISTD 216.80>171.90 (-) 1.48e5

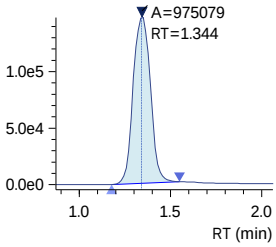

13C3-PFBA_IS
Conc. 5.0000
ISTD 216.00>172.00 (-) 7.48e4

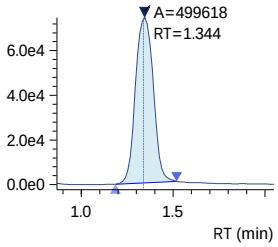

PFBA
Conc. 0.0552
Q 212.80>169.05 (-) 1.78e3

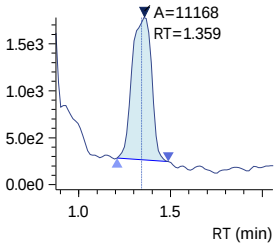

PFMPA
Conc. 0.0550
Q 229.00>84.90 (-) 8.38e2

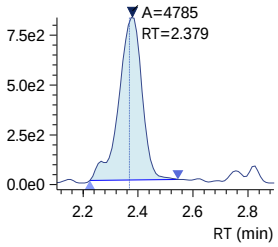

3_3 FTCA
Conc. 0.9196
R#1 141.06 (144.15)
R#2 141.06 (144.15)
Q 241.00>177.10 (-) 1.19e3

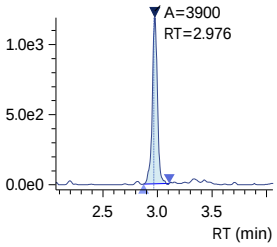

13C5-PFPeA
Conc. 5.3212
Q 268.30>223.00 (-) 7.34e4

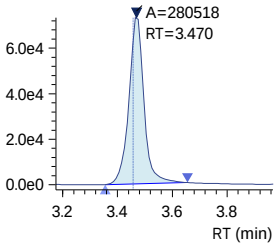

13C5-PFPeA_IS
Conc. 5.0000
ISTD 268.30>223.00 (-) 7.34e4

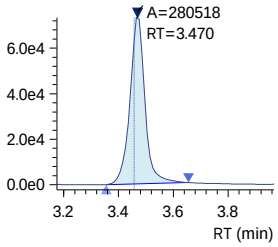

PFPeA
Conc. 0.0559
Q 263.00>219.00 (-) 2.89e3

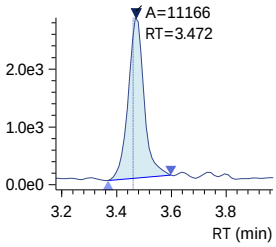

PFMBA
Conc. 0.0519
Q 279.00>84.95 (-) 2.01e3

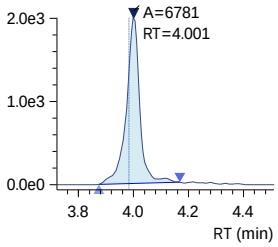

R1 241.00>117.00 (-) 1.95e3

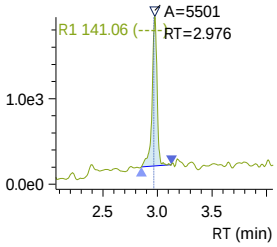

R2 241.00>117.00 (-) 1.95e3

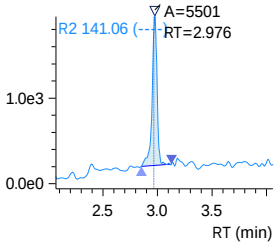

240315_016 (continued)

13C2-4_2 FTS
Conc. 4.9857

Q 329.10>80.90 (-) 3.12e4

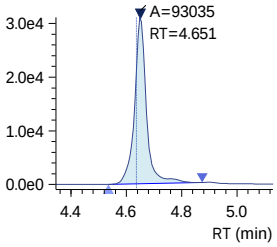

13C2-4_2 FTS_IS
Conc. 5.0000

ISTD 329.10>80.90 (-) 3.12e4

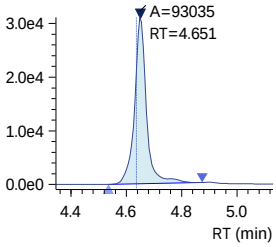

4_2 FTS
Conc. 0.0477
R#1 0.00 (32.89)
R#2 0.00 (32.89)

Q 327.10>307.00 (-) 8.43e2

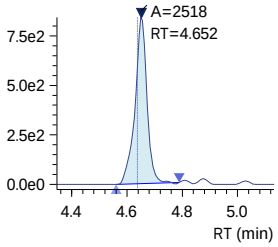

R1 327.10>80.90 (-) 5.23e2

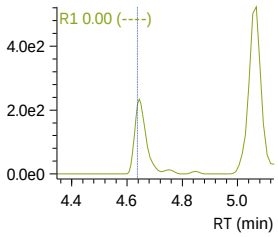

R2 327.10>80.90 (-) 5.23e2

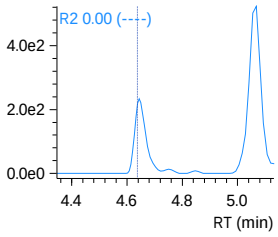

13C3-PFBS_IS
Conc. 2.5000

ISTD 302.10>79.90 (-) 5.77e4

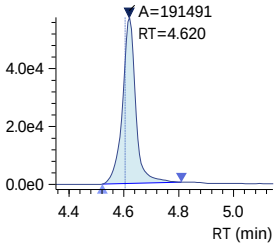

PFBS
Conc. 0.0490
R#1 50.63 (47.56)
R#2 50.63 (47.56)

Q 298.70>79.90 (-) 1.63e3

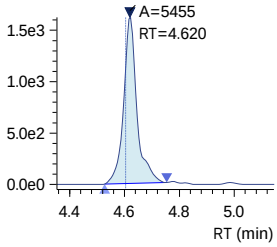

R1 298.70>98.80 (-) 7.71e2

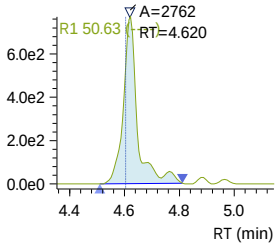

R2 298.70>98.80 (-) 7.71e2

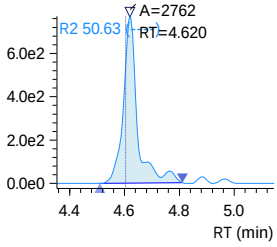

Insight Report
Before Manual Integration
Printed 3/18/2024 10:53:49

240315_016 (continued)

13C3-PFBS
Conc. 2.3641
Q 302.10>79.90 (-) 5.77e4

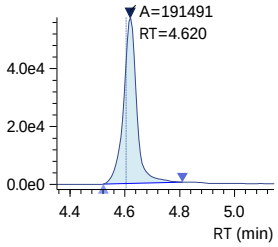

NFDHA
Conc. 0.0542
R#1 31.60 (33.79)
R#2 31.60 (33.79)
Q 295.00>201.00 (-) 2.18e3

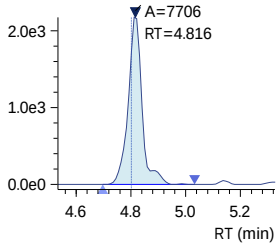

R1 295.00>84.90 (-) 7.34e2

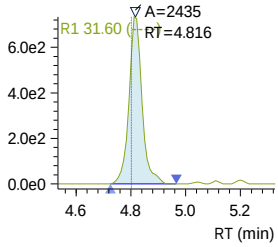

R2 295.00>84.90 (-) 7.34e2

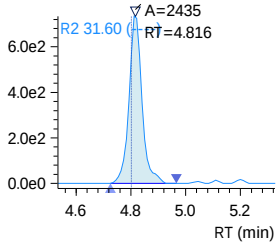

13C5-PFHxA
Conc. 2.6405
Q 318.00>273.00 (-) 1.24e5

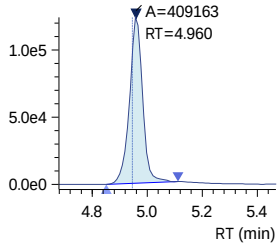

13C5-PFHxA_IS
Conc. 2.5000
ISTD 318.00>273.00 (-) 1.24e5

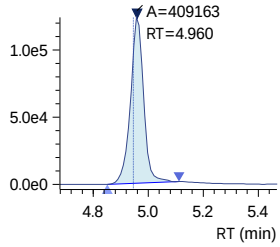

13C2-PFHxA_IS
Conc. 2.5000
ISTD 315.10>270.00 (-) 1.43e5

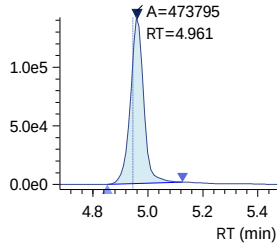

Insight Report
Before Manual Integration
Printed 3/18/2024 10:53:49

240315_016 (continued)

PFHxA
Conc. 0.0537
Q 313.00>269.00 (-) 2.73e3

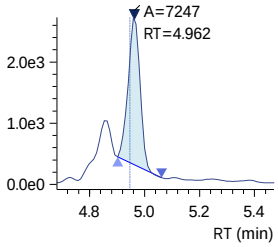

PFEESA
Conc. 0.0450
R#1 5.13 (5.87)
R#2 5.13 (5.87)
Q 314.80>135.00 (-) 6.78e3

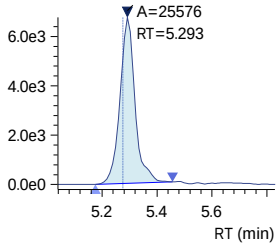

R1 314.80>82.90 (-) 3.69e2

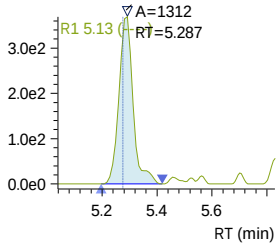

R2 314.80>82.90 (-) 3.69e2

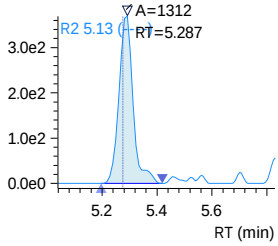

13C3-HFPO-DA
Conc. 9.7940
Q 286.90>168.90 (-) 1.87e5

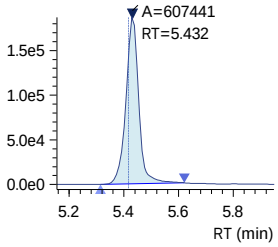

13C3-HFPO-DA_IS
Conc. 10.0000
ISTD 286.90>168.90 (-) 1.87e5

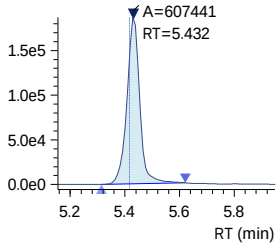

HFPO-DA
Conc. 0.0647
R#1 52.57 (62.10)
R#2 52.57 (62.10)
Q 284.90>168.90 (-) 1.43e3

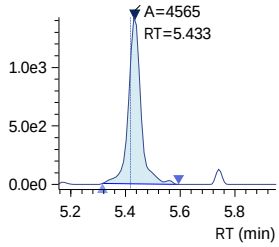

R1 284.90>184.90 (-) 6.61e2

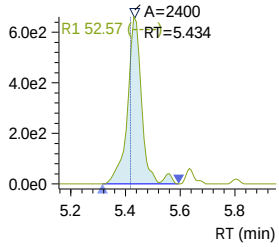

R2 284.90>184.90 (-) 6.61e2

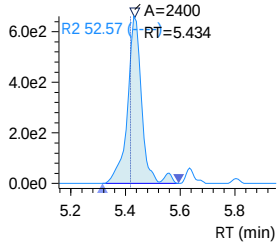

240315_016 (continued)

5_3 FTCA
Conc. 0.9097
R#1 152.61 (148.17)
R#2 152.61 (148.17)
Q 341.00>237.05 (-) 3.88e3

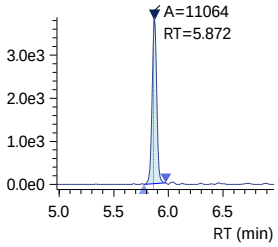

R1 341.00>217.00 (-) 5.89e3

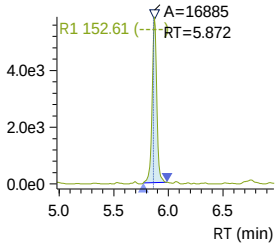

R2 341.00>217.00 (-) 5.89e3

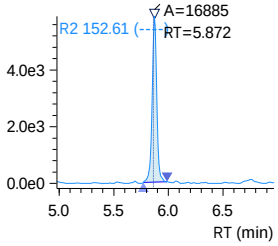

PFPeS
Conc. 0.0473
R#1 52.65 (55.49)
R#2 52.65 (55.49)
Q 349.10>79.90 (-) 1.18e3

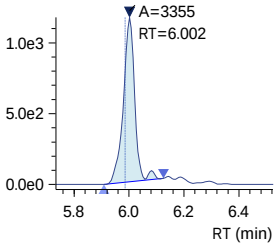

R1 349.10>98.80 (-) 7.12e2

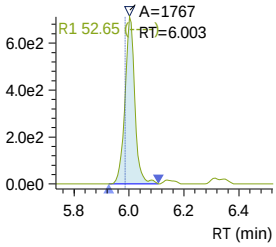

R2 349.10>98.80 (-) 7.12e2

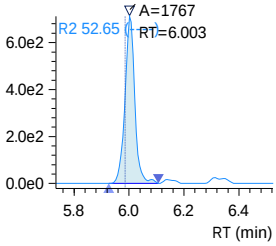

13C4-PFHpA
Conc. 2.6620
Q 367.10>322.00 (-) 2.04e5

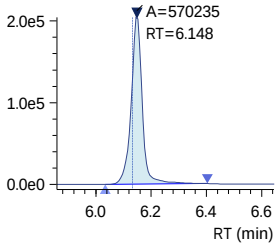

13C4-PFHpA_IS
Conc. 2.5000
ISTD 367.10>322.00 (-) 2.04e5

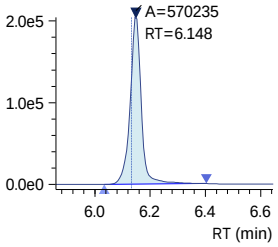

PFHpA
Conc. 0.0484
R#1 26.40 (21.12)
R#2 26.40 (21.12)
Q 363.10>319.00 (-) 3.83e3

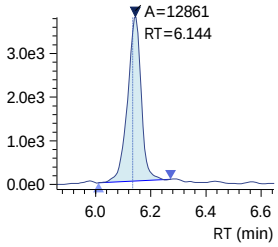

R1 363.10>169.00 (-) 8.87e2

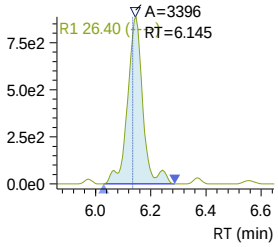

R2 363.10>169.00 (-) 8.87e2

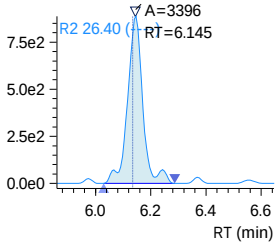

240315_016 (continued)

DONA
Conc. 0.0566
R#1 26.65 (26.25)
R#2 26.65 (26.25)
Q 376.90>250.90 (-) 4.85e3

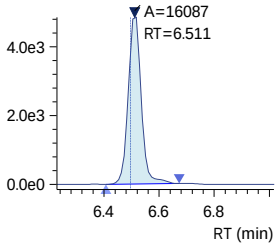

R1 376.90>84.80 (-) 1.32e3

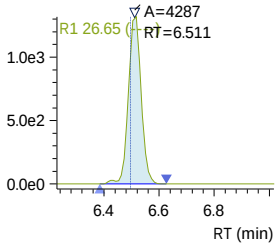

R2 376.90>84.80 (-) 1.32e3

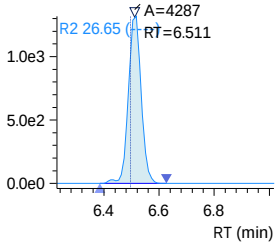

13C2-6_2 FTS_IS
Conc. 5.0000
ISTD 429.10>80.90 (-) 2.45e4

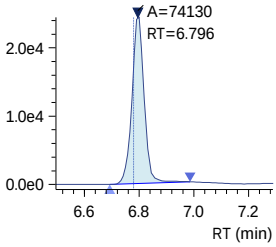

13C2-6_2 FTS
Conc. 4.9288
Q 429.10>80.90 (-) 2.45e4

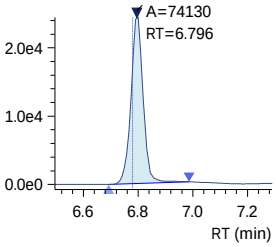

6_2 FTS
Conc. 0.0612
R#1 31.38 (48.22)
R#2 31.38 (48.22)
Q 427.10>407.00 (-) 6.33e2

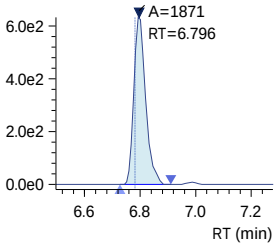

R1 427.10>80.90 (-) 1.90e2

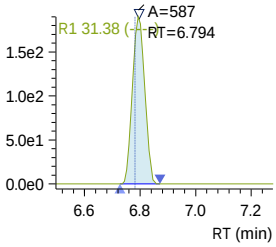

R2 427.10>80.90 (-) 1.90e2

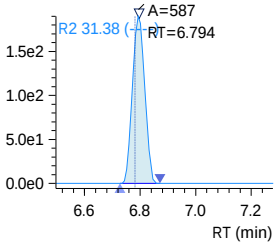

13C4-PFOA_IS
Conc. 2.5000
ISTD 417.10>172.00 (-) 7.02e3

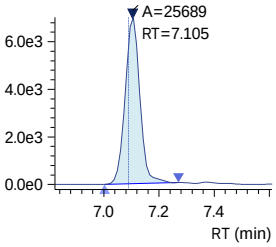

Insight Report
Before Manual Integration
Printed 3/18/2024 10:53:49

240315_016 (continued)

13C8-PFOA_IS
Conc. 2.5000

ISTD 421.10>376.00 (-) 1.18e5

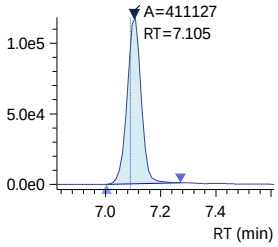

13C8-PFOA
Conc. 2.5987

Q 421.10>376.00 (-) 1.18e5

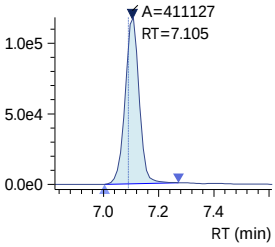

PFOA
Conc. 0.0533
R#1 20.70 (24.01)
R#2 20.70 (24.01)

Q 413.00>369.00 (-) 4.10e3

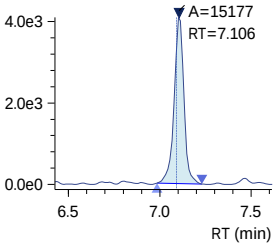

R1 413.00>169.00 (-) 8.59e2

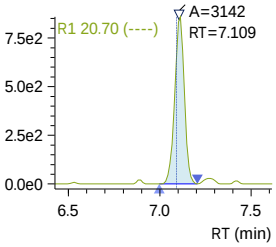

R2 413.00>169.00 (-) 8.59e2

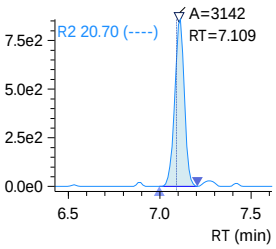

13C3-PFHxS
Conc. 2.5249

Q 402.10>79.90 (-) 4.03e4

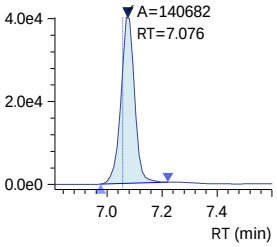

13C3-PFHxS_IS
Conc. 2.5000

ISTD 402.10>79.90 (-) 4.03e4

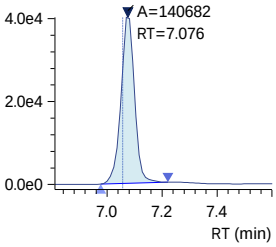

Insight Report
Before Manual Integration
Printed 3/18/2024 10:53:49

240315_016 (continued)

PFHxS
Conc. 0.0508
R#1 74.29 (63.21)
R#2 74.29 (63.21)
Q 398.70>79.90 (-) 7.87e2

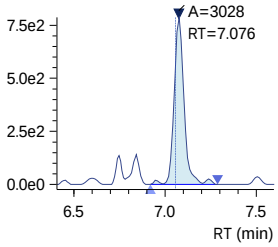

R1 398.70>98.90 (-) 6.09e2

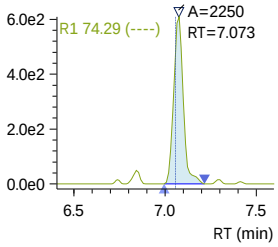

R2 398.70>98.90 (-) 6.09e2

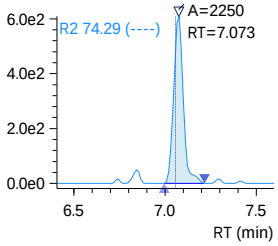

18O2-PFHxS_IS
Conc. 2.5000
ISTD 403.00>83.90 (-) 3.81e4

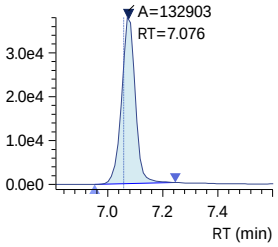

13C9-PFNA_IS
Conc. 1.2500
ISTD 472.10>427.00 (-) 7.62e4

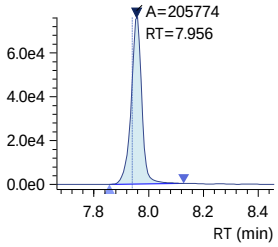

13C9-PFNA
Conc. 1.2283
Q 472.10>427.00 (-) 7.62e4

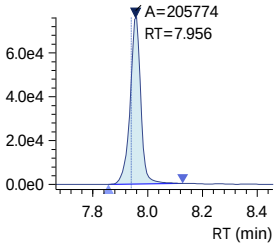

13C5-PFNA_IS
Conc. 1.2500
ISTD 468.00>423.00 (-) 6.93e4

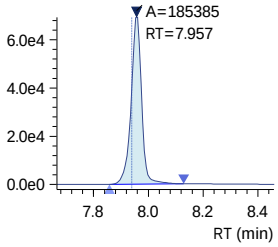

Insight Report
Before Manual Integration
Printed 3/18/2024 10:53:49

240315_016 (continued)

PFNA
Conc. 0.0557
R#1 0.00 (20.29)
R#2 0.00 (20.29)
Q 463.00>419.00 (-) 3.73e3

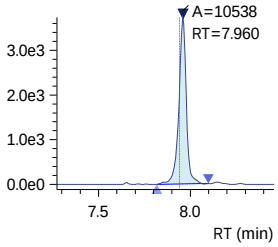

R1 463.00>219.00 (-) 6.02e2

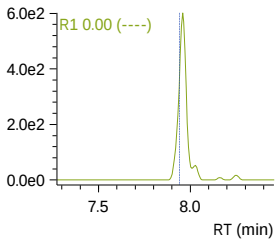

R2 463.00>219.00 (-) 6.02e2

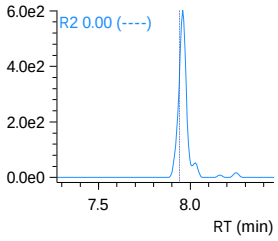

PFHpS
Conc. 0.0450
R#1 54.69 (51.10)
R#2 54.69 (51.10)
Q 449.00>79.90 (-) 9.54e2

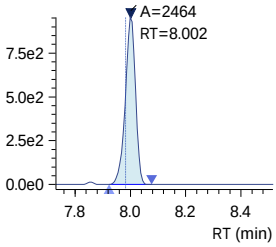

R1 449.00>98.80 (-) 5.02e2

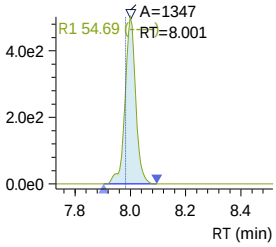

R2 449.00>98.80 (-) 5.02e2

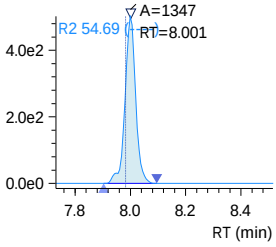

7_3 FTCA
Conc. 0.9285
R#1 130.21 (140.94)
R#2 130.21 (140.94)
Q 441.00>317.00 (-) 5.95e3

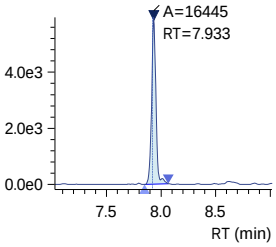

R1 441.00>336.90 (-) 7.49e3

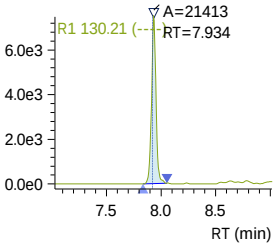

R2 441.00>336.90 (-) 7.49e3

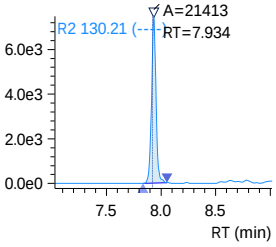

13C2-8_2-FTS
Conc. 4.6824
Q 529.10>80.90 (-) A=45112 1.47e4

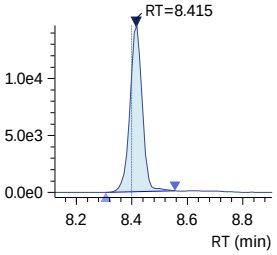

13C2-8_2-FTS_IS
Conc. 5.0000
ISTD 529.10>80.90 (-) A=45112 1.47e4

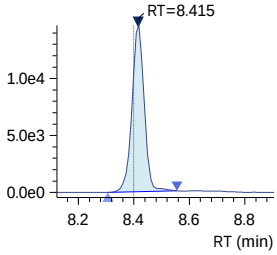

240315_016 (continued)

8_2 FTS
Conc. 0.0426
R#1 48.71 (52.20)
R#2 48.71 (52.20)
Q 527.10>506.95 (-) 2.84e2

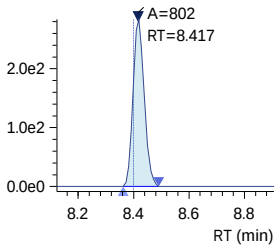

13C6-PFDA_IS
Conc. 1.2500
ISTD 519.10>474.10 (-) 3.64e4

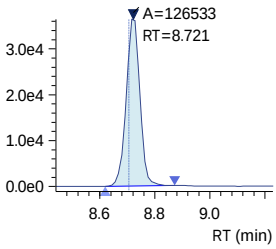

13C6-PFDA
Conc. 1.1864
Q 519.10>474.10 (-) 3.64e4

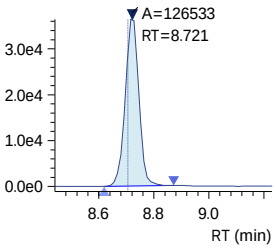

13C2-PFDA_IS
Conc. 1.2500
ISTD 515.10>470.10 (-) 3.28e4

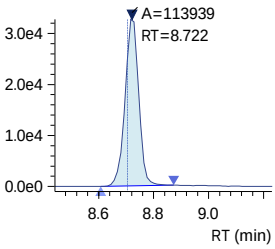

PFDA
Conc. 0.0656
R#1 12.58 (17.53)
R#2 12.58 (17.53)
Q 512.90>469.00 (-) 2.45e3

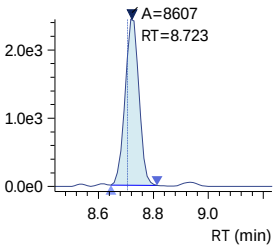

R1 527.10>80.80 (-) 1.05e2

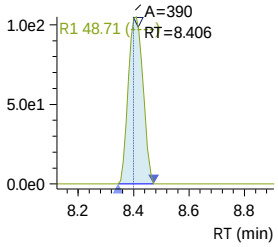

R1 512.90>219.00 (-) 3.62e2

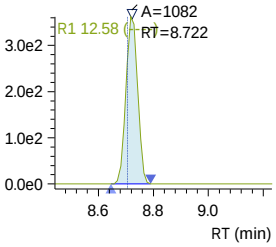

R2 527.10>80.80 (-) 1.05e2

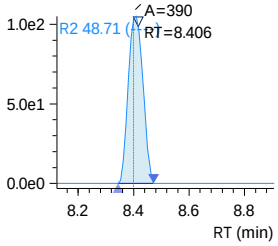

R2 512.90>219.00 (-) 3.62e2

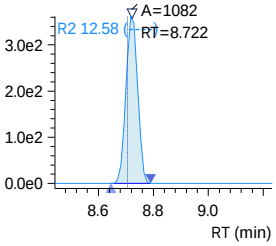

D3-NMeFOSAA_IS
Conc. 5.0000
ISTD 573.20>419.00 (-) 4.03e4

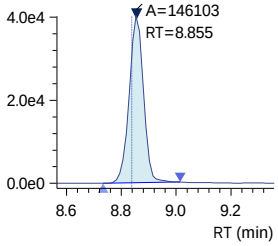

D3-NMeFOSAA
Conc. 4.7276
Q 573.20>419.00 (-) 4.03e4

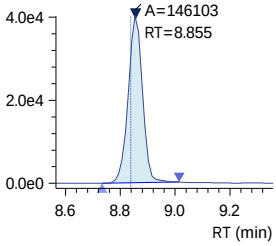

13C8-PFOS_IS
Conc. 2.5000
ISTD 507.10>98.90 (-) 1.17e4

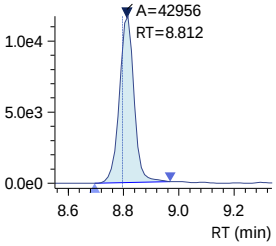

13C8-PFOS
Conc. 2.4016
Q 507.10>98.90 (-) 1.17e4

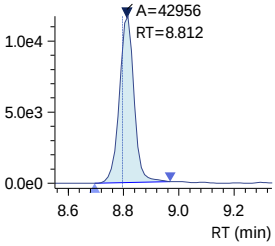

13C4-PFOS_IS
Conc. 2.5000
ISTD 502.80>79.90 (-) 3.62e4

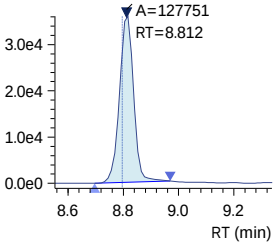

Insight Report
Before Manual Integration
Printed 3/18/2024 10:53:49

240315_016 (continued)

PFOS
Conc. 0.0540
R#1 0.00 (48.06)
R#2 0.00 (48.06)
Q 498.90>79.90 (-) 7.50e2

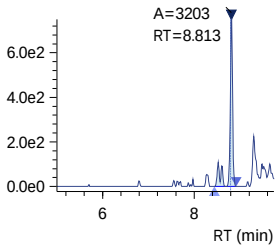

NMeFOSAA
Conc. 0.0610
R#1 23.54 (72.86)
R#2 23.54 (72.86)
Q 570.10>419.00 (-) 4.21e2

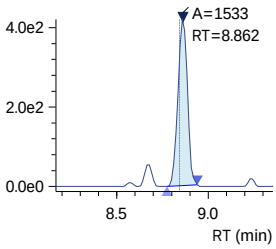

D5-NEtFOSAA_IS
Conc. 5.0000
ISTD 589.20>419.00 (-) 3.05e4

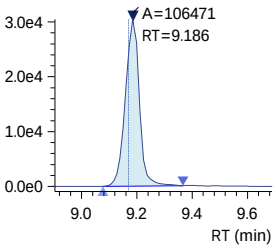

D5-NEtFOSAA
Conc. 4.7023
Q 589.20>419.00 (-) 3.05e4

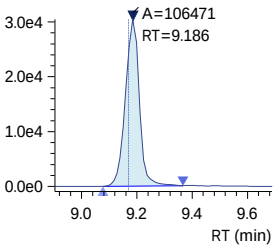

NEtFOSAA
Conc. 0.0371
R#1 43.74 (72.48)
R#2 43.74 (72.48)
Q 584.20>419.10 (-) 2.63e2

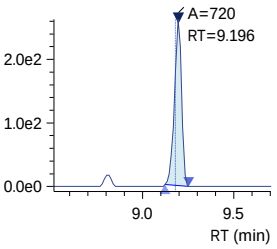

R1 498.90>98.80 (-) 1.97e2

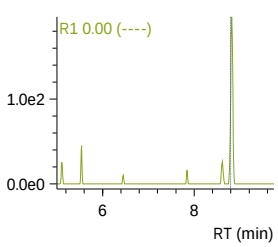

R1 570.10>483.00 (-) 1.02e2

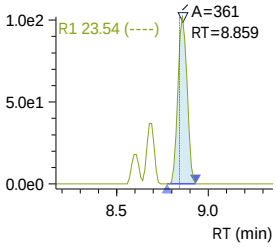

R1 584.20>526.00 (-) 9.30e1

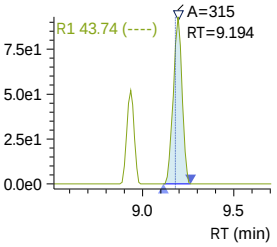

R2 498.90>98.80 (-) 1.97e2

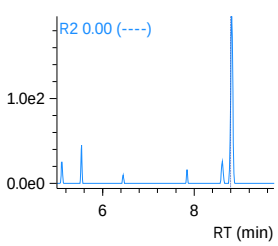

R2 570.10>483.00 (-) 1.02e2

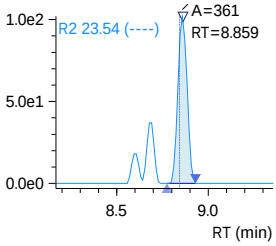

R2 584.20>526.00 (-) 9.30e1

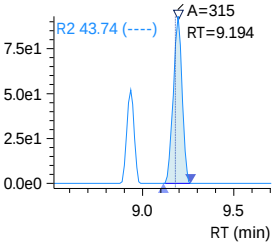

Insight Report
Before Manual Integration
Printed 3/18/2024 10:53:49

240315_016 (continued)

9-Cl-PF3ONS
Conc. 0.0499
R#1 28.95 (31.17)
R#2 28.95 (31.17)
Q 530.80>351.00 (-) 5.68e3

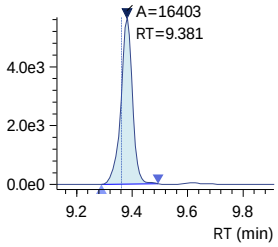

R1 532.80>353.00 (-) 1.69e3

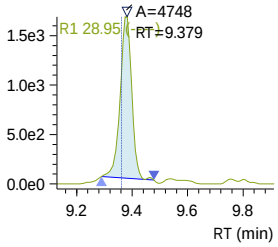

R2 532.80>353.00 (-) 1.69e3

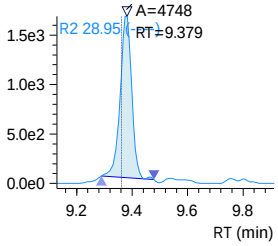

PFUnDA
Conc. 0.0528
R#1 11.59 (11.58)
R#2 11.59 (11.58)
Q 563.10>519.00 (-) 2.23e3

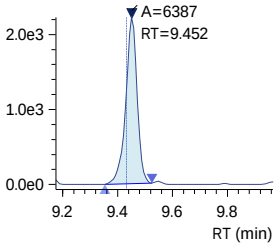

R1 563.10>269.10 (-) 2.71e2

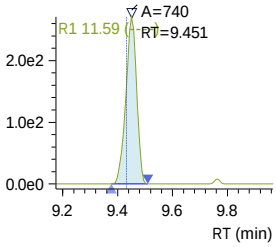

R2 563.10>269.10 (-) 2.71e2

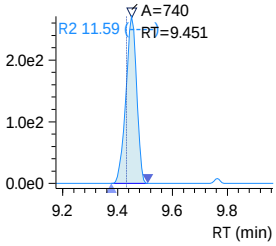

13C7-PFUnDA_IS
Conc. 1.2500
ISTD 570.00>525.10 (-) 4.20e4

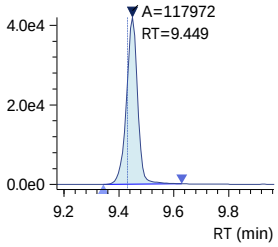

13C7-PFUnDA
Conc. 1.1216
Q 570.00>525.10 (-) 4.20e4

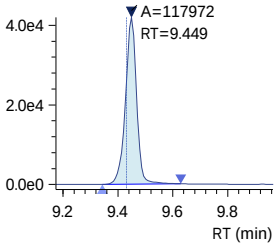

PFNS
Conc. 0.0557
R#1 0.00 (59.04)
R#2 0.00 (59.04)
Q 548.80>79.90 (-) 5.73e2

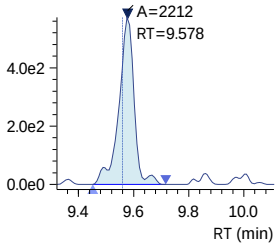

R1 548.80>98.80 (-) 3.21e2

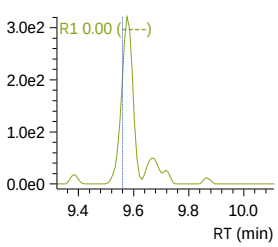

R2 548.80>98.80 (-) 3.21e2

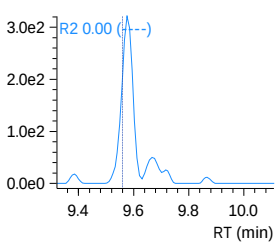

Insight Report
Before Manual Integration
Printed 3/18/2024 10:53:49

240315_016 (continued)

10_2 FTS
Conc. 0.0459
R#1 0.00 (33.72)
R#2 0.00 (33.72)
Q 626.80>607.05 (-) 2.55e2

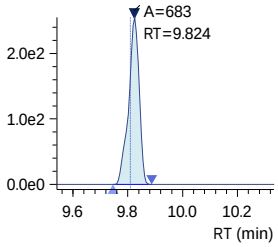

R1 626.80>81.00 (-) 8.30e1

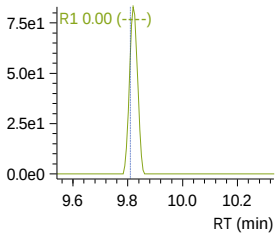

R2 626.80>81.00 (-) 8.30e1

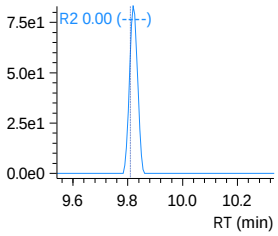

13C2-PFDOA_IS
Conc. 1.2500
ISTD 615.10>570.00 (-) 4.73e4

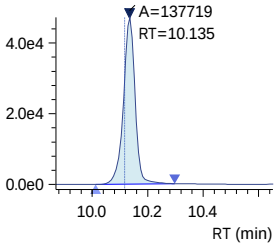

13C2-PFDOA
Conc. 1.1258
Q 615.10>570.00 (-) 4.73e4

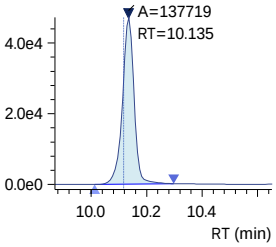

PFDOA
Conc. 0.0423
R#1 9.75 (10.37)
R#2 9.75 (10.37)
Q 613.10>569.00 (-) 1.59e3

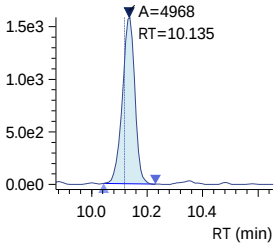

R1 613.10>319.00 (-) 1.81e2

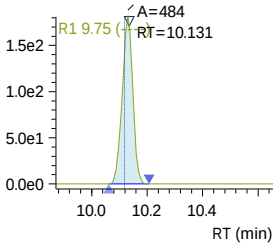

R2 613.10>319.00 (-) 1.81e2

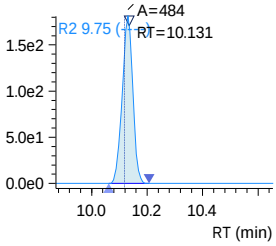

PFDS
Conc. 0.0627
R#1 0.00 (59.30)
R#2 0.00 (59.30)
Q 599.00>79.90 (-) 7.82e2

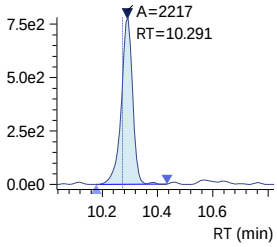

R1 599.00>98.80 (-) 3.06e2

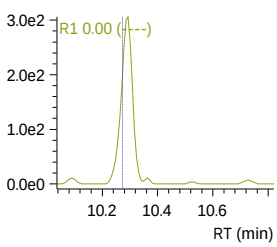

R2 599.00>98.80 (-) 3.06e2

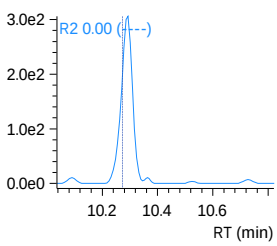

Insight Report
Before Manual Integration
Printed 3/18/2024 10:53:49

240315_016 (continued)

PFTrDA
Conc. 0.0392
R#1 16.55 (14.67)
R#2 16.55 (14.67)
Q 663.00>619.00 (-) 1.46e3

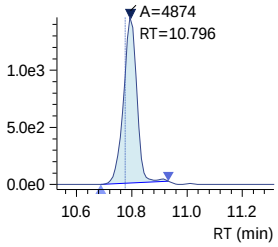

11-Cl-PF3OUdS
Conc. 0.0473
R#1 36.63 (34.64)
R#2 36.63 (34.64)
Q 630.90>451.00 (-) 2.25e3

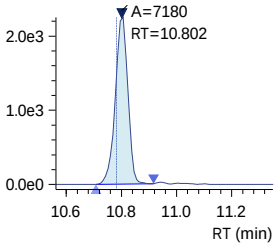

PFOSAm
Conc. 0.1023
Q 498.10>77.90 (-) 1.45e3

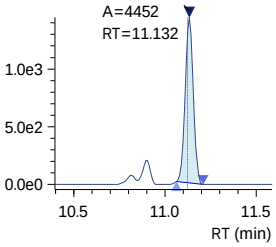

13C8-PFOSAm
Conc. 2.4959
Q 506.10>77.80 (-) 3.76e4

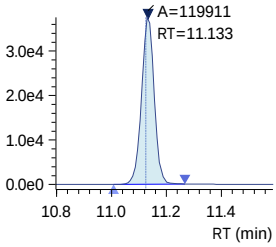

13C8-PFOSAm_IS
Conc. 2.5000
ISTD 506.10>77.80 (-) 3.76e4

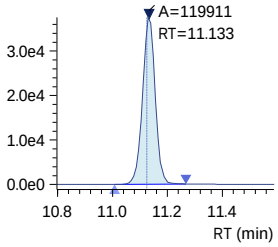

R1 663.00>168.90 (-) 2.36e2

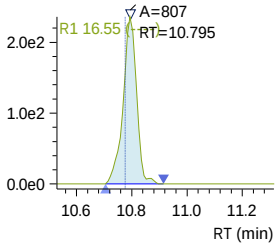

R1 632.90>452.90 (-) 8.37e2

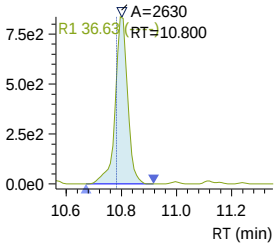

R2 663.00>168.90 (-) 2.36e2

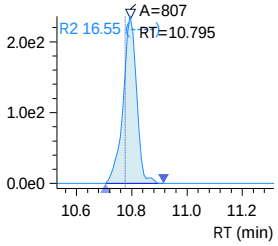

R2 632.90>452.90 (-) 8.37e2

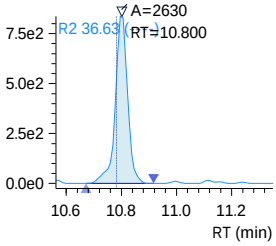

Insight Report
Before Manual Integration
Printed 3/18/2024 10:53:49

240315_016 (continued)

PFTDA
Conc. 0.0451
R#1 0.00 (17.10)
R#2 0.00 (17.10)
Q 713.10>669.00 (-) 1.06e3

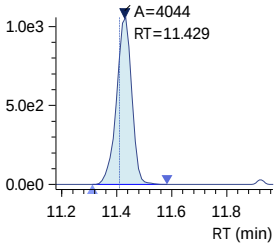

R1 713.10>168.90 (-) 2.01e2

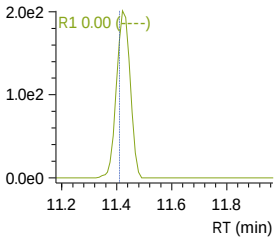

R2 713.10>168.90 (-) 2.01e2

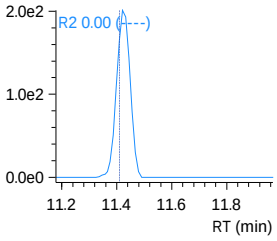

13C2-PFTDA
Conc. 1.1423
Q 715.20>670.00 (-) 2.38e4

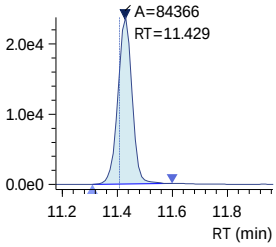

13C2-PFTDA_IS
Conc. 1.2500
ISTD 715.20>670.00 (-) 2.38e4

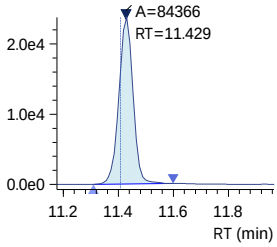

PFDoS
Conc. 0.0552
R#1 0.00 (62.00)
R#2 0.00 (62.00)
Q 699.10>79.90 (-) 3.89e2

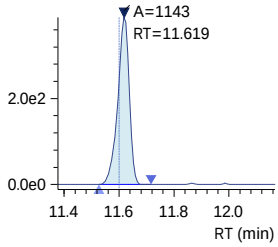

R1 699.10>98.80 (-) 1.84e2

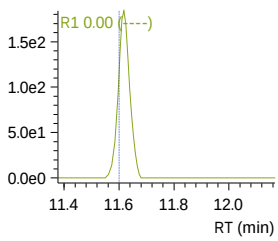

R2 699.10>98.80 (-) 1.84e2

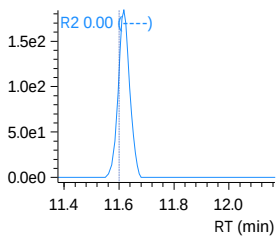

D7-MeFOSE_IS
Conc. 25.0000
ISTD 623.20>58.90 (-) 1.05e5

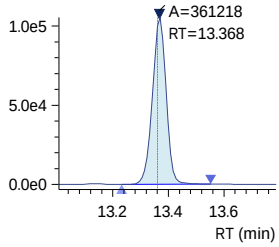

Insight Report
Before Manual Integration
Printed 3/18/2024 10:53:49

240315_016 (continued)

D7-MeFOSE
Conc. 24.5739

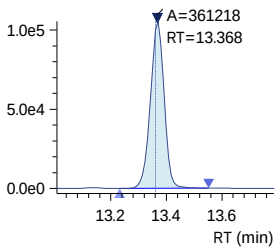

MeFOSE
Conc. 0.0510

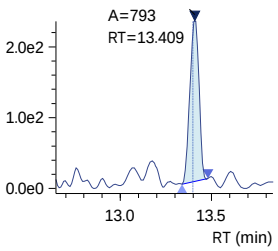

13C2-PFHXDA_IS
Conc. 2.5000

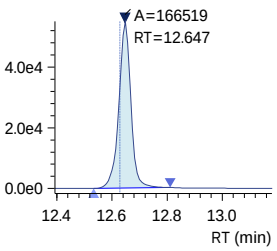

13C2-PFHXDA
Conc. 2.1926

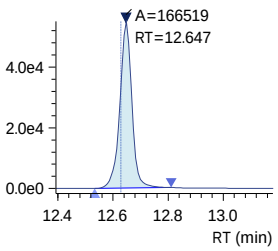

PFHXDA
Conc. 0.0535
R#1 11.30 (11.37)
R#2 11.30 (11.37)

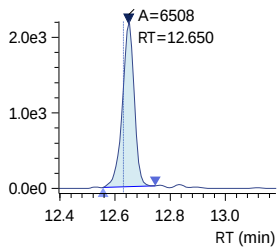

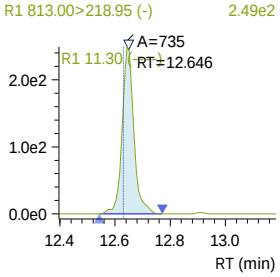

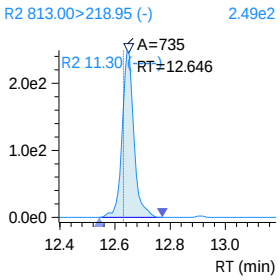

Insight Report
Before Manual Integration
Printed 3/18/2024 10:53:49

240315_016 (continued)

D3-MeFOSA
Conc. 2.2724

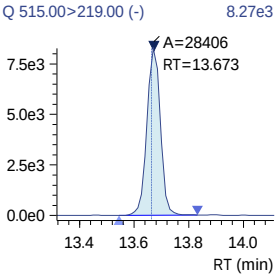

D3-MeFOSA_IS
Conc. 2.5000

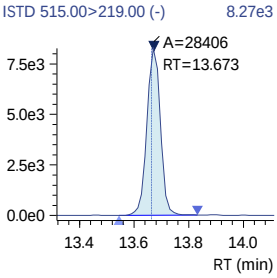

MeFOSA
Conc. 0.0539
R#1 0.00 (155.54)
R#2 0.00 (155.54)

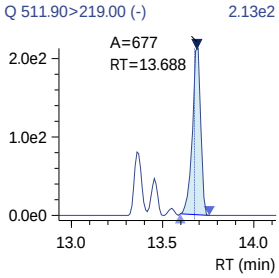

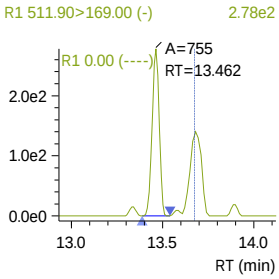

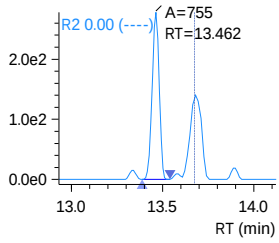

D9-EtFOSE_IS
Conc. 25.0000

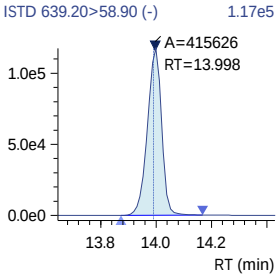

D9-EtFOSE
Conc. 24.7690

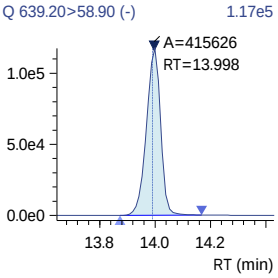

Insight Report
Before Manual Integration
Printed 3/18/2024 10:53:49

240315_016 (continued)

EtFOSE
Conc. 0.0487

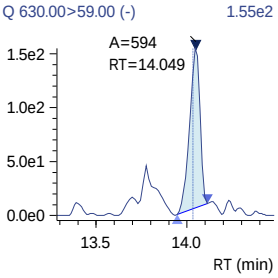

D5-EtFOSAm
Conc. 2.4634

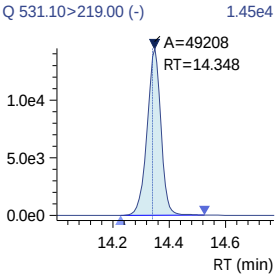

D5-EtFOSAm_IS
Conc. 2.5000

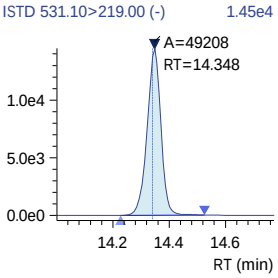

EtFOSAm
Conc. 0.0366
R#1 0.00 (165.52)
R#2 0.00 (165.52)

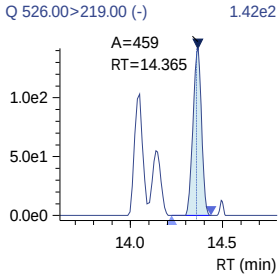

PFODA
Conc. 0.0655
R#1 38.66 (33.10)
R#2 38.66 (33.10)

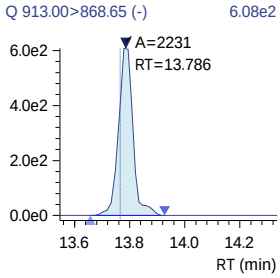

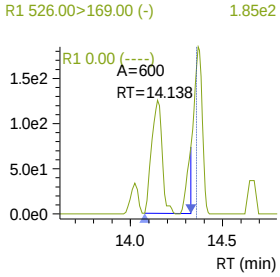

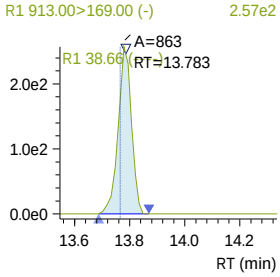

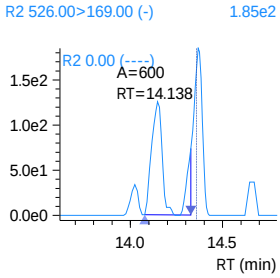

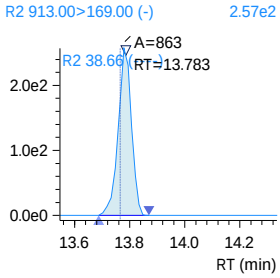

Insight Report
Ion Ratio Confirmation
Printed 3/18/2024 12:11:29

240315_017

Sample ID: 1633 ICAL 0.1PPB
Date Acquired: 3/15/2024 8:23:07 PM
Acquired by: System Administrator
Data File: 240315_017
Vial: 2 | Inj. Volume: 10.0000uL | Tray: 1

Name	m/z	Ref 1 m/z	Area	Ref 1 Measured	Ref 1 Actual Ratio	Ref 1 Set Ratio	Ref 2 Measured	Ref 2 Actual Ratio	Ref 2 Set Ratio	Flag ID
13C4-PFBA	216.80>171.90	----	1034485	----	----	----	----	----	----	
13C4-PFBA_IS	216.80>171.90	----	1034485	----	----	----	----	----	----	
13C3-PFBA_IS	216.00>172.00	----	513197	----	----	----	----	----	----	
PFBA	212.80>169.05	----	16156	----	----	----	----	----	----	
PFMPA	229.00>84.90	----	8438	----	----	----	----	----	----	
3_3 FTCA	241.00>177.10	241.00>117.00	19926	26163	131.30	136.14	26163	131.30	136.14	
13C5-PFPeA	268.30>223.00	----	293988	----	----	----	----	----	----	
13C5-PFPeA_IS	268.30>223.00	----	293988	----	----	----	----	----	----	
PFPeA	263.00>219.00	----	20337	----	----	----	----	----	----	
PFMBA	279.00>84.95	----	12414	----	----	----	----	----	----	
13C2-4_2 FTS	329.10>80.90	----	93321	----	----	----	----	----	----	
13C2-4_2 FTS_IS	329.10>80.90	----	93321	----	----	----	----	----	----	
4_2 FTS	327.10>307.00	327.10>80.90	5192	2127	40.97	33.08	2127	40.97	33.08	
13C3-PFBS_IS	302.10>79.90	----	207458	----	----	----	----	----	----	
PFBS	298.70>79.90	298.70>98.80	9303	5450	58.58	46.53	5450	58.58	46.53	
13C3-PFBS	302.10>79.90	----	207458	----	----	----	----	----	----	
NFDHA	295.00>201.00	295.00>84.90	13225	4878	36.88	36.44	4878	36.88	36.44	
13C5-PFHxA	318.00>273.00	----	429000	----	----	----	----	----	----	
13C5-PFHxA_IS	318.00>273.00	----	429000	----	----	----	----	----	----	
13C2-PFHxA_IS	315.10>270.00	----	528498	----	----	----	----	----	----	
PFHxA	313.00>269.00	----	15647	----	----	----	----	----	----	
PFEESA	314.80>135.00	314.80>82.90	50817	2237	4.40	5.25	2237	4.40	5.25	
13C3-HFPO-DA	286.90>168.90	----	692826	----	----	----	----	----	----	
13C3-HFPO-DA_IS	286.90>168.90	----	692826	----	----	----	----	----	----	
HFPO-DA	284.90>168.90	284.90>184.90	7786	4092	52.56	62.57	4092	52.56	62.57	
5_3 FTCA	341.00>237.05	341.00>217.00	58834	90431	153.71	154.88	90431	153.71	154.88	
PFPeS	349.10>79.90	349.10>98.80	7574	4318	57.02	54.44	4318	57.02	54.44	
13C4-PFHpA	367.10>322.00	----	596573	----	----	----	----	----	----	
13C4-PFHpA_IS	367.10>322.00	----	596573	----	----	----	----	----	----	
PFHpA	363.10>319.00	363.10>169.00	25383	5239	20.64	23.39	5239	20.64	23.39	
DONA	376.90>250.90	376.90>84.80	29476	7955	26.99	30.39	7955	26.99	30.39	
13C2-6_2 FTS_IS	429.10>80.90	----	75945	----	----	----	----	----	----	
13C2-6_2 FTS	429.10>80.90	----	75945	----	----	----	----	----	----	
6_2 FTS	427.10>407.00	427.10>80.90	2874	1438	50.03	44.48	1438	50.03	44.48	
13C4-PFOA_IS	417.10>172.00	----	27865	----	----	----	----	----	----	
13C8-PFOA_IS	421.10>376.00	----	470190	----	----	----	----	----	----	

J:\LCMS08\Data\240315_1633_Curve\240315_1633_Curve.damlp .

Ref 1 Set Ratio assigned from calibration mid-point; Ref 2 Set Ratio assigned from opening calibration verification.
IRr - Ion ratio outside either set of criteria. Exceedances for reported detections to be "I" flagged in the analytical report.

240315_017 (continued)

(Table continued from previous page)

Name	m/z	Ref 1 m/z	Area	Ref 1 Measured	Ref 1 Actual Ratio	Ref 1 Set Ratio	Ref 2 Measured	Ref 2 Actual Ratio	Ref 2 Set Ratio	Flag ID
13C8-PFOA	421.10>376.00	----	470190	----	----	----	----	----	----	
PFOA	413.00>369.00	413.00>169.00	24623	5423	22.02	24.47	5423	22.02	24.47	
13C3-PFHxS	402.10>79.90	----	143435	----	----	----	----	----	----	
13C3-PFHxS_IS	402.10>79.90	----	143435	----	----	----	----	----	----	
PFHxS	398.70>79.90	398.70>98.90	5467	4228	77.33	57.29	4228	77.33	57.29	
18O2-PFHxS_IS	403.00>83.90	----	140305	----	----	----	----	----	----	
13C9-PFNA_IS	472.10>427.00	----	225852	----	----	----	----	----	----	
13C9-PFNA	472.10>427.00	----	225852	----	----	----	----	----	----	
13C5-PFNA_IS	468.00>423.00	----	197599	----	----	----	----	----	----	
PFNA	463.00>419.00	463.00>219.00	17022	3220	18.92	20.36	3220	18.92	20.36	
PFHpS	449.00>79.90	449.00>98.80	5907	3093	52.35	46.70	3093	52.35	46.70	
7_3 FTCA	441.00>317.00	441.00>336.90	76809	100126	130.36	132.28	100126	130.36	132.28	
13C2-8_2-FTS	529.10>80.90	----	52043	----	----	----	----	----	----	
13C2-8_2-FTS_IS	529.10>80.90	----	52043	----	----	----	----	----	----	
8_2 FTS	527.10>506.95	527.10>80.80	1523	762	50.01	45.91	762	50.01	45.91	
13C6-PFDA_IS	519.10>474.10	----	144730	----	----	----	----	----	----	
13C6-PFDA	519.10>474.10	----	144730	----	----	----	----	----	----	
13C2-PFDA_IS	515.10>470.10	----	122123	----	----	----	----	----	----	
PFDA	512.90>469.00	512.90>219.00	11963	1929	16.13	17.64	1929	16.13	17.64	
D3-NMeFOSAA_IS	573.20>419.00	----	156718	----	----	----	----	----	----	
D3-NMeFOSAA	573.20>419.00	----	156718	----	----	----	----	----	----	
13C8-PFOS_IS	507.10>98.90	----	48919	----	----	----	----	----	----	
13C8-PFOS	507.10>98.90	----	48919	----	----	----	----	----	----	
13C4-PFOS_IS	502.80>79.90	----	141072	----	----	----	----	----	----	
PFOS	498.90>79.90	498.90>98.80	5607	2570	45.84	45.06	2570	45.84	45.06	
NMeFOSAA	570.10>419.00	570.10>483.00	2319	2107	90.86	67.10	2107	90.86	67.10	
D5-NEtFOSAA_IS	589.20>419.00	----	119418	----	----	----	----	----	----	
D5-NEtFOSAA	589.20>419.00	----	119418	----	----	----	----	----	----	
NEtFOSAA	584.20>419.10	584.20>526.00	2296	2153	93.79	89.53	2153	93.79	89.53	
9-Cl-PF3ONS	530.80>351.00	532.80>353.00	32813	10755	32.78	31.69	10755	32.78	31.69	
PFUnDA	563.10>519.00	563.10>269.10	12850	1341	10.44	10.96	1341	10.44	10.96	
13C7-PFUnDA_IS	570.00>525.10	----	132756	----	----	----	----	----	----	
13C7-PFUnDA	570.00>525.10	----	132756	----	----	----	----	----	----	
PFNS	548.80>79.90	548.80>98.80	3355	2710	80.77	56.91	2710	80.77	56.91	
10_2 FTS	626.80>607.05	626.80>81.00	1694	467	27.55	32.29	467	27.55	32.29	
13C2-PFDOA_IS	615.10>570.00	----	153894	----	----	----	----	----	----	
13C2-PFDOA	615.10>570.00	----	153894	----	----	----	----	----	----	
PFDOA	613.10>569.00	613.10>319.00	9429	759	8.05	11.14	759	8.05	11.14	
PFDS	599.00>79.90	599.00>98.80	3611	1765	48.89	58.01	1765	48.89	58.01	
PFTrDA	663.00>619.00	663.00>168.90	9882	1501	15.19	16.67	1501	15.19	16.67	

J:\LCMS08\Data\240315_1633_Curve\240315_1633_Curve.damlp .

Ref 1 Set Ratio assigned from calibration mid-point; Ref 2 Set Ratio assigned from opening calibration verification.
IRr - Ion ratio outside either set of criteria. Exceedances for reported detections to be "I" flagged in the analytical report.

240315_017 (continued)

(Table continued from previous page)

Name	m/z	Ref 1 m/z	Area	Ref 1 Measured	Ref 1 Actual Ratio	Ref 1 Set Ratio	Ref 2 Measured	Ref 2 Actual Ratio	Ref 2 Set Ratio	Flag ID
11-Cl-PF3OUdS	630.90>451.00	632.90>452.90	15041	5214	34.67	35.04	5214	34.67	35.04	
PFOSAm	498.10>77.90	----	10477	----	----	----	----	----	----	
13C8-PFOSAm	506.10>77.80	----	129394	----	----	----	----	----	----	
13C8-PFOSAm_IS	506.10>77.80	----	129394	----	----	----	----	----	----	
PFTDA	713.10>669.00	713.10>168.90	8221	992	12.07	17.09	992	12.07	17.09	
13C2-PFTDA	715.20>670.00	----	96493	----	----	----	----	----	----	
13C2-PFTDA_IS	715.20>670.00	----	96493	----	----	----	----	----	----	
PFDoS	699.10>79.90	699.10>98.80	2473	1220	49.33	61.23	1220	49.33	61.23	
D7-MeFOSE_IS	623.20>58.90	----	393432	----	----	----	----	----	----	
D7-MeFOSE	623.20>58.90	----	393432	----	----	----	----	----	----	
MeFOSE	616.10>59.00	----	2455	----	----	----	----	----	----	
13C2-PFHXDA_IS	815.00>770.05	----	179961	----	----	----	----	----	----	
13C2-PFHXDA	815.00>770.05	----	179961	----	----	----	----	----	----	
PFHXDA	813.00>768.95	813.00>218.95	11672	1300	11.13	10.78	1300	11.13	10.78	
D3-MeFOSA	515.00>219.00	----	34258	----	----	----	----	----	----	
D3-MeFOSA_IS	515.00>219.00	----	34258	----	----	----	----	----	----	
MeFOSA	511.90>219.00	511.90>169.00	1795	2556	142.41	156.31	2556	142.41	156.31	
D9-EtFOSE_IS	639.20>58.90	----	440172	----	----	----	----	----	----	
D9-EtFOSE	639.20>58.90	----	440172	----	----	----	----	----	----	
EtFOSE	630.00>59.00	----	2216	----	----	----	----	----	----	
D5-EtFOSAm	531.10>219.00	----	55017	----	----	----	----	----	----	
D5-EtFOSAm_IS	531.10>219.00	----	55017	----	----	----	----	----	----	
EtFOSAm	526.00>219.00	526.00>169.00	2132	4074	191.04	177.75	4074	191.04	177.75	
PFODA	913.00>868.65	913.00>169.00	3554	1233	34.69	31.66	1233	34.69	31.66	

Ref 1 Set Ratio assigned from calibration mid-point; Ref 2 Set Ratio assigned from opening calibration verification.
IRr - Ion ratio outside either set of criteria. Exceedances for reported detections to be "I" flagged in the analytical report.

Insight Report
Quantitation/Integration
Printed 3/18/2024 12:10:31

240315_017

Sample ID: 1633 ICAL 0.1PPB
Date Acquired: 3/15/2024 8:23:07 PM
Acquired by: System Administrator
Data File: 240315_017
Vial: 2 | Inj. Volume: 10.0000uL | Tray: 1

Name	Mode ID	Found RT	RT Diff	ISTD RT Diff	Area	ISTD Area	ISTD Name	Std. Conc.	Conc.	Unit	Flag ID
13C4-PFBA	Auto	1.340	0.000	0.001	1034485	513197	13C3-PFBA_IS	10.0000	10.2205	ng/mL	
13C4-PFBA_IS	Auto	1.340	0.000	----	1034485	1034485	----	10.0000	10.0000	ng/mL	
13C3-PFBA_IS	Auto	1.339	0.000	----	513197	513197	----	5.0000	5.0000	ng/mL	
PFBA	Auto	1.354	0.012	0.014	16156	1034485	13C4-PFBA_IS	0.1000	0.0920	ng/mL	
PFMPA	Auto	2.375	0.007	-1.094	8438	293988	13C5-PFPeA_IS	0.1000	0.0925	ng/mL	
3_3 FTCA	Auto	2.977	0.011	-0.492	19926	293988	13C5-PFPeA_IS	5.0000	4.4831	ng/mL	
13C5-PFPeA	Auto	3.469	0.012	-1.493	293988	528498	13C2-PFHxA_IS	5.0000	4.9994	ng/mL	
13C5-PFPeA_IS	Auto	3.469	0.012	----	293988	293988	----	5.0000	5.0000	ng/mL	
PFPeA	M	3.474	0.014	0.005	20337	293988	13C5-PFPeA_IS	0.1000	0.0966	ng/mL	
PFMBA	Auto	4.001	0.017	0.532	12414	293988	13C5-PFPeA_IS	0.1000	0.0906	ng/mL	
13C2-4_2 FTS	Auto	4.652	0.016	-2.423	93321	140305	18O2-PFHxS_IS	5.0000	4.7372	ng/mL	
13C2-4_2 FTS_IS	Auto	4.652	0.016	----	93321	93321	----	5.0000	5.0000	ng/mL	
4_2 FTS	Auto	4.653	0.016	0.001	5192	93321	13C2-4_2 FTS_IS	0.0940	0.0979	ng/mL	
13C3-PFBS_IS	Auto	4.621	0.015	----	207458	207458	----	2.5000	2.5000	ng/mL	
PFBS	MI R1 R2	4.621	0.016	0.001	9303	207458	13C3-PFBS_IS	0.0890	0.0771	ng/mL	
13C3-PFBS	Auto	4.621	0.015	-2.455	207458	140305	18O2-PFHxS_IS	2.5000	2.4261	ng/mL	
NFDHA	Auto	4.815	0.014	-0.146	13225	429000	13C5-PFHxA_IS	0.1000	0.0909	ng/mL	
13C5-PFHxA	Auto	4.961	0.016	-0.001	429000	528498	13C2-PFHxA_IS	2.5000	2.4820	ng/mL	
13C5-PFHxA_IS	Auto	4.961	0.016	----	429000	429000	----	2.5000	2.5000	ng/mL	
13C2-PFHxA_IS	Auto	4.962	0.016	----	528498	528498	----	2.5000	2.5000	ng/mL	
PFHxA	Auto	4.961	0.014	0.000	15647	429000	13C5-PFHxA_IS	0.1000	0.0989	ng/mL	
PFEESA	Auto	5.293	0.017	0.332	50817	429000	13C5-PFHxA_IS	0.0890	0.0854	ng/mL	
13C3-HFPO-DA	Auto	5.433	0.016	0.471	692826	528498	13C2-PFHxA_IS	10.0000	10.0144	ng/mL	
13C3-HFPO-DA_IS	Auto	5.433	0.016	----	692826	692826	----	10.0000	10.0000	ng/mL	
HFPO-DA	M	5.432	0.013	-0.001	7786	692826	13C3-HFPO-DA_IS	0.1000	0.0922	ng/mL	
5_3 FTCA	Auto	5.875	0.014	0.914	58834	429000	13C5-PFHxA_IS	5.0000	4.6138	ng/mL	
PFPeS	MI R1 R2	6.001	0.015	-1.073	7574	143435	13C3-PFHxS_IS	0.0940	0.0931	ng/mL	
13C4-PFHpA	Auto	6.148	0.016	1.186	596573	528498	13C2-PFHxA_IS	2.5000	2.4966	ng/mL	
13C4-PFHpA_IS	Auto	6.148	0.016	----	596573	596573	----	2.5000	2.5000	ng/mL	
PFHpA	Auto	6.147	0.013	-0.001	25383	596573	13C4-PFHpA_IS	0.1000	0.1034	ng/mL	
DONA	Auto	6.509	0.012	1.075	29476	692826	13C3-HFPO-DA_IS	0.0950	0.0866	ng/mL	
13C2-6_2 FTS_IS	Auto	6.794	0.014	----	75945	75945	----	5.0000	5.0000	ng/mL	
13C2-6_2 FTS	Auto	6.794	0.014	-0.281	75945	140305	18O2-PFHxS_IS	5.0000	4.7831	ng/mL	
6_2 FTS	MI R1 R2	6.795	0.014	0.001	2874	75945	13C2-6_2 FTS_IS	0.0950	0.0818	ng/mL	
13C4-PFOA_IS	Auto	7.104	0.015	----	27865	27865	----	2.5000	2.5000	ng/mL	
13C8-PFOA_IS	Auto	7.103	0.014	----	470190	470190	----	2.5000	2.5000	ng/mL	
13C8-PFOA	Auto	7.103	0.014	-0.001	470190	27865	13C4-PFOA_IS	2.5000	2.7399	ng/mL	
PFOA	Auto	7.105	0.014	0.002	24623	470190	13C8-PFOA_IS	0.1000	0.0944	ng/mL	
13C3-PFHxS	Auto	7.074	0.017	-0.001	143435	140305	18O2-PFHxS_IS	2.5000	2.4385	ng/mL	
13C3-PFHxS_IS	Auto	7.074	0.017	----	143435	143435	----	2.5000	2.5000	ng/mL	
PFHxS	M	7.074	0.015	0.000	5467	143435	13C3-PFHxS_IS	0.0910	0.0699	ng/mL	
18O2-PFHxS_IS	Auto	7.075	0.017	----	140305	140305	----	2.5000	2.5000	ng/mL	
13C9-PFNA_IS	Auto	7.956	0.016	----	225852	225852	----	1.2500	1.2500	ng/mL	
13C9-PFNA	Auto	7.956	0.016	0.000	225852	197599	13C5-PFNA_IS	1.2500	1.2649	ng/mL	
13C5-PFNA_IS	Auto	7.956	0.016	----	197599	197599	----	1.2500	1.2500	ng/mL	
PFNA	Auto	7.957	0.016	0.001	17022	225852	13C9-PFNA_IS	0.1000	0.0925	ng/mL	
PFHpS	Auto	8.001	0.018	-0.810	5907	48919	13C8-PFOS_IS	0.0950	0.0948	ng/mL	
7_3 FTCA	Auto	7.936	0.015	2.975	76809	429000	13C5-PFHxA_IS	5.0000	4.1360	ng/mL	
13C2-8_2-FTS	Auto	8.415	0.015	1.340	52043	140305	18O2-PFHxS_IS	5.0000	5.1169	ng/mL	
13C2-8_2-FTS_IS	Auto	8.415	0.015	----	52043	52043	----	5.0000	5.0000	ng/mL	
8_2 FTS	Auto	8.413	0.014	-0.002	1523	52043	13C2-8_2-FTS_IS	0.0960	0.0745	ng/mL	
13C6-PFDA_IS	Auto	8.720	0.015	----	144730	144730	----	1.2500	1.2500	ng/mL	
13C6-PFDA	Auto	8.720	0.015	-0.001	144730	122123	13C2-PFDA_IS	1.2500	1.2660	ng/mL	

J:\LCMS08\Data\240315_1633_Curve\240315_1633_Curve.damlp .

SN - Software-calculated S/N ratio outside criteria due to non-target peaks or drift in noise calculation window. Analyst review of noise levels (excluding non-target peaks) in chromatogram indicates S/N ratio meets criteria.

240315_017 (continued)

(Table continued from previous page)

Name	Mode ID	Found RT	RT Diff	ISTD RT Diff	Area	ISTD Area	ISTD Name	Std. Conc.	Conc.	Unit	Flag ID
13C2-PFDA_IS	Auto	8.721	0.016	----	122123	122123	----	1.2500	1.2500	ng/mL	
PFDA	Auto	8.722	0.015	0.002	11963	144730	13C6-PFDA_IS	0.1000	0.1017	ng/mL	
D3-NMeFOSAA_IS	Auto	8.854	0.016	----	156718	156718	----	5.0000	5.0000	ng/mL	
D3-NMeFOSAA	Auto	8.854	0.016	0.043	156718	141072	13C4-PFOS_IS	5.0000	4.5922	ng/mL	
13C8-PFOS_IS	Auto	8.811	0.015	----	48919	48919	----	2.5000	2.5000	ng/mL	
13C8-PFOS	Auto	8.811	0.015	0.000	48919	141072	13C4-PFOS_IS	2.5000	2.4768	ng/mL	
13C4-PFOS_IS	Auto	8.811	0.015	----	141072	141072	----	2.5000	2.5000	ng/mL	
PFOS	M	8.811	0.014	0.000	5607	48919	13C8-PFOS_IS	0.0930	0.0955	ng/mL	
NMeFOSAA	M	8.862	0.019	0.008	2319	156718	D3-NMeFOSAA_IS	0.1000	0.0756	ng/mL	
D5-NEtFOSAA_IS	Auto	9.183	0.013	----	119418	119418	----	5.0000	5.0000	ng/mL	
D5-NEtFOSAA	Auto	9.183	0.013	0.372	119418	141072	13C4-PFOS_IS	5.0000	4.7761	ng/mL	
NEtFOSAA	M	9.192	0.014	0.009	2296	119418	D5-NEtFOSAA_IS	0.1000	0.1076	ng/mL	
9-Cl-PF3ONS	Auto	9.379	0.017	3.946	32813	692826	13C3-HFPO-DA_IS	0.0930	0.0868	ng/mL	
PFUnDA	M	9.447	0.014	0.000	12850	132756	13C7-PFUnDA_IS	0.1000	0.1004	ng/mL	
13C7-PFUnDA_IS	Auto	9.447	0.016	----	132756	132756	----	1.2500	1.2500	ng/mL	
13C7-PFUnDA	Auto	9.447	0.016	0.726	132756	122123	13C2-PFDA_IS	1.2500	1.1776	ng/mL	
PFNS	Auto	9.576	0.016	0.765	3355	48919	13C8-PFOS_IS	0.0960	0.0768	ng/mL	
10_2 FTS	Auto	9.821	0.013	1.406	1694	52043	13C2-8_2-FTS_IS	0.0960	0.0927	ng/mL	
13C2-PFDOA_IS	Auto	10.132	0.014	----	153894	153894	----	1.2500	1.2500	ng/mL	
13C2-PFDOA	Auto	10.132	0.014	1.411	153894	122123	13C2-PFDA_IS	1.2500	1.1737	ng/mL	
PFDOA	M	10.134	0.016	0.002	9429	153894	13C2-PFDOA_IS	0.1000	0.0871	ng/mL	
PFDS	Auto	10.288	0.015	1.477	3611	48919	13C8-PFOS_IS	0.0970	0.0827	ng/mL	
PFTrDA	M	10.787	0.011	-0.637	9882	96493	13C2-PFTDA_IS	0.1000	0.0817	ng/mL	
11-Cl-PF3OUdS	Auto	10.798	0.016	5.365	15041	692826	13C3-HFPO-DA_IS	0.0940	0.0868	ng/mL	
PFOSAm	M	11.133	0.010	-0.003	10477	129394	13C8-PFOSAm_IS	0.2000	0.1855	ng/mL	
13C8-PFOSAm	Auto	11.136	0.011	2.325	129394	141072	13C4-PFOS_IS	2.5000	2.4390	ng/mL	
13C8-PFOSAm_IS	Auto	11.136	0.011	----	129394	129394	----	2.5000	2.5000	ng/mL	
PFTDA	M	11.426	0.016	0.002	8221	96493	13C2-PFTDA_IS	0.1000	0.0993	ng/mL	
13C2-PFTDA	Auto	11.424	0.015	2.703	96493	122123	13C2-PFDA_IS	1.2500	1.2189	ng/mL	
13C2-PFTDA_IS	Auto	11.424	0.015	----	96493	96493	----	1.2500	1.2500	ng/mL	
PFDoS	Auto	11.617	0.017	2.806	2473	48919	13C8-PFOS_IS	0.0970	0.1030	ng/mL	
D7-MeFOSE_IS	Auto	13.370	0.009	----	393432	393432	----	25.0000	25.0000	ng/mL	
D7-MeFOSE	Auto	13.370	0.009	4.559	393432	141072	13C4-PFOS_IS	25.0000	24.2380	ng/mL	
MeFOSE	M	13.410	0.012	0.040	2455	393432	D7-MeFOSE_IS	0.1000	0.0990	ng/mL	
13C2-PFHXDA_IS	Auto	12.643	0.015	----	179961	179961	----	2.5000	2.5000	ng/mL	
13C2-PFHXDA	Auto	12.643	0.015	3.922	179961	122123	13C2-PFDA_IS	2.5000	2.2108	ng/mL	
PFHXDA	Auto	12.644	0.014	0.001	11672	179961	13C2-PFHXDA_IS	0.1000	0.0958	ng/mL	
D3-MeFOSA	Auto	13.675	0.011	4.864	34258	141072	13C4-PFOS_IS	2.5000	2.4818	ng/mL	
D3-MeFOSA_IS	Auto	13.675	0.011	----	34258	34258	----	2.5000	2.5000	ng/mL	
MeFOSA	M	13.684	0.011	0.009	1795	34258	D3-MeFOSA_IS	0.1000	0.0812	ng/mL	
D9-EtFOSE_IS	Auto	14.000	0.008	----	440172	440172	----	25.0000	25.0000	ng/mL	
D9-EtFOSE	Auto	14.000	0.008	5.189	440172	141072	13C4-PFOS_IS	25.0000	23.7548	ng/mL	
EtFOSE	M	14.041	0.009	0.041	2216	440172	D9-EtFOSE_IS	0.1000	0.1001	ng/mL	
D5-EtFOSAm	Auto	14.351	0.010	5.540	55017	141072	13C4-PFOS_IS	2.5000	2.4941	ng/mL	
D5-EtFOSAm_IS	Auto	14.351	0.010	----	55017	55017	----	2.5000	2.5000	ng/mL	
EtFOSAm	M	14.375	0.016	0.024	2132	55017	D5-EtFOSAm_IS	0.1000	0.0921	ng/mL	
PFODA	Auto	13.781	0.015	1.138	3554	179961	13C2-PFHXDA_IS	0.1000	0.0884	ng/mL	

SN - Software-calculated S/N ratio outside criteria due to non-target peaks or drift in noise calculation window. Analyst review of noise levels (excluding non-target peaks) in chromatogram indicates S/N ratio meets criteria.

240315_017 (continued)

13C4-PFBA
Conc. 10.2205
Q 216.80>171.90 (-) 1.58e5

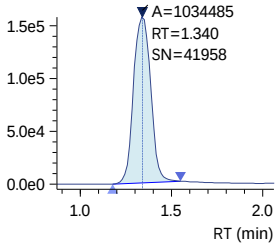

13C4-PFBA_IS
Conc. 10.0000
ISTD 216.80>171.90 (-) 1.58e5

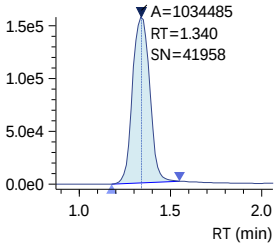

13C3-PFBA_IS
Conc. 5.0000
ISTD 216.00>172.00 (-) 7.77e4

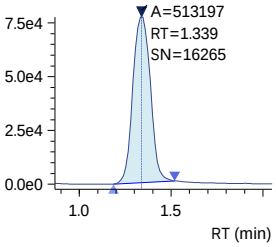

PFBA
Conc. 0.0920
Q 212.80>169.05 (-) 2.32e3

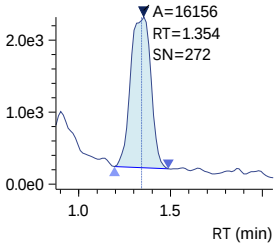

PFMPA
Conc. 0.0925
Q 229.00>84.90 (-) 1.47e3

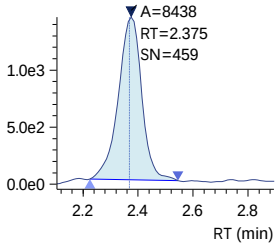

3_3 FTCA
Conc. 4.4831
R#1 131.30 (136.14)
R#2 131.30 (136.14)
Q 241.00>177.10 (-) 6.06e3

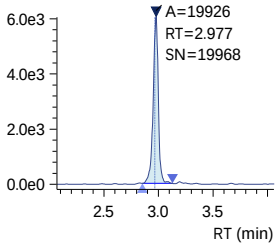

13C5-PFPeA
Conc. 4.9994
Q 268.30>223.00 (-) 7.95e4

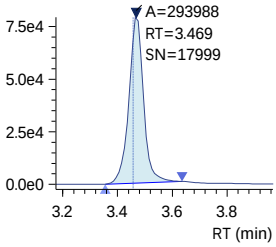

13C5-PFPeA_IS
Conc. 5.0000
ISTD 268.30>223.00 (-) 7.95e4

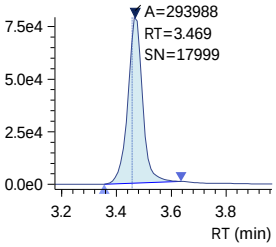

PFPeA
Conc. 0.0966
Q 263.00>219.00 (-) 5.38e3

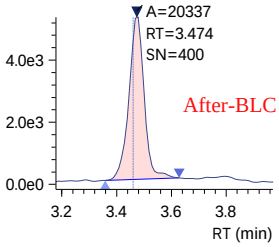

PFMBA
Conc. 0.0906
Q 279.00>84.95 (-) 3.62e3

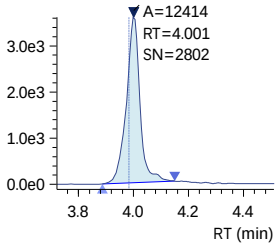

R1 241.00>117.00 (-) 8.44e3

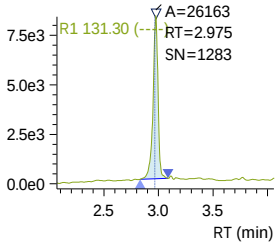

R2 241.00>117.00 (-) 8.44e3

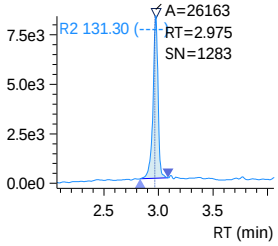

SN - Software-calculated S/N ratio outside criteria due to non-target peaks or drift in noise calculation window.
Analyst review of noise levels (excluding non-target peaks) in chromatogram indicates S/N ratio meets criteria.

240315_017 (continued)

13C2-4_2 FTS
Conc. 4.7372
Q 329.10>80.90 (-) 3.14e4

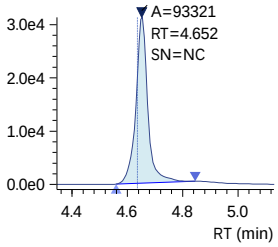

13C2-4_2 FTS_IS
Conc. 5.0000
ISTD 329.10>80.90 (-) 3.14e4

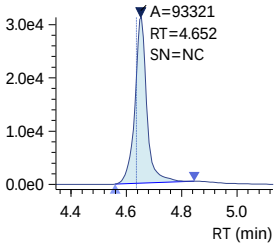

4_2 FTS
Conc. 0.0979
R#1 40.97 (33.08)
R#2 40.97 (33.08)
Q 327.10>307.00 (-) 2.03e3

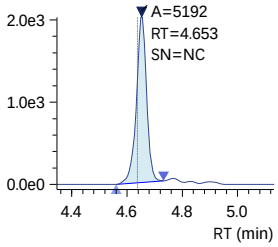

R1 327.10>80.90 (-) 8.24e2

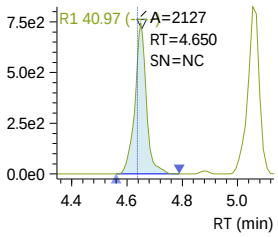

R2 327.10>80.90 (-) 8.24e2

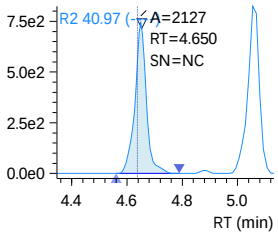

13C3-PFBS_IS
Conc. 2.5000
ISTD 302.10>79.90 (-) 6.13e4

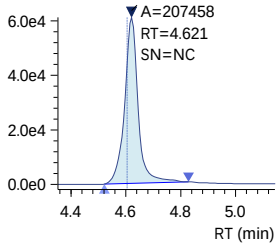

PFBS
Conc. 0.0771
R#1 58.58 (46.53)
R#2 58.58 (46.53)
Q 298.70>79.90 (-) 2.75e3

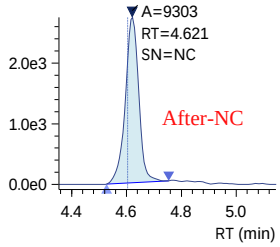

R1 298.70>98.80 (-) 1.37e3

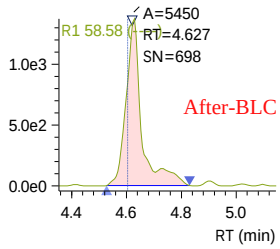

R2 298.70>98.80 (-) 1.37e3

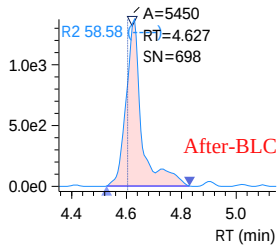

SN - Software-calculated S/N ratio outside criteria due to non-target peaks or drift in noise calculation window.
Analyst review of noise levels (excluding non-target peaks) in chromatogram indicates S/N ratio meets criteria.

240315_017 (continued)

13C3-PFBS
Conc. 2.4261
Q 302.10>79.90 (-) 6.13e4

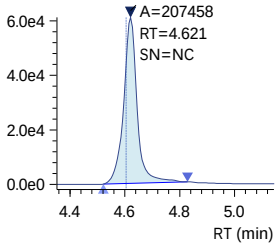

NFDHA
Conc. 0.0909
R#1 36.88 (36.44)
R#2 36.88 (36.44)
Q 295.00>201.00 (-) 3.70e3

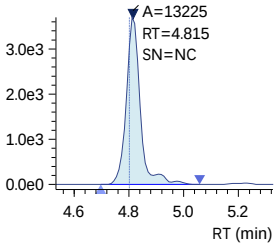

R1 295.00>84.90 (-) 1.37e3

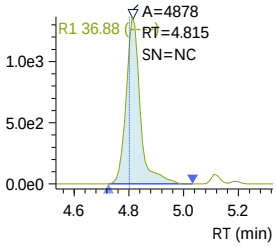

R2 295.00>84.90 (-) 1.37e3

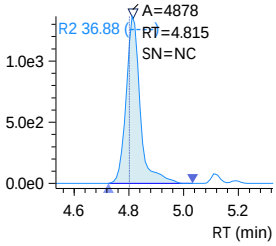

13C5-PFHxA
Conc. 2.4820
Q 318.00>273.00 (-) 1.28e5

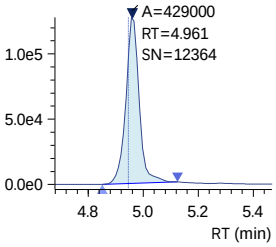

13C5-PFHxA_IS
Conc. 2.5000
ISTD 318.00>273.00 (-) 1.28e5

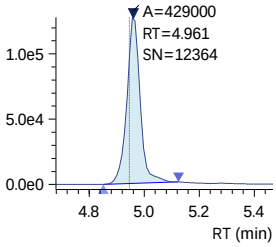

13C2-PFHxA_IS
Conc. 2.5000
ISTD 315.10>270.00 (-) 1.58e5

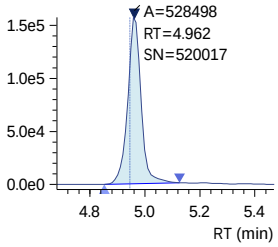

240315_017 (continued)

PFHxA
Conc. 0.0989
Q 313.00>269.00 (-) 5.48e3

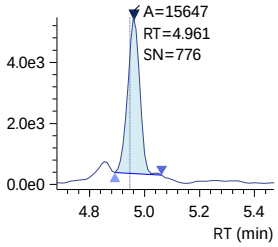

PFEESA
Conc. 0.0854
R#1 4.40 (5.25)
R#2 4.40 (5.25)
Q 314.80>135.00 (-) 1.33e4

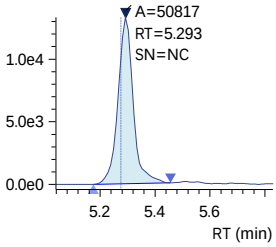

R1 314.80>82.90 (-) 5.09e2

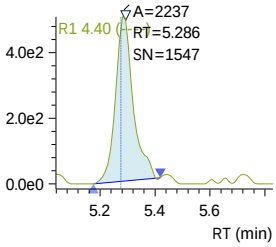

R2 314.80>82.90 (-) 5.09e2

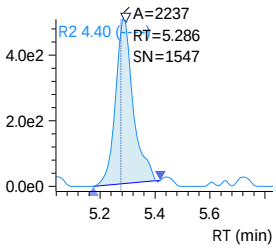

13C3-HFPO-DA
Conc. 10.0144
Q 286.90>168.90 (-) 2.14e5

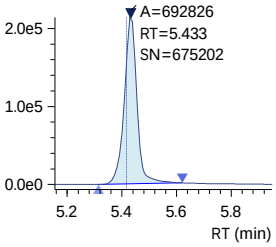

13C3-HFPO-DA_IS
Conc. 10.0000
ISTD 286.90>168.90 (-) 2.14e5

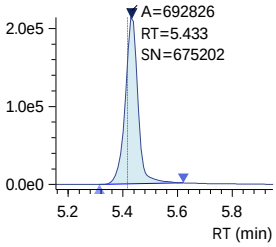

HFPO-DA
Conc. 0.0922
R#1 52.56 (62.57)
R#2 52.56 (62.57)
Q 284.90>168.90 (-) 2.40e3

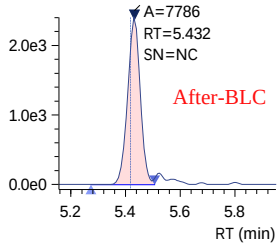

R1 284.90>184.90 (-) 1.35e3

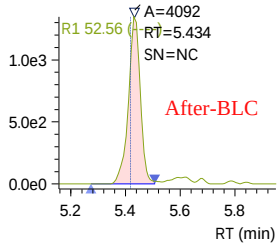

R2 284.90>184.90 (-) 1.35e3

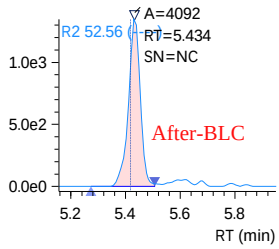

240315_017 (continued)

5_3 FTCA
Conc. 4.6138
R#1 153.71 (154.88)
R#2 153.71 (154.88)

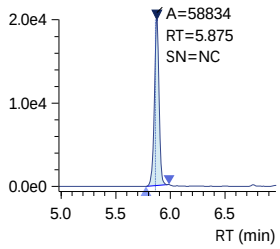

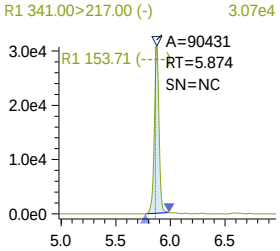

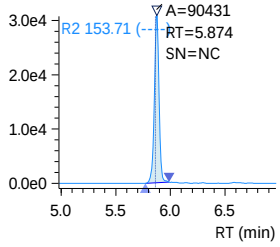

PFPeS
Conc. 0.0931
R#1 57.02 (54.44)
R#2 57.02 (54.44)

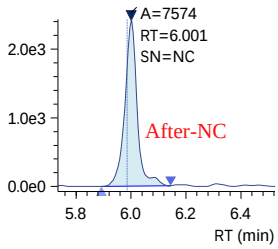

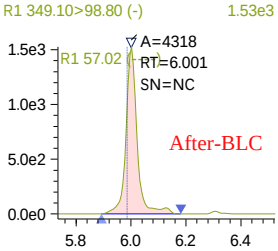

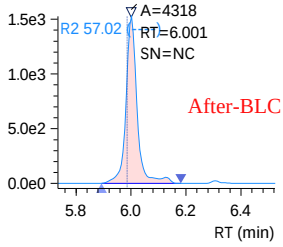

13C4-PFHpA
Conc. 2.4966

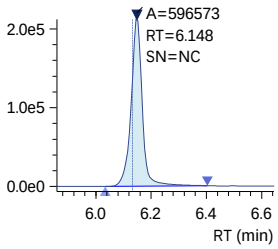

13C4-PFHpA_IS
Conc. 2.5000

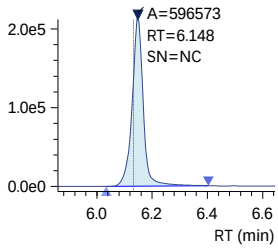

PFHpA
Conc. 0.1034
R#1 20.64 (23.39)
R#2 20.64 (23.39)

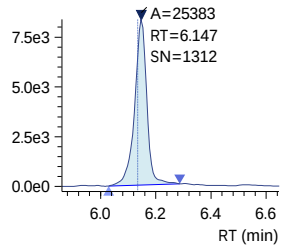

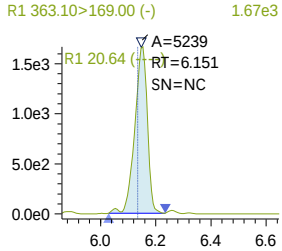

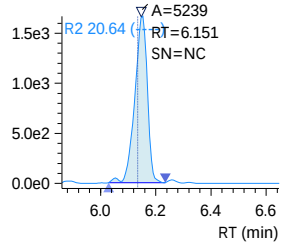

Insight Report
Quantitation/Integration
Printed 3/18/2024 12:10:31

240315_017 (continued)

DONA
Conc. 0.0866
R#1 26.99 (30.39)
R#2 26.99 (30.39)
Q 376.90>250.90 (-) 8.52e3

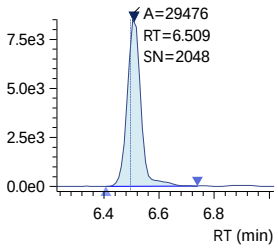

13C2-6_2 FTS_IS
Conc. 5.0000
ISTD 429.10>80.90 (-) 2.51e4

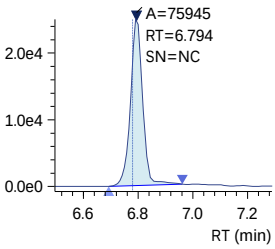

13C2-6_2 FTS
Conc. 4.7831
Q 429.10>80.90 (-) 2.51e4

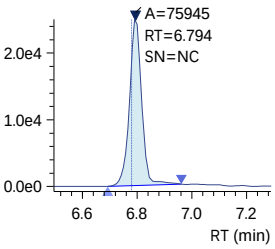

6_2 FTS
Conc. 0.0818
R#1 50.03 (44.48)
R#2 50.03 (44.48)
Q 427.10>407.00 (-) 1.02e3

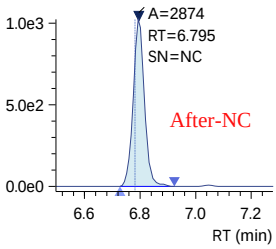

13C4-PFOA_IS
Conc. 2.5000
ISTD 417.10>172.00 (-) 7.84e3

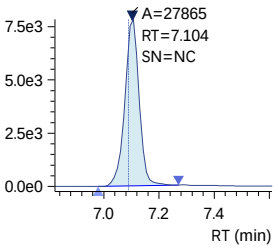

R1 376.90>84.80 (-) 2.27e3

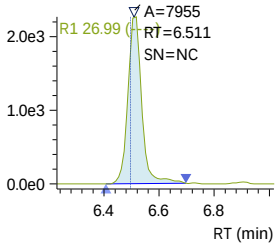

R1 427.10>80.90 (-) 4.23e2

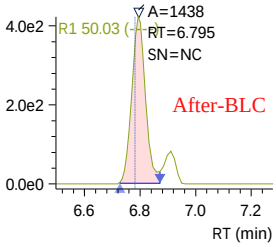

R2 376.90>84.80 (-) 2.27e3

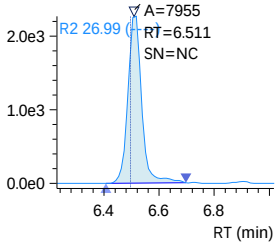

R2 427.10>80.90 (-) 4.23e2

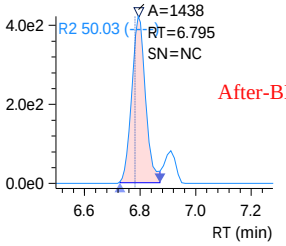

J:\LCMS08\Data\240315_1633_Curve\240315_1633_Curve.damlp .
SN - Software-calculated S/N ratio outside criteria due to non-target peaks or drift in noise calculation window.
Analyst review of noise levels (excluding non-target peaks) in chromatogram indicates S/N ratio meets criteria.

Insight Report
Quantitation/Integration
Printed 3/18/2024 12:10:31

240315_017 (continued)

13C8-PFOA_IS
Conc. 2.5000

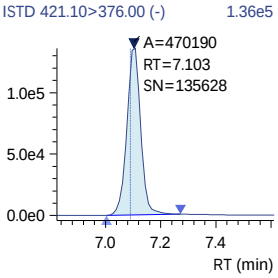

13C8-PFOA
Conc. 2.7399

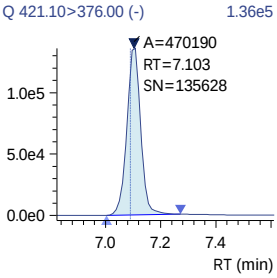

PFOA
Conc. 0.0944
R#1 22.02 (24.47)
R#2 22.02 (24.47)

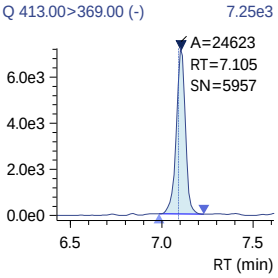

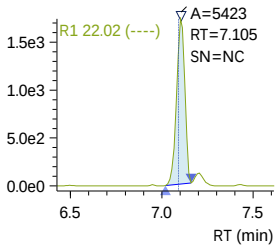

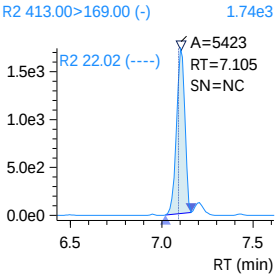

13C3-PFHxS
Conc. 2.4385

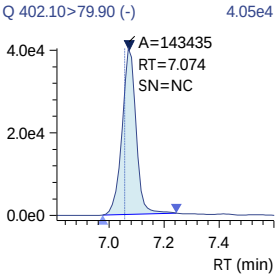

13C3-PFHxS_IS
Conc. 2.5000

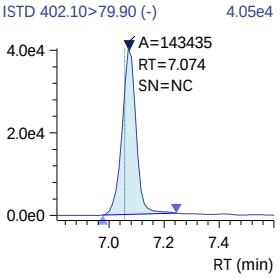

J:\LCMS08\Data\240315_1633_Curve\240315_1633_Curve.damlp .

SN - Software-calculated S/N ratio outside criteria due to non-target peaks or drift in noise calculation window.
Analyst review of noise levels (excluding non-target peaks) in chromatogram indicates S/N ratio meets criteria.

240315_017 (continued)

PFHxS
Conc. 0.0699
R#1 77.33 (57.29)
R#2 77.33 (57.29)

Q 398.70>79.90 (-) 9.98e2

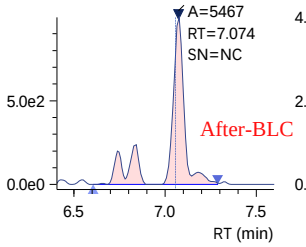

18O2-PFHxS_IS
Conc. 2.5000

ISTD 403.00>83.90 (-) 4.00e4

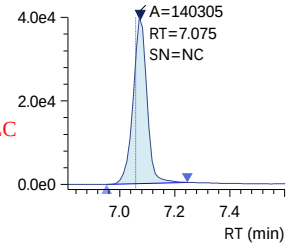

13C9-PFNA_IS
Conc. 1.2500

ISTD 472.10>427.00 (-) 8.43e4

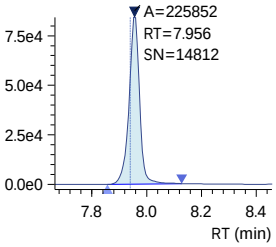

13C9-PFNA
Conc. 1.2649

Q 472.10>427.00 (-) 8.43e4

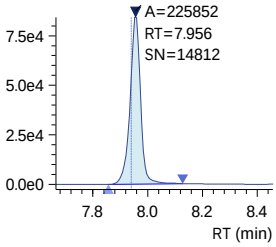

13C5-PFNA_IS
Conc. 1.2500

ISTD 468.00>423.00 (-) 7.48e4

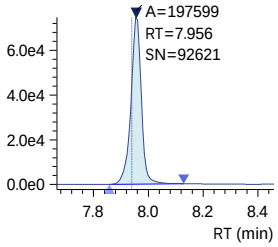

R1 398.70>98.90 (-) 9.19e2

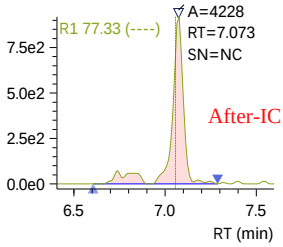

R2 398.70>98.90 (-) 9.19e2

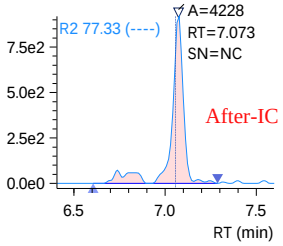

J:\LCMS08\Data\240315_1633_Curve\240315_1633_Curve.damlp .

SN - Software-calculated S/N ratio outside criteria due to non-target peaks or drift in noise calculation window.
Analyst review of noise levels (excluding non-target peaks) in chromatogram indicates S/N ratio meets criteria.

240315_017 (continued)

PFNA
Conc. 0.0925
R#1 18.92 (20.36)
R#2 18.92 (20.36)
Q 463.00>419.00 (-) 6.29e3

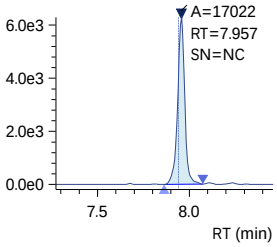

PFHpS
Conc. 0.0948
R#1 52.35 (46.70)
R#2 52.35 (46.70)
Q 449.00>79.90 (-) 2.25e3

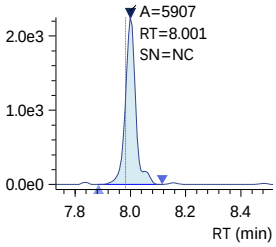

7_3 FTCA
Conc. 4.1360
R#1 130.36 (132.28)
R#2 130.36 (132.28)
Q 441.00>317.00 (-) 2.59e4

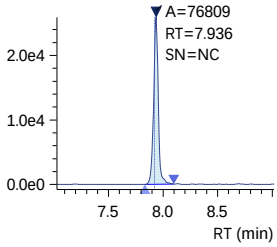

13C2-8_2-FTS
Conc. 5.1169
Q 529.10>80.90 (-) A=52043 1.66e4

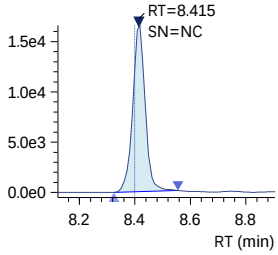

13C2-8_2-FTS_IS
Conc. 5.0000
ISTD 529.10>80.90 (-) A=52043 1.66e4

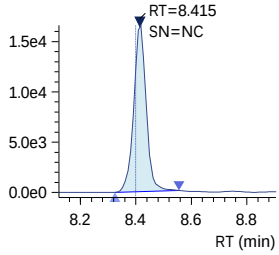

R1 463.00>219.00 (-) 1.13e3

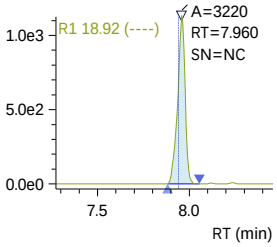

R1 449.00>98.80 (-) 1.28e3

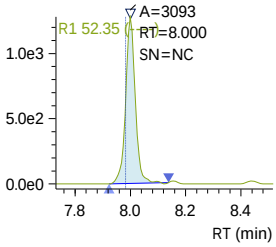

R1 441.00>336.90 (-) 3.47e4

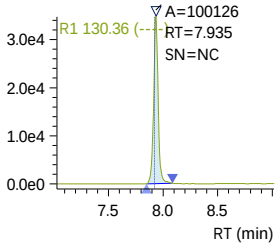

R2 463.00>219.00 (-) 1.13e3

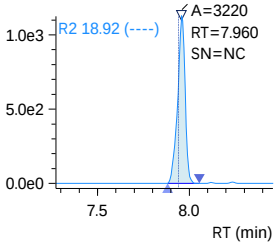

R2 449.00>98.80 (-) 1.28e3

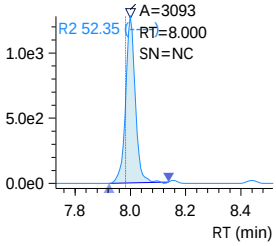

R2 441.00>336.90 (-) 3.47e4

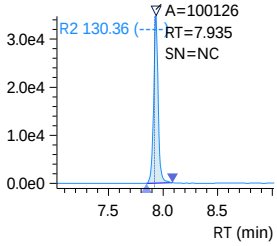

SN - Software-calculated S/N ratio outside criteria due to non-target peaks or drift in noise calculation window.
Analyst review of noise levels (excluding non-target peaks) in chromatogram indicates S/N ratio meets criteria.

240315_017 (continued)

8_2 FTS
Conc. 0.0745
R#1 50.01 (45.91)
R#2 50.01 (45.91)
Q 527.10>506.95 (-) 5.50e2

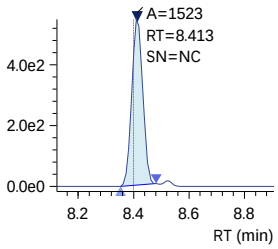

13C6-PFDA_IS
Conc. 1.2500
ISTD 519.10>474.10 (-) 4.22e4

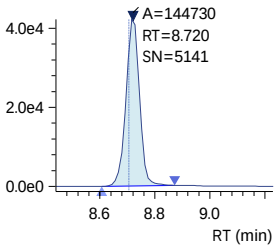

13C6-PFDA
Conc. 1.2660
Q 519.10>474.10 (-) 4.22e4

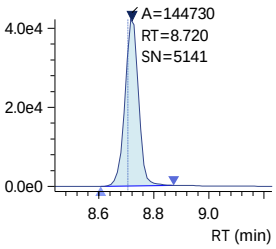

13C2-PFDA_IS
Conc. 1.2500
ISTD 515.10>470.10 (-) 3.51e4

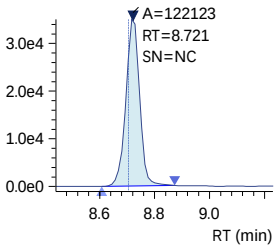

PFDA
Conc. 0.1017
R#1 16.13 (17.64)
R#2 16.13 (17.64)
Q 512.90>469.00 (-) 3.56e3

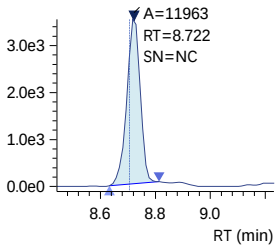

R1 527.10>80.80 (-) 2.48e2

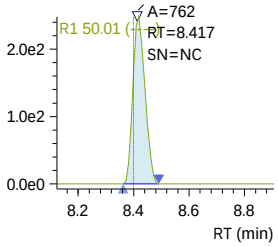

R1 512.90>219.00 (-) 6.37e2

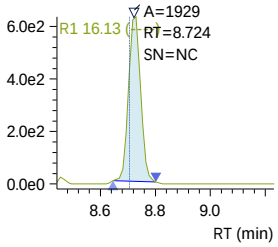

R2 527.10>80.80 (-) 2.48e2

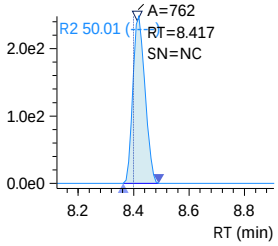

R2 512.90>219.00 (-) 6.37e2

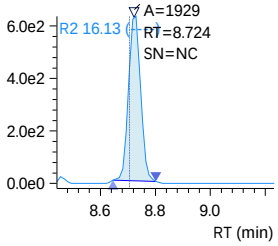

D3-NMeFOSAA_IS
Conc. 5.0000
ISTD 573.20>419.00 (-) 4.29e4

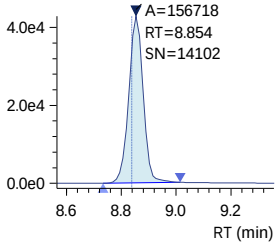

D3-NMeFOSAA
Conc. 4.5922
Q 573.20>419.00 (-) 4.29e4

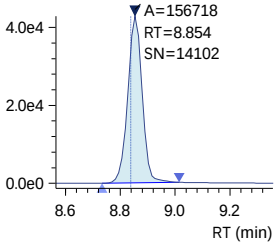

13C8-PFOS_IS
Conc. 2.5000
ISTD 507.10>98.90 (-) 1.40e4

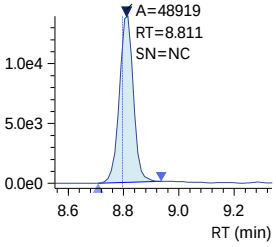

13C8-PFOS
Conc. 2.4768
Q 507.10>98.90 (-) 1.40e4

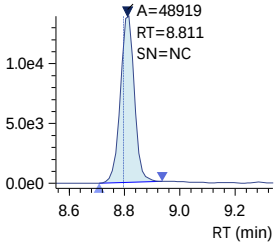

13C4-PFOS_IS
Conc. 2.5000
ISTD 502.80>79.90 (-) 3.93e4

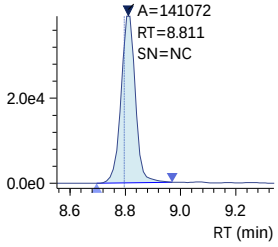

SN - Software-calculated S/N ratio outside criteria due to non-target peaks or drift in noise calculation window.
Analyst review of noise levels (excluding non-target peaks) in chromatogram indicates S/N ratio meets criteria.

240315_017 (continued)

PFOS
Conc. 0.0955
R#1 45.84 (45.06)
R#2 45.84 (45.06)
Q 498.90>79.90 (-) 1.26e3

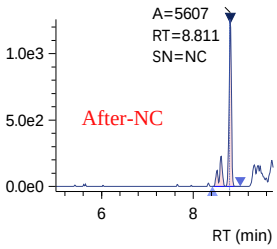

R1 498.90>98.80 (-) 5.72e2

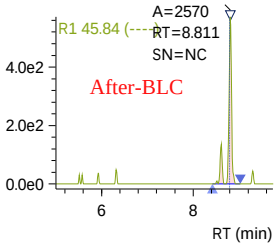

R2 498.90>98.80 (-) 5.72e2

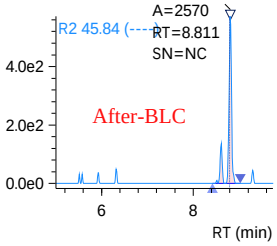

NMeFOSAA
Conc. 0.0756
R#1 90.86 (67.10)
R#2 90.86 (67.10)
Q 570.10>419.00 (-) 6.62e2

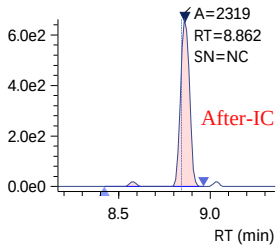

R1 570.10>483.00 (-) 4.70e2

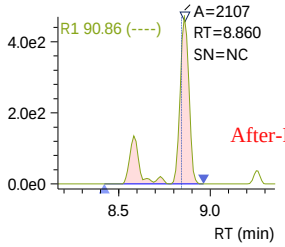

R2 570.10>483.00 (-) 4.70e2

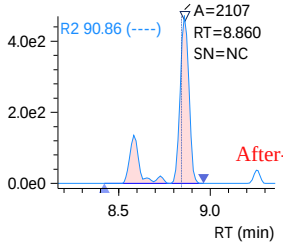

D5-NEtFOSAA_IS
Conc. 5.0000
ISTD 589.20>419.00 (-) 3.57e4

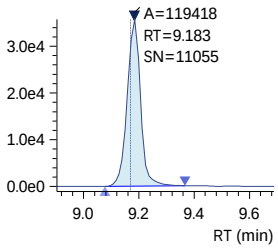

D5-NEtFOSAA
Conc. 4.7761
Q 589.20>419.00 (-) 3.57e4

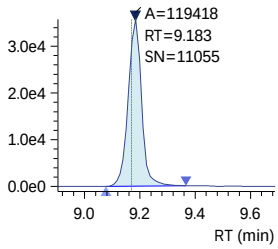

NEtFOSAA
Conc. 0.1076
R#1 93.79 (89.53)
R#2 93.79 (89.53)
Q 584.20>419.10 (-) 7.15e2

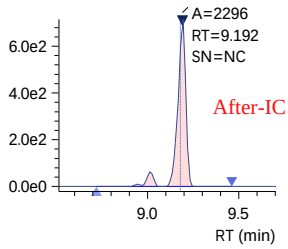

R1 584.20>526.00 (-) 4.75e2

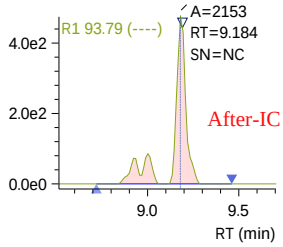

R2 584.20>526.00 (-) 4.75e2

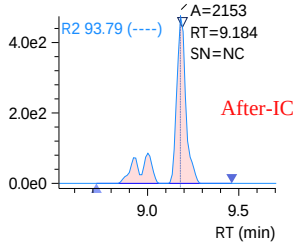

J:\LCMS08\Data\240315_1633_Curve\240315_1633_Curve.damlp .
SN - Software-calculated S/N ratio outside criteria due to non-target peaks or drift in noise calculation window.
Analyst review of noise levels (excluding non-target peaks) in chromatogram indicates S/N ratio meets criteria.

240315_017 (continued)

9-Cl-PF3ONS
Conc. 0.0868
R#1 32.78 (31.69)
R#2 32.78 (31.69)
Q 530.80>351.00 (-) 1.13e4

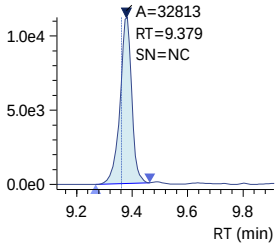

R1 532.80>353.00 (-) 3.74e3

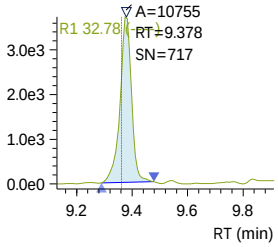

R2 532.80>353.00 (-) 3.74e3

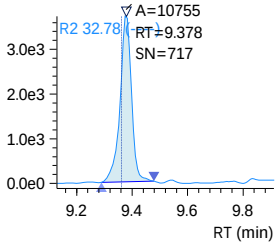

PFUnDA
Conc. 0.1004
R#1 10.44 (10.96)
R#2 10.44 (10.96)
Q 563.10>519.00 (-) 4.20e3

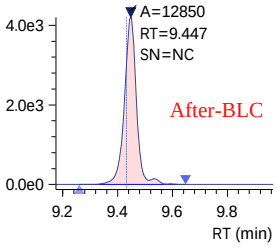

R1 563.10>269.10 (-) 5.00e2

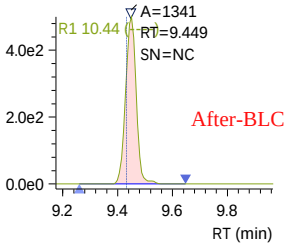

R2 563.10>269.10 (-) 5.00e2

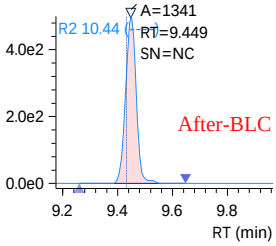

13C7-PFUnDA_IS
Conc. 1.2500
ISTD 570.00>525.10 (-) 4.65e4

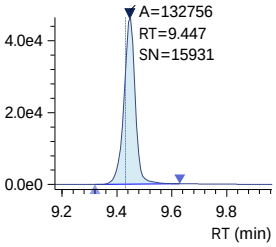

13C7-PFUnDA
Conc. 1.1776
Q 570.00>525.10 (-) 4.65e4

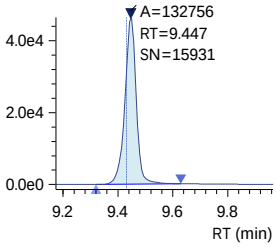

PFNS
Conc. 0.0768
R#1 80.77 (56.91)
R#2 80.77 (56.91)
Q 548.80>79.90 (-) 1.16e3

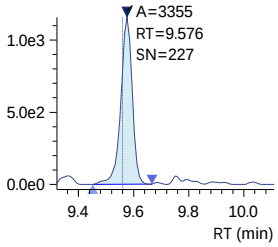

R1 548.80>98.80 (-) 9.31e2

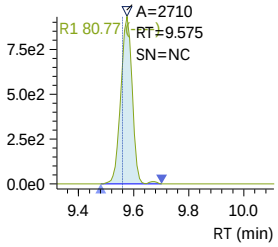

R2 548.80>98.80 (-) 9.31e2

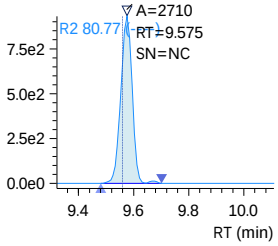

SN - Software-calculated S/N ratio outside criteria due to non-target peaks or drift in noise calculation window.
Analyst review of noise levels (excluding non-target peaks) in chromatogram indicates S/N ratio meets criteria.

240315_017 (continued)

10_2 FTS
Conc. 0.0927
R#1 27.55 (32.29)
R#2 27.55 (32.29)
Q 626.80>607.05 (-) 6.49e2

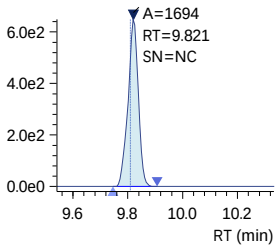

R1 626.80>81.00 (-) 1.80e2

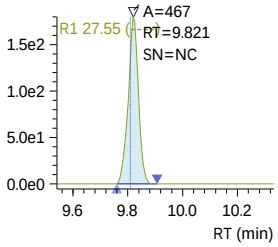

R2 626.80>81.00 (-) 1.80e2

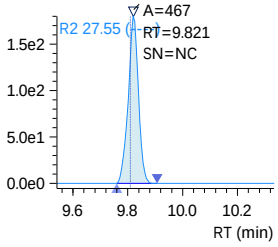

13C2-PFDOA_IS
Conc. 1.2500
ISTD 615.10>570.00 (-) 5.22e4

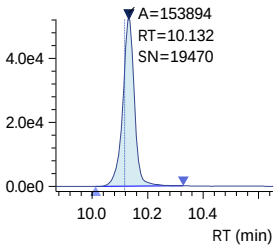

13C2-PFDOA
Conc. 1.1737
Q 615.10>570.00 (-) 5.22e4

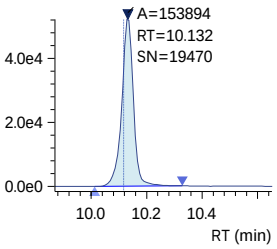

PFDOA
Conc. 0.0871
R#1 8.05 (11.14)
R#2 8.05 (11.14)
Q 613.10>569.00 (-) 3.04e3

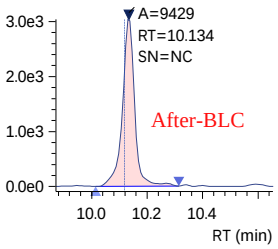

R1 613.10>319.00 (-) 2.46e2

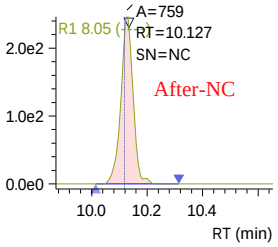

R2 613.10>319.00 (-) 2.46e2

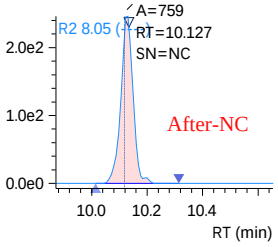

PFDS
Conc. 0.0827
R#1 48.89 (58.01)
R#2 48.89 (58.01)
Q 599.00>79.90 (-) 1.27e3

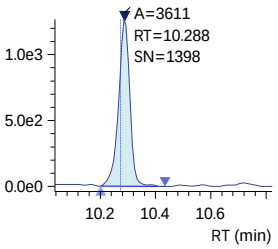

R1 599.00>98.80 (-) 6.19e2

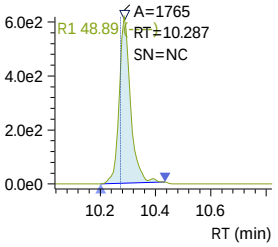

R2 599.00>98.80 (-) 6.19e2

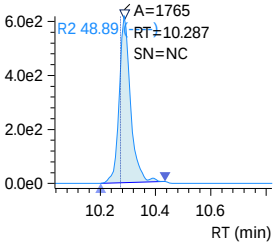

240315_017 (continued)

PFTrDA
Conc. 0.0817
R#1 15.19 (16.67)
R#2 15.19 (16.67)
Q 663.00>619.00 (-) 2.86e3

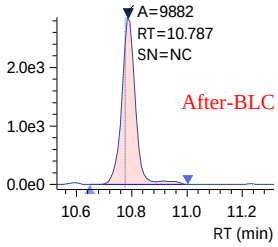

11-Cl-PF3OUdS
Conc. 0.0868
R#1 34.67 (35.04)
R#2 34.67 (35.04)
Q 630.90>451.00 (-) 4.72e3

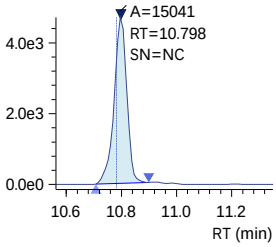

PFOSAm
Conc. 0.1855
Q 498.10>77.90 (-) 2.80e3

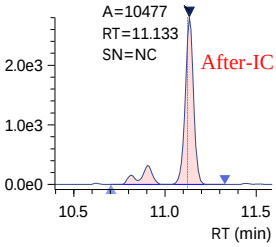

13C8-PFOSAm
Conc. 2.4390
Q 506.10>77.80 (-) 4.04e4

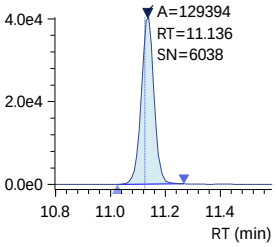

13C8-PFOSAm_IS
Conc. 2.5000
ISTD 506.10>77.80 (-) 4.04e4

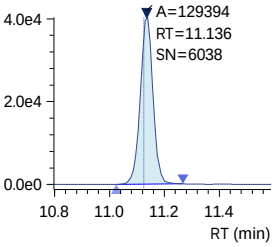

R1 663.00>168.90 (-) 4.40e2

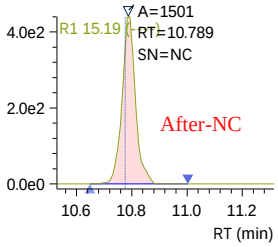

R1 632.90>452.90 (-) 1.64e3

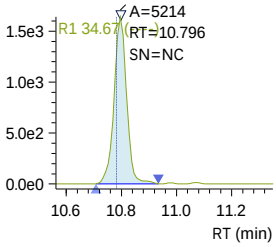

R2 663.00>168.90 (-) 4.40e2

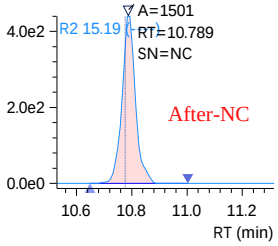

R2 632.90>452.90 (-) 1.64e3

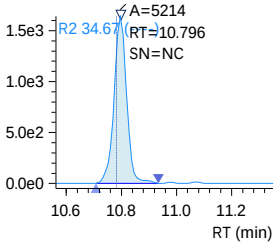

240315_017 (continued)

PFTDA
Conc. 0.0993
R#1 12.07 (17.09)
R#2 12.07 (17.09)

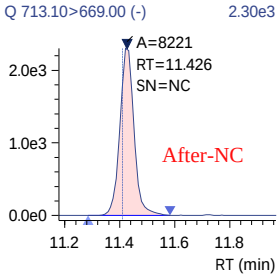

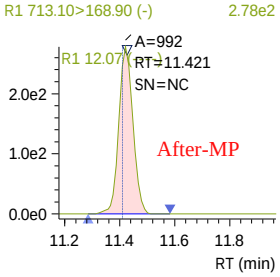

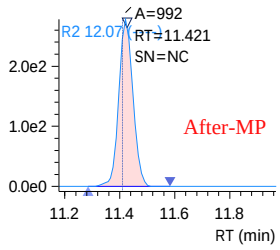

13C2-PFTDA
Conc. 1.2189

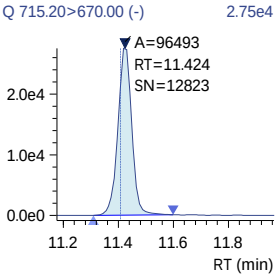

13C2-PFTDA_IS
Conc. 1.2500

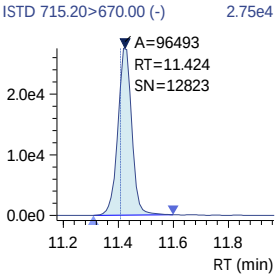

PFDoS
Conc. 0.1030
R#1 49.33 (61.23)
R#2 49.33 (61.23)

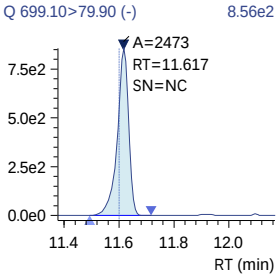

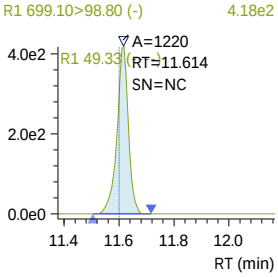

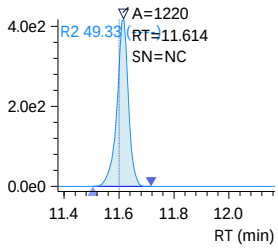

D7-MeFOSE_IS
Conc. 25.0000

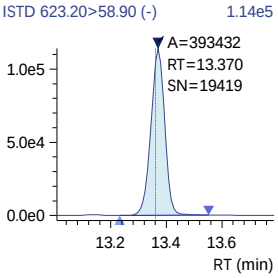

240315_017 (continued)

D7-MeFOSE
Conc. 24.2380

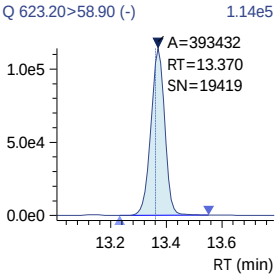

MeFOSE
Conc. 0.0990

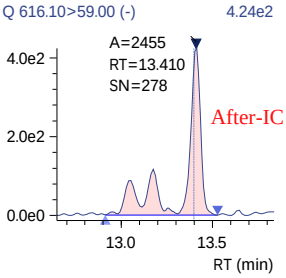

13C2-PFHXDA_IS
Conc. 2.5000

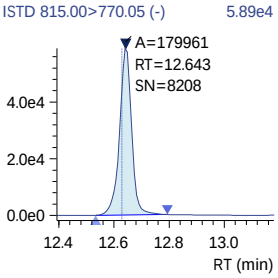

13C2-PFHXDA
Conc. 2.2108

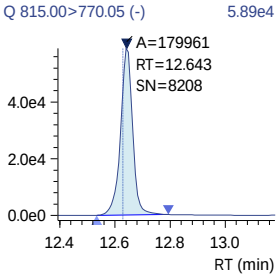

PFHXDA
Conc. 0.0958
R#1 11.13 (10.78)
R#2 11.13 (10.78)

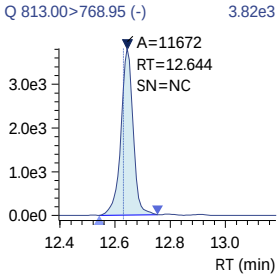

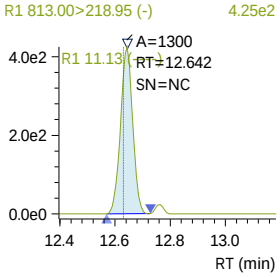

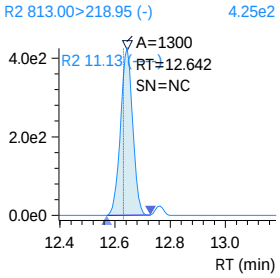

Insight Report
Quantitation/Integration
Printed 3/18/2024 12:10:31

240315_017 (continued)

D3-MeFOSA
Conc. 2.4818

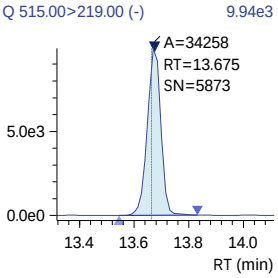

D3-MeFOSA_IS
Conc. 2.5000

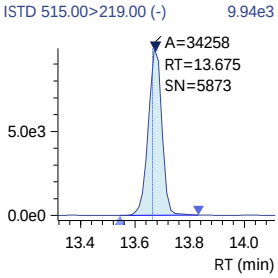

MeFOSA
Conc. 0.0812
R#1 142.41 (156.31)
R#2 142.41 (156.31)

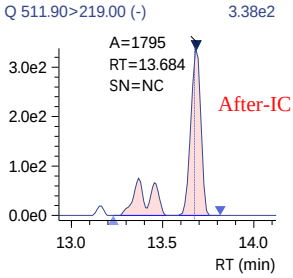

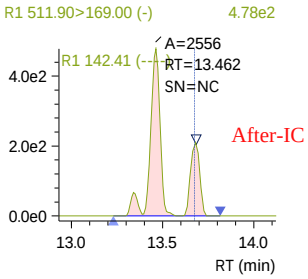

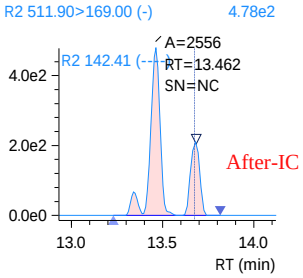

D9-EtFOSE_IS
Conc. 25.0000

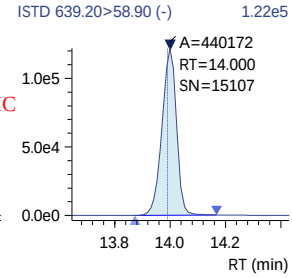

D9-EtFOSE
Conc. 23.7548

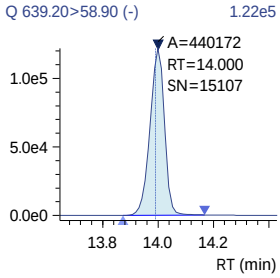

J:\LCMS08\Data\240315_1633_Curve\240315_1633_Curve.damlp .
SN - Software-calculated S/N ratio outside criteria due to non-target peaks or drift in noise calculation window.
Analyst review of noise levels (excluding non-target peaks) in chromatogram indicates S/N ratio meets criteria.

240315_017 (continued)

EtFOSE
Conc. 0.1001

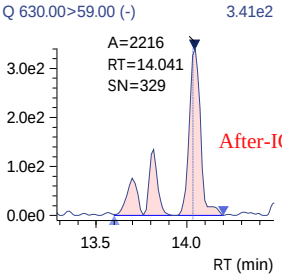

D5-EtFOSAm
Conc. 2.4941

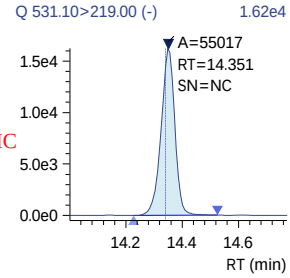

D5-EtFOSAm_IS
Conc. 2.5000

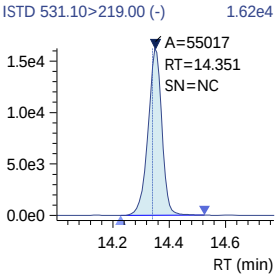

EtFOSAm
Conc. 0.0921
R#1 191.04 (177.75)
R#2 191.04 (177.75)

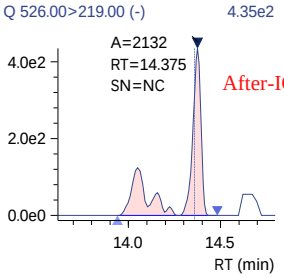

PFODA
Conc. 0.0884
R#1 34.69 (31.66)
R#2 34.69 (31.66)

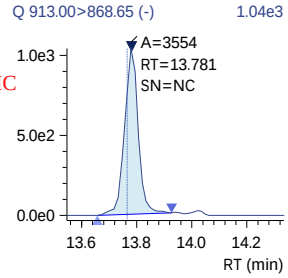

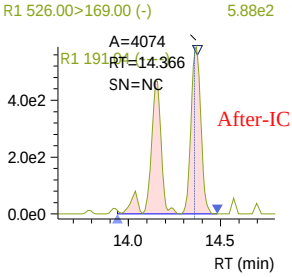

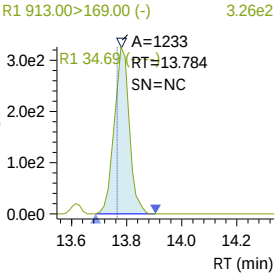

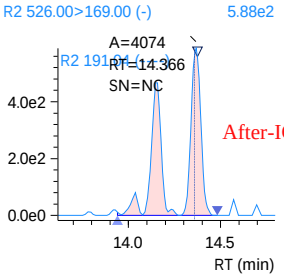

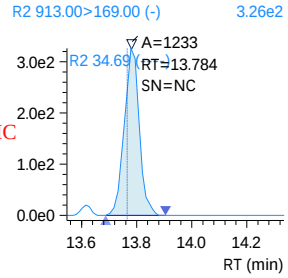

J:\LCMS08\Data\240315_1633_Curve\240315_1633_Curve.damlp .

SN - Software-calculated S/N ratio outside criteria due to non-target peaks or drift in noise calculation window.
Analyst review of noise levels (excluding non-target peaks) in chromatogram indicates S/N ratio meets criteria.

Insight Report
Before Manual Integration
Printed 3/18/2024 10:53:49

240315_017

Sample ID: 1633 ICAL 0.1PPB
Date Acquired: 3/15/2024 8:23:07 PM
Acquired by: System Administrator
Data File: 240315_017
Vial: 2 | Inj. Volume: 10.0000uL | Tray: 1

13C4-PFBA
Conc. 10.2205
Q 216.80>171.90 (-) 1.58e5

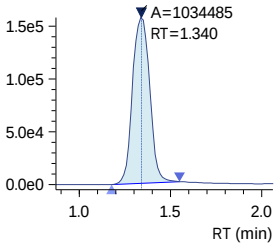

13C4-PFBA_IS
Conc. 10.0000
ISTD 216.80>171.90 (-) 1.58e5

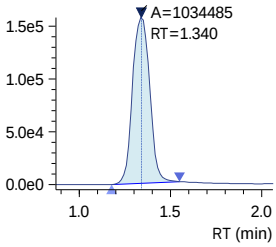

13C3-PFBA_IS
Conc. 5.0000
ISTD 216.00>172.00 (-) 7.77e4

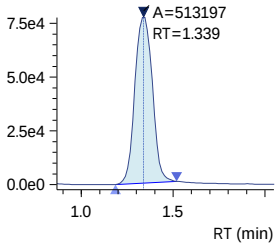

PFBA
Conc. 0.0920
Q 212.80>169.05 (-) 2.32e3

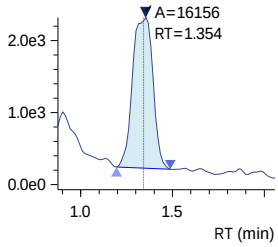

PFMPA
Conc. 0.0925
Q 229.00>84.90 (-) 1.47e3

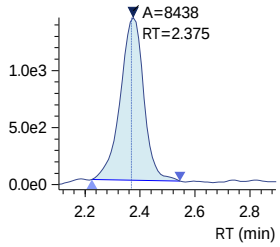

3_3 FTCA
Conc. 4.4831
R#1 131.30 (144.15)
R#2 131.30 (144.15)
Q 241.00>177.10 (-) 6.06e3

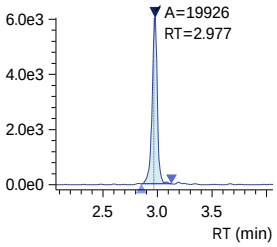

13C5-PFPeA
Conc. 4.9994
Q 268.30>223.00 (-) 7.95e4

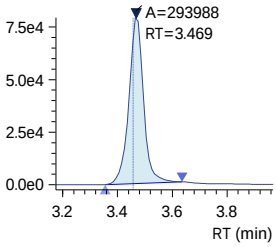

13C5-PFPeA_IS
Conc. 5.0000
ISTD 268.30>223.00 (-) 7.95e4

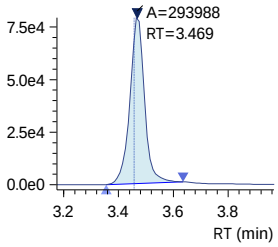

PFPeA
Conc. 0.0921
Q 263.00>219.00 (-) 5.38e3

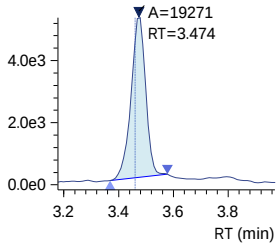

PFMBA
Conc. 0.0906
Q 279.00>84.95 (-) 3.62e3

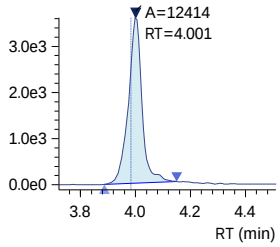

R1 241.00>117.00 (-) 8.44e3

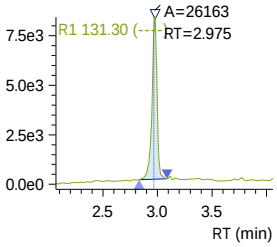

R2 241.00>117.00 (-) 8.44e3

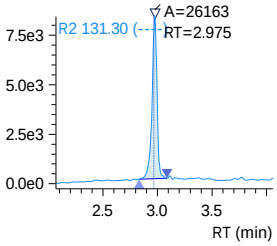

Insight Report
Before Manual Integration
Printed 3/18/2024 10:53:49

240315_017 (continued)

13C2-4_2 FTS
Conc. 4.7372
Q 329.10>80.90 (-) 3.14e4

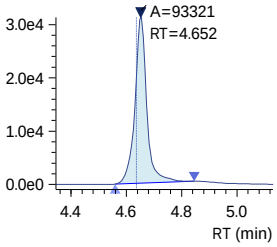

13C2-4_2 FTS_IS
Conc. 5.0000
ISTD 329.10>80.90 (-) 3.14e4

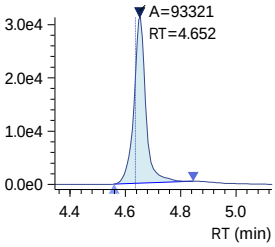

4_2 FTS
Conc. 0.0980
R#1 40.97 (32.89)
R#2 40.97 (32.89)
Q 327.10>307.00 (-) 2.03e3

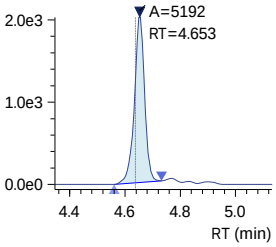

R1 327.10>80.90 (-) 8.24e2

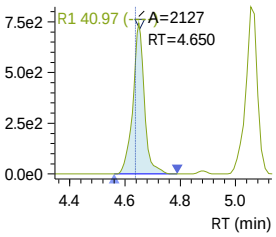

R2 327.10>80.90 (-) 8.24e2

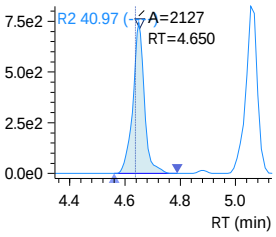

13C3-PFBS_IS
Conc. 2.5000
ISTD 302.10>79.90 (-) 6.13e4

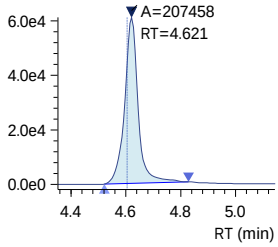

PFBS
Conc. 0.0771
R#1 48.78 (47.56)
R#2 48.78 (47.56)
Q 298.70>79.90 (-) 2.75e3

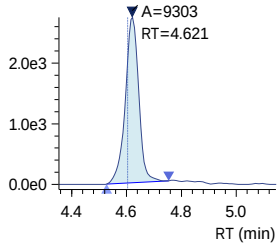

R1 298.70>98.80 (-) 1.37e3

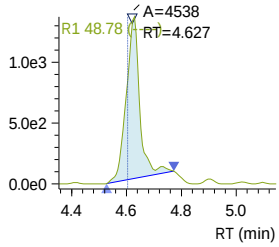

R2 298.70>98.80 (-) 1.37e3

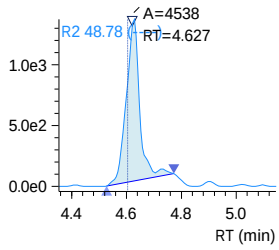

Insight Report
Before Manual Integration
Printed 3/18/2024 10:53:49

240315_017 (continued)

13C3-PFBS
Conc. 2.4261

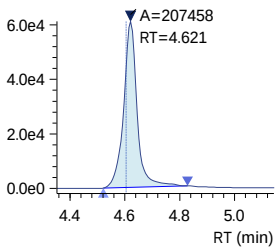

NFDHA
Conc. 0.0909
R#1 36.88 (33.79)
R#2 36.88 (33.79)

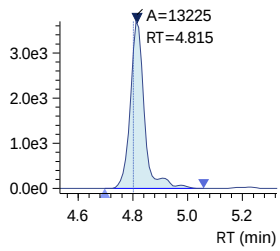

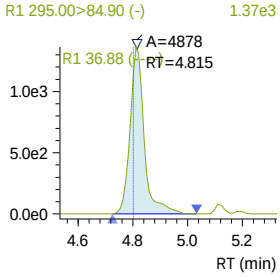

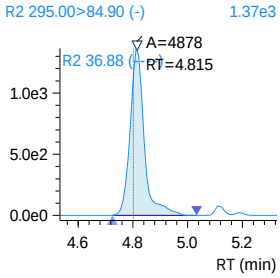

13C5-PFHxA
Conc. 2.4820

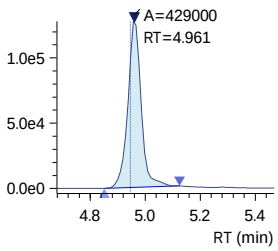

13C5-PFHxA_IS
Conc. 2.5000

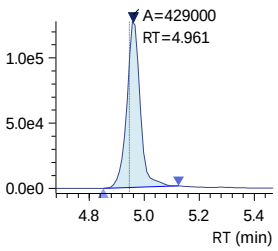

13C2-PFHxA_IS
Conc. 2.5000

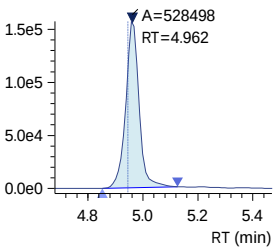

Insight Report
Before Manual Integration
Printed 3/18/2024 10:53:49

240315_017 (continued)

PFHxA
Conc. 0.0989
Q 313.00>269.00 (-) 5.48e3

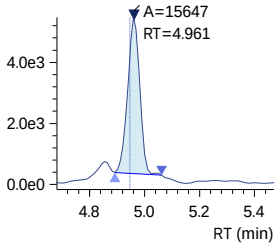

PFEESA
Conc. 0.0854
R#1 4.40 (5.87)
R#2 4.40 (5.87)
Q 314.80>135.00 (-) 1.33e4

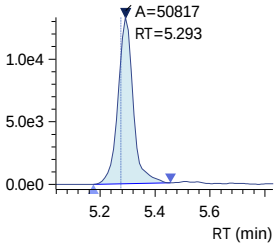

R1 314.80>82.90 (-) 5.09e2

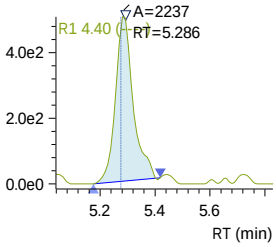

R2 314.80>82.90 (-) 5.09e2

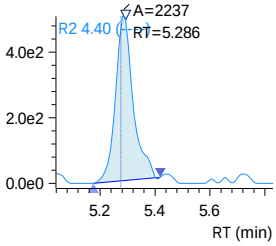

13C3-HFPO-DA
Conc. 10.0144
Q 286.90>168.90 (-) 2.14e5

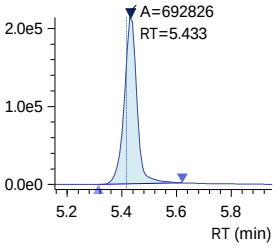

13C3-HFPO-DA_IS
Conc. 10.0000
ISTD 286.90>168.90 (-) 2.14e5

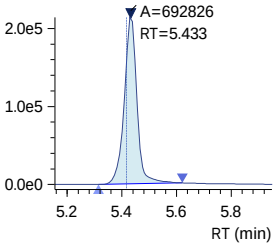

HFPO-DA
Conc. 0.0914
R#1 54.59 (62.10)
R#2 54.59 (62.10)
Q 284.90>168.90 (-) 2.40e3

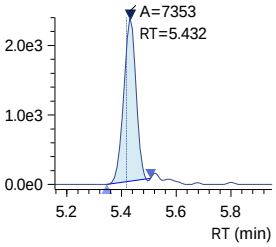

R1 284.90>184.90 (-) 1.35e3

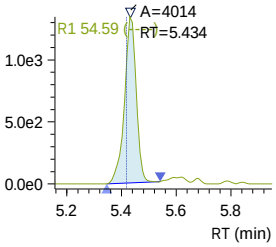

R2 284.90>184.90 (-) 1.35e3

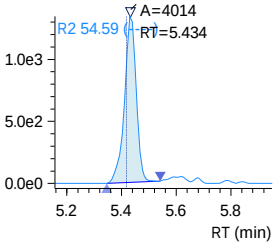

240315_017 (continued)

5_3 FTCA
Conc. 4.6138
R#1 153.71 (148.17)
R#2 153.71 (148.17)
Q 341.00>237.05 (-) 2.01e4

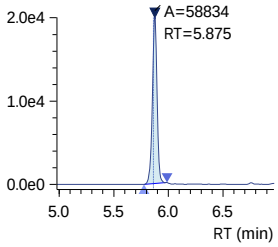

R1 341.00>217.00 (-) 3.07e4

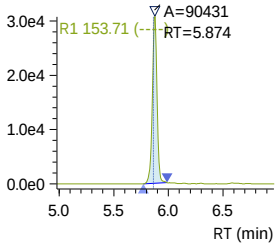

R2 341.00>217.00 (-) 3.07e4

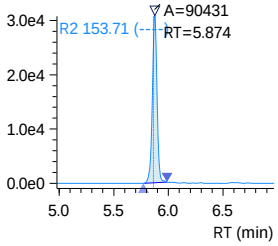

PFPeS
Conc. 0.0973
R#1 51.95 (55.49)
R#2 51.95 (55.49)
Q 349.10>79.90 (-) 2.43e3

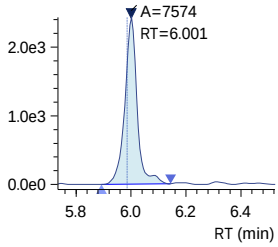

R1 349.10>98.80 (-) 1.53e3

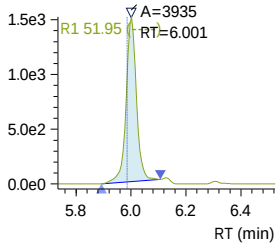

R2 349.10>98.80 (-) 1.53e3

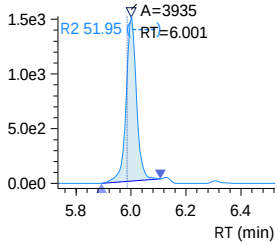

13C4-PFHpA
Conc. 2.4966
Q 367.10>322.00 (-) 2.12e5

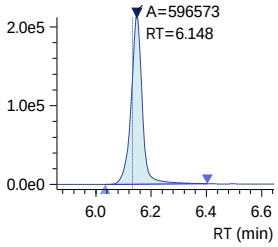

13C4-PFHpA_IS
Conc. 2.5000
ISTD 367.10>322.00 (-) 2.12e5

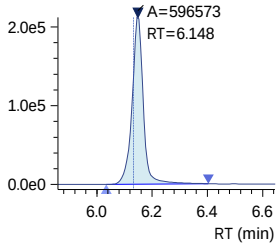

PFHpA
Conc. 0.1034
R#1 20.64 (21.12)
R#2 20.64 (21.12)
Q 363.10>319.00 (-) 8.39e3

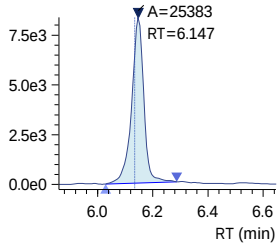

R1 363.10>169.00 (-) 1.67e3

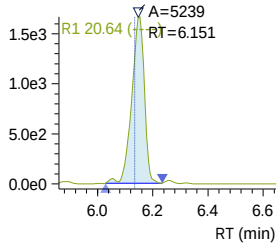

R2 363.10>169.00 (-) 1.67e3

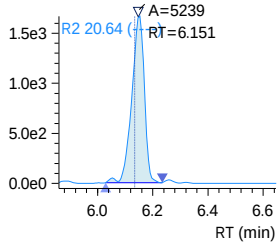

240315_017 (continued)

DONA
Conc. 0.0909
R#1 26.99 (26.25)
R#2 26.99 (26.25)
Q 376.90>250.90 (-) 8.52e3

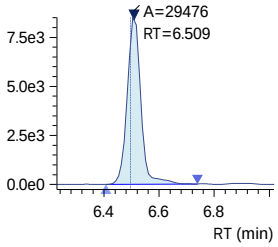

13C2-6_2 FTS_IS
Conc. 5.0000
ISTD 429.10>80.90 (-) 2.51e4

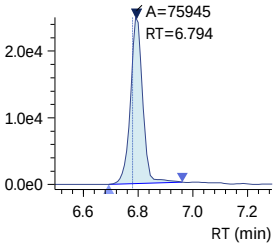

13C2-6_2 FTS
Conc. 4.7831
Q 429.10>80.90 (-) 2.51e4

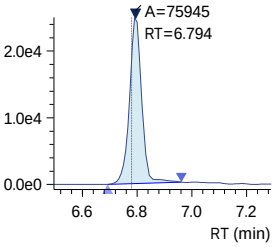

6_2 FTS
Conc. 0.0882
R#1 45.36 (48.22)
R#2 45.36 (48.22)
Q 427.10>407.00 (-) 1.02e3

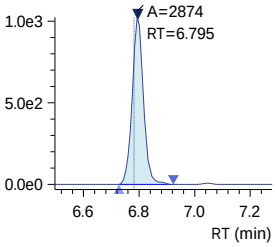

13C4-PFOA_IS
Conc. 2.5000
ISTD 417.10>172.00 (-) 7.84e3

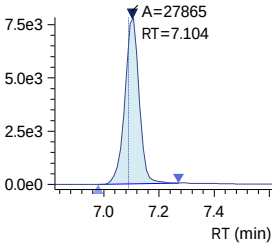

R1 376.90>84.80 (-) 2.27e3

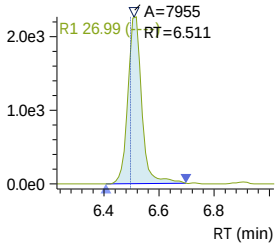

R1 427.10>80.90 (-) 4.23e2

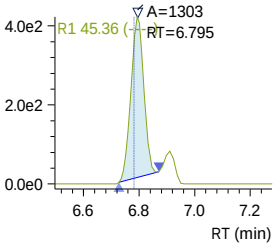

R2 376.90>84.80 (-) 2.27e3

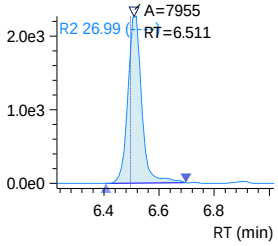

R2 427.10>80.90 (-) 4.23e2

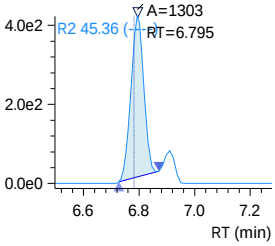

Insight Report
Before Manual Integration
Printed 3/18/2024 10:53:49

240315_017 (continued)

13C8-PFOA_IS
Conc. 2.5000

ISTD 421.10>376.00 (-) 1.36e5

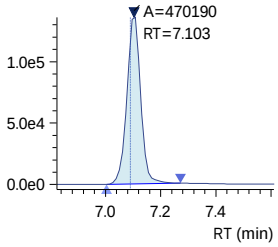

13C8-PFOA
Conc. 2.7399

Q 421.10>376.00 (-) 1.36e5

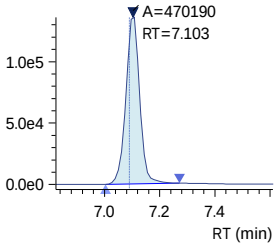

PFOA
Conc. 0.0944
R#1 22.02 (24.01)
R#2 22.02 (24.01)

Q 413.00>369.00 (-) 7.25e3

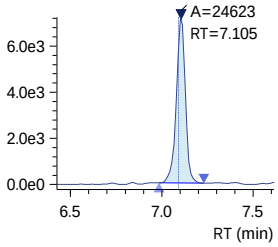

R1 413.00>169.00 (-) 1.74e3

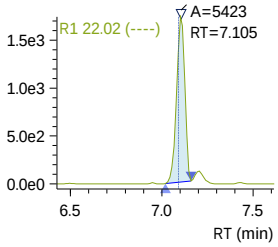

R2 413.00>169.00 (-) 1.74e3

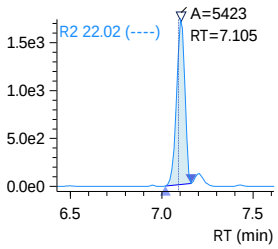

13C3-PFHxS
Conc. 2.4385

Q 402.10>79.90 (-) 4.05e4

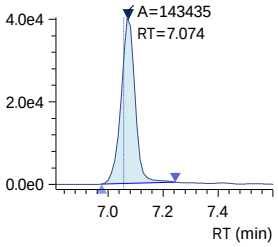

13C3-PFHxS_IS
Conc. 2.5000

ISTD 402.10>79.90 (-) 4.05e4

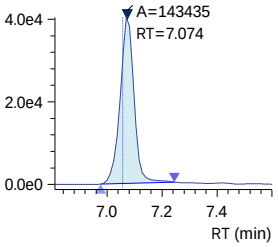

Insight Report
Before Manual Integration
Printed 3/18/2024 10:53:49

240315_017 (continued)

PFHxS
Conc. 0.0805
R#1 66.94 (63.21)
R#2 66.94 (63.21)
Q 398.70>79.90 (-) 9.98e2

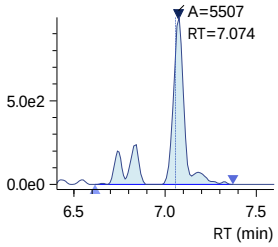

R1 398.70>98.90 (-) 9.19e2

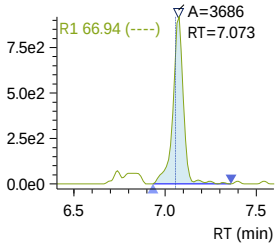

R2 398.70>98.90 (-) 9.19e2

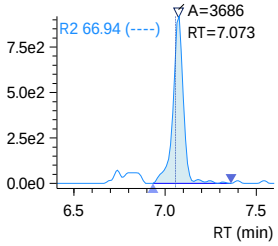

18O2-PFHxS_IS
Conc. 2.5000
ISTD 403.00>83.90 (-) 4.00e4

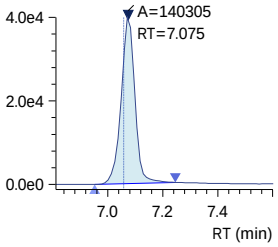

13C9-PFNA_IS
Conc. 1.2500
ISTD 472.10>427.00 (-) 8.43e4

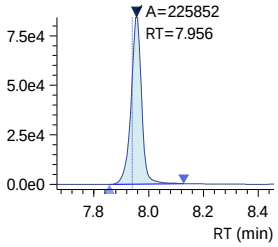

13C9-PFNA
Conc. 1.2649
Q 472.10>427.00 (-) 8.43e4

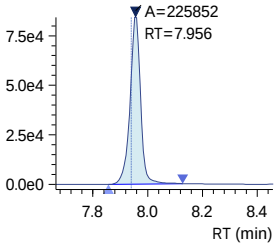

13C5-PFNA_IS
Conc. 1.2500
ISTD 468.00>423.00 (-) 7.48e4

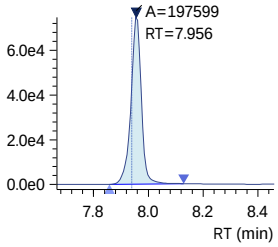

Insight Report
Before Manual Integration
Printed 3/18/2024 10:53:49

240315_017 (continued)

PFNA
Conc. 0.0928
R#1 18.92 (20.29)
R#2 18.92 (20.29)
Q 463.00>419.00 (-) 6.29e3

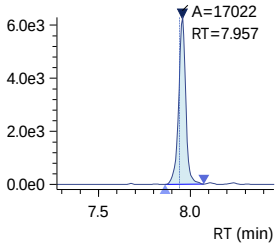

PFHpS
Conc. 0.0948
R#1 52.35 (51.10)
R#2 52.35 (51.10)
Q 449.00>79.90 (-) 2.25e3

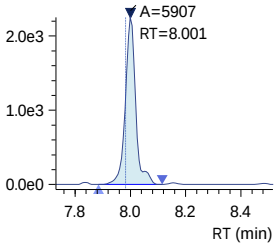

7_3 FTCA
Conc. 4.1360
R#1 130.36 (140.94)
R#2 130.36 (140.94)
Q 441.00>317.00 (-) 2.59e4

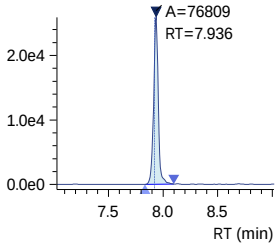

13C2-8_2-FTS
Conc. 5.1169
Q 529.10>80.90 (-) A=52043 1.66e4

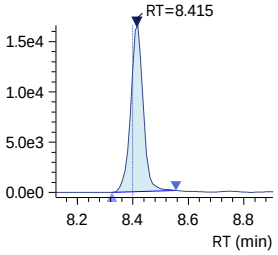

13C2-8_2-FTS_IS
Conc. 5.0000
ISTD 529.10>80.90 (-) A=52043 1.66e4

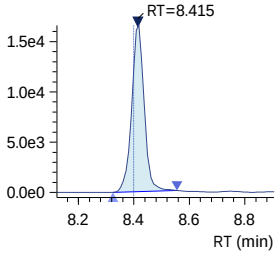

R1 463.00>219.00 (-) 1.13e3

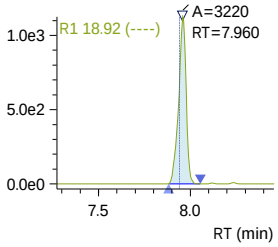

R1 449.00>98.80 (-) 1.28e3

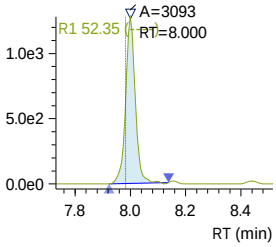

R1 441.00>336.90 (-) 3.47e4

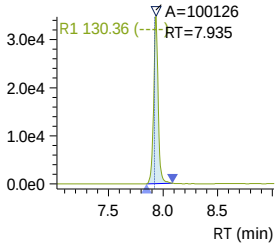

R2 463.00>219.00 (-) 1.13e3

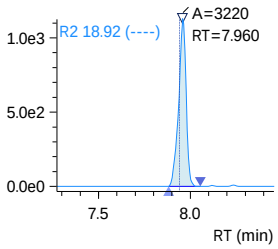

R2 449.00>98.80 (-) 1.28e3

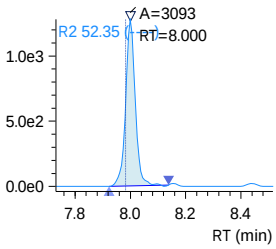

R2 441.00>336.90 (-) 3.47e4

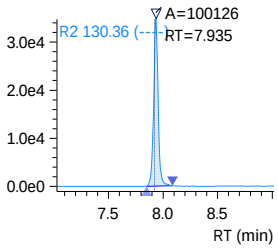

240315_017 (continued)

8_2 FTS
Conc. 0.0702
R#1 50.01 (52.20)
R#2 50.01 (52.20)
Q 527.10>506.95 (-) 5.50e2

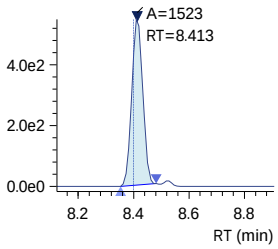

13C6-PFDA_IS
Conc. 1.2500
ISTD 519.10>474.10 (-) 4.22e4

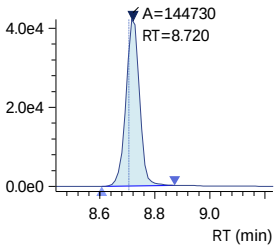

13C6-PFDA
Conc. 1.2660
Q 519.10>474.10 (-) 4.22e4

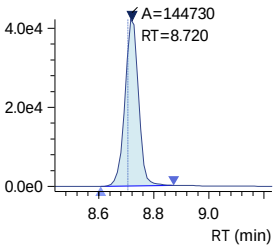

13C2-PFDA_IS
Conc. 1.2500
ISTD 515.10>470.10 (-) 3.51e4

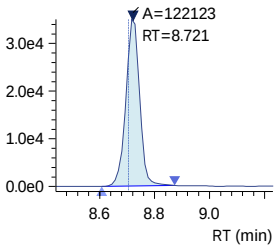

PFDA
Conc. 0.0836
R#1 16.13 (17.53)
R#2 16.13 (17.53)
Q 512.90>469.00 (-) 3.56e3

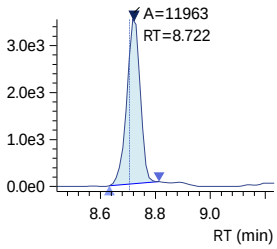

R1 527.10>80.80 (-) 2.48e2

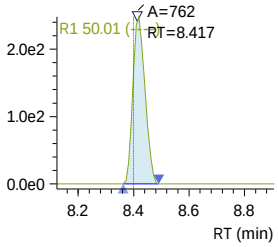

R1 512.90>219.00 (-) 6.37e2

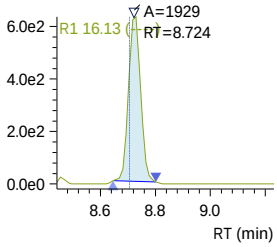

R2 527.10>80.80 (-) 2.48e2

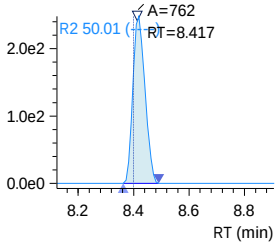

R2 512.90>219.00 (-) 6.37e2

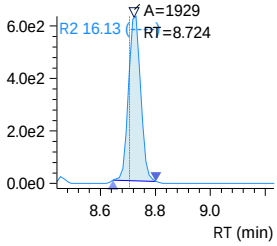

D3-NMeFOSAA_IS
Conc. 5.0000
ISTD 573.20>419.00 (-) 4.29e4

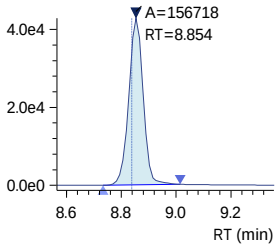

D3-NMeFOSAA
Conc. 4.5922
Q 573.20>419.00 (-) 4.29e4

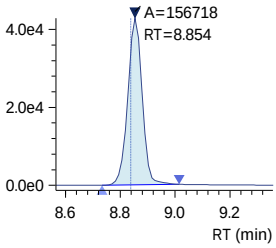

13C8-PFOS_IS
Conc. 2.5000
ISTD 507.10>98.90 (-) 1.40e4

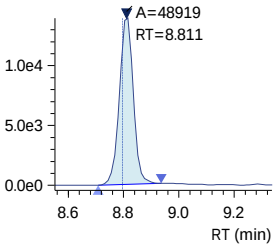

13C8-PFOS
Conc. 2.4768
Q 507.10>98.90 (-) 1.40e4

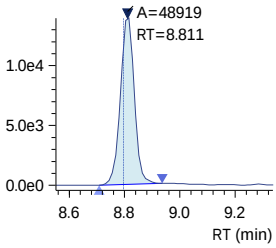

13C4-PFOS_IS
Conc. 2.5000
ISTD 502.80>79.90 (-) 3.93e4

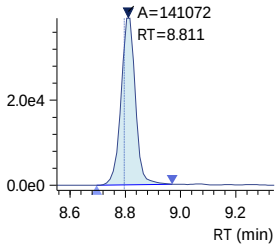

Insight Report
Before Manual Integration
Printed 3/18/2024 10:53:49

240315_017 (continued)

PFOS
Conc. 0.0916
R#1 45.51 (48.06)
R#2 45.51 (48.06)
Q 498.90>79.90 (-) 1.26e3

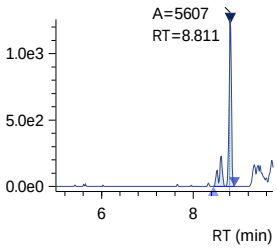

R1 498.90>98.80 (-) 5.72e2

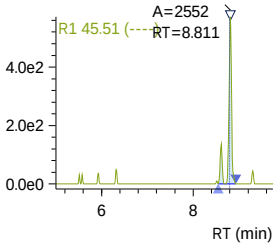

R2 498.90>98.80 (-) 5.72e2

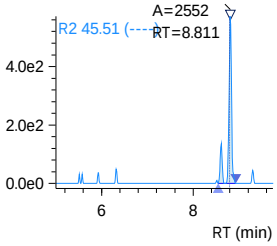

NMeFOSAA
Conc. 0.0847
R#1 69.76 (72.86)
R#2 69.76 (72.86)
Q 570.10>419.00 (-) 6.62e2

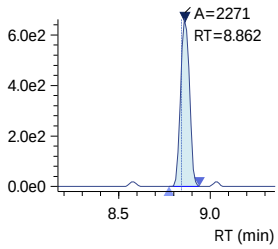

R1 570.10>483.00 (-) 4.70e2

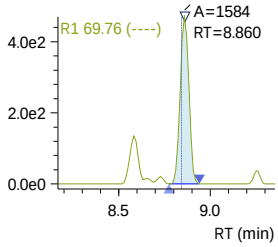

R2 570.10>483.00 (-) 4.70e2

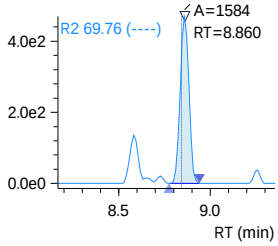

D5-NEtFOSAA_IS
Conc. 5.0000
ISTD 589.20>419.00 (-) 3.57e4

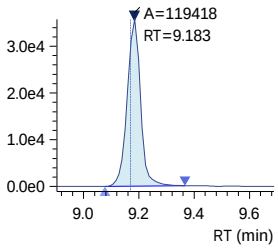

D5-NEtFOSAA
Conc. 4.7761
Q 589.20>419.00 (-) 3.57e4

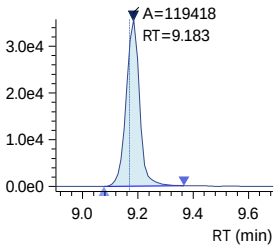

NEtFOSAA
Conc. 0.1060
R#1 72.09 (72.48)
R#2 72.09 (72.48)
Q 584.20>419.10 (-) 7.15e2

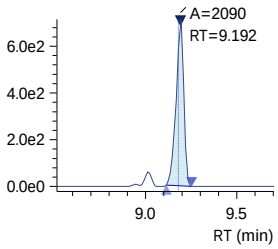

R1 584.20>526.00 (-) 4.75e2

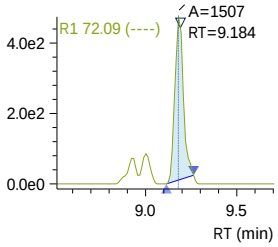

R2 584.20>526.00 (-) 4.75e2

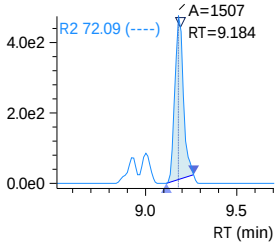

Insight Report
Before Manual Integration
Printed 3/18/2024 10:53:49

240315_017 (continued)

9-Cl-PF3ONS
Conc. 0.0871
R#1 32.78 (31.17)
R#2 32.78 (31.17)
Q 530.80>351.00 (-) 1.13e4

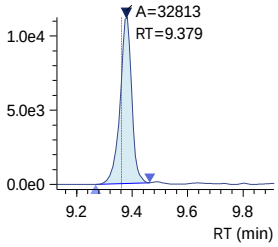

R1 532.80>353.00 (-) 3.74e3

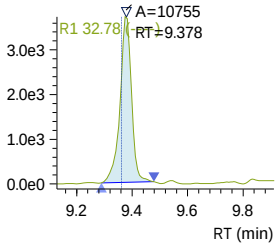

R2 532.80>353.00 (-) 3.74e3

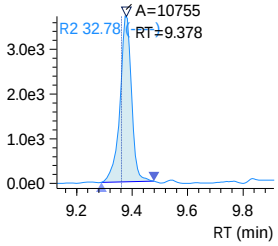

PFUnDA
Conc. 0.0949
R#1 11.01 (11.58)
R#2 11.01 (11.58)
Q 563.10>519.00 (-) 4.20e3

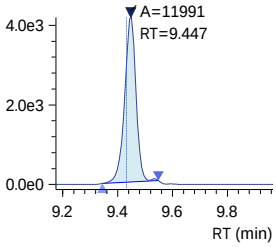

R1 563.10>269.10 (-) 5.00e2

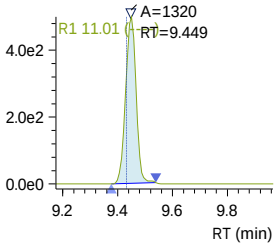

R2 563.10>269.10 (-) 5.00e2

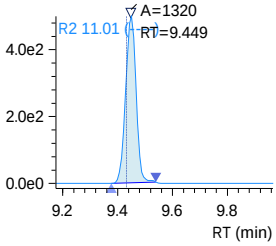

13C7-PFUnDA_IS
Conc. 1.2500
ISTD 570.00>525.10 (-) 4.65e4

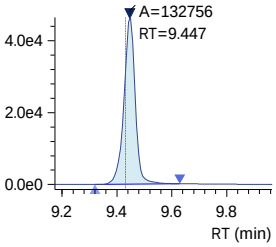

13C7-PFUnDA
Conc. 1.1776
Q 570.00>525.10 (-) 4.65e4

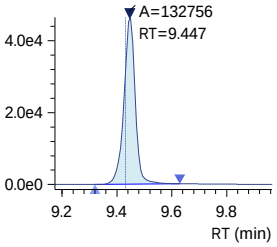

PFNS
Conc. 0.0751
R#1 80.77 (59.04)
R#2 80.77 (59.04)
Q 548.80>79.90 (-) 1.16e3

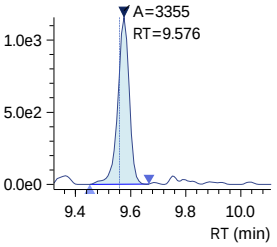

R1 548.80>98.80 (-) 9.31e2

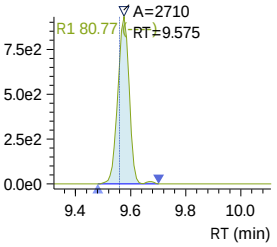

R2 548.80>98.80 (-) 9.31e2

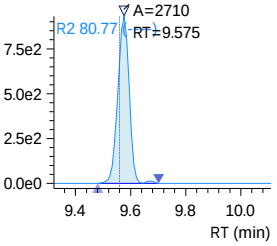

240315_017 (continued)

10_2 FTS
Conc. 0.0927
R#1 27.55 (33.72)
R#2 27.55 (33.72)
Q 626.80>607.05 (-) 6.49e2

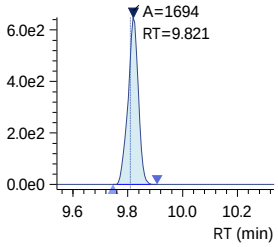

R1 626.80>81.00 (-) 1.80e2

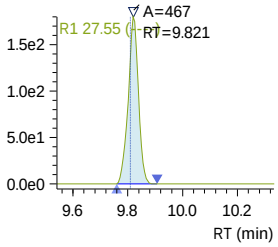

R2 626.80>81.00 (-) 1.80e2

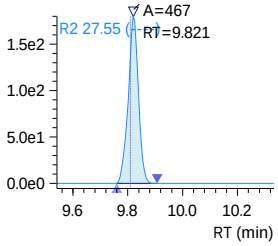

13C2-PFDOA_IS
Conc. 1.2500
ISTD 615.10>570.00 (-) 5.22e4

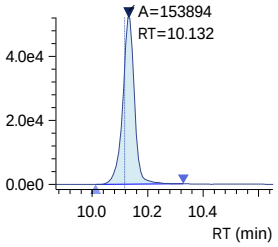

13C2-PFDOA
Conc. 1.1737
Q 615.10>570.00 (-) 5.22e4

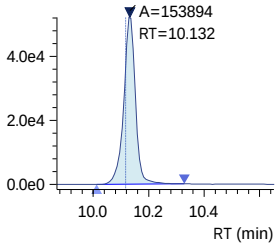

PFDOA
Conc. 0.0810
R#1 8.67 (10.37)
R#2 8.67 (10.37)
Q 613.10>569.00 (-) 3.04e3

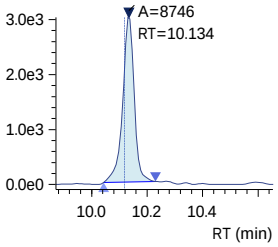

R1 613.10>319.00 (-) 2.46e2

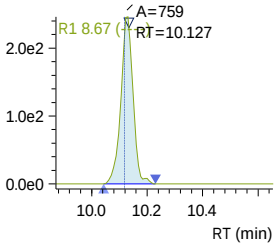

R2 613.10>319.00 (-) 2.46e2

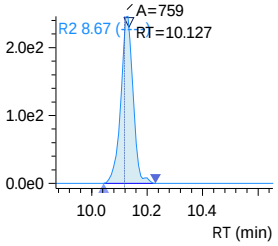

PFDS
Conc. 0.0897
R#1 48.89 (59.30)
R#2 48.89 (59.30)
Q 599.00>79.90 (-) 1.27e3

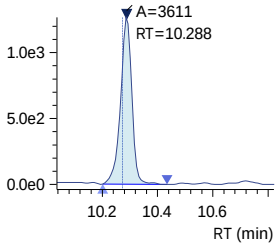

R1 599.00>98.80 (-) 6.19e2

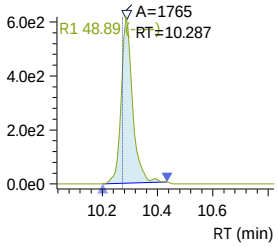

R2 599.00>98.80 (-) 6.19e2

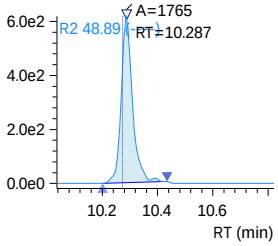

Insight Report
Before Manual Integration
Printed 3/18/2024 10:53:49

240315_017 (continued)

PFTrDA
Conc. 0.0786
R#1 16.17 (14.67)
R#2 16.17 (14.67)
Q 663.00>619.00 (-) 2.86e3

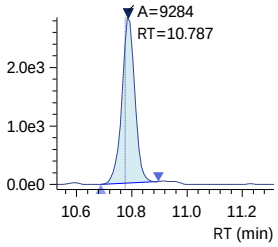

11-Cl-PF3OUdS
Conc. 0.0868
R#1 34.67 (34.64)
R#2 34.67 (34.64)
Q 630.90>451.00 (-) 4.72e3

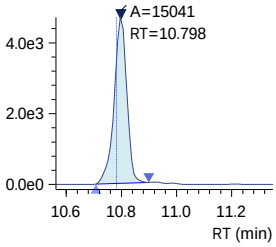

PFOSAm
Conc. 0.1866
Q 498.10>77.90 (-) 2.80e3

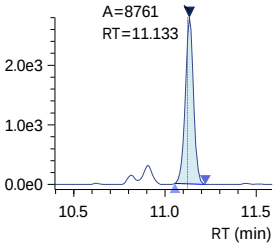

13C8-PFOSAm
Conc. 2.4390
Q 506.10>77.80 (-) 4.04e4

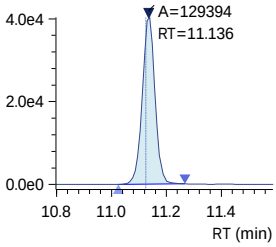

13C8-PFOSAm_IS
Conc. 2.5000
ISTD 506.10>77.80 (-) 4.04e4

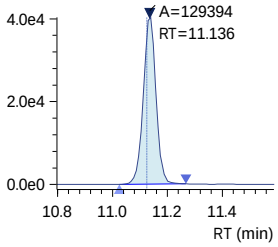

R1 663.00>168.90 (-) 4.40e2

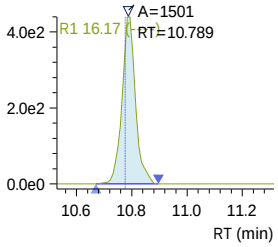

R1 632.90>452.90 (-) 1.64e3

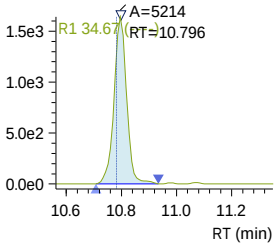

R2 663.00>168.90 (-) 4.40e2

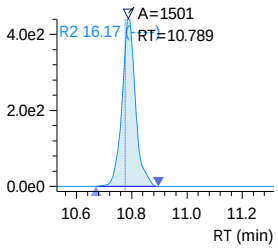

R2 632.90>452.90 (-) 1.64e3

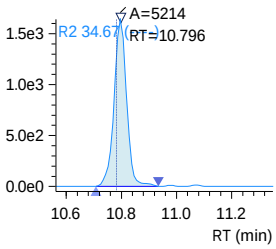

Insight Report
Before Manual Integration
Printed 3/18/2024 10:53:49

240315_017 (continued)

PFTDA
Conc. 0.0993
R#1 0.00 (17.10)
R#2 0.00 (17.10)

Q 713.10>669.00 (-) 2.30e3

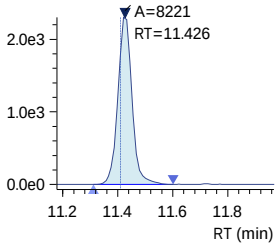

R1 713.10>168.90 (-) 2.78e2

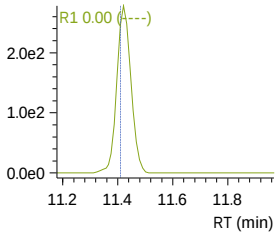

R2 713.10>168.90 (-) 2.78e2

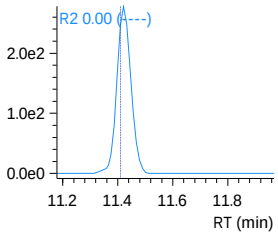

13C2-PFTDA
Conc. 1.2189

Q 715.20>670.00 (-) 2.75e4

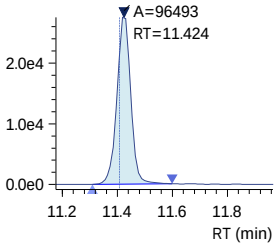

13C2-PFTDA_IS
Conc. 1.2500

ISTD 715.20>670.00 (-) 2.75e4

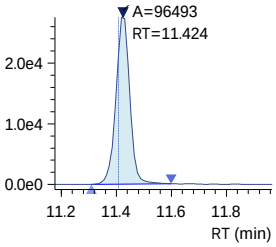

PFDoS
Conc. 0.1048
R#1 49.33 (62.00)
R#2 49.33 (62.00)

Q 699.10>79.90 (-) 8.56e2

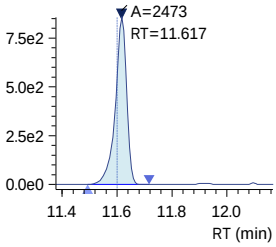

R1 699.10>98.80 (-) 4.18e2

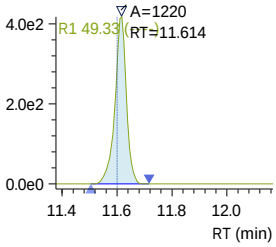

R2 699.10>98.80 (-) 4.18e2

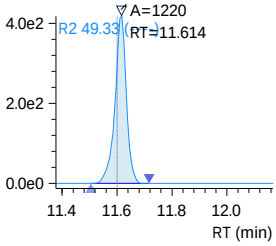

D7-MeFOSE_IS
Conc. 25.0000

ISTD 623.20>58.90 (-) 1.14e5

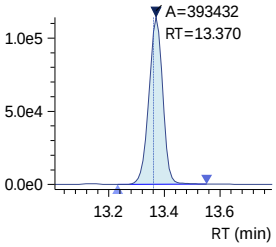

Insight Report
Before Manual Integration
Printed 3/18/2024 10:53:49

240315_017 (continued)

D7-MeFOSE
Conc. 24.2380

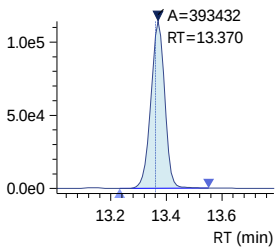

MeFOSE
Conc. 0.0952

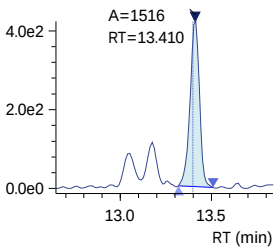

13C2-PFHXDA_IS
Conc. 2.5000

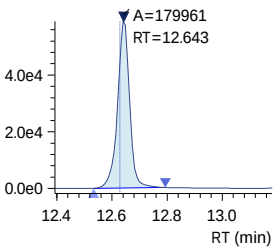

13C2-PFHXDA
Conc. 2.2108

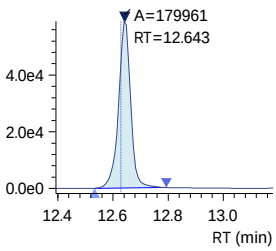

PFHXDA
Conc. 0.0958
R#1 11.13 (11.37)
R#2 11.13 (11.37)

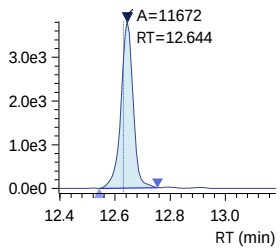

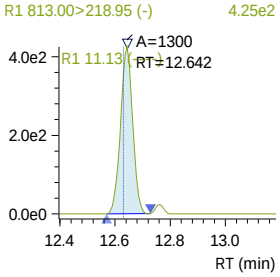

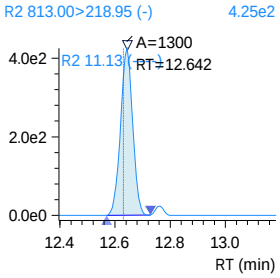

240315_017 (continued)

D3-MeFOSA
Conc. 2.4818
Q 515.00>219.00 (-) 9.94e3

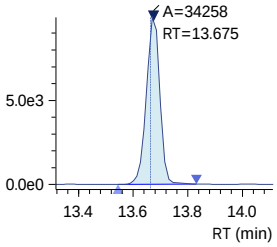

D3-MeFOSA_IS
Conc. 2.5000
ISTD 515.00>219.00 (-) 9.94e3

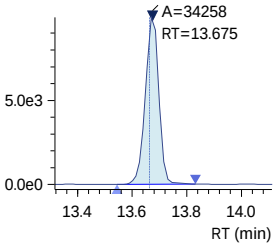

MeFOSA
Conc. 0.0902
R#1 0.00 (155.54)
R#2 0.00 (155.54)
Q 511.90>219.00 (-) 3.38e2

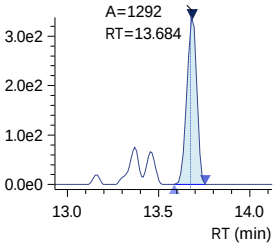

R1 511.90>169.00 (-) 4.78e2

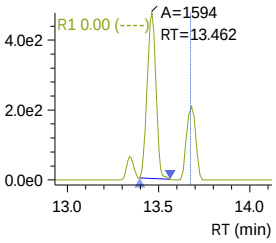

R2 511.90>169.00 (-) 4.78e2

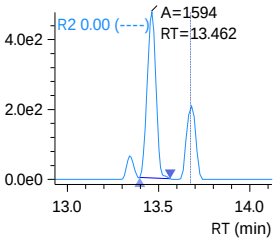

D9-EtFOSE_IS
Conc. 25.0000
ISTD 639.20>58.90 (-) 1.22e5

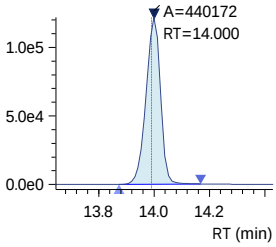

D9-EtFOSE
Conc. 23.7548
Q 639.20>58.90 (-) 1.22e5

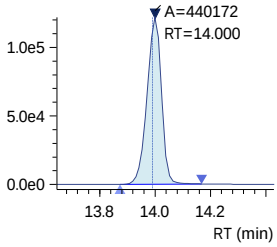

Insight Report
Before Manual Integration
Printed 3/18/2024 10:53:49

240315_017 (continued)

EtFOSE
Conc. 0.0990

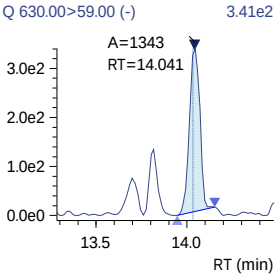

D5-EtFOSAm
Conc. 2.4941

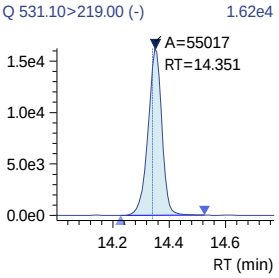

D5-EtFOSAm_IS
Conc. 2.5000

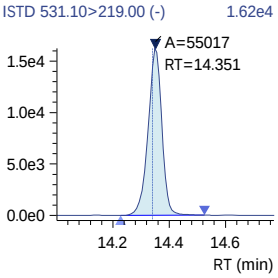

EtFOSAm
Conc. 0.0942
R#1 164.75 (165.52)
R#2 164.75 (165.52)

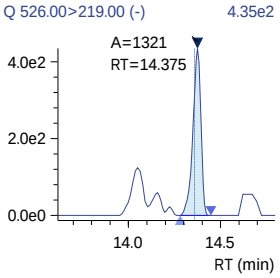

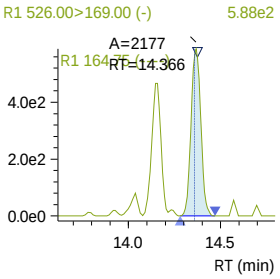

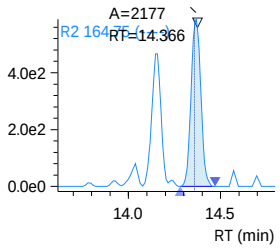

PFODA
Conc. 0.0965
R#1 34.69 (33.10)
R#2 34.69 (33.10)

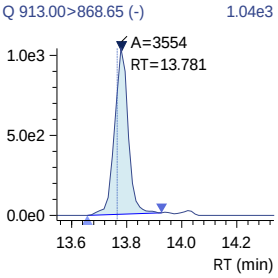

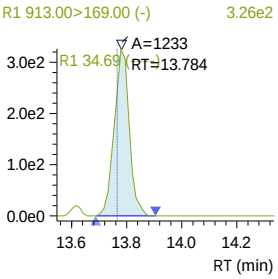

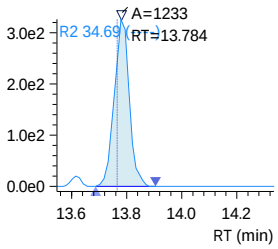

Insight Report
Ion Ratio Confirmation
Printed 3/18/2024 12:11:29

240315_018

Sample ID: 1633 ICAL 0.25PPB
Date Acquired: 3/15/2024 8:46:23 PM
Acquired by: System Administrator
Data File: 240315_018
Vial: 3 | Inj. Volume: 10.0000uL | Tray: 1

Name	m/z	Ref 1 m/z	Area	Ref 1 Measured	Ref 1 Actual Ratio	Ref 1 Set Ratio	Ref 2 Measured	Ref 2 Actual Ratio	Ref 2 Set Ratio	Flag ID
13C4-PFBA	216.80>171.90	----	978623	----	----	----	----	----	----	
13C4-PFBA_IS	216.80>171.90	----	978623	----	----	----	----	----	----	
13C3-PFBA_IS	216.00>172.00	----	478641	----	----	----	----	----	----	
PFBA	212.80>169.05	----	32418	----	----	----	----	----	----	
PFMPA	229.00>84.90	----	21104	----	----	----	----	----	----	
3_3 FTCA	241.00>177.10	241.00>117.00	37350	49822	133.39	136.14	49822	133.39	136.14	
13C5-PFPeA	268.30>223.00	----	269691	----	----	----	----	----	----	
13C5-PFPeA_IS	268.30>223.00	----	269691	----	----	----	----	----	----	
PFPeA	263.00>219.00	----	48414	----	----	----	----	----	----	
PFMBA	279.00>84.95	----	32253	----	----	----	----	----	----	
13C2-4_2 FTS	329.10>80.90	----	94696	----	----	----	----	----	----	
13C2-4_2 FTS_IS	329.10>80.90	----	94696	----	----	----	----	----	----	
4_2 FTS	327.10>307.00	327.10>80.90	13050	4237	32.47	33.08	4237	32.47	33.08	
13C3-PFBS_IS	302.10>79.90	----	195135	----	----	----	----	----	----	
PFBS	298.70>79.90	298.70>98.80	25603	11823	46.18	46.53	11823	46.18	46.53	
13C3-PFBS	302.10>79.90	----	195135	----	----	----	----	----	----	
NFDHA	295.00>201.00	295.00>84.90	31485	12844	40.79	36.44	12844	40.79	36.44	
13C5-PFHxA	318.00>273.00	----	381052	----	----	----	----	----	----	
13C5-PFHxA_IS	318.00>273.00	----	381052	----	----	----	----	----	----	
13C2-PFHxA_IS	315.10>270.00	----	463788	----	----	----	----	----	----	
PFHxA	313.00>269.00	----	36398	----	----	----	----	----	----	
PFEESA	314.80>135.00	314.80>82.90	127795	7091	5.55	5.25	7091	5.55	5.25	
13C3-HFPO-DA	286.90>168.90	----	612240	----	----	----	----	----	----	
13C3-HFPO-DA_IS	286.90>168.90	----	612240	----	----	----	----	----	----	
HFPO-DA	284.90>168.90	284.90>184.90	15683	10496	66.93	62.57	10496	66.93	62.57	
5_3 FTCA	341.00>237.05	341.00>217.00	110778	166762	150.54	154.88	166762	150.54	154.88	
PFPeS	349.10>79.90	349.10>98.80	18111	10082	55.67	54.44	10082	55.67	54.44	
13C4-PFHpA	367.10>322.00	----	560290	----	----	----	----	----	----	
13C4-PFHpA_IS	367.10>322.00	----	560290	----	----	----	----	----	----	
PFHpA	363.10>319.00	363.10>169.00	56573	11555	20.42	23.39	11555	20.42	23.39	
DONA	376.90>250.90	376.90>84.80	69108	21191	30.66	30.39	21191	30.66	30.39	
13C2-6_2 FTS_IS	429.10>80.90	----	73788	----	----	----	----	----	----	
13C2-6_2 FTS	429.10>80.90	----	73788	----	----	----	----	----	----	
6_2 FTS	427.10>407.00	427.10>80.90	8019	4193	52.30	44.48	4193	52.30	44.48	
13C4-PFOA_IS	417.10>172.00	----	28782	----	----	----	----	----	----	
13C8-PFOA_IS	421.10>376.00	----	464440	----	----	----	----	----	----	

J:\LCMS08\Data\240315_1633_Curve\240315_1633_Curve.damlp .

Ref 1 Set Ratio assigned from calibration mid-point; Ref 2 Set Ratio assigned from opening calibration verification.
IRr - Ion ratio outside either set of criteria. Exceedances for reported detections to be "I" flagged in the analytical report.

240315_018 (continued)

(Table continued from previous page)

Name	m/z	Ref 1 m/z	Area	Ref 1 Measured	Ref 1 Actual Ratio	Ref 1 Set Ratio	Ref 2 Measured	Ref 2 Actual Ratio	Ref 2 Set Ratio	Flag ID
13C8-PFOA	421.10>376.00	----	464440	----	----	----	----	----	----	
PFOA	413.00>369.00	413.00>169.00	49709	11113	22.36	24.47	11113	22.36	24.47	
13C3-PFHxS	402.10>79.90	----	133644	----	----	----	----	----	----	
13C3-PFHxS_IS	402.10>79.90	----	133644	----	----	----	----	----	----	
PFHxS	398.70>79.90	398.70>98.90	17747	10144	57.16	57.29	10144	57.16	57.29	
18O2-PFHxS_IS	403.00>83.90	----	115992	----	----	----	----	----	----	
13C9-PFNA_IS	472.10>427.00	----	204903	----	----	----	----	----	----	
13C9-PFNA	472.10>427.00	----	204903	----	----	----	----	----	----	
13C5-PFNA_IS	468.00>423.00	----	178651	----	----	----	----	----	----	
PFNA	463.00>419.00	463.00>219.00	36409	7585	20.83	20.36	7585	20.83	20.36	
PFHpS	449.00>79.90	449.00>98.80	15267	8234	53.93	46.70	8234	53.93	46.70	
7_3 FTCA	441.00>317.00	441.00>336.90	150185	198784	132.36	132.28	198784	132.36	132.28	
13C2-8_2-FTS	529.10>80.90	----	48363	----	----	----	----	----	----	
13C2-8_2-FTS_IS	529.10>80.90	----	48363	----	----	----	----	----	----	
8_2 FTS	527.10>506.95	527.10>80.80	5415	2799	51.70	45.91	2799	51.70	45.91	
13C6-PFDA_IS	519.10>474.10	----	118155	----	----	----	----	----	----	
13C6-PFDA	519.10>474.10	----	118155	----	----	----	----	----	----	
13C2-PFDA_IS	515.10>470.10	----	97053	----	----	----	----	----	----	
PFDA	512.90>469.00	512.90>219.00	22777	4047	17.77	17.64	4047	17.77	17.64	
D3-NMeFOSAA_IS	573.20>419.00	----	172416	----	----	----	----	----	----	
D3-NMeFOSAA	573.20>419.00	----	172416	----	----	----	----	----	----	
13C8-PFOS_IS	507.10>98.90	----	48388	----	----	----	----	----	----	
13C8-PFOS	507.10>98.90	----	48388	----	----	----	----	----	----	
13C4-PFOS_IS	502.80>79.90	----	129673	----	----	----	----	----	----	
PFOS	498.90>79.90	498.90>98.80	10831	5130	47.36	45.06	5130	47.36	45.06	
NMeFOSAA	570.10>419.00	570.10>483.00	8753	5085	58.10	67.10	5085	58.10	67.10	
D5-NEtFOSAA_IS	589.20>419.00	----	120457	----	----	----	----	----	----	
D5-NEtFOSAA	589.20>419.00	----	120457	----	----	----	----	----	----	
NEtFOSAA	584.20>419.10	584.20>526.00	6093	5012	82.25	89.53	5012	82.25	89.53	
9-Cl-PF3ONS	530.80>351.00	532.80>353.00	78456	25274	32.21	31.69	25274	32.21	31.69	
PFUnDA	563.10>519.00	563.10>269.10	28276	3440	12.17	10.96	3440	12.17	10.96	
13C7-PFUnDA_IS	570.00>525.10	----	122024	----	----	----	----	----	----	
13C7-PFUnDA	570.00>525.10	----	122024	----	----	----	----	----	----	
PFNS	548.80>79.90	548.80>98.80	11403	7316	64.15	56.91	7316	64.15	56.91	
10_2 FTS	626.80>607.05	626.80>81.00	4684	1361	29.07	32.29	1361	29.07	32.29	
13C2-PFDOA_IS	615.10>570.00	----	141107	----	----	----	----	----	----	
13C2-PFDOA	615.10>570.00	----	141107	----	----	----	----	----	----	
PFDOA	613.10>569.00	613.10>319.00	21672	2838	13.10	11.14	2838	13.10	11.14	
PFDS	599.00>79.90	599.00>98.80	9903	4862	49.10	58.01	4862	49.10	58.01	
PFTrDA	663.00>619.00	663.00>168.90	23179	3314	14.30	16.67	3314	14.30	16.67	

J:\LCMS08\Data\240315_1633_Curve\240315_1633_Curve.damlp .

Ref 1 Set Ratio assigned from calibration mid-point; Ref 2 Set Ratio assigned from opening calibration verification.
IRr - Ion ratio outside either set of criteria. Exceedances for reported detections to be "I" flagged in the analytical report.

240315_018 (continued)

(Table continued from previous page)

Name	m/z	Ref 1 m/z	Area	Ref 1 Measured	Ref 1 Actual Ratio	Ref 1 Set Ratio	Ref 2 Measured	Ref 2 Actual Ratio	Ref 2 Set Ratio	Flag ID
11-Cl-PF3OUdS	630.90>451.00	632.90>452.90	35375	13287	37.56	35.04	13287	37.56	35.04	
PFOSAm	498.10>77.90	----	26837	----	----	----	----	----	----	
13C8-PFOSAm	506.10>77.80	----	123211	----	----	----	----	----	----	
13C8-PFOSAm_IS	506.10>77.80	----	123211	----	----	----	----	----	----	
PFTDA	713.10>669.00	713.10>168.90	16067	3163	19.69	17.09	3163	19.69	17.09	
13C2-PFTDA	715.20>670.00	----	79344	----	----	----	----	----	----	
13C2-PFTDA_IS	715.20>670.00	----	79344	----	----	----	----	----	----	
PFDoS	699.10>79.90	699.10>98.80	5072	3165	62.41	61.23	3165	62.41	61.23	
D7-MeFOSE_IS	623.20>58.90	----	369346	----	----	----	----	----	----	
D7-MeFOSE	623.20>58.90	----	369346	----	----	----	----	----	----	
MeFOSE	616.10>59.00	----	5863	----	----	----	----	----	----	
13C2-PFHXDA_IS	815.00>770.05	----	171006	----	----	----	----	----	----	
13C2-PFHXDA	815.00>770.05	----	171006	----	----	----	----	----	----	
PFHXDA	813.00>768.95	813.00>218.95	27000	3279	12.14	10.78	3279	12.14	10.78	
D3-MeFOSA	515.00>219.00	----	29900	----	----	----	----	----	----	
D3-MeFOSA_IS	515.00>219.00	----	29900	----	----	----	----	----	----	
MeFOSA	511.90>219.00	511.90>169.00	5166	8637	167.19	156.31	8637	167.19	156.31	
D9-EtFOSE_IS	639.20>58.90	----	418397	----	----	----	----	----	----	
D9-EtFOSE	639.20>58.90	----	418397	----	----	----	----	----	----	
EtFOSE	630.00>59.00	----	5487	----	----	----	----	----	----	
D5-EtFOSAm	531.10>219.00	----	49937	----	----	----	----	----	----	
D5-EtFOSAm_IS	531.10>219.00	----	49937	----	----	----	----	----	----	
EtFOSAm	526.00>219.00	526.00>169.00	6282	10038	159.80	177.75	10038	159.80	177.75	
PFODA	913.00>868.65	913.00>169.00	10030	3091	30.82	31.66	3091	30.82	31.66	

Ref 1 Set Ratio assigned from calibration mid-point; Ref 2 Set Ratio assigned from opening calibration verification.
IRr - Ion ratio outside either set of criteria. Exceedances for reported detections to be "I" flagged in the analytical report.

Insight Report
Quantitation/Integration
Printed 3/18/2024 12:10:31

240315_018

Sample ID: 1633 ICAL 0.25PPB
Date Acquired: 3/15/2024 8:46:23 PM
Acquired by: System Administrator
Data File: 240315_018
Vial: 3 | Inj. Volume: 10.0000uL | Tray: 1

Name	Mode ID	Found RT	RT Diff	ISTD RT Diff	Area	ISTD Area	ISTD Name	Std. Conc.	Conc.	Unit	Flag ID
13C4-PFBA	Auto	1.343	0.003	0.002	978623	478641	13C3-PFBA_IS	10.0000	10.3667	ng/mL	
13C4-PFBA_IS	Auto	1.343	0.003	----	978623	978623	----	10.0000	10.0000	ng/mL	
13C3-PFBA_IS	Auto	1.341	0.002	----	478641	478641	----	5.0000	5.0000	ng/mL	
PFBA	Auto	1.346	0.004	0.003	32418	978623	13C4-PFBA_IS	0.2500	0.2467	ng/mL	
PFMPA	Auto	2.375	0.007	-1.091	21104	269691	13C5-PFPeA_IS	0.2500	0.2521	ng/mL	
3_3 FTCA	Auto	2.975	0.009	-0.491	37350	269691	13C5-PFPeA_IS	10.0000	9.1606	ng/mL	
13C5-PFPeA	Auto	3.466	0.009	-1.490	269691	463788	13C2-PFHxA_IS	5.0000	5.2262	ng/mL	
13C5-PFPeA_IS	Auto	3.466	0.009	----	269691	269691	----	5.0000	5.0000	ng/mL	
PFPeA	Auto	3.469	0.009	0.003	48414	269691	13C5-PFPeA_IS	0.2500	0.2508	ng/mL	
PFMBA	Auto	3.997	0.013	0.531	32253	269691	13C5-PFPeA_IS	0.2500	0.2567	ng/mL	
13C2-4_2 FTS	Auto	4.646	0.010	-2.425	94696	115992	18O2-PFHxS_IS	5.0000	5.8145	ng/mL	
13C2-4_2 FTS_IS	Auto	4.646	0.010	----	94696	94696	----	5.0000	5.0000	ng/mL	
4_2 FTS	Auto	4.647	0.010	0.001	13050	94696	13C2-4_2 FTS_IS	0.2340	0.2424	ng/mL	
13C3-PFBS_IS	Auto	4.616	0.011	----	195135	195135	----	2.5000	2.5000	ng/mL	
PFBS	Auto	4.617	0.012	0.001	25603	195135	13C3-PFBS_IS	0.2210	0.2257	ng/mL	
13C3-PFBS	Auto	4.616	0.011	-2.455	195135	115992	18O2-PFHxS_IS	2.5000	2.7603	ng/mL	
NFDHA	Auto	4.812	0.011	-0.143	31485	381052	13C5-PFHxA_IS	0.2500	0.2493	ng/mL	
13C5-PFHxA	Auto	4.955	0.010	-0.001	381052	463788	13C2-PFHxA_IS	2.5000	2.5122	ng/mL	
13C5-PFHxA_IS	Auto	4.955	0.010	----	381052	381052	----	2.5000	2.5000	ng/mL	
13C2-PFHxA_IS	Auto	4.956	0.010	----	463788	463788	----	2.5000	2.5000	ng/mL	
PFHxA	Auto	4.957	0.010	0.002	36398	381052	13C5-PFHxA_IS	0.2500	0.2411	ng/mL	
PFEESA	Auto	5.287	0.011	0.332	127795	381052	13C5-PFHxA_IS	0.2230	0.2417	ng/mL	
13C3-HFPO-DA	Auto	5.427	0.010	0.471	612240	463788	13C2-PFHxA_IS	10.0000	10.0844	ng/mL	
13C3-HFPO-DA_IS	Auto	5.427	0.010	----	612240	612240	----	10.0000	10.0000	ng/mL	
HFPO-DA	Auto	5.430	0.011	0.003	15683	612240	13C3-HFPO-DA_IS	0.2500	0.2188	ng/mL	
5_3 FTCA	Auto	5.870	0.009	0.915	110778	381052	13C5-PFHxA_IS	10.0000	9.7804	ng/mL	
PFPeS	Auto	5.996	0.010	-1.075	18111	133644	13C3-PFHxS_IS	0.2350	0.2390	ng/mL	
13C4-PFHpA	Auto	6.144	0.012	1.188	560290	463788	13C2-PFHxA_IS	2.5000	2.6720	ng/mL	
13C4-PFHpA_IS	Auto	6.144	0.012	----	560290	560290	----	2.5000	2.5000	ng/mL	
PFHpA	Auto	6.144	0.010	0.000	56573	560290	13C4-PFHpA_IS	0.2500	0.2640	ng/mL	
DONA	Auto	6.505	0.009	1.078	69108	612240	13C3-HFPO-DA_IS	0.2360	0.2416	ng/mL	
13C2-6_2 FTS_IS	Auto	6.792	0.012	----	73788	73788	----	5.0000	5.0000	ng/mL	
13C2-6_2 FTS	Auto	6.792	0.012	-0.279	73788	115992	18O2-PFHxS_IS	5.0000	5.6213	ng/mL	
6_2 FTS	M	6.792	0.011	0.000	8019	73788	13C2-6_2 FTS_IS	0.2380	0.2350	ng/mL	
13C4-PFOA_IS	Auto	7.101	0.012	----	28782	28782	----	2.5000	2.5000	ng/mL	
13C8-PFOA_IS	Auto	7.101	0.012	----	464440	464440	----	2.5000	2.5000	ng/mL	
13C8-PFOA	Auto	7.101	0.012	0.000	464440	28782	13C4-PFOA_IS	2.5000	2.6201	ng/mL	
PFOA	Auto	7.104	0.013	0.003	49709	464440	13C8-PFOA_IS	0.2500	0.2399	ng/mL	
13C3-PFHxS	Auto	7.071	0.014	0.000	133644	115992	18O2-PFHxS_IS	2.5000	2.7483	ng/mL	
13C3-PFHxS_IS	Auto	7.071	0.014	----	133644	133644	----	2.5000	2.5000	ng/mL	
PFHxS	Auto	7.069	0.010	-0.002	17747	133644	13C3-PFHxS_IS	0.2290	0.2434	ng/mL	
18O2-PFHxS_IS	Auto	7.071	0.013	----	115992	115992	----	2.5000	2.5000	ng/mL	
13C9-PFNA_IS	Auto	7.952	0.012	----	204903	204903	----	1.2500	1.2500	ng/mL	
13C9-PFNA	Auto	7.952	0.012	-0.001	204903	178651	13C5-PFNA_IS	1.2500	1.2693	ng/mL	
13C5-PFNA_IS	Auto	7.953	0.013	----	178651	178651	----	1.2500	1.2500	ng/mL	
PFNA	Auto	7.954	0.013	0.002	36409	204903	13C9-PFNA_IS	0.2500	0.2498	ng/mL	
PFHpS	Auto	7.997	0.014	-0.809	15267	48388	13C8-PFOS_IS	0.2390	0.2476	ng/mL	
7_3 FTCA	Auto	7.932	0.011	2.977	150185	381052	13C5-PFHxA_IS	10.0000	9.1047	ng/mL	
13C2-8_2-FTS	Auto	8.410	0.010	1.339	48363	115992	18O2-PFHxS_IS	5.0000	5.7518	ng/mL	
13C2-8_2-FTS_IS	Auto	8.410	0.010	----	48363	48363	----	5.0000	5.0000	ng/mL	
8_2 FTS	M	8.411	0.011	0.000	5415	48363	13C2-8_2-FTS_IS	0.2400	0.2639	ng/mL	
13C6-PFDA_IS	Auto	8.714	0.009	----	118155	118155	----	1.2500	1.2500	ng/mL	
13C6-PFDA	Auto	8.714	0.009	0.000	118155	97053	13C2-PFDA_IS	1.2500	1.3006	ng/mL	

J:\LCMS08\Data\240315_1633_Curve\240315_1633_Curve.damlp .

SN - Software-calculated S/N ratio outside criteria due to non-target peaks or drift in noise calculation window. Analyst review of noise levels (excluding non-target peaks) in chromatogram indicates S/N ratio meets criteria.

240315_018 (continued)

(Table continued from previous page)

Name	Mode ID	Found RT	RT Diff	ISTD RT Diff	Area	ISTD Area	ISTD Name	Std. Conc.	Conc.	Unit	Flag ID
13C2-PFDA_IS	Auto	8.714	0.009	----	97053	97053	----	1.2500	1.2500	ng/mL	
PFDA	Auto	8.715	0.008	0.001	22777	118155	13C6-PFDA_IS	0.2500	0.2372	ng/mL	
D3-NMeFOSAA_IS	Auto	8.848	0.010	----	172416	172416	----	5.0000	5.0000	ng/mL	
D3-NMeFOSAA	Auto	8.848	0.010	0.041	172416	129673	13C4-PFOS_IS	5.0000	5.4963	ng/mL	
13C8-PFOS_IS	Auto	8.806	0.010	----	48388	48388	----	2.5000	2.5000	ng/mL	
13C8-PFOS	Auto	8.806	0.010	-0.001	48388	129673	13C4-PFOS_IS	2.5000	2.6653	ng/mL	
13C4-PFOS_IS	Auto	8.807	0.011	----	129673	129673	----	2.5000	2.5000	ng/mL	
PFOS	M	8.805	0.008	-0.001	10831	48388	13C8-PFOS_IS	0.2330	0.1979	ng/mL	
NMeFOSAA	M	8.850	0.007	0.002	8753	172416	D3-NMeFOSAA_IS	0.2500	0.2594	ng/mL	
D5-NEtFOSAA_IS	Auto	9.179	0.009	----	120457	120457	----	5.0000	5.0000	ng/mL	
D5-NEtFOSAA	Auto	9.179	0.009	0.372	120457	129673	13C4-PFOS_IS	5.0000	5.2411	ng/mL	
NEtFOSAA	M	9.192	0.014	0.013	6093	120457	D5-NEtFOSAA_IS	0.2500	0.2695	ng/mL	
9-Cl-PF3ONS	Auto	9.372	0.010	3.945	78456	612240	13C3-HFPO-DA_IS	0.2340	0.2343	ng/mL	
PFUnDA	Auto	9.444	0.011	0.003	28276	122024	13C7-PFUnDA_IS	0.2500	0.2577	ng/mL	
13C7-PFUnDA_IS	Auto	9.441	0.010	----	122024	122024	----	1.2500	1.2500	ng/mL	
13C7-PFUnDA	Auto	9.441	0.010	0.727	122024	97053	13C2-PFDA_IS	1.2500	1.3620	ng/mL	
PFNS	Auto	9.570	0.010	0.764	11403	48388	13C8-PFOS_IS	0.2400	0.2641	ng/mL	
10_2 FTS	Auto	9.818	0.010	1.408	4684	48363	13C2-8_2-FTS_IS	0.2410	0.2655	ng/mL	
13C2-PFDOA_IS	Auto	10.127	0.009	----	141107	141107	----	1.2500	1.2500	ng/mL	
13C2-PFDOA	Auto	10.127	0.009	1.413	141107	97053	13C2-PFDA_IS	1.2500	1.3542	ng/mL	
PFDOA	Auto	10.129	0.011	0.002	21672	141107	13C2-PFDOA_IS	0.2000	0.2592	ng/mL	
PFDS	Auto	10.284	0.011	1.478	9903	48388	13C8-PFOS_IS	0.2410	0.2493	ng/mL	
PFTrDA	Auto	10.786	0.010	-0.634	23179	79344	13C2-PFTDA_IS	0.2500	0.2759	ng/mL	
11-Cl-PF3OUdS	Auto	10.793	0.011	5.366	35375	612240	13C3-HFPO-DA_IS	0.2360	0.2310	ng/mL	
PFOSAm	M	11.130	0.007	-0.002	26837	123211	13C8-PFOSAm_IS	0.5000	0.4990	ng/mL	
13C8-PFOSAm	Auto	11.132	0.007	2.325	123211	129673	13C4-PFOS_IS	2.5000	2.5266	ng/mL	
13C8-PFOSAm_IS	Auto	11.132	0.007	----	123211	123211	----	2.5000	2.5000	ng/mL	
PFTDA	Auto	11.420	0.010	0.000	16067	79344	13C2-PFTDA_IS	0.2500	0.2701	ng/mL	
13C2-PFTDA	Auto	11.420	0.011	2.706	79344	97053	13C2-PFDA_IS	1.2500	1.2612	ng/mL	
13C2-PFTDA_IS	Auto	11.420	0.011	----	79344	79344	----	1.2500	1.2500	ng/mL	
PFDoS	Auto	11.609	0.009	2.803	5072	48388	13C8-PFOS_IS	0.2430	0.2172	ng/mL	
D7-MeFOSE_IS	Auto	13.366	0.005	----	369346	369346	----	25.0000	25.0000	ng/mL	
D7-MeFOSE	Auto	13.366	0.005	4.559	369346	129673	13C4-PFOS_IS	25.0000	24.7544	ng/mL	
MeFOSE	M	13.406	0.008	0.040	5863	369346	D7-MeFOSE_IS	0.2500	0.2622	ng/mL	
13C2-PFHXDA_IS	Auto	12.637	0.009	----	171006	171006	----	2.5000	2.5000	ng/mL	
13C2-PFHXDA	Auto	12.637	0.009	3.923	171006	97053	13C2-PFDA_IS	2.5000	2.6434	ng/mL	
PFHXDA	Auto	12.639	0.009	0.002	27000	171006	13C2-PFHXDA_IS	0.2500	0.2482	ng/mL	
D3-MeFOSA	Auto	13.670	0.006	4.863	29900	129673	13C4-PFOS_IS	2.5000	2.3565	ng/mL	
D3-MeFOSA_IS	Auto	13.670	0.006	----	29900	29900	----	2.5000	2.5000	ng/mL	
MeFOSA	M	13.678	0.005	0.008	5166	29900	D3-MeFOSA_IS	0.2500	0.2678	ng/mL	
D9-EtFOSE_IS	Auto	13.996	0.004	----	418397	418397	----	25.0000	25.0000	ng/mL	
D9-EtFOSE	Auto	13.996	0.004	5.189	418397	129673	13C4-PFOS_IS	25.0000	24.5646	ng/mL	
EtFOSE	M	14.038	0.006	0.042	5487	418397	D9-EtFOSE_IS	0.2500	0.2599	ng/mL	
D5-EtFOSAm	Auto	14.347	0.006	5.540	49937	129673	13C4-PFOS_IS	2.5000	2.4628	ng/mL	
D5-EtFOSAm_IS	Auto	14.347	0.006	----	49937	49937	----	2.5000	2.5000	ng/mL	
EtFOSAm	M	14.367	0.008	0.020	6282	49937	D5-EtFOSAm_IS	0.2500	0.2692	ng/mL	
PFODA	Auto	13.774	0.008	1.137	10030	171006	13C2-PFHXDA_IS	0.2500	0.2893	ng/mL	

SN - Software-calculated S/N ratio outside criteria due to non-target peaks or drift in noise calculation window. Analyst review of noise levels (excluding non-target peaks) in chromatogram indicates S/N ratio meets criteria.

240315_018 (continued)

13C4-PFBA
Conc. 10.3667
Q 216.80>171.90 (-) 1.50e5

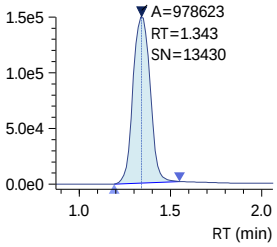

13C4-PFBA_IS
Conc. 10.0000
ISTD 216.80>171.90 (-) 1.50e5

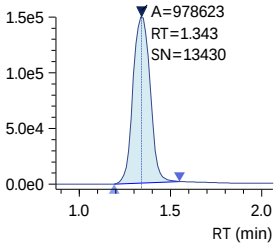

13C3-PFBA_IS
Conc. 5.0000
ISTD 216.00>172.00 (-) 7.30e4

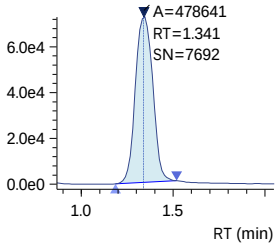

PFBA
Conc. 0.2467
Q 212.80>169.05 (-) 5.21e3

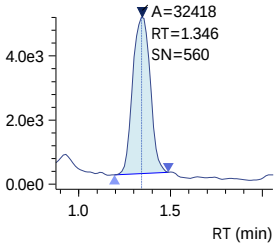

PFMPA
Conc. 0.2521
Q 229.00>84.90 (-) 3.88e3

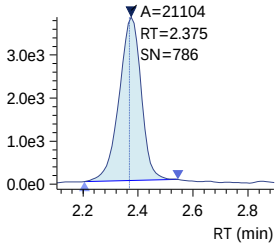

3_3 FTCA
Conc. 9.1606
R#1 133.39 (136.14)
R#2 133.39 (136.14)
Q 241.00>177.10 (-) 1.20e4

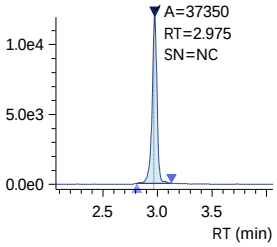

13C5-PFPeA
Conc. 5.2262
Q 268.30>223.00 (-) 7.15e4

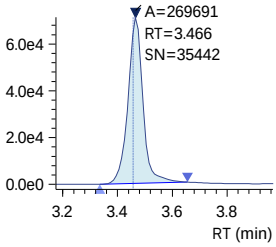

13C5-PFPeA_IS
Conc. 5.0000
ISTD 268.30>223.00 (-) 7.15e4

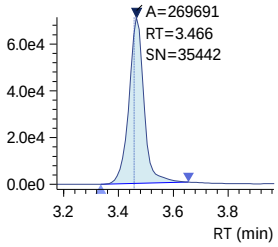

PFPeA
Conc. 0.2508
Q 263.00>219.00 (-) 1.31e4

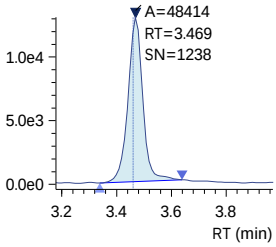

PFMBA
Conc. 0.2567
Q 279.00>84.95 (-) 9.41e3

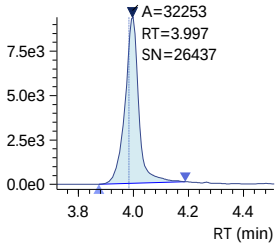

R1 241.00>117.00 (-) 1.57e4

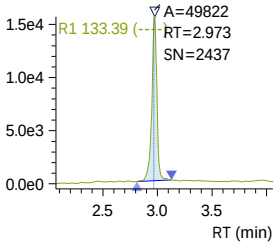

R2 241.00>117.00 (-) 1.57e4

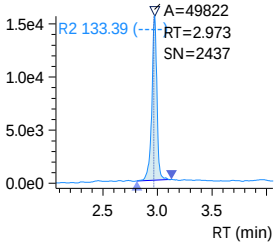

SN - Software-calculated S/N ratio outside criteria due to non-target peaks or drift in noise calculation window.
Analyst review of noise levels (excluding non-target peaks) in chromatogram indicates S/N ratio meets criteria.

240315_018 (continued)

13C2-4_2 FTS
Conc. 5.8145

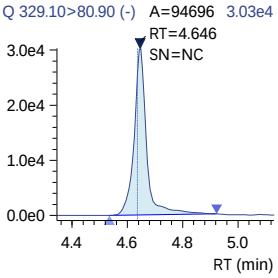

13C2-4_2 FTS_IS
Conc. 5.0000

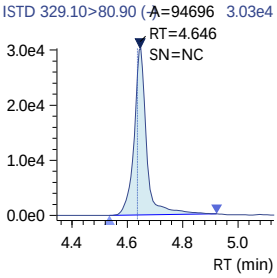

4_2 FTS
Conc. 0.2424
R#1 32.47 (33.08)
R#2 32.47 (33.08)

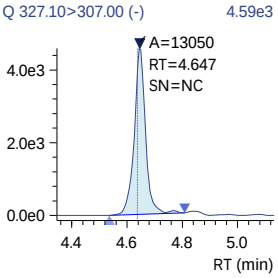

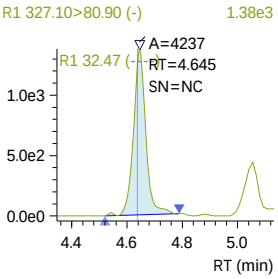

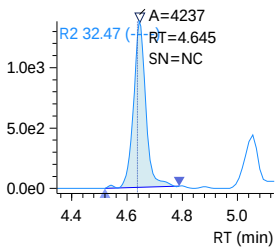

13C3-PFBS_IS
Conc. 2.5000

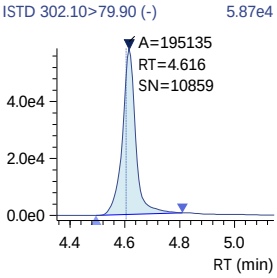

PFBS
Conc. 0.2257
R#1 46.18 (46.53)
R#2 46.18 (46.53)

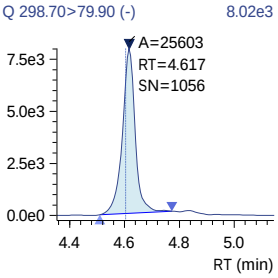

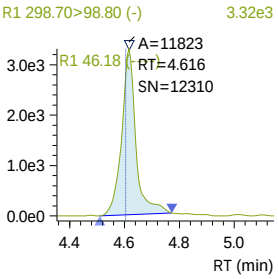

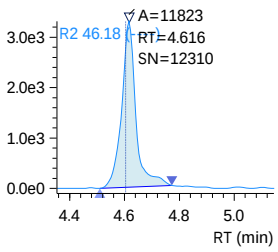

Insight Report
Quantitation/Integration
Printed 3/18/2024 12:10:31

240315_018 (continued)

13C3-PFBS
Conc. 2.7603

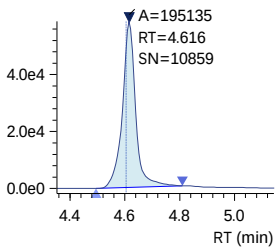

NFDHA
Conc. 0.2493
R#1 40.79 (36.44)
R#2 40.79 (36.44)

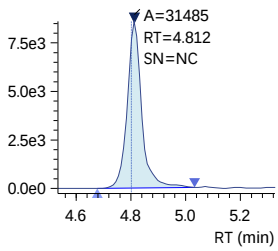

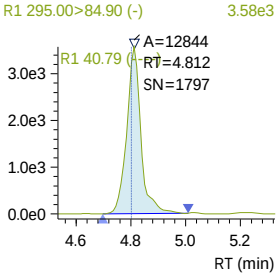

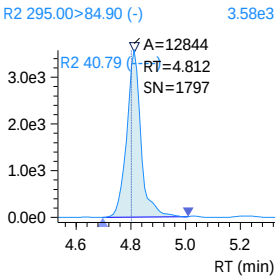

13C5-PFHxA
Conc. 2.5122

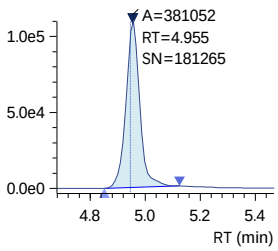

13C5-PFHxA_IS
Conc. 2.5000

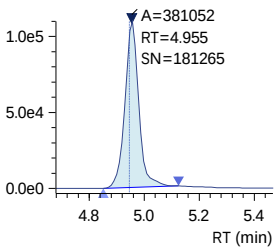

13C2-PFHxA_IS
Conc. 2.5000

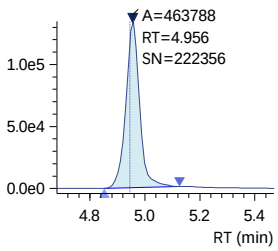

J:\LCMS08\Data\240315_1633_Curve\240315_1633_Curve.damlp .
SN - Software-calculated S/N ratio outside criteria due to non-target peaks or drift in noise calculation window.
Analyst review of noise levels (excluding non-target peaks) in chromatogram indicates S/N ratio meets criteria.

240315_018 (continued)

PFHxA
Conc. 0.2411

Q 313.00>269.00 (-) 1.24e4

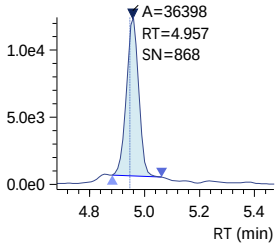

PFEESA
Conc. 0.2417
R#1 5.55 (5.25)
R#2 5.55 (5.25)

Q 314.80>135.00 (-) 3.36e4

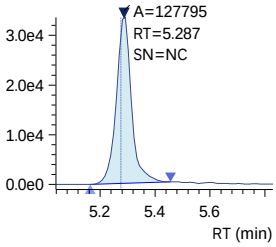

R1 314.80>82.90 (-) 1.91e3

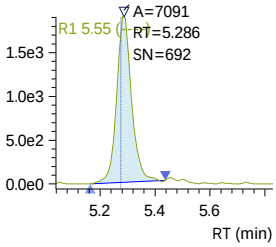

R2 314.80>82.90 (-) 1.91e3

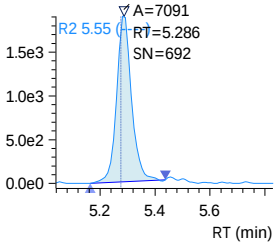

13C3-HFPO-DA
Conc. 10.0844

Q 286.90>168.90 (-) 1.83e5

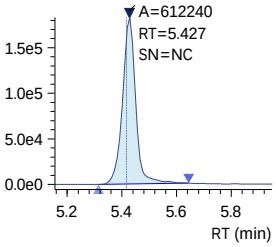

13C3-HFPO-DA_IS
Conc. 10.0000

ISTD 286.90>168.90 (-) 1.83e5

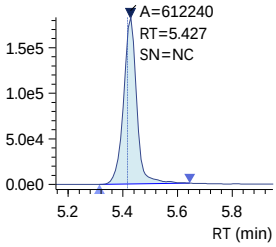

HFPO-DA
Conc. 0.2188
R#1 66.93 (62.57)
R#2 66.93 (62.57)

Q 284.90>168.90 (-) 4.92e3

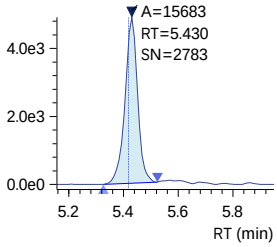

R1 284.90>184.90 (-) 3.25e3

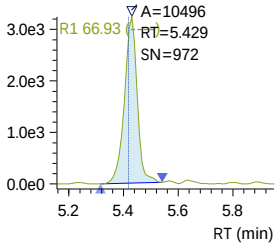

R2 284.90>184.90 (-) 3.25e3

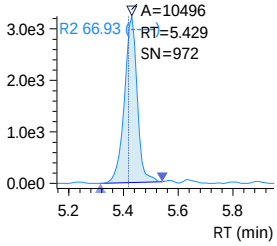

J:\LCMS08\Data\240315_1633_Curve\240315_1633_Curve.damlp .

SN - Software-calculated S/N ratio outside criteria due to non-target peaks or drift in noise calculation window.
Analyst review of noise levels (excluding non-target peaks) in chromatogram indicates S/N ratio meets criteria.

240315_018 (continued)

5_3 FTCA
Conc. 9.7804
R#1 150.54 (154.88)
R#2 150.54 (154.88)

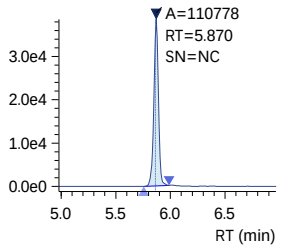

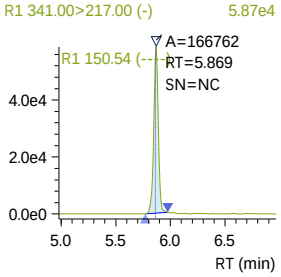

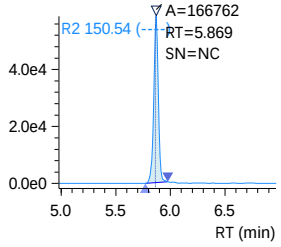

PFPeS
Conc. 0.2390
R#1 55.67 (54.44)
R#2 55.67 (54.44)

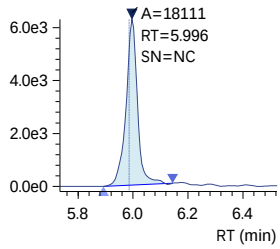

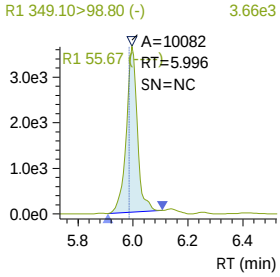

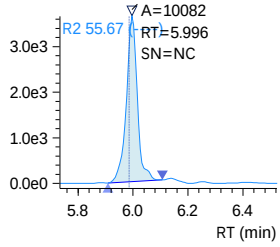

13C4-PFHpA
Conc. 2.6720

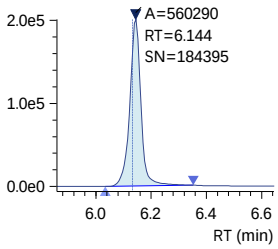

13C4-PFHpA_IS
Conc. 2.5000

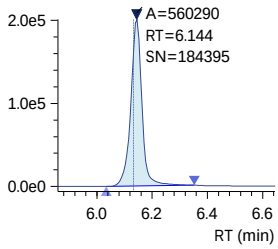

PFHpA
Conc. 0.2640
R#1 20.42 (23.39)
R#2 20.42 (23.39)

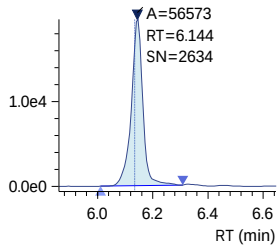

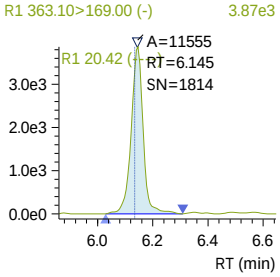

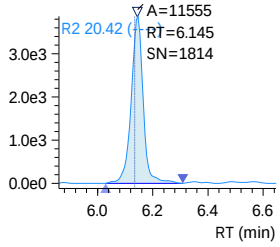

SN - Software-calculated S/N ratio outside criteria due to non-target peaks or drift in noise calculation window.
Analyst review of noise levels (excluding non-target peaks) in chromatogram indicates S/N ratio meets criteria.

240315_018 (continued)

DONA
Conc. 0.2416
R#1 30.66 (30.39)
R#2 30.66 (30.39)

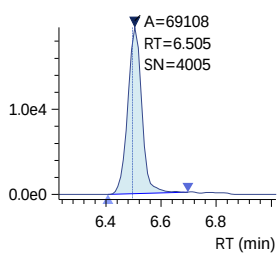

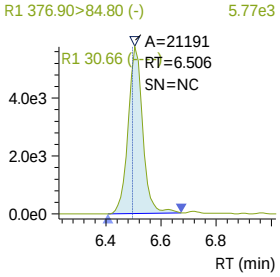

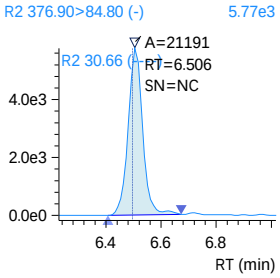

13C2-6_2 FTS_IS
Conc. 5.0000

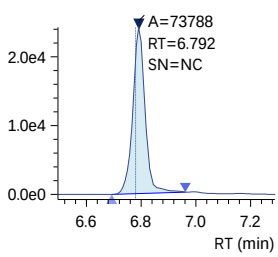

13C2-6_2 FTS
Conc. 5.6213

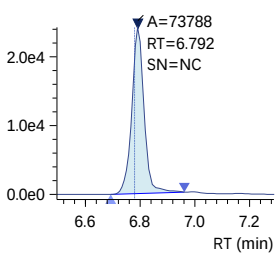

6_2 FTS
Conc. 0.2350
R#1 52.30 (44.48)
R#2 52.30 (44.48)

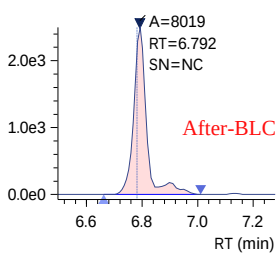

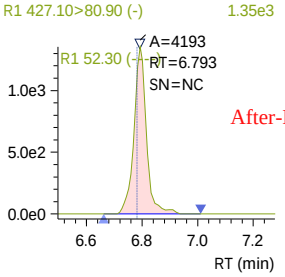

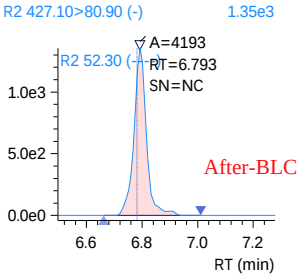

13C4-PFOA_IS
Conc. 2.5000

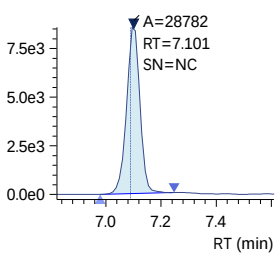

240315_018 (continued)

13C8-PFOA_IS
Conc. 2.5000

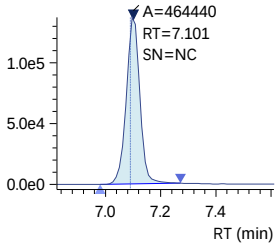

13C8-PFOA
Conc. 2.6201

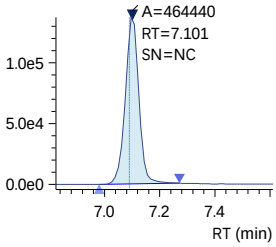

PFOA
Conc. 0.2399
R#1 22.36 (24.47)
R#2 22.36 (24.47)

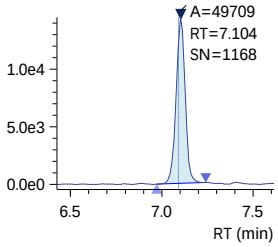

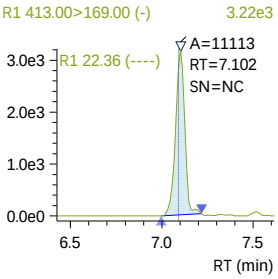

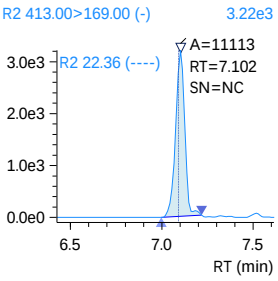

13C3-PFHxS
Conc. 2.7483

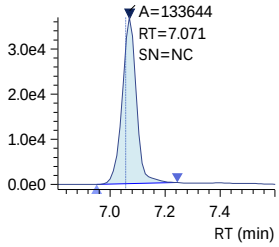

13C3-PFHxS_IS
Conc. 2.5000

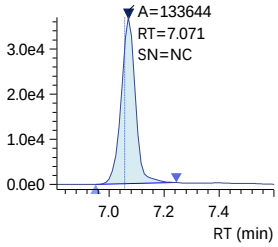

240315_018 (continued)

PFHxS
Conc. 0.2434
R#1 57.16 (57.29)
R#2 57.16 (57.29)
Q 398.70>79.90 (-) 3.96e3

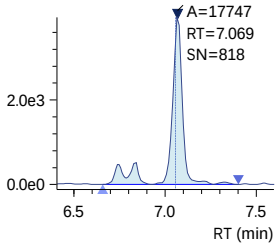

R1 398.70>98.90 (-) 2.22e3

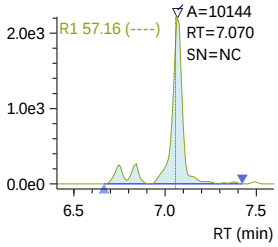

R2 398.70>98.90 (-) 2.22e3

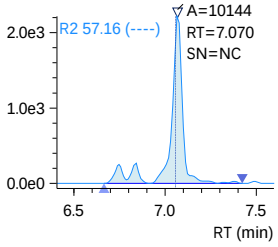

18O2-PFHxS_IS
Conc. 2.5000
ISTD 403.00>83.90 (-) 3.17e4

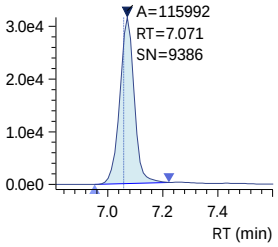

13C9-PFNA_IS
Conc. 1.2500
ISTD 472.10>427.00 (-) 7.65e4

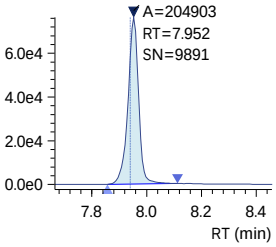

13C9-PFNA
Conc. 1.2693
Q 472.10>427.00 (-) 7.65e4

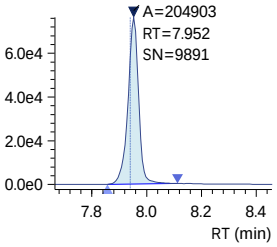

13C5-PFNA_IS
Conc. 1.2500
ISTD 468.00>423.00 (-) 6.74e4

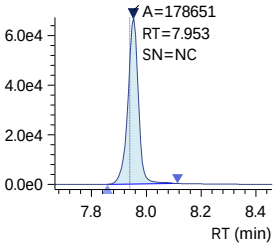

240315_018 (continued)

PFNA
Conc. 0.2498
R#1 20.83 (20.36)
R#2 20.83 (20.36)
Q 463.00>419.00 (-) 1.41e4

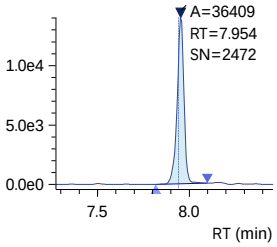

R1 463.00>219.00 (-) 2.67e3

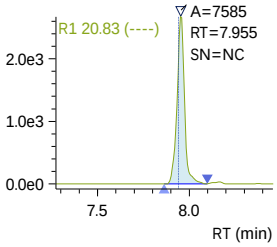

R2 463.00>219.00 (-) 2.67e3

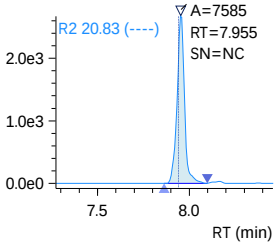

PFHpS
Conc. 0.2476
R#1 53.93 (46.70)
R#2 53.93 (46.70)
Q 449.00>79.90 (-) 5.65e3

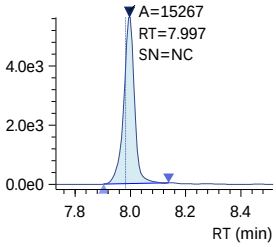

R1 449.00>98.80 (-) 3.09e3

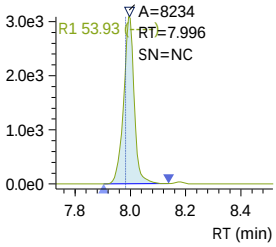

R2 449.00>98.80 (-) 3.09e3

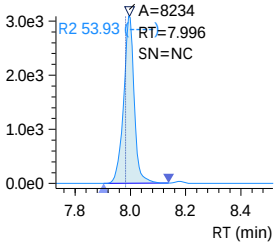

7_3 FTCA
Conc. 9.1047
R#1 132.36 (132.28)
R#2 132.36 (132.28)
Q 441.00>317.00 (-) 5.16e4

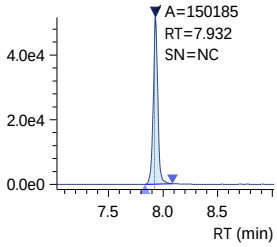

R1 441.00>336.90 (-) 6.93e4

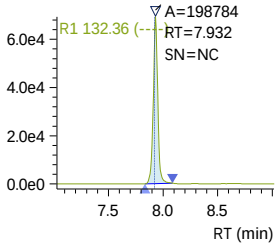

R2 441.00>336.90 (-) 6.93e4

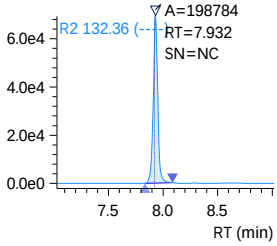

13C2-8_2-FTS
Conc. 5.7518
Q 529.10>80.90 (-) 1.57e4

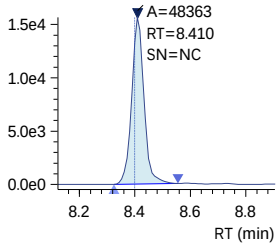

13C2-8_2-FTS_IS
Conc. 5.0000
ISTD 529.10>80.90 (-) 1.57e4

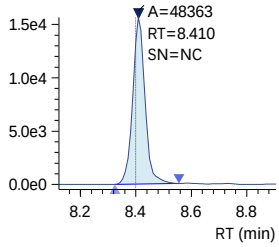

J:\LCMS08\Data\240315_1633_Curve\240315_1633_Curve.damlp .

SN - Software-calculated S/N ratio outside criteria due to non-target peaks or drift in noise calculation window.
Analyst review of noise levels (excluding non-target peaks) in chromatogram indicates S/N ratio meets criteria.

240315_018 (continued)

8_2 FTS
Conc. 0.2639
R#1 51.70 (45.91)
R#2 51.70 (45.91)
Q 527.10>506.95 (-) 1.62e3

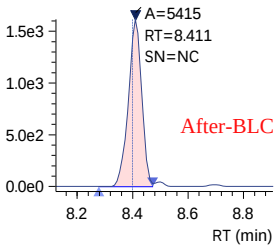

13C6-PFDA_IS
Conc. 1.2500
ISTD 519.10>474.10 (-) 3.25e4

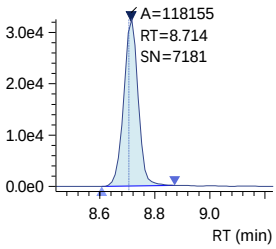

13C6-PFDA
Conc. 1.3006
Q 519.10>474.10 (-) 3.25e4

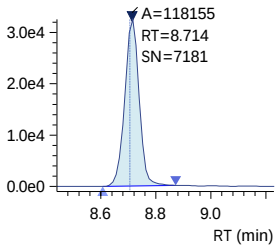

13C2-PFDA_IS
Conc. 1.2500
ISTD 515.10>470.10 (-) 2.72e4

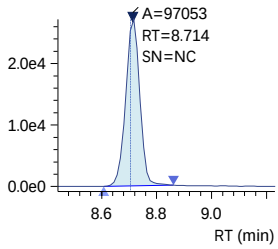

PFDA
Conc. 0.2372
R#1 17.77 (17.64)
R#2 17.77 (17.64)
Q 512.90>469.00 (-) 6.55e3

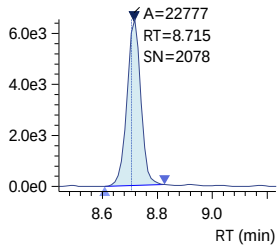

R1 527.10>80.80 (-) 8.97e2

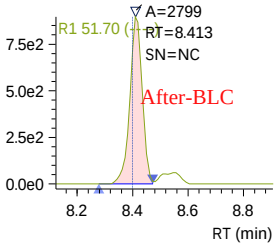

R1 512.90>219.00 (-) 1.04e3

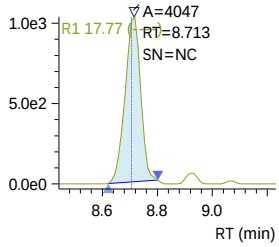

R2 527.10>80.80 (-) 8.97e2

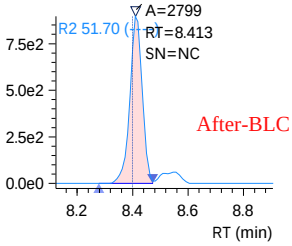

R2 512.90>219.00 (-) 1.04e3

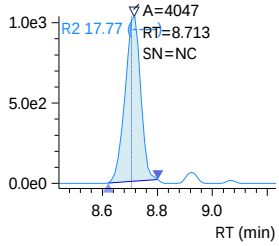

D3-NMeFOSAA_IS
Conc. 5.0000
ISTD 573.20>419.00 (-) 4.83e4

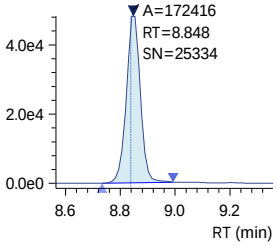

D3-NMeFOSAA
Conc. 5.4963
Q 573.20>419.00 (-) 4.83e4

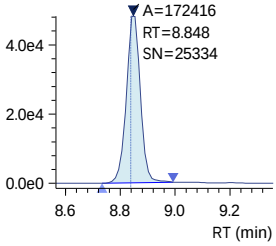

13C8-PFOS_IS
Conc. 2.5000
ISTD 507.10>98.90 (-) 1.37e4

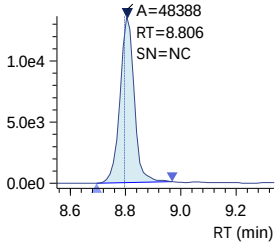

13C8-PFOS
Conc. 2.6653
Q 507.10>98.90 (-) 1.37e4

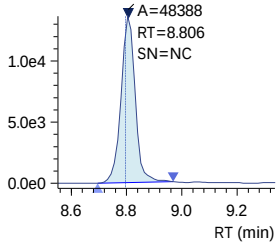

13C4-PFOS_IS
Conc. 2.5000
ISTD 502.80>79.90 (-) 3.68e4

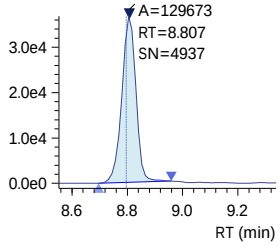

SN - Software-calculated S/N ratio outside criteria due to non-target peaks or drift in noise calculation window.
Analyst review of noise levels (excluding non-target peaks) in chromatogram indicates S/N ratio meets criteria.

240315_018 (continued)

PFOS
Conc. 0.1979
R#1 47.36 (45.06)
R#2 47.36 (45.06)
Q 498.90>79.90 (-) 2.10e3

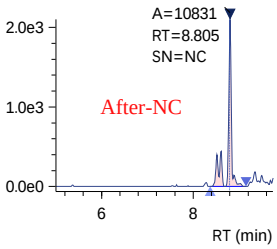

NMeFOSAA
Conc. 0.2594
R#1 58.10 (67.10)
R#2 58.10 (67.10)
Q 570.10>419.00 (-) 2.23e3

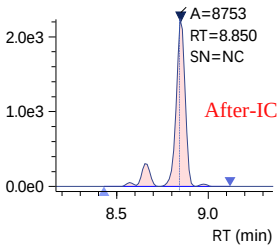

D5-NEtFOSAA_IS
Conc. 5.0000
ISTD 589.20>419.00 (-) 3.59e4

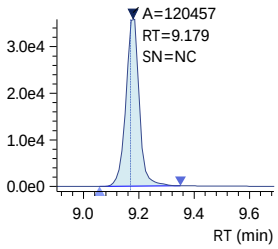

D5-NEtFOSAA
Conc. 5.2411
Q 589.20>419.00 (-) 3.59e4

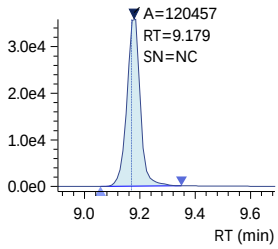

NEtFOSAA
Conc. 0.2695
R#1 82.25 (89.53)
R#2 82.25 (89.53)
Q 584.20>419.10 (-) 1.67e3

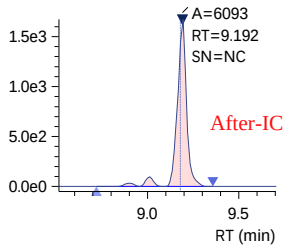

R1 498.90>98.80 (-) 1.00e3

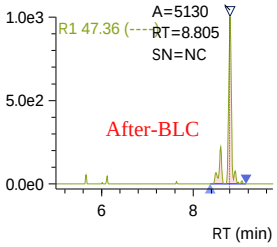

R1 570.10>483.00 (-) 1.02e3

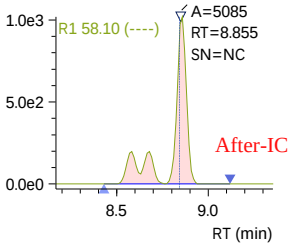

R1 584.20>526.00 (-) 1.20e3

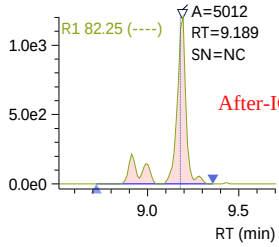

R2 498.90>98.80 (-) 1.00e3

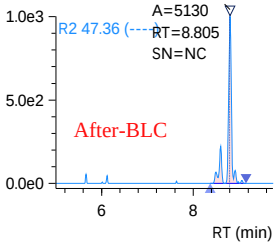

R2 570.10>483.00 (-) 1.02e3

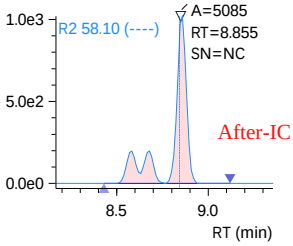

R2 584.20>526.00 (-) 1.20e3

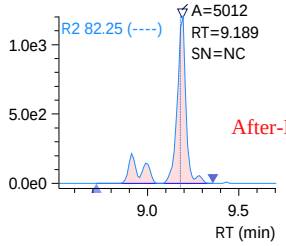

J:\LCMS08\Data\240315_1633_Curve\240315_1633_Curve.damlp .
SN - Software-calculated S/N ratio outside criteria due to non-target peaks or drift in noise calculation window.
Analyst review of noise levels (excluding non-target peaks) in chromatogram indicates S/N ratio meets criteria.

240315_018 (continued)

9-Cl-PF3ONS
Conc. 0.2343
R#1 32.21 (31.69)
R#2 32.21 (31.69)
Q 530.80>351.00 (-) 2.58e4

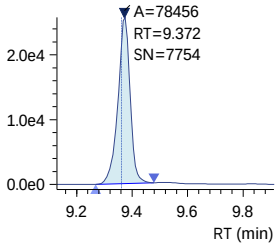

R1 532.80>353.00 (-) 8.25e3

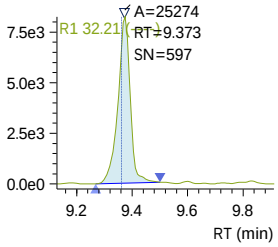

R2 532.80>353.00 (-) 8.25e3

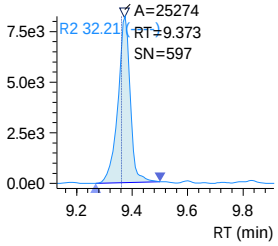

PFUnDA
Conc. 0.2577
R#1 12.17 (10.96)
R#2 12.17 (10.96)
Q 563.10>519.00 (-) 1.05e4

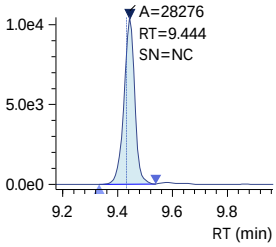

R1 563.10>269.10 (-) 1.23e3

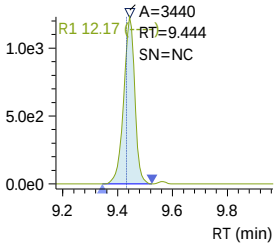

R2 563.10>269.10 (-) 1.23e3

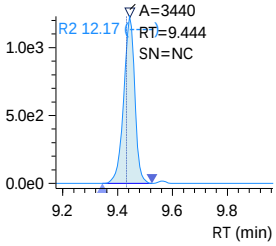

13C7-PFUnDA_IS
Conc. 1.2500
ISTD 570.00>525.10 (-) 4.33e4

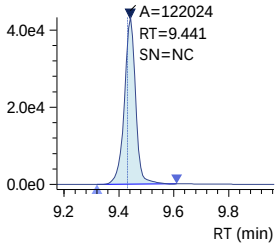

13C7-PFUnDA
Conc. 1.3620
Q 570.00>525.10 (-) 4.33e4

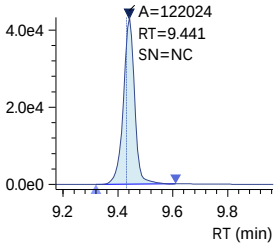

PFNS
Conc. 0.2641
R#1 64.15 (56.91)
R#2 64.15 (56.91)
Q 548.80>79.90 (-) 3.57e3

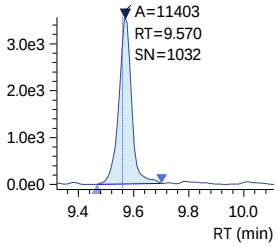

R1 548.80>98.80 (-) 2.46e3

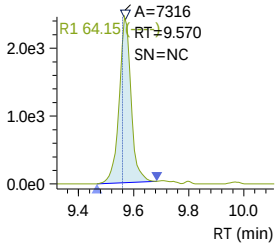

R2 548.80>98.80 (-) 2.46e3

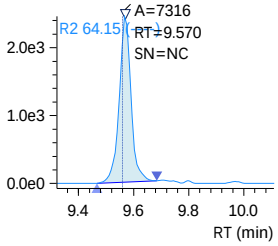

J:\LCMS08\Data\240315_1633_Curve\240315_1633_Curve.damlp .
SN - Software-calculated S/N ratio outside criteria due to non-target peaks or drift in noise calculation window.
Analyst review of noise levels (excluding non-target peaks) in chromatogram indicates S/N ratio meets criteria.

240315_018 (continued)

10_2 FTS
Conc. 0.2655
R#1 29.07 (32.29)
R#2 29.07 (32.29)
Q 626.80>607.05 (-) 1.71e3

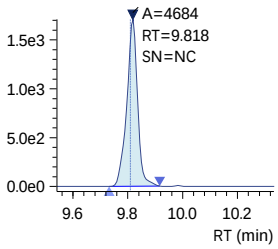

R1 626.80>81.00 (-) 5.55e2

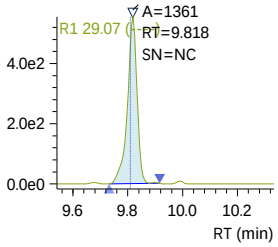

R2 626.80>81.00 (-) 5.55e2

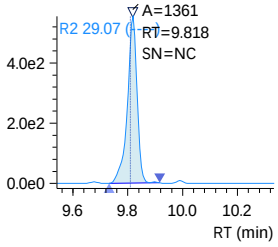

13C2-PFDOA_IS
Conc. 1.2500
ISTD 615.10>570.00 (-) 4.80e4

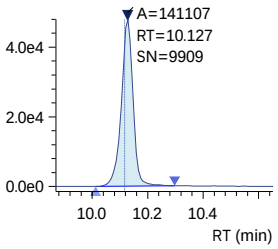

13C2-PFDOA
Conc. 1.3542
Q 615.10>570.00 (-) 4.80e4

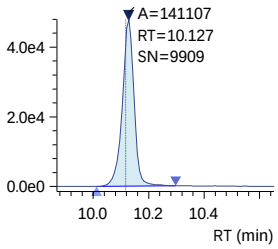

PFDOA
Conc. 0.2592
R#1 13.10 (11.14)
R#2 13.10 (11.14)
Q 613.10>569.00 (-) 7.34e3

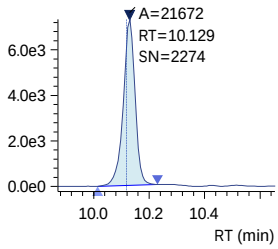

R1 613.10>319.00 (-) 9.92e2

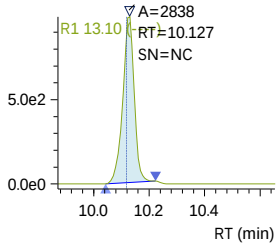

R2 613.10>319.00 (-) 9.92e2

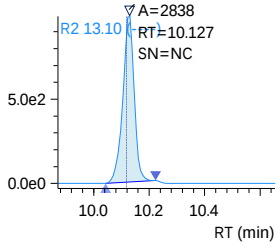

PFDS
Conc. 0.2493
R#1 49.10 (58.01)
R#2 49.10 (58.01)
Q 599.00>79.90 (-) 3.43e3

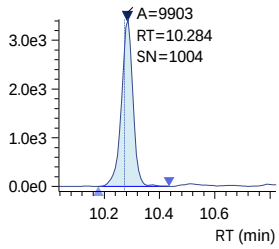

R1 599.00>98.80 (-) 1.65e3

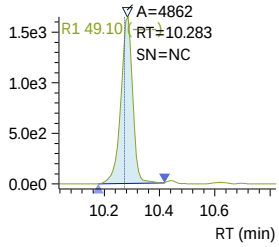

R2 599.00>98.80 (-) 1.65e3

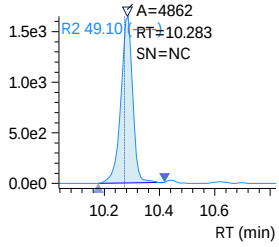

J:\LCMS08\Data\240315_1633_Curve\240315_1633_Curve.damlp .
SN - Software-calculated S/N ratio outside criteria due to non-target peaks or drift in noise calculation window.
Analyst review of noise levels (excluding non-target peaks) in chromatogram indicates S/N ratio meets criteria.

240315_018 (continued)

PFTrDA
Conc. 0.2759
R#1 14.30 (16.67)
R#2 14.30 (16.67)

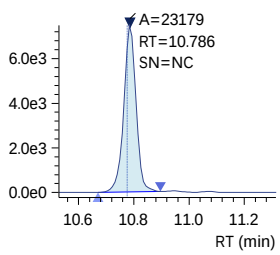

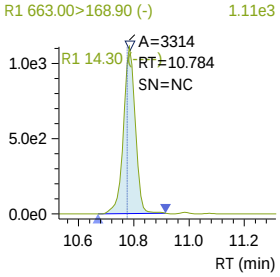

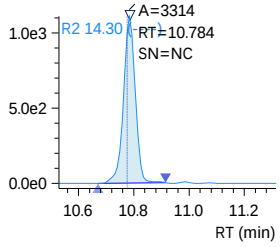

11-Cl-PF3OUdS
Conc. 0.2310
R#1 37.56 (35.04)
R#2 37.56 (35.04)

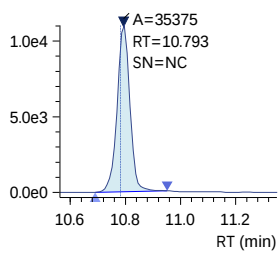

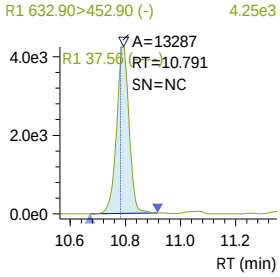

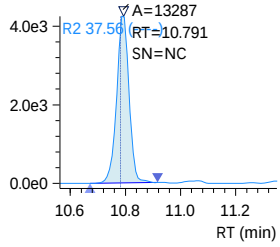

PFOSAm
Conc. 0.4990

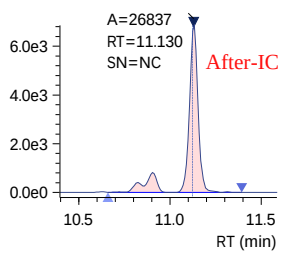

13C8-PFOSAm
Conc. 2.5266

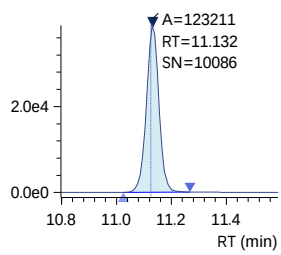

13C8-PFOSAm_IS
Conc. 2.5000

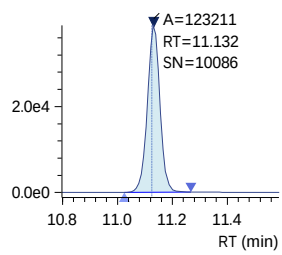

J:\LCMS08\Data\240315_1633_Curve\240315_1633_Curve.damlp .
SN - Software-calculated S/N ratio outside criteria due to non-target peaks or drift in noise calculation window.
Analyst review of noise levels (excluding non-target peaks) in chromatogram indicates S/N ratio meets criteria.

240315_018 (continued)

PFTDA
Conc. 0.2701
R#1 19.69 (17.09)
R#2 19.69 (17.09)
Q 713.10>669.00 (-) 4.39e3

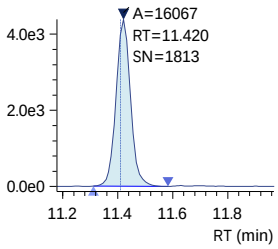

R1 713.10>168.90 (-) 8.55e2

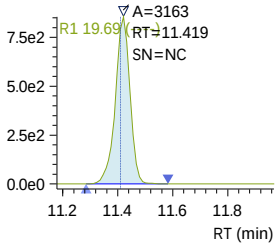

R2 713.10>168.90 (-) 8.55e2

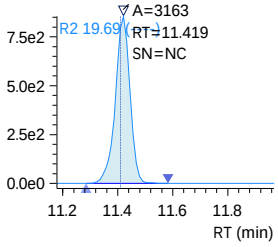

13C2-PFTDA
Conc. 1.2612
Q 715.20>670.00 (-) 2.25e4

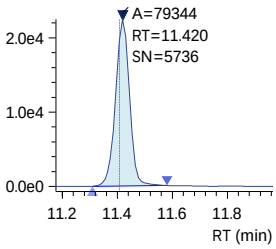

13C2-PFTDA_IS
Conc. 1.2500
ISTD 715.20>670.00 (-) 2.25e4

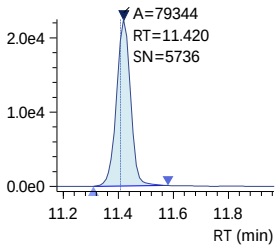

PFDoS
Conc. 0.2172
R#1 62.41 (61.23)
R#2 62.41 (61.23)
Q 699.10>79.90 (-) 1.56e3

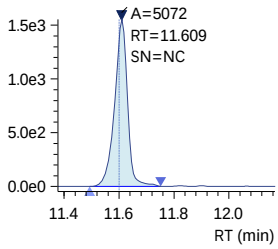

R1 699.10>98.80 (-) 1.01e3

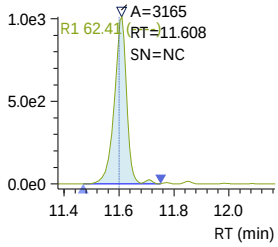

R2 699.10>98.80 (-) 1.01e3

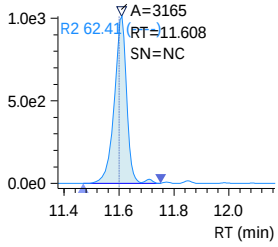

D7-MeFOSE_IS
Conc. 25.0000
ISTD 623.20>58.90 (-) 1.07e5

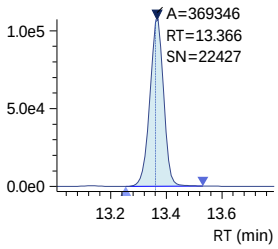

J:\LCMS08\Data\240315_1633_Curve\240315_1633_Curve.damlp .

SN - Software-calculated S/N ratio outside criteria due to non-target peaks or drift in noise calculation window.
Analyst review of noise levels (excluding non-target peaks) in chromatogram indicates S/N ratio meets criteria.

240315_018 (continued)

D7-MeFOSE
Conc. 24.7544

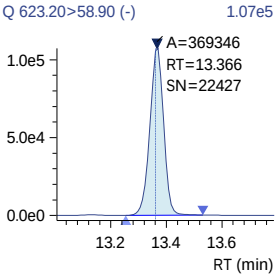

MeFOSE
Conc. 0.2622

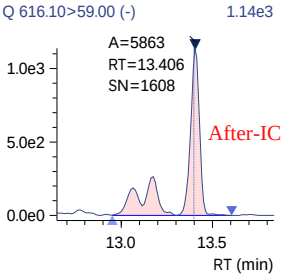

13C2-PFHXDA_IS
Conc. 2.5000

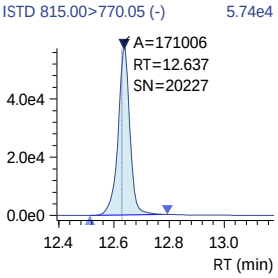

13C2-PFHXDA
Conc. 2.6434

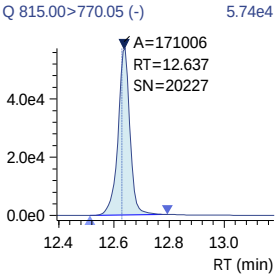

PFHXDA
Conc. 0.2482
R#1 12.14 (10.78)
R#2 12.14 (10.78)

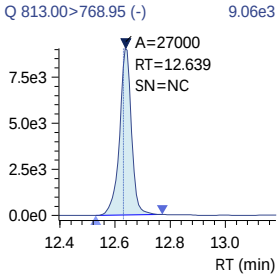

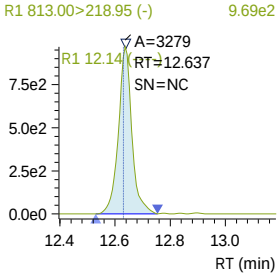

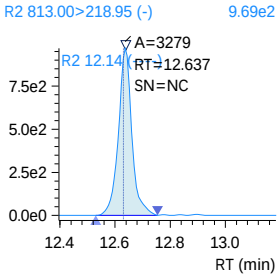

240315_018 (continued)

D3-MeFOSA
Conc. 2.3565

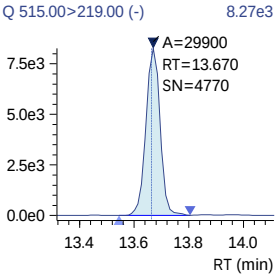

D3-MeFOSA_IS
Conc. 2.5000

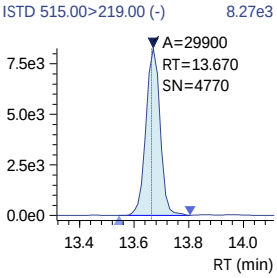

MeFOSA
Conc. 0.2678
R#1 167.19 (156.31)
R#2 167.19 (156.31)

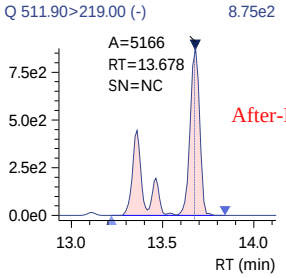

D9-EtFOSE_IS
Conc. 25.0000

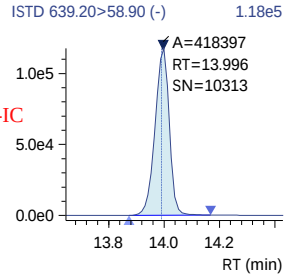

D9-EtFOSE
Conc. 24.5646

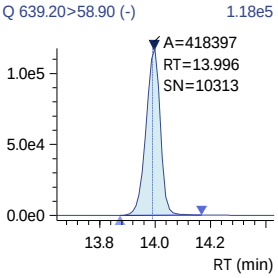

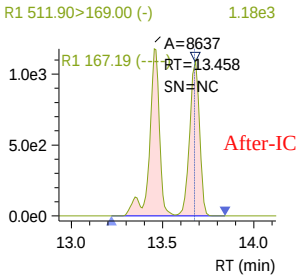

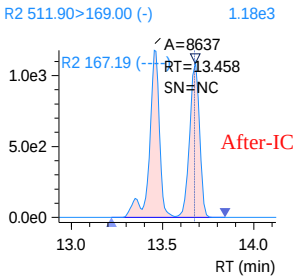

240315_018 (continued)

EtFOSE
Conc. 0.2599

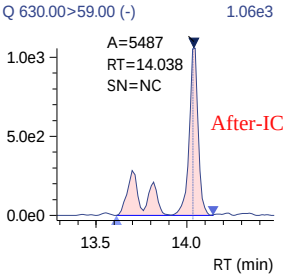

D5-EtFOSAm
Conc. 2.4628

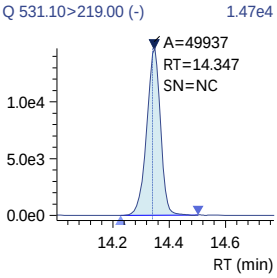

D5-EtFOSAm_IS
Conc. 2.5000

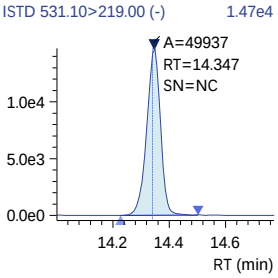

EtFOSAm
Conc. 0.2692
R#1 159.80 (177.75)
R#2 159.80 (177.75)

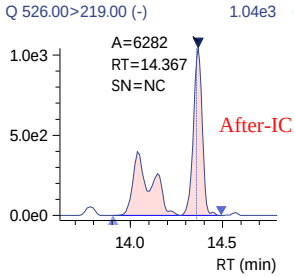

PFODA
Conc. 0.2893
R#1 30.82 (31.66)
R#2 30.82 (31.66)

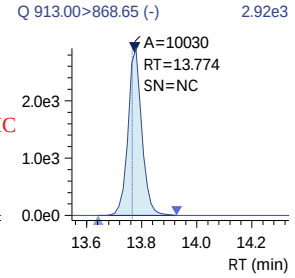

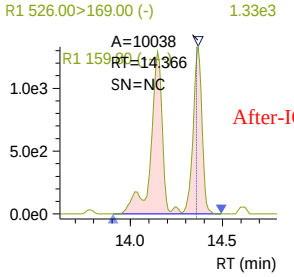

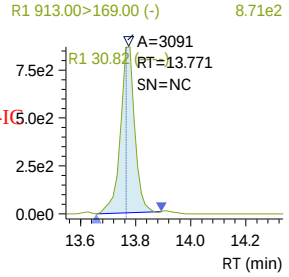

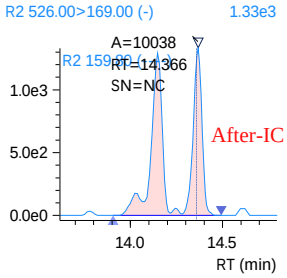

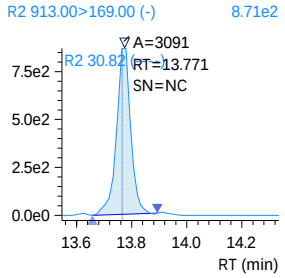

Insight Report
Before Manual Integration
Printed 3/18/2024 10:53:49

240315_018

Sample ID: 1633 ICAL 0.25PPB
Date Acquired: 3/15/2024 8:46:23 PM
Acquired by: System Administrator
Data File: 240315_018
Vial: 3 | Inj. Volume: 10.0000uL | Tray: 1

13C4-PFBA
Conc. 10.3667
Q 216.80>171.90 (-) 1.50e5

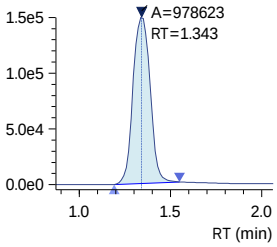

13C4-PFBA_IS
Conc. 10.0000
ISTD 216.80>171.90 (-) 1.50e5

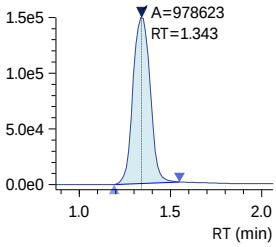

13C3-PFBA_IS
Conc. 5.0000
ISTD 216.00>172.00 (-) 7.30e4

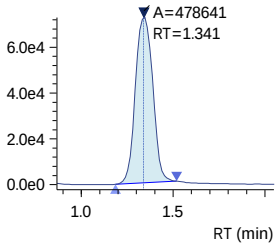

PFBA
Conc. 0.2467
Q 212.80>169.05 (-) 5.21e3

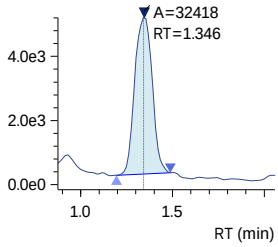

PFMPA
Conc. 0.2521
Q 229.00>84.90 (-) 3.88e3

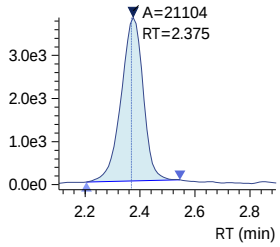

3_3 FTCA
Conc. 9.1606
R#1 133.39 (144.15)
R#2 133.39 (144.15)
Q 241.00>177.10 (-) 1.20e4

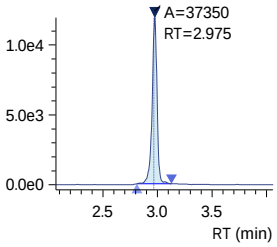

13C5-PFPeA
Conc. 5.2262
Q 268.30>223.00 (-) 7.15e4

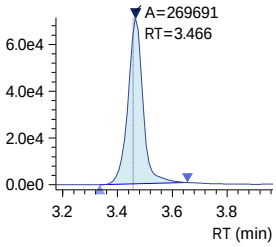

13C5-PFPeA_IS
Conc. 5.0000
ISTD 268.30>223.00 (-) 7.15e4

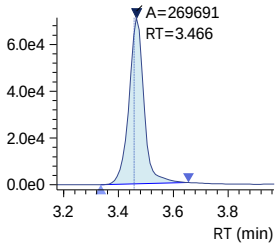

PFPeA
Conc. 0.2522
Q 263.00>219.00 (-) 1.31e4

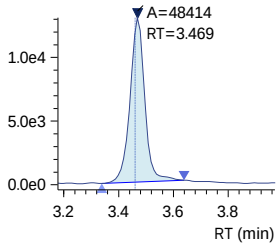

PFMBA
Conc. 0.2567
Q 279.00>84.95 (-) 9.41e3

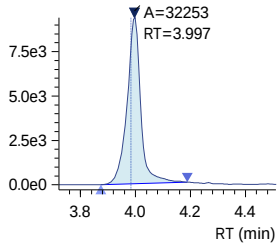

R1 241.00>117.00 (-) 1.57e4

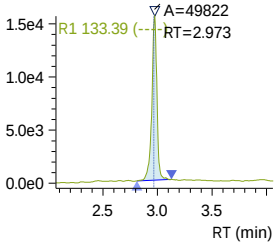

R2 241.00>117.00 (-) 1.57e4

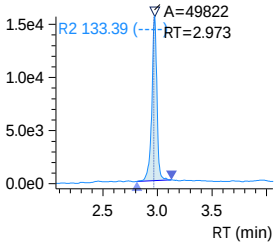

240315_018 (continued)

13C2-4_2 FTS
Conc. 5.8145
Q 329.10>80.90 (-) A=94696 3.03e4

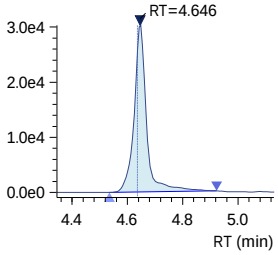

13C2-4_2 FTS_IS
Conc. 5.0000
ISTD 329.10>80.90 (-) A=94696 3.03e4

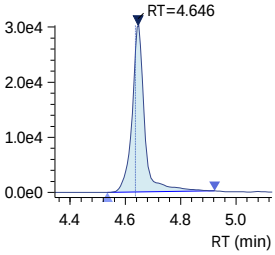

4_2 FTS
Conc. 0.2428
R#1 32.47 (32.89)
R#2 32.47 (32.89)
Q 327.10>307.00 (-) 4.59e3

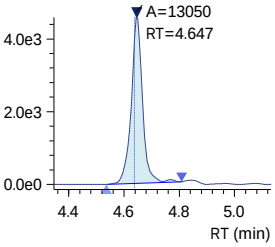

R1 327.10>80.90 (-) 1.38e3

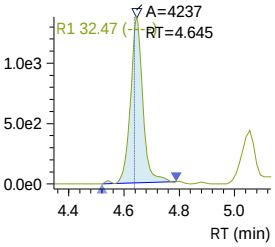

R2 327.10>80.90 (-) 1.38e3

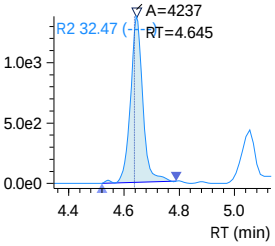

13C3-PFBS_IS
Conc. 2.5000
ISTD 302.10>79.90 (-) 5.87e4

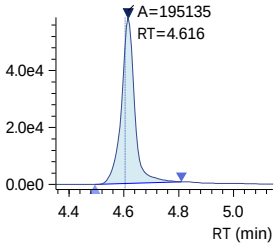

PFBS
Conc. 0.2257
R#1 46.18 (47.56)
R#2 46.18 (47.56)
Q 298.70>79.90 (-) 8.02e3

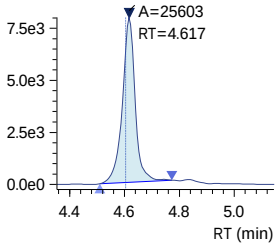

R1 298.70>98.80 (-) 3.32e3

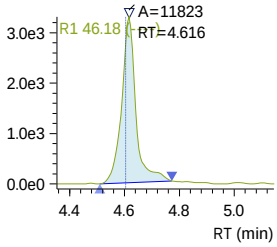

R2 298.70>98.80 (-) 3.32e3

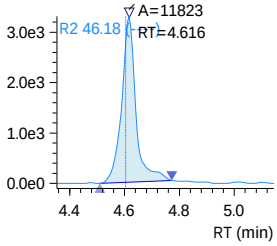

Insight Report
Before Manual Integration
Printed 3/18/2024 10:53:49

240315_018 (continued)

13C3-PFBS
Conc. 2.7603
Q 302.10>79.90 (-) 5.87e4

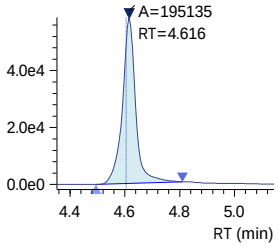

NFDHA
Conc. 0.2493
R#1 40.79 (33.79)
R#2 40.79 (33.79)
Q 295.00>201.00 (-) 8.61e3

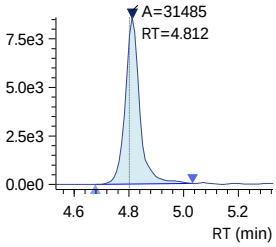

R1 295.00>84.90 (-) 3.58e3

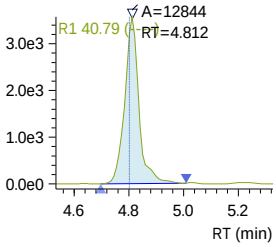

R2 295.00>84.90 (-) 3.58e3

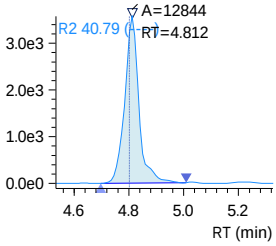

13C5-PFHxA
Conc. 2.5122
Q 318.00>273.00 (-) 1.10e5

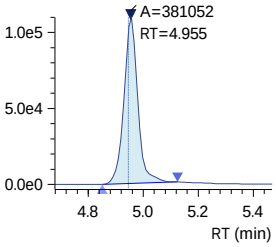

13C5-PFHxA_IS
Conc. 2.5000
ISTD 318.00>273.00 (-) 1.10e5

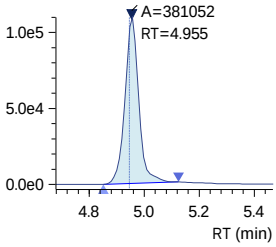

13C2-PFHxA_IS
Conc. 2.5000
ISTD 315.10>270.00 (-) 1.35e5

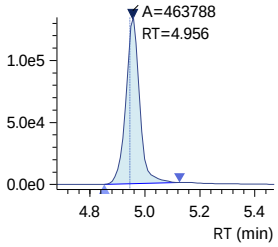

Insight Report
Before Manual Integration
Printed 3/18/2024 10:53:49

240315_018 (continued)

PFHxA
Conc. 0.2411
Q 313.00>269.00 (-) 1.24e4

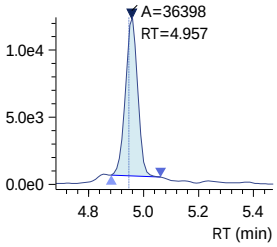

PFEESA
Conc. 0.2417
R#1 5.55 (5.87)
R#2 5.55 (5.87)
Q 314.80>135.00 (-) 3.36e4

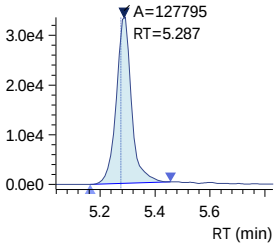

R1 314.80>82.90 (-) 1.91e3

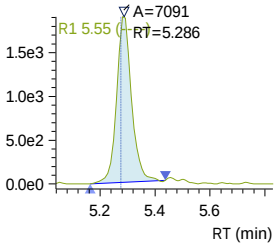

R2 314.80>82.90 (-) 1.91e3

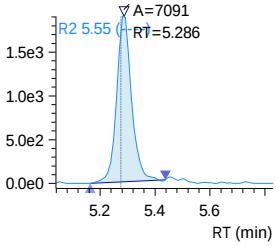

13C3-HFPO-DA
Conc. 10.0844
Q 286.90>168.90 (-) 1.83e5

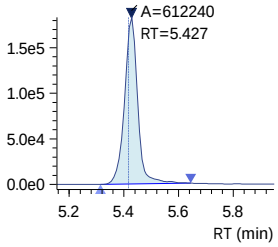

13C3-HFPO-DA_IS
Conc. 10.0000
ISTD 286.90>168.90 (-) 1.83e5

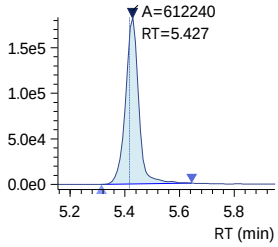

HFPO-DA
Conc. 0.2207
R#1 66.93 (62.10)
R#2 66.93 (62.10)
Q 284.90>168.90 (-) 4.92e3

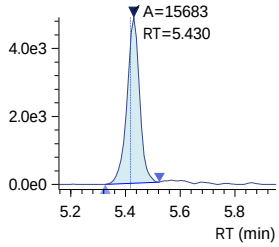

R1 284.90>184.90 (-) 3.25e3

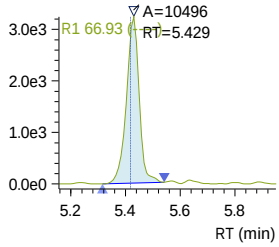

R2 284.90>184.90 (-) 3.25e3

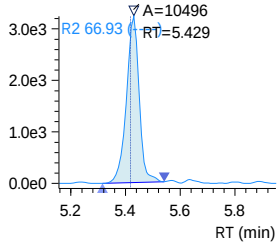

Insight Report
Before Manual Integration
Printed 3/18/2024 10:53:49

240315_018 (continued)

5_3 FTCA
Conc. 9.7804
R#1 150.54 (148.17)
R#2 150.54 (148.17)
Q 341.00>237.05 (-) 3.86e4

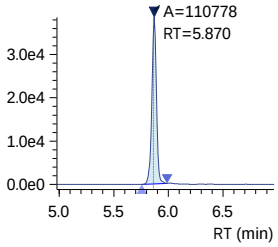

R1 341.00>217.00 (-) 5.87e4

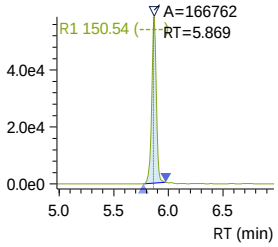

R2 341.00>217.00 (-) 5.87e4

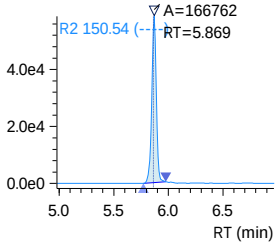

PFPeS
Conc. 0.2403
R#1 55.67 (55.49)
R#2 55.67 (55.49)
Q 349.10>79.90 (-) 6.31e3

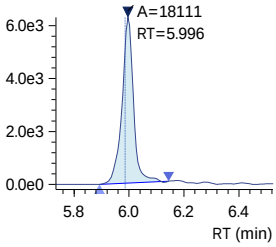

R1 349.10>98.80 (-) 3.66e3

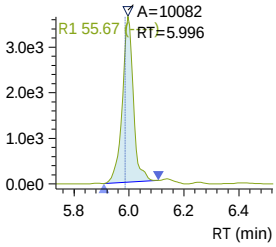

R2 349.10>98.80 (-) 3.66e3

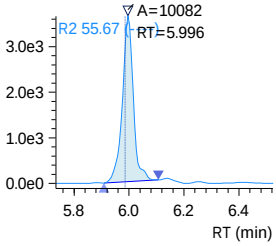

13C4-PFHpA
Conc. 2.6720
Q 367.10>322.00 (-) 2.01e5

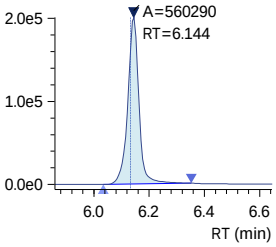

13C4-PFHpA_IS
Conc. 2.5000
ISTD 367.10>322.00 (-) 2.01e5

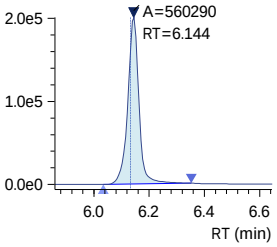

PFHpA
Conc. 0.2640
R#1 20.42 (21.12)
R#2 20.42 (21.12)
Q 363.10>319.00 (-) 1.97e4

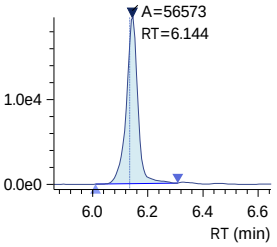

R1 363.10>169.00 (-) 3.87e3

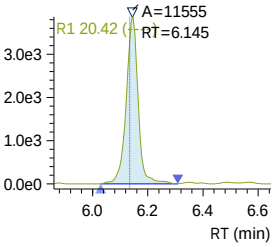

R2 363.10>169.00 (-) 3.87e3

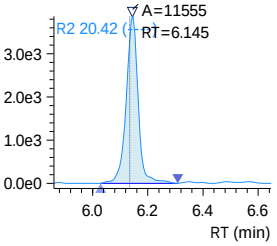

Insight Report
Before Manual Integration
Printed 3/18/2024 10:53:49

240315_018 (continued)

DONA
Conc. 0.2412
R#1 30.66 (26.25)
R#2 30.66 (26.25)
Q 376.90>250.90 (-) 1.96e4

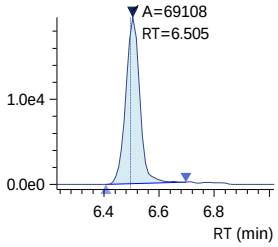

13C2-6_2 FTS_IS
Conc. 5.0000
ISTD 429.10>80.90 (-) 2.43e4

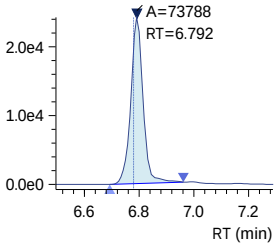

13C2-6_2 FTS
Conc. 5.6213
Q 429.10>80.90 (-) 2.43e4

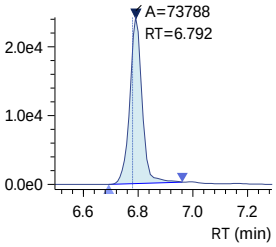

6_2 FTS
Conc. 0.2018
R#1 60.91 (48.22)
R#2 60.91 (48.22)
Q 427.10>407.00 (-) 2.50e3

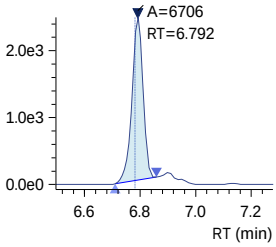

13C4-PFOA_IS
Conc. 2.5000
ISTD 417.10>172.00 (-) 8.59e3

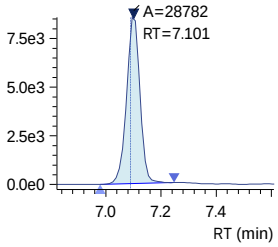

R1 376.90>84.80 (-) 5.77e3

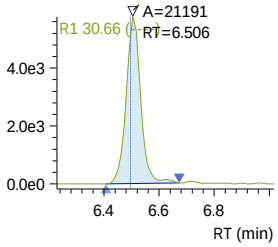

R1 427.10>80.90 (-) 1.35e3

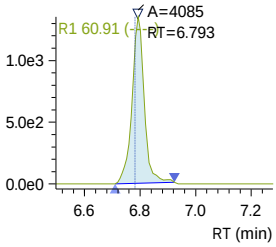

R2 376.90>84.80 (-) 5.77e3

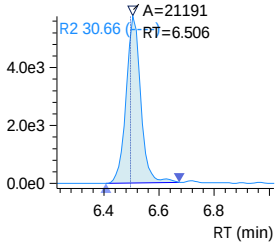

R2 427.10>80.90 (-) 1.35e3

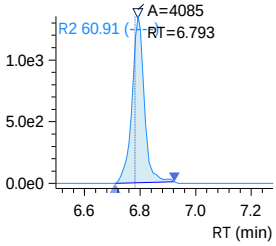

Insight Report
Before Manual Integration
Printed 3/18/2024 10:53:49

240315_018 (continued)

13C8-PFOA_IS
Conc. 2.5000

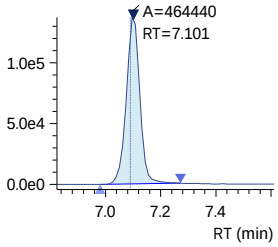

13C8-PFOA
Conc. 2.6201

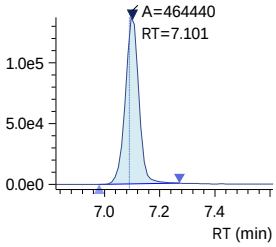

PFOA
Conc. 0.2399
R#1 22.36 (24.01)
R#2 22.36 (24.01)

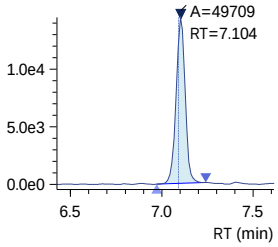

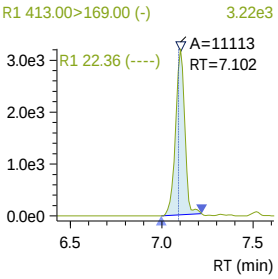

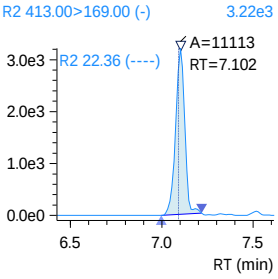

13C3-PFHxS
Conc. 2.7483

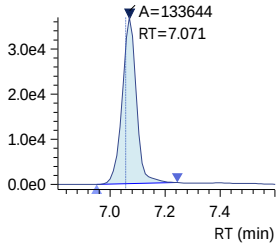

13C3-PFHxS_IS
Conc. 2.5000

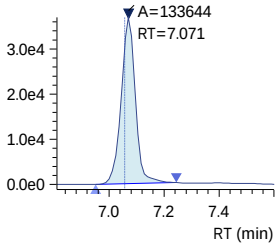

Insight Report
Before Manual Integration
Printed 3/18/2024 10:53:49

240315_018 (continued)

PFHxS
Conc. 0.2466
R#1 57.16 (63.21)
R#2 57.16 (63.21)
Q 398.70>79.90 (-) 3.96e3

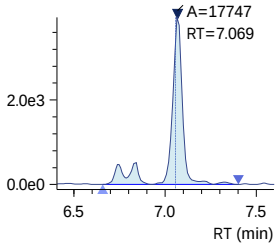

R1 398.70>98.90 (-) 2.22e3

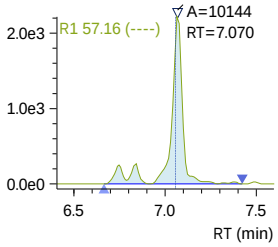

R2 398.70>98.90 (-) 2.22e3

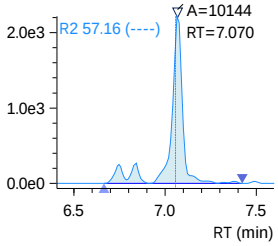

18O2-PFHxS_IS
Conc. 2.5000
ISTD 403.00>83.90 (-) 3.17e4

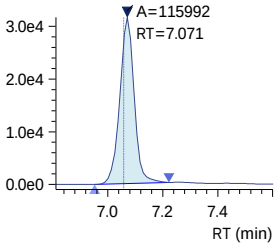

13C9-PFNA_IS
Conc. 1.2500
ISTD 472.10>427.00 (-) 7.65e4

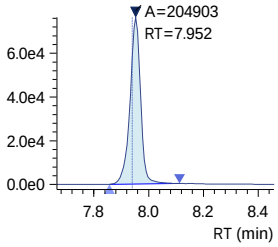

13C9-PFNA
Conc. 1.2693
Q 472.10>427.00 (-) 7.65e4

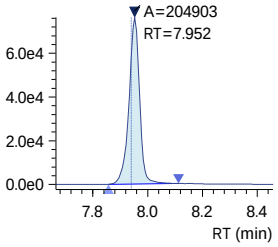

13C5-PFNA_IS
Conc. 1.2500
ISTD 468.00>423.00 (-) 6.74e4

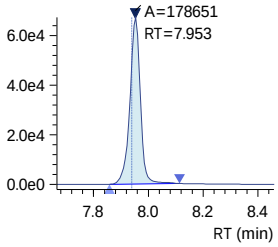

Insight Report
Before Manual Integration
Printed 3/18/2024 10:53:49

240315_018 (continued)

PFNA
Conc. 0.2500
R#1 20.83 (20.29)
R#2 20.83 (20.29)
Q 463.00>419.00 (-) 1.41e4

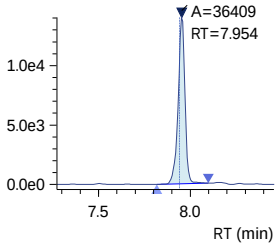

R1 463.00>219.00 (-) 2.67e3

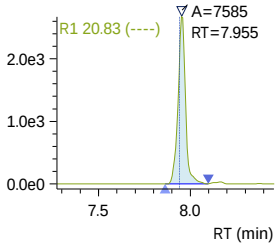

R2 463.00>219.00 (-) 2.67e3

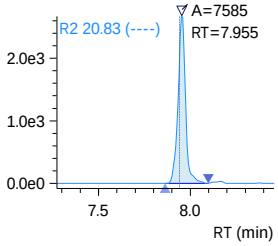

PFHpS
Conc. 0.2476
R#1 53.93 (51.10)
R#2 53.93 (51.10)
Q 449.00>79.90 (-) 5.65e3

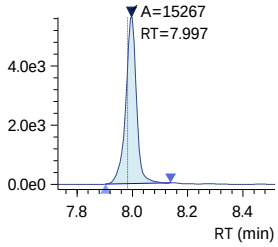

R1 449.00>98.80 (-) 3.09e3

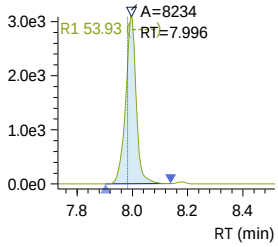

R2 449.00>98.80 (-) 3.09e3

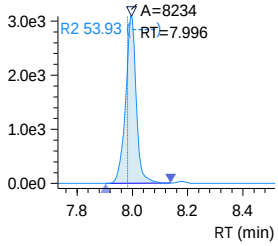

7_3 FTCA
Conc. 9.1047
R#1 132.36 (140.94)
R#2 132.36 (140.94)
Q 441.00>317.00 (-) 5.16e4

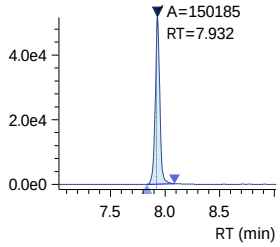

R1 441.00>336.90 (-) 6.93e4

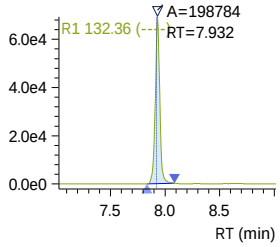

R2 441.00>336.90 (-) 6.93e4

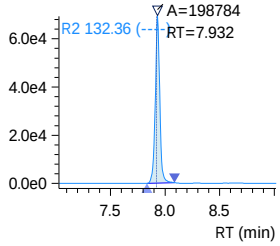

13C2-8_2-FTS
Conc. 5.7518
Q 529.10>80.90 (-) 1.57e4

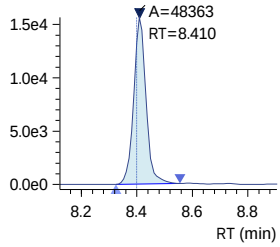

13C2-8_2-FTS_IS
Conc. 5.0000
ISTD 529.10>80.90 (-) 1.57e4

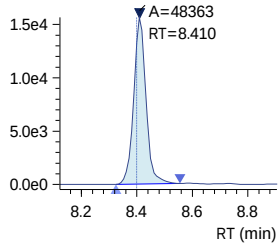

240315_018 (continued)

8_2 FTS
Conc. 0.2589
R#1 51.39 (52.20)
R#2 51.39 (52.20)
Q 527.10>506.95 (-) 1.62e3

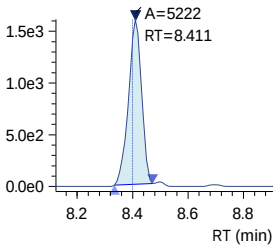

13C6-PFDA_IS
Conc. 1.2500
ISTD 519.10>474.10 (-) 3.25e4

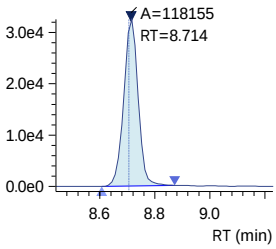

13C6-PFDA
Conc. 1.3006
Q 519.10>474.10 (-) 3.25e4

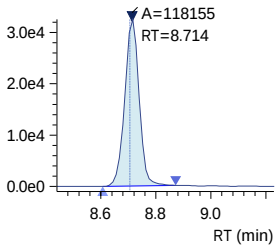

13C2-PFDA_IS
Conc. 1.2500
ISTD 515.10>470.10 (-) 2.72e4

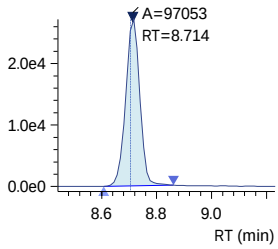

PFDA
Conc. 0.2191
R#1 17.77 (17.53)
R#2 17.77 (17.53)
Q 512.90>469.00 (-) 6.55e3

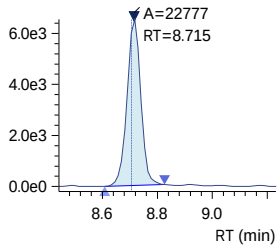

R1 527.10>80.80 (-) 8.97e2

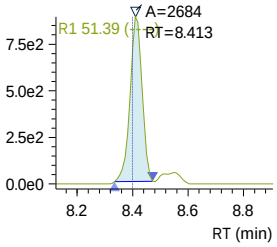

R1 512.90>219.00 (-) 1.04e3

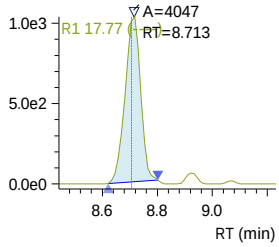

R2 527.10>80.80 (-) 8.97e2

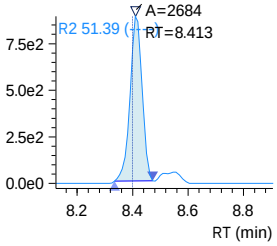

R2 512.90>219.00 (-) 1.04e3

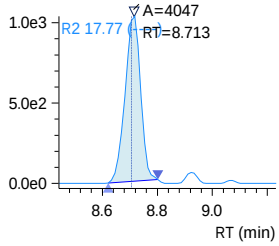

D3-NMeFOSAA_IS
Conc. 5.0000
ISTD 573.20>419.00 (-) 4.83e4

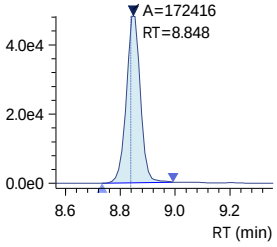

D3-NMeFOSAA
Conc. 5.4963
Q 573.20>419.00 (-) 4.83e4

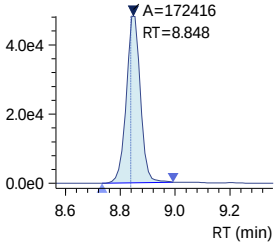

13C8-PFOS_IS
Conc. 2.5000
ISTD 507.10>98.90 (-) 1.37e4

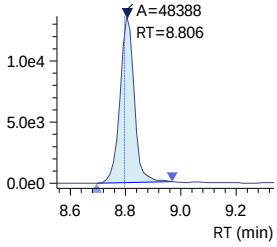

13C8-PFOS
Conc. 2.6653
Q 507.10>98.90 (-) 1.37e4

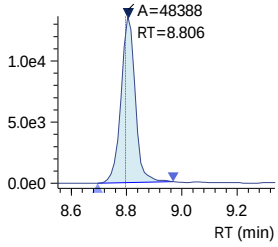

13C4-PFOS_IS
Conc. 2.5000
ISTD 502.80>79.90 (-) 3.68e4

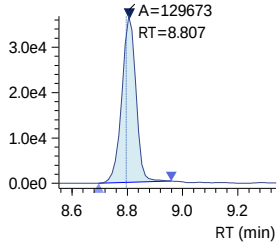

240315_018 (continued)

PFOS
Conc. 0.1942
R#1 44.70 (48.06)
R#2 44.70 (48.06)
Q 498.90>79.90 (-) 2.10e3

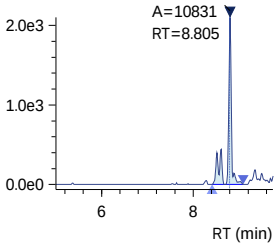

NMeFOSAA
Conc. 0.2539
R#1 48.67 (72.86)
R#2 48.67 (72.86)
Q 570.10>419.00 (-) 2.23e3

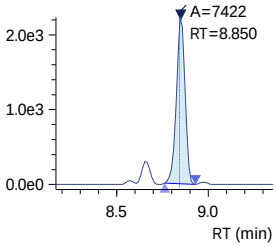

D5-NEtFOSAA_IS
Conc. 5.0000
ISTD 589.20>419.00 (-) 3.59e4

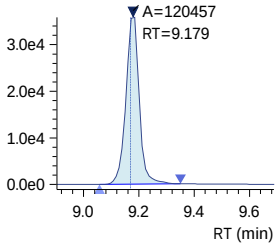

D5-NEtFOSAA
Conc. 5.2411
Q 589.20>419.00 (-) 3.59e4

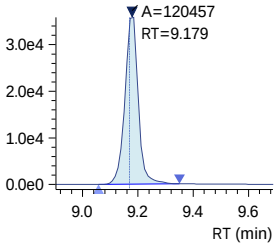

NEtFOSAA
Conc. 0.2808
R#1 64.51 (72.48)
R#2 64.51 (72.48)
Q 584.20>419.10 (-) 1.67e3

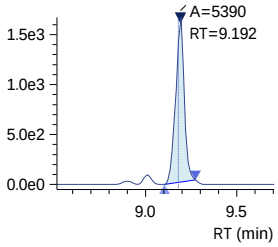

R1 498.90>98.80 (-) 1.00e3

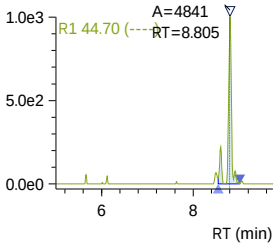

R1 570.10>483.00 (-) 1.02e3

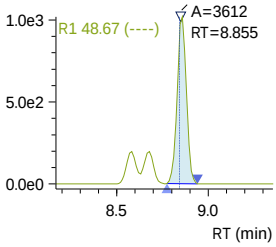

R1 584.20>526.00 (-) 1.20e3

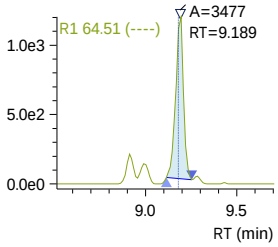

R2 498.90>98.80 (-) 1.00e3

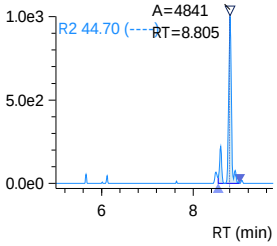

R2 570.10>483.00 (-) 1.02e3

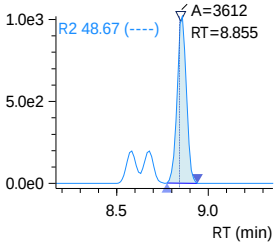

R2 584.20>526.00 (-) 1.20e3

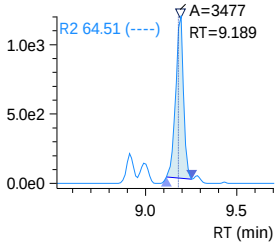

240315_018 (continued)

9-Cl-PF3ONS
Conc. 0.2346
R#1 32.21 (31.17)
R#2 32.21 (31.17)
Q 530.80>351.00 (-) 2.58e4

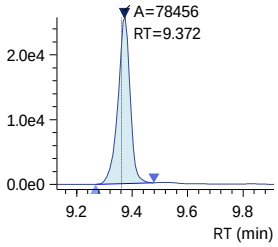

R1 532.80>353.00 (-) 8.25e3

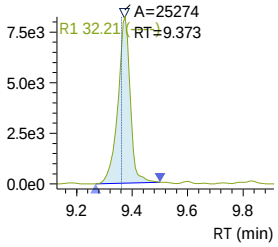

R2 532.80>353.00 (-) 8.25e3

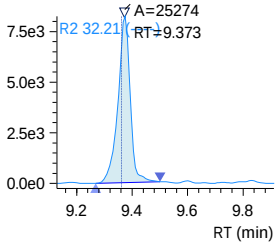

PFUnDA
Conc. 0.2598
R#1 12.17 (11.58)
R#2 12.17 (11.58)
Q 563.10>519.00 (-) 1.05e4

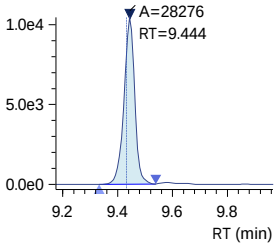

R1 563.10>269.10 (-) 1.23e3

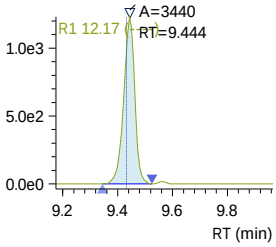

R2 563.10>269.10 (-) 1.23e3

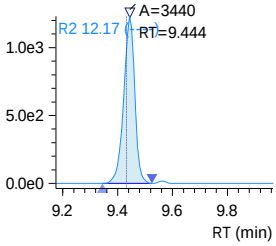

13C7-PFUnDA_IS
Conc. 1.2500
ISTD 570.00>525.10 (-) 4.33e4

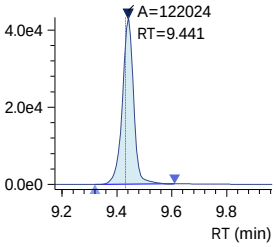

13C7-PFUnDA
Conc. 1.3620
Q 570.00>525.10 (-) 4.33e4

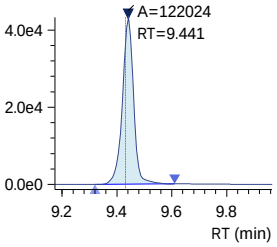

PFNS
Conc. 0.2644
R#1 64.15 (59.04)
R#2 64.15 (59.04)
Q 548.80>79.90 (-) 3.57e3

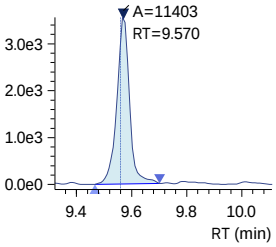

R1 548.80>98.80 (-) 2.46e3

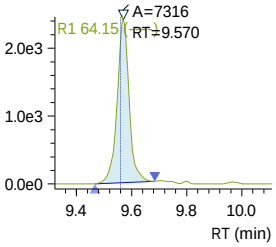

R2 548.80>98.80 (-) 2.46e3

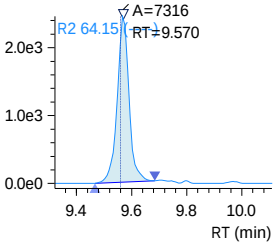

Insight Report
Before Manual Integration
Printed 3/18/2024 10:53:49

240315_018 (continued)

10_2 FTS
Conc. 0.2655
R#1 29.07 (33.72)
R#2 29.07 (33.72)
Q 626.80>607.05 (-) 1.71e3

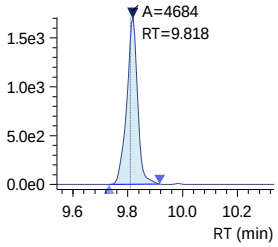

R1 626.80>81.00 (-) 5.55e2

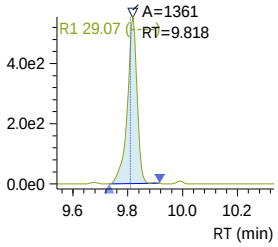

R2 626.80>81.00 (-) 5.55e2

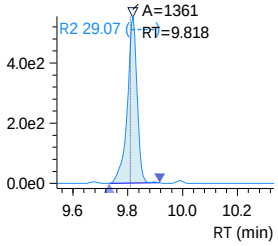

13C2-PFDOA_IS
Conc. 1.2500
ISTD 615.10>570.00 (-) 4.80e4

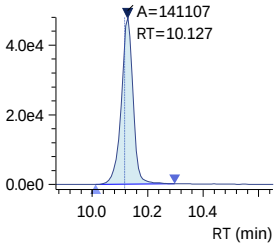

13C2-PFDOA
Conc. 1.3542
Q 615.10>570.00 (-) 4.80e4

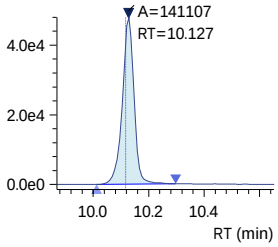

PFDOA
Conc. 0.2614
R#1 13.10 (10.37)
R#2 13.10 (10.37)
Q 613.10>569.00 (-) 7.34e3

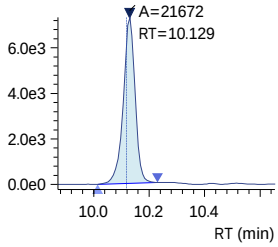

R1 613.10>319.00 (-) 9.92e2

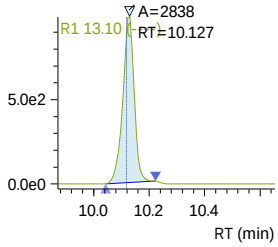

R2 613.10>319.00 (-) 9.92e2

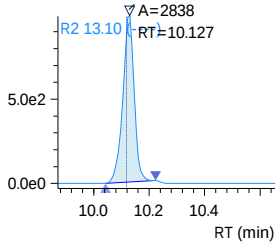

PFDS
Conc. 0.2487
R#1 49.10 (59.30)
R#2 49.10 (59.30)
Q 599.00>79.90 (-) 3.43e3

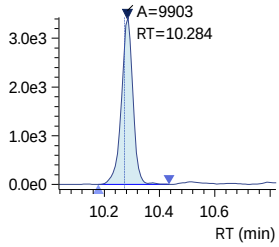

R1 599.00>98.80 (-) 1.65e3

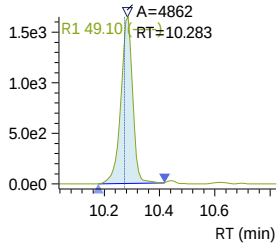

R2 599.00>98.80 (-) 1.65e3

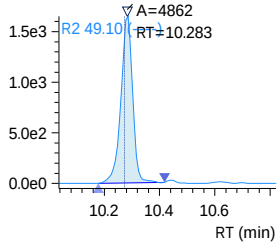

240315_018 (continued)

PFTrDA
Conc. 0.2791
R#1 14.30 (14.67)
R#2 14.30 (14.67)
Q 663.00>619.00 (-) 7.49e3

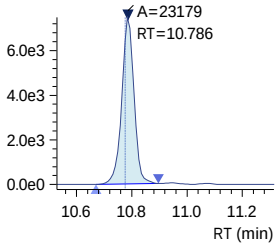

R1 663.00>168.90 (-) 1.11e3

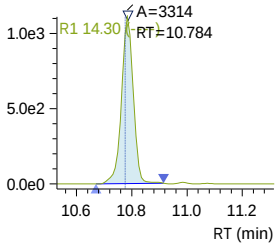

R2 663.00>168.90 (-) 1.11e3

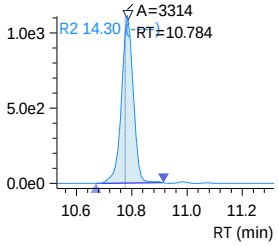

11-Cl-PF3OUdS
Conc. 0.2310
R#1 37.56 (34.64)
R#2 37.56 (34.64)
Q 630.90>451.00 (-) 1.10e4

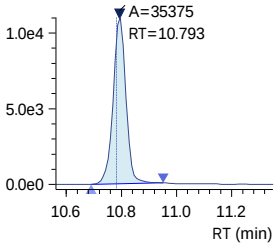

R1 632.90>452.90 (-) 4.25e3

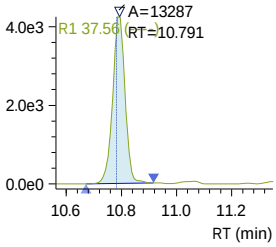

R2 632.90>452.90 (-) 4.25e3

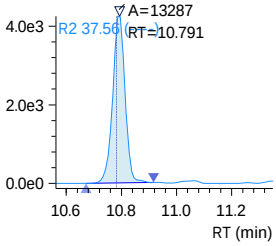

PFOSAm
Conc. 0.4915
Q 498.10>77.90 (-) 6.86e3

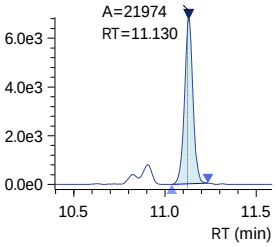

13C8-PFOSAm
Conc. 2.5266
Q 506.10>77.80 (-) 3.89e4

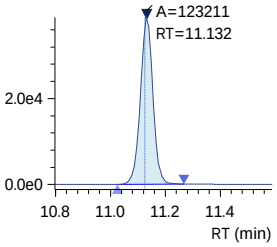

13C8-PFOSAm_IS
Conc. 2.5000
ISTD 506.10>77.80 (-) 3.89e4

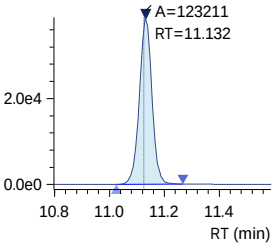

Insight Report
Before Manual Integration
Printed 3/18/2024 10:53:49

240315_018 (continued)

PFTDA
Conc. 0.2701
R#1 19.69 (17.10)
R#2 19.69 (17.10)

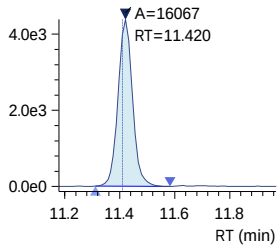

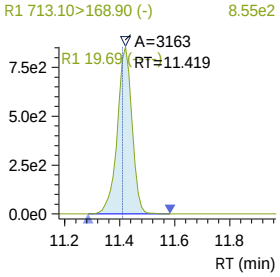

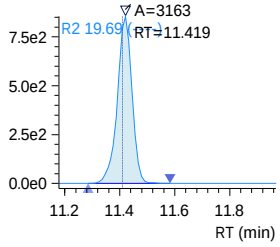

13C2-PFTDA
Conc. 1.2612

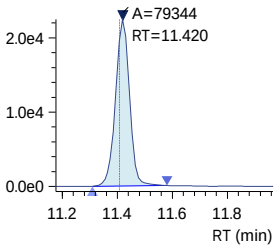

13C2-PFTDA_IS
Conc. 1.2500

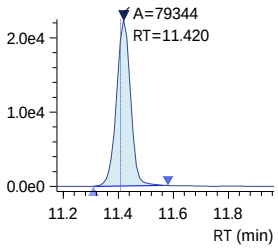

PFDoS
Conc. 0.2174
R#1 62.41 (62.00)
R#2 62.41 (62.00)

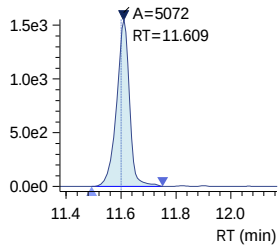

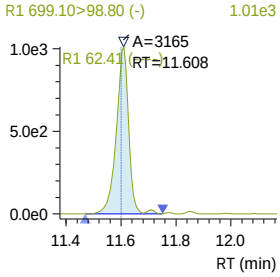

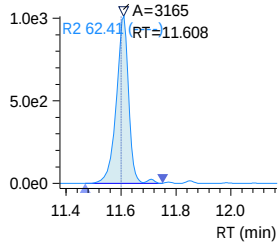

D7-MeFOSE_IS
Conc. 25.0000

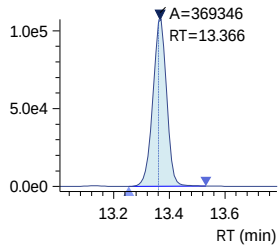

Insight Report
Before Manual Integration
Printed 3/18/2024 10:53:49

240315_018 (continued)

D7-MeFOSE
Conc. 24.7544

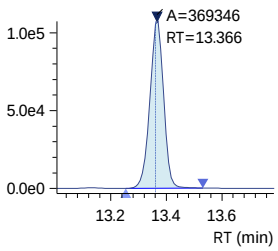

MeFOSE
Conc. 0.2637

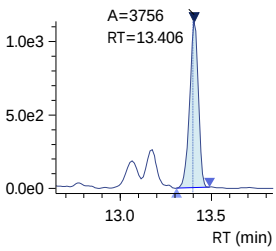

13C2-PFHXDA_IS
Conc. 2.5000

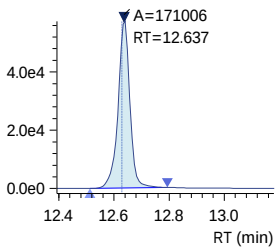

13C2-PFHXDA
Conc. 2.6434

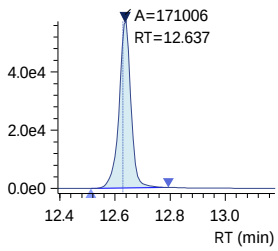

PFHXDA
Conc. 0.2482
R#1 12.14 (11.37)
R#2 12.14 (11.37)

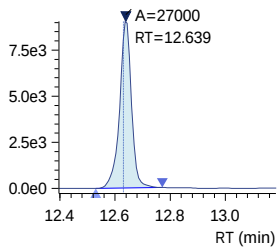

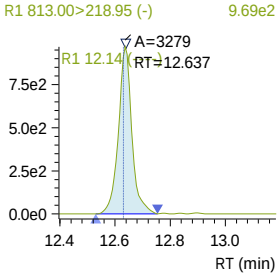

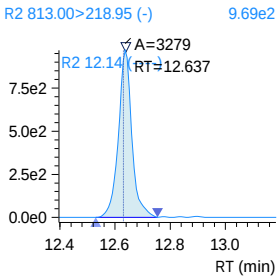

Insight Report
Before Manual Integration
Printed 3/18/2024 10:53:49

240315_018 (continued)

D3-MeFOSA
Conc. 2.3565

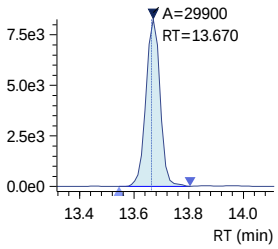

D3-MeFOSA_IS
Conc. 2.5000

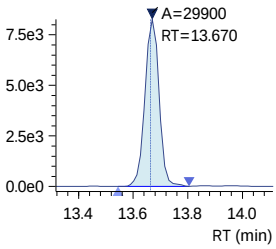

MeFOSA
Conc. 0.2654
R#1 129.24 (155.54)
R#2 129.24 (155.54)

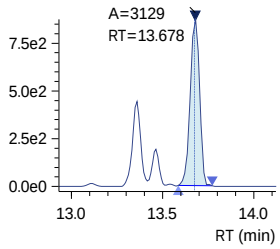

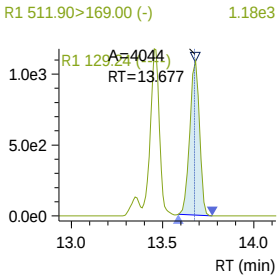

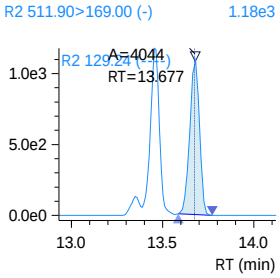

D9-EtFOSE_IS
Conc. 25.0000

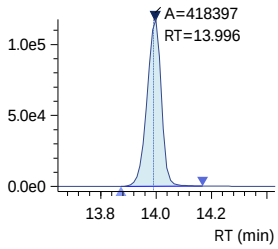

D9-EtFOSE
Conc. 24.5646

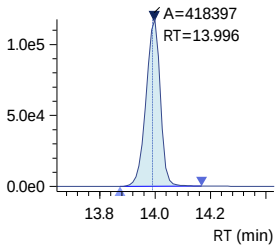

Insight Report
Before Manual Integration
Printed 3/18/2024 10:53:49

240315_018 (continued)

EtFOSE
Conc. 0.2609

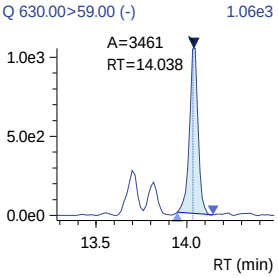

D5-EtFOSAm
Conc. 2.4628

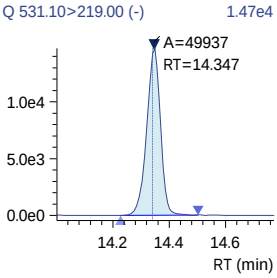

D5-EtFOSAm_IS
Conc. 2.5000

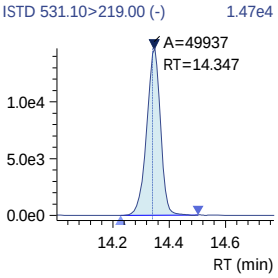

EtFOSAm
Conc. 0.2671
R#1 128.66 (165.52)
R#2 128.66 (165.52)

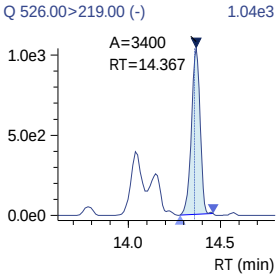

PFODA
Conc. 0.2867
R#1 30.82 (33.10)
R#2 30.82 (33.10)

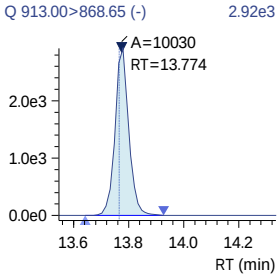

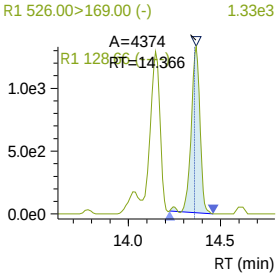

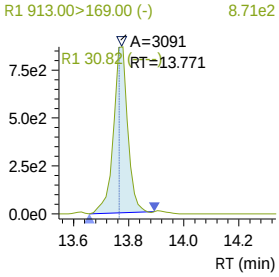

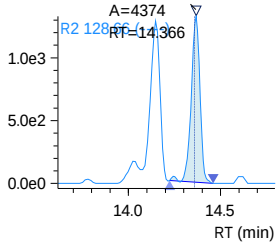

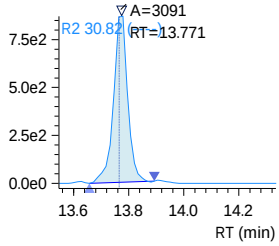

Insight Report
Ion Ratio Confirmation
Printed 3/18/2024 12:11:29

240315_019

Sample ID: 1633 ICAL 0.5PPB
Date Acquired: 3/15/2024 9:09:40 PM
Acquired by: System Administrator
Data File: 240315_019
Vial: 4 | Inj. Volume: 10.0000uL | Tray: 1

Name	m/z	Ref 1 m/z	Area	Ref 1 Measured	Ref 1 Actual Ratio	Ref 1 Set Ratio	Ref 2 Measured	Ref 2 Actual Ratio	Ref 2 Set Ratio	Flag ID
13C4-PFBA	216.80>171.90	----	978603	----	----	----	----	----	----	
13C4-PFBA_IS	216.80>171.90	----	978603	----	----	----	----	----	----	
13C3-PFBA_IS	216.00>172.00	----	490374	----	----	----	----	----	----	
PFBA	212.80>169.05	----	60830	----	----	----	----	----	----	
PFMPA	229.00>84.90	----	41392	----	----	----	----	----	----	
3_3 FTCA	241.00>177.10	241.00>117.00	59052	77109	130.58	136.14	77109	130.58	136.14	
13C5-PFPeA	268.30>223.00	----	276504	----	----	----	----	----	----	
13C5-PFPeA_IS	268.30>223.00	----	276504	----	----	----	----	----	----	
PFPeA	263.00>219.00	----	97690	----	----	----	----	----	----	
PFMBA	279.00>84.95	----	65218	----	----	----	----	----	----	
13C2-4_2 FTS	329.10>80.90	----	95201	----	----	----	----	----	----	
13C2-4_2 FTS_IS	329.10>80.90	----	95201	----	----	----	----	----	----	
4_2 FTS	327.10>307.00	327.10>80.90	24277	8156	33.59	33.08	8156	33.59	33.08	
13C3-PFBS_IS	302.10>79.90	----	204706	----	----	----	----	----	----	
PFBS	298.70>79.90	298.70>98.80	51833	23153	44.67	46.53	23153	44.67	46.53	
13C3-PFBS	302.10>79.90	----	204706	----	----	----	----	----	----	
NFDHA	295.00>201.00	295.00>84.90	67602	24245	35.87	36.44	24245	35.87	36.44	
13C5-PFHxA	318.00>273.00	----	411327	----	----	----	----	----	----	
13C5-PFHxA_IS	318.00>273.00	----	411327	----	----	----	----	----	----	
13C2-PFHxA_IS	315.10>270.00	----	482599	----	----	----	----	----	----	
PFHxA	313.00>269.00	----	81636	----	----	----	----	----	----	
PFEESA	314.80>135.00	314.80>82.90	238080	13014	5.47	5.25	13014	5.47	5.25	
13C3-HFPO-DA	286.90>168.90	----	661863	----	----	----	----	----	----	
13C3-HFPO-DA_IS	286.90>168.90	----	661863	----	----	----	----	----	----	
HFPO-DA	284.90>168.90	284.90>184.90	38591	22913	59.38	62.57	22913	59.38	62.57	
5_3 FTCA	341.00>237.05	341.00>217.00	164841	253523	153.80	154.88	253523	153.80	154.88	
PFPeS	349.10>79.90	349.10>98.80	35515	19582	55.14	54.44	19582	55.14	54.44	
13C4-PFHpA	367.10>322.00	----	560089	----	----	----	----	----	----	
13C4-PFHpA_IS	367.10>322.00	----	560089	----	----	----	----	----	----	
PFHpA	363.10>319.00	363.10>169.00	102605	22252	21.69	23.39	22252	21.69	23.39	
DONA	376.90>250.90	376.90>84.80	151987	41052	27.01	30.39	41052	27.01	30.39	
13C2-6_2 FTS_IS	429.10>80.90	----	76208	----	----	----	----	----	----	
13C2-6_2 FTS	429.10>80.90	----	76208	----	----	----	----	----	----	
6_2 FTS	427.10>407.00	427.10>80.90	16629	6961	41.86	44.48	6961	41.86	44.48	
13C4-PFOA_IS	417.10>172.00	----	25391	----	----	----	----	----	----	
13C8-PFOA_IS	421.10>376.00	----	425059	----	----	----	----	----	----	

J:\LCMS08\Data\240315_1633_Curve\240315_1633_Curve.damlp .

Ref 1 Set Ratio assigned from calibration mid-point; Ref 2 Set Ratio assigned from opening calibration verification.
IRr - Ion ratio outside either set of criteria. Exceedances for reported detections to be "I" flagged in the analytical report.

240315_019 (continued)

(Table continued from previous page)

Name	m/z	Ref 1 m/z	Area	Ref 1 Measured	Ref 1 Actual Ratio	Ref 1 Set Ratio	Ref 2 Measured	Ref 2 Actual Ratio	Ref 2 Set Ratio	Flag ID
13C8-PFOA	421.10>376.00	----	425059	----	----	----	----	----	----	
PFOA	413.00>369.00	413.00>169.00	95804	20982	21.90	24.47	20982	21.90	24.47	
13C3-PFHxS	402.10>79.90	----	151557	----	----	----	----	----	----	
13C3-PFHxS_IS	402.10>79.90	----	151557	----	----	----	----	----	----	
PFHxS	398.70>79.90	398.70>98.90	32386	21254	65.63	57.29	21254	65.63	57.29	
18O2-PFHxS_IS	403.00>83.90	----	137925	----	----	----	----	----	----	
13C9-PFNA_IS	472.10>427.00	----	214534	----	----	----	----	----	----	
13C9-PFNA	472.10>427.00	----	214534	----	----	----	----	----	----	
13C5-PFNA_IS	468.00>423.00	----	188159	----	----	----	----	----	----	
PFNA	463.00>419.00	463.00>219.00	69931	14064	20.11	20.36	14064	20.11	20.36	
PFHpS	449.00>79.90	449.00>98.80	29182	14611	50.07	46.70	14611	50.07	46.70	
7_3 FTCA	441.00>317.00	441.00>336.90	227278	306030	134.65	132.28	306030	134.65	132.28	
13C2-8_2-FTS	529.10>80.90	----	50244	----	----	----	----	----	----	
13C2-8_2-FTS_IS	529.10>80.90	----	50244	----	----	----	----	----	----	
8_2 FTS	527.10>506.95	527.10>80.80	11144	4447	39.90	45.91	4447	39.90	45.91	
13C6-PFDA_IS	519.10>474.10	----	141956	----	----	----	----	----	----	
13C6-PFDA	519.10>474.10	----	141956	----	----	----	----	----	----	
13C2-PFDA_IS	515.10>470.10	----	115151	----	----	----	----	----	----	
PFDA	512.90>469.00	512.90>219.00	56557	9667	17.09	17.64	9667	17.09	17.64	
D3-NMeFOSAA_IS	573.20>419.00	----	156251	----	----	----	----	----	----	
D3-NMeFOSAA	573.20>419.00	----	156251	----	----	----	----	----	----	
13C8-PFOS_IS	507.10>98.90	----	48478	----	----	----	----	----	----	
13C8-PFOS	507.10>98.90	----	48478	----	----	----	----	----	----	
13C4-PFOS_IS	502.80>79.90	----	130468	----	----	----	----	----	----	
PFOS	498.90>79.90	498.90>98.80	24509	11806	48.17	45.06	11806	48.17	45.06	
NMeFOSAA	570.10>419.00	570.10>483.00	14586	8647	59.28	67.10	8647	59.28	67.10	
D5-NEtFOSAA_IS	589.20>419.00	----	115862	----	----	----	----	----	----	
D5-NEtFOSAA	589.20>419.00	----	115862	----	----	----	----	----	----	
NEtFOSAA	584.20>419.10	584.20>526.00	10006	9116	91.10	89.53	9116	91.10	89.53	
9-Cl-PF3ONS	530.80>351.00	532.80>353.00	162352	50395	31.04	31.69	50395	31.04	31.69	
PFUnDA	563.10>519.00	563.10>269.10	53589	6567	12.26	10.96	6567	12.26	10.96	
13C7-PFUnDA_IS	570.00>525.10	----	126620	----	----	----	----	----	----	
13C7-PFUnDA	570.00>525.10	----	126620	----	----	----	----	----	----	
PFNS	548.80>79.90	548.80>98.80	20528	12274	59.79	56.91	12274	59.79	56.91	
10_2 FTS	626.80>607.05	626.80>81.00	8207	2694	32.83	32.29	2694	32.83	32.29	
13C2-PFDOA_IS	615.10>570.00	----	146380	----	----	----	----	----	----	
13C2-PFDOA	615.10>570.00	----	146380	----	----	----	----	----	----	
PFDOA	613.10>569.00	613.10>319.00	40192	3368	8.38	11.14	3368	8.38	11.14	
PFDS	599.00>79.90	599.00>98.80	17861	10319	57.77	58.01	10319	57.77	58.01	
PFTrDA	663.00>619.00	663.00>168.90	52192	7966	15.26	16.67	7966	15.26	16.67	

J:\LCMS08\Data\240315_1633_Curve\240315_1633_Curve.damlp .

Ref 1 Set Ratio assigned from calibration mid-point; Ref 2 Set Ratio assigned from opening calibration verification.
IRr - Ion ratio outside either set of criteria. Exceedances for reported detections to be "I" flagged in the analytical report.

240315_019 (continued)

(Table continued from previous page)

Name	m/z	Ref 1 m/z	Area	Ref 1 Measured	Ref 1 Actual Ratio	Ref 1 Set Ratio	Ref 2 Measured	Ref 2 Actual Ratio	Ref 2 Set Ratio	Flag ID
11-Cl-PF3OUdS	630.90>451.00	632.90>452.90	75213	27338	36.35	35.04	27338	36.35	35.04	
PFOSAm	498.10>77.90	----	54780	----	----	----	----	----	----	
13C8-PFOSAm	506.10>77.80	----	126509	----	----	----	----	----	----	
13C8-PFOSAm_IS	506.10>77.80	----	126509	----	----	----	----	----	----	
PFTDA	713.10>669.00	713.10>168.90	33071	6178	18.68	17.09	6178	18.68	17.09	
13C2-PFTDA	715.20>670.00	----	89646	----	----	----	----	----	----	
13C2-PFTDA_IS	715.20>670.00	----	89646	----	----	----	----	----	----	
PFDoS	699.10>79.90	699.10>98.80	10346	6712	64.88	61.23	6712	64.88	61.23	
D7-MeFOSE_IS	623.20>58.90	----	387786	----	----	----	----	----	----	
D7-MeFOSE	623.20>58.90	----	387786	----	----	----	----	----	----	
MeFOSE	616.10>59.00	----	11115	----	----	----	----	----	----	
13C2-PFHXDA_IS	815.00>770.05	----	183858	----	----	----	----	----	----	
13C2-PFHXDA	815.00>770.05	----	183858	----	----	----	----	----	----	
PFHXDA	813.00>768.95	813.00>218.95	57381	6922	12.06	10.78	6922	12.06	10.78	
D3-MeFOSA	515.00>219.00	----	33308	----	----	----	----	----	----	
D3-MeFOSA_IS	515.00>219.00	----	33308	----	----	----	----	----	----	
MeFOSA	511.90>219.00	511.90>169.00	10136	17591	173.56	156.31	17591	173.56	156.31	
D9-EtFOSE_IS	639.20>58.90	----	450847	----	----	----	----	----	----	
D9-EtFOSE	639.20>58.90	----	450847	----	----	----	----	----	----	
EtFOSE	630.00>59.00	----	11119	----	----	----	----	----	----	
D5-EtFOSAm	531.10>219.00	----	52454	----	----	----	----	----	----	
D5-EtFOSAm_IS	531.10>219.00	----	52454	----	----	----	----	----	----	
EtFOSAm	526.00>219.00	526.00>169.00	12654	20902	165.19	177.75	20902	165.19	177.75	
PFODA	913.00>868.65	913.00>169.00	19005	5171	27.21	31.66	5171	27.21	31.66	

Ref 1 Set Ratio assigned from calibration mid-point; Ref 2 Set Ratio assigned from opening calibration verification.
IRr - Ion ratio outside either set of criteria. Exceedances for reported detections to be "I" flagged in the analytical report.

Insight Report
Quantitation/Integration
Printed 3/18/2024 12:10:31

240315_019

Sample ID: 1633 ICAL 0.5PPB
Date Acquired: 3/15/2024 9:09:40 PM
Acquired by: System Administrator
Data File: 240315_019
Vial: 4 | Inj. Volume: 10.0000uL | Tray: 1

Name	Mode ID	Found RT	RT Diff	ISTD RT Diff	Area	ISTD Area	ISTD Name	Std. Conc.	Conc.	Unit	Flag ID
13C4-PFBA	Auto	1.338	-0.002	-0.001	978603	490374	13C3-PFBA_IS	10.0000	10.1184	ng/mL	
13C4-PFBA_IS	Auto	1.338	-0.002	----	978603	978603	----	10.0000	10.0000	ng/mL	
13C3-PFBA_IS	Auto	1.339	0.000	----	490374	490374	----	5.0000	5.0000	ng/mL	
PFBA	Auto	1.341	-0.001	0.003	60830	978603	13C4-PFBA_IS	0.5000	0.5033	ng/mL	
PFMPA	Auto	2.369	0.001	-1.091	41392	276504	13C5-PFPeA_IS	0.5000	0.4822	ng/mL	
3_3 FTCA	Auto	2.970	0.004	-0.490	59052	276504	13C5-PFPeA_IS	15.0000	14.1263	ng/mL	
13C5-PFPeA	Auto	3.460	0.003	-1.491	276504	482599	13C2-PFHxA_IS	5.0000	5.1493	ng/mL	
13C5-PFPeA_IS	Auto	3.460	0.003	----	276504	276504	----	5.0000	5.0000	ng/mL	
PFPeA	Auto	3.464	0.004	0.004	97690	276504	13C5-PFPeA_IS	0.5000	0.4936	ng/mL	
PFMBA	Auto	3.990	0.006	0.530	65218	276504	13C5-PFPeA_IS	0.5000	0.5062	ng/mL	
13C2-4_2 FTS	Auto	4.642	0.006	-2.422	95201	137925	18O2-PFHxS_IS	5.0000	4.9160	ng/mL	
13C2-4_2 FTS_IS	Auto	4.642	0.006	----	95201	95201	----	5.0000	5.0000	ng/mL	
4_2 FTS	Auto	4.641	0.004	-0.001	24277	95201	13C2-4_2 FTS_IS	0.4690	0.4485	ng/mL	
13C3-PFBS_IS	Auto	4.611	0.006	----	204706	204706	----	2.5000	2.5000	ng/mL	
PFBS	Auto	4.612	0.007	0.001	51833	204706	13C3-PFBS_IS	0.4440	0.4355	ng/mL	
13C3-PFBS	Auto	4.611	0.006	-2.453	204706	137925	18O2-PFHxS_IS	2.5000	2.4352	ng/mL	
NFDHA	Auto	4.807	0.006	-0.144	67602	411327	13C5-PFHxA_IS	0.5000	0.4992	ng/mL	
13C5-PFHxA	Auto	4.951	0.006	0.000	411327	482599	13C2-PFHxA_IS	2.5000	2.6061	ng/mL	
13C5-PFHxA_IS	Auto	4.951	0.006	----	411327	411327	----	2.5000	2.5000	ng/mL	
13C2-PFHxA_IS	Auto	4.951	0.005	----	482599	482599	----	2.5000	2.5000	ng/mL	
PFHxA	Auto	4.953	0.006	0.002	81636	411327	13C5-PFHxA_IS	0.5000	0.4890	ng/mL	
PFEESA	Auto	5.281	0.005	0.330	238080	411327	13C5-PFHxA_IS	0.4450	0.4171	ng/mL	
13C3-HFPO-DA	Auto	5.422	0.005	0.471	661863	482599	13C2-PFHxA_IS	10.0000	10.4768	ng/mL	
13C3-HFPO-DA_IS	Auto	5.422	0.005	----	661863	661863	----	10.0000	10.0000	ng/mL	
HFPO-DA	Auto	5.424	0.005	0.002	38591	661863	13C3-HFPO-DA_IS	0.5000	0.5066	ng/mL	
5_3 FTCA	Auto	5.866	0.005	0.915	164841	411327	13C5-PFHxA_IS	15.0000	13.4823	ng/mL	
PFPeS	Auto	5.992	0.006	-1.071	35515	151557	13C3-PFHxS_IS	0.4710	0.4133	ng/mL	
13C4-PFHpA	Auto	6.137	0.005	1.186	560089	482599	13C2-PFHxA_IS	2.5000	2.5669	ng/mL	
13C4-PFHpA_IS	Auto	6.137	0.005	----	560089	560089	----	2.5000	2.5000	ng/mL	
PFHpA	Auto	6.139	0.005	0.002	102605	560089	13C4-PFHpA_IS	0.5000	0.4901	ng/mL	
DONA	Auto	6.499	0.003	1.077	151987	661863	13C3-HFPO-DA_IS	0.4730	0.4989	ng/mL	
13C2-6_2 FTS_IS	Auto	6.786	0.006	----	76208	76208	----	5.0000	5.0000	ng/mL	
13C2-6_2 FTS	Auto	6.786	0.006	-0.278	76208	137925	18O2-PFHxS_IS	5.0000	4.8825	ng/mL	
6_2 FTS	Auto	6.786	0.005	0.000	16629	76208	13C2-6_2 FTS_IS	0.4760	0.4718	ng/mL	
13C4-PFOA_IS	Auto	7.094	0.005	----	25391	25391	----	2.5000	2.5000	ng/mL	
13C8-PFOA_IS	Auto	7.093	0.004	----	425059	425059	----	2.5000	2.5000	ng/mL	
13C8-PFOA	Auto	7.093	0.004	-0.001	425059	25391	13C4-PFOA_IS	2.5000	2.7183	ng/mL	
PFOA	Auto	7.095	0.004	0.002	95804	425059	13C8-PFOA_IS	0.5000	0.5550	ng/mL	
13C3-PFHxS	Auto	7.063	0.006	-0.001	151557	137925	18O2-PFHxS_IS	2.5000	2.6211	ng/mL	
13C3-PFHxS_IS	Auto	7.063	0.006	----	151557	151557	----	2.5000	2.5000	ng/mL	
PFHxS	Auto	7.064	0.005	0.001	32386	151557	13C3-PFHxS_IS	0.4570	0.3916	ng/mL	
18O2-PFHxS_IS	Auto	7.064	0.006	----	137925	137925	----	2.5000	2.5000	ng/mL	
13C9-PFNA_IS	Auto	7.944	0.004	----	214534	214534	----	1.2500	1.2500	ng/mL	
13C9-PFNA	Auto	7.944	0.004	-0.001	214534	188159	13C5-PFNA_IS	1.2500	1.2618	ng/mL	
13C5-PFNA_IS	Auto	7.945	0.005	----	188159	188159	----	1.2500	1.2500	ng/mL	
PFNA	Auto	7.946	0.005	0.002	69931	214534	13C9-PFNA_IS	0.5000	0.4776	ng/mL	
PFHpS	Auto	7.988	0.005	-0.810	29182	48478	13C8-PFOS_IS	0.4770	0.4725	ng/mL	
7_3 FTCA	Auto	7.926	0.005	2.975	227278	411327	13C5-PFHxA_IS	15.0000	12.7643	ng/mL	
13C2-8_2-FTS	Auto	8.404	0.004	1.340	50244	137925	18O2-PFHxS_IS	5.0000	5.0253	ng/mL	
13C2-8_2-FTS_IS	Auto	8.404	0.004	----	50244	50244	----	5.0000	5.0000	ng/mL	
8_2 FTS	M	8.404	0.005	0.000	11144	50244	13C2-8_2-FTS_IS	0.4800	0.5155	ng/mL	
13C6-PFDA_IS	Auto	8.709	0.004	----	141956	141956	----	1.2500	1.2500	ng/mL	
13C6-PFDA	Auto	8.709	0.004	0.000	141956	115151	13C2-PFDA_IS	1.2500	1.3170	ng/mL	

J:\LCMS08\Data\240315_1633_Curve\240315_1633_Curve.damlp .

SN - Software-calculated S/N ratio outside criteria due to non-target peaks or drift in noise calculation window. Analyst review of noise levels (excluding non-target peaks) in chromatogram indicates S/N ratio meets criteria.

240315_019 (continued)

(Table continued from previous page)

Name	Mode ID	Found RT	RT Diff	ISTD RT Diff	Area	ISTD Area	ISTD Name	Std. Conc.	Conc.	Unit	Flag ID
13C2-PFDA_IS	Auto	8.709	0.004	----	115151	115151	----	1.2500	1.2500	ng/mL	
PFDA	Auto	8.710	0.003	0.001	56557	141956	13C6-PFDA_IS	0.5000	0.4901	ng/mL	
D3-NMeFOSAA_IS	Auto	8.843	0.005	----	156251	156251	----	5.0000	5.0000	ng/mL	
D3-NMeFOSAA	Auto	8.843	0.005	0.044	156251	130468	13C4-PFOS_IS	5.0000	4.9507	ng/mL	
13C8-PFOS_IS	Auto	8.798	0.002	----	48478	48478	----	2.5000	2.5000	ng/mL	
13C8-PFOS	Auto	8.798	0.002	-0.001	48478	130468	13C4-PFOS_IS	2.5000	2.6539	ng/mL	
13C4-PFOS_IS	Auto	8.799	0.003	----	130468	130468	----	2.5000	2.5000	ng/mL	
PFOS	M	8.800	0.003	0.002	24509	48478	13C8-PFOS_IS	0.4640	0.4620	ng/mL	
NMeFOSAA	M	8.850	0.007	0.007	14586	156251	D3-NMeFOSAA_IS	0.5000	0.4771	ng/mL	
D5-NEtFOSAA_IS	Auto	9.172	0.002	----	115862	115862	----	5.0000	5.0000	ng/mL	
D5-NEtFOSAA	Auto	9.172	0.002	0.373	115862	130468	13C4-PFOS_IS	5.0000	5.0105	ng/mL	
NEtFOSAA	M	9.181	0.003	0.009	10006	115862	D5-NEtFOSAA_IS	0.5000	0.4543	ng/mL	
9-Cl-PF3ONS	Auto	9.366	0.004	3.944	162352	661863	13C3-HFPO-DA_IS	0.4670	0.4483	ng/mL	
PFUnDA	Auto	9.436	0.003	0.001	53589	126620	13C7-PFUnDA_IS	0.5000	0.4810	ng/mL	
13C7-PFUnDA_IS	Auto	9.435	0.004	----	126620	126620	----	1.2500	1.2500	ng/mL	
13C7-PFUnDA	Auto	9.435	0.004	0.726	126620	115151	13C2-PFDA_IS	1.2500	1.1911	ng/mL	
PFNS	Auto	9.562	0.002	0.764	20528	48478	13C8-PFOS_IS	0.4810	0.4745	ng/mL	
10_2 FTS	Auto	9.812	0.004	1.408	8207	50244	13C2-8_2-FTS_IS	0.4820	0.4443	ng/mL	
13C2-PFDOA_IS	Auto	10.120	0.002	----	146380	146380	----	1.2500	1.2500	ng/mL	
13C2-PFDOA	Auto	10.120	0.002	1.411	146380	115151	13C2-PFDA_IS	1.2500	1.1840	ng/mL	
PFDOA	Auto	10.121	0.003	0.001	40192	146380	13C2-PFDOA_IS	0.5000	0.4848	ng/mL	
PFDS	Auto	10.276	0.003	1.478	17861	48478	13C8-PFOS_IS	0.4830	0.4578	ng/mL	
PFTrDA	Auto	10.779	0.003	-0.634	52192	89646	13C2-PFTDA_IS	0.5000	0.5729	ng/mL	
11-Cl-PF3OUdS	Auto	10.786	0.004	5.364	75213	661863	13C3-HFPO-DA_IS	0.4720	0.4544	ng/mL	
PFOSAm	M	11.125	0.002	-0.003	54780	126509	13C8-PFOSAm_IS	1.0000	0.9921	ng/mL	
13C8-PFOSAm	Auto	11.128	0.003	2.329	126509	130468	13C4-PFOS_IS	2.5000	2.5784	ng/mL	
13C8-PFOSAm_IS	Auto	11.128	0.003	----	126509	126509	----	2.5000	2.5000	ng/mL	
PFTDA	Auto	11.415	0.005	0.002	33071	89646	13C2-PFTDA_IS	0.5000	0.5123	ng/mL	
13C2-PFTDA	Auto	11.413	0.004	2.704	89646	115151	13C2-PFDA_IS	1.2500	1.2010	ng/mL	
13C2-PFTDA_IS	Auto	11.413	0.004	----	89646	89646	----	1.2500	1.2500	ng/mL	
PFDoS	Auto	11.604	0.004	2.806	10346	48478	13C8-PFOS_IS	0.4850	0.4456	ng/mL	
D7-MeFOSE_IS	Auto	13.363	0.002	----	387786	387786	----	25.0000	25.0000	ng/mL	
D7-MeFOSE	Auto	13.363	0.002	4.564	387786	130468	13C4-PFOS_IS	25.0000	25.8318	ng/mL	
MeFOSE	M	13.401	0.003	0.038	11115	387786	D7-MeFOSE_IS	0.5000	0.4789	ng/mL	
13C2-PFHXDA_IS	Auto	12.631	0.003	----	183858	183858	----	2.5000	2.5000	ng/mL	
13C2-PFHXDA	Auto	12.631	0.003	3.922	183858	115151	13C2-PFDA_IS	2.5000	2.3954	ng/mL	
PFHXDA	Auto	12.633	0.003	0.002	57381	183858	13C2-PFHXDA_IS	0.5000	0.5008	ng/mL	
D3-MeFOSA	Auto	13.666	0.002	4.867	33308	130468	13C4-PFOS_IS	2.5000	2.6091	ng/mL	
D3-MeFOSA_IS	Auto	13.666	0.002	----	33308	33308	----	2.5000	2.5000	ng/mL	
MeFOSA	M	13.672	-0.001	0.006	10136	33308	D3-MeFOSA_IS	0.5000	0.4717	ng/mL	
D9-EtFOSE_IS	Auto	13.994	0.002	----	450847	450847	----	25.0000	25.0000	ng/mL	
D9-EtFOSE	Auto	13.994	0.002	5.195	450847	130468	13C4-PFOS_IS	25.0000	26.3084	ng/mL	
EtFOSE	M	14.035	0.003	0.041	11119	450847	D9-EtFOSE_IS	0.5000	0.4883	ng/mL	
D5-EtFOSAm	Auto	14.343	0.002	5.544	52454	130468	13C4-PFOS_IS	2.5000	2.5712	ng/mL	
D5-EtFOSAm_IS	Auto	14.343	0.002	----	52454	52454	----	2.5000	2.5000	ng/mL	
EtFOSAm	M	14.360	0.001	0.017	12654	52454	D5-EtFOSAm_IS	0.5000	0.5040	ng/mL	
PFODA	Auto	13.770	0.004	1.139	19005	183858	13C2-PFHXDA_IS	0.5000	0.5201	ng/mL	

SN - Software-calculated S/N ratio outside criteria due to non-target peaks or drift in noise calculation window. Analyst review of noise levels (excluding non-target peaks) in chromatogram indicates S/N ratio meets criteria.

240315_019 (continued)

13C4-PFBA
Conc. 10.1184
Q 216.80>171.90 (-) 1.52e5

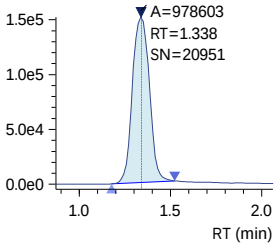

13C4-PFBA_IS
Conc. 10.0000
ISTD 216.80>171.90 (-) 1.52e5

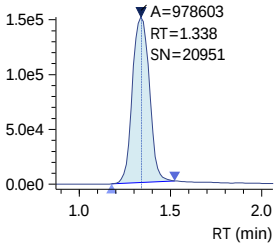

13C3-PFBA_IS
Conc. 5.0000
ISTD 216.00>172.00 (-) 7.56e4

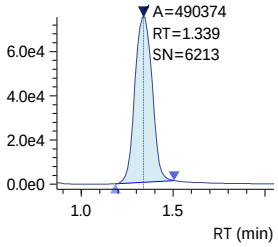

PFBA
Conc. 0.5033
Q 212.80>169.05 (-) 9.25e3

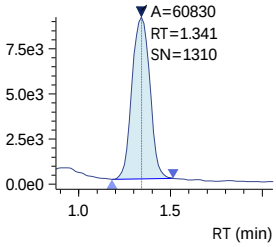

PFMPA
Conc. 0.4822
Q 229.00>84.90 (-) 7.31e3

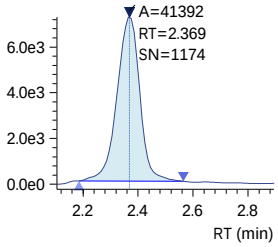

3_3 FTCA
Conc. 14.1263
R#1 130.58 (136.14)
R#2 130.58 (136.14)
Q 241.00>177.10 (-) 1.83e4

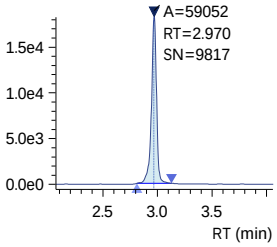

13C5-PFPeA
Conc. 5.1493
Q 268.30>223.00 (-) 7.24e4

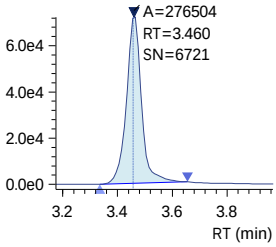

13C5-PFPeA_IS
Conc. 5.0000
ISTD 268.30>223.00 (-) 7.24e4

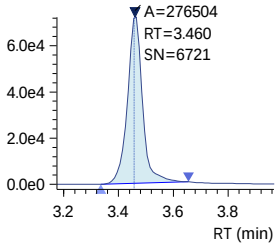

PFPeA
Conc. 0.4936
Q 263.00>219.00 (-) 2.57e4

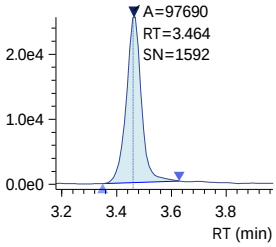

PFMBA
Conc. 0.5062
Q 279.00>84.95 (-) 1.85e4

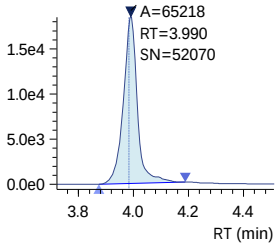

R1 241.00>117.00 (-) 2.44e4

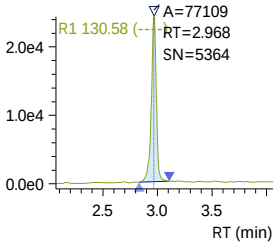

R2 241.00>117.00 (-) 2.44e4

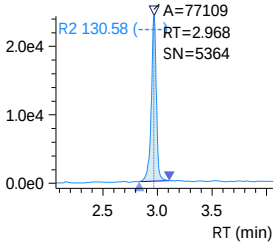

SN - Software-calculated S/N ratio outside criteria due to non-target peaks or drift in noise calculation window.
Analyst review of noise levels (excluding non-target peaks) in chromatogram indicates S/N ratio meets criteria.

240315_019 (continued)

13C2-4_2 FTS
Conc. 4.9160

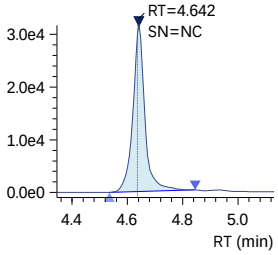

13C2-4_2 FTS_IS
Conc. 5.0000

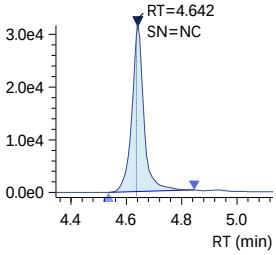

4_2 FTS
Conc. 0.4485
R#1 33.59 (33.08)
R#2 33.59 (33.08)

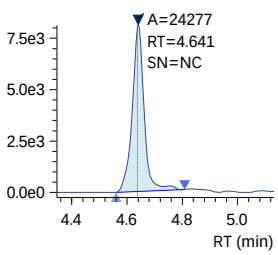

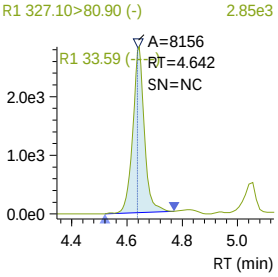

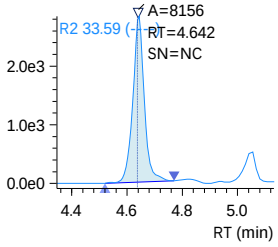

13C3-PFBS_IS
Conc. 2.5000

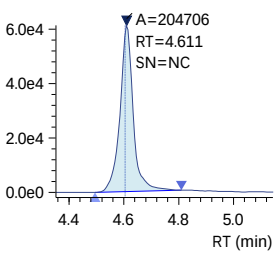

PFBS
Conc. 0.4355
R#1 44.67 (46.53)
R#2 44.67 (46.53)

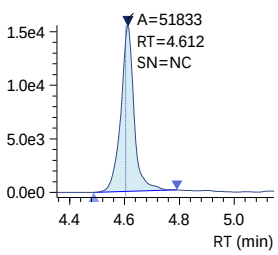

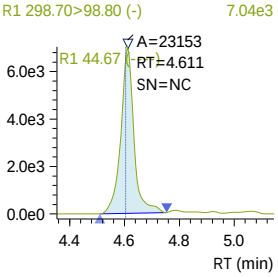

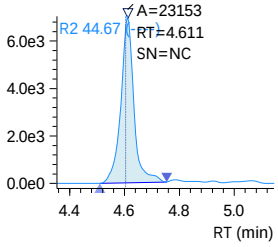

SN - Software-calculated S/N ratio outside criteria due to non-target peaks or drift in noise calculation window.
Analyst review of noise levels (excluding non-target peaks) in chromatogram indicates S/N ratio meets criteria.

240315_019 (continued)

13C3-PFBS
Conc. 2.4352

Q 302.10>79.90 (-) 6.14e4

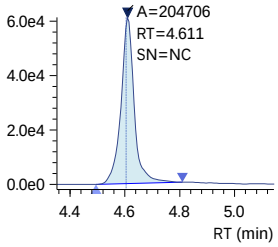

NFDHA
Conc. 0.4992
R#1 35.87 (36.44)
R#2 35.87 (36.44)

Q 295.00>201.00 (-) 1.96e4

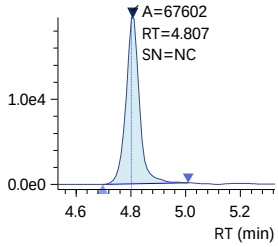

R1 295.00>84.90 (-) 6.90e3

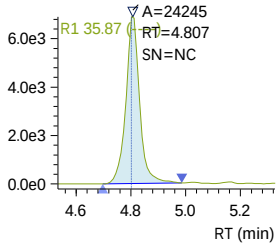

R2 295.00>84.90 (-) 6.90e3

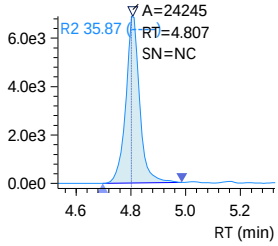

13C5-PFHxA
Conc. 2.6061

Q 318.00>273.00 (-) 1.23e5

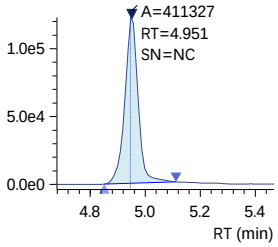

13C5-PFHxA_IS
Conc. 2.5000

ISTD 318.00>273.00 (-) 1.23e5

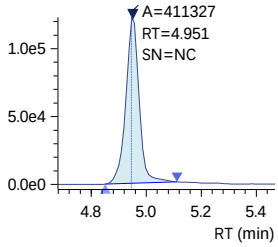

13C2-PFHxA_IS
Conc. 2.5000

ISTD 315.10>270.00 (-) 1.43e5

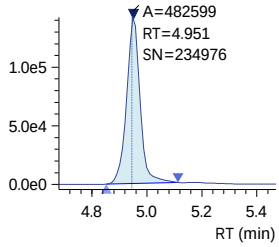

240315_019 (continued)

PFHxA
Conc. 0.4890
Q 313.00>269.00 (-) 2.62e4

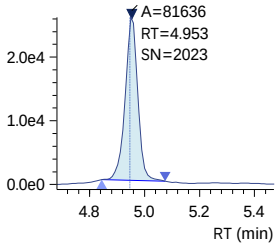

PFEESA
Conc. 0.4171
R#1 5.47 (5.25)
R#2 5.47 (5.25)
Q 314.80>135.00 (-) 6.34e4

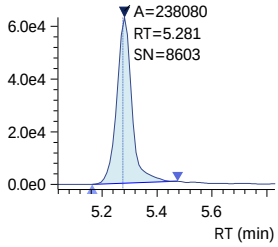

R1 314.80>82.90 (-) 3.54e3

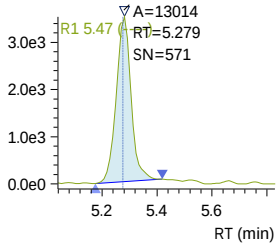

R2 314.80>82.90 (-) 3.54e3

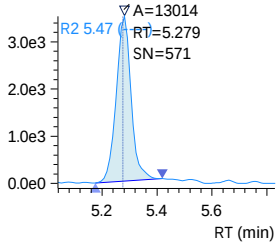

13C3-HFPO-DA
Conc. 10.4768
Q 286.90>168.90 (-) 2.07e5

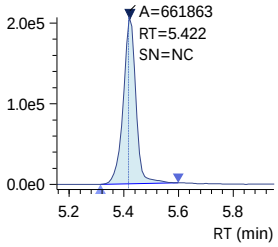

13C3-HFPO-DA_IS
Conc. 10.0000
ISTD 286.90>168.90 (-) 2.07e5

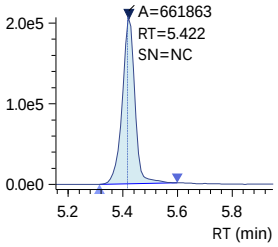

HFPO-DA
Conc. 0.5066
R#1 59.38 (62.57)
R#2 59.38 (62.57)
Q 284.90>168.90 (-) 1.27e4

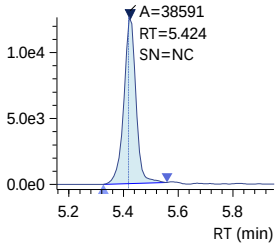

R1 284.90>184.90 (-) 7.02e3

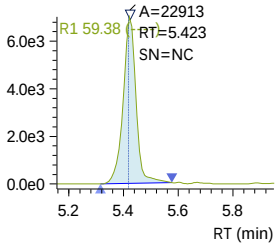

R2 284.90>184.90 (-) 7.02e3

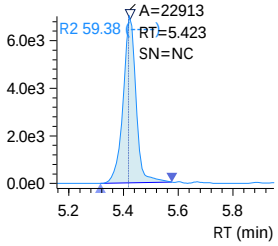

SN - Software-calculated S/N ratio outside criteria due to non-target peaks or drift in noise calculation window.
Analyst review of noise levels (excluding non-target peaks) in chromatogram indicates S/N ratio meets criteria.

240315_019 (continued)

5_3 FTCA
Conc. 13.4823
R#1 153.80 (154.88)
R#2 153.80 (154.88)
Q 341.00>237.05 (-) 5.63e4

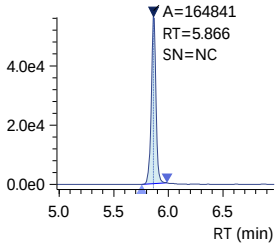

R1 341.00>217.00 (-) 8.84e4

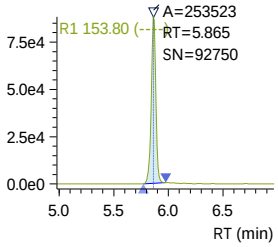

R2 341.00>217.00 (-) 8.84e4

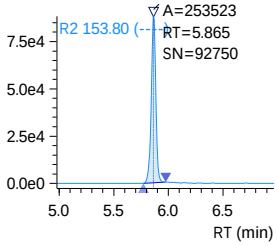

PFPeS
Conc. 0.4133
R#1 55.14 (54.44)
R#2 55.14 (54.44)
Q 349.10>79.90 (-) 1.18e4

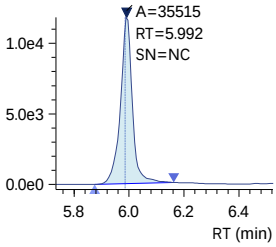

R1 349.10>98.80 (-) 6.63e3

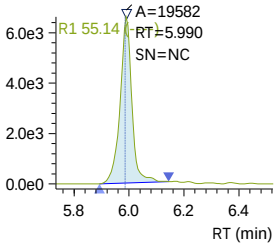

R2 349.10>98.80 (-) 6.63e3

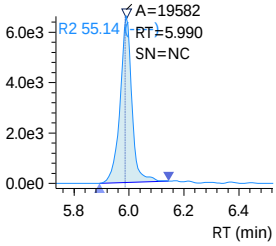

13C4-PFHpA
Conc. 2.5669
Q 367.10>322.00 (-) 2.03e5

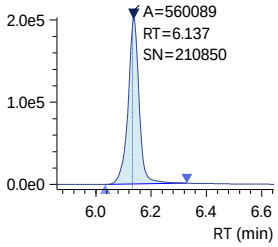

13C4-PFHpA_IS
Conc. 2.5000
ISTD 367.10>322.00 (-) 2.03e5

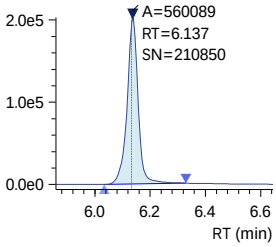

PFHpA
Conc. 0.4901
R#1 21.69 (23.39)
R#2 21.69 (23.39)
Q 363.10>319.00 (-) 3.69e4

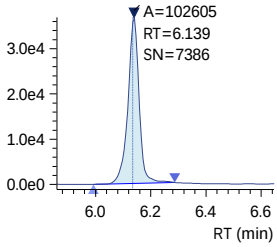

R1 363.10>169.00 (-) 7.77e3

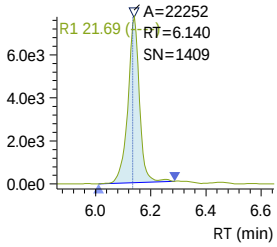

R2 363.10>169.00 (-) 7.77e3

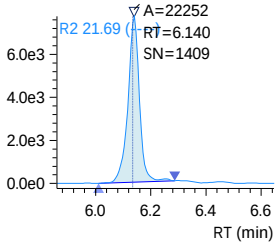

SN - Software-calculated S/N ratio outside criteria due to non-target peaks or drift in noise calculation window.
Analyst review of noise levels (excluding non-target peaks) in chromatogram indicates S/N ratio meets criteria.

240315_019 (continued)

DONA
Conc. 0.4989
R#1 27.01 (30.39)
R#2 27.01 (30.39)
Q 376.90>250.90 (-) 4.41e4

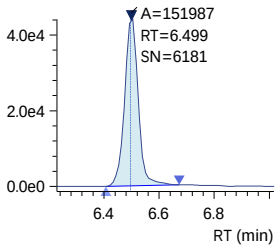

13C2-6_2 FTS_IS
Conc. 5.0000
ISTD 429.10>80.90 (-) 2.61e4

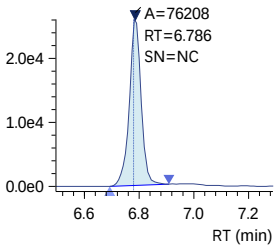

13C2-6_2 FTS
Conc. 4.8825
Q 429.10>80.90 (-) 2.61e4

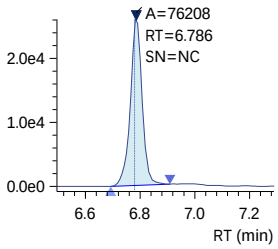

6_2 FTS
Conc. 0.4718
R#1 41.86 (44.48)
R#2 41.86 (44.48)
Q 427.10>407.00 (-) 5.47e3

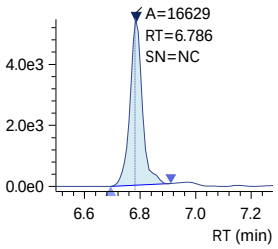

13C4-PFOA_IS
Conc. 2.5000
ISTD 417.10>172.00 (-) 7.21e3

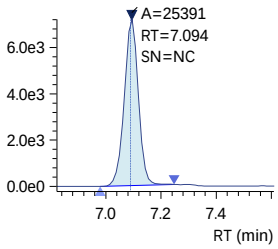

R1 376.90>84.80 (-) 1.22e4

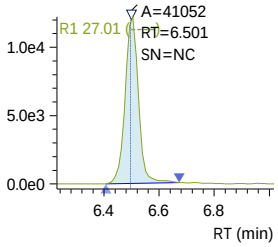

R1 427.10>80.90 (-) 2.41e3

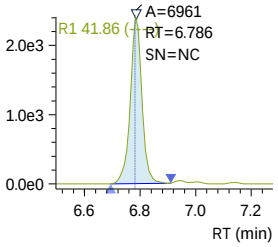

R2 376.90>84.80 (-) 1.22e4

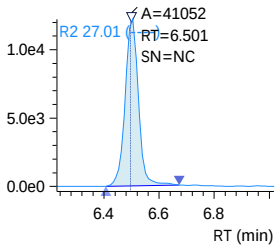

R2 427.10>80.90 (-) 2.41e3

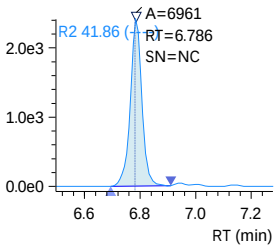

240315_019 (continued)

13C8-PFOA_IS
Conc. 2.5000

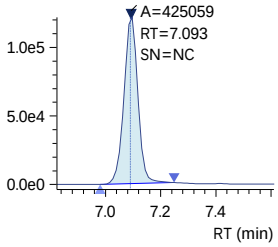

13C8-PFOA
Conc. 2.7183

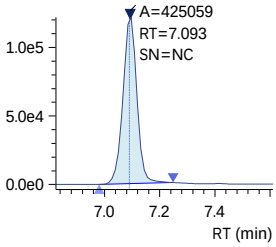

PFOA
Conc. 0.5550
R#1 21.90 (24.47)
R#2 21.90 (24.47)

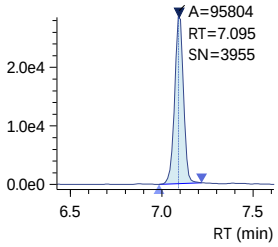

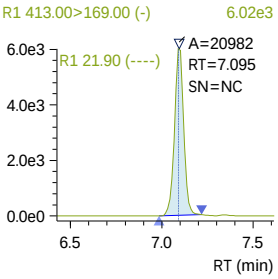

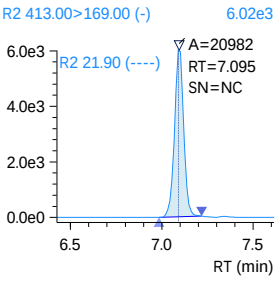

13C3-PFHxS
Conc. 2.6211

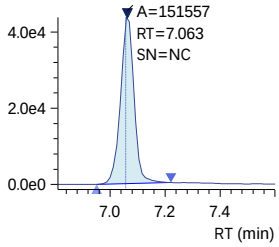

13C3-PFHxS_IS
Conc. 2.5000

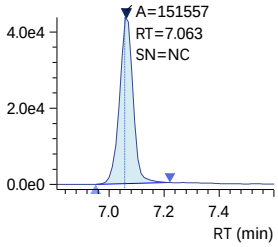

Insight Report
Quantitation/Integration
Printed 3/18/2024 12:10:31

240315_019 (continued)

PFHxS
Conc. 0.3916
R#1 65.63 (57.29)
R#2 65.63 (57.29)

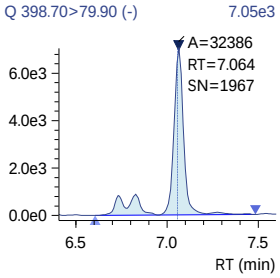

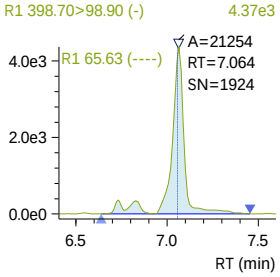

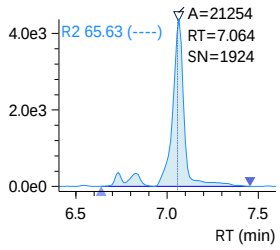

18O2-PFHxS_IS
Conc. 2.5000

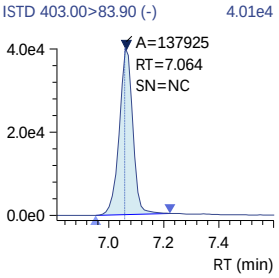

13C9-PFNA_IS
Conc. 1.2500

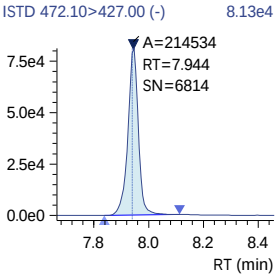

13C9-PFNA
Conc. 1.2618

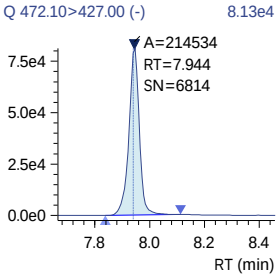

13C5-PFNA_IS
Conc. 1.2500

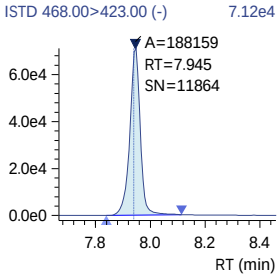

J:\LCMS08\Data\240315_1633_Curve\240315_1633_Curve.damlp .
SN - Software-calculated S/N ratio outside criteria due to non-target peaks or drift in noise calculation window.
Analyst review of noise levels (excluding non-target peaks) in chromatogram indicates S/N ratio meets criteria.

240315_019 (continued)

PFNA
Conc. 0.4776
R#1 20.11 (20.36)
R#2 20.11 (20.36)
Q 463.00>419.00 (-) 2.62e4

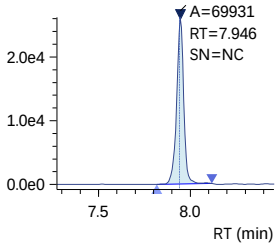

R1 463.00>219.00 (-) 5.21e3

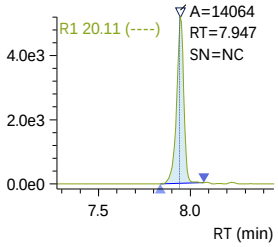

R2 463.00>219.00 (-) 5.21e3

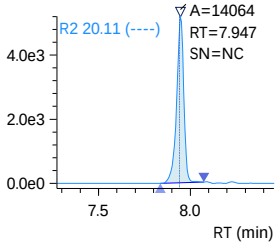

PFHpS
Conc. 0.4725
R#1 50.07 (46.70)
R#2 50.07 (46.70)
Q 449.00>79.90 (-) 1.02e4

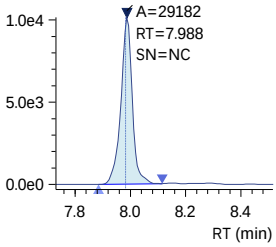

R1 449.00>98.80 (-) 5.48e3

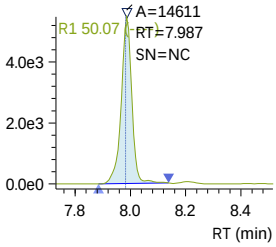

R2 449.00>98.80 (-) 5.48e3

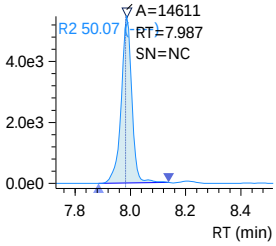

7_3 FTCA
Conc. 12.7643
R#1 134.65 (132.28)
R#2 134.65 (132.28)
Q 441.00>317.00 (-) 8.06e4

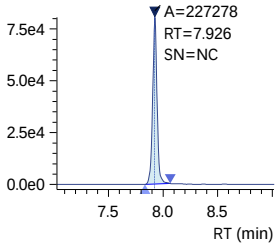

R1 441.00>336.90 (-) 1.06e5

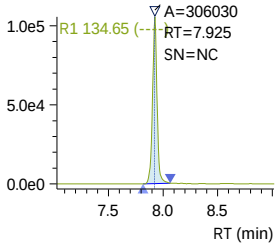

R2 441.00>336.90 (-) 1.06e5

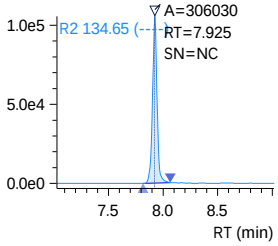

13C2-8_2-FTS
Conc. 5.0253
Q 529.10>80.90 (-) 1.61e4

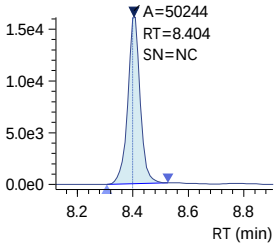

13C2-8_2-FTS_IS
Conc. 5.0000
ISTD 529.10>80.90 (-) 1.61e4

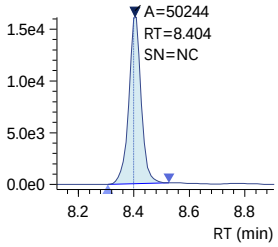

J:\LCMS08\Data\240315_1633_Curve\240315_1633_Curve.damlp .

SN - Software-calculated S/N ratio outside criteria due to non-target peaks or drift in noise calculation window.
Analyst review of noise levels (excluding non-target peaks) in chromatogram indicates S/N ratio meets criteria.

240315_019 (continued)

8_2 FTS
Conc. 0.5155
R#1 39.90 (45.91)
R#2 39.90 (45.91)
Q 527.10>506.95 (-) 3.66e3

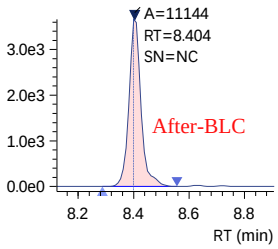

13C6-PFDA_IS
Conc. 1.2500
ISTD 519.10>474.10 (-) 4.10e4

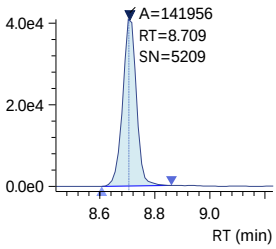

13C6-PFDA
Conc. 1.3170
Q 519.10>474.10 (-) 4.10e4

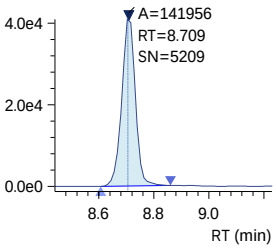

13C2-PFDA_IS
Conc. 1.2500
ISTD 515.10>470.10 (-) 3.35e4

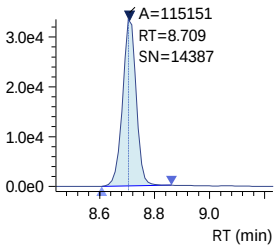

PFDA
Conc. 0.4901
R#1 17.09 (17.64)
R#2 17.09 (17.64)
Q 512.90>469.00 (-) 1.66e4

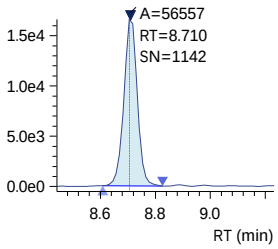

R1 527.10>80.80 (-) 1.47e3

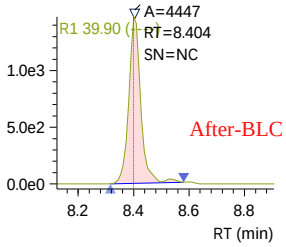

R1 512.90>219.00 (-) 2.76e3

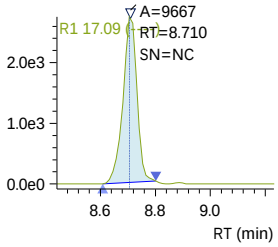

R2 527.10>80.80 (-) 1.47e3

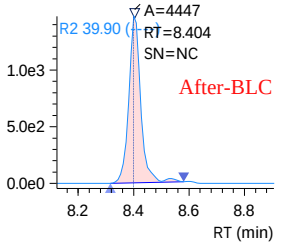

R2 512.90>219.00 (-) 2.76e3

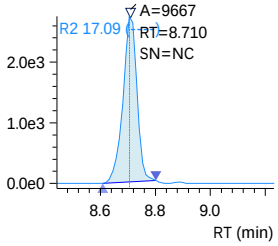

D3-NMeFOSAA_IS
Conc. 5.0000
ISTD 573.20>419.00 (-) 4.32e4

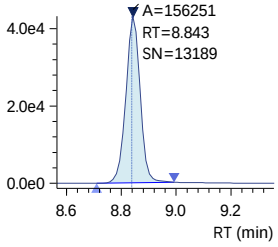

D3-NMeFOSAA
Conc. 4.9507
Q 573.20>419.00 (-) 4.32e4

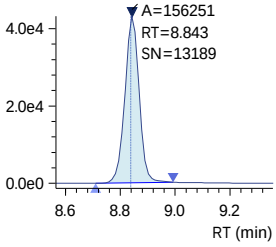

13C8-PFOS_IS
Conc. 2.5000
ISTD 507.10>98.90 (-) 1.37e4

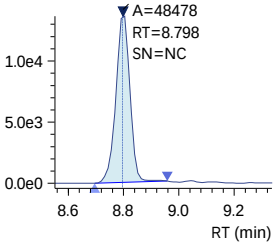

13C8-PFOS
Conc. 2.6539
Q 507.10>98.90 (-) 1.37e4

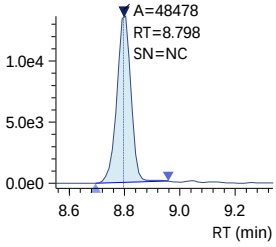

13C4-PFOS_IS
Conc. 2.5000
ISTD 502.80>79.90 (-) 3.60e4

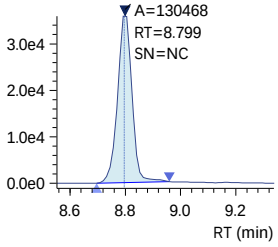

SN - Software-calculated S/N ratio outside criteria due to non-target peaks or drift in noise calculation window.
Analyst review of noise levels (excluding non-target peaks) in chromatogram indicates S/N ratio meets criteria.

240315_019 (continued)

PFOS
Conc. 0.4620
R#1 48.17 (45.06)
R#2 48.17 (45.06)
Q 498.90>79.90 (-) 4.88e3

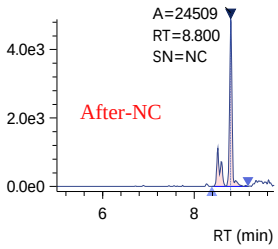

R1 498.90>98.80 (-) 2.74e3

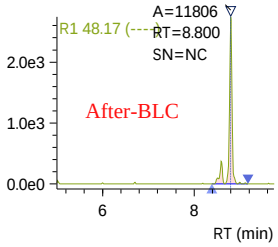

R2 498.90>98.80 (-) 2.74e3

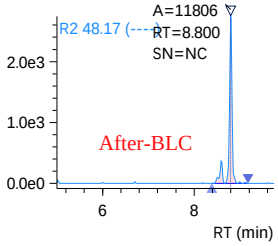

NMeFOSAA
Conc. 0.4771
R#1 59.28 (67.10)
R#2 59.28 (67.10)
Q 570.10>419.00 (-) 3.45e3

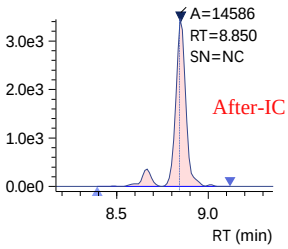

R1 570.10>483.00 (-) 1.79e3

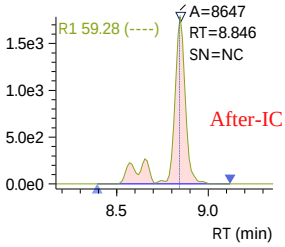

R2 570.10>483.00 (-) 1.79e3

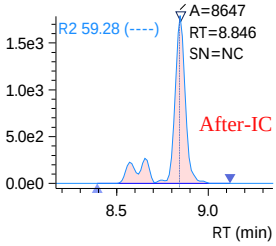

D5-NEtFOSAA_IS
Conc. 5.0000
ISTD 589.20>419.00 (-) 3.44e4

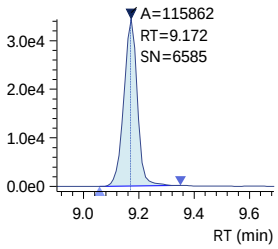

D5-NEtFOSAA
Conc. 5.0105
Q 589.20>419.00 (-) 3.44e4

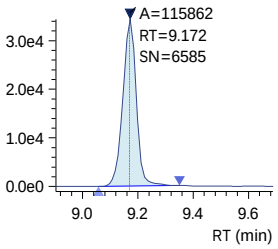

NEtFOSAA
Conc. 0.4543
R#1 91.10 (89.53)
R#2 91.10 (89.53)
Q 584.20>419.10 (-) 2.47e3

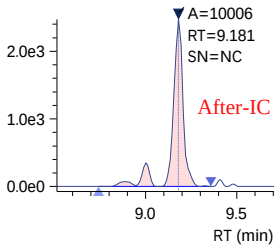

R1 584.20>526.00 (-) 2.17e3

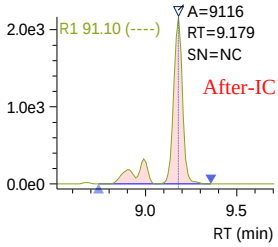

R2 584.20>526.00 (-) 2.17e3

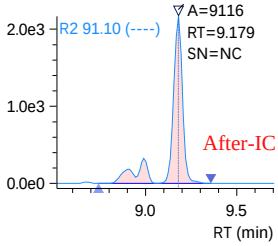

240315_019 (continued)

9-Cl-PF3ONS
Conc. 0.4483
R#1 31.04 (31.69)
R#2 31.04 (31.69)
Q 530.80>351.00 (-) 5.30e4

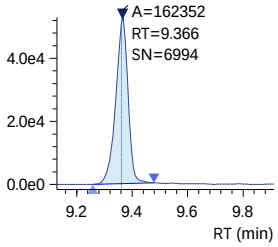

R1 532.80>353.00 (-) 1.72e4

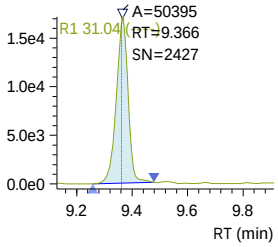

R2 532.80>353.00 (-) 1.72e4

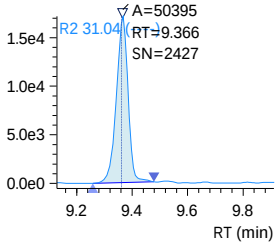

PFUnDA
Conc. 0.4810
R#1 12.26 (10.96)
R#2 12.26 (10.96)
Q 563.10>519.00 (-) 2.01e4

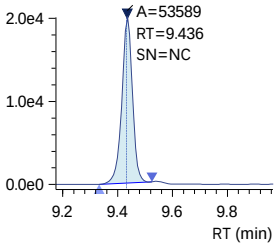

R1 563.10>269.10 (-) 2.38e3

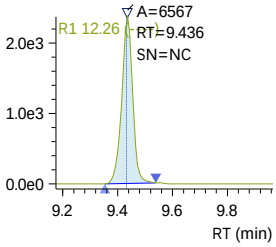

R2 563.10>269.10 (-) 2.38e3

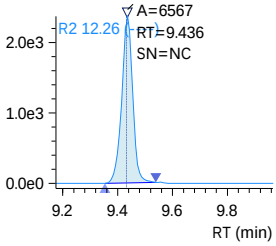

13C7-PFUnDA_IS
Conc. 1.2500
ISTD 570.00>525.10 (-) 4.43e4

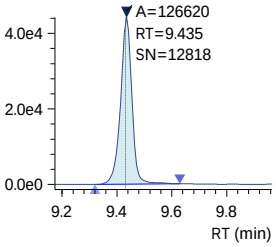

13C7-PFUnDA
Conc. 1.1911
Q 570.00>525.10 (-) 4.43e4

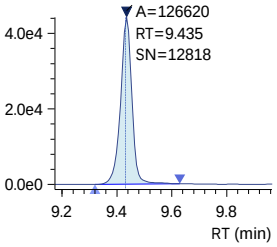

PFNS
Conc. 0.4745
R#1 59.79 (56.91)
R#2 59.79 (56.91)
Q 548.80>79.90 (-) 6.82e3

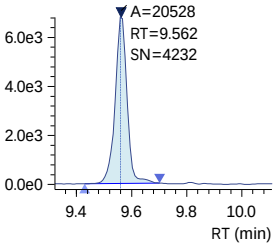

R1 548.80>98.80 (-) 4.08e3

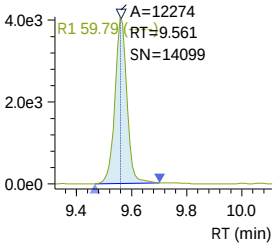

R2 548.80>98.80 (-) 4.08e3

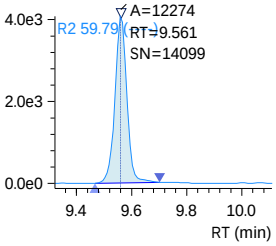

SN - Software-calculated S/N ratio outside criteria due to non-target peaks or drift in noise calculation window.
Analyst review of noise levels (excluding non-target peaks) in chromatogram indicates S/N ratio meets criteria.

240315_019 (continued)

10_2 FTS
Conc. 0.4443
R#1 32.83 (32.29)
R#2 32.83 (32.29)
Q 626.80>607.05 (-) 3.13e3

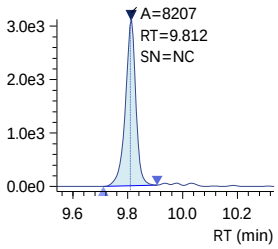

R1 626.80>81.00 (-) 9.48e2

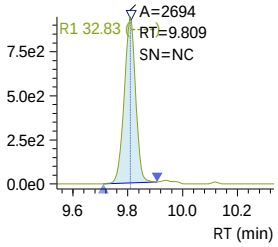

R2 626.80>81.00 (-) 9.48e2

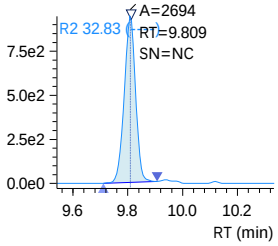

13C2-PFDOA_IS
Conc. 1.2500
ISTD 615.10>570.00 (-) 5.02e4

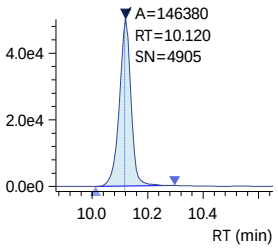

13C2-PFDOA
Conc. 1.1840
Q 615.10>570.00 (-) 5.02e4

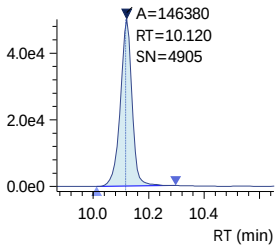

PFDOA
Conc. 0.4848
R#1 8.38 (11.14)
R#2 8.38 (11.14)
Q 613.10>569.00 (-) 1.35e4

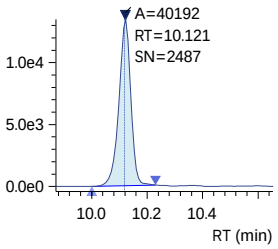

R1 613.10>319.00 (-) 1.20e3

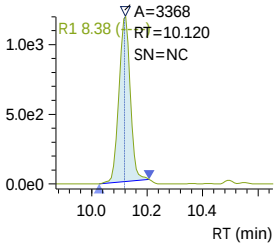

R2 613.10>319.00 (-) 1.20e3

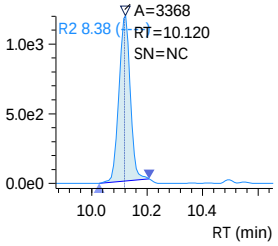

PFDS
Conc. 0.4578
R#1 57.77 (58.01)
R#2 57.77 (58.01)
Q 599.00>79.90 (-) 6.12e3

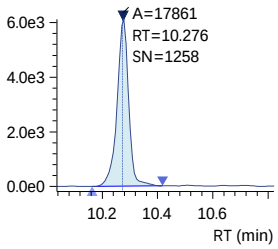

R1 599.00>98.80 (-) 3.63e3

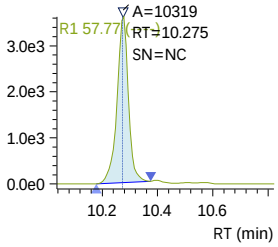

R2 599.00>98.80 (-) 3.63e3

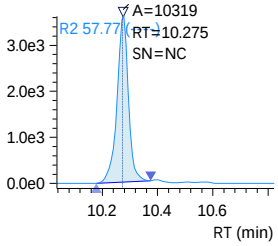

SN - Software-calculated S/N ratio outside criteria due to non-target peaks or drift in noise calculation window.
Analyst review of noise levels (excluding non-target peaks) in chromatogram indicates S/N ratio meets criteria.

240315_019 (continued)

PFTrDA
Conc. 0.5729
R#1 15.26 (16.67)
R#2 15.26 (16.67)

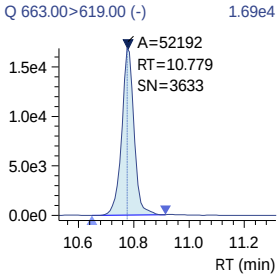

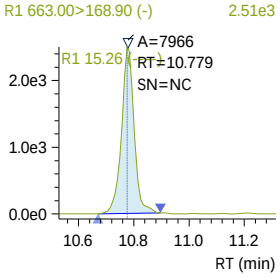

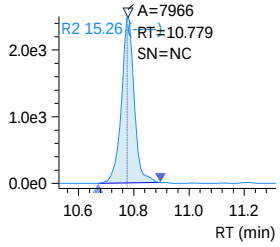

11-Cl-PF3OUdS
Conc. 0.4544
R#1 36.35 (35.04)
R#2 36.35 (35.04)

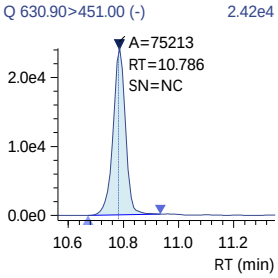

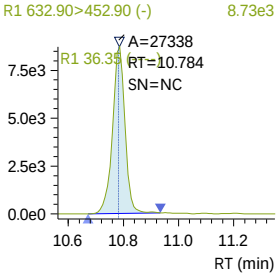

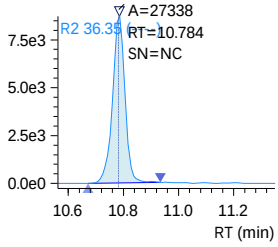

PFOSAm
Conc. 0.9921

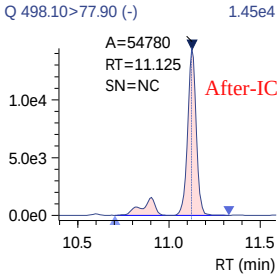

13C8-PFOSAm
Conc. 2.5784

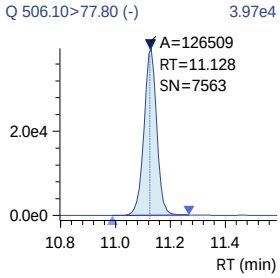

13C8-PFOSAm_IS
Conc. 2.5000

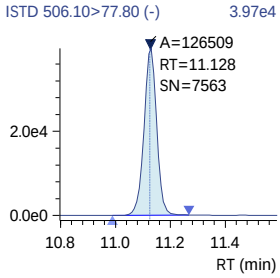

J:\LCMS08\Data\240315_1633_Curve\240315_1633_Curve.damlp .
SN - Software-calculated S/N ratio outside criteria due to non-target peaks or drift in noise calculation window.
Analyst review of noise levels (excluding non-target peaks) in chromatogram indicates S/N ratio meets criteria.

240315_019 (continued)

PFTDA
Conc. 0.5123
R#1 18.68 (17.09)
R#2 18.68 (17.09)

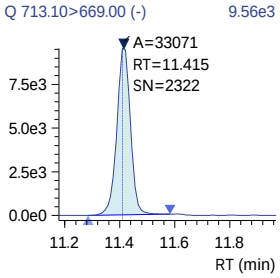

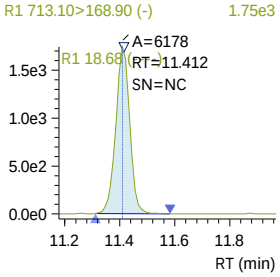

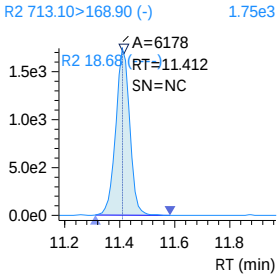

13C2-PFTDA
Conc. 1.2010

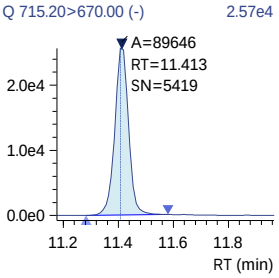

13C2-PFTDA_IS
Conc. 1.2500

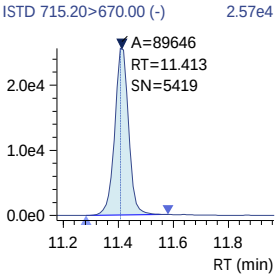

PFDoS
Conc. 0.4456
R#1 64.88 (61.23)
R#2 64.88 (61.23)

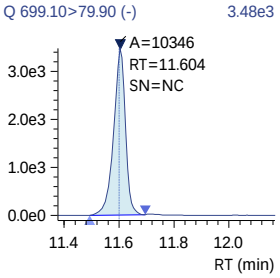

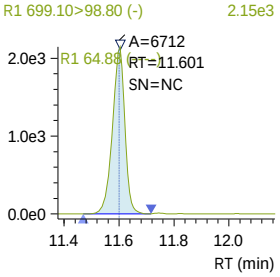

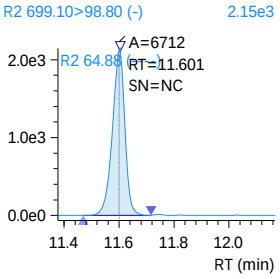

D7-MeFOSE_IS
Conc. 25.0000

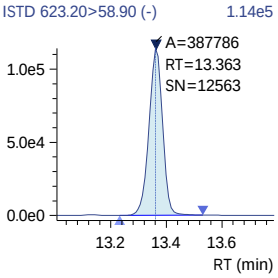

J:\LCMS08\Data\240315_1633_Curve\240315_1633_Curve.damlp .

SN - Software-calculated S/N ratio outside criteria due to non-target peaks or drift in noise calculation window.
Analyst review of noise levels (excluding non-target peaks) in chromatogram indicates S/N ratio meets criteria.

240315_019 (continued)

D7-MeFOSE
Conc. 25.8318

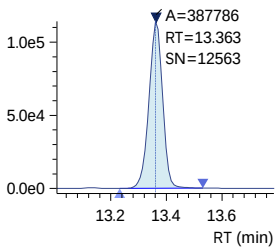

MeFOSE
Conc. 0.4789

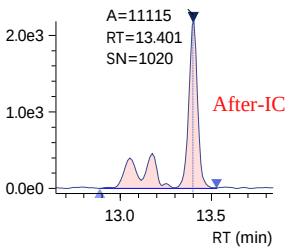

13C2-PFHXDA_IS
Conc. 2.5000

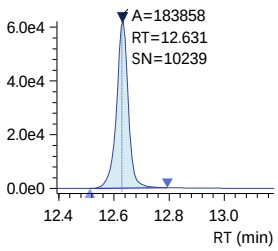

13C2-PFHXDA
Conc. 2.3954

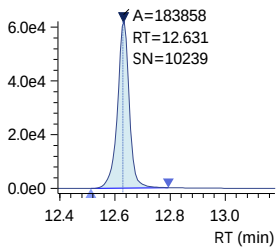

PFHXDA
Conc. 0.5008
R#1 12.06 (10.78)
R#2 12.06 (10.78)

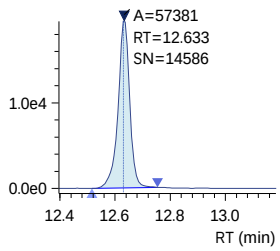

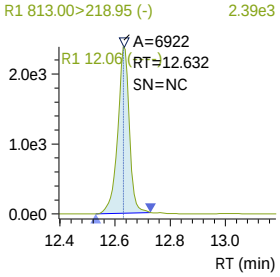

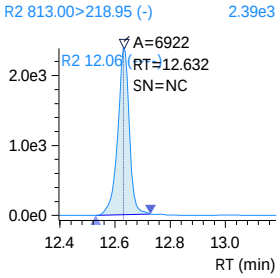

J:\LCMS08\Data\240315_1633_Curve\240315_1633_Curve.damlp .

SN - Software-calculated S/N ratio outside criteria due to non-target peaks or drift in noise calculation window.
Analyst review of noise levels (excluding non-target peaks) in chromatogram indicates S/N ratio meets criteria.

240315_019 (continued)

D3-MeFOSA
Conc. 2.6091

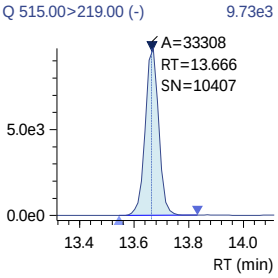

D3-MeFOSA_IS
Conc. 2.5000

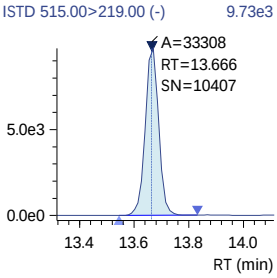

MeFOSA
Conc. 0.4717
R#1 173.56 (156.31)
R#2 173.56 (156.31)

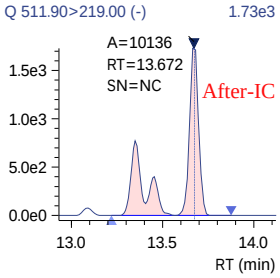

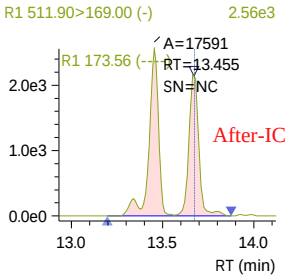

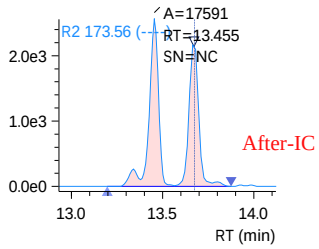

D9-EtFOSE_IS
Conc. 25.0000

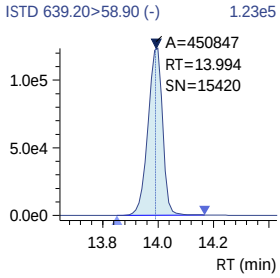

D9-EtFOSE
Conc. 26.3084

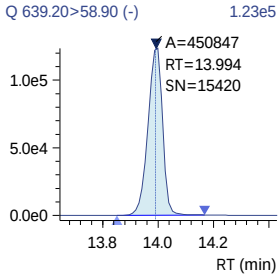

240315_019 (continued)

EtFOSE
Conc. 0.4883

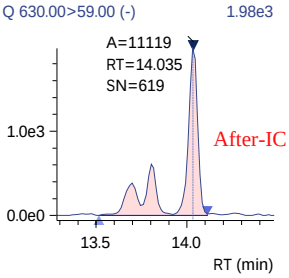

D5-EtFOSAm
Conc. 2.5712

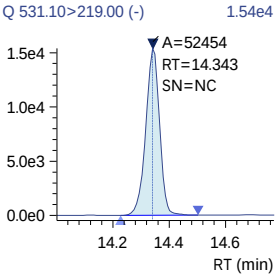

D5-EtFOSAm_IS
Conc. 2.5000

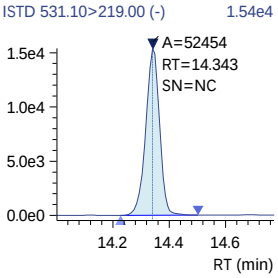

EtFOSAm
Conc. 0.5040
R#1 165.19 (177.75)
R#2 165.19 (177.75)

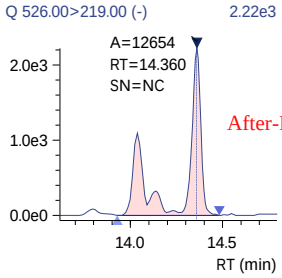

PFODA
Conc. 0.5201
R#1 27.21 (31.66)
R#2 27.21 (31.66)

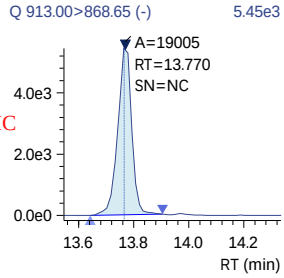

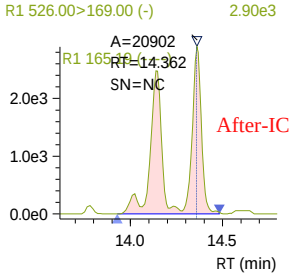

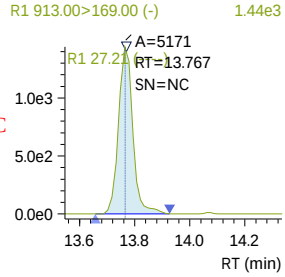

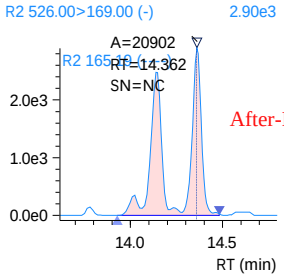

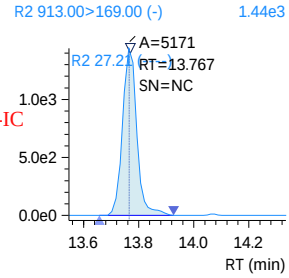

J:\LCMS08\Data\240315_1633_Curve\240315_1633_Curve.damlp .

SN - Software-calculated S/N ratio outside criteria due to non-target peaks or drift in noise calculation window.
Analyst review of noise levels (excluding non-target peaks) in chromatogram indicates S/N ratio meets criteria.

Insight Report
Before Manual Integration
Printed 3/18/2024 10:53:49

240315_019

Sample ID: 1633 ICAL 0.5PPB
Date Acquired: 3/15/2024 9:09:40 PM
Acquired by: System Administrator
Data File: 240315_019
Vial: 4 | Inj. Volume: 10.0000uL | Tray: 1

13C4-PFBA
Conc. 10.1184
Q 216.80>171.90 (-) 1.52e5

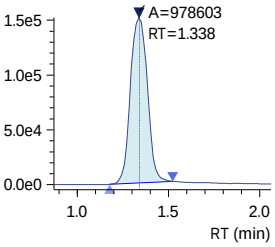

13C4-PFBA_IS
Conc. 10.0000
ISTD 216.80>171.90 (-) 1.52e5

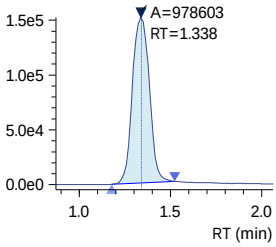

13C3-PFBA_IS
Conc. 5.0000
ISTD 216.00>172.00 (-) 7.56e4

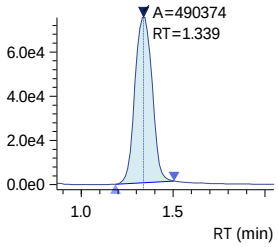

PFBA
Conc. 0.5033
Q 212.80>169.05 (-) 9.25e3

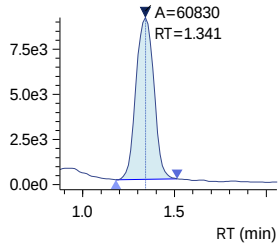

PFMPA
Conc. 0.4822
Q 229.00>84.90 (-) 7.31e3

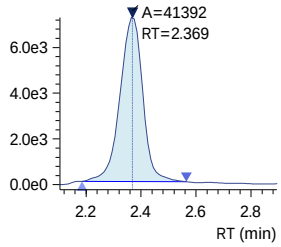

3_3 FTCA
Conc. 14.1263
R#1 130.58 (144.15)
R#2 130.58 (144.15)
Q 241.00>177.10 (-) 1.83e4

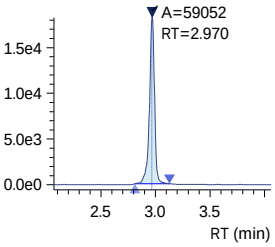

13C5-PFPeA
Conc. 5.1493
Q 268.30>223.00 (-) 7.24e4

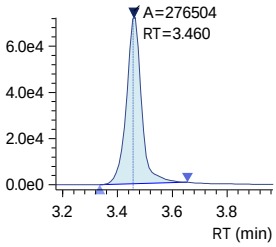

13C5-PFPeA_IS
Conc. 5.0000
ISTD 268.30>223.00 (-) 7.24e4

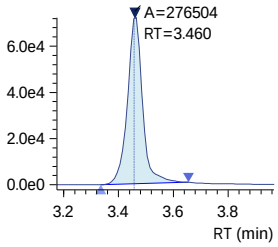

PFPeA
Conc. 0.4964
Q 263.00>219.00 (-) 2.57e4

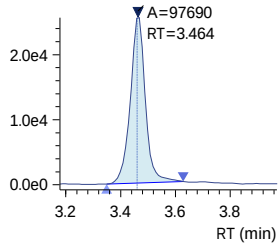

PFMBA
Conc. 0.5062
Q 279.00>84.95 (-) 1.85e4

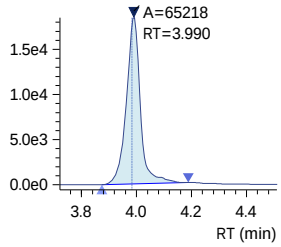

R1 241.00>117.00 (-) 2.44e4

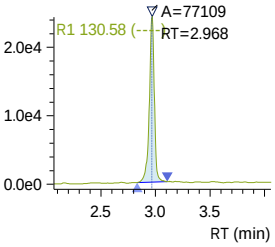

R2 241.00>117.00 (-) 2.44e4

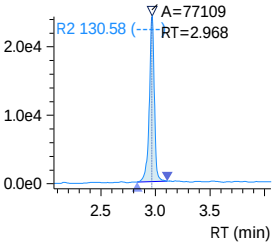

Insight Report
Before Manual Integration
Printed 3/18/2024 10:53:49

240315_019 (continued)

13C2-4_2 FTS
Conc. 4.9160

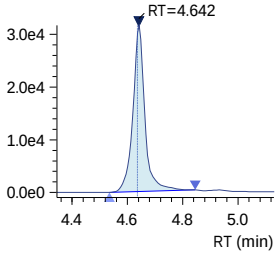

13C2-4_2 FTS_IS
Conc. 5.0000

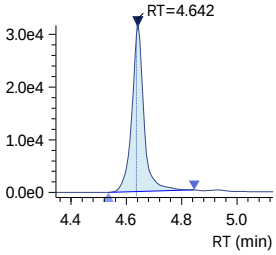

4_2 FTS
Conc. 0.4492
R#1 33.59 (32.89)
R#2 33.59 (32.89)

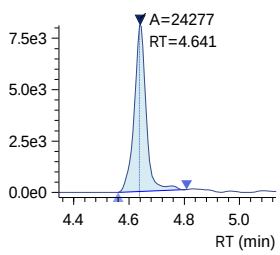

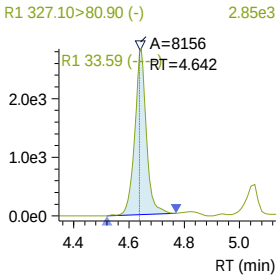

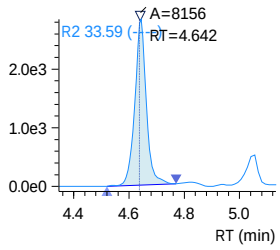

13C3-PFBS_IS
Conc. 2.5000

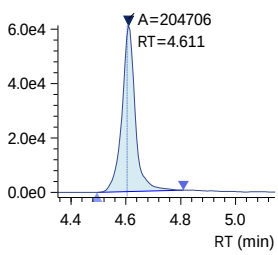

PFBS
Conc. 0.4355
R#1 44.67 (47.56)
R#2 44.67 (47.56)

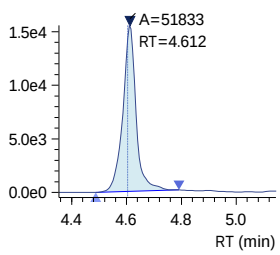

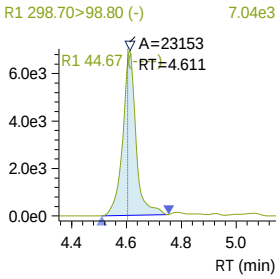

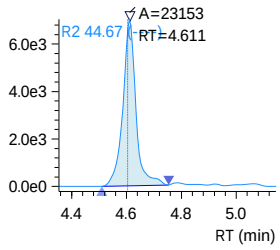

Insight Report
Before Manual Integration
Printed 3/18/2024 10:53:49

240315_019 (continued)

13C3-PFBS
Conc. 2.4352

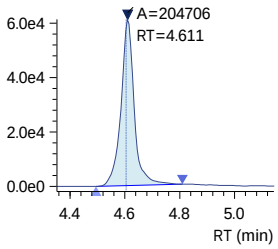

NFDHA
Conc. 0.4992
R#1 35.87 (33.79)
R#2 35.87 (33.79)

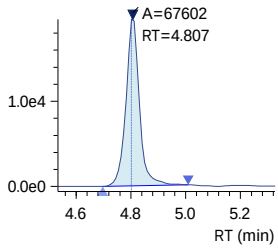

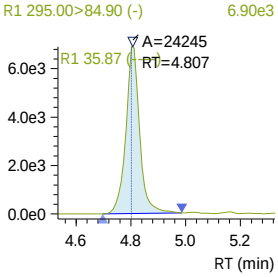

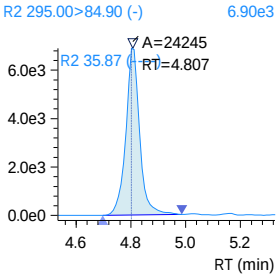

13C5-PFHxA
Conc. 2.6061

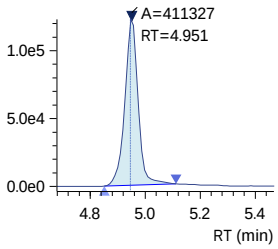

13C5-PFHxA_IS
Conc. 2.5000

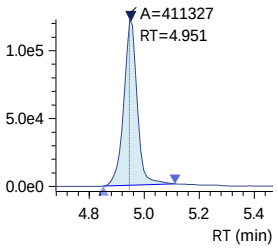

13C2-PFHxA_IS
Conc. 2.5000

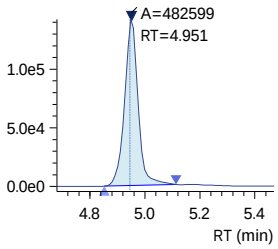

Insight Report
Before Manual Integration
Printed 3/18/2024 10:53:49

240315_019 (continued)

PFHxA
Conc. 0.4890
Q 313.00>269.00 (-) 2.62e4

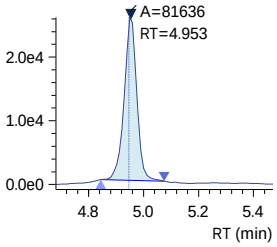

PFEESA
Conc. 0.4171
R#1 5.47 (5.87)
R#2 5.47 (5.87)
Q 314.80>135.00 (-) 6.34e4

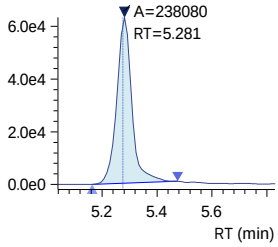

R1 314.80>82.90 (-) 3.54e3

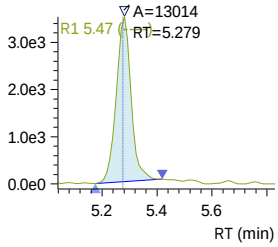

R2 314.80>82.90 (-) 3.54e3

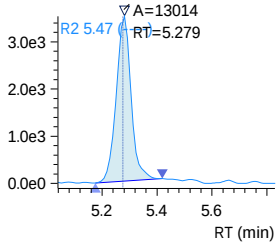

13C3-HFPO-DA
Conc. 10.4768
Q 286.90>168.90 (-) 2.07e5

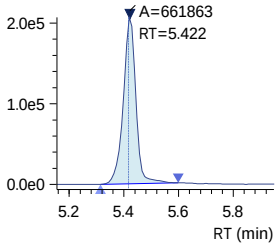

13C3-HFPO-DA_IS
Conc. 10.0000
ISTD 286.90>168.90 (-) 2.07e5

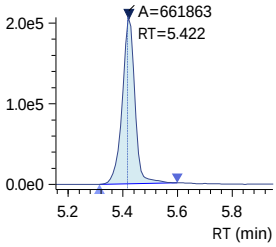

HFPO-DA
Conc. 0.5024
R#1 59.38 (62.10)
R#2 59.38 (62.10)
Q 284.90>168.90 (-) 1.27e4

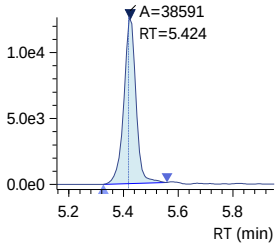

R1 284.90>184.90 (-) 7.02e3

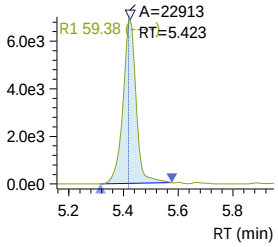

R2 284.90>184.90 (-) 7.02e3

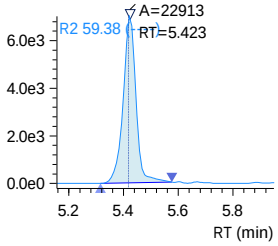

240315_019 (continued)

5_3 FTCA
Conc. 13.4823
R#1 153.80 (148.17)
R#2 153.80 (148.17)
Q 341.00>237.05 (-) 5.63e4

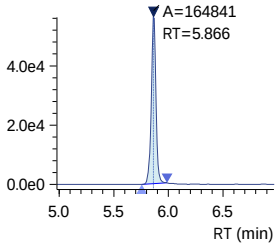

R1 341.00>217.00 (-) 8.84e4

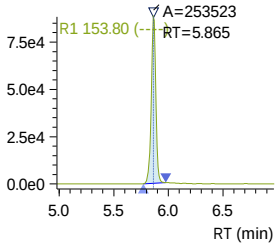

R2 341.00>217.00 (-) 8.84e4

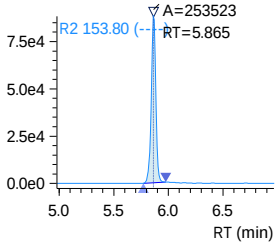

PFPeS
Conc. 0.4112
R#1 55.14 (55.49)
R#2 55.14 (55.49)
Q 349.10>79.90 (-) 1.18e4

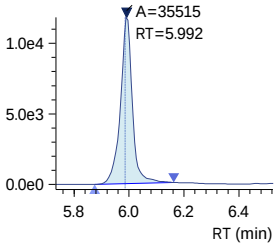

R1 349.10>98.80 (-) 6.63e3

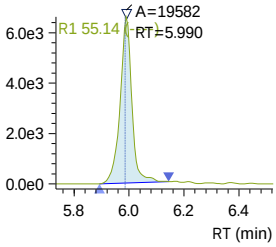

R2 349.10>98.80 (-) 6.63e3

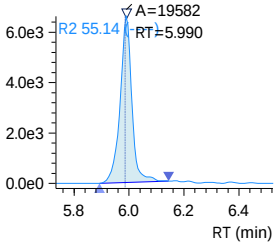

13C4-PFHpA
Conc. 2.5669
Q 367.10>322.00 (-) 2.03e5

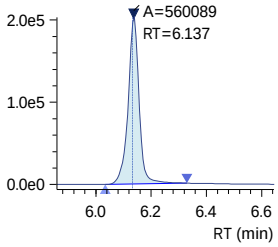

13C4-PFHpA_IS
Conc. 2.5000
ISTD 367.10>322.00 (-) 2.03e5

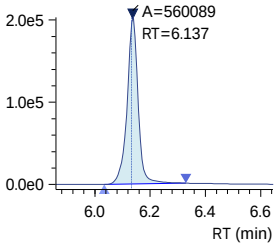

PFHpA
Conc. 0.4901
R#1 21.69 (21.12)
R#2 21.69 (21.12)
Q 363.10>319.00 (-) 3.69e4

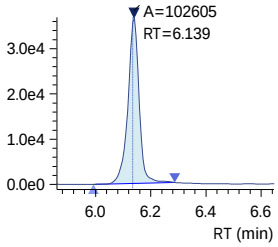

R1 363.10>169.00 (-) 7.77e3

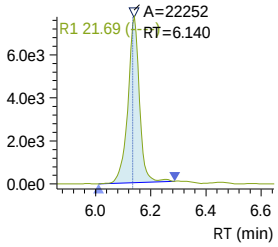

R2 363.10>169.00 (-) 7.77e3

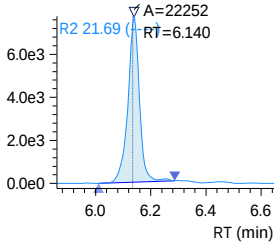

Insight Report
Before Manual Integration
Printed 3/18/2024 10:53:49

240315_019 (continued)

DONA
Conc. 0.4906
R#1 27.01 (26.25)
R#2 27.01 (26.25)
Q 376.90>250.90 (-) 4.41e4

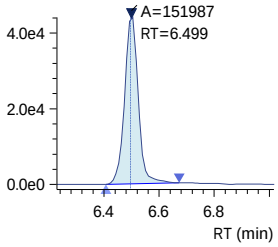

13C2-6_2 FTS_IS
Conc. 5.0000
ISTD 429.10>80.90 (-) 2.61e4

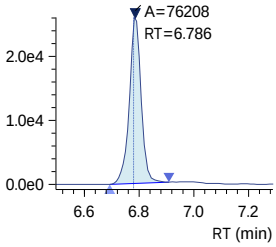

13C2-6_2 FTS
Conc. 4.8825
Q 429.10>80.90 (-) 2.61e4

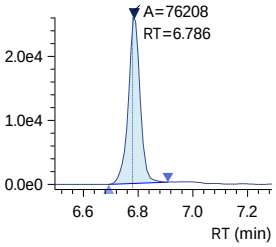

6_2 FTS
Conc. 0.4745
R#1 41.86 (48.22)
R#2 41.86 (48.22)
Q 427.10>407.00 (-) 5.47e3

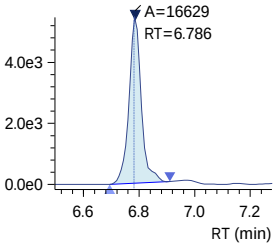

13C4-PFOA_IS
Conc. 2.5000
ISTD 417.10>172.00 (-) 7.21e3

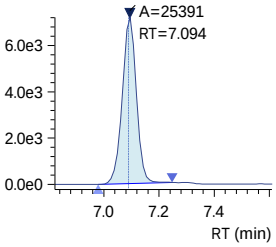

R1 376.90>84.80 (-) 1.22e4

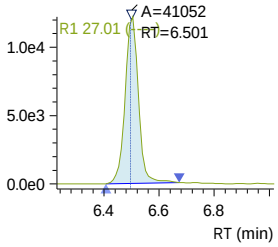

R1 427.10>80.90 (-) 2.41e3

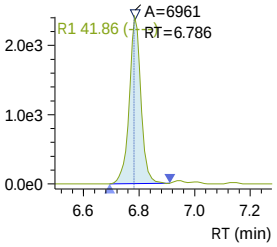

R2 376.90>84.80 (-) 1.22e4

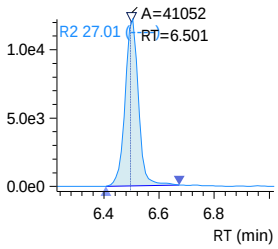

R2 427.10>80.90 (-) 2.41e3

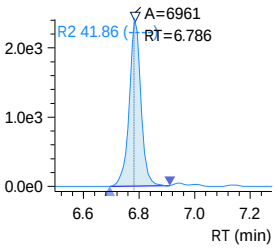

Insight Report
Before Manual Integration
Printed 3/18/2024 10:53:49

240315_019 (continued)

13C8-PFOA_IS
Conc. 2.5000

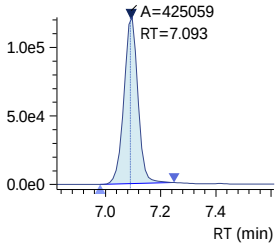

13C8-PFOA
Conc. 2.7183

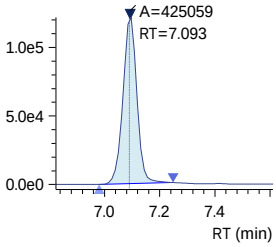

PFOA
Conc. 0.5550
R#1 21.90 (24.01)
R#2 21.90 (24.01)

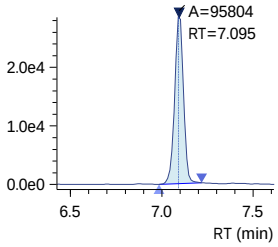

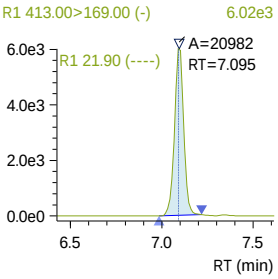

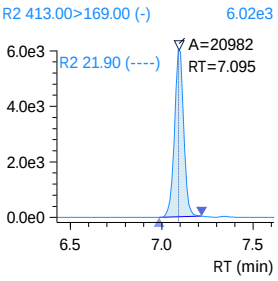

13C3-PFHxS
Conc. 2.6211

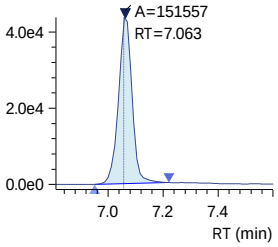

13C3-PFHxS_IS
Conc. 2.5000

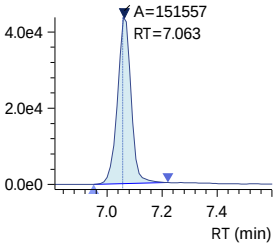

Insight Report
Before Manual Integration
Printed 3/18/2024 10:53:49

240315_019 (continued)

PFHxS
Conc. 0.3889
R#1 65.63 (63.21)
R#2 65.63 (63.21)

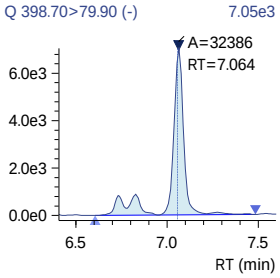

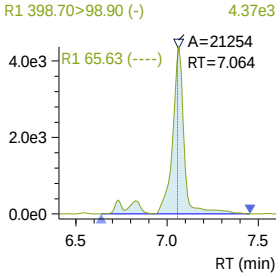

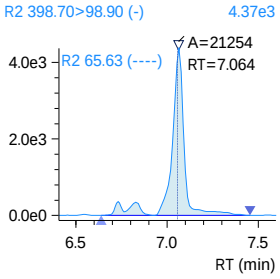

18O2-PFHxS_IS
Conc. 2.5000

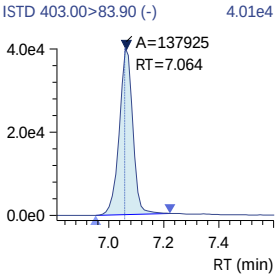

13C9-PFNA_IS
Conc. 1.2500

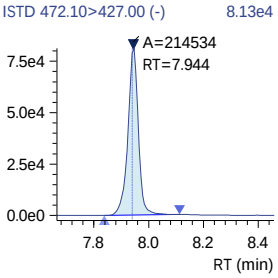

13C9-PFNA
Conc. 1.2618

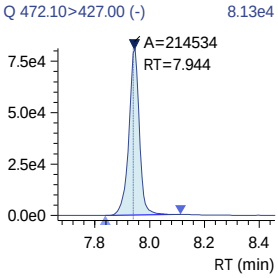

13C5-PFNA_IS
Conc. 1.2500

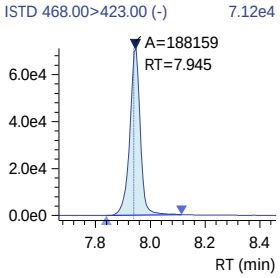

Insight Report
Before Manual Integration
Printed 3/18/2024 10:53:49

240315_019 (continued)

PFNA
Conc. 0.4779
R#1 20.11 (20.29)
R#2 20.11 (20.29)
Q 463.00>419.00 (-) 2.62e4

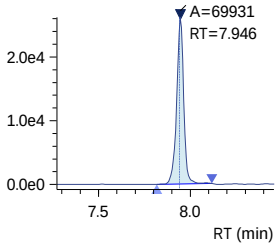

PFHpS
Conc. 0.4725
R#1 50.07 (51.10)
R#2 50.07 (51.10)
Q 449.00>79.90 (-) 1.02e4

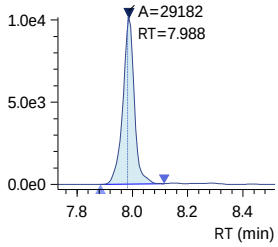

7_3 FTCA
Conc. 12.7643
R#1 134.65 (140.94)
R#2 134.65 (140.94)
Q 441.00>317.00 (-) 8.06e4

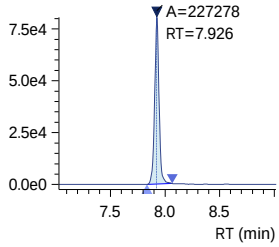

13C2-8_2-FTS
Conc. 5.0253
Q 529.10>80.90 (-) 1.61e4

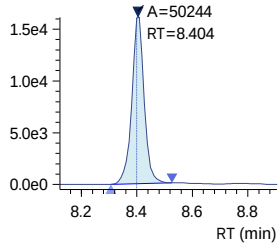

13C2-8_2-FTS_IS
Conc. 5.0000
ISTD 529.10>80.90 (-) 1.61e4

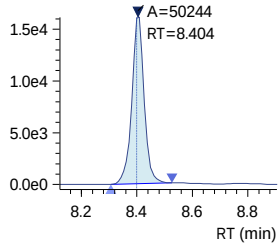

R1 463.00>219.00 (-) 5.21e3

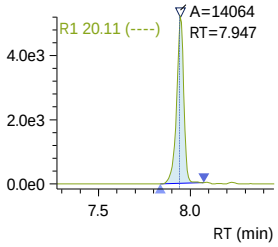

R1 449.00>98.80 (-) 5.48e3

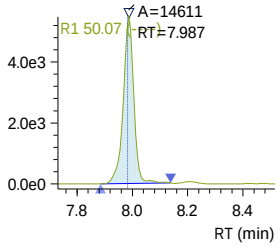

R1 441.00>336.90 (-) 1.06e5

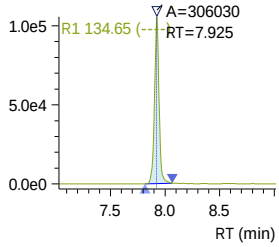

R2 463.00>219.00 (-) 5.21e3

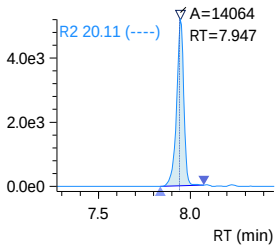

R2 449.00>98.80 (-) 5.48e3

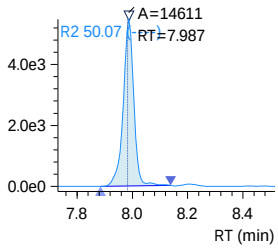

R2 441.00>336.90 (-) 1.06e5

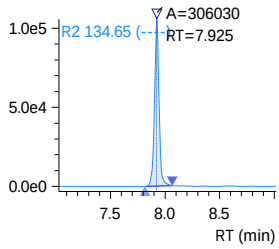

Insight Report
Before Manual Integration
Printed 3/18/2024 10:53:49

240315_019 (continued)

8_2 FTS
Conc. 0.5111
R#1 38.37 (52.20)
R#2 38.37 (52.20)
Q 527.10>506.95 (-) 3.66e3

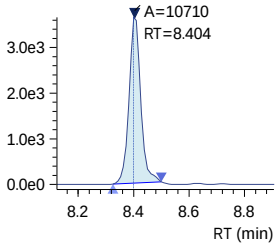

13C6-PFDA_IS
Conc. 1.2500
ISTD 519.10>474.10 (-) 4.10e4

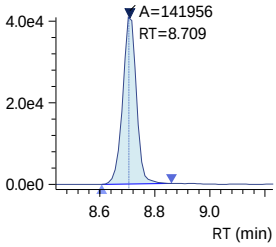

13C6-PFDA
Conc. 1.3170
Q 519.10>474.10 (-) 4.10e4

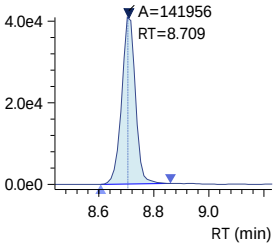

13C2-PFDA_IS
Conc. 1.2500
ISTD 515.10>470.10 (-) 3.35e4

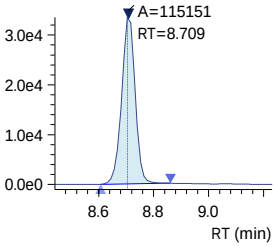

PFDA
Conc. 0.4722
R#1 17.09 (17.53)
R#2 17.09 (17.53)
Q 512.90>469.00 (-) 1.66e4

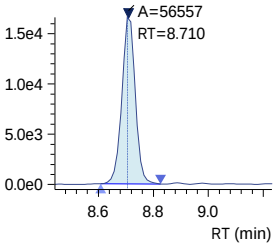

R1 527.10>80.80 (-) 1.47e3

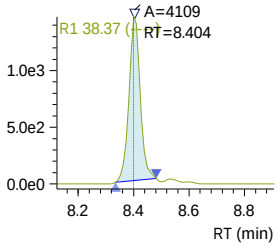

R1 512.90>219.00 (-) 2.76e3

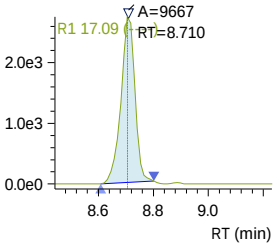

R2 527.10>80.80 (-) 1.47e3

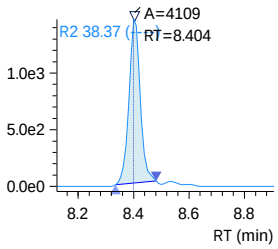

R2 512.90>219.00 (-) 2.76e3

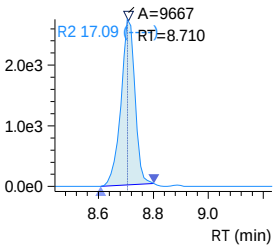

D3-NMeFOSAA_IS
Conc. 5.0000
ISTD 573.20>419.00 (-) 4.32e4

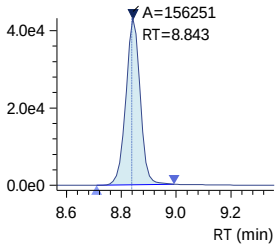

D3-NMeFOSAA
Conc. 4.9507
Q 573.20>419.00 (-) 4.32e4

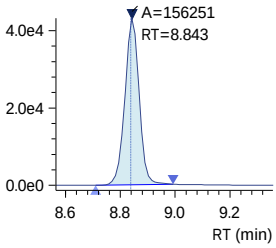

13C8-PFOS_IS
Conc. 2.5000
ISTD 507.10>98.90 (-) 1.37e4

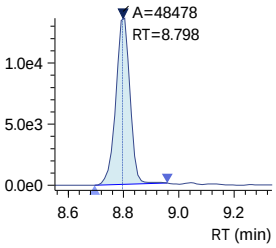

13C8-PFOS
Conc. 2.6539
Q 507.10>98.90 (-) 1.37e4

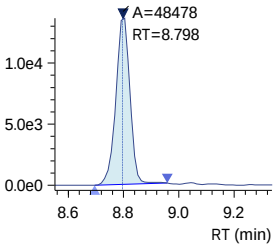

13C4-PFOS_IS
Conc. 2.5000
ISTD 502.80>79.90 (-) 3.60e4

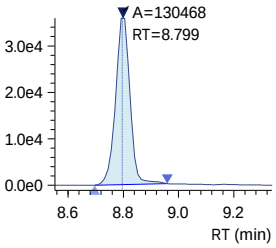

Insight Report
Before Manual Integration
Printed 3/18/2024 10:53:49

240315_019 (continued)

PFOS
Conc. 0.4589
R#1 46.67 (48.06)
R#2 46.67 (48.06)
Q 498.90>79.90 (-) 4.88e3

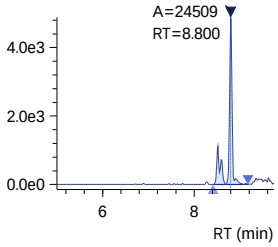

R1 498.90>98.80 (-) 2.74e3

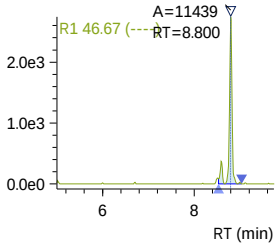

R2 498.90>98.80 (-) 2.74e3

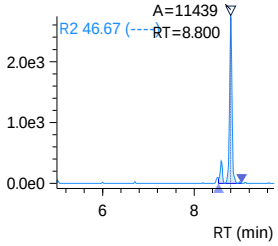

NMeFOSAA
Conc. 0.4895
R#1 50.49 (72.86)
R#2 50.49 (72.86)
Q 570.10>419.00 (-) 3.45e3

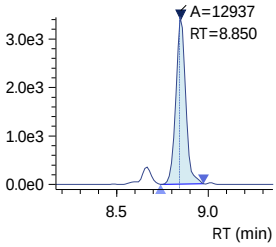

R1 570.10>483.00 (-) 1.79e3

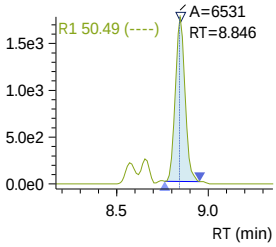

R2 570.10>483.00 (-) 1.79e3

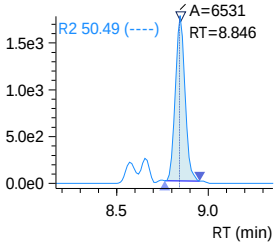

D5-NEtFOSAA_IS
Conc. 5.0000
ISTD 589.20>419.00 (-) 3.44e4

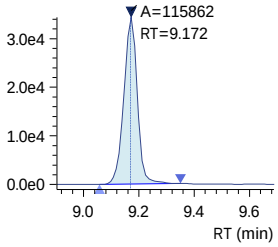

D5-NEtFOSAA
Conc. 5.0105
Q 589.20>419.00 (-) 3.44e4

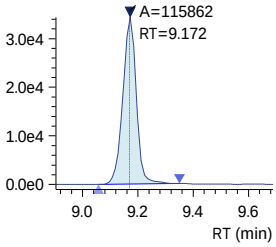

NEtFOSAA
Conc. 0.4709
R#1 81.29 (72.48)
R#2 81.29 (72.48)
Q 584.20>419.10 (-) 2.47e3

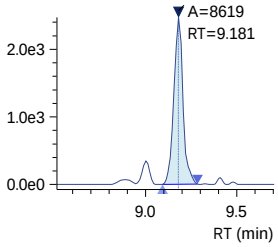

R1 584.20>526.00 (-) 2.17e3

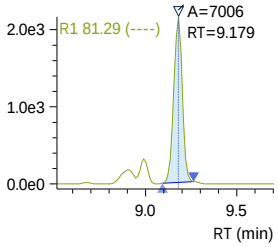

R2 584.20>526.00 (-) 2.17e3

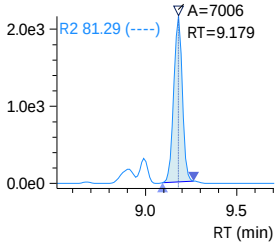

Insight Report
Before Manual Integration
Printed 3/18/2024 10:53:49

240315_019 (continued)

9-Cl-PF3ONS
Conc. 0.4486
R#1 31.04 (31.17)
R#2 31.04 (31.17)
Q 530.80>351.00 (-) 5.30e4

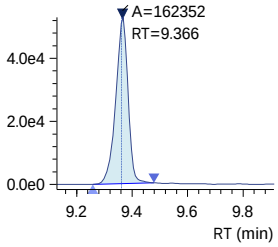

R1 532.80>353.00 (-) 1.72e4

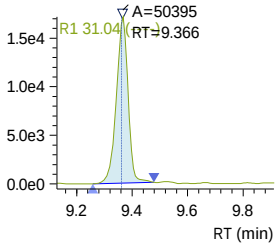

R2 532.80>353.00 (-) 1.72e4

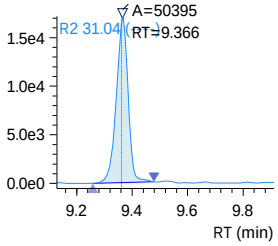

PFUnDA
Conc. 0.4830
R#1 12.26 (11.58)
R#2 12.26 (11.58)
Q 563.10>519.00 (-) 2.01e4

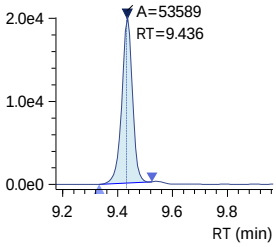

R1 563.10>269.10 (-) 2.38e3

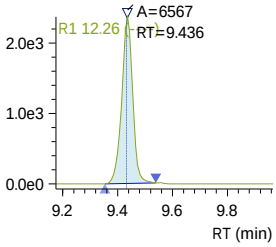

R2 563.10>269.10 (-) 2.38e3

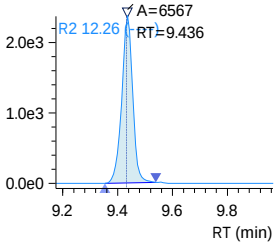

13C7-PFUnDA_IS
Conc. 1.2500
ISTD 570.00>525.10 (-) 4.43e4

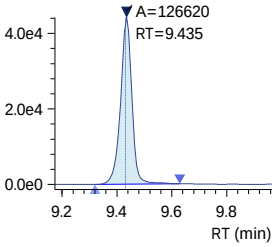

13C7-PFUnDA
Conc. 1.1911
Q 570.00>525.10 (-) 4.43e4

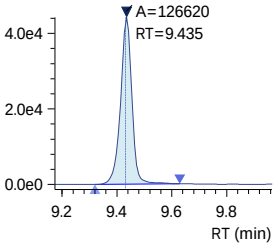

PFNS
Conc. 0.4773
R#1 59.79 (59.04)
R#2 59.79 (59.04)
Q 548.80>79.90 (-) 6.82e3

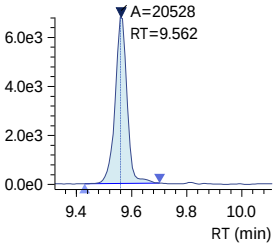

R1 548.80>98.80 (-) 4.08e3

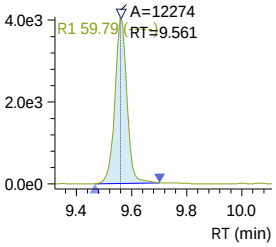

R2 548.80>98.80 (-) 4.08e3

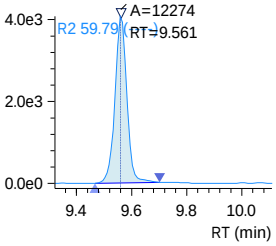

Insight Report
Before Manual Integration
Printed 3/18/2024 10:53:49

240315_019 (continued)

10_2 FTS
Conc. 0.4443
R#1 32.83 (33.72)
R#2 32.83 (33.72)
Q 626.80>607.05 (-) 3.13e3

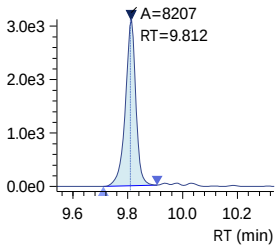

13C2-PFDOA_IS
Conc. 1.2500
ISTD 615.10>570.00 (-) 5.02e4

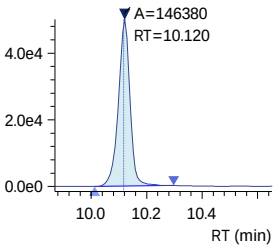

13C2-PFDOA
Conc. 1.1840
Q 615.10>570.00 (-) 5.02e4

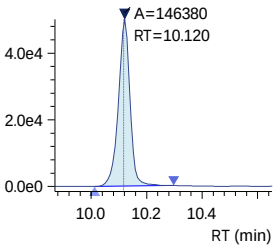

PFDOA
Conc. 0.4869
R#1 8.38 (10.37)
R#2 8.38 (10.37)
Q 613.10>569.00 (-) 1.35e4

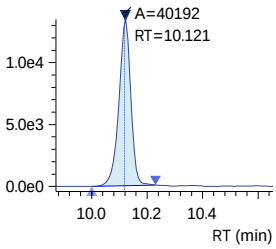

PFDS
Conc. 0.4478
R#1 57.77 (59.30)
R#2 57.77 (59.30)
Q 599.00>79.90 (-) 6.12e3

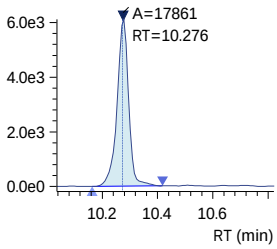

R1 626.80>81.00 (-) 9.48e2

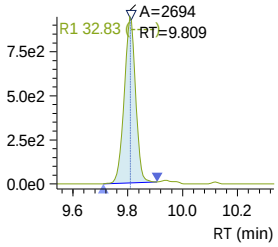

R1 613.10>319.00 (-) 1.20e3

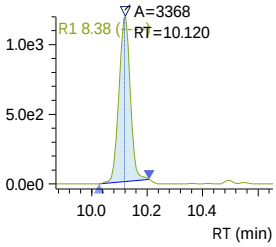

R1 599.00>98.80 (-) 3.63e3

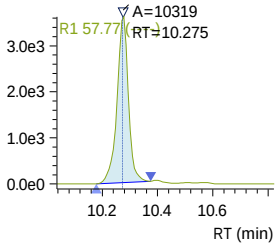

R2 626.80>81.00 (-) 9.48e2

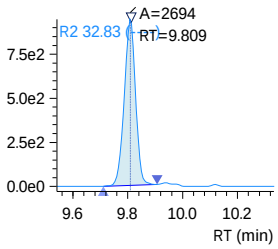

R2 613.10>319.00 (-) 1.20e3

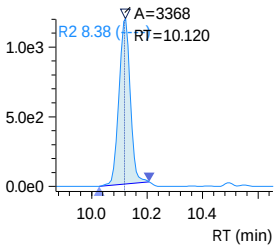

R2 599.00>98.80 (-) 3.63e3

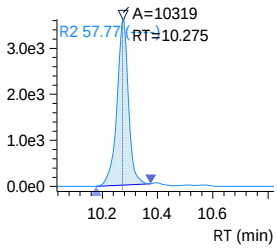

Insight Report
Before Manual Integration
Printed 3/18/2024 10:53:49

240315_019 (continued)

PFTrDA
Conc. 0.5759
R#1 15.26 (14.67)
R#2 15.26 (14.67)

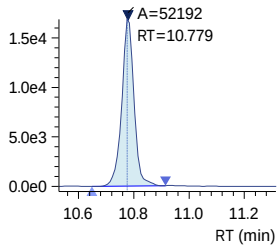

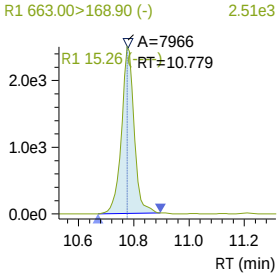

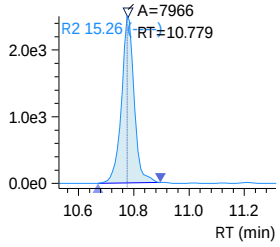

11-Cl-PF3OUdS
Conc. 0.4544
R#1 36.35 (34.64)
R#2 36.35 (34.64)

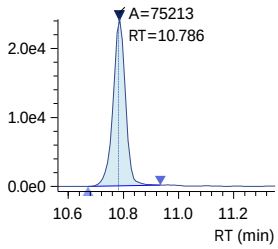

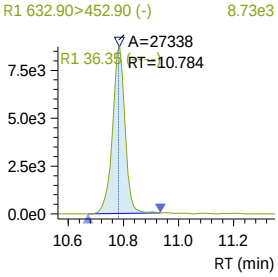

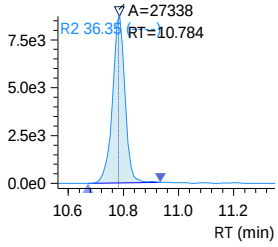

PFOSAm
Conc. 1.0145

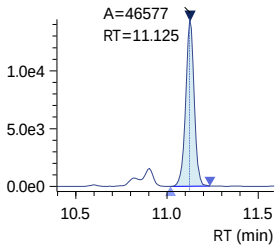

13C8-PFOSAm
Conc. 2.5784

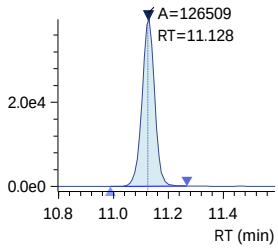

13C8-PFOSAm_IS
Conc. 2.5000

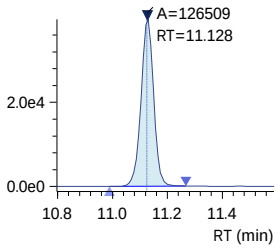

Insight Report
Before Manual Integration
Printed 3/18/2024 10:53:49

240315_019 (continued)

PFTDA
Conc. 0.5123
R#1 18.68 (17.10)
R#2 18.68 (17.10)

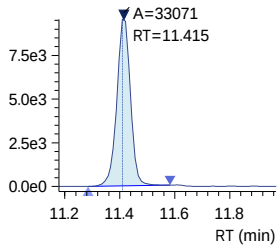

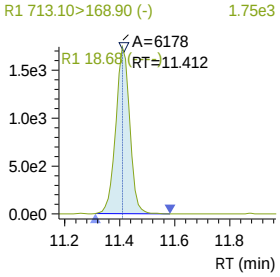

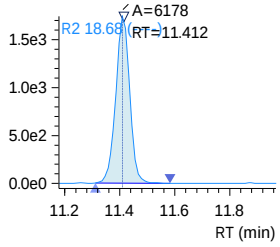

13C2-PFTDA
Conc. 1.2010

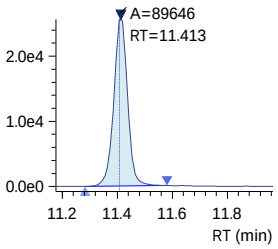

13C2-PFTDA_IS
Conc. 1.2500

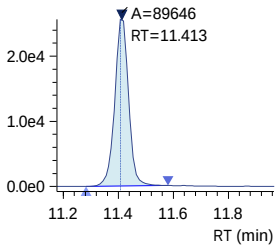

PFDoS
Conc. 0.4427
R#1 64.88 (62.00)
R#2 64.88 (62.00)

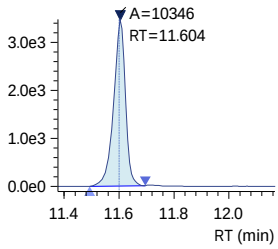

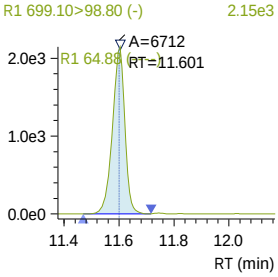

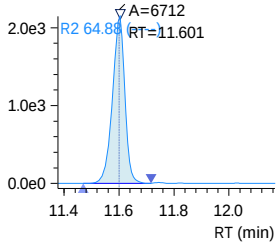

D7-MeFOSE_IS
Conc. 25.0000

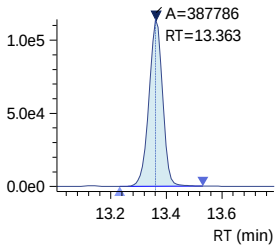

Insight Report
Before Manual Integration
Printed 3/18/2024 10:53:49

240315_019 (continued)

D7-MeFOSE
Conc. 25.8318

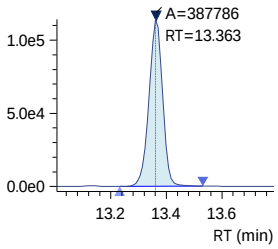

MeFOSE
Conc. 0.4872

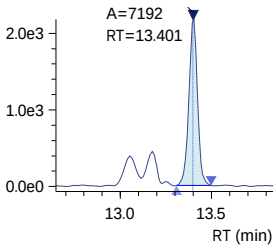

13C2-PFHXDA_IS
Conc. 2.5000

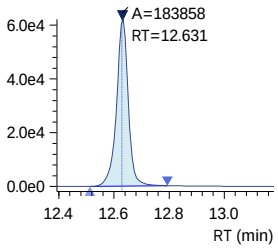

13C2-PFHXDA
Conc. 2.3954

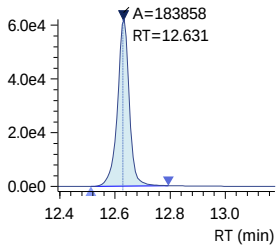

PFHXDA
Conc. 0.5008
R#1 12.06 (11.37)
R#2 12.06 (11.37)

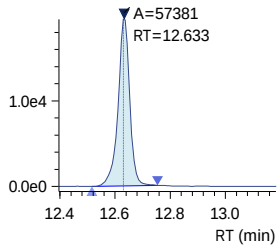

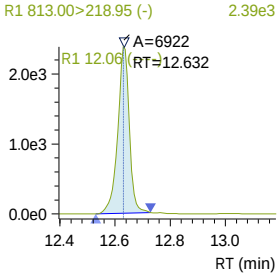

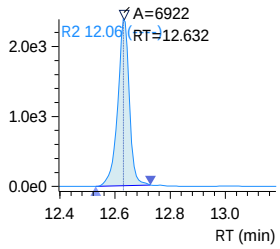

240315_019 (continued)

D3-MeFOSA
Conc. 2.6091

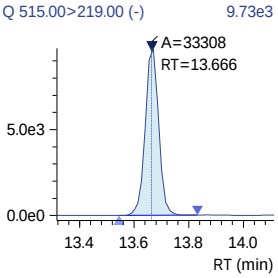

D3-MeFOSA_IS
Conc. 2.5000

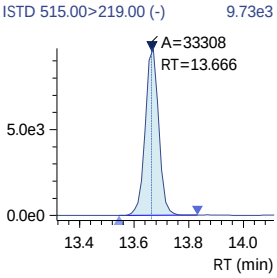

MeFOSA
Conc. 0.4621
R#1 0.00 (155.54)
R#2 0.00 (155.54)

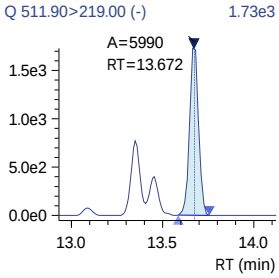

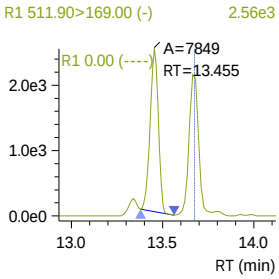

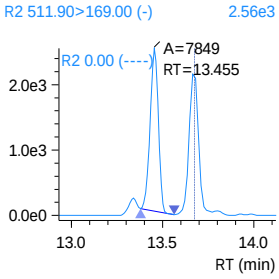

D9-EtFOSE_IS
Conc. 25.0000

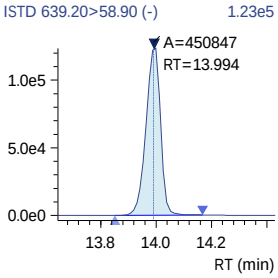

D9-EtFOSE
Conc. 26.3084

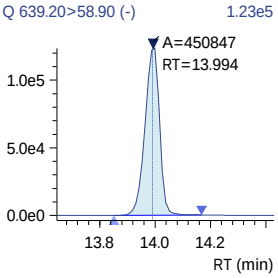

Insight Report
Before Manual Integration
Printed 3/18/2024 10:53:49

240315_019 (continued)

EtFOSE
Conc. 0.4660

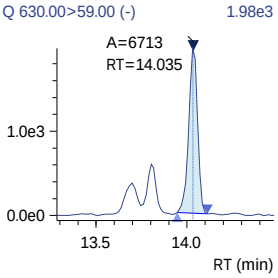

D5-EtFOSAm
Conc. 2.5712

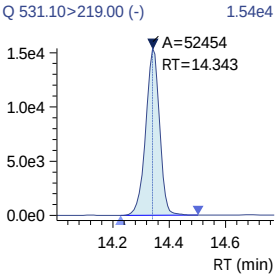

D5-EtFOSAm_IS
Conc. 2.5000

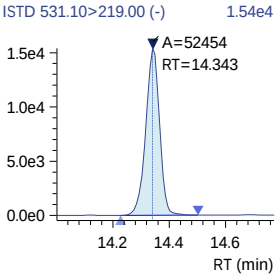

EtFOSAm
Conc. 0.5221
R#1 133.35 (165.52)
R#2 133.35 (165.52)

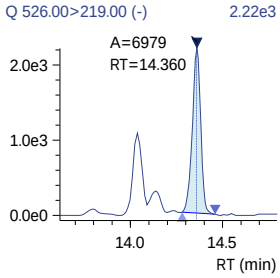

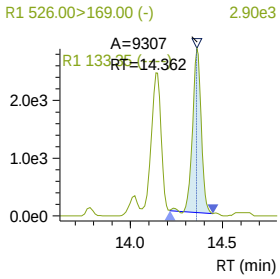

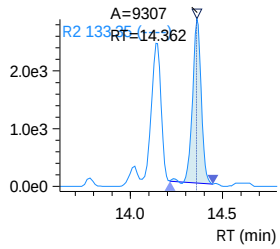

PFODA
Conc. 0.5052
R#1 27.21 (33.10)
R#2 27.21 (33.10)

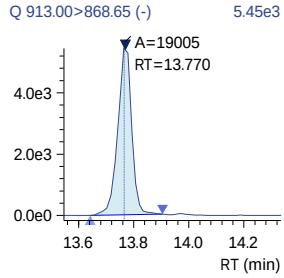

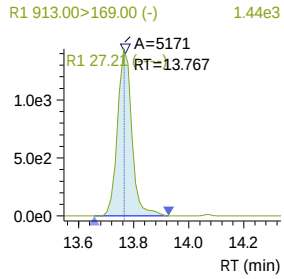

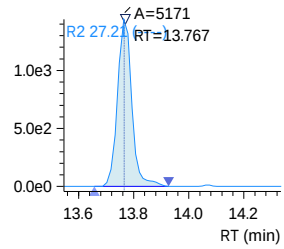

Insight Report
Ion Ratio Confirmation
Printed 3/18/2024 12:11:29

240315_020

Sample ID: 1633 ICAL 1.0PPB
Date Acquired: 3/15/2024 9:32:56 PM
Acquired by: System Administrator
Data File: 240315_020
Vial: 5 | Inj. Volume: 10.0000uL | Tray: 1

Name	m/z	Ref 1 m/z	Area	Ref 1 Measured	Ref 1 Actual Ratio	Ref 1 Set Ratio	Ref 2 Measured	Ref 2 Actual Ratio	Ref 2 Set Ratio	Flag ID
13C4-PFBA	216.80>171.90	----	977890	----	----	----	----	----	----	
13C4-PFBA_IS	216.80>171.90	----	977890	----	----	----	----	----	----	
13C3-PFBA_IS	216.00>172.00	----	495511	----	----	----	----	----	----	
PFBA	212.80>169.05	----	114753	----	----	----	----	----	----	
PFMPA	229.00>84.90	----	85907	----	----	----	----	----	----	
3_3 FTCA	241.00>177.10	241.00>117.00	75219	102400	136.14	136.14	102400	136.14	136.14	
13C5-PFPeA	268.30>223.00	----	265915	----	----	----	----	----	----	
13C5-PFPeA_IS	268.30>223.00	----	265915	----	----	----	----	----	----	
PFPeA	263.00>219.00	----	189446	----	----	----	----	----	----	
PFMBA	279.00>84.95	----	129558	----	----	----	----	----	----	
13C2-4_2 FTS	329.10>80.90	----	91748	----	----	----	----	----	----	
13C2-4_2 FTS_IS	329.10>80.90	----	91748	----	----	----	----	----	----	
4_2 FTS	327.10>307.00	327.10>80.90	45291	14980	33.08	33.08	14980	33.08	33.08	
13C3-PFBS_IS	302.10>79.90	----	196619	----	----	----	----	----	----	
PFBS	298.70>79.90	298.70>98.80	103856	48329	46.53	46.53	48329	46.53	46.53	
13C3-PFBS	302.10>79.90	----	196619	----	----	----	----	----	----	
NFDHA	295.00>201.00	295.00>84.90	128962	46988	36.44	36.44	46988	36.44	36.44	
13C5-PFHxA	318.00>273.00	----	392265	----	----	----	----	----	----	
13C5-PFHxA_IS	318.00>273.00	----	392265	----	----	----	----	----	----	
13C2-PFHxA_IS	315.10>270.00	----	465921	----	----	----	----	----	----	
PFHxA	313.00>269.00	----	156355	----	----	----	----	----	----	
PFEESA	314.80>135.00	314.80>82.90	508108	26667	5.25	5.25	26667	5.25	5.25	
13C3-HFPO-DA	286.90>168.90	----	626147	----	----	----	----	----	----	
13C3-HFPO-DA_IS	286.90>168.90	----	626147	----	----	----	----	----	----	
HFPO-DA	284.90>168.90	284.90>184.90	72420	45314	62.57	62.57	45314	62.57	62.57	
5_3 FTCA	341.00>237.05	341.00>217.00	215572	333870	154.88	154.88	333870	154.88	154.88	
PFPeS	349.10>79.90	349.10>98.80	73935	40250	54.44	54.44	40250	54.44	54.44	
13C4-PFHpA	367.10>322.00	----	541372	----	----	----	----	----	----	
13C4-PFHpA_IS	367.10>322.00	----	541372	----	----	----	----	----	----	
PFHpA	363.10>319.00	363.10>169.00	195421	45710	23.39	23.39	45710	23.39	23.39	
DONA	376.90>250.90	376.90>84.80	262808	79875	30.39	30.39	79875	30.39	30.39	
13C2-6_2 FTS_IS	429.10>80.90	----	75801	----	----	----	----	----	----	
13C2-6_2 FTS	429.10>80.90	----	75801	----	----	----	----	----	----	
6_2 FTS	427.10>407.00	427.10>80.90	33500	14900	44.48	44.48	14900	44.48	44.48	
13C4-PFOA_IS	417.10>172.00	----	32099	----	----	----	----	----	----	
13C8-PFOA_IS	421.10>376.00	----	460364	----	----	----	----	----	----	

J:\LCMS08\Data\240315_1633_Curve\240315_1633_Curve.damlp .

Ref 1 Set Ratio assigned from calibration mid-point; Ref 2 Set Ratio assigned from opening calibration verification.
IRr - Ion ratio outside either set of criteria. Exceedances for reported detections to be "I" flagged in the analytical report.

240315_020 (continued)

(Table continued from previous page)

Name	m/z	Ref 1 m/z	Area	Ref 1 Measured	Ref 1 Actual Ratio	Ref 1 Set Ratio	Ref 2 Measured	Ref 2 Actual Ratio	Ref 2 Set Ratio	Flag ID
13C8-PFOA	421.10>376.00	----	460364	----	----	----	----	----	----	
PFOA	413.00>369.00	413.00>169.00	162694	39803	24.47	24.47	39803	24.47	24.47	
13C3-PFHxS	402.10>79.90	----	127326	----	----	----	----	----	----	
13C3-PFHxS_IS	402.10>79.90	----	127326	----	----	----	----	----	----	
PFHxS	398.70>79.90	398.70>98.90	71479	40951	57.29	57.29	40951	57.29	57.29	
18O2-PFHxS_IS	403.00>83.90	----	123279	----	----	----	----	----	----	
13C9-PFNA_IS	472.10>427.00	----	205939	----	----	----	----	----	----	
13C9-PFNA	472.10>427.00	----	205939	----	----	----	----	----	----	
13C5-PFNA_IS	468.00>423.00	----	182184	----	----	----	----	----	----	
PFNA	463.00>419.00	463.00>219.00	140343	28568	20.36	20.36	28568	20.36	20.36	
PFHpS	449.00>79.90	449.00>98.80	58933	27522	46.70	46.70	27522	46.70	46.70	
7_3 FTCA	441.00>317.00	441.00>336.90	300429	397402	132.28	132.28	397402	132.28	132.28	
13C2-8_2-FTS	529.10>80.90	----	43350	----	----	----	----	----	----	
13C2-8_2-FTS_IS	529.10>80.90	----	43350	----	----	----	----	----	----	
8_2 FTS	527.10>506.95	527.10>80.80	19089	8764	45.91	45.91	8764	45.91	45.91	
13C6-PFDA_IS	519.10>474.10	----	117832	----	----	----	----	----	----	
13C6-PFDA	519.10>474.10	----	117832	----	----	----	----	----	----	
13C2-PFDA_IS	515.10>470.10	----	100265	----	----	----	----	----	----	
PFDA	512.90>469.00	512.90>219.00	100000	17635	17.64	17.64	17635	17.64	17.64	
D3-NMeFOSAA_IS	573.20>419.00	----	161037	----	----	----	----	----	----	
D3-NMeFOSAA	573.20>419.00	----	161037	----	----	----	----	----	----	
13C8-PFOS_IS	507.10>98.90	----	48342	----	----	----	----	----	----	
13C8-PFOS	507.10>98.90	----	48342	----	----	----	----	----	----	
13C4-PFOS_IS	502.80>79.90	----	134409	----	----	----	----	----	----	
PFOS	498.90>79.90	498.90>98.80	49769	22428	45.06	45.06	22428	45.06	45.06	
NMeFOSAA	570.10>419.00	570.10>483.00	29275	19644	67.10	67.10	19644	67.10	67.10	
D5-NEtFOSAA_IS	589.20>419.00	----	119119	----	----	----	----	----	----	
D5-NEtFOSAA	589.20>419.00	----	119119	----	----	----	----	----	----	
NEtFOSAA	584.20>419.10	584.20>526.00	23247	20813	89.53	89.53	20813	89.53	89.53	
9-Cl-PF3ONS	530.80>351.00	532.80>353.00	337767	107029	31.69	31.69	107029	31.69	31.69	
PFUnDA	563.10>519.00	563.10>269.10	109212	11973	10.96	10.96	11973	10.96	10.96	
13C7-PFUnDA_IS	570.00>525.10	----	127401	----	----	----	----	----	----	
13C7-PFUnDA	570.00>525.10	----	127401	----	----	----	----	----	----	
PFNS	548.80>79.90	548.80>98.80	38916	22148	56.91	56.91	22148	56.91	56.91	
10_2 FTS	626.80>607.05	626.80>81.00	16587	5356	32.29	32.29	5356	32.29	32.29	
13C2-PFDOA_IS	615.10>570.00	----	141374	----	----	----	----	----	----	
13C2-PFDOA	615.10>570.00	----	141374	----	----	----	----	----	----	
PFDOA	613.10>569.00	613.10>319.00	82722	9214	11.14	11.14	9214	11.14	11.14	
PFDS	599.00>79.90	599.00>98.80	35530	20611	58.01	58.01	20611	58.01	58.01	
PFTrDA	663.00>619.00	663.00>168.90	91095	15182	16.67	16.67	15182	16.67	16.67	

J:\LCMS08\Data\240315_1633_Curve\240315_1633_Curve.damlp .

Ref 1 Set Ratio assigned from calibration mid-point; Ref 2 Set Ratio assigned from opening calibration verification.
IRr - Ion ratio outside either set of criteria. Exceedances for reported detections to be "I" flagged in the analytical report.

240315_020 (continued)

(Table continued from previous page)

Name	m/z	Ref 1 m/z	Area	Ref 1 Measured	Ref 1 Actual Ratio	Ref 1 Set Ratio	Ref 2 Measured	Ref 2 Actual Ratio	Ref 2 Set Ratio	Flag ID
11-Cl-PF3OUdS	630.90>451.00	632.90>452.90	155626	54533	35.04	35.04	54533	35.04	35.04	
PFOSAm	498.10>77.90	----	107285	----	----	----	----	----	----	
13C8-PFOSAm	506.10>77.80	----	124597	----	----	----	----	----	----	
13C8-PFOSAm_IS	506.10>77.80	----	124597	----	----	----	----	----	----	
PFTDA	713.10>669.00	713.10>168.90	57167	9771	17.09	17.09	9771	17.09	17.09	
13C2-PFTDA	715.20>670.00	----	79424	----	----	----	----	----	----	
13C2-PFTDA_IS	715.20>670.00	----	79424	----	----	----	----	----	----	
PFDoS	699.10>79.90	699.10>98.80	22335	13676	61.23	61.23	13676	61.23	61.23	
D7-MeFOSE_IS	623.20>58.90	----	367190	----	----	----	----	----	----	
D7-MeFOSE	623.20>58.90	----	367190	----	----	----	----	----	----	
MeFOSE	616.10>59.00	----	20941	----	----	----	----	----	----	
13C2-PFHXDA_IS	815.00>770.05	----	178047	----	----	----	----	----	----	
13C2-PFHXDA	815.00>770.05	----	178047	----	----	----	----	----	----	
PFHXDA	813.00>768.95	813.00>218.95	107174	11556	10.78	10.78	11556	10.78	10.78	
D3-MeFOSA	515.00>219.00	----	33444	----	----	----	----	----	----	
D3-MeFOSA_IS	515.00>219.00	----	33444	----	----	----	----	----	----	
MeFOSA	511.90>219.00	511.90>169.00	20611	32218	156.31	156.31	32218	156.31	156.31	
D9-EtFOSE_IS	639.20>58.90	----	425752	----	----	----	----	----	----	
D9-EtFOSE	639.20>58.90	----	425752	----	----	----	----	----	----	
EtFOSE	630.00>59.00	----	21767	----	----	----	----	----	----	
D5-EtFOSAm	531.10>219.00	----	50731	----	----	----	----	----	----	
D5-EtFOSAm_IS	531.10>219.00	----	50731	----	----	----	----	----	----	
EtFOSAm	526.00>219.00	526.00>169.00	23536	41835	177.75	177.75	41835	177.75	177.75	
PFODA	913.00>868.65	913.00>169.00	30401	9625	31.66	31.66	9625	31.66	31.66	

Ref 1 Set Ratio assigned from calibration mid-point; Ref 2 Set Ratio assigned from opening calibration verification.
IRr - Ion ratio outside either set of criteria. Exceedances for reported detections to be "I" flagged in the analytical report.

Insight Report
Quantitation/Integration
Printed 3/18/2024 12:10:31

240315_020

Sample ID: 1633 ICAL 1.0PPB
Date Acquired: 3/15/2024 9:32:56 PM
Acquired by: System Administrator
Data File: 240315_020
Vial: 5 | Inj. Volume: 10.0000uL | Tray: 1

Name	Mode ID	Found RT	RT Diff	ISTD RT Diff	Area	ISTD Area	ISTD Name	Std. Conc.	Conc.	Unit	Flag ID
13C4-PFBA	Auto	1.340	0.000	0.001	977890	495511	13C3-PFBA_IS	10.0000	10.0062	ng/mL	
13C4-PFBA_IS	Auto	1.340	0.000	----	977890	977890	----	10.0000	10.0000	ng/mL	
13C3-PFBA_IS	Auto	1.339	0.000	----	495511	495511	----	5.0000	5.0000	ng/mL	
PFBA	Auto	1.342	0.000	0.002	114753	977890	13C4-PFBA_IS	1.0000	0.9910	ng/mL	
PFMPA	Auto	2.368	0.000	-1.089	85907	265915	13C5-PFPeA_IS	1.0000	1.0407	ng/mL	
3_3 FTCA	Auto	2.966	0.000	-0.491	75219	265915	13C5-PFPeA_IS	20.0000	18.7102	ng/mL	
13C5-PFPeA	Auto	3.457	0.000	-1.489	265915	465921	13C2-PFHxA_IS	5.0000	5.1294	ng/mL	
13C5-PFPeA_IS	Auto	3.457	0.000	----	265915	265915	----	5.0000	5.0000	ng/mL	
PFPeA	Auto	3.460	0.000	0.003	189446	265915	13C5-PFPeA_IS	1.0000	0.9953	ng/mL	
PFMBA	Auto	3.984	0.000	0.527	129558	265915	13C5-PFPeA_IS	1.0000	1.0457	ng/mL	
13C2-4_2 FTS	Auto	4.636	0.000	-2.422	91748	123279	18O2-PFHxS_IS	5.0000	5.3006	ng/mL	
13C2-4_2 FTS_IS	Auto	4.636	0.000	----	91748	91748	----	5.0000	5.0000	ng/mL	
4_2 FTS	Auto	4.637	0.000	0.001	45291	91748	13C2-4_2 FTS_IS	0.9400	0.8682	ng/mL	
13C3-PFBS_IS	Auto	4.605	0.000	----	196619	196619	----	2.5000	2.5000	ng/mL	
PFBS	Auto	4.605	0.000	0.000	103856	196619	13C3-PFBS_IS	0.8900	0.9085	ng/mL	
13C3-PFBS	Auto	4.605	0.000	-2.453	196619	123279	18O2-PFHxS_IS	2.5000	2.6169	ng/mL	
NFDHA	Auto	4.801	0.000	-0.144	128962	392265	13C5-PFHxA_IS	1.0000	1.0019	ng/mL	
13C5-PFHxA	Auto	4.945	0.000	-0.001	392265	465921	13C2-PFHxA_IS	2.5000	2.5743	ng/mL	
13C5-PFHxA_IS	Auto	4.945	0.000	----	392265	392265	----	2.5000	2.5000	ng/mL	
13C2-PFHxA_IS	Auto	4.946	0.000	----	465921	465921	----	2.5000	2.5000	ng/mL	
PFHxA	Auto	4.947	0.000	0.002	156355	392265	13C5-PFHxA_IS	1.0000	0.9709	ng/mL	
PFEESA	Auto	5.276	0.000	0.331	508108	392265	13C5-PFHxA_IS	0.8900	0.9333	ng/mL	
13C3-HFPO-DA	Auto	5.417	0.000	0.471	626147	465921	13C2-PFHxA_IS	10.0000	10.2662	ng/mL	
13C3-HFPO-DA_IS	Auto	5.417	0.000	----	626147	626147	----	10.0000	10.0000	ng/mL	
HFPO-DA	Auto	5.419	0.000	0.002	72420	626147	13C3-HFPO-DA_IS	1.0000	1.0114	ng/mL	
5_3 FTCA	Auto	5.861	0.000	0.916	215572	392265	13C5-PFHxA_IS	20.0000	18.4884	ng/mL	
PFPeS	Auto	5.986	0.000	-1.071	73935	127326	13C3-PFHxS_IS	0.9400	1.0243	ng/mL	
13C4-PFHpA	Auto	6.132	0.000	1.186	541372	465921	13C2-PFHxA_IS	2.5000	2.5699	ng/mL	
13C4-PFHpA_IS	Auto	6.132	0.000	----	541372	541372	----	2.5000	2.5000	ng/mL	
PFHpA	Auto	6.134	0.000	0.002	195421	541372	13C4-PFHpA_IS	1.0000	0.9791	ng/mL	
DONA	Auto	6.496	0.000	1.079	262808	626147	13C3-HFPO-DA_IS	0.9500	0.9179	ng/mL	
13C2-6_2 FTS_IS	Auto	6.780	0.000	----	75801	75801	----	5.0000	5.0000	ng/mL	
13C2-6_2 FTS	Auto	6.780	0.000	-0.278	75801	123279	18O2-PFHxS_IS	5.0000	5.4334	ng/mL	
6_2 FTS	M	6.781	0.000	0.001	33500	75801	13C2-6_2 FTS_IS	0.9500	0.9555	ng/mL	
13C4-PFOA_IS	Auto	7.089	0.000	----	32099	32099	----	2.5000	2.5000	ng/mL	
13C8-PFOA_IS	Auto	7.089	0.000	----	460364	460364	----	2.5000	2.5000	ng/mL	
13C8-PFOA	Auto	7.089	0.000	0.000	460364	32099	13C4-PFOA_IS	2.5000	2.3288	ng/mL	
PFOA	Auto	7.091	0.000	0.002	162694	460364	13C8-PFOA_IS	1.0000	0.8957	ng/mL	
13C3-PFHxS	Auto	7.057	0.000	-0.001	127326	123279	18O2-PFHxS_IS	2.5000	2.4636	ng/mL	
13C3-PFHxS_IS	Auto	7.057	0.000	----	127326	127326	----	2.5000	2.5000	ng/mL	
PFHxS	Auto	7.059	0.000	0.002	71479	127326	13C3-PFHxS_IS	0.9100	1.0288	ng/mL	
18O2-PFHxS_IS	Auto	7.058	0.000	----	123279	123279	----	2.5000	2.5000	ng/mL	
13C9-PFNA_IS	Auto	7.940	0.000	----	205939	205939	----	1.2500	1.2500	ng/mL	
13C9-PFNA	Auto	7.940	0.000	0.000	205939	182184	13C5-PFNA_IS	1.2500	1.2509	ng/mL	
13C5-PFNA_IS	Auto	7.940	0.000	----	182184	182184	----	1.2500	1.2500	ng/mL	
PFNA	Auto	7.941	0.000	0.001	140343	205939	13C9-PFNA_IS	1.0000	1.0240	ng/mL	
PFHpS	Auto	7.983	0.000	-0.813	58933	48342	13C8-PFOS_IS	0.9500	0.9568	ng/mL	
7_3 FTCA	Auto	7.921	0.000	2.976	300429	392265	13C5-PFHxA_IS	20.0000	17.6924	ng/mL	
13C2-8_2-FTS	Auto	8.400	0.000	1.342	43350	123279	18O2-PFHxS_IS	5.0000	4.8509	ng/mL	
13C2-8_2-FTS_IS	Auto	8.400	0.000	----	43350	43350	----	5.0000	5.0000	ng/mL	
8_2 FTS	Auto	8.399	0.000	-0.001	19089	43350	13C2-8_2-FTS_IS	0.9600	1.0161	ng/mL	
13C6-PFDA_IS	Auto	8.705	0.000	----	117832	117832	----	1.2500	1.2500	ng/mL	
13C6-PFDA	Auto	8.705	0.000	0.000	117832	100265	13C2-PFDA_IS	1.2500	1.2555	ng/mL	

J:\LCMS08\Data\240315_1633_Curve\240315_1633_Curve.damlp .

SN - Software-calculated S/N ratio outside criteria due to non-target peaks or drift in noise calculation window. Analyst review of noise levels (excluding non-target peaks) in chromatogram indicates S/N ratio meets criteria.

240315_020 (continued)

(Table continued from previous page)

Name	Mode ID	Found RT	RT Diff	ISTD RT Diff	Area	ISTD Area	ISTD Name	Std. Conc.	Conc.	Unit	Flag ID
13C2-PFDA_IS	Auto	8.705	0.000	----	100265	100265	----	1.2500	1.2500	ng/mL	
PFDA	Auto	8.707	0.000	0.002	100000	117832	13C6-PFDA_IS	1.0000	1.0441	ng/mL	
D3-NMeFOSAA_IS	Auto	8.839	0.000	----	161037	161037	----	5.0000	5.0000	ng/mL	
D3-NMeFOSAA	Auto	8.839	0.000	0.042	161037	134409	13C4-PFOS_IS	5.0000	4.9527	ng/mL	
13C8-PFOS_IS	Auto	8.796	0.000	----	48342	48342	----	2.5000	2.5000	ng/mL	
13C8-PFOS	Auto	8.796	0.000	0.000	48342	134409	13C4-PFOS_IS	2.5000	2.5689	ng/mL	
13C4-PFOS_IS	Auto	8.796	0.000	----	134409	134409	----	2.5000	2.5000	ng/mL	
PFOS	M	8.797	0.000	0.001	49769	48342	13C8-PFOS_IS	0.9300	0.9533	ng/mL	
NMeFOSAA	M	8.843	0.000	0.005	29275	161037	D3-NMeFOSAA_IS	1.0000	0.9291	ng/mL	
D5-NEtFOSAA_IS	Auto	9.170	0.000	----	119119	119119	----	5.0000	5.0000	ng/mL	
D5-NEtFOSAA	Auto	9.170	0.000	0.374	119119	134409	13C4-PFOS_IS	5.0000	5.0003	ng/mL	
NEtFOSAA	M	9.178	0.000	0.008	23247	119119	D5-NEtFOSAA_IS	1.0000	1.0161	ng/mL	
9-Cl-PF3ONS	Auto	9.362	0.000	3.945	337767	626147	13C3-HFPO-DA_IS	0.9300	0.9855	ng/mL	
PFUnDA	Auto	9.433	0.000	0.002	109212	127401	13C7-PFUnDA_IS	1.0000	0.9869	ng/mL	
13C7-PFUnDA_IS	Auto	9.431	0.000	----	127401	127401	----	1.2500	1.2500	ng/mL	
13C7-PFUnDA	Auto	9.431	0.000	0.726	127401	100265	13C2-PFDA_IS	1.2500	1.3764	ng/mL	
PFNS	Auto	9.560	0.000	0.764	38916	48342	13C8-PFOS_IS	0.9600	0.9020	ng/mL	
10_2 FTS	Auto	9.808	0.000	1.408	16587	43350	13C2-8_2-FTS_IS	0.9600	1.0337	ng/mL	
13C2-PFDOA_IS	Auto	10.118	0.000	----	141374	141374	----	1.2500	1.2500	ng/mL	
13C2-PFDOA	Auto	10.118	0.000	1.413	141374	100265	13C2-PFDA_IS	1.2500	1.3133	ng/mL	
PFDOA	Auto	10.119	0.000	0.000	82722	141374	13C2-PFDOA_IS	1.0000	1.0638	ng/mL	
PFDS	Auto	10.273	0.000	1.477	35530	48342	13C8-PFOS_IS	0.9700	0.9245	ng/mL	
PFTrDA	Auto	10.776	0.000	-0.633	91095	79424	13C2-PFTDA_IS	1.0000	1.1510	ng/mL	
11-Cl-PF3OUdS	Auto	10.782	0.000	5.365	155626	626147	13C3-HFPO-DA_IS	0.9400	0.9939	ng/mL	
PFOSAm	M	11.123	0.000	-0.002	107285	124597	13C8-PFOSAm_IS	2.0000	1.9728	ng/mL	
13C8-PFOSAm	Auto	11.125	0.000	2.329	124597	134409	13C4-PFOS_IS	2.5000	2.4650	ng/mL	
13C8-PFOSAm_IS	Auto	11.125	0.000	----	124597	124597	----	2.5000	2.5000	ng/mL	
PFTDA	Auto	11.410	0.000	0.001	57167	79424	13C2-PFTDA_IS	1.0000	1.0230	ng/mL	
13C2-PFTDA	Auto	11.409	0.000	2.704	79424	100265	13C2-PFDA_IS	1.2500	1.2220	ng/mL	
13C2-PFTDA_IS	Auto	11.409	0.000	----	79424	79424	----	1.2500	1.2500	ng/mL	
PFDoS	Auto	11.600	0.000	2.804	22335	48342	13C8-PFOS_IS	0.9700	0.9687	ng/mL	
D7-MeFOSE_IS	Auto	13.361	0.000	----	367190	367190	----	25.0000	25.0000	ng/mL	
D7-MeFOSE	Auto	13.361	0.000	4.565	367190	134409	13C4-PFOS_IS	25.0000	23.7427	ng/mL	
MeFOSE	M	13.398	0.000	0.037	20941	367190	D7-MeFOSE_IS	1.0000	0.9596	ng/mL	
13C2-PFHXDA_IS	Auto	12.628	0.000	----	178047	178047	----	2.5000	2.5000	ng/mL	
13C2-PFHXDA	Auto	12.628	0.000	3.923	178047	100265	13C2-PFDA_IS	2.5000	2.6641	ng/mL	
PFHXDA	Auto	12.630	0.000	0.002	107174	178047	13C2-PFHXDA_IS	1.0000	0.9756	ng/mL	
D3-MeFOSA	Auto	13.664	0.000	4.868	33444	134409	13C4-PFOS_IS	2.5000	2.5429	ng/mL	
D3-MeFOSA_IS	Auto	13.664	0.000	----	33444	33444	----	2.5000	2.5000	ng/mL	
MeFOSA	M	13.673	0.000	0.009	20611	33444	D3-MeFOSA_IS	1.0000	0.9553	ng/mL	
D9-EtFOSE_IS	Auto	13.992	0.000	----	425752	425752	----	25.0000	25.0000	ng/mL	
D9-EtFOSE	Auto	13.992	0.000	5.196	425752	134409	13C4-PFOS_IS	25.0000	24.1156	ng/mL	
EtFOSE	M	14.032	0.000	0.040	21767	425752	D9-EtFOSE_IS	1.0000	1.0115	ng/mL	
D5-EtFOSAm	Auto	14.341	0.000	5.545	50731	134409	13C4-PFOS_IS	2.5000	2.4138	ng/mL	
D5-EtFOSAm_IS	Auto	14.341	0.000	----	50731	50731	----	2.5000	2.5000	ng/mL	
EtFOSAm	M	14.359	0.000	0.018	23536	50731	D5-EtFOSAm_IS	1.0000	0.9570	ng/mL	
PFODA	Auto	13.766	0.000	1.138	30401	178047	13C2-PFHXDA_IS	1.0000	0.8679	ng/mL	

SN - Software-calculated S/N ratio outside criteria due to non-target peaks or drift in noise calculation window. Analyst review of noise levels (excluding non-target peaks) in chromatogram indicates S/N ratio meets criteria.

240315_020 (continued)

13C4-PFBA
Conc. 10.0062
Q 216.80>171.90 (-) 1.53e5

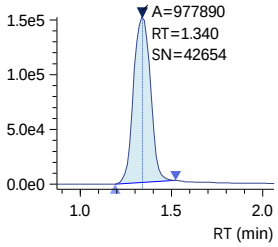

13C4-PFBA_IS
Conc. 10.0000
ISTD 216.80>171.90 (-) 1.53e5

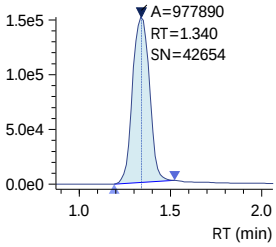

13C3-PFBA_IS
Conc. 5.0000
ISTD 216.00>172.00 (-) 7.60e4

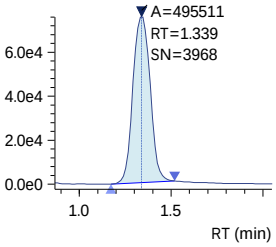

PFBA
Conc. 0.9910
Q 212.80>169.05 (-) 1.77e4

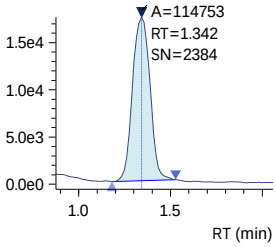

PFMPA
Conc. 1.0407
Q 229.00>84.90 (-) 1.52e4

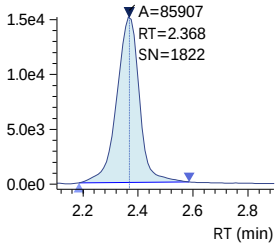

3_3 FTCA
Conc. 18.7102
R#1 136.14 (136.14)
R#2 136.14 (136.14)
Q 241.00>177.10 (-) 2.42e4

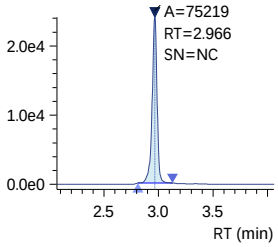

13C5-PFPeA
Conc. 5.1294
Q 268.30>223.00 (-) 7.13e4

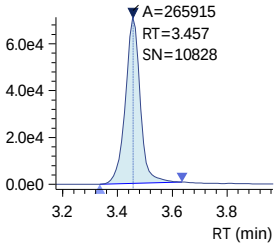

13C5-PFPeA_IS
Conc. 5.0000
ISTD 268.30>223.00 (-) 7.13e4

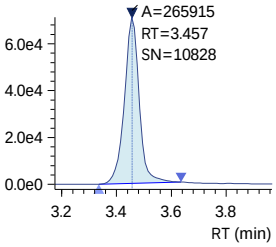

PFPeA
Conc. 0.9953
Q 263.00>219.00 (-) 5.02e4

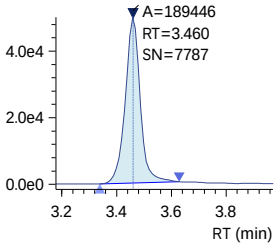

PFMBA
Conc. 1.0457
Q 279.00>84.95 (-) 3.69e4

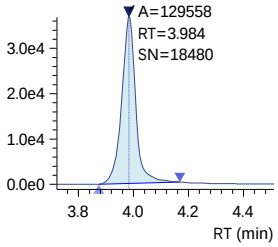

R1 241.00>117.00 (-) 3.19e4

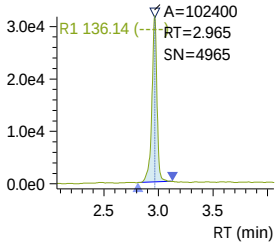

R2 241.00>117.00 (-) 3.19e4

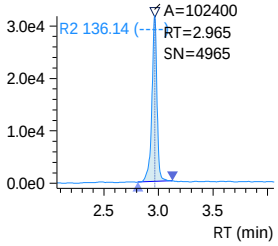

SN - Software-calculated S/N ratio outside criteria due to non-target peaks or drift in noise calculation window.
Analyst review of noise levels (excluding non-target peaks) in chromatogram indicates S/N ratio meets criteria.

240315_020 (continued)

13C2-4_2 FTS
Conc. 5.3006
Q 329.10>80.90 (-) 2.99e4

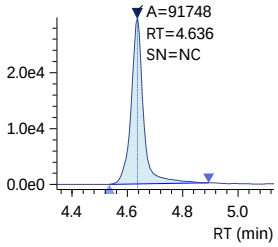

13C2-4_2 FTS_IS
Conc. 5.0000
ISTD 329.10>80.90 (-) 2.99e4

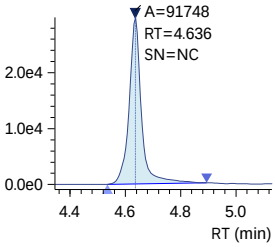

4_2 FTS
Conc. 0.8682
R#1 33.08 (33.08)
R#2 33.08 (33.08)
Q 327.10>307.00 (-) 1.53e4

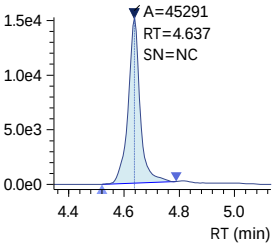

13C3-PFBS_IS
Conc. 2.5000
ISTD 302.10>79.90 (-) 6.02e4

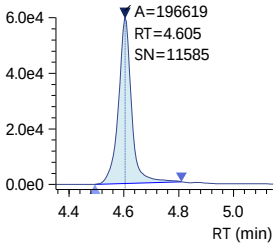

PFBS
Conc. 0.9085
R#1 46.53 (46.53)
R#2 46.53 (46.53)
Q 298.70>79.90 (-) 3.09e4

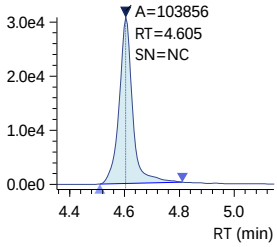

R1 327.10>80.90 (-) 4.72e3

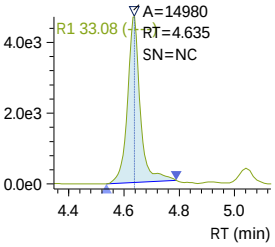

R1 298.70>98.80 (-) 1.44e4

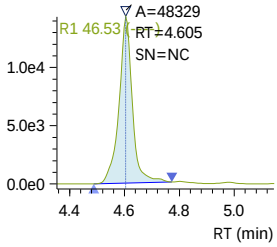

R2 327.10>80.90 (-) 4.72e3

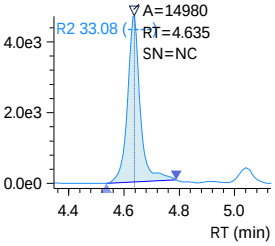

R2 298.70>98.80 (-) 1.44e4

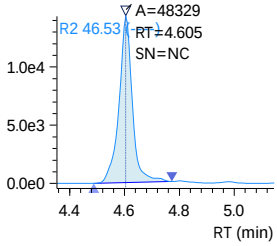

240315_020 (continued)

13C3-PFBS
Conc. 2.6169

Q 302.10>79.90 (-) 6.02e4

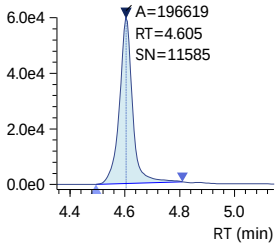

NFDHA
Conc. 1.0019
R#1 36.44 (36.44)
R#2 36.44 (36.44)

Q 295.00>201.00 (-) 3.76e4

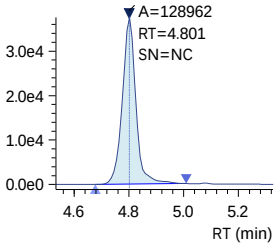

R1 295.00>84.90 (-) 1.34e4

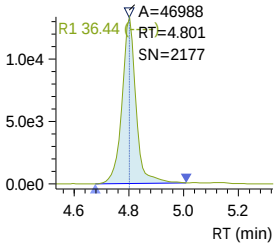

R2 295.00>84.90 (-) 1.34e4

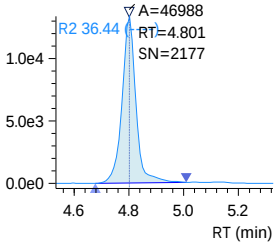

13C5-PFHxA
Conc. 2.5743

Q 318.00>273.00 (-) 1.15e5

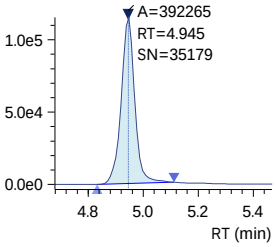

13C5-PFHxA_IS
Conc. 2.5000

ISTD 318.00>273.00 (-) 1.15e5

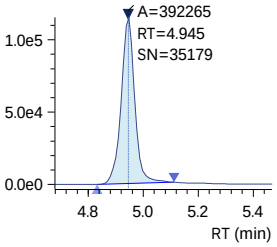

13C2-PFHxA_IS
Conc. 2.5000

ISTD 315.10>270.00 (-) 1.39e5

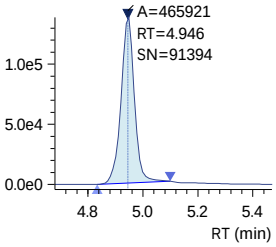

240315_020 (continued)

PFHxA
Conc. 0.9709

Q 313.00>269.00 (-) 4.82e4

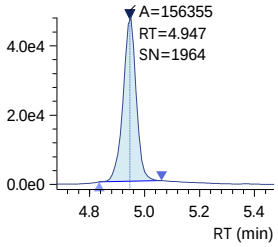

PFEESA
Conc. 0.9333
R#1 5.25 (5.25)
R#2 5.25 (5.25)

Q 314.80>135.00 (-) 1.37e5

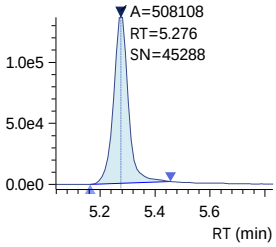

R1 314.80>82.90 (-) 7.31e3

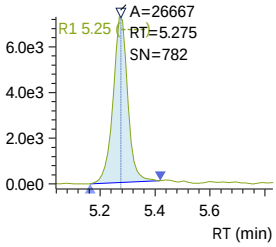

R2 314.80>82.90 (-) 7.31e3

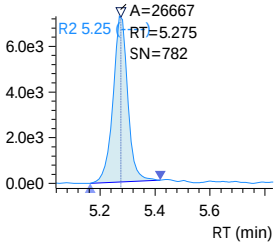

13C3-HFPO-DA
Conc. 10.2662

Q 286.90>168.90 (-) 1.90e5

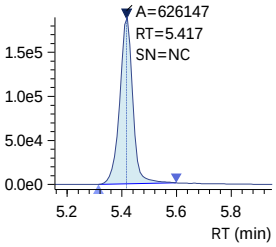

13C3-HFPO-DA_IS
Conc. 10.0000

ISTD 286.90>168.90 (-) 1.90e5

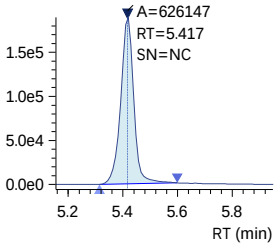

HFPO-DA
Conc. 1.0114
R#1 62.57 (62.57)
R#2 62.57 (62.57)

Q 284.90>168.90 (-) 2.17e4

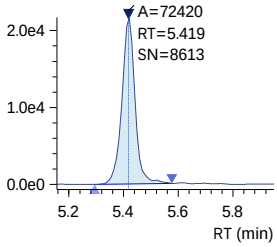

R1 284.90>184.90 (-) 1.42e4

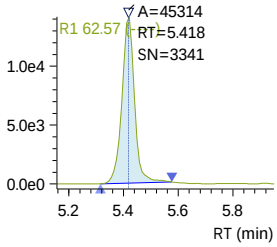

R2 284.90>184.90 (-) 1.42e4

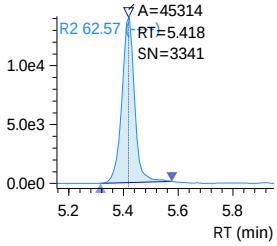

SN - Software-calculated S/N ratio outside criteria due to non-target peaks or drift in noise calculation window.
Analyst review of noise levels (excluding non-target peaks) in chromatogram indicates S/N ratio meets criteria.

240315_020 (continued)

5_3 FTCA
Conc. 18.4884
R#1 154.88 (154.88)
R#2 154.88 (154.88)
Q 341.00>237.05 (-) 7.57e4

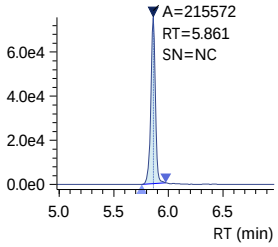

R1 341.00>217.00 (-) 1.16e5

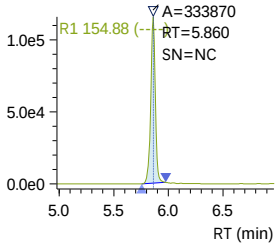

R2 341.00>217.00 (-) 1.16e5

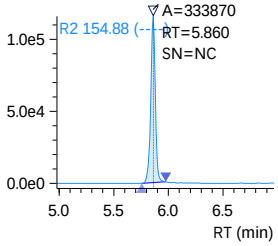

PFPeS
Conc. 1.0243
R#1 54.44 (54.44)
R#2 54.44 (54.44)
Q 349.10>79.90 (-) 2.44e4

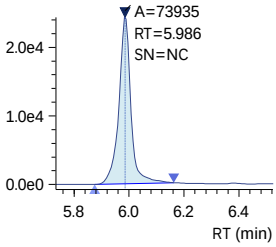

R1 349.10>98.80 (-) 1.34e4

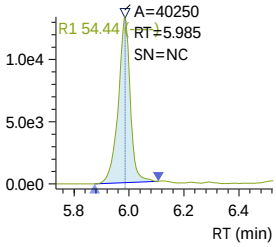

R2 349.10>98.80 (-) 1.34e4

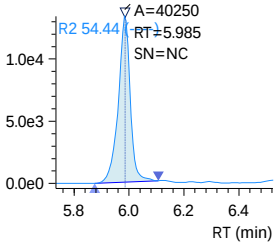

13C4-PFHpA
Conc. 2.5699
Q 367.10>322.00 (-) 1.95e5

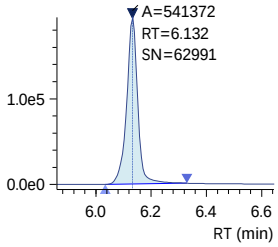

13C4-PFHpA_IS
Conc. 2.5000
ISTD 367.10>322.00 (-) 1.95e5

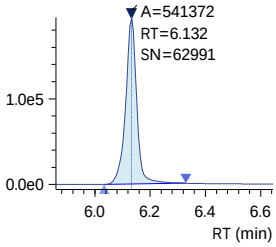

PFHpA
Conc. 0.9791
R#1 23.39 (23.39)
R#2 23.39 (23.39)
Q 363.10>319.00 (-) 7.00e4

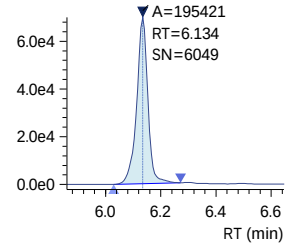

R1 363.10>169.00 (-) 1.62e4

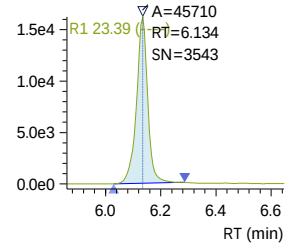

R2 363.10>169.00 (-) 1.62e4

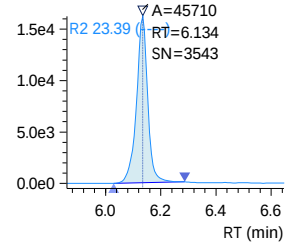

SN - Software-calculated S/N ratio outside criteria due to non-target peaks or drift in noise calculation window.
Analyst review of noise levels (excluding non-target peaks) in chromatogram indicates S/N ratio meets criteria.

240315_020 (continued)

DONA
Conc. 0.9179
R#1 30.39 (30.39)
R#2 30.39 (30.39)

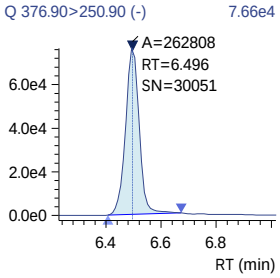

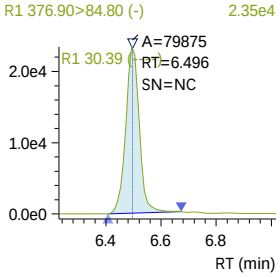

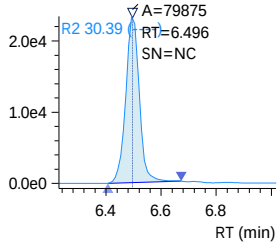

13C2-6_2 FTS_IS
Conc. 5.0000

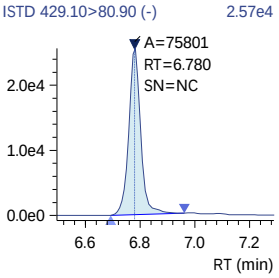

13C2-6_2 FTS
Conc. 5.4334

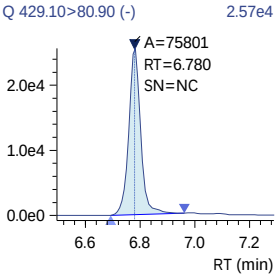

6_2 FTS
Conc. 0.9555
R#1 44.48 (44.48)
R#2 44.48 (44.48)

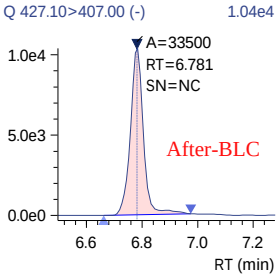

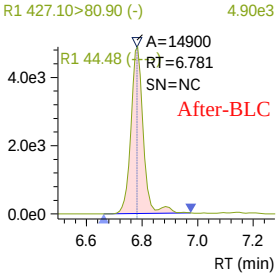

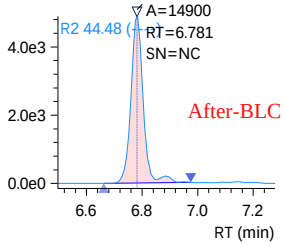

13C4-PFOA_IS
Conc. 2.5000

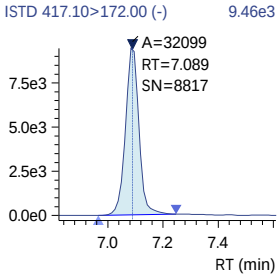

J:\LCMS08\Data\240315_1633_Curve\240315_1633_Curve.damlp .

SN - Software-calculated S/N ratio outside criteria due to non-target peaks or drift in noise calculation window.
Analyst review of noise levels (excluding non-target peaks) in chromatogram indicates S/N ratio meets criteria.

240315_020 (continued)

13C8-PFOA_IS
Conc. 2.5000

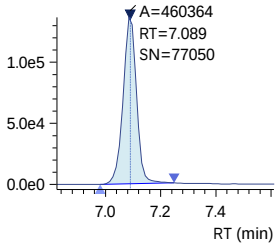

13C8-PFOA
Conc. 2.3288

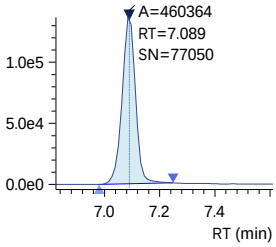

PFOA
Conc. 0.8957
R#1 24.47 (24.47)
R#2 24.47 (24.47)

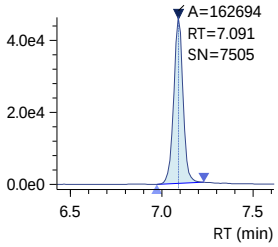

13C3-PFHxS
Conc. 2.4636

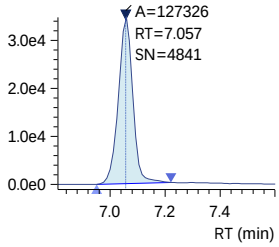

13C3-PFHxS_IS
Conc. 2.5000

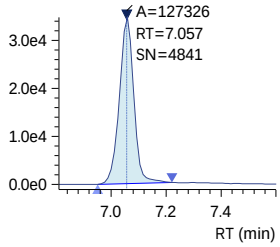

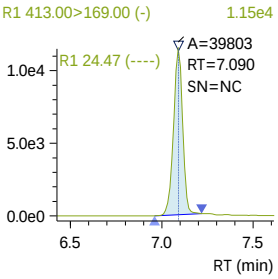

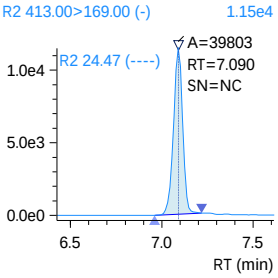

240315_020 (continued)

PFHxS
Conc. 1.0288
R#1 57.29 (57.29)
R#2 57.29 (57.29)

Q 398.70>79.90 (-) 1.60e4

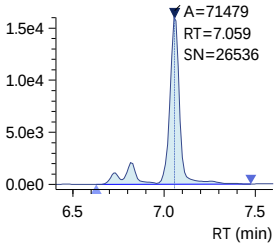

R1 398.70>98.90 (-) 9.05e3

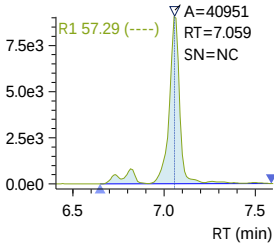

R2 398.70>98.90 (-) 9.05e3

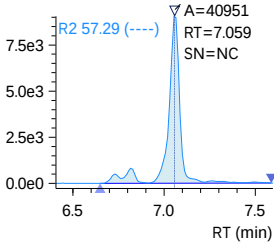

18O2-PFHxS_IS
Conc. 2.5000

ISTD 403.00>83.90 (-) 3.43e4

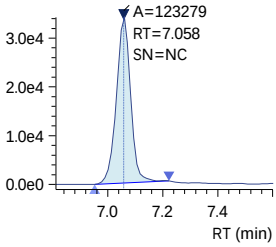

13C9-PFNA_IS
Conc. 1.2500

ISTD 472.10>427.00 (-) 7.68e4

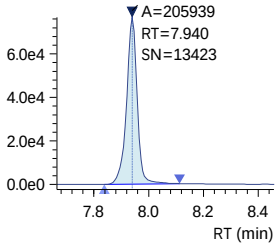

13C9-PFNA
Conc. 1.2509

Q 472.10>427.00 (-) 7.68e4

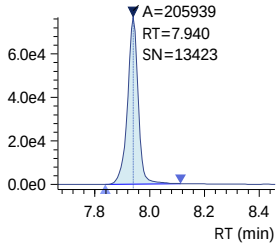

13C5-PFNA_IS
Conc. 1.2500

ISTD 468.00>423.00 (-) 6.87e4

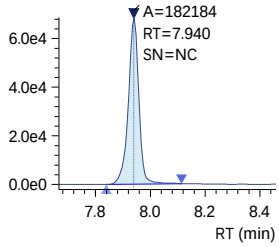

SN - Software-calculated S/N ratio outside criteria due to non-target peaks or drift in noise calculation window.
Analyst review of noise levels (excluding non-target peaks) in chromatogram indicates S/N ratio meets criteria.

240315_020 (continued)

PFNA
Conc. 1.0240
R#1 20.36 (20.36)
R#2 20.36 (20.36)
Q 463.00>419.00 (-) 5.23e4

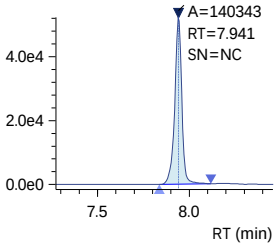

R1 463.00>219.00 (-) 1.06e4

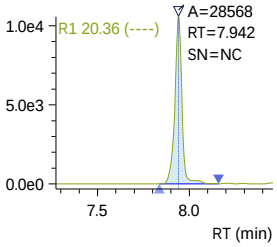

R2 463.00>219.00 (-) 1.06e4

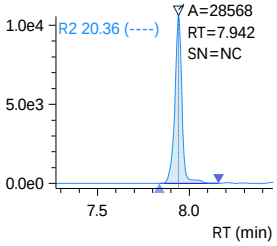

PFHpS
Conc. 0.9568
R#1 46.70 (46.70)
R#2 46.70 (46.70)
Q 449.00>79.90 (-) 2.19e4

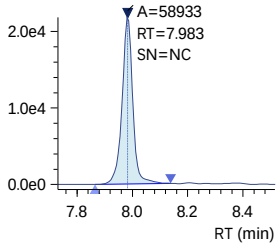

R1 449.00>98.80 (-) 1.00e4

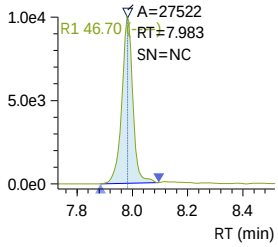

R2 449.00>98.80 (-) 1.00e4

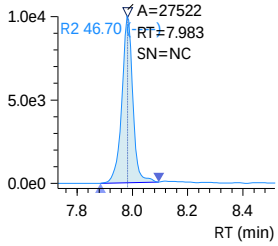

7_3 FTCA
Conc. 17.6924
R#1 132.28 (132.28)
R#2 132.28 (132.28)
Q 441.00>317.00 (-) 1.04e5

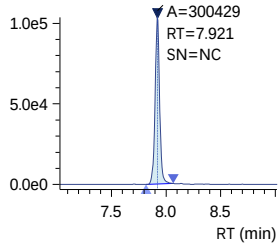

R1 441.00>336.90 (-) 1.40e5

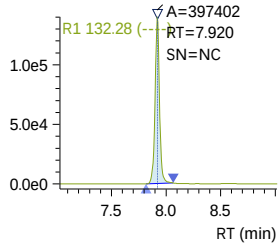

R2 441.00>336.90 (-) 1.40e5

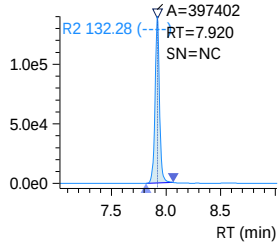

13C2-8_2-FTS
Conc. 4.8509
Q 529.10>80.90 (-) 1.33e4

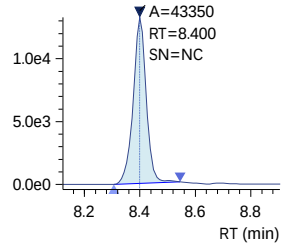

13C2-8_2-FTS_IS
Conc. 5.0000
ISTD 529.10>80.90 (-) 1.33e4

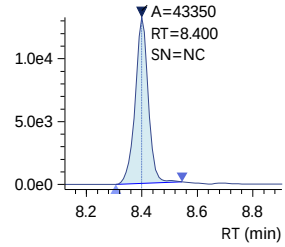

240315_020 (continued)

8_2 FTS
Conc. 1.0161
R#1 45.91 (45.91)
R#2 45.91 (45.91)
Q 527.10>506.95 (-) 6.51e3

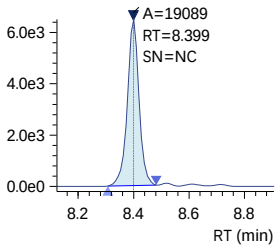

R1 527.10>80.80 (-) 2.96e3

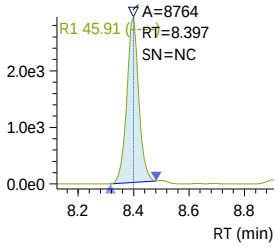

R2 527.10>80.80 (-) 2.96e3

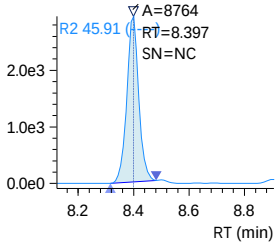

13C6-PFDA_IS
Conc. 1.2500
ISTD 519.10>474.10 (-) 3.31e4

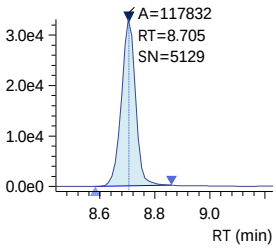

13C6-PFDA
Conc. 1.2555
Q 519.10>474.10 (-) 3.31e4

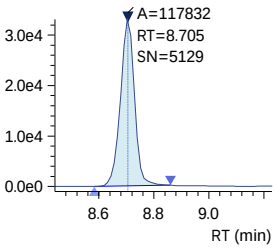

13C2-PFDA_IS
Conc. 1.2500
ISTD 515.10>470.10 (-) 2.80e4

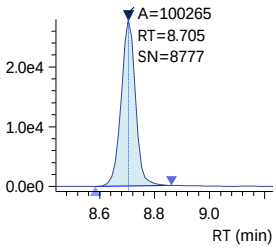

PFDA
Conc. 1.0441
R#1 17.64 (17.64)
R#2 17.64 (17.64)
Q 512.90>469.00 (-) 2.84e4

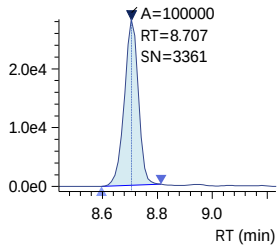

R1 512.90>219.00 (-) 4.84e3

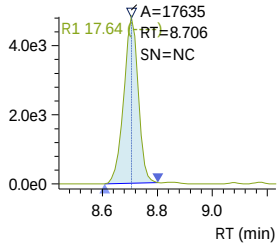

R2 512.90>219.00 (-) 4.84e3

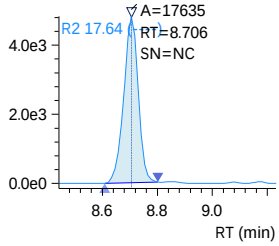

D3-NMeFOSAA_IS
Conc. 5.0000
ISTD 573.20>419.00 (-) 4.44e4

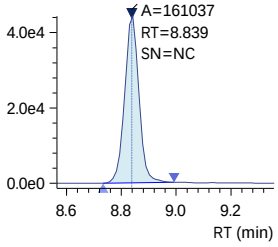

D3-NMeFOSAA
Conc. 4.9527
Q 573.20>419.00 (-) 4.44e4

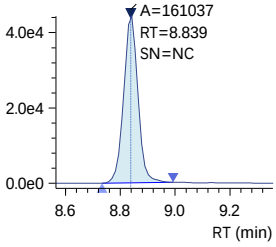

13C8-PFOS_IS
Conc. 2.5000
ISTD 507.10>98.90 (-) 1.45e4

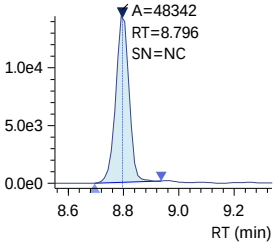

13C8-PFOS
Conc. 2.5689
Q 507.10>98.90 (-) 1.45e4

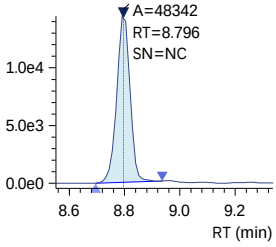

13C4-PFOS_IS
Conc. 2.5000
ISTD 502.80>79.90 (-) 3.79e4

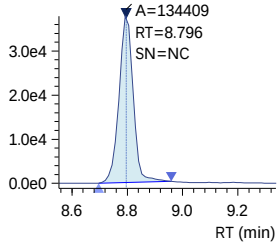

SN - Software-calculated S/N ratio outside criteria due to non-target peaks or drift in noise calculation window.
Analyst review of noise levels (excluding non-target peaks) in chromatogram indicates S/N ratio meets criteria.

240315_020 (continued)

PFOS
Conc. 0.9533
R#1 45.06 (45.06)
R#2 45.06 (45.06)
Q 498.90>79.90 (-) 9.52e3

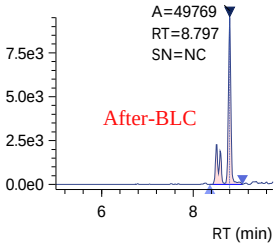

NMeFOSAA
Conc. 0.9291
R#1 67.10 (67.10)
R#2 67.10 (67.10)
Q 570.10>419.00 (-) 7.01e3

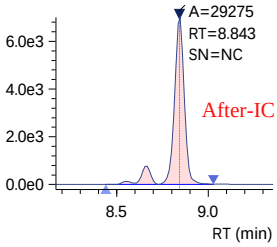

D5-NEtFOSAA_IS
Conc. 5.0000
ISTD 589.20>419.00 (-) 3.62e4

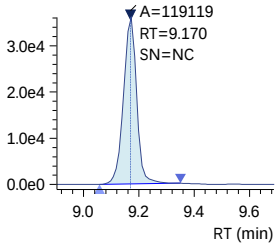

D5-NEtFOSAA
Conc. 5.0003
Q 589.20>419.00 (-) 3.62e4

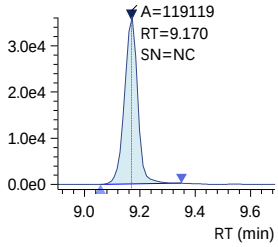

NEtFOSAA
Conc. 1.0161
R#1 89.53 (89.53)
R#2 89.53 (89.53)
Q 584.20>419.10 (-) 5.92e3

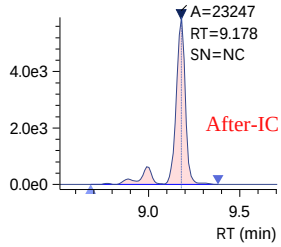

R1 498.90>98.80 (-) 5.28e3

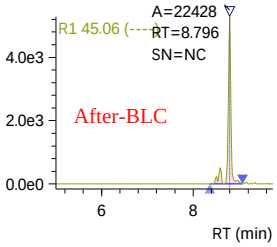

R1 570.10>483.00 (-) 4.28e3

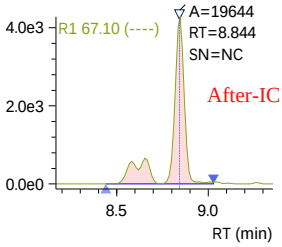

R1 584.20>526.00 (-) 4.50e3

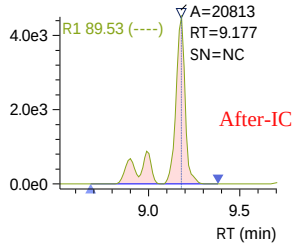

R2 498.90>98.80 (-) 5.28e3

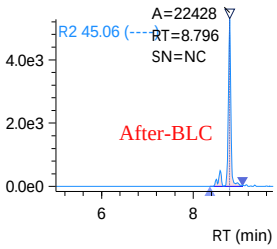

R2 570.10>483.00 (-) 4.28e3

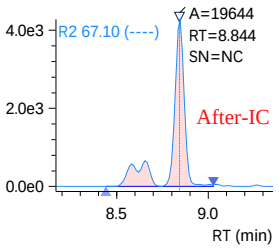

R2 584.20>526.00 (-) 4.50e3

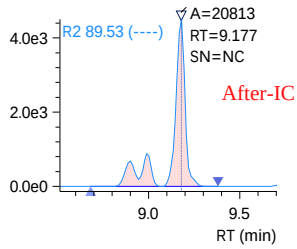

240315_020 (continued)

9-Cl-PF3ONS
Conc. 0.9855
R#1 31.69 (31.69)
R#2 31.69 (31.69)
Q 530.80>351.00 (-) 1.13e5

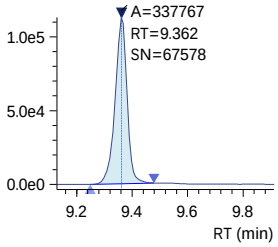

R1 532.80>353.00 (-) 3.58e4

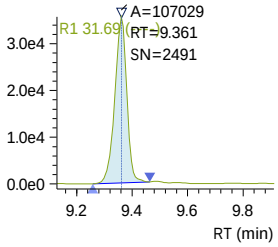

R2 532.80>353.00 (-) 3.58e4

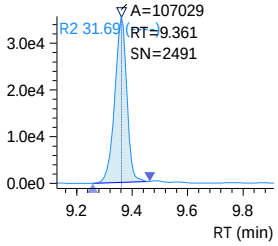

PFUnDA
Conc. 0.9869
R#1 10.96 (10.96)
R#2 10.96 (10.96)
Q 563.10>519.00 (-) 3.89e4

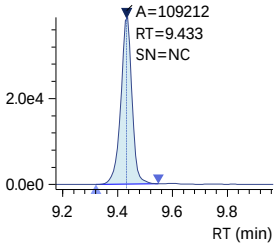

R1 563.10>269.10 (-) 4.00e3

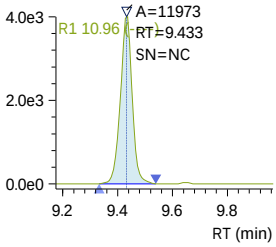

R2 563.10>269.10 (-) 4.00e3

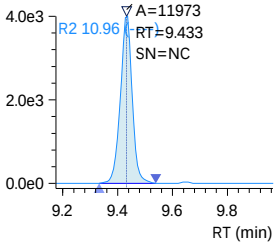

13C7-PFUnDA_IS
Conc. 1.2500
ISTD 570.00>525.10 (-) 4.48e4

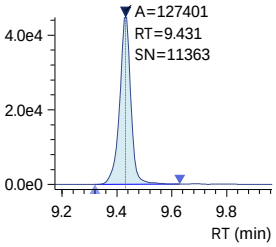

13C7-PFUnDA
Conc. 1.3764
Q 570.00>525.10 (-) 4.48e4

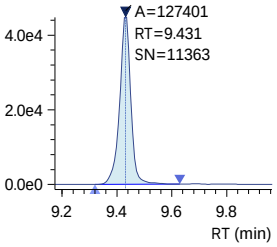

PFNS
Conc. 0.9020
R#1 56.91 (56.91)
R#2 56.91 (56.91)
Q 548.80>79.90 (-) 1.34e4

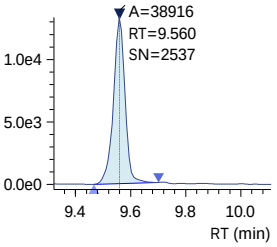

R1 548.80>98.80 (-) 7.43e3

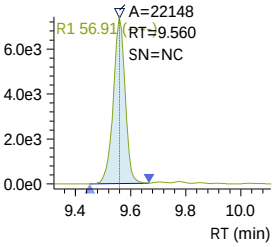

R2 548.80>98.80 (-) 7.43e3

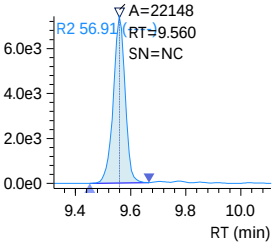

J:\LCMS08\Data\240315_1633_Curve\240315_1633_Curve.damlp .
SN - Software-calculated S/N ratio outside criteria due to non-target peaks or drift in noise calculation window.
Analyst review of noise levels (excluding non-target peaks) in chromatogram indicates S/N ratio meets criteria.

240315_020 (continued)

10_2 FTS
Conc. 1.0337
R#1 32.29 (32.29)
R#2 32.29 (32.29)
Q 626.80>607.05 (-) 5.90e3

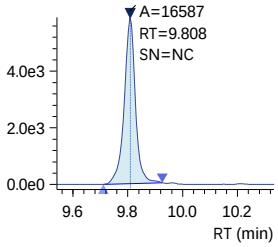

R1 626.80>81.00 (-) 1.98e3

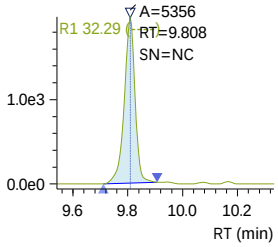

R2 626.80>81.00 (-) 1.98e3

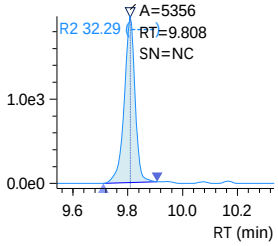

13C2-PFDOA_IS
Conc. 1.2500
ISTD 615.10>570.00 (-) 4.66e4

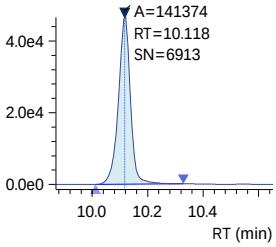

13C2-PFDOA
Conc. 1.3133
Q 615.10>570.00 (-) 4.66e4

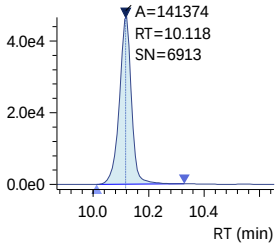

PFDOA
Conc. 1.0638
R#1 11.14 (11.14)
R#2 11.14 (11.14)
Q 613.10>569.00 (-) 2.83e4

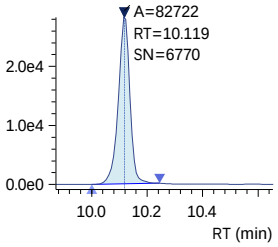

R1 613.10>319.00 (-) 3.11e3

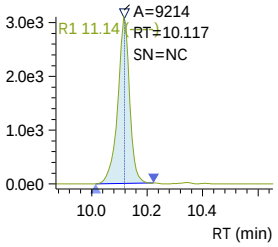

R2 613.10>319.00 (-) 3.11e3

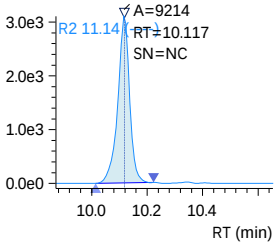

PFDS
Conc. 0.9245
R#1 58.01 (58.01)
R#2 58.01 (58.01)
Q 599.00>79.90 (-) 1.23e4

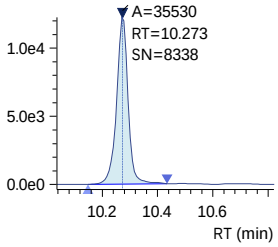

R1 599.00>98.80 (-) 7.03e3

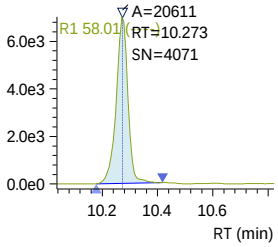

R2 599.00>98.80 (-) 7.03e3

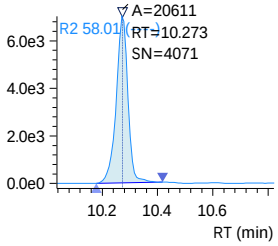

240315_020 (continued)

PFTrDA
Conc. 1.1510
R#1 16.67 (16.67)
R#2 16.67 (16.67)
Q 663.00>619.00 (-) 2.98e4

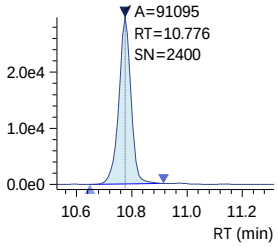

R1 663.00>168.90 (-) 5.22e3

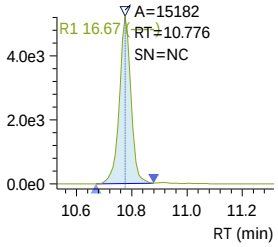

R2 663.00>168.90 (-) 5.22e3

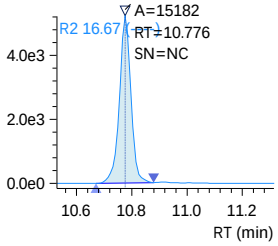

11-Cl-PF3OUdS
Conc. 0.9939
R#1 35.04 (35.04)
R#2 35.04 (35.04)
Q 630.90>451.00 (-) 4.94e4

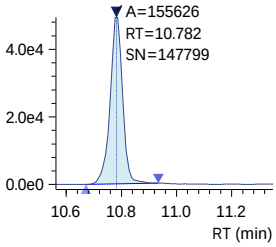

R1 632.90>452.90 (-) 1.74e4

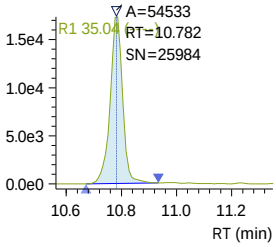

R2 632.90>452.90 (-) 1.74e4

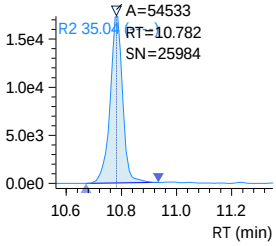

PFOSAm
Conc. 1.9728
Q 498.10>77.90 (-) 2.84e4

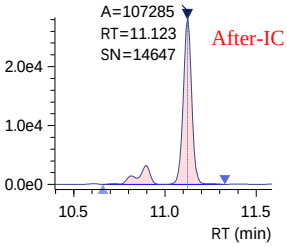

13C8-PFOSAm
Conc. 2.4650
Q 506.10>77.80 (-) 3.94e4

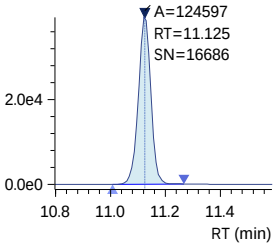

13C8-PFOSAm_IS
Conc. 2.5000
ISTD 506.10>77.80 (-) 3.94e4

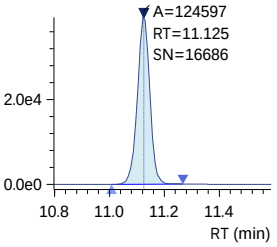

J:\LCMS08\Data\240315_1633_Curve\240315_1633_Curve.damlp .
SN - Software-calculated S/N ratio outside criteria due to non-target peaks or drift in noise calculation window.
Analyst review of noise levels (excluding non-target peaks) in chromatogram indicates S/N ratio meets criteria.

240315_020 (continued)

PFTDA
Conc. 1.0230
R#1 17.09 (17.09)
R#2 17.09 (17.09)

Q 713.10>669.00 (-) 1.60e4

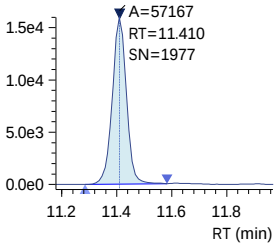

R1 713.10>168.90 (-) 2.71e3

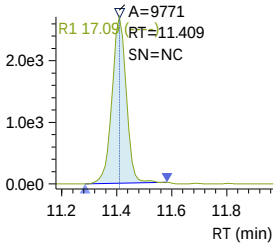

R2 713.10>168.90 (-) 2.71e3

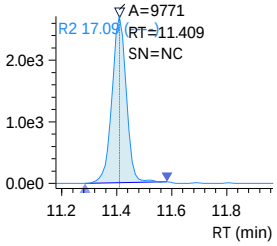

13C2-PFTDA
Conc. 1.2220

Q 715.20>670.00 (-) 2.26e4

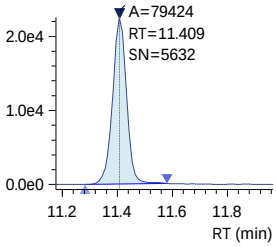

13C2-PFTDA_IS
Conc. 1.2500

ISTD 715.20>670.00 (-) 2.26e4

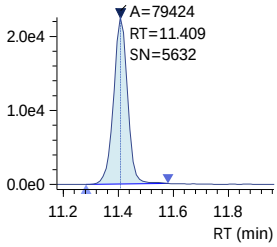

PFDoS
Conc. 0.9687
R#1 61.23 (61.23)
R#2 61.23 (61.23)

Q 699.10>79.90 (-) 7.11e3

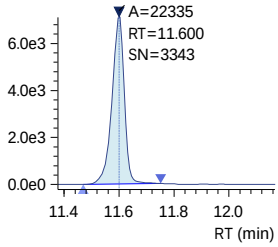

R1 699.10>98.80 (-) 4.35e3

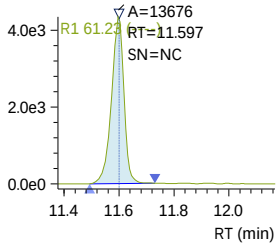

R2 699.10>98.80 (-) 4.35e3

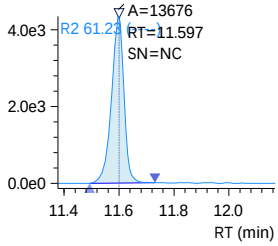

D7-MeFOSE_IS
Conc. 25.0000

ISTD 623.20>58.90 (-) 1.08e5

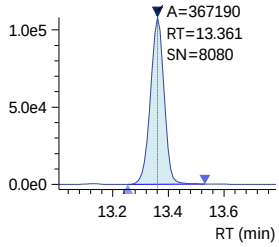

240315_020 (continued)

D7-MeFOSE
Conc. 23.7427

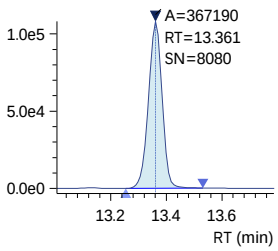

MeFOSE
Conc. 0.9596

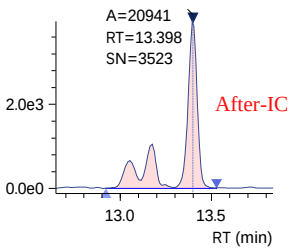

13C2-PFHXDA_IS
Conc. 2.5000

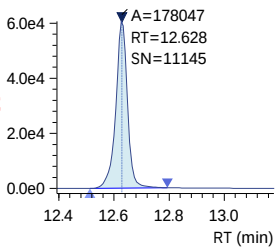

13C2-PFHXDA
Conc. 2.6641

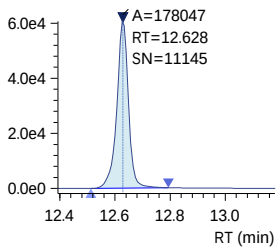

PFHXDA
Conc. 0.9756
R#1 10.78 (10.78)
R#2 10.78 (10.78)

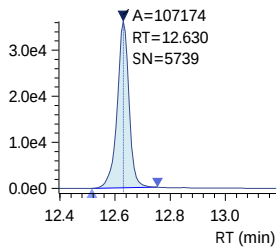

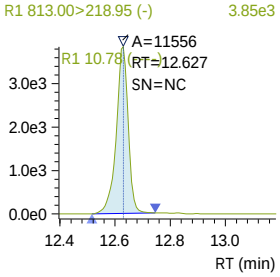

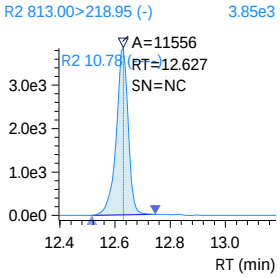

240315_020 (continued)

D3-MeFOSA
Conc. 2.5429

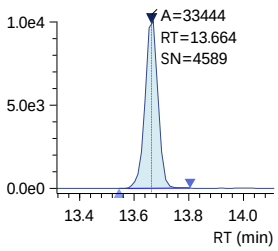

D3-MeFOSA_IS
Conc. 2.5000

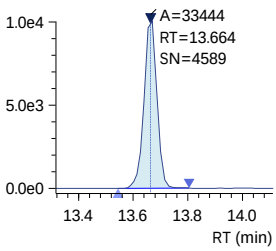

MeFOSA
Conc. 0.9553
R#1 156.31 (156.31)
R#2 156.31 (156.31)

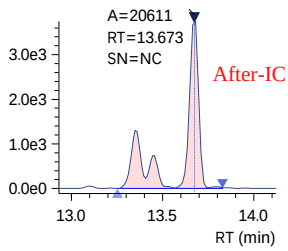

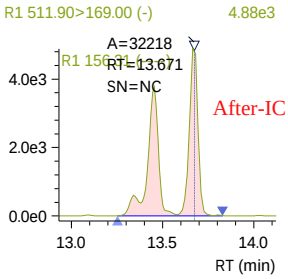

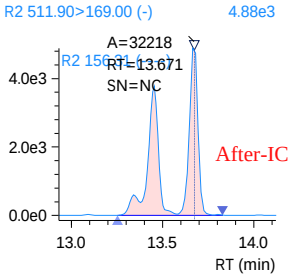

D9-EtFOSE_IS
Conc. 25.0000

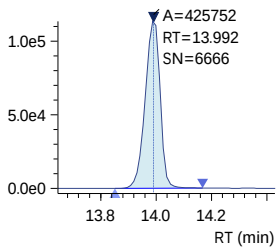

D9-EtFOSE
Conc. 24.1156

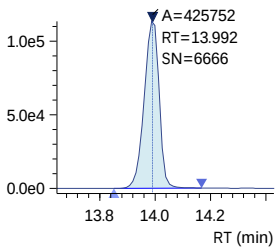

J:\LCMS08\Data\240315_1633_Curve\240315_1633_Curve.damlp .
SN - Software-calculated S/N ratio outside criteria due to non-target peaks or drift in noise calculation window.
Analyst review of noise levels (excluding non-target peaks) in chromatogram indicates S/N ratio meets criteria.

240315_020 (continued)

EtFOSE
Conc. 1.0115

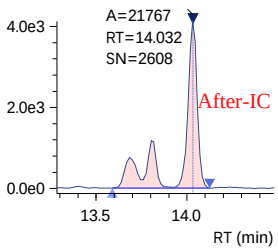

D5-EtFOSAm
Conc. 2.4138

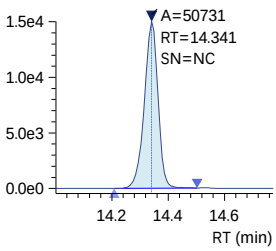

D5-EtFOSAm_IS
Conc. 2.5000

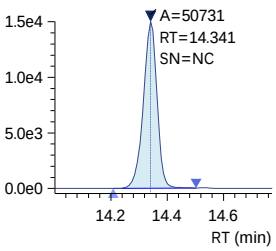

EtFOSAm
Conc. 0.9570
R#1 177.75 (177.75)
R#2 177.75 (177.75)

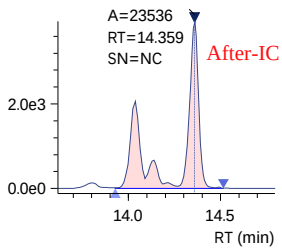

PFODA
Conc. 0.8679
R#1 31.66 (31.66)
R#2 31.66 (31.66)

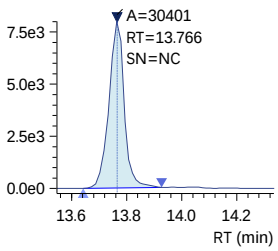

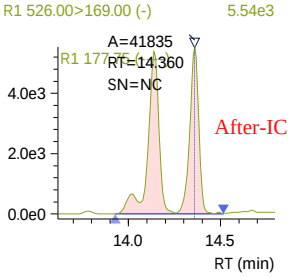

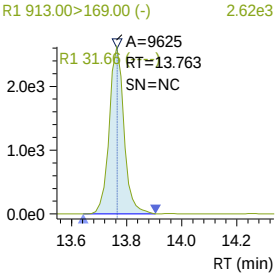

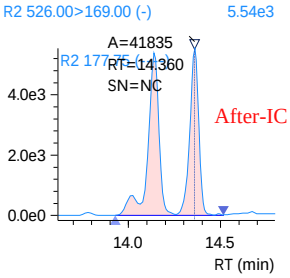

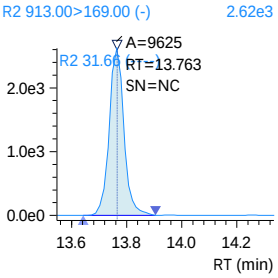

Insight Report
Before Manual Integration
Printed 3/18/2024 10:53:49

240315_020

Sample ID: 1633 ICAL 1.0PPB
Date Acquired: 3/15/2024 9:32:56 PM
Acquired by: System Administrator
Data File: 240315_020
Vial: 5 | Inj. Volume: 10.0000uL | Tray: 1

13C4-PFBA
Conc. 10.0062
Q 216.80>171.90 (-) 1.53e5

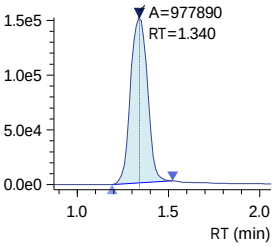

13C4-PFBA_IS
Conc. 10.0000
ISTD 216.80>171.90 (-) 1.53e5

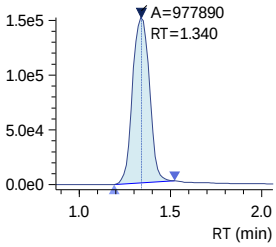

13C3-PFBA_IS
Conc. 5.0000
ISTD 216.00>172.00 (-) 7.60e4

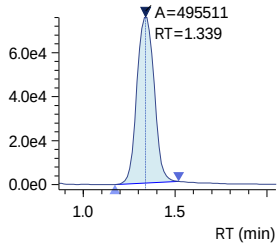

PFBA
Conc. 0.9910
Q 212.80>169.05 (-) 1.77e4

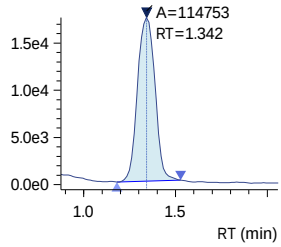

PFMPA
Conc. 1.0407
Q 229.00>84.90 (-) 1.52e4

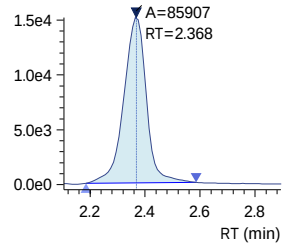

3_3 FTCA
Conc. 18.7102
R#1 136.14 (144.15)
R#2 136.14 (144.15)
Q 241.00>177.10 (-) 2.42e4

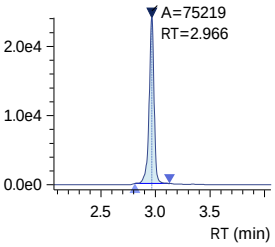

13C5-PFPeA
Conc. 5.1294
Q 268.30>223.00 (-) 7.13e4

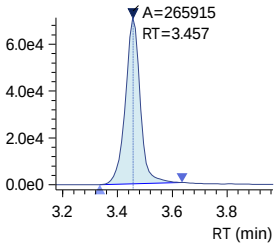

13C5-PFPeA_IS
Conc. 5.0000
ISTD 268.30>223.00 (-) 7.13e4

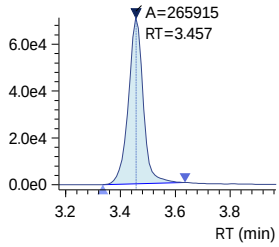

PFPeA
Conc. 1.0009
Q 263.00>219.00 (-) 5.02e4

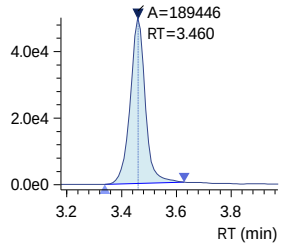

PFMBA
Conc. 1.0457
Q 279.00>84.95 (-) 3.69e4

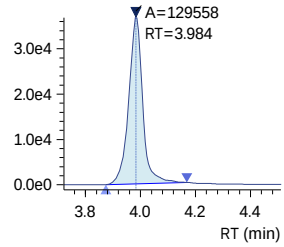

R1 241.00>117.00 (-) 3.19e4

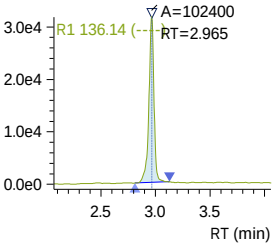

R2 241.00>117.00 (-) 3.19e4

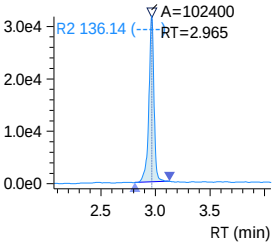

Insight Report
Before Manual Integration
Printed 3/18/2024 10:53:49

240315_020 (continued)

13C2-4_2 FTS
Conc. 5.3006
Q 329.10>80.90 (-) 2.99e4

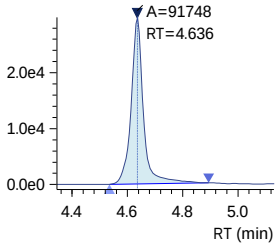

13C2-4_2 FTS_IS
Conc. 5.0000
ISTD 329.10>80.90 (-) 2.99e4

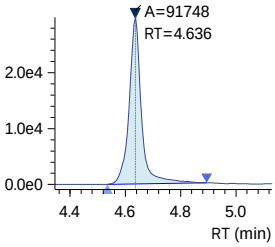

4_2 FTS
Conc. 0.8695
R#1 33.08 (32.89)
R#2 33.08 (32.89)
Q 327.10>307.00 (-) 1.53e4

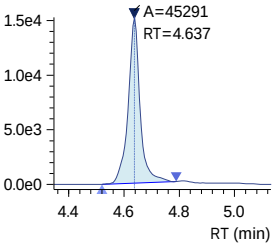

13C3-PFBS_IS
Conc. 2.5000
ISTD 302.10>79.90 (-) 6.02e4

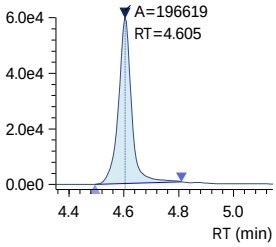

PFBS
Conc. 0.9085
R#1 46.53 (47.56)
R#2 46.53 (47.56)
Q 298.70>79.90 (-) 3.09e4

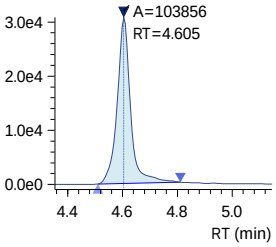

R1 327.10>80.90 (-) 4.72e3

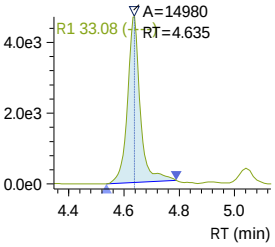

R1 298.70>98.80 (-) 1.44e4

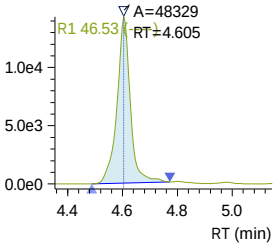

R2 327.10>80.90 (-) 4.72e3

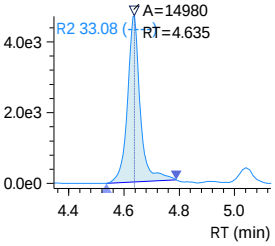

R2 298.70>98.80 (-) 1.44e4

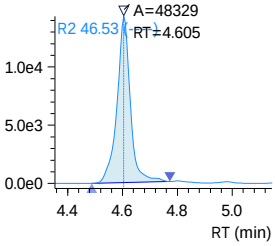

240315_020 (continued)

13C3-PFBS
Conc. 2.6169

Q 302.10>79.90 (-) 6.02e4

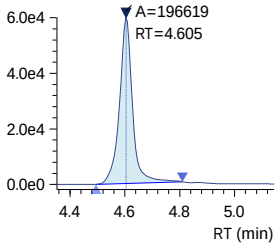

NFDHA
Conc. 1.0019
R#1 36.44 (33.79)
R#2 36.44 (33.79)

Q 295.00>201.00 (-) 3.76e4

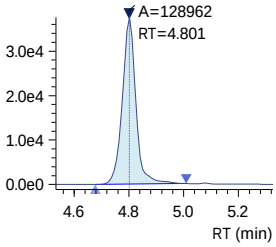

R1 295.00>84.90 (-) 1.34e4

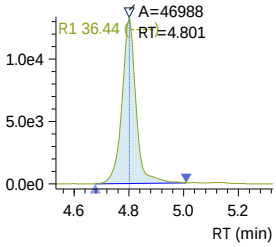

R2 295.00>84.90 (-) 1.34e4

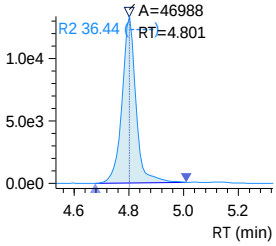

13C5-PFHxA
Conc. 2.5743

Q 318.00>273.00 (-) 1.15e5

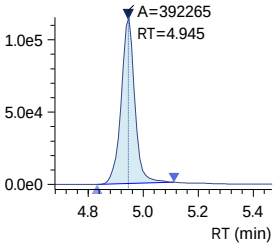

13C5-PFHxA_IS
Conc. 2.5000

ISTD 318.00>273.00 (-) 1.15e5

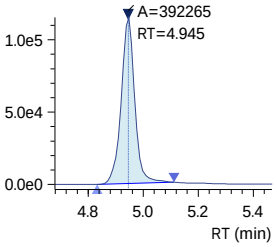

13C2-PFHxA_IS
Conc. 2.5000

ISTD 315.10>270.00 (-) 1.39e5

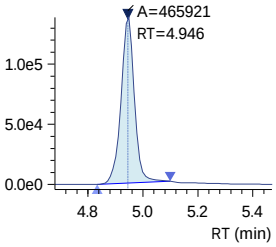

Insight Report
Before Manual Integration
Printed 3/18/2024 10:53:49

240315_020 (continued)

PFHxA
Conc. 0.9709
Q 313.00>269.00 (-) 4.82e4

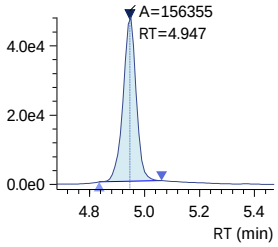

PFEESA
Conc. 0.9333
R#1 5.25 (5.87)
R#2 5.25 (5.87)
Q 314.80>135.00 (-) 1.37e5

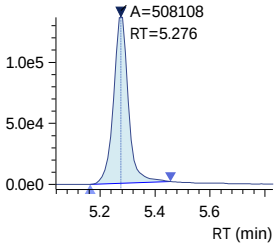

R1 314.80>82.90 (-) 7.31e3

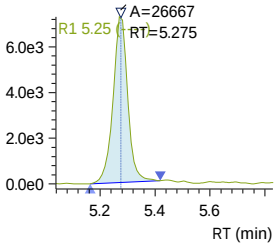

R2 314.80>82.90 (-) 7.31e3

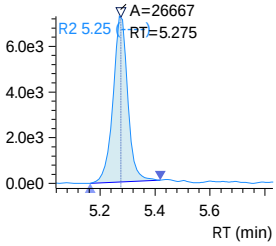

13C3-HFPO-DA
Conc. 10.2662
Q 286.90>168.90 (-) 1.90e5

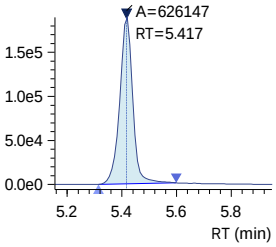

13C3-HFPO-DA_IS
Conc. 10.0000
ISTD 286.90>168.90 (-) 1.90e5

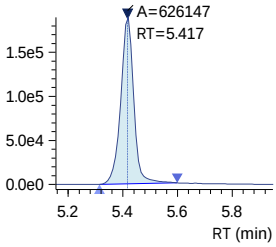

HFPO-DA
Conc. 0.9965
R#1 62.57 (62.10)
R#2 62.57 (62.10)
Q 284.90>168.90 (-) 2.17e4

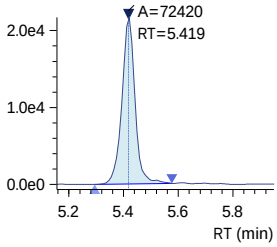

R1 284.90>184.90 (-) 1.42e4

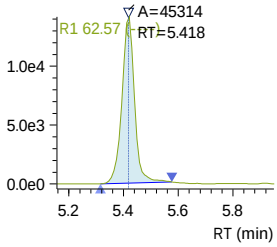

R2 284.90>184.90 (-) 1.42e4

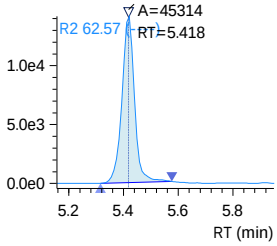

240315_020 (continued)

5_3 FTCA
Conc. 18.4884
R#1 154.88 (148.17)
R#2 154.88 (148.17)
Q 341.00>237.05 (-) 7.57e4

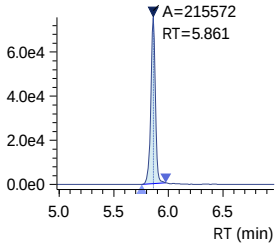

R1 341.00>217.00 (-) 1.16e5

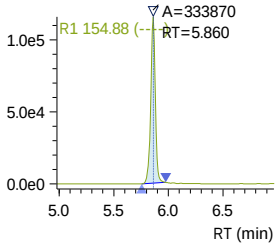

R2 341.00>217.00 (-) 1.16e5

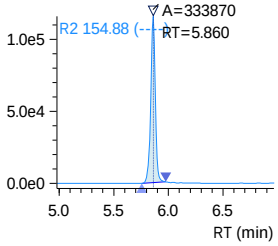

PFPeS
Conc. 1.0100
R#1 54.44 (55.49)
R#2 54.44 (55.49)
Q 349.10>79.90 (-) 2.44e4

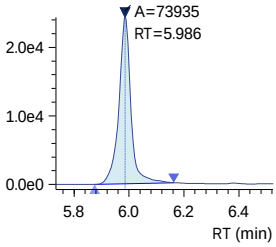

R1 349.10>98.80 (-) 1.34e4

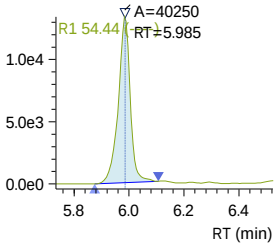

R2 349.10>98.80 (-) 1.34e4

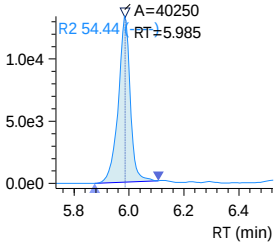

13C4-PFHpA
Conc. 2.5699
Q 367.10>322.00 (-) 1.95e5

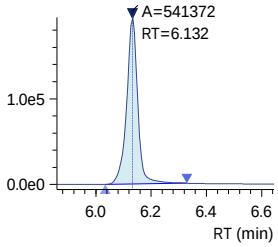

13C4-PFHpA_IS
Conc. 2.5000
ISTD 367.10>322.00 (-) 1.95e5

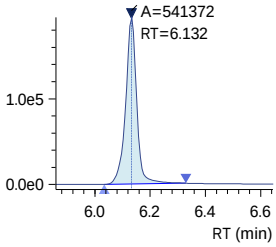

PFHpA
Conc. 0.9791
R#1 23.39 (21.12)
R#2 23.39 (21.12)
Q 363.10>319.00 (-) 7.00e4

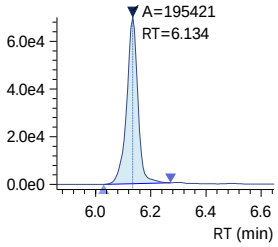

R1 363.10>169.00 (-) 1.62e4

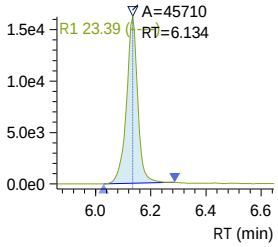

R2 363.10>169.00 (-) 1.62e4

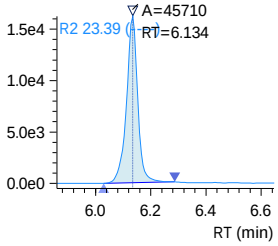

Insight Report
Before Manual Integration
Printed 3/18/2024 10:53:49

240315_020 (continued)

DONA
Conc. 0.8967
R#1 30.39 (26.25)
R#2 30.39 (26.25)
Q 376.90>250.90 (-) 7.66e4

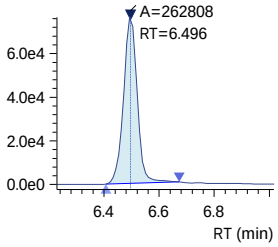

13C2-6_2 FTS_IS
Conc. 5.0000
ISTD 429.10>80.90 (-) 2.57e4

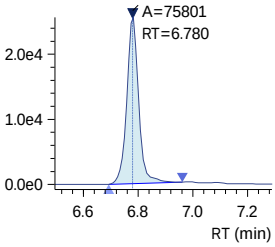

13C2-6_2 FTS
Conc. 5.4334
Q 429.10>80.90 (-) 2.57e4

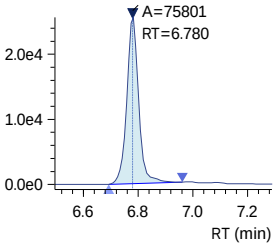

6_2 FTS
Conc. 0.9186
R#1 42.95 (48.22)
R#2 42.95 (48.22)
Q 427.10>407.00 (-) 1.04e4

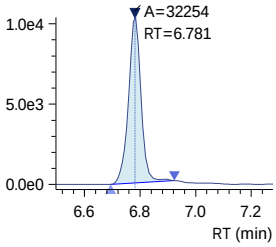

13C4-PFOA_IS
Conc. 2.5000
ISTD 417.10>172.00 (-) 9.46e3

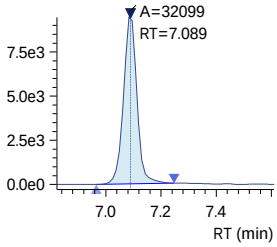

R1 376.90>84.80 (-) 2.35e4

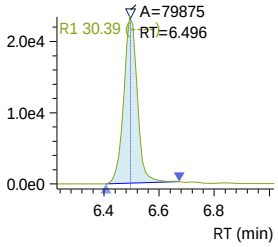

R1 427.10>80.90 (-) 4.90e3

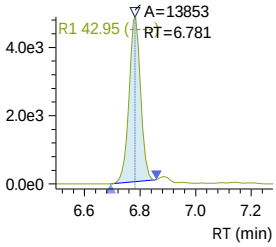

R2 376.90>84.80 (-) 2.35e4

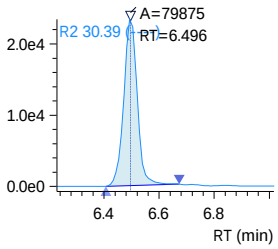

R2 427.10>80.90 (-) 4.90e3

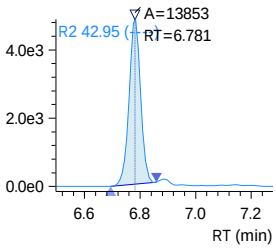

Insight Report
Before Manual Integration
Printed 3/18/2024 10:53:49

240315_020 (continued)

13C8-PFOA_IS
Conc. 2.5000

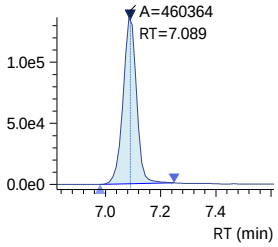

13C8-PFOA
Conc. 2.3288

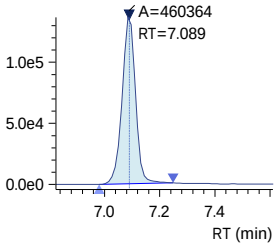

PFOA
Conc. 0.8957
R#1 24.47 (24.01)
R#2 24.47 (24.01)

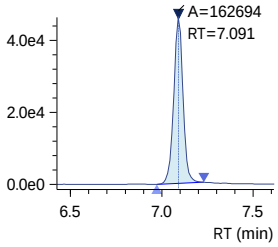

13C3-PFHxS
Conc. 2.4636

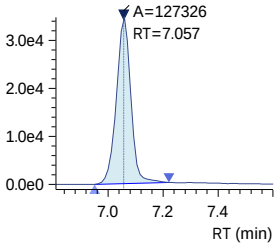

13C3-PFHxS_IS
Conc. 2.5000

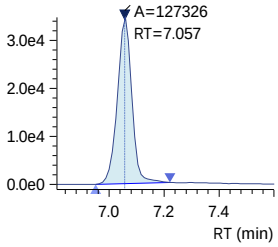

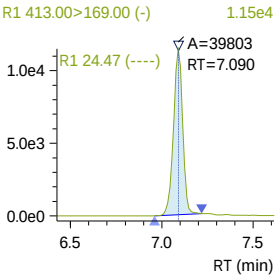

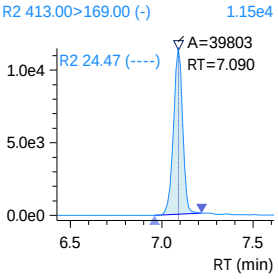

Insight Report
Before Manual Integration
Printed 3/18/2024 10:53:49

240315_020 (continued)

PFHxS
Conc. 1.0005
R#1 57.29 (63.21)
R#2 57.29 (63.21)
Q 398.70>79.90 (-) 1.60e4

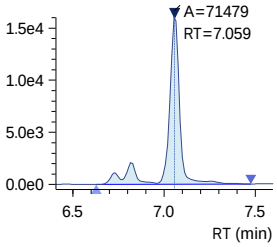

18O2-PFHxS_IS
Conc. 2.5000
ISTD 403.00>83.90 (-) 3.43e4

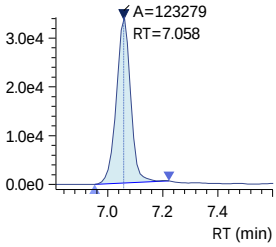

13C9-PFNA_IS
Conc. 1.2500
ISTD 472.10>427.00 (-) 7.68e4

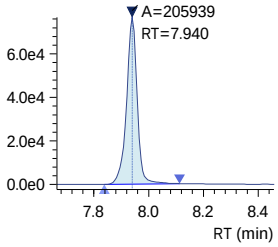

13C9-PFNA
Conc. 1.2509
Q 472.10>427.00 (-) 7.68e4

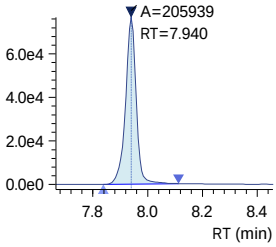

13C5-PFNA_IS
Conc. 1.2500
ISTD 468.00>423.00 (-) 6.87e4

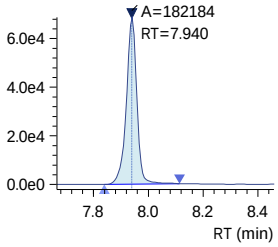

R1 398.70>98.90 (-) 9.05e3

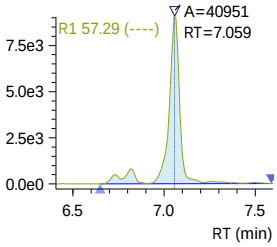

R2 398.70>98.90 (-) 9.05e3

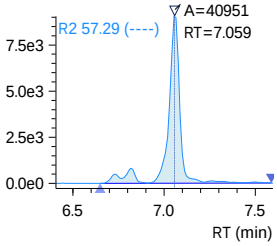

Insight Report
Before Manual Integration
Printed 3/18/2024 10:53:49

240315_020 (continued)

PFNA
Conc. 1.0242
R#1 20.36 (20.29)
R#2 20.36 (20.29)
Q 463.00>419.00 (-) 5.23e4

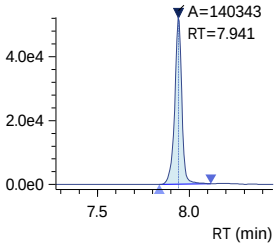

R1 463.00>219.00 (-) 1.06e4

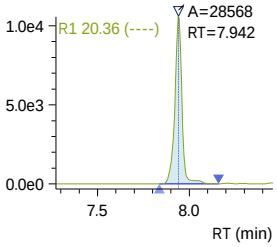

R2 463.00>219.00 (-) 1.06e4

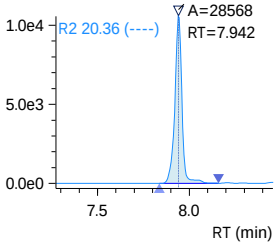

PFHpS
Conc. 0.9568
R#1 46.70 (51.10)
R#2 46.70 (51.10)
Q 449.00>79.90 (-) 2.19e4

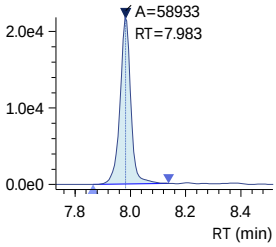

R1 449.00>98.80 (-) 1.00e4

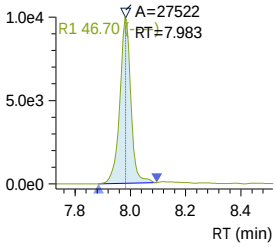

R2 449.00>98.80 (-) 1.00e4

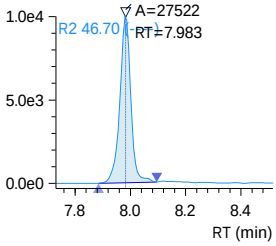

7_3 FTCA
Conc. 17.6924
R#1 132.28 (140.94)
R#2 132.28 (140.94)
Q 441.00>317.00 (-) 1.04e5

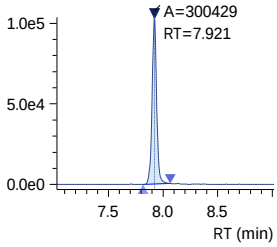

R1 441.00>336.90 (-) 1.40e5

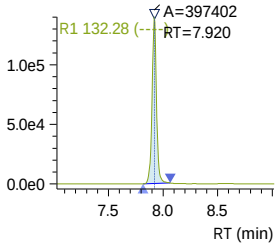

R2 441.00>336.90 (-) 1.40e5

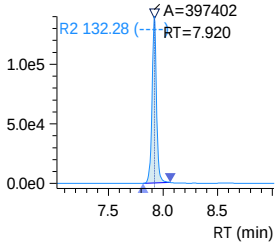

13C2-8_2-FTS
Conc. 4.8509
Q 529.10>80.90 (-) 1.33e4

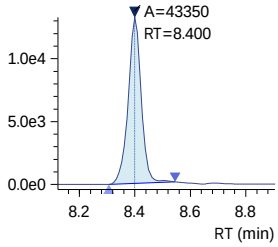

13C2-8_2-FTS_IS
Conc. 5.0000
ISTD 529.10>80.90 (-) 1.33e4

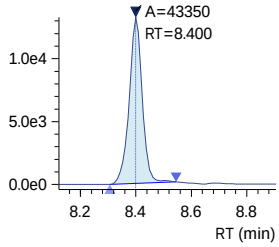

Insight Report
Before Manual Integration
Printed 3/18/2024 10:53:49

240315_020 (continued)

8_2 FTS
Conc. 1.0558
R#1 45.91 (52.20)
R#2 45.91 (52.20)
Q 527.10>506.95 (-) 6.51e3

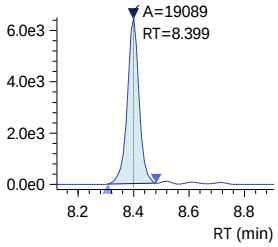

R1 527.10>80.80 (-) 2.96e3

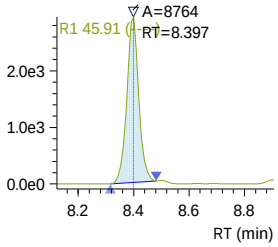

R2 527.10>80.80 (-) 2.96e3

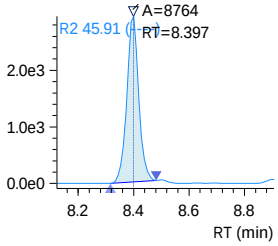

13C6-PFDA_IS
Conc. 1.2500
ISTD 519.10>474.10 (-) 3.31e4

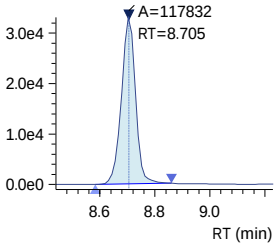

13C6-PFDA
Conc. 1.2555
Q 519.10>474.10 (-) 3.31e4

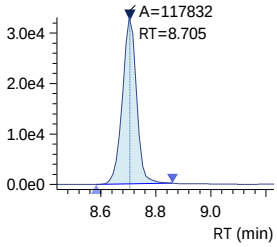

13C2-PFDA_IS
Conc. 1.2500
ISTD 515.10>470.10 (-) 2.80e4

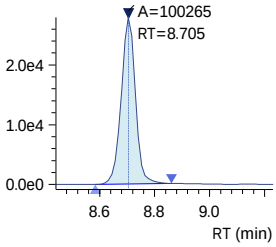

PFDA
Conc. 1.0263
R#1 17.64 (17.53)
R#2 17.64 (17.53)
Q 512.90>469.00 (-) 2.84e4

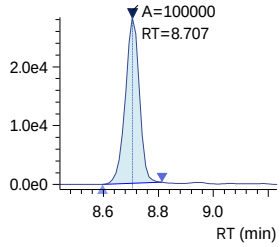

R1 512.90>219.00 (-) 4.84e3

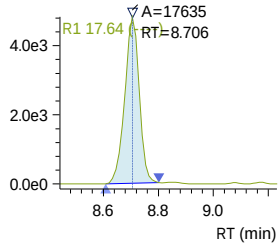

R2 512.90>219.00 (-) 4.84e3

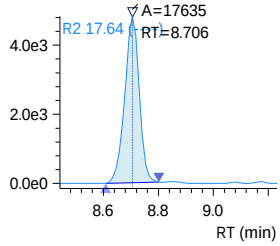

D3-NMeFOSAA_IS
Conc. 5.0000
ISTD 573.20>419.00 (-) 4.44e4

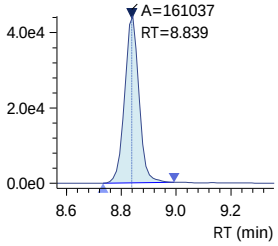

D3-NMeFOSAA
Conc. 4.9527
Q 573.20>419.00 (-) 4.44e4

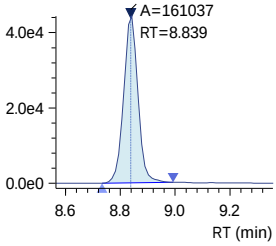

13C8-PFOS_IS
Conc. 2.5000
ISTD 507.10>98.90 (-) 1.45e4

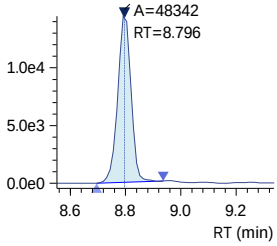

13C8-PFOS
Conc. 2.5689
Q 507.10>98.90 (-) 1.45e4

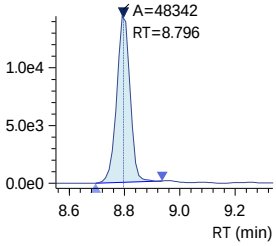

13C4-PFOS_IS
Conc. 2.5000
ISTD 502.80>79.90 (-) 3.79e4

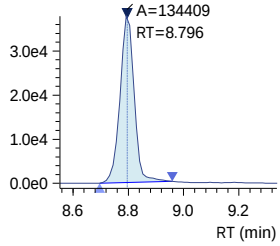

240315_020 (continued)

PFOS
Conc. 0.9595
R#1 43.93 (48.06)
R#2 43.93 (48.06)
Q 498.90>79.90 (-) 9.52e3

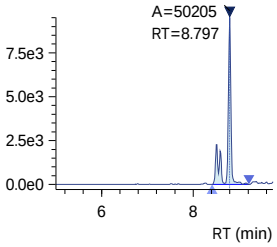

R1 498.90>98.80 (-) 5.28e3

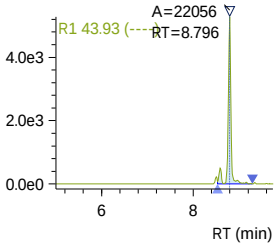

R2 498.90>98.80 (-) 5.28e3

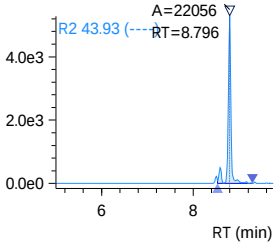

NMeFOSAA
Conc. 0.9302
R#1 57.53 (72.86)
R#2 57.53 (72.86)
Q 570.10>419.00 (-) 7.01e3

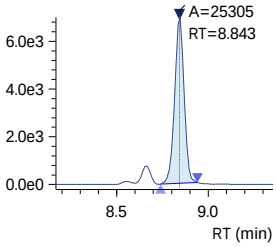

R1 570.10>483.00 (-) 4.28e3

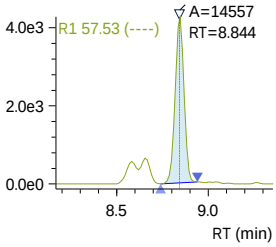

R2 570.10>483.00 (-) 4.28e3

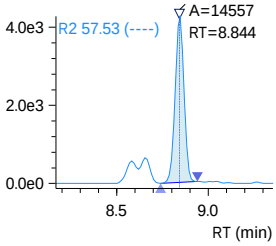

D5-NEtFOSAA_IS
Conc. 5.0000
ISTD 589.20>419.00 (-) 3.62e4

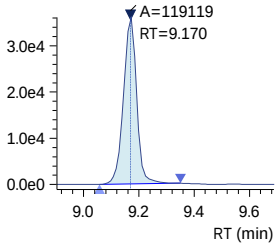

D5-NEtFOSAA
Conc. 5.0003
Q 589.20>419.00 (-) 3.62e4

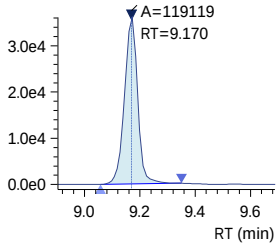

NEtFOSAA
Conc. 1.0475
R#1 74.58 (72.48)
R#2 74.58 (72.48)
Q 584.20>419.10 (-) 5.92e3

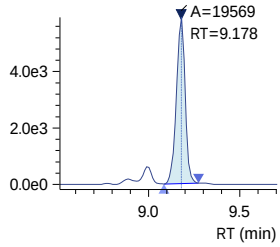

R1 584.20>526.00 (-) 4.50e3

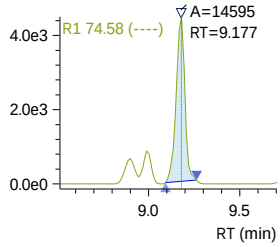

R2 584.20>526.00 (-) 4.50e3

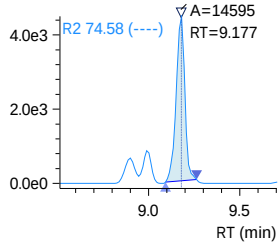

Insight Report
Before Manual Integration
Printed 3/18/2024 10:53:49

240315_020 (continued)

9-Cl-PF3ONS
Conc. 0.9857
R#1 31.69 (31.17)
R#2 31.69 (31.17)
Q 530.80>351.00 (-) 1.13e5

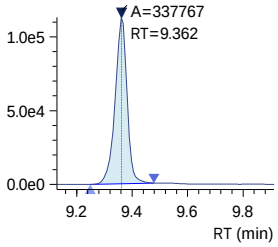

R1 532.80>353.00 (-) 3.58e4

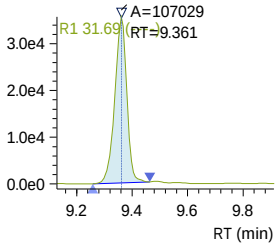

R2 532.80>353.00 (-) 3.58e4

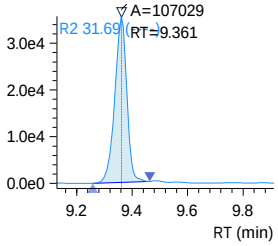

PFUnDA
Conc. 0.9888
R#1 10.96 (11.58)
R#2 10.96 (11.58)
Q 563.10>519.00 (-) 3.89e4

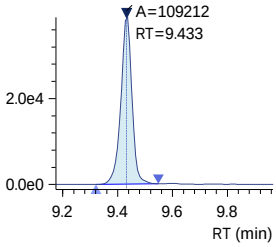

R1 563.10>269.10 (-) 4.00e3

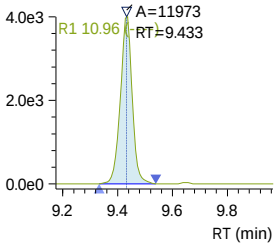

R2 563.10>269.10 (-) 4.00e3

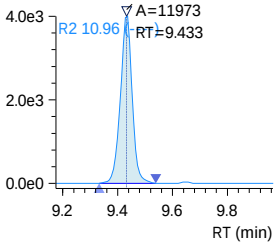

13C7-PFUnDA_IS
Conc. 1.2500
ISTD 570.00>525.10 (-) 4.48e4

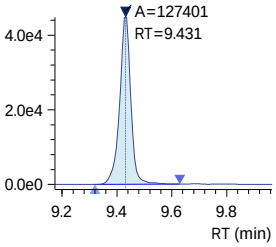

13C7-PFUnDA
Conc. 1.3764
Q 570.00>525.10 (-) 4.48e4

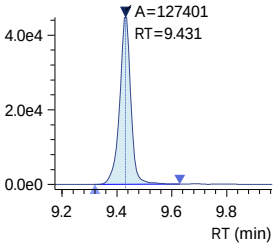

PFNS
Conc. 0.9097
R#1 56.91 (59.04)
R#2 56.91 (59.04)
Q 548.80>79.90 (-) 1.34e4

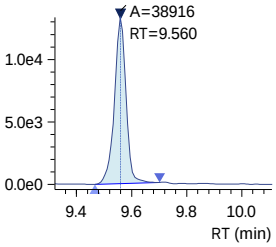

R1 548.80>98.80 (-) 7.43e3

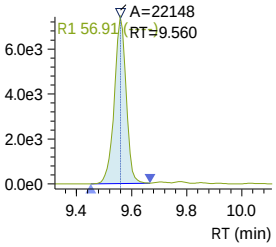

R2 548.80>98.80 (-) 7.43e3

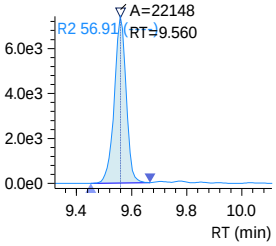

Insight Report
Before Manual Integration
Printed 3/18/2024 10:53:49

240315_020 (continued)

10_2 FTS
Conc. 1.0337
R#1 32.29 (33.72)
R#2 32.29 (33.72)
Q 626.80>607.05 (-) 5.90e3

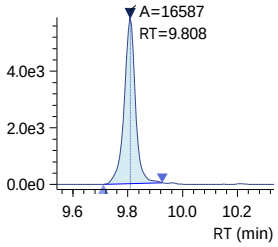

R1 626.80>81.00 (-) 1.98e3

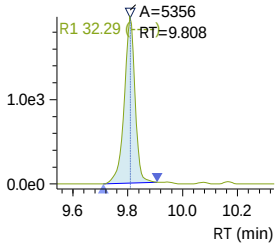

R2 626.80>81.00 (-) 1.98e3

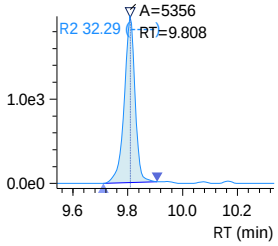

13C2-PFDOA_IS
Conc. 1.2500
ISTD 615.10>570.00 (-) 4.66e4

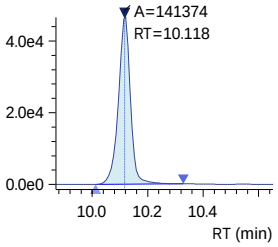

13C2-PFDOA
Conc. 1.3133
Q 615.10>570.00 (-) 4.66e4

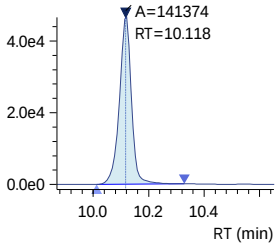

PFDOA
Conc. 1.0658
R#1 11.14 (10.37)
R#2 11.14 (10.37)
Q 613.10>569.00 (-) 2.83e4

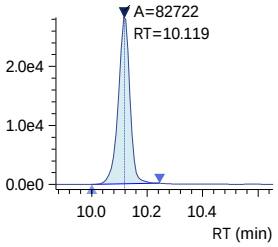

R1 613.10>319.00 (-) 3.11e3

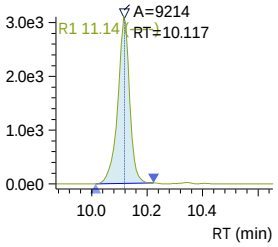

R2 613.10>319.00 (-) 3.11e3

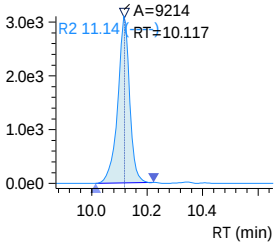

PFDS
Conc. 0.8932
R#1 58.01 (59.30)
R#2 58.01 (59.30)
Q 599.00>79.90 (-) 1.23e4

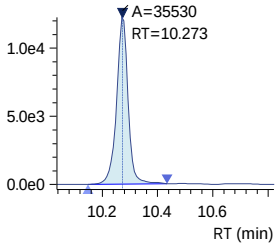

R1 599.00>98.80 (-) 7.03e3

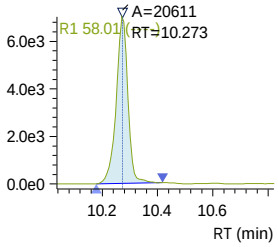

R2 599.00>98.80 (-) 7.03e3

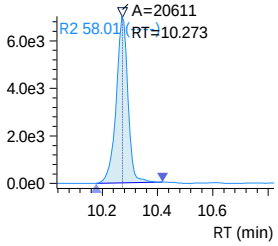

240315_020 (continued)

PFTrDA
Conc. 1.1538
R#1 16.67 (14.67)
R#2 16.67 (14.67)

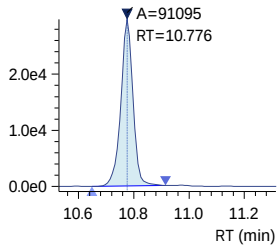

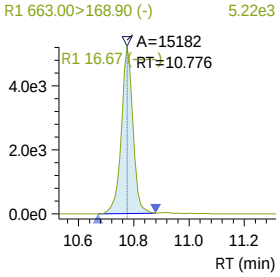

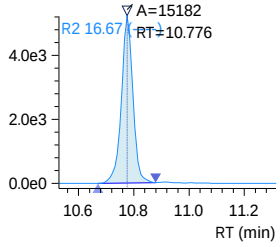

11-Cl-PF3OUdS
Conc. 0.9939
R#1 35.04 (34.64)
R#2 35.04 (34.64)

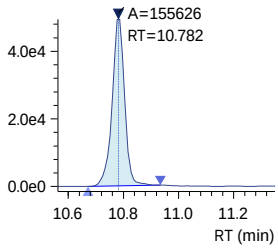

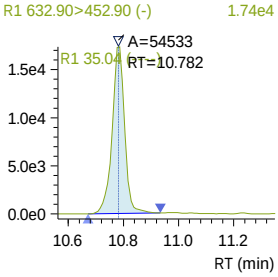

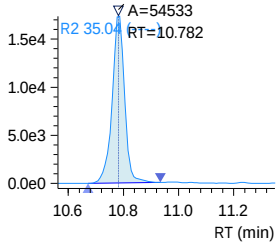

PFOSAm
Conc. 1.9821

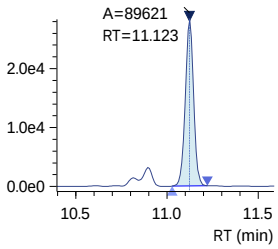

13C8-PFOSAm
Conc. 2.4650

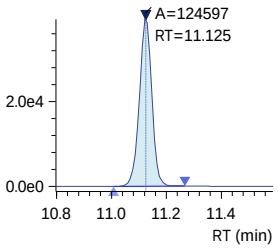

13C8-PFOSAm_IS
Conc. 2.5000

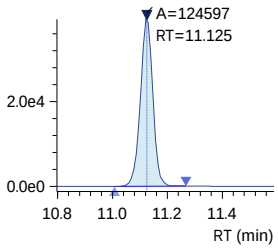

Insight Report
Before Manual Integration
Printed 3/18/2024 10:53:49

240315_020 (continued)

PFTDA
Conc. 1.0230
R#1 17.09 (17.10)
R#2 17.09 (17.10)

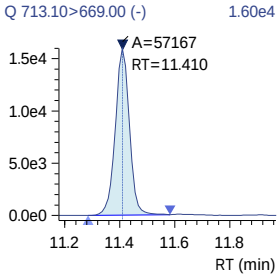

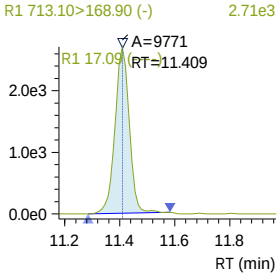

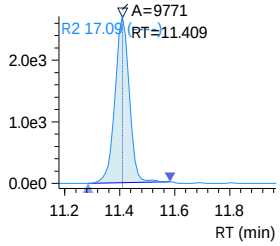

13C2-PFTDA
Conc. 1.2220

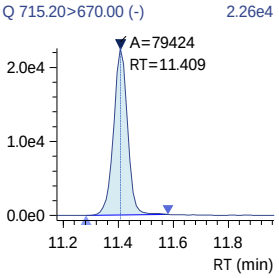

13C2-PFTDA_IS
Conc. 1.2500

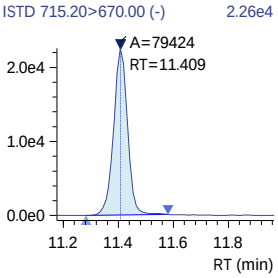

PFDoS
Conc. 0.9583
R#1 61.23 (62.00)
R#2 61.23 (62.00)

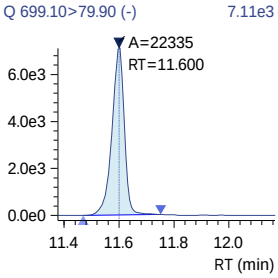

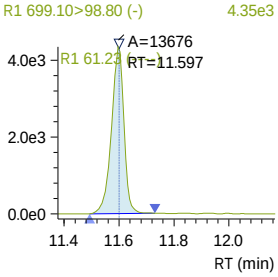

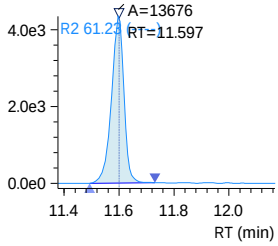

D7-MeFOSE_IS
Conc. 25.0000

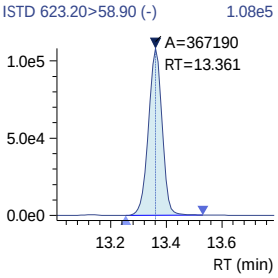

Insight Report
Before Manual Integration
Printed 3/18/2024 10:53:49

240315_020 (continued)

D7-MeFOSE
Conc. 23.7427

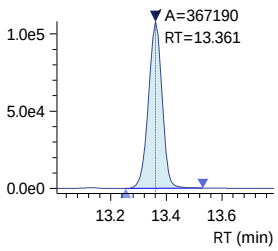

MeFOSE
Conc. 0.9783

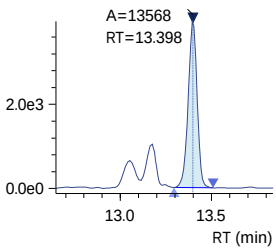

13C2-PFHXDA_IS
Conc. 2.5000

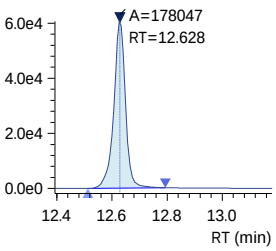

13C2-PFHXDA
Conc. 2.6641

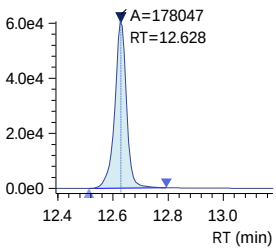

PFHXDA
Conc. 0.9756
R#1 10.78 (11.37)
R#2 10.78 (11.37)

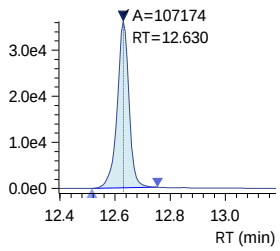

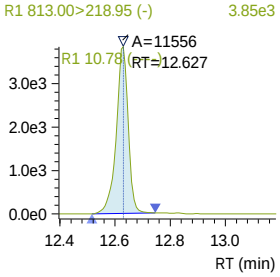

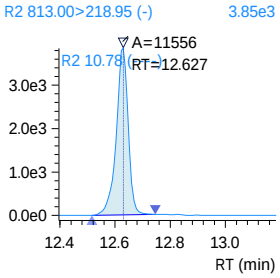

Insight Report
Before Manual Integration
Printed 3/18/2024 10:53:49

240315_020 (continued)

D3-MeFOSA
Conc. 2.5429

Q 515.00>219.00 (-) 1.00e4

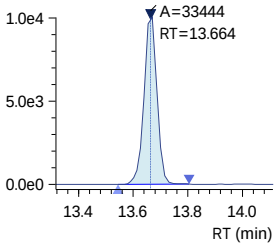

D3-MeFOSA_IS
Conc. 2.5000

ISTD 515.00>219.00 (-) 1.00e4

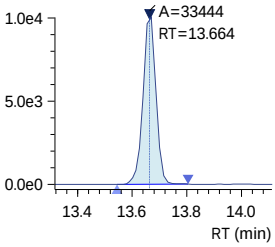

MeFOSA
Conc. 0.9859
R#1 124.10 (155.54)
R#2 124.10 (155.54)

Q 511.90>219.00 (-) 3.75e3

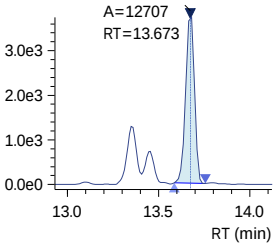

R1 511.90>169.00 (-) 4.88e3

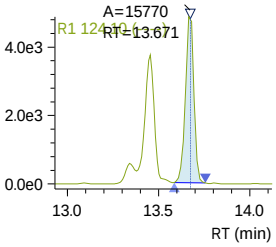

R2 511.90>169.00 (-) 4.88e3

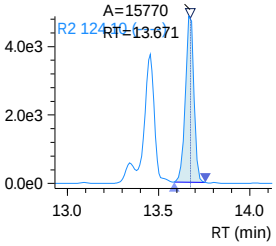

D9-EtFOSE_IS
Conc. 25.0000

ISTD 639.20>58.90 (-) 1.13e5

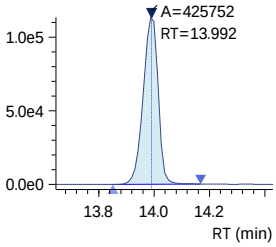

D9-EtFOSE
Conc. 24.1156

Q 639.20>58.90 (-) 1.13e5

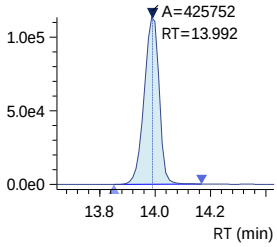

Insight Report
Before Manual Integration
Printed 3/18/2024 10:53:49

240315_020 (continued)

EtFOSE
Conc. 1.0346

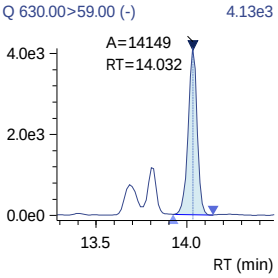

D5-EtFOSAm
Conc. 2.4138

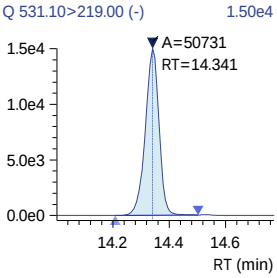

D5-EtFOSAm_IS
Conc. 2.5000

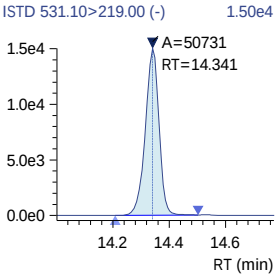

EtFOSAm
Conc. 0.9973
R#1 143.89 (165.52)
R#2 143.89 (165.52)

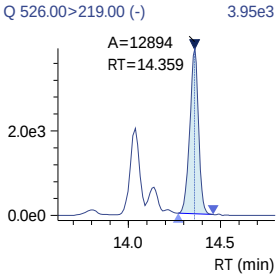

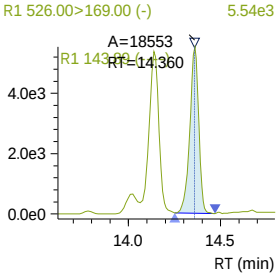

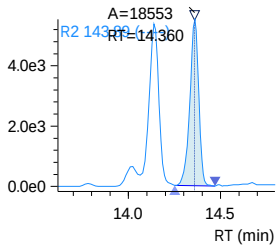

PFODA
Conc. 0.8346
R#1 31.66 (33.10)
R#2 31.66 (33.10)

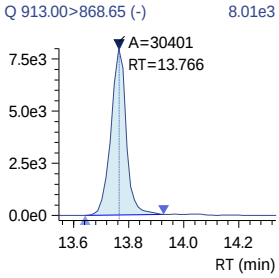

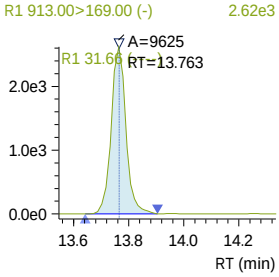

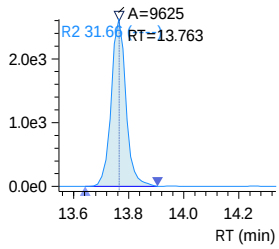

Insight Report
Ion Ratio Confirmation
Printed 3/18/2024 12:11:29

240315_021

Sample ID: 1633 ICAL 5.0PPB
Date Acquired: 3/15/2024 9:56:09 PM
Acquired by: System Administrator
Data File: 240315_021
Vial: 6 | Inj. Volume: 10.0000uL | Tray: 1

Name	m/z	Ref 1 m/z	Area	Ref 1 Measured	Ref 1 Actual Ratio	Ref 1 Set Ratio	Ref 2 Measured	Ref 2 Actual Ratio	Ref 2 Set Ratio	Flag ID
13C4-PFBA	216.80>171.90	----	984089	----	----	----	----	----	----	
13C4-PFBA_IS	216.80>171.90	----	984089	----	----	----	----	----	----	
13C3-PFBA_IS	216.00>172.00	----	498003	----	----	----	----	----	----	
PFBA	212.80>169.05	----	559341	----	----	----	----	----	----	
PFMPA	229.00>84.90	----	415039	----	----	----	----	----	----	
3_3 FTCA	241.00>177.10	241.00>117.00	218088	293641	134.64	136.14	293641	134.64	136.14	
13C5-PFPeA	268.30>223.00	----	264293	----	----	----	----	----	----	
13C5-PFPeA_IS	268.30>223.00	----	264293	----	----	----	----	----	----	
PFPeA	263.00>219.00	----	957159	----	----	----	----	----	----	
PFMBA	279.00>84.95	----	621089	----	----	----	----	----	----	
13C2-4_2 FTS	329.10>80.90	----	86325	----	----	----	----	----	----	
13C2-4_2 FTS_IS	329.10>80.90	----	86325	----	----	----	----	----	----	
4_2 FTS	327.10>307.00	327.10>80.90	231339	78232	33.82	33.08	78232	33.82	33.08	
13C3-PFBS_IS	302.10>79.90	----	196256	----	----	----	----	----	----	
PFBS	298.70>79.90	298.70>98.80	496592	226030	45.52	46.53	226030	45.52	46.53	
13C3-PFBS	302.10>79.90	----	196256	----	----	----	----	----	----	
NFDHA	295.00>201.00	295.00>84.90	665049	238238	35.82	36.44	238238	35.82	36.44	
13C5-PFHxA	318.00>273.00	----	400480	----	----	----	----	----	----	
13C5-PFHxA_IS	318.00>273.00	----	400480	----	----	----	----	----	----	
13C2-PFHxA_IS	315.10>270.00	----	505109	----	----	----	----	----	----	
PFHxA	313.00>269.00	----	860603	----	----	----	----	----	----	
PFEESA	314.80>135.00	314.80>82.90	2388036	132559	5.55	5.25	132559	5.55	5.25	
13C3-HFPO-DA	286.90>168.90	----	661790	----	----	----	----	----	----	
13C3-HFPO-DA_IS	286.90>168.90	----	661790	----	----	----	----	----	----	
HFPO-DA	284.90>168.90	284.90>184.90	373930	230853	61.74	62.57	230853	61.74	62.57	
5_3 FTCA	341.00>237.05	341.00>217.00	634320	973964	153.54	154.88	973964	153.54	154.88	
PFPeS	349.10>79.90	349.10>98.80	361646	196205	54.25	54.44	196205	54.25	54.44	
13C4-PFHpA	367.10>322.00	----	542829	----	----	----	----	----	----	
13C4-PFHpA_IS	367.10>322.00	----	542829	----	----	----	----	----	----	
PFHpA	363.10>319.00	363.10>169.00	981332	212646	21.67	23.39	212646	21.67	23.39	
DONA	376.90>250.90	376.90>84.80	1353550	375086	27.71	30.39	375086	27.71	30.39	
13C2-6_2 FTS_IS	429.10>80.90	----	74058	----	----	----	----	----	----	
13C2-6_2 FTS	429.10>80.90	----	74058	----	----	----	----	----	----	
6_2 FTS	427.10>407.00	427.10>80.90	162027	70534	43.53	44.48	70534	43.53	44.48	
13C4-PFOA_IS	417.10>172.00	----	27095	----	----	----	----	----	----	
13C8-PFOA_IS	421.10>376.00	----	401949	----	----	----	----	----	----	

J:\LCMS08\Data\240315_1633_Curve\240315_1633_Curve.damlp .

Ref 1 Set Ratio assigned from calibration mid-point; Ref 2 Set Ratio assigned from opening calibration verification.
IRr - Ion ratio outside either set of criteria. Exceedances for reported detections to be "I" flagged in the analytical report.

Insight Report
Ion Ratio Confirmation
Printed 3/18/2024 12:11:29

240315_021 (continued)

(Table continued from previous page)

Name	m/z	Ref 1 m/z	Area	Ref 1 Measured	Ref 1 Actual Ratio	Ref 1 Set Ratio	Ref 2 Measured	Ref 2 Actual Ratio	Ref 2 Set Ratio	Flag ID
13C8-PFOA	421.10>376.00	----	401949	----	----	----	----	----	----	
PFOA	413.00>369.00	413.00>169.00	794085	195745	24.65	24.47	195745	24.65	24.47	
13C3-PFHxS	402.10>79.90	----	136219	----	----	----	----	----	----	
13C3-PFHxS_IS	402.10>79.90	----	136219	----	----	----	----	----	----	
PFHxS	398.70>79.90	398.70>98.90	331923	198901	59.92	57.29	198901	59.92	57.29	
18O2-PFHxS_IS	403.00>83.90	----	133120	----	----	----	----	----	----	
13C9-PFNA_IS	472.10>427.00	----	204895	----	----	----	----	----	----	
13C9-PFNA	472.10>427.00	----	204895	----	----	----	----	----	----	
13C5-PFNA_IS	468.00>423.00	----	177363	----	----	----	----	----	----	
PFNA	463.00>419.00	463.00>219.00	672470	133695	19.88	20.36	133695	19.88	20.36	
PFHpS	449.00>79.90	449.00>98.80	281433	140546	49.94	46.70	140546	49.94	46.70	
7_3 FTCA	441.00>317.00	441.00>336.90	1001191	1282876	128.14	132.28	1282876	128.14	132.28	
13C2-8_2-FTS	529.10>80.90	----	45387	----	----	----	----	----	----	
13C2-8_2-FTS_IS	529.10>80.90	----	45387	----	----	----	----	----	----	
8_2 FTS	527.10>506.95	527.10>80.80	98734	44898	45.47	45.91	44898	45.47	45.91	
13C6-PFDA_IS	519.10>474.10	----	121940	----	----	----	----	----	----	
13C6-PFDA	519.10>474.10	----	121940	----	----	----	----	----	----	
13C2-PFDA_IS	515.10>470.10	----	110400	----	----	----	----	----	----	
PFDA	512.90>469.00	512.90>219.00	508232	83528	16.43	17.64	83528	16.43	17.64	
D3-NMeFOSAA_IS	573.20>419.00	----	167193	----	----	----	----	----	----	
D3-NMeFOSAA	573.20>419.00	----	167193	----	----	----	----	----	----	
13C8-PFOS_IS	507.10>98.90	----	41892	----	----	----	----	----	----	
13C8-PFOS	507.10>98.90	----	41892	----	----	----	----	----	----	
13C4-PFOS_IS	502.80>79.90	----	127903	----	----	----	----	----	----	
PFOS	498.90>79.90	498.90>98.80	220835	107434	48.65	45.06	107434	48.65	45.06	
NMeFOSAA	570.10>419.00	570.10>483.00	169988	108754	63.98	67.10	108754	63.98	67.10	
D5-NEtFOSAA_IS	589.20>419.00	----	111442	----	----	----	----	----	----	
D5-NEtFOSAA	589.20>419.00	----	111442	----	----	----	----	----	----	
NEtFOSAA	584.20>419.10	584.20>526.00	121440	100728	82.95	89.53	100728	82.95	89.53	
9-Cl-PF3ONS	530.80>351.00	532.80>353.00	1644704	520877	31.67	31.69	520877	31.67	31.69	
PFUnDA	563.10>519.00	563.10>269.10	537838	61513	11.44	10.96	61513	11.44	10.96	
13C7-PFUnDA_IS	570.00>525.10	----	125437	----	----	----	----	----	----	
13C7-PFUnDA	570.00>525.10	----	125437	----	----	----	----	----	----	
PFNS	548.80>79.90	548.80>98.80	189026	121318	64.18	56.91	121318	64.18	56.91	
10_2 FTS	626.80>607.05	626.80>81.00	83251	28113	33.77	32.29	28113	33.77	32.29	
13C2-PFDOA_IS	615.10>570.00	----	145037	----	----	----	----	----	----	
13C2-PFDOA	615.10>570.00	----	145037	----	----	----	----	----	----	
PFDOA	613.10>569.00	613.10>319.00	395927	42810	10.81	11.14	42810	10.81	11.14	
PFDS	599.00>79.90	599.00>98.80	181030	105653	58.36	58.01	105653	58.36	58.01	
PFTrDA	663.00>619.00	663.00>168.90	427380	68748	16.09	16.67	68748	16.09	16.67	

J:\LCMS08\Data\240315_1633_Curve\240315_1633_Curve.damlp .

Ref 1 Set Ratio assigned from calibration mid-point; Ref 2 Set Ratio assigned from opening calibration verification.
IRr - Ion ratio outside either set of criteria. Exceedances for reported detections to be "I" flagged in the analytical report.

240315_021 (continued)

(Table continued from previous page)

Name	m/z	Ref 1 m/z	Area	Ref 1 Measured	Ref 1 Actual Ratio	Ref 1 Set Ratio	Ref 2 Measured	Ref 2 Actual Ratio	Ref 2 Set Ratio	Flag ID
11-Cl-PF3OUdS	630.90>451.00	632.90>452.90	806990	259096	32.11	35.04	259096	32.11	35.04	
PFOSAm	498.10>77.90	----	546397	----	----	----	----	----	----	
13C8-PFOSAm	506.10>77.80	----	122982	----	----	----	----	----	----	
13C8-PFOSAm_IS	506.10>77.80	----	122982	----	----	----	----	----	----	
PFTDA	713.10>669.00	713.10>168.90	312625	53912	17.25	17.09	53912	17.25	17.09	
13C2-PFTDA	715.20>670.00	----	88466	----	----	----	----	----	----	
13C2-PFTDA_IS	715.20>670.00	----	88466	----	----	----	----	----	----	
PFDoS	699.10>79.90	699.10>98.80	106591	68177	63.96	61.23	68177	63.96	61.23	
D7-MeFOSE_IS	623.20>58.90	----	373372	----	----	----	----	----	----	
D7-MeFOSE	623.20>58.90	----	373372	----	----	----	----	----	----	
MeFOSE	616.10>59.00	----	110558	----	----	----	----	----	----	
13C2-PFHXDA_IS	815.00>770.05	----	181805	----	----	----	----	----	----	
13C2-PFHXDA	815.00>770.05	----	181805	----	----	----	----	----	----	
PFHXDA	813.00>768.95	813.00>218.95	549752	62387	11.35	10.78	62387	11.35	10.78	
D3-MeFOSA	515.00>219.00	----	29402	----	----	----	----	----	----	
D3-MeFOSA_IS	515.00>219.00	----	29402	----	----	----	----	----	----	
MeFOSA	511.90>219.00	511.90>169.00	104344	164615	157.76	156.31	164615	157.76	156.31	
D9-EtFOSE_IS	639.20>58.90	----	438596	----	----	----	----	----	----	
D9-EtFOSE	639.20>58.90	----	438596	----	----	----	----	----	----	
EtFOSE	630.00>59.00	----	111665	----	----	----	----	----	----	
D5-EtFOSAm	531.10>219.00	----	51846	----	----	----	----	----	----	
D5-EtFOSAm_IS	531.10>219.00	----	51846	----	----	----	----	----	----	
EtFOSAm	526.00>219.00	526.00>169.00	127464	206978	162.38	177.75	206978	162.38	177.75	
PFODA	913.00>868.65	913.00>169.00	157932	52687	33.36	31.66	52687	33.36	31.66	

Ref 1 Set Ratio assigned from calibration mid-point; Ref 2 Set Ratio assigned from opening calibration verification.
IRr - Ion ratio outside either set of criteria. Exceedances for reported detections to be "I" flagged in the analytical report.

Insight Report
Quantitation/Integration
Printed 3/18/2024 12:10:31

240315_021

Sample ID: 1633 ICAL 5.0PPB
Date Acquired: 3/15/2024 9:56:09 PM
Acquired by: System Administrator
Data File: 240315_021
Vial: 6 | Inj. Volume: 10.0000uL | Tray: 1

Name	Mode ID	Found RT	RT Diff	ISTD RT Diff	Area	ISTD Area	ISTD Name	Std. Conc.	Conc.	Unit	Flag ID
13C4-PFBA	Auto	1.337	-0.003	0.000	984089	498003	13C3-PFBA_IS	10.0000	10.0193	ng/mL	
13C4-PFBA_IS	Auto	1.337	-0.003	----	984089	984089	----	10.0000	10.0000	ng/mL	
13C3-PFBA_IS	Auto	1.337	-0.002	----	498003	498003	----	5.0000	5.0000	ng/mL	
PFBA	Auto	1.337	-0.005	0.000	559341	984089	13C4-PFBA_IS	5.0000	4.9768	ng/mL	
PFMPA	Auto	2.370	0.002	-1.091	415039	264293	13C5-PFPeA_IS	5.0000	5.0588	ng/mL	
3_3 FTCA	Auto	2.970	0.004	-0.491	218088	264293	13C5-PFPeA_IS	50.0000	54.5812	ng/mL	
13C5-PFPeA	Auto	3.461	0.004	-1.492	264293	505109	13C2-PFHxA_IS	5.0000	4.7026	ng/mL	
13C5-PFPeA_IS	Auto	3.461	0.004	----	264293	264293	----	5.0000	5.0000	ng/mL	
PFPeA	Auto	3.464	0.004	0.003	957159	264293	13C5-PFPeA_IS	5.0000	5.0594	ng/mL	
PFMBA	Auto	3.991	0.007	0.530	621089	264293	13C5-PFPeA_IS	5.0000	5.0437	ng/mL	
13C2-4_2 FTS	Auto	4.643	0.007	-2.423	86325	133120	18O2-PFHxS_IS	5.0000	4.6186	ng/mL	
13C2-4_2 FTS_IS	Auto	4.643	0.007	----	86325	86325	----	5.0000	5.0000	ng/mL	
4_2 FTS	Auto	4.643	0.006	0.000	231339	86325	13C2-4_2 FTS_IS	4.6900	4.7132	ng/mL	
13C3-PFBS_IS	Auto	4.611	0.006	----	196256	196256	----	2.5000	2.5000	ng/mL	
PFBS	Auto	4.612	0.007	0.001	496592	196256	13C3-PFBS_IS	4.4400	4.3522	ng/mL	
13C3-PFBS	Auto	4.611	0.006	-2.455	196256	133120	18O2-PFHxS_IS	2.5000	2.4190	ng/mL	
NFDHA	Auto	4.808	0.007	-0.144	665049	400480	13C5-PFHxA_IS	5.0000	5.0746	ng/mL	
13C5-PFHxA	Auto	4.952	0.007	-0.001	400480	505109	13C2-PFHxA_IS	2.5000	2.4243	ng/mL	
13C5-PFHxA_IS	Auto	4.952	0.007	----	400480	400480	----	2.5000	2.5000	ng/mL	
13C2-PFHxA_IS	Auto	4.953	0.007	----	505109	505109	----	2.5000	2.5000	ng/mL	
PFHxA	Auto	4.954	0.007	0.002	860603	400480	13C5-PFHxA_IS	5.0000	5.1858	ng/mL	
PFEESA	Auto	5.282	0.006	0.330	2388036	400480	13C5-PFHxA_IS	4.4500	4.2966	ng/mL	
13C3-HFPO-DA	Auto	5.424	0.007	0.471	661790	505109	13C2-PFHxA_IS	10.0000	10.0088	ng/mL	
13C3-HFPO-DA_IS	Auto	5.424	0.007	----	661790	661790	----	10.0000	10.0000	ng/mL	
HFPO-DA	Auto	5.426	0.007	0.002	373930	661790	13C3-HFPO-DA_IS	5.0000	4.9671	ng/mL	
5_3 FTCA	Auto	5.868	0.007	0.916	634320	400480	13C5-PFHxA_IS	50.0000	53.2861	ng/mL	
PFPeS	Auto	5.992	0.006	-1.073	361646	136219	13C3-PFHxS_IS	4.7100	4.6830	ng/mL	
13C4-PFHpA	Auto	6.140	0.008	1.187	542829	505109	13C2-PFHxA_IS	2.5000	2.3769	ng/mL	
13C4-PFHpA_IS	Auto	6.140	0.008	----	542829	542829	----	2.5000	2.5000	ng/mL	
PFHpA	Auto	6.141	0.007	0.001	981332	542829	13C4-PFHpA_IS	5.0000	4.9579	ng/mL	
DONA	Auto	6.502	0.006	1.078	1353550	661790	13C3-HFPO-DA_IS	4.7300	4.5008	ng/mL	
13C2-6_2 FTS_IS	Auto	6.789	0.009	----	74058	74058	----	5.0000	5.0000	ng/mL	
13C2-6_2 FTS	Auto	6.789	0.009	-0.277	74058	133120	18O2-PFHxS_IS	5.0000	4.9160	ng/mL	
6_2 FTS	Auto	6.790	0.009	0.001	162027	74058	13C2-6_2 FTS_IS	4.7600	4.7304	ng/mL	
13C4-PFOA_IS	Auto	7.097	0.008	----	27095	27095	----	2.5000	2.5000	ng/mL	
13C8-PFOA_IS	Auto	7.097	0.008	----	401949	401949	----	2.5000	2.5000	ng/mL	
13C8-PFOA	Auto	7.097	0.008	0.000	401949	27095	13C4-PFOA_IS	2.5000	2.4088	ng/mL	
PFOA	Auto	7.099	0.008	0.002	794085	401949	13C8-PFOA_IS	5.0000	5.2135	ng/mL	
13C3-PFHxS	Auto	7.065	0.008	-0.001	136219	133120	18O2-PFHxS_IS	2.5000	2.4408	ng/mL	
13C3-PFHxS_IS	Auto	7.065	0.008	----	136219	136219	----	2.5000	2.5000	ng/mL	
PFHxS	Auto	7.067	0.008	0.002	331923	136219	13C3-PFHxS_IS	4.5700	4.4656	ng/mL	
18O2-PFHxS_IS	Auto	7.066	0.008	----	133120	133120	----	2.5000	2.5000	ng/mL	
13C9-PFNA_IS	Auto	7.947	0.007	----	204895	204895	----	1.2500	1.2500	ng/mL	
13C9-PFNA	Auto	7.947	0.007	-0.001	204895	177363	13C5-PFNA_IS	1.2500	1.2784	ng/mL	
13C5-PFNA_IS	Auto	7.948	0.008	----	177363	177363	----	1.2500	1.2500	ng/mL	
PFNA	Auto	7.949	0.008	0.002	672470	204895	13C9-PFNA_IS	5.0000	5.0204	ng/mL	
PFHpS	Auto	7.990	0.007	-0.811	281433	41892	13C8-PFOS_IS	4.7700	5.2729	ng/mL	
7_3 FTCA	Auto	7.928	0.007	2.976	1001191	400480	13C5-PFHxA_IS	50.0000	57.7513	ng/mL	
13C2-8_2-FTS	Auto	8.406	0.006	1.340	45387	133120	18O2-PFHxS_IS	5.0000	4.7033	ng/mL	
13C2-8_2-FTS_IS	Auto	8.406	0.006	----	45387	45387	----	5.0000	5.0000	ng/mL	
8_2 FTS	Auto	8.406	0.007	0.000	98734	45387	13C2-8_2-FTS_IS	4.8000	4.9906	ng/mL	
13C6-PFDA_IS	Auto	8.710	0.005	----	121940	121940	----	1.2500	1.2500	ng/mL	
13C6-PFDA	Auto	8.710	0.005	-0.001	121940	110400	13C2-PFDA_IS	1.2500	1.1799	ng/mL	

J:\LCMS08\Data\240315_1633_Curve\240315_1633_Curve.damlp .

SN - Software-calculated S/N ratio outside criteria due to non-target peaks or drift in noise calculation window. Analyst review of noise levels (excluding non-target peaks) in chromatogram indicates S/N ratio meets criteria.

240315_021 (continued)

(Table continued from previous page)

Name	Mode ID	Found RT	RT Diff	ISTD RT Diff	Area	ISTD Area	ISTD Name	Std. Conc.	Conc.	Unit	Flag ID
13C2-PFDA_IS	Auto	8.711	0.006	----	110400	110400	----	1.2500	1.2500	ng/mL	
PFDA	Auto	8.712	0.005	0.002	508232	121940	13C6-PFDA_IS	5.0000	5.1276	ng/mL	
D3-NMeFOSAA_IS	Auto	8.847	0.009	----	167193	167193	----	5.0000	5.0000	ng/mL	
D3-NMeFOSAA	Auto	8.847	0.009	0.045	167193	127903	13C4-PFOS_IS	5.0000	5.4036	ng/mL	
13C8-PFOS_IS	Auto	8.801	0.005	----	41892	41892	----	2.5000	2.5000	ng/mL	
13C8-PFOS	Auto	8.801	0.005	-0.001	41892	127903	13C4-PFOS_IS	2.5000	2.3394	ng/mL	
13C4-PFOS_IS	Auto	8.802	0.006	----	127903	127903	----	2.5000	2.5000	ng/mL	
PFOS	M	8.803	0.006	0.002	220835	41892	13C8-PFOS_IS	4.6400	4.9302	ng/mL	
NMeFOSAA	M	8.852	0.009	0.005	169988	167193	D3-NMeFOSAA_IS	5.0000	5.1961	ng/mL	
D5-NEtFOSAA_IS	Auto	9.177	0.007	----	111442	111442	----	5.0000	5.0000	ng/mL	
D5-NEtFOSAA	Auto	9.177	0.007	0.375	111442	127903	13C4-PFOS_IS	5.0000	4.9160	ng/mL	
NEtFOSAA	M	9.189	0.011	0.012	121440	111442	D5-NEtFOSAA_IS	5.0000	5.6356	ng/mL	
9-Cl-PF3ONS	Auto	9.369	0.007	3.945	1644704	661790	13C3-HFPO-DA_IS	4.6700	4.5389	ng/mL	
PFUnDA	Auto	9.440	0.007	0.001	537838	125437	13C7-PFUnDA_IS	5.0000	4.9860	ng/mL	
13C7-PFUnDA_IS	Auto	9.439	0.008	----	125437	125437	----	1.2500	1.2500	ng/mL	
13C7-PFUnDA	Auto	9.439	0.008	0.728	125437	110400	13C2-PFDA_IS	1.2500	1.2308	ng/mL	
PFNS	Auto	9.566	0.006	0.765	189026	41892	13C8-PFOS_IS	4.8100	5.0558	ng/mL	
10_2 FTS	Auto	9.815	0.007	1.409	83251	45387	13C2-8_2-FTS_IS	4.8200	4.9358	ng/mL	
13C2-PFDOA_IS	Auto	10.124	0.006	----	145037	145037	----	1.2500	1.2500	ng/mL	
13C2-PFDOA	Auto	10.124	0.006	1.413	145037	110400	13C2-PFDA_IS	1.2500	1.2236	ng/mL	
PFDOA	Auto	10.125	0.007	0.001	395927	145037	13C2-PFDOA_IS	5.0000	5.0624	ng/mL	
PFDS	Auto	10.280	0.007	1.479	181030	41892	13C8-PFOS_IS	4.8300	5.4908	ng/mL	
PFTrDA	Auto	10.783	0.007	-0.630	427380	88466	13C2-PFTDA_IS	5.0000	4.9226	ng/mL	
11-Cl-PF3OUdS	Auto	10.789	0.007	5.365	806990	661790	13C3-HFPO-DA_IS	4.7200	4.8762	ng/mL	
PFOSAm	M	11.132	0.009	-0.002	546397	122982	13C8-PFOSAm_IS	10.0000	10.1791	ng/mL	
13C8-PFOSAm	Auto	11.134	0.009	2.332	122982	127903	13C4-PFOS_IS	2.5000	2.5568	ng/mL	
13C8-PFOSAm_IS	Auto	11.134	0.009	----	122982	122982	----	2.5000	2.5000	ng/mL	
PFTDA	Auto	11.414	0.004	0.001	312625	88466	13C2-PFTDA_IS	5.0000	5.1191	ng/mL	
13C2-PFTDA	Auto	11.413	0.004	2.702	88466	110400	13C2-PFDA_IS	1.2500	1.2362	ng/mL	
13C2-PFTDA_IS	Auto	11.413	0.004	----	88466	88466	----	1.2500	1.2500	ng/mL	
PFDoS	Auto	11.602	0.002	2.801	106591	41892	13C8-PFOS_IS	4.8500	5.3496	ng/mL	
D7-MeFOSE_IS	Auto	13.366	0.005	----	373372	373372	----	25.0000	25.0000	ng/mL	
D7-MeFOSE	Auto	13.366	0.005	4.564	373372	127903	13C4-PFOS_IS	25.0000	25.3706	ng/mL	
MeFOSE	M	13.404	0.006	0.038	110558	373372	D7-MeFOSE_IS	5.0000	5.0107	ng/mL	
13C2-PFHXDA_IS	Auto	12.629	0.001	----	181805	181805	----	2.5000	2.5000	ng/mL	
13C2-PFHXDA	Auto	12.629	0.001	3.918	181805	110400	13C2-PFDA_IS	2.5000	2.4706	ng/mL	
PFHXDA	Auto	12.632	0.002	0.003	549752	181805	13C2-PFHXDA_IS	5.0000	4.9434	ng/mL	
D3-MeFOSA	Auto	13.669	0.005	4.867	29402	127903	13C4-PFOS_IS	2.5000	2.3493	ng/mL	
D3-MeFOSA_IS	Auto	13.669	0.005	----	29402	29402	----	2.5000	2.5000	ng/mL	
MeFOSA	M	13.676	0.003	0.007	104344	29402	D3-MeFOSA_IS	5.0000	5.5009	ng/mL	
D9-EtFOSE_IS	Auto	13.997	0.005	----	438596	438596	----	25.0000	25.0000	ng/mL	
D9-EtFOSE	Auto	13.997	0.005	5.195	438596	127903	13C4-PFOS_IS	25.0000	26.1069	ng/mL	
EtFOSE	M	14.039	0.007	0.042	111665	438596	D9-EtFOSE_IS	5.0000	5.0349	ng/mL	
D5-EtFOSAm	Auto	14.347	0.006	5.545	51846	127903	13C4-PFOS_IS	2.5000	2.5924	ng/mL	
D5-EtFOSAm_IS	Auto	14.347	0.006	----	51846	51846	----	2.5000	2.5000	ng/mL	
EtFOSAm	M	14.365	0.006	0.018	127464	51846	D5-EtFOSAm_IS	5.0000	5.0140	ng/mL	
PFODA	Auto	13.769	0.003	1.140	157932	181805	13C2-PFHXDA_IS	5.0000	4.4705	ng/mL	

SN - Software-calculated S/N ratio outside criteria due to non-target peaks or drift in noise calculation window. Analyst review of noise levels (excluding non-target peaks) in chromatogram indicates S/N ratio meets criteria.

240315_021 (continued)

13C4-PFBA
Conc. 10.0193
Q 216.80>171.90 (-) 1.49e5

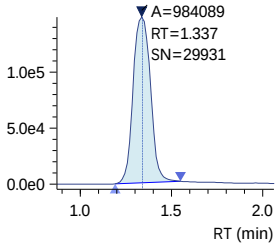

13C4-PFBA_IS
Conc. 10.0000
ISTD 216.80>171.90 (-) 1.49e5

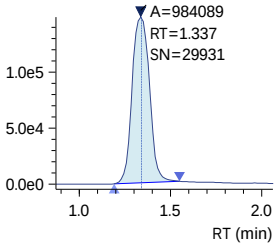

13C3-PFBA_IS
Conc. 5.0000
ISTD 216.00>172.00 (-) 7.66e4

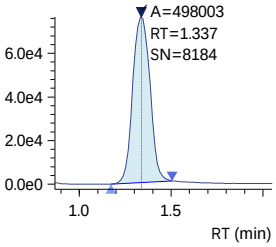

PFBA
Conc. 4.9768
Q 212.80>169.05 (-) 8.55e4

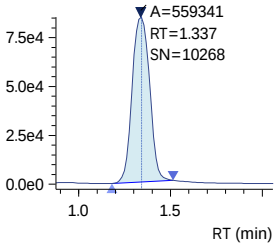

PFMPA
Conc. 5.0588
Q 229.00>84.90 (-) 7.25e4

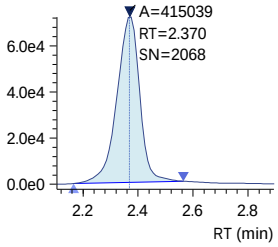

3_3 FTCA
Conc. 54.5812
R#1 134.64 (136.14)
R#2 134.64 (136.14)
Q 241.00>177.10 (-) 6.85e4

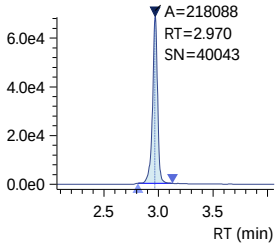

13C5-PFPeA
Conc. 4.7026
Q 268.30>223.00 (-) 6.99e4

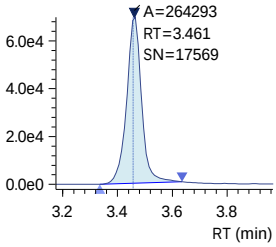

13C5-PFPeA_IS
Conc. 5.0000
ISTD 268.30>223.00 (-) 6.99e4

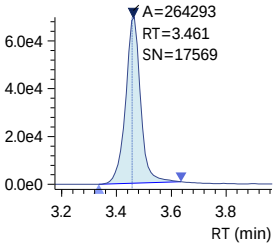

PFPeA
Conc. 5.0594
Q 263.00>219.00 (-) 2.54e5

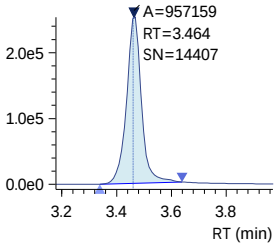

PFMBA
Conc. 5.0437
Q 279.00>84.95 (-) 1.78e5

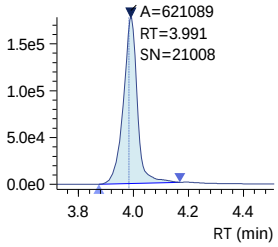

R1 241.00>117.00 (-) 9.22e4

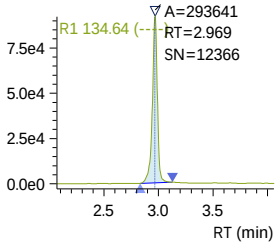

R2 241.00>117.00 (-) 9.22e4

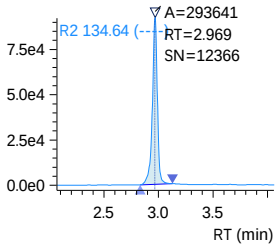

SN - Software-calculated S/N ratio outside criteria due to non-target peaks or drift in noise calculation window.
Analyst review of noise levels (excluding non-target peaks) in chromatogram indicates S/N ratio meets criteria.

Insight Report
Quantitation/Integration
Printed 3/18/2024 12:10:31

240315_021 (continued)

13C2-4_2 FTS
Conc. 4.6186

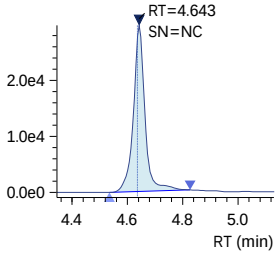

13C2-4_2 FTS_IS
Conc. 5.0000

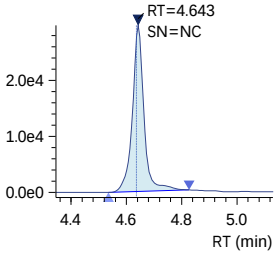

4_2 FTS
Conc. 4.7132
R#1 33.82 (33.08)
R#2 33.82 (33.08)

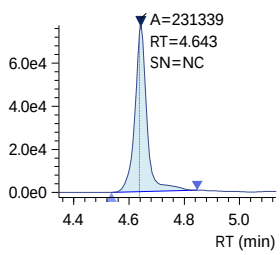

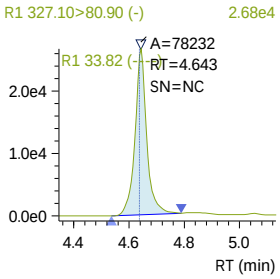

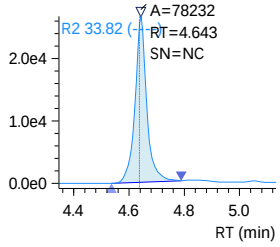

13C3-PFBS_IS
Conc. 2.5000

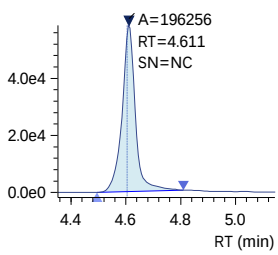

PFBS
Conc. 4.3522
R#1 45.52 (46.53)
R#2 45.52 (46.53)

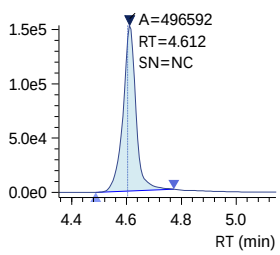

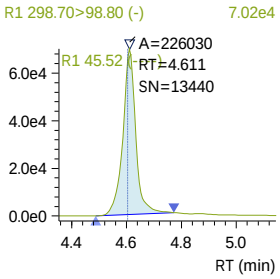

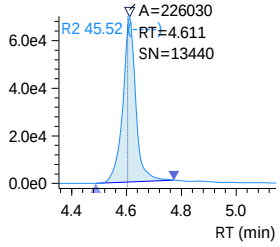

J:\LCMS08\Data\240315_1633_Curve\240315_1633_Curve.damlp .
SN - Software-calculated S/N ratio outside criteria due to non-target peaks or drift in noise calculation window.
Analyst review of noise levels (excluding non-target peaks) in chromatogram indicates S/N ratio meets criteria.

240315_021 (continued)

13C3-PFBS
Conc. 2.4190

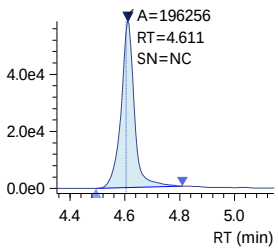

NFDHA
Conc. 5.0746
R#1 35.82 (36.44)
R#2 35.82 (36.44)

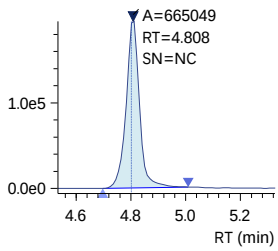

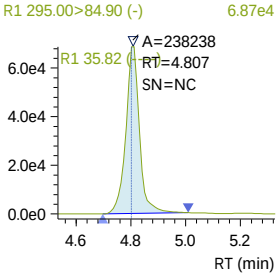

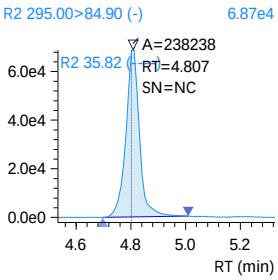

13C5-PFHxA
Conc. 2.4243

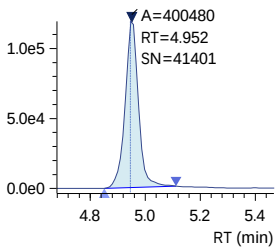

13C5-PFHxA_IS
Conc. 2.5000

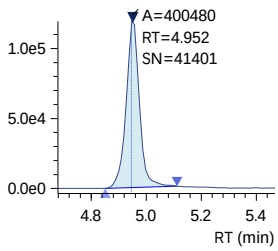

13C2-PFHxA_IS
Conc. 2.5000

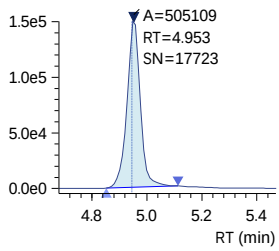

240315_021 (continued)

PFHxA
Conc. 5.1858
Q 313.00>269.00 (-) 2.56e5

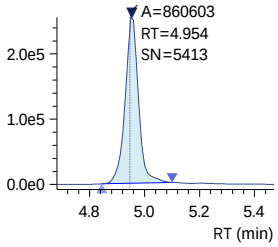

PFEESA
Conc. 4.2966
R#1 5.55 (5.25)
R#2 5.55 (5.25)
Q 314.80>135.00 (-) 6.41e5

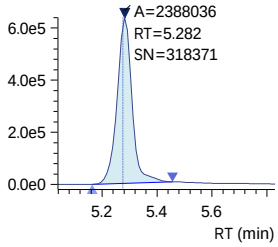

R1 314.80>82.90 (-) 3.49e4

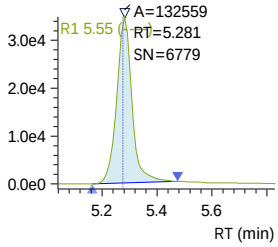

R2 314.80>82.90 (-) 3.49e4

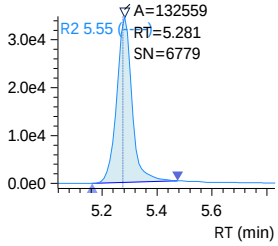

13C3-HFPO-DA
Conc. 10.0088
Q 286.90>168.90 (-) 2.08e5

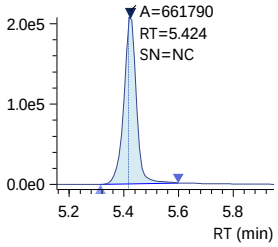

13C3-HFPO-DA_IS
Conc. 10.0000
ISTD 286.90>168.90 (-) 2.08e5

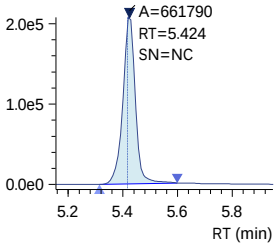

HFPO-DA
Conc. 4.9671
R#1 61.74 (62.57)
R#2 61.74 (62.57)
Q 284.90>168.90 (-) 1.17e5

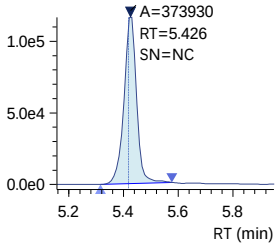

R1 284.90>184.90 (-) 7.34e4

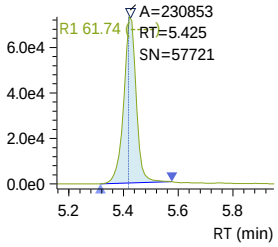

R2 284.90>184.90 (-) 7.34e4

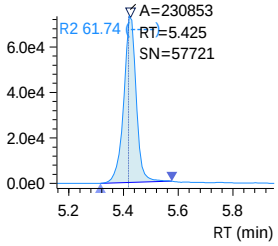

240315_021 (continued)

5_3 FTCA
Conc. 53.2861
R#1 153.54 (154.88)
R#2 153.54 (154.88)
Q 341.00>237.05 (-) 2.25e5

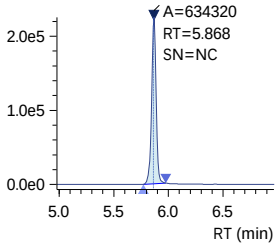

R1 341.00>217.00 (-) 3.47e5

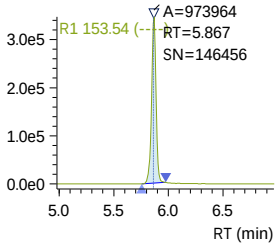

R2 341.00>217.00 (-) 3.47e5

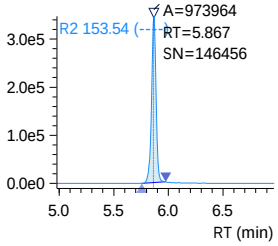

PFPeS
Conc. 4.6830
R#1 54.25 (54.44)
R#2 54.25 (54.44)
Q 349.10>79.90 (-) 1.24e5

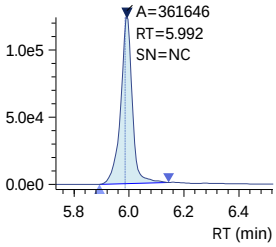

R1 349.10>98.80 (-) 6.66e4

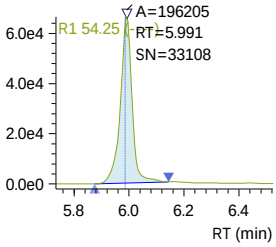

R2 349.10>98.80 (-) 6.66e4

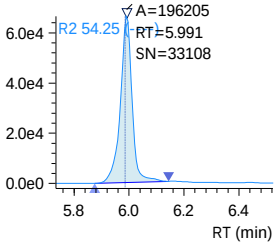

13C4-PFHpA
Conc. 2.3769
Q 367.10>322.00 (-) 1.94e5

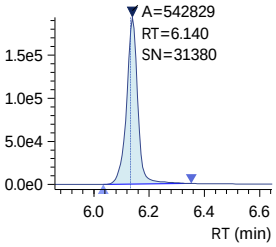

13C4-PFHpA_IS
Conc. 2.5000
ISTD 367.10>322.00 (-) 1.94e5

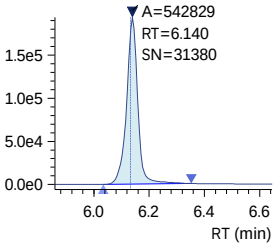

PFHpA
Conc. 4.9579
R#1 21.67 (23.39)
R#2 21.67 (23.39)
Q 363.10>319.00 (-) 3.61e5

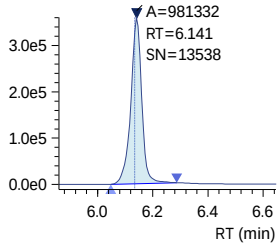

R1 363.10>169.00 (-) 7.64e4

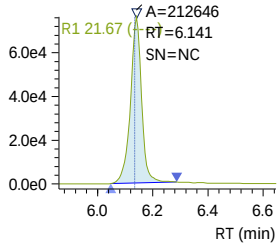

R2 363.10>169.00 (-) 7.64e4

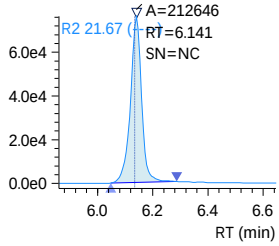

240315_021 (continued)

DONA
Conc. 4.5008
R#1 27.71 (30.39)
R#2 27.71 (30.39)

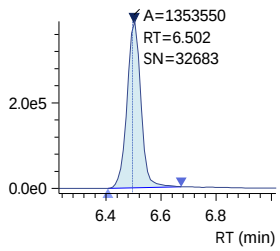

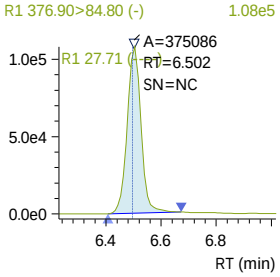

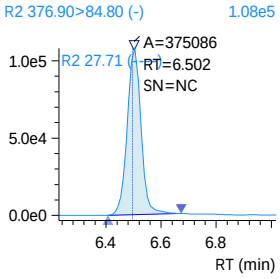

13C2-6_2 FTS_IS
Conc. 5.0000

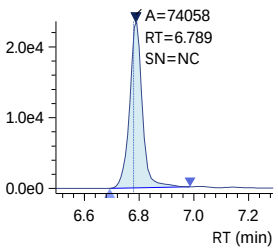

13C2-6_2 FTS
Conc. 4.9160

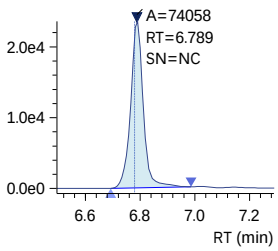

6_2 FTS
Conc. 4.7304
R#1 43.53 (44.48)
R#2 43.53 (44.48)

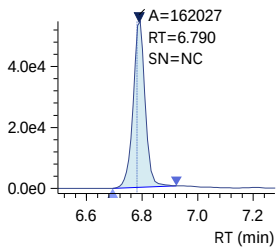

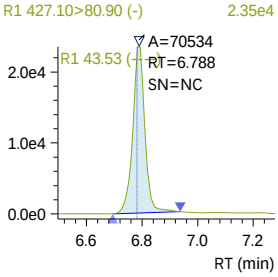

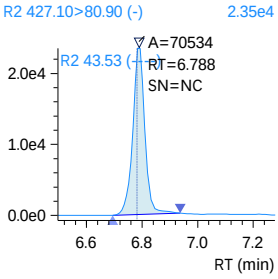

13C4-PFOA_IS
Conc. 2.5000

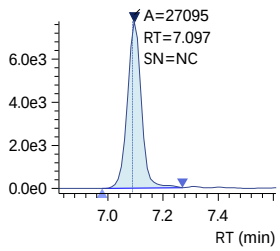

J:\LCMS08\Data\240315_1633_Curve\240315_1633_Curve.damlp .

SN - Software-calculated S/N ratio outside criteria due to non-target peaks or drift in noise calculation window.
Analyst review of noise levels (excluding non-target peaks) in chromatogram indicates S/N ratio meets criteria.

Insight Report
Quantitation/Integration
Printed 3/18/2024 12:10:31

240315_021 (continued)

13C8-PFOA_IS
Conc. 2.5000

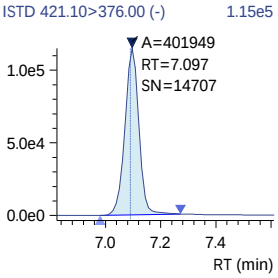

13C8-PFOA
Conc. 2.4088

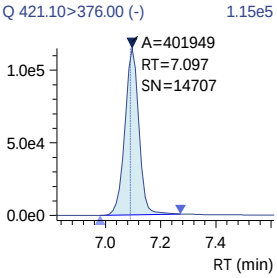

PFOA
Conc. 5.2135
R#1 24.65 (24.47)
R#2 24.65 (24.47)

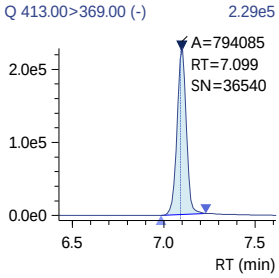

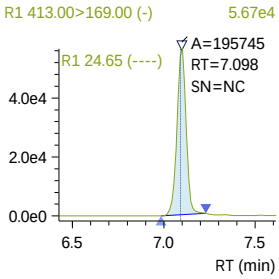

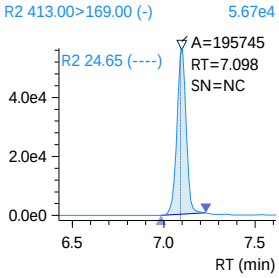

13C3-PFHxS
Conc. 2.4408

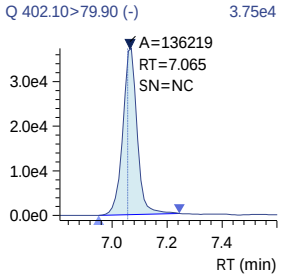

13C3-PFHxS_IS
Conc. 2.5000

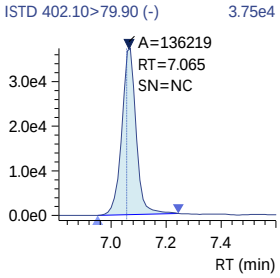

J:\LCMS08\Data\240315_1633_Curve\240315_1633_Curve.damlp .
SN - Software-calculated S/N ratio outside criteria due to non-target peaks or drift in noise calculation window.
Analyst review of noise levels (excluding non-target peaks) in chromatogram indicates S/N ratio meets criteria.

240315_021 (continued)

PFHxS
Conc. 4.4656
R#1 59.92 (57.29)
R#2 59.92 (57.29)

Q 398.70>79.90 (-) 6.94e4

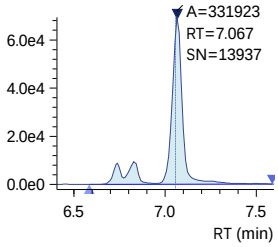

R1 398.70>98.90 (-) 4.14e4

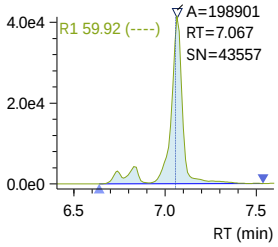

R2 398.70>98.90 (-) 4.14e4

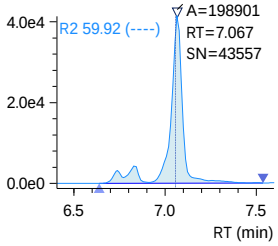

18O2-PFHxS_IS
Conc. 2.5000

ISTD 403.00>83.90 (-) 3.72e4

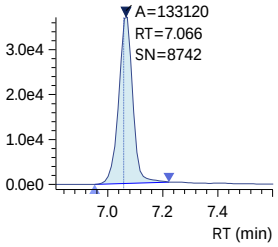

13C9-PFNA_IS
Conc. 1.2500

ISTD 472.10>427.00 (-) 7.69e4

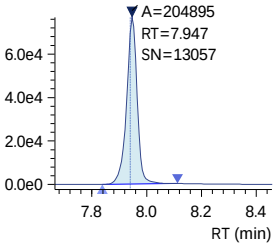

13C9-PFNA
Conc. 1.2784

Q 472.10>427.00 (-) 7.69e4

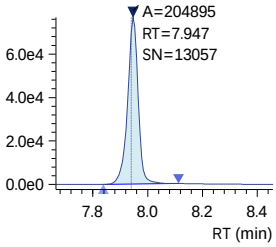

13C5-PFNA_IS
Conc. 1.2500

ISTD 468.00>423.00 (-) 6.70e4

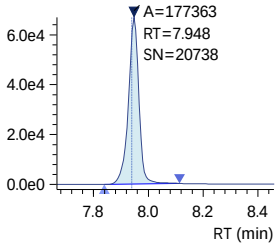

240315_021 (continued)

PFNA
Conc. 5.0204
R#1 19.88 (20.36)
R#2 19.88 (20.36)
Q 463.00>419.00 (-) 2.52e5

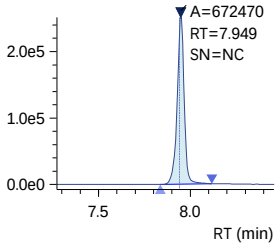

R1 463.00>219.00 (-) 4.93e4

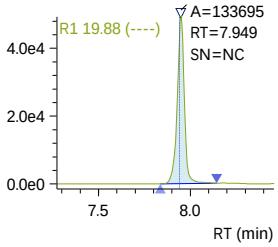

R2 463.00>219.00 (-) 4.93e4

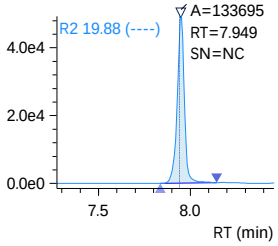

PFHpS
Conc. 5.2729
R#1 49.94 (46.70)
R#2 49.94 (46.70)
Q 449.00>79.90 (-) 1.03e5

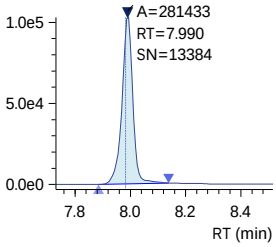

R1 449.00>98.80 (-) 5.10e4

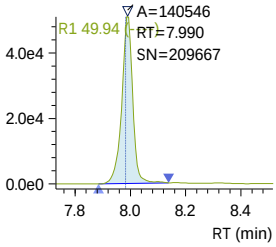

R2 449.00>98.80 (-) 5.10e4

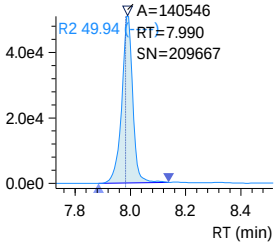

7_3 FTCA
Conc. 57.7513
R#1 128.14 (132.28)
R#2 128.14 (132.28)
Q 441.00>317.00 (-) 3.56e5

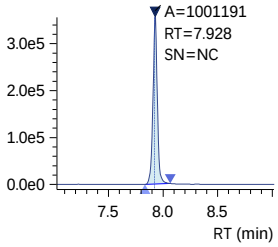

R1 441.00>336.90 (-) 4.57e5

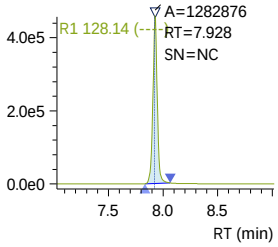

R2 441.00>336.90 (-) 4.57e5

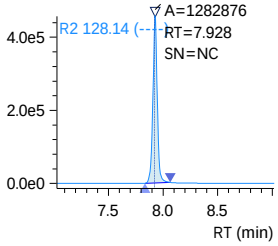

13C2-8_2-FTS
Conc. 4.7033
Q 529.10>80.90 (-) 1.35e4

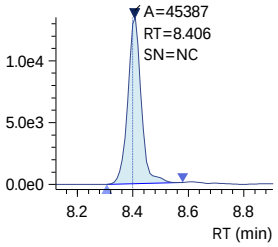

13C2-8_2-FTS_IS
Conc. 5.0000
ISTD 529.10>80.90 (-) 1.35e4

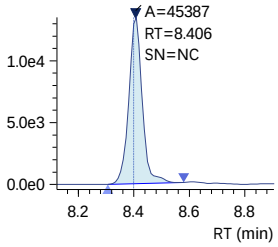

240315_021 (continued)

8_2 FTS
Conc. 4.9906
R#1 45.47 (45.91)
R#2 45.47 (45.91)
Q 527.10>506.95 (-) 3.33e4

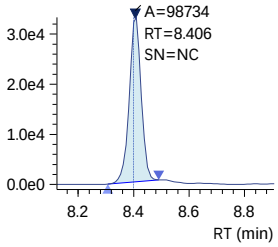

13C6-PFDA_IS
Conc. 1.2500
ISTD 519.10>474.10 (-) 3.43e4

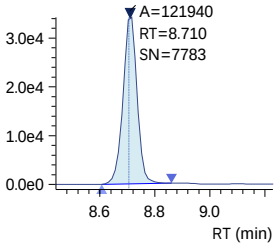

13C6-PFDA
Conc. 1.1799
Q 519.10>474.10 (-) 3.43e4

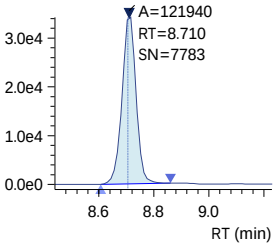

13C2-PFDA_IS
Conc. 1.2500
ISTD 515.10>470.10 (-) 3.04e4

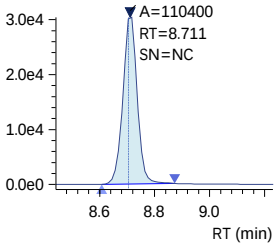

PFDA
Conc. 5.1276
R#1 16.43 (17.64)
R#2 16.43 (17.64)
Q 512.90>469.00 (-) 1.44e5

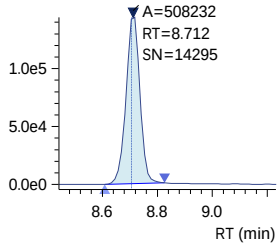

R1 527.10>80.80 (-) 1.37e4

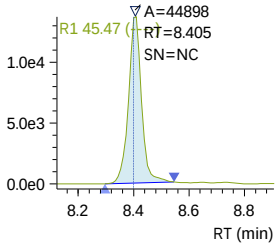

R1 512.90>219.00 (-) 2.40e4

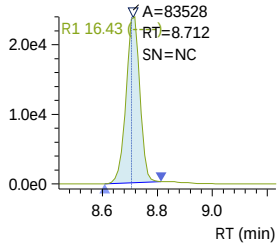

R2 527.10>80.80 (-) 1.37e4

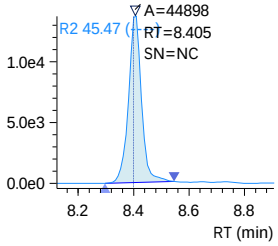

R2 512.90>219.00 (-) 2.40e4

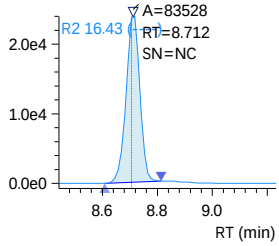

D3-NMeFOSAA_IS
Conc. 5.0000
ISTD 573.20>419.00 (-) 4.78e4

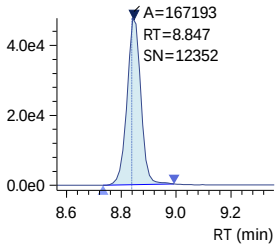

D3-NMeFOSAA
Conc. 5.4036
Q 573.20>419.00 (-) 4.78e4

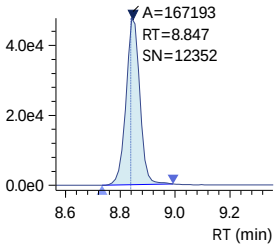

13C8-PFOS_IS
Conc. 2.5000
ISTD 507.10>98.90 (-) 1.12e4

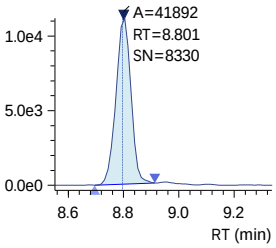

13C8-PFOS
Conc. 2.3394
Q 507.10>98.90 (-) 1.12e4

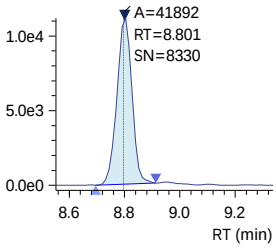

13C4-PFOS_IS
Conc. 2.5000
ISTD 502.80>79.90 (-) 3.49e4

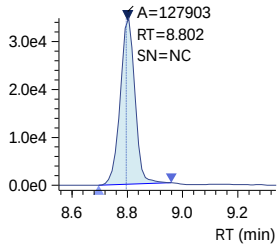

SN - Software-calculated S/N ratio outside criteria due to non-target peaks or drift in noise calculation window.
Analyst review of noise levels (excluding non-target peaks) in chromatogram indicates S/N ratio meets criteria.

Insight Report
Quantitation/Integration
Printed 3/18/2024 12:10:31

240315_021 (continued)

PFOS
Conc. 4.9302
R#1 48.65 (45.06)
R#2 48.65 (45.06)
Q 498.90>79.90 (-) 4.24e4

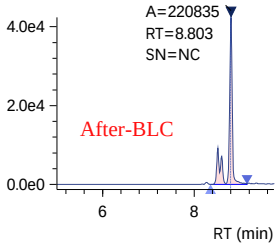

NMeFOSAA
Conc. 5.1961
R#1 63.98 (67.10)
R#2 63.98 (67.10)
Q 570.10>419.00 (-) 4.15e4

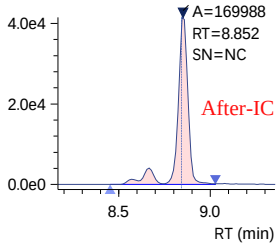

D5-NEtFOSAA_IS
Conc. 5.0000
ISTD 589.20>419.00 (-) 3.24e4

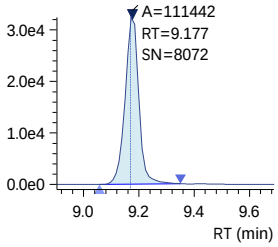

D5-NEtFOSAA
Conc. 4.9160
Q 589.20>419.00 (-) 3.24e4

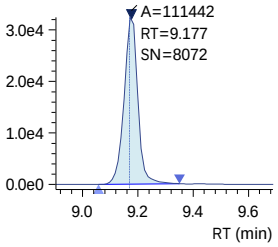

NEtFOSAA
Conc. 5.6356
R#1 82.95 (89.53)
R#2 82.95 (89.53)
Q 584.20>419.10 (-) 3.19e4

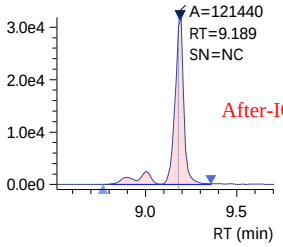

R1 498.90>98.80 (-) 2.34e4

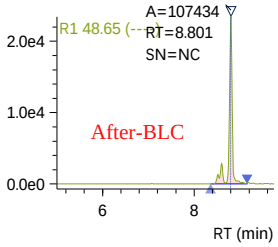

R1 570.10>483.00 (-) 2.32e4

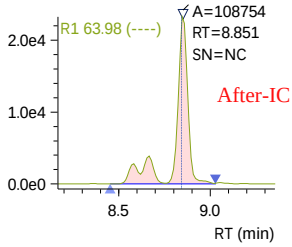

R1 584.20>526.00 (-) 2.37e4

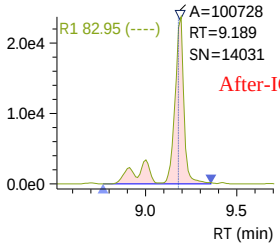

R2 498.90>98.80 (-) 2.34e4

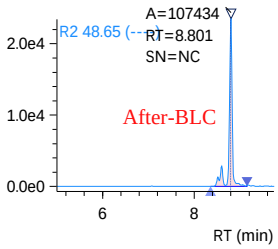

R2 570.10>483.00 (-) 2.32e4

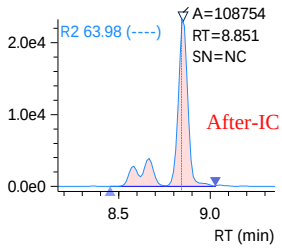

R2 584.20>526.00 (-) 2.37e4

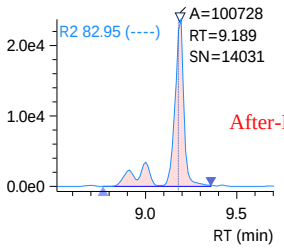

240315_021 (continued)

9-Cl-PF3ONS
Conc. 4.5389
R#1 31.67 (31.69)
R#2 31.67 (31.69)
Q 530.80>351.00 (-) 5.51e5

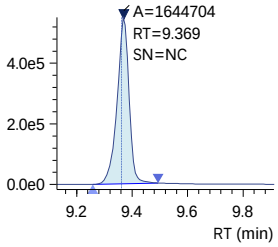

R1 532.80>353.00 (-) 1.77e5

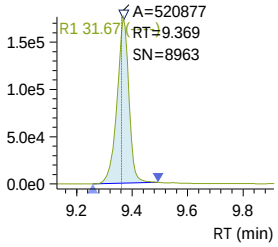

R2 532.80>353.00 (-) 1.77e5

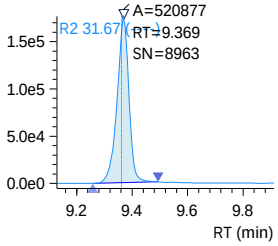

PFUnDA
Conc. 4.9860
R#1 11.44 (10.96)
R#2 11.44 (10.96)
Q 563.10>519.00 (-) 1.92e5

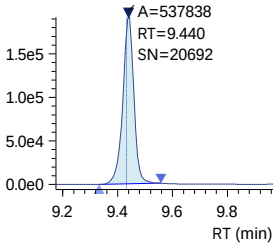

R1 563.10>269.10 (-) 2.26e4

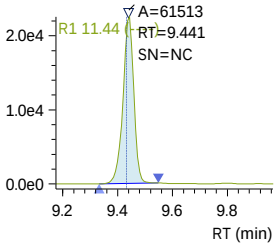

R2 563.10>269.10 (-) 2.26e4

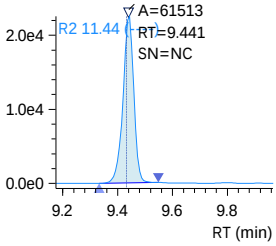

13C7-PFUnDA_IS
Conc. 1.2500
ISTD 570.00>525.10 (-) 4.46e4

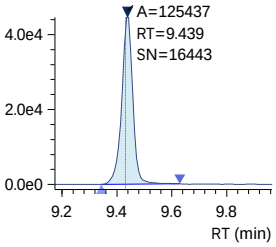

13C7-PFUnDA
Conc. 1.2308
Q 570.00>525.10 (-) 4.46e4

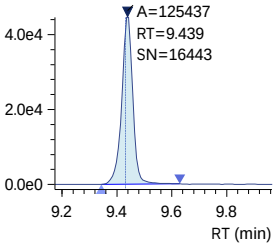

PFNS
Conc. 5.0558
R#1 64.18 (56.91)
R#2 64.18 (56.91)
Q 548.80>79.90 (-) 6.21e4

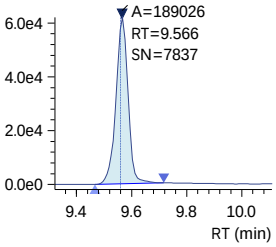

R1 548.80>98.80 (-) 4.07e4

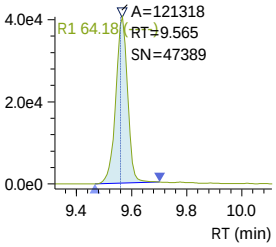

R2 548.80>98.80 (-) 4.07e4

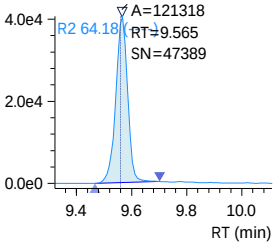

SN - Software-calculated S/N ratio outside criteria due to non-target peaks or drift in noise calculation window.
Analyst review of noise levels (excluding non-target peaks) in chromatogram indicates S/N ratio meets criteria.

240315_021 (continued)

10_2 FTS
Conc. 4.9358
R#1 33.77 (32.29)
R#2 33.77 (32.29)

Q 626.80>607.05 (-) 3.12e4

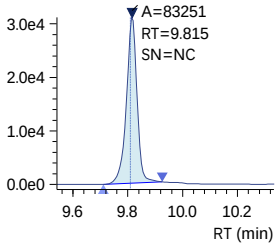

R1 626.80>81.00 (-) 1.05e4

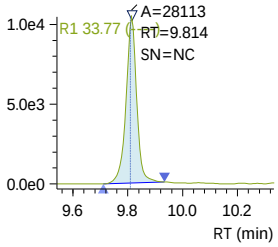

R2 626.80>81.00 (-) 1.05e4

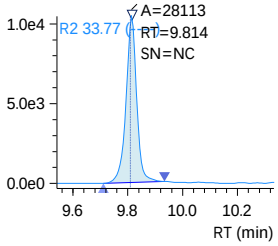

13C2-PFDOA_IS
Conc. 1.2500

ISTD 615.10>570.00 (-) 4.95e4

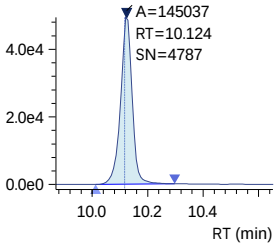

13C2-PFDOA
Conc. 1.2236

Q 615.10>570.00 (-) 4.95e4

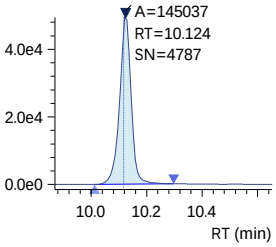

PFDOA
Conc. 5.0624
R#1 10.81 (11.14)
R#2 10.81 (11.14)

Q 613.10>569.00 (-) 1.38e5

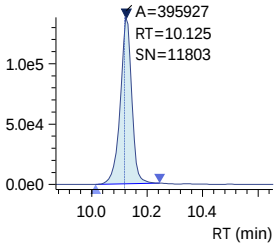

R1 613.10>319.00 (-) 1.48e4

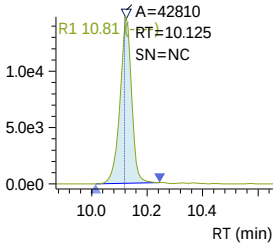

R2 613.10>319.00 (-) 1.48e4

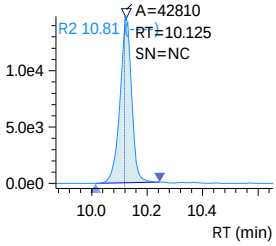

PFDS
Conc. 5.4908
R#1 58.36 (58.01)
R#2 58.36 (58.01)

Q 599.00>79.90 (-) 6.31e4

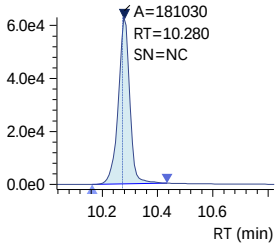

R1 599.00>98.80 (-) 3.67e4

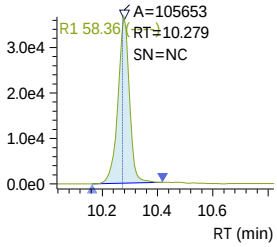

R2 599.00>98.80 (-) 3.67e4

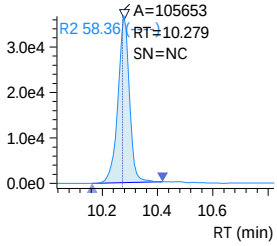

240315_021 (continued)

PFTrDA
Conc. 4.9226
R#1 16.09 (16.67)
R#2 16.09 (16.67)

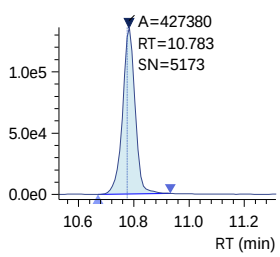

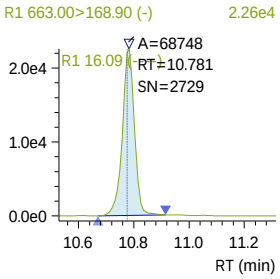

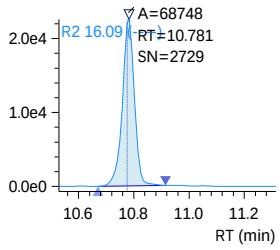

11-Cl-PF3OUdS
Conc. 4.8762
R#1 32.11 (35.04)
R#2 32.11 (35.04)

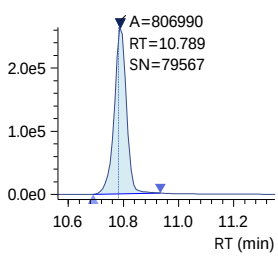

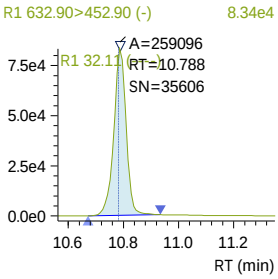

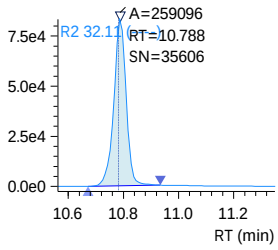

PFOSAm
Conc. 10.1791

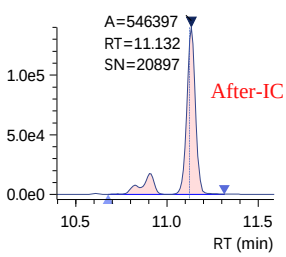

13C8-PFOSAm
Conc. 2.5568

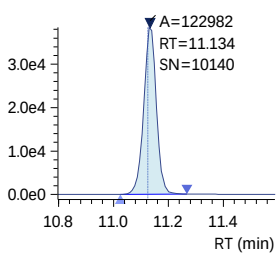

13C8-PFOSAm_IS
Conc. 2.5000

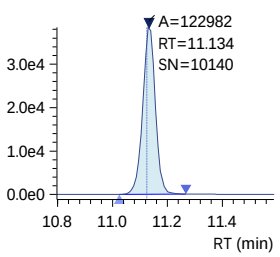

240315_021 (continued)

PFTDA
Conc. 5.1191
R#1 17.25 (17.09)
R#2 17.25 (17.09)
Q 713.10>669.00 (-) 9.11e4

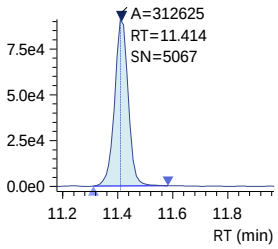

13C2-PFTDA
Conc. 1.2362
Q 715.20>670.00 (-) 2.55e4

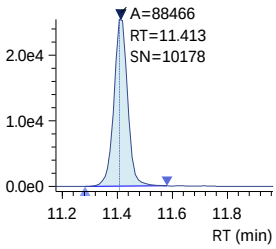

13C2-PFTDA_IS
Conc. 1.2500
ISTD 715.20>670.00 (-) 2.55e4

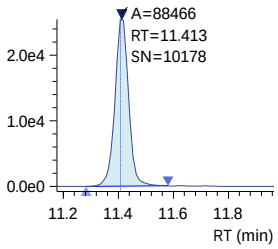

PFDoS
Conc. 5.3496
R#1 63.96 (61.23)
R#2 63.96 (61.23)
Q 699.10>79.90 (-) 3.45e4

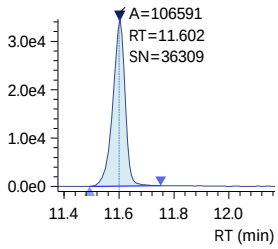

D7-MeFOSE_IS
Conc. 25.0000
ISTD 623.20>58.90 (-) 1.08e5

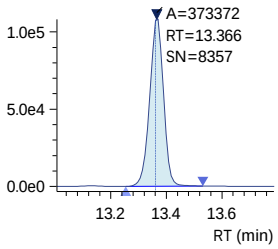

R1 713.10>168.90 (-) 1.54e4

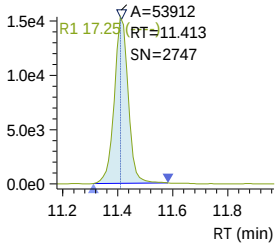

R1 699.10>98.80 (-) 2.17e4

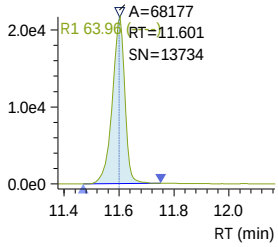

R2 713.10>168.90 (-) 1.54e4

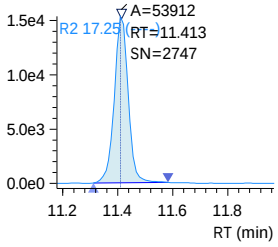

R2 699.10>98.80 (-) 2.17e4

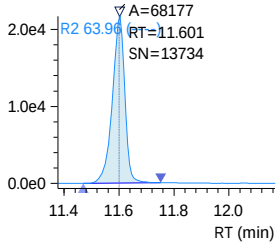

SN - Software-calculated S/N ratio outside criteria due to non-target peaks or drift in noise calculation window.
Analyst review of noise levels (excluding non-target peaks) in chromatogram indicates S/N ratio meets criteria.

240315_021 (continued)

D7-MeFOSE
Conc. 25.3706

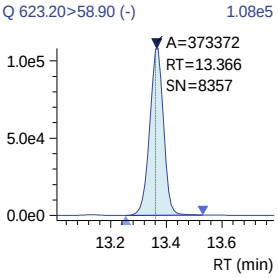

MeFOSE
Conc. 5.0107

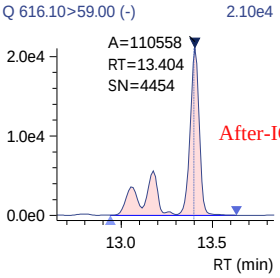

After-IC

13C2-PFHXDA_IS
Conc. 2.5000

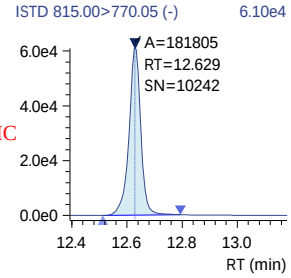

13C2-PFHXDA
Conc. 2.4706

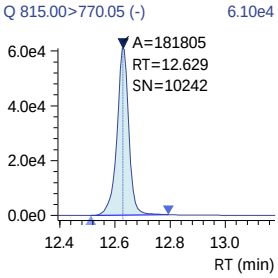

PFHXDA
Conc. 4.9434
R#1 11.35 (10.78)
R#2 11.35 (10.78)

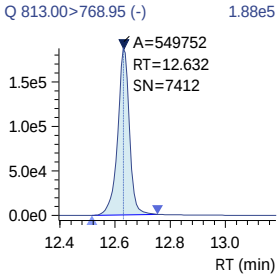

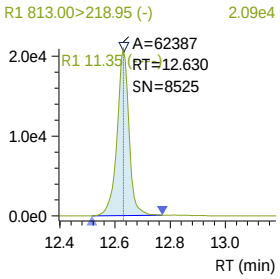

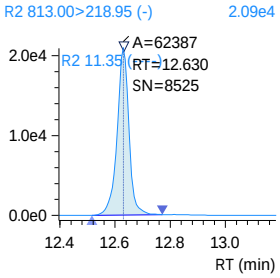

J:\LCMS08\Data\240315_1633_Curve\240315_1633_Curve.damlp .

SN - Software-calculated S/N ratio outside criteria due to non-target peaks or drift in noise calculation window.
Analyst review of noise levels (excluding non-target peaks) in chromatogram indicates S/N ratio meets criteria.

240315_021 (continued)

D3-MeFOSA
Conc. 2.3493

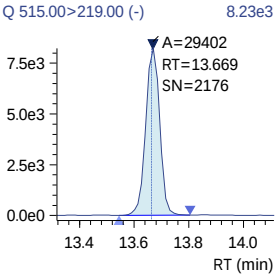

D3-MeFOSA_IS
Conc. 2.5000

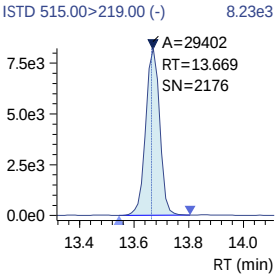

MeFOSA
Conc. 5.5009
R#1 157.76 (156.31)
R#2 157.76 (156.31)

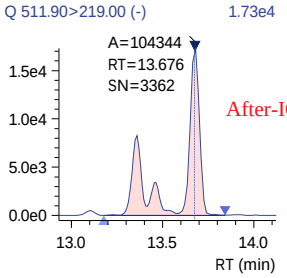

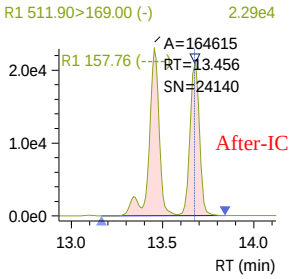

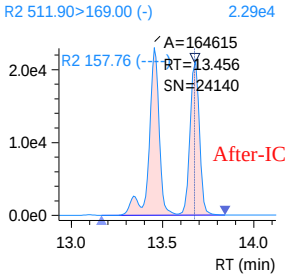

D9-EtFOSE_IS
Conc. 25.0000

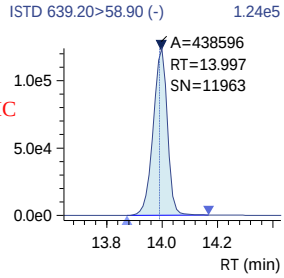

D9-EtFOSE
Conc. 26.1069

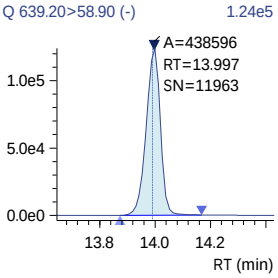

240315_021 (continued)

EtFOSE
Conc. 5.0349

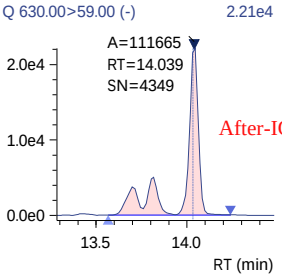

D5-EtFOSAm
Conc. 2.5924

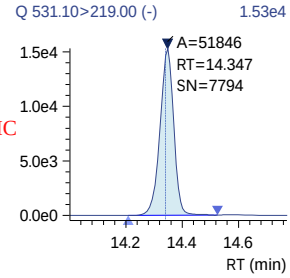

D5-EtFOSAm_IS
Conc. 2.5000

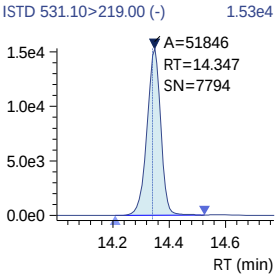

EtFOSAm
Conc. 5.0140
R#1 162.38 (177.75)
R#2 162.38 (177.75)

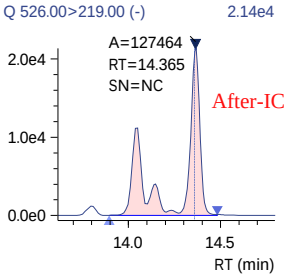

PFODA
Conc. 4.4705
R#1 33.36 (31.66)
R#2 33.36 (31.66)

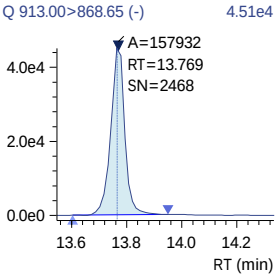

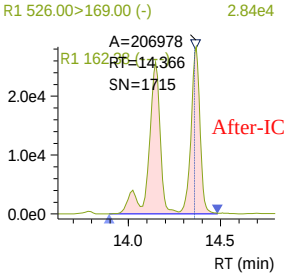

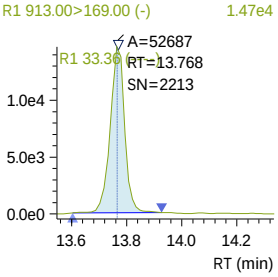

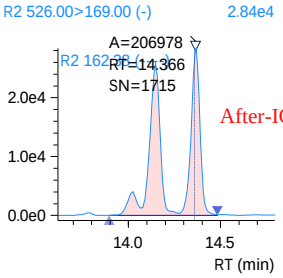

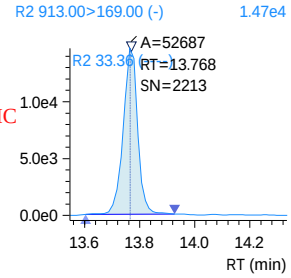

Insight Report
Before Manual Integration
Printed 3/18/2024 10:53:49

240315_021

Sample ID: 1633 ICAL 5.0PPB
Date Acquired: 3/15/2024 9:56:09 PM
Acquired by: System Administrator
Data File: 240315_021
Vial: 6 | Inj. Volume: 10.0000uL | Tray: 1

13C4-PFBA
Conc. 10.0193
Q 216.80>171.90 (-) 1.49e5

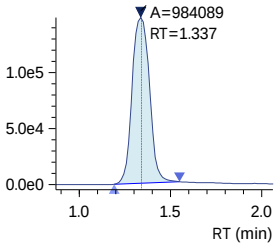

13C4-PFBA_IS
Conc. 10.0000
ISTD 216.80>171.90 (-) 1.49e5

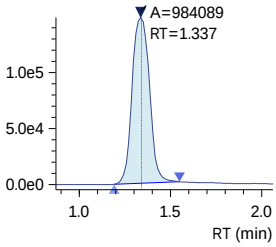

13C3-PFBA_IS
Conc. 5.0000
ISTD 216.00>172.00 (-) 7.66e4

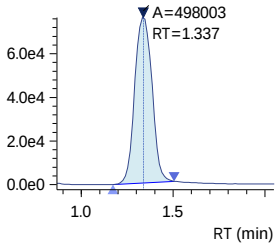

PFBA
Conc. 4.9768
Q 212.80>169.05 (-) 8.55e4

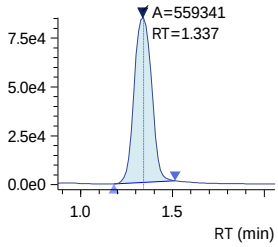

PFMPA
Conc. 5.0588
Q 229.00>84.90 (-) 7.25e4

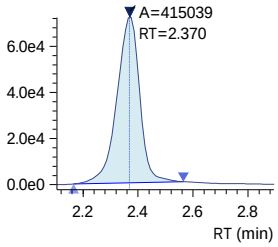

3_3 FTCA
Conc. 54.5812
R#1 134.64 (144.15)
R#2 134.64 (144.15)
Q 241.00>177.10 (-) 6.85e4

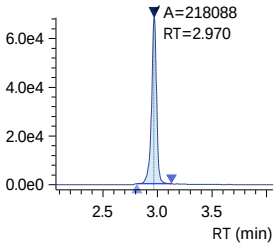

13C5-PFPeA
Conc. 4.7026
Q 268.30>223.00 (-) 6.99e4

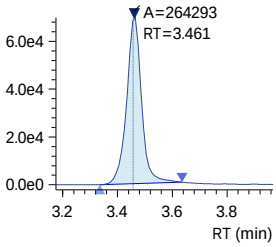

13C5-PFPeA_IS
Conc. 5.0000
ISTD 268.30>223.00 (-) 6.99e4

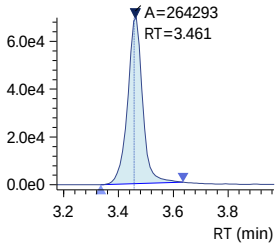

PFPeA
Conc. 5.0880
Q 263.00>219.00 (-) 2.54e5

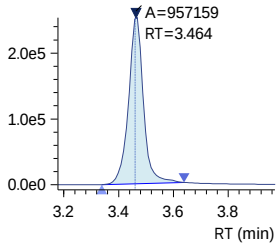

PFMBA
Conc. 5.0437
Q 279.00>84.95 (-) 1.78e5

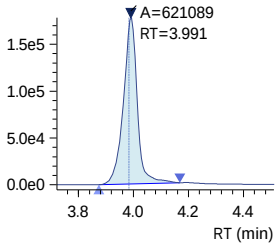

R1 241.00>117.00 (-) 9.22e4

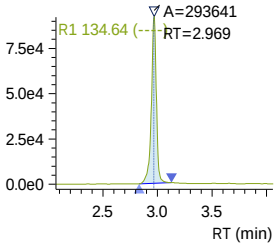

R2 241.00>117.00 (-) 9.22e4

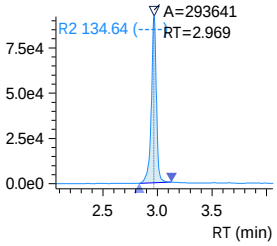

Insight Report
Before Manual Integration
Printed 3/18/2024 10:53:49

240315_021 (continued)

13C2-4_2 FTS
Conc. 4.6186

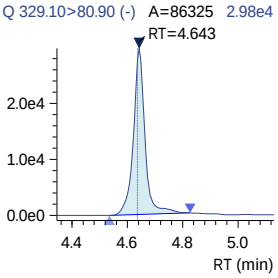

13C2-4_2 FTS_IS
Conc. 5.0000

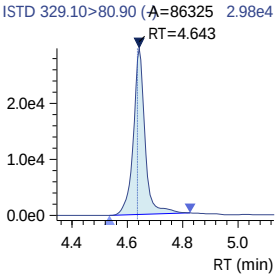

4_2 FTS
Conc. 4.7205
R#1 33.82 (32.89)
R#2 33.82 (32.89)

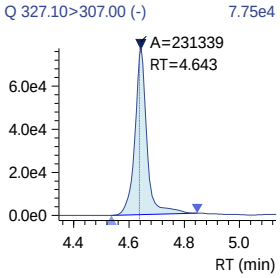

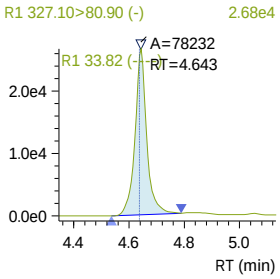

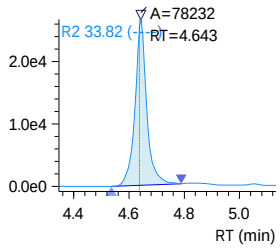

13C3-PFBS_IS
Conc. 2.5000

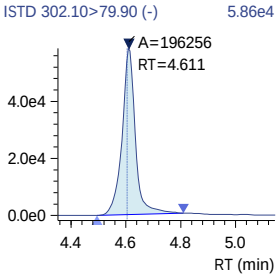

PFBS
Conc. 4.3522
R#1 45.52 (47.56)
R#2 45.52 (47.56)

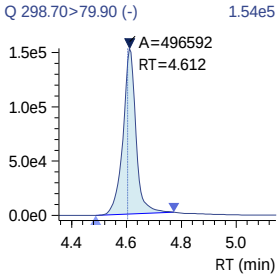

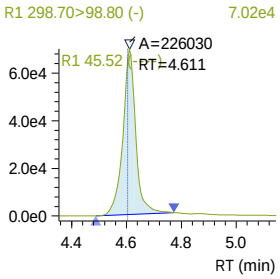

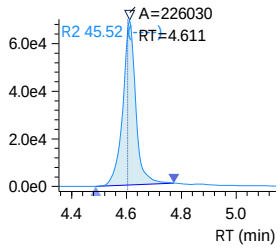

Insight Report
Before Manual Integration
Printed 3/18/2024 10:53:49

240315_021 (continued)

13C3-PFBS
Conc. 2.4190

Q 302.10>79.90 (-) 5.86e4

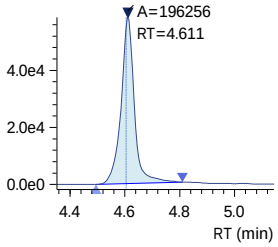

NFDHA
Conc. 5.0746
R#1 35.82 (33.79)
R#2 35.82 (33.79)

Q 295.00>201.00 (-) 1.95e5

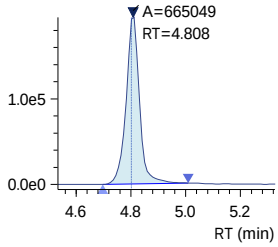

R1 295.00>84.90 (-) 6.87e4

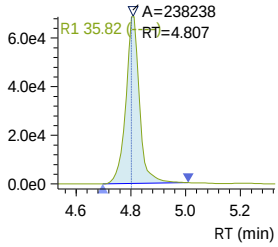

R2 295.00>84.90 (-) 6.87e4

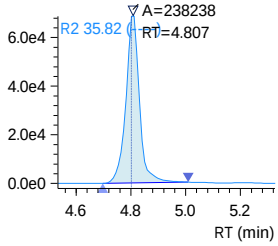

13C5-PFHxA
Conc. 2.4243

Q 318.00>273.00 (-) 1.19e5

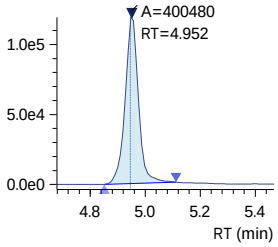

13C5-PFHxA_IS
Conc. 2.5000

ISTD 318.00>273.00 (-) 1.19e5

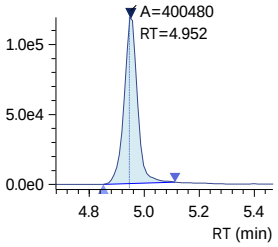

13C2-PFHxA_IS
Conc. 2.5000

ISTD 315.10>270.00 (-) 1.50e5

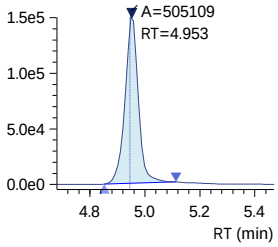

Insight Report
Before Manual Integration
Printed 3/18/2024 10:53:49

240315_021 (continued)

PFHxA
Conc. 5.1858
Q 313.00>269.00 (-) 2.56e5

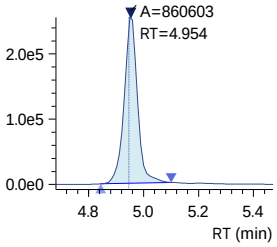

PFEESA
Conc. 4.2966
R#1 5.55 (5.87)
R#2 5.55 (5.87)
Q 314.80>135.00 (-) 6.41e5

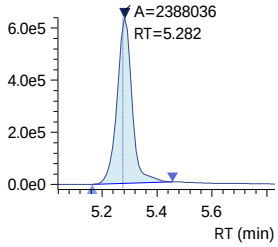

R1 314.80>82.90 (-) 3.49e4

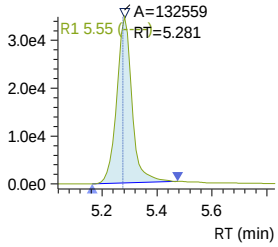

R2 314.80>82.90 (-) 3.49e4

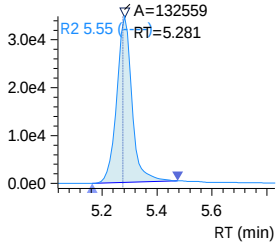

13C3-HFPO-DA
Conc. 10.0088
Q 286.90>168.90 (-) 2.08e5

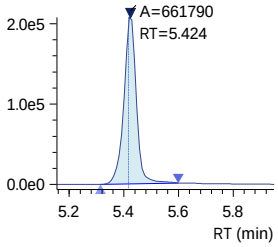

13C3-HFPO-DA_IS
Conc. 10.0000
ISTD 286.90>168.90 (-) 2.08e5

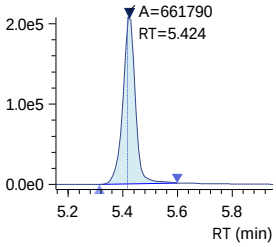

HFPO-DA
Conc. 4.8684
R#1 61.74 (62.10)
R#2 61.74 (62.10)
Q 284.90>168.90 (-) 1.17e5

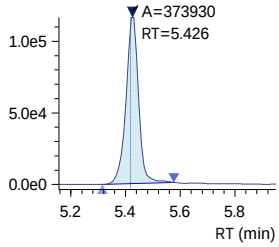

R1 284.90>184.90 (-) 7.34e4

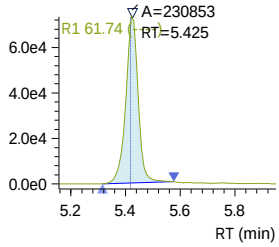

R2 284.90>184.90 (-) 7.34e4

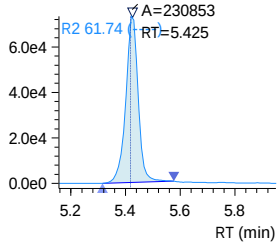

240315_021 (continued)

5_3 FTCA
Conc. 53.2861
R#1 153.54 (148.17)
R#2 153.54 (148.17)
Q 341.00>237.05 (-) 2.25e5

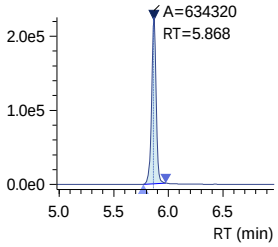

R1 341.00>217.00 (-) 3.47e5

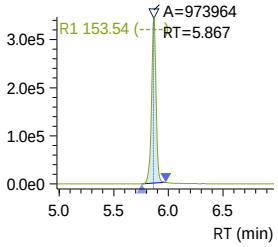

R2 341.00>217.00 (-) 3.47e5

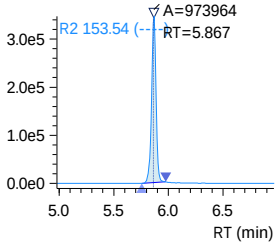

PFPeS
Conc. 4.5961
R#1 54.25 (55.49)
R#2 54.25 (55.49)
Q 349.10>79.90 (-) 1.24e5

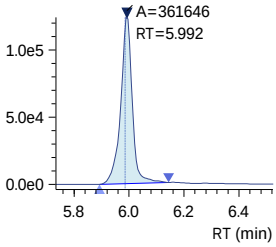

R1 349.10>98.80 (-) 6.66e4

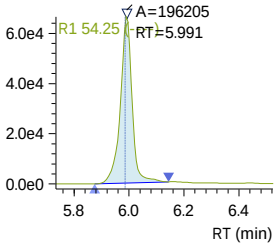

R2 349.10>98.80 (-) 6.66e4

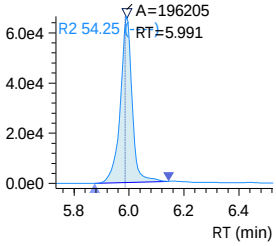

13C4-PFHpA
Conc. 2.3769
Q 367.10>322.00 (-) 1.94e5

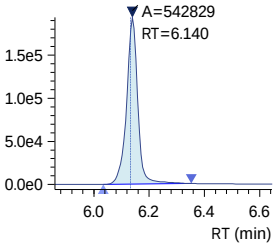

13C4-PFHpA_IS
Conc. 2.5000
ISTD 367.10>322.00 (-) 1.94e5

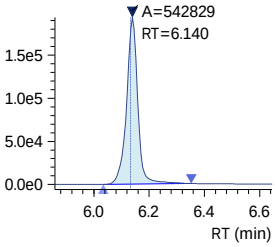

PFHpA
Conc. 4.9579
R#1 21.67 (21.12)
R#2 21.67 (21.12)
Q 363.10>319.00 (-) 3.61e5

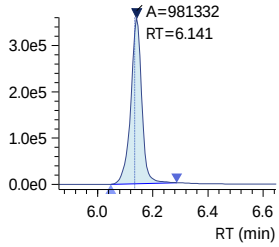

R1 363.10>169.00 (-) 7.64e4

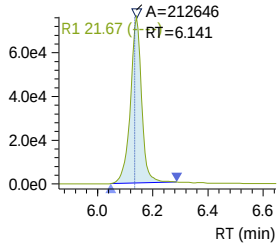

R2 363.10>169.00 (-) 7.64e4

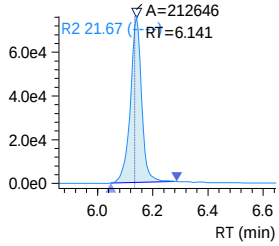

240315_021 (continued)

DONA
Conc. 4.3696
R#1 27.71 (26.25)
R#2 27.71 (26.25)
Q 376.90>250.90 (-) 3.90e5

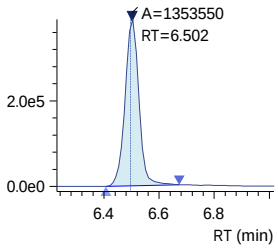

R1 376.90>84.80 (-) 1.08e5

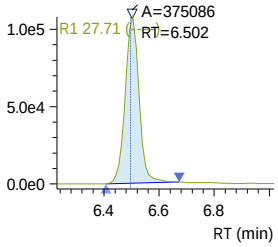

R2 376.90>84.80 (-) 1.08e5

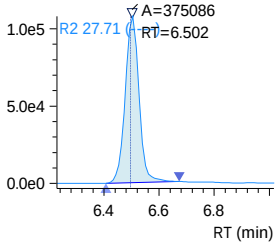

13C2-6_2 FTS_IS
Conc. 5.0000
ISTD 429.10>80.90 (-) 2.36e4

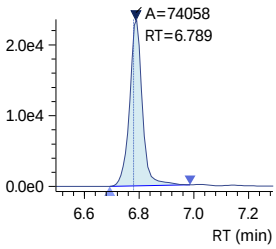

13C2-6_2 FTS
Conc. 4.9160
Q 429.10>80.90 (-) 2.36e4

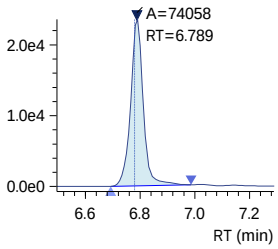

6_2 FTS
Conc. 4.6934
R#1 43.53 (48.22)
R#2 43.53 (48.22)
Q 427.10>407.00 (-) 5.48e4

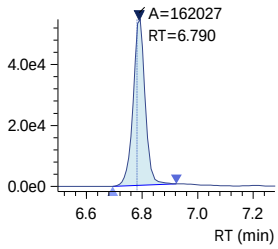

R1 427.10>80.90 (-) 2.35e4

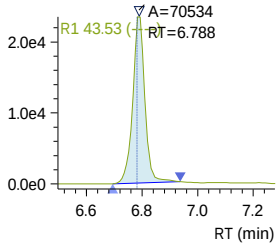

R2 427.10>80.90 (-) 2.35e4

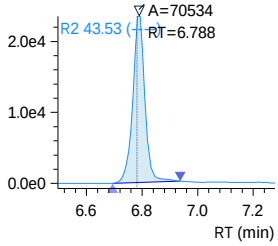

13C4-PFOA_IS
Conc. 2.5000
ISTD 417.10>172.00 (-) 7.76e3

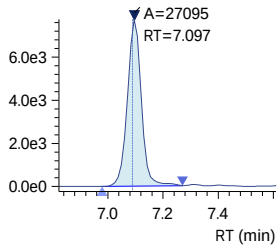

Insight Report
Before Manual Integration
Printed 3/18/2024 10:53:49

240315_021 (continued)

13C8-PFOA_IS
Conc. 2.5000

ISTD 421.10>376.00 (-) 1.15e5

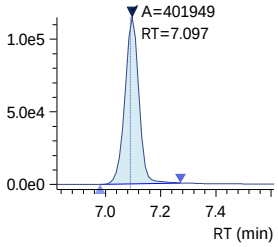

13C8-PFOA
Conc. 2.4088

Q 421.10>376.00 (-) 1.15e5

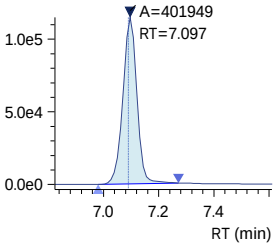

PFOA
Conc. 5.2135
R#1 24.65 (24.01)
R#2 24.65 (24.01)

Q 413.00>369.00 (-) 2.29e5

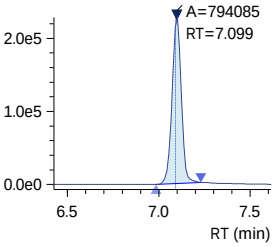

R1 413.00>169.00 (-) 5.67e4

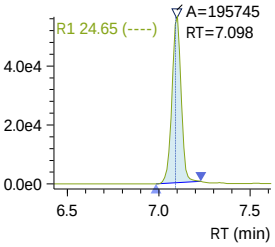

R2 413.00>169.00 (-) 5.67e4

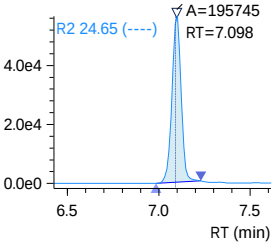

13C3-PFHxS
Conc. 2.4408

Q 402.10>79.90 (-) 3.75e4

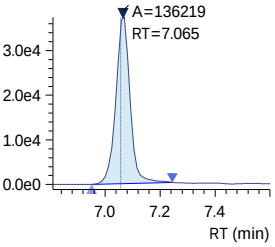

13C3-PFHxS_IS
Conc. 2.5000

ISTD 402.10>79.90 (-) 3.75e4

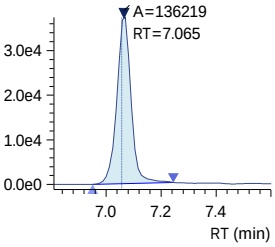

Insight Report
Before Manual Integration
Printed 3/18/2024 10:53:49

240315_021 (continued)

PFHxS
Conc. 4.2993
R#1 59.92 (63.21)
R#2 59.92 (63.21)

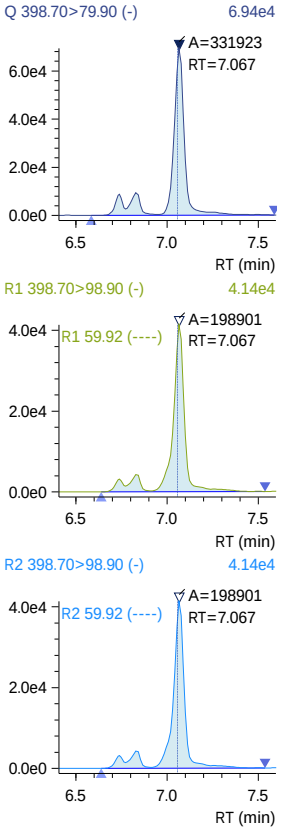

18O2-PFHxS_IS
Conc. 2.5000

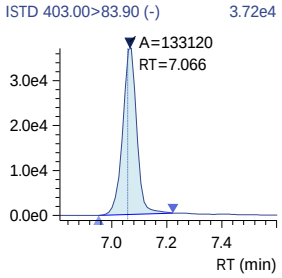

13C9-PFNA_IS
Conc. 1.2500

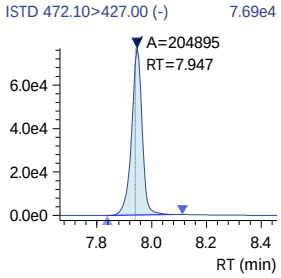

13C9-PFNA
Conc. 1.2784

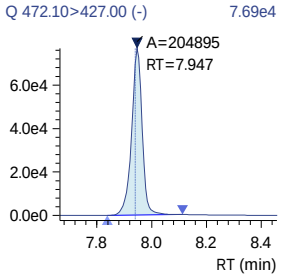

13C5-PFNA_IS
Conc. 1.2500

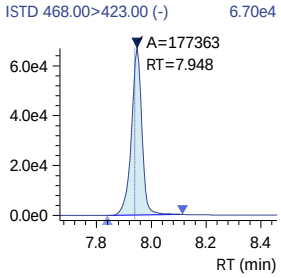

Insight Report
Before Manual Integration
Printed 3/18/2024 10:53:49

240315_021 (continued)

PFNA
Conc. 5.0205
R#1 19.88 (20.29)
R#2 19.88 (20.29)
Q 463.00>419.00 (-) 2.52e5

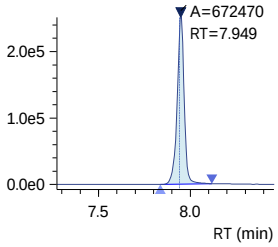

PFHpS
Conc. 5.2729
R#1 49.94 (51.10)
R#2 49.94 (51.10)
Q 449.00>79.90 (-) 1.03e5

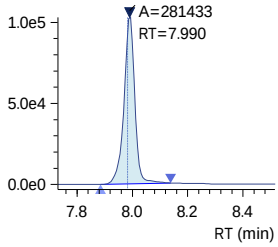

7_3 FTCA
Conc. 57.7513
R#1 128.14 (140.94)
R#2 128.14 (140.94)
Q 441.00>317.00 (-) 3.56e5

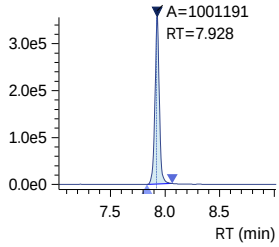

13C2-8_2-FTS
Conc. 4.7033
Q 529.10>80.90 (-) 1.35e4

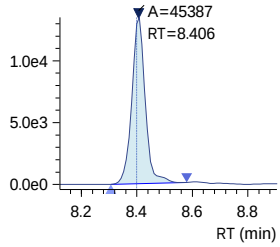

13C2-8_2-FTS_IS
Conc. 5.0000
ISTD 529.10>80.90 (-) 1.35e4

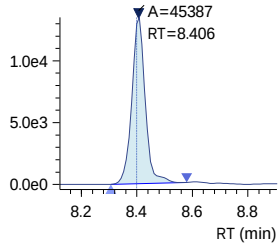

R1 463.00>219.00 (-) 4.93e4

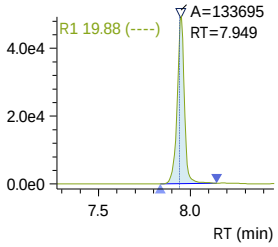

R1 449.00>98.80 (-) 5.10e4

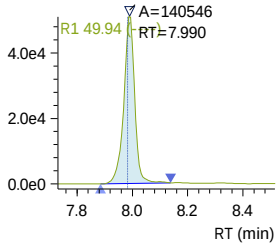

R1 441.00>336.90 (-) 4.57e5

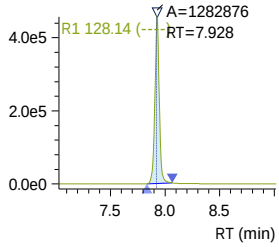

R2 463.00>219.00 (-) 4.93e4

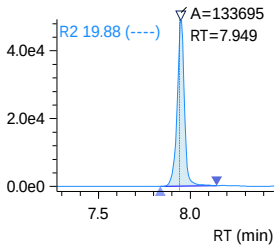

R2 449.00>98.80 (-) 5.10e4

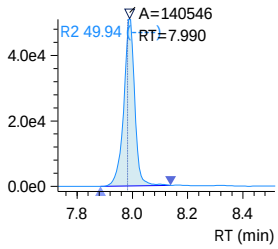

R2 441.00>336.90 (-) 4.57e5

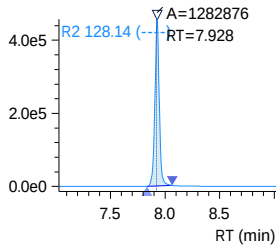

Insight Report
Before Manual Integration
Printed 3/18/2024 10:53:49

240315_021 (continued)

8_2 FTS
Conc. 5.2161
R#1 45.47 (52.20)
R#2 45.47 (52.20)
Q 527.10>506.95 (-) 3.33e4

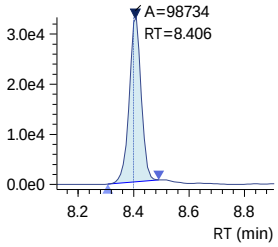

R1 527.10>80.80 (-) 1.37e4

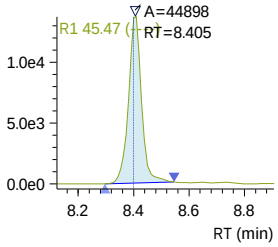

R2 527.10>80.80 (-) 1.37e4

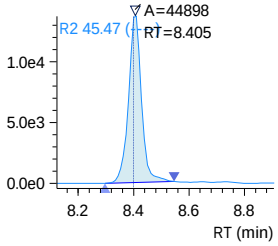

13C6-PFDA_IS
Conc. 1.2500
ISTD 519.10>474.10 (-) 3.43e4

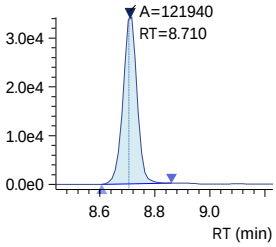

13C6-PFDA
Conc. 1.1799
Q 519.10>474.10 (-) 3.43e4

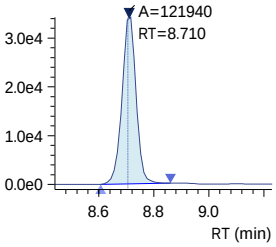

13C2-PFDA_IS
Conc. 1.2500
ISTD 515.10>470.10 (-) 3.04e4

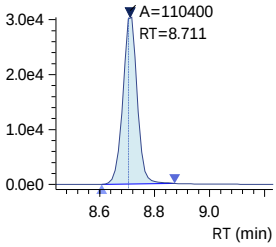

PFDA
Conc. 5.1108
R#1 16.43 (17.53)
R#2 16.43 (17.53)
Q 512.90>469.00 (-) 1.44e5

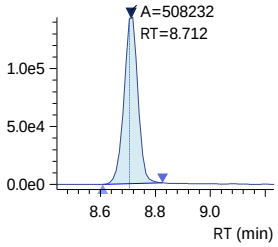

R1 512.90>219.00 (-) 2.40e4

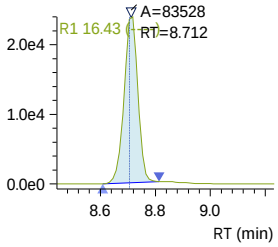

R2 512.90>219.00 (-) 2.40e4

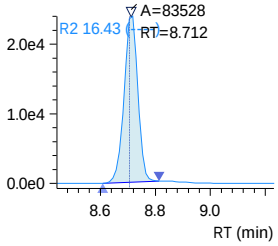

D3-NMeFOSAA_IS
Conc. 5.0000
ISTD 573.20>419.00 (-) 4.78e4

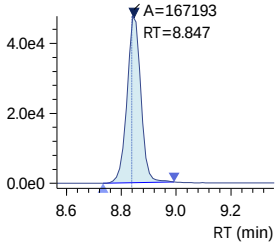

D3-NMeFOSAA
Conc. 5.4036
Q 573.20>419.00 (-) 4.78e4

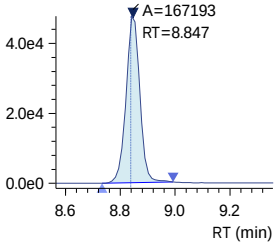

13C8-PFOS_IS
Conc. 2.5000
ISTD 507.10>98.90 (-) 1.12e4

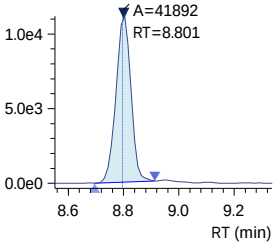

13C8-PFOS
Conc. 2.3394
Q 507.10>98.90 (-) 1.12e4

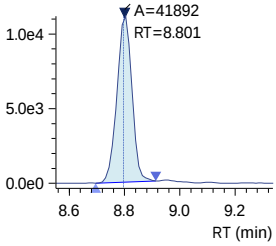

13C4-PFOS_IS
Conc. 2.5000
ISTD 502.80>79.90 (-) 3.49e4

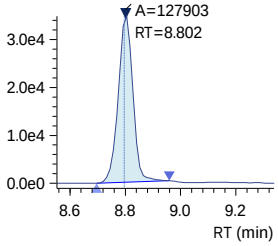

Insight Report
Before Manual Integration
Printed 3/18/2024 10:53:49

240315_021 (continued)

PFOS
Conc. 4.8915
R#1 46.76 (48.06)
R#2 46.76 (48.06)
Q 498.90>79.90 (-) 4.24e4

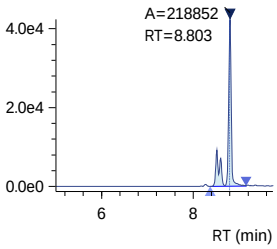

R1 498.90>98.80 (-) 2.34e4

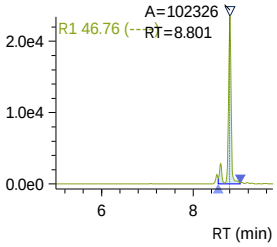

R2 498.90>98.80 (-) 2.34e4

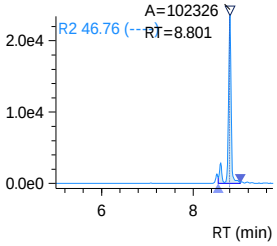

NMeFOSAA
Conc. 5.1129
R#1 55.42 (72.86)
R#2 55.42 (72.86)
Q 570.10>419.00 (-) 4.15e4

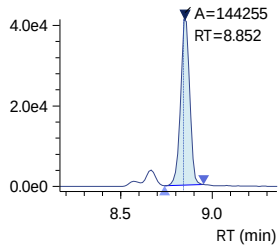

R1 570.10>483.00 (-) 2.32e4

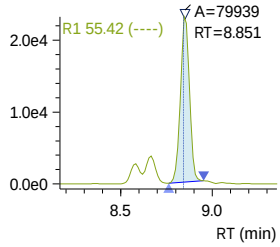

R2 570.10>483.00 (-) 2.32e4

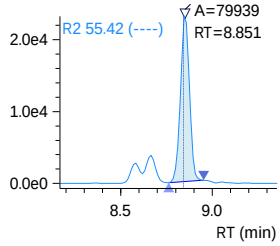

D5-NEtFOSAA_IS
Conc. 5.0000
ISTD 589.20>419.00 (-) 3.24e4

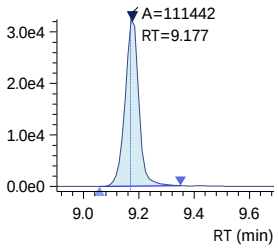

D5-NEtFOSAA
Conc. 4.9160
Q 589.20>419.00 (-) 3.24e4

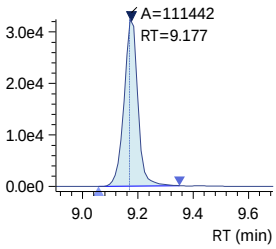

NEtFOSAA
Conc. 5.9255
R#1 72.17 (72.48)
R#2 72.17 (72.48)
Q 584.20>419.10 (-) 3.19e4

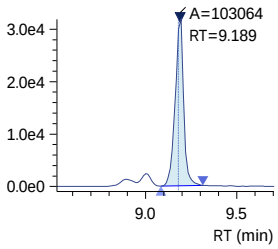

R1 584.20>526.00 (-) 2.37e4

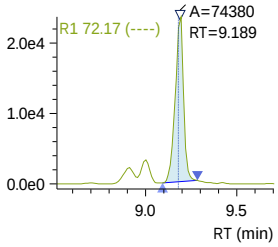

R2 584.20>526.00 (-) 2.37e4

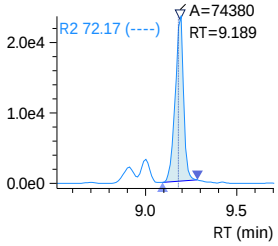

240315_021 (continued)

9-Cl-PF3ONS
Conc. 4.5390
R#1 31.67 (31.17)
R#2 31.67 (31.17)
Q 530.80>351.00 (-) 5.51e5

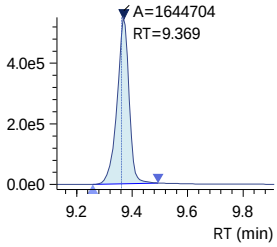

R1 532.80>353.00 (-) 1.77e5

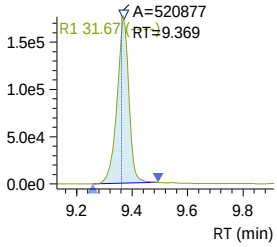

R2 532.80>353.00 (-) 1.77e5

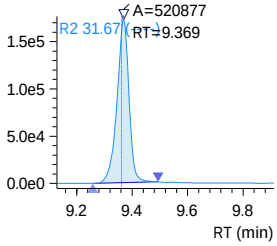

PFUnDA
Conc. 4.9870
R#1 11.44 (11.58)
R#2 11.44 (11.58)
Q 563.10>519.00 (-) 1.92e5

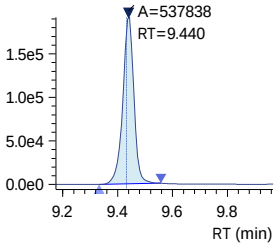

R1 563.10>269.10 (-) 2.26e4

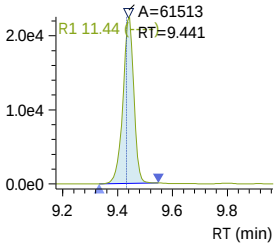

R2 563.10>269.10 (-) 2.26e4

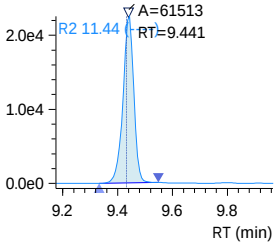

13C7-PFUnDA_IS
Conc. 1.2500
ISTD 570.00>525.10 (-) 4.46e4

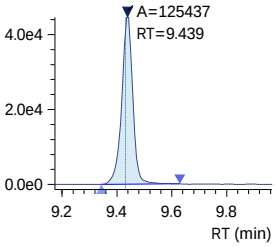

13C7-PFUnDA
Conc. 1.2308
Q 570.00>525.10 (-) 4.46e4

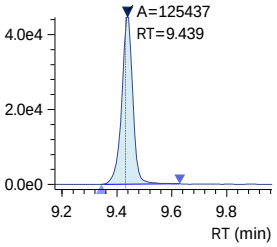

PFNS
Conc. 5.1113
R#1 64.18 (59.04)
R#2 64.18 (59.04)
Q 548.80>79.90 (-) 6.21e4

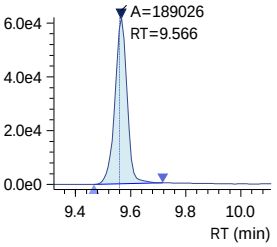

R1 548.80>98.80 (-) 4.07e4

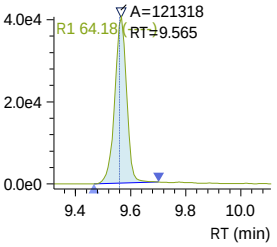

R2 548.80>98.80 (-) 4.07e4

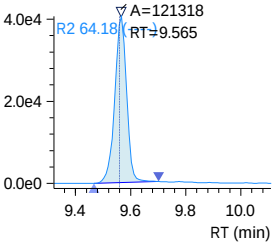

Insight Report
Before Manual Integration
Printed 3/18/2024 10:53:49

240315_021 (continued)

10_2 FTS
Conc. 4.9358
R#1 33.77 (33.72)
R#2 33.77 (33.72)
Q 626.80>607.05 (-) 3.12e4

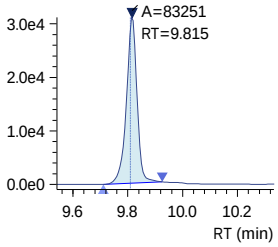

R1 626.80>81.00 (-) 1.05e4

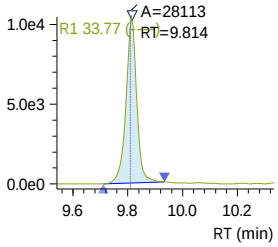

R2 626.80>81.00 (-) 1.05e4

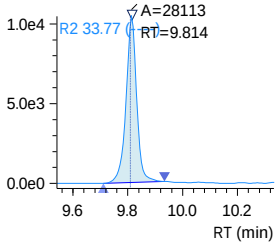

13C2-PFDOA_IS
Conc. 1.2500
ISTD 615.10>570.00 (-) 4.95e4

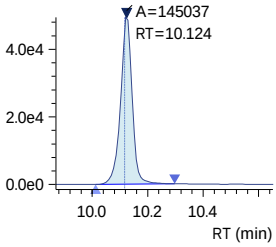

13C2-PFDOA
Conc. 1.2236
Q 615.10>570.00 (-) 4.95e4

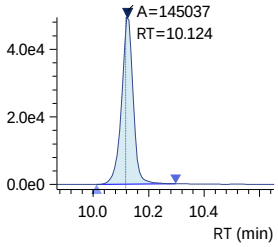

PFDOA
Conc. 5.0635
R#1 10.81 (10.37)
R#2 10.81 (10.37)
Q 613.10>569.00 (-) 1.38e5

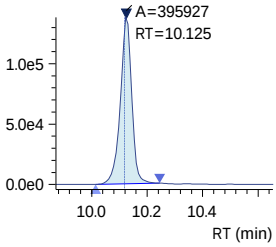

R1 613.10>319.00 (-) 1.48e4

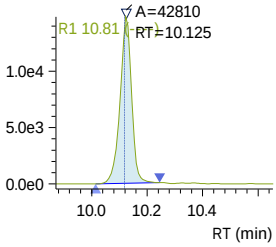

R2 613.10>319.00 (-) 1.48e4

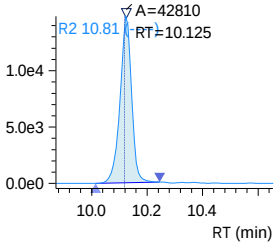

PFDS
Conc. 5.2520
R#1 58.36 (59.30)
R#2 58.36 (59.30)
Q 599.00>79.90 (-) 6.31e4

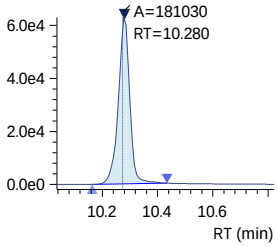

R1 599.00>98.80 (-) 3.67e4

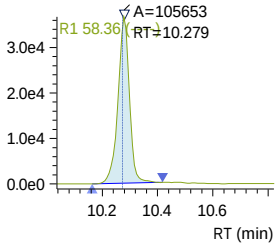

R2 599.00>98.80 (-) 3.67e4

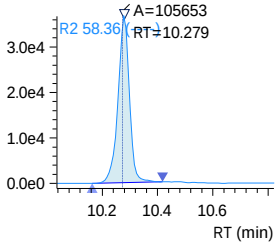



Insight Report
Before Manual Integration
Printed 3/18/2024 10:53:49

240315_021 (continued)

PFTrDA
Conc. 4.9239
R#1 16.09 (14.67)
R#2 16.09 (14.67)
Q 663.00>619.00 (-) 1.36e5

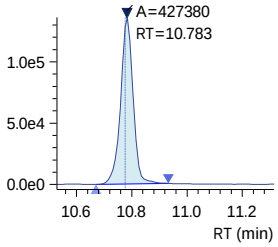

R1 663.00>168.90 (-) 2.26e4

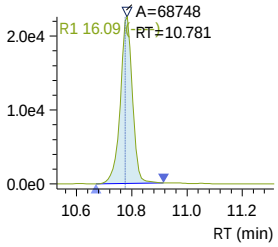

R2 663.00>168.90 (-) 2.26e4

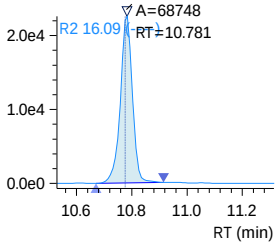

11-Cl-PF3OUdS
Conc. 4.8762
R#1 32.11 (34.64)
R#2 32.11 (34.64)
Q 630.90>451.00 (-) 2.64e5

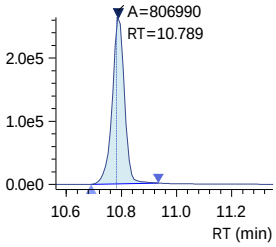

R1 632.90>452.90 (-) 8.34e4

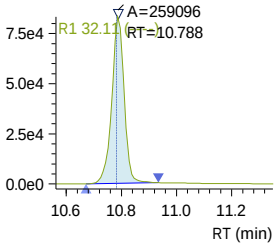

R2 632.90>452.90 (-) 8.34e4

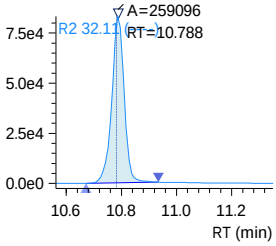

PFOSAm
Conc. 10.1252
Q 498.10>77.90 (-) 1.40e5

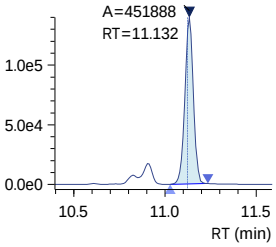

13C8-PFOSAm
Conc. 2.5568
Q 506.10>77.80 (-) 3.85e4

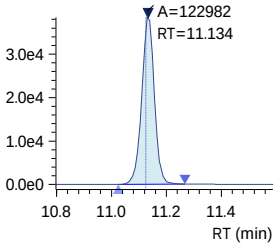

13C8-PFOSAm_IS
Conc. 2.5000
ISTD 506.10>77.80 (-) 3.85e4

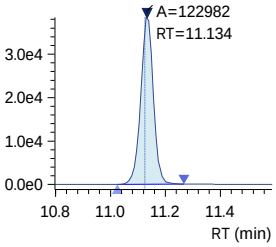

Insight Report
Before Manual Integration
Printed 3/18/2024 10:53:49

240315_021 (continued)

PFTDA
Conc. 5.1191
R#1 17.25 (17.10)
R#2 17.25 (17.10)

Q 713.10>669.00 (-) 9.11e4

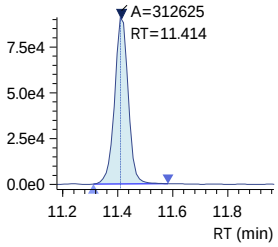

R1 713.10>168.90 (-) 1.54e4

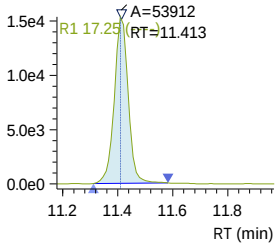

R2 713.10>168.90 (-) 1.54e4

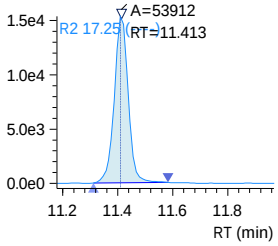

13C2-PFTDA
Conc. 1.2362

Q 715.20>670.00 (-) 2.55e4

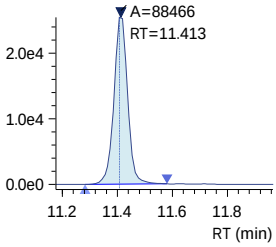

13C2-PFTDA_IS
Conc. 1.2500

ISTD 715.20>670.00 (-) 2.55e4

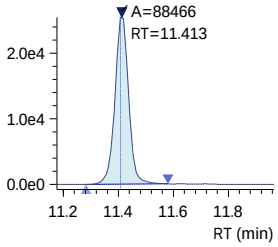

PFDoS
Conc. 5.2777
R#1 63.96 (62.00)
R#2 63.96 (62.00)

Q 699.10>79.90 (-) 3.45e4

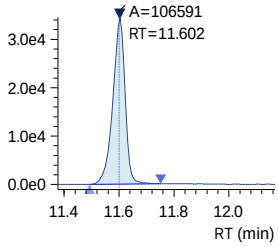

R1 699.10>98.80 (-) 2.17e4

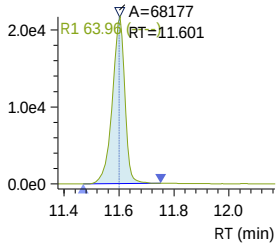

R2 699.10>98.80 (-) 2.17e4

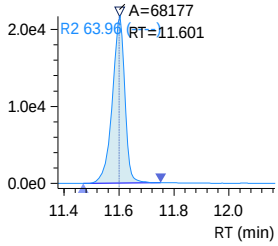

D7-MeFOSE_IS
Conc. 25.0000

ISTD 623.20>58.90 (-) 1.08e5

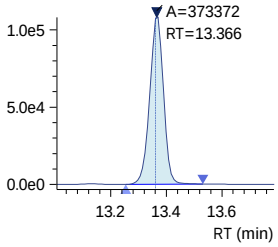

Insight Report
Before Manual Integration
Printed 3/18/2024 10:53:49

240315_021 (continued)

D7-MeFOSE
Conc. 25.3706

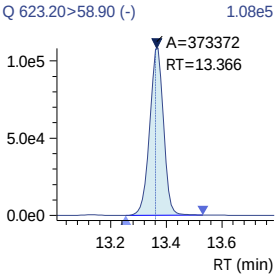

MeFOSE
Conc. 5.0590

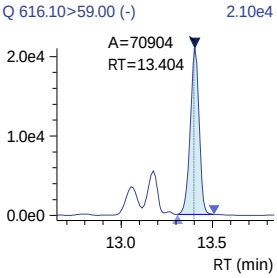

13C2-PFHXDA_IS
Conc. 2.5000

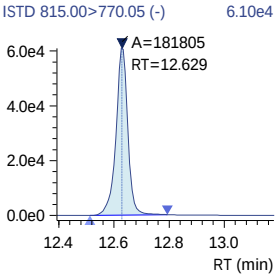

13C2-PFHXDA
Conc. 2.4706

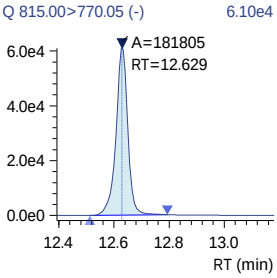

PFHXDA
Conc. 4.9434
R#1 11.35 (11.37)
R#2 11.35 (11.37)

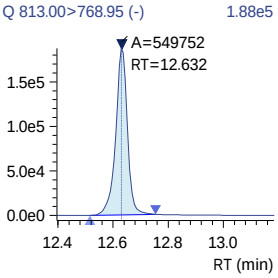

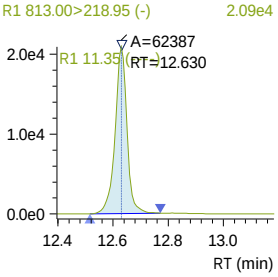

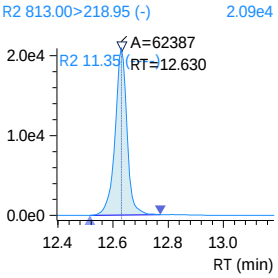

Insight Report
Before Manual Integration
Printed 3/18/2024 10:53:49

240315_021 (continued)

D3-MeFOSA
Conc. 2.3493

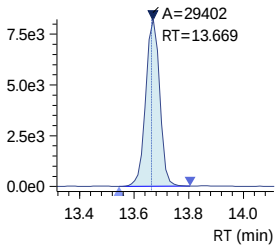

D3-MeFOSA_IS
Conc. 2.5000

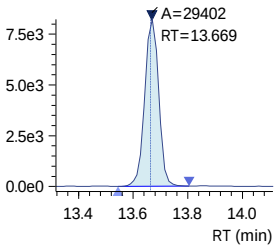

MeFOSA
Conc. 5.3191
R#1 124.18 (155.54)
R#2 124.18 (155.54)

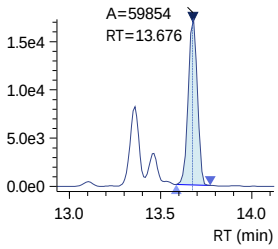

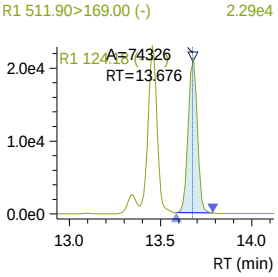

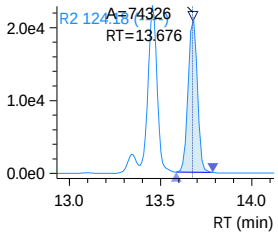

D9-EtFOSE_IS
Conc. 25.0000

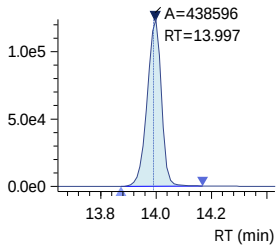

D9-EtFOSE
Conc. 26.1069

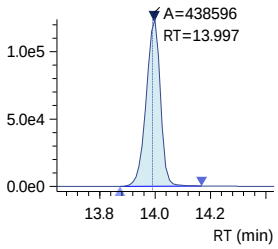

Insight Report
Before Manual Integration
Printed 3/18/2024 10:53:49

240315_021 (continued)

EtFOSE
Conc. 5.1952

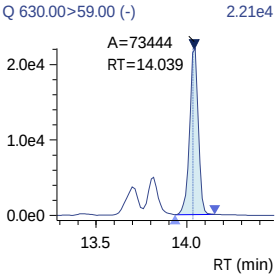

D5-EtFOSAm
Conc. 2.5924

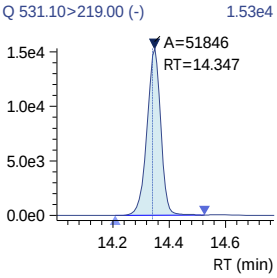

D5-EtFOSAm_IS
Conc. 2.5000

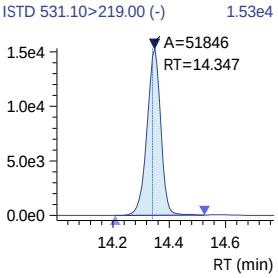

EtFOSAm
Conc. 5.2764
R#1 131.98 (165.52)
R#2 131.98 (165.52)

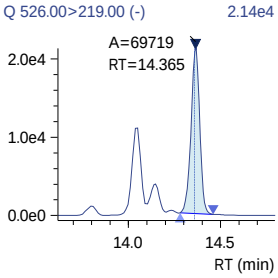

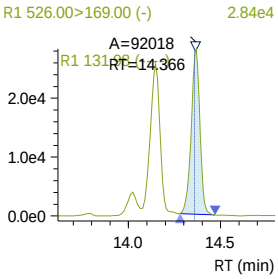

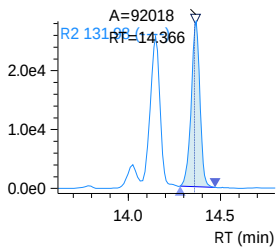

PFODA
Conc. 4.2458
R#1 33.36 (33.10)
R#2 33.36 (33.10)

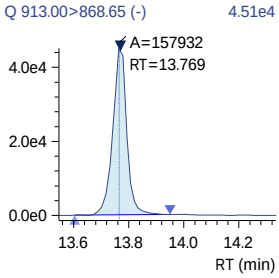

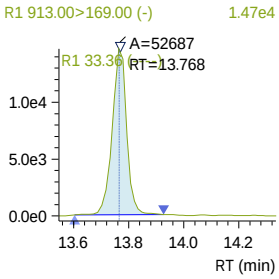

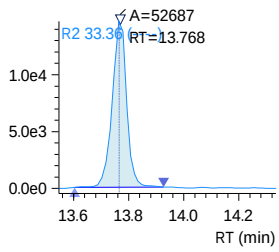

Insight Report
Ion Ratio Confirmation
Printed 3/18/2024 12:11:29

240315_022

Sample ID: 1633 ICAL 10.0PPB
Date Acquired: 3/15/2024 10:19:24 PM
Acquired by: System Administrator
Data File: 240315_022
Vial: 7 | Inj. Volume: 10.0000uL | Tray: 1

Name	m/z	Ref 1 m/z	Area	Ref 1 Measured	Ref 1 Actual Ratio	Ref 1 Set Ratio	Ref 2 Measured	Ref 2 Actual Ratio	Ref 2 Set Ratio	Flag ID
13C4-PFBA	216.80>171.90	----	904584	----	----	----	----	----	----	
13C4-PFBA_IS	216.80>171.90	----	904584	----	----	----	----	----	----	
13C3-PFBA_IS	216.00>172.00	----	460586	----	----	----	----	----	----	
PFBA	212.80>169.05	----	1019874	----	----	----	----	----	----	
PFMPA	229.00>84.90	----	745963	----	----	----	----	----	----	
3_3 FTCA	241.00>177.10	241.00>117.00	300400	402403	133.96	136.14	402403	133.96	136.14	
13C5-PFPeA	268.30>223.00	----	250833	----	----	----	----	----	----	
13C5-PFPeA_IS	268.30>223.00	----	250833	----	----	----	----	----	----	
PFPeA	263.00>219.00	----	1734368	----	----	----	----	----	----	
PFMBA	279.00>84.95	----	1130524	----	----	----	----	----	----	
13C2-4_2 FTS	329.10>80.90	----	81472	----	----	----	----	----	----	
13C2-4_2 FTS_IS	329.10>80.90	----	81472	----	----	----	----	----	----	
4_2 FTS	327.10>307.00	327.10>80.90	451471	140963	31.22	33.08	140963	31.22	33.08	
13C3-PFBS_IS	302.10>79.90	----	181105	----	----	----	----	----	----	
PFBS	298.70>79.90	298.70>98.80	917611	423685	46.17	46.53	423685	46.17	46.53	
13C3-PFBS	302.10>79.90	----	181105	----	----	----	----	----	----	
NFDHA	295.00>201.00	295.00>84.90	1202742	427301	35.53	36.44	427301	35.53	36.44	
13C5-PFHxA	318.00>273.00	----	366427	----	----	----	----	----	----	
13C5-PFHxA_IS	318.00>273.00	----	366427	----	----	----	----	----	----	
13C2-PFHxA_IS	315.10>270.00	----	455508	----	----	----	----	----	----	
PFHxA	313.00>269.00	----	1516202	----	----	----	----	----	----	
PFEESA	314.80>135.00	314.80>82.90	4375742	242207	5.54	5.25	242207	5.54	5.25	
13C3-HFPO-DA	286.90>168.90	----	589976	----	----	----	----	----	----	
13C3-HFPO-DA_IS	286.90>168.90	----	589976	----	----	----	----	----	----	
HFPO-DA	284.90>168.90	284.90>184.90	667648	418378	62.66	62.57	418378	62.66	62.57	
5_3 FTCA	341.00>237.05	341.00>217.00	888000	1333684	150.19	154.88	1333684	150.19	154.88	
PFPeS	349.10>79.90	349.10>98.80	643223	353067	54.89	54.44	353067	54.89	54.44	
13C4-PFHpA	367.10>322.00	----	500551	----	----	----	----	----	----	
13C4-PFHpA_IS	367.10>322.00	----	500551	----	----	----	----	----	----	
PFHpA	363.10>319.00	363.10>169.00	1790370	394915	22.06	23.39	394915	22.06	23.39	
DONA	376.90>250.90	376.90>84.80	2490876	702985	28.22	30.39	702985	28.22	30.39	
13C2-6_2 FTS_IS	429.10>80.90	----	64412	----	----	----	----	----	----	
13C2-6_2 FTS	429.10>80.90	----	64412	----	----	----	----	----	----	
6_2 FTS	427.10>407.00	427.10>80.90	279812	114396	40.88	44.48	114396	40.88	44.48	
13C4-PFOA_IS	417.10>172.00	----	26346	----	----	----	----	----	----	
13C8-PFOA_IS	421.10>376.00	----	376017	----	----	----	----	----	----	

J:\LCMS08\Data\240315_1633_Curve\240315_1633_Curve.damlp .

Ref 1 Set Ratio assigned from calibration mid-point; Ref 2 Set Ratio assigned from opening calibration verification.
IRr - Ion ratio outside either set of criteria. Exceedances for reported detections to be "I" flagged in the analytical report.

240315_022 (continued)

(Table continued from previous page)

Name	m/z	Ref 1 m/z	Area	Ref 1 Measured	Ref 1 Actual Ratio	Ref 1 Set Ratio	Ref 2 Measured	Ref 2 Actual Ratio	Ref 2 Set Ratio	Flag ID
13C8-PFOA	421.10>376.00	----	376017	----	----	----	----	----	----	
PFOA	413.00>369.00	413.00>169.00	1409221	351761	24.96	24.47	351761	24.96	24.47	
13C3-PFHxS	402.10>79.90	----	118339	----	----	----	----	----	----	
13C3-PFHxS_IS	402.10>79.90	----	118339	----	----	----	----	----	----	
PFHxS	398.70>79.90	398.70>98.90	615606	370471	60.18	57.29	370471	60.18	57.29	
18O2-PFHxS_IS	403.00>83.90	----	117728	----	----	----	----	----	----	
13C9-PFNA_IS	472.10>427.00	----	187511	----	----	----	----	----	----	
13C9-PFNA	472.10>427.00	----	187511	----	----	----	----	----	----	
13C5-PFNA_IS	468.00>423.00	----	163640	----	----	----	----	----	----	
PFNA	463.00>419.00	463.00>219.00	1164081	240400	20.65	20.36	240400	20.65	20.36	
PFHpS	449.00>79.90	449.00>98.80	501291	250359	49.94	46.70	250359	49.94	46.70	
7_3 FTCA	441.00>317.00	441.00>336.90	1317338	1736566	131.82	132.28	1736566	131.82	132.28	
13C2-8_2-FTS	529.10>80.90	----	43828	----	----	----	----	----	----	
13C2-8_2-FTS_IS	529.10>80.90	----	43828	----	----	----	----	----	----	
8_2 FTS	527.10>506.95	527.10>80.80	170866	74322	43.50	45.91	74322	43.50	45.91	
13C6-PFDA_IS	519.10>474.10	----	105385	----	----	----	----	----	----	
13C6-PFDA	519.10>474.10	----	105385	----	----	----	----	----	----	
13C2-PFDA_IS	515.10>470.10	----	88658	----	----	----	----	----	----	
PFDA	512.90>469.00	512.90>219.00	848325	151684	17.88	17.64	151684	17.88	17.64	
D3-NMeFOSAA_IS	573.20>419.00	----	153091	----	----	----	----	----	----	
D3-NMeFOSAA	573.20>419.00	----	153091	----	----	----	----	----	----	
13C8-PFOS_IS	507.10>98.90	----	42832	----	----	----	----	----	----	
13C8-PFOS	507.10>98.90	----	42832	----	----	----	----	----	----	
13C4-PFOS_IS	502.80>79.90	----	124551	----	----	----	----	----	----	
PFOS	498.90>79.90	498.90>98.80	394595	192974	48.90	45.06	192974	48.90	45.06	
NMeFOSAA	570.10>419.00	570.10>483.00	302352	180617	59.74	67.10	180617	59.74	67.10	
D5-NEtFOSAA_IS	589.20>419.00	----	123230	----	----	----	----	----	----	
D5-NEtFOSAA	589.20>419.00	----	123230	----	----	----	----	----	----	
NEtFOSAA	584.20>419.10	584.20>526.00	222088	190610	85.83	89.53	190610	85.83	89.53	
9-Cl-PF3ONS	530.80>351.00	532.80>353.00	2917881	925340	31.71	31.69	925340	31.71	31.69	
PFUnDA	563.10>519.00	563.10>269.10	960092	107501	11.20	10.96	107501	11.20	10.96	
13C7-PFUnDA_IS	570.00>525.10	----	110487	----	----	----	----	----	----	
13C7-PFUnDA	570.00>525.10	----	110487	----	----	----	----	----	----	
PFNS	548.80>79.90	548.80>98.80	352477	220996	62.70	56.91	220996	62.70	56.91	
10_2 FTS	626.80>607.05	626.80>81.00	147288	50318	34.16	32.29	50318	34.16	32.29	
13C2-PFDOA_IS	615.10>570.00	----	129410	----	----	----	----	----	----	
13C2-PFDOA	615.10>570.00	----	129410	----	----	----	----	----	----	
PFDOA	613.10>569.00	613.10>319.00	687596	79059	11.50	11.14	79059	11.50	11.14	
PFDS	599.00>79.90	599.00>98.80	322428	194768	60.41	58.01	194768	60.41	58.01	
PFTrDA	663.00>619.00	663.00>168.90	845107	130582	15.45	16.67	130582	15.45	16.67	

Ref 1 Set Ratio assigned from calibration mid-point; Ref 2 Set Ratio assigned from opening calibration verification.
IRr - Ion ratio outside either set of criteria. Exceedances for reported detections to be "I" flagged in the analytical report.



Insight Report
Ion Ratio Confirmation
Printed 3/18/2024 12:11:29

240315_022 (continued)

(Table continued from previous page)

Name	m/z	Ref 1 m/z	Area	Ref 1 Measured	Ref 1 Actual Ratio	Ref 1 Set Ratio	Ref 2 Measured	Ref 2 Actual Ratio	Ref 2 Set Ratio	Flag ID
11-Cl-PF3OUdS	630.90>451.00	632.90>452.90	1469286	489167	33.29	35.04	489167	33.29	35.04	
PFOSAm	498.10>77.90	----	1007914	----	----	----	----	----	----	
13C8-PFOSAm	506.10>77.80	----	112984	----	----	----	----	----	----	
13C8-PFOSAm_IS	506.10>77.80	----	112984	----	----	----	----	----	----	
PFTDA	713.10>669.00	713.10>168.90	530329	93603	17.65	17.09	93603	17.65	17.09	
13C2-PFTDA	715.20>670.00	----	81976	----	----	----	----	----	----	
13C2-PFTDA_IS	715.20>670.00	----	81976	----	----	----	----	----	----	
PFDoS	699.10>79.90	699.10>98.80	190934	128429	67.26	61.23	128429	67.26	61.23	
D7-MeFOSE_IS	623.20>58.90	----	350347	----	----	----	----	----	----	
D7-MeFOSE	623.20>58.90	----	350347	----	----	----	----	----	----	
MeFOSE	616.10>59.00	----	214207	----	----	----	----	----	----	
13C2-PFHXDA_IS	815.00>770.05	----	164407	----	----	----	----	----	----	
13C2-PFHXDA	815.00>770.05	----	164407	----	----	----	----	----	----	
PFHXDA	813.00>768.95	813.00>218.95	1039049	116072	11.17	10.78	116072	11.17	10.78	
D3-MeFOSA	515.00>219.00	----	31648	----	----	----	----	----	----	
D3-MeFOSA_IS	515.00>219.00	----	31648	----	----	----	----	----	----	
MeFOSA	511.90>219.00	511.90>169.00	202281	295184	145.93	156.31	295184	145.93	156.31	
D9-EtFOSE_IS	639.20>58.90	----	396076	----	----	----	----	----	----	
D9-EtFOSE	639.20>58.90	----	396076	----	----	----	----	----	----	
EtFOSE	630.00>59.00	----	201543	----	----	----	----	----	----	
D5-EtFOSAm	531.10>219.00	----	48793	----	----	----	----	----	----	
D5-EtFOSAm_IS	531.10>219.00	----	48793	----	----	----	----	----	----	
EtFOSAm	526.00>219.00	526.00>169.00	227481	386624	169.96	177.75	386624	169.96	177.75	
PFODA	913.00>868.65	913.00>169.00	336082	109106	32.46	31.66	109106	32.46	31.66	

J:\LCMS08\Data\240315_1633_Curve\240315_1633_Curve.damlp .

Ref 1 Set Ratio assigned from calibration mid-point; Ref 2 Set Ratio assigned from opening calibration verification.
IRr - Ion ratio outside either set of criteria. Exceedances for reported detections to be "I" flagged in the analytical report.

Insight Report
Quantitation/Integration
Printed 3/18/2024 12:10:31

240315_022

Sample ID: 1633 ICAL 10.0PPB
Date Acquired: 3/15/2024 10:19:24 PM
Acquired by: System Administrator
Data File: 240315_022
Vial: 7 | Inj. Volume: 10.0000uL | Tray: 1

Name	Mode ID	Found RT	RT Diff	ISTD RT Diff	Area	ISTD Area	ISTD Name	Std. Conc.	Conc.	Unit	Flag ID
13C4-PFBA	Auto	1.331	-0.009	-0.002	904584	460586	13C3-PFBA_IS	10.0000	9.9580	ng/mL	
13C4-PFBA_IS	Auto	1.331	-0.009	----	904584	904584	----	10.0000	10.0000	ng/mL	
13C3-PFBA_IS	Auto	1.333	-0.006	----	460586	460586	----	5.0000	5.0000	ng/mL	
PFBA	Auto	1.334	-0.008	0.003	1019874	904584	13C4-PFBA_IS	10.0000	9.9172	ng/mL	
PFMPA	Auto	2.366	-0.002	-1.094	745963	250833	13C5-PFPeA_IS	10.0000	9.5803	ng/mL	
3_3 FTCA	Auto	2.968	0.002	-0.492	300400	250833	13C5-PFPeA_IS	80.0000	79.2156	ng/mL	
13C5-PFPeA	Auto	3.460	0.003	-1.493	250833	455508	13C2-PFHxA_IS	5.0000	4.9491	ng/mL	
13C5-PFPeA_IS	Auto	3.460	0.003	----	250833	250833	----	5.0000	5.0000	ng/mL	
PFPeA	Auto	3.463	0.003	0.003	1734368	250833	13C5-PFPeA_IS	10.0000	9.6595	ng/mL	
PFMBA	Auto	3.990	0.006	0.530	1130524	250833	13C5-PFPeA_IS	10.0000	9.6734	ng/mL	
13C2-4_2 FTS	Auto	4.644	0.008	-2.423	81472	117728	18O2-PFHxS_IS	5.0000	4.9288	ng/mL	
13C2-4_2 FTS_IS	Auto	4.644	0.008	----	81472	81472	----	5.0000	5.0000	ng/mL	
4_2 FTS	Auto	4.644	0.007	0.000	451471	81472	13C2-4_2 FTS_IS	9.4000	9.7460	ng/mL	
13C3-PFBS_IS	Auto	4.611	0.006	----	181105	181105	----	2.5000	2.5000	ng/mL	
PFBS	Auto	4.611	0.006	0.000	917611	181105	13C3-PFBS_IS	8.9000	8.7148	ng/mL	
13C3-PFBS	Auto	4.611	0.006	-2.456	181105	117728	18O2-PFHxS_IS	2.5000	2.5241	ng/mL	
NFDHA	Auto	4.808	0.007	-0.144	1202742	366427	13C5-PFHxA_IS	10.0000	10.0336	ng/mL	
13C5-PFHxA	Auto	4.952	0.007	-0.001	366427	455508	13C2-PFHxA_IS	2.5000	2.4597	ng/mL	
13C5-PFHxA_IS	Auto	4.952	0.007	----	366427	366427	----	2.5000	2.5000	ng/mL	
13C2-PFHxA_IS	Auto	4.953	0.007	----	455508	455508	----	2.5000	2.5000	ng/mL	
PFHxA	Auto	4.954	0.007	0.002	1516202	366427	13C5-PFHxA_IS	10.0000	9.9751	ng/mL	
PFEESA	Auto	5.282	0.006	0.330	4375742	366427	13C5-PFHxA_IS	8.9000	8.6045	ng/mL	
13C3-HFPO-DA	Auto	5.424	0.007	0.471	589976	455508	13C2-PFHxA_IS	10.0000	9.8943	ng/mL	
13C3-HFPO-DA_IS	Auto	5.424	0.007	----	589976	589976	----	10.0000	10.0000	ng/mL	
HFPO-DA	Auto	5.426	0.007	0.002	667648	589976	13C3-HFPO-DA_IS	10.0000	9.9548	ng/mL	
5_3 FTCA	Auto	5.869	0.008	0.917	888000	366427	13C5-PFHxA_IS	80.0000	81.5291	ng/mL	
PFPeS	Auto	5.993	0.007	-1.074	643223	118339	13C3-PFHxS_IS	9.4000	9.5877	ng/mL	
13C4-PFHpA	Auto	6.142	0.010	1.189	500551	455508	13C2-PFHxA_IS	2.5000	2.4305	ng/mL	
13C4-PFHpA_IS	Auto	6.142	0.010	----	500551	500551	----	2.5000	2.5000	ng/mL	
PFHpA	Auto	6.144	0.010	0.002	1790370	500551	13C4-PFHpA_IS	10.0000	9.8228	ng/mL	
DONA	Auto	6.506	0.010	1.082	2490876	589976	13C3-HFPO-DA_IS	9.5000	9.2985	ng/mL	
13C2-6_2 FTS_IS	Auto	6.792	0.012	----	64412	64412	----	5.0000	5.0000	ng/mL	
13C2-6_2 FTS	Auto	6.792	0.012	-0.275	64412	117728	18O2-PFHxS_IS	5.0000	4.8346	ng/mL	
6_2 FTS	Auto	6.791	0.010	-0.001	279812	64412	13C2-6_2 FTS_IS	9.5000	9.3924	ng/mL	
13C4-PFOA_IS	Auto	7.099	0.010	----	26346	26346	----	2.5000	2.5000	ng/mL	
13C8-PFOA_IS	Auto	7.098	0.009	----	376017	376017	----	2.5000	2.5000	ng/mL	
13C8-PFOA	Auto	7.098	0.009	-0.001	376017	26346	13C4-PFOA_IS	2.5000	2.3174	ng/mL	
PFOA	Auto	7.100	0.009	0.002	1409221	376017	13C8-PFOA_IS	10.0000	9.9306	ng/mL	
13C3-PFHxS	Auto	7.067	0.010	0.000	118339	117728	18O2-PFHxS_IS	2.5000	2.3977	ng/mL	
13C3-PFHxS_IS	Auto	7.067	0.010	----	118339	118339	----	2.5000	2.5000	ng/mL	
PFHxS	Auto	7.068	0.009	0.001	615606	118339	13C3-PFHxS_IS	9.1000	9.5335	ng/mL	
18O2-PFHxS_IS	Auto	7.067	0.009	----	117728	117728	----	2.5000	2.5000	ng/mL	
13C9-PFNA_IS	Auto	7.943	0.003	----	187511	187511	----	1.2500	1.2500	ng/mL	
13C9-PFNA	Auto	7.943	0.003	0.000	187511	163640	13C5-PFNA_IS	1.2500	1.2681	ng/mL	
13C5-PFNA_IS	Auto	7.943	0.003	----	163640	163640	----	1.2500	1.2500	ng/mL	
PFNA	Auto	7.944	0.003	0.001	1164081	187511	13C9-PFNA_IS	10.0000	9.5171	ng/mL	
PFHpS	Auto	7.986	0.003	-0.809	501291	42832	13C8-PFOS_IS	9.5000	9.1859	ng/mL	
7_3 FTCA	Auto	7.925	0.004	2.973	1317338	366427	13C5-PFHxA_IS	80.0000	83.0494	ng/mL	
13C2-8_2-FTS	Auto	8.400	0.000	1.333	43828	117728	18O2-PFHxS_IS	5.0000	5.1356	ng/mL	
13C2-8_2-FTS_IS	Auto	8.400	0.000	----	43828	43828	----	5.0000	5.0000	ng/mL	
8_2 FTS	M	8.400	0.001	0.000	170866	43828	13C2-8_2-FTS_IS	9.6000	8.9378	ng/mL	
13C6-PFDA_IS	Auto	8.704	-0.001	----	105385	105385	----	1.2500	1.2500	ng/mL	
13C6-PFDA	Auto	8.704	-0.001	0.000	105385	88658	13C2-PFDA_IS	1.2500	1.2698	ng/mL	

J:\LCMS08\Data\240315_1633_Curve\240315_1633_Curve.damlp .

SN - Software-calculated S/N ratio outside criteria due to non-target peaks or drift in noise calculation window. Analyst review of noise levels (excluding non-target peaks) in chromatogram indicates S/N ratio meets criteria.

240315_022 (continued)

(Table continued from previous page)

Name	Mode ID	Found RT	RT Diff	ISTD RT Diff	Area	ISTD Area	ISTD Name	Std. Conc.	Conc.	Unit	Flag ID
13C2-PFDA_IS	Auto	8.704	-0.001	----	88658	88658	----	1.2500	1.2500	ng/mL	
PFDA	Auto	8.705	-0.002	0.001	848325	105385	13C6-PFDA_IS	10.0000	9.9032	ng/mL	
D3-NMeFOSAA_IS	Auto	8.837	-0.001	----	153091	153091	----	5.0000	5.0000	ng/mL	
D3-NMeFOSAA	Auto	8.837	-0.001	0.042	153091	124551	13C4-PFOS_IS	5.0000	5.0810	ng/mL	
13C8-PFOS_IS	Auto	8.795	-0.001	----	42832	42832	----	2.5000	2.5000	ng/mL	
13C8-PFOS	Auto	8.795	-0.001	0.000	42832	124551	13C4-PFOS_IS	2.5000	2.4563	ng/mL	
13C4-PFOS_IS	Auto	8.795	-0.001	----	124551	124551	----	2.5000	2.5000	ng/mL	
PFOS	M	8.796	-0.001	0.001	394595	42832	13C8-PFOS_IS	9.3000	8.6249	ng/mL	
NMeFOSAA	M	8.843	0.000	0.006	302352	153091	D3-NMeFOSAA_IS	10.0000	10.0935	ng/mL	
D5-NEtFOSAA_IS	Auto	9.168	-0.002	----	123230	123230	----	5.0000	5.0000	ng/mL	
D5-NEtFOSAA	Auto	9.168	-0.002	0.373	123230	124551	13C4-PFOS_IS	5.0000	5.5823	ng/mL	
NEtFOSAA	M	9.175	-0.003	0.007	222088	123230	D5-NEtFOSAA_IS	10.0000	9.3149	ng/mL	
9-Cl-PF3ONS	Auto	9.359	-0.003	3.935	2917881	589976	13C3-HFPO-DA_IS	9.3000	9.0324	ng/mL	
PFUnDA	Auto	9.430	-0.003	0.001	960092	110487	13C7-PFUnDA_IS	10.0000	10.1176	ng/mL	
13C7-PFUnDA_IS	Auto	9.429	-0.002	----	110487	110487	----	1.2500	1.2500	ng/mL	
13C7-PFUnDA	Auto	9.429	-0.002	0.725	110487	88658	13C2-PFDA_IS	1.2500	1.3500	ng/mL	
PFNS	Auto	9.556	-0.004	0.761	352477	42832	13C8-PFOS_IS	9.6000	9.2205	ng/mL	
10_2 FTS	Auto	9.804	-0.004	1.404	147288	43828	13C2-8_2-FTS_IS	9.6000	9.0386	ng/mL	
13C2-PFDOA_IS	Auto	10.111	-0.007	----	129410	129410	----	1.2500	1.2500	ng/mL	
13C2-PFDOA	Auto	10.111	-0.007	1.407	129410	88658	13C2-PFDA_IS	1.2500	1.3596	ng/mL	
PFDOA	Auto	10.113	-0.005	0.002	687596	129410	13C2-PFDOA_IS	10.0000	9.8790	ng/mL	
PFDS	Auto	10.267	-0.006	1.472	322428	42832	13C8-PFOS_IS	9.7000	9.5731	ng/mL	
PFTrDA	Auto	10.772	-0.004	-0.638	845107	81976	13C2-PFTDA_IS	10.0000	10.5309	ng/mL	
11-Cl-PF3OUdS	Auto	10.779	-0.003	5.355	1469286	589976	13C3-HFPO-DA_IS	9.4000	9.9587	ng/mL	
PFOSAm	M	11.125	0.002	-0.002	1007914	112984	13C8-PFOSAm_IS	20.0000	20.4386	ng/mL	
13C8-PFOSAm	Auto	11.127	0.002	2.332	112984	124551	13C4-PFOS_IS	2.5000	2.4122	ng/mL	
13C8-PFOSAm_IS	Auto	11.127	0.002	----	112984	112984	----	2.5000	2.5000	ng/mL	
PFTDA	Auto	11.411	0.001	0.001	530329	81976	13C2-PFTDA_IS	10.0000	9.3918	ng/mL	
13C2-PFTDA	Auto	11.410	0.001	2.706	81976	88658	13C2-PFDA_IS	1.2500	1.4264	ng/mL	
13C2-PFTDA_IS	Auto	11.410	0.001	----	81976	81976	----	1.2500	1.2500	ng/mL	
PFDoS	Auto	11.601	0.001	2.806	190934	42832	13C8-PFOS_IS	9.7000	9.3747	ng/mL	
D7-MeFOSE_IS	Auto	13.370	0.009	----	350347	350347	----	25.0000	25.0000	ng/mL	
D7-MeFOSE	Auto	13.370	0.009	4.575	350347	124551	13C4-PFOS_IS	25.0000	24.4467	ng/mL	
MeFOSE	M	13.408	0.010	0.038	214207	350347	D7-MeFOSE_IS	10.0000	10.3535	ng/mL	
13C2-PFHXDA_IS	Auto	12.631	0.003	----	164407	164407	----	2.5000	2.5000	ng/mL	
13C2-PFHXDA	Auto	12.631	0.003	3.927	164407	88658	13C2-PFDA_IS	2.5000	2.7821	ng/mL	
PFHXDA	Auto	12.633	0.003	0.002	1039049	164407	13C2-PFHXDA_IS	10.0000	10.3433	ng/mL	
D3-MeFOSA	Auto	13.675	0.011	4.880	31648	124551	13C4-PFOS_IS	2.5000	2.5968	ng/mL	
D3-MeFOSA_IS	Auto	13.675	0.011	----	31648	31648	----	2.5000	2.5000	ng/mL	
MeFOSA	M	13.683	0.010	0.008	202281	31648	D3-MeFOSA_IS	10.0000	9.9073	ng/mL	
D9-EtFOSE_IS	Auto	14.001	0.009	----	396076	396076	----	25.0000	25.0000	ng/mL	
D9-EtFOSE	Auto	14.001	0.009	5.206	396076	124551	13C4-PFOS_IS	25.0000	24.2104	ng/mL	
EtFOSE	M	14.044	0.012	0.043	201543	396076	D9-EtFOSE_IS	10.0000	10.0624	ng/mL	
D5-EtFOSAm	Auto	14.352	0.011	5.557	48793	124551	13C4-PFOS_IS	2.5000	2.5053	ng/mL	
D5-EtFOSAm_IS	Auto	14.352	0.011	----	48793	48793	----	2.5000	2.5000	ng/mL	
EtFOSAm	M	14.371	0.012	0.019	227481	48793	D5-EtFOSAm_IS	10.0000	9.4965	ng/mL	
PFODA	Auto	13.771	0.005	1.140	336082	164407	13C2-PFHXDA_IS	10.0000	10.5383	ng/mL	

SN - Software-calculated S/N ratio outside criteria due to non-target peaks or drift in noise calculation window. Analyst review of noise levels (excluding non-target peaks) in chromatogram indicates S/N ratio meets criteria.

240315_022 (continued)

13C4-PFBA
Conc. 9.9580
Q 216.80>171.90 (-) 1.38e5

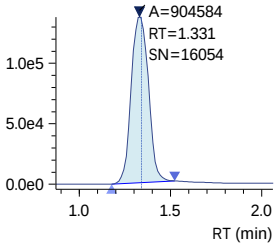

13C4-PFBA_IS
Conc. 10.0000
ISTD 216.80>171.90 (-) 1.38e5

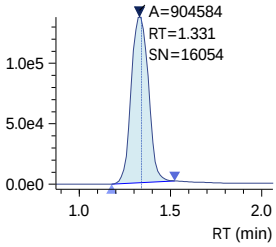

13C3-PFBA_IS
Conc. 5.0000
ISTD 216.00>172.00 (-) 6.95e4

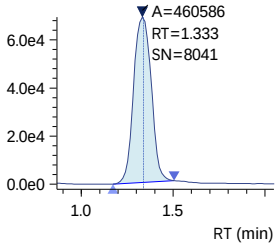

PFBA
Conc. 9.9172
Q 212.80>169.05 (-) 1.55e5

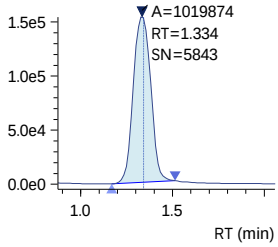

PFMPA
Conc. 9.5803
Q 229.00>84.90 (-) 1.29e5

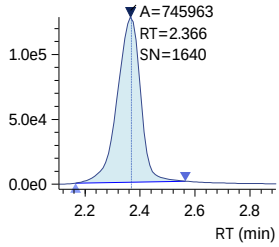

3_3 FTCA
Conc. 79.2156
R#1 133.96 (136.14)
R#2 133.96 (136.14)
Q 241.00>177.10 (-) 9.40e4

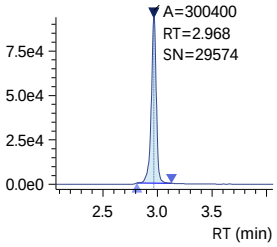

13C5-PFPeA
Conc. 4.9491
Q 268.30>223.00 (-) 6.58e4

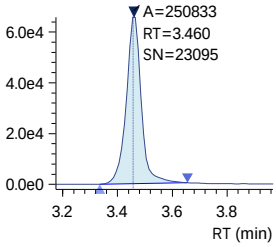

13C5-PFPeA_IS
Conc. 5.0000
ISTD 268.30>223.00 (-) 6.58e4

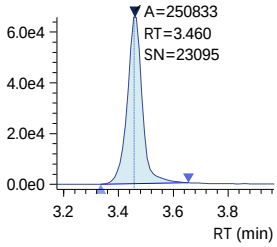

PFPeA
Conc. 9.6595
Q 263.00>219.00 (-) 4.66e5

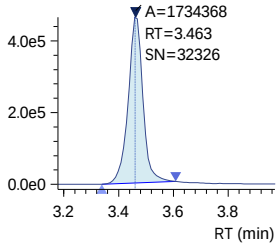

PFMBA
Conc. 9.6734
Q 279.00>84.95 (-) 3.26e5

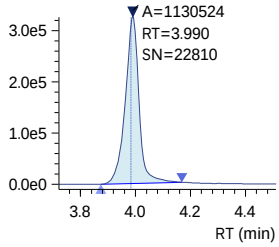

R1 241.00>117.00 (-) 1.24e5

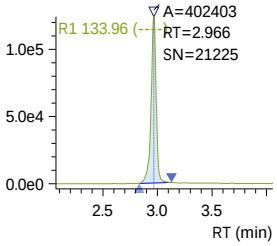

R2 241.00>117.00 (-) 1.24e5

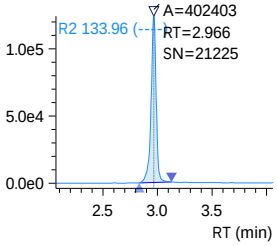

SN - Software-calculated S/N ratio outside criteria due to non-target peaks or drift in noise calculation window.
Analyst review of noise levels (excluding non-target peaks) in chromatogram indicates S/N ratio meets criteria.

240315_022 (continued)

13C2-4_2 FTS
Conc. 4.9288

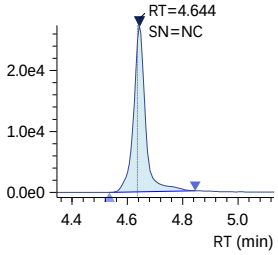

13C2-4_2 FTS_IS
Conc. 5.0000

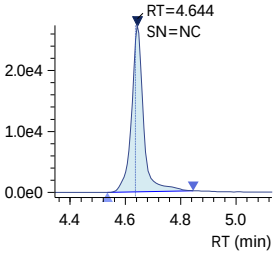

4_2 FTS
Conc. 9.7460
R#1 31.22 (33.08)
R#2 31.22 (33.08)

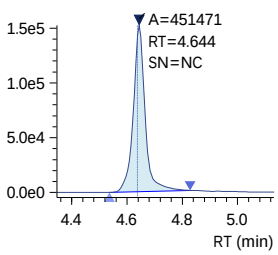

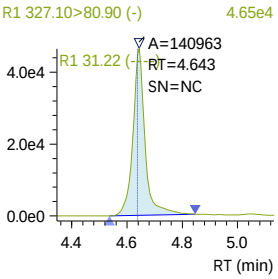

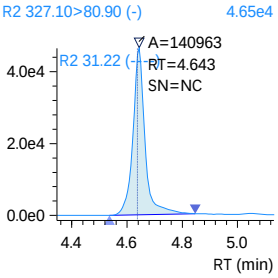

13C3-PFBS_IS
Conc. 2.5000

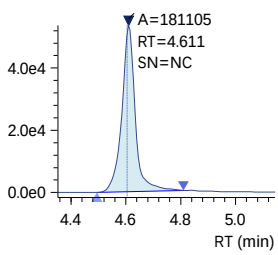

PFBS
Conc. 8.7148
R#1 46.17 (46.53)
R#2 46.17 (46.53)

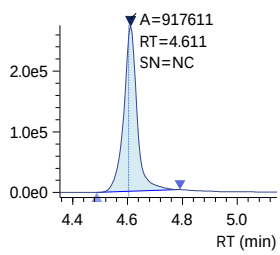

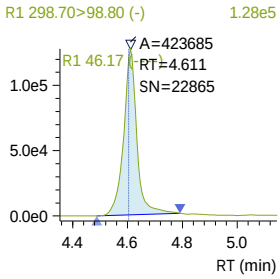

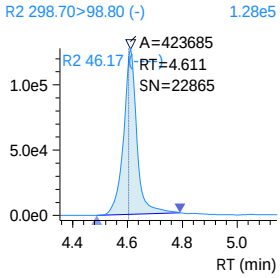

240315_022 (continued)

13C3-PFBS
Conc. 2.5241

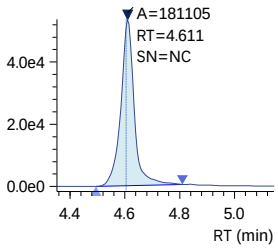

NFDHA
Conc. 10.0336
R#1 35.53 (36.44)
R#2 35.53 (36.44)

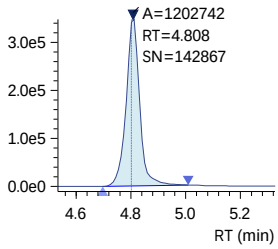

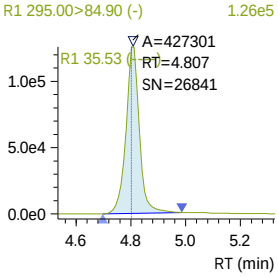

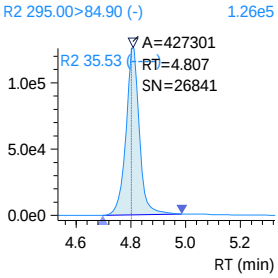

13C5-PFHxA
Conc. 2.4597

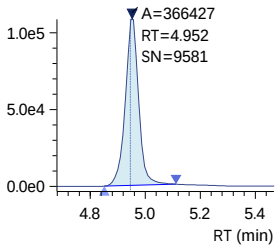

13C5-PFHxA_IS
Conc. 2.5000

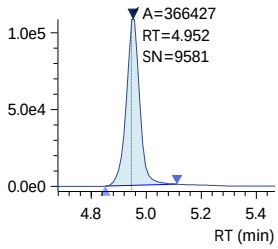

13C2-PFHxA_IS
Conc. 2.5000

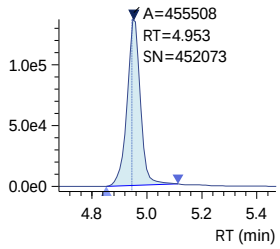

J:\LCMS08\Data\240315_1633_Curve\240315_1633_Curve.damlp .
SN - Software-calculated S/N ratio outside criteria due to non-target peaks or drift in noise calculation window.
Analyst review of noise levels (excluding non-target peaks) in chromatogram indicates S/N ratio meets criteria.

Insight Report
Quantitation/Integration
Printed 3/18/2024 12:10:31

240315_022 (continued)

PFHxA
Conc. 9.9751
Q 313.00>269.00 (-) 4.58e5

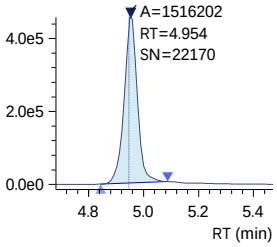

PFEESA
Conc. 8.6045
R#1 5.54 (5.25)
R#2 5.54 (5.25)
Q 314.80>135.00 (-) 1.21e6

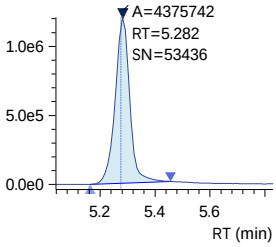

R1 314.80>82.90 (-) 6.58e4

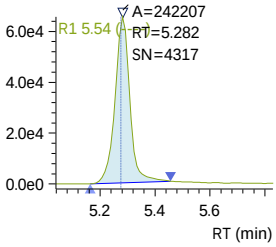

R2 314.80>82.90 (-) 6.58e4

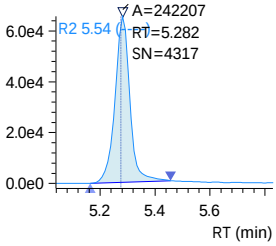

13C3-HFPO-DA
Conc. 9.8943
Q 286.90>168.90 (-) 1.82e5

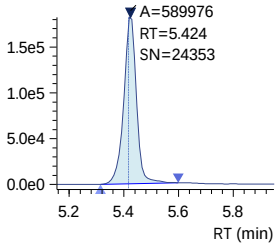

13C3-HFPO-DA_IS
Conc. 10.0000
ISTD 286.90>168.90 (-) 1.82e5

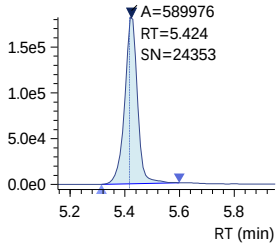

HFPO-DA
Conc. 9.9548
R#1 62.66 (62.57)
R#2 62.66 (62.57)
Q 284.90>168.90 (-) 2.06e5

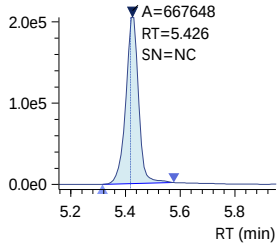

R1 284.90>184.90 (-) 1.31e5

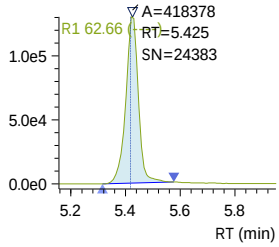

R2 284.90>184.90 (-) 1.31e5

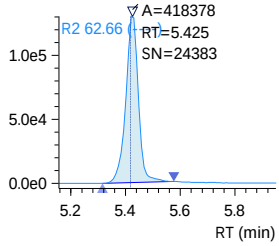

SN - Software-calculated S/N ratio outside criteria due to non-target peaks or drift in noise calculation window.
Analyst review of noise levels (excluding non-target peaks) in chromatogram indicates S/N ratio meets criteria.

240315_022 (continued)

5_3 FTCA
Conc. 81.5291
R#1 150.19 (154.88)
R#2 150.19 (154.88)
Q 341.00>237.05 (-) 3.12e5

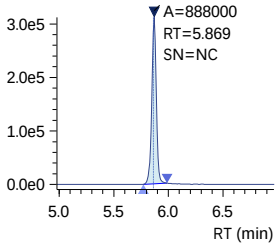

R1 341.00>217.00 (-) 4.72e5

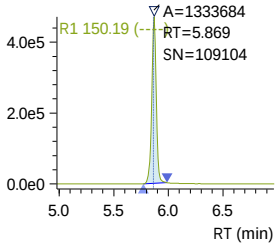

R2 341.00>217.00 (-) 4.72e5

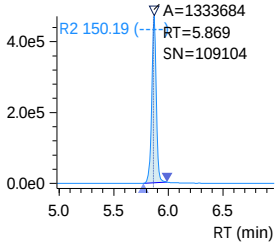

PFPeS
Conc. 9.5877
R#1 54.89 (54.44)
R#2 54.89 (54.44)
Q 349.10>79.90 (-) 2.14e5

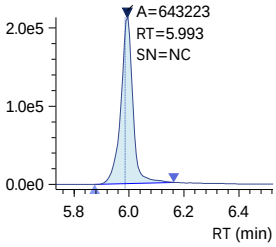

R1 349.10>98.80 (-) 1.20e5

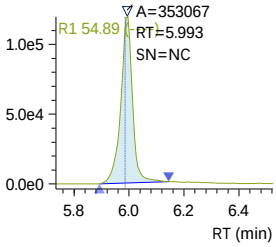

R2 349.10>98.80 (-) 1.20e5

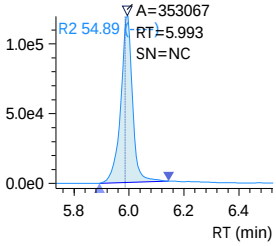

13C4-PFHpA
Conc. 2.4305
Q 367.10>322.00 (-) 1.81e5

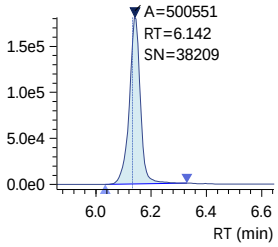

13C4-PFHpA_IS
Conc. 2.5000
ISTD 367.10>322.00 (-) 1.81e5

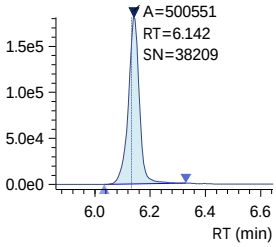

PFHpA
Conc. 9.8228
R#1 22.06 (23.39)
R#2 22.06 (23.39)
Q 363.10>319.00 (-) 6.51e5

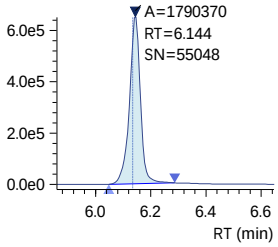

R1 363.10>169.00 (-) 1.45e5

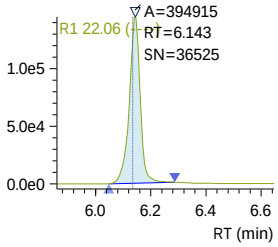

R2 363.10>169.00 (-) 1.45e5

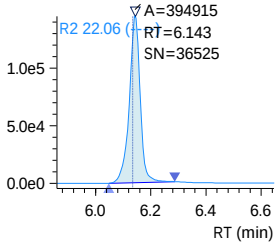

SN - Software-calculated S/N ratio outside criteria due to non-target peaks or drift in noise calculation window.
Analyst review of noise levels (excluding non-target peaks) in chromatogram indicates S/N ratio meets criteria.

240315_022 (continued)

DONA
Conc. 9.2985
R#1 28.22 (30.39)
R#2 28.22 (30.39)
Q 376.90>250.90 (-) 7.22e5

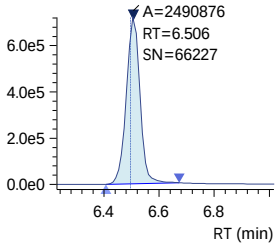

R1 376.90>84.80 (-) 2.04e5

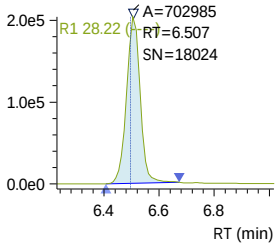

R2 376.90>84.80 (-) 2.04e5

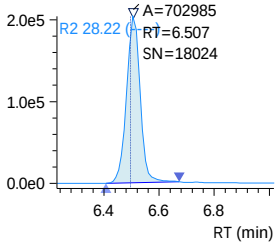

13C2-6_2 FTS_IS
Conc. 5.0000
ISTD 429.10>80.90 (-) 2.13e4

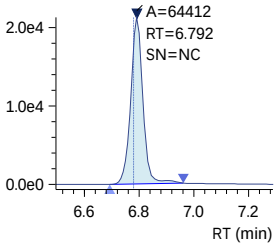

13C2-6_2 FTS
Conc. 4.8346
Q 429.10>80.90 (-) 2.13e4

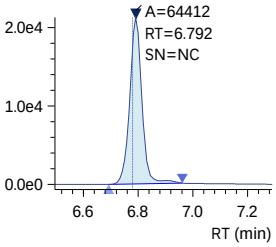

6_2 FTS
Conc. 9.3924
R#1 40.88 (44.48)
R#2 40.88 (44.48)
Q 427.10>407.00 (-) 9.32e4

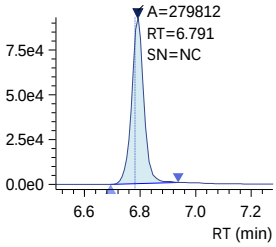

R1 427.10>80.90 (-) 3.84e4

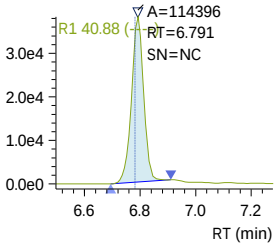

R2 427.10>80.90 (-) 3.84e4

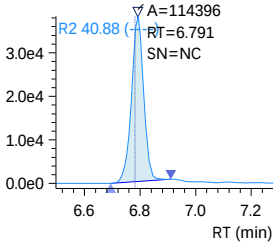

13C4-PFOA_IS
Conc. 2.5000
ISTD 417.10>172.00 (-) 7.79e3

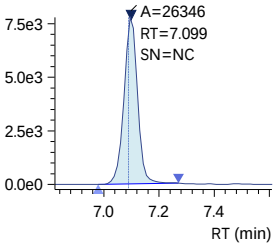

J:\LCMS08\Data\240315_1633_Curve\240315_1633_Curve.damlp .
SN - Software-calculated S/N ratio outside criteria due to non-target peaks or drift in noise calculation window.
Analyst review of noise levels (excluding non-target peaks) in chromatogram indicates S/N ratio meets criteria.

240315_022 (continued)

13C8-PFOA_IS
Conc. 2.5000

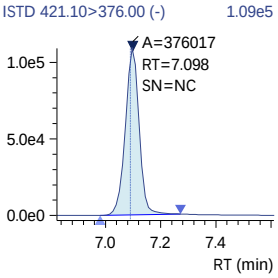

13C8-PFOA
Conc. 2.3174

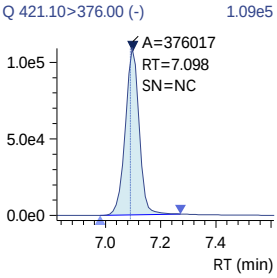

PFOA
Conc. 9.9306
R#1 24.96 (24.47)
R#2 24.96 (24.47)

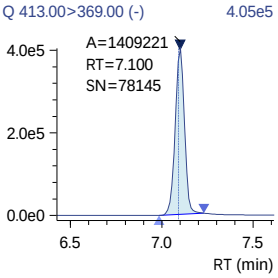

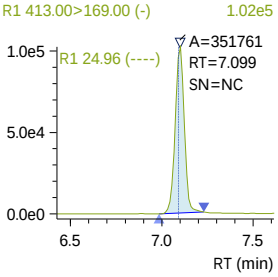

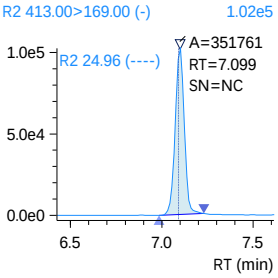

13C3-PFHxS
Conc. 2.3977

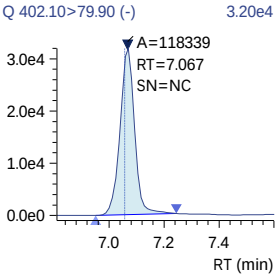

13C3-PFHxS_IS
Conc. 2.5000

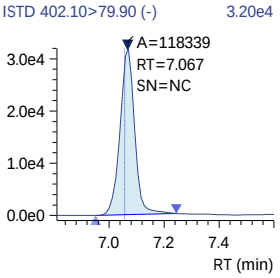

J:\LCMS08\Data\240315_1633_Curve\240315_1633_Curve.damlp .
SN - Software-calculated S/N ratio outside criteria due to non-target peaks or drift in noise calculation window.
Analyst review of noise levels (excluding non-target peaks) in chromatogram indicates S/N ratio meets criteria.

240315_022 (continued)

PFHxS
Conc. 9.5335
R#1 60.18 (57.29)
R#2 60.18 (57.29)
Q 398.70>79.90 (-) 1.34e5

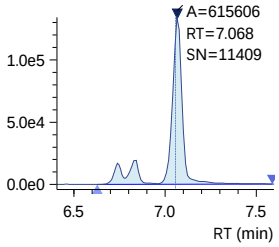

18O2-PFHxS_IS
Conc. 2.5000
ISTD 403.00>83.90 (-) 3.26e4

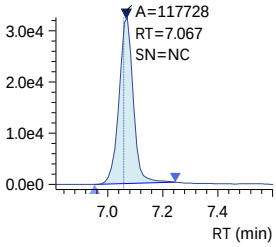

13C9-PFNA_IS
Conc. 1.2500
ISTD 472.10>427.00 (-) 7.06e4

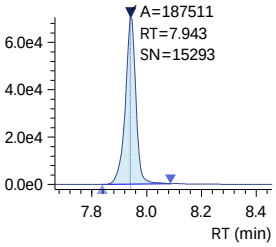

13C9-PFNA
Conc. 1.2681
Q 472.10>427.00 (-) 7.06e4

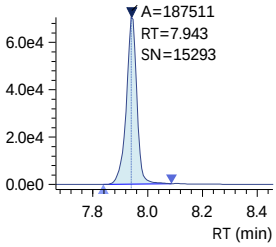

13C5-PFNA_IS
Conc. 1.2500
ISTD 468.00>423.00 (-) 6.20e4

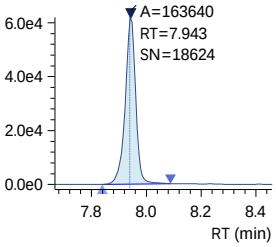

R1 398.70>98.90 (-) 7.78e4

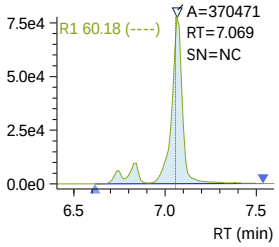

R2 398.70>98.90 (-) 7.78e4

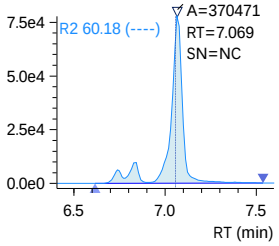

J:\LCMS08\Data\240315_1633_Curve\240315_1633_Curve.damlp .
SN - Software-calculated S/N ratio outside criteria due to non-target peaks or drift in noise calculation window.
Analyst review of noise levels (excluding non-target peaks) in chromatogram indicates S/N ratio meets criteria.

240315_022 (continued)

PFNA
Conc. 9.5171
R#1 20.65 (20.36)
R#2 20.65 (20.36)
Q 463.00>419.00 (-) 4.36e5

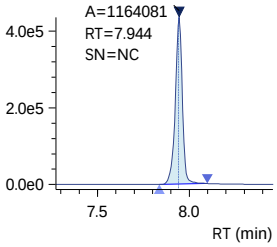

R1 463.00>219.00 (-) 8.97e4

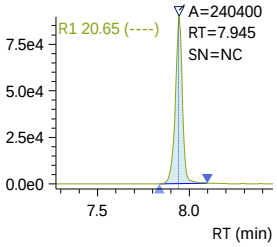

R2 463.00>219.00 (-) 8.97e4

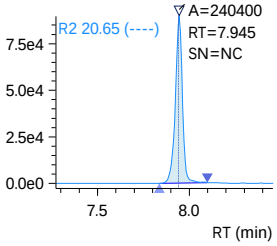

PFHpS
Conc. 9.1859
R#1 49.94 (46.70)
R#2 49.94 (46.70)
Q 449.00>79.90 (-) 1.86e5

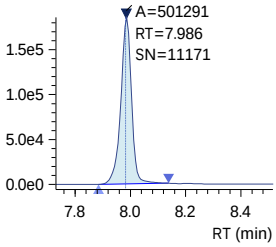

R1 449.00>98.80 (-) 9.11e4

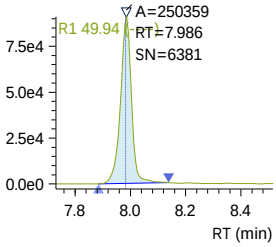

R2 449.00>98.80 (-) 9.11e4

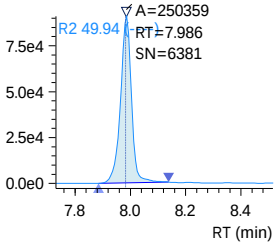

7_3 FTCA
Conc. 83.0494
R#1 131.82 (132.28)
R#2 131.82 (132.28)
Q 441.00>317.00 (-) 4.69e5

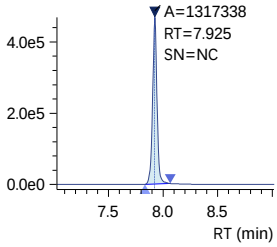

R1 441.00>336.90 (-) 6.13e5

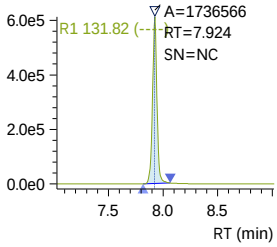

R2 441.00>336.90 (-) 6.13e5

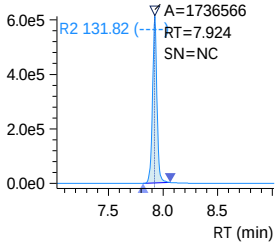

13C2-8_2-FTS
Conc. 5.1356
Q 529.10>80.90 (-) 1.42e4

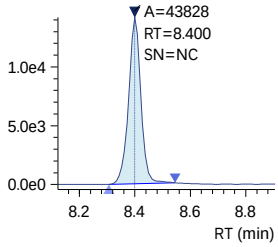

13C2-8_2-FTS_IS
Conc. 5.0000
ISTD 529.10>80.90 (-) 1.42e4

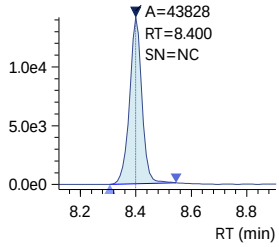

J:\LCMS08\Data\240315_1633_Curve\240315_1633_Curve.damlp .

SN - Software-calculated S/N ratio outside criteria due to non-target peaks or drift in noise calculation window.
Analyst review of noise levels (excluding non-target peaks) in chromatogram indicates S/N ratio meets criteria.

240315_022 (continued)

8_2 FTS
Conc. 8.9378
R#1 43.50 (45.91)
R#2 43.50 (45.91)
Q 527.10>506.95 (-) 5.42e4

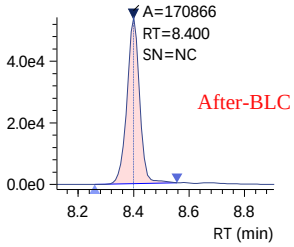

13C6-PFDA_IS
Conc. 1.2500
ISTD 519.10>474.10 (-) 2.95e4

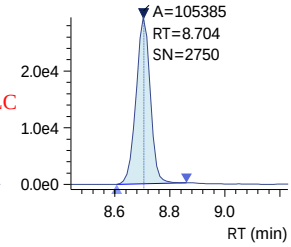

13C6-PFDA
Conc. 1.2698
Q 519.10>474.10 (-) 2.95e4

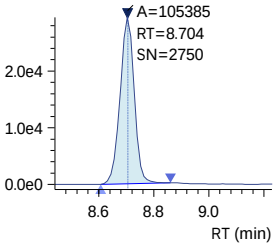

13C2-PFDA_IS
Conc. 1.2500
ISTD 515.10>470.10 (-) 2.49e4

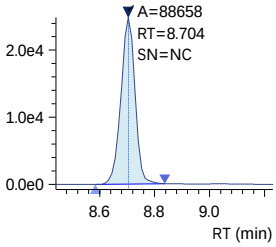

PFDA
Conc. 9.9032
R#1 17.88 (17.64)
R#2 17.88 (17.64)
Q 512.90>469.00 (-) 2.39e5

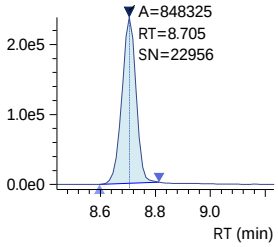

R1 527.10>80.80 (-) 2.39e4

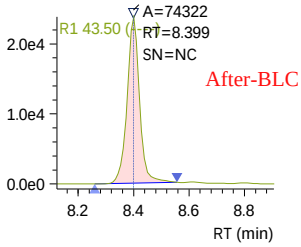

R1 512.90>219.00 (-) 4.23e4

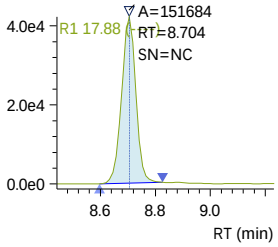

R2 527.10>80.80 (-) 2.39e4

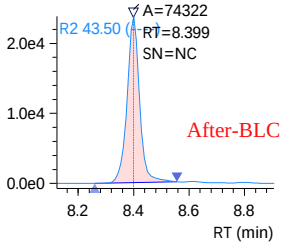

R2 512.90>219.00 (-) 4.23e4

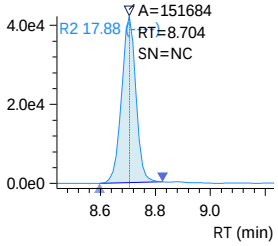

D3-NMeFOSAA_IS
Conc. 5.0000
ISTD 573.20>419.00 (-) 4.24e4

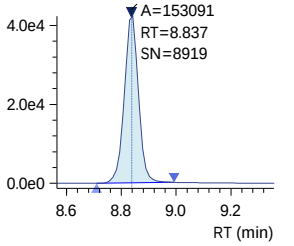

D3-NMeFOSAA
Conc. 5.0810
Q 573.20>419.00 (-) 4.24e4

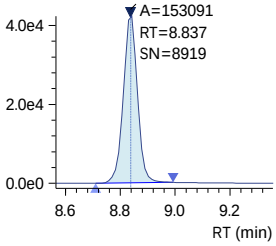

13C8-PFOS_IS
Conc. 2.5000
ISTD 507.10>98.90 (-) 1.22e4

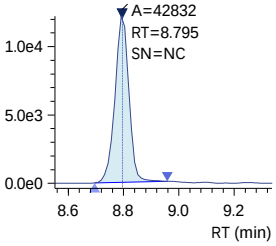

13C8-PFOS
Conc. 2.4563
Q 507.10>98.90 (-) 1.22e4

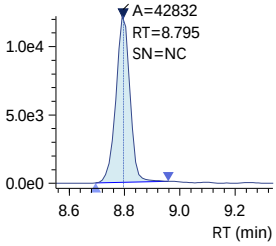

13C4-PFOS_IS
Conc. 2.5000
ISTD 502.80>79.90 (-) 3.46e4

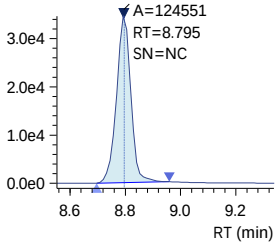

SN - Software-calculated S/N ratio outside criteria due to non-target peaks or drift in noise calculation window.
Analyst review of noise levels (excluding non-target peaks) in chromatogram indicates S/N ratio meets criteria.

Insight Report
Quantitation/Integration
Printed 3/18/2024 12:10:31

240315_022 (continued)

PFOS
Conc. 8.6249
R#1 48.90 (45.06)
R#2 48.90 (45.06)
Q 498.90>79.90 (-) 7.72e4

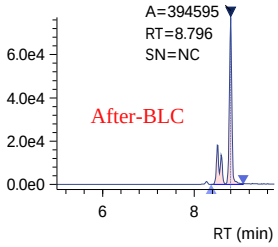

R1 498.90>98.80 (-) 4.32e4

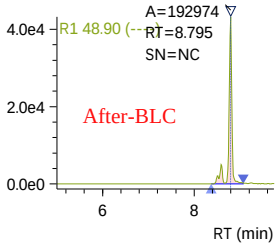

R2 498.90>98.80 (-) 4.32e4

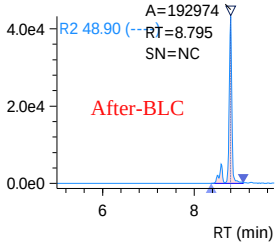

NMeFOSAA
Conc. 10.0935
R#1 59.74 (67.10)
R#2 59.74 (67.10)
Q 570.10>419.00 (-) 7.23e4

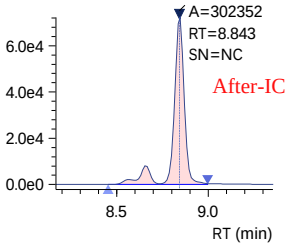

R1 570.10>483.00 (-) 3.87e4

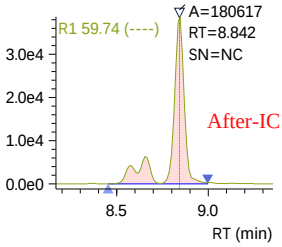

R2 570.10>483.00 (-) 3.87e4

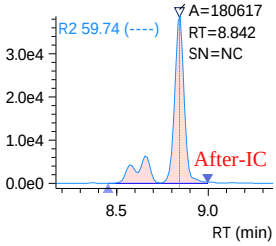

D5-NEtFOSAA_IS
Conc. 5.0000
ISTD 589.20>419.00 (-) 3.74e4

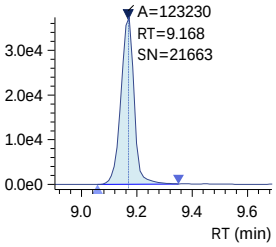

D5-NEtFOSAA
Conc. 5.5823
Q 589.20>419.00 (-) 3.74e4

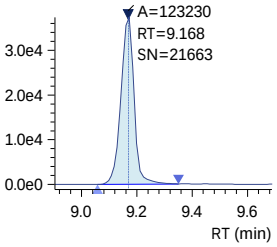

NEtFOSAA
Conc. 9.3149
R#1 85.83 (89.53)
R#2 85.83 (89.53)
Q 584.20>419.10 (-) 5.61e4

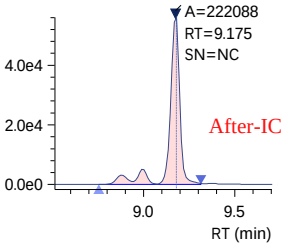

R1 584.20>526.00 (-) 4.56e4

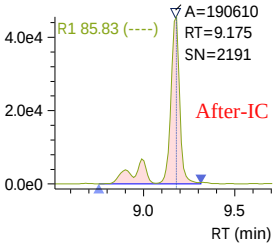

R2 584.20>526.00 (-) 4.56e4

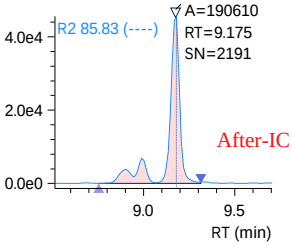

SN - Software-calculated S/N ratio outside criteria due to non-target peaks or drift in noise calculation window.
Analyst review of noise levels (excluding non-target peaks) in chromatogram indicates S/N ratio meets criteria.

240315_022 (continued)

9-Cl-PF3ONS
Conc. 9.0324
R#1 31.71 (31.69)
R#2 31.71 (31.69)
Q 530.80>351.00 (-) 9.51e5

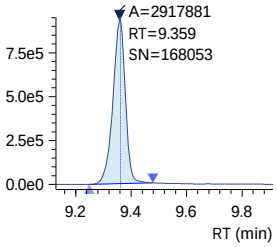

R1 532.80>353.00 (-) 3.00e5

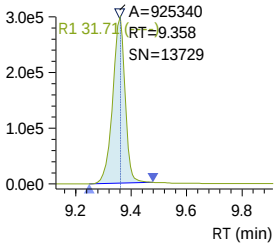

R2 532.80>353.00 (-) 3.00e5

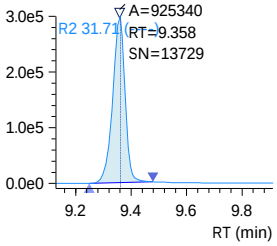

PFUnDA
Conc. 10.1176
R#1 11.20 (10.96)
R#2 11.20 (10.96)
Q 563.10>519.00 (-) 3.46e5

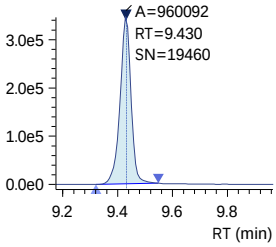

R1 563.10>269.10 (-) 3.81e4

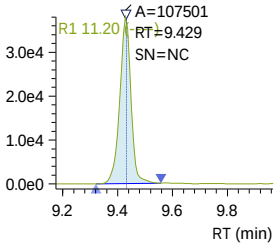

R2 563.10>269.10 (-) 3.81e4

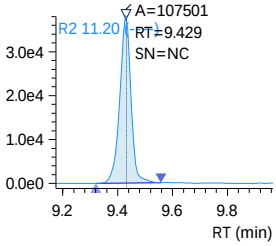

13C7-PFUnDA_IS
Conc. 1.2500
ISTD 570.00>525.10 (-) 3.90e4

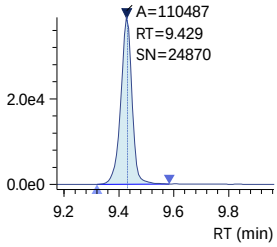

13C7-PFUnDA
Conc. 1.3500
Q 570.00>525.10 (-) 3.90e4

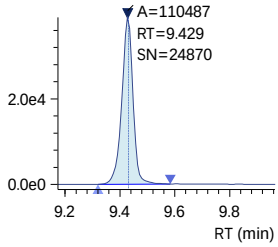

PFNS
Conc. 9.2205
R#1 62.70 (56.91)
R#2 62.70 (56.91)
Q 548.80>79.90 (-) 1.20e5

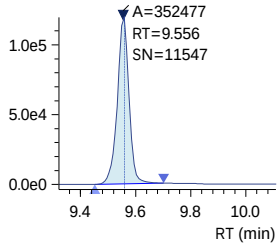

R1 548.80>98.80 (-) 7.53e4

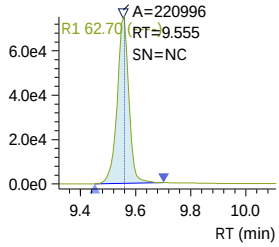

R2 548.80>98.80 (-) 7.53e4

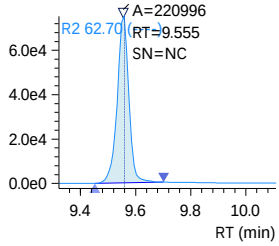

SN - Software-calculated S/N ratio outside criteria due to non-target peaks or drift in noise calculation window.
Analyst review of noise levels (excluding non-target peaks) in chromatogram indicates S/N ratio meets criteria.

Insight Report
Quantitation/Integration
Printed 3/18/2024 12:10:31

240315_022 (continued)

10_2 FTS
Conc. 9.0386
R#1 34.16 (32.29)
R#2 34.16 (32.29)

Q 626.80>607.05 (-) 5.53e4

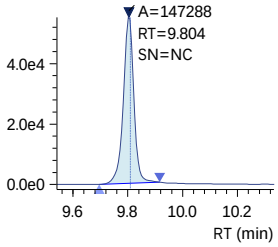

R1 626.80>81.00 (-) 1.91e4

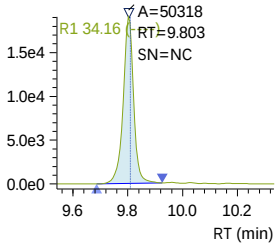

R2 626.80>81.00 (-) 1.91e4

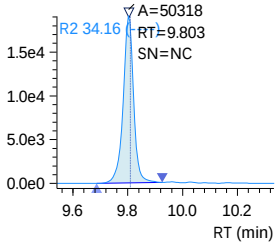

13C2-PFDOA_IS
Conc. 1.2500

ISTD 615.10>570.00 (-) 4.29e4

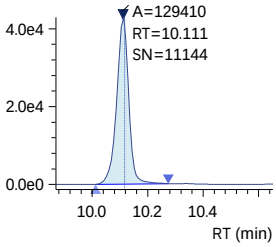

13C2-PFDOA
Conc. 1.3596

Q 615.10>570.00 (-) 4.29e4

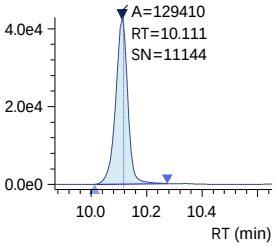

PFDOA
Conc. 9.8790
R#1 11.50 (11.14)
R#2 11.50 (11.14)

Q 613.10>569.00 (-) 2.31e5

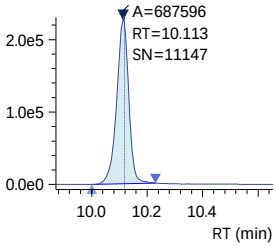

R1 613.10>319.00 (-) 2.67e4

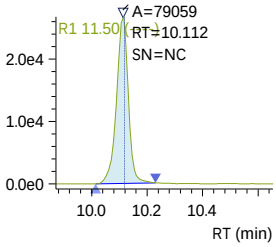

R2 613.10>319.00 (-) 2.67e4

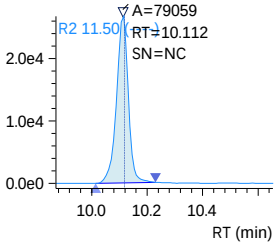

PFDS
Conc. 9.5731
R#1 60.41 (58.01)
R#2 60.41 (58.01)

Q 599.00>79.90 (-) 1.12e5

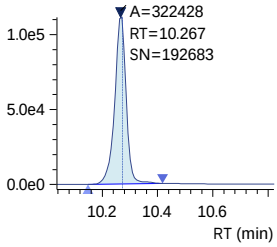

R1 599.00>98.80 (-) 6.87e4

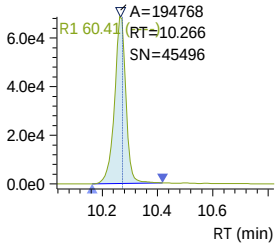

R2 599.00>98.80 (-) 6.87e4

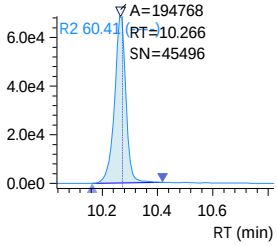

J:\LCMS08\Data\240315_1633_Curve\240315_1633_Curve.damlp .

SN - Software-calculated S/N ratio outside criteria due to non-target peaks or drift in noise calculation window.
Analyst review of noise levels (excluding non-target peaks) in chromatogram indicates S/N ratio meets criteria.

240315_022 (continued)

PFTrDA
Conc. 10.5309
R#1 15.45 (16.67)
R#2 15.45 (16.67)
Q 663.00>619.00 (-) 2.75e5

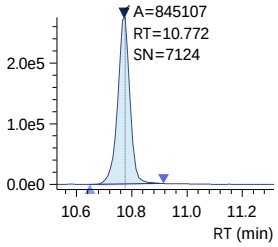

R1 663.00>168.90 (-) 4.27e4

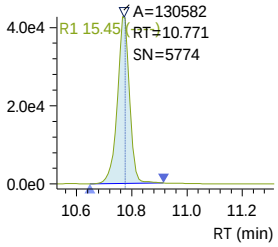

R2 663.00>168.90 (-) 4.27e4

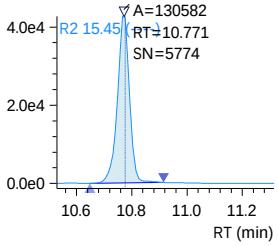

11-Cl-PF3OUdS
Conc. 9.9587
R#1 33.29 (35.04)
R#2 33.29 (35.04)
Q 630.90>451.00 (-) 4.85e5

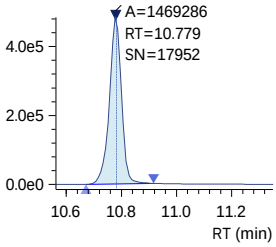

R1 632.90>452.90 (-) 1.60e5

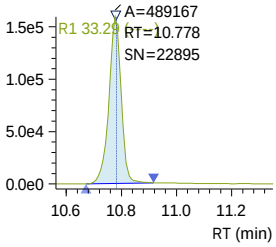

R2 632.90>452.90 (-) 1.60e5

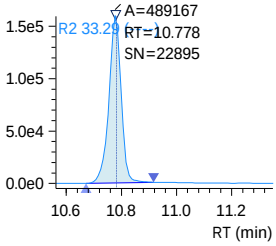

PFOSAm
Conc. 20.4386
Q 498.10>77.90 (-) 2.67e5

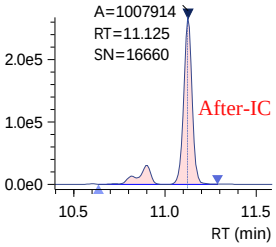

13C8-PFOSAm
Conc. 2.4122
Q 506.10>77.80 (-) 3.52e4

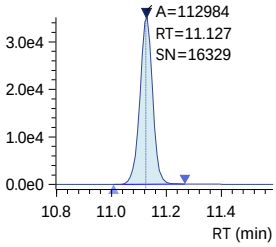

13C8-PFOSAm_IS
Conc. 2.5000
ISTD 506.10>77.80 (-) 3.52e4

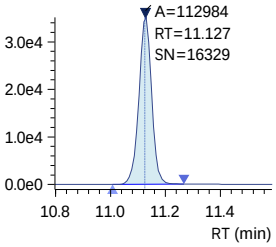

J:\LCMS08\Data\240315_1633_Curve\240315_1633_Curve.damlp .
SN - Software-calculated S/N ratio outside criteria due to non-target peaks or drift in noise calculation window.
Analyst review of noise levels (excluding non-target peaks) in chromatogram indicates S/N ratio meets criteria.

240315_022 (continued)

PFTDA
Conc. 9.3918
R#1 17.65 (17.09)
R#2 17.65 (17.09)

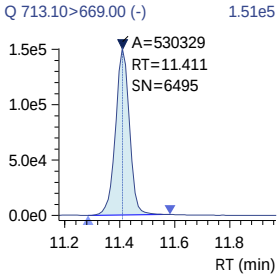

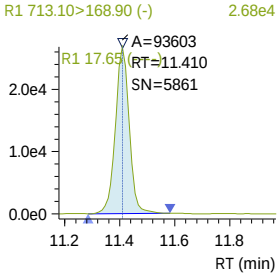

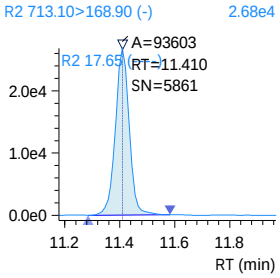

13C2-PFTDA
Conc. 1.4264

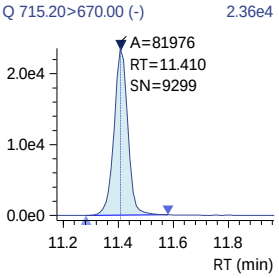

13C2-PFTDA_IS
Conc. 1.2500

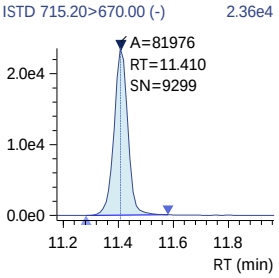

PFDoS
Conc. 9.3747
R#1 67.26 (61.23)
R#2 67.26 (61.23)

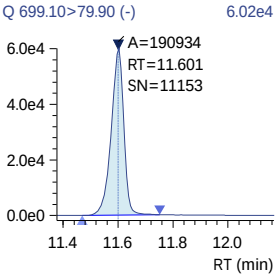

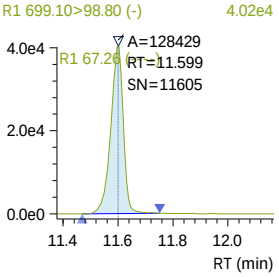

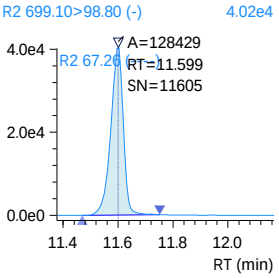

D7-MeFOSE_IS
Conc. 25.0000

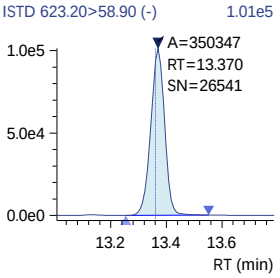

J:\LCMS08\Data\240315_1633_Curve\240315_1633_Curve.damlp .

SN - Software-calculated S/N ratio outside criteria due to non-target peaks or drift in noise calculation window.
Analyst review of noise levels (excluding non-target peaks) in chromatogram indicates S/N ratio meets criteria.

240315_022 (continued)

D7-MeFOSE
Conc. 24.4467

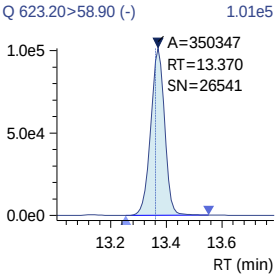

MeFOSE
Conc. 10.3535

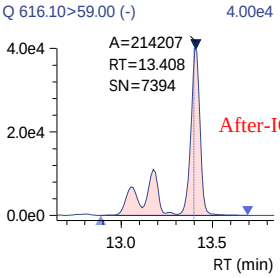

13C2-PFHXDA_IS
Conc. 2.5000

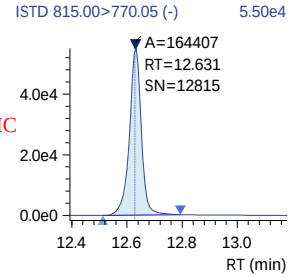

13C2-PFHXDA
Conc. 2.7821

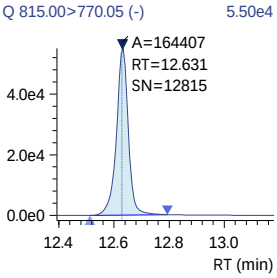

PFHXDA
Conc. 10.3433
R#1 11.17 (10.78)
R#2 11.17 (10.78)

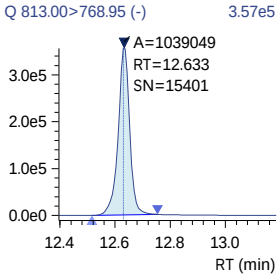

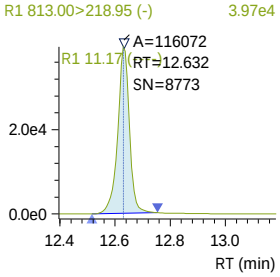

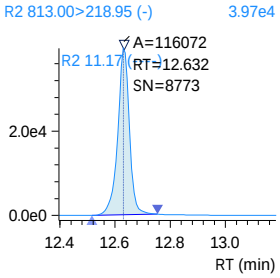

240315_022 (continued)

D3-MeFOSA
Conc. 2.5968

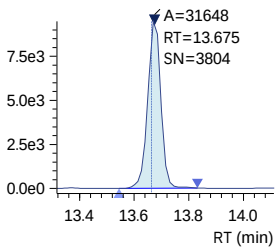

D3-MeFOSA_IS
Conc. 2.5000

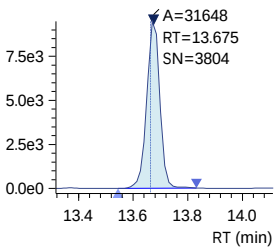

MeFOSA
Conc. 9.9073
R#1 145.93 (156.31)
R#2 145.93 (156.31)

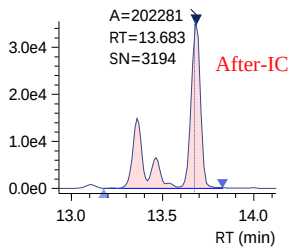

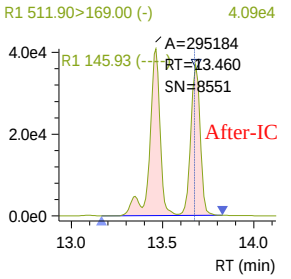

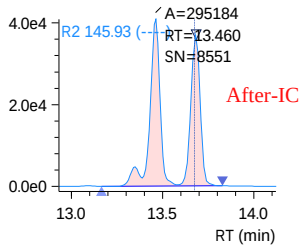

D9-EtFOSE_IS
Conc. 25.0000

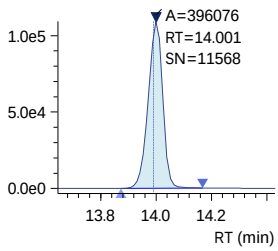

D9-EtFOSE
Conc. 24.2104

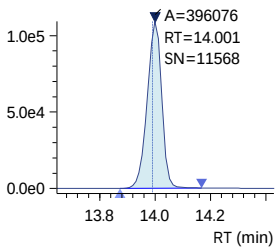

J:\LCMS08\Data\240315_1633_Curve\240315_1633_Curve.damlp .
SN - Software-calculated S/N ratio outside criteria due to non-target peaks or drift in noise calculation window.
Analyst review of noise levels (excluding non-target peaks) in chromatogram indicates S/N ratio meets criteria.

240315_022 (continued)

EtFOSE
Conc. 10.0624

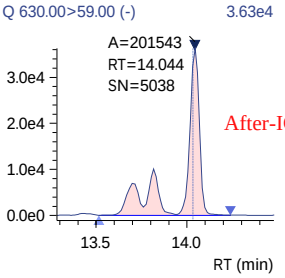

D5-EtFOSAm
Conc. 2.5053

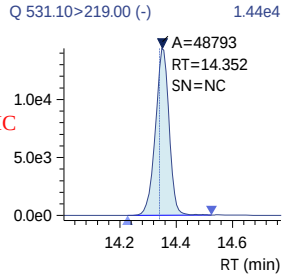

D5-EtFOSAm_IS
Conc. 2.5000

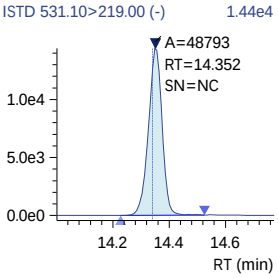

EtFOSAm
Conc. 9.4965
R#1 169.96 (177.75)
R#2 169.96 (177.75)

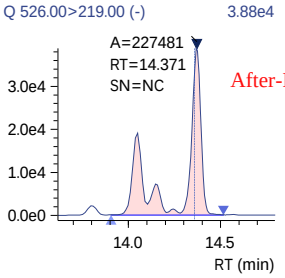

PFODA
Conc. 10.5383
R#1 32.46 (31.66)
R#2 32.46 (31.66)

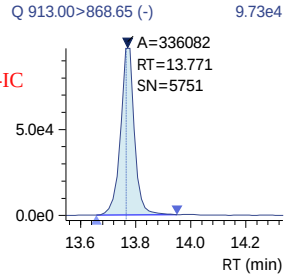

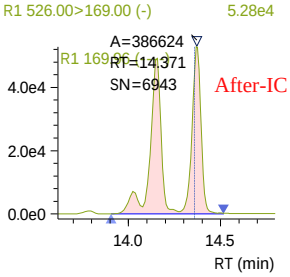

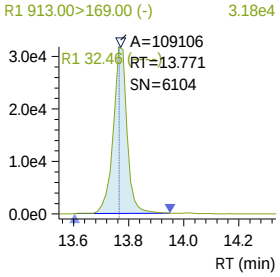

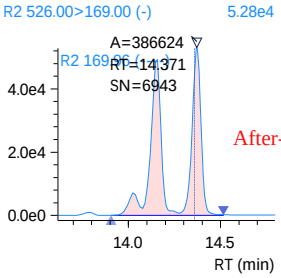

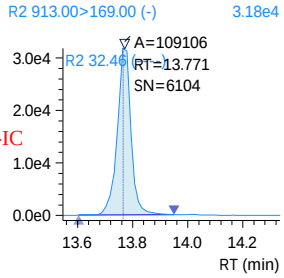

SN - Software-calculated S/N ratio outside criteria due to non-target peaks or drift in noise calculation window.
Analyst review of noise levels (excluding non-target peaks) in chromatogram indicates S/N ratio meets criteria.

Insight Report
Before Manual Integration
Printed 3/18/2024 10:53:49

240315_022

Sample ID: 1633 ICAL 10.0PPB
Date Acquired: 3/15/2024 10:19:24 PM
Acquired by: System Administrator
Data File: 240315_022
Vial: 7 | Inj. Volume: 10.0000uL | Tray: 1

13C4-PFBA
Conc. 9.9580
Q 216.80>171.90 (-) 1.38e5

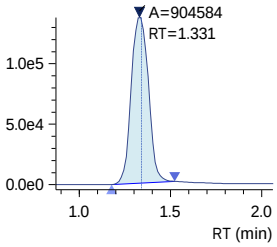

13C4-PFBA_IS
Conc. 10.0000
ISTD 216.80>171.90 (-) 1.38e5

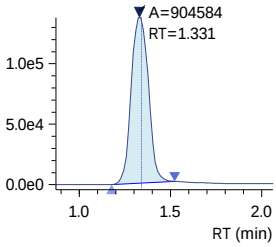

13C3-PFBA_IS
Conc. 5.0000
ISTD 216.00>172.00 (-) 6.95e4

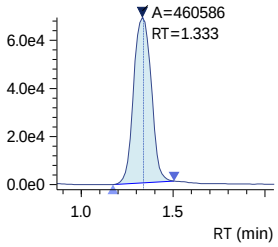

PFBA
Conc. 9.9172
Q 212.80>169.05 (-) 1.55e5

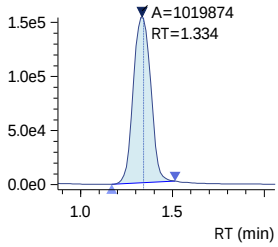

PFMPA
Conc. 9.5803
Q 229.00>84.90 (-) 1.29e5

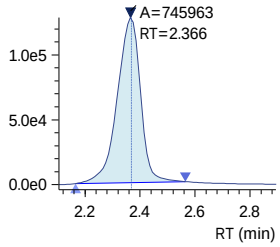

3_3 FTCA
Conc. 79.2156
R#1 133.96 (144.15)
R#2 133.96 (144.15)
Q 241.00>177.10 (-) 9.40e4

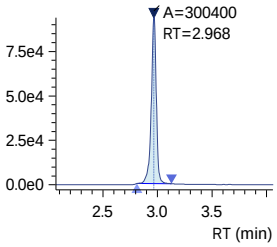

13C5-PFPeA
Conc. 4.9491
Q 268.30>223.00 (-) 6.58e4

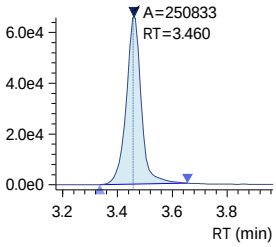

13C5-PFPeA_IS
Conc. 5.0000
ISTD 268.30>223.00 (-) 6.58e4

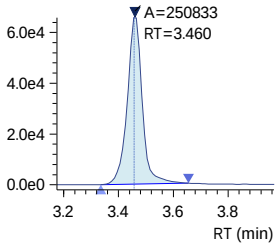

PFPeA
Conc. 9.7142
Q 263.00>219.00 (-) 4.66e5

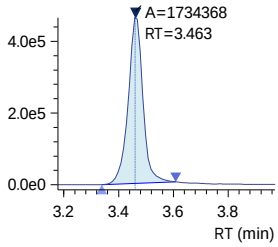

PFMBA
Conc. 9.6734
Q 279.00>84.95 (-) 3.26e5

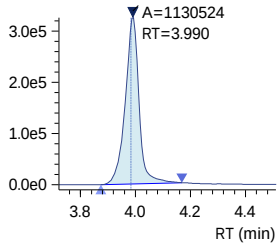

R1 241.00>117.00 (-) 1.24e5

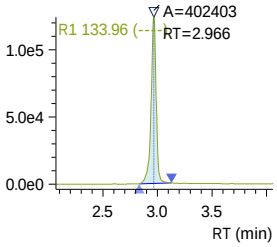

R2 241.00>117.00 (-) 1.24e5

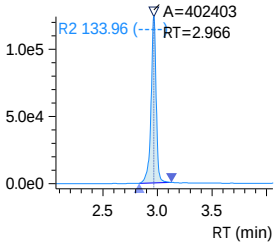

Insight Report
Before Manual Integration
Printed 3/18/2024 10:53:49

240315_022 (continued)

13C2-4_2 FTS
Conc. 4.9288
Q 329.10>80.90 (-) A=81472 2.74e4

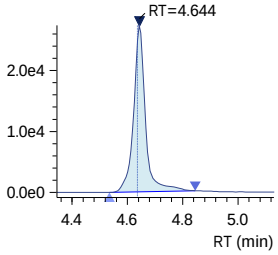

13C2-4_2 FTS_IS
Conc. 5.0000
ISTD 329.10>80.90 (-) A=81472 2.74e4

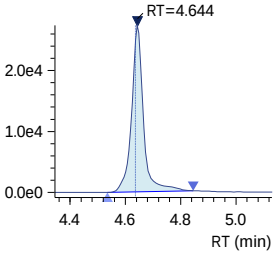

4_2 FTS
Conc. 9.7610
R#1 31.22 (32.89)
R#2 31.22 (32.89)
Q 327.10>307.00 (-) 1.53e5

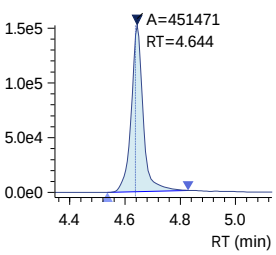

R1 327.10>80.90 (-) 4.65e4

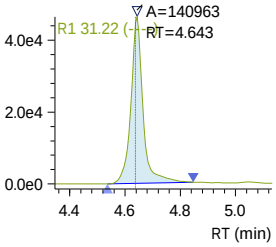

R2 327.10>80.90 (-) 4.65e4

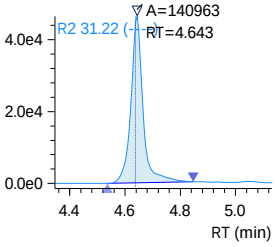

13C3-PFBS_IS
Conc. 2.5000
ISTD 302.10>79.90 (-) 5.37e4

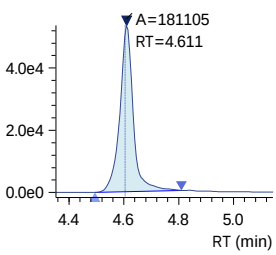

PFBS
Conc. 8.7148
R#1 46.17 (47.56)
R#2 46.17 (47.56)
Q 298.70>79.90 (-) 2.76e5

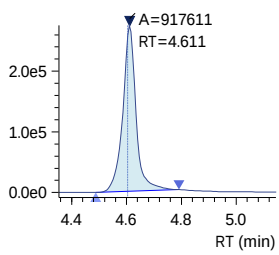

R1 298.70>98.80 (-) 1.28e5

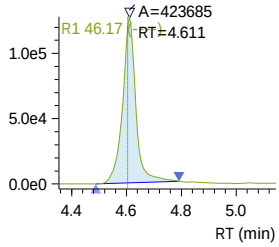

R2 298.70>98.80 (-) 1.28e5

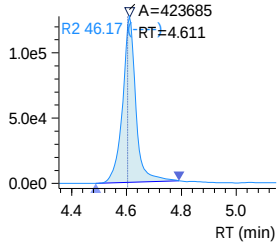

Insight Report
Before Manual Integration
Printed 3/18/2024 10:53:49

240315_022 (continued)

13C3-PFBS
Conc. 2.5241
Q 302.10>79.90 (-) 5.37e4

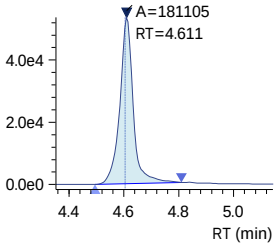

NFDHA
Conc. 10.0336
R#1 35.53 (33.79)
R#2 35.53 (33.79)
Q 295.00>201.00 (-) 3.48e5

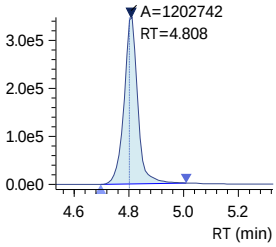

R1 295.00>84.90 (-) 1.26e5

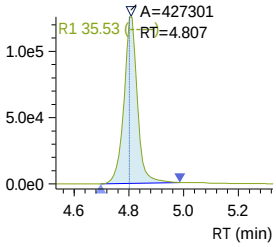

R2 295.00>84.90 (-) 1.26e5

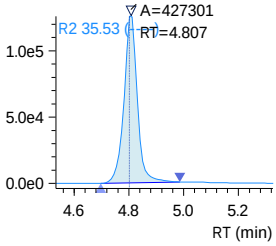

13C5-PFHxA
Conc. 2.4597
Q 318.00>273.00 (-) 1.09e5

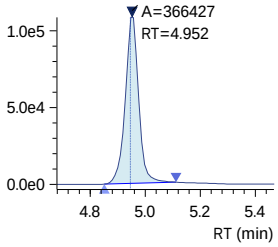

13C5-PFHxA_IS
Conc. 2.5000
ISTD 318.00>273.00 (-) 1.09e5

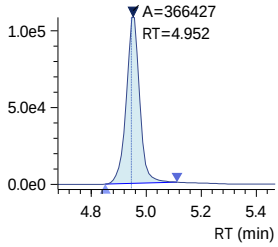

13C2-PFHxA_IS
Conc. 2.5000
ISTD 315.10>270.00 (-) 1.37e5

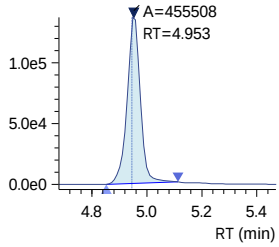

Insight Report
Before Manual Integration
Printed 3/18/2024 10:53:49

240315_022 (continued)

PFHxA
Conc. 9.9751
Q 313.00>269.00 (-) 4.58e5

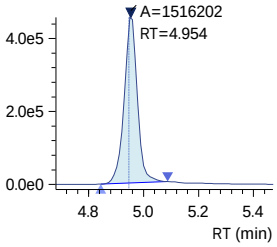

PFEESA
Conc. 8.6045
R#1 5.54 (5.87)
R#2 5.54 (5.87)
Q 314.80>135.00 (-) 1.21e6

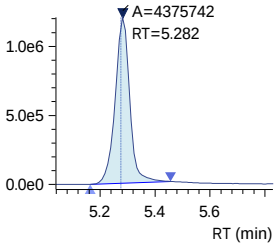

R1 314.80>82.90 (-) 6.58e4

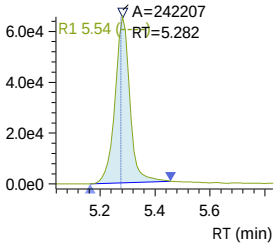

R2 314.80>82.90 (-) 6.58e4

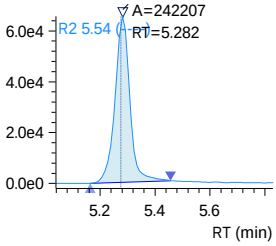

13C3-HFPO-DA
Conc. 9.8943
Q 286.90>168.90 (-) 1.82e5

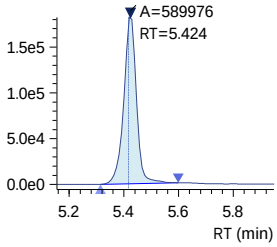

13C3-HFPO-DA_IS
Conc. 10.0000
ISTD 286.90>168.90 (-) 1.82e5

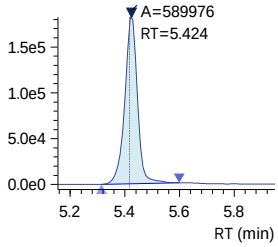

HFPO-DA
Conc. 9.7505
R#1 62.66 (62.10)
R#2 62.66 (62.10)
Q 284.90>168.90 (-) 2.06e5

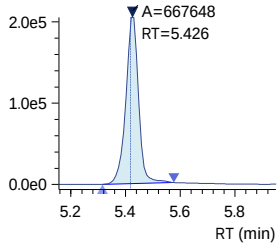

R1 284.90>184.90 (-) 1.31e5

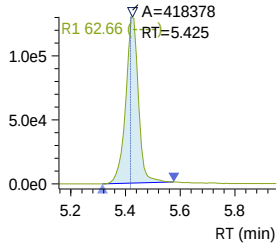

R2 284.90>184.90 (-) 1.31e5

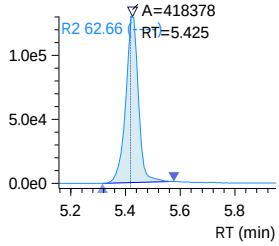

Insight Report
Before Manual Integration
Printed 3/18/2024 10:53:49

240315_022 (continued)

5_3 FTCA
Conc. 81.5291
R#1 150.19 (148.17)
R#2 150.19 (148.17)
Q 341.00>237.05 (-) 3.12e5

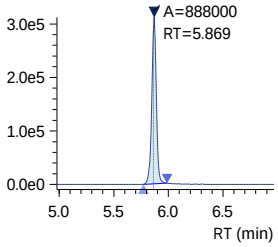

R1 341.00>217.00 (-) 4.72e5

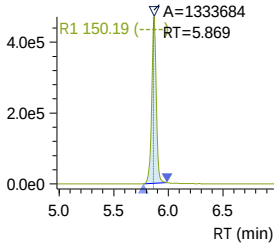

R2 341.00>217.00 (-) 4.72e5

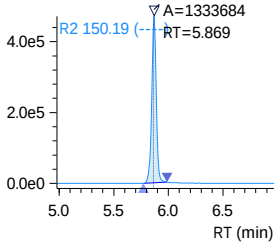

PFPeS
Conc. 9.4034
R#1 54.89 (55.49)
R#2 54.89 (55.49)
Q 349.10>79.90 (-) 2.14e5

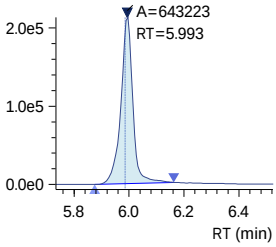

R1 349.10>98.80 (-) 1.20e5

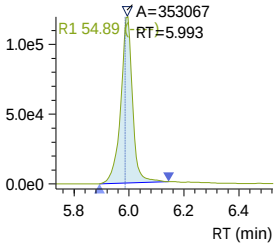

R2 349.10>98.80 (-) 1.20e5

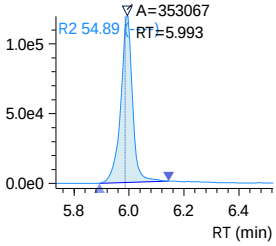

13C4-PFHpA
Conc. 2.4305
Q 367.10>322.00 (-) 1.81e5

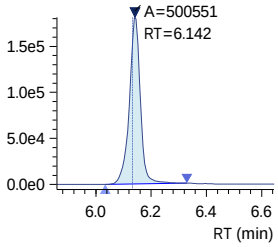

13C4-PFHpA_IS
Conc. 2.5000
ISTD 367.10>322.00 (-) 1.81e5

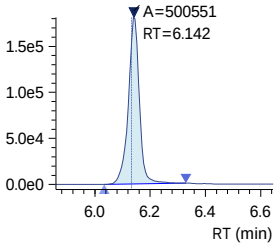

PFHpA
Conc. 9.8228
R#1 22.06 (21.12)
R#2 22.06 (21.12)
Q 363.10>319.00 (-) 6.51e5

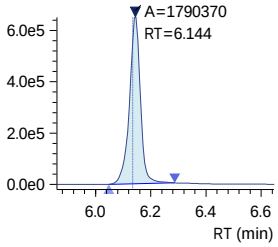

R1 363.10>169.00 (-) 1.45e5

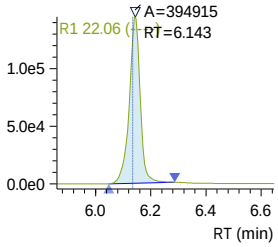

R2 363.10>169.00 (-) 1.45e5

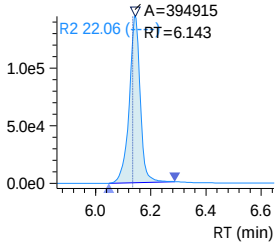

Insight Report
Before Manual Integration
Printed 3/18/2024 10:53:49

240315_022 (continued)

DONA
Conc. 9.0200
R#1 28.22 (26.25)
R#2 28.22 (26.25)
Q 376.90>250.90 (-) 7.22e5

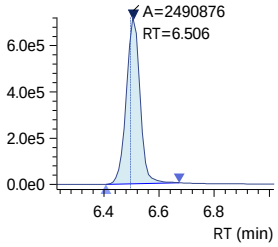

R1 376.90>84.80 (-) 2.04e5

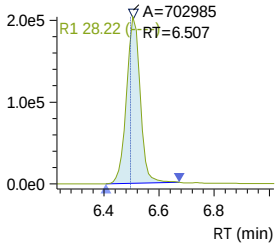

R2 376.90>84.80 (-) 2.04e5

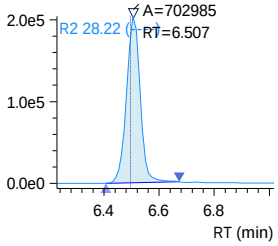

13C2-6_2 FTS_IS
Conc. 5.0000
ISTD 429.10>80.90 (-) 2.13e4

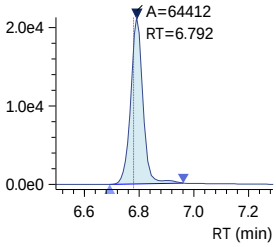

13C2-6_2 FTS
Conc. 4.8346
Q 429.10>80.90 (-) 2.13e4

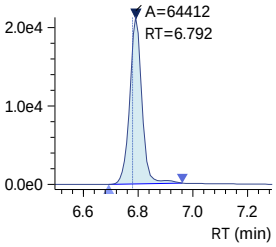

6_2 FTS
Conc. 9.3119
R#1 40.88 (48.22)
R#2 40.88 (48.22)
Q 427.10>407.00 (-) 9.32e4

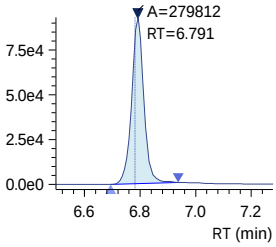

R1 427.10>80.90 (-) 3.84e4

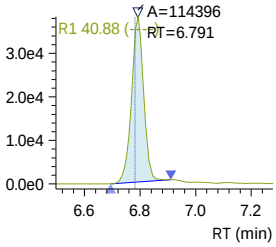

R2 427.10>80.90 (-) 3.84e4

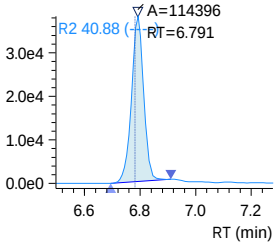

13C4-PFOA_IS
Conc. 2.5000
ISTD 417.10>172.00 (-) 7.79e3

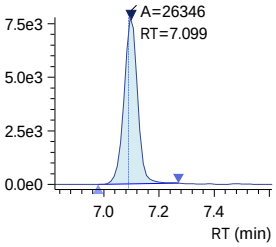

Insight Report
Before Manual Integration
Printed 3/18/2024 10:53:49

240315_022 (continued)

13C8-PFOA_IS
Conc. 2.5000

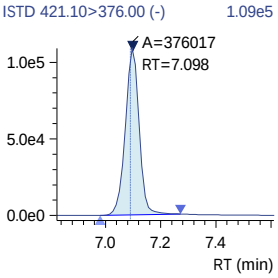

13C8-PFOA
Conc. 2.3174

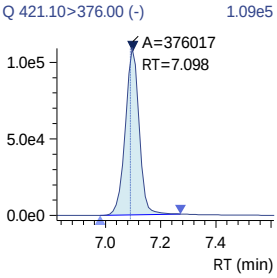

PFOA
Conc. 9.9306
R#1 24.96 (24.01)
R#2 24.96 (24.01)

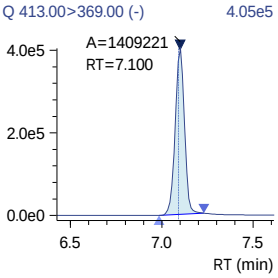

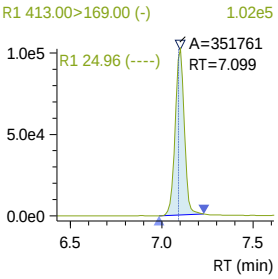

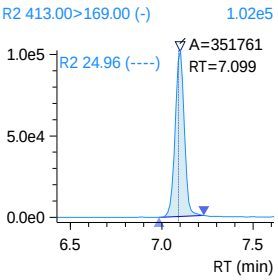

13C3-PFHxS
Conc. 2.3977

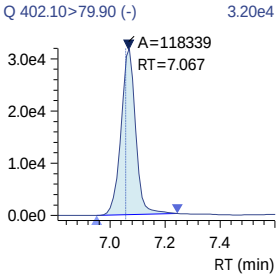

13C3-PFHxS_IS
Conc. 2.5000

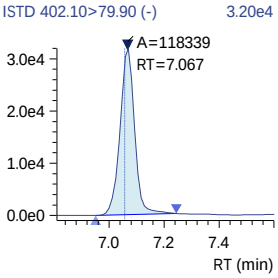

Insight Report
Before Manual Integration
Printed 3/18/2024 10:53:49

240315_022 (continued)

PFHxS
Conc. 9.1638
R#1 60.18 (63.21)
R#2 60.18 (63.21)
Q 398.70>79.90 (-) 1.34e5

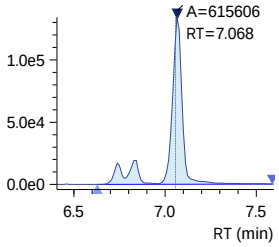

R1 398.70>98.90 (-) 7.78e4

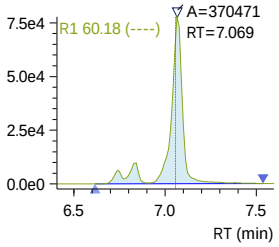

R2 398.70>98.90 (-) 7.78e4

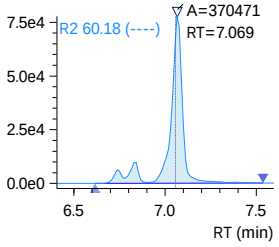

18O2-PFHxS_IS
Conc. 2.5000
ISTD 403.00>83.90 (-) 3.26e4

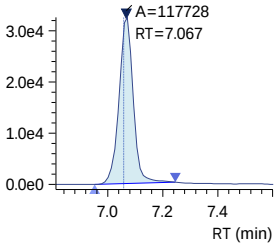

13C9-PFNA_IS
Conc. 1.2500
ISTD 472.10>427.00 (-) 7.06e4

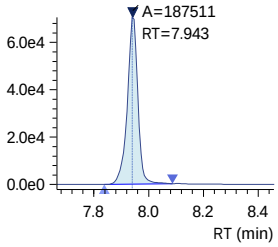

13C9-PFNA
Conc. 1.2681
Q 472.10>427.00 (-) 7.06e4

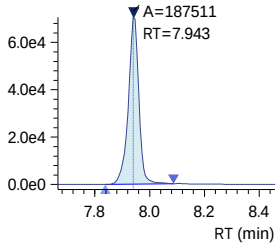

13C5-PFNA_IS
Conc. 1.2500
ISTD 468.00>423.00 (-) 6.20e4

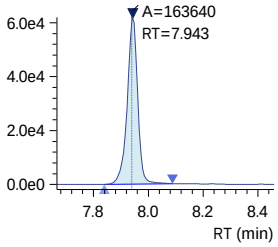

Insight Report
Before Manual Integration
Printed 3/18/2024 10:53:49

240315_022 (continued)

PFNA
Conc. 9.5170
R#1 20.65 (20.29)
R#2 20.65 (20.29)
Q 463.00>419.00 (-) 4.36e5

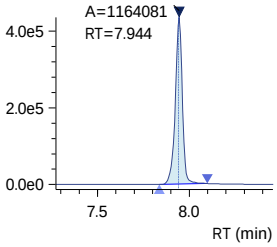

R1 463.00>219.00 (-) 8.97e4

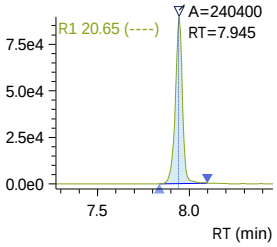

R2 463.00>219.00 (-) 8.97e4

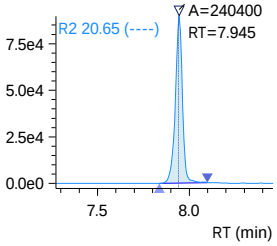

PFHpS
Conc. 9.1859
R#1 49.94 (51.10)
R#2 49.94 (51.10)
Q 449.00>79.90 (-) 1.86e5

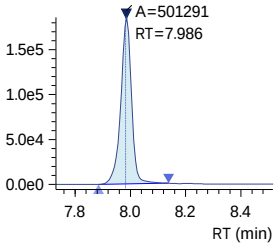

R1 449.00>98.80 (-) 9.11e4

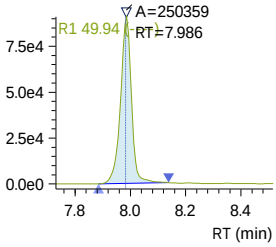

R2 449.00>98.80 (-) 9.11e4

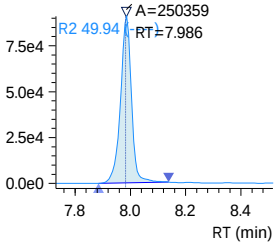

7_3 FTCA
Conc. 83.0494
R#1 131.82 (140.94)
R#2 131.82 (140.94)
Q 441.00>317.00 (-) 4.69e5

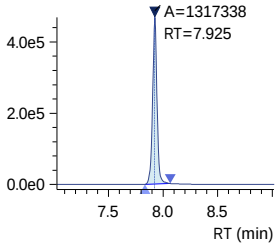

R1 441.00>336.90 (-) 6.13e5

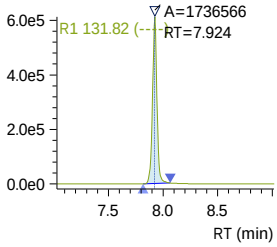

R2 441.00>336.90 (-) 6.13e5

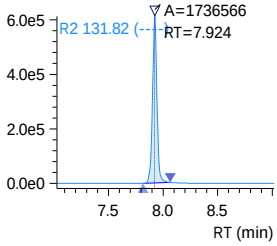

13C2-8_2-FTS
Conc. 5.1356
Q 529.10>80.90 (-) 1.42e4

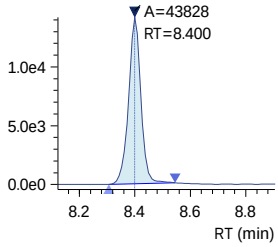

13C2-8_2-FTS_IS
Conc. 5.0000
ISTD 529.10>80.90 (-) 1.42e4

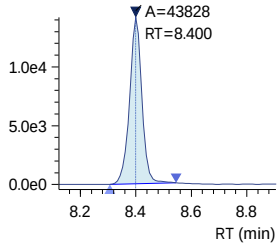

240315_022 (continued)

8_2 FTS
Conc. 9.0318
R#1 43.60 (52.20)
R#2 43.60 (52.20)
Q 527.10>506.95 (-) 5.42e4

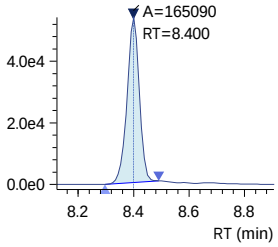

13C6-PFDA_IS
Conc. 1.2500
ISTD 519.10>474.10 (-) 2.95e4

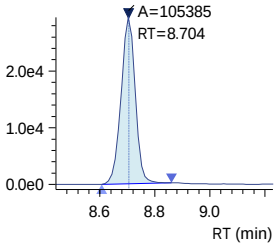

13C6-PFDA
Conc. 1.2698
Q 519.10>474.10 (-) 2.95e4

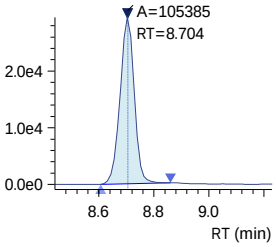

13C2-PFDA_IS
Conc. 1.2500
ISTD 515.10>470.10 (-) 2.49e4

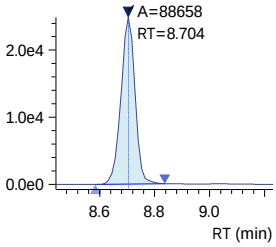

PFDA
Conc. 9.8876
R#1 17.88 (17.53)
R#2 17.88 (17.53)
Q 512.90>469.00 (-) 2.39e5

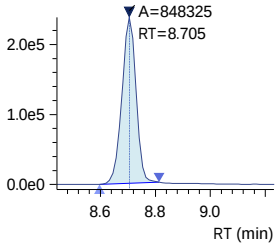

R1 527.10>80.80 (-) 2.39e4

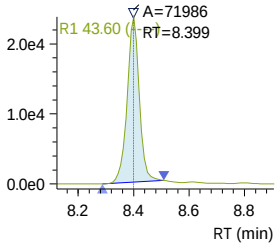

R1 512.90>219.00 (-) 4.23e4

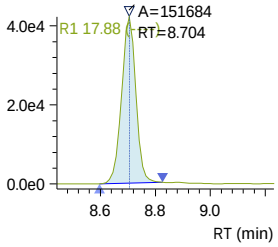

R2 527.10>80.80 (-) 2.39e4

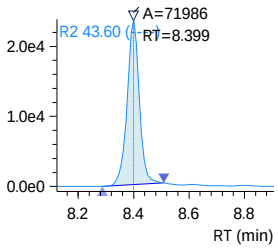

R2 512.90>219.00 (-) 4.23e4

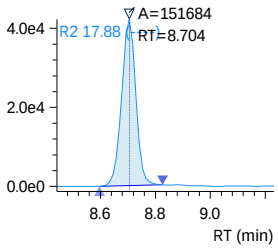

D3-NMeFOSAA_IS
Conc. 5.0000
ISTD 573.20>419.00 (-) 4.24e4

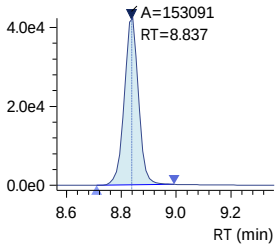

D3-NMeFOSAA
Conc. 5.0810
Q 573.20>419.00 (-) 4.24e4

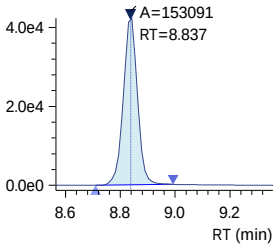

13C8-PFOS_IS
Conc. 2.5000
ISTD 507.10>98.90 (-) 1.22e4

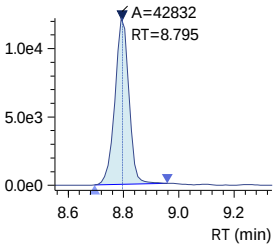

13C8-PFOS
Conc. 2.4563
Q 507.10>98.90 (-) 1.22e4

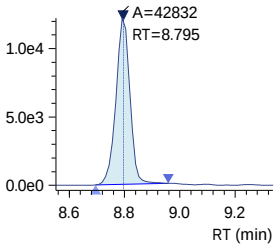

13C4-PFOS_IS
Conc. 2.5000
ISTD 502.80>79.90 (-) 3.46e4

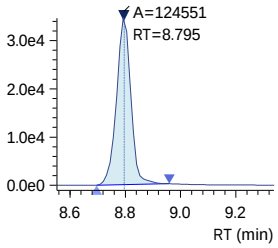

Insight Report
Before Manual Integration
Printed 3/18/2024 10:53:49

240315_022 (continued)

PFOS
Conc. 8.6201
R#1 47.21 (48.06)
R#2 47.21 (48.06)
Q 498.90>79.90 (-) 7.72e4

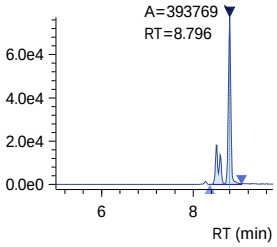

R1 498.90>98.80 (-) 4.32e4

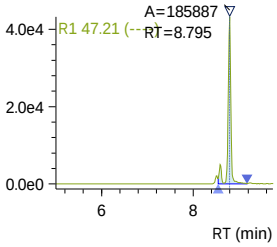

R2 498.90>98.80 (-) 4.32e4

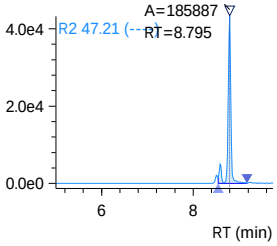

NMeFOSAA
Conc. 9.8076
R#1 53.66 (72.86)
R#2 53.66 (72.86)
Q 570.10>419.00 (-) 7.23e4

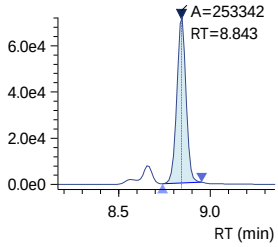

R1 570.10>483.00 (-) 3.87e4

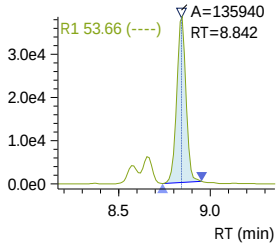

R2 570.10>483.00 (-) 3.87e4

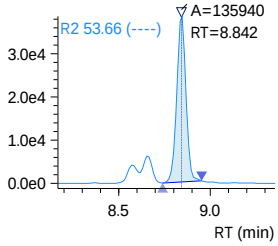

D5-NEtFOSAA_IS
Conc. 5.0000
ISTD 589.20>419.00 (-) 3.74e4

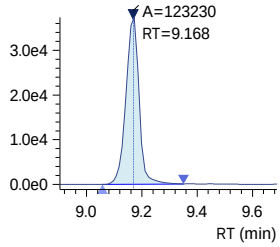

D5-NEtFOSAA
Conc. 5.5823
Q 589.20>419.00 (-) 3.74e4

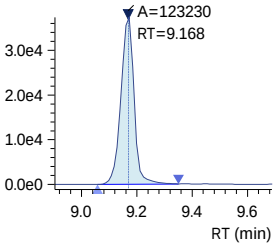

NEtFOSAA
Conc. 9.3842
R#1 78.13 (72.48)
R#2 78.13 (72.48)
Q 584.20>419.10 (-) 5.61e4

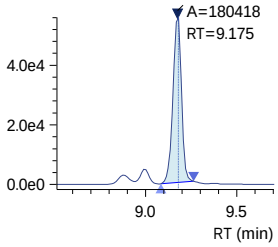

R1 584.20>526.00 (-) 4.56e4

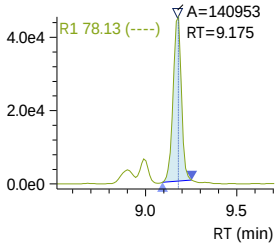

R2 584.20>526.00 (-) 4.56e4

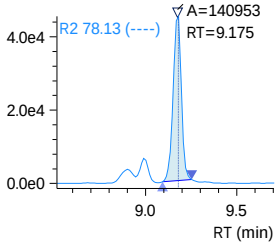

Insight Report
Before Manual Integration
Printed 3/18/2024 10:53:49

240315_022 (continued)

9-Cl-PF3ONS
Conc. 9.0323
R#1 31.71 (31.17)
R#2 31.71 (31.17)
Q 530.80>351.00 (-) 9.51e5

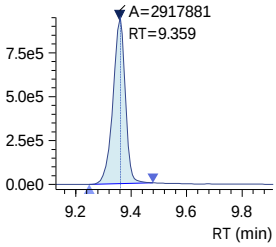

R1 532.80>353.00 (-) 3.00e5

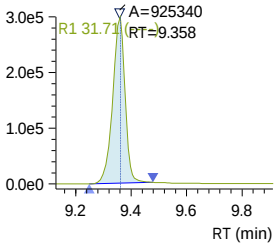

R2 532.80>353.00 (-) 3.00e5

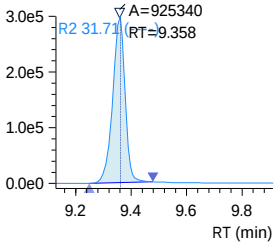

PFUnDA
Conc. 10.1175
R#1 11.20 (11.58)
R#2 11.20 (11.58)
Q 563.10>519.00 (-) 3.46e5

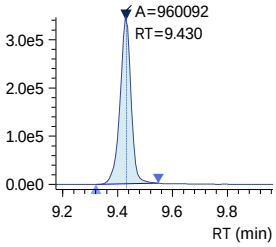

R1 563.10>269.10 (-) 3.81e4

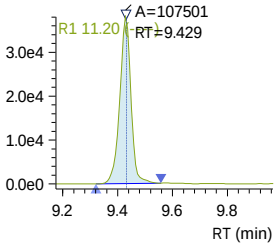

R2 563.10>269.10 (-) 3.81e4

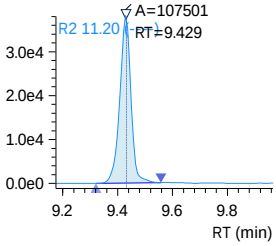

13C7-PFUnDA_IS
Conc. 1.2500
ISTD 570.00>525.10 (-) 3.90e4

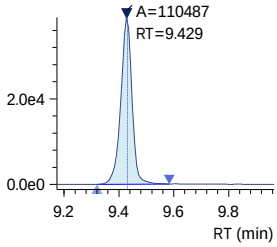

13C7-PFUnDA
Conc. 1.3500
Q 570.00>525.10 (-) 3.90e4

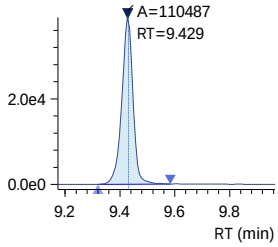

PFNS
Conc. 9.3240
R#1 62.70 (59.04)
R#2 62.70 (59.04)
Q 548.80>79.90 (-) 1.20e5

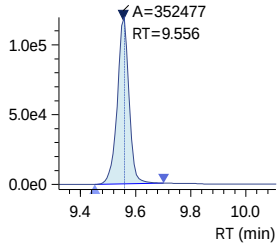

R1 548.80>98.80 (-) 7.53e4

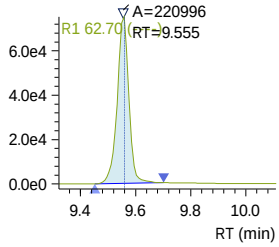

R2 548.80>98.80 (-) 7.53e4

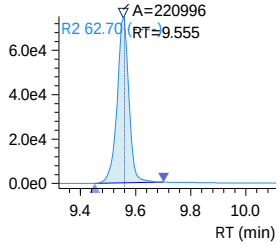

Insight Report
Before Manual Integration
Printed 3/18/2024 10:53:49

240315_022 (continued)

10_2 FTS
Conc. 9.0386
R#1 34.16 (33.72)
R#2 34.16 (33.72)
Q 626.80>607.05 (-) 5.53e4

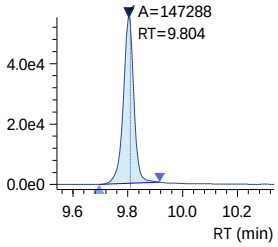

R1 626.80>81.00 (-) 1.91e4

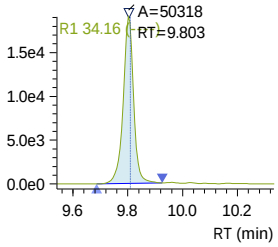

R2 626.80>81.00 (-) 1.91e4

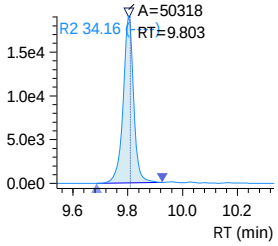

13C2-PFDOA_IS
Conc. 1.2500
ISTD 615.10>570.00 (-) 4.29e4

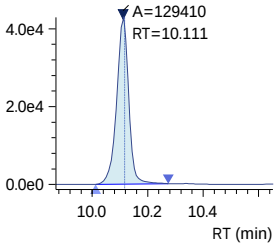

13C2-PFDOA
Conc. 1.3596
Q 615.10>570.00 (-) 4.29e4

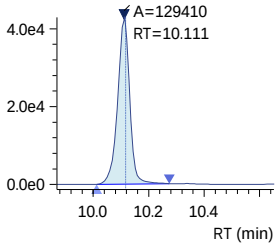

PFDOA
Conc. 9.8790
R#1 11.50 (10.37)
R#2 11.50 (10.37)
Q 613.10>569.00 (-) 2.31e5

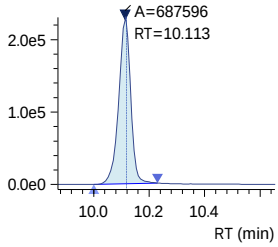

R1 613.10>319.00 (-) 2.67e4

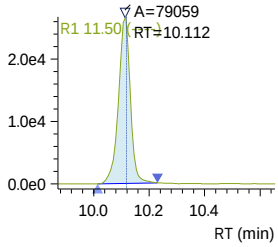

R2 613.10>319.00 (-) 2.67e4

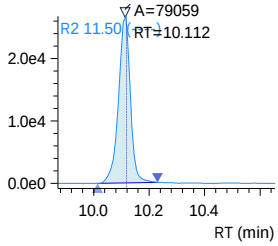

PFDS
Conc. 9.1489
R#1 60.41 (59.30)
R#2 60.41 (59.30)
Q 599.00>79.90 (-) 1.12e5

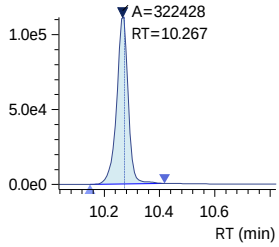

R1 599.00>98.80 (-) 6.87e4

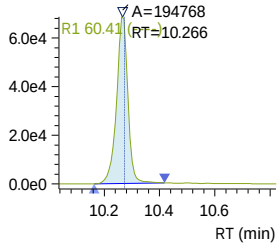

R2 599.00>98.80 (-) 6.87e4

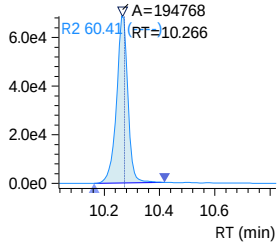

Insight Report
Before Manual Integration
Printed 3/18/2024 10:53:49

240315_022 (continued)

PFTrDA
Conc. 10.5301
R#1 15.45 (14.67)
R#2 15.45 (14.67)
Q 663.00>619.00 (-) 2.75e5

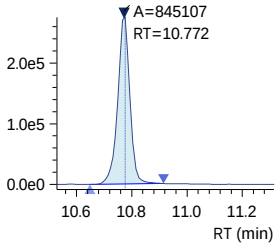

R1 663.00>168.90 (-) 4.27e4

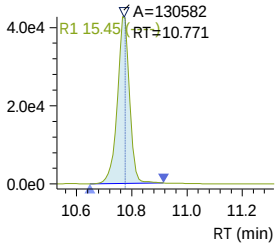

R2 663.00>168.90 (-) 4.27e4

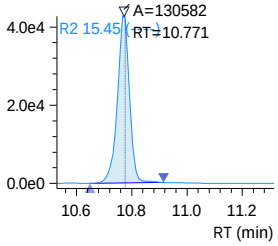

11-Cl-PF3OUdS
Conc. 9.9587
R#1 33.29 (34.64)
R#2 33.29 (34.64)
Q 630.90>451.00 (-) 4.85e5

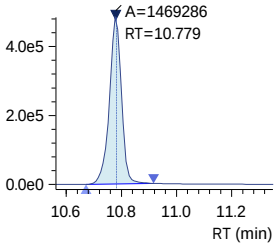

R1 632.90>452.90 (-) 1.60e5

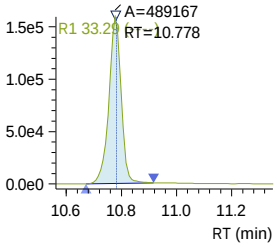

R2 632.90>452.90 (-) 1.60e5

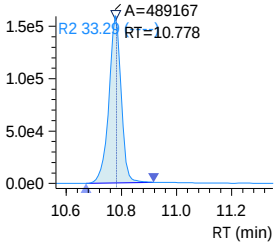

PFOSAm
Conc. 20.5699
Q 498.10>77.90 (-) 2.67e5

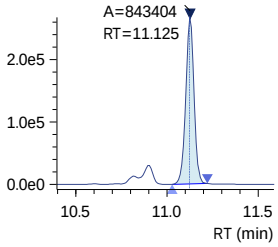

13C8-PFOSAm
Conc. 2.4122
Q 506.10>77.80 (-) 3.52e4

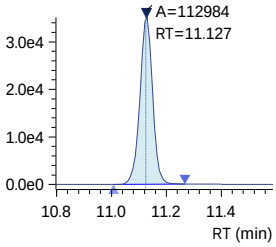

13C8-PFOSAm_IS
Conc. 2.5000
ISTD 506.10>77.80 (-) 3.52e4

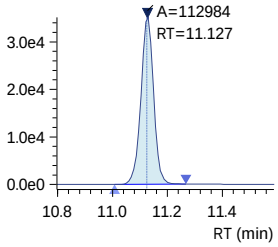

Insight Report
Before Manual Integration
Printed 3/18/2024 10:53:49

240315_022 (continued)

PFTDA
Conc. 9.3918
R#1 17.65 (17.10)
R#2 17.65 (17.10)

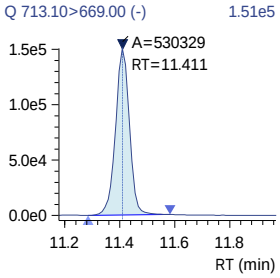

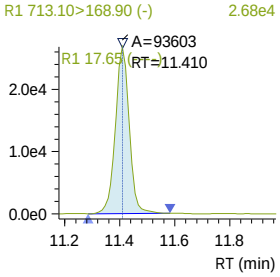

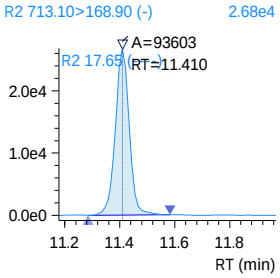

13C2-PFTDA
Conc. 1.4264

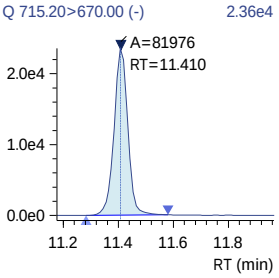

13C2-PFTDA_IS
Conc. 1.2500

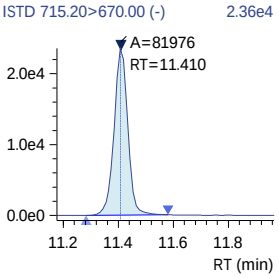

PFDoS
Conc. 9.2463
R#1 67.26 (62.00)
R#2 67.26 (62.00)

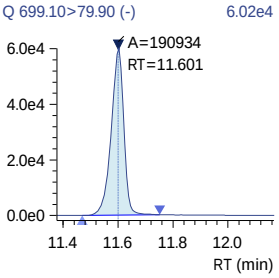

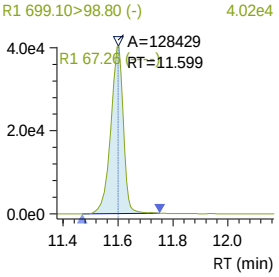

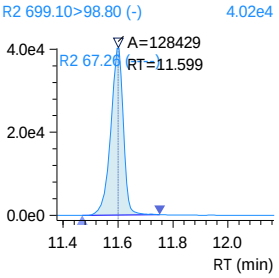

D7-MeFOSE_IS
Conc. 25.0000

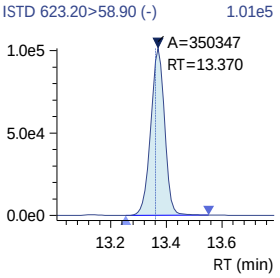

Insight Report
Before Manual Integration
Printed 3/18/2024 10:53:49

240315_022 (continued)

D7-MeFOSE
Conc. 24.4467

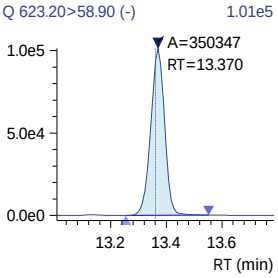

MeFOSE
Conc. 10.2798

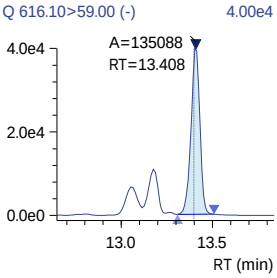

13C2-PFHXDA_IS
Conc. 2.5000

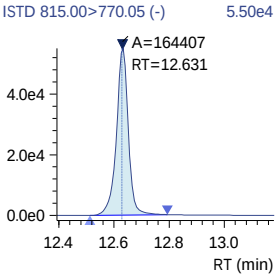

13C2-PFHXDA
Conc. 2.7821

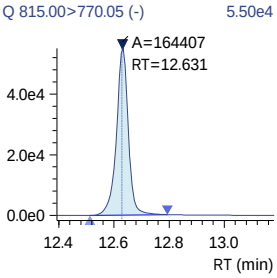

PFHXDA
Conc. 10.3433
R#1 11.17 (11.37)
R#2 11.17 (11.37)

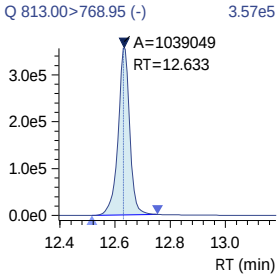

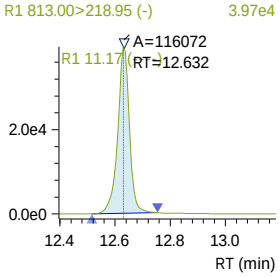

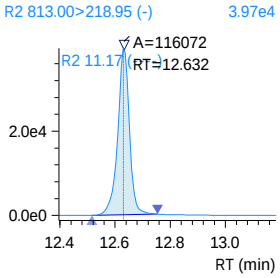

240315_022 (continued)

D3-MeFOSA
Conc. 2.5968

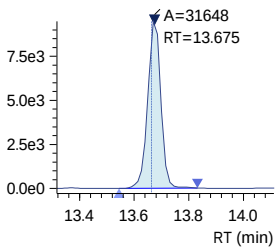

D3-MeFOSA_IS
Conc. 2.5000

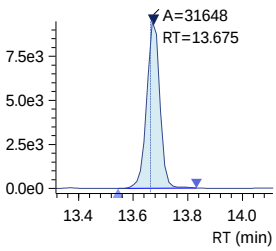

MeFOSA
Conc. 10.0243
R#1 105.95 (155.54)
R#2 105.95 (155.54)

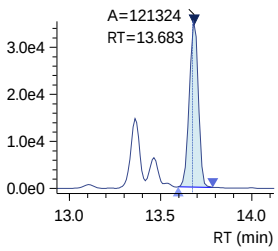

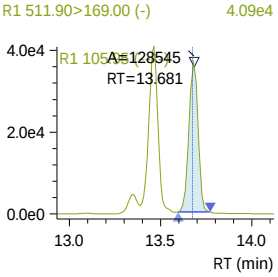

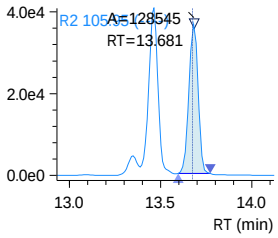

D9-EtFOSE_IS
Conc. 25.0000

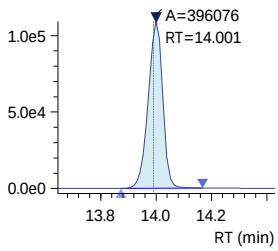

D9-EtFOSE
Conc. 24.2104

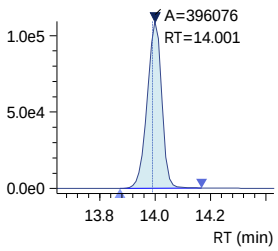

240315_022 (continued)

EtFOSE
Conc. 9.9414

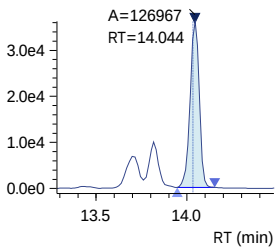

D5-EtFOSAm
Conc. 2.5053

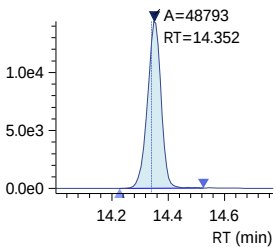

D5-EtFOSAm_IS
Conc. 2.5000

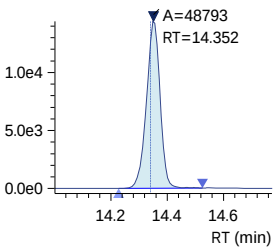

EtFOSAm
Conc. 10.1901
R#1 136.07 (165.52)
R#2 136.07 (165.52)

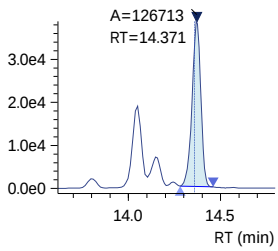

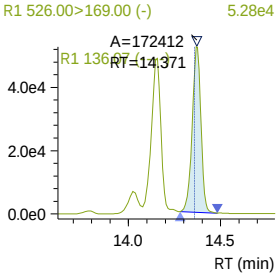

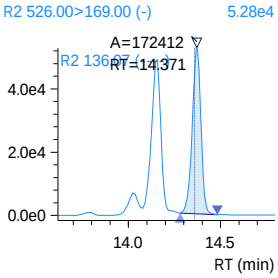

PFODA
Conc. 9.9913
R#1 32.46 (33.10)
R#2 32.46 (33.10)

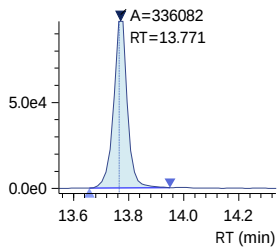

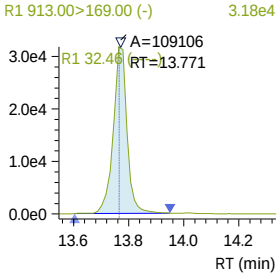

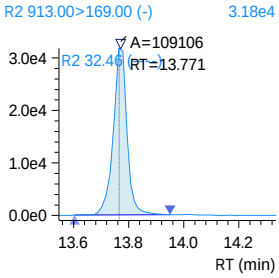

Insight Report
Ion Ratio Confirmation
Printed 3/18/2024 12:11:29

240315_023

Sample ID: 1633 ICAL 15.0PPB
Date Acquired: 3/15/2024 10:42:39 PM
Acquired by: System Administrator
Data File: 240315_023
Vial: 8 | Inj. Volume: 10.0000uL | Tray: 1

Name	m/z	Ref 1 m/z	Area	Ref 1 Measured	Ref 1 Actual Ratio	Ref 1 Set Ratio	Ref 2 Measured	Ref 2 Actual Ratio	Ref 2 Set Ratio	Flag ID
13C4-PFBA	216.80>171.90	----	887193	----	----	----	----	----	----	
13C4-PFBA_IS	216.80>171.90	----	887193	----	----	----	----	----	----	
13C3-PFBA_IS	216.00>172.00	----	457570	----	----	----	----	----	----	
PFBA	212.80>169.05	----	1502685	----	----	----	----	----	----	
PFMPA	229.00>84.90	----	1077868	----	----	----	----	----	----	
3_3 FTCA	241.00>177.10	241.00>117.00	400321	543635	135.80	136.14	543635	135.80	136.14	
13C5-PFPeA	268.30>223.00	----	237954	----	----	----	----	----	----	
13C5-PFPeA_IS	268.30>223.00	----	237954	----	----	----	----	----	----	
PFPeA	263.00>219.00	----	2465766	----	----	----	----	----	----	
PFMBA	279.00>84.95	----	1658813	----	----	----	----	----	----	
13C2-4_2 FTS	329.10>80.90	----	78057	----	----	----	----	----	----	
13C2-4_2 FTS_IS	329.10>80.90	----	78057	----	----	----	----	----	----	
4_2 FTS	327.10>307.00	327.10>80.90	609875	197212	32.34	33.08	197212	32.34	33.08	
13C3-PFBS_IS	302.10>79.90	----	171517	----	----	----	----	----	----	
PFBS	298.70>79.90	298.70>98.80	1364190	614747	45.06	46.53	614747	45.06	46.53	
13C3-PFBS	302.10>79.90	----	171517	----	----	----	----	----	----	
NFDHA	295.00>201.00	295.00>84.90	1675700	592278	35.35	36.44	592278	35.35	36.44	
13C5-PFHxA	318.00>273.00	----	346697	----	----	----	----	----	----	
13C5-PFHxA_IS	318.00>273.00	----	346697	----	----	----	----	----	----	
13C2-PFHxA_IS	315.10>270.00	----	440505	----	----	----	----	----	----	
PFHxA	313.00>269.00	----	2117533	----	----	----	----	----	----	
PFEESA	314.80>135.00	314.80>82.90	6595432	369222	5.60	5.25	369222	5.60	5.25	
13C3-HFPO-DA	286.90>168.90	----	564278	----	----	----	----	----	----	
13C3-HFPO-DA_IS	286.90>168.90	----	564278	----	----	----	----	----	----	
HFPO-DA	284.90>168.90	284.90>184.90	942393	593238	62.95	62.57	593238	62.95	62.57	
5_3 FTCA	341.00>237.05	341.00>217.00	1126888	1747003	155.03	154.88	1747003	155.03	154.88	
PFPeS	349.10>79.90	349.10>98.80	959432	513856	53.56	54.44	513856	53.56	54.44	
13C4-PFHpA	367.10>322.00	----	475240	----	----	----	----	----	----	
13C4-PFHpA_IS	367.10>322.00	----	475240	----	----	----	----	----	----	
PFHpA	363.10>319.00	363.10>169.00	2573943	568629	22.09	23.39	568629	22.09	23.39	
DONA	376.90>250.90	376.90>84.80	3772967	1094837	29.02	30.39	1094837	29.02	30.39	
13C2-6_2 FTS_IS	429.10>80.90	----	63309	----	----	----	----	----	----	
13C2-6_2 FTS	429.10>80.90	----	63309	----	----	----	----	----	----	
6_2 FTS	427.10>407.00	427.10>80.90	407257	182453	44.80	44.48	182453	44.80	44.48	
13C4-PFOA_IS	417.10>172.00	----	27805	----	----	----	----	----	----	
13C8-PFOA_IS	421.10>376.00	----	412183	----	----	----	----	----	----	

J:\LCMS08\Data\240315_1633_Curve\240315_1633_Curve.damlp .

Ref 1 Set Ratio assigned from calibration mid-point; Ref 2 Set Ratio assigned from opening calibration verification.
IRr - Ion ratio outside either set of criteria. Exceedances for reported detections to be "I" flagged in the analytical report.

240315_023 (continued)

(Table continued from previous page)

Name	m/z	Ref 1 m/z	Area	Ref 1 Measured	Ref 1 Actual Ratio	Ref 1 Set Ratio	Ref 2 Measured	Ref 2 Actual Ratio	Ref 2 Set Ratio	Flag ID
13C8-PFOA	421.10>376.00	----	412183	----	----	----	----	----	----	
PFOA	413.00>369.00	413.00>169.00	2258212	534104	23.65	24.47	534104	23.65	24.47	
13C3-PFHxS	402.10>79.90	----	113078	----	----	----	----	----	----	
13C3-PFHxS_IS	402.10>79.90	----	113078	----	----	----	----	----	----	
PFHxS	398.70>79.90	398.70>98.90	944545	539513	57.12	57.29	539513	57.12	57.29	
18O2-PFHxS_IS	403.00>83.90	----	108663	----	----	----	----	----	----	
13C9-PFNA_IS	472.10>427.00	----	178201	----	----	----	----	----	----	
13C9-PFNA	472.10>427.00	----	178201	----	----	----	----	----	----	
13C5-PFNA_IS	468.00>423.00	----	158355	----	----	----	----	----	----	
PFNA	463.00>419.00	463.00>219.00	1735835	355270	20.47	20.36	355270	20.47	20.36	
PFHpS	449.00>79.90	449.00>98.80	740769	371726	50.18	46.70	371726	50.18	46.70	
7_3 FTCA	441.00>317.00	441.00>336.90	1763649	2325347	131.85	132.28	2325347	131.85	132.28	
13C2-8_2-FTS	529.10>80.90	----	41081	----	----	----	----	----	----	
13C2-8_2-FTS_IS	529.10>80.90	----	41081	----	----	----	----	----	----	
8_2 FTS	527.10>506.95	527.10>80.80	255644	107003	41.86	45.91	107003	41.86	45.91	
13C6-PFDA_IS	519.10>474.10	----	114554	----	----	----	----	----	----	
13C6-PFDA	519.10>474.10	----	114554	----	----	----	----	----	----	
13C2-PFDA_IS	515.10>470.10	----	97338	----	----	----	----	----	----	
PFDA	512.90>469.00	512.90>219.00	1347575	235503	17.48	17.64	235503	17.48	17.64	
D3-NMeFOSAA_IS	573.20>419.00	----	136083	----	----	----	----	----	----	
D3-NMeFOSAA	573.20>419.00	----	136083	----	----	----	----	----	----	
13C8-PFOS_IS	507.10>98.90	----	44312	----	----	----	----	----	----	
13C8-PFOS	507.10>98.90	----	44312	----	----	----	----	----	----	
13C4-PFOS_IS	502.80>79.90	----	126719	----	----	----	----	----	----	
PFOS	498.90>79.90	498.90>98.80	635313	307652	48.43	45.06	307652	48.43	45.06	
NMeFOSAA	570.10>419.00	570.10>483.00	412783	264630	64.11	67.10	264630	64.11	67.10	
D5-NEtFOSAA_IS	589.20>419.00	----	102182	----	----	----	----	----	----	
D5-NEtFOSAA	589.20>419.00	----	102182	----	----	----	----	----	----	
NEtFOSAA	584.20>419.10	584.20>526.00	278032	262153	94.29	89.53	262153	94.29	89.53	
9-Cl-PF3ONS	530.80>351.00	532.80>353.00	4468209	1395609	31.23	31.69	1395609	31.23	31.69	
PFUnDA	563.10>519.00	563.10>269.10	1346249	156017	11.59	10.96	156017	11.59	10.96	
13C7-PFUnDA_IS	570.00>525.10	----	106178	----	----	----	----	----	----	
13C7-PFUnDA	570.00>525.10	----	106178	----	----	----	----	----	----	
PFNS	548.80>79.90	548.80>98.80	526245	314866	59.83	56.91	314866	59.83	56.91	
10_2 FTS	626.80>607.05	626.80>81.00	217468	69769	32.08	32.29	69769	32.08	32.29	
13C2-PFDOA_IS	615.10>570.00	----	128826	----	----	----	----	----	----	
13C2-PFDOA	615.10>570.00	----	128826	----	----	----	----	----	----	
PFDOA	613.10>569.00	613.10>319.00	1027987	114119	11.10	11.14	114119	11.10	11.14	
PFDS	599.00>79.90	599.00>98.80	458469	275448	60.08	58.01	275448	60.08	58.01	
PFTrDA	663.00>619.00	663.00>168.90	1164647	177163	15.21	16.67	177163	15.21	16.67	

J:\LCMS08\Data\240315_1633_Curve\240315_1633_Curve.damlp .

Ref 1 Set Ratio assigned from calibration mid-point; Ref 2 Set Ratio assigned from opening calibration verification.
IRr - Ion ratio outside either set of criteria. Exceedances for reported detections to be "I" flagged in the analytical report.



Insight Report
Ion Ratio Confirmation
Printed 3/18/2024 12:11:29

240315_023 (continued)

(Table continued from previous page)

Name	m/z	Ref 1 m/z	Area	Ref 1 Measured	Ref 1 Actual Ratio	Ref 1 Set Ratio	Ref 2 Measured	Ref 2 Actual Ratio	Ref 2 Set Ratio	Flag ID
11-Cl-PF3OUdS	630.90>451.00	632.90>452.90	1984831	693967	34.96	35.04	693967	34.96	35.04	
PFOSAm	498.10>77.90	----	1493820	----	----	----	----	----	----	
13C8-PFOSAm	506.10>77.80	----	115185	----	----	----	----	----	----	
13C8-PFOSAm_IS	506.10>77.80	----	115185	----	----	----	----	----	----	
PFTDA	713.10>669.00	713.10>168.90	782593	136597	17.45	17.09	136597	17.45	17.09	
13C2-PFTDA	715.20>670.00	----	78169	----	----	----	----	----	----	
13C2-PFTDA_IS	715.20>670.00	----	78169	----	----	----	----	----	----	
PFDoS	699.10>79.90	699.10>98.80	279562	181365	64.88	61.23	181365	64.88	61.23	
D7-MeFOSE_IS	623.20>58.90	----	358906	----	----	----	----	----	----	
D7-MeFOSE	623.20>58.90	----	358906	----	----	----	----	----	----	
MeFOSE	616.10>59.00	----	310229	----	----	----	----	----	----	
13C2-PFHXDA_IS	815.00>770.05	----	164123	----	----	----	----	----	----	
13C2-PFHXDA	815.00>770.05	----	164123	----	----	----	----	----	----	
PFHXDA	813.00>768.95	813.00>218.95	1454293	166065	11.42	10.78	166065	11.42	10.78	
D3-MeFOSA	515.00>219.00	----	28866	----	----	----	----	----	----	
D3-MeFOSA_IS	515.00>219.00	----	28866	----	----	----	----	----	----	
MeFOSA	511.90>219.00	511.90>169.00	283655	469452	165.50	156.31	469452	165.50	156.31	
D9-EtFOSE_IS	639.20>58.90	----	414260	----	----	----	----	----	----	
D9-EtFOSE	639.20>58.90	----	414260	----	----	----	----	----	----	
EtFOSE	630.00>59.00	----	306841	----	----	----	----	----	----	
D5-EtFOSAm	531.10>219.00	----	46793	----	----	----	----	----	----	
D5-EtFOSAm_IS	531.10>219.00	----	46793	----	----	----	----	----	----	
EtFOSAm	526.00>219.00	526.00>169.00	349886	561853	160.58	177.75	561853	160.58	177.75	
PFODA	913.00>868.65	913.00>169.00	450502	138288	30.70	31.66	138288	30.70	31.66	

J:\LCMS08\Data\240315_1633_Curve\240315_1633_Curve.damlp .

Ref 1 Set Ratio assigned from calibration mid-point; Ref 2 Set Ratio assigned from opening calibration verification.
IRr - Ion ratio outside either set of criteria. Exceedances for reported detections to be "I" flagged in the analytical report.

Insight Report
Quantitation/Integration
Printed 3/18/2024 12:10:31

240315_023

Sample ID: 1633 ICAL 15.0PPB
Date Acquired: 3/15/2024 10:42:39 PM
Acquired by: System Administrator
Data File: 240315_023
Vial: 8 | Inj. Volume: 10.0000uL | Tray: 1

Name	Mode ID	Found RT	RT Diff	ISTD RT Diff	Area	ISTD Area	ISTD Name	Std. Conc.	Conc.	Unit	Flag ID
13C4-PFBA	Auto	1.332	-0.008	-0.001	887193	457570	13C3-PFBA_IS	10.0000	9.8309	ng/mL	
13C4-PFBA_IS	Auto	1.332	-0.008	----	887193	887193	----	10.0000	10.0000	ng/mL	
13C3-PFBA_IS	Auto	1.333	-0.006	----	457570	457570	----	5.0000	5.0000	ng/mL	
PFBA	Auto	1.334	-0.008	0.002	1502685	887193	13C4-PFBA_IS	15.0000	14.9216	ng/mL	
PFMPA	Auto	2.366	-0.002	-1.090	1077868	237954	13C5-PFPeA_IS	15.0000	14.5922	ng/mL	
3_3 FTCA	Auto	2.965	-0.001	-0.491	400321	237954	13C5-PFPeA_IS	100.0000	111.2784	ng/mL	
13C5-PFPeA	Auto	3.456	-0.001	-1.491	237954	440505	13C2-PFHxA_IS	5.0000	4.8549	ng/mL	
13C5-PFPeA_IS	Auto	3.456	-0.001	----	237954	237954	----	5.0000	5.0000	ng/mL	
PFPeA	Auto	3.459	-0.001	0.003	2465766	237954	13C5-PFPeA_IS	15.0000	14.4763	ng/mL	
PFMBA	Auto	3.984	0.000	0.528	1658813	237954	13C5-PFPeA_IS	15.0000	14.9620	ng/mL	
13C2-4_2 FTS	Auto	4.637	0.001	-2.422	78057	108663	18O2-PFHxS_IS	5.0000	5.1162	ng/mL	
13C2-4_2 FTS_IS	Auto	4.637	0.001	----	78057	78057	----	5.0000	5.0000	ng/mL	
4_2 FTS	Auto	4.637	0.000	0.000	609875	78057	13C2-4_2 FTS_IS	14.1000	13.7414	ng/mL	
13C3-PFBS_IS	Auto	4.604	-0.001	----	171517	171517	----	2.5000	2.5000	ng/mL	
PFBS	Auto	4.605	0.000	0.001	1364190	171517	13C3-PFBS_IS	13.3000	13.6803	ng/mL	
13C3-PFBS	Auto	4.604	-0.001	-2.455	171517	108663	18O2-PFHxS_IS	2.5000	2.5899	ng/mL	
NFDHA	Auto	4.801	0.000	-0.145	1675700	346697	13C5-PFHxA_IS	15.0000	14.7762	ng/mL	
13C5-PFHxA	Auto	4.946	0.001	-0.001	346697	440505	13C2-PFHxA_IS	2.5000	2.4065	ng/mL	
13C5-PFHxA_IS	Auto	4.946	0.001	----	346697	346697	----	2.5000	2.5000	ng/mL	
13C2-PFHxA_IS	Auto	4.947	0.001	----	440505	440505	----	2.5000	2.5000	ng/mL	
PFHxA	Auto	4.947	0.000	0.001	2117533	346697	13C5-PFHxA_IS	15.0000	14.7188	ng/mL	
PFEESA	Auto	5.275	-0.001	0.329	6595432	346697	13C5-PFHxA_IS	13.4000	13.7074	ng/mL	
13C3-HFPO-DA	Auto	5.417	0.000	0.470	564278	440505	13C2-PFHxA_IS	10.0000	9.7856	ng/mL	
13C3-HFPO-DA_IS	Auto	5.417	0.000	----	564278	564278	----	10.0000	10.0000	ng/mL	
HFPO-DA	Auto	5.419	0.000	0.002	942393	564278	13C3-HFPO-DA_IS	15.0000	14.6945	ng/mL	
5_3 FTCA	Auto	5.862	0.001	0.916	1126888	346697	13C5-PFHxA_IS	100.0000	109.3497	ng/mL	
PFPeS	Auto	5.984	-0.002	-1.074	959432	113078	13C3-PFHxS_IS	14.1000	14.9663	ng/mL	
13C4-PFHpA	Auto	6.133	0.001	1.186	475240	440505	13C2-PFHxA_IS	2.5000	2.3862	ng/mL	
13C4-PFHpA_IS	Auto	6.133	0.001	----	475240	475240	----	2.5000	2.5000	ng/mL	
PFHpA	Auto	6.135	0.001	0.002	2573943	475240	13C4-PFHpA_IS	15.0000	14.8809	ng/mL	
DONA	Auto	6.496	0.000	1.079	3772967	564278	13C3-HFPO-DA_IS	14.2000	14.7302	ng/mL	
13C2-6_2 FTS_IS	Auto	6.782	0.002	----	63309	63309	----	5.0000	5.0000	ng/mL	
13C2-6_2 FTS	Auto	6.782	0.002	-0.277	63309	108663	18O2-PFHxS_IS	5.0000	5.1483	ng/mL	
6_2 FTS	Auto	6.782	0.001	0.000	407257	63309	13C2-6_2 FTS_IS	14.3000	13.9085	ng/mL	
13C4-PFOA_IS	Auto	7.090	0.001	----	27805	27805	----	2.5000	2.5000	ng/mL	
13C8-PFOA_IS	Auto	7.090	0.001	----	412183	412183	----	2.5000	2.5000	ng/mL	
13C8-PFOA	Auto	7.090	0.001	0.000	412183	27805	13C4-PFOA_IS	2.5000	2.4071	ng/mL	
PFOA	Auto	7.093	0.001	0.002	2258212	412183	13C8-PFOA_IS	15.0000	14.5378	ng/mL	
13C3-PFHxS	Auto	7.059	0.001	-0.001	113078	108663	18O2-PFHxS_IS	2.5000	2.4822	ng/mL	
13C3-PFHxS_IS	Auto	7.059	0.001	----	113078	113078	----	2.5000	2.5000	ng/mL	
PFHxS	Auto	7.059	0.000	0.001	944545	113078	13C3-PFHxS_IS	13.7000	15.3082	ng/mL	
18O2-PFHxS_IS	Auto	7.059	0.001	----	108663	108663	----	2.5000	2.5000	ng/mL	
13C9-PFNA_IS	Auto	7.942	0.002	----	178201	178201	----	1.2500	1.2500	ng/mL	
13C9-PFNA	Auto	7.942	0.002	0.000	178201	158355	13C5-PFNA_IS	1.2500	1.2453	ng/mL	
13C5-PFNA_IS	Auto	7.942	0.002	----	158355	158355	----	1.2500	1.2500	ng/mL	
PFNA	Auto	7.943	0.002	0.001	1735835	178201	13C9-PFNA_IS	15.0000	14.9462	ng/mL	
PFHpS	Auto	7.984	0.001	-0.813	740769	44312	13C8-PFOS_IS	14.3000	13.1210	ng/mL	
7_3 FTCA	Auto	7.922	0.001	2.976	1763649	346697	13C5-PFHxA_IS	100.0000	117.5137	ng/mL	
13C2-8_2-FTS	Auto	8.403	0.003	1.344	41081	108663	18O2-PFHxS_IS	5.0000	5.2152	ng/mL	
13C2-8_2-FTS_IS	Auto	8.403	0.003	----	41081	41081	----	5.0000	5.0000	ng/mL	
8_2 FTS	Auto	8.402	0.003	-0.001	255644	41081	13C2-8_2-FTS_IS	14.4000	14.2623	ng/mL	
13C6-PFDA_IS	Auto	8.707	0.002	----	114554	114554	----	1.2500	1.2500	ng/mL	
13C6-PFDA	Auto	8.707	0.002	-0.001	114554	97338	13C2-PFDA_IS	1.2500	1.2572	ng/mL	

J:\LCMS08\Data\240315_1633_Curve\240315_1633_Curve.damlp .
SN - Software-calculated S/N ratio outside criteria due to non-target peaks or drift in noise calculation window. Analyst review of noise levels (excluding non-target peaks) in chromatogram indicates S/N ratio meets criteria.

240315_023 (continued)

(Table continued from previous page)

Name	Mode ID	Found RT	RT Diff	ISTD RT Diff	Area	ISTD Area	ISTD Name	Std. Conc.	Conc.	Unit	Flag ID
13C2-PFDA_IS	Auto	8.708	0.003	----	97338	97338	----	1.2500	1.2500	ng/mL	
PFDA	Auto	8.709	0.002	0.002	1347575	114554	13C6-PFDA_IS	15.0000	14.4723	ng/mL	
D3-NMeFOSAA_IS	Auto	8.842	0.004	----	136083	136083	----	5.0000	5.0000	ng/mL	
D3-NMeFOSAA	Auto	8.842	0.004	0.045	136083	126719	13C4-PFOS_IS	5.0000	4.4392	ng/mL	
13C8-PFOS_IS	Auto	8.797	0.001	----	44312	44312	----	2.5000	2.5000	ng/mL	
13C8-PFOS	Auto	8.797	0.001	0.000	44312	126719	13C4-PFOS_IS	2.5000	2.4976	ng/mL	
13C4-PFOS_IS	Auto	8.797	0.001	----	126719	126719	----	2.5000	2.5000	ng/mL	
PFOS	M	8.798	0.001	0.001	635313	44312	13C8-PFOS_IS	13.9000	13.4294	ng/mL	
NMeFOSAA	M	8.848	0.005	0.006	412783	136083	D3-NMeFOSAA_IS	15.0000	15.5023	ng/mL	
D5-NEtFOSAA_IS	Auto	9.172	0.002	----	102182	102182	----	5.0000	5.0000	ng/mL	
D5-NEtFOSAA	Auto	9.172	0.002	0.375	102182	126719	13C4-PFOS_IS	5.0000	4.5496	ng/mL	
NEtFOSAA	M	9.182	0.004	0.010	278032	102182	D5-NEtFOSAA_IS	15.0000	14.0592	ng/mL	
9-Cl-PF3ONS	Auto	9.364	0.002	3.947	4468209	564278	13C3-HFPO-DA_IS	14.0000	14.4612	ng/mL	
PFUnDA	Auto	9.435	0.002	0.001	1346249	106178	13C7-PFUnDA_IS	15.0000	14.7683	ng/mL	
13C7-PFUnDA_IS	Auto	9.434	0.003	----	106178	106178	----	1.2500	1.2500	ng/mL	
13C7-PFUnDA	Auto	9.434	0.003	0.726	106178	97338	13C2-PFDA_IS	1.2500	1.1816	ng/mL	
PFNS	Auto	9.561	0.001	0.764	526245	44312	13C8-PFOS_IS	14.4000	13.3066	ng/mL	
10_2 FTS	Auto	9.811	0.003	1.408	217468	41081	13C2-8_2-FTS_IS	14.5000	14.2349	ng/mL	
13C2-PFDOA_IS	Auto	10.119	0.001	----	128826	128826	----	1.2500	1.2500	ng/mL	
13C2-PFDOA	Auto	10.119	0.001	1.411	128826	97338	13C2-PFDA_IS	1.2500	1.2327	ng/mL	
PFDOA	Auto	10.120	0.002	0.001	1027987	128826	13C2-PFDOA_IS	15.0000	14.8501	ng/mL	
PFDS	Auto	10.275	0.002	1.478	458469	44312	13C8-PFOS_IS	14.5000	13.1621	ng/mL	
PFTrDA	Auto	10.777	0.001	-0.633	1164647	78169	13C2-PFTDA_IS	15.0000	15.2298	ng/mL	
11-Cl-PF3OUdS	Auto	10.783	0.001	5.366	1984831	564278	13C3-HFPO-DA_IS	14.1000	14.0657	ng/mL	
PFOSAm	M	11.130	0.007	-0.002	1493820	115185	13C8-PFOSAm_IS	30.0000	29.7131	ng/mL	
13C8-PFOSAm	Auto	11.132	0.007	2.335	115185	126719	13C4-PFOS_IS	2.5000	2.4171	ng/mL	
13C8-PFOSAm_IS	Auto	11.132	0.007	----	115185	115185	----	2.5000	2.5000	ng/mL	
PFTDA	Auto	11.412	0.002	0.002	782593	78169	13C2-PFTDA_IS	15.0000	14.5477	ng/mL	
13C2-PFTDA	Auto	11.410	0.001	2.702	78169	97338	13C2-PFDA_IS	1.2500	1.2389	ng/mL	
13C2-PFTDA_IS	Auto	11.410	0.001	----	78169	78169	----	1.2500	1.2500	ng/mL	
PFDoS	Auto	11.600	0.000	2.803	279562	44312	13C8-PFOS_IS	14.6000	13.2694	ng/mL	
D7-MeFOSE_IS	Auto	13.367	0.006	----	358906	358906	----	25.0000	25.0000	ng/mL	
D7-MeFOSE	Auto	13.367	0.006	4.570	358906	126719	13C4-PFOS_IS	25.0000	24.6154	ng/mL	
MeFOSE	M	13.405	0.007	0.038	310229	358906	D7-MeFOSE_IS	15.0000	14.6399	ng/mL	
13C2-PFHXDA_IS	Auto	12.628	0.000	----	164123	164123	----	2.5000	2.5000	ng/mL	
13C2-PFHXDA	Auto	12.628	0.000	3.920	164123	97338	13C2-PFDA_IS	2.5000	2.5296	ng/mL	
PFHXDA	Auto	12.629	-0.001	0.001	1454293	164123	13C2-PFHXDA_IS	15.0000	14.5061	ng/mL	
D3-MeFOSA	Auto	13.671	0.007	4.874	28866	126719	13C4-PFOS_IS	2.5000	2.3281	ng/mL	
D3-MeFOSA_IS	Auto	13.671	0.007	----	28866	28866	----	2.5000	2.5000	ng/mL	
MeFOSA	M	13.679	0.006	0.008	283655	28866	D3-MeFOSA_IS	15.0000	15.2316	ng/mL	
D9-EtFOSE_IS	Auto	13.997	0.005	----	414260	414260	----	25.0000	25.0000	ng/mL	
D9-EtFOSE	Auto	13.997	0.005	5.200	414260	126719	13C4-PFOS_IS	25.0000	24.8887	ng/mL	
EtFOSE	M	14.039	0.006	0.041	306841	414260	D9-EtFOSE_IS	15.0000	14.6469	ng/mL	
D5-EtFOSAm	Auto	14.346	0.005	5.549	46793	126719	13C4-PFOS_IS	2.5000	2.3616	ng/mL	
D5-EtFOSAm_IS	Auto	14.346	0.005	----	46793	46793	----	2.5000	2.5000	ng/mL	
EtFOSAm	M	14.364	0.005	0.018	349886	46793	D5-EtFOSAm_IS	15.0000	15.2226	ng/mL	
PFODA	Auto	13.762	-0.004	1.134	450502	164123	13C2-PFHXDA_IS	15.0000	14.1550	ng/mL	

J:\LCMS08\Data\240315_1633_Curve\240315_1633_Curve.damlp .

SN - Software-calculated S/N ratio outside criteria due to non-target peaks or drift in noise calculation window. Analyst review of noise levels (excluding non-target peaks) in chromatogram indicates S/N ratio meets criteria.

240315_023 (continued)

13C4-PFBA
Conc. 9.8309
Q 216.80>171.90 (-) 1.34e5

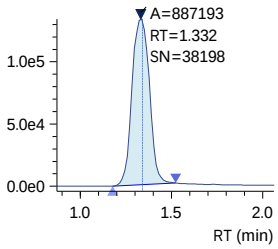

13C4-PFBA_IS
Conc. 10.0000
ISTD 216.80>171.90 (-) 1.34e5

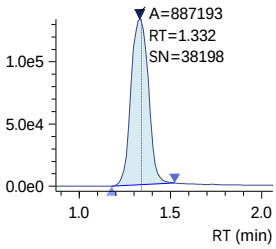

13C3-PFBA_IS
Conc. 5.0000
ISTD 216.00>172.00 (-) 6.92e4

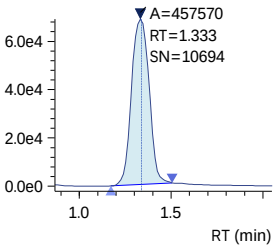

PFBA
Conc. 14.9216
Q 212.80>169.05 (-) 2.28e5

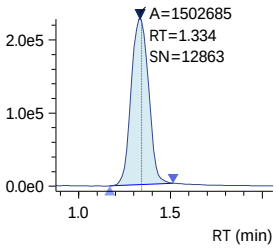

PFMPA
Conc. 14.5922
Q 229.00>84.90 (-) 1.85e5

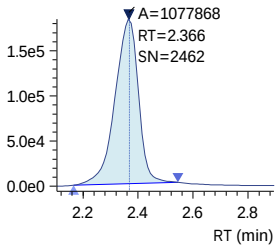

3_3 FTCA
Conc. 111.2784
R#1 135.80 (136.14)
R#2 135.80 (136.14)
Q 241.00>177.10 (-) 1.24e5

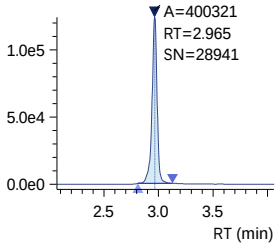

13C5-PFPeA
Conc. 4.8549
Q 268.30>223.00 (-) 6.33e4

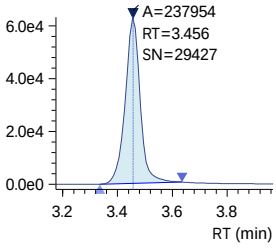

13C5-PFPeA_IS
Conc. 5.0000
ISTD 268.30>223.00 (-) 6.33e4

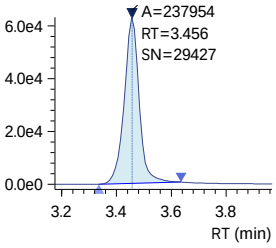

PFPeA
Conc. 14.4763
Q 263.00>219.00 (-) 6.64e5

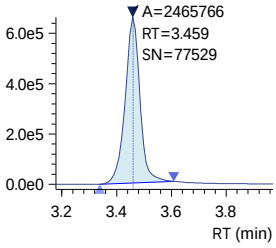

PFMBA
Conc. 14.9620
Q 279.00>84.95 (-) 4.74e5

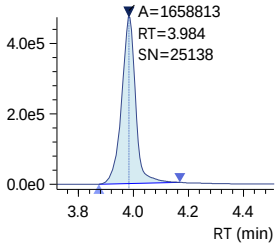

R1 241.00>117.00 (-) 1.67e5

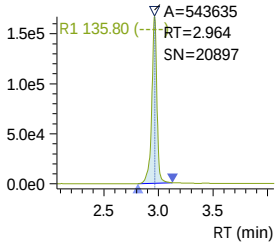

R2 241.00>117.00 (-) 1.67e5

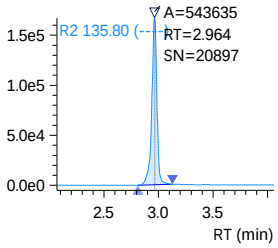

SN - Software-calculated S/N ratio outside criteria due to non-target peaks or drift in noise calculation window.
Analyst review of noise levels (excluding non-target peaks) in chromatogram indicates S/N ratio meets criteria.

240315_023 (continued)

13C2-4_2 FTS
Conc. 5.1162

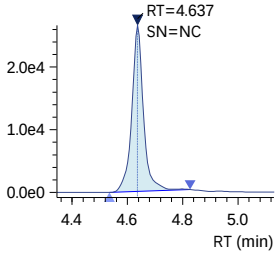

13C2-4_2 FTS_IS
Conc. 5.0000

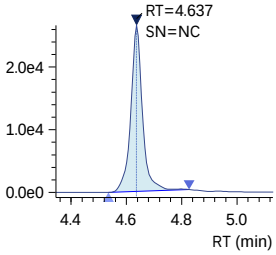

4_2 FTS
Conc. 13.7414
R#1 32.34 (33.08)
R#2 32.34 (33.08)

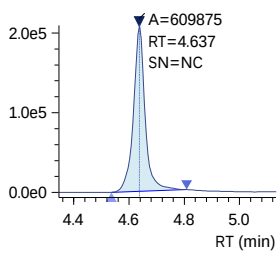

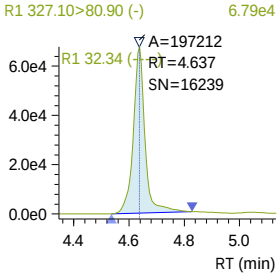

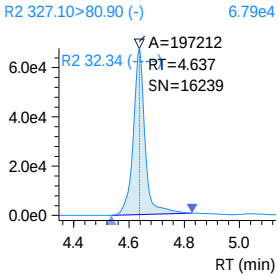

13C3-PFBS_IS
Conc. 2.5000

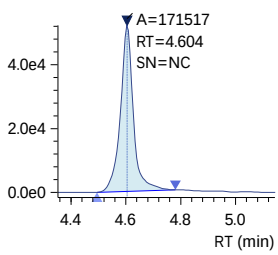

PFBS
Conc. 13.6803
R#1 45.06 (46.53)
R#2 45.06 (46.53)

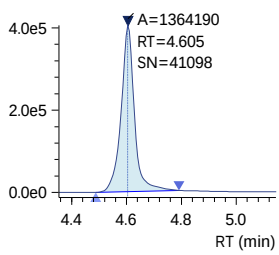

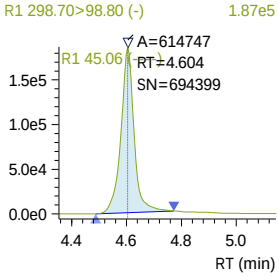

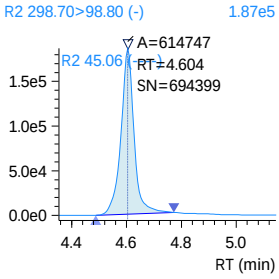

240315_023 (continued)

13C3-PFBS
Conc. 2.5899

Q 302.10>79.90 (-) 5.23e4

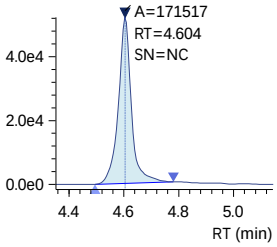

NFDHA
Conc. 14.7762
R#1 35.35 (36.44)
R#2 35.35 (36.44)

Q 295.00>201.00 (-) 4.88e5

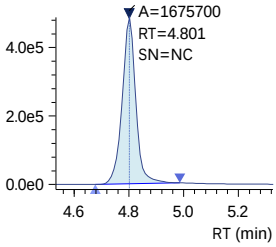

R1 295.00>84.90 (-) 1.72e5

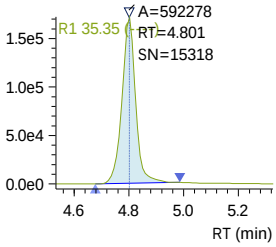

R2 295.00>84.90 (-) 1.72e5

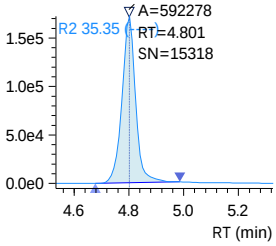

13C5-PFHxA
Conc. 2.4065

Q 318.00>273.00 (-) 1.03e5

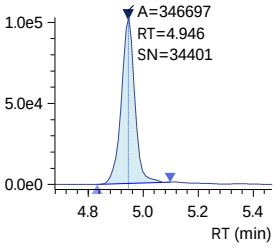

13C5-PFHxA_IS
Conc. 2.5000

ISTD 318.00>273.00 (-) 1.03e5

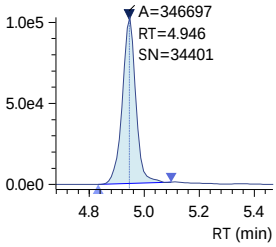

13C2-PFHxA_IS
Conc. 2.5000

ISTD 315.10>270.00 (-) 1.30e5

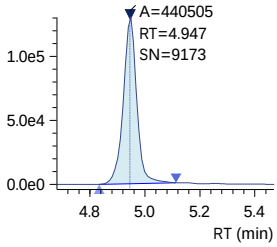

240315_023 (continued)

PFHxA
Conc. 14.7188
Q 313.00>269.00 (-) 6.39e5

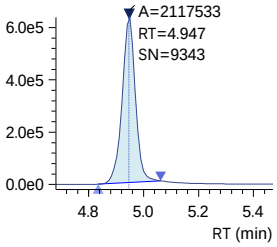

PFEESA
Conc. 13.7074
R#1 5.60 (5.25)
R#2 5.60 (5.25)
Q 314.80>135.00 (-) 1.80e6

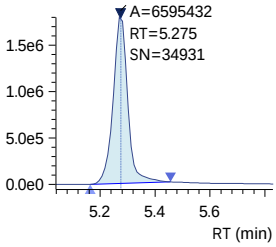

R1 314.80>82.90 (-) 1.01e5

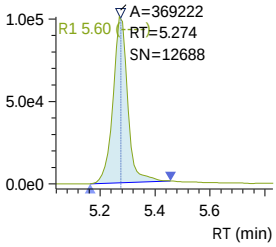

R2 314.80>82.90 (-) 1.01e5

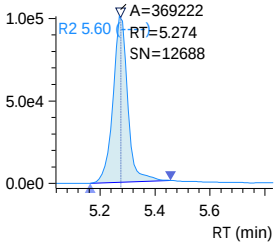

13C3-HFPO-DA
Conc. 9.7856
Q 286.90>168.90 (-) 1.73e5

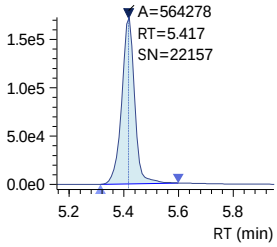

13C3-HFPO-DA_IS
Conc. 10.0000
ISTD 286.90>168.90 (-) 1.73e5

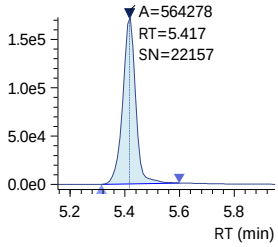

HFPO-DA
Conc. 14.6945
R#1 62.95 (62.57)
R#2 62.95 (62.57)
Q 284.90>168.90 (-) 2.90e5

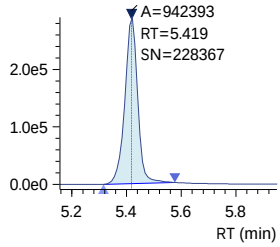

R1 284.90>184.90 (-) 1.85e5

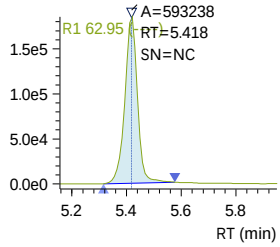

R2 284.90>184.90 (-) 1.85e5

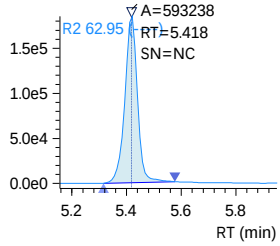

SN - Software-calculated S/N ratio outside criteria due to non-target peaks or drift in noise calculation window.
Analyst review of noise levels (excluding non-target peaks) in chromatogram indicates S/N ratio meets criteria.

240315_023 (continued)

5_3 FTCA
Conc. 109.3497
R#1 155.03 (154.88)
R#2 155.03 (154.88)
Q 341.00>237.05 (-) 3.93e5

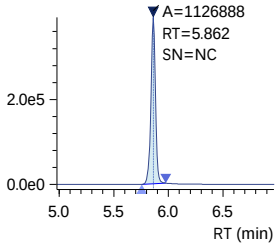

R1 341.00>217.00 (-) 6.18e5

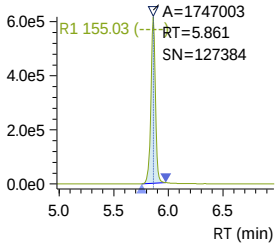

R2 341.00>217.00 (-) 6.18e5

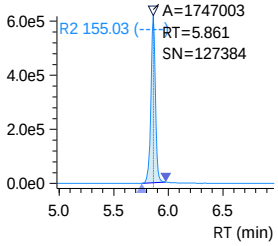

PFPeS
Conc. 14.9663
R#1 53.56 (54.44)
R#2 53.56 (54.44)
Q 349.10>79.90 (-) 3.25e5

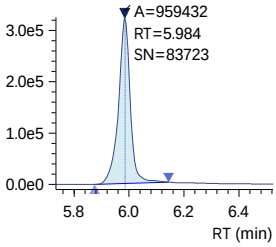

R1 349.10>98.80 (-) 1.73e5

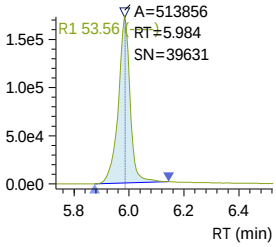

R2 349.10>98.80 (-) 1.73e5

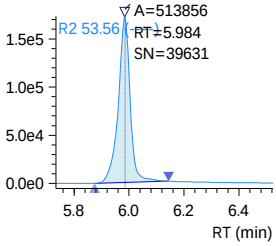

13C4-PFHpA
Conc. 2.3862
Q 367.10>322.00 (-) 1.70e5

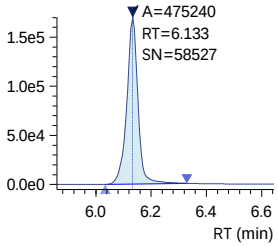

13C4-PFHpA_IS
Conc. 2.5000
ISTD 367.10>322.00 (-) 1.70e5

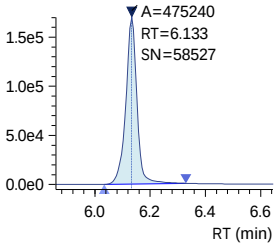

PFHpA
Conc. 14.8809
R#1 22.09 (23.39)
R#2 22.09 (23.39)
Q 363.10>319.00 (-) 9.30e5

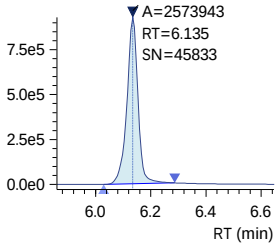

R1 363.10>169.00 (-) 2.06e5

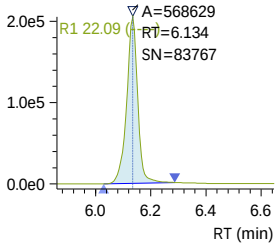

R2 363.10>169.00 (-) 2.06e5

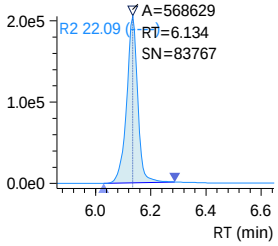

Insight Report
Quantitation/Integration
Printed 3/18/2024 12:10:31

240315_023 (continued)

DONA
Conc. 14.7302
R#1 29.02 (30.39)
R#2 29.02 (30.39)
Q 376.90>250.90 (-) 1.11e6

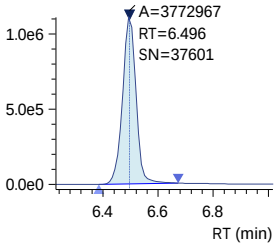

13C2-6_2 FTS_IS
Conc. 5.0000
ISTD 429.10>80.90 (-) 2.05e4

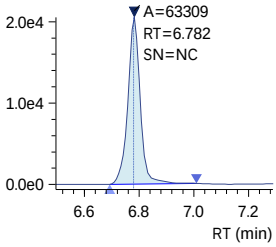

13C2-6_2 FTS
Conc. 5.1483
Q 429.10>80.90 (-) 2.05e4

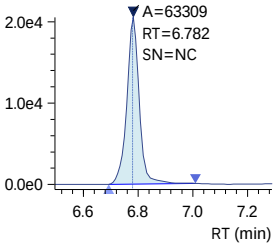

6_2 FTS
Conc. 13.9085
R#1 44.80 (44.48)
R#2 44.80 (44.48)
Q 427.10>407.00 (-) 1.36e5

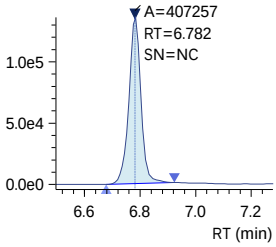

13C4-PFOA_IS
Conc. 2.5000
ISTD 417.10>172.00 (-) 8.13e3

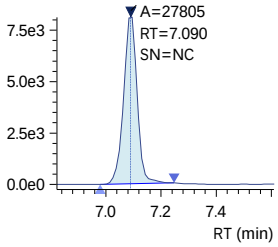

R1 376.90>84.80 (-) 3.22e5

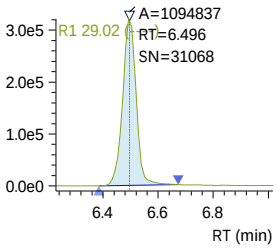

R1 427.10>80.90 (-) 6.05e4

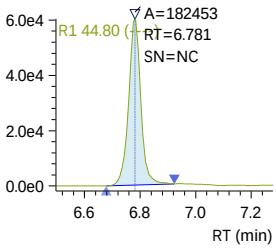

R2 376.90>84.80 (-) 3.22e5

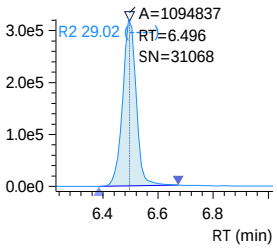

R2 427.10>80.90 (-) 6.05e4

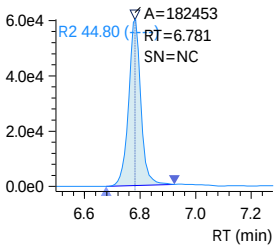

J:\LCMS08\Data\240315_1633_Curve\240315_1633_Curve.damlp .
SN - Software-calculated S/N ratio outside criteria due to non-target peaks or drift in noise calculation window.
Analyst review of noise levels (excluding non-target peaks) in chromatogram indicates S/N ratio meets criteria.

240315_023 (continued)

13C8-PFOA_IS
Conc. 2.5000

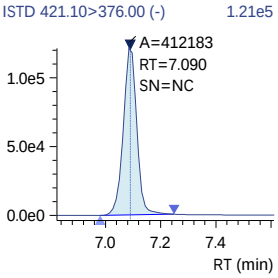

13C8-PFOA
Conc. 2.4071

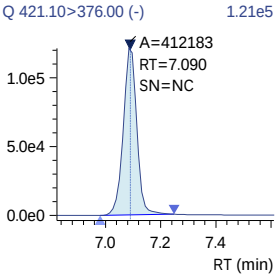

PFOA
Conc. 14.5378
R#1 23.65 (24.47)
R#2 23.65 (24.47)

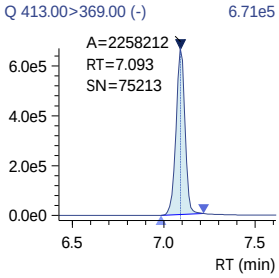

13C3-PFHxS
Conc. 2.4822

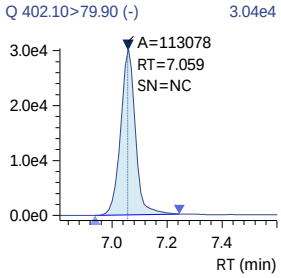

13C3-PFHxS_IS
Conc. 2.5000

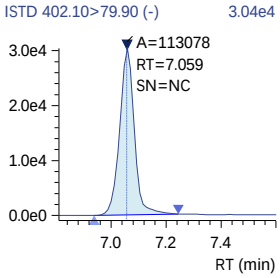

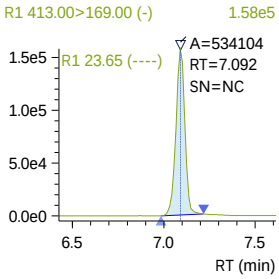

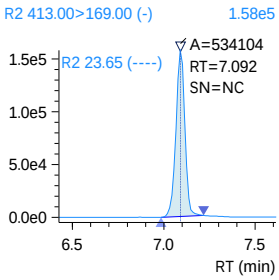

SN - Software-calculated S/N ratio outside criteria due to non-target peaks or drift in noise calculation window.
Analyst review of noise levels (excluding non-target peaks) in chromatogram indicates S/N ratio meets criteria.

240315_023 (continued)

PFHxS
Conc. 15.3082
R#1 57.12 (57.29)
R#2 57.12 (57.29)

Q 398.70>79.90 (-) 2.09e5

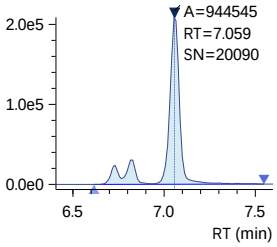

R1 398.70>98.90 (-) 1.15e5

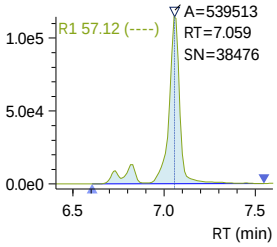

R2 398.70>98.90 (-) 1.15e5

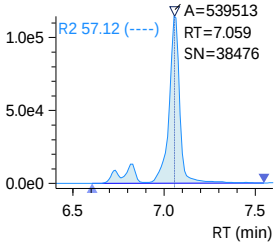

18O2-PFHxS_IS
Conc. 2.5000

ISTD 403.00>83.90 (-) 2.99e4

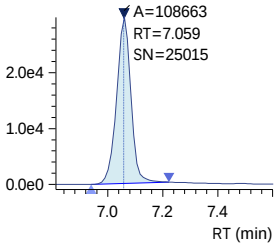

13C9-PFNA_IS
Conc. 1.2500

ISTD 472.10>427.00 (-) 6.81e4

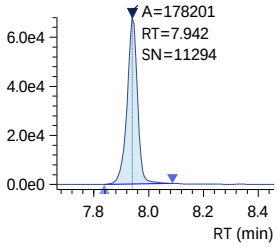

13C9-PFNA
Conc. 1.2453

Q 472.10>427.00 (-) 6.81e4

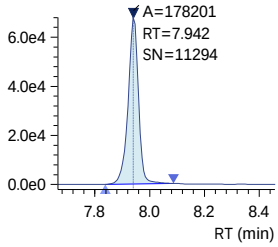

13C5-PFNA_IS
Conc. 1.2500

ISTD 468.00>423.00 (-) 5.96e4

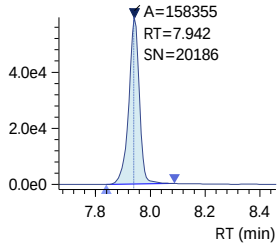

J:\LCMS08\Data\240315_1633_Curve\240315_1633_Curve.damlp .

SN - Software-calculated S/N ratio outside criteria due to non-target peaks or drift in noise calculation window.
Analyst review of noise levels (excluding non-target peaks) in chromatogram indicates S/N ratio meets criteria.

240315_023 (continued)

PFNA
Conc. 14.9462
R#1 20.47 (20.36)
R#2 20.47 (20.36)
Q 463.00>419.00 (-) 6.52e5

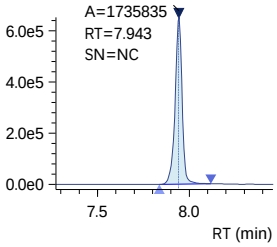

PFHpS
Conc. 13.1210
R#1 50.18 (46.70)
R#2 50.18 (46.70)
Q 449.00>79.90 (-) 2.70e5

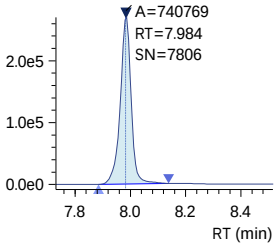

7_3 FTCA
Conc. 117.5137
R#1 131.85 (132.28)
R#2 131.85 (132.28)
Q 441.00>317.00 (-) 6.24e5

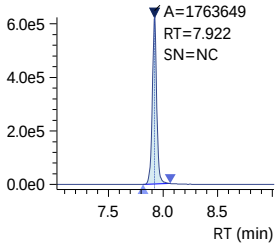

13C2-8_2-FTS
Conc. 5.2152
Q 529.10>80.90 (-) 1.28e4

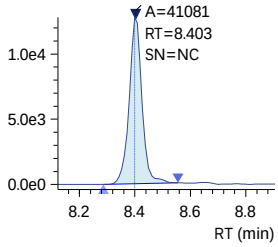

13C2-8_2-FTS_IS
Conc. 5.0000
ISTD 529.10>80.90 (-) 1.28e4

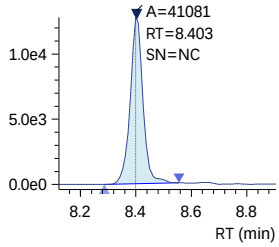

R1 463.00>219.00 (-) 1.35e5

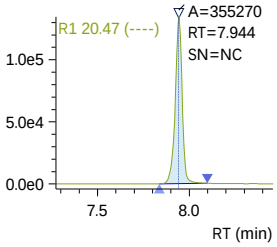

R1 449.00>98.80 (-) 1.37e5

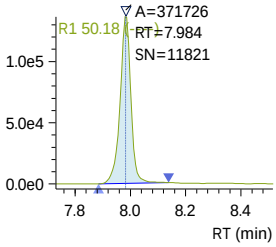

R1 441.00>336.90 (-) 8.25e5

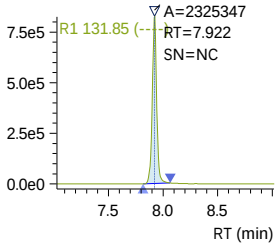

R2 463.00>219.00 (-) 1.35e5

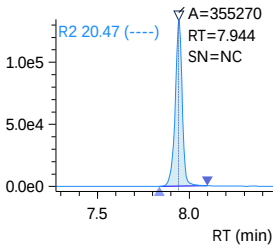

R2 449.00>98.80 (-) 1.37e5

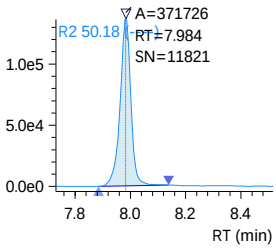

R2 441.00>336.90 (-) 8.25e5

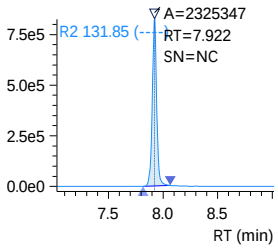

J:\LCMS08\Data\240315_1633_Curve\240315_1633_Curve.damlp .
SN - Software-calculated S/N ratio outside criteria due to non-target peaks or drift in noise calculation window.
Analyst review of noise levels (excluding non-target peaks) in chromatogram indicates S/N ratio meets criteria.

240315_023 (continued)

8_2 FTS
Conc. 14.2623
R#1 41.86 (45.91)
R#2 41.86 (45.91)
Q 527.10>506.95 (-) 8.35e4

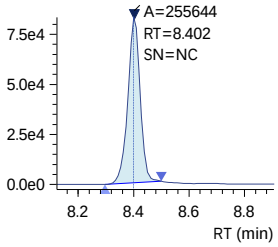

13C6-PFDA_IS
Conc. 1.2500
ISTD 519.10>474.10 (-) 3.31e4

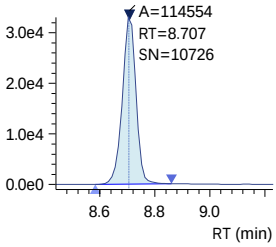

13C6-PFDA
Conc. 1.2572
Q 519.10>474.10 (-) 3.31e4

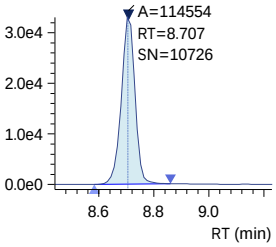

13C2-PFDA_IS
Conc. 1.2500
ISTD 515.10>470.10 (-) 2.79e4

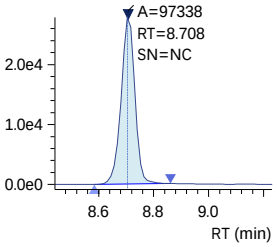

PFDA
Conc. 14.4723
R#1 17.48 (17.64)
R#2 17.48 (17.64)
Q 512.90>469.00 (-) 3.93e5

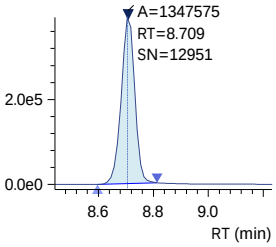

R1 527.10>80.80 (-) 3.51e4

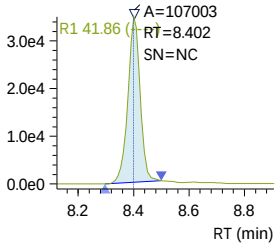

R1 512.90>219.00 (-) 6.76e4

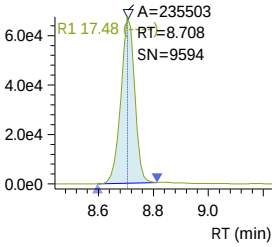

R2 527.10>80.80 (-) 3.51e4

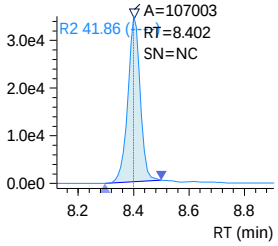

R2 512.90>219.00 (-) 6.76e4

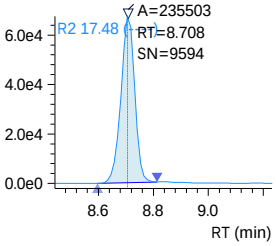

D3-NMeFOSAA_IS
Conc. 5.0000
ISTD 573.20>419.00 (-) 3.72e4

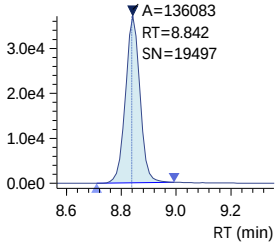

D3-NMeFOSAA
Conc. 4.4392
Q 573.20>419.00 (-) 3.72e4

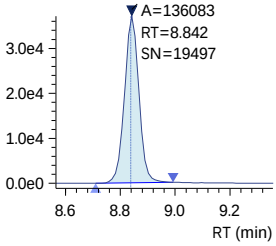

13C8-PFOS_IS
Conc. 2.5000
ISTD 507.10>98.90 (-) 1.28e4

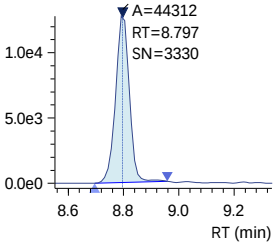

13C8-PFOS
Conc. 2.4976
Q 507.10>98.90 (-) 1.28e4

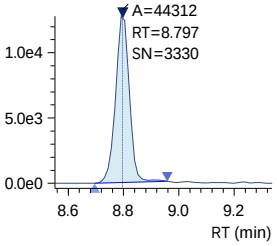

13C4-PFOS_IS
Conc. 2.5000
ISTD 502.80>79.90 (-) 3.64e4

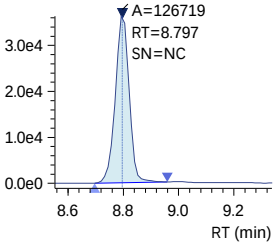

J:\LCMS08\Data\240315_1633_Curve\240315_1633_Curve.damlp .

SN - Software-calculated S/N ratio outside criteria due to non-target peaks or drift in noise calculation window.
Analyst review of noise levels (excluding non-target peaks) in chromatogram indicates S/N ratio meets criteria.

Insight Report
Quantitation/Integration
Printed 3/18/2024 12:10:31

240315_023 (continued)

PFOS
Conc. 13.4294
R#1 48.43 (45.06)
R#2 48.43 (45.06)
Q 498.90>79.90 (-) 1.29e5

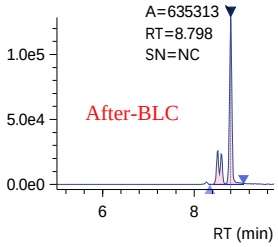

R1 498.90>98.80 (-) 7.16e4

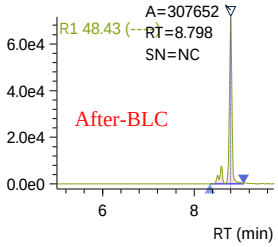

R2 498.90>98.80 (-) 7.16e4

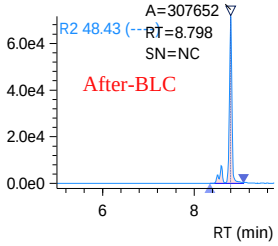

NMeFOSAA
Conc. 15.5023
R#1 64.11 (67.10)
R#2 64.11 (67.10)
Q 570.10>419.00 (-) 9.69e4

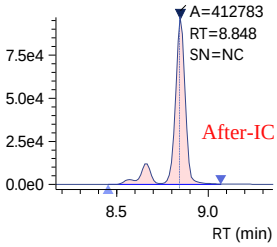

R1 570.10>483.00 (-) 5.44e4

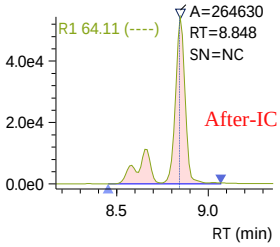

R2 570.10>483.00 (-) 5.44e4

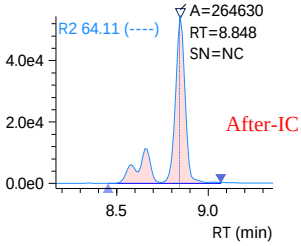

D5-NEtFOSAA_IS
Conc. 5.0000
ISTD 589.20>419.00 (-) 3.07e4

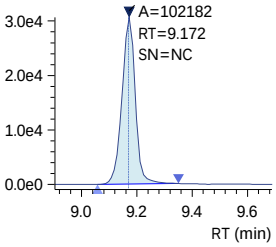

D5-NEtFOSAA
Conc. 4.5496
Q 589.20>419.00 (-) 3.07e4

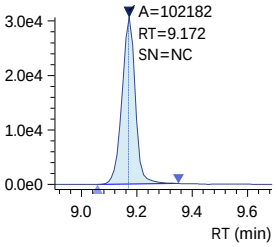

NEtFOSAA
Conc. 14.0592
R#1 94.29 (89.53)
R#2 94.29 (89.53)
Q 584.20>419.10 (-) 6.51e4

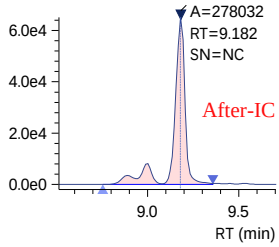

R1 584.20>526.00 (-) 5.68e4

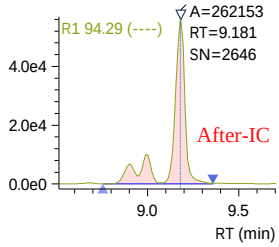

R2 584.20>526.00 (-) 5.68e4

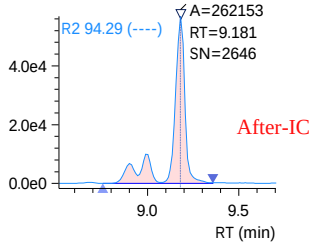

J:\LCMS08\Data\240315_1633_Curve\240315_1633_Curve.damlp .
SN - Software-calculated S/N ratio outside criteria due to non-target peaks or drift in noise calculation window.
Analyst review of noise levels (excluding non-target peaks) in chromatogram indicates S/N ratio meets criteria.

240315_023 (continued)

9-Cl-PF3ONS
Conc. 14.4612
R#1 31.23 (31.69)
R#2 31.23 (31.69)
Q 530.80>351.00 (-) 1.49e6

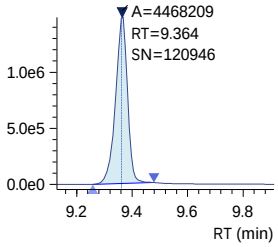

R1 532.80>353.00 (-) 4.67e5

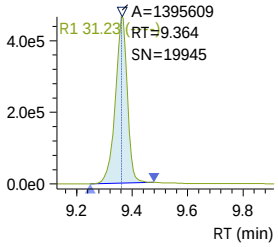

R2 532.80>353.00 (-) 4.67e5

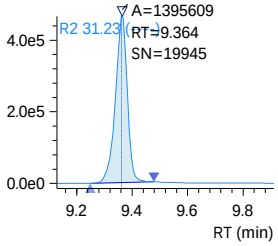

PFUnDA
Conc. 14.7683
R#1 11.59 (10.96)
R#2 11.59 (10.96)
Q 563.10>519.00 (-) 4.73e5

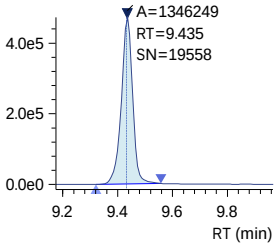

R1 563.10>269.10 (-) 5.62e4

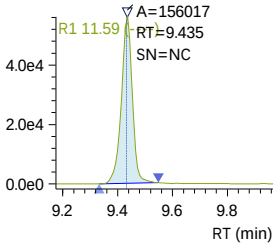

R2 563.10>269.10 (-) 5.62e4

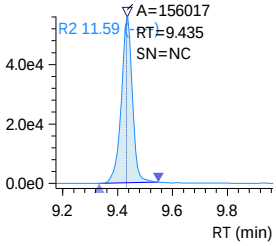

13C7-PFUnDA_IS
Conc. 1.2500
ISTD 570.00>525.10 (-) 3.77e4

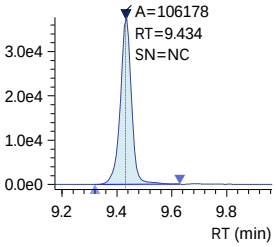

13C7-PFUnDA
Conc. 1.1816
Q 570.00>525.10 (-) 3.77e4

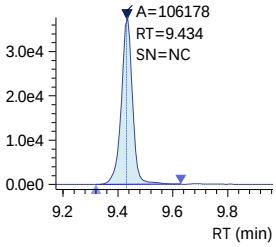

PFNS
Conc. 13.3066
R#1 59.83 (56.91)
R#2 59.83 (56.91)
Q 548.80>79.90 (-) 1.78e5

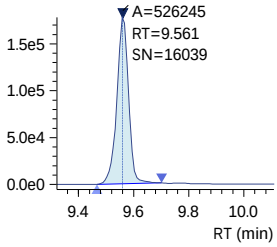

R1 548.80>98.80 (-) 1.07e5

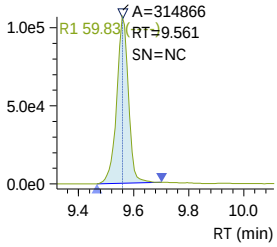

R2 548.80>98.80 (-) 1.07e5

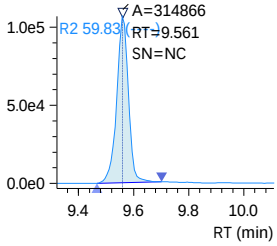

240315_023 (continued)

10_2 FTS
Conc. 14.2349
R#1 32.08 (32.29)
R#2 32.08 (32.29)

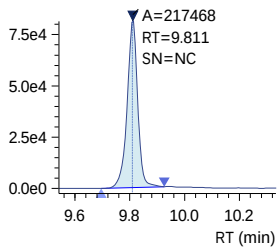

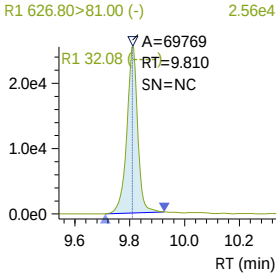

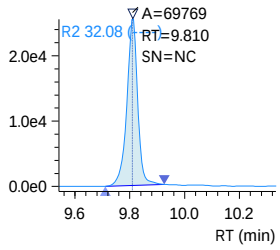

13C2-PFDOA_IS
Conc. 1.2500

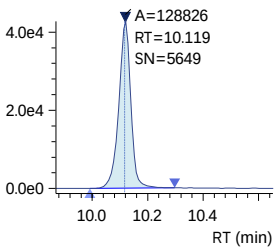

13C2-PFDOA
Conc. 1.2327

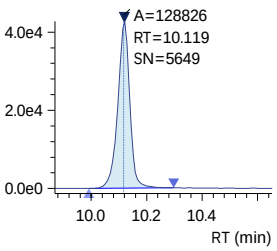

PFDOA
Conc. 14.8501
R#1 11.10 (11.14)
R#2 11.10 (11.14)

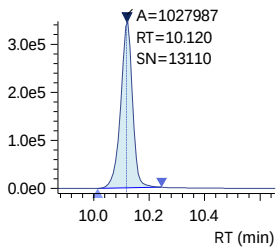

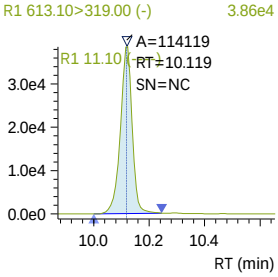

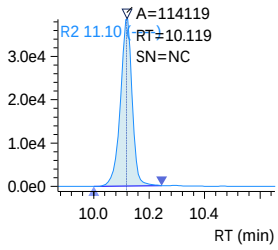

PFDS
Conc. 13.1621
R#1 60.08 (58.01)
R#2 60.08 (58.01)

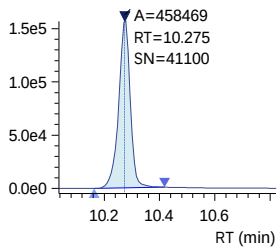

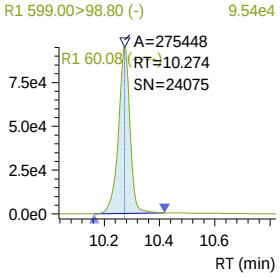

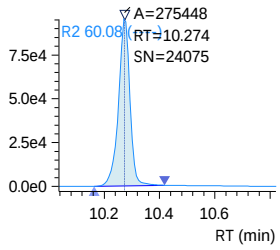

SN - Software-calculated S/N ratio outside criteria due to non-target peaks or drift in noise calculation window.
Analyst review of noise levels (excluding non-target peaks) in chromatogram indicates S/N ratio meets criteria.

240315_023 (continued)

PFTrDA
Conc. 15.2298
R#1 15.21 (16.67)
R#2 15.21 (16.67)
Q 663.00>619.00 (-) 3.80e5

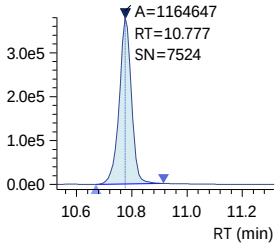

R1 663.00>168.90 (-) 5.77e4

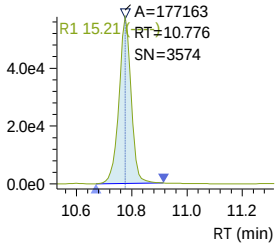

R2 663.00>168.90 (-) 5.77e4

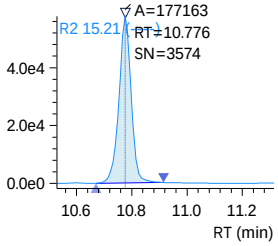

11-Cl-PF3OUdS
Conc. 14.0657
R#1 34.96 (35.04)
R#2 34.96 (35.04)
Q 630.90>451.00 (-) 6.31e5

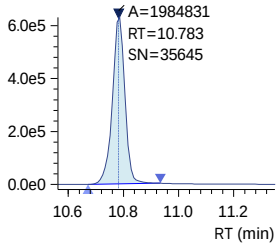

R1 632.90>452.90 (-) 2.21e5

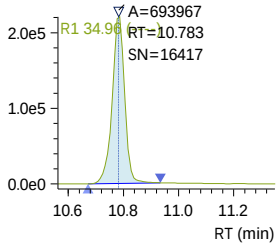

R2 632.90>452.90 (-) 2.21e5

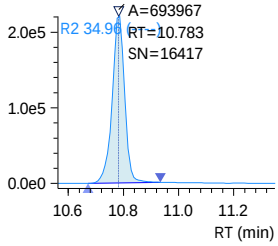

PFOSAm
Conc. 29.7131
Q 498.10>77.90 (-) 3.88e5

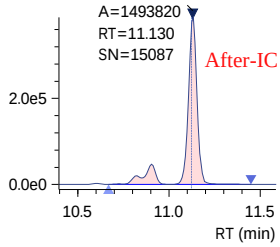

13C8-PFOSAm
Conc. 2.4171
Q 506.10>77.80 (-) 3.60e4

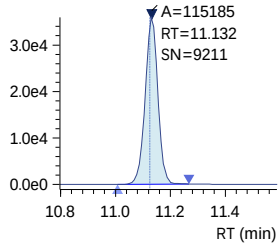

13C8-PFOSAm_IS
Conc. 2.5000
ISTD 506.10>77.80 (-) 3.60e4

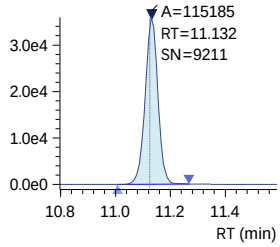

J:\LCMS08\Data\240315_1633_Curve\240315_1633_Curve.damlp .
SN - Software-calculated S/N ratio outside criteria due to non-target peaks or drift in noise calculation window.
Analyst review of noise levels (excluding non-target peaks) in chromatogram indicates S/N ratio meets criteria.

240315_023 (continued)

PFTDA
Conc. 14.5477
R#1 17.45 (17.09)
R#2 17.45 (17.09)
Q 713.10>669.00 (-) 2.25e5

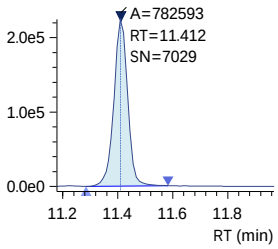

13C2-PFTDA
Conc. 1.2389
Q 715.20>670.00 (-) 2.26e4

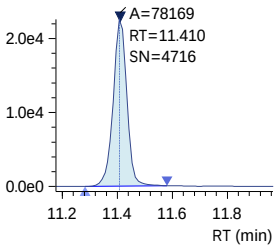

13C2-PFTDA_IS
Conc. 1.2500
ISTD 715.20>670.00 (-) 2.26e4

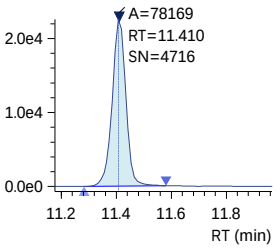

PFDoS
Conc. 13.2694
R#1 64.88 (61.23)
R#2 64.88 (61.23)
Q 699.10>79.90 (-) 8.75e4

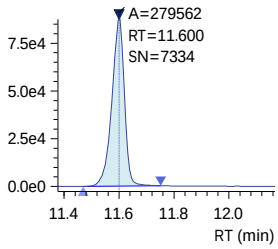

D7-MeFOSE_IS
Conc. 25.0000
ISTD 623.20>58.90 (-) 1.05e5

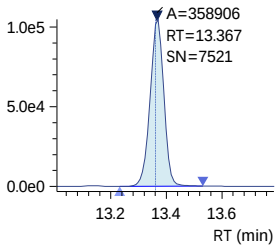

R1 713.10>168.90 (-) 3.82e4

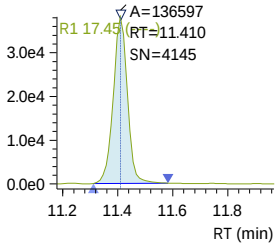

R1 699.10>98.80 (-) 5.66e4

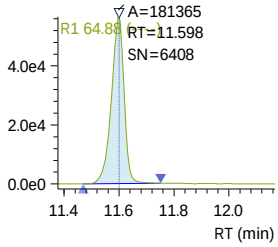

R2 713.10>168.90 (-) 3.82e4

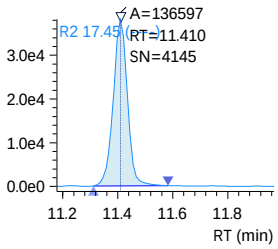

R2 699.10>98.80 (-) 5.66e4

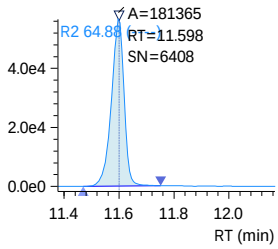

240315_023 (continued)

D7-MeFOSE
Conc. 24.6154

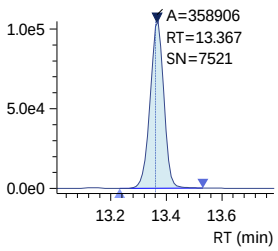

MeFOSE
Conc. 14.6399

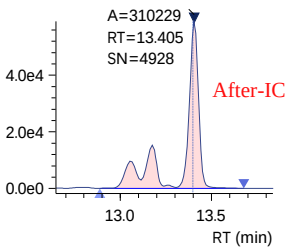

13C2-PFHXDA_IS
Conc. 2.5000

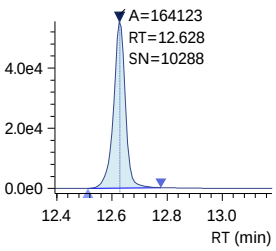

13C2-PFHXDA
Conc. 2.5296

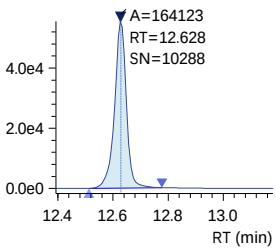

PFHXDA
Conc. 14.5061
R#1 11.42 (10.78)
R#2 11.42 (10.78)

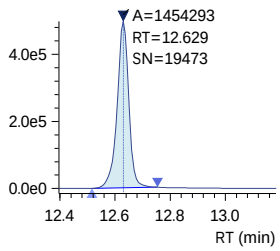

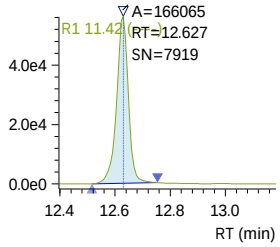

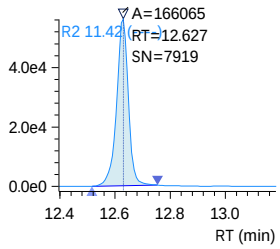

Insight Report
Quantitation/Integration
Printed 3/18/2024 12:10:31

240315_023 (continued)

D3-MeFOSA
Conc. 2.3281

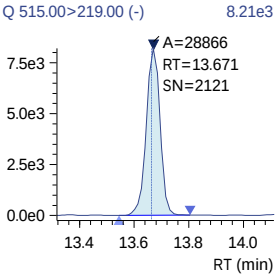

D3-MeFOSA_IS
Conc. 2.5000

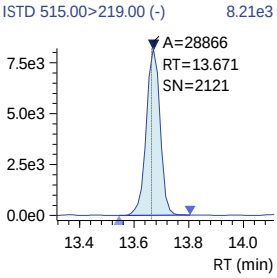

MeFOSA
Conc. 15.2316
R#1 165.50 (156.31)
R#2 165.50 (156.31)

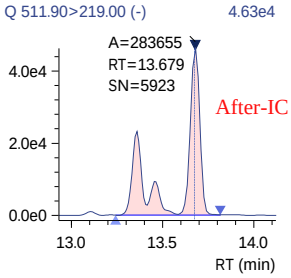

D9-EtFOSE_IS
Conc. 25.0000

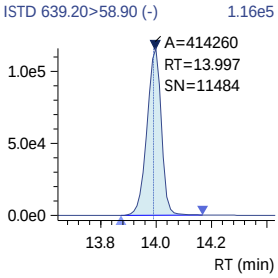

D9-EtFOSE
Conc. 24.8887

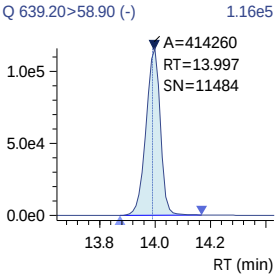

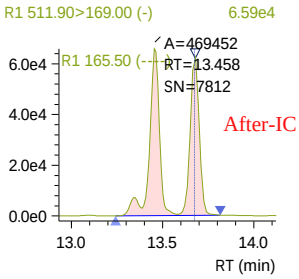

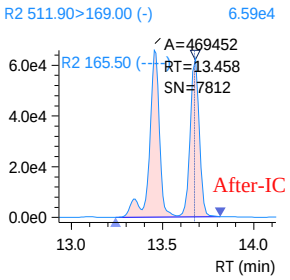

J:\LCMS08\Data\240315_1633_Curve\240315_1633_Curve.damlp .
SN - Software-calculated S/N ratio outside criteria due to non-target peaks or drift in noise calculation window.
Analyst review of noise levels (excluding non-target peaks) in chromatogram indicates S/N ratio meets criteria.

240315_023 (continued)

EtFOSE
Conc. 14.6469

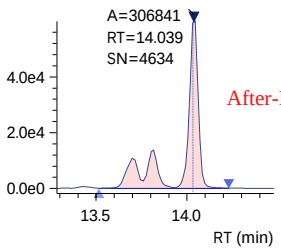

D5-EtFOSAm
Conc. 2.3616

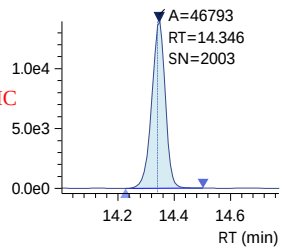

D5-EtFOSAm_IS
Conc. 2.5000

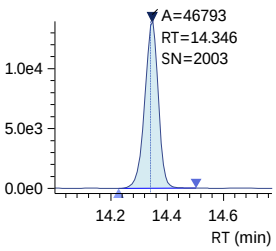

EtFOSAm
Conc. 15.2226
R#1 160.58 (177.75)
R#2 160.58 (177.75)

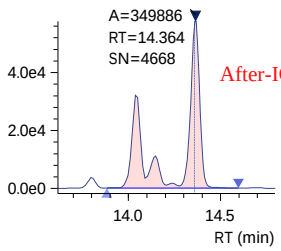

PFODA
Conc. 14.1550
R#1 30.70 (31.66)
R#2 30.70 (31.66)

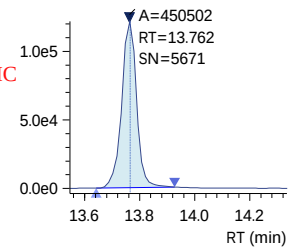

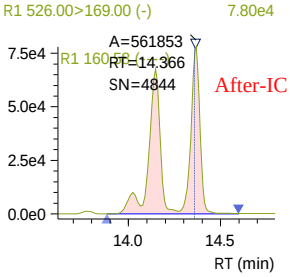

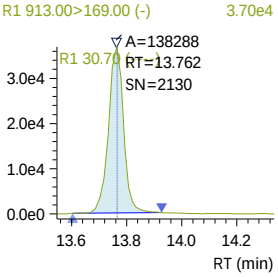

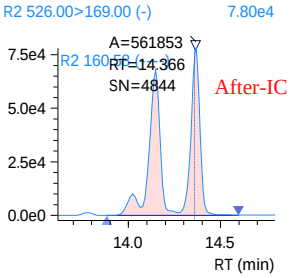

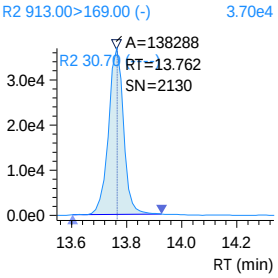

Insight Report
Before Manual Integration
Printed 3/18/2024 10:53:49

240315_023

Sample ID: 1633 ICAL 15.0PPB
Date Acquired: 3/15/2024 10:42:39 PM
Acquired by: System Administrator
Data File: 240315_023
Vial: 8 | Inj. Volume: 10.0000uL | Tray: 1

13C4-PFBA
Conc. 9.8309
Q 216.80>171.90 (-) 1.34e5

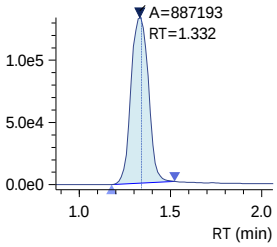

13C4-PFBA_IS
Conc. 10.0000
ISTD 216.80>171.90 (-) 1.34e5

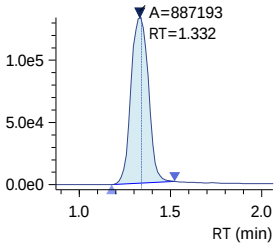

13C3-PFBA_IS
Conc. 5.0000
ISTD 216.00>172.00 (-) 6.92e4

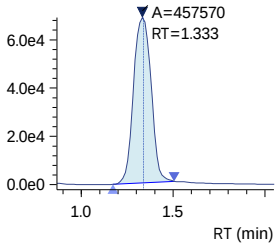

PFBA
Conc. 14.9216
Q 212.80>169.05 (-) 2.28e5

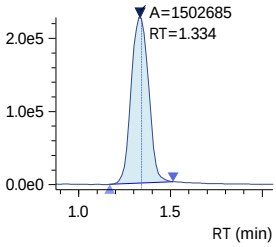

PFMPA
Conc. 14.5922
Q 229.00>84.90 (-) 1.85e5

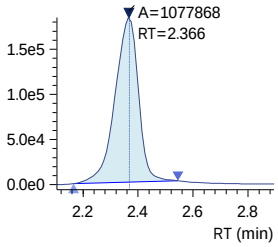

3_3 FTCA
Conc. 111.2784
R#1 135.80 (144.15)
R#2 135.80 (144.15)
Q 241.00>177.10 (-) 1.24e5

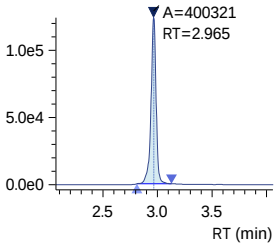

13C5-PFPeA
Conc. 4.8549
Q 268.30>223.00 (-) 6.33e4

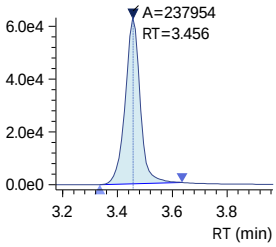

13C5-PFPeA_IS
Conc. 5.0000
ISTD 268.30>223.00 (-) 6.33e4

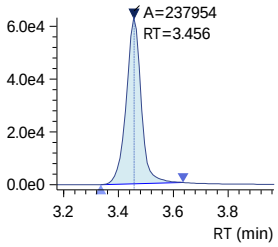

PFPeA
Conc. 14.5583
Q 263.00>219.00 (-) 6.64e5

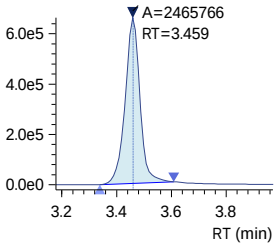

PFMBA
Conc. 14.9620
Q 279.00>84.95 (-) 4.74e5

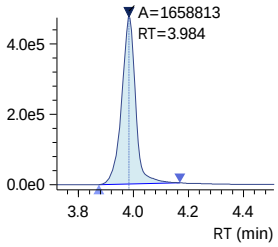

R1 241.00>117.00 (-) 1.67e5

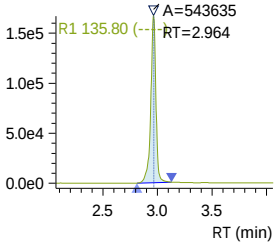

R2 241.00>117.00 (-) 1.67e5

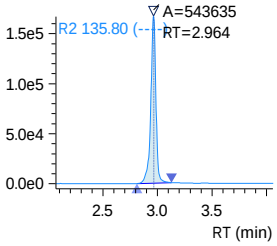

Insight Report
Before Manual Integration
Printed 3/18/2024 10:53:49

240315_023 (continued)

13C2-4_2 FTS
Conc. 5.1162
Q 329.10>80.90 (-) A=78057 2.66e4

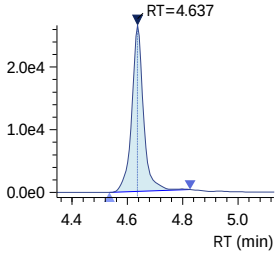

13C2-4_2 FTS_IS
Conc. 5.0000
ISTD 329.10>80.90 (-) A=78057 2.66e4

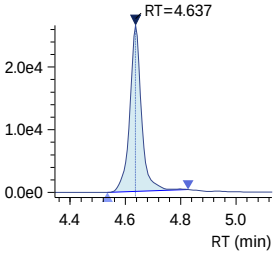

4_2 FTS
Conc. 13.7626
R#1 32.34 (32.89)
R#2 32.34 (32.89)
Q 327.10>307.00 (-) 2.10e5

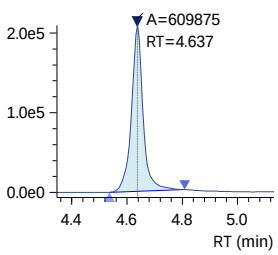

R1 327.10>80.90 (-) 6.79e4

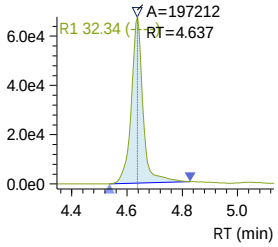

R2 327.10>80.90 (-) 6.79e4

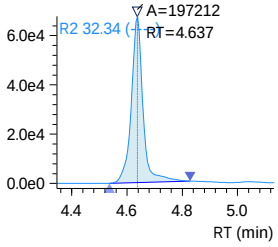

13C3-PFBS_IS
Conc. 2.5000
ISTD 302.10>79.90 (-) 5.23e4

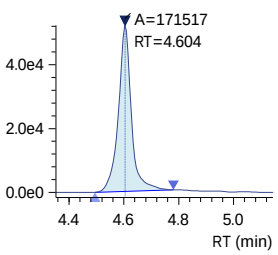

PFBS
Conc. 13.6803
R#1 45.06 (47.56)
R#2 45.06 (47.56)
Q 298.70>79.90 (-) 4.06e5

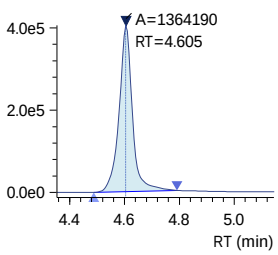

R1 298.70>98.80 (-) 1.87e5

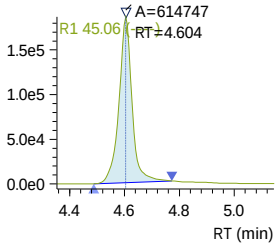

R2 298.70>98.80 (-) 1.87e5

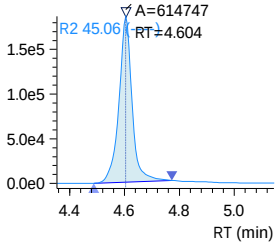

Insight Report
Before Manual Integration
Printed 3/18/2024 10:53:49

240315_023 (continued)

13C3-PFBS
Conc. 2.5899
Q 302.10>79.90 (-) 5.23e4

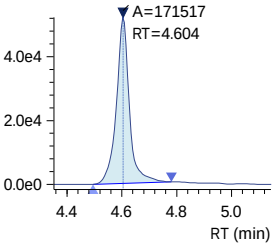

NFDHA
Conc. 14.7762
R#1 35.35 (33.79)
R#2 35.35 (33.79)
Q 295.00>201.00 (-) 4.88e5

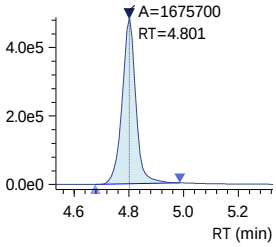

R1 295.00>84.90 (-) 1.72e5

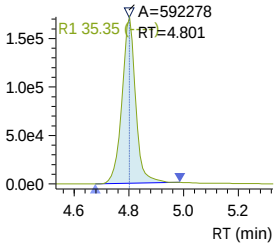

R2 295.00>84.90 (-) 1.72e5

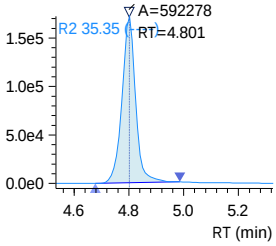

13C5-PFHxA
Conc. 2.4065
Q 318.00>273.00 (-) 1.03e5

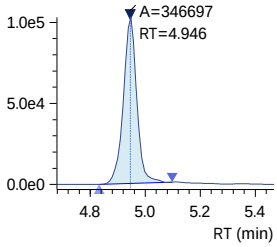

13C5-PFHxA_IS
Conc. 2.5000
ISTD 318.00>273.00 (-) 1.03e5

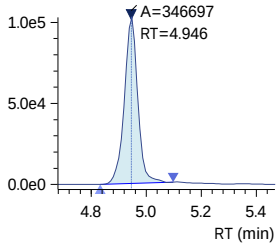

13C2-PFHxA_IS
Conc. 2.5000
ISTD 315.10>270.00 (-) 1.30e5

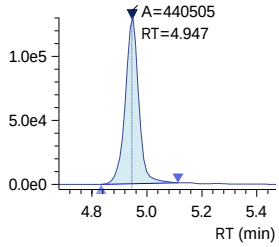

Insight Report
Before Manual Integration
Printed 3/18/2024 10:53:49

240315_023 (continued)

PFHxA
Conc. 14.7188
Q 313.00>269.00 (-) 6.39e5

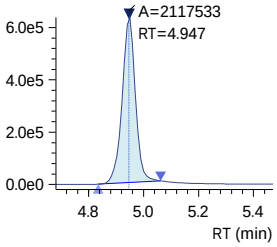

PFEESA
Conc. 13.7074
R#1 5.60 (5.87)
R#2 5.60 (5.87)
Q 314.80>135.00 (-) 1.80e6

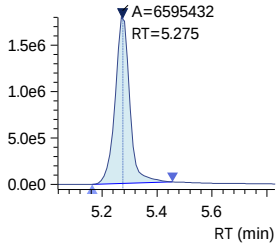

R1 314.80>82.90 (-) 1.01e5

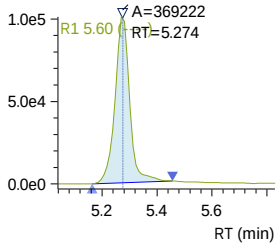

R2 314.80>82.90 (-) 1.01e5

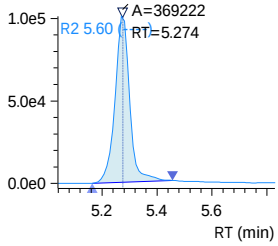

13C3-HFPO-DA
Conc. 9.7856
Q 286.90>168.90 (-) 1.73e5

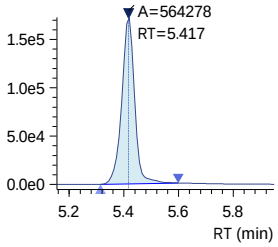

13C3-HFPO-DA_IS
Conc. 10.0000
ISTD 286.90>168.90 (-) 1.73e5

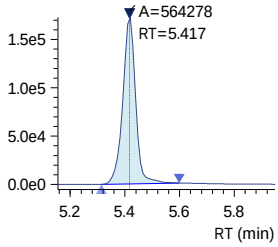

HFPO-DA
Conc. 14.3897
R#1 62.95 (62.10)
R#2 62.95 (62.10)
Q 284.90>168.90 (-) 2.90e5

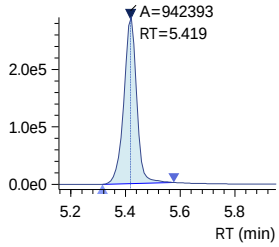

R1 284.90>184.90 (-) 1.85e5

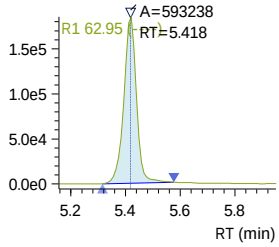

R2 284.90>184.90 (-) 1.85e5

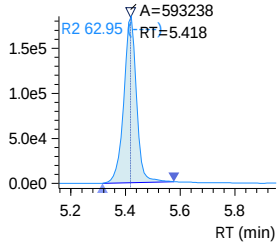

240315_023 (continued)

5_3 FTCA
Conc. 109.3497
R#1 155.03 (148.17)
R#2 155.03 (148.17)
Q 341.00>237.05 (-) 3.93e5

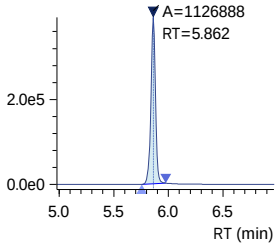

R1 341.00>217.00 (-) 6.18e5

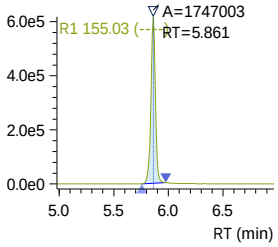

R2 341.00>217.00 (-) 6.18e5

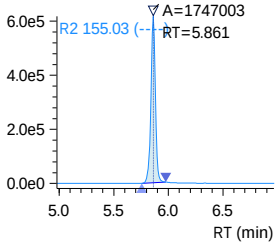

PFPeS
Conc. 14.6753
R#1 53.56 (55.49)
R#2 53.56 (55.49)
Q 349.10>79.90 (-) 3.25e5

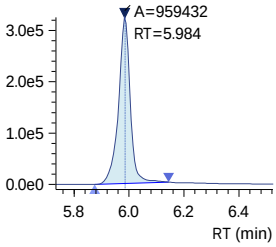

R1 349.10>98.80 (-) 1.73e5

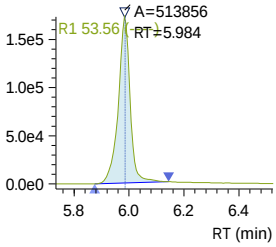

R2 349.10>98.80 (-) 1.73e5

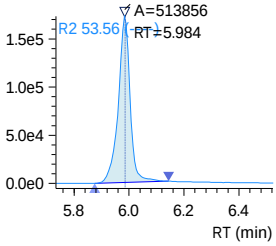

13C4-PFHpA
Conc. 2.3862
Q 367.10>322.00 (-) 1.70e5

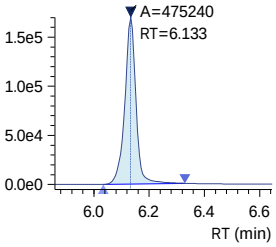

13C4-PFHpA_IS
Conc. 2.5000
ISTD 367.10>322.00 (-) 1.70e5

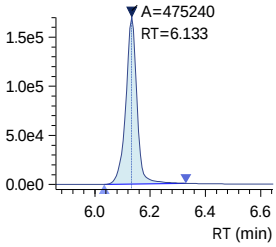

PFHpA
Conc. 14.8809
R#1 22.09 (21.12)
R#2 22.09 (21.12)
Q 363.10>319.00 (-) 9.30e5

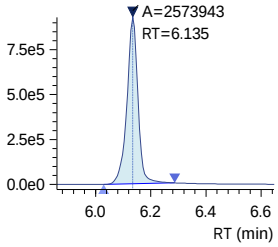

R1 363.10>169.00 (-) 2.06e5

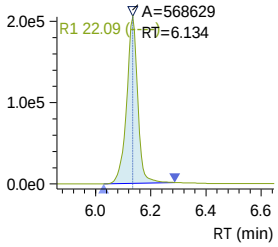

R2 363.10>169.00 (-) 2.06e5

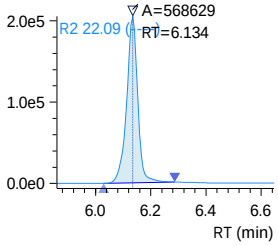

Insight Report
Before Manual Integration
Printed 3/18/2024 10:53:49

240315_023 (continued)

DONA
Conc. 14.2850
R#1 29.02 (26.25)
R#2 29.02 (26.25)
Q 376.90>250.90 (-) 1.11e6

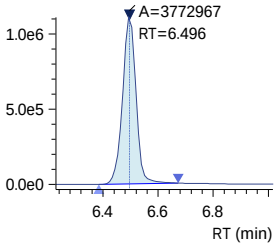

R1 376.90>84.80 (-) 3.22e5

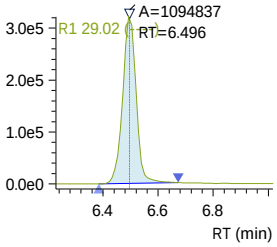

R2 376.90>84.80 (-) 3.22e5

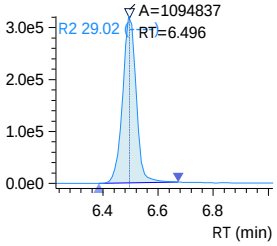

13C2-6_2 FTS_IS
Conc. 5.0000
ISTD 429.10>80.90 (-) 2.05e4

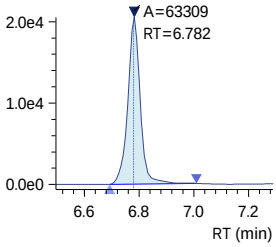

13C2-6_2 FTS
Conc. 5.1483
Q 429.10>80.90 (-) 2.05e4

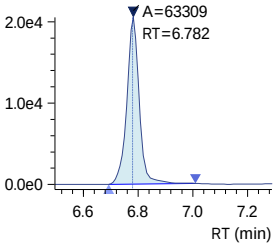

6_2 FTS
Conc. 13.7859
R#1 44.80 (48.22)
R#2 44.80 (48.22)
Q 427.10>407.00 (-) 1.36e5

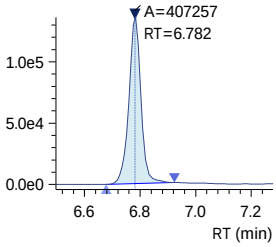

R1 427.10>80.90 (-) 6.05e4

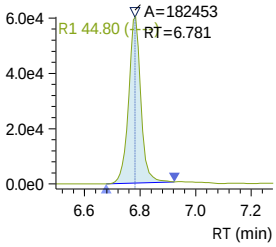

R2 427.10>80.90 (-) 6.05e4

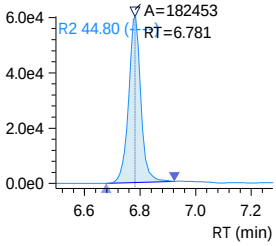

13C4-PFOA_IS
Conc. 2.5000
ISTD 417.10>172.00 (-) 8.13e3

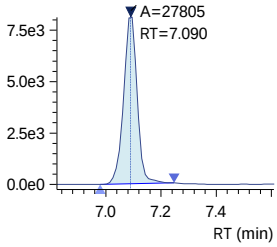

Insight Report
Before Manual Integration
Printed 3/18/2024 10:53:49

240315_023 (continued)

13C8-PFOA_IS
Conc. 2.5000

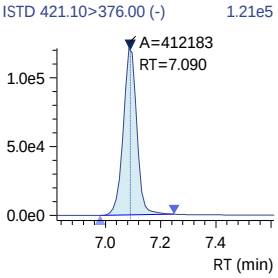

13C8-PFOA
Conc. 2.4071

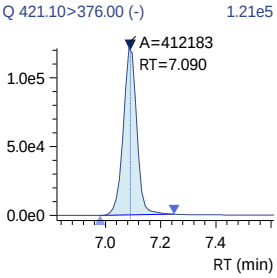

PFOA
Conc. 14.5378
R#1 23.65 (24.01)
R#2 23.65 (24.01)

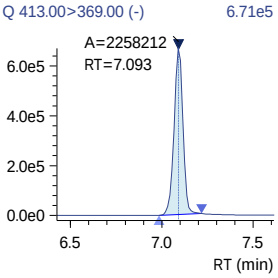

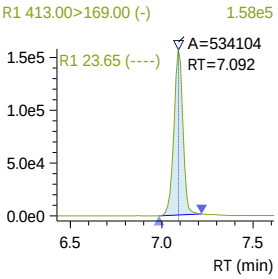

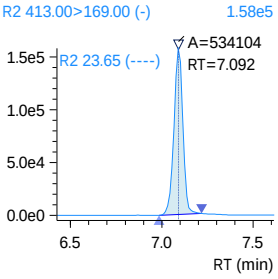

13C3-PFHxS
Conc. 2.4822

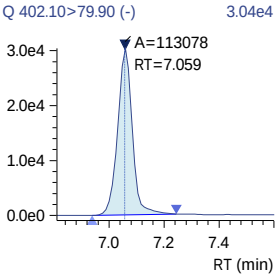

13C3-PFHxS_IS
Conc. 2.5000

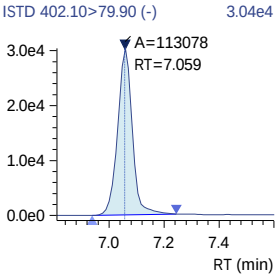

Insight Report
Before Manual Integration
Printed 3/18/2024 10:53:49

240315_023 (continued)

PFHxS
Conc. 14.7067
R#1 57.12 (63.21)
R#2 57.12 (63.21)

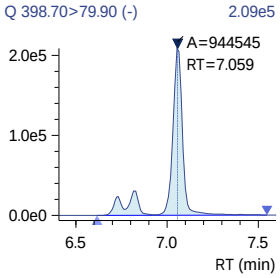

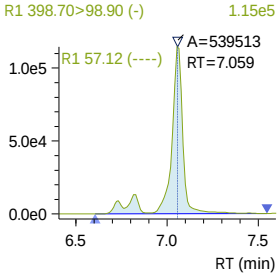

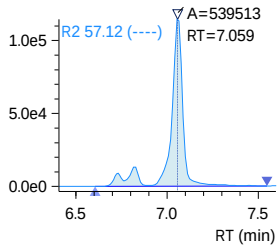

18O2-PFHxS_IS
Conc. 2.5000

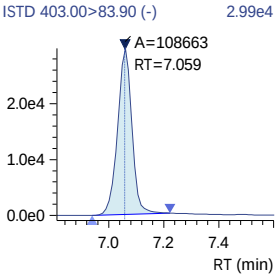

13C9-PFNA_IS
Conc. 1.2500

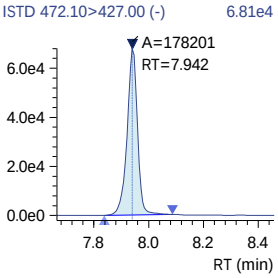

13C9-PFNA
Conc. 1.2453

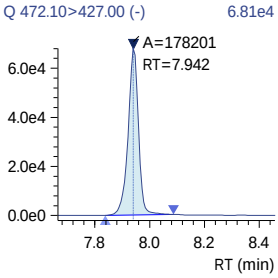

13C5-PFNA_IS
Conc. 1.2500

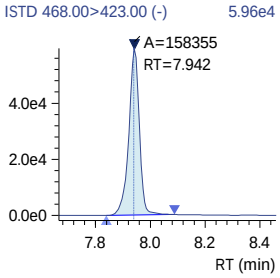

Insight Report
Before Manual Integration
Printed 3/18/2024 10:53:49

240315_023 (continued)

PFNA
Conc. 14.9459
R#1 20.47 (20.29)
R#2 20.47 (20.29)
Q 463.00>419.00 (-) 6.52e5

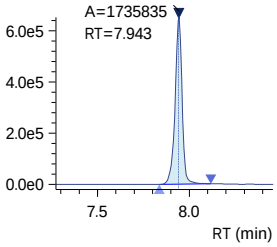

R1 463.00>219.00 (-) 1.35e5

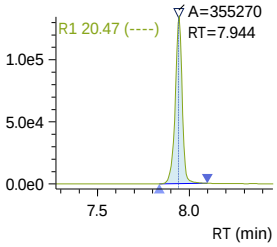

R2 463.00>219.00 (-) 1.35e5

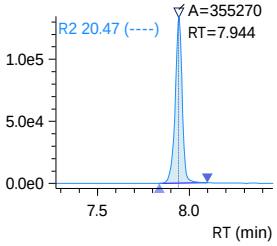

PFHpS
Conc. 13.1210
R#1 50.18 (51.10)
R#2 50.18 (51.10)
Q 449.00>79.90 (-) 2.70e5

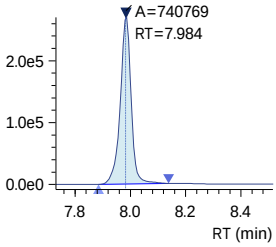

R1 449.00>98.80 (-) 1.37e5

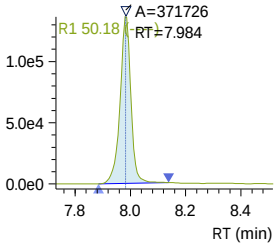

R2 449.00>98.80 (-) 1.37e5

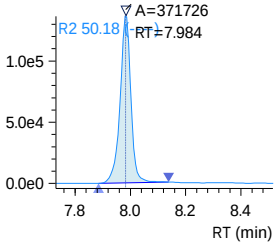

7_3 FTCA
Conc. 117.5137
R#1 131.85 (140.94)
R#2 131.85 (140.94)
Q 441.00>317.00 (-) 6.24e5

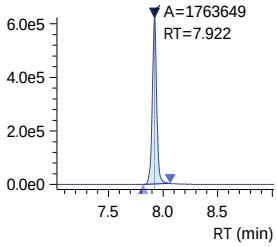

R1 441.00>336.90 (-) 8.25e5

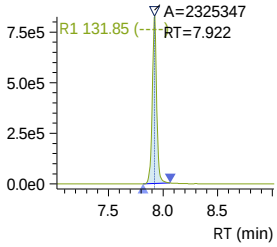

R2 441.00>336.90 (-) 8.25e5

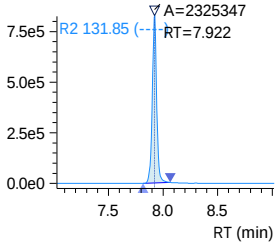

13C2-8_2-FTS
Conc. 5.2152
Q 529.10>80.90 (-) 1.28e4

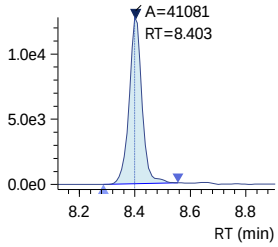

13C2-8_2-FTS_IS
Conc. 5.0000
ISTD 529.10>80.90 (-) 1.28e4

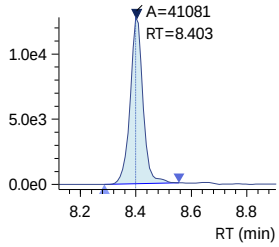

240315_023 (continued)

8_2 FTS
Conc. 14.9212
R#1 41.86 (52.20)
R#2 41.86 (52.20)
Q 527.10>506.95 (-) 8.35e4

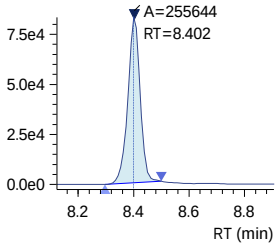

13C6-PFDA_IS
Conc. 1.2500
ISTD 519.10>474.10 (-) 3.31e4

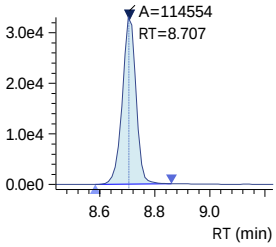

13C6-PFDA
Conc. 1.2572
Q 519.10>474.10 (-) 3.31e4

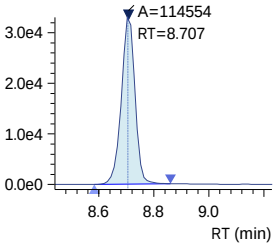

13C2-PFDA_IS
Conc. 1.2500
ISTD 515.10>470.10 (-) 2.79e4

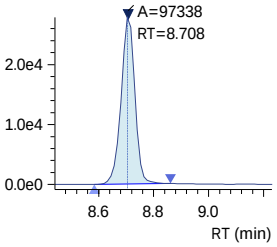

PFDA
Conc. 14.4578
R#1 17.48 (17.53)
R#2 17.48 (17.53)
Q 512.90>469.00 (-) 3.93e5

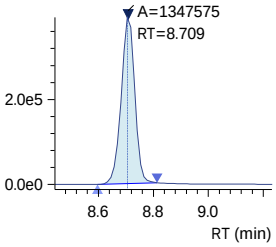

R1 527.10>80.80 (-) 3.51e4

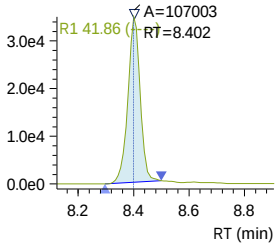

R1 512.90>219.00 (-) 6.76e4

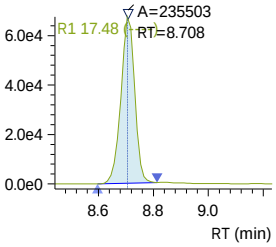

R2 527.10>80.80 (-) 3.51e4

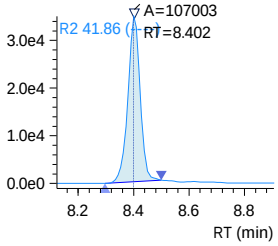

R2 512.90>219.00 (-) 6.76e4

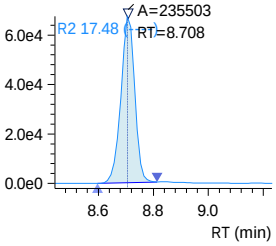

D3-NMeFOSAA_IS
Conc. 5.0000
ISTD 573.20>419.00 (-) 3.72e4

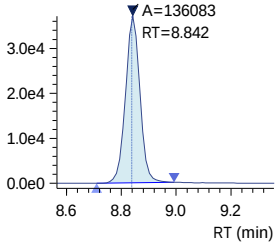

D3-NMeFOSAA
Conc. 4.4392
Q 573.20>419.00 (-) 3.72e4

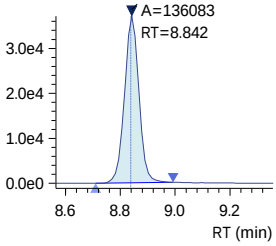

13C8-PFOS_IS
Conc. 2.5000
ISTD 507.10>98.90 (-) 1.28e4

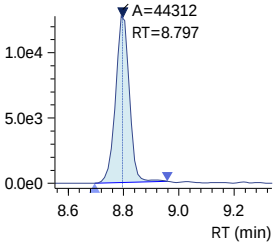

13C8-PFOS
Conc. 2.4976
Q 507.10>98.90 (-) 1.28e4

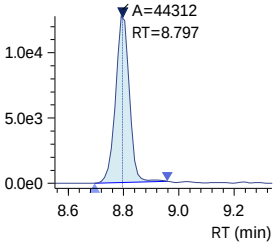

13C4-PFOS_IS
Conc. 2.5000
ISTD 502.80>79.90 (-) 3.64e4

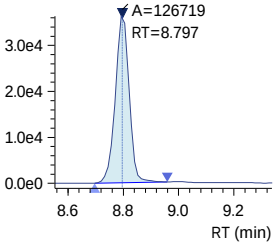

240315_023 (continued)

PFOS
Conc. 13.5065
R#1 46.39 (48.06)
R#2 46.39 (48.06)
Q 498.90>79.90 (-) 1.29e5

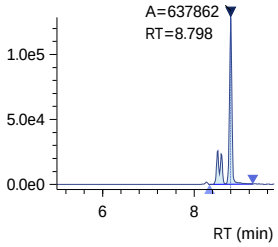

R1 498.90>98.80 (-) 7.16e4

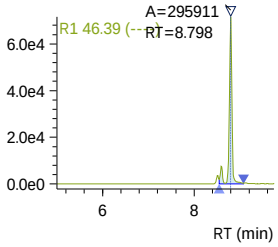

R2 498.90>98.80 (-) 7.16e4

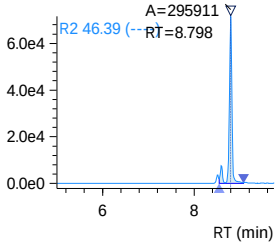

NMeFOSAA
Conc. 14.8898
R#1 55.42 (72.86)
R#2 55.42 (72.86)
Q 570.10>419.00 (-) 9.69e4

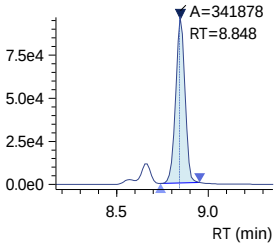

R1 570.10>483.00 (-) 5.44e4

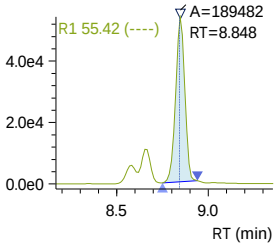

R2 570.10>483.00 (-) 5.44e4

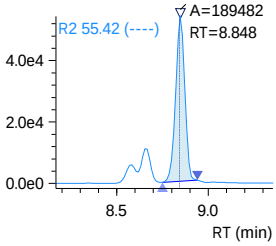

D5-NEtFOSAA_IS
Conc. 5.0000
ISTD 589.20>419.00 (-) 3.07e4

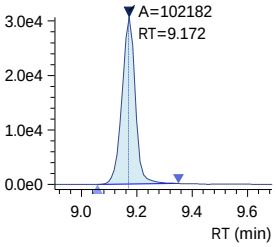

D5-NEtFOSAA
Conc. 4.5496
Q 589.20>419.00 (-) 3.07e4

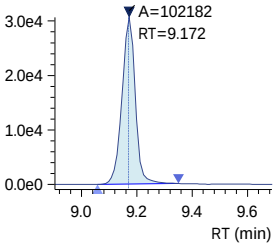

NEtFOSAA
Conc. 13.6915
R#1 84.92 (72.48)
R#2 84.92 (72.48)
Q 584.20>419.10 (-) 6.51e4

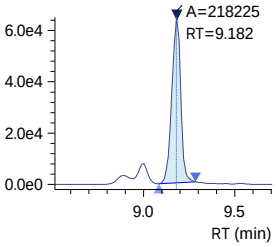

R1 584.20>526.00 (-) 5.68e4

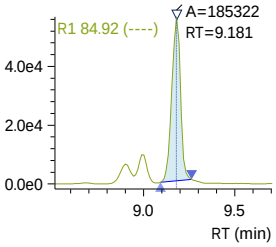

R2 584.20>526.00 (-) 5.68e4

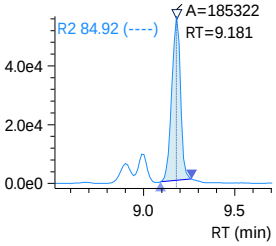

Insight Report
Before Manual Integration
Printed 3/18/2024 10:53:49

240315_023 (continued)

9-Cl-PF3ONS
Conc. 14.4608
R#1 31.23 (31.17)
R#2 31.23 (31.17)
Q 530.80>351.00 (-) 1.49e6

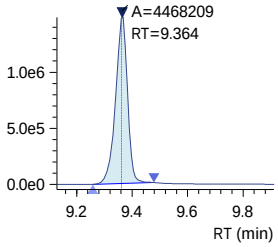

R1 532.80>353.00 (-) 4.67e5

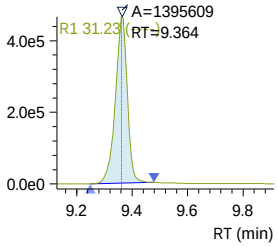

R2 532.80>353.00 (-) 4.67e5

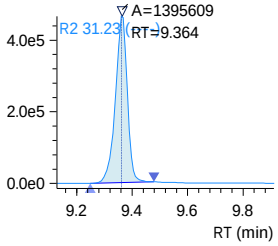

PFUnDA
Conc. 14.7672
R#1 11.59 (11.58)
R#2 11.59 (11.58)
Q 563.10>519.00 (-) 4.73e5

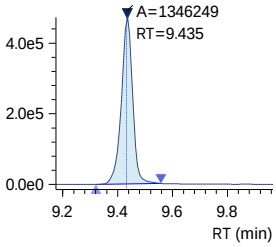

R1 563.10>269.10 (-) 5.62e4

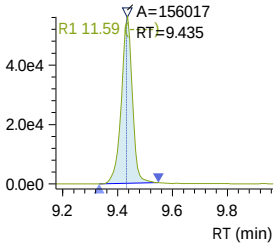

R2 563.10>269.10 (-) 5.62e4

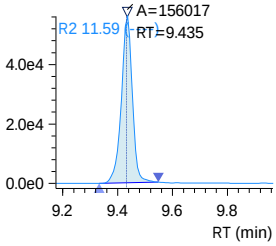

13C7-PFUnDA_IS
Conc. 1.2500
ISTD 570.00>525.10 (-) 3.77e4

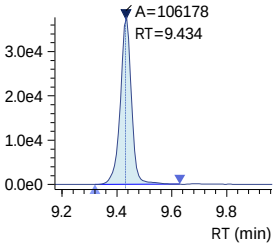

13C7-PFUnDA
Conc. 1.1816
Q 570.00>525.10 (-) 3.77e4

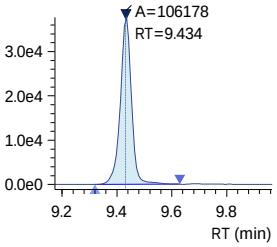

PFNS
Conc. 13.4571
R#1 59.83 (59.04)
R#2 59.83 (59.04)
Q 548.80>79.90 (-) 1.78e5

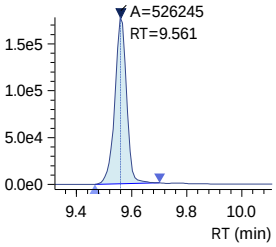

R1 548.80>98.80 (-) 1.07e5

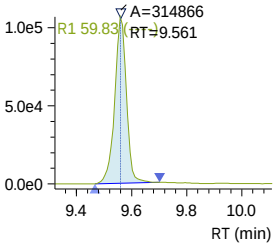

R2 548.80>98.80 (-) 1.07e5

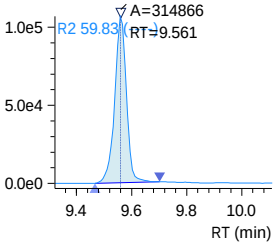

Insight Report
Before Manual Integration
Printed 3/18/2024 10:53:49

240315_023 (continued)

10_2 FTS
Conc. 14.2349
R#1 32.08 (33.72)
R#2 32.08 (33.72)
Q 626.80>607.05 (-) 8.15e4

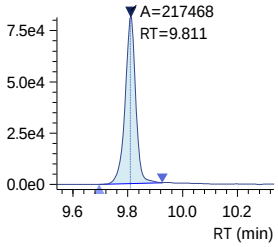

R1 626.80>81.00 (-) 2.56e4

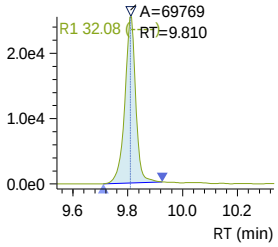

R2 626.80>81.00 (-) 2.56e4

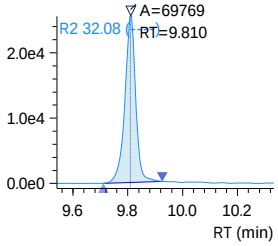

13C2-PFDOA_IS
Conc. 1.2500
ISTD 615.10>570.00 (-) 4.28e4

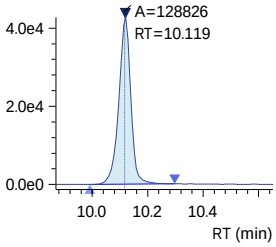

13C2-PFDOA
Conc. 1.2327
Q 615.10>570.00 (-) 4.28e4

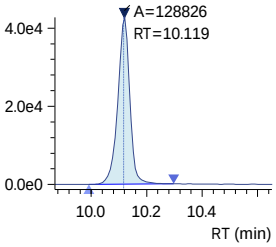

PFDOA
Conc. 14.8490
R#1 11.10 (10.37)
R#2 11.10 (10.37)
Q 613.10>569.00 (-) 3.48e5

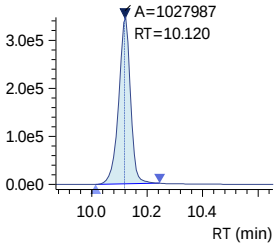

R1 613.10>319.00 (-) 3.86e4

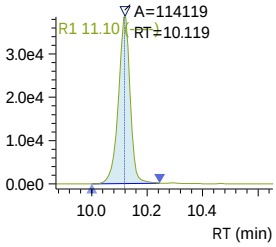

R2 613.10>319.00 (-) 3.86e4

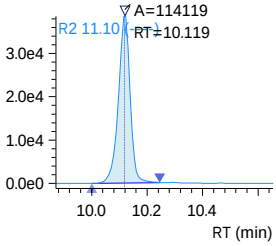

PFDS
Conc. 12.5747
R#1 60.08 (59.30)
R#2 60.08 (59.30)
Q 599.00>79.90 (-) 1.57e5

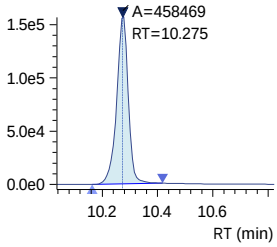

R1 599.00>98.80 (-) 9.54e4

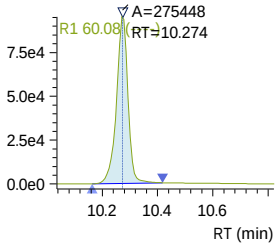

R2 599.00>98.80 (-) 9.54e4

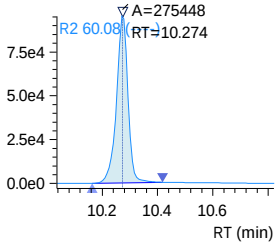

240315_023 (continued)

PFTrDA
Conc. 15.2271
R#1 15.21 (14.67)
R#2 15.21 (14.67)
Q 663.00>619.00 (-) 3.80e5

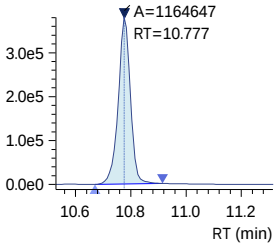

R1 663.00>168.90 (-) 5.77e4

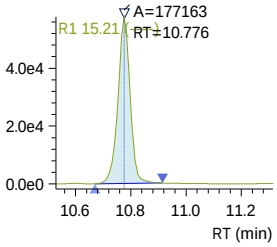

R2 663.00>168.90 (-) 5.77e4

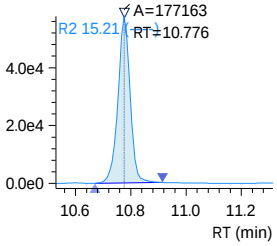

11-Cl-PF3OUdS
Conc. 14.0657
R#1 34.96 (34.64)
R#2 34.96 (34.64)
Q 630.90>451.00 (-) 6.31e5

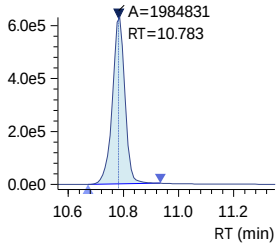

R1 632.90>452.90 (-) 2.21e5

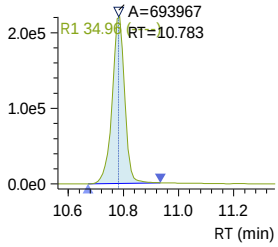

R2 632.90>452.90 (-) 2.21e5

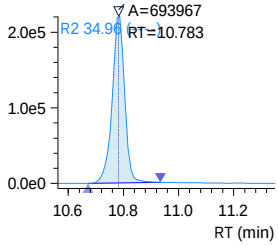

PFOSAm
Conc. 29.7286
Q 498.10>77.90 (-) 3.88e5

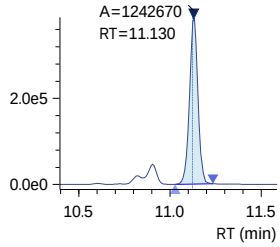

13C8-PFOSAm
Conc. 2.4171
Q 506.10>77.80 (-) 3.60e4

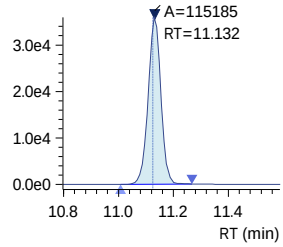

13C8-PFOSAm_IS
Conc. 2.5000
ISTD 506.10>77.80 (-) 3.60e4

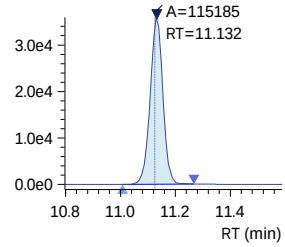

Insight Report
Before Manual Integration
Printed 3/18/2024 10:53:49

240315_023 (continued)

PFTDA
Conc. 14.5477
R#1 17.45 (17.10)
R#2 17.45 (17.10)

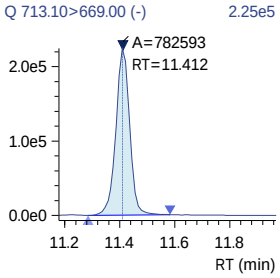

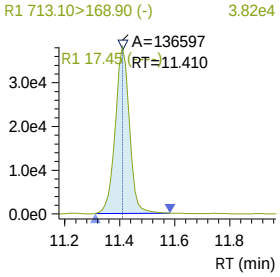

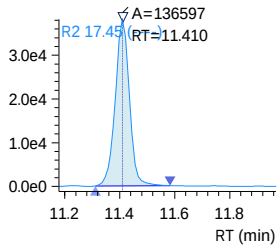

13C2-PFTDA
Conc. 1.2389

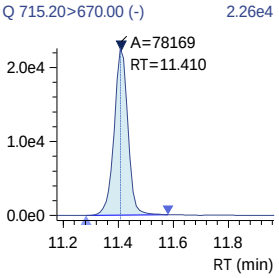

13C2-PFTDA_IS
Conc. 1.2500

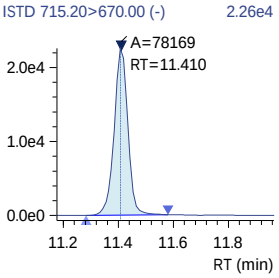

PFDoS
Conc. 13.0863
R#1 64.88 (62.00)
R#2 64.88 (62.00)

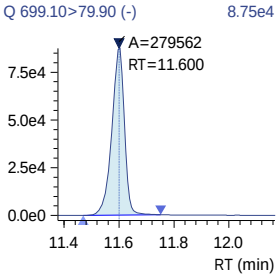

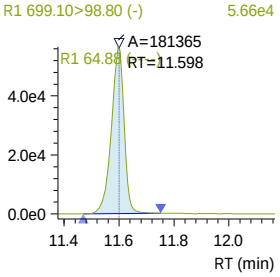

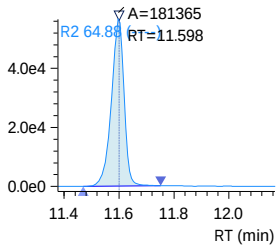

D7-MeFOSE_IS
Conc. 25.0000

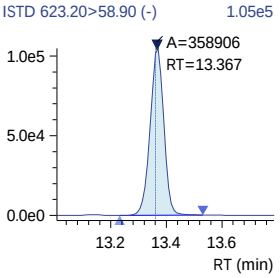

Insight Report
Before Manual Integration
Printed 3/18/2024 10:53:49

240315_023 (continued)

D7-MeFOSE
Conc. 24.6154

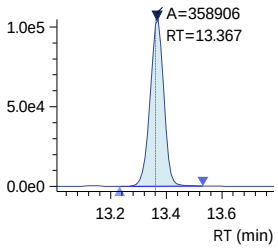

MeFOSE
Conc. 14.7823

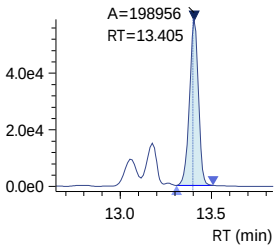

13C2-PFHXDA_IS
Conc. 2.5000

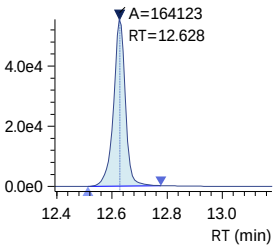

13C2-PFHXDA
Conc. 2.5296

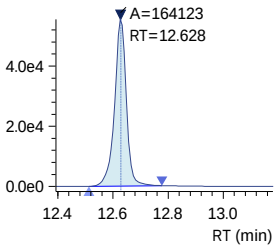

PFHXDA
Conc. 14.5061
R#1 11.42 (11.37)
R#2 11.42 (11.37)

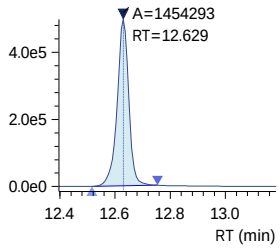

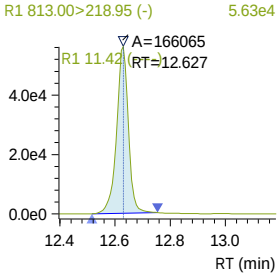

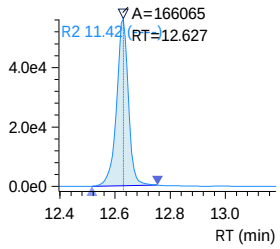

Insight Report
Before Manual Integration
Printed 3/18/2024 10:53:49

240315_023 (continued)

D3-MeFOSA
Conc. 2.3281

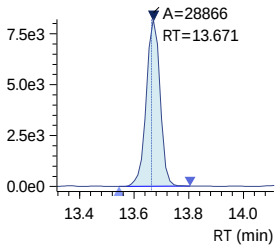

D3-MeFOSA_IS
Conc. 2.5000

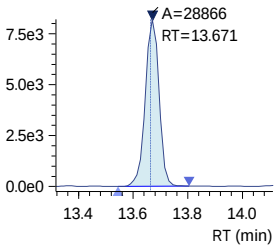

MeFOSA
Conc. 14.8202
R#1 130.15 (155.54)
R#2 130.15 (155.54)

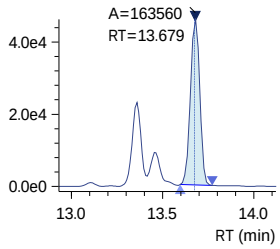

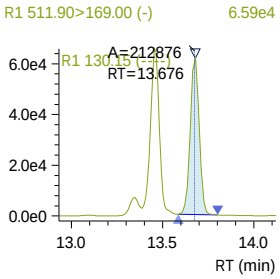

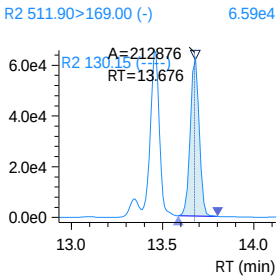

D9-EtFOSE_IS
Conc. 25.0000

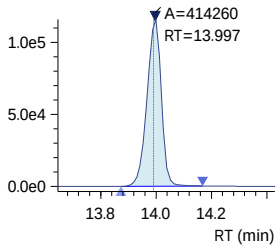

D9-EtFOSE
Conc. 24.8887

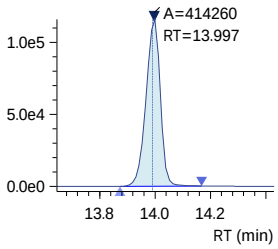

Insight Report
Before Manual Integration
Printed 3/18/2024 10:53:49

240315_023 (continued)

EtFOSE
Conc. 15.0239

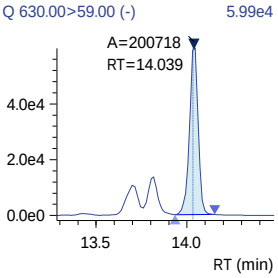

D5-EtFOSAm
Conc. 2.3616

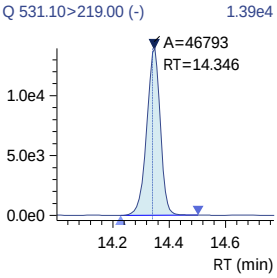

D5-EtFOSAm_IS
Conc. 2.5000

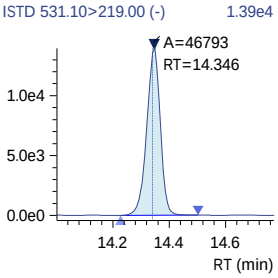

EtFOSAm
Conc. 15.9803
R#1 131.62 (165.52)
R#2 131.62 (165.52)

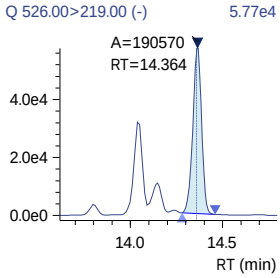

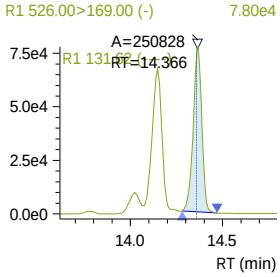

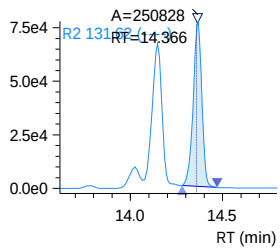

PFODA
Conc. 13.4160
R#1 30.70 (33.10)
R#2 30.70 (33.10)

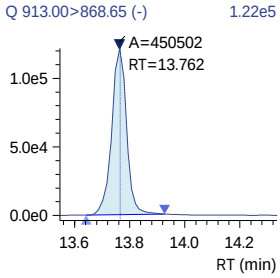

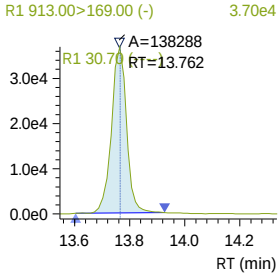

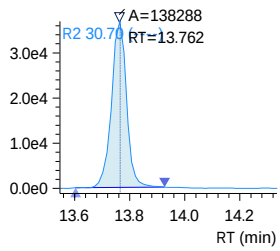

Insight Report
Ion Ratio Confirmation
Printed 3/18/2024 12:11:29

240315_024

Sample ID: 1633 ICAL 20.0PPB
Date Acquired: 3/15/2024 11:05:54 PM
Acquired by: System Administrator
Data File: 240315_024
Vial: 9 | Inj. Volume: 10.0000uL | Tray: 1

Name	m/z	Ref 1 m/z	Area	Ref 1 Measured	Ref 1 Actual Ratio	Ref 1 Set Ratio	Ref 2 Measured	Ref 2 Actual Ratio	Ref 2 Set Ratio	Flag ID
13C4-PFBA	216.80>171.90	----	856511	----	----	----	----	----	----	
13C4-PFBA_IS	216.80>171.90	----	856511	----	----	----	----	----	----	
13C3-PFBA_IS	216.00>172.00	----	453108	----	----	----	----	----	----	
PFBA	212.80>169.05	----	1961938	----	----	----	----	----	----	
PFMPA	229.00>84.90	----	1433287	----	----	----	----	----	----	
3_3 FTCA	241.00>177.10	241.00>117.00	613660	827720	134.88	136.14	827720	134.88	136.14	
13C5-PFPeA	268.30>223.00	----	226287	----	----	----	----	----	----	
13C5-PFPeA_IS	268.30>223.00	----	226287	----	----	----	----	----	----	
PFPeA	263.00>219.00	----	3216757	----	----	----	----	----	----	
PFMBA	279.00>84.95	----	2103755	----	----	----	----	----	----	
13C2-4_2 FTS	329.10>80.90	----	74886	----	----	----	----	----	----	
13C2-4_2 FTS_IS	329.10>80.90	----	74886	----	----	----	----	----	----	
4_2 FTS	327.10>307.00	327.10>80.90	794646	256042	32.22	33.08	256042	32.22	33.08	
13C3-PFBS_IS	302.10>79.90	----	167735	----	----	----	----	----	----	
PFBS	298.70>79.90	298.70>98.80	1758759	819512	46.60	46.53	819512	46.60	46.53	
13C3-PFBS	302.10>79.90	----	167735	----	----	----	----	----	----	
NFDHA	295.00>201.00	295.00>84.90	2245492	768972	34.24	36.44	768972	34.24	36.44	
13C5-PFHxA	318.00>273.00	----	341210	----	----	----	----	----	----	
13C5-PFHxA_IS	318.00>273.00	----	341210	----	----	----	----	----	----	
13C2-PFHxA_IS	315.10>270.00	----	435682	----	----	----	----	----	----	
PFHxA	313.00>269.00	----	2855991	----	----	----	----	----	----	
PFEESA	314.80>135.00	314.80>82.90	8463420	455928	5.39	5.25	455928	5.39	5.25	
13C3-HFPO-DA	286.90>168.90	----	551822	----	----	----	----	----	----	
13C3-HFPO-DA_IS	286.90>168.90	----	551822	----	----	----	----	----	----	
HFPO-DA	284.90>168.90	284.90>184.90	1278948	762514	59.62	62.57	762514	59.62	62.57	
5_3 FTCA	341.00>237.05	341.00>217.00	1807256	2765760	153.04	154.88	2765760	153.04	154.88	
PFPeS	349.10>79.90	349.10>98.80	1231390	667578	54.21	54.44	667578	54.21	54.44	
13C4-PFHpA	367.10>322.00	----	460762	----	----	----	----	----	----	
13C4-PFHpA_IS	367.10>322.00	----	460762	----	----	----	----	----	----	
PFHpA	363.10>319.00	363.10>169.00	3412422	747578	21.91	23.39	747578	21.91	23.39	
DONA	376.90>250.90	376.90>84.80	4710040	1298097	27.56	30.39	1298097	27.56	30.39	
13C2-6_2 FTS_IS	429.10>80.90	----	58643	----	----	----	----	----	----	
13C2-6_2 FTS	429.10>80.90	----	58643	----	----	----	----	----	----	
6_2 FTS	427.10>407.00	427.10>80.90	542753	224102	41.29	44.48	224102	41.29	44.48	
13C4-PFOA_IS	417.10>172.00	----	23734	----	----	----	----	----	----	
13C8-PFOA_IS	421.10>376.00	----	345103	----	----	----	----	----	----	

J:\LCMS08\Data\240315_1633_Curve\240315_1633_Curve.damlp .

Ref 1 Set Ratio assigned from calibration mid-point; Ref 2 Set Ratio assigned from opening calibration verification.
IRr - Ion ratio outside either set of criteria. Exceedances for reported detections to be "I" flagged in the analytical report.

240315_024 (continued)

(Table continued from previous page)

Name	m/z	Ref 1 m/z	Area	Ref 1 Measured	Ref 1 Actual Ratio	Ref 1 Set Ratio	Ref 2 Measured	Ref 2 Actual Ratio	Ref 2 Set Ratio	Flag ID
13C8-PFOA	421.10>376.00	----	345103	----	----	----	----	----	----	
PFOA	413.00>369.00	413.00>169.00	2648126	657769	24.84	24.47	657769	24.84	24.47	
13C3-PFHxS	402.10>79.90	----	116273	----	----	----	----	----	----	
13C3-PFHxS_IS	402.10>79.90	----	116273	----	----	----	----	----	----	
PFHxS	398.70>79.90	398.70>98.90	1153585	699790	60.66	57.29	699790	60.66	57.29	
18O2-PFHxS_IS	403.00>83.90	----	116396	----	----	----	----	----	----	
13C9-PFNA_IS	472.10>427.00	----	166219	----	----	----	----	----	----	
13C9-PFNA	472.10>427.00	----	166219	----	----	----	----	----	----	
13C5-PFNA_IS	468.00>423.00	----	155484	----	----	----	----	----	----	
PFNA	463.00>419.00	463.00>219.00	2221623	453450	20.41	20.36	453450	20.41	20.36	
PFHpS	449.00>79.90	449.00>98.80	941637	479961	50.97	46.70	479961	50.97	46.70	
7_3 FTCA	441.00>317.00	441.00>336.90	2725176	3618286	132.77	132.28	3618286	132.77	132.28	
13C2-8_2-FTS	529.10>80.90	----	38127	----	----	----	----	----	----	
13C2-8_2-FTS_IS	529.10>80.90	----	38127	----	----	----	----	----	----	
8_2 FTS	527.10>506.95	527.10>80.80	328019	148138	45.16	45.91	148138	45.16	45.91	
13C6-PFDA_IS	519.10>474.10	----	102812	----	----	----	----	----	----	
13C6-PFDA	519.10>474.10	----	102812	----	----	----	----	----	----	
13C2-PFDA_IS	515.10>470.10	----	90201	----	----	----	----	----	----	
PFDA	512.90>469.00	512.90>219.00	1720686	316484	18.39	17.64	316484	18.39	17.64	
D3-NMeFOSAA_IS	573.20>419.00	----	141844	----	----	----	----	----	----	
D3-NMeFOSAA	573.20>419.00	----	141844	----	----	----	----	----	----	
13C8-PFOS_IS	507.10>98.90	----	37395	----	----	----	----	----	----	
13C8-PFOS	507.10>98.90	----	37395	----	----	----	----	----	----	
13C4-PFOS_IS	502.80>79.90	----	109460	----	----	----	----	----	----	
PFOS	498.90>79.90	498.90>98.80	776785	391101	50.35	45.06	391101	50.35	45.06	
NMeFOSAA	570.10>419.00	570.10>483.00	572399	367141	64.14	67.10	367141	64.14	67.10	
D5-NEtFOSAA_IS	589.20>419.00	----	101307	----	----	----	----	----	----	
D5-NEtFOSAA	589.20>419.00	----	101307	----	----	----	----	----	----	
NEtFOSAA	584.20>419.10	584.20>526.00	411799	357547	86.83	89.53	357547	86.83	89.53	
9-Cl-PF3ONS	530.80>351.00	532.80>353.00	5621153	1734313	30.85	31.69	1734313	30.85	31.69	
PFUnDA	563.10>519.00	563.10>269.10	1813273	211126	11.64	10.96	211126	11.64	10.96	
13C7-PFUnDA_IS	570.00>525.10	----	104833	----	----	----	----	----	----	
13C7-PFUnDA	570.00>525.10	----	104833	----	----	----	----	----	----	
PFNS	548.80>79.90	548.80>98.80	665291	421234	63.32	56.91	421234	63.32	56.91	
10_2 FTS	626.80>607.05	626.80>81.00	282976	91997	32.51	32.29	91997	32.51	32.29	
13C2-PFDOA_IS	615.10>570.00	----	124251	----	----	----	----	----	----	
13C2-PFDOA	615.10>570.00	----	124251	----	----	----	----	----	----	
PFDOA	613.10>569.00	613.10>319.00	1342906	144948	10.79	11.14	144948	10.79	11.14	
PFDS	599.00>79.90	599.00>98.80	592860	346410	58.43	58.01	346410	58.43	58.01	
PFTrDA	663.00>619.00	663.00>168.90	1423225	235176	16.52	16.67	235176	16.52	16.67	

J:\LCMS08\Data\240315_1633_Curve\240315_1633_Curve.damlp .

Ref 1 Set Ratio assigned from calibration mid-point; Ref 2 Set Ratio assigned from opening calibration verification.
IRr - Ion ratio outside either set of criteria. Exceedances for reported detections to be "I" flagged in the analytical report.



Insight Report
Ion Ratio Confirmation
Printed 3/18/2024 12:11:29

240315_024 (continued)

(Table continued from previous page)

Name	m/z	Ref 1 m/z	Area	Ref 1 Measured	Ref 1 Actual Ratio	Ref 1 Set Ratio	Ref 2 Measured	Ref 2 Actual Ratio	Ref 2 Set Ratio	Flag ID
11-Cl-PF3OUdS	630.90>451.00	632.90>452.90	2571281	861681	33.51	35.04	861681	33.51	35.04	
PFOSAm	498.10>77.90	----	1911174	----	----	----	----	----	----	
13C8-PFOSAm	506.10>77.80	----	107394	----	----	----	----	----	----	
13C8-PFOSAm_IS	506.10>77.80	----	107394	----	----	----	----	----	----	
PFTDA	713.10>669.00	713.10>168.90	1095080	192429	17.57	17.09	192429	17.57	17.09	
13C2-PFTDA	715.20>670.00	----	76206	----	----	----	----	----	----	
13C2-PFTDA_IS	715.20>670.00	----	76206	----	----	----	----	----	----	
PFDoS	699.10>79.90	699.10>98.80	366454	235463	64.26	61.23	235463	64.26	61.23	
D7-MeFOSE_IS	623.20>58.90	----	345426	----	----	----	----	----	----	
D7-MeFOSE	623.20>58.90	----	345426	----	----	----	----	----	----	
MeFOSE	616.10>59.00	----	408756	----	----	----	----	----	----	
13C2-PFHXDA_IS	815.00>770.05	----	157002	----	----	----	----	----	----	
13C2-PFHXDA	815.00>770.05	----	157002	----	----	----	----	----	----	
PFHXDA	813.00>768.95	813.00>218.95	1940054	218139	11.24	10.78	218139	11.24	10.78	
D3-MeFOSA	515.00>219.00	----	31737	----	----	----	----	----	----	
D3-MeFOSA_IS	515.00>219.00	----	31737	----	----	----	----	----	----	
MeFOSA	511.90>219.00	511.90>169.00	397672	607644	152.80	156.31	607644	152.80	156.31	
D9-EtFOSE_IS	639.20>58.90	----	377867	----	----	----	----	----	----	
D9-EtFOSE	639.20>58.90	----	377867	----	----	----	----	----	----	
EtFOSE	630.00>59.00	----	386910	----	----	----	----	----	----	
D5-EtFOSAm	531.10>219.00	----	45107	----	----	----	----	----	----	
D5-EtFOSAm_IS	531.10>219.00	----	45107	----	----	----	----	----	----	
EtFOSAm	526.00>219.00	526.00>169.00	449696	749766	166.73	177.75	749766	166.73	177.75	
PFODA	913.00>868.65	913.00>169.00	636565	235644	37.02	31.66	235644	37.02	31.66	

J:\LCMS08\Data\240315_1633_Curve\240315_1633_Curve.damlp .

Ref 1 Set Ratio assigned from calibration mid-point; Ref 2 Set Ratio assigned from opening calibration verification.
IRr - Ion ratio outside either set of criteria. Exceedances for reported detections to be "I" flagged in the analytical report.

Insight Report
Quantitation/Integration
Printed 3/18/2024 12:10:31

240315_024

Sample ID: 1633 ICAL 20.0PPB
Date Acquired: 3/15/2024 11:05:54 PM
Acquired by: System Administrator
Data File: 240315_024
Vial: 9 | Inj. Volume: 10.0000uL | Tray: 1

Name	Mode ID	Found RT	RT Diff	ISTD RT Diff	Area	ISTD Area	ISTD Name	Std. Conc.	Conc.	Unit	Flag ID
13C4-PFBA	Auto	1.331	-0.009	0.000	856511	453108	13C3-PFBA_IS	10.0000	9.5844	ng/mL	
13C4-PFBA_IS	Auto	1.331	-0.009	----	856511	856511	----	10.0000	10.0000	ng/mL	
13C3-PFBA_IS	Auto	1.331	-0.008	----	453108	453108	----	5.0000	5.0000	ng/mL	
PFBA	Auto	1.333	-0.009	0.002	1961938	856511	13C4-PFBA_IS	20.0000	20.1961	ng/mL	
PFMPA	Auto	2.367	-0.001	-1.095	1433287	226287	13C5-PFPeA_IS	20.0000	20.4043	ng/mL	
3_3 FTCA	Auto	2.969	0.003	-0.493	613660	226287	13C5-PFPeA_IS	150.0000	179.3762	ng/mL	
13C5-PFPeA	Auto	3.462	0.005	-1.493	226287	435682	13C2-PFHxA_IS	5.0000	4.6679	ng/mL	
13C5-PFPeA_IS	Auto	3.462	0.005	----	226287	226287	----	5.0000	5.0000	ng/mL	
PFPeA	Auto	3.464	0.004	0.002	3216757	226287	13C5-PFPeA_IS	20.0000	19.8591	ng/mL	
PFMBA	Auto	3.993	0.009	0.531	2103755	226287	13C5-PFPeA_IS	20.0000	19.9535	ng/mL	
13C2-4_2 FTS	Auto	4.646	0.010	-2.421	74886	116396	18O2-PFHxS_IS	5.0000	4.5823	ng/mL	
13C2-4_2 FTS_IS	Auto	4.646	0.010	----	74886	74886	----	5.0000	5.0000	ng/mL	
4_2 FTS	Auto	4.646	0.009	0.000	794646	74886	13C2-4_2 FTS_IS	18.7000	18.6628	ng/mL	
13C3-PFBS_IS	Auto	4.613	0.008	----	167735	167735	----	2.5000	2.5000	ng/mL	
PFBS	Auto	4.614	0.009	0.001	1758759	167735	13C3-PFBS_IS	17.7000	18.0348	ng/mL	
13C3-PFBS	Auto	4.613	0.008	-2.454	167735	116396	18O2-PFHxS_IS	2.5000	2.3645	ng/mL	
NFDHA	Auto	4.810	0.009	-0.144	2245492	341210	13C5-PFHxA_IS	20.0000	20.1202	ng/mL	
13C5-PFHxA	Auto	4.954	0.009	-0.001	341210	435682	13C2-PFHxA_IS	2.5000	2.3946	ng/mL	
13C5-PFHxA_IS	Auto	4.954	0.009	----	341210	341210	----	2.5000	2.5000	ng/mL	
13C2-PFHxA_IS	Auto	4.955	0.009	----	435682	435682	----	2.5000	2.5000	ng/mL	
PFHxA	Auto	4.956	0.009	0.002	2855991	341210	13C5-PFHxA_IS	20.0000	20.1669	ng/mL	
PFEESA	Auto	5.284	0.008	0.330	8463420	341210	13C5-PFHxA_IS	17.8000	17.8725	ng/mL	
13C3-HFPO-DA	Auto	5.426	0.009	0.471	551822	435682	13C2-PFHxA_IS	10.0000	9.6755	ng/mL	
13C3-HFPO-DA_IS	Auto	5.426	0.009	----	551822	551822	----	10.0000	10.0000	ng/mL	
HFPO-DA	Auto	5.428	0.009	0.002	1278948	551822	13C3-HFPO-DA_IS	20.0000	20.3951	ng/mL	
5_3 FTCA	Auto	5.869	0.008	0.915	1807256	341210	13C5-PFHxA_IS	150.0000	178.1904	ng/mL	
PFPeS	Auto	5.993	0.007	-1.073	1231390	116273	13C3-PFHxS_IS	18.8000	18.6809	ng/mL	
13C4-PFHpA	Auto	6.141	0.008	1.185	460762	435682	13C2-PFHxA_IS	2.5000	2.3391	ng/mL	
13C4-PFHpA_IS	Auto	6.141	0.008	----	460762	460762	----	2.5000	2.5000	ng/mL	
PFHpA	Auto	6.143	0.009	0.003	3412422	460762	13C4-PFHpA_IS	20.0000	20.3534	ng/mL	
DONA	Auto	6.502	0.006	1.076	4710040	551822	13C3-HFPO-DA_IS	18.9000	18.8057	ng/mL	
13C2-6_2 FTS_IS	Auto	6.790	0.010	----	58643	58643	----	5.0000	5.0000	ng/mL	
13C2-6_2 FTS	Auto	6.790	0.010	-0.277	58643	116396	18O2-PFHxS_IS	5.0000	4.4521	ng/mL	
6_2 FTS	Auto	6.790	0.009	0.000	542753	58643	13C2-6_2 FTS_IS	19.0000	20.0106	ng/mL	
13C4-PFOA_IS	Auto	7.100	0.011	----	23734	23734	----	2.5000	2.5000	ng/mL	
13C8-PFOA_IS	Auto	7.098	0.009	----	345103	345103	----	2.5000	2.5000	ng/mL	
13C8-PFOA	Auto	7.098	0.009	-0.002	345103	23734	13C4-PFOA_IS	2.5000	2.3610	ng/mL	
PFOA	Auto	7.100	0.009	0.002	2648126	345103	13C8-PFOA_IS	20.0000	20.3797	ng/mL	
13C3-PFHxS	Auto	7.066	0.009	-0.001	116273	116396	18O2-PFHxS_IS	2.5000	2.3828	ng/mL	
13C3-PFHxS_IS	Auto	7.066	0.009	----	116273	116273	----	2.5000	2.5000	ng/mL	
PFHxS	Auto	7.068	0.009	0.002	1153585	116273	13C3-PFHxS_IS	18.3000	18.1824	ng/mL	
18O2-PFHxS_IS	Auto	7.067	0.009	----	116396	116396	----	2.5000	2.5000	ng/mL	
13C9-PFNA_IS	Auto	7.949	0.009	----	166219	166219	----	1.2500	1.2500	ng/mL	
13C9-PFNA	Auto	7.949	0.009	0.000	166219	155484	13C5-PFNA_IS	1.2500	1.1830	ng/mL	
13C5-PFNA_IS	Auto	7.949	0.009	----	155484	155484	----	1.2500	1.2500	ng/mL	
PFNA	Auto	7.950	0.009	0.001	2221623	166219	13C9-PFNA_IS	20.0000	20.5166	ng/mL	
PFHpS	Auto	7.991	0.008	-0.810	941637	37395	13C8-PFOS_IS	19.1000	19.7637	ng/mL	
7_3 FTCA	Auto	7.929	0.008	2.975	2725176	341210	13C5-PFHxA_IS	150.0000	184.5009	ng/mL	
13C2-8_2-FTS	Auto	8.407	0.007	1.340	38127	116396	18O2-PFHxS_IS	5.0000	4.5187	ng/mL	
13C2-8_2-FTS_IS	Auto	8.407	0.007	----	38127	38127	----	5.0000	5.0000	ng/mL	
8_2 FTS	Auto	8.407	0.008	0.000	328019	38127	13C2-8_2-FTS_IS	19.2000	19.7149	ng/mL	
13C6-PFDA_IS	Auto	8.711	0.006	----	102812	102812	----	1.2500	1.2500	ng/mL	
13C6-PFDA	Auto	8.711	0.006	-0.001	102812	90201	13C2-PFDA_IS	1.2500	1.2176	ng/mL	

J:\LCMS08\Data\240315_1633_Curve\240315_1633_Curve.damlp .

SN - Software-calculated S/N ratio outside criteria due to non-target peaks or drift in noise calculation window. Analyst review of noise levels (excluding non-target peaks) in chromatogram indicates S/N ratio meets criteria.

240315_024 (continued)

(Table continued from previous page)

Name	Mode ID	Found RT	RT Diff	ISTD RT Diff	Area	ISTD Area	ISTD Name	Std. Conc.	Conc.	Unit	Flag ID
13C2-PFDA_IS	Auto	8.712	0.007	----	90201	90201	----	1.2500	1.2500	ng/mL	
PFDA	Auto	8.713	0.006	0.002	1720686	102812	13C6-PFDA_IS	20.0000	20.5898	ng/mL	
D3-NMeFOSAA_IS	Auto	8.847	0.009	----	141844	141844	----	5.0000	5.0000	ng/mL	
D3-NMeFOSAA	Auto	8.847	0.009	0.045	141844	109460	13C4-PFOS_IS	5.0000	5.3567	ng/mL	
13C8-PFOS_IS	Auto	8.801	0.005	----	37395	37395	----	2.5000	2.5000	ng/mL	
13C8-PFOS	Auto	8.801	0.005	-0.001	37395	109460	13C4-PFOS_IS	2.5000	2.4401	ng/mL	
13C4-PFOS_IS	Auto	8.802	0.006	----	109460	109460	----	2.5000	2.5000	ng/mL	
PFOS	M	8.803	0.006	0.002	776785	37395	13C8-PFOS_IS	18.6000	19.4621	ng/mL	
NMeFOSAA	M	8.853	0.010	0.006	572399	141844	D3-NMeFOSAA_IS	20.0000	20.6238	ng/mL	
D5-NEtFOSAA_IS	Auto	9.177	0.007	----	101307	101307	----	5.0000	5.0000	ng/mL	
D5-NEtFOSAA	Auto	9.177	0.007	0.375	101307	109460	13C4-PFOS_IS	5.0000	5.2219	ng/mL	
NEtFOSAA	M	9.189	0.011	0.012	411799	101307	D5-NEtFOSAA_IS	20.0000	20.9991	ng/mL	
9-Cl-PF3ONS	Auto	9.369	0.007	3.943	5621153	551822	13C3-HFPO-DA_IS	18.7000	18.6032	ng/mL	
PFUnDA	Auto	9.440	0.007	0.001	1813273	104833	13C7-PFUnDA_IS	20.0000	20.1513	ng/mL	
13C7-PFUnDA_IS	Auto	9.439	0.008	----	104833	104833	----	1.2500	1.2500	ng/mL	
13C7-PFUnDA	Auto	9.439	0.008	0.727	104833	90201	13C2-PFDA_IS	1.2500	1.2590	ng/mL	
PFNS	Auto	9.565	0.005	0.764	665291	37395	13C8-PFOS_IS	19.2000	19.9338	ng/mL	
10_2 FTS	Auto	9.815	0.007	1.408	282976	38127	13C2-8_2-FTS_IS	19.3000	19.9557	ng/mL	
13C2-PFDOA_IS	Auto	10.124	0.006	----	124251	124251	----	1.2500	1.2500	ng/mL	
13C2-PFDOA	Auto	10.124	0.006	1.412	124251	90201	13C2-PFDA_IS	1.2500	1.2830	ng/mL	
PFDOA	Auto	10.125	0.007	0.001	1342906	124251	13C2-PFDOA_IS	20.0000	20.1234	ng/mL	
PFDS	Auto	10.279	0.006	1.478	592860	37395	13C8-PFOS_IS	19.3000	20.1742	ng/mL	
PFTrDA	Auto	10.781	0.005	-0.633	1423225	76206	13C2-PFTDA_IS	20.0000	19.0965	ng/mL	
11-Cl-PF3OUdS	Auto	10.788	0.006	5.362	2571281	551822	13C3-HFPO-DA_IS	18.9000	18.6329	ng/mL	
PFOSAm	M	11.135	0.012	-0.002	1911174	107394	13C8-PFOSAm_IS	40.0000	40.7721	ng/mL	
13C8-PFOSAm	Auto	11.137	0.012	2.335	107394	109460	13C4-PFOS_IS	2.5000	2.6089	ng/mL	
13C8-PFOSAm_IS	Auto	11.137	0.012	----	107394	107394	----	2.5000	2.5000	ng/mL	
PFTDA	Auto	11.416	0.006	0.002	1095080	76206	13C2-PFTDA_IS	20.0000	20.8917	ng/mL	
13C2-PFTDA	Auto	11.414	0.005	2.702	76206	90201	13C2-PFDA_IS	1.2500	1.3033	ng/mL	
13C2-PFTDA_IS	Auto	11.414	0.005	----	76206	76206	----	1.2500	1.2500	ng/mL	
PFDoS	Auto	11.605	0.005	2.804	366454	37395	13C8-PFOS_IS	19.4000	20.6126	ng/mL	
D7-MeFOSE_IS	Auto	13.372	0.011	----	345426	345426	----	25.0000	25.0000	ng/mL	
D7-MeFOSE	Auto	13.372	0.011	4.570	345426	109460	13C4-PFOS_IS	25.0000	27.4264	ng/mL	
MeFOSE	M	13.410	0.012	0.038	408756	345426	D7-MeFOSE_IS	20.0000	20.0447	ng/mL	
13C2-PFHXDA_IS	Auto	12.631	0.003	----	157002	157002	----	2.5000	2.5000	ng/mL	
13C2-PFHXDA	Auto	12.631	0.003	3.919	157002	90201	13C2-PFDA_IS	2.5000	2.6113	ng/mL	
PFHXDA	Auto	12.633	0.003	0.002	1940054	157002	13C2-PFHXDA_IS	20.0000	20.2333	ng/mL	
D3-MeFOSA	Auto	13.677	0.013	4.875	31737	109460	13C4-PFOS_IS	2.5000	2.9631	ng/mL	
D3-MeFOSA_IS	Auto	13.677	0.013	----	31737	31737	----	2.5000	2.5000	ng/mL	
MeFOSA	M	13.685	0.012	0.008	397672	31737	D3-MeFOSA_IS	20.0000	19.4228	ng/mL	
D9-EtFOSE_IS	Auto	14.001	0.009	----	377867	377867	----	25.0000	25.0000	ng/mL	
D9-EtFOSE	Auto	14.001	0.009	5.199	377867	109460	13C4-PFOS_IS	25.0000	26.2817	ng/mL	
EtFOSE	M	14.044	0.012	0.043	386910	377867	D9-EtFOSE_IS	20.0000	20.2475	ng/mL	
D5-EtFOSAm	Auto	14.351	0.010	5.549	45107	109460	13C4-PFOS_IS	2.5000	2.6354	ng/mL	
D5-EtFOSAm_IS	Auto	14.351	0.010	----	45107	45107	----	2.5000	2.5000	ng/mL	
EtFOSAm	M	14.369	0.010	0.018	449696	45107	D5-EtFOSAm_IS	20.0000	20.2920	ng/mL	
PFODA	Auto	13.770	0.004	1.139	636565	157002	13C2-PFHXDA_IS	20.0000	20.9149	ng/mL	

SN - Software-calculated S/N ratio outside criteria due to non-target peaks or drift in noise calculation window. Analyst review of noise levels (excluding non-target peaks) in chromatogram indicates S/N ratio meets criteria.

240315_024 (continued)

13C4-PFBA
Conc. 9.5844
Q 216.80>171.90 (-) 1.30e5

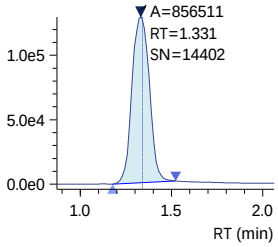

13C4-PFBA_IS
Conc. 10.0000
ISTD 216.80>171.90 (-) 1.30e5

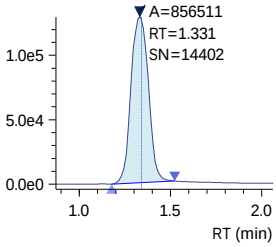

13C3-PFBA_IS
Conc. 5.0000
ISTD 216.00>172.00 (-) 6.83e4

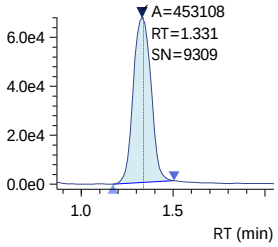

PFBA
Conc. 20.1961
Q 212.80>169.05 (-) 2.96e5

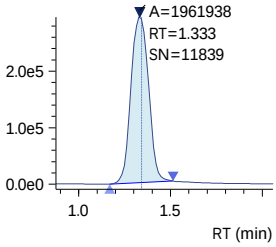

PFMPA
Conc. 20.4043
Q 229.00>84.90 (-) 2.42e5

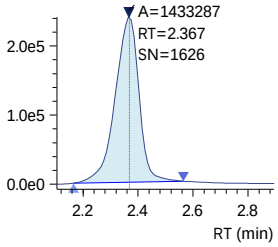

3_3 FTCA
Conc. 179.3762
R#1 134.88 (136.14)
R#2 134.88 (136.14)
Q 241.00>177.10 (-) 1.90e5

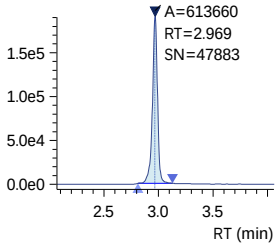

13C5-PFPeA
Conc. 4.6679
Q 268.30>223.00 (-) 5.96e4

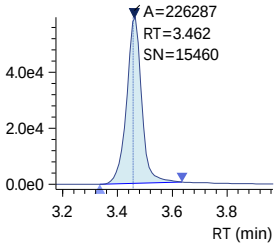

13C5-PFPeA_IS
Conc. 5.0000
ISTD 268.30>223.00 (-) 5.96e4

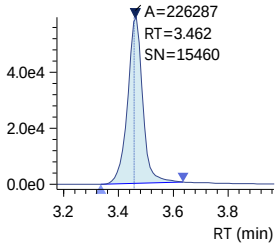

PFPeA
Conc. 19.8591
Q 263.00>219.00 (-) 8.59e5

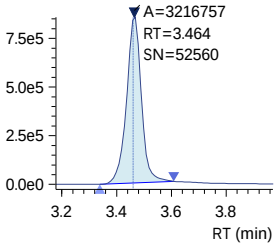

PFMBA
Conc. 19.9535
Q 279.00>84.95 (-) 6.10e5

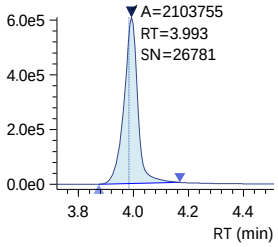

R1 241.00>117.00 (-) 2.53e5

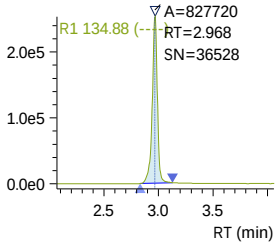

R2 241.00>117.00 (-) 2.53e5

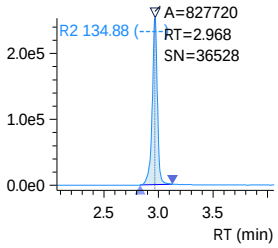

SN - Software-calculated S/N ratio outside criteria due to non-target peaks or drift in noise calculation window.
Analyst review of noise levels (excluding non-target peaks) in chromatogram indicates S/N ratio meets criteria.

240315_024 (continued)

13C2-4_2 FTS
Conc. 4.5823

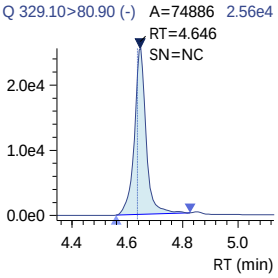

13C2-4_2 FTS_IS
Conc. 5.0000

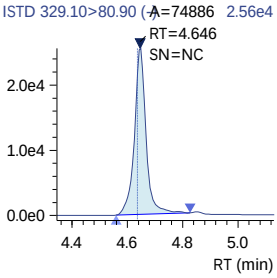

4_2 FTS
Conc. 18.6628
R#1 32.22 (33.08)
R#2 32.22 (33.08)

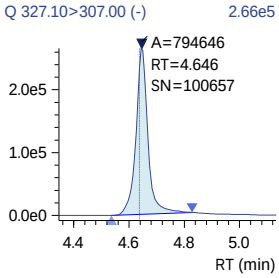

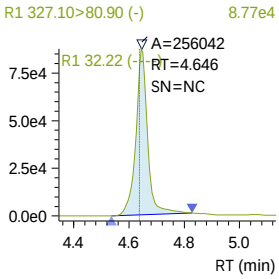

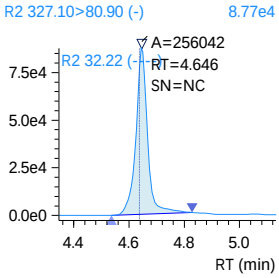

13C3-PFBS_IS
Conc. 2.5000

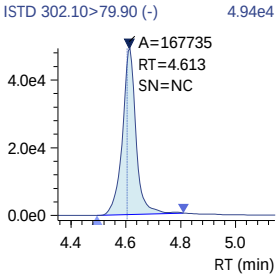

PFBS
Conc. 18.0348
R#1 46.60 (46.53)
R#2 46.60 (46.53)

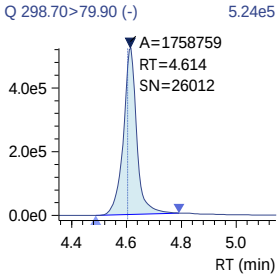

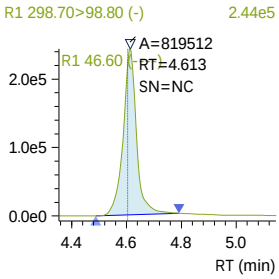

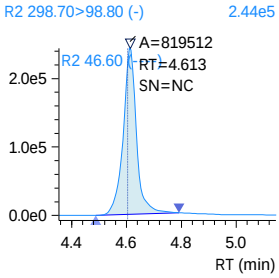

Insight Report
Quantitation/Integration
Printed 3/18/2024 12:10:31

240315_024 (continued)

13C3-PFBS
Conc. 2.3645

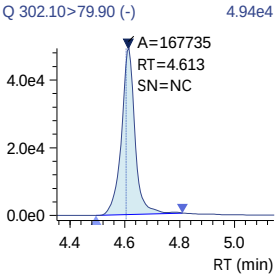

NFDHA
Conc. 20.1202
R#1 34.24 (36.44)
R#2 34.24 (36.44)

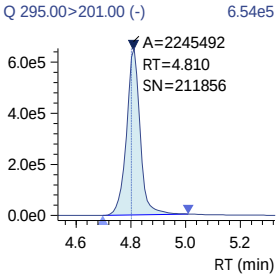

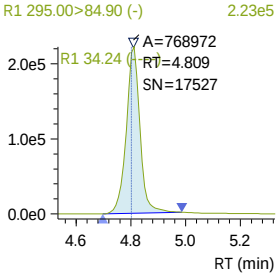

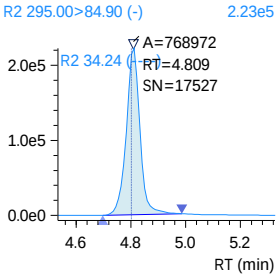

13C5-PFHxA
Conc. 2.3946

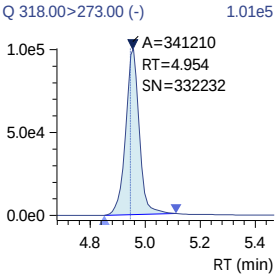

13C5-PFHxA_IS
Conc. 2.5000

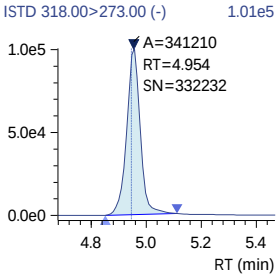

13C2-PFHxA_IS
Conc. 2.5000

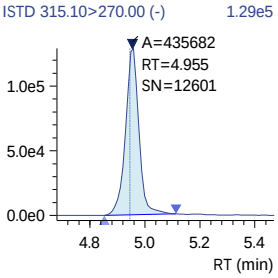

J:\LCMS08\Data\240315_1633_Curve\240315_1633_Curve.damlp .
SN - Software-calculated S/N ratio outside criteria due to non-target peaks or drift in noise calculation window.
Analyst review of noise levels (excluding non-target peaks) in chromatogram indicates S/N ratio meets criteria.

Insight Report
Quantitation/Integration
Printed 3/18/2024 12:10:31

240315_024 (continued)

PFHxA
Conc. 20.1669
Q 313.00>269.00 (-) 8.56e5

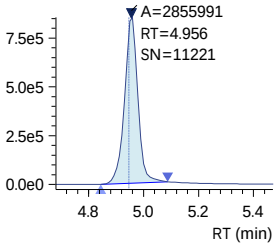

PFEESA
Conc. 17.8725
R#1 5.39 (5.25)
R#2 5.39 (5.25)
Q 314.80>135.00 (-) 2.32e6

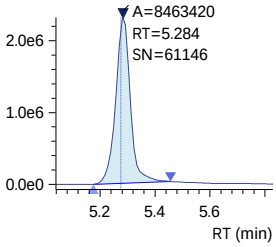

R1 314.80>82.90 (-) 1.24e5

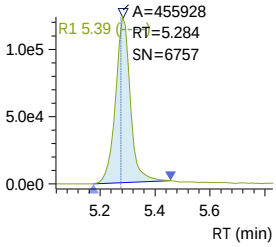

R2 314.80>82.90 (-) 1.24e5

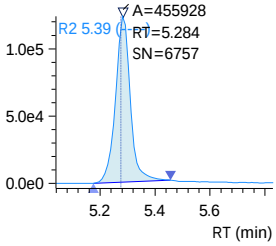

13C3-HFPO-DA
Conc. 9.6755
Q 286.90>168.90 (-) 1.69e5

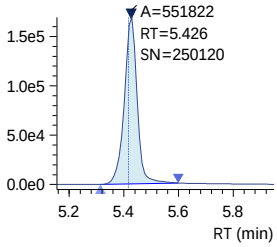

13C3-HFPO-DA_IS
Conc. 10.0000
ISTD 286.90>168.90 (-) 1.69e5

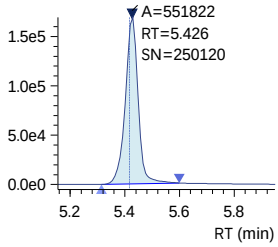

HFPO-DA
Conc. 20.3951
R#1 59.62 (62.57)
R#2 59.62 (62.57)
Q 284.90>168.90 (-) 3.97e5

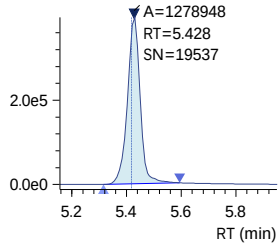

R1 284.90>184.90 (-) 2.36e5

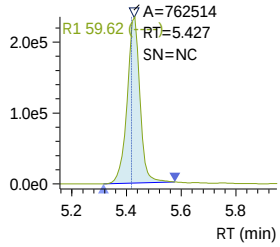

R2 284.90>184.90 (-) 2.36e5

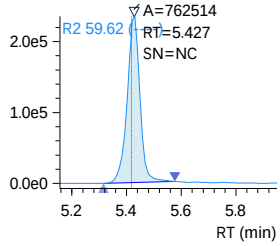

SN - Software-calculated S/N ratio outside criteria due to non-target peaks or drift in noise calculation window.
Analyst review of noise levels (excluding non-target peaks) in chromatogram indicates S/N ratio meets criteria.

240315_024 (continued)

5_3 FTCA
Conc. 178.1904
R#1 153.04 (154.88)
R#2 153.04 (154.88)
Q 341.00>237.05 (-) 6.39e5

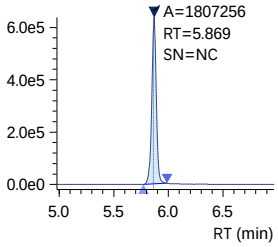

R1 341.00>217.00 (-) 9.85e5

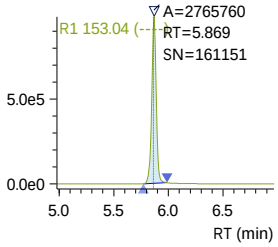

R2 341.00>217.00 (-) 9.85e5

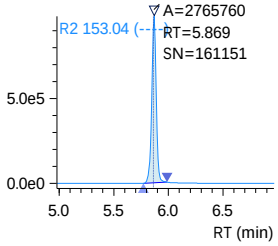

PFPeS
Conc. 18.6809
R#1 54.21 (54.44)
R#2 54.21 (54.44)
Q 349.10>79.90 (-) 4.18e5

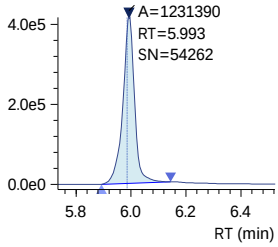

R1 349.10>98.80 (-) 2.26e5

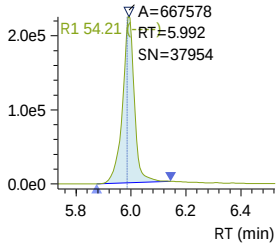

R2 349.10>98.80 (-) 2.26e5

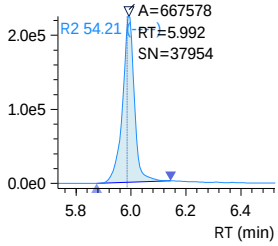

13C4-PFHpA
Conc. 2.3391
Q 367.10>322.00 (-) 1.65e5

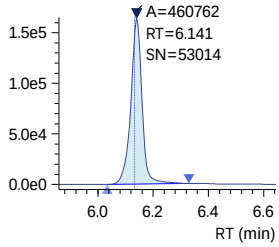

13C4-PFHpA_IS
Conc. 2.5000
ISTD 367.10>322.00 (-) 1.65e5

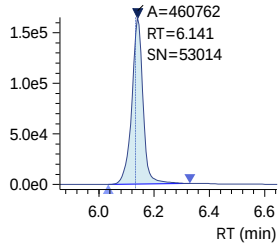

PFHpA
Conc. 20.3534
R#1 21.91 (23.39)
R#2 21.91 (23.39)
Q 363.10>319.00 (-) 1.26e6

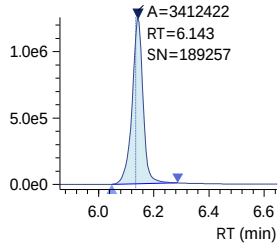

R1 363.10>169.00 (-) 2.73e5

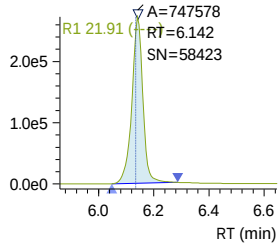

R2 363.10>169.00 (-) 2.73e5

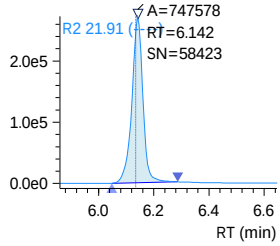

SN - Software-calculated S/N ratio outside criteria due to non-target peaks or drift in noise calculation window.
Analyst review of noise levels (excluding non-target peaks) in chromatogram indicates S/N ratio meets criteria.

240315_024 (continued)

DONA
Conc. 18.8057
R#1 27.56 (30.39)
R#2 27.56 (30.39)
Q 376.90>250.90 (-) 1.36e6

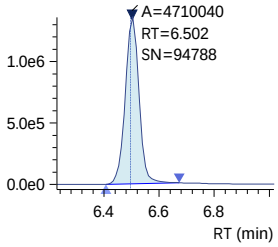

R1 376.90>84.80 (-) 3.72e5

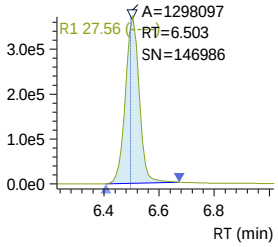

R2 376.90>84.80 (-) 3.72e5

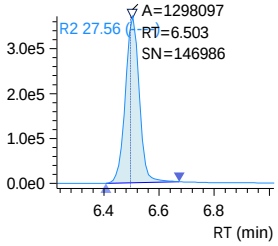

13C2-6_2 FTS_IS
Conc. 5.0000
ISTD 429.10>80.90 (-) 1.93e4

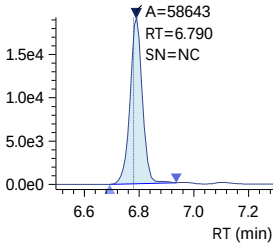

13C2-6_2 FTS
Conc. 4.4521
Q 429.10>80.90 (-) 1.93e4

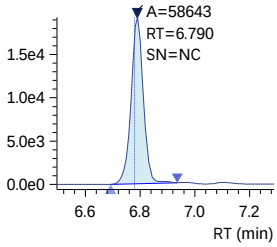

6_2 FTS
Conc. 20.0106
R#1 41.29 (44.48)
R#2 41.29 (44.48)
Q 427.10>407.00 (-) 1.84e5

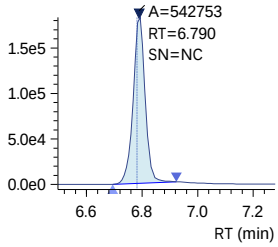

R1 427.10>80.90 (-) 7.34e4

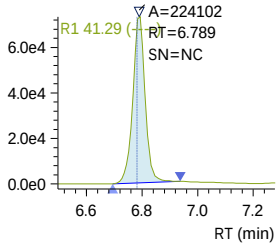

R2 427.10>80.90 (-) 7.34e4

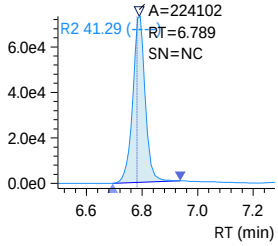

13C4-PFOA_IS
Conc. 2.5000
ISTD 417.10>172.00 (-) 6.85e3

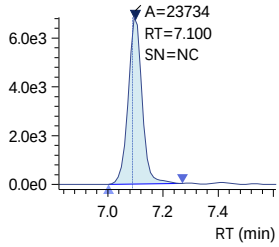

J:\LCMS08\Data\240315_1633_Curve\240315_1633_Curve.damlp .

SN - Software-calculated S/N ratio outside criteria due to non-target peaks or drift in noise calculation window.
Analyst review of noise levels (excluding non-target peaks) in chromatogram indicates S/N ratio meets criteria.

240315_024 (continued)

13C8-PFOA_IS
Conc. 2.5000

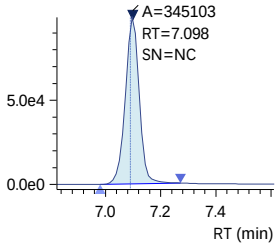

13C8-PFOA
Conc. 2.3610

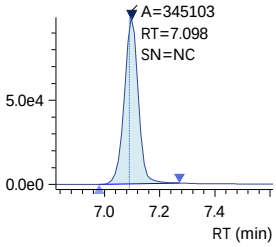

PFOA
Conc. 20.3797
R#1 24.84 (24.47)
R#2 24.84 (24.47)

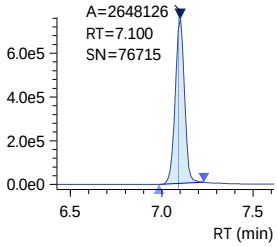

13C3-PFHxS
Conc. 2.3828

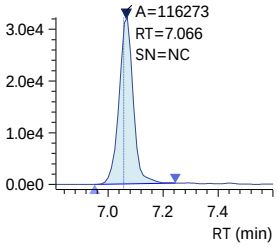

13C3-PFHxS_IS
Conc. 2.5000

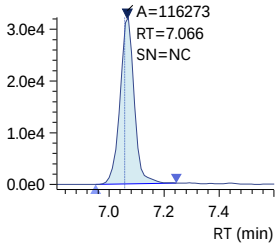

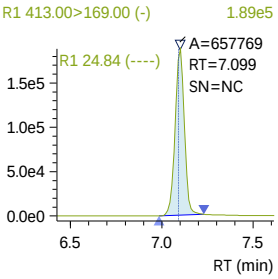

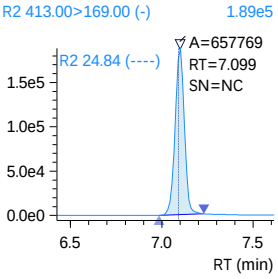

SN - Software-calculated S/N ratio outside criteria due to non-target peaks or drift in noise calculation window.
Analyst review of noise levels (excluding non-target peaks) in chromatogram indicates S/N ratio meets criteria.

240315_024 (continued)

PFHxS
Conc. 18.1824
R#1 60.66 (57.29)
R#2 60.66 (57.29)
Q 398.70>79.90 (-) 2.51e5

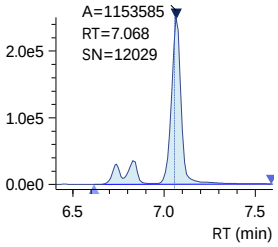

18O2-PFHxS_IS
Conc. 2.5000
ISTD 403.00>83.90 (-) 3.23e4

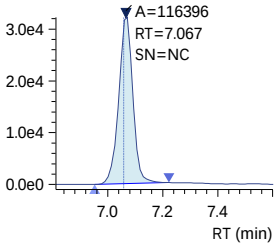

13C9-PFNA_IS
Conc. 1.2500
ISTD 472.10>427.00 (-) 6.22e4

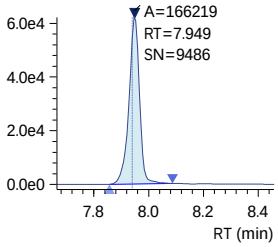

13C9-PFNA
Conc. 1.1830
Q 472.10>427.00 (-) 6.22e4

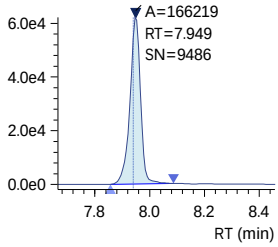

13C5-PFNA_IS
Conc. 1.2500
ISTD 468.00>423.00 (-) 5.95e4

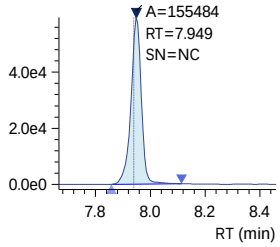

R1 398.70>98.90 (-) 1.51e5

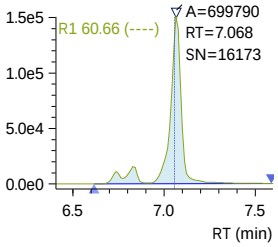

R2 398.70>98.90 (-) 1.51e5

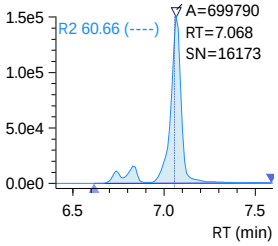

240315_024 (continued)

PFNA
Conc. 20.5166
R#1 20.41 (20.36)
R#2 20.41 (20.36)
Q 463.00>419.00 (-) 8.31e5

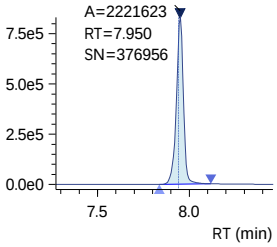

R1 463.00>219.00 (-) 1.72e5

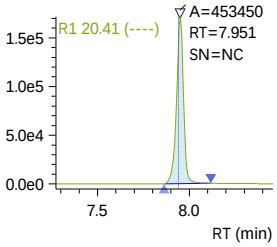

R2 463.00>219.00 (-) 1.72e5

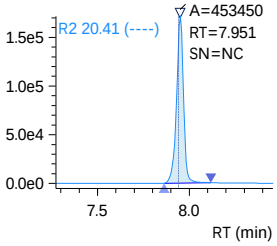

PFHpS
Conc. 19.7637
R#1 50.97 (46.70)
R#2 50.97 (46.70)
Q 449.00>79.90 (-) 3.45e5

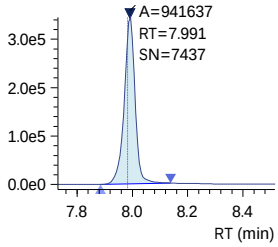

R1 449.00>98.80 (-) 1.76e5

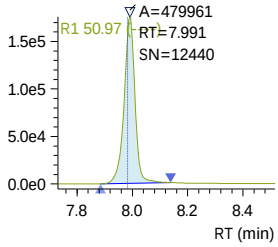

R2 449.00>98.80 (-) 1.76e5

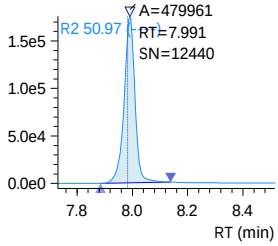

7_3 FTCA
Conc. 184.5009
R#1 132.77 (132.28)
R#2 132.77 (132.28)
Q 441.00>317.00 (-) 9.85e5

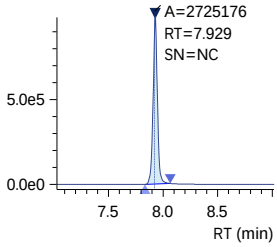

R1 441.00>336.90 (-) 1.29e6

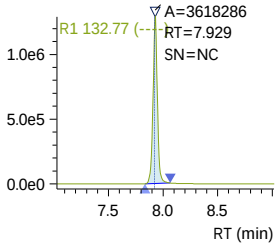

R2 441.00>336.90 (-) 1.29e6

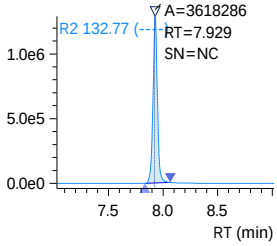

13C2-8_2-FTS
Conc. 4.5187
Q 529.10>80.90 (-) 1.18e4

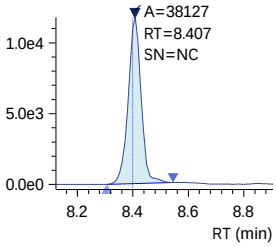

13C2-8_2-FTS_IS
Conc. 5.0000
ISTD 529.10>80.90 (-) 1.18e4

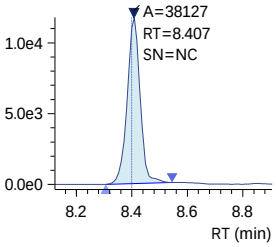

J:\LCMS08\Data\240315_1633_Curve\240315_1633_Curve.damlp .

SN - Software-calculated S/N ratio outside criteria due to non-target peaks or drift in noise calculation window.
Analyst review of noise levels (excluding non-target peaks) in chromatogram indicates S/N ratio meets criteria.

240315_024 (continued)

8_2 FTS
Conc. 19.7149
R#1 45.16 (45.91)
R#2 45.16 (45.91)
Q 527.10>506.95 (-) 1.04e5

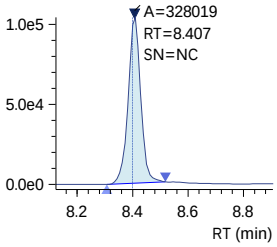

13C6-PFDA_IS
Conc. 1.2500
ISTD 519.10>474.10 (-) 2.89e4

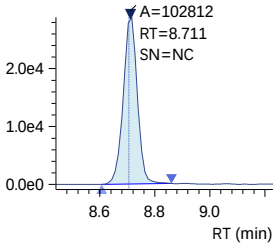

13C6-PFDA
Conc. 1.2176
Q 519.10>474.10 (-) 2.89e4

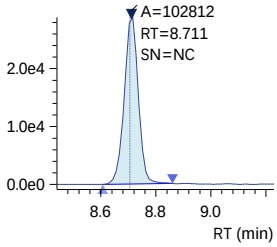

13C2-PFDA_IS
Conc. 1.2500
ISTD 515.10>470.10 (-) 2.53e4

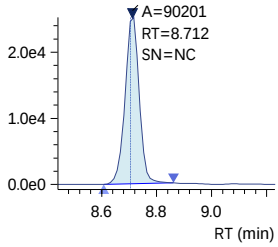

PFDA
Conc. 20.5898
R#1 18.39 (17.64)
R#2 18.39 (17.64)
Q 512.90>469.00 (-) 4.87e5

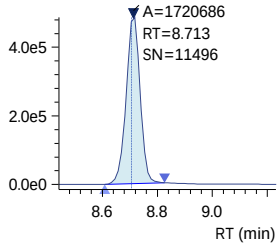

R1 527.10>80.80 (-) 4.74e4

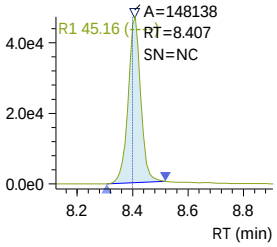

R1 512.90>219.00 (-) 9.00e4

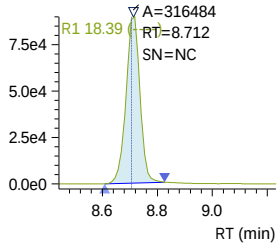

R2 527.10>80.80 (-) 4.74e4

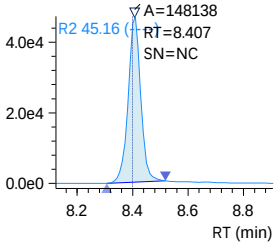

R2 512.90>219.00 (-) 9.00e4

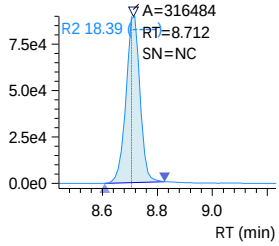

D3-NMeFOSAA_IS
Conc. 5.0000
ISTD 573.20>419.00 (-) 4.03e4

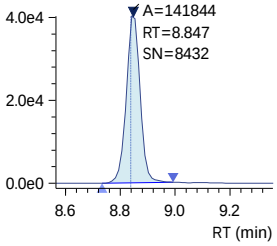

D3-NMeFOSAA
Conc. 5.3567
Q 573.20>419.00 (-) 4.03e4

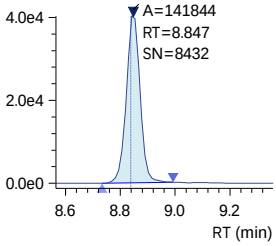

13C8-PFOS_IS
Conc. 2.5000
ISTD 507.10>98.90 (-) 9.98e3

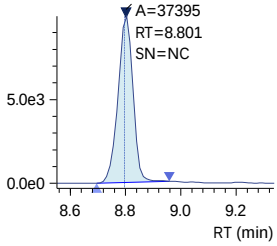

13C8-PFOS
Conc. 2.4401
Q 507.10>98.90 (-) 9.98e3

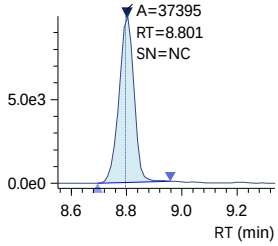

13C4-PFOS_IS
Conc. 2.5000
ISTD 502.80>79.90 (-) 2.94e4

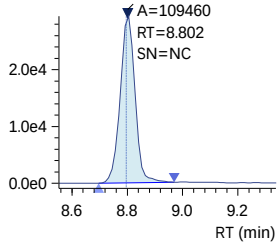

SN - Software-calculated S/N ratio outside criteria due to non-target peaks or drift in noise calculation window.
Analyst review of noise levels (excluding non-target peaks) in chromatogram indicates S/N ratio meets criteria.

240315_024 (continued)

PFOS
Conc. 19.4621
R#1 50.35 (45.06)
R#2 50.35 (45.06)
Q 498.90>79.90 (-) 1.49e5

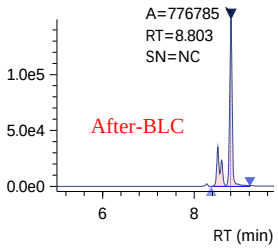

R1 498.90>98.80 (-) 8.69e4

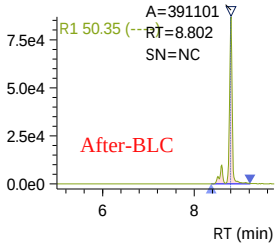

R2 498.90>98.80 (-) 8.69e4

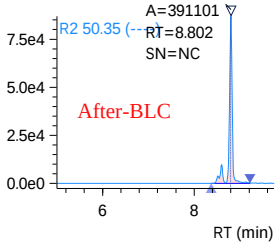

NMeFOSAA
Conc. 20.6238
R#1 64.14 (67.10)
R#2 64.14 (67.10)
Q 570.10>419.00 (-) 1.36e5

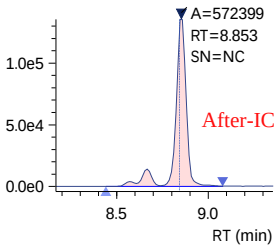

R1 570.10>483.00 (-) 8.04e4

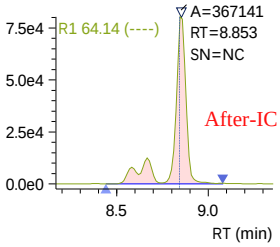

R2 570.10>483.00 (-) 8.04e4

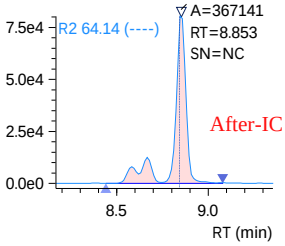

D5-NEtFOSAA_IS
Conc. 5.0000
ISTD 589.20>419.00 (-) 3.05e4

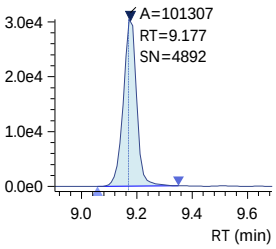

D5-NEtFOSAA
Conc. 5.2219
Q 589.20>419.00 (-) 3.05e4

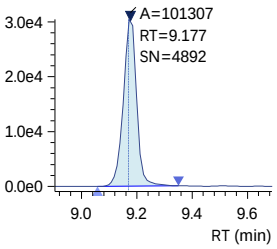

NEtFOSAA
Conc. 20.9991
R#1 86.83 (89.53)
R#2 86.83 (89.53)
Q 584.20>419.10 (-) 1.05e5

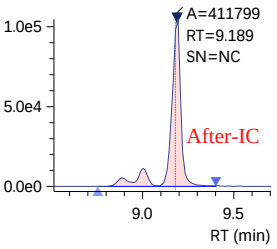

R1 584.20>526.00 (-) 8.21e4

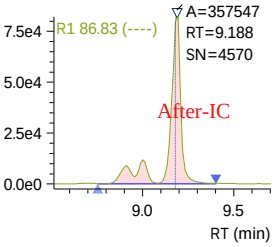

R2 584.20>526.00 (-) 8.21e4

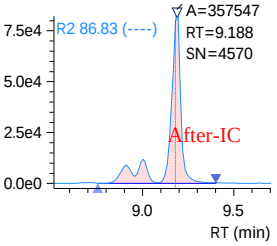

J:\LCMS08\Data\240315_1633_Curve\240315_1633_Curve.damlp .
SN - Software-calculated S/N ratio outside criteria due to non-target peaks or drift in noise calculation window.
Analyst review of noise levels (excluding non-target peaks) in chromatogram indicates S/N ratio meets criteria.

240315_024 (continued)

9-Cl-PF3ONS
Conc. 18.6032
R#1 30.85 (31.69)
R#2 30.85 (31.69)
Q 530.80>351.00 (-) 1.91e6

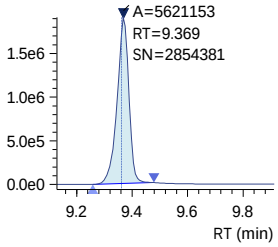

R1 532.80>353.00 (-) 5.86e5

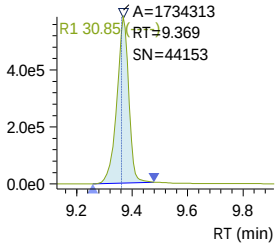

R2 532.80>353.00 (-) 5.86e5

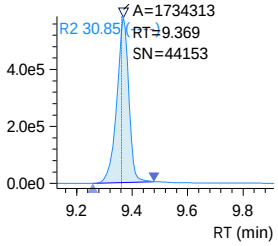

PFUnDA
Conc. 20.1513
R#1 11.64 (10.96)
R#2 11.64 (10.96)
Q 563.10>519.00 (-) 6.46e5

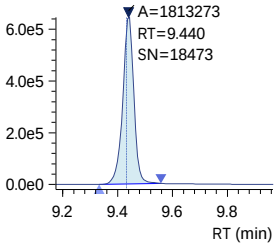

R1 563.10>269.10 (-) 7.59e4

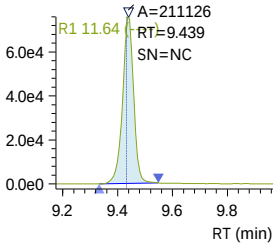

R2 563.10>269.10 (-) 7.59e4

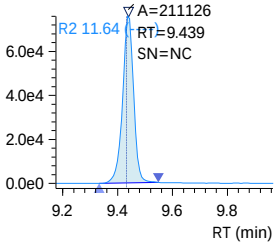

13C7-PFUnDA_IS
Conc. 1.2500
ISTD 570.00>525.10 (-) 3.70e4

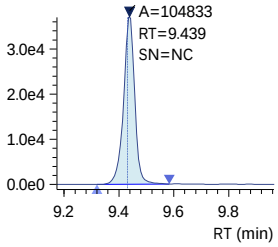

13C7-PFUnDA
Conc. 1.2590
Q 570.00>525.10 (-) 3.70e4

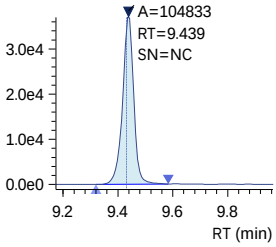

PFNS
Conc. 19.9338
R#1 63.32 (56.91)
R#2 63.32 (56.91)
Q 548.80>79.90 (-) 2.21e5

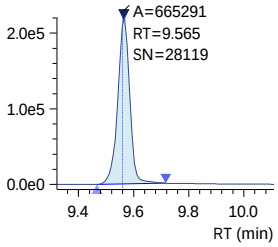

R1 548.80>98.80 (-) 1.42e5

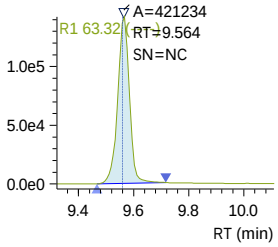

R2 548.80>98.80 (-) 1.42e5

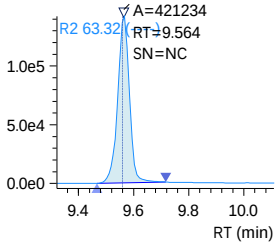

240315_024 (continued)

10_2 FTS
Conc. 19.9557
R#1 32.51 (32.29)
R#2 32.51 (32.29)

Q 626.80>607.05 (-) 1.06e5

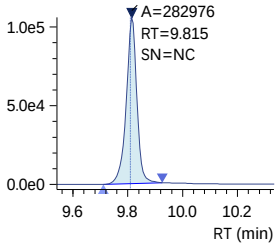

R1 626.80>81.00 (-) 3.39e4

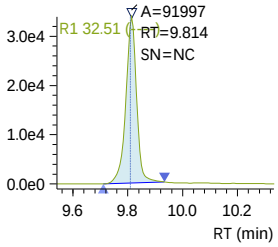

R2 626.80>81.00 (-) 3.39e4

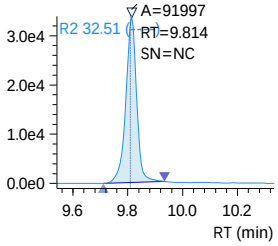

13C2-PFDOA_IS
Conc. 1.2500

ISTD 615.10>570.00 (-) 4.20e4

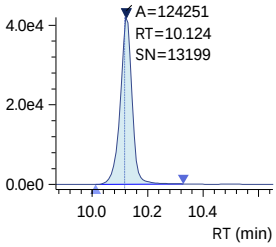

13C2-PFDOA
Conc. 1.2830

Q 615.10>570.00 (-) 4.20e4

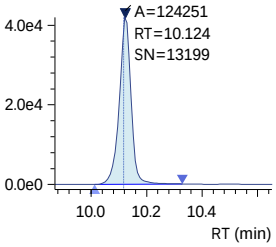

PFDOA
Conc. 20.1234
R#1 10.79 (11.14)
R#2 10.79 (11.14)

Q 613.10>569.00 (-) 4.63e5

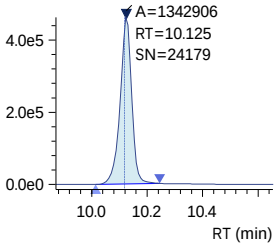

R1 613.10>319.00 (-) 5.03e4

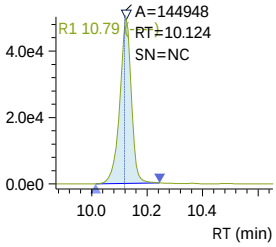

R2 613.10>319.00 (-) 5.03e4

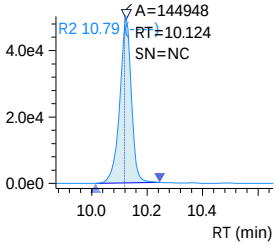

PFDS
Conc. 20.1742
R#1 58.43 (58.01)
R#2 58.43 (58.01)

Q 599.00>79.90 (-) 2.04e5

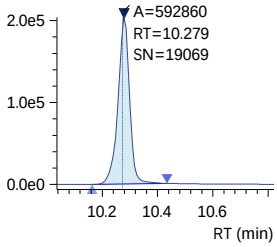

R1 599.00>98.80 (-) 1.18e5

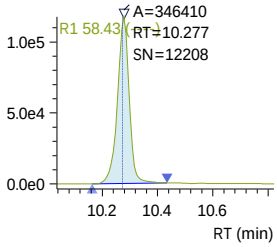

R2 599.00>98.80 (-) 1.18e5

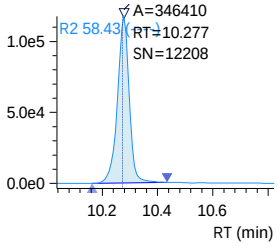

SN - Software-calculated S/N ratio outside criteria due to non-target peaks or drift in noise calculation window.
Analyst review of noise levels (excluding non-target peaks) in chromatogram indicates S/N ratio meets criteria.

240315_024 (continued)

PFTrDA
Conc. 19.0965
R#1 16.52 (16.67)
R#2 16.52 (16.67)

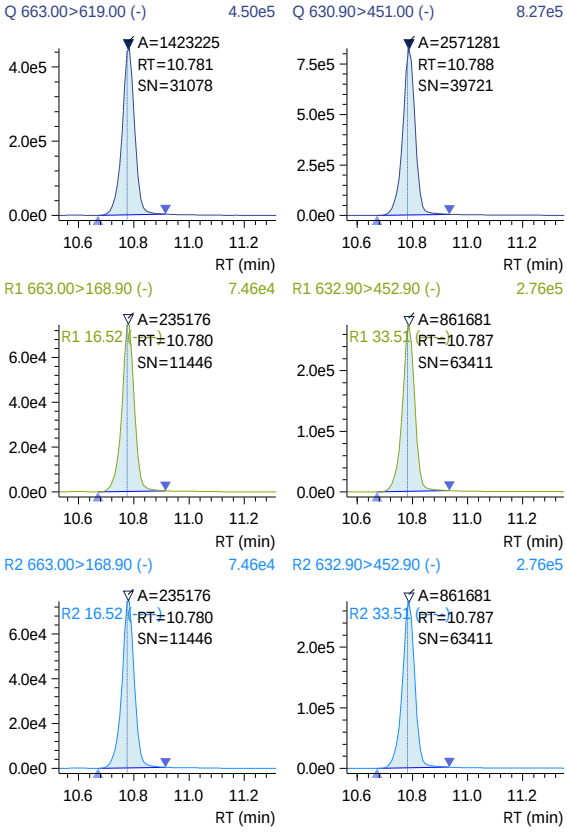

11-Cl-PF3OUdS
Conc. 18.6329
R#1 33.51 (35.04)
R#2 33.51 (35.04)

PFOSAm
Conc. 40.7721

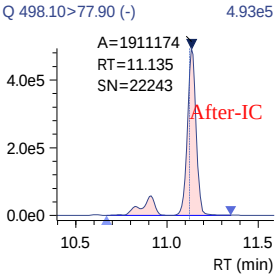

13C8-PFOSAm
Conc. 2.6089

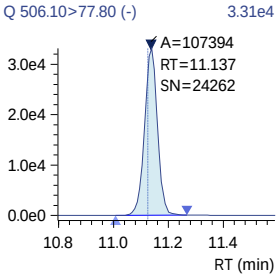

13C8-PFOSAm_IS
Conc. 2.5000

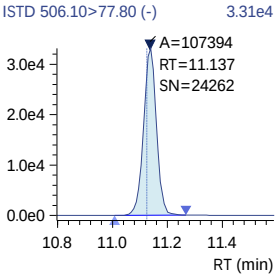

J:\LCMS08\Data\240315_1633_Curve\240315_1633_Curve.damlp .
SN - Software-calculated S/N ratio outside criteria due to non-target peaks or drift in noise calculation window.
Analyst review of noise levels (excluding non-target peaks) in chromatogram indicates S/N ratio meets criteria.

240315_024 (continued)

PFTDA
Conc. 20.8917
R#1 17.57 (17.09)
R#2 17.57 (17.09)

Q 713.10>669.00 (-) 3.14e5

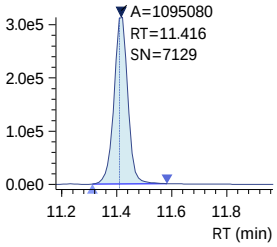

R1 713.10>168.90 (-) 5.59e4

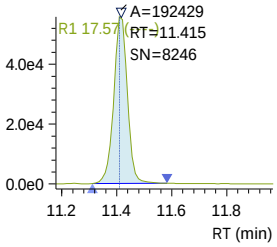

R2 713.10>168.90 (-) 5.59e4

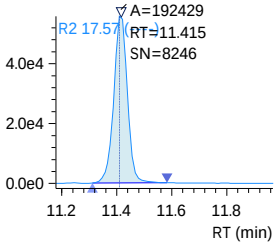

13C2-PFTDA
Conc. 1.3033

Q 715.20>670.00 (-) 2.16e4

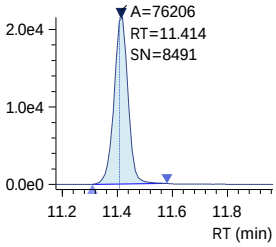

13C2-PFTDA_IS
Conc. 1.2500

ISTD 715.20>670.00 (-) 2.16e4

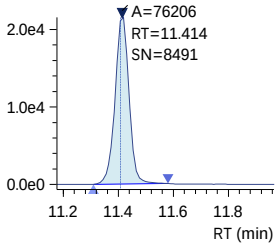

PFDoS
Conc. 20.6126
R#1 64.26 (61.23)
R#2 64.26 (61.23)

Q 699.10>79.90 (-) 1.19e5

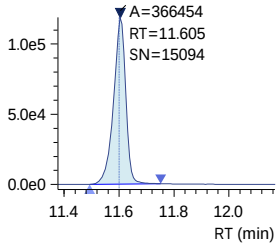

R1 699.10>98.80 (-) 7.57e4

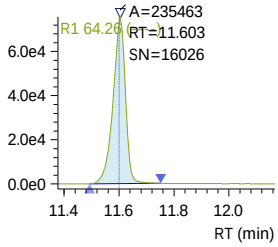

R2 699.10>98.80 (-) 7.57e4

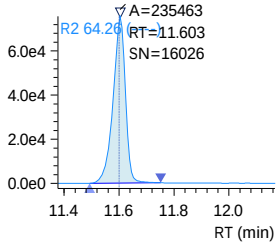

D7-MeFOSE_IS
Conc. 25.0000

ISTD 623.20>58.90 (-) 1.00e5

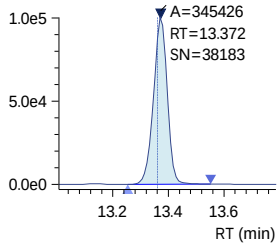

J:\LCMS08\Data\240315_1633_Curve\240315_1633_Curve.damlp .

SN - Software-calculated S/N ratio outside criteria due to non-target peaks or drift in noise calculation window.
Analyst review of noise levels (excluding non-target peaks) in chromatogram indicates S/N ratio meets criteria.

240315_024 (continued)

D7-MeFOSE
Conc. 27.4264

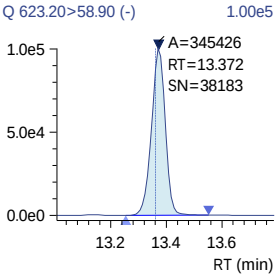

MeFOSE
Conc. 20.0447

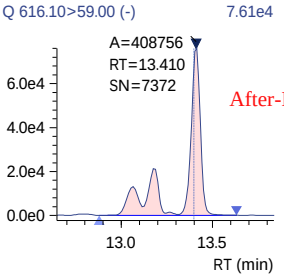

13C2-PFHXDA_IS
Conc. 2.5000

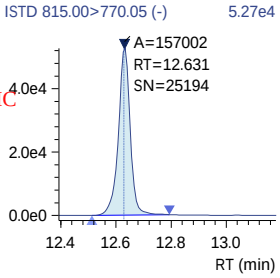

13C2-PFHXDA
Conc. 2.6113

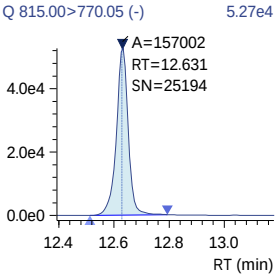

PFHXDA
Conc. 20.2333
R#1 11.24 (10.78)
R#2 11.24 (10.78)

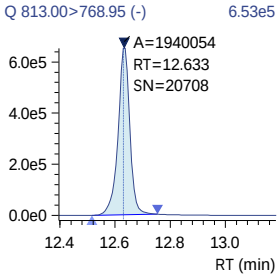

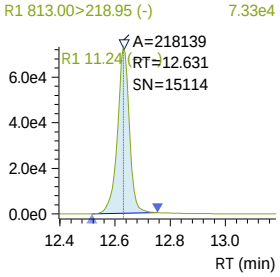

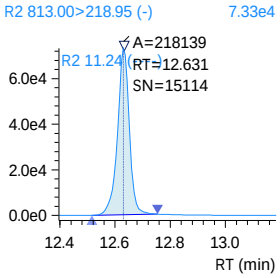

240315_024 (continued)

D3-MeFOSA
Conc. 2.9631

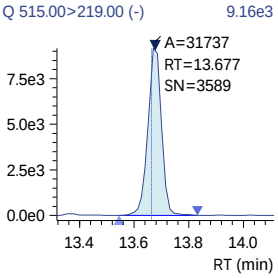

D3-MeFOSA_IS
Conc. 2.5000

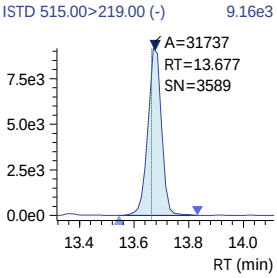

MeFOSA
Conc. 19.4228
R#1 152.80 (156.31)
R#2 152.80 (156.31)

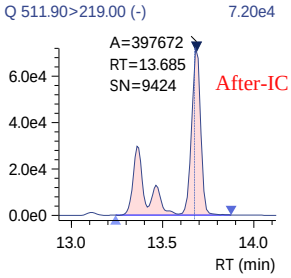

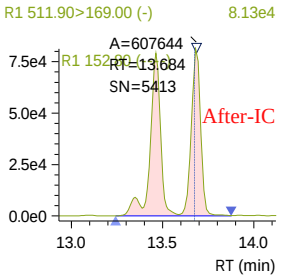

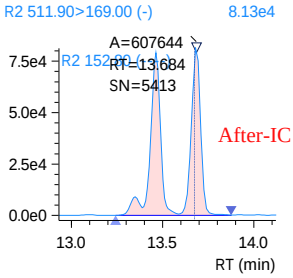

D9-EtFOSE_IS
Conc. 25.0000

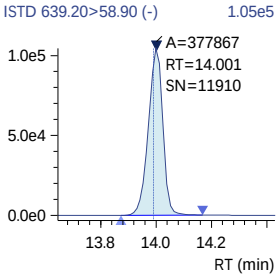

D9-EtFOSE
Conc. 26.2817

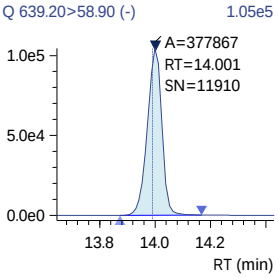

J:\LCMS08\Data\240315_1633_Curve\240315_1633_Curve.damlp .

SN - Software-calculated S/N ratio outside criteria due to non-target peaks or drift in noise calculation window.
Analyst review of noise levels (excluding non-target peaks) in chromatogram indicates S/N ratio meets criteria.

240315_024 (continued)

EtFOSE
Conc. 20.2475

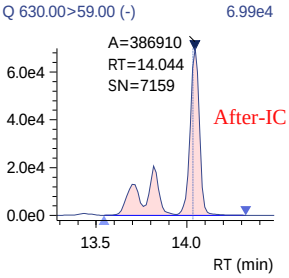

D5-EtFOSAm
Conc. 2.6354

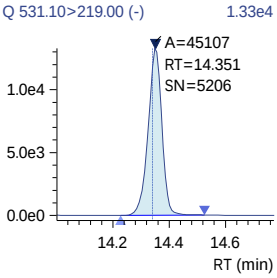

D5-EtFOSAm_IS
Conc. 2.5000

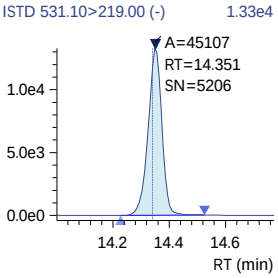

EtFOSAm
Conc. 20.2920
R#1 166.73 (177.75)
R#2 166.73 (177.75)

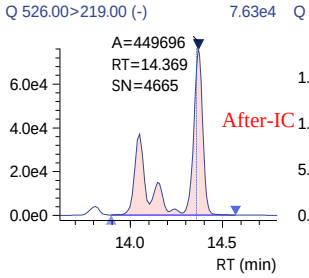

PFODA
Conc. 20.9149
R#1 37.02 (31.66)
R#2 37.02 (31.66)

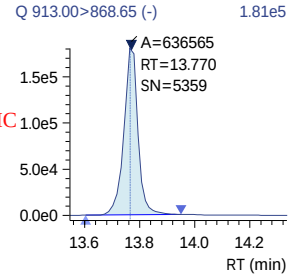

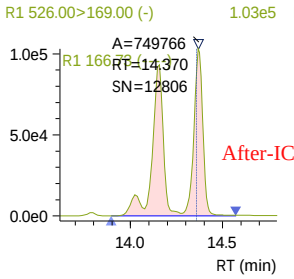

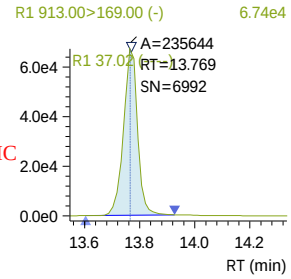

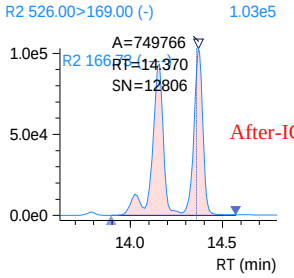

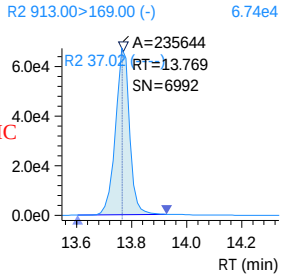

Insight Report
Before Manual Integration
Printed 3/18/2024 10:53:49

240315_024

Sample ID: 1633 ICAL 20.0PPB
Date Acquired: 3/15/2024 11:05:54 PM
Acquired by: System Administrator
Data File: 240315_024
Vial: 9 | Inj. Volume: 10.0000uL | Tray: 1

13C4-PFBA
Conc. 9.5844
Q 216.80>171.90 (-) 1.30e5

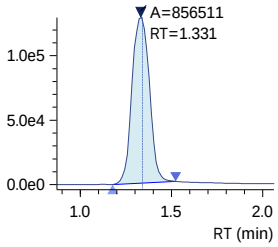

13C4-PFBA_IS
Conc. 10.0000
ISTD 216.80>171.90 (-) 1.30e5

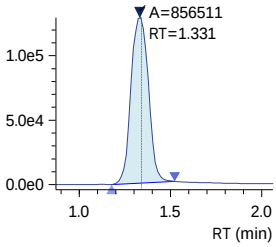

13C3-PFBA_IS
Conc. 5.0000
ISTD 216.00>172.00 (-) 6.83e4

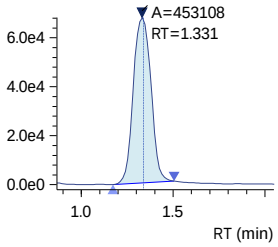

PFBA
Conc. 20.1961
Q 212.80>169.05 (-) 2.96e5

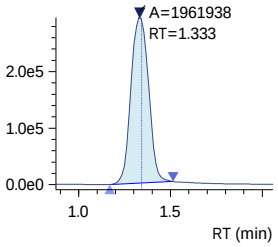

PFMPA
Conc. 20.4043
Q 229.00>84.90 (-) 2.42e5

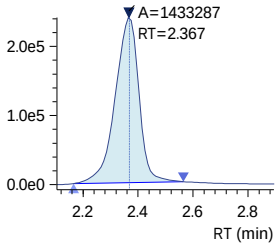

3_3 FTCA
Conc. 179.3762
R#1 134.88 (144.15)
R#2 134.88 (144.15)
Q 241.00>177.10 (-) 1.90e5

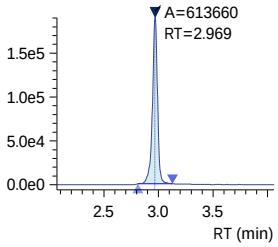

13C5-PFPeA
Conc. 4.6679
Q 268.30>223.00 (-) 5.96e4

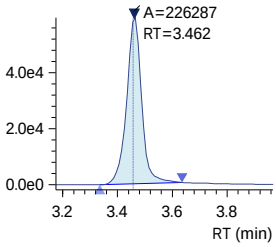

13C5-PFPeA_IS
Conc. 5.0000
ISTD 268.30>223.00 (-) 5.96e4

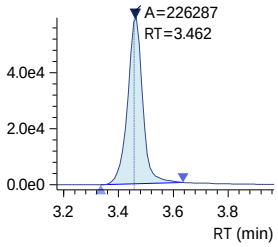

PFPeA
Conc. 19.9715
Q 263.00>219.00 (-) 8.59e5

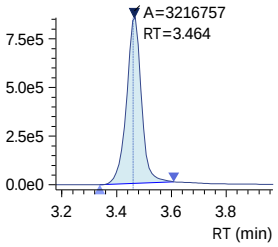

PFMBA
Conc. 19.9535
Q 279.00>84.95 (-) 6.10e5

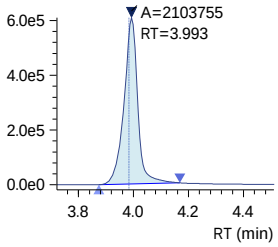

R1 241.00>117.00 (-) 2.53e5

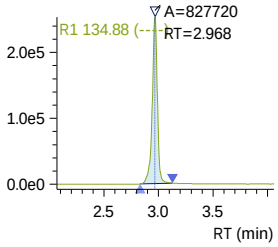

R2 241.00>117.00 (-) 2.53e5

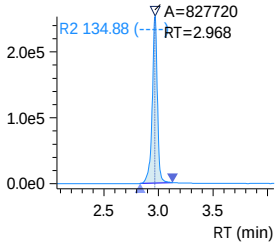

Insight Report
Before Manual Integration
Printed 3/18/2024 10:53:49

240315_024 (continued)

13C2-4_2 FTS
Conc. 4.5823

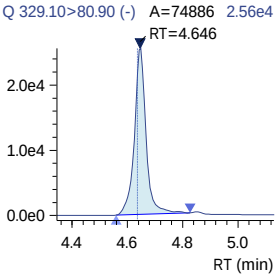

13C2-4_2 FTS_IS
Conc. 5.0000

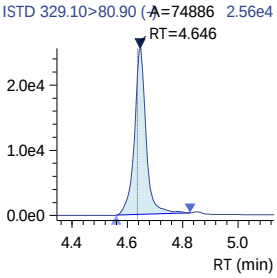

4_2 FTS
Conc. 18.6915
R#1 32.22 (32.89)
R#2 32.22 (32.89)

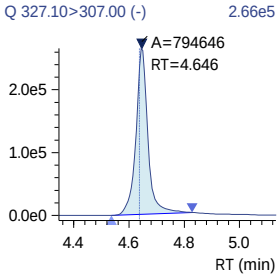

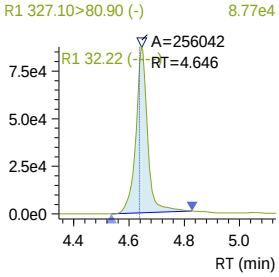

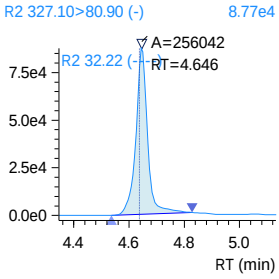

13C3-PFBS_IS
Conc. 2.5000

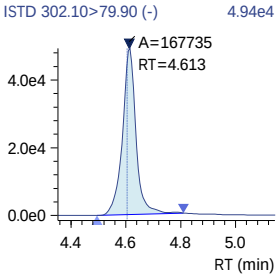

PFBS
Conc. 18.0348
R#1 46.60 (47.56)
R#2 46.60 (47.56)

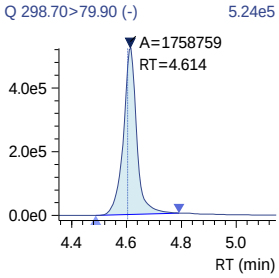

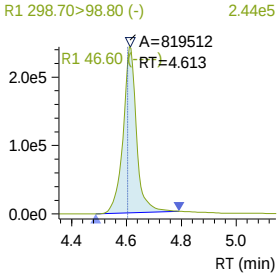

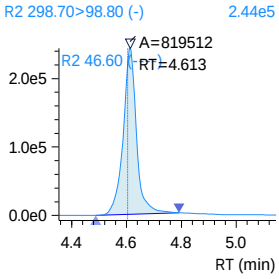

Insight Report
Before Manual Integration
Printed 3/18/2024 10:53:49

240315_024 (continued)

13C3-PFBS
Conc. 2.3645
Q 302.10>79.90 (-) 4.94e4

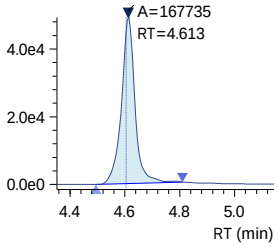

NFDHA
Conc. 20.1202
R#1 34.24 (33.79)
R#2 34.24 (33.79)
Q 295.00>201.00 (-) 6.54e5

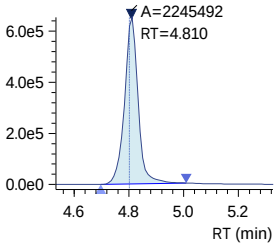

R1 295.00>84.90 (-) 2.23e5

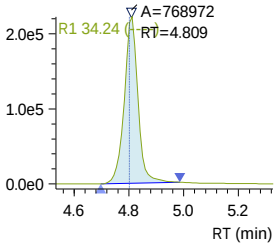

R2 295.00>84.90 (-) 2.23e5

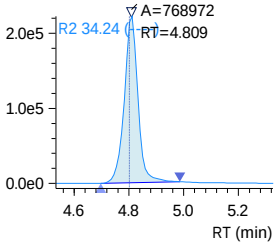

13C5-PFHxA
Conc. 2.3946
Q 318.00>273.00 (-) 1.01e5

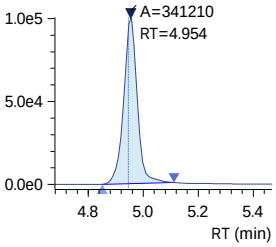

13C5-PFHxA_IS
Conc. 2.5000
ISTD 318.00>273.00 (-) 1.01e5

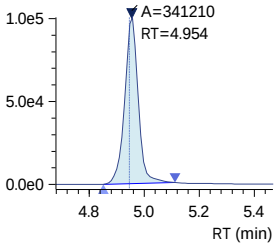

13C2-PFHxA_IS
Conc. 2.5000
ISTD 315.10>270.00 (-) 1.29e5

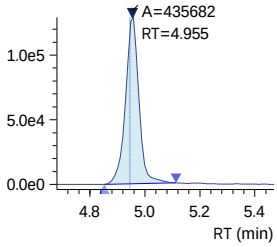

Insight Report
Before Manual Integration
Printed 3/18/2024 10:53:49

240315_024 (continued)

PFHxA
Conc. 20.1669
Q 313.00>269.00 (-) 8.56e5

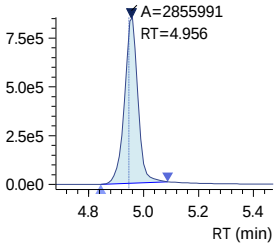

PFEESA
Conc. 17.8725
R#1 5.39 (5.87)
R#2 5.39 (5.87)
Q 314.80>135.00 (-) 2.32e6

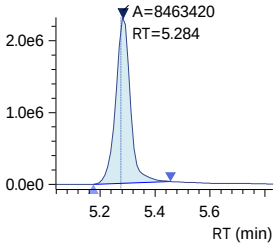

R1 314.80>82.90 (-) 1.24e5

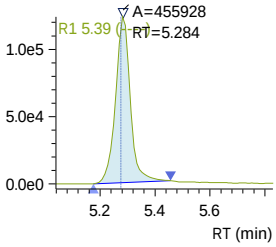

R2 314.80>82.90 (-) 1.24e5

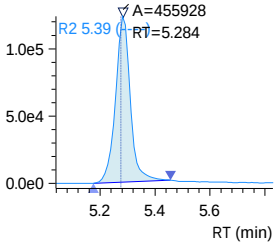

13C3-HFPO-DA
Conc. 9.6755
Q 286.90>168.90 (-) 1.69e5

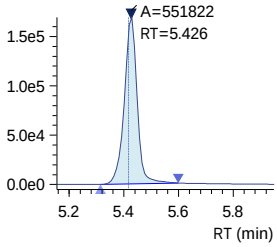

13C3-HFPO-DA_IS
Conc. 10.0000
ISTD 286.90>168.90 (-) 1.69e5

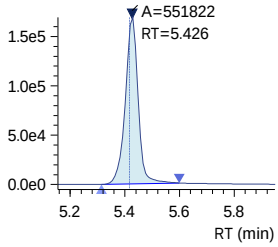

HFPO-DA
Conc. 19.9695
R#1 59.62 (62.10)
R#2 59.62 (62.10)
Q 284.90>168.90 (-) 3.97e5

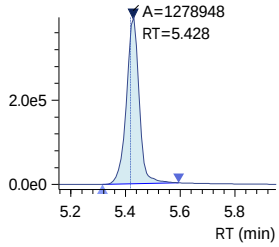

R1 284.90>184.90 (-) 2.36e5

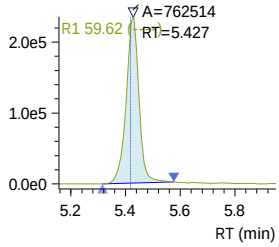

R2 284.90>184.90 (-) 2.36e5

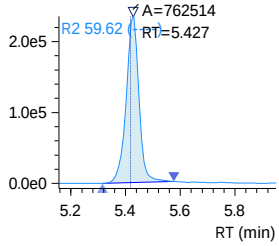

Insight Report
Before Manual Integration
Printed 3/18/2024 10:53:49

240315_024 (continued)

5_3 FTCA
Conc. 178.1904
R#1 153.04 (148.17)
R#2 153.04 (148.17)

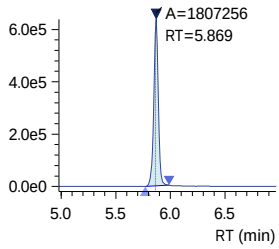

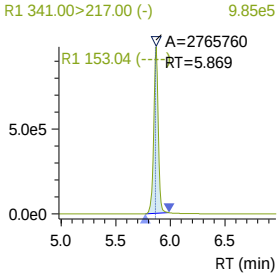

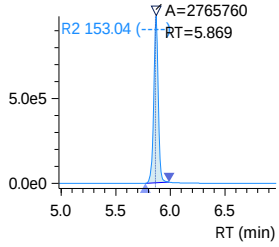

PFPeS
Conc. 18.3162
R#1 54.21 (55.49)
R#2 54.21 (55.49)

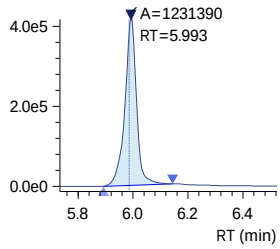

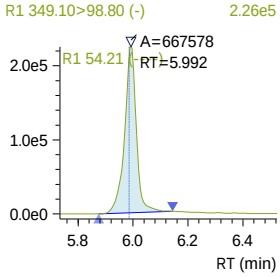

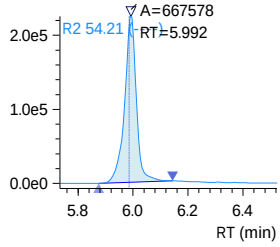

13C4-PFHpA
Conc. 2.3391

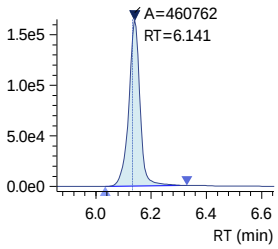

13C4-PFHpA_IS
Conc. 2.5000

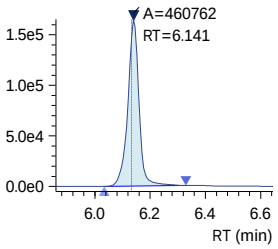

PFHpA
Conc. 20.3534
R#1 21.91 (21.12)
R#2 21.91 (21.12)

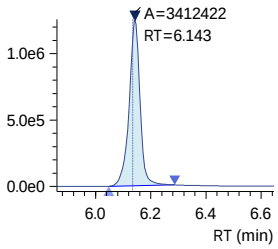

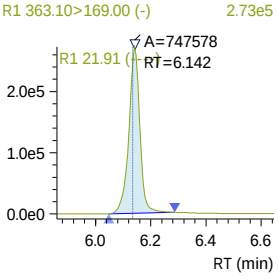

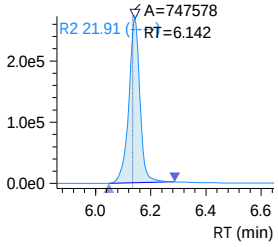

Insight Report
Before Manual Integration
Printed 3/18/2024 10:53:49

240315_024 (continued)

DONA
Conc. 18.2354
R#1 27.56 (26.25)
R#2 27.56 (26.25)

Q 376.90>250.90 (-) 1.36e6

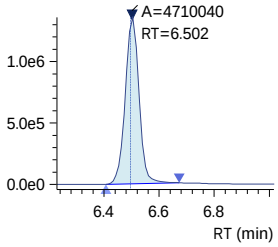

R1 376.90>84.80 (-) 3.72e5

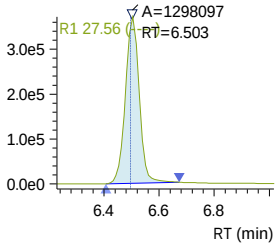

R2 376.90>84.80 (-) 3.72e5

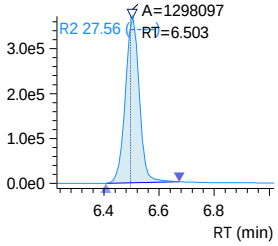

13C2-6_2 FTS_IS
Conc. 5.0000

ISTD 429.10>80.90 (-) 1.93e4

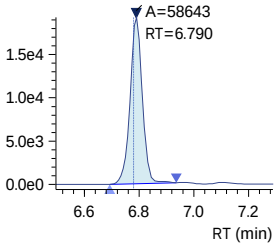

13C2-6_2 FTS
Conc. 4.4521

Q 429.10>80.90 (-) 1.93e4

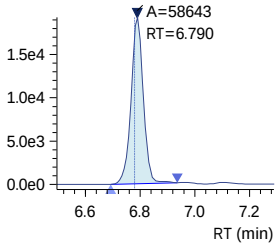

6_2 FTS
Conc. 19.8311
R#1 41.29 (48.22)
R#2 41.29 (48.22)

Q 427.10>407.00 (-) 1.84e5

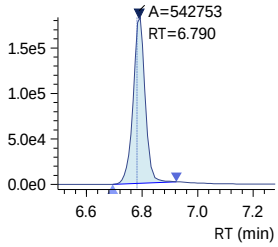

R1 427.10>80.90 (-) 7.34e4

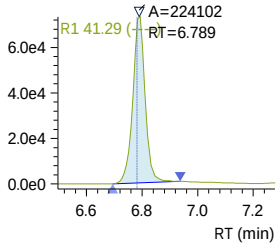

R2 427.10>80.90 (-) 7.34e4

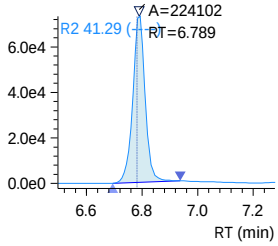

13C4-PFOA_IS
Conc. 2.5000

ISTD 417.10>172.00 (-) 6.85e3

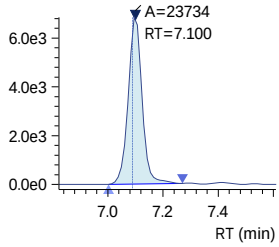

240315_024 (continued)

13C8-PFOA_IS
Conc. 2.5000

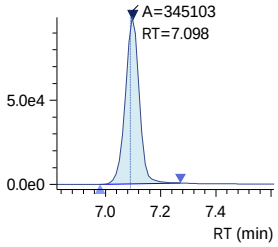

13C8-PFOA
Conc. 2.3610

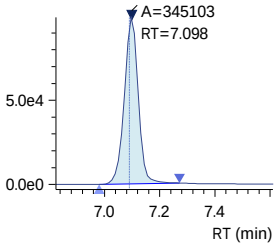

PFOA
Conc. 20.3797
R#1 24.84 (24.01)
R#2 24.84 (24.01)

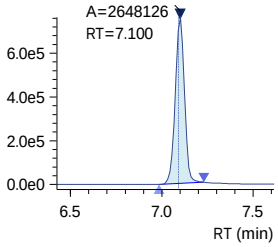

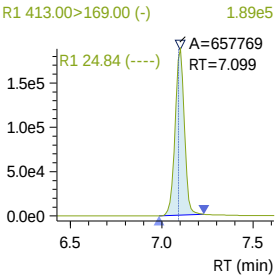

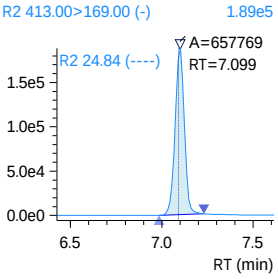

13C3-PFHxS
Conc. 2.3828

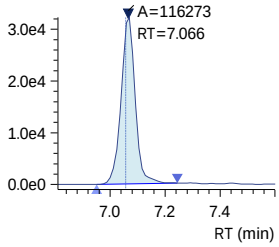

13C3-PFHxS_IS
Conc. 2.5000

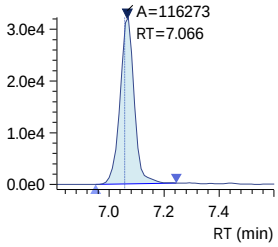

Insight Report
Before Manual Integration
Printed 3/18/2024 10:53:49

240315_024 (continued)

PFHxS
Conc. 17.4656
R#1 60.66 (63.21)
R#2 60.66 (63.21)
Q 398.70>79.90 (-) 2.51e5

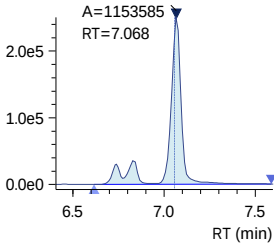

R1 398.70>98.90 (-) 1.51e5

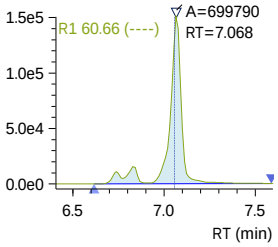

R2 398.70>98.90 (-) 1.51e5

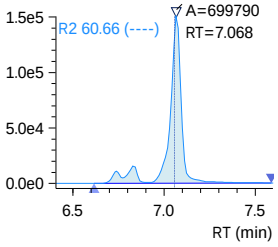

18O2-PFHxS_IS
Conc. 2.5000
ISTD 403.00>83.90 (-) 3.23e4

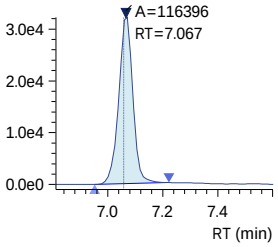

13C9-PFNA_IS
Conc. 1.2500
ISTD 472.10>427.00 (-) 6.22e4

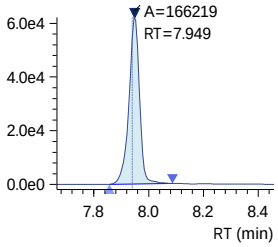

13C9-PFNA
Conc. 1.1830
Q 472.10>427.00 (-) 6.22e4

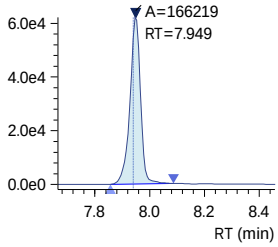

13C5-PFNA_IS
Conc. 1.2500
ISTD 468.00>423.00 (-) 5.95e4

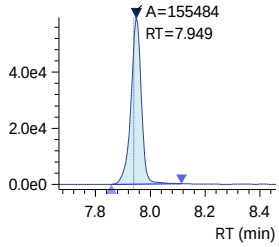

Insight Report
Before Manual Integration
Printed 3/18/2024 10:53:49

240315_024 (continued)

PFNA
Conc. 20.5160
R#1 20.41 (20.29)
R#2 20.41 (20.29)
Q 463.00>419.00 (-) 8.31e5

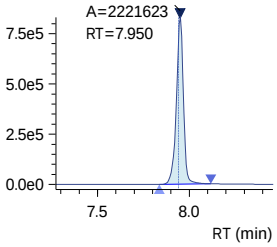

R1 463.00>219.00 (-) 1.72e5

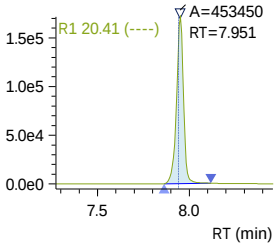

R2 463.00>219.00 (-) 1.72e5

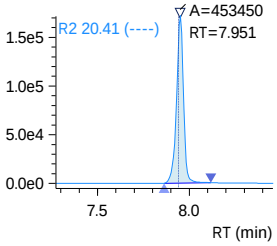

PFHpS
Conc. 19.7637
R#1 50.97 (51.10)
R#2 50.97 (51.10)
Q 449.00>79.90 (-) 3.45e5

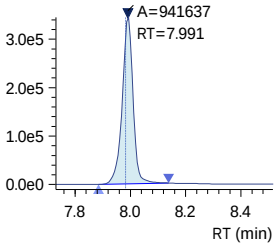

R1 449.00>98.80 (-) 1.76e5

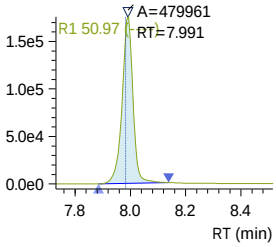

R2 449.00>98.80 (-) 1.76e5

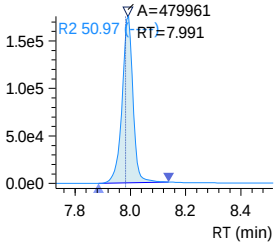

7_3 FTCA
Conc. 184.5009
R#1 132.77 (140.94)
R#2 132.77 (140.94)
Q 441.00>317.00 (-) 9.85e5

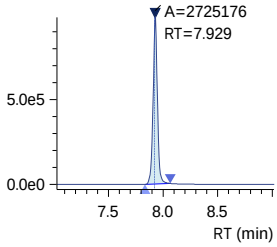

R1 441.00>336.90 (-) 1.29e6

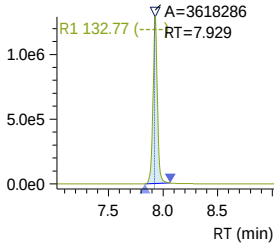

R2 441.00>336.90 (-) 1.29e6

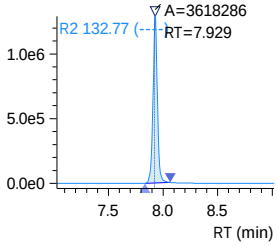

13C2-8_2-FTS
Conc. 4.5187
Q 529.10>80.90 (-) 1.18e4

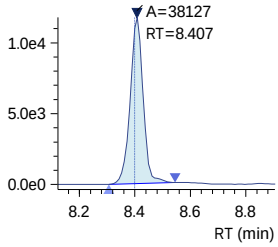

13C2-8_2-FTS_IS
Conc. 5.0000
ISTD 529.10>80.90 (-) 1.18e4

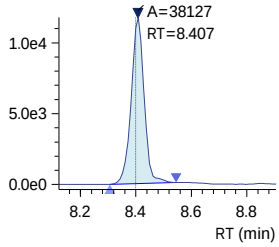

240315_024 (continued)

8_2 FTS
Conc. 20.6286
R#1 45.16 (52.20)
R#2 45.16 (52.20)
Q 527.10>506.95 (-) 1.04e5

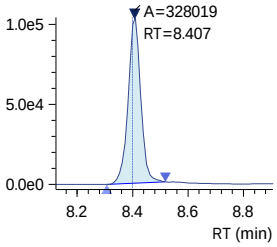

13C6-PFDA_IS
Conc. 1.2500
ISTD 519.10>474.10 (-) 2.89e4

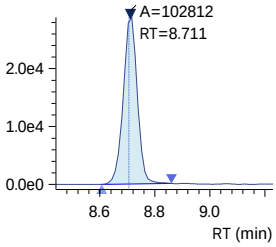

13C6-PFDA
Conc. 1.2176
Q 519.10>474.10 (-) 2.89e4

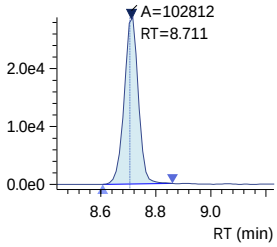

13C2-PFDA_IS
Conc. 1.2500
ISTD 515.10>470.10 (-) 2.53e4

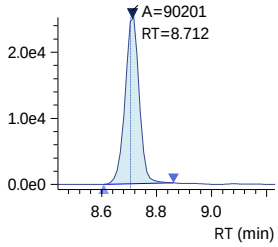

PFDA
Conc. 20.5769
R#1 18.39 (17.53)
R#2 18.39 (17.53)
Q 512.90>469.00 (-) 4.87e5

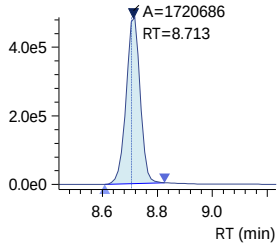

R1 527.10>80.80 (-) 4.74e4

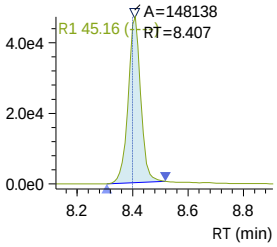

R1 512.90>219.00 (-) 9.00e4

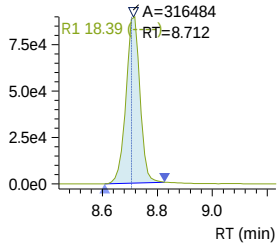

R2 527.10>80.80 (-) 4.74e4

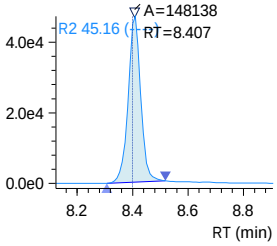

R2 512.90>219.00 (-) 9.00e4

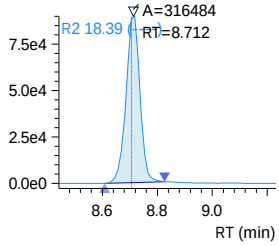

D3-NMeFOSAA_IS
Conc. 5.0000
ISTD 573.20>419.00 (-) 4.03e4

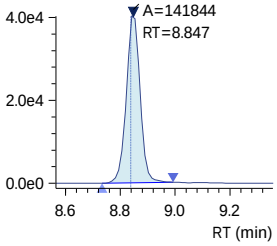

D3-NMeFOSAA
Conc. 5.3567
Q 573.20>419.00 (-) 4.03e4

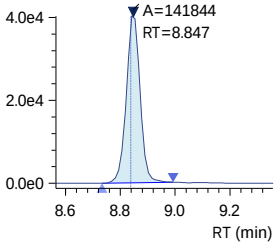

13C8-PFOS_IS
Conc. 2.5000
ISTD 507.10>98.90 (-) 9.98e3

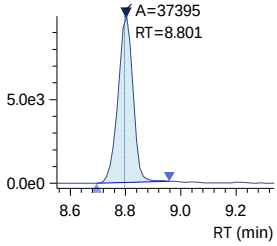

13C8-PFOS
Conc. 2.4401
Q 507.10>98.90 (-) 9.98e3

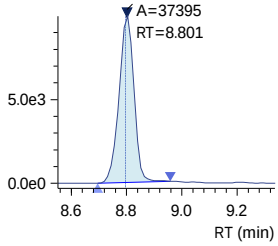

13C4-PFOS_IS
Conc. 2.5000
ISTD 502.80>79.90 (-) 2.94e4

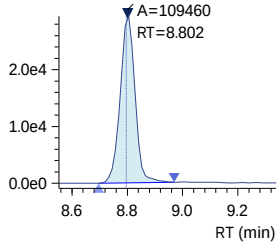

240315_024 (continued)

PFOS
Conc. 19.4302
R#1 48.14 (48.06)
R#2 48.14 (48.06)
Q 498.90>79.90 (-) 1.49e5

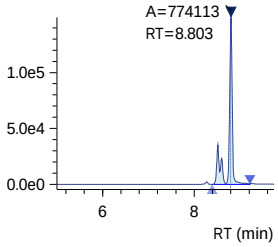

R1 498.90>98.80 (-) 8.69e4

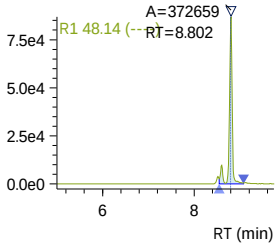

R2 498.90>98.80 (-) 8.69e4

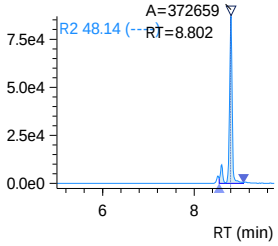

NMeFOSAA
Conc. 20.2705
R#1 57.72 (72.86)
R#2 57.72 (72.86)
Q 570.10>419.00 (-) 1.36e5

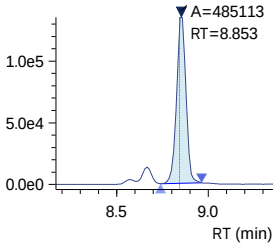

R1 570.10>483.00 (-) 8.04e4

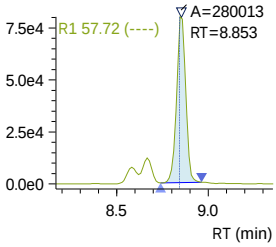

R2 570.10>483.00 (-) 8.04e4

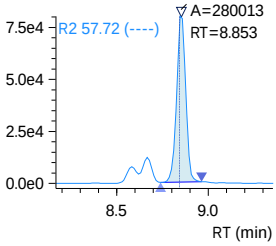

D5-NEtFOSAA_IS
Conc. 5.0000
ISTD 589.20>419.00 (-) 3.05e4

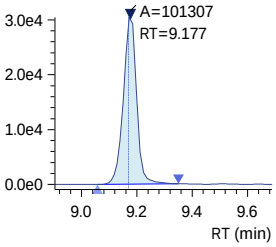

D5-NEtFOSAA
Conc. 5.2219
Q 589.20>419.00 (-) 3.05e4

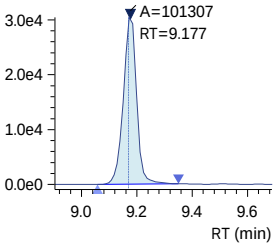

NEtFOSAA
Conc. 20.9563
R#1 79.77 (72.48)
R#2 79.77 (72.48)
Q 584.20>419.10 (-) 1.05e5

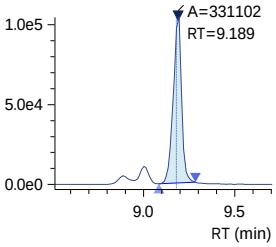

R1 584.20>526.00 (-) 8.21e4

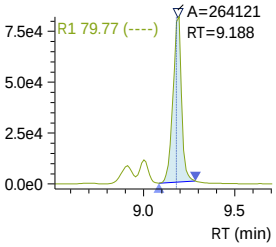

R2 584.20>526.00 (-) 8.21e4

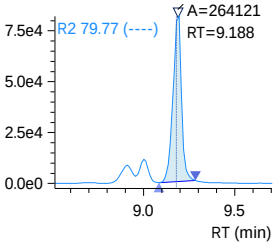

Insight Report
Before Manual Integration
Printed 3/18/2024 10:53:49

240315_024 (continued)

9-Cl-PF3ONS
Conc. 18.6026
R#1 30.85 (31.17)
R#2 30.85 (31.17)
Q 530.80>351.00 (-) 1.91e6

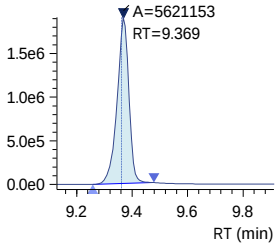

R1 532.80>353.00 (-) 5.86e5

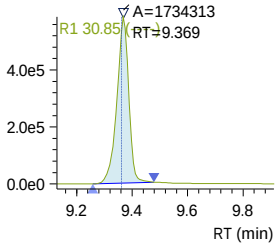

R2 532.80>353.00 (-) 5.86e5

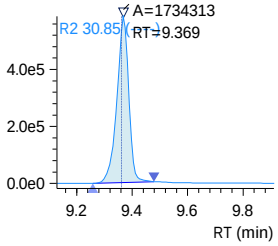

PFUnDA
Conc. 20.1491
R#1 11.64 (11.58)
R#2 11.64 (11.58)
Q 563.10>519.00 (-) 6.46e5

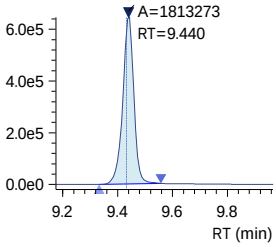

R1 563.10>269.10 (-) 7.59e4

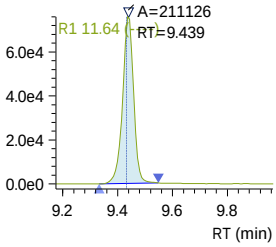

R2 563.10>269.10 (-) 7.59e4

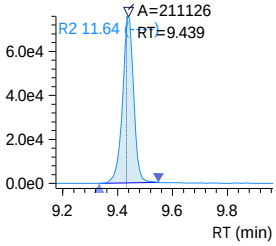

13C7-PFUnDA_IS
Conc. 1.2500
ISTD 570.00>525.10 (-) 3.70e4

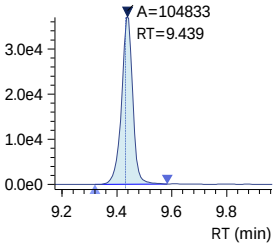

13C7-PFUnDA
Conc. 1.2590
Q 570.00>525.10 (-) 3.70e4

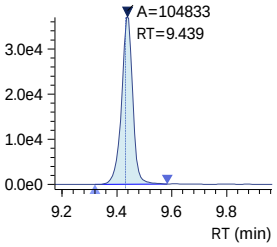

PFNS
Conc. 20.1606
R#1 63.32 (59.04)
R#2 63.32 (59.04)
Q 548.80>79.90 (-) 2.21e5

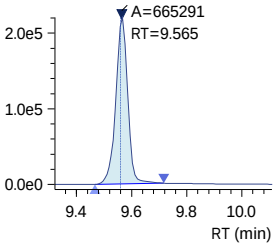

R1 548.80>98.80 (-) 1.42e5

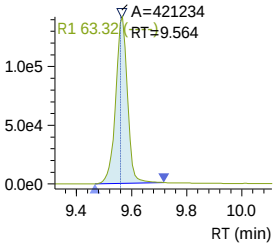

R2 548.80>98.80 (-) 1.42e5

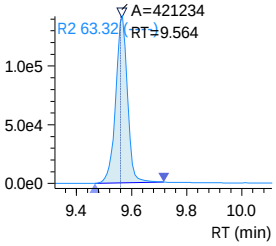

Insight Report
Before Manual Integration
Printed 3/18/2024 10:53:49

240315_024 (continued)

10_2 FTS
Conc. 19.9557
R#1 32.51 (33.72)
R#2 32.51 (33.72)
Q 626.80>607.05 (-) 1.06e5

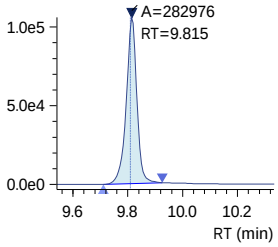

R1 626.80>81.00 (-) 3.39e4

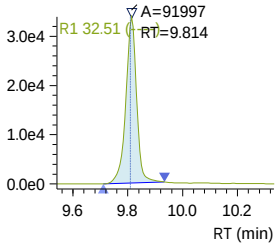

R2 626.80>81.00 (-) 3.39e4

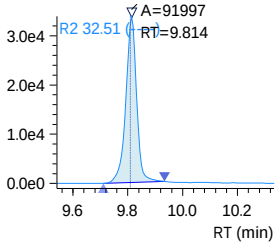

13C2-PFDOA_IS
Conc. 1.2500
ISTD 615.10>570.00 (-) 4.20e4

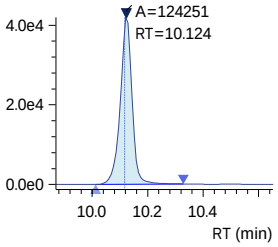

13C2-PFDOA
Conc. 1.2830
Q 615.10>570.00 (-) 4.20e4

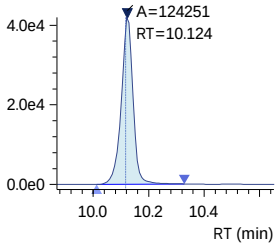

PFDOA
Conc. 20.1211
R#1 10.79 (10.37)
R#2 10.79 (10.37)
Q 613.10>569.00 (-) 4.63e5

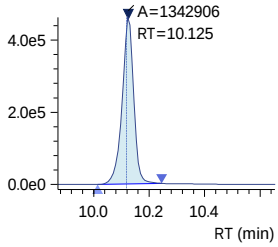

R1 613.10>319.00 (-) 5.03e4

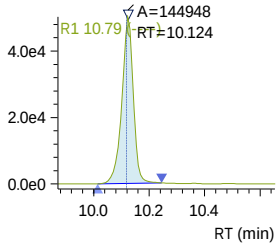

R2 613.10>319.00 (-) 5.03e4

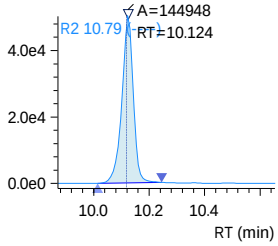

PFDS
Conc. 19.2682
R#1 58.43 (59.30)
R#2 58.43 (59.30)
Q 599.00>79.90 (-) 2.04e5

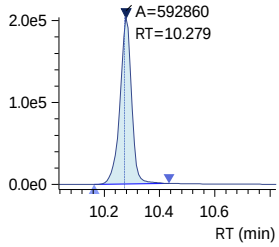

R1 599.00>98.80 (-) 1.18e5

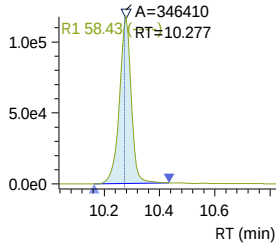

R2 599.00>98.80 (-) 1.18e5

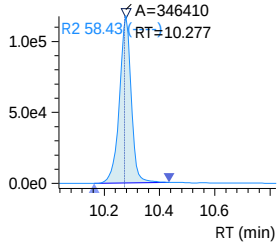

Insight Report
Before Manual Integration
Printed 3/18/2024 10:53:49

240315_024 (continued)

PFTrDA
Conc. 19.0923
R#1 16.52 (14.67)
R#2 16.52 (14.67)
Q 663.00>619.00 (-) 4.50e5

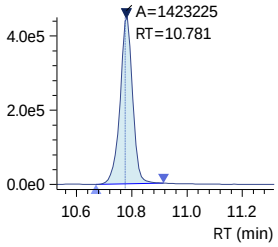

R1 663.00>168.90 (-) 7.46e4

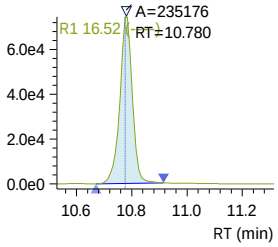

R2 663.00>168.90 (-) 7.46e4

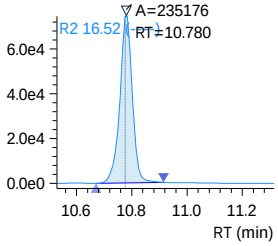

11-Cl-PF3OUdS
Conc. 18.6329
R#1 33.51 (34.64)
R#2 33.51 (34.64)
Q 630.90>451.00 (-) 8.27e5

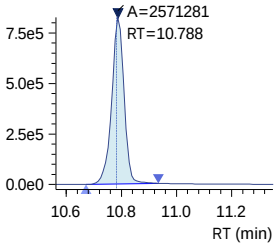

R1 632.90>452.90 (-) 2.76e5

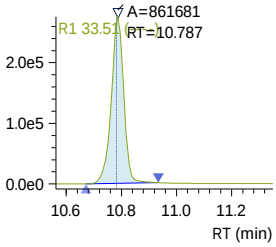

R2 632.90>452.90 (-) 2.76e5

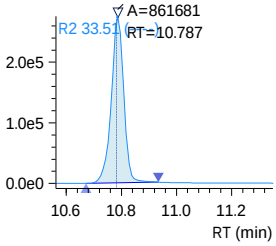

PFOSAm
Conc. 40.9480
Q 498.10>77.90 (-) 4.93e5

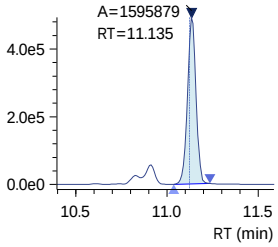

13C8-PFOSAm
Conc. 2.6089
Q 506.10>77.80 (-) 3.31e4

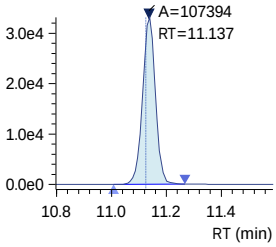

13C8-PFOSAm_IS
Conc. 2.5000
ISTD 506.10>77.80 (-) 3.31e4

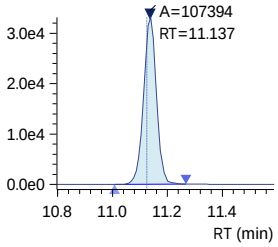

Insight Report
Before Manual Integration
Printed 3/18/2024 10:53:49

240315_024 (continued)

PFTDA
Conc. 20.8917
R#1 17.57 (17.10)
R#2 17.57 (17.10)
Q 713.10>669.00 (-) 3.14e5

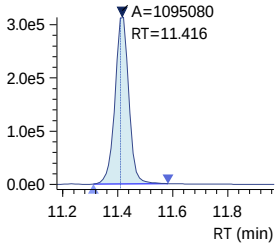

R1 713.10>168.90 (-) 5.59e4

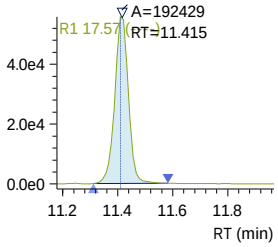

R2 713.10>168.90 (-) 5.59e4

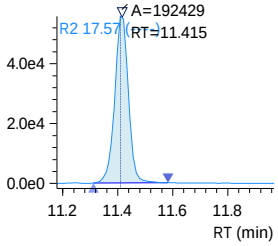

13C2-PFTDA
Conc. 1.3033
Q 715.20>670.00 (-) 2.16e4

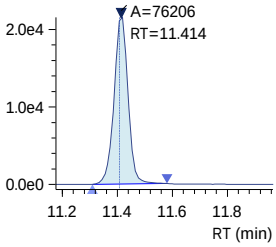

13C2-PFTDA_IS
Conc. 1.2500
ISTD 715.20>670.00 (-) 2.16e4

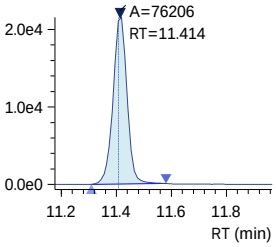

PFDoS
Conc. 20.3264
R#1 64.26 (62.00)
R#2 64.26 (62.00)
Q 699.10>79.90 (-) 1.19e5

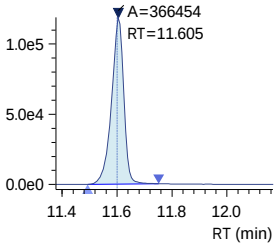

R1 699.10>98.80 (-) 7.57e4

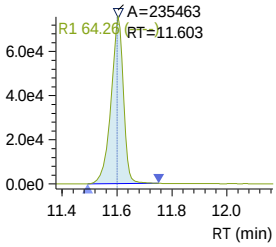

R2 699.10>98.80 (-) 7.57e4

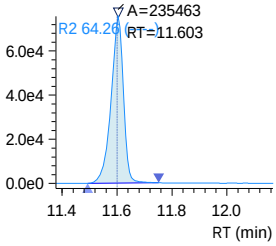

D7-MeFOSE_IS
Conc. 25.0000
ISTD 623.20>58.90 (-) 1.00e5

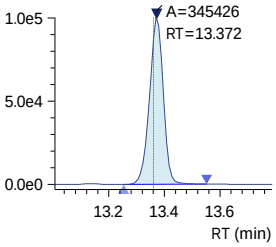

Insight Report
Before Manual Integration
Printed 3/18/2024 10:53:49

240315_024 (continued)

D7-MeFOSE
Conc. 27.4264

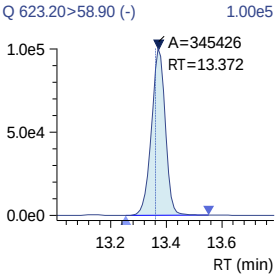

MeFOSE
Conc. 19.9034

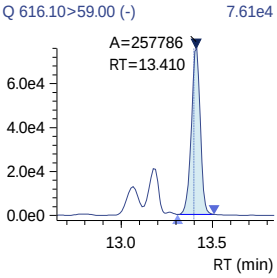

13C2-PFHXDA_IS
Conc. 2.5000

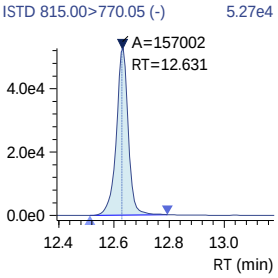

13C2-PFHXDA
Conc. 2.6113

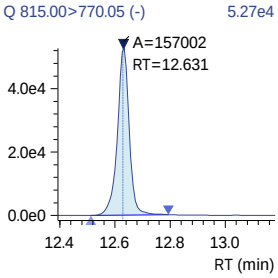

PFHXDA
Conc. 20.2333
R#1 11.24 (11.37)
R#2 11.24 (11.37)

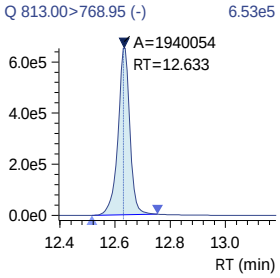

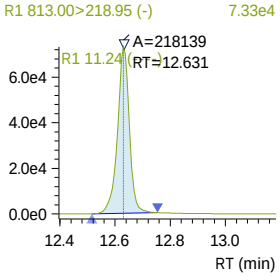

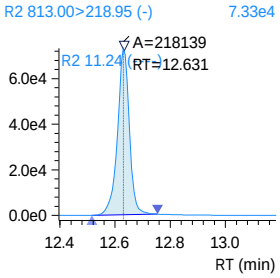

Insight Report
Before Manual Integration
Printed 3/18/2024 10:53:49

240315_024 (continued)

D3-MeFOSA
Conc. 2.9631

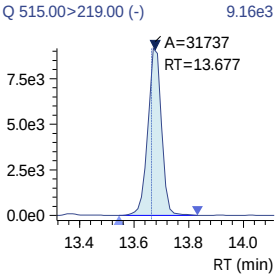

D3-MeFOSA_IS
Conc. 2.5000

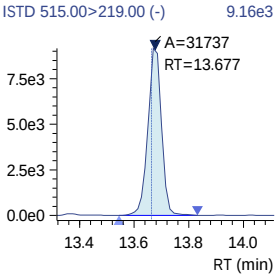

MeFOSA
Conc. 19.8788
R#1 115.60 (155.54)
R#2 115.60 (155.54)

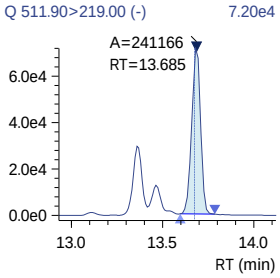

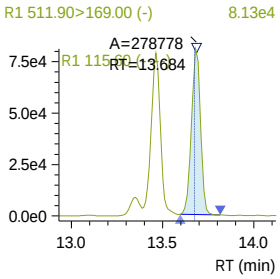

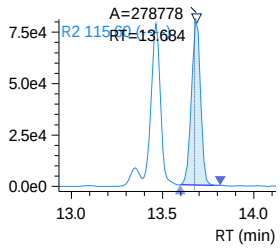

D9-EtFOSE_IS
Conc. 25.0000

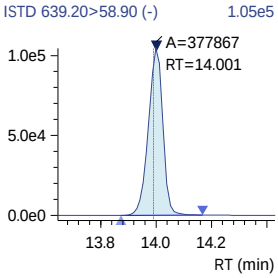

D9-EtFOSE
Conc. 26.2817

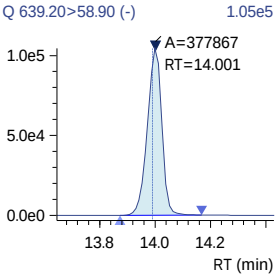

Insight Report
Before Manual Integration
Printed 3/18/2024 10:53:49

240315_024 (continued)

EtFOSE
Conc. 19.8305

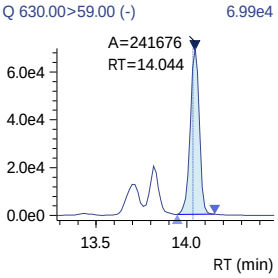

D5-EtFOSAm
Conc. 2.6354

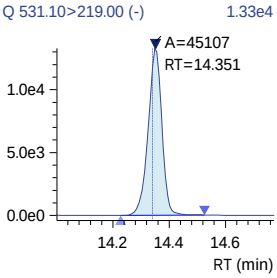

D5-EtFOSAm_IS
Conc. 2.5000

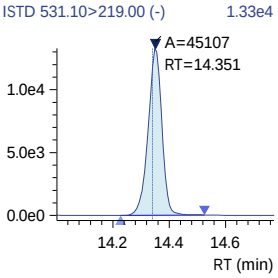

EtFOSAm
Conc. 21.5295
R#1 134.42 (165.52)
R#2 134.42 (165.52)

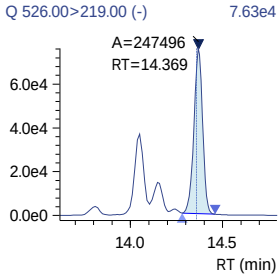

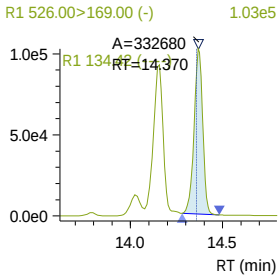

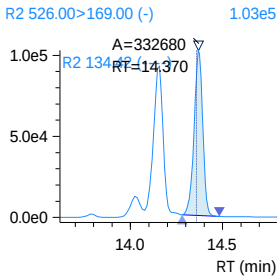

PFODA
Conc. 19.8169
R#1 37.02 (33.10)
R#2 37.02 (33.10)

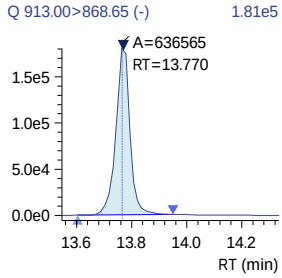

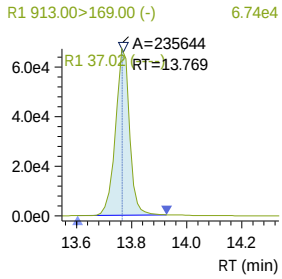

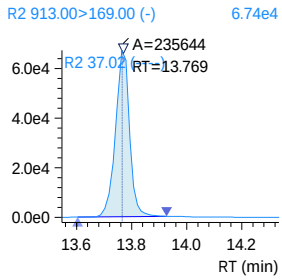

Insight Report
Ion Ratio Confirmation
Printed 3/18/2024 12:11:29

240315_025

Sample ID: 1633 CCB
Date Acquired: 3/15/2024 11:29:10 PM
Acquired by: System Administrator
Data File: 240315_025
Vial: 54 | Inj. Volume: 10.0000uL | Tray: 1

Name	m/z	Ref 1 m/z	Area	Ref 1 Measured	Ref 1 Actual Ratio	Ref 1 Set Ratio	Ref 2 Measured	Ref 2 Actual Ratio	Ref 2 Set Ratio	Flag ID
13C4-PFBA	216.80>171.90	----	1250815	----	----	----	----	----	----	
13C4-PFBA_IS	216.80>171.90	----	1250815	----	----	----	----	----	----	
13C3-PFBA_IS	216.00>172.00	----	462901	----	----	----	----	----	----	
PFBA	212.80>169.05	----	5808	----	----	----	----	----	----	
PFMPA	229.00>84.90	----	----	----	----	----	----	----	----	
3_3 FTCA	241.00>177.10	241.00>117.00	----	0	0.00	136.14	0	0.00	136.14	
13C5-PFPeA	268.30>223.00	----	357435	----	----	----	----	----	----	
13C5-PFPeA_IS	268.30>223.00	----	357435	----	----	----	----	----	----	
PFPeA	263.00>219.00	----	1904	----	----	----	----	----	----	
PFMBA	279.00>84.95	----	----	----	----	----	----	----	----	
13C2-4_2 FTS	329.10>80.90	----	118764	----	----	----	----	----	----	
13C2-4_2 FTS_IS	329.10>80.90	----	118764	----	----	----	----	----	----	
4_2 FTS	327.10>307.00	327.10>80.90	48	41	84.33	33.08	41	84.33	33.08	IRr
13C3-PFBS_IS	302.10>79.90	----	265527	----	----	----	----	----	----	
PFBS	298.70>79.90	298.70>98.80	----	0	0.00	46.53	0	0.00	46.53	
13C3-PFBS	302.10>79.90	----	265527	----	----	----	----	----	----	
NFDHA	295.00>201.00	295.00>84.90	1605	200	12.49	36.44	200	12.49	36.44	IRr
13C5-PFHxA	318.00>273.00	----	516806	----	----	----	----	----	----	
13C5-PFHxA_IS	318.00>273.00	----	516806	----	----	----	----	----	----	
13C2-PFHxA_IS	315.10>270.00	----	473007	----	----	----	----	----	----	
PFHxA	313.00>269.00	----	1347	----	----	----	----	----	----	
PFEESA	314.80>135.00	314.80>82.90	----	0	0.00	5.25	0	0.00	5.25	
13C3-HFPO-DA	286.90>168.90	----	834582	----	----	----	----	----	----	
13C3-HFPO-DA_IS	286.90>168.90	----	834582	----	----	----	----	----	----	
HFPO-DA	284.90>168.90	284.90>184.90	560	285	50.98	62.57	285	50.98	62.57	
5_3 FTCA	341.00>237.05	341.00>217.00	----	0	0.00	154.88	0	0.00	154.88	
PFPeS	349.10>79.90	349.10>98.80	----	0	0.00	54.44	0	0.00	54.44	
13C4-PFHpA	367.10>322.00	----	709327	----	----	----	----	----	----	
13C4-PFHpA_IS	367.10>322.00	----	709327	----	----	----	----	----	----	
PFHpA	363.10>319.00	363.10>169.00	4536	880	19.41	23.39	880	19.41	23.39	
DONA	376.90>250.90	376.90>84.80	----	0	0.00	30.39	0	0.00	30.39	
13C2-6_2 FTS_IS	429.10>80.90	----	97686	----	----	----	----	----	----	
13C2-6_2 FTS	429.10>80.90	----	97686	----	----	----	----	----	----	
6_2 FTS	427.10>407.00	427.10>80.90	----	0	0.00	44.48	0	0.00	44.48	
13C4-PFOA_IS	417.10>172.00	----	23847	----	----	----	----	----	----	
13C8-PFOA_IS	421.10>376.00	----	512738	----	----	----	----	----	----	

J:\LCMS08\Data\240315_1633_Curve\240315_1633_Curve.damlp .

Ref 1 Set Ratio assigned from calibration mid-point; Ref 2 Set Ratio assigned from opening calibration verification.
IRr - Ion ratio outside either set of criteria. Exceedances for reported detections to be "I" flagged in the analytical report.

240315_025 (continued)

(Table continued from previous page)

Name	m/z	Ref 1 m/z	Area	Ref 1 Measured	Ref 1 Actual Ratio	Ref 1 Set Ratio	Ref 2 Measured	Ref 2 Actual Ratio	Ref 2 Set Ratio	Flag ID
13C8-PFOA	421.10>376.00	----	512738	----	----	----	----	----	----	
PFOA	413.00>369.00	413.00>169.00	5963	896	15.03	24.47	896	15.03	24.47	
13C3-PFHxS	402.10>79.90	----	189995	----	----	----	----	----	----	
13C3-PFHxS_IS	402.10>79.90	----	189995	----	----	----	----	----	----	
PFHxS	398.70>79.90	398.70>98.90	676	556	82.22	57.29	556	82.22	57.29	
18O2-PFHxS_IS	403.00>83.90	----	129227	----	----	----	----	----	----	
13C9-PFNA_IS	472.10>427.00	----	263018	----	----	----	----	----	----	
13C9-PFNA	472.10>427.00	----	263018	----	----	----	----	----	----	
13C5-PFNA_IS	468.00>423.00	----	166598	----	----	----	----	----	----	
PFNA	463.00>419.00	463.00>219.00	2921	606	20.76	20.36	606	20.76	20.36	
PFHpS	449.00>79.90	449.00>98.80	----	0	0.00	46.70	0	0.00	46.70	
7_3 FTCA	441.00>317.00	441.00>336.90	1301	1587	121.97	132.28	1587	121.97	132.28	
13C2-8_2-FTS	529.10>80.90	----	61060	----	----	----	----	----	----	
13C2-8_2-FTS_IS	529.10>80.90	----	61060	----	----	----	----	----	----	
8_2 FTS	527.10>506.95	527.10>80.80	----	0	0.00	45.91	0	0.00	45.91	
13C6-PFDA_IS	519.10>474.10	----	163733	----	----	----	----	----	----	
13C6-PFDA	519.10>474.10	----	163733	----	----	----	----	----	----	
13C2-PFDA_IS	515.10>470.10	----	103011	----	----	----	----	----	----	
PFDA	512.90>469.00	512.90>219.00	3177	334	10.51	17.64	334	10.51	17.64	
D3-NMeFOSAA_IS	573.20>419.00	----	193257	----	----	----	----	----	----	
D3-NMeFOSAA	573.20>419.00	----	193257	----	----	----	----	----	----	
13C8-PFOS_IS	507.10>98.90	----	57289	----	----	----	----	----	----	
13C8-PFOS	507.10>98.90	----	57289	----	----	----	----	----	----	
13C4-PFOS_IS	502.80>79.90	----	122352	----	----	----	----	----	----	
PFOS	498.90>79.90	498.90>98.80	----	0	0.00	45.06	0	0.00	45.06	
NMeFOSAA	570.10>419.00	570.10>483.00	----	0	0.00	67.10	0	0.00	67.10	
D5-NEtFOSAA_IS	589.20>419.00	----	140870	----	----	----	----	----	----	
D5-NEtFOSAA	589.20>419.00	----	140870	----	----	----	----	----	----	
NEtFOSAA	584.20>419.10	584.20>526.00	----	0	0.00	89.53	0	0.00	89.53	
9-Cl-PF3ONS	530.80>351.00	532.80>353.00	----	0	0.00	31.69	0	0.00	31.69	
PFUnDA	563.10>519.00	563.10>269.10	2332	155	6.65	10.96	155	6.65	10.96	
13C7-PFUnDA_IS	570.00>525.10	----	152711	----	----	----	----	----	----	
13C7-PFUnDA	570.00>525.10	----	152711	----	----	----	----	----	----	
PFNS	548.80>79.90	548.80>98.80	----	0	0.00	56.91	0	0.00	56.91	
10_2 FTS	626.80>607.05	626.80>81.00	----	0	0.00	32.29	0	0.00	32.29	
13C2-PFDOA_IS	615.10>570.00	----	178132	----	----	----	----	----	----	
13C2-PFDOA	615.10>570.00	----	178132	----	----	----	----	----	----	
PFDOA	613.10>569.00	613.10>319.00	1214	161	13.25	11.14	161	13.25	11.14	
PFDS	599.00>79.90	599.00>98.80	----	0	0.00	58.01	0	0.00	58.01	
PFTrDA	663.00>619.00	663.00>168.90	1727	68	3.95	16.67	68	3.95	16.67	IRr

J:\LCMS08\Data\240315_1633_Curve\240315_1633_Curve.damlp .

Ref 1 Set Ratio assigned from calibration mid-point; Ref 2 Set Ratio assigned from opening calibration verification.
IRr - Ion ratio outside either set of criteria. Exceedances for reported detections to be "I" flagged in the analytical report.

240315_025 (continued)

(Table continued from previous page)

Name	m/z	Ref 1 m/z	Area	Ref 1 Measured	Ref 1 Actual Ratio	Ref 1 Set Ratio	Ref 2 Measured	Ref 2 Actual Ratio	Ref 2 Set Ratio	Flag ID
11-Cl-PF3OUdS	630.90>451.00	632.90>452.90	----	0	0.00	35.04	0	0.00	35.04	
PFOSAm	498.10>77.90	----	498	----	----	----	----	----	----	
13C8-PFOSAm	506.10>77.80	----	152490	----	----	----	----	----	----	
13C8-PFOSAm_IS	506.10>77.80	----	152490	----	----	----	----	----	----	
PFTDA	713.10>669.00	713.10>168.90	1657	287	17.34	17.09	287	17.34	17.09	
13C2-PFTDA	715.20>670.00	----	110812	----	----	----	----	----	----	
13C2-PFTDA_IS	715.20>670.00	----	110812	----	----	----	----	----	----	
PFDoS	699.10>79.90	699.10>98.80	44	10	22.45	61.23	10	22.45	61.23	IRr
D7-MeFOSE_IS	623.20>58.90	----	446137	----	----	----	----	----	----	
D7-MeFOSE	623.20>58.90	----	446137	----	----	----	----	----	----	
MeFOSE	616.10>59.00	----	171	----	----	----	----	----	----	
13C2-PFHXDA_IS	815.00>770.05	----	219598	----	----	----	----	----	----	
13C2-PFHXDA	815.00>770.05	----	219598	----	----	----	----	----	----	
PFHXDA	813.00>768.95	813.00>218.95	2404	317	13.18	10.78	317	13.18	10.78	
D3-MeFOSA	515.00>219.00	----	36539	----	----	----	----	----	----	
D3-MeFOSA_IS	515.00>219.00	----	36539	----	----	----	----	----	----	
MeFOSA	511.90>219.00	511.90>169.00	----	0	0.00	156.31	0	0.00	156.31	
D9-EtFOSE_IS	639.20>58.90	----	537112	----	----	----	----	----	----	
D9-EtFOSE	639.20>58.90	----	537112	----	----	----	----	----	----	
EtFOSE	630.00>59.00	----	145	----	----	----	----	----	----	
D5-EtFOSAm	531.10>219.00	----	60578	----	----	----	----	----	----	
D5-EtFOSAm_IS	531.10>219.00	----	60578	----	----	----	----	----	----	
EtFOSAm	526.00>219.00	526.00>169.00	----	0	0.00	177.75	0	0.00	177.75	
PFODA	913.00>868.65	913.00>169.00	1535	383	24.96	31.66	383	24.96	31.66	

Flag ID key: IRr: Ion Ratio (Relative)

Ref 1 Set Ratio assigned from calibration mid-point; Ref 2 Set Ratio assigned from opening calibration verification.
IRr - Ion ratio outside either set of criteria. Exceedances for reported detections to be "I" flagged in the analytical report.

Insight Report
Quantitation/Integration
Printed 3/18/2024 12:10:31

240315_025

Sample ID: 1633 CCB
Date Acquired: 3/15/2024 11:29:10 PM
Acquired by: System Administrator
Data File: 240315_025
Vial: 54 | Inj. Volume: 10.0000uL | Tray: 1

Name	Mode ID	Found RT	RT Diff	ISTD RT Diff	Area	ISTD Area	ISTD Name	Std. Conc.	Conc.	Unit	Flag ID
13C4-PFBA	Auto	1.354	0.014	-0.001	1250815	462901	13C3-PFBA_IS	----	13.7006	ng/mL	
13C4-PFBA_IS	Auto	1.354	0.014	----	1250815	1250815	----	----	10.0000	ng/mL	
13C3-PFBA_IS	Auto	1.355	0.016	----	462901	462901	----	----	5.0000	ng/mL	
PFBA	Auto	1.333	-0.009	-0.021	5808	1250815	13C4-PFBA_IS	----	-0.0050	ng/mL	
PFMPA	ND(W/B)	----	----	----	----	357435	13C5-PFPeA_IS	----	----	ng/mL	
3_3 FTCA	ND(W/B)	----	----	----	----	357435	13C5-PFPeA_IS	----	----	ng/mL	
13C5-PFPeA	Auto	3.471	0.014	-1.483	357435	473007	13C2-PFHxA_IS	----	6.7915	ng/mL	
13C5-PFPeA_IS	Auto	3.471	0.014	----	357435	357435	----	----	5.0000	ng/mL	
PFPeA	Auto	3.467	0.007	-0.004	1904	357435	13C5-PFPeA_IS	----	0.0074	ng/mL	
PFMBA	ND(W/B)	----	----	----	----	357435	13C5-PFPeA_IS	----	----	ng/mL	
13C2-4_2 FTS	Auto	4.644	0.008	-2.421	118764	129227	18O2-PFHxS_IS	----	6.5456	ng/mL	
13C2-4_2 FTS_IS	Auto	4.644	0.008	----	118764	118764	----	----	5.0000	ng/mL	
4_2 FTS	M	4.644	0.007	0.000	48	118764	13C2-4_2 FTS_IS	----	0.0007	ng/mL	IRr
13C3-PFBS_IS	Auto	4.617	0.012	----	265527	265527	----	----	2.5000	ng/mL	
PFBS	ND(W/B)	----	----	----	----	265527	13C3-PFBS_IS	----	----	ng/mL	
13C3-PFBS	Auto	4.617	0.012	-2.448	265527	129227	18O2-PFHxS_IS	----	3.3714	ng/mL	
NFDHA	M	4.809	0.008	-0.144	1605	516806	13C5-PFHxA_IS	----	0.0061	ng/mL	IRr
13C5-PFHxA	Auto	4.953	0.008	-0.001	516806	473007	13C2-PFHxA_IS	----	3.3407	ng/mL	
13C5-PFHxA_IS	Auto	4.953	0.008	----	516806	516806	----	----	2.5000	ng/mL	
13C2-PFHxA_IS	Auto	4.954	0.008	----	473007	473007	----	----	2.5000	ng/mL	
PFHxA	M	4.951	0.004	-0.002	1347	516806	13C5-PFHxA_IS	----	0.0173	ng/mL	
PFEESA	ND(W/B)	----	----	----	----	516806	13C5-PFHxA_IS	----	----	ng/mL	
13C3-HFPO-DA	Auto	5.424	0.007	0.470	834582	473007	13C2-PFHxA_IS	----	13.4787	ng/mL	
13C3-HFPO-DA_IS	Auto	5.424	0.007	----	834582	834582	----	----	10.0000	ng/mL	
HFPO-DA	M	5.419	0.000	-0.005	560	834582	13C3-HFPO-DA_IS	----	-0.0008	ng/mL	
5_3 FTCA	ND(W/B)	----	----	----	----	516806	13C5-PFHxA_IS	----	----	ng/mL	
PFPeS	ND(W/B)	----	----	----	----	189995	13C3-PFHxS_IS	----	----	ng/mL	
13C4-PFHpA	Auto	6.139	0.007	1.185	709327	473007	13C2-PFHxA_IS	----	3.3168	ng/mL	
13C4-PFHpA_IS	Auto	6.139	0.007	----	709327	709327	----	----	2.5000	ng/mL	
PFHpA	M	6.124	-0.010	-0.015	4536	709327	13C4-PFHpA_IS	----	0.0039	ng/mL	
DONA	ND(W/B)	----	----	----	----	834582	13C3-HFPO-DA_IS	----	----	ng/mL	
13C2-6_2 FTS_IS	Auto	6.786	0.006	----	97686	97686	----	----	5.0000	ng/mL	
13C2-6_2 FTS	Auto	6.786	0.006	-0.279	97686	129227	18O2-PFHxS_IS	----	6.6798	ng/mL	
6_2 FTS	ND(W/B)	----	----	----	----	97686	13C2-6_2 FTS_IS	----	----	ng/mL	
13C4-PFOA_IS	Auto	7.096	0.007	----	23847	23847	----	----	2.5000	ng/mL	
13C8-PFOA_IS	Auto	7.095	0.006	----	512738	512738	----	----	2.5000	ng/mL	
13C8-PFOA	Auto	7.095	0.006	-0.001	512738	23847	13C4-PFOA_IS	----	3.4912	ng/mL	
PFOA	M	7.092	0.001	-0.003	5963	512738	13C8-PFOA_IS	----	-0.0140	ng/mL	
13C3-PFHxS	Auto	7.065	0.008	0.000	189995	129227	18O2-PFHxS_IS	----	3.5070	ng/mL	
13C3-PFHxS_IS	Auto	7.065	0.008	----	189995	189995	----	----	2.5000	ng/mL	
PFHxS	M	7.076	0.017	0.011	676	189995	13C3-PFHxS_IS	----	0.0065	ng/mL	
18O2-PFHxS_IS	Auto	7.065	0.007	----	129227	129227	----	----	2.5000	ng/mL	
13C9-PFNA_IS	Auto	7.945	0.005	----	263018	263018	----	----	1.2500	ng/mL	
13C9-PFNA	Auto	7.945	0.005	-0.001	263018	166598	13C5-PFNA_IS	----	1.7471	ng/mL	
13C5-PFNA_IS	Auto	7.946	0.006	----	166598	166598	----	----	1.2500	ng/mL	
PFNA	M	7.947	0.006	0.002	2921	263018	13C9-PFNA_IS	----	-0.0062	ng/mL	
PFHpS	ND(W/B)	----	----	----	----	57289	13C8-PFOS_IS	----	----	ng/mL	
7_3 FTCA	M	7.930	0.009	2.977	1301	516806	13C5-PFHxA_IS	----	0.0582	ng/mL	
13C2-8_2-FTS	Auto	8.404	0.004	1.339	61060	129227	18O2-PFHxS_IS	----	6.5181	ng/mL	
13C2-8_2-FTS_IS	Auto	8.404	0.004	----	61060	61060	----	----	5.0000	ng/mL	
8_2 FTS	ND(W/B)	----	----	----	----	61060	13C2-8_2-FTS_IS	----	----	ng/mL	
13C6-PFDA_IS	Auto	8.709	0.004	----	163733	163733	----	----	1.2500	ng/mL	
13C6-PFDA	Auto	8.709	0.004	0.000	163733	103011	13C2-PFDA_IS	----	1.6980	ng/mL	

J:\LCMS08\Data\240315_1633_Curve\240315_1633_Curve.damlp .

SN - Software-calculated S/N ratio outside criteria due to non-target peaks or drift in noise calculation window. Analyst review of noise levels (excluding non-target peaks) in chromatogram indicates S/N ratio meets criteria.

240315_025 (continued)

(Table continued from previous page)

Name	Mode ID	Found RT	RT Diff	ISTD RT Diff	Area	ISTD Area	ISTD Name	Std. Conc.	Conc.	Unit	Flag ID
13C2-PFDA_IS	Auto	8.709	0.004	----	103011	103011	----	----	1.2500	ng/mL	
PFDA	M	8.709	0.002	0.000	3177	163733	13C6-PFDA_IS	----	0.0239	ng/mL	
D3-NMeFOSAA_IS	Auto	8.844	0.006	----	193257	193257	----	----	5.0000	ng/mL	
D3-NMeFOSAA	Auto	8.844	0.006	0.044	193257	122352	13C4-PFOS_IS	----	6.5294	ng/mL	
13C8-PFOS_IS	Auto	8.799	0.003	----	57289	57289	----	----	2.5000	ng/mL	
13C8-PFOS	Auto	8.799	0.003	-0.001	57289	122352	13C4-PFOS_IS	----	3.3444	ng/mL	
13C4-PFOS_IS	Auto	8.800	0.004	----	122352	122352	----	----	2.5000	ng/mL	
PFOS	ND(W/B)	----	----	----	----	57289	13C8-PFOS_IS	----	----	ng/mL	
NMeFOSAA	ND(W/B)	----	----	----	----	193257	D3-NMeFOSAA_IS	----	----	ng/mL	
D5-NEtFOSAA_IS	Auto	9.174	0.004	----	140870	140870	----	----	5.0000	ng/mL	
D5-NEtFOSAA	Auto	9.174	0.004	0.374	140870	122352	13C4-PFOS_IS	----	6.4961	ng/mL	
NEtFOSAA	ND(W/B)	----	----	----	----	140870	D5-NEtFOSAA_IS	----	----	ng/mL	
9-Cl-PF3ONS	ND(W/B)	----	----	----	----	834582	13C3-HFPO-DA_IS	----	----	ng/mL	
PFUnDA	M	9.438	0.005	0.002	2332	152711	13C7-PFUnDA_IS	----	0.0054	ng/mL	
13C7-PFUnDA_IS	Auto	9.436	0.005	----	152711	152711	----	----	1.2500	ng/mL	
13C7-PFUnDA	Auto	9.436	0.005	0.727	152711	103011	13C2-PFDA_IS	----	1.6059	ng/mL	
PFNS	ND(W/B)	----	----	----	----	57289	13C8-PFOS_IS	----	----	ng/mL	
10_2 FTS	ND(W/B)	----	----	----	----	61060	13C2-8_2-FTS_IS	----	----	ng/mL	
13C2-PFDOA_IS	Auto	10.120	0.002	----	178132	178132	----	----	1.2500	ng/mL	
13C2-PFDOA	Auto	10.120	0.002	1.411	178132	103011	13C2-PFDA_IS	----	1.6107	ng/mL	
PFDOA	M	10.127	0.009	0.007	1214	178132	13C2-PFDOA_IS	----	-0.0144	ng/mL	
PFDS	ND(W/B)	----	----	----	----	57289	13C8-PFOS_IS	----	----	ng/mL	
PFTrDA	M	10.777	0.001	-0.635	1727	110812	13C2-PFTDA_IS	----	-0.0072	ng/mL	IRr
11-Cl-PF3OUdS	ND(W/B)	----	----	----	----	834582	13C3-HFPO-DA_IS	----	----	ng/mL	
PFOSAm	Auto	11.132	0.009	0.003	498	152490	13C8-PFOSAm_IS	----	0.0075	ng/mL	
13C8-PFOSAm	Auto	11.129	0.004	2.329	152490	122352	13C4-PFOS_IS	----	3.3141	ng/mL	
13C8-PFOSAm_IS	Auto	11.129	0.004	----	152490	152490	----	----	2.5000	ng/mL	
PFTDA	M	11.414	0.004	0.002	1657	110812	13C2-PFTDA_IS	----	-0.0029	ng/mL	
13C2-PFTDA	Auto	11.412	0.003	2.703	110812	103011	13C2-PFDA_IS	----	1.6595	ng/mL	
13C2-PFTDA_IS	Auto	11.412	0.003	----	110812	110812	----	----	1.2500	ng/mL	
PFDoS	M	11.586	-0.014	2.787	44	57289	13C8-PFOS_IS	----	-0.0017	ng/mL	IRr
D7-MeFOSE_IS	Auto	13.363	0.002	----	446137	446137	----	----	25.0000	ng/mL	
D7-MeFOSE	Auto	13.363	0.002	4.563	446137	122352	13C4-PFOS_IS	----	31.6903	ng/mL	
MeFOSE	M	13.417	0.019	0.054	171	446137	D7-MeFOSE_IS	----	-0.0003	ng/mL	
13C2-PFHXDA_IS	Auto	12.630	0.002	----	219598	219598	----	----	2.5000	ng/mL	
13C2-PFHXDA	Auto	12.630	0.002	3.921	219598	103011	13C2-PFDA_IS	----	3.1983	ng/mL	
PFHXDA	M	12.631	0.001	0.001	2404	219598	13C2-PFHXDA_IS	----	0.0074	ng/mL	
D3-MeFOSA	Auto	13.666	0.002	4.866	36539	122352	13C4-PFOS_IS	----	3.0520	ng/mL	
D3-MeFOSA_IS	Auto	13.666	0.002	----	36539	36539	----	----	2.5000	ng/mL	
MeFOSA	ND(W/B)	----	----	----	----	36539	D3-MeFOSA_IS	----	----	ng/mL	
D9-EtFOSE_IS	Auto	13.994	0.002	----	537112	537112	----	----	25.0000	ng/mL	
D9-EtFOSE	Auto	13.994	0.002	5.194	537112	122352	13C4-PFOS_IS	----	33.4214	ng/mL	
EtFOSE	M	14.018	-0.014	0.024	145	537112	D9-EtFOSE_IS	----	0.0059	ng/mL	
D5-EtFOSAm	Auto	14.343	0.002	5.543	60578	122352	13C4-PFOS_IS	----	3.1664	ng/mL	
D5-EtFOSAm_IS	Auto	14.343	0.002	----	60578	60578	----	----	2.5000	ng/mL	
EtFOSAm	ND(W/B)	----	----	----	----	60578	D5-EtFOSAm_IS	----	----	ng/mL	
PFODA	M	13.770	0.004	1.140	1535	219598	13C2-PFHXDA_IS	----	0.0226	ng/mL	

Flag ID key: IRr: Ion Ratio (Relative)

240315_025 (continued)

13C4-PFBA
Conc. 13.7006
Q 216.80>171.90 (-) 2.12e5

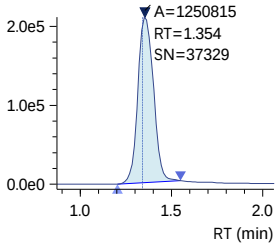

13C4-PFBA_IS
Conc. 10.0000
ISTD 216.80>171.90 (-) 2.12e5

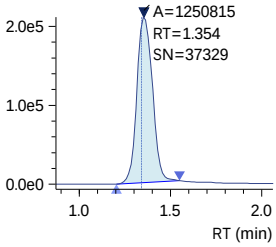

13C3-PFBA_IS
Conc. 5.0000
ISTD 216.00>172.00 (-) 7.79e4

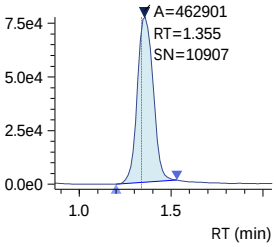

PFBA
Conc. -0.0050
Q 212.80>169.05 (-) 1.07e3

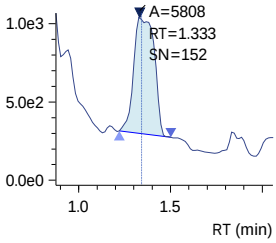

PFMPA
Conc. ----
Q 229.00>84.90 (-) 1.07e2

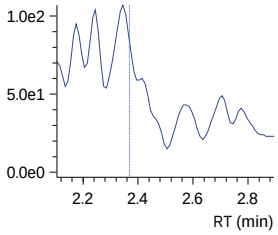

3_3 FTCA
Conc. ----
R#1 0.00 (136.14)
R#2 0.00 (136.14)
Q 241.00>177.10 (-) 1.47e2

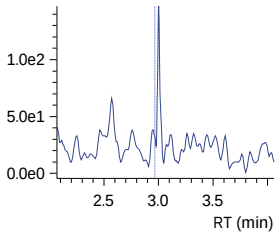

13C5-PFPeA
Conc. 6.7915
Q 268.30>223.00 (-) 9.65e4

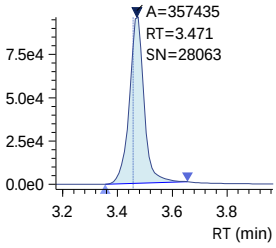

13C5-PFPeA_IS
Conc. 5.0000
ISTD 268.30>223.00 (-) 9.65e4

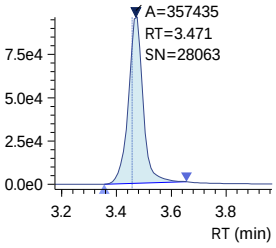

PFPeA
Conc. 0.0074
Q 263.00>219.00 (-) 6.09e2

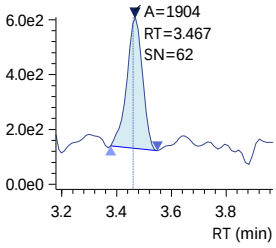

PFMBA
Conc. ----
Q 279.00>84.95 (-) 3.60e1

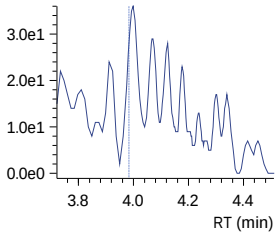

R1 241.00>117.00 (-) 3.19e2

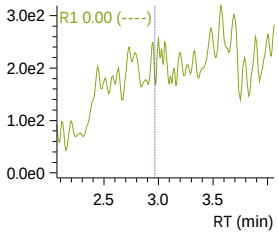

R2 241.00>117.00 (-) 3.19e2

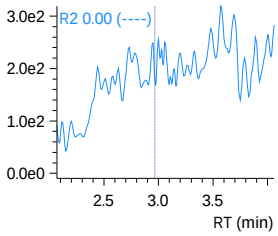

J:\LCMS08\Data\240315_1633_Curve\240315_1633_Curve.damlp .
SN - Software-calculated S/N ratio outside criteria due to non-target peaks or drift in noise calculation window.
Analyst review of noise levels (excluding non-target peaks) in chromatogram indicates S/N ratio meets criteria.

Insight Report
Quantitation/Integration
Printed 3/18/2024 12:10:31

240315_025 (continued)

13C2-4_2 FTS
Conc. 6.5456
Q 329.10>80.90 (-) 3.90e4

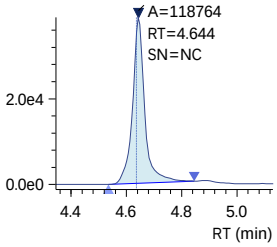

13C2-4_2 FTS_IS
Conc. 5.0000
ISTD 329.10>80.90 (-) 3.90e4

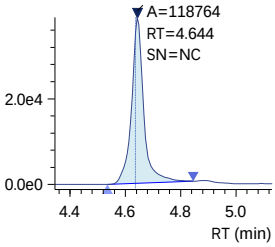

4_2 FTS
Conc. 0.0007
R#1 84.33 (33.08)
R#2 84.33 (33.08)
Q 327.10>307.00 (-) 5.30e1

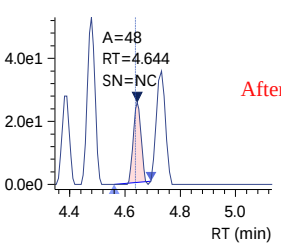

13C3-PFBS_IS
Conc. 2.5000
ISTD 302.10>79.90 (-) 7.90e4

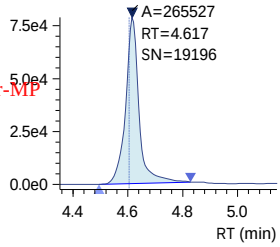

PFBS
Conc. ----
R#1 0.00 (46.53)
R#2 0.00 (46.53)
Q 298.70>79.90 (-) 9.30e1

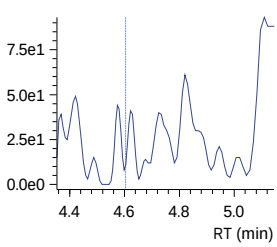

R1 327.10>80.90 (-) 6.31e2

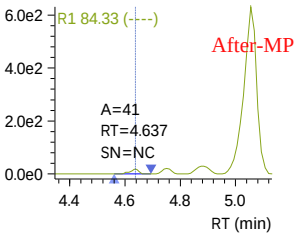

R1 298.70>98.80 (-) 4.80e1

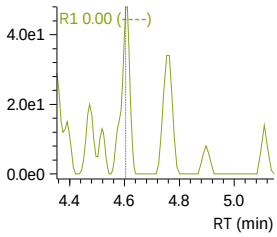

R2 327.10>80.90 (-) 6.31e2

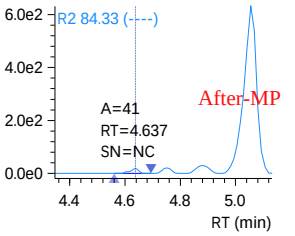

R2 298.70>98.80 (-) 4.80e1

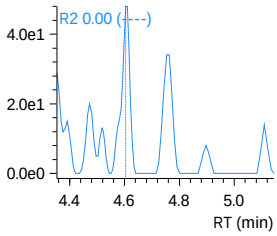

J:\LCMS08\Data\240315_1633_Curve\240315_1633_Curve.damlp .
SN - Software-calculated S/N ratio outside criteria due to non-target peaks or drift in noise calculation window.
Analyst review of noise levels (excluding non-target peaks) in chromatogram indicates S/N ratio meets criteria.

240315_025 (continued)

13C3-PFBS
Conc. 3.3714

Q 302.10>79.90 (-) 7.90e4

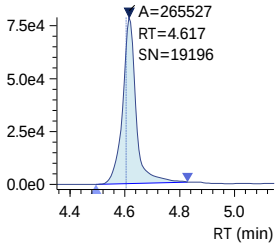

NFDHA
Conc. 0.0061
R#1 12.49 (36.44)
R#2 12.49 (36.44)

Q 295.00>201.00 (-) 4.46e2

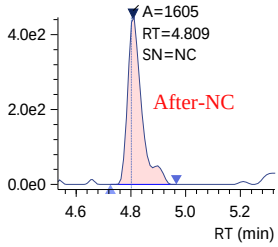

R1 295.00>84.90 (-) 6.80e1

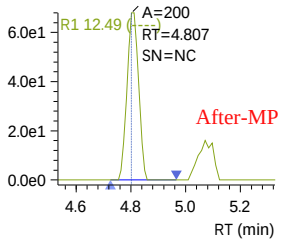

R2 295.00>84.90 (-) 6.80e1

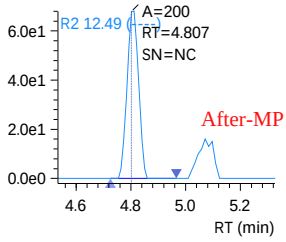

13C5-PFHxA
Conc. 3.3407

Q 318.00>273.00 (-) 1.53e5

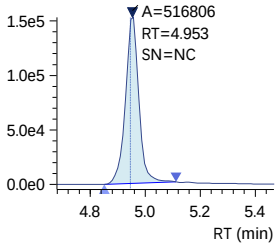

13C5-PFHxA_IS
Conc. 2.5000

ISTD 318.00>273.00 (-) 1.53e5

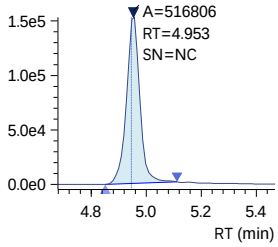

13C2-PFHxA_IS
Conc. 2.5000

ISTD 315.10>270.00 (-) 1.43e5

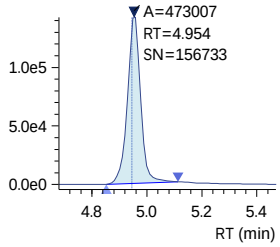

240315_025 (continued)

PFHxA
Conc. 0.0173
Q 313.00>269.00 (-) 7.35e2

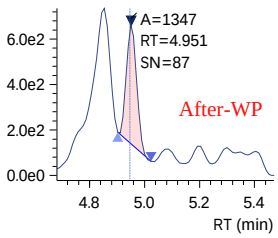

PFEESA
Conc. ----
R#1 0.00 (5.25)
R#2 0.00 (5.25)
Q 314.80>135.00 (-) 2.59e2

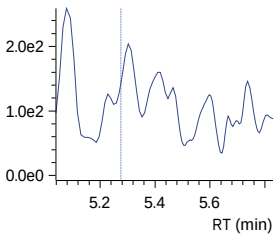

13C3-HFPO-DA
Conc. 13.4787
Q 286.90>168.90 (-) 2.61e5

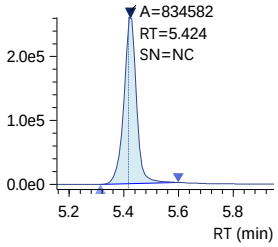

13C3-HFPO-DA_IS
Conc. 10.0000
ISTD 286.90>168.90 (-) 2.61e5

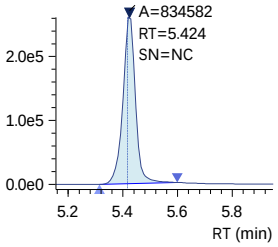

HFPO-DA
Conc. -0.0008
R#1 50.98 (62.57)
R#2 50.98 (62.57)
Q 284.90>168.90 (-) 1.95e2

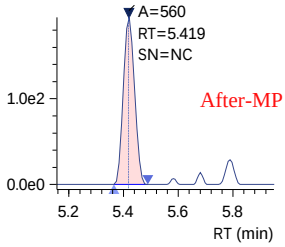

R1 314.80>82.90 (-) 4.00e1

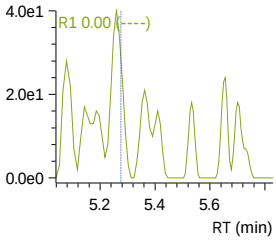

R1 284.90>184.90 (-) 9.80e1

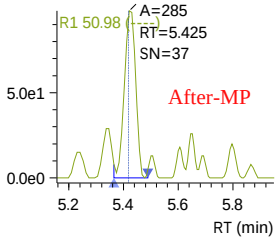

R2 314.80>82.90 (-) 4.00e1

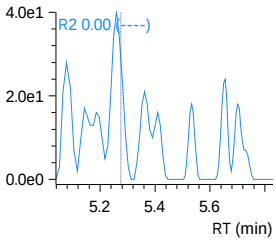

R2 284.90>184.90 (-) 9.80e1

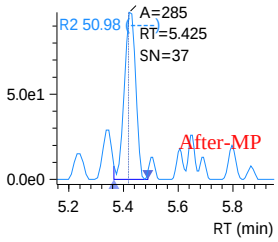

240315_025 (continued)

5_3 FTCA
Conc. ----
R#1 0.00 (154.88)
R#2 0.00 (154.88)
Q 341.00>237.05 (-) 1.62e2

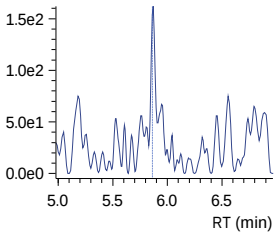

R1 341.00>217.00 (-) 1.59e2

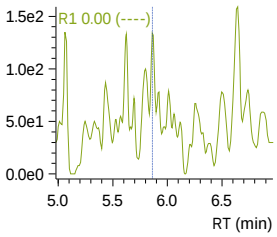

R2 341.00>217.00 (-) 1.59e2

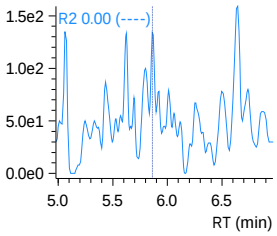

PFPeS
Conc. ----
R#1 0.00 (54.44)
R#2 0.00 (54.44)
Q 349.10>79.90 (-) 5.10e1

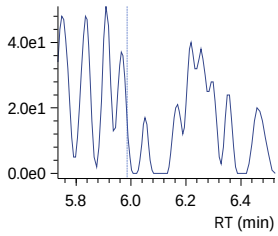

R1 349.10>98.80 (-) 4.90e1

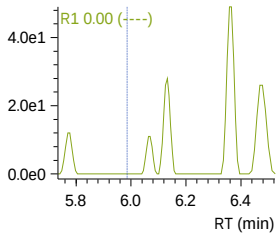

R2 349.10>98.80 (-) 4.90e1

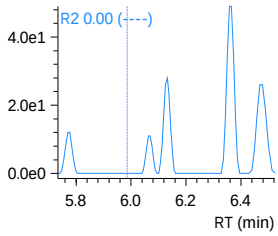

13C4-PFHpA
Conc. 3.3168
Q 367.10>322.00 (-) 2.57e5

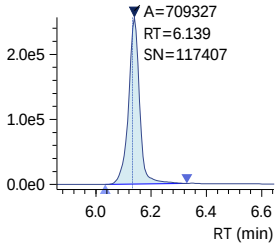

13C4-PFHpA_IS
Conc. 2.5000
ISTD 367.10>322.00 (-) 2.57e5

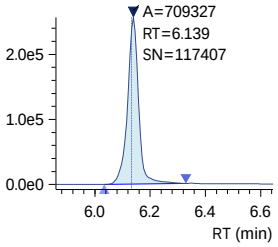

PFHpA
Conc. 0.0039
R#1 19.41 (23.39)
R#2 19.41 (23.39)
Q 363.10>319.00 (-) 1.17e3

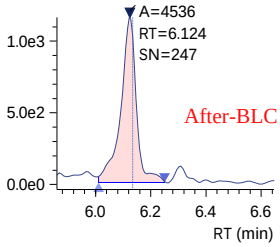

R1 363.10>169.00 (-) 2.37e2

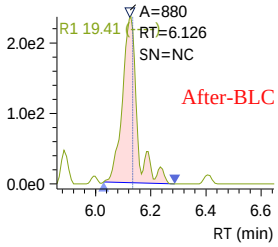

R2 363.10>169.00 (-) 2.37e2

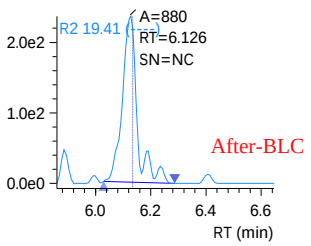

240315_025 (continued)

DONA
Conc. ----
R#1 0.00 (30.39)
R#2 0.00 (30.39)

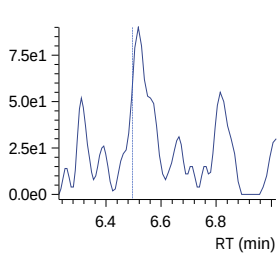

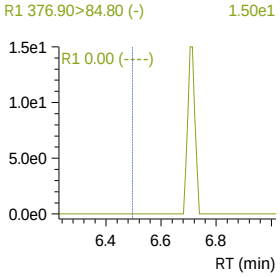

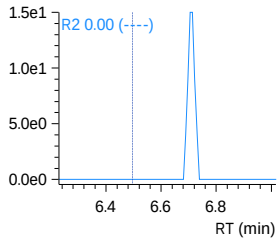

13C2-6_2 FTS_IS
Conc. 5.0000

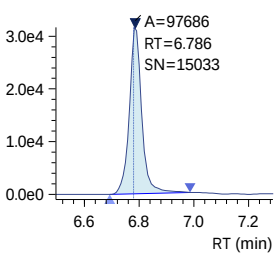

13C2-6_2 FTS
Conc. 6.6798

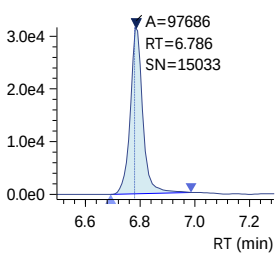

6_2 FTS
Conc. ----
R#1 0.00 (44.48)
R#2 0.00 (44.48)

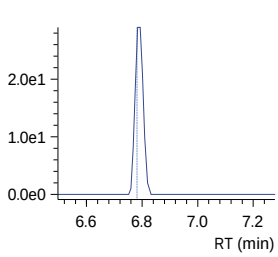

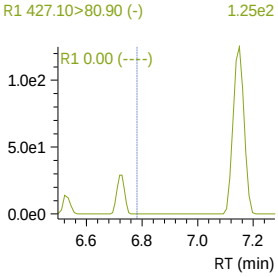

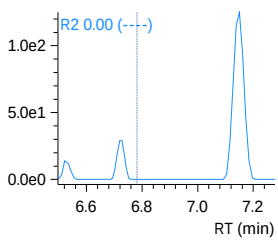

13C4-PFOA_IS
Conc. 2.5000

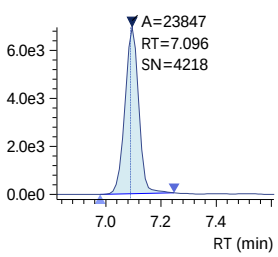

J:\LCMS08\Data\240315_1633_Curve\240315_1633_Curve.damlp .

SN - Software-calculated S/N ratio outside criteria due to non-target peaks or drift in noise calculation window.
Analyst review of noise levels (excluding non-target peaks) in chromatogram indicates S/N ratio meets criteria.

240315_025 (continued)

13C8-PFOA_IS
Conc. 2.5000

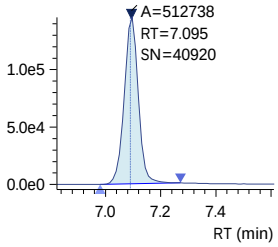

13C8-PFOA
Conc. 3.4912

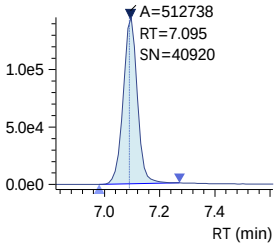

PFOA
Conc. -0.0140
R#1 15.03 (24.47)
R#2 15.03 (24.47)

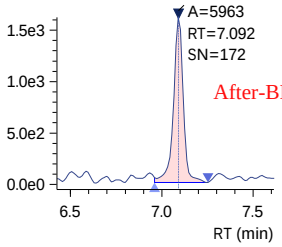

13C3-PFHxS
Conc. 3.5070

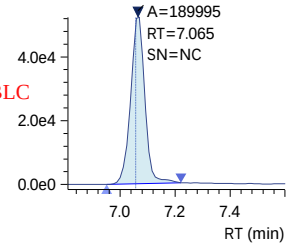

13C3-PFHxS_IS
Conc. 2.5000

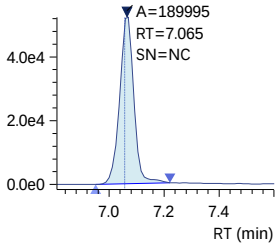

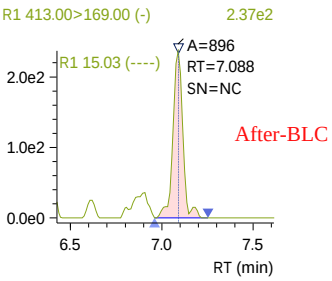

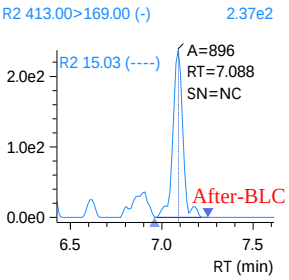

240315_025 (continued)

PFHxS
Conc. 0.0065
R#1 82.22 (57.29)
R#2 82.22 (57.29)
Q 398.70>79.90 (-) 9.40e1

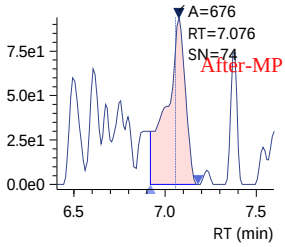

18O2-PFHxS_IS
Conc. 2.5000
ISTD 403.00>83.90 (-) 3.57e4

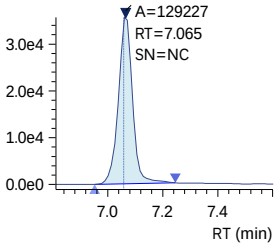

13C9-PFNA_IS
Conc. 1.2500
ISTD 472.10>427.00 (-) 9.80e4

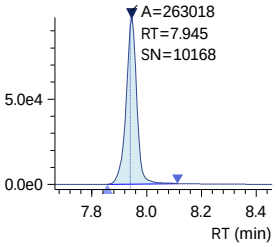

13C9-PFNA
Conc. 1.7471
Q 472.10>427.00 (-) 9.80e4

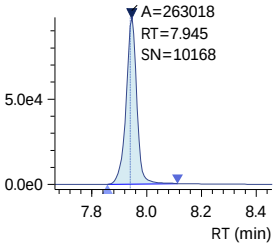

13C5-PFNA_IS
Conc. 1.2500
ISTD 468.00>423.00 (-) 6.21e4

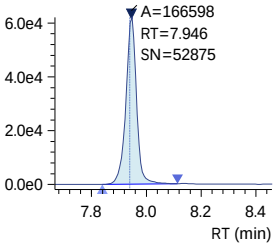

R1 398.70>98.90 (-) 1.36e2

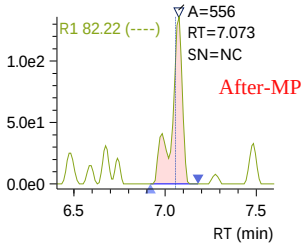

R2 398.70>98.90 (-) 1.36e2

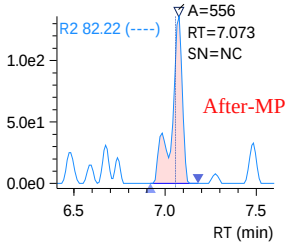

240315_025 (continued)

PFNA
Conc. -0.0062
R#1 20.76 (20.36)
R#2 20.76 (20.36)
Q 463.00>419.00 (-) 9.53e2

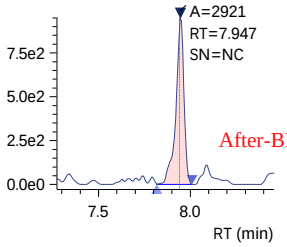

PFHpS
Conc. ----
R#1 0.00 (46.70)
R#2 0.00 (46.70)
Q 449.00>79.90 (-) 4.50e1

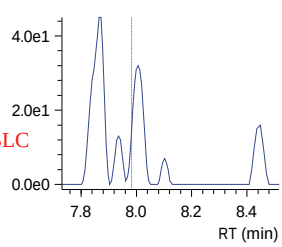

7_3 FTCA
Conc. 0.0582
R#1 121.97 (132.28)
R#2 121.97 (132.28)
Q 441.00>317.00 (-) 4.16e2

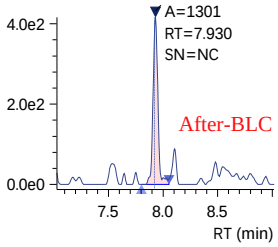

13C2-8_2-FTS
Conc. 6.5181
Q 529.10>80.90 (-) 1.98e4

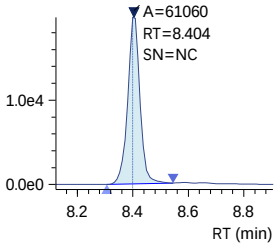

13C2-8_2-FTS_IS
Conc. 5.0000
ISTD 529.10>80.90 (-) 1.98e4

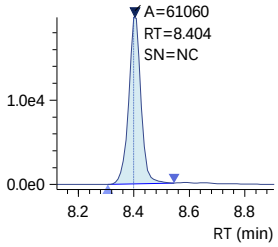

R1 463.00>219.00 (-) 1.66e2

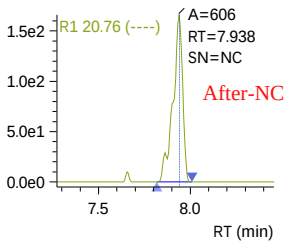

R1 449.00>98.80 (-) 1.50e1

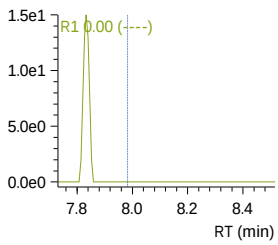

R1 441.00>336.90 (-) 4.82e2

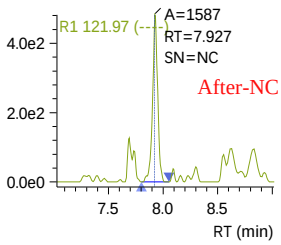

R2 463.00>219.00 (-) 1.66e2

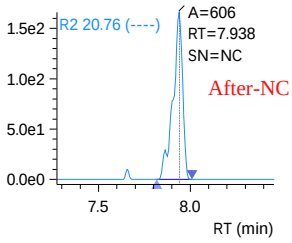

R2 449.00>98.80 (-) 1.50e1

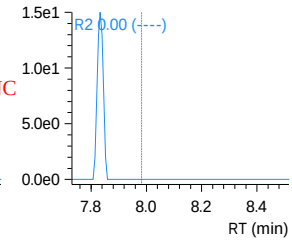

R2 441.00>336.90 (-) 4.82e2

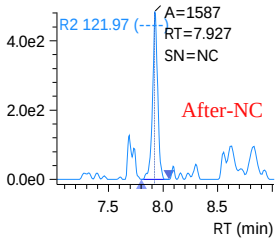

SN - Software-calculated S/N ratio outside criteria due to non-target peaks or drift in noise calculation window.
Analyst review of noise levels (excluding non-target peaks) in chromatogram indicates S/N ratio meets criteria.

240315_025 (continued)

8_2 FTS
Conc. ----
R#1 0.00 (45.91)
R#2 0.00 (45.91)
Q 527.10>506.95 (-) 0.00e0

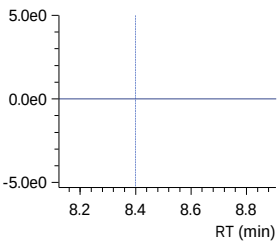

13C6-PFDA_IS
Conc. 1.2500
ISTD 519.10>474.10 (-) 4.78e4

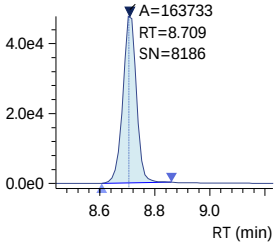

13C6-PFDA
Conc. 1.6980
Q 519.10>474.10 (-) 4.78e4

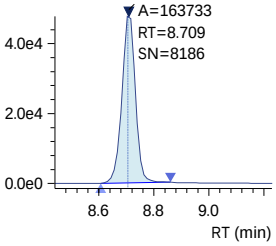

13C2-PFDA_IS
Conc. 1.2500
ISTD 515.10>470.10 (-) 2.97e4

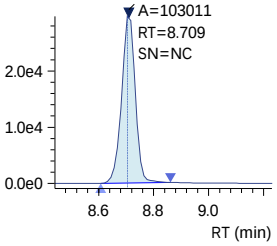

PFDA
Conc. 0.0239
R#1 10.51 (17.64)
R#2 10.51 (17.64)
Q 512.90>469.00 (-) 8.14e2

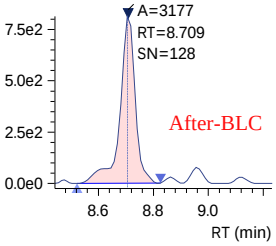

R1 527.10>80.80 (-) 2.00e1

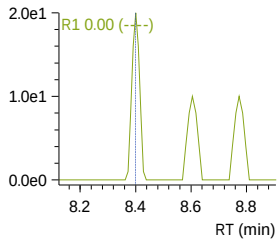

R1 512.90>219.00 (-) 9.40e1

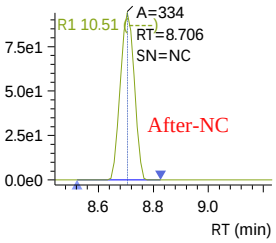

R2 527.10>80.80 (-) 2.00e1

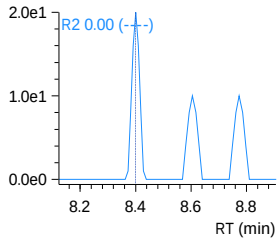

R2 512.90>219.00 (-) 9.40e1

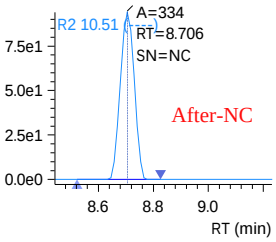

D3-NMeFOSAA_IS
Conc. 5.0000
ISTD 573.20>419.00 (-) 5.33e4

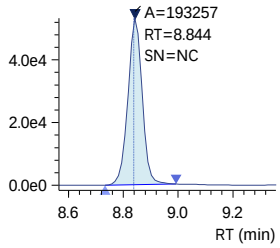

D3-NMeFOSAA
Conc. 6.5294
Q 573.20>419.00 (-) 5.33e4

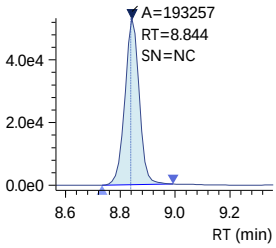

13C8-PFOS_IS
Conc. 2.5000
ISTD 507.10>98.90 (-) 1.57e4

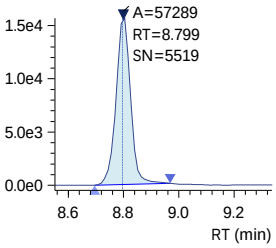

13C8-PFOS
Conc. 3.3444
Q 507.10>98.90 (-) 1.57e4

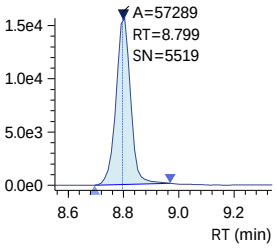

13C4-PFOS_IS
Conc. 2.5000
ISTD 502.80>79.90 (-) 3.34e4

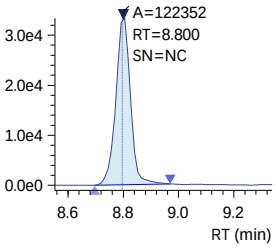

SN - Software-calculated S/N ratio outside criteria due to non-target peaks or drift in noise calculation window.
Analyst review of noise levels (excluding non-target peaks) in chromatogram indicates S/N ratio meets criteria.

240315_025 (continued)

PFOS
Conc. ----
R#1 0.00 (45.06)
R#2 0.00 (45.06)
Q 498.90>79.90 (-) 2.13e2

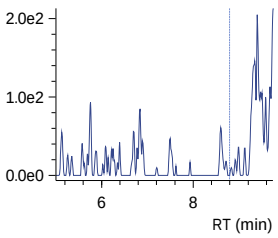

R1 498.90>98.80 (-) 5.60e1

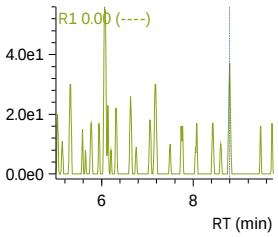

R2 498.90>98.80 (-) 5.60e1

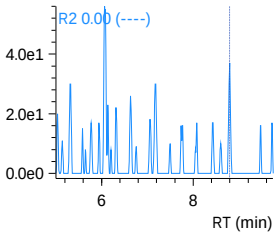

NMeFOSAA
Conc. ----
R#1 0.00 (67.10)
R#2 0.00 (67.10)
Q 570.10>419.00 (-) 8.50e1

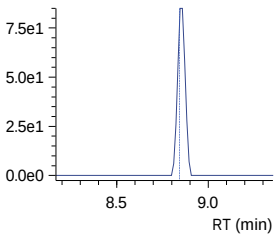

R1 570.10>483.00 (-) 0.00e0

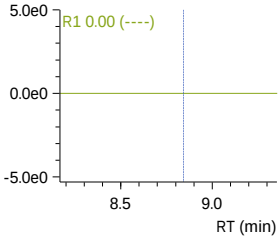

R2 570.10>483.00 (-) 0.00e0

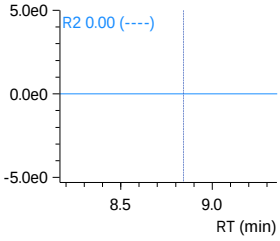

D5-NEtFOSAA_IS
Conc. 5.0000
ISTD 589.20>419.00 (-) 4.07e4

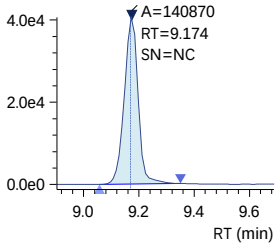

D5-NEtFOSAA
Conc. 6.4961
Q 589.20>419.00 (-) 4.07e4

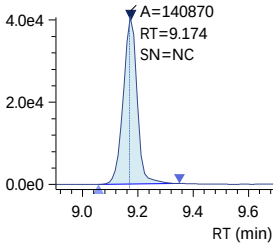

NEtFOSAA
Conc. ----
R#1 0.00 (89.53)
R#2 0.00 (89.53)
Q 584.20>419.10 (-) 0.00e0

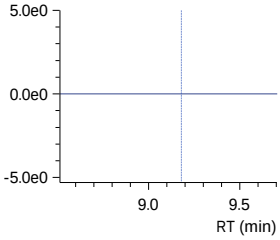

R1 584.20>526.00 (-) 0.00e0

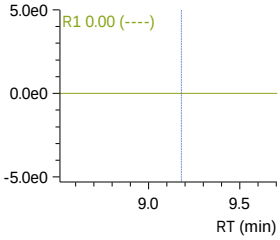

R2 584.20>526.00 (-) 0.00e0

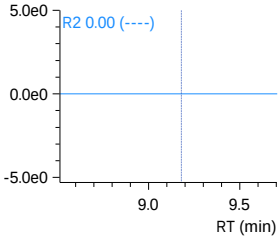

240315_025 (continued)

9-Cl-PF3ONS
Conc. ----
R#1 0.00 (31.69)
R#2 0.00 (31.69)
Q 530.80>351.00 (-) 5.70e1

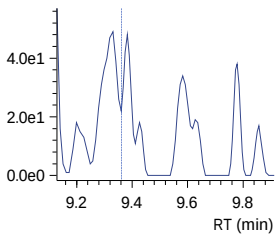

R1 532.80>353.00 (-) 1.20e2

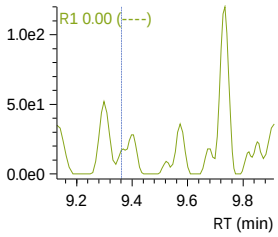

R2 532.80>353.00 (-) 1.20e2

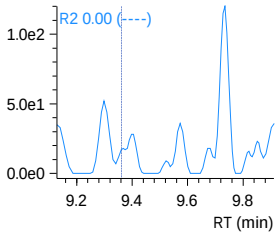

PFUnDA
Conc. 0.0054
R#1 6.65 (10.96)
R#2 6.65 (10.96)
Q 563.10>519.00 (-) 8.34e2

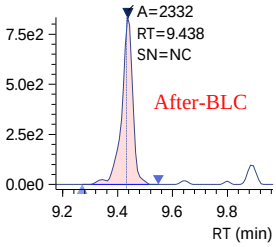

R1 563.10>269.10 (-) 7.30e1

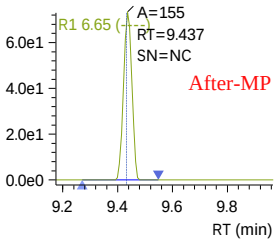

R2 563.10>269.10 (-) 7.30e1

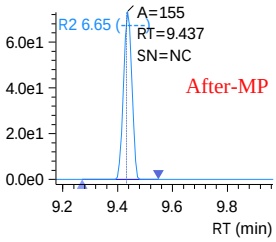

13C7-PFUnDA_IS
Conc. 1.2500
ISTD 570.00>525.10 (-) 5.41e4

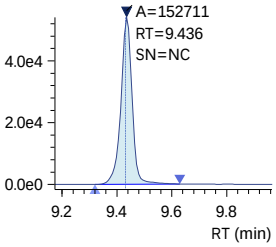

13C7-PFUnDA
Conc. 1.6059
Q 570.00>525.10 (-) 5.41e4

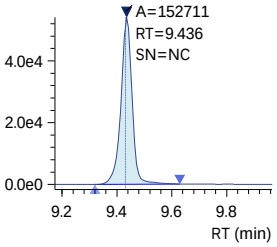

PFNS
Conc. ----
R#1 0.00 (56.91)
R#2 0.00 (56.91)
Q 548.80>79.90 (-) 6.90e1

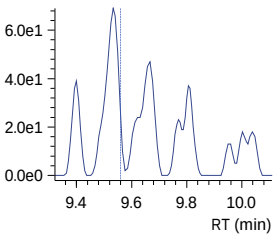

R1 548.80>98.80 (-) 1.90e1

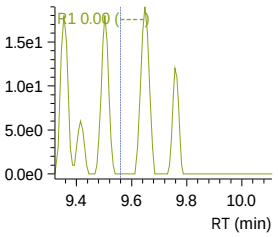

R2 548.80>98.80 (-) 1.90e1

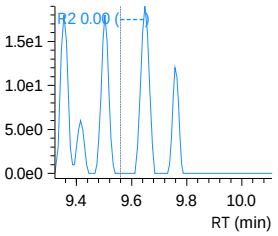

J:\LCMS08\Data\240315_1633_Curve\240315_1633_Curve.damlp .
SN - Software-calculated S/N ratio outside criteria due to non-target peaks or drift in noise calculation window.
Analyst review of noise levels (excluding non-target peaks) in chromatogram indicates S/N ratio meets criteria.

240315_025 (continued)

10_2 FTS
Conc. ----
R#1 0.00 (32.29)
R#2 0.00 (32.29)
Q 626.80>607.05 (-) 1.80e1

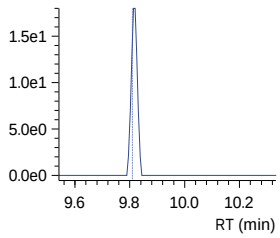

R1 626.80>81.00 (-) 0.00e0

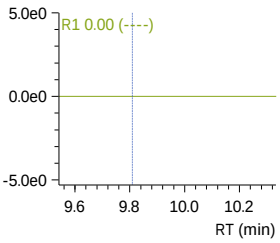

R2 626.80>81.00 (-) 0.00e0

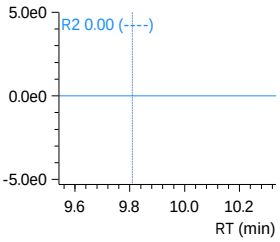

13C2-PFDOA_IS
Conc. 1.2500
ISTD 615.10>570.00 (-) 6.04e4

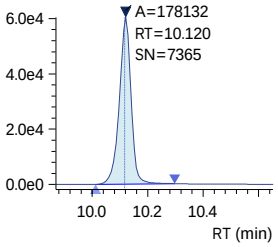

13C2-PFDOA
Conc. 1.6107
Q 615.10>570.00 (-) 6.04e4

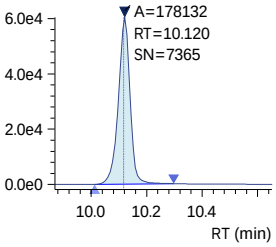

PFDOA
Conc. -0.0144
R#1 13.25 (11.14)
R#2 13.25 (11.14)
Q 613.10>569.00 (-) 3.15e2

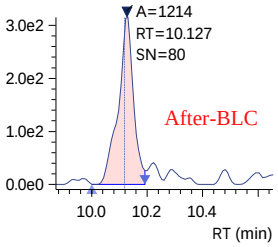

R1 613.10>319.00 (-) 6.50e1

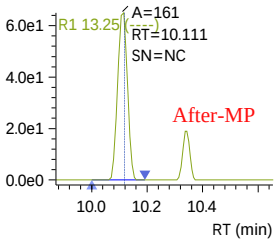

R2 613.10>319.00 (-) 6.50e1

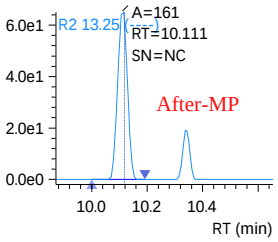

PFDS
Conc. ----
R#1 0.00 (58.01)
R#2 0.00 (58.01)
Q 599.00>79.90 (-) 2.30e1

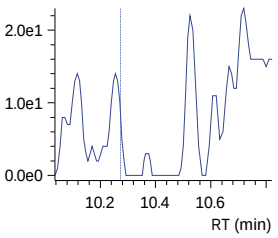

R1 599.00>98.80 (-) 2.60e1

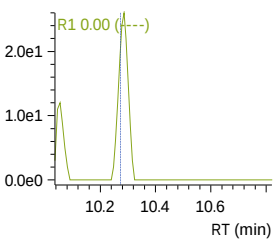

R2 599.00>98.80 (-) 2.60e1

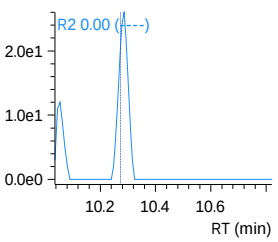

240315_025 (continued)

PFTrDA
Conc. -0.0072
R#1 3.95 (16.67)
R#2 3.95 (16.67)
Q 663.00>619.00 (-) 5.69e2

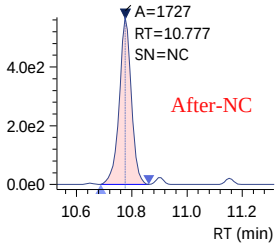

11-Cl-PF3OUdS
Conc. ----
R#1 0.00 (35.04)
R#2 0.00 (35.04)
Q 630.90>451.00 (-) 2.50e1

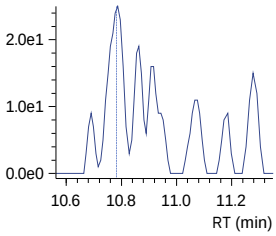

PFOSAm
Conc. 0.0075
Q 498.10>77.90 (-) 1.35e2

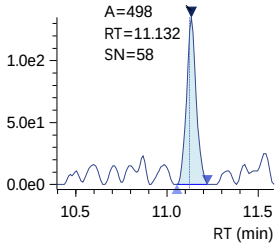

13C8-PFOSAm
Conc. 3.3141
Q 506.10>77.80 (-) 4.79e4

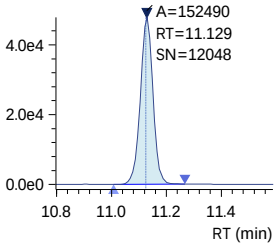

13C8-PFOSAm_IS
Conc. 2.5000
ISTD 506.10>77.80 (-) 4.79e4

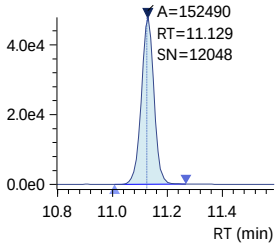

R1 663.00>168.90 (-) 1.90e1

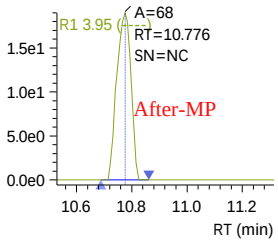

R1 632.90>452.90 (-) 4.70e1

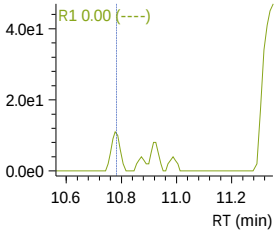

R2 663.00>168.90 (-) 1.90e1

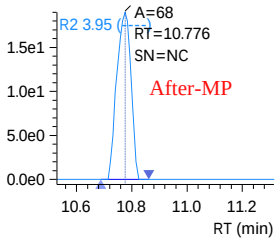

R2 632.90>452.90 (-) 4.70e1

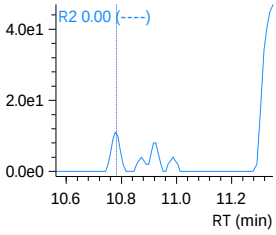

240315_025 (continued)

PFTDA
Conc. -0.0029
R#1 17.34 (17.09)
R#2 17.34 (17.09)

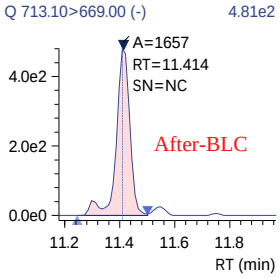

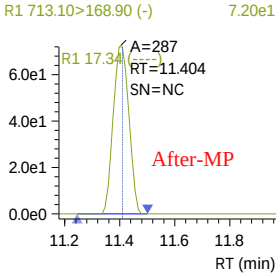

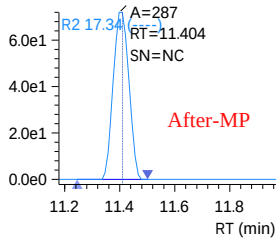

13C2-PFTDA
Conc. 1.6595

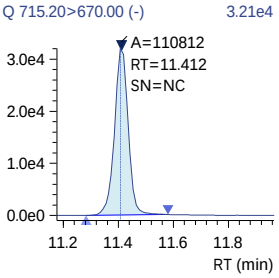

13C2-PFTDA_IS
Conc. 1.2500

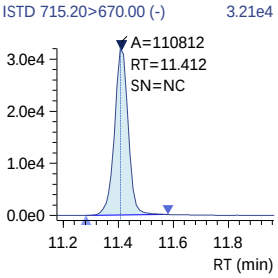

PFDoS
Conc. -0.0017
R#1 22.45 (61.23)
R#2 22.45 (61.23)

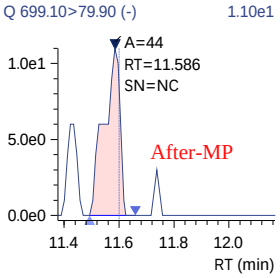

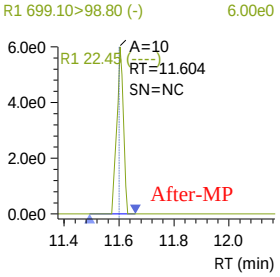

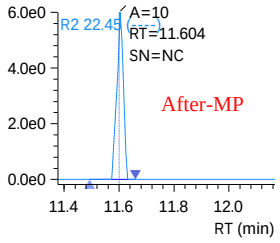

D7-MeFOSE_IS
Conc. 25.0000

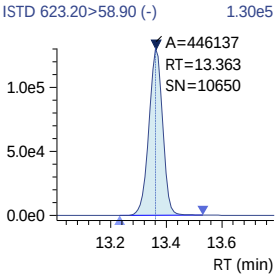

J:\LCMS08\Data\240315_1633_Curve\240315_1633_Curve.damlp .

SN - Software-calculated S/N ratio outside criteria due to non-target peaks or drift in noise calculation window.
Analyst review of noise levels (excluding non-target peaks) in chromatogram indicates S/N ratio meets criteria.

240315_025 (continued)

D7-MeFOSE
Conc. 31.6903

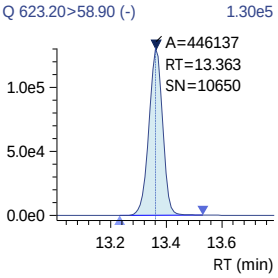

MeFOSE
Conc. -0.0003

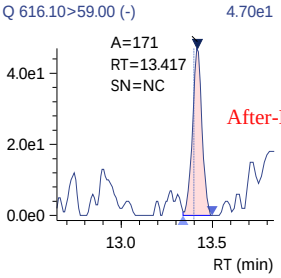

13C2-PFHXDA_IS
Conc. 2.5000

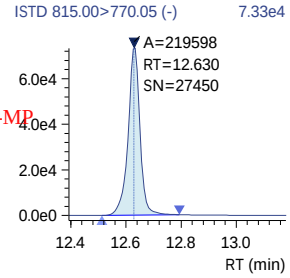

13C2-PFHXDA
Conc. 3.1983

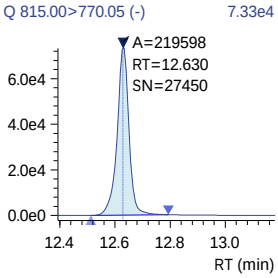

PFHXDA
Conc. 0.0074
R#1 13.18 (10.78)
R#2 13.18 (10.78)

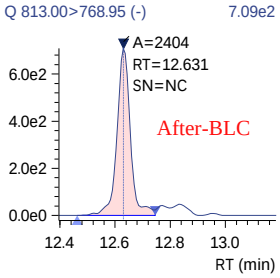

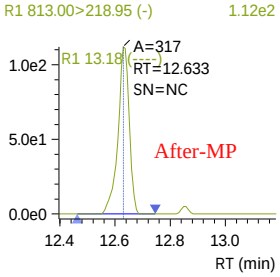

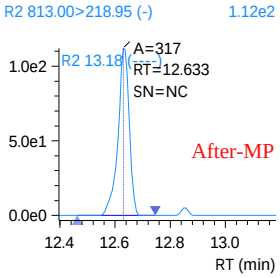

J:\LCMS08\Data\240315_1633_Curve\240315_1633_Curve.damlp .
SN - Software-calculated S/N ratio outside criteria due to non-target peaks or drift in noise calculation window.
Analyst review of noise levels (excluding non-target peaks) in chromatogram indicates S/N ratio meets criteria.

240315_025 (continued)

D3-MeFOSA
Conc. 3.0520

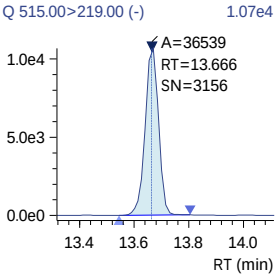

D3-MeFOSA_IS
Conc. 2.5000

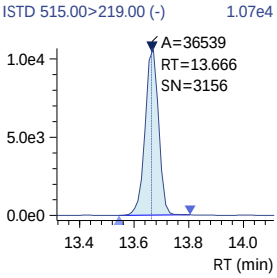

MeFOSA
Conc. ----
R#1 0.00 (156.31)
R#2 0.00 (156.31)

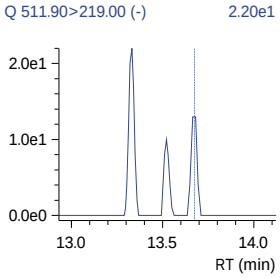

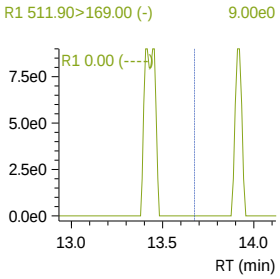

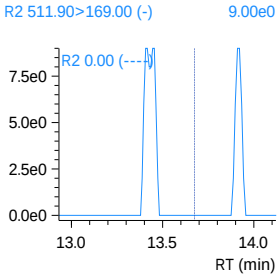

D9-EtFOSE_IS
Conc. 25.0000

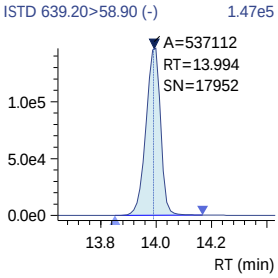

D9-EtFOSE
Conc. 33.4214

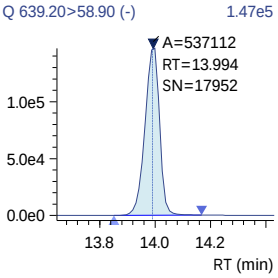

J:\LCMS08\Data\240315_1633_Curve\240315_1633_Curve.damlp .

SN - Software-calculated S/N ratio outside criteria due to non-target peaks or drift in noise calculation window.
Analyst review of noise levels (excluding non-target peaks) in chromatogram indicates S/N ratio meets criteria.

240315_025 (continued)

EtFOSE
Conc. 0.0059

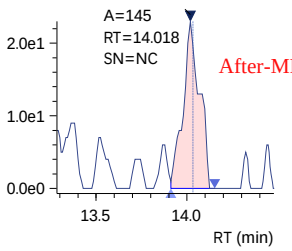

D5-EtFOSAm
Conc. 3.1664

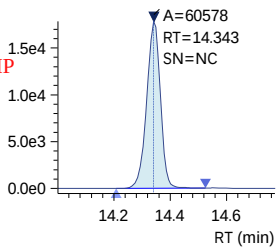

D5-EtFOSAm_IS
Conc. 2.5000

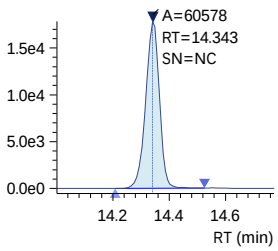

EtFOSAm
Conc. ----
R#1 0.00 (177.75)
R#2 0.00 (177.75)

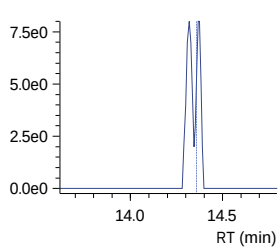

PFODA
Conc. 0.0226
R#1 24.96 (31.66)
R#2 24.96 (31.66)

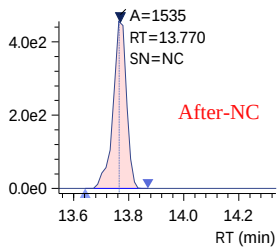

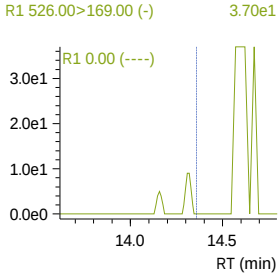

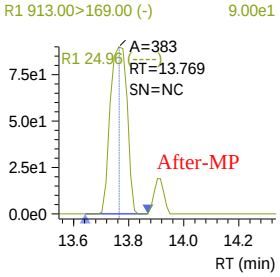

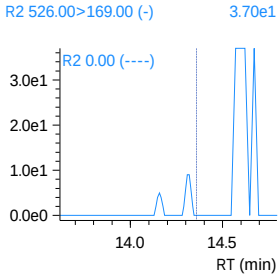

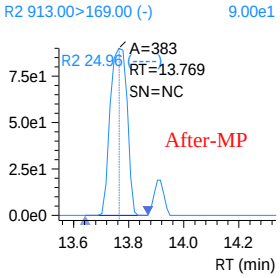

Insight Report
Before Manual Integration
Printed 3/18/2024 10:53:49

240315_025

Sample ID: 1633 CCB
Date Acquired: 3/15/2024 11:29:10 PM
Acquired by: System Administrator
Data File: 240315_025
Vial: 54 | Inj. Volume: 10.0000uL | Tray: 1

13C4-PFBA
Conc. 13.7006
Q 216.80>171.90 (-) 2.12e5

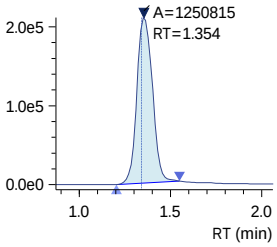

13C4-PFBA_IS
Conc. 10.0000
ISTD 216.80>171.90 (-) 2.12e5

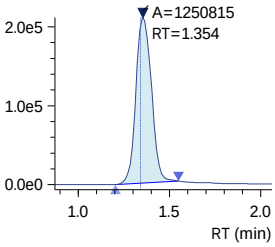

13C3-PFBA_IS
Conc. 5.0000
ISTD 216.00>172.00 (-) 7.79e4

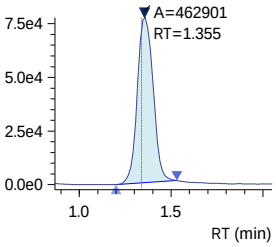

PFBA
Conc. -0.0050
Q 212.80>169.05 (-) 1.07e3

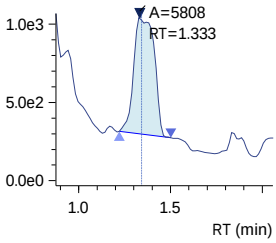

PFMPA
Conc. ----
Q 229.00>84.90 (-) 1.07e2

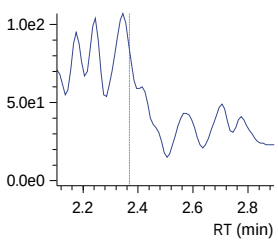

3_3 FTCA
Conc. ----
R#1 0.00 (144.15)
R#2 0.00 (144.15)
Q 241.00>177.10 (-) 1.47e2

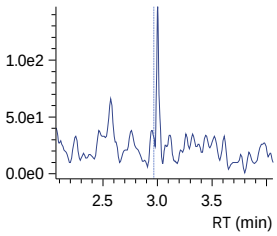

13C5-PFPeA
Conc. 6.7915
Q 268.30>223.00 (-) 9.65e4

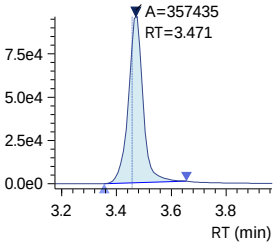

13C5-PFPeA_IS
Conc. 5.0000
ISTD 268.30>223.00 (-) 9.65e4

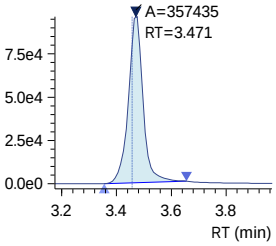

PFPeA
Conc. 0.0075
Q 263.00>219.00 (-) 6.09e2

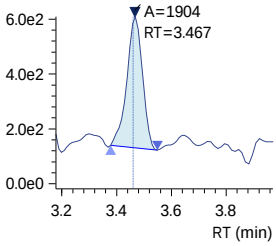

PFMBA
Conc. ----
Q 279.00>84.95 (-) 3.60e1

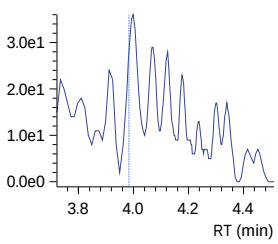

R1 241.00>117.00 (-) 3.19e2

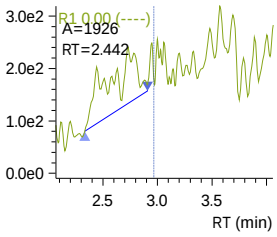

R2 241.00>117.00 (-) 3.19e2

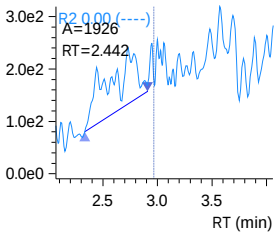

240315_025 (continued)

13C2-4_2 FTS
Conc. 6.5456
Q 329.10>80.90 (-) 3.90e4

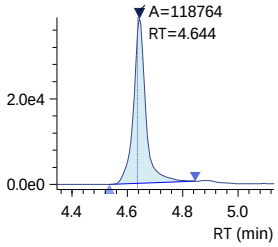

13C2-4_2 FTS_IS
Conc. 5.0000
ISTD 329.10>80.90 (-) 3.90e4

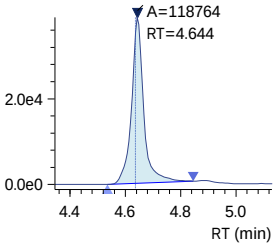

4_2 FTS
Conc. ----
R#1 0.00 (32.89)
R#2 0.00 (32.89)
Q 327.10>307.00 (-) 5.30e1

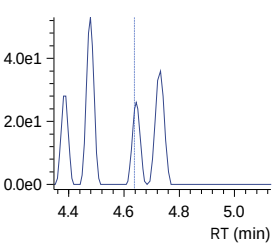

R1 327.10>80.90 (-) 6.31e2

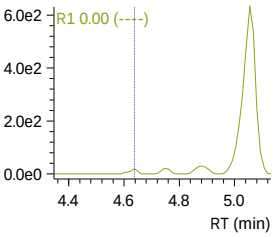

R2 327.10>80.90 (-) 6.31e2

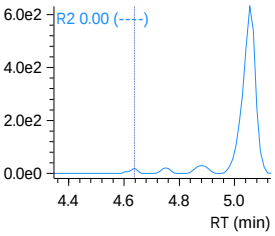

13C3-PFBS_IS
Conc. 2.5000
ISTD 302.10>79.90 (-) 7.90e4

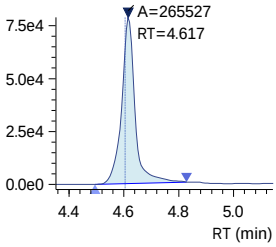

PFBS
Conc. ----
R#1 0.00 (47.56)
R#2 0.00 (47.56)
Q 298.70>79.90 (-) 9.30e1

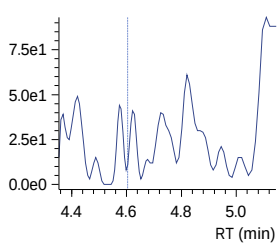

R1 298.70>98.80 (-) 4.80e1

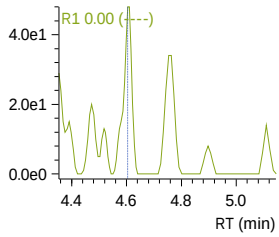

R2 298.70>98.80 (-) 4.80e1

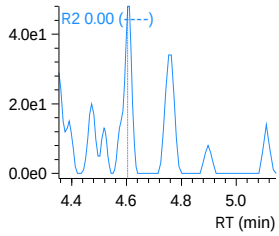

Insight Report
Before Manual Integration
Printed 3/18/2024 10:53:49

240315_025 (continued)

13C3-PFBS
Conc. 3.3714

Q 302.10>79.90 (-) 7.90e4

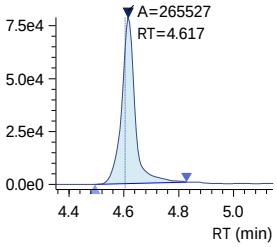

NFDHA
Conc. 0.0061
R#1 0.00 (33.79)
R#2 0.00 (33.79)

Q 295.00>201.00 (-) 4.46e2

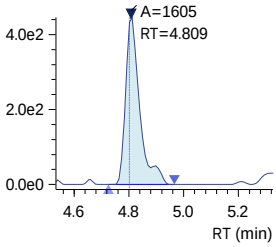

R1 295.00>84.90 (-) 6.80e1

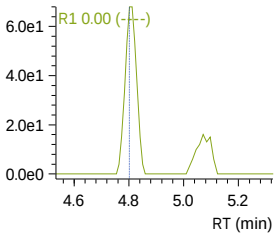

R2 295.00>84.90 (-) 6.80e1

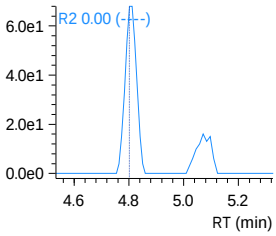

13C5-PFHxA
Conc. 3.3407

Q 318.00>273.00 (-) 1.53e5

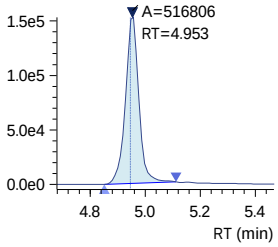

13C5-PFHxA_IS
Conc. 2.5000

ISTD 318.00>273.00 (-) 1.53e5

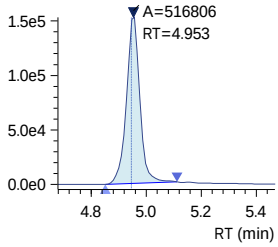

13C2-PFHxA_IS
Conc. 2.5000

ISTD 315.10>270.00 (-) 1.43e5

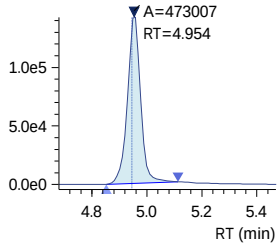

Insight Report
Before Manual Integration
Printed 3/18/2024 10:53:49

240315_025 (continued)

PFHxA
Conc. 0.0225
Q 313.00>269.00 (-) 7.35e2

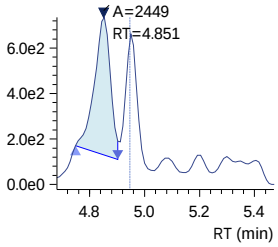

PFEESA
Conc. 0.0019
R#1 0.00 (5.87)
R#2 0.00 (5.87)
Q 314.80>135.00 (-) 2.59e2

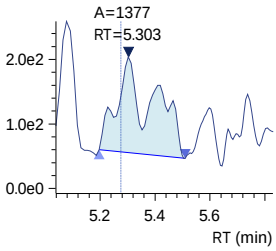

R1 314.80>82.90 (-) 4.00e1

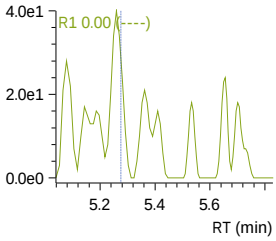

R2 314.80>82.90 (-) 4.00e1

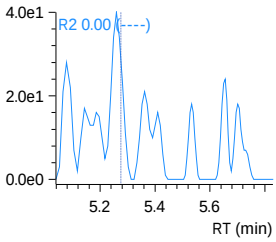

13C3-HFPO-DA
Conc. 13.4787
Q 286.90>168.90 (-) 2.61e5

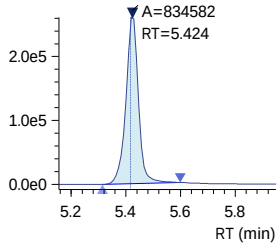

13C3-HFPO-DA_IS
Conc. 10.0000
ISTD 286.90>168.90 (-) 2.61e5

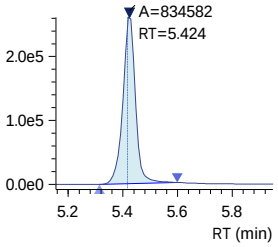

HFPO-DA
Conc. ----
R#1 0.00 (62.10)
R#2 0.00 (62.10)
Q 284.90>168.90 (-) 1.95e2

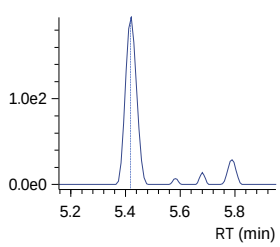

R1 284.90>184.90 (-) 9.80e1

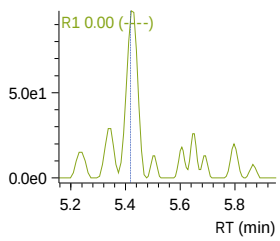

R2 284.90>184.90 (-) 9.80e1

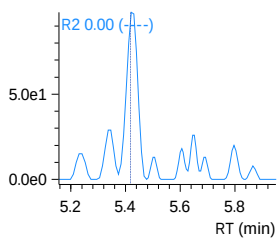



Insight Report
Before Manual Integration
Printed 3/18/2024 10:53:49

240315_025 (continued)

5_3 FTCA
Conc. 0.0146
R#1 0.00 (148.17)
R#2 0.00 (148.17)
Q 341.00>237.05 (-) 1.62e2

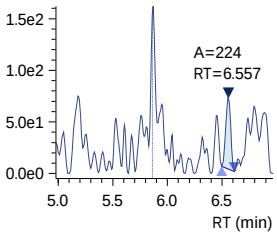

PFPeS
Conc. ----
R#1 0.00 (55.49)
R#2 0.00 (55.49)
Q 349.10>79.90 (-) 5.10e1

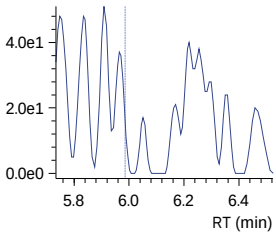

13C4-PFHpA
Conc. 3.3168
Q 367.10>322.00 (-) 2.57e5

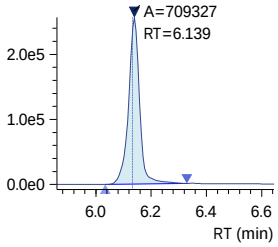

13C4-PFHpA_IS
Conc. 2.5000
ISTD 367.10>322.00 (-) 2.57e5

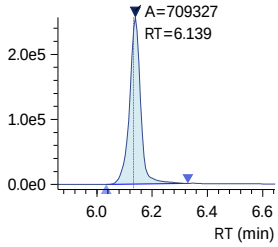

PFHpA
Conc. 0.0024
R#1 22.09 (21.12)
R#2 22.09 (21.12)
Q 363.10>319.00 (-) 1.17e3

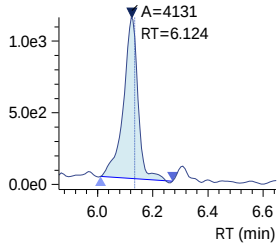

R1 341.00>217.00 (-) 1.59e2

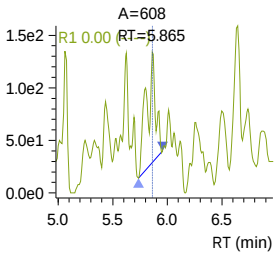

R1 349.10>98.80 (-) 4.90e1

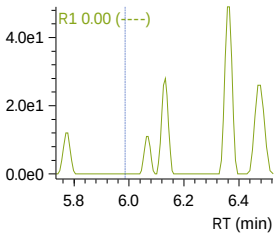

R1 363.10>169.00 (-) 2.37e2

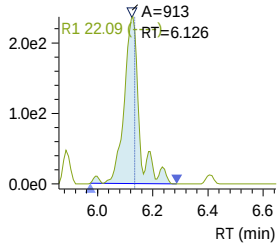

R2 341.00>217.00 (-) 1.59e2

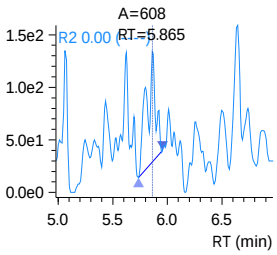

R2 349.10>98.80 (-) 4.90e1

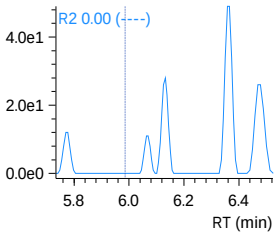

R2 363.10>169.00 (-) 2.37e2

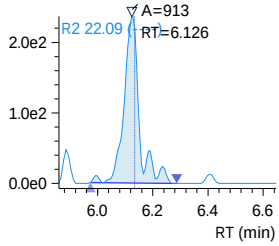

240315_025 (continued)

DONA
Conc. ----
R#1 0.00 (26.25)
R#2 0.00 (26.25)
Q 376.90>250.90 (-) 9.00e1

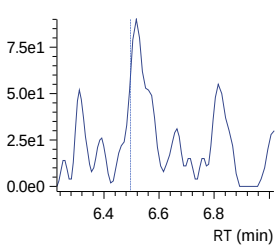

13C2-6_2 FTS_IS
Conc. 5.0000
ISTD 429.10>80.90 (-) 3.17e4

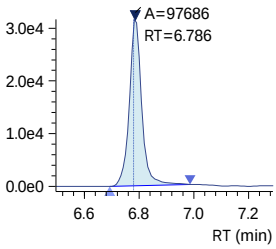

13C2-6_2 FTS
Conc. 6.6798
Q 429.10>80.90 (-) 3.17e4

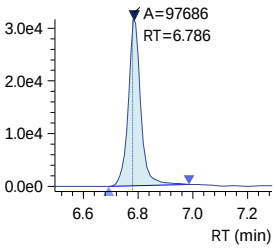

6_2 FTS
Conc. ----
R#1 0.00 (48.22)
R#2 0.00 (48.22)
Q 427.10>407.00 (-) 2.90e1

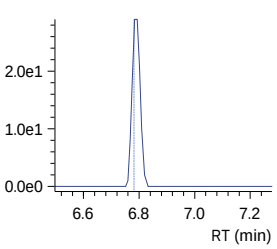

13C4-PFOA_IS
Conc. 2.5000
ISTD 417.10>172.00 (-) 6.96e3

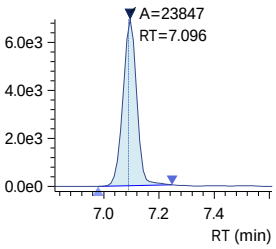

R1 376.90>84.80 (-) 1.50e1

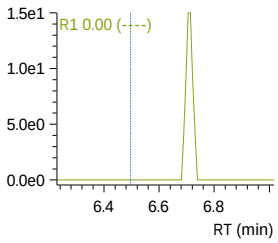

R1 427.10>80.90 (-) 1.25e2

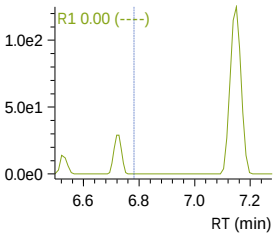

R2 376.90>84.80 (-) 1.50e1

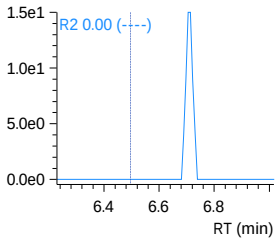

R2 427.10>80.90 (-) 1.25e2

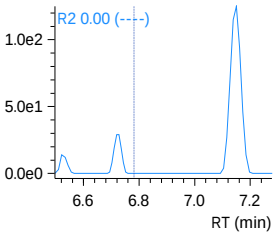

Insight Report
Before Manual Integration
Printed 3/18/2024 10:53:49

240315_025 (continued)

13C8-PFOA_IS
Conc. 2.5000

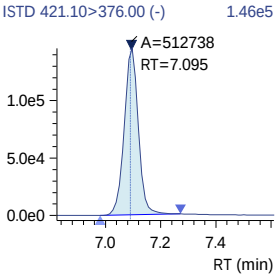

13C8-PFOA
Conc. 3.4912

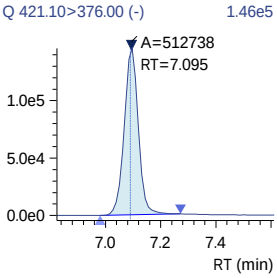

PFOA
Conc. -0.0170
R#1 15.76 (24.01)
R#2 15.76 (24.01)

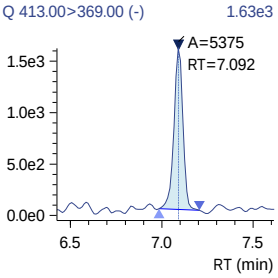

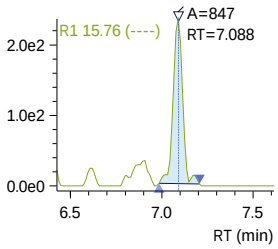

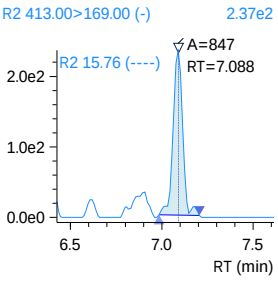

13C3-PFHxS
Conc. 3.5070

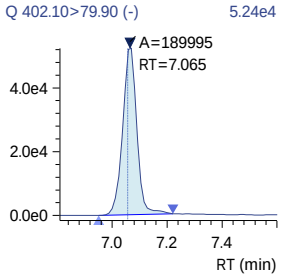

13C3-PFHxS_IS
Conc. 2.5000

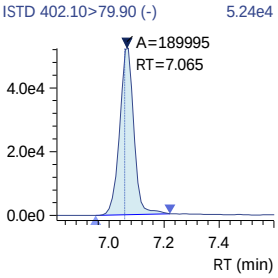

240315_025 (continued)

PFHxS
Conc. ----
R#1 0.00 (63.21)
R#2 0.00 (63.21)
Q 398.70>79.90 (-) 9.40e1

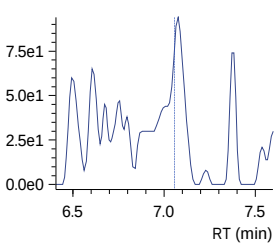

R1 398.70>98.90 (-) 1.36e2

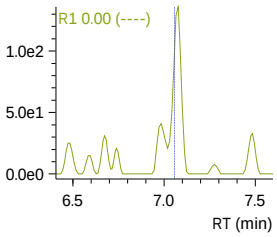

R2 398.70>98.90 (-) 1.36e2

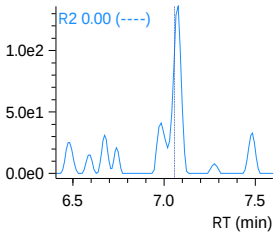

18O2-PFHxS_IS
Conc. 2.5000
ISTD 403.00>83.90 (-) 3.57e4

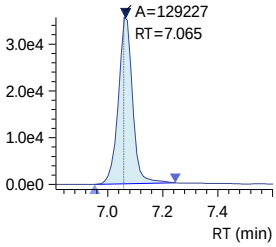

13C9-PFNA_IS
Conc. 1.2500
ISTD 472.10>427.00 (-) 9.80e4

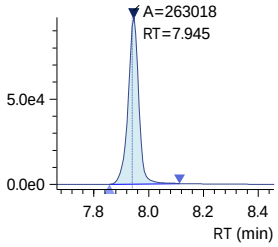

13C9-PFNA
Conc. 1.7471
Q 472.10>427.00 (-) 9.80e4

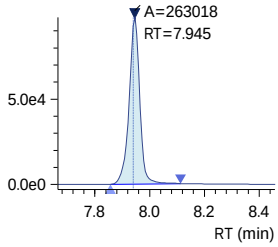

13C5-PFNA_IS
Conc. 1.2500
ISTD 468.00>423.00 (-) 6.21e4

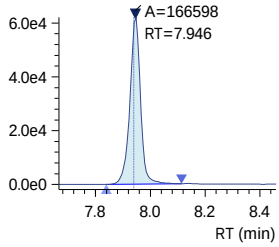

Insight Report
Before Manual Integration
Printed 3/18/2024 10:53:49

240315_025 (continued)

PFNA
Conc. -0.0063
R#1 21.26 (20.29)
R#2 21.26 (20.29)
Q 463.00>419.00 (-) 9.53e2

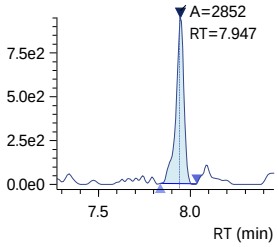

PFHpS
Conc. ----
R#1 0.00 (51.10)
R#2 0.00 (51.10)
Q 449.00>79.90 (-) 4.50e1

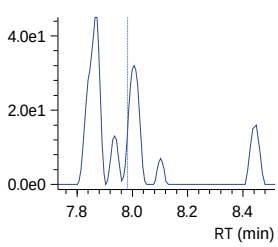

7_3 FTCA
Conc. 0.0543
R#1 130.63 (140.94)
R#2 130.63 (140.94)
Q 441.00>317.00 (-) 4.16e2

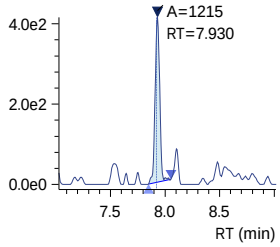

13C2-8_2-FTS
Conc. 6.5181
Q 529.10>80.90 (-) 1.98e4

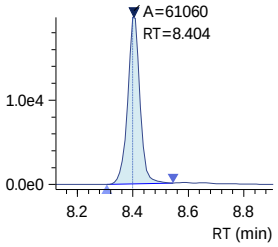

13C2-8_2-FTS_IS
Conc. 5.0000
ISTD 529.10>80.90 (-) 1.98e4

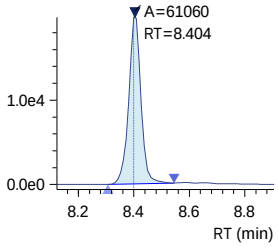

R1 463.00>219.00 (-) 1.66e2

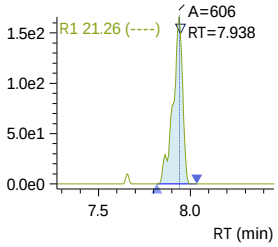

R1 449.00>98.80 (-) 1.50e1

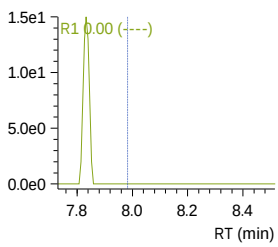

R1 441.00>336.90 (-) 4.82e2

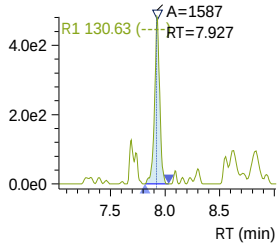

R2 463.00>219.00 (-) 1.66e2

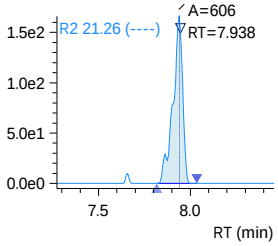

R2 449.00>98.80 (-) 1.50e1

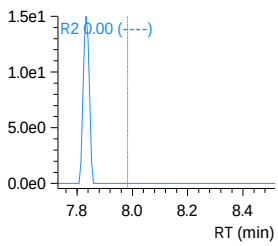

R2 441.00>336.90 (-) 4.82e2

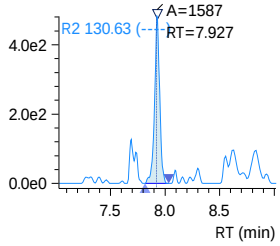

Insight Report
Before Manual Integration
Printed 3/18/2024 10:53:49

240315_025 (continued)

8_2 FTS
Conc. ----
R#1 0.00 (52.20)
R#2 0.00 (52.20)
Q 527.10>506.95 (-) 0.00e0

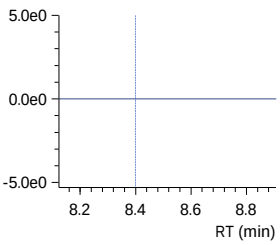

13C6-PFDA_IS
Conc. 1.2500
ISTD 519.10>474.10 (-) 4.78e4

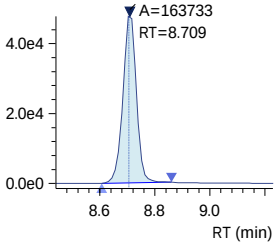

13C6-PFDA
Conc. 1.6980
Q 519.10>474.10 (-) 4.78e4

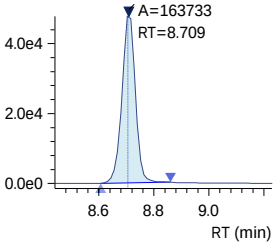

13C2-PFDA_IS
Conc. 1.2500
ISTD 515.10>470.10 (-) 2.97e4

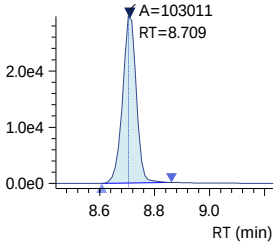

PFDA
Conc. 0.0005
R#1 13.53 (17.53)
R#2 13.53 (17.53)
Q 512.90>469.00 (-) 8.14e2

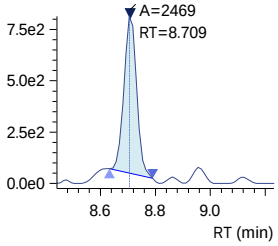

R1 527.10>80.80 (-) 2.00e1

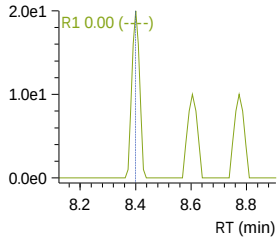

R1 512.90>219.00 (-) 9.40e1

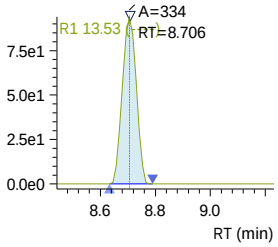

R2 527.10>80.80 (-) 2.00e1

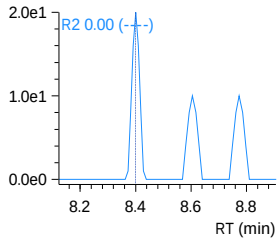

R2 512.90>219.00 (-) 9.40e1

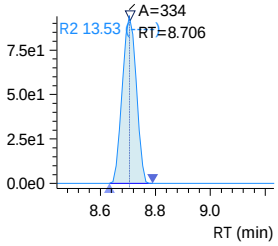

D3-NMeFOSAA_IS
Conc. 5.0000
ISTD 573.20>419.00 (-) 5.33e4

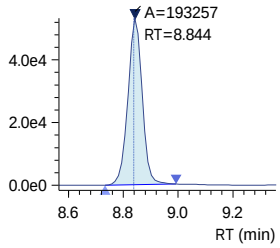

D3-NMeFOSAA
Conc. 6.5294
Q 573.20>419.00 (-) 5.33e4

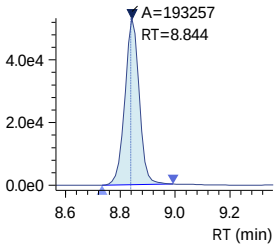

13C8-PFOS_IS
Conc. 2.5000
ISTD 507.10>98.90 (-) 1.57e4

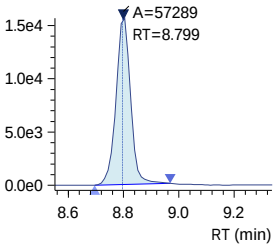

13C8-PFOS
Conc. 3.3444
Q 507.10>98.90 (-) 1.57e4

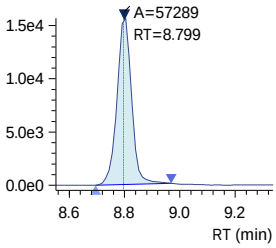

13C4-PFOS_IS
Conc. 2.5000
ISTD 502.80>79.90 (-) 3.34e4

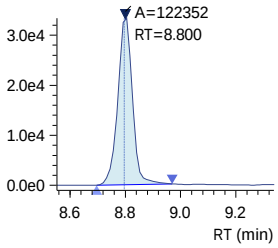

Insight Report
Before Manual Integration
Printed 3/18/2024 10:53:49

240315_025 (continued)

PFOS
Conc. ----
R#1 0.00 (48.06)
R#2 0.00 (48.06)
Q 498.90>79.90 (-) 2.13e2

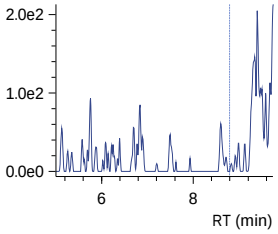

R1 498.90>98.80 (-) 5.60e1

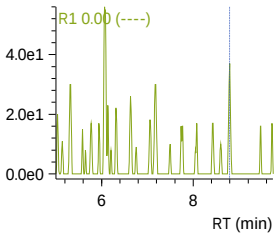

R2 498.90>98.80 (-) 5.60e1

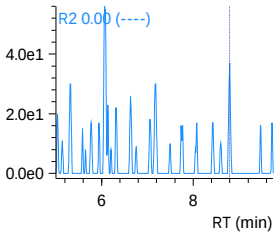

NMeFOSAA
Conc. 0.0066
R#1 0.00 (72.86)
R#2 0.00 (72.86)
Q 570.10>419.00 (-) 8.50e1

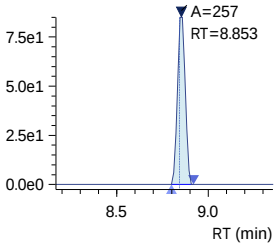

R1 570.10>483.00 (-) 0.00e0

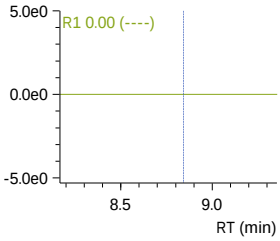

R2 570.10>483.00 (-) 0.00e0

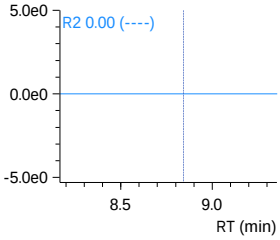

D5-NEtFOSAA_IS
Conc. 5.0000
ISTD 589.20>419.00 (-) 4.07e4

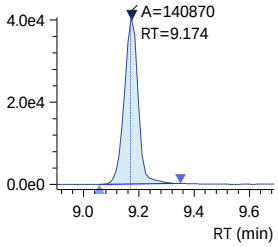

D5-NEtFOSAA
Conc. 6.4961
Q 589.20>419.00 (-) 4.07e4

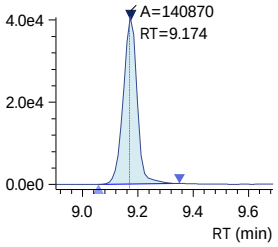

NEtFOSAA
Conc. ----
R#1 0.00 (72.48)
R#2 0.00 (72.48)
Q 584.20>419.10 (-) 0.00e0

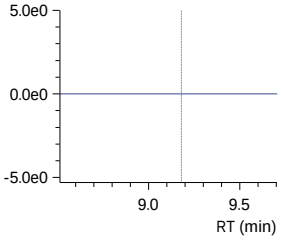

R1 584.20>526.00 (-) 0.00e0

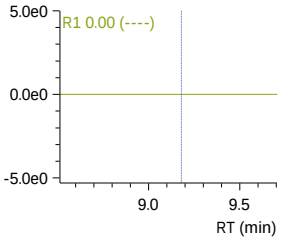

R2 584.20>526.00 (-) 0.00e0

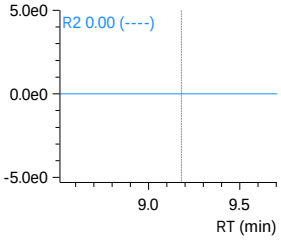

Insight Report
Before Manual Integration
Printed 3/18/2024 10:53:49

240315_025 (continued)

9-Cl-PF3ONS
Conc. ----
R#1 0.00 (31.17)
R#2 0.00 (31.17)
Q 530.80>351.00 (-) 5.70e1

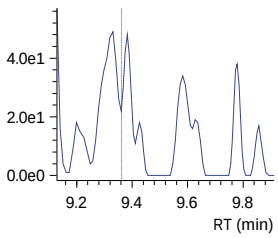

R1 532.80>353.00 (-) 1.20e2

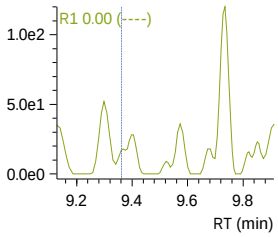

R2 532.80>353.00 (-) 1.20e2

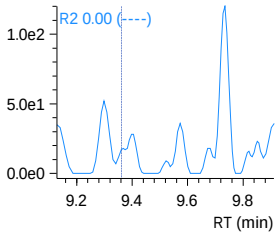

PFUnDA
Conc. 0.0063
R#1 0.00 (11.58)
R#2 0.00 (11.58)
Q 563.10>519.00 (-) 8.34e2

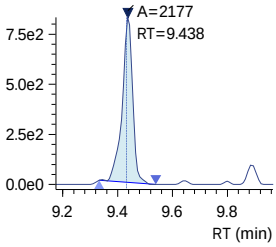

R1 563.10>269.10 (-) 7.30e1

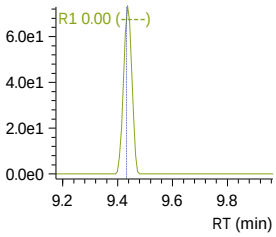

R2 563.10>269.10 (-) 7.30e1

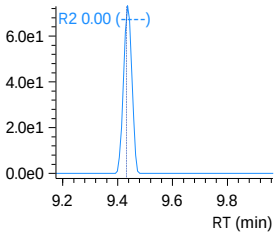

13C7-PFUnDA_IS
Conc. 1.2500
ISTD 570.00>525.10 (-) 5.41e4

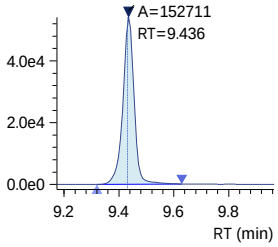

13C7-PFUnDA
Conc. 1.6059
Q 570.00>525.10 (-) 5.41e4

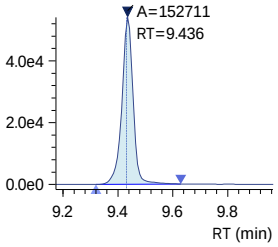

PFNS
Conc. ----
R#1 0.00 (59.04)
R#2 0.00 (59.04)
Q 548.80>79.90 (-) 6.90e1

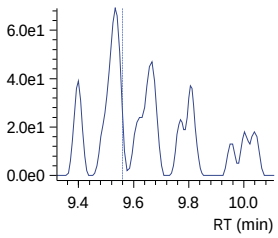

R1 548.80>98.80 (-) 1.90e1

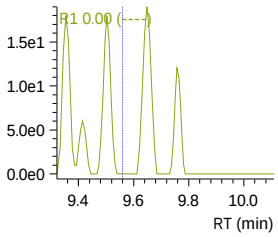

R2 548.80>98.80 (-) 1.90e1

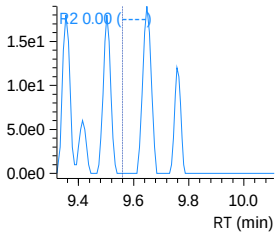

Insight Report
Before Manual Integration
Printed 3/18/2024 10:53:49

240315_025 (continued)

10_2 FTS
Conc. ----
R#1 0.00 (33.72)
R#2 0.00 (33.72)
Q 626.80>607.05 (-) 1.80e1

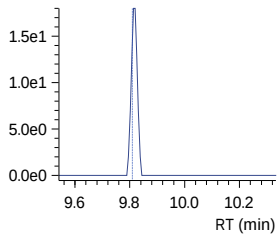

R1 626.80>81.00 (-) 0.00e0

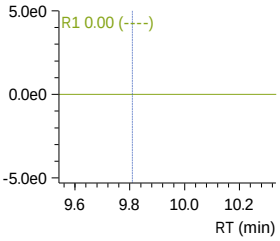

R2 626.80>81.00 (-) 0.00e0

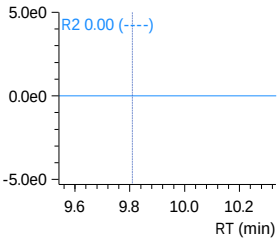

13C2-PFDOA_IS
Conc. 1.2500
ISTD 615.10>570.00 (-) 6.04e4

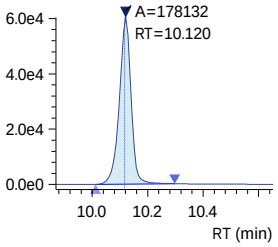

13C2-PFDOA
Conc. 1.6107
Q 615.10>570.00 (-) 6.04e4

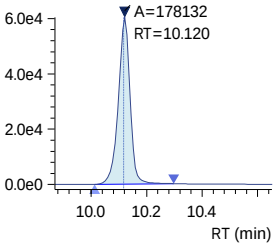

PFDOA
Conc. -0.0136
R#1 0.00 (10.37)
R#2 0.00 (10.37)
Q 613.10>569.00 (-) 3.15e2

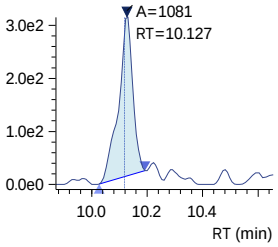

R1 613.10>319.00 (-) 6.50e1

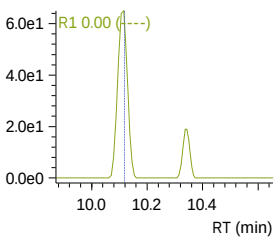

R2 613.10>319.00 (-) 6.50e1

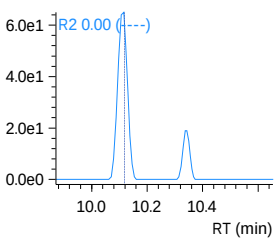

PFDS
Conc. ----
R#1 0.00 (59.30)
R#2 0.00 (59.30)
Q 599.00>79.90 (-) 2.30e1

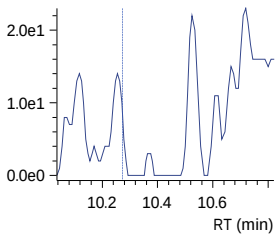

R1 599.00>98.80 (-) 2.60e1

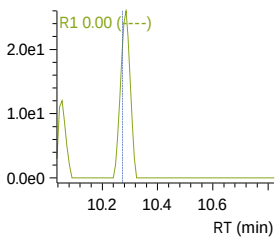

R2 599.00>98.80 (-) 2.60e1

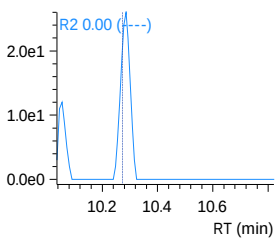

Insight Report
Before Manual Integration
Printed 3/18/2024 10:53:49

240315_025 (continued)

PFTrDA
Conc. -0.0039
R#1 0.00 (14.67)
R#2 0.00 (14.67)
Q 663.00>619.00 (-) 5.69e2

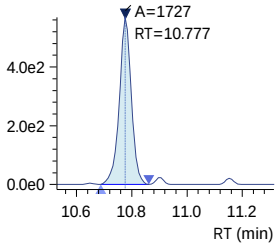

11-Cl-PF3OUdS
Conc. ----
R#1 0.00 (34.64)
R#2 0.00 (34.64)
Q 630.90>451.00 (-) 2.50e1

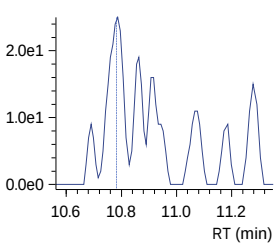

PFOSAm
Conc. 0.0090
Q 498.10>77.90 (-) 1.35e2

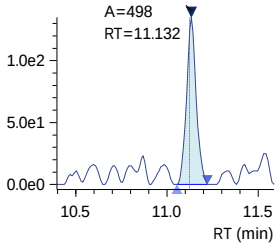

13C8-PFOSAm
Conc. 3.3141
Q 506.10>77.80 (-) 4.79e4

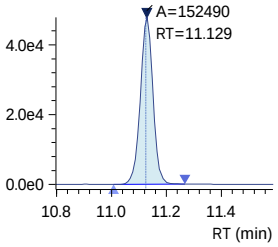

13C8-PFOSAm_IS
Conc. 2.5000
ISTD 506.10>77.80 (-) 4.79e4

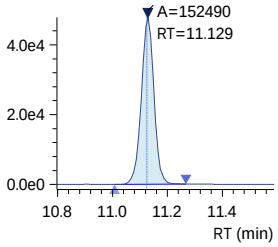

R1 663.00>168.90 (-) 1.90e1

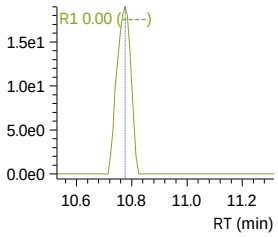

R1 632.90>452.90 (-) 4.70e1

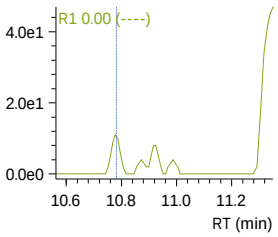

R2 663.00>168.90 (-) 1.90e1

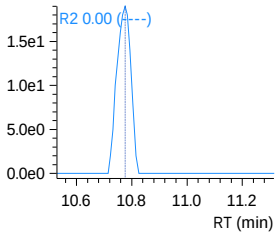

R2 632.90>452.90 (-) 4.70e1

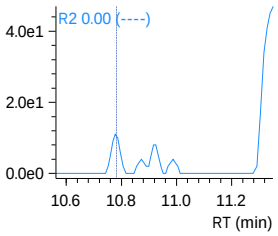

Insight Report
Before Manual Integration
Printed 3/18/2024 10:53:49

240315_025 (continued)

PFTDA
Conc. -0.0033
R#1 0.00 (17.10)
R#2 0.00 (17.10)
Q 713.10>669.00 (-) 4.81e2

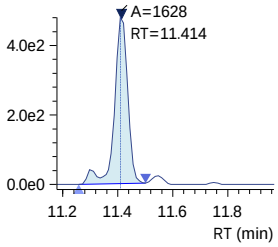

R1 713.10>168.90 (-) 7.20e1

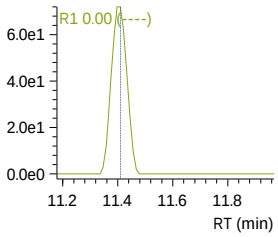

R2 713.10>168.90 (-) 7.20e1

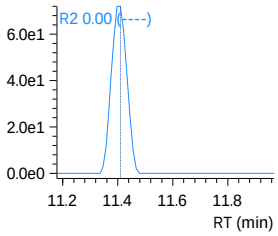

13C2-PFTDA
Conc. 1.6595
Q 715.20>670.00 (-) 3.21e4

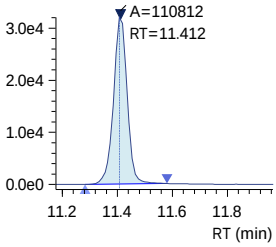

13C2-PFTDA_IS
Conc. 1.2500
ISTD 715.20>670.00 (-) 3.21e4

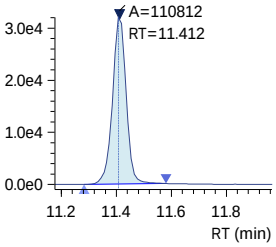

PFDoS
Conc. ----
R#1 0.00 (62.00)
R#2 0.00 (62.00)
Q 699.10>79.90 (-) 1.10e1

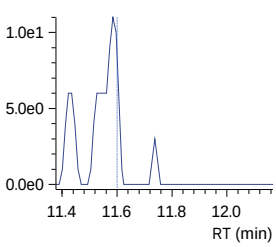

R1 699.10>98.80 (-) 6.00e0

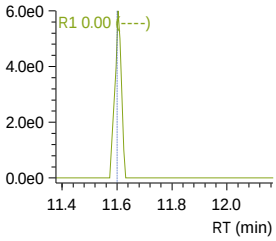

R2 699.10>98.80 (-) 6.00e0

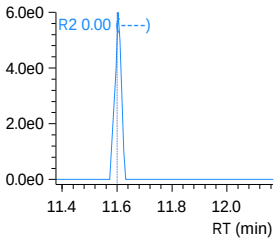

D7-MeFOSE_IS
Conc. 25.0000
ISTD 623.20>58.90 (-) 1.30e5

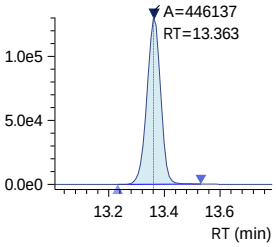

Insight Report
Before Manual Integration
Printed 3/18/2024 10:53:49

240315_025 (continued)

D7-MeFOSE
Conc. 31.6903

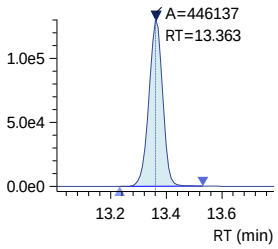

MeFOSE
Conc. ----

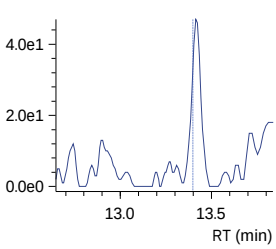

13C2-PFHXDA_IS
Conc. 2.5000

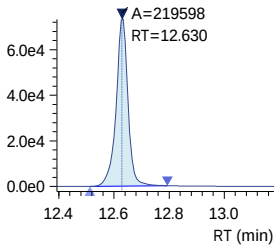

13C2-PFHXDA
Conc. 3.1983

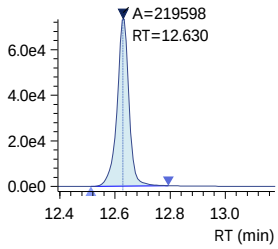

PFHXDA
Conc. 0.0058
R#1 0.00 (11.37)
R#2 0.00 (11.37)

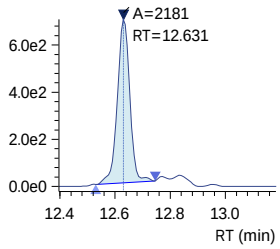

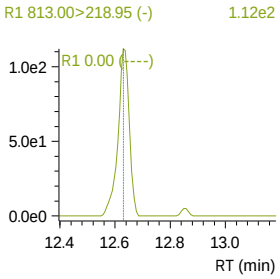

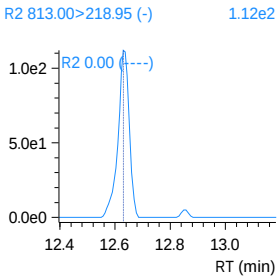

Insight Report
Before Manual Integration
Printed 3/18/2024 10:53:49

240315_025 (continued)

D3-MeFOSA
Conc. 3.0520

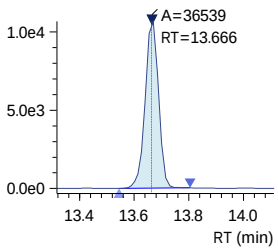

D3-MeFOSA_IS
Conc. 2.5000

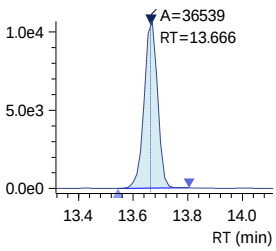

MeFOSA
Conc. ----
R#1 0.00 (155.54)
R#2 0.00 (155.54)

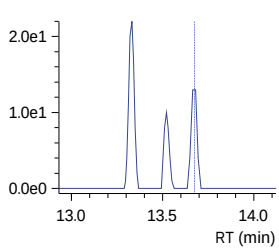

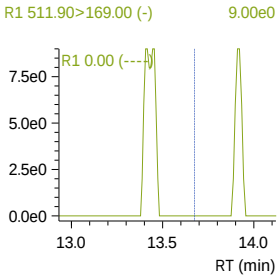

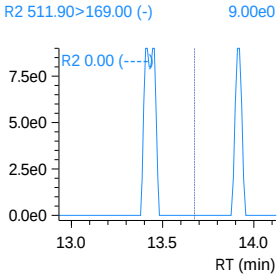

D9-EtFOSE_IS
Conc. 25.0000

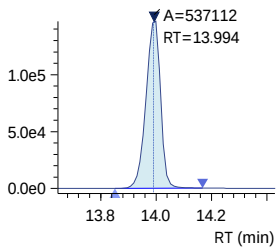

D9-EtFOSE
Conc. 33.4214

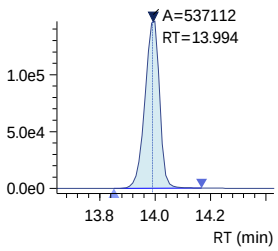

Insight Report
Before Manual Integration
Printed 3/18/2024 10:53:49

240315_025 (continued)

EtFOSE
Conc. ----
Q 630.00>59.00 (-) 2.30e1

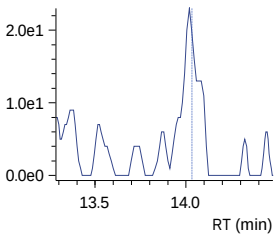

D5-EtFOSAm
Conc. 3.1664
Q 531.10>219.00 (-) 1.78e4

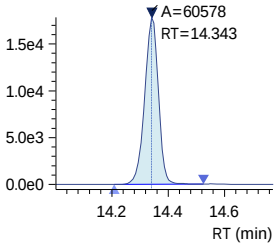

D5-EtFOSAm_IS
Conc. 2.5000
ISTD 531.10>219.00 (-) 1.78e4

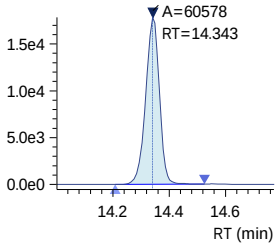

EtFOSAm
Conc. ----
R#1 0.00 (165.52)
R#2 0.00 (165.52)
Q 526.00>219.00 (-) 8.00e0

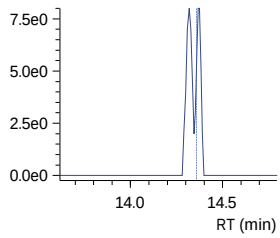

PFODA
Conc. 0.0342
R#1 0.00 (33.10)
R#2 0.00 (33.10)
Q 913.00>868.65 (-) 4.56e2

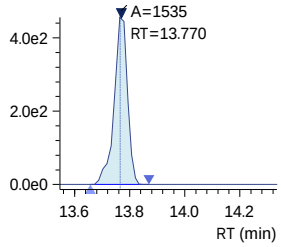

R1 526.00>169.00 (-) 3.70e1

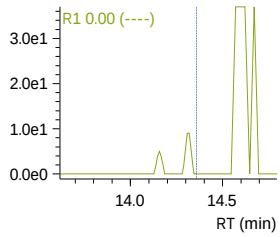

R1 913.00>169.00 (-) 9.00e1

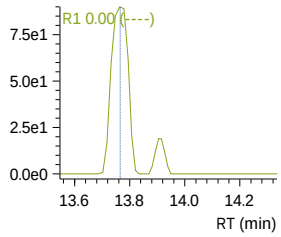

R2 526.00>169.00 (-) 3.70e1

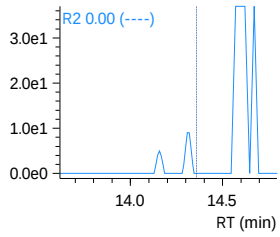

R2 913.00>169.00 (-) 9.00e1

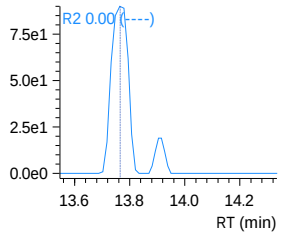

Insight Report
Ion Ratio Confirmation
Printed 3/18/2024 12:11:29

240315_026

Sample ID: 1633 ICV 1.0PPB
Date Acquired: 3/15/2024 11:52:25 PM
Acquired by: System Administrator
Data File: 240315_026
Vial: 10 | Inj. Volume: 10.0000uL | Tray: 1

Name	m/z	Ref 1 m/z	Area	Ref 1 Measured	Ref 1 Actual Ratio	Ref 1 Set Ratio	Ref 2 Measured	Ref 2 Actual Ratio	Ref 2 Set Ratio	Flag ID
13C4-PFBA	216.80>171.90	----	964983	----	----	----	----	----	----	
13C4-PFBA_IS	216.80>171.90	----	964983	----	----	----	----	----	----	
13C3-PFBA_IS	216.00>172.00	----	491023	----	----	----	----	----	----	
PFBA	212.80>169.05	----	117675	----	----	----	----	----	----	
PFMPA	229.00>84.90	----	87514	----	----	----	----	----	----	
3_3 FTCA	241.00>177.10	241.00>117.00	----	0	0.00	136.14	0	0.00	136.14	
13C5-PFPeA	268.30>223.00	----	271757	----	----	----	----	----	----	
13C5-PFPeA_IS	268.30>223.00	----	271757	----	----	----	----	----	----	
PFPeA	263.00>219.00	----	200753	----	----	----	----	----	----	
PFMBA	279.00>84.95	----	134062	----	----	----	----	----	----	
13C2-4_2 FTS	329.10>80.90	----	93980	----	----	----	----	----	----	
13C2-4_2 FTS_IS	329.10>80.90	----	93980	----	----	----	----	----	----	
4_2 FTS	327.10>307.00	327.10>80.90	50471	18263	36.19	33.08	18263	36.19	33.08	
13C3-PFBS_IS	302.10>79.90	----	199285	----	----	----	----	----	----	
PFBS	298.70>79.90	298.70>98.80	106922	48890	45.73	46.53	48890	45.73	46.53	
13C3-PFBS	302.10>79.90	----	199285	----	----	----	----	----	----	
NFDHA	295.00>201.00	295.00>84.90	147475	54555	36.99	36.44	54555	36.99	36.44	
13C5-PFHxA	318.00>273.00	----	418736	----	----	----	----	----	----	
13C5-PFHxA_IS	318.00>273.00	----	418736	----	----	----	----	----	----	
13C2-PFHxA_IS	315.10>270.00	----	494097	----	----	----	----	----	----	
PFHxA	313.00>269.00	----	169551	----	----	----	----	----	----	
PFEESA	314.80>135.00	314.80>82.90	509820	28702	5.63	5.25	28702	5.63	5.25	
13C3-HFPO-DA	286.90>168.90	----	659234	----	----	----	----	----	----	
13C3-HFPO-DA_IS	286.90>168.90	----	659234	----	----	----	----	----	----	
HFPO-DA	284.90>168.90	284.90>184.90	80859	47037	58.17	62.57	47037	58.17	62.57	
5_3 FTCA	341.00>237.05	341.00>217.00	----	0	0.00	154.88	0	0.00	154.88	
PFPeS	349.10>79.90	349.10>98.80	75598	42087	55.67	54.44	42087	55.67	54.44	
13C4-PFHpA	367.10>322.00	----	564554	----	----	----	----	----	----	
13C4-PFHpA_IS	367.10>322.00	----	564554	----	----	----	----	----	----	
PFHpA	363.10>319.00	363.10>169.00	206802	47019	22.74	23.39	47019	22.74	23.39	
DONA	376.90>250.90	376.90>84.80	307840	86424	28.07	30.39	86424	28.07	30.39	
13C2-6_2 FTS_IS	429.10>80.90	----	81387	----	----	----	----	----	----	
13C2-6_2 FTS	429.10>80.90	----	81387	----	----	----	----	----	----	
6_2 FTS	427.10>407.00	427.10>80.90	34037	16658	48.94	44.48	16658	48.94	44.48	
13C4-PFOA_IS	417.10>172.00	----	28326	----	----	----	----	----	----	
13C8-PFOA_IS	421.10>376.00	----	474602	----	----	----	----	----	----	

J:\LCMS08\Data\240315_1633_Curve\240315_1633_Curve.damlp .

Ref 1 Set Ratio assigned from calibration mid-point; Ref 2 Set Ratio assigned from opening calibration verification.
IRr - Ion ratio outside either set of criteria. Exceedances for reported detections to be "I" flagged in the analytical report.

240315_026 (continued)

(Table continued from previous page)

Name	m/z	Ref 1 m/z	Area	Ref 1 Measured	Ref 1 Actual Ratio	Ref 1 Set Ratio	Ref 2 Measured	Ref 2 Actual Ratio	Ref 2 Set Ratio	Flag ID
13C8-PFOA	421.10>376.00	----	474602	----	----	----	----	----	----	
PFOA	413.00>369.00	413.00>169.00	180638	44007	24.36	24.47	44007	24.36	24.47	
13C3-PFHxS	402.10>79.90	----	137356	----	----	----	----	----	----	
13C3-PFHxS_IS	402.10>79.90	----	137356	----	----	----	----	----	----	
PFHxS	398.70>79.90	398.70>98.90	75633	43216	57.14	57.29	43216	57.14	57.29	
18O2-PFHxS_IS	403.00>83.90	----	127281	----	----	----	----	----	----	
13C9-PFNA_IS	472.10>427.00	----	207858	----	----	----	----	----	----	
13C9-PFNA	472.10>427.00	----	207858	----	----	----	----	----	----	
13C5-PFNA_IS	468.00>423.00	----	181044	----	----	----	----	----	----	
PFNA	463.00>419.00	463.00>219.00	140469	29263	20.83	20.36	29263	20.83	20.36	
PFHpS	449.00>79.90	449.00>98.80	61356	29967	48.84	46.70	29967	48.84	46.70	
7_3 FTCA	441.00>317.00	441.00>336.90	----	0	0.00	132.28	0	0.00	132.28	
13C2-8_2-FTS	529.10>80.90	----	44123	----	----	----	----	----	----	
13C2-8_2-FTS_IS	529.10>80.90	----	44123	----	----	----	----	----	----	
8_2 FTS	527.10>506.95	527.10>80.80	19537	9639	49.34	45.91	9639	49.34	45.91	
13C6-PFDA_IS	519.10>474.10	----	112230	----	----	----	----	----	----	
13C6-PFDA	519.10>474.10	----	112230	----	----	----	----	----	----	
13C2-PFDA_IS	515.10>470.10	----	94759	----	----	----	----	----	----	
PFDA	512.90>469.00	512.90>219.00	98050	18457	18.82	17.64	18457	18.82	17.64	
D3-NMeFOSAA_IS	573.20>419.00	----	159969	----	----	----	----	----	----	
D3-NMeFOSAA	573.20>419.00	----	159969	----	----	----	----	----	----	
13C8-PFOS_IS	507.10>98.90	----	50496	----	----	----	----	----	----	
13C8-PFOS	507.10>98.90	----	50496	----	----	----	----	----	----	
13C4-PFOS_IS	502.80>79.90	----	143722	----	----	----	----	----	----	
PFOS	498.90>79.90	498.90>98.80	47233	22052	46.69	45.06	22052	46.69	45.06	
NMeFOSAA	570.10>419.00	570.10>483.00	28498	19128	67.12	67.10	19128	67.12	67.10	
D5-NEtFOSAA_IS	589.20>419.00	----	121993	----	----	----	----	----	----	
D5-NEtFOSAA	589.20>419.00	----	121993	----	----	----	----	----	----	
NEtFOSAA	584.20>419.10	584.20>526.00	23326	19001	81.46	89.53	19001	81.46	89.53	
9-Cl-PF3ONS	530.80>351.00	532.80>353.00	318259	98879	31.07	31.69	98879	31.07	31.69	
PFUnDA	563.10>519.00	563.10>269.10	108637	12401	11.42	10.96	12401	11.42	10.96	
13C7-PFUnDA_IS	570.00>525.10	----	120468	----	----	----	----	----	----	
13C7-PFUnDA	570.00>525.10	----	120468	----	----	----	----	----	----	
PFNS	548.80>79.90	548.80>98.80	40001	25453	63.63	56.91	25453	63.63	56.91	
10_2 FTS	626.80>607.05	626.80>81.00	17116	5465	31.93	32.29	5465	31.93	32.29	
13C2-PFDOA_IS	615.10>570.00	----	140412	----	----	----	----	----	----	
13C2-PFDOA	615.10>570.00	----	140412	----	----	----	----	----	----	
PFDOA	613.10>569.00	613.10>319.00	80482	8718	10.83	11.14	8718	10.83	11.14	
PFDS	599.00>79.90	599.00>98.80	35945	22762	63.33	58.01	22762	63.33	58.01	
PFTrDA	663.00>619.00	663.00>168.90	86388	13140	15.21	16.67	13140	15.21	16.67	

J:\LCMS08\Data\240315_1633_Curve\240315_1633_Curve.damlp .

Ref 1 Set Ratio assigned from calibration mid-point; Ref 2 Set Ratio assigned from opening calibration verification.
IRr - Ion ratio outside either set of criteria. Exceedances for reported detections to be "I" flagged in the analytical report.

240315_026 (continued)

(Table continued from previous page)

Name	m/z	Ref 1 m/z	Area	Ref 1 Measured	Ref 1 Actual Ratio	Ref 1 Set Ratio	Ref 2 Measured	Ref 2 Actual Ratio	Ref 2 Set Ratio	Flag ID
11-Cl-PF3OUdS	630.90>451.00	632.90>452.90	149998	54216	36.15	35.04	54216	36.15	35.04	
PFOSAm	498.10>77.90	----	57156	----	----	----	----	----	----	AC
13C8-PFOSAm	506.10>77.80	----	120593	----	----	----	----	----	----	
13C8-PFOSAm_IS	506.10>77.80	----	120593	----	----	----	----	----	----	
PFTDA	713.10>669.00	713.10>168.90	59080	10562	17.88	17.09	10562	17.88	17.09	
13C2-PFTDA	715.20>670.00	----	76432	----	----	----	----	----	----	
13C2-PFTDA_IS	715.20>670.00	----	76432	----	----	----	----	----	----	
PFDoS	699.10>79.90	699.10>98.80	22001	13165	59.84	61.23	13165	59.84	61.23	
D7-MeFOSE_IS	623.20>58.90	----	380675	----	----	----	----	----	----	
D7-MeFOSE	623.20>58.90	----	380675	----	----	----	----	----	----	
MeFOSE	616.10>59.00	----	23167	----	----	----	----	----	----	
13C2-PFHXDA_IS	815.00>770.05	----	176107	----	----	----	----	----	----	
13C2-PFHXDA	815.00>770.05	----	176107	----	----	----	----	----	----	
PFHXDA	813.00>768.95	813.00>218.95	108008	12125	11.23	10.78	12125	11.23	10.78	
D3-MeFOSA	515.00>219.00	----	33007	----	----	----	----	----	----	
D3-MeFOSA_IS	515.00>219.00	----	33007	----	----	----	----	----	----	
MeFOSA	511.90>219.00	511.90>169.00	26703	30110	112.76	156.31	30110	112.76	156.31	
D9-EtFOSE_IS	639.20>58.90	----	413242	----	----	----	----	----	----	
D9-EtFOSE	639.20>58.90	----	413242	----	----	----	----	----	----	
EtFOSE	630.00>59.00	----	23576	----	----	----	----	----	----	
D5-EtFOSAm	531.10>219.00	----	51346	----	----	----	----	----	----	
D5-EtFOSAm_IS	531.10>219.00	----	51346	----	----	----	----	----	----	
EtFOSAm	526.00>219.00	526.00>169.00	22588	30247	133.91	177.75	30247	133.91	177.75	
PFODA	913.00>868.65	913.00>169.00	41450	14311	34.53	31.66	14311	34.53	31.66	

Flag ID key: AC: Accuracy%

Ref 1 Set Ratio assigned from calibration mid-point; Ref 2 Set Ratio assigned from opening calibration verification.
IRr - Ion ratio outside either set of criteria. Exceedances for reported detections to be "I" flagged in the analytical report.

Insight Report
Quantitation/Integration
Printed 3/18/2024 12:10:31

240315_026

Sample ID: 1633 ICV 1.0PPB
Date Acquired: 3/15/2024 11:52:25 PM
Acquired by: System Administrator
Data File: 240315_026
Vial: 10 | Inj. Volume: 10.0000uL | Tray: 1

Name	Mode ID	Found RT	RT Diff	ISTD RT Diff	Area	ISTD Area	ISTD Name	Std. Conc.	Conc.	Unit	Flag ID
13C4-PFBA	Auto	1.344	0.004	0.000	964983	491023	13C3-PFBA_IS	10.0000	9.9644	ng/mL	
13C4-PFBA_IS	Auto	1.344	0.004	----	964983	964983	----	10.0000	10.0000	ng/mL	
13C3-PFBA_IS	Auto	1.344	0.005	----	491023	491023	----	5.0000	5.0000	ng/mL	
PFBA	Auto	1.346	0.004	0.002	117675	964983	13C4-PFBA_IS	1.0000	1.0316	ng/mL	
PFMPA	Auto	2.382	0.014	-1.089	87514	271757	13C5-PFPeA_IS	1.0000	1.0374	ng/mL	
3_3 FTCA	ND(W/B)	----	----	----	----	271757	13C5-PFPeA_IS	20.0000	----	ng/mL	
13C5-PFPeA	Auto	3.471	0.014	-1.490	271757	494097	13C2-PFHxA_IS	5.0000	4.9432	ng/mL	
13C5-PFPeA_IS	Auto	3.471	0.014	----	271757	271757	----	5.0000	5.0000	ng/mL	
PFPeA	Auto	3.474	0.014	0.003	200753	271757	13C5-PFPeA_IS	1.0000	1.0320	ng/mL	
PFMBA	Auto	4.002	0.018	0.531	134062	271757	13C5-PFPeA_IS	1.0000	1.0588	ng/mL	
13C2-4_2 FTS	Auto	4.650	0.014	-2.422	93980	127281	18O2-PFHxS_IS	5.0000	5.2588	ng/mL	
13C2-4_2 FTS_IS	Auto	4.650	0.014	----	93980	93980	----	5.0000	5.0000	ng/mL	
4_2 FTS	Auto	4.651	0.014	0.001	50471	93980	13C2-4_2 FTS_IS	0.9400	0.9445	ng/mL	
13C3-PFBS_IS	Auto	4.620	0.015	----	199285	199285	----	2.5000	2.5000	ng/mL	
PFBS	Auto	4.621	0.016	0.001	106922	199285	13C3-PFBS_IS	0.8900	0.9228	ng/mL	
13C3-PFBS	Auto	4.620	0.015	-2.452	199285	127281	18O2-PFHxS_IS	2.5000	2.5690	ng/mL	
NFDHA	Auto	4.816	0.015	-0.144	147475	418736	13C5-PFHxA_IS	1.0000	1.0736	ng/mL	
13C5-PFHxA	Auto	4.960	0.015	-0.001	418736	494097	13C2-PFHxA_IS	2.5000	2.5913	ng/mL	
13C5-PFHxA_IS	Auto	4.960	0.015	----	418736	418736	----	2.5000	2.5000	ng/mL	
13C2-PFHxA_IS	Auto	4.961	0.015	----	494097	494097	----	2.5000	2.5000	ng/mL	
PFHxA	Auto	4.962	0.015	0.002	169551	418736	13C5-PFHxA_IS	1.0000	0.9861	ng/mL	
PFEESA	Auto	5.290	0.014	0.330	509820	418736	13C5-PFHxA_IS	0.8900	0.8773	ng/mL	
13C3-HFPO-DA	Auto	5.431	0.014	0.470	659234	494097	13C2-PFHxA_IS	10.0000	10.1923	ng/mL	
13C3-HFPO-DA_IS	Auto	5.431	0.014	----	659234	659234	----	10.0000	10.0000	ng/mL	
HFPO-DA	Auto	5.433	0.014	0.002	80859	659234	13C3-HFPO-DA_IS	1.0000	1.0730	ng/mL	
5_3 FTCA	ND(W/B)	----	----	----	----	418736	13C5-PFHxA_IS	20.0000	----	ng/mL	
PFPeS	Auto	5.999	0.013	-1.073	75598	137356	13C3-PFHxS_IS	0.9400	0.9708	ng/mL	
13C4-PFHpA	Auto	6.146	0.014	1.185	564554	494097	13C2-PFHxA_IS	2.5000	2.5271	ng/mL	
13C4-PFHpA_IS	Auto	6.146	0.014	----	564554	564554	----	2.5000	2.5000	ng/mL	
PFHpA	Auto	6.147	0.013	0.001	206802	564554	13C4-PFHpA_IS	1.0000	0.9937	ng/mL	
DONA	Auto	6.508	0.012	1.077	307840	659234	13C3-HFPO-DA_IS	0.9500	1.0220	ng/mL	
13C2-6_2 FTS_IS	Auto	6.793	0.013	----	81387	81387	----	5.0000	5.0000	ng/mL	
13C2-6_2 FTS	Auto	6.793	0.013	-0.279	81387	127281	18O2-PFHxS_IS	5.0000	5.6503	ng/mL	
6_2 FTS	Auto	6.794	0.013	0.001	34037	81387	13C2-6_2 FTS_IS	0.9500	0.9042	ng/mL	
13C4-PFOA_IS	Auto	7.102	0.013	----	28326	28326	----	2.5000	2.5000	ng/mL	
13C8-PFOA_IS	Auto	7.102	0.013	----	474602	474602	----	2.5000	2.5000	ng/mL	
13C8-PFOA	Auto	7.102	0.013	0.000	474602	28326	13C4-PFOA_IS	2.5000	2.7206	ng/mL	
PFOA	Auto	7.105	0.014	0.003	180638	474602	13C8-PFOA_IS	1.0000	0.9681	ng/mL	
13C3-PFHxS	Auto	7.072	0.015	0.000	137356	127281	18O2-PFHxS_IS	2.5000	2.5741	ng/mL	
13C3-PFHxS_IS	Auto	7.072	0.015	----	137356	137356	----	2.5000	2.5000	ng/mL	
PFHxS	Auto	7.071	0.012	-0.001	75633	137356	13C3-PFHxS_IS	0.9100	1.0091	ng/mL	
18O2-PFHxS_IS	Auto	7.072	0.014	----	127281	127281	----	2.5000	2.5000	ng/mL	
13C9-PFNA_IS	Auto	7.951	0.011	----	207858	207858	----	1.2500	1.2500	ng/mL	
13C9-PFNA	Auto	7.951	0.011	-0.001	207858	181044	13C5-PFNA_IS	1.2500	1.2705	ng/mL	
13C5-PFNA_IS	Auto	7.952	0.012	----	181044	181044	----	1.2500	1.2500	ng/mL	
PFNA	Auto	7.953	0.012	0.002	140469	207858	13C9-PFNA_IS	1.0000	1.0152	ng/mL	
PFHpS	Auto	7.995	0.012	-0.812	61356	50496	13C8-PFOS_IS	0.9500	0.9537	ng/mL	
7_3 FTCA	ND(W/B)	----	----	----	----	418736	13C5-PFHxA_IS	20.0000	----	ng/mL	
13C2-8_2-FTS	Auto	8.411	0.011	1.339	44123	127281	18O2-PFHxS_IS	5.0000	4.7821	ng/mL	
13C2-8_2-FTS_IS	Auto	8.411	0.011	----	44123	44123	----	5.0000	5.0000	ng/mL	
8_2 FTS	MI	8.410	0.011	-0.001	19537	44123	13C2-8_2-FTS_IS	0.9600	1.0218	ng/mL	
13C6-PFDA_IS	Auto	8.716	0.011	----	112230	112230	----	1.2500	1.2500	ng/mL	
13C6-PFDA	Auto	8.716	0.011	-0.001	112230	94759	13C2-PFDA_IS	1.2500	1.2652	ng/mL	

J:\LCMS08\Data\240315_1633_Curve\240315_1633_Curve.damlp .
SN - Software-calculated S/N ratio outside criteria due to non-target peaks or drift in noise calculation window. Analyst review of noise levels (excluding non-target peaks) in chromatogram indicates S/N ratio meets criteria.

240315_026 (continued)

(Table continued from previous page)

Name	Mode ID	Found RT	RT Diff	ISTD RT Diff	Area	ISTD Area	ISTD Name	Std. Conc.	Conc.	Unit	Flag ID
13C2-PFDA_IS	Auto	8.717	0.012	----	94759	94759	----	1.2500	1.2500	ng/mL	
PFDA	Auto	8.718	0.011	0.002	98050	112230	13C6-PFDA_IS	1.0000	1.0748	ng/mL	
D3-NMeFOSAA_IS	Auto	8.850	0.012	----	159969	159969	----	5.0000	5.0000	ng/mL	
D3-NMeFOSAA	Auto	8.850	0.012	0.043	159969	143722	13C4-PFOS_IS	5.0000	4.6011	ng/mL	
13C8-PFOS_IS	Auto	8.807	0.011	----	50496	50496	----	2.5000	2.5000	ng/mL	
13C8-PFOS	Auto	8.807	0.011	0.000	50496	143722	13C4-PFOS_IS	2.5000	2.5095	ng/mL	
13C4-PFOS_IS	Auto	8.807	0.011	----	143722	143722	----	2.5000	2.5000	ng/mL	
PFOS	M	8.809	0.012	0.002	47233	50496	13C8-PFOS_IS	0.9300	0.8650	ng/mL	
NMeFOSAA	M	8.856	0.013	0.006	28498	159969	D3-NMeFOSAA_IS	1.0000	0.9105	ng/mL	
D5-NEtFOSAA_IS	Auto	9.180	0.010	----	121993	121993	----	5.0000	5.0000	ng/mL	
D5-NEtFOSAA	Auto	9.180	0.010	0.373	121993	143722	13C4-PFOS_IS	5.0000	4.7891	ng/mL	
NEtFOSAA	M	9.191	0.013	0.011	23326	121993	D5-NEtFOSAA_IS	1.0000	0.9957	ng/mL	
9-Cl-PF3ONS	Auto	9.373	0.011	3.942	318259	659234	13C3-HFPO-DA_IS	0.9300	0.8820	ng/mL	
PFUnDA	Auto	9.444	0.011	0.002	108637	120468	13C7-PFUnDA_IS	1.0000	1.0389	ng/mL	
13C7-PFUnDA_IS	Auto	9.442	0.011	----	120468	120468	----	1.2500	1.2500	ng/mL	
13C7-PFUnDA	Auto	9.442	0.011	0.725	120468	94759	13C2-PFDA_IS	1.2500	1.3771	ng/mL	
PFNS	Auto	9.570	0.010	0.763	40001	50496	13C8-PFOS_IS	0.9600	0.8876	ng/mL	
10_2 FTS	Auto	9.818	0.010	1.407	17116	44123	13C2-8_2-FTS_IS	0.9600	1.0479	ng/mL	
13C2-PFDOA_IS	Auto	10.126	0.008	----	140412	140412	----	1.2500	1.2500	ng/mL	
13C2-PFDOA	Auto	10.126	0.008	1.409	140412	94759	13C2-PFDA_IS	1.2500	1.3801	ng/mL	
PFDOA	Auto	10.127	0.009	0.001	80482	140412	13C2-PFDOA_IS	1.0000	1.0415	ng/mL	
PFDS	Auto	10.282	0.009	1.475	35945	50496	13C8-PFOS_IS	0.9700	0.8950	ng/mL	
PFTrDA	Auto	10.785	0.009	-0.633	86388	76432	13C2-PFTDA_IS	1.0000	1.1339	ng/mL	
11-Cl-PF3OUdS	Auto	10.791	0.009	5.360	149998	659234	13C3-HFPO-DA_IS	0.9400	0.9099	ng/mL	
PFOSAm	Auto	11.135	0.012	-0.003	57156	120593	13C8-PFOSAm_IS	2.0000	1.0859	ng/mL	AC
13C8-PFOSAm	Auto	11.138	0.013	2.331	120593	143722	13C4-PFOS_IS	2.5000	2.2312	ng/mL	
13C8-PFOSAm_IS	Auto	11.138	0.013	----	120593	120593	----	2.5000	2.5000	ng/mL	
PFTDA	Auto	11.420	0.010	0.002	59080	76432	13C2-PFTDA_IS	1.0000	1.1004	ng/mL	
13C2-PFTDA	Auto	11.418	0.009	2.701	76432	94759	13C2-PFDA_IS	1.2500	1.2443	ng/mL	
13C2-PFTDA_IS	Auto	11.418	0.009	----	76432	76432	----	1.2500	1.2500	ng/mL	
PFDoS	Auto	11.610	0.010	2.803	22001	50496	13C8-PFOS_IS	0.9700	0.9133	ng/mL	
D7-MeFOSE_IS	Auto	13.372	0.011	----	380675	380675	----	25.0000	25.0000	ng/mL	
D7-MeFOSE	Auto	13.372	0.011	4.565	380675	143722	13C4-PFOS_IS	25.0000	23.0198	ng/mL	
MeFOSE	Auto	13.410	0.012	0.038	23167	380675	D7-MeFOSE_IS	1.0000	1.0244	ng/mL	
13C2-PFHXDA_IS	Auto	12.635	0.007	----	176107	176107	----	2.5000	2.5000	ng/mL	
13C2-PFHXDA	Auto	12.635	0.007	3.918	176107	94759	13C2-PFDA_IS	2.5000	2.7882	ng/mL	
PFHXDA	Auto	12.636	0.006	0.001	108008	176107	13C2-PFHXDA_IS	1.0000	0.9943	ng/mL	
D3-MeFOSA	Auto	13.676	0.012	4.869	33007	143722	13C4-PFOS_IS	2.5000	2.3471	ng/mL	
D3-MeFOSA_IS	Auto	13.676	0.012	----	33007	33007	----	2.5000	2.5000	ng/mL	
MeFOSA	Auto	13.684	0.011	0.008	26703	33007	D3-MeFOSA_IS	1.0000	1.2540	ng/mL	
D9-EtFOSE_IS	Auto	14.001	0.009	----	413242	413242	----	25.0000	25.0000	ng/mL	
D9-EtFOSE	Auto	14.001	0.009	5.194	413242	143722	13C4-PFOS_IS	25.0000	21.8903	ng/mL	
EtFOSE	Auto	14.043	0.011	0.042	23576	413242	D9-EtFOSE_IS	1.0000	1.1287	ng/mL	
D5-EtFOSAm	Auto	14.351	0.010	5.544	51346	143722	13C4-PFOS_IS	2.5000	2.2848	ng/mL	
D5-EtFOSAm_IS	Auto	14.351	0.010	----	51346	51346	----	2.5000	2.5000	ng/mL	
EtFOSAm	Auto	14.369	0.010	0.018	22588	51346	D5-EtFOSAm_IS	1.0000	0.9081	ng/mL	
PFODA	Auto	13.772	0.006	1.137	41450	176107	13C2-PFHXDA_IS	1.0000	1.2014	ng/mL	

Flag ID key: AC: Accuracy%

SN - Software-calculated S/N ratio outside criteria due to non-target peaks or drift in noise calculation window. Analyst review of noise levels (excluding non-target peaks) in chromatogram indicates S/N ratio meets criteria.

240315_026 (continued)

13C4-PFBA
Conc. 9.9644
Q 216.80>171.90 (-) 1.46e5

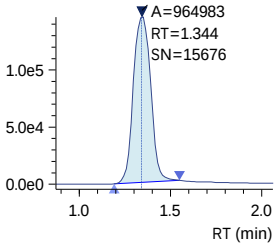

13C4-PFBA_IS
Conc. 10.0000
ISTD 216.80>171.90 (-) 1.46e5

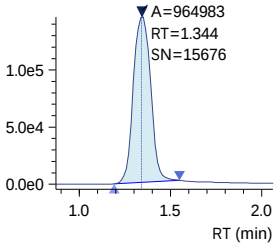

13C3-PFBA_IS
Conc. 5.0000
ISTD 216.00>172.00 (-) 7.50e4

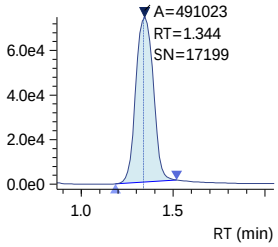

PFBA
Conc. 1.0316
Q 212.80>169.05 (-) 1.77e4

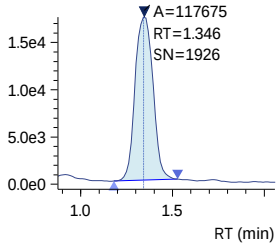

PFMPA
Conc. 1.0374
Q 229.00>84.90 (-) 1.54e4

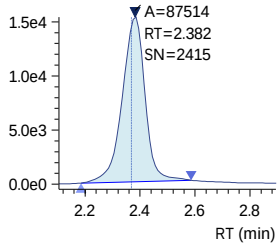

3_3 FTCA
Conc. ----
R#1 0.00 (136.14)
R#2 0.00 (136.14)
Q 241.00>177.10 (-) 4.20e1

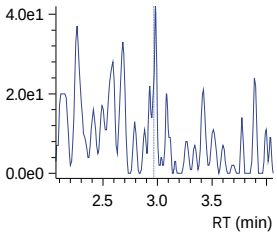

13C5-PFPeA
Conc. 4.9432
Q 268.30>223.00 (-) 7.16e4

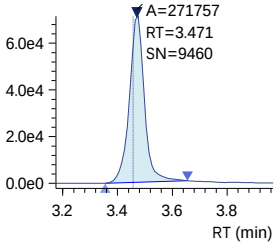

13C5-PFPeA_IS
Conc. 5.0000
ISTD 268.30>223.00 (-) 7.16e4

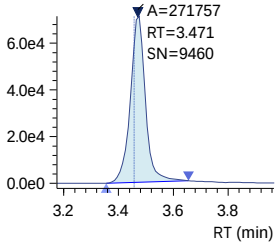

PFPeA
Conc. 1.0320
Q 263.00>219.00 (-) 5.31e4

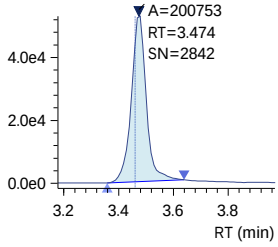

PFMBA
Conc. 1.0588
Q 279.00>84.95 (-) 3.99e4

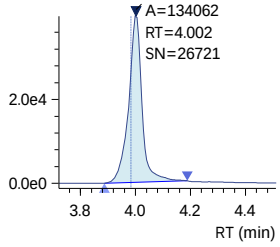

R1 241.00>117.00 (-) 2.48e2

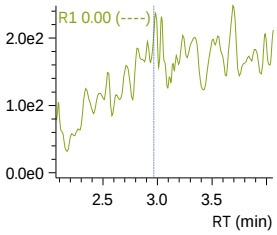

R2 241.00>117.00 (-) 2.48e2

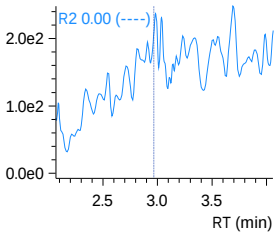

SN - Software-calculated S/N ratio outside criteria due to non-target peaks or drift in noise calculation window.
Analyst review of noise levels (excluding non-target peaks) in chromatogram indicates S/N ratio meets criteria.

240315_026 (continued)

13C2-4_2 FTS
Conc. 5.2588

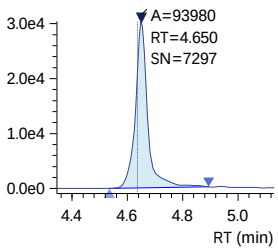

13C2-4_2 FTS_IS
Conc. 5.0000

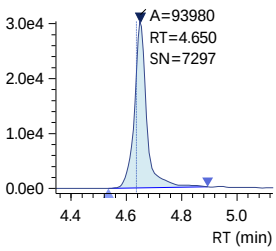

4_2 FTS
Conc. 0.9445
R#1 36.19 (33.08)
R#2 36.19 (33.08)

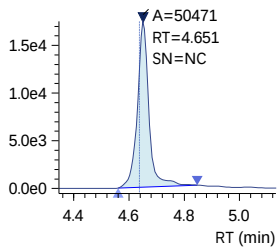

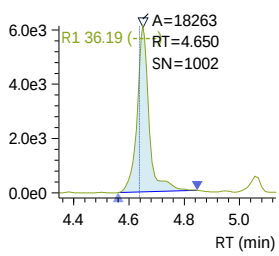

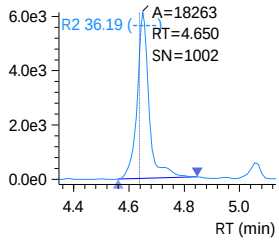

13C3-PFBS_IS
Conc. 2.5000

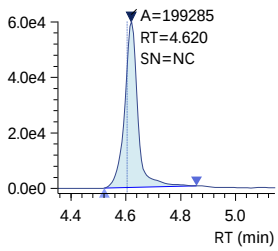

PFBS
Conc. 0.9228
R#1 45.73 (46.53)
R#2 45.73 (46.53)

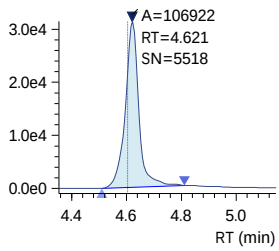

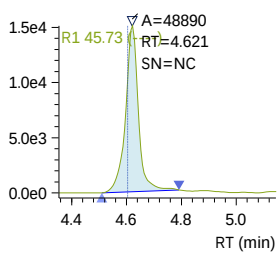

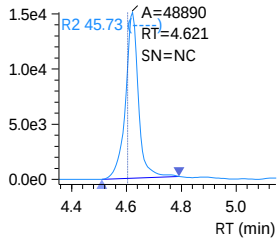

240315_026 (continued)

13C3-PFBS
Conc. 2.5690

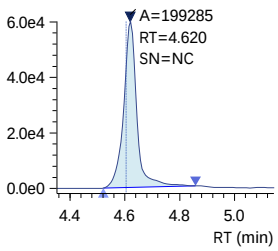

NFDHA
Conc. 1.0736
R#1 36.99 (36.44)
R#2 36.99 (36.44)

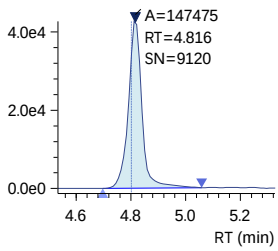

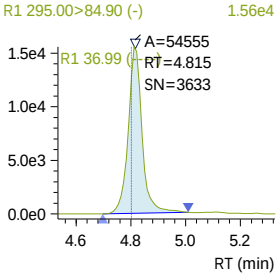

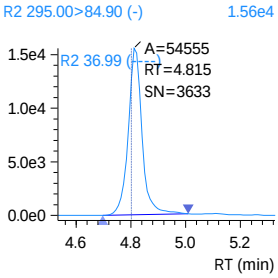

13C5-PFHxA
Conc. 2.5913

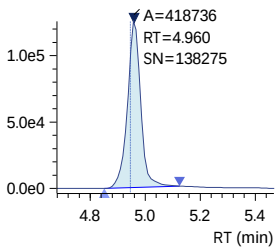

13C5-PFHxA_IS
Conc. 2.5000

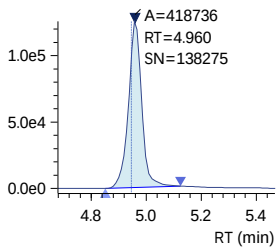

13C2-PFHxA_IS
Conc. 2.5000

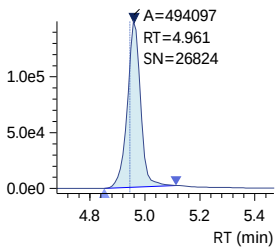

J:\LCMS08\Data\240315_1633_Curve\240315_1633_Curve.damlp .
SN - Software-calculated S/N ratio outside criteria due to non-target peaks or drift in noise calculation window.
Analyst review of noise levels (excluding non-target peaks) in chromatogram indicates S/N ratio meets criteria.

240315_026 (continued)

PFHxA
Conc. 0.9861

Q 313.00>269.00 (-) 5.27e4

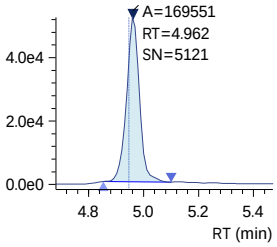

PFEESA
Conc. 0.8773
R#1 5.63 (5.25)
R#2 5.63 (5.25)

Q 314.80>135.00 (-) 1.36e5

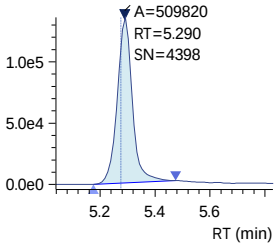

R1 314.80>82.90 (-) 7.63e3

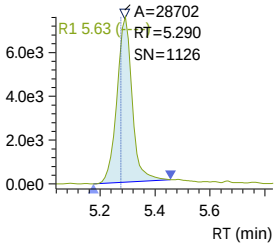

R2 314.80>82.90 (-) 7.63e3

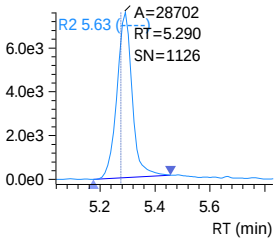

13C3-HFPO-DA
Conc. 10.1923

Q 286.90>168.90 (-) 2.07e5

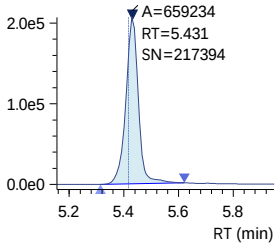

13C3-HFPO-DA_IS
Conc. 10.0000

ISTD 286.90>168.90 (-) 2.07e5

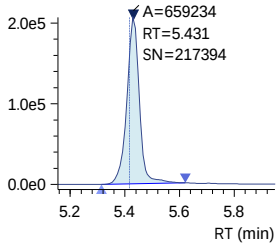

HFPO-DA
Conc. 1.0730
R#1 58.17 (62.57)
R#2 58.17 (62.57)

Q 284.90>168.90 (-) 2.56e4

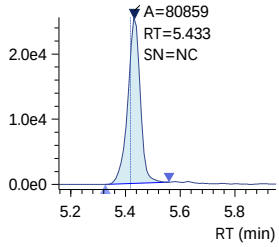

R1 284.90>184.90 (-) 1.46e4

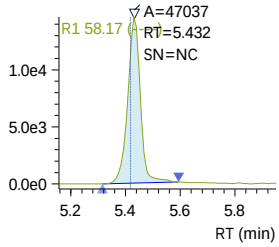

R2 284.90>184.90 (-) 1.46e4

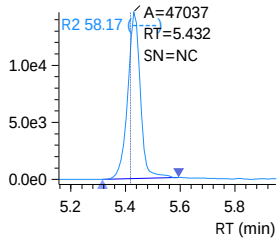

240315_026 (continued)

5_3 FTCA
Conc. ----
R#1 0.00 (154.88)
R#2 0.00 (154.88)
Q 341.00>237.05 (-) 6.10e1

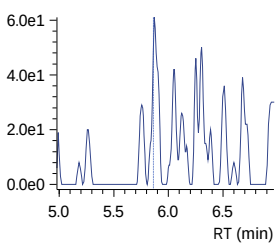

R1 341.00>217.00 (-) 1.66e2

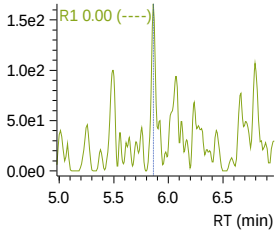

R2 341.00>217.00 (-) 1.66e2

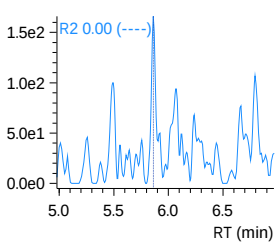

PFPeS
Conc. 0.9708
R#1 55.67 (54.44)
R#2 55.67 (54.44)
Q 349.10>79.90 (-) 2.55e4

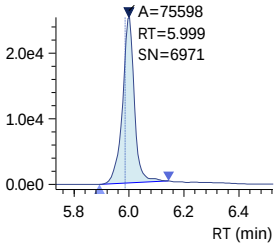

R1 349.10>98.80 (-) 1.44e4

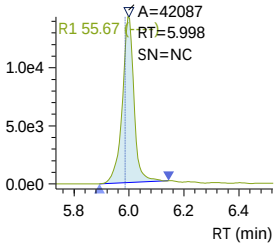

R2 349.10>98.80 (-) 1.44e4

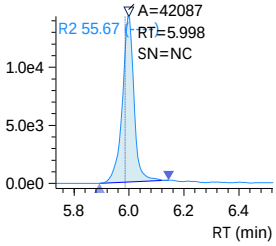

13C4-PFHpA
Conc. 2.5271
Q 367.10>322.00 (-) 2.04e5

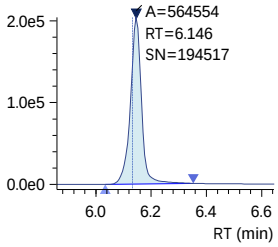

13C4-PFHpA_IS
Conc. 2.5000
ISTD 367.10>322.00 (-) 2.04e5

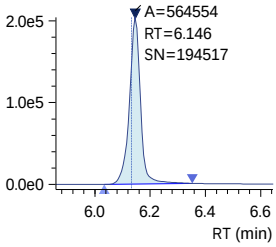

PFHpA
Conc. 0.9937
R#1 22.74 (23.39)
R#2 22.74 (23.39)
Q 363.10>319.00 (-) 7.54e4

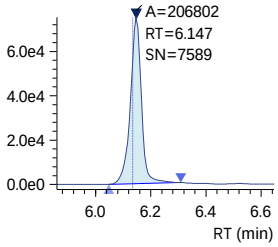

R1 363.10>169.00 (-) 1.75e4

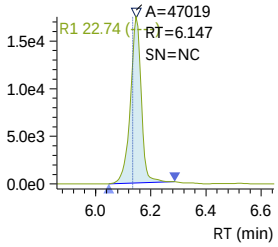

R2 363.10>169.00 (-) 1.75e4

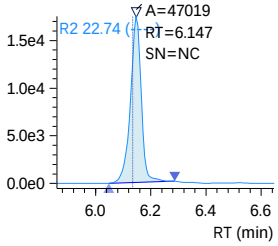

SN - Software-calculated S/N ratio outside criteria due to non-target peaks or drift in noise calculation window.
Analyst review of noise levels (excluding non-target peaks) in chromatogram indicates S/N ratio meets criteria.

240315_026 (continued)

DONA
Conc. 1.0220
R#1 28.07 (30.39)
R#2 28.07 (30.39)

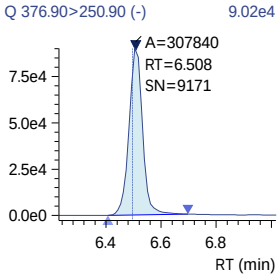

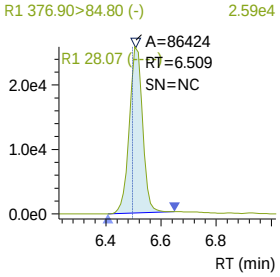

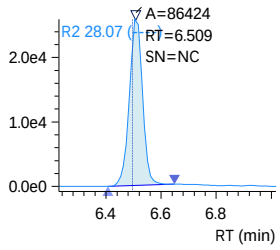

13C2-6_2 FTS_IS
Conc. 5.0000

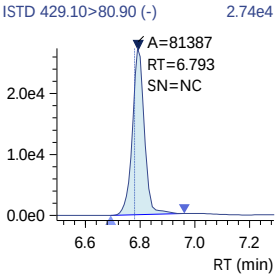

13C2-6_2 FTS
Conc. 5.6503

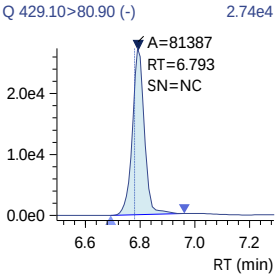

6_2 FTS
Conc. 0.9042
R#1 48.94 (44.48)
R#2 48.94 (44.48)

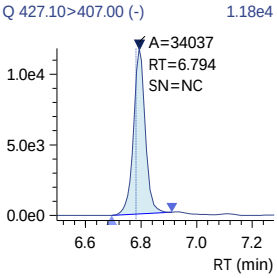

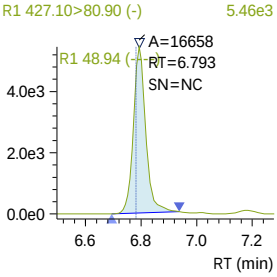

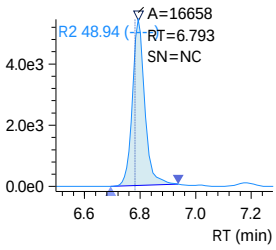

13C4-PFOA_IS
Conc. 2.5000

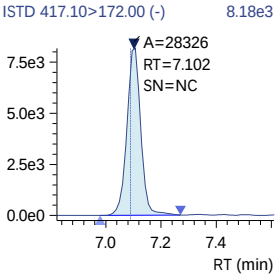

SN - Software-calculated S/N ratio outside criteria due to non-target peaks or drift in noise calculation window.
Analyst review of noise levels (excluding non-target peaks) in chromatogram indicates S/N ratio meets criteria.

240315_026 (continued)

13C8-PFOA_IS
Conc. 2.5000

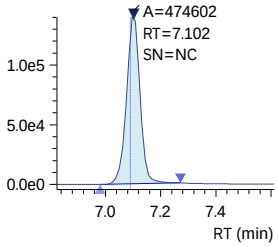

13C8-PFOA
Conc. 2.7206

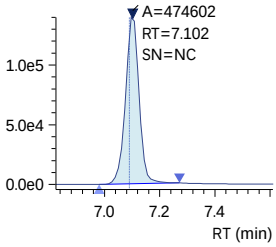

PFOA
Conc. 0.9681
R#1 24.36 (24.47)
R#2 24.36 (24.47)

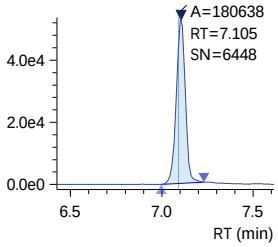

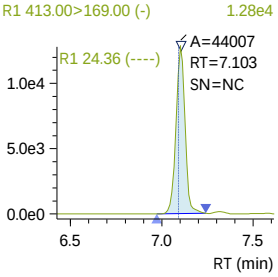

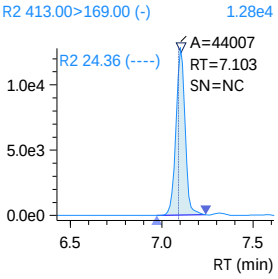

13C3-PFHxS
Conc. 2.5741

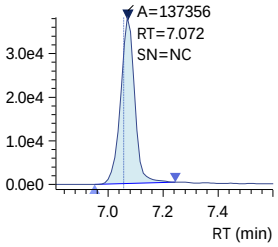

13C3-PFHxS_IS
Conc. 2.5000

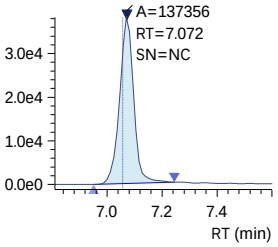

J:\LCMS08\Data\240315_1633_Curve\240315_1633_Curve.damlp .
SN - Software-calculated S/N ratio outside criteria due to non-target peaks or drift in noise calculation window.
Analyst review of noise levels (excluding non-target peaks) in chromatogram indicates S/N ratio meets criteria.

240315_026 (continued)

PFHxS
Conc. 1.0091
R#1 57.14 (57.29)
R#2 57.14 (57.29)

Q 398.70>79.90 (-) 1.54e4

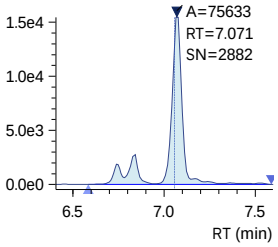

R1 398.70>98.90 (-) 9.07e3

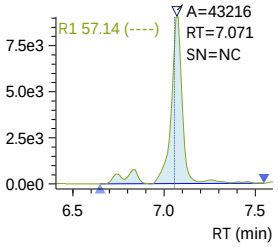

R2 398.70>98.90 (-) 9.07e3

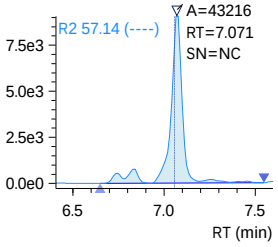

18O2-PFHxS_IS
Conc. 2.5000

ISTD 403.00>83.90 (-) 3.53e4

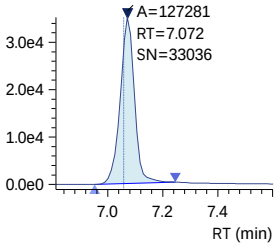

13C9-PFNA_IS
Conc. 1.2500

ISTD 472.10>427.00 (-) 7.90e4

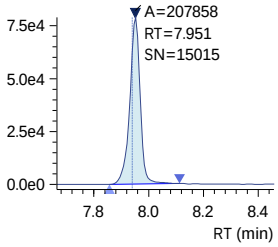

13C9-PFNA
Conc. 1.2705

Q 472.10>427.00 (-) 7.90e4

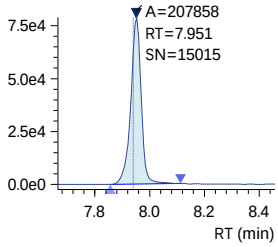

13C5-PFNA_IS
Conc. 1.2500

ISTD 468.00>423.00 (-) 6.70e4

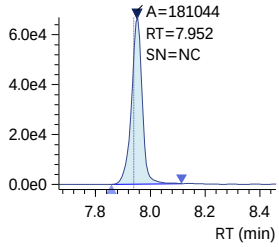

J:\LCMS08\Data\240315_1633_Curve\240315_1633_Curve.damlp .

SN - Software-calculated S/N ratio outside criteria due to non-target peaks or drift in noise calculation window.
Analyst review of noise levels (excluding non-target peaks) in chromatogram indicates S/N ratio meets criteria.

240315_026 (continued)

PFNA
Conc. 1.0152
R#1 20.83 (20.36)
R#2 20.83 (20.36)
Q 463.00>419.00 (-) 5.22e4

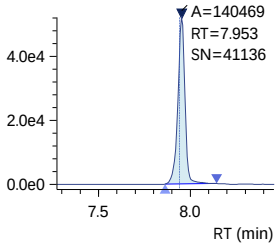

R1 463.00>219.00 (-) 1.11e4

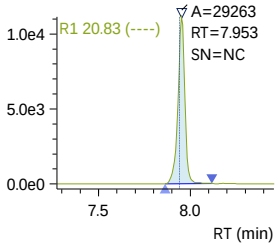

R2 463.00>219.00 (-) 1.11e4

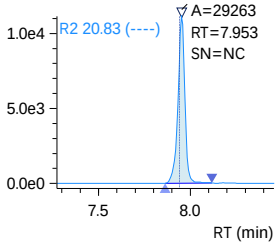

PFHpS
Conc. 0.9537
R#1 48.84 (46.70)
R#2 48.84 (46.70)
Q 449.00>79.90 (-) 2.26e4

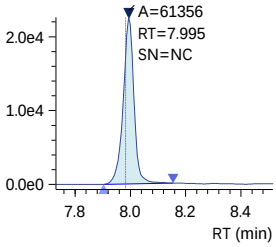

R1 449.00>98.80 (-) 1.07e4

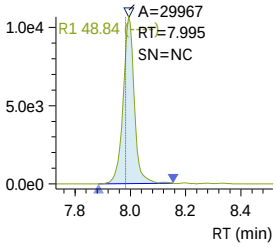

R2 449.00>98.80 (-) 1.07e4

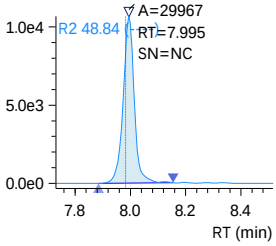

7_3 FTCA
Conc. ----
R#1 0.00 (132.28)
R#2 0.00 (132.28)
Q 441.00>317.00 (-) 1.42e2

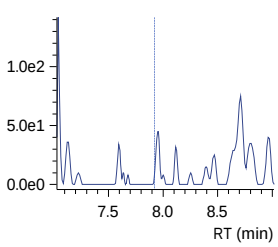

R1 441.00>336.90 (-) 9.30e1

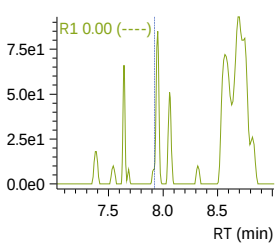

R2 441.00>336.90 (-) 9.30e1

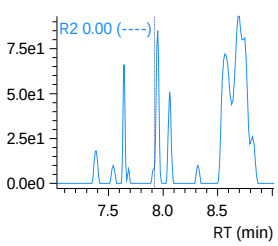

13C2-8_2-FTS
Conc. 4.7821
Q 529.10>80.90 (-) 1.40e4

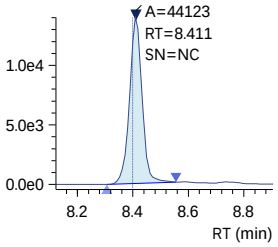

13C2-8_2-FTS_IS
Conc. 5.0000
ISTD 529.10>80.90 (-) 1.40e4

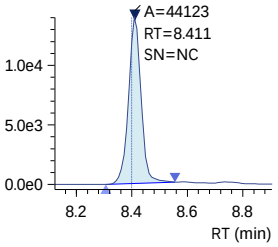

J:\LCMS08\Data\240315_1633_Curve\240315_1633_Curve.damlp .
SN - Software-calculated S/N ratio outside criteria due to non-target peaks or drift in noise calculation window.
Analyst review of noise levels (excluding non-target peaks) in chromatogram indicates S/N ratio meets criteria.

240315_026 (continued)

8_2 FTS
Conc. 1.0218
R#1 49.34 (45.91)
R#2 49.34 (45.91)
Q 527.10>506.95 (-) 6.45e3

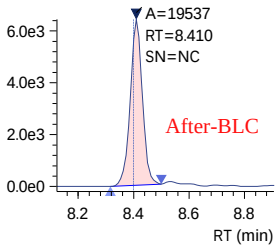

R1 527.10>80.80 (-) 2.98e3

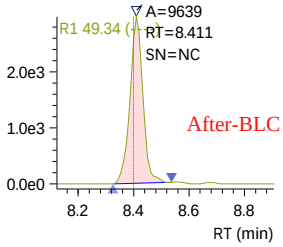

R2 527.10>80.80 (-) 2.98e3

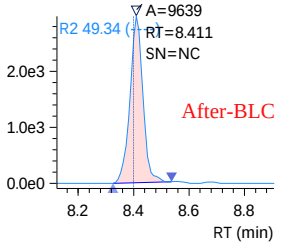

13C6-PFDA_IS
Conc. 1.2500
ISTD 519.10>474.10 (-) 3.15e4

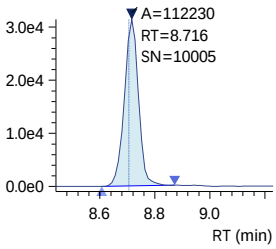

13C6-PFDA
Conc. 1.2652
Q 519.10>474.10 (-) 3.15e4

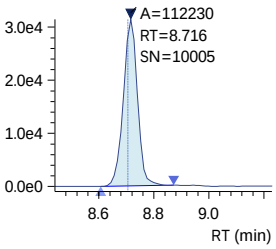

13C2-PFDA_IS
Conc. 1.2500
ISTD 515.10>470.10 (-) 2.67e4

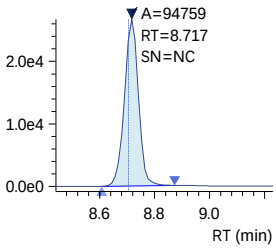

PFDA
Conc. 1.0748
R#1 18.82 (17.64)
R#2 18.82 (17.64)
Q 512.90>469.00 (-) 2.71e4

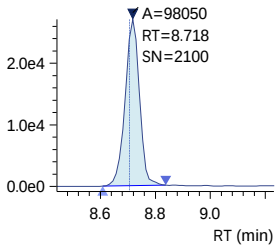

R1 512.90>219.00 (-) 5.09e3

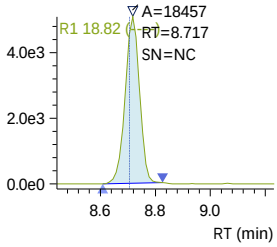

R2 512.90>219.00 (-) 5.09e3

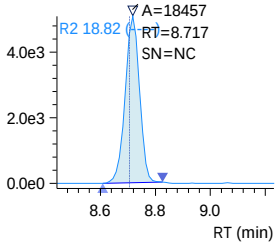

D3-NMeFOSAA_IS
Conc. 5.0000
ISTD 573.20>419.00 (-) 4.46e4

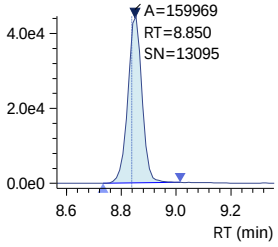

D3-NMeFOSAA
Conc. 4.6011
Q 573.20>419.00 (-) 4.46e4

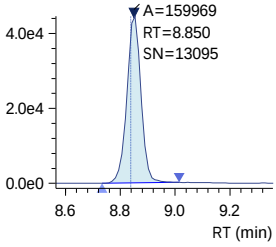

13C8-PFOS_IS
Conc. 2.5000
ISTD 507.10>98.90 (-) 1.45e4

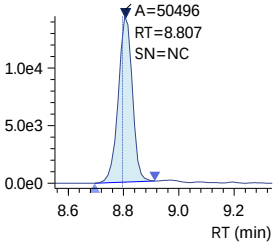

13C8-PFOS
Conc. 2.5095
Q 507.10>98.90 (-) 1.45e4

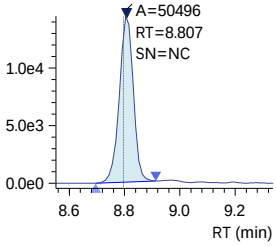

13C4-PFOS_IS
Conc. 2.5000
ISTD 502.80>79.90 (-) 4.07e4

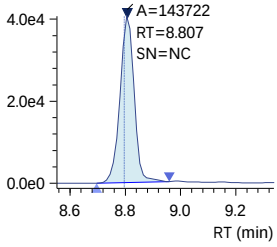

Insight Report
Quantitation/Integration
Printed 3/18/2024 12:10:31

240315_026 (continued)

PFOS
Conc. 0.8650
R#1 46.69 (45.06)
R#2 46.69 (45.06)
Q 498.90>79.90 (-) 9.04e3

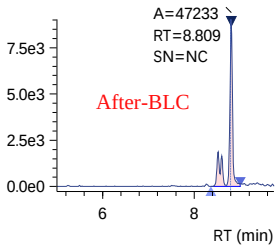

NMeFOSAA
Conc. 0.9105
R#1 67.12 (67.10)
R#2 67.12 (67.10)
Q 570.10>419.00 (-) 6.98e3

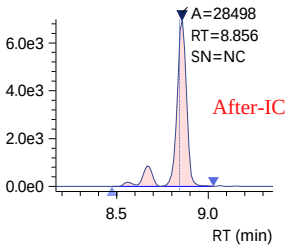

D5-NEtFOSAA_IS
Conc. 5.0000
ISTD 589.20>419.00 (-) 3.77e4

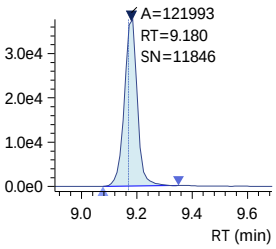

D5-NEtFOSAA
Conc. 4.7891
Q 589.20>419.00 (-) 3.77e4

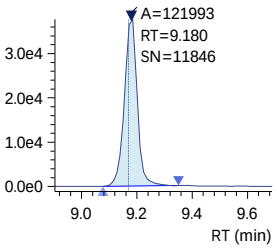

NEtFOSAA
Conc. 0.9957
R#1 81.46 (89.53)
R#2 81.46 (89.53)
Q 584.20>419.10 (-) 6.55e3

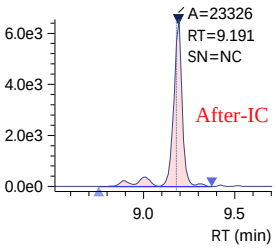

R1 498.90>98.80 (-) 5.21e3

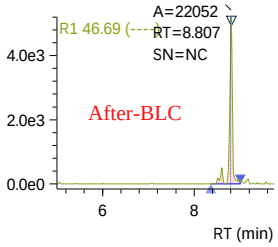

R1 570.10>483.00 (-) 4.40e3

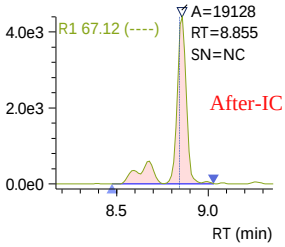

R1 584.20>526.00 (-) 4.40e3

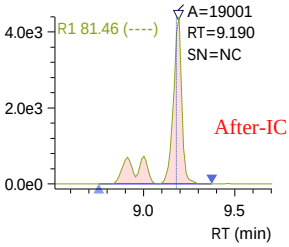

R2 498.90>98.80 (-) 5.21e3

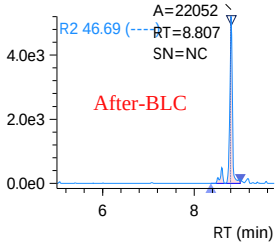

R2 570.10>483.00 (-) 4.40e3

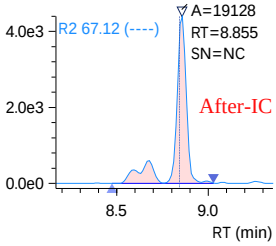

R2 584.20>526.00 (-) 4.40e3

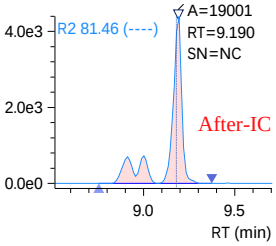

J:\LCMS08\Data\240315_1633_Curve\240315_1633_Curve.damlp .
SN - Software-calculated S/N ratio outside criteria due to non-target peaks or drift in noise calculation window.
Analyst review of noise levels (excluding non-target peaks) in chromatogram indicates S/N ratio meets criteria.

240315_026 (continued)

9-Cl-PF3ONS
Conc. 0.8820
R#1 31.07 (31.69)
R#2 31.07 (31.69)
Q 530.80>351.00 (-) 1.05e5

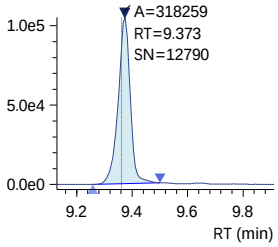

R1 532.80>353.00 (-) 3.32e4

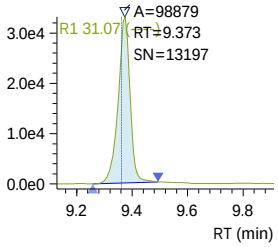

R2 532.80>353.00 (-) 3.32e4

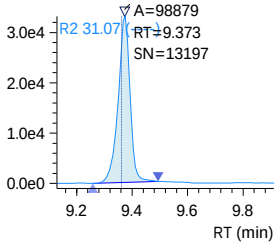

PFUnDA
Conc. 1.0389
R#1 11.42 (10.96)
R#2 11.42 (10.96)
Q 563.10>519.00 (-) 3.95e4

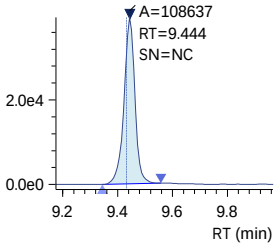

R1 563.10>269.10 (-) 4.34e3

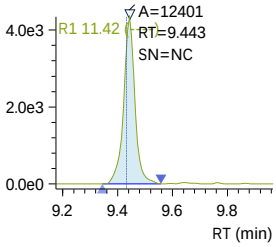

R2 563.10>269.10 (-) 4.34e3

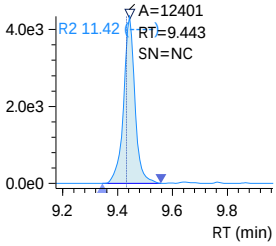

13C7-PFUnDA_IS
Conc. 1.2500
ISTD 570.00>525.10 (-) 4.21e4

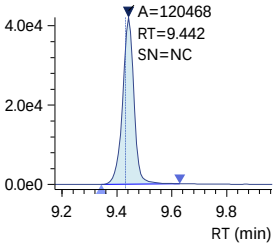

13C7-PFUnDA
Conc. 1.3771
Q 570.00>525.10 (-) 4.21e4

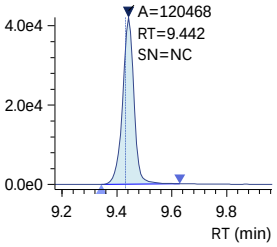

PFNS
Conc. 0.8876
R#1 63.63 (56.91)
R#2 63.63 (56.91)
Q 548.80>79.90 (-) 1.38e4

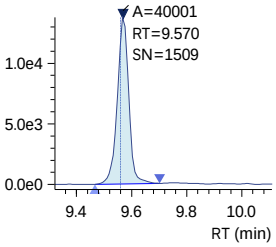

R1 548.80>98.80 (-) 8.68e3

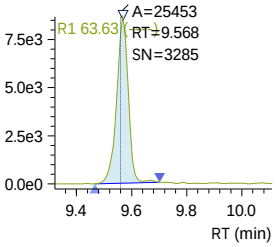

R2 548.80>98.80 (-) 8.68e3

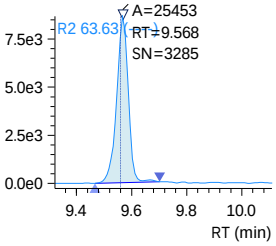

J:\LCMS08\Data\240315_1633_Curve\240315_1633_Curve.damlp .
SN - Software-calculated S/N ratio outside criteria due to non-target peaks or drift in noise calculation window.
Analyst review of noise levels (excluding non-target peaks) in chromatogram indicates S/N ratio meets criteria.

240315_026 (continued)

10_2 FTS
Conc. 1.0479
R#1 31.93 (32.29)
R#2 31.93 (32.29)
Q 626.80>607.05 (-) 6.38e3

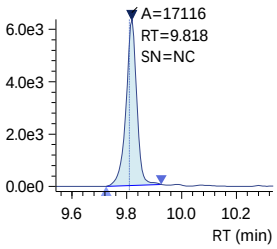

R1 626.80>81.00 (-) 2.07e3

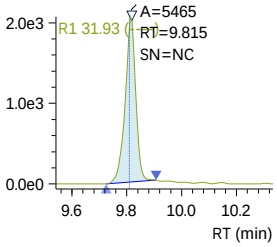

R2 626.80>81.00 (-) 2.07e3

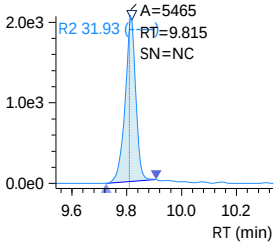

13C2-PFDOA_IS
Conc. 1.2500
ISTD 615.10>570.00 (-) 4.75e4

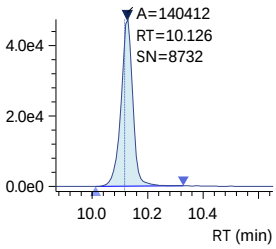

13C2-PFDOA
Conc. 1.3801
Q 615.10>570.00 (-) 4.75e4

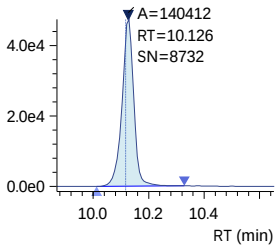

PFDOA
Conc. 1.0415
R#1 10.83 (11.14)
R#2 10.83 (11.14)
Q 613.10>569.00 (-) 2.79e4

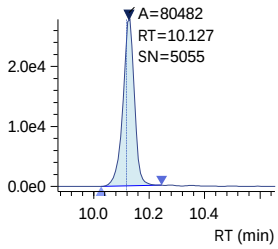

R1 613.10>319.00 (-) 2.92e3

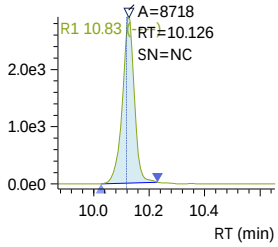

R2 613.10>319.00 (-) 2.92e3

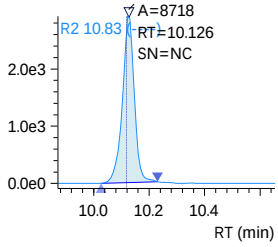

PFDS
Conc. 0.8950
R#1 63.33 (58.01)
R#2 63.33 (58.01)
Q 599.00>79.90 (-) 1.22e4

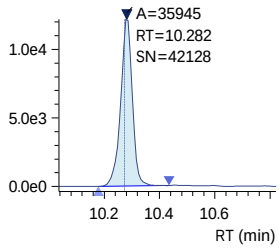

R1 599.00>98.80 (-) 7.95e3

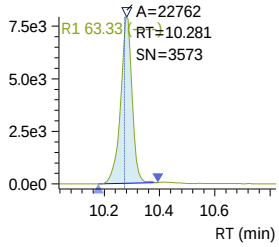

R2 599.00>98.80 (-) 7.95e3

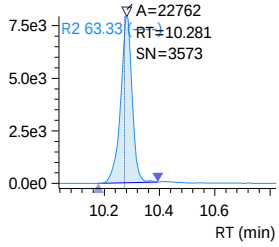

240315_026 (continued)

PFTrDA
Conc. 1.1339
R#1 15.21 (16.67)
R#2 15.21 (16.67)
Q 663.00>619.00 (-) 2.70e4

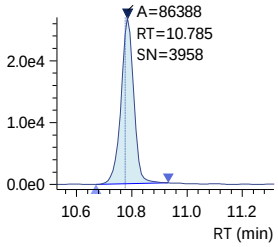

R1 663.00>168.90 (-) 4.15e3

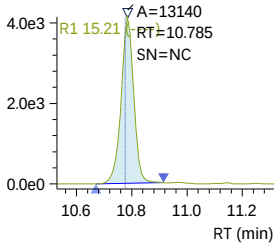

R2 663.00>168.90 (-) 4.15e3

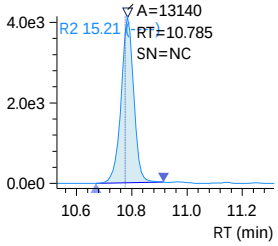

11-Cl-PF3OUdS
Conc. 0.9099
R#1 36.15 (35.04)
R#2 36.15 (35.04)
Q 630.90>451.00 (-) 4.70e4

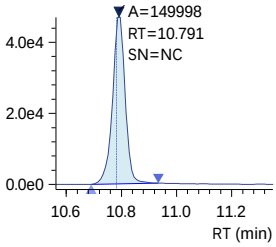

R1 632.90>452.90 (-) 1.74e4

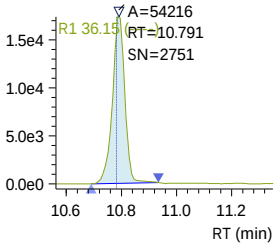

R2 632.90>452.90 (-) 1.74e4

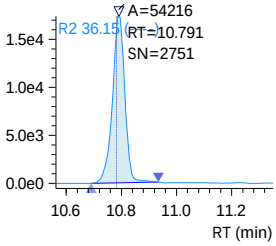

PFOSAm
Conc. 1.0859
Q 498.10>77.90 (-) 1.81e4

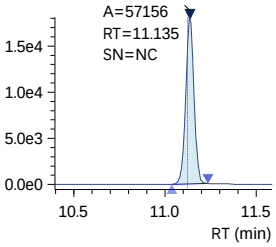

13C8-PFOSAm
Conc. 2.2312
Q 506.10>77.80 (-) 3.78e4

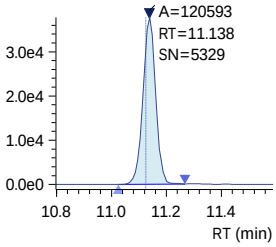

13C8-PFOSAm_IS
Conc. 2.5000
ISTD 506.10>77.80 (-) 3.78e4

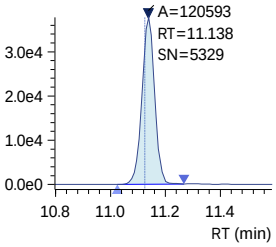

J:\LCMS08\Data\240315_1633_Curve\240315_1633_Curve.damlp .
SN - Software-calculated S/N ratio outside criteria due to non-target peaks or drift in noise calculation window.
Analyst review of noise levels (excluding non-target peaks) in chromatogram indicates S/N ratio meets criteria.

240315_026 (continued)

PFTDA
Conc. 1.1004
R#1 17.88 (17.09)
R#2 17.88 (17.09)

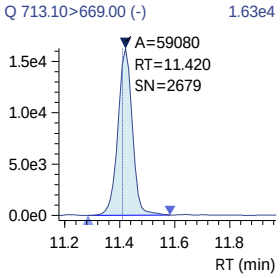

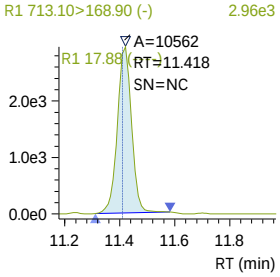

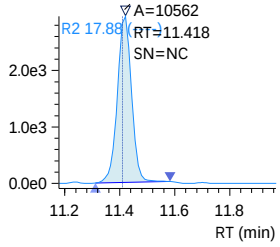

13C2-PFTDA
Conc. 1.2443

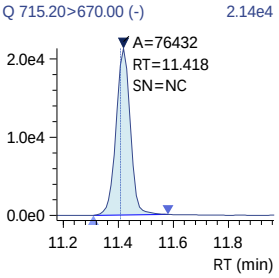

13C2-PFTDA_IS
Conc. 1.2500

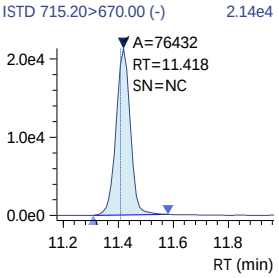

PFDoS
Conc. 0.9133
R#1 59.84 (61.23)
R#2 59.84 (61.23)

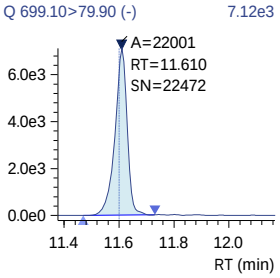

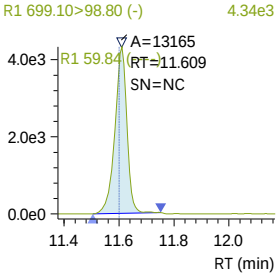

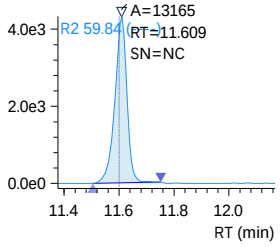

D7-MeFOSE_IS
Conc. 25.0000

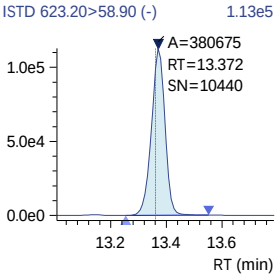

SN - Software-calculated S/N ratio outside criteria due to non-target peaks or drift in noise calculation window.
Analyst review of noise levels (excluding non-target peaks) in chromatogram indicates S/N ratio meets criteria.

Insight Report
Quantitation/Integration
Printed 3/18/2024 12:10:31

240315_026 (continued)

D7-MeFOSE
Conc. 23.0198

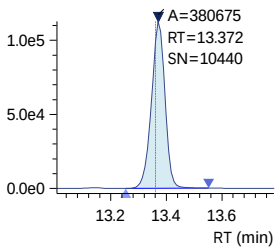

MeFOSE
Conc. 1.0244

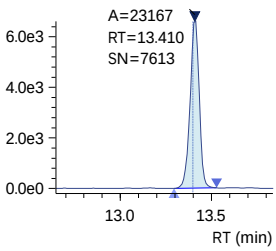

13C2-PFHXDA_IS
Conc. 2.5000

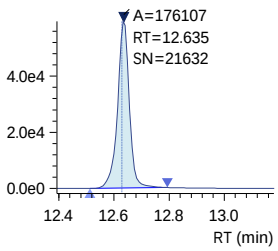

13C2-PFHXDA
Conc. 2.7882

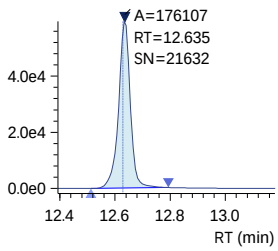

PFHXDA
Conc. 0.9943
R#1 11.23 (10.78)
R#2 11.23 (10.78)

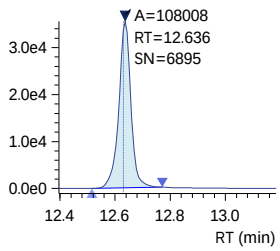

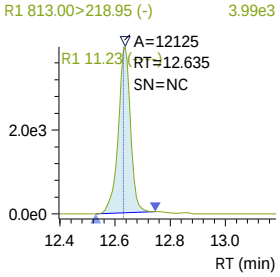

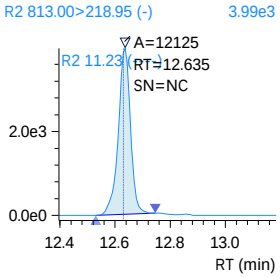

J:\LCMS08\Data\240315_1633_Curve\240315_1633_Curve.damlp .
SN - Software-calculated S/N ratio outside criteria due to non-target peaks or drift in noise calculation window.
Analyst review of noise levels (excluding non-target peaks) in chromatogram indicates S/N ratio meets criteria.

Insight Report
Quantitation/Integration
Printed 3/18/2024 12:10:31

240315_026 (continued)

D3-MeFOSA
Conc. 2.3471
Q 515.00>219.00 (-) 9.41e3

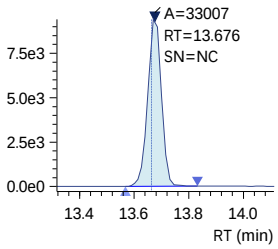

D3-MeFOSA_IS
Conc. 2.5000
ISTD 515.00>219.00 (-) 9.41e3

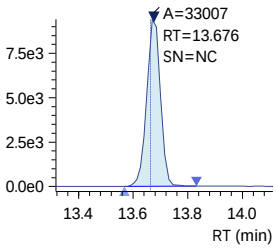

MeFOSA
Conc. 1.2540
R#1 112.76 (156.31)
R#2 112.76 (156.31)
Q 511.90>219.00 (-) 7.93e3

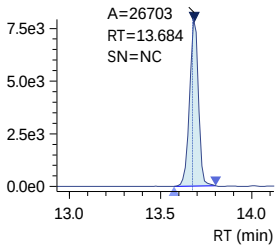

R1 511.90>169.00 (-) 8.78e3

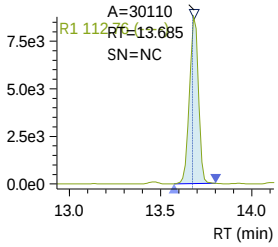

R2 511.90>169.00 (-) 8.78e3

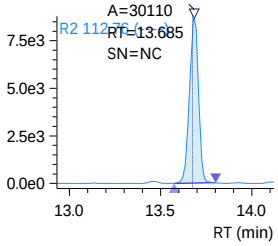

D9-EtFOSE_IS
Conc. 25.0000
ISTD 639.20>58.90 (-) 1.15e5

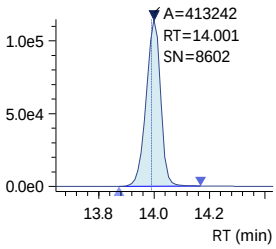

D9-EtFOSE
Conc. 21.8903
Q 639.20>58.90 (-) 1.15e5

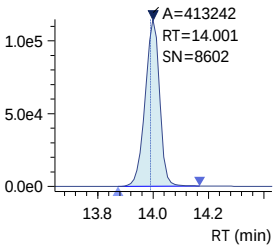

J:\LCMS08\Data\240315_1633_Curve\240315_1633_Curve.damlp .
SN - Software-calculated S/N ratio outside criteria due to non-target peaks or drift in noise calculation window.
Analyst review of noise levels (excluding non-target peaks) in chromatogram indicates S/N ratio meets criteria.

240315_026 (continued)

EtFOSE
Conc. 1.1287

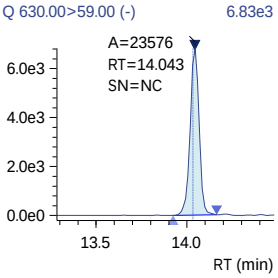

D5-EtFOSAm
Conc. 2.2848

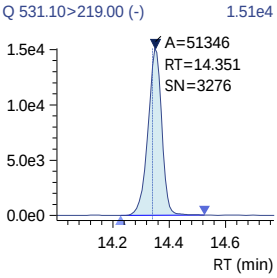

D5-EtFOSAm_IS
Conc. 2.5000

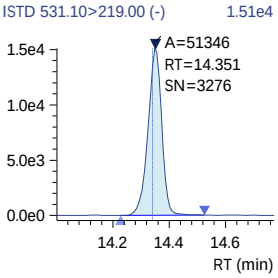

EtFOSAm
Conc. 0.9081
R#1 133.91 (177.75)
R#2 133.91 (177.75)

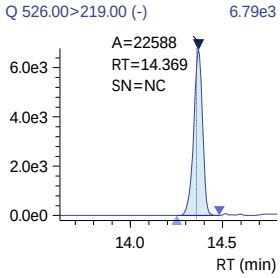

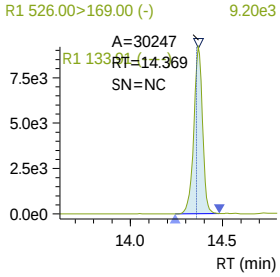

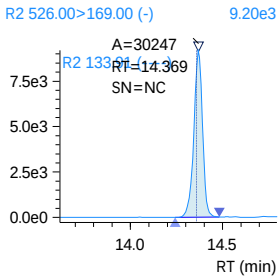

PFODA
Conc. 1.2014
R#1 34.53 (31.66)
R#2 34.53 (31.66)

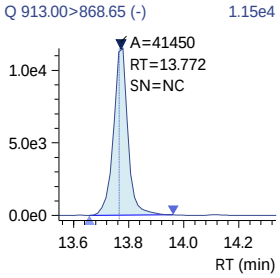

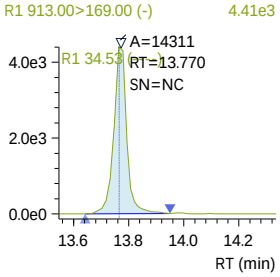

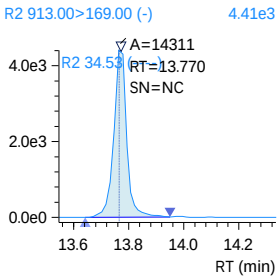

SN - Software-calculated S/N ratio outside criteria due to non-target peaks or drift in noise calculation window.
Analyst review of noise levels (excluding non-target peaks) in chromatogram indicates S/N ratio meets criteria.

Insight Report
Before Manual Integration
Printed 3/18/2024 10:53:49

240315_026

Sample ID: 1633 ICV 1.0PPB
Date Acquired: 3/15/2024 11:52:25 PM
Acquired by: System Administrator
Data File: 240315_026
Vial: 10 | Inj. Volume: 10.0000uL | Tray: 1

13C4-PFBA
Conc. 9.9644
Q 216.80>171.90 (-) 1.46e5

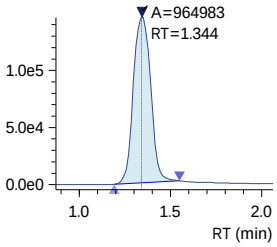

13C4-PFBA_IS
Conc. 10.0000
ISTD 216.80>171.90 (-) 1.46e5

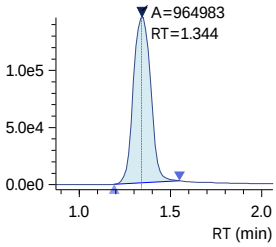

13C3-PFBA_IS
Conc. 5.0000
ISTD 216.00>172.00 (-) 7.50e4

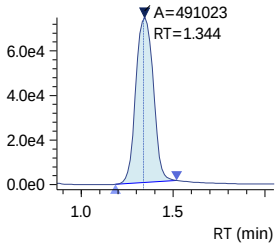

PFBA
Conc. 1.0316
Q 212.80>169.05 (-) 1.77e4

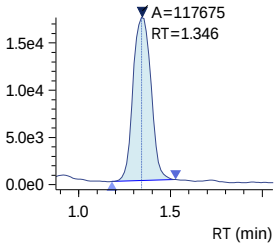

PFMPA
Conc. 1.0374
Q 229.00>84.90 (-) 1.54e4

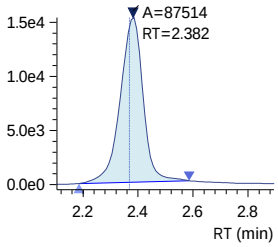

3_3 FTCA
Conc. ----
R#1 0.00 (144.15)
R#2 0.00 (144.15)
Q 241.00>177.10 (-) 4.20e1

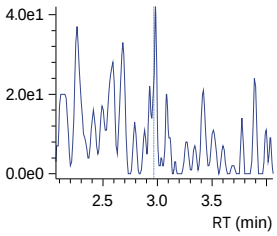

13C5-PFPeA
Conc. 4.9432
Q 268.30>223.00 (-) 7.16e4

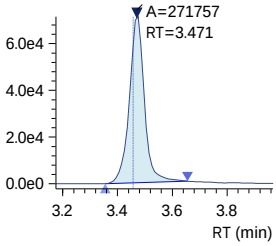

13C5-PFPeA_IS
Conc. 5.0000
ISTD 268.30>223.00 (-) 7.16e4

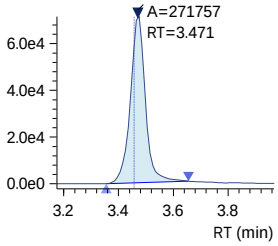

PFPeA
Conc. 1.0378
Q 263.00>219.00 (-) 5.31e4

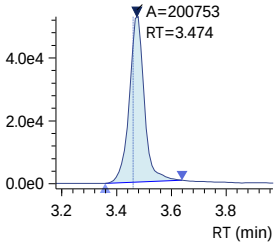

PFMBA
Conc. 1.0588
Q 279.00>84.95 (-) 3.99e4

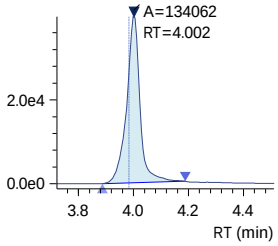

R1 241.00>117.00 (-) 2.48e2

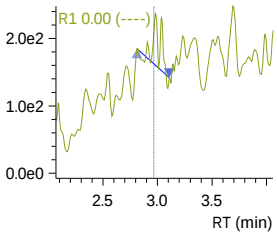

R2 241.00>117.00 (-) 2.48e2

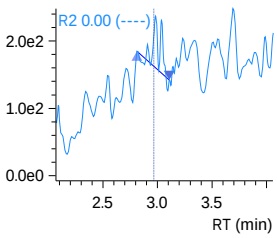

Insight Report
Before Manual Integration
Printed 3/18/2024 10:53:49

240315_026 (continued)

13C2-4_2 FTS
Conc. 5.2588

Q 329.10>80.90 (-) 3.04e4

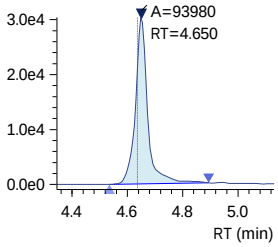

13C2-4_2 FTS_IS
Conc. 5.0000

ISTD 329.10>80.90 (-) 3.04e4

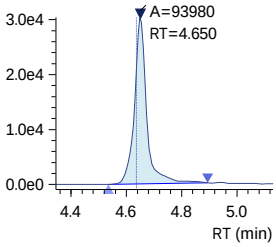

4_2 FTS
Conc. 0.9460
R#1 36.19 (32.89)
R#2 36.19 (32.89)

Q 327.10>307.00 (-) 1.75e4

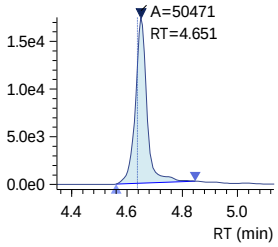

R1 327.10>80.90 (-) 6.15e3

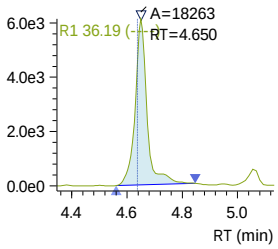

R2 327.10>80.90 (-) 6.15e3

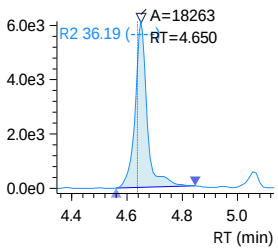

13C3-PFBS_IS
Conc. 2.5000

ISTD 302.10>79.90 (-) 6.02e4

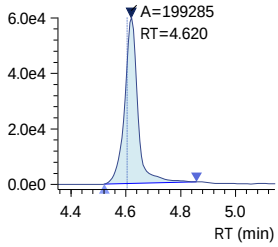

PFBS
Conc. 0.9228
R#1 45.73 (47.56)
R#2 45.73 (47.56)

Q 298.70>79.90 (-) 3.15e4

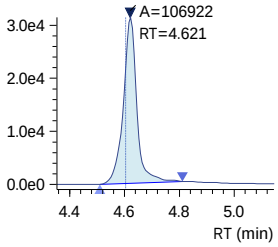

R1 298.70>98.80 (-) 1.51e4

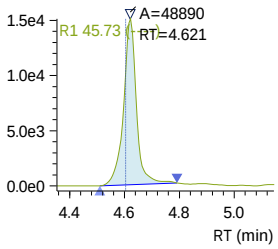

R2 298.70>98.80 (-) 1.51e4

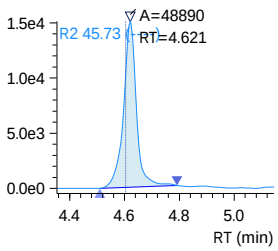

Insight Report
Before Manual Integration
Printed 3/18/2024 10:53:49

240315_026 (continued)

13C3-PFBS
Conc. 2.5690

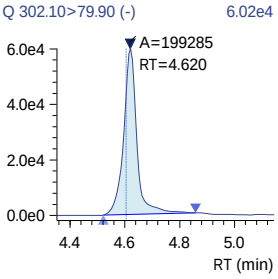

NFDHA
Conc. 1.0736
R#1 36.99 (33.79)
R#2 36.99 (33.79)

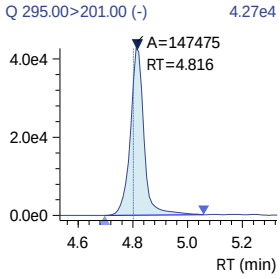

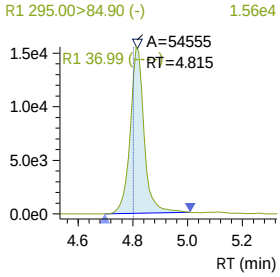

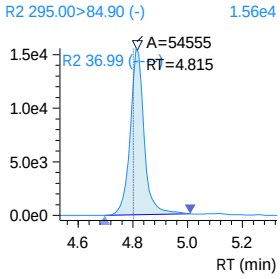

13C5-PFHxA
Conc. 2.5913

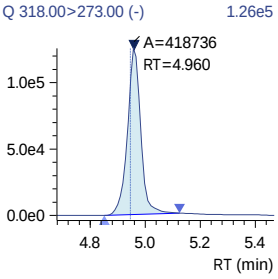

13C5-PFHxA_IS
Conc. 2.5000

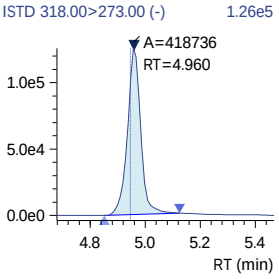

13C2-PFHxA_IS
Conc. 2.5000

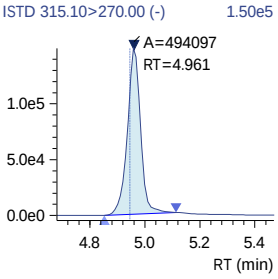

Insight Report
Before Manual Integration
Printed 3/18/2024 10:53:49

240315_026 (continued)

PFHxA
Conc. 0.9861
Q 313.00>269.00 (-) 5.27e4

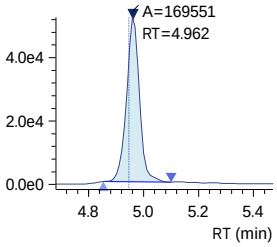

PFEESA
Conc. 0.8773
R#1 5.63 (5.87)
R#2 5.63 (5.87)
Q 314.80>135.00 (-) 1.36e5

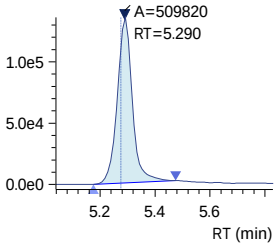

R1 314.80>82.90 (-) 7.63e3

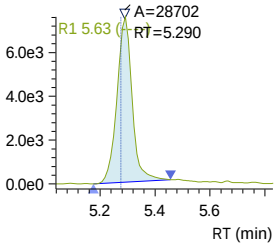

R2 314.80>82.90 (-) 7.63e3

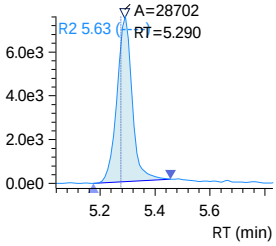

13C3-HFPO-DA
Conc. 10.1923
Q 286.90>168.90 (-) 2.07e5

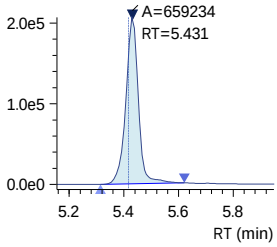

13C3-HFPO-DA_IS
Conc. 10.0000
ISTD 286.90>168.90 (-) 2.07e5

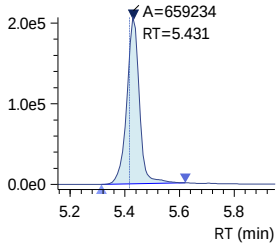

HFPO-DA
Conc. 1.0568
R#1 58.17 (62.10)
R#2 58.17 (62.10)
Q 284.90>168.90 (-) 2.56e4

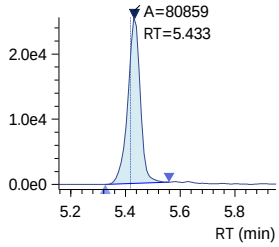

R1 284.90>184.90 (-) 1.46e4

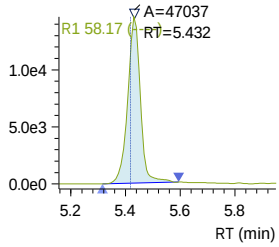

R2 284.90>184.90 (-) 1.46e4

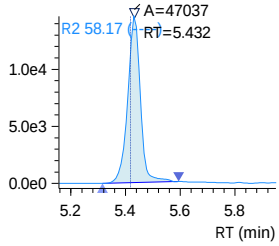

240315_026 (continued)

5_3 FTCA
Conc. ----
R#1 0.00 (148.17)
R#2 0.00 (148.17)
Q 341.00>237.05 (-) 6.10e1

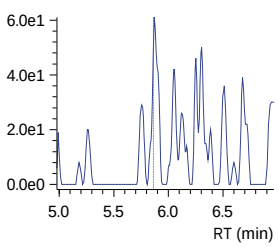

R1 341.00>217.00 (-) 1.66e2

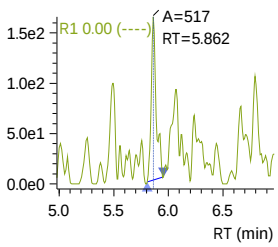

R2 341.00>217.00 (-) 1.66e2

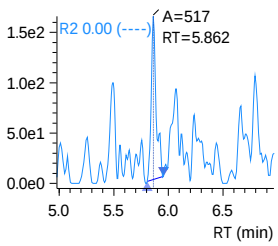

PFPeS
Conc. 0.9576
R#1 55.67 (55.49)
R#2 55.67 (55.49)
Q 349.10>79.90 (-) 2.55e4

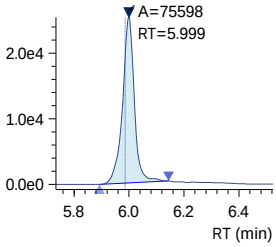

R1 349.10>98.80 (-) 1.44e4

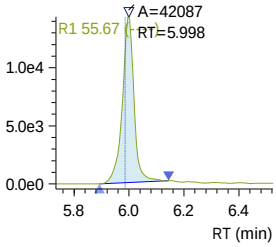

R2 349.10>98.80 (-) 1.44e4

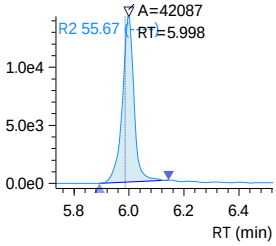

13C4-PFHpA
Conc. 2.5271
Q 367.10>322.00 (-) 2.04e5

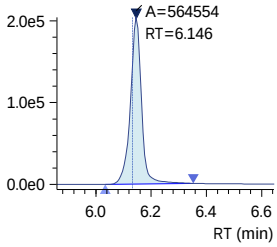

13C4-PFHpA_IS
Conc. 2.5000
ISTD 367.10>322.00 (-) 2.04e5

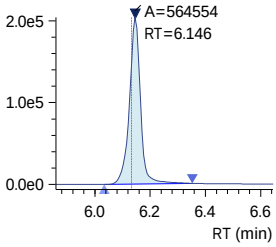

PFHpA
Conc. 0.9937
R#1 22.74 (21.12)
R#2 22.74 (21.12)
Q 363.10>319.00 (-) 7.54e4

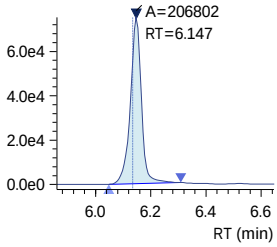

R1 363.10>169.00 (-) 1.75e4

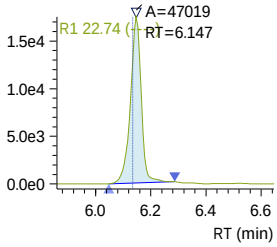

R2 363.10>169.00 (-) 1.75e4

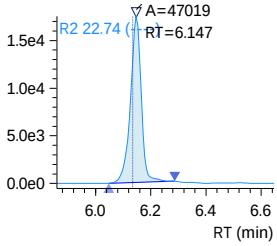

240315_026 (continued)

DONA
Conc. 0.9976
R#1 28.07 (26.25)
R#2 28.07 (26.25)
Q 376.90>250.90 (-) 9.02e4

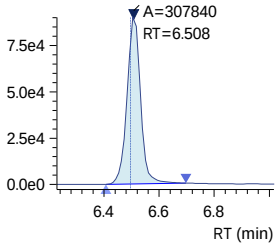

13C2-6_2 FTS_IS
Conc. 5.0000
ISTD 429.10>80.90 (-) 2.74e4

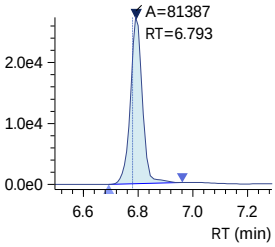

13C2-6_2 FTS
Conc. 5.6503
Q 429.10>80.90 (-) 2.74e4

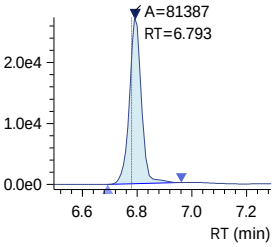

6_2 FTS
Conc. 0.9029
R#1 48.94 (48.22)
R#2 48.94 (48.22)
Q 427.10>407.00 (-) 1.18e4

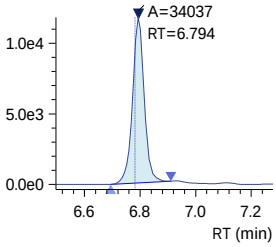

13C4-PFOA_IS
Conc. 2.5000
ISTD 417.10>172.00 (-) 8.18e3

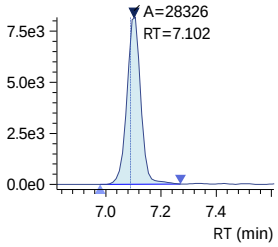

R1 376.90>84.80 (-) 2.59e4

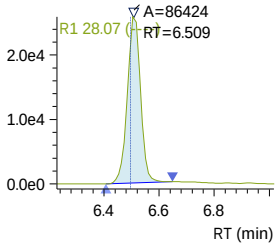

R1 427.10>80.90 (-) 5.46e3

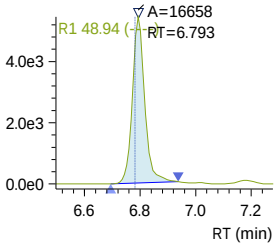

R2 376.90>84.80 (-) 2.59e4

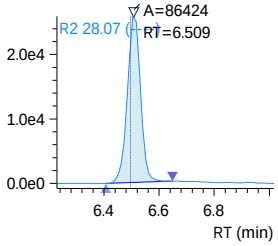

R2 427.10>80.90 (-) 5.46e3

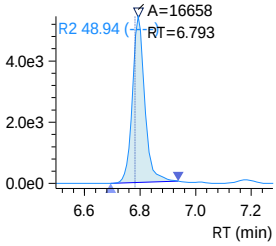

Insight Report
Before Manual Integration
Printed 3/18/2024 10:53:49

240315_026 (continued)

13C8-PFOA_IS
Conc. 2.5000

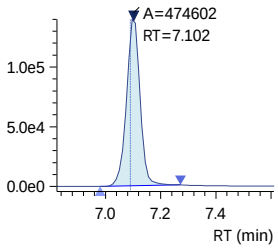

13C8-PFOA
Conc. 2.7206

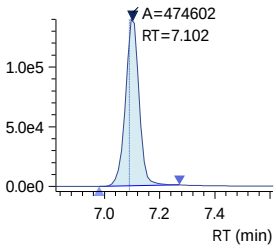

PFOA
Conc. 0.9681
R#1 24.36 (24.01)
R#2 24.36 (24.01)

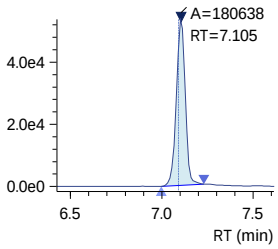

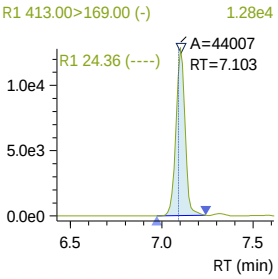

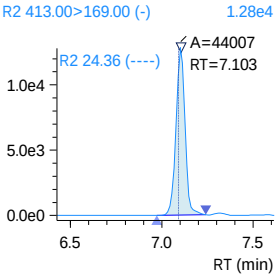

13C3-PFHxS
Conc. 2.5741

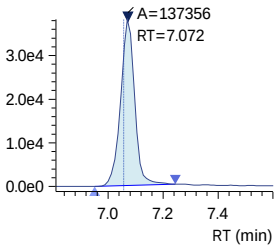

13C3-PFHxS_IS
Conc. 2.5000

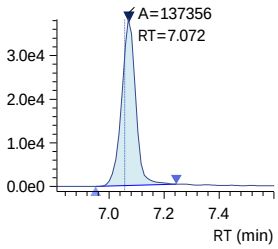



Insight Report
Before Manual Integration
Printed 3/18/2024 10:53:49

240315_026 (continued)

PFHxS
Conc. 0.9816
R#1 57.14 (63.21)
R#2 57.14 (63.21)

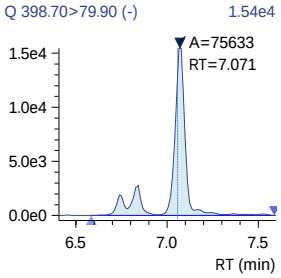

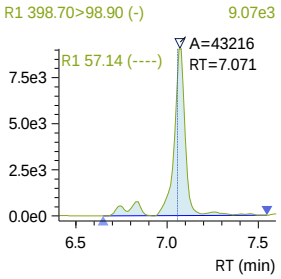

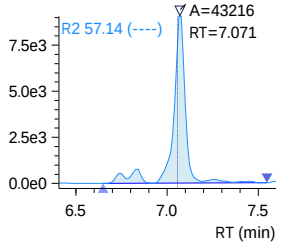

18O2-PFHxS_IS
Conc. 2.5000

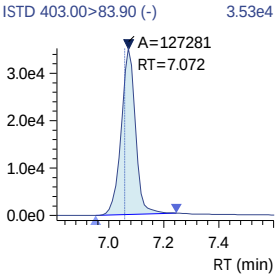

13C9-PFNA_IS
Conc. 1.2500

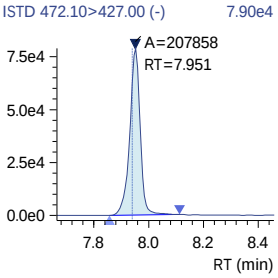

13C9-PFNA
Conc. 1.2705

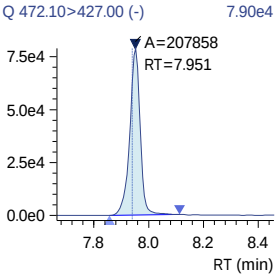

13C5-PFNA_IS
Conc. 1.2500

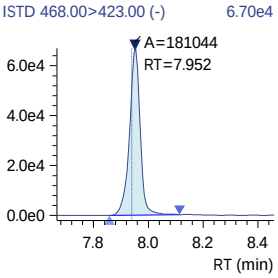

Insight Report
Before Manual Integration
Printed 3/18/2024 10:53:49

240315_026 (continued)

PFNA
Conc. 1.0155
R#1 20.83 (20.29)
R#2 20.83 (20.29)
Q 463.00>419.00 (-) 5.22e4

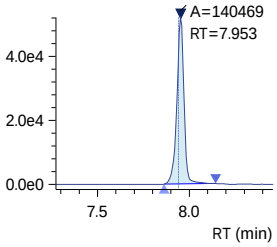

PFHpS
Conc. 0.9537
R#1 48.84 (51.10)
R#2 48.84 (51.10)
Q 449.00>79.90 (-) 2.26e4

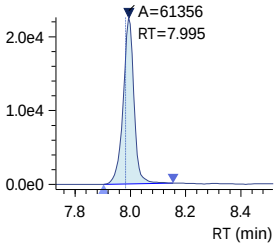

7_3 FTCA
Conc. ----
R#1 0.00 (140.94)
R#2 0.00 (140.94)
Q 441.00>317.00 (-) 1.42e2

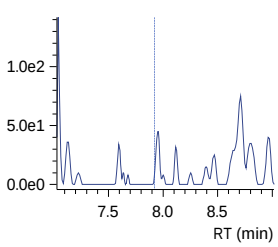

13C2-8_2-FTS
Conc. 4.7821
Q 529.10>80.90 (-) 1.40e4

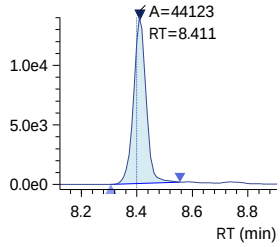

13C2-8_2-FTS_IS
Conc. 5.0000
ISTD 529.10>80.90 (-) 1.40e4

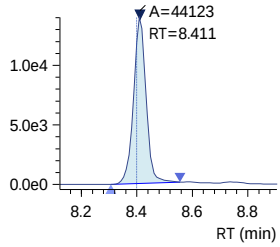

R1 463.00>219.00 (-) 1.11e4

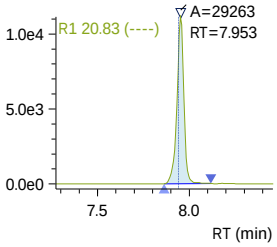

R1 449.00>98.80 (-) 1.07e4

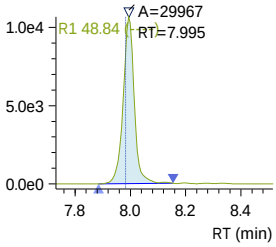

R1 441.00>336.90 (-) 9.30e1

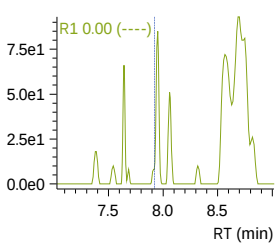

R2 463.00>219.00 (-) 1.11e4

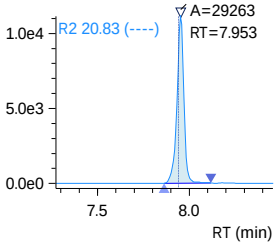

R2 449.00>98.80 (-) 1.07e4

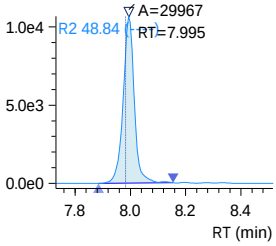

R2 441.00>336.90 (-) 9.30e1

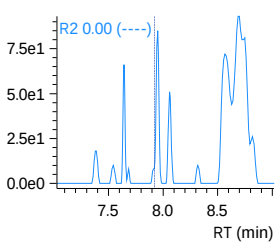

240315_026 (continued)

8_2 FTS
Conc. 1.0617
R#1 47.98 (52.20)
R#2 47.98 (52.20)
Q 527.10>506.95 (-) 6.45e3

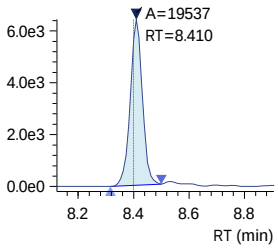

13C6-PFDA_IS
Conc. 1.2500
ISTD 519.10>474.10 (-) 3.15e4

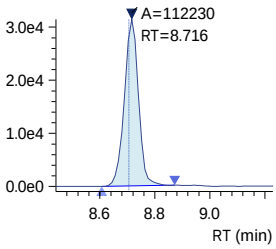

13C6-PFDA
Conc. 1.2652
Q 519.10>474.10 (-) 3.15e4

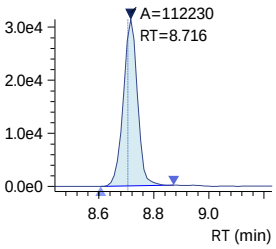

13C2-PFDA_IS
Conc. 1.2500
ISTD 515.10>470.10 (-) 2.67e4

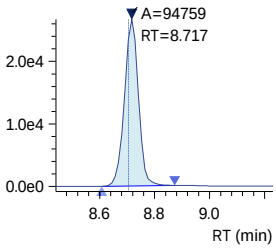

PFDA
Conc. 1.0570
R#1 18.82 (17.53)
R#2 18.82 (17.53)
Q 512.90>469.00 (-) 2.71e4

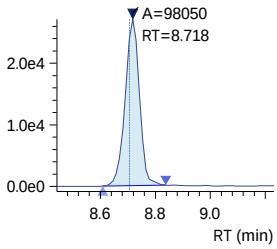

R1 527.10>80.80 (-) 2.98e3

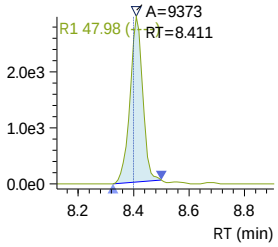

R1 512.90>219.00 (-) 5.09e3

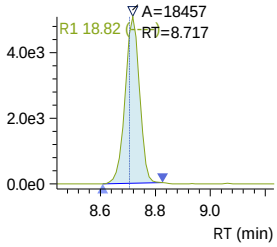

R2 527.10>80.80 (-) 2.98e3

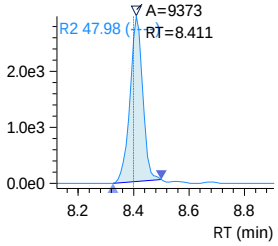

R2 512.90>219.00 (-) 5.09e3

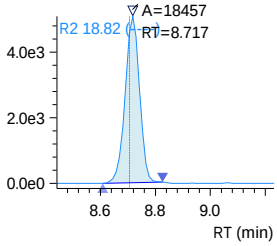

D3-NMeFOSAA_IS
Conc. 5.0000
ISTD 573.20>419.00 (-) 4.46e4

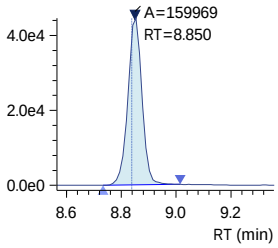

D3-NMeFOSAA
Conc. 4.6011
Q 573.20>419.00 (-) 4.46e4

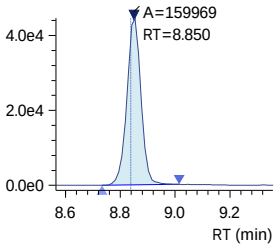

13C8-PFOS_IS
Conc. 2.5000
ISTD 507.10>98.90 (-) 1.45e4

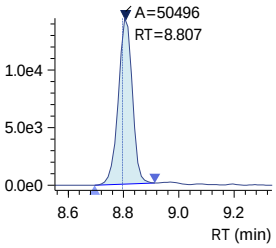

13C8-PFOS
Conc. 2.5095
Q 507.10>98.90 (-) 1.45e4

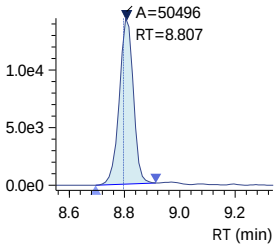

13C4-PFOS_IS
Conc. 2.5000
ISTD 502.80>79.90 (-) 4.07e4

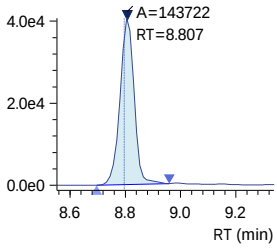

Insight Report
Before Manual Integration
Printed 3/18/2024 10:53:49

240315_026 (continued)

PFOS
Conc. 0.8496
R#1 47.16 (48.06)
R#2 47.16 (48.06)
Q 498.90>79.90 (-) 9.04e3

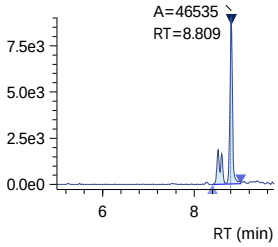

R1 498.90>98.80 (-) 5.21e3

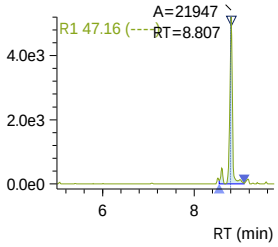

R2 498.90>98.80 (-) 5.21e3

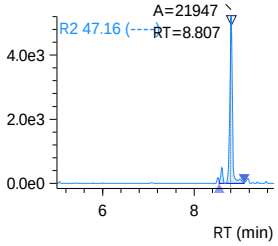

NMeFOSAA
Conc. 0.9040
R#1 60.91 (72.86)
R#2 60.91 (72.86)
Q 570.10>419.00 (-) 6.98e3

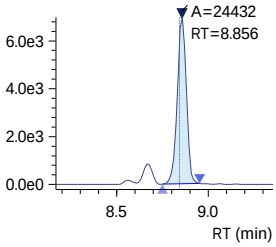

R1 570.10>483.00 (-) 4.40e3

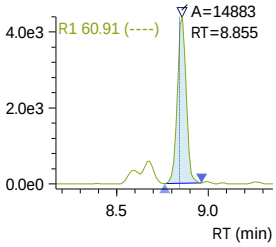

R2 570.10>483.00 (-) 4.40e3

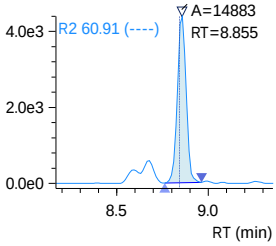

D5-NEtFOSAA_IS
Conc. 5.0000
ISTD 589.20>419.00 (-) 3.77e4

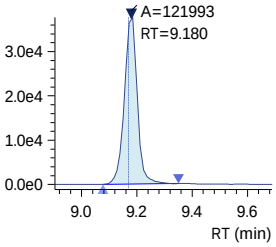

D5-NEtFOSAA
Conc. 4.7891
Q 589.20>419.00 (-) 3.77e4

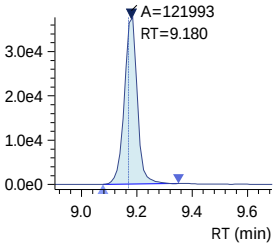

NEtFOSAA
Conc. 1.0503
R#1 66.90 (72.48)
R#2 66.90 (72.48)
Q 584.20>419.10 (-) 6.55e3

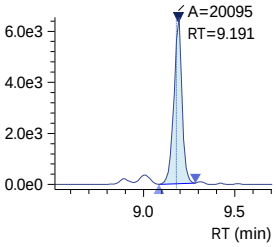

R1 584.20>526.00 (-) 4.40e3

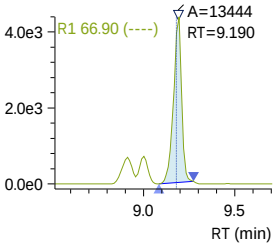

R2 584.20>526.00 (-) 4.40e3

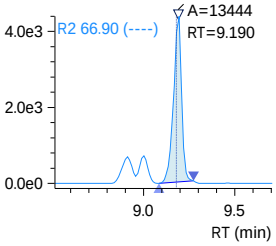

Insight Report
Before Manual Integration
Printed 3/18/2024 10:53:49

240315_026 (continued)

9-Cl-PF3ONS
Conc. 0.8822
R#1 31.07 (31.17)
R#2 31.07 (31.17)
Q 530.80>351.00 (-) 1.05e5

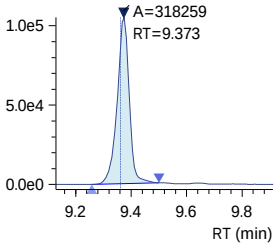

R1 532.80>353.00 (-) 3.32e4

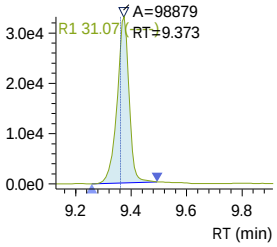

R2 532.80>353.00 (-) 3.32e4

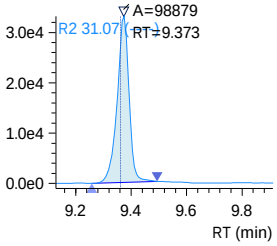

PFUnDA
Conc. 1.0407
R#1 11.42 (11.58)
R#2 11.42 (11.58)
Q 563.10>519.00 (-) 3.95e4

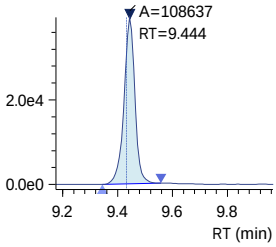

R1 563.10>269.10 (-) 4.34e3

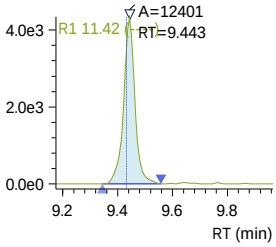

R2 563.10>269.10 (-) 4.34e3

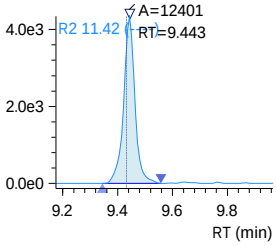

13C7-PFUnDA_IS
Conc. 1.2500
ISTD 570.00>525.10 (-) 4.21e4

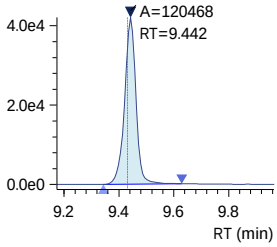

13C7-PFUnDA
Conc. 1.3771
Q 570.00>525.10 (-) 4.21e4

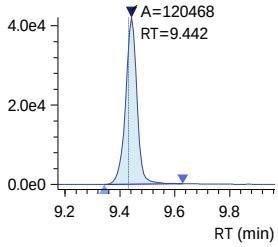

PFNS
Conc. 0.8951
R#1 63.63 (59.04)
R#2 63.63 (59.04)
Q 548.80>79.90 (-) 1.38e4

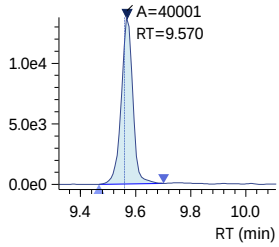

R1 548.80>98.80 (-) 8.68e3

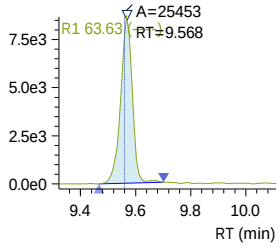

R2 548.80>98.80 (-) 8.68e3

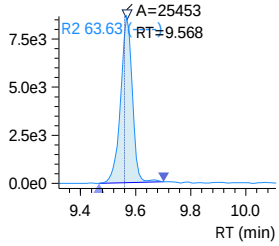

Insight Report
Before Manual Integration
Printed 3/18/2024 10:53:49

240315_026 (continued)

10_2 FTS
Conc. 1.0479
R#1 31.93 (33.72)
R#2 31.93 (33.72)
Q 626.80>607.05 (-) 6.38e3

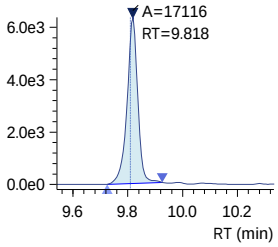

R1 626.80>81.00 (-) 2.07e3

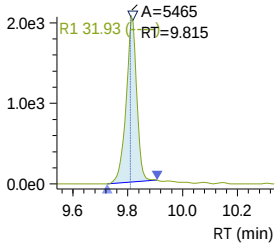

R2 626.80>81.00 (-) 2.07e3

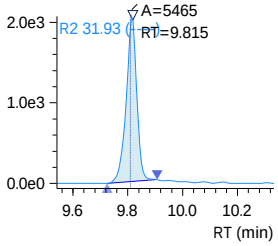

13C2-PFDOA_IS
Conc. 1.2500
ISTD 615.10>570.00 (-) 4.75e4

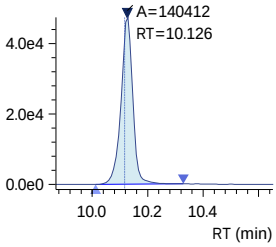

13C2-PFDOA
Conc. 1.3801
Q 615.10>570.00 (-) 4.75e4

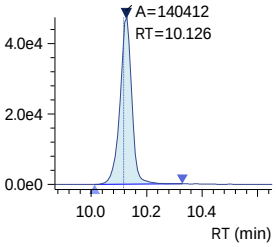

PFDOA
Conc. 1.0435
R#1 10.83 (10.37)
R#2 10.83 (10.37)
Q 613.10>569.00 (-) 2.79e4

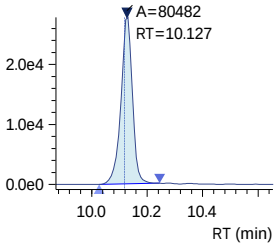

R1 613.10>319.00 (-) 2.92e3

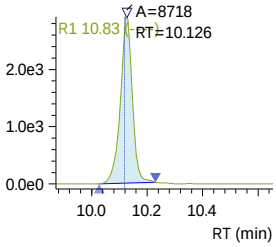

R2 613.10>319.00 (-) 2.92e3

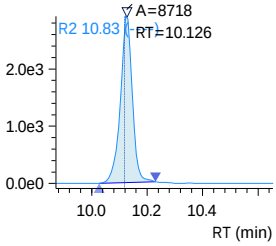

PFDS
Conc. 0.8651
R#1 63.33 (59.30)
R#2 63.33 (59.30)
Q 599.00>79.90 (-) 1.22e4

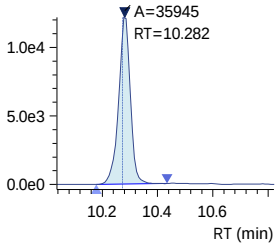

R1 599.00>98.80 (-) 7.95e3

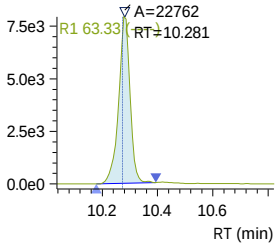

R2 599.00>98.80 (-) 7.95e3

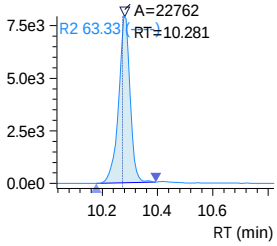

Insight Report
Before Manual Integration
Printed 3/18/2024 10:53:49

240315_026 (continued)

PFTrDA
Conc. 1.1368
R#1 15.21 (14.67)
R#2 15.21 (14.67)
Q 663.00>619.00 (-) 2.70e4

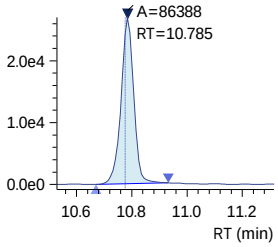

R1 663.00>168.90 (-) 4.15e3

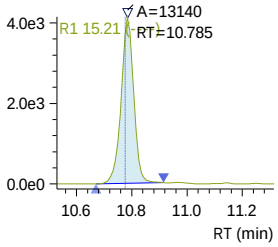

R2 663.00>168.90 (-) 4.15e3

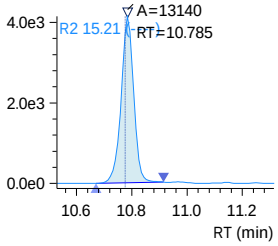

11-Cl-PF3OUdS
Conc. 0.9099
R#1 36.15 (34.64)
R#2 36.15 (34.64)
Q 630.90>451.00 (-) 4.70e4

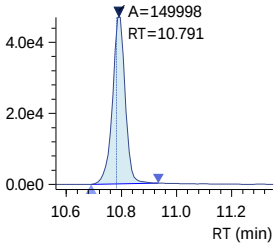

R1 632.90>452.90 (-) 1.74e4

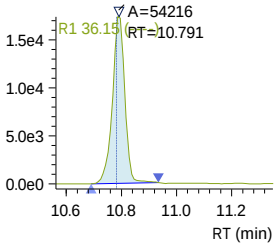

R2 632.90>452.90 (-) 1.74e4

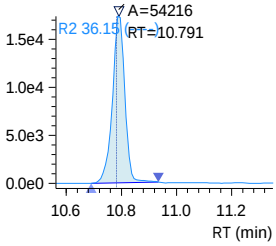

PFOSAm
Conc. 1.3060
Q 498.10>77.90 (-) 1.81e4

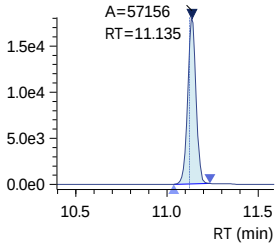

13C8-PFOSAm
Conc. 2.2312
Q 506.10>77.80 (-) 3.78e4

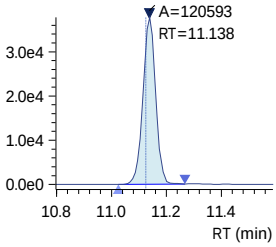

13C8-PFOSAm_IS
Conc. 2.5000
ISTD 506.10>77.80 (-) 3.78e4

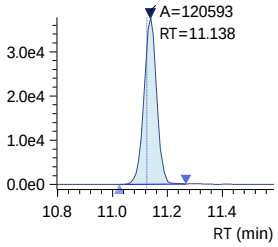

Insight Report
Before Manual Integration
Printed 3/18/2024 10:53:49

240315_026 (continued)

PFTDA
Conc. 1.1004
R#1 17.88 (17.10)
R#2 17.88 (17.10)

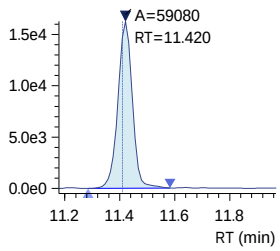

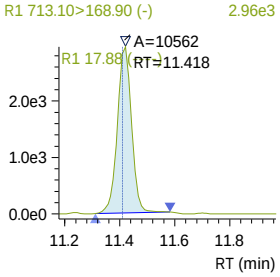

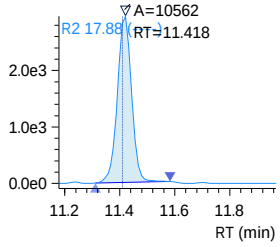

13C2-PFTDA
Conc. 1.2443

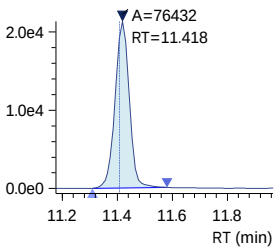

13C2-PFTDA_IS
Conc. 1.2500

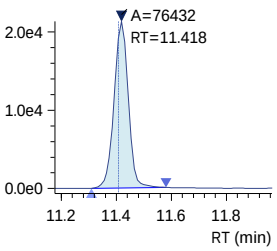

PFDoS
Conc. 0.9038
R#1 59.84 (62.00)
R#2 59.84 (62.00)

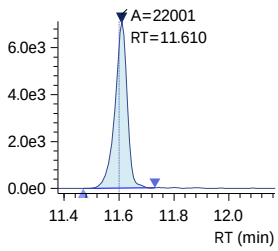

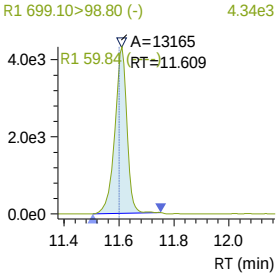

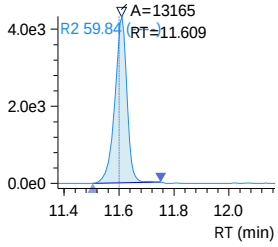

D7-MeFOSE_IS
Conc. 25.0000

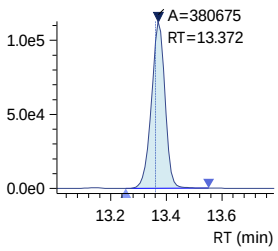

Insight Report
Before Manual Integration
Printed 3/18/2024 10:53:49

240315_026 (continued)

D7-MeFOSE
Conc. 23.0198

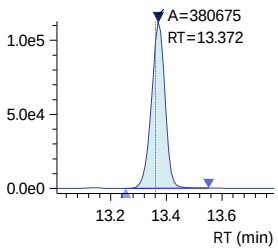

MeFOSE
Conc. 1.6161

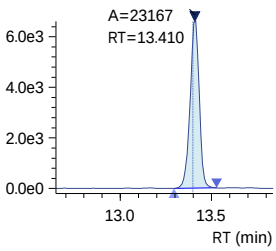

13C2-PFHXDA_IS
Conc. 2.5000

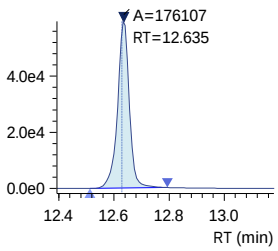

13C2-PFHXDA
Conc. 2.7882

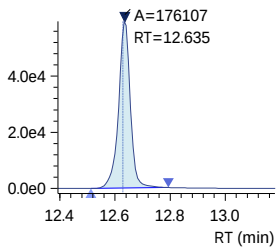

PFHXDA
Conc. 0.9943
R#1 11.23 (11.37)
R#2 11.23 (11.37)

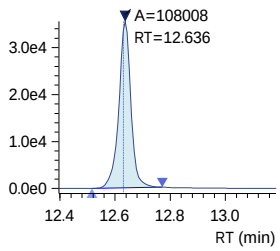

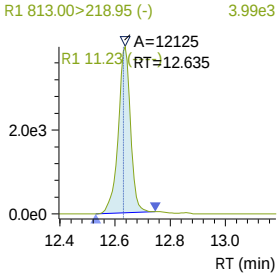

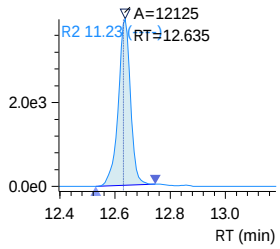

Insight Report
Before Manual Integration
Printed 3/18/2024 10:53:49

240315_026 (continued)

D3-MeFOSA
Conc. 2.3471

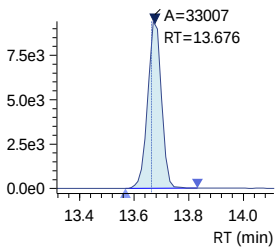

D3-MeFOSA_IS
Conc. 2.5000

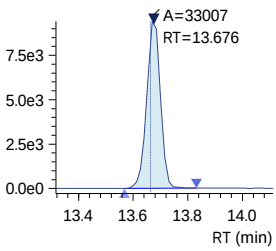

MeFOSA
Conc. 2.1087
R#1 112.76 (155.54)
R#2 112.76 (155.54)

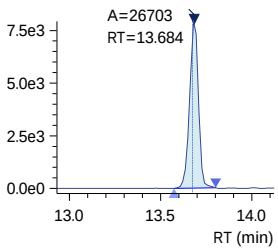

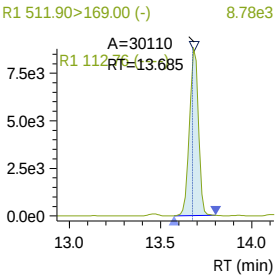

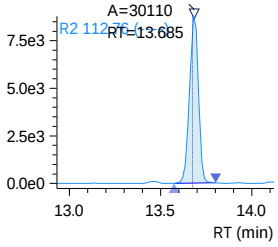

D9-EtFOSE_IS
Conc. 25.0000

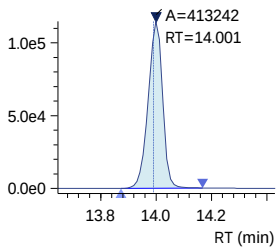

D9-EtFOSE
Conc. 21.8903

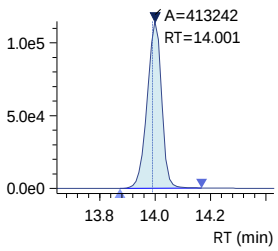

240315_026 (continued)

EtFOSE
Conc. 1.7729

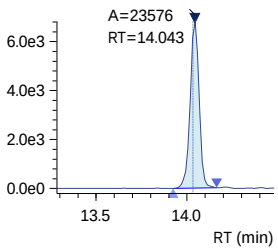

D5-EtFOSAm
Conc. 2.2848

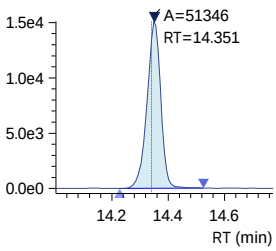

D5-EtFOSAm_IS
Conc. 2.5000

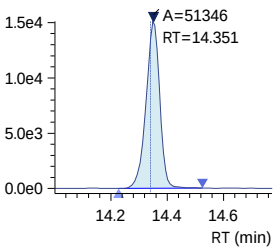

EtFOSAm
Conc. 1.7262
R#1 133.91 (165.52)
R#2 133.91 (165.52)

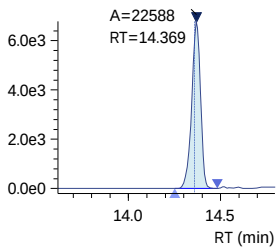

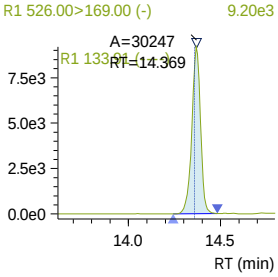

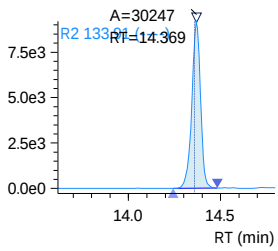

PFODA
Conc. 1.1504
R#1 34.53 (33.10)
R#2 34.53 (33.10)

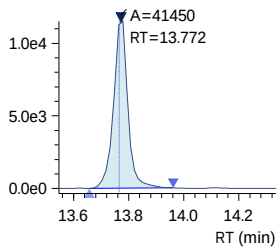

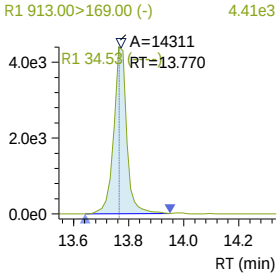

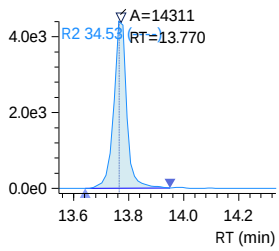

Insight Report
Ion Ratio Confirmation
Printed 3/18/2024 12:11:29

240315_027

Sample ID: 1633 FTCA ICV 1.0PPB
Date Acquired: 3/16/2024 12:15:41 AM
Acquired by: System Administrator
Data File: 240315_027
Vial: 11 | Inj. Volume: 10.0000uL | Tray: 1

Name	m/z	Ref 1 m/z	Area	Ref 1 Measured	Ref 1 Actual Ratio	Ref 1 Set Ratio	Ref 2 Measured	Ref 2 Actual Ratio	Ref 2 Set Ratio	Flag ID
13C4-PFBA	216.80>171.90	----	946928	----	----	----	----	----	----	
13C4-PFBA_IS	216.80>171.90	----	946928	----	----	----	----	----	----	
13C3-PFBA_IS	216.00>172.00	----	494675	----	----	----	----	----	----	
PFBA	212.80>169.05	----	----	----	----	----	----	----	----	
PFMPA	229.00>84.90	----	----	----	----	----	----	----	----	
3_3 FTCA	241.00>177.10	241.00>117.00	85570	110249	128.84	136.14	110249	128.84	136.14	
13C5-PFPeA	268.30>223.00	----	267050	----	----	----	----	----	----	
13C5-PFPeA_IS	268.30>223.00	----	267050	----	----	----	----	----	----	
PFPeA	263.00>219.00	----	----	----	----	----	----	----	----	
PFMBA	279.00>84.95	----	----	----	----	----	----	----	----	
13C2-4_2 FTS	329.10>80.90	----	90862	----	----	----	----	----	----	
13C2-4_2 FTS_IS	329.10>80.90	----	90862	----	----	----	----	----	----	
4_2 FTS	327.10>307.00	327.10>80.90	----	0	0.00	33.08	0	0.00	33.08	
13C3-PFBS_IS	302.10>79.90	----	194582	----	----	----	----	----	----	
PFBS	298.70>79.90	298.70>98.80	----	0	0.00	46.53	0	0.00	46.53	
13C3-PFBS	302.10>79.90	----	194582	----	----	----	----	----	----	
NFDHA	295.00>201.00	295.00>84.90	----	0	0.00	36.44	0	0.00	36.44	
13C5-PFHxA	318.00>273.00	----	414130	----	----	----	----	----	----	
13C5-PFHxA_IS	318.00>273.00	----	414130	----	----	----	----	----	----	
13C2-PFHxA_IS	315.10>270.00	----	498157	----	----	----	----	----	----	
PFHxA	313.00>269.00	----	----	----	----	----	----	----	----	
PFEESA	314.80>135.00	314.80>82.90	----	0	0.00	5.25	0	0.00	5.25	
13C3-HFPO-DA	286.90>168.90	----	644736	----	----	----	----	----	----	
13C3-HFPO-DA_IS	286.90>168.90	----	644736	----	----	----	----	----	----	
HFPO-DA	284.90>168.90	284.90>184.90	----	0	0.00	62.57	0	0.00	62.57	
5_3 FTCA	341.00>237.05	341.00>217.00	222766	332918	149.45	154.88	332918	149.45	154.88	
PFPeS	349.10>79.90	349.10>98.80	----	0	0.00	54.44	0	0.00	54.44	
13C4-PFHpA	367.10>322.00	----	555457	----	----	----	----	----	----	
13C4-PFHpA_IS	367.10>322.00	----	555457	----	----	----	----	----	----	
PFHpA	363.10>319.00	363.10>169.00	----	0	0.00	23.39	0	0.00	23.39	
DONA	376.90>250.90	376.90>84.80	----	0	0.00	30.39	0	0.00	30.39	
13C2-6_2 FTS_IS	429.10>80.90	----	73243	----	----	----	----	----	----	
13C2-6_2 FTS	429.10>80.90	----	73243	----	----	----	----	----	----	
6_2 FTS	427.10>407.00	427.10>80.90	----	0	0.00	44.48	0	0.00	44.48	
13C4-PFOA_IS	417.10>172.00	----	25800	----	----	----	----	----	----	
13C8-PFOA_IS	421.10>376.00	----	410281	----	----	----	----	----	----	

J:\LCMS08\Data\240315_1633_Curve\240315_1633_Curve.damlp .

Ref 1 Set Ratio assigned from calibration mid-point; Ref 2 Set Ratio assigned from opening calibration verification.
IRr - Ion ratio outside either set of criteria. Exceedances for reported detections to be "I" flagged in the analytical report.

240315_027 (continued)

(Table continued from previous page)

Name	m/z	Ref 1 m/z	Area	Ref 1 Measured	Ref 1 Actual Ratio	Ref 1 Set Ratio	Ref 2 Measured	Ref 2 Actual Ratio	Ref 2 Set Ratio	Flag ID
13C8-PFOA	421.10>376.00	----	410281	----	----	----	----	----	----	
PFOA	413.00>369.00	413.00>169.00	----	0	0.00	24.47	0	0.00	24.47	
13C3-PFHxS	402.10>79.90	----	143675	----	----	----	----	----	----	
13C3-PFHxS_IS	402.10>79.90	----	143675	----	----	----	----	----	----	
PFHxS	398.70>79.90	398.70>98.90	----	0	0.00	57.29	0	0.00	57.29	
18O2-PFHxS_IS	403.00>83.90	----	140299	----	----	----	----	----	----	
13C9-PFNA_IS	472.10>427.00	----	206698	----	----	----	----	----	----	
13C9-PFNA	472.10>427.00	----	206698	----	----	----	----	----	----	
13C5-PFNA_IS	468.00>423.00	----	179137	----	----	----	----	----	----	
PFNA	463.00>419.00	463.00>219.00	----	0	0.00	20.36	0	0.00	20.36	
PFHpS	449.00>79.90	449.00>98.80	----	0	0.00	46.70	0	0.00	46.70	
7_3 FTCA	441.00>317.00	441.00>336.90	315932	410724	130.00	132.28	410724	130.00	132.28	
13C2-8_2-FTS	529.10>80.90	----	45372	----	----	----	----	----	----	
13C2-8_2-FTS_IS	529.10>80.90	----	45372	----	----	----	----	----	----	
8_2 FTS	527.10>506.95	527.10>80.80	----	0	0.00	45.91	0	0.00	45.91	
13C6-PFDA_IS	519.10>474.10	----	134302	----	----	----	----	----	----	
13C6-PFDA	519.10>474.10	----	134302	----	----	----	----	----	----	
13C2-PFDA_IS	515.10>470.10	----	110824	----	----	----	----	----	----	
PFDA	512.90>469.00	512.90>219.00	----	0	0.00	17.64	0	0.00	17.64	
D3-NMeFOSAA_IS	573.20>419.00	----	154156	----	----	----	----	----	----	
D3-NMeFOSAA	573.20>419.00	----	154156	----	----	----	----	----	----	
13C8-PFOS_IS	507.10>98.90	----	45871	----	----	----	----	----	----	
13C8-PFOS	507.10>98.90	----	45871	----	----	----	----	----	----	
13C4-PFOS_IS	502.80>79.90	----	142236	----	----	----	----	----	----	
PFOS	498.90>79.90	498.90>98.80	----	0	0.00	45.06	0	0.00	45.06	
NMeFOSAA	570.10>419.00	570.10>483.00	----	0	0.00	67.10	0	0.00	67.10	
D5-NEtFOSAA_IS	589.20>419.00	----	101665	----	----	----	----	----	----	
D5-NEtFOSAA	589.20>419.00	----	101665	----	----	----	----	----	----	
NEtFOSAA	584.20>419.10	584.20>526.00	----	0	0.00	89.53	0	0.00	89.53	
9-Cl-PF3ONS	530.80>351.00	532.80>353.00	----	0	0.00	31.69	0	0.00	31.69	
PFUnDA	563.10>519.00	563.10>269.10	----	0	0.00	10.96	0	0.00	10.96	
13C7-PFUnDA_IS	570.00>525.10	----	116459	----	----	----	----	----	----	
13C7-PFUnDA	570.00>525.10	----	116459	----	----	----	----	----	----	
PFNS	548.80>79.90	548.80>98.80	----	0	0.00	56.91	0	0.00	56.91	
10_2 FTS	626.80>607.05	626.80>81.00	----	0	0.00	32.29	0	0.00	32.29	
13C2-PFDOA_IS	615.10>570.00	----	137516	----	----	----	----	----	----	
13C2-PFDOA	615.10>570.00	----	137516	----	----	----	----	----	----	
PFDOA	613.10>569.00	613.10>319.00	----	0	0.00	11.14	0	0.00	11.14	
PFDS	599.00>79.90	599.00>98.80	----	0	0.00	58.01	0	0.00	58.01	
PFTrDA	663.00>619.00	663.00>168.90	----	0	0.00	16.67	0	0.00	16.67	

J:\LCMS08\Data\240315_1633_Curve\240315_1633_Curve.damlp .

Ref 1 Set Ratio assigned from calibration mid-point; Ref 2 Set Ratio assigned from opening calibration verification.
IRr - Ion ratio outside either set of criteria. Exceedances for reported detections to be "I" flagged in the analytical report.



Insight Report
Ion Ratio Confirmation
Printed 3/18/2024 12:11:29

240315_027 (continued)

(Table continued from previous page)

Name	m/z	Ref 1 m/z	Area	Ref 1 Measured	Ref 1 Actual Ratio	Ref 1 Set Ratio	Ref 2 Measured	Ref 2 Actual Ratio	Ref 2 Set Ratio	Flag ID
11-Cl-PF3OUdS	630.90>451.00	632.90>452.90	----	0	0.00	35.04	0	0.00	35.04	
PFOSAm	498.10>77.90	----	----	----	----	----	----	----	----	
13C8-PFOSAm	506.10>77.80	----	120959	----	----	----	----	----	----	
13C8-PFOSAm_IS	506.10>77.80	----	120959	----	----	----	----	----	----	
PFTDA	713.10>669.00	713.10>168.90	----	0	0.00	17.09	0	0.00	17.09	
13C2-PFTDA	715.20>670.00	----	87187	----	----	----	----	----	----	
13C2-PFTDA_IS	715.20>670.00	----	87187	----	----	----	----	----	----	
PFDoS	699.10>79.90	699.10>98.80	----	0	0.00	61.23	0	0.00	61.23	
D7-MeFOSE_IS	623.20>58.90	----	374885	----	----	----	----	----	----	
D7-MeFOSE	623.20>58.90	----	374885	----	----	----	----	----	----	
MeFOSE	616.10>59.00	----	----	----	----	----	----	----	----	
13C2-PFHXDA_IS	815.00>770.05	----	182032	----	----	----	----	----	----	
13C2-PFHXDA	815.00>770.05	----	182032	----	----	----	----	----	----	
PFHXDA	813.00>768.95	813.00>218.95	----	0	0.00	10.78	0	0.00	10.78	
D3-MeFOSA	515.00>219.00	----	31399	----	----	----	----	----	----	
D3-MeFOSA_IS	515.00>219.00	----	31399	----	----	----	----	----	----	
MeFOSA	511.90>219.00	511.90>169.00	----	0	0.00	156.31	0	0.00	156.31	
D9-EtFOSE_IS	639.20>58.90	----	428989	----	----	----	----	----	----	
D9-EtFOSE	639.20>58.90	----	428989	----	----	----	----	----	----	
EtFOSE	630.00>59.00	----	----	----	----	----	----	----	----	
D5-EtFOSAm	531.10>219.00	----	50672	----	----	----	----	----	----	
D5-EtFOSAm_IS	531.10>219.00	----	50672	----	----	----	----	----	----	
EtFOSAm	526.00>219.00	526.00>169.00	----	0	0.00	177.75	0	0.00	177.75	
PFODA	913.00>868.65	913.00>169.00	----	0	0.00	31.66	0	0.00	31.66	

Ref 1 Set Ratio assigned from calibration mid-point; Ref 2 Set Ratio assigned from opening calibration verification.
IRr - Ion ratio outside either set of criteria. Exceedances for reported detections to be "I" flagged in the analytical report.

Insight Report
Quantitation/Integration
Printed 3/18/2024 12:10:31

240315_027

Check FTCAs

Sample ID: 1633 FTCA ICV 1.0PPB
Date Acquired: 3/16/2024 12:15:41 AM
Acquired by: System Administrator
Data File: 240315_027
Vial: 11 | Inj. Volume: 10.0000uL | Tray: 1

Name	Mode ID	Found RT	RT Diff	ISTD RT Diff	Area	ISTD Area	ISTD Name	Std. Conc.	Conc.	Unit	Flag ID
13C4-PFBA	Auto	1.339	-0.001	0.001	946928	494675	13C3-PFBA_IS	10.0000	9.7058	ng/mL	
13C4-PFBA_IS	Auto	1.339	-0.001	----	946928	946928	----	10.0000	10.0000	ng/mL	
13C3-PFBA_IS	Auto	1.338	-0.001	----	494675	494675	----	5.0000	5.0000	ng/mL	
PFBA	ND(W/B)	----	----	----	----	946928	13C4-PFBA_IS	1.0000	----	ng/mL	
PFMPA	ND(W/B)	----	----	----	----	267050	13C5-PFPeA_IS	1.0000	----	ng/mL	
3_3 FTCA	M	2.971	0.005	-0.490	85570	267050	13C5-PFPeA_IS	20.0000	21.1945	ng/mL	
13C5-PFPeA	Auto	3.461	0.004	-1.491	267050	498157	13C2-PFHxA_IS	5.0000	4.8180	ng/mL	
13C5-PFPeA_IS	Auto	3.461	0.004	----	267050	267050	----	5.0000	5.0000	ng/mL	
PFPeA	ND(W/B)	----	----	----	----	267050	13C5-PFPeA_IS	1.0000	----	ng/mL	
PFMBA	ND(W/B)	----	----	----	----	267050	13C5-PFPeA_IS	1.0000	----	ng/mL	
13C2-4_2 FTS	Auto	4.643	0.007	-2.421	90862	140299	18O2-PFHxS_IS	5.0000	4.6126	ng/mL	
13C2-4_2 FTS_IS	Auto	4.643	0.007	----	90862	90862	----	5.0000	5.0000	ng/mL	
4_2 FTS	ND(W/B)	----	----	----	----	90862	13C2-4_2 FTS_IS	0.9400	----	ng/mL	
13C3-PFBS_IS	Auto	4.610	0.005	----	194582	194582	----	2.5000	2.5000	ng/mL	
PFBS	ND(W/B)	----	----	----	----	194582	13C3-PFBS_IS	0.8900	----	ng/mL	
13C3-PFBS	Auto	4.610	0.005	-2.454	194582	140299	18O2-PFHxS_IS	2.5000	2.2756	ng/mL	
NFDHA	ND(W/B)	----	----	----	----	414130	13C5-PFHxA_IS	1.0000	----	ng/mL	
13C5-PFHxA	Auto	4.951	0.006	-0.001	414130	498157	13C2-PFHxA_IS	2.5000	2.5419	ng/mL	
13C5-PFHxA_IS	Auto	4.951	0.006	----	414130	414130	----	2.5000	2.5000	ng/mL	
13C2-PFHxA_IS	Auto	4.952	0.006	----	498157	498157	----	2.5000	2.5000	ng/mL	
PFHxA	ND(W/B)	----	----	----	----	414130	13C5-PFHxA_IS	1.0000	----	ng/mL	
PFEESA	ND(W/B)	----	----	----	----	414130	13C5-PFHxA_IS	0.8900	----	ng/mL	
13C3-HFPO-DA	Auto	5.423	0.006	0.471	644736	498157	13C2-PFHxA_IS	10.0000	9.8869	ng/mL	
13C3-HFPO-DA_IS	Auto	5.423	0.006	----	644736	644736	----	10.0000	10.0000	ng/mL	
HFPO-DA	ND(W/B)	----	----	----	----	644736	13C3-HFPO-DA_IS	1.0000	----	ng/mL	
5_3 FTCA	Auto	5.868	0.007	0.917	222766	414130	13C5-PFHxA_IS	20.0000	18.0967	ng/mL	
PFPeS	ND(W/B)	----	----	----	----	143675	13C3-PFHxS_IS	0.9400	----	ng/mL	
13C4-PFHpA	Auto	6.138	0.006	1.186	555457	498157	13C2-PFHxA_IS	2.5000	2.4662	ng/mL	
13C4-PFHpA_IS	Auto	6.138	0.006	----	555457	555457	----	2.5000	2.5000	ng/mL	
PFHpA	ND(W/B)	----	----	----	----	555457	13C4-PFHpA_IS	1.0000	----	ng/mL	
DONA	ND(W/B)	----	----	----	----	644736	13C3-HFPO-DA_IS	0.9500	----	ng/mL	
13C2-6_2 FTS_IS	Auto	6.786	0.006	----	73243	73243	----	5.0000	5.0000	ng/mL	
13C2-6_2 FTS	Auto	6.786	0.006	-0.278	73243	140299	18O2-PFHxS_IS	5.0000	4.6131	ng/mL	
6_2 FTS	ND(W/B)	----	----	----	----	73243	13C2-6_2 FTS_IS	0.9500	----	ng/mL	
13C4-PFOA_IS	Auto	7.095	0.006	----	25800	25800	----	2.5000	2.5000	ng/mL	
13C8-PFOA_IS	Auto	7.094	0.005	----	410281	410281	----	2.5000	2.5000	ng/mL	
13C8-PFOA	Auto	7.094	0.005	-0.001	410281	25800	13C4-PFOA_IS	2.5000	2.5822	ng/mL	
PFOA	ND(W/B)	----	----	----	----	410281	13C8-PFOA_IS	1.0000	----	ng/mL	
13C3-PFHxS	Auto	7.063	0.006	-0.001	143675	140299	18O2-PFHxS_IS	2.5000	2.4427	ng/mL	
13C3-PFHxS_IS	Auto	7.063	0.006	----	143675	143675	----	2.5000	2.5000	ng/mL	
PFHxS	ND(W/B)	----	----	----	----	143675	13C3-PFHxS_IS	0.9100	----	ng/mL	
18O2-PFHxS_IS	Auto	7.064	0.006	----	140299	140299	----	2.5000	2.5000	ng/mL	
13C9-PFNA_IS	Auto	7.945	0.005	----	206698	206698	----	1.2500	1.2500	ng/mL	
13C9-PFNA	Auto	7.945	0.005	0.000	206698	179137	13C5-PFNA_IS	1.2500	1.2769	ng/mL	
13C5-PFNA_IS	Auto	7.945	0.005	----	179137	179137	----	1.2500	1.2500	ng/mL	
PFNA	ND(W/B)	----	----	----	----	206698	13C9-PFNA_IS	1.0000	----	ng/mL	
PFHpS	ND(W/B)	----	----	----	----	45871	13C8-PFOS_IS	0.9500	----	ng/mL	
7_3 FTCA	Auto	7.929	0.008	2.978	315932	414130	13C5-PFHxA_IS	20.0000	17.6231	ng/mL	
13C2-8_2-FTS	Auto	8.404	0.004	1.340	45372	140299	18O2-PFHxS_IS	5.0000	4.4612	ng/mL	
13C2-8_2-FTS_IS	Auto	8.404	0.004	----	45372	45372	----	5.0000	5.0000	ng/mL	
8_2 FTS	ND(W/B)	----	----	----	----	45372	13C2-8_2-FTS_IS	0.9600	----	ng/mL	
13C6-PFDA_IS	Auto	8.709	0.004	----	134302	134302	----	1.2500	1.2500	ng/mL	
13C6-PFDA	Auto	8.709	0.004	0.000	134302	110824	13C2-PFDA_IS	1.2500	1.2946	ng/mL	

J:\LCMS08\Data\240315_1633_Curve\240315_1633_Curve.damlp .

SN - Software-calculated S/N ratio outside criteria due to non-target peaks or drift in noise calculation window. Analyst review of noise levels (excluding non-target peaks) in chromatogram indicates S/N ratio meets criteria.

240315_027 (continued)

(Table continued from previous page)

Name	Mode ID	Found RT	RT Diff	ISTD RT Diff	Area	ISTD Area	ISTD Name	Std. Conc.	Conc.	Unit	Flag ID
13C2-PFDA_IS	Auto	8.709	0.004	----	110824	110824	----	1.2500	1.2500	ng/mL	
PFDA	ND(W/B)	----	----	----	----	134302	13C6-PFDA_IS	1.0000	----	ng/mL	
D3-NMeFOSAA_IS	Auto	8.844	0.006	----	154156	154156	----	5.0000	5.0000	ng/mL	
D3-NMeFOSAA	Auto	8.844	0.006	0.045	154156	142236	13C4-PFOS_IS	5.0000	4.4802	ng/mL	
13C8-PFOS_IS	Auto	8.798	0.002	----	45871	45871	----	2.5000	2.5000	ng/mL	
13C8-PFOS	Auto	8.798	0.002	-0.001	45871	142236	13C4-PFOS_IS	2.5000	2.3035	ng/mL	
13C4-PFOS_IS	Auto	8.799	0.003	----	142236	142236	----	2.5000	2.5000	ng/mL	
PFOS	ND(W/B)	----	----	----	----	45871	13C8-PFOS_IS	0.9300	----	ng/mL	
NMeFOSAA	ND(W/B)	----	----	----	----	154156	D3-NMeFOSAA_IS	1.0000	----	ng/mL	
D5-NEtFOSAA_IS	Auto	9.174	0.004	----	101665	101665	----	5.0000	5.0000	ng/mL	
D5-NEtFOSAA	Auto	9.174	0.004	0.375	101665	142236	13C4-PFOS_IS	5.0000	4.0328	ng/mL	
NEtFOSAA	ND(W/B)	----	----	----	----	101665	D5-NEtFOSAA_IS	1.0000	----	ng/mL	
9-Cl-PF3ONS	ND(W/B)	----	----	----	----	644736	13C3-HFPO-DA_IS	0.9300	----	ng/mL	
PFUnDA	ND(W/B)	----	----	----	----	116459	13C7-PFUnDA_IS	1.0000	----	ng/mL	
13C7-PFUnDA_IS	Auto	9.434	0.003	----	116459	116459	----	1.2500	1.2500	ng/mL	
13C7-PFUnDA	Auto	9.434	0.003	0.725	116459	110824	13C2-PFDA_IS	1.2500	1.1383	ng/mL	
PFNS	ND(W/B)	----	----	----	----	45871	13C8-PFOS_IS	0.9600	----	ng/mL	
10_2 FTS	ND(W/B)	----	----	----	----	45372	13C2-8_2-FTS_IS	0.9600	----	ng/mL	
13C2-PFDOA_IS	Auto	10.119	0.001	----	137516	137516	----	1.2500	1.2500	ng/mL	
13C2-PFDOA	Auto	10.119	0.001	1.410	137516	110824	13C2-PFDA_IS	1.2500	1.1558	ng/mL	
PFDOA	ND(W/B)	----	----	----	----	137516	13C2-PFDOA_IS	1.0000	----	ng/mL	
PFDS	ND(W/B)	----	----	----	----	45871	13C8-PFOS_IS	0.9700	----	ng/mL	
PFTrDA	ND(W/B)	----	----	----	----	87187	13C2-PFTDA_IS	1.0000	----	ng/mL	
11-Cl-PF3OUdS	ND(W/B)	----	----	----	----	644736	13C3-HFPO-DA_IS	0.9400	----	ng/mL	
PFOSAm	ND(W/B)	----	----	----	----	120959	13C8-PFOSAm_IS	2.0000	----	ng/mL	
13C8-PFOSAm	Auto	11.132	0.007	2.333	120959	142236	13C4-PFOS_IS	2.5000	2.2613	ng/mL	
13C8-PFOSAm_IS	Auto	11.132	0.007	----	120959	120959	----	2.5000	2.5000	ng/mL	
PFTDA	ND(W/B)	----	----	----	----	87187	13C2-PFTDA_IS	1.0000	----	ng/mL	
13C2-PFTDA	Auto	11.411	0.002	2.702	87187	110824	13C2-PFDA_IS	1.2500	1.2136	ng/mL	
13C2-PFTDA_IS	Auto	11.411	0.002	----	87187	87187	----	1.2500	1.2500	ng/mL	
PFDoS	ND(W/B)	----	----	----	----	45871	13C8-PFOS_IS	0.9700	----	ng/mL	
D7-MeFOSE_IS	Auto	13.367	0.006	----	374885	374885	----	25.0000	25.0000	ng/mL	
D7-MeFOSE	Auto	13.367	0.006	4.568	374885	142236	13C4-PFOS_IS	25.0000	22.9065	ng/mL	
MeFOSE	ND(W/B)	----	----	----	----	374885	D7-MeFOSE_IS	1.0000	----	ng/mL	
13C2-PFHXDA_IS	Auto	12.628	0.000	----	182032	182032	----	2.5000	2.5000	ng/mL	
13C2-PFHXDA	Auto	12.628	0.000	3.919	182032	110824	13C2-PFDA_IS	2.5000	2.4642	ng/mL	
PFHXDA	ND(W/B)	----	----	----	----	182032	13C2-PFHXDA_IS	1.0000	----	ng/mL	
D3-MeFOSA	Auto	13.670	0.006	4.871	31399	142236	13C4-PFOS_IS	2.5000	2.2561	ng/mL	
D3-MeFOSA_IS	Auto	13.670	0.006	----	31399	31399	----	2.5000	2.5000	ng/mL	
MeFOSA	ND(W/B)	----	----	----	----	31399	D3-MeFOSA_IS	1.0000	----	ng/mL	
D9-EtFOSE_IS	Auto	13.997	0.005	----	428989	428989	----	25.0000	25.0000	ng/mL	
D9-EtFOSE	Auto	13.997	0.005	5.198	428989	142236	13C4-PFOS_IS	25.0000	22.9620	ng/mL	
EtFOSE	ND(W/B)	----	----	----	----	428989	D9-EtFOSE_IS	1.0000	----	ng/mL	
D5-EtFOSAm	Auto	14.348	0.007	5.549	50672	142236	13C4-PFOS_IS	2.5000	2.2784	ng/mL	
D5-EtFOSAm_IS	Auto	14.348	0.007	----	50672	50672	----	2.5000	2.5000	ng/mL	
EtFOSAm	ND(W/B)	----	----	----	----	50672	D5-EtFOSAm_IS	1.0000	----	ng/mL	
PFODA	ND(W/B)	----	----	----	----	182032	13C2-PFHXDA_IS	1.0000	----	ng/mL	

SN - Software-calculated S/N ratio outside criteria due to non-target peaks or drift in noise calculation window. Analyst review of noise levels (excluding non-target peaks) in chromatogram indicates S/N ratio meets criteria.

240315_027 (continued)

13C4-PFBA
Conc. 9.7058
Q 216.80>171.90 (-) 1.47e5

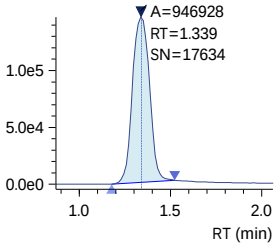

13C4-PFBA_IS
Conc. 10.0000
ISTD 216.80>171.90 (-) 1.47e5

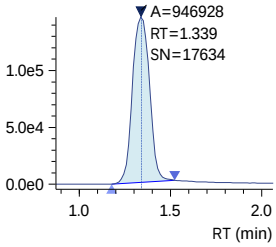

13C3-PFBA_IS
Conc. 5.0000
ISTD 216.00>172.00 (-) 7.58e4

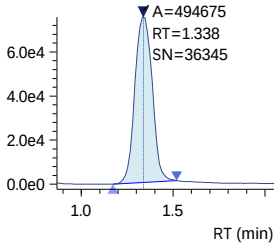

PFBA
Conc. ----
Q 212.80>169.05 (-) 1.58e3

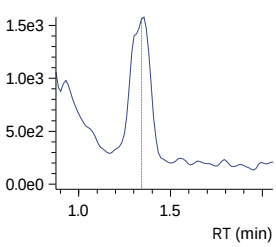

PFMPA
Conc. ----
Q 229.00>84.90 (-) 9.90e1

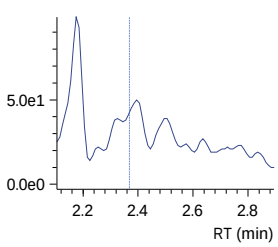

3_3 FTCA
Conc. 21.1945
R#1 128.84 (136.14)
R#2 128.84 (136.14)
Q 241.00>177.10 (-) 2.48e4

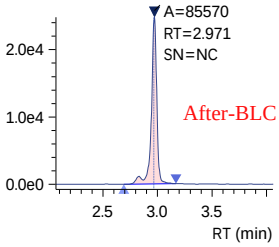

13C5-PFPeA
Conc. 4.8180
Q 268.30>223.00 (-) 6.95e4

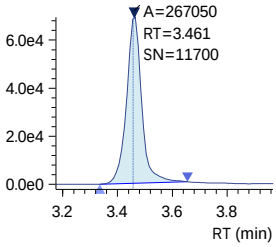

13C5-PFPeA_IS
Conc. 5.0000
ISTD 268.30>223.00 (-) 6.95e4

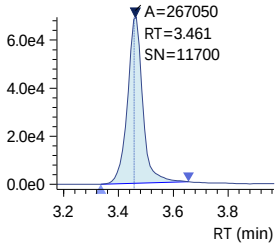

PFPeA
Conc. ----
Q 263.00>219.00 (-) 6.18e2

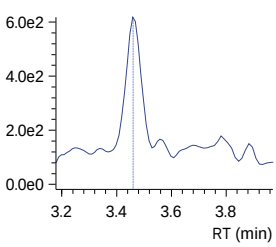

PFMBA
Conc. ----
Q 279.00>84.95 (-) 6.10e1

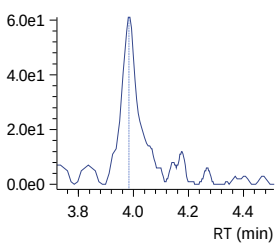

R1 241.00>117.00 (-) 3.45e4

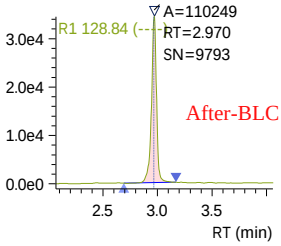

R2 241.00>117.00 (-) 3.45e4

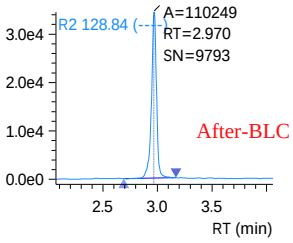

240315_027 (continued)

13C2-4_2 FTS
Conc. 4.6126

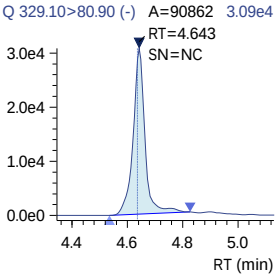

13C2-4_2 FTS_IS
Conc. 5.0000

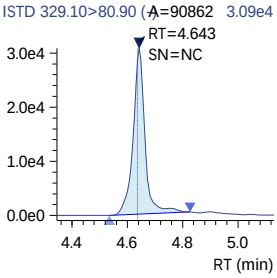

4_2 FTS
Conc. ----
R#1 0.00 (33.08)
R#2 0.00 (33.08)

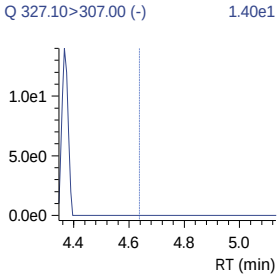

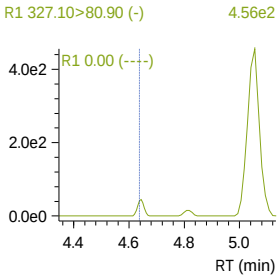

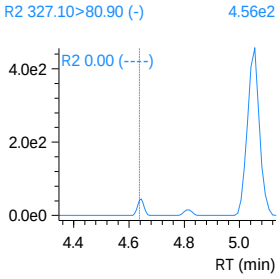

13C3-PFBS_IS
Conc. 2.5000

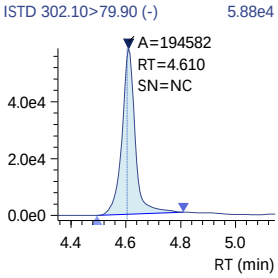

PFBS
Conc. ----
R#1 0.00 (46.53)
R#2 0.00 (46.53)

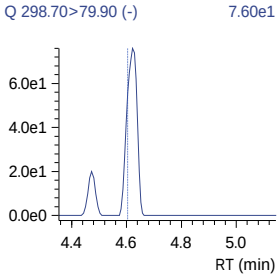

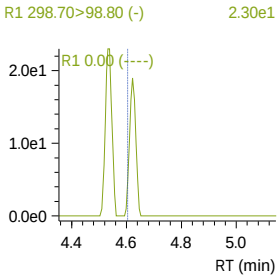

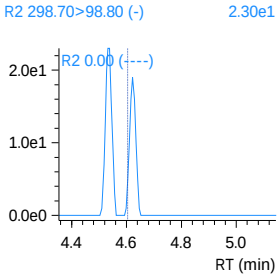

J:\LCMS08\Data\240315_1633_Curve\240315_1633_Curve.damlp .
SN - Software-calculated S/N ratio outside criteria due to non-target peaks or drift in noise calculation window.
Analyst review of noise levels (excluding non-target peaks) in chromatogram indicates S/N ratio meets criteria.

240315_027 (continued)

13C3-PFBS
Conc. 2.2756

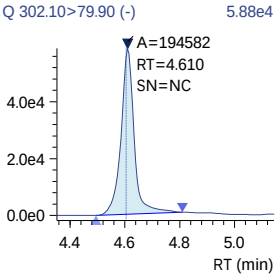

NFDHA
Conc. ----
R#1 0.00 (36.44)
R#2 0.00 (36.44)

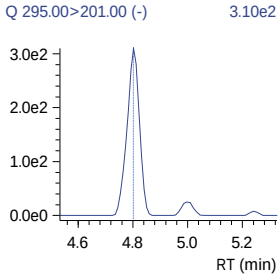

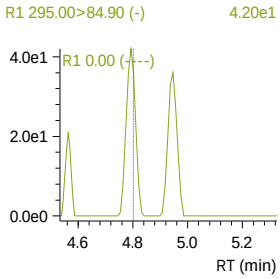

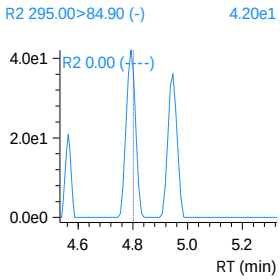

13C5-PFHxA
Conc. 2.5419

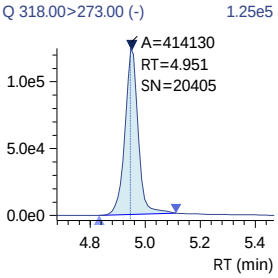

13C5-PFHxA_IS
Conc. 2.5000

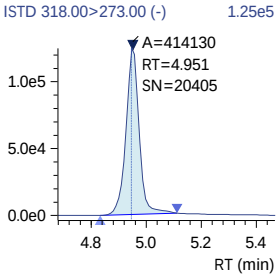

13C2-PFHxA_IS
Conc. 2.5000

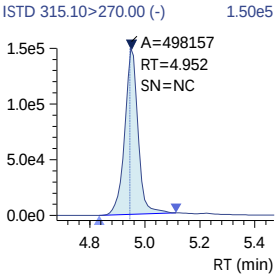

J:\LCMS08\Data\240315_1633_Curve\240315_1633_Curve.damlp .
SN - Software-calculated S/N ratio outside criteria due to non-target peaks or drift in noise calculation window.
Analyst review of noise levels (excluding non-target peaks) in chromatogram indicates S/N ratio meets criteria.

240315_027 (continued)

PFHxA
Conc. ----
Q 313.00>269.00 (-) 1.01e3

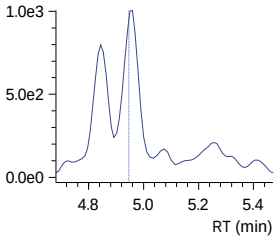

PFEESA
Conc. ----
R#1 0.00 (5.25)
R#2 0.00 (5.25)
Q 314.80>135.00 (-) 1.60e2

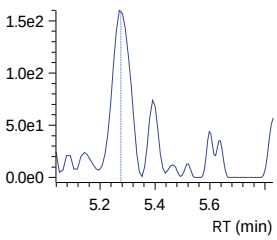

R1 314.80>82.90 (-) 7.10e1

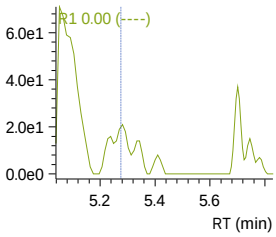

R2 314.80>82.90 (-) 7.10e1

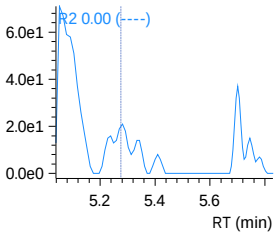

13C3-HFPO-DA
Conc. 9.8869
Q 286.90>168.90 (-) 2.04e5

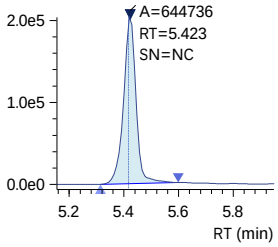

13C3-HFPO-DA_IS
Conc. 10.0000
ISTD 286.90>168.90 (-) 2.04e5

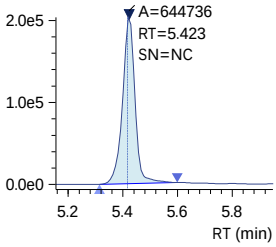

HFPO-DA
Conc. ----
R#1 0.00 (62.57)
R#2 0.00 (62.57)
Q 284.90>168.90 (-) 1.34e2

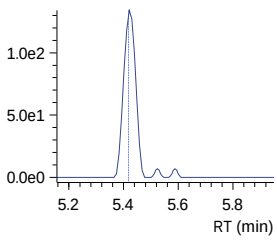

R1 284.90>184.90 (-) 1.92e2

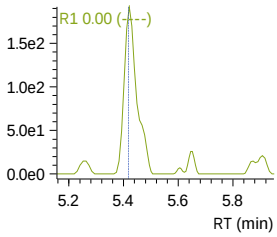

R2 284.90>184.90 (-) 1.92e2

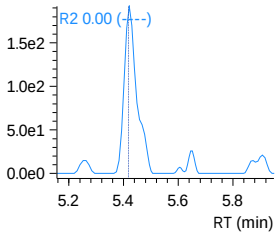

SN - Software-calculated S/N ratio outside criteria due to non-target peaks or drift in noise calculation window.
Analyst review of noise levels (excluding non-target peaks) in chromatogram indicates S/N ratio meets criteria.

240315_027 (continued)

5_3 FTCA
Conc. 18.0967
R#1 149.45 (154.88)
R#2 149.45 (154.88)
Q 341.00>237.05 (-) 7.88e4

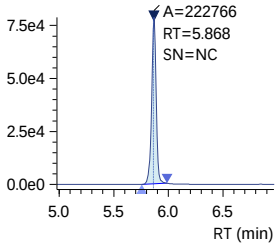

R1 341.00>217.00 (-) 1.18e5

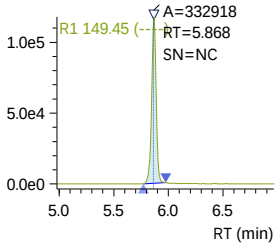

R2 341.00>217.00 (-) 1.18e5

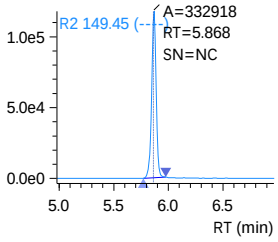

PFPeS
Conc. ----
R#1 0.00 (54.44)
R#2 0.00 (54.44)
Q 349.10>79.90 (-) 4.00e1

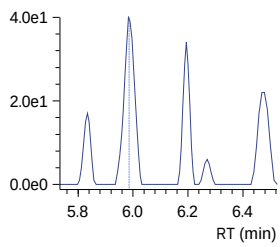

R1 349.10>98.80 (-) 1.20e1

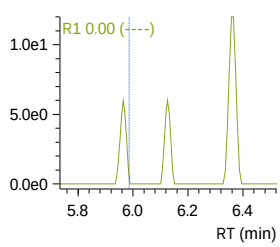

R2 349.10>98.80 (-) 1.20e1

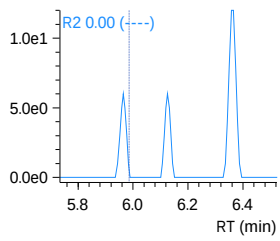

13C4-PFHpA
Conc. 2.4662
Q 367.10>322.00 (-) 2.01e5

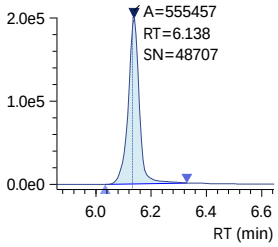

13C4-PFHpA_IS
Conc. 2.5000
ISTD 367.10>322.00 (-) 2.01e5

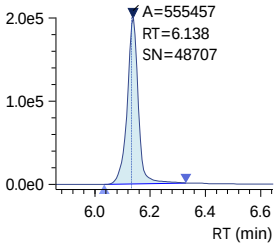

PFHpA
Conc. ----
R#1 0.00 (23.39)
R#2 0.00 (23.39)
Q 363.10>319.00 (-) 2.04e3

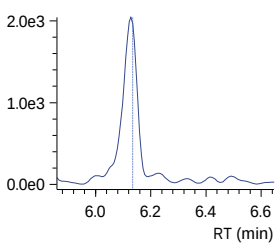

R1 363.10>169.00 (-) 4.46e2

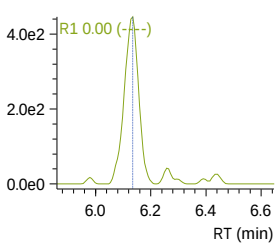

R2 363.10>169.00 (-) 4.46e2

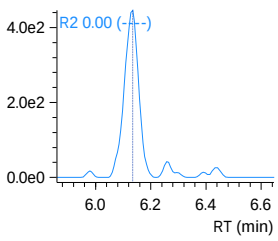

J:\LCMS08\Data\240315_1633_Curve\240315_1633_Curve.damlp .
SN - Software-calculated S/N ratio outside criteria due to non-target peaks or drift in noise calculation window.
Analyst review of noise levels (excluding non-target peaks) in chromatogram indicates S/N ratio meets criteria.

240315_027 (continued)

DONA
Conc. ----
R#1 0.00 (30.39)
R#2 0.00 (30.39)
Q 376.90>250.90 (-) 6.30e1

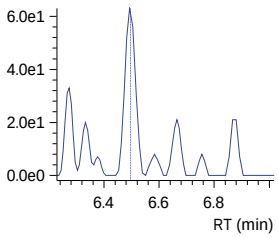

13C2-6_2 FTS_IS
Conc. 5.0000
ISTD 429.10>80.90 (-) 2.48e4

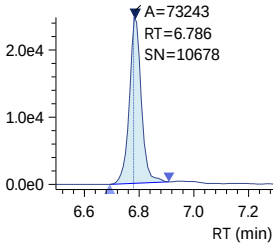

13C2-6_2 FTS
Conc. 4.6131
Q 429.10>80.90 (-) 2.48e4

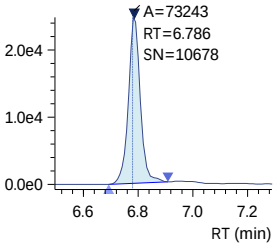

6_2 FTS
Conc. ----
R#1 0.00 (44.48)
R#2 0.00 (44.48)
Q 427.10>407.00 (-) 3.50e1

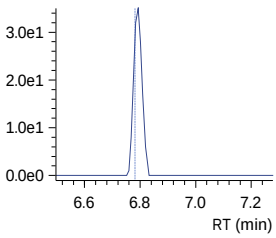

13C4-PFOA_IS
Conc. 2.5000
ISTD 417.10>172.00 (-) 7.41e3

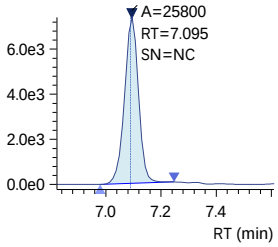

R1 376.90>84.80 (-) 2.10e1

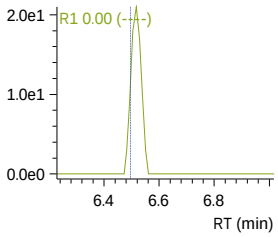

R1 427.10>80.90 (-) 0.00e0

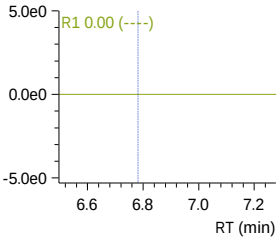

R2 376.90>84.80 (-) 2.10e1

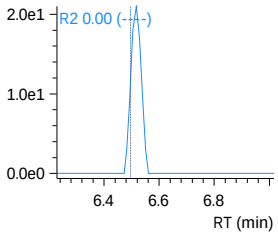

R2 427.10>80.90 (-) 0.00e0

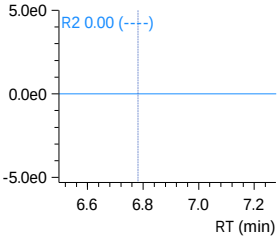

Insight Report
Quantitation/Integration
Printed 3/18/2024 12:10:31

240315_027 (continued)

13C8-PFOA_IS
Conc. 2.5000

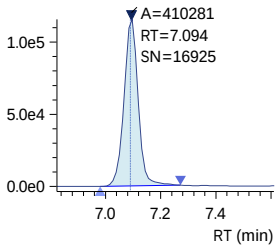

13C8-PFOA
Conc. 2.5822

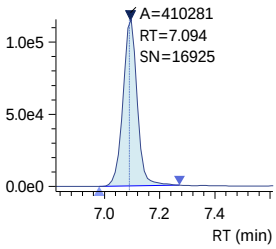

PFOA
Conc. ----
R#1 0.00 (24.47)
R#2 0.00 (24.47)

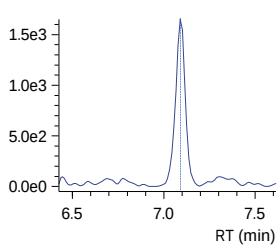

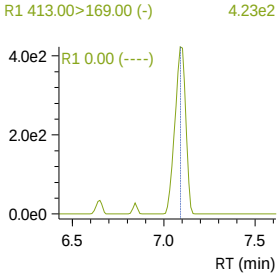

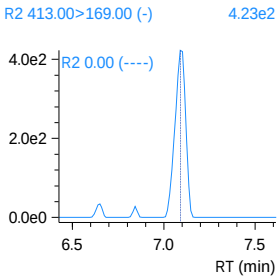

13C3-PFHxS
Conc. 2.4427

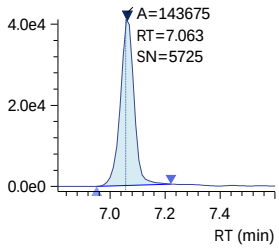

13C3-PFHxS_IS
Conc. 2.5000

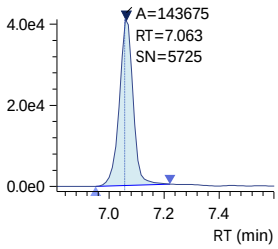

J:\LCMS08\Data\240315_1633_Curve\240315_1633_Curve.damlp .
SN - Software-calculated S/N ratio outside criteria due to non-target peaks or drift in noise calculation window.
Analyst review of noise levels (excluding non-target peaks) in chromatogram indicates S/N ratio meets criteria.

240315_027 (continued)

PFHxS
Conc. ----
R#1 0.00 (57.29)
R#2 0.00 (57.29)
Q 398.70>79.90 (-) 1.33e2

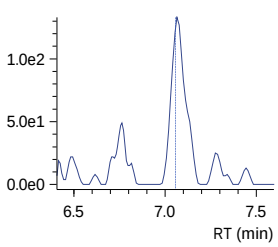

R1 398.70>98.90 (-) 1.07e2

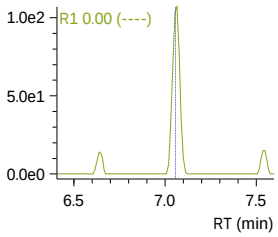

R2 398.70>98.90 (-) 1.07e2

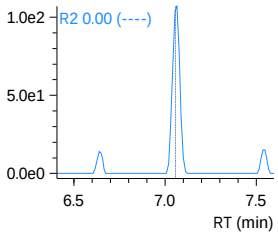

18O2-PFHxS_IS
Conc. 2.5000
ISTD 403.00>83.90 (-) 3.97e4

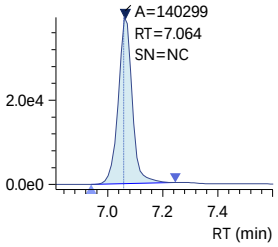

13C9-PFNA_IS
Conc. 1.2500
ISTD 472.10>427.00 (-) 7.68e4

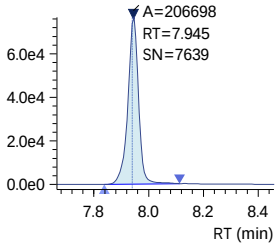

13C9-PFNA
Conc. 1.2769
Q 472.10>427.00 (-) 7.68e4

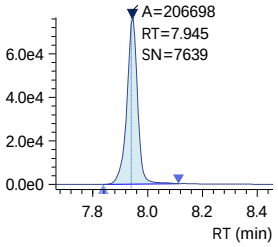

13C5-PFNA_IS
Conc. 1.2500
ISTD 468.00>423.00 (-) 6.72e4

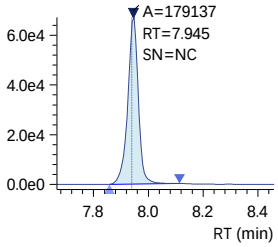

240315_027 (continued)

PFNA
Conc. ----
R#1 0.00 (20.36)
R#2 0.00 (20.36)
Q 463.00>419.00 (-) 8.46e2

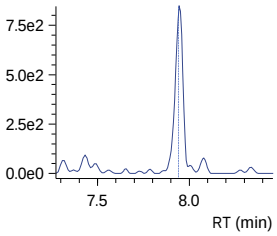

PFHpS
Conc. ----
R#1 0.00 (46.70)
R#2 0.00 (46.70)
Q 449.00>79.90 (-) 4.20e1

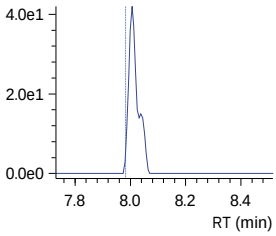

7_3 FTCA
Conc. 17.6231
R#1 130.00 (132.28)
R#2 130.00 (132.28)
Q 441.00>317.00 (-) 1.11e5

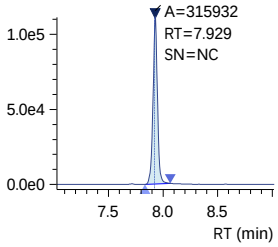

13C2-8_2-FTS
Conc. 4.4612
Q 529.10>80.90 (-) 1.42e4

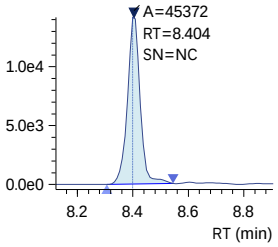

13C2-8_2-FTS_IS
Conc. 5.0000
ISTD 529.10>80.90 (-) 1.42e4

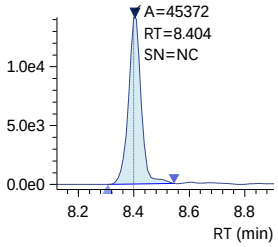

R1 463.00>219.00 (-) 1.71e2

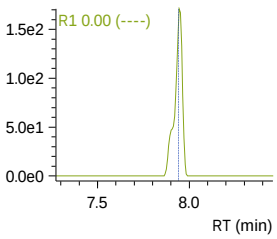

R1 449.00>98.80 (-) 1.50e1

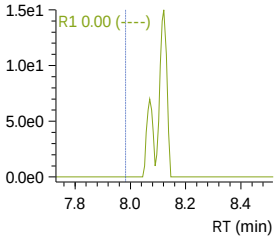

R1 441.00>336.90 (-) 1.43e5

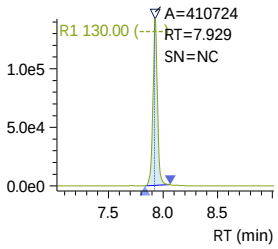

R2 463.00>219.00 (-) 1.71e2

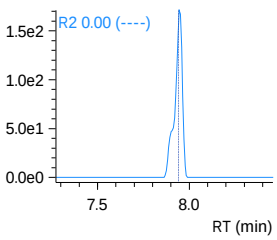

R2 449.00>98.80 (-) 1.50e1

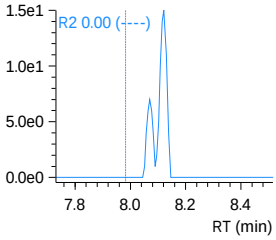

R2 441.00>336.90 (-) 1.43e5

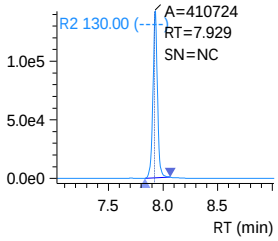

SN - Software-calculated S/N ratio outside criteria due to non-target peaks or drift in noise calculation window.
Analyst review of noise levels (excluding non-target peaks) in chromatogram indicates S/N ratio meets criteria.

240315_027 (continued)

8_2 FTS
Conc. ----
R#1 0.00 (45.91)
R#2 0.00 (45.91)
Q 527.10>506.95 (-) 0.00e0

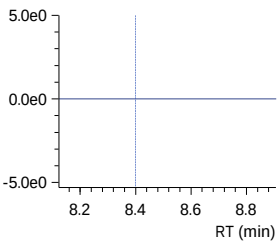

13C6-PFDA_IS
Conc. 1.2500
ISTD 519.10>474.10 (-) 3.84e4

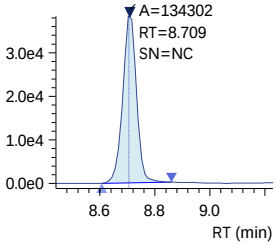

13C6-PFDA
Conc. 1.2946
Q 519.10>474.10 (-) 3.84e4

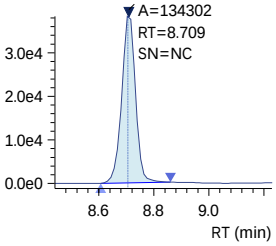

13C2-PFDA_IS
Conc. 1.2500
ISTD 515.10>470.10 (-) 3.18e4

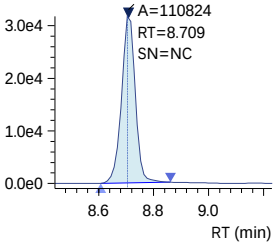

PFDA
Conc. ----
R#1 0.00 (17.64)
R#2 0.00 (17.64)
Q 512.90>469.00 (-) 7.68e2

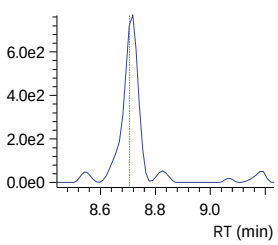

R1 527.10>80.80 (-) 0.00e0

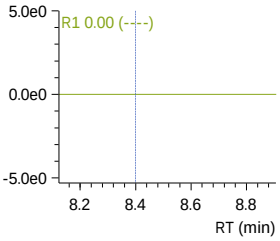

R1 512.90>219.00 (-) 1.94e2

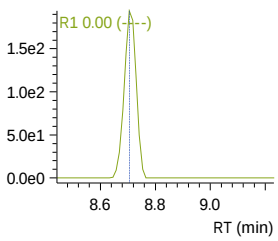

R2 527.10>80.80 (-) 0.00e0

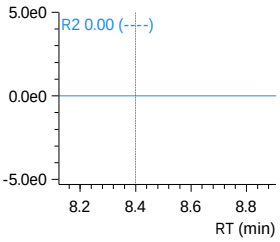

R2 512.90>219.00 (-) 1.94e2

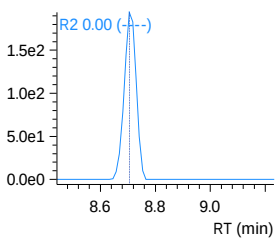

D3-NMeFOSAA_IS
Conc. 5.0000
ISTD 573.20>419.00 (-) 4.32e4

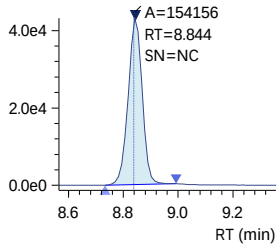

D3-NMeFOSAA
Conc. 4.4802
Q 573.20>419.00 (-) 4.32e4

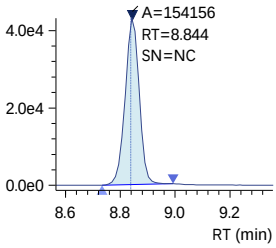

13C8-PFOS_IS
Conc. 2.5000
ISTD 507.10>98.90 (-) 1.27e4

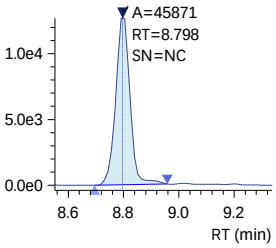

13C8-PFOS
Conc. 2.3035
Q 507.10>98.90 (-) 1.27e4

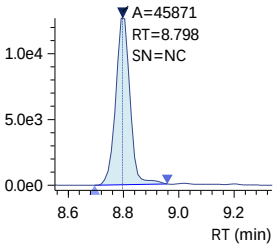

13C4-PFOS_IS
Conc. 2.5000
ISTD 502.80>79.90 (-) 3.96e4

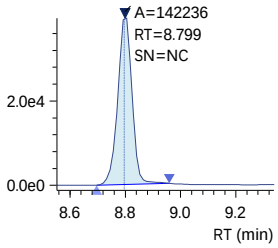

SN - Software-calculated S/N ratio outside criteria due to non-target peaks or drift in noise calculation window.
Analyst review of noise levels (excluding non-target peaks) in chromatogram indicates S/N ratio meets criteria.

240315_027 (continued)

PFOS
Conc. ----
R#1 0.00 (45.06)
R#2 0.00 (45.06)
Q 498.90>79.90 (-) 2.49e2

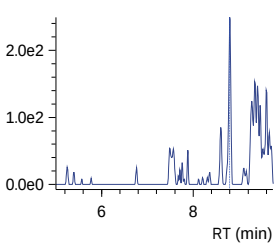

NMeFOSAA
Conc. ----
R#1 0.00 (67.10)
R#2 0.00 (67.10)
Q 570.10>419.00 (-) 3.40e1

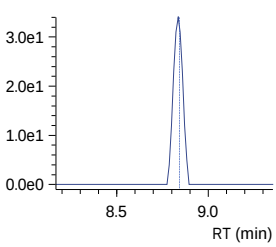

D5-NEtFOSAA_IS
Conc. 5.0000
ISTD 589.20>419.00 (-) 2.96e4

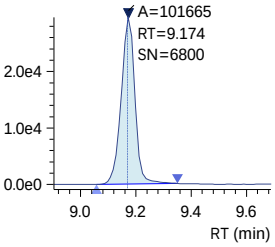

D5-NEtFOSAA
Conc. 4.0328
Q 589.20>419.00 (-) 2.96e4

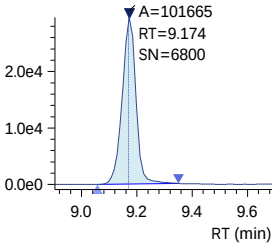

NEtFOSAA
Conc. ----
R#1 0.00 (89.53)
R#2 0.00 (89.53)
Q 584.20>419.10 (-) 7.00e1

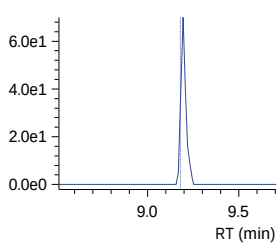

R1 498.90>98.80 (-) 1.47e2

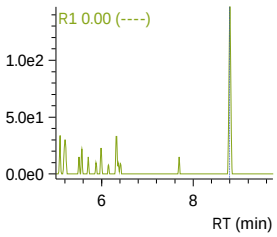

R1 570.10>483.00 (-) 1.80e1

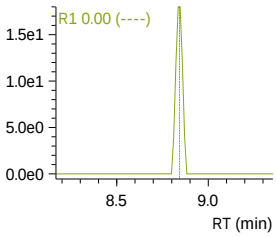

R1 584.20>526.00 (-) 0.00e0

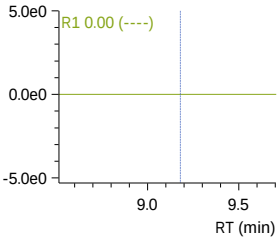

R2 498.90>98.80 (-) 1.47e2

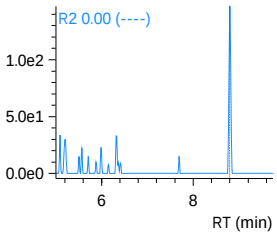

R2 570.10>483.00 (-) 1.80e1

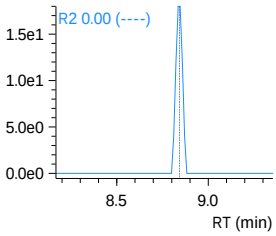

R2 584.20>526.00 (-) 0.00e0

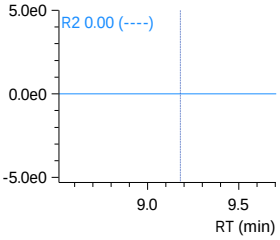

J:\LCMS08\Data\240315_1633_Curve\240315_1633_Curve.damlp .
SN - Software-calculated S/N ratio outside criteria due to non-target peaks or drift in noise calculation window.
Analyst review of noise levels (excluding non-target peaks) in chromatogram indicates S/N ratio meets criteria.

Insight Report
Quantitation/Integration
Printed 3/18/2024 12:10:31

240315_027 (continued)

9-Cl-PF3ONS
Conc. ----
R#1 0.00 (31.69)
R#2 0.00 (31.69)
Q 530.80>351.00 (-) 7.70e1

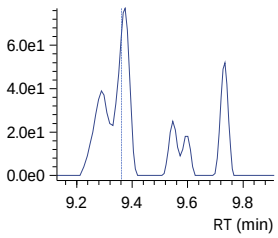

R1 532.80>353.00 (-) 7.80e1

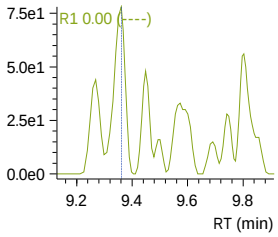

R2 532.80>353.00 (-) 7.80e1

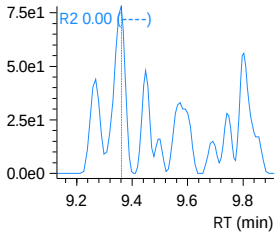

PFUnDA
Conc. ----
R#1 0.00 (10.96)
R#2 0.00 (10.96)
Q 563.10>519.00 (-) 8.12e2

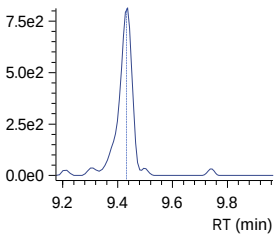

R1 563.10>269.10 (-) 8.10e1

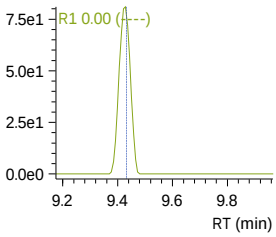

R2 563.10>269.10 (-) 8.10e1

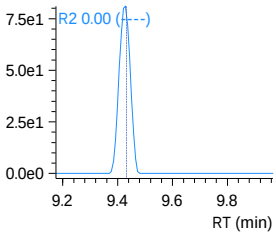

13C7-PFUnDA_IS
Conc. 1.2500
ISTD 570.00>525.10 (-) 4.07e4

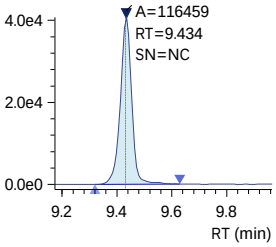

13C7-PFUnDA
Conc. 1.1383
Q 570.00>525.10 (-) 4.07e4

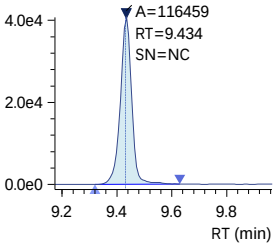

PFNS
Conc. ----
R#1 0.00 (56.91)
R#2 0.00 (56.91)
Q 548.80>79.90 (-) 6.40e1

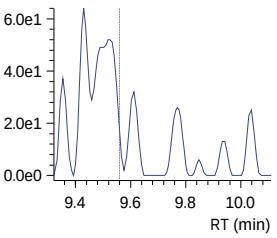

R1 548.80>98.80 (-) 1.20e1

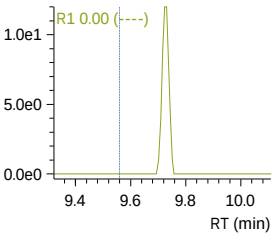

R2 548.80>98.80 (-) 1.20e1

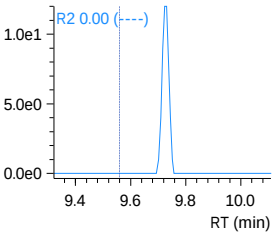

J:\LCMS08\Data\240315_1633_Curve\240315_1633_Curve.damlp .
SN - Software-calculated S/N ratio outside criteria due to non-target peaks or drift in noise calculation window.
Analyst review of noise levels (excluding non-target peaks) in chromatogram indicates S/N ratio meets criteria.

240315_027 (continued)

10_2 FTS
Conc. ----
R#1 0.00 (32.29)
R#2 0.00 (32.29)
Q 626.80>607.05 (-) 0.00e0

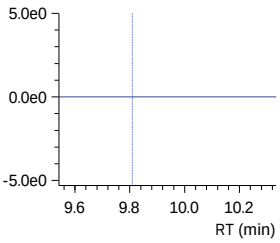

R1 626.80>81.00 (-) 0.00e0

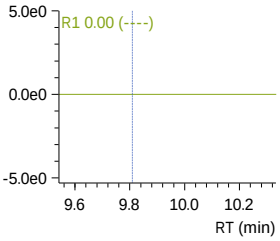

R2 626.80>81.00 (-) 0.00e0

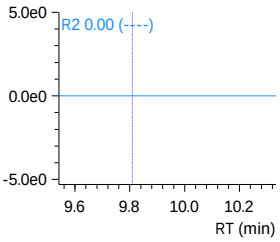

13C2-PFDOA_IS
Conc. 1.2500
ISTD 615.10>570.00 (-) 4.60e4

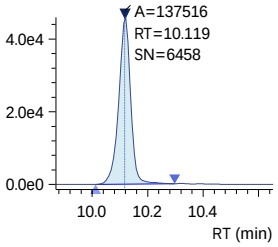

13C2-PFDOA
Conc. 1.1558
Q 615.10>570.00 (-) 4.60e4

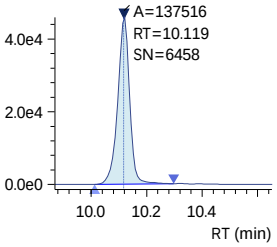

PFDOA
Conc. ----
R#1 0.00 (11.14)
R#2 0.00 (11.14)
Q 613.10>569.00 (-) 3.80e2

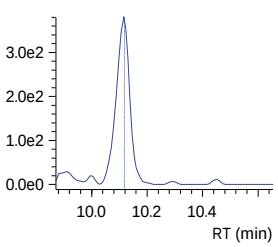

R1 613.10>319.00 (-) 4.30e1

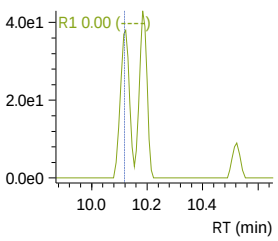

R2 613.10>319.00 (-) 4.30e1

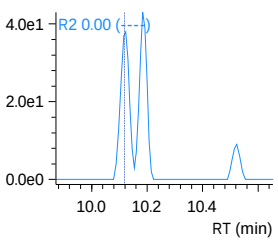

PFDS
Conc. ----
R#1 0.00 (58.01)
R#2 0.00 (58.01)
Q 599.00>79.90 (-) 3.20e1

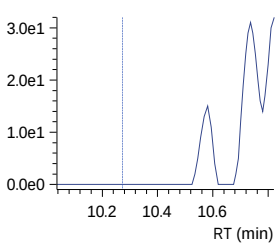

R1 599.00>98.80 (-) 1.00e1

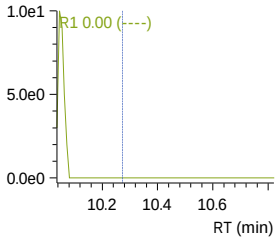

R2 599.00>98.80 (-) 1.00e1

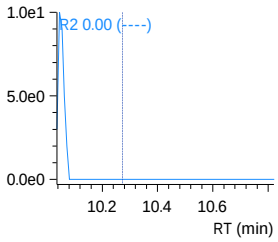

SN - Software-calculated S/N ratio outside criteria due to non-target peaks or drift in noise calculation window.
Analyst review of noise levels (excluding non-target peaks) in chromatogram indicates S/N ratio meets criteria.

240315_027 (continued)

PFTrDA
Conc. ----
R#1 0.00 (16.67)
R#2 0.00 (16.67)
Q 663.00>619.00 (-) 5.88e2

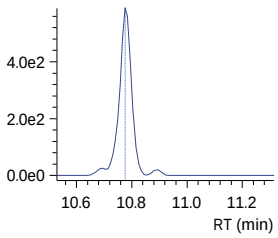

11-Cl-PF3OUdS
Conc. ----
R#1 0.00 (35.04)
R#2 0.00 (35.04)
Q 630.90>451.00 (-) 4.60e1

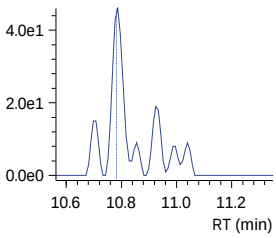

PFOSAm
Conc. ----
Q 498.10>77.90 (-) 1.12e2

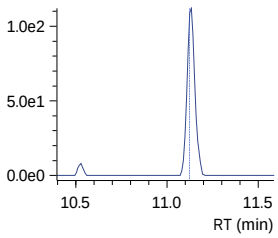

13C8-PFOSAm
Conc. 2.2613
Q 506.10>77.80 (-) 3.80e4

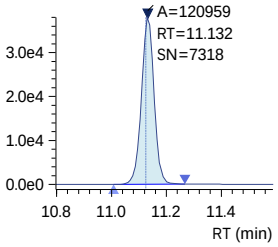

13C8-PFOSAm_IS
Conc. 2.5000
ISTD 506.10>77.80 (-) 3.80e4

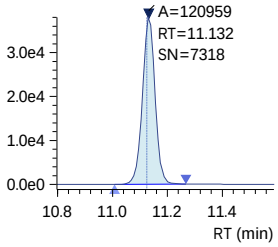

R1 663.00>168.90 (-) 6.10e1

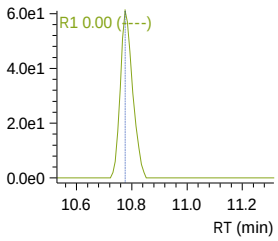

R1 632.90>452.90 (-) 8.00e0

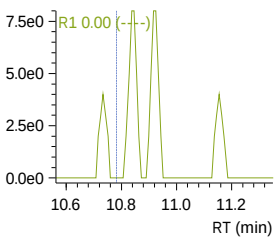

R2 663.00>168.90 (-) 6.10e1

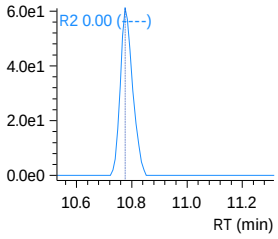

R2 632.90>452.90 (-) 8.00e0

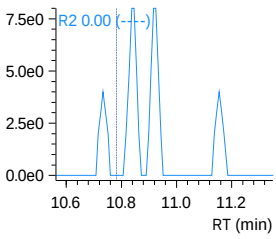

SN - Software-calculated S/N ratio outside criteria due to non-target peaks or drift in noise calculation window.
Analyst review of noise levels (excluding non-target peaks) in chromatogram indicates S/N ratio meets criteria.

240315_027 (continued)

PFTDA
Conc. ----
R#1 0.00 (17.09)
R#2 0.00 (17.09)
Q 713.10>669.00 (-) 3.35e2

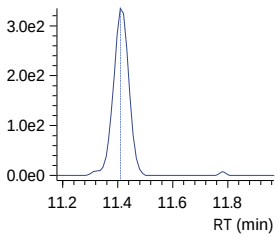

R1 713.10>168.90 (-) 6.60e1

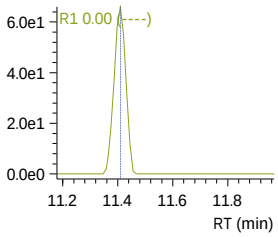

R2 713.10>168.90 (-) 6.60e1

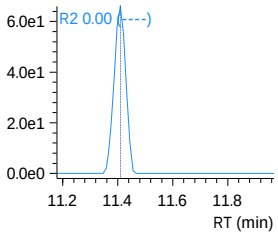

13C2-PFTDA
Conc. 1.2136
Q 715.20>670.00 (-) 2.52e4

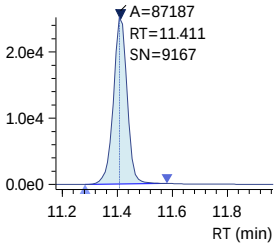

13C2-PFTDA_IS
Conc. 1.2500
ISTD 715.20>670.00 (-) 2.52e4

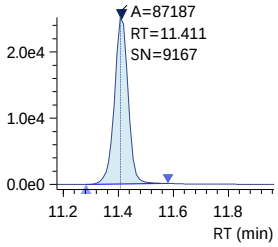

PFDoS
Conc. ----
R#1 0.00 (61.23)
R#2 0.00 (61.23)
Q 699.10>79.90 (-) 5.00e0

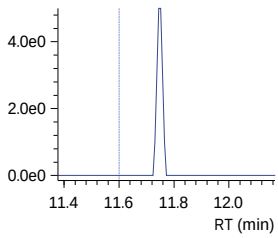

R1 699.10>98.80 (-) 0.00e0

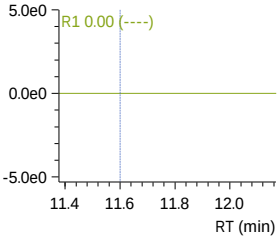

R2 699.10>98.80 (-) 0.00e0

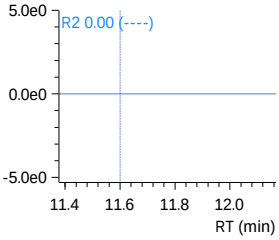

D7-MeFOSE_IS
Conc. 25.0000
ISTD 623.20>58.90 (-) 1.10e5

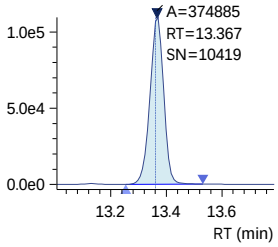

SN - Software-calculated S/N ratio outside criteria due to non-target peaks or drift in noise calculation window.
Analyst review of noise levels (excluding non-target peaks) in chromatogram indicates S/N ratio meets criteria.

Insight Report
Quantitation/Integration
Printed 3/18/2024 12:10:31

240315_027 (continued)

D7-MeFOSE
Conc. 22.9065

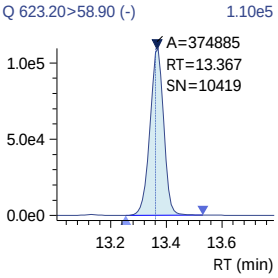

MeFOSE
Conc. ----

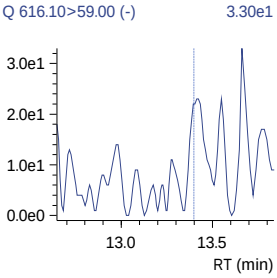

13C2-PFHXDA_IS
Conc. 2.5000

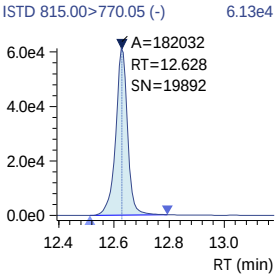

13C2-PFHXDA
Conc. 2.4642

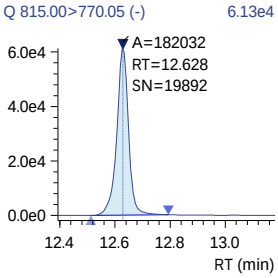

PFHXDA
Conc. ----
R#1 0.00 (10.78)
R#2 0.00 (10.78)

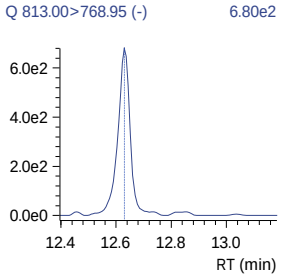

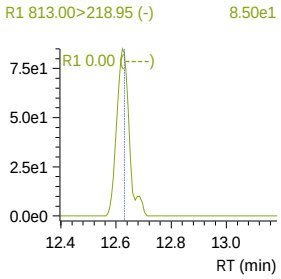

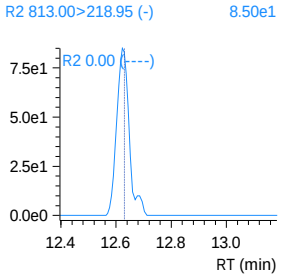

J:\LCMS08\Data\240315_1633_Curve\240315_1633_Curve.damlp .
SN - Software-calculated S/N ratio outside criteria due to non-target peaks or drift in noise calculation window.
Analyst review of noise levels (excluding non-target peaks) in chromatogram indicates S/N ratio meets criteria.

Insight Report
Quantitation/Integration
Printed 3/18/2024 12:10:31

240315_027 (continued)

D3-MeFOSA
Conc. 2.2561

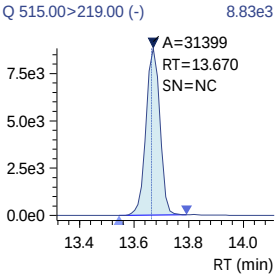

D3-MeFOSA_IS
Conc. 2.5000

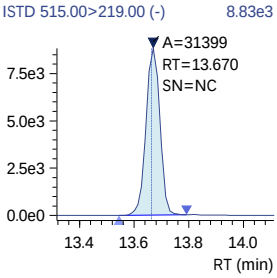

MeFOSA
Conc. ----
R#1 0.00 (156.31)
R#2 0.00 (156.31)

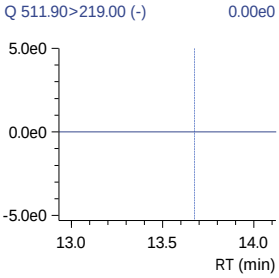

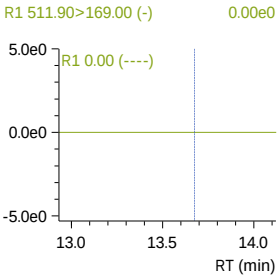

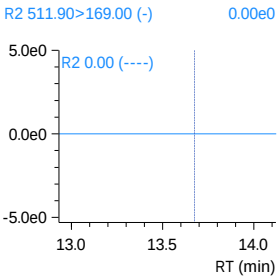

D9-EtFOSE_IS
Conc. 25.0000

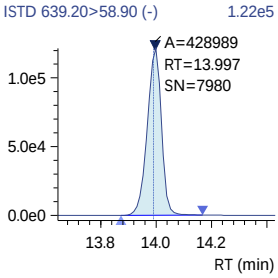

D9-EtFOSE
Conc. 22.9620

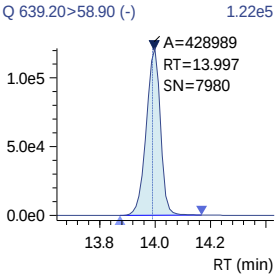

J:\LCMS08\Data\240315_1633_Curve\240315_1633_Curve.damlp .
SN - Software-calculated S/N ratio outside criteria due to non-target peaks or drift in noise calculation window.
Analyst review of noise levels (excluding non-target peaks) in chromatogram indicates S/N ratio meets criteria.

240315_027 (continued)

EtFOSE
Conc. ----

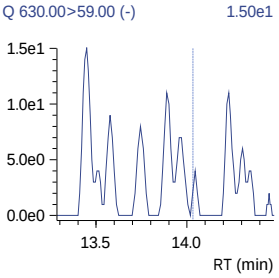

D5-EtFOSAm
Conc. 2.2784

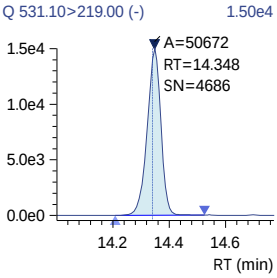

D5-EtFOSAm_IS
Conc. 2.5000

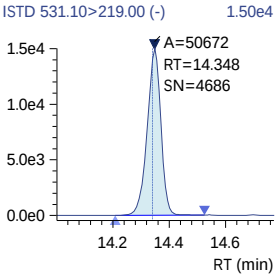

EtFOSAm
Conc. ----
R#1 0.00 (177.75)
R#2 0.00 (177.75)

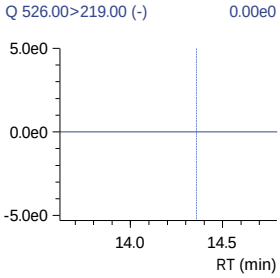

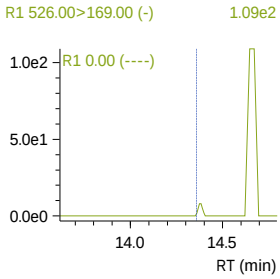

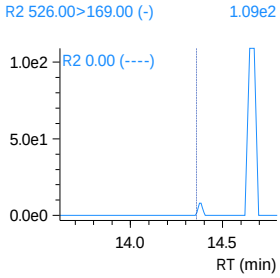

PFODA
Conc. ----
R#1 0.00 (31.66)
R#2 0.00 (31.66)

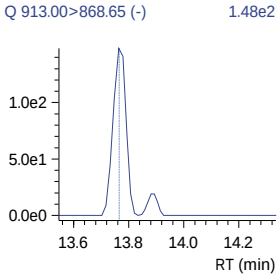

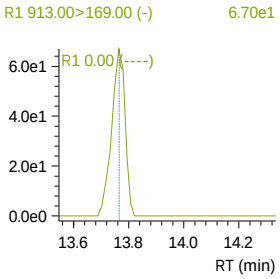

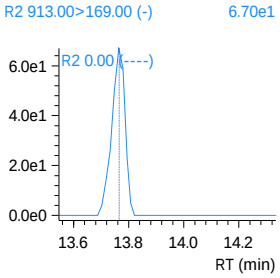

J:\LCMS08\Data\240315_1633_Curve\240315_1633_Curve.damlp .
SN - Software-calculated S/N ratio outside criteria due to non-target peaks or drift in noise calculation window.
Analyst review of noise levels (excluding non-target peaks) in chromatogram indicates S/N ratio meets criteria.

Insight Report
Before Manual Integration
Printed 3/18/2024 10:53:49

240315_027

Sample ID: 1633 FTCA ICV 1.0PPB
Date Acquired: 3/16/2024 12:15:41 AM
Acquired by: System Administrator
Data File: 240315_027
Vial: 11 | Inj. Volume: 10.0000uL | Tray: 1

13C4-PFBA
Conc. 9.7058
Q 216.80>171.90 (-) 1.47e5

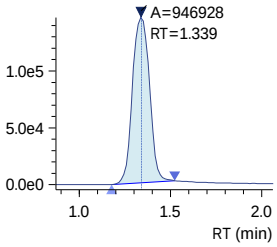

13C4-PFBA_IS
Conc. 10.0000
ISTD 216.80>171.90 (-) 1.47e5

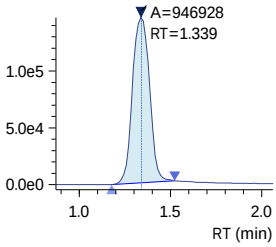

13C3-PFBA_IS
Conc. 5.0000
ISTD 216.00>172.00 (-) 7.58e4

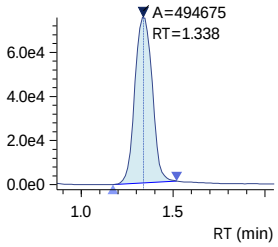

PFBA
Conc. 0.0426
Q 212.80>169.05 (-) 1.58e3

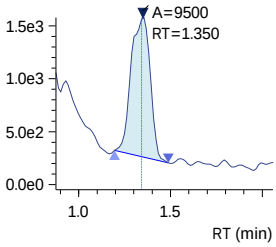

PFMPA
Conc. ----
Q 229.00>84.90 (-) 9.90e1

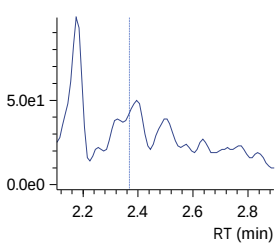

3_3 FTCA
Conc. 18.6409
R#1 146.18 (144.15)
R#2 146.18 (144.15)
Q 241.00>177.10 (-) 2.48e4

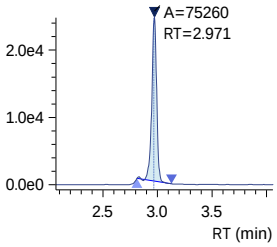

13C5-PFPeA
Conc. 4.8180
Q 268.30>223.00 (-) 6.95e4

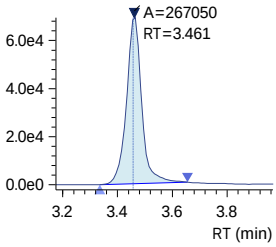

13C5-PFPeA_IS
Conc. 5.0000
ISTD 268.30>223.00 (-) 6.95e4

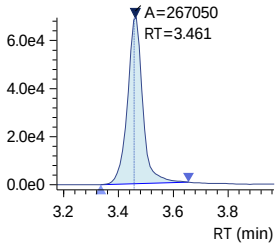

PFPeA
Conc. 0.0098
Q 263.00>219.00 (-) 6.18e2

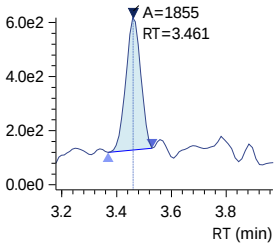

PFMBA
Conc. ----
Q 279.00>84.95 (-) 6.10e1

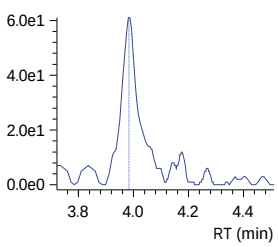

R1 241.00>117.00 (-) 3.45e4

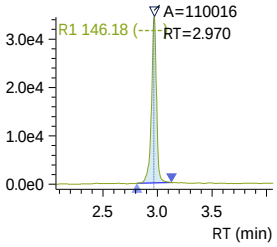

R2 241.00>117.00 (-) 3.45e4

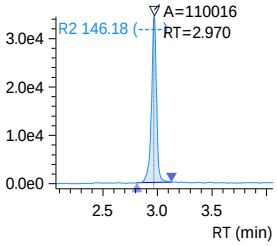

Insight Report
Before Manual Integration
Printed 3/18/2024 10:53:49

240315_027 (continued)

13C2-4_2 FTS
Conc. 4.6126

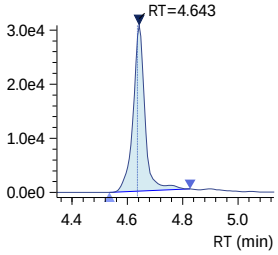

13C2-4_2 FTS_IS
Conc. 5.0000

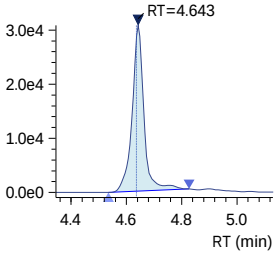

4_2 FTS
Conc. ----
R#1 0.00 (32.89)
R#2 0.00 (32.89)

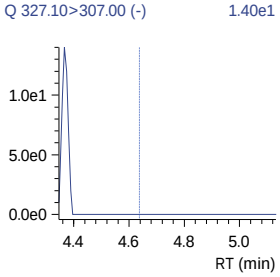

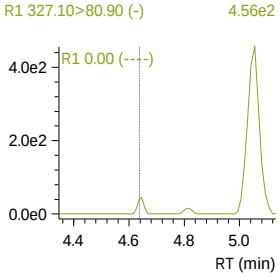

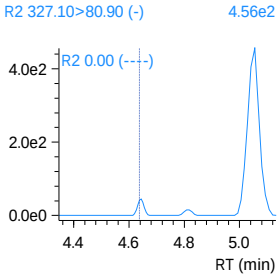

13C3-PFBS_IS
Conc. 2.5000

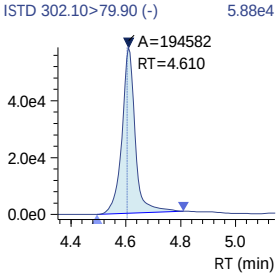

PFBS
Conc. ----
R#1 0.00 (47.56)
R#2 0.00 (47.56)

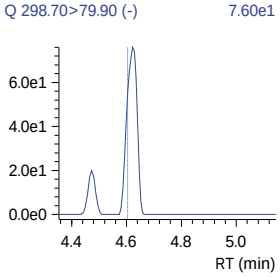

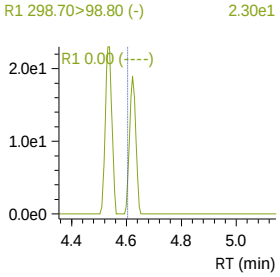

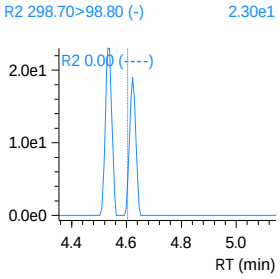

Insight Report
Before Manual Integration
Printed 3/18/2024 10:53:49

240315_027 (continued)

13C3-PFBS
Conc. 2.2756

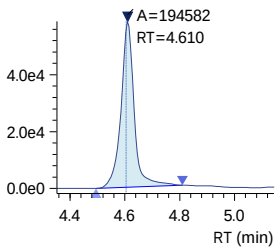

NFDHA
Conc. ----
R#1 0.00 (33.79)
R#2 0.00 (33.79)

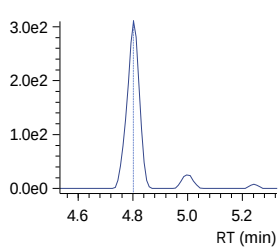

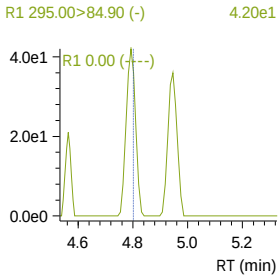

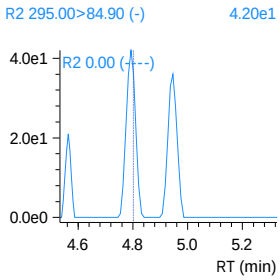

13C5-PFHxA
Conc. 2.5419

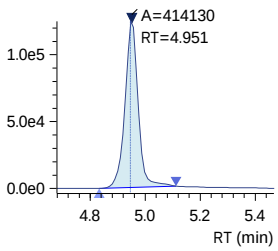

13C5-PFHxA_IS
Conc. 2.5000

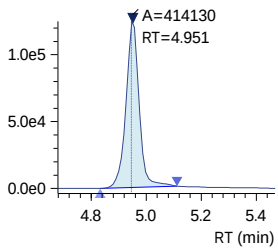

13C2-PFHxA_IS
Conc. 2.5000

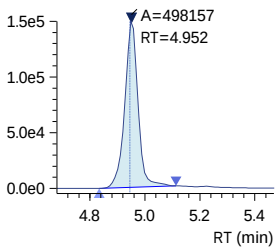

Insight Report
Before Manual Integration
Printed 3/18/2024 10:53:49

240315_027 (continued)

PFHxA
Conc. 0.0300
Q 313.00>269.00 (-) 1.01e3

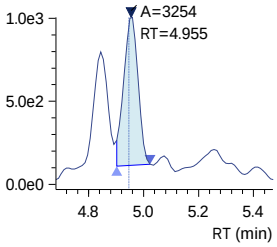

PFEESA
Conc. 0.0012
R#1 0.00 (5.87)
R#2 0.00 (5.87)
Q 314.80>135.00 (-) 1.60e2

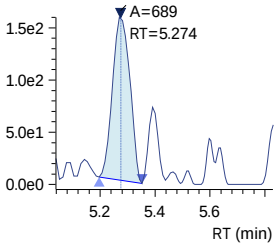

R1 314.80>82.90 (-) 7.10e1

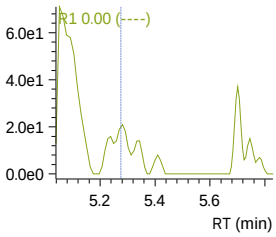

R2 314.80>82.90 (-) 7.10e1

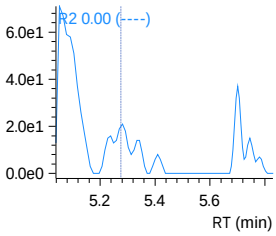

13C3-HFPO-DA
Conc. 9.8869
Q 286.90>168.90 (-) 2.04e5

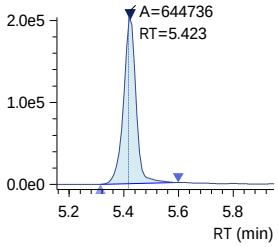

13C3-HFPO-DA_IS
Conc. 10.0000
ISTD 286.90>168.90 (-) 2.04e5

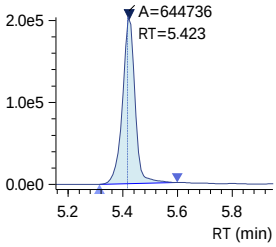

HFPO-DA
Conc. ----
R#1 0.00 (62.10)
R#2 0.00 (62.10)
Q 284.90>168.90 (-) 1.34e2

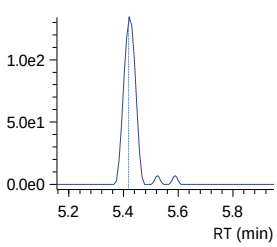

R1 284.90>184.90 (-) 1.92e2

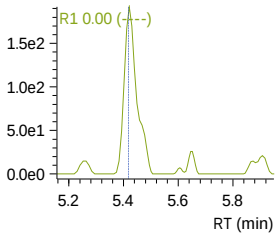

R2 284.90>184.90 (-) 1.92e2

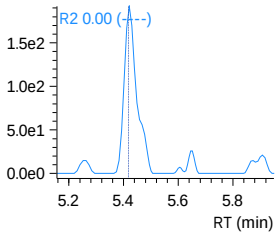

Insight Report
Before Manual Integration
Printed 3/18/2024 10:53:49

240315_027 (continued)

5_3 FTCA
Conc. 18.0967
R#1 149.45 (148.17)
R#2 149.45 (148.17)
Q 341.00>237.05 (-) 7.88e4

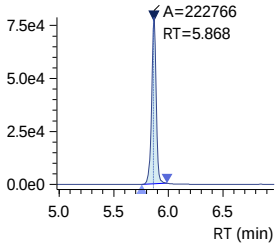

R1 341.00>217.00 (-) 1.18e5

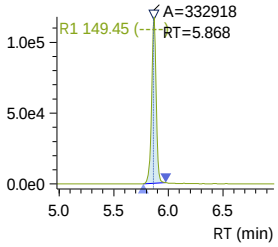

R2 341.00>217.00 (-) 1.18e5

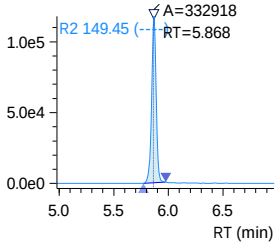

PFPeS
Conc. ----
R#1 0.00 (55.49)
R#2 0.00 (55.49)
Q 349.10>79.90 (-) 4.00e1

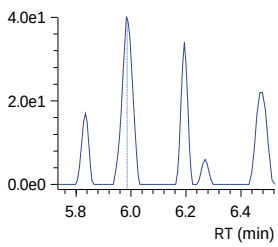

R1 349.10>98.80 (-) 1.20e1

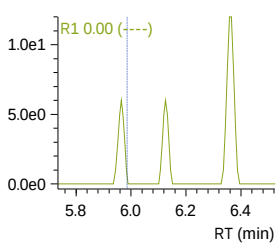

R2 349.10>98.80 (-) 1.20e1

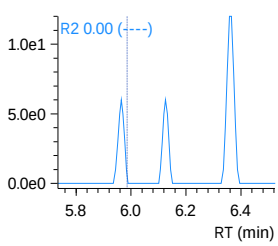

13C4-PFHpA
Conc. 2.4662
Q 367.10>322.00 (-) 2.01e5

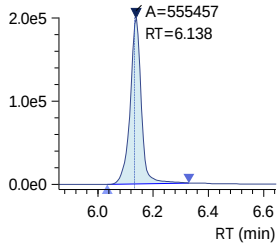

13C4-PFHpA_IS
Conc. 2.5000
ISTD 367.10>322.00 (-) 2.01e5

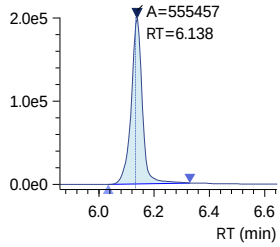

PFHpA
Conc. 0.0224
R#1 21.96 (21.12)
R#2 21.96 (21.12)
Q 363.10>319.00 (-) 2.04e3

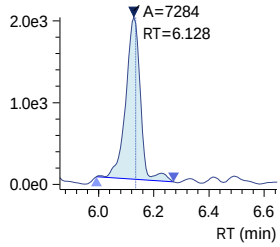

R1 363.10>169.00 (-) 4.46e2

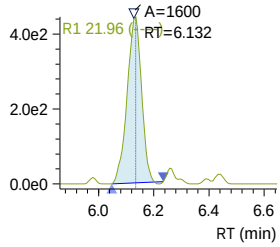

R2 363.10>169.00 (-) 4.46e2

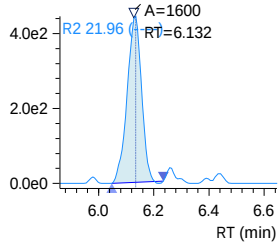

240315_027 (continued)

DONA
Conc. ----
R#1 0.00 (26.25)
R#2 0.00 (26.25)
Q 376.90>250.90 (-) 6.30e1

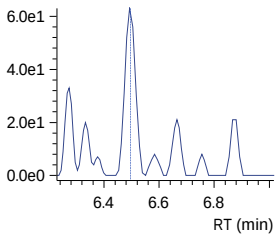

R1 376.90>84.80 (-) 2.10e1

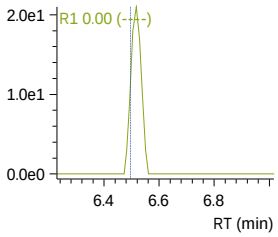

R2 376.90>84.80 (-) 2.10e1

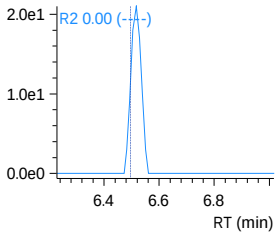

13C2-6_2 FTS_IS
Conc. 5.0000
ISTD 429.10>80.90 (-) 2.48e4

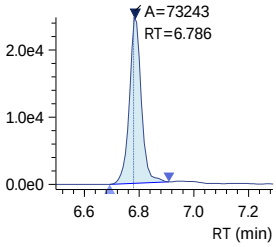

13C2-6_2 FTS
Conc. 4.6131
Q 429.10>80.90 (-) 2.48e4

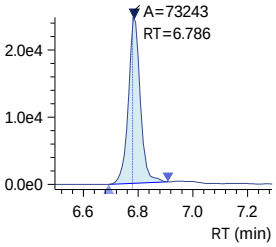

6_2 FTS
Conc. ----
R#1 0.00 (48.22)
R#2 0.00 (48.22)
Q 427.10>407.00 (-) 3.50e1

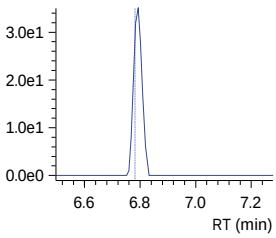

R1 427.10>80.90 (-) 0.00e0

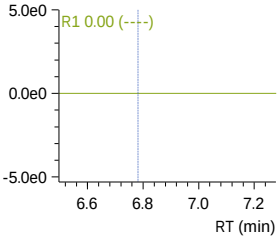

R2 427.10>80.90 (-) 0.00e0

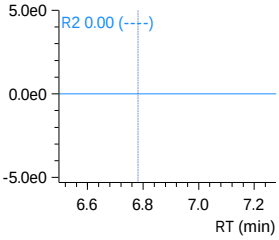

13C4-PFOA_IS
Conc. 2.5000
ISTD 417.10>172.00 (-) 7.41e3

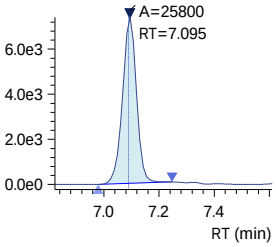

Insight Report
Before Manual Integration
Printed 3/18/2024 10:53:49

240315_027 (continued)

13C8-PFOA_IS
Conc. 2.5000

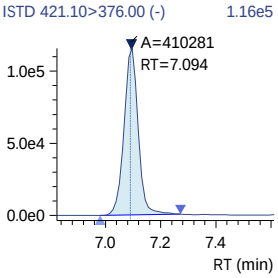

13C8-PFOA
Conc. 2.5822

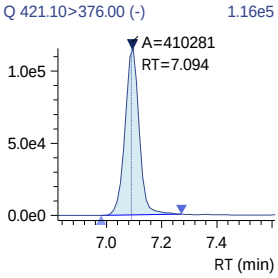

PFOA
Conc. -0.0051
R#1 28.30 (24.01)
R#2 28.30 (24.01)

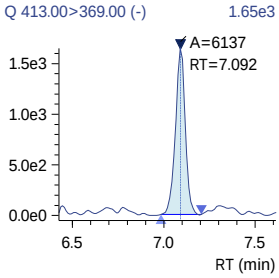

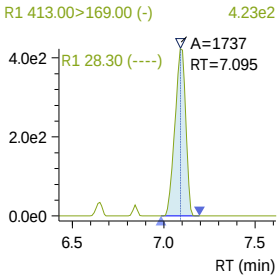

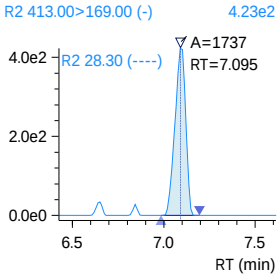

13C3-PFHxS
Conc. 2.4427

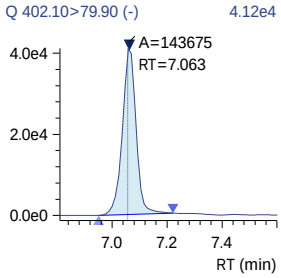

13C3-PFHxS_IS
Conc. 2.5000

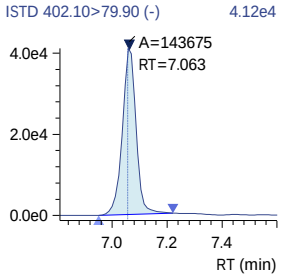

Insight Report
Before Manual Integration
Printed 3/18/2024 10:53:49

240315_027 (continued)

PFHxS
Conc. ----
R#1 0.00 (63.21)
R#2 0.00 (63.21)
Q 398.70>79.90 (-) 1.33e2

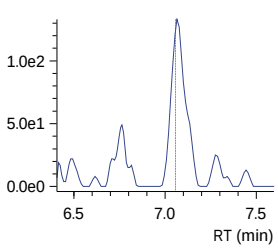

R1 398.70>98.90 (-) 1.07e2

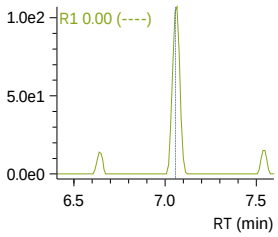

R2 398.70>98.90 (-) 1.07e2

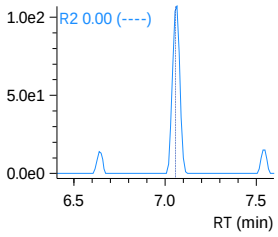

18O2-PFHxS_IS
Conc. 2.5000
ISTD 403.00>83.90 (-) 3.97e4

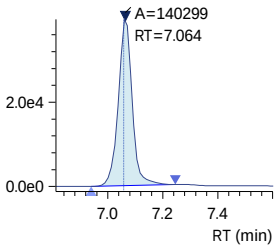

13C9-PFNA_IS
Conc. 1.2500
ISTD 472.10>427.00 (-) 7.68e4

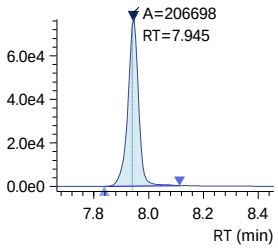

13C9-PFNA
Conc. 1.2769
Q 472.10>427.00 (-) 7.68e4

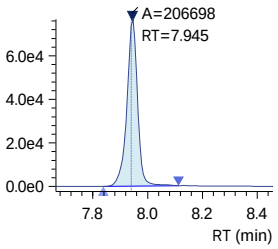

13C5-PFNA_IS
Conc. 1.2500
ISTD 468.00>423.00 (-) 6.72e4

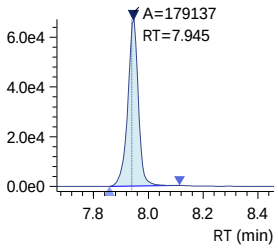

Insight Report
Before Manual Integration
Printed 3/18/2024 10:53:49

240315_027 (continued)

PFNA
Conc. -0.0050
R#1 0.00 (20.29)
R#2 0.00 (20.29)
Q 463.00>419.00 (-) 8.46e2

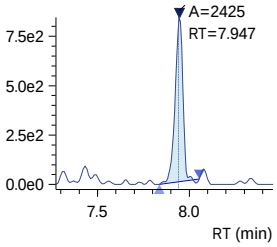

PFHpS
Conc. ----
R#1 0.00 (51.10)
R#2 0.00 (51.10)
Q 449.00>79.90 (-) 4.20e1

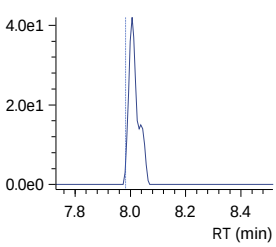

7_3 FTCA
Conc. 17.6231
R#1 130.00 (140.94)
R#2 130.00 (140.94)
Q 441.00>317.00 (-) 1.11e5

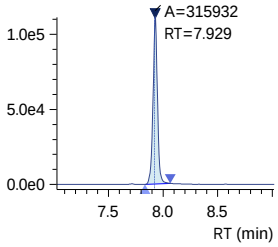

13C2-8_2-FTS
Conc. 4.4612
Q 529.10>80.90 (-) 1.42e4

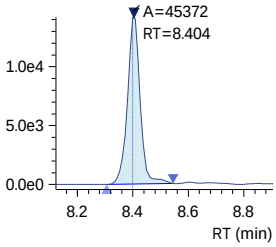

13C2-8_2-FTS_IS
Conc. 5.0000
ISTD 529.10>80.90 (-) 1.42e4

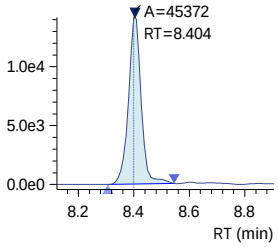

R1 463.00>219.00 (-) 1.71e2

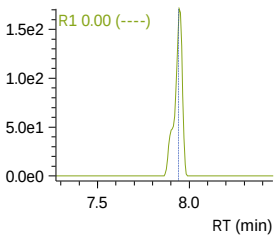

R1 449.00>98.80 (-) 1.50e1

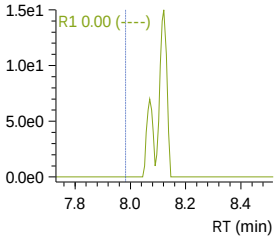

R1 441.00>336.90 (-) 1.43e5

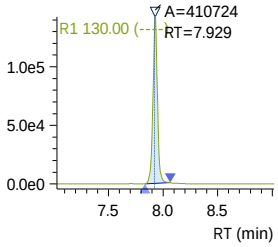

R2 463.00>219.00 (-) 1.71e2

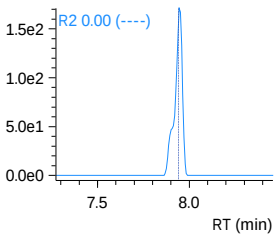

R2 449.00>98.80 (-) 1.50e1

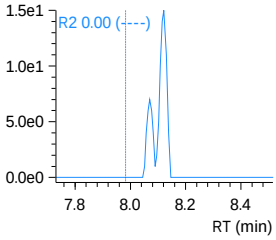

R2 441.00>336.90 (-) 1.43e5

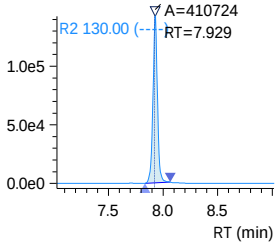

Insight Report
Before Manual Integration
Printed 3/18/2024 10:53:49

240315_027 (continued)

8_2 FTS
Conc. ----
R#1 0.00 (52.20)
R#2 0.00 (52.20)
Q 527.10>506.95 (-) 0.00e0

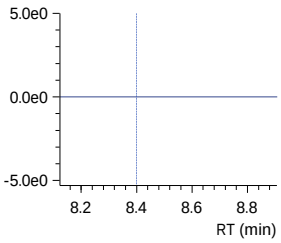

13C6-PFDA_IS
Conc. 1.2500
ISTD 519.10>474.10 (-) 3.84e4

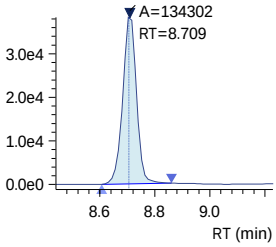

13C6-PFDA
Conc. 1.2946
Q 519.10>474.10 (-) 3.84e4

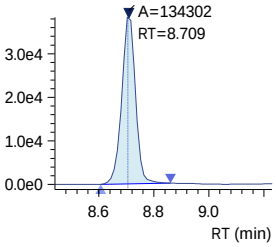

13C2-PFDA_IS
Conc. 1.2500
ISTD 515.10>470.10 (-) 3.18e4

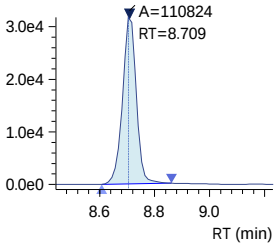

PFDA
Conc. 0.0050
R#1 23.52 (17.53)
R#2 23.52 (17.53)
Q 512.90>469.00 (-) 7.68e2

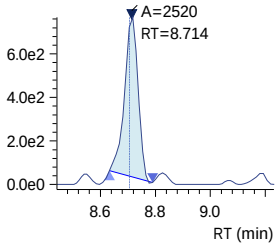

R1 527.10>80.80 (-) 0.00e0

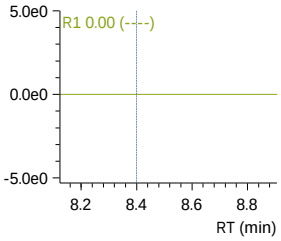

R1 512.90>219.00 (-) 1.94e2

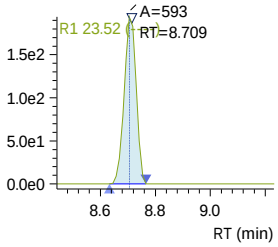

R2 527.10>80.80 (-) 0.00e0

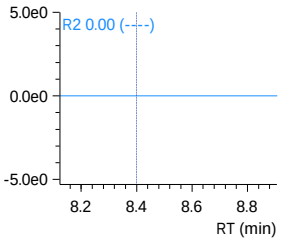

R2 512.90>219.00 (-) 1.94e2

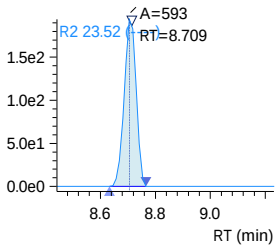

D3-NMeFOSAA_IS
Conc. 5.0000
ISTD 573.20>419.00 (-) 4.32e4

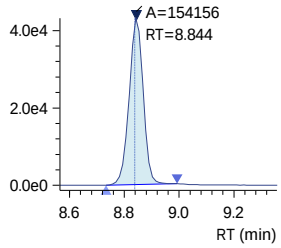

D3-NMeFOSAA
Conc. 4.4802
Q 573.20>419.00 (-) 4.32e4

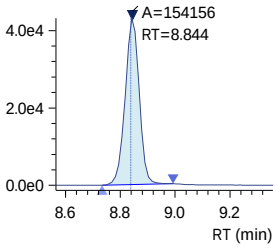

13C8-PFOS_IS
Conc. 2.5000
ISTD 507.10>98.90 (-) 1.27e4

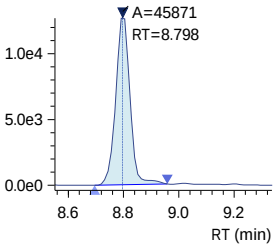

13C8-PFOS
Conc. 2.3035
Q 507.10>98.90 (-) 1.27e4

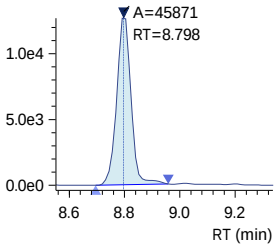

13C4-PFOS_IS
Conc. 2.5000
ISTD 502.80>79.90 (-) 3.96e4

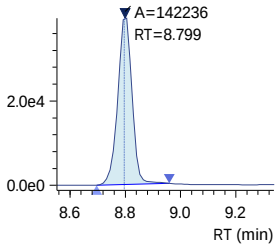



Insight Report
Before Manual Integration
Printed 3/18/2024 10:53:49

240315_027 (continued)

PFOS
Conc. ----
R#1 0.00 (48.06)
R#2 0.00 (48.06)
Q 498.90>79.90 (-) 2.49e2

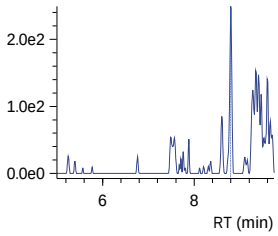

R1 498.90>98.80 (-) 1.47e2

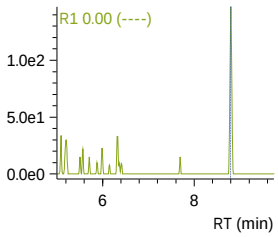

R2 498.90>98.80 (-) 1.47e2

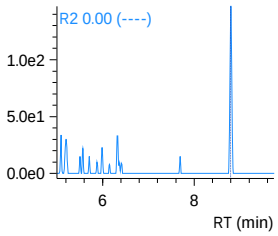

NMeFOSAA
Conc. ----
R#1 0.00 (72.86)
R#2 0.00 (72.86)
Q 570.10>419.00 (-) 3.40e1

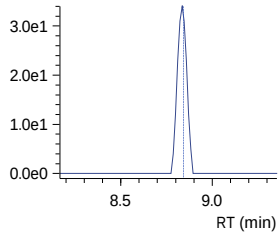

R1 570.10>483.00 (-) 1.80e1

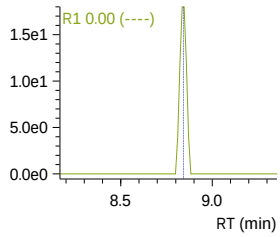

R2 570.10>483.00 (-) 1.80e1

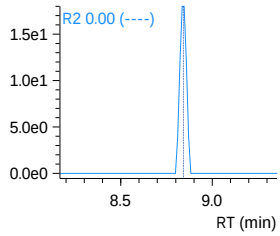

D5-NEtFOSAA_IS
Conc. 5.0000
ISTD 589.20>419.00 (-) 2.96e4

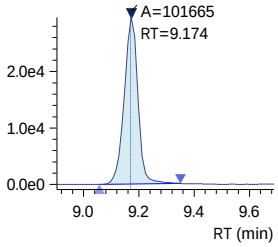

D5-NEtFOSAA
Conc. 4.0328
Q 589.20>419.00 (-) 2.96e4

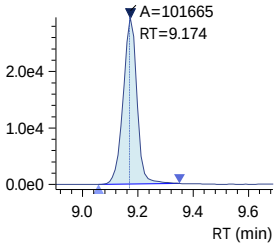

NEtFOSAA
Conc. 0.0025
R#1 0.00 (72.48)
R#2 0.00 (72.48)
Q 584.20>419.10 (-) 7.00e1

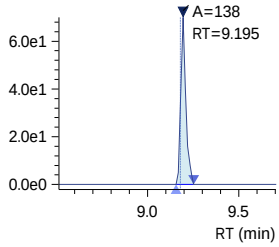

R1 584.20>526.00 (-) 0.00e0

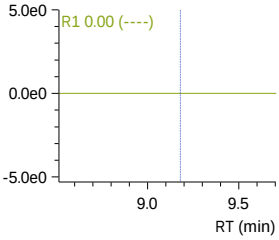

R2 584.20>526.00 (-) 0.00e0

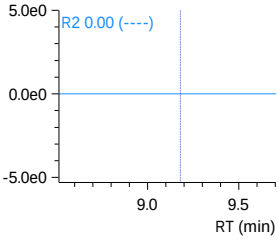

Insight Report
Before Manual Integration
Printed 3/18/2024 10:53:49

240315_027 (continued)

9-Cl-PF3ONS
Conc. ----
R#1 0.00 (31.17)
R#2 0.00 (31.17)
Q 530.80>351.00 (-) 7.70e1

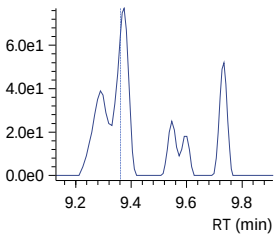

PFUnDA
Conc. 0.0158
R#1 0.00 (11.58)
R#2 0.00 (11.58)
Q 563.10>519.00 (-) 8.12e2

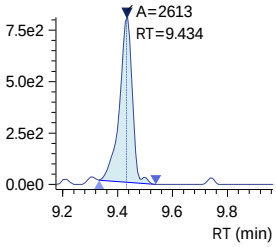

13C7-PFUnDA_IS
Conc. 1.2500
ISTD 570.00>525.10 (-) 4.07e4

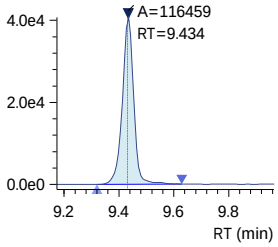

13C7-PFUnDA
Conc. 1.1383
Q 570.00>525.10 (-) 4.07e4

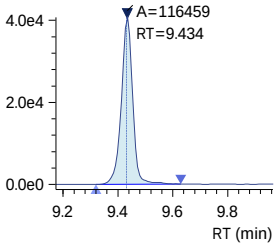

PFNS
Conc. ----
R#1 0.00 (59.04)
R#2 0.00 (59.04)
Q 548.80>79.90 (-) 6.40e1

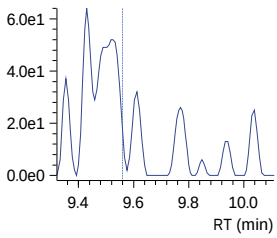

R1 532.80>353.00 (-) 7.80e1

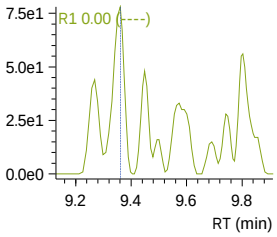

R1 563.10>269.10 (-) 8.10e1

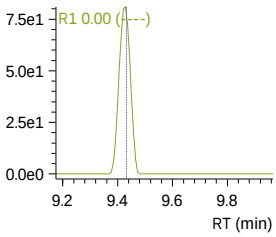

R1 548.80>98.80 (-) 1.20e1

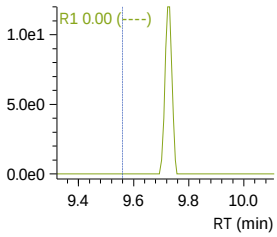

R2 532.80>353.00 (-) 7.80e1

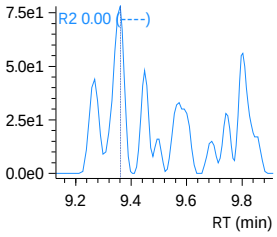

R2 563.10>269.10 (-) 8.10e1

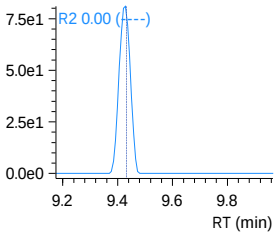

R2 548.80>98.80 (-) 1.20e1

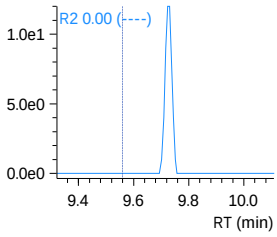

240315_027 (continued)

10_2 FTS
Conc. ----
R#1 0.00 (33.72)
R#2 0.00 (33.72)
Q 626.80>607.05 (-) 0.00e0

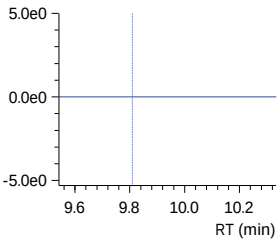

R1 626.80>81.00 (-) 0.00e0

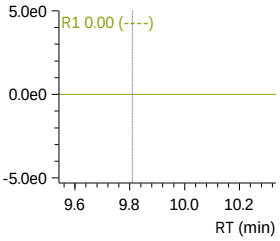

R2 626.80>81.00 (-) 0.00e0

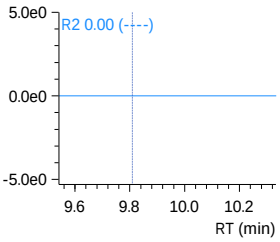

13C2-PFDOA_IS
Conc. 1.2500
ISTD 615.10>570.00 (-) 4.60e4

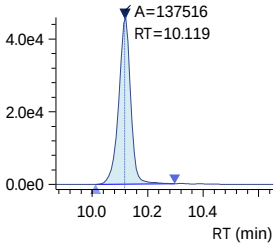

13C2-PFDOA
Conc. 1.1558
Q 615.10>570.00 (-) 4.60e4

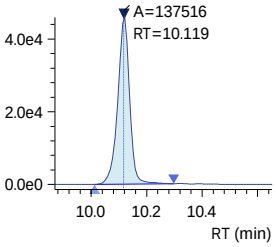

PFDOA
Conc. -0.0072
R#1 0.00 (10.37)
R#2 0.00 (10.37)
Q 613.10>569.00 (-) 3.80e2

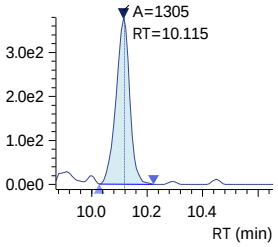

R1 613.10>319.00 (-) 4.30e1

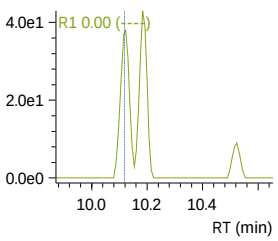

R2 613.10>319.00 (-) 4.30e1

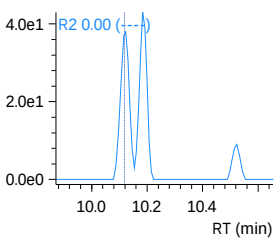

PFDS
Conc. ----
R#1 0.00 (59.30)
R#2 0.00 (59.30)
Q 599.00>79.90 (-) 3.20e1

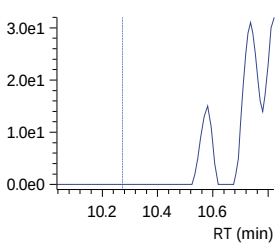

R1 599.00>98.80 (-) 1.00e1

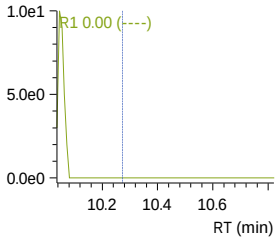

R2 599.00>98.80 (-) 1.00e1

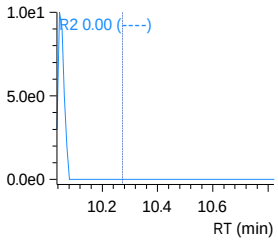

Insight Report
Before Manual Integration
Printed 3/18/2024 10:53:49

240315_027 (continued)

PFTrDA
Conc. 0.0013
R#1 0.00 (14.67)
R#2 0.00 (14.67)
Q 663.00>619.00 (-) 5.88e2

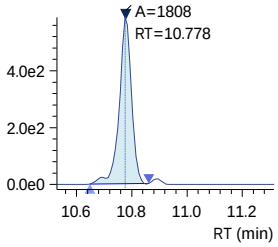

11-Cl-PF3OUdS
Conc. ----
R#1 0.00 (34.64)
R#2 0.00 (34.64)
Q 630.90>451.00 (-) 4.60e1

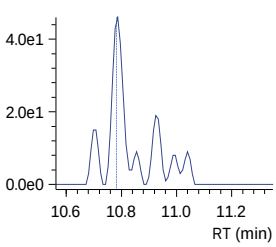

PFOSAm
Conc. 0.0077
Q 498.10>77.90 (-) 1.12e2

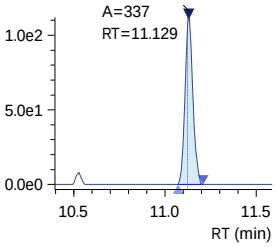

13C8-PFOSAm
Conc. 2.2613
Q 506.10>77.80 (-) 3.80e4

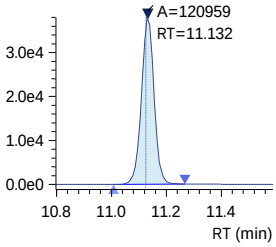

13C8-PFOSAm_IS
Conc. 2.5000
ISTD 506.10>77.80 (-) 3.80e4

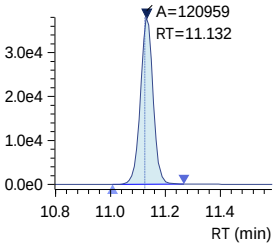

R1 663.00>168.90 (-) 6.10e1

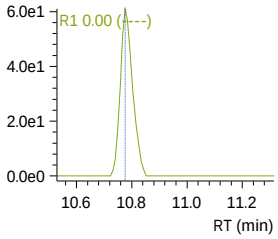

R1 632.90>452.90 (-) 8.00e0

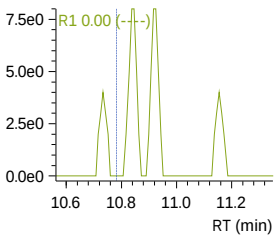

R2 663.00>168.90 (-) 6.10e1

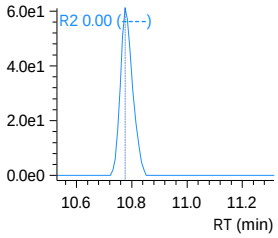

R2 632.90>452.90 (-) 8.00e0

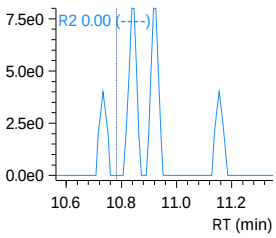

240315_027 (continued)

PFTDA
Conc. -0.0024
R#1 0.00 (17.10)
R#2 0.00 (17.10)
Q 713.10>669.00 (-) 3.35e2

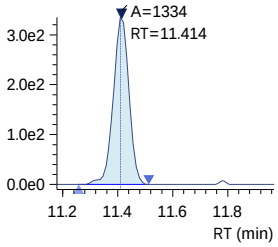

R1 713.10>168.90 (-) 6.60e1

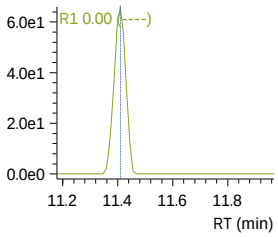

R2 713.10>168.90 (-) 6.60e1

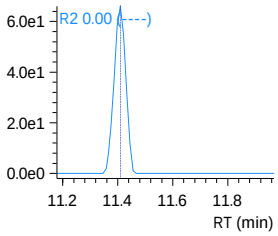

13C2-PFTDA
Conc. 1.2136
Q 715.20>670.00 (-) 2.52e4

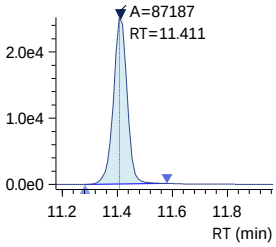

13C2-PFTDA_IS
Conc. 1.2500
ISTD 715.20>670.00 (-) 2.52e4

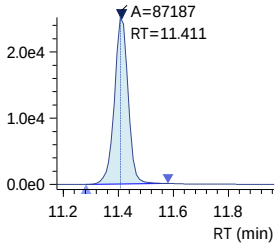

PFDoS
Conc. ----
R#1 0.00 (62.00)
R#2 0.00 (62.00)
Q 699.10>79.90 (-) 5.00e0

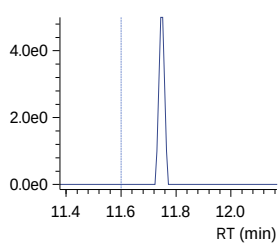

R1 699.10>98.80 (-) 0.00e0

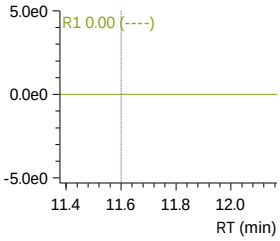

R2 699.10>98.80 (-) 0.00e0

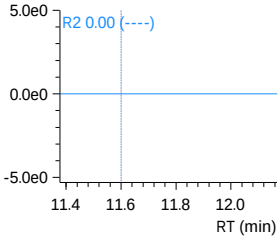

D7-MeFOSE_IS
Conc. 25.0000
ISTD 623.20>58.90 (-) 1.10e5

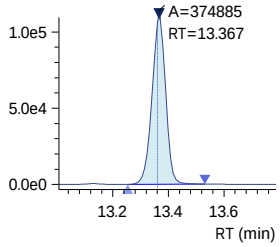

240315_027 (continued)

D7-MeFOSE
Conc. 22.9065

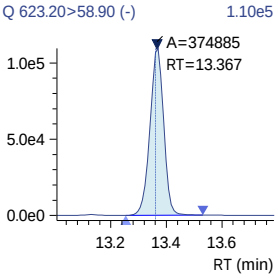

MeFOSE
Conc. ----

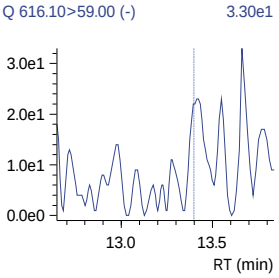

13C2-PFHXDA_IS
Conc. 2.5000

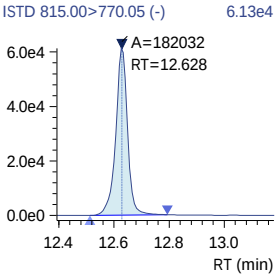

13C2-PFHXDA
Conc. 2.4642

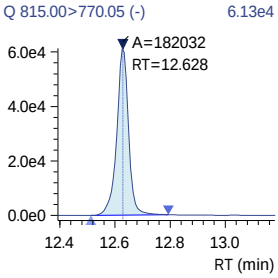

PFHXDA
Conc. 0.0073
R#1 0.00 (11.37)
R#2 0.00 (11.37)

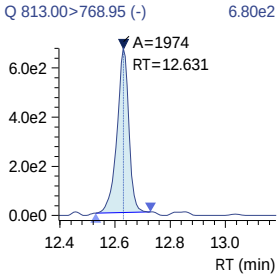

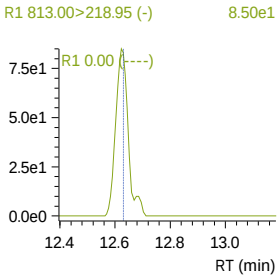

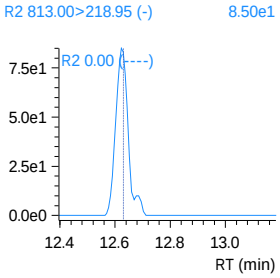

Insight Report
Before Manual Integration
Printed 3/18/2024 10:53:49

240315_027 (continued)

D3-MeFOSA
Conc. 2.2561

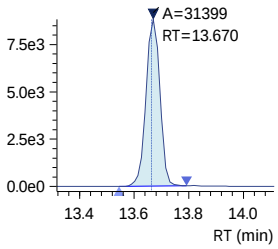

D3-MeFOSA_IS
Conc. 2.5000

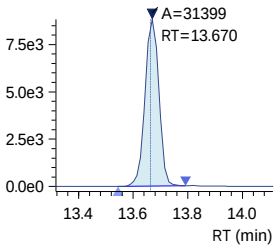

MeFOSA
Conc. ----
R#1 0.00 (155.54)
R#2 0.00 (155.54)

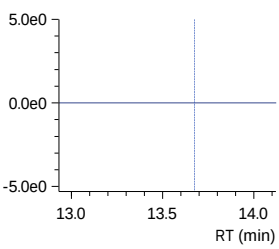

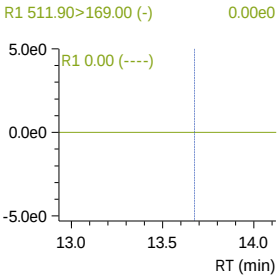

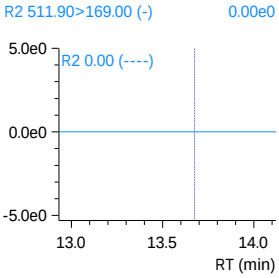

D9-EtFOSE_IS
Conc. 25.0000

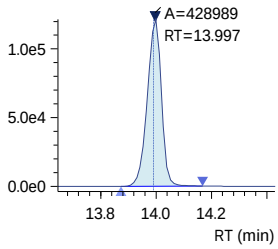

D9-EtFOSE
Conc. 22.9620

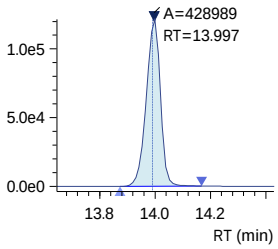

Insight Report
Before Manual Integration
Printed 3/18/2024 10:53:49

240315_027 (continued)

EtFOSE
Conc. ----

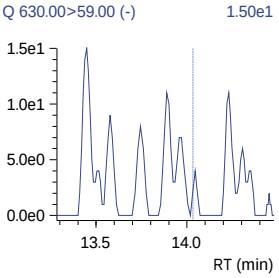

D5-EtFOSAm
Conc. 2.2784

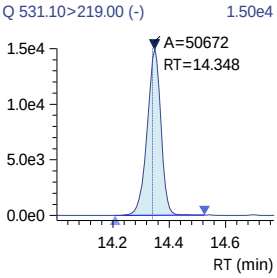

D5-EtFOSAm_IS
Conc. 2.5000

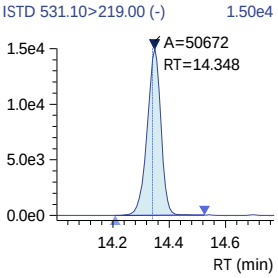

EtFOSAm
Conc. ----
R#1 0.00 (165.52)
R#2 0.00 (165.52)

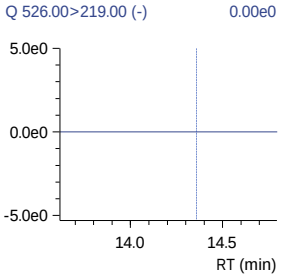

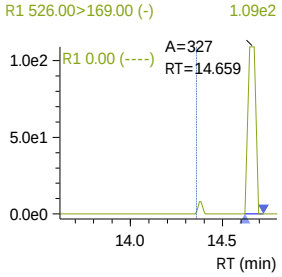

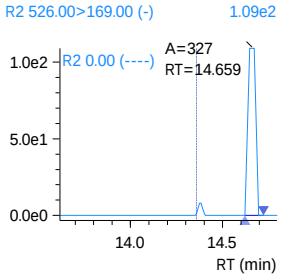

PFODA
Conc. ----
R#1 0.00 (33.10)
R#2 0.00 (33.10)

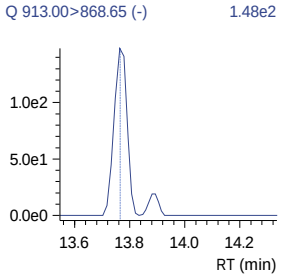

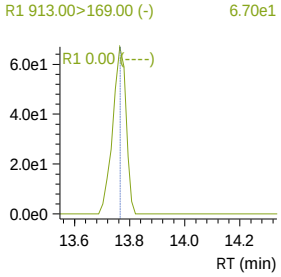

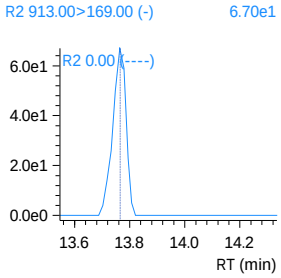

Insight Report
Ion Ratio Confirmation
Printed 3/18/2024 12:11:29

240315_028

Sample ID: TDCA CHECK
Date Acquired: 3/16/2024 12:38:56 AM
Acquired by: System Administrator
Data File: 240315_028
Vial: 12 | Inj. Volume: 10.0000uL | Tray: 1

Name	m/z	Ref 1 m/z	Area	Ref 1 Measured	Ref 1 Actual Ratio	Ref 1 Set Ratio	Ref 2 Measured	Ref 2 Actual Ratio	Ref 2 Set Ratio	Flag ID
13C4-PFBA	216.80>171.90	----	----	----	----	----	----	----	----	
13C4-PFBA_IS	216.80>171.90	----	----	----	----	----	----	----	----	
13C3-PFBA_IS	216.00>172.00	----	----	----	----	----	----	----	----	
PFBA	212.80>169.05	----	----	----	----	----	----	----	----	
PFMPA	229.00>84.90	----	----	----	----	----	----	----	----	
3_3 FTCA	241.00>177.10	241.00>117.00	----	0	0.00	136.14	0	0.00	136.14	
13C5-PFPeA	268.30>223.00	----	----	----	----	----	----	----	----	
13C5-PFPeA_IS	268.30>223.00	----	----	----	----	----	----	----	----	
PFPeA	263.00>219.00	----	----	----	----	----	----	----	----	
PFMBA	279.00>84.95	----	----	----	----	----	----	----	----	
13C2-4_2 FTS	329.10>80.90	----	----	----	----	----	----	----	----	
13C2-4_2 FTS_IS	329.10>80.90	----	----	----	----	----	----	----	----	
4_2 FTS	327.10>307.00	327.10>80.90	----	0	0.00	33.08	0	0.00	33.08	
13C3-PFBS_IS	302.10>79.90	----	----	----	----	----	----	----	----	
PFBS	298.70>79.90	298.70>98.80	----	0	0.00	46.53	0	0.00	46.53	
13C3-PFBS	302.10>79.90	----	----	----	----	----	----	----	----	
NFDHA	295.00>201.00	295.00>84.90	----	0	0.00	36.44	0	0.00	36.44	
13C5-PFHxA	318.00>273.00	----	----	----	----	----	----	----	----	
13C5-PFHxA_IS	318.00>273.00	----	----	----	----	----	----	----	----	
13C2-PFHxA_IS	315.10>270.00	----	----	----	----	----	----	----	----	
PFHxA	313.00>269.00	----	----	----	----	----	----	----	----	
PFEESA	314.80>135.00	314.80>82.90	----	0	0.00	5.25	0	0.00	5.25	
13C3-HFPO-DA	286.90>168.90	----	----	----	----	----	----	----	----	
13C3-HFPO-DA_IS	286.90>168.90	----	----	----	----	----	----	----	----	
HFPO-DA	284.90>168.90	284.90>184.90	----	0	0.00	62.57	0	0.00	62.57	
5_3 FTCA	341.00>237.05	341.00>217.00	----	0	0.00	154.88	0	0.00	154.88	
PFPeS	349.10>79.90	349.10>98.80	----	0	0.00	54.44	0	0.00	54.44	
13C4-PFHpA	367.10>322.00	----	----	----	----	----	----	----	----	
13C4-PFHpA_IS	367.10>322.00	----	----	----	----	----	----	----	----	
PFHpA	363.10>319.00	363.10>169.00	----	0	0.00	23.39	0	0.00	23.39	
DONA	376.90>250.90	376.90>84.80	----	0	0.00	30.39	0	0.00	30.39	
13C2-6_2 FTS_IS	429.10>80.90	----	----	----	----	----	----	----	----	
13C2-6_2 FTS	429.10>80.90	----	----	----	----	----	----	----	----	
6_2 FTS	427.10>407.00	427.10>80.90	----	0	0.00	44.48	0	0.00	44.48	
13C4-PFOA_IS	417.10>172.00	----	----	----	----	----	----	----	----	
13C8-PFOA_IS	421.10>376.00	----	----	----	----	----	----	----	----	

J:\LCMS08\Data\240315_1633_Curve\240315_1633_Curve.damlp .

Ref 1 Set Ratio assigned from calibration mid-point; Ref 2 Set Ratio assigned from opening calibration verification.
IRr - Ion ratio outside either set of criteria. Exceedances for reported detections to be "I" flagged in the analytical report.

240315_028 (continued)

(Table continued from previous page)

Name	m/z	Ref 1 m/z	Area	Ref 1 Measured	Ref 1 Actual Ratio	Ref 1 Set Ratio	Ref 2 Measured	Ref 2 Actual Ratio	Ref 2 Set Ratio	Flag ID
13C8-PFOA	421.10>376.00	----	----	----	----	----	----	----	----	
PFOA	413.00>369.00	413.00>169.00	----	0	0.00	24.47	0	0.00	24.47	
13C3-PFHxS	402.10>79.90	----	----	----	----	----	----	----	----	
13C3-PFHxS_IS	402.10>79.90	----	----	----	----	----	----	----	----	
PFHxS	398.70>79.90	398.70>98.90	----	0	0.00	57.29	0	0.00	57.29	
18O2-PFHxS_IS	403.00>83.90	----	----	----	----	----	----	----	----	
13C9-PFNA_IS	472.10>427.00	----	----	----	----	----	----	----	----	
13C9-PFNA	472.10>427.00	----	----	----	----	----	----	----	----	
13C5-PFNA_IS	468.00>423.00	----	----	----	----	----	----	----	----	
PFNA	463.00>419.00	463.00>219.00	----	0	0.00	20.36	0	0.00	20.36	
PFHpS	449.00>79.90	449.00>98.80	----	0	0.00	46.70	0	0.00	46.70	
7_3 FTCA	441.00>317.00	441.00>336.90	----	0	0.00	132.28	0	0.00	132.28	
13C2-8_2-FTS	529.10>80.90	----	----	----	----	----	----	----	----	
13C2-8_2-FTS_IS	529.10>80.90	----	----	----	----	----	----	----	----	
8_2 FTS	527.10>506.95	527.10>80.80	----	0	0.00	45.91	0	0.00	45.91	
13C6-PFDA_IS	519.10>474.10	----	----	----	----	----	----	----	----	
13C6-PFDA	519.10>474.10	----	----	----	----	----	----	----	----	
13C2-PFDA_IS	515.10>470.10	----	----	----	----	----	----	----	----	
PFDA	512.90>469.00	512.90>219.00	----	0	0.00	17.64	0	0.00	17.64	
D3-NMeFOSAA_IS	573.20>419.00	----	----	----	----	----	----	----	----	
D3-NMeFOSAA	573.20>419.00	----	----	----	----	----	----	----	----	
13C8-PFOS_IS	507.10>98.90	----	----	----	----	----	----	----	----	
13C8-PFOS	507.10>98.90	----	----	----	----	----	----	----	----	
13C4-PFOS_IS	502.80>79.90	----	----	----	----	----	----	----	----	
PFOS	498.90>79.90	498.90>98.80	426847	-250	-0.06	45.06	-250	-0.06	45.06	IRr, RT
NMeFOSAA	570.10>419.00	570.10>483.00	----	0	0.00	67.10	0	0.00	67.10	
D5-NEtFOSAA_IS	589.20>419.00	----	----	----	----	----	----	----	----	
D5-NEtFOSAA	589.20>419.00	----	----	----	----	----	----	----	----	
NEtFOSAA	584.20>419.10	584.20>526.00	----	0	0.00	89.53	0	0.00	89.53	
9-Cl-PF3ONS	530.80>351.00	532.80>353.00	----	0	0.00	31.69	0	0.00	31.69	
PFUnDA	563.10>519.00	563.10>269.10	----	0	0.00	10.96	0	0.00	10.96	
13C7-PFUnDA_IS	570.00>525.10	----	----	----	----	----	----	----	----	
13C7-PFUnDA	570.00>525.10	----	----	----	----	----	----	----	----	
PFNS	548.80>79.90	548.80>98.80	----	0	0.00	56.91	0	0.00	56.91	
10_2 FTS	626.80>607.05	626.80>81.00	----	0	0.00	32.29	0	0.00	32.29	
13C2-PFDOA_IS	615.10>570.00	----	----	----	----	----	----	----	----	
13C2-PFDOA	615.10>570.00	----	----	----	----	----	----	----	----	
PFDOA	613.10>569.00	613.10>319.00	----	0	0.00	11.14	0	0.00	11.14	
PFDS	599.00>79.90	599.00>98.80	----	0	0.00	58.01	0	0.00	58.01	
PFTrDA	663.00>619.00	663.00>168.90	----	0	0.00	16.67	0	0.00	16.67	

J:\LCMS08\Data\240315_1633_Curve\240315_1633_Curve.damlp .

Ref 1 Set Ratio assigned from calibration mid-point; Ref 2 Set Ratio assigned from opening calibration verification.
IRr - Ion ratio outside either set of criteria. Exceedances for reported detections to be "I" flagged in the analytical report.

240315_028 (continued)

(Table continued from previous page)

Name	m/z	Ref 1 m/z	Area	Ref 1 Measured	Ref 1 Actual Ratio	Ref 1 Set Ratio	Ref 2 Measured	Ref 2 Actual Ratio	Ref 2 Set Ratio	Flag ID
11-Cl-PF3OUdS	630.90>451.00	632.90>452.90	----	0	0.00	35.04	0	0.00	35.04	
PFOSAm	498.10>77.90	----	----	----	----	----	----	----	----	
13C8-PFOSAm	506.10>77.80	----	----	----	----	----	----	----	----	
13C8-PFOSAm_IS	506.10>77.80	----	----	----	----	----	----	----	----	
PFTDA	713.10>669.00	713.10>168.90	----	0	0.00	17.09	0	0.00	17.09	
13C2-PFTDA	715.20>670.00	----	----	----	----	----	----	----	----	
13C2-PFTDA_IS	715.20>670.00	----	----	----	----	----	----	----	----	
PFDoS	699.10>79.90	699.10>98.80	----	0	0.00	61.23	0	0.00	61.23	
D7-MeFOSE_IS	623.20>58.90	----	----	----	----	----	----	----	----	
D7-MeFOSE	623.20>58.90	----	----	----	----	----	----	----	----	
MeFOSE	616.10>59.00	----	----	----	----	----	----	----	----	
13C2-PFHXDA_IS	815.00>770.05	----	----	----	----	----	----	----	----	
13C2-PFHXDA	815.00>770.05	----	----	----	----	----	----	----	----	
PFHXDA	813.00>768.95	813.00>218.95	----	0	0.00	10.78	0	0.00	10.78	
D3-MeFOSA	515.00>219.00	----	----	----	----	----	----	----	----	
D3-MeFOSA_IS	515.00>219.00	----	----	----	----	----	----	----	----	
MeFOSA	511.90>219.00	511.90>169.00	----	0	0.00	156.31	0	0.00	156.31	
D9-EtFOSE_IS	639.20>58.90	----	----	----	----	----	----	----	----	
D9-EtFOSE	639.20>58.90	----	----	----	----	----	----	----	----	
EtFOSE	630.00>59.00	----	----	----	----	----	----	----	----	
D5-EtFOSAm	531.10>219.00	----	----	----	----	----	----	----	----	
D5-EtFOSAm_IS	531.10>219.00	----	----	----	----	----	----	----	----	
EtFOSAm	526.00>219.00	526.00>169.00	----	0	0.00	177.75	0	0.00	177.75	
PFODA	913.00>868.65	913.00>169.00	----	0	0.00	31.66	0	0.00	31.66	

Flag ID key: IRr: Ion Ratio (Relative), RT: RT Diff (Absolute)

Ref 1 Set Ratio assigned from calibration mid-point; Ref 2 Set Ratio assigned from opening calibration verification.
IRr - Ion ratio outside either set of criteria. Exceedances for reported detections to be "I" flagged in the analytical report.

Insight Report
Quantitation/Integration
Printed 3/18/2024 12:10:31

240315_028

Sample ID: TDCA CHECK
Date Acquired: 3/16/2024 12:38:56 AM
Acquired by: System Administrator
Data File: 240315_028
Vial: 12 | Inj. Volume: 10.0000uL | Tray: 1

Check PFOS

Name	Mode ID	Found RT	RT Diff	ISTD RT Diff	Area	ISTD Area	ISTD Name	Std. Conc.	Conc.	Unit	Flag ID
13C4-PFBA	ND(W/B)	----	----	----	----	----	13C3-PFBA_IS	----	ISTD Error	ng/mL	
13C4-PFBA_IS	ND(W/B)	----	----	----	----	----	----	----	----	ng/mL	
13C3-PFBA_IS	ND(W/B)	----	----	----	----	----	----	----	----	ng/mL	
PFBA	ND(W/B)	----	----	----	----	----	13C4-PFBA_IS	----	ISTD Error	ng/mL	
PFMPA	ND(W/B)	----	----	----	----	----	13C5-PFPeA_IS	----	ISTD Error	ng/mL	
3_3 FTCA	ND(W/B)	----	----	----	----	----	13C5-PFPeA_IS	----	ISTD Error	ng/mL	
13C5-PFPeA	ND(W/B)	----	----	----	----	----	13C2-PFHxA_IS	----	ISTD Error	ng/mL	
13C5-PFPeA_IS	ND(W/B)	----	----	----	----	----	----	----	----	ng/mL	
PFPeA	ND(W/B)	----	----	----	----	----	13C5-PFPeA_IS	----	ISTD Error	ng/mL	
PFMBA	ND(W/B)	----	----	----	----	----	13C5-PFPeA_IS	----	ISTD Error	ng/mL	
13C2-4_2 FTS	ND(W/B)	----	----	----	----	----	18O2-PFHxS_IS	----	ISTD Error	ng/mL	
13C2-4_2 FTS_IS	ND(W/B)	----	----	----	----	----	----	----	----	ng/mL	
4_2 FTS	ND(W/B)	----	----	----	----	----	13C2-4_2 FTS_IS	----	ISTD Error	ng/mL	
13C3-PFBS_IS	ND(W/B)	----	----	----	----	----	----	----	----	ng/mL	
PFBS	ND(W/B)	----	----	----	----	----	13C3-PFBS_IS	----	ISTD Error	ng/mL	
13C3-PFBS	ND(W/B)	----	----	----	----	----	18O2-PFHxS_IS	----	ISTD Error	ng/mL	
NFDHA	ND(W/B)	----	----	----	----	----	13C5-PFHxA_IS	----	ISTD Error	ng/mL	
13C5-PFHxA	ND(W/B)	----	----	----	----	----	13C2-PFHxA_IS	----	ISTD Error	ng/mL	
13C5-PFHxA_IS	ND(W/B)	----	----	----	----	----	----	----	----	ng/mL	
13C2-PFHxA_IS	ND(W/B)	----	----	----	----	----	----	----	----	ng/mL	
PFHxA	ND(W/B)	----	----	----	----	----	13C5-PFHxA_IS	----	ISTD Error	ng/mL	
PFEESA	ND(W/B)	----	----	----	----	----	13C5-PFHxA_IS	----	ISTD Error	ng/mL	
13C3-HFPO-DA	ND(W/B)	----	----	----	----	----	13C2-PFHxA_IS	----	ISTD Error	ng/mL	
13C3-HFPO-DA_IS	ND(W/B)	----	----	----	----	----	----	----	----	ng/mL	
HFPO-DA	ND(W/B)	----	----	----	----	----	13C3-HFPO-DA_IS	----	ISTD Error	ng/mL	
5_3 FTCA	ND(W/B)	----	----	----	----	----	13C5-PFHxA_IS	----	ISTD Error	ng/mL	
PFPeS	ND(W/B)	----	----	----	----	----	13C3-PFHxS_IS	----	ISTD Error	ng/mL	
13C4-PFHpA	ND(W/B)	----	----	----	----	----	13C2-PFHxA_IS	----	ISTD Error	ng/mL	
13C4-PFHpA_IS	ND(W/B)	----	----	----	----	----	----	----	----	ng/mL	
PFHpA	ND(W/B)	----	----	----	----	----	13C4-PFHpA_IS	----	ISTD Error	ng/mL	
DONA	ND(W/B)	----	----	----	----	----	13C3-HFPO-DA_IS	----	ISTD Error	ng/mL	
13C2-6_2 FTS_IS	ND(W/B)	----	----	----	----	----	----	----	----	ng/mL	
13C2-6_2 FTS	ND(W/B)	----	----	----	----	----	18O2-PFHxS_IS	----	ISTD Error	ng/mL	
6_2 FTS	ND(W/B)	----	----	----	----	----	13C2-6_2 FTS_IS	----	ISTD Error	ng/mL	
13C4-PFOA_IS	ND(W/B)	----	----	----	----	----	----	----	----	ng/mL	
13C8-PFOA_IS	ND(W/B)	----	----	----	----	----	----	----	----	ng/mL	
13C8-PFOA	ND(W/B)	----	----	----	----	----	13C4-PFOA_IS	----	ISTD Error	ng/mL	
PFOA	ND(W/B)	----	----	----	----	----	13C8-PFOA_IS	----	ISTD Error	ng/mL	
13C3-PFHxS	ND(W/B)	----	----	----	----	----	18O2-PFHxS_IS	----	ISTD Error	ng/mL	
13C3-PFHxS_IS	ND(W/B)	----	----	----	----	----	----	----	----	ng/mL	
PFHxS	ND(W/B)	----	----	----	----	----	13C3-PFHxS_IS	----	ISTD Error	ng/mL	
18O2-PFHxS_IS	ND(W/B)	----	----	----	----	----	----	----	----	ng/mL	
13C9-PFNA_IS	ND(W/B)	----	----	----	----	----	----	----	----	ng/mL	
13C9-PFNA	ND(W/B)	----	----	----	----	----	13C5-PFNA_IS	----	ISTD Error	ng/mL	
13C5-PFNA_IS	ND(W/B)	----	----	----	----	----	----	----	----	ng/mL	
PFNA	ND(W/B)	----	----	----	----	----	13C9-PFNA_IS	----	ISTD Error	ng/mL	
PFHpS	ND(W/B)	----	----	----	----	----	13C8-PFOS_IS	----	ISTD Error	ng/mL	
7_3 FTCA	ND(W/B)	----	----	----	----	----	13C5-PFHxA_IS	----	ISTD Error	ng/mL	
13C2-8_2-FTS	ND(W/B)	----	----	----	----	----	18O2-PFHxS_IS	----	ISTD Error	ng/mL	
13C2-8_2-FTS_IS	ND(W/B)	----	----	----	----	----	----	----	----	ng/mL	
8_2 FTS	ND(W/B)	----	----	----	----	----	13C2-8_2-FTS_IS	----	ISTD Error	ng/mL	
13C6-PFDA_IS	ND(W/B)	----	----	----	----	----	----	----	----	ng/mL	
13C6-PFDA	ND(W/B)	----	----	----	----	----	13C2-PFDA_IS	----	ISTD Error	ng/mL	

J:\LCMS08\Data\240315_1633_Curve\240315_1633_Curve.damlp .

SN - Software-calculated S/N ratio outside criteria due to non-target peaks or drift in noise calculation window. Analyst review of noise levels (excluding non-target peaks) in chromatogram indicates S/N ratio meets criteria.

240315_028 (continued)

(Table continued from previous page)

Name	Mode ID	Found RT	RT Diff	ISTD RT Diff	Area	ISTD Area	ISTD Name	Std. Conc.	Conc.	Unit	Flag ID
13C2-PFDA_IS	ND(W/B)	----	----	----	----	----	----	----	----	ng/mL	
PFDA	ND(W/B)	----	----	----	----	----	13C6-PFDA_IS	----	ISTD Error	ng/mL	
D3-NMeFOSAA_IS	ND(W/B)	----	----	----	----	----	----	----	----	ng/mL	
D3-NMeFOSAA	ND(W/B)	----	----	----	----	----	13C4-PFOS_IS	----	ISTD Error	ng/mL	
13C8-PFOS_IS	ND(W/B)	----	----	----	----	----	----	----	----	ng/mL	
13C8-PFOS	ND(W/B)	----	----	----	----	----	13C4-PFOS_IS	----	ISTD Error	ng/mL	
13C4-PFOS_IS	ND(W/B)	----	----	----	----	----	----	----	----	ng/mL	
PFOS	M	6.949	-1.848	----	426847	----	13C8-PFOS_IS	----	ISTD Error	ng/mL	IRr, RT
NMeFOSAA	ND(W/B)	----	----	----	----	----	D3-NMeFOSAA_IS	----	ISTD Error	ng/mL	
D5-NEtFOSAA_IS	ND(W/B)	----	----	----	----	----	----	----	----	ng/mL	
D5-NEtFOSAA	ND(W/B)	----	----	----	----	----	13C4-PFOS_IS	----	ISTD Error	ng/mL	
NEtFOSAA	ND(W/B)	----	----	----	----	----	D5-NEtFOSAA_IS	----	ISTD Error	ng/mL	
9-Cl-PF3ONS	ND(W/B)	----	----	----	----	----	13C3-HFPO-DA_IS	----	ISTD Error	ng/mL	
PFUnDA	ND(W/B)	----	----	----	----	----	13C7-PFUnDA_IS	----	ISTD Error	ng/mL	
13C7-PFUnDA_IS	ND(W/B)	----	----	----	----	----	----	----	----	ng/mL	
13C7-PFUnDA	ND(W/B)	----	----	----	----	----	13C2-PFDA_IS	----	ISTD Error	ng/mL	
PFNS	ND(W/B)	----	----	----	----	----	13C8-PFOS_IS	----	ISTD Error	ng/mL	
10_2 FTS	ND(W/B)	----	----	----	----	----	13C2-8_2-FTS_IS	----	ISTD Error	ng/mL	
13C2-PFDOA_IS	ND(W/B)	----	----	----	----	----	----	----	----	ng/mL	
13C2-PFDOA	ND(W/B)	----	----	----	----	----	13C2-PFDA_IS	----	ISTD Error	ng/mL	
PFDOA	ND(W/B)	----	----	----	----	----	13C2-PFDOA_IS	----	ISTD Error	ng/mL	
PFDS	ND(W/B)	----	----	----	----	----	13C8-PFOS_IS	----	ISTD Error	ng/mL	
PFTrDA	ND(W/B)	----	----	----	----	----	13C2-PFTDA_IS	----	ISTD Error	ng/mL	
11-Cl-PF3OUdS	ND(W/B)	----	----	----	----	----	13C3-HFPO-DA_IS	----	ISTD Error	ng/mL	
PFOSAm	ND(W/B)	----	----	----	----	----	13C8-PFOSAm_IS	----	ISTD Error	ng/mL	
13C8-PFOSAm	ND(W/B)	----	----	----	----	----	13C4-PFOS_IS	----	ISTD Error	ng/mL	
13C8-PFOSAm_IS	ND(W/B)	----	----	----	----	----	----	----	----	ng/mL	
PFTDA	ND(W/B)	----	----	----	----	----	13C2-PFTDA_IS	----	ISTD Error	ng/mL	
13C2-PFTDA	ND(W/B)	----	----	----	----	----	13C2-PFDA_IS	----	ISTD Error	ng/mL	
13C2-PFTDA_IS	ND(W/B)	----	----	----	----	----	----	----	----	ng/mL	
PFDoS	ND(W/B)	----	----	----	----	----	13C8-PFOS_IS	----	ISTD Error	ng/mL	
D7-MeFOSE_IS	ND(W/B)	----	----	----	----	----	----	----	----	ng/mL	
D7-MeFOSE	ND(W/B)	----	----	----	----	----	13C4-PFOS_IS	----	ISTD Error	ng/mL	
MeFOSE	ND(W/B)	----	----	----	----	----	D7-MeFOSE_IS	----	ISTD Error	ng/mL	
13C2-PFHXDA_IS	ND(W/B)	----	----	----	----	----	----	----	----	ng/mL	
13C2-PFHXDA	ND(W/B)	----	----	----	----	----	13C2-PFDA_IS	----	ISTD Error	ng/mL	
PFHXDA	ND(W/B)	----	----	----	----	----	13C2-PFHXDA_IS	----	ISTD Error	ng/mL	
D3-MeFOSA	ND(W/B)	----	----	----	----	----	13C4-PFOS_IS	----	ISTD Error	ng/mL	
D3-MeFOSA_IS	ND(W/B)	----	----	----	----	----	----	----	----	ng/mL	
MeFOSA	ND(W/B)	----	----	----	----	----	D3-MeFOSA_IS	----	ISTD Error	ng/mL	
D9-EtFOSE_IS	ND(W/B)	----	----	----	----	----	----	----	----	ng/mL	
D9-EtFOSE	ND(W/B)	----	----	----	----	----	13C4-PFOS_IS	----	ISTD Error	ng/mL	
EtFOSE	ND(W/B)	----	----	----	----	----	D9-EtFOSE_IS	----	ISTD Error	ng/mL	
D5-EtFOSAm	ND(W/B)	----	----	----	----	----	13C4-PFOS_IS	----	ISTD Error	ng/mL	
D5-EtFOSAm_IS	ND(W/B)	----	----	----	----	----	----	----	----	ng/mL	
EtFOSAm	ND(W/B)	----	----	----	----	----	D5-EtFOSAm_IS	----	ISTD Error	ng/mL	
PFODA	ND(W/B)	----	----	----	----	----	13C2-PFHXDA_IS	----	ISTD Error	ng/mL	

Flag ID key: IRr: Ion Ratio (Relative), RT: RT Diff (Absolute)

240315_028 (continued)

13C4-PFBA
Conc. ISTD Error
Q 216.80>171.90 (-) 6.73e2

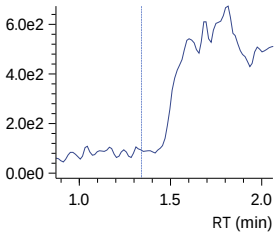

13C4-PFBA_IS
Conc. ----
ISTD 216.80>171.90 (-) 6.73e2

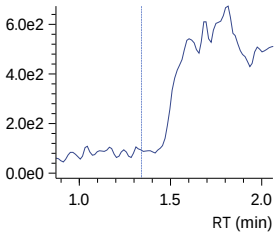

13C3-PFBA_IS
Conc. ----
ISTD 216.00>172.00 (-) 5.61e2

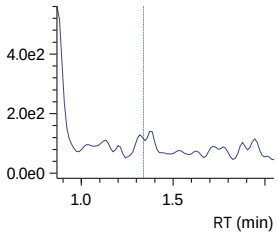

PFBA
Conc. ISTD Error
Q 212.80>169.05 (-) 1.02e3

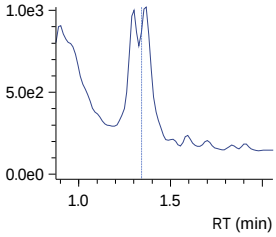

PFMPA
Conc. ISTD Error
Q 229.00>84.90 (-) 4.50e1

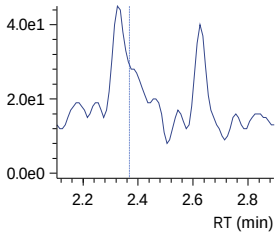

3_3 FTCA
Conc. ISTD Error
R#1 0.00 (136.14)
R#2 0.00 (136.14)
Q 241.00>177.10 (-) 6.90e1

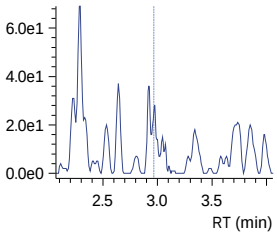

13C5-PFPeA
Conc. ISTD Error
Q 268.30>223.00 (-) 3.10e1

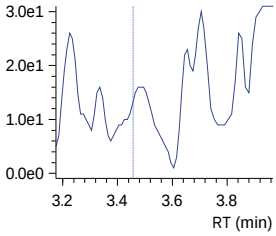

13C5-PFPeA_IS
Conc. ----
ISTD 268.30>223.00 (-) 3.10e1

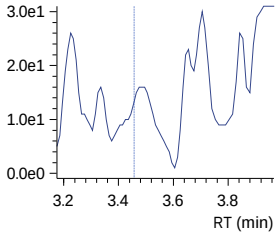

PFPeA
Conc. ISTD Error
Q 263.00>219.00 (-) 2.23e2

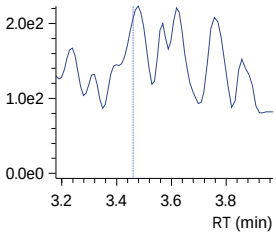

PFMBA
Conc. ISTD Error
Q 279.00>84.95 (-) 7.00e1

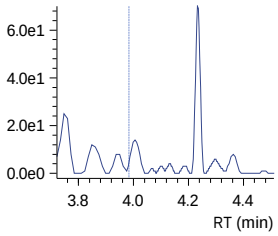

R1 241.00>117.00 (-) 2.44e2

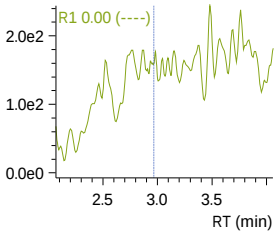

R2 241.00>117.00 (-) 2.44e2

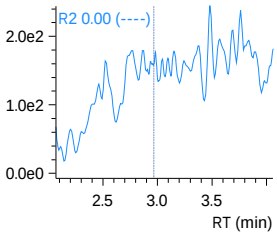

SN - Software-calculated S/N ratio outside criteria due to non-target peaks or drift in noise calculation window.
Analyst review of noise levels (excluding non-target peaks) in chromatogram indicates S/N ratio meets criteria.

240315_028 (continued)

13C2-4_2 FTS
Conc. ISTD Error
Q 329.10>80.90 (-) 1.40e1

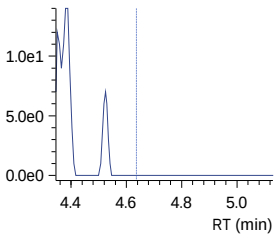

13C2-4_2 FTS_IS
Conc. ----
ISTD 329.10>80.90 (-) 1.40e1

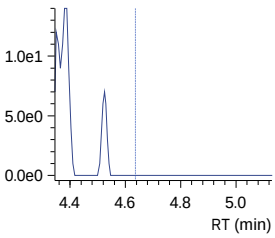

4_2 FTS
Conc. ISTD Error
R#1 0.00 (33.08)
R#2 0.00 (33.08)
Q 327.10>307.00 (-) 0.00e0

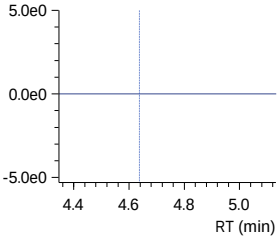

R1 327.10>80.90 (-) 2.60e1

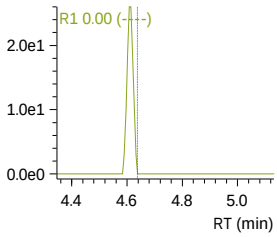

R2 327.10>80.90 (-) 2.60e1

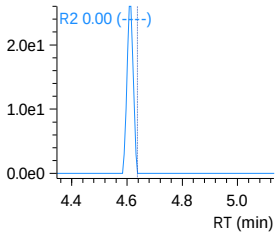

13C3-PFBS_IS
Conc. ----
ISTD 302.10>79.90 (-) 1.50e1

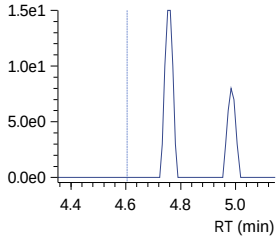

PFBS
Conc. ISTD Error
R#1 0.00 (46.53)
R#2 0.00 (46.53)
Q 298.70>79.90 (-) 6.00e0

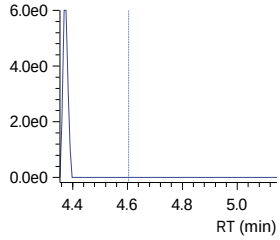

R1 298.70>98.80 (-) 1.90e1

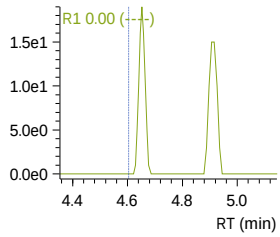

R2 298.70>98.80 (-) 1.90e1

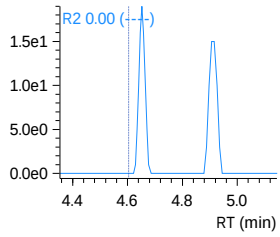

SN - Software-calculated S/N ratio outside criteria due to non-target peaks or drift in noise calculation window.
Analyst review of noise levels (excluding non-target peaks) in chromatogram indicates S/N ratio meets criteria.

240315_028 (continued)

13C3-PFBS
Conc. ISTD Error
Q 302.10>79.90 (-) 1.50e1

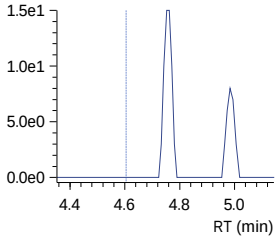

NFDHA
Conc. ISTD Error
R#1 0.00 (36.44)
R#2 0.00 (36.44)
Q 295.00>201.00 (-) 1.90e1

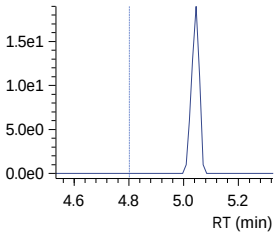

R1 295.00>84.90 (-) 1.60e1

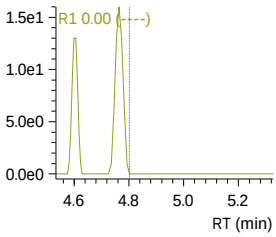

R2 295.00>84.90 (-) 1.60e1

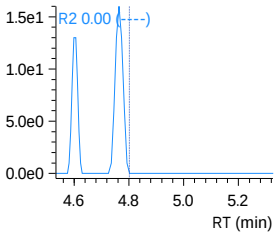

13C5-PFHxA
Conc. ISTD Error
Q 318.00>273.00 (-) 4.20e1

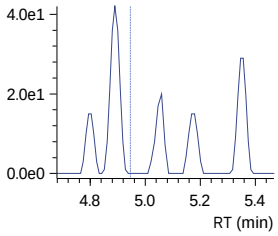

13C5-PFHxA_IS
Conc. ----
ISTD 318.00>273.00 (-) 4.20e1

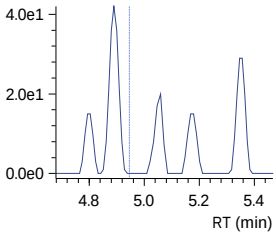

13C2-PFHxA_IS
Conc. ----
ISTD 315.10>270.00 (-) 3.60e1

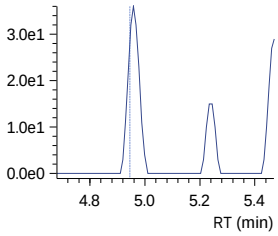

J:\LCMS08\Data\240315_1633_Curve\240315_1633_Curve.damlp .
SN - Software-calculated S/N ratio outside criteria due to non-target peaks or drift in noise calculation window.
Analyst review of noise levels (excluding non-target peaks) in chromatogram indicates S/N ratio meets criteria.

240315_028 (continued)

PFHxA
Conc. ISTD Error
Q 313.00>269.00 (-) 8.42e2

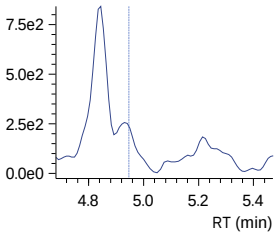

PFEESA
Conc. ISTD Error
R#1 0.00 (5.25)
R#2 0.00 (5.25)
Q 314.80>135.00 (-) 3.30e1

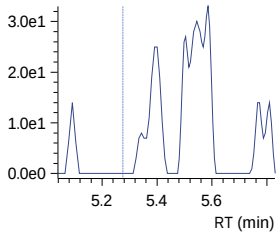

R1 314.80>82.90 (-) 7.00e1

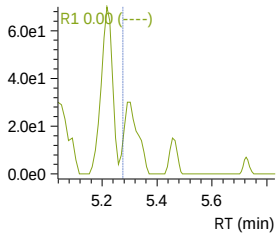

R2 314.80>82.90 (-) 7.00e1

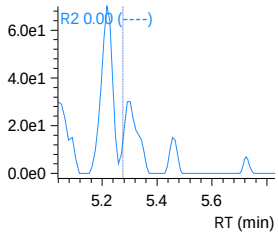

13C3-HFPO-DA
Conc. ISTD Error
Q 286.90>168.90 (-) 4.10e1

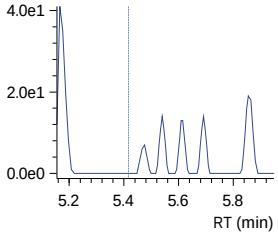

13C3-HFPO-DA_IS
Conc. ----
ISTD 286.90>168.90 (-) 4.10e1

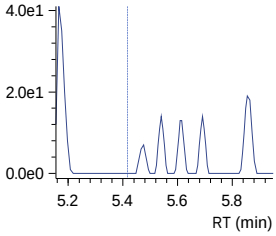

HFPO-DA
Conc. ISTD Error
R#1 0.00 (62.57)
R#2 0.00 (62.57)
Q 284.90>168.90 (-) 2.70e1

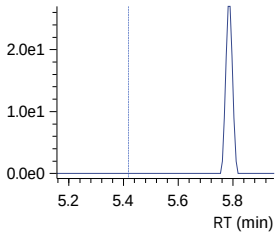

R1 284.90>184.90 (-) 4.50e1

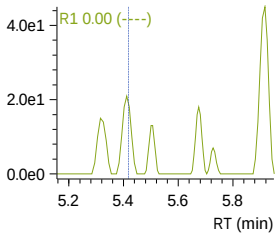

R2 284.90>184.90 (-) 4.50e1

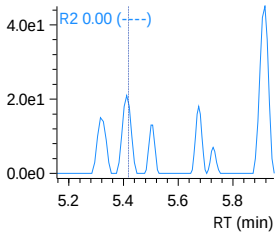

J:\LCMS08\Data\240315_1633_Curve\240315_1633_Curve.damlp .
SN - Software-calculated S/N ratio outside criteria due to non-target peaks or drift in noise calculation window.
Analyst review of noise levels (excluding non-target peaks) in chromatogram indicates S/N ratio meets criteria.

240315_028 (continued)

5_3 FTCA
Conc. ISTD Error
R#1 0.00 (154.88)
R#2 0.00 (154.88)
Q 341.00>237.05 (-) 5.60e1

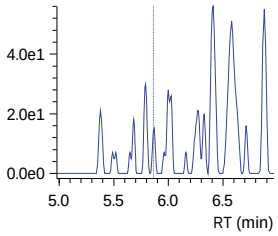

R1 341.00>217.00 (-) 8.60e1

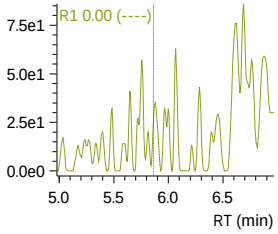

R2 341.00>217.00 (-) 8.60e1

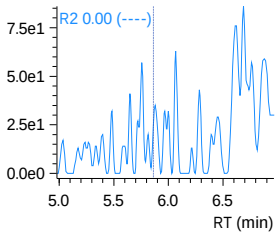

PFPeS
Conc. ISTD Error
R#1 0.00 (54.44)
R#2 0.00 (54.44)
Q 349.10>79.90 (-) 2.20e1

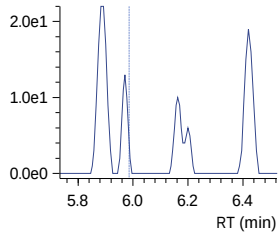

R1 349.10>98.80 (-) 1.80e1

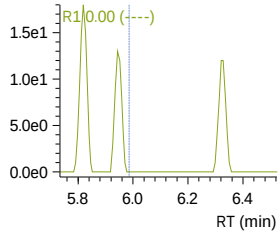

R2 349.10>98.80 (-) 1.80e1

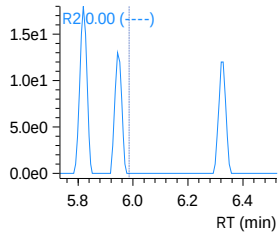

13C4-PFHpA
Conc. ISTD Error
Q 367.10>322.00 (-) 2.50e1

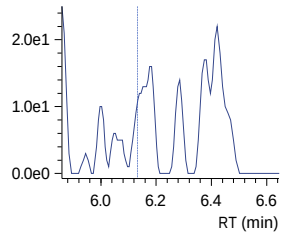

13C4-PFHpA_IS
Conc. ----
ISTD 367.10>322.00 (-) 2.50e1

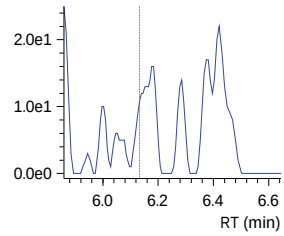

PFHpA
Conc. ISTD Error
R#1 0.00 (23.39)
R#2 0.00 (23.39)
Q 363.10>319.00 (-) 1.32e3

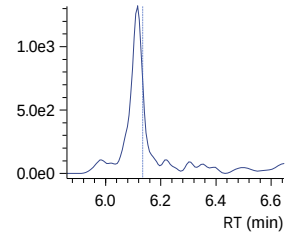

R1 363.10>169.00 (-) 3.23e2

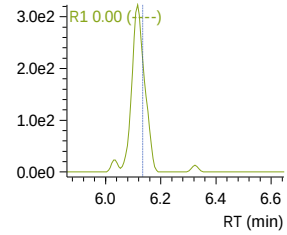

R2 363.10>169.00 (-) 3.23e2

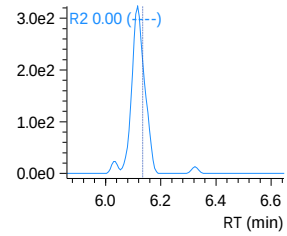

J:\LCMS08\Data\240315_1633_Curve\240315_1633_Curve.damlp .
SN - Software-calculated S/N ratio outside criteria due to non-target peaks or drift in noise calculation window.
Analyst review of noise levels (excluding non-target peaks) in chromatogram indicates S/N ratio meets criteria.

240315_028 (continued)

DONA
Conc. ISTD Error
R#1 0.00 (30.39)
R#2 0.00 (30.39)
Q 376.90>250.90 (-) 8.00e0

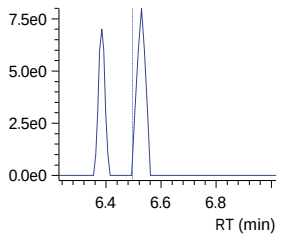

R1 376.90>84.80 (-) 0.00e0

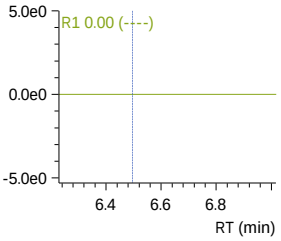

R2 376.90>84.80 (-) 0.00e0

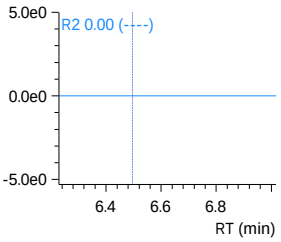

13C2-6_2 FTS_IS
Conc. ----
ISTD 429.10>80.90 (-) 0.00e0

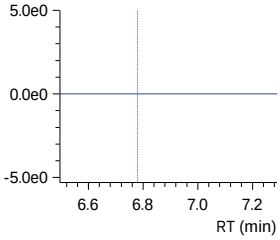

13C2-6_2 FTS
Conc. ISTD Error
Q 429.10>80.90 (-) 0.00e0

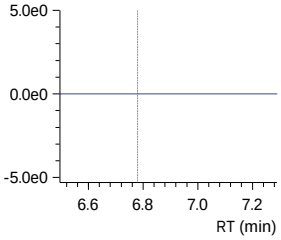

6_2 FTS
Conc. ISTD Error
R#1 0.00 (44.48)
R#2 0.00 (44.48)
Q 427.10>407.00 (-) 0.00e0

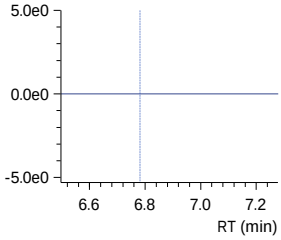

R1 427.10>80.90 (-) 0.00e0

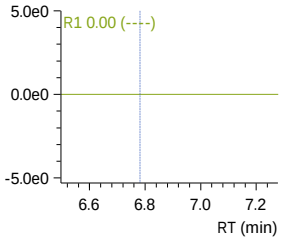

R2 427.10>80.90 (-) 0.00e0

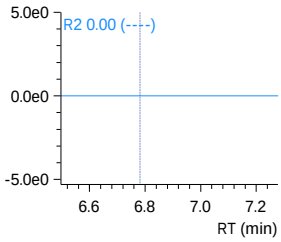

13C4-PFOA_IS
Conc. ----
ISTD 417.10>172.00 (-) 0.00e0

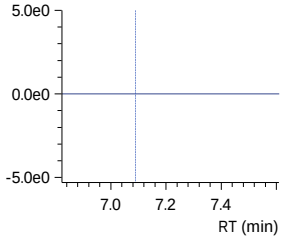

J:\LCMS08\Data\240315_1633_Curve\240315_1633_Curve.damlp .
SN - Software-calculated S/N ratio outside criteria due to non-target peaks or drift in noise calculation window.
Analyst review of noise levels (excluding non-target peaks) in chromatogram indicates S/N ratio meets criteria.

240315_028 (continued)

13C8-PFOA_IS
Conc. ----

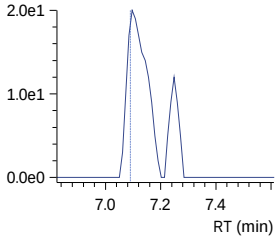

13C8-PFOA
Conc. ISTD Error

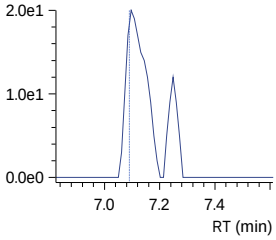

PFOA
Conc. ISTD Error
R#1 0.00 (24.47)
R#2 0.00 (24.47)

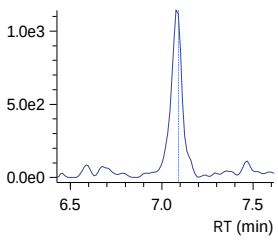

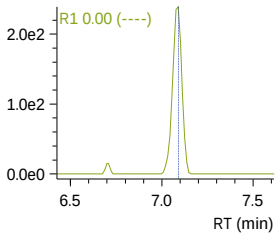

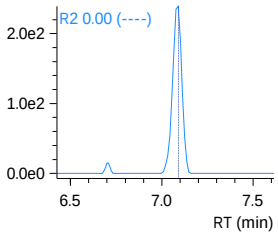

13C3-PFHxS
Conc. ISTD Error

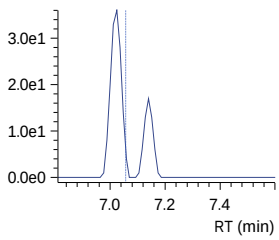

13C3-PFHxS_IS
Conc. ----

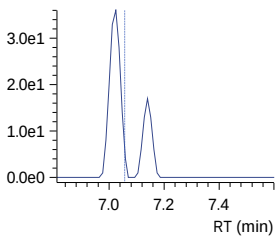

240315_028 (continued)

PFHxS
Conc. ISTD Error
R#1 0.00 (57.29)
R#2 0.00 (57.29)
Q 398.70>79.90 (-) 4.10e1

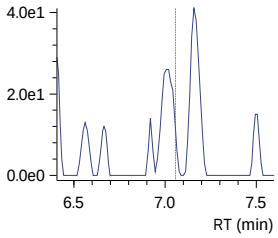

R1 398.70>98.90 (-) 2.10e1

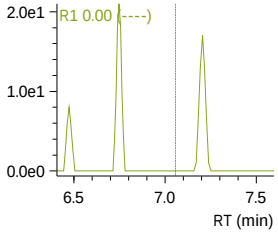

R2 398.70>98.90 (-) 2.10e1

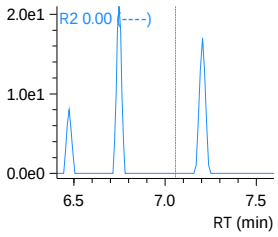

18O2-PFHxS_IS
Conc. ----
ISTD 403.00>83.90 (-) 3.60e1

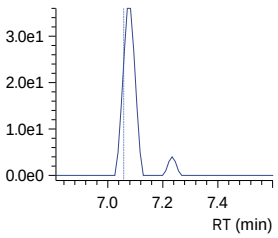

13C9-PFNA_IS
Conc. ----
ISTD 472.10>427.00 (-) 4.00e1

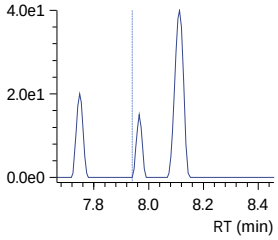

13C9-PFNA
Conc. ISTD Error
Q 472.10>427.00 (-) 4.00e1

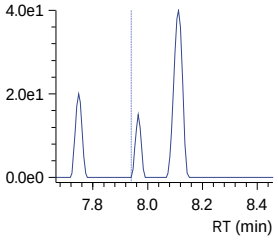

13C5-PFNA_IS
Conc. ----
ISTD 468.00>423.00 (-) 2.70e1

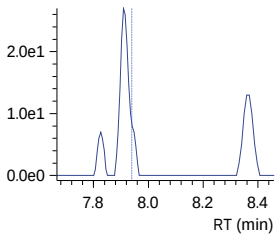

J:\LCMS08\Data\240315_1633_Curve\240315_1633_Curve.damlp .
SN - Software-calculated S/N ratio outside criteria due to non-target peaks or drift in noise calculation window.
Analyst review of noise levels (excluding non-target peaks) in chromatogram indicates S/N ratio meets criteria.

240315_028 (continued)

PFNA
Conc. ISTD Error
R#1 0.00 (20.36)
R#2 0.00 (20.36)
Q 463.00>419.00 (-) 9.89e2

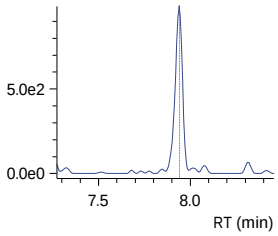

R1 463.00>219.00 (-) 1.75e2

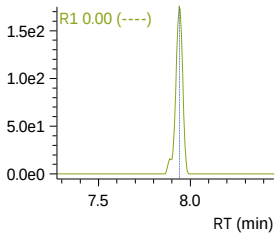

R2 463.00>219.00 (-) 1.75e2

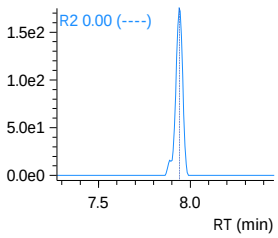

PFHpS
Conc. ISTD Error
R#1 0.00 (46.70)
R#2 0.00 (46.70)
Q 449.00>79.90 (-) 1.40e1

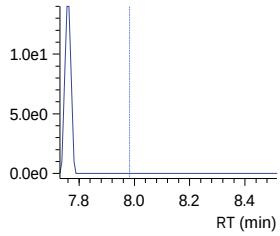

R1 449.00>98.80 (-) 0.00e0

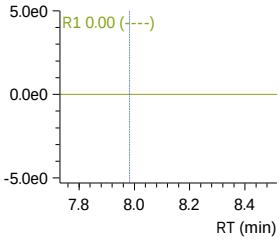

R2 449.00>98.80 (-) 0.00e0

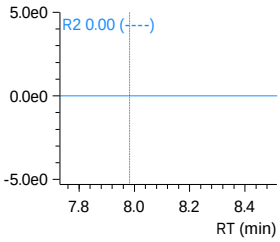

7_3 FTCA
Conc. ISTD Error
R#1 0.00 (132.28)
R#2 0.00 (132.28)
Q 441.00>317.00 (-) 1.00e2

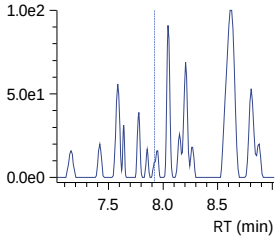

R1 441.00>336.90 (-) 9.40e1

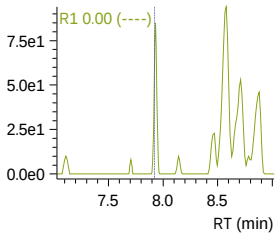

R2 441.00>336.90 (-) 9.40e1

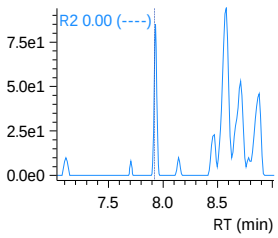

13C2-8_2-FTS
Conc. ISTD Error
Q 529.10>80.90 (-) 3.60e1

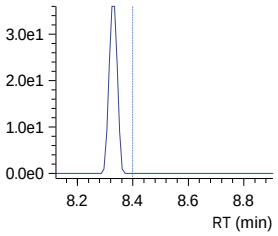

13C2-8_2-FTS_IS
Conc. ----
ISTD 529.10>80.90 (-) 3.60e1

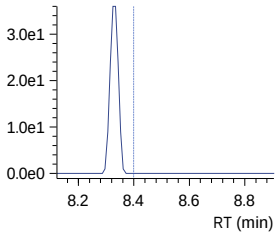

240315_028 (continued)

8_2 FTS
Conc. ISTD Error
R#1 0.00 (45.91)
R#2 0.00 (45.91)
Q 527.10>506.95 (-) 1.00e1

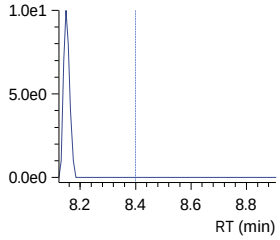

R1 527.10>80.80 (-) 0.00e0

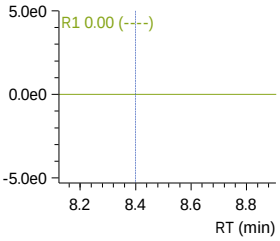

R2 527.10>80.80 (-) 0.00e0

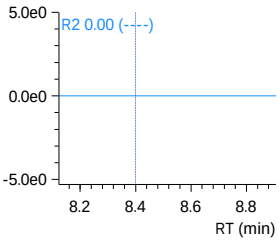

13C6-PFDA_IS
Conc. ----
ISTD 519.10>474.10 (-) 9.00e0

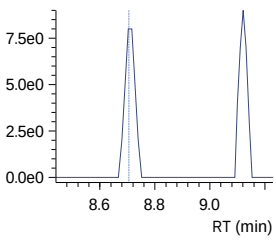

13C6-PFDA
Conc. ISTD Error
Q 519.10>474.10 (-) 9.00e0

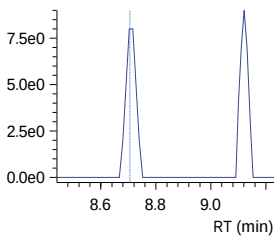

13C2-PFDA_IS
Conc. ----
ISTD 515.10>470.10 (-) 3.20e1

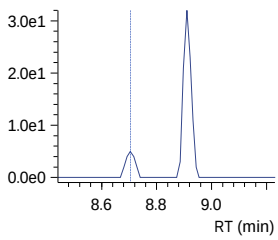

PFDA
Conc. ISTD Error
R#1 0.00 (17.64)
R#2 0.00 (17.64)
Q 512.90>469.00 (-) 6.72e2

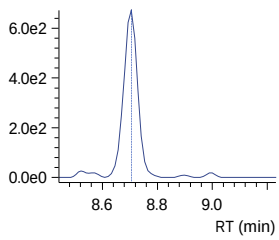

R1 512.90>219.00 (-) 4.20e1

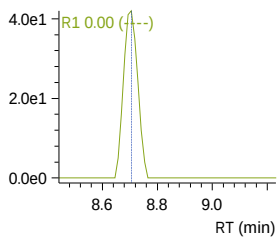

R2 512.90>219.00 (-) 4.20e1

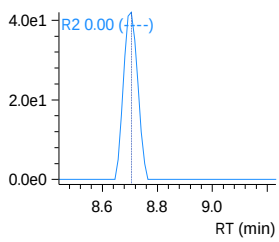

D3-NMeFOSAA_IS
Conc. ----
ISTD 573.20>419.00 (-) 8.00e0

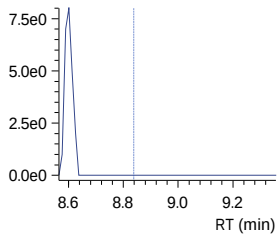

D3-NMeFOSAA
Conc. ISTD Error
Q 573.20>419.00 (-) 8.00e0

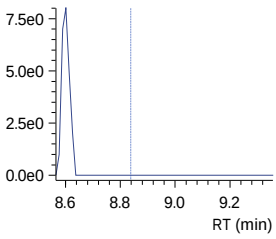

13C8-PFOS_IS
Conc. ----
ISTD 507.10>98.90 (-) 0.00e0

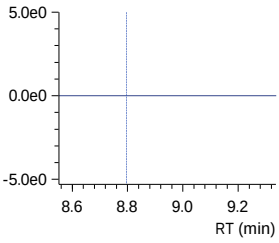

13C8-PFOS
Conc. ISTD Error
Q 507.10>98.90 (-) 0.00e0

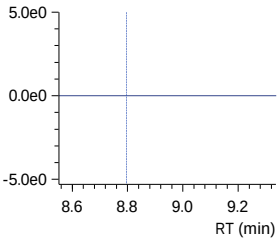

13C4-PFOS_IS
Conc. ----
ISTD 502.80>79.90 (-) 6.20e1

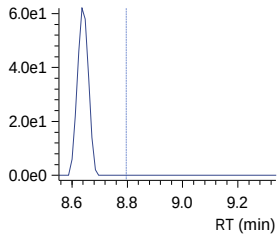

Insight Report
Quantitation/Integration
Printed 3/18/2024 12:10:31

240315_028 (continued)

PFOS
Conc. ISTD Error
R#1 -0.06 (45.06)
R#2 -0.06 (45.06)
Q 498.90>79.90 (-) 1.39e5

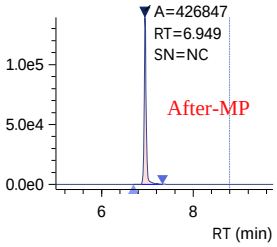

R1 498.90>98.80 (-) 2.30e1

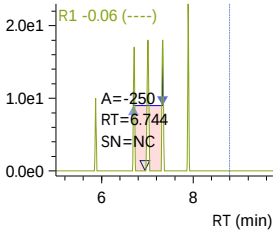

R2 498.90>98.80 (-) 2.30e1

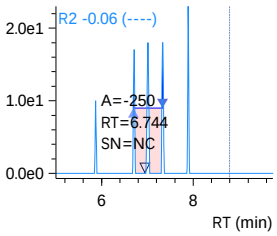

NMeFOSAA
Conc. ISTD Error
R#1 0.00 (67.10)
R#2 0.00 (67.10)
Q 570.10>419.00 (-) 0.00e0

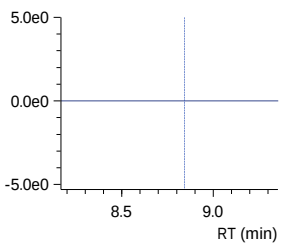

R1 570.10>483.00 (-) 2.10e1

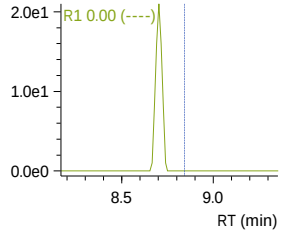

R2 570.10>483.00 (-) 2.10e1

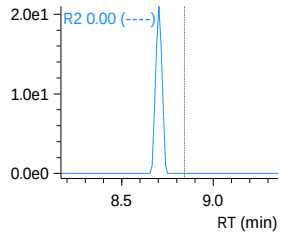

D5-NEtFOSAA_IS
Conc. ----
ISTD 589.20>419.00 (-) 9.00e0

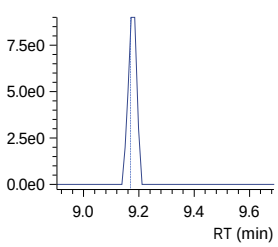

D5-NEtFOSAA
Conc. ISTD Error
Q 589.20>419.00 (-) 9.00e0

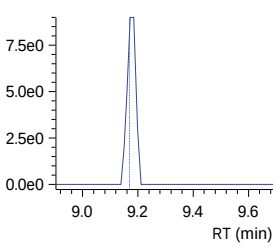

NEtFOSAA
Conc. ISTD Error
R#1 0.00 (89.53)
R#2 0.00 (89.53)
Q 584.20>419.10 (-) 0.00e0

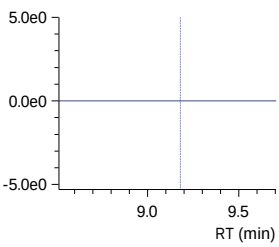

R1 584.20>526.00 (-) 0.00e0

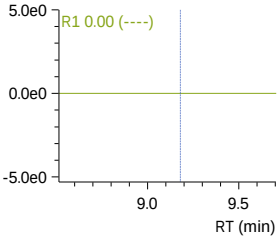

R2 584.20>526.00 (-) 0.00e0

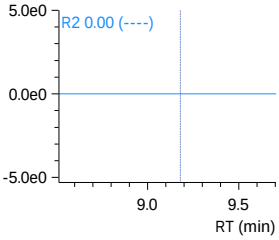

240315_028 (continued)

9-Cl-PF3ONS
Conc. ISTD Error
R#1 0.00 (31.69)
R#2 0.00 (31.69)
Q 530.80>351.00 (-) 4.90e1

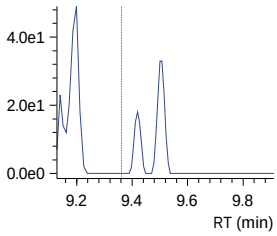

R1 532.80>353.00 (-) 7.30e1

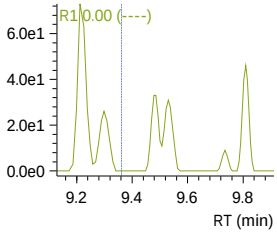

R2 532.80>353.00 (-) 7.30e1

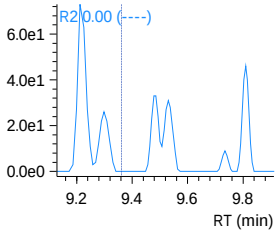

PFUnDA
Conc. ISTD Error
R#1 0.00 (10.96)
R#2 0.00 (10.96)
Q 563.10>519.00 (-) 5.14e2

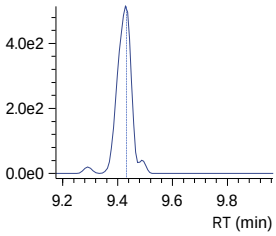

R1 563.10>269.10 (-) 1.60e1

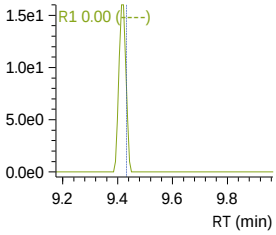

R2 563.10>269.10 (-) 1.60e1

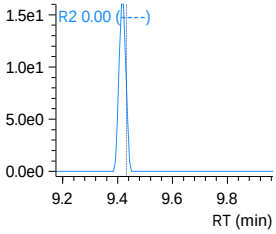

13C7-PFUnDA_IS
Conc. ----
ISTD 570.00>525.10 (-) 1.10e1

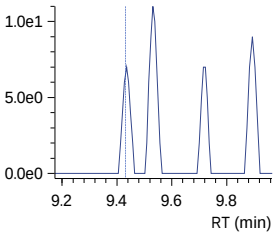

13C7-PFUnDA
Conc. ISTD Error
Q 570.00>525.10 (-) 1.10e1

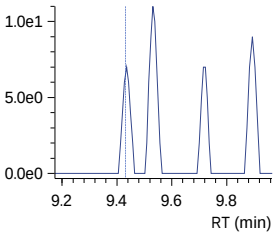

PFNS
Conc. ISTD Error
R#1 0.00 (56.91)
R#2 0.00 (56.91)
Q 548.80>79.90 (-) 6.10e1

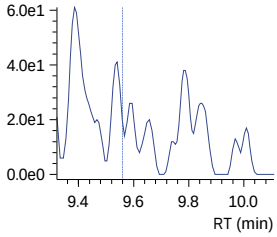

R1 548.80>98.80 (-) 2.10e1

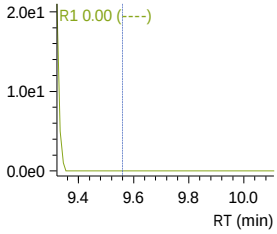

R2 548.80>98.80 (-) 2.10e1

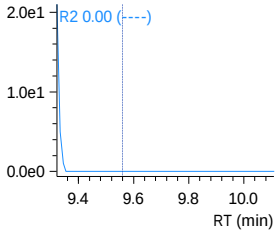

SN - Software-calculated S/N ratio outside criteria due to non-target peaks or drift in noise calculation window.
Analyst review of noise levels (excluding non-target peaks) in chromatogram indicates S/N ratio meets criteria.

240315_028 (continued)

10_2 FTS
Conc. ISTD Error
R#1 0.00 (32.29)
R#2 0.00 (32.29)

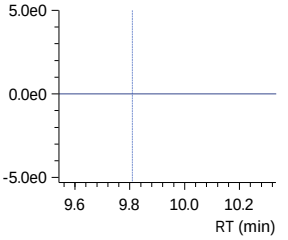

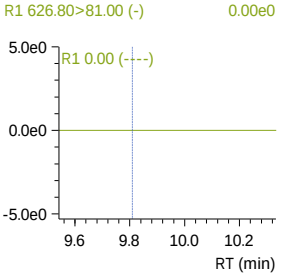

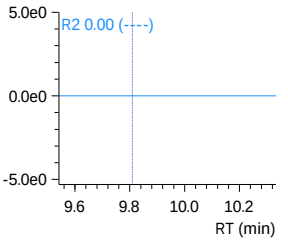

13C2-PFDOA_IS
Conc. ----

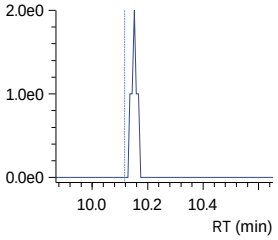

13C2-PFDOA
Conc. ISTD Error

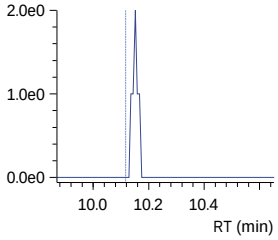

PFDOA
Conc. ISTD Error
R#1 0.00 (11.14)
R#2 0.00 (11.14)

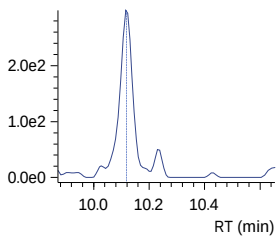

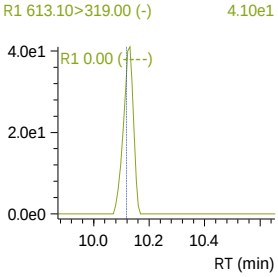

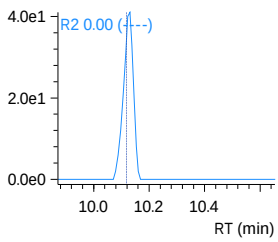

PFDS
Conc. ISTD Error
R#1 0.00 (58.01)
R#2 0.00 (58.01)

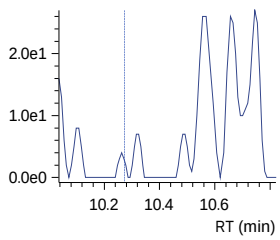

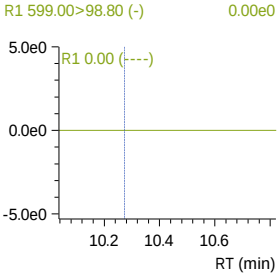

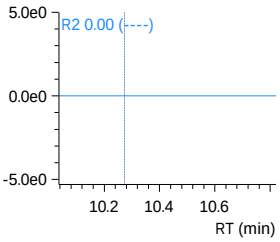

240315_028 (continued)

PFTrDA
Conc. ISTD Error
R#1 0.00 (16.67)
R#2 0.00 (16.67)
Q 663.00>619.00 (-) 4.68e2

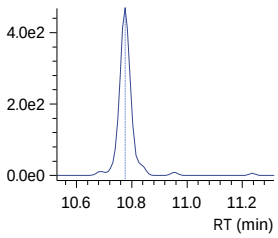

11-Cl-PF3OUdS
Conc. ISTD Error
R#1 0.00 (35.04)
R#2 0.00 (35.04)
Q 630.90>451.00 (-) 1.50e1

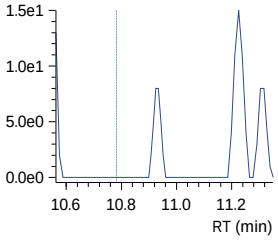

PFOSAm
Conc. ISTD Error
Q 498.10>77.90 (-) 1.10e1

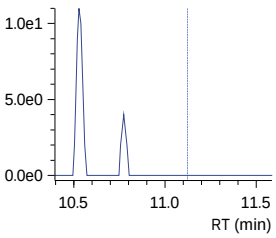

13C8-PFOSAm
Conc. ISTD Error
Q 506.10>77.80 (-) 2.20e1

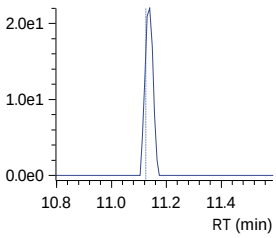

13C8-PFOSAm_IS
Conc. ----
ISTD 506.10>77.80 (-) 2.20e1

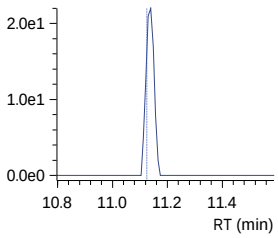

R1 663.00>168.90 (-) 1.04e2

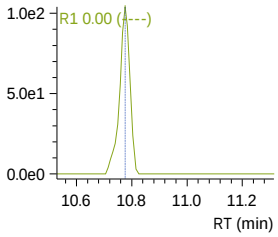

R1 632.90>452.90 (-) 3.20e1

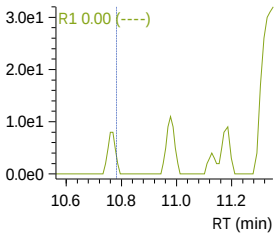

R2 663.00>168.90 (-) 1.04e2

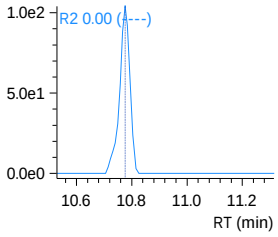

R2 632.90>452.90 (-) 3.20e1

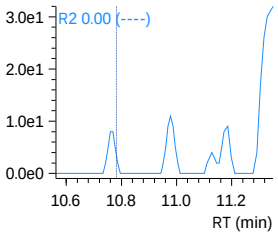

SN - Software-calculated S/N ratio outside criteria due to non-target peaks or drift in noise calculation window.
Analyst review of noise levels (excluding non-target peaks) in chromatogram indicates S/N ratio meets criteria.

240315_028 (continued)

PFTDA
Conc. ISTD Error
R#1 0.00 (17.09)
R#2 0.00 (17.09)

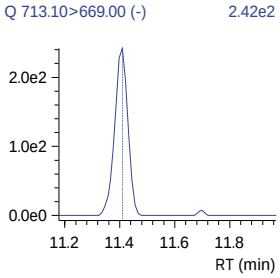

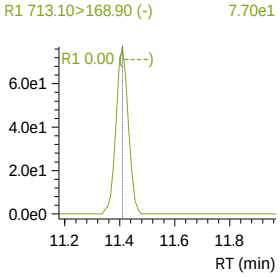

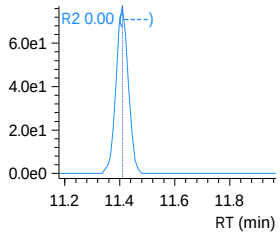

13C2-PFTDA
Conc. ISTD Error

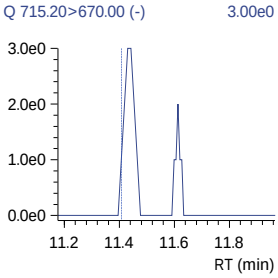

13C2-PFTDA_IS
Conc. ----

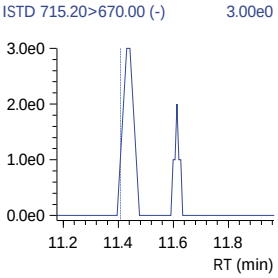

PFDoS
Conc. ISTD Error
R#1 0.00 (61.23)
R#2 0.00 (61.23)

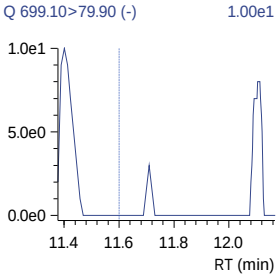

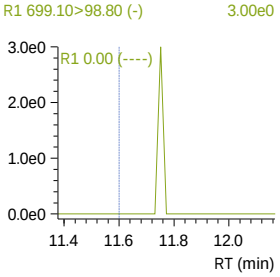

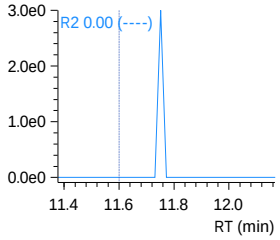

D7-MeFOSE_IS
Conc. ----

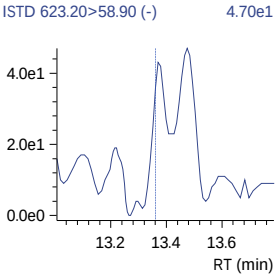

SN - Software-calculated S/N ratio outside criteria due to non-target peaks or drift in noise calculation window.
Analyst review of noise levels (excluding non-target peaks) in chromatogram indicates S/N ratio meets criteria.

240315_028 (continued)

D7-MeFOSE
Conc. ISTD Error
Q 623.20>58.90 (-) 4.70e1

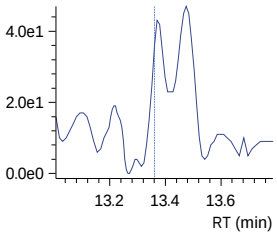

MeFOSE
Conc. ISTD Error
Q 616.10>59.00 (-) 2.70e1

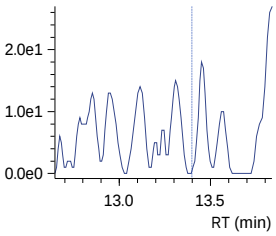

13C2-PFHXDA_IS
Conc. ----
ISTD 815.00>770.05 (-) 4.60e1

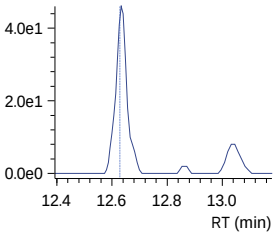

13C2-PFHXDA
Conc. ISTD Error
Q 815.00>770.05 (-) 4.60e1

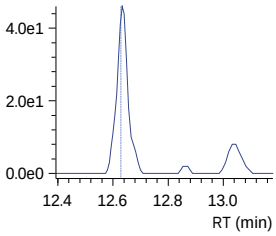

PFHXDA
Conc. ISTD Error
R#1 0.00 (10.78)
R#2 0.00 (10.78)
Q 813.00>768.95 (-) 6.47e2

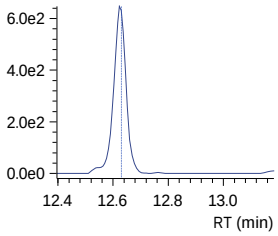

R1 813.00>218.95 (-) 7.20e1

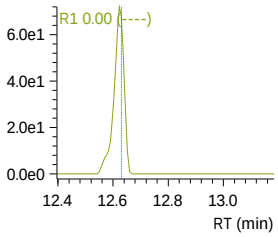

R2 813.00>218.95 (-) 7.20e1

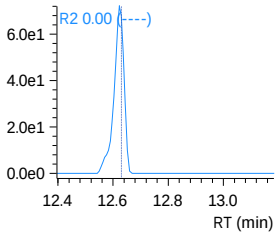

SN - Software-calculated S/N ratio outside criteria due to non-target peaks or drift in noise calculation window.
Analyst review of noise levels (excluding non-target peaks) in chromatogram indicates S/N ratio meets criteria.

240315_028 (continued)

D3-MeFOSA
Conc. ISTD Error
Q 515.00>219.00 (-) 0.00e0

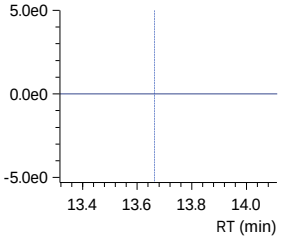

D3-MeFOSA_IS
Conc. ----
ISTD 515.00>219.00 (-) 0.00e0

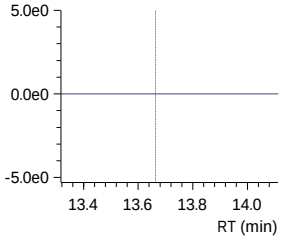

MeFOSA
Conc. ISTD Error
R#1 0.00 (156.31)
R#2 0.00 (156.31)
Q 511.90>219.00 (-) 0.00e0

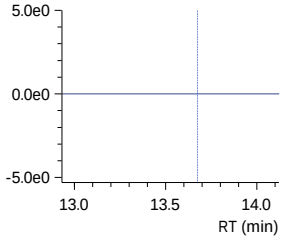

R1 511.90>169.00 (-) 2.10e1

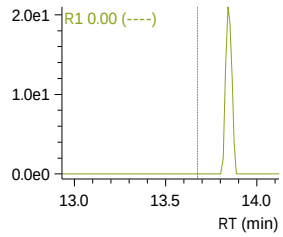

R2 511.90>169.00 (-) 2.10e1

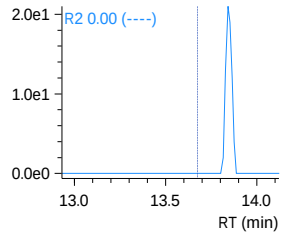

D9-EtFOSE_IS
Conc. ----
ISTD 639.20>58.90 (-) 5.40e1

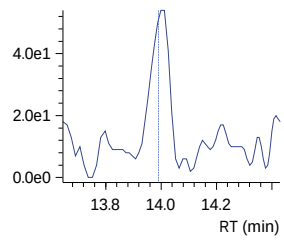

D9-EtFOSE
Conc. ISTD Error
Q 639.20>58.90 (-) 5.40e1

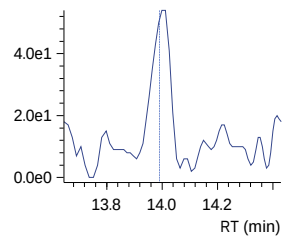

240315_028 (continued)

EtFOSE
Conc. ISTD Error
Q 630.00>59.00 (-) 1.70e1

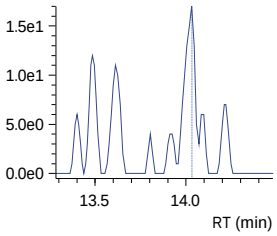

D5-EtFOSAm
Conc. ISTD Error
Q 531.10>219.00 (-) 1.30e1

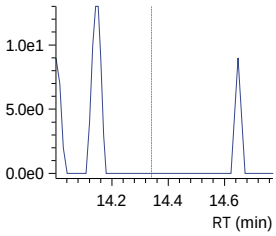

D5-EtFOSAm_IS
Conc. ----
ISTD 531.10>219.00 (-) 1.30e1

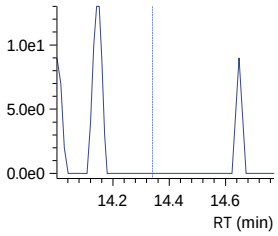

EtFOSAm
Conc. ISTD Error
R#1 0.00 (177.75)
R#2 0.00 (177.75)
Q 526.00>219.00 (-) 3.70e1

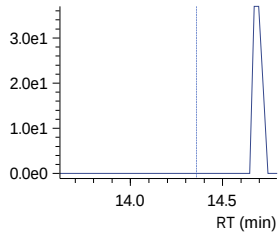

R1 526.00>169.00 (-) 5.50e1

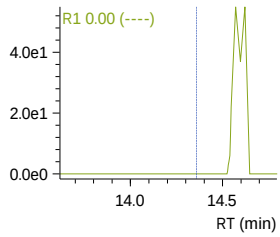

R2 526.00>169.00 (-) 5.50e1

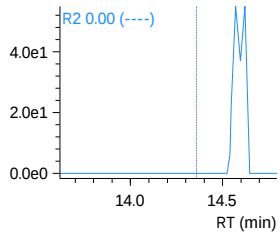

PFODA
Conc. ISTD Error
R#1 0.00 (31.66)
R#2 0.00 (31.66)
Q 913.00>868.65 (-) 8.60e1

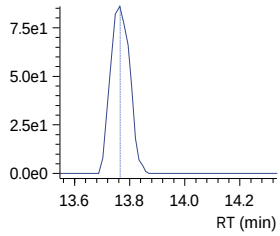

R1 913.00>169.00 (-) 4.60e1

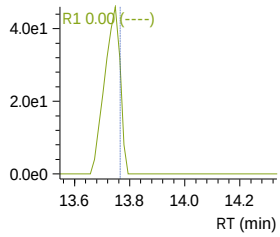

R2 913.00>169.00 (-) 4.60e1

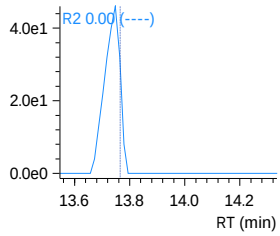

Insight Report
Before Manual Integration
Printed 3/18/2024 10:53:49

240315_028

Sample ID: TDCA CHECK
Date Acquired: 3/16/2024 12:38:56 AM
Acquired by: System Administrator
Data File: 240315_028
Vial: 12 | Inj. Volume: 10.0000uL | Tray: 1

13C4-PFBA
Conc. ISTD Error
Q 216.80>171.90 (-) 6.73e2

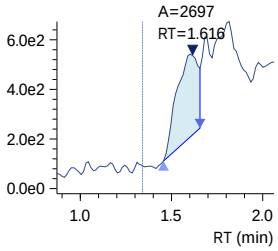

13C4-PFBA_IS
Conc. 10.0000
ISTD 216.80>171.90 (-) 6.73e2

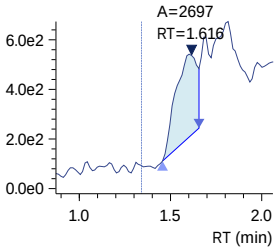

13C3-PFBA_IS
Conc. ----
ISTD 216.00>172.00 (-) 5.61e2

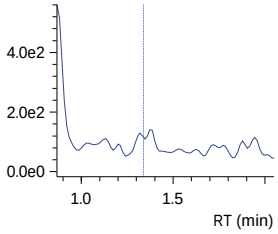

PFBA
Conc. 18.9306
Q 212.80>169.05 (-) 1.02e3

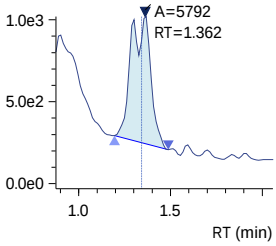

PFMPA
Conc. ISTD Error
Q 229.00>84.90 (-) 4.50e1

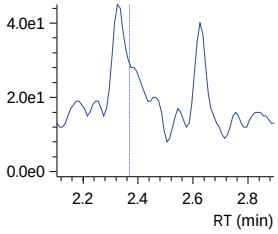

3_3 FTCA
Conc. ISTD Error
R#1 0.00 (144.15)
R#2 0.00 (144.15)
Q 241.00>177.10 (-) 6.90e1

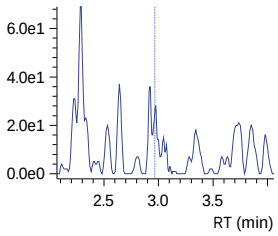

13C5-PFPeA
Conc. ISTD Error
Q 268.30>223.00 (-) 3.10e1

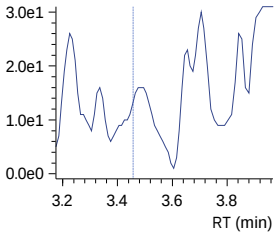

13C5-PFPeA_IS
Conc. ----
ISTD 268.30>223.00 (-) 3.10e1

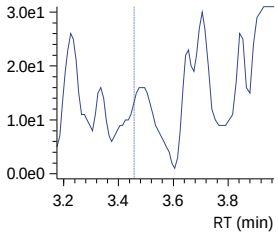

PFPeA
Conc. ISTD Error
Q 263.00>219.00 (-) 2.23e2

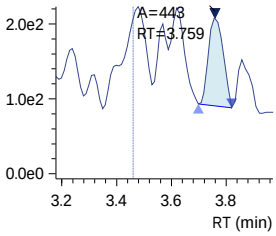

PFMBA
Conc. ISTD Error
Q 279.00>84.95 (-) 7.00e1

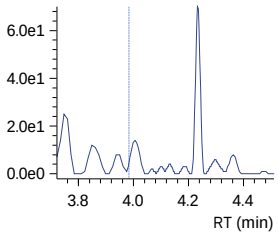

R1 241.00>117.00 (-) 2.44e2

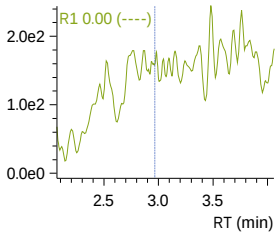

R2 241.00>117.00 (-) 2.44e2

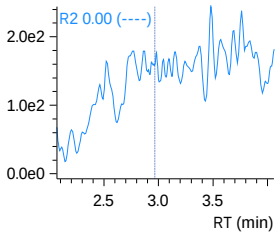

240315_028 (continued)

13C2-4_2 FTS
Conc. ISTD Error
Q 329.10>80.90 (-) 1.40e1

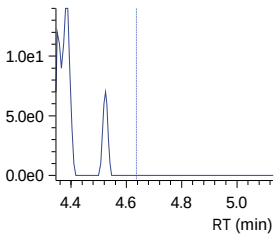

13C2-4_2 FTS_IS
Conc. ----
ISTD 329.10>80.90 (-) 1.40e1

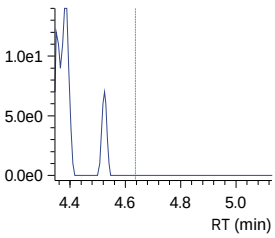

4_2 FTS
Conc. ISTD Error
R#1 0.00 (32.89)
R#2 0.00 (32.89)
Q 327.10>307.00 (-) 0.00e0

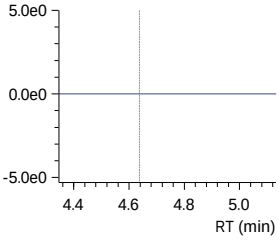

R1 327.10>80.90 (-) 2.60e1

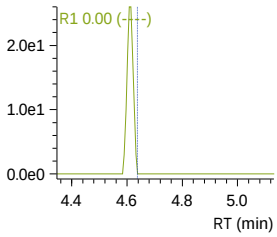

R2 327.10>80.90 (-) 2.60e1

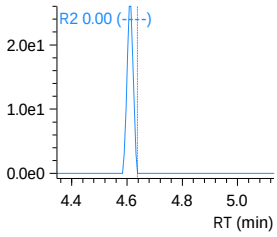

13C3-PFBS_IS
Conc. ----
ISTD 302.10>79.90 (-) 1.50e1

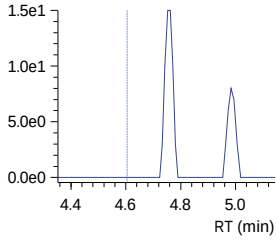

PFBS
Conc. ISTD Error
R#1 0.00 (47.56)
R#2 0.00 (47.56)
Q 298.70>79.90 (-) 6.00e0

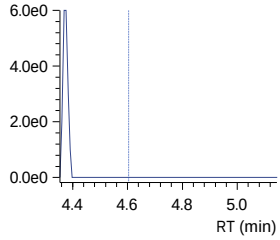

R1 298.70>98.80 (-) 1.90e1

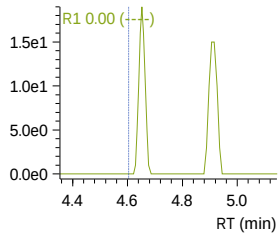

R2 298.70>98.80 (-) 1.90e1

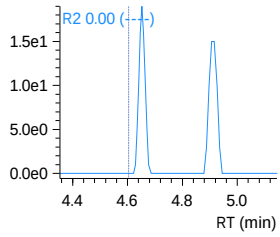

Insight Report
Before Manual Integration
Printed 3/18/2024 10:53:49

240315_028 (continued)

13C3-PFBS
Conc. ISTD Error
Q 302.10>79.90 (-) 1.50e1

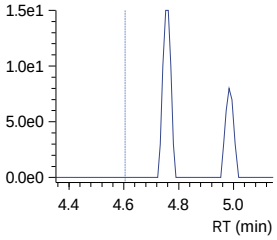

NFDHA
Conc. ISTD Error
R#1 0.00 (33.79)
R#2 0.00 (33.79)
Q 295.00>201.00 (-) 1.90e1

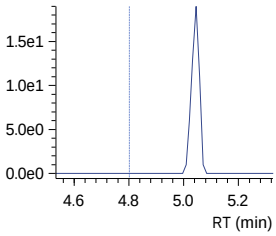

R1 295.00>84.90 (-) 1.60e1

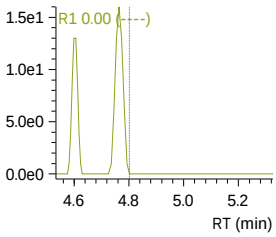

R2 295.00>84.90 (-) 1.60e1

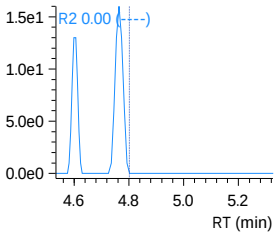

13C5-PFHxA
Conc. ISTD Error
Q 318.00>273.00 (-) 4.20e1

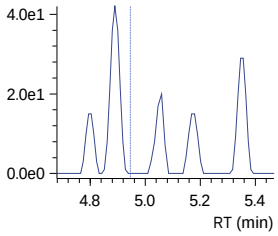

13C5-PFHxA_IS
Conc. ----
ISTD 318.00>273.00 (-) 4.20e1

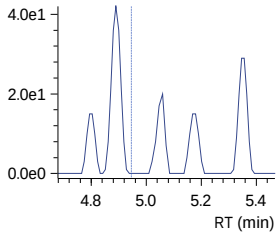

13C2-PFHxA_IS
Conc. ----
ISTD 315.10>270.00 (-) 3.60e1

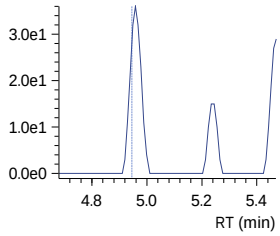



Insight Report
Before Manual Integration
Printed 3/18/2024 10:53:49

240315_028 (continued)

PFHxA
Conc. ISTD Error
Q 313.00>269.00 (-) 8.42e2

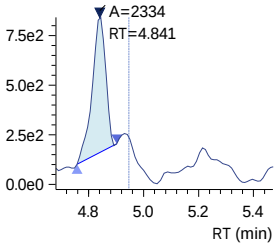

PFEESA
Conc. ISTD Error
R#1 0.00 (5.87)
R#2 0.00 (5.87)
Q 314.80>135.00 (-) 3.30e1

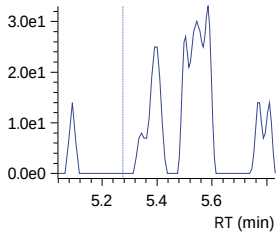

R1 314.80>82.90 (-) 7.00e1

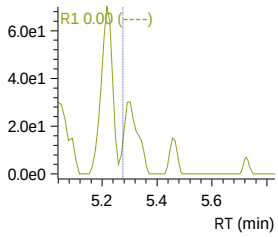

R2 314.80>82.90 (-) 7.00e1

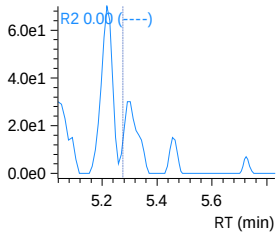

13C3-HFPO-DA
Conc. ISTD Error
Q 286.90>168.90 (-) 4.10e1

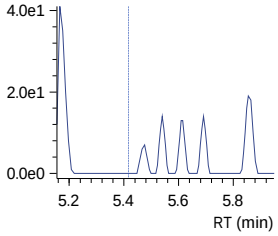

13C3-HFPO-DA_IS
Conc. ----
ISTD 286.90>168.90 (-) 4.10e1

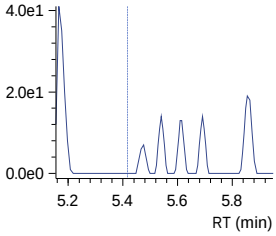

HFPO-DA
Conc. ISTD Error
R#1 0.00 (62.10)
R#2 0.00 (62.10)
Q 284.90>168.90 (-) 2.70e1

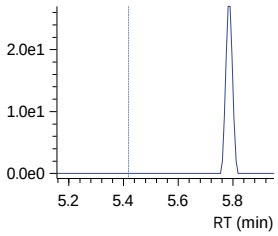

R1 284.90>184.90 (-) 4.50e1

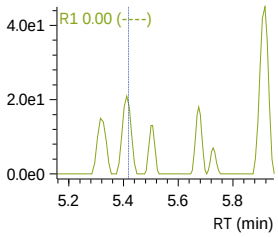

R2 284.90>184.90 (-) 4.50e1

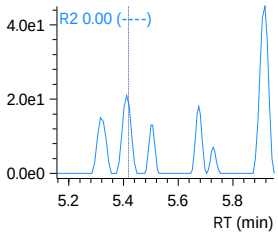

Insight Report
Before Manual Integration
Printed 3/18/2024 10:53:49

240315_028 (continued)

5_3 FTCA
Conc. ISTD Error
R#1 0.00 (148.17)
R#2 0.00 (148.17)
Q 341.00>237.05 (-) 5.60e1

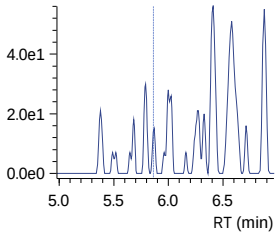

R1 341.00>217.00 (-) 8.60e1

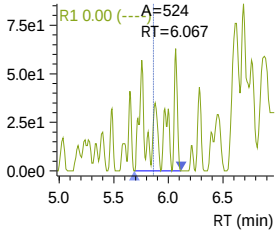

R2 341.00>217.00 (-) 8.60e1

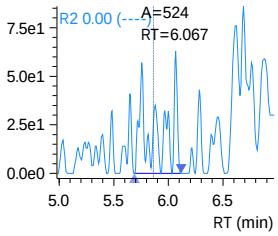

PFPeS
Conc. ISTD Error
R#1 0.00 (55.49)
R#2 0.00 (55.49)
Q 349.10>79.90 (-) 2.20e1

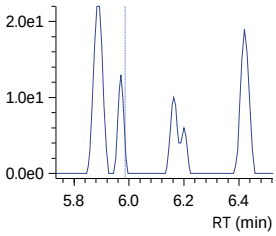

R1 349.10>98.80 (-) 1.80e1

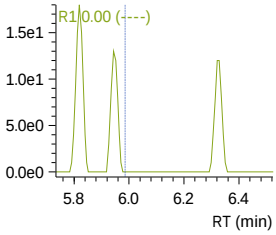

R2 349.10>98.80 (-) 1.80e1

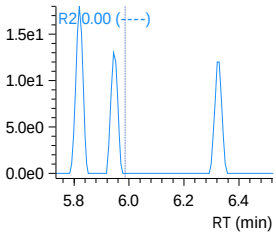

13C4-PFHpA
Conc. ISTD Error
Q 367.10>322.00 (-) 2.50e1

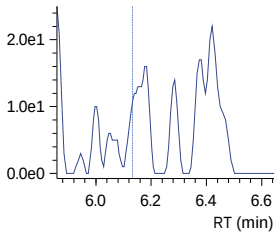

13C4-PFHpA_IS
Conc. ----
ISTD 367.10>322.00 (-) 2.50e1

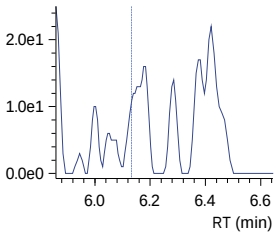

PFHpA
Conc. ISTD Error
R#1 27.23 (21.12)
R#2 27.23 (21.12)
Q 363.10>319.00 (-) 1.32e3

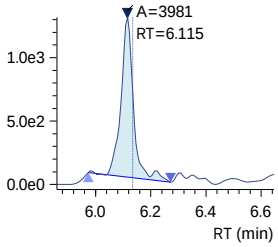

R1 363.10>169.00 (-) 3.23e2

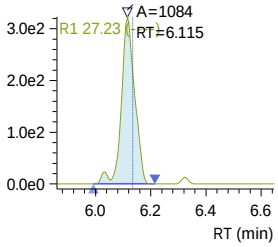

R2 363.10>169.00 (-) 3.23e2

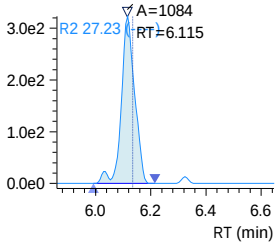

240315_028 (continued)

DONA
Conc. ISTD Error
R#1 0.00 (26.25)
R#2 0.00 (26.25)
Q 376.90>250.90 (-) 8.00e0

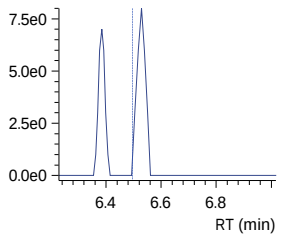

R1 376.90>84.80 (-) 0.00e0

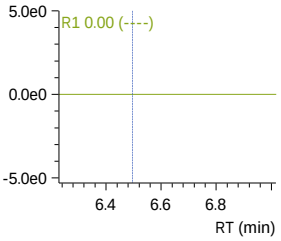

R2 376.90>84.80 (-) 0.00e0

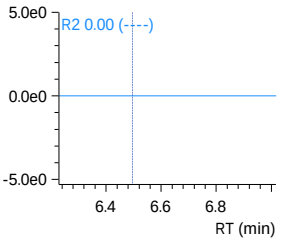

13C2-6_2 FTS_IS
Conc. ----
ISTD 429.10>80.90 (-) 0.00e0

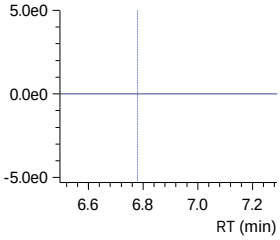

13C2-6_2 FTS
Conc. ISTD Error
Q 429.10>80.90 (-) 0.00e0

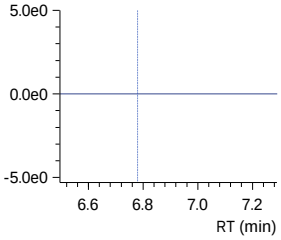

6_2 FTS
Conc. ISTD Error
R#1 0.00 (48.22)
R#2 0.00 (48.22)
Q 427.10>407.00 (-) 0.00e0

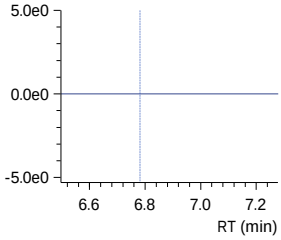

R1 427.10>80.90 (-) 0.00e0

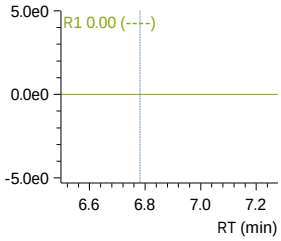

R2 427.10>80.90 (-) 0.00e0

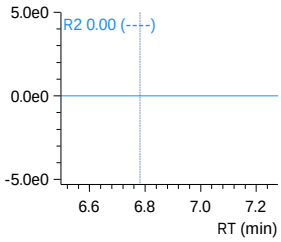

13C4-PFOA_IS
Conc. ----
ISTD 417.10>172.00 (-) 0.00e0

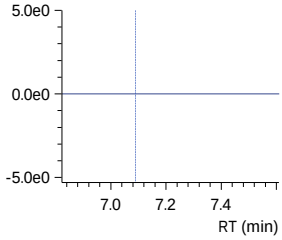

Insight Report
Before Manual Integration
Printed 3/18/2024 10:53:49

240315_028 (continued)

13C8-PFOA_IS
Conc. ----

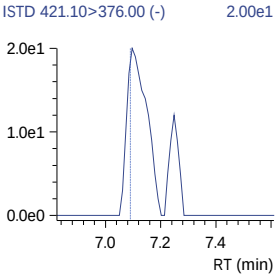

13C8-PFOA
Conc. ISTD Error

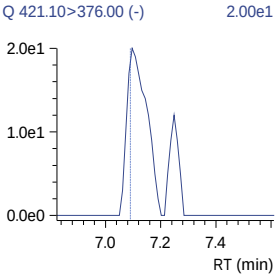

PFOA
Conc. ISTD Error
R#1 17.77 (24.01)
R#2 17.77 (24.01)

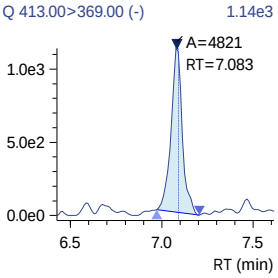

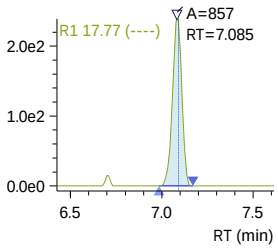

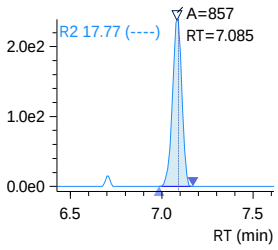

13C3-PFHxS
Conc. ISTD Error

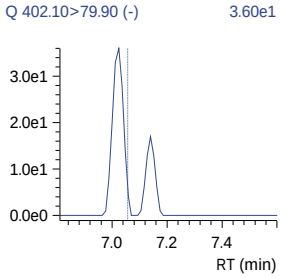

13C3-PFHxS_IS
Conc. ----

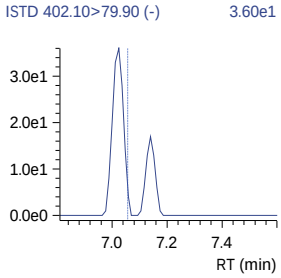

Insight Report
Before Manual Integration
Printed 3/18/2024 10:53:49

240315_028 (continued)

PFHxS
Conc. ISTD Error
R#1 0.00 (63.21)
R#2 0.00 (63.21)
Q 398.70>79.90 (-) 4.10e1

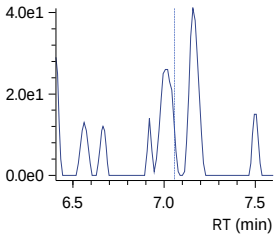

R1 398.70>98.90 (-) 2.10e1

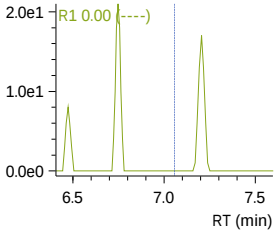

R2 398.70>98.90 (-) 2.10e1

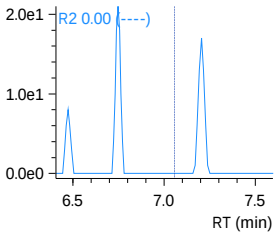

18O2-PFHxS_IS
Conc. ----
ISTD 403.00>83.90 (-) 3.60e1

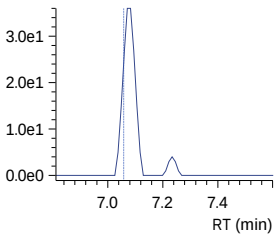

13C9-PFNA_IS
Conc. ----
ISTD 472.10>427.00 (-) 4.00e1

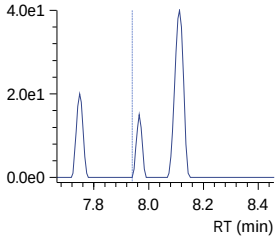

13C9-PFNA
Conc. ISTD Error
Q 472.10>427.00 (-) 4.00e1

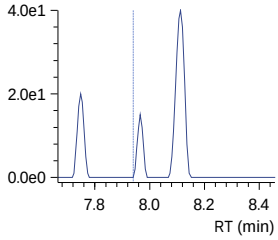

13C5-PFNA_IS
Conc. ----
ISTD 468.00>423.00 (-) 2.70e1

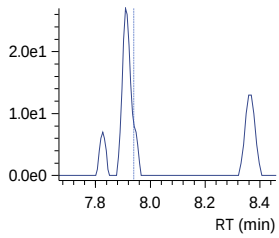



Insight Report
Before Manual Integration
Printed 3/18/2024 10:53:49

240315_028 (continued)

PFNA
Conc. ISTD Error
R#1 0.00 (20.29)
R#2 0.00 (20.29)
Q 463.00>419.00 (-) 9.89e2

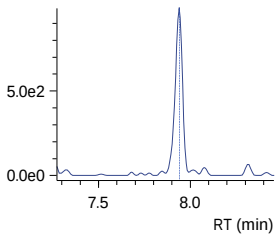

PFHpS
Conc. ISTD Error
R#1 0.00 (51.10)
R#2 0.00 (51.10)
Q 449.00>79.90 (-) 1.40e1

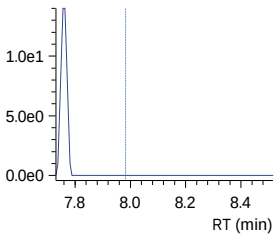

7_3 FTCA
Conc. ISTD Error
R#1 55.62 (140.94)
R#2 55.62 (140.94)
Q 441.00>317.00 (-) 1.00e2

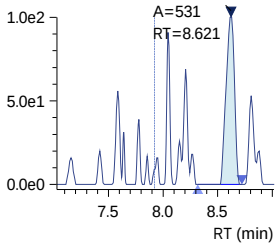

13C2-8_2-FTS
Conc. ISTD Error
Q 529.10>80.90 (-) 3.60e1

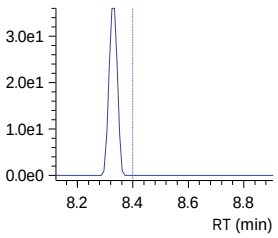

13C2-8_2-FTS_IS
Conc. ----
ISTD 529.10>80.90 (-) 3.60e1

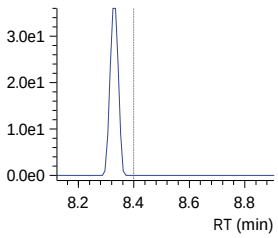

R1 463.00>219.00 (-) 1.75e2

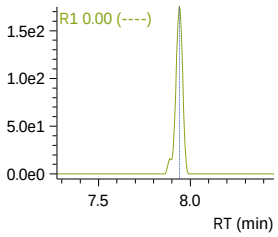

R1 449.00>98.80 (-) 0.00e0

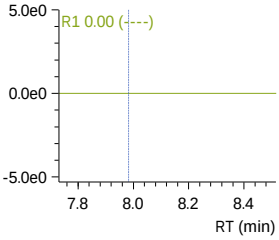

R1 441.00>336.90 (-) 9.40e1

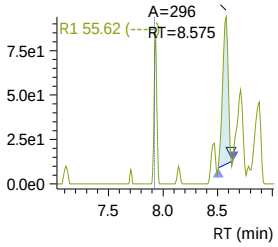

R2 463.00>219.00 (-) 1.75e2

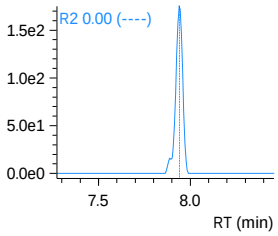

R2 449.00>98.80 (-) 0.00e0

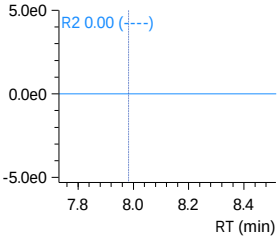

R2 441.00>336.90 (-) 9.40e1

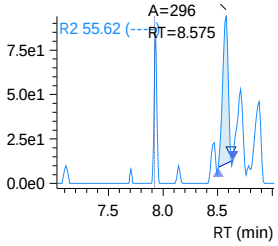

240315_028 (continued)

8_2 FTS
Conc. ISTD Error
R#1 0.00 (52.20)
R#2 0.00 (52.20)
Q 527.10>506.95 (-) 1.00e1

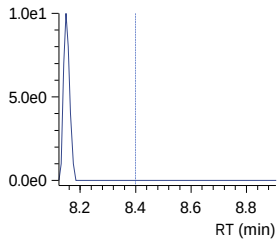

R1 527.10>80.80 (-) 0.00e0

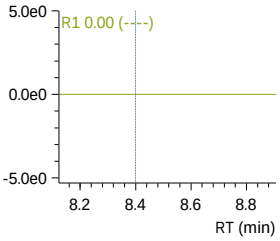

R2 527.10>80.80 (-) 0.00e0

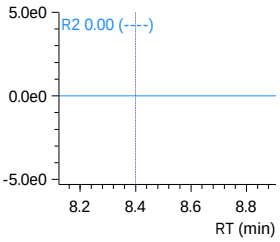

13C6-PFDA_IS
Conc. ----
ISTD 519.10>474.10 (-) 9.00e0

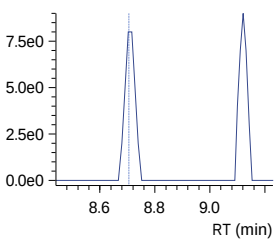

13C6-PFDA
Conc. ISTD Error
Q 519.10>474.10 (-) 9.00e0

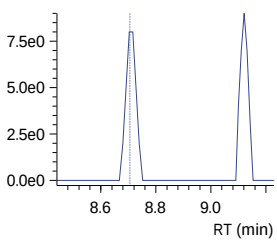

13C2-PFDA_IS
Conc. ----
ISTD 515.10>470.10 (-) 3.20e1

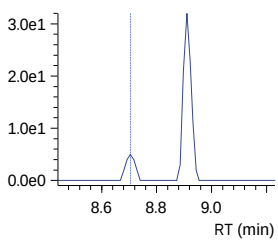

PFDA
Conc. ISTD Error
R#1 0.00 (17.53)
R#2 0.00 (17.53)
Q 512.90>469.00 (-) 6.72e2

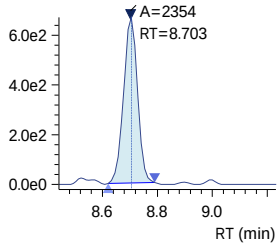

R1 512.90>219.00 (-) 4.20e1

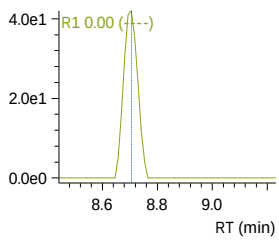

R2 512.90>219.00 (-) 4.20e1

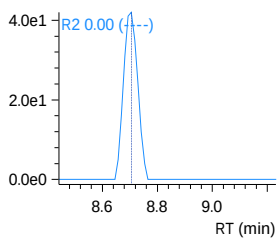

D3-NMeFOSAA_IS
Conc. ----
ISTD 573.20>419.00 (-) 8.00e0

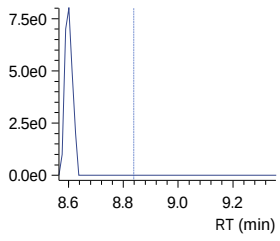

D3-NMeFOSAA
Conc. ISTD Error
Q 573.20>419.00 (-) 8.00e0

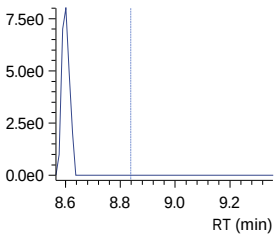

13C8-PFOS_IS
Conc. ----
ISTD 507.10>98.90 (-) 0.00e0

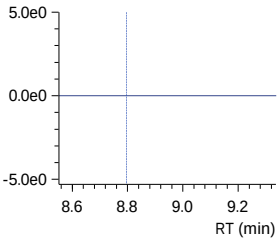

13C8-PFOS
Conc. ISTD Error
Q 507.10>98.90 (-) 0.00e0

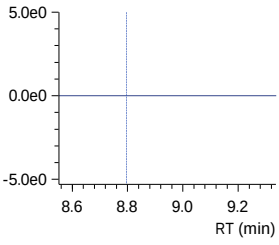

13C4-PFOS_IS
Conc. ----
ISTD 502.80>79.90 (-) 6.20e1

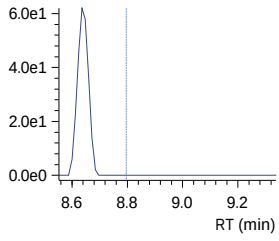

Insight Report
Before Manual Integration
Printed 3/18/2024 10:53:49

240315_028 (continued)

PFOS
Conc. ISTD Error
R#1 0.00 (48.06)
R#2 0.00 (48.06)
Q 498.90>79.90 (-) 1.39e5

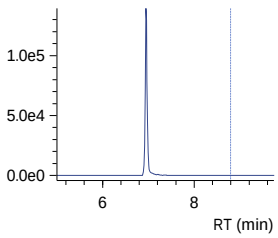

R1 498.90>98.80 (-) 2.30e1

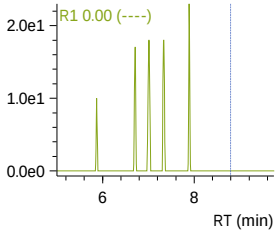

R2 498.90>98.80 (-) 2.30e1

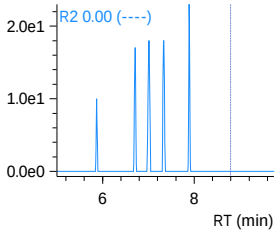

NMeFOSAA
Conc. ISTD Error
R#1 0.00 (72.86)
R#2 0.00 (72.86)
Q 570.10>419.00 (-) 0.00e0

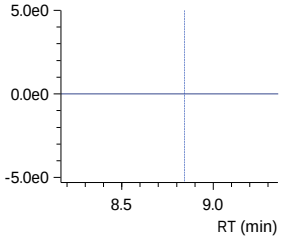

R1 570.10>483.00 (-) 2.10e1

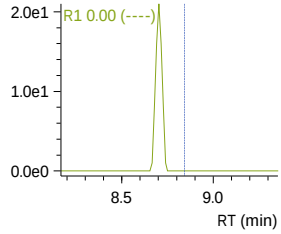

R2 570.10>483.00 (-) 2.10e1

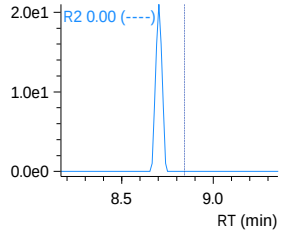

D5-NEtFOSAA_IS
Conc. ----
ISTD 589.20>419.00 (-) 9.00e0

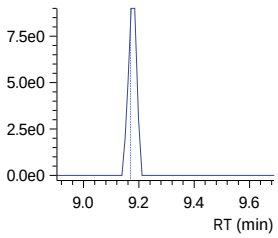

D5-NEtFOSAA
Conc. ISTD Error
Q 589.20>419.00 (-) 9.00e0

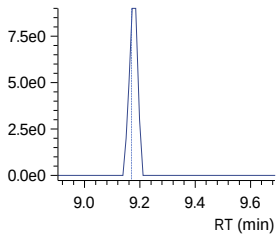

NEtFOSAA
Conc. ISTD Error
R#1 0.00 (72.48)
R#2 0.00 (72.48)
Q 584.20>419.10 (-) 0.00e0

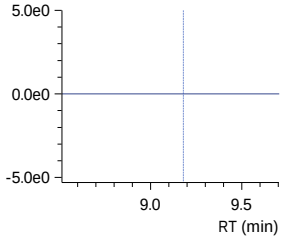

R1 584.20>526.00 (-) 0.00e0

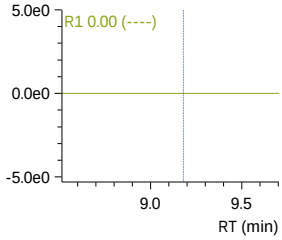

R2 584.20>526.00 (-) 0.00e0

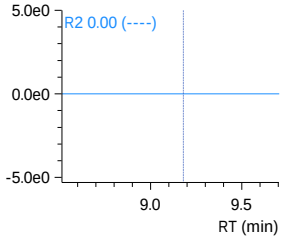

Insight Report
Before Manual Integration
Printed 3/18/2024 10:53:49

240315_028 (continued)

9-Cl-PF3ONS
Conc. ISTD Error
R#1 0.00 (31.17)
R#2 0.00 (31.17)
Q 530.80>351.00 (-) 4.90e1

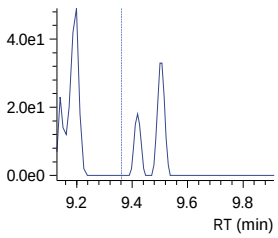

R1 532.80>353.00 (-) 7.30e1

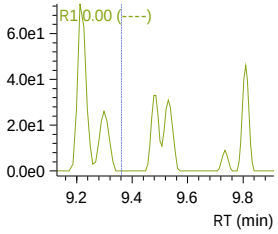

R2 532.80>353.00 (-) 7.30e1

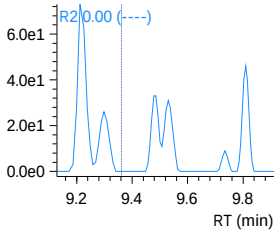

PFUnDA
Conc. ISTD Error
R#1 0.00 (11.58)
R#2 0.00 (11.58)
Q 563.10>519.00 (-) 5.14e2

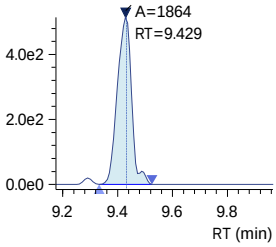

R1 563.10>269.10 (-) 1.60e1

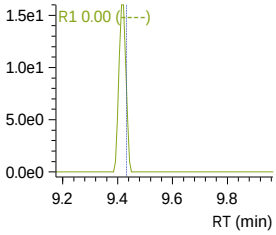

R2 563.10>269.10 (-) 1.60e1

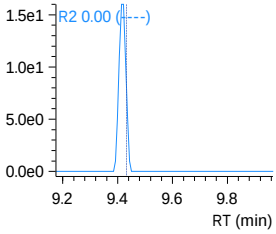

13C7-PFUnDA_IS
Conc. ----
ISTD 570.00>525.10 (-) 1.10e1

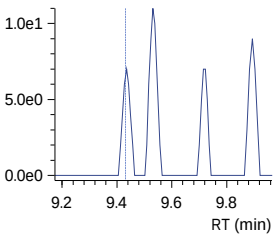

13C7-PFUnDA
Conc. ISTD Error
Q 570.00>525.10 (-) 1.10e1

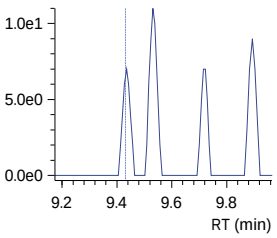

PFNS
Conc. ISTD Error
R#1 0.00 (59.04)
R#2 0.00 (59.04)
Q 548.80>79.90 (-) 6.10e1

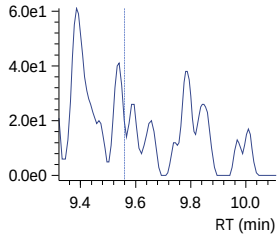

R1 548.80>98.80 (-) 2.10e1

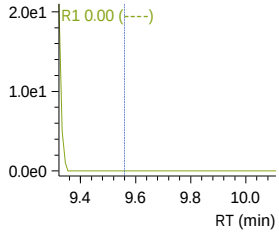

R2 548.80>98.80 (-) 2.10e1

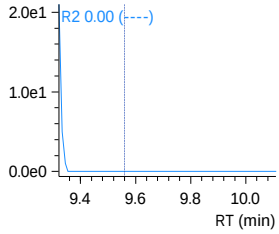

Insight Report
Before Manual Integration
Printed 3/18/2024 10:53:49

240315_028 (continued)

10_2 FTS
Conc. ISTD Error
R#1 0.00 (33.72)
R#2 0.00 (33.72)
Q 626.80>607.05 (-) 0.00e0

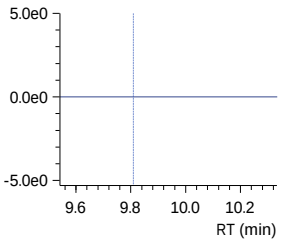

R1 626.80>81.00 (-) 0.00e0

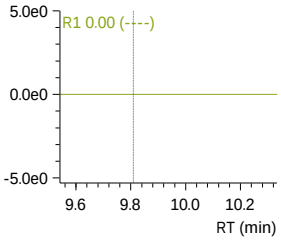

R2 626.80>81.00 (-) 0.00e0

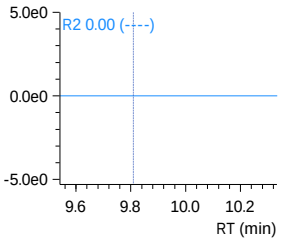

13C2-PFDOA_IS
Conc. ----
ISTD 615.10>570.00 (-) 2.00e0

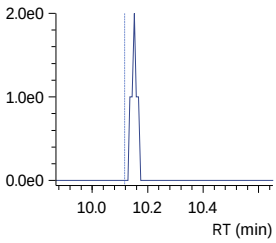

13C2-PFDOA
Conc. ISTD Error
Q 615.10>570.00 (-) 2.00e0

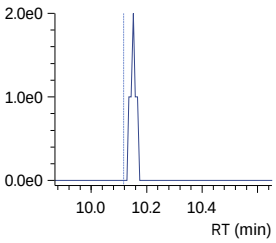

PFDOA
Conc. ISTD Error
R#1 0.00 (10.37)
R#2 0.00 (10.37)
Q 613.10>569.00 (-) 2.99e2

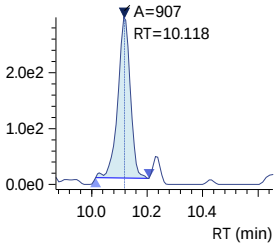

R1 613.10>319.00 (-) 4.10e1

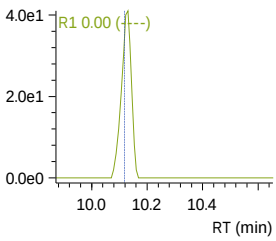

R2 613.10>319.00 (-) 4.10e1

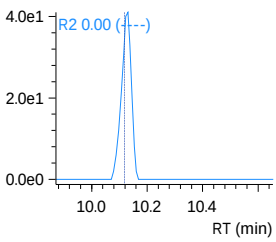

PFDS
Conc. ISTD Error
R#1 0.00 (59.30)
R#2 0.00 (59.30)
Q 599.00>79.90 (-) 2.70e1

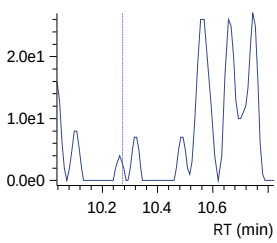

R1 599.00>98.80 (-) 0.00e0

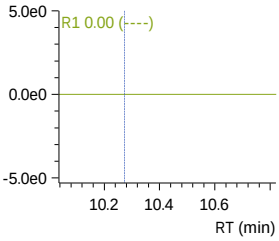

R2 599.00>98.80 (-) 0.00e0

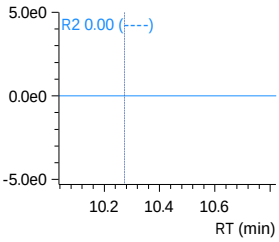

240315_028 (continued)

PFTrDA
Conc. ISTD Error
R#1 0.00 (14.67)
R#2 0.00 (14.67)
Q 663.00>619.00 (-) 4.68e2

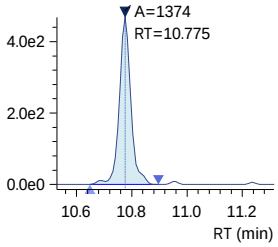

11-Cl-PF3OUdS
Conc. ISTD Error
R#1 0.00 (34.64)
R#2 0.00 (34.64)
Q 630.90>451.00 (-) 1.50e1

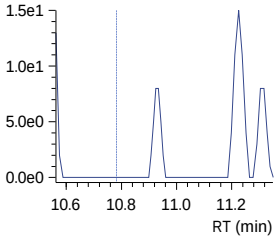

PFOSAm
Conc. ISTD Error
Q 498.10>77.90 (-) 1.10e1

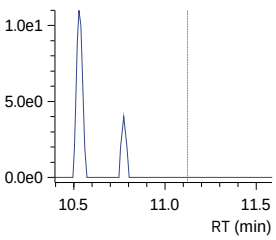

13C8-PFOSAm
Conc. ISTD Error
Q 506.10>77.80 (-) 2.20e1

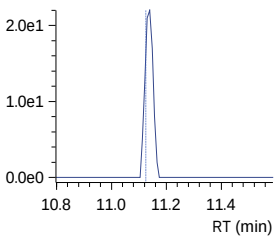

13C8-PFOSAm_IS
Conc. ----
ISTD 506.10>77.80 (-) 2.20e1

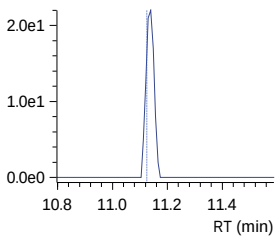

R1 663.00>168.90 (-) 1.04e2

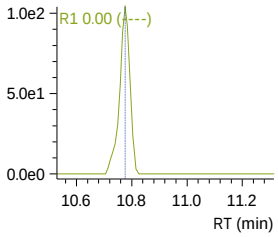

R1 632.90>452.90 (-) 3.20e1

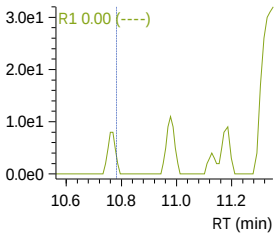

R2 663.00>168.90 (-) 1.04e2

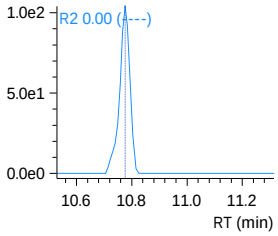

R2 632.90>452.90 (-) 3.20e1

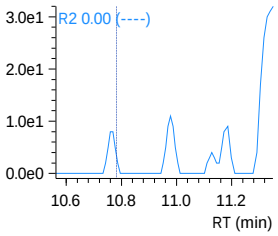

Insight Report
Before Manual Integration
Printed 3/18/2024 10:53:49

240315_028 (continued)

PFTDA
Conc. ISTD Error
R#1 0.00 (17.10)
R#2 0.00 (17.10)

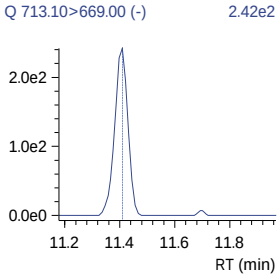

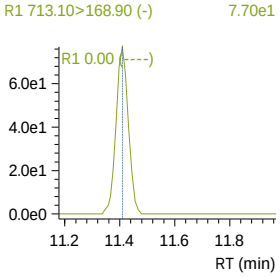

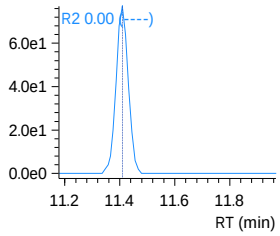

13C2-PFTDA
Conc. ISTD Error

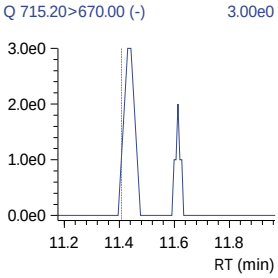

13C2-PFTDA_IS
Conc. ----

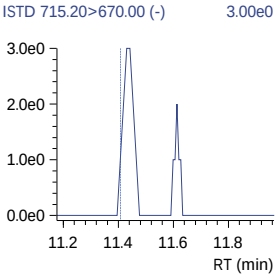

PFDoS
Conc. ISTD Error
R#1 0.00 (62.00)
R#2 0.00 (62.00)

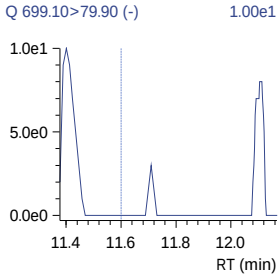

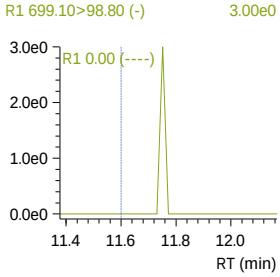

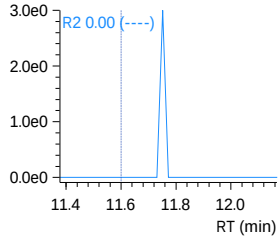

D7-MeFOSE_IS
Conc. ----

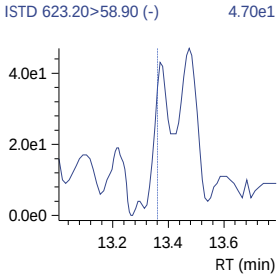

Insight Report
Before Manual Integration
Printed 3/18/2024 10:53:49

240315_028 (continued)

D7-MeFOSE
Conc. ISTD Error
Q 623.20>58.90 (-) 4.70e1

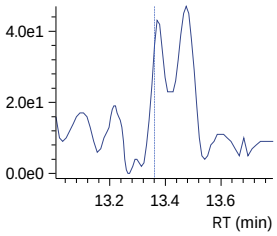

MeFOSE
Conc. ISTD Error
Q 616.10>59.00 (-) 2.70e1

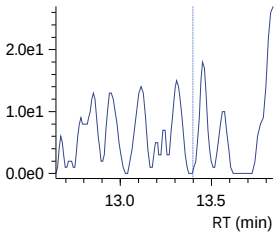

13C2-PFHXDA_IS
Conc. ----
ISTD 815.00>770.05 (-) 4.60e1

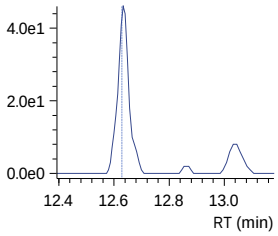

13C2-PFHXDA
Conc. ISTD Error
Q 815.00>770.05 (-) 4.60e1

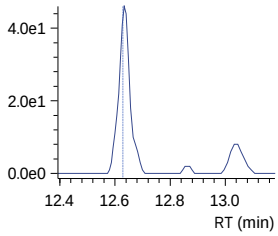

PFHXDA
Conc. ISTD Error
R#1 0.00 (11.37)
R#2 0.00 (11.37)
Q 813.00>768.95 (-) 6.47e2

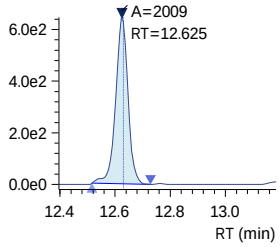

R1 813.00>218.95 (-) 7.20e1

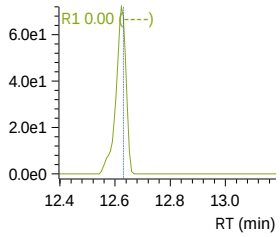

R2 813.00>218.95 (-) 7.20e1

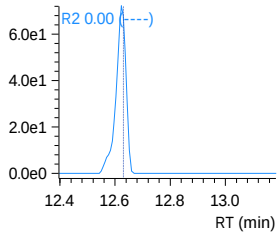

Insight Report
Before Manual Integration
Printed 3/18/2024 10:53:49

240315_028 (continued)

D3-MeFOSA
Conc. ISTD Error

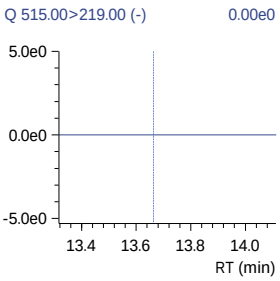

D3-MeFOSA_IS
Conc. ----

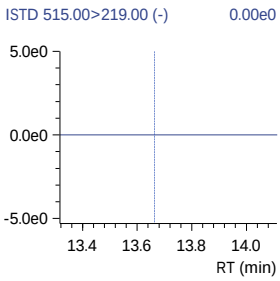

MeFOSA
Conc. ISTD Error
R#1 0.00 (155.54)
R#2 0.00 (155.54)

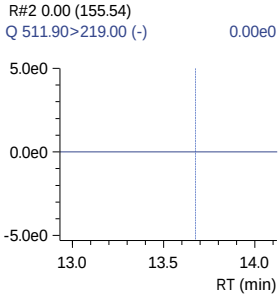

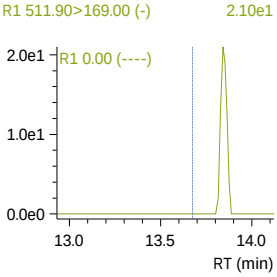

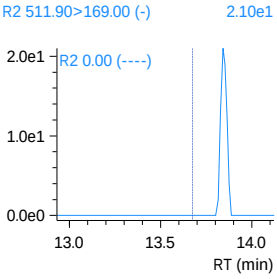

D9-EtFOSE_IS
Conc. ----

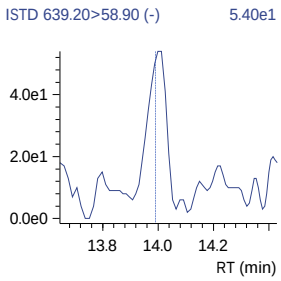

D9-EtFOSE
Conc. ISTD Error

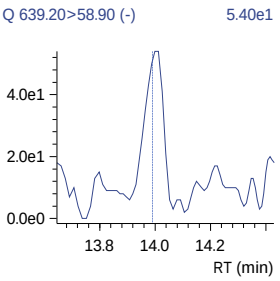

Insight Report
Before Manual Integration
Printed 3/18/2024 10:53:49

240315_028 (continued)

EtFOSE
Conc. ISTD Error
Q 630.00>59.00 (-) 1.70e1

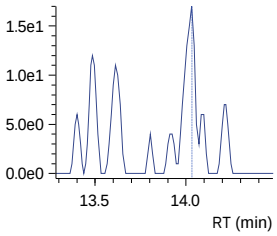

D5-EtFOSAm
Conc. ISTD Error
Q 531.10>219.00 (-) 1.30e1

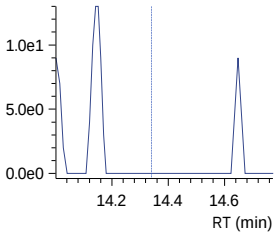

D5-EtFOSAm_IS
Conc. ----
ISTD 531.10>219.00 (-) 1.30e1

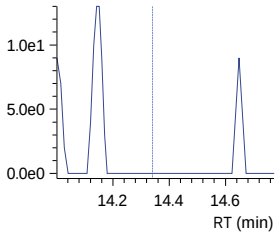

EtFOSAm
Conc. ISTD Error
R#1 0.00 (165.52)
R#2 0.00 (165.52)
Q 526.00>219.00 (-) 3.70e1

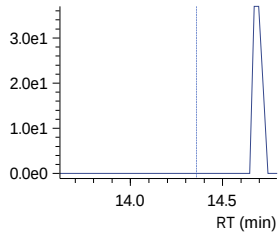

R1 526.00>169.00 (-) 5.50e1

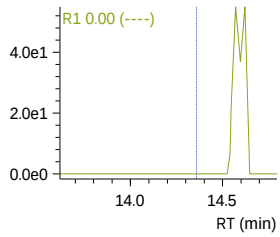

R2 526.00>169.00 (-) 5.50e1

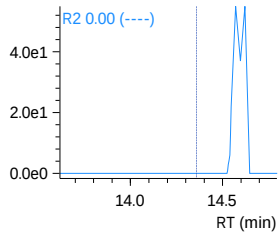

PFODA
Conc. ISTD Error
R#1 0.00 (33.10)
R#2 0.00 (33.10)
Q 913.00>868.65 (-) 8.60e1

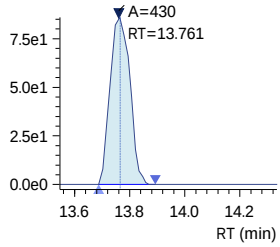

R1 913.00>169.00 (-) 4.60e1

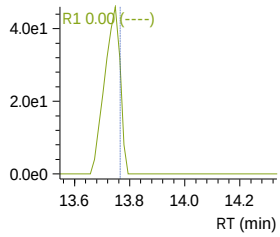

R2 913.00>169.00 (-) 4.60e1

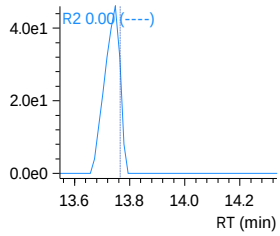

Insight Report
Ion Ratio Confirmation
Printed 3/18/2024 12:11:29

240315_029

Sample ID: 1633 QIS
Date Acquired: 3/16/2024 1:02:11 AM
Acquired by: System Administrator
Data File: 240315_029
Vial: 13 | Inj. Volume: 10.0000uL | Tray: 1

Name	m/z	Ref 1 m/z	Area	Ref 1 Measured	Ref 1 Actual Ratio	Ref 1 Set Ratio	Ref 2 Measured	Ref 2 Actual Ratio	Ref 2 Set Ratio	Flag ID
13C4-PFBA	216.80>171.90	----	1245116	----	----	----	----	----	----	
13C4-PFBA_IS	216.80>171.90	----	1245116	----	----	----	----	----	----	
13C3-PFBA_IS	216.00>172.00	----	469052	----	----	----	----	----	----	
PFBA	212.80>169.05	----	----	----	----	----	----	----	----	
PFMPA	229.00>84.90	----	----	----	----	----	----	----	----	
3_3 FTCA	241.00>177.10	241.00>117.00	----	0	0.00	136.14	0	0.00	136.14	
13C5-PFPeA	268.30>223.00	----	345738	----	----	----	----	----	----	
13C5-PFPeA_IS	268.30>223.00	----	345738	----	----	----	----	----	----	
PFPeA	263.00>219.00	----	----	----	----	----	----	----	----	
PFMBA	279.00>84.95	----	----	----	----	----	----	----	----	
13C2-4_2 FTS	329.10>80.90	----	122005	----	----	----	----	----	----	
13C2-4_2 FTS_IS	329.10>80.90	----	122005	----	----	----	----	----	----	
4_2 FTS	327.10>307.00	327.10>80.90	----	0	0.00	33.08	0	0.00	33.08	
13C3-PFBS_IS	302.10>79.90	----	255534	----	----	----	----	----	----	
PFBS	298.70>79.90	298.70>98.80	----	0	0.00	46.53	0	0.00	46.53	
13C3-PFBS	302.10>79.90	----	255534	----	----	----	----	----	----	
NFDHA	295.00>201.00	295.00>84.90	----	0	0.00	36.44	0	0.00	36.44	
13C5-PFHxA	318.00>273.00	----	534675	----	----	----	----	----	----	
13C5-PFHxA_IS	318.00>273.00	----	534675	----	----	----	----	----	----	
13C2-PFHxA_IS	315.10>270.00	----	466933	----	----	----	----	----	----	
PFHxA	313.00>269.00	----	----	----	----	----	----	----	----	
PFEESA	314.80>135.00	314.80>82.90	----	0	0.00	5.25	0	0.00	5.25	
13C3-HFPO-DA	286.90>168.90	----	886447	----	----	----	----	----	----	
13C3-HFPO-DA_IS	286.90>168.90	----	886447	----	----	----	----	----	----	
HFPO-DA	284.90>168.90	284.90>184.90	----	0	0.00	62.57	0	0.00	62.57	
5_3 FTCA	341.00>237.05	341.00>217.00	----	0	0.00	154.88	0	0.00	154.88	
PFPeS	349.10>79.90	349.10>98.80	----	0	0.00	54.44	0	0.00	54.44	
13C4-PFHpA	367.10>322.00	----	732395	----	----	----	----	----	----	
13C4-PFHpA_IS	367.10>322.00	----	732395	----	----	----	----	----	----	
PFHpA	363.10>319.00	363.10>169.00	----	0	0.00	23.39	0	0.00	23.39	
DONA	376.90>250.90	376.90>84.80	----	0	0.00	30.39	0	0.00	30.39	
13C2-6_2 FTS_IS	429.10>80.90	----	101973	----	----	----	----	----	----	
13C2-6_2 FTS	429.10>80.90	----	101973	----	----	----	----	----	----	
6_2 FTS	427.10>407.00	427.10>80.90	----	0	0.00	44.48	0	0.00	44.48	
13C4-PFOA_IS	417.10>172.00	----	28264	----	----	----	----	----	----	
13C8-PFOA_IS	421.10>376.00	----	558099	----	----	----	----	----	----	

J:\LCMS08\Data\240315_1633_Curve\240315_1633_Curve.damlp .

Ref 1 Set Ratio assigned from calibration mid-point; Ref 2 Set Ratio assigned from opening calibration verification.
IRr - Ion ratio outside either set of criteria. Exceedances for reported detections to be "I" flagged in the analytical report.

240315_029 (continued)

(Table continued from previous page)

Name	m/z	Ref 1 m/z	Area	Ref 1 Measured	Ref 1 Actual Ratio	Ref 1 Set Ratio	Ref 2 Measured	Ref 2 Actual Ratio	Ref 2 Set Ratio	Flag ID
13C8-PFOA	421.10>376.00	----	558099	----	----	----	----	----	----	
PFOA	413.00>369.00	413.00>169.00	141121	37354	26.47	24.47	37354	26.47	24.47	
13C3-PFHxS	402.10>79.90	----	162375	----	----	----	----	----	----	
13C3-PFHxS_IS	402.10>79.90	----	162375	----	----	----	----	----	----	
PFHxS	398.70>79.90	398.70>98.90	----	0	0.00	57.29	0	0.00	57.29	
18O2-PFHxS_IS	403.00>83.90	----	122715	----	----	----	----	----	----	
13C9-PFNA_IS	472.10>427.00	----	277713	----	----	----	----	----	----	
13C9-PFNA	472.10>427.00	----	277713	----	----	----	----	----	----	
13C5-PFNA_IS	468.00>423.00	----	174508	----	----	----	----	----	----	
PFNA	463.00>419.00	463.00>219.00	367341	55428	15.09	20.36	55428	15.09	20.36	RTi
PFHpS	449.00>79.90	449.00>98.80	----	0	0.00	46.70	0	0.00	46.70	
7_3 FTCA	441.00>317.00	441.00>336.90	----	0	0.00	132.28	0	0.00	132.28	
13C2-8_2-FTS	529.10>80.90	----	61462	----	----	----	----	----	----	
13C2-8_2-FTS_IS	529.10>80.90	----	61462	----	----	----	----	----	----	
8_2 FTS	527.10>506.95	527.10>80.80	----	0	0.00	45.91	0	0.00	45.91	
13C6-PFDA_IS	519.10>474.10	----	169344	----	----	----	----	----	----	
13C6-PFDA	519.10>474.10	----	169344	----	----	----	----	----	----	
13C2-PFDA_IS	515.10>470.10	----	101490	----	----	----	----	----	----	
PFDA	512.90>469.00	512.90>219.00	----	0	0.00	17.64	0	0.00	17.64	
D3-NMeFOSAA_IS	573.20>419.00	----	220416	----	----	----	----	----	----	
D3-NMeFOSAA	573.20>419.00	----	220416	----	----	----	----	----	----	
13C8-PFOS_IS	507.10>98.90	----	57117	----	----	----	----	----	----	
13C8-PFOS	507.10>98.90	----	57117	----	----	----	----	----	----	
13C4-PFOS_IS	502.80>79.90	----	126056	----	----	----	----	----	----	
PFOS	498.90>79.90	498.90>98.80	----	0	0.00	45.06	0	0.00	45.06	
NMeFOSAA	570.10>419.00	570.10>483.00	----	0	0.00	67.10	0	0.00	67.10	
D5-NEtFOSAA_IS	589.20>419.00	----	164730	----	----	----	----	----	----	
D5-NEtFOSAA	589.20>419.00	----	164730	----	----	----	----	----	----	
NEtFOSAA	584.20>419.10	584.20>526.00	----	0	0.00	89.53	0	0.00	89.53	
9-Cl-PF3ONS	530.80>351.00	532.80>353.00	----	0	0.00	31.69	0	0.00	31.69	
PFUnDA	563.10>519.00	563.10>269.10	----	0	0.00	10.96	0	0.00	10.96	
13C7-PFUnDA_IS	570.00>525.10	----	155950	----	----	----	----	----	----	
13C7-PFUnDA	570.00>525.10	----	155950	----	----	----	----	----	----	
PFNS	548.80>79.90	548.80>98.80	----	0	0.00	56.91	0	0.00	56.91	
10_2 FTS	626.80>607.05	626.80>81.00	----	0	0.00	32.29	0	0.00	32.29	
13C2-PFDOA_IS	615.10>570.00	----	179048	----	----	----	----	----	----	
13C2-PFDOA	615.10>570.00	----	179048	----	----	----	----	----	----	
PFDOA	613.10>569.00	613.10>319.00	----	0	0.00	11.14	0	0.00	11.14	
PFDS	599.00>79.90	599.00>98.80	----	0	0.00	58.01	0	0.00	58.01	
PFTrDA	663.00>619.00	663.00>168.90	----	0	0.00	16.67	0	0.00	16.67	

J:\LCMS08\Data\240315_1633_Curve\240315_1633_Curve.damlp .

Ref 1 Set Ratio assigned from calibration mid-point; Ref 2 Set Ratio assigned from opening calibration verification.
IRr - Ion ratio outside either set of criteria. Exceedances for reported detections to be "I" flagged in the analytical report.

240315_029 (continued)

(Table continued from previous page)

Name	m/z	Ref 1 m/z	Area	Ref 1 Measured	Ref 1 Actual Ratio	Ref 1 Set Ratio	Ref 2 Measured	Ref 2 Actual Ratio	Ref 2 Set Ratio	Flag ID
11-Cl-PF3OUdS	630.90>451.00	632.90>452.90	----	0	0.00	35.04	0	0.00	35.04	
PFOSAm	498.10>77.90	----	----	----	----	----	----	----	----	
13C8-PFOSAm	506.10>77.80	----	158007	----	----	----	----	----	----	
13C8-PFOSAm_IS	506.10>77.80	----	158007	----	----	----	----	----	----	
PFTDA	713.10>669.00	713.10>168.90	----	0	0.00	17.09	0	0.00	17.09	
13C2-PFTDA	715.20>670.00	----	106595	----	----	----	----	----	----	
13C2-PFTDA_IS	715.20>670.00	----	106595	----	----	----	----	----	----	
PFDoS	699.10>79.90	699.10>98.80	----	0	0.00	61.23	0	0.00	61.23	
D7-MeFOSE_IS	623.20>58.90	----	484555	----	----	----	----	----	----	
D7-MeFOSE	623.20>58.90	----	484555	----	----	----	----	----	----	
MeFOSE	616.10>59.00	----	----	----	----	----	----	----	----	
13C2-PFHXDA_IS	815.00>770.05	----	237500	----	----	----	----	----	----	
13C2-PFHXDA	815.00>770.05	----	237500	----	----	----	----	----	----	
PFHXDA	813.00>768.95	813.00>218.95	----	0	0.00	10.78	0	0.00	10.78	
D3-MeFOSA	515.00>219.00	----	41422	----	----	----	----	----	----	
D3-MeFOSA_IS	515.00>219.00	----	41422	----	----	----	----	----	----	
MeFOSA	511.90>219.00	511.90>169.00	----	0	0.00	156.31	0	0.00	156.31	
D9-EtFOSE_IS	639.20>58.90	----	576303	----	----	----	----	----	----	
D9-EtFOSE	639.20>58.90	----	576303	----	----	----	----	----	----	
EtFOSE	630.00>59.00	----	----	----	----	----	----	----	----	
D5-EtFOSAm	531.10>219.00	----	66159	----	----	----	----	----	----	
D5-EtFOSAm_IS	531.10>219.00	----	66159	----	----	----	----	----	----	
EtFOSAm	526.00>219.00	526.00>169.00	----	0	0.00	177.75	0	0.00	177.75	
PFODA	913.00>868.65	913.00>169.00	----	0	0.00	31.66	0	0.00	31.66	

Flag ID key: RTi: RT Diff (Absolute ISTD)

Ref 1 Set Ratio assigned from calibration mid-point; Ref 2 Set Ratio assigned from opening calibration verification.
IRr - Ion ratio outside either set of criteria. Exceedances for reported detections to be "I" flagged in the analytical report.

Insight Report
Quantitation/Integration
Printed 3/18/2024 12:10:31

240315_029

Sample ID: 1633 QIS
Date Acquired: 3/16/2024 1:02:11 AM
Acquired by: System Administrator
Data File: 240315_029
Vial: 13 | Inj. Volume: 10.0000uL | Tray: 1

Name	Mode ID	Found RT	RT Diff	ISTD RT Diff	Area	ISTD Area	ISTD Name	Std. Conc.	Conc.	Unit	Flag ID
13C4-PFBA	Auto	1.330	-0.010	-0.001	1245116	469052	13C3-PFBA_IS	----	13.4593	ng/mL	
13C4-PFBA_IS	Auto	1.330	-0.010	----	1245116	1245116	----	----	10.0000	ng/mL	
13C3-PFBA_IS	Auto	1.331	-0.008	----	469052	469052	----	----	5.0000	ng/mL	
PFBA	ND(W/B)	----	----	----	----	1245116	13C4-PFBA_IS	----	----	ng/mL	
PFMPA	ND(W/B)	----	----	----	----	345738	13C5-PFPeA_IS	----	----	ng/mL	
3_3 FTCA	ND(W/B)	----	----	----	----	345738	13C5-PFPeA_IS	----	----	ng/mL	
13C5-PFPeA	Auto	3.453	-0.004	-1.490	345738	466933	13C2-PFHxA_IS	----	6.6547	ng/mL	
13C5-PFPeA_IS	Auto	3.453	-0.004	----	345738	345738	----	----	5.0000	ng/mL	
PFPeA	ND(W/B)	----	----	----	----	345738	13C5-PFPeA_IS	----	----	ng/mL	
PFMBA	ND(W/B)	----	----	----	----	345738	13C5-PFPeA_IS	----	----	ng/mL	
13C2-4_2 FTS	Auto	4.634	-0.002	-2.422	122005	122715	18O2-PFHxS_IS	----	7.0810	ng/mL	
13C2-4_2 FTS_IS	Auto	4.634	-0.002	----	122005	122005	----	----	5.0000	ng/mL	
4_2 FTS	ND(W/B)	----	----	----	----	122005	13C2-4_2 FTS_IS	----	----	ng/mL	
13C3-PFBS_IS	Auto	4.602	-0.003	----	255534	255534	----	----	2.5000	ng/mL	
PFBS	ND(W/B)	----	----	----	----	255534	13C3-PFBS_IS	----	----	ng/mL	
13C3-PFBS	Auto	4.602	-0.003	-2.454	255534	122715	18O2-PFHxS_IS	----	3.4167	ng/mL	
NFDHA	ND(W/B)	----	----	----	----	534675	13C5-PFHxA_IS	----	----	ng/mL	
13C5-PFHxA	Auto	4.942	-0.003	-0.001	534675	466933	13C2-PFHxA_IS	----	3.5012	ng/mL	
13C5-PFHxA_IS	Auto	4.942	-0.003	----	534675	534675	----	----	2.5000	ng/mL	
13C2-PFHxA_IS	Auto	4.943	-0.003	----	466933	466933	----	----	2.5000	ng/mL	
PFHxA	ND(W/B)	----	----	----	----	534675	13C5-PFHxA_IS	----	----	ng/mL	
PFEESA	ND(W/B)	----	----	----	----	534675	13C5-PFHxA_IS	----	----	ng/mL	
13C3-HFPO-DA	Auto	5.414	-0.003	0.471	886447	466933	13C2-PFHxA_IS	----	14.5025	ng/mL	
13C3-HFPO-DA_IS	Auto	5.414	-0.003	----	886447	886447	----	----	10.0000	ng/mL	
HFPO-DA	ND(W/B)	----	----	----	----	886447	13C3-HFPO-DA_IS	----	----	ng/mL	
5_3 FTCA	ND(W/B)	----	----	----	----	534675	13C5-PFHxA_IS	----	----	ng/mL	
PFPeS	ND(W/B)	----	----	----	----	162375	13C3-PFHxS_IS	----	----	ng/mL	
13C4-PFHpA	Auto	6.130	-0.002	1.187	732395	466933	13C2-PFHxA_IS	----	3.4692	ng/mL	
13C4-PFHpA_IS	Auto	6.130	-0.002	----	732395	732395	----	----	2.5000	ng/mL	
PFHpA	ND(W/B)	----	----	----	----	732395	13C4-PFHpA_IS	----	----	ng/mL	
DONA	ND(W/B)	----	----	----	----	886447	13C3-HFPO-DA_IS	----	----	ng/mL	
13C2-6_2 FTS_IS	Auto	6.779	-0.001	----	101973	101973	----	----	5.0000	ng/mL	
13C2-6_2 FTS	Auto	6.779	-0.001	-0.277	101973	122715	18O2-PFHxS_IS	----	7.3429	ng/mL	
6_2 FTS	ND(W/B)	----	----	----	----	101973	13C2-6_2 FTS_IS	----	----	ng/mL	
13C4-PFOA_IS	Auto	7.089	0.000	----	28264	28264	----	----	2.5000	ng/mL	
13C8-PFOA_IS	Auto	7.088	-0.001	----	558099	558099	----	----	2.5000	ng/mL	
13C8-PFOA	Auto	7.088	-0.001	-0.001	558099	28264	13C4-PFOA_IS	----	3.2063	ng/mL	
PFOA	M	7.088	-0.003	0.000	141121	558099	13C8-PFOA_IS	----	0.6281	ng/mL	
13C3-PFHxS	Auto	7.055	-0.002	-0.001	162375	122715	18O2-PFHxS_IS	----	3.1562	ng/mL	
13C3-PFHxS_IS	Auto	7.055	-0.002	----	162375	162375	----	----	2.5000	ng/mL	
PFHxS	ND(W/B)	----	----	----	----	162375	13C3-PFHxS_IS	----	----	ng/mL	
18O2-PFHxS_IS	Auto	7.056	-0.002	----	122715	122715	----	----	2.5000	ng/mL	
13C9-PFNA_IS	Auto	7.936	-0.004	----	277713	277713	----	----	1.2500	ng/mL	
13C9-PFNA	Auto	7.936	-0.004	-0.001	277713	174508	13C5-PFNA_IS	----	1.7611	ng/mL	
13C5-PFNA_IS	Auto	7.937	-0.003	----	174508	174508	----	----	1.2500	ng/mL	
PFNA	M	7.677	-0.264	-0.259	367341	277713	13C9-PFNA_IS	----	2.0094	ng/mL	RTi
PFHpS	ND(W/B)	----	----	----	----	57117	13C8-PFOS_IS	----	----	ng/mL	
7_3 FTCA	ND(W/B)	----	----	----	----	534675	13C5-PFHxA_IS	----	----	ng/mL	
13C2-8_2-FTS	Auto	8.394	-0.006	1.338	61462	122715	18O2-PFHxS_IS	----	6.9092	ng/mL	
13C2-8_2-FTS_IS	Auto	8.394	-0.006	----	61462	61462	----	----	5.0000	ng/mL	
8_2 FTS	ND(W/B)	----	----	----	----	61462	13C2-8_2-FTS_IS	----	----	ng/mL	
13C6-PFDA_IS	Auto	8.698	-0.007	----	169344	169344	----	----	1.2500	ng/mL	
13C6-PFDA	Auto	8.698	-0.007	-0.001	169344	101490	13C2-PFDA_IS	----	1.7825	ng/mL	

J:\LCMS08\Data\240315_1633_Curve\240315_1633_Curve.damlp .

SN - Software-calculated S/N ratio outside criteria due to non-target peaks or drift in noise calculation window. Analyst review of noise levels (excluding non-target peaks) in chromatogram indicates S/N ratio meets criteria.

240315_029 (continued)

(Table continued from previous page)

Name	Mode ID	Found RT	RT Diff	ISTD RT Diff	Area	ISTD Area	ISTD Name	Std. Conc.	Conc.	Unit	Flag ID
13C2-PFDA_IS	Auto	8.699	-0.006	----	101490	101490	----	----	1.2500	ng/mL	
PFDA	ND(W/B)	----	----	----	----	169344	13C6-PFDA_IS	----	----	ng/mL	
D3-NMeFOSAA_IS	Auto	8.834	-0.004	----	220416	220416	----	----	5.0000	ng/mL	
D3-NMeFOSAA	Auto	8.834	-0.004	0.045	220416	126056	13C4-PFOS_IS	----	7.2281	ng/mL	
13C8-PFOS_IS	Auto	8.788	-0.008	----	57117	57117	----	----	2.5000	ng/mL	
13C8-PFOS	Auto	8.788	-0.008	-0.001	57117	126056	13C4-PFOS_IS	----	3.2363	ng/mL	
13C4-PFOS_IS	Auto	8.789	-0.007	----	126056	126056	----	----	2.5000	ng/mL	
PFOS	ND(W/B)	----	----	----	----	57117	13C8-PFOS_IS	----	----	ng/mL	
NMeFOSAA	ND(W/B)	----	----	----	----	220416	D3-NMeFOSAA_IS	----	----	ng/mL	
D5-NEtFOSAA_IS	Auto	9.167	-0.003	----	164730	164730	----	----	5.0000	ng/mL	
D5-NEtFOSAA	Auto	9.167	-0.003	0.378	164730	126056	13C4-PFOS_IS	----	7.3731	ng/mL	
NEtFOSAA	ND(W/B)	----	----	----	----	164730	D5-NEtFOSAA_IS	----	----	ng/mL	
9-Cl-PF3ONS	ND(W/B)	----	----	----	----	886447	13C3-HFPO-DA_IS	----	----	ng/mL	
PFUnDA	ND(W/B)	----	----	----	----	155950	13C7-PFUnDA_IS	----	----	ng/mL	
13C7-PFUnDA_IS	Auto	9.426	-0.005	----	155950	155950	----	----	1.2500	ng/mL	
13C7-PFUnDA	Auto	9.426	-0.005	0.727	155950	101490	13C2-PFDA_IS	----	1.6645	ng/mL	
PFNS	ND(W/B)	----	----	----	----	57117	13C8-PFOS_IS	----	----	ng/mL	
10_2 FTS	ND(W/B)	----	----	----	----	61462	13C2-8_2-FTS_IS	----	----	ng/mL	
13C2-PFDOA_IS	Auto	10.113	-0.005	----	179048	179048	----	----	1.2500	ng/mL	
13C2-PFDOA	Auto	10.113	-0.005	1.414	179048	101490	13C2-PFDA_IS	----	1.6432	ng/mL	
PFDOA	ND(W/B)	----	----	----	----	179048	13C2-PFDOA_IS	----	----	ng/mL	
PFDS	ND(W/B)	----	----	----	----	57117	13C8-PFOS_IS	----	----	ng/mL	
PFTrDA	ND(W/B)	----	----	----	----	106595	13C2-PFTDA_IS	----	----	ng/mL	
11-Cl-PF3OUdS	ND(W/B)	----	----	----	----	886447	13C3-HFPO-DA_IS	----	----	ng/mL	
PFOSAm	ND(W/B)	----	----	----	----	158007	13C8-PFOSAm_IS	----	----	ng/mL	
13C8-PFOSAm	Auto	11.129	0.004	2.340	158007	126056	13C4-PFOS_IS	----	3.3331	ng/mL	
13C8-PFOSAm_IS	Auto	11.129	0.004	----	158007	158007	----	----	2.5000	ng/mL	
PFTDA	ND(W/B)	----	----	----	----	106595	13C2-PFTDA_IS	----	----	ng/mL	
13C2-PFTDA	Auto	11.404	-0.005	2.705	106595	101490	13C2-PFDA_IS	----	1.6202	ng/mL	
13C2-PFTDA_IS	Auto	11.404	-0.005	----	106595	106595	----	----	1.2500	ng/mL	
PFDoS	ND(W/B)	----	----	----	----	57117	13C8-PFOS_IS	----	----	ng/mL	
D7-MeFOSE_IS	Auto	13.364	0.003	----	484555	484555	----	----	25.0000	ng/mL	
D7-MeFOSE	Auto	13.364	0.003	4.575	484555	126056	13C4-PFOS_IS	----	33.4078	ng/mL	
MeFOSE	ND(W/B)	----	----	----	----	484555	D7-MeFOSE_IS	----	----	ng/mL	
13C2-PFHXDA_IS	Auto	12.622	-0.006	----	237500	237500	----	----	2.5000	ng/mL	
13C2-PFHXDA	Auto	12.622	-0.006	3.923	237500	101490	13C2-PFDA_IS	----	3.5108	ng/mL	
PFHXDA	ND(W/B)	----	----	----	----	237500	13C2-PFHXDA_IS	----	----	ng/mL	
D3-MeFOSA	Auto	13.666	0.002	4.877	41422	126056	13C4-PFOS_IS	----	3.3582	ng/mL	
D3-MeFOSA_IS	Auto	13.666	0.002	----	41422	41422	----	----	2.5000	ng/mL	
MeFOSA	ND(W/B)	----	----	----	----	41422	D3-MeFOSA_IS	----	----	ng/mL	
D9-EtFOSE_IS	Auto	13.995	0.003	----	576303	576303	----	----	25.0000	ng/mL	
D9-EtFOSE	Auto	13.995	0.003	5.206	576303	126056	13C4-PFOS_IS	----	34.8062	ng/mL	
EtFOSE	ND(W/B)	----	----	----	----	576303	D9-EtFOSE_IS	----	----	ng/mL	
D5-EtFOSAm	Auto	14.345	0.004	5.556	66159	126056	13C4-PFOS_IS	----	3.3565	ng/mL	
D5-EtFOSAm_IS	Auto	14.345	0.004	----	66159	66159	----	----	2.5000	ng/mL	
EtFOSAm	ND(W/B)	----	----	----	----	66159	D5-EtFOSAm_IS	----	----	ng/mL	
PFODA	ND(W/B)	----	----	----	----	237500	13C2-PFHXDA_IS	----	----	ng/mL	

Flag ID key: RTi: RT Diff (Absolute ISTD)

240315_029 (continued)

13C4-PFBA
Conc. 13.4593
Q 216.80>171.90 (-) 1.92e5

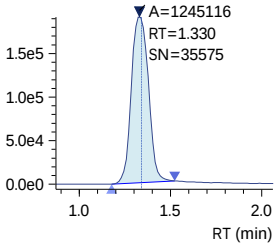

13C4-PFBA_IS
Conc. 10.0000
ISTD 216.80>171.90 (-) 1.92e5

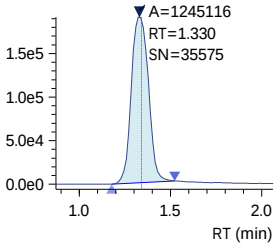

13C3-PFBA_IS
Conc. 5.0000
ISTD 216.00>172.00 (-) 7.19e4

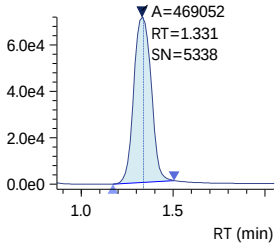

PFBA
Conc. ----
Q 212.80>169.05 (-) 1.20e3

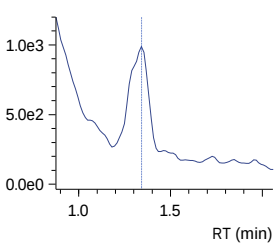

PFMPA
Conc. ----
Q 229.00>84.90 (-) 4.90e1

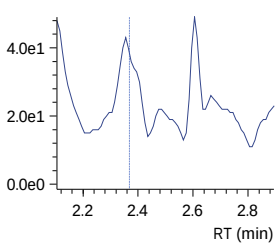

3_3 FTCA
Conc. ----
R#1 0.00 (136.14)
R#2 0.00 (136.14)
Q 241.00>177.10 (-) 1.43e2

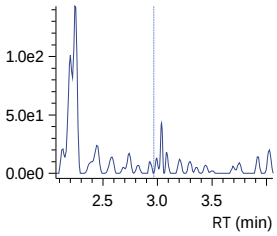

13C5-PFPeA
Conc. 6.6547
Q 268.30>223.00 (-) 8.96e4

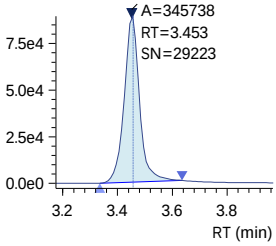

13C5-PFPeA_IS
Conc. 5.0000
ISTD 268.30>223.00 (-) 8.96e4

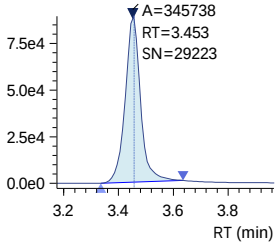

PFPeA
Conc. ----
Q 263.00>219.00 (-) 5.31e2

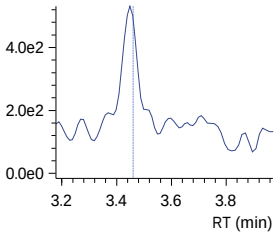

PFMBA
Conc. ----
Q 279.00>84.95 (-) 2.80e1

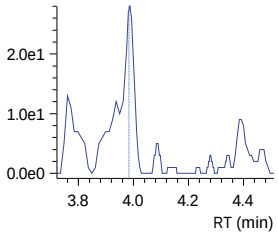

R1 241.00>117.00 (-) 2.31e2

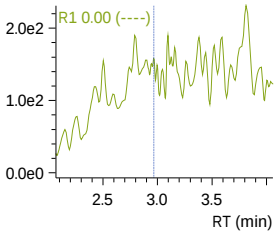

R2 241.00>117.00 (-) 2.31e2

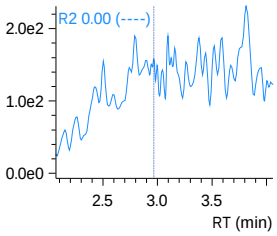

J:\LCMS08\Data\240315_1633_Curve\240315_1633_Curve.damlp .
SN - Software-calculated S/N ratio outside criteria due to non-target peaks or drift in noise calculation window.
Analyst review of noise levels (excluding non-target peaks) in chromatogram indicates S/N ratio meets criteria.

Insight Report
Quantitation/Integration
Printed 3/18/2024 12:10:31

240315_029 (continued)

13C2-4_2 FTS
Conc. 7.0810

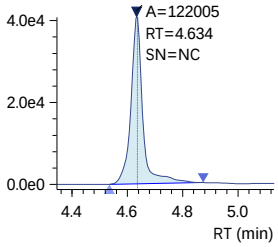

13C2-4_2 FTS_IS
Conc. 5.0000

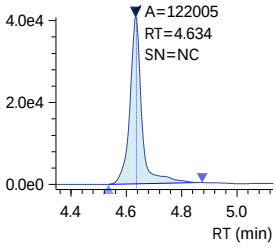

4_2 FTS
Conc. ----
R#1 0.00 (33.08)
R#2 0.00 (33.08)

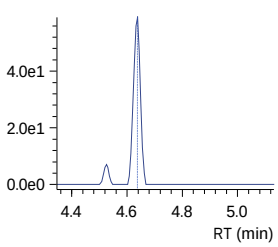

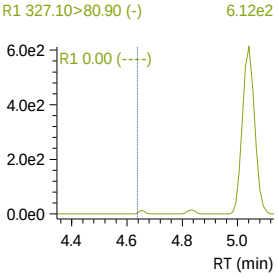

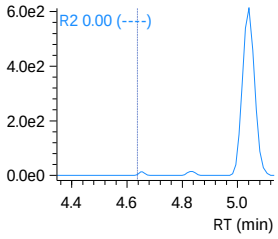

13C3-PFBS_IS
Conc. 2.5000

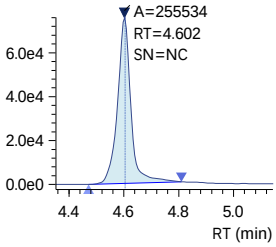

PFBS
Conc. ----
R#1 0.00 (46.53)
R#2 0.00 (46.53)

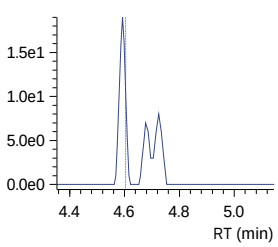

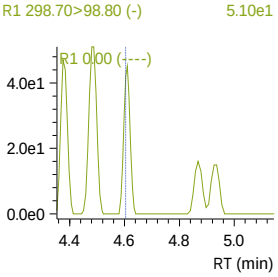

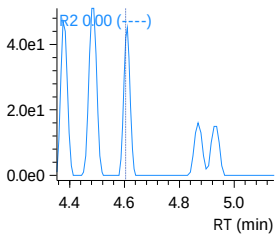

240315_029 (continued)

13C3-PFBS
Conc. 3.4167

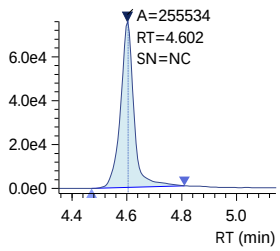

NFDHA
Conc. ----
R#1 0.00 (36.44)
R#2 0.00 (36.44)

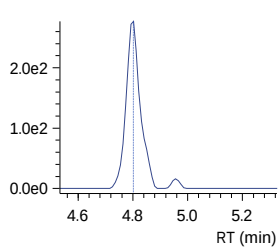

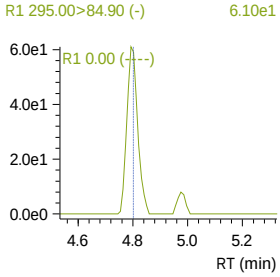

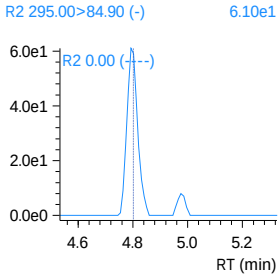

13C5-PFHxA
Conc. 3.5012

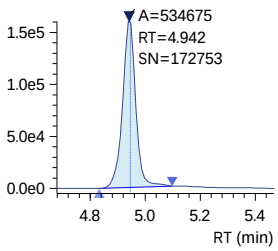

13C5-PFHxA_IS
Conc. 2.5000

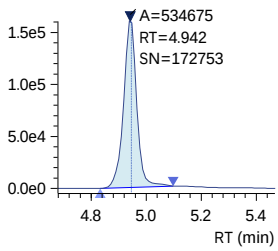

13C2-PFHxA_IS
Conc. 2.5000

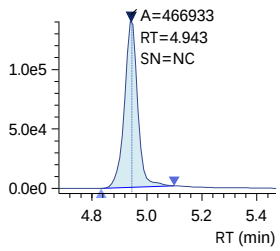

J:\LCMS08\Data\240315_1633_Curve\240315_1633_Curve.damlp .

SN - Software-calculated S/N ratio outside criteria due to non-target peaks or drift in noise calculation window.
Analyst review of noise levels (excluding non-target peaks) in chromatogram indicates S/N ratio meets criteria.

240315_029 (continued)

PFHxA
Conc. ----
Q 313.00>269.00 (-) 7.06e2

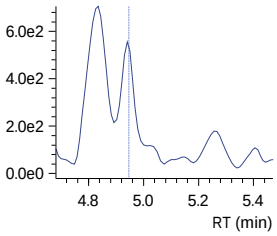

PFEESA
Conc. ----
R#1 0.00 (5.25)
R#2 0.00 (5.25)
Q 314.80>135.00 (-) 8.90e1

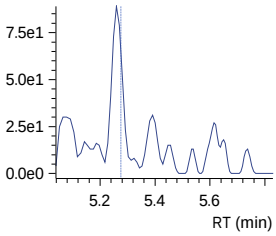

R1 314.80>82.90 (-) 2.80e1

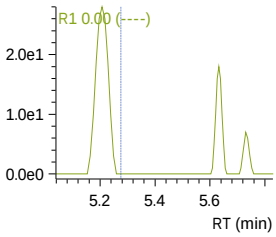

R2 314.80>82.90 (-) 2.80e1

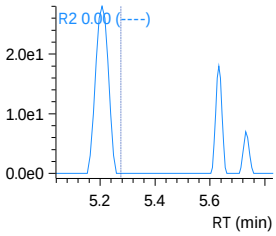

13C3-HFPO-DA
Conc. 14.5025
Q 286.90>168.90 (-) 2.77e5

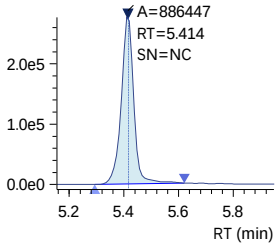

13C3-HFPO-DA_IS
Conc. 10.0000
ISTD 286.90>168.90 (-) 2.77e5

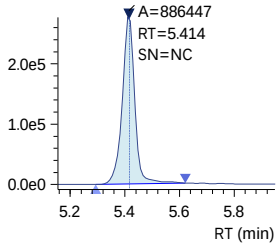

HFPO-DA
Conc. ----
R#1 0.00 (62.57)
R#2 0.00 (62.57)
Q 284.90>168.90 (-) 3.60e1

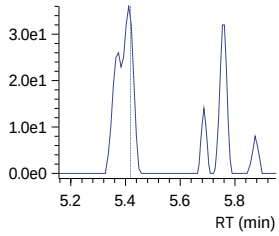

R1 284.90>184.90 (-) 1.89e2

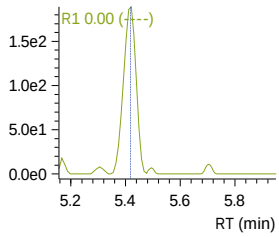

R2 284.90>184.90 (-) 1.89e2

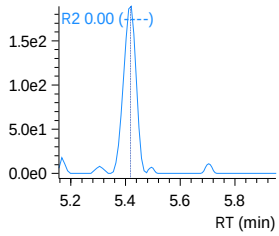

SN - Software-calculated S/N ratio outside criteria due to non-target peaks or drift in noise calculation window.
Analyst review of noise levels (excluding non-target peaks) in chromatogram indicates S/N ratio meets criteria.

240315_029 (continued)

5_3 FTCA
Conc. ----
R#1 0.00 (154.88)
R#2 0.00 (154.88)
Q 341.00>237.05 (-) 4.30e1

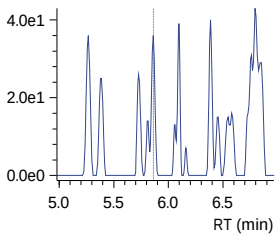

R1 341.00>217.00 (-) 9.80e1

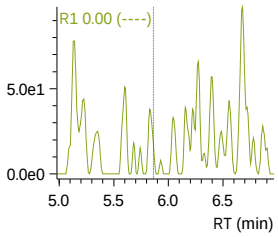

R2 341.00>217.00 (-) 9.80e1

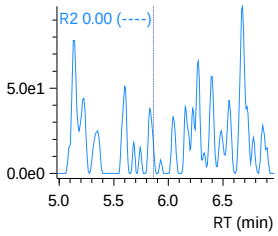

PFPeS
Conc. ----
R#1 0.00 (54.44)
R#2 0.00 (54.44)
Q 349.10>79.90 (-) 3.20e1

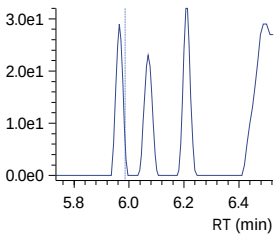

R1 349.10>98.80 (-) 2.00e1

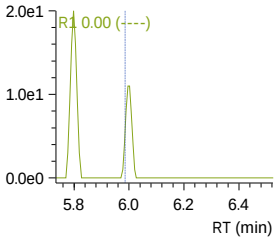

R2 349.10>98.80 (-) 2.00e1

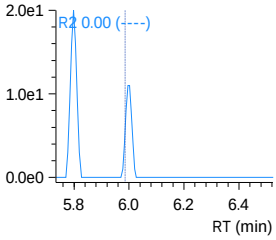

13C4-PFHpA
Conc. 3.4692
Q 367.10>322.00 (-) 2.64e5

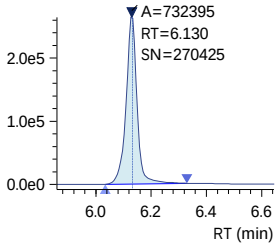

13C4-PFHpA_IS
Conc. 2.5000
ISTD 367.10>322.00 (-) 2.64e5

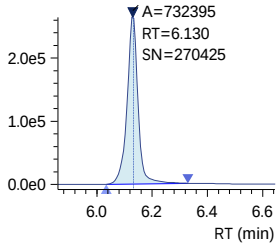

PFHpA
Conc. ----
R#1 0.00 (23.39)
R#2 0.00 (23.39)
Q 363.10>319.00 (-) 1.77e3

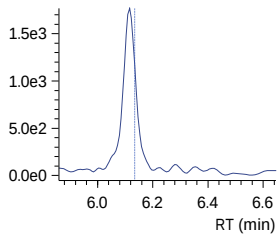

R1 363.10>169.00 (-) 3.96e2

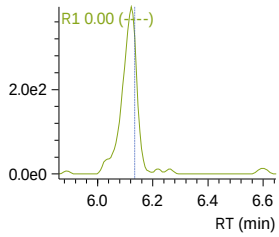

R2 363.10>169.00 (-) 3.96e2

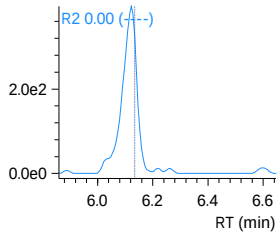

J:\LCMS08\Data\240315_1633_Curve\240315_1633_Curve.damlp .
SN - Software-calculated S/N ratio outside criteria due to non-target peaks or drift in noise calculation window.
Analyst review of noise levels (excluding non-target peaks) in chromatogram indicates S/N ratio meets criteria.

240315_029 (continued)

DONA
Conc. ----
R#1 0.00 (30.39)
R#2 0.00 (30.39)
Q 376.90>250.90 (-) 4.50e1

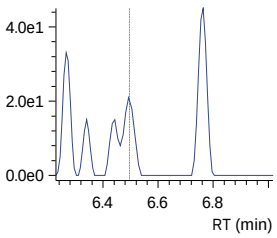

13C2-6_2 FTS_IS
Conc. 5.0000
ISTD 429.10>80.90 (-) 3.31e4

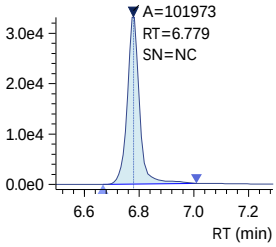

13C2-6_2 FTS
Conc. 7.3429
Q 429.10>80.90 (-) 3.31e4

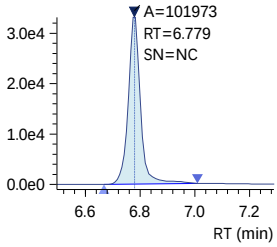

6_2 FTS
Conc. ----
R#1 0.00 (44.48)
R#2 0.00 (44.48)
Q 427.10>407.00 (-) 3.20e1

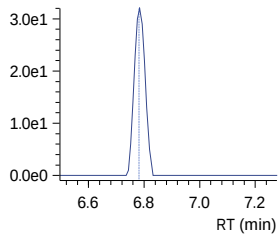

13C4-PFOA_IS
Conc. 2.5000
ISTD 417.10>172.00 (-) 8.50e3

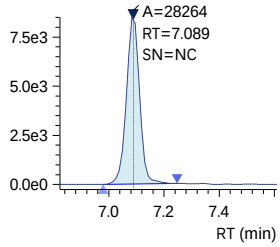

R1 376.90>84.80 (-) 3.30e1

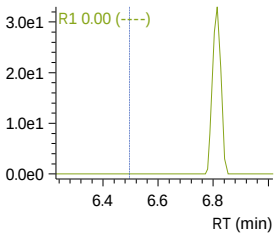

R1 427.10>80.90 (-) 1.70e1

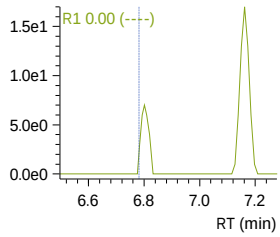

R2 376.90>84.80 (-) 3.30e1

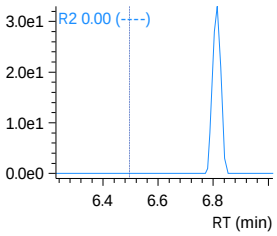

R2 427.10>80.90 (-) 1.70e1

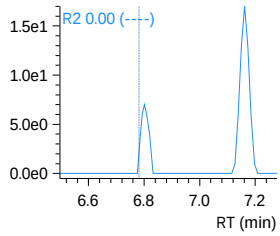

240315_029 (continued)

13C8-PFOA_IS
Conc. 2.5000

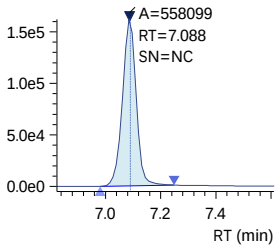

13C8-PFOA
Conc. 3.2063

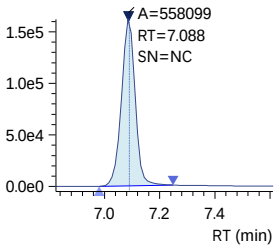

PFOA
Conc. 0.6281
R#1 26.47 (24.47)
R#2 26.47 (24.47)

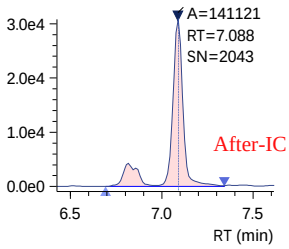

13C3-PFHxS
Conc. 3.1562

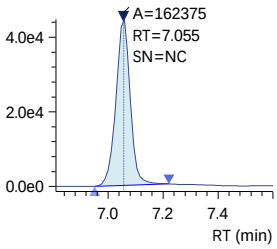

13C3-PFHxS_IS
Conc. 2.5000

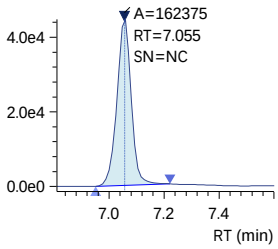

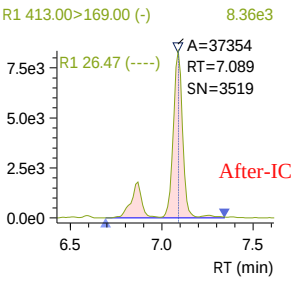

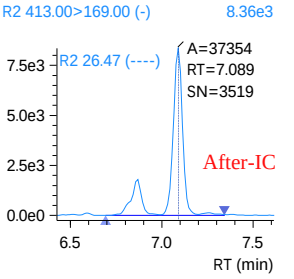

240315_029 (continued)

PFHxS
Conc. ----
R#1 0.00 (57.29)
R#2 0.00 (57.29)
Q 398.70>79.90 (-) 1.83e2

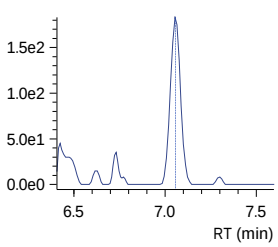

R1 398.70>98.90 (-) 5.50e1

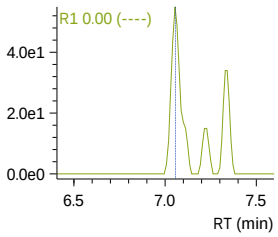

R2 398.70>98.90 (-) 5.50e1

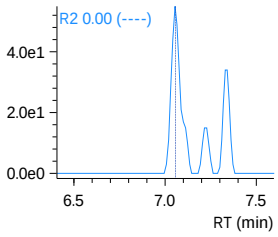

18O2-PFHxS_IS
Conc. 2.5000
ISTD 403.00>83.90 (-) 3.39e4

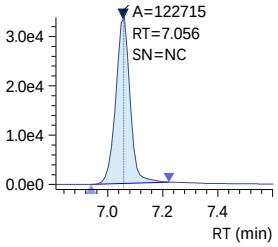

13C9-PFNA_IS
Conc. 1.2500
ISTD 472.10>427.00 (-) 1.04e5

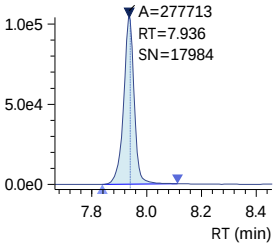

13C9-PFNA
Conc. 1.7611
Q 472.10>427.00 (-) 1.04e5

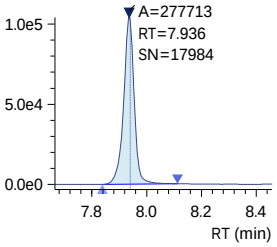

13C5-PFNA_IS
Conc. 1.2500
ISTD 468.00>423.00 (-) 6.48e4

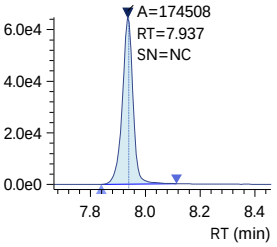

J:\LCMS08\Data\240315_1633_Curve\240315_1633_Curve.damlp .
SN - Software-calculated S/N ratio outside criteria due to non-target peaks or drift in noise calculation window.
Analyst review of noise levels (excluding non-target peaks) in chromatogram indicates S/N ratio meets criteria.

Insight Report
Quantitation/Integration
Printed 3/18/2024 12:10:31

240315_029 (continued)

PFNA
Conc. 2.0094
R#1 15.09 (20.36)
R#2 15.09 (20.36)
Q 463.00>419.00 (-) 5.47e4

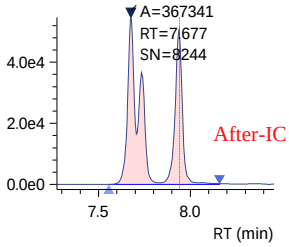

PFHpS
Conc. ----
R#1 0.00 (46.70)
R#2 0.00 (46.70)
Q 449.00>79.90 (-) 0.00e0

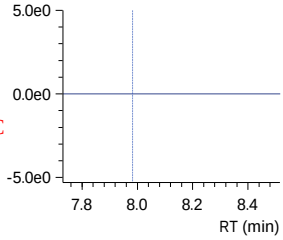

7_3 FTCA
Conc. ----
R#1 0.00 (132.28)
R#2 0.00 (132.28)
Q 441.00>317.00 (-) 6.10e1

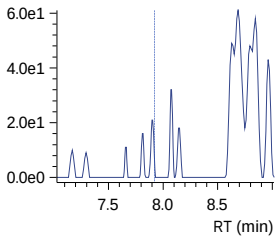

13C2-8_2-FTS
Conc. 6.9092
Q 529.10>80.90 (-) 2.02e4

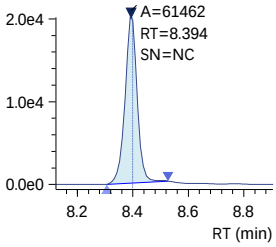

13C2-8_2-FTS_IS
Conc. 5.0000
ISTD 529.10>80.90 (-) 2.02e4

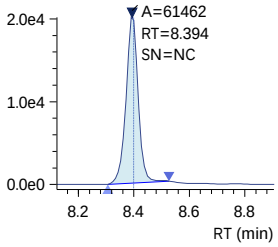

R1 463.00>219.00 (-) 1.07e4

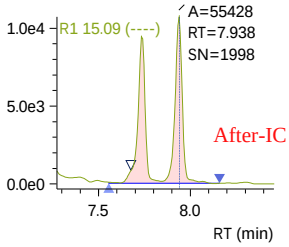

R1 449.00>98.80 (-) 1.40e1

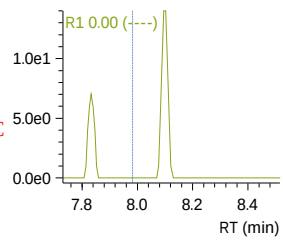

R1 441.00>336.90 (-) 9.70e1

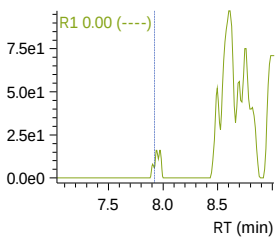

R2 463.00>219.00 (-) 1.07e4

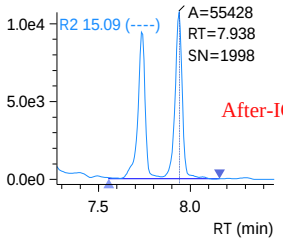

R2 449.00>98.80 (-) 1.40e1

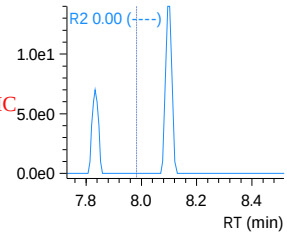

R2 441.00>336.90 (-) 9.70e1

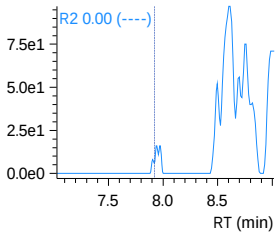

J:\LCMS08\Data\240315_1633_Curve\240315_1633_Curve.damlp .
SN - Software-calculated S/N ratio outside criteria due to non-target peaks or drift in noise calculation window.
Analyst review of noise levels (excluding non-target peaks) in chromatogram indicates S/N ratio meets criteria.

240315_029 (continued)

8_2 FTS
Conc. ----
R#1 0.00 (45.91)
R#2 0.00 (45.91)
Q 527.10>506.95 (-) 0.00e0

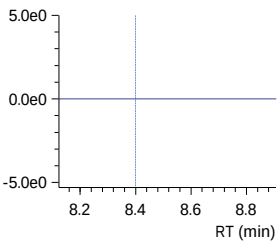

13C6-PFDA_IS
Conc. 1.2500
ISTD 519.10>474.10 (-) 4.77e4

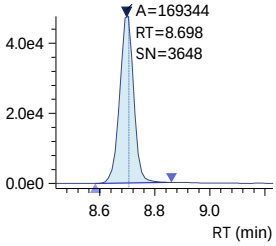

13C6-PFDA
Conc. 1.7825
Q 519.10>474.10 (-) 4.77e4

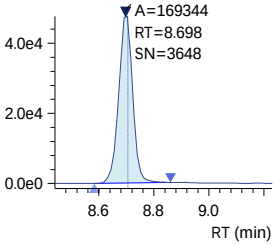

13C2-PFDA_IS
Conc. 1.2500
ISTD 515.10>470.10 (-) 2.87e4

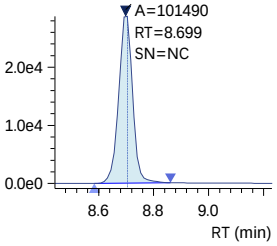

PFDA
Conc. ----
R#1 0.00 (17.64)
R#2 0.00 (17.64)
Q 512.90>469.00 (-) 5.94e2

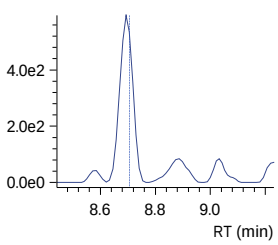

R1 527.10>80.80 (-) 0.00e0

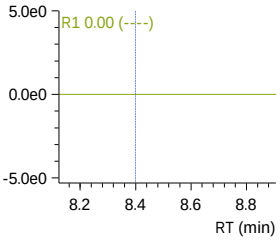

R1 512.90>219.00 (-) 5.80e1

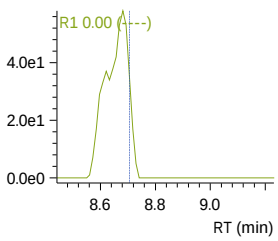

R2 527.10>80.80 (-) 0.00e0

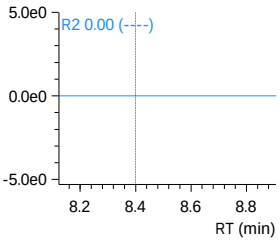

R2 512.90>219.00 (-) 5.80e1

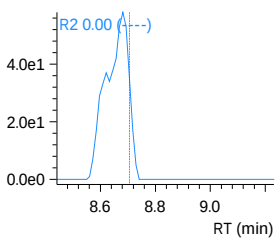

D3-NMeFOSAA_IS
Conc. 5.0000
ISTD 573.20>419.00 (-) 6.18e4

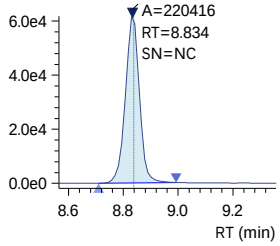

D3-NMeFOSAA
Conc. 7.2281
Q 573.20>419.00 (-) 6.18e4

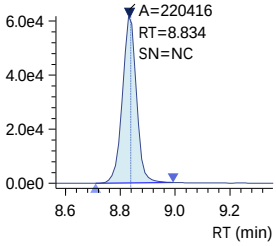

13C8-PFOS_IS
Conc. 2.5000
ISTD 507.10>98.90 (-) 1.55e4

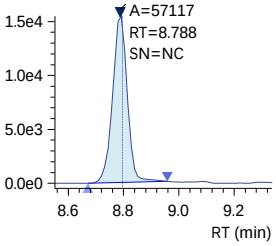

13C8-PFOS
Conc. 3.2363
Q 507.10>98.90 (-) 1.55e4

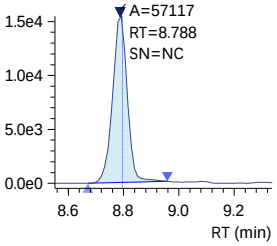

13C4-PFOS_IS
Conc. 2.5000
ISTD 502.80>79.90 (-) 3.47e4

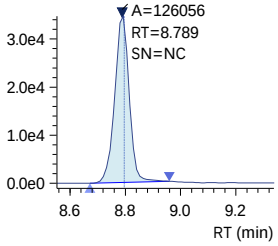

SN - Software-calculated S/N ratio outside criteria due to non-target peaks or drift in noise calculation window.
Analyst review of noise levels (excluding non-target peaks) in chromatogram indicates S/N ratio meets criteria.

240315_029 (continued)

PFOS
Conc. ----
R#1 0.00 (45.06)
R#2 0.00 (45.06)
Q 498.90>79.90 (-) 2.13e2

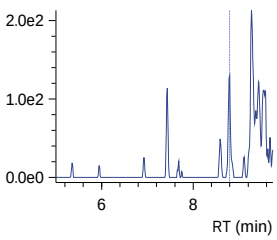

R1 498.90>98.80 (-) 6.50e1

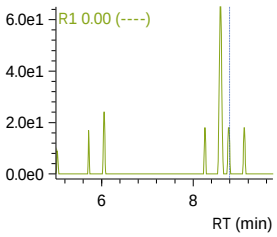

R2 498.90>98.80 (-) 6.50e1

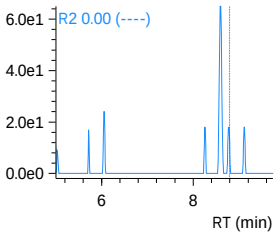

NMeFOSAA
Conc. ----
R#1 0.00 (67.10)
R#2 0.00 (67.10)
Q 570.10>419.00 (-) 0.00e0

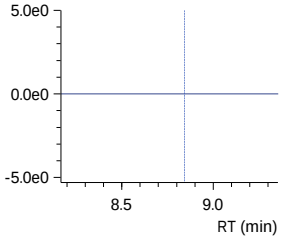

R1 570.10>483.00 (-) 0.00e0

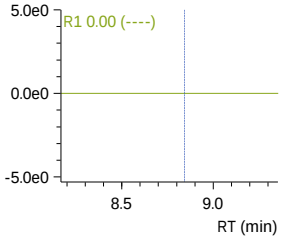

R2 570.10>483.00 (-) 0.00e0

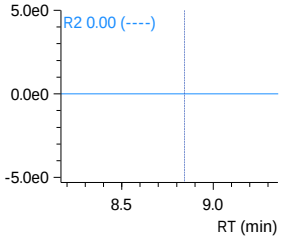

D5-NEtFOSAA_IS
Conc. 5.0000
ISTD 589.20>419.00 (-) 4.86e4

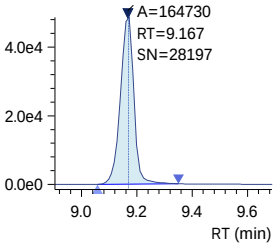

D5-NEtFOSAA
Conc. 7.3731
Q 589.20>419.00 (-) 4.86e4

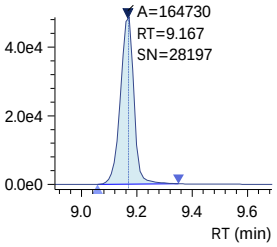

NEtFOSAA
Conc. ----
R#1 0.00 (89.53)
R#2 0.00 (89.53)
Q 584.20>419.10 (-) 0.00e0

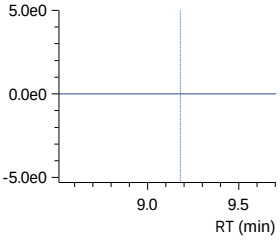

R1 584.20>526.00 (-) 0.00e0

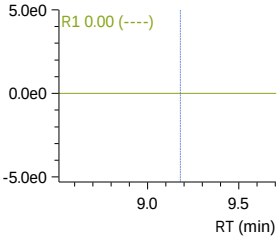

R2 584.20>526.00 (-) 0.00e0

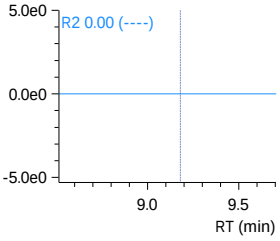

240315_029 (continued)

9-Cl-PF3ONS
Conc. ----
R#1 0.00 (31.69)
R#2 0.00 (31.69)
Q 530.80>351.00 (-) 7.20e1

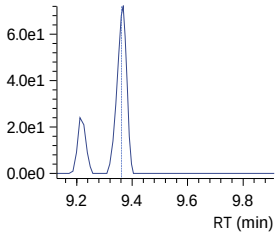

R1 532.80>353.00 (-) 8.70e1

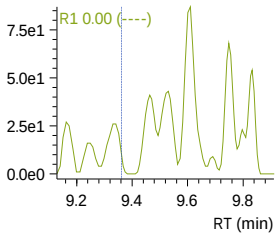

R2 532.80>353.00 (-) 8.70e1

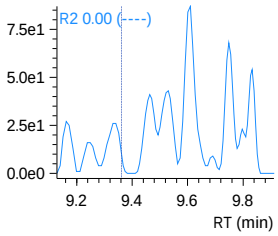

PFUnDA
Conc. ----
R#1 0.00 (10.96)
R#2 0.00 (10.96)
Q 563.10>519.00 (-) 6.38e2

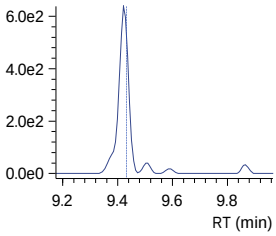

R1 563.10>269.10 (-) 2.40e1

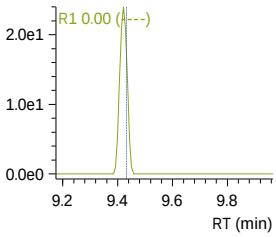

R2 563.10>269.10 (-) 2.40e1

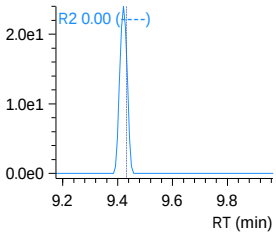

13C7-PFUnDA_IS
Conc. 1.2500
ISTD 570.00>525.10 (-) 5.47e4

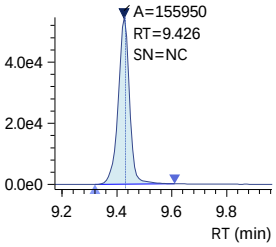

13C7-PFUnDA
Conc. 1.6645
Q 570.00>525.10 (-) 5.47e4

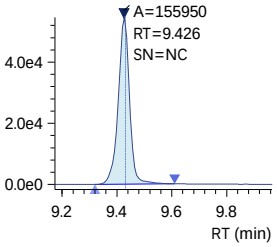

PFNS
Conc. ----
R#1 0.00 (56.91)
R#2 0.00 (56.91)
Q 548.80>79.90 (-) 5.30e1

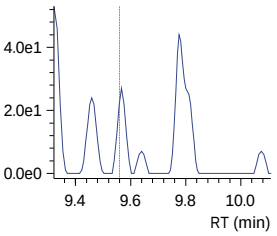

R1 548.80>98.80 (-) 1.30e1

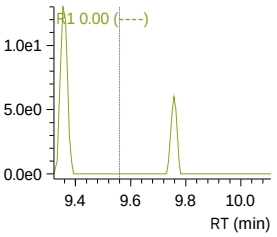

R2 548.80>98.80 (-) 1.30e1

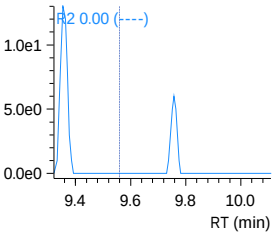

SN - Software-calculated S/N ratio outside criteria due to non-target peaks or drift in noise calculation window.
Analyst review of noise levels (excluding non-target peaks) in chromatogram indicates S/N ratio meets criteria.

240315_029 (continued)

10_2 FTS
Conc. ----
R#1 0.00 (32.29)
R#2 0.00 (32.29)
Q 626.80>607.05 (-) 9.00e0

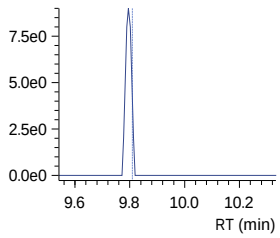

R1 626.80>81.00 (-) 0.00e0

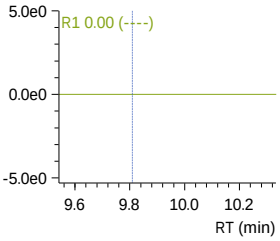

R2 626.80>81.00 (-) 0.00e0

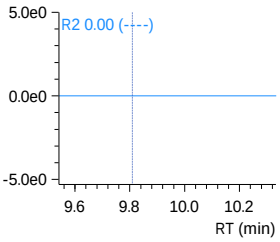

13C2-PFDOA_IS
Conc. 1.2500
ISTD 615.10>570.00 (-) 6.02e4

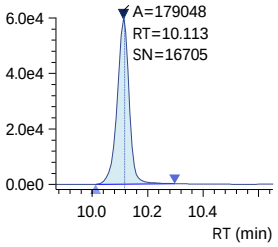

13C2-PFDOA
Conc. 1.6432
Q 615.10>570.00 (-) 6.02e4

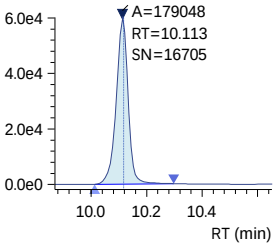

PFDOA
Conc. ----
R#1 0.00 (11.14)
R#2 0.00 (11.14)
Q 613.10>569.00 (-) 3.46e2

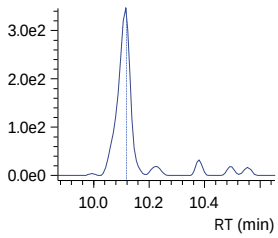

R1 613.10>319.00 (-) 5.80e1

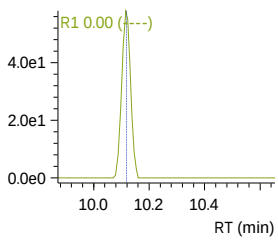

R2 613.10>319.00 (-) 5.80e1

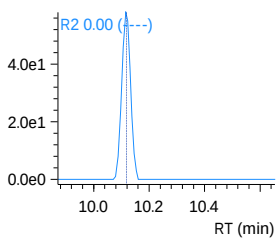

PFDS
Conc. ----
R#1 0.00 (58.01)
R#2 0.00 (58.01)
Q 599.00>79.90 (-) 2.40e1

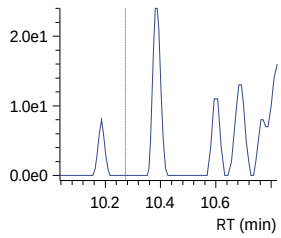

R1 599.00>98.80 (-) 0.00e0

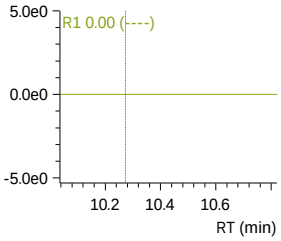

R2 599.00>98.80 (-) 0.00e0

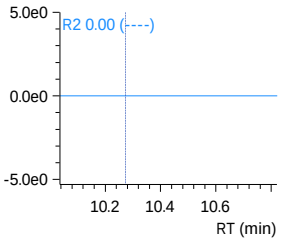

J:\LCMS08\Data\240315_1633_Curve\240315_1633_Curve.damlp .

SN - Software-calculated S/N ratio outside criteria due to non-target peaks or drift in noise calculation window.
Analyst review of noise levels (excluding non-target peaks) in chromatogram indicates S/N ratio meets criteria.

240315_029 (continued)

PFTrDA
Conc. ----
R#1 0.00 (16.67)
R#2 0.00 (16.67)
Q 663.00>619.00 (-) 5.96e2

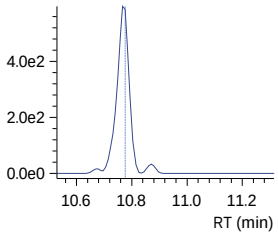

11-Cl-PF3OUdS
Conc. ----
R#1 0.00 (35.04)
R#2 0.00 (35.04)
Q 630.90>451.00 (-) 3.20e1

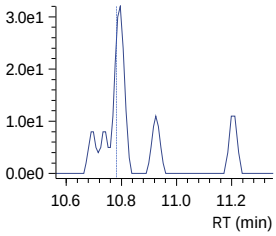

PFOSAm
Conc. ----
Q 498.10>77.90 (-) 1.09e4

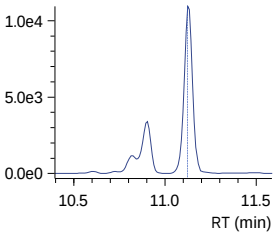

13C8-PFOSAm
Conc. 3.3331
Q 506.10>77.80 (-) 4.94e4

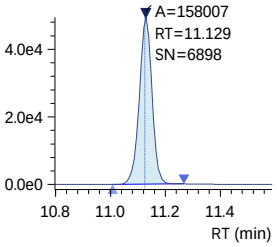

13C8-PFOSAm_IS
Conc. 2.5000
ISTD 506.10>77.80 (-) 4.94e4

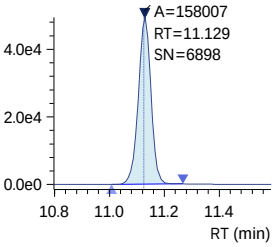

R1 663.00>168.90 (-) 6.30e1

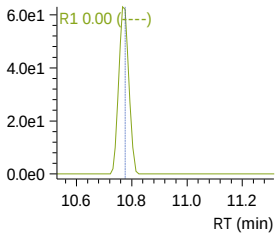

R1 632.90>452.90 (-) 3.90e1

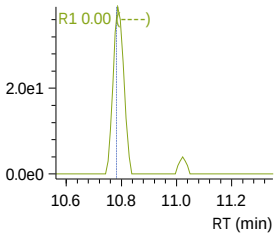

R2 663.00>168.90 (-) 6.30e1

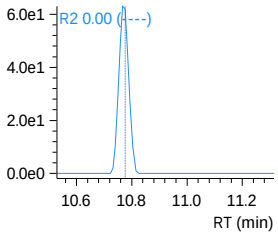

R2 632.90>452.90 (-) 3.90e1

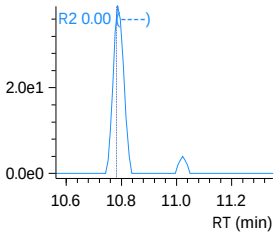

240315_029 (continued)

PFTDA
Conc. ----
R#1 0.00 (17.09)
R#2 0.00 (17.09)
Q 713.10>669.00 (-) 2.11e2

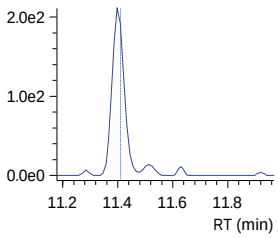

13C2-PFTDA
Conc. 1.6202
Q 715.20>670.00 (-) 3.06e4

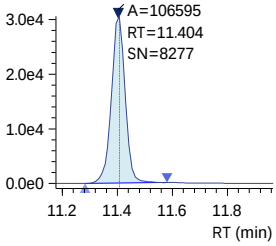

13C2-PFTDA_IS
Conc. 1.2500
ISTD 715.20>670.00 (-) 3.06e4

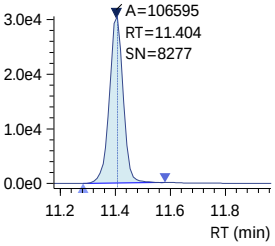

PFDoS
Conc. ----
R#1 0.00 (61.23)
R#2 0.00 (61.23)
Q 699.10>79.90 (-) 1.20e1

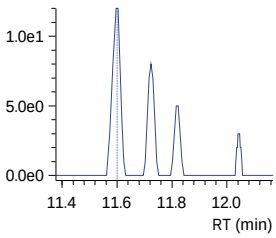

D7-MeFOSE_IS
Conc. 25.0000
ISTD 623.20>58.90 (-) 1.42e5

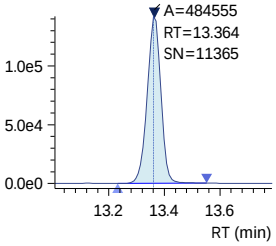

R1 713.10>168.90 (-) 5.80e1

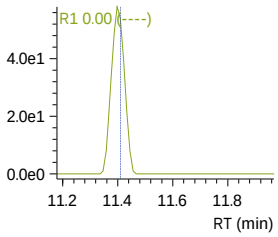

R1 699.10>98.80 (-) 3.00e0

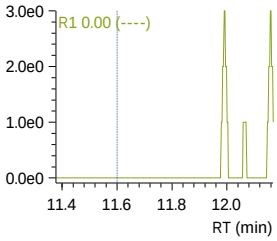

R2 713.10>168.90 (-) 5.80e1

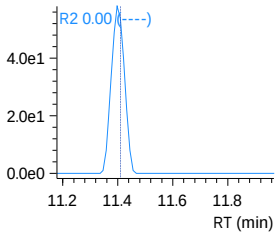

R2 699.10>98.80 (-) 3.00e0

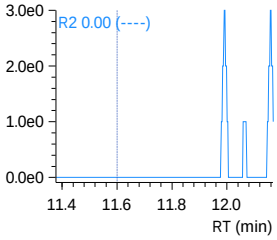

SN - Software-calculated S/N ratio outside criteria due to non-target peaks or drift in noise calculation window.
Analyst review of noise levels (excluding non-target peaks) in chromatogram indicates S/N ratio meets criteria.

240315_029 (continued)

D7-MeFOSE
Conc. 33.4078

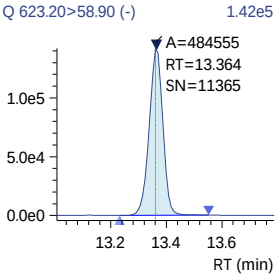

MeFOSE
Conc. ----

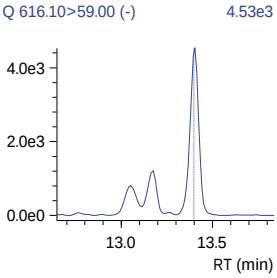

13C2-PFHXDA_IS
Conc. 2.5000

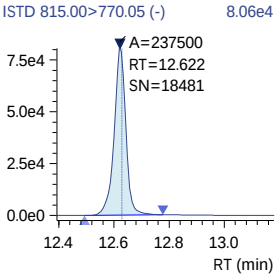

13C2-PFHXDA
Conc. 3.5108

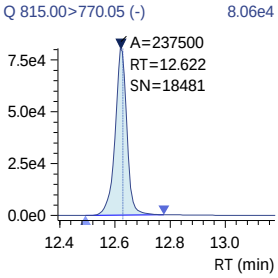

PFHXDA
Conc. ----
R#1 0.00 (10.78)
R#2 0.00 (10.78)

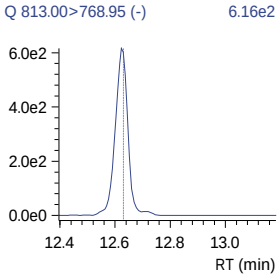

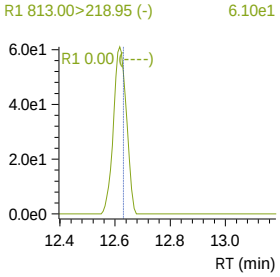

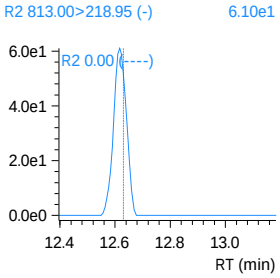

Insight Report
Quantitation/Integration
Printed 3/18/2024 12:10:31

240315_029 (continued)

D3-MeFOSA
Conc. 3.3582

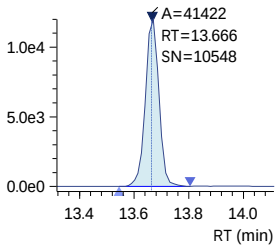

D3-MeFOSA_IS
Conc. 2.5000

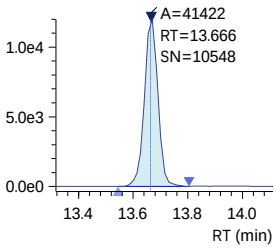

MeFOSA
Conc. ----
R#1 0.00 (156.31)
R#2 0.00 (156.31)

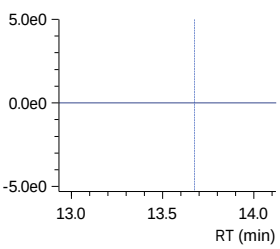

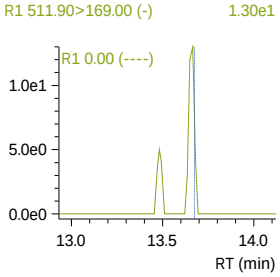

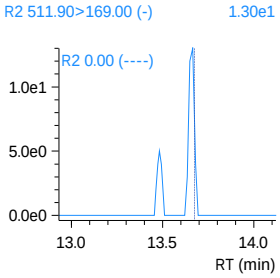

D9-EtFOSE_IS
Conc. 25.0000

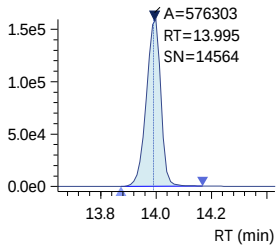

D9-EtFOSE
Conc. 34.8062

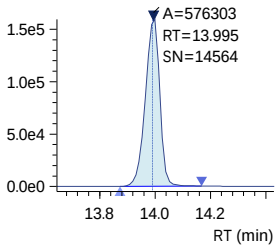

J:\LCMS08\Data\240315_1633_Curve\240315_1633_Curve.damlp .
SN - Software-calculated S/N ratio outside criteria due to non-target peaks or drift in noise calculation window.
Analyst review of noise levels (excluding non-target peaks) in chromatogram indicates S/N ratio meets criteria.

240315_029 (continued)

EtFOSE
Conc. ----

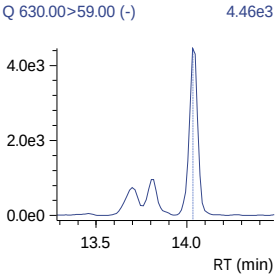

D5-EtFOSAm
Conc. 3.3565

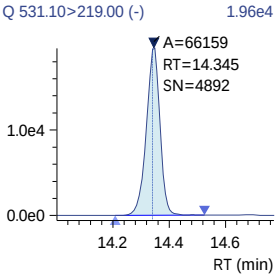

D5-EtFOSAm_IS
Conc. 2.5000

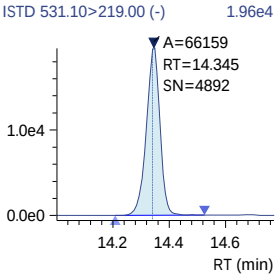

EtFOSAm
Conc. ----
R#1 0.00 (177.75)
R#2 0.00 (177.75)

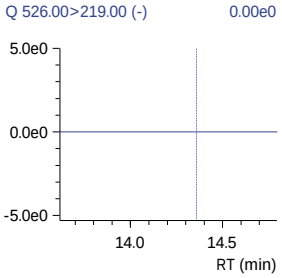

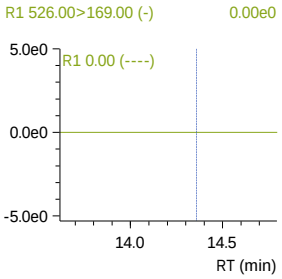

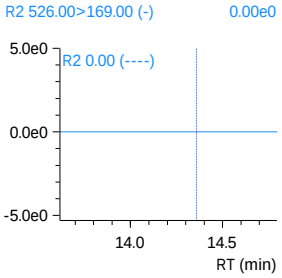

PFODA
Conc. ----
R#1 0.00 (31.66)
R#2 0.00 (31.66)

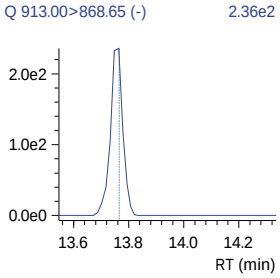

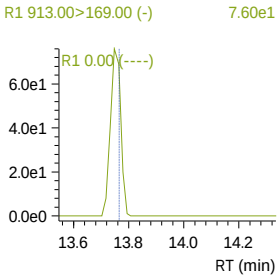

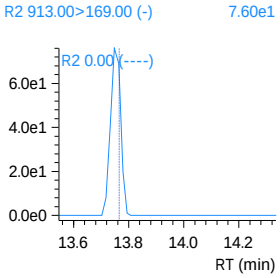

J:\LCMS08\Data\240315_1633_Curve\240315_1633_Curve.damlp .

SN - Software-calculated S/N ratio outside criteria due to non-target peaks or drift in noise calculation window.
Analyst review of noise levels (excluding non-target peaks) in chromatogram indicates S/N ratio meets criteria.

Insight Report
Before Manual Integration
Printed 3/18/2024 10:53:49

240315_029

Sample ID: 1633 QIS
Date Acquired: 3/16/2024 1:02:11 AM
Acquired by: System Administrator
Data File: 240315_029
Vial: 13 | Inj. Volume: 10.0000uL | Tray: 1

13C4-PFBA
Conc. 13.4593
Q 216.80>171.90 (-) 1.92e5

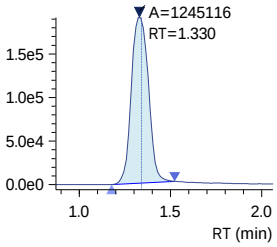

13C4-PFBA_IS
Conc. 10.0000
ISTD 216.80>171.90 (-) 1.92e5

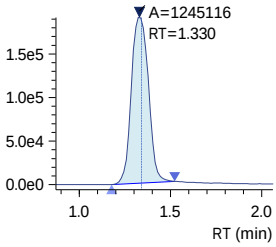

13C3-PFBA_IS
Conc. 5.0000
ISTD 216.00>172.00 (-) 7.19e4

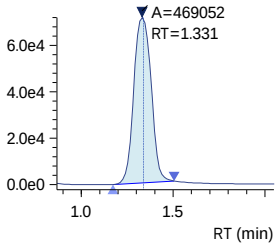

PFBA
Conc. -0.0097
Q 212.80>169.05 (-) 1.20e3

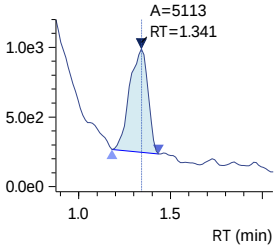

PFMPA
Conc. ----
Q 229.00>84.90 (-) 4.90e1

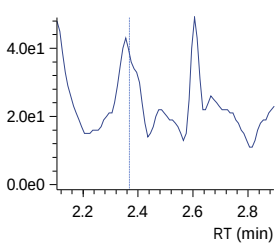

3_3 FTCA
Conc. 0.1118
R#1 0.00 (144.15)
R#2 0.00 (144.15)
Q 241.00>177.10 (-) 1.43e2

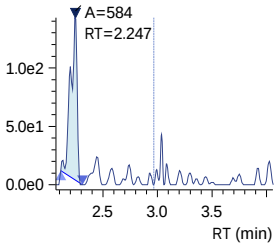

13C5-PFPeA
Conc. 6.6547
Q 268.30>223.00 (-) 8.96e4

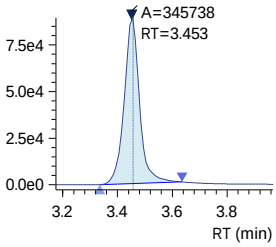

13C5-PFPeA_IS
Conc. 5.0000
ISTD 268.30>223.00 (-) 8.96e4

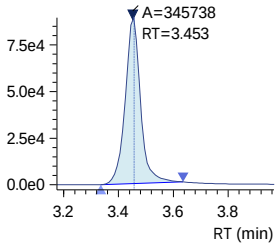

PFPeA
Conc. 0.0060
Q 263.00>219.00 (-) 5.31e2

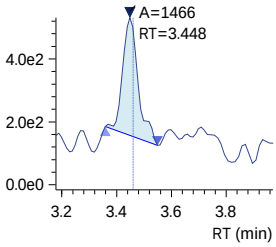

PFMBA
Conc. ----
Q 279.00>84.95 (-) 2.80e1

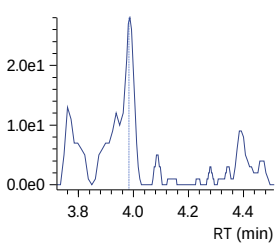

R1 241.00>117.00 (-) 2.31e2

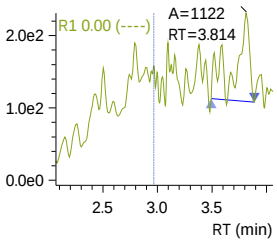

R2 241.00>117.00 (-) 2.31e2

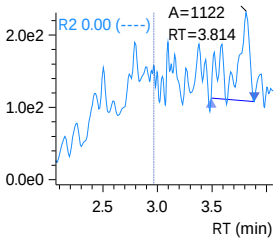

Insight Report
Before Manual Integration
Printed 3/18/2024 10:53:49

240315_029 (continued)

13C2-4_2 FTS
Conc. 7.0810
Q 329.10>80.90 (-) 4.08e4

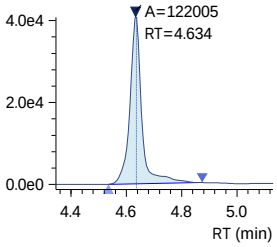

13C2-4_2 FTS_IS
Conc. 5.0000
ISTD 329.10>80.90 (-) 4.08e4

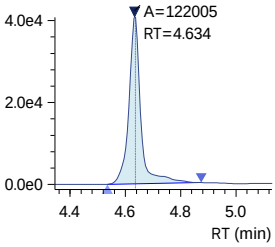

4_2 FTS
Conc. ----
R#1 0.00 (32.89)
R#2 0.00 (32.89)
Q 327.10>307.00 (-) 5.90e1

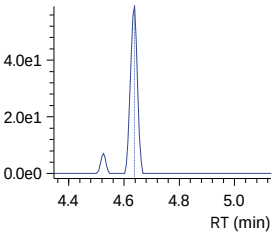

R1 327.10>80.90 (-) 6.12e2

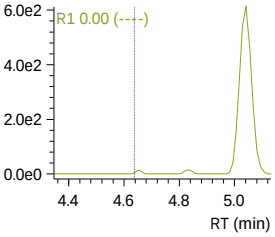

R2 327.10>80.90 (-) 6.12e2

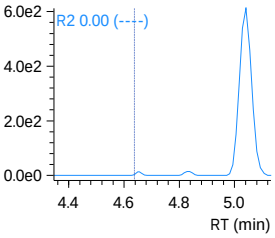

13C3-PFBS_IS
Conc. 2.5000
ISTD 302.10>79.90 (-) 7.61e4

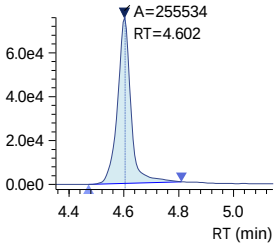

PFBS
Conc. ----
R#1 0.00 (47.56)
R#2 0.00 (47.56)
Q 298.70>79.90 (-) 1.90e1

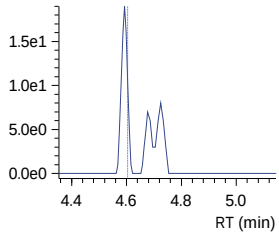

R1 298.70>98.80 (-) 5.10e1

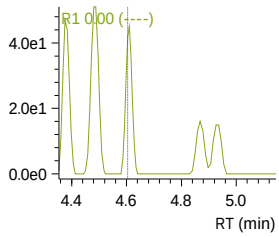

R2 298.70>98.80 (-) 5.10e1

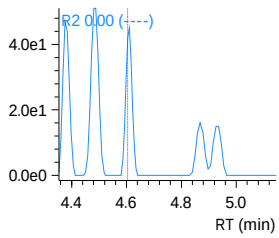

240315_029 (continued)

13C3-PFBS
Conc. 3.4167

Q 302.10>79.90 (-) 7.61e4

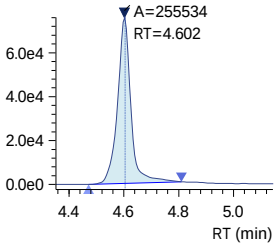

NFDHA
Conc. 0.0024
R#1 0.00 (33.79)
R#2 0.00 (33.79)

Q 295.00>201.00 (-) 2.77e2

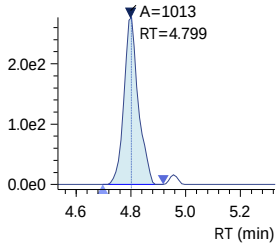

R1 295.00>84.90 (-) 6.10e1

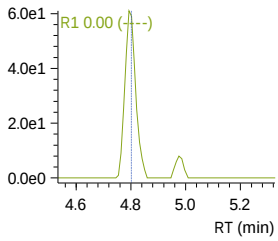

R2 295.00>84.90 (-) 6.10e1

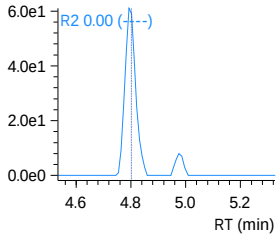

13C5-PFHxA
Conc. 3.5012

Q 318.00>273.00 (-) 1.61e5

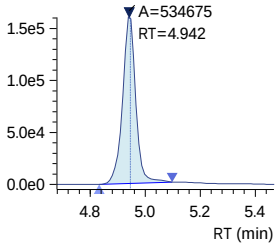

13C5-PFHxA_IS
Conc. 2.5000

ISTD 318.00>273.00 (-) 1.61e5

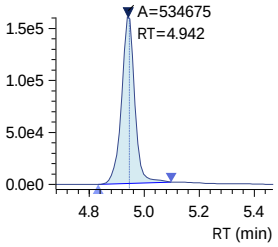

13C2-PFHxA_IS
Conc. 2.5000

ISTD 315.10>270.00 (-) 1.40e5

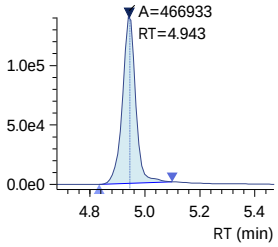

Insight Report
Before Manual Integration
Printed 3/18/2024 10:53:49

240315_029 (continued)

PFHxA
Conc. 0.0253
Q 313.00>269.00 (-) 7.06e2

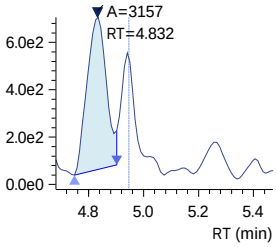

PFEESA
Conc. ----
R#1 0.00 (5.87)
R#2 0.00 (5.87)
Q 314.80>135.00 (-) 8.90e1

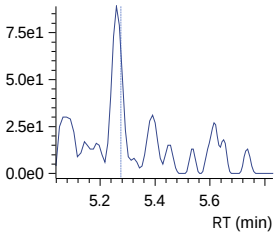

R1 314.80>82.90 (-) 2.80e1

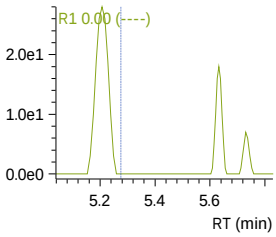

R2 314.80>82.90 (-) 2.80e1

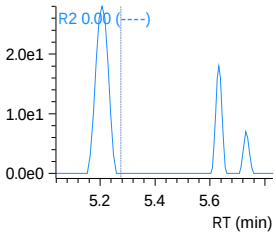

13C3-HFPO-DA
Conc. 14.5025
Q 286.90>168.90 (-) 2.77e5

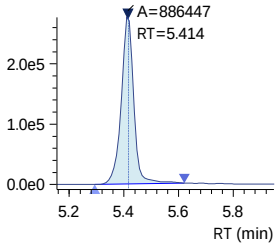

13C3-HFPO-DA_IS
Conc. 10.0000
ISTD 286.90>168.90 (-) 2.77e5

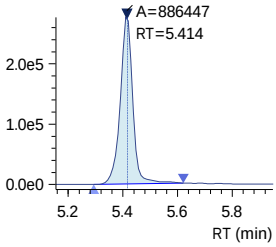

HFPO-DA
Conc. ----
R#1 0.00 (62.10)
R#2 0.00 (62.10)
Q 284.90>168.90 (-) 3.60e1

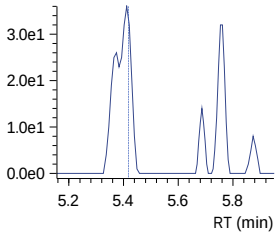

R1 284.90>184.90 (-) 1.89e2

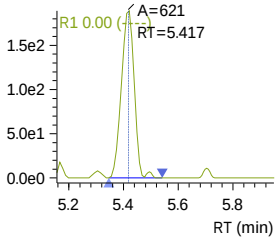

R2 284.90>184.90 (-) 1.89e2

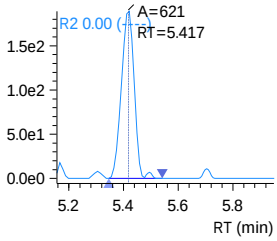

Insight Report
Before Manual Integration
Printed 3/18/2024 10:53:49

240315_029 (continued)

5_3 FTCA
Conc. ----
R#1 0.00 (148.17)
R#2 0.00 (148.17)
Q 341.00>237.05 (-) 4.30e1

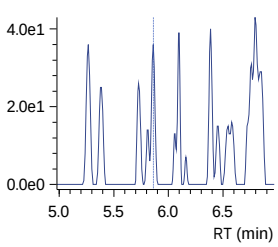

R1 341.00>217.00 (-) 9.80e1

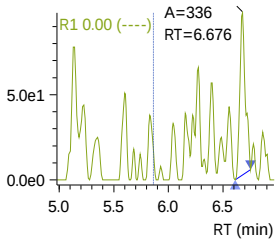

R2 341.00>217.00 (-) 9.80e1

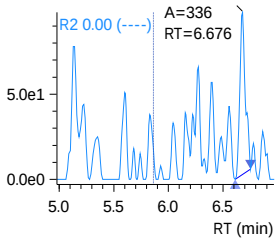

PFPeS
Conc. ----
R#1 0.00 (55.49)
R#2 0.00 (55.49)
Q 349.10>79.90 (-) 3.20e1

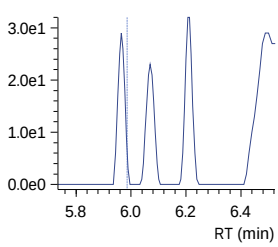

R1 349.10>98.80 (-) 2.00e1

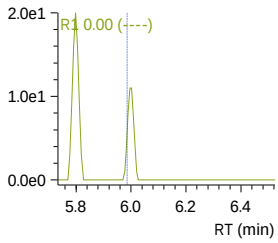

R2 349.10>98.80 (-) 2.00e1

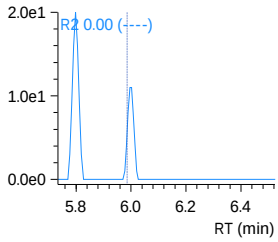

13C4-PFHpA
Conc. 3.4692
Q 367.10>322.00 (-) 2.64e5

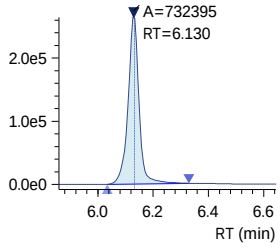

13C4-PFHpA_IS
Conc. 2.5000
ISTD 367.10>322.00 (-) 2.64e5

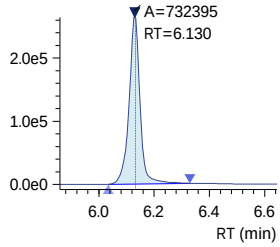

PFHpA
Conc. 0.0087
R#1 24.42 (21.12)
R#2 24.42 (21.12)
Q 363.10>319.00 (-) 1.77e3

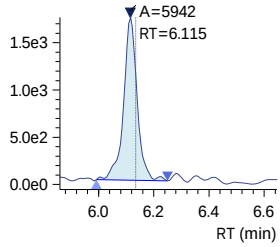

R1 363.10>169.00 (-) 3.96e2

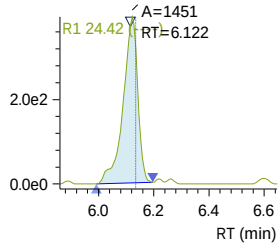

R2 363.10>169.00 (-) 3.96e2

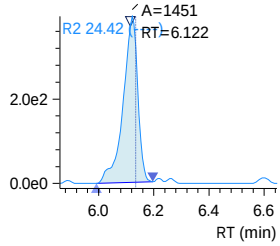

240315_029 (continued)

DONA
Conc. ----
R#1 0.00 (26.25)
R#2 0.00 (26.25)
Q 376.90>250.90 (-) 4.50e1

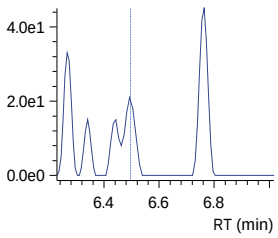

13C2-6_2 FTS_IS
Conc. 5.0000
ISTD 429.10>80.90 (-) 3.31e4

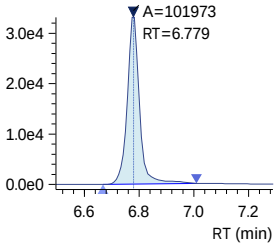

13C2-6_2 FTS
Conc. 7.3429
Q 429.10>80.90 (-) 3.31e4

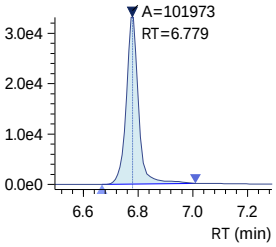

6_2 FTS
Conc. ----
R#1 0.00 (48.22)
R#2 0.00 (48.22)
Q 427.10>407.00 (-) 3.20e1

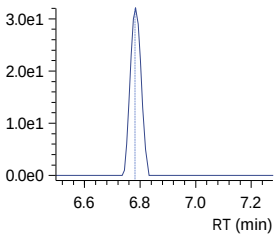

13C4-PFOA_IS
Conc. 2.5000
ISTD 417.10>172.00 (-) 8.50e3

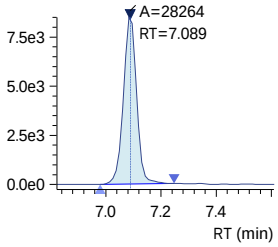

R1 376.90>84.80 (-) 3.30e1

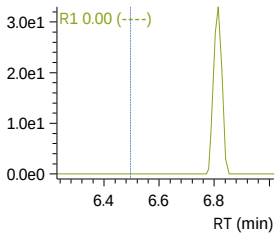

R1 427.10>80.90 (-) 1.70e1

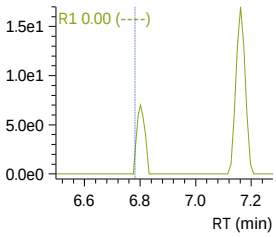

R2 376.90>84.80 (-) 3.30e1

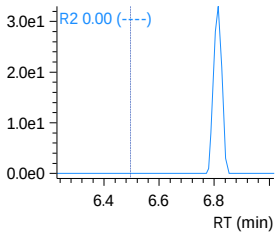

R2 427.10>80.90 (-) 1.70e1

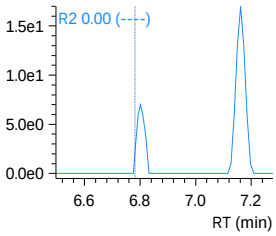

240315_029 (continued)

13C8-PFOA_IS
Conc. 2.5000

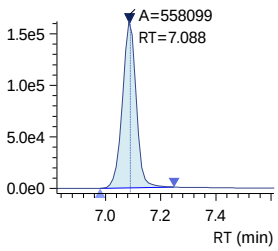

13C8-PFOA
Conc. 3.2063

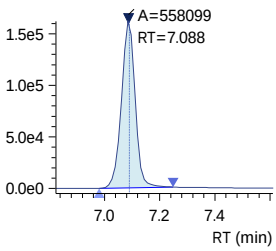

PFOA
Conc. 0.4736
R#1 26.24 (24.01)
R#2 26.24 (24.01)

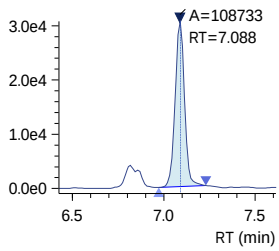

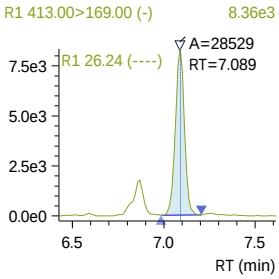

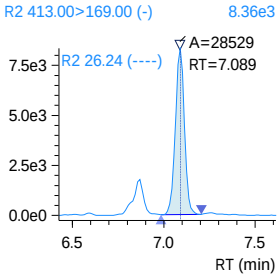

13C3-PFHxS
Conc. 3.1562

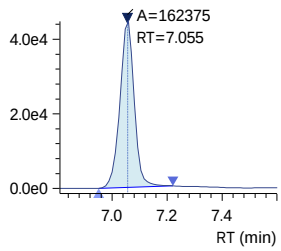

13C3-PFHxS_IS
Conc. 2.5000

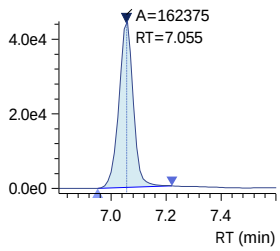

Insight Report
Before Manual Integration
Printed 3/18/2024 10:53:49

240315_029 (continued)

PFHxS
Conc. ----
R#1 0.00 (63.21)
R#2 0.00 (63.21)
Q 398.70>79.90 (-) 1.83e2

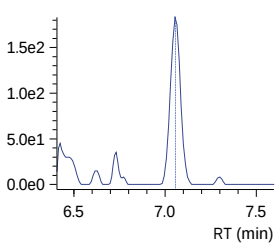

R1 398.70>98.90 (-) 5.50e1

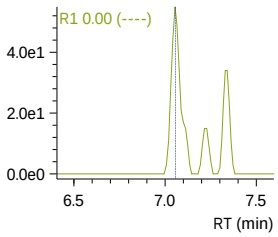

R2 398.70>98.90 (-) 5.50e1

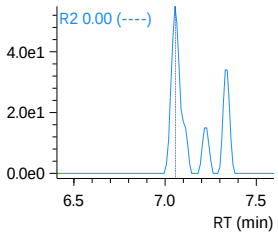

18O2-PFHxS_IS
Conc. 2.5000
ISTD 403.00>83.90 (-) 3.39e4

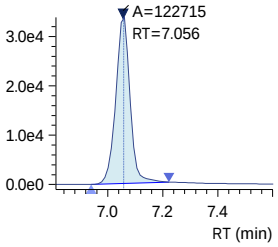

13C9-PFNA_IS
Conc. 1.2500
ISTD 472.10>427.00 (-) 1.04e5

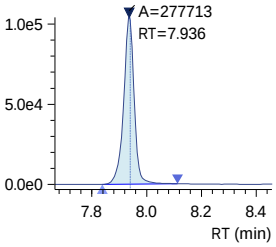

13C9-PFNA
Conc. 1.7611
Q 472.10>427.00 (-) 1.04e5

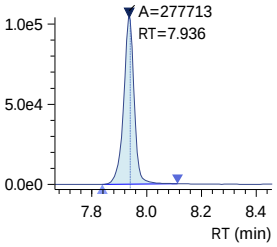

13C5-PFNA_IS
Conc. 1.2500
ISTD 468.00>423.00 (-) 6.48e4

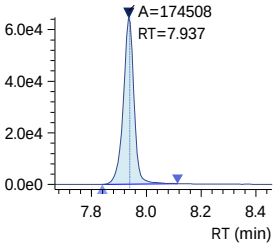

Insight Report
Before Manual Integration
Printed 3/18/2024 10:53:49

240315_029 (continued)

PFNA
Conc. 1.2000
R#1 0.00 (20.29)
R#2 0.00 (20.29)
Q 463.00>419.00 (-) 5.47e4

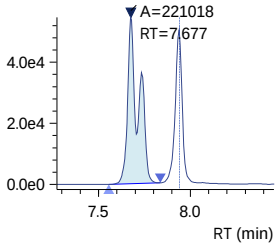

R1 463.00>219.00 (-) 1.07e4

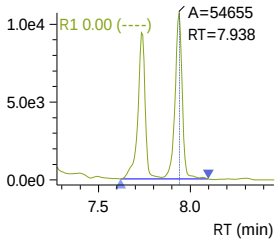

R2 463.00>219.00 (-) 1.07e4

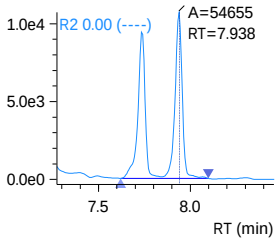

PFHpS
Conc. ----
R#1 0.00 (51.10)
R#2 0.00 (51.10)
Q 449.00>79.90 (-) 0.00e0

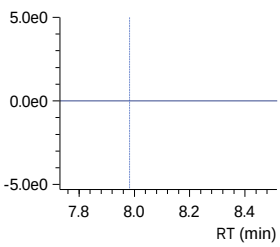

R1 449.00>98.80 (-) 1.40e1

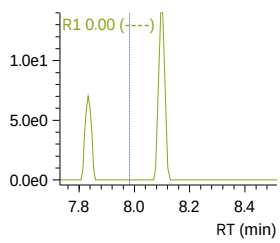

R2 449.00>98.80 (-) 1.40e1

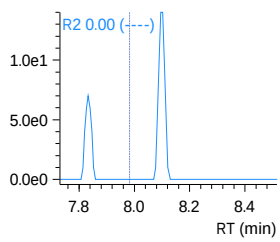

7_3 FTCA
Conc. ----
R#1 0.00 (140.94)
R#2 0.00 (140.94)
Q 441.00>317.00 (-) 6.10e1

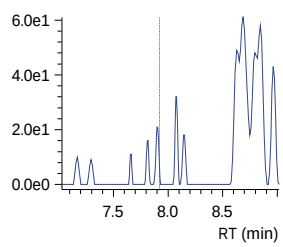

R1 441.00>336.90 (-) 9.70e1

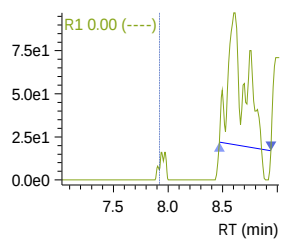

R2 441.00>336.90 (-) 9.70e1

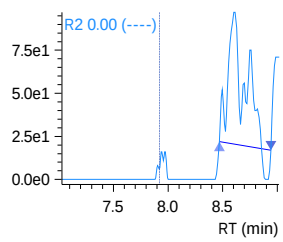

13C2-8_2-FTS
Conc. 6.9092
Q 529.10>80.90 (-) 2.02e4

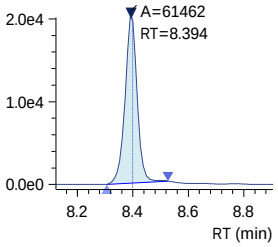

13C2-8_2-FTS_IS
Conc. 5.0000
ISTD 529.10>80.90 (-) 2.02e4

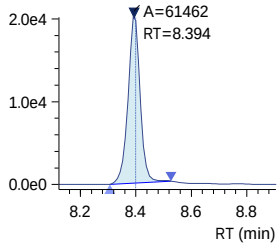

Insight Report
Before Manual Integration
Printed 3/18/2024 10:53:49

240315_029 (continued)

8_2 FTS
Conc. ----
R#1 0.00 (52.20)
R#2 0.00 (52.20)
Q 527.10>506.95 (-) 0.00e0

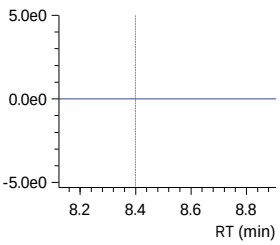

13C6-PFDA_IS
Conc. 1.2500
ISTD 519.10>474.10 (-) 4.77e4

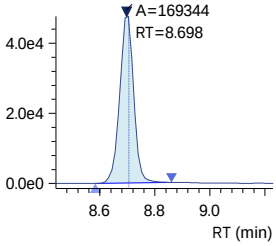

13C6-PFDA
Conc. 1.7825
Q 519.10>474.10 (-) 4.77e4

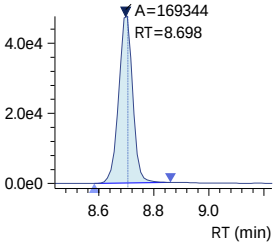

13C2-PFDA_IS
Conc. 1.2500
ISTD 515.10>470.10 (-) 2.87e4

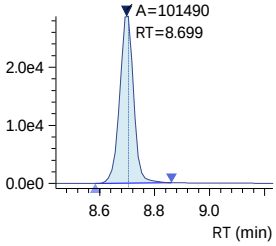

PFDA
Conc. -0.0037
R#1 0.00 (17.53)
R#2 0.00 (17.53)
Q 512.90>469.00 (-) 5.94e2

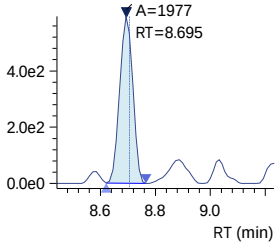

R1 527.10>80.80 (-) 0.00e0

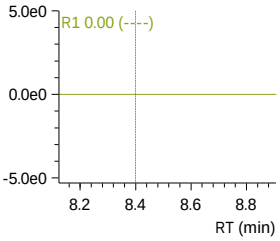

R1 512.90>219.00 (-) 5.80e1

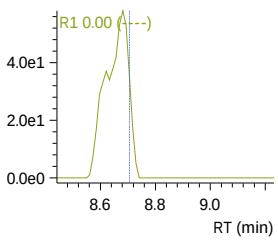

R2 527.10>80.80 (-) 0.00e0

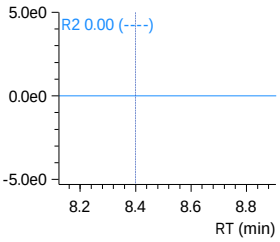

R2 512.90>219.00 (-) 5.80e1

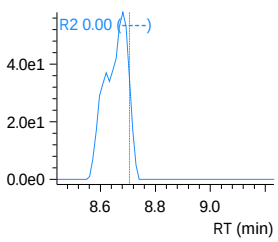

D3-NMeFOSAA_IS
Conc. 5.0000
ISTD 573.20>419.00 (-) 6.18e4

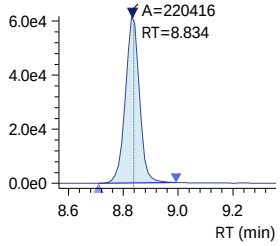

D3-NMeFOSAA
Conc. 7.2281
Q 573.20>419.00 (-) 6.18e4

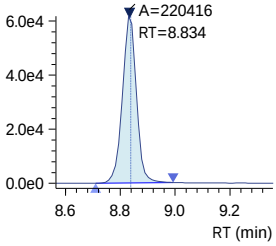

13C8-PFOS_IS
Conc. 2.5000
ISTD 507.10>98.90 (-) 1.55e4

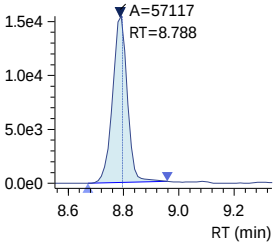

13C8-PFOS
Conc. 3.2363
Q 507.10>98.90 (-) 1.55e4

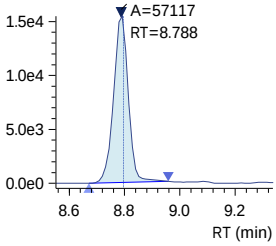

13C4-PFOS_IS
Conc. 2.5000
ISTD 502.80>79.90 (-) 3.47e4

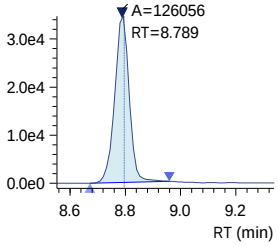

Insight Report
Before Manual Integration
Printed 3/18/2024 10:53:49

240315_029 (continued)

PFOS
Conc. ----
R#1 0.00 (48.06)
R#2 0.00 (48.06)
Q 498.90>79.90 (-) 2.13e2

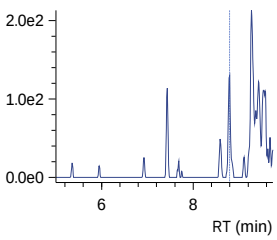

R1 498.90>98.80 (-) 6.50e1

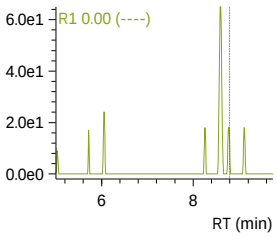

R2 498.90>98.80 (-) 6.50e1

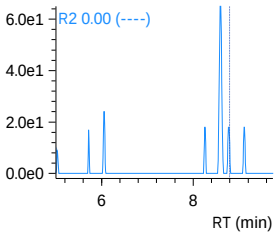

NMeFOSAA
Conc. ----
R#1 0.00 (72.86)
R#2 0.00 (72.86)
Q 570.10>419.00 (-) 0.00e0

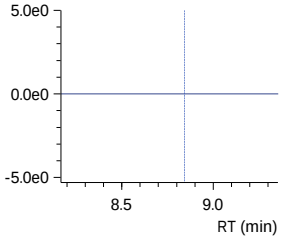

R1 570.10>483.00 (-) 0.00e0

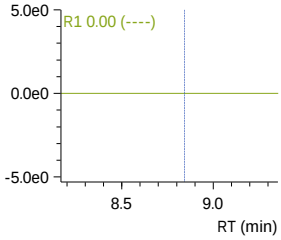

R2 570.10>483.00 (-) 0.00e0

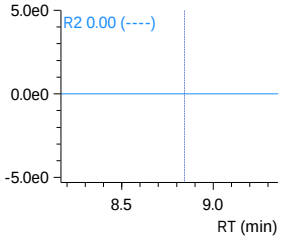

D5-NEtFOSAA_IS
Conc. 5.0000
ISTD 589.20>419.00 (-) 4.86e4

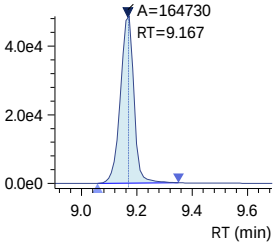

D5-NEtFOSAA
Conc. 7.3731
Q 589.20>419.00 (-) 4.86e4

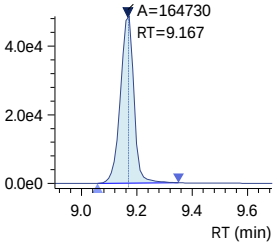

NEtFOSAA
Conc. ----
R#1 0.00 (72.48)
R#2 0.00 (72.48)
Q 584.20>419.10 (-) 0.00e0

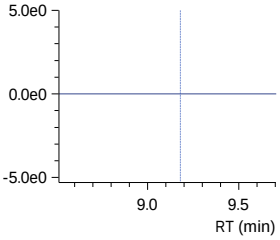

R1 584.20>526.00 (-) 0.00e0

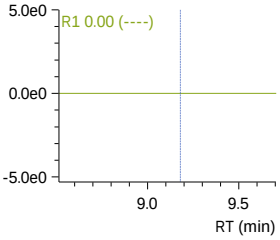

R2 584.20>526.00 (-) 0.00e0

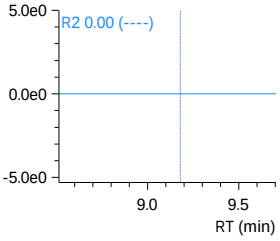

Insight Report
Before Manual Integration
Printed 3/18/2024 10:53:49

240315_029 (continued)

9-Cl-PF3ONS
Conc. ----
R#1 0.00 (31.17)
R#2 0.00 (31.17)
Q 530.80>351.00 (-) 7.20e1

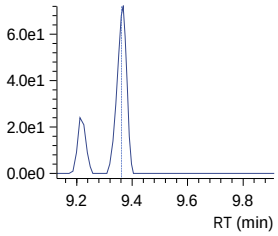

R1 532.80>353.00 (-) 8.70e1

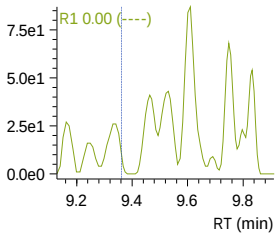

R2 532.80>353.00 (-) 8.70e1

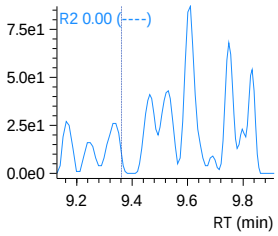

PFUnDA
Conc. 0.0017
R#1 0.00 (11.58)
R#2 0.00 (11.58)
Q 563.10>519.00 (-) 6.38e2

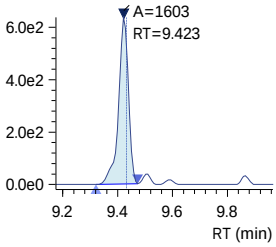

R1 563.10>269.10 (-) 2.40e1

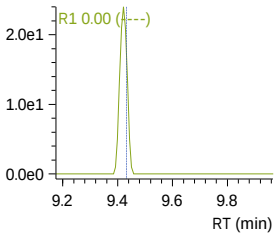

R2 563.10>269.10 (-) 2.40e1

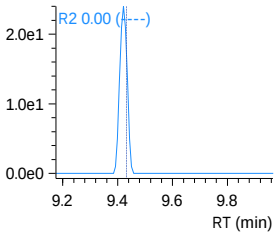

13C7-PFUnDA_IS
Conc. 1.2500
ISTD 570.00>525.10 (-) 5.47e4

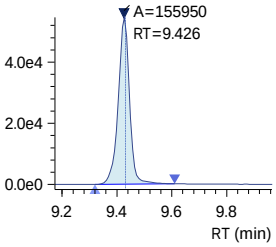

13C7-PFUnDA
Conc. 1.6645
Q 570.00>525.10 (-) 5.47e4

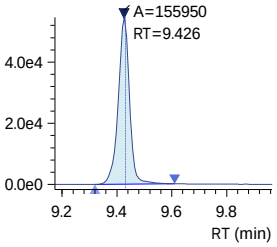

PFNS
Conc. ----
R#1 0.00 (59.04)
R#2 0.00 (59.04)
Q 548.80>79.90 (-) 5.30e1

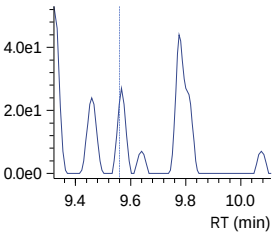

R1 548.80>98.80 (-) 1.30e1

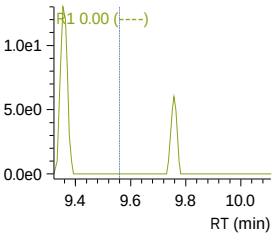

R2 548.80>98.80 (-) 1.30e1

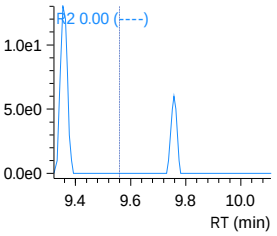

240315_029 (continued)

10_2 FTS
Conc. ----
R#1 0.00 (33.72)
R#2 0.00 (33.72)
Q 626.80>607.05 (-) 9.00e0

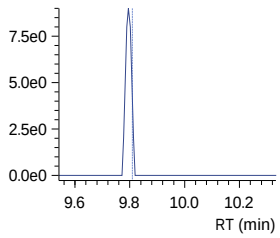

R1 626.80>81.00 (-) 0.00e0

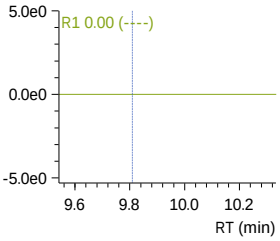

R2 626.80>81.00 (-) 0.00e0

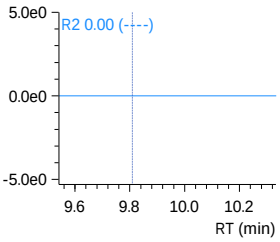

13C2-PFDOA_IS
Conc. 1.2500
ISTD 615.10>570.00 (-) 6.02e4

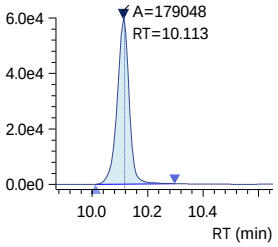

13C2-PFDOA
Conc. 1.6432
Q 615.10>570.00 (-) 6.02e4

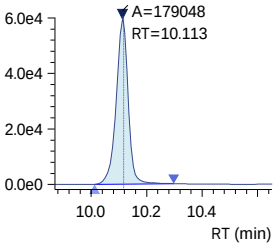

PFDOA
Conc. -0.0136
R#1 0.00 (10.37)
R#2 0.00 (10.37)
Q 613.10>569.00 (-) 3.46e2

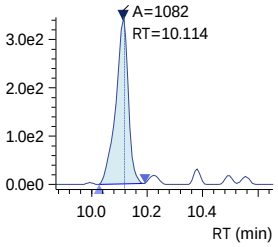

R1 613.10>319.00 (-) 5.80e1

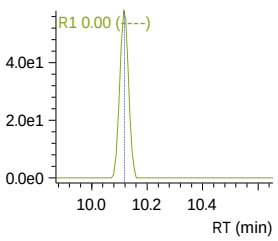

R2 613.10>319.00 (-) 5.80e1

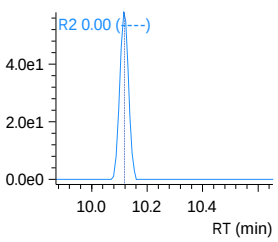

PFDS
Conc. ----
R#1 0.00 (59.30)
R#2 0.00 (59.30)
Q 599.00>79.90 (-) 2.40e1

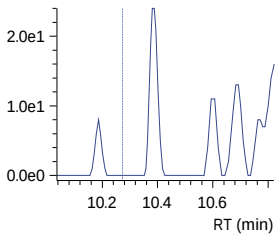

R1 599.00>98.80 (-) 0.00e0

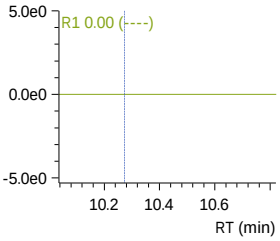

R2 599.00>98.80 (-) 0.00e0

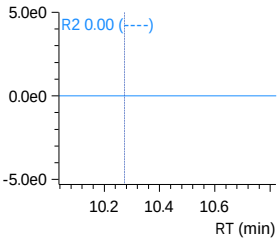

Insight Report
Before Manual Integration
Printed 3/18/2024 10:53:49

240315_029 (continued)

PFTrDA
Conc. -0.0022
R#1 0.00 (14.67)
R#2 0.00 (14.67)
Q 663.00>619.00 (-) 5.96e2

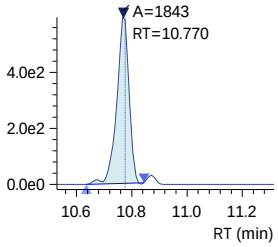

11-Cl-PF3OUdS
Conc. ----
R#1 0.00 (34.64)
R#2 0.00 (34.64)
Q 630.90>451.00 (-) 3.20e1

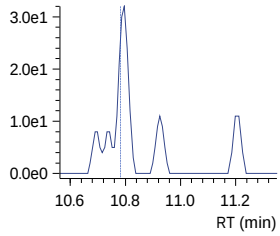

PFOSAm
Conc. 0.6074
Q 498.10>77.90 (-) 1.09e4

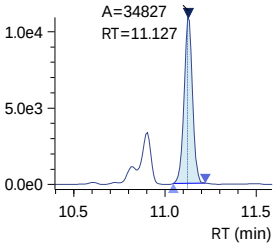

13C8-PFOSAm
Conc. 3.3331
Q 506.10>77.80 (-) 4.94e4

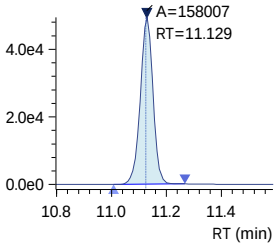

13C8-PFOSAm_IS
Conc. 2.5000
ISTD 506.10>77.80 (-) 4.94e4

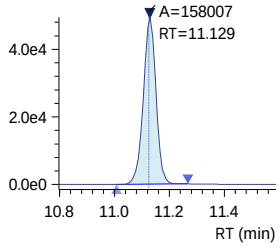

R1 663.00>168.90 (-) 6.30e1

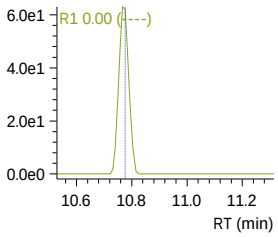

R1 632.90>452.90 (-) 3.90e1

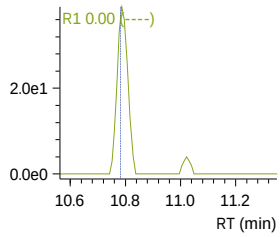

R2 663.00>168.90 (-) 6.30e1

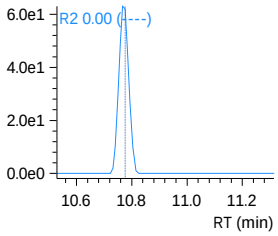

R2 632.90>452.90 (-) 3.90e1

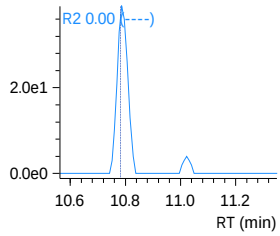

240315_029 (continued)

PFTDA
Conc. ----
R#1 0.00 (17.10)
R#2 0.00 (17.10)
Q 713.10>669.00 (-) 2.11e2

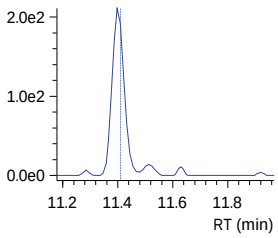

13C2-PFTDA
Conc. 1.6202
Q 715.20>670.00 (-) 3.06e4

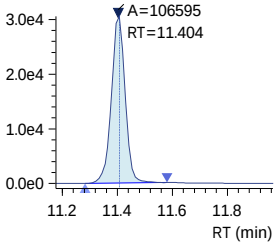

13C2-PFTDA_IS
Conc. 1.2500
ISTD 715.20>670.00 (-) 3.06e4

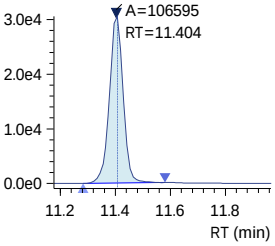

PFDoS
Conc. ----
R#1 0.00 (62.00)
R#2 0.00 (62.00)
Q 699.10>79.90 (-) 1.20e1

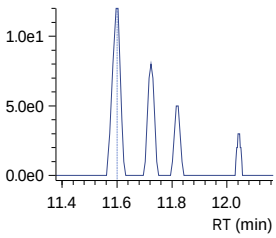

D7-MeFOSE_IS
Conc. 25.0000
ISTD 623.20>58.90 (-) 1.42e5

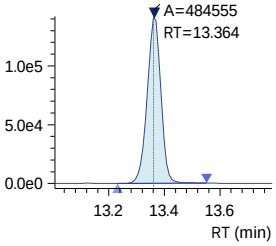

R1 713.10>168.90 (-) 5.80e1

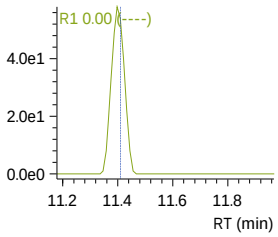

R1 699.10>98.80 (-) 3.00e0

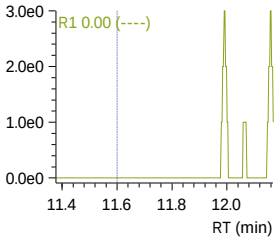

R2 713.10>168.90 (-) 5.80e1

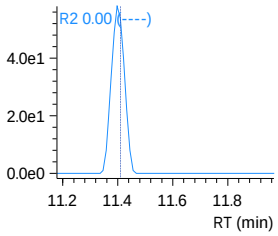

R2 699.10>98.80 (-) 3.00e0

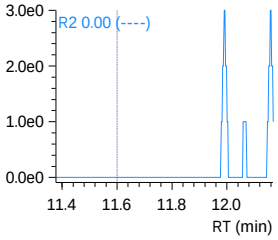

Insight Report
Before Manual Integration
Printed 3/18/2024 10:53:49

240315_029 (continued)

D7-MeFOSE
Conc. 33.4078

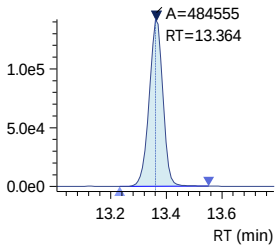

MeFOSE
Conc. 0.8213

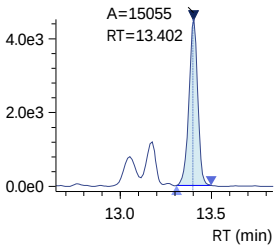

13C2-PFHXDA_IS
Conc. 2.5000

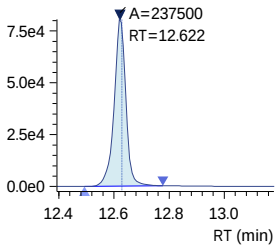

13C2-PFHXDA
Conc. 3.5108

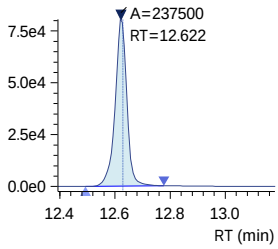

PFHXDA
Conc. 0.0025
R#1 0.00 (11.37)
R#2 0.00 (11.37)

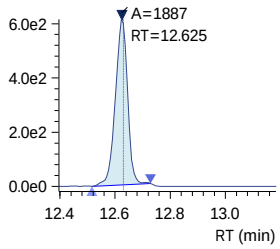

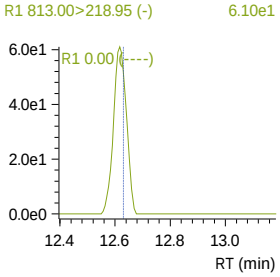

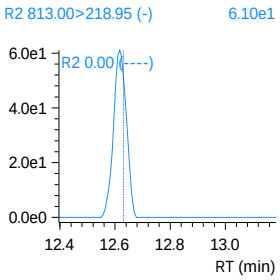

Insight Report
Before Manual Integration
Printed 3/18/2024 10:53:49

240315_029 (continued)

D3-MeFOSA
Conc. 3.3582

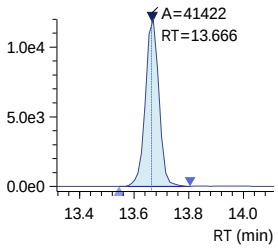

D3-MeFOSA_IS
Conc. 2.5000

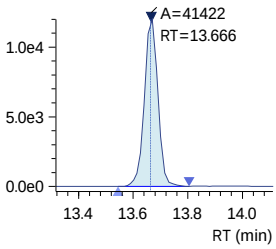

MeFOSA
Conc. ----
R#1 0.00 (155.54)
R#2 0.00 (155.54)

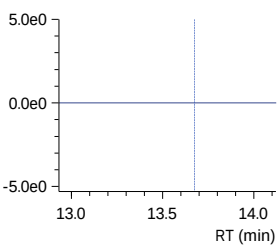

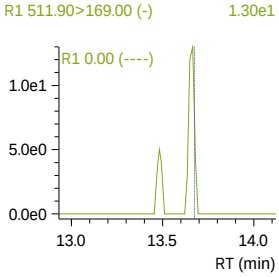

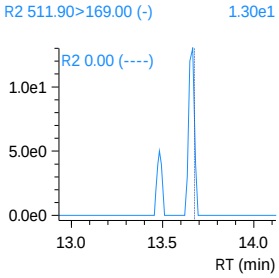

D9-EtFOSE_IS
Conc. 25.0000

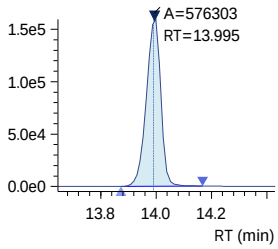

D9-EtFOSE
Conc. 34.8062

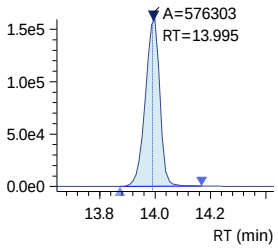

Insight Report
Before Manual Integration
Printed 3/18/2024 10:53:49

240315_029 (continued)

EtFOSE
Conc. 0.7948

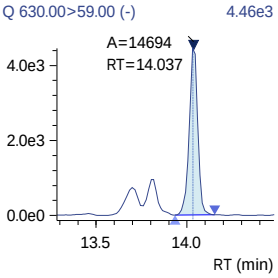

D5-EtFOSAm
Conc. 3.3565

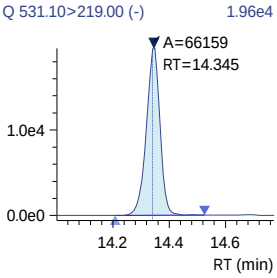

D5-EtFOSAm_IS
Conc. 2.5000

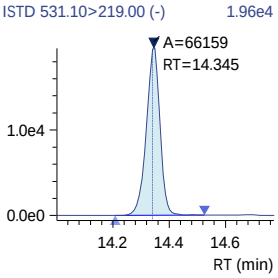

EtFOSAm
Conc. ----
R#1 0.00 (165.52)
R#2 0.00 (165.52)

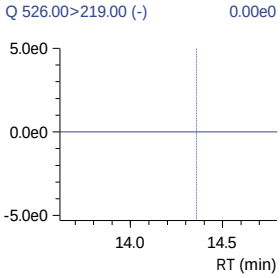

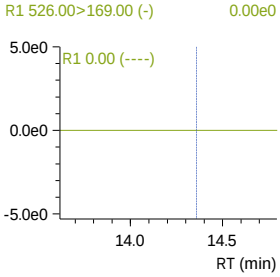

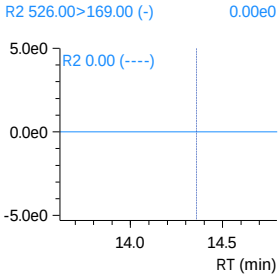

PFODA
Conc. ----
R#1 0.00 (33.10)
R#2 0.00 (33.10)

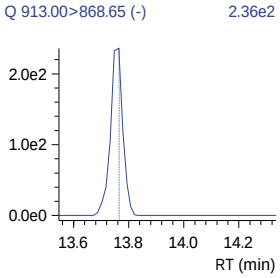

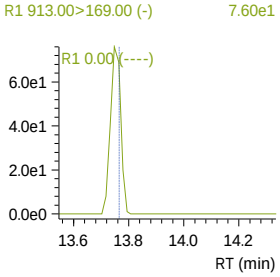

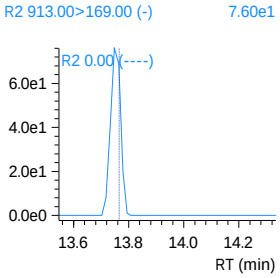

240321_1633_B1

ALS Environmental

Injection Log

LCMS08 -Shimadzu 8060

ICAL Date: 3/15/2024
Std. xp: 3/29/2024
ICAL ID: KC2400137
LIMS ID: 835726

1st Review: P. Salyards
2nd Review:
Column: Phenomenex EVO-C18 100X3.0 mm S/N: H23-138929
Mobile Phases A: 2mM Ammonium Acetate in H2O:ACN 95%:5% 23-OLC-04-56H B: ACN Lot #62120

	Sample Name		File Name	Acquisition Method	Dilution	R	
1	1633 CCB	23-OLC-04-41H	240321_005	1633_240207.lcm	1x	☒	
2	1633 ICAL 0.25PPB	23-OLC-04-42E	240321_006	1633_240207.lcm	1x	☒	Low for 6:2 and 8:2 FTS surrogates
3	1633 ICAL 0.5PPB	23-OLC-04-42F	240321_007	1633_240207.lcm	1x	☒	
4	1633 ICAL 1.0PPB	23-OLC-04-42G	240321_008	1633_240207.lcm	1x	☒	Low for 6:2 FTS surrogate
5	1633 ICAL 5.0PPB	23-OLC-04-42H	240321_009	1633_240207.lcm	1x	☒	
6	TDCA CHECK	23-OLC-04-56C	240321_010	1633_240207.lcm	1x	☒	Showed adequate separation from PFOS
7	1633 QIS	23-OLC-04-41I	240321_011	1633_240207.lcm	1x	☒	Showed isomers of both PFNA and PFOA
8	1633 CCB	23-OLC-04-41H	240321_012	1633_240207.lcm	1x	☒	
9	K2402589-011		240321_013	1633_240207.lcm	1x	☒	
10	K2402754-002		240321_014	1633_240207.lcm	1x	☒	
11	R2401914-013		240321_015	1633_240207.lcm	1x	☒	
12	R2401914-014		240321_016	1633_240207.lcm	1x	☒	
13	1633 ICAL 1.0PPB	23-OLC-04-42G	240321_017	1633_240207.lcm	1x	☒	High for EtFOSE surrogate
14	1633 CCB	23-OLC-04-41H	240321_018	1633_240207.lcm	1x	☒	
15	1633 ICAL 5.0PPB	23-OLC-04-42H	240321_019	1633_240207.lcm	1x	☒	
16	1633 CCB	23-OLC-04-41H	240321_020	1633_240207.lcm	1x	☒	
17	KQ2403860-05	MB	240321_021	1633_240207.lcm	1x	☒	
18	KQ2403860-03	LCS	240321_022	1633_240207.lcm	1x	☒	
19	KQ2403860-04	LCSLL	240321_023	1633_240207.lcm	1x	☒	
20	K2402766-008		240321_024	1633_240207.lcm	1x	☒	
21	K2402766-009		240321_025	1633_240207.lcm	1x	☒	
22	R2401914-005		240321_026	1633_240207.lcm	1x	☒	
23	R2401914-006		240321_027	1633_240207.lcm	1x	☒	
24	KQ2403860-01	MS	240321_028	1633_240207.lcm	1x	☒	
25	KQ2403860-02	DMS	240321_029	1633_240207.lcm	1x	☒	
26	R2401914-007		240321_030	1633_240207.lcm	1x	☒	
27	1633 ICAL 5.0PPB	23-OLC-04-42H	240321_031	1633_240207.lcm	1x	☒	
28	1633 CCB	23-OLC-04-41H	240321_032	1633_240207.lcm	1x	☒	

J:\LCMS08\Data\240321_1633_B1\inject log 240321_1633_B1

240320_1633_B1

ALS Environmental

Injection Log

LCMS08 -Shimadzu 8060

ICAL Date: 3/15/2024
Std. xp: 3/29/2024
ICAL ID: KC2400137
LIMS ID: 835644

1st Review: P. Salyards
2nd Review:
Column: Phenomenex EVO-C18 100X3.0 mm S/N: H23-138929
Mobile Phases A: 2mM Ammonium Acetate in H2O:ACN 95%:5% 23-OLC-04-56H B: ACN Lot #62120

	Sample Name		File Name	Acquisition Method	Dilution	R	
1	1633 CCB	23-OLC-04-41H	240320_005	1633_240207.lcm	1x	☒	
2	1633 ICAL 0.25PPB	23-OLC-04-42E	240320_006	1633_240207.lcm	1x	☒	High for 8:2 FTS due to low surrogate
3	1633 ICAL 1.0PPB	23-OLC-04-42G	240320_007	1633_240207.lcm	1x	☒	
4	TDCA CHECK	23-OLC-04-56C	240320_008	1633_240207.lcm	1x	☒	Showed adequate separation from PFOS
5	1633 QIS	23-OLC-04-41I	240320_009	1633_240207.lcm	1x	☒	Showed isomers of both PFNA and PFOA
6	1633 CCB	23-OLC-04-41H	240320_010	1633_240207.lcm	1x	☒	
7	KQ2404025-04	MB	240320_011	1633_240207.lcm	1x	☒	
8	KQ2404025-01	LCS	240320_012	1633_240207.lcm	1x	☒	
9	KQ2404025-02	DLCS	240320_013	1633_240207.lcm	1x	☒	
10	KQ2404025-03	LCSLL	240320_014	1633_240207.lcm	1x	☒	
11	K2402589-001		240320_015	1633_240207.lcm	1x	☒	
12	K2402589-002		240320_016	1633_240207.lcm	1x	☒	
13	K2402589-003		240320_017	1633_240207.lcm	1x	☒	
14	K2402589-004		240320_018	1633_240207.lcm	1x	☒	
15	K2402589-005		240320_019	1633_240207.lcm	1x	☒	
16	K2402589-006		240320_020	1633_240207.lcm	1x	☒	
17	K2402589-007		240320_021	1633_240207.lcm	1x	☒	
18	K2402589-008		240320_022	1633_240207.lcm	1x	☒	
19	K2402589-009		240320_023	1633_240207.lcm	1x	☒	
20	K2402589-010		240320_024	1633_240207.lcm	1x	☒	
21	1633 ICAL 1.0PPB	23-OLC-04-42G	240320_025	1633_240207.lcm	1x	☒	
22	1633 CCB	23-OLC-04-41H	240320_026	1633_240207.lcm	1x	☒	

J:\LCMS08\Data\240320_1633_B1\inject log 240320_1633_B1

January 21, 2025 Service Request No:R2500213

Mr. Jeff Danzinger
Day Environmental, Inc.
1563 Lyell Avenue
Rochester, NY 14606

Laboratory Results for: Lighthouse Pointe Inland Site

Dear Mr.Danzinger,

Enclosed are the results of the sample(s) submitted to our laboratory January 08, 2025
For your reference, these analyses have been assigned our service request number **R2500213.**

All testing was performed according to our laboratory's quality assurance program and met the requirements of the TNI standards except as noted in the case narrative report. Any testing not included in the lab's accreditation is identified on a Non-Certified Analytes report. All results are intended to be considered in their entirety. ALS Environmental is not responsible for use of less than the complete report. Results apply only to the individual samples submitted to the lab for analysis, as listed in the report. The measurement uncertainty of the results included in this report is within that expected when using the prescribed method(s), and represented by Laboratory Control Sample control limits. Any events, such as QC failures or Holding Time exceedances, which may add to the uncertainty are explained in the report narrative or are flagged with qualifiers. The flags are explained in the Report Qualifiers and Definitions page of this report.

Please contact me if you have any questions. My extension is 7476. You may also contact me via email at Chris.Leavy@alsglobal.com.

Respectfully submitted,

ALS Group USA, Corp. dba ALS Environmental

Christopher Leavy
Project Manager

ADDRESS 1565 Jefferson Road, Building 300, Suite 360, Rochester, NY 14623
PHONE +1 585 288 5380 | FAX +1 585 288 8475
ALS Group USA, Corp.
dba ALS Environmental

Narrative Documents

ALS Environmental—Rochester Laboratory
1565 Jefferson Road, Building 300, Suite 360, Rochester, NY 14623
Phone (585) 288-5380 Fax (585) 288-8475
www.alsglobal.com

1565 Jefferson Rd, Building 300, Rochester, NY 14623 | 585-288-5380 | www.alsglobal.com

Client: Day Environmental, Inc.
Project: Lighthouse Pointe Inland Site
Sample Matrix: Soil

Service Request: R2500213
Date Received: 01/08/2025

CASE NARRATIVE

All analyses were performed consistent with the quality assurance program of ALS Environmental. This report contains analytical results for samples for the Tier II level requested by the client.

Sample Receipt:

Ten soil samples were received for analysis at ALS Environmental on 01/08/2025. Any discrepancies upon initial sample inspection are annotated on the sample receipt and preservation form included within this report. The samples were stored at minimum in accordance with the analytical method requirements.

Semivoa GC:

No significant anomalies were noted with this analysis.

Metals:

When analyzed without dilution, the concentration of one or more elements in one or more samples exceeded the associated single element interference check concentration. As per section 9.9.1 of EPA 6010D, affected samples were diluted to reduce the solution concentration of the high concentration element below the interference check concentration, whether or not the high concentration element was an analyte of interest. The dilution has increased the reporting limits accordingly.

Approved by _____ Date 01/21/2025

SAMPLE DETECTION SUMMARY

This form includes only detections above the reporting levels. For a full listing of sample results, continue to the Sample Results section of this Report.

CLIENT ID: RO-1			Lab ID: R2500213-001			
Analyte	**Results**	**Flag**	**MDL**	**MRL**	**Units**	**Method**
Lead	0.18	J	0.15	0.30	mg/L	6010D

CLIENT ID: RO-4			Lab ID: R2500213-004			
Analyte	**Results**	**Flag**	**MDL**	**MRL**	**Units**	**Method**
Lead	0.18	J	0.15	0.30	mg/L	6010D

Sample Receipt Information

ALS Environmental—Rochester Laboratory
1565 Jefferson Road, Building 300, Suite 360, Rochester, NY 14623
Phone (585) 288-5380 Fax (585) 288-8475
www.alsglobal.com

Client: Day Environmental, Inc. **Service Request:**R2500213
Project: Lighthouse Pointe Inland Site/6048S-23

SAMPLE CROSS-REFERENCE

SAMPLE #	CLIENT SAMPLE ID	DATE	TIME
R2500213-001	RO-1	1/8/2025	1002
R2500213-002	RO-2	1/8/2025	1005
R2500213-003	RO-3	1/8/2025	1010
R2500213-004	RO-4	1/8/2025	1015
R2500213-005	RO-5	1/8/2025	1025
R2500213-006	RO-6	1/8/2025	1027
R2500213-007	RO-7	1/8/2025	1030
R2500213-008	RO-8	1/8/2025	1039
R2500213-009	RO-9	1/8/2025	1042
R2500213-010	RO-10	1/8/2025	1045

Chain of Custody / Analytical Request Form

081650

SR#:

Page 1 of 1

1565 Jefferson Road, Building 300, Suite 360 • Rochester, NY 14623 • +1 585 288 5380 • alsglobal.com

Report To:

Company: Day Environmental, Inc.
Contact: Jeff Danzinger
Email: jdanzinger@daymail.net
Phone: 585-454-0210
Address: 1563 Lyell Ave
Rochester, NY

ALL SHADED AREAS MUST BE COMPLETED BY THE CLIENT / SAMPLER

Project Name: Lighthouse Pointe Inland Site.
Project Number: 60485-23
ALS Quote #: DAY std list.
Sampler's Signature:
Email CC:
Email CC:
State Samples Collected (Circle or Write): NY, MA, PA, CT, Other:

Preservative: 0. None; 1. HCl; 2. HNO3; 3. H2SO4; 4. NAOH; 5. Zn Acet.; 6. MeOH; 7. NaHSO4; 8. Other

Lab ID (ALS)	Sample ID:	Date	Time	Matrix (GW, WW, SW, DW, S, L, NA)	Number of Containers	MS/MSD?	GC/MS VOA - 8260•624•524•TCLP	GC/MS SVOA - 8270 • 625 • TCLP	Pesticides - 8081 • 608 • TCLP	PCBs - 8082 • 608	Herbicides - 8151 • TCLP	Metals, Total - Select Below	Metals, Dissolved - Field / In-Lab Filter	0	Notes:
	RO-1	1-8-2025	1002	S	1	N								X TCLP lead (1311+6010)	
	RO-2		1005											X	
	RO-3		1010											X	
	RO-4		1015											X	
	RO-5		1025											X	
	RO-6		1027											X	
	RO-7		1030											X	
	RO-8		1039											X	
	RO-9		1042											X	
	RO-10		1045											X	

Special Instructions / Comments:

Turnaround Requirements

____Rush (Surcharges Apply)
Subject to Availability
Please Check with your PM
X Standard (10 Business Days)
Date Required:

Report Requirements

X Tier II/Cat A -Results/QC PDF
____Tier IV/Cat B - Data Validation Report w/. Data
EDD: ____Yes ____No
EDD Type:

Metals: RCRA 8•PP 13•TAL 23•TCLP•Other (List)

VOA/SVOA Report List: TCL • BTEX • TCLP • CP-51/Stars •THM • Other: _____

Invoice To: (X Same as Report To)
PO #: 60485-23
Company:
Contact:
Email:
Ph
Ac

	Relinquished By:	Received By:	Relinquished By:	Received By:	Relinquished By:	Received By:
Signature						
Printed Name	Jeff Danzinger	Abbie Austin				
Company	Day Env.	ALS				
Date/Time	1-8-25 / 1155	1/8/25 1155				

R2500213 5
Day Environmental, Inc.
Lighthouse Pointe Inland Site

Distribution: White - Lab Copy; Yellow - Return to Originator

© 2012 by ALS Group

R2500213 5
Day Environmental, Inc.
Lighthouse Pointe Inland Site

Cooler Receipt and Preservation Check Form

Project/Client Day Environmental Folder Number _____

Cooler received on 1/8/25 by: AA **COURIER:** ALS UPS FEDEX VELOCITY (CLIENT)

1	Were **Custody seals** on outside of cooler?	Y (N)	5a	Did **VOA** vials have sig* **bubbles?**	Y N (NA)
2	**Custody papers** properly completed (ink, signed)?	(Y) N	5b	Sig* bubbles: **Alk?** Y N (NA) **Sulfide?**	Y N (NA)
3	Did all bottles arrive in good **condition** (unbroken)?	(Y) N	6	Where did the bottles originate?	(ALS/ROC) CLIENT
4	Circle: (**Wet Ice**) **Dry Ice** **Gel packs** present?	(Y) N	7	Soil VOA received as: (Bulk) Encore 5035set NA	

8. Temperature Readings Date: 1/8/25 Time: 1204 ID: IR#12 (IR#11) From: Temp Blank (Sample Bottle)

Temp (°C)	-0.3						
Within 0-6°C?	Y (N)	Y N	Y N	Y N	Y N	Y N	Y N
If <0°C, were samples frozen?	Y (N)	Y N	Y N	Y N	Y N	Y N	Y N

If out of Temperature, note packing/ice condition: _____ Ice melted Poorly Packed (described below) Same Day Rule

&Client Approval to Run Samples: _____ Standing Approval Client aware at drop-off Client notified by: _____

All samples held in storage location: SMO by AA on 1/8 at 1206
5035 samples placed in storage location: _____ by _____ on _____ at _____ within 48 hours of sampling? Y N

Cooler Breakdown/Preservation Check**: Date: 1/8/25 Time: 1230 by: SES

9. Were all bottle labels complete (*i.e.* analysis, preservation, etc.)? YES NO
10. Did all bottle labels and tags agree with custody papers? YES NO
11. Were correct containers used for the tests indicated? YES NO
12. Were 5035 vials acceptable (no extra labels, not leaking)? YES NO N/A
13. Were dissolved metals filtered in the field? YES NO N/A
14. Air Samples: Cassettes / Tubes Intact Y / N with MS Y / N Canisters Pressurized Tedlar® Bags Inflated N/A

Limits	Lot of test paper	Reagent	In Limits? Yes	In Limits? No	Lot Received	Exp	Sample ID Adjusted	Vol. Added	Lot Added	Final pH
pH ≥12		NaOH								
pH ≤2		HNO_3								
pH ≤2		H_2SO_4								
pH <4		522 $NaHSO_4$								
pH 5-9		For 608pest			No=Notify for 3day					
Residual Chlorine (-)		For CN, Phenol, 625, 608pest, 522			If +, contact PM to add $Na_2S_2O_3$ (625, 608, CN), ascorbic (phenol).					
		$Na_2S_2O_3$	-	-						
		ZnAcetate	-	-						
		HCl	**	**						

**VOAs and 1664 Not to be tested before analysis. Otherwise, all bottles of all samples with chemical preservatives are checked (not just representatives).

Bottle lot numbers: 110424-1SR
Explain all Discrepancies/ Other Comments:

HPROD	BULK
HTR	FLDT
SUB	HGFB
ALS	LL3541

Labels secondary reviewed by: SES

*significant air bubbles: VOA > 5-6 mm : WC >1 in. diameter

Miscellaneous Forms

ALS Environmental—Rochester Laboratory
1565 Jefferson Road, Building 300, Suite 360, Rochester, NY 14623
Phone (585) 288-5380 Fax (585) 288-8475
www.alsglobal.com

REPORT QUALIFIERS AND DEFINITIONS

U	Analyte was analyzed for but not detected. The sample quantitation limit has been corrected for dilution and for percent moisture, unless otherwise noted in the case narrative.
J	Estimated value due to either being a Tentatively Identified Compound (TIC) or that the concentration is between the MRL and the MDL. Concentrations are not verified within the linear range of the calibration. For DoD: concentration >40% difference between two GC columns (pesticides/Arclors).
B	Analyte was also detected in the associated method blank at a concentration that may have contributed to the sample result.
E	Inorganics- Concentration is estimated due to the serial dilution was outside control limits.
E	Organics- Concentration has exceeded the calibration range for that specific analysis.
D	Concentration is a result of a dilution, typically a secondary analysis of the sample due to exceeding the calibration range or that a surrogate has been diluted out of the sample and cannot be assessed.
*	Indicates that a quality control parameter has exceeded laboratory limits. Under the "Notes" column of the Form I, this qualifier denotes analysis was performed out of Holding Time.
H	Analysis was performed out of hold time for tests that have an "immediate" hold time criteria.
#	Spike was diluted out.
+	Correlation coefficient for MSA is <0.995.
N	Inorganics- Matrix spike recovery was outside laboratory limits.
N	Organics- Presumptive evidence of a compound (reported as a TIC) based on the MS library search.
S	Concentration has been determined using Method of Standard Additions (MSA).
W	Post-Digestion Spike recovery is outside control limits and the sample absorbance is <50% of the spike absorbance.
P	Concentration >40% difference between the two GC columns.
C	Confirmed by GC/MS
Q	DoD reports: indicates a pesticide/Aroclor is not confirmed (≥100% Difference between two GC columns).
X	See Case Narrative for discussion.
MRL LOQ	Method Reporting Limit. Also known as: Limit of Quantitation (LOQ) The lowest concentration at which the method analyte may be reliably quantified under the method conditions.
MDL	Method Detection Limit. A statistical value derived from a study designed to provide the lowest concentration that will be detected 99% of the time. Values between the MDL and MRL are estimated (see J qualifier).
LOD	Limit of Detection. A value at or above the MDL which has been verified to be detectable.
ND	Non-Detect. Analyte was not detected at the concentration listed. Same as U qualifier.

Rochester Lab ID # for State Accreditations[1]

NELAP States
Florida ID # E87674
New Hampshire ID # 2941
New York ID # 10145
Pennsylvania ID# 68-786
Texas ID#T104704581
Virginia #460167

Non-NELAP States
Connecticut ID #PH0556
Delaware Approved
Maine ID #NY01587
North Carolina #36701
North Carolina #676
Rhode Island LAO00333

[1] Analyses were performed according to our laboratory's NELAP-approved quality assurance program and any applicable state or agency requirements. The test results meet requirements of the current NELAP/TNI standards or state or agency requirements, where applicable, except as noted in the case narrative. Since not all analyte/method/matrix combinations are offered for state/NELAC accreditation, this report may contain results which are not accredited. For a specific list of accredited analytes, contact the laboratory. To verify NH accredited analytes, go to https://www4.des.state.nh.us/CertifiedLabs/Certified-Method.aspx.

ALS Laboratory Group

Acronyms

ASTM	American Society for Testing and Materials
A2LA	American Association for Laboratory Accreditation
CARB	California Air Resources Board
CAS Number	Chemical Abstract Service registry Number
CFC	Chlorofluorocarbon
CFU	Colony-Forming Unit
DEC	Department of Environmental Conservation
DEQ	Department of Environmental Quality
DHS	Department of Health Services
DOE	Department of Ecology
DOH	Department of Health
EPA	U. S. Environmental Protection Agency
ELAP	Environmental Laboratory Accreditation Program
GC	Gas Chromatography
GC/MS	Gas Chromatography/Mass Spectrometry
LUFT	Leaking Underground Fuel Tank
M	Modified
MCL	Maximum Contaminant Level is the highest permissible concentration of a substance allowed in drinking water as established by the USEPA.
MDL	Method Detection Limit
MPN	Most Probable Number
MRL	Method Reporting Limit
NA	Not Applicable
NC	Not Calculated
NCASI	National Council of the Paper Industry for Air and Stream Improvement
ND	Not Detected
NIOSH	National Institute for Occupational Safety and Health
PQL	Practical Quantitation Limit
RCRA	Resource Conservation and Recovery Act
SIM	Selected Ion Monitoring
TPH	Total Petroleum Hydrocarbons
tr	Trace level is the concentration of an analyte that is less than the PQL but greater than or equal to the MDL.

Client:	Day Environmental, Inc.	**Service Request:**	R2500213
Project:	Lighthouse Pointe Inland Site/6048S-23		

Sample Name:	RO-1	**Date Collected:**	01/8/25
Lab Code:	R2500213-001	**Date Received:**	01/8/25
Sample Matrix:	Soil		

Analysis Method	Extracted/Digested By	Analyzed By
6010D	ECASTROVINCI	NMANSEN

Sample Name:	RO-2	**Date Collected:**	01/8/25
Lab Code:	R2500213-002	**Date Received:**	01/8/25
Sample Matrix:	Soil		

Analysis Method	Extracted/Digested By	Analyzed By
6010D	ECASTROVINCI	NMANSEN

Sample Name:	RO-3	**Date Collected:**	01/8/25
Lab Code:	R2500213-003	**Date Received:**	01/8/25
Sample Matrix:	Soil		

Analysis Method	Extracted/Digested By	Analyzed By
6010D	ECASTROVINCI	NMANSEN

Sample Name:	RO-4	**Date Collected:**	01/8/25
Lab Code:	R2500213-004	**Date Received:**	01/8/25
Sample Matrix:	Soil		

Analysis Method	Extracted/Digested By	Analyzed By
6010D	ECASTROVINCI	NMANSEN

Sample Name:	RO-5	**Date Collected:**	01/8/25
Lab Code:	R2500213-005	**Date Received:**	01/8/25
Sample Matrix:	Soil		

Analysis Method	Extracted/Digested By	Analyzed By
6010D	ECASTROVINCI	NMANSEN

Client: Day Environmental, Inc. **Service Request:** R2500213
Project: Lighthouse Pointe Inland Site/6048S-23

Sample Name: RO-6 **Date Collected:** 01/8/25
Lab Code: R2500213-006 **Date Received:** 01/8/25
Sample Matrix: Soil

Analysis Method	Extracted/Digested By	Analyzed By
6010D	ECASTROVINCI	NMANSEN

Sample Name: RO-7 **Date Collected:** 01/8/25
Lab Code: R2500213-007 **Date Received:** 01/8/25
Sample Matrix: Soil

Analysis Method	Extracted/Digested By	Analyzed By
6010D	ECASTROVINCI	NMANSEN

Sample Name: RO-8 **Date Collected:** 01/8/25
Lab Code: R2500213-008 **Date Received:** 01/8/25
Sample Matrix: Soil

Analysis Method	Extracted/Digested By	Analyzed By
6010D	ECASTROVINCI	NMANSEN

Sample Name: RO-9 **Date Collected:** 01/8/25
Lab Code: R2500213-009 **Date Received:** 01/8/25
Sample Matrix: Soil

Analysis Method	Extracted/Digested By	Analyzed By
6010D	ECASTROVINCI	NMANSEN

Sample Name: RO-10 **Date Collected:** 01/8/25
Lab Code: R2500213-010 **Date Received:** 01/8/25
Sample Matrix: Soil

Analysis Method	Extracted/Digested By	Analyzed By
6010D	ECASTROVINCI	NMANSEN

PREPARATION METHODS

The preparation methods associated with this report are found in these tables unless discussed in the case narrative.

INORGANIC

Water/Liquid Matrix

Analytical Method	Preparation Method
200.7	200.2
200.8	200.2
6010C or 6010D	3005A/3010A
6020A or 6020B	ILM05.3
9034 Sulfide Acid Soluble	9030B
SM 4500-CN-N-2016 Amenable and Residual Cyanide	SM 4500-CN-G and SM 4500-CN-B,C-2016
SM 4500-CN-E WAD Cyanide	SM 4500-CN-I

Solid/Soil/Non-Aqueous Matrix

Analytical Method	Preparation Method
6010C or 6010D	3050B
6020A or 6020B	3050B
6010C or 6010D TCLP (1311) extract	3005A/3010A
6010C or 6010D SPLP (1312) extract	3005A/3010A
7199	3060A
300.0 Anions/ 350.1/ 353.2/ SM 2320B/ SM 5210B/ 9056A Anions	DI extraction
For analytical methods not listed, the preparation method is the same as the analytical method reference.	

ORGANIC

Preparation Methods for Organic methods are listed in the header of the Results pages.

Regarding "Bulk/5035A":
For soil/solid samples submitted in soil jars for Volatiles analysis, the prep method is listed as "Bulk/5035A". The lab follows the closed-system EPA 5035A protocols once the sample is transferred to a sealed vial, but collection in bulk in soil jars does not follow the collection protocols listed in EPA 5035A. In accordance with the NYSDOH technical notice of October 2012, all results or reporting limits <200 ug/kg are to be considered estimated due to potential low bias.

Sample Results

ALS Environmental—Rochester Laboratory
1565 Jefferson Road, Building 300, Suite 360, Rochester, NY 14623
Phone (585) 288-5380 Fax (585) 288-8475
www.alsglobal.com

Metals

ALS Environmental—Rochester Laboratory
1565 Jefferson Road, Building 300, Suite 360, Rochester, NY 14623
Phone (585) 288-5380 Fax (585) 288-8475
www.alsglobal.com

Analytical Report

Client:	Day Environmental, Inc.	**Service Request:**	R2500213
Project:	Lighthouse Pointe Inland Site/6048S-23	**Date Collected:**	01/08/25 10:02
Sample Matrix:	Soil	**Date Received:**	01/08/25 11:55
Sample Name:	RO-1	**Basis:**	As Received
Lab Code:	R2500213-001		

Toxicity Characteristics Leachate Procedure (TCLP)

Inorganic Parameters

Pre-Prep Method: EPA 1311

Analyte Name	Analysis Method	Result	Units	MRL	MDL	Dil.	Date Analyzed	Date Extracted	Q
Lead	6010D	**0.18 J**	mg/L	0.30	0.15	3	01/16/25 16:01	01/14/25	

Analytical Report

Client:	Day Environmental, Inc.	**Service Request:**	R2500213
Project:	Lighthouse Pointe Inland Site/6048S-23	**Date Collected:**	01/08/25 10:05
Sample Matrix:	Soil	**Date Received:**	01/08/25 11:55
Sample Name:	RO-2	**Basis:**	As Received
Lab Code:	R2500213-002		

Toxicity Characteristics Leachate Procedure (TCLP)

Inorganic Parameters

Pre-Prep Method: EPA 1311

Analyte Name	Analysis Method	Result	Units	MRL	MDL	Dil.	Date Analyzed	Date Extracted	Q
Lead	6010D	0.15 U	mg/L	0.30	0.15	3	01/16/25 16:17	01/14/25	

Analytical Report

Client:	Day Environmental, Inc.	**Service Request:**	R2500213
Project:	Lighthouse Pointe Inland Site/6048S-23	**Date Collected:**	01/08/25 10:10
Sample Matrix:	Soil	**Date Received:**	01/08/25 11:55
Sample Name:	RO-3	**Basis:**	As Received
Lab Code:	R2500213-003		

Toxicity Characteristics Leachate Procedure (TCLP)

Inorganic Parameters

Pre-Prep Method: EPA 1311

Analyte Name	Analysis Method	Result	Units	MRL	MDL	Dil.	Date Analyzed	Date Extracted	Q
Lead	6010D	0.15 U	mg/L	0.30	0.15	3	01/16/25 16:20	01/14/25	

Analytical Report

Client:	Day Environmental, Inc.	**Service Request:**	R2500213
Project:	Lighthouse Pointe Inland Site/6048S-23	**Date Collected:**	01/08/25 10:15
Sample Matrix:	Soil	**Date Received:**	01/08/25 11:55
Sample Name:	RO-4	**Basis:**	As Received
Lab Code:	R2500213-004		

Toxicity Characteristics Leachate Procedure (TCLP)

Inorganic Parameters

Pre-Prep Method: EPA 1311

Analyte Name	Analysis Method	Result	Units	MRL	MDL	Dil.	Date Analyzed	Date Extracted	Q
Lead	6010D	**0.18 J**	mg/L	0.30	0.15	3	01/16/25 16:30	01/14/25	

Analytical Report

Client:	Day Environmental, Inc.	**Service Request:**	R2500213
Project:	Lighthouse Pointe Inland Site/6048S-23	**Date Collected:**	01/08/25 10:25
Sample Matrix:	Soil	**Date Received:**	01/08/25 11:55
Sample Name:	RO-5	**Basis:**	As Received
Lab Code:	R2500213-005		

Toxicity Characteristics Leachate Procedure (TCLP)

Inorganic Parameters

Pre-Prep Method: EPA 1311

Analyte Name	Analysis Method	Result	Units	MRL	MDL	Dil.	Date Analyzed	Date Extracted	Q
Lead	6010D	0.15 U	mg/L	0.30	0.15	3	01/16/25 16:33	01/14/25	

Analytical Report

Client:	Day Environmental, Inc.	**Service Request:**	R2500213
Project:	Lighthouse Pointe Inland Site/6048S-23	**Date Collected:**	01/08/25 10:27
Sample Matrix:	Soil	**Date Received:**	01/08/25 11:55
Sample Name:	RO-6	**Basis:**	As Received
Lab Code:	R2500213-006		

Toxicity Characteristics Leachate Procedure (TCLP)

Inorganic Parameters

Pre-Prep Method: EPA 1311

Analyte Name	Analysis Method	Result	Units	MRL	MDL	Dil.	Date Analyzed	Date Extracted	Q
Lead	6010D	0.15 U	mg/L	0.30	0.15	3	01/16/25 16:36	01/14/25	

Analytical Report

Client:	Day Environmental, Inc.	**Service Request:**	R2500213
Project:	Lighthouse Pointe Inland Site/6048S-23	**Date Collected:**	01/08/25 10:30
Sample Matrix:	Soil	**Date Received:**	01/08/25 11:55
Sample Name:	RO-7	**Basis:**	As Received
Lab Code:	R2500213-007		

Toxicity Characteristics Leachate Procedure (TCLP)

Inorganic Parameters

Pre-Prep Method: EPA 1311

Analyte Name	Analysis Method	Result	Units	MRL	MDL	Dil.	Date Analyzed	Date Extracted	Q
Lead	6010D	0.15 U	mg/L	0.30	0.15	3	01/16/25 16:39	01/14/25	

Analytical Report

Client:	Day Environmental, Inc.	**Service Request:**	R2500213
Project:	Lighthouse Pointe Inland Site/6048S-23	**Date Collected:**	01/08/25 10:39
Sample Matrix:	Soil	**Date Received:**	01/08/25 11:55
Sample Name:	RO-8	**Basis:**	As Received
Lab Code:	R2500213-008		

Toxicity Characteristics Leachate Procedure (TCLP)

Inorganic Parameters

Pre-Prep Method: EPA 1311

Analyte Name	Analysis Method	Result	Units	MRL	MDL	Dil.	Date Analyzed	Date Extracted	Q
Lead	6010D	0.15 U	mg/L	0.30	0.15	3	01/16/25 16:43	01/14/25	

Analytical Report

Client:	Day Environmental, Inc.	**Service Request:**	R2500213
Project:	Lighthouse Pointe Inland Site/6048S-23	**Date Collected:**	01/08/25 10:42
Sample Matrix:	Soil	**Date Received:**	01/08/25 11:55
Sample Name:	RO-9	**Basis:**	As Received
Lab Code:	R2500213-009		

Toxicity Characteristics Leachate Procedure (TCLP)

Inorganic Parameters

Pre-Prep Method: EPA 1311

Analyte Name	Analysis Method	Result	Units	MRL	MDL	Dil.	Date Analyzed	Date Extracted	Q
Lead	6010D	0.15 U	mg/L	0.30	0.15	3	01/16/25 16:46	01/14/25	

Analytical Report

Client:	Day Environmental, Inc.	**Service Request:**	R2500213
Project:	Lighthouse Pointe Inland Site/6048S-23	**Date Collected:**	01/08/25 10:45
Sample Matrix:	Soil	**Date Received:**	01/08/25 11:55
Sample Name:	RO-10	**Basis:**	As Received
Lab Code:	R2500213-010		

Toxicity Characteristics Leachate Procedure (TCLP)

Inorganic Parameters

Pre-Prep Method: EPA 1311

Analyte Name	Analysis Method	Result	Units	MRL	MDL	Dil.	Date Analyzed	Date Extracted	Q
Lead	6010D	0.15 U	mg/L	0.30	0.15	3	01/16/25 16:49	01/14/25	

QC Summary Forms

ALS Environmental—Rochester Laboratory
1565 Jefferson Road, Building 300, Suite 360, Rochester, NY 14623
Phone (585) 288-5380 Fax (585) 288-8475
www.alsglobal.com

Metals

ALS Environmental—Rochester Laboratory
1565 Jefferson Road, Building 300, Suite 360, Rochester, NY 14623
Phone (585) 288-5380 Fax (585) 288-8475
www.alsglobal.com

Analytical Report

Client:	Day Environmental, Inc.	**Service Request:**	R2500213
Project:	Lighthouse Pointe Inland Site/6048S-23	**Date Collected:**	NA
Sample Matrix:	Soil	**Date Received:**	NA
Sample Name:	Method Blank	**Basis:**	As Received
Lab Code:	R2500213-MB1		

Toxicity Characteristics Leachate Procedure (TCLP)

Inorganic Parameters

Pre-Prep Method: EPA 1311

Analyte Name	Analysis Method	Result	Units	MRL	MDL	Dil.	Date Analyzed	Date Extracted	Q
Lead	6010D	0.15 U	mg/L	0.30	0.15	3	01/16/25 15:57	01/14/25	

Analytical Report

Client:	Day Environmental, Inc.	**Service Request:**	R2500213
Project:	Lighthouse Pointe Inland Site/6048S-23	**Date Collected:**	NA
Sample Matrix:	Soil	**Date Received:**	NA
Sample Name:	Method Blank	**Basis:**	As Received
Lab Code:	R2500213-MB2		

Inorganic Parameters

Analyte Name	Analysis Method	Result	Units	MRL	MDL	Dil.	Date Analyzed	Date Extracted	Q
Lead	6010D	0.05 U	mg/L	0.10	0.05	1	01/16/25 15:51	01/14/25	

Client:	Day Environmental, Inc.	**Service Request:**	R2500213
Project:	Lighthouse Pointe Inland Site/6048S-23	**Date Collected:**	01/08/25
Sample Matrix:	Soil	**Date Received:**	01/08/25
		Date Analyzed:	01/16/25
		Date Extracted:	01/14/25

Duplicate Matrix Spike Summary
Inorganic Parameters

Sample Name:	RO-1	**Units:**	mg/L
Lab Code:	R2500213-001	**Basis:**	As Received
Analysis Method:	6010D		
Prep Method:	EPA 3005A/3010A		

		Matrix Spike			**Duplicate Matrix Spike**					
		R2500213-001MS			R2500213-001DMS					
Analyte Name	**Sample Result**	**Result**	**Spike Amount**	**% Rec**	**Result**	**Spike Amount**	**% Rec**	**% Rec Limits**	**RPD**	**RPD Limit**
Lead	0.18 J	0.68	0.50	99	0.68	0.50	100	75-125	<1	20

Results flagged with an asterisk (*) indicate values outside control criteria.

Results flagged with a pound (#) indicate the control criteria is not applicable.

Percent recoveries and relative percent differences (RPD) are determined by the software using values in the calculation which have not been rounded.

Matrix Spike and Matrix Spike Duplicate Data is presented for information purposes only. The matrix may or may not be relevant to samples reported in this report. The laboratory evaluates system performance based on the LCS and LCSD control limits.

Client: Day Environmental, Inc.
Project: Lighthouse Pointe Inland Site/6048S-23
Sample Matrix: Soil

Service Request: R2500213
Date Analyzed: 01/16/25

Lab Control Sample Summary
Inorganic Parameters

Units: mg/L
Basis: As Received

Lab Control Sample
R2500213-LCS

Analyte Name	Analytical Method	Result	Spike Amount	% Rec	% Rec Limits
Lead	6010D	0.522	0.50	104	80-120

APPENDIX E

Waste Transport and Disposal Documentation

September 11, 2025

Mr. Jeffrey A. Danzinger, P.G.
Associate Principal
Day Environmental, Inc
1563 Lyell Avenue
Rochester, NY 14606

Dear Mr. Danzinger:

Open top roll off dumpsters were used for transport and disposal of the soil located at 40 Marina Drive, Shumway Marine. A total of ten 20 cubic yard roll off dumpsters with poly liners were located on site for material storage during the project. All ten dumpsters were removed between February 26, 2025 – March 12, 2025.

Upon jobsite arrival drivers removed any excess debris caught on ledge surfaces surrounding the dumpster before loading onto their trucks. Additionally, the loads were tarped and secured to ensure no debris would blow off the load while in transport. All transport guidelines under the NYS DOT regulations are followed.

We appreciate the opportunity to serve you on this project. Please reach out to me directly if you have any further questions at 585-259-9090 or david.boon@casella.com.

Sincerely,

David M. Boon
Senior Business Development Manager

4890

NON-HAZARDOUS MANIFEST

WASTE MANAGEMENT

NON-HAZARDOUS MANIFEST	1. Generator's US EPA ID No.	Manifest Doc No.	2. Page 1 of

3. Generator's Mailing Address:
CASELLA WASTE MGMT OF NY INC C/O
SHUMWAY MARINE ATTN: DAVID BOON
85 SILVAROLE DR
ROCHESTER, NY 14623
4. Generator's Phone
585-259-9090

Generator's Site Address (If different than mailing):
SHUMWAY MARINE
40 MARINA DR
ROCHESTER, NY 14617

A. Manifest Number: WMNA «number»
B. State Generator's ID:

5. Transporter 1 Company Name: Casella Waste
6. US EPA ID Number:
C. State Transporter's ID: 8A-1099
D. Transporter's Phone: 585.254.7081

7. Transporter 2 Company Name:
8. US EPA ID Number:
E. State Transporter's ID:
F. Transporter's Phone:

9. Designated Facility Name and Site Address
WM OF NEW YORK AT HIGH ACRES LANDFILL
425 PERINTON PKWY
FAIRPORT, NY 14450
10. US EPA ID Number:
G. State Facility ID:
H. State Facility Phone: 716-496-5192

GENERATOR

11. Description of Waste Materials	12. Containers No.	12. Containers Type	13. Total Quantity	14. Unit Wt./Vol.	I. Misc. Comments
a. NON DOT REGULATED MATERIAL WM Profile # 128876NY	1	RO	20	YD	20-40
b. WM Profile #					
c. WM Profile #					
d. WM Profile #					

J. Additional Descriptions for Materials Listed Above

K. Disposal Location: Cell | Level | Grid

15. Special Handling Instructions and Additional Information
A. 128876NY – SOIL MIXED WITH TRASH — WEIGHT IS ESTIMATED

Purchase Order # — EMERGENCY CONTACT / PHONE NO.:

16. GENERATOR'S CERTIFICATE:
I hereby certify that the above-described materials are not hazardous wastes as defined by CFR Part 261 or any applicable state law, have been fully and accurately described, classified and packaged and are in proper condition for transportation according to applicable regulations.

Printed Name	Signature	Month	Day	Year
Frank R. Shumway		2	12	25

TRANSPORTER

17. Transporter 1 Acknowledgement of Receipt of Materials

Printed Name	Signature	Month	Day	Year
BRIAN TURNER		02	19	2025

18. Transporter 2 Acknowledgement of Receipt of Materials

Printed Name	Signature	Month	Day	Year

FACILITY

19. Certificate of Final Treatment/Disposal
I certify, on behalf of the above listed treatment facility, that to the best of my knowledge, the above-described waste was managed in compliance with all applicable laws, regulations, permits and licenses on the dates listed above.

20. Facility Owner or Operator: Certification of receipt of non-hazardous materials covered by this manifest.

Printed Name	Signature	Month	Day	Year
Tammy Bancroft		2	19	25

White- TREATMENT, STORAGE, DISPOSAL FACILITY COPY
Blue- GENERATOR #2 COPY
Yellow- GENERATOR #1 COPY
Pink- FACILITY USE ONLY
Gold- TRANSPORTER #1 COPY

Noah Peter 3/12/25

NON-HAZARDOUS MANIFEST

WASTE MANAGEMENT

NON-HAZARDOUS MANIFEST | 1. Generator's US EPA ID No. | Manifest Doc No. | 2. Page 1 of

3. Generator's Mailing Address:
CASELLA WASTE MGMT OF NY INC C/O
SHUMWAY MARINE ATTN: DAVID BOON
85 SILVAROLE DR
ROCHESTER, NY 14623
4. Generator's Phone
585-259-9090

Generator's Site Address (If different than mailing):
SHUMWAY MARINE
40 MARINA DR
ROCHESTER, NY 14617

A. Manifest Number: WMNA «number»
B. State Generator's ID

5. Transporter 1 Company Name: Casella Waste
6. US EPA ID Number
C. State Transporter's ID: 8A-1099
D. Transporter's Phone: 585·254·7081

7. Transporter 2 Company Name
8. US EPA ID Number
E. State Transporter's ID
F. Transporter's Phone

9. Designated Facility Name and Site Address
WM OF NEW YORK AT HIGH ACRES LANDFILL
425 PERINTON PKWY
FAIRPORT, NY 14450
10. US EPA ID Number
G. State Facility ID
H. State Facility Phone: 716-496-5192

GENERATOR

11. Description of Waste Materials	12. Containers No.	12. Containers Type	13. Total Quantity	14. Unit Wt./Vol.	I. Misc. Comments
a. NON DOT REGULATED MATERIAL WM Profile # 128876NY	1	RO	20	YD	
b. WM Profile #					
c. WM Profile #					
d. WM Profile #					

J. Additional Descriptions for Materials Listed Above

K. Disposal Location
Cell | Level
Grid

15. Special Handling Instructions and Additional Information
A. 128876NY – SOIL MIXED WITH TRASH WEIGHT IS ESTIMATED

Purchase Order # EMERGENCY CONTACT / PHONE NO.:

16. GENERATOR'S CERTIFICATE:
I hereby certify that the above-described materials are not hazardous wastes as defined by CFR Part 261 or any applicable state law, have been fully and accurately described, classified and packaged and are in proper condition for transportation according to applicable regulations.

Printed Name	Signature	Month	Day	Year
Frank R Shumway		2	12	25

TRANSPORTER

17. Transporter 1 Acknowledgement of Receipt of Materials

Printed Name	Signature	Month	Day	Year
Robert Silvach		3	10	25

18. Transporter 2 Acknowledgement of Receipt of Materials

Printed Name	Signature	Month	Day	Year

FACILITY

19. Certificate of Final Treatment/Disposal
I certify, on behalf of the above listed treatment facility, that to the best of my knowledge, the above-described waste was managed in compliance with all applicable laws, regulations, permits and licenses on the dates listed above.

20. Facility Owner or Operator: Certification of receipt of non-hazardous materials covered by this manifest.

Printed Name	Signature	Month	Day	Year
Noah Teeter		3	10	25

White- TREATMENT, STORAGE, DISPOSAL FACILITY COPY
Blue- GENERATOR #2 COPY
Yellow- GENERATOR #1 COPY
Pink- FACILITY USE ONLY
Gold- TRANSPORTER #1 COPY

NON-HAZARDOUS MANIFEST

WASTE MANAGEMENT

NON-HAZARDOUS MANIFEST	1. Generator's US EPA ID No.	Manifest Doc No.	2. Page 1 of	

3. Generator's Mailing Address:	Generator's Site Address (If different than mailing):	A. Manifest Number	
CASELLA WASTE MGMT OF NY INC C/O SHUMWAY MARINE ATTN: DAVID BOON 85 SILVAROLE DR ROCHESTER, NY 14623 **4. Generator's Phone** 585-259-9090	SHUMWAY MARINE 40 MARINA DR ROCHESTER, NY 14617	WMNA	«number»
		B. State Generator's ID	

5. Transporter 1 Company Name	6. US EPA ID Number	C. State Transporter's ID	8A-1099
Casella Waste		D. Transporter's Phone	585-254-7081
7. Transporter 2 Company Name	**8. US EPA ID Number**	E. State Transporter's ID	
		F. Transporter's Phone	
9. Designated Facility Name and Site Address	**10. US EPA ID Number**	G. State Facility ID	
WM OF NEW YORK AT HIGH ACRES LANDFILL 425 PERINTON PKWY FAIRPORT, NY 14450		H. State Facility Phone	716-496-5192

GENERATOR

11. Description of Waste Materials	12. Containers No.	12. Containers Type	13. Total Quantity	14. Unit Wt./Vol.	I. Misc. Comments
a. NON DOT REGULATED MATERIAL WM Profile # 128876NY	1	RO	20	YD	
b. WM Profile #					
c. WM Profile #					
d. WM Profile #					

J. Additional Descriptions for Materials Listed Above	K. Disposal Location			
	Cell		Level	
	Grid			

15. Special Handling Instructions and Additional Information

A. 128876NY – SOIL MIXED WITH TRASH WEIGHT IS ESTIMATED

Purchase Order # EMERGENCY CONTACT / PHONE NO.:

16. GENERATOR'S CERTIFICATE:

I hereby certify that the above-described materials are not hazardous wastes as defined by CFR Part 261 or any applicable state law, have been fully and accurately described, classified and packaged and are in proper condition for transportation according to applicable regulations.

Printed Name	Signature	Month	Day	Year
Frank R Shumway		2	12	25

TRANSPORTER

17. Transporter 1 Acknowledgement of Receipt of Materials				
Printed Name	Signature	Month	Day	Year
Robert Silvaroli		3	10	25
18. Transporter 2 Acknowledgement of Receipt of Materials				
Printed Name	Signature	Month	Day	Year

FACILITY

19. Certificate of Final Treatment/Disposal

I certify, on behalf of the above listed treatment facility, that to the best of my knowledge, the above-described waste was managed in compliance with all applicable laws, regulations, permits and licenses on the dates listed above.

20. Facility Owner or Operator: Certification of receipt of non-hazardous materials covered by this manifest.

Printed Name	Signature	Month	Day	Year
Noah Treter		3	10	25

White- TREATMENT, STORAGE, DISPOSAL FACILITY COPY Blue- GENERATOR #2 COPY Yellow- GENERATOR #1 COPY

Pink- FACILITY USE ONLY Gold- TRANSPORTER #1 COPY

NON-HAZARDOUS MANIFEST

WASTE MANAGEMENT

NON-HAZARDOUS MANIFEST

1. Generator's US EPA ID No. | Manifest Doc No. | 2. Page 1 of 1 | S17

A. Manifest Number WMNA «number»

GENERATOR

3. Generator's Mailing Address:
CASELLA WASTE MGMT OF NY INC C/O
SHUMWAY MARINE ATTN: DAVID BOON
85 SILVAROLE DR
ROCHESTER, NY 14623

4. Generator's Phone
585-259-9090

Generator's Site Address (If different than mailing):
SHUMWAY MARINE
40 MARINA DR
ROCHESTER, NY 14617

B. State Generator's ID

5. Transporter 1 Company Name
Casella Waste

6. US EPA ID Number

C. State Transporter's ID BA-1099

D. Transporter's Phone 585.254.7081

7. Transporter 2 Company Name

8. US EPA ID Number

E. State Transporter's ID

F. Transporter's Phone

9. Designated Facility Name and Site Address
WM OF NEW YORK AT HIGH ACRES LANDFILL
425 PERINTON PKWY
FAIRPORT, NY 14450

10. US EPA ID Number

G. State Facility ID

H. State Facility Phone 716-496-5192

11. Description of Waste Materials	12. Containers No.	12. Containers Type	13. Total Quantity	14. Unit Wt./Vol.	I. Misc. Comments
a. NON DOT REGULATED MATERIAL WM Profile # 128876NY	1	RO	20	YD	
b. WM Profile #					
c. WM Profile #					
d. WM Profile #					

J. Additional Descriptions for Materials Listed Above

K. Disposal Location
Cell | Level
Grid

15. Special Handling Instructions and Additional Information
A. 128876NY – SOIL MIXED WITH TRASH WEIGHT IS ESTIMATED

Purchase Order # EMERGENCY CONTACT / PHONE NO.:

16. GENERATOR'S CERTIFICATE:
I hereby certify that the above-described materials are not hazardous wastes as defined by CFR Part 261 or any applicable state law, have been fully and accurately described, classified and packaged and are in proper condition for transportation according to applicable regulations.

Printed Name Frank R. Shumway | Signature | Month 2 | Day 12 | Year 25

TRANSPORTER

17. Transporter 1 Acknowledgement of Receipt of Materials
Printed Name | Signature | Month 3 | Day 07 | Year 25

18. Transporter 2 Acknowledgement of Receipt of Materials
Printed Name | Signature | Month | Day | Year

FACILITY

19. Certificate of Final Treatment/Disposal
I certify, on behalf of the above listed treatment facility, that to the best of my knowledge, the above-described waste was managed in compliance with all applicable laws, regulations, permits and licenses on the dates listed above.

20. Facility Owner or Operator: Certification of receipt of non-hazardous materials covered by this manifest.

Printed Name | Signature | Month 3 | Day 7 | Year 25

White- TREATMENT, STORAGE, DISPOSAL FACILITY COPY
Pink- FACILITY USE ONLY
Blue- GENERATOR #2 COPY
Gold- TRANSPORTER #1 COPY
Yellow- GENERATOR #1 COPY

NON-HAZARDOUS MANIFEST

WASTE MANAGEMENT

NON-HAZARDOUS MANIFEST	1. Generator's US EPA ID No.	Manifest Doc No.	2. Page 1 of	

GENERATOR

3. Generator's Mailing Address:	Generator's Site Address (If different than mailing):	A. Manifest Number	
CASELLA WASTE MGMT OF NY INC C/O SHUMWAY MARINE ATTN: DAVID BOON 85 SILVAROLE DR ROCHESTER, NY 14623 **4. Generator's Phone** **585-259-9090**	SHUMWAY MARINE 40 MARINA DR ROCHESTER, NY 14617	**WMNA**	«number»
		B. State Generator's ID	

5. Transporter 1 Company Name	6. US EPA ID Number	C. State Transporter's ID	
Casella Waste		D. Transporter's Phone	585-254-7081
7. Transporter 2 Company Name	**8. US EPA ID Number**	E. State Transporter's ID	
		F. Transporter's Phone	
9. Designated Facility Name and Site Address	**10. US EPA ID Number**	G. State Facility ID	
WM OF NEW YORK AT HIGH ACRES LANDFILL 425 PERINTON PKWY FAIRPORT, NY 14450		H. State Facility Phone	716-496-5192

11. Description of Waste Materials	12. Containers No.	12. Containers Type	13. Total Quantity	14. Unit Wt./Vol.	I. Misc. Comments
a. NON DOT REGULATED MATERIAL **WM Profile #** 128876NY	1	RO	20	YD	
b. **WM Profile #**					
c. Waste Name **WM Profile #**					
d. Waste Name **WM Profile #**					

J. Additional Descriptions for Materials Listed Above	K. Disposal Location			
	Cell		Level	
	Grid			

15. Special Handling Instructions and Additional Information

A. 128876NY – SOIL MIXED WITH TRASH WEIGHT IS ESTIMATED

Purchase Order # EMERGENCY CONTACT / PHONE NO.:

16. GENERATOR'S CERTIFICATE:

I hereby certify that the above-described materials are not hazardous wastes as defined by CFR Part 261 or any applicable state law, have been fully and accurately described, classified and packaged and are in proper condition for transportation according to applicable regulations.

Printed Name	Signature	Month	Day	Year
Frank R Shumway		2	12	25

TRANSPORTER

17. Transporter 1 Acknowledgement of Receipt of Materials

Printed Name	Signature	Month	Day	Year
Robert Silvarole		3	7	25

18. Transporter 2 Acknowledgement of Receipt of Materials

Printed Name	Signature	Month	Day	Year

FACILITY

19. Certificate of Final Treatment/Disposal

I certify, on behalf of the above listed treatment facility, that to the best of my knowledge, the above-described waste was managed in compliance with all applicable laws, regulations, permits and licenses on the dates listed above.

20. Facility Owner or Operator: Certification of receipt of non-hazardous materials covered by this manifest.

Printed Name	Signature	Month	Day	Year
Noah Reeter		3	7	25

White- TREATMENT, STORAGE, DISPOSAL FACILITY COPY
Blue- GENERATOR #2 COPY
Yellow- GENERATOR #1 COPY
Pink- FACILITY USE ONLY
Gold- TRANSPORTER #1 COPY

NON-HAZARDOUS MANIFEST

WASTE MANAGEMENT

NON-HAZARDOUS MANIFEST	1. Generator's US EPA ID No.	Manifest Doc No.	2. Page 1 of	S18

3. Generator's Mailing Address:
CASELLA WASTE MGMT OF NY INC C/O
SHUMWAY MARINE ATTN: DAVID BOON
85 SILVAROLE DR
ROCHESTER, NY 14623

4. Generator's Phone
585-259-9090

Generator's Site Address (If different than mailing):
SHUMWAY MARINE
40 MARINA DR
ROCHESTER, NY 14617

A. Manifest Number: **WMNA** «number»

B. State Generator's ID

5. Transporter 1 Company Name: Casella Waste

6. US EPA ID Number

C. State Transporter's ID: 8A-1099

D. Transporter's Phone: 585·254·8081

7. Transporter 2 Company Name

8. US EPA ID Number

E. State Transporter's ID

F. Transporter's Phone

9. Designated Facility Name and Site Address
WM OF NEW YORK AT HIGH ACRES LANDFILL
425 PERINTON PKWY
FAIRPORT, NY 14450

10. US EPA ID Number

G. State Facility ID

H. State Facility Phone: 716-496-5192

GENERATOR

11. Description of Waste Materials	12. Containers No.	12. Containers Type	13. Total Quantity	14. Unit Wt./Vol.	I. Misc. Comments
a. NON DOT REGULATED MATERIAL WM Profile # 128876NY	1	RO	20	YD	
b. WM Profile #					
c. WM Profile #					
d. WM Profile #					

J. Additional Descriptions for Materials Listed Above

K. Disposal Location

Cell		Level	
Grid			

15. Special Handling Instructions and Additional Information
A. 128876NY – SOIL MIXED WITH TRASH — WEIGHT IS ESTIMATED

Purchase Order # — EMERGENCY CONTACT / PHONE NO.:

16. GENERATOR'S CERTIFICATE:
I hereby certify that the above-described materials are not hazardous wastes as defined by CFR Part 261 or any applicable state law, have been fully and accurately described, classified and packaged and are in proper condition for transportation according to applicable regulations.

Printed Name	Signature	Month	Day	Year
Frank R Shumway		2	12	25

TRANSPORTER

17. Transporter 1 Acknowledgement of Receipt of Materials

Printed Name	Signature	Month	Day	Year
Robert Silvaroli		3	7	25

18. Transporter 2 Acknowledgement of Receipt of Materials

Printed Name	Signature	Month	Day	Year

FACILITY

19. Certificate of Final Treatment/Disposal
I certify, on behalf of the above listed treatment facility, that to the best of my knowledge, the above-described waste was managed in compliance with all applicable laws, regulations, permits and licenses on the dates listed above.

20. Facility Owner or Operator: Certification of receipt of non-hazardous materials covered by this manifest.

Printed Name	Signature	Month	Day	Year
Noah Teeter		3	7	25

White- TREATMENT, STORAGE, DISPOSAL FACILITY COPY
Blue- GENERATOR #2 COPY
Yellow- GENERATOR #1 COPY
Pink- FACILITY USE ONLY
Gold- TRANSPORTER #1 COPY

NON-HAZARDOUS MANIFEST

WASTE MANAGEMENT

NON-HAZARDOUS MANIFEST	1. Generator's US EPA ID No.	Manifest Doc No.	2. Page 1 of	

3. Generator's Mailing Address:	Generator's Site Address (If different than mailing):	A. Manifest Number	«number»
CASELLA WASTE MGMT OF NY INC C/O SHUMWAY MARINE ATTN: DAVID BOON 85 SILVAROLE DR ROCHESTER, NY 14623 4. Generator's Phone 585-259-9090	SHUMWAY MARINE 40 MARINA DR ROCHESTER, NY 14617	WMNA B. State Generator's ID	

5. Transporter 1 Company Name	6. US EPA ID Number	C. State Transporter's ID	8A-1099
Casella Waste		D. Transporter's Phone	585-264-7081
7. Transporter 2 Company Name	8. US EPA ID Number	E. State Transporter's ID	
		F. Transporter's Phone	
9. Designated Facility Name and Site Address	10. US EPA ID Number	G. State Facility ID	
WM OF NEW YORK AT HIGH ACRES LANDFILL 425 PERINTON PKWY FAIRPORT, NY 14450		H. State Facility Phone	716-496-5192

GENERATOR

11. Description of Waste Materials	12. Containers No.	12. Containers Type	13. Total Quantity	14. Unit Wt./Vol.	I. Misc. Comments
a. NON DOT REGULATED MATERIAL WM Profile # 128876NY	1	RO	20	YD	
b. WM Profile #					
c. WM Profile #					
d. WM Profile #					

J. Additional Descriptions for Materials Listed Above	K. Disposal Location			
	Cell		Level	
	Grid			

15. Special Handling Instructions and Additional Information

A. 128876NY – SOIL MIXED WITH TRASH WEIGHT IS ESTIMATED

Purchase Order # EMERGENCY CONTACT / PHONE NO.:

16. GENERATOR'S CERTIFICATE:

I hereby certify that the above-described materials are not hazardous wastes as defined by CFR Part 261 or any applicable state law, have been fully and accurately described, classified and packaged and are in proper condition for transportation according to applicable regulations.

Printed Name	Signature	Month	Day	Year
Frank R. Shumway		2	12	25

TRANSPORTER

17. Transporter 1 Acknowledgement of Receipt of Materials

Printed Name	Signature	Month	Day	Year
Brandon Lewis		3	4	25

18. Transporter 2 Acknowledgement of Receipt of Materials

Printed Name	Signature	Month	Day	Year

FACILITY

19. Certificate of Final Treatment/Disposal

I certify, on behalf of the above listed treatment facility, that to the best of my knowledge, the above-described waste was managed in compliance with all applicable laws, regulations, permits and licenses on the dates listed above.

20. Facility Owner or Operator: Certification of receipt of non-hazardous materials covered by this manifest.

Printed Name	Signature	Month	Day	Year
Noah Teeter		3	6	25

White- TREATMENT, STORAGE, DISPOSAL FACILITY COPY

Blue- GENERATOR #2 COPY

Yellow- GENERATOR #1 COPY

Pink- FACILITY USE ONLY

Gold- TRANSPORTER #1 COPY

NON-HAZARDOUS MANIFEST

WASTE MANAGEMENT

NON-HAZARDOUS MANIFEST	1. Generator's US EPA ID No.	Manifest Doc No.	2. Page 1 of	1 of 5

3. Generator's Mailing Address:	Generator's Site Address (If different than mailing):	A. Manifest Number	«number»
CASELLA WASTE MGMT OF NY INC C/O SHUMWAY MARINE ATTN: DAVID BOON 85 SILVAROLE DR ROCHESTER, NY 14623 4. Generator's Phone 585-259-9090	SHUMWAY MARINE 40 MARINA DR ROCHESTER, NY 14617	WMNA	
		B. State Generator's ID	

5. Transporter 1 Company Name	6. US EPA ID Number	C. State Transporter's ID	8A-1099
Casella Waste		D. Transporter's Phone	585.254.7081
7. Transporter 2 Company Name	8. US EPA ID Number	E. State Transporter's ID	
		F. Transporter's Phone	
9. Designated Facility Name and Site Address	10. US EPA ID Number	G. State Facility ID	
WM OF NEW YORK AT HIGH ACRES LANDFILL 425 PERINTON PKWY FAIRPORT, NY 14450		H. State Facility Phone	716-496-5192

GENERATOR

11. Description of Waste Materials	12. Containers No.	12. Containers Type	13. Total Quantity	14. Unit Wt./Vol.	I. Misc. Comments
a. NON DOT REGULATED MATERIAL WM Profile # 128876NY	1	RO	20	YD	
b. WM Profile #					
c. WM Profile #					
d. WM Profile #					

J. Additional Descriptions for Materials Listed Above	K. Disposal Location			
	Cell		Level	
	Grid			

15. Special Handling Instructions and Additional Information

A. 128876NY – SOIL MIXED WITH TRASH WEIGHT IS ESTIMATED

Purchase Order # EMERGENCY CONTACT / PHONE NO.:

16. GENERATOR'S CERTIFICATE:

I hereby certify that the above-described materials are not hazardous wastes as defined by CFR Part 261 or any applicable state law, have been fully and accurately described, classified and packaged and are in proper condition for transportation according to applicable regulations.

Printed Name	Signature	Month	Day	Year
Frank R Shumway		2	12	25

TRANSPORTER

17. Transporter 1 Acknowledgement of Receipt of Materials

Printed Name	Signature	Month	Day	Year
GIL BRADING		2	26	25

18. Transporter 2 Acknowledgement of Receipt of Materials

Printed Name	Signature	Month	Day	Year

FACILITY

19. Certificate of Final Treatment/Disposal

I certify, on behalf of the above listed treatment facility, that to the best of my knowledge, the above-described waste was managed in compliance with all applicable laws, regulations, permits and licenses on the dates listed above.

20. Facility Owner or Operator: Certification of receipt of non-hazardous materials covered by this manifest.

Printed Name	Signature	Month	Day	Year
Tammy Bancroft		2	26	25

White- TREATMENT, STORAGE, DISPOSAL FACILITY COPY
Pink- FACILITY USE ONLY
Blue- GENERATOR #2 COPY
Gold- TRANSPORTER #1 COPY
Yellow- GENERATOR #1 COPY

NON-HAZARDOUS MANIFEST

WASTE MANAGEMENT

NON-HAZARDOUS MANIFEST	1. Generator's US EPA ID No.	Manifest Doc No.	2. Page 1 of 1 of 461 5

GENERATOR

3. Generator's Mailing Address:	Generator's Site Address (If different than mailing):	A. Manifest Number
CASELLA WASTE MGMT OF NY INC C/O SHUMWAY MARINE ATTN: DAVID BOON 85 SILVAROLE DR ROCHESTER, NY 14623	SHUMWAY MARINE 40 MARINA DR ROCHESTER, NY 14617	WMNA «number»
4. Generator's Phone 585-259-9090		B. State Generator's ID

5. Transporter 1 Company Name	6. US EPA ID Number	C. State Transporter's ID 8A-1099
Casella Waste		D. Transporter's Phone 585.254.7081
7. Transporter 2 Company Name	**8. US EPA ID Number**	E. State Transporter's ID
		F. Transporter's Phone
9. Designated Facility Name and Site Address	**10. US EPA ID Number**	G. State Facility ID
WM OF NEW YORK AT HIGH ACRES LANDFILL 425 PERINTON PKWY FAIRPORT, NY 14450		H. State Facility Phone 716-496-5192

11. Description of Waste Materials	12. Containers No.	12. Containers Type	13. Total Quantity	14. Unit Wt./Vol.	I. Misc. Comments
a. NON DOT REGULATED MATERIAL WM Profile # 128876NY	1	RO	20	YD	
b. WM Profile #					
c. WM Profile #					
d. WM Profile #					

J. Additional Descriptions for Materials Listed Above	K. Disposal Location			
	Cell		Level	
	Grid			

15. Special Handling Instructions and Additional Information

A. 128876NY – SOIL MIXED WITH TRASH WEIGHT IS ESTIMATED

Purchase Order # EMERGENCY CONTACT / PHONE NO.:

16. GENERATOR'S CERTIFICATE:

I hereby certify that the above-described materials are not hazardous wastes as defined by CFR Part 261 or any applicable state law, have been fully and accurately described, classified and packaged and are in proper condition for transportation according to applicable regulations.

Printed Name	Signature	Month	Day	Year
Frank R. Shumway		2	12	25

TRANSPORTER

17. Transporter 1 Acknowledgement of Receipt of Materials

Printed Name	Signature	Month	Day	Year
GIL [illegible]		2	26	25

18. Transporter 2 Acknowledgement of Receipt of Materials

Printed Name	Signature	Month	Day	Year

FACILITY

19. Certificate of Final Treatment/Disposal

I certify, on behalf of the above listed treatment facility, that to the best of my knowledge, the above-described waste was managed in compliance with all applicable laws, regulations, permits and licenses on the dates listed above.

20. Facility Owner or Operator: Certification of receipt of non-hazardous materials covered by this manifest.

Printed Name	Signature	Month	Day	Year
Noah Teeter		2	26	25

White- TREATMENT, STORAGE, DISPOSAL FACILITY COPY Blue- GENERATOR #2 COPY Yellow- GENERATOR #1 COPY

Pink- FACILITY USE ONLY Gold- TRANSPORTER #1 COPY

NON-HAZARDOUS MANIFEST

WASTE MANAGEMENT

NON-HAZARDOUS MANIFEST	1. Generator's US EPA ID No.	Manifest Doc No.	2. Page 1 of 4615

GENERATOR

3. Generator's Mailing Address:	Generator's Site Address (If different than mailing):	A. Manifest Number
CASELLA WASTE MGMT OF NY INC C/O SHUMWAY MARINE ATTN: DAVID BOON 85 SILVAROLE DR ROCHESTER, NY 14623 **4. Generator's Phone** **585-259-9090**	SHUMWAY MARINE 40 MARINA DR ROCHESTER, NY 14617	**WMNA** «number» B. State Generator's ID

5. Transporter 1 Company Name	6. US EPA ID Number	C. State Transporter's ID 8A-1099 D. Transporter's Phone 585.254.7081
Casella Waste		
7. Transporter 2 Company Name	**8. US EPA ID Number**	E. State Transporter's ID F. Transporter's Phone
9. Designated Facility Name and Site Address	**10. US EPA ID Number**	G. State Facility ID H. State Facility Phone 716-496-5192
WM OF NEW YORK AT HIGH ACRES LANDFILL 425 PERINTON PKWY FAIRPORT, NY 14450		

11. Description of Waste Materials	12. Containers No.	12. Containers Type	13. Total Quantity	14. Unit Wt./Vol.	Misc. Comments
a. NON DOT REGULATED MATERIAL **WM Profile #** 128876NY	1	RO	20	YD	
b. **WM Profile #**					
c. **WM Profile #**					
d. **WM Profile #**					

J. Additional Descriptions for Materials Listed Above	K. Disposal Location			
	Cell		Level	
	Grid			

15. Special Handling Instructions and Additional Information

A. 128876NY – SOIL MIXED WITH TRASH WEIGHT IS ESTIMATED

Purchase Order # EMERGENCY CONTACT / PHONE NO.:

16. GENERATOR'S CERTIFICATE:

I hereby certify that the above-described materials are not hazardous wastes as defined by CFR Part 261 or any applicable state law, have been fully and accurately described, classified and packaged and are in proper condition for transportation according to applicable regulations.

Printed Name	Signature	Month	Day	Year
Frank R. Shumway		2	12	25

TRANSPORTER

17. Transporter 1 Acknowledgement of Receipt of Materials

Printed Name	Signature	Month	Day	Year
GL READING		2	26	25

18. Transporter 2 Acknowledgement of Receipt of Materials

Printed Name	Signature	Month	Day	Year

FACILITY

19. Certificate of Final Treatment/Disposal

I certify, on behalf of the above listed treatment facility, that to the best of my knowledge, the above-described waste was managed in compliance with all applicable laws, regulations, permits and licenses on the dates listed above.

20. Facility Owner or Operator: Certification of receipt of non-hazardous materials covered by this manifest.

Printed Name	Signature	Month	Day	Year
Noah Teter		2	26	25

White- TREATMENT, STORAGE, DISPOSAL FACILITY COPY Blue- GENERATOR #2 COPY Yellow- GENERATOR #1 COPY

Pink- FACILITY USE ONLY Gold- TRANSPORTER #1 COPY

Waste Management High Acres LF
425 Perinton Pkwy
Fairport, NY, 14450
Ph: (585) 223-6132

Reprint
Ticket# 1620152

Customer Name	CASELLA WASTE MANAGEMENT OF N	Carrier	CASELLA
Ticket Date	03/12/2025	Vehicle#	4639
Payment Type	Credit Account	Container	
Manual Ticket#		Driver	
Hauling Ticket#		Check#	
Route		Billing #	0009184
State Waste Code		Gen EPA ID	N/A
Manifest	NA	Grid	CELL 14
Destination			
PO			
Profile	128876NY (SOIL MIXED WITH TRASH)		
Generator	SHUMWAY MARINE-40 SHUMWAY MARINE 40 MARINA DRIVE ROCHESTER		

Volume

	Time	Scale	Operator	Inbound		
In	03/12/2025 14:07	A_Scale_1	Noah Teeter		Gross	64240 lb
Out	03/12/2025 14:56	B_Scale_2	Tammy Bancroft		Tare	37140 lb
					Net	27100 lb
					Tons	13.55

Comments

	Product	LD%	Qty	UOM	Rate	Fee	Amount	Origin
1	Cont Soil Met-Tons	100	13.55	Tons				MON

Total Fees
Total Ticket

Driver`s Signature_____

Waste Management High Acres LF
425 Perinton Pkwy
Fairport, NY, 14450
Ph: (585) 223-6132

Reprint
Ticket# 1619834

Customer Name	CASELLA WASTE MANAGEMENT OF N	Carrier	SIL SILVAROLE TRUCKING, INC.
Ticket Date	03/10/2025	Vehicle#	S18 Volume
Payment Type	Credit Account	Container	
Manual Ticket#		Driver	
Hauling Ticket#		Check#	
Route		Billing #	0009184
State Waste Code		Gen EPA ID	N/A
Manifest	na	Grid	CELL 11
Destination			
PO			
Profile	128876NY (SOIL MIXED WITH TRASH)		
Generator	SHUMWAY MARINE-40 SHUMWAY MARINE 40 MARINA DRIVE ROCHESTER		

	Time	Scale	Operator	Inbound		
In	03/10/2025 13:15	A_Scale_1	Noah Teeter		Gross	65320 lb
Out	03/10/2025 13:44	A_Scale_2	Noah Teeter		Tare	36840 lb
					Net	28480 lb
					Tons	14.24

Comments

	Product	LD%	Qty	UOM	Rate	Fee	Amount	Origin
1	Cont Soil Met-Tons	100	14.24	Tons				MON

Total Fees
Total Ticket

Driver`s Signature_____

Waste Management High Acres LF
425 Perinton Pkwy
Fairport, NY, 14450
Ph: (585) 223-6132

Reprint
Ticket# 1619808

Customer Name	CASELLA WASTE MANAGEMENT OF N	Carrier	SIL SILVAROLE TRUCKING, INC.
Ticket Date	03/10/2025	Vehicle#	S18 Volume
Payment Type	Credit Account	Container	
Manual Ticket#		Driver	
Hauling Ticket#		Check#	
Route		Billing #	0009184
State Waste Code		Gen EPA ID	N/A
Manifest	na	Grid	CELL 11
Destination			
PO			
Profile	128876NY (SOIL MIXED WITH TRASH)		
Generator	SHUMWAY MARINE-40 SHUMWAY MARINE 40 MARINA DRIVE ROCHESTER		

	Time	Scale	Operator	Inbound		
In	03/10/2025 10:35	A_Scale_1	Noah Teeter		Gross	64820 lb
Out	03/10/2025 11:14	B_Scale_2	Tammy Bancroft		Tare	38060 lb
					Net	26760 lb
					Tons	13.38

Comments

	Product	LD%	Qty	UOM	Rate	Fee	Amount	Origin
1	Cont Soil Met-Tons	100	13.38	Tons				MON

Total Fees
Total Ticket

Driver`s Signature_____

Waste Management High Acres LF
425 Perinton Pkwy
Fairport, NY, 14450
Ph: (585) 223-6132

Reprint
Ticket# 1619681

Customer Name	CASELLA WASTE MANAGEMENT OF N	Carrier	SIL SILVAROLE TRUCKING, INC.
Ticket Date	03/07/2025	Vehicle#	s17
Payment Type	Credit Account	Container	
Manual Ticket#		Driver	
Hauling Ticket#		Check#	
Route		Billing #	0009184
State Waste Code		Gen EPA ID	N/A
Manifest	NA	Grid	CELL 11
Destination			
PO			
Profile	128876NY (SOIL MIXED WITH TRASH)		
Generator	SHUMWAY MARINE-40 SHUMWAY MARINE 40 MARINA DRIVE ROCHESTER		

Volume

	Time	Scale	Operator	Inbound		
In	03/07/2025 12:20	A_Scale_1	Tammy Bancroft		Gross	48300 lb
Out	03/07/2025 12:49	B_Scale_2	Tammy Bancroft		Tare	36520 lb
					Net	11780 lb
					Tons	5.89

Comments

	Product	LD%	Qty	UOM	Rate	Fee	Amount	Origin
1	Cont Soil Met-Tons	100	5.89	Tons				MON

Total Fees
Total Ticket

Driver`s Signature_____

WASTE MANAGEMENT

Waste Management High Acres LF
425 Perinton Pkwy
Fairport, NY, 14450
Ph: (585) 223-6132

Reprint
Ticket# 1619678

Customer Name	CASELLA WASTE MANAGEMENT OF N	Carrier	SIL SILVAROLE TRUCKING, INC.
Ticket Date	03/07/2025	Vehicle#	S18 Volume
Payment Type	Credit Account	Container	
Manual Ticket#		Driver	
Hauling Ticket#		Check#	
Route		Billing #	0009184
State Waste Code		Gen EPA ID	N/A
Manifest	NA	Grid	CELL 11
Destination			
PO			
Profile	128876NY (SOIL MIXED WITH TRASH)		
Generator	SHUMWAY MARINE-40 SHUMWAY MARINE 40 MARINA DRIVE ROCHESTER		

	Time	Scale	Operator	Inbound		
In	03/07/2025 12:17	A_Scale_1	Tammy Bancroft		Gross	60920 lb
Out	03/07/2025 12:45	B_Scale_2	Tammy Bancroft		Tare	37320 lb
					Net	23600 lb
					Tons	11.80

Comments

	Product	LD%	Qty	UOM	Rate	Fee	Amount	Origin
1	Cont Soil Met-Tons	100	11.80	Tons				MON

Total Fees
Total Ticket

Driver`s Signature_____

Waste Management High Acres LF
425 Perinton Pkwy
Fairport, NY, 14450
Ph: (585) 223-6132

Reprint
Ticket# 1619642

Customer Name	CASELLA WASTE MANAGEMENT OF N	Carrier	SIL SILVAROLE TRUCKING, INC.		
Ticket Date	03/07/2025	Vehicle#	S18	Volume	
Payment Type	Credit Account	Container			
Manual Ticket#		Driver			
Hauling Ticket#		Check#			
Route		Billing #	0009184		
State Waste Code		Gen EPA ID	N/A		
Manifest	na	Grid	CELL 11		
Destination					
PO					
Profile	128876NY (SOIL MIXED WITH TRASH)				
Generator	SHUMWAY MARINE-40 SHUMWAY MARINE 40 MARINA DRIVE ROCHESTER				

	Time	Scale	Operator	Inbound		
In	03/07/2025 09:55	A_Scale_1	Tammy Bancroft		Gross	63520 lb
Out	03/07/2025 10:21	B_Scale_2	Tammy Bancroft		Tare	37220 lb
					Net	26300 lb
					Tons	13.15

Comments

	Product	LD%	Qty	UOM	Rate	Fee	Amount	Origin
1	Cont Soil Met-Tons	100	13.15	Tons				MON

Total Fees
Total Ticket

Driver`s Signature_____

Waste Management High Acres LF
425 Perinton Pkwy
Fairport, NY, 14450
Ph: (585) 223-6132

Reprint
Ticket# 1619513

Customer Name	CASELLA WASTE MANAGEMENT OF N	Carrier	FRDD FREDERICO DEMO		
Ticket Date	03/06/2025	Vehicle#	FD42	Volume	
Payment Type	Credit Account	Container			
Manual Ticket#		Driver			
Hauling Ticket#		Check#			
Route		Billing #	0009184		
State Waste Code		Gen EPA ID	N/A		
Manifest	NA	Grid	CELL 11		
Destination					
PO					
Profile	128876NY (SOIL MIXED WITH TRASH)				
Generator	SHUMWAY MARINE-40 SHUMWAY MARINE 40 MARINA DRIVE ROCHESTER				

	Time	Scale	Operator	Inbound		
In	03/06/2025 08:20	A_Scale_1	Noah Teeter		Gross	41540 lb
Out	03/06/2025 10:55	B_Scale_2	Tammy Bancroft		Tare	32660 lb
					Net	8880 lb
					Tons	4.44

Comments

	Product	LD%	Qty	UOM	Rate	Fee	Amount	Origin
1	Cont Soil Met-Tons	100	4.44	Tons				MON

Total Fees
Total Ticket

Driver`s Signature_____

Waste Management High Acres LF
425 Perinton Pkwy
Fairport, NY, 14450
Ph: (585) 223-6132

Reprint
Ticket# 1618837

Customer Name	CASELLA WASTE MANAGEMENT OF N	Carrier	CASELLA
Ticket Date	02/26/2025	Vehicle#	4615
Payment Type	Credit Account	Container	
Manual Ticket#		Driver	
Hauling Ticket#		Check#	
Route		Billing #	0009184
State Waste Code		Gen EPA ID	N/A
Manifest	na	Grid	CELL 11
Destination			
PO			
Profile	128876NY (SOIL MIXED WITH TRASH)		
Generator	SHUMWAY MARINE-40 SHUMWAY MARINE 40 MARINA DRIVE ROCHESTER		

Volume

	Time	Scale	Operator	Inbound		
In	02/26/2025 14:21	A_Scale_1	Tammy Bancroft		Gross	61120 lb
Out	02/26/2025 14:49	A_Scale_2	Noah Teeter		Tare	36060 lb
					Net	25060 lb
					Tons	12.53

Comments

	Product	LD%	Qty	UOM	Rate	Fee	Amount	Origin
1	Cont Soil Met-Tons	100	12.53	Tons				MON

Total Fees
Total Ticket

Driver`s Signature_____

Waste Management High Acres LF
425 Perinton Pkwy
Fairport, NY, 14450
Ph: (585) 223-6132

Reprint
Ticket# 1618805

Customer Name	CASELLA WASTE MANAGEMENT OF N	Carrier	CASELLA
Ticket Date	02/26/2025	Vehicle#	4615
Payment Type	Credit Account	Container	
Manual Ticket#		Driver	
Hauling Ticket#		Check#	
Route		Billing #	0009184
State Waste Code		Gen EPA ID	N/A
Manifest	na	Grid	CELL 11
Destination			
PO			
Profile	128876NY (SOIL MIXED WITH TRASH)		
Generator	SHUMWAY MARINE-40 SHUMWAY MARINE 40 MARINA DRIVE ROCHESTER		

Volume

	Time	Scale	Operator	Inbound		
In	02/26/2025 11:47	A_Scale_1	Noah Teeter		Gross	64580 lb
Out	02/26/2025 12:18	B_Scale_2	Tammy Bancroft		Tare	35880 lb
					Net	28700 lb
					Tons	14.35

Comments

	Product	LD%	Qty	UOM	Rate	Fee	Amount	Origin
1	Cont Soil Met-Tons	100	14.35	Tons				MON

Total Fees
Total Ticket

Driver`s Signature_____

Waste Management High Acres LF
425 Perinton Pkwy
Fairport, NY, 14450
Ph: (585) 223-6132

Reprint
Ticket# 1618772

Customer Name	CASELLA WASTE MANAGEMENT OF N	Carrier	CASELLA
Ticket Date	02/26/2025	Vehicle#	4615
Payment Type	Credit Account	Container	
Manual Ticket#		Driver	
Hauling Ticket#		Check#	
Route		Billing #	0009184
State Waste Code		Gen EPA ID	N/A
Manifest	NA	Grid	CELL 11
Destination			
PO			
Profile	128876NY (SOIL MIXED WITH TRASH)		
Generator	SHUMWAY MARINE-40 SHUMWAY MARINE 40 MARINA DRIVE ROCHESTER		

Volume

	Time	Scale	Operator	Inbound		
In	02/26/2025 08:36	A_Scale_1	Noah Teeter		Gross	59580 lb
Out	02/26/2025 09:36	B_Scale_2	Noah Teeter		Tare	37160 lb
					Net	22420 lb
					Tons	11.21

Comments

	Product	LD%	Qty	UOM	Rate	Fee	Amount	Origin
1	Cont Soil Met-Tons	100	11.21	Tons				MON

Total Fees
Total Ticket

Driver`s Signature_____